Milwaukee Brewers - 2014

Milwaukee Brewers @ Oakland Athletics

Phoenix Municipal Stadium, Phoenix, AZ

Thu Feb 27 2014, 3:07 PM - 6:19 PM EST

Att. 3,649 - Partly Cloudy - 75 F

TOP

livebaseballscorecards.com

Batter	1	2	3	4	5	6	7	8	9	AB	R	H	RBI	BB	SO	LOB
9 Jean Segura, R (1, 6) OBP: 1.000, SLG: 1.500	BBBB 4-0 8 HR BB	x 0-0 1B 2B		x 0-0 1B	SSS 0-3 ② K		x 0-0 ③ G4-3			2	1	2	0	1	0	0
14 Jeff Bianchi, R (4, 6)										2	0	0	0	0	1	2
62 Héctor Gómez, R (9, 6)										0	0	0	0	0	0	0
Rickie Weeks Jr., R (1, 4) OBP: 0.667, SLG: 0.667	CCC 0-3 ① K	x 0-0 ③ 2-H 1B		x 0-0 15 G6-4-3 1-3 1B	x 0-0 ③ P5			x 0-0 ① P2		3	0	2	0	0	1	1
67 Eugenio Velez, S (4, 4)										2	0	0	0	0	0	2
65 Irving Falu, S (8, 4)										0	0	0	0	0	0	0
8 Ryan Braun, R (1, 9) OBP: 0.500, SLG: 2.000	SX 0-1 1-H HR		x 0-0 ① G6-3	x 0-0 ② ③ G6-4-3 1-2f		SSS 0-3 ① K		SSS 0-3 ② K		2	1	1	2	0	0	0
15 Caleb Gindl, L (4, PH) (4, 9)										2	0	0	0	0	1	2
61 Jason Rogers, R (8, PH) (8, 7)										1	0	0	0	0	1	0
20 Jonathan Lucroy, R (1, 2)	x 0-0 ② P6		x 0-0 E1 18 1B		BBB 4-0 18 1B 66 WP BB	H 1-0 76 3B HBP		x 0-0 ③ F8		2	2	0	0	1	0	0
1 Logan Schafer, L (5, 7)										0	1	0	0	0	0	0
73 Kentrail Davis, L (7, 7) (8, 9)										1	0	0	0	0	0	0
27 Carlos Gómez, R (1, 8)	BBBB 4-0 18 FC6-4 BB		x 0-0 ② P5		SSS 0-3 ① K	x 0-0 1-H 66 WP 3B			BBBSCX 3-2 HR	1	0	0	0	1	0	1
76 Kevin Mattison, L (4, 8) OBP: 0.500, SLG: 1.500										2	1	1	1	0	1	1
75 Mitch Haniger, R (8, 8) OBP: 1.000, SLG: 4.000										1	1	1	1	0	0	0
18 Khris Davis, R (1, 7) OBP: 0.667, SLG: 0.667	x 0-0 ③ FC6-4 1-2f		x 0-0 2-H 1B		x 0-0 66 WP 66 S 21 E 1-3 1B	SSS 0-3 ② K			x 0-0 ① F8	3	1	2	1	0	0	1
11 Sean Halton, R (5, 3)										2	0	0	0	0	1	1
24 Lyle Overbay, L (1, 10)		x 0-0 ① P5	x 0-0 ③ G4-3		SBBBB 4-1 7 BB 21 E 1-3 3-H BB	B X 1-0 ③ F8 3-H			x 0-0 ② F9	2	0	0	0	0	0	1
66 Robinzon Diaz, R (5, PH) (5, 10)										1	1	0	0	1	0	0
25 Hunter Morris, L (9, PH) (9, 10)										1	0	0	0	0	0	0
7 Mark Reynolds, R (1, 5)		x 0-0 ② G5-3		x 0-0 ① G6-3	BBBB 4-0 21 E 1-2 BB		x 0-0 ① G4-3		x 0-0 ③ F8	2	0	0	0	1	0	0
5 Taylor Green, L (5, 5)										2	0	0	0	0	0	0
21 Juan Francisco, L (1, 3) OBP: 0.667, SLG: 2.667	BBX 2-0 HR			BBSX 2-1 HR	x 0-0 E4 1-3 2-H 3-H		SSS 0-3 ② K			3	2	2	3	0	0	1
68 Matt Pagnozzi, R (5, 2)										1	0	0	0	0	1	0

	AB	R	H	RBI	BB	SO
	38	11	11	8	5	7

Inning Stats																						
	R: 2	H: 1	R: 1	H: 3	R: 1	H: 1	R: 1	H: 3	R: 3	H: 1	R: 2	H: 1	R: 0	H: 0	R: 0	H: 0	R: 1	H: 1	1B: 5	SF: 0	WP: 2	PA: 44
	E: 0	LOB: 1	E: 0	LOB: 2	E: 1	LOB: 1	E: 0	LOB: 1	E: 1	LOB: 2	E: 0	LOB: 0	E: 0	LOB: 0	E: 0	LOB: 0	E: 0	LOB: 0	2B: 1	SAC: 0	PB: 0	
	K: 1	BB: 2	K: 0	BB: 0	K: 0	BB: 0	K: 0	BB: 0	K: 2	BB: 3	K: 2	BB: 0	K: 1	BB: 0	K: 1	BB: 0	K: 0	BB: 0	3B: 1	DP: 1	SB: 1	
	S: 7	P: 15	S: 5	P: 7	S: 5	P: 5	S: 6	P: 8	S: 10	P: 22	S: 8	P: 10	S: 5	P: 5	S: 5	P: 5	S: 6	P: 9	HR: 4	HBP: 1	CS: 0	

PITCHER		IP	WLS	BF	H	R	ER	SO	BB	IBB	HBP	BLK	WP	HR	S	P	ERA	WHIP
57 Tommy Milone, L ERA: 13.5	(1, 1)	2.0	L	11	4	3	3	1	2	0	0	0	0	2	12	22	13.50	3.000
47 Philip Humber, R ERA:	(3, 1)	1.0		5	1	1	0	0	0	0	0	0	0	0	5	5	0.00	1.000
45 Jim Johnson, R ERA: 9.0	(4, 1)	1.0		5	3	1	1	0	0	0	0	0	0	1	6	8	9.00	3.000
72 Jose Flores, R ERA: 54.0	(5, 1)	0.1		5	1	3	2	1	3	0	0	0	1	0	5	17	54.00	12.000
55 Matt Buschmann, R ERA:	(5, 1)	0.2		3	0	0	0	1	0	0	0	0	0	0	5	5	0.00	0.000

PITCHER		IP	WLS	BF	H	R	ER	SO	BB	IBB	HBP	BLK	WP	HR	S	P	ERA	WHIP
61 Dan Otero, R ERA: 18.0	(6, 1)	1.0		5	1	2	2	2	0	0	1	0	1	0	8	10	18.00	1.000
68 Arnold Leon, R ERA:	(7, 1)	2.0		6	0	0	0	2	0	0	0	0	0	0	10	10	0.00	0.000
Paul Smyth, R ERA: 9.0	(9, 1)	1.0		4	1	1	1	0	0	0	0	0	0	1	6	9	9.00	1.000

Batter	1	2	3	4	5	6	7	8	9	AB	R	H	RBI	BB	SO	LOB
4 Coco Crisp, S (1, 8)	BBBB 4-0 20 BB 8 2B BB		BBBB 4-0 20 G6-4-3 BB		X 0-0 ③ L4		X 0-0 ② FC5-4 1-2f 2-3		S X 0-1 19 DI 1-H 1B	1	1	0	0	2	0	0
32 Shane Peterson, L (6, 7) OBP: 0.250, SLG: 0.250										2	0	1	1	0	0	2
20 Josh Donaldson, R (1, 5)	BBBB 4-0 8 2B 1-2 BB		X 0-0 ① ② G6-4-3 1-2f			X 0-0 17 FC5-4 CCC 1B	0-3 ③ K		S X 0-1 ③ G6-3 1-2	1	1	0	0	1	0	1
19 Billy Burns, S (6, 8) OBP: 0.333, SLG: 0.200										3	0	1	0	0	1	3
8 Jed Lowrie, S (1, 6) OBP: 0.500, SLG: 1.000	X 0-0 16 1B 1-H 2-H 2B		SSS 0-3 ③ K			X 0-0 ① FC5-4 23 1B 1-2f		SSS 0-3 ① K		2	0	1	2	0	1	0
17 Addison Russell, R (5, 6) OBP: 0.200, SLG: 0.200										2	0	0	0	0	1	1
52 Yoenis Cespedes, R (1, 10) OBP: 0.167, SLG: 0.167	X 0-0 ① P3			X 0-0 ① P4		X 0-0 ② F8		X 0-0 23 G4-3 1B		3	0	0	0	0	0	2
22 Luke Montz, R (8, PH) OBP: 0.667, SLG: 0.667 (9, 10)										1	0	1	0	0	0	0
16 Josh Reddick, L (1, 9) OBP: 0.600, SLG: 0.800	X 0-0 36 G4-6-3 2-3 1B			X 0-0 36 G4-3 2B		X 0-0 1-3 1B		X 0-0 ② G4-3 1-2		2	0	2	0	0	0	0
23 Michael Taylor, R (5, 9) OBP: 0.500, SLG: 0.400										2	0	1	0	0	0	1
36 Derek Norris, R (1, 2)	X 0-0 ② ③ G4-6-3 1-2f			X 0-0 ② G4-3 2-3		SSS 0-3 ③ K		X 0-0 ③ G5-3		2	0	0	0	0	0	3
7 Nate Freiman, R (6, 3)										2	0	0	0	0	1	3
10 Daric Barton, L (1, 3)		X 0-0 ① F7		X 0-0 ③ F8			SSS 0-3 ① K2-3		X 0-0 ① G6-3	2	0	0	0	0	0	1
35 Chris Gimenez, R (6, 2) OBP: 0.500, SLG: 0.500										1	0	0	0	0	1	0
73 Bruce Maxwell, L (9, 2)										1	0	0	0	0	0	0
28 Eric Sogard, L (1, 4)		SSS 0-3 ② K			SSS 0-3 ① K		X 0-0 32 FC5-4 1B 1B		X 0-0 32 DI 32 1B 1B	2	0	0	0	0	2	0
38 Jose Martinez, R (6, 4) OBP: 0.500, SLG: 0.500										2	1	2	0	0	0	0
29 Sam Fuld, L (1, 7) OBP: 0.400, SLG: 0.400		X 0-0 ③ F8			X 0-0 ② G4-3		X 0-0 32 FC5-4 1-2 1B		X 0-0 ② F8	2	0	0	0	0	0	0
Alden Carrithers, L (6, 5) OBP: 0.500, SLG: 0.500										2	0	1	0	0	0	1
Inning Stats	R: 2 E: 0 K: 0 S: 4 H: 2 LOB: 1 BB: 2 P: 12	R: 0 E: 0 K: 1 S: 5 H: 0 LOB: 0 BB: 0 P: 5	R: 0 E: 0 K: 1 S: 4 H: 0 LOB: 0 BB: 1 P: 8	R: 0 E: 0 K: 0 S: 4 H: 1 LOB: 1 BB: 0 P: 4	R: 0 E: 0 K: 1 S: 5 H: 0 LOB: 0 BB: 0 P: 5	R: 0 E: 0 K: 1 S: 7 H: 2 LOB: 2 BB: 0 P: 7	R: 0 E: 0 K: 2 S: 9 H: 2 LOB: 2 BB: 0 P: 9	R: 0 E: 0 K: 1 S: 6 H: 1 LOB: 1 BB: 0 P: 6	R: 1 E: 0 K: 0 S: 7 H: 2 LOB: 1 BB: 0 P: 7	1B: 8 2B: 2 3B: 0 HR: 0	SF: 0 SAC: 0 DP: 2 HBP: 0						

PITCHER	IP	WLS	BF	H	R	ER	SO	BB	IBB	HBP	BLK	WP	HR	S	P	ERA	WHIP
41 Marco Estrada, R (1, 1) ERA: 9.0	2.0	W	9	2	2	2	1	2	0	0	0	0	0	9	17	9.00	2.000
38 Wily Peralta, R (3, 1) ERA:	2.0	H	7	1	0	0	1	1	0	0	0	0	0	8	12	0.00	1.000
59 Zach Duke, L (5, 1) ERA:	1.0		3	0	0	0	1	0	0	0	0	0	0	5	5	0.00	0.000
13 Will Smith, L (6, 1) ERA:	2.0		10	4	0	0	3	0	0	0	0	0	0	16	16	0.00	2.000
48 Donovan Hand, R (8, 1) ERA:	1.0		4	1	0	0	1	0	0	0	0	0	0	6	6	0.00	1.000

PITCHER	IP	WLS	BF	H	R	ER	SO	BB	IBB	HBP	BLK	WP	HR	S	P	ERA	WHIP
47 Rob Wooten, R (9, 1) ERA: 9.0	1.0		5	2	1	1	0	0	0	0	0	0	0	7	7	9.00	2.000

BOTTOM

Milwaukee Brewers @ Oakland Athletics

Phoenix Municipal Stadium, Phoenix, AZ

Thu Feb 27 2014, 3:07 PM - 6:19 PM EST

Att. 3,649 - Partly Cloudy - 75 F

livebaseballscorecards.com

AB	35
R	3
H	10
RBI	3
BB	3
SO	7
LOB	18

1B: 8 2B: 2 3B: 0 HR: 0 SF: 0 SAC: 0 DP: 2 HBP: 0

WP: 0 PB: 0 SB: 0 CS: 0 PA: 38

Milwaukee Brewers @ San Francisco Giants

Scottsdale Stadium, Scottsdale, AZ

Fri Feb 28 2014, 3:06 PM - 5:47 PM EST

Att. 7,093 - Partly Cloudy - 74 F

livebaseballscorecards.com

TOP

Batter	1	2	3	4	5	6	7	8	9	AB	R	H	RBI	BB	SO	LOB
2 Scooter Gennett, L (1, 4) OBP: 0.333, SLG: 0.333	P4		FC3-2 3-H			7 BB 1 SH 1B		BB	1-2 1B	3	0	1	0	0	0	1
65 Irving Falu, S (6, 4) OBP: 1.000, SLG: 1.000 (7, 5)										1	0	1	0	1	0	0
1 Logan Schafer, L (1, 8)	G4-3		F7			SH 7 BB 1-2		K	P6	2	0	0	0	0	0	1
76 Kevin Mattison, L (6, 8) OBP: 0.250, SLG: 0.750										2	0	0	0	0	1	3
18 Khris Davis, R (1, 7) OBP: 0.333, SLG: 0.333	K			G6-3		K		F9		3	0	0	0	0	2	2
11 Sean Halton, R (6, 7)										1	0	0	0	0	0	1
7 Mark Reynolds, R (1, 10)		K	K	K		BB 1-2 2-3		K		2	0	0	0	1	2	0
21 Juan Francisco, L (8, PH) OBP: 0.500, SLG: 2.000 (8, 10)										1	0	0	0	0	1	1
24 Lyle Overbay, L (1, 3) OBP: 0.200, SLG: 0.200		15 S 1B	G6-3	G6-3		K			G5-3	3	0	1	0	0	1	3
25 Hunter Morris, L (6, 3)										1	0	0	0	0	0	0
15 Caleb Gindl, L (1, 9) OBP: 0.200, SLG: 0.800		F8 1-2			HR	G3-1			67 FC4-6 1B	3	1	1	1	0	0	4
73 Kentrail Davis, L (6, 9) OBP: 0.500, SLG: 0.500										1	0	1	0	0	0	0
12 Martín Maldonado, R (1, 2)		G5-3			F9	F7			FC4-6 62 WP 62 3B 1-2f	3	0	0	0	0	0	1
67 Eugenio Velez, S (7, 4)										1	1	0	0	0	0	1
14 Jeff Bianchi, R (1, 5) OBP: 0.200, SLG: 0.600			2 FC3-2 3B		F7	G6-3			68 1B 3B 1-H	3	0	1	0	0	0	0
62 Héctor Gómez, R (7, 6) OBP: 1.000, SLG: 3.000										1	1	1	1	0	0	0
3 Elian Herrera, S (1, 6)			P4		F8	G5-3			65 1B 1B 3-H	3	0	0	0	0	0	1
68 Matt Pagnozzi, R (7, 2) OBP: 0.500, SLG: 0.500										1	0	1	1	0	0	0
Inning Stats	R: 0 E: 0 K: 1 S: 5 H: 0 LOB: 0 BB: 0 P: 5	R: 0 E: 0 K: 1 S: 6 H: 1 LOB: 1 BB: 0 P: 7	R: 0 E: 0 K: 0 S: 4 H: 1 LOB: 1 BB: 0 P: 4	R: 0 E: 0 K: 1 S: 5 H: 0 LOB: 0 BB: 0 P: 5	R: 1 E: 0 K: 0 S: 4 H: 1 LOB: 0 BB: 0 P: 5	R: 0 E: 1 K: 2 S: 9 H: 1 LOB: 3 BB: 1 P: 13	R: 0 E: 0 K: 0 S: 3 H: 0 LOB: 0 BB: 0 P: 3	R: 0 E: 0 K: 2 S: 7 H: 0 LOB: 1 BB: 1 P: 11	R: 2 E: 0 K: 0 S: 7 H: 4 LOB: 2 BB: 0 P: 8	1B: 5 2B: 0 3B: 2 HR: 1 SF: 0 SAC: 1 DP: 0 HBP: 0	WP: 1 PB: 0 SB: 1 CS: 0 PA: 38					

	AB	35
	R	3
	H	8
	RBI	3
	BB	2
	SO	7
	LOB	19

PITCHER		IP	WLS	BF	H	R	ER	SO	BB	IBB	HBP	BLK	WP	HR	S	P	ERA	WHIP
40 Madison Bumgarner, L ERA:	(1, 1)	2.0		7	1	0	0	2	0	0	0	0	0	0	11	12	0.00	0.500
32 Ryan Vogelsong, R ERA:	(3, 1)	2.0	W	7	1	0	0	1	0	0	0	0	0	0	9	9	0.00	0.500
76 Brett Bochy, R ERA: 9.0	(5, 1)	1.0	H	4	1	1	1	0	0	0	0	0	0	1	4	5	9.00	1.000
51 Jake Dunning, R ERA:	(6, 1)	1.0	H	6	1	0	0	2	1	0	0	0	0	0	9	13	0.00	2.000
64 Derek Law, R ERA:	(7, 1)	1.0	H	3	0	0	0	0	0	0	0	0	0	0	3	3	0.00	0.000
75 Erik Cordier, R ERA:	(8, 1)	1.0	H	4	0	0	0	2	1	0	0	0	0	0	7	11	0.00	1.000
70 George Kontos, R ERA: 18.0	(9, 1)	1.0	S	7	4	2	2	0	0	0	0	0	1	0	7	8	18.00	4.000

Batter	1	2	3	4	5	6	7	8	9	AB	R	H	RBI	BB	SO	LOB
16 Ángel Pagán, S (1, 8) OBP: 0.333, SLG: 0.500	F8		SF7 3-H		10 G4-6-3 1-2 1B		SF8 3-H			2	0	1	1	0	0	0
7 Grégor Blanco, L (6, 8)										0	0	0	1	0	0	0
10 Tony Abreu, S (1, 4)	G1-3		G5-3		G4-6-3 1-2f		FC4-6 67 BB 1-2f 2-3			3	0	0	0	0	0	2
6 Joe Panik, L (6, 4)										1	0	0	0	0	0	2
28 Buster Posey, R (1, 2)	G5-3		G1-3			F8 B B B	4-0 1-2 BB			2	0	0	0	0	0	0
67 Andrew Susac, R (6, 2)										1	0	0	0	1	0	0
8 Hunter Pence, R (1, 9) OBP: 0.500, SLG: 0.667		F9		38 F8 2B		S S S K	F7			2	0	1	0	0	0	0
22 Roger Kieschnick, L (6, 9) OBP: 0.500, SLG: 0.333										2	0	0	0	0	1	3
(9, 7)																
38 Michael Morse, R (1, 10)		C C C K		F8 2-3		G6-3		F9		3	0	0	0	0	1	1
66 Jeff Arnold, R (8, PH)										1	0	0	0	0	0	0
(9, 10)																
13 Joaquin Arias, R (1, 5) OBP: 0.500, SLG: 0.500	1B		G6-3			B B B	71 BB 85 HBP 6 E BB	G5-6-3		2	0	1	0	0	0	1
79 Chris Dominguez, R (6, 5)										1	1	0	0	1	0	0
88 Tyler Colvin, L (1, 7)	P5		F8			H	6 E 71 BB 7 SF8 1-2 HBP	S S S K		2	0	0	0	0	0	2
85 Mac Williamson, R (7, 7)										1	1	0	0	0	1	0
(9, 9)																
71 Mark Minicozzi, R (1, 3) OBP: 1.000, SLG: 4.000			B S S X HR		H 16 1B HBP		B B B 6 FC4-6 6 E 1-2 2-3 BB			1	1	1	1	1	0	0
6 Ehire Adrianza, S (1, 6) OBP: 0.400, SLG: 1.400			16 SF7 3B				E4 6 FC4-6 1-2 2-3 3-H			3	1	1	1	0	0	3
Inning Stats	R: 0 E: 0 K: 0 S: 3 H: 0 LOB: 0 BB: 0 P: 3	R: 0 E: 0 K: 1 S: 6 H: 1 LOB: 1 BB: 0 P: 6	R: 2 E: 0 K: 0 S: 7 H: 2 LOB: 0 BB: 0 P: 8	R: 0 E: 0 K: 0 S: 4 H: 1 LOB: 1 BB: 0 P: 4	R: 0 E: 0 K: 0 S: 3 H: 1 LOB: 1 BB: 0 P: 4	R: 0 E: 0 K: 1 S: 5 H: 0 LOB: 0 BB: 0 P: 5	R: 2 E: 1 K: 0 S: 4 H: 0 LOB: 3 BB: 3 P: 17	R: 0 E: 0 K: 1 S: 5 H: 0 LOB: 0 BB: 0 P: 5		1B: 2 2B: 1 3B: 1 HR: 1 SF: 2 SAC: 0 DP: 1 HBP: 2					

PITCHER		IP	WLS	BF	H	R	ER	SO	BB	IBB	HBP	BLK	WP	HR	S	P	ERA	WHIP
49 Yovani Gallardo, R ERA:	(1, 1)	2.0		7	1	0	0	1	0	0	0	0	0	0	9	9	0.00	0.500
30 Tyler Thornburg, R ERA: 9.0	(3, 1)	2.0	L	9	3	2	2	0	0	0	0	0	0	1	11	12	9.00	1.500
53 Brandon Kintzler, R ERA:	(5, 1)	1.0		4	1	0	0	0	0	0	1	0	0	0	3	4	0.00	1.000
54 Michael Blazek, R ERA:	(6, 1)	1.0		3	0	0	0	1	0	0	0	0	0	0	5	5	0.00	0.000
50 Jose De La Torre, R ERA: 27.0	(7, 1)	0.2		6	0	2	2	0	2	0	1	0	0	0	3	12	27.00	3.000

PITCHER		IP	WLS	BF	H	R	ER	SO	BB	IBB	HBP	BLK	WP	HR	S	P	ERA	WHIP
70 Dustin Molleken, R ERA:	(7, 1)	0.1		2	0	0	0	0	1	0	0	0	0	0	1	5	0.00	3.000
45 Alfredo Figaro, R ERA:	(8, 1)	1.0		3	0	0	0	1	0	0	0	0	0	0	5	5	0.00	0.000

BOTTOM

Milwaukee Brewers @ San Francisco Giants

Scottsdale Stadium, Scottsdale, AZ

Fri Feb 28 2014, 3:06 PM - 5:47 PM EST

Att. 7,093 - Partly Cloudy - 74 F

livebaseballscorecards.com

AB	27
R	4
H	5
RBI	4
BB	3
SO	3
LOB	14

Los Angeles Dodgers @ Milwaukee Brewers

Maryvale Baseball Park, Phoenix, AZ

Sat Mar 01 2014, 3:09 PM - 6:12 PM EST

Att. 4,212 - Partly Cloudy - 59 F

TOP

livebaseballscorecards.com

Batter	1	2	3	4	5	6	7	8	9	AB	R	H	RBI	BB	SO	LOB
25 Carl Crawford, L (1, 10) OBP: 0.400, SLG: 0.250 7 Alex Guerrero, R (5, PH) OBP: 0.273, SLG: 0.273 (5, 10)	G1-3		BB: 66 SF8, 18 BB; 1-2		F9		G4-3		65 1B; 2-3 1B	1 3	0 0	0 1	0 0	1 0	0 0	0 1
18 Chone Figgins, S (1, 8) 65 Joc Pederson, L (5, 8) OBP: 0.250, SLG: 0.625	F7		BB: 1-2, 2-3, 3-H		G3; 1-3			F7	1 SAFE; 73 1B; 1-2, 3-H 1B	2 2	0 0	0 1	1 1	1 0	0 0	1 0
66 Yasiel Puig, R (1, 9) OBP: 0.250, SLG: 0.429 41 Nick Buss, L (6, 9)	F7		SF8; 2-3, 3-H		G6-3			BB: 73 1B, 87 2B	K	2 1	0 1	0 0	0 1	1 1	0 1	1 1
33 Scott Van Slyke, R (1, 3) OBP: 0.375, SLG: 0.167 73 Clint Robinson, L (6, PH) OBP: 0.667, SLG: 1.000 (6, 3)		F8	G3-1			26 G4-3, 5 1B; 1B		87 2B, 72 1B; 1-2 1B	1-2 1B	2 3	0 1	0 3	0 0	0 0	0 0	2 0
5 Juan Uribe, R (1, 5) OBP: 0.375, SLG: 0.750 87 Darnell Sweeney, S (6, PR) OBP: 0.500, SLG: 1.000 (6, 6)		F8		F9		26 G4-3; 1-2 1B		72 1B; 1-3, 2-H 2B	G4-3	3 2	0 0	1 1	0 1	0 0	0 0	0 2
17 A.J. Ellis, R (1, 2) 26 Tim Federowicz, R (5, 2)		F8		BB		G4-3; 1-2f, 2-3		K		1 2	0 0	0 0	0 0	1 0	0 1	0 4
35 Brendan Harris, R (1, 6) OBP: 0.167, SLG: 0.200 72 Miguel Rojas, R (6, PH) OBP: 0.333, SLG: 0.333 (6, 5)			G6-3	F9		G6-3		2-3, 3-H 1B		2 2	0 0	0 1	0 1	0 0	0 0	1 2
37 Mike Baxter, L (1, 7) OBP: 0.429, SLG: 0.500 95 Jamie Romak, R (6, 7)			BB: 9 E, 9 S, 18 BB	F9			P4	K		1 2	1 0	0 0	0 0	1 0	0 1	1 2
9 Dee Strange-Gordon, L (1, 4) OBP: 0.250, SLG: 0.143 10 Justin Turner, R (6, 4) OBP: 0.444, SLG: 0.625			E7; 18 BB, 25 S, 66 SF8; 1-3		18 G3, 18 S; 1B		G5-3		7 1B; 65 1B 2B	2 2	1 1	1 1	0 0	0 0	0 0	1 0

Inning Stats																									
	R: 0	H: 0		R: 0	H: 0		R: 2	H: 0		R: 0	H: 0		R: 0	H: 1		R: 0	H: 2		R: 0	H: 0		R: 2	H: 3		R: 1	H: 4		1B: 8	SF: 1		WP: 0	PA: 41	
	E: 0	LOB: 0		E: 0	LOB: 0		E: 1	LOB: 2		E: 0	LOB: 1		E: 0	LOB: 1		E: 0	LOB: 2		E: 0	LOB: 0		E: 0	LOB: 2		E: 0	LOB: 2		2B: 2	SAC: 0		PB: 0		
	K: 0	BB: 0		K: 0	BB: 0		K: 0	BB: 3		K: 0	BB: 1		K: 0	BB: 0		K: 0	BB: 0		S: 3	BB: 0		K: 2	BB: 1		K: 1	BB: 0		3B: 0	DP: 1		SB: 3		
	S: 3	P: 3		S: 3	P: 3		S: 4	P: 16		S: 3	P: 7		S: 4	P: 5		S: 4	P: 4		S: 3	P: 3		S: 10	P: 14		S: 8	P: 8		HR: 0	HBP: 0		CS: 0		

PITCHER		IP	WLS	BF	H	R	ER	SO	BB	IBB	HBP	BLK	WP	HR	S	P	ERA	WHIP
26 Kyle Lohse, R	(1, 1)	2.0		6	0	0	0	0	0	0	0	0	0	0	6	6	0.00	0.000
ERA:																		
58 Ariel Peña, R	(3, 1)	2.0	B	11	0	2	0	0	4	0	0	0	0	0	7	23	0.00	2.000
ERA:																		
60 Kevin Shackelford, R	(5, 1)	2.0	W	8	3	0	0	0	0	0	0	0	0	0	8	9	0.00	1.500
ERA:																		
77 David Goforth, R	(7, 1)	2.0	H	10	3	2	2	2	1	0	0	0	0	0	13	17	9.00	2.000
ERA: 9.0																		
98 Brent Leach, L	(9, 1)	1.0	S	6	4	1	1	1	0	0	0	0	0	0	8	8	9.00	4.000
ERA: 9.0																		

PITCHER	IP	WLS	BF	H	R	ER	SO	BB	IBB	HBP	BLK	WP	HR	S	P	ERA	WHIP

AB	35
R	5
H	10
RBI	5
BB	5
SO	3
LOB	19

Batter	1	2	3	4	5	6	7	8	9	AB	R	H	RBI	BB	SO	LOB
Rickie Weeks Jr., R (1, 4) OBP: 0.500, SLG: 0.400 65 Irving Falu, S (6, 4) OBP: 0.750, SLG: 0.667 (7, 5)	L6	FC5-4 1-2f		BB 1-2 2-3		1B 62 WP 75 1B 62 1B 1-2 2-3		G4-3 1-3		2 2	0 1	0 1	0 0	1 0	0 0	1 1
15 Caleb Gindl, L (1, 10) OBP: 0.100, SLG: 0.400	F8		G3	G4-3		F5		FC4 75 CS 75 S 3-H		5	0	0	1	0	0	6
8 Ryan Braun, R (1, 9) OBP: 0.750, SLG: 1.667 75 Mitch Haniger, R (5, 9) OBP: 0.500, SLG: 1.250	BB 20 1B 27 2B		1B		G5-3	1B 62 WP 62 1B 1-2 2-H 3-H		G6-3 1-3		1 3	1 1	1 1	0 2	1 0	0 0	0 1
20 Jonathan Lucroy, R (1, 2) OBP: 0.500, SLG: 0.400 62 Héctor Gómez, R (6, PH) OBP: 1.000, SLG: 2.000 (7, 6)	1B 27 2B 1-2		P5		1B 27 FC6-4	1B CS 1-H 2-H				3 1	0 0	2 1	0 2	0 0	0 0	1 0
27 Carlos Gómez, R (1, 8) OBP: 0.400, SLG: 0.500 D' Vontrey Richardson, R (6, 8)	2B 1-3 2-H		F7		FC6-4 21 1B 1-2f	G5-3 2-3				3 1	0 0	1 0	1 0	0 0	0 0	2 1
21 Juan Francisco, L (1, 5) OBP: 0.429, SLG: 1.286 94 Tyrone Taylor, R (7, 7)	F8			K	1B 1-3		G4-3			3 1	0 0	1 0	0 0	0 0	1 0	2 0
25 Hunter Morris, L (1, 3) 96 Nick Ramirez, L (7, PH) (8, 3)	G3			BB 3 1B	P6		F9			2 1	0 0	0 0	0 0	1 0	0 0	2 0
61 Jason Rogers, R (1, 7) OBP: 0.250, SLG: 0.250 72 Cameron Garfield, R (7, 2)	G3-1			K		1B 65 1B 3 1B 75 1B	G5-3			3 1	1 0	1 0	0 0	0 0	1 0	1 0
3 Elian Herrera, S (1, 6) OBP: 0.500, SLG: 0.500 28 Pete Orr, L (7, 4) OBP: 1.000, SLG: 1.000	1B FC5-4			BB 1-2		1B 65 1B 75 1B 1-2		1B 65 G4-3 65 S 15 FC4		3 1	1 1	3 1	0 0	0 0	0 0	0 0
Inning Stats	R: 1 E: 0 K: 0 S: 5 H: 2 LOB: 2 BB: 1 P: 9	R: 0 E: 0 K: 0 S: 4 H: 1 LOB: 1 BB: 0 P: 4	R: 0 E: 0 K: 0 S: 4 H: 1 LOB: 1 BB: 0 P: 4	R: 0 E: 0 K: 2 S: 8 H: 1 LOB: 3 BB: 2 P: 16	R: 0 E: 0 K: 0 S: 5 H: 2 LOB: 2 BB: 0 P: 5	R: 4 E: 0 K: 0 S: 7 H: 5 LOB: 0 BB: 0 P: 9	R: 0 E: 0 K: 0 S: 3 H: 0 LOB: 0 BB: 0 P: 3	R: 1 E: 0 K: 0 S: 4 H: 1 LOB: 0 BB: 0 P: 7		1B: 12 2B: 1 3B: 0 HR: 0	SF: 0 SAC: 0 DP: 0 HBP: 0					

PITCHER		IP	WLS	BF	H	R	ER	SO	BB	IBB	HBP	BLK	WP	HR	S	P	ERA	WHIP
14 Dan Haren, R ERA: 4.5	(1, 1)	2.0		10	3	1	1	0	1	0	0	0	0	0	9	13	4.50	2.000
60 José Domínguez, R ERA:	(3, 1)	1.0	H	4	1	0	0	0	0	0	0	0	0	0	4	4	0.00	1.000
75 Paco Rodríguez, L ERA:	(4, 1)	1.0	H	6	1	0	0	2	2	0	0	0	0	0	8	16	0.00	3.000
52 Javy Guerra, R ERA:	(5, 1)	1.0	B	5	2	0	0	0	0	0	0	0	0	0	5	5	0.00	2.000
67 Chris Reed, L ERA: 18.0	(6, 1)	2.0	L	10	5	4	4	0	0	0	0	0	1	0	10	12	18.00	2.500

PITCHER		IP	WLS	BF	H	R	ER	SO	BB	IBB	HBP	BLK	WP	HR	S	P	ERA	WHIP
Henry Sosa, R ERA: 9.0	(8, 1)	1.0		4	1	1	1	0	0	0	0	0	0	0	4	7	9.00	1.000

BOTTOM

Los Angeles Dodgers @ Milwaukee Brewers

Maryvale Baseball Park, Phoenix, AZ

Sat Mar 01 2014, 3:09 PM - 6:12 PM EST

Att. 4,212 - Partly Cloudy - 59 F

livebaseballscorecards.com

AB	36
R	6
H	13
RBI	6
BB	3
SO	2
LOB	18

WP: 1 PB: 0 SB: 2 CS: 2 PA: 39

Batter	1	2	3	4	5	6	7	8	9	AB	R	H	RBI	BB	SO	LOB
9 Jean Segura, R (1, 6) OBP: 0.833, SLG: 1.000	L5		BB		1B					2	0	1	0	1	0	0
2 Scooter Gennett, L (1, 4) OBP: 0.167, SLG: 0.167	G4-3		K		K					3	0	0	0	0	2	2
1 Logan Schafer, L (1, 7) OBP: 0.400, SLG: 0.750	7 1B 3B		G4-3							2	1	1	0	0	0	1
7 Mark Reynolds, R (1, 5) OBP: 0.500, SLG: 0.200	3-H 1B			HBP						1	0	1	1	0	0	0
11 Sean Halton, R (1, 3)	G5-3			K						2	0	0	0	0	1	2
12 Martín Maldonado, R (1, 2)		P4		K						2	0	0	0	0	1	1
66 Robinzon Diaz, R (1, 10)		K		P6						2	0	0	0	0	1	1
73 Kentrail Davis, L (1, 9) OBP: 0.250, SLG: 0.250		K			L4					2	0	0	0	0	1	0
76 Kevin Mattison, L (1, 8) OBP: 0.167, SLG: 0.500			B2-3		F9					2	0	0	0	0	0	0
Inning Stats	R: 1 E: 0 K: 0 S: 5 H: 2 LOB: 1 BB: 0 P: 5	R: 0 E: 0 K: 2 S: 7 H: 0 LOB: 0 BB: 0 P: 7	R: 0 E: 0 K: 1 S: 5 H: 0 LOB: 1 BB: 1 P: 9	R: 0 E: 0 K: 2 S: 7 H: 0 LOB: 1 BB: 0 P: 8	R: 0 E: 0 K: 1 S: 6 H: 1 LOB: 1 BB: 0 P: 6					1B: 2 2B: 0 3B: 1 HR: 0 SF: 0 SAC: 0 DP: 0 HBP: 1							

TOP

Milwaukee Brewers @ Arizona Diamondbacks

Salt River Fields at Talking Stick, Scottsdale, AZ

Sat Mar 01 2014, 3:47 PM - 5:37 PM EST

Att. 8,198 - Partly Cloudy - 61 F

livebaseballscorecards.com

AB	18
R	1
H	3
RBI	1
BB	1
SO	6
LOB	7

WP: 0 PA: 20
PB: 0
SB: 1
CS: 0

PITCHER		IP	WLS	BF	H	R	ER	SO	BB	IBB	HBP	BLK	WP	HR	S	P	ERA	WHIP
35 Trevor Cahill, R ERA: 2.7	(1, 1)	3.1	W	14	2	1	1	4	1	0	1	0	0	0	20	25	2.70	0.900
55 Josh Collmenter, R ERA:	(4, 1)	1.2	S	6	1	0	0	2	0	0	0	0	0	0	10	10	0.00	0.600

PITCHER	IP	WLS	BF	H	R	ER	SO	BB	IBB	HBP	BLK	WP	HR	S	P	ERA	WHIP

Batter	1	2	3	4	5	6	7	8	9	AB	R	H	RBI	BB	SO	LOB
19 Tony Campana, L (1, 8) OBP: 0.125, SLG: 0.125	G3		16 G6-3 1B	G3 2-3						3	0	1	0	0	0	2
16 Chris Owings, R (1, 6) OBP: 0.400, SLG: 0.444	26 FC4 44 BB 1B		G6-3 1-2f		26 G6-3 2B					3	0	2	0	0	0	1
44 Paul Goldschmidt, R (1, 3) OBP: 0.400, SLG: 0.143	26 FC4 1-2 BB		26 2B BB		26 G6-3 BB					0	1	0	0	3	0	0
26 Miguel Montero, L (1, 2) OBP: 0.286, SLG: 0.429	FC4 1-2f 2-3		1-H 2B		G6-3 1-2 2-3					3	0	1	1	0	0	4
2 Aaron Hill, R (1, 4) OBP: 0.333, SLG: 0.250	K		L7							3	0	0	0	0	1	5
15 Mark Trumbo, R (1, 7) OBP: 0.429, SLG: 0.833		1-2 HR		0-3 K						2	1	1	1	0	1	0
74 Jake Lamb, L (1, 5) OBP: 0.400, SLG: 0.400		G4-3		79 BB 63 1B 1B						2	0	1	0	0	0	0
63 Ender Inciarte, L (1, 9) OBP: 0.600, SLG: 0.500		G1-3		19 S 79 BB 1-2 1B						2	0	1	0	0	0	0
79 Danny Dorn, L (1, 10) OBP: 0.500, SLG: 0.500		G5-3		SAFE 1-2 2-3 BB						1	0	0	0	1	0	0
Inning Stats	R: 0 E: 0 K: 1 S: 6 H: 1 LOB: 2 BB: 1 P: 10	R: 1 E: 0 K: 0 S: 6 H: 1 LOB: 0 BB: 0 P: 7	R: 1 E: 0 K: 0 S: 4 H: 2 LOB: 1 BB: 1 P: 8	R: 0 E: 0 K: 1 S: 8 H: 2 LOB: 2 BB: 1 P: 12	R: 0 E: 0 K: 0 S: 2 H: 1 LOB: 2 BB: 1 P: 6					1B: 4 2B: 2 3B: 0 HR: 1	SF: 0 SAC: 0 DP: 1 HBP: 0						

BOTTOM

Milwaukee Brewers @ Arizona Diamondbacks

Salt River Fields at Talking Stick, Scottsdale, AZ

Sat Mar 01 2014, 3:47 PM - 5:37 PM EST

Att. 8,198 - Partly Cloudy - 61 F

livebaseballscorecards.com

AB	19
R	2
H	7
RBI	2
BB	4
SO	2
LOB	12

WP: 0 PA: 23
PB: 0
SB: 1
CS: 0

PITCHER	IP	WLS	BF	H	R	ER	SO	BB	IBB	HBP	BLK	WP	HR	S	P	ERA	WHIP
46 Hiram Burgos, R (1, 1) ERA: 4.5	2.0		9	2	1	1	1	1	0	0	0	0	1	12	17	4.50	1.500
74 Michael Olmsted, R (3, 1) ERA: 9.0	1.0	L	5	2	1	1	0	1	0	0	0	0	0	4	8	9.00	3.000
92 Brad Mills, L (4, 1) ERA:	1.1		8	3	0	0	1	2	0	0	0	0	0	10	18	0.00	3.750
97 Johnnie Lowe, R (5, 1) ERA:	0.0		1	0	0	0	0	0	0	0	0	0	0	0	0	∞	∞

PITCHER	IP	WLS	BF	H	R	ER	SO	BB	IBB	HBP	BLK	WP	HR	S	P	ERA	WHIP

Milwaukee Brewers @ Colorado Rockies

Salt River Fields at Talking Stick, Scottsdale, AZ

Sun Mar 02 2014, 3:13 PM - 6:17 PM EST

Att. 9,227 - Partly Cloudy - 62 F

livebaseballscorecards.com

TOP

Batter	1	2	3	4	5	6	7	8	9	AB	R	H	RBI	BB	SO	LOB
Rickie Weeks Jr., R (1, 4) OBP: 0.667, SLG: 1.000	S B X 1-1 HR	B B B X 4-0 67 S 1-2 BB		X 0-0 20 L3 1B		X 0-0 ① G3		X 0-0 ③ G4-1		2	1	2	1	1	0	0
15 Caleb Gindl, L (5, 9) OBP: 0.083, SLG: 0.333										2	0	0	0	0	0	0
67 Eugenio Velez, S (1, 9)	X 0-0 ① F9	B X 1-0 ② FC5-2 1-2 2-H		X 0-0 ① F7		X 0-0 ② G1-3			X 0-0 ① G6-3	4	0	0	0	0	0	3
(5, 4)																
3 Elian Herrera, S (8, 4) OBP: 0.429, SLG: 0.429										1	0	0	0	0	0	0
20 Jonathan Lucroy, R (1, 2) OBP: 0.333, SLG: 0.250	X 0-0 ② G5-3	X 0-0 ③ G1-3		X 0-0 ② ③ L3 1-2		X 0-0 ③ P6			X 0-0 11 G1-6-3 1B	3	0	0	0	0	0	3
68 Matt Pagnozzi, R (4, 2) OBP: 0.333, SLG: 0.333										1	0	0	0	0	0	0
71 Adam Weisenburger, R (8, 2) OBP: 1.000, SLG: 1.000										1	0	1	0	0	0	0
18 Khris Davis, R (1, 7) OBP: 0.333, SLG: 0.667	X 0-0 ③ G6-3		X 0-0 E5 14 FC2-6 24 1B		B B X 2-0 HR		B B B 4-0 25 G6-4-3 BB		X 0-0 ② ③ G1-6-3 1-2f	3	1	1	1	0	0	0
11 Sean Halton, R (6, 7)										1	0	0	0	1	0	1
24 Lyle Overbay, L (1, 3) OBP: 0.500, SLG: 0.429		B B B B 4-0 14 E 14 1B 61 E BB	X 0-0 14 FC2-6 1-2 1B		X 0-0 61 1B 65 1B 1B		X 0-0 ① ② G6-4-3 1-2f			2	1	2	0	1	0	0
25 Hunter Morris, L (5, 3)										1	0	0	0	0	0	1
14 Jeff Bianchi, R (1, 5) OBP: 0.250, SLG: 0.500	X 0-0 E5 61 F8 61 E 1 1B 1-3 1B	X 0-0 ① FC2-6 61 S 1-2f 2-3		X 0-0 ① L9		X 0-0 ③ G1-3				3	1	1	0	0	0	3
5 Taylor Green, L (6, 5)										1	0	0	0	0	0	0
61 Jason Rogers, R (1, 10) OBP: 0.375, SLG: 0.286	1 SAFE X 0-0 ① F8 1-3 3-H	B B B B 4-0 1-2 BB		X 0-0 65 1B 1-2 1B		X 0-0 ① G6-3				3	0	1	0	1	0	1
1 Logan Schafer, L (1, 8) OBP: 0.375, SLG: 0.571	X 0-0 65 WP 65 1B 3-H 1B	X 0-0 ② F6		X 0-0 ② F6				X 0-0 ② F9		3	1	1	1	0	0	5
76 Kevin Mattison, L (5, 8) OBP: 0.143, SLG: 0.429										1	0	0	0	0	0	0
65 Irving Falu, S (1, 6) OBP: 0.714, SLG: 0.667	B X 1-0 67 S BB 67 FC5-2 1-H 1B	X 0-0 ③ G6-3		X 0-0 ③ 1-2 2-H 1B				S S X 0-2 HR		3	0	2	1	0	0	3
62 Héctor Gómez, R (6, 6) OBP: 1.000, SLG: 2.667										1	1	1	1	0	0	0
Inning Stats	R: 1 E: 0 K: 0 S: 5 H: 1 LOB: 0 BB: 0 P: 6	R: 3 E: 2 K: 0 S: 6 H: 3 LOB: 2 BB: 2 P: 16	R: 0 E: 1 K: 0 S: 5 H: 1 LOB: 3 BB: 1 P: 9	R: 0 E: 0 K: 0 S: 3 H: 1 LOB: 0 BB: 0 P: 3	R: 1 E: 0 K: 0 S: 6 H: 4 LOB: 2 BB: 0 P: 8	R: 0 E: 0 K: 0 S: 3 H: 0 LOB: 0 BB: 0 P: 3	R: 0 E: 0 K: 0 S: 2 H: 0 LOB: 0 BB: 1 P: 6	R: 1 E: 0 K: 0 S: 6 H: 1 LOB: 0 BB: 0 P: 6	R: 0 E: 0 K: 0 S: 3 H: 1 LOB: 0 BB: 0 P: 3							

AB	36
R	6
H	12
RBI	5
BB	4
SO	0
LOB	20

1B: 9 2B: 1 3B: 0 HR: 3	SF: 0 SAC: 0 DP: 3 HBP: 0	WP: 1 PB: 0 SB: 3 CS: 0	PA: 40
---	---	---	---

PITCHER		IP	WLS	BF	H	R	ER	SO	BB	IBB	HBP	BLK	WP	HR	S	P	ERA	WHIP
29 Jorge De La Rosa, L ERA: 21.6	(1, 1)	1.2		11	4	4	4	0	2	0	0	0	1	1	10	21	21.60	3.600
54 Tommy Kahnle, R ERA:	(2, 1)	0.1		1	0	0	0	0	0	0	0	0	0	0	1	1	0.00	0.000
49 Rex Brothers, L ERA:	(3, 1)	1.0		6	1	0	0	0	1	0	0	0	0	0	5	9	0.00	2.000
35 Chad Bettis, R ERA:	(4, 1)	1.0		3	1	0	0	0	0	0	0	0	0	0	3	3	0.00	1.000
60 Manny Corpas, R ERA: 4.5	(5, 1)	2.0		9	4	1	1	0	0	0	0	0	0	1	9	11	4.50	2.000

PITCHER		IP	WLS	BF	H	R	ER	SO	BB	IBB	HBP	BLK	WP	HR	S	P	ERA	WHIP
77 Raul Fernandez, R ERA:	(7, 1)	1.0		3	0	0	0	0	1	0	0	0	0	0	2	6	0.00	1.000
79 Scott Oberg, R ERA: 9.0	(8, 1)	1.0	L	4	1	1	1	0	0	0	0	0	0	1	6	6	9.00	1.000
75 Kraig Sitton, L ERA:	(9, 1)	1.0		3	1	0	0	0	0	0	0	0	0	0	3	3	0.00	1.000

Milwaukee Brewers @ Colorado Rockies

Salt River Fields at Talking Stick, Scottsdale, AZ

Sun Mar 02 2014, 3:13 PM - 6:17 PM EST

Att. 9,227 - Partly Cloudy - 62 F

livebaseballscorecards.com

BOTTOM

Batter	1	2	3	4	5	6	7	8	9	AB	R	H	RBI	BB	SO	LOB
13 Drew Stubbs, R (1, 8) OBP: 0.333, SLG: 0.333	3 BB 5 1B 1B	1-2 K			G5-3	1-2 BB			78 SH5-3 2B	3	1	1	0	0	1	1
16 Tim Wheeler, L (6, 8) OBP: 0.400, SLG: 0.500										1	0	1	0	1	0	0
3 Michael Cuddyer, R (1, 3) BBBB	5 1B 8 2B 1-2 BB	L9			K	G4-3			SH5-3 2-3	2	1	0	0	1	1	0
78 Angelys Nina, R (6, 4)										1	0	0	0	0	0	2
5 Carlos González, L (1, 7) OBP: 1.000, SLG: 1.333	2 BB 8 2B 1-3 2-H 1B		2B		26 1B 72 1B 1B		G5-3		G3	2	1	2	1	0	0	0
66 Rafael Ynoa, S (5, 6) OBP: 0.600, SLG: 0.600										3	1	1	0	0	0	1
6 (6, 5)																
2 Troy Tulowitzki, R (1, 6) BBBB	20 L4-3 1-2 BB		F9		72 1B 1-2 1B		K		G3	1	0	0	0	1	0	1
26 Jason Pridie, L (5, 7) OBP: 0.571, SLG: 1.000										3	0	1	0	0	1	1
20 Wilin Rosario, R (1, 2) OBP: 0.500, SLG: 0.500	L4-3 1-1		2-3 1B		1-2 2-H 1B		G6-3			2	0	1	0	0	0	3
72 Jackson Williams, R (5, 2) OBP: 0.500, SLG: 0.500										2	0	1	1	0	0	0
50 Dustin Garneau, R (8, 2)										0	0	0	0	0	0	0
8 Michael McKenry, R (1, 10) OBP: 0.250, SLG: 0.500	1 1B 2-H 3-H 2B		F9		K			K		3	1	1	2	0	1	3
41 Ryan Casteel, R (8, PH) OBP: 0.500, SLG: 2.000										1	0	0	0	0	1	0
(9, 10)																
1 Brandon Barnes, R (1, 9) OBP: 0.500, SLG: 0.500	2-H 1B			G1-3		G3		7 BB 1B		2	0	1	1	0	0	0
36 Ben Paulsen, L (6, 3) OBP: 0.167, SLG: 0.167										2	0	1	0	0	0	0
23 Charlie Culberson, R (1, 5) OBP: 0.200, SLG: 0.400	P3			G5-3		65 CS 3B		BBBB 65 G4-6-3 1-2 BB		2	0	0	0	0	0	1
7 Matt McBride, R (6, 9) OBP: 0.500, SLG: 0.750										1	0	1	0	1	0	0
9 DJ LeMahieu, R (1, 4)		E4 13 CS		G6-3		S 3 SAFE X 16 WP 3-H 1B			G4-6-3 1-2f	2	0	0	0	0	0	0
65 Cristhian Adames, S (6, 6) OBP: 0.200, SLG: 0.200										2	0	1	0	0	0	2

Inning Stats	1	2	3	4	5	6	7	8	9
	R: 4 H: 4 E: 0 LOB: 1 K: 0 BB: 2 S: 6 P: 14	R: 0 H: 0 E: 1 LOB: 0 K: 1 BB: 0 S: 5 P: 5	R: 0 H: 2 E: 0 LOB: 1 K: 0 BB: 0 S: 4 P: 4	R: 0 H: 0 E: 0 LOB: 0 K: 0 BB: 0 S: 3 P: 3	R: 1 H: 3 E: 0 LOB: 2 K: 2 BB: 0 S: 10 P: 10	R: 0 H: 2 E: 0 LOB: 2 K: 0 BB: 1 S: 5 P: 9	R: 0 H: 0 E: 0 LOB: 0 K: 1 BB: 0 S: 5 P: 5	R: 0 H: 1 E: 0 LOB: 1 K: 1 BB: 1 S: 5 P: 9	R: 0 H: 1 E: 0 LOB: 1 K: 0 BB: 0 S: 4 P: 4

AB	35
R	5
H	13
RBI	5
BB	4
SO	5
LOB	15

1B: 9 SF: 0 PA: 40
2B: 5 SAC: 1
3B: 1 DP: 3
HR: 0 HBP: 0

WP: 1
PB: 0
SB: 0
CS: 2

PITCHER		IP	WLS	BF	H	R	ER	SO	BB	IBB	HBP	BLK	WP	HR	S	P	ERA	WHIP
22 Matt Garza, R ERA: 36.0	(1, 1)	1.0		8	4	4	4	0	2	0	0	0	0	0	6	14	36.00	6.000
45 Alfredo Figaro, R ERA:	(2, 1)	2.0		7	2	0	0	1	0	0	0	0	0	0	9	9	0.00	1.000
48 Donovan Hand, R ERA: 3.0	(4, 1)	2.0		9	3	1	1	2	0	0	0	0	0	0	13	13	4.50	1.500
63 Brooks Hall, R ERA:	(6, 1)	1.0		5	2	0	0	0	1	0	0	0	1	0	5	9	0.00	3.000
59 Zach Duke, L ERA:	(7, 1)	1.0	W	3	0	0	0	1	0	0	0	0	0	0	5	5	0.00	0.000

PITCHER		IP	WLS	BF	H	R	ER	SO	BB	IBB	HBP	BLK	WP	HR	S	P	ERA	WHIP
47 Rob Wooten, R ERA: 4.5	(8, 1)	1.0	H	4	1	0	0	1	1	0	0	0	0	0	5	9	0.00	2.000
70 Dustin Molleken, R ERA:	(9, 1)	1.0	S	4	1	0	0	0	0	0	0	0	0	0	4	4	0.00	1.000

Batter	1	2	3	4	5	6	7	8	9	AB	R	H	RBI	BB	SO	LOB
28 Chris Coghlan, L (1, 7) OBP: 0.167, SLG: 0.167	G3-1		1B		G4-3		7 95 1B 1-2 1B		22 CS BB	3	0	1	0	0	0	0
51 Ryan Kalish, L (6, 7) OBP: 0.500, SLG: 0.333										1	1	1	0	1	0	0
4 Ryan Roberts, R (1, 4) OBP: 0.400, SLG: 0.600	F7		P3		24 2B 1B		K		K 1-2	3	1	1	0	0	0	1
22 Logan Watkins, L (6, 4)										2	0	0	0	0	2	3
24 Luis Valbuena, L (1, 5) OBP: 0.200, SLG: 0.400	P5		P5		1-H 2B		K		G5-3	3	0	1	1	0	0	1
61 Christian Villanueva, R (6, 5)										2	0	0	0	0	1	2
21 Junior Lake, R (1, 8)		K		K2-3	BB		95 1B 1-2 2-3 BB			2	0	0	0	1	2	0
7 Brett Jackson, L (6, 8)										0	0	0	0	1	0	0
70 Javier Báez, R (1, 6) OBP: 0.444, SLG: 0.889		HR		48 FC4-6 1B	G4-3		1-3 2-H 3-H 1B			3	1	2	1	0	0	2
95 Walter Ibarra, S (6, 6) OBP: 1.000, SLG: 1.000										1	0	1	2	0	0	0
48 Aaron Cunningham, R (1, 10) OBP: 0.167, SLG: 0.167		38 CS 1B		FC4-6 38 2B 1-2f		K	P6			4	0	1	0	0	1	3
38 John Baker, L (1, 2) OBP: 0.600, SLG: 0.800										3	0	2	0	0	1	0
82 Raffy Lopez, L (7, 2)		1-2 1B		1-3 2B		K		K		1	0	0	0	0	1	0
60 Chris Valaika, R (1, 3)		L7		F9		F7		F8		4	0	0	0	0	0	3
93 Dustin Geiger, R (8, 3)										0	0	0	0	0	0	0
54 Darnell McDonald, R (1, 9) OBP: 0.200, SLG: 0.200			G1-3		K		7 BB 51 1B 95 1B 1B		K	3	1	1	0	0	1	0
66 Casper Wells, R (7, 9)										1	0	0	0	0	1	0
Inning Stats	R: 0 E: 0 K: 0 S: 3 H: 0 LOB: 0 BB: 0 P: 3	R: 1 E: 0 K: 1 S: 7 H: 3 LOB: 1 BB: 0 P: 7	R: 0 E: 0 K: 0 S: 4 H: 1 LOB: 0 BB: 0 P: 4	R: 0 E: 0 K: 1 S: 7 H: 2 LOB: 2 BB: 0 P: 7	R: 1 E: 0 K: 1 S: 7 H: 2 LOB: 2 BB: 1 P: 11	R: 0 E: 0 K: 2 S: 7 H: 0 LOB: 0 BB: 0 P: 7	R: 2 E: 0 K: 2 S: 10 H: 3 LOB: 2 BB: 1 P: 14	R: 0 E: 0 K: 2 S: 7 H: 0 LOB: 0 BB: 0 P: 7	R: 0 E: 0 K: 1 S: 3 H: 0 LOB: 0 BB: 1 P: 7	1B: 8 2B: 2 3B: 0 HR: 1 SF: 0 SAC: 0 DP: 0 HBP: 0						

PITCHER		IP	WLS	BF	H	R	ER	SO	BB	IBB	HBP	BLK	WP	HR	S	P	ERA	WHIP
41 Marco Estrada, R ERA: 5.4	(1, 1)	3.0		12	4	1	1	1	0	0	0	0	0	1	14	14	3.00	1.333
13 Will Smith, L ERA:	(4, 1)	1.0		5	2	0	0	1	0	0	0	0	0	0	7	7	0.00	2.000
53 Brandon Kintzler, R ERA: 4.5	(5, 1)	1.0		6	2	1	1	1	1	0	0	0	0	0	7	11	9.00	3.000
51 Wei-Chung Wang, L ERA:	(6, 1)	1.0		3	0	0	0	2	0	0	0	0	0	0	7	7	0.00	0.000
64 Mike Fiers, R ERA: 18.0	(7, 1)	1.0	L	7	3	2	2	2	1	0	0	0	0	0	10	14	18.00	4.000

PITCHER		IP	WLS	BF	H	R	ER	SO	BB	IBB	HBP	BLK	WP	HR	S	P	ERA	WHIP
50 Jose De La Torre, R ERA: 10.8	(8, 1)	1.0		3	0	0	0	2	0	0	0	0	0	0	7	7	0.00	0.000
54 Michael Blazek, R ERA:	(9, 1)	1.0		3	0	0	0	1	1	0	0	0	0	0	3	7	0.00	1.000

TOP

Chicago Cubs @ Milwaukee Brewers

Maryvale Baseball Park, Phoenix, AZ

Mon Mar 03 2014, 3:08 PM - 6:09 PM EST

Att. 4,009 - Sunny - 68 F

livebaseballscorecards.com

AB	36
R	4
H	11
RBI	4
BB	3
SO	10
LOB	15

WP: 0 PB: 0 SB: 0 CS: 2 PA: 39

BOTTOM

Batter	1	2	3	4	5	6	7	8	9	AB	R	H	RBI	BB	SO	LOB
9 Jean Segura, R (1, 6) OBP: 0.556, SLG: 0.571 62 Héctor Gómez, R (6, 6) OBP: 0.800, SLG: 2.000	L4		G6-3		G6-3	F8			BB: 75 DI	3 0 0 0 0 0 0 1 0 0 0 1 0 2						
2 Scooter Gennett, L (1, 4) OBP: 0.100, SLG: 0.100 67 Eugenio Velez, S (8, 4)	P6		F9		G4-3		K		L9	4 0 0 0 0 1 0 1 0 0 0 0 0 1						
8 Ryan Braun, R (1, 9) OBP: 0.857, SLG: 1.600 73 Kentrail Davis, L (5, PR) OBP: 0.167, SLG: 0.167 (6, 9)	BB: 27 FC6-4			2B: 21 1B	1B: 27 2B		P2		F9	2 1 2 0 1 0 0 2 1 0 0 0 0 1						
27 Carlos Gómez, R (1, 8) OBP: 0.375, SLG: 0.571 75 Mitch Haniger, R (6, 8) OBP: 0.500, SLG: 1.000	FC6-4 1-2f			L5	2B 1-H		BB		L7 1-2	3 0 1 1 0 0 2 1 0 0 0 1 0 1						
7 Mark Reynolds, R (1, 3) OBP: 0.364, SLG: 0.125 25 Hunter Morris, L (6, 3)		F8		F9	G1-6-3		K			3 0 0 0 0 0 3 1 0 0 0 0 1 1						
21 Juan Francisco, L (1, 5) OBP: 0.500, SLG: 1.200 5 Taylor Green, L (7, 5)		K		1B: 12 BB 2-H		2B		HBP: 61 G5-3		3 0 2 1 0 1 0 0 0 0 0 0 0 0						
11 Sean Halton, R (1, 10) 61 Jason Rogers, R (8, PH) OBP: 0.333, SLG: 0.250 (9, 10)		BB: 12 FC6-4		BB: 12 BB		K		G5-3 1-2		1 0 0 0 2 1 1 1 0 0 0 0 0 1						
12 Martín Maldonado, R (1, 2) 68 Matt Pagnozzi, R (7, 2) OBP: 0.250, SLG: 0.250 72 Cameron Garfield, R (9, 2)		FC6-4 1-2f		BB 1-2 2-3		L7		P4		2 0 0 0 1 0 2 1 0 0 0 0 0 1 0 0 0 0 0 0 0						
3 Elian Herrera, S (1, 7) OBP: 0.400, SLG: 0.333 76 Kevin Mattison, L (8, 7) OBP: 0.125, SLG: 0.375			P3	K		BB		F7		2 0 0 0 1 1 3 1 0 0 0 0 0 1						
Inning Stats	R: 0 H: 0 E: 0 LOB: 1 K: 0 BB: 1 S: 3 P: 7	R: 0 H: 0 E: 0 LOB: 1 K: 1 BB: 1 S: 5 P: 9	R: 0 H: 0 E: 0 LOB: 0 K: 0 BB: 0 S: 3 P: 3	R: 1 H: 2 E: 0 LOB: 3 K: 1 BB: 2 S: 7 P: 15	R: 1 H: 2 E: 0 LOB: 2 K: 0 BB: 0 S: 5 P: 5	R: 0 H: 1 E: 0 LOB: 2 K: 1 BB: 1 S: 6 P: 10	R: 0 H: 0 E: 0 LOB: 1 K: 2 BB: 1 S: 7 P: 11	R: 0 H: 0 E: 0 LOB: 1 K: 0 BB: 1 S: 3 P: 4	R: 0 H: 0 E: 0 LOB: 1 K: 0 BB: 1 S: 3 P: 7	1B: 2 SF: 0 2B: 3 SAC: 0 3B: 0 DP: 0 HR: 0 HBP: 1						

PITCHER		IP	WLS	BF	H	R	ER	SO	BB	IBB	HBP	BLK	WP	HR	S	P	ERA	WHIP
80 Eric Jokisch, L ERA:	(1, 1)	3.0		11	0	0	0	1	2	0	0	0	0	0	11	19	0.00	0.667
50 Blake Parker, R ERA: 4.5	(4, 1)	1.0	B	7	2	1	1	1	2	0	0	0	0	0	7	15	9.00	4.000
53 Wesley Wright, L ERA: 18.0	(5, 1)	1.0	B	5	2	1	1	0	0	0	0	0	0	0	5	5	9.00	2.000
73 Marcus Hatley, R ERA:	(6, 1)	1.0	W	5	1	0	0	1	1	0	0	0	0	0	6	10	0.00	2.000
65 Tommy Hottovy, L ERA:	(7, 1)	1.0	H	4	0	0	0	2	1	0	0	0	0	0	7	11	0.00	1.000

PITCHER		IP	WLS	BF	H	R	ER	SO	BB	IBB	HBP	BLK	WP	HR	S	P	ERA	WHIP
47 Arodys Vizcaíno, R ERA:	(8, 1)	1.0	H	4	0	0	0	0	0	0	1	0	0	0	3	4	0.00	0.000
62 Alberto Cabrera, R ERA:	(9, 1)	1.0	S	4	0	0	0	0	1	0	0	0	0	0	3	7	0.00	1.000

Chicago Cubs @ Milwaukee Brewers

Maryvale Baseball Park, Phoenix, AZ

Mon Mar 03 2014, 3:08 PM - 6:09 PM EST

Att. 4,009 - Sunny - 68 F

livebaseballscorecards.com

AB	32
R	2
H	5
RBI	2
BB	7
SO	5
LOB	20

WP: 0 PA: 40
PB: 0
SB: 0
CS: 0

Milwaukee Brewers @ Oakland Athletics

Phoenix Municipal Stadium, Phoenix, AZ

Tue Mar 04 2014, 3:07 PM - 6:07 PM EST

Att. 2,209 - Cloudy - 73 F

TOP

livebaseballscorecards.com

Batter	1	2	3	4	5	6	7	8	9	AB	R	H	RBI	BB	SO	LOB
Rickie Weeks Jr., R (1, 4) OBP: 0.615, SLG: 0.778	F7		BB	BB		G5-3		BB 1-2		2	1	0	0	2	0	1
61 Jason Rogers, R (7, 9) OBP: 0.400, SLG: 0.250										0	0	0	0	1	0	0
9 Jean Segura, R (1, 6) OBP: 0.500, SLG: 0.500	F8		1B 1-2	F9		E6 2-H		P2		3	0	1	0	0	0	2
14 Jeff Bianchi, R (5, 6) OBP: 0.300, SLG: 0.500										2	0	1	0	0	0	1
20 Jonathan Lucroy, R (1, 2) OBP: 0.385, SLG: 0.333	G3		1B 1-2 2-3		FC4-6 1B	G6-3 2-3			G3	4	0	2	0	0	0	1
25 Hunter Morris, L (7, 3)										1	0	0	0	0	0	0
18 Khris Davis, R (1, 7) OBP: 0.231, SLG: 0.500		F8	SF8 2-3 3-H		FC4-6 1-2f		K		G4-3	3	0	0	1	0	1	1
5 Taylor Green, L (7, 5)										1	0	0	0	0	0	0
24 Lyle Overbay, L (1, 3) OBP: 0.500, SLG: 0.400		BB	K		1B 1-2		F7		G6-3	3	1	1	0	1	1	2
68 Matt Pagnozzi, R (7, 2) OBP: 0.200, SLG: 0.200										1	0	0	0	0	0	0
1 Logan Schafer, L (1, 8) OBP: 0.417, SLG: 0.545		1B 1-3	G4-3		K		1B			4	1	2	0	0	1	4
76 Kevin Mattison, L (7, 8) OBP: 0.125, SLG: 0.375										0	0	0	0	0	0	0
12 Martín Maldonado, R (1, 10)		SF7 3-H		F8	P5		F8 1-2			3	0	0	1	0	0	3
15 Caleb Gindl, L (1, 9) OBP: 0.200, SLG: 0.400		1B 1-H		G6-3		14 E 1B		E4 61 CS		3	1	2	1	0	0	0
67 Eugenio Velez, S (7, 7)										1	0	0	0	0	0	0
65 Irving Falu, S (1, 5) OBP: 0.600, SLG: 0.667		K		2B		SH1-3 1-2		F9		3	0	1	0	0	1	2
(7, 4)																
Inning Stats	R: 0 E: 0 K: 0 S: 3 H: 0 LOB: 0 BB: 0 P: 3	R: 2 E: 0 K: 1 S: 9 H: 2 LOB: 1 BB: 1 P: 14	R: 1 E: 0 K: 1 S: 7 H: 2 LOB: 2 BB: 1 P: 11	R: 0 E: 0 K: 0 S: 4 H: 1 LOB: 2 BB: 1 P: 8	R: 0 E: 0 K: 1 S: 7 H: 2 LOB: 2 BB: 0 P: 7	R: 1 E: 1 K: 0 S: 6 H: 2 LOB: 1 BB: 0 P: 8	R: 0 E: 0 K: 1 S: 6 H: 1 LOB: 1 BB: 0 P: 8	R: 0 E: 1 K: 0 S: 3 H: 0 LOB: 1 BB: 1 P: 7	R: 0 E: 0 K: 0 S: 3 H: 0 LOB: 0 BB: 0 P: 3	1B: 9 2B: 1 3B: 0 HR: 0	SF: 2 SAC: 1 DP: 0 HBP: 0						

AB	34
R	4
H	10
RBI	3
BB	4
SO	4
LOB	17

WP: 0 PB: 0 SB: 3 CS: 1 PA: 41

PITCHER		IP	WLS	BF	H	R	ER	SO	BB	IBB	HBP	BLK	WP	HR	S	P	ERA	WHIP
67 Dan Straily, R ERA: 13.5	(1, 1)	2.0		12	4	3	3	1	2	0	0	0	0	0	14	23	13.50	3.000
58 Evan Scribner, R ERA:	(3, 1)	2.0		8	1	0	0	1	1	0	0	0	0	0	9	13	0.00	1.000
44 Luke Gregerson, R ERA:	(5, 1)	1.0		5	2	0	0	1	0	0	0	0	0	0	7	7	0.00	2.000
70 Raúl Alcántara, R ERA:	(6, 1)	2.0		9	3	1	0	1	0	0	0	0	0	0	12	16	0.00	1.500
71 Deryk Hooker, R ERA: 12.0	(8, 1)	1.0		4	0	0	0	0	1	0	0	0	0	0	3	7	0.00	1.000

PITCHER		IP	WLS	BF	H	R	ER	SO	BB	IBB	HBP	BLK	WP	HR	S	P	ERA	WHIP
Jeff Urlaub, L ERA:	(9, 1)	1.0	W	3	0	0	0	0	0	0	0	0	0	0	3	3	0.00	0.000

Batter	1	2	3	4	5	6	7	8	9	AB	R	H	RBI	BB	SO	LOB
4 Coco Crisp, S (1, 8) Jake Goebbert, L (7, 8) OBP: 0.286, SLG: 0.333	G3-1		BB			K		35 WP 17 1B 1-3 2B		2 1	0 1	0 1	0 1	1 0	1 0	0 0
5 John Jaso, L (1, 2) OBP: 0.375, SLG: 0.714 35 Chris Gimenez, R (7, 7) OBP: 0.444, SLG: 0.286	K		K			HR		K 2-3 3-H		3 1	1 0	1 0	1 0	0 0	2 1	2 1
8 Jed Lowrie, S (1, 6) OBP: 0.250, SLG: 0.300 17 Addison Russell, R (6, 6) OBP: 0.214, SLG: 0.214	G3			F9		F9		3-H 1B		2 2	0 0	0 1	0 1	0 0	0 0	0 0
52 Yoenis Cespedes, R (1, 7) OBP: 0.143, SLG: 0.231 Alden Carrithers, L (7, 5) OBP: 0.250, SLG: 0.250		G6-3		K		F7		F8		3 1	0 0	0 0	0 0	0 0	1 0	0 1
18 Alberto Callaspo, S (1, 5) OBP: 0.231, SLG: 0.231 73 Bruce Maxwell, L (7, 2) OBP: 0.333, SLG: 0.667 97 Matt Olson, L (9, PR)		F9		F8			K	1B 2B		2 2 0	0 0 1	0 1 0	0 0 0	0 0 0	0 1 0	0 0 0
7 Nate Freiman, R (1, 3) OBP: 0.200, SLG: 0.154 Max Muncy, L (8, 3) OBP: 1.000, SLG: 1.000		F8			F8		G5-3	22 HR 2-H 1B		3 1	0 1	0 1	0 1	0 0	0 0	0 0
22 Luke Montz, R (1, 10) OBP: 0.444, SLG: 0.750			K		P3		G6-3	1-H HR		4	1	1	2	0	1	0
23 Michael Taylor, R (1, 9) OBP: 0.316, SLG: 0.333			15 FC6-5 2B		1B			2B 35 WP 1B		3	1	3	0	0	0	0
15 Jake Elmore, R (1, 4) OBP: 0.100, SLG: 0.100			FC6-5 4 BB 2-3		K			K		3	0	0	0	0	2	3
Inning Stats	R: 0 E: 0 K: 1 S: 5 H: 0 LOB: 0 BB: 0 P: 5	R: 0 E: 0 K: 0 S: 3 H: 0 LOB: 0 BB: 0 P: 3	R: 0 E: 0 K: 2 S: 8 H: 1 LOB: 2 BB: 1 P: 12	R: 0 E: 0 K: 1 S: 5 H: 0 LOB: 0 BB: 0 P: 5	R: 0 E: 0 K: 1 S: 6 H: 1 LOB: 1 BB: 0 P: 6	R: 1 E: 0 K: 1 S: 6 H: 1 LOB: 0 BB: 0 P: 6	R: 0 E: 0 K: 1 S: 5 H: 0 LOB: 0 BB: 0 P: 5	R: 2 E: 0 K: 2 S: 10 H: 3 LOB: 1 BB: 0 P: 10	R: 3 E: 0 K: 0 S: 3 H: 3 LOB: 1 BB: 0 P: 5	1B: 4 2B: 3 3B: 0 HR: 2 SF: 0 SAC: 0 DP: 0 HBP: 0						WP: 1 PB: 0 SB: 0 CS: 0 PA: 34	

PITCHER		IP	WLS	BF	H	R	ER	SO	BB	IBB	HBP	BLK	WP	HR	S	P	ERA	WHIP
38 Wily Peralta, R ERA:	(1, 1)	3.0		11	1	0	0	3	1	0	0	0	0	0	16	20	0.00	0.667
30 Tyler Thornburg, R ERA: 5.4	(4, 1)	3.0	H	11	2	1	1	3	0	0	0	0	0	1	17	17	3.00	0.667
52 Jimmy Nelson, R ERA: 9.0	(7, 1)	2.0	H	9	3	2	2	3	0	0	0	0	1	0	15	15	9.00	1.500
40 Johnny Hellweg, R ERA:	(9, 1)	0.0	L	3	3	3	3	0	0	0	0	0	0	1	3	5	∞	∞

PITCHER	IP	WLS	BF	H	R	ER	SO	BB	IBB	HBP	BLK	WP	HR	S	P	ERA	WHIP

BOTTOM

Milwaukee Brewers @ Oakland Athletics

Phoenix Municipal Stadium, Phoenix, AZ

Tue Mar 04 2014, 3:07 PM - 6:07 PM EST

Att. 2,209 - Cloudy - 73 F

livebaseballscorecards.com

AB	33
R	6
H	9
RBI	5
BB	1
SO	9
LOB	7

Batter	1	2	3	4	5	6	7	8	9	AB	R	H	RBI	BB	SO	LOB
19 Billy Burns, S (1, 8) OBP: 0.423, SLG: 0.318 Jake Goebbert, L (6, 7) OBP: 0.333, SLG: 0.286	0-0 1B		0-3 K	0-0 FC5-4 1-2f			4-0 38 FC5-6 BB		0-3 K	3 1	0 0	1 0	0 0	0 1	1 1	3 0
28 Eric Sogard, L (1, 4) OBP: 0.118, SLG: 0.063 38 Jose Martinez, R (5, 4) OBP: 0.250, SLG: 0.250	0-0 F7		0-3 K		0-0 L7		0-0 FC5-6 1-2f			3 1	0 0	0 0	0 0	0 0	1 0	0 1
10 Daric Barton, L (1, 3) OBP: 0.636, SLG: 0.714 7 Nate Freiman, R (6, 3) OBP: 0.188, SLG: 0.143	4-0 BB		0-0 2B		0-0 F8		0-3 K			2 1	0 0	1 0	0 0	1 0	0 1	0 1
5 John Jaso, L (1, 10) OBP: 0.273, SLG: 0.500 22 Luke Montz, R (7, PH) OBP: 0.400, SLG: 0.667 (7, 10)	0-3 K		0-0 G1-3		0-0 F9		0-3 K			3 1	0 0	0 0	0 0	0 0	1 1	2 1
23 Michael Taylor, R (1, 9) OBP: 0.364, SLG: 0.571 Alden Carrithers, L (6, 5) OBP: 0.200, SLG: 0.200		0-1 HR		0-0 F9		0-0 21 1B 2B		0-0 G4-3		3 1	2 0	2 0	1 0	0 0	0 0	0 0
21 Stephen Vogt, L (1, 2) OBP: 0.571, SLG: 0.769 Daniel Robertson, R (6, 6) OBP: 0.333, SLG: 0.333		0-0 2B		0-0 17 FC5-4 1B		0-0 2-H 1B		0-0 F7		3 1	0 0	3 0	1 0	0 0	0 0	0 0
17 Addison Russell, R (1, 6) OBP: 0.176, SLG: 0.176 79 Billy McKinney, L (6, 9)		0-0 L7		0-0 FC5-4 15 1B 32 BB 1-2f		0-3 K		0-3 K		3 1	0 0	0 0	0 0	0 0	1 1	3 0
32 Shane Peterson, L (1, 7) OBP: 0.357, SLG: 0.182 (6, 8) 88 Anthony Aliotti, L (9, PH)		0-3 K		4-0 15 1B BB 1-2		0-3 K			0-3 K	2 1	0 0	0 0	0 0	1 0	2 1	2 0
15 Jake Elmore, R (1, 5) OBP: 0.154, SLG: 0.154 35 Chris Gimenez, R (6, 2) OBP: 0.400, SLG: 0.250		0-0 F9		0-0 19 FC5-4 1-2 2-3 1B		0-3 K			0-3 K	3 1	0 0	1 0	0 0	0 0	1 1	2 0
Inning Stats	R: 0 E: 0 K: 1 S: 5 H: 1 LOB: 1 BB: 1 P: 9	R: 1 E: 0 K: 1 S: 8 H: 2 LOB: 1 BB: 0 P: 8	R: 0 E: 0 K: 2 S: 8 H: 1 LOB: 1 BB: 0 P: 8	R: 0 E: 0 K: 0 S: 5 H: 2 LOB: 3 BB: 1 P: 9	R: 0 E: 0 K: 0 S: 3 H: 0 LOB: 0 BB: 0 P: 3	R: 1 E: 0 K: 3 S: 11 H: 2 LOB: 1 BB: 0 P: 11	R: 0 E: 0 K: 2 S: 7 H: 0 LOB: 1 BB: 1 P: 11	R: 0 E: 0 K: 1 S: 5 H: 0 LOB: 0 BB: 0 P: 5	R: 0 E: 0 K: 3 S: 9 H: 0 LOB: 0 BB: 0 P: 9	1B: 4 2B: 3 3B: 0 HR: 1	SF: 0 SAC: 0 DP: 0 HBP: 0					

PITCHER		IP	WLS	BF	H	R	ER	SO	BB	IBB	HBP	BLK	WP	HR	S	P	ERA	WHIP
49 Yovani Gallardo, R ERA: 1.93	(1, 1)	2.2		11	3	1	1	4	1	0	0	0	0	1	19	23	3.38	1.500
59 Zach Duke, L ERA:	(3, 1)	1.1	W	8	3	0	0	0	1	0	0	0	0	0	7	11	0.00	3.000
29 Jim Henderson, R ERA:	(5, 1)	1.0	H	3	0	0	0	0	0	0	0	0	0	0	3	3	0.00	0.000
47 Rob Wooten, R ERA: 6.0	(6, 1)	1.0		5	2	1	1	3	0	0	0	0	0	0	11	11	9.00	2.000
46 Hiram Burgos, R ERA: 2.25	(7, 1)	2.0		7	0	0	0	3	1	0	0	0	0	0	12	16	0.00	0.500

PITCHER		IP	WLS	BF	H	R	ER	SO	BB	IBB	HBP	BLK	WP	HR	S	P	ERA	WHIP
48 Donovan Hand, R ERA: 2.25	(9, 1)	1.0		3	0	0	0	3	0	0	0	0	0	0	9	9	0.00	0.000

TOP

Oakland Athletics @ Milwaukee Brewers

Maryvale Baseball Park, Phoenix, AZ

Wed Mar 05 2014, 3:07 PM - 6:20 PM EST

Att. 2,408 - Partly Cloudy - 75 F

livebaseballscorecards.com

AB	34
R	2
H	8
RBI	2
BB	3
SO	13
LOB	15

WP: 0 PB: 0 SB: 0 CS: 0 PA: 37

BOTTOM

Oakland Athletics @ Milwaukee Brewers

Maryvale Baseball Park, Phoenix, AZ

Wed Mar 05 2014, 3:07 PM - 6:20 PM EST

Att. 2,408 - Partly Cloudy - 75 F

livebaseballscorecards.com

Batter	1	2	3	4	5	6	7	8	9	AB	R	H	RBI	BB	SO	LOB
27 Carlos Gómez, R (1, 8) OBP: 0.364, SLG: 0.600 11 Sean Halton, R (6, 3)	G3		F9		2 S 75 1B 2B	G3		71 BB 75 E BB		3 1	1 1	1 0	0 0	0 1	0 0	0 1
2 Scooter Gennett, L (1, 4) OBP: 0.143, SLG: 0.077 71 Adam Weisenburger, R (7, 2) OBP: 1.000, SLG: 1.000	8 1B 7 CS BB		G4-1		K	L9		75 E BB		3 0	0 0	0 0	0 0	1 1	1 0	2 0
8 Ryan Braun, R (1, 9) OBP: 0.889, SLG: 1.857 75 Mitch Haniger, R (5, PH) OBP: 0.667, SLG: 1.000 (6, 8)	7 CS 1B			HR	21 BB 7 S 12 2B 1B	73 E BB		E9 1B		2 2	1 1	2 2	1 2	0 1	0 0	0 0
7 Mark Reynolds, R (1, 3) OBP: 0.429, SLG: 0.111 73 Kentrail Davis, L (6, 9) OBP: 0.250, SLG: 0.143	BB			G3-1	21 BB 12 2B HBP	SAFE BB		P4		1 1	1 0	0 0	0 0	1 1	0 0	0 2
21 Juan Francisco, L (1, 5) OBP: 0.538, SLG: 1.083 5 Taylor Green, L (6, 5)	P5			12 BB 61 1B 1B	12 2B BB	G4-3		G2-3		2 2	1 0	1 0	0 0	1 0	0 0	2 4
12 Martín Maldonado, R (1, 2) OBP: 0.200, SLG: 0.167 3 Elian Herrera, S (7, 4) OBP: 0.364, SLG: 0.300		B5-3		61 1B BB			L7			2 1	0 0	1 0	2 0	1 0	0 0	0 0
25 Hunter Morris, L (1, 10)		F8		K	P4		K			4	0	0	0	0	2	4
61 Jason Rogers, R (1, 7) OBP: 0.385, SLG: 0.273 76 Kevin Mattison, L (7, 7) OBP: 0.111, SLG: 0.333		K		1B	G5-3		K			3 1	0 0	1 0	1 0	0 0	1 1	2 0
14 Jeff Bianchi, R (1, 6) OBP: 0.308, SLG: 0.462 62 Héctor Gómez, R (7, 6) OBP: 0.667, SLG: 1.600			G6-3	G2-3		E5 11 G3 75 WP 1B		F9		3 1	1 0	1 0	0 0	0 0	0 0	2 0
Inning Stats	R: 0 H: 1 E: 0 LOB: 2 K: 0 BB: 2 S: 3 P: 10	R: 0 H: 0 E: 0 LOB: 0 K: 1 BB: 0 S: 5 P: 5	R: 0 H: 0 E: 0 LOB: 0 K: 0 BB: 0 S: 3 P: 3	R: 2 H: 3 E: 0 LOB: 2 K: 1 BB: 1 S: 10 P: 14	R: 3 H: 3 E: 0 LOB: 2 K: 1 BB: 1 S: 8 P: 13	R: 1 H: 1 E: 2 LOB: 2 K: 0 BB: 2 S: 5 P: 12	R: 0 H: 0 E: 0 LOB: 0 K: 2 BB: 0 S: 7 P: 7	R: 1 H: 1 E: 1 LOB: 2 K: 0 BB: 2 S: 4 P: 12		1B: 6 2B: 2 3B: 0 HR: 1	SF: 0 SAC: 0 DP: 0 HBP: 1			WP: 1 PB: 0 SB: 2 CS: 2	PA: 41	

PITCHER		IP	WLS	BF	H	R	ER	SO	BB	IBB	HBP	BLK	WP	HR	S	P	ERA	WHIP
11 Jarrod Parker, R ERA: 13.5	(1, 1)	3.1		13	2	1	1	1	2	0	0	0	0	1	15	22	2.70	1.200
13 Drew Pomeranz, L ERA: 9.0	(4, 1)	1.0	L	7	3	2	2	2	1	0	0	0	0	0	10	14	18.00	4.000
47 Philip Humber, R ERA: 6.75	(5, 1)	0.2		6	2	2	2	0	1	0	1	0	0	0	4	9	27.00	4.500
50 Joe Savery, L ERA:	(6, 1)	1.0		6	1	1	0	0	2	0	0	0	1	0	5	12	0.00	3.000
49 Fernando Nieve, R ERA: 6.0	(7, 1)	1.0		3	0	0	0	2	0	0	0	0	0	0	7	7	0.00	0.000

PITCHER		IP	WLS	BF	H	R	ER	SO	BB	IBB	HBP	BLK	WP	HR	S	P	ERA	WHIP
72 Jose Flores, R ERA: 11.57	(8, 1)	1.0		6	1	1	1	0	2	0	0	0	0	0	4	12	9.00	3.000

AB	32
R	7
H	9
RBI	6
BB	8
SO	5
LOB	19

Batter	1	2	3	4	5	6	7	8	9	AB	R	H	RBI	BB	SO	LOB
19 Charlie Blackmon, L (1, 8) OBP: 0.294, SLG: 0.500 16 Tim Wheeler, L (5, 8) OBP: 0.333, SLG: 0.300 (6, 9)	G4-3		F9		BBB 4-0 9 G5-4-3 BB		L8			2	0	0	0	1	0	0
										1	0	0	0	0	0	0
9 DJ LeMahieu, R (1, 4) OBP: 0.214, SLG: 0.154 96 Pat Valaika, R (5, 4)	F8		L8		G5-4-3 1-2f			SSC 0-3 K		3	0	0	0	0	0	1
										1	0	0	0	0	1	0
6 Corey Dickerson, L (1, 7) OBP: 0.412, SLG: 0.647 93 Tyler Massey, L (5, 7)	G4-3		F7		F7			G4-3		3	0	0	0	0	0	0
										1	0	0	0	0	0	0
23 Charlie Culberson, R (1, 5) OBP: 0.353, SLG: 0.563 82 Matt Argyropoulos, R (6, 5) OBP: 1.000, SLG: 1.000		4 S 4 1B 1B		BBB 4-0 72 BB 26 G4-3 BB		SSC 0-3 K		71 2B 1B		2	1	1	0	1	1	0
										1	1	1	0	0	0	0
4 Ryan Wheeler, L (1, 3) OBP: 0.333, SLG: 0.471 71 Kyle Parker, R (6, PH) OBP: 0.214, SLG: 0.231 (6, 3)		70 2B 1-H 1B		L7		L7		1-H 2B		2	1	1	1	0	0	1
										2	0	1	1	0	0	0
26 Jason Pridie, L (1, 9) OBP: 0.438, SLG: 0.538 (6, 8)		F8		G4-3 1-2		70 S 1B		SSC 0-3 K		4	0	1	0	0	1	3
70 Tom Murphy, R (1, 10) OBP: 0.357, SLG: 0.667		1-H 2B		BBB 4-0 72 BB BB		SS 0-2 K 1-2			SSC 0-3 K	3	0	1	1	1	2	1
72 Jackson Williams, R (1, 2) OBP: 0.556, SLG: 0.333 7 Matt McBride, R (6, 2) OBP: 0.357, SLG: 0.364		L9		BBB 4-0 1-2 2-3 BB			G5-3		L9	1	0	0	0	1	0	1
										2	0	0	0	0	0	0
65 Cristhian Adames, S (1, 6) OBP: 0.231, SLG: 0.231 76 Rosell Herrera, S (6, 6) OBP: 0.429, SLG: 0.714		F9		G3-1			L9		SSC 0-3 K	2	0	0	0	0	0	4
										2	0	0	0	0	1	0
Inning Stats	R: 0 E: 0 K: 0 S: 3 H: 0 LOB: 0 BB: 0 P: 3	R: 2 E: 0 K: 0 S: 6 H: 3 LOB: 1 BB: 0 P: 6	R: 0 E: 0 K: 0 S: 3 H: 0 LOB: 0 BB: 0 P: 3	R: 0 E: 0 K: 0 S: 3 H: 0 LOB: 3 BB: 3 P: 15	R: 0 E: 0 K: 0 S: 2 H: 0 LOB: 0 BB: 1 P: 6	R: 0 E: 0 K: 2 S: 7 H: 1 LOB: 1 BB: 0 P: 7	R: 0 E: 0 K: 0 S: 3 H: 0 LOB: 0 BB: 0 P: 3	R: 1 E: 0 K: 2 S: 9 H: 2 LOB: 1 BB: 0 P: 9	R: 0 E: 0 K: 2 S: 7 H: 0 LOB: 0 BB: 0 P: 7	1B: 4 2B: 2 3B: 0 HR: 0 SF: 0 SAC: 0 DP: 1 HBP: 0						

PITCHER		IP	WLS	BF	H	R	ER	SO	BB	IBB	HBP	BLK	WP	HR	S	P	ERA	WHIP
26 Kyle Lohse, R ERA: 3.6	(1, 1)	3.0		12	3	2	2	0	0	0	0	0	0	0	12	12	6.00	1.000
54 Michael Blazek, R ERA:	(4, 1)	2.0		9	0	0	0	0	4	0	0	0	0	0	5	21	0.00	2.000
51 Wei-Chung Wang, L ERA:	(6, 1)	2.0		7	1	0	0	2	0	0	0	0	0	0	10	10	0.00	0.500
13 Will Smith, L ERA: 1.8	(8, 1)	2.0	W	8	2	1	1	4	0	0	0	0	0	0	16	16	4.50	1.000

PITCHER	IP	WLS	BF	H	R	ER	SO	BB	IBB	HBP	BLK	WP	HR	S	P	ERA	WHIP

Colorado Rockies @ Milwaukee Brewers

Maryvale Baseball Park, Phoenix, AZ

Thu Mar 06 2014, 3:07 PM - 6:09 PM EST

Att. 3,004 - Overcast - 73 F

TOP

livebaseballscorecards.com

AB	32
R	3
H	6
RBI	3
BB	4
SO	6
LOB	11

1B: 4	SF: 0	WP: 0	PA: 36
2B: 2	SAC: 0	PB: 0	
3B: 0	DP: 1	SB: 2	
HR: 0	HBP: 0	CS: 0	

Batter	1	2	3	4	5	6	7	8	9	AB	R	H	RBI	BB	SO	LOB
Rickie Weeks Jr., R (1, 4) OBP: 0.563, SLG: 0.636	S S C 0-3 ① K		B B B B 4-0 BB		X 0-0 ① P4		B S X 1-1 HR	S S 0-3 ② K		2	0	0	0	1	1	2
3 Elian Herrera, S (7, 6) OBP: 0.385, SLG: 0.583										2	1	1	1	0	1	2
9 Jean Segura, R (1, 6) OBP: 0.467, SLG: 0.462	X 0-0 ② G6-3		X 0-0 ③ G5-3		X 0-0 27 BB 1-2 3-H 1B		X 0-0 20 G5-4-3 1B	B B B B 4-0 1-2 BB		3	0	1	1	0	0	1
11 Sean Halton, R (7, 3) OBP: 0.429, SLG: 0.111										1	0	1	0	1	0	0
20 Jonathan Lucroy, R (1, 2) OBP: 0.294, SLG: 0.250	X 0-0 ③ G4-3			X 0-0 ① G6-3	X 0-0 ② F7		X 0-0 ① ② G5-4-3 1-2f	X 0-0 ③ FC5 2-3f		4	0	0	0	0	0	3
66 Robinzon Diaz, R (8, 2)										1	0	0	0	0	0	3
27 Carlos Gómez, R (1, 8) OBP: 0.500, SLG: 0.750		X 0-0 18 1B 24 L5 2B		X 0-0 18 1B 7 1B 1B	B B B 4-0 1-2 2-3 BB		X 0-0 ③ F9			2	1	2	0	1	0	0
15 Caleb Gindl, L (6, 9) OBP: 0.188, SLG: 0.375										1	0	0	0	0	0	0
18 Khris Davis, R (1, 7) OBP: 0.313, SLG: 0.533		X 0-0 2-3 1B		X 0-0 7 1B 1-3 1B	S S S 0-3 ③ K			X 0-0 ① G4-3		3	0	2	0	0	1	3
67 Eugenio Velez, S (8, 7)										1	0	0	0	0	0	0
7 Mark Reynolds, R (1, 5) OBP: 0.438, SLG: 0.182	S S 0-3 ① K			X 0-0 24 G4-6-3 1-2 3-H 1B		X 0-0 ① L7		X 0-0 E6 76 FC3 14 E 76 E		2	0	1	1	0	1	2
65 Irving Falu, S (6, 5) OBP: 0.500, SLG: 0.545										2	1	0	0	0	0	0
24 Lyle Overbay, L (1, 3) OBP: 0.400, SLG: 0.308	X 0-0 ② ③ L5 3-H			X 0-0 ② ③ G4-6-3 1-2f		S S S 0-3 ② K		X 0-0 FC5 76 E 5 1B 1-2		3	0	0	0	0	1	4
14 Jeff Bianchi, R (7, 4) OBP: 0.286, SLG: 0.429										1	1	0	0	0	0	1
1 Logan Schafer, L (1, 9) OBP: 0.533, SLG: 0.643			X 0-0 5 G1-6-3 1B		X 0-0 5 S 5 E 9 1B 1B		X 0-0 5 S 1B	X 0-0 FC3 5 1B 1-3 2-H		3	1	3	0	0	0	0
(6, 8)																
76 Kevin Mattison, L (7, 8) OBP: 0.100, SLG: 0.300										1	0	0	0	0	0	1
5 Taylor Green, L (1, 10) OBP: 0.273, SLG: 0.111			X 0-0 ① ② G1-6-3 1-2f		1 B B B SAFE 3-0 27 BB 9 1B 1-3 BB		X 0-0 ③ G3 1-2	X 0-0 66 FC5 11 BB 1-3 3-H 1B		3	0	1	1	1	0	2
Inning Stats	R: 0 E: 0 K: 1 S: 5 H: 0 LOB: 0 BB: 0 P: 5	R: 0 E: 0 K: 1 S: 6 H: 2 LOB: 1 BB: 0 P: 6	R: 0 E: 0 K: 0 S: 3 H: 1 LOB: 1 BB: 1 P: 7	R: 1 E: 0 K: 0 S: 5 H: 3 LOB: 1 BB: 0 P: 5	R: 1 E: 1 K: 1 S: 7 H: 2 LOB: 3 BB: 2 P: 14	R: 0 E: 0 K: 1 S: 6 H: 1 LOB: 1 BB: 0 P: 6	R: 1 E: 0 K: 0 S: 5 H: 2 LOB: 0 BB: 0 P: 6	R: 2 E: 3 K: 1 S: 9 H: 1 LOB: 3 BB: 1 P: 13		1B: 10 2B: 2 3B: 0 HR: 1	SF: 0 SAC: 0 DP: 4 HBP: 0					

BOTTOM

Colorado Rockies @ Milwaukee Brewers

Maryvale Baseball Park, Phoenix, AZ

Thu Mar 06 2014, 3:07 PM - 6:09 PM EST

Att. 3,004 - Overcast - 73 F

livebaseballscorecards.com

AB	35
R	5
H	12
RBI	4
BB	4
SO	5
LOB	24

PITCHER		IP	WLS	BF	H	R	ER	SO	BB	IBB	HBP	BLK	WP	HR	S	P	ERA	WHIP
24 Jordan Lyles, R ERA: 1.8	(1, 1)	3.0		11	3	0	0	2	1	0	0	0	0	0	14	18	0.00	1.333
34 Matt Belisle, R ERA: 6.0	(4, 1)	1.0	H	5	3	1	1	0	0	0	0	0	0	0	5	5	9.00	3.000
37 Nick Masset, R ERA: 9.0	(5, 1)	1.0	B	7	2	1	1	1	2	0	0	0	0	0	7	14	9.00	4.000
0 Adam Ottavino, R ERA: 3.0	(6, 1)	1.0		4	1	0	0	1	0	0	0	0	0	0	6	6	0.00	1.000
61 Brooks Brown, R ERA: 3.0	(7, 1)	1.0		4	2	1	1	0	0	0	0	0	0	1	5	6	9.00	2.000

PITCHER		IP	WLS	BF	H	R	ER	SO	BB	IBB	HBP	BLK	WP	HR	S	P	ERA	WHIP
62 Rob Scahill, R ERA: 16.88	(8, 1)	1.0	L	8	1	2	0	1	1	0	0	0	0	0	9	13	0.00	2.000

1B: 10	SF: 0	WP: 0	PA: 39
2B: 2	SAC: 0	PB: 0	
3B: 0	DP: 4	SB: 2	
HR: 1	HBP: 0	CS: 0	

Batter	1	2	3	4	5	6	7	8	9	AB	R	H	RBI	BB	SO	LOB
2 Everth Cabrera, S (1, 6) OBP: 0.400, SLG: 0.500 14 Tommy Medica, R (6, 3) OBP: 0.545, SLG: 0.905	5 F8 1B	FC6-4 5 1B 5 1B 1-2f		G4-3			79 WP 79 2B 1-2 BB		F8	3 1 1 0 0 0 1 1 1 0 0 1 0 0						
5 Alexi Amarista, L (1, 5) OBP: 0.412, SLG: 0.563 70 Austin Hedges, R (6, 2) OBP: 0.200, SLG: 0.111	1 SAFE F8 1-2	1-H 1B			K		F9		K	3 0 1 1 0 1 1 2 0 0 0 0 1 2						
25 Will Venable, L (1, 8) OBP: 0.273, SLG: 0.200 64 Rymer Liriano, R (5, 9) OBP: 0.176, SLG: 0.176 (6, 7)	18 E 21 1B 1B	K			G3		F9			3 1 1 0 0 1 1 1 0 0 0 0 0 2						
18 Carlos Quentin, R (1, 10) OBP: 0.200, SLG: 0.800 79 Cody Decker, R (7, PH) OBP: 0.400, SLG: 1.200 (7, 10)	E5 21 1B 1-3	K		F8			15 WP 1-H 2-H 2B			3 0 0 0 0 1 1 1 0 1 2 0 0 0						
21 Xavier Nady, R (1, 3) OBP: 0.313, SLG: 0.267 15 Ryan Jackson, R (6, 6) OBP: 0.188, SLG: 0.200	4 FC6-4 1-3 3-H 1B	K				G6-3	K 2-3			3 0 1 1 0 1 0 1 0 0 0 0 1 1						
4 Nick Hundley, R (1, 2) OBP: 0.231, SLG: 0.538 63 Yeison Asencio, R (6, PR) OBP: 0.167, SLG: 0.167 (6, 9)	FC6-4 1-2f	G4-3				2B		K		3 0 1 0 0 0 2 1 0 0 0 0 1 0						
78 Alex Dickerson, L (1, 7) OBP: 0.278, SLG: 0.438 3 Alberto Gonzalez, R (6, 5)	HR	P5				68 G4-6-3 BB		P4		2 1 1 1 1 0 0 1 0 0 0 0 0 0						
68 Rico Noel, R (1, 9) OBP: 0.250, SLG: 0.533 (5, 8) 27 Rey Fuentes, L (7, 8) OBP: 0.143, SLG: 0.077	B3	IHR				G4-6-3 1-2f		L3		3 1 1 1 0 0 2 1 0 0 0 0 0 0						
73 Cory Spangenberg, L (1, 4) OBP: 0.467, SLG: 0.333	2 FC6-4 1B	G6-3					79 WP 14 S 79 2B BB		G4-3	3 1 1 0 1 0 0						
Inning Stats	R: 1 E: 1 K: 0 S: 6 H: 3 LOB: 2 BB: 0 P: 6	R: 2 E: 0 K: 1 S: 9 H: 3 LOB: 1 BB: 0 P: 9	R: 0 E: 0 K: 2 S: 7 H: 0 LOB: 0 BB: 0 P: 7	R: 1 E: 0 K: 0 S: 4 H: 1 LOB: 0 BB: 0 P: 5	R: 0 E: 0 K: 1 S: 5 H: 0 LOB: 0 BB: 0 P: 5	R: 0 E: 0 K: 0 S: 3 H: 1 LOB: 1 BB: 1 P: 7	R: 2 E: 0 K: 1 S: 6 H: 1 LOB: 1 BB: 2 P: 16	R: 0 E: 0 K: 1 S: 5 H: 0 LOB: 0 BB: 0 P: 5	R: 0 E: 0 K: 1 S: 5 H: 0 LOB: 0 BB: 0 P: 5	1B: 5 2B: 2 3B: 0 HR: 2	SF: 0 SAC: 0 DP: 1 HBP: 0						

PITCHER	IP	WLS	BF	H	R	ER	SO	BB	IBB	HBP	BLK	WP	HR	S	P	ERA	WHIP
22 Matt Garza, R (1, 1) ERA: 13.5	3.0	L	15	6	3	2	3	0	0	0	0	0	1	22	22	6.00	2.000
53 Brandon Kintzler, R (4, 1) ERA: 6.0	1.0		4	1	1	1	0	0	0	0	0	0	0	4	5	9.00	1.000
40 Johnny Hellweg, R (5, 1) ERA: 13.5	2.0		7	1	0	0	1	1	0	0	0	0	0	8	12	0.00	1.000
45 Alfredo Figaro, R (7, 1) ERA: 4.5	1.0		6	1	2	2	1	2	0	0	0	2	0	6	16	18.00	3.000
64 Mike Fiers, R (8, 1) ERA: 9.0	1.0		3	0	0	0	1	0	0	0	0	0	0	5	5	0.00	0.000

PITCHER	IP	WLS	BF	H	R	ER	SO	BB	IBB	HBP	BLK	WP	HR	S	P	ERA	WHIP
70 Dustin Molleken, R (9, 1) ERA:	1.0		3	0	0	0	1	0	0	0	0	0	0	5	5	0.00	0.000

TOP

San Diego Padres @ Milwaukee Brewers

Maryvale Baseball Park, Phoenix, AZ

Fri Mar 07 2014, 3:12 PM - 5:51 PM EST

Att. 3,096 - Partly Cloudy - 73 F

livebaseballscorecards.com

AB	35
R	6
H	9
RBI	6
BB	3
SO	7
LOB	13

1B: 5	SF: 0	WP: 2	PA: 38
2B: 2	SAC: 0	PB: 0	
3B: 0	DP: 1	SB: 1	
HR: 2	HBP: 0	CS: 0	

Batter	1	2	3	4	5	6	7	8	9	AB	R	H	RBI	BB	SO	LOB
9 Jean Segura, R (1, 6) OBP: 0.389, SLG: 0.375 65 Irving Falu, S (7, 6) OBP: 0.462, SLG: 0.500	S S S 0-3 K ①		x 0-0 G5-3 ③			x 0-0 L3 ①		x 0-0 G6-4-3 ① ② 1-2f		3 0 0 0 0 1 1 1 0 0 0 0 0 1						
2 Scooter Gennett, L (1, 4) OBP: 0.235, SLG: 0.333 67 Eugenio Velez, S (8, 4)	x 0-0 G1-3 ②			B B B B 4-0 20 G5-3 BB		B B B S S S x 3-2 3-H HR		x 0-0 F9 ③		2 1 1 2 1 0 0 1 0 0 0 0 0 0						
8 Ryan Braun, R (1, 9) OBP: 0.750, SLG: 1.444 73 Kentrail Davis, L (7, 9) OBP: 0.222, SLG: 0.125	B B B B 4-0 BB			x 0-0 F8 ①		x 0-0 G3 ②			S S S 0-3 K ①	2 0 0 0 1 0 1 1 0 0 0 0 1 0						
20 Jonathan Lucroy, R (1, 2) OBP: 0.250, SLG: 0.211 68 Matt Pagnozzi, R (7, 2) OBP: 0.333, SLG: 0.333	x 0-0 F9 ③			x 0-0 G5-3 ② 1-2		x 0-0 F8 ③			x 0-0 14 G4-3 1B	3 0 0 0 0 0 2 1 0 1 0 0 0 0						
18 Khris Davis, R (1, 7) OBP: 0.263, SLG: 0.444 14 Jeff Bianchi, R (8, 7) OBP: 0.267, SLG: 0.400		S S S 0-3 K ①		x 0-0 G4-3 ③			x 0-0 F9 ①		x 0-0 G4-3 ② 1-2	3 0 0 0 0 1 1 1 0 0 0 0 0 1						
24 Lyle Overbay, L (1, 3) OBP: 0.353, SLG: 0.267 25 Hunter Morris, L (6, 3) 61 Jason Rogers, R (9, PH) OBP: 0.357, SLG: 0.250		S S S 0-3 K2-3 ②			x 0-0 F7 ①		x 0-0 G4-3 ②		x 0-0 F8 ③	2 0 0 0 0 1 0 1 0 0 0 0 0 0 1 0 0 0 0 0 1						
21 Juan Francisco, L (1, 5) OBP: 0.467, SLG: 0.929 5 Taylor Green, L (6, 5) OBP: 0.333, SLG: 0.111		x 0-0 F8 ③			S S S 0-3 K ②		B B B 4-0 BB			2 0 0 0 0 1 0 0 0 0 0 1 0 0						
11 Sean Halton, R (1, 10) OBP: 0.412, SLG: 0.091			B B B B 4-0 3 G6-3 BB		C C C 0-3 K ③		x 0-0 F8 ③			2 0 0 0 1 1 1						
3 Elian Herrera, S (1, 8) OBP: 0.400, SLG: 0.714 76 Kevin Mattison, L (8, 8) OBP: 0.182, SLG: 0.300			x 0-0 G6-3 ① ② 1-2f			x 0-0 2 HR 3B		B B B B 4-0 65 G6-4-3 BB		2 1 1 0 0 0 1 0 0 0 0 1 0 0						
Inning Stats	R: 0 H: 0 E: 0 LOB: 1 K: 1 BB: 1 S: 5 P: 9	R: 0 H: 0 E: 0 LOB: 0 K: 2 BB: 0 S: 7 P: 7	R: 0 H: 0 E: 0 LOB: 0 K: 0 BB: 1 S: 2 P: 6	R: 0 H: 0 E: 0 LOB: 1 K: 0 BB: 1 S: 3 P: 7	R: 0 H: 0 E: 0 LOB: 0 K: 2 BB: 0 S: 7 P: 7	R: 2 H: 2 E: 0 LOB: 0 K: 0 BB: 0 S: 7 P: 10	R: 0 H: 0 E: 0 LOB: 1 K: 0 BB: 1 S: 3 P: 7	R: 0 H: 0 E: 0 LOB: 0 K: 0 BB: 1 S: 2 P: 6	R: 0 H: 1 E: 0 LOB: 1 K: 1 BB: 0 S: 6 P: 6	1B: 1 SF: 0 2B: 0 SAC: 0 3B: 1 DP: 2 HR: 1 HBP: 0							

BOTTOM

San Diego Padres @ Milwaukee Brewers

Maryvale Baseball Park, Phoenix, AZ

Fri Mar 07 2014, 3:12 PM - 5:51 PM EST

Att. 3,096 - Partly Cloudy - 73 F

livebaseballscorecards.com

AB	28
R	2
H	3
RBI	2
BB	5
SO	6
LOB	10

WP: 0 PA: 33
PB: 0
SB: 0
CS: 0

PITCHER		IP	WLS	BF	H	R	ER	SO	BB	IBB	HBP	BLK	WP	HR	S	P	ERA	WHIP
38 Tyson Ross, R ERA:	(1, 1)	3.0	W	10	0	0	0	3	2	0	0	0	0	0	14	22	0.00	0.667
41 Robbie Erlin, L ERA: 2.25	(4, 1)	2.0		7	0	0	0	2	1	0	0	0	0	0	10	14	0.00	0.500
75 Matt Wisler, R ERA: 4.5	(6, 1)	2.0		9	2	2	2	0	1	0	0	0	0	1	10	17	9.00	1.500
57 Patrick Schuster, L ERA: 2.25	(8, 1)	1.0		3	0	0	0	0	1	0	0	0	0	0	2	6	0.00	1.000
40 Tony Sipp, L ERA:	(9, 1)	1.0		4	1	0	0	1	0	0	0	0	0	0	6	6	0.00	1.000

PITCHER	IP	WLS	BF	H	R	ER	SO	BB	IBB	HBP	BLK	WP	HR	S	P	ERA	WHIP

Batter	1	2	3	4	5	6	7	8	9	AB	R	H	RBI	BB	SO	LOB
23 Norichika Aoki, L (1, 9) OBP: 0.286, SLG: 0.368	G4-3		2 SH1-3; 35 G4-3; 2-H 3-H		L5	K			37 G5-3; 34 1B; 1B	3	1	1	2	0	0	0
27 Justin Maxwell, R (6, PH) OBP: 0.368, SLG: 0.632 (6, 9)										2	1	1	0	0	1	1
2 Alcides Escobar, R (1, 6) OBP: 0.250, SLG: 0.250	F8		SH1-3; 2-3		16 E; 35 G3; 1B		34 G5-3; 1B		G5-3; 1-3	2	0	1	0	0	0	0
37 Pedro Ciriaco, R (6, 6) OBP: 0.529, SLG: 0.882										2	0	1	0	0	0	1
35 Eric Hosmer, L (1, 3) OBP: 0.333, SLG: 0.565	K		G4-3; 3-H		G3; 1-2		G5-3; 1-2		50 1B; 3-H; 1B	3	0	0	1	0	1	1
34 Brandon Laird, R (6, 3) OBP: 0.467, SLG: 0.462										2	0	1	1	0	0	1
16 Billy Butler, R (1, 10) OBP: 0.375, SLG: 0.435		1B	1B		2 SAFE; K; 2-3		G5-3		54 G5-4-3; 1-2; 1B	3	0	2	0	0	1	1
50 Ramon Hernandez, R (R PH) OBP: 0.500, SLG: 0.500 (7, 10)										2	0	1	0	0	0	1
4 Alex Gordon, L (1, 7) OBP: 0.429, SLG: 0.700	F9	F8			K	K	K		G5-4-3; 1-2f	3	0	0	0	0	1	2
54 Gorkys Hernández, R (6, 7) OBP: 0.250, SLG: 0.200										2	0	0	0	0	1	3
13 Salvador Perez, R (1, 2) OBP: 0.474, SLG: 0.765	L7			6 1B; 1B		6 G3; 8 1B; 24 1B; BB		E6; 1 FC2-5; 19 BB		2	0	1	0	0	0	1
32 Adam Moore, R (5, 2) OBP: 0.333, SLG: 0.250										1	1	0	0	1	0	0
8 Mike Moustakas, L (1, 5) OBP: 0.522, SLG: 1.000	F8			F8		6 G3; 24 1B; 1-2; 1B		1 FC2-5; 1-2; BB		3	0	1	0	0	0	2
19 Danny Valencia, R (6, PR) OBP: 0.250, SLG: 0.333 (6, 5)										0	1	0	0	1	0	0
6 Lorenzo Cain, R (1, 8) OBP: 0.400, SLG: 0.409			24 2B; 23 1B; 1B	24 G1-6-3; 1-2; 1B		G3; 1-2 2-3		FC2-5; 9 G5-4-3; 1-2 2-3f		3	1	2	0	0	0	2
1 Jarrod Dyson, L (6, 8) OBP: 0.471, SLG: 0.385										1	0	0	0	0	0	2
24 Christian Colón, R (1, 4) OBP: 0.350, SLG: 0.421			23 1B; 1-3; 2B	G1-6-3; 1-2f		2-H 3-H; 1B		G5-4-3; 1-2f		3	1	2	2	0	0	2
9 Johnny Giavotella, R (6, PR) OBP: 0.316, SLG: 0.500 (6, 4)										1	0	0	0	0	0	2
Inning Stats	R: 0 E: 0 K: 1 S: 5 H: 0 LOB: 0 BB: 0 P: 5	R: 0 E: 0 K: 0 S: 4 H: 1 LOB: 1 BB: 0 P: 4	R: 3 E: 0 K: 0 S: 7 H: 4 LOB: 0 BB: 0 P: 7	R: 0 E: 0 K: 0 S: 4 H: 2 LOB: 1 BB: 0 P: 4	R: 0 E: 1 K: 1 S: 6 H: 1 LOB: 1 BB: 0 P: 6	R: 2 E: 0 K: 2 S: 9 H: 2 LOB: 1 BB: 1 P: 13	R: 0 E: 0 K: 1 S: 6 H: 1 LOB: 1 BB: 0 P: 6	R: 0 E: 1 K: 0 S: 3 H: 0 LOB: 1 BB: 1 P: 7	R: 1 E: 0 K: 0 S: 5 H: 3 LOB: 1 BB: 0 P: 5	1B: 13 2B: 1 3B: 0 HR: 0	SF: 0 SAC: 1 DP: 3 HBP: 0						

TOP

Kansas City Royals @ Milwaukee Brewers

Maryvale Baseball Park, Phoenix, AZ

Sat Mar 08 2014, 3:09 PM - 6:30 PM EST

Att. 5,304 - Sunny - 75 F

livebaseballscorecards.com

AB	38
R	6
H	14
RBI	6
BB	2
SO	5
LOB	22

WP: 0 PB: 0 SB: 0 CS: 0 PA: 41

PITCHER		IP	WLS	BF	H	R	ER	SO	BB	IBB	HBP	BLK	WP	HR	S	P	ERA	WHIP
41 Marco Estrada, R ERA: 6.48	(1, 1)	3.1		17	7	3	3	1	0	0	0	0	0	0	19	19	8.10	2.100
47 Rob Wooten, R ERA: 3.86	(4, 1)	1.2	H	5	1	0	0	1	0	0	0	0	0	0	7	7	0.00	0.600
29 Jim Henderson, R ERA: 9.0	(6, 1)	1.0	B	6	2	2	2	2	1	0	0	0	0	0	9	13	18.00	3.000
52 Jimmy Nelson, R ERA: 6.0	(7, 1)	1.0		4	1	0	0	1	0	0	0	0	0	0	6	6	0.00	1.000
50 Jose De La Torre, R ERA: 6.75	(8, 1)	1.0		4	0	0	0	0	1	0	0	0	0	0	3	7	0.00	1.000
48 Donovan Hand, R ERA: 3.6	(9, 1)	1.0	W	5	3	1	1	0	0	0	0	0	0	0	5	5	9.00	3.000

Batter	1	2	3	4	5	6	7	8	9	AB	R	H	RBI	BB	SO	LOB
Rickie Weeks Jr., R (1, 4) OBP: 0.526, SLG: 0.643	3 2B 16 2B 2B		F7			F8		G6-3 2-3		3	1	1	0	0	0	3
65 Irving Falu, S (6, 4) OBP: 0.400, SLG: 0.429	F8									2	0	0	0	0	0	1
3 Elian Herrera, S (1, 6) OBP: 0.368, SLG: 0.667	16 2B 2-3 2B	F9	K			F8		B1-3		4	1	1	0	0	1	0
76 Kevin Mattison, L (7, 8) OBP: 0.167, SLG: 0.273										1	0	0	0	0	0	1
27 Carlos Gómez, R (1, 8) OBP: 0.529, SLG: 0.786	16 2B HBP	7 BB 1 BB 2B		L7		K			14 1B 2B	2	2	1	0	0	0	0
75 Mitch Haniger, R (5, 9) OBP: 0.636, SLG: 1.000										2	1	1	0	0	1	0
16 Aramis Ramirez, R (1, 5) OBP: 1.000, SLG: 1.500	7 2B 1-H 2-H 3-H 2B	1 BB 7 BB BB		61 FC5-4 1B			61 G5-3 11 S 1B		61 SH1-4 11 1B 66 1B 2-H 1B	2	1	2	3	1	0	0
14 Jeff Bianchi, R (4, PR) OBP: 0.353, SLG: 0.471 (5, 5)										2	1	2	1	0	0	0
7 Mark Reynolds, R (1, 3) OBP: 0.474, SLG: 0.308	1 G6-3 2-H 2B	1 BB 1-2 2-3 BB		K			K 1-2		66 1B 61 SH1-4 1-2 1B	2	0	1	1	1	1	1
11 Sean Halton, R (6, 3) OBP: 0.421, SLG: 0.154										2	0	1	0	0	1	1
61 Jason Rogers, R (1, 10) OBP: 0.333, SLG: 0.200	1 G6-3 BB	K		FC5-4 1-2f			G5-3 2-3		SH1-4 1-2 2-3	3	0	0	0	1	1	5
1 Logan Schafer, L (1, 7) OBP: 0.500, SLG: 0.563 (5, 8)	G6-3 1-2 2-3	1-2 2-3 3-H BB			G1-3		G3-1		66 1B IBB	2	0	0	1	1	0	2
67 Eugenio Velez, S (7, 7)										1	0	0	0	1	0	1
12 Martín Maldonado, R (1, 2) OBP: 0.167, SLG: 0.133	P6	K			K			65 G6-3 62 SH1-3 1B	1-2 2-3 3-H 1B	3	0	0	0	0	2	5
66 Robinzon Díaz, R (7, 2) OBP: 0.429, SLG: 0.333										2	0	2	1	0	0	0
15 Caleb Gindl, L (1, 9) OBP: 0.211, SLG: 0.333 (5, 7)	BB		G3		L7			SH1-3 1-2		2	0	0	0	1	0	0
62 Héctor Gómez, R (7, 6) OBP: 0.667, SLG: 1.600										0	0	0	0	0	0	0
Inning Stats	R: 4 E: 0 K: 0 S: 7 H: 4 LOB: 3 BB: 2 P: 16	R: 1 E: 0 K: 2 S: 8 H: 1 LOB: 3 BB: 3 P: 20	R: 0 E: 0 K: 1 S: 5 H: 0 LOB: 0 BB: 0 P: 5	R: 0 E: 0 K: 1 S: 6 H: 1 LOB: 1 BB: 0 P: 6	R: 0 E: 0 K: 1 S: 5 H: 0 LOB: 0 BB: 0 P: 5	R: 0 E: 0 K: 1 S: 5 H: 0 LOB: 0 BB: 0 P: 5	R: 0 E: 0 K: 1 S: 5 H: 1 LOB: 1 BB: 0 P: 5	R: 0 E: 0 K: 0 S: 4 H: 1 LOB: 1 BB: 0 P: 4	R: 2 E: 0 K: 0 S: 5 H: 4 LOB: 3 BB: 1 P: 9	1B: 6 2B: 6 3B: 0 HR: 0 SF: 0 SAC: 2 DP: 0 HBP: 1							

BOTTOM

Kansas City Royals @ Milwaukee Brewers

Maryvale Baseball Park, Phoenix, AZ

Sat Mar 08 2014, 3:09 PM - 6:30 PM EST

Att. 5,304 - Sunny - 75 F

livebaseballscorecards.com

AB	35
R	7
H	12
RBI	7
BB	6
SO	7
LOB	20

PITCHER		IP	WLS	BF	H	R	ER	SO	BB	IBB	HBP	BLK	WP	HR	S	P	ERA	WHIP
38 John Lamb, L ERA: 27.0	(1, 1)	0.2		9	4	4	4	0	2	0	1	0	0	0	6	15	54.00	9.000
71 Sugar Ray Marimon, R ERA: 2.25	(1, 1)	1.1		8	1	1	1	2	3	0	0	0	0	0	9	21	6.75	3.000
47 Cory Wade, R ERA: 13.5	(3, 1)	2.0		7	1	0	0	2	0	0	0	0	0	0	11	11	0.00	0.500
31 Louis Coleman, R ERA:	(5, 1)	1.0		3	0	0	0	1	0	0	0	0	0	0	5	5	0.00	0.000
40 Kelvin Herrera, R ERA: 3.6	(6, 1)	1.0		3	0	0	0	1	0	0	0	0	0	0	5	5	0.00	0.000

PITCHER		IP	WLS	BF	H	R	ER	SO	BB	IBB	HBP	BLK	WP	HR	S	P	ERA	WHIP
43 Aaron Crow, R ERA:	(7, 1)	1.0		4	1	0	0	1	0	0	0	0	0	0	5	5	0.00	1.000
67 Francisley Bueno, L ERA: 4.5	(8, 1)	1.1	L	10	5	2	2	0	0	1	0	0	0	0	9	13	13.50	3.750

Batter	1	2	3	4	5	6	7	8	9	AB	R	H	RBI	BB	SO	LOB
Rickie Weeks Jr., R (1, 4) OBP: 0.500, SLG: 0.588 3 Elian Herrera, S (5, 4) OBP: 0.333, SLG: 0.600 (7, 6)	S S C 0-3 ① K		x 0-0 1 G4-6-3 1B		x 0-0 ② P6		x 0-0 ① FC5-4 1 15 E 1B 1-2f 2-3	x 0-0 ② F8		3 0 1 0 0 1 0 2 1 0 0 0 0 3						
1 Logan Schafer, L (1, 8) OBP: 0.500, SLG: 0.526 68 Matt Pagnozzi, R (7, 2) OBP: 0.429, SLG: 0.429	x 0-0 ② F7		x 0-0 ① ② G4-6-3 1-2f		H 1-0 HBP		x 0-0 15 E 28 2B 1B 1-2 3-H	x 0-0 2-H 1B		3 1 1 1 0 0 1 1 0 1 1 0 0 0						
8 Ryan Braun, R (1, 9) OBP: 0.714, SLG: 1.364 15 Caleb Gindl, L (5, PH) OBP: 0.182, SLG: 0.286 (5, 9) (8, 8)	S S S 0-3 ③ K		x 0-0 2B		x 0-0 ③ G4-3		x 0-0 E5 28 WP 28 2B 1-3 2-H	x 0-0 F7		2 0 1 0 0 1 0 3 1 0 0 0 0 3						
18 Khris Davis, R (1, 7) OBP: 0.227, SLG: 0.381 28 Pete Orr, L (6, 5) OBP: 1.000, SLG: 1.333		x 0-0 ① G6-3	S S S 0-3 ③ K			x 0-0 ① F9	B x 1-0 96 1B 2B 1-H 3-H		x 0-0 28 1B 96 G3 1B	3 0 0 0 0 1 1 2 1 2 2 0 0 0						
21 Juan Francisco, L (1, 5) OBP: 0.444, SLG: 0.813 96 Nick Ramirez, L (6, 3) OBP: 0.333, SLG: 0.333	B B B B 4-0 24 BB 14 2B BB			S S S 0-3 ① K		x 0-0 ② F9	x 0-0 2-H 1B		x 0-0 ① G3 1-2	2 1 0 0 1 1 0 2 0 1 1 0 0 1						
24 Lyle Overbay, L (1, 3) OBP: 0.450, SLG: 0.267 73 Kentrail Davis, L (6, PR) OBP: 0.273, SLG: 0.111 (6, 7) (8, 9)	B B B B 4-0 14 2B 12 SF8 1-2 BB			B B B B 4-0 12 FC5-4 BB		B B B B 4-0 BB	x 0-0 ② F7		B B B B 4-0 28 1B BB	0 1 0 0 3 0 0 1 0 0 0 1 0 1						
14 Jeff Bianchi, R (1, 6) OBP: 0.333, SLG: 0.476 28 Jeremy Hermida, L (7, 8) OBP: 1.000, SLG: 1.000 (8, 7)	x 0-0 12 SF8 1-3 2-H 2B			S S S 0-3 ② K		x 0-0 ③ G6-3	S S S 0-3 ③ K		x 0-0 1-2 2-3 1B	4 0 1 1 0 2 3 1 0 1 0 0 0 0						
12 Martín Maldonado, R (1, 2) OBP: 0.190, SLG: 0.235 91 Nick Shaw, L (7, PR) (7, 4)	x 0-0 ② SF8 2-3 3-H			x 0-0 ③ FC5-4 1-2f			x 0-0 3 FC5-4 1 1B 2B	x 0-0 ① F8	x 0-0 ② F4	2 0 1 1 0 0 1 2 1 0 0 0 0 3						
5 Taylor Green, L (1, 10) OBP: 0.353, SLG: 0.231		S S S 0-3 ③ K			x 0-0 ① G5-3		B B B B 4-0 3 FC5-4 BB	x 0-0 68 1B 2B	x 0-0 ③ G1-3	4 1 1 0 1 1 4						
Inning Stats	R: 0 H: 0 E: 0 LOB: 0 K: 2 BB: 0 S: 7 P: 7	R: 2 H: 1 E: 0 LOB: 1 K: 1 BB: 2 S: 6 P: 14	R: 0 H: 2 E: 0 LOB: 1 K: 1 BB: 0 S: 6 P: 6	R: 0 H: 0 E: 0 LOB: 1 K: 2 BB: 1 S: 7 P: 11	R: 0 H: 0 E: 0 LOB: 1 K: 0 BB: 0 S: 3 P: 4	R: 0 H: 0 E: 0 LOB: 1 K: 0 BB: 1 S: 3 P: 7	R: 5 H: 4 E: 1 LOB: 1 K: 1 BB: 1 S: 10 P: 15	R: 1 H: 2 E: 0 LOB: 1 K: 0 BB: 0 S: 5 P: 5	R: 0 H: 2 E: 0 LOB: 3 K: 0 BB: 1 S: 5 P: 9	1B: 6 SF: 1 2B: 5 SAC: 0 3B: 0 DP: 1 HR: 0 HBP: 1						

TOP

Milwaukee Brewers @ Chicago Cubs

Cubs Park, Mesa, AZ

Sun Mar 09 2014, 4:08 PM - 7:38 PM EDT

Att. 14,770 - Sunny - 75 F

livebaseballscorecards.com

AB	37
R	8
H	11
RBI	7
BB	6
SO	7
LOB	21

WP: 1 PA: 45
PB: 0
SB: 0
CS: 0

PITCHER		IP	WLS	BF	H	R	ER	SO	BB	IBB	HBP	BLK	WP	HR	S	P	ERA	WHIP
79 Kyle Hendricks, R ERA: 5.4	(1, 1)	3.0		13	3	2	2	4	2	0	0	0	0	0	19	27	6.00	1.667
46 Pedro Strop, R ERA:	(4, 1)	1.0		4	0	0	0	2	1	0	0	0	0	0	7	11	0.00	1.000
41 Jose Veras, R ERA: 6.0	(5, 1)	1.0		4	0	0	0	0	0	0	1	0	0	0	3	4	0.00	0.000
56 Héctor Rondón, R ERA:	(6, 1)	1.0	H	4	0	0	0	0	1	0	0	0	0	0	3	7	0.00	1.000
81 Armando Rivero, R ERA: 11.57	(7, 1)	0.1		5	2	5	4	0	1	0	0	0	0	0	4	8	108.00	9.000
90 Frank Batista, R ERA: 11.57	(7, 1)	0.2	W	4	2	0	0	1	0	0	0	0	1	0	6	7	0.00	3.000
59 Zac Rosscup, L ERA: 4.5	(8, 1)	1.0	H	5	2	1	1	0	0	0	0	0	0	0	5	5	9.00	2.000
52 Justin Grimm, R ERA: 3.0	(9, 1)	1.0	S	6	2	0	0	0	1	0	0	0	0	0	5	9	0.00	3.000

Batter	1	2	3	4	5	6	7	8	9	AB	R	H	RBI	BB	SO	LOB
72 Matt Szczur, R (1, 7) OBP: 0.286, SLG: 0.167	x 0-0 20 HR 1B		x 0-0 ② B1-3		x 0-0 ③ F8		x 0-0 ① SH1-3 1-2	x 0-0 ② G3-1		3	1	1	0	0	0	1
28 Chris Coghlan, L (8, 7) OBP: 0.143, SLG: 0.077										1	0	0	0	0	0	0
24 Luis Valbuena, L (1, 5) OBP: 0.214, SLG: 0.308	x 0-0 ① F9		x 0-0 ③ L3			BBBB 4-0 44 3B BB	BBBB 4-0 4 BB 7 1B BB	x 0-0 ③ G6-3		2	1	0	0	1	0	1
77 Kris Bryant, R (7, 5) OBP: 0.300, SLG: 0.889										1	1	0	0	1	0	0
44 Anthony Rizzo, L (1, 3) OBP: 0.471, SLG: 0.688	x 0-0 ② F8			x 0-0 ① G1-6-3		x 0-0 20 1B 1-H 3B	BBBB 4-0 7 1B 48 E 1-2 2-3 BB			3	1	1	1	0	0	1
4 Ryan Roberts, R (7, 3) OBP: 0.385, SLG: 0.500										0	1	0	0	1	0	0
20 Justin Ruggiano, R (1, 10) OBP: 0.643, SLG: 1.167	BSSx 1-2 1-H HR			x 0-0 48 G4-6-3 1B		x 0-0 48 2B 21 SF7 3-H 1B	x 0-0 60 E 48 E 66 SF8 1-3 2-H 3-H 1B			3	2	3	3	0	0	0
7 Brett Jackson, L (7, PH) OBP: 0.333, SLG: 0.143										1	1	1	2	0	0	0
(8, 10)																
6 Ryan Sweeney, L (1, 9) OBP: 0.083, SLG: 0.083	x 0-0 ③ L4			x 0-0 ②③ G4-6-3 1-2f		x 0-0 1-3 2B	x 0-0 E5 66 SF8 60 E 1-2 3-H			1	0	0	0	0	0	0
48 Aaron Cunningham, R (2, 9) OBP: 0.231, SLG: 0.308										3	0	1	1	0	0	2
(7, 8)																
70 Javier Báez, R (1, 6) OBP: 0.333, SLG: 0.778		x 0-0 ① F9			x 0-0 21 1B 2B	SSS 0-3 ① K	x 0-0 E5 1-2 2-3			3	1	1	0	0	1	2
60 Chris Valaika, R (7, 6) OBP: 0.214, SLG: 0.286										1	0	0	0	0	0	2
21 Junior Lake, R (1, 8) OBP: 0.214, SLG: 0.167	SSS 0-3 ② K				x 0-0 15 G6-3 2-H 1B	x 0-0 ② SF7 3-H	x 0-0 ② SF8 2-3 3-H			2	0	1	2	0	1	0
66 Casper Wells, R (7, 9) OBP: 0.091, SLG: 0.100										0	0	0	1	0	0	0
9 George Kottaras, L (1, 2) OBP: 0.222, SLG: 0.500	SSS 0-3 ③ K				SSS 0-3 ① K	SSS 0-3 ③ K	SSS 0-3 ③ K			3	0	0	0	0	3	2
38 John Baker, L (7, 2) OBP: 0.300, SLG: 0.400										1	0	0	0	0	1	2
15 Darwin Barney, R (1, 4) OBP: 0.278, SLG: 0.471			x 0-0 ① F8		x 0-0 ② G6-3 1-2	BBBB	SSS 4-0 4 BB 72 SH1-3 7 1B BB	SSS 0-3 ① K		2	0	0	0	1	0	1
75 Arismendy Alcántara, S (7, PR)										1	1	0	0	0	1	0
(8, 4)																
Inning Stats	R: 2 E: 0 K: 0 S: 7 H: 2 LOB: 0 BB: 0 P: 8	R: 0 E: 0 K: 2 S: 7 H: 0 LOB: 0 BB: 0 P: 7	R: 0 E: 0 K: 0 S: 3 H: 0 LOB: 0 BB: 0 P: 3	R: 0 E: 0 K: 0 S: 3 H: 1 LOB: 0 BB: 0 P: 3	R: 1 E: 0 K: 1 S: 7 H: 2 LOB: 1 BB: 0 P: 7	R: 3 E: 0 K: 2 S: 10 H: 3 LOB: 1 BB: 1 P: 14	R: 4 E: 2 K: 1 S: 8 H: 1 LOB: 2 BB: 3 P: 20	R: 0 E: 0 K: 1 S: 5 H: 0 LOB: 0 BB: 0 P: 5		1B: 5 2B: 2 3B: 1 HR: 1 SF: 2 SAC: 1 DP: 1 HBP: 0						

BOTTOM

Milwaukee Brewers @ Chicago Cubs

Cubs Park, Mesa, AZ

Sun Mar 09 2014, 4:08 PM - 7:38 PM EDT

Att. 14,770 - Sunny - 75 F

livebaseballscorecards.com

AB	31
R	10
H	9
RBI	10
BB	4
SO	7
LOB	14

WP: 0 PA: 38
PB: 0
SB: 0
CS: 0

PITCHER		IP	WLS	BF	H	R	ER	SO	BB	IBB	HBP	BLK	WP	HR	S	P	ERA	WHIP
30 Tyler Thornburg, R ERA: 5.0	(1, 1)	4.0		14	3	2	2	2	0	0	0	0	0	1	20	21	4.50	0.750
59 Zach Duke, L ERA: 2.08	(5, 1)	1.0		5	2	1	1	1	0	0	0	0	0	0	7	7	9.00	2.000
46 Hiram Burgos, R ERA: 7.71	(6, 1)	0.2		6	3	3	3	1	1	0	0	0	0	0	7	11	40.50	6.000
74 Michael Olmsted, R ERA: 6.75	(6, 1)	0.1		1	0	0	0	1	0	0	0	0	0	0	3	3	0.00	0.000
77 David Goforth, R ERA: 19.29	(7, 1)	0.1	L	4	0	3	3	0	3	0	0	0	0	0	1	13	81.00	9.000

PITCHER		IP	WLS	BF	H	R	ER	SO	BB	IBB	HBP	BLK	WP	HR	S	P	ERA	WHIP
92 Brad Mills, L ERA:	(7, 1)	0.2	B	5	1	1	0	1	0	0	0	0	0	0	7	7	0.00	1.500
63 Brooks Hall, R ERA:	(8, 1)	1.0		3	0	0	0	1	0	0	0	0	0	0	5	5	0.00	0.000

Batter	1	2	3	4	5	6	7	8	9	AB	R	H	RBI	BB	SO	LOB
9 Jean Segura, R (1, 6) OBP: 0.381, SLG: 0.368	G1-3		20 BLK 1B		K		K		G6-3 2-3 3-H	3	0	1	0	0	1	0
62 Héctor Gómez, R (6, 6) OBP: 0.571, SLG: 1.333										1	0	0	0	0	1	2
90 Hainley Statia, S (9, PH)										1	0	0	1	0	0	1
2 Scooter Gennett, L (1, 4) OBP: 0.200, SLG: 0.278	K		F9			G4-3		G5-3	K	3	0	0	0	0	1	1
67 Eugenio Velez, S (6, 4)										2	0	0	0	0	1	1
20 Jonathan Lucroy, R (1, 2) OBP: 0.261, SLG: 0.190	27 FC6-4 BB		F8 1-2			F8		65 2B BB	P3	2	0	0	0	1	0	1
66 Robinzon Diaz, R (7, 2) OBP: 0.444, SLG: 0.286										1	0	0	0	1	0	1
27 Carlos Gómez, R (1, 8) OBP: 0.500, SLG: 0.688	FC6-4 1-2f		F9			7 FC6-4 BB		F8		2	0	0	0	1	0	2
75 Mitch Haniger, R (6, 7) OBP: 0.583, SLG: 0.900										1	0	0	0	0	0	1
7 Mark Reynolds, R (1, 5) OBP: 0.455, SLG: 0.313		25 1B 1B		K		FC6-4 1-2f		1-3 2B		3	0	1	0	0	1	1
65 Irving Falu, S (6, 5) OBP: 0.438, SLG: 0.533										1	0	1	0	0	0	0
11 Sean Halton, R (1, 9) OBP: 0.364, SLG: 0.125		F8		K			F9	F9		3	0	0	0	0	1	1
96 Josh Prince, R (7, 9)										1	0	0	0	0	0	2
25 Hunter Morris, L (1, 10) OBP: 0.176, SLG: 0.250		1-2 1B		K			K		94 1B 3B	4	1	2	0	0	2	0
61 Jason Rogers, R (1, 3) OBP: 0.333, SLG: 0.222		F8			K		76 BB 1B		76 2B 90 G6-3 1B 3-H	3	0	1	0	0	1	2
94 Garrett Cooper, R (7, 3) OBP: 1.000, SLG: 1.000										1	1	1	1	0	0	0
76 Kevin Mattison, L (1, 7) OBP: 0.250, SLG: 0.357		K			F7		1-2 BB		90 G6-3 1-3 2B	3	0	1	0	1	1	2
(6, 8)																

TOP

Milwaukee Brewers @ Cleveland Indians

Goodyear Ballpark, Goodyear, AZ

Sun Mar 09 2014, 4:07 PM - 7:03 PM EDT

Att. 5,802 - Sunny - 75 F

livebaseballscorecards.com

	AB	35
	R	2
	H	8
	RBI	2
	BB	4
	SO	10
	LOB	18

Inning Stats	1	2	3	4	5	6	7	8	9	1B: 5	SF: 0	WP: 0	PA: 39
R	0	0	0	0	0	0	0	0	2	2B: 2	SAC: 0	PB: 0	
E	0	0	0	0	0	0	0	0	0	3B: 1	DP: 0	SB: 0	
K	1	1	0	3	2	0	2	1	1	HR: 0	HBP: 0	CS: 0	
S	5	7	5	9	7	3	8	4	8				
H	0	2	1	0	0	0	1	1	3				
LOB	1	2	1	0	0	1	2	2	1				
BB	1	0	0	0	0	1	1	1	0				
P	9	7	5	9	7	7	12	8	8				

PITCHER		IP	WLS	BF	H	R	ER	SO	BB	IBB	HBP	BLK	WP	HR	S	P	ERA	WHIP
43 Josh Tomlin, R ERA: 2.0	(1, 1)	4.0	W	16	3	0	0	5	1	0	0	1	0	0	26	30	0.00	1.000
20 C.C. Lee, R ERA: 4.5	(5, 1)	1.0	H	3	0	0	0	2	0	0	0	0	0	0	7	7	0.00	0.000
71 Bryan Price, R ERA:	(6, 1)	1.0	H	4	0	0	0	0	1	0	0	0	0	0	3	7	0.00	1.000
44 John Axford, R ERA: 3.0	(7, 1)	1.0		5	1	0	0	2	1	0	0	0	0	0	8	12	0.00	2.000
35 Marc Rzepczynski, L ERA:	(8, 1)	1.0		5	1	0	0	0	1	0	0	0	0	0	4	8	0.00	2.000

PITCHER		IP	WLS	BF	H	R	ER	SO	BB	IBB	HBP	BLK	WP	HR	S	P	ERA	WHIP
77 Travis Banwart, R ERA: 20.25	(9, 1)	1.0		6	3	2	2	1	0	0	0	0	0	0	8	8	18.00	3.000

BOTTOM

Milwaukee Brewers @ Cleveland Indians

Goodyear Ballpark, Goodyear, AZ

Sun Mar 09 2014, 4:07 PM - 7:03 PM EDT

Att. 5,802 - Sunny - 75 F

livebaseballscorecards.com

Batter	1	2	3	4	5	6	7	8	9	AB	R	H	RBI	BB	SO	LOB
13 Asdrúbal Cabrera, S (1, 6) OBP: 0.400, SLG: 0.471 67 Francisco Lindor, S (4, PR) (5, 6) OBP: 0.273, SLG: 0.636	7 G3 8 1B 2B	7 FC4-6 1-2 2-3 1B		BBBB 4-0 BB		F7 ②		G5-3 ③		2 2	1 0	2 0	0 0	1 0	0 0	0 1
7 David Murphy, L (1, 10) OBP: 0.278, SLG: 0.267	G3 ① 2-3	FC4-6 ② 1-2f 2-3 3-H		L4 ②		B X 1-0 E7 1-H				4	0	0	1	0	0	6
8 Lonnie Chisenhall, L (1, 5) OBP: 0.364, SLG: 0.222 76 Ryan Rohlinger, R (7, 5) OBP: 0.444, SLG: 0.500	3-H 1B	G4-3 ③		G3 ③		F9 ③				4 0	0 0	1 0	1 0	0 0	0 0	6 0
10 Yan Gomes, R (1, 2) OBP: 0.211, SLG: 0.278 68 Jake Lowery, L (8, 2) OBP: 0.333, SLG: 1.333	F8 ②		SSS 0-3 K ①		11 G4-6-3 2B		SSS 0-3 K ①			4 0	0 0	1 0	0 0	0 0	2 0	1 0
4 Mike Aviles, R (1, 7) OBP: 0.500, SLG: 0.846 Bryson Myles, R (8, 7)	F8 ③		F8 ②		11 G4-6-3 1B		F7 ②			4 0	0 0	1 0	0 0	0 0	0 0	1 0
11 Jeff Francoeur, R (1, 9) OBP: 0.294, SLG: 0.267 (5, 8) 75 Carlos Moncrief, L (6, 9) OBP: 0.353, SLG: 0.400	BBBB 4-0 46 CS BB	CCC 0-3 K ③			1-2f 2-3 G4-6-3 ①②	BBBB 4-0 BB				2 0	0 0	0 0	0 0	1 1	1 0	2 0
46 David Cooper, L (1, 3) OBP: 0.300, SLG: 0.125 74 Jesús Aguilar, R (6, 3)	BBBB 4-0 ① 26 HBP 40 1B 1-2 BB			G6-3 ①	F7 ③		SSS 0-3 K ③			2 1	1 0	0 0	0 0	1 1	0 1	1 1
26 Matt Carson, R (1, 8) OBP: 0.300, SLG: 0.235 (5, 9) (6, 8) 72 Tyler Naquin, L (7, 8) OBP: 0.467, SLG: 0.545	H 1-0 13 1B 40 1B 7 FC4-6 1-2 HBP			BBBB 4-0 40 2B BB		7 S 7 E 1B		G5-3 ①		1 1	2 0	1 0	0 0	1 0	0 0	0 0
40 Justin Sellers, R (1, 4) OBP: 0.500, SLG: 0.571 80 Joey Wendle, L (7, 4) OBP: 0.143, SLG: 0.143	7 FC4-6 13 1B 1-2 2-H 1B			1-3 2B		F9 ①		F8 ②		3 1	0 0	2 0	1 0	0 0	0 0	1 0
Inning Stats	R: 1 E: 0 K: 0 S: 5 H: 2 LOB: 1 BB: 0 P: 5	R: 2 E: 0 K: 0 S: 4 H: 2 LOB: 2 BB: 2 P: 13	R: 0 E: 0 K: 2 S: 7 H: 0 LOB: 0 BB: 0 P: 7	R: 0 E: 0 K: 0 S: 4 H: 1 LOB: 3 BB: 2 P: 12	R: 0 E: 0 K: 0 S: 4 H: 2 LOB: 1 BB: 0 P: 4	R: 1 E: 1 K: 0 S: 5 H: 1 LOB: 1 BB: 0 P: 6	R: 0 E: 0 K: 2 S: 7 H: 0 LOB: 1 BB: 1 P: 11	R: 0 E: 0 K: 0 S: 3 H: 0 LOB: 0 BB: 0 P: 3		1B: 5 2B: 3 3B: 0 HR: 0	SF: 0 SAC: 0 DP: 1 HBP: 1					

	AB	31
	R	4
	H	8
	RBI	3
	BB	5
	SO	4
	LOB	20

WP: 0 PB: 0 SB: 1 CS: 1 PA: 37

PITCHER		IP	WLS	BF	H	R	ER	SO	BB	IBB	HBP	BLK	WP	HR	S	P	ERA	WHIP
38 Wily Peralta, R ERA: 3.24	(1, 1)	3.1	L	16	4	3	3	2	2	0	1	0	0	0	17	26	8.10	1.800
70 Dustin Molleken, R ERA:	(4, 1)	0.2		5	1	0	0	0	2	0	0	0	0	0	3	11	0.00	4.500
51 Wei-Chung Wang, L ERA:	(5, 1)	2.0		9	3	1	0	0	0	0	0	0	0	0	9	10	0.00	1.500
58 Ariel Peña, R ERA:	(7, 1)	1.0		4	0	0	0	2	1	0	0	0	0	0	7	11	0.00	1.000
60 Kevin Shackelford, R ERA:	(8, 1)	1.0		3	0	0	0	0	0	0	0	0	0	0	3	3	0.00	0.000

PITCHER	IP	WLS	BF	H	R	ER	SO	BB	IBB	HBP	BLK	WP	HR	S	P	ERA	WHIP

Batter	1	2	3	4	5	6	7	8	9	AB	R	H	RBI	BB	SO	LOB
83 Micah Johnson, L (1, 4) OBP: 0.500, SLG: 0.455	BBBB 4-0 7 FC6-4 BB	0-0 ③ G4-3			0-0 ① G6-3		0-0 7 G6-3 5 1B 1B		0-0 ① SH5-4 1-2 2-3	2	0	0	0	1	0	1
28 Leury García, S (5, 4) OBP: 0.417, SLG: 0.300										1	1	1	0	0	0	0
7 Jeff Keppinger, R (1, 10) OBP: 0.176, SLG: 0.125	0-0 ① FC6-4 12 2B 1-2f		0-0 ① G6-3		0-0 ② G6-3		0-0 ② G6-3 1-2		0-0 FC5 5 BB 76 1B 2-3 3-H	5	1	0	1	0	0	4
12 Conor Gillaspie, L (1, 5) OBP: 0.286, SLG: 0.524	0-0 1-3 2B	SSS 0-3 ② K			0-0 ③ G4-3		0-0 2-H 1B		BBBB 4-0 76 1B 1-2 BB	3	0	1	0	0	1	0
5 Marcus Semien, R (5, 5) OBP: 0.333, SLG: 0.231										1	0	1	1	1	0	0
26 Avisaíl García, R (1, 9) OBP: 0.286, SLG: 0.400	0-0 E5 10 FC6-4	0-0 ③ G6-3				SSS 0-0 10 G6-4-3 1B	SSS 0-3 ③ K		CCC 0-3 ② K	4	0	1	0	0	1	4
82 Keenyn Walker, S (7, 9) OBP: 0.100, SLG: 0.200										1	0	0	0	0	1	3
44 Adam Dunn, L (1, 3) OBP: 0.267, SLG: 0.267	CCC 0-3 ② K			0-0 ① G4-3		SSS 0-3 ① K		0-0 ① F7	0-0 ③ 1-3 2-H 3-H 1B	4	0	0	0	0	2	4
76 Andy Wilkins, L (8, 3) OBP: 0.714, SLG: 0.889										1	0	1	2	0	0	0
10 Alexei Ramirez, R (1, 6) OBP: 0.300, SLG: 0.400	0-0 ③ FC6-4 1-2f			0-0 ② F9		0-0 ②③ G6-4-3 1-2f		0-0 ② G6-3		3	0	0	0	0	0	4
Alex Liddi, R (6, 6) OBP: 0.200, SLG: 0.500										1	0	0	0	0	0	0
30 Alejandro De Aza, L (1, 7) OBP: 0.444, SLG: 0.471		0-0 21 F9 21 WP 1B		0-0 21 E 1B			0-0 ① G4-3	SSS 0-3 ③ K		3	0	2	0	0	0	0
17 Adrian Nieto, S (7, 2) OBP: 0.125, SLG: 0.125										1	0	0	0	0	1	0
21 Tyler Flowers, R (1, 2) OBP: 0.250, SLG: 0.421	B X 1-0 ① F9 1-3		0-0 E5 1-3				0-0 20 HR 2B		0-0 28 SH5-4 75 S 7 FC5 1B	3	0	1	0	0	0	2
29 Jared Mitchell, L (7, PR) OBP: 0.364, SLG: 0.300										1	2	1	0	0	0	0
(7, 7)																
20 Jordan Danks, L (1, 8) OBP: 0.348, SLG: 0.682	SST 0-2 ② K			0-0 ③ F8			0-1 2-H HR		B X 1-0 7 FC5 28 SH5-4 76 1B 1-2 1B	3	1	1	2	0	1	3
75 Trayce Thompson, R (7, 8) OBP: 0.286, SLG: 0.231										1	1	1	0	0	0	0
Inning Stats	R: 0 E: 1 K: 1 S: 7 H: 1 LOB: 3 BB: 1 P: 11	R: 0 E: 0 K: 1 S: 6 H: 1 LOB: 1 BB: 0 P: 7	R: 0 E: 0 K: 1 S: 5 H: 0 LOB: 0 BB: 0 P: 5	R: 0 E: 1 K: 0 S: 5 H: 1 LOB: 2 BB: 0 P: 5	R: 0 E: 0 K: 0 S: 3 H: 0 LOB: 0 BB: 0 P: 3	R: 0 E: 0 K: 1 S: 5 H: 1 LOB: 0 BB: 0 P: 5	R: 3 E: 0 K: 1 S: 10 H: 4 LOB: 2 BB: 0 P: 10	R: 0 E: 0 K: 1 S: 5 H: 0 LOB: 0 BB: 0 P: 5	R: 3 E: 0 K: 1 S: 8 H: 3 LOB: 2 BB: 1 P: 13	1B: 8 2B: 2 3B: 0 HR: 1 SF: 0 SAC: 1 DP: 1 HBP: 0						

TOP

Chicago White Sox @ Milwaukee Brewers

Maryvale Baseball Park, Phoenix, AZ

Mon Mar 10 2014, 4:08 PM - 7:04 PM EDT

Att. 4,729 - Partly Cloudy - 73 F

livebaseballscorecards.com

AB	38
R	6
H	11
RBI	6
BB	2
SO	7
LOB	25

WP: 1 PB: 0 SB: 1 CS: 0 PA: 41

PITCHER	IP	WLS	BF	H	R	ER	SO	BB	IBB	HBP	BLK	WP	HR	S	P	ERA	WHIP
49 Yovani Gallardo, R (1, 1) ERA: 1.13	3.1		14	2	0	0	3	1	0	0	0	1	0	19	24	0.00	0.900
53 Brandon Kintzler, R (4, 1) ERA: 3.86	1.2		7	1	0	0	0	0	0	0	0	0	0	7	7	0.00	0.600
13 Will Smith, L (6, 1) ERA: 1.5	1.0		3	1	0	0	1	0	0	0	0	0	0	5	5	0.00	1.000
40 Johnny Hellweg, R (7, 1) ERA: 18.0	1.0		7	4	3	3	1	0	0	0	0	0	1	10	10	27.00	4.000
45 Alfredo Figaro, R (8, 1) ERA: 3.6	1.0		3	0	0	0	1	0	0	0	0	0	0	5	5	0.00	0.000

PITCHER	IP	WLS	BF	H	R	ER	SO	BB	IBB	HBP	BLK	WP	HR	S	P	ERA	WHIP
54 Michael Blazek, R (9, 1) ERA: 5.4	1.0	L	7	3	3	3	1	1	0	0	0	0	0	8	13	27.00	4.000

Chicago White Sox @ Milwaukee Brewers

Maryvale Baseball Park, Phoenix, AZ

Mon Mar 10 2014, 4:08 PM - 7:04 PM EDT

Att. 4,729 - Partly Cloudy - 73 F

livebaseballscorecards.com

BOTTOM

Batter	1	2	3	4	5	6	7	8	9	AB	R	H	RBI	BB	SO	LOB
9 Jean Segura, R (1, 6) OBP: 0.375, SLG: 0.364 62 Héctor Gómez, R (7, 6) OBP: 0.500, SLG: 1.143	G4-3		1B			K		P4		3 1	0 0	1 0	0 0	0 0	1 0	0 0
20 Jonathan Lucroy, R (1, 2) OBP: 0.269, SLG: 0.208 76 Kevin Mattison, L (6, PR) OBP: 0.250, SLG: 0.357 (7, 8) 78 Lucas May, R (8, PH) OBP: 1.000, SLG: 1.000 (9, 2)	G5-3		L4			18 S 1B		71 HR 1B		3 0 1	0 0 1	1 0 1	0 0 1	0 0 0	0 0 0	1 0 0
18 Khris Davis, R (1, 7) OBP: 0.240, SLG: 0.375 71 Adam Weisenburger, R (7, 2) OBP: 1.000, SLG: 2.500 75 Mitch Haniger, R (9, 8) OBP: 0.583, SLG: 0.900	1B		G4-3			P4 1-2		1-H HR		3 1 0	0 1 0	1 1 0	0 2 0	0 0 0	0 0 0	1 0 0
16 Aramis Ramirez, R (1, 5) OBP: 0.600, SLG: 0.750 3 Elian Herrera, S (5, 5) OBP: 0.304, SLG: 0.545	K		P4			K		K		2 2	0 0	0 0	0 0	0 0	1 2	1 2
7 Mark Reynolds, R (1, 3) OBP: 0.417, SLG: 0.278 15 Caleb Gindl, L (5, 9) OBP: 0.167, SLG: 0.261		G5-3	P4				F8	K		2 2	0 0	0 0	0 0	0 0	0 1	0 0
12 Martín Maldonado, R (1, 10) OBP: 0.160, SLG: 0.190		G5-3			K		G5-3		K	4	0	0	0	0	2	0
1 Logan Schafer, L (1, 8) OBP: 0.458, SLG: 0.476 67 Eugenio Velez, S (7, 7) OBP: 0.118, SLG: 0.188		G5-3			K		11 1B 3B		G6-3	2 2	0 1	0 1	0 0	0 0	1 0	0 0
11 Sean Halton, R (1, 9) OBP: 0.385, SLG: 0.158 (5, 3)			G5-3		BB		3-H 1B		G6-3	3	0	1	1	1	0	0
2 Scooter Gennett, L (1, 4) OBP: 0.174, SLG: 0.238 65 Irving Falu, S (8, 4) OBP: 0.438, SLG: 0.533			K		K		G4-3			3 0	0 0	0 0	0 0	0 0	2 0	2 0
Inning Stats	R: 0 E: 0 K: 1 S: 6 H: 1 LOB: 1 BB: 0 P: 6	R: 0 E: 0 K: 0 S: 3 H: 0 LOB: 0 BB: 0 P: 3	R: 0 E: 0 K: 1 S: 6 H: 1 LOB: 1 BB: 0 P: 6	R: 0 E: 0 K: 0 S: 3 H: 0 LOB: 0 BB: 0 P: 3	R: 0 E: 0 K: 3 S: 9 H: 0 LOB: 1 BB: 1 P: 13	R: 0 E: 0 K: 2 S: 8 H: 1 LOB: 2 BB: 0 P: 9	R: 1 E: 0 K: 0 S: 5 H: 2 LOB: 1 BB: 0 P: 5	R: 2 E: 0 K: 2 S: 10 H: 2 LOB: 0 BB: 0 P: 10	R: 0 E: 0 K: 1 S: 5 H: 0 LOB: 0 BB: 0 P: 5	1B: 5 2B: 0 3B: 1 HR: 1 SF: 0 SAC: 0 DP: 0 HBP: 0						

	AB	34
	R	3
	H	7
	RBI	3
	BB	1
	SO	10
	LOB	7

WP: 0 PB: 0 SB: 1 CS: 0 PA: 35

PITCHER		IP	WLS	BF	H	R	ER	SO	BB	IBB	HBP	BLK	WP	HR	S	P	ERA	WHIP
49 Chris Sale, L ERA: 5.59	(1, 1)	4.1		15	2	0	0	3	0	0	0	0	0	0	21	21	0.00	0.462
41 David Purcey, L ERA: 4.5	(5, 1)	0.2		3	0	0	0	2	1	0	0	0	0	0	6	10	0.00	1.500
57 Zach Putnam, R ERA:	(6, 1)	1.0		4	1	0	0	2	0	0	0	0	0	0	8	9	0.00	1.000
63 Nestor Molina, R ERA: 6.23	(7, 1)	1.0	H	5	2	1	1	0	0	0	0	0	0	0	5	5	9.00	2.000
53 Eric Surkamp, L ERA: 9.0	(8, 1)	1.0	W	5	2	2	2	2	0	0	0	0	0	1	10	10	18.00	2.000

PITCHER		IP	WLS	BF	H	R	ER	SO	BB	IBB	HBP	BLK	WP	HR	S	P	ERA	WHIP
61 Charlie Leesman, L ERA: 1.69	(9, 1)	1.0	S	3	0	0	0	1	0	0	0	0	0	0	5	5	0.00	0.000

Milwaukee Brewers @ Los Angeles Angels

Tempe Diablo Stadium, Tempe, AZ

Wed Mar 12 2014, 4:11 PM - 7:37 PM EDT

Att. 5,476 - Sunny - 75 F

TOP

livebaseballscorecards.com

Batter	1	2	3	4	5	6	7	8	9	AB	R	H	RBI	BB	SO	LOB
Rickie Weeks Jr., R (1, 4) OBP: 0.500, SLG: 0.579	S S S 0-3 ① K		X 0-0 20 2B 1B		C C C 0-3 ① K		X 0-0 68 BB 2-3 1B		X 0-0 ① F8	2	1	1	0	0	1	0
2 Scooter Gennett, L (3, 4) OBP: 0.192, SLG: 0.250										3	0	1	0	0	1	0
9 Jean Segura, R (1, 6) OBP: 0.393, SLG: 0.360	X 0-0 20 BB 1B		X 0-0 ② F8		B B B B 4-0 20 E BB		S S S 0-3 ② K		X 0-0 ② G4-3	3	0	1	0	1	1	3
67 Eugenio Velez, S (7, 7) OBP: 0.111, SLG: 0.176										1	0	0	0	0	0	0
20 Jonathan Lucroy, R (1, 2) OBP: 0.310, SLG: 0.269	B B B B 4-0 1-2 BB		X 0-0 1-H 16 1B 2B		S S S 0-3 ② K 1-3		B B B B 4-0 1-2 BB		X 0-0 ③ G6-3	2	1	1	1	1	1	1
68 Matt Pagnozzi, R (6, 2) OBP: 0.500, SLG: 0.429										0	0	0	0	1	0	0
66 Robinzon Diaz, R (9, PH) OBP: 0.400, SLG: 0.250										1	0	0	0	0	0	0
16 Aramis Ramirez, R (1, 5) OBP: 0.500, SLG: 0.571	X 0-0 ② F4		X 0-0 2-H 27 1B 1B		X 0-0 ③ P4		X 0-0 ③ P2			3	0	1	1	0	0	3
14 Jeff Bianchi, R (5, 5) OBP: 0.318, SLG: 0.455										1	0	0	0	0	0	3
27 Carlos Gómez, R (1, 8) OBP: 0.478, SLG: 0.632	X 0-0 ③ F8		X 0-0 1-2 1B			X 0-0 ① P2		S S S 0-3 ① K		3	0	1	0	0	0	2
76 Kevin Mattison, L (6, 8) OBP: 0.235, SLG: 0.333										1	0	0	0	0	1	0
18 Khris Davis, R (1, 7) OBP: 0.214, SLG: 0.333		X 0-0 ① F9	S S S 0-3 ③ K			S S S 0-3 ② K		X 0-0 ② L8		3	0	0	0	0	2	2
15 Caleb Gindl, L (7, 9) OBP: 0.160, SLG: 0.250										1	0	0	0	0	0	0
7 Mark Reynolds, R (1, 10) OBP: 0.357, SLG: 0.227		X 0-0 ② F8		X 0-0 ① F8		C C C 0-3 ③ K		X 0-0 E6 3 BB		4	0	0	0	0	1	0
28 Pete Orr, L (8, PR) OBP: 1.000, SLG: 1.333 (8, 10)										0	0	0	0	0	0	0
24 Lyle Overbay, L (1, 3) OBP: 0.435, SLG: 0.235		X 0-0 ③ L5		S S S 0-3 ② K			B B B B 4-0 2 1B 1 G5-3 BB	B B B B 4-0 1-2 BB		2	0	0	0	1	1	0
3 Elian Herrera, S (7, PR) OBP: 0.333, SLG: 0.545 (7, 6)										0	0	0	0	1	0	0
1 Logan Schafer, L (1, 9) OBP: 0.407, SLG: 0.417			C C C 0-3 ① K	S S S 0-3 ③ K			X 0-0 ① G5-3 1-2	X 0-0 ③ F8		3	0	0	0	0	2	1
11 Sean Halton, R (7, 3) OBP: 0.370, SLG: 0.150										1	0	0	0	0	0	2

Inning Stats	R: 0 E: 0 K: 1 S: 6	H: 1 LOB: 2 BB: 1 P: 10	R: 0 E: 0 K: 0 S: 3	H: 0 LOB: 0 BB: 0 P: 3	R: 2 E: 0 K: 2 S: 11	H: 4 LOB: 2 BB: 0 P: 11	R: 0 E: 0 K: 2 S: 7	H: 0 LOB: 0 BB: 0 P: 7	R: 0 E: 1 K: 2 S: 7	H: 0 LOB: 1 BB: 1 P: 11
	R: 0 E: 0 K: 2 S: 7	H: 0 LOB: 0 BB: 0 P: 7	R: 0 E: 0 K: 1 S: 6	H: 1 LOB: 3 BB: 2 P: 14	R: 0 E: 1 K: 1 S: 6	H: 0 LOB: 2 BB: 1 P: 10	R: 0 E: 0 K: 0 S: 3	H: 0 LOB: 0 BB: 0 P: 3	

	AB	34
	R	2
	H	6
	RBI	2
	BB	5
	SO	11
	LOB	17

	1B: 5	SF: 0	WP: 0	PA: 39
	2B: 1	SAC: 0	PB: 0	
	3B: 0	DP: 0	SB: 0	
	HR: 0	HBP: 0	CS: 0	

PITCHER		IP	WLS	BF	H	R	ER	SO	BB	IBB	HBP	BLK	WP	HR	S	P	ERA	WHIP
53 Héctor Santiago, L ERA: 1.64	(1, 1)	4.1	W	19	5	2	2	6	1	0	0	0	0	0	30	34	4.15	1.385
58 Cam Bedrosian, R ERA:	(5, 1)	0.2		3	0	0	0	1	1	0	0	0	0	0	4	8	0.00	1.500
49 Ernesto Frieri, R ERA:	(6, 1)	1.0		3	0	0	0	2	0	0	0	0	0	0	7	7	0.00	0.000
60 Brian Moran, L ERA: 3.38	(7, 1)	1.0		6	1	0	0	1	2	0	0	0	0	0	6	14	0.00	3.000
38 Joe Smith, R ERA: 6.0	(8, 1)	1.0		5	0	0	0	1	1	0	0	0	0	0	6	10	0.00	1.000

PITCHER		IP	WLS	BF	H	R	ER	SO	BB	IBB	HBP	BLK	WP	HR	S	P	ERA	WHIP
46 Cory Rasmus, R ERA:	(9, 1)	1.0		3	0	0	0	0	0	0	0	0	0	0	3	3	0.00	0.000

Batter	1	2	3	4	5	6	7	8	9	AB	R	H	RBI	BB	SO	LOB
56 Kole Calhoun, L (1, 9) OBP: 0.406, SLG: 0.269 0 Brennan Boesch, L (6, 7) OBP: 0.333, SLG: 0.471	27 FC6-4 1B	1B G3			K2-3		BB			4 0	1 0	2 0	1 0	0 1	1 0	2 0
27 Mike Trout, R (1, 8) OBP: 0.400, SLG: 0.625 22 John Hester, R (7, 2) OBP: 0.400, SLG: 0.333	FC6-4 5 2B	5 BB 6 1B 1B	F8			F9	K2-3			4 1	2 0	1 0	2 0	0 0	0 1	1 2
5 Albert Pujols, R (1, 3) OBP: 0.357, SLG: 0.333 59 Kyle Hudson, L (6, PR) (7, 9)	28 G3 6 1B 2B	6 E 6 1B 47 SF9 BB	P3			28 FC3-4 1B		F7		3 1	2 0	2 0	1 0	1 0	0 0	0 0
28 Raul Ibanez, L (1, 10) OBP: 0.250, SLG: 0.381 25 Roberto Lopez, R (8, PH) (9, 10)	G3	F8	G4-3			FC3-4 6 1B		85 BB 13 1B 12 WP BB		4 0	0 1	0 0	0 0	0 1	0 0	4 0
6 David Freese, R (1, 5) OBP: 0.409, SLG: 0.235 13 Luis Jimenez, R (6, PR) OBP: 0.250, SLG: 0.313 (7, 5)	47 PB 1B	E6 2 2B 16 1B 1B		47 G6-4-3 BB				12 WP 85 BB 12 SF8 1B		3 1	1 1	3 1	2 0	1 0	0 0	0 0
47 Howie Kendrick, R (1, 4) OBP: 0.458, SLG: 0.400 85 Shawn O'Malley, S (7, 4) OBP: 0.375, SLG: 0.167	K	SF9		G6-4-3		G4-3		77 1B 12 WP BB		3 0	0 0	0 0	1 0	0 1	1 0	4 0
2 Erick Aybar, S (1, 6) OBP: 0.440, SLG: 0.278 12 Tommy Field, R (7, 6) OBP: 0.500, SLG: 0.583	1B 2B			K			G5-3	SF8		3 1	2 0	2 0	0 1	0 0	1 0	0 0
16 Hank Conger, L (1, 2) OBP: 0.182, SLG: 0.143 77 Carlos Pena, L (7, 3) OBP: 0.273, SLG: 0.250	E4 1B 1B				K2-3		K	1B		3 2	1 0	1 1	2 0	0 1	1 0	1 0
87 Matt Long, L (1, 7) OBP: 0.567, SLG: 0.786 (6, 9) (7, 8)	1B HBP				K		2B	K		4 0	1 0	2 0	1 0	0 0	2 0	2 0
Inning Stats	R: 2 E: 0 K: 1 S: 8 H: 3 LOB: 1 BB: 0 P: 8	R: 8 E: 2 K: 0 S: 11 H: 7 LOB: 2 BB: 1 P: 16	R: 0 E: 0 K: 0 S: 3 H: 0 LOB: 0 BB: 0 P: 3	R: 0 E: 0 K: 1 S: 4 H: 0 LOB: 0 BB: 1 P: 8	R: 0 E: 0 K: 3 S: 9 H: 0 LOB: 0 BB: 0 P: 9	R: 0 E: 0 K: 0 S: 5 H: 2 LOB: 2 BB: 0 P: 5	R: 0 E: 0 K: 2 S: 8 H: 1 LOB: 2 BB: 1 P: 12	R: 2 E: 0 K: 1 S: 7 H: 2 LOB: 2 BB: 2 P: 16		1B: 12 2B: 3 3B: 0 HR: 0 SF: 2 SAC: 0 DP: 1 HBP: 1				WP: 1 PB: 1 SB: 0 CS: 0 PA: 45		

PITCHER		IP	WLS	BF	H	R	ER	SO	BB	IBB	HBP	BLK	WP	HR	S	P	ERA	WHIP
22 Matt Garza, R ERA: 19.06	(1, 1)	1.2	L	16	9	10	6	1	1	0	0	0	0	0	17	21	32.40	6.000
47 Rob Wooten, R ERA: 3.0	(2, 1)	1.1		6	1	0	0	0	0	0	1	0	0	0	5	6	0.00	0.750
29 Jim Henderson, R ERA: 6.0	(4, 1)	1.0		3	0	0	0	1	1	0	0	0	0	0	4	8	0.00	1.000
59 Zach Duke, L ERA: 1.69	(5, 1)	1.0		3	0	0	0	3	0	0	0	0	0	0	9	9	0.00	0.000
48 Donovan Hand, R ERA: 2.7	(6, 1)	1.2		9	3	0	0	1	1	0	0	0	0	0	10	14	0.00	2.400

PITCHER		IP	WLS	BF	H	R	ER	SO	BB	IBB	HBP	BLK	WP	HR	S	P	ERA	WHIP
70 Dustin Molleken, R ERA: 4.5	(7, 1)	1.0		7	2	2	2	1	2	0	0	0	1	0	7	16	18.00	4.000
50 Jose De La Torre, R ERA: 6.0	(8, 1)	0.1		1	0	0	0	1	0	0	0	0	0	0	3	3	0.00	0.000

BOTTOM

Milwaukee Brewers @ Los Angeles Angels

Tempe Diablo Stadium, Tempe, AZ

Wed Mar 12 2014, 4:11 PM - 7:37 PM EDT

Att. 5,476 - Sunny - 75 F

livebaseballscorecards.com

AB	37
R	12
H	15
RBI	11
BB	5
SO	8
LOB	16

Batter	1	2	3	4	5	6	7	8	9	AB	R	H	RBI	BB	SO	LOB
9 Jean Segura, R (1, 10) OBP: 0.375, SLG: 0.345 67 Eugenio Velez, S (8, PH) OBP: 0.105, SLG: 0.167 (8, 10)	F SI 92 C SI 91 B SI 92 S CH 86 1-3 ① K		1 SAFE 1 SAFE C SI 91 D SL 84 X FF 91 1-1 ② G6-3 1-3		B CU 75 B SI 92 X SI 91 2-0 ① G6-3	F SI 91 1 SAFE C SI 91 F SI 91 X SI 92 0-2 1-3 1B		B CH 84 F FC 86 B SI 93 X SI 91 2-1 ③ L9		4 0 1 0 0 1 2 1 0 0 0 0 0 1					
2 Scooter Gennett, L (1, 4) OBP: 0.233, SLG: 0.357 76 Kevin Mattison, L (6, 8) OBP: 0.222, SLG: 0.313	C FF 93 X FF 92 0-1 ② G1-3		S CH 85 X SI 93 0-1 8 FC6-5 3-H 2B		S CH 79 B SI 93 C CH 78 X SI 92 1-2 2-H 2B	X CH 79 0-0 ③ G3			B SI 88 S SI 89 B SI 90 X SI 89 2-1 ① G3	4 0 2 2 0 0 2 1 0 0 0 0 0 0					
8 Ryan Braun, R (1, 9) OBP: 0.647, SLG: 1.143 15 Caleb Gindl, L (7, PH) OBP: 0.185, SLG: 0.269 (7, 9)	C SI 93 B CH 89 B FF 93 X SI 93 2-1 1B		B SI 92 C SI 92 B CH 84 F FF 92 X SI 92 2-2 ③ FC6-5 2-3		S SI 92 F SI 93 T SI 94 0-2 ② K		C SI 94 F SI 94 S CH 82 0-3 ① K		B FF 89 F SI 89 F SI 87 X SI 90 1-2 28 G4-3 28 WP 11 1B 1B	3 0 1 0 0 1 2 2 1 1 0 0 1 0					
18 Khris Davis, R (1, 7) OBP: 0.188, SLG: 0.290 28 Jeremy Hermida, L (7, 7) OBP: 0.500, SLG: 0.500	X SI 92 0-0 ③ F9			C CU 76 B SL 84 X SI 91 1-1 ① P3	B CH 78 B SI 93 X SI 92 2-0 ③ G6-3		B CH 84 C SL 87 B CH 84 F SI 95 S CH 84 2-3 ② K		B SI 89 B SI 88 C FF 88 B FF 88 X CH 86 3-1 ② G4-3 1-3	4 0 0 0 0 1 2 1 0 0 0 0 0 1					
21 Juan Francisco, L (1, 3) OBP: 0.409, SLG: 0.700 11 Sean Halton, R (8, 3) OBP: 0.393, SLG: 0.190		B CH 90 F SI 92 C SL 86 S CH 84 1-3 ① K2-3		B SI 92 C SL 84 X CH 86 1-1 ② G3		B SI 90 F CH 80 C SI 93 X CH 79 1-2 12 G6-3 1 BB 14 E 1B	C SI 94 B CH 85 B CH 85 S SL 89 B CH 86 F SI 94 X SI 96 3-2 ③ G4-3		C FF 89 S CU 76 D CH 83 X FF 89 1-2 3-H 1B	4 1 1 0 0 1 0 1 0 1 1 0 0 0					
7 Mark Reynolds, R (1, 5) OBP: 0.323, SLG: 0.200 3 Elian Herrera, S (6, 5) OBP: 0.346, SLG: 0.583		S SI 92 B SL 85 S SI 93 B CH 91 B SL 84 F SI 92 F SI 94 X SI 93 3-2 ② G5-3		C SI 90 X SL 85 0-1 ③ G5-3		B SI 92 F SI 91 X CU 74 1-1 ① F8		C SI 91 B FF 92 F FC 84 X FF 91 1-2 65 G4-3 12 1B 2B	X SI 90 0-0 ③ G6-3	3 0 0 0 0 0 1 2 1 1 0 0 0 1					
1 Logan Schafer, L (1, 8) OBP: 0.433, SLG: 0.423 65 Irving Falu, S (6, 4) OBP: 0.412, SLG: 0.500 (9, 6)		C SI 91 C SL 88 B SI 92 F SL 86 F SI 92 B CH 87 F SI 93 S CH 88 2-3 ③ K			L SI 91 X SI 90 0-1 12 1B 14 2B 1B	B CU 74 C SI 90 B SI 90 B SI 90 B SI 89 4-1 12 G6-3 14 E 1-2 BB		D CH 86 X FC 85 1-0 ① G4-3 2-3		2 2 1 0 1 1 0 1 0 0 0 0 0 1					
12 Martín Maldonado, R (1, 2) OBP: 0.207, SLG: 0.240			C CH 90 B CH 85 C SI 92 B FF 92 B CH 86 X SI 92 3-2 ① G6-3		C SI 92 1 SAFE B CU 75 F SI 92 X CU 76 1-2 14 2B 1-3 1B	X SI 91 0-0 ② G6-3 1-2 2-3		B SI 92 B FC 86 D FF 94 X FF 92 3-0 3-H 1B		4 1 2 1 0 0 2					
14 Jeff Bianchi, R (1, 6) OBP: 0.346, SLG: 0.480 28 Pete Orr, L (9, 4) OBP: 1.000, SLG: 1.333			C SL 84 B SI 92 B CH 84 B SI 93 B SI 93 4-1 9 G6-3 9 S 2 2B BB		B SI 92 B SI 91 X SI 90 2-0 1-H 3-H 2B	B CU 76 C SI 90 C CH 77 X SI 91 1-2 E5 9 1B 2-H 3-H		B FF 91 S SI 92 B FC 85 C FC 85 C FF 92 2-3 ② K		3 2 1 2 1 1 1 0 0 0 0 0 0 0					
Inning Stats	R: 0 E: 0 K: 1 S: 8 H: 1 LOB: 1 BB: 0 P: 11	R: 0 E: 0 K: 2 S: 14 H: 0 LOB: 0 BB: 0 P: 20	R: 1 E: 0 K: 0 S: 11 H: 1 LOB: 1 BB: 1 P: 21	R: 0 E: 0 K: 0 S: 6 H: 0 LOB: 0 BB: 0 P: 8	R: 3 E: 0 K: 1 S: 14 H: 4 LOB: 1 BB: 0 P: 22	R: 2 E: 1 K: 0 S: 15 H: 2 LOB: 2 BB: 1 P: 22	R: 0 E: 0 K: 2 S: 10 H: 0 LOB: 0 BB: 0 P: 15	R: 1 E: 0 K: 1 S: 10 H: 2 LOB: 1 BB: 0 P: 19	R: 1 E: 0 K: 0 S: 11 H: 2 LOB: 1 BB: 0 P: 18	1B: 8 2B: 4 3B: 0 HR: 0 SF: 0 SAC: 0 DP: 0 HBP: 0						

PITCHER		IP	WLS	BF	H	R	ER	SO	BB	IBB	HBP	BLK	WP	HR	S	P	ERA	WHIP
55 Josh Johnson, R ERA: 4.0	(1, 1)	4.0	L	15	2	1	1	3	1	0	0	0	0	0	39	60	2.25	0.750
26 Burch Smith, R ERA: 22.09	(5, 1)	2.0		14	6	5	3	1	1	0	0	0	0	0	29	44	13.50	3.500
56 Joaquín Benoit, R ERA:	(7, 1)	1.0		3	0	0	0	2	0	0	0	0	0	0	10	15	0.00	0.000
54 Alex Torres, L ERA: 20.25	(8, 1)	1.0		5	2	1	1	1	0	0	0	0	0	0	10	19	9.00	2.000
39 Donn Roach, R ERA: 3.12	(9, 1)	1.0		5	2	1	1	0	0	0	0	0	1	0	11	18	9.00	2.000

PITCHER	IP	WLS	BF	H	R	ER	SO	BB	IBB	HBP	BLK	WP	HR	S	P	ERA	WHIP

TOP

Milwaukee Brewers @ San Diego Padres

Peoria Stadium, Peoria, AZ

Thu Mar 13 2014, 4:07 PM - 6:41 PM EDT

Att. 5,248 - Cloudy - 78 F

livebaseballscorecards.com

AB	40
R	8
H	12
RBI	6
BB	2
SO	7
LOB	16

WP: 1 PA: 42
PB: 0
SB: 1
CS: 0

BOTTOM

Milwaukee Brewers @ San Diego Padres

Peoria Stadium, Peoria, AZ

Thu Mar 13 2014, 4:07 PM - 6:41 PM EDT

Att. 5,248 - Cloudy - 78 F

livebaseballscorecards.com

Batter	1	2	3	4	5	6	7	8	9	AB	R	H	RBI	BB	SO	LOB
2 Everth Cabrera, S (1, 6) OBP: 0.250, SLG: 0.296 11 Alex Castellanos, R (7, 8) OBP: 0.304, SLG: 0.364	B FF 89 F FF 89 B FF 90 F FF 89 B FF 91 F FF 90 C FF 91 3-3 K ①		C FF 89 B CH 79 C FF 90 B FF 90 F FF 90 X FF 91 2-2 L8 ②		C CH 78 S CH 77 X CH 76 0-2 F8 ③			F SI 92 B SI 93 X SI 92 1-1 G5-3 ②		3 1	0 0	0 0	0 0	0 0	1 0	1 0
25 Will Venable, L (1, 9) OBP: 0.304, SLG: 0.273 78 Alex Dickerson, L (7, 9) OBP: 0.393, SLG: 0.667	F FF 91 F FF 90 S CH 78 0-3 K ②		X CH 79 0-0 G3-1 ③			B FF 88 C FF 88 F FF 88 F FF 89 B CH 78 X FF 90 2-2 88 G6-3 88 S 1B		C SL 83 X SI 92 0-1 1B		3 1	0 0	1 1	0 0	0 0	1 0	0 0
9 Jedd Gyorko, R (1, 4) OBP: 0.259, SLG: 0.320 3 Alberto Gonzalez, R (7, 5)	X FF 89 0-0 2B			B CH 79 B FF 89 X FF 89 2-0 L8 ①		X FF 88 0-0 F9 ①		B SI 92 F SI 92 X SI 92 1-1 F8 ③		3 1	0 0	1 0	0 0	0 0	0 0	1 1
18 Carlos Quentin, R (1, 7) OBP: 0.100, SLG: 0.400 88 Kyle Blanks, R (6, 7) OBP: 0.360, SLG: 0.381	F FF 89 F CH 78 B CH 78 X FF 89 1-2 F9 ③			B FF 90 B FF 89 B CH 79 C FF 89 X FF 90 3-1 L7 ②		1 SAFE F FF 88 B FF 88 C FF 89 D CH 78 X FF 90 2-2 G6-3 ② 1-3			C FF 93 B FF 92 X FF 92 1-1 G5-3 ①	2 2	0 0	0 0	0 0	0 0	0 0	1 1
23 Yonder Alonso, L (1, 3) OBP: 0.333, SLG: 0.556 73 Cory Spangenberg, L (7, 4) OBP: 0.375, SLG: 0.286		B FF 89 F FF 89 F FF 90 F FF 91 X CH 77 1-2 12 G4-3 8 FC3-2 2B		F FF 90 X FF 90 0-1 2B		C CU 74 X FF 93 0-1 F8 ③			X FF 92 0-0 21 G6-4-3 1B	3 1	0 0	2 1	0 0	0 0	0 0	1 0
12 Seth Smith, L (1, 10) OBP: 0.348, SLG: 0.333 21 Xavier Nady, R (7, PH) OBP: 0.360, SLG: 0.500 (8, 10)		X FF 89 0-0 G4-3 ① 2-3		C CH 78 S CH 77 S CH 76 0-3 K ③			B FF 90 X SI 88 1-0 G6-3 ①		X FF 92 0-0 G6-4-3 ②③ 1-2f	2 2	0 0	0 0	0 0	0 0	1 0	2 1
8 Yasmani Grandal, S (1, 2) OBP: 0.333, SLG: 0.333 70 Austin Hedges, R (5, 2) OBP: 0.214, SLG: 0.154 79 Cody Decker, R (9, 2) OBP: 0.400, SLG: 0.778		B FF 90 C FF 90 B FF 90 X FF 90 2-1 FC3-2 ② 3-H			X FF 89 0-0 5 F8 5 WP 1B		B FF 91 X SI 89 1-0 G6-3 ②			1 2 0	0 0 0	0 1 0	0 0 0	0 0 0	0 0 0	1 0 0
5 Alexi Amarista, L (1, 8) OBP: 0.292, SLG: 0.391 14 Tommy Medica, R (7, 3) OBP: 0.459, SLG: 0.686		S CH 78 X CH 78 0-1 F7 ③			C FF 87 F FF 88 B FF 87 X CH 76 1-2 F8 ① 1-3		C CU 75 S SL 81 B SL 80 X FF 93 1-2 G4-3 ③			2 1	0 0	0 0	0 0	0 0	0 0	2 0
74 Jace Peterson, L (1, 5) OBP: 0.280, SLG: 0.227 15 Ryan Jackson, R (7, 6) OBP: 0.269, SLG: 0.455			X FF 89 0-0 L7 ①		B FF 88 X FF 88 1-0 F8 ②			C SI 92 C SI 92 F SI 94 B SI 93 F SI 92 F SL 83 X SI 93 1-2 G4-3 ①		2 1	0 0	0 0	0 0	0 0	1 0	1 0
Inning Stats	R: 0 E: 0 K: 2 S: 11 H: 1 LOB: 1 BB: 0 P: 15	R: 0 E: 0 K: 0 S: 9 H: 1 LOB: 1 BB: 0 P: 12	R: 0 E: 0 K: 0 S: 6 H: 0 LOB: 0 BB: 0 P: 8	R: 0 E: 0 K: 1 S: 8 H: 1 LOB: 1 BB: 0 P: 13	R: 0 E: 0 K: 0 S: 8 H: 1 LOB: 1 BB: 0 P: 10	R: 0 E: 0 K: 0 S: 10 H: 1 LOB: 1 BB: 0 P: 14	R: 0 E: 0 K: 0 S: 5 H: 0 LOB: 0 BB: 0 P: 8	R: 0 E: 0 K: 0 S: 12 H: 1 LOB: 1 BB: 0 P: 15	R: 0 E: 0 K: 0 S: 4 H: 1 LOB: 0 BB: 0 P: 5	1B: 4 2B: 3 3B: 0 HR: 0		SF: 0 SAC: 0 DP: 1 HBP: 0			WP: 1 PB: 0 SB: 1 CS: 0	PA: 33

PITCHER		IP	WLS	BF	H	R	ER	SO	BB	IBB	HBP	BLK	WP	HR	S	P	ERA	WHIP
41 Marco Estrada, R ERA: 3.86	(1, 1)	5.2	W	22	5	0	0	3	0	0	0	0	1	0	50	70	0.00	0.882
13 Will Smith, L ERA: 1.23	(6, 1)	1.1		4	0	0	0	0	0	0	0	0	0	0	7	10	0.00	0.000
53 Brandon Kintzler, R ERA: 3.18	(8, 1)	1.0		4	1	0	0	0	0	0	0	0	0	0	12	15	0.00	1.000
51 Wei-Chung Wang, L ERA:	(9, 1)	1.0		3	1	0	0	0	0	0	0	0	0	0	4	5	0.00	1.000

PITCHER	IP	WLS	BF	H	R	ER	SO	BB	IBB	HBP	BLK	WP	HR	S	P	ERA	WHIP

Batter	1	2	3	4	5	6	7	8	9	10	AB	R	H	RBI	BB	SO	LOB
1 Didi Gregorius, L (1, 6) OBP: 0.270, SLG: 0.286	K	F7			G1	2-3 1B		G2-3			5	0	1	0	0	1	0
2 Aaron Hill, R (1, 4) 49 Shelley Duncan, R (6, 7) OBP: 0.296, SLG: 0.304	14 G5-3 44 1B 8 1B 1B		K		K	P4		P2			4 1	1 0	1 0	0 0	0 0	2 0	2 0
44 Paul Goldschmidt, R (1, 3) OBP: 0.295, SLG: 0.263 76 Andy Marte, R (6, 5) OBP: 0.318, SLG: 0.524	14 G5-3 8 1B 1-2 1B		14 1B 8 SF9 1B		8 BB 14 1B 11 1B BB	G5-3			G5-3		3 1	3 0	2 0	0 0	1 0	0 0	2 0
14 Martín Prado, R (1, 5) OBP: 0.529, SLG: 0.667 16 Chris Owings, R (6, 4) OBP: 0.333, SLG: 0.385	G5-3 1-2 2-3		8 SF9 1-3 1B		11 1B 8 BB 19 1B 1-2 1B		F8		G6-3		3 2	1 0	2 0	0 0	0 0	0 0	2 0
8 Gerardo Parra, L (1, 9) OBP: 0.425, SLG: 0.387 Evan Marzilli, L (6, 8) OBP: 0.111, SLG: 0.125	11 1B 19 FC5-4-2 2-H 3-H 1B		SF9 1-2 3-H		11 1B 19 1B 1-2 2-3 BB		K		K		1 2	1 0	1 0	3 0	1 0	0 2	0 0
11 AJ Pollock, R (1, 8) OBP: 0.475, SLG: 0.778 21 Mike Jacobs, L (6, 3) OBP: 0.167, SLG: 0.179	19 FC6-4-2 1-2 1B		G5-3		19 1B 1-2 2-3 3-H 1B		K			G6-3	3 2	0 0	2 0	1 0	0 0	0 1	1 0
19 Tony Campana, L (1, 7) OBP: 0.289, SLG: 0.206 27 Matt Tuiasosopo, R (6, 9) OBP: 0.189, SLG: 0.152	FC6-4-2 1-2 2-H			B5-3	1-3 2-H 3-H 1B			K		1B	3 2	0 0	1 1	2 0	0 0	0 1	2 0
24 Henry Blanco, R (1, 2) OBP: 0.222, SLG: 0.222 9 Tuffy Gosewisch, R (6, 2) OBP: 0.333, SLG: 0.667		P6		F8		1 1B 55 SH3-4 1B		HR		1B	3 2	0 1	1 1	0 1	0 0	0 1	0 1
48 Randall Delgado, R (1, 1) 55 Josh Collmenter, R (5, 1) 40 J.J. Putz, R (6, 1) 29 Brad Ziegler, R (7, 1) 34 Rudy Flores, L (8, PH) OBP: 0.500, SLG: 1.250 43 Addison Reed, L (8, 1) 58 Bo Schultz, R (9, 1) OBP: 0.667, SLG: 0.667		G4-3		F9		SH3-4 1-2		HR		K	2 0 0 0 1 0 1	0 0 0 0 1 0 0	0 0 0 0 1 0 0	0 0 0 0 1 0 0	0 0 0 0 0 0 0	0 0 0 0 0 0 1	0 0 0 0 0 0 1
Inning Stats	R: 2 E: 0 K: 1 S: 9 H: 4 LOB: 2 BB: 0 P: 9	R: 0 E: 0 K: 0 S: 3 H: 0 LOB: 0 BB: 0 P: 3	R: 1 E: 0 K: 1 S: 7 H: 2 LOB: 1 BB: 0 P: 7	R: 0 E: 0 K: 0 S: 3 H: 0 LOB: 0 BB: 0 P: 3	R: 3 E: 0 K: 1 S: 7 H: 3 LOB: 2 BB: 2 P: 15	R: 0 E: 0 K: 0 S: 5 H: 2 LOB: 2 BB: 0 P: 5	R: 0 E: 0 K: 2 S: 7 H: 0 LOB: 0 BB: 0 P: 7	R: 2 E: 0 K: 1 S: 9 H: 2 LOB: 0 BB: 0 P: 9	R: 0 E: 0 K: 1 S: 5 H: 0 LOB: 0 BB: 0 P: 5	R: 0 E: 0 K: 2 S: 8 H: 1 LOB: 1 BB: 0 P: 8	1B: 12 2B: 0 3B: 0 HR: 2	SF: 1 SAC: 1 DP: 0 HBP: 0					

PITCHER	IP	WLS	BF	H	R	ER	SO	BB	IBB	HBP	BLK	WP	HR	S	P	ERA	WHIP
38 Wily Peralta, R (1, 1) ERA: 4.15	4.2		20	6	3	3	3	0	0	0	0	0	0	26	26	5.79	1.286
54 Michael Blazek, R (5, 1) ERA: 10.8	0.0		4	2	1	1	0	2	0	0	0	0	0	2	10	∞	∞
59 Zach Duke, L (5, 1) ERA: 1.59	0.1		1	1	2	2	0	0	0	0	0	0	0	1	1	54.00	3.000
29 Jim Henderson, R (6, 1) ERA: 4.5	1.0		5	2	0	0	0	0	0	0	0	0	0	5	5	0.00	2.000
Hiram Burgos, R (7, 1) ERA: 8.1	2.0	B	8	2	2	2	3	0	0	0	0	0	2	16	16	9.00	1.000

PITCHER	IP	WLS	BF	H	R	ER	SO	BB	IBB	HBP	BLK	WP	HR	S	P	ERA	WHIP
45 Alfredo Figaro, R (9, 1) ERA: 2.57	2.0	W	7	1	0	0	3	0	0	0	0	0	0	13	13	0.00	0.500

TOP

Arizona Diamondbacks @ Milwaukee Brewers

Maryvale Baseball Park, Phoenix, AZ

Fri Mar 14 2014, 4:09 PM - 7:26 PM EDT

Att. 8,720 - Partly Cloudy - 76 F

livebaseballscorecards.com

AB	41
R	8
H	14
RBI	8
BB	2
SO	9
LOB	11

1B: 12 SF: 1 PA: 45
2B: 0 SAC: 1
3B: 0 DP: 0
HR: 2 HBP: 0

WP: 0
PB: 0
SB: 0
CS: 0

Arizona Diamondbacks @ Milwaukee Brewers

Maryvale Baseball Park, Phoenix, AZ

Fri Mar 14 2014, 4:09 PM - 7:26 PM EDT

Att. 8,720 - Partly Cloudy - 76 F

livebaseballscorecards.com

BOTTOM

Batter	1	2	3	4	5	6	7	8	9	10	AB	R	H	RBI	BB	SO	LOB
9 Jean Segura, R (1, 6) OBP: 0.371, SLG: 0.344	0-0 20 HR 1B		0-0 ① F7		0-0 ② G6-3		4-0 66 G6-3 3 1B 1B BB		0-0 2B 2B		3	1	1	0	0	0	0
76 Kevin Mattison, L (7, 8) OBP: 0.300, SLG: 0.412											1	2	1	0	1	0	0
2 Scooter Gennett, L (1, 4) OBP: 0.242, SLG: 0.387	0-0 ① F8		0-0 2B		0-3 ③ K		0-0 66 G6-3 3 1B 1-2 1B		0-0 2-H 2B		3	0	1	0	0	1	1
Sean Halton, R (7, 7) OBP: 0.433, SLG: 0.304											2	1	2	1	0	0	0
(8, 3)																	
20 Jonathan Lucroy, R (1, 2) OBP: 0.313, SLG: 0.379	0-1 1-H HR		0-0 ② P4			0-0 ① F9	0-0 ② G6-3 1-2 2-3		0-0 ② F8		3	1	1	2	0	0	1
66 Robinzon Diaz, R (7, 2) OBP: 0.333, SLG: 0.200											2	0	0	0	0	0	3
16 Aramis Ramirez, R (1, 5) OBP: 0.545, SLG: 0.900	0-0 3B		0-0 ③ G6-3			0-0 1 E 2B	0-0 90 1B 2-H 3-H 1B		4-0 BB		3	0	2	0	0	0	1
3 Elian Herrera, S (6, PR) OBP: 0.393, SLG: 0.600											1	2	1	2	1	0	0
(7, 6)																	
27 Carlos Gómez, R (1, 8) OBP: 0.423, SLG: 0.545	0-0 ② G5-3			0-3 ① K		0-0 ② G6-3	0-0 ③ 1 2-H 1B		0-0 ③ G6-3		3	0	0	0	0	1	2
90 Brandon Macias, R (7, 5) OBP: 0.500, SLG: 0.500											2	0	1	1	0	0	2
1 Logan Schafer, L (1, 7) OBP: 0.455, SLG: 0.517	0-3 ③ K			0-0 24 WP 1B		0-0 E6 2-H 3B	0-3 ① K		0-0 79 SH1-3 15 FC6 2B		3	1	2	1	0	1	1
Hiram Burgos, R (7, 1)											0	0	0	0	0	0	0
21 Juan Francisco, L (8, PH) OBP: 0.391, SLG: 0.667											1	0	0	0	0	1	0
45 Alfredo Figaro, R (9, 1)											0	0	0	0	0	0	0
18 Khris Davis, R (10, PH) OBP: 0.212, SLG: 0.344											1	1	1	0	0	0	0
24 Lyle Overbay, L (1, 3) OBP: 0.423, SLG: 0.211		0-3 ① K		1-0 ② F9 1-2		4-0 15 S BB	0-0 ② F9		0-0 ① SH1-3 2-3		2	0	0	0	1	1	1
79 Michael Ratterree, R (8, 7)											1	0	0	0	0	0	0
15 Caleb Gindl, L (1, 9) OBP: 0.156, SLG: 0.226		0-0 ② G3-1		0-0 ③ F9		1-0 ③ G4-3 1-2	0-0 ③ P5		0-0 FC6 3-H		5	0	0	1	0	0	3
38 Wily Peralta, R (1, 1)											1	0	0	0	0	0	0
54 Michael Blazek, R (5, 1)											0	0	0	0	0	0	0
59 Zach Duke, L (5, 1)											0	0	0	0	0	0	0
12 Martin Maldonado, R (5, PH) OBP: 0.200, SLG: 0.231											1	0	0	0	0	0	0
29 Jim Henderson, L (6, 1)											0	0	0	0	0	0	0
65 Irving Falu, S (7, 4) OBP: 0.368, SLG: 0.444		0-0 ③ G1-3			0-0 ① P5		0-0 ① G4-3		0-3 ① K		2	0	0	0	0	1	0
Inning Stats	R: 2 E: 0 K: 1 S: 9 H: 3 LOB: 1 BB: 0 P: 9	R: 0 E: 0 K: 1 S: 5 H: 0 LOB: 0 BB: 0 P: 5	R: 0 E: 0 K: 0 S: 4 H: 1 LOB: 1 BB: 0 P: 4	R: 0 E: 0 K: 1 S: 6 H: 1 LOB: 1 BB: 0 P: 7	R: 0 E: 0 K: 1 S: 5 H: 0 LOB: 0 BB: 0 P: 5	R: 2 E: 1 K: 0 S: 5 H: 2 LOB: 1 BB: 1 P: 10	R: 3 E: 0 K: 0 S: 5 H: 3 LOB: 1 BB: 1 P: 9	R: 0 E: 0 K: 1 S: 5 H: 0 LOB: 0 BB: 0 P: 5	R: 1 E: 0 K: 1 S: 7 H: 2 LOB: 2 BB: 1 P: 11	R: 1 E: 0 K: 0 S: 3 H: 1 LOB: 1 BB: 0 P: 3	1B: 5 2B: 5 3B: 2 HR: 1 SF: 0 SAC: 1 DP: 0 HBP: 0	WP: 1 PB: 0 SB: 1 CS: 0 PA: 44					

	AB	40
	R	9
	H	13
	RBI	8
	BB	3
	SO	6
	LOB	15

PITCHER		IP	WLS	BF	H	R	ER	SO	BB	IBB	HBP	BLK	WP	HR	S	P	ERA	WHIP
48 Randall Delgado, R ERA: 5.56	(1, 1)	4.0		17	5	2	2	3	0	0	0	0	1	1	24	25	4.50	1.250
55 Josh Collmenter, R ERA:	(5, 1)	1.1		4	0	0	0	1	0	0	0	0	0	0	6	6	0.00	0.000
40 J.J. Putz, R ERA: 6.35	(6, 1)	0.2		5	2	2	1	0	1	0	0	0	0	0	4	9	13.50	4.500
29 Brad Ziegler, R ERA: 13.5	(7, 1)	1.0	B	6	3	3	3	0	1	0	0	0	0	0	5	9	27.00	4.000
43 Addison Reed, R ERA: 1.29	(8, 1)	1.0	H	3	0	0	0	1	0	0	0	0	0	0	5	5	0.00	0.000

PITCHER		IP	WLS	BF	H	R	ER	SO	BB	IBB	HBP	BLK	WP	HR	S	P	ERA	WHIP
58 Bo Schultz, R ERA: 2.84	(9, 1)	1.1	L	9	3	2	2	1	1	0	0	0	0	0	10	14	13.50	3.000

Batter	1	2	3	4	5	6	7	8	9	AB	R	H	RBI	BB	SO	LOB
25 Skip Schumaker, L (1, 9) OBP: 0.469, SLG: 0.607 91 Jesse Winker, L (7, 7) OBP: 0.333, SLG: 0.667	F8	G3 1-2	G5-3			G4-3	3-H 1B		F7	5 1	0 0	1 0	1 0	0 0	0 0	3 0
7 Ramon Santiago, S (1, 6) (5, 5) 60 J.J. Hoover, R (7, 1) 91 Ruben Gotay, S (8, 4) OBP: 0.500, SLG: 1.000	G6-3	G4-3 2-3		F8		G3-1	G4-3		2B	5 0 1	0 0 0	0 0 1	0 0 0	0 0 0	0 0 0	2 0 0
21 Todd Frazier, R (1, 5) OBP: 0.355, SLG: 0.556 (5, 6) 76 Argenis Diaz, R (8, PH) OBP: 0.150, SLG: 0.300 (8, 6)	BB 48 E 48 S	3-H 1B		F8			15 1B 29 2B 1B	K	F9	3 2	2 0	2 0	1 0	1 0	0 1	0 1
48 Ryan Ludwick, R (1, 7) OBP: 0.200, SLG: 0.333 30 Jason Bourgeois, R (7, 8) OBP: 0.313, SLG: 0.267	E6 28 HR 1-H	G1		F8			L5	15 HR 1B		4 1	1 1	0 1	0 1	0 0	0 0	2 0
28 Chris Heisey, R (1, 8) OBP: 0.412, SLG: 1.000 15 Roger Bernadina, L (5, 8) OBP: 0.621, SLG: 0.905 (7, 9)	HR 1-H		29 F9 50 1B 2B		P2		29 2B 50 1B 1-3 1B	HR 1-H		3 2	2 2	2 2	2 2	0 0	0 0	0 0
29 Brayan Peña, S (1, 2) OBP: 0.333, SLG: 0.308 27 Chris Nelson, R (7, 5) OBP: 0.333, SLG: 0.542	K	F9 2-3			P5		50 1B 70 2B 1-3 3-H 2B	HR		4 1	1 1	1 1	1 1	0 0	1 0	1 0
50 Neftali Soto, R (1, 3) OBP: 0.438, SLG: 0.781 94 Travis Mattair, R (8, PH) OBP: 0.286, SLG: 0.231 (8, 3)		70 2B 41 1B 1B	70 E 70 FC5 3-H 1B		2-1 HR		70 2B 93 G4-3 2-3 3-H 1B	F7		4 1	3 0	4 0	3 0	0 0	0 0	0 0
70 Kristopher Negrón, R (1, 4) OBP: 0.345, SLG: 0.440 Brodie Greene, R (7, 4) 58 Nick Christiani, R (8, 1)	41 1B 1-3 2B	FC5 41 SH1-3 1-3			F8		93 G4-3 25 1B 1-3 3-H 2B	K		4 1 0	2 0 0	2 0 0	1 0 0	0 0 0	0 1 0	1 0 0
41 Brett Marshall, R (1, 1) OBP: 1.000, SLG: 1.000 54 Aroldis Chapman, L (4, 1) 92 Josh Fellhauer, L (6, PH) 63 Sam LeCure, R (6, 1) 93 Bryan Anderson, L (7, PH) (7, 2)	7 G4-3 25 G3 21 1B 2-H 3-H 1B	SH1-3 1-2				G5-3	G4-3 2-3 3-H		K	1 0 1 0 2	1 0 0 0 0	1 0 0 0 0	2 0 0 0 1	0 0 0 0 0	0 0 0 1 1	0 0 0 0 1
Inning Stats	R: 3 E: 1 K: 1 S: 8 H: 1 LOB: 0 BB: 1 P: 14	R: 3 E: 0 K: 0 S: 7 H: 4 LOB: 1 BB: 0 P: 7	R: 1 E: 1 K: 0 S: 6 H: 2 LOB: 2 BB: 0 P: 6	R: 0 E: 0 K: 0 S: 3 H: 0 LOB: 0 BB: 0 P: 3	R: 1 E: 0 K: 0 S: 5 H: 1 LOB: 0 BB: 0 P: 7	R: 0 E: 0 K: 0 S: 3 H: 0 LOB: 0 BB: 0 P: 3	R: 5 E: 0 K: 0 S: 9 H: 6 LOB: 1 BB: 0 P: 9	R: 3 E: 0 K: 2 S: 13 H: 3 LOB: 0 BB: 0 P: 14	R: 0 E: 0 K: 1 S: 6 H: 1 LOB: 1 BB: 0 P: 6	1B: 9 2B: 5 3B: 0 HR: 4 SF: 0 SAC: 1 DP: 0 HBP: 0	WP: 0 PB: 0 SB: 1 CS: 0 PA: 48					

PITCHER		IP	WLS	BF	H	R	ER	SO	BB	IBB	HBP	BLK	WP	HR	S	P	ERA	WHIP
30 Tyler Thornburg, R ERA: 6.94	(1, 1)	2.2	L	18	7	7	4	1	1	0	0	0	0	1	20	26	13.50	3.000
51 Wei-Chung Wang, L ERA:	(3, 1)	1.1		4	0	0	0	0	0	0	0	0	0	0	4	4	0.00	0.000
57 Francisco Rodríguez, R ERA: 9.0	(5, 1)	1.0		4	1	1	1	0	0	0	0	0	0	1	5	7	9.00	1.000
53 Brandon Kintzler, R ERA: 2.7	(6, 1)	1.0		3	0	0	0	0	0	0	0	0	0	0	3	3	0.00	0.000
48 Donovan Hand, R ERA: 8.22	(7, 1)	1.0		9	6	5	5	0	0	0	0	0	0	0	9	9	45.00	6.000
47 Rob Wooten, R ERA: 6.43	(8, 1)	1.0		6	3	3	3	2	0	0	0	0	0	2	13	14	27.00	3.000
79 Kyle Heckathorn, R ERA:	(9, 1)	1.0		4	1	0	0	1	0	0	0	0	0	0	6	6	0.00	1.000

TOP

Cincinnati Reds @ Milwaukee Brewers

Maryvale Baseball Park, Phoenix, AZ

Sat Mar 15 2014, 4:07 PM - 7:15 PM EDT

Att. 7,193 - Sunny - 81 F

livebaseballscorecards.com

AB	46
R	16
H	18
RBI	15
BB	1
SO	4
LOB	11

Batter	1	2	3	4	5	6	7	8	9	AB	R	H	RBI	BB	SO	LOB
Rickie Weeks Jr., R (1, 4) OBP: 0.500, SLG: 0.545	P3		G5-3		9 CS 1B		3 E 15 1B BB		E6 3 G4-3	3	0	1	0	1	0	0
91 Nick Shaw, L (7, PR) (8, 4)										1	1	0	0	0	0	0
9 Jean Segura, R (1, 6) OBP: 0.342, SLG: 0.314	G6-3		F9		1 SAFE SSS 0-3 K 1-2		FC6 28 BB 15 1B 1-2		G4-3 1-2	3	0	0	0	0	1	1
3 Elian Herrera, S (7, 6) OBP: 0.367, SLG: 0.556			CCC 0-3 K							2	0	0	0	0	0	2
8 Ryan Braun, R (1, 9) OBP: 0.650, SLG: 1.059	16 2B 1B				0-0 1B		28 BB 1-2 2-H 1B		L4	3	1	2	0	0	1	0
15 Caleb Gindl, L (7, PH) (8, 9) OBP: 0.176, SLG: 0.242										2	0	1	1	0	0	1
16 Aramis Ramirez, R (1, 5) OBP: 0.571, SLG: 0.923	1-H 2B			18 2B 7 1B 1B	P5		BBBB 1-2 2-3 BB			3	1	2	1	0	0	1
53 Brandon Kintzler, R (6, 1)										0	0	0	0	0	0	0
28 Jeremy Hermida, L (7, 7) OBP: 0.667, SLG: 0.500										0	0	0	0	1	0	0
27 Carlos Gómez, R (1, 8) OBP: 0.379, SLG: 0.480	P3			SSS 0-3 K	P6	L4				3	0	0	0	0	1	2
96 Josh Prince, R (7, 8)										1	0	0	0	0	0	3
18 Khris Davis, R (1, 7) OBP: 0.250, SLG: 0.382		BBBB 4-0 BB		7 1B 1-3 2B	SSS 0-3 K			SSS 0-3 K		2	1	1	0	1	1	0
48 Donovan Hand, R (7, 1)										0	0	0	0	0	0	0
47 Rob Wooten, R (8, 1)										0	0	0	0	0	0	0
1 Logan Schafer, L (8, PH) OBP: 0.441, SLG: 0.500										1	0	0	0	0	1	0
79 Kyle Heckathorn, R (9, 1)										0	0	0	0	0	0	0
7 Mark Reynolds, R (1, 3) OBP: 0.314, SLG: 0.207		SSS 0-3 K		14 WP 12 S 2-H 3-H 1B	SSS 0-3 K			F9		4	0	1	2	0	2	1
12 Martín Maldonado, R (1, 2) OBP: 0.176, SLG: 0.200		SSS 0-3 K		SSS 0-3 K 1-2		F9	CCC 0-3 K			4	0	0	0	0	3	2
78 Lucas May, R (9, 2) OBP: 1.000, SLG: 1.000										0	0	0	0	0	0	0
30 Tyler Thornburg, R (1, 1)		SSS 0-3 K		B X 1-0 G3 2-3					G6-3	1	0	0	0	0	1	1
51 Wei-Chung Wang, L (3, 1)										0	0	0	0	0	0	0
14 Jeff Bianchi, R (4, PH) OBP: 0.333, SLG: 0.462										1	0	0	0	0	0	1
57 Francisco Rodríguez, R (5, 1)										0	0	0	0	0	0	0
65 Irving Falu, S (6, 5) OBP: 0.333, SLG: 0.400							G4-3			2	0	0	0	0	0	0
Inning Stats	R: 1 E: 0 K: 0 S: 5 H: 2 LOB: 1 BB: 0 P: 5	R: 0 E: 0 K: 3 S: 9 H: 0 LOB: 1 BB: 1 P: 13	R: 0 E: 0 K: 1 S: 5 H: 0 LOB: 0 BB: 0 P: 5	R: 2 E: 0 K: 2 S: 10 H: 3 LOB: 1 BB: 0 P: 11	R: 0 E: 0 K: 1 S: 6 H: 2 LOB: 1 BB: 0 P: 6	R: 0 E: 0 K: 2 S: 7 H: 0 LOB: 0 BB: 0 P: 7	R: 1 E: 1 K: 0 S: 5 H: 1 LOB: 3 BB: 2 P: 13	R: 0 E: 0 K: 2 S: 7 H: 0 LOB: 0 BB: 0 P: 7	R: 0 E: 1 K: 0 S: 4 H: 0 LOB: 1 BB: 0 P: 4	1B: 6 2B: 2 3B: 0 HR: 0	SF: 0 SAC: 0 DP: 0 HBP: 0						

PITCHER	IP	WLS	BF	H	R	ER	SO	BB	IBB	HBP	BLK	WP	HR	S	P	ERA	WHIP
41 Brett Marshall, R (1, 1) ERA: 1.0	3.0	W	12	2	1	1	4	1	0	0	0	0	0	19	23	3.00	1.000
54 Aroldis Chapman, L (4, 1) ERA: 3.6	2.0		10	5	2	2	3	0	0	0	0	1	0	16	17	9.00	2.500
63 Sam LeCure, R (6, 1) ERA: 5.4	1.0		3	0	0	0	2	0	0	0	0	0	0	7	7	0.00	0.000
60 J.J. Hoover, R (7, 1) ERA: 2.25	1.0		7	1	1	0	0	2	0	0	0	0	0	5	13	0.00	3.000
58 Nick Christiani, R (8, 1) ERA: 1.5	2.0		7	0	0	0	2	0	0	0	0	0	0	11	11	0.00	0.000

PITCHER	IP	WLS	BF	H	R	ER	SO	BB	IBB	HBP	BLK	WP	HR	S	P	ERA	WHIP

BOTTOM

Cincinnati Reds @ Milwaukee Brewers

Maryvale Baseball Park, Phoenix, AZ

Sat Mar 15 2014, 4:07 PM - 7:15 PM EDT

Att. 7,193 - Sunny - 81 F

livebaseballscorecards.com

AB	36
R	4
H	8
RBI	4
BB	3
SO	11
LOB	15

1B: 6 2B: 2 3B: 0 HR: 0 SF: 0 SAC: 0 DP: 0 HBP: 0

WP: 1 PB: 0 SB: 1 CS: 1 PA: 39

Batter	1	2	3	4	5	6	7	8	9	AB	R	H	RBI	BB	SO	LOB
1 Logan Schafer, L (1, 8) OBP: 0.421, SLG: 0.471	0-0 20 CS 1B	0-0 F8			0-0 L8		0-3 K		0-0 G6-4-3 1-2f	4	0	1	0	0	1	2
94 Tyrone Taylor, R (7, 8)										1	0	0	0	0	0	1
2 Scooter Gennett, L (1, 4) OBP: 0.270, SLG: 0.429	0-0 F7		0-0 18 WP 20 S 18 G4-3 1B		0-0 20 WP 20 F8-2 2B		0-3 K2-3		0-3 K	4	1	2	0	0	1	1
12 Martín Maldonado, R (8, 2) OBP: 0.171, SLG: 0.194										1	0	0	0	0	1	0
20 Jonathan Lucroy, R (1, 2) OBP: 0.306, SLG: 0.364	0-3 K 1-2		0-3 K 1-2		1-0 F8-2 2-H			0-0 21 1B 18 HBP 14 WP 1B		4	1	1	0	0	2	3
D' Vontrey Richardson, R (8, 7)										0	0	0	0	0	0	0
18 Khris Davis, R (1, 7) OBP: 0.275, SLG: 0.459		1-2 HR	1-0 G4-3 2-H			0-0 P2		1-0 65 L6-4 21 1B 1-2 HBP		3	1	1	2	0	0	0
59 Zach Duke, L (8, 1)										0	0	0	0	0	0	0
21 Juan Francisco, L (1, 5) OBP: 0.407, SLG: 0.625	0-3 K	0-3 K				4-0 BB		0-0 14 WP 1-2 2-3 1B		3	0	1	0	1	2	0
24 Lyle Overbay, L (1, 3) OBP: 0.379, SLG: 0.182	0-3 K	0-3 K			0-3 K		0-0 L6-4 2-2		3	0	0	0	0	3	1
13 Will Smith, R (6, 1)										0	0	0	0	0	0	0
65 Irving Falu, S (8, PH) OBP: 0.318, SLG: 0.381										1	0	0	0	0	0	3
(8, 6)																
14 Jeff Bianchi, R (1, 6) OBP: 0.355, SLG: 0.448	0-0 15 E 15 1B 49 1B 1B			0-0 G5-3		0-0 G5-3		4-0 1-2 3-H BB		3	1	1	0	1	0	1
(8, 4)																
15 Caleb Gindl, L (1, 9) OBP: 0.237, SLG: 0.361	0-0 E8 49 1B 1-3 1B			4-0 BB			0-0 HR	0-0 F8		3	1	2	1	1	0	2
49 Yovani Gallardo, R (1, 1) OBP: 0.500, SLG: 0.500	0-0 1-2 3-H 1B			0-3 K			0-3 K2-3		0-3 K 94 G6-4-3	2	0	1	1	0	1	1
96 Nick Ramirez, L (6, 3) OBP: 0.200, SLG: 0.200										2	0	0	0	0	2	0
Inning Stats	R: 0 H: 1 E: 0 LOB: 1 K: 1 BB: 0 S: 5 P: 5	R: 2 H: 4 E: 1 LOB: 2 K: 2 BB: 0 S: 13 P: 14	R: 1 H: 1 E: 0 LOB: 0 K: 2 BB: 0 S: 8 P: 9	R: 0 H: 0 E: 0 LOB: 1 K: 2 BB: 1 S: 7 P: 11	R: 0 H: 1 E: 0 LOB: 0 K: 0 BB: 0 S: 3 P: 4	R: 0 H: 0 E: 0 LOB: 1 K: 1 BB: 1 S: 5 P: 9	R: 1 H: 1 E: 0 LOB: 0 K: 3 BB: 0 S: 10 P: 10	R: 1 H: 2 E: 0 LOB: 2 K: 0 BB: 1 S: 4 P: 9	R: 0 H: 0 E: 0 LOB: 0 K: 2 BB: 0 S: 7 P: 7	1B: 7 SF: 0 2B: 4 SAC: 0 3B: 0 DP: 4 HR: 2 HBP: 1						
										WP: 4 PA: 38 PB: 0 SB: 1 CS: 1						

PITCHER		IP	WLS	BF	H	R	ER	SO	BB	IBB	HBP	BLK	WP	HR	S	P	ERA	WHIP
35 Trevor Cahill, R ERA: 7.88	(1, 1)	5.0		21	7	3	2	7	1	0	0	0	2	1	36	43	3.60	1.600
59 Oliver Pérez, L ERA:	(6, 1)	0.2		3	0	0	0	1	1	0	0	0	0	0	4	8	0.00	1.500
Joe Paterson, L ERA: 4.05	(6, 1)	0.1		1	0	0	0	0	0	0	0	0	0	0	1	1	0.00	0.000
38 Will Harris, R ERA: 2.25	(7, 1)	1.0		4	1	1	1	3	0	0	0	0	0	1	10	10	9.00	1.000
Jess Todd, R ERA: 3.0	(8, 1)	1.0		6	2	1	1	0	1	0	1	0	1	0	4	9	9.00	3.000

PITCHER		IP	WLS	BF	H	R	ER	SO	BB	IBB	HBP	BLK	WP	HR	S	P	ERA	WHIP
22 Kyle Winkler, R ERA:	(9, 1)	1.0	W	3	0	0	0	2	0	0	0	0	1	0	7	7	0.00	0.000

TOP

Milwaukee Brewers @ Arizona Diamondbacks

Salt River Fields at Talking Stick, Scottsdale, AZ

Sun Mar 16 2014, 4:12 PM - 7:10 PM EDT

Att. 12,871 - Sunny - 73 F

livebaseballscorecards.com

AB	34
R	5
H	10
RBI	4
BB	3
SO	13
LOB	15

Milwaukee Brewers @ Arizona Diamondbacks

Salt River Fields at Talking Stick, Scottsdale, AZ

Sun Mar 16 2014, 4:12 PM - 7:10 PM EDT

Att. 12,871 - Sunny - 73 F

livebaseballscorecards.com

BOTTOM

Batter	1	2	3	4	5	6	7	8	9	AB	R	H	RBI	BB	SO	LOB
8 Gerardo Parra, L (1, 9) OBP: 0.426, SLG: 0.421	G6-3	2-H 1B			G1-3		G1-3		1-2 2-3 3-H 1B	3	0	1	1	0	0	0
19 Tony Campana, L (6, 8) OBP: 0.293, SLG: 0.216										2	0	1	1	0	0	0
2 Aaron Hill, R (1, 4) OBP: 0.349, SLG: 0.450	14 2B 1B	F9			F8			G5-3		3	1	1	0	0	0	1
76 Andy Marte, R (6, 5) OBP: 0.292, SLG: 0.478										1	0	0	0	0	0	0
44 Paul Goldschmidt, R (1, 3) OBP: 0.333, SLG: 0.386	F9		F8					G3		3	0	1	0	0	0	1
21 Mike Jacobs, L (6, 3) OBP: 0.156, SLG: 0.167					1B					1	0	0	0	0	0	0
14 Martín Prado, R (1, 5) OBP: 0.488, SLG: 0.700	1-H 26 1B 2B		G6-3		G3			F9		3	1	1	1	0	0	1
24 Henry Blanco, R (6, 2) OBP: 0.211, SLG: 0.211										1	0	0	0	0	0	0
26 Miguel Montero, L (1, 2) OBP: 0.314, SLG: 0.424	2-H 1B		G4-3			G6-3			1B 49 1B 16 WP 1B	2	0	1	1	0	0	0
4 Cliff Pennington, S (6, 4) OBP: 0.342, SLG: 0.364										2	1	1	0	0	0	0
15 Mark Trumbo, R (1, 7) OBP: 0.308, SLG: 0.444	K			C S C K		G6-3			16 WP 1B 1-2 16 FC4 1B	3	0	0	0	0	2	1
49 Shelley Duncan, R (7, 7) OBP: 0.310, SLG: 0.320										1	1	1	0	0	0	0
11 AJ Pollock, R (1, 8) OBP: 0.477, SLG: 0.750		35 SH3-4 8 1B 1B		E5		S S S K			16 FC4 16 WP 19 1B 1-2 2-3 1B	2	1	2	0	0	0	0
59 Oliver Perez, L (6, 1)										0	0	0	0	0	0	0
Joe Paterson, R (6, 1)										0	0	0	0	0	0	0
7 Cody Ross, R (6, PH)										1	0	0	0	0	1	0
38 Will Harris, R (7, 1)										0	0	0	0	0	0	0
Jess Todd, R (8, 1)										0	0	0	0	0	0	0
22 Kyle Winkler, R (9, 1)										0	0	0	0	0	0	0
Steve McQuail, R (9, PH) OBP: 0.500, SLG: 0.500										1	1	1	0	0	0	0
1 Didi Gregorius, L (1, 6) OBP: 0.244, SLG: 0.256		F8		F7			F7		B X 1-3 2-H 3-H FC4 19 1B	3	0	0	0	0	0	2
16 Chris Owings, R (8, 6) OBP: 0.319, SLG: 0.364										1	0	0	1	0	0	1
35 Trevor Cahill, R (1, 1)		SH3-4 1-2		G1-4-3			C C C K		B B B B 19 1B BB	1	0	0	0	0	0	1
27 Matt Tuiasosopo, R (6, 9) OBP: 0.205, SLG: 0.147										1	0	0	0	1	1	0
Inning Stats	R: 2 E: 0 K: 1 S: 8 H: 3 LOB: 1 BB: 0 P: 8	R: 1 E: 0 K: 0 S: 5 H: 2 LOB: 1 BB: 0 P: 5	R: 0 E: 0 K: 0 S: 3 H: 0 LOB: 0 BB: 0 P: 3	R: 0 E: 1 K: 1 S: 6 H: 1 LOB: 1 BB: 0 P: 6	R: 0 E: 0 K: 0 S: 4 H: 1 LOB: 1 BB: 0 P: 4	R: 0 E: 0 K: 1 S: 5 H: 0 LOB: 0 BB: 0 P: 5	R: 0 E: 0 K: 1 S: 5 H: 0 LOB: 0 BB: 0 P: 5	R: 0 E: 0 K: 0 S: 3 H: 0 LOB: 0 BB: 0 P: 3	R: 3 E: 0 K: 0 S: 5 H: 4 LOB: 3 BB: 1 P: 10	1B: 10 2B: 1 3B: 0 HR: 0 SF: 0 SAC: 1 DP: 0 HBP: 0							

	AB	
	R	6
	H	11
	RBI	5
	BB	1
	SO	4
	LOB	8

WP: 1 PB: 0 SB: 0 CS: 0 PA: 37

PITCHER		IP	WLS	BF	H	R	ER	SO	BB	IBB	HBP	BLK	WP	HR	S	P	ERA	WHIP
49 Yovani Gallardo, R ERA: 2.77	(1, 1)	5.0		22	7	3	3	2	0	0	0	0	0	0	26	26	5.40	1.400
13 Will Smith, L ERA: 0.96	(6, 1)	2.0		6	0	0	0	2	0	0	0	0	0	0	10	10	0.00	0.000
59 Zach Duke, L ERA: 5.4	(8, 1)	1.0	L	9	4	3	3	0	1	0	0	0	1	0	8	13	27.00	5.000

PITCHER		IP	WLS	BF	H	R	ER	SO	BB	IBB	HBP	BLK	WP	HR	S	P	ERA	WHIP

TOP

Chicago White Sox @ Milwaukee Brewers

Maryvale Baseball Park, Phoenix, AZ

Mon Mar 17 2014, 4:07 PM - 7:38 PM EDT

Att. 5,867 - Partly Cloudy - 75 F

livebaseballscorecards.com

Batter	1	2	3	4	5	6	7	8	9	AB	R	H	RBI	BB	SO	LOB
83 Micah Johnson, L (1, 4) OBP: 0.429, SLG: 0.368 5 Marcus Semien, R (7, 4) OBP: 0.464, SLG: 0.500	G4-3		K	G1 2-3			BB 10 2B	2B 28 G4-3		3 1	1 0	0 1	0 0	1 0	1 0	2 0
10 Alexei Ramirez, R (1, 6) OBP: 0.316, SLG: 0.395 28 Leury García, S (7, 6) OBP: 0.333, SLG: 0.238	1B 79 G5-4-3		1B 79 FC5-4 1-2	1B 3-H			2B 44 2B 1-H	G4-3 2-3		4 1	1 0	4 0	2 0	0 0	0 0	0 1
79 José Abreu, R (1, 3) OBP: 0.278, SLG: 0.400 76 Andy Wilkins, L (7, 3) OBP: 0.632, SLG: 0.714	G5-4-3 1-2f		FC5-4 1-2f 2-3	K			L3	G4-3		4 1	0 0	0 0	0 0	0 0	1 0	5 1
26 Avisaíl García, R (1, 9) OBP: 0.282, SLG: 0.421 Denis Phipps, R (7, 9)	1B 44 S	F8		F8	F9	E6			4 1	0 0	1 0	0 0	0 0	0 0	3 0
44 Adam Dunn, L (1, 10) OBP: 0.267, SLG: 0.250 36 Josh Phegley, R (7, PR) OBP: 0.238, SLG: 0.524 (7, 10)	K 1-2		BB 20 BB 24 HBP 22 2B	K	2B 94 HR 2-H		K	3	1 1	1 1	1 0	1 0	2 1	1 1
24 Dayan Viciedo, R (1, 7) OBP: 0.324, SLG: 0.375 94 Josh Richmond, R (7, PH) OBP: 0.500, SLG: 2.000 (7, 7)	F9		HBP 20 BB 22 2B 1-2	K	HR 2-H		F8	2	2 2	1 1	0 1	0 2	0 0	1 0	1 1
20 Jordan Danks, L (1, 8) OBP: 0.378, SLG: 0.559 18 Blake Tekotte, L (6, 8) OBP: 0.250, SLG: 0.400	F7		BB 22 2B 38 SF7 1-2 2-3	K	1B		G3-1	3	2 2	1 0	0 1	0 0	1 0	1 0	1 1
22 Matt Davidson, R (1, 5) OBP: 0.281, SLG: 0.467 Alex Liddi, R (7, 5) OBP: 0.267, SLG: 0.667		2B 38 1B	2B 83 G1 10 1B 1-3 2-H 3-H	G4-3	K				4 0	2 0	2 0	2 0	0 0	1 0	2 0
38 Hector Gimenez, S (1, 2) OBP: 0.167, SLG: 0.273 17 Adrian Nieto, S (8, 2) OBP: 0.333, SLG: 0.231		1B 79 FC5-4 10 1B 2-H	SF7 3-H	K			G5-3		3 0	0 0	1 0	2 0	0 0	1 0	0 0

	AB	38
	R	9
	H	12
	RBI	9
	BB	3
	SO	9
	LOB	20

Inning Stats																								
	R: 0	H: 1	R: 0	H: 1	R: 1	H: 3	R: 4	H: 2	R: 0	H: 0	R: 0	H: 0	R: 4	H: 4	R: 0	H: 1	R: 0	H: 0	1B: 6	SF: 1	WP: 0	PA: 43		
	E: 0	LOB: 0	E: 0	LOB: 1	E: 0	LOB: 2	E: 0	LOB: 1	E: 0	LOB: 0	E: 0	LOB: 2	E: 0	LOB: 2	E: 0	LOB: 1	E: 1	LOB: 1	2B: 5	SAC: 0	PB: 0			
	K: 0	BB: 0	K: 1	BB: 0	K: 1	BB: 0	K: 1	BB: 2	K: 2	BB: 0	K: 2	BB: 0	K: 1	BB: 1	K: 0	BB: 0	K: 1	BB: 0	3B: 0	DP: 1	SB: 1			
	S: 3	P: 4	S: 6	P: 6	S: 8	P: 8	S: 7	P: 17	S: 7	P: 7	S: 7	P: 7	S: 9	P: 13	S: 4	P: 4	S: 6	P: 6	HR: 1	HBP: 1	CS: 0			

PITCHER		IP	WLS	BF	H	R	ER	SO	BB	IBB	HBP	BLK	WP	HR	S	P	ERA	WHIP
26 Kyle Lohse, R (1, 1) ERA: 7.27		3.2	L	20	7	5	5	2	2	0	1	0	0	0	21	32	12.27	2.455
47 Rob Wooten, R (4, 1) ERA: 5.4		1.1		4	0	0	0	3	0	0	0	0	0	0	10	10	0.00	0.000
57 Francisco Rodríguez, R (6, 1) ERA: 4.5		1.0		3	0	0	0	2	0	0	0	0	0	0	7	7	0.00	0.000
29 Jim Henderson, R (7, 1) ERA: 10.8		1.0		8	4	4	4	1	1	0	0	0	0	1	9	13	36.00	5.000
51 Wei-Chung Wang, L (8, 1) ERA:		1.0		4	1	0	0	0	0	0	0	0	0	0	4	4	0.00	1.000

PITCHER		IP	WLS	BF	H	R	ER	SO	BB	IBB	HBP	BLK	WP	HR	S	P	ERA	WHIP
45 Alfredo Figaro, R (9, 1) ERA: 2.25		1.0		4	0	0	0	1	0	0	0	0	0	0	6	6	0.00	0.000

BOTTOM

Chicago White Sox @ Milwaukee Brewers

Maryvale Baseball Park, Phoenix, AZ

Mon Mar 17 2014, 4:07 PM - 7:38 PM EDT

Att. 5,867 - Partly Cloudy - 75 F

livebaseballscorecards.com

Batter	1	2	3	4	5	6	7	8	9	AB	R	H	RBI	BB	SO	LOB
27 Carlos Gómez, R (1, 8) OBP: 0.344, SLG: 0.429	G5-3		P2		F8			65 FC6-4 1B		3	0	0	0	0	0	0
57 Francisco Rodríguez, R (6, 1)										0	0	0	0	0	0	0
14 Jeff Bianchi, R (7, 6) OBP: 0.375, SLG: 0.467										1	0	1	0	0	0	0
9 Jean Segura, R (1, 6) OBP: 0.341, SLG: 0.368	G6-3		3B		F8			FC6-4 1-2f		3	0	1	0	0	0	0
65 Irving Falu, S (7, 9)										1	0	0	0	0	0	1
(8, 7) OBP: 0.304, SLG: 0.364																
8 Ryan Braun, R (1, 9) OBP: 0.636, SLG: 1.000	BB 16 1B		P4			G4-3		K		1	0	0	0	1	0	1
3 Elian Herrera, S (6, PH)										2	0	0	0	0	1	1
(7, 5) OBP: 0.344, SLG: 0.517																
16 Aramis Ramirez, R (1, 5) OBP: 0.529, SLG: 0.813	1-3 1B		K			F8		F8		3	0	1	0	0	1	1
29 Jim Henderson, L (7, 1)										0	0	0	0	0	0	0
24 Lyle Overbay, L (8, 3) OBP: 0.367, SLG: 0.174										1	0	0	0	0	0	1
20 Jonathan Lucroy, R (1, 2) OBP: 0.308, SLG: 0.343	G4-3			BB		G6-3			G4-3	2	0	0	0	1	0	2
95 Michael Reed, R (8, 8)										1	0	0	0	0	0	0
Rickie Weeks Jr., R (1, 4) OBP: 0.500, SLG: 0.522		BB 1E	K				G4-3		K2-3	1	0	0	0	1	1	1
2 Scooter Gennett, L (7, 4) OBP: 0.256, SLG: 0.405										2	0	0	0	0	1	0
7 Mark Reynolds, R (1, 3) OBP: 0.289, SLG: 0.188		F8		F9			K		G6-3	3	0	0	0	0	1	2
66 Robinzon Diaz, R (8, 2) OBP: 0.308, SLG: 0.182										1	0	0	0	0	0	0
1 Logan Schafer, L (1, 7) OBP: 0.415, SLG: 0.459	SAFE	K		P2			1B			3	0	1	0	0	1	2
51 Wei-Chung Wang, L (8, 1)										0	0	0	0	0	0	0
45 Alfredo Figaro, R (9, 1)										0	0	0	0	0	0	0
26 Kyle Lohse, R (1, 1)		K			P5		G4-3			1	0	0	0	0	1	1
47 Rob Wooten, R (4, 1)										0	0	0	0	0	0	0
15 Caleb Gindl, L (5, PH) OBP: 0.225, SLG: 0.342										2	0	0	0	0	0	1
(6, 8)																
(8, 9)																

Inning Stats										
	R: 0	H: 1	R: 0	H: 0	R: 0	H: 1	R: 0	H: 0	R: 0	H: 0
	E: 0	LOB: 2	E: 1	LOB: 1	E: 0	LOB: 1	E: 0	LOB: 1	E: 0	LOB: 0
	K: 0	BB: 1	K: 2	BB: 1	K: 1	BB: 0	K: 0	BB: 1	K: 0	BB: 0
	S: 4	P: 8	S: 7	P: 12	S: 6	P: 6	S: 5	P: 9	S: 3	P: 3

Inning Stats										
	R: 0	H: 0	R: 0	H: 1	R: 0	H: 1	R: 0	H: 0	R: 0	H: 0
	E: 0	LOB: 0	E: 0	LOB: 1	E: 0	LOB: 1	E: 0	LOB: 1	E: 0	LOB: 0
	K: 0	BB: 0	K: 1	BB: 0	K: 1	BB: 0	K: 1	BB: 0	K: 1	BB: 0
	S: 3	P: 3	S: 6	P: 6	S: 8	P: 8	S: 5	P: 5		

AB	31
R	0
H	4
RBI	0
BB	3
SO	7
LOB	14

PITCHER		IP	WLS	BF	H	R	ER	SO	BB	IBB	HBP	BLK	WP	HR	S	P	ERA	WHIP	PITCHER	IP	WLS	BF	H	R	ER	SO	BB	IBB	HBP	BLK	WP	HR	S	P	ERA	WHIP
55 Felipe Paulino, R ERA: 6.08	(1, 1)	5.0	W	20	2	0	0	4	3	0	0	0	0	0	25	38	0.00	1.000																	
43 Mitchell Boggs, R ERA: 11.57	(6, 1)	1.0		3	0	0	0	0	0	0	0	0	0	0	3	3	0.00	0.000																	
40 Daniel Webb, R ERA: 2.25	(7, 1)	1.0		4	1	0	0	1	0	0	0	0	0	0	6	6	0.00	1.000																	
65 Nate Jones, R ERA:	(8, 1)	1.0		4	1	0	0	1	0	0	0	0	0	0	8	8	0.00	1.000																	
46 Donnie Veal, L ERA: 1.69	(9, 1)	1.0		3	0	0	0	1	0	0	0	0	0	0	5	5	0.00	0.000																	

1B: 3	SF: 0	WP: 0	PA: 34
2B: 0	SAC: 0	PB: 0	
3B: 1	DP: 0	SB: 0	
HR: 0	HBP: 0	CS: 0	

Texas Rangers @ Milwaukee Brewers

Maryvale Baseball Park, Phoenix, AZ

Tue Mar 18 2014, 4:09 PM - 6:54 PM EDT

Att. 6,566 - Cloudy - 76 F

TOP

livebaseballscorecards.com

Batter	1	2	3	4	5	6	7	8	9	AB	R	H	RBI	BB	SO	LOB
17 Shin-Soo Choo, L (1, 10) OBP: 0.238, SLG: 0.278	S S S 0-3 ① K		X 0-0 ② P5			X 0-0 ① G3		X 0-0 ③ G2-3		4	0	0	0	0	1	0
12 Josh Wilson, R (1, 6) OBP: 0.333, SLG: 0.375 94 Jake Smolinski, R (7, 9)	X 0-0 1B		C C C 0-3 ③ K			X 0-0 ② L8			H 1-0 57 E 73 HR HBP	3 0	0 1	1 0	0 0	0 0	1 0	0 0
61 Robinson Chirinos, R (1, 2) OBP: 0.500, SLG: 0.727 57 Tomás Telis, S (7, 2)	S S S 0-3 ② K			X 0-0 2B		X 0-0 ③ F9			X 0-0 FC3 73 HR 1-2	3 1	0 1	1 0	0 0	0 0	1 0	1 1
73 Ronald Guzmán, L (1, 3) OBP: 0.571, SLG: 1.500	X 0-0 ③ P3			X 0-0 ① P6			B B B 4-0 20 FC3-6 BB		X 0-0 1-H 2-H HR	3	1	1	3	1	0	2
20 Brent Lillibridge, R (1, 5) OBP: 0.269, SLG: 0.400		X 0-0 ① P3		S S S 0-3 ② K			X 0-0 ① FC3-6 43 G1-4-3 1-2f		C C C 0-3 ① K	4	0	0	0	0	2	2
43 Engel Beltre, L (1, 9) OBP: 0.346, SLG: 0.320 90 Jared Hoying, L (7, 8) OBP: 0.500, SLG: 0.667		X 0-0 2 1B 1B		X 0-0 ③ G6-3			X 0-0 ② G1-4-3 1-2		B B B B 4-0 89 G4-3 BB	3 0	0 0	1 0	0 0	0 1	0 0	2 0
2 Leonys Martin, L (1, 8) OBP: 0.303, SLG: 0.250 89 Guilder Rodriguez, S (7, 6)		X 0-0 ② 1-2 1B			X 0-0 ① F9		S S S 0-3 ③ K		X 0-0 ② G4-3 1-2	3 1	0 0	1 0	0 0	0 0	1 0	1 1
9 Adam Rosales, R (1, 4) OBP: 0.143, SLG: 0.154		S S S 0-3 ③ K			X 0-0 ② G6-3			C C C 0-3 ① K	X 0-0 ③ G5-3	4	0	0	0	0	2	2
Brad Snyder, L (1, 7) OBP: 0.333, SLG: 0.400			X 0-0 ① F9		X 0-0 ③ F8			X 0-0 ② F7		3	0	0	0	0	0	0
Inning Stats	R: 0 E: 0 K: 2 S: 8 H: 1 LOB: 1 BB: 0 P: 8	R: 0 E: 0 K: 1 S: 6 H: 2 LOB: 1 BB: 0 P: 6	R: 0 E: 0 K: 1 S: 5 H: 0 LOB: 0 BB: 0 P: 5	R: 0 E: 0 K: 1 S: 6 H: 1 LOB: 1 BB: 0 P: 6	R: 0 E: 0 K: 0 S: 3 H: 0 LOB: 0 BB: 0 P: 3	R: 0 E: 0 K: 0 S: 3 H: 0 LOB: 0 BB: 0 P: 3	R: 0 E: 0 K: 1 S: 5 H: 0 LOB: 1 BB: 1 P: 9	R: 0 E: 0 K: 1 S: 5 H: 0 LOB: 0 BB: 0 P: 5	R: 3 E: 1 K: 1 S: 7 H: 1 LOB: 1 BB: 1 P: 12	1B: 3 2B: 1 3B: 0 HR: 1 SF: 0 SAC: 0 DP: 0 HBP: 1						

	AB	32
	R	3
	H	5
	RBI	3
	BB	2
	SO	8
	LOB	12

WP: 0 PB: 0 SB: 0 CS: 0 PA: 35

PITCHER		IP	WLS	BF	H	R	ER	SO	BB	IBB	HBP	BLK	WP	HR	S	P	ERA	WHIP
41 Marco Estrada, R ERA: 2.7	(1, 1)	6.0	W	21	4	0	0	5	0	0	0	0	0	0	31	31	0.00	0.667
59 Zach Duke, L ERA: 4.7	(7, 1)	1.0		4	0	0	0	1	1	0	0	0	0	0	5	9	0.00	1.000
53 Brandon Kintzler, R ERA: 2.35	(8, 1)	1.0		3	0	0	0	1	0	0	0	0	0	0	5	5	0.00	0.000
48 Donovan Hand, R ERA: 9.35	(9, 1)	1.0		7	1	3	2	1	1	0	1	0	0	1	7	12	18.00	2.000

PITCHER	IP	WLS	BF	H	R	ER	SO	BB	IBB	HBP	BLK	WP	HR	S	P	ERA	WHIP

Texas Rangers @ Milwaukee Brewers

Maryvale Baseball Park, Phoenix, AZ

Tue Mar 18 2014, 4:09 PM - 6:54 PM EDT

Att. 6,566 - Cloudy - 76 F

BOTTOM

Batter	1	2	3	4	5	6	7	8	9	AB	R	H	RBI	BB	SO	LOB
27 Carlos Gómez, R (1, 8) OBP: 0.371, SLG: 0.581	G6-3			9 G4-3; 8 G4-3; 2B	1-H; 3-H; HR	1-2f; FC4-6		K		3	2	2	3	0	0	0
15 Caleb Gindl, L (6, PH) (7, 8) OBP: 0.214, SLG: 0.325										2	0	0	0	0	1	1
9 Jean Segura, R (1, 6) OBP: 0.318, SLG: 0.341	G2-3			G4-3; 2-3	L7	G4-3				3	0	0	0	0	0	1
3 Elian Herrera, S (6, 6) OBP: 0.333, SLG: 0.500										1	0	0	0	0	0	1
8 Ryan Braun, R (1, 9) OBP: 0.560, SLG: 0.857	F9			G4-3; 3-H	K		66 G3; 14 1B; 1B			3	0	0	1	0	1	0
65 Irving Falu, S (7, 4) OBP: 0.333, SLG: 0.391										1	0	1	0	0	0	0
16 Aramis Ramirez, R (1, 5) OBP: 0.550, SLG: 0.778		G6-3		20 FC6-4; 1B		18 BB; 7 HR; S; BB	66 G3; 1-2; 1B			2	0	1	0	1	0	0
14 Jeff Bianchi, R (6, PR) (7, 5) OBP: 0.394, SLG: 0.484										1	1	1	0	0	0	0
20 Jonathan Lucroy, R (1, 2) OBP: 0.286, SLG: 0.316		G4-3		FC6-4; 1-2f		K	P6			3	0	0	0	0	1	2
21 Juan Francisco, L (7, 3) OBP: 0.393, SLG: 0.600										1	0	0	0	0	0	2
Rickie Weeks Jr., R (1, 4) OBP: 0.515, SLG: 0.500		G5-3			7 2B; BB	18 BB; 7 HR; 1-2; BB	G3; 1-2; 2-3			1	2	0	0	2	0	0
66 Robinzon Diaz, R (7, 2) OBP: 0.286, SLG: 0.167										1	0	0	0	0	0	2
18 Khris Davis, R (1, 7) OBP: 0.279, SLG: 0.436			K		L7	7 HR; 1-2; 2-3; BB	K			2	1	0	0	1	1	1
28 Jeremy Hermida, L (7, 7) OBP: 0.500, SLG: 0.333										1	0	0	0	0	1	2
7 Mark Reynolds, R (1, 3) OBP: 0.317, SLG: 0.343			K		12 1B; 27 HR; 1-H; 2B	1-H; 2-H; 3-H; HR		G4-3		3	2	2	5	0	1	0
79 Michael Ratterree, R (7, 9)										1	0	0	0	0	0	0
12 Martín Maldonado, R (1, 10) OBP: 0.205, SLG: 0.206			G5-3		27 HR; 2-3; 1B	15 FC4-6; BB		K2-3		3	1	1	0	1	1	0

	AB	32
	R	9
	H	8
	RBI	9
	BB	5
	SO	7
	LOB	12

Inning Stats	1	2	3	4	5	6	7	8	9
	R: 0 E: 0 K: 0 S: 3	H: 0 LOB: 0 BB: 0 P: 3	R: 0 E: 0 K: 0 S: 3	H: 0 LOB: 0 BB: 0 P: 3	R: 0 E: 0 K: 2 S: 7	H: 0 LOB: 0 BB: 0 P: 7	R: 1 E: 0 K: 0 S: 5	H: 2 LOB: 1 BB: 0 P: 5	R: 4 E: 0 K: 1 S: 9	H: 3 LOB: 0 BB: 1 P: 14
	R: 4 E: 0 K: 1 S: 6	H: 1 LOB: 1 BB: 4 P: 23	R: 0 E: 0 K: 1 S: 7	H: 2 LOB: 2 BB: 0 P: 7	R: 0 E: 0 K: 2 S: 7	H: 0 LOB: 0 BB: 0 P: 7				

	1B: 4	SF: 0	WP: 0	PA: 37
	2B: 2	SAC: 0	PB: 0	
	3B: 0	DP: 0	SB: 1	
	HR: 2	HBP: 0	CS: 0	

livebaseballscorecards.com

PITCHER		IP	WLS	BF	H	R	ER	SO	BB	IBB	HBP	BLK	WP	HR	S	P	ERA	WHIP
33 Martín Pérez, L ERA: 6.23	(1, 1)	5.0	L	21	5	5	5	3	1	0	0	0	0	1	27	32	9.00	1.200
50 Michael Kirkman, L ERA: 7.0	(6, 1)	1.0		8	1	4	4	1	4	0	0	0	0	1	6	23	36.00	5.000
49 Aaron Poreda, L ERA: 3.38	(7, 1)	1.0		5	2	0	0	1	0	0	0	0	0	0	7	7	0.00	2.000
73 Keone Kela, R ERA:	(8, 1)	1.0		3	0	0	0	2	0	0	0	0	0	0	7	7	0.00	0.000

PITCHER	IP	WLS	BF	H	R	ER	SO	BB	IBB	HBP	BLK	WP	HR	S	P	ERA	WHIP

Batter	1	2	3	4	5	6	7	8	9	AB	R	H	RBI	BB	SO	LOB
2 Scooter Gennett, L (1, 4) OBP: 0.233, SLG: 0.366	B SI 88 B SI 90 X SI 89 2-0 G4-3		B SI 87 B SI 87 C SI 88 X SI 87 2-1 G4-3		B SI 88 X SI 88 1-0 F9	B FF 90 S CH 84 B FF 89 X FF 89 2-1 L8		B FC 88 F FC 87 S CH 84 X CU 75 1-2 G4-3		4 0 0 0 0 0 0						
91 Nick Shaw, L (8, PH) (8, 4)										1 0 0 0 0 0 0						
1 Logan Schafer, L (1, 8) OBP: 0.422, SLG: 0.537	B SI 89 L SI 90 C SI 90 F SI 86 F CU 73 F SI 90 B CH 82 F FF 86 F SI 91 2-2 X CU 74 HR		L SI 88 X SI 88 0-1 F8		C SL 78 B SL 78 S CH 85 F SI 90 F SI 89 F SI 90 B SL 79 F SI 87 F SI 90 3-2 F SI 85 B CH 82 X SI 89 F9		F FF 96 B CU 76 X FF 92 1-1 24 S 15 1B 1B		C FF 91 X FF 91 0-1 F9	4 2 2 1 0 0 0						
97 Chadwin Stang, R (8, 8)										1 0 0 0 0 0 0						
18 Khris Davis, R (1, 7) OBP: 0.298, SLG: 0.512	X SI 88 0-0 24 FC3-6 1B		B SL 80 B SI 89 X SI 88 2-0 HR		C SI 91 B CU 74 T SL 79 T SI 91 1-2 K		X FF 92 0-0 F9		C SI 92 B FF 87 F FF 93 X FF 87 1-2 G5-3	4 1 2 1 0 1 1						
95 Michael Reed, R (8, 7)										1 0 0 0 0 0 0						
24 Lyle Overbay, L (1, 3) OBP: 0.314, SLG: 0.143	1 SAFE C SI 89 B CH 83 X SI 89 1-1 FC3-6 1-2f		S SL 79 B SI 88 B CH 86 C SL 78 F SI 90 T SI 90 2-2 K			X SI 88 0-0 G4-3	B FF 91 C FF 95 1 SAFE S CU 76 B FF 95 D CU 76 S FF 92 3-3 K 1-2		C SI 92 B SI 88 F FF 87 C SL 84 1-3 K	5 0 0 0 0 3 2						
45 Alfredo Figaro, R (9, 1)										0 0 0 0 0 0 0						
7 Mark Reynolds, R (1, 9) OBP: 0.341, SLG: 0.474	C SL 79 S SL 79 B SL 80 B SI 90 S SL 79 2-3 K			C SI 88 B SI 89 B SI 89 S SL 78 X SL 81 2-2 HR		B SI 88 C SL 77 S SL 78 X SI 89 1-2 21 WP 12 SH3-4 2B	S CH 86 D FA 92 F CH 87 D CU 78 X FF 96 2-2 21 BB 2-H 1B			3 2 2 1 0 1 1						
15 Caleb Gindl, L (7, PH) OBP: 0.233, SLG: 0.341										1 0 1 1 0 0 0						
(7, 9)																
21 Juan Francisco, L (1, 5) OBP: 0.469, SLG: 0.731		B SI 88 B SI 90 B SI 89 B SI 88 4-0 BB		X SI 88 0-0 HR		B CH 82 B SL 79 B SI 89 B SI 90 4-0 12 SH3-4 14 1B 2-3 BB	B SI 95 B FF 94 B FF 94 C FF 92 F SI 93 F SI 97 D SI 94 4-2 1-2 BB			1 2 1 1 3 0 0						
13 Will Smith, R (7, 1)										0 0 0 0 0 0 0						
47 Rob Wooten, R (8, 1)										0 0 0 0 0 0 0						
96 Nick Ramirez, L (9, 3) OBP: 0.200, SLG: 0.200										0 0 0 0 0 0 0						
12 Martín Maldonado, R (1, 2) OBP: 0.190, SLG: 0.189		C SI 90 X SI 89 0-1 F8		C SL 79 C SL 79 B SL 81 X SI 89 1-2 G5-3		X SL 78 0-0 SH3-4 1-2 3-H	B FF 95 X SI 94 1-0 G5-3			3 0 0 1 0 0 3						
66 Robinzon Diaz, R (8, 2) OBP: 0.286, SLG: 0.167										0 0 0 0 0 0 0						
14 Jeff Bianchi, R (1, 6) OBP: 0.405, SLG: 0.486		C SI 90 S CH 80 S SL 80 0-3 K		X SI 88 0-0 38 B2-4 1B		S SL 81 B SL 80 F SI 89 X SL 79 1-2 38 HR 2-H 1B		L FF 92 B FC 90 S FF 92 F CU 75 C FF 96 1-3 K		4 1 2 1 0 2 1						
3 Elian Herrera, S (8, 6) OBP: 0.333, SLG: 0.500										0 0 0 0 0 0 0						
38 Wily Peralta, R (1, 1) OBP: 0.250, SLG: 1.000		B SI 89 X SI 89 1-0 L9		1 SAFE L SL 80 1 SAFE X SL 80 0-1 B2-4 1-1f		X FF 90 0-0 2-H HR		X FF 94 0-0 B1		3 1 1 2 0 0 2						
65 Irving Falu, S (7, 5) OBP: 0.320, SLG: 0.375										1 0 0 0 0 0 0						
Inning Stats	R: 1 E: 0 K: 1 S: 15 H: 2 LOB: 1 BB: 0 P: 22	R: 0 E: 0 K: 1 S: 6 H: 0 LOB: 1 BB: 1 P: 11	R: 1 E: 0 K: 1 S: 9 H: 1 LOB: 0 BB: 0 P: 15	R: 2 E: 0 K: 0 S: 10 H: 3 LOB: 0 BB: 0 P: 13	R: 0 E: 0 K: 1 S: 13 H: 0 LOB: 0 BB: 0 P: 18	R: 4 E: 0 K: 0 S: 11 H: 3 LOB: 0 BB: 1 P: 19	R: 1 E: 0 K: 1 S: 13 H: 2 LOB: 2 BB: 1 P: 24	R: 0 E: 0 K: 1 S: 8 H: 0 LOB: 0 BB: 0 P: 10	R: 0 E: 0 K: 1 S: 8 H: 0 LOB: 0 BB: 0 P: 10	1B: 5 2B: 2 3B: 0 HR: 5 SF: 0 SAC: 1 DP: 1 HBP: 0						

TOP

Milwaukee Brewers @ Seattle Mariners

Peoria Stadium, Peoria, AZ

Wed Mar 19 2014, 4:09 PM - 7:01 PM EDT

Att. 9,198 - Sunny - 78 F

livebaseballscorecards.com

AB	36
R	9
H	11
RBI	9
BB	3
SO	7
LOB	10

WP: 1 PA: 40
PB: 0
SB: 1
CS: 0

PITCHER		IP	WLS	BF	H	R	ER	SO	BB	IBB	HBP	BLK	WP	HR	S	P	ERA	WHIP
49 Blake Beavan, R ERA: 4.91	(1, 1)	5.2	L	26	8	7	7	4	2	0	0	0	1	4	61	93	11.12	1.765
52 Ramon E Ramirez, R ERA: 8.1	(6, 1)	0.1		2	1	1	1	0	0	0	0	0	0	1	3	5	27.00	3.000
54 Tom Wilhelmsen, R ERA: 9.0	(7, 1)	1.0		6	2	1	1	1	1	0	0	0	0	0	13	24	9.00	3.000
40 Danny Farquhar, R ERA: 4.26	(8, 1)	1.0		3	0	0	0	1	0	0	0	0	0	0	8	10	0.00	0.000
73 Carson Smith, R ERA:	(9, 1)	1.0		3	0	0	0	1	0	0	0	0	0	0	8	10	0.00	0.000

PITCHER	IP	WLS	BF	H	R	ER	SO	BB	IBB	HBP	BLK	WP	HR	S	P	ERA	WHIP

Milwaukee Brewers @ Seattle Mariners

Peoria Stadium, Peoria, AZ

Wed Mar 19 2014, 4:09 PM - 7:01 PM EDT

Att. 9,198 - Sunny - 78 F

livebaseballscorecards.com

BOTTOM

Batter	1	2	3	4	5	6	7	8	9	AB	R	H	RBI	BB	SO	LOB
36 Abraham Almonte, S (1, 8) OBP: 0.216, SLG: 0.326 9 Endy Chavez, L (7, 8) OBP: 0.321, SLG: 0.333	X SI 93 0-0 ① B2		C SI 94 B CH 83 X SI 93 1-1 ① G3-1 C SI 91 F CH 82 B SI 95 S SL 84 1-3 ② K			C SL 84 F CH 85 B SI 97 S SL 86 1-3 ③ K			B SI 97 X FF 96 1-0 80 G4-3, 5 BB, 1B	4 1	0 0	0 1	0 0	0 0	2 0	0 0
5 Brad Miller, L (1, 6) OBP: 0.512, SLG: 1.000	C SI 95 X SI 96 0-1 ② L8		C SL 82 X SL 83 0-1 22 1B, 3B	X SL 85 0-0 1B			X FF 92 0-0 22 G5-3, 3B		C CH 85 D SI 96 B CH 86 B FF 96 B FF 95 4-1 1-2 80 G4-3, BB	4	2	3	0	1	0	0
22 Robinson Canó, L (1, 4) OBP: 0.600, SLG: 0.630 80 Patrick Brady, R (8, 4)	F SI 96 F SI 97 F SL 89 B FA 88 B SI 96 B SI 98 X SI 97 3-2 ③ G6-3		C SI 96 B SI 96 F SL 85 X SL 87 1-2 17 2B, 3H, 1B	X SI 94 0-0 ③ L7			B FF 92 X FF 92 1-0 ① G5-3, 3H		B SI 95 X FF 96 1-0 ①② G4-3 1-2f 2-3	4 1	1 0	1 0	2 0	0 0	0 0	1 2
17 Justin Smoak, S (1, 3) OBP: 0.346, SLG: 0.455 40 Danny Farquhar, R (8, 1) 73 Carson Smith, R (9, 1) 6 Nick Franklin, S (9, PH) OBP: 0.333, SLG: 0.412		B SI 94 X SI 94 1-0 ① G4-3	D SI 96 S CH 85 S CH 86 1 SAFE 1 SAFE D CH 86 F SI 95 X SI 96 2-2 15 G4-3, 1-H, 2B	B SL 81 B SI 91 X SI 92 2-0 ① L7		C CU 73 B FF 91 X SL 79 1-1 ② P6		B SI 98 C SI 95 X FF 96 1-1 ③ G4-3	4 0 0 1	0 0 0 0	1 0 0 0	1 0 0 0	0 0 0 0	0 0 0 0	0 0 0 1
15 Kyle Seager, L (1, 5) OBP: 0.271, SLG: 0.295 83 Leury Bonilla, R (8, 5) OBP: 1.000, SLG: 3.000		B SL 82 X SI 95 1-0 55 WP, 20 1B, 55 SF7, 1B	D SL 81 X SI 93 1-0 ② G4-3 2-3	C SL 82 B CH 83 B CH 84 C SI 95 X SI 96 2-2 ② L8		B CU 74 C CU 75 B FF 92 B SL 80 C FF 93 X FF 93 3-2 HR			4 0	2 0	2 0	1 0	0 0	0 0	1 0
20 Logan Morrison, L (1, 10) OBP: 0.353, SLG: 0.386 (8, 3)		X SI 95 0-0 55 WP, 13 1B, 1-2, 1B	D SI 92 B CH 84 B SI 94 S SI 92 B SI 93 4-1 55 BB, BB	X SI 95 0-0 ③ G4-3		S SL 80 B SL 80 B FF 93 X FF 93 2-1 ③ G3			3	1	1	0	1	0	0
55 Michael Saunders, L (1, 9) OBP: 0.400, SLG: 0.485 79 Dario Pizzano, L (9, 9)		S CH 83 F SI 94 B SL 88 B SL 88 X SI 96 2-2 ② SF7, 1-2, 2-H	B SI 93 S SI 95 B SI 95 S SI 96 B SI 94 B SI 96 4-2 1-2, BB	B SI 93 C SI 94 X SI 92 1-1 ① G3			C SL 84 X SI 90 0-1 ① G4-3		2 0	0 0	0 0	1 0	1 0	0 0	0 0
13 Dustin Ackley, L (1, 7) OBP: 0.467, SLG: 0.667 7 Stefen Romero, R (7, 7) OBP: 0.256, SLG: 0.553		B SL 84 X SI 95 1-0 2-H, 1B	F SL 83 F CH 85 X CH 85 0-2 ③ L3			C SL 82 B SI 94 F SI 94 X SL 84 1-2 ② L7		S SL 84 S SL 83 C SI 90 0-3 ② K	3 1	0 0	1 0	1 0	0 0	0 1	3 0
3 Mike Zunino, R (1, 2) OBP: 0.389, SLG: 0.500 35 Humberto Quintero, R (7, 2) OBP: 0.278, SLG: 0.333		C SI 95 X SI 96 0-1 ③ F9		X SI 92 0-0 ① P4		C SL 83 B SI 96 B SL 86 C SI 95 F SI 97 B SI 96 X SI 96 3-2 HR		B SL 85 X SL 84 1-0 ③ G6-3	3 1	1 0	1 0	1 0	0 0	0 0	1 0
Inning Stats	R: 0 E: 0 K: 0 S: 7 H: 0 LOB: 0 BB: 0 P: 10	R: 2 E: 0 K: 0 S: 9 H: 3 LOB: 1 BB: 0 P: 14	R: 2 E: 0 K: 0 S: 18 H: 3 LOB: 3 BB: 2 P: 31	R: 0 E: 0 K: 1 S: 6 H: 1 LOB: 1 BB: 0 P: 7	R: 0 E: 0 K: 0 S: 5 H: 0 LOB: 0 BB: 0 P: 9	R: 1 E: 0 K: 1 S: 12 H: 1 LOB: 0 BB: 0 P: 18	R: 2 E: 0 K: 0 S: 9 H: 2 LOB: 0 BB: 0 P: 16	R: 0 E: 0 K: 1 S: 6 H: 0 LOB: 0 BB: 0 P: 7	R: 0 E: 0 K: 0 S: 5 H: 1 LOB: 1 BB: 1 P: 12	1B: 6 2B: 1 3B: 2 HR: 2 SF: 1 SAC: 0 DP: 1 HBP: 0						

	AB	36
	R	7
	H	11
	RBI	7
	BB	3
	SO	3
	LOB	9

WP: 1 PB: 0 SB: 0 CS: 0 PA: 40

PITCHER		IP	WLS	BF	H	R	ER	SO	BB	IBB	HBP	BLK	WP	HR	S	P	ERA	WHIP
38 Wily Peralta, R ERA: 5.21	(1, 1)	6.0	W	28	8	5	5	2	2	0	0	0	1	1	57	89	7.50	1.667
13 Will Smith, L ERA: 2.61	(7, 1)	1.0		5	2	2	2	0	0	0	0	0	0	1	9	16	18.00	2.000
47 Rob Wooten, R ERA: 4.82	(8, 1)	1.0	H	3	0	0	0	1	0	0	0	0	0	0	6	7	0.00	0.000
45 Alfredo Figaro, R ERA: 2.0	(9, 1)	1.0	S	4	1	0	0	0	1	0	0	0	0	0	5	12	0.00	2.000

PITCHER	IP	WLS	BF	H	R	ER	SO	BB	IBB	HBP	BLK	WP	HR	S	P	ERA	WHIP

Milwaukee Brewers @ Colorado Rockies

Salt River Fields at Talking Stick, Scottsdale, AZ

Thu Mar 20 2014, 4:15 PM - 7:22 PM EDT

Att. 12,650 - Partly Cloudy - 76 F

TOP

livebaseballscorecards.com

Batter	1	2	3	4	5	6	7	8	9	AB	R	H	RBI	BB	SO	LOB
27 Carlos Gómez, R (1, 8) OBP: 0.368, SLG: 0.588	F8		G1-3			2B	BB		HBP, 2 1B, BB	3	1	1	0	0	0	1
21 Juan Francisco, L (6, 3) OBP: 0.500, SLG: 0.731						2B	BB		HBP, 2 1B, BB	0	0	0	1	2	0	0
Rickie Weeks Jr., R (1, 4) OBP: 0.486, SLG: 0.500	K			G5-3		20 G4-3, 2B	K		HBP, 1B	4	0	1	1	0	2	3
2 Scooter Gennett, L (7, 4) OBP: 0.250, SLG: 0.381						2-H			1-2	1	0	1	0	0	0	0
20 Jonathan Lucroy, R (1, 2) OBP: 0.283, SLG: 0.293	G5-3			24 BB, 15 2B, BB		G4-3	F9		F8	3	1	0	0	1	0	4
78 Lucas May, R (8, 2) OBP: 0.500, SLG: 0.500						2-3				1	0	0	0	0	0	2
16 Aramis Ramirez, R (1, 5) OBP: 0.478, SLG: 0.667		F7		K		P3		F8	1-2, 2-3, HBP	3	0	0	0	0	1	2
Kevin Mattison, L (6, 8) OBP: 0.318, SLG: 0.389										1	0	0	0	0	0	0
(9, 7)																
24 Lyle Overbay, L (1, 3) OBP: 0.316, SLG: 0.133		G4-3		15 2B, BB		K		3 1B, BB	G5-3	2	1	0	0	1	1	1
30 Tyler Thornburg, R (6, 1)				1-2						0	0	0	0	0	0	0
1 Logan Schafer, L (8, PH) OBP: 0.435, SLG: 0.537										0	0	0	0	1	0	0
59 Zach Duke, L (8, 1)										0	0	0	0	0	0	0
90 Brandon Macias, R (9, PH) OBP: 0.333, SLG: 0.333										1	0	0	0	0	0	3
(9, 5)																
15 Caleb Gindl, L (1, 7) OBP: 0.255, SLG: 0.378		K		1-H, 2-H, 2B			65 1B, 75 1B, 21 BB, 1B	L7		4	1	2	2	0	1	1
48 Donovan Hand, R (9, 1)										0	0	0	0	0	0	0
3 Elian Herrera, S (1, 6) OBP: 0.324, SLG: 0.471			G4-3		L5		F8		1-3	4	0	1	0	0	0	1
75 Mitch Haniger, R (1, 9) OBP: 0.563, SLG: 0.769			51 SH5-3, BB		F9		21 BB, 65 1B, 1-2	F9		3	0	1	0	1	0	2
51 Wei-Chung Wang, L (1, 1)			SH5-3, 1-2		G6-3		21 BB, 1-2, 2-3		G4-3	0	0	0	0	0	0	0
13 Will Smith, R (3, 1)										0	0	0	0	0	0	0
57 Francisco Rodríguez, R (4, 1)										0	0	0	0	0	0	0
18 Khris Davis, R (5, PH) OBP: 0.292, SLG: 0.500										1	0	0	0	0	0	0
53 Brandon Kintzler, R (5, 1)										0	0	0	0	0	0	0
65 Irving Falu, S (6, 5) OBP: 0.346, SLG: 0.400										1	0	1	0	0	0	0
94 Tyrone Taylor, R (9, PH)										1	0	0	0	0	0	0
(9, 8)																

	AB	33
	R	4
	H	8
	RBI	4
	BB	6
	SO	5
	LOB	20

Inning Stats	1	2	3	4	5	6	7	8	9	1B: 5	SF: 0	WP: 0	PA: 41
R:	0	0	0	2	0	1	1	0	0	2B: 3	SAC: 1	PB: 0	
E:	0	0	0	0	0	0	0	0	0	3B: 0	DP: 0	SB: 0	
K:	1	1	0	1	0	1	1	0	0	HR: 0	HBP: 1	CS: 0	
S:	5	5	3	5	3	7	8	4	4				
H:	0	0	0	1	0	2	3	1	1				
LOB:	0	0	0	1	0	1	3	2	3				
BB:	0	0	1	2	0	0	1	1	1				
P:	5	5	7	13	3	7	12	8	9				

PITCHER		IP	WLS	BF	H	R	ER	SO	BB	IBB	HBP	BLK	WP	HR	S	P	ERA	WHIP
12 Juan Nicasio, R ERA: 3.71	(1, 1)	5.2		22	3	3	3	3	3	0	0	0	0	0	25	37	4.76	1.059
54 Tommy Kahnle, R ERA: 1.35	(6, 1)	0.1		1	0	0	0	1	0	0	0	0	0	0	3	3	0.00	0.000
48 Boone Logan, L ERA: 13.5	(7, 1)	0.2	L	6	3	1	1	1	1	0	0	0	0	0	7	11	13.50	6.000
61 Brooks Brown, R ERA: 5.06	(7, 1)	0.1		1	0	0	0	0	0	0	0	0	0	0	1	1	0.00	0.000
34 Matt Belisle, R ERA: 6.75	(8, 1)	1.0		5	1	0	0	0	1	0	0	0	0	0	4	8	0.00	2.000

PITCHER		IP	WLS	BF	H	R	ER	SO	BB	IBB	HBP	BLK	WP	HR	S	P	ERA	WHIP
49 Rex Brothers, L ERA:	(9, 1)	1.0		6	1	0	0	0	1	0	1	0	0	0	4	9	0.00	2.000

BOTTOM

Milwaukee Brewers @ Colorado Rockies

Salt River Fields at Talking Stick, Scottsdale, AZ

Thu Mar 20 2014, 4:15 PM - 7:22 PM EDT

Att. 12,650 - Partly Cloudy - 76 F

livebaseballscorecards.com

Batter	1	2	3	4	5	6	7	8	9	AB	R	H	RBI	BB	SO	LOB
1 Brandon Barnes, R (1, 9) OBP: 0.409, SLG: 0.524 26 Jason Pridie, L (6, 9) OBP: 0.447, SLG: 0.469	0-0: 6 WP, 13 1B, 3 1B, 1B		2-1: HR		0-0: G5-3 ②		4-0: BB			3 2 2 1 0 0 0 0 0 0 0 1 0 0						
13 Drew Stubbs, R (1, 8) OBP: 0.421, SLG: 0.394 58 Jordan Pacheco, R (7, 2) OBP: 0.333, SLG: 0.250	0-0: 3 1B, 6 WP, 23 SF3-6, 1-2, 1B		0-3: K ①		4-0: 6 PO, BB		0-3: K ③			2 1 1 0 1 1 0 1 0 0 0 0 1 2						
6 Corey Dickerson, L (1, 7) OBP: 0.341, SLG: 0.500 (7, 8)	1-0: L6 ①, 1-2, 2-3		0-0: G4-3 ②		1 SAFE, 0-0: PO ③, 1-2	0-0: 3 L9-4-5, 3 S, 1B		0-3: K ①		4 0 1 0 0 1 2						
3 Michael Cuddyer, R (1, 3) OBP: 0.229, SLG: 0.188 36 Ben Paulsen, L (7, 3) OBP: 0.275, SLG: 0.385	0-0: 23 SF3-6, 2-3, 3-H, 1B		0-0: F8 ③			1-0: L9-4-5 ①②, 1-3		0-3: K ②		3 0 1 1 0 0 1 1 0 0 0 0 1 0						
23 Charlie Culberson, R (1, 5) OBP: 0.275, SLG: 0.432 48 Boone Logan, R (7, 1) 61 Brooks Brown, L (7, 1) 34 Matt Belisle, R (8, 1) 7 Matt McBride, R (8, PH) OBP: 0.429, SLG: 0.484 49 Rex Brothers, L (9, 1)	0-0: SF3-6 ②③, 1-2, 3-H			0-0: F9 ①		0-0: E6 14 S		0-0: 1B		2 0 0 1 0 0 0 0 0 0 0 0 0 0 0 0 0 0 0 0 0 0 0 0 0 0 0 0 1 0 1 0 0 0 0 0 0 0 0 0 0 0						
14 Josh Rutledge, R (1, 4) OBP: 0.321, SLG: 0.556		0-0: 72 G4-3, 10 G6-3, 1B		0-0: P4 ②		0-1: F8 ③, 1-2		0-0: G5-3 ③		4 0 1 0 0 0 2						
10 Paul Janish, R (1, 6) OBP: 0.486, SLG: 0.576 66 Rafael Ynoa, S (6, 6) OBP: 0.333, SLG: 0.273		0-0: G6-3 ①, 1-2		0-0: 1B			0-3: K ①		0-0: L7 ①	2 0 1 0 0 0 1 2 0 0 0 0 1 0						
72 Jackson Williams, R (1, 2) OBP: 0.409, SLG: 0.389 4 Ryan Wheeler, L (7, 5) OBP: 0.364, SLG: 0.548		0-0: G4-3 ②, 2-3		0-3: K ③			0-0: G6-3 ②		0-0: F8 ②	2 0 0 0 0 1 2 2 0 0 0 0 0 0						
12 Juan Nicasio, R (1, 1) OBP: 0.250, SLG: 0.250 54 Tommy Kahnle, R (6, 1) 16 Tim Wheeler, L (7, 7) OBP: 0.417, SLG: 0.677		0-3: K ③			0-3: K ①		0-0: 2B		0-0: G3 ③	2 0 0 0 0 2 1 0 0 0 0 0 0 0 2 0 1 0 0 0 0						
Inning Stats	R: 2 H: 3 E: 0 LOB: 0 K: 0 BB: 0 S: 5 P: 6	R: 0 H: 1 E: 0 LOB: 1 K: 1 BB: 0 S: 6 P: 6	R: 1 H: 1 E: 0 LOB: 0 K: 1 BB: 0 S: 7 P: 9	R: 0 H: 1 E: 0 LOB: 1 K: 1 BB: 0 S: 6 P: 6	R: 0 H: 0 E: 0 LOB: 0 K: 1 BB: 1 S: 4 P: 8	R: 0 H: 1 E: 1 LOB: 1 K: 0 BB: 0 S: 5 P: 6	R: 0 H: 1 E: 0 LOB: 2 K: 2 BB: 1 S: 8 P: 12	R: 0 H: 1 E: 0 LOB: 1 K: 2 BB: 0 S: 8 P: 8	R: 0 H: 0 E: 0 LOB: 0 K: 0 BB: 0 S: 3 P: 3	1B: 7 SF: 1 2B: 3 SAC: 0 3B: 0 DP: 2 HR: 1 HBP: 0						

AB	33
R	3
H	9
RBI	3
BB	2
SO	8
LOB	11

WP: 1 PA: 37
PB: 0
SB: 2
CS: 0

PITCHER		IP	WLS	BF	H	R	ER	SO	BB	IBB	HBP	BLK	WP	HR	S	P	ERA	WHIP
51 Wei-Chung Wang, L ERA: 2.45	(1, 1)	2.2		12	5	3	3	2	0	0	0	0	1	1	17	20	10.12	1.875
13 Will Smith, L ERA: 2.53	(3, 1)	0.1		1	0	0	0	0	0	0	0	0	0	0	1	1	0.00	0.000
57 Francisco Rodríguez, R ERA: 3.0	(4, 1)	1.0		4	1	0	0	1	0	0	0	0	0	0	6	6	0.00	1.000
53 Brandon Kintzler, R ERA: 2.08	(5, 1)	1.0		3	0	0	0	1	1	0	0	0	0	0	4	8	0.00	1.000
30 Tyler Thornburg, R ERA: 5.93	(6, 1)	2.0	W	9	2	0	0	2	1	0	0	0	0	0	13	18	0.00	1.500
59 Zach Duke, L ERA: 4.15	(8, 1)	1.0	H	4	1	0	0	2	0	0	0	0	0	0	8	8	0.00	1.000
48 Donovan Hand, R ERA: 8.38	(9, 1)	1.0	S	3	0	0	0	0	0	0	0	0	0	0	3	3	0.00	0.000

Batter	1	2	3	4	5	6	7	8	9	AB	R	H	RBI	BB	SO	LOB
27 Carlos Gómez, R (1, 8) OBP: 0.366, SLG: 0.595	C FF 92 X FF 92 0-1 2 G6-3 8 2B 2B		B CU 82 X CU 80 1-0 ② P6		S FF 94 B FF 94 X FF 93 1-1 ③ FC5-4 1-2f			C SI 90 C SL 82 B SI 91 F CH 81 F SL 83 F SI 92 F CH 82 B SI 92 B FF 84 4-2 F CH 81 B SI 92 65 1B 2 1B 94 BB BB	B FF 93 F FF 93 F SL 82 S SL 83 1-3 ③ K	3	1	1	0	0	0	1
1 Logan Schafer, L (6, 8) OBP: 0.438, SLG: 0.524										1	1	0	0	1	1	0
(7, 7)																
2 Scooter Gennett, L (1, 4) OBP: 0.250, SLG: 0.370	X FF 92 0-0 ① G6-3 2-3		B FF 94 C FF 93 C FF 95 S CU 82 1-3 ③ K			B CU 80 B FF 91 F FF 91 X FF 92 2-1 ① FC7		1 SAFE B SI 87 C FF 90 B FF 89 X SL 81 2-1 94 BB 65 1B 3 FC1-4-6 1-2 1B		4	1	1	0	0	1	1
8 Ryan Braun, R (1, 9) OBP: 0.536, SLG: 0.833	B CU 82 C FF 92 B CU 80 F FF 92 X CU 80 2-2 20 1B 3-H 2B			B FF 92 S FF 93 F FF 93 S FF 95 1-3 ① K		B FF 94 C CU 79 X FF 94 1-1 ② G5-3		C CH 79 F CH 79 B SI 89 X SL 81 1-2 3 FC1-4-6 94 BB 1-2 2-3 1B		3	1	1	1	0	1	0
65 Irving Falu, S (7, 6) OBP: 0.370, SLG: 0.423										1	0	1	0	0	0	0
20 Jonathan Lucroy, R (1, 2) OBP: 0.306, SLG: 0.318	B FF 92 B FF 92 C FF 92 X FF 92 2-1 18 G6-4-3 2-H 1B			B FF 94 C CU 81 B CU 79 X FF 93 2-1 1B		C CU 79 B CU 80 C FF 94 F FF 94 X CU 81 1-2 ③ G6-3		B FF 90 B CH 80 B SI 90 C SI 89 B SI 89 4-1 3 FC1-4-6 1-2 2-3 3-H BB		3	0	2	1	0	0	0
47 Rob Wooten, R (6, 1)										0	0	0	0	0	0	0
94 Garrett Cooper, R (8, PH) OBP: 1.000, SLG: 1.000										0	0	0	1	1	0	0
(8, 3)																
18 Khris Davis, R (1, 7) OBP: 0.275, SLG: 0.468	1 SAFE X FF 91 0-0 ② G6-4-3 1-2f ③			F FF 91 D CH 88 S CU 81 B CU 82 C FF 95 2-3 ② K			B CH 90 S CH 89 B CH 83 F CH 89 X CH 90 2-2 ① G5-3	F FF 93 F FF 94 F SL 82 D SL 82 F FF 95 X FF 94 1-2 ① FC1-4-6 1-2f 2-3 3-H		3	0	0	0	0	1	2
3 Elian Herrera, S (7, 5) OBP: 0.316, SLG: 0.457										1	0	0	1	0	0	2
7 Mark Reynolds, R (1, 5) OBP: 0.340, SLG: 0.488		S FF 92 X FF 93 0-1 ① G6-3		1 SAFE B FF 94 C CU 82 C FF 93 1 SAFE B CU 82 F FF 94 X CU 82 2-2 ③ F8			B FF 91 X FF 91 1-0 24 G4-3 14 1B 2B	B SL 81 S FF 94 C FF 95 S FF 96 1-3 ② K		3	1	1	0	0	0	1
15 Caleb Gindl, L (7, 9) OBP: 0.250, SLG: 0.370										1	0	0	0	0	1	2
24 Lyle Overbay, L (1, 3) OBP: 0.293, SLG: 0.121		C FF 92 C CU 78 B FF 94 S CU 82 1-3 ② K			B CU 80 C CU 79 X FF 93 1-1 ① FC7		X CH 89 0-0 ② G4-3 2-3	C FF 96 X FF 96 0-1 ③ G5-3		3	0	0	0	0	1	1
66 Robinzon Diaz, R (8, PH) OBP: 0.267, SLG: 0.154										1	0	0	0	0	0	2
45 Alfredo Figaro, R (8, 1)										0	0	0	0	0	0	0
14 Jeff Bianchi, R (1, 6) OBP: 0.400, SLG: 0.474		C FF 93 X FF 93 0-1 ③ G5-3			S CU 81 B CU 79 B FF 94 S CU 81 B FF 95 T FF 93 3-2 ② K		B FF 91 S CH 82 X CH 90 1-1 3-H 1B		B FF 91 S FF 93 F FF 94 C FF 94 1-3 ① K	3	0	1	1	0	1	0
95 Michael Reed, R (7, 8)										1	0	0	0	0	1	0
49 Yovani Gallardo, R (1, 1) OBP: 0.500, SLG: 0.500			C FF 91 F FF 92 B FF 94 S CU 81 1-3 ① K		S FF 92 X CU 77 0-1 27 FC5-4 1B		B CH 90 1 SAFE C CH 90 B CH 89 X CH 89 2-1 ③ P5		B FF 92 S SL 83 X FF 94 1-1 ② P4	2	0	1	0	0	1	0
12 Martín Maldonado, R (6, 2) OBP: 0.182, SLG: 0.179										2	0	0	0	0	0	1
Inning Stats	R: 2 E: 0 K: 0 S: 9 H: 3 LOB: 0 BB: 0 P: 13	R: 0 E: 0 K: 1 S: 7 H: 0 LOB: 0 BB: 0 P: 8	R: 0 E: 0 K: 2 S: 7 H: 0 LOB: 0 BB: 0 P: 10	R: 0 E: 0 K: 2 S: 12 H: 1 LOB: 1 BB: 0 P: 19	R: 0 E: 0 K: 1 S: 9 H: 1 LOB: 1 BB: 0 P: 14	R: 0 E: 0 K: 0 S: 8 H: 0 LOB: 0 BB: 0 P: 12	R: 1 E: 0 K: 0 S: 9 H: 2 LOB: 1 BB: 0 P: 15	R: 2 E: 0 K: 1 S: 23 H: 2 LOB: 2 BB: 2 P: 36	R: 0 E: 0 K: 2 S: 8 H: 0 LOB: 0 BB: 0 P: 11	1B: 6 2B: 3 3B: 0 HR: 0 SF: 0 SAC: 0 DP: 1 HBP: 0	WP: 0 PB: 0 SB: 0 CS: 0 PA: 37					

PITCHER		IP	WLS	BF	H	R	ER	SO	BB	IBB	HBP	BLK	WP	HR	S	P	ERA	WHIP
52 Tanner Scheppers, R ERA: 3.07	(1, 1)	6.0	W	22	5	2	2	6	0	0	0	0	0	0	52	76	3.00	0.833
30 Neftalí Feliz, R ERA: 4.5	(7, 1)	1.0		5	2	1	1	0	0	0	0	0	0	0	9	15	9.00	2.000
68 Ryan Feierabend, L ERA: 10.0	(8, 1)	0.0		4	2	2	2	0	2	0	0	0	0	0	13	24	∞	∞
49 Aaron Poreda, L ERA: 2.45	(8, 1)	2.0	S	6	0	0	0	3	0	0	0	0	0	0	18	23	0.00	0.000

PITCHER	IP	WLS	BF	H	R	ER	SO	BB	IBB	HBP	BLK	WP	HR	S	P	ERA	WHIP

TOP

Milwaukee Brewers @ Texas Rangers

Surprise Stadium, Surprise, AZ

Fri Mar 21 2014, 4:06 PM - 6:53 PM EDT

Att. 7,345 - Sunny - 77 F

livebaseballscorecards.com

AB	35
R	5
H	9
RBI	5
BB	2
SO	9
LOB	13

Milwaukee Brewers @ Texas Rangers

Surprise Stadium, Surprise, AZ

Fri Mar 21 2014, 4:06 PM - 6:53 PM EDT

Att. 7,345 - Sunny - 77 F

livebaseballscorecards.com

BOTTOM

Batter	1	2	3	4	5	6	7	8	9	AB	R	H	RBI	BB	SO	LOB
17 Shin-Soo Choo, L (1, 10) OBP: 0.231, SLG: 0.261	B SI 88 C SI 88 F SL 86 B SL 86 X SL 86 2-2 ① G3-1		1 SAFE C CU 76 S SL 86 1 SAFE X SL 85 0-2 1-2 1B	B CU 77 B SL 84 C SI 88 S SI 89 F SL 84 S SI 90 2-3 ③ K		C SI 87 X SL 81 0-1 E1 84 HR		B SL 80 1 SAFE B X FF 96 2-0 FC4 73 FC4-6 9 WP 1-2		5	1	1	0	0	1	3
12 Josh Wilson, R (1, 6) OBP: 0.333, SLG: 0.390 9 Adam Rosales, R (7, 6) OBP: 0.194, SLG: 0.179	B SI 90 F SI 89 X SL 87 1-1 1B		B SI 90 F SI 89 B CU 76 C CH 88 X CU 77 2-2 ② P2		F SL 87 X CU 77 0-1 E5 84 1B 29 1B	S SL 82 1 SAFE C SL 82 D FS 84 C SL 82 1-3 ② K		B FF 97 B FF 96 2 SAFE B FF 96 B FF 96 4-0 73 FC4-6 1-2 2-3 BB		4 0	1 0	1 0	0 0	0 1	1 0	3 0
84 Prince Fielder, L (1, 3) OBP: 0.320, SLG: 0.583 73 Ronald Guzmán, L (7, 3) OBP: 0.500, SLG: 1.286	B SI 91 X CH 83 1-0 ② F8		F SL 86 X FF 91 0-1 ③ G4-3		C SI 90 D CH 83 B SL 85 X FF 90 2-1 E 8 SF9 29 1B 1-2 1B	B SL 83 X SL 82 1-0 1-H HR		B SL 82 D FF 96 B FF 96 C FF 95 X FF 94 3-1 ② FC4-6 1-2f 2-3 3-H		4 1	2 0	2 0	2 1	0 0	0 0	3 2
29 Adrián Beltré, R (1, 5) OBP: 0.323, SLG: 0.345 6 Kevin Kouzmanoff, R (7, 5) OBP: 0.438, SLG: 0.500	C SL 86 D CU 77 1 SAFE F SI 90 S CU 78 1-3 ③ K			B CU 76 F CU 77 B SI 90 F SI 89 X FF 89 2-2 8 E 1B 1B	S CU 78 C CU 78 D CU 78 X SL 86 1-2 8 SF9 E 1-2 2-H 1B	C SI 88 S SL 81 S SL 82 0-3 ③ K		B FF 96 F FF 96 C FF 96 F FF 97 F SL 83 S SL 82 1-3 ③ K		4 1	1 0	2 0	1 0	0 0	2 1	1 2
Alex Rios, R (1, 9) OBP: 0.364, SLG: 0.452 35 James Adduci, L (7, 9) OBP: 0.385, SLG: 0.553		C SI 89 B SI 90 B SL 86 X SI 89 2-1 ① P4		B CU 76 X SI 88 1-0 13 F9 8 E 2 2B 1-2 1B	X SI 89 0-0 E3 13 WP 1-2 2-3		B SI 88 C SI 88 X SI 88 1-1 ① G4-3			3 1	1 0	1 0	0 0	0 0	0 0	2 0
8 Geovany Soto, R (1, 2) OBP: 0.308, SLG: 0.333 7 J.P. Arencibia, R (7, 2) OBP: 0.205, SLG: 0.342		B FF 90 F SI 89 F SL 86 X SL 87 1-2 ② G1-3		D CU 77 B CU 76 F SI 89 C SI 89 F CU 78 B SL 85 X SL 86 3-2 E5 2 2B 1-2 2-H	X SI 89 0-0 ① SF9 2-3 3-H		F SL 83 C SL 81 F SL 83 B SI 89 X SL 83 1-2 ② F9			2 1	0 0	0 0	1 0	0 0	0 0	1 0
13 Jurickson Profar, S (1, 4) OBP: 0.291, SLG: 0.412 11 Christopher Bostick, R (7, 4)		B FF 90 C SI 89 C SL 86 F CU 77 F FF 90 C SL 86 1-3 ③ K		X SI 89 0-0 ① F9 2-3	S SL 82 F SI 88 B CU 78 C SL 84 1-3 ② K 1-2		X SL 82 0-0 ③ G5-3			3 1	0 0	0 0	0 0	0 0	2 0	4 0
15 Michael Choice, R (1, 7) OBP: 0.353, SLG: 0.551 43 Engel Beltre, L (7, 7) OBP: 0.321, SLG: 0.296			B SI 89 C SI 89 F SI 90 X FF 90 1-2 ① FC6-3	X SL 85 0-0 ② FC9	C FF 89 B SL 84 B FF 90 S SL 88 X SI 89 2-2 ③ FC6-3			C FF 95 X FF 95 0-1 ① G6-3		3 1	0 0	0 0	0 0	0 0	0 0	4 0
2 Leonys Martin, L (1, 8) OBP: 0.325, SLG: 0.314			C FF 89 S SL 86 X SL 84 0-2 17 1B 1B	C SI 90 X SL 85 0-1 1-3 3-H 2B		M SL 86 F CH 81 B SL 88 B SL 83 B SL 83 X SI 87 3-2 ① G4-3		B FF 95 B FF 93 S FF 94 B FF 95 C FF 95 X FF 96 3-2 9 WP 17 E 73 FC4-6 1B		4 1	1 0	3 0	1 0	0 0	0 0	0 0
Inning Stats	R: 0 E: 0 K: 1 S: 9 H: 1 LOB: 1 BB: 0 P: 14	R: 0 E: 0 K: 1 S: 10 H: 0 LOB: 0 BB: 0 P: 14	R: 0 E: 0 K: 0 S: 14 H: 2 LOB: 2 BB: 0 P: 17	R: 2 E: 1 K: 1 S: 16 H: 3 LOB: 2 BB: 0 P: 24	R: 2 E: 2 K: 1 S: 15 H: 2 LOB: 2 BB: 0 P: 21	R: 2 E: 1 K: 2 S: 12 H: 1 LOB: 0 BB: 0 P: 17	R: 0 E: 0 K: 0 S: 7 H: 0 LOB: 0 BB: 0 P: 9	R: 1 E: 1 K: 1 S: 13 H: 1 LOB: 2 BB: 1 P: 26		1B: 8 2B: 1 3B: 0 HR: 1 SF: 1 SAC: 0 DP: 0 HBP: 0				WP: 2 PB: 0 SB: 0 CS: 0 PA: 40	

	AB	38
	R	7
	H	10
	RBI	6
	BB	1
	SO	7
	LOB	25

PITCHER	IP	WLS	BF	H	R	ER	SO	BB	IBB	HBP	BLK	WP	HR	S	P	ERA	WHIP
49 Yovani Gallardo, R (1, 1) ERA: 2.45	5.1	L	27	8	4	1	4	0	0	0	0	1	0	67	96	1.69	1.500
47 Rob Wooten, R (6, 1) ERA: 4.09	1.2		7	1	2	0	2	0	0	0	0	0	1	16	20	0.00	0.600
45 Alfredo Figaro, R (8, 1) ERA: 1.8	1.0		6	1	1	0	1	1	0	0	0	1	0	13	26	0.00	2.000

PITCHER	IP	WLS	BF	H	R	ER	SO	BB	IBB	HBP	BLK	WP	HR	S	P	ERA	WHIP

Batter	1	2	3	4	5	6	7	8	9	AB	R	H	RBI	BB	SO	LOB
56 Kole Calhoun, L (1, 9) OBP: 0.403, SLG: 0.472 87 Matt Long, L (5, 8) OBP: 0.478, SLG: 0.721	X 0-0 27 HR 1B		S S S 0-3 ① K		X 0-0 ① G4-3		X 0-0 0 1B 3B	X 0-0 0 FC4-6 3-H 1B		3 1 1 0 0 1 0 2 1 2 1 0 0 0						
27 Mike Trout, R (1, 8) OBP: 0.471, SLG: 0.872 0 Brennan Boesch, L (5, 9) OBP: 0.313, SLG: 0.367	B B B S S X 3-2 1-H HR		X 0-0 32 1B 1B		X 0-0 ② P2		X 0-0 48 E 32 E 48 HR 3-H 1B	X 0-0 ② FC4-6 1-2f		3 1 2 2 0 0 0 2 1 1 1 0 0 1						
32 Josh Hamilton, L (1, 10) OBP: 0.333, SLG: 0.471	S S S 0-3 ① K		X 0-0 1-2 1B		S X 0-1 HR		X 0-0 FC3 48 HR 1-2	X 0-0 ③ F7		5 2 2 1 0 1 2						
6 David Freese, R (1, 5) OBP: 0.404, SLG: 0.263 44 Ian Stewart, L (5, 5) OBP: 0.350, SLG: 0.371 (7, 4) (9, 5)	X 0-0 1B		S S T 0-2 ② K		X 0-0 ③ G6-3		S S C 0-3 ① K		X 0-0 ① F8	3 0 1 0 0 1 2 2 0 0 0 0 1 2						
28 Raul Ibanez, L (1, 3) OBP: 0.250, SLG: 0.308 77 Carlos Pena, L (6, 3) OBP: 0.205, SLG: 0.167	S S S 0-3 ② K		X 0-0 ③ G4-3			X 0-0 E8 3 FC3-6 10 E 1B	S S S 0-3 ② K		X 0-0 ② G4-3	3 1 1 0 0 1 3 2 0 0 0 0 1 2						
47 Howie Kendrick, R (1, 4) OBP: 0.417, SLG: 0.488 23 Angel Rosa, R (6, PR) (6, 4) 48 Chad Tracy, L (7, PH) OBP: 0.314, SLG: 0.455 (7, 5) Eric Stamets, R (9, PR) (9, 6)	X 0-0 ③ L6			S S C 0-3 ① K		X 0-0 3 FC3-6 1B	2 SAFE B B X 2-0 1-H 2-H HR		X 0-0 16 PB 1B	3 0 1 0 0 1 1 0 0 0 0 0 0 0 2 1 2 3 0 0 0 0 0 0 0 0 0 0						
16 Hank Conger, L (1, 2) OBP: 0.184, SLG: 0.139 41 Luis Martinez, R (9, 2) OBP: 0.375, SLG: 0.286		X 0-0 ① G4-3		B B B 4-0 3 FC4-6 BB		S S S 0-3 ① K	X 0-0 ③ G4-3		B X 1-0 ③ F7 1-2	4 0 0 0 1 1 3 0 0 0 0 0 0 0						
3 JB Shuck, L (1, 7) OBP: 0.283, SLG: 0.488		X 0-0 ② P3		X 0-0 ② FC4-6 1-2f		X 0-0 ② FC3-6 10 S 1-2f 2-3		X 0-0 87 1B 3B		4 1 1 0 0 0 3						
2 Erick Aybar, S (1, 6) OBP: 0.426, SLG: 0.462 10 Grant Green, R (5, 6) OBP: 0.350, SLG: 0.486 (9, 4)		X 0-0 ③ F8		X 0-0 ③ L8		B S S S 1-3 ③ K 1-2 3-H		X 0-0 ① G5-3		2 0 0 0 0 0 1 2 0 0 0 0 1 2						
Inning Stats	R: 2 H: 3 E: 0 LOB: 1 K: 2 BB: 0 S: 12 P: 15	R: 0 H: 0 E: 0 LOB: 0 K: 0 BB: 0 S: 3 P: 3	R: 0 H: 2 E: 0 LOB: 2 K: 2 BB: 0 S: 9 P: 9	R: 0 H: 0 E: 0 LOB: 1 K: 1 BB: 1 S: 5 P: 9	R: 1 H: 1 E: 0 LOB: 0 K: 0 BB: 0 S: 5 P: 5	R: 1 H: 2 E: 1 LOB: 2 K: 2 BB: 0 S: 9 P: 10	R: 4 H: 3 E: 2 LOB: 0 K: 2 BB: 0 S: 11 P: 13	R: 1 H: 2 E: 0 LOB: 1 K: 0 BB: 0 S: 5 P: 5	R: 0 H: 1 E: 0 LOB: 2 K: 0 BB: 0 S: 4 P: 5	1B: 9 SF: 0 2B: 0 SAC: 0 3B: 2 DP: 0 HR: 3 HBP: 0						

PITCHER		IP	WLS	BF	H	R	ER	SO	BB	IBB	HBP	BLK	WP	HR	S	P	ERA	WHIP
26 Kyle Lohse, R ERA: 6.14	(1, 1)	6.0		27	8	4	3	7	1	0	0	0	0	2	43	51	4.50	1.500
57 Francisco Rodríguez, R ERA: 4.5	(7, 1)	1.0	L	7	3	4	1	2	0	0	0	0	0	1	11	13	9.00	3.000
53 Brandon Kintzler, R ERA: 2.79	(8, 1)	1.0		5	2	1	1	0	0	0	0	0	0	0	5	5	9.00	2.000
29 Jim Henderson, R ERA: 9.0	(9, 1)	1.0		4	1	0	0	0	0	0	0	0	0	0	4	5	0.00	1.000

PITCHER	IP	WLS	BF	H	R	ER	SO	BB	IBB	HBP	BLK	WP	HR	S	P	ERA	WHIP

TOP

Los Angeles Angels @ Milwaukee Brewers

Maryvale Baseball Park, Phoenix, AZ

Sat Mar 22 2014, 4:08 PM - 7:35 PM EDT

Att. 10,151 - Partly Cloudy - 77 F

livebaseballscorecards.com

AB	42
R	9
H	14
RBI	8
BB	1
SO	9
LOB	22

WP: 0	PA: 43		
PB: 1			
SB: 1			
CS: 0			

Batter	1	2	3	4	5	6	7	8	9	AB	R	H	RBI	BB	SO	LOB
27 Carlos Gómez, R (1, 8) OBP: 0.378, SLG: 0.659	S x 0-1 HR	x 0-0 ② F8		x 0-0 G6-3 1B	x 0-0 F9 ③			S S S 0-3 ① K	B x 1-0 ③ G6-3 1-2	4	1	2	1	0	0	3
28 Pete Orr, L (7, 4) OBP: 0.600, SLG: 0.800										2	0	0	0	0	1	2
Rickie Weeks Jr., R (1, 4) OBP: 0.488, SLG: 0.484	B B B B 4-0 16 F9 8 HBP 1 FC3-2 BB	x 0-0 ③ 2-H 1B		x 0-0 ① G6-3 1-2		x 0-0 ① F7		S S S 0-3 ② K		3	0	1	1	1	0	1
94 Tyrone Taylor, R (7, 8)										1	0	0	0	0	1	0
8 Ryan Braun, R (1, 9) OBP: 0.548, SLG: 0.800	H 1-0 1 FC3-2 7 BB 1-2 HBP		B B B B 4-0 7 WP 16 1B 3 3B BB	x 0-0 ② G5-3		S S T 0-2 ② K		x 0-0 65 1B 1B		1	1	0	0	1	0	1
Caleb Gindl, L (6, PH) OBP: 0.260, SLG: 0.375										2	0	1	0	0	1	0
(7, 9)																
16 Aramis Ramirez, R (1, 5) OBP: 0.462, SLG: 0.625	x 0-0 ① F9 2-3		x 0-0 1 SH1-4 3 3B 1-2 1B	x 0-0 ③ F7		S S S 0-3 ③ K		x 0-0 1-2 1B		3	1	1	0	0	0	3
65 Irving Falu, S (6, 5) OBP: 0.379, SLG: 0.429										2	0	1	0	0	1	0
7 Mark Reynolds, R (1, 3) OBP: 0.353, SLG: 0.477	B B B B 4-0 1 FC3-2 1-2 BB		B S S S 1-3 ① K 2-3		S S T 0-2 ① K		x 0-0 E6 14 1B 3 G4-3 1B	x 0-0 P3 ③		3	1	1	0	1	2	2
53 Brandon Kintzler, R (8, 1)										0	0	0	0	0	0	0
66 Robinzon Diaz, R (8, PH) OBP: 0.250, SLG: 0.143										1	0	0	0	0	0	2
29 Jim Henderson, L (9, 1)										0	0	0	0	0	0	0
1 Logan Schafer, L (1, 7) OBP: 0.420, SLG: 0.500	x 0-0 ② FC3-2 1-2 2-3 3-Hf	x 0-0 ② SH1-4 1-2			S S C 0-3 ② K		x 0-0 3 G4-3 2-3 1B		x 0-0 24 F8 12 1B 1B	2	0	0	0	0	1	3
14 Jeff Bianchi, R (7, 7) OBP: 0.429, SLG: 0.500										2	0	2	0	0	0	0
3 Elian Herrera, S (1, 6) OBP: 0.326, SLG: 0.500	S S S 0-3 ③ K		x 0-0 2-H 3-H 3B		x 0-0 12 E 12 S 26 1B 1B		x 0-0 ① G4-3 1-2 3-H		x 0-0 ① F9	5	1	2	3	0	1	5
12 Martín Maldonado, R (1, 2) OBP: 0.224, SLG: 0.209		B B B B 4-0 26 SH1-4 1B BB	x 0-0 26 FC6-4 1B	C x 0-1 E5 26 1B 1-3		S S S 0-3 ② K		x 0-0 28 DI 1-2 1B		4	1	2	0	1	1	2
90 Shea Vucinich, R (9, PR)										0	0	0	0	0	0	0
26 Kyle Lohse, R (1, 1) OBP: 0.333, SLG: 0.333		x 0-0 ① SH1-4 1-2	x 0-0 ③ FC6-4 1-2f	x 0-0 1-3 3-H 1B			S S S 0-3 ③ K		x 0-0 ② F8 2-3	2	0	1	1	0	0	2
57 Francisco Rodríguez, R (7, 1)										0	0	0	0	0	0	0
24 Lyle Overbay, L (7, PH) OBP: 0.279, SLG: 0.114										2	0	0	0	0	1	3
(8, 3)																
Inning Stats	R: 1 E: 0 K: 1 S: 7 H: 1 LOB: 3 BB: 2 P: 16	R: 1 E: 0 K: 0 S: 3 H: 1 LOB: 1 BB: 1 P: 7	R: 2 E: 0 K: 1 S: 8 H: 3 LOB: 2 BB: 1 P: 13	R: 0 E: 0 K: 0 S: 4 H: 1 LOB: 1 BB: 0 P: 4	R: 1 E: 1 K: 2 S: 11 H: 2 LOB: 2 BB: 0 P: 11	R: 0 E: 0 K: 2 S: 7 H: 0 LOB: 0 BB: 0 P: 7	R: 1 E: 1 K: 2 S: 9 H: 2 LOB: 1 BB: 0 P: 9	R: 0 E: 0 K: 2 S: 9 H: 2 LOB: 2 BB: 0 P: 9	R: 0 E: 0 K: 0 S: 5 H: 2 LOB: 3 BB: 0 P: 6	1B: 12 2B: 0 3B: 1 HR: 1		SF: 0 SAC: 2 DP: 0 HBP: 1				

PITCHER		IP	WLS	BF	H	R	ER	SO	BB	IBB	HBP	BLK	WP	HR	S	P	ERA	WHIP
55 Joe Blanton, R ERA: 7.08	(1, 1)	4.1		23	6	4	4	3	4	0	1	0	1	1	25	43	8.31	2.308
63 Nick Maronde, L ERA: 1.35	(5, 1)	0.2		5	2	1	0	1	0	0	0	0	0	0	8	8	0.00	3.000
49 Ernesto Frieri, R ERA:	(6, 1)	1.0	W	3	0	0	0	2	0	0	0	0	0	0	7	7	0.00	0.000
59 Fernando Salas, R ERA: 3.38	(7, 1)	1.0	H	5	2	1	1	2	0	0	0	0	0	0	9	9	9.00	2.000
58 Michael Kohn, R ERA: 7.36	(8, 1)	1.0	H	5	2	0	0	2	0	0	0	0	0	0	9	9	0.00	2.000

PITCHER		IP	WLS	BF	H	R	ER	SO	BB	IBB	HBP	BLK	WP	HR	S	P	ERA	WHIP
36 Jeremy Berg, R ERA:	(9, 1)	1.0	S	5	2	0	0	0	0	0	0	0	0	0	5	6	0.00	2.000

BOTTOM

Los Angeles Angels @ Milwaukee Brewers

Maryvale Baseball Park, Phoenix, AZ

Sat Mar 22 2014, 4:08 PM - 7:35 PM EDT

Att. 10,151 - Partly Cloudy - 77 F

livebaseballscorecards.com

AB	39
R	6
H	14
RBI	6
BB	4
SO	10
LOB	29

Milwaukee Brewers @ Cincinnati Reds

Goodyear Ballpark, Goodyear, AZ

Sun Mar 23 2014, 4:06 PM - 6:45 PM EDT

Att. 5,559 - Sunny - 81 F

TOP

livebaseballscorecards.com

Batter	1	2	3	4	5	6	7	8	9	AB	R	H	RBI	BB	SO	LOB
2 Scooter Gennett, L (1, 4) OBP: 0.250, SLG: 0.380	G4-3	1 2B 2B 2-H		K		L9			75 FC6 1B	4	1	1	1	0	1	0
68 Matt Pagnozzi, R (8, 2) OBP: 0.556, SLG: 0.500										1	0	1	0	0	0	0
1 Logan Schafer, L (1, 9) OBP: 0.426, SLG: 0.542	20 WP 20 G4-3 2B	20 E 2B 2-H		G4-3			F9		FC6 1-2f	4	2	2	1	0	0	0
75 Mitch Haniger, R (7, 9) OBP: 0.529, SLG: 0.714										1	0	0	0	0	0	1
20 Jonathan Lucroy, R (1, 2) OBP: 0.321, SLG: 0.396	G4-3 2-H	E9 1B 2-H		G1-3			HR		F8	4	2	2	3	0	0	0
91 Nick Shaw, L (8, 4)										1	0	0	0	0	0	1
16 Aramis Ramirez, R (1, 5) OBP: 0.414, SLG: 0.556	G6-3	G1-3			G4-3		K			3	0	0	0	0	0	0
3 Elian Herrera, S (6, 5) OBP: 0.318, SLG: 0.488										1	0	0	0	0	1	0
18 Khris Davis, R (1, 7) OBP: 0.273, SLG: 0.451		F8	24 2B 1B		G3-1		P4			4	1	1	0	0	0	0
29 Jim Henderson, L (7, 1)										0	0	0	0	0	0	0
30 Tyler Thornburg, R (8, 1)										0	0	0	0	0	0	0
59 Zach Duke, L (9, 1)										0	0	0	0	0	0	0
47 Rob Wooten, R (9, 1)										0	0	0	0	0	0	0
24 Lyle Overbay, L (1, 3) OBP: 0.319, SLG: 0.231		14 2B 2B 1B	1-H 2B		2B			F7		4	1	3	1	0	0	0
28 Pete Orr, L (8, 3) OBP: 0.600, SLG: 0.800										0	0	0	0	0	0	0
14 Jeff Bianchi, R (1, 6) OBP: 0.413, SLG: 0.500		1-3 2B 2B	G5-3		K			K		4	1	1	0	0	2	2
90 Brandon Macias, R (8, 5) OBP: 0.333, SLG: 0.333										0	0	0	0	0	0	0
Kevin Mattison, L (1, 8) OBP: 0.346, SLG: 0.455		2 2B 2B 2-H 3-H	K			G3-1		1B		4	1	2	2	0	1	1
22 Matt Garza, R (1, 1)		P4	G4-3			G3-1			K	3	0	0	0	0	0	2
94 Lance Roenicke, R (7, 7)										1	0	0	0	0	1	0

	AB	39
	R	9
	H	13
	RBI	8
	BB	0
	SO	6
	LOB	7

Inning Stats																																		
	R: 1	H: 1	R: 6	H: 6	R: 1	H: 2	R: 0	H: 0	R: 0	H: 1	R: 0	H: 0	R: 1	H: 1	R: 0	H: 1	R: 0	H: 1	1B: 5	SF: 0	WP: 1	PA: 39
	E: 0	LOB: 0	E: 1	LOB: 0	E: 0	LOB: 1	E: 0	LOB: 0	E: 0	LOB: 1	E: 0	LOB: 0	E: 0	LOB: 0	E: 0	LOB: 1	E: 0	LOB: 1	2B: 7	SAC: 0	PB: 0	
	K: 0	BB: 0	K: 0	BB: 0	K: 1	BB: 0	K: 1	BB: 0	K: 0	BB: 0	K: 0	BB: 0	K: 1	BB: 0	K: 1	BB: 0	K: 1	BB: 0	3B: 0	DP: 0	SB: 0	
	S: 4	P: 5	S: 9	P: 9	S: 7	P: 7	S: 5	P: 5	S: 6	P: 6	S: 3	P: 3	S: 7	P: 7	S: 5	P: 5	S: 6	P: 6	HR: 1	HBP: 0	CS: 0	

PITCHER		IP	WLS	BF	H	R	ER	SO	BB	IBB	HBP	BLK	WP	HR	S	P	ERA	WHIP
44 Mike Leake, R ERA: 6.92	(1, 1)	4.0	L	21	9	8	7	2	0	0	0	0	1	0	25	26	15.75	2.250
58 Nick Christiani, R ERA: 0.9	(5, 1)	2.0		7	1	0	0	1	0	0	0	0	0	0	9	9	0.00	0.500
53 Pedro Beato, R ERA: 3.38	(7, 1)	1.0		4	1	1	1	1	0	0	0	0	0	1	7	7	9.00	1.000
62 Trevor Bell, R ERA:	(8, 1)	1.0		3	1	0	0	1	0	0	0	0	0	0	5	5	0.00	1.000
35 Jamie Walczak, R ERA:	(9, 1)	1.0		4	1	0	0	1	0	0	0	0	0	0	6	6	0.00	1.000

PITCHER	IP	WLS	BF	H	R	ER	SO	BB	IBB	HBP	BLK	WP	HR	S	P	ERA	WHIP

BOTTOM

Batter	1	2	3	4	5	6	7	8	9	AB	R	H	RBI	BB	SO	LOB
6 Billy Hamilton, S (1, 8) OBP: 0.389, SLG: 0.458	G6-3		K			F8		G3		4	0	0	0	0	1	1
30 Jason Bourgeois, R (1, 4) OBP: 0.320, SLG: 0.227 70 Kristopher Negrón, R (7, 4) OBP: 0.375, SLG: 0.583	G6-3			K 1B		G4-3		F8		3 1	0 0	0 0	0 0	0 0	1 0	0 0
19 Joey Votto, L (1, 3) OBP: 0.333, SLG: 0.378 50 Neftali Soto, R (8, 3) OBP: 0.366, SLG: 0.707	F7					32 2B BB			K	2 1	1 0	1 0	0 0	1 0	0 1	0 0
32 Jay Bruce, L (1, 9) OBP: 0.415, SLG: 0.476		G4-3		K		1-H 2B			48 DI 1B	4	0	2	1	0	1	1
48 Ryan Ludwick, R (1, 7) OBP: 0.250, SLG: 0.319		21 G5-4-3 BB		F8		G4-3			F8 1-2	3	0	0	0	1	0	3
21 Todd Frazier, R (1, 5) OBP: 0.357, SLG: 0.553 27 Chris Nelson, R (8, 5) OBP: 0.378, SLG: 0.545		G5-4-3 1-2f			G5-3		K		F7	3 1	0 0	0 0	0 0	0 0	1 0	1 1
7 Ramon Santiago, S (1, 6) OBP: 0.279, SLG: 0.256			1B		K		F7			3	0	1	0	0	1	0
37 Corky Miller, R (1, 2) OBP: 0.292, SLG: 0.158			F9		58 WP 2B		F8			3	0	1	0	0	0	1
44 Mike Leake, R (1, 1) OBP: 0.500, SLG: 0.500 58 Nick Christiani, R (5, 1) 53 Pedro Beato, R (7, 1) 62 Trevor Bell, L (8, 1) 28 Chris Heisey, R (8, PH) OBP: 0.348, SLG: 0.891 35 Jamie Walczak, R (9, 1)			K		2-3			K		1 1 0 0 1 0	0 0 0 0 0 0	0 0 0 0 0 0	0 0 0 0 0 0	1 1 0 0 0 1	1 1 0 0 0 0	1 1 0 0 0 0
Inning Stats	R: 0 E: 0 K: 0 S: 3 H: 0 LOB: 0 BB: 0 P: 3	R: 0 E: 0 K: 0 S: 2 H: 0 LOB: 0 BB: 1 P: 6	R: 0 E: 0 K: 2 S: 8 H: 1 LOB: 1 BB: 0 P: 8	R: 0 E: 0 K: 2 S: 8 H: 1 LOB: 1 BB: 0 P: 8	R: 0 E: 0 K: 2 S: 8 H: 1 LOB: 1 BB: 0 P: 9	R: 1 E: 0 K: 0 S: 4 H: 1 LOB: 1 BB: 1 P: 8	R: 0 E: 0 K: 1 S: 5 H: 0 LOB: 0 BB: 0 P: 5	R: 0 E: 0 K: 1 S: 5 H: 0 LOB: 0 BB: 0 P: 5	R: 0 E: 0 K: 1 S: 7 H: 1 LOB: 1 BB: 0 P: 7	1B: 3 2B: 2 3B: 0 HR: 0 SF: 0 SAC: 0 DP: 1 HBP: 0						

PITCHER	IP	WLS	BF	H	R	ER	SO	BB	IBB	HBP	BLK	WP	HR	S	P	ERA	WHIP
22 Matt Garza, R (1, 1) ERA: 10.03	6.0	W	23	4	1	1	6	2	0	0	0	1	0	33	42	1.50	1.000
29 Jim Henderson, R (7, 1) ERA: 7.71	1.0		3	0	0	0	1	0	0	0	0	0	0	5	5	0.00	0.000
30 Tyler Thornburg, R (8, 1) ERA: 5.52	1.0		3	0	0	0	1	0	0	0	0	0	0	5	5	0.00	0.000
59 Zach Duke, L (9, 1) ERA: 4.0	0.1		2	1	0	0	1	0	0	0	0	0	0	4	4	0.00	3.000
47 Rob Wooten, R (9, 1) ERA: 3.86	0.2		2	0	0	0	0	0	0	0	0	0	0	3	3	0.00	0.000

PITCHER	IP	WLS	BF	H	R	ER	SO	BB	IBB	HBP	BLK	WP	HR	S	P	ERA	WHIP

Milwaukee Brewers @ Cincinnati Reds

Goodyear Ballpark, Goodyear, AZ

Sun Mar 23 2014, 4:06 PM - 6:45 PM EDT

Att. 5,559 - Sunny - 81 F

livebaseballscorecards.com

AB	31
R	1
H	5
RBI	1
BB	2
SO	9
LOB	10

WP: 1 PA: 33
PB: 0
SB: 0
CS: 0

Batter	1	2	3	4	5	6	7	8	9	AB	R	H	RBI	BB	SO	LOB
16 Ángel Pagán, S (1, 8) OBP: 0.297, SLG: 0.265 34 David Huff, S (7, 1) 49 Javier López, L (8, 1) 54 Sergio Romo, R (8, 1) Gary Brown, R (9, PH) OBP: 0.500, SLG: 0.400 (9, 8)	B X 1-0 F8 ①		X 0-0 38 S 38 1B 1B		X 0-0 P6 ②		B B B B 4-0 1-2 BB		X 0-0 SF9 1-3 3-H 2B	3 0 0 0 1	1 0 0 0 0	1 0 0 0 1	0 0 0 0 1	1 0 0 0 0	0 0 0 0 0	1 0 0 0 0
38 Michael Morse, R (1, 7) OBP: 0.387, SLG: 0.407 88 Tyler Colvin, L (5, 7) OBP: 0.194, SLG: 0.419 64 Derek Law, R (9, 1)	X 0-0 48 FC6-4 1B		B X 1-0 1-H 1B		B S S S 1-3 K ③ 2-3		X 0-0 F7 ③		X 0-0 P6 ①	3 2 0	0 0 0	2 0 0	1 0 0	0 0 0	1 0 0	1 4 0
48 Pablo Sandoval, S (1, 5) OBP: 0.328, SLG: 0.463 Mark Minicozzi, R (8, 3) OBP: 0.313, SLG: 0.381	X 0-0 FC6-4 28 1B ② 1-2f		X 0-0 F9 ②			X 0-0 G4-3 ①		C B X 1-1 HR	X 0-0 SF9 ② 2-3 3-H	4 0	1 0	1 0	1 1	0 0	0 0	2 0
28 Buster Posey, R (1, 3) OBP: 0.479, SLG: 0.581 76 Alberto Robles, R (8, 5)	X 0-0 1-2 1B		S S S 0-3 K ③			X 0-0 7 G3 1B		X 0-0 F8 ①	X 0-0 G5-3 ③	4 1	0 0	2 0	0 0	0 0	1 0	1 1
7 Grégor Blanco, L (1, 9) OBP: 0.375, SLG: 0.404	C C C 0-3 K ③			X 0-0 F7 ①		X 0-0 G3 ② 1-2		X 0-0 ② 1B		4	0	1	0	0	1	3
14 Brandon Hicks, R (1, 4) OBP: 0.491, SLG: 0.762		X 0-0 F9 ①		X 0-0 G4-3 ②		S S S 0-3 K ③		C C C 0-3 K ③		4	0	0	0	0	2	1
Andrew Susac, R (1, 2) OBP: 0.391, SLG: 0.526 Ben Turner, R (9, 2)		X 0-0 G4-3 ②		X 0-0 G6-3 ③			X 0-0 G3 ①		X 0-0 6 1B 2 1B 1B	4 0	1 0	1 0	0 0	0 0	0 0	0 0
6 Ehire Adrianza, S (1, 6) OBP: 0.283, SLG: 0.523		X 0-0 G4-3 ③			X 0-0 38 WP 40 SH1-3 1B		X 0-0 16 BB 1B		X 0-0 2 1B 1-2 2B 1B	4	1	3	0	0	0	0
40 Madison Bumgarner, R (1, 1) OBP: 0.167, SLG: 0.167 Brett Bochy, R (6, 1) 2 Juan Carlos Perez, R (7, PH) OBP: 0.382, SLG: 0.567 (7, 8) (9, 7)			C C C 0-3 K ①		X 0-0 SH1-3 ① 1-2		X 0-0 F8 ②		X 0-0 2B SF9 1-3 2-H 1B	1 0 2	0 0 1	0 0 1	0 0 1	0 0 0	1 0 0	0 0 1
Inning Stats	R: 0 H: 2 E: 0 LOB: 2 K: 1 BB: 0 S: 7 P: 8	R: 0 H: 0 E: 0 LOB: 0 K: 0 BB: 0 S: 3 P: 3	R: 1 H: 2 E: 0 LOB: 1 K: 2 BB: 0 S: 9 P: 10	R: 0 H: 0 E: 0 LOB: 0 K: 0 BB: 0 S: 3 P: 3	R: 0 H: 1 E: 0 LOB: 1 K: 1 BB: 0 S: 6 P: 7	R: 0 H: 1 E: 0 LOB: 1 K: 1 BB: 0 S: 6 P: 6	R: 0 H: 1 E: 0 LOB: 2 K: 0 BB: 1 S: 4 P: 8	R: 1 H: 2 E: 0 LOB: 0 K: 1 BB: 0 S: 7 P: 8	R: 3 H: 4 E: 0 LOB: 1 K: 0 BB: 0 S: 7 P: 7	1B: 11 2B: 1 3B: 0 HR: 1	SF: 1 SAC: 1 DP: 0 HBP: 0						

PITCHER	IP	WLS	BF	H	R	ER	SO	BB	IBB	HBP	BLK	WP	HR	S	P	ERA	WHIP
38 Wily Peralta, R (1, 1) ERA: 4.26	6.1		25	6	1	1	5	0	0	0	0	1	0	35	38	1.42	0.947
59 Zach Duke, L (7, 1) ERA: 3.72	0.2	H	4	1	0	0	0	1	0	0	0	0	0	3	7	0.00	3.000
30 Tyler Thornburg, R (8, 1) ERA: 5.74	1.0	H	4	2	1	1	1	0	0	0	0	0	1	7	8	9.00	2.000
51 Wei-Chung Wang, L (9, 1) ERA: 4.5	1.0	L	7	4	3	3	0	0	0	0	0	0	0	7	7	27.00	4.000

PITCHER	IP	WLS	BF	H	R	ER	SO	BB	IBB	HBP	BLK	WP	HR	S	P	ERA	WHIP

TOP

San Francisco Giants @ Milwaukee Brewers

Maryvale Baseball Park, Phoenix, AZ

Tue Mar 25 2014, 4:09 PM - 7:48 PM EDT

Att. 5,766 - Sunny - 81 F

livebaseballscorecards.com

AB	37
R	5
H	13
RBI	5
BB	1
SO	6
LOB	15

WP: 1 PA: 40
PB: 0
SB: 1
CS: 0

Batter	1	2	3	4	5	6	7	8	9	AB	R	H	RBI	BB	SO	LOB
27 Carlos Gómez, R (1, 8) OBP: 0.375, SLG: 0.705 1 Logan Schafer, L (7, 8) OBP: 0.418, SLG: 0.531	F8		K			HR		G1-3		3 1	1 0	1 0	1 0	0 0	1 0	0 0
Rickie Weeks Jr., R (1, 4) OBP: 0.467, SLG: 0.441 Kevin Mattison, L (8, PR) OBP: 0.346, SLG: 0.455 (9, 7)	K			F7		G6-3		16 S HBP		3 0	0 0	0 0	0 0	0 0	1 0	0 0
8 Ryan Braun, R (1, 9) OBP: 0.486, SLG: 0.690	K			G1-3		G4-3		F7		4	0	0	0	0	1	1
16 Aramis Ramirez, R (1, 5) OBP: 0.394, SLG: 0.516 90 Brandon Macias, R (9, 5) OBP: 0.333, SLG: 0.333		F8		L7		20 WP 1B		P4 1-2		4 0	0 0	1 0	0 0	0 0	0 0	1 0
20 Jonathan Lucroy, R (1, 2) OBP: 0.304, SLG: 0.373 24 Lyle Overbay, L (8, 3) OBP: 0.333, SLG: 0.250		K			G6-3	K 1-2			G6-4-3 1B	3 1	0 0	0 1	0 0	0 0	2 0	1 0
18 Khris Davis, R (1, 7) OBP: 0.298, SLG: 0.528 Elian Herrera, S (7, 7) OBP: 0.304, SLG: 0.465 (9, 6)	1B				HR		K		G6-4-3 1-2f	2 2	1 0	2 0	1 0	0 0	0 1	0 1
7 Mark Reynolds, R (1, 3) OBP: 0.352, SLG: 0.468 30 Tyler Thornburg, R (8, 1) 91 Nick Shaw, L (9, 4)	P2				K		12 CS 1B		F7	3 0 1	0 0 0	1 0 0	0 0 0	0 0 0	1 0 0	1 0 0
14 Jeff Bianchi, R (1, 6) OBP: 0.388, SLG: 0.468 51 Wei-Chung Wang, L (9, 1)			G6-3		K		F8			3 0	0 0	0 0	0 0	0 0	1 0	1 0
38 Wily Peralta, R (1, 1) OBP: 0.333, SLG: 1.333 59 Zach Duke, L (7, 1) 12 Martín Maldonado, R (7, PH) OBP: 0.240, SLG: 0.295 (8, 2)			P3			HR	CS 1-2		HR	2 0 1	1 0 1	1 0 1	1 0 1	0 0 0	0 0 0	0 0 0
Inning Stats	R: 0 E: 0 K: 2 S: 7 H: 0 LOB: 0 BB: 0 P: 7	R: 0 E: 0 K: 1 S: 6 H: 1 LOB: 1 BB: 0 P: 6	R: 0 E: 0 K: 1 S: 5 H: 0 LOB: 0 BB: 0 P: 5	R: 0 E: 0 K: 0 S: 3 H: 0 LOB: 0 BB: 0 P: 3	R: 1 E: 0 K: 2 S: 8 H: 1 LOB: 0 BB: 0 P: 11	R: 2 E: 0 K: 1 S: 10 H: 3 LOB: 1 BB: 0 P: 13	R: 0 E: 0 K: 1 S: 5 H: 1 LOB: 0 BB: 0 P: 6	R: 1 E: 0 K: 0 S: 4 H: 1 LOB: 2 BB: 0 P: 6	R: 0 E: 0 K: 0 S: 3 H: 1 LOB: 0 BB: 0 P: 3	1B: 4 2B: 0 3B: 0 HR: 4	SF: 0 SAC: 0 DP: 1 HBP: 1		WP: 1 PB: 0 SB: 1 CS: 1		PA: 35		

PITCHER		IP	WLS	BF	H	R	ER	SO	BB	IBB	HBP	BLK	WP	HR	S	P	ERA	WHIP
40 Madison Bumgarner, L ERA: 1.19	(1, 1)	5.2		22	5	3	3	6	0	0	0	0	0	3	36	41	4.76	0.882
Brett Bochy, R ERA: 1.93	(6, 1)	0.1		1	0	0	0	1	0	0	0	0	1	0	3	4	0.00	0.000
34 David Huff, L ERA: 1.13	(7, 1)	1.0		3	1	0	0	1	0	0	0	0	0	0	5	6	0.00	1.000
49 Javier López, L ERA: 9.45	(8, 1)	0.1		2	1	1	1	0	0	0	0	0	0	1	2	2	27.00	3.000
54 Sergio Romo, R ERA: 13.5	(8, 1)	0.2	W	3	0	0	0	0	0	0	1	0	0	0	2	4	0.00	0.000

PITCHER		IP	WLS	BF	H	R	ER	SO	BB	IBB	HBP	BLK	WP	HR	S	P	ERA	WHIP
64 Derek Law, R ERA: 4.5	(9, 1)	1.0	S	3	1	0	0	0	0	0	0	0	0	0	3	3	0.00	1.000

BOTTOM

San Francisco Giants @ Milwaukee Brewers

Maryvale Baseball Park, Phoenix, AZ

Tue Mar 25 2014, 4:09 PM - 7:48 PM EDT

Att. 5,766 - Sunny - 81 F

livebaseballscorecards.com

AB	33
R	4
H	8
RBI	4
BB	0
SO	8
LOB	6

Batter	1	2	3	4	5	6	7	8	9	AB	R	H	RBI	BB	SO	LOB
27 Carlos Gómez, R (1, 8) OBP: 0.373, SLG: 0.681	0-0 2 G3 1B		0-0 G5-4-3 1-2f		0-3 K			0-1 HR	0-0 1-3 2-H 1B	3	0	1	0	0	1	1
75 Mitch Haniger, R (5, 9) OBP: 0.579, SLG: 0.938										2	1	2	2	0	0	0
2 Scooter Gennett, L (1, 4) OBP: 0.250, SLG: 0.370	0-0 G3 1-2			0-0 20 FC5-4 1B		0-0 G3-1		0-3 K	0-0 F9	4	0	1	0	0	1	1
29 Jim Henderson, L (8, 1)										0	0	0	0	0	0	0
78 Lucas May, R (9, PH) OBP: 0.333, SLG: 0.333										1	0	0	0	0	0	2
20 Jonathan Lucroy, R (1, 2) OBP: 0.283, SLG: 0.345	0-0 F9			0-0 FC5-4 7 BB 24 1B 1-2f		0-0 L4		0-0 F8		4	1	0	0	0	0	2
18 Khris Davis, R (1, 7) OBP: 0.283, SLG: 0.500	0-3 K			0-0 P6		0-3 K2-3		0-0 1B		3	0	0	0	0	2	2
96 Nick Ramirez, L (7, 3) OBP: 0.333, SLG: 0.333										1	0	1	0	0	0	0
7 Mark Reynolds, R (1, 5) OBP: 0.351, SLG: 0.449		0-0 P4		4-0 24 1B 1-2 BB			0-0 E4 1 SH1-3 65 1B	0-0 L4		2	0	0	0	1	0	0
95 Michael Reed, R (7, 8)										1	0	0	0	0	0	1
24 Lyle Overbay, L (1, 3) OBP: 0.333, SLG: 0.256		0-0 G4-3		0-0 1-3 2-H 1B			0-3 K		0-0 75 1B 2B	3	0	1	1	0	1	1
94 Tyrone Taylor, R (7, 7) OBP: 0.200, SLG: 0.400										1	1	1	0	0	0	0
14 Jeff Bianchi, R (1, 6) OBP: 0.373, SLG: 0.449		0-0 F7		0-3 K			0-0 1 SH1-3 1-2 1B		0-0 F7	2	0	0	0	0	1	2
13 Will Smith, R (4, 1)										0	0	0	0	0	0	0
57 Francisco Rodríguez, R (6, 1)										0	0	0	0	0	0	0
65 Irving Falu, S (7, PH) OBP: 0.387, SLG: 0.433										2	0	1	0	0	0	1
(7, 5)																
1 Logan Schafer, L (1, 9) OBP: 0.421, SLG: 0.520			4-0 27 G5-4-3 BB		0-0 F8		0-0 SH1-3 1-2 2-3		0-3 K	1	0	0	0	1	0	0
(5, 8)										0	0	0	0	0	0	0
53 Brandon Kintzler, R (7, 1)										1	0	0	0	0	1	1
28 Pete Orr, L (8, 4) OBP: 0.500, SLG: 0.667																
49 Yovani Gallardo, R (1, 1) OBP: 0.400, SLG: 0.400			0-3 K		0-3 K		0-0 G6-3		4-0 75 1B BB	1	0	0	0	0	1	1
Jose De La Torre, R (3, 1)										0	0	0	0	0	0	0
Elian Herrera, S (4, 6) OBP: 0.306, SLG: 0.444										2	0	0	0	1	1	2
Inning Stats	R: 0 E: 0 K: 1 S: 6 H: 1 LOB: 1 BB: 0 P: 6	R: 0 E: 0 K: 0 S: 3 H: 0 LOB: 0 BB: 0 P: 3	R: 0 E: 0 K: 1 S: 4 H: 0 LOB: 0 BB: 1 P: 8	R: 1 E: 0 K: 1 S: 7 H: 2 LOB: 2 BB: 1 P: 11	R: 0 E: 0 K: 2 S: 7 H: 0 LOB: 0 BB: 0 P: 7	R: 0 E: 0 K: 1 S: 5 H: 0 LOB: 0 BB: 0 P: 5	R: 0 E: 1 K: 1 S: 7 H: 1 LOB: 2 BB: 0 P: 7	R: 1 E: 0 K: 1 S: 8 H: 2 LOB: 1 BB: 0 P: 8	R: 1 E: 0 K: 1 S: 7 H: 2 LOB: 2 BB: 1 P: 11	1B: 6 2B: 1 3B: 0 HR: 1 SF: 0 SAC: 1 DP: 1 HBP: 0	WP: 0 PB: 0 SB: 0 CS: 0 PA: 38					

PITCHER		IP	WLS	BF	H	R	ER	SO	BB	IBB	HBP	BLK	WP	HR	S	P	ERA	WHIP
63 Justin Masterson, R ERA: 1.09	(1, 1)	5.2	W	21	3	1	1	5	2	0	0	0	0	0	29	37	1.59	0.882
88 Josh Outman, L ERA: 3.24	(6, 1)	1.1		6	1	0	0	2	0	0	0	0	0	0	10	10	0.00	0.750
52 Vinnie Pestano, R ERA: 7.36	(8, 1)	1.0		5	2	1	1	1	0	0	0	0	0	1	8	8	9.00	2.000
27 Bryan Shaw, R ERA: 3.38	(9, 1)	1.0		6	2	1	1	1	1	0	0	0	0	0	7	11	9.00	3.000

PITCHER	IP	WLS	BF	H	R	ER	SO	BB	IBB	HBP	BLK	WP	HR	S	P	ERA	WHIP

TOP

Milwaukee Brewers @ Cleveland Indians

Goodyear Ballpark, Goodyear, AZ

Wed Mar 26 2014, 4:08 PM - 7:13 PM EDT

Att. 3,446 - Partly Cloudy - 75 F

livebaseballscorecards.com

AB	34
R	3
H	8
RBI	3
BB	3
SO	9
LOB	17

Batter	1	2	3	4	5	6	7	8	9	AB	R	H	RBI	BB	SO	LOB
9 Ryan Raburn, R (1, 7) OBP: 0.414, SLG: 0.800 6 Nyjer Morgan, L (4, PR) OBP: 0.326, SLG: 0.308 (5, 7)	S S S 0-3 ① K	x 0-0 ② F8		x 0-0 33 G3 22 2B 1-2 1B	S S S 0-3 ③ K		x 0-0 ② P5			3 0 1 0 0 1 1 2 1 0 0 0 1 3						
33 Nick Swisher, S (1, 3) OBP: 0.418, SLG: 0.543 40 Justin Sellers, R (7, 4) OBP: 0.542, SLG: 0.600	x 0-0 22 FC4-6 1B	B B B 4-0 22 1B 1-3 BB		x 0-0 ① G3 1-2 2-3		C F x 0-2 HR	x 0-0 30 1B 85 2B 1-3 3-H 1B			3 1 2 1 1 0 2 1 1 1 1 0 0 0						
22 Jason Kipnis, L (1, 4) OBP: 0.429, SLG: 0.500 30 Elliot Johnson, S (5, 4) OBP: 0.396, SLG: 0.640 (7, 5)	x 0-0 ② FC4-6 41 BB 23 3B 1-2f	x 0-0 ③ 1-2 1B		x 0-0 4 1B 2-H 3-H 2B		x 0-0 ① F8	x 0-0 85 2B 1-3 3-H 1B			3 1 2 2 0 0 1 2 0 1 1 0 0 0						
41 Carlos Santana, S (1, 5) OBP: 0.271, SLG: 0.327 85 Joe Sever, R (6, PR) OBP: 0.667, SLG: 1.000 (7, 3)	B B B B 4-0 23 3B 1-2 BB		B B B B 4-0 23 1B 13 1B BB	x 0-0 ② F9		x 0-0 26 FC5-4 1B	x 0-0 ③ 1-3 3-H 2B			2 2 1 0 2 0 2 1 0 1 1 0 0 0						
23 Michael Brantley, L (1, 8) OBP: 0.558, SLG: 0.783 26 Matt Carson, R (4, PR) OBP: 0.310, SLG: 0.351 (5, 8)	x 0-0 1-H 2-H 3B	x 0-0 13 1B 1-3 1B	B B B B 4-0 4 1B BB			x 0-0 ② FC5-4 1-2f	x 0-0 ③ L3			2 0 2 2 1 0 0 2 0 0 0 0 0 3						
13 Asdrúbal Cabrera, S (1, 6) OBP: 0.421, SLG: 0.449 4 Mike Aviles, R (4, PH) OBP: 0.333, SLG: 0.511 (5, 6) 87 Dorssys Paulino, R (9, 6) OBP: 0.333, SLG: 0.667	x 0-0 ③ F8	x 0-0 7 CS 1-3 3-H 1B	x 0-0 1-2 2-3 1B		S S S 0-3 ③ K			x 0-0 ① P6		2 0 1 1 0 0 1 3 0 1 0 0 1 1 0 0 0 0 0 0 0						
7 David Murphy, L (1, 9) OBP: 0.250, SLG: 0.277 92 Jordan Smith, L (7, PR) OBP: 0.125, SLG: 0.125 (8, 9)		x 0-0 ① L5	C x 0-1 ① ② P3 1-2	x 0-0 ③ G4-3			x 0-0 8 1B 40 1B 2B	x 0-0 ② P4		4 0 1 0 0 0 5 1 1 0 0 0 0 0						
8 Lonnie Chisenhall, L (1, 10) OBP: 0.397, SLG: 0.571 76 Ryan Rohlinger, R (8, PH) OBP: 0.423, SLG: 0.476 (9, 10)		C B C x 1-2 HR	x 0-0 ③ F7		x 0-0 ① G6-3		x 0-0 40 1B 30 1B 2-3 1B	x 0-0 ③ G4-3		4 2 2 1 0 0 1 1 0 0 0 0 0 0						
57 Luke Carlin, S (1, 2) OBP: 0.269, SLG: 0.280 84 Eric Haase, R (9, 2)		B B B B 4-0 33 WP BB		x 0-0 33 G3 9 1B 22 2B 1B	C C C 0-3 ② K		x 0-0 ① P2			3 1 1 0 1 1 3 0 0 0 0 0 0 0						
Inning Stats	R: 2 H: 2 E: 0 LOB: 1 K: 1 BB: 1 S: 7 P: 11	R: 1 H: 2 E: 0 LOB: 2 K: 0 BB: 2 S: 6 P: 15	R: 1 H: 2 E: 0 LOB: 1 K: 0 BB: 1 S: 5 P: 9	R: 2 H: 4 E: 0 LOB: 3 K: 0 BB: 1 S: 7 P: 11	R: 0 H: 0 E: 0 LOB: 0 K: 2 BB: 0 S: 7 P: 7	R: 1 H: 2 E: 0 LOB: 1 K: 1 BB: 0 S: 9 P: 9	R: 3 H: 5 E: 0 LOB: 2 K: 0 BB: 0 S: 8 P: 8	R: 0 H: 0 E: 0 LOB: 0 K: 0 BB: 0 S: 3 P: 3		1B: 11 SF: 0 2B: 3 SAC: 0 3B: 1 DP: 0 HR: 2 HBP: 0						

PITCHER		IP	WLS	BF	H	R	ER	SO	BB	IBB	HBP	BLK	WP	HR	S	P	ERA	WHIP
49 Yovani Gallardo, R ERA: 3.98	(1, 1)	2.0	L	15	6	4	4	1	4	0	0	0	1	1	15	32	18.00	5.000
Jose De La Torre, R ERA: 7.71	(3, 1)	1.2		7	3	2	2	0	0	0	0	0	0	0	8	8	10.80	1.800
13 Will Smith, L ERA: 2.25	(4, 1)	1.1		6	1	0	0	2	1	0	0	0	0	0	9	13	0.00	1.500
57 Francisco Rodríguez, R ERA: 5.4	(6, 1)	1.0		5	2	1	1	1	0	0	0	0	0	1	9	9	9.00	2.000
53 Brandon Kintzler, R ERA: 5.06	(7, 1)	1.0		8	5	3	3	0	0	0	0	0	0	0	8	8	27.00	5.000

PITCHER		IP	WLS	BF	H	R	ER	SO	BB	IBB	HBP	BLK	WP	HR	S	P	ERA	WHIP
29 Jim Henderson, R ERA: 6.75	(8, 1)	1.0		3	0	0	0	0	0	0	0	0	0	0	3	3	0.00	0.000

BOTTOM

Milwaukee Brewers @ Cleveland Indians

Goodyear Ballpark, Goodyear, AZ

Wed Mar 26 2014, 4:08 PM - 7:13 PM EDT

Att. 3,446 - Partly Cloudy - 75 F

livebaseballscorecards.com

AB	39
R	10
H	17
RBI	10
BB	5
SO	4
LOB	23

WP: 2 PA: 44
PB: 0
SB: 0
CS: 1

Batter	1	2	3	4	5	6	7	8	9	AB	R	H	RBI	BB	SO	LOB
30 Jason Bourgeois, R (1, 7) OBP: 0.378, SLG: 0.424 Juan Duran, R (6, 9) OBP: 0.150, SLG: 0.263	F8		2-H 1B		HR		1-H HR	K		3 2	1 1	2 1	2 2	0 0	0 1	0 1
7 Ramon Santiago, S (1, 6) OBP: 0.275, SLG: 0.239 89 Devin Lohman, R (6, 6)	G3-1		P5		F8		K		G5-3	3 2	0 0	0 0	0 0	0 0	0 1	1 0
15 Roger Bernadina, L (1, 8) OBP: 0.518, SLG: 0.739 Donald Lutz, L (6, PH) OBP: 0.318, SLG: 0.500 (6, 7)	50 E 50 1B 1B		K			G6-3	89 E 1B		F7	2 3	0 1	1 1	0 0	0 0	1 0	1 0
50 Neftali Soto, R (1, 3) OBP: 0.396, SLG: 0.681 94 Travis Mattair, R (6, PH) OBP: 0.368, SLG: 0.353 (6, 3)	E2 1-3 1B		L8			89 1B 2B	K		4-0 89 2B 1B BB	2 2	0 2	1 1	0 1	0 1	0 1	1 1
27 Chris Nelson, R (1, 5) OBP: 0.348, SLG: 0.463 89 Juan Silverio, R (6, PH) OBP: 0.667, SLG: 1.000 (6, 5)	K			G6-3		2-H 2B 1B	E9 1-H		1B 1-3 2B	2 3	0 1	0 2	0 1	0 0	1 0	2 0
Yorman Rodriguez, R (1, 9) OBP: 0.217, SLG: 0.273 (6, 8)		F7		K		1-H 2B	G1-3		2-3 3-H 1B	5	0	2	2	0	1	1
70 Kristopher Negrón, R (1, 4) OBP: 0.362, SLG: 0.558 Michael Lorenzen, R (4, 1) 90 Bryson Smith, R (8, PH) OBP: 0.125, SLG: 0.250 Rey Navarro, S (8, 4) OBP: 0.357, SLG: 0.538		K		P3		G5-3		F9	P5	2 1 1 1	0 0 0 0	0 0 0 0	0 0 0 0	0 0 0 0	1 0 0 0	0 1 0 2
37 Corky Miller, R (1, 2) OBP: 0.233, SLG: 0.120 93 Bryan Anderson, L (7, 2)		F8			P2	G5-3		G3		3 1	0 0	0 0	0 0	0 0	0 0	1 0
60 J.J. Hoover, R (1, 1) 53 Pedro Beato, R (2, 1) Steve Selsky, R (3, PH) OBP: 1.000, SLG: 2.000 80 Jumbo Diaz, R (3, 1) Brodie Greene, R (4, 4) OBP: 0.500, SLG: 0.500 Drew Hayes, R (8, 1) Fabian Williamson, R (9, 1)			30 1B 2B		F9		WP HR 1B	1B		0 0 1 0 3 0 0	0 0 1 0 1 0 0	0 0 1 0 2 0 0	0 0 0 0 0 0 0	0 0 0 0 0 0 0	0 0 0 0 0 0 0	0 0 0 0 0 0 0
Inning Stats	R: 0 E: 1 K: 1 S: 7 H: 2 LOB: 2 BB: 0 P: 7	R: 0 E: 0 K: 1 S: 5 H: 0 LOB: 0 BB: 0 P: 5	R: 1 E: 0 K: 1 S: 7 H: 2 LOB: 0 BB: 0 P: 7	R: 0 E: 0 K: 1 S: 5 H: 0 LOB: 0 BB: 0 P: 5	R: 1 E: 0 K: 0 S: 5 H: 1 LOB: 0 BB: 0 P: 6	R: 2 E: 0 K: 0 S: 6 H: 3 LOB: 1 BB: 0 P: 6	R: 3 E: 1 K: 2 S: 11 H: 3 LOB: 1 BB: 0 P: 12	R: 0 E: 0 K: 1 S: 6 H: 1 LOB: 1 BB: 0 P: 6	R: 1 E: 0 K: 0 S: 5 H: 2 LOB: 2 BB: 1 P: 9	1B: 8 2B: 4 3B: 0 HR: 2 SF: 0 SAC: 0 DP: 0 HBP: 0						WP: 1 PB: 0 SB: 0 CS: 0 PA: 43

PITCHER		IP	WLS	BF	H	R	ER	SO	BB	IBB	HBP	BLK	WP	HR	S	P	ERA	WHIP
26 Kyle Lohse, R ERA: 5.49	(1, 1)	5.0	L	20	5	2	2	4	0	0	0	0	0	1	29	30	3.60	1.000
92 Casey Medlen, R ERA: 36.0	(6, 1)	1.0		8	5	4	4	0	0	0	0	0	1	1	8	9	36.00	5.000
98 Brent Leach, L ERA: 3.0	(7, 1)	2.0		9	2	1	0	3	0	0	0	0	0	0	15	15	0.00	1.000
79 Kyle Heckathorn, R ERA: 4.5	(9, 1)	1.0		6	2	1	1	0	1	0	0	0	0	0	5	9	9.00	3.000

PITCHER	IP	WLS	BF	H	R	ER	SO	BB	IBB	HBP	BLK	WP	HR	S	P	ERA	WHIP

TOP

Cincinnati Reds @ Milwaukee Brewers

Maryvale Baseball Park, Phoenix, AZ

Thu Mar 27 2014, 3:08 PM - 6:06 PM EDT

Att. 4,016 - Partly Cloudy - 66 F

livebaseballscorecards.com

AB	42
R	8
H	14
RBI	7
BB	1
SO	7
LOB	12

Cincinnati Reds @ Milwaukee Brewers

Maryvale Baseball Park, Phoenix, AZ

Thu Mar 27 2014, 3:08 PM - 6:06 PM EDT

Att. 4,016 - Partly Cloudy - 66 F

livebaseballscorecards.com

BOTTOM

Batter	1	2	3	4	5	6	7	8	9	AB	R	H	RBI	BB	SO	LOB
1 Logan Schafer, L (1, 7) OBP: 0.435, SLG: 0.528	8 2B 2B	F9			L3-6 BB BB		91 FC4-6 1-2 BB		G4-3 1-2	3	1	1	0	2	0	1
Rickie Weeks Jr., R (1, 4) OBP: 0.458, SLG: 0.417 79 Michael Ratterree, R (6, 9)	P3		K		1-2 BB		P3		BB	2 1	0 0	0 0	0 0	1 1	1 0	1 2
8 Ryan Braun, R (1, 9) OBP: 0.486, SLG: 0.710 Kevin Mattison, L (5, PH) OBP: 0.310, SLG: 0.400 (6, 8)	24 G5-3 2-H 2B	F9	F9		L3-6 2-2		K		K	2 3	0 0	1 0	1 0	0 0	0 2	0 6
16 Aramis Ramirez, R (1, 5) OBP: 0.389, SLG: 0.485 92 Casey Medlen, R (6, 1) 98 Brent Leach, R (7, 1) 91 Nick Shaw, L (7, 6) 95 Michael Reed, R (8, PH) Adam Weisenburger, R (9, PH) OBP: 1.000, SLG: 2.500	24 G5-3 BB	F7	F7		G4-3		FC4-6 1-2f		1-2 2-3 BB	2 0 0 1 1 0	0 0 0 0 0 0	0 0 0 0 0 0	0 0 0 0 0 0	1 0 0 0 0 1	0 0 0 0 0 0	1 0 0 2 0 0
24 Lyle Overbay, L (1, 3) OBP: 0.352, SLG: 0.267 Hunter Morris, L (7, 3) OBP: 0.211, SLG: 0.444	G5-3 1-2 2-3			65 1B BB 26 G1-2-3 BB		FC3-6 1B		HR	K	2 2	0 1	1 1	0 1	1 0	0 1	2 3
12 Martín Maldonado, R (1, 2) OBP: 0.241, SLG: 0.277	BB			F8		K		G6-3		3	0	0	0	1	1	2
Elian Herrera, S (1, 8) OBP: 0.302, SLG: 0.417 (6, 5)	G6-3			65 1B 1-2 BB		FC3-6 65 FC6-4 1-2f		G6-3		3	0	0	0	1	0	4
65 Irving Falu, S (1, 6) OBP: 0.382, SLG: 0.424 79 Kyle Heckathorn, R (9, 1)		G3		1-2 2-3 1B		FC6-4 1-2f		F8		3 0	0 0	1 0	0 0	0 0	0 0	1 0
26 Kyle Lohse, R (1, 1) OBP: 0.200, SLG: 0.200 2 Scooter Gennett, L (6, 4) OBP: 0.276, SLG: 0.382		P2		G1-2-3 3-Hf			1 BB 1B		BB 1 G4-3 BB	2 1	0 0	0 1	0 0	0 1	0 0	3 0

	AB	31
	R	2
	H	6
	RBI	2
	BB	10
	SO	5
	LOB	28

Inning Stats	1	2	3	4	5	6	7	8	9
	R: 1 E: 0 K: 0 S: 5	H: 2 LOB: 3 BB: 2 P: 13	R: 0 E: 0 K: 0 S: 3	H: 0 LOB: 0 BB: 0 P: 3	R: 0 E: 0 K: 1 S: 5	H: 0 LOB: 0 BB: 0 P: 5	R: 0 E: 0 K: 0 S: 3	H: 1 LOB: 2 BB: 2 P: 11	R: 0 E: 0 K: 0 S: 2	H: 0 LOB: 1 BB: 2 P: 10
	R: 0 E: 0 K: 1 S: 6	H: 1 LOB: 1 BB: 0 P: 6	R: 0 E: 0 K: 1 S: 6	H: 1 LOB: 2 BB: 1 P: 10	R: 1 E: 0 K: 0 S: 4	H: 1 LOB: 0 BB: 0 P: 6	R: 0 E: 0 K: 2 S: 7	H: 0 LOB: 3 BB: 3 P: 19		

	1B: 3	SF: 0	WP: 0	PA: 41
	2B: 3	SAC: 0	PB: 0	
	3B: 0	DP: 2	SB: 0	
	HR: 1	HBP: 0	CS: 0	

PITCHER		IP	WLS	BF	H	R	ER	SO	BB	IBB	HBP	BLK	WP	HR	S	P	ERA	WHIP
60 J.J. Hoover, R ERA: 5.63	(1, 1)	1.0		7	2	1	1	0	2	0	0	0	0	0	5	13	9.00	4.000
53 Pedro Beato, R ERA: 3.0	(2, 1)	1.0		3	0	0	0	0	0	0	0	0	0	0	3	3	0.00	0.000
80 Jumbo Díaz, R ERA: 2.16	(3, 1)	1.0		3	0	0	0	1	0	0	0	0	0	0	5	5	0.00	0.000
Michael Lorenzen, R ERA: 2.45	(4, 1)	4.0	W	18	3	0	0	2	5	0	0	0	0	0	17	37	0.00	2.000
Drew Hayes, R ERA: 4.26	(8, 1)	1.1		7	1	1	1	0	2	0	0	0	0	1	5	15	6.75	2.250

PITCHER		IP	WLS	BF	H	R	ER	SO	BB	IBB	HBP	BLK	WP	HR	S	P	ERA	WHIP
Fabian Williamson, L ERA:	(9, 1)	0.2		3	0	0	0	2	1	0	0	0	0	0	6	10	0.00	1.500

Kansas City Royals @ Milwaukee Brewers

Miller Park, Milwaukee, WI

Fri Mar 28 2014, 7:14 PM - 10:21 PM CDT

Att. 10,151 - Roof Closed - 66 F

TOP

livebaseballscorecards.com

Batter	1	2	3	4	5	6	7	8	9	AB	R	H	RBI	BB	SO	LOB
23 Norichika Aoki, L (1, 9) OBP: 0.343, SLG: 0.371	B FF 91 F SI 88 B FF 93 X FF 92 2-1 2 G6-4-3 1B	B SI 92 X FF 92 1-0 ③ L8		D CU 76 F FF 93 B FF 94 X SI 92 2-1 ② G1 1-2 2-3 3-H		B CU 76 X FF 91 1-0 ③ G5-3			2 SAFE B SL 84 B FF 92 B FF 93 F FF 92 F FF 93 B SL 86 4-2 45 CS BB	4	0	1	1	0	0	3
27 Justin Maxwell, R (7, 9) OBP: 0.356, SLG: 0.544										0	0	0	0	1	0	0
2 Alcides Escobar, R (1, 6) OBP: 0.346, SLG: 0.462	B SI 91 D FF 93 F FF 91 X SI 91 2-1 ①② G6-4-3 1-2f		C CU 73 B FF 92 X FF 93 1-1 ① G4-3	C CU 75 F FF 93 B FF 95 B CU 79 B FF 95 X FF 96 3-2 2-3 3-H 1B			B SL 76 S SI 82 B FF 91 F FF 90 C FF 91 2-3 ① K		B FF 93 B FF 92 S FF 94 B FF 94 F FF 93 S FF 93 3-3 ②③ K 1-2 2-3	3	0	1	1	0	0	1
(7, PH) (7, 6)										2	0	0	0	0	2	2
35 Eric Hosmer, L (1, 3) OBP: 0.319, SLG: 0.438	B FF 92 C CH 83 B FF 93 B FF 92 X FF 92 3-1 16 BB 1B		B CU 76 B CH 86 X FF 93 2-0 ② G4-3	C FF 94 F FF 95 B CH 84 S FF 94 1-3 ③ K			C CU 75 B FF 88 X FF 91 1-1 ② G5-3			4	0	1	0	0	1	2
16 Billy Butler, R (1, 10) OBP: 0.431, SLG: 0.484	B FF 92 D SL 85 C FF 93 T SI 92 B SI 93 D SL 88 4-2 1-2 BB		X FF 92 0-0 ③ G1-5-3		C CU 76 C FF 94 F CU 79 B FF 96 X FF 96 1-2 HR		B SI 82 B CH 82 F FF 89 X FF 91 2-1 ③ F8			2	1	1	1	1	0	0
50 Ramon Hernandez, R (R PH) OBP: 0.423, SLG: 0.409										1	0	0	0	0	0	0
(7, 10)																
4 Alex Gordon, L (1, 7) OBP: 0.382, SLG: 0.590	C FF 92 F CH 85 F SL 85 D SL 86 B FF 93 F FF 93 C FF 93 2-3 ③ K			C CU 72 X CH 84 0-1 13 WP 8 1B 1B	C CU 77 S CH 85 B FF 96 S CH 83 1-3 ① K			C SI 88 C SI 89 B CU 75 X SI 90 1-2 ① G4-3		4	1	1	0	0	2	2
13 Salvador Perez, R (1, 2) OBP: 0.431, SLG: 0.706		X FF 93 0-0 8 F8 6 SF8 2B		D FF 91 F FF 91 B SL 85 F FF 92 D SL 87 F FF 93 F FF 93 F SL 84 D SL 86 4-2 6 E 8 1B 23 G1 1-2 BB	B CH 83 B FF 94 F FF 95 X FF 95 2-1 ② G5-3			B CU 73 C SI 88 B SI 90 X SL 79 2-1 ② P3		2	2	1	0	1	0	0
12 Brett Hayes, R (7, 2) OBP: 0.241, SLG: 0.192										1	0	0	0	0	0	0
8 Mike Moustakas, L (1, 5) OBP: 0.522, SLG: 0.759		C CH 84 X SI 91 0-1 ① F8 2-3		C FF 92 D CU 77 2 SAFE F FF 94 F FF 94 F SL 86 X FF 94 1-2 23 G1 6 E 2 1B 1-2 2-H 1B	C CH 83 X FF 94 0-1 ③ G4-3			C SI 89 B CH 84 F SI 89 B CU 74 S SI 90 2-3 ③ K		3	1	1	1	0	0	1
19 Danny Valencia, R (7, 5) OBP: 0.321, SLG: 0.304										1	0	0	0	0	1	0
6 Lorenzo Cain, R (1, 8) OBP: 0.388, SLG: 0.483		D CU 77 B SI 92 X SI 90 2-0 ② SF8 3-H		C FF 93 C CU 76 F SL 86 F FF 93 X SL 86 0-2 FC5 2 1B 23 G1 1-2 2-3		C FF 93 F CH 84 X FF 93 0-2 ① L9			B FF 92 B FF 92 C FF 91 C FF 93 B FF 92 B FF 92 4-2 45 CS 37 S BB	2	0	0	1	0	0	2
1 Jarrod Dyson, L (7, 8) OBP: 0.479, SLG: 0.444										0	0	0	0	1	0	0
37 Pedro Ciriaco, R (1, 4) OBP: 0.259, SLG: 0.386		C FF 91 F SI 92 X SL 86 0-2 1B		F FF 92 F SI 92 X SI 93 0-2 ① L3		B FF 92 X FF 91 1-0 ② L8			B FF 92 1 SAFE 1 SAFE C FF 92 L FF 93 S SL 84 1-3 ① K 1-2	4	0	1	0	0	1	4

	AB	33
	R	5
	H	8
	RBI	5
	BB	4
	SO	7
	LOB	17

Inning Stats																						
	R: 0 E: 0 K: 1 S: 13	H: 2 LOB: 2 BB: 1 P: 26		R: 1 E: 0 K: 0 S: 8	H: 2 LOB: 1 BB: 0 P: 11		R: 0 E: 0 K: 0 S: 4	H: 0 LOB: 0 BB: 0 P: 7		R: 3 E: 1 K: 1 S: 28	H: 3 LOB: 2 BB: 1 P: 39		R: 1 E: 0 K: 1 S: 11	H: 1 LOB: 0 BB: 0 P: 15		R: 0 E: 0 K: 0 S: 5	H: 0 LOB: 0 BB: 0 P: 7		R: 0 E: 0 K: 1 S: 7	H: 0 LOB: 0 BB: 0 P: 12		R: 0 E: 0 K: 1 S: 8	H: 0 LOB: 0 BB: 0 P: 13		R: 0 E: 0 K: 2 S: 10	H: 0 LOB: 1 BB: 2 P: 22		1B: 6 2B: 1 3B: 0 HR: 1	SF: 1 SAC: 0 DP: 1 HBP: 0		WP: 1 PB: 0 SB: 1 CS: 2	PA: 38

PITCHER		IP	WLS	BF	H	R	ER	SO	BB	IBB	HBP	BLK	WP	HR	S	P	ERA	WHIP
22 Matt Garza, R ERA: 8.8	(1, 1)	3.2	L	19	6	4	2	1	2	0	0	0	1	0	47	73	4.91	2.182
30 Tyler Thornburg, R ERA: 5.82	(4, 1)	1.1		6	2	1	1	2	0	0	0	0	0	1	17	25	6.75	1.500
51 Wei-Chung Wang, L ERA: 3.86	(6, 1)	2.0		6	0	0	0	1	0	0	0	0	0	0	12	19	0.00	0.000
59 Zach Duke, L ERA: 3.38	(8, 1)	1.0		3	0	0	0	1	0	0	0	0	0	0	8	13	0.00	0.000
29 Jim Henderson, R ERA: 6.0	(9, 1)	1.0		4	0	0	0	2	2	0	0	0	0	0	10	22	0.00	2.000

PITCHER	IP	WLS	BF	H	R	ER	SO	BB	IBB	HBP	BLK	WP	HR	S	P	ERA	WHIP

BOTTOM

Kansas City Royals @ Milwaukee Brewers

Miller Park, Milwaukee, WI

Fri Mar 28 2014, 7:14 PM - 10:21 PM CDT

Att. 10,151 - Roof Closed - 66 F

livebaseballscorecards.com

Batter	1	2	3	4	5	6	7	8	9	AB	R	H	RBI	BB	SO	LOB
27 Carlos Gómez, R (1, 8) OBP: 0.364, SLG: 0.640	C FF 84 B CU 74 C FF 86 X CH 81 1-2 P4 ①		B FF 87 B CH 80 B FF 87 C FF 86 C FF 87 F FF 88 F FF 87 D CH 82 4-2 8 HR BB BB		C FF 91 D FF 91 1 SAFE B FC 90 B FF 89 X FF 90 3-1 F8 ②		B CH 83 B CU 73 C FF 93 B CU 72 X FF 93 3-1 F9 ③			3	1	0	0	1	0	1
Rickie Weeks Jr., R (1, 4) OBP: 0.462, SLG: 0.410	C FF 86 F CH 80 B CU 74 X FF 87 1-2 F7 ②		B CU 74 1 SAFE B CH 78 F FF 87 F FF 88 1 SAFE B CH 80 F FF 88 B CH 81 4-2 8 HR 1-2 BB		C FF 92 S SL 84 B FF 90 X FF 92 1-2 1B			B FF 95 C FF 94 C FF 95 B KC 84 B FC 90 F FF 95 S FF 94 3-3 K ①		3	1	1	0	1	1	0
8 Ryan Braun, R (1, 9) OBP: 0.500, SLG: 0.824 1 Logan Schafer, L (8, PH) OBP: 0.444, SLG: 0.556 (9, 9)	C FF 87 B FF 87 B CH 81 X FF 87 2-1 2B		C CU 76 X CH 82 0-1 1-H 2-H HR		B FF 91 D SL 83 S FF 91 B FC 91 C FC 90 X SL 83 3-2 F8 ③			C FF 95 F FF 94 B FC 90 X KC 83 1-2 E 2B		3 1	1 1	2 1	3 0	0 0	0 0	2 0
16 Aramis Ramirez, R (1, 5) OBP: 0.359, SLG: 0.444 Elian Herrera, S (7, 5) OBP: 0.315, SLG: 0.429	X CU 75 0-0 L6 ③		B FF 87 B FF 88 F FF 87 X FF 87 2-1 L9 ③			B FF 92 C CU 82 B SL 83 X FF 92 2-1 G6-3 ①		X FF 96 0-0 E7 2-H 1B		3 1	0 0	0 1	0 1	0 0	0 0	1 0
20 Jonathan Lucroy, R (1, 2) OBP: 0.270, SLG: 0.328 12 Martín Maldonado, R (8, 2) OBP: 0.236, SLG: 0.271		B FF 85 B FF 86 C FF 85 B CH 80 C FF 87 X CH 80 3-2 G6-3 ①		C FF 95 X FF 96 0-1 G4-3 ①		B FF 92 X FF 91 1-0 G6-3 ②		C KC 82 C FF 95 B FF 95 S FC 89 1-3 K ②		3 1	0 0	0 0	0 0	0 0	0 1	0 1
18 Khris Davis, R (1, 7) OBP: 0.281, SLG: 0.475		C CU 75 S CH 80 X CH 81 0-2 G5-3 ②		B FF 95 B FF 96 S FF 95 S FF 96 S FF 98 2-3 K ②		B FF 92 S SL 82 S SL 82 F CU 81 B FF 91 H FF 91 3-2 HBP		S FF 94 B KC 84 C KC 85 F FC 89 T FF 94 1-2 K ③		3	0	0	0	0	2	1
7 Mark Reynolds, R (1, 3) OBP: 0.328, SLG: 0.415		B CH 80 C FF 87 X FF 88 1-1 P3 ③		C CU 81 F CU 79 B FF 98 F CH 86 B FF 98 X CH 87 2-2 G5-3 ③		1 SAFE C FF 92 F SL 83 1 SAFE B SL 83 S SL 83 1-3 K ③			S FF 95 S SL 85 B SL 84 B SL 83 S FF 95 2-3 K ①	4	0	0	0	0	2	1
14 Jeff Bianchi, R (1, 6) OBP: 0.352, SLG: 0.423 59 Zach Duke, L (8, 1) 29 Jim Henderson, L (9, 1) 2 Scooter Gennett, L (9, PH) OBP: 0.271, SLG: 0.375			B FF 86 C FF 86 B CH 80 C FF 86 B CH 81 X FF 87 3-2 G6-3 ①		B FF 90 C FF 88 C FF 91 B SL 83 F FF 91 X FF 90 2-2 G6-3 ①		B FF 92 X FF 91 1-0 G6-3 ①		B CU 83 C SL 83 C SL 82 B FF 96 S SL 83 2-3 K2-3 ②	3 0 0 1	0 0 0 0	0 0 0 0	0 0 0 0	0 0 0 0	0 0 0 1	0 0 0 0
22 Matt Garza, R (1, 1) 30 Tyler Thornburg, R (4, 1) 24 Lyle Overbay, L (5, PH) OBP: 0.364, SLG: 0.267 51 Wei-Chung Wang, L (6, 1) 65 Irving Falu, S (7, PH) OBP: 0.361, SLG: 0.400 (8, 6)			C SI 86 S FF 87 F CH 82 S FF 86 0-3 K ②		B FF 90 B SI 90 B FF 89 B FF 89 4-0 1B BB		C FF 92 C CU 73 X FF 93 0-2 F9 ②		B FF 95 B FF 95 B FF 95 C FF 95 S FF 95 F FF 95 X FF 94 3-2 P5 ③	1 0 0 0 2	0 0 0 0 0	0 0 0 0 0	0 0 1 0 0	1 0 0 0 0	0 0 0 0 0	0 0 0 0 0
Inning Stats	R: 0 E: 0 K: 0 S: 9 H: 1 LOB: 1 BB: 0 P: 13	R: 0 E: 0 K: 0 S: 8 H: 0 LOB: 0 BB: 0 P: 12	R: 3 E: 0 K: 1 S: 18 H: 1 LOB: 0 BB: 2 P: 31	R: 0 E: 0 K: 1 S: 9 H: 0 LOB: 0 BB: 0 P: 13	R: 0 E: 0 K: 0 S: 12 H: 1 LOB: 2 BB: 1 P: 25	R: 0 E: 0 K: 1 S: 9 H: 0 LOB: 1 BB: 0 P: 16	R: 0 E: 0 K: 0 S: 6 H: 0 LOB: 0 BB: 0 P: 10	R: 1 E: 1 K: 3 S: 15 H: 2 LOB: 1 BB: 0 P: 21	R: 0 E: 0 K: 2 S: 10 H: 0 LOB: 0 BB: 0 P: 17	1B: 2 2B: 2 3B: 0 HR: 1	SF: 0 SAC: 0 DP: 0 HBP: 1	WP: 0 PB: 0 SB: 0 CS: 0	PA: 36			

	AB	32
	R	4
	H	5
	RBI	4
	BB	3
	SO	8
	LOB	7

PITCHER		IP	WLS	BF	H	R	ER	SO	BB	IBB	HBP	BLK	WP	HR	S	P	ERA	WHIP
51 Jason Vargas, L ERA: 3.0	(1, 1)	3.0	W	13	2	3	3	1	2	0	0	0	0	1	35	56	9.00	1.333
40 Kelvin Herrera, R ERA: 4.22	(4, 1)	1.0	H	3	0	0	0	1	0	0	0	0	0	0	9	13	0.00	0.000
84 Spencer Patton, R ERA: 3.6	(5, 1)	1.0	H	5	1	0	0	0	1	0	0	0	0	0	12	25	0.00	2.000
43 Aaron Crow, R ERA: 2.53	(6, 1)	1.0	H	4	0	0	0	1	0	0	1	0	0	0	9	16	0.00	0.000
55 Tim Collins, L ERA: 5.19	(7, 1)	1.0	H	3	0	0	0	0	0	0	0	0	0	0	6	10	0.00	0.000

PITCHER		IP	WLS	BF	H	R	ER	SO	BB	IBB	HBP	BLK	WP	HR	S	P	ERA	WHIP
17 Wade Davis, R ERA: 3.86	(8, 1)	1.0	H	5	2	1	1	3	0	0	0	0	0	0	15	21	9.00	2.000
56 Greg Holland, R ERA: 2.7	(9, 1)	1.0	S	3	0	0	0	2	0	0	0	0	0	0	10	17	0.00	0.000

Kansas City Royals @ Milwaukee Brewers

Miller Park, Milwaukee, WI

Sat Mar 29 2014, 1:12 PM - 3:51 PM CDT

Att. 15,223 - Roof Closed - 68 F

livebaseballscorecards.com

TOP

Batter	1	2	3	4	5	6	7	8	9	AB	R	H	RBI	BB	SO	LOB
23 Norichika Aoki, L (1, 9) OBP: 0.329, SLG: 0.354	C FF 88 C FF 88 B CH 74 B FF 88 S CH 76 2-3 ① K		B CH 76 C FF 88 B FF 88 X CH 77 2-1 ② G4-3			B FF 94 F FF 93 F FF 93 B FF 93 X FF 93 2-2 ① G6-3 1-2			B FF 90 C SI 90 B FF 90 X FF 90 2-1 50 2B 2B	3	0	0	0	0	1	1
97 Whit Merrifield, R (7, 9) OBP: 0.500, SLG: 0.750										1	1	1	0	0	0	0
2 Alcides Escobar, R (1, 6) OBP: 0.310, SLG: 0.414	C FF 88 X FF 88 0-1 ② L8		C FF 88 F FF 88 C FF 89 0-3 ③ K			B FF 93 F FF 94 B FF 94 B FF 93 C FF 93 X FF 93 3-2 ② G4-3 2-3			C FF 91 S CH 81 F CH 82 C FF 90 0-3 ① K	3	0	0	0	0	1	1
37 Pedro Ciriaco, R (6, 6) OBP: 0.254, SLG: 0.379										1	0	0	0	0	1	1
35 Eric Hosmer, L (1, 3) OBP: 0.306, SLG: 0.418	F FF 89 B CH 77 F CH 75 X FF 89 1-2 ③ G6-3			B FF 88 B FF 87 B FF 88 C FF 88 F FF 89 X CH 78 3-2 ① F7		C CU 82 X FF 94 0-1 ③ L6			C FF 90 X FF 89 0-1 16 F9 27 1B 2-H 2B	3	0	0	0	0	0	1
50 Ramon Hernandez, R (6, 3) OBP: 0.444, SLG: 0.478										1	1	1	1	0	0	0
16 Billy Butler, R (1, 10) OBP: 0.421, SLG: 0.470		C FF 88 B CH 76 X CH 76 1-1 ① 8 2B 1B		B FF 90 X FF 89 1-0 ② F8			C SI 90 B CU 74 C SL 82 B FF 93 S SL 81 2-3 ① K		C CU 74 B FF 90 F CH 82 X CU 76 1-2 ② F9 2-3	4	0	1	0	0	1	1
4 Alex Gordon, L (1, 7) OBP: 0.371, SLG: 0.571		B FF 87 F CH 75 B FF 88 B CH 77 X FF 88 3-1 ① F7		B FF 89 X FF 89 1-0 ③ L9			X CU 75 0-0 ② G1-3		X CU 75 0-0 12 DI 3-H 1B	2	0	0	0	0	0	1
27 Justin Maxwell, R (6, 7) OBP: 0.361, SLG: 0.542										2	0	1	1	0	0	0
13 Salvador Perez, R (1, 2) OBP: 0.410, SLG: 0.667		B CU 75 C FF 88 X FF 88 1-1 ② P4			B FF 89 X FF 88 1-0 ① F9		B SI 93 B FF 92 F SI 88 B FF 92 F SI 88 X FF 93 3-2 ③ G5-3		B SI 90 S SI 90 S SI 90 X CH 83 1-2 F8	3	0	0	0	0	0	1
12 Brett Hayes, R (9, PH) OBP: 0.233, SLG: 0.185										1	0	0	0	0	0	1
8 Mike Moustakas, L (1, 5) OBP: 0.522, SLG: 0.768		B FF 87 B CH 76 X FF 87 2-0 1-3 2B			C CH 76 B FF 89 F FF 89 B FF 90 F FF 90 X CH 76 2-2 ② G1-3			B CH 88 C FF 90 S CH 89 B SL 82 F CH 90 C SI 92 2-3 ① K		2	0	1	0	0	0	0
45 Jason Donald, R (6, 4) OBP: 0.354, SLG: 0.523										1	0	0	0	0	1	0
6 Lorenzo Cain, R (1, 8) OBP: 0.377, SLG: 0.467		D CU 77 B CU 75 C FF 88 C FF 89 B FF 89 F FF 90 S CH 78 3-3 ③ K			C FF 88 F CU 77 S FF 89 0-3 ③ K			C CH 89 F CH 90 X CH 85 0-2 ② L7		2	0	0	0	0	2	2
1 Jarrod Dyson, L (6, 8) OBP: 0.469, SLG: 0.432										1	0	0	0	0	0	0
19 Danny Valencia, R (1, 4) OBP: 0.327, SLG: 0.313			X FF 88 0-0 ① F9			B FF 93 X FF 94 1-0 2 G4-3 23 WP 1B		S SL 82 B SL 83 F SI 91 X FF 92 1-2 ③ G5-3		2	0	1	0	0	0	0
(6, 5)																
92 Brian Bocock, R (8, PH) OBP: 0.200, SLG: 0.200										1	0	0	0	0	0	0
(8, 5)																
Inning Stats	R: 0 E: 0 K: 1 S: 8 H: 0 LOB: 0 BB: 0 P: 11	R: 0 E: 0 K: 1 S: 11 H: 2 LOB: 2 BB: 0 P: 21	R: 0 E: 0 K: 1 S: 6 H: 0 LOB: 0 BB: 0 P: 8	R: 0 E: 0 K: 0 S: 5 H: 0 LOB: 0 BB: 0 P: 10	R: 0 E: 0 K: 1 S: 8 H: 0 LOB: 0 BB: 0 P: 11	R: 0 E: 0 K: 0 S: 9 H: 1 LOB: 1 BB: 0 P: 15	R: 0 E: 0 K: 1 S: 7 H: 0 LOB: 0 BB: 0 P: 12	R: 0 E: 0 K: 1 S: 10 H: 0 LOB: 0 BB: 0 P: 13	R: 2 E: 0 K: 1 S: 15 H: 3 LOB: 1 BB: 0 P: 19	1B: 3 2B: 3 3B: 0 HR: 0 SF: 0 SAC: 0 DP: 0 HBP: 0						

	AB	33
	R	2
	H	6
	RBI	2
	BB	0
	SO	7
	LOB	10

PITCHER		IP	WLS	BF	H	R	ER	SO	BB	IBB	HBP	BLK	WP	HR	S	P	ERA	WHIP
41 Marco Estrada, R ERA: 2.16	(1, 1)	5.0	W	17	2	0	0	4	0	0	0	0	0	0	38	61	0.00	0.400
Dustin Molleken, R ERA: 3.6	(6, 1)	1.0		4	1	0	0	0	0	0	0	0	1	0	9	15	0.00	1.000
13 Will Smith, L ERA: 2.08	(7, 1)	1.0		3	0	0	0	1	0	0	0	0	0	0	7	12	0.00	0.000
53 Brandon Kintzler, R ERA: 4.63	(8, 1)	1.0		3	0	0	0	1	0	0	0	0	0	0	10	13	0.00	0.000
57 Francisco Rodríguez, R ERA: 7.5	(9, 1)	1.0		6	3	2	2	1	0	0	0	0	0	0	15	19	18.00	3.000

PITCHER	IP	WLS	BF	H	R	ER	SO	BB	IBB	HBP	BLK	WP	HR	S	P	ERA	WHIP

WP: 1	PA: 33		
PB: 0			
SB: 0			
CS: 0			

Batter	1	2	3	4	5	6	7	8	9	AB	R	H	RBI	BB	SO	LOB
1 Logan Schafer, L (1, 8) (6, 7) OBP: 0.471, SLG: 0.569	C FF 94 B FF 97 X FF 97 1-1 ① P5		B FF 97 B CU 80 B FF 97 C FF 96 T FF 96 F CU 84 B FF 97 4-2 16 1B 20 2B BB	F FF 89 C SL 79 B SL 82 B SL 80 F SL 79 F SL 81 X SL 78 2-2 E9 1-H 1B		C CU 76 S CH 85 X FC 89 0-2 1B		C SI 92 X CH 85 0-1 2-H 3-H 1B		4	1	3	2	1	0	0
2 Scooter Gennett, L (1, 4) OBP: 0.266, SLG: 0.361	C FF 96 B CU 82 F FF 97 F FF 100 F CU 83 X CH 86 1-2 16 WP 8 1B 16 G6-3 1B		F FF 96 C FF 97 F FF 99 1 SAFE F FF 98 X CU 85 0-2 ① F8	B SI 89 X FF 89 1-0 ③ L3		C FF 90 X CH 84 0-1 ③ G4-3		X CU 73 0-0 ② P6		5	1	1	0	0	0	4
8 Ryan Braun, R (1, 9) OBP: 0.500, SLG: 0.806 Kevin Mattison, L (5, PH) (6, 8) OBP: 0.281, SLG: 0.357	S FF 98 F FF 99 X FF 101 0-2 20 WP 16 WP 1-2 1B		C CU 83 S FF 99 S FF 99 0-3 ② K	B FF 91 X CH 85 1-0 ① F9			C CU 74 B FF 90 X CH 84 1-1 ① P5	C CH 90 B CH 90 S CU 75 C SI 91 1-3 ③ K		2 3	0 0	1 0	0 0	0 0	1 1	1 1
16 Aramis Ramirez, R (1, 5) OBP: 0.366, SLG: 0.447 7 Mark Reynolds, R (5, 5) OBP: 0.333, SLG: 0.436 53 Brandon Kintzler, R (8, 1) 57 Francisco Rodríguez, R (9, 1)	C FF 98 D CU 83 B CU 85 X FA 88 2-1 ② G6-3 1-2 2-H		C CU 83 B CU 86 X FF 99 1-1 20 2B 1-3 1B	F SI 92 F SL 85 F CU 69 B SL 86 B CH 88 X CH 86 2-2 18 G1-3 2B			C FF 92 B SL 84 B FF 91 F CU 75 S SL 84 2-3 ② K			2 2 0 0	1 0 0 0	1 1 0 0	1 0 0 0	0 1 0 0	0 0 0 0	1 0 0 0
20 Jonathan Lucroy, R (1, 2) OBP: 0.288, SLG: 0.350 79 Michael Ratterree, R (6, 9) OBP: 0.400, SLG: 1.000	B FF 98 C FF 98 F FF 99 D CU 84 B FF 98 F FF 97 F FF 98 X FF 98 3-2 ③ P4 2-3		C FF 97 F CU 84 B CU 85 B FF 100 X FF 99 2-2 1-H 3-H 2B	C FF 91 B CU 76 B SL 84 F CH 86 B FF 92 B SL 83 4-2 18 G1-3 BB			C SL 81 C CH 85 B FF 92 F SL 83 X SI 92 1-2 HR			2 1	0 1	1 1	2 1	1 0	0 0	1 0
18 Khris Davis, R (1, 7) OBP: 0.284, SLG: 0.459 Dustin Molleken, L (6, 1) Elian Herrera, S (7, 6) OBP: 0.309, SLG: 0.420		B FF 96 B FF 96 F FF 97 B FF 98 B FF 98 4-1 BB	C CU 83 B CU 83 F FF 98 B CU 84 F CU 84 S CH 86 2-3 ③ K	X CH 87 0-0 ② G1-3 1-2 2-3			B CU 76 B CH 86 X CH 87 2-0 ③ F8			2 0 1	0 0 0	0 0 0	0 0 0	1 0 0	1 0 0	3 0 0
24 Lyle Overbay, L (1, 3) OBP: 0.356, SLG: 0.250		B FF 97 B FF 98 C FF 96 S FF 98 F FF 99 C FF 99 2-3 ① K	F FA 88 S SL 77 S CH 81 0-3 ① K	C CU 76 S CH 86 B SI 92 B FF 92 B CH 86 C CH 86 3-3 ③ K				B FF 91 B CU 73 B CH 87 C FF 91 B CH 86 4-1 65 2B 1 1B BB		3	1	0	0	1	3	3
14 Jeff Bianchi, R (1, 6) OBP: 0.333, SLG: 0.400 13 Will Smith, R (7, 1) 65 Irving Falu, S (8, 5) OBP: 0.378, SLG: 0.444		S FF 99 F FF 100 B FF 99 C FF 98 1-3 ② K	C SI 89 B FF 89 X CH 83 1-1 ② G5-3	X SI 91 0-0 ① P6				X FF 91 0-0 1-3 1 1B 2B		3 0 1	0 0 1	0 0 0	0 0 0	1 0 0	1 0 0	1 0 0
41 Marco Estrada, R (1, 1) 12 Martín Maldonado, R (6, 2) OBP: 0.228, SLG: 0.260		C FF 96 B FF 98 C FF 97 F FF 97 B FF 97 C FF 97 2-3 ③ K	B FF 88 B FA 88 B FF 89 C FF 88 F FF 88 B FF 89 4-2 1 WP 1 E BB	C CH 85 C SI 91 S SL 85 0-3 ② K				X SL 82 0-0 ① G6-3		1 2	1 0	0 0	0 0	1 0	1 1	1 2
Inning Stats	R: 1 E: 0 K: 0 S: 17 H: 2 LOB: 1 BB: 0 P: 24	R: 0 E: 0 K: 3 S: 12 H: 0 LOB: 1 BB: 1 P: 21	R: 2 E: 0 K: 2 S: 20 H: 2 LOB: 1 BB: 1 P: 29	R: 1 E: 1 K: 1 S: 13 H: 1 LOB: 1 BB: 1 P: 21	R: 0 E: 0 K: 1 S: 11 H: 1 LOB: 2 BB: 1 P: 21	R: 0 E: 0 K: 1 S: 9 H: 1 LOB: 1 BB: 0 P: 9	R: 1 E: 0 K: 1 S: 10 H: 1 LOB: 0 BB: 0 P: 16	R: 2 E: 0 K: 1 S: 9 H: 2 LOB: 1 BB: 1 P: 14		1B: 6 2B: 3 3B: 0 HR: 1 SF: 0 SAC: 0 DP: 0 HBP: 0					

PITCHER	IP	WLS	BF	H	R	ER	SO	BB	IBB	HBP	BLK	WP	HR	S	P	ERA	WHIP
30 Yordano Ventura, R (1, 1) ERA: 2.7	3.0	L	15	4	3	3	5	2	0	0	0	2	0	49	74	9.00	2.000
67 Francisley Bueno, L (4, 1) ERA: 1.5	1.0		5	1	1	0	1	1	0	0	0	1	0	13	21	0.00	2.000
11 Jeremy Guthrie, R (5, 1) ERA: 6.98	4.0		19	5	3	3	4	2	0	0	0	0	1	39	60	6.75	1.750

PITCHER	IP	WLS	BF	H	R	ER	SO	BB	IBB	HBP	BLK	WP	HR	S	P	ERA	WHIP

BOTTOM

Kansas City Royals @ Milwaukee Brewers

Miller Park, Milwaukee, WI

Sat Mar 29 2014, 1:12 PM - 3:51 PM CDT

Att. 15,223 - Roof Closed - 68 F

livebaseballscorecards.com

AB	34
R	7
H	10
RBI	6
BB	5
SO	10
LOB	18

WP: 3 PA: 39
PB: 0
SB: 0
CS: 0

Batter	1	2	3	4	5	6	7	8	9	AB	R	H	RBI	BB	SO	LOB
22 Jason Heyward, L (1, 9) OBP: 0.500, SLG: 0.333	B FF 91 B FF 90 X FF 90 2-0 2 G6-3 1B		C CU 78 X FF 91 0-1 ① F8		C CU 79 D CU 80 B FF 91 B FF 91 B FF 90 4-1 BB			F FF 93 B SL 82 F FF 92 S SL 84 1-3 ① K2-3		3	0	1	0	1	1	0
2 B.J. Upton, R (1, 8)	B FF 91 D SL 88 B SI 91 C FF 91 F FF 91 X FF 91 3-2 ① G6-3 1-2		F FF 90 S SL 88 F SL 87 B FF 90 S SL 88 1-3 ② K		B SL 86 B SI 89 F SL 89 C SI 90 S SL 87 2-3 ③ K			B FF 93 C SI 90 X SI 91 1-1 ② G6-3		4	0	0	0	0	2	3
5 Freddie Freeman, L (1, 3)	C FF 92 B FF 92 D CU 80 X FF 92 2-1 ② F7		X FF 92 0-0 ③ F8			B CU 76 F FF 90 B SL 85 B SI 90 F FF 90 S SI 90 3-3 ① K		B FF 94 B SL 83 F FF 92 C SL 82 B SL 83 F FF 95 F FF 94 F SL 82 F FF 93 3-2 ③ F FF 85 X FF 94 G4-3		4	0	0	0	0	1	1
23 Chris Johnson, R (1, 5) OBP: 0.250, SLG: 0.500	B CU 80 X SL 87 1-0 ③ F9			C CU 78 B FF 91 C SI 91 B CU 79 X SI 92 2-2 ① G5-3		X CU 78 0-0 8 G6-3 2B			B FF 91 B FF 91 B FF 90 C FF 90 F FF 89 F FF 90 F FF 89 S CH 79 3-3 ① K	4	0	1	0	0	1	1
8 Justin Upton, R (1, 7) OBP: 0.500, SLG: 0.333		F FF 90 C SI 92 B SL 88 F SL 88 F SI 93 B FF 92 F SI 92 B SL 88 F SI 92 4-2 F FF 92 F SL 88 B SI 92 19 1B BB		F SL 88 B SI 92 B FF 92 X SL 86 2-1 ② F9		B SI 91 D SL 87 F SL 87 S CU 79 B FF 91 X CU 80 3-2 ② G6-3 2-3			T FF 90 S CH 80 X CH 83 0-2 26 FC1-4 1B	3	0	1	0	1	0	1
26 Dan Uggla, R (1, 4)		C SI 91 X CU 80 0-1 ① F9		C SI 92 C FF 92 B CU 80 B CU 78 F SL 87 X SI 90 2-2 ③ L7		X CU 80 0-0 ③ F8			B CU 74 X SI 88 1-0 ② FC1-4 1-2f	4	0	0	0	0	0	3
24 Evan Gattis, R (1, 2)		C CU 79 D SI 92 1 SAFE S SL 88 S SL 89 1-3 ② K			B CU 78 C CU 78 X SI 90 1-1 ① G5-3		X SI 90 0-0 ① G5-3		C CU 76 B FF 91 S CH 82 D CH 85 F FF 91 D CU 76 S CH 83 3-3 ③ K	4	0	0	0	0	2	2
19 Andrelton Simmons, R (1, 6) OBP: 0.667, SLG: 0.667		F FF 91 D SI 92 X SI 92 1-1 1-2 1B			C SL 87 X SI 91 0-1 49 SH2-4 1B		C SI 91 B SI 91 B SL 84 X SI 92 2-1 ② G5-3			3	0	2	0	0	0	0
49 Julio Teheran, R (1, 1) 17 Jordan Schafer, L (7, PH) 58 Ian Thomas, R (7, 1) 50 Gus Schlosser, R (7, 1)		B FF 91 X FF 90 1-0 ③ G2-3			L SL 86 X CU 79 0-1 ② SH2-4 1-2		C FF 91 X SL 84 0-1 ③ G3-1			1 1 0 0	0 0 0 0	0 0 0 0	0 0 0 0	0 0 0 0	0 0 0 0	2 0 0 0

TOP

Atlanta Braves @ Milwaukee Brewers

Miller Park, Milwaukee, WI

Mon Mar 31 2014, 1:12 PM - 3:56 PM CDT

Att. 45,691 - Roof Closed - 67 F

livebaseballscorecards.com

AB	31
R	0
H	5
RBI	0
BB	2
SO	7
LOB	13

Inning Stats	1	2	3	4	5	6	7	8	9
	R: 0 E: 0 K: 0 S: 7 H: 1 LOB: 1 BB: 0 P: 15	R: 0 E: 0 K: 1 S: 16 H: 1 LOB: 2 BB: 1 P: 23	R: 0 E: 0 K: 1 S: 7 H: 0 LOB: 0 BB: 0 P: 8	R: 0 E: 0 K: 0 S: 9 H: 0 LOB: 0 BB: 0 P: 15	R: 0 E: 0 K: 1 S: 10 H: 1 LOB: 2 BB: 1 P: 17	R: 0 E: 0 K: 1 S: 8 H: 1 LOB: 1 BB: 0 P: 14	R: 0 E: 0 K: 0 S: 5 H: 0 LOB: 0 BB: 0 P: 7	R: 0 E: 0 K: 1 S: 13 H: 0 LOB: 0 BB: 0 P: 18	R: 0 E: 0 K: 2 S: 13 H: 1 LOB: 1 BB: 0 P: 20

| | | |

BOTTOM

Batter	1	2	3	4	5	6	7	8	9	AB	R	H	RBI	BB	SO	LOB
27 Carlos Gómez, R (1, 8) OBP: 0.250, SLG: 0.250	X FF 93 0-0 ① E7 1B		S SL 82 B FF 92 F SL 82 F SL 81 F CU 73 B SL 83 S FF 92 2-3 ③ K		B SL 82 B SL 80 F SL 79 B FF 92 X FF 92 3-1 ② G5-3			F SL 75 F SL 77 B SI 90 S SI 89 1-3 ① K		4	0	1	0	0	2	1
9 Jean Segura, R (1, 6)	C SI 91 B CH 82 B SI 92 F FF 93 F FF 95 X SL 83 2-2 ② G6-3			B SI 90 B CH 81 B SI 92 B FF 91 4-0 8 1B 16 2B BB	C FF 92 B SL 82 X FF 94 1-1 ③ F9			B SL 76 C SL 75 B CH 80 X SI 90 2-1 ② G3		3	1	0	0	1	0	1
8 Ryan Braun, R (1, 9) OBP: 0.250, SLG: 0.250	S SL 82 S SL 84 F SL 83 X SL 84 0-2 ③ F7			1 SAFE 1 SAFE B SL 82 C FF 93 1 SAFE X FF 93 1-1 16 S 16 2B 1-3 1B		C FF 91 X CH 80 0-1 ① G5-3		X SL 76 0-0 ③ L5		4	1	1	0	0	0	0
16 Aramis Ramirez, R (1, 5) OBP: 0.667, SLG: 1.000		F FF 91 F FF 93 X FF 94 0-2 24 L3-6 20 1B 1B		B CU 76 B SL 82 S CH 81 X FF 92 2-1 1-H 3-H 2B		S CH 80 X CH 82 0-1 ② F7				3	0	2	2	0	0	0
20 Jonathan Lucroy, R (1, 2) OBP: 0.667, SLG: 0.667		C SL 81 B FF 92 C SL 81 B SL 84 X SI 92 2-2 1-2 1B		B SL 81 C SI 91 X SL 83 1-1 ① G6-3		B SI 89 B FF 92 X FF 91 2-0 18 S 1B				3	0	2	0	0	0	1
18 Khris Davis, R (1, 7) 1 Logan Schafer, L (9, 7)		B CU 76 S SL 82 S SL 84 X SL 83 1-2 ① F7		S CU 76 B SL 82 X CH 82 1-1 ② G6-3		B CU 75 C FF 92 B SL 82 F SL 81 S SL 81 2-3 ③ K 1-2				3 0	0 0	0 0	0 0	0 0	1 0	4 0
24 Lyle Overbay, L (1, 3)		B FF 93 S SL 83 B SI 94 X SL 83 2-1 ②③ L3-6 2-2		S FF 91 C FF 93 X FF 93 0-2 ③ F7			S FF 89 B CU 72 C FF 92 X CU 73 1-2 ① G3-1			3	0	0	0	0	0	3
2 Scooter Gennett, L (1, 4) OBP: 0.667, SLG: 0.667			B SI 88 F SL 81 X CH 82 1-1 ① L4		B CU 72 C SI 88 X SI 87 1-1 49 SH1-4 1B		C FF 91 F CH 79 X CU 74 0-2 G4-6-3 1B			3	0	2	0	0	0	0
49 Yovani Gallardo, R (1, 1) 53 Brandon Kintzler, R (7, 1) Rickie Weeks Jr., R (7, PH) 13 Will Smith, R (8, 1) 57 Francisco Rodríguez, R (9, 1)			B FF 91 S FF 92 X CU 74 1-1 ② P4		1 SAFE X FF 90 0-0 ① SH1-4 1-2		B SL 75 C SL 76 P PO 83 F SI 87 X SL 77 2-2 ②③ G4-6-3 1-2f			1 0 1 0 0	0 0 0 0 0	0 0 0 0 0	0 0 0 0 0	0 0 0 0 0	0 0 0 0 0	0 0 1 0 0
Inning Stats	R: 0 E: 1 K: 0 S: 9 H: 1 LOB: 0 BB: 0 P: 11	R: 0 E: 0 K: 0 S: 11 H: 2 LOB: 1 BB: 0 P: 16	R: 0 E: 0 K: 1 S: 9 H: 0 LOB: 0 BB: 0 P: 13	R: 2 E: 0 K: 0 S: 11 H: 2 LOB: 1 BB: 1 P: 20	R: 0 E: 0 K: 0 S: 7 H: 1 LOB: 1 BB: 0 P: 12	R: 0 E: 0 K: 1 S: 8 H: 1 LOB: 1 BB: 0 P: 12	R: 0 E: 0 K: 0 S: 10 H: 1 LOB: 0 BB: 0 P: 12	R: 0 E: 0 K: 1 S: 6 H: 0 LOB: 0 BB: 0 P: 9		1B: 7 2B: 2 3B: 0 HR: 0 SF: 0 SAC: 1 DP: 2 HBP: 0						

PITCHER		IP	WLS	BF	H	R	ER	SO	BB	IBB	HBP	BLK	WP	HR	S	P	ERA	WHIP
49 Julio Teheran, R ERA: 3.0	(1, 1)	6.0	L	24	7	2	2	2	1	0	0	0	0	0	55	84	3.00	1.333
58 Ian Thomas, L ERA:	(7, 1)	0.1		2	1	0	0	0	0	0	0	0	0	0	6	7	0.00	3.000
50 Gus Schlosser, R ERA:	(7, 1)	1.2		4	0	0	0	1	0	0	0	0	0	0	10	14	0.00	0.000

PITCHER	IP	WLS	BF	H	R	ER	SO	BB	IBB	HBP	BLK	WP	HR	S	P	ERA	WHIP

Atlanta Braves @ Milwaukee Brewers

Miller Park, Milwaukee, WI

Mon Mar 31 2014, 1:12 PM - 3:56 PM CDT

Att. 45,691 - Roof Closed - 67 F

livebaseballscorecards.com

AB	28
R	2
H	8
RBI	2
BB	1
SO	3
LOB	11

Batter	1	2	3	4	5	6	7	8	9	AB	R	H	RBI	BB	SO	LOB
22 Jason Heyward, L (1, 9) OBP: 0.444, SLG: 0.750	C SI 90 B SI 91 F SL 84 X SI 91 1-2 ① F8		X CU 76 0-0 1B		B SI 89 B SI 89 X SI 89 2-0 1-H HR			C FF 88 F SL 81 S CU 75 0-3 ① K	B FF 94 B FF 94 F FF 94 B CH 83 X FF 95 3-1 ③ L7	5	1	2	2	0	1	1
2 B.J. Upton, R (1, 8)	C SI 90 F CH 79 B SI 90 B SL 85 B SI 90 C SI 90 3-3 ② K		1 SAFE B SL 83 S SI 90 F SI 90 D CH 81 S SI 90 2-3 ③ K		X SL 84 0-0 ③ F8			X SI 90 0-0 ② G3-1		4	0	0	0	0	2	1
5 Freddie Freeman, L (1, 3) OBP: 0.500, SLG: 1.286	C SI 91 B SI 91 B CU 74 B SI 90 B SI 90 4-1 BB			B CU 75 X SI 90 1-0 26 2B 1B		B CU 74 F SI 87 B CH 79 S SI 89 B SL 85 X SL 84 3-2 HR		B SI 91 F SI 91 X SL 82 1-1 HR		3	2	3	2	1	0	0
23 Chris Johnson, R (1, 5) OBP: 0.250, SLG: 0.375 17 Jordan Schafer, L (8, PR) 48 David Carpenter, R (8, 1) 46 Craig Kimbrel, R (9, 1)	X SI 89 0-0 ③ L7			B CH 78 X SI 89 1-0 ① F9		B SI 89 C SL 84 S SL 84 F SL 83 B CH 80 X SI 90 2-2 ① G4-3		B SI 91 X SI 91 1-0 8 S 1B		4 0 0 0	0 0 0 0	1 0 0 0	0 0 0 0	0 0 0 0	0 0 0 0	2 0 0 0
8 Justin Upton, R (1, 7) OBP: 0.250, SLG: 0.143		B SI 89 C SL 84 F CH 80 S SI 90 1-3 ① K		X CU 75 0-0 ② L7		S SL 85 B CH 80 C SI 89 S SI 90 1-3 ② K		1 SAFE B FF 92 S FF 93 F FF 93 F SL 87 S FF 94 1-3 ③ K 1-2		4	0	0	0	0	3	2
26 Dan Uggla, R (1, 4) OBP: 0.250, SLG: 0.500		X SL 85 0-0 ② G5-3		X CH 80 0-0 ③ 1-H 2B		B SI 89 B SL 85 X SI 89 2-0 ③ G6-3			F FF 94 X CH 83 0-1 24 1B 19 SF8 2B	4	1	2	0	0	0	0
24 Evan Gattis, R (1, 2) OBP: 0.125, SLG: 0.125		C SI 90 F SI 90 B CH 79 B SL 86 B SI 90 F SL 84 F SL 84 S CH 80 3-3 ③ K		C SI 89 B SL 84 X CH 80 1-1 ① G5-3			B SL 83 B CH 78 X SI 88 2-0 ① F9		C FF 95 X CU 78 0-1 2-3 1B	4	0	1	0	0	1	0
19 Andrelton Simmons, R (1, 6) OBP: 0.429, SLG: 0.400			B SI 88 B SI 89 C SL 85 X CH 80 2-1 ① P6	C SI 89 B CU 76 B SI 89 B SI 89 B SI 89 4-1 22 HR BB			F SI 88 B SI 89 B SI 89 C SL 83 B SL 83 X SI 89 3-2 ② L8		X FF 94 0-0 ① SF8 3-H	2	1	0	1	1	0	0
40 Alex Wood, R (1, 1) 14 Ramiro Pena, S (8, 5)			C SI 90 C SI 90 F SL 84 F SI 89 B SI 90 F CH 80 C SI 90 1-3 ② K		L SL 80 L SL 81 L CU 79 0-3 ② K		C SI 89 C SI 90 C SI 89 0-3 ③ K		C FF 94 S CH 86 S CH 83 0-3 ② K	3 1	0 0	0 0	0 0	0 0	3 1	1 1
Inning Stats	R: 0 E: 0 K: 1 S: 8 H: 0 LOB: 1 BB: 1 P: 16	R: 0 E: 0 K: 2 S: 9 H: 0 LOB: 0 BB: 0 P: 13	R: 0 E: 0 K: 2 S: 12 H: 1 LOB: 1 BB: 0 P: 17	R: 0 E: 0 K: 0 S: 4 H: 2 LOB: 2 BB: 0 P: 6	R: 2 E: 0 K: 1 S: 8 H: 1 LOB: 0 BB: 1 P: 15	R: 1 E: 0 K: 1 S: 11 H: 1 LOB: 0 BB: 0 P: 19	R: 0 E: 0 K: 1 S: 7 H: 0 LOB: 0 BB: 0 P: 12	R: 1 E: 0 K: 2 S: 11 H: 2 LOB: 2 BB: 0 P: 14	R: 1 E: 0 K: 1 S: 10 H: 2 LOB: 1 BB: 0 P: 13	1B: 4 2B: 2 3B: 0 HR: 3 SF: 1 SAC: 0 DP: 0 HBP: 0	WP: 0 PB: 0 SB: 1 CS: 0 PA: 37					

PITCHER		IP	WLS	BF	H	R	ER	SO	BB	IBB	HBP	BLK	WP	HR	S	P	ERA	WHIP
26 Kyle Lohse, R ERA: 3.86	(1, 1)	7.0	L	27	5	3	3	8	2	0	0	0	0	2	59	98	3.86	1.000
59 Zach Duke, L ERA: 13.5	(8, 1)	0.2		4	2	1	1	1	0	0	0	0	0	1	7	9	13.50	3.000
29 Jim Henderson, R ERA:	(8, 1)	0.1		1	0	0	0	1	0	0	0	0	0	0	4	5	0.00	0.000
30 Tyler Thornburg, R ERA: 9.0	(9, 1)	1.0		5	2	1	1	1	0	0	0	0	0	0	10	13	9.00	2.000

PITCHER	IP	WLS	BF	H	R	ER	SO	BB	IBB	HBP	BLK	WP	HR	S	P	ERA	WHIP

TOP

Atlanta Braves @ Milwaukee Brewers

Miller Park, Milwaukee, WI

Tue Apr 01 2014, 7:11 PM - 9:45 PM CDT

Att. 21,503 - Roof Closed - 65 F

livebaseballscorecards.com

AB	34
R	5
H	9
RBI	5
BB	2
SO	11
LOB	8

Batter	1	2	3	4	5	6	7	8	9	AB	R	H	RBI	BB	SO	LOB
27 Carlos Gómez, R (1, 8) OBP: 0.500, SLG: 0.833	X SI 90 0-0 HR	X KC 77 0-0 ②③ G5-4-3 1-2f			B KC 79 B KC 77 B SI 93 B CH 83 4-0 9 G6-4-3 BB			B SL 85 F FF 95 S SL 85 B FF 96 B FF 95 B SL 85 4-2 8 E 8 S 16 1B BB		2	2	1	1	2	0	2
9 Jean Segura, R (1, 6)	X SI 91 0-0 ① G3		B SI 90 C SI 90 B KC 77 X SI 89 2-1 ① G5-3		1 SAFE 1 SAFE C SI 90 1 SAFE B SI 89 C SI 90 1 SAFE X SI 90 1-2 ②③ G6-4-3 1-2f			F FF 93 S FF 95 X SL 84 0-2 ① L7		4	0	0	0	0	0	2
8 Ryan Braun, R (1, 9) OBP: 0.250, SLG: 0.143	B CH 83 B SI 91 C CH 83 B SI 91 C CH 83 B SI 92 4-2 16 FC6-4 BB		C SI 91 F SI 91 B SI 92 F SI 92 F KC 78 B KC 78 X SI 92 2-2 ② G6-3			X CH 81 0-0 ① L4		S SL 84 T FF 94 B FF 96 S FF 96 1-3 ② K 1-3		3	0	0	0	1	1	1
16 Aramis Ramirez, R (1, 5) OBP: 0.571, SLG: 0.714	C SI 91 S KC 79 F SI 92 1 SAFE B SI 92 F KC 78 1 SAFE D KC 78 F SI 92 3-2 ② D KC 78 X CH 84 FC6-4 20 1B 1-2f		F SI 91 B SI 92 X SI 92 1-1 1B			X SI 89 0-0 ② L8		T FF 94 X FF 94 0-1 3-H 1B		4	0	2	1	0	0	1
20 Jonathan Lucroy, R (1, 2) OBP: 0.571, SLG: 0.571	B CH 83 C SI 90 B SI 90 X CH 84 2-1 1-2 1B		C SI 89 B SI 91 X SI 90 1-1 ③ F8			B SI 89 C CH 83 B SI 90 B SI 90 X SI 89 3-1 18 FC6-4 1B		B FF 95 F FF 96 F FF 95 B FF 96 F FF 94 X FF 94 2-2 ③ P6		4	0	2	0	0	0	2
18 Khris Davis, R (1, 7)	X CH 83 0-0 ③ G1-6-3			B KC 77 F SI 90 B SI 90 F SI 90 B SI 91 S SI 91 3-3 ① K		B SI 90 C SI 90 X SI 89 1-1 ③ FC6-4 1-2f			B FF 98 C FF 96 F FF 97 B KC 87 B FF 96 S FF 96 3-3 ① K	4	0	0	0	0	2	3
Rickie Weeks Jr., R (1, 4) OBP: 0.200, SLG: 0.200		B SI 90 X SI 90 1-0 7 BB 1B		X SI 91 0-0 ② G4-3			C SI 89 F SI 89 S KC 77 0-3 ① K		C FF 96 B KC 86 C FF 97 B KC 86 F FF 96 B FF 97 T FF 96 3-2 ② K	4	0	1	0	0	2	0
7 Mark Reynolds, R (1, 3)		B SI 89 B SI 90 B SI 89 B SI 90 4-0 27 G5-4-3 1-2 BB		F CH 83 B SI 90 S SI 90 B SI 92 S CH 84 2-3 ③ K			B KC 77 X CH 84 1-0 ② G5-3		B FF 96 C FF 96 S FF 97 B KC 86 F FF 97 S FF 97 2-3 ③ K	3	0	0	0	1	2	0
26 Kyle Lohse, R (1, 1) 14 Jeff Bianchi, R (7, PH) 59 Zach Duke, L (8, 1) 29 Jim Henderson, L (8, 1) 30 Tyler Thornburg, R (9, 1)		C KC 76 M SI 92 2 SAFE D KC 78 L SI 92 1-3 ① K			C SI 88 S SI 90 B SI 90 F SI 90 S CH 82 1-3 ① K		F SI 90 B SI 89 X KC 77 1-1 ③ G5-3			2 1 0 0 0	0 0 0 0 0	0 0 0 0 0	0 0 0 0 0	0 0 0 0 0	2 0 0 0 0	2 0 0 0 0
Inning Stats	R: 1 E: 0 K: 0 S: 13 H: 2 LOB: 2 BB: 1 P: 22	R: 0 E: 0 K: 1 S: 5 H: 1 LOB: 1 BB: 1 P: 11	R: 0 E: 0 K: 0 S: 11 H: 1 LOB: 1 BB: 0 P: 17	R: 0 E: 0 K: 2 S: 7 H: 0 LOB: 0 BB: 0 P: 12	R: 0 E: 0 K: 1 S: 7 H: 0 LOB: 0 BB: 1 P: 13	R: 0 E: 0 K: 0 S: 6 H: 1 LOB: 1 BB: 0 P: 10	R: 0 E: 0 K: 1 S: 6 H: 0 LOB: 0 BB: 0 P: 8	R: 1 E: 1 K: 1 S: 14 H: 1 LOB: 1 BB: 1 P: 21	R: 0 E: 0 K: 3 S: 11 H: 0 LOB: 0 BB: 0 P: 19	1B: 5 2B: 0 3B: 0 HR: 1 SF: 0 SAC: 0 DP: 2 HBP: 0						WP: 0 PB: 0 SB: 1 CS: 0 PA: 35

PITCHER		IP	WLS	BF	H	R	ER	SO	BB	IBB	HBP	BLK	WP	HR	S	P	ERA	WHIP
40 Alex Wood, L ERA: 1.29	(1, 1)	7.0	W	27	5	1	1	5	3	0	0	0	0	1	55	93	1.29	1.143
48 David Carpenter, R ERA: 9.0	(8, 1)	1.0	H	5	1	1	1	1	1	0	0	0	0	0	14	21	9.00	2.000
46 Craig Kimbrel, R ERA:	(9, 1)	1.0	S	3	0	0	0	3	0	0	0	0	0	0	11	19	0.00	0.000

PITCHER	IP	WLS	BF	H	R	ER	SO	BB	IBB	HBP	BLK	WP	HR	S	P	ERA	WHIP

BOTTOM

Atlanta Braves @ Milwaukee Brewers

Miller Park, Milwaukee, WI

Tue Apr 01 2014, 7:11 PM - 9:45 PM CDT

Att. 21,503 - Roof Closed - 65 F

livebaseballscorecards.com

AB	31
R	2
H	6
RBI	2
BB	4
SO	9
LOB	13

Batter	1	2	3	4	5	6	7	8	9	AB	R	H	RBI	BB	SO	LOB
22 Jason Heyward, L (1, 9) OBP: 0.308, SLG: 0.500	X FF 94 0-0 ① G4-3			B FF 92 B FF 94 F FF 94 X FF 95 2-1 ① G3		B FF 93 F FF 92 B FF 93 F FF 95 S SL 84 2-3 ③ K			B SL 79 B FF 92 B FF 91 C FF 91 F FF 92 F FF 93 S SL 82 3-3 ① K	4	0	0	0	0	2	0
2 B.J. Upton, R (1, 8) OBP: 0.083, SLG: 0.083	C FF 94 S FF 94 F FF 95 B FF 94 S FF 94 1-3 ② K			S FF 95 S FF 95 S FF 96 0-3 ② K			F FF 94 X FF 94 0-1 ① G5-3		S FF 90 X SI 89 0-1 5 S 1B	4	0	1	0	0	2	0
5 Freddie Freeman, L (1, 3) OBP: 0.500, SLG: 1.000	F FF 94 F FF 95 B FF 89 C SL 87 1-3 ③ K			B CU 75 F FF 95 B CU 76 B FF 94 F FF 94 F FF 95 B SL 86 4-2 23 FC6-4 BB			B CU 74 X FF 94 1-0 ② L9		S FF 92 B FF 93 D SL 81 1 SAFE B FF 92 C FF 90 F FF 93 D SL 81 1-2 BB	2	0	0	0	2	1	0
23 Chris Johnson, R (1, 5) OBP: 0.250, SLG: 0.583 46 Craig Kimbrel, R (9, 1)		B FF 94 B FF 94 F FF 94 F FF 95 F SI 95 S SI 95 2-3 ① K		F FF 93 X FF 94 0-1 ③ FC6-4 1-2f			B SL 84 X FF 94 1-0 HR		D CU 74 C SI 85 F SI 88 S SL 82 1-3 ② K	4	1	1	1	0	2	3
										0	0	0	0	0	0	0
8 Justin Upton, R (1, 7) OBP: 0.167, SLG: 0.091 17 Jordan Schafer, L (9, 7)		C FF 94 F FF 94 B FF 94 B SL 87 F SL 86 S FF 96 2-3 ② K			S FF 94 B FF 94 C FF 93 B SL 86 X SL 85 2-2 ① G5-3		B FF 94 B FF 94 S FF 93 S FF 94 X FF 94 2-2 ③ L9		B SI 91 F SI 91 X SI 92 1-1 ③ P3	4	0	0	0	0	1	2
										0	0	0	0	0	0	0
26 Dan Uggla, R (1, 4) OBP: 0.182, SLG: 0.364		X FF 96 0-0 ③ F9			F FF 94 S SL 85 S SL 86 0-3 ② K			B SL 82 F FF 92 B FF 93 X FF 92 2-1 ① G5-3		3	0	0	0	0	1	0
11 Gerald Laird, R (1, 2) OBP: 0.333, SLG: 0.333			X FF 93 0-0 ① F8		C FF 94 S SL 86 B SL 85 X FF 94 1-2 ③ G6-3			X FF 91 0-0 1B		3	0	1	0	0	0	0
19 Andrelton Simmons, R (1, 6) OBP: 0.300, SLG: 0.250			C FF 94 F SL 86 X SI 95 0-2 ② G5-3			B SI 94 F FF 94 F FF 94 B SI 93 F SI 93 X SL 84 2-2 ① F8		X FF 91 0-0 ② F8		3	0	0	0	0	0	1
34 Aaron Harang, R (1, 1)			C FF 94 F FF 95 X FF 94 0-2 ③ G5-3			C FF 93 T FF 94 X FF 94 0-2 ② G4-3		X FF 92 0-0 ③ L7		2	0	0	0	0	0	0
43 Luis Avilán, L (7, 1)										0	0	0	0	0	0	0
4 Ryan Doumit, S (8, PH)										1	0	0	0	0	0	1
48 David Carpenter, R (8, 1)										0	0	0	0	0	0	0
14 Ramiro Pena, S (9, 5)										0	0	0	0	0	0	0
Inning Stats	R: 0 E: 0 K: 2 S: 8 H: 0 LOB: 0 BB: 0 P: 10	R: 0 E: 0 K: 2 S: 9 H: 0 LOB: 0 BB: 0 P: 13	R: 0 E: 0 K: 0 S: 7 H: 0 LOB: 0 BB: 0 P: 7	R: 0 E: 0 K: 1 S: 10 H: 0 LOB: 1 BB: 1 P: 16	R: 0 E: 0 K: 1 S: 9 H: 0 LOB: 0 BB: 0 P: 12	R: 0 E: 0 K: 1 S: 10 H: 0 LOB: 0 BB: 0 P: 14	R: 1 E: 0 K: 0 S: 7 H: 1 LOB: 0 BB: 0 P: 11	R: 0 E: 0 K: 0 S: 5 H: 1 LOB: 1 BB: 0 P: 7	R: 0 E: 0 K: 2 S: 14 H: 1 LOB: 2 BB: 1 P: 23	1B: 2 2B: 0 3B: 0 HR: 1 SF: 0 SAC: 0 DP: 0 HBP: 0						

TOP

Atlanta Braves @ Milwaukee Brewers

Miller Park, Milwaukee, WI

Wed Apr 02 2014, 12:13 PM - 2:49 PM CDT

Att. 21,712 - Roof Closed - 70 F

livebaseballscorecards.com

AB	30
R	1
H	3
RBI	1
BB	2
SO	9
LOB	7

WP: 0 PB: 0 SB: 1 CS: 0 PA: 32

PITCHER		IP	WLS	BF	H	R	ER	SO	BB	IBB	HBP	BLK	WP	HR	S	P	ERA	WHIP
22 Matt Garza, R ERA: 1.13	(1, 1)	8.0	L	27	2	1	1	7	1	0	0	0	0	1	65	90	1.12	0.375
13 Will Smith, L ERA:	(9, 1)	0.2		4	1	0	0	2	1	0	0	0	0	0	12	20	0.00	3.000
53 Brandon Kintzler, R ERA:	(9, 1)	0.1		1	0	0	0	0	0	0	0	0	0	0	2	3	0.00	0.000

PITCHER	IP	WLS	BF	H	R	ER	SO	BB	IBB	HBP	BLK	WP	HR	S	P	ERA	WHIP

Batter	1	2	3	4	5	6	7	8	9	AB	R	H	RBI	BB	SO	LOB
27 Carlos Gómez, R (1, 8) OBP: 0.333, SLG: 0.500	B FF 91 F FF 91 X SL 82 1-1 ① G6-3		C SL 84 F FF 92 F CU 76 B FF 92 B FF 92 F SL 83 F SL 83 S FF 93 2-3 ③ K			B SI 90 F SL 82 C FF 92 B FF 92 B FF 92 F FF 92 T FF 92 3-2 ③ K			S KC 84 B FF 96 F FF 96 B FF 95 X FF 97 2-2 ① F9	4	0	0	0	0	2	1
1 Logan Schafer, L (1, 7) OBP: 0.250, SLG: 0.250	B SI 91 S SI 92 X FF 91 1-1 ② F8			B FF 89 X SI 91 1-0 ① F8			B SL 80 X SI 91 1-0 8 FC6-4 1B		B FF 95 F FF 96 F FF 97 B KC 87 B FF 96 T FF 95 3-2 ② K	4	0	1	0	0	1	0
8 Ryan Braun, R (1, 9) OBP: 0.167, SLG: 0.091	B FF 91 B FF 92 X FF 92 2-0 ③ L7			B SL 83 C SL 82 C FF 91 X FF 91 1-2 ② L9			B FF 91 B FF 91 S SL 84 F FF 91 F FF 92 F CU 76 X SL 83 2-2 ① FC6-4 16 1B 1-2f		C FF 95 B FF 96 F KC 85 X FF 96 1-2 ③ L8	4	0	0	0	0	0	1
16 Aramis Ramirez, R (1, 5) OBP: 0.500, SLG: 0.600		F FF 90 B SL 83 F FF 89 F SI 90 X CU 76 1-2 ① L8		B SI 90 B FF 90 S SL 82 F FF 92 F FF 90 F SL 82 B SI 92 X SL 84 3-2 ③ G6-3			1 SAFE X SI 91 0-0 1-3 1B			3	0	1	0	0	0	0
20 Jonathan Lucroy, R (1, 2) OBP: 0.400, SLG: 0.400		C FF 89 C FF 92 B FF 90 B SI 92 S SL 83 2-3 ② K			B SL 82 B SL 81 C FF 90 X FF 91 2-1 ① G4-3		C SI 89 X FF 90 0-1 ② P4			3	0	0	0	0	1	2
2 Scooter Gennett, L (1, 4) OBP: 0.400, SLG: 0.400 Rickie Weeks Jr., R (7, PH) OBP: 0.167, SLG: 0.167 (8, 4)		B SI 91 F SI 92 X SI 92 1-1 ③ F7			F SI 91 B FF 90 F FF 91 X FF 90 1-2 ② F7		F FF 93 D FF 93 X SI 94 1-1 ③ G5-3			2	0	0	0	0	0	0
										1	0	0	0	0	0	2
14 Jeff Bianchi, R (1, 6)			C SL 82 S FF 91 X SI 91 0-2 ① L9		F FF 91 X CU 77 0-1 ③ G5-3			L FF 94 X FF 94 0-1 ① F9		3	0	0	0	0	0	0
24 Lyle Overbay, L (1, 3)			B SI 91 F SI 92 C SI 92 B SL 82 B FF 91 B SI 92 4-2 22 SH3-4 BB			B CH 85 B SI 91 C SI 91 X SI 91 2-1 ① F8		B FF 95 X FF 94 1-0 ② F7		2	0	0	0	1	0	0
22 Matt Garza, R (1, 1) 18 Khris Davis, R (8, PH) 13 Will Smith, R (9, 1) 53 Brandon Kintzler, R (9, 1)			B FF 89 S FF 91 1 SAFE X FF 89 1-1 ② SH3-4 1-2			B FF 89 B FF 90 F FF 90 B FF 89 F FF 90 F FF 91 F FF 91 X FF 92 3-2 ② G1-3		C FF 96 B FF 95 S FF 95 S FF 96 1-3 ③ K		1	0	0	0	0	0	0
										1	0	0	0	0	1	0
										0	0	0	0	0	0	0
										0	0	0	0	0	0	0
Inning Stats	R: 0 E: 0 K: 0 S: 5 H: 0 LOB: 0 BB: 0 P: 9	R: 0 E: 0 K: 1 S: 9 H: 0 LOB: 0 BB: 0 P: 13	R: 0 E: 0 K: 1 S: 13 H: 0 LOB: 1 BB: 1 P: 20	R: 0 E: 0 K: 0 S: 9 H: 0 LOB: 0 BB: 0 P: 14	R: 0 E: 0 K: 0 S: 7 H: 0 LOB: 0 BB: 0 P: 10	R: 0 E: 0 K: 1 S: 11 H: 0 LOB: 0 BB: 0 P: 19	R: 0 E: 0 K: 0 S: 11 H: 2 LOB: 2 BB: 0 P: 15	R: 0 E: 0 K: 1 S: 6 H: 0 LOB: 0 BB: 0 P: 8	R: 0 E: 0 K: 1 S: 9 H: 0 LOB: 0 BB: 0 P: 15	1B: 2 2B: 0 3B: 0 HR: 0 SF: 0 SAC: 1 DP: 0 HBP: 0						

PITCHER		IP	WLS	BF	H	R	ER	SO	BB	IBB	HBP	BLK	WP	HR	S	P	ERA	WHIP
34 Aaron Harang, R ERA:	(1, 1)	6.2	W	23	2	0	0	3	1	0	0	0	0	0	63	97	0.00	0.450
43 Luis Avilán, L ERA:	(7, 1)	0.1	H	1	0	0	0	0	0	0	0	0	0	0	2	3	0.00	0.000
48 David Carpenter, R ERA: 4.5	(8, 1)	1.0	H	3	0	0	0	1	0	0	0	0	0	0	6	8	0.00	0.000
46 Craig Kimbrel, R ERA:	(9, 1)	1.0	S	3	0	0	0	1	0	0	0	0	0	0	9	15	0.00	0.000

PITCHER	IP	WLS	BF	H	R	ER	SO	BB	IBB	HBP	BLK	WP	HR	S	P	ERA	WHIP

BOTTOM

Atlanta Braves @ Milwaukee Brewers

Miller Park, Milwaukee, WI

Wed Apr 02 2014, 12:13 PM - 2:49 PM CDT

Att. 21,712 - Roof Closed - 70 F

livebaseballscorecards.com

AB	28
R	0
H	2
RBI	0
BB	1
SO	5
LOB	6

WP: 0 PA: 30
PB: 0
SB: 0
CS: 0

Batter	1	2	3	4	5	6	7	8	9	AB	R	H	RBI	BB	SO	LOB
27 Carlos Gómez, R (1, 8) OBP: 0.471, SLG: 0.600	F FF 90 F FF 90 S SL 82 0-3 ① K	B SL 82 B FC 87 S SL 84 C FF 91 B FF 91 X FC 85 3-2 9 CS 1B 1-3 2-H			F FF 90 F SL 81 X FF 90 0-2 9 G1-3 1B		B FS 82 B FS 82 X SI 90 2-0 1B		F FF 90 B FS 86 B FS 85 X FS 85 2-1 9 FC5-4 1B 3-H	5	0	4	2	0	1	0
9 Jean Segura, R (1, 6) OBP: 0.154, SLG: 0.250	B FF 90 X FF 90 1-0 3B	F FF 90 C FF 90 0-2 ③ CS 1-2	B CH 79 C FC 86 S CH 78 X SL 83 1-2 ① G4-3		1 SAFE 1 SAFE B SI 89 X SI 88 1-0 ② G1-3 1-2		C SI 88 1 SAFE F SI 87 1 SAFE S SI 88 0-3 ② K		F FF 90 X FS 83 0-1 ① FC5-4 8 S 16 1B 1-2f	5	1	1	0	0	1	3
8 Ryan Braun, R (1, 10) OBP: 0.118, SLG: 0.063	F FF 91 S SI 92 B SI 91 D SL 83 F SL 83 S SI 91 2-3 ② K		B CH 81 C SI 90 B SI 90 B SL 82 S SI 90 X SI 90 3-2 ② P4		X SI 90 0-0 ③ F9		1 SAFE B SI 87 C SI 88 1 SAFE X SI 88 1-1 ③ G6-3		1 SAFE B FF 90 S FS 84 F FF 91 X FF 90 1-2 ② F9 1-2	5	0	0	0	0	1	4
16 Aramis Ramirez, R (1, 5) OBP: 0.467, SLG: 0.533	C SL 84 F FF 91 S FF 92 0-3 ③ K		X SI 90 0-0 ③ F9			F FF 89 F FF 90 X FF 90 0-2 E6 20 BB		B SI 86 F SI 87 B SI 86 X SI 86 2-1 20 G3-6-1 1B	X FF 89 0-0 1 BB 20 BB 1B 2-H	5	0	2	1	0	1	1
20 Jonathan Lucroy, R (1, 2) OBP: 0.533, SLG: 0.769		B FF 88 B FF 90 X SI 88 2-0 HR	C SI 88 B FF 87 X SL 82 1-1 2B			B SI 90 B SI 90 C FF 89 F FF 90 F FF 90 B SL 81 B CH 81 4-2 1-2 BB		C SI 87 C SI 87 X SI 88 0-2 ①② G3-6-1 1-2f	B FF 94 B SL 85 B FF 95 B FF 94 4-0 1 BB 1-2 BB	3	1	2	1	2	0	1
1 Logan Schafer, L (1, 9) OBP: 0.222, SLG: 0.125		B FF 89 X FF 90 1-0 ① F9	B SI 90 X SI 88 1-0 ① P6			C SI 88 2 SAFE L SI 88 X CH 82 0-2 ① P5		C SI 88 X FS 83 0-1 ③ F8	B SL 85 B FF 92 C FF 94 B FF 94 C FF 94 B SL 85 4-2 BB 1-2 2-3	4	0	0	0	1	0	3
18 Khris Davis, R (1, 7) OBP: 0.154, SLG: 0.308		B FF 91 B CH 83 C SL 83 X FF 90 2-1 27 1B 2B	X SI 90 0-0 ② F7			B SL 81 C SL 82 B SL 82 B SL 82 S SL 81 X FF 89 3-2 ② F7			2 SH 24 2B 2B 2-3 ③ K	5	2	2	0	0	1	6
2 Scooter Gennett, L (1, 4) OBP: 0.250, SLG: 0.250		C FF 90 X FF 90 0-1 ② F9	C CH 81 B FF 89 B FF 89 C CU 81 B CU 80 F FF 90 X CU 79 3-2 ③ P5			X CH 80 0-0 ③ G1-3			X FS 87 0-0 SH 24 2B 2-3	3	1	0	0	0	0	4
24 Lyle Overbay, L (1, 3) OBP: 0.300, SLG: 0.250		B CH 82 B FF 91 F SI 90 B CH 83 B FC 88 4-1 27 1B BB			F FC 85 B SI 89 S CH 80 B CH 81 F CH 80 S FF 90 2-3 ① K		C SI 88 X FS 82 0-1 ① G3		S FS 84 X FS 85 0-1 27 1B 2B 1-H 3-H	3	1	1	2	1	1	0
Inning Stats	R: 0 H: 1 E: 0 LOB: 1 K: 3 BB: 0 S: 11 P: 14	R: 2 H: 3 E: 0 LOB: 1 K: 0 BB: 1 S: 12 P: 24	R: 0 H: 0 E: 0 LOB: 0 K: 0 BB: 0 S: 7 P: 11	R: 0 H: 1 E: 0 LOB: 1 K: 0 BB: 0 S: 8 P: 13	R: 0 H: 1 E: 0 LOB: 1 K: 1 BB: 0 S: 9 P: 12	R: 0 H: 0 E: 1 LOB: 2 K: 0 BB: 1 S: 13 P: 20	R: 0 H: 1 E: 0 LOB: 1 K: 1 BB: 0 S: 8 P: 11	R: 0 H: 1 E: 0 LOB: 0 K: 0 BB: 0 S: 7 P: 9	R: 4 H: 4 E: 0 LOB: 3 K: 1 BB: 2 S: 18 P: 31	1B: 6 SF: 0 2B: 4 SAC: 1 3B: 1 DP: 1 HR: 1 HBP: 0						

PITCHER		IP	WLS	BF	H	R	ER	SO	BB	IBB	HBP	BLK	WP	HR	S	P	ERA	WHIP
44 Jake Peavy, R ERA: 3.0	(1, 1)	6.0		26	6	2	2	4	2	0	0	0	0	1	60	94	3.00	1.333
35 Burke Badenhop, R ERA:	(7, 1)	2.0		7	2	0	0	1	0	0	0	0	0	0	15	20	0.00	1.000
54 Edward Mujica, R ERA: 21.6	(9, 1)	0.2	L	7	4	4	4	0	0	0	0	0	0	0	12	15	54.00	6.000
30 Andrew Miller, L ERA:	(9, 1)	0.1		3	0	0	0	1	2	0	0	0	0	0	6	16	0.00	6.000

PITCHER	IP	WLS	BF	H	R	ER	SO	BB	IBB	HBP	BLK	WP	HR	S	P	ERA	WHIP

TOP

Milwaukee Brewers @ Boston Red Sox

Fenway Park, Boston, MA

Fri Apr 04 2014, 2:14 PM - 5:31 PM EDT
Att. 36,728 - Partly Cloudy - 43 F

livebaseballscorecards.com

AB	38
R	6
H	12
RBI	6
BB	4
SO	6
LOB	22

Batter	1	2	3	4	5	6	7	8	9	AB	R	H	RBI	BB	SO	LOB
29 Daniel Nava, S (1, 9) OBP: 0.167, SLG: 0.118	B FF 88 B FF 88 B FF 88 C FF 87 X FF 88 3-1 F7 ①		B FF 88 S CH 77 X FF 88 1-1 L9 ②		B FF 87 C CH 76 C FF 87 B FF 87 B FF 88 S CH 78 3-3 K ③		B SI 88 C SI 85 B FF 91 B CH 86 X SI 88 3-1 G6-3 ③			4	0	0	0	0	1	2
15 Dustin Pedroia, R (1, 4) OBP: 0.421, SLG: 0.474	B FF 88 B FF 88 C FF 88 B FF 88 C FF 89 X FF 89 3-2 L8 ②		C CU 76 B CH 78 F FF 88 B FF 89 S CH 77 2-3 K ③			B CH 76 C FF 87 X FF 87 1-1 34 CS 1B		C FF 90 B SL 83 F SI 93 X FF 93 1-2 L3 ①		4	0	1	0	0	1	0
34 David Ortiz, L (1, 10) OBP: 0.421, SLG: 0.529	B FF 88 C CU 75 F CU 76 S CH 75 1-3 K ③			B CH 75 C FF 87 F FF 88 B CU 78 X FF 88 2-2 F7 ①		F FF 86 1 SAFE C CU 75 B FF 86 X CH 75 1-2 G3 ①② 1-2		B SI 91 C SI 91 X FF 91 1-1 12 G5-4-3 1B		4	0	1	0	0	1	1
12 Mike Napoli, R (1, 3) OBP: 0.389, SLG: 0.500		B FF 87 C FF 86 B FF 88 F CH 78 B FF 88 F CH 76 F FF 88 F CH 77 F FF 89 4-2 B FF 88 38 1B 38 E BB		C CU 76 F FF 88 S CH 76 0-3 K ②		B CU 75 B CH 76 B FF 88 C FF 88 F FF 88 F FF 88 F CH 76 F FF 89 F CU 76 4-2 B CH 76 5 PB 5 WP BB		S FF 91 C SI 92 D SL 85 X SI 92 1-2 G5-4-3 ②③ 1-2f		2	1	0	0	2	1	1
37 Mike Carp, L (1, 7) 5 Jonny Gomes, R (6, PH) (7, 7) OBP: 0.333, SLG: 0.500 OBP: 0.182, SLG: 0.100		B FF 87 X FF 88 1-0 P2 ①		C FF 88 F FF 87 X CH 76 0-2 2B		B SI 88 C FF 90 F SI 87 B SL 81 B SL 81 C FF 91 3-3 K ③ 1-3			C FF 90 B CU 75 C FF 90 B CH 82 C FF 89 2-3 K ①	2 2	0 0	1 0	0 0	0 0	0 2	1 1
38 Grady Sizemore, L (1, 8) OBP: 0.417, SLG: 0.600		B FF 88 S CH 76 S CH 76 B CH 77 F FF 88 X FF 88 2-2 E9 2 S 2 F9-2 1-H 1B		B CU 75 C FF 87 B CH 77 S FF 88 B FF 89 F CH 78 F FF 89 F FF 88 B CH 76 4-2 BB			B CU 77 B FF 91 B FF 90 C FF 91 B FF 92 4-1 2 WP BB		B FF 89 B FF 89 C FF 89 X FF 89 2-1 G4-3 ②	2	0	1	0	2	0	0
2 Xander Bogaerts, R (1, 6) OBP: 0.500, SLG: 0.462	C FF 87 D CU 77 B FF 88 F CH 76 X FF 88 2-2 F9-2 ②③ 2-H		C CU 76 B FF 87 X FF 88 1-1 F8 ③				B SI 86 C SI 87 F SI 87 1 SAFE 1 SAFE B SL 82 B FF 91 X FF 92 3-2 G1-3 ① 1-2		C FF 90 B CU 74 C FF 89 X CH 81 1-2 P4 ③	4	0	0	0	0	0	4
40 A.J. Pierzynski, L (1, 2) OBP: 0.182, SLG: 0.182			B CU 74 F CH 76 F FF 88 S CH 76 1-3 K ①		F FF 87 F FF 87 S FF 88 0-3 K ①		X CU 78 0-0 L3 ②			3	0	0	0	0	2	1
16 Will Middlebrooks, R (1, 5) OBP: 0.333, SLG: 0.538			X FF 87 0-0 HR		B CU 74 X CH 78 1-0 F8 ②		I I IN 68 I IN 68 I IN 69 4-0 IBB			2	1	1	1	1	0	0
Inning Stats	R: 0 E: 0 K: 1 S: 8 H: 0 LOB: 0 BB: 0 P: 15	R: 1 E: 1 K: 0 S: 14 H: 1 LOB: 0 BB: 1 P: 23	R: 1 E: 0 K: 2 S: 9 H: 1 LOB: 0 BB: 0 P: 13	R: 0 E: 0 K: 1 S: 16 H: 1 LOB: 2 BB: 1 P: 23	R: 0 E: 0 K: 2 S: 7 H: 0 LOB: 0 BB: 0 P: 11	R: 0 E: 0 K: 1 S: 14 H: 1 LOB: 1 BB: 1 P: 23	R: 0 E: 0 K: 0 S: 7 H: 0 LOB: 2 BB: 2 P: 21	R: 0 E: 0 K: 0 S: 8 H: 1 LOB: 0 BB: 0 P: 11	R: 0 E: 0 K: 1 S: 8 H: 0 LOB: 0 BB: 0 P: 13	1B: 3 2B: 2 3B: 0 HR: 1	SF: 0 SAC: 0 DP: 2 HBP: 0			WP: 2 PB: 1 SB: 1 CS: 1	PA: 34		

BOTTOM

Milwaukee Brewers @ Boston Red Sox

Fenway Park, Boston, MA

Fri Apr 04 2014, 2:14 PM - 5:31 PM EDT

Att. 36,728 - Partly Cloudy - 43 F

livebaseballscorecards.com

AB	29
R	2
H	5
RBI	1
BB	5
SO	8
LOB	11

PITCHER		IP	WLS	BF	H	R	ER	SO	BB	IBB	HBP	BLK	WP	HR	S	P	ERA	WHIP
41 Marco Estrada, R ERA: 1.59	(1, 1)	5.2		22	4	2	1	6	3	0	0	0	0	1	65	102	1.59	1.235
13 Will Smith, L ERA:	(6, 1)	1.1		6	0	0	0	1	1	1	0	0	2	0	10	27	0.00	0.750
53 Brandon Kintzler, R ERA:	(8, 1)	1.0	W	3	1	0	0	0	0	0	0	0	0	0	8	11	0.00	1.000
57 Francisco Rodríguez, R ERA:	(9, 1)	1.0		3	0	0	0	1	0	0	0	0	0	0	8	13	0.00	0.000

PITCHER	IP	WLS	BF	H	R	ER	SO	BB	IBB	HBP	BLK	WP	HR	S	P	ERA	WHIP

Batter	1	2	3	4	5	6	7	8	9	10	11	AB	R	H	RBI	BB	SO	LOB
27 Carlos Gómez, R (1, 8) OBP: 0.478, SLG: 0.700	C FF 88 F FC 84 B FF 90 X FF 89 / 1-2 P4 ①	S CH 81 C FF 89 X CU 75 / 0-2 HR		B CH 80 X FC 86 / 1-0 9 1B 1B	F CH 76 F SL 80 S CH 75 / 0-3 K ①	M CH 84 F FF 91 B KC 77 S KC 77 / 1-3 K ②		B SL 81 S FF 95 S FF 94 B FF 95 B FO 88 D FO 87 / 4-2 9 WP BB		5	1	2	1	1	2	0
9 Jean Segura, R (1, 6) OBP: 0.263, SLG: 0.333	C FF 90 B FF 89 X FF 90 / 1-1 20 G6-3 16 1B 1B	B FC 87 S CH 82 B SI 90 F SI 89 X CH 82 / 2-2 G6-3 ③		1 SAFE 1 SAFE F FS 87 X CH 81 / 0-1 16 F8-4-2 1-2 1B		C SL 80 B SI 89 B SI 88 X CH 77 / 2-1 G6-3 ②		B FF 91 C FC 86 C KC 77 B KC 79 X KC 79 / 2-2 20 E 20 S 1B		F FF 94 F FF 95 F SL 82 F FO 87 S FO 88 / 0-3 K 1-2 2-3		6	1	3	0	0	1	2
20 Jonathan Lucroy, R (1, 10) OBP: 0.429, SLG: 0.632	1 SAFE C FC 85 X FC 86 / 0-1 G6-3 ② 1-3		B FC 86 F FC 84 X FC 86 / 1-1 16 1B 18 1B 2B	C FF 91 F FF 91 S CH 80 / 0-3 K ①		C CU 72 S CH 77 S CH 78 / 0-3 K ③		C FF 91 C FF 91 X FF 91 / 0-2 L3 ③ 1-3		B FF 93 F FF 93 X FF 94 / 1-1 F9 ③		6	1	1	0	0	2	7
16 Aramis Ramirez, R (1, 5) OBP: 0.476, SLG: 0.524	T FC 85 B FF 90 X FC 87 / 1-1 1 FC5 18 1B 1B 3-H		X SI 89 / 0-0 1 G1-3 18 1B 2 2B 2-3 1B	X FF 90 / 0-0 F8-4-2 ② ③ 1-2 2-3			F CU 78 B CH 76 F CH 76 B SI 90 X SI 89 / 2-2 18 E 18 1B 1B		C SI 88 S FF 88 S FS 79 / 0-3 K ①		X SI 88 / 0-0 G3-1 ①	6	1	3	1	0	1	2
18 Khris Davis, R (1, 7) OBP: 0.316, SLG: 0.474	S FF 90 X CU 75 / 0-1 1 FC5 1-2 1B		B FF 88 C CH 80 X SI 89 / 1-1 1 G1-3 2 2B 1-2 3-H 1B		C FF 91 B SI 89 X CU 77 / 1-1 G5-3 ①		F CH 76 S CH 77 D CH 77 X CH 76 / 1-2 E7 1-3 1B		S FS 80 C FF 88 S FS 80 / 0-3 K ②		B SI 88 B SI 87 B SI 88 C SI 87 F SI 88 X SI 87 / 3-2 1 2B 2B	6	2	4	1	0	1	0
1 Logan Schafer, L (1, 9) OBP: 0.267, SLG: 0.357	B FF 90 X CH 81 / 1-0 FC5 ③ 1-2 2-3f		S FC 87 F FF 91 D CH 84 X CH 84 / 1-2 G1-3 ① 1-2 2-3		B CU 76 C CU 76 B CH 82 B FC 87 X SI 89 / 3-1 7 1B 2B		1 SAFE C CU 77 C SI 87 F SI 88 B SI 89 1 SAFE D SL 81 B SL 78 C SI 88 / 3-3 K ①		B FF 88 B FF 88 F FS 79 F FS 79 B FS 79 S FS 79 / 3-3 K ③		2 SAFE B SI 87 B FS 80 X FS 81 / 2-0 2 WP 2-H 2B	6	0	2	1	0	2	6
7 Mark Reynolds, R (1, 3) OBP: 0.300, SLG: 0.556		C FF 90 X FF 89 / 0-1 HR	C FC 87 B FC 88 B SI 90 S FC 85 F SI 91 S CH 82 / 2-3 K ②	X SI 90 / 0-0 2-3 1B			1 SAFE T FF 90 C FF 92 C FF 92 / 0-3 K ②			C SL 80 S FF 93 B SL 83 B FO 87 F FF 93 S FO 86 / 2-3 K ①	F SI 88 C SI 87 B SI 88 F SI 87 S FS 82 / 1-3 K ②	6	1	2	1	0	4	5
2 Scooter Gennett, L (1, 4) OBP: 0.286, SLG: 0.429		C FC 84 C CH 81 B CH 82 S FC 85 / 1-3 K ①	D CH 82 S FC 87 X FC 87 / 1-1 2-H 3-H 2B	1 SAFE L SI 87 B SI 88 B SL 80 1 SAFE X SI 87 / 2-1 F7 ②			B FF 90 F FC 86 C FF 92 S KC 78 / 1-3 K2-3 ③			B FF 94 F FF 92 X FF 93 / 1-1 9 WP 2B	B SL 82 C FF 92 S SL 82 C FF 94 / 1-3 2-3 K ③	6	0	2	2	0	3	5
12 Martín Maldonado, R (1, 2)		C FF 90 S CH 82 X FC 86 / 0-2 P3 ②	F FC 87 X FF 90 / 0-1 G4-3 ③	L CH 77 B SI 88 1 SAFE D CH 78 S CH 77 S SI 90 / 2-3 K ③				C FC 85 X FC 86 / 0-1 F7 ①		C FF 92 F FF 93 B FF 95 D FO 88 S FO 85 / 2-3 K ②		5	0	0	0	0	2	4
Inning Stats	R: 1 E: 0 K: 0 S: 12 H: 3 LOB: 2 BB: 0 P: 16	R: 2 E: 0 K: 1 S: 14 H: 2 LOB: 0 BB: 0 P: 17	R: 3 E: 0 K: 1 S: 16 H: 4 LOB: 1 BB: 0 P: 22	R: 0 E: 0 K: 1 S: 7 H: 2 LOB: 1 BB: 0 P: 8	R: 0 E: 0 K: 1 S: 10 H: 2 LOB: 2 BB: 0 P: 18	R: 0 E: 0 K: 2 S: 8 H: 0 LOB: 0 BB: 0 P: 10	R: 0 E: 1 K: 3 S: 16 H: 2 LOB: 2 BB: 0 P: 23	R: 0 E: 0 K: 1 S: 11 H: 1 LOB: 1 BB: 0 P: 14	R: 0 E: 0 K: 3 S: 10 H: 0 LOB: 0 BB: 0 P: 13	R: 0 E: 0 K: 3 S: 18 H: 1 LOB: 3 BB: 1 P: 28	R: 1 E: 0 K: 2 S: 12 H: 2 LOB: 1 BB: 0 P: 19	1B: 11 2B: 7 3B: 0 HR: 2	SF: 0 SAC: 0 DP: 1 HBP: 0		WP: 2 PB: 0 SB: 1 CS: 0	PA: 53		

PITCHER	IP	WLS	BF	H	R	ER	SO	BB	IBB	HBP	BLK	WP	HR	S	P	ERA	WHIP
11 Clay Buchholz, R (1, 1) ERA: 12.46	4.1		25	13	6	6	3	0	0	0	0	0	2	54	72	12.46	3.000
55 Chris Capuano, L (5, 1) ERA:	2.0		8	2	0	0	4	0	0	0	0	0	0	23	35	0.00	1.000
67 Brandon Workman, R (7, 1) ERA:	1.2		6	1	0	0	3	0	0	0	0	0	0	17	21	0.00	0.600
19 Koji Uehara, R (9, 1) ERA:	1.0		3	0	0	0	3	0	0	0	0	0	0	10	13	0.00	0.000
36 Junichi Tazawa, R (10, 1) ERA:	1.0		6	1	0	0	3	1	0	0	0	1	0	18	28	0.00	2.000

PITCHER	IP	WLS	BF	H	R	ER	SO	BB	IBB	HBP	BLK	WP	HR	S	P	ERA	WHIP
35 Burke Badenhop, R (11, 1) ERA: 3.38	0.2	L	4	2	1	1	1	0	0	0	0	0	0	9	15	13.50	3.000
30 Andrew Miller, L (11, 1) ERA:	0.1		1	0	0	0	1	0	0	0	0	1	0	3	4	0.00	0.000

TOP

Milwaukee Brewers @ Boston Red Sox

Fenway Park, Boston, MA

Sat Apr 05 2014, 7:11 PM - 11:33 PM EDT

Att. 35,729 - Cloudy - 48 F

livebaseballscorecards.com

AB	52
R	7
H	19
RBI	7
BB	1
SO	18
LOB	31

Batter	1	2	3	4	5	6	7	8	9	10	11	AB	R	H	RBI	BB	SO	LOB
38 Grady Sizemore, L (1, 8) OBP: 0.353, SLG: 0.429	B FF 94 C FF 94 B FF 96 B FF 95 X FF 95 3-1 L8		B SL 84 B SI 95 C FF 94 B SI 96 B FF 94 4-1 29 G6-3 15 E 12 HR BB		C FF 92 B SL 83 C FF 94 B SI 95 C SI 95 2-3 K		C FF 87 F SI 89 B CU 74 F SI 90 X SI 89 1-2 F7			S FF 93 C FF 94 S CH 85 0-3 K		4	1	0	0	1	2	0
15 Dustin Pedroia, R (1, 4) OBP: 0.375, SLG: 0.417	B FF 96 C FF 95 B FF 95 X FF 96 2-1 G4-3		1 SAFE B FF 95 1 SAFE C FF 94 F FF 95 B SI 96 B SL 84 1 SAFE F FF 95 3-2 X SL 85 E5 29 G6-3 12 HR 1-2		C FF 95 B FF 95 B CH 83 F SI 95 F FF 96 X SI 96 2-2 1B		C SI 91 X SI 90 0-1 G6-3			X FF 94 0-0 G1-3		5	1	1	0	0	0	1
29 Daniel Nava, S (1, 3) OBP: 0.130, SLG: 0.091 (10, 9)	B SI 95 C FF 95 F SI 96 B SL 87 X SL 86 2-2 P6		S SI 94 X SI 95 0-1 G6-3 1-2 2-3		C SI 95 F FF 96 S SL 87 0-3 K		C SI 92 B SI 91 C FF 90 F SI 92 B SI 92 X SI 92 3-2 L8			C FF 95 S CH 85 B CH 85 X FF 94 1-2 F8		5	0	0	0	0	1	3
12 Mike Napoli, R (1, 10) OBP: 0.391, SLG: 0.632		C FF 96 B FF 97 C FF 96 B SL 88 F SL 86 F FF 97 C FF 97 2-3 K	B SI 96 B SL 85 F SI 95 X FF 96 2-1 2-H 3-H HR		C SL 84 B FF 95 C FF 95 F SL 88 D SL 88 1 SAFE S CH 84 2-3 K			C FF 90 C FF 91 B SL 83 B SI 91 F FF 91 X FF 92 2-2 5 G6-4-3 1B		B FF 89 C FF 89 B FF 89 C FF 89 F FF 89 S CH 82 2-3 K	5	1	2	3	0	3	1
2 Xander Bogaerts, R (1, 6) OBP: 0.524, SLG: 0.529		C FF 96 F SL 86 F SL 85 X FF 97 0-2 5 2B 40 G3 1B	B SL 83 S SL 84 S FF 96 B FF 94 B SL 84 B SI 95 4-2 5 FC6-4 BB			B FF 93 X FF 92 1-0 40 G4-6-3 10 E 2B		F FF 91 S FF 92 D SL 84 F FF 92 F FF 91 D CH 86 B FF 92 S FF 92 3-3 K		F FF 90 B FF 89 S CH 82 S CH 84 1-3 K	4	2	2	0	1	2	1
5 Jonny Gomes, R (1, 7) OBP: 0.250, SLG: 0.214	B FF 97 X FF 96 1-0 40 G3 10 1B 1-3 2B		B SL 85 B CH 84 X FF 95 2-0 FC6-4 1-2f			D SL 81 B FF 91 B FF 92 C FF 91 B FF 93 4-1 40 G4-6-3 BB		C FF 91 C SI 92 X FF 92 0-2 G6-4-3 1-2f		C FF 90 B CU 75 S CH 83 B CH 85 B FF 89 S CH 83 3-3 K	4	1	1	0	1	1	2
40 A.J. Pierzynski, L (1, 2) OBP: 0.133, SLG: 0.133	X 0-0 G3 2-3 3-H		C FF 93 F FF 94 X SL 85 0-2 G4-3			B SI 89 X SI 89 1-0 G4-6-3 1-2f 2-3			F FF 90 C SL 81 S SL 83 0-3 K2-3		4	0	0	1	0	1	3
10 Jonathan Herrera, S (1, 5) OBP: 0.250, SLG: 0.250	C FF 96 B FF 97 X SL 85 1-1 25 CS 3-H 1B		C SI 94 C CH 83 F FF 93 T SL 86 0-2 K			F SI 90 F SI 89 X SI 89 0-2 E6 3-H			X FF 91 0-0 G6-3		4	0	1	1	0	1	0
25 Jackie Bradley Jr., L (1, 9) OBP: 0.250, SLG: 0.250 34 David Ortiz, L (9, PH) OBP: 0.400, SLG: 0.500 37 Mike Carp, L (10, 3) OBP: 0.333, SLG: 0.500	B SL 84 B FF 97 C FF 95 F FF 97 B SL 89 3-2 CS 1-2	C SI 94 B FF 95 F FF 95 S SL 88 1-3 K	B SL 83 C SI 94 X SI 94 1-1 F7			F SI 90 D SI 90 B CU 75 F SI 88 D CU 75 C CU 75 3-3 K			B FF 92 B FF 91 C SL 82 S SL 83 X FF 94 3-1 G6-3		3 1 0	0 0 0	0 0 0	0 0 0	0 0 0	2 0 0	1 0 0
Inning Stats	R: 0 E: 0 K: 0 S: 7 H: 0 LOB: 0 BB: 0 P: 14	R: 2 E: 0 K: 1 S: 15 H: 3 LOB: 0 BB: 0 P: 22	R: 3 E: 1 K: 1 S: 15 H: 1 LOB: 1 BB: 2 P: 31	R: 0 E: 0 K: 1 S: 9 H: 0 LOB: 0 BB: 0 P: 10	R: 0 E: 0 K: 3 S: 14 H: 1 LOB: 1 BB: 0 P: 20	R: 1 E: 1 K: 1 S: 9 H: 1 LOB: 1 BB: 1 P: 18	R: 0 E: 0 K: 0 S: 10 H: 0 LOB: 0 BB: 0 P: 14	R: 0 E: 0 K: 1 S: 12 H: 1 LOB: 0 BB: 0 P: 17	R: 0 E: 0 K: 1 S: 6 H: 0 LOB: 0 BB: 0 P: 9	R: 0 E: 0 K: 1 S: 7 H: 0 LOB: 0 BB: 0 P: 8	R: 0 E: 0 K: 3 S: 10 H: 0 LOB: 0 BB: 0 P: 16	1B: 4 2B: 2 3B: 0 HR: 1	SF: 0 SAC: 0 DP: 2 HBP: 0	WP: 0 PB: 0 SB: 0 CS: 1	PA: 43			

PITCHER		IP	WLS	BF	H	R	ER	SO	BB	IBB	HBP	BLK	WP	HR	S	P	ERA	WHIP
38 Wily Peralta, R ERA: 3.6	(1, 1)	5.0		22	5	5	2	6	2	0	0	0	0	1	60	97	3.60	1.400
29 Jim Henderson, R ERA:	(6, 1)	0.0		2	1	1	0	0	1	0	0	0	0	0	2	7	∞	∞
59 Zach Duke, L ERA: 4.5	(6, 1)	1.1	B	4	0	0	0	1	0	0	0	0	0	0	11	16	0.00	0.000
53 Brandon Kintzler, R ERA:	(7, 1)	1.2		5	1	0	0	1	0	0	0	0	0	0	18	26	0.00	0.600
13 Will Smith, L ERA:	(9, 1)	1.0		3	0	0	0	1	0	0	0	0	0	0	6	9	0.00	0.000

PITCHER		IP	WLS	BF	H	R	ER	SO	BB	IBB	HBP	BLK	WP	HR	S	P	ERA	WHIP
30 Tyler Thornburg, R ERA: 4.5	(10, 1)	1.0	W	3	0	0	0	1	0	0	0	0	0	0	7	8	0.00	0.000
57 Francisco Rodríguez, R ERA:	(11, 1)	1.0	S	3	0	0	0	3	0	0	0	0	0	0	10	16	0.00	0.000

BOTTOM

Milwaukee Brewers @ Boston Red Sox

Fenway Park, Boston, MA

Sat Apr 05 2014, 7:11 PM - 11:33 PM EDT

Att. 35,729 - Cloudy - 48 F

livebaseballscorecards.com

AB	39
R	6
H	7
RBI	5
BB	3
SO	13
LOB	12

Batter	1	2	3	4	5	6	7	8	9	AB	R	H	RBI	BB	SO	LOB
27 Carlos Gómez, R (1, 8) OBP: 0.393, SLG: 0.560	F FF 93 C FF 93 F FF 90 X CU 78 0-2 ① F8	C FC 88 S FF 93 X FF 89 0-2 ③ F8			B FF 92 C FF 93 X CH 86 1-1 ③ G6-3		F CU 77 B FF 91 1 SAFE X FC 89 1-1 ③ B5-3 2-3		D SI 93 S SL 85 X SI 94 1-1 ② L6	5	0	0	0	0	0	4
Rickie Weeks Jr., R (1, 4) OBP: 0.100, SLG: 0.100 2 Scooter Gennett, L (8, 4) OBP: 0.267, SLG: 0.400	F FF 94 X FF 94 0-1 ② G6-3		X FF 90 0-0 ① G5-3			B FC 86 C FC 86 C FF 91 S CU 77 1-3 ① K		F CU 71 B FF 89 B FC 86 B FF 89 X FF 89 3-1 ① L7	C FF 93 1 SAFE C FF 94 B SL 86 B FF 94 S SL 84 2-3 ③ K	4 1	0 0	0 0	0 0	0 0	1 1	0 1
8 Ryan Braun, R (1, 9) OBP: 0.190, SLG: 0.150	C FF 93 X FF 90 0-1 1B		C FF 90 B FF 92 F CU 74 F FF 92 S CU 76 1-3 ② K2-3			B FF 91 X FF 91 1-0 ② F9		B FF 91 B CH 84 X FF 91 2-0 16 E 16 S 16 1B 1B		4	1	2	0	0	1	0
16 Aramis Ramirez, R (1, 10) OBP: 0.440, SLG: 0.480	B FF 92 F FF 92 X FF 94 1-1 ③ F7		B FC 88 C CU 74 B FF 93 S FC 88 S CU 76 2-3 ③ K2-1-3			X CH 86 0-0 ③ F9		F SI 89 1 SAFE C SI 90 B SI 91 B SI 89 X SI 90 1-H 2-2 20 BB 1B		4	0	1	1	0	1	1
20 Jonathan Lucroy, R (1, 2) OBP: 0.440, SLG: 0.636		C FF 90 B CH 85 B FF 90 S FC 87 X FC 84 2-2 18 1B 7 1B 2B		C FF 89 B FF 91 X SI 90 1-1 ① F9			F FC 87 B FF 89 B FF 90 F CH 83 X FC 87 2-2 ① G5-3	C FF 91 B FF 89 B SL 85 F FF 90 F FF 88 B FS 85 D FS 86 4-2 1-2 BB		3	1	1	0	1	0	0
18 Khris Davis, R (1, 7) OBP: 0.348, SLG: 0.522		X FF 92 0-0 7 1B 7 E 2-3 1B		C FF 92 F FF 92 F FF 91 B CU 77 S CU 77 1-3 ② K			B FF 91 C FF 92 X FF 90 1-1 14 1B 2B	X SI 90 0-0 ② F9		4	2	2	0	0	1	2
7 Mark Reynolds, R (1, 5) OBP: 0.357, SLG: 0.500		X FF 92 0-0 E9 1-H 3-H 1B		F FF 92 C CU 77 X CU 76 0-2 ③ L5			B FF 91 B FF 89 B FF 91 B FF 91 4-0 27 S 14 1B BB	S FF 90 B FF 90 F FF 90 C FF 91 1-3 ③ K		3	0	1	1	1	1	2
24 Lyle Overbay, L (1, 3) OBP: 0.214, SLG: 0.167		B FC 86 F FF 92 B FF 89 X FF 92 2-1 ① F7			B FF 91 F FF 91 X SI 88 1-1 ① G1-3		C FF 92 F CU 76 B FF 93 B FF 92 F FF 93 B FC 86 F FC 88 S FC 87 3-3 ② K		C FF 92 B SL 83 B SL 83 X FF 91 2-1 ① G1-3	4	0	0	0	0	1	3
14 Jeff Bianchi, R (1, 6) OBP: 0.250, SLG: 0.250		C FF 92 S FC 88 F FF 93 B FF 93 F CU 77 B FF 92 B FF 92 2 SAFE X FC 87 3-2 ② F9			S FC 86 C FF 91 B CH 85 B FF 91 S FF 89 2-3 ② K		F FC 89 B FF 92 B FF 91 X FC 88 2-1 1-2 2-H 1B		C FF 91 F SL 82 B FF 95 X SL 84 1-2 1B	4	0	2	1	0	1	1
Inning Stats	R: 0 E: 0 K: 0 S: 10 H: 1 LOB: 1 BB: 0 P: 11	R: 2 E: 1 K: 0 S: 15 H: 3 LOB: 1 BB: 0 P: 22	R: 0 E: 0 K: 2 S: 8 H: 0 LOB: 0 BB: 0 P: 11	R: 0 E: 0 K: 1 S: 9 H: 0 LOB: 0 BB: 0 P: 11	R: 0 E: 0 K: 1 S: 7 H: 0 LOB: 0 BB: 0 P: 11	R: 0 E: 0 K: 1 S: 5 H: 0 LOB: 0 BB: 0 P: 7	R: 1 E: 0 K: 1 S: 14 H: 2 LOB: 2 BB: 1 P: 27	R: 1 E: 0 K: 1 S: 13 H: 2 LOB: 2 BB: 1 P: 25	R: 0 E: 0 K: 1 S: 10 H: 1 LOB: 1 BB: 0 P: 16	1B: 7 2B: 2 3B: 0 HR: 0		SF: 0 SAC: 0 DP: 0 HBP: 0		WP: 0 PB: 0 SB: 2 CS: 0		PA: 38

PITCHER		IP	WLS	BF	H	R	ER	SO	BB	IBB	HBP	BLK	WP	HR	S	P	ERA	WHIP
31 Jon Lester, L ERA: 2.51	(1, 1)	7.1	L	30	7	4	2	6	1	0	0	0	0	0	71	108	2.46	1.091
54 Edward Mujica, R ERA: 15.43	(8, 1)	0.2		4	1	0	0	1	1	0	0	0	0	0	10	17	0.00	3.000
30 Andrew Miller, L ERA:	(9, 1)	1.0		4	1	0	0	1	0	0	0	0	0	0	10	16	0.00	1.000

PITCHER	IP	WLS	BF	H	R	ER	SO	BB	IBB	HBP	BLK	WP	HR	S	P	ERA	WHIP

TOP

Milwaukee Brewers @ Boston Red Sox

Fenway Park, Boston, MA

Sun Apr 06 2014, 1:39 PM - 4:36 PM EDT

Att. 35,958 - Sunny - 48 F

livebaseballscorecards.com

AB	36
R	4
H	9
RBI	3
BB	2
SO	8
LOB	14

Milwaukee Brewers @ Boston Red Sox

Fenway Park, Boston, MA

Sun Apr 06 2014, 1:39 PM - 4:36 PM EDT

Att. 35,958 - Sunny - 48 F

livebaseballscorecards.com

BOTTOM

Batter	1	2	3	4	5	6	7	8	9	AB	R	H	RBI	BB	SO	LOB
29 Daniel Nava, S (1, 9) OBP: 0.148, SLG: 0.154	C FF 90 B FF 89 C FF 91 X SL 88 1-2 ① G5-3	C FF 90 B FF 90 B CH 84 B SI 91 X FF 91 3-1 ① L1	C SL 85 B SI 91 B FF 90 B FF 90 X FF 90 3-1 2B	S SI 90 B SI 91 D SI 91 X SI 90 2-1 ③ F8			4	0	1	0	0	0	2
15 Dustin Pedroia, R (1, 4) OBP: 0.357, SLG: 0.393	C FF 91 B FF 91 B SI 91 F FF 91 X CU 78 2-2 E4 1B	B FF 91 B FF 92 X SI 92 2-0 ② G6-3	D CU 79 B FF 91 C SI 91 B SI 90 X SI 91 3-1 ③ G5-3			C FF 92 C CU 77 B FF 94 X FF 94 1-2 ① F9		4	0	1	0	0	0	1
34 David Ortiz, L (1, 10) OBP: 0.375, SLG: 0.455	B CU 79 B CU 79 X SI 91 2-0 ② F8	B FF 91 X CU 79 1-0 12 FC6-4 1B	F SL 86 X FF 91 0-1 ① G3			F FF 93 B FF 94 B CH 83 X FF 94 2-1 ② G1		4	0	1	0	0	0	1
12 Mike Napoli, R (1, 3) OBP: 0.370, SLG: 0.565	C CU 78 B SL 86 F FF 91 C SL 88 1-3 ③ K	F FF 91 B CU 80 X SL 85 1-1 ③ FC6-4 1-2f	B CU 78 C SL 86 B FF 90 C SL 85 B SL 86 C SI 90 3-3 ② K			C CU 76 F FF 94 F FF 94 B CH 84 X FF 93 1-2 1B		4	0	1	0	0	2	2
2 Xander Bogaerts, R (1, 6) OBP: 0.480, SLG: 0.476	B FF 90 C SI 89 B CU 78 X SI 90 2-1 25 G4-3 10 1B 1B	B FF 90 B FF 91 F SI 90 B FF 90 F SI 90 F SI 91 X SI 90 3-2 ① G6-3	X FF 90 0-0 ③ F8			C FF 93 F CU 77 B FF 93 S CH 82 1-3 ③ K		4	0	1	0	0	1	1
5 Jonny Gomes, R (1, 7) OBP: 0.250, SLG: 0.222	B SL 86 B FF 91 C SI 90 D SL 87 C FF 91 F FF 91 C FF 91 3-3 ① K	C SL 87 B CU 79 X FF 90 1-1 ② L7	B CH 87 B SL 88 C FF 88 C FF 89 X FF 89 2-2 ① F8	C CU 75 B FF 94 X FF 92 1-1 1B		4	0	1	0	0	1	1
10 Jonathan Herrera, S (1, 5) OBP: 0.250, SLG: 0.250	C FF 90 1 SAFE X SI 90 0-1 25 G4-3 1-2 1B	B FF 91 C FF 90 B SL 85 L SI 91 X CU 79 2-2 ③ G4-3	C SL 89 B SL 84 C SL 84 B CU 78 B SL 84 X FF 89 3-2 ② F8	C FF 93 S CH 81 S CH 82 0-3 ① K		4	0	1	0	0	1	1
25 Jackie Bradley Jr., L (1, 8) OBP: 0.250, SLG: 0.333	C FF 91 D CU 79 B FF 91 C SI 91 X SL 87 2-2 ② G4-3 1-2 2-3	C SL 88 X CH 84 0-1 ① G3	C FF 90 F SL 85 F FF 90 B FF 90 X SL 83 1-2 3 1B 2B	B FF 92 C FF 92 F CH 80 S CH 83 1-3 ② K		4	0	1	0	0	1	3
3 David Ross, R (1, 2) OBP: 0.429, SLG: 0.333 40 A.J. Pierzynski, L (9, PH) OBP: 0.125, SLG: 0.125	C CU 79 B FF 91 B FF 92 C SI 91 F FF 92 X SL 88 2-2 ③ G6-3	F SL 89 B FF 91 X SL 86 1-1 ② G5-3	X FF 90 0-0 2-3 1B	X FF 92 0-0 ③ G3-1		3 1	0 0	1 0	0 0	0 0	0 0	2 1
Inning Stats	R: 0 H: 1 E: 1 LOB: 1 K: 1 BB: 0 S: 10 P: 16	R: 0 H: 2 E: 0 LOB: 2 K: 1 BB: 0 S: 15 P: 24	R: 0 H: 1 E: 0 LOB: 1 K: 0 BB: 0 S: 6 P: 13	R: 0 H: 0 E: 0 LOB: 0 K: 0 BB: 0 S: 9 P: 15	R: 0 H: 1 E: 0 LOB: 1 K: 0 BB: 0 S: 8 P: 15	R: 0 H: 0 E: 0 LOB: 0 K: 1 BB: 0 S: 6 P: 9	R: 0 H: 2 E: 0 LOB: 2 K: 0 BB: 0 S: 13 P: 21	R: 0 H: 1 E: 0 LOB: 1 K: 1 BB: 0 S: 12 P: 17	R: 0 H: 1 E: 0 LOB: 1 K: 2 BB: 0 S: 9 P: 11	1B: 7 2B: 2 3B: 0 HR: 0	SF: 0 SAC: 0 DP: 0 HBP: 0			WP: 0 PB: 0 SB: 0 CS: 0	PA: 36		

PITCHER		IP	WLS	BF	H	R	ER	SO	BB	IBB	HBP	BLK	WP	HR	S	P	ERA	WHIP
49 Yovani Gallardo, R ERA:	(1, 1)	6.2	W	27	7	0	0	3	0	0	0	0	0	0	65	109	0.00	1.050
59 Zach Duke, L ERA: 3.86	(7, 1)	0.1	H	1	0	0	0	0	0	0	0	0	0	0	2	4	0.00	0.000
30 Tyler Thornburg, R ERA: 2.25	(8, 1)	2.0		8	2	0	0	3	0	0	0	0	0	0	21	28	0.00	1.000

PITCHER	IP	WLS	BF	H	R	ER	SO	BB	IBB	HBP	BLK	WP	HR	S	P	ERA	WHIP

AB	36
R	0
H	9
RBI	0
BB	0
SO	6
LOB	15

Milwaukee Brewers @ Philadelphia Phillies

Citizens Bank Park, Philadelphia, PA

Tue Apr 08 2014, 4:10 PM - 7:42 PM EDT

Att. 45,061 - Partly Cloudy - 62 F

TOP

livebaseballscorecards.com

Batter	1	2	3	4	5	6	7	8	9	AB	R	H	RBI	BB	SO	LOB
27 Carlos Gómez, R (1, 8) OBP: 0.382, SLG: 0.581	B FC 87 F SI 89 F FC 86 S CH 82 1-3 ① **K**		X SI 87 0-0 9 SH, 8 HR, 2B	S CH 79 B SI 88 B FC 85 X FC 85 2-1 ① **P6**		X SL 83 0-0 ① **F8**		B FF 93 X CH 85 1-0 8 HR, 2B	F SI 91 C CU 82 B FF 94 F CU 83 S CU 84 1-3 ③ **K**	6	2	2	0	0	2	1
9 Jean Segura, R (1, 6) OBP: 0.348, SLG: 0.381	B SI 88 F SI 88 C SI 89 X SL 76 1-2 8 CS, 1B		X SI 88 0-0 **SH** 8 HR 2-3	C SI 89 B CH 81 X FC 86 1-1 ② **G6-3**		B FF 93 B FF 93 X FF 93 2-0 16 CS, 1B		H FF 92 1-0 8 HR, HBP		3	2	2	0	0	0	0
8 Ryan Braun, R (1, 9) OBP: 0.269, SLG: 0.600	C SI 89 F SI 90 B CH 84 F FC 86 B SI 90 B FC 86 X SI 90 3-2 ②③ **G6-3** 1-2		S SI 87 1 SAFE D CH 81 S SI 89 X SI 89 1-2 1-H, 3-H, HR	X SI 89 0-0 HR		B SL 85 C SL 84 B FF 91 C FF 91 F SL 84 1 SAFE F CU 76 X FF 93 2-2 ② **F8**		X CU 80 0-0 1-H, 2-H, HR		5	3	3	7	0	0	2
16 Aramis Ramirez, R (1, 5) OBP: 0.367, SLG: 0.400		F FC 85 S CH 81 B CH 82 S SI 90 1-3 ① **K**	B SI 90 F FC 84 B SL 77 C FC 86 X SI 90 2-2 ① **G1-3**	B SI 88 B SI 88 X SI 87 2-0 ③ **G5-3**		1 SAFE C SL 84 F FF 91 B FF 94 1-2 ③ **CS** 1-2	B CH 86 F FF 93 B FF 92 B SL 83 C SL 84 X FF 94 3-2 ① **P4**	B FF 91 F FF 92 S CU 84 B CU 83 X CU 82 2-2 ② **P6**		5	0	0	0	0	1	0
20 Jonathan Lucroy, R (1, 2) OBP: 0.500, SLG: 0.731		C SI 90 B SL 79 B FC 87 X CH 81 2-1 7 1B, 2B	C SI 88 B SI 90 B SI 90 B FC 86 B SI 89 4-1 7 E, 2 1B, BB		B FC 83 B SI 87 C SI 87 X SI 88 2-1 18 FC5-4, 1B		F FF 94 B SI 93 F FF 95 F CU 78 X SL 84 1-2 ② **G6-3**	B FF 93 C FF 93 B CH 86 F FF 92 F FF 92 F CU 83 X CU 82 2-2 **2B**		4	2	3	0	1	0	0
18 Khris Davis, R (1, 7) OBP: 0.321, SLG: 0.464		X FC 86 0-0 ② **G5-3**	F SI 88 C SI 89 S FC 87 0-3 ② **K**		S CH 80 D FC 85 1 SAFE S CH 80 F SL 76 D SI 90 X CH 82 2-2 ① **FC5-4** 7 G5-3 1-2f		B SL 85 B SL 85 C FF 94 X FF 93 2-1 7 E, 1B	B FF 92 F FF 92 B CU 83 X CU 82 2-1 ③ **F8**		5	1	1	0	0	1	4
7 Mark Reynolds, R (1, 3) OBP: 0.368, SLG: 0.529		B FC 86 B SI 89 B FC 87 S FC 86 X SI 91 3-1 2 1B, 1B 2-H	X FC 84 0-0 **E5** 2 1B 1-2	B CH 81 C SI 90 1 SAFE X SI 89 1-1 ② **G5-3** 1-2		X FF 92 0-0 **E8** 1-H			X SI 91 0-0 2B	5	0	2	1	0	0	2
2 Scooter Gennett, L (1, 4) OBP: 0.389, SLG: 0.471 Rickie Weeks Jr., R (7, PH) OBP: 0.091, SLG: 0.091 13 Will Smith, R (7, 1) 53 Brandon Kintzler, R (8, 1) 24 Lyle Overbay, L (9, PH) OBP: 0.200, SLG: 0.154 29 Jim Henderson, L (9, 1)		B SI 89 B SI 89 C SI 89 X SI 89 2-1 1-2 1B	C SL 75 X FC 85 0-1 1-3 2-H 1B	I IN 67 I IN 67 I IN 66 I IN 64 4-0 26 FC6, IBB		C FF 92 B FF 92 F FF 92 B FF 93 X SL 80 2-2 ③ **F9**			S FF 92 F FF 93 B CU 84 S CH 85 1-3 ① **K**	2 1 0 0 1 0	0 0 0 0 0 0	2 0 0 0 0 0	1 0 0 0 0 0	1 0 0 0 1 0	0 1 0 0 1 0	0 1 0 0 1 0
26 Kyle Lohse, R (1, 1) 59 Zach Duke, L (6, 1) 14 Jeff Bianchi, R (7, 4) OBP: 0.200, SLG: 0.200		F SI 90 B FC 86 B SI 89 X FC 90 2-1 ③ **F7**	S FC 85 X SI 89 0-1 ③ **G4-3**	X SI 89 0-0 ③ **FC6** 1-2f				S SI 92 S CU 82 B CU 84 X CU 83 1-2 ① **L6**	F CU 82 B FF 92 B FF 94 F FF 91 X CU 84 2-2 ② **G5-3**	3 0 2	0 0 0	0 0 0	0 0 0	0 0 0	0 0 1	6 0 1

Inning Stats	1	2	3	4	5	6	7	8	9	1B: 7	SF: 0	WP: 0	PA: 47
R:	0	1	4	1	0	0	1	3	0	2B: 5	SAC: 1	PB: 0	
E:	0	0	1	0	0	0	1	0	0	3B: 0	DP: 0	SB: 0	
K:	1	1	1	0	0	0	0	0	2	HR: 3	HBP: 1	CS: 2	
S:	10	12	17	6	9	9	13	15	11				
LOB:	0	2	2	1	2	0	1	1	1				
BB:	0	0	1	0	1	0	0	0	0				
P:	15	22	24	11	18	14	21	24	15				
H:	1	3	3	1	1	1	1	3	1				

PITCHER		IP	WLS	BF	H	R	ER	SO	BB	IBB	HBP	BLK	WP	HR	S	P	ERA	WHIP
38 Kyle Kendrick, R ERA: 3.75	(1, 1)	5.0	L	27	9	6	4	3	1	1	0	0	0	2	54	90	7.20	2.000
39 B.J. Rosenberg, R ERA:	(6, 1)	1.2		7	2	1	0	0	0	0	0	0	0	0	19	30	0.00	1.200
43 Mario Hollands, L ERA: 3.86	(7, 1)	0.1		1	0	0	0	0	0	0	0	0	0	0	3	5	0.00	0.000
31 Brad Lincoln, R ERA: 11.57	(8, 1)	2.0		11	4	3	3	2	0	0	1	0	0	1	26	39	13.50	2.000

PITCHER		IP	WLS	BF	H	R	ER	SO	BB	IBB	HBP	BLK	WP	HR	S	P	ERA	WHIP

AB	42
R	10
H	15
RBI	9
BB	2
SO	5
LOB	18

Batter	1	2	3	4	5	6	7	8	9	AB	R	H	RBI	BB	SO	LOB
2 Ben Revere, L (1, 8) OBP: 0.324, SLG: 0.364	C SI 90 X SI 90 0-1 ① F7	B SI 88 C SL 83 F SL 84 X SL 82 1-2 ② G4-3 1-2		B SI 87 C SI 88 X CU 77 1-1 11 2B 1B		C FF 87 B SL 82 X FF 88 1-1 ① 11 1B 3B		C CH 88 B FF 90 B SI 91 F SI 90 F SI 92 F SI 92 X SI 92 2-2 ① G1-3		5	2	2	0	0	0	1
11 Jimmy Rollins, S (1, 6) OBP: 0.292, SLG: 0.435	B SI 91 X SI 90 1-0 ② F8	D SL 84 D CU 76 B SI 90 B SI 90 4-0 BB		B CU 74 B SI 88 B SI 88 C SI 88 C SI 88 X SL 82 3-2 1-H 2B		C CU 76 B SI 91 B CH 85 X SI 89 2-1 3-H 1B		C FF 89 C FF 91 B SI 91 B CH 87 F SI 91 X SI 90 2-2 ② G4-3		4	0	2	2	1	0	0
51 Carlos Ruiz, R (1, 2) OBP: 0.393, SLG: 0.238	C SI 91 C SI 90 B SL 86 B SL 86 B SI 91 B SI 91 4-2 6 2B 3 1B BB	B SI 90 B SI 89 F SI 89 C SL 82 F SL 81 X CH 78 2-2 ③ L9		C SI 88 B CU 74 S SL 83 X SL 80 1-2 ③ L7		1 SAFE C SI 89 1 SAFE B SL 84 F CH 84 S SL 84 1-3 ① K		C SI 89 B SL 82 T SI 92 1-2 ③ K		4	1	0	0	1	2	4
6 Ryan Howard, L (1, 3) OBP: 0.303, SLG: 0.400	B SL 86 X SI 89 1-0 3 1B 1-3 2B		C CU 74 S CH 80 S CH 79 0-3 ① K		C CU 75 B SI 88 X CH 79 1-1 ① F8	B CU 76 B SI 90 1 SAFE C SI 89 S SI 89 D CU 77 X SL 82 3-2 ② F8			B FF 95 F SI 95 S FF 95 B SL 87 B FF 97 S FF 96 3-3 ① K	5	0	1	0	0	2	1
3 Marlon Byrd, R (1, 9) OBP: 0.281, SLG: 0.333	C SL 86 B CH 80 F SI 91 B SI 91 F CH 80 X SI 91 2-2 9 BB 2-3 3-H 1B		C SI 87 S CU 74 F SI 88 X CU 73 0-2 ② F8		B SL 82 S CH 79 B CH 79 C SI 90 X CH 81 2-2 ② G3	B SL 84 F SI 88 S SL 85 S CU 77 1-3 ③ K			B FF 95 S FF 94 F FF 96 B FF 96 X FF 94 2-2 ② F7	5	0	1	1	0	1	1
9 Domonic Brown, L (1, 7) OBP: 0.464, SLG: 0.417	D CU 76 B SI 90 B SL 85 C SL 84 B SI 91 4-1 1-2 BB		S CU 74 B SI 89 F CU 74 X SL 83 1-2 1B		C SI 89 S CH 80 B SI 90 B CH 80 B SI 88 F SI 89 B CH 78 4-2 16 1B 25 1B BB		C FF 92 C FF 91 B SL 80 X SL 83 1-2 ① G4-3		B FF 94 C FF 94 S FF 95 S FF 96 1-3 ③ K	3	1	1	0	2	1	0
16 César Hernández, S (1, 4) OBP: 0.444, SLG: 0.500	C CU 76 F SI 90 B SL 86 F SL 86 S CH 81 1-3 ③ K		B SI 88 X CH 80 1-0 ③ F9		D CU 76 X SI 88 1-0 25 1B 1-2 1B	C FF 92 F CH 86 F SL 83 B FF 93 F SL 82 B FF 94 B FF 94 F SI 89 B FF 93 4-2 BB				3	0	1	0	1	1	4
25 Cody Asche, L (1, 5) OBP: 0.360, SLG: 0.455		B CU 76 C SI 89 F SI 89 B SL 84 F SI 90 B SL 84 B SI 90 4-2 2 G4-3 BB		X SI 87 0-0 ① F8	D CH 78 X SI 89 1-0 1-3 2-H 1B	B FF 92 B FF 93 F FF 92 C SI 89 D SL 82 S FF 93 3-3 ② K				3	0	1	1	1	1	1
38 Kyle Kendrick, R (1, 1) 15 John Mayberry Jr., R (5, PH) OBP: 0.417, SLG: 0.700 39 B.J. Rosenberg, R (6, 1) 43 Mario Hollands, L (7, 1) 7 Jayson Nix, R (7, PH) OBP: 0.154, SLG: 0.154 31 Brad Lincoln, L (8, 1)		L SL 80 F SL 81 L SL 82 0-3 ① K		C SI 87 B SI 88 F SI 89 X SI 88 1-2 ② F7	C SL 82 C SL 81 B SI 90 D CH 81 S SL 82 2-3 ③ K	C CU 76 X FF 89 0-1 ③ L5				2 1 0 0 1 0	0 0 0 0 0 0	0 0 0 0 0 0	0 0 0 0 0 0	0 1 0 0 0 0	1 0 0 0 1 0	1 2 0 0 1 0
Inning Stats	R: 1 E: 0 K: 1 S: 15 H: 2 LOB: 3 BB: 2 P: 28	R: 0 E: 0 K: 1 S: 13 H: 0 LOB: 2 BB: 2 P: 24	R: 0 E: 0 K: 1 S: 11 H: 1 LOB: 1 BB: 0 P: 13	R: 1 E: 0 K: 0 S: 12 H: 2 LOB: 1 BB: 0 P: 18	R: 1 E: 0 K: 1 S: 13 H: 2 LOB: 2 BB: 1 P: 24	R: 1 E: 0 K: 2 S: 13 H: 2 LOB: 1 BB: 0 P: 21	R: 0 E: 0 K: 1 S: 13 H: 0 LOB: 1 BB: 1 P: 21	R: 0 E: 0 K: 1 S: 12 H: 0 LOB: 0 BB: 0 P: 17	R: 0 E: 0 K: 2 S: 9 H: 0 LOB: 0 BB: 0 P: 15	1B: 6 2B: 2 3B: 1 HR: 0 SF: 0 SAC: 0 DP: 0 HBP: 0						

PITCHER		IP	WLS	BF	H	R	ER	SO	BB	IBB	HBP	BLK	WP	HR	S	P	ERA	WHIP
26 Kyle Lohse, R ERA: 4.5	(1, 1)	5.0	W	27	7	3	3	4	5	0	0	0	0	0	64	107	5.40	2.400
59 Zach Duke, L ERA: 5.4	(6, 1)	1.0	H	5	2	1	1	2	0	0	0	0	0	0	13	21	9.00	2.000
13 Will Smith, L ERA:	(7, 1)	1.0	H	4	0	0	0	1	1	0	0	0	0	0	13	21	0.00	1.000
53 Brandon Kintzler, R ERA:	(8, 1)	1.0		3	0	0	0	1	0	0	0	0	0	0	12	17	0.00	0.000
29 Jim Henderson, R ERA:	(9, 1)	1.0		3	0	0	0	2	0	0	0	0	0	0	9	15	0.00	0.000

PITCHER	IP	WLS	BF	H	R	ER	SO	BB	IBB	HBP	BLK	WP	HR	S	P	ERA	WHIP

BOTTOM

Milwaukee Brewers @ Philadelphia Phillies

Citizens Bank Park, Philadelphia, PA

Tue Apr 08 2014, 4:10 PM - 7:42 PM EDT

Att. 45,061 - Partly Cloudy - 62 F

livebaseballscorecards.com

AB	36
R	4
H	9
RBI	4
BB	6
SO	10
LOB	16
WP: 0	PA: 42
PB: 0	
SB: 0	
CS: 0	

Milwaukee Brewers @ Philadelphia Phillies

Citizens Bank Park, Philadelphia, PA

Wed Apr 09 2014, 7:08 PM - 10:31 PM EDT

Att. 31,168 - Cloudy - 64 F

livebaseballscorecards.com

TOP

Batter	1	2	3	4	5	6	7	8	9	AB	R	H	RBI	BB	SO	LOB
27 Carlos Gómez, R (1, 8) OBP: 0.410, SLG: 0.694	S SI 90 S SI 92 B SL 84 F SI 92 S CH 83 1-3 K ① S SI 91 B CH 85 X SL 83 1-1 9 2B 2B	F SI 89 F SI 90 X SI 89 0-2 HR	B FF 92 X CH 85 1-0 1B	B CH 84 2 SAFE F FF 91 X SL 80 1-1 F7 ②		5	2	3	1	0	1	1
9 Jean Segura, R (1, 6) OBP: 0.393, SLG: 0.440	C FF 93 B SI 92 C SI 92 X SI 93 1-2 8 S 16 1B 1B C SI 92 X CH 84 0-1 2-H 2B	B SI 89 B FF 90 F SI 89 C SI 90 F SI 91 S CH 84 2-3 K	1 SAFE C SI 89 D CU 82 1 SAFE X SI 89 1-1 G5-3 ③	C SL 82 H FF 91 1-1 8 3B HBP		4	2	2	1	0	1	1
8 Ryan Braun, R (1, 9) OBP: 0.290, SLG: 0.621	B SI 91 B SI 90 C SI 91 F SI 91 D CH 86 B SI 92 4-2 16 1B 20 E 1-2 BB C SI 92 S SI 92 B SI 93 B SI 91 B SI 93 S CH 84 3-3 K ③	1 SAFE S CH 82 1 SAFE 1 SAFE F SI 89 P PO 85 S CH 83 1-3 K ③	S SI 96 F SI 96 C SL 84 0-3 K ①	D FF 91 X CH 85 1-0 1-H 2-H 3B		4	1	1	2	1	3	2
16 Aramis Ramirez, R (1, 5) OBP: 0.400, SLG: 0.429	C SL 84 X SI 92 0-1 18 FC5 20 E 1-2 2-H 1B	S SI 89 B SI 90 F SI 90 B CH 83 F CH 84 B SI 90 X SL 83 3-2 20 FC6-4 1B	S SI 89 F SI 89 B CH 83 S CH 84 1-3 K ①	S SL 83 B SL 84 B SI 97 X SI 96 2-1 20 S 1B	B SL 82 B SL 80 C FF 91 B FF 91 X FF 91 3-1 F9 ③		5	0	3	1	0	1	1
20 Jonathan Lucroy, R (1, 2) OBP: 0.457, SLG: 0.645	C SI 92 B SI 92 X SI 91 1-1 E6 7 WP 18 FC5 1-2 2-H	D SI 91 C SI 91 X SI 90 1-1 FC6-4 ① 1-2f	C CH 83 S CH 84 F CH 83 B FF 90 F CH 83 X SI 90 1-2 G6-3 ②	B SL 95 D SL 82 C SI 95 C SI 96 F SI 97 S SL 84 2-3 K ② 1-2			S SL 82 F FF 92 B FF 93 X FF 92 1-2 7 HR 1B	5	1	1	0	0	1	3
18 Khris Davis, R (1, 7) OBP: 0.313, SLG: 0.438 30 Tyler Thornburg, R (7, 1) 24 Lyle Overbay, L (9, PH) OBP: 0.188, SLG: 0.143 (9, 3)	F SL 84 C SI 92 X SI 92 0-2 FC5 7 WP 1-2 2-3f ② C SI 90 F SI 89 B SI 92 F SI 90 S CH 83 1-3 K ②	F CH 82 X SI 90 0-1 1B	D SL 83 C SI 96 F SL 84 B SL 85 C SI 96 2-3 K ③			F FF 90 D SL 83 X FF 90 1-1 F8 ①	4 0 1	0 0 0	1 0 0	0 0 0	0 0 0	2 0 0	4 0 1
7 Mark Reynolds, R (1, 3) OBP: 0.375, SLG: 0.619 29 Jim Henderson, L (9, 1)	C CH 84 B CH 85 B SI 92 S CH 85 F CH 84 S SI 92 2-3 K ③ 1-2 2-3 F SI 90 F SI 91 S CH 83 0-3 K ③	C SI 89 S CH 84 X CH 84 0-2 G1-3 ③		C SL 80 S SL 81 B SL 82 B FF 92 F FF 92 B FF 92 4-2 2 SH2-4 2 1 2B 2 S BB T FF 90 B SL 82 F FF 91 X FF 90 1-2 1-H HR		4 0	2 0	1 0	2 0	1 0	2 0	4 0
2 Scooter Gennett, L (1, 4) OBP: 0.318, SLG: 0.381	B SI 89 F FF 90 B SL 84 F SI 91 B SI 91 X SI 89 3-2 L8 ① B SI 90 X CH 82 1-0 F7 ①	C CH 82 T CU 81 F FF 90 F SI 90 S CH 84 0-3 K ①	L SL 82 B FF 92 X SL 82 1-1 SH2-4 ① 1-3 B FF 92 X FF 92 1-0 G4-3 ②			4	0	0	0	0	1	0
22 Matt Garza, R (1, 1) 1 Logan Schafer, L (7, 7) OBP: 0.294, SLG: 0.438	C SI 92 C SI 91 F SI 91 X SL 84 0-2 G5-3 ② S SI 90 C SI 91 B SI 91 B SI 91 F SI 90 S CH 82 2-3 K ②	T FF 90 C SI 91 X CU 84 0-2 G6-3 ②	X SL 82 0-0 8 3B 3-H 2B S SL 84 X FF 91 0-1 P2 ③			3 2	0 1	0 1	0 1	0 0	1 0	0 0
Inning Stats	R: 2 E: 1 K: 2 S: 20 H: 2 LOB: 2 BB: 1 P: 29	R: 1 E: 0 K: 1 S: 14 H: 2 LOB: 1 BB: 0 P: 21	R: 0 E: 0 K: 2 S: 13 H: 1 LOB: 1 BB: 0 P: 18	R: 1 E: 0 K: 3 S: 16 H: 1 LOB: 1 BB: 0 P: 21	R: 0 E: 0 K: 1 S: 13 H: 1 LOB: 1 BB: 0 P: 15	R: 0 E: 0 K: 1 S: 11 H: 1 LOB: 1 BB: 0 P: 13	R: 0 E: 0 K: 3 S: 12 H: 1 LOB: 1 BB: 0 P: 18	R: 3 E: 0 K: 0 S: 12 H: 2 LOB: 1 BB: 1 P: 23	R: 2 E: 0 K: 0 S: 11 H: 2 LOB: 0 BB: 0 P: 15	1B: 7 2B: 3 3B: 1 HR: 2	SF: 0 SAC: 1 DP: 0 HBP: 1			WP: 2 PB: 0 SB: 3 CS: 0	PA: 45		

	AB	41
	R	9
	H	13
	RBI	8
	BB	2
	SO	13
	LOB	17

PITCHER		IP	WLS	BF	H	R	ER	SO	BB	IBB	HBP	BLK	WP	HR	S	P	ERA	WHIP
27 Roberto Hernandez, R ERA: 4.35	(1, 1)	5.0		25	7	4	3	9	1	0	0	0	2	1	76	104	5.40	1.600
52 Jeff Manship, R ERA:	(6, 1)	1.0		4	1	0	0	1	0	0	0	0	0	0	11	13	0.00	1.000
63 Jake Diekman, L ERA: 5.79	(7, 1)	1.0		4	1	0	0	3	0	0	0	0	0	0	12	18	0.00	1.000
59 Antonio Bastardo, L ERA: 6.23	(8, 1)	1.0	L	7	2	3	3	0	1	0	1	0	0	0	12	23	27.00	3.000
30 Justin De Fratus, R ERA: 9.0	(9, 1)	1.0		5	2	2	2	0	0	0	0	0	0	1	11	15	18.00	2.000

PITCHER		IP	WLS	BF	H	R	ER	SO	BB	IBB	HBP	BLK	WP	HR	S	P	ERA	WHIP

BOTTOM

Batter	1	2	3	4	5	6	7	8	9	AB	R	H	RBI	BB	SO	LOB
2 Ben Revere, L (1, 8) OBP: 0.359, SLG: 0.378	B FF 91 C SI 91 X SI 93 1-1 11 FC1-6 1B	B FF 92 C FF 92 T SL 85 D SL 86 B FF 94 X FF 93 3-2 ② F7		X FF 91 0-0 1B		C FF 93 X FF 93 0-1 ③ FC6 1-2f			B FF 93 B FF 93 B FF 93 C FF 92 B FF 94 4-1 BB	4	0	2	0	1	0	2
11 Jimmy Rollins, S (1, 6) OBP: 0.276, SLG: 0.370	C FF 91 X SI 93 0-1 ① FC1-6 51 2B 6 BLK 1-2f	D CU 77 B FF 94 B FF 95 B FF 93 4-0 51 FC6-4 BB		X FF 92 0-0 ③ G4-3			B FF 94 C FF 92 X CU 74 1-1 ① F9		C FF 94 X FF 95 0-1 ② F9	4	1	0	0	1	0	4
51 Carlos Ruiz, R (1, 2) OBP: 0.394, SLG: 0.346	F FF 93 X SI 93 0-1 6 BLK 3 FC4 1-3 2B	C SL 84 D SL 86 C FF 95 B SL 86 X FF 95 2-2 ③ FC6-4 1-2f			F FF 92 B SL 86 X FF 93 1-1 3 WP 3 1B 2B		B CU 78 B CU 76 C FF 94 X FF 94 2-1 ② G5-3		B FF 94 F FF 94 F FF 96 B SL 86 F FF 94 F FF 95 S SL 85 2-3 ③ K	5	2	2	0	0	1	4
6 Ryan Howard, L (1, 3) OBP: 0.297, SLG: 0.364	D CU 76 F FF 94 F FF 94 D SL 88 D SL 87 F FF 95 F SL 86 F SL 87 F FF 95 4-2 D CH 87 3 E 3 FC4 9 G4-3 2-3 3-H BB		X FF 92 0-0 ① G6-3		B CU 75 S SI 92 F FF 93 B SL 85 S CU 78 2-3 ① K		B CU 79 F FF 95 S CH 83 S CH 84 1-3 ③ K			3	1	0	0	1	2	1
3 Marlon Byrd, R (1, 9) OBP: 0.278, SLG: 0.324	D CH 86 S FF 93 S SL 84 X FF 95 1-2 FC4 9 G4-3 1-3 3-H		B FF 93 C FF 92 B SL 87 F FF 94 B SL 86 X FF 95 3-2 ② F9		B CU 78 S SL 83 X FF 94 1-1 9 G6-3 2-H 1B			B FF 93 B FF 92 C FF 92 F FF 94 C FF 94 2-3 ① K		4	0	1	2	0	1	1
9 Domonic Brown, L (1, 7) OBP: 0.438, SLG: 0.429	B CU 76 C FF 94 S CU 78 X SL 86 1-2 ② G4-3 2-3 3-H		B FF 94 X FF 94 1-0 2B		S CU 77 X FF 93 0-1 ②③ G6-3 1-2f			C FF 94 X CU 79 0-1 ② G4-3		4	0	1	1	0	0	2
16 César Hernández, S (1, 4) OBP: 0.308, SLG: 0.333 30 Justin De Fratus, S (9, 1)	C FF 93 S CU 78 S SL 86 0-3 ③ K		C FF 93 X SL 85 0-1 ③ G3-1			B FF 90 F FF 91 C SI 92 T SL 86 1-2 ① K		X FF 94 0-0 ③ G4-3		4 0	0 0	0 0	0 0	0 0	2 0	2 0
7 Jayson Nix, R (1, 5) OBP: 0.176, SLG: 0.176 (9, 4)		B FF 92 T FF 93 F FF 95 F SL 86 B SL 86 X FF 95 2-2 27 SH2-4 1B		F FF 92 X FF 93 0-1 ① F9		B FF 91 F FF 94 S SL 85 F SI 93 S SL 86 1-3 ② K			B FF 92 B FF 92 C FF 92 F FF 94 C FF 94 2-3 ① K	4	0	1	0	0	2	0
27 Roberto Hernandez, R (1, 1) 52 Jeff Manship, R (6, 1) 19 Tony Gwynn Jr., L (6, PH) OBP: 0.600, SLG: 0.333 63 Jake Diekman, R (7, 1) 59 Antonio Bastardo, R (8, 1) 25 Cody Asche, L (9, 5) OBP: 0.385, SLG: 0.522		X FF 92 0-0 ① SH2-4 1-2		C FF 91 F FF 94 B FF 94 F FF 94 X SL 85 1-2 ② G2		B FF 92 X FF 94 1-0 2 FC6 1B			C FF 93 X FF 94 0-1 2B	1 0 1 0 0 0 1	0 0 0 0 0 0 0	0 0 1 0 0 0 1	0 0 0 0 0 0 0	0 0 0 0 0 0 0	0 0 0 0 0 0 0	0 0 0 0 0 0 0
Inning Stats	R: 3 H: 2 E: 1 LOB: 1 K: 1 BB: 1 S: 21 P: 28	R: 0 H: 1 E: 0 LOB: 2 K: 0 BB: 1 S: 11 P: 22	R: 0 H: 1 E: 0 LOB: 1 K: 0 BB: 0 S: 7 P: 11	R: 0 H: 1 E: 0 LOB: 1 K: 0 BB: 0 S: 8 P: 9	R: 1 H: 2 E: 0 LOB: 0 K: 1 BB: 0 S: 9 P: 13	R: 0 H: 1 E: 0 LOB: 1 K: 2 BB: 0 S: 10 P: 13	R: 0 H: 0 E: 0 LOB: 0 K: 1 BB: 0 S: 7 P: 11	R: 0 H: 0 E: 0 LOB: 0 K: 1 BB: 0 S: 6 P: 8	R: 0 H: 1 E: 0 LOB: 2 K: 2 BB: 1 S: 13 P: 21	1B: 5 SF: 0 2B: 4 SAC: 1 3B: 0 DP: 1 HR: 0 HBP: 0						

PITCHER		IP	WLS	BF	H	R	ER	SO	BB	IBB	HBP	BLK	WP	HR	S	P	ERA	WHIP
22 Matt Garza, R ERA: 2.57	(1, 1)	6.0		28	8	4	3	4	2	0	0	1	1	0	66	96	4.50	1.667
30 Tyler Thornburg, R ERA: 1.5	(7, 1)	2.0	W	6	0	0	0	2	0	0	0	0	0	0	13	19	0.00	0.000
29 Jim Henderson, R ERA:	(9, 1)	1.0		5	1	0	0	2	1	0	0	0	0	0	13	21	0.00	2.000

PITCHER	IP	WLS	BF	H	R	ER	SO	BB	IBB	HBP	BLK	WP	HR	S	P	ERA	WHIP

Milwaukee Brewers @ Philadelphia Phillies

Citizens Bank Park, Philadelphia, PA

Wed Apr 09 2014, 7:08 PM - 10:31 PM EDT

Att. 31,168 - Cloudy - 64 F

livebaseballscorecards.com

AB	35
R	4
H	9
RBI	3
BB	3
SO	8
LOB	16

27 Roberto Hernandez, R	(1, 1)	1	0	0	0	0	0	0										
52 Jeff Manship, R	(6, 1)	0	0	0	0	0	0	0										
19 Tony Gwynn Jr., L OBP: 0.600, SLG: 0.333	(6, PH)	1	0	1	0	0	0	0										
63 Jake Diekman, R	(7, 1)	0	0	0	0	0	0	0										
59 Antonio Bastardo, R	(8, 1)	0	0	0	0	0	0	0										
25 Cody Asche, L OBP: 0.385, SLG: 0.522	(9, 5)	1	0	1	0	0	0	0										

WP: 1	PA: 39		
PB: 0			
SB: 0			
CS: 0			

Batter	1	2	3	4	5	6	7	8	9	AB	R	H	RBI	BB	SO	LOB
27 Carlos Gómez, R (1, 8) OBP: 0.432, SLG: 0.732	X SI 90 0-0 ① L9		F FC 87 B CH 83 F CU 73 B CH 84 B SI 90 X SI 92 3-2 3B		C SI 90 B FC 86 C SI 91 F SI 91 X FC 87 1-2 ② 1B		B FF 92 B FF 91 X CU 81 2-0 9 1B 8 SF9 1-3 2-H 1B		F FF 91 S FF 92 X SL 79 0-2 ② G5-3	5	1	3	1	0	0	0
9 Jean Segura, R (1, 6) OBP: 0.364, SLG: 0.400	C FF 90 F FF 91 F FF 91 S CH 84 0-3 ② K		C SI 90 F FC 88 B FC 86 X CH 84 1-2 ③ G4-3		X SI 90 0-0 ③ G6-3		1 SAFE 1 SAFE X SI 93 0-0 20 CS 1-3 3-H 1B		X FF 90 0-0 ③ G6-3	5	0	1	1	0	1	1
8 Ryan Braun, R (1, 9) OBP: 0.314, SLG: 0.625	B FF 90 C CH 84 X FF 90 1-1 1B			C SI 90 B FC 87 X FC 86 1-1 16 2B 1B		B CH 83 F SI 90 B FF 91 B SI 90 S CH 84 F CH 84 X CH 83 3-2 ① G5-3	X SI 95 0-0 ① SF9 3-H			3	1	2	1	0	0	0
16 Aramis Ramirez, R (1, 5) OBP: 0.385, SLG: 0.436	C FF 89 S CU 75 D CH 84 F CH 83 X CU 74 1-2 ③ G5-3			X FC 86 0-0 20 G4-3 18 1B 1-H 2B		B FF 90 B FF 90 S CH 82 C FF 90 C SI 90 2-3 ② K	F SL 80 F SI 94 S SI 95 0-3 ② K			4	1	1	1	0	2	2
20 Jonathan Lucroy, R (1, 2) OBP: 0.436, SLG: 0.629		C SI 89 B FC 86 B CH 84 F CH 83 F FC 85 C SI 90 2-3 ① K		B CH 84 S CH 83 F SI 90 X FF 89 1-2 ① G4-3 2-3		X SI 89 0-0 18 2B 2B	B SI 94 1 SAFE 1-0 ③ CS 1-2	C SL 80 S FF 92 B FF 93 F SL 83 X SL 82 1-2 E5 7 BB		4	1	1	0	0	1	1
18 Khris Davis, R (1, 7) OBP: 0.333, SLG: 0.472		C SI 89 C SI 91 S CH 85 0-3 ② K		F CH 84 S SI 90 X CU 75 0-2 3-H 1B		S FF 90 S FF 91 F FF 91 X SI 92 0-2 2-H 2B		B SL 80 1 SAFE 1 SAFE X FF 90 1-0 ① L5		4	0	2	2	0	1	1
7 Mark Reynolds, R (1, 3) OBP: 0.357, SLG: 0.542		S CH 84 B SI 90 C CU 73 S CH 84 1-3 ③ K		B FF 90 S CH 84 F FF 91 B FF 90 S CH 84 2-3 ② K		B CU 73 S FF 91 B SI 91 S FF 90 X FF 91 2-2 ③ G6-3		D SL 81 C SL 80 C SL 80 D SL 80 F FF 91 B SL 81 1 SAFE B SL 81 4-2 G6-4-3 1-2 BB		3	0	0	0	1	2	2
Rickie Weeks Jr., R (1, 4) OBP: 0.133, SLG: 0.133 13 Will Smith, R (8, 1) 57 Francisco Rodríguez, R (9, 1)			C SI 90 C SI 90 X SI 91 0-2 ① G1-3	B CH 82 X SI 89 1-0 ③ F9			S CU 82 S SI 91 B CU 84 X CU 84 1-2 1 SH 27 1B 1B	C FF 90 B FF 92 X SL 81 1-1 ②③ G6-4-3 1-2f		4 0 0	1 0 0	1 0 0	0 0 0	0 0 0	0 0 0	3 0 0
41 Marco Estrada, R (1, 1) 1 Logan Schafer, L (7, PH) OBP: 0.294, SLG: 0.438 30 Tyler Thornburg, R (7, 1) 2 Scooter Gennett, L (8, 4) OBP: 0.304, SLG: 0.364			B FF 90 C FF 90 C FF 90 B FF 91 F FF 92 B SI 90 S SI 91 3-3 ② K		B SI 89 C SI 89 F SI 89 C FF 91 1-3 ① K		M CH 85 1 SAFE X CU 79 0-1 SH 27 1B 9 1B 1-2		B FF 90 X SL 82 1-0 ① L7	2 0 0 1	0 1 0 0	0 0 0 0	0 0 0 0	0 0 0 0	2 0 0 0	0 0 0 0

Inning Stats	1	2	3	4	5	6	7	8	9
	R: 0 E: 0 K: 1 S: 11	R: 0 E: 0 K: 3 S: 10	R: 0 E: 0 K: 1 S: 13	R: 2 E: 0 K: 1 S: 13	R: 0 E: 0 K: 1 S: 8	R: 1 E: 0 K: 1 S: 15	R: 3 E: 0 K: 1 S: 11	R: 0 E: 1 K: 0 S: 10	R: 0 E: 0 K: 0 S: 5
	H: 1 LOB: 1 BB: 0 P: 13	H: 0 LOB: 0 BB: 0 P: 13	H: 1 LOB: 1 BB: 0 P: 20	H: 3 LOB: 1 BB: 0 P: 18	H: 1 LOB: 0 BB: 0 P: 10	H: 2 LOB: 1 BB: 0 P: 22	H: 3 LOB: 0 BB: 0 P: 15	H: 0 LOB: 1 BB: 1 P: 17	H: 0 LOB: 0 BB: 0 P: 6

1B: 7	SF: 1	WP: 0	PA: 39
2B: 3	SAC: 1	PB: 0	
3B: 1	DP: 1	SB: 0	
HR: 0	HBP: 0	CS: 1	

PITCHER		IP	WLS	BF	H	R	ER	SO	BB	IBB	HBP	BLK	WP	HR	S	P	ERA	WHIP
33 Cliff Lee, L ERA: 5.5	(1, 1)	6.0	L	25	8	3	3	8	0	0	0	0	0	0	70	96	4.50	1.333
52 Jeff Manship, R ERA: 8.1	(7, 1)	0.0		3	2	3	3	0	0	0	0	0	0	0	6	9	∞	∞
63 Jake Diekman, L ERA: 4.76	(7, 1)	1.0		3	1	0	0	1	0	0	0	0	0	0	5	6	0.00	1.000
30 Justin De Fratus, R ERA: 4.5	(8, 1)	2.0		7	0	0	0	0	1	0	0	0	0	0	15	23	0.00	0.500

PITCHER	IP	WLS	BF	H	R	ER	SO	BB	IBB	HBP	BLK	WP	HR	S	P	ERA	WHIP

TOP

Milwaukee Brewers @ Philadelphia Phillies

Citizens Bank Park, Philadelphia, PA

Thu Apr 10 2014, 7:07 PM - 9:56 PM EDT

Att. 25,492 - Cloudy - 64 F

livebaseballscorecards.com

AB	35
R	6
H	11
RBI	6
BB	1
SO	9
LOB	10

Milwaukee Brewers @ Philadelphia Phillies

Citizens Bank Park, Philadelphia, PA

Thu Apr 10 2014, 7:07 PM - 9:56 PM EDT

Att. 25,492 - Cloudy - 64 F

livebaseballscorecards.com

BOTTOM

Batter	1	2	3	4	5	6	7	8	9	AB	R	H	RBI	BB	SO	LOB
2 Ben Revere, L (1, 8) OBP: 0.326, SLG: 0.341	C FF 89 F FF 88 S CH 76 0-3 K ①		C FF 89 X FF 88 0-1 G1-3 ③			B CU 76 F CH 78 F FF 88 S CU 79 1-3 K ②		C FF 92 C FF 91 B SL 80 F FF 92 S SL 82 1-3 K2-3 ①		4	0	0	0	0	3	0
11 Jimmy Rollins, S (1, 6) OBP: 0.303, SLG: 0.367	C FF 88 B FF 88 F FF 89 B FF 90 F CH 77 F FF 89 X CH 75 2-2 G4-1 ②			C CU 74 X FF 88 0-1 26 CS 1B		C FF 88 B FF 89 B CH 79 C FF 89 B CH 79 B FF 89 4-2 26 1B 3 1B BB		C FF 93 B CU 78 X FF 92 1-1 G5-3 ②		3	1	1	0	1	0	0
26 Chase Utley, L (1, 4) OBP: 0.531, SLG: 0.786	B FF 88 C CH 77 B FF 90 B FF 89 X FF 88 3-1 G3 ③			1 SAFE S FF 87 B CH 77 B CH 79 X FF 88 2-1 G4-3 ①② 1-2		C CH 78 B CH 78 B FF 88 X FF 88 2-1 3 1B 6 BB 1-3 1B		B FF 92 B FF 92 C FF 92 F FF 93 B FF 94 X FF 92 3-2 6 BB 1B		4	0	2	0	0	0	1
6 Ryan Howard, L (1, 3) OBP: 0.317, SLG: 0.343		C FF 87 S CH 77 B CH 76 B FF 89 X CH 77 2-2 F7 ①		C CU 76 B FF 89 X CH 78 1-1 G4-3 ③		B CU 76 F CH 77 B CH 77 F FF 88 D CH 78 B CH 79 4-2 3 1B 1-2 BB		F FF 92 S SL 81 B SL 83 B FF 93 D SL 82 B FF 94 4-2 1-2 BB		2	0	0	0	2	0	0
3 Marlon Byrd, R (1, 9) OBP: 0.300, SLG: 0.421		X FF 88 0-0 HR			C CU 78 S CU 77 B CH 76 B FF 89 S CU 78 2-3 K ①	X CU 78 0-0 1-2 2-3 3-H 1B		D CU 76 F SI 88 S SL 84 D SL 82 S CH 85 2-3 K ③		4	1	2	2	0	2	2
9 Domonic Brown, L (1, 7) OBP: 0.389, SLG: 0.375		X CU 76 0-0 G3-1 ②			C CH 80 F FF 88 B CH 77 X FF 89 1-2 G6-3 ②	B CU 78 S CH 78 B CH 80 S FF 89 F CH 79 F FF 90 X CH 80 2-2 F8 ③			S FF 89 B FF 90 F FF 89 B CH 81 X CH 81 2-2 P4 ①	4	0	0	0	0	0	3
51 Carlos Ruiz, R (1, 2) OBP: 0.378, SLG: 0.333		B CU 75 S CH 77 X FF 89 1-1 P3 ③			B CU 78 S CH 79 C CH 79 X FF 89 1-2 1B		B FF 93 B FF 91 C FF 91 S FF 92 F FF 94 C CH 82 2-3 K ①		C CU 73 C CH 80 S CH 83 0-3 K ②	4	0	1	0	0	2	0
25 Cody Asche, L (1, 5) OBP: 0.333, SLG: 0.444			C CH 76 C FF 88 B CH 75 S CH 76 1-3 K ①		S CH 78 B FF 89 F CH 77 X CH 77 1-2 G4-3 ③		C FF 94 C FF 95 S CH 83 0-3 K ②		B FF 89 F FF 89 F FF 90 S CH 83 1-3 K ③	4	0	0	0	0	3	1
33 Cliff Lee, L (1, 1) OBP: 0.250, SLG: 0.250 16 Cesar Hernandez, S (6, PH) OBP: 0.286, SLG: 0.308 52 Jeff Manship, R (7, 1) 63 Jake Diekman, R (7, 1) 19 Tony Gwynn Jr., L (7, PH) OBP: 0.500, SLG: 0.250 30 Justin De Fratus, S (8, 1)			F FF 88 B CH 77 S CH 77 F FF 89 B FF 90 S CH 78 2-3 K ②			M FF 88 C CH 77 S CH 78 0-3 K2-3 ①	B FF 94 S FF 93 X FF 95 1-1 P5 ③			1 1 0 0 1 0	0 0 0 0 0 0	0 0 0 0 0 0	0 0 0 0 0 0	1 1 0 0 0 0	0 0 0 0 0 0	0 0 0 0 0 0

	AB	32
	R	2
	H	6
	RBI	2
	BB	3
	SO	12
	LOB	7

Inning Stats																																		
	R: 0 E: 0 K: 1 S: 10		H: 0 LOB: 0 BB: 0 P: 15		R: 1 E: 0 K: 0 S: 7		H: 1 LOB: 0 BB: 0 P: 10		R: 0 E: 0 K: 2 S: 9		H: 0 LOB: 0 BB: 0 P: 12		R: 0 E: 0 K: 0 S: 6		H: 1 LOB: 0 BB: 0 P: 9		R: 0 E: 0 K: 1 S: 12		H: 1 LOB: 1 BB: 0 P: 17		R: 1 E: 0 K: 2 S: 18		H: 2 LOB: 3 BB: 2 P: 31		R: 0 E: 0 K: 2 S: 9		H: 0 LOB: 0 BB: 0 P: 12		R: 0 E: 0 K: 2 S: 14		H: 1 LOB: 2 BB: 1 P: 25		R: 0 E: 0 K: 2 S: 9		H: 0 LOB: 0 BB: 0 P: 12		1B: 5 2B: 0 3B: 0 HR: 1		SF: 0 SAC: 0 DP: 0 HBP: 0		WP: 0 PB: 0 SB: 0 CS: 1		PA: 35

PITCHER		IP	WLS	BF	H	R	ER	SO	BB	IBB	HBP	BLK	WP	HR	S	P	ERA	WHIP
41 Marco Estrada, R ERA: 2.31	(1, 1)	6.0	W	24	5	2	2	6	2	0	0	0	0	1	62	94	3.00	1.167
30 Tyler Thornburg, R ERA: 1.29	(7, 1)	1.0		3	0	0	0	2	0	0	0	0	0	0	9	12	0.00	0.000
13 Will Smith, L ERA:	(8, 1)	1.0		5	1	0	0	2	1	0	0	0	0	0	14	25	0.00	2.000
57 Francisco Rodríguez, R ERA:	(9, 1)	1.0		3	0	0	0	2	0	0	0	0	0	0	9	12	0.00	0.000

PITCHER	IP	WLS	BF	H	R	ER	SO	BB	IBB	HBP	BLK	WP	HR	S	P	ERA	WHIP

Batter	1	2	3	4	5	6	7	8	9	AB	R	H	RBI	BB	SO	LOB
6 Starling Marte, R (1, 7) (8, 8) OBP: 0.375, SLG: 0.366	B FF 94 C FF 94 S SI 95 C SI 96 1-3 ① K		S SL 85 F FF 96 D SL 88 S SL 87 1-3 ② K			C SL 83 B SI 95 X SI 94 1-1 ① G6-3		B FF 91 S FF 91 X FF 94 1-1 ① B1-3		4	0	0	0	0	2	1
23 Travis Snider, L (1, 9) OBP: 0.324, SLG: 0.441	C FF 96 B FF 95 F SI 96 B SL 89 F FF 97 X FF 98 2-2 ② G6-3		D FF 95 S SI 94 X SI 96 1-1 ③ L7			C SL 84 B SL 86 B SI 96 X SI 96 2-1 22 FC5-4 1B		B FF 92 F FF 94 B FF 95 F SI 94 B FF 96 F FF 94 S FF 96 3-3 ② K		4	0	1	0	0	1	1
22 Andrew McCutchen, R (1, 8) OBP: 0.383, SLG: 0.278 5 Josh Harrison, R (8, 7)	B FF 96 C FF 96 F SL 86 B SL 89 B CH 85 B FF 96 4-2 24 S BB			C SL 83 X FF 95 0-1 ① F8		B FF 96 B FF 96 B FF 95 F FF 95 S FF 95 X SL 87 3-2 ② FC5-4 24 S 1-2f		X FF 95 0-0 ③ L5		3 0	0 0	0 0	0 0	1 0	0 0	1 0
24 Pedro Alvarez, L (1, 5) OBP: 0.311, SLG: 0.615	B SI 96 T SI 95 X SI 96 1-1 ③ G6-3 1-2			C SL 84 X CH 84 0-1 ② F9		F SI 96 S SL 86 F SL 90 1 SAFE D SI 95 B SL 89 B FF 96 F CH 85 S SL 86 3-3 ③ K 1-2			B FF 89 F FF 89 C FF 90 F CH 81 B CH 83 B CU 76 C FF 89 3-3 ① K	4	0	0	0	0	2	2
55 Russell Martin, R (1, 2) OBP: 0.364, SLG: 0.536		B FF 93 C FF 94 C SI 96 C SI 97 1-3 ① K		X SI 95 0-0 1B			C FF 95 X SL 86 0-1 E5 18 HR		C FF 90 C CU 74 F CH 83 B FF 90 F FF 90 F FF 90 B CU 77 F FF 90 T CH 82 2-2 ② K	4	1	1	0	0	2	0
18 Neil Walker, S (1, 4) OBP: 0.310, SLG: 0.462		B FF 95 B SI 95 F FF 95 X SI 96 2-1 3 G3-6-3 1B		F SL 85 S FF 95 F SL 88 X FF 96 0-2 ③ G3			T SI 94 B FF 94 X SI 94 1-1 1-H HR		C CU 74 B FF 89 F FF 90 S CH 83 1-3 ③ K	4	1	2	2	0	1	1
3 Travis Ishikawa, L (1, 3) OBP: 0.276, SLG: 0.423		F SI 96 1 SAFE F SI 96 B FF 97 1 SAFE X SL 89 1-2 ② ③ G3-6-3 1-2f			C FF 94 X FF 95 0-1 ① G4-3		B SI 95 X SI 95 1-0 ① L8			3	0	0	0	0	0	1
10 Jordy Mercer, R (1, 6) OBP: 0.265, SLG: 0.138			B FF 95 B FF 95 F FF 94 F SI 96 F FF 97 B SI 96 B SI 96 4-2 47 SH1-4 BB		B FF 96 C SI 94 B SI 95 X SI 94 2-1 ② G6-3		C SL 81 S SI 95 B SL 85 B SL 86 X SI 96 2-2 ② G5-3			2	0	0	0	1	0	0
47 Francisco Liriano, L (1, 1) OBP: 0.200, SLG: 0.200 31 Jose Tabata, R (7, PH) OBP: 0.350, SLG: 0.333 29 Bryan Morris, L (7, 1)			B SI 93 L SI 95 X SI 94 1-1 ① SH1-4 1-2		C FF 92 C FF 95 X FF 96 0-2 ③ F7		X SI 96 0-0 ③ G6-3			1 1 0	0 0 0	0 0 0	0 0 0	0 0 0	0 0 0	0 0 0
Inning Stats	R: 0 E: 0 K: 1 S: 11 H: 0 LOB: 1 BB: 1 P: 19	R: 0 E: 0 K: 1 S: 8 H: 1 LOB: 0 BB: 0 P: 12	R: 0 E: 0 K: 1 S: 10 H: 0 LOB: 1 BB: 1 P: 17	R: 0 E: 0 K: 0 S: 9 H: 1 LOB: 1 BB: 0 P: 9	R: 0 E: 0 K: 0 S: 7 H: 0 LOB: 0 BB: 0 P: 9	R: 0 E: 0 K: 1 S: 12 H: 1 LOB: 1 BB: 0 P: 21	R: 2 E: 1 K: 0 S: 9 H: 1 LOB: 0 BB: 0 P: 13	R: 0 E: 0 K: 1 S: 7 H: 0 LOB: 0 BB: 0 P: 11	R: 0 E: 0 K: 3 S: 14 H: 0 LOB: 0 BB: 0 P: 20	1B: 3 2B: 0 3B: 0 HR: 1 SF: 0 SAC: 1 DP: 1 HBP: 0						

PITCHER		IP	WLS	BF	H	R	ER	SO	BB	IBB	HBP	BLK	WP	HR	S	P	ERA	WHIP
38 Wily Peralta, R ERA: 2.25	(1, 1)	7.0	W	27	4	2	1	4	2	0	0	0	0	1	66	100	1.29	0.857
29 Jim Henderson, R ERA:	(8, 1)	1.0	H	3	0	0	0	1	0	0	0	0	0	0	7	11	0.00	0.000
57 Francisco Rodríguez, R ERA:	(9, 1)	1.0	S	3	0	0	0	3	0	0	0	0	0	0	14	20	0.00	0.000

PITCHER	IP	WLS	BF	H	R	ER	SO	BB	IBB	HBP	BLK	WP	HR	S	P	ERA	WHIP

TOP

Pittsburgh Pirates @ Milwaukee Brewers

Miller Park, Milwaukee, WI

Fri Apr 11 2014, 7:12 PM - 9:52 PM CDT

Att. 27,469 - Roof Closed - 67 F

livebaseballscorecards.com

AB	30
R	2
H	4
RBI	2
BB	2
SO	8
LOB	7

WP: 0 PA: 33
PB: 0
SB: 2
CS: 0

Batter	1	2	3	4	5	6	7	8	9	AB	R	H	RBI	BB	SO	LOB
27 Carlos Gómez, R (1, 8) OBP: 0.438, SLG: 0.705	S CH 85 B SI 92 B CH 87 B SL 86 X CH 86 3-1 L3 ①			F SI 92 S CH 86 B SL 86 B CH 85 B SI 94 B CH 86 4-2 8 G6-3 9 G2-3 16 HR BB	C SL 85 2 SAFE D CH 85 X CH 86 1-1 9 FC6-4 2-H 1B			S SI 95 F SI 96 B FC 89 S FC 90 1-3 K ①		3	1	1	1	1	1	0
9 Jean Segura, R (1, 6) OBP: 0.324, SLG: 0.353	C SI 92 F SI 92 F CH 87 S SL 84 0-3 K ②			B SL 83 B CH 83 X SI 92 2-0 G2-3 ① 1-2	C CH 85 X SL 84 0-1 FC6-4 ③ 1-2f			C SI 95 C SI 96 S FC 90 0-3 K ②		4	0	0	0	0	2	2
8 Ryan Braun, R (1, 9) OBP: 0.308, SLG: 0.583	B FF 92 C CH 86 F SL 84 S CH 86 1-3 K ③			B CH 85 C SI 92 B SI 92 X SI 93 2-1 G6-3 ② 2-3		B SL 82 B CH 84 C SL 82 S SL 83 B SL 83 F SL 83 X SL 84 3-2 G5-3 ①		X SI 96 0-0 16 1B 1B		4	0	1	0	0	1	1
16 Aramis Ramirez, R (1, 5) OBP: 0.395, SLG: 0.512		X SI 91 0-0 P4 ①		S CH 86 F SI 92 F CH 86 D SL 85 X SI 93 1-2 3-H HR		B SI 91 B SI 92 S CH 85 S CH 84 B SL 85 X CH 86 3-2 G4-3 ②		D FC 91 S SI 95 1 SAFE S SI 95 D FC 91 F FC 92 1 SAFE X FC 91 2-2 20 FC4-6 1-2 1B		4	1	2	2	0	0	0
20 Jonathan Lucroy, R (1, 2) OBP: 0.419, SLG: 0.579		C SL 79 B CH 84 B SI 92 F CH 84 S SL 85 2-3 K ②		X SI 93 0-0 G6-3 ③		B SL 84 B CH 84 B SL 84 C SI 92 F SI 90 B SL 84 4-2 18 WP BB		B FC 91 B SI 96 B SI 95 C SI 96 X SI 95 3-1 FC4-6 ③ 1-2f		3	0	0	0	1	1	2
18 Khris Davis, R (1, 7) OBP: 0.308, SLG: 0.436		B SI 90 S CH 85 T SL 86 S CH 85 1-3 K ③			B SI 92 B SI 91 T SI 92 S CH 85 F SL 83 S CH 86 2-3 K ①	B CH 86 B SL 84 S CH 84 B SL 84 S SI 91 X SI 92 3-2 L9 ③ 1-3				3	0	0	0	0	2	1
7 Mark Reynolds, R (1, 3) OBP: 0.355, SLG: 0.630			C CH 84 S CH 82 X SL 84 0-2 G5-3 ①		X SI 91 0-0 HR		C SI 95 S FC 91 B FC 91 C FF 95 1-3 K ①			3	1	1	1	0	1	0
Rickie Weeks Jr., R (1, 4) OBP: 0.167, SLG: 0.222 29 Jim Henderson, L (8, 1) 57 Francisco Rodríguez, R (9, 1)			C SI 92 X CH 85 0-1 G5-3 ②		B CH 84 S SL 84 X SI 92 1-1 27 1B 2B		C SI 96 S FC 91 B FC 90 X FC 90 1-2 G4-3 ②			3 0 0	1 0 0	1 0 0	0 0 0	0 0 0	0 0 0	0 0 0
38 Wily Peralta, R (1, 1) 2 Scooter Gennett, L (7, PH) OBP: 0.292, SLG: 0.348 (8, 4)			C FF 91 B CH 86 S SI 92 S CH 86 1-3 K ③		B SL 82 F SI 91 S CH 84 S CH 85 1-3 K ②		X SI 95 0-0 G1-3 ③			2 1	0 0	0 0	0 0	0 0	2 0	1 0
Inning Stats	R: 0 E: 0 K: 2 S: 9 H: 0 LOB: 0 BB: 0 P: 13	R: 0 E: 0 K: 2 S: 7 H: 0 LOB: 0 BB: 0 P: 10	R: 0 E: 0 K: 1 S: 8 H: 0 LOB: 0 BB: 0 P: 9	R: 2 E: 0 K: 0 S: 10 H: 1 LOB: 0 BB: 1 P: 19	R: 2 E: 0 K: 2 S: 14 H: 3 LOB: 1 BB: 0 P: 19	R: 0 E: 0 K: 0 S: 12 H: 0 LOB: 1 BB: 1 P: 25	R: 0 E: 0 K: 1 S: 7 H: 0 LOB: 0 BB: 0 P: 9	R: 0 E: 0 K: 2 S: 13 H: 2 LOB: 2 BB: 0 P: 19		1B: 3 2B: 1 3B: 0 HR: 2 SF: 0 SAC: 0 DP: 0 HBP: 0						

PITCHER		IP	WLS	BF	H	R	ER	SO	BB	IBB	HBP	BLK	WP	HR	S	P	ERA	WHIP
47 Francisco Liriano, L ERA: 4.0	(1, 1)	6.0	L	24	4	4	4	7	2	0	0	0	1	2	60	95	6.00	1.000
29 Bryan Morris, R ERA:	(7, 1)	2.0		8	2	0	0	3	0	0	0	0	0	0	20	28	0.00	1.000

PITCHER	IP	WLS	BF	H	R	ER	SO	BB	IBB	HBP	BLK	WP	HR	S	P	ERA	WHIP

BOTTOM

Pittsburgh Pirates @ Milwaukee Brewers

Miller Park, Milwaukee, WI

Fri Apr 11 2014, 7:12 PM - 9:52 PM CDT

Att. 27,469 - Roof Closed - 67 F

livebaseballscorecards.com

AB	30
R	4
H	6
RBI	4
BB	2
SO	10
LOB	7

PA: 32

Pittsburgh Pirates @ Milwaukee Brewers

Miller Park, Milwaukee, WI

Sat Apr 12 2014, 6:11 PM - 9:04 PM CDT

Att. 42,828 - Roof Closed - 64 F

livebaseballscorecards.com

TOP

Batter	1	2	3	4	5	6	7	8	9	AB	R	H	RBI	BB	SO	LOB
6 Starling Marte, R (1, 7) OBP: 0.365, SLG: 0.356	C FF 90 B SI 90 C SI 89 B SL 87 F FF 90 S FF 90 2-3 ① **K**		B CU 79 S SL 88 D SL 88 F SI 91 D SL 87 X SL 87 3-2 ② **G6-3** **3-H**		C SI 89 S CU 79 B CU 78 F FF 90 B SL 85 T SL 85 2-2 ③ **K**			F FF 94 B SL 87 B FF 94 B FF 94 F FF 93 F FF 95 F FF 96 X FF 95 3-2 23 1B 22 P2-6-1 **1B**		4	0	1	1	0	2	1
23 Travis Snider, L (1, 9) OBP: 0.341, SLG: 0.447 35 Mark Melancon, R (8, 1)	B FF 90 X SI 90 1-0 ② **F7**		B SL 87 C SI 91 B SL 87 B FF 91 X SI 90 3-1 22 1B **2-H** **1B**			B CU 78 C CU 78 C SI 91 B CU 78 X SI 91 2-2 ① **G6-3**		1 SAFE 1 SAFE F FF 93 1 SAFE B FF 93 S FF 94 P PO 84 1 SAFE X FF 93 2-2 **1-3** **1B**		4 0	0 0	2 0	1 0	0 0	0 0	0 0
22 Andrew McCutchen, R (1, 8) OBP: 0.392, SLG: 0.325	C SL 87 X FF 90 0-1 ③ **G6-3**		B CU 80 C SL 86 B SL 87 B SI 91 C SL 87 X SL 86 3-2 24 S **1-3** **1B**			B CU 78 B SL 86 C SI 92 B FF 91 C SL 86 X SL 85 3-2 24 G4-3 **2B**		F SL 88 B FF 95 B SL 88 X FF 96 2-1 ② ③ **P2-6-1** **3-Hf**		4	0	2	0	0	0	2
24 Pedro Alvarez, L (1, 5) OBP: 0.327, SLG: 0.585 5 Josh Harrison, R (9, PR)		B FF 89 B SI 89 C SL 86 B FF 90 B SI 90 4-1 55 G4-6-3 **BB**	1 SAFE D CU 79 1 SAFE S CU 78 B SI 91 B SI 91 S SL 86 S SL 86 3-3 ③ **K** **1-2**			C CU 78 B SL 85 X SI 91 1-1 ② **G4-3** **2-3**			B CU 75 B FF 89 B FF 89 F FF 88 B FF 89 4-1 55 G5-4-3 **BB**	2 0	0 0	0 0	0 0	2 0	1 0	3 0
55 Russell Martin, R (1, 2) OBP: 0.351, SLG: 0.500		C FF 90 F SI 92 F SI 91 X SL 87 0-2 ① ② **G4-6-3** **1-2f**		B SI 88 F SL 85 X SL 85 1-1 3 G4-6-3 **1B**		C SL 88 B SI 92 S SL 86 C SI 91 1-3 ③ **K**			F SI 87 B SI 88 T SI 88 X CH 82 1-2 ① ② **G5-4-3** **1-2f**	4	0	1	0	0	1	3
18 Neil Walker, S (1, 4) OBP: 0.283, SLG: 0.419		B SI 91 B SI 92 C SI 91 C SI 90 B SI 91 F SI 91 X FF 90 3-2 ③ **G4-3**		C CU 77 X SL 89 0-1 ① **P6**			B SI 88 X SI 88 1-0 ① **G5-3**		C FF 89 X SI 89 0-1 ③ **G4-3**	4	0	0	0	0	0	2
3 Travis Ishikawa, L (1, 3) OBP: 0.290, SLG: 0.464 17 Gaby Sanchez, R (7, PH) OBP: 0.286, SLG: 0.250 (7, 3)			C FF 90 B SI 91 X SI 91 1-1 10 1B 6 G6-3 **2B**	F FF 90 B FF 90 X FF 90 1-1 ② ③ G4-6-3 **1-2f**			B CU 74 C CU 74 C FF 95 B CH 83 S FF 94 2-3 ② **K**			2 1	1 0	1 0	0 0	0 1	0 0	1 0
10 Jordy Mercer, R (1, 6) OBP: 0.270, SLG: 0.156			C SI 91 B SL 86 X FF 91 1-1 36 SH1-4 23 1B **2-3** **1B**		B SI 90 C SI 89 B SL 85 C SI 89 C SI 90 2-3 ① **K**		X FF 94 0-0 ③ **F9**			3	1	1	0	0	1	0
36 Edinson Volquez, R (1, 1) 44 Tony Watson, L (7, 1) 31 Jose Tabata, R (8, PH) OBP: 0.333, SLG: 0.316 (8, 9)			X SL 86 0-0 ① **SH1-4** **1-2**		C FF 90 S SL 85 S SL 83 0-3 ② **K**			C FF 93 B FF 95 T FF 95 B FF 95 T FF 95 2-2 ① **K**		1 0 1	0 0 0	0 0 0	0 0 0	0 0 1	1 0 0	0 0 0
Inning Stats	R: 0 E: 0 K: 1 S: 7 H: 0 LOB: 0 BB: 0 P: 10	R: 0 E: 0 K: 0 S: 9 H: 0 LOB: 0 BB: 1 P: 16	R: 2 E: 0 K: 1 S: 16 H: 4 LOB: 2 BB: 0 P: 30	R: 0 E: 0 K: 0 S: 6 H: 1 LOB: 0 BB: 0 P: 8	R: 0 E: 0 K: 3 S: 10 H: 0 LOB: 0 BB: 0 P: 14	R: 0 E: 0 K: 1 S: 11 H: 1 LOB: 1 BB: 0 P: 18	R: 0 E: 0 K: 1 S: 5 H: 0 LOB: 0 BB: 0 P: 8	R: 0 E: 0 K: 1 S: 14 H: 2 LOB: 1 BB: 0 P: 22	R: 0 E: 0 K: 0 S: 6 H: 0 LOB: 1 BB: 1 P: 11	1B: 6 2B: 3 3B: 0 HR: 0 SF: 0 SAC: 1 DP: 4 HBP: 0						

AB	30
R	2
H	8
RBI	2
BB	2
SO	8
LOB	12

WP: 0 PA: 33
PB: 0
SB: 1
CS: 0

PITCHER		IP	WLS	BF	H	R	ER	SO	BB	IBB	HBP	BLK	WP	HR	S	P	ERA	WHIP
49 Yovani Gallardo, R ERA: 0.96	(1, 1)	6.0		23	6	2	2	6	1	0	0	0	0	0	59	96	3.00	1.167
59 Zach Duke, L ERA: 4.91	(7, 1)	0.1		1	0	0	0	0	0	0	0	0	0	0	1	2	0.00	0.000
30 Tyler Thornburg, R ERA: 1.17	(7, 1)	0.2		2	0	0	0	1	0	0	0	0	0	0	4	6	0.00	0.000
29 Jim Henderson, R ERA:	(8, 1)	1.0	W	4	2	0	0	1	0	0	0	0	0	0	14	22	0.00	2.000
57 Francisco Rodríguez, R ERA:	(9, 1)	1.0	S	3	0	0	0	0	1	0	0	0	0	0	6	11	0.00	1.000

PITCHER	IP	WLS	BF	H	R	ER	SO	BB	IBB	HBP	BLK	WP	HR	S	P	ERA	WHIP

Batter	1	2	3	4	5	6	7	8	9	AB	R	H	RBI	BB	SO	LOB
27 Carlos Gómez, R (1, 8) OBP: 0.423, SLG: 0.729	B CH 82 F SI 92 X FF 94 1-1 HR		X KC 79 0-0 ① F9		S CH 85 S KC 82 F KC 83 S CH 87 0-3 ② K		S CH 85 B CH 85 B SI 94 S CH 86 X CH 85 2-2 ③ G6-3			4	1	1	1	0	1	3
9 Jean Segura, R (1, 6) OBP: 0.293, SLG: 0.316	X SI 93 0-0 ① G6-3		C SI 92 B KC 80 F CH 83 X KC 82 1-2 ② G6-3		S KC 81 X CH 85 0-1 ③ FC6-4 1-2f			X FF 91 0-0 ① G6-3		4	0	0	0	0	0	1
8 Ryan Braun, R (1, 9) OBP: 0.326, SLG: 0.575	B SI 93 C KC 80 F KC 80 X CH 85 1-2 ② G6-3		C SI 93 S KC 82 C SI 92 0-3 ③ K			X KC 78 0-0 16 G1-4-3 1B		B FF 93 B FC 91 C FF 92 B FC 91 X FC 91 3-1 16 1B 20 1B		4	1	2	0	0	1	0
16 Aramis Ramirez, R (1, 5) OBP: 0.383, SLG: 0.489	C SI 94 B KC 80 X CH 84 1-1 ③ P6			C SI 92 B FF 92 F FF 92 B KC 81 X CH 84 2-2 ① L5		X SI 93 0-0 ①② G1-4-3 1-2f		C FF 92 X FC 91 0-1 20 1B 1-2 1B		4	0	1	0	0	0	1
20 Jonathan Lucroy, R (1, 2) OBP: 0.426, SLG: 0.571		C SI 92 B SI 93 C FF 93 F FF 93 F KC 80 B FF 94 F SI 93 X KC 80 2-2 ① G5-3		B SI 94 X FF 92 1-0 1B		B SI 92 C SI 92 C SI 92 F CH 86 X SI 93 1-2 ③ F9		B FF 92 X FF 92 1-0 1-3 2-H 1B		4	0	2	1	0	0	0
18 Khris Davis, R (1, 7) OBP: 0.279, SLG: 0.395		B KC 80 F SI 93 B CH 84 X KC 82 2-1 E5 2 1B 49 WP		D KC 82 C FF 94 X KC 82 1-1 ② F9			F CH 83 F CH 86 B KC 80 X CH 87 1-2 E8 2 SH1-3 7 BB	F FF 93 S FF 93 S FF 93 0-3 ② K		4	1	0	0	0	1	3
7 Mark Reynolds, R (1, 3) OBP: 0.343, SLG: 0.567		B SI 95 S KC 82 1 SAFE S KC 82 B KC 81 1 SAFE S CH 85 2-3 ② K		D KC 81 X CH 84 1-0 ③ G6-3			C SI 93 1 SAFE D CH 86 B KC 82 F CH 84 1 SAFE B CH 86 B CH 86 4-2 2 SH1-3 1-2 BB	B FF 92 C FF 91 D FC 91 B FC 92 X FF 92 3-1 ③ G6-3		3	0	0	0	1	1	4
2 Scooter Gennett, L (1, 4) OBP: 0.308, SLG: 0.360		B CH 84 B SI 93 B SI 94 C FF 94 F SI 94 X SI 94 3-2 49 WP 1-3 1B			C SI 92 B KC 78 F KC 80 F CH 86 X KC 80 1-2 ① F7		L SI 93 L CH 84 X KC 81 0-2 ① SH1-3 1-2 2-3			2	0	1	0	0	0	0
49 Yovani Gallardo, R (1, 1) 59 Zach Duke, L (7, 1) 30 Tyler Thornburg, R (7, 1) 24 Lyle Overbay, L (7, PH) OBP: 0.188, SLG: 0.143 Rickie Weeks Jr., R (7, PH) OBP: 0.158, SLG: 0.211 29 Jim Henderson, L (8, 1) 57 Francisco Rodríguez, R (9, 1)		C SI 92 S KC 82 B KC 82 C KC 80 1-3 ③ K 1-2 3-H			B SI 94 B SI 93 B SI 92 B FF 91 4-0 9 FC6-4 BB		X CH 85 0-0 ② L7			1 0 0 0 1 0 0	0 0 0 0 0 0 0	0 0 0 0 0 0 0	0 0 0 0 0 0 0	1 0 0 0 0 0 0	1 0 0 0 0 0 0	1 0 0 0 2 0 0
Inning Stats	R: 1 E: 0 K: 0 S: 8 H: 1 LOB: 0 BB: 0 P: 11	R: 1 E: 1 K: 2 S: 17 H: 1 LOB: 1 BB: 0 P: 27	R: 0 E: 0 K: 1 S: 7 H: 0 LOB: 0 BB: 0 P: 8	R: 0 E: 0 K: 0 S: 7 H: 1 LOB: 1 BB: 0 P: 12	R: 0 E: 0 K: 1 S: 10 H: 0 LOB: 1 BB: 1 P: 15	R: 0 E: 0 K: 0 S: 6 H: 1 LOB: 0 BB: 0 P: 7	R: 0 E: 1 K: 0 S: 12 H: 0 LOB: 2 BB: 1 P: 19	R: 1 E: 0 K: 1 S: 11 H: 3 LOB: 2 BB: 0 P: 18		1B: 6 2B: 0 3B: 0 HR: 1 SF: 0 SAC: 1 DP: 1 HBP: 0				WP: 1 PB: 0 SB: 0 CS: 0 PA: 34		

PITCHER		IP	WLS	BF	H	R	ER	SO	BB	IBB	HBP	BLK	WP	HR	S	P	ERA	WHIP
36 Edinson Volquez, R ERA: 1.29	(1, 1)	6.1		26	4	2	1	4	2	0	0	0	1	1	63	93	1.42	0.947
44 Tony Watson, L ERA: 1.5	(7, 1)	0.2		2	0	0	0	0	0	0	0	0	0	0	4	6	0.00	0.000
35 Mark Melancon, R ERA: 3.0	(8, 1)	1.0	L	6	3	1	1	1	0	0	0	0	0	0	11	18	9.00	3.000

PITCHER	IP	WLS	BF	H	R	ER	SO	BB	IBB	HBP	BLK	WP	HR	S	P	ERA	WHIP

BOTTOM

Pittsburgh Pirates @ Milwaukee Brewers

Miller Park, Milwaukee, WI

Sat Apr 12 2014, 6:11 PM - 9:04 PM CDT

Att. 42,828 - Roof Closed - 64 F

livebaseballscorecards.com

AB	31
R	3
H	7
RBI	2
BB	2
SO	5
LOB	15

Pittsburgh Pirates @ Milwaukee Brewers

Miller Park, Milwaukee, WI

Sun Apr 13 2014, 1:10 PM - 3:22 PM CDT

Att. 32,152 - Roof Closed - 70 F

livebaseballscorecards.com

TOP

Batter	1	2	3	4	5	6	7	8	9	AB	R	H	RBI	BB	SO	LOB
6 Starling Marte, R (1, 7) OBP: 0.357, SLG: 0.347	B SI 86 X SI 88 1-0 ① G6-3			C SI 88 S SL 83 B SL 82 X SI 88 1-2 31 1B 22 SF8 1B		C SL 82 C SI 89 B SI 90 S SL 83 1-3 ① K			C SI 88 B SL 82 X SL 82 1-1 ① G6-3	4	1	1	0	0	1	0
31 Jose Tabata, R (1, 9) OBP: 0.320, SLG: 0.304	C SI 88 C SI 88 X SI 88 0-2 ② G6-3			C SL 82 X SI 88 0-1 1-3 1B		B CU 75 C CH 79 F SI 89 B SL 84 X SI 89 2-2 ② G5-3			C CU 74 B CH 79 F SI 89 B CH 77 F SL 82 F SI 90 B SI 89 X SL 82 3-2 ② L5	4	0	1	0	0	0	0
22 Andrew McCutchen, R (1, 8) OBP: 0.382, SLG: 0.326	C SI 88 B SL 83 X SI 88 1-1 ③ G6-3			X SL 83 0-0 ① SF8 3-H		X CU 75 0-0 ③ G5-3			F CU 73 B SL 82 F SL 80 X CH 78 1-2 1B	3	0	1	1	0	0	0
24 Pedro Alvarez, L (1, 5) OBP: 0.302, SLG: 0.533		B CU 74 B SI 88 X SI 88 2-0 ① F7		C SL 83 1 SAFE B CH 78 1 SAFE B SI 88 X CU 74 2-1 ② L9			C SL 82 C SI 88 C SI 89 0-3 ① K		C FF 92 C SL 81 S SL 82 0-3 ③ K	4	0	0	0	0	2	2
18 Neil Walker, S (1, 4) OBP: 0.265, SLG: 0.391		C SI 88 X SI 89 0-1 ② P2		X CH 78 0-0 ③ F8			C SI 89 C SL 83 F SI 89 F SL 84 S CH 78 0-3 ② K			3	0	0	0	0	1	1
26 Tony Sanchez, R (1, 2) OBP: 0.333, SLG: 0.400		C SI 89 X SL 84 0-1 ③ G5-3			B SI 88 X SI 89 1-0 10 FC1-4 1B		C CU 73 T SL 82 B SL 80 C CH 78 1-3 ③ K			3	0	1	0	0	1	0
3 Travis Ishikawa, L (1, 3) OBP: 0.265, SLG: 0.419			B SI 88 B SI 89 F SI 89 C SI 89 B CH 78 F SI 89 S SI 90 3-3 ① K		B SL 84 C CH 77 B SI 88 X SI 88 2-1 ① P6			C CU 75 F CH 79 T SI 89 0-2 ① K		3	0	0	0	0	2	1
10 Jordy Mercer, R (1, 6) OBP: 0.250, SLG: 0.143			F SI 90 B CU 75 C SI 90 X SL 83 1-2 ② G6-3		C SL 83 F CH 78 X CH 76 0-2 ② FC1-4 1-2f			B SI 90 C SI 89 F SL 83 S SI 89 1-3 ② K		3	0	0	0	0	1	1
50 Charlie Morton, R (1, 1) 5 Josh Harrison, R (8, PH) 37 Justin Wilson, L (8, 1)			C SI 89 S SL 82 S SL 82 0-3 ③ K		S SL 82 S SL 83 S SL 82 0-3 ③ K			S SL 83 S SL 82 X SL 80 0-2 ③ G6-3		2 1 0	0 0 0	0 0 0	0 0 0	0 0 0	2 0 0	1 0 0
Inning Stats	R: 0 E: 0 K: 0 S: 6 H: 0 LOB: 0 BB: 0 P: 8	R: 0 E: 0 K: 0 S: 5 H: 0 LOB: 0 BB: 0 P: 7	R: 0 E: 0 K: 2 S: 10 H: 0 LOB: 0 BB: 0 P: 14	R: 1 E: 0 K: 0 S: 9 H: 2 LOB: 1 BB: 0 P: 12	R: 0 E: 0 K: 1 S: 9 H: 1 LOB: 1 BB: 0 P: 12	R: 0 E: 0 K: 1 S: 7 H: 0 LOB: 0 BB: 0 P: 10	R: 0 E: 0 K: 3 S: 11 H: 0 LOB: 0 BB: 0 P: 12	R: 0 E: 0 K: 2 S: 9 H: 0 LOB: 0 BB: 0 P: 10	R: 0 E: 0 K: 1 S: 13 H: 1 LOB: 1 BB: 0 P: 18	1B: 4 2B: 0 3B: 0 HR: 0 SF: 1 SAC: 0 DP: 0 HBP: 0						

	AB	30
	R	1
	H	4
	RBI	1
	BB	0
	SO	10
	LOB	6

WP: 0 PB: 0 SB: 0 CS: 0 PA: 31

PITCHER		IP	WLS	BF	H	R	ER	SO	BB	IBB	HBP	BLK	WP	HR	S	P	ERA	WHIP
26 Kyle Lohse, R ERA: 3.05	(1, 1)	8.2	W	30	4	1	1	9	0	0	0	0	0	0	76	100	1.04	0.462
13 Will Smith, L ERA:	(9, 1)	0.1	S	1	0	0	0	1	0	0	0	0	0	0	3	3	0.00	0.000

PITCHER	IP	WLS	BF	H	R	ER	SO	BB	IBB	HBP	BLK	WP	HR	S	P	ERA	WHIP

Batter	1	2	3	4	5	6	7	8	9	AB	R	H	RBI	BB	SO	LOB
27 Carlos Gómez, R (1, 8) OBP: 0.411, SLG: 0.706	C SI 92 X SI 92 0-1 G6-3 ①		X SI 92 0-0 SF9 ② 3-H		D SI 92 T SI 92 X CU 79 1-1 F9 ② 2-3		C CU 79 S FS 85 X CU 80 0-2 9 E 9 1B 9 1B 1B			3	0	1	1	0	0	2
9 Jean Segura, R (1, 6) OBP: 0.289, SLG: 0.310	C SI 92 F SI 92 B SI 92 X SI 93 1-2 G3-1 ②		C SI 92 L FS 86 B CU 78 S CU 79 1-3 K ③		X SI 92 0-0 G6-3 ③		1 SAFE 1 SAFE D CU 78 X SI 90 1-0 E6 ② 1-H 1B			4	0	1	0	0	1	2
8 Ryan Braun, R (1, 9) OBP: 0.319, SLG: 0.568	F SI 93 C SI 92 B CU 77 X SI 92 1-2 G6-3 ③			B SI 93 X SI 93 1-0 16 1B 2B		C SI 91 B SI 90 B CU 79 C SI 91 F FS 86 B CU 80 X SI 92 3-2 G6-3 ①	X CU 78 0-0 G5-3 ③			4	1	1	0	0	0	1
16 Aramis Ramirez, R (1, 5) OBP: 0.392, SLG: 0.480		X SI 92 0-0 F8 ①		C CU 80 D SI 91 X SI 92 1-1 24 G4-6-3 2-H 1B		C SI 91 B SI 91 B CU 79 F SI 91 B FS 85 D CU 80 4-2 24 2B 2 K BB		X FF 95 0-0 L4 ①		3	1	1	1	1	0	0
24 Lyle Overbay, L (1, 3) OBP: 0.250, SLG: 0.235		B FF 93 B SI 92 B SI 92 D SI 92 4-0 BB		X SI 92 0-0 G4-6-3 ①② 1-2f		B CU 78 X SI 90 1-0 2 K 1-3 2B		C FF 96 B FC 90 X SI 97 1-1 G4-3 ②		3	1	1	0	1	0	1
2 Scooter Gennett, L (1, 4) OBP: 0.300, SLG: 0.345		C SI 92 X CU 78 0-1 F9 ②		S FS 87 B FS 86 X CU 80 1-1 F8 ③		C SI 92 D SI 92 B SI 91 S SI 91 F FS 86 S CU 79 2-3 K 2-H 3-H		B FF 97 X FF 96 1-0 1 S 1B		4	0	1	0	0	1	1
1 Logan Schafer, L (1, 7) OBP: 0.238, SLG: 0.350		X SI 92 0-0 G3 ③		B SI 92 C CU 79 C CU 78 X FS 86 1-2 G6-3 ①		B FS 85 X SI 92 1-0 L3 ②		1 SAFE B FF 96 C FF 95 1 SAFE C FC 92 C FF 98 1-3 K ③ 1-2		4	0	0	0	0	1	3
12 Martín Maldonado, R (1, 2) OBP: 0.250, SLG: 0.286			C SI 92 F SI 92 X SI 92 0-2 26 SH1-4 27 SF9 2B		S SI 92 B FS 86 B FS 86 B SI 92 C SI 92 F SI 93 B SI 92 4-2 27 F9 26 WP BB		B SI 92 C SI 91 B CU 80 X SI 91 2-1 B1-3 ③			2	1	1	0	1	0	1
26 Kyle Lohse, R (1, 1) 13 Will Smith, R (9, 1)			L SI 92 B SI 91 X SI 91 1-1 SH1-4 ① 2-3		L SI 91 B CU 79 F SI 92 B CU 78 H SI 92 3-2 HBP 1-2		C SI 91 F SI 91 F CU 80 S CU 79 0-3 K2-3 ①			1 0	0 0	0 0	0 0	0 0	1 0	0 0
Inning Stats	R: 0 E: 0 K: 0 S: 8 H: 0 LOB: 0 BB: 0 P: 10	R: 0 E: 0 K: 0 S: 4 H: 0 LOB: 1 BB: 1 P: 8	R: 1 E: 0 K: 1 S: 9 H: 1 LOB: 0 BB: 0 P: 11	R: 1 E: 0 K: 0 S: 6 H: 2 LOB: 0 BB: 0 P: 9	R: 0 E: 0 K: 0 S: 11 H: 0 LOB: 2 BB: 1 P: 20	R: 2 E: 1 K: 1 S: 14 H: 1 LOB: 1 BB: 1 P: 27	R: 0 E: 1 K: 1 S: 9 H: 2 LOB: 1 BB: 0 P: 10	R: 0 E: 0 K: 1 S: 7 H: 1 LOB: 1 BB: 0 P: 10		1B: 4 2B: 3 3B: 0 HR: 0 SF: 1 SAC: 1 DP: 1 HBP: 1						

PITCHER		IP	WLS	BF	H	R	ER	SO	BB	IBB	HBP	BLK	WP	HR	S	P	ERA	WHIP
50 Charlie Morton, R ERA: 3.32	(1, 1)	7.0	L	30	6	4	2	3	3	0	1	0	1	0	61	95	2.57	1.286
37 Justin Wilson, L ERA:	(8, 1)	1.0		4	1	0	0	1	0	0	0	0	0	0	7	10	0.00	1.000

PITCHER	IP	WLS	BF	H	R	ER	SO	BB	IBB	HBP	BLK	WP	HR	S	P	ERA	WHIP

BOTTOM

Pittsburgh Pirates @ Milwaukee Brewers

Miller Park, Milwaukee, WI

Sun Apr 13 2014, 1:10 PM - 3:22 PM CDT

Att. 32,152 - Roof Closed - 70 F

livebaseballscorecards.com

AB	28
R	4
H	7
RBI	2
BB	3
SO	4
LOB	11

Batter	1	2	3	4	5	6	7	8	9	AB	R	H	RBI	BB	SO	LOB
13 Matt Carpenter, L (1, 5) OBP: 0.407, SLG: 0.348	B CH 87 B FF 91 B FF 88 B FF 91 4-0 1B BB	C CU 74 C FF 92 F SL 85 X FF 92 0-2 G4-3			C FF 91 C CU 74 C FF 91 0-3 K		B CU 70 B CU 68 C FF 90 X FF 92 2-1 F8		D CU 78 C FF 90 X FF 93 1-1 F7	2	0	0	0	1	1	1
33 Daniel Descalso, L (5, 5) OBP: 0.176, SLG: 0.188										2	0	0	0	0	0	1
16 Kolten Wong, L (1, 4) OBP: 0.327, SLG: 0.319	C FF 91 X FF 90 0-1 P5		C FF 89 C CU 73 B FF 93 X FF 91 1-2 L5		C CU 72 X FF 92 0-1 F7		F FF 90 X CU 74 0-1 G5-3			4	0	0	0	0	0	1
7 Matt Holliday, R (1, 7) OBP: 0.368, SLG: 0.333	X FF 92 0-0 P3		S SL 84 F FF 93 B FF 92 X SI 92 1-2 G4-3			C SL 82 F SL 82 F SI 92 X SI 91 0-2 2B 1B	S FF 91 B CU 75 S SL 84 B FF 93 T SI 92 2-2 K			4	0	1	0	0	1	1
Matt Adams, L (1, 3) OBP: 0.396, SLG: 0.540	C FF 92 B FF 92 D CU 75 T FF 91 X SL 85 2-2 1-2 1B		C FF 91 X FF 92 0-1 1B			B FF 91 B SI 91 X FF 91 2-0 21 FC3-5 1-H 2B		C FF 88 B CU 74 X SI 90 1-1 G3		4	0	3	0	0	0	0
21 Allen Craig, R (1, 9) OBP: 0.184, SLG: 0.133	B CU 75 C SI 90 D SL 85 X SI 92 2-1 G5-3		C FF 91 D SL 84 X SL 84 1-1 F9			X FF 92 0-0 FC3-5 27 1B 19 HR 2-3		C SL 82 B SL 82 F SI 89 F SL 82 X FS 84 1-2 27 G5-4-3 1B		4	1	1	0	0	0	4
27 Jhonny Peralta, R (1, 6) OBP: 0.244, SLG: 0.400		X FF 91 0-0 HR		B CU 71 S SL 83 B FF 92 F FF 92 B SL 85 S SL 85 3-3 K		X FF 93 0-0 19 HR 1-2 1B		B SL 83 S SL 82 X SL 81 1-1 G5-4-3 1-2f		4	2	2	1	0	1	1
44 Carlos Martinez, R (8, 1)										0	0	0	0	0	0	0
19 Jon Jay, L (1, 8) OBP: 0.273, SLG: 0.500		C FF 90 F FF 91 B SI 91 X FF 92 1-2 F7		C FF 92 F SI 92 B CU 76 F SL 84 F SI 92 C SI 92 1-3 K		C FF 93 D SL 86 F FF 93 X SL 85 1-2 1-H 2-H HR			B FF 92 F FF 92 B FF 90 F FF 91 X FF 92 2-2 F7	4	1	1	3	0	1	0
48 Tony Cruz, R (1, 2) OBP: 0.600, SLG: 0.500		C SL 82 C FF 92 B FF 91 X SL 85 1-2 31 SH3 1B		C FF 92 B SL 86 S SL 84 B SL 83 X SI 93 2-2 G3		B FF 94 X FF 92 1-0 1B			B FF 91 F FF 92 S CH 84 X CH 82 1-2 P6	4	0	2	0	0	0	0
31 Lance Lynn, S (1, 1)		X FF 91 0-0 SH3 1-2			C FF 91 C FF 92 B FF 93 F FF 93 B SL 84 B FF 93 F FF 92 C FF 92 3-3 K	C FF 92 S FF 93 S SL 86 0-3 K			X FF 92 0-0 1B	2	0	0	0	0	2	1
38 Pete Kozma, R (8, 6) OBP: 0.333, SLG: 0.333										1	0	1	0	0	0	0
Inning Stats	R: 0 E: 0 K: 0 S: 8 H: 1 LOB: 2 BB: 1 P: 16	R: 1 E: 0 K: 0 S: 12 H: 2 LOB: 1 BB: 0 P: 14	R: 0 E: 0 K: 0 S: 10 H: 1 LOB: 1 BB: 0 P: 13	R: 0 E: 0 K: 2 S: 11 H: 0 LOB: 0 BB: 0 P: 17	R: 0 E: 0 K: 2 S: 10 H: 0 LOB: 0 BB: 0 P: 13	R: 3 E: 0 K: 1 S: 14 H: 5 LOB: 1 BB: 0 P: 18	R: 0 E: 0 K: 1 S: 7 H: 0 LOB: 0 BB: 0 P: 11	R: 0 E: 0 K: 0 S: 8 H: 1 LOB: 0 BB: 0 P: 11	R: 0 E: 0 K: 0 S: 9 H: 1 LOB: 1 BB: 0 P: 13	1B: 8 2B: 1 3B: 0 HR: 2 SF: 0 SAC: 1 DP: 1 HBP: 0						

PITCHER	IP	WLS	BF	H	R	ER	SO	BB	IBB	HBP	BLK	WP	HR	S	P	ERA	WHIP
22 Matt Garza, R (1, 1) ERA: 3.43	7.0	L	30	9	4	4	6	1	0	0	0	0	2	72	102	5.14	1.429
59 Zach Duke, L (8, 1) ERA: 4.5	0.1		1	0	0	0	0	0	0	0	0	0	0	2	3	0.00	0.000
47 Rob Wooten, R (8, 1) ERA:	0.2		2	1	0	0	0	0	0	0	0	0	0	6	8	0.00	1.500
51 Wei-Chung Wang, L (9, 1) ERA:	1.0		4	1	0	0	0	0	0	0	0	0	0	9	13	0.00	1.000

PITCHER	IP	WLS	BF	H	R	ER	SO	BB	IBB	HBP	BLK	WP	HR	S	P	ERA	WHIP

TOP

St. Louis Cardinals @ Milwaukee Brewers

Miller Park, Milwaukee, WI

Mon Apr 14 2014, 7:12 PM - 10:00 PM CDT

Att. 27,090 - Roof Closed - 62 F

livebaseballscorecards.com

AB	35
R	4
H	11
RBI	4
BB	1
SO	6
LOB	10

Batter	1	2	3	4	5	6	7	8	9	AB	R	H	RBI	BB	SO	LOB
27 Carlos Gómez, R (1, 8) OBP: 0.383, SLG: 0.655	S FF 90 B FF 92 C FF 92 F FF 93 F FF 90 B FF 94 B CU 81 S FF 94 3-3 ① **K**		B SL 89 B SL 87 S FF 94 X FF 94 2-1 ③ **G6-3**			C FF 90 F SL 84 S FF 93 0-3 ① **K**		T FF 98 S FF 98 B FF 98 T CU 86 1-2 ① **K**		4	0	0	0	0	3	0
9 Jean Segura, R (1, 6) OBP: 0.306, SLG: 0.348	C FF 92 F SL 84 F FF 93 B CU 82 X CU 80 1-2 8 G6-4-3 1B			B CU 80 X FF 92 1-0 ① **G4-3**		C SL 86 B SI 92 B FF 92 B SI 92 X FF 93 3-1 2B		B FF 98 X FF 98 1-0 ② **G6-3**		4	0	2	0	0	0	0
8 Ryan Braun, R (1, 9) OBP: 0.294, SLG: 0.521	1 SAFE B SI 91 X SI 91 1-0 ② ③ **G6-4-3** 1-2f			B FF 92 C FF 92 C SL 88 S FF 93 1-3 ② **K**		B FF 93 S SL 85 B SL 85 S SI 92 B FF 94 S FF 94 3-3 ② **K**		C FF 99 X CU 85 0-1 ③ **P6**		4	0	0	0	0	2	2
16 Aramis Ramirez, R (1, 5) OBP: 0.382, SLG: 0.453		B SL 83 S FF 92 B SI 91 F FF 93 F FF 94 B FF 92 X FF 93 3-2 ① **L7**		B CU 80 F FF 94 B SL 86 F SI 92 X FF 94 2-2 ③ **F8**		B FF 94 B SL 85 B SI 92 B SL 88 4-0 **BB**			X FF 97 0-0 ① **F8**	3	0	0	0	1	0	0
20 Jonathan Lucroy, R (1, 2) OBP: 0.392, SLG: 0.522		B FF 93 C FF 93 C SL 88 S SI 92 1-3 ② **K**			B FF 92 C FF 92 B FF 92 F FF 92 B FF 94 S FF 93 3-3 ① **K**	X FF 93 0-0 ③ **F9**			B FF 98 F FF 97 X CU 84 1-1 ② **F8**	4	0	0	0	0	2	2
24 Lyle Overbay, L (1, 3) OBP: 0.250, SLG: 0.200		C FF 93 B SL 86 B FF 94 B FF 94 B FF 93 4-1 **BB**			B SL 87 X SL 88 1-0 ② **G4-3**		C SL 88 C SI 88 X SI 91 0-2 ① **L7**		B FF 97 B FF 96 S FF 97 B CH 88 X FF 97 3-1 ③ **G4-3**	3	0	0	0	1	0	0
2 Scooter Gennett, L (1, 4) OBP: 0.303, SLG: 0.323		F FF 93 F FF 93 B CH 86 B CH 85 F SL 87 C SI 92 2-3 ③ **K**			B FF 93 B CH 86 B FF 93 C FF 92 B FF 93 4-1 1 2B BB		S CU 78 B CU 81 F SL 87 C FF 92 1-3 ② **K2-3**			2	0	0	0	1	2	1
1 Logan Schafer, L (1, 7) OBP: 0.250, SLG: 0.391			C CH 83 F FF 91 B CU 80 B CU 81 X SI 93 2-2 ① **G4-3**		C FF 92 B SI 91 F SI 91 D CH 86 F FF 94 X SL 88 2-2 1-3 2B		B FF 92 X FF 91 1-0 **E6**			3	0	1	0	0	0	0
22 Matt Garza, R (1, 1) 7 Mark Reynolds, R (7, PH) OBP: 0.333, SLG: 0.548 59 Zach Duke, L (8, 1) 47 Rob Wooten, R (8, 1) 51 Wei-Chung Wang, L (9, 1)			C FF 92 B FF 93 S SL 86 S FF 94 1-3 ② **K**		S SL 88 S SL 87 C FF 95 0-3 ③ **K**		C SL 85 C FF 93 S FF 94 0-3 ③ **K**			2 1 0 0 0	0 0 0 0 0	0 0 0 0 0	0 0 0 0 0	0 0 0 0 0	2 1 0 0 0	2 1 0 0 0
Inning Stats	R: 0 H: 1 E: 0 LOB: 0 K: 1 BB: 0 S: 10 P: 15	R: 0 H: 0 E: 0 LOB: 1 K: 2 BB: 1 S: 12 P: 22	R: 0 H: 0 E: 0 LOB: 0 K: 1 BB: 0 S: 8 P: 13	R: 0 H: 0 E: 0 LOB: 0 K: 1 BB: 0 S: 7 P: 11	R: 0 H: 1 E: 0 LOB: 2 K: 2 BB: 1 S: 12 P: 22	R: 0 H: 1 E: 0 LOB: 2 K: 2 BB: 1 S: 9 P: 19	R: 0 H: 0 E: 1 LOB: 1 K: 2 BB: 0 S: 10 P: 12	R: 0 H: 0 E: 0 LOB: 0 K: 1 BB: 0 S: 6 P: 8	R: 0 H: 0 E: 0 LOB: 0 K: 0 BB: 0 S: 5 P: 9	1B: 1 SF: 0 2B: 2 SAC: 0 3B: 0 DP: 1 HR: 0 HBP: 0					WP: 0 PA: 33 PB: 0 SB: 0 CS: 0	

PITCHER	IP	WLS	BF	H	R	ER	SO	BB	IBB	HBP	BLK	WP	HR	S	P	ERA	WHIP
31 Lance Lynn, R (1, 1) ERA: 4.0	7.0	W	27	3	0	0	11	3	0	0	0	0	0	68	114	0.00	0.857
44 Carlos Martinez, R (8, 1) ERA: 1.86	2.0		6	0	0	0	1	0	0	0	0	0	0	11	17	0.00	0.000

PITCHER	IP	WLS	BF	H	R	ER	SO	BB	IBB	HBP	BLK	WP	HR	S	P	ERA	WHIP

BOTTOM

St. Louis Cardinals @ Milwaukee Brewers

Miller Park, Milwaukee, WI

Mon Apr 14 2014, 7:12 PM - 10:00 PM CDT

Att. 27,090 - Roof Closed - 62 F

livebaseballscorecards.com

AB	30
R	0
H	3
RBI	0
BB	3
SO	12
LOB	8

Batter	1	2	3	4	5	6	7	8	9	AB	R	H	RBI	BB	SO	LOB
13 Matt Carpenter, L (1, 5) OBP: 0.397, SLG: 0.327	B C B B X 3-1 ① F7		C B F B B B 4-2 21 2B BB		B FF 88 X FF 88 1-0 ② F7			C FF 88 B CU 74 B SI 89 C SI 90 S CU 76 2-3 ② K		3	1	0	0	1	1	0
21 Allen Craig, R (1, 9) OBP: 0.189, SLG: 0.163 46 Kevin Siegrist, L (8, 1) 43 Seth Maness, R (9, 1)	C B F B F X 2-2 ② F7		1 SAFE C FF 89 1 SAFE X FF 89 0-1 PO 1-H 2B		B CU 78 B CH 78 B FF 88 C FF 87 F FF 88 C FF 90 3-3 ③ K			B SI 89 C SI 89 B CU 76 B SI 89 S SI 89 X SI 90 3-2 ③ G1-3		4 0 0	0 0 0	1 0 0	1 0 0	0 0 0	1 0 0	0 0 0
7 Matt Holliday, R (1, 7) OBP: 0.361, SLG: 0.385	B X 1-0 ③ G5-3		X FF 88 0-0 ② L9			B FF 88 B CU 78 X FF 88 2-0 ① G3-1			X FF 94 0-0 HR	4	1	1	1	0	0	1
Matt Adams, L (1, 3) OBP: 0.404, SLG: 0.537		C B S B B X 3-2 ① G3	C CU 77 2 SAFE 0-1 ③ PO 2-3	B FF 88 B FF 88 F FF 87 B CU 76 S FF 88 X CH 77 3-2 4 1B 4 WP 27 FC5-2 1B		F FF 88 B FF 88 S CH 78 F FF 89 F FF 88 X CH 76 1-2 ② L4			B FF 94 F FF 94 X FF 94 1-1 4 FC5-4 1B	4	0	2	0	0	0	0
4 Yadier Molina, R (1, 2) OBP: 0.377, SLG: 0.580		C B C H 2-2 27 2B 3 G6-3 HBP		B CU 78 S CH 77 X FF 88 1-1 27 FC5-2 3 SF7 1-3 1B		C CU 77 X FF 88 0-1 ③ G6-3			X SL 86 0-0 ① FC5-4 27 HR 1-2f	3	3	1	0	0	0	1
27 Jhonny Peralta, R (1, 6) OBP: 0.265, SLG: 0.500		C S D X 1-2 1-3 2B		B CU 77 B FF 88 X CH 78 2-0 ① FC5-2 8 1B 1-3 3-H			C CU 76 S FF 95 F FF 95 B FF 95 F CH 82 S FF 95 1-3 ① K		1 SAFE S SL 84 D SL 85 B FF 93 S FF 94 1 SAFE X SL 85 2-2 1-H HR	4	1	2	2	0	1	2
3 Mark Ellis, R (1, 4)		B X 1-0 ② G6-3 3-H		C CU 77 X FF 88 0-1 ② SF7 3-H			B FF 94 F FF 92 C CU 77 F FF 95 X CU 78 1-2 ② G6-3		B FF 92 B FF 91 F FF 93 F FF 93 X FF 95 2-2 ② G4-3	3	0	0	2	0	0	1
8 Peter Bourjos, R (1, 8) OBP: 0.282, SLG: 0.361		C C B B F D S 3-3 ③ K		B CH 76 B FF 88 F FF 87 F FF 89 B CH 76 F FF 89 X FF 89 3-2 ③ 2-H 1B			X FF 93 0-0 ③ F8		F FF 94 F SL 87 B FF 94 S SL 85 1-3 ③ K	4	0	1	0	0	2	1
40 Shelby Miller, R (1, 1) OBP: 0.200, SLG: 0.200 37 Pat Neshek, S (7, 1) 33 Daniel Descalso, L (8, PH) OBP: 0.176, SLG: 0.188 43 Shane Robinson, R (8, PH) OBP: 0.333, SLG: 0.143 (8, 9)			C B X 1-1 ① F9		B FF 87 B FF 86 C FF 87 F FF 88 C FF 88 2-3 ① K			X SI 88 0-0 ① G4-3		2 0 0 1	0 0 0 0	0 0 0 0	0 0 0 0	1 0 0 0	0 0 0 0	0 0 0 0
Inning Stats	R: 0 E: 0 K: 0 S: 7 H: 0 LOB: 0 BB: 0 P: 13	R: 1 E: 0 K: 1 S: 13 H: 1 LOB: 1 BB: 0 P: 23	R: 1 E: 0 K: 0 S: 8 H: 1 LOB: 0 BB: 1 P: 13	R: 1 E: 0 K: 0 S: 12 H: 3 LOB: 2 BB: 0 P: 21	R: 0 E: 0 K: 2 S: 7 H: 0 LOB: 0 BB: 0 P: 13	R: 0 E: 0 K: 0 S: 8 H: 0 LOB: 0 BB: 0 P: 11	R: 0 E: 0 K: 1 S: 10 H: 0 LOB: 0 BB: 0 P: 12	R: 0 E: 0 K: 1 S: 7 H: 0 LOB: 0 BB: 0 P: 12	R: 3 E: 0 K: 1 S: 13 H: 3 LOB: 0 BB: 0 P: 19	1B: 4 2B: 2 3B: 0 HR: 2 SF: 1 SAC: 0 DP: 0 HBP: 1						

PITCHER		IP	WLS	BF	H	R	ER	SO	BB	IBB	HBP	BLK	WP	HR	S	P	ERA	WHIP
41 Marco Estrada, R ERA: 3.06	(1, 1)	6.0	L	23	5	3	3	3	1	0	1	0	1	0	55	94	4.50	1.000
30 Tyler Thornburg, R ERA: 1.04	(7, 1)	1.0		3	0	0	0	1	0	0	0	0	0	0	10	12	0.00	0.000
59 Zach Duke, L ERA: 3.6	(8, 1)	1.0		3	0	0	0	1	0	0	0	0	0	0	7	12	0.00	0.000
29 Jim Henderson, R ERA: 5.06	(9, 1)	1.0		6	3	3	3	1	0	0	0	0	0	2	13	19	27.00	3.000

PITCHER	IP	WLS	BF	H	R	ER	SO	BB	IBB	HBP	BLK	WP	HR	S	P	ERA	WHIP

TOP

St. Louis Cardinals @ Milwaukee Brewers

Miller Park, Milwaukee, WI

Tue Apr 15 2014, 7:13 PM - 9:53 PM CDT

Att. 27,470 - Roof Closed - 62 F

livebaseballscorecards.com

AB	32
R	6
H	8
RBI	6
BB	1
SO	6
LOB	6

WP: 1 PB: 0 SB: 0 CS: 0

PA: 36

BOTTOM

St. Louis Cardinals @ Milwaukee Brewers

Miller Park, Milwaukee, WI

Tue Apr 15 2014, 7:13 PM - 9:53 PM CDT

Att. 27,470 - Roof Closed - 62 F

livebaseballscorecards.com

Batter	1	2	3	4	5	6	7	8	9	AB	R	H	RBI	BB	SO	LOB
27 Carlos Gómez, R (1, 8) OBP: 0.391, SLG: 0.632	B B B C B 4-1 8 G6-4-3 BB		B FF 95 B FF 94 F SI 94 C FF 96 S FF 96 2-3 ③ K			F CU 78 F FF 95 B FF 94 B FF 95 X FF 95 2-2 ① F7		F FF 94 S FF 95 F FF 94 H FF 95 1-2 HBP		2	0	0	0	1	1	0
9 Jean Segura, R (1, 6) OBP: 0.283, SLG: 0.320	1 SAFE F F F S 0-3 ① K			C FF 94 B FF 94 T FF 95 B FF 96 X FF 95 2-2 ① G4-3		C FF 94 F FF 94 X FC 87 0-2 ② G6-3		X FF 93 0-0 ③ F9		4	0	0	0	0	1	2
8 Ryan Braun, R (1, 9) OBP: 0.291, SLG: 0.500	C F F 1 SAFE 1 SAFE X 0-2 ②③ G6-4-3 1-2f			F FF 94 B FF 93 F FF 94 C FF 95 1-3 ② K		X FF 95 0-0 1B			B SI 90 C SI 89 C FF 90 S CH 85 1-3 ① K	4	0	1	0	0	2	1
16 Aramis Ramirez, R (1, 5) OBP: 0.373, SLG: 0.491		C B S B F F B F X 3-2 ① L6		B FF 94 X FF 94 1-0 HR		D FF 95 B FF 93 C FF 94 S FC 88 B FF 94 X FC 87 3-2 ③ L7			C SI 90 B SI 90 S SL 84 B SL 84 B FF 90 S FF 90 3-3 ② K	4	1	1	1	0	1	1
20 Jonathan Lucroy, R (1, 2) OBP: 0.382, SLG: 0.490		B B C B B 4-1 18 CS BB		B FF 94 C FC 87 B FF 94 B FF 94 X FF 94 3-1 ③ G3-1			C SI 87 X SL 85 0-1 ① F8		B SI 90 B SI 90 X FF 90 2-0 ③ L8	3	0	0	0	1	0	0
18 Khris Davis, R (1, 7) OBP: 0.283, SLG: 0.378		D B B B B 4-0 ② 1-2 BB			B CU 76 F FF 93 S FF 94 B FF 93 F FF 94 S FF 95 2-3 ① K		C SL 81 S SI 91 B SI 92 T SL 85 1-2 ② K			2	0	0	0	1	2	0
7 Mark Reynolds, R (1, 3) OBP: 0.308, SLG: 0.500		C S C 0-3 ③ K			C CU 79 S CU 78 B FF 96 B FF 94 C FF 96 2-3 ② K		S SI 91 B SL 84 X SI 92 1-1 ③ G4-3			3	0	0	0	0	2	1
2 Scooter Gennett, L (1, 4) OBP: 0.314, SLG: 0.333 14 Jeff Bianchi, R (8, PH) OBP: 0.182, SLG: 0.182 (9, 4)			C FF 92 X CU 76 0-1 ① P6		B FF 92 X FF 94 1-0 1B			X FF 94 0-0 ① G6-3		2 1	0 0	1 0	0 0	0 0	0 0	0 0
41 Marco Estrada, R (1, 1) 30 Tyler Thornburg, R (7, 1) 59 Zach Duke, L (8, 1) Rickie Weeks Jr., R (8, PH) OBP: 0.150, SLG: 0.200 29 Jim Henderson, L (9, 1)			C FF 92 C FF 93 X FF 94 0-2 ② G3-1		C FF 93 C FF 94 F FF 94 B FF 95 B FF 95 S FF 95 2-3 ③ K			C FF 94 C FF 94 F FF 94 B FF 93 C FF 95 1-3 ② K		2 0 0 1 0	0 0 0 0 0	0 0 0 0 0	0 0 0 0 0	1 0 0 1 0	1 0 0 0 0	0 0 0 0 0
Inning Stats	R: 0 E: 0 K: 1 S: 9 H: 0 LOB: 0 P: 13	R: 0 E: 0 K: 1 S: 10 H: 0 LOB: 1 BB: 2 P: 21	R: 0 E: 0 K: 1 S: 8 H: 0 LOB: 0 BB: 0 P: 10	R: 1 E: 0 K: 1 S: 9 H: 1 LOB: 0 BB: 0 P: 16	R: 0 E: 0 K: 3 S: 12 H: 1 LOB: 1 BB: 0 P: 19	R: 0 E: 0 K: 0 S: 10 H: 1 LOB: 1 BB: 0 P: 15	R: 0 E: 0 K: 1 S: 7 H: 0 LOB: 0 BB: 0 P: 9	R: 0 E: 0 K: 1 S: 9 H: 0 LOB: 1 BB: 0 P: 11	R: 0 E: 0 K: 2 S: 7 H: 0 LOB: 0 BB: 0 P: 13	1B: 2 2B: 0 3B: 0 HR: 1	SF: 0 SAC: 0 DP: 1 HBP: 1			WP: 0 PB: 0 SB: 0 CS: 1		PA: 32	

	AB	28
	R	1
	H	3
	RBI	1
	BB	3
	SO	11
	LOB	6

PITCHER		IP	WLS	BF	H	R	ER	SO	BB	IBB	HBP	BLK	WP	HR	S	P	ERA	WHIP
40 Shelby Miller, R ERA: 4.67	(1, 1)	6.0	W	22	3	1	1	7	3	0	0	0	0	1	58	94	1.50	1.000
37 Pat Neshek, R ERA: 2.84	(7, 1)	1.0	H	3	0	0	0	1	0	0	0	0	0	0	7	9	0.00	0.000
46 Kevin Siegrist, L ERA: 4.76	(8, 1)	1.0	H	4	0	0	0	1	0	0	1	0	0	0	9	11	0.00	0.000
43 Seth Maness, R ERA: 1.93	(9, 1)	1.0		3	0	0	0	2	0	0	0	0	0	0	7	13	0.00	0.000

PITCHER	IP	WLS	BF	H	R	ER	SO	BB	IBB	HBP	BLK	WP	HR	S	P	ERA	WHIP

Batter	1	2	3	4	5	6	7	8	9	AB	R	H	RBI	BB	SO	LOB
16 Kolten Wong, L (1, 4) OBP: 0.309, SLG: 0.300	B B C F F T 2-2 ① K		C SI 95 F SL 87 B SL 89 B SI 97 B SI 97 X SI 96 3-2 ③ G1			B SL 80 C FF 93 X SI 94 1-1 ① G1-3	B X 1-0 ② ③ G4-6-3 1-2f			3	0	0	0	0	1	0
43 Shane Robinson, R (7, PH) OBP: 0.300, SLG: 0.125										1	0	0	0	0	0	2
65 Keith Butler, R (7, 1)										0	0	0	0	0	0	0
37 Pat Neshek, S (8, 1)										0	0	0	0	0	0	0
21 Allen Craig, R (1, 9) OBP: 0.211, SLG: 0.231	C F X 0-2 ② G1-3			B SI 94 B FF 94 B SI 94 C FF 92 F SI 94 D SI 95 4-2 1B BB		X FF 95 0-0 HR		C CU 76 C CU 80 S FF 94 0-3 ① K		3	1	1	1	1	1	0
7 Matt Holliday, R (1, 7) OBP: 0.354, SLG: 0.375	B B X 2-0 ③ G4-3			B SL 83 B SI 95 C SI 95 F SI 96 1 SAFE X FF 96 2-2 ① G3		S SL 84 B SL 85 X SI 96 1-1 4 1B 1B		F CU 77 S FF 96 F FF 96 F CU 81 B FF 96 X FF 95 1-2 ② G3-1		4	0	1	0	0	0	1
Matt Adams, L (1, 3) OBP: 0.393, SLG: 0.517		C X 0-1 ① G1-3		C SL 84 F SI 96 D SI 97 B SL 86 F SL 88 X SI 97 2-2 1-2 1B		B FF 94 X SL 84 1-0 ② P5		C CU 78 B CU 80 B CH 82 S FF 94 B FF 96 F FF 92 F FF 94 F FF 94 X CU 76 3-2 ③ P4		4	0	1	0	0	0	1
4 Yadier Molina, R (1, 2) OBP: 0.386, SLG: 0.574		C B X 1-1 ② G4-3		D SI 96 B SL 83 F SI 94 X SL 84 2-1 ② F9		C FF 96 X SI 95 0-1 1-2 1B			X FF 89 0-0 27 FC4 1B	4	0	2	0	0	0	2
27 Jhonny Peralta, R (1, 6) OBP: 0.264, SLG: 0.479		C C B X 1-2 1B		C SL 84 B FF 95 X SI 96 1-1 ③ G6-3		C SL 84 S SL 85 B FF 95 B SL 86 X SI 95 2-2 ③ F7			B F SI 90 X SI 90 1-1 ① FC4 19 1B 1-2f	4	0	1	0	0	0	5
19 Jon Jay, L (1, 8) OBP: 0.308, SLG: 0.500		D X 1-0 ③ L1-6-3			B SL 83 X SL 82 1-0 ① G4-3		C X 0-1 13 1B 33 G1-3 1B		F SI 90 B CU 76 C SI 90 B CH 81 F CH 81 X FF 90 2-2 33 S 1-3 1B	4	0	2	0	0	0	1
33 Daniel Descalso, L (1, 5) (7, 4) OBP: 0.143, SLG: 0.150			F SI 95 F SI 96 C FF 96 0-3 ① K		C SI 95 S CH 86 B CH 86 X FF 96 1-2 ② F8		C X 0-1 ① G1-3 1-2		C CH 80 B FF 90 B SI 90 X SI 90 2-1 ② F7 1-2	4	0	0	0	0	1	3
58 Joe Kelly, R (1, 1) OBP: 0.286, SLG: 0.333 43 Seth Maness, R (5, 1) 36 Randy Choate, L (6, 1) 13 Matt Carpenter, L (7, PH) OBP: 0.400, SLG: 0.333 (7, 5)			B FF 93 C FF 93 S SI 94 F FF 97 C FF 95 1-3 ② K		B FF 94 X SI 92 1-0 ③ B1-3		X 0-0 43 G4-6-3 2-3 1B		C CU 74 B FF 91 B FF 90 C FF 90 F FF 90 S CH 84 2-3 ③ K	2	0	0	0	0	1	0
										0	0	0	0	0	0	0
										0	0	0	0	0	0	0
										2	0	1	0	0	1	2
Inning Stats	R: 0 E: 0 K: 1 S: 8 H: 0 LOB: 0 BB: 0 P: 12	R: 0 E: 0 K: 0 S: 8 H: 1 LOB: 1 BB: 0 P: 11	R: 0 E: 0 K: 2 S: 10 H: 0 LOB: 0 BB: 0 P: 14	R: 0 E: 0 K: 0 S: 13 H: 1 LOB: 2 BB: 1 P: 24	R: 0 E: 0 K: 0 S: 5 H: 0 LOB: 0 BB: 0 P: 8	R: 1 E: 0 K: 0 S: 11 H: 3 LOB: 2 BB: 0 P: 16	R: 0 E: 0 K: 0 S: 6 H: 2 LOB: 1 BB: 0 P: 7	R: 0 E: 0 K: 1 S: 14 H: 0 LOB: 0 BB: 0 P: 18	R: 0 E: 0 K: 1 S: 13 H: 2 LOB: 2 BB: 0 P: 20	1B: 8 2B: 0 3B: 0 HR: 1 SF: 0 SAC: 0 DP: 1 HBP: 0						

TOP

St. Louis Cardinals @ Milwaukee Brewers

Miller Park, Milwaukee, WI

Wed Apr 16 2014, 12:13 PM - 3:08 PM CDT

Att. 26,668 - Roof Closed - 70 F

livebaseballscorecards.com

AB	35
R	1
H	9
RBI	1
BB	1
SO	5
LOB	17

WP: 0	PA: 36
PB: 0	
SB: 1	
CS: 0	

PITCHER		IP	WLS	BF	H	R	ER	SO	BB	IBB	HBP	BLK	WP	HR	S	P	ERA	WHIP
38 Wily Peralta, R ERA: 1.96	(1, 1)	6.1	W	26	6	1	1	3	1	0	0	0	0	1	59	89	1.42	1.105
13 Will Smith, L ERA:	(7, 1)	0.2	H	2	1	0	0	0	0	0	0	0	0	0	2	3	0.00	1.500
30 Tyler Thornburg, R ERA: 0.93	(8, 1)	1.0	H	3	0	0	0	1	0	0	0	0	0	0	14	18	0.00	0.000
57 Francisco Rodríguez, R ERA:	(9, 1)	1.0		5	2	0	0	1	0	0	0	0	0	0	13	20	0.00	2.000

PITCHER	IP	WLS	BF	H	R	ER	SO	BB	IBB	HBP	BLK	WP	HR	S	P	ERA	WHIP

BOTTOM

St. Louis Cardinals @ Milwaukee Brewers

Miller Park, Milwaukee, WI

Wed Apr 16 2014, 12:13 PM - 3:08 PM CDT

Att. 26,668 - Roof Closed - 70 F

livebaseballscorecards.com

Batter	1	2	3	4	5	6	7	8	9	AB	R	H	RBI	BB	SO	LOB
27 Carlos Gómez, R (1, 8) OBP: 0.391, SLG: 0.623	S C B B C 2-3 K ①		L FF 97 X FF 96 0-1 9 G3-1 2-H 2B		F FF 89 B SI 89 S CH 83 B FF 90 B SI 90 F CH 82 F SI 89 F CH 81 B SI 90 4-2 9 1B 20 1B 1-2 BB		C B CU 73 S CU 72 B FF 91 B CU 73 C FF 90 3-3 K ①	F SL 82 B SI 92 B SI 91 C SL 82 T SI 90 2-2 K ③		4	1	1	1	1	3	3
9 Jean Segura, R (1, 6) OBP: 0.281, SLG: 0.315	B X 1-0 G6-3 ②		2 SAFE B SL 85 F FF 96 X CU 78 1-1 G3-1 ② 2-3		X SI 89 0-0 20 1B 16 1B 1-2 2-3 1B		C FF 91 B FF 90 S CU 74 B FF 90 F FF 90 X CU 74 2-2 G5-3 ②			4	1	1	0	0	0	1
20 Jonathan Lucroy, R (1, 2) OBP: 0.373, SLG: 0.472	C B X 1-1 L9 ③		C FF 97 C SL 87 B SI 98 X FF 95 1-2 F8 ③		C SI 89 F FF 90 F CH 83 X FF 89 0-2 16 1B 1-3 2-H 3-H 1B		C FF 90 B CU 74 C CU 73 X CU 73 1-2 L5 ③			4	0	1	2	0	0	1
16 Aramis Ramirez, R (1, 5) OBP: 0.397, SLG: 0.508		B CU 75 B FF 94 X SI 94 2-0 18 G6-4-3 1B		F FF 96 B CH 81 X CU 78 1-1 G5-3 ①	X SI 89 0-0 1-2 3-H 1B			X FF 89 0-0 2 BB 18 HBP 24 BB 1B		4	1	3	1	0	0	0
18 Khris Davis, R (1, 7) OBP: 0.280, SLG: 0.354		C FF 95 B SI 93 F FF 96 1 SAFE B SL 86 X CU 76 2-2 G6-4-3 ① ② 1-2f		F FF 94 X CU 78 0-1 G6-3 ②	C SL 81 B SI 89 B SL 82 X SI 89 2-1 F9 ③			B FF 89 H FF 88 2-0 24 BB 2 BB 1 FC3-2 1-2 HBP		3	0	0	0	0	0	3
2 Scooter Gennett, L (1, 4) OBP: 0.333, SLG: 0.333		B FF 94 B SI 95 F SI 94 X SI 95 2-1 K 1B		F FF 96 X CU 78 0-1 G4-3 ③		C SI 84 X SI 84 0-1 G4-3 ①		B CH 76 B FF 87 S FF 88 S CH 76 F CU 73 B FF 89 B CH 75 4-2 1 FC3-2 24 BB 1-2 2-3 BB		3	0	1	0	1	0	0
7 Mark Reynolds, R (1, 3) OBP: 0.286, SLG: 0.459 24 Lyle Overbay, L (8, PH) OBP: 0.280, SLG: 0.200 (9, 3)		T SL 85 C FF 95 S FF 96 0-3 K ③			B CU 75 B SI 89 C SI 88 X SI 88 2-1 G4-3 ①		C SI 85 S SI 85 B SI 84 F SL 75 B SI 85 B SL 74 X SI 85 3-2 F9 ②	B SI 89 B CH 69 C SI 89 B CH 70 B SI 88 4-1 1 FC3-2 1-2 2-3 3-H BB		3 0	0 0	0 0	0 1	0 1	1 0	1 0
1 Logan Schafer, L (1, 9) OBP: 0.250, SLG: 0.370			C FF 95 B FF 95 X CU 79 1-1 E3 38 SH5-3 27 2B		S SI 89 F SI 89 C SI 89 0-3 K ②		B SI 85 B SI 85 S SI 85 X SI 84 2-1 1B	X SI 86 0-0 FC3-2 ① 1-2 2-3 3-Hf		4	1	1	0	0	1	3
38 Wily Peralta, R (1, 1) 13 Will Smith, R (7, 1) 30 Tyler Thornburg, R (8, 1) Rickie Weeks Jr., R (8, PH) OBP: 0.143, SLG: 0.190 57 Francisco Rodríguez, R (9, 1)			X SI 95 0-0 SH5-3 ① 1-2		X SI 89 0-0 E6 9 1B 27 BB 20 1B		B SI 84 X SI 86 1-0 G4-3 ③	C SL 82 C SI 90 T SI 91 0-2 K ②		2 0 0 1 0	1 0 0 0 0	0 0 0 0 0	0 0 0 0 0	0 0 0 1 0	0 0 0 3 0	1 0 0 3 0
Inning Stats	R: 0 E: 0 K: 1 S: 6 H: 0 LOB: 0 BB: 0 P: 10	R: 0 E: 0 K: 1 S: 9 H: 2 LOB: 1 BB: 0 P: 15	R: 1 E: 1 K: 0 S: 10 H: 1 LOB: 1 BB: 0 P: 13	R: 0 E: 0 K: 0 S: 6 H: 0 LOB: 0 BB: 0 P: 7	R: 3 E: 1 K: 1 S: 19 H: 3 LOB: 2 BB: 1 P: 27	R: 0 E: 0 K: 0 S: 9 H: 1 LOB: 1 BB: 0 P: 15	R: 0 E: 0 K: 1 S: 10 H: 0 LOB: 0 BB: 0 P: 16	R: 1 E: 0 K: 2 S: 12 H: 1 LOB: 3 BB: 2 P: 24		1B: 7 2B: 1 3B: 0 HR: 0 SF: 0 SAC: 1 DP: 1 HBP: 1						

	AB	32
	R	5
	H	8
	RBI	5
	BB	3
	SO	6
	LOB	16

WP: 0 PB: 0 SB: 0 CS: 0 PA: 37

PITCHER		IP	WLS	BF	H	R	ER	SO	BB	IBB	HBP	BLK	WP	HR	S	P	ERA	WHIP
58 Joe Kelly, R ERA: 0.59	(1, 1)	4.0	L	15	3	1	0	2	0	0	0	0	0	0	31	45	0.00	0.750
43 Seth Maness, R ERA: 1.59	(5, 1)	1.0		8	3	3	0	1	1	0	0	0	0	0	19	27	0.00	4.000
36 Randy Choate, L ERA: 1.8	(6, 1)	1.0		4	1	0	0	0	0	0	0	0	0	0	9	15	0.00	1.000
65 Keith Butler, R ERA: 27.0	(7, 1)	1.0		6	1	1	1	1	1	0	1	0	0	0	14	26	9.00	2.000
37 Pat Neshek, R ERA: 2.45	(8, 1)	1.0		4	0	0	0	2	1	0	0	0	0	0	8	14	0.00	1.000

PITCHER	IP	WLS	BF	H	R	ER	SO	BB	IBB	HBP	BLK	WP	HR	S	P	ERA	WHIP

Batter	1	2	3	4	5	6	7	8	9	AB	R	H	RBI	BB	SO	LOB
27 Carlos Gómez, R (1, 8) OBP: 0.384, SLG: 0.600	X SI 93 0-0 9 SH1-3 16 1B 1B	X KC 82 0-0 ③ G6-3		B KC 81 S KC 81 X KC 81 1-1 ③ F7			P PO 84 D CH 85 C CH 84 X KC 79 2-1 ② ③ F9 1-2			4	1	1	0	0	0	2
9 Jean Segura, R (1, 6) OBP: 0.267, SLG: 0.298	C SI 92 1 SAFE X SI 92 0-1 ① SH1-3 1-2		F SI 92 B CH 83 X KC 78 1-1 ① G4-3		B KC 78 X SI 90 1-0 ① G6-3			C FF 93 F KC 81 S KC 82 0-3 ① K		3	0	0	0	0	1	0
8 Ryan Braun, R (1, 9) OBP: 0.288, SLG: 0.500	C SI 93 X SI 93 0-1 ② FC1		X KC 80 0-0 20 1B 2B		C SI 92 F SI 91 S FF 91 0-3 ② K			F FF 94 B FC 93 X FF 93 1-1 ② F8		4	1	1	0	0	1	1
16 Aramis Ramirez, R (1, 5) OBP: 0.388, SLG: 0.492	C FF 93 X SI 93 0-1 18 FC5 20 WP 2-H 1B		B CH 84 F CH 84 X KC 80 1-1 ② G5-3		B KC 79 X SI 92 1-0 ③ G2-3			S FC 91 B FS 87 X FC 91 1-1 ③ L7		4	0	1	1	0	0	1
20 Jonathan Lucroy, R (1, 2) OBP: 0.397, SLG: 0.482	B SI 93 C CH 82 B KC 80 B FF 94 B FF 94 4-1 18 FC5 1-2 BB		B FF 92 B FF 93 X FF 92 2-0 18 1B 2-H 1B			X SI 90 0-0 18 CS 1B			F SI 94 X FC 90 0-1 ① L9	3	0	2	1	1	0	0
18 Khris Davis, R (1, 7) OBP: 0.278, SLG: 0.346	F FF 93 D KC 81 S KC 79 X CH 84 1-2 ③ FC5 1-2 2-3f		S KC 81 S KC 80 X KC 80 0-2 1-3 1B			1 SAFE B KC 75 S CH 83 B FF 92 X KC 78 2-1 ① ② F7 1-2			C SI 95 F SI 96 B FC 90 X SI 96 1-2 ② F9	4	0	1	0	0	0	3
7 Mark Reynolds, R (1, 3) OBP: 0.261, SLG: 0.415		C FF 92 B KC 80 S SI 91 X KC 80 1-2 ① L9 1 SAFE D CH 85 X KC 79 1-0 ③ P2				B KC 79 S CH 83 F SI 92 S CH 85 1-3 ③ K			S FC 91 X FC 90 0-1 ③ G5-3	4	0	0	0	0	1	2
2 Scooter Gennett, L (1, 4) OBP: 0.357, SLG: 0.359		C SI 92 S CH 83 B KC 79 B KC 79 X SI 92 2-2 49 SH1-3 1B		F SI 91 X KC 78 0-1 ① F7			X CH 81 0-0 27 CS 1B			3	0	2	0	0	0	0
49 Yovani Gallardo, R (1, 1) 1 Logan Schafer, L (7, PH) OBP: 0.241, SLG: 0.357 47 Rob Wooten, R (7, 1) 59 Zach Duke, L (7, 1) 51 Wei-Chung Wang, L (8, 1)		B SI 89 1 SAFE 1 SAFE C FF 90 X FF 90 1-1 ② SH1-3 1-2		C SI 91 X FF 91 0-1 ② L9			B SI 92 L SI 91 1 SAFE L CH 80 B CH 82 L CH 80 2-3 ① K			1 1 0 0 0	0 0 0 0 0	0 0 0 0 0	0 0 0 0 0	0 1 0 0 0	0 1 0 0 0	0 1 0 0 0

Inning Stats										
	R: 1 E: 0 K: 0 S: 11	H: 2 LOB: 2 BB: 1 P: 16	R: 0 E: 0 K: 0 S: 9	H: 1 LOB: 1 BB: 0 P: 13	R: 1 E: 0 K: 0 S: 10	H: 3 LOB: 2 BB: 0 P: 15	R: 0 E: 0 K: 0 S: 6	H: 0 LOB: 0 BB: 0 P: 7	R: 0 E: 0 K: 1 S: 5	H: 0 LOB: 0 BB: 0 P: 7
	R: 0 E: 0 K: 1 S: 6	H: 1 LOB: 0 BB: 0 P: 9	R: 0 E: 0 K: 1 S: 7	H: 1 LOB: 0 BB: 0 P: 10	R: 0 E: 0 K: 1 S: 7	H: 0 LOB: 0 BB: 0 P: 9	R: 0 E: 0 K: 0 S: 7	H: 0 LOB: 0 BB: 0 P: 8	1B: 7 2B: 1 3B: 0 HR: 0	SF: 0 SAC: 2 DP: 0 HBP: 0	WP: 1 PB: 0 SB: 0 CS: 2	PA: 34

PITCHER	IP	WLS	BF	H	R	ER	SO	BB	IBB	HBP	BLK	WP	HR	S	P	ERA	WHIP
36 Edinson Volquez, R (1, 1) ERA: 1.71	7.0	W	28	8	2	2	3	1	0	0	0	1	0	54	77	2.57	1.286
35 Mark Melancon, R (8, 1) ERA: 2.25	1.0	H	3	0	0	0	1	0	0	0	0	0	0	7	9	0.00	0.000
29 Bryan Morris, R (9, 1) ERA: 1.29	1.0		3	0	0	0	0	0	0	0	0	0	0	7	8	0.00	0.000

PITCHER	IP	WLS	BF	H	R	ER	SO	BB	IBB	HBP	BLK	WP	HR	S	P	ERA	WHIP

TOP

Milwaukee Brewers @ Pittsburgh Pirates

PNC Park, Pittsburgh, PA

Thu Apr 17 2014, 7:10 PM - 10:16 PM EDT

Att. 17,584 - Clear - 62 F

livebaseballscorecards.com

AB	31
R	2
H	8
RBI	2
BB	1
SO	4
LOB	10

BOTTOM

Milwaukee Brewers @ Pittsburgh Pirates

PNC Park, Pittsburgh, PA

Thu Apr 17 2014, 7:10 PM - 10:16 PM EDT

Att. 17,584 - Clear - 62 F

Batter	1	2	3	4	5	6	7	8	9	AB	R	H	RBI	BB	SO	LOB
6 Starling Marte, R (1, 7) OBP: 0.356, SLG: 0.391	B FF 90 C SI 90 F SI 91 B SL 89 B FF 91 B FF 90 4-2 22 S 22 HR BB		B CU 79 S FF 91 M CU 78 C FF 92 1-3 ② K		C FF 91 B SL 86 B SL 86 X FF 90 2-1 ② P4		B SI 89 F SL 82 S SL 83 X CU 74 1-2 55 E 55 S 22 FC6-4 1B	B FF 93 X FF 93 1-0 55 1B 2-3 24 HR 1B		4	3	2	0	1	1	0
55 Russell Martin, R (1, 2) OBP: 0.353, SLG: 0.432	X FF 90 0-0 ① L8		C SL 87 B SI 92 B FF 92 F SL 88 B CU 79 X SL 85 3-2 1B		C SL 87 B SI 92 F FF 90 F SI 92 B CU 80 F FF 91 B FF 91 B FF 90 4-2 BB		1 SAFE P PO 84 S SL 81 1 SAFE B FS 87 D SL 81 B SL 81 4-1 22 FC6-4 1-3 BB	B FF 92 X FF 91 1-0 24 HR 1-2 3-H 1B		3	1	2	1	2	0	1
22 Andrew McCutchen, R (1, 8) OBP: 0.378, SLG: 0.410	C SL 87 1 SAFE 1 SAFE B SL 89 F CU 78 D SL 87 X FF 92 2-2 1-H HR		D CU 79 C CH 87 C SL 87 1 SAFE F CH 86 S SL 86 1-3 ③ K		X SL 85 0-0 ③ F9		S SL 80 X SL 82 0-1 ① FC6-4 18 CS 24 BB 1-2f 3-H	D CH 84 T CH 82 X CH 83 1-1 ② P2		5	1	1	3	0	1	5
24 Pedro Alvarez, L (1, 5) OBP: 0.314, SLG: 0.508	B CU 80 X SI 92 1-0 ② G4-3			B CU 79 C SL 86 F FF 91 B SL 88 X SL 86 2-2 18 G3 18 WP 1B		F FF 89 S CU 79 B FF 90 B SL 86 F CU 78 B CU 80 B FF 92 4-2 BB	B CU 74 F FF 88 1 SAFE S SL 80 D CU 76 B CU 78 B CU 78 4-2 18 CS 1-2 BB	F FF 94 T FF 94 F FF 94 B CU 80 X FF 93 1-2 1-H 2-H HR		3	1	2	3	2	0	0
18 Neil Walker, S (1, 4) OBP: 0.273, SLG: 0.508	B FF 92 B SI 93 C SI 92 C SL 88 B FF 93 C SL 88 3-3 ③ K			C FF 91 F SI 91 F FF 92 B CU 80 X CU 79 1-2 ① G3 1-3	F SI 90 B SL 87 1 SAFE S FF 91 X SL 87 1-2 ① L7		B SI 91 C SI 91 B SI 86 B CU 75 C SI 89 C SL 82 3-3 ②③ K 1-2 2-3	C FF 94 S CH 83 B FF 94 X CU 80 1-2 G6-3		5	0	0	0	0	2	4
17 Gaby Sanchez, R (1, 3) OBP: 0.310, SLG: 0.667		C FF 91 B SL 88 B CU 80 B SI 91 X FF 92 3-1 ① P6		C SL 86 F CU 80 F SL 86 B FF 91 D CU 80 S CU 80 2-3 ② K	1 SAFE C SL 87 F FF 91 D CU 80 S CU 80 1-3 ② K			F FF 91 X CH 82 0-1 HR		4	1	1	1	0	2	2
23 Travis Snider, L (1, 9) OBP: 0.281, SLG: 0.396		F SI 91 X SL 89 0-1 ② G3		B CU 80 C SL 85 B FF 92 B SL 86 B SL 86 4-1 BB	D SI 92 D FF 91 T SI 92 C SL 87 B SL 85 X SL 85 3-2 ③ G1-3			F FF 92 X FF 88 0-1 ① F8		3	0	0	0	1	0	1
10 Jordy Mercer, R (1, 6) OBP: 0.275, SLG: 0.222		C FF 91 C FF 92 B SL 89 S SL 88 1-3 ③ K		T SL 86 B FF 92 X FF 92 1-1 ③ L9			C SI 89 X SI 90 0-1 5 HR 1B	C FF 91 B CU 80 F CH 84 F FF 95 X CH 85 1-2 31 2B 1B		4	2	2	0	0	1	2
36 Edinson Volquez, R (1, 1) 5 Josh Harrison, R (7, PH) OBP: 0.111, SLG: 0.444 35 Mark Melancon, R (8, 1) 31 Jose Tabata, R (8, PH) OBP: 0.323, SLG: 0.321 29 Bryan Morris, L (9, 1)			C FF 89 B FF 91 F SL 85 X FF 92 1-2 ① L9		B FF 90 B FF 90 C FF 90 C FF 91 X FF 91 2-2 ① P3		L SL 83 1 SAFE B SL 82 B SL 80 1 SAFE 1 SAFE 1 SAFE C SL 82 2-2 X SL 81 1-H HR	F FF 93 B FF 93 B FF 93 B FF 93 X FF 92 3-1 6 1B 55 1B 1-H 2B		2 1 0 1 0	0 1 0 1 0	0 1 0 0 0	0 2 0 1 0	0 0 0 0 0	0 0 0 0 0	0 0 0 0 0
Inning Stats	R: 2 E: 0 K: 1 S: 10 H: 1 LOB: 0 BB: 1 P: 20	R: 0 E: 0 K: 1 S: 7 H: 0 LOB: 0 BB: 0 P: 11	R: 0 E: 0 K: 2 S: 14 H: 1 LOB: 1 BB: 0 P: 20	R: 0 E: 0 K: 1 S: 14 H: 1 LOB: 2 BB: 1 P: 24	R: 0 E: 0 K: 0 S: 10 H: 0 LOB: 1 BB: 0 P: 18	R: 0 E: 0 K: 1 S: 12 H: 0 LOB: 1 BB: 1 P: 21	R: 3 E: 0 K: 1 S: 17 H: 3 LOB: 1 BB: 2 P: 30	R: 6 E: 0 K: 0 S: 21 H: 6 LOB: 0 BB: 0 P: 30		1B: 7 2B: 1 3B: 0 HR: 4 SF: 0 SAC: 0 DP: 0 HBP: 0						

livebaseballscorecards.com

AB	35
R	11
H	12
RBI	11
BB	6
SO	7
LOB	15

WP: 1 PB: 0 SB: 2 CS: 2 PA: 41

PITCHER		IP	WLS	BF	H	R	ER	SO	BB	IBB	HBP	BLK	WP	HR	S	P	ERA	WHIP
49 Yovani Gallardo, R ERA: 1.46	(1, 1)	6.0		25	3	2	2	6	4	0	0	0	1	1	67	114	3.00	1.167
47 Rob Wooten, R ERA: 27.0	(7, 1)	0.1	L	5	3	3	3	0	1	0	0	0	0	1	12	18	81.00	12.000
59 Zach Duke, L ERA: 3.18	(7, 1)	0.2		2	0	0	0	1	1	0	0	0	0	0	5	12	0.00	1.500
51 Wei-Chung Wang, L ERA: 27.0	(8, 1)	1.0		9	6	6	6	0	0	0	0	0	0	2	21	30	54.00	6.000

PITCHER	IP	WLS	BF	H	R	ER	SO	BB	IBB	HBP	BLK	WP	HR	S	P	ERA	WHIP

Milwaukee Brewers @ Pittsburgh Pirates

PNC Park, Pittsburgh, PA

Fri Apr 18 2014, 7:08 PM - 10:14 PM EDT

Att. 31,564 - Partly Cloudy - 67 F

TOP

livebaseballscorecards.com

Batter	1	2	3	4	5	6	7	8	9	AB	R	H	RBI	BB	SO	LOB
27 Carlos Gómez, R (1, 8) OBP: 0.385, SLG: 0.629	S SI 93 F SI 92 B CU 78 C CU 78 1-3 ① K		C SI 94 C SI 92 S FS 86 0-3 ② K		S FS 86 B FS 85 S FS 85 B CU 78 X FS 85 2-2 HR	F CU 80 B CU 77 C SI 92 X FS 85 1-2 2-3 3-H 1B			B FC 90 B SI 94 B FC 90 C FF 94 C FC 89 C SI 97 3-3 ① K	5	1	2	2	0	3	1
9 Jean Segura, R (1, 6) OBP: 0.262, SLG: 0.290	C SI 94 B SI 92 C SI 92 B SI 93 X CU 80 2-2 ② F9		F SI 94 S SI 94 S FS 86 0-3 ③ K		C SI 92 B FS 86 F SI 92 F SI 92 B CU 79 B SI 92 F SI 92 F SI 93 X SI 92 3-2 ① G1-3	1 SAFE X SI 92 0-0 ③ G6-3			B FC 92 X SI 95 1-0 8 CS 1B	5	0	1	0	0	1	3
8 Ryan Braun, R (1, 9) OBP: 0.297, SLG: 0.500	C SI 93 F SI 93 B SI 93 X SI 92 1-2 ③ L3			B SI 92 X SI 92 1-0 18 HBP 2 2B 2B	X SI 92 0-0 ② G4-3		B FF 89 B SL 80 B FF 90 B FF 90 4-0 16 L5-3 BB		T FF 96 1 SAFE 1 SAFE X FF 97 0-1 ② ③ P3 1-2	4	1	1	0	1	0	1
16 Aramis Ramirez, R (1, 5) OBP: 0.394, SLG: 0.478		F FF 92 X SI 92 0-1 ① G5-3		F SI 91 S FS 85 B CU 78 F FS 85 B SI 91 B SI 90 F SI 92 F SI 92 B SI 92 4-2 18 HBP 2 2B BB	C CU 79 S FS 85 H CU 78 1-2 HBP		B FF 91 1 SAFE B FF 90 X FF 90 2-0 ① ② L5-3 1-1			2	1	0	0	1	0	1
18 Khris Davis, R (1, 7) OBP: 0.276, SLG: 0.327 13 Will Smith, R (7, 1) 29 Jim Henderson, L (8, 1) 57 Francisco Rodríguez, R (9, 1)		C SI 92 T FS 86 X SI 92 0-2 ② G5-3		C SI 92 F SI 92 H SI 92 1-2 1-2 2-3 2 2B HBP	C SI 93 X FS 84 0-1 ③ F8		F FF 91 S SL 80 S SL 82 0-3 ③ K			3 0 0 0	0 0 0 0	0 0 0 0	0 0 0 0	0 0 0 0	1 0 0 0	1 0 0 0
7 Mark Reynolds, R (1, 3) OBP: 0.280, SLG: 0.422		X SI 92 0-0 1B		C SI 92 X CU 79 0-1 ① F7		B SI 90 X SI 91 1-0 26 SH5-4 27 1B 1B		B SL 80 C FF 89 X SL 79 1-1 ① P4		4	1	2	0	0	0	3
2 Scooter Gennett, L (1, 4) OBP: 0.348, SLG: 0.372		B SI 91 F SI 92 X CU 79 1-1 ③ G3		X SI 92 0-0 ② 12 1B 1-H 2-H 3-H 2B		T CU 78 X CU 77 0-1 ① G3 1-2		C FF 88 X SL 81 0-1 ② L8		4	1	1	2	0	0	2
12 Martín Maldonado, R (1, 2) OBP: 0.500, SLG: 0.500			C SI 92 B SI 92 B SI 92 B SI 92 D SI 92 4-1 26 FC3-6 BB	C CU 78 D FS 85 F SI 93 D CU 79 X SI 93 2-2 2-H 1B		C CU 78 X SI 91 0-1 27 1B 26 SH5-4 1B		C FF 90 B SL 82 B FF 90 X FF 91 2-1 1B		3	0	3	1	1	0	0
26 Kyle Lohse, R (1, 1) 30 Tyler Thornburg, R (7, 1) 3 Elian Herrera, S (7, 7)			B SI 92 X SI 91 1-0 ① FC3-6 1-2f	S SI 93 X SI 93 0-1 ③ P4		X SI 91 0-0 ② SH5-4 1-2 2-3		1 SAFE B FF 90 C SL 81 C SL 82 S SL 83 1-3 ③ K		2 0 1	0 0 0	0 0 0	0 0 0	0 0 1	0 0 1	2 0 1
Inning Stats	R: 0 E: 0 K: 1 S: 9 H: 0 LOB: 0 BB: 0 P: 13	R: 0 E: 0 K: 0 S: 8 H: 1 LOB: 1 BB: 0 P: 9	R: 0 E: 0 K: 2 S: 8 H: 0 LOB: 1 BB: 1 P: 13	R: 3 E: 0 K: 0 S: 16 H: 3 LOB: 1 BB: 1 P: 24	R: 1 E: 0 K: 0 S: 14 H: 1 LOB: 1 BB: 0 P: 20	R: 1 E: 0 K: 0 S: 10 H: 3 LOB: 2 BB: 0 P: 12	R: 0 E: 0 K: 1 S: 4 H: 0 LOB: 0 BB: 1 P: 10	R: 0 E: 0 K: 1 S: 9 H: 1 LOB: 1 BB: 0 P: 13	R: 0 E: 0 K: 1 S: 6 H: 1 LOB: 0 BB: 0 P: 10	1B: 7 2B: 3 3B: 0 HR: 1 SF: 0 SAC: 1 DP: 1 HBP: 2						

AB	33
R	5
H	10
RBI	5
BB	3
SO	6
LOB	15

WP: 0 PB: 0 SB: 0 CS: 1 PA: 39

PITCHER		IP	WLS	BF	H	R	ER	SO	BB	IBB	HBP	BLK	WP	HR	S	P	ERA	WHIP
50 Charlie Morton, R ERA: 4.32	(1, 1)	6.0	L	29	8	5	5	3	2	0	2	0	0	1	65	91	7.50	1.667
38 Stolmy Pimentel, R ERA: 1.29	(7, 1)	2.0		7	1	0	0	2	1	0	0	0	0	0	13	23	0.00	1.000
37 Justin Wilson, L ERA: 3.18	(9, 1)	1.0		3	1	0	0	1	0	0	0	0	0	0	6	10	0.00	1.000

PITCHER	IP	WLS	BF	H	R	ER	SO	BB	IBB	HBP	BLK	WP	HR	S	P	ERA	WHIP

BOTTOM

Milwaukee Brewers @ Pittsburgh Pirates

PNC Park, Pittsburgh, PA

Fri Apr 18 2014, 7:08 PM - 10:14 PM EDT

Att. 31,564 - Partly Cloudy - 67 F

livebaseballscorecards.com

Batter	1	2	3	4	5	6	7	8	9	AB	R	H	RBI	BB	SO	LOB
6 Starling Marte, R (1, 7) OBP: 0.359, SLG: 0.382	C SI 89 S SI 90 F SL 83 F SL 82 X SI 89 0-2 E3 55 E 55 S 55 G6-3		S SL 83 X SL 81 0-1 55 E 55 1B 2-3 1B		C CU 75 C SI 88 F SL 82 B SI 89 S CH 79 1-3 ② K		D SL 82 C SL 81 D CH 79 B SI 88 B SI 88 4-1 22 2B 1-2 BB	B SL 86 X FF 95 1-0 ③ P3		4	1	1	0	1	1	3
55 Russell Martin, R (1, 2) OBP: 0.375, SLG: 0.438	B SI 89 C SI 89 D SL 84 X SL 82 2-1 ① G6-3 1-H		B FF 88 1 SAFE F SL 81 C SI 88 B FF 89 F SL 82 1 SAFE X SL 80 2-2 E8 1-3 3-H 1B		C CU 75 X SI 90 0-1 22 BB 1B		D CU 78 C CU 77 B FF 96 B FF 94 X FF 93 3-1 ② F7		B FF 90 C SI 89 B SI 90 B SI 89 F SI 89 B SI 89 4-2 24 G3 BB	4	0	2	2	1	0	2
22 Andrew McCutchen, R (1, 8) OBP: 0.392, SLG: 0.422	F CU 75 X SL 83 0-1 ② F9		B SL 82 F SL 80 B SI 88 B SI 88 B SL 83 4-1 BB		C CH 79 D CH 78 F CH 79 B SI 90 B SL 82 B CH 80 4-2 1-2 BB		F CU 79 D CH 85 F CU 79 B FF 95 X CH 84 2-2 1-3 2-H 2B		C SI 89 B SI 89 C SI 89 S CH 83 1-3 ① K	3	0	1	1	2	1	1
24 Pedro Alvarez, L (1, 5) OBP: 0.293, SLG: 0.469	X SI 90 0-0 ③ G4-3		C SL 83 B SI 90 C SL 82 B SL 82 S FF 90 2-3 ② K		C CU 75 X CH 80 0-1 ③ G1-3		B SL 79 C SL 79 B SL 81 S FF 93 C SL 80 2-3 ③ K		D CU 76 D CH 82 B CH 82 X CH 82 3-0 ② G3 1-2	5	0	0	0	0	2	8
18 Neil Walker, S (1, 4) OBP: 0.268, SLG: 0.478		F SI 89 X SI 89 0-1 ① F7	B SL 83 D SL 83 C SI 90 B FF 90 C SL 83 X SL 84 3-2 ③ P5		B CU 74 S CH 79 S CH 79 X SI 89 1-2 ① G4-3			F SI 89 C SI 88 F SL 82 H SL 82 1-2 23 BB 5 1B HBP	D CU 76 C CH 83 B CH 83 S CH 84 X CH 85 2-2 ③ L3	4	0	0	0	0	0	4
17 Gaby Sanchez, R (1, 3) OBP: 0.273, SLG: 0.581		C SI 90 X SI 89 0-1 ② G5-3		B CU 74 C SI 89 S CH 79 S CH 80 1-3 ① K		B SL 84 X SI 89 1-0 ② G4-3		B SI 88 X SI 90 1-0 ① L7		4	0	0	0	0	1	1
31 Jose Tabata, R (1, 9) OBP: 0.294, SLG: 0.290 38 Stolmy Pimentel, R (7, 1) 5 Josh Harrison, R (8, PH) OBP: 0.200, SLG: 0.500 (9, 6)		B SL 84 X SI 89 1-0 ③ G6-3		C SI 89 B CU 75 B CH 81 X SI 89 2-1 ② L8		C CU 74 B SI 89 F SI 88 S CH 79 1-3 ③ K		C SI 88 X SI 88 0-1 23 BB 1-2 1B	3 0 1	0 0 0	0 0 1	0 0 0	0 0 0	1 0 0	0 0 0
10 Jordy Mercer, R (1, 6) OBP: 0.288, SLG: 0.239 12 Clint Barmes, R (4, 6) OBP: 0.250, SLG: 0.250 3 Travis Ishikawa, L (8, PH) OBP: 0.263, SLG: 0.382 37 Justin Wilson, L (9, 1)			B SI 89 F SI 89 F SL 84 B SL 84 X SI 90 2-2 6 1B 50 SH3-4 55 1B 1B	C CU 75 B SI 89 C SI 89 B CH 80 X SI 89 2-2 ③ F8			C SI 85 B CH 77 S CH 78 B CH 80 X SI 87 2-2 E6 6 BB 22 2B	C FF 94 S FF 95 S FF 94 0-3 ② K	1 2 1 0	1 1 0 0	1 0 0 0	0 0 0 0	0 0 1 0	0 0 2 0	0 0 2 0
50 Charlie Morton, R (1, 1) 23 Travis Snider, L (7, 9) OBP: 0.288, SLG: 0.389			X SI 88 0-0 ① SH3-4 1-2	B SI 88 C SI 88 B SI 89 C SI 89 X SL 81 2-2 ① G1-3			C CU 74 B SI 88 B SL 81 F SL 80 B FF 88 F SL 81 F SL 82 F CU 75 S CH 79 3-3 ① K	B FF 94 B FF 94 B FF 95 B FF 94 4-0 1-2 2-3 BB	1 1	0 0	0 0	0 0	0 1	0 1	0 1
Inning Stats	R: 1 E: 1 K: 0 S: 10 H: 0 LOB: 0 BB: 0 P: 12	R: 0 E: 0 K: 0 S: 5 H: 0 LOB: 0 BB: 0 P: 6	R: 1 E: 1 K: 1 S: 17 H: 3 LOB: 3 BB: 1 P: 30	R: 0 E: 0 K: 1 S: 8 H: 0 LOB: 0 BB: 0 P: 13	R: 0 E: 0 K: 1 S: 13 H: 1 LOB: 2 BB: 1 P: 20	R: 0 E: 0 K: 1 S: 7 H: 0 LOB: 0 BB: 0 P: 10	R: 1 E: 1 K: 2 S: 18 H: 1 LOB: 2 BB: 1 P: 34	R: 0 E: 0 K: 1 S: 10 H: 1 LOB: 3 BB: 1 P: 17	R: 0 E: 0 K: 1 S: 9 H: 0 LOB: 1 BB: 1 P: 19	1B: 5 2B: 1 3B: 0 HR: 0	SF: 0 SAC: 1 DP: 0 HBP: 1	WP: 0 PB: 0 SB: 1 CS: 0	PA: 41			

PITCHER		IP	WLS	BF	H	R	ER	SO	BB	IBB	HBP	BLK	WP	HR	S	P	ERA	WHIP
26 Kyle Lohse, R ERA: 2.67	(1, 1)	6.1	W	28	4	3	1	5	3	0	0	0	0	0	70	110	1.42	1.105
30 Tyler Thornburg, R ERA: 0.9	(7, 1)	0.1	H	2	1	0	0	0	0	0	0	0	0	0	5	10	0.00	3.000
13 Will Smith, L ERA:	(7, 1)	0.2	H	4	1	0	0	1	0	0	1	0	0	0	9	13	0.00	1.500
29 Jim Henderson, R ERA: 4.5	(8, 1)	0.2	H	3	0	0	0	1	1	0	0	0	0	0	4	9	0.00	1.500
57 Francisco Rodríguez, R ERA:	(9, 1)	1.0	S	4	0	0	0	1	1	0	0	0	0	0	9	19	0.00	1.000

PITCHER	IP	WLS	BF	H	R	ER	SO	BB	IBB	HBP	BLK	WP	HR	S	P	ERA	WHIP

Milwaukee Brewers @ Pittsburgh Pirates

PNC Park, Pittsburgh, PA

Sat Apr 19 2014, 7:07 PM - 10:11 PM EDT

Att. 32,490 - Partly Cloudy - 63 F

TOP

livebaseballscorecards.com

Batter	1	2	3	4	5	6	7	8	9	AB	R	H	RBI	BB	SO	LOB
27 Carlos Gómez, R (1, 8) OBP: 0.361, SLG: 0.587	X SI 89 0-0 F9 ①		C FF 89 C SI 88 C FF 88 0-3 K ②	C CU 74 B SI 87 1 SAFE B SI 87 X CH 83 2-1 G5-3 ② 1-2		X FC 89 0-0 F7 ③			F SL 81 B SL 81 B FF 94 S FF 93 S SL 83 2-3 K ①	5	0	0	0	0	2	2
9 Jean Segura, R (1, 6) OBP: 0.271, SLG: 0.313	B SI 88 X SI 88 1-0 G4-3 ②		B FF 88 X SI 89 1-0 16 1B 2B	C SI 87 X CU 74 0-1 F9 ③			C SI 94 B CH 87 L CH 86 B CH 87 F SI 95 X SI 95 2-2 G1-3 ①		S SL 80 F FF 93 X SL 84 0-2 8 HR 1B	5	2	2	0	0	0	1
8 Ryan Braun, R (1, 9) OBP: 0.319, SLG: 0.600	B SI 90 C SI 90 X SI 89 1-1 F9 ③		F SI 89 B FF 89 S CU 74 X FF 89 1-2 FC5 16 1B 20 2B		C SI 96 X SI 95 0-1 16 G5-3 20 G6-3 16 WP 1B		B SI 94 S CH 87 X SL 83 1-1 HR		X FF 94 0-0 1-H HR	5	4	3	3	0	0	1
16 Aramis Ramirez, R (1, 5) OBP: 0.395, SLG: 0.465		F SI 88 B SI 87 B SI 88 F CU 75 T SI 88 2-2 K ①	X CU 74 0-0 20 2B 1-3 2-H 1B		B FC 90 S SI 96 B SI 96 F SI 96 X FF 96 2-2 G5-3 ① 1-3		B SI 94 X CH 87 1-0 F7 ②		F FF 93 B SL 83 H FF 93 2-1 HBP	4	0	1	1	0	1	1
20 Jonathan Lucroy, R (1, 2) OBP: 0.412, SLG: 0.541		C SI 89 F SI 89 X SI 89 0-2 18 1B 2B	C CU 74 B SI 90 B CU 74 X CU 75 2-1 1-3 3-H 2B		X SI 96 0-0 G6-3 ② 3-H		C SI 94 C SI 94 B CH 87 X CH 86 1-2 2B		X FF 93 0-0 F9 ②	5	1	3	2	0	0	1
18 Khris Davis, R (1, 7) OBP: 0.270, SLG: 0.317		X CU 74 0-0 FC5-4 2-H 1B	B SI 88 C SI 89 C CH 85 F CU 73 X SI 89 1-2 G1-3 ③		B SI 95 C FC 90 S FC 90 F FF 95 B FC 91 X SI 97 2-2 G6-3 ③		B CH 87 S SI 95 S SI 96 S SI 95 1-3 K ③		B FF 92 F FF 92 F SL 81 X FF 91 1-2 P5 ③	5	0	1	1	0	1	4
7 Mark Reynolds, R (1, 3) OBP: 0.296, SLG: 0.479		B SI 89 X SI 87 1-0 P3 ②		C CH 83 B SI 88 B SI 89 X SI 88 2-1 HR		C FC 91 B SI 95 B FC 90 S FC 91 B FC 89 B FC 89 4-2 G6-3 BB		S FF 93 F FF 94 B FC 93 S KC 80 1-3 K2-3 ①		3	1	1	1	1	1	1
Rickie Weeks Jr., R (1, 4) OBP: 0.167, SLG: 0.174 2 Scooter Gennett, L (8, PH) OBP: 0.340, SLG: 0.364 (8, 4)		B SI 88 1 SAFE X SI 88 1-0 FC5-4 ③ 1-2f		C CH 84 S CU 75 F FF 88 B CU 72 B CU 72 F CU 74 F FF 88 F FF 88 F CU 74 4-2 27 G5-3 BB		C SI 94 B SI 96 X SI 95 1-1 G6-3 ① ② 1-2f		B FC 91 F FC 89 X FC 92 1-1 G4-3 ②		2	0	0	0	1	0	2
										1	0	0	0	0	0	0
22 Matt Garza, R (1, 1) 14 Jeff Bianchi, R (6, PH) OBP: 0.250, SLG: 0.250 47 Rob Wooten, R (6, 1) 59 Zach Duke, L (7, 1) 3 Elian Herrera, S (8, PH) 29 Jim Henderson, L (8, 1) 57 Francisco Rodríguez, R (9, 1)			B FF 88 X FF 88 1-0 G1-3 ①	T FF 86 1 SAFE M CU 74 B CU 72 L SI 88 1-3 K ①		F SI 95 X SI 95 0-1 1B		T FC 90 T FC 90 F FC 91 S KC 80 0-3 K2-3 ③		2	0	0	0	0	1	1
										1	0	1	0	0	0	0
										0	0	0	0	0	0	0
										0	0	0	0	0	0	0
										1	0	0	0	0	1	0
										0	0	0	0	0	0	0
										0	0	0	0	0	0	0

	AB	39
	R	8
	H	12
	RBI	8
	BB	2
	SO	7
	LOB	14

Inning Stats																												
	R: 0	H: 0	R: 1	H: 2	R: 2	H: 3	R: 1	H: 1	R: 1	H: 1	R: 0	H: 1	R: 1	H: 2	R: 0	H: 0	R: 2	H: 2	1B: 5	SF: 0	WP: 1	PA: 42
	E: 0	LOB: 0	E: 0	LOB: 1	E: 0	LOB: 2	E: 0	LOB: 1	E: 0	LOB: 0	E: 0	LOB: 1	E: 0	LOB: 1	E: 0	LOB: 0	E: 0	LOB: 1	2B: 4	SAC: 0	PB: 0	
	K: 0	BB: 0	K: 1	BB: 0	K: 1	BB: 0	K: 1	BB: 1	K: 0	BB: 0	K: 0	BB: 1	K: 1	BB: 0	K: 2	BB: 0	K: 1	BB: 0	3B: 0	DP: 1	SB: 0	
	S: 4	P: 6	S: 9	P: 13	S: 15	P: 21	S: 17	P: 26	S: 10	P: 14	S: 7	P: 12	S: 13	P: 19	S: 9	P: 11	S: 12	P: 17	HR: 3	HBP: 1	CS: 0	

PITCHER		IP	WLS	BF	H	R	ER	SO	BB	IBB	HBP	BLK	WP	HR	S	P	ERA	WHIP
51 Wandy Rodriguez, L	(1, 1)	4.0		20	6	4	4	3	1	0	0	0	0	1	45	66	9.00	1.750
ERA: 7.65																		
29 Bryan Morris, R	(5, 1)	2.0		8	2	1	1	0	1	0	0	0	1	0	17	26	4.50	1.500
ERA: 2.0																		
44 Tony Watson, L	(7, 1)	1.0	H	5	2	1	1	1	0	0	0	0	0	1	13	19	9.00	2.000
ERA: 2.25																		
35 Mark Melancon, R	(8, 1)	1.0	H	3	0	0	0	2	0	0	0	0	0	0	9	11	0.00	0.000
ERA: 2.0																		
39 Jason Grilli, R	(9, 1)	1.0	L	6	2	2	2	1	0	0	1	0	0	1	12	17	18.00	2.000
ERA: 3.86																		

PITCHER	IP	WLS	BF	H	R	ER	SO	BB	IBB	HBP	BLK	WP	HR	S	P	ERA	WHIP

BOTTOM

Batter	1	2	3	4	5	6	7	8	9	AB	R	H	RBI	BB	SO	LOB
6 Starling Marte, R (1, 7) OBP: 0.361, SLG: 0.384	B SI 92 F FF 91 C FF 93 F FF 94 C FF 95 1-3 K ①		C CU 72 B FF 93 X FF 93 1-1 G5-3 ②	1 SAFE X FF 93 0-0 55 G6-4-3 1-2 1B		B SI 88 F SL 82 F SL 81 C FF 89 1-3 K ②		F FF 93 X FF 95 0-1 55 S 1B		5	0	2	0	0	2	0
55 Russell Martin, R (1, 2) OBP: 0.361, SLG: 0.415	B FF 93 B FF 94 F FF 92 F FF 93 B FF 94 S FF 94 3-3 K ②		B FF 94 C SL 85 X FF 94 1-1 G6-3 ③	X SL 84 0-0 G6-4-3 ②③ 1-2f		B SL 83 B SI 89 C SL 84 B SL 82 C SL 82 X SI 89 3-2 22 2B 1B		B FF 95 B FF 94 X FF 95 2-0 G1-3 ③ 1-2		5	1	1	0	0	1	3
22 Andrew McCutchen, R (1, 8) OBP: 0.393, SLG: 0.426	X FF 94 0-0 L8 ③			B SL 83 C SL 84 B FF 93 F FF 91 B CU 76 F SL 86 F SI 93 B CH 85 4-2 24 E 31 1B BB	C FF 92 B SL 84 X SL 83 1-1 P4 ①	B SL 82 B SL 82 X SL 82 2-0 1-H 2B			S CU 74 B SI 90 B CH 82 X SI 90 2-1 G5-3 ①	4	1	1	1	1	0	0
24 Pedro Alvarez, L (1, 5) OBP: 0.288, SLG: 0.441		F FF 93 B FF 94 X FF 94 1-1 F7 ①		F FF 93 C SL 85 B SL 86 X SI 93 1-2 FC4 15 BB 31 1B 12 1B 1-2	X FF 93 0-0 F7 ②	B SL 83 S CU 73 C SL 82 S FS 84 1-3 K ③			H CU 76 1-0 31 G4-6-3 HBP	4	1	0	0	0	1	2
31 Jose Tabata, R (1, 9) OBP: 0.308, SLG: 0.306		B FF 92 B FF 90 X FF 93 2-0 F9 ②		X FF 92 0-0 15 BB 12 1B 1-2 2-H 1B	B FF 93 C FF 93 B FF 92 X SL 84 2-1 15 1B 1B		C CU 74 B FS 88 F SL 82 F FS 87 S CU 76 1-3 K ①		B SI 89 X SI 88 1-0 G4-6-3 ②③ 1-2f	5	1	2	1	0	1	1
15 Ike Davis, L (1, 3) OBP: 0.412, SLG: 0.444		C FF 94 B CU 75 C CU 74 X FF 94 1-2 18 1B 2B		B FF 94 B SL 84 C FF 94 F FF 94 D SL 86 D SL 86 4-2 12 1B 23 1B 1-2 2-3 BB	X FF 92 0-0 18 BB 1-3 1B		C CU 75 S SI 90 B CU 76 S SL 84 1-3 K ②			3	2	2	0	1	1	0
18 Neil Walker, S (1, 4) OBP: 0.280, SLG: 0.471		C CU 74 B FF 92 X FF 92 1-1 2-H 1B		S SL 85 F FF 94 D SL 86 X FF 94 1-2 L9 ① B CU 75 C SL 83 B FF 94 B FF 93 B FF 93 4-1 1-2 BB			X SI 86 0-0 F9 ③			3	0	1	1	1	0	3
12 Clint Barmes, R (1, 6) OBP: 0.250, SLG: 0.250		X FF 93 0-0 F9 ③		B CU 74 B FF 94 X FF 94 2-0 23 1B 1-3 2-H 3-H 1B	F FF 95 B SL 86 S SL 85 D SL 86 B SI 94 X SI 93 3-2 G5-3 ③			C FF 93 S FF 94 B SL 86 S FF 94 1-3 K ①		4	1	1	2	0	1	4
51 Wandy Rodriguez, S (1, 1) OBP: 0.200, SLG: 0.200 23 Travis Snider, L (4, PH) OBP: 0.300, SLG: 0.400 29 Bryan Morris, L (5, 1) 10 Jordy Mercer, R (6, PH) OBP: 0.283, SLG: 0.234 44 Tony Watson, L (7, 1) 35 Mark Melancon, R (8, 1) 17 Gaby Sanchez, R (8, PH) OBP: 0.265, SLG: 0.563 39 Jason Grilli, R (9, 1)			C FF 91 X FF 93 0-1 G6-3 ①	B FF 95 S SL 86 C SL 85 X FF 94 1-2 6 1B 2-H 3-H 1B		B CU 74 S SL 84 B SL 83 X SL 83 2-1 F8 ①		B FF 93 B FF 93 B FF 93 C FF 93 F FF 95 F FF 96 X FF 94 3-2 F8 ②		1 1 0 1 0 0 0 1 0	0 0 0 0 0 0 0 0 0	0 1 0 0 0 0 0 0 0	0 2 0 0 0 0 0 0 0	0 0 0 0 0 0 0 0 0	0 0 0 0 0 0 0 0 0	0 0 0 0 0 0 0 0 0
Inning Stats	R: 0 E: 0 K: 2 S: 8 H: 0 LOB: 0 BB: 0 P: 12	R: 1 E: 0 K: 0 S: 9 H: 2 LOB: 1 BB: 0 P: 14	R: 0 E: 0 K: 0 S: 6 H: 0 LOB: 0 BB: 0 P: 8	R: 5 E: 1 K: 0 S: 19 H: 4 LOB: 1 BB: 2 P: 32	R: 0 E: 0 K: 0 S: 10 H: 2 LOB: 3 BB: 1 P: 20	R: 1 E: 0 K: 2 S: 12 H: 2 LOB: 1 BB: 0 P: 21	R: 0 E: 0 K: 2 S: 8 H: 0 LOB: 0 BB: 0 P: 10	R: 0 E: 0 K: 1 S: 10 H: 1 LOB: 1 BB: 0 P: 16	R: 0 E: 0 K: 0 S: 3 H: 0 LOB: 0 BB: 0 P: 7	1B: 9 2B: 2 3B: 0 HR: 0	SF: 0 SAC: 0 DP: 2 HBP: 1	WP: 0 PB: 0 SB: 1 CS: 0	PA: 41				

PITCHER		IP	WLS	BF	H	R	ER	SO	BB	IBB	HBP	BLK	WP	HR	S	P	ERA	WHIP
22 Matt Garza, R ERA: 4.5	(1, 1)	5.0		26	8	6	5	2	3	0	0	0	0	0	52	86	9.00	2.200
47 Rob Wooten, R ERA: 15.43	(6, 1)	1.1		6	2	1	1	3	0	0	0	0	0	0	16	26	6.75	1.500
59 Zach Duke, L ERA: 2.84	(7, 1)	0.2		2	0	0	0	1	0	0	0	0	0	0	4	5	0.00	0.000
29 Jim Henderson, R ERA: 3.86	(8, 1)	1.0	W	4	1	0	0	1	0	0	0	0	0	0	10	16	0.00	1.000
57 Francisco Rodríguez, R ERA:	(9, 1)	1.0	S	3	0	0	0	0	0	0	1	0	0	0	3	7	0.00	0.000

PITCHER	IP	WLS	BF	H	R	ER	SO	BB	IBB	HBP	BLK	WP	HR	S	P	ERA	WHIP

Milwaukee Brewers @ Pittsburgh Pirates

PNC Park, Pittsburgh, PA

Sat Apr 19 2014, 7:07 PM - 10:11 PM EDT

Att. 32,490 - Partly Cloudy - 63 F

livebaseballscorecards.com

AB	37
R	7
H	11
RBI	7
BB	3
SO	7
LOB	13

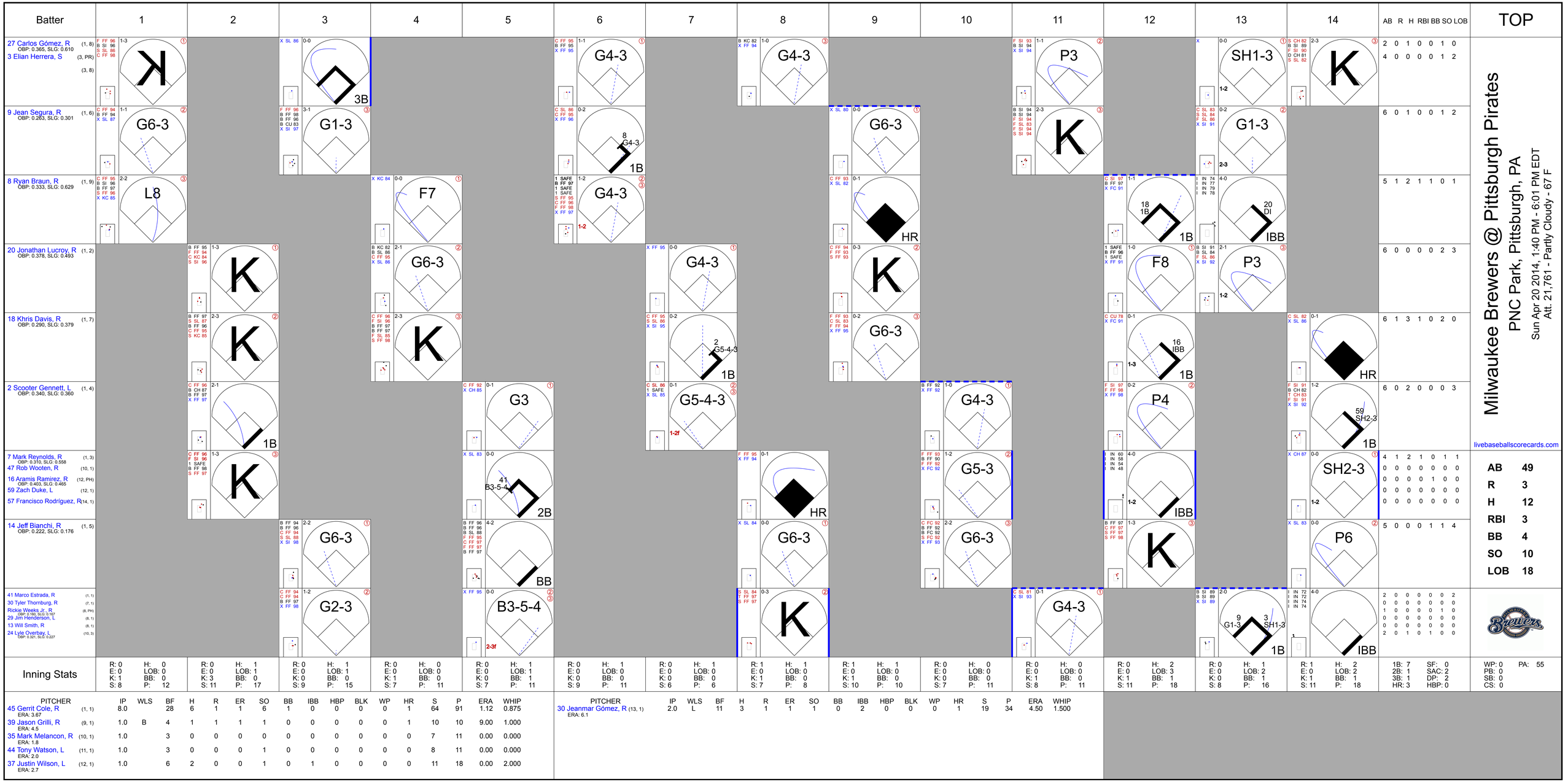
Batter
1
2
3
4
5
6
7
8
9
10
11
12
13
14
AB R H RBI BB SO LOB
TOP
27 Carlos Gómez, R (1, 8)
OBP: 0.365, SLG: 0.610
3 Elian Herrera, S (3, PR)
(3, 8)
K
G6-3
3B
G1-3
G4-3
8 G4-3 1B
P3
K
SH1-3
1-2
G1-3
2-3
K
2 0 1 0 0 1 0
4 0 0 0 0 1 2
6 0 1 0 0 1 2
9 Jean Segura, R (1, 6)
OBP: 0.283, SLG: 0.301
8 Ryan Braun, R (1, 9)
OBP: 0.333, SLG: 0.629
L8
F7
G4-3
1-2
G6-3
HR
18 1B 1B
F8
1-3
20 DI IBB
P3
1-2
5 1 2 1 1 0 1
20 Jonathan Lucroy, R (1, 2)
OBP: 0.378, SLG: 0.493
K
G6-3
G4-3
K
F8
1-3
16 IBB 1B
P3
1-2
6 0 0 0 0 2 3
18 Khris Davis, R (1, 7)
OBP: 0.290, SLG: 0.379
K
K
2 G5-4-3 1B
G6-3
HR
6 1 3 1 0 2 0
2 Scooter Gennett, L (1, 4)
OBP: 0.340, SLG: 0.360
1B
G3
G5-4-3
1-2f
G4-3
P4
59 SH2-3 1B
6 0 2 0 0 0 3
7 Mark Reynolds, R (1, 3)
OBP: 0.310, SLG: 0.558
47 Rob Wooten, R (10, 1)
16 Aramis Ramirez, R (12, PH)
OBP: 0.403, SLG: 0.465
59 Zach Duke, L (12, 1)
57 Francisco Rodríguez, R (14, 1)
K
41 B3-5-4 2B
HR
G5-3
IBB
SH2-3
1-2
4 1 2 1 0 1 1
0 0 0 0 0 0 0
0 0 0 0 1 0 0
0 0 0 0 0 0 0
0 0 0 0 0 0 0
14 Jeff Bianchi, R (1, 5)
OBP: 0.222, SLG: 0.176
G6-3
BB
G6-3
G6-3
K
P6
5 0 0 0 1 1 4
41 Marco Estrada, R (1, 1)
30 Tyler Thornburg, R (7, 1)
Rickie Weeks Jr., R (8, PH)
OBP: 0.160, SLG: 0.167
29 Jim Henderson, L (8, 1)
13 Will Smith, R (8, 1)
24 Lyle Overbay, L (10, 3)
OBP: 0.321, SLG: 0.227
G2-3
B3-5-4
2-3f
K
G4-3
9 G1-3 3 SH1-3 1B
IBB
2 0 0 0 0 0 2
0 0 0 0 0 0 0
1 0 0 0 0 1 0
0 0 0 0 0 0 0
0 0 0 0 0 0 0
2 0 1 0 1 0 0
Inning Stats
R: 0 H: 0
E: 0 LOB: 0
K: 1 BB: 0
S: 8 P: 12
R: 0 H: 1
E: 0 LOB: 1
K: 3 BB: 0
S: 11 P: 17
R: 0 H: 1
E: 0 LOB: 1
K: 0 BB: 0
S: 9 P: 15
R: 0 H: 0
E: 0 LOB: 0
K: 1 BB: 0
S: 7 P: 11
R: 0 H: 1
E: 0 LOB: 0
K: 0 BB: 0
S: 7 P: 11
R: 0 H: 1
E: 0 LOB: 0
K: 0 BB: 0
S: 9 P: 11
R: 0 H: 1
E: 0 LOB: 0
K: 0 BB: 0
S: 6 P: 6
R: 1 H: 1
E: 0 LOB: 0
K: 1 BB: 0
S: 7 P: 8
R: 1 H: 1
E: 0 LOB: 0
K: 1 BB: 0
S: 10 P: 10
R: 0 H: 0
E: 0 LOB: 0
K: 0 BB: 0
S: 7 P: 11
R: 0 H: 0
E: 0 LOB: 0
K: 1 BB: 0
S: 8 P: 11
R: 0 H: 2
E: 0 LOB: 3
K: 1 BB: 1
S: 11 P: 18
R: 0 H: 1
E: 0 LOB: 2
K: 0 BB: 1
S: 8 P: 16
R: 1 H: 2
E: 0 LOB: 2
K: 1 BB: 1
S: 11 P: 18
1B: 7 SF: 0
2B: 1 SAC: 2
3B: 1 DP: 2
HR: 3 HBP: 0
WP: 0 PA: 55
PB: 0
SB: 0
CS: 0
PITCHER IP WLS BF H R ER SO BB IBB HBP BLK WP HR S P ERA WHIP
45 Gerrit Cole, R (1, 1) ERA: 3.67 8.0 28 6 1 1 6 1 0 0 0 0 1 64 91 1.12 0.875
39 Jason Grilli, R (9, 1) ERA: 4.5 1.0 B 4 1 1 1 0 0 0 0 0 1 10 10 9.00 1.000
35 Mark Melancon, R (10, 1) ERA: 1.8 1.0 3 0 0 0 0 0 0 0 0 0 0 7 11 0.00 0.000
44 Tony Watson, L (11, 1) ERA: 2.0 1.0 3 0 0 0 1 0 0 0 0 0 0 8 11 0.00 0.000
37 Justin Wilson, L (12, 1) ERA: 2.7 1.0 6 2 0 0 1 0 1 0 0 0 0 11 18 0.00 2.000
PITCHER IP WLS BF H R ER SO BB IBB HBP BLK WP HR S P ERA WHIP
30 Jeanmar Gómez, R (13, 1) ERA: 6.1 2.0 L 11 3 1 1 1 0 2 0 0 0 1 19 34 4.50 1.500
Milwaukee Brewers @ Pittsburgh Pirates
PNC Park, Pittsburgh, PA
Sun Apr 20 2014, 1:40 PM - 6:01 PM EDT
Att. 21,761 - Partly Cloudy - 67 F
livebaseballscorecards.com
AB 49
R 3
H 12
RBI 3
BB 4
SO 10
LOB 18

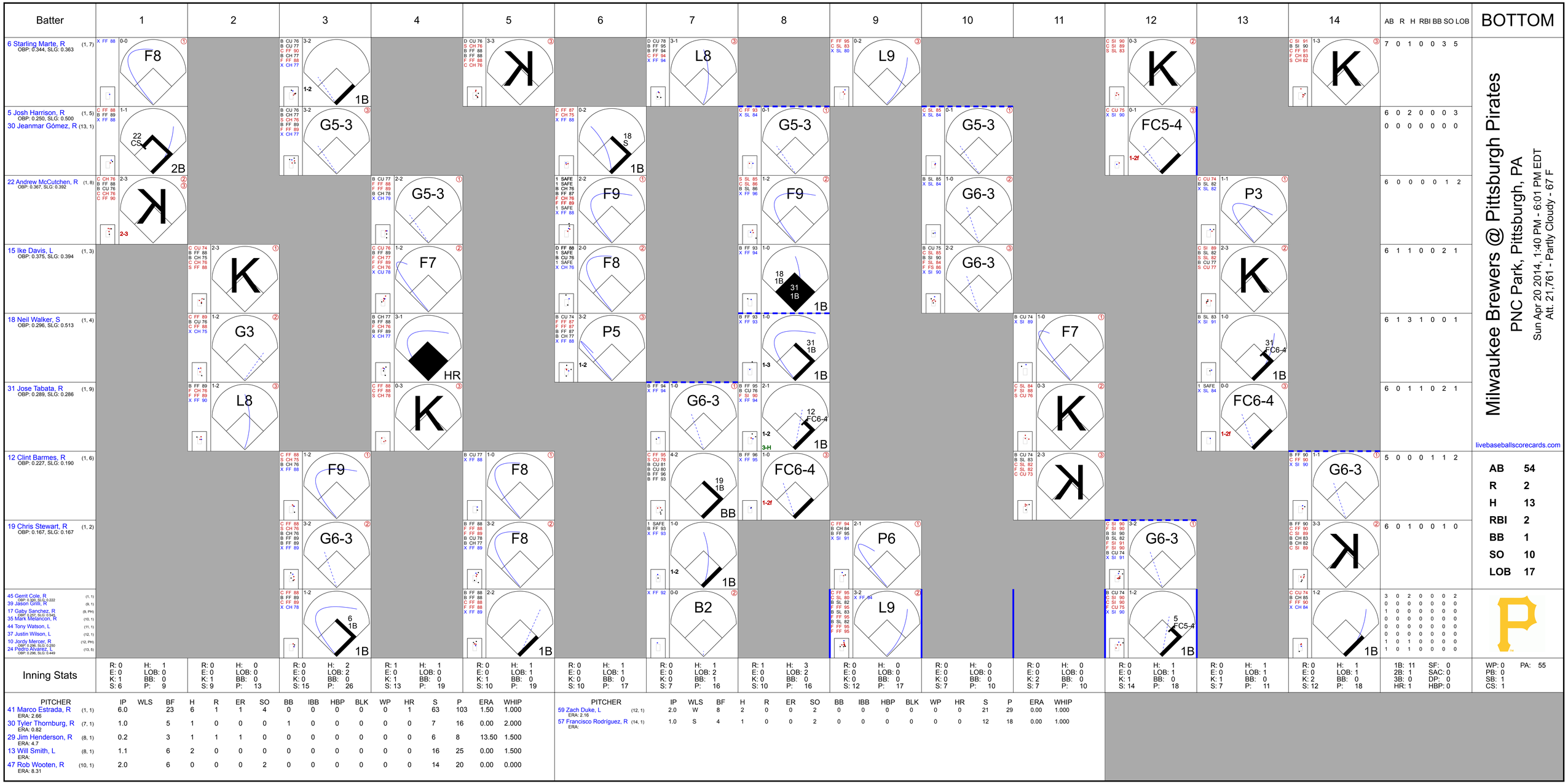
Batter
1
2
3
4
5
6
7
8
9
10
11
12
13
14
AB R H RBI BB SO LOB
BOTTOM
6 Starling Marte, R (1, 7) OBP: 0.344, SLG: 0.363
7 0 1 0 0 3 5
5 Josh Harrison, R (1, 5) OBP: 0.250, SLG: 0.500
30 Jeanmar Gómez, R (13, 1)
6 0 2 0 0 0 3
0 0 0 0 0 0 0
22 Andrew McCutchen, R (1, 8) OBP: 0.367, SLG: 0.392
6 0 0 0 0 1 2
15 Ike Davis, L (1, 3) OBP: 0.375, SLG: 0.394
6 1 1 0 0 2 1
18 Neil Walker, S (1, 4) OBP: 0.296, SLG: 0.513
6 1 3 1 0 0 1
31 Jose Tabata, R (1, 9) OBP: 0.289, SLG: 0.286
6 0 1 1 0 2 1
12 Clint Barmes, R (1, 6) OBP: 0.227, SLG: 0.190
5 0 0 0 1 1 2
19 Chris Stewart, R (1, 2) OBP: 0.167, SLG: 0.167
6 0 1 0 0 1 0
45 Gerrit Cole, R (1, 1)
39 Jason Grilli, R (9, 1)
17 Gaby Sanchez, R (9, PH) OBP: 0.267, SLG: 0.545
35 Mark Melancon, R (10, 1)
44 Tony Watson, L (11, 1)
37 Justin Wilson, L (12, 1)
10 Jordy Mercer, R (12, PH) OBP: 0.300, SLG: 0.350
24 Pedro Alvarez, L (13, 5) OBP: 0.296, SLG: 0.449
3 0 2 0 0 0 2
0 0 0 0 0 0 0
1 0 0 0 0 0 0
0 0 0 0 0 0 0
0 0 0 0 0 0 0
1 0 1 0 0 0 0
1 0 1 0 0 0 0
Milwaukee Brewers @ Pittsburgh Pirates
PNC Park, Pittsburgh, PA
Sun Apr 20 2014, 1:40 PM - 6:01 PM EDT
Att. 21,761 - Partly Cloudy - 67 F
livebaseballscorecards.com
AB 54
R 2
H 13
RBI 2
BB 1
SO 10
LOB 17
Inning Stats
1: R: 0 E: 0 K: 1 S: 6 | H: 1 LOB: 0 BB: 0 P: 9
2: R: 0 E: 0 K: 1 S: 9 | H: 0 LOB: 0 BB: 0 P: 13
3: R: 0 E: 0 K: 0 S: 15 | H: 2 LOB: 2 BB: 0 P: 26
4: R: 1 E: 0 K: 1 S: 13 | H: 1 LOB: 0 BB: 0 P: 19
5: R: 0 E: 0 K: 1 S: 10 | H: 1 LOB: 1 BB: 0 P: 19
6: R: 0 E: 0 K: 0 S: 10 | H: 1 LOB: 1 BB: 0 P: 17
7: R: 0 E: 0 K: 0 S: 7 | H: 1 LOB: 2 BB: 1 P: 16
8: R: 1 E: 0 K: 0 S: 10 | H: 3 LOB: 2 BB: 0 P: 16
9: R: 0 E: 0 K: 0 S: 12 | H: 0 LOB: 0 BB: 0 P: 17
10: R: 0 E: 0 K: 0 S: 7 | H: 0 LOB: 0 BB: 0 P: 10
11: R: 0 E: 0 K: 2 S: 7 | H: 0 LOB: 0 BB: 0 P: 10
12: R: 0 E: 0 K: 1 S: 14 | H: 1 LOB: 1 BB: 0 P: 18
13: R: 0 E: 0 K: 1 S: 7 | H: 1 LOB: 1 BB: 0 P: 11
14: R: 0 E: 0 K: 2 S: 12 | H: 1 LOB: 1 BB: 0 P: 18
1B: 11 2B: 1 3B: 0 HR: 1
SF: 0 SAC: 0 DP: 0 HBP: 0
WP: 0 PB: 0 SB: 1 CS: 1
PA: 55
PITCHER IP WLS BF H R ER SO BB IBB HBP BLK WP HR S P ERA WHIP
41 Marco Estrada, R (1, 1) ERA: 2.66 6.0 23 6 1 1 4 0 0 0 0 0 0 1 63 103 1.50 1.000
30 Tyler Thornburg, R (7, 1) ERA: 0.82 1.0 5 1 0 0 0 1 0 0 0 0 0 0 7 16 0.00 2.000
29 Jim Henderson, R (8, 1) ERA: 4.7 0.2 3 1 1 1 0 0 0 0 0 0 0 0 6 8 13.50 1.500
13 Will Smith, L (8, 1) ERA: 1.1 6 2 0 0 0 0 0 0 0 0 0 0 16 25 0.00 1.500
47 Rob Wooten, R (10, 1) ERA: 8.31 2.0 6 0 0 0 2 0 0 0 0 0 0 0 14 20 0.00 0.000
PITCHER IP WLS BF H R ER SO BB IBB HBP BLK WP HR S P ERA WHIP
59 Zach Duke, L (12, 1) ERA: 2.16 2.0 W 8 2 0 0 2 0 0 0 0 0 0 0 21 29 0.00 1.000
57 Francisco Rodríguez, R (14, 1) ERA: 1.0 S 4 1 0 0 2 0 0 0 0 0 0 0 12 18 0.00 1.000

Batter	1	2	3	4	5	6	7	8	9	AB	R	H	RBI	BB	SO	LOB
2 Everth Cabrera, S (1, 6) OBP: 0.333, SLG: 0.442	C FF 94 F FF 95 B FF 96 S SL 88 1-3 K ①		S SL 85 B FF 95 F SI 95 B SL 88 B SL 88 S SL 85 3-3 K ②		X FF 95 0-0 G5-3 ②		B SI 94 B SI 94 L SI 94 X SI 93 2-1 SH1-3 ① 1-2 2-3		B CU 75 X SI 89 1-0 1B	4	0	1	0	0	2	1
25 Will Venable, L (1, 8) OBP: 0.235, SLG: 0.313 21 Xavier Nady, R (7, PH) OBP: 0.296, SLG: 0.609 (7, 9) 8 Yasmani Grandal, S (9, PH) OBP: 0.395, SLG: 0.405	B SI 96 X SI 96 1-0 G4-3 ②		C FF 95 X SI 96 0-1 L5 ③		X SL 82 0-0 B1-3 ③		B SI 90 B CU 78 C SL 79 B FF 92 B CU 78 4-1 BB		C SI 89 B CH 83 F CH 82 S CH 84 1-3 K ②	3 0 1	0 0 0	0 0 0	0 0 0	0 1 1	0 0 1	1 0 1
12 Seth Smith, L (1, 7) OBP: 0.369, SLG: 0.429	B FF 96 C SI 96 B FF 96 F SI 95 B FF 97 X SI 97 3-2 G6-3 ③			X SI 96 0-0 BB 23 1B 1B		C SL 83 X FF 94 0-1 F9 ①	B SL 79 X FF 94 1-0 F7 ②		B CU 75 1 SAFE 1 SAFE X FF 89 1-0 F9 ③	5	1	1	0	0	0	4
Chase Headley, S (1, 5) OBP: 0.242, SLG: 0.279		F FF 93 C FF 96 S SL 89 0-3 K ①		B FF 95 B SL 85 B SI 95 B SI 94 4-0 23 1B 13 E 1-2 BB		F FF 95 B CH 85 F FF 95 B CH 88 S SL 87 2-3 K ②	C SL 80 S SL 80 S SL 81 0-3 K ③			3	1	0	0	1	3	3
9 Jedd Gyorko, R (1, 4) OBP: 0.240, SLG: 0.242		B SI 96 S SI 96 C FF 97 F SL 89 S SL 88 1-3 K ②		X FF 95 0-0 F8 ①		X SL 83 0-0 1B		C CU 77 X FF 94 0-1 G4-3 ①		4	0	1	0	0	1	2
23 Yonder Alonso, L (1, 3) OBP: 0.250, SLG: 0.294		C SL 84 F FF 96 B SL 89 F SL 88 B SI 97 B FF 97 X SI 97 3-2 2B		X SI 96 0-0 13 FC6-4 1-2 2-H 1B		1 SAFE T SL 84 X FF 94 0-1 P5 ③		X CU 77 0-0 P4 ②		4	0	2	1	0	0	1
13 Chris Denorfia, R (1, 9) OBP: 0.333, SLG: 0.481 (7, 8)		B FF 96 C SI 95 S SI 96 X SL 88 1-2 G1-3 ③		B SL 86 X SI 96 1-0 FC6-4 ② 1-2f 2-H			B FF 94 C SI 96 C FF 94 X FF 96 1-2 HR	C CU 75 B FF 94 F CH 84 F FF 94 B CU 79 B CH 82 B FF 93 4-2 4 WP BB		3	1	1	1	1	0	2
44 René Rivera, R (1, 2) OBP: 0.190, SLG: 0.150 4 Nick Hundley, R (7, PH) OBP: 0.333, SLG: 0.619 (7, 2)			B FF 96 C FF 95 H SI 94 2-1 34 SH1-4 HBP	1 SAFE B SL 85 S SL 84 1 SAFE B SL 85 F SI 94 F SL 85 X SL 86 2-2 P3 ③			B FF 96 X SI 95 1-0 2 SH1-3 2B	1 SAFE C FF 92 1 SAFE 1 SAFE F CU 76 1 SAFE P PO 84 1 SAFE B CU 77 2-2 X CU 78 P6 ③ 1-2		1 2	0 0	0 1	0 0	0 0	0 0	1 1
34 Andrew Cashner, R (1, 1) OBP: 0.222, SLG: 0.222 14 Tommy Medica, R (7, PH) OBP: 0.179, SLG: 0.296 33 Dale Thayer, R (7, 1) 46 Tim Stauffer, R (8, 1) 5 Alexi Amarista, L (9, PH) OBP: 0.372, SLG: 0.417			L FF 94 B FF 94 B FF 95 1 SAFE L FF 94 X FF 93 2-2 SH1-4 ① 1-2		C FF 95 F SL 85 B SL 86 B FF 97 C FF 95 2-3 K ①		C SL 83 X SI 96 0-1 E6 2 SH1-3		B CU 74 C SI 90 F FF 90 B CH 85 F FF 91 X CH 84 2-2 G3 ①	1 1 0 0 1	0 0 0 0 0	0 0 0 0 0	0 0 0 0 0	1 0 0 0 0	0 1 0 0 0	0 1 0 0 0
Inning Stats	R: 0 E: 0 K: 1 S: 7 H: 0 LOB: 0 BB: 0 P: 12	R: 0 E: 0 K: 2 S: 14 H: 1 LOB: 1 BB: 0 P: 19	R: 0 E: 0 K: 1 S: 9 H: 0 LOB: 1 BB: 0 P: 16	R: 2 E: 1 K: 0 S: 8 H: 2 LOB: 1 BB: 1 P: 15	R: 0 E: 0 K: 1 S: 5 H: 0 LOB: 0 BB: 0 P: 7	R: 0 E: 0 K: 1 S: 8 H: 1 LOB: 1 BB: 0 P: 10	R: 1 E: 1 K: 1 S: 13 H: 2 LOB: 3 BB: 1 P: 22	R: 0 E: 0 K: 0 S: 10 H: 0 LOB: 1 BB: 1 P: 15	R: 0 E: 0 K: 1 S: 9 H: 1 LOB: 1 BB: 0 P: 14	1B: 4 2B: 2 3B: 0 HR: 1	SF: 0 SAC: 2 DP: 0 HBP: 1			WP: 1 PB: 0 SB: 0 CS: 0		PA: 39	

PITCHER		IP	WLS	BF	H	R	ER	SO	BB	IBB	HBP	BLK	WP	HR	S	P	ERA	WHIP
38 Wily Peralta, R ERA: 2.19	(1, 1)	6.1	W	28	6	3	2	6	1	0	1	0	0	1	59	91	2.84	1.105
13 Will Smith, L ERA:	(7, 1)	0.2	H	3	0	0	0	1	1	0	0	0	0	0	5	10	0.00	1.500
30 Tyler Thornburg, R ERA: 0.75	(8, 1)	1.0	H	4	0	0	0	0	1	0	0	0	1	0	10	15	0.00	1.000
57 Francisco Rodríguez, R ERA:	(9, 1)	1.0	S	4	1	0	0	1	0	0	0	0	0	0	9	14	0.00	1.000

PITCHER	IP	WLS	BF	H	R	ER	SO	BB	IBB	HBP	BLK	WP	HR	S	P	ERA	WHIP

TOP

San Diego Padres @ Milwaukee Brewers

Miller Park, Milwaukee, WI

Mon Apr 21 2014, 7:12 PM - 9:58 PM CDT

Att. 25,408 - Roof Closed - 70 F

livebaseballscorecards.com

AB	33
R	3
H	7
RBI	2
BB	3
SO	8
LOB	18

Batter	1	2	3	4	5	6	7	8	9	AB	R	H	RBI	BB	SO	LOB
27 Carlos Gómez, R (1, 8) OBP: 0.371, SLG: 0.613	B SI 92 C SI 91 B SI 93 B SI 92 C SI 93 B SI 95 4-2 2 E 2 S BB		B SI 94 B SL 83 C SI 94 B SI 95 X SI 94 3-1 ① G6-3 2-3		B CH 82 B SI 91 C SI 92 C SI 92 F SI 95 X SI 94 2-2 2 SH2-3 8 1B 2B		X FF 93 0-0 ① B3			3	1	1	0	1	0	2
2 Scooter Gennett, L (1, 4) OBP: 0.357, SLG: 0.415	1 SAFE B SI 95 F SI 95 X SI 95 1-1 ① G5-3 1-3		X SI 95 0-0 8 SF8 3-H 3B		L SI 94 S CH 81 X CH 82 0-2 ① SH2-3 2-3		C CH 83 X FF 93 0-1 1-3 1B			3	1	2	1	0	0	1
8 Ryan Braun, R (1, 9) OBP: 0.342, SLG: 0.625	C SI 95 C SI 96 X SI 98 0-2 ② G1-3		F SL 85 F SI 94 X SI 95 0-2 ② SF8 3-H		X SL 84 0-0 16 CS 3-H 1B		I IN 70 I IN 69 I IN 70 I IN 65 4-0 16 G6-4-3 IBB			2	0	1	2	1	0	1
16 Aramis Ramirez, R (1, 5) OBP: 0.395, SLG: 0.493	B SI 96 B SI 96 X SI 95 2-0 ③ F9		B CH 86 X SI 94 1-0 HR		B SL 82 B FF 94 S CH 83 X CH 83 2-1 ②③ G6-3 1-2		X FF 93 0-0 ②③ G6-4-3 1-2f			4	1	1	1	0	0	5
7 Mark Reynolds, R (1, 3) OBP: 0.290, SLG: 0.518		X SI 92 0-0 ① G5-3	B SL 86 C SL 86 C SL 86 B FF 95 C FF 95 2-3 ③ K			B SI 91 C FF 92 F SL 83 B SI 94 C SI 93 2-3 ① K		F CU 74 B FF 91 B CH 80 F CH 81 F SI 91 S CH 81 2-3 ① K		4	0	0	0	0	3	0
9 Jean Segura, R (1, 6) OBP: 0.275, SLG: 0.312		B SI 92 X SI 92 1-0 3 S 1B		B SL 82 B SL 83 F SI 91 X FF 93 2-1 ① L9		C SI 92 X SL 84 0-1 ② G5-3		C SI 91 F SI 91 F SL 87 F CU 76 X SI 91 0-2 3 1B 12 4-5-2-4 1B		4	0	2	0	0	0	0
3 Elian Herrera, S (1, 7) OBP: 0.200, SLG: 0.200		1 SAFE C SI 94 B SI 95 B SI 94 F SI 95 F SI 93 X SI 95 2-2 ② F7 1-2		S CH 84 B CH 84 B SI 91 F SI 91 F CH 84 C SI 92 2-3 ② K		B CH 82 X FF 93 1-1 1B		1 SAFE C SI 90 B SI 90 F SL 87 X CH 80 1-2 12 4-5-2-4 1-3 1B		4	0	2	0	0	1	1
12 Martín Maldonado, R (1, 2) OBP: 0.467, SLG: 0.417		B SI 94 C SI 93 X SI 94 1-1 ③ G4-3		C FF 91 F SI 93 B FF 95 B FF 95 F SI 94 B SI 94 F SI 93 B FF 96 4-2 BB		1 SAFE 1 SAFE B FF 92 1 SAFE X FF 93 1-0 ③ P3		1 SAFE L SI 90 L SI 90 D CU 75 3 SAFE D SI 91 2-2 ②③ 4-5-2-4 1-2 3-H		3	0	0	0	1	0	4
38 Wily Peralta, R (1, 1) OBP: 0.167, SLG: 0.333 13 Will Smith, R (7, 1) 24 Lyle Overbay, L (7, PH) OBP: 0.345, SLG: 0.261 30 Tyler Thornburg, R (8, 1) 57 Francisco Rodríguez, R (9, 1)			C SI 90 X SI 91 0-1 27 G6-3 2 3B 2B	S SL 84 D SL 84 S SL 84 C FF 96 1-3 ③ K			B FF 93 T FF 92 C FF 92 X SI 93 1-2 2 1B 1B			2 0 1 0 0	1 0 0 0 0	1 0 1 0 0	0 0 0 0 0	0 0 0 0 0	1 0 0 0 0	1 0 0 0 0
Inning Stats	R: 0 E: 0 K: 0 S: 8 H: 0 LOB: 1 BB: 1 P: 15	R: 0 E: 0 K: 0 S: 8 H: 1 LOB: 1 BB: 0 P: 12	R: 3 E: 0 K: 1 S: 12 H: 3 LOB: 0 BB: 0 P: 18	R: 0 E: 0 K: 2 S: 13 H: 0 LOB: 1 BB: 1 P: 22	R: 1 E: 0 K: 0 S: 10 H: 2 LOB: 0 BB: 0 P: 14	R: 0 E: 0 K: 1 S: 8 H: 1 LOB: 1 BB: 0 P: 12	R: 0 E: 0 K: 0 S: 7 H: 2 LOB: 2 BB: 1 P: 12	R: 0 E: 0 K: 1 S: 14 H: 2 LOB: 2 BB: 0 P: 19		1B: 7 2B: 3 3B: 1 HR: 1 SF: 1 SAC: 1 DP: 2 HBP: 0			WP: 0 PB: 0 SB: 2 CS: 1 PA: 35	

BOTTOM

San Diego Padres @ Milwaukee Brewers

Miller Park, Milwaukee, WI

Mon Apr 21 2014, 7:12 PM - 9:58 PM CDT

Att. 25,408 - Roof Closed - 70 F

livebaseballscorecards.com

AB	30
R	4
H	11
RBI	4
BB	3
SO	5
LOB	15

PITCHER		IP	WLS	BF	H	R	ER	SO	BB	IBB	HBP	BLK	WP	HR	S	P	ERA	WHIP
34 Andrew Cashner, R ERA: 2.1	(1, 1)	6.0	L	26	7	4	4	4	2	0	0	0	0	1	59	93	6.00	1.500
33 Dale Thayer, R ERA: 0.9	(7, 1)	1.0		5	2	0	0	0	0	1	0	0	0	0	7	12	0.00	2.000
46 Tim Stauffer, R ERA: 2.89	(8, 1)	1.0		4	2	0	0	1	0	0	0	0	0	0	14	19	0.00	2.000

PITCHER	IP	WLS	BF	H	R	ER	SO	BB	IBB	HBP	BLK	WP	HR	S	P	ERA	WHIP

Batter	1	2	3	4	5	6	7	8	9	10	11	12	AB	R	H	RBI	BB	SO	LOB
2 Everth Cabrera, S (1, 6) OBP: 0.313, SLG: 0.415	F SI 90 C SI 89 B SI 90 B SL 87 X FF 90 2-2 ① G3-1		B CU 79 C CU 79 X FF 92 1-1 ③ G6-3		C CU 78 2 SAFE C SL 85 F FF 91 B SL 87 C SL 88 1-3 ①② K 2-3			C SI 88 F SI 88 B SL 82 B SL 81 F CU 75 F FF 88 S CU 76 2-3 ① K		B SL 78 F SL 81 B FF 96 F FF 95 B FF 95 X FF 95 3-2 ③ G3			5	0	0	0	0	2	4
25 Will Venable, L (1, 8) OBP: 0.219, SLG: 0.292	B FF 90 C SL 85 C SL 85 X FF 90 1-2 ② F9			C CU 77 B SL 85 X SI 90 1-1 ① G4-3	X SL 88 0-0 ③ G1-3			B CU 75 C SI 90 S SI 89 F SI 90 S CU 76 1-3 ② K			C SL 80 L FF 95 F FF 95 B SL 82 S FF 96 1-3 ① K		5	0	0	0	0	2	1
8 Yasmani Grandal, S (1, 2) OBP: 0.354, SLG: 0.357	B SI 90 B FF 90 C SL 88 F FF 91 S SL 87 2-3 ③ K			B CU 78 X SI 90 1-0 ② G4-3		C SI 90 X SL 86 0-1 ① G3-1		C CU 75 C SI 90 X SL 81 0-2 ③ G6-3			B SL 81 B FF 95 C FF 94 B FF 94 F FF 96 S FF 97 3-3 ② K		5	0	0	0	0	2	0
12 Seth Smith, L (1, 7) OBP: 0.371, SLG: 0.417		C CU 77 C FF 89 B CU 78 S CU 79 1-3 ① K		B CU 79 B SL 86 S SI 91 C FF 91 B CU 79 B CU 79 4-2 BB		B FF 90 S SL 86 X SL 86 1-1 1B			C FF 94 B SL 85 F FF 95 C FF 95 1-3 ① K		B SL 80 S FF 97 X FF 96 1-1 ③ P6		4	0	1	0	1	2	0
Chase Headley, S (1, 5) OBP: 0.268, SLG: 0.338		C FF 90 C SI 91 B SL 87 X FF 90 1-2 ② F7		C SL 83 F SI 91 B FF 91 B SL 87 F SI 92 F SL 87 B SL 86 F SI 92 B SI 91 4-2 1-2 BB		X SI 91 0-0 9 G6-4-3 1-2 1B			F FF 95 F FF 96 B FF 95 S SL 87 1-3 ② K			B SL 78 X FF 94 1-0 HR	4	1	2	1	1	1	0
9 Jedd Gyorko, R (1, 4) OBP: 0.225, SLG: 0.225		B SI 91 X SI 90 1-0 ③ G6-3		D SL 86 S SL 88 X SL 87 1-1 ③ G1-3		X SL 87 0-0 ②③ G6-4-3 1-2f			S FF 95 B SL 86 C FF 94 F FF 95 C SL 87 1-3 ③ K			S SI 96 C SI 96 B SI 97 F SL 80 F SI 97 F SI 96 B SL 82 X SI 96 2-2 ① F9	5	0	0	0	0	1	4
23 Yonder Alonso, L (1, 3) OBP: 0.247, SLG: 0.301			C CU 78 X SL 86 0-1 ① G3-1		S CU 78 B SI 92 B SL 86 X SL 86 2-1 13 1B 22 SH 2B		B CU 78 B FF 90 X SI 90 2-0 ① F8			B SL 78 B FF 93 X FF 94 2-0 ① F7		F SI 96 B SL 81 F SI 96 X SL 81 1-2 ② G3-1	5	1	1	0	0	0	0
13 Chris Denorfia, R (1, 9) OBP: 0.356, SLG: 0.509			C FF 90 B SI 91 F SL 86 B CU 79 X FF 92 2-2 2B		F SL 87 X SL 87 0-1 2 AJ DB 22 SH 2-3 1B		B SI 91 B SL 86 C SL 86 B SI 92 S SL 86 X SL 85 3-2 ② G6-3			C FF 96 F SL 81 X SL 82 0-2 5 S 1B		X SI 96 0-0 ③ G1-3	5	0	3	0	0	0	0
22 Ian Kennedy, R (1, 1) 4 Nick Hundley, R (7, PH) OBP: 0.319, SLG: 0.591 50 Nick Vincent, R (7, 1) 56 Joaquín Benoit, R (8, 1) 33 Dale Thayer, R (9, 1) 5 Alexi Amarista, L (10, PH) OBP: 0.264, SLG: 0.405 39 Donn Roach, R (10, 1) 16 Huston Street, R (12, 1)			F SL 88 D SL 88 C FF 92 C CU 80 1-3 ② K		B SL 86 1 SAFE L SL 86 1 SAFE X SL 86 1-1 SH 1-2 3-H			X SL 87 0-0 ③ G6-3		F FF 93 1 SAFE F SL 81 B FF 95 1 SAFE B SI 94 F FF 93 S FF 96 2-3 ② K 1-2		1 0 0 1 0 1 1 1 0 0 0 0 0 0 0 0 0 0 0 0 0 0 0 0 0 0 0 0 0 0 0 0 0 0 0 1 0 0 0 0 1 1 0 0 0 0 0 0 0 0 0 0 0 0 0 0						
Inning Stats	R: 0 E: 0 K: 1 S: 9 H: 0 LOB: 0 BB: 0 P: 14	R: 0 E: 0 K: 1 S: 7 H: 0 LOB: 0 BB: 0 P: 10	R: 0 E: 0 K: 1 S: 10 H: 1 LOB: 1 BB: 0 P: 14	R: 0 E: 0 K: 0 S: 12 H: 0 LOB: 2 BB: 2 P: 23	R: 1 E: 0 K: 1 S: 11 H: 2 LOB: 1 BB: 0 P: 15	R: 0 E: 0 K: 0 S: 6 H: 2 LOB: 1 BB: 0 P: 7	R: 0 E: 0 K: 0 S: 5 H: 0 LOB: 0 BB: 0 P: 10	R: 0 E: 0 K: 2 S: 12 H: 0 LOB: 0 BB: 0 P: 15	R: 0 E: 0 K: 3 S: 10 H: 0 LOB: 0 BB: 0 P: 13	R: 0 E: 0 K: 1 S: 11 H: 1 LOB: 1 BB: 0 P: 18	R: 0 E: 0 K: 2 S: 10 H: 0 LOB: 0 BB: 0 P: 15	R: 1 E: 0 K: 0 S: 11 H: 1 LOB: 0 BB: 0 P: 15	1B: 4 2B: 2 3B: 0 HR: 1 SF: 0 SAC: 1 DP: 1 HBP: 0						

PITCHER		IP	WLS	BF	H	R	ER	SO	BB	IBB	HBP	BLK	WP	HR	S	P	ERA	WHIP
49 Yovani Gallardo, R ERA: 1.42	(1, 1)	7.0		27	5	1	1	4	2	0	0	0	0	0	60	93	1.29	1.000
59 Zach Duke, L ERA: 1.93	(8, 1)	1.0		3	0	0	0	2	0	0	0	0	0	0	12	15	0.00	0.000
29 Jim Henderson, R ERA: 4.15	(9, 1)	1.0		3	0	0	0	3	0	0	0	0	0	0	10	13	0.00	0.000
45 Alfredo Figaro, R ERA: 3.0	(10, 1)	3.0	L	11	2	1	1	3	0	0	0	0	0	1	32	48	3.00	0.667

PITCHER	IP	WLS	BF	H	R	ER	SO	BB	IBB	HBP	BLK	WP	HR	S	P	ERA	WHIP

TOP

San Diego Padres @ Milwaukee Brewers

Miller Park, Milwaukee, WI

Tue Apr 22 2014, 7:12 PM - 11:16 PM CDT

Att. 25,815 - Roof Closed - 66 F

livebaseballscorecards.com

AB	41
R	2
H	7
RBI	2
BB	2
SO	12
LOB	11

Batter	1	2	3	4	5	6	7	8	9	10	11	12	AB	R	H	RBI	BB	SO	LOB
27 Carlos Gómez, R (1, 8) OBP: 0.358, SLG: 0.581	B FF 89 C FF 90 C FF 91 F SL 84 B FF 92 S CH 84 2-3 ① K		X KC 75 0-0 ① 8 E 8 S 1B		C FF 86 B CH 81 X FF 89 1-1 ① F9		F SL 88 S SL 88 B SL 88 S FF 91 1-3 ② K		S FF 93 B FF 92 B FF 92 F FF 92 F SI 92 B FF 92 X SL 82 3-2 ③ F8			B SL 84 F SL 83 S SL 84 B SL 84 B SL 82 X SL 82 3-2 ① G6-3	6	0	1	0	0	2	2
2 Scooter Gennett, L (1, 4) OBP: 0.355, SLG: 0.458	B KC 79 F FF 91 B KC 78 F FF 92 B KC 79 F FF 93 F FF 93 X FF 93 3-2 ② F7		1 SAFE B FF 88 X FF 90 1-0 ① F8		B FF 90 B FF 91 B FF 92 C FF 89 X FF 91 3-1 HR		B SL 87 1 SAFE C FF 89 F SI 90 F CH 84 1 SAFE B FF 91 C SL 88 2-3 ③ K 1-2			B SI 90 F SI 90 B CU 76 F SI 90 X FS 85 2-2 20 S 1B		B SI 90 F SI 90 X SI 90 1-1 ② G6-3	6	1	2	1	0	1	2
8 Ryan Braun, R (1, 9) OBP: 0.329, SLG: 0.584	B FF 92 C FF 92 B FF 91 B SL 84 B FF 91 4-1 BB		1 SAFE 1 SAFE B FF 89 B CH 81 C CH 82 X FF 92 2-1 ② F9 1-3		F SI 93 X SL 84 0-1 ② F8			B SI 93 S SI 94 B SL 88 F SL 88 B CH 85 S CH 85 3-3 ① K			1 SAFE C SI 89 B SI 89 1 SAFE F SI 90 1 SAFE S FS 84 1-3 ① K		F SI 91 B SL 84 B SL 84 B SI 90 C SL 83 C SI 90 3-3 ③ K	5	0	0	0	1	3	2
16 Aramis Ramirez, R (1, 5) OBP: 0.384, SLG: 0.468	F FF 91 D CH 84 1 SAFE B FF 91 S FF 91 1 SAFE B FF 91 S CH 84 3-3 ③ K		F FF 92 D CH 83 F FF 92 D CH 84 B KC 79 B SI 92 4-2 20 BB BB		C CH 82 F FF 92 X SI 94 0-2 ③ G6-3			S SI 95 X SL 88 0-1 ② F8			X SI 90 0-0 ② F9		4	0	0	0	1	1	2
20 Jonathan Lucroy, R (1, 2) OBP: 0.405, SLG: 0.500		B FF 88 C FF 89 B KC 77 C FF 91 X FF 92 2-2 18 2B 1B	B FF 90 B FF 90 C FF 91 B CH 83 C FF 91 F FF 92 F FF 92 1 SAFE 1 SAFE 4-2 F FF 91 F CH 83 F FF 91 B KC 78 1-2 BB		B FF 88 C FF 90 F CH 82 X SI 92 1-2 ① G6-3			B SL 88 B SI 95 C SI 94 B SL 88 F SI 95 X SI 94 3-2 1B		B SI 90 I IN 78 I IN 81 I IN 81 1-2 IBB			3	0	2	0	2	0	0
18 Khris Davis, R (1, 7) OBP: 0.284, SLG: 0.380		S SL 85 1 SAFE X FC 85 0-1 1-3 2B	C FF 91 F CH 82 C FF 92 0-3 ③ K			X CH 82 0-0 ② G5-3		1 SAFE B CH 83 F SI 93 B FF 94 X FF 93 2-1 ③ L8		X SI 89 0-0 ③ F8			5	0	1	0	0	1	6
7 Mark Reynolds, R (1, 3) OBP: 0.269, SLG: 0.475		C FF 90 B SL 84 D KC 78 S FF 91 S FF 92 2-3 ① K	X FF 90 0-0 ① G6-3			B FF 92 F FF 91 X FF 92 1-1 ③ F9			S FF 92 C FF 93 B FF 91 F FF 92 F SL 82 F SL 83 F FF 92 X FF 92 1-2 ① P5			B SI 89 F SI 89 C SI 89 F FS 85 C FS 85 1-3 ① K	5	0	0	0	0	2	2
9 Jean Segura, R (1, 6) OBP: 0.259, SLG: 0.293		C KC 78 S CH 83 X FF 93 0-2 ② P2	B KC 77 X FF 90 1-0 ② G4-3				C SL 87 C SL 87 S SL 88 0-3 ① K		B SL 83 F SI 92 X FF 92 1-1 E6 S			C FS 84 B SI 90 F SI 89 B FS 85 X CU 78 2-2 ② G4-3	5	0	0	0	0	1	2
49 Yovani Gallardo, R (1, 1) 24 Lyle Overbay, L (7, PH) OBP: 0.367, SLG: 0.292 59 Zach Duke, L (8, 1) 29 Jim Henderson, L (9, 1) Rickie Weeks Jr., R (9, PH) OBP: 0.154, SLG: 0.160 45 Alfredo Figaro, R (10, 1)		B FF 92 F SI 92 F KC 78 F FF 92 F CH 83 S FF 93 1-3 ③ K	C FF 90 B CH 83 X FF 89 1-1 ③ G1-3				C FF 90 B SL 88 X SL 87 1-1 2 S 1B		C FF 92 T FF 92 F FF 92 B SL 83 F FF 92 C FF 92 1-3 ② K 1-2			C SI 89 B SI 90 X SI 90 1-1 ③ G3	2 1 0 0 1 1	0 0 0 0 0 0	0 1 0 0 0 0	0 0 0 0 0 0	0 0 0 0 1 0	1 0 0 0 1 0	2 0 0 0 1 0
Inning Stats	R: 0 E: 0 K: 2 S: 13 H: 0 LOB: 1 BB: 1 P: 25	R: 0 E: 0 K: 2 S: 16 H: 2 LOB: 2 BB: 0 P: 21	R: 0 E: 0 K: 1 S: 16 H: 1 LOB: 3 BB: 2 P: 27	R: 0 E: 0 K: 0 S: 4 H: 0 LOB: 0 BB: 0 P: 6	R: 1 E: 0 K: 0 S: 9 H: 1 LOB: 0 BB: 0 P: 13	R: 0 E: 0 K: 0 S: 6 H: 0 LOB: 0 BB: 0 P: 8	R: 0 E: 0 K: 3 S: 12 H: 1 LOB: 1 BB: 0 P: 16	R: 0 E: 0 K: 1 S: 10 H: 1 LOB: 1 BB: 0 P: 18	R: 0 E: 1 K: 1 S: 18 H: 0 LOB: 1 BB: 0 P: 24	R: 0 E: 0 K: 1 S: 8 H: 1 LOB: 2 BB: 1 P: 15	R: 0 E: 0 K: 1 S: 9 H: 0 LOB: 0 BB: 0 P: 13	R: 0 E: 0 K: 1 S: 8 H: 0 LOB: 0 BB: 0 P: 15						

PITCHER		IP	WLS	BF	H	R	ER	SO	BB	IBB	HBP	BLK	WP	HR	S	P	ERA	WHIP
22 Ian Kennedy, R ERA: 3.6	(1, 1)	6.0		25	4	1	1	5	3	0	0	0	0	1	64	100	1.50	1.167
50 Nick Vincent, R ERA: 0.9	(7, 1)	1.0		4	1	0	0	3	0	0	0	0	0	0	12	16	0.00	1.000
56 Joaquín Benoit, R ERA: 2.35	(8, 1)	1.0		4	1	0	0	1	0	0	0	0	0	0	10	18	0.00	1.000
33 Dale Thayer, R ERA: 0.82	(9, 1)	1.0		4	0	0	0	1	0	0	0	0	0	0	18	24	0.00	0.000
39 Donn Roach, R ERA: 4.26	(10, 1)	2.0	W	8	1	0	0	2	0	1	0	0	0	0	17	28	0.00	0.500

PITCHER		IP	WLS	BF	H	R	ER	SO	BB	IBB	HBP	BLK	WP	HR	S	P	ERA	WHIP
16 Huston Street, R ERA: 1.13	(12, 1)	1.0	S	3	0	0	0	1	0	0	0	0	0	0	8	15	0.00	0.000

BOTTOM

San Diego Padres @ Milwaukee Brewers

Miller Park, Milwaukee, WI

Tue Apr 22 2014, 7:12 PM - 11:16 PM CDT

Att. 25,815 - Roof Closed - 66 F

livebaseballscorecards.com

AB	44
R	1
H	7
RBI	1
BB	4
SO	13
LOB	21

1B: 5	SF: 0	WP: 0	PA: 48
2B: 1	SAC: 0	PB: 0	
3B: 0	DP: 0	SB: 4	
HR: 1	HBP: 0	CS: 0	

San Diego Padres @ Milwaukee Brewers

Miller Park, Milwaukee, WI

Wed Apr 23 2014, 7:12 PM - 9:49 PM CDT

Att. 28,095 - Roof Closed - 65 F

livebaseballscorecards.com

TOP

Batter	1	2	3	4	5	6	7	8	9	AB	R	H	RBI	BB	SO	LOB
2 Everth Cabrera, S (1, 6) OBP: 0.322, SLG: 0.424	C SI 89 B SI 90 B SL 84 X SI 90 2-1 13 G6-3 12 SF7 2B		C CU 76 B SI 90 F CH 80 F SL 85 C SI 91 1-3 ③ K			B CH 78 C SL 83 C SI 89 F CH 79 B SI 90 B SL 84 F SI 90 X SL 84 3-2 ② F8		B CU 76 B FF 94 B FF 93 C FF 92 B FF 92 4-1 BB		3	1	1	0	1	1	0
13 Chris Denorfia, R (1, 9) (8, 7) OBP: 0.349, SLG: 0.492	X SL 85 0-0 ① G6-3 2-3			C SL 83 B SI 89 B SL 83 F CH 80 F SI 90 X CH 80 2-2 ① G6-3		B SI 90 C CU 73 B CH 80 X SL 83 2-1 1B		B FF 95 C FF 93 X FF 94 1-1 ① F8		4	0	1	0	0	0	2
12 Seth Smith, L (1, 7) OBP: 0.370, SLG: 0.419 21 Xavier Nady, R (8, PH) (8, 9) OBP: 0.286, SLG: 0.583	D CU 76 C CU 75 F SL 85 B SL 84 X SI 90 2-2 ② SF7 3-H			B CU 74 C CH 79 S SL 84 F SL 85 X SI 91 1-2 1B		C CU 73 B SL 83 F CU 74 B SL 83 S CU 74 2-3 ③ K		F FF 92 C CU 78 B SL 79 D SL 79 S FF 94 2-3 ② K		2 1	0 0	1 0	1 0	0 0	1 1	1 1
Chase Headley, S (1, 5) OBP: 0.253, SLG: 0.319	B CU 74 S CH 80 B SL 84 B CH 81 X SI 88 3-1 ③ F8			C CU 75 C SL 83 S CH 80 0-3 ② K			C CH 77 F SI 89 X SL 84 0-2 ① L3	C SL 78 C FF 93 D SL 81 F FF 95 B FF 94 S SL 81 2-3 ③ K		4	0	0	0	0	2	2
25 Will Venable, L (1, 8) OBP: 0.221, SLG: 0.289		C SI 88 B SL 84 S CH 78 C SI 89 1-3 ① K		B SL 84 S CH 80 1 SAFE C SI 90 F SI 90 B SL 85 F CH 79 X CH 79 2-2 ③ F9			X SI 90 0-0 9 FC5-4 1B		B FF 89 X FF 89 1-0 ① G4-3	4	0	1	0	0	1	1
9 Jedd Gyorko, R (1, 4) OBP: 0.226, SLG: 0.216		C SI 90 B SL 85 X SL 84 1-1 ② G5-3			B SL 82 C SL 81 C SI 89 B SL 82 X SL 82 2-2 ① L5		X SL 82 0-0 ② FC5-4 23 E 4 1B 1-2f		B FF 89 B SI 89 F SI 89 B SI 89 F SI 88 B SI 89 4-2 4 S BB	3	1	0	0	1	0	1
23 Yonder Alonso, L (1, 3) OBP: 0.235, SLG: 0.286		C SI 89 X CH 79 0-1 ③ G3			X SL 84 0-0 ② F9		X SL 83 0-0 E3 4 1B 1-3		C SI 89 B CH 81 C SI 89 B CH 83 D CH 80 S CH 80 3-3 ② K	4	0	0	0	0	1	2
44 René Rivera, R (1, 2) OBP: 0.174, SLG: 0.136 4 Nick Hundley, R (7, PH) (7, 2) OBP: 0.333, SLG: 0.583			C SI 89 B SL 83 X SL 83 1-1 ① G1-3		C SI 89 X SL 82 0-1 ③ F7		D SL 85 C SL 83 C SI 89 X SL 84 1-2 1-2 3-H 1B		C CU 74 S CH 82 D CH 84 B FF 90 B SI 90 S CH 82 3-3 ③ K 1-2	2 2	0 0	0 1	0 1	0 0	0 1	0 1
38 Tyson Ross, R (1, 1) OBP: 0.143, SLG: 0.143 8 Yasmani Grandal, S (7, PH) OBP: 0.347, SLG: 0.349 54 Alex Torres, L (7, 1)			B SI 89 C SI 89 B SI 88 X SI 89 2-1 ② G6-3			C SI 88 B SL 82 C SI 87 F SL 83 B SI 90 X SL 79 2-2 ① G1-3	C CU 75 B SL 84 F SL 85 B CH 79 T SI 91 2-2 ③ K			2 1 0	0 0 0	0 0 0	0 0 0	0 0 0	0 1 0	0 2 0
Inning Stats	R: 1 E: 0 K: 0 S: 8 H: 1 LOB: 0 BB: 0 P: 15	R: 0 E: 0 K: 1 S: 7 H: 0 LOB: 0 BB: 0 P: 9	R: 0 E: 0 K: 1 S: 8 H: 0 LOB: 0 BB: 0 P: 12	R: 0 E: 0 K: 1 S: 16 H: 1 LOB: 1 BB: 0 P: 21	R: 0 E: 0 K: 0 S: 6 H: 0 LOB: 0 BB: 0 P: 8	R: 0 E: 0 K: 1 S: 14 H: 1 LOB: 1 BB: 0 P: 23	R: 1 E: 1 K: 1 S: 12 H: 2 LOB: 2 BB: 0 P: 15	R: 0 E: 0 K: 2 S: 10 H: 0 LOB: 1 BB: 1 P: 19	R: 0 E: 0 K: 2 S: 9 H: 0 LOB: 1 BB: 1 P: 20	1B: 4 2B: 1 3B: 0 HR: 0 SF: 1 SAC: 0 DP: 0 HBP: 0						

AB	32
R	2
H	5
RBI	2
BB	2
SO	9
LOB	13

WP: 0 PB: 0 SB: 1 CS: 0 PA: 35

PITCHER		IP	WLS	BF	H	R	ER	SO	BB	IBB	HBP	BLK	WP	HR	S	P	ERA	WHIP
26 Kyle Lohse, R ERA: 2.38	(1, 1)	7.0	W	27	5	2	1	5	0	0	0	0	0	0	71	103	1.29	0.714
30 Tyler Thornburg, R ERA: 0.73	(8, 1)	0.1	H	2	0	0	0	0	1	0	0	0	0	0	3	8	0.00	3.000
13 Will Smith, L ERA:	(8, 1)	0.2	H	2	0	0	0	2	0	0	0	0	0	0	7	11	0.00	0.000
57 Francisco Rodríguez, R ERA:	(9, 1)	1.0	S	4	0	0	0	2	1	0	0	0	0	0	9	20	0.00	1.000

PITCHER	IP	WLS	BF	H	R	ER	SO	BB	IBB	HBP	BLK	WP	HR	S	P	ERA	WHIP

Batter	1	2	3	4	5	6	7	8	9	AB	R	H	RBI	BB	SO	LOB
27 Carlos Gómez, R (1, 8) OBP: 0.343, SLG: 0.556	B FF 93 S FF 92 L SL 85 B SL 86 S SL 86 2-3 ① K2-3	B FF 94 C FF 94 B FF 93 B CH 86 C FF 93 X FF 94 3-2 ② L9			B FF 93 S SL 85 B FF 92 S FF 92 B FF 94 S FF 93 3-3 ① K		F FF 90 C FF 90 B FF 91 F FF 90 B CH 82 X CH 82 2-2 ① F7			4	0	0	0	0	2	0
2 Scooter Gennett, L (1, 4) OBP: 0.348, SLG: 0.444	B FF 94 C SI 92 X SI 92 1-1 ③ 8 2B 1B	B SI 94 C SI 93 X SI 93 1-1 ③ G6-3			B CH 85 X SI 91 1-0 ② G4-3		B FC 86 B CH 82 B CH 82 C FF 91 X FF 91 3-1 ② L9			4	1	1	0	0	0	0
8 Ryan Braun, R (1, 9) OBP: 0.348, SLG: 0.600	1 SAFE S FF 93 D SL 86 1 SAFE X SL 84 1-1 1-H 2B		B FF 93 B FF 93 B FF 93 C FF 94 S FF 94 X FF 94 3-2 16 CS 1B		B CH 85 C FF 93 B CH 86 B SL 88 B FF 93 4-1 16 FC6-4 BB		C FF 90 B FF 93 X FF 91 1-1 ③ L8			3	0	2	1	1	0	0
16 Aramis Ramirez, R (1, 5) OBP: 0.367, SLG: 0.446	D SL 85 X FF 93 1-0 ② G6-3		1 SAFE S SL 85 D SL 86 B FF 94 B SL 86 X SL 87 3-1 ①② G5-3 1-2		1 SAFE X SI 92 0-0 ③ FC6-4 1-2f			F FF 91 B FC 88 B CH 83 F CH 83 X FF 92 2-2 ① F9		4	0	0	0	0	0	3
20 Jonathan Lucroy, R (1, 2) OBP: 0.398, SLG: 0.486	B FF 93 C FF 93 X FF 92 1-1 ③ F9		B SL 85 C FF 93 X FF 93 1-1 ③ G3			C SL 82 B FF 91 F FF 91 X SL 85 1-2 24 CS 1B		B CH 84 S CH 84 S FF 91 X FF 90 1-2 ② P4		4	0	1	0	0	0	1
18 Khris Davis, R (1, 7) OBP: 0.295, SLG: 0.427		X SL 84 0-0 24 1B 9 HR 1B		B FF 93 B FF 93 B SI 92 C SI 92 X SI 92 3-1 HR		C SL 85 D SL 85 1 SAFE S SL 84 1 SAFE S SL 86 1-3 ① K		C FF 92 B FF 91 B FF 91 F CH 84 S FF 92 2-3 ③ K		4	2	2	1	0	2	1
24 Lyle Overbay, L (1, 3) OBP: 0.394, SLG: 0.308		C SI 92 B SI 92 X SI 91 1-1 1-2 9 HR 1B		B SI 91 S SL 83 B SL 86 S SI 92 B SL 84 X SL 84 3-2 ① G3		B SI 91 F SI 90 B SI 91 S SL 85 B SI 92 B SI 92 4-2 ② 9 1B 1-2 BB				2	1	1	0	1	0	0
9 Jean Segura, R (1, 6) OBP: 0.273, SLG: 0.341		B FF 93 S CH 84 X CH 84 1-1 1-H 2-H HR		C SL 85 B FF 92 S SL 85 B SL 86 X FF 94 2-2 ② G4-3		D SL 85 X SL 84 1-0 1-2 1B				3	1	2	3	0	0	0
26 Kyle Lohse, R (1, 1) 30 Tyler Thornburg, R (8, 1) 13 Will Smith, R (8, 1) 57 Francisco Rodríguez, R (9, 1)		B FF 91 C FF 92 X SL 86 1-1 ① F8		C FF 92 S SL 85 X SL 86 0-2 ③ G5-3		S SL 85 B SL 85 F SL 84 B FF 93 X SL 85 2-2 ③ F8				3 0 0 0	0 0 0 0	0 0 0 0	0 0 0 0	0 0 0 0	0 0 0 0	2 0 0 0
Inning Stats	R: 1 E: 0 K: 1 S: 10 H: 2 LOB: 1 BB: 0 P: 16	R: 3 E: 0 K: 0 S: 12 H: 3 LOB: 0 BB: 0 P: 19	R: 0 E: 0 K: 0 S: 7 H: 1 LOB: 0 BB: 0 P: 14	R: 1 E: 0 K: 0 S: 11 H: 1 LOB: 0 BB: 0 P: 19	R: 0 E: 0 K: 1 S: 6 H: 0 LOB: 1 BB: 1 P: 14	R: 0 E: 0 K: 1 S: 12 H: 2 LOB: 2 BB: 1 P: 21	R: 0 E: 0 K: 0 S: 8 H: 0 LOB: 0 BB: 0 P: 14	R: 0 E: 0 K: 1 S: 9 H: 0 LOB: 0 BB: 0 P: 14		1B: 6 2B: 1 3B: 0 HR: 2 SF: 0 SAC: 0 DP: 0 HBP: 0						

PITCHER	IP	WLS	BF	H	R	ER	SO	BB	IBB	HBP	BLK	WP	HR	S	P	ERA	WHIP
38 Tyson Ross, R (1, 1) ERA: 3.16	6.0	L	27	9	5	5	3	2	0	0	0	0	2	58	103	7.50	1.833
54 Alex Torres, L (7, 1) ERA: 1.0	2.0		6	0	0	0	1	0	0	0	0	0	0	17	28	0.00	0.000

PITCHER	IP	WLS	BF	H	R	ER	SO	BB	IBB	HBP	BLK	WP	HR	S	P	ERA	WHIP

BOTTOM

San Diego Padres @ Milwaukee Brewers

Miller Park, Milwaukee, WI

Wed Apr 23 2014, 7:12 PM - 9:49 PM CDT
Att. 28,095 - Roof Closed - 65 F

livebaseballscorecards.com

AB	31
R	5
H	9
RBI	5
BB	2
SO	4
LOB	7

Batter	1	2	3	4	5	6	7	8	9	AB	R	H	RBI	BB	SO	LOB
64 Emilio Bonifácio, S (1, 4) OBP: 0.409, SLG: 0.424	C FF 92 B FF 92 F FF 92 B SL 86 B FF 94 C FF 93 3-3 ① K		X CU 72 0-0 ① 2-H 1B			X FF 90 0-0 ① B5-3		L CU 75 F SI 88 F FF 88 D SL 81 B SL 82 S CU 76 2-3 ① K		4	0	1	1	0	2	1
24 Luis Valbuena, L (1, 5) OBP: 0.383, SLG: 0.277	C FF 93 B FF 93 B FF 93 F FF 93 X FF 93 2-2 ② P5		F FF 92 D SL 84 X FF 92 1-1 ③ P2			C FF 90 B CH 85 B FF 92 B FF 90 X FF 92 3-1 ② P5		C SI 89 B SL 82 B SI 89 C SL 82 B CU 76 C SI 88 3-3 ② K		4	0	0	0	0	1	2
44 Anthony Rizzo, L (1, 3) OBP: 0.406, SLG: 0.463	F FF 92 S SL 85 F SI 94 F FF 94 S SL 86 0-3 ③ K			C SI 92 B SL 84 B FF 92 F FF 92 B SL 86 C FF 94 3-3 ① K		B SL 84 C FF 92 C SL 84 X FF 94 1-2 ③ L7		C SI 90 1 SAFE B CU 76 B SI 89 C FF 89 F CU 77 B SI 89 F SI 89 S SI 90 3-3 ③ K		4	0	0	0	0	3	1
13 Starlin Castro, R (1, 6) OBP: 0.304, SLG: 0.375		B FF 91 F FF 92 B FF 92 X FF 93 2-1 ① G6-3		S SL 85 F SL 85 B FF 93 F FF 94 X FF 93 1-2 ② G5-3			B FF 91 X FF 91 1-0 ① 19 2B 6 G3 1B		X FF 89 0-0 ① P5	4	1	1	0	0	0	0
19 Nate Schierholtz, L (1, 9) OBP: 0.227, SLG: 0.278		C FF 92 F CU 74 F FF 93 B SL 84 F SL 84 F FF 93 S SL 85 1-3 ② K		S FF 93 B FF 92 C SL 85 X FF 93 1-2 ③ F7			X FF 92 0-0 6 G3 1-3 2B		B FF 89 C SI 89 F CH 80 S CH 83 1-3 ② K	4	0	1	0	0	2	0
21 Junior Lake, R (1, 7) OBP: 0.262, SLG: 0.397 53 Wesley Wright, R (7, 1) 12 John Baker, L (9, PH)		X SL 84 0-0 ③ F8			L SI 91 L SL 85 B FF 92 S SL 85 1-3 ① K		F FF 92 F SL 83 C FF 92 0-3 ① K		C SI 89 F SI 90 S CH 84 0-3 ③ K	3 0 1	0 0 0	0 0 0	0 0 0	0 0 0	2 0 1	2 0 0
6 Ryan Sweeney, L (1, 8) OBP: 0.280, SLG: 0.227			C FF 90 F FF 92 B SI 92 F SL 84 B FF 94 B SL 83 B FF 92 4-2 33 SH3-4 64 1B BB		F FF 91 F FF 93 X FF 94 0-2 1B		C SL 84 B FF 92 X FF 93 1-1 ② G3 2-3 3-H			2	1	1	1	1	0	1
5 Welington Castillo, R (1, 2) OBP: 0.286, SLG: 0.409			X FF 92 0-0 ① P5		B SL 82 C SL 83 F SI 91 S SL 85 1-3 ② K		S SL 84 B FF 91 S SL 85 D SL 85 X FF 93 2-2 ③ G5-3			3	0	0	0	0	1	3
33 Carlos Villanueva, R (1, 1) 54 Neil Ramírez, R (6, 1) 51 Ryan Kalish, L (7, 7) OBP: 0.317, SLG: 0.351			L FF 90 X FF 91 0-1 ② SH3-4 1-2		S FF 92 C FF 93 X FF 93 0-2 ③ P2			B FF 86 C FF 87 F SL 82 X CU 77 1-2 1B		1 0 1	0 0 0	0 0 1	0 0 0	0 0 0	0 0 0	1 0 0
Inning Stats	R: 0 E: 0 K: 2 S: 11 H: 0 LOB: 0 BB: 0 P: 16	R: 0 E: 0 K: 1 S: 9 H: 0 LOB: 0 BB: 0 P: 12	R: 1 E: 0 K: 0 S: 9 H: 1 LOB: 1 BB: 1 P: 14	R: 0 E: 0 K: 1 S: 10 H: 0 LOB: 0 BB: 0 P: 15	R: 0 E: 0 K: 2 S: 12 H: 1 LOB: 1 BB: 0 P: 14	R: 0 E: 0 K: 0 S: 6 H: 0 LOB: 0 BB: 0 P: 10	R: 1 E: 0 K: 1 S: 10 H: 2 LOB: 1 BB: 0 P: 14	R: 0 E: 0 K: 3 S: 15 H: 1 LOB: 1 BB: 0 P: 24	R: 0 E: 0 K: 2 S: 7 H: 0 LOB: 0 BB: 0 P: 8	1B: 4 2B: 1 3B: 0 HR: 0 SF: 0 SAC: 1 DP: 0 HBP: 0						

PITCHER		IP	WLS	BF	H	R	ER	SO	BB	IBB	HBP	BLK	WP	HR	S	P	ERA	WHIP
22 Matt Garza, R ERA: 4.09	(1, 1)	7.0	W	26	4	2	2	7	1	0	0	0	0	0	67	95	2.57	0.714
59 Zach Duke, L ERA: 1.74	(8, 1)	1.0	H	4	1	0	0	3	0	0	0	0	0	0	15	24	0.00	1.000
57 Francisco Rodríguez, R ERA:	(9, 1)	1.0	S	3	0	0	0	2	0	0	0	0	0	0	7	8	0.00	0.000

PITCHER	IP	WLS	BF	H	R	ER	SO	BB	IBB	HBP	BLK	WP	HR	S	P	ERA	WHIP

TOP

Chicago Cubs @ Milwaukee Brewers

Miller Park, Milwaukee, WI

Fri Apr 25 2014, 7:14 PM - 10:25 PM CDT

Att. 32,868 - Roof Closed - 67 F

livebaseballscorecards.com

AB	31
R	2
H	5
RBI	2
BB	1
SO	12
LOB	11

PA: 33

WP: 0
PB: 0
SB: 0
CS: 0

BOTTOM

Chicago Cubs @ Milwaukee Brewers

Miller Park, Milwaukee, WI

Fri Apr 25 2014, 7:14 PM - 10:25 PM CDT

Att. 32,868 - Roof Closed - 67 F

livebaseballscorecards.com

Batter	1	2	3	4	5	6	7	8	9	AB	R	H	RBI	BB	SO	LOB
27 Carlos Gómez, R (1, 8) OBP: 0.356, SLG: 0.568	B FF 88 B FF 88 X SI 87 2-0 2 S 2 E 1B		X SL 83 0-0 8 1B 20 1B 1B	X SI 89 0-0 2B		B FF 96 S FF 94 S FF 96 X FF 95 1-2 ① F9		B SI 88 B CH 83 S SI 89 B SI 89 S CH 84 1 SAFE T KC 79 3-2 ② K		5	2	3	0	0	1	1
2 Scooter Gennett, L (1, 4) OBP: 0.338, SLG: 0.418	1 SAFE B SI 88 B FF 89 C FF 88 S FF 90 B SI 89 F FF 89 X FF 90 3-2 E7 8 1B 1-H		1 SAFE 1 SAFE B SI 88 X FF 88 1-0 ① L9	F SI 88 B CU 76 B FF 88 X FF 89 2-1 ③ G4-3		B FF 95 B FF 94 B FF 95 C FF 95 B FF 94 4-1 8 S BB		B KC 78 B FF 90 F SL 84 F SL 84 F SI 90 F SI 90 S KC 80 2-3 ③ K		4	1	0	0	1	1	3
8 Ryan Braun, R (1, 9) OBP: 0.366, SLG: 0.607	C SI 88 B SI 90 F SI 90 X SL 84 1-2 2-H 1B		1 SAFE B SI 88 B SI 87 C SI 89 X SI 87 2-1 20 1B 1-2 1B		B FF 88 B CH 79 C FF 89 X SI 88 2-1 16 E 16 S 16 SF7 1B	F SL 88 B FF 96 S SL 87 1 SAFE S FF 95 1-3 ② K 1-2				4	1	3	1	0	1	1
16 Aramis Ramirez, R (1, 5) OBP: 0.351, SLG: 0.430	B SI 88 C SI 90 X FF 89 1-1 ① L9		X SI 88 0-0 ② L8		1 SAFE B SI 87 1 SAFE B SI 88 S SL 82 B CU 76 X FF 88 3-1 ① SF7 1-H	X FF 96 0-0 ③ L7				3	0	0	1	0	0	4
20 Jonathan Lucroy, R (1, 2) OBP: 0.402, SLG: 0.487	C FF 88 X SL 84 0-1 ② G6-3		C SI 88 1 SAFE X SI 89 0-1 18 FC6-4 1-2 2-H 1B		B FF 87 C SL 80 F SL 82 B SL 84 F SL 83 B FF 88 F FF 90 X SL 82 3-2 24 1B 1B		C KC 77 F FF 89 X CH 84 0-2 ① G1-3			4	0	2	1	0	0	1
18 Khris Davis, R (1, 7) OBP: 0.280, SLG: 0.405	B SI 89 S SL 83 B SL 84 C FF 90 X SL 84 2-2 ③ F9		X SL 85 0-0 ③ FC6-4 1-2f		1 SAFE C SL 81 X SI 88 0-1 ② F9		B KC 78 C KC 79 C FF 90 F KC 78 S FF 90 1-3 ② K			4	0	0	0	0	1	4
24 Lyle Overbay, L (1, 3) OBP: 0.405, SLG: 0.433		B FF 86 F FF 88 B SI 88 X CH 82 2-1 ① F8	S CU 71 B SI 87 F CH 80 F SL 82 F SI 87 B SL 84 B FF 89 F CH 81 F CU 75 3-2 X SI 88 HR		B SI 87 F CU 74 X CH 80 1-1 1-3 1B		B FF 91 X KC 79 1-0 ③ F7			4	1	2	1	0	0	0
9 Jean Segura, R (1, 6) OBP: 0.272, SLG: 0.330		C FF 89 B FF 89 B CU 77 X CH 81 2-1 ② L7	L SL 81 B FF 89 X SL 83 1-1 ① L3	I IN 72 I IN 73 I IN 74 I IN 75 4-0 IBB				B CH 82 B FF 89 C SI 88 F CH 84 B KC 78 X CH 84 3-2 ① G4-3		3	0	0	0	1	0	0
22 Matt Garza, R (1, 1) 59 Zach Duke, L (8, 1) Rickie Weeks Jr., R (8, PH) OBP: 0.185, SLG: 0.192 57 Francisco Rodríguez, R (9, 1)		B FF 87 F FF 86 B FF 90 B FF 88 X FF 88 3-1 ③ G1-3	S FF 88 F FF 89 S SL 83 0-3 ② K	C SI 87 B SL 81 X SL 81 1-1 ③ G6-3				X SI 88 0-0 1B		3 0 1 0	0 0 0 0	0 0 1 0	0 0 0 0	0 0 0 0	1 0 0 0	3 0 0 0
Inning Stats	R: 2 E: 1 K: 0 S: 15 H: 2 LOB: 1 BB: 0 P: 24	R: 0 E: 0 K: 0 S: 6 H: 0 LOB: 0 BB: 0 P: 13	R: 1 E: 0 K: 0 S: 8 H: 3 LOB: 2 BB: 0 P: 11	R: 1 E: 0 K: 1 S: 15 H: 2 LOB: 1 BB: 0 P: 21	R: 1 E: 0 K: 0 S: 15 H: 3 LOB: 3 BB: 1 P: 29	R: 0 E: 0 K: 1 S: 8 H: 0 LOB: 1 BB: 1 P: 14	R: 0 E: 0 K: 1 S: 8 H: 0 LOB: 0 BB: 0 P: 10	R: 0 E: 0 K: 2 S: 12 H: 1 LOB: 1 BB: 0 P: 20		1B: 9 2B: 1 3B: 0 HR: 1 SF: 1 SAC: 0 DP: 0 HBP: 0			WP: 0 PB: 0 SB: 3 CS: 0 PA: 38		

AB	35
R	5
H	11
RBI	4
BB	2
SO	5
LOB	17

PITCHER		IP	WLS	BF	H	R	ER	SO	BB	IBB	HBP	BLK	WP	HR	S	P	ERA	WHIP
33 Carlos Villanueva, R ERA: 9.95	(1, 1)	5.0	L	27	10	5	4	1	0	1	0	0	0	1	59	98	7.20	2.000
54 Neil Ramírez, R ERA:	(6, 1)	1.0		4	0	0	0	1	1	0	0	0	0	0	8	14	0.00	1.000
53 Wesley Wright, L ERA: 2.08	(7, 1)	2.0		7	1	0	0	3	0	0	0	0	0	0	20	30	0.00	0.500

PITCHER	IP	WLS	BF	H	R	ER	SO	BB	IBB	HBP	BLK	WP	HR	S	P	ERA	WHIP

Chicago Cubs @ Milwaukee Brewers

Miller Park, Milwaukee, WI

Sat Apr 26 2014, 6:12 PM - 9:02 PM CDT

Att. 40,008 - Roof Closed - 65 F

TOP

livebaseballscorecards.com

Batter	1	2	3	4	5	6	7	8	9	AB	R	H	RBI	BB	SO	LOB
64 Emilio Bonifácio, S (1, 8) OBP: 0.392, SLG: 0.404	B FF 89 B FF 88 C FF 87 S CH 76 S FF 90 2-3 ① K			C CU 74 F CH 77 S FF 88 0-3 ① K		B CH 76 T FF 89 B CU 78 B FF 88 C FF 88 F CH 77 X FF 89 3-2 ③ G5-3		B CU 77 B FF 92 C SI 89 S FF 93 B FF 93 S FF 94 3-3 ③ K		4	0	0	0	0	3	0
24 Luis Valbuena, L (1, 4) OBP: 0.375, SLG: 0.333	B FF 89 F FF 88 X FF 89 1-1 ② F8			B CH 76 B FF 88 X FF 88 2-0 HR			B CU 74 C FF 87 F CH 76 C FF 88 1-3 ① K		B FF 89 B FF 89 C FF 88 C SI 88 S CH 83 2-3 ① K	4	1	1	1	0	2	0
44 Anthony Rizzo, L (1, 3) OBP: 0.390, SLG: 0.440	S CH 77 B FF 89 F CH 76 B FF 89 S FF 89 2-3 ③ K			B FF 89 B CH 77 X FF 89 2-0 ② P6			B CH 77 X CH 77 1-0 ② G4-3		C SI 90 B CH 82 C CH 81 X CH 84 1-2 ② L4	4	0	0	0	0	1	0
13 Starlin Castro, R (1, 6) OBP: 0.302, SLG: 0.370		C FF 88 B CH 76 X FF 88 1-1 ① F8		B CU 76 F CH 77 B FF 89 F FF 89 X FF 90 2-2 ③ L9			S FF 88 X CH 75 0-1 1B		B CU 75 F FF 89 B CU 76 C SI 90 F CH 83 X CH 83 2-2 ③ G6-3	4	0	1	0	0	0	0
19 Nate Schierholtz, L (1, 9) OBP: 0.218, SLG: 0.267		F FF 87 C FF 88 S CH 76 0-3 ② K			C CU 76 B CH 77 F CH 77 B FF 89 F FF 90 B CH 77 T FF 89 3-2 ① K		B CU 76 S FF 88 S FF 89 X FF 89 1-2 ③ G1-3			3	0	0	0	0	2	1
30 Mike Olt, R (1, 5) OBP: 0.236, SLG: 0.442		C CU 76 C FF 89 C FF 89 0-3 ③ K			X FF 88 0-0 ② F8			S CH 75 S CH 75 F CH 76 F FF 88 B CH 75 X FF 89 1-2 5 HR 1B		3	1	1	0	0	1	0
6 Ryan Sweeney, L (1, 7) OBP: 0.264, SLG: 0.213			C FF 87 F CH 76 S FF 88 0-3 ① K		B FF 87 C FF 88 X CU 77 1-1 ③ G6-3			F FF 88 F FF 89 B FF 86 F CH 77 B FF 89 X CH 76 2-2 ① P6		3	0	0	0	0	1	1
5 Welington Castillo, R (1, 2) OBP: 0.288, SLG: 0.449			B CU 76 C CH 77 F FF 89 B CH 77 F FF 90 F CH 77 B FF 90 X FF 90 3-2 ② F9			C CU 77 C CU 78 X FF 88 0-2 ① F7		B CU 77 C FF 89 F FF 89 D CH 76 X FF 89 2-2 1-H HR		3	1	1	2	0	0	0
37 Travis Wood, R (1, 1) OBP: 0.333, SLG: 0.750			B FF 89 X FF 89 1-0 ③ P5			C FF 88 S CU 78 X FF 88 0-2 ② L7		B CH 76 T CH 77 C FF 89 B CH 78 S CH 77 2-3 ② K		2	0	0	0	0	0	0
63 Brian Schlitter, R (6, 1)										0	0	0	0	0	0	0
21 Junior Lake, R (8, PH) OBP: 0.258, SLG: 0.390										1	0	0	0	0	1	0
46 Pedro Strop, R (8, 1)										0	0	0	0	0	0	0
Inning Stats	R: 0 E: 0 K: 2 S: 8 H: 0 LOB: 0 BB: 0 P: 13	R: 0 E: 0 K: 2 S: 8 H: 0 LOB: 0 BB: 0 P: 9	R: 0 E: 0 K: 1 S: 9 H: 0 LOB: 0 BB: 0 P: 13	R: 1 E: 0 K: 1 S: 8 H: 1 LOB: 0 BB: 0 P: 14	R: 0 E: 0 K: 1 S: 7 H: 0 LOB: 0 BB: 0 P: 11	R: 0 E: 0 K: 0 S: 10 H: 0 LOB: 0 BB: 0 P: 13	R: 0 E: 0 K: 1 S: 9 H: 1 LOB: 1 BB: 0 P: 12	R: 2 E: 0 K: 2 S: 18 H: 2 LOB: 0 BB: 0 P: 28	R: 0 E: 0 K: 1 S: 10 H: 0 LOB: 0 BB: 0 P: 15	1B: 2 2B: 0 3B: 0 HR: 2	SF: 0 SAC: 0 DP: 0 HBP: 0					

	AB	31
	R	3
	H	4
	RBI	3
	BB	0
	SO	11
	LOB	2

WP: 0 PB: 0 SB: 0 CS: 0 PA: 31

PITCHER		IP	WLS	BF	H	R	ER	SO	BB	IBB	HBP	BLK	WP	HR	S	P	ERA	WHIP
41 Marco Estrada, R ERA: 2.87	(1, 1)	7.2	W	27	4	3	3	9	0	0	0	0	0	2	74	107	3.52	0.522
13 Will Smith, L ERA:	(8, 1)	0.1	H	1	0	0	0	1	0	0	0	0	0	0	3	6	0.00	0.000
57 Francisco Rodríguez, R ERA:	(9, 1)	1.0	S	3	0	0	0	1	0	0	0	0	0	0	10	15	0.00	0.000

PITCHER	IP	WLS	BF	H	R	ER	SO	BB	IBB	HBP	BLK	WP	HR	S	P	ERA	WHIP

Batter	1	2	3	4	5	6	7	8	9	AB	R	H	RBI	BB	SO	LOB
27 Carlos Gómez, R (1, 8) OBP: 0.361, SLG: 0.557	T SI 88 F SI 90 B FF 92 B FF 91 F SL 81 B FF 92 B FC 88 4-2 8 L9 14 1B 16 SF8 BB	B SI 90 B SI 90 B SI 89 S SI 90 F SI 91 D FF 91 4-2 14 1B 1-2 2-3 BB		S FF 90 F SI 90 X FF 90 0-2 ① FC5-4 1-2f 2-3 3-H		C SI 94 X SI 94 0-1 ③ G5-3				2	1	0	1	2	0	3
9 Jean Segura, R (1, 6) OBP: 0.272, SLG: 0.330 14 Jeff Bianchi, R (1, PH) OBP: 0.273, SLG: 0.238 (2, 6)	1 SAFE C FF 88 X FC 87 0-1 1-2 1B	X SI 90 0-0 1-3 2-H 3-H 1B		B SI 88 B SI 89 X SI 88 2-0 ②③ P4-2 3-Hf			B SL 82 C SI 92 X SI 93 1-1 ① P3			0 4	0 0	0 2	0 2	0 0	0 0	0 2
8 Ryan Braun, R (1, 9) OBP: 0.361, SLG: 0.591 3 Elian Herrera, S (9, 9) OBP: 0.200, SLG: 0.200	B SI 90 F SI 89 B SI 90 S SI 89 X SI 90 2-2 ① L9 2-3	B SI 89 B SI 89 B FC 86 C FF 88 T FF 89 F FC 89 C FF 91 3-3 ③ K			B FC 86 X FF 88 1-0 ① G4-3		X SI 94 0-0 20 FC5-4 1B			4 0	0 0	1 0	0 0	0 0	1 0	4 0
16 Aramis Ramirez, R (1, 5) OBP: 0.337, SLG: 0.416	B SI 89 F FC 87 S SI 90 B FC 88 F FF 91 X FC 88 2-2 ② SF8 3-H		F SL 79 B FC 87 F FC 87 T SL 80 1-2 ① K		C FF 88 X FF 90 0-1 ② L8		B SI 93 X SI 93 1-0 ② P4			3	0	0	1	0	1	1
20 Jonathan Lucroy, R (1, 2) OBP: 0.385, SLG: 0.463	1 SAFE B SI 88 C SI 88 X FC 88 1-1 ③ P4		B SI 89 F SI 90 B FF 89 C SI 89 F FC 88 F FC 88 F CH 81 F FF 91 F SL 80 2-2 ② F FF 92 X SL 75 G5-3		X FF 89 0-0 ③ F9		C SI 93 C SI 93 X SI 93 0-2 ③ FC5-4 1-2f			4	0	0	0	0	0	2
18 Khris Davis, R (1, 7) OBP: 0.291, SLG: 0.446		C SL 80 C FC 87 B FC 87 B FF 90 X SI 90 2-2 27 BB 14 1B 1B 1B	B SL 80 F FC 88 S FC 87 B FF 91 B CU 74 F FF 91 F FC 88 X FF 91 3-2 ③ G6-3			F FF 88 B SI 90 X FC 87 1-1 HR		C SL 80 B SI 95 B SI 94 F SL 82 X SL 82 2-2 ① G6-3		4	2	2	1	0	0	0
7 Mark Reynolds, R (1, 3) OBP: 0.282, SLG: 0.477		C FF 88 X FC 86 0-1 ① F8	C SL 78 X SI 89 0-1 41 BB 27 FC5-4 HBP 1B			C SL 80 B FF 90 B SI 90 F SI 90 X FF 88 2-2 1B		S SL 82 F SI 96 F SL 81 S SL 83 0-3 ② K		4	1	2	0	0	1	1
Rickie Weeks Jr., R (1, 4) OBP: 0.226, SLG: 0.207 57 Francisco Rodríguez, R (9, 1)		C FF 89 X FC 87 0-1 27 BB 14 1B 1-2 1B	C FF 88 H FC 85 1-1 27 FC5-4 41 BB 14 P4-2 1-2 HBP			B FF 88 C FF 88 X FC 87 1-1 ① L8		S SL 82 F SL 82 S SI 94 0-3 ③ K		3 0	1 0	1 0	0 0	0 0	1 0	1 0
41 Marco Estrada, R (1, 1) 13 Will Smith, R (8, 1) 2 Scooter Gennett, L (9, 4) OBP: 0.338, SLG: 0.418		L FF 87 X FC 86 0-1 ② B2	D SL 79 B FF 86 B FF 87 C FF 87 B FF 86 4-1 27 FC5-4 1-2 2-3 BB			C FF 88 B SI 88 L FF 88 B SI 89 T SI 89 2-2 ② K				2 0 0	0 0 0	0 0 0	0 0 0	1 0 0	1 0 0	3 0 0
Inning Stats	R: 1 H: 1 E: 0 LOB: 1 K: 0 BB: 1 S: 14 P: 23	R: 2 H: 3 E: 0 LOB: 2 K: 1 BB: 1 S: 16 P: 25	R: 0 H: 0 E: 0 LOB: 0 K: 1 BB: 0 S: 17 P: 23	R: 1 H: 1 E: 0 LOB: 1 K: 0 BB: 1 S: 8 P: 15	R: 0 H: 0 E: 0 LOB: 0 K: 0 BB: 0 S: 4 P: 5	R: 1 H: 2 E: 0 LOB: 1 K: 1 BB: 0 S: 12 P: 18	R: 0 H: 1 E: 0 LOB: 1 K: 0 BB: 0 S: 7 P: 9	R: 0 H: 0 E: 0 LOB: 0 K: 2 BB: 0 S: 10 P: 12		1B: 7 SF: 1 2B: 1 SAC: 0 3B: 0 DP: 1 HR: 1 HBP: 1				WP: 0 PA: 35 PB: 0 SB: 0 CS: 0		

PITCHER		IP	WLS	BF	H	R	ER	SO	BB	IBB	HBP	BLK	WP	HR	S	P	ERA	WHIP
37 Travis Wood, L ERA: 3.52	(1, 1)	5.2	L	27	7	5	5	3	3	0	1	0	0	1	69	107	7.94	1.765
63 Brian Schlitter, R ERA: 5.14	(6, 1)	1.1		5	1	0	0	0	0	0	0	0	0	0	9	11	0.00	0.750
46 Pedro Strop, R ERA: 3.86	(8, 1)	1.0		3	0	0	0	2	0	0	0	0	0	0	10	12	0.00	0.000

PITCHER	IP	WLS	BF	H	R	ER	SO	BB	IBB	HBP	BLK	WP	HR	S	P	ERA	WHIP

BOTTOM

Chicago Cubs @ Milwaukee Brewers

Miller Park, Milwaukee, WI

Sat Apr 26 2014, 6:12 PM - 9:02 PM CDT

Att. 40,008 - Roof Closed - 65 F

livebaseballscorecards.com

AB	30
R	5
H	8
RBI	5
BB	3
SO	5
LOB	17

Batter	1	2	3	4	5	6	7	8	9	AB	R	H	RBI	BB	SO	LOB
51 Ryan Kalish, L (1, 7) OBP: 0.333, SLG: 0.366	F FF 92 B SI 96 F FF 95 F SL 84 S SL 87 1-3 ① **K**		B FF 94 C FF 94 X SL 84 1-1 21 G5-3 1B		X FF 94 0-0 ② F7		B SI 94 F FF 94 C SI 95 F FF 94 X SL 87 1-2 21 S 1B			4	0	2	0	0	1	0
21 Junior Lake, R (1, 8) OBP: 0.242, SLG: 0.365 24 Luis Valbuena, L (9, 5) OBP: 0.375, SLG: 0.333	F FF 96 B SI 95 S SL 84 F SL 85 B SI 95 S SI 96 2-3 ② **K**		1 SAFE X FF 94 0-0 ① **G5-3** **1-2**		S SL 84 B SL 86 F SL 84 S SI 96 1-3 ③ **K**		1 SAFE F SL 83 B SI 95 D SL 86 F SI 95 B SI 95 X FF 96 3-2 ③ **G6-3** **1-2**			4 0	0 0	0 0	0 0	0 0	2 0	2 0
44 Anthony Rizzo, L (1, 3) OBP: 0.385, SLG: 0.432	B SI 96 B SI 95 B SI 95 X SI 94 3-0 ③ **G4-3**		2 SAFE C SL 84 B FF 95 F SI 96 S SL 87 1-3 ② **K**			B SL 83 F FF 95 B SI 95 C SL 86 X SL 87 2-2 19 G3 13 1B 30 SF8 1B		B SI 91 C CH 87 B FF 92 B SI 92 X SI 92 3-1 ① **F8**		4	1	1	0	0	1	1
13 Starlin Castro, R (1, 6) OBP: 0.320, SLG: 0.448		B SI 94 B SL 82 X FF 95 2-0 **HR**	D SL 85 C SL 85 B SI 96 X SL 84 2-1 ③ **L5**			X SL 84 0-0 19 G3 **1-2** 1B		X SL 84 0-0 **HR**		4	2	3	2	0	0	1
19 Nate Schierholtz, L (1, 9) OBP: 0.220, SLG: 0.266		F FF 95 B SL 84 B SI 96 B SI 96 S SI 94 X SI 96 3-2 12 1B 30 S 15 FC5 1B		C SL 83 B SI 95 X SL 84 1-1 ① **F8**		F SL 85 B SI 95 X SI 95 1-1 ① **G3** **1-2** **2-3**		B SI 91 B SI 91 X SI 91 2-0 ② **G3-1**		4	1	1	0	0	0	2
30 Mike Olt, R (1, 5) OBP: 0.237, SLG: 0.426 56 Héctor Rondón, R (9, 1)		D FF 95 1 SAFE B SI 96 B FF 94 C FF 95 B SL 83 4-1 15 FC5 12 1B **1-2** BB		B SI 94 F SI 96 C SL 86 S SL 84 1-3 ② **K**		X SL 85 0-0 ② **SF8** 3-H		S SL 81 B SI 91 F SL 84 F SI 91 S SL 82 1-3 ③ **K**		2 0	0 0	0 0	1 0	1 0	2 0	0 0
12 John Baker, L (1, 2) OBP: 0.167, SLG: 0.091		B SI 95 F SI 96 2 SAFE C SI 96 B SL 88 B SL 87 X SI 96 3-2 39 B5-6-4 15 FC5 **1-2** **2-3** 1B		B SI 96 F FF 95 X FF 96 1-1 1B		S SI 95 F SL 87 D CH 88 B SL 87 B SL 87 X SI 95 3-2 ③ **L5**			C FF 91 B CU 80 F FF 89 B CU 77 S FF 93 2-3 ① **K**	4	0	2	0	0	1	1
15 Darwin Barney, R (1, 4) OBP: 0.250, SLG: 0.189		D SL 85 F SI 95 X SI 96 1-1 ① **FC5** **1-2** **2-3f** **3-H**		X FF 95 0-0 ③ **L9**			B SI 94 F SI 94 X SI 94 1-1 ① **L8**		C FF 93 B CU 77 S FF 93 B FF 96 X FF 94 2-2 ② **F9**	4	0	0	1	0	0	3
39 Jason Hammel, R (1, 1) 46 Pedro Strop, R (8, 1) 64 Emilio Bonifácio, S (9, PH) OBP: 0.388, SLG: 0.400 (9, 8)		X 0-0 ② ③ **B5-6-4** **2-3f**			C FF 91 C FF 95 F FF 95 B SL 85 X SL 84 1-2 ① **G4-3**		S FF 95 S FF 94 S SI 95 0-3 ② **K**		B FF 94 F FF 93 X FF 94 1-1 ③ **G6-3**	3 0 1	0 0 0	0 0 0	0 0 0	0 0 0	1 0 0	2 0 0
Inning Stats	R: 0 E: 0 K: 2 S: 9 H: 0 LOB: 0 BB: 0 P: 15	R: 2 E: 0 K: 0 S: 11 H: 3 LOB: 1 BB: 1 P: 24	R: 0 E: 0 K: 1 S: 8 H: 1 LOB: 1 BB: 0 P: 12	R: 0 E: 0 K: 1 S: 8 H: 1 LOB: 1 BB: 0 P: 11	R: 0 E: 0 K: 1 S: 8 H: 0 LOB: 0 BB: 0 P: 10	R: 1 E: 0 K: 0 S: 10 H: 2 LOB: 1 BB: 0 P: 16	R: 0 E: 0 K: 1 S: 12 H: 1 LOB: 1 BB: 0 P: 17	R: 1 E: 0 K: 1 S: 8 H: 1 LOB: 0 BB: 0 P: 14	R: 0 E: 0 K: 1 S: 8 H: 0 LOB: 0 BB: 0 P: 13	1B: 7 2B: 0 3B: 0 HR: 2 SF: 1 SAC: 0 DP: 1 HBP: 0						

PITCHER		IP	WLS	BF	H	R	ER	SO	BB	IBB	HBP	BLK	WP	HR	S	P	ERA	WHIP
38 Wily Peralta, R ERA: 2.56	(1, 1)	7.0	L	29	8	3	3	6	1	0	0	0	0	1	66	105	3.86	1.286
53 Brandon Kintzler, R ERA: 1.5	(8, 1)	1.0		4	1	1	1	1	0	0	0	0	0	1	8	14	9.00	1.000
51 Wei-Chung Wang, L ERA: 18.0	(9, 1)	1.0		3	0	0	0	1	0	0	0	0	0	0	8	13	0.00	0.000

PITCHER	IP	WLS	BF	H	R	ER	SO	BB	IBB	HBP	BLK	WP	HR	S	P	ERA	WHIP

TOP

Chicago Cubs @ Milwaukee Brewers

Miller Park, Milwaukee, WI

Sun Apr 27 2014, 1:14 PM - 4:00 PM CDT

Att. 45,286 - Roof Closed - 70 F

livebaseballscorecards.com

AB	34
R	4
H	9
RBI	4
BB	1
SO	8
LOB	12

Batter	1	2	3	4	5	6	7	8	9	AB	R	H	RBI	BB	SO	LOB
27 Carlos Gómez, R (1, 8) OBP: 0.357, SLG: 0.554	S SI 93 F SL 84 F FF 93 B SL 84 B FF 94 X SI 94 2-2 ① F9		B SI 94 X SI 94 1-0 ③ F7			C SL 85 F SL 85 B FF 94 X SL 85 1-2 20 E 2B		X SI 94 0-0 ① F7		4	0	1	0	0	0	2
2 Scooter Gennett, L (1, 4) OBP: 0.333, SLG: 0.400	C SI 94 F SI 94 S SL 84 0-3 ② K2-3			B CU 77 S CU 77 F CU 78 X SL 85 1-2 ① G4-3		B SI 93 B SI 93 B SI 93 B SI 93 4-0 20 E BB		B SI 95 B SI 95 X SI 94 2-0 ②③ G3-6-3 1-2f		3	0	0	0	1	1	1
20 Jonathan Lucroy, R (1, 2) OBP: 0.379, SLG: 0.447	C FF 93 B FF 94 B SL 85 X SI 93 2-1 ③ G6-3			B CH 87 B SI 93 C FF 93 C SL 86 F FF 94 B CU 78 B FF 93 4-2 BB		2 SAFE B SI 94 C SL 85 F FF 94 F SI 93 F FF 94 S FF 94 1-3 ② K 1-2 2-3			B FF 97 F FF 96 F FF 93 B SL 83 B FF 98 F FF 97 C FF 97 3-3 ① K	3	0	0	0	1	2	2
16 Aramis Ramirez, R (1, 5) OBP: 0.324, SLG: 0.398		F SI 92 X SL 86 0-1 ① G6-3		B FF 94 1 SAFE B FF 94 B SI 93 C FF 93 X SI 94 3-1 ② F8		B SL 87 F SI 94 S SL 86 X SI 94 1-2 ③ G5-3			S FF 93 B FF 95 F SI 97 B FF 98 B FF 94 S FF 97 3-3 ② K	4	0	0	0	0	1	3
18 Khris Davis, R (1, 7) OBP: 0.278, SLG: 0.425		B FF 92 C SL 85 B FF 93 F SL 85 S SI 94 2-3 ② K		F SL 87 1 SAFE C FF 94 S FF 94 0-3 ③ K			X FF 92 0-0 ① F8		C SL 84 B FF 94 B SL 83 F FF 96 S FF 96 2-3 ③ K	4	0	0	0	0	3	1
24 Lyle Overbay, L (1, 3) OBP: 0.400, SLG: 0.424	C FF 93 F FF 94 F SI 93 B FF 93 T SL 85 1-2 ③ K			B SI 93 X CH 87 1-0 ① G3-1			X SI 93 0-0 1B			3	0	1	0	0	1	0
14 Jeff Bianchi, R (1, 6) OBP: 0.240, SLG: 0.208		C SL 85 B SL 85 F SI 93 B SL 85 X SI 94 2-2 ① G6-3		C FF 94 B SL 86 S SL 86 S SL 84 1-3 ② K			F SL 86 1 SAFE F FF 92 S SL 85 0-3 ② K			3	0	0	0	0	2	1
3 Elian Herrera, S (1, 9) OBP: 0.154, SLG: 0.154		B FF 94 C FF 94 X FF 94 1-1 ② G3		B SI 94 C CH 86 X SI 94 1-1 ③ G6-3			B SI 93 S SI 93 F SI 93 B SI 93 X SL 85 2-2 ③ F7			3	0	0	0	0	0	1
38 Wily Peralta, R (1, 1) OBP: 0.125, SLG: 0.250 53 Brandon Kintzler, R (8, 1) Rickie Weeks Jr., R (8, PH) OBP: 0.250, SLG: 0.233 51 Wei-Chung Wang, L (9, 1)		S SL 86 C SL 85 X SL 86 0-2 ② E6				C FF 92 X SL 85 0-1 ① P4		S SL 85 X SL 83 0-1 2 G3-6-3 1B		2 0 1 0	0 0 0 0	0 0 1 0	0 0 0 0	0 0 0 0	0 0 0 0	0 0 0 0
Inning Stats	R: 0 E: 0 K: 1 S: 9 H: 0 LOB: 0 BB: 0 P: 13	R: 0 E: 0 K: 2 S: 9 H: 0 LOB: 0 BB: 0 P: 12	R: 0 E: 1 K: 0 S: 9 H: 0 LOB: 1 BB: 0 P: 13	R: 0 E: 0 K: 1 S: 11 H: 0 LOB: 1 BB: 1 P: 19	R: 0 E: 0 K: 1 S: 6 H: 0 LOB: 0 BB: 0 P: 9	R: 0 E: 1 K: 1 S: 13 H: 1 LOB: 2 BB: 1 P: 20	R: 0 E: 0 K: 1 S: 8 H: 1 LOB: 1 BB: 0 P: 10	R: 0 E: 0 K: 0 S: 4 H: 1 LOB: 0 BB: 0 P: 6	R: 0 E: 0 K: 3 S: 10 H: 0 LOB: 0 BB: 0 P: 18	1B: 2 2B: 1 3B: 0 HR: 0 SF: 0 SAC: 0 DP: 1 HBP: 0						WP: 0 PB: 0 SB: 0 CS: 0 PA: 32	

PITCHER	IP	WLS	BF	H	R	ER	SO	BB	IBB	HBP	BLK	WP	HR	S	P	ERA	WHIP
39 Jason Hammel, R (1, 1) ERA: 2.08	7.0	W	27	3	0	0	7	2	0	0	0	0	0	67	98	0.00	0.714
46 Pedro Strop, R (8, 1) ERA: 3.48	1.0		2	0	0	0	0	0	0	0	0	0	0	2	4	0.00	0.000
56 Héctor Rondón, R (9, 1) ERA: 0.73	1.0		3	0	0	0	3	0	0	0	0	0	0	10	18	0.00	0.000

PITCHER	IP	WLS	BF	H	R	ER	SO	BB	IBB	HBP	BLK	WP	HR	S	P	ERA	WHIP

BOTTOM

Chicago Cubs @ Milwaukee Brewers

Miller Park, Milwaukee, WI

Sun Apr 27 2014, 1:14 PM - 4:00 PM CDT

Att. 45,286 - Roof Closed - 70 F

livebaseballscorecards.com

AB	30
R	0
H	3
RBI	0
BB	2
SO	10
LOB	11

Batter	1	2	3	4	5	6	7	8	9	10	11	12	AB	R	H	RBI	BB	SO	LOB
27 Carlos Gómez, R (1, 8) OBP: 0.356, SLG: 0.538	F FF 94 B FF 96 F FF 94 S FC 90 1-3 K ①		B FC 91 F FF 95 S CH 87 X FF 96 1-2 G4-6-3 ②③ 1-2f			F FC 90 F CH 85 D CH 87 F FF 91 H FF 93 2-2 16 HBP HBP 1-2	S CH 88 X FF 95 0-1 16 HBP 2 1B 1B 1-2 2-3		S FF 96 S FF 96 B FF 96 S CH 86 1-3 K ①		C SI 85 X SI 86 0-1 P3 ②		5	0	1	0	0	2	1
2 Scooter Gennett, L (1, 4) OBP: 0.333, SLG: 0.395	B FF 94 F FF 91 C FF 94 S CH 87 1-3 K ②			C CH 85 F FC 91 B FF 95 B FF 95 X CH 88 2-2 20 G5-4-3 1B		M FF 92 2 SAFE X CH 86 0-1 F4 ①	B FF 94 X FF 93 1-0 16 HBP 1B 1-2 2-3 3-H		B FF 95 B FF 95 F FF 96 X FF 96 2-1 G4-3 ②		X SI 84 0-0 G3 ③		6	0	2	1	0	1	2
20 Jonathan Lucroy, R (1, 2) OBP: 0.366, SLG: 0.440	C FF 94 F FF 96 X FF 97 0-2 G3-1 ③			C FC 90 B FF 94 F FF 92 1 SAFE 1 SAFE F CH 87 X CH 88 1-2 G5-4-3 ①② 1-2f		B FC 88 X CH 86 1-0 F8 ②	C SL 81 T SI 91 T SI 93 0-2 K ②		B FF 97 C CU 89 C CU 79 X CH 88 1-2 F8 ③			C X CH 83 0-1 12 G4-3 18 3B 2B	6	1	1	0	0	1	6
16 Aramis Ramirez, R (1, 5) OBP: 0.340, SLG: 0.394 12 Martín Maldonado, R (7, 3) OBP: 0.471, SLG: 0.385		F FF 94 T CU 77 B FF 95 B FC 91 B FF 90 B CU 76 4-2 BB				C CH 86 F FF 92 F CH 86 D CH 88 H FF 94 2-2 HBP 1-2 2-3	C SL 84 B SL 86 S SI 92 F SL 85 F SL 84 H SL 83 2-2 HBP 1-2 2-3 3-H			B FF 95 B FF 96 C FF 96 B FF 96 B FF 97 4-1 14 1B BB		L SI 89 B FF 96 B SI 89 B SI 89 X SL 84 2-2 G4-3 ① 2-3	1 1	0 0	0 0	1 0	1 1	1 0	0 1
18 Khris Davis, R (1, 7) OBP: 0.271, SLG: 0.430		C FF 94 B FC 90 F FF 93 S FC 90 1-3 K ①			B FC 89 C FF 93 S CU 76 S FF 95 1-3 K ①	F FF 94 S CH 87 S CH 88 0-3 K ③	F SI 89 S SI 91 X SL 84 0-2 F7 ③			L FF 96 L FF 97 S FF 97 0-3 K ①		S SI 88 S CH 84 F CH 83 B FF 90 X FF 90 1-2 7 SF8 3B 3-H	6	1	1	1	0	4	8
7 Mark Reynolds, R (1, 3) OBP: 0.273, SLG: 0.457 (7, 5)		B FC 89 C FF 95 S FF 94 S CH 86 1-3 K ②			B CU 75 X FF 94 1-0 14 F9 1B	S CU 74 S CH 85 S FF 95 0-3 K ① X FF 93	B FF 97 X FF 98 1-0 F9 ① X FF 99			F FF 97 B FF 98 S FF 96 S FF 97 1-3 K ②		B SI 90 B SI 90 X SL 83 2-0 SF8 ② 3-H	5	0	1	1	0	3	2
14 Jeff Bianchi, R (1, 6) OBP: 0.258, SLG: 0.207		C FC 90 X FF 94 0-1 P4 ③			X FF 93 0-0 F9 ② 1-2	C FF 90 B FF 93 B FC 89 C FF 92 B CH 88 B FF 93 4-2 3 1B 24 1B BB	0-0 G4-1 ②			B FF 98 X FF 98 1-0 1-2 1B		C SI 89 F FF 89 F CH 84 B CU 78 B SL 83 F SI 89 B SI 88 S SI 88 3-3 K ③	5	1	1	0	1	1	2
3 Elian Herrera, S (1, 9) OBP: 0.278, SLG: 0.235			B FF 92 C FF 92 X FC 91 1-1 27 G4-6-3 1B		F CH 85 D CH 88 S FF 93 B CH 87 B FF 94 C FF 95 3-3 K ③		F FF 93 F FF 92 1 SAFE X CH 85 0-2 27 1B 24 1B 2 1B 1B 1-2	B FF 97 B FF 97 B FF 97 C FF 94 F FF 97 B FF 98 4-2 BB		B FF 97 C FF 98 F FF 97 B FF 98 C FF 98 2-3 K ③			4	1	2	0	1	2	3
49 Yovani Gallardo, R (0, 1) 24 Lyle Overbay, L (2, PH) 30 Tyler Thornburg, R (0, 1) 13 Will Smith, R (0, 1) Rickie Weeks Jr., R (8, PH) 29 Jim Henderson, L (8, 1) 53 Brandon Kintzler, R (8, 1) 59 Zach Duke, L (10, 1) 57 Francisco Rodriguez, R (10, 1)			B FF 92 L FF 93 1 SAFE L FF 90 X FF 96 1-2 B3 ①			C FF 91 X CH 83 0-1 16 HBP 27 HBP 1B	B FF 93 X CH 86 1-0 2 1B 27 1B 16 HBP 1B 1-2 2-H	X FF 98 0-0 F8 ③			C S SL 74 C SI 84 0-3 K ①	2 1 0 0 0 1 0 0 0	0 1 0 0 0 0 0 0 0	1 1 0 0 0 0 0 0 0	0 1 0 0 0 0 0 1 0	0 0 0 0 0 0 0 0 0	0 0 0 0 0 0 0 1 0	1 0 0 0 0 0 0 0 0
Inning Stats	R: 0 E: 0 K: 2 S: 9 H: 0 LOB: 0 BB: 0 P: 11	R: 0 E: 0 K: 2 S: 10 H: 0 LOB: 1 BB: 1 P: 16	R: 0 E: 0 K: 0 S: 8 H: 1 LOB: 0 BB: 0 P: 11	R: 0 E: 0 K: 1 S: 10 H: 1 LOB: 0 BB: 0 P: 13	R: 0 E: 0 K: 2 S: 8 H: 1 LOB: 1 BB: 0 P: 13	R: 0 E: 0 K: 1 S: 14 H: 1 LOB: 3 BB: 0 P: 19	R: 3 E: 0 K: 2 S: 22 H: 4 LOB: 3 BB: 1 P: 30	R: 0 E: 0 K: 0 S: 5 H: 0 LOB: 1 BB: 1 P: 10	R: 0 E: 0 K: 1 S: 8 H: 0 LOB: 0 BB: 0 P: 12	R: 0 E: 0 K: 3 S: 11 H: 1 LOB: 2 BB: 1 P: 19	R: 0 E: 0 K: 1 S: 6 H: 0 LOB: 0 BB: 0 P: 6	R: 2 E: 0 K: 1 S: 15 H: 2 LOB: 0 BB: 0 P: 23	1B: 9 2B: 1 3B: 1 HR: 0 SF: 1 SAC: 0 DP: 2 HBP: 3	WP: 0 PB: 0 SB: 0 CS: 0 PA: 52						

PITCHER		IP	WLS	BF	H	R	ER	SO	BB	IBB	HBP	BLK	WP	HR	S	P	ERA	WHIP
52 Michael Wacha, R ERA: 2.48	(1, 1)	6.1		29	8	3	3	9	2	0	2	0	0	0	71	101	4.26	1.579
37 Pat Neshek, R ERA: 1.69	(7, 1)	0.2	B	3	0	0	0	1	0	0	1	0	0	0	10	12	0.00	0.000
44 Carlos Martinez, R ERA: 2.93	(8, 1)	1.0		4	0	0	0	0	1	0	0	0	0	0	5	10	0.00	1.000
26 Trevor Rosenthal, R ERA: 4.73	(9, 1)	2.0		8	1	0	0	4	1	0	0	0	0	0	19	31	0.00	1.000
36 Randy Choate, L ERA: 1.23	(11, 1)	1.0		3	0	0	0	1	0	0	0	0	0	0	6	6	0.00	0.000

PITCHER		IP	WLS	BF	H	R	ER	SO	BB	IBB	HBP	BLK	WP	HR	S	P	ERA	WHIP
43 Seth Maness, R ERA: 4.09	(12, 1)	1.0	L	5	2	2	2	1	0	0	0	0	0	0	15	23	18.00	2.000

TOP

Milwaukee Brewers @ St. Louis Cardinals

Busch Stadium, St. Louis, MO

Mon Apr 28 2014, 7:17 PM - 11:33 PM CDT

Att. 40,514 - Cloudy - 74 F

livebaseballscorecards.com

AB	44
R	5
H	11
RBI	5
BB	4
SO	16
LOB	27

Batter	1	2	3	4	5	6	7	8	9	10	11	12	AB	R	H	RBI	BB	SO	LOB
13 Matt Carpenter, L (1, 5) OBP: 0.383, SLG: 0.340	C SI 90 B SI 90 C SI 91 B SI 91 F SI 90 X SL 88 2-2 19 F8 7 1B 2B		C FF 92 B CU 80 C CU 80 X SI 93 1-2 ② G3		B SI 92 C SI 92 F SI 91 B SL 85 B SI 92 B FF 93 4-2 19 FC6-4 BB		B FF 94 T FF 95 1 SAFE 1 SAFE B FF 95 S SL 80 S SL 82 2-3 ② K		X SI 93 0-0 E3 1-2 2-3		B SL 82 C CU 75 B FF 88 B FF 90 B SL 83 4-1 BB		4	1	1	0	2	1	3
19 Jon Jay, L (1, 8) 43 Seth Maness, R (12, 1) OBP: 0.324, SLG: 0.371	L SL 88 L SI 92 X CU 79 0-2 ① F8 2-3		B SI 91 B SI 91 X SI 91 2-0 ③ P6		C CU 78 B SI 92 B SI 92 1 SAFE X SI 91 2-1 ③ FC6-4 1-2f		D SL 80 F FF 95 C SL 79 B FF 94 F FF 96 C SL 83 2-3 ③ K		X SI 92 0-0 ③ G4-3		B SI 89 B SL 82 C FF 87 F FF 88 D CU 77 F SI 88 C CU 75 3-3 ③ K		6 0	0 0	0 0	0 0	0 0	2 0	7 0
7 Matt Holliday, R (1, 7) OBP: 0.372, SLG: 0.429	B SI 92 S SL 88 C FF 92 X SI 93 1-2 G1-3 3-H 1B			X SL 88 0-0 ① F8		B SI 91 X CU 79 1-0 HR		C FF 92 B FF 91 B FF 92 F FF 92 B SL 83 X SI 94 3-2 ① G6-3		B SL 83 B SI 89 B SI 89 C SI 90 X SL 85 3-1 8 FC5-6-4 2B		B SI 90 X FF 90 1-0 ① F7		6	1	3	2	0	0	0
Matt Adams, L (1, 3) OBP: 0.343, SLG: 0.455 26 Trevor Rosenthal, R (9, 1) 8 Peter Bourjos, R (10, PH) OBP: 0.236, SLG: 0.260 36 Randy Choate, L (11, 1) 33 Daniel Descalso, L (12, 5) OBP: 0.152, SLG: 0.161	B SI 92 C CU 79 1 SAFE D CU 80 F SI 92 D CU 80 X SL 87 3-2 ② G1-3 1-2			B SI 91 B SL 86 F SI 91 F CU 78 B FF 92 F SL 86 X SI 92 3-2 ② G3-1		B CU 79 X SI 91 1-0 ① G6-3		B FF 92 S SL 84 T SL 86 S FF 93 1-3 ② K		L SL 82 X SL 82 0-1 ① FC5-6-4 21 BB 2-3		C SI 90 S CU 76 S CH 84 0-3 ② K		4 0 1 0 1	0 0 0 0 0	0 0 0 0 0	0 0 0 0 0	1 0 0 0 1	1 0 1 0 0	0 0 0 0 0
4 Yadier Molina, R (1, 2) OBP: 0.366, SLG: 0.510	F CU 79 B SI 93 B FF 93 X SL 89 2-1 ③ F9			B SI 93 B SI 92 X SL 88 2-0 27 FC5 21 1B 1B		C SI 92 C SI 92 B FF 93 F SI 91 B SI 92 F SI 92 F SL 87 F SI 92 F FF 92 2-3 C CU 80 K		F SL 84 B FF 94 S FF 94 B FF 93 S FF 94 2-3 ③ K		B CU 75 B SI 89 B SI 89 C SI 90 C SL 82 X SI 89 3-2 ② L8		B SI 90 X SI 90 1-0 21 BB 1B		6	0	2	0	0	2	2
21 Allen Craig, R (1, 9) (9, 3) OBP: 0.248, SLG: 0.280		C SL 88 F SI 92 B SI 92 B SL 88 C SL 87 2-3 ① K		C CU 80 S SL 88 1 SAFE X SI 89 0-2 27 FC5 1-2 1B		B SI 93 B SI 91 X SL 86 2-0 HR		B SI 91 C SI 91 B SI 91 F SI 92 F SI 92 C SI 93 2-3 ① K		1 SAFE F SL 83 1 SAFE B SI 89 1 SAFE B CU 74 B SI 90 F SI 88 B CU 77 4-2 1-2 BB		C CU 76 S CH 83 D CH 85 F CH 85 F CH 81 D CU 77 D CH 84 F CH 83 D FF 90 4-2 1-2 BB		4	1	2	1	2	2	0
27 Jhonny Peralta, R (1, 6) OBP: 0.283, SLG: 0.455		X FF 92 0-0 ② G5-3			D SL 89 D CU 81 C SL 88 X SI 93 2-1 ③ FC5 1-2 2-3f		B CU 80 B SI 91 B SI 92 C SI 92 C SI 92 F SI 91 F SI 92 X SI 91 3-2 ③ F9		C SI 91 B SI 92 F SI 92 X FF 93 1-2 13 E 3 1B 1B		C CU 74 X SI 87 0-1 ③ F8		F CU 75 B CH 84 C CH 83 F CH 85 B FF 90 X CH 84 2-2 ③ F8		6	0	1	0	0	0	6
3 Mark Ellis, R (1, 4) OBP: 0.267, SLG: 0.160		C SI 92 X SL 87 0-1 ③ F8			B CU 78 X FF 91 1-0 52 G4-3 1B		C C CU 77 T FF 96 0-2 ① K		X FF 91 0-0 13 E 1-2 1B		C CU 73 X SI 87 0-1 ① G4-3		5	0	2	0	0	1	0
52 Michael Wacha, R (1, 1) 37 Pat Neshek, S (7, 1) 12 Greg Garcia, L (7, PH) 44 Carlos Martinez, R (8, 1) 15 Randal Grichuk, R (9, 9) (12, 8)			B FF 90 C SI 91 X FF 91 1-1 ① L4		C SL 85 1 SAFE X SL 88 0-1 ①② G4-3 1-2		B CU 76 B FF 94 B FF 93 C FF 93 B FF 93 4-1 BB		C SI 91 B SI 93 F FF 93 F SI 92 B SL 85 X SI 93 2-2 ② F6		B SI 89 S SL 81 C CU 74 S CU 74 1-3 ② K		2 0 0 0 0 2	0 0 0 0 0 0	0 0 0 0 0 0	0 0 0 1 0 1	0 0 0 0 0 2	0 0 0 0 1 2	1 0 0 0 0 2
Inning Stats	R: 1 E: 0 K: 0 S: 15 H: 2 LOB: 1 BB: 0 P: 23	R: 0 E: 0 K: 1 S: 6 H: 0 LOB: 0 BB: 0 P: 8	R: 0 E: 0 K: 0 S: 6 H: 0 LOB: 0 BB: 0 P: 10	R: 0 E: 0 K: 0 S: 11 H: 2 LOB: 2 BB: 0 P: 18	R: 0 E: 0 K: 0 S: 7 H: 1 LOB: 1 BB: 1 P: 14	R: 2 E: 0 K: 1 S: 16 H: 2 LOB: 0 BB: 0 P: 25	R: 0 E: 0 K: 3 S: 11 H: 0 LOB: 1 BB: 1 P: 19	R: 0 E: 0 K: 2 S: 9 H: 0 LOB: 0 BB: 0 P: 15	R: 0 E: 1 K: 1 S: 14 H: 2 LOB: 3 BB: 0 P: 19	R: 0 E: 0 K: 0 S: 11 H: 1 LOB: 2 BB: 1 P: 21	R: 0 E: 0 K: 2 S: 10 H: 0 LOB: 1 BB: 1 P: 18	R: 0 E: 0 K: 1 S: 14 H: 1 LOB: 2 BB: 1 P: 22	1B: 7 2B: 2 3B: 0 HR: 2	SF: 0 SAC: 0 DP: 0 HBP: 0	WP: 0 PB: 0 SB: 0 CS: 0	PA: 52			

PITCHER		IP	WLS	BF	H	R	ER	SO	BB	IBB	HBP	BLK	WP	HR	S	P	ERA	WHIP
49 Yovani Gallardo, R ERA: 1.91	(1, 1)	6.0		25	7	3	3	2	1	0	0	0	0	2	61	98	4.50	1.333
30 Tyler Thornburg, R ERA: 0.71	(7, 1)	0.1		2	0	0	0	1	1	0	0	0	0	0	4	8	0.00	3.000
13 Will Smith, L ERA:	(7, 1)	0.2		2	0	0	0	2	0	0	0	0	0	0	7	11	0.00	0.000
29 Jim Henderson, R ERA: 3.72	(8, 1)	1.0		3	0	0	0	2	0	0	0	0	0	0	9	15	0.00	0.000
53 Brandon Kintzler, R ERA: 1.29	(9, 1)	1.0		6	2	0	0	1	0	0	0	0	0	0	14	19	0.00	2.000

PITCHER		IP	WLS	BF	H	R	ER	SO	BB	IBB	HBP	BLK	WP	HR	S	P	ERA	WHIP
59 Zach Duke, L ERA: 1.46	(10, 1)	2.0	W	9	1	0	0	2	2	0	0	0	0	0	21	39	0.00	1.500
57 Francisco Rodríguez, R ERA:	(12, 1)	1.0	S	5	1	0	0	1	1	0	0	0	0	0	14	22	0.00	2.000

BOTTOM

Milwaukee Brewers @ St. Louis Cardinals

Busch Stadium, St. Louis, MO

Mon Apr 28 2014, 7:17 PM - 11:33 PM CDT

Att. 40,514 - Cloudy - 74 F

livebaseballscorecards.com

AB	47
R	3
H	11
RBI	3
BB	5
SO	11
LOB	23

Batter	1	2	3	4	5	6	7	8	9	10	11	AB	R	H	RBI	BB	SO	LOB
27 Carlos Gómez, R (1, 8) OBP: 0.350, SLG: 0.550	F SI 93 C FF 93 F FF 93 B FF 94 B FF 94 F FF 95 S SL 87 2-3 ① K		T SL 86 F FF 94 X FF 93 0-2 ② F8	S SL 86 B FF 94 F FF 94 F SL 86 B FF 93 S FF 94 2-3 ③ K 1-2 2-3			F CH 83 X CH 82 0-1 HR			S FF 95 M FF 96 F FF 96 S FF 96 0-3 ① K		5	1	1	1	0	3	3
3 Elian Herrera, S (1, 9) OBP: 0.261, SLG: 0.227	B FF 92 C FF 92 C FF 93 B FF 92 B FF 93 X FF 94 3-2 ② F8		F FF 93 B SI 92 X FF 92 1-1 ③ F8		C SI 88 B CU 82 B SL 88 X SL 88 2-1 ① F7		X SI 89 0-0 1B			X FF 95 0-0 ② L9		5	0	1	0	0	0	1
2 Scooter Gennett, L (1, 4) OBP: 0.326, SLG: 0.383	C SI 91 B FF 93 F SL 89 F SL 87 B SI 92 F FF 93 X FF 94 2-2 ③ L7			C FF 89 B CU 79 F CU 78 B CU 79 B FF 94 X SI 92 3-2 18 G4-3 · 18 WP 24 1B 1B	B SI 89 F SI 92 X SI 90 1-1 ② G6-3		1 SAFE 1 SAFE B FF 89 S SL 79 1 SAFE X FF 90 1-1 ③ L8			C FF 98 C FF 97 B FF 96 C FF 96 1-3 ③ K		5	1	1	0	0	1	1
18 Khris Davis, R (1, 7) OBP: 0.267, SLG: 0.429		C FF 91 B SL 84 S FF 93 S FF 94 1-3 ① K		S FF 94 B SL 87 F FF 94 X SL 87 1-2 ① G4-3 1-3	X FF 93 0-0 ③ P3			C SI 88 C SL 82 X SL 86 0-2 ① L8			B FF 94 C FF 94 F FF 94 X FF 95 1-2 24 1B 2B	5	1	1	0	0	1	1
24 Lyle Overbay, L (1, 3) OBP: 0.413, SLG: 0.436		C FF 92 B CU 80 X FF 93 1-1 ② F8		X FF 93 0-0 14 FC6-4 · 7 BB 26 1B 1B 3-H		C FF 90 C SL 81 S SL 80 0-3 ① K		F SI 89 X CH 75 0-1 ② F7			L FF 94 B FF 95 L FF 94 X FF 94 1-2 14 FC5-4 1B 2-H	5	1	2	2	0	1	0
7 Mark Reynolds, R (1, 5) OBP: 0.280, SLG: 0.459		F FF 92 F FF 94 X FF 95 0-2 2B		B SI 92 C FF 93 B SI 92 C FF 93 F FF 94 1 SAFE D SL 88 F FF 94 F SI 94 4-2 F SI 94 B FF 95 1-2 14 FC6-4 BB		B FF 91 F SI 89 C CH 83 B SI 90 C SL 81 2-3 ② K		B SL 82 C SI 91 F SL 84 F SI 92 F SL 83 B SL 83 S SL 82 2-3 ③ K			F FF 95 X FF 94 0-1 ① F8	4	0	1	0	1	2	1
14 Jeff Bianchi, R (1, 6) OBP: 0.222, SLG: 0.176	C FF 94 B SL 87 B SL 86 C FF 94 F FF 95 F SL 87 F FF 94 S FF 93 2-3 ③ K		F SI 93 S FF 95 X SL 87 0-2 ② FC6-4 12 BB 26 1B 1-2f 2-3		B SI 89 C SI 90 S CH 82 X FF 91 1-2 ③ G1-3			C SI 87 S SL 82 S SL 83 0-3 ① K			X FF 95 0-0 ② FC5-4 1-2f	5	1	0	0	0	2	4
12 Martín Maldonado, R (1, 2) OBP: 0.455, SLG: 0.353		B FF 92 C FF 91 B FF 91 F FF 93 B SI 94 X FF 93 3-2 26 SH3-4 1B		B FF 93 B FF 94 B FF 93 B FF 92 4-0 27 WP · 26 1B 1-2 BB			C FF 88 C CU 73 F SL 81 F FF 90 C FF 91 0-3 ① K		S SL 82 B SL 83 S SI 91 S SI 83 1-3 ② K		1 SAFE S FF 94 B FF 94 S FF 94 X FF 95 1-2 ③ F8	4	0	1	0	1	2	1
26 Kyle Lohse, R (1, 1) OBP: 0.154, SLG: 0.083 Rickie Weeks Jr., R (7, PH) OBP: 0.235, SLG: 0.219 13 Will Smith, R (7, 1) 29 Jim Henderson, L (8, 1) 9 Jean Segura, R (9, PH) OBP: 0.269, SLG: 0.326 30 Tyler Thornburg, R (9, 1) 57 Francisco Rodríguez, R (11, 1)			X FF 93 0-0 ① SH3-4 1-2	B FF 95 B FF 92 C FF 91 F FF 93 F FF 94 F FF 93 X FF 94 2-2 1-2 2-H 3-H 27 WP 1B			B CU 74 S CH 81 B SI 90 B SI 88 X FF 89 3-1 ② F8		X SI 88 0-0 ③ B1-3			1 1 0 0 1 0 0	0 0 0 0 0 0 0	1 0 0 0 0 0 0	2 0 0 0 0 0 0	0 0 0 0 0 0 0	0 0 0 0 0 0 0
Inning Stats	R: 0 E: 0 K: 1 S: 13 H: 0 LOB: 0 BB: 0 P: 20	R: 0 E: 0 K: 2 S: 14 H: 1 LOB: 1 BB: 0 P: 18	R: 0 E: 0 K: 0 S: 10 H: 1 LOB: 1 BB: 0 P: 14	R: 3 E: 0 K: 1 S: 26 H: 3 LOB: 2 BB: 2 P: 42	R: 0 E: 0 K: 0 S: 5 H: 0 LOB: 0 BB: 0 P: 8	R: 0 E: 0 K: 2 S: 9 H: 0 LOB: 0 BB: 0 P: 12	R: 1 E: 0 K: 1 S: 12 H: 2 LOB: 1 BB: 0 P: 16	R: 0 E: 0 K: 1 S: 10 H: 0 LOB: 0 BB: 0 P: 12	R: 0 E: 0 K: 2 S: 7 H: 0 LOB: 0 BB: 0 P: 8	R: 0 E: 0 K: 2 S: 8 H: 0 LOB: 0 BB: 0 P: 9	R: 1 E: 0 K: 0 S: 12 H: 2 LOB: 1 BB: 0 P: 15	1B: 6 2B: 2 3B: 0 HR: 1 SF: 0 SAC: 1 DP: 0 HBP: 0	WP: 2 PB: 0 SB: 0 CS: 0 PA: 44					

PITCHER		IP	WLS	BF	H	R	ER	SO	BB	IBB	HBP	BLK	WP	HR	S	P	ERA	WHIP
31 Lance Lynn, R ERA: 3.6	(1, 1)	5.0		22	5	3	3	4	2	0	0	0	2	0	68	102	5.40	1.400
70 Tyler Lyons, L ERA: 4.5	(6, 1)	2.0		8	2	1	1	3	0	0	0	0	0	1	21	28	4.50	1.000
37 Pat Neshek, R ERA: 1.42	(8, 1)	2.0		6	0	0	0	3	0	0	0	0	0	0	17	20	0.00	0.000
46 Kevin Siegrist, L ERA: 3.86	(10, 1)	2.0	L	8	2	1	1	2	0	0	0	0	0	0	20	24	4.50	1.000

PITCHER		IP	WLS	BF	H	R	ER	SO	BB	IBB	HBP	BLK	WP	HR	S	P	ERA	WHIP

TOP

Milwaukee Brewers @ St. Louis Cardinals

Busch Stadium, St. Louis, MO

Tue Apr 29 2014, 7:18 PM - 10:54 PM CDT

Att. 40,531 - Overcast - 59 F

livebaseballscorecards.com

AB	41
R	5
H	9
RBI	5
BB	2
SO	12
LOB	12

Batter	1	2	3	4	5	6	7	8	9	10	11	AB	R	H	RBI	BB	SO	LOB
13 Matt Carpenter, L (1, 5) OBP: 0.365, SLG: 0.321	C SI 89 B CU 76 C SI 90 B SI 90 S SI 89 2-3 K ①	C CU 75 B SI 89 B SL 84 F CU 76 C SI 90 2-3 K ③			1 SAFE B CU 74 C CU 73 X SI 90 1-1 L8 ①		C FF 94 X SL 80 0-1 FC4-6 21 3B 1-2f ①		B CU 76 F CU 74 B FF 92 B FF 92 C FF 90 T FF 91 3-2 K ②		C SI 88 X SI 88 0-1 L7 ③	6	1	0	0	0	3	4
21 Allen Craig, R (1, 9) OBP: 0.254, SLG: 0.298	C CU 76 B SI 90 B SI 89 C SI 90 B SI 91 F SI 89 F SI 90 B SI 91 4-2 2B 4 HR BB		C SI 88 B CH 80 B CH 81 B SI 90 X SI 90 3-1 G6-3 ①		B SI 89 1 SAFE B CU 73 C CH 78 F CH 78 1 SAFE F CH 78 B SI 88 X SL 83 3-2 P3 ②		F FF 93 X FF 94 0-1 1-H 3B		S CU 75 X CH 84 0-1 G6-3 ③			4	1	1	1	1	0	1
7 Matt Holliday, R (1, 7) OBP: 0.364, SLG: 0.412	B SL 85 X SI 91 1-0 L9 ②		S SL 81 S SL 84 C SL 85 0-3 K ②		B SL 84 X SI 89 1-0 F9 ③		B FF 90 B FF 89 B FF 89 I 4-0 IBB			C FF 94 B FF 95 B CU 77 F FF 94 F FF 96 F CU 78 X FF 95 2-2 F8 ①		4	0	0	0	1	1	2
Matt Adams, L (1, 3) OBP: 0.346, SLG: 0.462	C CU 75 1 SAFE B SI 91 X SI 90 1-1 4 HR 1-3 2B		S SL 84 S SL 83 B SI 89 S CU 74 F SL 85 X SL 84 2-2 4 FC6-4 1B			F CU 75 B CH 78 C SI 90 S CU 74 1-3 K ①	C SL 82 B SL 80 S SL 81 0-3 K ②			C CU 77 S CH 84 B FF 95 B CU 79 S CU 79 2-3 K ②		5	1	2	0	0	3	2
4 Yadier Molina, R (1, 2) OBP: 0.377, SLG: 0.540	F SI 91 B SI 91 X SI 91 1-1 2-H 3-H HR		C SL 84 F SI 91 D CU 74 X SL 85 1-2 FC6-4 1-2f ③			C SL 82 B SL 86 X CH 78 1-1 27 1B 1B	S SL 81 S SL 82 F SL 83 T FF 92 0-2 K ③			S FF 94 S FF 96 B FF 95 F CU 79 B CU 80 F FF 94 B FF 94 B CU 77 4-2 BB		4	1	2	3	1	1	3
27 Jhonny Peralta, R (1, 6) OBP: 0.288, SLG: 0.452	C CU 73 S SI 91 B SI 90 B CH 80 C SI 91 2-3 K ③		B SL 84 S SL 84 F CH 80 X SL 83 1-2 P3 ①			B SL 84 F SI 89 C SL 84 X SI 89 1-2 1-2 1B		X FF 94 0-0 15 G4-6-3 1B		C CU 77 S CH 83 F FF 95 B CH 84 C CU 78 1-3 K ③		5	0	2	0	0	2	1
15 Randal Grichuk, R (1, 8) OBP: 0.143, SLG: 0.143		B SI 89 B SI 89 X SI 89 2-0 31 FC3-6 1B	C SL 74 S CH 80 S SL 82 0-3 K ②			C SL 83 F SL 83 B CH 79 C CU 74 1-3 K ②		S SL 83 1 SAFE X SL 84 0-1 G4-6-3 1-2f ①②			F SI 90 B CH 82 S CH 81 B CH 83 S CH 82 2-3 K ①	5	0	1	0	0	3	3
3 Mark Ellis, R (1, 4) OBP: 0.229, SLG: 0.133		C CU 73 X SI 89 0-1 F7 ①	C CU 72 B SI 89 C SL 83 S SL 82 1-3 K ③			C CU 74 B SI 90 S SL 84 S SL 82 1-3 K ③		C FF 93 B SL 83 B SL 85 F SI 93 B FF 94 S FF 94 3-3 K ③			S SI 90 X SI 90 0-1 F8 ②	5	0	0	0	0	3	3
31 Lance Lynn, S (1, 1) OBP: 0.091, SLG: 0.182 12 Greg Garcia, L (5, PH) 70 Tyler Lyons, L (6, 1) 8 Peter Bourjos, R (7, PH) OBP: 0.250, SLG: 0.260 37 Pat Neshek, S (8, 1) 19 Jon Jay, L (9, PH) OBP: 0.319, SLG: 0.365 46 Kevin Siegrist, L (10, 1) 33 Daniel Descalso, L (11, PH) OBP: 0.176, SLG: 0.188		B SL 80 L SL 82 B CH 75 X SI 88 2-1 FC3-6 1-2f ②		C CU 74 H SI 89 1-1 HBP			F SI 89 F FF 90 B SL 81 B SL 80 B FF 93 B SI 90 4-2 13 FC4-6 BB	C CU 75 F FF 94 C FF 96 0-3 K ①			B CU 73 F SI 90 C CH 82 X CH 84 1-2 1B	1 0 0 0 0 1 0	0 0 0 0 0 0 0	0 0 0 0 1 0 0	0 0 0 0 0 0 0	0 0 0 0 0 1 0	0 0 0 0 0 0 0	1 0 0 0 0 0 0
Inning Stats	R: 3 E: 0 K: 2 S: 15 H: 2 LOB: 0 BB: 1 P: 26	R: 0 E: 0 K: 1 S: 8 H: 1 LOB: 1 BB: 0 P: 14	R: 0 E: 0 K: 1 S: 12 H: 1 LOB: 1 BB: 0 P: 18	R: 0 E: 0 K: 2 S: 9 H: 0 LOB: 0 BB: 0 P: 11	R: 0 E: 0 K: 0 S: 8 H: 0 LOB: 1 BB: 0 P: 14	R: 0 E: 0 K: 3 S: 15 H: 2 LOB: 2 BB: 0 P: 20	R: 1 E: 0 K: 2 S: 13 H: 1 LOB: 2 BB: 2 P: 21	R: 0 E: 0 K: 1 S: 6 H: 1 LOB: 0 BB: 0 P: 9	R: 0 E: 0 K: 2 S: 8 H: 0 LOB: 0 BB: 0 P: 11	R: 0 E: 0 K: 2 S: 16 H: 0 LOB: 1 BB: 1 P: 25	R: 0 E: 0 K: 1 S: 10 H: 1 LOB: 1 BB: 0 P: 13	1B: 6 2B: 1 3B: 1 HR: 1 SF: 0 SAC: 0 DP: 1 HBP: 1	WP: 0 PB: 0 SB: 0 CS: 0 PA: 46					

PITCHER		IP	WLS	BF	H	R	ER	SO	BB	IBB	HBP	BLK	WP	HR	S	P	ERA	WHIP
26 Kyle Lohse, R ERA: 2.7	(1, 1)	6.0		26	6	3	3	9	1	0	1	0	0	1	67	103	4.50	1.167
13 Will Smith, L ERA: 0.73	(7, 1)	1.0	B	6	1	1	1	2	1	1	0	0	0	0	13	21	9.00	2.000
29 Jim Henderson, R ERA: 3.38	(8, 1)	1.0		3	1	0	0	1	0	0	0	0	0	0	6	9	0.00	1.000
30 Tyler Thornburg, R ERA: 0.61	(9, 1)	2.0	W	7	0	0	0	4	1	0	0	0	0	0	24	36	0.00	0.500
57 Francisco Rodríguez, R ERA:	(11, 1)	1.0	S	4	1	0	0	1	0	0	0	0	0	0	10	13	0.00	1.000

PITCHER	IP	WLS	BF	H	R	ER	SO	BB	IBB	HBP	BLK	WP	HR	S	P	ERA	WHIP

BOTTOM

Milwaukee Brewers @ St. Louis Cardinals

Busch Stadium, St. Louis, MO

Tue Apr 29 2014, 7:18 PM - 10:54 PM CDT

Att. 40,531 - Overcast - 59 F

livebaseballscorecards.com

AB	41
R	4
H	9
RBI	4
BB	4
SO	17
LOB	20

Batter	1	2	3	4	5	6	7	8	9	AB	R	H	RBI	BB	SO	LOB
27 Carlos Gómez, R (1, 8) OBP: 0.352, SLG: 0.569	F FF 93 B CU 78 X FF 93 1-1 ① G3-1		X FC 87 0-0 HR		B FF 94 B FF 94 B FF 95 C FF 93 X FF 94 3-1 ① F8		F SI 84 B SI 84 B FF 85 F SI 84 X SI 84 2-2 2 G6-4-3 1-2 1B		D CU 78 F SI 93 X FF 93 1-1 ① G1-3	5	1	2	1	0	0	2
3 Elian Herrera, S (1, 9) (8, 7) OBP: 0.250, SLG: 0.222	B SI 92 X FF 93 1-0 ② F8		B FF 94 C CH 86 X SI 93 1-1 20 F7 2 1B 1B		B FF 94 C CH 86 X FF 93 1-1 ② B5-3		S SI 84 S SL 74 S SI 84 0-3 ① K		B SI 94 F FF 92 B SI 90 X SI 92 2-1 ② F7	5	0	1	0	0	1	4
2 Scooter Gennett, L (1, 4) OBP: 0.330, SLG: 0.384	B SI 94 B FF 94 X SI 93 2-0 ③ G4-3		1 SAFE S FF 94 X FF 93 0-1 24 CS 1-2 1B		B CH 85 X SI 93 1-0 1B		F SI 84 X SI 84 0-1 ②③ G6-4-3 1-2f		C SI 91 S SI 92 X CU 74 0-2 ③ F9	5	0	2	0	0	0	4
20 Jonathan Lucroy, R (1, 2) OBP: 0.362, SLG: 0.432		B FF 92 F FF 92 X FC 87 1-1 18 FC6-4 1B	B FF 91 F FF 94 X CU 79 1-1 ② F7 2-3		B FC 86 D SI 96 F SI 93 B FF 92 X FC 85 3-1 ③ L8			B SI 84 C SI 84 X SL 74 1-1 ① F7		4	0	1	0	0	0	3
24 Lyle Overbay, L (1, 3) OBP: 0.380, SLG: 0.395		B FF 93 B FF 93 C FF 93 C SI 93 B FF 94 F FF 93 1 SAFE S FF 92 3-3 ① K	C CH 86 B FF 94 1 SAFE B CH 86 2-1 ③ CS 1-2	X FF 93 0-0 ① F7	B SI 94 F CH 84 F FF 93 F SI 94 X CU 76 1-2 ① F7		S SL 74 B SL 74 C SL 74 B SL 75 B SI 84 C SI 84 3-3 ② K		4	0	0	0	0	2	1
18 Khris Davis, R (1, 7) OBP: 0.267, SLG: 0.416 12 Martín Maldonado, R (8, 1) OBP: 0.455, SLG: 0.353		X FF 93 0-0 ② FC6-4 7 HR 1-2f		B FF 93 C FF 94 X CU 78 1-1 E5 7 BB		B FF 93 X SI 95 1-0 ② F8		H SL 75 1-0 HBP		3 0	1 0	0 0	0 0	0 0	0 0	1 0
7 Mark Reynolds, R (1, 5) (8, 9) OBP: 0.302, SLG: 0.500		1 SAFE X FF 93 0-0 1-H HR		F SI 93 B SI 94 B FF 94 B FF 94 F FC 84 F FF 93 F FF 93 F FF 93 D FF 95 4-2 1-2 BB		B CU 79 F CU 78 B FF 94 B FF 94 C CU 78 B CU 77 4-2 14 FC5-4 BB		C FF 83 B FF 85 B SI 85 B SI 85 X SI 84 3-1 ③ F8		2	1	1	2	2	0	1
14 Jeff Bianchi, R (1, 6) (8, 5) OBP: 0.225, SLG: 0.184		C FC 87 X FF 92 0-1 ③ G1-6-3		S FC 84 X FF 92 0-1 ② F9		X FF 93 0-0 ③ FC5-4 1-2f			B FF 93 B FF 93 C FF 92 B FF 91 C FF 91 F FF 92 F FF 92 X FF 93 3-2 9 2B 1B	4	0	1	0	0	0	3
22 Matt Garza, R (1, 1) 51 Wei-Chung Wang, L (4, 1) Rickie Weeks Jr., R (7, PH) OBP: 0.257, SLG: 0.219 59 Zach Duke, L (7, 1) 9 Jean Segura, R (8, 6) OBP: 0.277, SLG: 0.344			B FF 90 B FF 91 S FF 92 C FF 91 B FF 92 X SI 92 3-2 ① G4-3	X FF 92 0-0 ③ G3-1			B FF 93 B FF 93 B FF 93 C FF 91 B FF 91 4-1 27 1B BB		B SI 93 X SI 93 1-0 1-3 2B	2 0 0 0 1	0 0 0 0 0	0 0 0 0 1	0 0 0 0 0	0 0 0 0 0	0 0 0 0 0	2 0 0 0 0

Inning Stats										
	R: 0 E: 0 K: 0 S: 4	H: 0 LOB: 0 BB: 0 P: 8	R: 2 E: 0 K: 1 S: 10	H: 2 LOB: 0 BB: 0 P: 14	R: 1 E: 0 K: 0 S: 11	H: 3 LOB: 1 BB: 0 P: 18	R: 0 E: 1 K: 0 S: 11	H: 0 LOB: 2 BB: 1 P: 16	R: 0 E: 0 K: 0 S: 7	H: 1 LOB: 1 BB: 0 P: 15
	R: 0 E: 0 K: 0 S: 8	H: 0 LOB: 1 BB: 1 P: 14	R: 0 E: 0 K: 1 S: 9	H: 1 LOB: 1 BB: 1 P: 15	R: 0 E: 0 K: 1 S: 7	H: 0 LOB: 1 BB: 0 P: 15	R: 0 E: 0 K: 0 S: 13	H: 2 LOB: 2 BB: 0 P: 20	1B: 6 2B: 1 3B: 0 HR: 2	SF: 0 SAC: 0 DP: 1 HBP: 1	WP: 0 PB: 0 SB: 0 CS: 1	PA: 40

PITCHER		IP	WLS	BF	H	R	ER	SO	BB	IBB	HBP	BLK	WP	HR	S	P	ERA	WHIP
40 Shelby Miller, R ERA: 3.15	(1, 1)	6.0	W	27	6	3	3	1	3	0	0	0	0	2	52	90	4.50	1.500
36 Randy Choate, L ERA: 0.96	(7, 1)	2.0		7	1	0	0	2	0	0	1	0	0	0	15	25	0.00	0.500
67 Eric Fornataro, R ERA: 3.86	(9, 1)	1.0		5	2	0	0	0	0	0	0	0	0	0	13	20	0.00	2.000

PITCHER	IP	WLS	BF	H	R	ER	SO	BB	IBB	HBP	BLK	WP	HR	S	P	ERA	WHIP

TOP

Milwaukee Brewers @ St. Louis Cardinals

Busch Stadium, St. Louis, MO

Wed Apr 30 2014, 12:47 PM - 4:11 PM CDT

Att. 40,783 - Overcast - 48 F

livebaseballscorecards.com

AB	35
R	3
H	9
RBI	3
BB	3
SO	3
LOB	21

Batter	1	2	3	4	5	6	7	8	9	AB	R	H	RBI	BB	SO	LOB
13 Matt Carpenter, L (1, 5) OBP: 0.366, SLG: 0.318	X FF 90 0-0 ① F7		C FF 90 B CU 76 B SI 91 X FF 92 2-1 ① F7	B SI 89 C FF 88 B SL 81 C FF 90 F SL 82 F FF 91 B SL 82 B FF 89 4-2 7 FC1-4 19 1B 21 2B BB	C CU 77 B FF 91 F CU 76 B FF 91 X FF 90 2-2 ② G6-3		B FF 87 X SI 88 1-0 1B			4	1	1	0	1	0	1
19 Jon Jay, L (1, 8) OBP: 0.351, SLG: 0.418	C FF 92 X FF 90 0-1 7 1B 2B		C SI 92 C CU 75 B FF 92 B FF 94 B SL 86 B FF 94 4-2 7 1B HR BB	B FF 89 X FF 90 1-0 7 FC1-4 1-2 1B	X CU 82 0-0 2-H 2B		C SI 89 F SL 82 S CU 75 0-3 ① K			4	2	3	1	1	1	1
7 Matt Holliday, R (1, 7) OBP: 0.374, SLG: 0.415 15 Randal Grichuk, R (8, 7) OBP: 0.143, SLG: 0.143	B SI 91 F SI 91 X SI 92 1-1 2-H 1B		1 SAFE 1 SAFE S SL 85 X SI 93 0-1 1-3 HR 1B	C FF 94 X FF 93 0-1 ① FC1-4 1-2f 2-3 21 2B	B FF 92 B FF 91 I IN 72 I IN 72 4-0 IBB		B FF 88 X SL 83 1-0 ② P4			4 0	2 0	2 0	1 0	1 0	0 0	3 0
Matt Adams, L (1, 3) OBP: 0.339, SLG: 0.477	D CU 73 S CU 74 C FF 91 F SI 93 S SL 82 1-3 ② K		B CU 74 X CU 73 1-0 1-H 3-H HR	B FF 92 C FF 93 B CU 81 F FF 92 X FF 92 2-2 ② P2	B FF 92 F FF 90 B CU 85 B FF 90 X FF 90 3-1 ③ F8		S SL 81 S SL 82 B SL 83 B CU 75 C SI 88 2-3 ③ K			5	1	1	3	0	2	6
21 Allen Craig, R (1, 9) OBP: 0.277, SLG: 0.367	C SI 92 B SI 92 D SL 84 B SI 92 X FF 91 3-1 ③ F8		B FF 92 X FF 92 1-0 12 PB 2B	C FF 93 B FF 93 X CH 84 1-1 1-H 3-H 2B		B FF 89 F FF 89 C FF 90 B FF 92 B FF 91 X FF 90 3-2 HR		B CH 78 C CH 83 X CH 85 1-1 12 FC5-4 1B		5	1	4	3	0	0	1
27 Jhonny Peralta, R (1, 6) OBP: 0.284, SLG: 0.433		B SI 91 B CU 74 C FF 94 X SI 91 2-1 ① P5	C FF 91 D SL 81 F SI 91 F SL 82 X FF 92 1-2 ② F9	B FF 94 B FF 93 B FF 93 C FF 92 X FF 92 3-1 ③ G5-3		B CH 82 B FF 91 B FF 90 C FF 88 B FF 90 4-1 BB		B CH 80 B CH 81 S CH 78 B FF 86 X CH 77 3-1 ① L5		4	0	0	0	1	0	3
12 Greg Garcia, L (1, 4) OBP: 0.429, SLG: 0.400		C FF 92 X SI 93 0-1 ② G6-3	C FF 92 F FF 91 D SL 83 S SL 82 1-3 K 48 BB 2-3		X FF 89 0-0 48 G4-3 40 2B 2B	C CU 79 B CU 75 B FF 88 S FF 90 D FF 90 F FF 90 S FF 90 3-3 ① K		B CH 82 C CH 80 X CH 85 1-1 ② FC5-4 1-2f		5	1	1	0	0	2	3
48 Tony Cruz, R (1, 2) OBP: 0.474, SLG: 0.400		B FF 90 B FF 91 C FF 91 B SL 85 C FF 93 F FF 94 B SI 93 4-2 BB	C SL 82 D SL 82 S SL 82 D CH 84 F FF 92 F SI 92 D SL 84 F SL 84 F FF 92 4-2 F SI 92 F FF 91 F SI 91 B FF 92 1-2 BB		B FF 92 D CH 83 X FF 90 2-0 ① G4-3 2-3	S CH 81 B FF 89 B CH 82 F FF 91 D CH 83 F FF 89 X FF 90 3-2 ② F9		C SL 78 F KN 70 B CH 82 X CU 76 1-2 ③ L5		3	0	0	0	2	0	3
40 Shelby Miller, R (1, 1) OBP: 0.308, SLG: 0.417 36 Randy Choate, L (7, 1) 67 Eric Fornataro, R (9, 1)		C SI 92 C FF 93 S SL 85 0-3 ③ K	S SL 83 C SL 82 F SL 83 F FF 92 S SL 82 0-3 ③ K		C FF 92 B FF 90 X FF 91 1-1 19 2B 3-H 2B	S CH 83 B CH 82 B FF 89 B FF 89 F FF 89 S FF 90 3-3 ③ K				4 0 0	1 0 0	1 0 0	1 0 0	0 0 0	3 0 0	5 0 0
Inning Stats	R: 1 E: 0 K: 1 S: 11 H: 2 LOB: 1 BB: 0 P: 16	R: 0 E: 0 K: 1 S: 10 H: 0 LOB: 1 BB: 1 P: 16	R: 3 E: 0 K: 2 S: 29 H: 3 LOB: 3 BB: 2 P: 43	R: 2 E: 0 K: 0 S: 14 H: 2 LOB: 1 BB: 1 P: 25	R: 2 E: 0 K: 0 S: 10 H: 3 LOB: 2 BB: 1 P: 22	R: 1 E: 0 K: 2 S: 15 H: 1 LOB: 1 BB: 1 P: 31	R: 0 E: 0 K: 2 S: 8 H: 1 LOB: 1 BB: 0 P: 12	R: 0 E: 0 K: 0 S: 9 H: 1 LOB: 1 BB: 0 P: 15		1B: 5 2B: 6 3B: 0 HR: 2 SF: 0 SAC: 0 DP: 0 HBP: 0						

PITCHER		IP	WLS	BF	H	R	ER	SO	BB	IBB	HBP	BLK	WP	HR	S	P	ERA	WHIP
22 Matt Garza, R ERA: 5.0	(1, 1)	3.0	L	19	5	5	5	4	4	0	0	0	0	1	54	83	15.00	3.000
51 Wei-Chung Wang, L ERA: 15.0	(4, 1)	3.0		17	6	4	4	2	1	1	0	0	0	1	35	70	12.00	2.333
59 Zach Duke, L ERA: 1.35	(7, 1)	1.0		4	1	0	0	2	0	0	0	0	0	0	8	12	0.00	1.000
12 Martin Maldonado, R ERA:	(8, 1)	1.0		4	1	0	0	0	0	0	0	0	0	0	9	15	0.00	1.000

PITCHER	IP	WLS	BF	H	R	ER	SO	BB	IBB	HBP	BLK	WP	HR	S	P	ERA	WHIP

BOTTOM

Milwaukee Brewers @ St. Louis Cardinals

Busch Stadium, St. Louis, MO

Wed Apr 30 2014, 12:47 PM - 4:11 PM CDT

Att. 40,783 - Overcast - 48 F

livebaseballscorecards.com

AB	38
R	9
H	13
RBI	9
BB	6
SO	8
LOB	26

Milwaukee Brewers @ Cincinnati Reds

Great American Ball Park, Cincinnati, OH

Thu May 01 2014, 7:11 PM - 10:02 PM EDT

Att. 16,779 - Partly Cloudy - 59 F

TOP

livebaseballscorecards.com

Batter	1	2	3	4	5	6	7	8	9	AB	R	H	RBI	BB	SO	LOB
27 Carlos Gómez, R (1, 8) OBP: 0.356, SLG: 0.571	X FF 94 0-0 ① L8	D SL 88 S FF 94 F FF 95 D CH 87 X FF 95 2-2 ③ F7			B CH 88 F FF 94 F FF 95 B CH 88 B CH 86 F FF 94 B FF 94 4-2 BB		X FF 96 0-0 1-H 2-H 2B			3	0	1	2	1	0	2
2 Scooter Gennett, L (1, 4) OBP: 0.326, SLG: 0.378	B SI 94 B FF 94 F FF 94 B SI 95 F FF 95 F FF 94 X FF 94 3-2 20 G5-3 1B		B KC 79 B FF 94 C SI 94 B CH 86 C SI 95 F KC 78 X KC 79 3-2 ① P6		1 SAFE X FF 93 0-0 ③ L7		D KC 81 2 SAFE X FF 94 1-0 ③ G1-3			4	0	1	0	0	0	2
20 Jonathan Lucroy, R (1, 2) OBP: 0.358, SLG: 0.424	1 SAFE 1 SAFE B FF 92 X SL 89 1-0 ② G5-3 1-2		B SL 89 X SL 88 1-0 16 G1-4-3 1B			B SI 95 C FF 95 F FF 95 F CH 87 X CH 86 1-2 ① F9		B SL 88 C SL 88 B FF 94 F SL 88 X FF 96 2-2 ① G4-3		4	0	1	0	0	0	1
16 Aramis Ramirez, R (1, 5) OBP: 0.327, SLG: 0.378	F FF 95 B FF 94 X SI 94 1-1 ③ F7		F SL 88 D SL 84 D SI 95 1 SAFE F SI 94 X CH 87 2-2 ② ③ G1-4-3 1-2f			X SL 88 0-0 ② F9		F FF 94 S CH 86 B FF 95 C FF 96 1-3 ② K		4	0	0	0	0	1	2
24 Lyle Overbay, L (1, 3) OBP: 0.352, SLG: 0.362		C FF 92 B FF 94 C FF 94 C SL 90 1-3 ① K		X SI 93 0-0 ① G4-3		S SL 87 X FF 95 0-1 ③ F7		B FF 91 B SI 96 C SI 94 C SL 90 B SL 88 X SL 90 3-2 ③ G4-3		4	0	0	0	0	1	0
18 Khris Davis, R (1, 7) OBP: 0.266, SLG: 0.410		B FF 95 S CH 87 X SI 94 1-1 7 1B 9 1B 1B		B FF 94 C FF 95 S CH 87 S CH 87 1-3 ② K2-3			F CH 85 S SL 85 B CH 86 B FF 94 X FF 95 2-2 ① G4-3		C FF 93 T SI 95 X FF 94 0-2 ① F9	4	1	1	0	0	1	0
7 Mark Reynolds, R (1, 9) OBP: 0.300, SLG: 0.488		D SL 90 1 SAFE B SL 88 X FF 94 2-0 41 SH5-4 9 1B 1-2 1B		X SL 91 0-0 ③ G6-3			X SL 89 0-0 ② G5-3		F FF 93 S FF 94 S SL 88 0-3 ② K	4	0	1	0	0	1	0
9 Jean Segura, R (1, 6) OBP: 0.286, SLG: 0.351		C FF 94 X KC 80 0-1 41 SH5-4 1-2 2-H 1B			B FF 93 C FF 93 C SI 94 B CH 88 S CH 85 2-3 ① K		B SI 96 B FF 96 C SL 89 B SL 88 X FF 96 3-1 1B 27 2B 1B		X FF 94 0-0 ③ G6-3	4	1	2	1	0	1	0
41 Marco Estrada, R (1, 1) Rickie Weeks Jr., R (7, PH) OBP: 0.278, SLG: 0.242 53 Brandon Kintzler, R (7, 1) 29 Jim Henderson, L (8, 1) 47 Rob Wooten, R (8, 1)		L FF 92 X FF 93 0-1 ② SH5-4 1-2 2-3			C FF 95 B SL 89 B FF 94 X FF 94 2-1 ② L9		S SL 89 X SL 88 0-1 27 2B 1-2 1B			1 1 0 0 0	0 1 0 0 0	0 1 0 0 0	0 0 0 0 0	0 0 0 0 0	0 0 0 0 0	0 0 0 0 0

	AB	33
	R	3
	H	8
	RBI	3
	BB	1
	SO	5
	LOB	7

Inning Stats	1	2	3	4	5	6	7	8	9			
	R: 0 E: 0 K: 0 S: 8	H: 1 LOB: 1 BB: 0 P: 13	R: 1 E: 0 K: 1 S: 13	H: 3 LOB: 2 BB: 0 P: 19	R: 0 E: 0 K: 0 S: 8	H: 1 LOB: 0 BB: 0 P: 14	R: 0 E: 0 K: 1 S: 5	H: 0 LOB: 0 BB: 0 P: 6	R: 0 E: 0 K: 1 S: 9	H: 0 LOB: 1 BB: 1 P: 17	R: 0 E: 0 K: 0 S: 7	H: 0 LOB: 0 BB: 0 P: 8
	R: 2 E: 0 K: 0 S: 10	H: 3 LOB: 1 BB: 0 P: 16	R: 0 E: 0 K: 1 S: 9	H: 0 LOB: 0 BB: 0 P: 15	R: 0 E: 0 K: 1 S: 7	H: 0 LOB: 0 BB: 0 P: 7	1B: 7 2B: 1 3B: 0 HR: 0	SF: 0 SAC: 1 DP: 1 HBP: 0	WP: 0 PB: 0 SB: 0 CS: 0	PA: 35		

PITCHER		IP	WLS	BF	H	R	ER	SO	BB	IBB	HBP	BLK	WP	HR	S	P	ERA	WHIP
34 Homer Bailey, R ERA: 5.5	(1, 1)	8.0	W	32	8	3	3	4	1	0	0	0	0	0	69	108	3.38	1.125
51 Jonathan Broxton, R ERA:	(9, 1)	1.0		3	0	0	0	1	0	0	0	0	0	0	7	7	0.00	0.000

PITCHER		IP	WLS	BF	H	R	ER	SO	BB	IBB	HBP	BLK	WP	HR	S	P	ERA	WHIP

Batter	1	2	3	4	5	6	7	8	9	AB	R	H	RBI	BB	SO	LOB
6 Billy Hamilton, S (1, 8) OBP: 0.280, SLG: 0.330 28 Chris Heisey, R (1, PH) OBP: 0.320, SLG: 0.383 (2, 8)	B FF 88 B FF 88 C FF 87 B CH 77 C FF 89 F FF 89 S CH 77 3-3 ① K		L CU 76 S CH 78 F FF 90 B CH 75 C CH 77 1-3 ② K		B FF 89 B FF 89 B FF 89 C FF 88 F FF 89 B FF 90 4-2 4 S 19 BB BB		B FF 91 X SI 92 1-0 4 SH1-3 19 BB 1B	X FF 92 0-0 19 2B 21 BB 1B		0 4	0 1	0 2	0 0	0 1	0 2	0 0
19 Joey Votto, L (1, 3) OBP: 0.444, SLG: 0.469	X CH 78 0-0 ② F8		B FF 89 B FF 89 X CH 79 2-0 ③ G4-3		B FF 89 C FF 89 B FF 89 D CH 78 D CH 78 4-1 4 G5-4-3 1-2 BB		D SI 91 C SI 93 B FF 93 B SI 94 1 SAFE B FF 94 4-1 4 SH1-3 1-2 BB	1 SAFE B FF 92 B FF 92 X FF 93 2-0 21 BB 48 1B 1-3 2B		3	1	1	0	2	0	0
4 Brandon Phillips, R (1, 4) OBP: 0.271, SLG: 0.316	C FF 88 B CH 75 B FF 89 S CH 77 X FF 90 2-2 32 1B 1B			C CU 76 B CH 76 S CH 77 B CH 74 X CH 78 2-2 ① G6-3	D CH 78 B FF 89 F FF 89 C FF 90 X CH 78 2-2 ② ③ G5-4-3 1-2f 2-3		X SI 92 0-0 ① SH1-3 1-2 2-3	F FF 93 F SL 84 F FF 93 T FF 94 0-2 ② K		4	0	1	0	0	1	4
32 Jay Bruce, L (1, 9) OBP: 0.371, SLG: 0.387	X FF 88 0-0 1-3 1B			X CH 79 0-0 ② G3		B FF 89 B FF 88 B CH 78 B FF 88 4-0 21 HR BB	I IN 76 I IN 77 I IN 79 I IN 80 4-0 IBB	I I I I 4-0 21 BB 48 1B IBB		2	2	1	0	3	0	0
21 Todd Frazier, R (1, 5) OBP: 0.345, SLG: 0.474	C CH 76 X CH 77 0-1 ③ F7			C FF 89 B FF 89 X CH 78 1-1 48 S 1B		T FF 88 B FF 88 1 SAFE X CH 78 1-1 1-H HR	C SI 94 B SI 94 X SL 85 1-1 ② F9	B SL 84 B SL 85 S SL 83 S SL 82 B SL 84 F SL 84 F SL 84 B SL 84 4-2 48 1B 1-2 2-3 3-H BB		4	1	2	3	1	0	5
48 Ryan Ludwick, R (1, 7) OBP: 0.315, SLG: 0.383 51 Jonathan Broxton, R (9, 1)		B CU 76 C FF 88 X FF 89 1-1 ① G6-3		1 SAFE B CU 77 F CH 79 D CU 78 B FF 89 D CH 78 4-1 1-2 BB		C FF 89 S FF 89 X FF 89 0-2 ① G6-3	S SI 93 B SI 94 F SI 94 S SI 93 1-3 ③ K	F SL 83 X SI 89 0-1 2 HBP 1-3 2-H 3-H 1B		4 0	0 0	1 0	2 0	1 0	1 0	3 0
2 Zack Cozart, R (1, 6) OBP: 0.235, SLG: 0.301		C FF 89 B FF 89 B CH 79 S CH 78 F FF 90 C CU 77 2-3 ② K		X CU 77 0-0 ③ G5-3		C FF 90 F FF 89 B CU 77 X CU 78 1-2 16 G1-3 1B		C FF 90 C FF 93 X FF 94 1-2 16 SH1-4 29 HR 1B 3-2 HBP		4	1	2	0	0	1	2
16 Tucker Barnhart, L (1, 2) OBP: 0.214, SLG: 0.429		X FF 89 0-0 ③ G3			B CU 76 S CH 77 X CH 78 1-1 HR	C CU 76 B FF 88 1 SAFE F FF 88 B FF 89 1 SAFE B FF 90 X FF 89 3-2 ② G1-3 1-2		M FF 91 K FF 93 0-1 ① SH1-4 1-2 B SL 84 C SL 83 K SL 82 1-1 ② G1		4	1	1	1	0	0	4
34 Homer Bailey, R (1, 1) OBP: 0.231, SLG: 0.231 29 Brayan Peña, S (8, PH) OBP: 0.373, SLG: 0.532 15 Roger Bernadina, L (9, 7) OBP: 0.323, SLG: 0.200			C FF 88 F CH 77 S FF 88 0-3 ① K		C FF 89 S FF 88 S FF 88 0-3 ① K		B FF 90 S FF 88 S FF 89 C FF 90 1-3 ③ K	X SL 85 0-0 2-H HR		3 1 0	0 1 0	0 1 0	0 2 0	0 0 0	3 0 0	1 0 0
Inning Stats	R: 0 E: 0 K: 1 S: 11 H: 2 LOB: 2 BB: 0 P: 16	R: 0 E: 0 K: 1 S: 7 H: 0 LOB: 0 BB: 0 P: 10	R: 0 E: 0 K: 2 S: 8 H: 0 LOB: 0 BB: 0 P: 11	R: 0 E: 0 K: 0 S: 8 H: 1 LOB: 2 BB: 1 P: 15	R: 1 E: 0 K: 1 S: 11 H: 1 LOB: 1 BB: 2 P: 22	R: 2 E: 0 K: 1 S: 14 H: 2 LOB: 1 BB: 1 P: 24	R: 0 E: 0 K: 1 S: 8 H: 1 LOB: 3 BB: 2 P: 19	R: 5 E: 0 K: 1 S: 23 H: 5 LOB: 3 BB: 2 P: 37		1B: 8 2B: 1 3B: 0 HR: 3	SF: 0 SAC: 2 DP: 1 HBP: 1			WP: 0 PB: 0 SB: 2 CS: 0	PA: 44	

PITCHER		IP	WLS	BF	H	R	ER	SO	BB	IBB	HBP	BLK	WP	HR	S	P	ERA	WHIP
41 Marco Estrada, R ERA: 3.13	(1, 1)	6.0		27	6	3	3	6	4	0	0	0	0	2	59	98	4.50	1.667
53 Brandon Kintzler, R ERA: 1.13	(7, 1)	1.0		6	1	0	0	1	1	1	0	0	0	0	8	19	0.00	2.000
29 Jim Henderson, R ERA: 7.15	(8, 1)	0.2	L	7	4	5	5	1	0	1	0	0	0	1	12	18	67.50	6.000
47 Rob Wooten, R ERA: 7.71	(8, 1)	0.1		4	1	0	0	0	1	0	1	0	0	0	11	19	0.00	6.000

PITCHER	IP	WLS	BF	H	R	ER	SO	BB	IBB	HBP	BLK	WP	HR	S	P	ERA	WHIP

BOTTOM

Milwaukee Brewers @ Cincinnati Reds

Great American Ball Park, Cincinnati, OH

Thu May 01 2014, 7:11 PM - 10:02 PM EDT

Att. 16,779 - Partly Cloudy - 59 F

livebaseballscorecards.com

AB	33
R	8
H	12
RBI	8
BB	8
SO	8
LOB	19

Batter	1	2	3	4	5	6	7	8	9	AB	R	H	RBI	BB	SO	LOB
27 Carlos Gómez, R (1, 8) OBP: 0.353, SLG: 0.561	F SL 80 F FC 91 B KC 82 X SI 94 1-2 ① L3			X SL 81 0-0 ① E6 2 FC6 1B	B SL 82 X KC 81 1-0 ③ F8			B SL 81 X SL 81 1-0 ① G6-3		4	0	1	0	0	0	1
2 Scooter Gennett, L (1, 4) OBP: 0.313, SLG: 0.362	C SI 92 X SI 91 0-1 ② F9			F SI 90 B FC 91 X SI 92 1-1 ① FC6 20 1B 2-3		B KC 78 B CH 84 X SI 91 2-0 ① G3		C KC 79 X KC 80 0-1 ② L7		4	0	0	0	0	0	1
20 Jonathan Lucroy, R (1, 2) OBP: 0.372, SLG: 0.447	C SI 92 X SI 93 0-1 ③ G5-3			F SI 92 F SI 93 B CH 86 1 SAFE F SI 92 F SI 93 X CH 86 1-2 16 G6-4-3 1-3 1B		C SI 91 B SI 93 C SI 92 X SI 93 1-2 16 BB 1B		C KC 80 S FC 89 X SL 82 0-2 2B		4	0	3	0	0	0	0
16 Aramis Ramirez, R (1, 5) OBP: 0.325, SLG: 0.366		X KC 78 0-0 ① P4		B FF 94 B SI 94 X SI 94 2-0 ② ③ G6-4-3 1-2f		1 SAFE D SI 93 B SI 92 C SL 83 B SI 92 B SL 83 4-1 24 G6-3 1-2 BB		B SL 81 B KC 81 C SI 92 S FC 91 F FC 91 F SL 82 X SL 83 2-2 ③ F7		3	0	0	0	1	0	3
24 Lyle Overbay, L (1, 3) OBP: 0.345, SLG: 0.353		B SI 90 C CH 83 B FC 90 C SI 91 X FC 91 2-2 ② G4-3			B KC 78 S CH 84 F FC 90 B SI 93 B CH 86 X FC 91 3-2 9 FC3-6 15 BB 38 2B 1B	B SI 92 C SI 91 X FC 91 1-1 ② ③ G6-3 1-2f			S CH 81 F FF 95 S FC 82 0-3 ① K	4	1	1	0	0	1	2
18 Khris Davis, R (1, 7) OBP: 0.257, SLG: 0.394		B FC 91 C SL 81 X SL 82 1-1 ③ F9			F SI 93 M SI 91 C FC 91 0-3 ① K		B SL 81 B FC 90 X SI 92 2-0 ① L8		B CH 81 B CU 76 C FF 95 B FF 95 X FF 94 3-1 ② F8	4	0	0	0	0	1	1
15 Caleb Gindl, L (1, 9) OBP: 0.500, SLG: 0.333			C FC 90 B SI 91 B SI 92 F FC 90 B FC 92 S SI 91 3-3 ① K		B FC 90 B SI 92 B SI 92 1 SAFE B SI 92 4-0 9 FC3-6 1-2 BB		B CH 85 X FC 90 1-0 1B		B CH 81 X FF 94 1-0 ③ F7	3	0	1	0	1	1	0
9 Jean Segura, R (1, 6) OBP: 0.277, SLG: 0.340			B KC 81 C SI 91 F FC 91 F FC 92 B SI 94 F FC 92 C SI 94 2-3 ② K		B SI 92 C SI 92 X SI 92 1-1 ② FC3-6 38 2B 1-2f 2-3		F FF 92 L FC 90 F FC 91 X SL 83 0-2 ② P4			3	1	0	0	0	1	3
38 Wily Peralta, R (1, 1) OBP: 0.182, SLG: 0.364 57 Francisco Rodríguez, R (9, 1)			C SL 82 F FC 90 B FC 90 S SI 93 1-3 ③ K		X SI 93 0-0 1-H 3-H 2B		B FC 90 S FC 89 S FC 88 S FC 89 1-3 ③ K			3 0	0 0	1 0	2 0	0 0	2 0	1 0

Inning Stats										
	R: 0 H: 0 E: 0 LOB: 0 K: 0 BB: 0 S: 7 P: 8	R: 0 H: 0 E: 0 LOB: 0 K: 0 BB: 0 S: 6 P: 9	R: 0 H: 0 E: 0 LOB: 0 K: 3 BB: 0 S: 11 P: 17	R: 0 H: 2 E: 1 LOB: 1 K: 0 BB: 0 S: 9 P: 13	R: 2 H: 2 E: 0 LOB: 1 K: 1 BB: 1 S: 10 P: 19	R: 0 H: 1 E: 0 LOB: 1 K: 0 BB: 1 S: 7 P: 15	R: 0 H: 1 E: 0 LOB: 1 K: 1 BB: 0 S: 9 P: 13	R: 0 H: 1 E: 0 LOB: 1 K: 0 BB: 0 S: 11 P: 14	R: 0 H: 0 E: 0 LOB: 0 K: 1 BB: 0 S: 6 P: 10	1B: 5 SF: 0 2B: 2 SAC: 0 3B: 0 DP: 2 HR: 0 HBP: 0	WP: 0 PA: 34 PB: 0 SB: 0 CS: 0

PITCHER		IP	WLS	BF	H	R	ER	SO	BB	IBB	HBP	BLK	WP	HR	S	P	ERA	WHIP
44 Mike Leake, R ERA: 3.53	(1, 1)	8.0	L	31	7	2	2	5	2	0	0	0	0	0	70	108	2.25	1.125
Logan Ondrusek, R ERA: 6.14	(9, 1)	1.0		3	0	0	0	1	0	0	0	0	0	0	6	10	0.00	0.000

PITCHER	IP	WLS	BF	H	R	ER	SO	BB	IBB	HBP	BLK	WP	HR	S	P	ERA	WHIP

TOP

Milwaukee Brewers @ Cincinnati Reds

Great American Ball Park, Cincinnati, OH

Fri May 02 2014, 7:10 PM - 9:45 PM EDT

Att. 32,759 - Partly Cloudy - 59 F

livebaseballscorecards.com

AB	32
R	2
H	7
RBI	2
BB	2
SO	6
LOB	12

Batter	1	2	3	4	5	6	7	8	9	AB	R	H	RBI	BB	SO	LOB
28 Chris Heisey, R (1, 7) OBP: 0.315, SLG: 0.373	C SI 94 F FF 96 B SL 86 B FF 96 F FF 96 F SL 84 B FF 98 X SI 97 3-2 21 G5-3 19 BB 1B		B FF 96 F FF 96 B SL 85 F FF 98 B FF 99 F FF 98 C FF 98 3-3 ③ K		S SL 86 X FF 97 0-1 ③ G4-3			B SL 82 B SL 83 F FF 96 C FF 96 S SL 86 2-3 ② K		4	0	1	0	0	2	2
19 Joey Votto, L (1, 3) OBP: 0.446, SLG: 0.475	C FF 96 B FF 97 1 SAFE C FF 96 B FF 97 F FF 97 1 SAFE B SL 88 F FF 97 4-2 D SI 97 21 G5-3 1-2 BB			C FF 95 X CH 83 0-1 2B		B FF 94 B FF 95 B FF 93 C FF 91 F FF 94 X FF 96 3-2 ① G4-3		B FF 95 C FF 95 F FF 96 F SL 87 X FF 96 1-2 ③ L8		3	0	1	0	1	0	0
21 Todd Frazier, R (1, 5) OBP: 0.342, SLG: 0.475	D SI 97 X FF 96 1-0 ① ② G5-3 1-2 2-3f			X FF 94 0-0 ① G6-3		B SL 85 X FF 96 1-0 2B			C FF 90 B CH 83 X CH 81 1-1 ① G5-3	4	0	1	0	0	0	3
32 Jay Bruce, L (1, 9) OBP: 0.358, SLG: 0.371	S SL 87 F SI 96 D SL 90 B FF 95 F SL 87 S SL 90 2-3 ③ K			B FF 96 C SI 96 D SI 96 S SL 87 S SL 88 2-3 ② K		F FF 96 B SL 86 B SI 96 F FF 96 D SL 88 S SL 87 3-3 ② K			B CU 74 B FF 90 C SI 90 F FF 89 B SI 90 S CH 80 3-3 ② K	4	0	0	0	0	4	3
29 Brayan Peña, S (1, 2) OBP: 0.345, SLG: 0.490		X SI 95 0-0 ① L8		F FF 96 X FF 96 0-1 ③ F7		B FF 97 X FF 95 1-0 ③ G3-1			C CU 73 S CH 82 X CH 84 0-2 ③ G4-3	4	0	0	0	0	0	2
2 Zack Cozart, R (1, 6) OBP: 0.228, SLG: 0.292		B SI 96 B FF 96 T FF 95 F SI 96 F SI 97 X FF 98 2-2 ② F8			C FF 95 B FF 97 F SI 96 F FF 98 X FF 96 1-2 ① G6-3		F FF 96 B SL 85 B FF 96 X FF 96 2-1 ① G5-3			3	0	0	0	0	0	0
15 Roger Bernadina, L (1, 8) OBP: 0.294, SLG: 0.179		X FF 97 0-0 ③ G4-3			X FF 96 0-0 ② P5		B FF 93 B FF 95 X FF 95 2-0 ② F7			3	0	0	0	0	0	0
7 Ramon Santiago, S (1, 4) OBP: 0.263, SLG: 0.125			L FF 94 B FF 98 X FF 96 1-1 ① B1-3		B FF 96 B FF 96 C FF 95 B SI 95 B FF 94 4-1 44 E BB		F FF 95 X SI 97 0-1 ③ G4-3			2	0	0	0	1	0	0
44 Mike Leake, R (1, 1) OBP: 0.200, SLG: 0.467 50 Neftali Soto, R (8, PH) OBP: 0.167, SLG: 0.273 Logan Ondrusek, R (9, 1)			B FF 97 S FF 93 F SI 96 S SI 97 1-3 ② K		F FF 96 T SL 87 X SL 86 0-2 E6 1-3			S CH 83 F SI 95 S SI 96 0-3 ① K		2 1 0	0 0 0	0 0 0	0 0 0	0 0 0	1 1 0	1 0 0
Inning Stats	R: 0 H: 1 E: 0 LOB: 1 K: 1 BB: 1 S: 14 P: 24	R: 0 H: 0 E: 0 LOB: 0 K: 0 BB: 0 S: 6 P: 8	R: 0 H: 0 E: 0 LOB: 0 K: 2 BB: 0 S: 9 P: 14	R: 0 H: 1 E: 0 LOB: 1 K: 1 BB: 0 S: 8 P: 10	R: 0 H: 0 E: 1 LOB: 2 K: 0 BB: 1 S: 11 P: 16	R: 0 H: 1 E: 0 LOB: 1 K: 1 BB: 0 S: 8 P: 16	R: 0 H: 0 E: 0 LOB: 0 K: 0 BB: 0 S: 5 P: 9	R: 0 H: 0 E: 0 LOB: 0 K: 2 BB: 0 S: 10 P: 13	R: 0 H: 0 E: 0 LOB: 0 K: 1 BB: 0 S: 8 P: 12	1B: 1 SF: 0 2B: 2 SAC: 0 3B: 0 DP: 1 HR: 0 HBP: 0					WP: 0 PA: 32 PB: 0 SB: 0 CS: 0	

PITCHER	IP	WLS	BF	H	R	ER	SO	BB	IBB	HBP	BLK	WP	HR	S	P	ERA	WHIP
38 Wily Peralta, R (1, 1) ERA: 2.04	8.0	W	29	3	0	0	7	2	0	0	0	0	0	71	110	0.00	0.625
57 Francisco Rodríguez, R (9, 1) ERA:	1.0	S	3	0	0	0	1	0	0	0	0	0	0	8	12	0.00	0.000

PITCHER	IP	WLS	BF	H	R	ER	SO	BB	IBB	HBP	BLK	WP	HR	S	P	ERA	WHIP

BOTTOM

Milwaukee Brewers @ Cincinnati Reds

Great American Ball Park, Cincinnati, OH

Fri May 02 2014, 7:10 PM - 9:45 PM EDT

Att. 32,759 - Partly Cloudy - 59 F

livebaseballscorecards.com

AB	30
R	0
H	3
RBI	0
BB	2
SO	8
LOB	11

Batter	1	2	3	4	5	6	7	8	9	AB	R	H	RBI	BB	SO	LOB
27 Carlos Gómez, R (1, 8) OBP: 0.343, SLG: 0.543	S SL 82 F SL 84 F FC 88 B CH 85 S FF 94 1-3 ① **K**		B FC 90 F SI 95 F CH 86 S CH 88 1-3 ③ **K**			B FC 91 B CH 86 X FC 86 2-0 ② **L5**		B FC 93 B FC 93 X SI 96 2-0 ③ **G1-4-3**		4	0	0	0	0	2	2
2 Scooter Gennett, L (1, 4) OBP: 0.301, SLG: 0.347	C SI 91 X FF 92 0-1 ② **P4**			B CH 83 C CH 83 X FC 90 1-1 ① **P1**		B FC 86 F FF 95 B SI 95 S CH 85 X CH 88 2-2 ③ **G1-3**			C FF 87 S KC 73 X KC 74 0-2 ① **G4-3**	4	0	0	0	0	0	0
20 Jonathan Lucroy, R (1, 2) OBP: 0.359, SLG: 0.430	C FF 93 X SI 94 0-1 ③ **F9**			C FC 90 C CH 87 X SI 96 0-2 ② **G4-3**			C FF 94 S FF 95 B FF 91 B FF 95 F CH 84 X FC 91 2-2 ① **G6-3**		X FF 88 0-0 ② **F8**	4	0	0	0	0	0	0
16 Aramis Ramirez, R (1, 5) OBP: 0.322, SLG: 0.390		S SL 84 B FF 92 B FF 92 X SL 85 2-1 **HR**		S FC 91 B FC 91 B SI 96 F SI 96 B SI 89 S FC 92 3-3 ③ **K**			F FF 95 B FC 92 X CH 86 1-1 ② **F8**		X FF 89 0-0 ③ **F8**	4	1	1	1	0	1	0
7 Mark Reynolds, R (1, 3) OBP: 0.301, SLG: 0.518		F SL 86 B FC 88 X FC 89 1-1 ① **G5-3**			C FC 87 B FC 88 B FC 89 B FC 89 F FF 95 X FC 91 3-2 **HR**		S FC 87 B FC 88 F SI 96 C FF 96 1-3 ③ **K**			3	1	1	1	0	1	0
15 Caleb Gindl, L (1, 9) OBP: 0.286, SLG: 0.167		B FF 93 F FF 92 F FF 91 B SI 90 F CH 86 C SI 93 2-3 ② **K**			X CH 85 0-0 ① **F8**			C FC 89 B FF 94 B CH 82 T FF 94 F SI 94 T CH 87 2-2 ① **K**		3	0	0	0	0	2	0
9 Jean Segura, R (1, 6) OBP: 0.279, SLG: 0.340		F FF 93 B SI 94 B FC 90 B FF 93 F SI 94 C FC 90 3-3 ③ **K**			B SI 95 B SI 96 X CH 85 2-0 ② **G5-3**			S FF 95 F SI 95 B FF 94 F CH 86 X SI 96 1-2 24 BB **1B**		3	0	1	0	0	1	0
1 Logan Schafer, L (1, 7) OBP: 0.219, SLG: 0.323			X SI 91 0-0 ① **F7**		C SI 94 T FF 94 B FC 91 S FC 92 1-3 ③ **K**			L CH 85 B FF 92 B SI 95 S CH 84 C SI 95 2-3 ② **K**		3	0	0	0	0	2	1
49 Yovani Gallardo, R (1, 1) OBP: 0.200, SLG: 0.111 30 Tyler Thornburg, R (7, 1) 24 Lyle Overbay, L (8, PH) OBP: 0.356, SLG: 0.353 47 Rob Wooten, R (8, 1)			C FF 91 F FC 86 F FF 95 X FC 89 0-2 ② **G5-3**			C FC 89 B SI 94 B FC 90 F FF 94 T CH 86 2-2 ① **K**		C FF 92 B FF 92 F SI 95 B FF 95 B CH 88 B FC 92 4-2 1-2 **BB**		2 0 0 0	0 0 0 0	0 0 0 0	0 0 1 0	0 0 0 0	1 0 0 0	0 0 0 0
Inning Stats	R: 0 E: 0 K: 1 S: 8 H: 0 LOB: 0 BB: 0 P: 9	R: 1 E: 0 K: 2 S: 11 H: 1 LOB: 0 BB: 0 P: 19	R: 0 E: 0 K: 1 S: 8 H: 0 LOB: 0 BB: 0 P: 9	R: 0 E: 0 K: 1 S: 8 H: 0 LOB: 0 BB: 0 P: 12	R: 1 E: 0 K: 1 S: 8 H: 1 LOB: 0 BB: 0 P: 14	R: 0 E: 0 K: 1 S: 7 H: 0 LOB: 0 BB: 0 P: 13	R: 0 E: 0 K: 1 S: 9 H: 0 LOB: 0 BB: 0 P: 13	R: 0 E: 0 K: 2 S: 14 H: 1 LOB: 2 BB: 1 P: 25	R: 0 E: 0 K: 0 S: 5 H: 0 LOB: 0 BB: 0 P: 5	1B: 1 2B: 0 3B: 0 HR: 2	SF: 0 SAC: 0 DP: 0 HBP: 0	WP: 0 PB: 0 SB: 0 CS: 0	PA: 31			

PITCHER		IP	WLS	BF	H	R	ER	SO	BB	IBB	HBP	BLK	WP	HR	S	P	ERA	WHIP
47 Johnny Cueto, R ERA: 1.31	(1, 1)	8.0	W	28	3	2	2	10	1	0	0	0	0	2	73	114	2.25	0.500
63 Sam LeCure, R ERA: 0.71	(9, 1)	1.0		3	0	0	0	0	0	0	0	0	0	0	5	5	0.00	0.000

PITCHER	IP	WLS	BF	H	R	ER	SO	BB	IBB	HBP	BLK	WP	HR	S	P	ERA	WHIP

TOP

Milwaukee Brewers @ Cincinnati Reds

Great American Ball Park, Cincinnati, OH

Sat May 03 2014, 7:11 PM - 9:40 PM EDT

Att. 38,243 - Partly Cloudy - 70 F

livebaseballscorecards.com

AB	30
R	2
H	3
RBI	2
BB	1
SO	10
LOB	3

BOTTOM

Milwaukee Brewers @ Cincinnati Reds

Great American Ball Park, Cincinnati, OH

Sat May 03 2014, 7:11 PM - 9:40 PM EDT

Att. 38,243 - Partly Cloudy - 70 F

livebaseballscorecards.com

Batter	1	2	3	4	5	6	7	8	9	AB	R	H	RBI	BB	SO	LOB
28 Chris Heisey, R (1, 8) OBP: 0.305, SLG: 0.345	S FF 90 F SI 90 B SI 90 B CU 80 F FF 91 B CU 80 X SI 91 3-2 **G1-3** ①		B CU 79 B FF 92 X FF 92 2-0 **G1-3** ③		B FF 89 F FF 90 X FF 92 1-1 **P2** ①	D CU 81 D SI 92 D FF 93 C SI 91 B SI 91 4-1 **BB**		X SL 85 0-0 **G5-3** ②		4	0	0	0	1	0	0
19 Joey Votto, L (1, 3) OBP: 0.430, SLG: 0.452	B FF 92 C FF 92 B SL 89 F FF 91 C FF 92 2-3 **K** ②			B SL 87 C FF 91 B SL 87 C SL 87 B FF 92 X FF 92 3-2 **G4-3** ①	B CU 78 C SI 92 B SL 87 X FF 92 2-1 **L7** ②	X FF 92 0-0 **F8** ③		S SL 85 F SL 84 X CU 75 0-2 **G3-1** ③		5	0	0	0	0	1	3
4 Brandon Phillips, R (1, 4) OBP: 0.287, SLG: 0.339	C FF 91 B SI 91 F SI 92 B FF 92 X SI 92 2-2 **G6-3** ③			B CU 80 B CU 81 X FF 92 2-0 21 HBP 32 1B 48 1B 1B	B SI 92 C SL 87 X SI 92 1-1 1B		B FF 93 F FF 94 X FF 94 1-1 32 G4-3 21 2B 2B			4	2	3	0	0	0	0
32 Jay Bruce, L (1, 9) OBP: 0.355, SLG: 0.366		C FF 90 B FF 92 F SL 88 B SL 88 X FF 92 2-2 **G4-3** ①		B SL 87 1 SAFE C FF 91 X FF 91 1-1 48 1B 21 HBP 29 1B 1-2 1B	S SL 87 1 SAFE X FF 92 0-1 **P3** ③		B FF 94 X FF 94 1-0 **G4-3** ① 2-3			4	1	1	0	0	0	2
21 Todd Frazier, R (1, 5) OBP: 0.356, SLG: 0.490		B SL 88 C SL 87 B SI 92 B SL 88 X SI 93 3-1 1B		H FF 92 1-0 48 1B 29 1B 1-2 2-3 HBP		B SL 86 C SI 91 X SL 86 1-1 **F9** ①	S FF 95 B FF 95 B FF 95 B CH 84 X FF 96 3-1 2 WP 2B 3-H			3	2	2	1	0	0	0
48 Ryan Ludwick, R (1, 7) OBP: 0.333, SLG: 0.393 25 Skip Schumaker, L (7, PR) (8, 7)		D FF 92 1 SAFE X FF 91 1-0 **L7** ②		X SL 88 0-0 2 FC5 29 1B 1-2 2-3 3-H 1B		X SI 92 0-0 29 1B 2 FC1-5 1B	C CU 78 B FF 95 B CU 78 S FF 96 D CH 85 F CH 83 B FF 93 4-2 2 WP BB			3 0	0 0	2 0	1 0	1 0	0 0	1 0
29 Brayan Peña, S (1, 2) OBP: 0.356, SLG: 0.491		X FF 91 0-0 **G3** ③		X FF 92 0-0 2 E 1-2 2-H 3-H 1B		B CU 77 B FF 92 1 SAFE X FF 92 2-0 2 FC1-5 47 1B 1-3 1B	C FF 94 B CU 78 F FF 94 X FF 93 1-2 **P5** ②			4	1	2	2	0	0	3
2 Zack Cozart, R (1, 6) OBP: 0.219, SLG: 0.280			B FF 91 X FF 90 1-0 **F9** ①	D CU 80 D CU 80 F SI 91 X SI 91 2-1 **FC5** ② 1-3 2-3f		B SI 91 X SI 91 1-0 **FC1-5** ② 47 1B 1-2 3-H	C CU 75 B CU 78 B FF 95 C FF 94 T CU 79 2-2 **K** ③ 1-2 2-H			4	0	0	0	0	1	5
47 Johnny Cueto, R (1, 1) OBP: 0.222, SLG: 0.222 50 Neftali Soto, R (8, PH) OBP: 0.154, SLG: 0.250 63 Sam LeCure, R (9, 1)			B FF 90 C FF 92 F FF 92 B FF 93 F FF 92 X SL 86 2-2 **G4-3** ②	F FF 92 B SI 92 X FF 91 1-1 **F9** ③		B FF 92 X FF 92 1-0 1-3 2-H 1B		F SL 83 X SL 84 0-1 **G3-1** ①		3 1 0	0 0 0	1 0 0	1 0 0	0 0 0	0 0 0	2 0 0
Inning Stats	R: 0 E: 0 K: 1 S: 10 H: 0 LOB: 0 BB: 0 P: 17	R: 0 E: 0 K: 0 S: 7 H: 1 LOB: 1 BB: 0 P: 13	R: 0 E: 0 K: 0 S: 6 H: 0 LOB: 0 BB: 0 P: 11	R: 3 E: 1 K: 0 S: 12 H: 4 LOB: 2 BB: 0 P: 22	R: 0 E: 0 K: 0 S: 8 H: 1 LOB: 1 BB: 0 P: 12	R: 1 E: 0 K: 0 S: 8 H: 3 LOB: 3 BB: 1 P: 17	R: 2 E: 0 K: 1 S: 14 H: 2 LOB: 2 BB: 1 P: 26	R: 0 E: 0 K: 0 S: 6 H: 0 LOB: 0 BB: 0 P: 6		1B: 9 2B: 2 3B: 0 HR: 0 SF: 0 SAC: 0 DP: 0 HBP: 1				WP: 2 PB: 0 SB: 0 CS: 0 PA: 38		

	AB	35
	R	6
	H	11
	RBI	5
	BB	2
	SO	2
	LOB	16

PITCHER		IP	WLS	BF	H	R	ER	SO	BB	IBB	HBP	BLK	WP	HR	S	P	ERA	WHIP
49 Yovani Gallardo, R ERA: 2.47	(1, 1)	6.0	L	29	9	4	4	1	1	0	1	0	0	0	51	92	6.00	1.667
30 Tyler Thornburg, R ERA: 1.72	(7, 1)	1.0		6	2	2	2	1	1	0	0	0	1	0	14	26	18.00	3.000
47 Rob Wooten, R ERA: 6.35	(8, 1)	1.0		3	0	0	0	0	0	0	0	0	0	0	6	6	0.00	0.000

PITCHER	IP	WLS	BF	H	R	ER	SO	BB	IBB	HBP	BLK	WP	HR	S	P	ERA	WHIP

Batter	1	2	3	4	5	6	7	8	9	10	AB	R	H	RBI	BB	SO	LOB
27 Carlos Gómez, R (1, 8) OBP: 0.338, SLG: 0.538	X FC 90 0-0 ① P3		X SI 94 0-0 2 G4-3 20 1B 2B		X FC 87 0-0 ② P6			B FS 87 S FS 87 B SL 84 C FF 95 B FS 86 S SL 84 3-3 ② K		B SI 86 F SI 85 F CH 78 S KC 74 1-3 ③ K 1-2 2-3	5	1	1	0	0	2	2
2 Scooter Gennett, L (1, 4) OBP: 0.299, SLG: 0.373	C SI 94 B SI 94 X SI 94 1-1 HR		B SI 94 X SI 94 1-0 ② G4-3 2-3		B SI 94 C FS 86 X SI 94 1-1 ③ G4-3			B FF 94 S SL 84 S SL 84 F FF 94 S FF 94 1-3 ③ K			4	1	1	1	0	1	1
20 Jonathan Lucroy, R (1, 2) OBP: 0.380, SLG: 0.440	B FF 94 C FC 88 X FC 88 1-1 24 FC5-4 1B		B SI 95 X SI 94 1-0 16 FC6-4 3-H 1B			B FF 93 B FC 86 B FC 85 C FF 93 B SI 94 4-1 16 G6-4-3 BB			B FF 94 B FF 93 B SL 88 B FF 93 4-0 16 G5-4-3 BB		2	0	2	1	2	0	0
16 Aramis Ramirez, R (1, 5) OBP: 0.311, SLG: 0.376	D SI 95 B FF 94 B FF 94 C FF 94 F FC 88 X FF 94 3-2 ② P3		F FF 94 X FC 89 0-1 ③ FC6-4 1-2f			B SI 93 C SI 93 X FC 86 1-1 ①② G6-4-3 1-2f			S SL 87 B FF 93 C FF 93 X FF 95 1-2 ①② G5-4-3 1-2f		4	0	0	0	0	0	4
24 Lyle Overbay, L (1, 3) OBP: 0.333, SLG: 0.327	1 SAFE C SI 93 C SI 94 B FC 88 X FS 85 1-2 ③ FC5-4 1-2f			B CU 78 X SI 94 1-0 ① G4-3 B FC 88 B SI 94 B SI 94 C FF 94 F FF 94 X FF 94 3-2 HR		S FS 85 B FS 87 F SI 96 X SI 95 1-2 ③ G3			B FF 95 F FF 92 B FF 94 S SL 88 C FF 95 2-3 ③ K		4	0	0	0	0	1	1
18 Khris Davis, R (1, 7) OBP: 0.265, SLG: 0.434		B SI 94 B FC 88 C FC 87 X SI 94 2-1 ① L9					C SI 94 X FC 86 0-1 ① B1-3			B KC 74 X SI 88 1-0 27 WP 2B	4	1	2	1	0	0	0
15 Caleb Gindl, L (1, 9) OBP: 0.200, SLG: 0.111 13 Will Smith, R (7, 1) 53 Brandon Kintzler, R (8, 1) 59 Zach Duke, L (9, 1) 14 Jeff Bianchi, R (10, PH) OBP: 0.220, SLG: 0.179 30 Tyler Thornburg, R (10, 1)		C SI 94 X SI 94 0-1 ② L7		C SI 94 B CU 76 X CU 76 1-1 ② G3-1			B SI 93 B SI 94 X SI 94 2-0 ② G4-3			X KC 71 0-0 ① B2	3 0 0 0 0 1	0 0 0 0 0 0	0 0 0 0 0 0	0 0 0 0 0 0	0 0 0 0 0 0	0 0 0 0 0 0	0 0 0 0 0 1
9 Jean Segura, R (1, 6) OBP: 0.269, SLG: 0.327		C FF 94 X SI 94 0-1 ③ G6-3		C FC 86 X FC 88 0-1 ③ G5-3			C FF 94 X CU 79 0-1 ③ G4-3			C SI 86 B SI 86 B KC 74 X SI 86 2-1 ② F9	4	0	0	0	0	0	1
26 Kyle Lohse, R (1, 1) OBP: 0.133, SLG: 0.071 1 Logan Schafer, L (7, 9) OBP: 0.235, SLG: 0.313			C FF 94 F FC 86 B FF 94 B FF 94 F FF 94 F FC 86 B FF 94 X FF 94 3-2 ① P5		F FF 93 B FC 86 B FC 86 X FF 93 2-1 ① F7			C SL 84 X SL 83 0-1 ① G6-3		S KC 73 D KC 75 F SI 88 D KC 75 B SI 88 B KC 73 4-2 27 WP BB	2 1	0 0	0 0	0 0	0 1	0 0	0 0
Inning Stats	R: 1 H: 2 E: 0 LOB: 1 K: 0 BB: 0 S: 11 P: 17	R: 0 H: 0 E: 0 LOB: 0 K: 0 BB: 0 S: 6 P: 8	R: 1 H: 2 E: 0 LOB: 1 K: 0 BB: 0 S: 10 P: 15	R: 1 H: 1 E: 0 LOB: 0 K: 0 BB: 0 S: 8 P: 13	R: 0 H: 0 E: 0 LOB: 0 K: 0 BB: 0 S: 5 P: 8	R: 0 H: 0 E: 0 LOB: 0 K: 0 BB: 1 S: 6 P: 12	R: 0 H: 0 E: 0 LOB: 0 K: 0 BB: 0 S: 5 P: 7	R: 0 H: 0 E: 0 LOB: 0 K: 2 BB: 0 S: 9 P: 13	R: 0 H: 0 E: 0 LOB: 0 K: 1 BB: 1 S: 6 P: 13	R: 0 H: 1 E: 0 LOB: 2 K: 1 BB: 1 S: 9 P: 17	1B: 2 2B: 2 3B: 0 HR: 2	SF: 0 SAC: 0 DP: 2 HBP: 0						

PITCHER		IP	WLS	BF	H	R	ER	SO	BB	IBB	HBP	BLK	WP	HR	S	P	ERA	WHIP
31 Alfredo Simon, R ERA: 1.99	(1, 1)	7.0		26	5	3	3	0	1	0	0	0	0	2	51	80	3.86	0.857
43 Manny Parra, L ERA: 3.97	(8, 1)	1.0		3	0	0	0	2	0	0	0	0	0	0	9	13	0.00	0.000
51 Jonathan Broxton, R ERA:	(9, 1)	1.0		3	0	0	0	1	1	0	0	0	0	0	6	13	0.00	1.000
63 Sam LeCure, R ERA: 0.66	(10, 1)	1.0	W	5	1	0	0	1	1	0	0	0	1	0	9	17	0.00	2.000

PITCHER	IP	WLS	BF	H	R	ER	SO	BB	IBB	HBP	BLK	WP	HR	S	P	ERA	WHIP

TOP

Milwaukee Brewers @ Cincinnati Reds

Great American Ball Park, Cincinnati, OH

Sun May 04 2014, 4:10 PM - 7:15 PM EDT

Att. 32,953 - Cloudy - 74 F

livebaseballscorecards.com

AB	34
R	3
H	6
RBI	3
BB	3
SO	4
LOB	10

1B: 2	SF: 0	WP: 1	PA:	37
2B: 2	SAC: 0	PB: 0		
3B: 0	DP: 2	SB: 0		
HR: 2	HBP: 0	CS: 0		

Milwaukee Brewers @ Cincinnati Reds

Great American Ball Park, Cincinnati, OH

Sun May 04 2014, 4:10 PM - 7:15 PM EDT

Att. 32,953 - Cloudy - 74 F

livebaseballscorecards.com

BOTTOM

Batter	1	2	3	4	5	6	7	8	9	10	AB	R	H	RBI	BB	SO	LOB
25 Skip Schumaker, L (1, 8)	C SI 90 S SL 85 F SL 86 B SL 84 B SI 92 X SI 92 2-2 ① L7		D CU 76 C SI 90 X SL 82 1-1 ② L8			C CU 74 X CH 80 0-1 ① G4-3	C SL 81 X FF 95 0-1 ③ L7		F SL 83 F CU 74 C SI 91 0-3 ③ K		5	0	0	0	0	1	5
19 Joey Votto, L (1, 3) OBP: 0.429, SLG: 0.459	F SL 85 X SI 92 0-1 4 G6-4-3 1B		B CH 79 C FF 90 B SL 85 C SI 91 1 SAFE X SI 91 2-2 ③ L7			X CU 74 0-0 28 1B 2B		B SL 79 C FF 95 C FF 95 B SL 82 F FF 96 X SL 82 2-2 ① G4-3		F FF 93 C CU 79 B CH 84 F FF 95 C FF 95 1-3 ① K	5	0	2	0	0	1	1
4 Brandon Phillips, R (1, 4) OBP: 0.299, SLG: 0.377	B CU 75 B SI 91 S SL 85 B SI 91 C SL 85 X SL 85 3-2 ② ③ G6-4-3 1-2f			B CU 75 F SL 84 X SI 90 1-1 28 G3-1 21 SF9 2B		B SL 83 C SI 90 B CU 75 D SL 84 B SL 84 4-1 21 L4-6 28 1B BB		C SI 92 X SI 93 0-1 HR		B CU 78 C CU 77 B FF 96 F FF 95 X CU 80 2-2 ② P3	4	2	2	1	1	0	1
28 Chris Heisey, R (1, 9) OBP: 0.313, SLG: 0.339		X SL 83 0-0 ① P5		L SL 85 B SL 83 B SI 90 S CU 75 F CU 74 D CU 76 X SL 83 3-2 ① G3-1 2-3		C SL 85 B SI 91 F SI 92 D SL 84 F CU 74 X SL 82 2-2 1-2 2-3 1B		X SI 92 0-0 ② L8		B FF 95 B FF 93 B FF 93 B FF 93 4-0 21 2B BB	4	1	1	0	1	0	1
21 Todd Frazier, R (1, 5) OBP: 0.350, SLG: 0.491		C SL 84 X CU 73 0-1 ② F8		D SL 85 B SL 85 C SL 85 S SL 83 D SL 86 F SL 84 X SL 83 3-2 ② SF9 3-H		X SL 85 0-0 ② ③ L4-6 2-2		B SI 92 C SL 85 B SI 92 B SL 85 C SI 92 X SI 93 3-2 ③ G5-3		D CU 76 B FF 92 X FF 92 2-0 1-H 2B	4	0	1	2	0	0	3
48 Ryan Ludwick, R (1, 7) OBP: 0.330, SLG: 0.386		F SI 91 B SL 85 F SL 85 B SL 83 S CH 80 2-3 ③ K		X CU 74 0-0 ③ G6-3			S SL 86 B CU 75 F SI 91 X SL 84 1-2 ① G4-3		C SI 92 B SL 83 F FF 92 X FF 92 1-2 7 G3 16 SH1-4 1B		4	0	1	0	0	1	0
29 Brayan Peña, S (1, 2) OBP: 0.371, SLG: 0.552 6 Billy Hamilton, S (7, PR) OBP: 0.280, SLG: 0.330 16 Tucker Barnhart, L (8, 2) OBP: 0.214, SLG: 0.429			X SL 85 0-0 HR		C CU 74 B SL 84 B FF 91 X SI 91 2-1 ① L8		B SL 83 C SL 83 B SI 90 B SI 90 F SI 90 F CH 80 X SI 92 3-2 2 1B 1B		B SI 90 B SI 92 F FF 92 X SI 92 2-1 ① SH1-4 1-2	3 0 0	1 0 0	2 0 0	1 0 0	0 0 0	0 0 0	0 0 0
2 Zack Cozart, R (1, 6) OBP: 0.239, SLG: 0.291			C CU 75 F CH 79 F SI 90 X CU 74 0-2 1B		C CU 74 B SI 90 C SI 90 F SI 91 S SL 84 1-3 ② K		C SI 90 B CU 76 B SI 91 C SL 85 D CH 80 F SI 91 X SL 85 3-2 1-3 1B		B FF 93 C FF 91 B SI 92 S SL 85 B SI 93 B SI 93 4-2 7 G3 BB	3	0	2	0	1	1	0
31 Alfredo Simon, R (1, 1) OBP: 0.077, SLG: 0.077 32 Jay Bruce, L (7, PH) OBP: 0.352, SLG: 0.363 43 Manny Parra, L (8, 1) 51 Jonathan Broxton, R (9, 1) 7 Ramon Santiago, S (9, PH) OBP: 0.250, SLG: 0.118 63 Sam LeCure, R (10, 1)			X SI 89 0-0 ① B1	X SL 83 0-0 ③ G6-3			S SL 82 S SL 83 S SL 82 0-3 ② K		B SI 92 B SI 91 C SI 92 X SI 92 2-1 ② G3 1-2 2-3	2 1 0 0 1 0	0 0 0 0 0 0	0 0 0 0 0 0	0 0 0 0 0 0	0 1 0 0 0 0	0 2 0 0 2 0	1 2 0 0 2 0
Inning Stats	R: 0 E: 0 K: 0 S: 9 H: 1 LOB: 0 BB: 0 P: 14	R: 0 E: 0 K: 1 S: 6 H: 0 LOB: 0 BB: 0 P: 8	R: 1 E: 0 K: 0 S: 11 H: 2 LOB: 1 BB: 0 P: 14	R: 1 E: 0 K: 0 S: 11 H: 1 LOB: 0 BB: 0 P: 18	R: 0 E: 0 K: 1 S: 7 H: 0 LOB: 0 BB: 0 P: 10	R: 0 E: 0 K: 0 S: 9 H: 2 LOB: 2 BB: 1 P: 15	R: 0 E: 0 K: 1 S: 16 H: 2 LOB: 2 BB: 0 P: 23	R: 1 E: 0 K: 0 S: 10 H: 1 LOB: 0 BB: 0 P: 15	R: 0 E: 0 K: 1 S: 12 H: 1 LOB: 2 BB: 1 P: 21	R: 1 E: 0 K: 1 S: 8 H: 1 LOB: 1 BB: 1 P: 17							

PITCHER		IP	WLS	BF	H	R	ER	SO	BB	IBB	HBP	BLK	WP	HR	S	P	ERA	WHIP
26 Kyle Lohse, R ERA: 2.72	(1, 1)	6.1		26	8	2	2	2	1	0	0	0	0	1	64	97	2.84	1.421
13 Will Smith, L ERA: 0.68	(7, 1)	1.0	H	3	0	0	0	1	0	0	0	0	0	0	9	11	0.00	0.000
53 Brandon Kintzler, R ERA: 1.93	(8, 1)	1.1	B	7	2	1	1	0	1	0	0	0	0	1	15	27	6.75	2.250
59 Zach Duke, L ERA: 1.32	(9, 1)	0.1		1	0	0	0	1	0	0	0	0	0	0	3	3	0.00	0.000
30 Tyler Thornburg, R ERA: 2.2	(10, 1)	0.2	L	4	1	1	1	1	1	0	0	0	0	0	8	17	13.50	3.000

PITCHER	IP	WLS	BF	H	R	ER	SO	BB	IBB	HBP	BLK	WP	HR	S	P	ERA	WHIP

AB	36
R	4
H	11
RBI	4
BB	3
SO	5
LOB	16

1B: 6	SF: 1	WP: 0	PA: 41
2B: 4	SAC: 1	PB: 0	
3B: 0	DP: 2	SB: 0	
HR: 2	HBP: 0	CS: 0	

Arizona Diamondbacks @ Milwaukee Brewers

Miller Park, Milwaukee, WI

Mon May 05 2014, 7:14 PM - 10:32 PM CDT

Att. 27,220 - Roof Closed - 63 F

livebaseballscorecards.com

TOP

Batter	1	2	3	4	5	6	7	8	9	AB	R	H	RBI	BB	SO	LOB
8 Gerardo Parra, L (1, 9) OBP: 0.315, SLG: 0.362	C FF 92 B SI 92 X FF 92 1-1 26 BB 2 1B 1B		C SI 91 C CU 74 B FF 91 H SL 86 2-2 44 1B 26 1B HBP	B CU 74 B SI 90 X SI 91 2-0 ② L7		C SI 92 S CU 75 B FF 92 X SL 84 1-2 2B		B SI 89 X SI 88 1-0 ③ F8		4	2	2	0	0	0	1
14 Martín Prado, R (1, 5) OBP: 0.298, SLG: 0.318	X FF 92 0-0 ① F9		C FF 91 C SI 93 F SI 93 B SL 84 C SI 92 1-3 ① K	C FF 91 X FF 90 0-1 1B		F FF 92 F SI 92 X SL 83 0-2 ③ F8			C SI 88 F SL 83 B SL 84 C SI 89 1-3 ① K	5	0	1	0	0	2	3
44 Paul Goldschmidt, R (1, 3) OBP: 0.377, SLG: 0.525	C FF 93 S SL 84 D SL 85 B SI 92 B FF 93 F FF 94 F FF 94 1 SAFE F SL 84 3-2 ② T SL 86 K		X FF 93 0-0 26 1B 2 1B 1-3 1B	F FF 91 B FF 92 X SL 83 1-1 ③ G6-3			C SI 89 C FF 91 S SL 82 0-3 ① K		C SI 88 B SL 82 X SI 89 1-1 2 1B 1B	5	1	2	0	0	2	2
26 Miguel Montero, L (1, 2) OBP: 0.381, SLG: 0.445	S FF 93 B FF 93 B SI 93 D SL 84 B FF 92 4-1 2 1B 1-2 BB		C SI 92 B FF 92 T FF 92 X FF 91 1-2 16 BB 2 1B 1-2 3-H 1B		X SI 91 0-0 ① F8		C SL 79 F SL 81 B FF 93 S SL 82 1-3 ② K		B CU 76 C SI 87 B SL 81 C FF 88 T CU 76 2-2 ② K	4	0	1	1	1	2	1
2 Aaron Hill, R (1, 4) OBP: 0.336, SLG: 0.422	F SL 83 X FF 93 0-1 1-3 2-H 1B		C SL 83 D SL 84 S FF 93 X SL 83 1-2 16 BB 1-2 2-H 1B		B FF 91 X FF 91 1-0 1B		F SI 90 B SI 90 B SL 82 B FF 92 B FF 92 4-1 BB		C SI 89 X SI 89 0-1 1-2 1B	4	0	4	2	1	0	0
16 Chris Owings, R (1, 6) OBP: 0.355, SLG: 0.384 35 Trevor Cahill, R (7, 1) OBP: 0.167, SLG: 0.333 7 Cody Ross, R (9, PH) OBP: 0.146, SLG: 0.128	B FF 91 F FF 92 B SL 84 B FF 93 X FF 93 3-1 ③ F9		B FF 93 F FF 93 B SL 83 B SL 82 C FF 93 F FF 93 B FF 92 4-2 1-2 2-3 BB		B SL 82 X SL 83 1-0 ② L7		C SI 89 B FF 92 B FF 92 F CU 78 F FF 92 F SL 82 S SL 82 2-3 ③ K		B SI 89 X SI 89 1-0 ③ F9	3 0 1	0 0 0	0 0 0	0 0 0	1 0 0	1 0 0	4 0 2
17 Alfredo Marte, R (1, 7) OBP: 0.250, SLG: 0.375		B SL 82 X FF 90 1-0 ① P4	S SL 84 D SL 84 T FF 94 F FF 93 C SL 84 1-3 ② K		D SL 84 B SI 92 S SL 83 F FF 92 F SL 83 S SL 83 2-3 ③ K			C SL 82 B SI 89 X SL 83 1-1 ① G6-3		4	0	0	0	0	2	4
5 Ender Inciarte, L (1, 8) OBP: 0.125, SLG: 0.125		C FF 91 X FF 92 0-1 ② G4-3	F FF 92 F SL 82 S SL 84 0-3 ③ K			B SI 90 X SI 91 1-0 ① G4-3		C SI 88 X SL 84 0-1 ② G4-3		4	0	0	0	0	1	3
49 Mike Bolsinger, R (1, 1) OBP: 0.200, SLG: 0.200 11 AJ Pollock, R (6, PH) OBP: 0.302, SLG: 0.444 48 Randall Delgado, R (6, 1) 4 Cliff Pennington, S (7, 6) OBP: 0.378, SLG: 0.270		C FF 91 B FF 92 X FF 92 1-1 ③ G6-3		C FF 92 X FF 92 0-1 ① G6-3		C FF 92 C FF 92 X SI 93 0-2 ② G6-3		C SI 88 C SI 88 B FS 85 B FS 85 F SI 88 F SL 83 F CU 74 B SI 89 B SI 88 4-2 BB		2 1 0 0	0 0 0 0	0 0 0 0	0 0 0 1	0 0 0 0	0 0 0 0	0 0 0 0
Inning Stats	R: 1 E: 0 K: 1 S: 14 H: 2 LOB: 2 BB: 1 P: 25	R: 0 E: 0 K: 0 S: 5 H: 0 LOB: 0 BB: 0 P: 7	R: 2 E: 0 K: 3 S: 23 H: 3 LOB: 3 BB: 1 P: 33	R: 0 E: 0 K: 0 S: 7 H: 1 LOB: 1 BB: 0 P: 10	R: 0 E: 0 K: 1 S: 7 H: 1 LOB: 1 BB: 0 P: 11	R: 0 E: 0 K: 0 S: 10 H: 1 LOB: 1 BB: 0 P: 12	R: 0 E: 0 K: 3 S: 12 H: 0 LOB: 1 BB: 1 P: 19	R: 0 E: 0 K: 0 S: 10 H: 0 LOB: 1 BB: 1 P: 16	R: 0 E: 0 K: 2 S: 11 H: 2 LOB: 2 BB: 0 P: 16	1B: 9 2B: 1 3B: 0 HR: 0	SF: 0 SAC: 0 DP: 0 HBP: 1					

	AB	37
	R	3
	H	10
	RBI	3
	BB	4
	SO	10
	LOB	20

PITCHER		IP	WLS	BF	H	R	ER	SO	BB	IBB	HBP	BLK	WP	HR	S	P	ERA	WHIP
22 Matt Garza, R ERA: 4.93	(1, 1)	6.0	W	29	8	3	3	5	2	0	1	0	0	0	66	98	4.50	1.667
13 Will Smith, L ERA: 0.63	(7, 1)	1.0		4	0	0	0	3	1	0	0	0	0	0	12	19	0.00	1.000
47 Rob Wooten, R ERA: 5.14	(8, 1)	1.1		6	1	0	0	1	1	0	0	0	0	0	15	23	0.00	1.500
59 Zach Duke, L ERA: 1.26	(9, 1)	0.2		3	1	0	0	1	0	0	0	0	0	0	6	9	0.00	1.500

PITCHER		IP	WLS	BF	H	R	ER	SO	BB	IBB	HBP	BLK	WP	HR	S	P	ERA	WHIP

WP: 0 PA: 42
PB: 0
SB: 0
CS: 0

Batter	1	2	3	4	5	6	7	8	9	AB	R	H	RBI	BB	SO	LOB
27 Carlos Gómez, R (1, 8) OBP: 0.360, SLG: 0.567	X FC 86 0-0 HR	B FC 89 B FC 88 S CU 80 B CU 81 F FC 89 B FC 88 4-2 BB		B CU 79 C FF 88 F FC 89 B FC 89 B FF 89 F CU 80 D CU 82 4-2 BB		B FF 92 F CH 84 B CH 83 F FF 93 B FF 93 X FF 93 3-2 9 HR 1-H 2-H 1B		C SI 89 F CH 79 B SI 91 B KC 78 F CH 80 B SI 90 B SI 91 4-2 9 G4-6-3 BB		2	2	2	3	3	0	0
9 Jean Segura, R (1, 6) OBP: 0.274, SLG: 0.358	B FC 87 X FC 87 1-0 16 G6-4-3 2 S 1B	1 SAFE 1 SAFE S FC 87 B FF 88 1 SAFE B FC 87 F CU 79 X FF 88 2-2 ③ L7		C CU 78 C FC 88 F FC 89 X FF 87 0-2 ③ P3		1 SAFE X FF 90 1-0 1-H HR		C SI 90 D SI 89 F CH 80 X SI 90 1-2 ② ③ G4-6-3 1-2f		5	1	2	2	0	0	4
2 Scooter Gennett, L (1, 4) OBP: 0.306, SLG: 0.381	B FF 86 B FF 87 D FC 87 B FC 88 4-0 16 G6-4-3 1-2 BB		C FC 86 F FF 86 F CU 80 S CU 79 0-3 ① K		C CU 77 C FF 88 B CU 80 X CU 80 1-2 16 L8 18 SF8 2B	B CH 84 S CH 83 S CH 84 B FF 89 F FF 93 B CH 84 S CH 84 3-3 ② K				3	1	1	0	1	2	0
16 Aramis Ramirez, R (1, 5) OBP: 0.310, SLG: 0.372	B CU 78 C FC 87 B FF 88 F CU 79 F CU 79 X FC 88 2-2 ① ② G6-4-3 1-2f 2-3		C FC 87 X FF 88 0-1 18 G5-3 1B		X FC 89 0-0 ① L8 2-3	C FF 93 B SL 83 B CH 85 X CH 86 2-1 ③ P3				4	0	1	0	0	0	3
18 Khris Davis, R (1, 7) OBP: 0.256, SLG: 0.422	B CU 78 C CU 78 X CU 80 1-1 ③ F8		S FC 88 B FF 88 X FC 88 1-1 ② G5-3 1-2		D CU 80 F CU 80 C FC 88 F CU 81 X CU 80 1-2 ② SF8 3-H		C SI 89 B SI 90 S KC 77 C SI 91 1-3 ① K			3	0	0	1	0	1	2
7 Mark Reynolds, R (1, 3) OBP: 0.309, SLG: 0.512		B CU 75 C CU 76 X CU 78 1-1 12 HR 1B	C CU 79 C FC 89 S CU 81 0-3 ③ K2-3		X CU 79 0-0 ③ G6-3		B SI 90 B KC 75 S KC 78 B SI 91 B SI 90 4-1 BB			3	1	1	0	1	1	1
15 Caleb Gindl, L (1, 9) 47 Rob Wooten, R (8, 1) 59 Zach Duke, L (9, 1)		B FC 88 X FC 88 1-0 ① L7		C FC 88 C FC 88 B FC 86 B FF 90 F CU 80 X FC 89 2-2 ① P4		F FF 93 X FF 92 0-1 ① F8		C KC 77 B SI 89 B SI 88 S CH 82 B SI 91 S CH 82 3-3 ② K		4 0 0	0 0 0	0 0 0	0 0 0	1 0 0	2 0 0
12 Martín Maldonado, R (1, 2) OBP: 0.500, SLG: 0.600		C CU 78 X CU 80 0-1 1-H HR		B FC 88 B CU 78 S FC 88 C FC 89 X FC 88 2-2 2B		B FF 94 B CH 85 B FF 93 C FF 92 F FF 93 B CH 86 4-2 27 WP BB 27 1B BB		B SI 90 D SI 90 C SI 89 C KC 78 F SI 90 F CH 81 S CH 80 2-3 ③ K		3	2	2	2	1	1	1
22 Matt Garza, R (1, 1) Rickie Weeks Jr., R (6, PH) OBP: 0.297, SLG: 0.242 13 Will Smith, R (7, 1) 1 Logan Schafer, L (8, 9) OBP: 0.229, SLG: 0.303		B FC 88 C FC 86 X FC 88 1-1 ② G4-3		F FF 88 B CU 78 C CU 77 F CU 79 B FC 86 C CU 77 2-3 ② K		B FF 91 F CU 78 B FF 91 C FF 93 B SI 91 F CH 84 F FF 93 F FF 94 B SI 92 4-2 27 WP 27 1B 1-2 BB			C SI 85 F SL 86 B SI 89 B SI 90 F CH 81 F KC 78 B SI 90 S CH 81 3-3 ① K	2 0 0 1	0 1 0 0	0 0 0 0	0 1 0 0	1 0 0 1	1 0 0 0
Inning Stats	R: 1 E: 0 K: 0 S: 8 H: 2 LOB: 1 BB: 1 P: 16	R: 2 E: 0 K: 0 S: 12 H: 2 LOB: 1 BB: 1 P: 21	R: 0 E: 0 K: 2 S: 11 H: 1 LOB: 1 BB: 0 P: 12	R: 0 E: 0 K: 1 S: 18 H: 1 LOB: 2 BB: 1 P: 28	R: 1 E: 0 K: 0 S: 9 H: 1 LOB: 0 BB: 0 P: 11	R: 4 E: 0 K: 1 S: 19 H: 2 LOB: 0 BB: 2 P: 36	R: 0 E: 0 K: 3 S: 12 H: 0 LOB: 1 BB: 1 P: 22	R: 0 E: 0 K: 1 S: 11 H: 0 LOB: 0 BB: 1 P: 19		1B: 4 2B: 2 3B: 0 HR: 3 SF: 1 SAC: 0 DP: 2 HBP: 0					

PITCHER	IP	WLS	BF	H	R	ER	SO	BB	IBB	HBP	BLK	WP	HR	S	P	ERA	WHIP
49 Mike Bolsinger, R (1, 1) ERA: 6.08	5.0	L	24	7	4	4	3	3	0	0	0	0	2	58	88	7.20	2.000
48 Randall Delgado, R (6, 1) ERA: 6.75	1.0		7	2	4	4	1	2	0	0	0	1	1	19	36	36.00	4.000
35 Trevor Cahill, R (7, 1) ERA: 6.59	2.0		7	0	0	0	4	2	0	0	0	0	0	23	41	0.00	1.000

PITCHER	IP	WLS	BF	H	R	ER	SO	BB	IBB	HBP	BLK	WP	HR	S	P	ERA	WHIP

BOTTOM

Arizona Diamondbacks @ Milwaukee Brewers

Miller Park, Milwaukee, WI

Mon May 05 2014, 7:14 PM - 10:32 PM CDT
Att. 27,220 - Roof Closed - 63 F

livebaseballscorecards.com

AB	30
R	8
H	9
RBI	8
BB	7
SO	8
LOB	14

WP: 1 PA: 38
PB: 0
SB: 1
CS: 0

Batter	1	2	3	4	5	6	7	8	9	AB	R	H	RBI	BB	SO	LOB
8 Gerardo Parra, L (1, 9) OBP: 0.318, SLG: 0.359	B FF 88 B FF 89 X FF 88 2-0 44 HR 1B		C CU 77 X CH 76 0-1 ① G3-1		C FF 88 F CU 77 F CH 77 F CH 75 B FF 89 X FF 90 1-2 ③ G6-3		B FF 92 B FF 93 X FF 92 2-0 ③ F7		B CU 78 D CU 75 B FF 93 B FF 90 4-0 44 1B 1-2 BB	4	1	1	0	1	0	1
16 Chris Owings, R (1, 6) OBP: 0.348, SLG: 0.404	B FF 88 F CH 76 S FF 88 S FF 88 1-3 ① K		B CU 77 B CU 77 C FF 89 F FF 89 S FF 89 2-3 ② K			C FF 88 B FF 88 F FF 89 X FF 89 1-2 HR		C SI 92 S SI 91 X SI 92 0-2 ① G5-3	C FF 92 X FF 92 0-1 ② P1	5	1	1	1	0	2	3
44 Paul Goldschmidt, R (1, 3) OBP: 0.384, SLG: 0.555	C FF 89 1 SAFE B FF 88 B FF 88 1 SAFE B CH 77 X CH 77 3-1 1-H HR		B FF 89 C FF 89 B FF 89 T FF 90 C FF 90 2-3 ③ K			C CU 78 B FF 88 X FF 89 1-1 ① G6-3		F SI 93 C SI 92 F SI 93 F FF 92 X SI 93 0-2 26 1B 2B	C CH 84 F FF 92 X CH 85 0-2 1-2 2-3 1B	5	2	3	2	0	1	0
26 Miguel Montero, L (1, 2) OBP: 0.381, SLG: 0.439	C CU 75 B FF 88 B FF 88 B FF 89 S FF 89 X FF 89 3-2 ② F8			C FF 88 B FF 88 T FF 89 B CH 75 B FF 89 X FF 89 3-2 ① G6-3		B FF 89 B CH 78 B FF 88 B FF 88 4-0 BB		X SI 92 0-0 2 HR 2-H 1B	F CU 78 B FF 94 S FF 92 S FF 92 1-3 ③ K	4	1	1	1	1	1	3
2 Aaron Hill, R (1, 4) OBP: 0.333, SLG: 0.439	X FF 88 0-0 ③ F8			B CU 77 B CU 78 F FF 89 F FF 89 F CU 79 X CH 76 2-2 ② L4		C FF 90 F FF 89 F FF 89 D CH 78 X FF 88 1-2 ② P6		B SI 92 X SI 91 1-0 1-H HR		4	1	1	2	0	0	1
14 Martín Prado, R (1, 5) OBP: 0.292, SLG: 0.311 50 Evan Marshall, R (6, 1) 7 Cody Ross, R (8, PH) OBP: 0.143, SLG: 0.125 29 Brad Ziegler, R (8, 1) 43 Addison Reed, L (9, 1)		C FF 88 B FF 89 C CU 77 X FF 89 1-2 ① G6-3		C FF 89 X CU 78 0-1 ③ G6-3		S CU 78 D CU 80 S FF 89 X FF 89 1-2 ③ G6-3		X SI 91 0-0 ② G5-3		3 0 1 0 0	0 0 0 0 0	0 0 0 0 0	0 0 0 0 0	0 0 0 0 0	0 0 0 0 0	1 0 0 0 0
11 AJ Pollock, R (1, 7) OBP: 0.310, SLG: 0.452		B FF 89 C FF 88 X FF 89 1-1 2B			C CU 78 F FF 89 B CU 78 F FF 90 F FF 89 F FF 90 B CH 76 F FF 90 B CU 78 4-2 B CH 77 55 S 5 SH1-3 55 G6-3 BB		B CU 74 B FF 93 F FF 92 X FF 95 2-1 ① F9	B SI 92 C SI 92 C SI 92 S SI 92 1-3 ③ K		3	1	1	0	1	1	0
5 Ender Inciarte, L (1, 8) OBP: 0.105, SLG: 0.105		B FF 89 C FF 88 X FF 90 1-1 ② G6-3			C FF 89 1 SAFE X FF 87 0-1 ① SH1-3 1-2		X FF 94 0-0 ② G6-3		C FF 91 B FF 91 X FF 91 1-1 ① F7	3	0	0	0	0	0	1
55 Josh Collmenter, R (1, 1) 12 Eric Chavez, L (6, 5) OBP: 0.333, SLG: 0.457		C FF 88 B CU 77 B FF 88 B FF 88 F FF 88 C FF 89 3-3 ③ K			S FF 87 B FF 87 C FF 88 X FF 89 1-2 ② G6-3 2-H		C CU 72 B FF 94 B FF 93 X FF 92 2-1 1B		S CU 79 X FF 91 0-1 44 1B 8 BB 1B	2 2	0 0	0 2	1 0	0 0	1 0	1 0
Inning Stats	R: 2 E: 0 K: 1 S: 10 H: 2 LOB: 0 BB: 0 P: 19	R: 0 E: 0 K: 1 S: 10 H: 1 LOB: 1 BB: 0 P: 16	R: 0 E: 0 K: 2 S: 8 H: 0 LOB: 0 BB: 0 P: 12	R: 0 E: 0 K: 0 S: 9 H: 0 LOB: 0 BB: 0 P: 14	R: 1 E: 0 K: 0 S: 16 H: 0 LOB: 0 BB: 1 P: 22	R: 1 E: 0 K: 0 S: 12 H: 1 LOB: 1 BB: 1 P: 20	R: 0 E: 0 K: 0 S: 6 H: 1 LOB: 1 BB: 0 P: 12	R: 3 E: 0 K: 1 S: 14 H: 3 LOB: 0 BB: 0 P: 16	R: 0 E: 0 K: 1 S: 12 H: 2 LOB: 3 BB: 1 P: 18	1B: 5 2B: 2 3B: 0 HR: 3 SF: 0 SAC: 1 DP: 0 HBP: 0						

PITCHER		IP	WLS	BF	H	R	ER	SO	BB	IBB	HBP	BLK	WP	HR	S	P	ERA	WHIP
41 Marco Estrada, R ERA: 3.53	(1, 1)	6.0		24	4	4	4	4	2	0	0	0	0	2	65	103	6.00	1.000
30 Tyler Thornburg, R ERA: 2.08	(7, 1)	1.0	H	4	1	0	0	0	0	0	0	0	0	0	6	12	0.00	1.000
53 Brandon Kintzler, R ERA: 4.35	(8, 1)	1.0	L	6	3	3	3	1	0	0	0	0	0	1	14	16	27.00	3.000
51 Wei-Chung Wang, L ERA: 12.86	(9, 1)	1.0		6	2	0	0	1	1	0	0	0	0	0	12	18	0.00	3.000

PITCHER		IP	WLS	BF	H	R	ER	SO	BB	IBB	HBP	BLK	WP	HR	S	P	ERA	WHIP

TOP

Arizona Diamondbacks @ Milwaukee Brewers

Miller Park, Milwaukee, WI

Tue May 06 2014, 7:11 PM - 10:16 PM CDT

Att. 27,497 - Roof Closed - 65 F

livebaseballscorecards.com

AB	36
R	7
H	10
RBI	7
BB	3
SO	6
LOB	11

WP: 0	PA: 40		
PB: 0			
SB: 1			
CS: 0			

Batter	1	2	3	4	5	6	7	8	9	AB	R	H	RBI	BB	SO	LOB
27 Carlos Gómez, R (1, 8) OBP: 0.348, SLG: 0.547	C FC 84 B FC 85 B FC 85 F CH 77 B FC 86 S FC 85 3-3 K ①	B CU 71 S CH 78 S FC 87 B FC 87 F FC 86 B CU 74 F CH 80 C FC 88 3-3 K ①		X CH 76 0-0 G5-3 ③		F SI 95 X SI 95 0-1 G6-3 ③			S FF 92 F FF 93 B FF 92 X FF 92 1-2 P2 ③	5	0	0	0	0	2	2
2 Scooter Gennett, L (1, 4) OBP: 0.313, SLG: 0.385	C FC 85 X FC 86 0-1 20 BB 24 1B 1B	C FC 87 B FC 86 X CU 73 1-1 F8 ②			X CU 72 0-0 1B		B SI 94 B SI 94 F SI 94 C SI 93 F CH 85 F SI 95 F SI 95 S SI 95 2-3 K ①			4	1	2	0	0	1	0
20 Jonathan Lucroy, R (1, 2) OBP: 0.376, SLG: 0.429	B FC 85 C FC 85 D CU 72 F CH 78 1 SAFE B FC 84 B FC 86 4-2 24 1B 18 E 1-2 BB	B CU 72 C FC 87 B FC 87 F FC 87 F FC 87 X FC 88 2-2 P3 ③			X FC 84 0-0 L4 ①		B SL 82 C FF 95 S CH 86 B CH 86 F CH 86 S SI 95 2-3 K ②			3	1	0	0	1	1	1
16 Aramis Ramirez, R (1, 5) OBP: 0.300, SLG: 0.359	X FC 86 0-0 F9 ②		C FC 85 B CU 73 B CH 78 B FC 87 F CH 78 X FC 86 3-2 F9 ①		X FC 85 0-0 F9 ②		S CH 86 S CH 86 X CH 87 0-2 G1-3 ③			4	0	0	0	0	0	3
24 Lyle Overbay, L (1, 3) OBP: 0.343, SLG: 0.339	X FC 85 0-0 18 E 9 1B 1-3 2-H 1B		X FC 87 0-0 1B		B CH 79 S CH 78 1 SAFE 1 SAFE B FC 84 X FC 87 2-1 F8 ③			F SI 85 B SI 83 S CH 76 C CU 73 1-3 K ①		4	1	2	1	0	1	1
18 Khris Davis, R (1, 7) OBP: 0.248, SLG: 0.408	C CU 71 D CH 79 X CH 80 1-1 E6 9 1B 1 2B 2-3 3-H		C CH 80 B CH 79 F FC 87 F FC 87 B FC 88 X FC 88 2-2 F9 ②			C CU 71 C CH 76 B FC 86 F FC 87 X CH 77 1-2 G4-3 ①		C SI 84 B SI 84 X SI 85 1-1 G6-3 ②		4	1	0	0	0	0	2
9 Jean Segura, R (1, 6) OBP: 0.274, SLG: 0.354	C CH 78 X CH 79 0-1 1 2B 1-2 3-H 1B		C FC 86 F FC 86 C FC 88 0-3 K ③			S CU 73 B FC 86 B FC 85 X FC 85 2-1 L3 ②		C SI 85 S SI 84 B SI 86 B CU 72 S SI 86 2-3 K ③		4	1	1	1	0	2	1
1 Logan Schafer, L (1, 9) OBP: 0.256, SLG: 0.351	B CH 78 C FC 85 S FC 85 F FC 86 X CH 80 1-2 1-H 2-H 2B			M CH 78 F FC 86 B FC 85 B FC 87 F CH 78 X FC 88 2-2 G5-3 ①		C FC 85 B FC 86 C FC 86 B FC 87 F FC 88 X FC 88 2-2 1B 1B			C FF 91 B SL 85 F FF 90 S FF 92 1-3 K ①	4	0	2	2	0	1	0
41 Marco Estrada, R (1, 1) Rickie Weeks Jr., R (6, PH) OBP: 0.316, SLG: 0.265 30 Tyler Thornburg, R (7, 1) 53 Brandon Kintzler, R (8, 1) 51 Wei-Chung Wang, L (9, 1) 15 Caleb Gindl, L (9, PH) OBP: 0.133, SLG: 0.071	B FC 85 B FC 85 C FC 86 F FC 86 X FC 87 2-2 P3 ③			X FC 85 0-0 P3 ②		B FC 87 B FC 87 C FC 85 F FC 86 X FC 88 2-2 1-2 1B			B SL 86 F FF 92 F FF 91 B FF 92 C FF 93 2-3 K ②	2 1 0 0 0 0	0 0 0 0 0 0	0 1 0 0 0 0	0 0 0 0 0 0	0 0 0 0 0 0	0 0 0 0 0 0	1 0 0 0 0 0
Inning Stats	R: 5 E: 1 K: 1 S: 20 H: 4 LOB: 1 BB: 1 P: 31	R: 0 E: 0 K: 1 S: 11 H: 0 LOB: 0 BB: 0 P: 17	R: 0 E: 0 K: 1 S: 11 H: 1 LOB: 1 BB: 0 P: 16	R: 0 E: 0 K: 0 S: 6 H: 0 LOB: 0 BB: 0 P: 8	R: 0 E: 0 K: 0 S: 5 H: 1 LOB: 1 BB: 0 P: 7	R: 0 E: 0 K: 2 S: 15 H: 2 LOB: 2 BB: 0 P: 22	R: 0 E: 0 K: 2 S: 13 H: 0 LOB: 0 BB: 0 P: 17	R: 0 E: 0 K: 2 S: 8 H: 0 LOB: 0 BB: 0 P: 12	R: 0 E: 0 K: 2 S: 9 H: 0 LOB: 0 BB: 0 P: 13	1B: 7 2B: 1 3B: 0 HR: 0	SF: 0 SAC: 0 DP: 0 HBP: 0			WP: 0 PB: 0 SB: 0 CS: 0	PA: 37		

PITCHER		IP	WLS	BF	H	R	ER	SO	BB	IBB	HBP	BLK	WP	HR	S	P	ERA	WHIP
55 Josh Collmenter, R ERA: 3.44	(1, 1)	5.2		27	8	5	1	3	1	0	0	0	0	0	66	99	1.59	1.588
50 Evan Marshall, R ERA:	(6, 1)	1.1	W	4	0	0	0	2	0	0	0	0	0	0	15	19	0.00	0.000
29 Brad Ziegler, R ERA: 1.04	(8, 1)	1.0	H	3	0	0	0	2	0	0	0	0	0	0	8	12	0.00	0.000
43 Addison Reed, R ERA: 3.78	(9, 1)	1.0	S	3	0	0	0	2	0	0	0	0	0	0	9	13	0.00	0.000

PITCHER	IP	WLS	BF	H	R	ER	SO	BB	IBB	HBP	BLK	WP	HR	S	P	ERA	WHIP

BOTTOM

Arizona Diamondbacks @ Milwaukee Brewers

Miller Park, Milwaukee, WI

Tue May 06 2014, 7:11 PM - 10:16 PM CDT

Att. 27,497 - Roof Closed - 65 F

livebaseballscorecards.com

AB	36
R	5
H	8
RBI	4
BB	1
SO	9
LOB	11

TOP

Arizona Diamondbacks @ Milwaukee Brewers

Miller Park, Milwaukee, WI

Wed May 07 2014, 12:11 PM - 2:54 PM CDT

Att. 24,013 - Roof Closed - 70 F

livebaseballscorecards.com

Batter	1	2	3	4	5	6	7	8	9	AB	R	H	RBI	BB	SO	LOB
8 Gerardo Parra, L (1, 9) OBP: 0.321, SLG: 0.361	X FF 94 0-0 ① G4-3	C SL 86 B SL 87 F SL 86 B SL 87 X FF 96 2-2 ③ G4-3		C SL 82 F CH 84 X SL 88 0-2 1B		C SI 96 X SL 87 0-1 1B		B SL 80 F FF 93 S FF 92 D SL 81 X FF 94 2-2 E3 44 FC6-4 1-H		5	0	2	0	0	0	2
14 Martín Prado, R (1, 4) OBP: 0.289, SLG: 0.307	C FF 92 C FF 95 X FF 95 0-2 ② L4		C FF 92 F SI 95 X SI 95 0-2 44 HR 1B	B SL 82 1 SAFE X FF 93 1-0 ③ P4		1 SAFE X SL 84 0-0 ③ P4		B FF 93 X SI 89 1-0 ② L7		5	1	1	0	0	0	3
44 Paul Goldschmidt, R (1, 3) OBP: 0.384, SLG: 0.570	C FF 94 X SI 95 0-1 26 1B 1B		B FF 95 X SI 95 1-0 1-H HR		B FF 94 C FF 94 F SL 83 B FF 94 X FF 94 2-2 ① G5-3		B FF 95 B CU 77 B FF 94 C FF 94 F FF 94 F FF 93 C CU 76 3-3 ① K	D CU 78 B FF 91 X CH 84 2-0 ③ FC6-4 1-2f		5	1	2	2	0	1	1
26 Miguel Montero, L (1, 2) OBP: 0.382, SLG: 0.445	1 SAFE F FF 93 D SL 85 F SI 96 1 SAFE F SL 88 X FF 96 1-2 7 FC6-4 1B 1-3		F SL 85 B FF 95 B CH 84 B FF 96 F FF 95 F SL 84 X SI 96 3-2 ① G5-3		X SI 94 0-0 ② G5-3		C CU 76 F FF 96 X FF 96 0-2 7 F9 2B		B CU 74 X CH 81 1-0 ① L9	5	0	2	0	0	0	0
7 Cody Ross, R (1, 7) OBP: 0.151, SLG: 0.135 5 Ender Inciarte, L (8, 7) OBP: 0.100, SLG: 0.100	F SL 86 X SI 95 0-1 ③ FC6-4 1-2f		F SI 95 C SL 84 B SL 87 C SL 84 1-3 ② K		B FF 94 C FF 94 C FF 94 F FF 95 B FF 95 X FF 96 3-2 12 1B 1B		B FF 95 B FF 94 X FF 94 2-0 ② F9 2-3		C SI 90 F CH 84 C FF 91 0-3 ② K	4 1	0 0	1 0	0 0	0 0	1 1	3 0
12 Eric Chavez, L (1, 5) OBP: 0.386, SLG: 0.487		S SI 94 B FF 95 B SL 83 X FF 95 2-1 ① G4-3	F FF 95 F SL 88 B FF 96 B SL 88 B SL 88 X FF 96 3-2 11 FC5-4 1B		X SI 94 0-0 1-2 1B		B CU 79 S CH 84 B FF 93 F FF 94 D CU 78 B CH 81 4-2 BB		B CU 75 C CU 75 C FF 90 F CH 85 B CH 82 X CH 82 2-2 11 S 1B	4	0	3	0	1	0	0
11 AJ Pollock, R (1, 8) OBP: 0.305, SLG: 0.449		C FF 95 B SL 85 F SI 95 B FF 96 X FF 96 2-2 4 1B 2B	X FF 96 0-0 ③ FC5-4 1-2f		C SL 83 X SL 84 0-1 ③ F8		C FF 94 C CU 78 T CU 80 0-2 ③ K		B SI 91 C SI 91 C CU 75 F CU 76 B CH 84 S CH 85 2-3 ③ K2-3 1-2	5	0	1	0	0	2	6
4 Cliff Pennington, S (1, 6) OBP: 0.367, SLG: 0.268		B FF 95 B SI 95 X SI 95 2-0 61 SH1-4 1B 2-3	B SL 82 F SI 94 B FF 93 F SI 93 S FF 94 2-3 ① K		F SL 83 B CH 81 F FF 95 B SL 86 F SL 86 F SI 95 X SL 84 2-2 ① F7		C FF 91 X CU 78 0-1 ① F9	4	0	1	0	0	1	0
61 Bronson Arroyo, R (1, 1) OBP: 0.214, SLG: 0.214 29 Brad Ziegler, R (8, 1) 43 Addison Reed, L (9, 1)		B SI 95 S SI 94 X SI 93 1-1 ② SH1-4 1-2	X SI 94 0-0 ② P4		B SI 95 C SI 95 C SI 95 B SI 94 S SI 95 2-3 ② K		C FF 91 C SI 90 B FF 92 B FF 91 B FF 91 F FF 91 X FF 92 3-2 8 WP 8 E 1B	3 0 0	1 0 0	1 0 0	0 0 0	0 0 0	1 0 0	0 0 0

Inning Stats																								
	R: 0	H: 2	R: 0	H: 2	R: 2	H: 3	R: 0	H: 1	R: 0	H: 2	R: 0	H: 1	R: 0	H: 1	R: 1	H: 1	R: 0	H: 1	1B: 11	SF: 0	WP: 2	PA: 43
	E: 0	LOB: 2	E: 0	LOB: 2	E: 0	LOB: 1	E: 0	LOB: 1	E: 0	LOB: 2	E: 0	LOB: 2	E: 0	LOB: 2	E: 1	LOB: 1	E: 0	LOB: 1	2B: 2	SAC: 1	PB: 0	
	K: 0	BB: 0	K: 0	BB: 0	K: 1	BB: 0	K: 1	BB: 0	K: 0	BB: 0	K: 1	BB: 1	K: 2	BB: 0	K: 0	BB: 0	K: 2	BB: 0	3B: 0	DP: 0	SB: 1	
	S: 12	P: 13	S: 11	P: 20	S: 15	P: 23	S: 8	P: 11	S: 10	P: 15	S: 11	P: 15	S: 13	P: 22	S: 11	P: 19	S: 12	P: 17	HR: 1	HBP: 0	CS: 0	

PITCHER		IP	WLS	BF	H	R	ER	SO	BB	IBB	HBP	BLK	WP	HR	S	P	ERA	WHIP
38 Wily Peralta, R ERA: 2.17	(1, 1)	6.0	L	29	11	2	2	3	0	0	0	0	0	1	67	97	3.00	1.833
30 Tyler Thornburg, R ERA: 1.96	(7, 1)	1.0		5	1	0	0	2	1	0	0	0	0	0	13	22	0.00	2.000
13 Will Smith, L ERA: 0.59	(8, 1)	1.0		5	1	1	0	0	0	0	0	0	1	0	11	19	0.00	1.000
57 Francisco Rodríguez, R ERA:	(9, 1)	1.0		4	1	0	0	2	0	0	0	0	0	0	12	17	0.00	1.000

PITCHER		IP	WLS	BF	H	R	ER	SO	BB	IBB	HBP	BLK	WP	HR	S	P	ERA	WHIP

AB	41
R	3
H	14
RBI	2
BB	1
SO	7
LOB	15

Batter	1	2	3	4	5	6	7	8	9	AB	R	H	RBI	BB	SO	LOB
27 Carlos Gómez, R (1, 8) OBP: 0.352, SLG: 0.545	X CU 68 0-0 2 E 2 FC4 20 G4-3 1B		S SI 87 S SL 77 B SL 77 F SI 87 S SL 78 1-3 ③ K			X CU 69 0-0 2 G3-6-1 1B		X SI 85 0-0 ②③ G6-4-3 1-2f		4	1	2	0	0	1	3
2 Scooter Gennett, L (1, 4) OBP: 0.319, SLG: 0.398	D CH 77 B SI 83 F CU 72 X SI 82 2-1 FC4 20 G4-3 1-3			C SI 86 X CH 79 0-1 20 G6-4-3 1B		X SI 86 0-0 ②③ G3-6-1 1-2f			C SI 92 F FF 91 B FF 93 X FF 92 1-2 20 L9 24 SF8 2B	4	1	2	0	0	0	2
20 Jonathan Lucroy, R (1, 2) OBP: 0.364, SLG: 0.414	C SL 76 X SI 85 0-1 ①② G4-3 1-2f 3-H			C SI 86 B SI 87 X SI 87 1-1 ①② G6-4-3 1-2f			C SI 86 B SI 86 S SL 77 S SI 86 1-3 ① K		C FF 92 F FF 93 X FF 92 0-2 ① L9 2-3	4	0	0	0	0	1	3
24 Lyle Overbay, L (1, 3) OBP: 0.324, SLG: 0.323	B SI 85 X CH 78 1-0 ③ G4-3			F SI 88 X SI 82 0-1 ③ G1-3			B SL 74 B CH 80 C CU 68 F SI 86 X CH 79 2-2 ② L8		B FF 93 B FF 92 F FF 92 S FF 93 F FF 93 X FF 93 2-2 ② SF8 3-H	3	0	0	1	0	0	0
7 Mark Reynolds, R (1, 5) OBP: 0.297, SLG: 0.489		C SI 87 B SL 76 F SI 86 B SI 87 F SL 76 B SL 78 X SI 89 3-2 ① G6-3			X CH 76 0-0 ① P3		B SL 79 F SI 87 B SL 77 S SL 77 2-3 ③ K		S SL 85 B SL 84 C SL 83 S FF 91 1-3 ③ K	4	0	0	0	0	2	0
15 Caleb Gindl, L (1, 9) OBP: 0.222, SLG: 0.125		B SL 74 B CH 79 X CH 80 2-0 ② G3			B FF 86 B CH 81 C SL 76 B CH 80 B CU 70 4-1 1 FC4-6 BB			B SI 85 F CH 78 X SI 86 1-1 1B 1 BB 1B		2	0	1	0	1	0	0
9 Jean Segura, R (1, 6) OBP: 0.275, SLG: 0.353		B FF 88 X CU 68 1-0 1 CS 1B			X SI 87 0-0 ② F8			B SL 73 F SL 76 X SI 86 1-1 ① P4		3	0	1	0	0	0	2
1 Logan Schafer, L (1, 7) OBP: 0.262, SLG: 0.333		B SI 83 1-0 ③ CS 1-2	C SL 75 B SI 86 B CH 78 B CH 77 C SL 75 S CU 72 3-3 ① K		S SI 81 B SI 86 X SI 87 1-1 ③ FC4-6 1-2f			B SI 85 C CU 72 B CH 79 B CH 80 B CH 78 4-1 1B 1-2 BB		2	0	0	0	1	1	1
38 Wily Peralta, R (1, 1) OBP: 0.167, SLG: 0.333 18 Khris Davis, R (6, PH) OBP: 0.246, SLG: 0.405 30 Tyler Thornburg, R (7, 1) 13 Will Smith, R (8, 1) Rickie Weeks Jr., R (8, PH) OBP: 0.333, SLG: 0.286 57 Francisco Rodríguez, R (9, 1)			S SI 87 S SL 74 X SL 76 0-2 ② G1-3			B CH 78 B CU 67 C CH 78 B SI 86 F CU 71 X CH 79 3-2 ① L8		B SI 84 B SI 83 X SI 83 2-0 27 G6-4-3 1-2 2-3 1B		1 0 0 0 0 0 0 1 0 0 0 0 0 0 0 0 0 0 0 0 0 0 0 0 0 0 0 0 1 0 1 0 0 0 0 0 0 0 0 0 0 0						
Inning Stats	R: 1 H: 1 E: 1 LOB: 0 K: 0 BB: 0 S: 6 P: 9	R: 0 H: 1 E: 0 LOB: 0 K: 0 BB: 0 S: 6 P: 13	R: 0 H: 0 E: 0 LOB: 0 K: 2 BB: 0 S: 10 P: 14	R: 0 H: 1 E: 0 LOB: 0 K: 0 BB: 0 S: 6 P: 7	R: 0 H: 0 E: 0 LOB: 1 K: 0 BB: 1 S: 5 P: 10	R: 0 H: 1 E: 0 LOB: 0 K: 0 BB: 0 S: 5 P: 8	R: 0 H: 0 E: 0 LOB: 0 K: 2 BB: 0 S: 9 P: 14	R: 0 H: 2 E: 0 LOB: 2 K: 0 BB: 1 S: 7 P: 15	R: 1 H: 1 E: 0 LOB: 0 K: 1 BB: 0 S: 13 P: 17	1B: 6 SF: 1 2B: 1 SAC: 0 3B: 0 DP: 4 HR: 0 HBP: 0						

PITCHER		IP	WLS	BF	H	R	ER	SO	BB	IBB	HBP	BLK	WP	HR	S	P	ERA	WHIP
61 Bronson Arroyo, R ERA: 4.89	(1, 1)	7.1	W	26	5	1	0	4	2	0	0	0	0	0	52	86	0.00	0.955
29 Brad Ziegler, R ERA: 1.0	(8, 1)	0.2	H	2	1	0	0	0	0	0	0	0	0	0	2	4	0.00	1.500
43 Addison Reed, R ERA: 4.08	(9, 1)	1.0	S	4	1	1	1	1	0	0	0	0	0	0	13	17	9.00	1.000

PITCHER	IP	WLS	BF	H	R	ER	SO	BB	IBB	HBP	BLK	WP	HR	S	P	ERA	WHIP

BOTTOM

Arizona Diamondbacks @ Milwaukee Brewers

Miller Park, Milwaukee, WI

Wed May 07 2014, 12:11 PM - 2:54 PM CDT
Att. 24,013 - Roof Closed - 70 F

livebaseballscorecards.com

AB	29
R	2
H	7
RBI	1
BB	2
SO	5
LOB	11

WP: 0 PA: 33
PB: 0
SB: 0
CS: 1

New York Yankees @ Milwaukee Brewers

Miller Park, Milwaukee, WI

Fri May 09 2014, 7:12 PM - 10:14 PM CDT

Att. 40,123 - Clear - 64 F

livebaseballscorecards.com

TOP

Batter	1	2	3	4	5	6	7	8	9	AB	R	H	RBI	BB	SO	LOB
22 Jacoby Ellsbury, L (1, 8) OBP: 0.376, SLG: 0.457	B FF 91 C SI 91 B SL 88 C SI 92 S FF 93 2-3 ① K		B CU 80 C CU 80 B SL 88 B SI 92 X SI 93 3-1 1B	C CU 79 B SI 92 X SI 91 1-1 ③ L7			C CU 74 F SI 90 F CU 76 C SI 90 0-3 ② K			4	0	1	0	0	2	1
2 Derek Jeter, R (1, 6) OBP: 0.328, SLG: 0.318	X FF 92 0-0 ② G4-3		F SL 88 B SL 88 1 SAFE P PO 84 1 SAFE C SI 92 F SL 88 C FF 93 2-3 ③ K		C SI 90 X CU 79 0-1 ① G6-3		B SL 82 B SI 90 X SI 90 2-0 ③ G5-3			4	0	0	0	0	1	1
36 Carlos Beltrán, S (1, 9) OBP: 0.298, SLG: 0.454 31 Ichiro Suzuki, L (8, PR) OBP: 0.396, SLG: 0.451 (8, 9)	B FF 94 B SL 89 C SI 93 B SL 89 X SI 93 3-1 ③ G4-1			C CU 79 B FF 93 B FF 92 B SL 88 F FF 92 B FF 92 4-2 34 1B 26 HR BB	B SL 86 C SI 91 B SL 87 S SI 90 B FF 91 X SI 91 3-2 ② G4-3			C SI 90 X SI 90 0-1 25 S 25 G1-3 2B		3 0	1 1	1 0	0 0	1 0	0 0	0 0
25 Mark Teixeira, S (1, 3) OBP: 0.365, SLG: 0.479		B SL 88 B SI 91 F SI 91 F SI 92 S FF 93 2-3 ① K		C CU 79 F SI 92 B CU 80 X SL 87 1-2 ① P6	B SI 91 C FF 91 F SI 91 B CU 78 X SI 91 2-2 ③ G6-3			F FF 92 B SL 84 B FF 92 F FF 92 F CH 86 X SI 93 2-2 ① G1-3 2-H		4	0	0	1	0	1	1
34 Brian McCann, L (1, 2) OBP: 0.252, SLG: 0.345		B SL 88 B SL 87 B SI 94 C SI 92 B SI 93 4-1 BB		B CU 79 B FF 92 B SI 92 C FF 92 F SI 92 X SI 92 3-2 1-2 26 HR 1B		B SI 92 C SL 87 B CU 80 C SI 89 B SL 86 F SL 86 C FF 92 3-3 ① K		X SL 81 0-0 ② F8		3	1	1	0	1	1	1
26 Yangervis Solarte, S (1, 5) OBP: 0.387, SLG: 0.461		C SI 93 F SL 88 X CU 80 0-2 ② P4		X SL 87 0-0 1-H 2-H HR		C SL 86 B SI 92 S CU 80 B SL 87 B SI 92 X SI 92 3-2 ② G6-3		B SI 91 C SI 91 B SI 90 F FF 91 X SI 92 2-2 ③ G6-3		4	1	1	3	0	0	2
11 Brett Gardner, L (1, 7) OBP: 0.352, SLG: 0.336		B FF 93 B CH 86 1 SAFE C FF 92 X SI 93 2-1 ③ F7		B SI 93 X SI 93 1-0 14 2B 1B		C SL 87 C CH 85 B FF 90 B SL 87 B FF 92 B SL 86 4-2 BB			C SI 89 B SL 84 B FS 86 F SL 84 B SL 85 F SL 84 X SI 89 3-2 ① F7	3	1	1	0	1	0	1
14 Brian Roberts, S (1, 4) OBP: 0.330, SLG: 0.343			B SI 91 S SI 92 C FF 92 F CH 87 F FF 92 F CU 80 S SI 93 1-3 ① K	D FF 93 B SI 92 C SI 92 X FF 92 2-1 1-H 2B		1 SAFE B SL 82 F SI 90 X SI 89 1-1 ③ G4-3			C SL 85 F SI 90 B FS 86 F FS 85 F SL 84 F SL 85 X FS 85 1-2 ② G4-3	4	0	1	1	0	1	1
19 Masahiro Tanaka, R (1, 1) 43 Adam Warren, R (7, 1) 33 Kelly Johnson, L (9, PH) OBP: 0.280, SLG: 0.474 30 David Robertson, R (9, 1)			B FF 92 C FF 92 B SI 92 C SI 92 B SI 92 S FF 93 3-3 ② K	F SL 87 B SI 93 S SL 87 S SL 87 1-3 ② K			C SI 86 B CU 72 B SI 88 S SI 88 C SI 88 2-3 ① K		C CU 73 B FS 84 C SL 82 F SL 84 B SL 84 S FS 84 2-3 ③ K	3 0 1 0	0 0 0 0	0 0 0 0	0 0 0 0	0 0 1 0	3 0 0 0	1 0 0 0

Inning Stats	1	2	3	4	5	6	7	8	9
	R: 0 E: 0 K: 1 S: 6 H: 0 LOB: 0 BB: 0 P: 11	R: 0 E: 0 K: 1 S: 9 H: 0 LOB: 1 BB: 1 P: 17	R: 0 E: 0 K: 3 S: 16 H: 1 LOB: 1 BB: 0 P: 24	R: 4 E: 0 K: 1 S: 17 H: 4 LOB: 1 BB: 1 P: 30	R: 0 E: 0 K: 0 S: 8 H: 0 LOB: 0 BB: 0 P: 13	R: 0 E: 0 K: 1 S: 11 H: 0 LOB: 1 BB: 1 P: 22	R: 0 E: 0 K: 2 S: 8 H: 0 LOB: 0 BB: 0 P: 12	R: 1 E: 0 K: 0 S: 10 H: 1 LOB: 1 BB: 0 P: 14	R: 0 E: 0 K: 1 S: 14 H: 0 LOB: 0 BB: 0 P: 20

	AB	33
	R	5
	H	6
	RBI	5
	BB	3
	SO	10
	LOB	9

1B: 3 SF: 0 WP: 0 PA: 36
2B: 2 SAC: 0 PB: 0
3B: 0 DP: 0 SB: 1
HR: 1 HBP: 0 CS: 0

PITCHER		IP	WLS	BF	H	R	ER	SO	BB	IBB	HBP	BLK	WP	HR	S	P	ERA	WHIP
49 Yovani Gallardo, R ERA: 2.92	(1, 1)	5.2	L	25	5	4	4	7	3	0	0	0	0	1	65	114	6.35	1.412
59 Zach Duke, L ERA: 1.15	(6, 1)	1.1		4	0	0	0	2	0	0	0	0	0	0	10	15	0.00	0.000
53 Brandon Kintzler, R ERA: 4.76	(8, 1)	1.0		4	1	1	1	0	0	0	0	0	0	0	10	14	9.00	1.000
47 Rob Wooten, R ERA: 4.5	(9, 1)	1.0		3	0	0	0	1	0	0	0	0	0	0	14	20	0.00	0.000

PITCHER	IP	WLS	BF	H	R	ER	SO	BB	IBB	HBP	BLK	WP	HR	S	P	ERA	WHIP

Batter	1	2	3	4	5	6	7	8	9	AB	R	H	RBI	BB	SO	LOB
27 Carlos Gómez, R (1, 8) OBP: 0.362, SLG: 0.555	S SL 83 B SL 83 B SL 83 B FF 92 B FF 92 4-1 SH2-3 2 2 S BB		B FS 86 F FS 85 X SL 84 1-1 1B			B CU 69 F SI 89 S FS 85 X FS 86 1-2 2 2B 2B		B FF 94 S FF 94 F SL 87 B FF 94 X CH 86 2-2 ① F8		3	1	2	0	1	0	0
2 Scooter Gennett, L (1, 4) OBP: 0.320, SLG: 0.405	C SI 90 D FS 87 X SI 90 1-1 ① SH2-3 1-3		B SI 90 1 SAFE 1 SAFE X SI 91 1-0 ③ F7			B SI 90 X SI 91 1-0 20 1B 2-H 2B		B FF 93 B FF 93 F FF 94 X FF 94 2-1 ② L4		3	1	1	1	0	0	1
20 Jonathan Lucroy, R (1, 2) OBP: 0.361, SLG: 0.408	C FF 92 S FS 88 F FF 93 X SL 85 0-2 ② P6			B FF 90 C FF 91 S FS 85 F FS 86 X FS 87 1-2 ① G5-3		D SL 84 C SL 83 2 SAFE T FS 87 X SL 86 1-2 16 G6-3 2-H 1B		C FF 94 X CH 85 0-1 ③ F9		4	0	1	1	0	0	1
16 Aramis Ramirez, R (1, 5) OBP: 0.299, SLG: 0.355	S SL 84 S FS 88 S FS 87 0-3 ③ K			B FF 90 X FF 91 1-0 1B		D FS 87 B SL 84 B SI 90 C FF 92 F SI 92 F SI 88 F FS 88 F SL 86 F FS 88 3-2 ①② X SI 92 G6-3 1-2f			B FC 92 B FC 91 F FC 91 F FC 92 S FC 93 2-3 ① K	4	0	1	0	0	2	2
7 Mark Reynolds, R (1, 3) OBP: 0.295, SLG: 0.511		F FF 90 B SL 83 X SI 91 1-1 ① G5-3		S SL 84 C SI 90 B FS 86 S SL 85 1-3 ② K		S FF 93 S FS 87 B SI 89 B FF 93 B SL 87 C SL 87 3-3 ③ K			B FC 91 C FC 90 B KC 84 B FC 92 S FC 91 X FC 92 3-2 HR	4	1	1	1	0	2	1
18 Khris Davis, R (1, 7) OBP: 0.238, SLG: 0.392		C SL 83 S SI 90 S SL 85 0-3 ② K		B CU 73 B FS 85 C SL 83 T FF 92 X FS 86 2-2 ③ F8			F FF 91 B FS 86 C SL 85 F FS 86 C FS 87 1-3 ① K		C FC 91 B KC 84 F FC 91 T FC 92 1-2 ② K	4	0	0	0	0	3	1
9 Jean Segura, R (1, 6) OBP: 0.274, SLG: 0.350		C CU 75 X FF 91 0-1 ③ G4-3			B SL 82 F SL 83 B CU 74 B SI 90 F FF 92 S FS 88 3-3 ① K		B SI 91 X SI 90 1-0 1 1B 1B		B FC 92 F FC 90 C FC 92 S FC 93 1-3 ③ K	4	0	1	0	0	2	0
1 Logan Schafer, L (1, 9) OBP: 0.267, SLG: 0.333			C SI 89 X SI 90 0-1 ① G4-3		C SI 90 B FS 87 B SI 88 F SI 90 B SI 92 X FF 92 3-2 ② F8		B SI 92 B SL 82 B SI 92 C FF 93 F FF 93 F FF 93 X FF 94 3-2 24 CS 1-3 1B			3	0	1	0	0	0	0
49 Yovani Gallardo, R (1, 1) OBP: 0.167, SLG: 0.091 59 Zach Duke, L (6, 1) 24 Lyle Overbay, L (7, PH) OBP: 0.319, SLG: 0.317 53 Brandon Kintzler, R (8, 1) 47 Rob Wooten, R (9, 1)			C FF 90 B SL 83 C FF 92 B FF 92 F SL 84 T FF 93 2-2 ② K		F FF 93 B FF 93 B FF 92 X FF 93 2-1 ③ G4-3		C SL 86 S CH 85 B FF 95 D SL 86 F CH 86 S SL 88 2-3 ②③ K 1-2			2 0 1 0 0	0 0 0 0 0	0 0 0 0 0	0 0 0 0 0	1 0 1 0 0	0 0 2 0 0	0 0 2 0 0
Inning Stats	R: 0 E: 0 K: 1 S: 10 H: 0 LOB: 1 BB: 1 P: 15	R: 0 E: 0 K: 1 S: 7 H: 0 LOB: 0 BB: 0 P: 8	R: 0 E: 0 K: 1 S: 9 H: 1 LOB: 1 BB: 0 P: 13	R: 0 E: 0 K: 1 S: 11 H: 1 LOB: 1 BB: 0 P: 16	R: 0 E: 0 K: 1 S: 8 H: 0 LOB: 0 BB: 0 P: 16	R: 2 E: 0 K: 1 S: 17 H: 3 LOB: 0 BB: 0 P: 26	R: 0 E: 0 K: 2 S: 13 H: 2 LOB: 2 BB: 0 P: 20	R: 0 E: 0 K: 0 S: 7 H: 0 LOB: 0 BB: 0 P: 11	R: 1 E: 0 K: 3 S: 12 H: 1 LOB: 0 BB: 0 P: 19	1B: 5 2B: 3 3B: 0 HR: 1 SF: 0 SAC: 1 DP: 2 HBP: 0				WP: 0 PB: 0 SB: 1 CS: 1		PA: 34

PITCHER	IP	WLS	BF	H	R	ER	SO	BB	IBB	HBP	BLK	WP	HR	S	P	ERA	WHIP
19 Masahiro Tanaka, R (1, 1) ERA: 2.57	6.1	W	26	7	2	2	7	1	0	0	0	0	0	71	108	2.84	1.263
43 Adam Warren, R (7, 1) ERA: 1.29	1.2	H	4	0	0	0	1	0	0	0	0	0	0	11	17	0.00	0.000
30 David Robertson, R (9, 1) ERA: 2.0	1.0	S	4	1	1	1	3	0	0	0	0	0	1	12	19	9.00	1.000

PITCHER	IP	WLS	BF	H	R	ER	SO	BB	IBB	HBP	BLK	WP	HR	S	P	ERA	WHIP

BOTTOM

New York Yankees @ Milwaukee Brewers

Miller Park, Milwaukee, WI

Fri May 09 2014, 7:12 PM - 10:14 PM CDT

Att. 40,123 - Clear - 64 F

livebaseballscorecards.com

AB	32
R	3
H	8
RBI	3
BB	1
SO	11
LOB	8

New York Yankees @ Milwaukee Brewers

Miller Park, Milwaukee, WI

Sat May 10 2014, 6:11 PM - 8:59 PM CDT

Att. 43,085 - Roof Closed - 72 F

TOP

livebaseballscorecards.com

Batter	1	2	3	4	5	6	7	8	9	AB	R	H	RBI	BB	SO	LOB
22 Jacoby Ellsbury, L (1, 8) OBP: 0.368, SLG: 0.446	F SI 90 B SI 92 X SL 84 1-1 ① G4-3		B CU 76 C SI 90 F SI 91 B CU 75 B SI 90 F 3-2 CI 11 3B		B CU 76 C SI 90 F SI 89 X SI 91 1-2 ① P5		X SL 83 0-0 ① F7			3	1	0	0	0	0	2
11 Brett Gardner, L (1, 7) 12 Alfonso Soriano, R (7, PH) OBP: 0.352, SLG: 0.353 OBP: 0.277, SLG: 0.417 91 Alfredo Aceves, R (7, 1)	C SI 91 B CH 81 X SI 91 1-1 ② F8		X CH 80 0-0 1-H 36 1B 3B		C SL 85 B SI 90 B SI 91 C SL 84 F SI 91 C SL 85 2-3 ② K		C CU 74 F CU 74 F CU 75 X SI 89 0-2 1-2 2-H 36 G5-4-3 1B			3 1 0	1 0 0	1 1 0	1 1 0	0 0 0	1 0 0	0 0 0
36 Carlos Beltrán, S (1, 9) OBP: 0.296, SLG: 0.447	C SI 92 F SI 92 X CH 81 0-2 ③ P6		C SL 86 F SI 91 X SI 91 0-2 3-H 1B		B CU 76 F SI 90 B CH 82 C CH 81 B SL 86 X SL 85 3-2 ③ G3		C CU 75 B SL 82 B SI 90 F SI 90 X CU 77 2-2 ②③ 1-2f G5-4-3			4	0	1	1	0	0	2
25 Mark Teixeira, S (1, 3) OBP: 0.371, SLG: 0.520		C SI 90 B SI 91 B SL 85 X CH 80 2-1 34 CS 1B	X CU 77 0-0 ③ G4-3			C SL 83 X SI 89 0-1 HR		C SL 79 B SL 80 B SL 80 X FF 93 2-1 ① G6-3		4	1	2	1	0	0	1
34 Brian McCann, L (1, 2) OBP: 0.252, SLG: 0.342		B CU 75 F SI 91 B CH 80 F SI 90 D SL 86 S SL 84 3-3 ①② 1-2 K	C CU 75 B CH 80 B SI 90 X SL 84 2-1 26 FC5-4 1B			F CH 80 B SI 90 F SI 89 X CH 79 1-2 ① G6-3		B SL 82 F FF 94 C SL 82 F SL 80 B FF 94 S SL 82 2-3 ② K		4	0	1	0	0	2	1
26 Yangervis Solarte, S (1, 5) (7, 6) OBP: 0.382, SLG: 0.453		B SI 92 C SI 91 S CH 80 F CH 81 X SI 92 1-2 1B	C CU 74 B CH 79 B SI 90 B SI 89 X SI 90 3-1 ① FC5-4 17 1B 1-2f			C SI 90 X CU 75 0-1 ② G3		C FF 94 S SL 80 B SL 81 F SL 80 S SL 82 1-3 ③ K		4	0	1	0	0	1	1
14 Brian Roberts, S (1, 4) OBP: 0.319, SLG: 0.330		C SL 84 B CH 80 S SL 85 B SL 84 F CH 81 1 SAFE X SI 91 2-2 ③ F8		X SI 89 0-0 ② L7		X SI 89 0-0 ③ F8			X SI 91 0-0 ① F9	4	0	0	0	0	0	2
17 Brendan Ryan, R (1, 6) OBP: 1.000, SLG: 1.000 33 Kelly Johnson, L (7, PH) OBP: 0.286, SLG: 0.468 (7, 5)			X SI 90 0-0 52 G6-4-3 1B	B SL 84 C SL 84 C SL 84 X SL 83 1-2 52 FC6 1B 1-2			B CU 76 B CU 75 B FF 92 C FF 93 S FF 92 F FF 93 F FF 92 B FF 93 4-2 31 12 1B BB		C SI 91 X CU 76 0-1 ② L9	2 1	0 1	2 1	0 0	0 1	0 0	0 0
52 CC Sabathia, L (1, 1) 68 Dellin Betances, R (6, 1) 31 Ichiro Suzuki, L (7, PH) OBP: 0.400, SLG: 0.453 (7, 7)			S SL 81 L SL 83 X SL 83 0-2 ①② 1-2f G6-4-3	X SL 84 0-0 ③ 1-2f FC6			B CU 75 X FF 91 1-0 1-2 12 1B 1B		C SI 91 X CH 84 0-1 ③ F7	2 0 2	0 0 0	0 0 1	0 0 0	0 0 0	0 0 0	3 0 0

Inning Stats	1	2	3	4	5	6	7	8	9	1B	SF	WP	PA
	R: 0 E: 0 K: 0 S: 7 H: 0 LOB: 0 BB: 0 P: 9	R: 0 E: 0 K: 1 S: 13 H: 2 LOB: 1 BB: 0 P: 21	R: 2 E: 1 K: 0 S: 12 H: 3 LOB: 1 BB: 0 P: 15	R: 0 E: 0 K: 0 S: 9 H: 2 LOB: 2 BB: 0 P: 15	R: 0 E: 0 K: 1 S: 10 H: 0 LOB: 0 BB: 0 P: 16	R: 1 E: 0 K: 0 S: 8 H: 1 LOB: 0 BB: 0 P: 9	R: 1 E: 0 K: 0 S: 13 H: 2 LOB: 1 BB: 1 P: 20	R: 0 E: 0 K: 2 S: 10 H: 0 LOB: 0 BB: 0 P: 15	R: 0 E: 0 K: 0 S: 5 H: 0 LOB: 0 BB: 0 P: 5	1B: 8 2B: 1 3B: 1 HR: 1	SF: 0 SAC: 0 DP: 3 HBP: 0	WP: 0 PB: 0 SB: 0 CS: 1	PA: 36

PITCHER		IP	WLS	BF	H	R	ER	SO	BB	IBB	HBP	BLK	WP	HR	S	P	ERA	WHIP
26 Kyle Lohse, R ERA: 2.75	(1, 1)	6.0		25	8	3	2	2	0	0	0	0	0	1	59	85	3.00	1.333
30 Tyler Thornburg, R ERA: 2.45	(7, 1)	0.0		2	1	1	1	0	1	0	0	0	0	0	5	10	∞	∞
59 Zach Duke, L ERA: 1.08	(7, 1)	1.0	W	3	1	0	0	0	0	0	0	0	0	0	8	10	0.00	1.000
13 Will Smith, L ERA: 0.55	(8, 1)	1.0	H	3	0	0	0	2	0	0	0	0	0	0	10	15	0.00	0.000
57 Francisco Rodríguez, R ERA:	(9, 1)	1.0	S	3	0	0	0	0	0	0	0	0	0	0	5	5	0.00	0.000

PITCHER	IP	WLS	BF	H	R	ER	SO	BB	IBB	HBP	BLK	WP	HR	S	P	ERA	WHIP

BOTTOM

Batter	1	2	3	4	5	6	7	8	9	AB	R	H	RBI	BB	SO	LOB
27 Carlos Gómez, R (1, 8) OBP: 0.357, SLG: 0.563	B FF 90 F SI 90 X FF 90 1-1 HR		F SI 88 B SL 83 C SL 82 B SI 90 T SL 81 2-2 ② K	C FF 91 F CH 84 B SL 81 S SL 82 1-3 ③ K		B FF 97 C FF 96 S KC 82 S KC 83 1-3 ③ K		F CU 82 F FF 91 X FF 91 0-2 ③ F8		5	1	1	1	0	3	4
9 Jean Segura, R (1, 6) OBP: 0.266, SLG: 0.339	C SI 89 F CH 84 B FF 90 X SL 83 1-2 ① F9		B SL 81 B CH 84 X CH 84 2-0 E6 20 HR		B SL 81 X CH 84 1-0 ① L9		C FF 93 S SL 83 B SL 84 X FF 93 1-2 ① G5-3			4	1	0	0	0	0	0
20 Jonathan Lucroy, R (1, 2) OBP: 0.365, SLG: 0.444	C FF 91 B SL 83 C SI 89 B FF 90 X SI 89 2-2 ② G6-3		F SI 88 F SL 81 F FF 88 X SI 88 0-2 1-H HR		C SL 81 X CH 84 0-1 ② L8		B SL 84 C SL 83 X FF 94 1-1 BLK 1B 2B			4	2	2	2	0	0	0
16 Aramis Ramirez, R (1, 5) OBP: 0.309, SLG: 0.390 14 Jeff Bianchi, R (4, 5) OBP: 0.209, SLG: 0.171	C SL 82 S CH 84 B FF 90 X SI 88 1-2 1B		X CH 85 0-0 HR		C SI 88 B SL 80 B CH 82 S CH 83 F CH 83 F SL 82 S CH 83 2-3 ③ K		C FF 92 F SL 83 X FF 92 0-2 ② P4			2 2	1 0	2 0	1 0	0 1	0 1	0 1
Rickie Weks Jr., R (1, 4) OBP: 0.349, SLG: 0.308	C SL 82 S SL 82 X SL 82 0-2 ③ G4-3		B SI 90 B SL 84 X SI 90 2-0 7 1B 1B			C SL 80 B CH 84 F SI 87 X SL 82 1-2 ① L9	C FF 93 X FF 93 0-1 2-H 1B			4	0	2	1	0	0	1
7 Mark Reynolds, R (1, 3) OBP: 0.303, SLG: 0.505		C SL 81 B SL 83 X SI 89 1-1 ① P6	C SL 82 X SL 82 0-1 1-3 1B			F SI 89 B FF 88 B CH 83 C SL 82 F SL 83 B SL 82 F SI 88 B SL 81 4-2 15 1B 18 1B BB	S FC 90 F FS 87 B SL 84 S FC 88 1-3 ③ K			3	0	1	0	1	1	1
18 Khris Davis, R (1, 7) OBP: 0.239, SLG: 0.388 57 Francisco Rodríguez, R (9, 1)		C SL 82 B CH 84 B SI 90 S CH 84 X SL 83 2-2 ② F7	C FF 92 B CH 86 S CH 85 B SL 82 F CH 85 B SI 90 F FF 90 S CH 85 3-3 ③ K			D SI 87 C SI 89 B SL 82 X SI 88 2-1 15 1B 1-2 1B		C FF 91 B FC 90 B CH 84 F FC 90 B FF 92 X CU 81 3-2 ① L7		4 0	0 0	1 0	0 0	0 0	1 0	2 0
15 Caleb Gindl, L (1, 9) OBP: 0.273, SLG: 0.158		B FF 91 B SI 89 C FF 90 C FF 90 X SL 84 2-2 ③ G4-3		C FF 90 F SL 84 B FF 92 X FF 91 2-2 ① F8		F FF 90 D FF 90 D SI 89 T SL 82 X SL 82 2-2 1-2 2-3 1B		B SI 83 B SI 92 B SI 92 B SI 93 4-0 BB		3	0	1	0	1	0	0
26 Kyle Lohse, R (1, 1) OBP: 0.118, SLG: 0.063 2 Scooter Gennett, L (6, PH) OBP: 0.317, SLG: 0.402 30 Tyler Thornburg, R (7, 1) 59 Zach Duke, L (7, 1) 13 Will Smith, R (8, 1) 1 Logan Schafer, L (8, PH) OBP: 0.261, SLG: 0.326 (9, 7)			B FF 90 F FF 89 B SI 89 F FF 91 X FF 92 2-2 ① G5-3	F SI 89 B FF 89 X FF 90 1-1 ② P3		C FF 95 S KC 83 S KC 84 0-3 ② K		X FF 91 0-0 ② F7		2 1 0 0 0 1	0 0 0 0 0 0	0 0 0 0 0 0	0 0 0 0 0 0	0 1 0 0 0 0	0 3 0 0 0 1	0 0 0 0 0 1
Inning Stats	R: 1 E: 0 K: 0 S: 14 H: 2 LOB: 1 BB: 0 P: 19	R: 0 E: 0 K: 0 S: 8 H: 0 LOB: 0 BB: 0 P: 13	R: 3 E: 1 K: 2 S: 20 H: 4 LOB: 2 BB: 0 P: 31	R: 0 E: 0 K: 1 S: 8 H: 0 LOB: 0 BB: 0 P: 12	R: 0 E: 0 K: 1 S: 8 H: 0 LOB: 0 BB: 0 P: 11	R: 0 E: 0 K: 2 S: 18 H: 2 LOB: 3 BB: 1 P: 28	R: 1 E: 0 K: 1 S: 13 H: 2 LOB: 1 BB: 0 P: 16	R: 0 E: 0 K: 0 S: 7 H: 0 LOB: 1 BB: 1 P: 14		1B: 6 2B: 1 3B: 0 HR: 3	SF: 0 SAC: 0 DP: 0 HBP: 0		WP: 0 PB: 0 SB: 0 CS: 0	PA: 37		

PITCHER		IP	WLS	BF	H	R	ER	SO	BB	IBB	HBP	BLK	WP	HR	S	P	ERA	WHIP
52 CC Sabathia, L ERA: 5.28	(1, 1)	5.1		26	8	4	1	4	1	0	0	0	0	3	70	107	1.69	1.688
68 Dellin Betances, R ERA: 2.0	(6, 1)	0.2		2	0	0	0	2	0	0	0	0	0	0	6	7	0.00	0.000
91 Alfredo Aceves, R ERA: 1.23	(7, 1)	2.0	L	9	2	1	1	1	1	0	0	1	0	0	20	30	4.50	1.500

PITCHER	IP	WLS	BF	H	R	ER	SO	BB	IBB	HBP	BLK	WP	HR	S	P	ERA	WHIP

New York Yankees @ Milwaukee Brewers

Miller Park, Milwaukee, WI

Sat May 10 2014, 6:11 PM - 8:59 PM CDT

Att. 43,085 - Roof Closed - 72 F

livebaseballscorecards.com

AB	35
R	5
H	10
RBI	5
BB	2
SO	7
LOB	13

Batter	1	2	3	4	5	6	7	8	9	AB	R	H	RBI	BB	SO	LOB
11 Brett Gardner, L (1, 7) OBP: 0.346, SLG: 0.355	C FF 90 B SI 92 B FF 92 X SI 92 2-1 25 BB 33 2B 2B	C SI 91 B CU 74 F FF 92 F SI 92 S FF 92 1-3 ② K	C FF 90 B FF 93 C CU 74 B FF 91 D SL 84 F FF 93 F FF 94 X FF 92 3-2 ② FC3-6 1-2f	C SL 83 B FF 92 X SI 93 1-1 ② L7	B FF 95 C FF 94 S FF 95 S SL 82 1-3 ③ K	5	1	1	0	0	2	2
2 Derek Jeter, R (1, 6) OBP: 0.323, SLG: 0.313	B FF 92 X SI 92 1-0 ① B1	C FF 90 X SI 91 0-1 1B	B SI 91 F FF 92 S CU 75 F FF 93 D SL 84 X SI 92 2-2 ③ G6-3	F SI 92 B SI 90 X SL 85 1-1 ③ G5-3	F FF 90 B FF 92 B SI 90 X SI 90 2-1 ① G6-3	5	0	1	0	0	0	3
22 Jacoby Ellsbury, L (1, 8) OBP: 0.369, SLG: 0.440	C CU 73 B FF 94 B FF 92 2 SAFE B SL 83 C CU 74 B SL 85 4-2 25 BB 33 2B BB	X FF 91 0-0 ③ G4-3	B FF 90 F FF 92 C CU 72 F SL 85 F FF 93 B SL 82 S FF 94 2-3 ① K	C FF 89 C CU 76 B CU 77 B CU 77 B SI 92 X SI 91 3-2 25 FC6-4 1B	B CH 81 F CH 84 F SI 91 X CH 84 1-2 ② L9	4	1	1	0	1	1	1
25 Mark Teixeira, S (1, 3) OBP: 0.383, SLG: 0.557	C CU 74 D FF 92 S FF 93 B FF 92 F SL 84 F SL 84 B CH 82 F SL 85 B SL 83 4-2 33 2B 26 SF7 1-2 2-3 BB	C FF 91 X CU 74 0-1 ① P4	X FF 92 0-0 26 BB 1B	F SI 91 X SI 90 0-1 ① FC6-4 36 G5-3 26 1B 1-2f	B CU 75 C CU 75 B CH 84 F SI 90 B CH 86 F CU 75 X CH 83 3-2 HR	4	3	2	1	1	0	1
33 Kelly Johnson, L (1, 5) OBP: 0.287, SLG: 0.475 36 Carlos Beltrán, S (7, PH) OBP: 0.292, SLG: 0.440 (7, 9)	B FF 92 F SI 91 X FF 92 1-1 1-3 2-H 3-H 2B	C CU 72 B FF 92 S SL 83 B SL 84 F SI 92 F SI 93 X FF 93 2-2 ② P3	B CU 72 C CU 73 F FF 92 S SL 85 1-3 ② K	B CU 76 F SI 90 X SI 90 1-1 ② G5-3 1-2	C FF 91 B SL 83 F SL 82 S SL 83 1-3 ③ K	C CU 74 S SI 91 X CU 75 0-2 ③ G1-3	3	0	1	2	0	1	1
							2	0	0	0	0	0	1
26 Yangervis Solarte, S (1, 4) OBP: 0.394, SLG: 0.463 (7, 5)	B CU 74 B CU 72 F FF 92 X SI 92 2-1 ② SF7 3-H	C FF 92 B CH 85 X SI 92 1-1 1B	C CU 73 F FF 92 B FF 92 B CU 74 B CU 74 F SL 83 B SL 82 4-2 1-2 BB	C CU 76 D SI 90 X SI 91 1-1 2-H 1B	2	0	2	2	1	0	0
31 Ichiro Suzuki, L (1, 9) OBP: 0.397, SLG: 0.436 12 Alfonso Soriano, R (7, PH) OBP: 0.275, SLG: 0.414 17 Brendan Ryan, R (7, 4) OBP: 1.000, SLG: 1.000 43 Adam Warren, R (8, 1)	B SI 94 S FF 93 B FF 93 D CH 86 C CU 74 F CU 74 D CU 77 4-2 BB	X FF 92 0-0 ③ P6	D CU 75 F FF 92 B FF 92 B FF 92 C CU 75 X CU 74 3-2 ③ G1-3	C SL 82 B SL 83 S SL 83 F SL 82 S SL 83 1-3 ③ K	2	0	0	0	1	0	3
							1	0	0	0	0	1	1
							0	0	0	0	0	0	0
							0	0	0	0	0	0	0
66 John Ryan Murphy, R (1, 2) OBP: 0.407, SLG: 0.556	C FF 92 B FF 93 B SL 83 S FF 93 C FF 91 2-3 ③ K	C FF 90 X FF 92 0-1 41 FC3-6 1B	X SI 91 0-0 41 SH2-4 1B	B CU 77 X SI 90 1-0 14 G5-4-3 1B	4	0	3	0	0	1	2
41 David Phelps, R (1, 1) 48 Matt Thornton, L (6, 1) 68 Dellin Betances, R (6, 1) 14 Brian Roberts, S (8, PH) OBP: 0.316, SLG: 0.327 (8, 4)	C FF 91 X FF 90 0-1 ① P3	L FF 89 X FF 89 0-1 ① FC3-6 11 FC3-6 1-2f	X SI 91 0-0 ① SH2-4 1-2	X SI 91 0-0 ①② G5-4-3 1-2f	2	0	0	0	0	0	1
					0	0	0	0	0	0	0
					0	0	0	0	0	0	0
					1	0	0	0	0	0	1
Inning Stats	R: 3 E: 0 K: 1 S: 20 H: 2 LOB: 2 BB: 3 P: 40	R: 0 E: 0 K: 1 S: 9 H: 1 LOB: 1 BB: 0 P: 10	R: 0 E: 0 K: 0 S: 10 H: 1 LOB: 1 BB: 0 P: 13	R: 0 E: 0 K: 0 S: 13 H: 1 LOB: 1 BB: 0 P: 18	R: 0 E: 0 K: 2 S: 15 H: 1 LOB: 2 BB: 1 P: 25	R: 0 E: 0 K: 0 S: 6 H: 1 LOB: 1 BB: 0 P: 8	R: 1 E: 0 K: 1 S: 13 H: 2 LOB: 1 BB: 0 P: 19	R: 0 E: 0 K: 1 S: 5 H: 1 LOB: 0 BB: 0 P: 7	R: 1 E: 0 K: 0 S: 12 H: 1 LOB: 0 BB: 0 P: 18	1B: 8 2B: 2 3B: 0 HR: 1 SF: 1 SAC: 1 DP: 1 HBP: 0						

TOP

New York Yankees @ Milwaukee Brewers

Miller Park, Milwaukee, WI

Sun May 11 2014, 1:12 PM - 4:52 PM CDT

Att. 43,544 - Cloudy - 76 F

livebaseballscorecards.com

AB	35
R	5
H	11
RBI	5
BB	4
SO	6
LOB	17

WP: 0 PA: 41
PB: 0
SB: 0
CS: 0

PITCHER		IP	WLS	BF	H	R	ER	SO	BB	IBB	HBP	BLK	WP	HR	S	P	ERA	WHIP
22 Matt Garza, R ERA: 4.98	(1, 1)	5.0		25	6	3	3	4	4	0	0	0	0	0	67	106	5.40	2.000
53 Brandon Kintzler, R ERA: 4.38	(6, 1)	1.0		4	1	0	0	0	0	0	0	0	0	0	6	8	0.00	1.000
59 Zach Duke, L ERA: 1.56	(7, 1)	0.2	H	4	2	1	1	0	0	0	0	0	0	0	9	14	13.50	3.000
47 Rob Wooten, R ERA: 4.32	(7, 1)	0.1	H	1	0	0	0	1	0	0	0	0	0	0	4	5	0.00	0.000
13 Will Smith, L ERA: 0.52	(8, 1)	1.0	H	3	1	0	0	1	0	0	0	0	0	0	5	7	0.00	1.000

PITCHER		IP	WLS	BF	H	R	ER	SO	BB	IBB	HBP	BLK	WP	HR	S	P	ERA	WHIP
57 Francisco Rodríguez, R ERA: 0.45	(9, 1)	1.0	W	4	1	1	1	0	0	0	0	0	0	1	12	18	9.00	1.000

Batter	1	2	3	4	5	6	7	8	9	AB	R	H	RBI	BB	SO	LOB
27 Carlos Gómez, R (1, 8) OBP: 0.364, SLG: 0.558	C SI 88 B SL 86 X SL 84 1-1 L9 1 S 1B		F KC 81 H SI 90 1-1 24 BLK 1 SH1-3 24 1B HBP	B SL 85 B SI 92 B SL 86 B SI 90 4-0 BB		X KC 81 0-0 ① B2		S SL 85 X SL 84 0-1 ③ F8		3	1	1	0	1	0	3
1 Logan Schafer, L (1, 9) OBP: 0.260, SLG: 0.340	B SI 88 C SL 86 X SI 90 1-1 ① F7 1-2		L SI 91 X SI 90 0-1 ① SH1-3 1-2 2-3	1 SAFE 1 SAFE X SL 87 0-0 ③ G3		F FF 95 X FF 97 0-1 FC6-5 1-3 2-H 2B			C FF 93 B CH 85 B CH 84 B FF 94 C FF 94 F SL 86 F FF 94 F FF 95 X SL 85 3-2 ① F9	4	0	1	1	0	0	2
Rickie Weeks Jr., R (1, 4) OBP: 0.375, SLG: 0.364	X KC 78 0-0 ② L9 2-3		B SI 91 D SL 88 X KC 82 2-0 24 1B 24 BLK 3-H 1B		B SI 88 B CH 80 X SI 89 2-0 1B	S KC 84 B KC 84 X KC 83 1-1 ② FC6-5 24 CS 2-3 3-H			B FF 95 S SL 86 B SL 86 S SL 86 B FF 94 F SL 86 X FF 95 3-2 24 WP 7 1B 2B	5	1	3	2	0	0	2
24 Lyle Overbay, L (1, 3) OBP: 0.312, SLG: 0.309	X KC 80 0-0 ③ G3		B CH 82 C SI 90 B SI 90 S CH 83 X SI 92 2-2 18 BB 1-3 2-H 1B		1 SAFE C SL 86 X CH 81 0-1 ① F7	1 SAFE C FF 95 0-1 ③ CS 1-2	B KC 80 C FF 94 B FF 95 C FF 96 B KC 82 F KC 83 X FF 97 3-2 ① G4-3		S CH 86 S CH 86 B CH 87 B CH 86 S CH 87 2-3 ② K 2-3	5	0	1	1	0	1	3
7 Mark Reynolds, R (1, 5) OBP: 0.307, SLG: 0.500		C SL 86 C SI 89 B KC 79 X KC 80 1-2 18 G6-3 1B	F SI 91 B SL 86 S SL 88 1 SAFE B SL 86 B FF 92 1 SAFE F SL 87 S SL 88 3-3 ② K		1 SAFE 1 SAFE X SI 89 0-0 ② P3		B KC 83 C KC 81 S FF 96 S FF 97 1-3 ② K		C SL 87 M FF 95 X SL 86 0-2 3-H 1B	5	0	2	1	0	2	3
18 Khris Davis, R (1, 7) OBP: 0.239, SLG: 0.379		X SI 89 0-0 ① ② G6-3 1-2f	D KC 81 B SI 92 B SL 87 B SI 90 4-0 1-2 BB		C SL 85 1 SAFE C FF 90 1 SAFE X KC 80 0-2 ③ L7		B FF 97 B KC 82 X FF 97 2-0 ③ F9			3	0	0	0	1	0	2
9 Jean Segura, R (1, 6) OBP: 0.273, SLG: 0.339		B SI 89 B SL 85 B FF 89 C SI 89 B SI 90 4-1 12 S BB	C KC 81 F SL 88 B KC 81 X SL 88 1-2 ③ L8			X KC 79 0-0 12 1B 20 1B 1B		B FF 94 F SL 84 B SL 87 F FF 93 S FF 94 2-3 ① K		3	1	1	0	1	1	3
12 Martín Maldonado, R (1, 2) OBP: 0.467, SLG: 0.542		1 SAFE B SL 86 C KC 80 C SI 90 X SL 87 1-2 ③ P3 1-2		C SL 85 X KC 80 0-1 ① P2		1 SAFE 1 SAFE X SI 90 0-0 20 1B 1 2B 1-3 1B		B CU 80 F FF 94 F CH 84 F SL 87 B SL 86 C FF 95 2-3 ② K		4	1	1	0	0	1	1
22 Matt Garza, R (1, 1) 53 Brandon Kintzler, R (6, 1) 2 Scooter Gennett, L (6, PH) 20 Jonathan Lucroy, R (6, PH) 59 Zach Duke, L (7, 1) 47 Rob Wooten, R (7, 1) 13 Will Smith, R (8, 1) 15 Caleb Gindl, L (8, PH) 57 Francisco Rodriguez, R (9, 1)			C SI 88 X SI 89 0-1 1 SH1-3 1B 2B	X SL 86 0-0 ② G3		B FF 94 F FF 93 B FF 94 X FF 94 2-1 1 2B FC6-5 1-2 3-H 1B		B FF 94 B CH 85 B FF 96 F FF 93 B CH 84 4-1 BB		2 1 1 0 0 0 0 0 0 0 0 0 0 0 0 0 0 0 0 0 0 1 1 1 1 0 0 0 0 0 0 0 0 0 0 0 0 0 0 0 0 0 0 0 0 0 0 0 0 0 0 0 0 1 0 0 0 0 0 0 0 0 0						
Inning Stats	R: 0 E: 0 K: 0 S: 6 H: 1 LOB: 1 BB: 0 P: 8	R: 0 E: 0 K: 0 S: 8 H: 1 LOB: 1 BB: 1 P: 14	R: 2 E: 0 K: 1 S: 16 H: 3 LOB: 3 BB: 1 P: 29	R: 0 E: 0 K: 0 S: 4 H: 0 LOB: 1 BB: 1 P: 8	R: 0 E: 0 K: 0 S: 7 H: 1 LOB: 1 BB: 0 P: 9	R: 3 E: 0 K: 0 S: 10 H: 4 LOB: 0 BB: 0 P: 13	R: 0 E: 0 K: 1 S: 8 H: 0 LOB: 0 BB: 0 P: 14	R: 0 E: 0 K: 2 S: 10 H: 0 LOB: 1 BB: 1 P: 18	R: 1 E: 0 K: 1 S: 16 H: 2 LOB: 1 BB: 0 P: 24	1B: 9 2B: 3 3B: 0 HR: 0 SF: 0 SAC: 1 DP: 1 HBP: 1		WP: 1 PB: 0 SB: 2 CS: 1 PA: 42				

PITCHER		IP	WLS	BF	H	R	ER	SO	BB	IBB	HBP	BLK	WP	HR	S	P	ERA	WHIP
41 David Phelps, R ERA: 4.09	(1, 1)	5.0		26	8	4	4	1	3	0	1	1	0	0	43	70	7.20	2.200
48 Matt Thornton, L ERA: 3.0	(6, 1)	0.0	B	1	1	0	0	0	0	0	0	0	0	0	2	4	∞	∞
68 Dellin Betances, R ERA: 1.8	(6, 1)	2.0		6	1	1	1	1	0	0	0	0	0	0	14	21	4.50	0.500
43 Adam Warren, R ERA: 1.59	(8, 1)	1.2	L	8	2	1	1	3	1	0	0	0	1	0	26	42	5.40	1.800

PITCHER	IP	WLS	BF	H	R	ER	SO	BB	IBB	HBP	BLK	WP	HR	S	P	ERA	WHIP

BOTTOM

New York Yankees @ Milwaukee Brewers

Miller Park, Milwaukee, WI

Sun May 11 2014, 1:12 PM - 4:52 PM CDT

Att. 43,544 - Cloudy - 76 F

livebaseballscorecards.com

AB	35
R	6
H	12
RBI	6
BB	4
SO	5
LOB	19

Batter	1	2	3	4	5	6	7	8	9	AB	R	H	RBI	BB	SO	LOB
5 Josh Harrison, R (1, 9) OBP: 0.321, SLG: 0.490 48 Jared Hughes, R (7, 1) 14 Jaff Decker, L (9, PH)	B FF 90 C FF 89 B FF 89 B FF 90 S FF 90 F FF 91 S FF 91 3-3 K		C FF 89 X CU 79 0-1 2B		B CH 78 C FF 89 F CH 78 X FF 88 1-2 22 FC4 1B		B SL 86 S SI 92 X SI 92 1-1 G4-3		B SI 90 S SI 90 S CH 83 B CH 85 S CH 84 2-3 K	4 0 1	0 0 0	2 0 0	0 0 0	0 0 0	1 0 1	1 0 0
18 Neil Walker, S (1, 4) OBP: 0.352, SLG: 0.473	B FF 90 B CH 78 B FF 90 C FF 90 X FF 90 3-1 HR	B FF 89 C CU 78 X FF 89 1-1 P3	C CH 78 1 SAFE B FF 88 1 SAFE X CU 78 1-1 P6				C FF 93 C SL 79 F SL 82 S FF 94 0-3 K		4	1	1	1	0	1	2
22 Andrew McCutchen, R (1, 8) OBP: 0.428, SLG: 0.496	C CU 78 B CH 77 S FF 90 S FF 90 1-3 K	C CH 77 F FF 89 D CH 77 F CH 77 F FF 89 D CH 76 D CH 77 S CH 78 3-3 K	D CU 79 C CH 78 B CH 79 C FF 89 1 SAFE X CH 77 2-2 FC4 1-2f				C SL 80 B FF 93 C FF 93 X SL 79 1-2 E6 24 FC1-6		4	0	0	0	0	2	2
24 Pedro Alvarez, L (1, 5) OBP: 0.311, SLG: 0.392	X CH 78 0-0 G1-3			B CU 76 B FF 89 B CH 77 C FF 89 S CH 77 F FF 89 B CH 78 4-2 31 S BB		B FF 88 S CH 78 S CH 77 F FF 90 B FF 89 S CH 77 2-3 K		B FF 93 1 SAFE S SL 81 S SL 81 X SL 82 1-2 FC1-6 31 1B 17 2B 1-2f		3	1	0	0	1	1	1
31 Jose Tabata, R (1, 7) OBP: 0.306, SLG: 0.333		B FF 89 B FF 89 F FF 89 B FF 89 C FF 89 X FF 91 3-2 10 CS 1B		C FF 89 D CU 80 F FF 89 D CH 76 D FF 89 F FF 89 S CH 78 3-3 K 1-2		C FF 89 F CH 77 X CH 76 0-2 15 G6-3 1B		B FF 95 X FF 94 1-0 17 2B 1-2 1B		4	0	3	0	0	1	1
15 Ike Davis, L (1, 3) OBP: 0.368, SLG: 0.389 17 Gaby Sanchez, R (8, PH) OBP: 0.357, SLG: 0.563 (8, 3)		B FF 90 1 SAFE 1 SAFE S CH 78 B FF 88 1 SAFE F CH 78 X FF 89 2-2 P3	B CU 78 B FF 89 X CH 79 2-0 F8		X CH 77 0-0 G6-3 1-2f		B SL 79 B FF 93 X SI 90 2-0 1-3 2-H 2B		3 1	0 0	0 1	0 1	0 0	0 0	3 0
10 Jordy Mercer, R (1, 6) OBP: 0.264, SLG: 0.304		S CU 77 B FF 89 X FF 89 1-1 1-2 2B	B CU 78 B CU 78 B CH 79 B FF 89 4-0 BB				C SL 84 X SI 92 0-1 19 SH5-3 1B	C FF 95 X SL 81 0-1 G6-3		3	0	2	0	1	0	2
19 Chris Stewart, R (1, 2) OBP: 0.281, SLG: 0.233		C CU 78 S CH 78 F FF 89 F FF 90 F CH 77 B FF 90 D CU 80 C FF 90 2-3 K	B CU 78 C CU 78 B CH 79 C FF 90 D FF 90 X CH 79 3-2 F7				X SI 92 0-0 SH5-3 1-2		C FF 91 C SI 91 F CH 86 B CH 85 B CH 85 F CH 82 F FF 90 B SI 92 X SI 90 3-2 G4-3	3	0	0	0	0	1	3
45 Gerrit Cole, R (1, 1) OBP: 0.368, SLG: 0.294 37 Justin Wilson, L (6, 1) 23 Travis Snider, L (7, PH) OBP: 0.309, SLG: 0.349 (7, 9)			C FF 89 S CU 78 B CU 78 S FF 89 1-3 K		C FF 89 B CU 79 B FF 89 C FF 88 B FF 90 F FF 89 S FF 89 3-3 K		X SI 92 0-0 F7		B CU 77 C CU 76 B SI 90 B SI 90 C SI 90 X SI 90 3-2 L7	2 0 2	0 0 0	0 0 0	0 0 0	0 0 0	2 0 1	0 0 1
Inning Stats	R: 1 E: 0 K: 2 S: 10 H: 1 LOB: 0 BB: 0 P: 17	R: 0 E: 0 K: 1 S: 14 H: 2 LOB: 1 BB: 0 P: 22	R: 0 E: 0 K: 2 S: 12 H: 1 LOB: 1 BB: 0 P: 17	R: 0 E: 0 K: 1 S: 11 H: 0 LOB: 2 BB: 2 P: 27	R: 0 E: 0 K: 1 S: 12 H: 1 LOB: 1 BB: 0 P: 19	R: 0 E: 0 K: 1 S: 8 H: 1 LOB: 0 BB: 0 P: 10	R: 0 E: 0 K: 0 S: 6 H: 1 LOB: 1 BB: 0 P: 7	R: 1 E: 1 K: 1 S: 14 H: 2 LOB: 2 BB: 0 P: 19	R: 0 E: 0 K: 1 S: 12 H: 0 LOB: 0 BB: 0 P: 20	1B: 5 2B: 3 3B: 0 HR: 1	SF: 0 SAC: 1 DP: 1 HBP: 0	WP: 0 PB: 0 SB: 1 CS: 1	PA: 37				

TOP

Pittsburgh Pirates @ Milwaukee Brewers

Miller Park, Milwaukee, WI

Tue May 13 2014, 7:12 PM - 10:24 PM CDT

Att. 24,176 - Roof Closed - 68 F

livebaseballscorecards.com

AB	34
R	2
H	9
RBI	2
BB	2
SO	10
LOB	16

PITCHER		IP	WLS	BF	H	R	ER	SO	BB	IBB	HBP	BLK	WP	HR	ERA	WHIP
41 Marco Estrada, R ERA: 3.28	(1, 1)	6.0	W	24	6	1	1	8	2	0	0	0	0	1	1.50	1.333
53 Brandon Kintzler, R ERA: 4.05	(7, 1)	1.0	H	4	1	0	0	0	0	0	0	0	0	0	0.00	1.000
13 Will Smith, L ERA: 0.49	(8, 1)	1.0		6	2	1	0	1	0	0	0	0	0	0	0.00	2.000
57 Francisco Rodríguez, R ERA: 0.43	(9, 1)	1.0	S	3	0	0	0	1	0	0	0	0	0	0	0.00	0.000

PITCHER	IP	WLS	BF	H	R	ER	SO	BB	IBB	HBP	BLK	WP	HR	S	P	ERA	WHIP

BOTTOM

Pittsburgh Pirates @ Milwaukee Brewers

Miller Park, Milwaukee, WI

Tue May 13 2014, 7:12 PM - 10:24 PM CDT

Att. 24,176 - Roof Closed - 68 F

livebaseballscorecards.com

Batter	1	2	3	4	5	6	7	8	9	AB	R	H	RBI	BB	SO	LOB
27 Carlos Gómez, R (1, 8) OBP: 0.369, SLG: 0.555 3 Elian Herrera, S (6, 7) OBP: 0.300, SLG: 0.276 (7, 9)	C SI 95 C FF 96 B SI 95 B SL 86 S SL 87 2-3 K ①		S FF 98 H CH 86 1-1 8 S 20 1B HBP		B SL 87 C KC 84 B FF 96 B SI 97 B SI 97 4-1 2 2B 7 FC1-2 BB	1 SAFE 1 SAFE B FF 96 B FF 93 F FF 95 1 SAFE 1 SAFE B SI 95 X SI 96 3-1 1-3 1B		S SI 91 C FF 92 X SL 85 0-2 2 CS 1B		1	1	0	0	1	1	0
										2	0	2	0	0	0	0
2 Scooter Gennett, L (1, 4) OBP: 0.320, SLG: 0.410	F FF 96 F SI 96 X KC 85 0-2 8 FC5-4 1B		X CH 86 0-0 F7 ②		1 SAFE B FF 97 1 SAFE B FF 98 X FF 97 2-0 7 FC1-2 1-3 2B	C SI 95 X FF 96 0-1 G4-3 ③		B SI 92 X SI 92 1-0 G4-3 ①② 1-2		5	0	2	0	0	0	5
8 Ryan Braun, R (1, 9) OBP: 0.360, SLG: 0.578 18 Khris Davis, R (7, 7) OBP: 0.250, SLG: 0.396	B FF 96 F FF 96 1 SAFE X FF 96 1-1 FC5-4 ② 1-2f		B SI 98 B SL 88 B FF 97 B FF 96 4-0 20 1B 1-2 2-3 BB		F SL 84 F FF 98 S SL 87 0-3 K ②		X SI 90 0-0 20 1B 7 SF8 1B	T SL 86 B SI 92 X SL 84 1-1 2B		2	0	0	0	1	1	3
										2	1	2	0	0	0	0
20 Jonathan Lucroy, R (1, 2) OBP: 0.378, SLG: 0.450	B FF 97 X SI 96 1-0 L9 ③		C SL 88 B FF 96 X FF 97 1-1 1-3 2-H 3-H 1B		D SL 85 C KC 84 B CH 86 S SL 87 F FF 97 B FF 98 B SL 87 4-2 7 FC1-2 BB		1 SAFE X SI 91 0-0 24 G1-5-3 9 E 1-3 1B	X SI 93 0-0 L4 ③		4	1	2	2	1	0	2
7 Mark Reynolds, R (1, 5) OBP: 0.297, SLG: 0.486		C FF 96 F FF 95 T FF 98 0-2 K ①	F CH 87 F FF 96 B SL 88 F CH 86 F SI 99 X SL 87 1-2 G3-1 ③		X SI 96 0-0 FC1-2 ③ 1-2 2-3 3-Hf		B SI 92 F SI 92 1 SAFE X SI 92 1-1 SF8 ① 3-H			3	0	0	1	0	1	5
24 Lyle Overbay, L (1, 3) OBP: 0.296, SLG: 0.292		B FF 97 C CH 90 B FF 97 S FF 96 C FF 98 2-3 K ②	B FF 94 C FF 93 S CH 85 S SL 86 1-3 K ①		B CH 85 S CH 86 F FF 95 X FF 96 1-2 F7 ①	X SI 92 0-0 G1-5-3 ② 1-2			4	0	0	0	0	2	1
9 Jean Segura, R (1, 6) OBP: 0.279, SLG: 0.351		C SI 96 B SI 97 X FF 96 1-1 G5-3 ③	C SL 87 B SL 85 B FF 98 F SI 100 F SL 87 X FF 93 1-2 G6-3 ②		B FF 94 F KC 82 X FF 95 1-1 1 G1-3 1B 2B	C SI 92 2 SAFE X SI 92 0-1 E3 2-H 1B			4	1	2	1	0	0	0
1 Logan Schafer, L (1, 7) OBP: 0.278, SLG: 0.340 (6, 8)			B FF 96 X FF 96 1-0 8 S 41 SH1-4 20 1B 1B		C FF 96 B CH 87 F CH 88 F FF 98 B SL 89 S SL 88 2-3 K ③	D SL 83 C CH 87 B FF 97 B SL 86 X CH 87 3-1 G1-3 ② 2-3	I IN 76 I IN 77 I IN 79 I IN 79 4-0 IBB			3	1	1	0	1	1	1
41 Marco Estrada, R (1, 1) Rickie Weeks Jr., R (6, PH) OBP: 0.388, SLG: 0.378 53 Brandon Kintzler, R (7, 1) 14 Jeff Bianchi, R (7, PH) OBP: 0.205, SLG: 0.167 13 Will Smith, R (8, 1) 57 Francisco Rodríguez, R (9, 1)			X SI 95 0-0 SH1-4 ① 1-2		B FF 94 C FF 95 F SI 92 X FF 98 1-2 G4-3 ①	D SL 87 B SL 86 S SI 98 B FF 98 S SI 97 X FF 98 3-2 3 1B 3-H 1B	F SI 92 F SI 92 B SL 85 F SI 92 D SI 92 X SI 92 2-2 F8 ③			1 0 0 0 0 0 0 1 0 1 1 0 0 0 0 0 0 0 0 0 0 1 0 0 0 0 0 2 0 0 0 0 0 0 0 0 0 0 0 0 0 0						

Inning Stats	1	2	3	4	5	6	7	8	9
	R: 0 E: 0 K: 1 S: 9 H: 1 LOB: 1 BB: 0 P: 13	R: 0 E: 0 K: 2 S: 8 H: 0 LOB: 0 BB: 0 P: 11	R: 2 E: 0 K: 0 S: 11 H: 2 LOB: 2 BB: 1 P: 19	R: 0 E: 0 K: 2 S: 12 H: 0 LOB: 0 BB: 0 P: 16	R: 0 E: 0 K: 1 S: 12 H: 1 LOB: 3 BB: 2 P: 23	R: 1 E: 0 K: 1 S: 14 H: 3 LOB: 2 BB: 0 P: 25	R: 2 E: 1 K: 0 S: 11 H: 3 LOB: 2 BB: 1 P: 18	R: 0 E: 0 K: 0 S: 7 H: 2 LOB: 1 BB: 0 P: 9	

AB	33
R	5
H	12
RBI	5
BB	4
SO	6
LOB	19

1B: 9 SF: 1
2B: 3 SAC: 1
3B: 0 DP: 0
HR: 0 HBP: 1

WP: 0 PA: 40
PB: 0
SB: 2
CS: 1

PITCHER		IP	WLS	BF	H	R	ER	SO	BB	IBB	HBP	BLK	WP	HR	S	P	ERA	WHIP
45 Gerrit Cole, R ERA: 3.76	(1, 1)	5.2	L	28	7	3	3	6	3	0	1	0	0	0	64	105	4.76	1.765
37 Justin Wilson, L ERA: 3.38	(6, 1)	0.1		1	0	0	0	0	0	0	0	0	0	0	2	2	0.00	0.000
48 Jared Hughes, R ERA: 2.7	(7, 1)	2.0		11	5	2	2	0	0	1	0	0	0	0	18	27	9.00	2.500

PITCHER	IP	WLS	BF	H	R	ER	SO	BB	IBB	HBP	BLK	WP	HR	S	P	ERA	WHIP

Pittsburgh Pirates @ Milwaukee Brewers

Miller Park, Milwaukee, WI

Wed May 14 2014, 7:12 PM - 10:13 PM CDT

Att. 24,962 - Roof Closed - 67 F

livebaseballscorecards.com

TOP

Batter	1	2	3	4	5	6	7	8	9	AB	R	H	RBI	BB	SO	LOB
23 Travis Snider, L (1, 9) OBP: 0.309, SLG: 0.349	C FF 94 T CH 82 S SL 87 0-3 ① K		B SL 85 B FF 95 F FF 95 B SI 95 F SI 95 X FF 96 3-2 1B		C SL 83 X SI 94 0-1 ② F8			C SL 79 B SL 80 C FF 93 B SL 82 B SL 81 S SL 82 3-3 ② K2-3	S SI 90 X CH 84 0-1 ② G5-3	3	0	1	0	0	1	1
17 Gaby Sanchez, R (8, PH) OBP: 0.352, SLG: 0.554										1	0	0	0	0	1	0
44 Tony Watson, L (8, 1)										0	0	0	0	0	0	0
14 Jaff Decker, L (9, PH)										1	0	0	0	0	0	1
35 Mark Melancon, R (9, 1)										0	0	0	0	0	0	0
18 Neil Walker, S (1, 4) OBP: 0.347, SLG: 0.464	S FF 95 B CH 84 F SI 96 F SL 88 S SI 96 1-3 ② K		1 SAFE B CH 82 T FF 95 X SI 95 1-1 ③ F7		C SI 95 F SL 88 B SI 95 B SI 95 B SI 96 F SI 96 F FF 96 F SL 87 X SI 97 3-2 ③ P5			B SL 79 X FF 94 1-0 22 1B 1B	C CU 75 S CH 84 C FF 91 0-3 ③ K	5	0	1	0	0	2	3
22 Andrew McCutchen, R (1, 8) OBP: 0.429, SLG: 0.493	F FF 95 F SL 86 B FF 97 B CH 85 X SL 88 2-2 ③ G5-3			C SL 84 B SL 87 B FF 95 F FF 95 B SL 85 B SL 84 4-2 24 1B 31 FC6-4 BB		B FF 94 B SL 83 X FF 94 2-0 ① G6-3		C SL 80 B SL 80 D SL 81 C FF 93 F SL 82 D SL 84 X SL 80 3-2 1-3 1B		3	1	1	0	1	0	0
24 Pedro Alvarez, L (1, 5) OBP: 0.315, SLG: 0.395		B SI 96 B SL 84 X FF 94 2-0 ① G3-1		1 SAFE C SL 85 X SL 85 0-1 31 FC6-4 1-3 1B		S SI 95 X SI 96 0-1 31 G5-4-3 1B		C SL 82 S SL 82 S SL 81 0-3 ③ K		4	0	2	0	0	1	2
31 Jose Tabata, R (1, 7) OBP: 0.294, SLG: 0.320 (8, 9)		B SI 95 C SI 96 X SI 95 1-1 ② L9		B FF 96 X CH 85 1-0 ① FC6-4 1-2f 3-H		F SI 95 B SI 95 1 SAFE S SI 95 F SI 95 B SI 95 X SL 85 2-2 ② ③ G5-4-3 1-2f			C CU 76 X SI 90 0-1 ① L9	4	0	0	1	0	0	2
15 Ike Davis, L (1, 3) OBP: 0.373, SLG: 0.404 12 Clint Barmes, R (9, PR) OBP: 0.262, SLG: 0.216 (9, 3)		B FF 95 X SI 96 1-0 2B		C FF 95 C CH 87 X SL 88 0-2 ② F8			C SL 82 X CH 80 0-1 ① G3-1		B CU 75 B CH 81 X CH 82 2-0 10 1B 19 1B 1B	4	0	2	0	0	0	1
										0	1	0	0	0	0	0
10 Jordy Mercer, R (1, 6) OBP: 0.263, SLG: 0.302		C SL 84 B SI 95 X SI 95 1-1 ③ P4		C SL 84 F FF 95 F SL 86 S SL 87 0-3 ③ K			C SI 93 B SL 83 F SI 94 B SL 86 B FF 96 X FF 95 3-2 ② L9		C FF 90 B SI 90 X FF 91 1-1 19 1B 6 2B 1-2 1B	4	1	1	0	0	1	2
19 Chris Stewart, R (1, 2) OBP: 0.278, SLG: 0.235			C FF 94 F SL 86 X FF 96 0-2 ① L9		X FF 93 0-0 ① G6-3		X FF 93 0-0 ③ F9		C SI 90 F FF 91 X CH 86 0-2 6 2B 1-3 2-H 1B	4	1	1	1	0	0	0
47 Francisco Liriano, L (1, 1) OBP: 0.133, SLG: 0.133 29 Bryan Morris, L (7, 1) 6 Starling Marte, R (8, PH) OBP: 0.327, SLG: 0.367 (8, 7)			B FF 94 C FF 94 B SI 95 T FF 94 F FF 96 F SI 96 S FF 96 2-3 ② K		C CH 89 C SL 84 B SL 86 X SL 85 1-2 1B			B FF 92 C SL 78 S SL 79 B SL 81 S FF 93 2-3 ① K	L SI 92 C FF 91 D SI 87 X CU 76 1-2 2-H 3-H 2B	2	0	1	0	0	1	0
										0	0	0	0	0	0	0
										2	0	1	2	0	1	0
Inning Stats	R: 0 E: 0 K: 2 S: 10 H: 0 LOB: 0 BB: 0 P: 13	R: 0 E: 0 K: 0 S: 6 H: 1 LOB: 1 BB: 0 P: 11	R: 0 E: 0 K: 1 S: 13 H: 1 LOB: 0 BB: 0 P: 19	R: 1 E: 0 K: 1 S: 12 H: 1 LOB: 1 BB: 1 P: 17	R: 0 E: 0 K: 0 S: 12 H: 1 LOB: 1 BB: 0 P: 16	R: 0 E: 0 K: 0 S: 7 H: 1 LOB: 0 BB: 0 P: 11	R: 0 E: 0 K: 0 S: 6 H: 0 LOB: 0 BB: 0 P: 9	R: 0 E: 0 K: 3 S: 14 H: 2 LOB: 2 BB: 0 P: 23	R: 3 E: 0 K: 1 S: 16 H: 4 LOB: 1 BB: 0 P: 20	1B: 9 2B: 2 3B: 0 HR: 0 SF: 0 SAC: 0 DP: 1 HBP: 0						

	AB	37
	R	4
	H	11
	RBI	4
	BB	1
	SO	8
	LOB	12

WP: 0 PA: 38
PB: 0
SB: 0
CS: 0

PITCHER		IP	WLS	BF	H	R	ER	SO	BB	IBB	HBP	BLK	WP	HR	S	P	ERA	WHIP
38 Wily Peralta, R ERA: 2.05	(1, 1)	7.0		26	5	1	1	4	1	0	0	0	0	0	66	96	1.29	0.857
13 Will Smith, L ERA: 0.47	(8, 1)	1.0		5	2	0	0	3	0	0	0	0	0	0	14	23	0.00	2.000
57 Francisco Rodríguez, R ERA: 1.64	(9, 1)	1.0	L	7	4	3	3	1	0	0	0	0	0	0	16	20	27.00	4.000

PITCHER		IP	WLS	BF	H	R	ER	SO	BB	IBB	HBP	BLK	WP	HR	S	P	ERA	WHIP

Batter	1	2	3	4	5	6	7	8	9	AB	R	H	RBI	BB	SO	LOB
3 Elian Herrera, S (1, 8) OBP: 0.265, SLG: 0.242	C SI 91 B SI 92 B CH 83 S CH 84 F SL 83 S SL 86 2-3 **K** ①		S SI 92 B SL 84 B SL 84 S SI 92 S CH 86 2-3 **K** ③		D SL 87 F CH 85 B CH 84 B SI 91 X SI 93 3-1 **G3** ③		X SI 96 0-0 **G6-3** ③			4	0	0	0	0	2	3
Rickie Weeks Jr., R (1, 4) OBP: 0.396, SLG: 0.375	C SL 83 B SI 93 F CH 85 F SL 84 F SI 94 F SI 94 F CH 86 B SL 86 S SL 87 2-3 **K** ②			B FF 91 X SL 82 1-0 7 G5-3 20 BB **1B**		B CH 84 B SI 91 C SI 92 X CH 84 2-1 **G5-3** ①		B SI 93 C SI 93 F CH 87 B SI 94 B SI 94 B SI 94 4-2 8 G5-4-3 **BB**		3	0	1	0	1	1	0
8 Ryan Braun, R (1, 9) OBP: 0.365, SLG: 0.574 57 Francisco Rodríguez, R (9, 1)	B SI 94 F SI 93 B SI 94 X SI 93 2-1 **1B**			C SL 83 S SI 92 T SI 93 0-2 **K** ①		B SI 92 X SL 85 1-0 **1B**		S CH 87 X SI 94 0-1 **G5-4-3** ① ② **1-2f**		4 0	0 0	2 0	0 0	0 0	1 0	2 0
20 Jonathan Lucroy, R (1, 2) OBP: 0.381, SLG: 0.447	B SL 84 C CH 85 F SL 85 X SL 87 1-2 **G1-3** ③			**B SL 84** **S SL 84** 1 SAFE 1 SAFE B SI 92 B CH 85 B SI 92 4-1 **BB** **1-2**		**1 SAFE** **F SI 90** **D SL 84** 1 SAFE 1 SAFE S CH 85 F SI 93 X SL 85 1-2 **L9** ②		B SI 94 S CH 87 C SI 95 X CH 86 1-2 7 S **1B**		3	0	1	0	1	0	2
7 Mark Reynolds, R (1, 3) OBP: 0.287, SLG: 0.468		S SI 92 X SI 92 0-1 **P3** ①		C CH 85 X CH 85 0-1 **G5-3** ② ③ **2-3f**		S SL 85 B CH 84 1 SAFE X CH 86 1-1 **G3** ③		**1 SAFE** **S SI 94** 1 SAFE 1 SAFE B SI 95 B CH 86 X CH 86 2-1 **F9** ③ **1-2**		4	0	0	0	0	0	4
18 Khris Davis, R (1, 7) OBP: 0.257, SLG: 0.401		S SL 83 B SI 93 S CH 86 B CH 87 B SL 85 S CH 86 3-3 **K** ②			C SL 84 B SI 92 S CH 86 X SL 86 1-2 9 E 14 SF7 **2B**		B FC 91 B FC 91 B SI 96 B SI 97 4-0 14 G4-3 9 SH1-3 **BB**		S FC 91 S FC 92 F KC 82 B KC 82 X FC 95 1-2 **G3** ①	3	1	1	0	1	1	0
9 Jean Segura, R (1, 6) OBP: 0.273, SLG: 0.343		X SI 93 0-0 **L9** ③			F SL 83 X CH 84 0-1 **E3** 38 S **2-3**		1 SAFE X FC 91 0-0 **SH1-3** ① **1-2**		F SI 93 X FF 92 0-1 **G1-3** ②	3	0	0	0	0	0	1
14 Jeff Bianchi, R (1, 5) OBP: 0.208, SLG: 0.178			C SI 91 B SI 93 C SL 84 S CH 86 1-3 **K** ①		C SL 82 S CH 85 F CH 86 X SL 86 0-2 **SF7** ① **3-H**		X SI 98 0-0 **G4-3** ② **2-3**		C FF 92 F FF 93 B KC 81 F KC 80 X FF 94 1-2 1 DI **1B**	3	0	1	1	0	1	1
38 Wily Peralta, R (1, 1) OBP: 0.143, SLG: 0.286 2 Scooter Gennett, L (7, PH) OBP: 0.326, SLG: 0.410 13 Will Smith, R (8, 1) 1 Logan Schafer, L (9, 9) OBP: 0.273, SLG: 0.333			B SI 92 X SI 93 1-0 **P4** ②		1 SAFE S SI 91 M CH 84 M CH 86 0-3 **K** ② **1-2**		I IN 66 I IN 61 I IN 64 I IN 61 4-0 **IBB**		C FF 92 B FC 90 S FC 90 F KC 81 F FF 93 F FC 92 X FF 91 1-2 **G1-3** ③ **1-2**	2 0 0 1	0 0 0 0	0 0 0 0	0 0 0 0	1 1 0 0	1 0 0 1	1 0 0 1
Inning Stats	R: 0 E: 0 K: 2 S: 16 H: 1 LOB: 1 BB: 0 P: 23	R: 0 E: 0 K: 1 S: 6 H: 0 LOB: 0 BB: 0 P: 9	R: 0 E: 0 K: 2 S: 7 H: 0 LOB: 0 BB: 0 P: 11	R: 0 E: 0 K: 1 S: 7 H: 1 LOB: 1 BB: 1 P: 12	R: 1 E: 1 K: 1 S: 14 H: 1 LOB: 1 BB: 0 P: 18	R: 0 E: 0 K: 0 S: 9 H: 1 LOB: 1 BB: 0 P: 14	R: 0 E: 0 K: 0 S: 3 H: 0 LOB: 2 BB: 2 P: 11	R: 0 E: 0 K: 0 S: 9 H: 1 LOB: 1 BB: 1 P: 16	R: 0 E: 0 K: 0 S: 16 H: 1 LOB: 1 BB: 0 P: 19	1B: 5 2B: 1 3B: 0 HR: 0 SF: 1 SAC: 1 DP: 2 HBP: 0						WP: 0 PB: 0 SB: 2 CS: 0 PA: 36

PITCHER		IP	WLS	BF	H	R	ER	SO	BB	IBB	HBP	BLK	WP	HR	S	P	ERA	WHIP
47 Francisco Liriano, L ERA: 4.25	(1, 1)	6.0		23	4	1	1	7	1	0	0	0	0	0	59	87	1.50	0.833
29 Bryan Morris, R ERA: 3.31	(7, 1)	1.0		5	0	0	0	0	1	1	0	0	0	0	3	11	0.00	1.000
44 Tony Watson, L ERA: 1.5	(8, 1)	1.0	W	4	1	0	0	0	1	0	0	0	0	0	9	16	0.00	2.000
35 Mark Melancon, R ERA: 1.42	(9, 1)	1.0	S	4	1	0	0	0	0	0	0	0	0	0	16	19	0.00	1.000

PITCHER	IP	WLS	BF	H	R	ER	SO	BB	IBB	HBP	BLK	WP	HR	S	P	ERA	WHIP

BOTTOM

Pittsburgh Pirates @ Milwaukee Brewers

Miller Park, Milwaukee, WI

Wed May 14 2014, 7:12 PM - 10:13 PM CDT

Att. 24,962 - Roof Closed - 67 F

livebaseballscorecards.com

AB	30
R	1
H	6
RBI	1
BB	4
SO	7
LOB	15

Batter	1	2	3	4	5	6	7	8	9	AB	R	H	RBI	BB	SO	LOB
23 Travis Snider, L (1, 9) OBP: 0.310, SLG: 0.341	B FF 89 C SI 89 B FF 90 B FF 90 B SI 89 4-1 BB		S CU 78 X CU 80 0-1 G4-1 ③		D CU 79 C FF 91 D SL 85 B SL 86 C SI 91 C SI 91 3-3 K ①		S CU 75 S CU 74 B CU 74 S CU 76 1-3 K ②		C SL 83 C SI 88 B SL 82 X SL 82 1-2 G6-4-3 ② ③ 1-2f	2	0	0	0	1	1	1
6 Starling Marte, R (7, PH) OBP: 0.323, SLG: 0.362										2	0	0	0	0	1	2
(7, 7)																
18 Neil Walker, S (1, 4) OBP: 0.345, SLG: 0.458	B SI 90 X SL 87 1-0 F7 ①			C CU 78 B FF 91 X SL 87 1-1 L6 ①	B CU 79 D SL 86 F SI 91 X SL 87 2-1 22 FC6-4 1B 1-2		C CU 76 B SI 90 X CU 75 1-1 G5-3 ③			4	0	1	0	0	0	1
22 Andrew McCutchen, R (1, 8) OBP: 0.425, SLG: 0.483	B SL 88 C SL 88 F SL 87 C SL 88 1-3 K ②			F SL 88 B CU 81 X CU 78 1-1 E5 17 FC5-4 24 BB	C CU 79 D CU 79 X SL 87 1-1 FC6-4 ② 1-2f 2-3			B FF 92 B CU 77 B CH 83 B FF 93 4-0 17 G5-4-3 24 S BB		3	0	0	0	1	1	3
24 Pedro Alvarez, L (1, 5) OBP: 0.320, SLG: 0.389	F CU 78 1 SAFE C CU 78 B FF 91 B FF 91 B SL 86 T CU 80 3-2 K ③			B SL 86 B CU 77 F CU 78 B SL 87 B SL 86 4-1 17 FC5-4 1-2 BB	B CU 78 B CU 79 C SL 85 X SL 85 2-1 G4-3 ③			C CU 78 B CU 79 B CH 83 B CH 86 F CU 79 B CU 76 4-2 17 G5-4-3 1-2 BB		2	0	0	0	2	1	3
17 Gaby Sanchez, R (1, 3) OBP: 0.347, SLG: 0.580		B FF 90 C SI 91 C CU 78 B FF 91 F SL 87 F CU 79 X FF 91 2-2 F8 ①		B FF 92 C SL 87 B CU 80 F SI 92 X CU 80 2-2 FC5-4 ② 1-2f 2-3		X FF 90 0-0 HR		D CU 78 B CH 84 F FF 93 D CU 80 X FF 92 3-1 G5-4-3 ① ② 1-2f 2-3		4	1	1	1	0	0	4
10 Jordy Mercer, R (1, 6) OBP: 0.254, SLG: 0.291		C CU 78 B SL 86 B SI 92 F SI 91 X CU 79 2-2 G6-3 ②		S SL 86 D SL 87 F FF 92 1 SAFE F CU 80 X SL 86 1-2 G5-3 ③		C FF 91 B SL 87 X SL 87 1-1 F9 ①		S SL 84 B SL 83 F SL 83 F CU 74 B SI 90 S CU 75 2-3 K ③		4	0	0	0	0	1	3
31 Jose Tabata, R (1, 7) OBP: 0.302, SLG: 0.327		F FF 91 B SI 91 B CU 80 X SI 91 2-1 L9 ③			B SL 86 C SL 86 B SI 91 X SI 91 2-1 26 HR 1B	S CU 80 B CU 80 B SI 92 F SI 91 B CU 78 S SL 87 3-3 K ②			S SL 84 B SI 88 X SL 83 1-1 15 BB 1B	4	1	2	0	0	1	0
(7, 9)																
26 Tony Sanchez, R (1, 2) OBP: 0.295, SLG: 0.339			X SL 86 0-0 G6-3 ①		F SI 92 1 SAFE S SL 86 X SL 86 0-2 1-H HR	B CU 78 S SL 86 B SL 87 F FF 91 S CU 80 2-3 K ③			1 SAFE 1 SAFE B SL 84 X SL 82 1-0 B2 ①	4	1	1	2	0	1	1
51 Wandy Rodriguez, S (1, 1) OBP: 0.286, SLG: 0.286			B FF 89 C FF 90 C FF 90 B CU 79 X SI 90 2-2 L7 ②		C FF 91 X SI 91 0-1 22 FC6-4 18 1B 1B		B FF 91 C FF 90 C FF 90 B CU 80 C FF 92 2-3 K ①		B FS 85 C SL 82 B SL 82 C FS 84 B SL 84 1 SAFE B FS 84 4-2 6 G6-4-3 1-2 BB	2	0	1	0	0	0	0
37 Justin Wilson, L (6, 1)										1	0	0	0	0	1	0
44 Tony Watson, L (8, 1)										0	0	0	0	0	0	0
15 Ike Davis, L (9, PH) OBP: 0.378, SLG: 0.404										0	0	0	0	1	0	0
5 Josh Harrison, R (9, PR) OBP: 0.321, SLG: 0.490										0	0	0	0	0	0	0
35 Mark Melancon, R (9, 1)										0	0	0	0	0	0	0
Inning Stats	R: 0 E: 0 K: 2 S: 8 H: 0 LOB: 1 BB: 1 P: 17	R: 0 E: 0 K: 0 S: 10 H: 0 LOB: 0 BB: 0 P: 16	R: 0 E: 0 K: 0 S: 6 H: 0 LOB: 0 BB: 0 P: 8	R: 0 E: 1 K: 0 S: 12 H: 0 LOB: 2 BB: 1 P: 21	R: 2 E: 0 K: 1 S: 16 H: 4 LOB: 2 BB: 0 P: 26	R: 1 E: 0 K: 2 S: 9 H: 1 LOB: 0 BB: 0 P: 15	R: 0 E: 0 K: 2 S: 8 H: 0 LOB: 0 BB: 0 P: 12	R: 0 E: 0 K: 1 S: 8 H: 0 LOB: 1 BB: 2 P: 21	R: 0 E: 0 K: 0 S: 8 H: 1 LOB: 2 BB: 1 P: 15	1B: 4 2B: 0 3B: 0 HR: 2	SF: 0 SAC: 0 DP: 2 HBP: 0			WP: 0 PB: 0 SB: 1 CS: 0	PA: 37		

TOP

Pittsburgh Pirates @ Milwaukee Brewers

Miller Park, Milwaukee, WI

Thu May 15 2014, 12:11 PM - 3:11 PM CDT

Att. 34,743 - Roof Closed - 66 F

livebaseballscorecards.com

AB	32
R	3
H	6
RBI	3
BB	5
SO	8
LOB	18

PITCHER		IP	WLS	BF	H	R	ER	SO	BB	IBB	HBP	BLK	WP	HR	S	P	ERA	WHIP
49 Yovani Gallardo, R ERA: 3.07	(1, 1)	6.1		27	5	3	3	6	2	0	0	0	0	2	64	108	4.26	1.105
59 Zach Duke, L ERA: 1.5	(7, 1)	0.2		2	0	0	0	1	0	0	0	0	0	0	5	7	0.00	0.000
30 Tyler Thornburg, R ERA: 2.37	(8, 1)	0.2		3	0	0	0	0	2	0	0	0	0	0	4	15	0.00	3.000
47 Rob Wooten, R ERA: 3.72	(8, 1)	1.1	W	5	1	0	0	1	1	0	0	0	0	0	12	21	0.00	1.500

PITCHER	IP	WLS	BF	H	R	ER	SO	BB	IBB	HBP	BLK	WP	HR	S	P	ERA	WHIP

BOTTOM

Pittsburgh Pirates @ Milwaukee Brewers

Miller Park, Milwaukee, WI

Thu May 15 2014, 12:11 PM - 3:11 PM CDT

Att. 34,743 - Roof Closed - 66 F

livebaseballscorecards.com

Batter	1	2	3	4	5	6	7	8	9	AB	R	H	RBI	BB	SO	LOB
Rickie Weeks Jr., R (1, 4) OBP: 0.421, SLG: 0.481	C FF 89 B SI 89 F SI 90 B CU 78 X CU 79 2-2 9 1B 2B		B CU 74 C FF 90 B CU 76 X SI 90 2-1 HR		B FF 90 C CH 82 F FF 90 B FF 90 B CH 83 S CU 76 3-3 ③ K			B CH 86 S CH 86 S SI 94 X SI 95 1-2 1B		4	1	3	1	0	1	0
9 Jean Segura, R (1, 6) OBP: 0.280, SLG: 0.343	B FF 90 C FF 89 X CU 75 1-1 8 G1-6-3 2-3 1B		C SI 90 B CU 73 B CU 75 B CH 83 B CH 84 4-1 8 BLK BB			X FF 94 0-0 ① F9		S SI 94 X CH 86 0-1 ③ G1-3		3	0	1	0	1	0	1
8 Ryan Braun, R (1, 9) OBP: 0.361, SLG: 0.561	F FF 90 B FF 90 F FF 89 X SI 89 1-2 ①② G1-6-3 1-2f		1 SAFE 1 SAFE X CH 82 0-0 ③ L8 1-2			B FF 93 C FC 89 X FF 95 1-1 ② G4-3			B FC 91 F FF 93 X KC 82 1-1 7 BB 20 BB 18 1B 1B	4	1	1	0	0	0	3
20 Jonathan Lucroy, R (1, 3) OBP: 0.377, SLG: 0.437 (8, 2)	B SI 91 F SI 91 X CU 76 1-1 ③ G5-3			B FF 89 B CH 82 F SI 88 B CH 83 X SI 88 3-1 ① L8		B FF 96 C SI 95 F SI 96 S FF 96 1-3 ③ K			B FC 91 B FC 91 B FF 92 D FC 90 4-0 7 BB 18 1B 1-2 BB	3	1	0	0	1	1	1
7 Mark Reynolds, R (1, 5) OBP: 0.286, SLG: 0.455 (8, 3)		B FF 89 X SI 90 1-0 ① F8		B FF 89 B CU 75 C CH 83 B CU 74 C CH 81 X FF 88 3-2 ② F7			B FC 89 S FF 95 F FF 94 F FF 96 S FC 89 1-3 ① K		B KC 82 B FC 91 B FC 92 C FF 92 S FC 92 D FC 94 4-2 18 1B 1-2 2-3 BB	3	0	0	0	1	1	0
18 Khris Davis, R (1, 7) OBP: 0.257, SLG: 0.397		B FF 90 C SI 88 B SI 89 X CH 82 2-1 ② G1-3		X SI 88 0-0 ③ G6-3			C FF 94 F CU 78 F FC 88 S FF 95 0-3 ② K		F FC 91 D KC 82 F FC 92 D KC 81 X FC 92 2-2 1-2 2-H 3-H 1B	4	0	1	2	0	1	0
12 Martín Maldonado, R (1, 2) OBP: 0.455, SLG: 0.630 47 Rob Wooten, R (8, 1)		B FF 88 B FF 88 C FF 88 B CH 82 X SI 89 3-1 ③ G5-3			C CU 74 X SI 88 0-1 HR		C SI 95 B FC 88 T FF 95 S FC 90 1-3 ③ K			3 0	1 0	1 0	1 0	0 0	1 0	0 0
1 Logan Schafer, L (1, 8) OBP: 0.263, SLG: 0.321 3 Elian Herrera, S (8, PH) OBP: 0.257, SLG: 0.235 (9, 8)			L FF 91 X SI 89 0-1 ① G3		C CU 76 C SI 89 S CU 76 0-3 ① K			C SI 92 C SI 92 C SI 93 0-3 ① K		2 1	0 0	0 0	0 0	0 0	1 1	0 0
49 Yovani Gallardo, R (1, 1) OBP: 0.143, SLG: 0.077 59 Zach Duke, L (7, 1) 30 Tyler Thornburg, R (8, 1) 14 Jeff Bianchi, R (8, 5) OBP: 0.204, SLG: 0.174			F FF 90 B SI 89 F SI 90 F CU 75 S FF 91 1-3 ② K		C CU 74 B FF 89 B FF 88 B CU 76 F FF 89 F FF 90 C FF 89 3-3 ② K			S SI 93 B CH 85 B SI 94 S CH 85 S SI 94 2-3 ② K		2 0 0 1	0 0 0 0	0 0 0 0	0 0 0 0	0 0 0 0	2 0 0 1	0 0 0 0

	AB	30
	R	4
	H	7
	RBI	4
	BB	3
	SO	10
	LOB	5

Inning Stats																																
	R: 0 E: 0 K: 0 S: 10	H: 2 LOB: 1 BB: 0 P: 15		R: 0 E: 0 K: 0 S: 5	H: 0 LOB: 0 BB: 0 P: 11		R: 1 E: 0 K: 1 S: 10	H: 1 LOB: 1 BB: 1 P: 17		R: 0 E: 0 K: 0 S: 6	H: 0 LOB: 0 BB: 0 P: 12		R: 1 E: 0 K: 3 S: 12	H: 1 LOB: 0 BB: 0 P: 18		R: 0 E: 0 K: 1 S: 6	H: 0 LOB: 0 BB: 0 P: 8		R: 0 E: 0 K: 3 S: 11	H: 0 LOB: 0 BB: 0 P: 13		R: 0 E: 0 K: 2 S: 11	H: 1 LOB: 1 BB: 0 P: 14		R: 2 E: 0 K: 0 S: 7	H: 2 LOB: 2 BB: 2 P: 18	1B: 4 2B: 1 3B: 0 HR: 2	SF: 0 SAC: 0 DP: 1 HBP: 0	PA: 33	WP: 0 PB: 0 SB: 0 CS: 0

PITCHER	IP	WLS	BF	H	R	ER	SO	BB	IBB	HBP	BLK	WP	HR	S	P	ERA	WHIP
51 Wandy Rodriguez, L (1, 1) ERA: 6.84	5.0		19	4	2	2	4	1	0	0	1	0	2	43	73	3.60	1.000
37 Justin Wilson, L (6, 1) ERA: 2.93	2.0	H	6	0	0	0	4	0	0	0	0	0	0	17	21	0.00	0.000
44 Tony Watson, L (8, 1) ERA: 1.42	1.0	H	4	1	0	0	2	0	0	0	0	0	0	11	14	0.00	1.000
35 Mark Melancon, R (9, 1) ERA: 2.37	0.0	L	4	2	2	2	0	2	0	0	0	0	0	7	18	∞	∞

PITCHER	IP	WLS	BF	H	R	ER	SO	BB	IBB	HBP	BLK	WP	HR	S	P	ERA	WHIP

Batter	1	2	3	4	5	6	7	8	9	AB	R	H	RBI	BB	SO	LOB
1 Logan Schafer, L (1, 8) OBP: 0.274, SLG: 0.304	B FC 91 B FF 92 C SI 90 X SI 91 2-1 G3-1	B SL 84 B FC 91 B SI 92 B FF 92 4-0 9 PB 9 1B BB		X SI 92 0-0 FC4-6 1-2f		B SI 93 C SI 92 B SI 91 S SI 92 B FF 93 F FF 92 B SL 83 4-2 BB			C SI 90 B FS 83 C SI 90 F SI 90 B FS 82 S SI 91 2-3 K	3	1	0	0	2	1	1
9 Jean Segura, R (1, 6) OBP: 0.291, SLG: 0.352	C FC 92 X FC 90 0-1 20 WP 20 E 1B	D FF 93 B SI 92 X SI 92 2-0 2 CS 1-H 2-H 1B		B SL 85 C FC 91 1 SAFE F SL 84 1 SAFE F SL 83 F SI 92 D FS 86 F SL 86 2-3 K		B SI 91 1 SAFE C SI 92 B SI 92 S SL 82 X SI 93 2-2 G1-3			B SI 92 F FS 83 X SI 91 1-1 2 WP 1B	5	1	3	2	0	1	3
2 Scooter Gennett, L (1, 4) OBP: 0.321, SLG: 0.397	C SI 92 F FF 92 1 SAFE X SL 85 0-2 F7	1 SAFE D SI 91 F SL 84 B SI 93 F SI 92 F SI 94 B FS 84 B SI 94 4-2 1-2 BB		B SI 93 X SI 93 1-0 G3			S CU 75 F FF 88 S SL 81 0-3 K		1 SAFE F SI 91 1 SAFE F SI 92 B CU 76 F FS 82 D CU 77 F FS 85 C CU 76 2-3 1-2 K	4	0	0	0	1	2	3
20 Jonathan Lucroy, R (1, 2) OBP: 0.372, SLG: 0.429	1 SAFE C FC 92 B SI 92 F FC 92 F SL 85 F SI 92 F FF 94 B SI 92 1 SAFE 3-2 F SL 85 F SI 84 F FF 94 B FS 85 X SL 85 E7 24 E 1-H 1B	B SL 83 X SI 90 1-0 L8			C FF 92 B FC 91 X SL 84 1-1 G5-3		C FF 89 B FF 89 F CH 81 S CH 81 1-3 K		X SI 93 0-0 G4-3	5	1	1	1	0	1	2
24 Lyle Overbay, L (1, 3) OBP: 0.294, SLG: 0.289	B SI 93 C FC 91 C SL 86 X FF 93 1-2 E6 7 1B 2-H		S SL 85 B FF 92 B FS 83 S SI 94 S SL 87 2-3 K		C FF 92 B FC 91 B SI 93 B SL 84 F FF 93 C FC 93 1-1 G5-3 S SL 84 B FC 91 B FS 85 B FS 86 B FC 92 F SL 84 S FC 92 3-3 K		C CU 74 B FF 89 B FC 87 S SL 81 F SL 81 X FF 89 2-2 1B			4	0	1	0	0	2	0
7 Mark Reynolds, R (1, 5) OBP: 0.292, SLG: 0.452	X FS 85 0-0 1-2 1B		F FF 94 B SL 86 B FC 91 B SL 84 F SI 94 B FF 94 4-2 3 CS BB				C FF 92 D CU 80 1 SAFE F FF 92 1 SAFE B SL 80 C SL 80 2-3 K			3	0	1	0	1	2	1
18 Khris Davis, R (1, 7) OBP: 0.250, SLG: 0.386	B FF 92 B SL 85 C FC 90 S SI 93 S SL 85 2-3 K		B SI 93 B SI 93 S SL 82 X FF 92 2-1 F8			C SL 82 B SI 90 C SI 91 F SI 93 B SI 90 B SL 84 X SI 92 3-2 G6-3		C FF 90 B FF 94 B FF 93 X FF 92 2-1 F7		4	0	0	0	0	1	3
3 Elian Herrera, S (1, 9) OBP: 0.282, SLG: 0.316		C FC 92 X SL 89 0-1 9 PB 9 1B 2B	C FF 92 C FF 92 D FS 84 1 SAFE S FS 83 1-3 K 1-2			X SL 83 0-0 2B		F FF 92 C CU 77 C SL 83 0-3 K		4	1	2	0	0	2	1
26 Kyle Lohse, R (1, 1) OBP: 0.150, SLG: 0.105 Rickie Weeks Jr., R (8, PH) OBP: 0.414, SLG: 0.472 13 Will Smith, R (8, 1) 57 Francisco Rodríguez, R (9, 1)		X FC 91 0-0 B5		C FF 92 X FC 93 0-1 1 FC4-6 1B		C SI 92 B SL 84 B SI 92 B SI 92 C SI 92 S SL 84 3-3 K		C CU 78 S FF 93 B SL 84 S SL 84 1-3 K		3 1 0 0	0 0 0 0	1 0 0 0	0 0 0 0	0 0 0 0	1 1 0 0	2 0 0 0

Inning Stats	1	2	3	4	5	6	7	8	9
	R: 2 E: 2 K: 1 S: 23 H: 3 LOB: 2 BB: 0 P: 31	R: 2 E: 0 K: 0 S: 8 H: 2 LOB: 1 BB: 2 P: 19	R: 0 E: 0 K: 2 S: 10 H: 0 LOB: 1 BB: 1 P: 19	R: 0 E: 0 K: 1 S: 11 H: 1 LOB: 1 BB: 0 P: 14	R: 0 E: 0 K: 2 S: 9 H: 0 LOB: 0 BB: 0 P: 16	R: 0 E: 0 K: 1 S: 14 H: 1 LOB: 2 BB: 1 P: 26	R: 0 E: 0 K: 3 S: 13 H: 1 LOB: 1 BB: 0 P: 18	R: 0 E: 0 K: 2 S: 8 H: 0 LOB: 0 BB: 0 P: 11	R: 0 E: 0 K: 2 S: 12 H: 1 LOB: 1 BB: 0 P: 17

1B: 7 SF: 0
2B: 2 SAC: 0
3B: 0 DP: 0
HR: 0 HBP: 0

WP: 2 PA: 40
PB: 1
SB: 0
CS: 2

PITCHER		IP	WLS	BF	H	R	ER	SO	BB	IBB	HBP	BLK	WP	HR	S	P	ERA	WHIP
29 Jeff Samardzija, R ERA: 1.62	(1, 1)	5.0	L	24	6	4	2	6	3	0	0	0	1	0	61	99	3.60	1.800
63 Brian Schlitter, R ERA: 3.12	(6, 1)	1.0		5	1	0	0	1	1	0	0	0	0	0	14	26	0.00	2.000
40 James Russell, L ERA: 4.5	(7, 1)	0.2		3	1	0	0	2	0	0	0	0	0	0	10	13	0.00	1.500
52 Justin Grimm, R ERA: 3.38	(7, 1)	1.1		4	0	0	0	3	0	0	0	0	0	0	11	16	0.00	0.000
41 Jose Veras, R ERA: 12.27	(9, 1)	1.0		4	1	0	0	2	0	0	0	0	1	0	12	17	0.00	1.000

PITCHER	IP	WLS	BF	H	R	ER	SO	BB	IBB	HBP	BLK	WP	HR	S	P	ERA	WHIP

TOP

Milwaukee Brewers @ Chicago Cubs

Wrigley Field, Chicago, IL

Fri May 16 2014, 1:23 PM - 4:27 PM CDT

Att. 35,771 - Drizzle - 38 F

livebaseballscorecards.com

AB	36
R	4
H	9
RBI	3
BB	4
SO	14
LOB	16

BOTTOM

Milwaukee Brewers @ Chicago Cubs

Wrigley Field, Chicago, IL

Fri May 16 2014, 1:23 PM - 4:27 PM CDT

Att. 35,771 - Drizzle - 38 F

livebaseballscorecards.com

Batter	1	2	3	4	5	6	7	8	9	AB	R	H	RBI	BB	SO	LOB
64 Emilio Bonifácio, S (1, 8) OBP: 0.341, SLG: 0.353	B SI 87 B SI 88 C SI 88 F SL 83 X SI 89 2-2 ① F7	B CU 73 C CU 73 X SL 82 1-1 ②③ G3-6-3 1-2f			B SI 88 X SI 89 1-0 ① B1-3			C CU 74 C FF 90 X FF 91 0-2 ① G4-3		4	0	0	0	0	0	1
21 Junior Lake, R (1, 7) OBP: 0.276, SLG: 0.464	C SI 89 F SI 89 X SL 84 0-2 ② G5-3		S CU 74 B CU 74 S SI 88 B SI 88 F SI 89 X SI 90 2-2 HR		S CU 74 B CU 73 X SL 83 1-1 ② P3			B CU 76 X FF 91 1-0 ② F9		4	1	1	1	0	0	0
44 Anthony Rizzo, L (1, 3) OBP: 0.407, SLG: 0.465	B SI 89 C SL 84 B CH 80 F SL 84 B SI 89 B SL 84 4-2 13 E 13 1B BB		B CH 81 X SL 83 1-0 24 1B 1B		B SI 89 C SL 84 C SL 84 B CH 80 F SI 89 F SL 83 F SI 89 X CU 73 2-2 ③ F8			B SL 78 C CU 78 B FF 91 B SL 78 S FF 91 S SL 79 3-3 ③ K		3	0	1	0	1	1	0
13 Starlin Castro, R (1, 6) OBP: 0.337, SLG: 0.475	C SL 83 B SI 88 F SL 84 X CU 74 1-2 E5 1-3 1B		F SL 84 B CU 74 B SI 89 X SL 82 2-1 ① P3			B CU 74 S SL 82 X SL 82 1-1 ① G1-4-3			B CU 73 B SI 88 C SI 89 X SI 89 2-1 8 FC1-6 1B	4	0	2	0	0	0	1
24 Luis Valbuena, L (1, 5) OBP: 0.364, SLG: 0.394 52 Justin Grimm, R (7, 1) 41 Jose Veras, R (9, 1) 8 Chris Coghlan, L (9, PH) OBP: 0.227, SLG: 0.150	C CU 74 X FF 89 0-1 ③ F9		C CU 74 X SI 88 0-1 5 G4-6-3 1-3 1B			B SL 82 C CU 74 F SI 88 X CU 74 1-2 ② G4-3			B SI 88 X SI 88 1-0 ① FC1-6 1-2f	3 0 0 1	0 0 0 0	1 0 0 0	0 0 0 0	0 0 0 0	0 0 0 0	2 0 0 1
5 Welington Castillo, R (1, 2) OBP: 0.295, SLG: 0.393		C CU 73 B CH 80 B SI 89 F SI 88 F SL 83 X SL 84 2-2 ① F7	B CU 74 1 SAFE X SL 82 1-0 ②③ G4-6-3 1-2f			B CH 78 C SL 83 X SI 88 1-1 ③ G4-3			C SI 89 D CH 82 X CH 82 1-1 ② P2	4	0	0	0	0	0	3
19 Nate Schierholtz, L (1, 9) OBP: 0.246, SLG: 0.256		F SI 89 C SL 83 B SL 83 X SL 84 1-2 15 HR 1B		B CU 74 B CH 79 B SI 88 C SI 88 F SI 88 S SI 89 3-3 ① K			C CU 75 F SL 83 X SI 87 0-2 ① F9		C CU 74 X CH 83 0-1 ③ L4	4	1	1	0	0	1	1
15 Darwin Barney, R (1, 4) OBP: 0.266, SLG: 0.268		B SL 82 1 SAFE X SI 88 1-0 1-H HR		X CU 75 0-0 ② G6-3			C SL 83 F CU 74 S SL 83 0-3 ② K			3	1	1	2	0	1	0
29 Jeff Samardzija, R (1, 1) OBP: 0.143, SLG: 0.200 63 Brian Schlitter, R (6, 1) 40 James Russell, L (7, 1) 30 Mike Olt, R (7, 5) OBP: 0.262, SLG: 0.442		X SI 88 0-0 64 G3-6-3 1B		S SL 83 S SL 83 X SL 81 0-2 ③ F8			X CU 73 0-0 ③ P6			2 0 0 1	0 0 0 0	1 0 0 0	0 0 0 0	0 0 0 0	0 0 0 0	0 0 0 0
Inning Stats	R: 0 H: 1 E: 1 LOB: 2 K: 0 BB: 1 S: 13 P: 20	R: 2 H: 3 E: 0 LOB: 0 K: 0 BB: 0 S: 11 P: 16	R: 1 H: 3 E: 0 LOB: 1 K: 0 BB: 0 S: 10 P: 16	R: 0 H: 0 E: 0 LOB: 0 K: 1 BB: 0 S: 7 P: 10	R: 0 H: 0 E: 0 LOB: 0 K: 0 BB: 0 S: 9 P: 13	R: 0 H: 0 E: 0 LOB: 0 K: 0 BB: 0 S: 7 P: 10	R: 0 H: 0 E: 0 LOB: 0 K: 1 BB: 0 S: 7 P: 7	R: 0 H: 0 E: 0 LOB: 0 K: 1 BB: 0 S: 7 P: 11	R: 0 H: 1 E: 0 LOB: 1 K: 0 BB: 0 S: 7 P: 11	1B: 6 SF: 0 2B: 0 SAC: 0 3B: 0 DP: 2 HR: 2 HBP: 0					WP: 0 PA: 34 PB: 0 SB: 0 CS: 0	

	AB	33
	R	3
	H	8
	RBI	3
	BB	1
	SO	3
	LOB	9

PITCHER	IP	WLS	BF	H	R	ER	SO	BB	IBB	HBP	BLK	WP	HR	S	P	ERA	WHIP
26 Kyle Lohse, R (1, 1) ERA: 2.88	7.0	W	27	7	3	3	2	1	0	0	0	0	2	64	92	3.86	1.143
13 Will Smith, L (8, 1) ERA: 0.44	1.0	H	3	0	0	0	1	0	0	0	0	0	0	7	11	0.00	0.000
57 Francisco Rodríguez, R (9, 1) ERA: 1.57	1.0	S	4	1	0	0	0	0	0	0	0	0	0	7	11	0.00	1.000

PITCHER	IP	WLS	BF	H	R	ER	SO	BB	IBB	HBP	BLK	WP	HR	S	P	ERA	WHIP

Batter	1	2	3	4	5	6	7	8	9	AB	R	H	RBI	BB	SO	LOB
3 Elian Herrera, S (1, 7) OBP: 0.256, SLG: 0.286	B FF 92 B FF 92 C FF 92 S FF 92 S FF 92 2-3 ① K		S CU 76 X FF 91 0-1 ① B1-3		B CU 77 F FF 92 F SI 92 B SL 87 S SL 85 2-3 ③ K			S CU 80 B CU 80 B FF 93 F FF 93 F FF 94 B FF 93 S FF 93 3-3 ② K		4	0	0	0	0	3	0
2 Scooter Gennett, L (1, 4) OBP: 0.312, SLG: 0.385	B FF 93 C FF 92 S CU 78 F FF 94 S FF 93 1-3 ② K		B CU 77 B SL 84 X FF 90 2-0 ② P6			B FF 92 F SI 92 X CU 79 1-1 ① P5		F FF 93 B CU 80 B CU 78 X FF 93 2-1 ③ G4-3		4	0	0	0	0	1	0
8 Ryan Braun, R (1, 9) OBP: 0.357, SLG: 0.549	C FF 92 B FF 93 X FF 93 1-1 20 1B 1B		B FF 92 B FF 91 C SL 83 S SL 85 F FF 93 F SL 85 S FF 92 2-3 ③ K			F FF 94 B FF 94 B FF 93 S FF 93 X FF 93 2-2 ② G1-3			B FF 97 X SI 96 1-0 ① G6-3	4	0	1	0	0	1	0
20 Jonathan Lucroy, R (1, 2) OBP: 0.375, SLG: 0.431	1 SAFE 1 SAFE B FF 91 F FF 92 X FF 92 1-1 1-2 1B			B CU 77 C FF 90 X SL 83 1-1 9 WP 1B		C FF 94 B SI 92 B FF 93 B FF 94 X FF 90 3-1 ③ P3			X FF 96 0-0 ② G3-1	4	0	2	0	0	0	0
7 Mark Reynolds, R (1, 3) OBP: 0.284, SLG: 0.437	C FF 93 B SL 87 B SL 86 S SL 87 F SL 87 C FF 93 2-3 ③ K			B FF 92 C FF 92 F FF 93 F FF 93 S SL 87 1-3 ① K			C SL 84 F SL 85 B FF 93 B FF 93 F SL 87 X FF 93 2-2 ① G5-3		C SI 97 F SI 96 B FF 98 B FF 94 S FF 96 2-3 ③ K2-3	4	0	0	0	0	3	3
9 Jean Segura, R (1, 6) OBP: 0.291, SLG: 0.352		B FF 91 C FF 91 X FF 92 1-1 ① P2		1 SAFE 1 SAFE B FF 92 B SL 84 S SL 84 S FF 92 F FF 95 1 SAFE F SI 92 3-3 ② K 1-2			C FF 92 C FF 94 X FF 94 0-2 1 G6-3 1B			3	0	1	0	0	1	1
1 Logan Schafer, L (1, 8) OBP: 0.277, SLG: 0.293		B FF 92 C FF 92 B SI 92 B FF 92 B FF 91 4-1 BB		C FF 94 F FF 94 X SL 87 0-2 ③ P3			F FF 91 F SI 94 F FF 94 D SL 87 B FF 94 X FF 93 2-2 ② G6-3 1-2			2	0	0	0	1	0	2
14 Jeff Bianchi, R (1, 5) OBP: 0.192, SLG: 0.163		C FF 93 B SL 86 C SL 84 S SL 86 1-3 ② K			C CU 78 B SL 86 S SL 85 C FF 93 1-3 ① K		F SL 88 C FF 95 D SL 87 F FF 94 D SL 88 F SL 87 S SI 95 2-3 ③ K			3	0	0	0	0	3	2
22 Matt Garza, R (1, 1) OBP: 0.053, SLG: 0.105 24 Lyle Overbay, L (8, PH) OBP: 0.291, SLG: 0.286 59 Zach Duke, L (8, 1)		C FF 90 B FF 91 F FF 90 1 SAFE S SL 86 1-3 ③ K			X FF 91 0-0 ② B1-3			B CU 79 C FF 92 S FF 93 B FF 92 F FF 93 B SL 86 S FF 93 3-3 ① K		2 1 0	0 0 0	0 0 0	0 0 0	0 0 0	1 1 0	1 0 0
Inning Stats	R: 0 H: 2 E: 0 LOB: 2 K: 3 BB: 0 S: 15 P: 22	R: 0 H: 0 E: 0 LOB: 1 K: 2 BB: 1 S: 9 P: 16	R: 0 H: 0 E: 0 LOB: 0 K: 1 BB: 0 S: 8 P: 12	R: 0 H: 1 E: 0 LOB: 1 K: 2 BB: 0 S: 15 P: 20	R: 0 H: 0 E: 0 LOB: 0 K: 2 BB: 0 S: 7 P: 10	R: 0 H: 0 E: 0 LOB: 0 K: 0 BB: 0 S: 7 P: 13	R: 0 H: 1 E: 0 LOB: 1 K: 1 BB: 0 S: 16 P: 22	R: 0 H: 0 E: 0 LOB: 0 K: 2 BB: 0 S: 10 P: 18	R: 0 H: 0 E: 0 LOB: 0 K: 1 BB: 0 S: 5 P: 8	1B: 4 2B: 0 3B: 0 HR: 0	SF: 0 SAC: 0 DP: 0 HBP: 0			WP: 1 PB: 0 SB: 0 CS: 0	PA: 32		

PITCHER	IP	WLS	BF	H	R	ER	SO	BB	IBB	HBP	BLK	WP	HR	S	P	ERA	WHIP
36 Edwin Jackson, R (1, 1) ERA: 3.98	7.0	W	26	4	0	0	11	1	0	0	0	1	0	77	115	0.00	0.714
54 Neil Ramírez, R (8, 1) ERA: 0.96	1.0	H	3	0	0	0	2	0	0	0	0	0	0	10	18	0.00	0.000
56 Héctor Rondón, R (9, 1) ERA: 1.4	1.0	S	3	0	0	0	1	0	0	0	0	0	0	5	8	0.00	0.000

PITCHER	IP	WLS	BF	H	R	ER	SO	BB	IBB	HBP	BLK	WP	HR	S	P	ERA	WHIP

TOP

Milwaukee Brewers @ Chicago Cubs

Wrigley Field, Chicago, IL

Sat May 17 2014, 1:24 PM - 4:20 PM CDT

Att. 36,671 - Partly Cloudy - 55 F

livebaseballscorecards.com

AB	31
R	0
H	4
RBI	0
BB	1
SO	14
LOB	9

Batter	1	2	3	4	5	6	7	8	9	AB	R	H	RBI	BB	SO	LOB
64 Emilio Bonifácio, S (1, 8) OBP: 0.339, SLG: 0.350	X FF 90 0-0 44 G4-3 8 SH1-3 13 2B 1B	B FF 92 F FF 91 D SL 84 X FF 92 2-1 ② G4-3 1-2			C FF 92 X CH 86 0-1 ② G1-3			F SI 88 B SL 80 X SI 88 1-1 ① G5-3		4	1	1	0	0	0	1
8 Chris Coghlan, L (1, 7) OBP: 0.208, SLG: 0.136 21 Junior Lake, R (8, PH) OBP: 0.282, SLG: 0.464 (9, 7)	L FF 90 X FF 91 0-1 ① SH1-3 1-2	B FF 92 F FF 92 C CU 75 F SL 82 F SL 83 B SI 93 B FF 93 X FF 93 3-2 ③ G4-3			B CU 75 X FF 92 1-0 ③ F7			B CU 74 C CU 74 S CU 75 B CU 76 B SL 81 F SL 81 B SI 90 4-2 44 G1-6-3 BB		2 0	0 0	0 0	0 0	0 1	0 0	1 0
44 Anthony Rizzo, L (1, 3) OBP: 0.403, SLG: 0.459	C CU 74 F SI 92 D SL 86 X FF 93 1-2 ② G4-3 2-3	B CU 74 B CU 73 S CH 84 X FF 92 2-1 ① F9				C FF 91 S SL 84 B SI 92 F SL 84 X FF 92 1-2 13 G6-3 1B		C CU 75 1 SAFE 1 SAFE C SI 89 F CU 76 X SI 90 0-2 ②③ G1-6-3 1-2f		4	0	1	0	0	0	2
13 Starlin Castro, R (1, 6) OBP: 0.337, SLG: 0.479	B SL 84 D SL 85 X FF 93 2-0 5 2B 3-H 2B	C FF 93 X SI 94 0-1 ② G6-3				C FF 92 D SL 85 B SI 92 F SL 83 D SL 85 X SI 93 3-2 ① G6-3 1-2				3	1	1	1	0	0	1
19 Nate Schierholtz, L (1, 9) OBP: 0.248, SLG: 0.252	B CU 74 B FF 92 B FF 92 B FF 92 4-0 5 2B BB	C FF 92 B CH 85 S CU 74 B SI 92 X SL 83 2-2 ③ P4				C CU 74 C FF 92 S SL 84 0-3 ② K				2	1	0	0	1	1	1
5 Welington Castillo, R (1, 2) OBP: 0.296, SLG: 0.400	B SI 93 X SL 83 1-0 1-H 2-H 2B		C FF 91 B SI 91 B CU 74 B SL 84 F FF 92 C FF 92 3-3 ① K			B CU 73 F FF 92 B SI 91 D SL 83 X FF 92 3-1 ③ F9				3	0	1	2	0	1	1
30 Mike Olt, R (1, 5) OBP: 0.255, SLG: 0.429	S SL 85 C SI 93 S SL 85 0-3 ③ K		C FF 92 S SL 85 B SL 85 S SI 92 1-3 ② K				B SL 83 B SL 83 F SI 91 B SI 92 X SI 92 3-1 ① P2			3	0	0	0	0	2	1
15 Darwin Barney, R (1, 4) OBP: 0.256, SLG: 0.257		B FF 92 F FF 90 F FF 90 B FF 93 X SI 93 2-2 E5 64 G4-3		S FF 93 F FF 93 X SL 86 0-2 ③ G5-3			B FF 91 F FF 92 C FF 92 B SL 85 S SI 92 2-3 ② K			3	0	0	0	0	1	0
36 Edwin Jackson, R (1, 1) OBP: 0.105, SLG: 0.158 51 Ryan Kalish, L (7, PH) OBP: 0.307, SLG: 0.329 54 Neil Ramírez, R (8, 1) 56 Héctor Rondón, R (9, 1)		C FF 88 D SL 82 S SI 91 M SL 83 1-3 ① K			F SI 92 C SL 82 S FF 92 0-3 ① K		B FF 92 B CH 85 C FF 91 F FF 92 X SI 92 2-2 ③ F7		2 1 0 0	0 0 0 0	0 0 0 0	0 0 0 0	0 0 0 0	2 0 0 0	1 0 0 0
Inning Stats	R: 3 E: 0 K: 1 S: 11 H: 3 LOB: 1 BB: 1 P: 19	R: 0 E: 1 K: 1 S: 13 H: 0 LOB: 1 BB: 0 P: 21	R: 0 E: 0 K: 0 S: 7 H: 0 LOB: 0 BB: 0 P: 11	R: 0 E: 0 K: 2 S: 9 H: 0 LOB: 0 BB: 0 P: 13	R: 0 E: 0 K: 1 S: 6 H: 0 LOB: 0 BB: 0 P: 7	R: 0 E: 0 K: 1 S: 12 H: 1 LOB: 1 BB: 0 P: 19	R: 0 E: 0 K: 1 S: 8 H: 0 LOB: 0 BB: 0 P: 15	R: 0 E: 0 K: 0 S: 9 H: 0 LOB: 0 BB: 1 P: 14		1B: 2 2B: 2 3B: 0 HR: 0	SF: 0 SAC: 1 DP: 1 HBP: 0			WP: 0 PB: 0 SB: 0 CS: 0	PA: 30	

PITCHER	IP	WLS	BF	H	R	ER	SO	BB	IBB	HBP	BLK	WP	HR	S	P	ERA	WHIP
22 Matt Garza, R (1, 1) ERA: 4.83	7.0	L	27	4	3	3	7	1	0	0	0	0	0	66	105	3.86	0.714
59 Zach Duke, L (8, 1) ERA: 1.42	1.0		3	0	0	0	0	1	0	0	0	0	0	9	14	0.00	1.000

PITCHER	IP	WLS	BF	H	R	ER	SO	BB	IBB	HBP	BLK	WP	HR	S	P	ERA	WHIP

BOTTOM

Milwaukee Brewers @ Chicago Cubs

Wrigley Field, Chicago, IL

Sat May 17 2014, 1:24 PM - 4:20 PM CDT

Att. 36,671 - Partly Cloudy - 55 F

livebaseballscorecards.com

AB	27
R	3
H	4
RBI	3
BB	2
SO	7
LOB	9

Batter	1	2	3	4	5	6	7	8	9	AB	R	H	RBI	BB	SO	LOB
Rickie Weeks Jr., R (1, 4) OBP: 0.403, SLG: 0.509	C SI 86 F FC 84 X FC 88 0-2 ① P5		C SL 77 F FF 89 X SL 80 0-2 ① P4		D SL 79 B FF 89 X FF 88 2-0 2-H HR			B FF 92 S SI 93 F SI 92 B SI 94 B SL 85 T SI 94 3-2 ② K		4	1	1	2	0	1	0
9 Jean Segura, R (1, 6) OBP: 0.290, SLG: 0.345	B FF 87 C SI 87 B FC 86 B FF 88 B FF 88 4-1 7 BB 20 BB BB		C CU 73 F FC 86 X FC 87 0-2 ② G6-3		C CU 72 F FC 86 F SL 79 B FC 86 C FF 90 1-3 ③ K			C SI 93 C SI 93 F SI 92 F SL 84 X SL 85 0-2 ③ G6-3		3	0	0	0	1	1	0
8 Ryan Braun, R (1, 9) OBP: 0.353, SLG: 0.547	1 SAFE F SI 86 1 SAFE X SI 87 0-1 ② F7		C SI 89 F FF 89 F FC 87 F FC 87 X SL 80 0-2 ③ P3			S FF 86 F FF 89 X FF 90 0-2 ① L9			C FF 98 F FF 98 B FF 95 X FF 95 1-2 2B	4	0	1	0	0	0	1
20 Jonathan Lucroy, R (1, 2) OBP: 0.372, SLG: 0.422	1 SAFE S FF 87 B FF 88 B FC 86 B FF 88 F FF 87 F FC 86 F FF 89 D SL 79 4-2 7 BB 1-2 BB			C FC 85 B FF 88 X SI 88 1-1 ① G6-3		F SI 88 C FF 89 S FF 90 0-3 ② K			F FF 96 F FF 98 F FF 98 S SI 97 0-3 ① K	3	0	0	0	1	2	1
7 Mark Reynolds, R (1, 3) OBP: 0.283, SLG: 0.426	B SI 88 D FF 89 B FF 88 B FF 87 4-0 18 FC5-4 1-2 2-3 BB			B CU 72 B FC 86 C CH 78 S FF 89 C FF 90 2-3 ② K		B CU 73 B SI 89 B FF 88 X FF 88 3-0 ③ F9			B FF 97 S FF 98 B FF 98 S FF 97 B FF 98 X FF 97 3-2 ② P3	3	0	0	0	1	1	1
18 Khris Davis, R (1, 7) OBP: 0.244, SLG: 0.376	X SI 88 0-0 ③ FC5-4 1-2f			B SL 78 B CH 79 B SI 90 C FF 88 C FF 88 F FF 90 C FF 90 3-3 ③ K			B CU 70 X FF 88 1-0 ① G6-3		S FF 96 C FF 97 B SI 96 S FF 98 1-3 ③ K	4	0	0	0	0	2	4
14 Jeff Bianchi, R (1, 5) OBP: 0.182, SLG: 0.154		C CU 70 B FF 88 F SI 88 F SL 80 F SL 80 B FF 89 S FC 86 2-3 ① K			B CU 70 S SI 87 B SI 88 X SI 88 2-1 ① G6-3		B FF 88 F FF 89 F SI 89 B FF 91 C FF 91 2-3 ② K			3	0	0	0	0	2	0
1 Logan Schafer, L (1, 8) OBP: 0.279, SLG: 0.311		B CU 71 X FF 88 1-0 ② P6			B CU 72 X FF 89 1-0 HR 2B		F FF 90 C FC 86 X FC 87 0-2 ③ G4-3			3	1	1	0	0	0	0
41 Marco Estrada, R (1, 1) 53 Brandon Kintzler, R (6, 1) 30 Tyler Thornburg, R (7, 1) 2 Scooter Gennett, L (8, PH) OBP: 0.309, SLG: 0.382 47 Rob Wooten, R (8, 1)		B FF 88 C FF 87 F FF 88 B FC 87 X FF 89 2-2 ③ P2			C SI 86 B FC 85 B FF 88 F FF 87 F FF 88 S SL 79 2-3 ② K			C SI 92 B SL 82 B SI 92 F SI 92 C SI 93 2-3 ① K		2 0 0 1 0	0 0 0 0 0	0 0 0 0 0	0 0 0 0 0	1 0 0 1 0	1 0 0 0 0	
Inning Stats	R: 0 H: 0 E: 0 LOB: 3 K: 0 BB: 3 S: 11 P: 23	R: 0 H: 0 E: 0 LOB: 0 K: 1 BB: 0 S: 9 P: 14	R: 0 H: 0 E: 0 LOB: 0 K: 0 BB: 0 S: 11 P: 11	R: 0 H: 0 E: 0 LOB: 0 K: 2 BB: 0 S: 9 P: 15	R: 2 H: 2 E: 0 LOB: 0 K: 2 BB: 0 S: 12 P: 20	R: 0 H: 0 E: 0 LOB: 0 K: 1 BB: 0 S: 7 P: 10	R: 0 H: 0 E: 0 LOB: 0 K: 1 BB: 0 S: 7 P: 10	R: 0 H: 0 E: 0 LOB: 0 K: 2 BB: 0 S: 11 P: 16	R: 0 H: 1 E: 0 LOB: 1 K: 2 BB: 0 S: 13 P: 18	1B: 0 2B: 2 3B: 0 HR: 1	SF: 0 SAC: 0 DP: 0 HBP: 0		WP: 0 PB: 0 SB: 0 CS: 0	PA: 33		

PITCHER		IP	WLS	BF	H	R	ER	SO	BB	IBB	HBP	BLK	WP	HR	S	P	ERA	WHIP
37 Travis Wood, L ERA: 4.61	(1, 1)	7.0	W	26	2	2	2	7	3	0	0	0	0	1	66	103	2.57	0.714
63 Brian Schlitter, R ERA: 2.95	(8, 1)	1.0	H	3	0	0	0	2	0	0	0	0	0	0	11	16	0.00	0.000
56 Héctor Rondón, R ERA: 1.33	(9, 1)	1.0	S	4	1	0	0	2	0	0	0	0	0	0	13	18	0.00	1.000

PITCHER	IP	WLS	BF	H	R	ER	SO	BB	IBB	HBP	BLK	WP	HR	S	P	ERA	WHIP

TOP

Milwaukee Brewers @ Chicago Cubs

Wrigley Field, Chicago, IL

Sun May 18 2014, 1:24 PM - 4:09 PM CDT

Att. 37,631 - Partly Cloudy - 67 F

livebaseballscorecards.com

AB	30
R	2
H	3
RBI	2
BB	3
SO	11
LOB	8

Milwaukee Brewers @ Chicago Cubs

Wrigley Field, Chicago, IL

Sun May 18 2014, 1:24 PM - 4:09 PM CDT

Att. 37,631 - Partly Cloudy - 67 F

livebaseballscorecards.com

BOTTOM

Batter	1	2	3	4	5	6	7	8	9	AB	R	H	RBI	BB	SO	LOB
64 Emilio Bonifácio, S (1, 8) OBP: 0.337, SLG: 0.354	C FF 86 B FF 86 B FF 87 X CH 75 2-1 P5 ①	C CU 76 B FF 88 C FF 89 X FF 88 1-2 L6 ③		B FF 87 B FF 88 B FF 88 C FF 87 X FF 88 3-1 2B			C FF 94 S CU 80 X FF 95 0-2 G6-3 ①			4	0	1	0	0	0	1
21 Junior Lake, R (1, 7) OBP: 0.289, SLG: 0.474	C FF 88 B CU 78 X CU 76 1-1 2B		B CH 77 S FF 89 C FF 89 B CU 79 F FF 90 F FF 90 F CH 77 B FF 90 F CH 78 3-2 F8 ①	D CU 78 X FF 88 1-0 G1-3 ③			B FF 95 S FF 94 B FF 94 B FF 95 F FF 93 X FF 94 3-2 44 CS 1B			4	0	2	0	0	0	1
44 Anthony Rizzo, L (1, 3) OBP: 0.400, SLG: 0.450	B CH 76 X FF 87 1-0 F9 ②		C CU 75 F CH 76 S CH 75 0-3 K ②		B CH 78 B FF 88 X CH 78 2-0 P5 ①		**B FF 92** 1 SAFE 1 SAFE B FF 92 B FF 93 B FF 92 **1-2** 4-0 13 WP BB ②			3	0	0	0	1	1	1
13 Starlin Castro, R (1, 6) OBP: 0.341, SLG: 0.491	C CU 77 X CH 75 0-1 L7 ③		C FF 89 B FF 88 B CU 78 C CU 78 X FF 90 2-2 24 2B 2B		C FF 88 X CU 78 0-1 2B		C FF 93 S CU 79 S CU 80 **1-2** 0-3 K ③			4	1	2	0	0	1	2
24 Luis Valbuena, L (1, 4) (9, 5) OBP: 0.369, SLG: 0.402		B CU 74 T FF 87 C FF 87 B FF 89 B CH 74 F FF 89 B CH 76 4-2 5 HR BB	C CU 76 X CH 78 0-1 **2-H** 2B		C CU 77 B FF 88 B FF 87 X CU 77 2-1 F7 ②			S SL 85 X SL 84 0-1 G4-3 ①		3	1	1	1	1	0	1
5 Welington Castillo, R (1, 2) OBP: 0.295, SLG: 0.419		C FF 88 B FF 88 1 SAFE X CH 77 1-1 **1-H** HR	C FF 88 B FF 88 B CU 78 C CU 77 X FF 89 2-2 F9 ③		B CU 78 B CU 78 D FF 88 C CH 78 X FF 88 3-1 P5 ③			C SL 84 C CU 74 B SL 85 S SL 83 1-3 K ②		4	1	1	2	0	1	2
30 Mike Olt, R (1, 5) OBP: 0.254, SLG: 0.451 56 Héctor Rondón, R (9, 1)		C CU 77 B FF 88 F FF 88 S CH 76 1-3 K ①		B CU 76 B CH 77 X FF 88 2-0 HR		C SI 91 B SL 84 B SI 92 C SI 92 F SI 92 B CH 82 F SI 92 X SI 92 3-2 F7 ①		C SL 84 B CU 74 B SL 84 S SL 83 X SL 82 2-2 F9 ③		4 0	1 0	1 0	1 0	0 0	1 0	0 0
51 Ryan Kalish, L (1, 9) OBP: 0.308, SLG: 0.321		C FF 88 C CU 76 F FF 89 B CH 76 B CH 75 B FF 89 F FF 89 F FF 90 B FF 89 4-2 37 S BB		C FF 86 B FF 88 F FF 88 X CU 78 1-2 F7 ①		S SL 83 X SI 92 0-1 L7 ②				2	0	0	0	1	0	0
37 Travis Wood, R (1, 1) OBP: 0.263, SLG: 0.412 63 Brian Schlitter, R (8, 1) 15 Darwin Barney, R (9, 4) OBP: 0.256, SLG: 0.257		B CU 77 C FF 89 S CH 79 S CH 76 **1-2** 1-3 K ②		F FF 88 F CH 77 C FF 89 0-3 K ②		C SL 84 X SI 91 0-1 P4 ③				3 0 0	0 0 0	0 0 0	0 0 0	0 0 0	2 0 0	1 0 0
Inning Stats	R: 0 E: 0 K: 0 S: 7 H: 1 LOB: 1 BB: 0 P: 11	R: 2 E: 0 K: 2 S: 19 H: 1 LOB: 1 BB: 2 P: 31	R: 1 E: 0 K: 1 S: 19 H: 2 LOB: 1 BB: 0 P: 26	R: 1 E: 0 K: 1 S: 10 H: 2 LOB: 1 BB: 0 P: 17	R: 0 E: 0 K: 0 S: 7 H: 1 LOB: 1 BB: 0 P: 14	R: 0 E: 0 K: 0 S: 9 H: 0 LOB: 0 BB: 0 P: 12	R: 0 E: 0 K: 1 S: 9 H: 1 LOB: 1 BB: 1 P: 16	R: 0 E: 0 K: 1 S: 8 H: 0 LOB: 0 BB: 0 P: 11		1B: 1 2B: 5 3B: 0 HR: 2 SF: 0 SAC: 0 DP: 0 HBP: 0			WP: 1 PB: 0 SB: 1 CS: 1 PA: 34		

	AB	R	H	RBI	BB	SO	LOB
AB	**31**						
R	**4**						
H	**8**						
RBI	**4**						
BB	**3**						
SO	**6**						
LOB	**9**						

PITCHER		IP	WLS	BF	H	R	ER	SO	BB	IBB	HBP	BLK	WP	HR	S	P	ERA	WHIP
41 Marco Estrada, R ERA: 3.64	(1, 1)	5.0	L	24	7	4	4	4	2	0	0	0	0	2	62	99	7.20	1.800
53 Brandon Kintzler, R ERA: 3.77	(6, 1)	1.0		3	0	0	0	0	0	0	0	0	0	0	9	12	0.00	0.000
30 Tyler Thornburg, R ERA: 2.25	(7, 1)	1.0		4	1	0	0	1	1	0	0	0	1	0	9	16	0.00	2.000
47 Rob Wooten, R ERA: 3.38	(8, 1)	1.0		3	0	0	0	1	0	0	0	0	0	0	8	11	0.00	0.000

PITCHER	IP	WLS	BF	H	R	ER	SO	BB	IBB	HBP	BLK	WP	HR	S	P	ERA	WHIP

Batter	1	2	3	4	5	6	7	8	9	AB	R	H	RBI	BB	SO	LOB
27 Carlos Gómez, R (1, 8) OBP: 0.372, SLG: 0.551	B SI 91 B FF 92 B CH 85 S SI 92 C SI 91 B SI 91 4-2 8 F9 9 SH1-3 BB		C SI 91 B FF 92 X SI 90 1-1 G6-3 ③		B CH 84 C SL 84 S KC 80 B KC 80 X KC 80 2-2 9 FC6-4 1B		B CU 79 F CU 81 F CU 80 X CU 81 1-2 G6-3 ③			3	0	1	0	1	0	1
9 Jean Segura, R (1, 6) OBP: 0.285, SLG: 0.338	1 SAFE X SI 90 0-0 SH1-3 ① 1-2			B SI 88 C FF 89 F SI 89 B SL 86 X SL 85 2-2 F9 ①	F SI 89 B SI 90 1 SAFE F KC 80 B SI 89 1 SAFE X SI 90 2-2 FC6-4 ③ 1-2f			F FF 96 B FF 96 B FF 96 X FF 96 2-1 F9 ①		3	0	0	0	0	0	1
8 Ryan Braun, R (1, 9) OBP: 0.350, SLG: 0.564	C SI 91 X KC 80 0-1 F9 ② 2-3			B FF 91 B SI 90 B CH 86 C SI 91 S SI 91 X SI 91 3-2 G4-3 ②		X SL 83 0-0 L8 ①		F SL 86 F FF 97 X FF 97 0-2 HR		4	1	1	1	0	0	1
20 Jonathan Lucroy, R (1, 3) OBP: 0.381, SLG: 0.437	C SI 91 C KC 80 X FF 92 0-2 L6 ③			B KC 82 X FF 92 1-0 1B		B FF 90 B SI 88 B FF 89 C SI 89 X SI 89 3-1 2B		B SL 86 X FF 97 1-0 G6-4-3 1B		4	0	3	0	0	0	1
Rickie Weeks Jr., R (1, 4) OBP: 0.379, SLG: 0.475		B FF 90 C SL 85 S KC 81 B FF 92 X SI 90 2-2 G6-3 ①		B FF 90 S SI 90 C SI 91 F SL 85 1 SAFE C SI 90 1-3 K ③		S KC 80 X KC 80 0-1 P4 ②		B SL 87 B SL 86 1 SAFE S FF 95 X FF 96 2-1 G6-4-3 ②③ 1-2f		4	0	0	0	0	1	3
7 Mark Reynolds, R (1, 5) OBP: 0.282, SLG: 0.416		B FF 91 X FF 91 1-0 F7 ②			B CH 84 S CH 84 F SL 84 B SI 91 B CH 85 B SI 89 4-2 18 HR BB	F CH 84 B SL 85 B CH 84 S SL 85 B SL 85 F SL 83 X SI 89 3-2 G6-3 ③			C FF 89 C CH 82 S FF 94 0-3 K ①	3	1	0	0	1	1	1
12 Martín Maldonado, R (1, 2) OBP: 0.432, SLG: 0.567		B FF 91 C SI 90 M SL 86 C SI 92 1-3 K ③			B SI 90 S SI 89 C SL 84 X SI 90 1-2 P6 ①		C KC 77 B FF 88 B SI 88 C SI 88 C SI 89 2-3 K ①		B CU 78 F FF 91 C FF 93 B CU 81 F FF 94 B FF 93 B FF 93 4-2 BB	3	0	0	0	1	2	1
18 Khris Davis, R (1, 7) OBP: 0.250, SLG: 0.399			C KC 79 B KC 80 S SI 90 B CH 84 F SI 90 X SL 86 2-2 P3 ①		B KC 81 B KC 79 B SI 89 C FF 90 X SI 89 3-1 1-H HR		B CH 84 B FF 89 F CH 83 X FF 89 2-1 3 PB 1B		S FF 93 F FF 93 C CU 80 0-3 K ②	4	1	2	2	0	1	1
38 Wily Peralta, R (1, 1) OBP: 0.125, SLG: 0.250 59 Zach Duke, L (6, 1) 47 Rob Wooten, R (6, 1) 3 Elian Herrera, S (7, PH) OBP: 0.250, SLG: 0.279 53 Brandon Kintzler, R (7, 1) 51 Wei-Chung Wang, L (8, 1) 24 Lyle Overbay, L (8, 1) OBP: 0.287, SLG: 0.282			B SI 90 F SI 91 S SI 91 F SI 92 C SI 90 1-3 K ②		S SI 90 B SI 90 X FF 90 1-1 F8 ②		B SI 89 B SI 88 F SL 83 T FF 89 S KC 81 2-3 K ② 1-2		B FF 92 F FF 91 F FF 93 B FF 95 S FF 92 2-3 K ③	2 0 0 1 0 0 0	0 0 0 0 0 0 0	0 0 0 0 0 0 0	0 0 0 0 0 0 0	0 0 0 0 0 0 0	1 0 0 1 0 0 1	0 0 0 1 0 0 1
Inning Stats	R: 0 E: 0 K: 0 S: 8 H: 0 LOB: 1 BB: 1 P: 12	R: 0 E: 0 K: 1 S: 7 H: 0 LOB: 0 BB: 0 P: 11	R: 0 E: 0 K: 1 S: 10 H: 0 LOB: 0 BB: 0 P: 14	R: 0 E: 0 K: 1 S: 11 H: 1 LOB: 1 BB: 0 P: 18	R: 2 E: 0 K: 0 S: 15 H: 2 LOB: 1 BB: 1 P: 28	R: 0 E: 0 K: 0 S: 9 H: 1 LOB: 1 BB: 0 P: 15	R: 0 E: 0 K: 2 S: 11 H: 1 LOB: 1 BB: 0 P: 18	R: 1 E: 0 K: 0 S: 8 H: 2 LOB: 0 BB: 0 P: 13	R: 0 E: 0 K: 3 S: 12 H: 0 LOB: 1 BB: 1 P: 18	1B: 4 2B: 1 3B: 0 HR: 2 SF: 0 SAC: 1 DP: 1 HBP: 0						WP: 0 PB: 1 SB: 0 CS: 0 PA: 36	

PITCHER		IP	WLS	BF	H	R	ER	SO	BB	IBB	HBP	BLK	WP	HR	S	P	ERA	WHIP
36 Mike Minor, L ERA: 3.8	(1, 1)	6.2	W	27	5	2	2	5	2	0	0	0	0	1	68	112	2.70	1.050
57 David Hale, R ERA: 1.57	(7, 1)	0.1	H	1	0	0	0	0	0	0	0	0	0	0	3	4	0.00	0.000
48 David Carpenter, R ERA: 2.79	(8, 1)	1.0	H	4	2	1	1	0	0	0	0	0	0	1	8	13	9.00	2.000
38 Anthony Varvaro, R ERA: 2.57	(9, 1)	1.0		4	0	0	0	3	1	0	0	0	0	0	12	18	0.00	1.000

PITCHER	IP	WLS	BF	H	R	ER	SO	BB	IBB	HBP	BLK	WP	HR	S	P	ERA	WHIP

TOP

Milwaukee Brewers @ Atlanta Braves

Turner Field, Atlanta, GA

Mon May 19 2014, 7:13 PM - 10:41 PM EDT

Att. 20,468 - Clear - 69 F

livebaseballscorecards.com

AB	32
R	3
H	7
RBI	3
BB	3
SO	8
LOB	12

Batter	1	2	3	4	5	6	7	8	9	AB	R	H	RBI	BB	SO	LOB
22 Jason Heyward, L (1, 9) OBP: 0.328, SLG: 0.333	C FF 93 B CH 82 F SI 96 B SL 87 F SL 87 X SI 96 2-2 8 S 24 E 1B	F SL 87 B FF 95 2 SAFE X FF 95 1-1 ② F6		B SL 85 C CH 82 B FF 95 T CH 83 B SL 86 X FF 96 3-2 8 BB 5 1B 1B		B CU 75 C CU 77 B CU 76 F SI 89 X CU 76 2-2 8 CI 1-2 1B		C CU 76 H FF 91 1-1 8 S 8 HR HBP		4	2	3	0	0	0	2
8 Justin Upton, R (1, 7) OBP: 0.368, SLG: 0.564	B FF 96 D FF 96 B FF 96 C SI 96 B SI 96 4-1 24 PB 1-2 BB	F FF 96 D SL 87 X SI 96 1-1 ③ FC6-4 1-2f		B CH 82 B SI 95 B FF 95 1 SAFE C FF 94 S CH 82 D CH 85 4-2 5 1B 1-2 BB		X CU 75 0-0 CI 1-2 2-3		C FF 90 X CH 82 0-1 1-H HR		2	1	1	2	2	0	2
5 Freddie Freeman, L (1, 3) OBP: 0.392, SLG: 0.549	S SL 85 X SL 86 0-1 ① F4		X SI 94 0-0 HR	S SL 86 X SL 85 0-1 ③ 1-3 2-H 1B		C CU 76 B CU 76 F SI 88 S SI 87 1-3 ① K		F FF 93 F FF 92 B FF 90 S FF 89 1-3 ① K		5	1	2	1	0	2	5
24 Evan Gattis, R (1, 2) OBP: 0.290, SLG: 0.492	B SL 87 B SI 96 S SI 97 B SL 86 F FF 95 B SL 87 4-2 23 G5-4-3 1-3 2-H BB		X SL 84 0-0 1B		B FF 93 X FF 94 1-0 ① G3-1	F SL 83 B CU 72 F SL 82 X SL 84 1-2 ② SF9 3-H		B FF 90 B CU 75 B FF 91 C SI 90 B CU 76 4-1 2 BB 19 1B BB		2	1	1	1	2	0	0
23 Chris Johnson, R (1, 5) OBP: 0.287, SLG: 0.338	F SL 85 F SI 96 B SL 87 F SL 86 B SI 95 F FF 95 B CH 84 X SL 85 3-2 ②③ G5-4-3 1-2f		F FF 95 S CH 83 X CH 83 0-2 ① P6		C SL 80 X SI 94 0-1 ② G6-3	F SL 82 B SL 82 F SL 82 B SL 82 F SL 83 B CU 74 X SL 82 3-2 ③ G5-3		C CU 75 1 SAFE S CH 83 S CH 84 0-3 ② K		5	0	0	0	0	1	6
2 B.J. Upton, R (1, 8) OBP: 0.282, SLG: 0.329		B FF 94 F FF 93 B FF 95 S FF 95 F FF 96 B SI 95 F FF 95 B FF 96 4-2 19 1B 14 1B BB	C SL 86 F FF 95 S SL 86 0-3 ② K		F FF 96 C FF 96 X CH 84 0-2 19 1B 1B		B SL 84 F SI 92 X SI 92 1-1 ① F9	B FF 91 S FF 89 B FF 91 D CH 83 B FF 89 4-1 19 1B 1-2 14 1B BB		3	2	1	0	2	1	1
19 Andrelton Simmons, R (1, 6) OBP: 0.299, SLG: 0.429		1 SAFE 1 SAFE B FF 95 F SI 96 X SI 96 1-1 14 1B 1-2 1B	F CH 83 D SI 96 B SL 85 S CH 83 S CH 84 2-3 ③ K		1 SAFE X FF 94 0-0 1-2 1B		X SI 92 0-0 ② G5-3	F FF 88 C FF 89 B CU 76 B FF 90 X FF 91 2-2 14 1B 1-2 2-H 1B		5	0	3	1	0	1	1
14 Ramiro Pena, S (1, 4) OBP: 0.288, SLG: 0.383		D SI 94 F SL 84 X SL 84 1-1 8 FC6-4 1-2 2-H 1B		C SI 94 F CH 82 F FF 95 T SL 85 0-2 ① K	D SL 85 F SI 95 B CH 82 T CH 83 2 SAFE S SL 86 2-3 ③ K		C SI 92 F SL 83 B SL 85 B CH 87 B CH 87 X SI 92 3-2 ③ G3	B CU 76 B SI 88 F FF 89 F FF 90 F CH 83 B CH 83 X FF 89 3-2 1-3 2-H 1B		5	0	2	2	0	2	2
36 Mike Minor, R (1, 1) OBP: 0.200, SLG: 0.200 57 David Hale, R (7, 1) 48 David Carpenter, R (8, 1) 4 Ryan Doumit, S (8, PH) OBP: 0.245, SLG: 0.333 38 Anthony Varvaro, R (9, 1)		B FF 92 B FF 93 B FF 93 C SL 90 C FF 92 L FF 93 3-3 ① K		S FF 94 B FF 96 B FF 96 X FF 94 2-1 ② G5-3		C SI 88 X SI 88 0-1 8 CI 24 SF9 22 1B 1B		HR P6		3 0 0 2 0	1 0 0 1 0	1 0 0 1 0	0 0 0 1 0	0 0 0 0 0	1 0 0 0 0	2 0 0 2 0
Inning Stats	R: 1 E: 0 K: 0 S: 14 H: 1 LOB: 1 BB: 2 P: 27	R: 1 E: 0 K: 1 S: 15 H: 2 LOB: 2 BB: 1 P: 26	R: 1 E: 0 K: 2 S: 11 H: 2 LOB: 1 BB: 0 P: 13	R: 0 E: 0 K: 1 S: 13 H: 2 LOB: 2 BB: 1 P: 22	R: 0 E: 0 K: 1 S: 10 H: 2 LOB: 2 BB: 0 P: 13	R: 1 E: 1 K: 1 S: 16 H: 2 LOB: 2 BB: 0 P: 23	R: 0 E: 0 K: 0 S: 6 H: 0 LOB: 0 BB: 0 P: 10	R: 5 E: 0 K: 2 S: 25 H: 4 LOB: 2 BB: 2 P: 46		1B: 12 2B: 0 3B: 0 HR: 3 SF: 1 SAC: 0 DP: 1 HBP: 1						

BOTTOM

Milwaukee Brewers @ Atlanta Braves

Turner Field, Atlanta, GA

Mon May 19 2014, 7:13 PM - 10:41 PM EDT

Att. 20,468 - Clear - 69 F

livebaseballscorecards.com

AB	36
R	9
H	15
RBI	8
BB	6
SO	8
LOB	23

WP: 0 PA: 45
PB: 2
SB: 2
CS: 0

PITCHER		IP	WLS	BF	H	R	ER	SO	BB	IBB	HBP	BLK	WP	HR	S	P	ERA	WHIP
38 Wily Peralta, R ERA: 2.18	(1, 1)	5.0	L	26	9	3	2	5	4	0	0	0	0	1	63	101	3.60	2.600
59 Zach Duke, L ERA: 1.4	(6, 1)	0.1		4	2	1	0	1	0	0	0	0	0	0	9	12	0.00	6.000
47 Rob Wooten, R ERA: 3.18	(6, 1)	0.2		2	0	0	0	0	0	0	0	0	0	0	7	11	0.00	0.000
53 Brandon Kintzler, R ERA: 3.52	(7, 1)	1.0		3	0	0	0	0	0	0	0	0	0	0	6	10	0.00	0.000
51 Wei-Chung Wang, L ERA: 17.61	(8, 1)	0.2		9	4	5	5	2	2	0	1	0	0	2	22	40	67.50	9.000

PITCHER		IP	WLS	BF	H	R	ER	SO	BB	IBB	HBP	BLK	WP	HR	S	P	ERA	WHIP
24 Lyle Overbay, L ERA:	(8, 1)	0.1		1	0	0	0	0	0	0	0	0	0	0	3	6	0.00	0.000

Batter	1	2	3	4	5	6	7	8	9	AB	R	H	RBI	BB	SO	LOB
27 Carlos Gómez, R (1, 8) OBP: 0.368, SLG: 0.540	S SL 80 B FF 92 T FF 92 S SL 82 1-3 **K** ①		T FF 92 B FF 92 F SL 83 X SL 82 1-2 1B		F FF 91 F CU 72 B FF 89 F FF 92 B FF 92 S SL 82 2-3 **K** ②		S SL 80 B FF 91 F FF 91 S FF 91 1-3 **K** ③		S FF 92 B FF 92 F FF 92 F FF 92 S FF 91 1-3 **K** ③ 1-2	5	0	1	0	0	4	3
2 Scooter Gennett, L (1, 4) OBP: 0.308, SLG: 0.378	X FF 92 0-0 P4 ②		B SL 82 1 SAFE S SI 90 1 SAFE B SI 90 X SI 89 2-1 F8 ②		B SI 89 X SI 88 1-0 1B			B CH 78 F SI 86 B SL 79 B FF 90 X SI 85 3-1 P3 ①		4	0	1	0	0	0	1
8 Ryan Braun, R (1, 9) OBP: 0.339, SLG: 0.544	C FF 92 C FF 92 X FF 92 0-2 P3 ③		B FF 90 1 SAFE X SL 83 1-0 G5-3 ③		S SL 82 F FF 91 S SL 83 0-3 **K** ③			S SL 80 X SL 82 0-1 G1-3 ②		4	0	0	0	0	1	2
20 Jonathan Lucroy, R (1, 2) OBP: 0.390, SLG: 0.455		B FF 90 F FF 90 B CU 72 B SL 80 F FF 91 F FF 92 B SL 82 4-2 24 G5-3 BB		B FF 89 B FF 89 F FF 90 X FF 91 2-1 2B		B FF 90 C SL 79 F FF 90 F FF 91 X SL 82 1-2 P4 ①		B SL 78 C FF 90 B FF 92 X FF 90 2-1 2B		3	0	2	0	1	0	0
24 Lyle Overbay, L (1, 3) OBP: 0.275, SLG: 0.268		X SI 90 0-0 G5-3 ① 1-2		S SL 82 2 SAFE F SI 89 S SL 82 0-3 **K** ①		X CH 80 0-0 P5 ②		X CU 72 0-0 G3-1 ③		4	0	0	0	0	1	3
9 Jean Segura, R (1, 6) OBP: 0.284, SLG: 0.335		X FF 92 0-0 F8 ②		2 SAFE C SL 81 B SI 88 F FF 92 D CU 74 X SL 84 2-2 E5		F FF 91 F SL 81 B FF 90 X FF 91 1-2 P3 ③			X SL 79 0-0 3 1B 1B	4	0	1	0	0	0	2
18 Khris Davis, R (1, 7) OBP: 0.250, SLG: 0.391		D SL 84 B SL 81 B SL 83 B FF 92 4-0 BB		X FF 92 0-0 F9 ②			B SL 81 B FF 91 C FF 90 C FF 91 X FF 93 2-2 P4 ①		F FF 90 B SL 80 X SL 81 1-1 L5 ①	3	0	0	0	1	0	3
14 Jeff Bianchi, R (1, 5) OBP: 0.172, SLG: 0.145 3 Elian Herrera, S (9, PH) OBP: 0.267, SLG: 0.295		C FF 93 B FF 94 X FF 93 1-1 F9 ③		B FF 91 F SL 81 F FF 91 B FF 92 F FF 93 D SL 84 F FF 92 S SL 83 3-3 **K** ③			B FF 92 X FF 91 1-0 G1-3 ②		C SI 87 F SL 81 B FF 90 X SL 82 1-2 27 DI 1B 1-3	3 1	0 0	0 1	0 0	0 0	1 0	4 0
49 Yovani Gallardo, R (1, 1) OBP: 0.133, SLG: 0.071 30 Tyler Thornburg, R (4, 1) 13 Will Smith, R (8, 1) Rickie Weeks Jr., R (9, PH) OBP: 0.373, SLG: 0.468			B FF 90 X FF 90 1-0 P4 ①		C FF 86 B SL 77 F FF 88 X SL 79 1-2 F7 ①		S FF 90 F FF 91 B FF 91 H SL 80 2-2 HBP		C SL 80 F SI 86 B SL 82 B SL 82 B FF 93 S FF 92 3-3 **K** ②	1 1 0 1	0 0 0 0	0 0 0 0	0 0 0 0	0 0 0 1	0 0 0 2	0 0 0 2
Inning Stats	R: 0 E: 0 K: 1 S: 7 H: 0 LOB: 0 BB: 0 P: 8	R: 0 E: 0 K: 0 S: 7 H: 0 LOB: 2 BB: 2 P: 16	R: 0 E: 0 K: 0 S: 7 H: 1 LOB: 1 BB: 0 P: 12	R: 0 E: 1 K: 2 S: 14 H: 1 LOB: 2 BB: 0 P: 21	R: 0 E: 0 K: 2 S: 11 H: 1 LOB: 1 BB: 0 P: 15	R: 0 E: 0 K: 0 S: 8 H: 0 LOB: 0 BB: 0 P: 10	R: 0 E: 0 K: 1 S: 9 H: 0 LOB: 1 BB: 0 P: 15	R: 0 E: 0 K: 0 S: 7 H: 1 LOB: 1 BB: 0 P: 12	R: 0 E: 0 K: 2 S: 13 H: 2 LOB: 2 BB: 0 P: 19	1B: 4 2B: 2 3B: 0 HR: 0 SF: 0 SAC: 0 DP: 0 HBP: 1						

PITCHER	IP	WLS	BF	H	R	ER	SO	BB	IBB	HBP	BLK	WP	HR	S	P	ERA	WHIP
49 Julio Teheran, R (1, 1) ERA: 1.92	9.0	W	37	6	0	0	8	2	0	1	0	0	0	83	128	0.00	0.889

PITCHER	IP	WLS	BF	H	R	ER	SO	BB	IBB	HBP	BLK	WP	HR	S	P	ERA	WHIP

TOP

Milwaukee Brewers @ Atlanta Braves

Turner Field, Atlanta, GA

Tue May 20 2014, 7:12 PM - 10:04 PM EDT

Att. 20,045 - Partly Cloudy - 79 F

livebaseballscorecards.com

AB	34
R	0
H	6
RBI	0
BB	2
SO	8
LOB	20

WP: 0 PA: 37
PB: 0
SB: 0
CS: 0

Batter	1	2	3	4	5	6	7	8	9	AB	R	H	RBI	BB	SO	LOB
22 Jason Heyward, L (1, 9) OBP: 0.326, SLG: 0.331	X SL 88 0-0 ① L9		C CU 79 B FF 90 X FF 91 1-1 ② P5	B CU 74 F FF 93 F CH 83 S CH 84 1-3 ② K		C FF 94 C FF 94 F FF 94 F CH 86 B FF 93 X CH 84 1-2 1B				4	0	1	0	0	1	3
14 Ramiro Pena, S (1, 4) OBP: 0.304, SLG: 0.367	B SI 90 C FF 90 B SI 90 B FF 89 X FF 91 3-1 ② L6		F CU 79 S SL 86 B FF 90 D SL 86 D SL 86 F SL 85 D CU 79 4-2 5 BB 8 E 2-3 BB	B CH 81 B FF 94 B FF 92 B FF 92 4-0 1-2 2-3 BB		B CH 81 B FF 92 S FF 91 S FF 93 X FF 93 2-2 ③ F9				2	1	0	0	2	0	1
5 Freddie Freeman, L (1, 3) OBP: 0.389, SLG: 0.539	B CU 78 F CU 77 X FF 91 1-1 ③ L9		B FF 90 B CU 78 B SL 87 S SL 87 F SL 86 D CU 79 4-2 8 E 1-2 BB	F CU 78 F FF 93 X FF 94 0-2 ③ G1-3			B CU 76 X CH 84 1-0 ① L9			3	0	0	0	1	0	3
8 Justin Upton, R (1, 7) OBP: 0.371, SLG: 0.582		C SL 87 F FF 90 B FF 90 S CU 79 1-3 ① K	C CU 79 B SI 91 B FF 91 X CU 80 2-1 ② E5 1-3 2-H 3-H 1B		C FF 93 B CH 84 B CH 84 F FF 93 B FF 93 X FC 90 3-2 HR		B CU 78 X CU 78 1-0 ② F8			4	1	2	3	0	1	0
23 Chris Johnson, R (1, 5) OBP: 0.286, SLG: 0.342		B SL 87 B SI 91 X SL 86 2-0 ② G1-3	X SL 87 0-0 ③ G6-3		X FF 93 0-0 2 L8-5 2B		B CU 77 X CH 84 1-0 ③ P4			4	0	1	0	0	0	2
2 B.J. Upton, R (1, 8) OBP: 0.281, SLG: 0.322		B CU 79 B SI 91 F SL 85 B SL 88 X SI 91 3-1 ③ G5-3		B FF 89 B SL 86 B SI 90 C SL 88 C FF 90 D SL 86 4-2 19 1B 49 E BB	B CU 78 X FF 94 1-0 ① ② L8-5 2-3			B FF 94 X FF 93 1-0 ① F8		3	1	0	0	1	0	1
19 Andrelton Simmons, R (1, 6) OBP: 0.304, SLG: 0.450			B SI 89 C FF 90 B SL 88 B SI 90 X SI 90 3-1 HR	B FF 90 1 SAFE F FF 90 1 SAFE C FF 90 1 SAFE X SL 87 1-2 14 BB 1-3 1B	B FF 93 B CH 85 X FF 93 2-0 ③ G6-3			B FF 93 X FF 93 1-0 ② G6-3		4	1	2	1	0	0	0
11 Gerald Laird, R (1, 2) OBP: 0.292, SLG: 0.214			X FF 90 0-0 14 WP 49 SH1-3 8 E 1B	F SL 88 B SI 90 B SL 86 F SI 91 C FF 91 2-3 ① K		X FF 92 0-0 ① F9		B CU 78 B FF 94 B FF 93 C FF 93 X FF 93 3-1 1B		4	1	2	0	0	1	2
49 Julio Teheran, R (1, 1) OBP: 0.083, SLG: 0.083			L SL 85 X SL 84 0-1 ① SH1-3 1-2	X SL 88 0-0 E4 14 BB 3-H		B FF 90 B FF 90 B FF 92 C FF 91 C FF 92 F FF 91 F FF 91 X FF 92 3-2 ② F9		F FF 92 S SL 80 B SL 79 X FF 94 1-2 ③ G1-3		3	0	0	1	0	0	2
Inning Stats	R: 0 E: 0 K: 0 S: 5 H: 0 LOB: 0 BB: 0 P: 9	R: 0 E: 0 K: 1 S: 6 H: 0 LOB: 0 BB: 0 P: 12	R: 3 E: 1 K: 0 S: 15 H: 3 LOB: 2 BB: 2 P: 29	R: 1 E: 1 K: 2 S: 15 H: 1 LOB: 3 BB: 2 P: 27	R: 1 E: 0 K: 0 S: 6 H: 2 LOB: 0 BB: 0 P: 12	R: 0 E: 0 K: 0 S: 14 H: 1 LOB: 1 BB: 0 P: 20	R: 0 E: 0 K: 0 S: 3 H: 0 LOB: 0 BB: 0 P: 6	R: 0 E: 0 K: 0 S: 7 H: 1 LOB: 1 BB: 0 P: 13		1B: 5 2B: 2 3B: 0 HR: 2 SF: 0 SAC: 1 DP: 1 HBP: 0					

PITCHER		IP	WLS	BF	H	R	ER	SO	BB	IBB	HBP	BLK	WP	HR	S	P	ERA	WHIP
49 Yovani Gallardo, R ERA: 3.51	(1, 1)	3.1	L	18	4	4	4	2	3	0	0	0	1	1	35	66	10.80	2.100
30 Tyler Thornburg, R ERA: 2.28	(4, 1)	3.2		14	3	1	1	1	1	0	0	0	0	1	29	49	2.46	1.091
13 Will Smith, L ERA: 0.42	(8, 1)	1.0		4	1	0	0	0	0	0	0	0	0	0	7	13	0.00	1.000

PITCHER	IP	WLS	BF	H	R	ER	SO	BB	IBB	HBP	BLK	WP	HR	S	P	ERA	WHIP

BOTTOM

Milwaukee Brewers @ Atlanta Braves

Turner Field, Atlanta, GA

Tue May 20 2014, 7:12 PM - 10:04 PM EDT

Att. 20,045 - Partly Cloudy - 79 F

livebaseballscorecards.com

AB	31
R	5
H	8
RBI	5
BB	4
SO	3
LOB	14

Milwaukee Brewers @ Atlanta Braves

Turner Field, Atlanta, GA

Wed May 21 2014, 7:11 PM - 9:36 PM EDT

Att. 18,148 - Clear - 82 F

TOP

livebaseballscorecards.com

Batter	1	2	3	4	5	6	7	8	9	AB	R	H	RBI	BB	SO	LOB
27 Carlos Gómez, R (1, 8) OBP: 0.374, SLG: 0.560	F FF 92 B SL 84 B FF 94 X SL 84 2-1 2 2B 7 HR 1B	C FF 91 B FF 89 F FF 90 B SL 86 B FF 93 C SL 84 3-3 ① K		X FF 92 0-0 1-H HR		B FF 92 C SL 84 B FF 92 X SL 83 2-1 2 G5-3 1-2 1B			B CU 77 C FF 91 S FF 92 F FF 94 T CH 85 1-2 ① K	5	2	3	2	0	2	0
2 Scooter Gennett, L (1, 4) OBP: 0.311, SLG: 0.386	C FF 90 B FF 91 X FF 91 1-1 7 HR 1-3 2B	B CH 84 B CH 83 X FF 92 2-0 ② G4-3		C FF 91 X CH 83 0-1 1B		X CH 82 0-0 ② G5-3 1-2 2-3			C CH 85 F CU 78 X CH 86 0-2 ② F8	5	1	2	0	0	0	2
8 Ryan Braun, R (1, 9) OBP: 0.333, SLG: 0.538	X FF 92 0-0 ① P4	C FF 91 X SL 84 0-1 ③ F9		T FF 92 F FF 92 X SL 82 0-2 ③ G6-3		F FF 92 S SI 93 S SL 81 0-3 ③ K2-3			X CH 86 0-0 2B	5	0	1	0	0	1	5
20 Jonathan Lucroy, R (1, 2) OBP: 0.395, SLG: 0.452	B SL 84 C SL 83 B SI 91 B CH 83 B FF 94 4-1 7 HR BB	C FF 89 B CH 82 X FF 91 1-1 9 G5-4-3 1B	B SL 79 C SL 79 B CH 82 B FF 91 B FF 92 4-1 9 FC5-4 BB				X FF 89 0-0 ① G6-3		C FF 93 B FF 93 C CU 81 X FF 95 1-2 ③ F9	3	1	1	0	2	0	1
7 Mark Reynolds, R (1, 5) OBP: 0.281, SLG: 0.434	X SL 84 0-0 1-H 2-H 3-H HR	B FF 91 X FF 90 1-0 ① F8	B FF 92 X SL 84 1-0 ① P3				C FF 91 B FF 92 F SL 82 B FF 91 B SL 83 X SL 84 3-2 ② G5-3			4	1	1	4	0	0	2
9 Jean Segura, R (1, 6) OBP: 0.283, SLG: 0.333	B FF 92 B FF 92 T FF 93 B FF 94 X FF 93 3-1 24 BB 1B	C FF 90 X FF 88 0-1 ② ③ G5-4-3 1-2f	C FF 91 X SL 81 0-1 ② FC5-4 1-2f				X FF 92 0-0 ③ G3-1			4	0	1	0	0	0	2
24 Lyle Overbay, L (1, 3) OBP: 0.274, SLG: 0.259	C FF 91 B SL 81 1 SAFE B CH 83 B FF 90 B FF 91 4-1 1-2 BB			S CH 81 X FF 89 0-1 ① G4-3	1 SAFE 1 SAFE B CH 82 P PO 85 1 SAFE S CH 81 1 SAFE 1 SAFE T FF 90 2-2 1 SAFE X FF 91 ③ F7			B SI 93 X SI 89 1-0 ① G3-1		3	0	0	0	1	0	1
1 Logan Schafer, L (1, 7) OBP: 0.264, SLG: 0.292	B FF 91 C FF 90 S CH 82 X CH 83 1-2 ② P6			L FF 90 X FF 90 0-1 ② L9		C FF 89 S SL 80 B SL 81 X CH 82 1-2 ① G1-3		F SI 94 F CU 76 C FF 95 0-3 ② K		4	0	0	0	0	1	2
26 Kyle Lohse, R (1, 1) OBP: 0.208, SLG: 0.136 57 Francisco Rodríguez, R (9, 1)	B FF 92 C FF 91 X SL 82 1-1 ③ L5			C FF 91 B FF 90 B FF 91 B FF 90 B FF 90 4-1 27 HR BB		C FF 89 X FF 91 0-1 2 G5-3 27 1B 1B		B SI 93 F SI 94 B SI 93 T SI 89 F SI 94 X SI 94 2-2 ③ G5-3		3 0	1 0	1 0	0 0	1 0	0 0	2 0
Inning Stats	R: 4 E: 0 K: 0 S: 15 H: 4 LOB: 2 BB: 2 P: 31	R: 0 E: 0 K: 1 S: 6 H: 0 LOB: 0 BB: 0 P: 11	R: 0 E: 0 K: 0 S: 5 H: 1 LOB: 0 BB: 0 P: 7	R: 2 E: 0 K: 0 S: 11 H: 2 LOB: 1 BB: 1 P: 15	R: 0 E: 0 K: 0 S: 8 H: 0 LOB: 1 BB: 1 P: 14	R: 0 E: 0 K: 1 S: 11 H: 2 LOB: 2 BB: 0 P: 14	R: 0 E: 0 K: 0 S: 5 H: 0 LOB: 0 BB: 0 P: 8	R: 0 E: 0 K: 1 S: 8 H: 0 LOB: 0 BB: 0 P: 11	R: 0 E: 0 K: 1 S: 11 H: 1 LOB: 1 BB: 0 P: 13	1B: 6 2B: 2 3B: 0 HR: 2	SF: 0 SAC: 0 DP: 1 HBP: 0			WP: 0 PB: 0 SB: 0 CS: 0	PA: 40		

	AB	36
	R	6
	H	10
	RBI	6
	BB	4
	SO	4
	LOB	17

PITCHER		IP	WLS	BF	H	R	ER	SO	BB	IBB	HBP	BLK	WP	HR	S	P	ERA	WHIP
30 Ervin Santana, R ERA: 3.42	(1, 1)	7.0	L	33	9	6	6	2	4	0	0	0	0	2	61	100	7.71	1.857
43 Luis Avilán, L ERA: 4.3	(8, 1)	1.0		3	0	0	0	1	0	0	0	0	0	0	8	11	0.00	0.000
38 Anthony Varvaro, R ERA: 2.4	(9, 1)	1.0		4	1	0	0	1	0	0	0	0	0	0	11	13	0.00	1.000

PITCHER		IP	WLS	BF	H	R	ER	SO	BB	IBB	HBP	BLK	WP	HR	S	P	ERA	WHIP

BOTTOM

Milwaukee Brewers @ Atlanta Braves

Turner Field, Atlanta, GA

Wed May 21 2014, 7:11 PM - 9:36 PM EDT

Att. 18,148 - Clear - 82 F

Batter	1	2	3	4	5	6	7	8	9	AB	R	H	RBI	BB	SO	LOB
22 Jason Heyward, L (1, 9) OBP: 0.325, SLG: 0.329	B SI 89 F SI 89 S SL 84 B SI 90 F SL 85 B CH 80 X SI 90 3-2 ① F7		C CU 74 X CH 80 0-1 1B			B CU 75 B SI 90 C CH 80 F SI 90 F SL 83 X SI 90 2-2 ① P3		B SL 84 C CH 79 X SI 89 1-1 ③ P5		4	0	1	0	0	0	0
14 Ramiro Pena, S (1, 4) OBP: 0.283, SLG: 0.340	C SI 90 B SI 91 C SL 86 X SL 85 1-2 ② L8		1 SAFE 1 SAFE S SL 82 X SL 81 0-1 ② F8			B SI 91 F SL 84 F SI 89 B SI 90 T SL 84 2-2 ② K			C FF 90 B SI 91 F SI 90 C CH 82 1-3 ① K	4	0	0	0	0	2	1
5 Freddie Freeman, L (1, 3) OBP: 0.387, SLG: 0.538	B SI 90 B SL 84 F SI 89 B SL 84 X SI 90 3-1 8 2B 2B		X SI 88 0-0 ③ F7			X CU 74 0-0 ③ L7			C SI 90 X CU 75 0-1 ② G4-3	4	1	1	0	0	0	1
8 Justin Upon, R (1, 7) OBP: 0.380, SLG: 0.592	S SL 85 X SI 90 0-1 2-H 2B			C SL 84 B SI 90 C SI 90 B SL 86 C SI 91 2-3 ① K			X SL 85 0-0 1B		B FF 90 C SI 91 B CH 84 X FF 90 2-1 1B	4	0	3	1	0	1	0
23 Chris Johnson, R (1, 5) OBP: 0.279, SLG: 0.333	C SL 84 S SL 84 T SL 84 0-2 ③ K			C SI 91 S SL 85 X SL 83 0-2 ② G3-1			B SL 84 S SL 84 F SL 84 B SI 89 S SL 84 2-3 ① K		C SI 90 F CU 75 C CH 84 0-3 ③ K	4	0	0	0	0	3	3
2 B.J. Upton, R (1, 8) OBP: 0.276, SLG: 0.316		C SI 89 F SL 83 F SL 84 X SL 84 0-2 ① G6-3		C SI 90 B SI 90 S SI 89 B SI 90 X SL 84 2-2 ③ F9			X SI 89 0-0 ② F8			3	0	0	0	0	0	1
19 Andrelton Simmons, R (1, 6) OBP: 0.298, SLG: 0.442		X SL 85 0-0 ② F9			F SI 90 F CH 80 B SI 89 F SL 83 B CH 80 F SI 90 C SL 85 2-3 ① K		B CH 78 C SI 90 B SI 89 F SL 84 B SI 90 X SL 83 3-2 ③ L8			3	0	0	0	0	1	1
11 Gerald Laird, R (1, 2) OBP: 0.275, SLG: 0.200		C SL 84 C SI 90 X SL 84 0-2 ③ P4			F SI 91 B SI 90 X SL 84 1-1 ② F9			C SI 88 F SI 88 C SI 88 0-3 ① K		3	0	0	0	0	1	0
30 Ervin Santana, R (1, 1) OBP: 0.150, SLG: 0.150 43 Luis Avilán, L (8, 1) 17 Jordan Schafer, L (8, PH) OBP: 0.200, SLG: 0.185 38 Anthony Varvaro, R (9, 1)			C SI 88 B SI 88 F SI 89 F SL 83 B CU 73 C SI 90 2-3 ① K		C SI 90 C SI 90 C SL 79 0-3 ③ K			B SI 89 B SI 88 C SI 89 F SI 89 F SL 83 X SL 82 2-2 ② G3		2 0 1 0	0 0 0 0	0 0 0 0	0 0 0 0	2 0 0 0	0 0 0 0
Inning Stats	R: 1 E: 0 K: 1 S: 14 H: 2 LOB: 1 BB: 0 P: 21	R: 0 E: 0 K: 0 S: 8 H: 0 LOB: 0 BB: 0 P: 8	R: 0 E: 0 K: 1 S: 9 H: 1 LOB: 1 BB: 0 P: 11	R: 0 E: 0 K: 1 S: 9 H: 0 LOB: 0 BB: 0 P: 13	R: 0 E: 0 K: 2 S: 10 H: 0 LOB: 0 BB: 0 P: 13	R: 0 E: 0 K: 1 S: 8 H: 0 LOB: 0 BB: 0 P: 12	R: 0 E: 0 K: 1 S: 8 H: 1 LOB: 1 BB: 0 P: 13	R: 0 E: 0 K: 1 S: 9 H: 0 LOB: 0 BB: 0 P: 12	R: 0 E: 0 K: 2 S: 10 H: 1 LOB: 1 BB: 0 P: 13	1B: 3 2B: 2 3B: 0 HR: 0	SF: 0 SAC: 0 DP: 0 HBP: 0					

PITCHER		IP	WLS	BF	H	R	ER	SO	BB	IBB	HBP	BLK	WP	HR	S	P	ERA	WHIP
26 Kyle Lohse, R ERA: 2.67	(1, 1)	8.0	W	28	4	1	1	8	0	0	0	0	0	0	75	103	1.12	0.500
57 Francisco Rodríguez, R ERA: 1.5	(9, 1)	1.0		4	1	0	0	2	0	0	0	0	0	0	10	13	0.00	1.000

PITCHER	IP	WLS	BF	H	R	ER	SO	BB	IBB	HBP	BLK	WP	HR	S	P	ERA	WHIP

AB	32
R	1
H	5
RBI	1
BB	0
SO	10
LOB	7

WP: 0 PA: 32
PB: 0
SB: 0
CS: 0

livebaseballscorecards.com

Batter	1	2	3	4	5	6	7	8	9	AB	R	H	RBI	BB	SO	LOB
9 Jean Segura, R (1, 6) OBP: 0.292, SLG: 0.348	B FF 88 F FF 89 X FF 90 1-1 2 S 20 2B 1B		C FF 86 F FF 87 F FF 85 B SL 78 X SI 90 1-2 2 SH1-3 20 1B 2B		C FF 89 X CU 74 0-1 2 L4-3 1B		B CH 82 X SI 91 1-0 G1-3 ①		B FF 98 S FF 97 B FF 98 1 SAFE T FF 98 1 SAFE F FF 99 F KC 85 S FF 98 2-3 K ②	5	2	3	0	0	1	1
2 Scooter Gennett, L (1, 4) OBP: 0.311, SLG: 0.385 47 Rob Wooten, R (7, 1) 12 Martín Maldonado, R (9, PH) OBP: 0.421, SLG: 0.548	C SI 89 B FF 89 F SI 91 B FF 88 F SI 91 F SL 80 F SI 92 X SL 78 2-2 F8 ① 1-2		X CH 83 0-0 SH1-3 ① 2-3		B SL 78 1 SAFE 1 SAFE X CU 72 1-0 L4-3 ① ② 1-1		B SI 92 F SI 90 F SI 90 B KC 80 X KC 80 2-2 1B		C KC 83 C FF 98 S FF 99 0-3 K ③	3 0 1	0 0 0	1 0 0	0 0 0	0 0 0	0 0 1	2 0 1
8 Ryan Braun, R (1, 9) OBP: 0.328, SLG: 0.529 3 Elian Herrera, S (5, PH) OBP: 0.255, SLG: 0.283 (5, 9)	C FF 89 X SI 89 0-1 G6-3 ②		B SI 89 F SL 80 S SI 89 B CU 73 B SI 90 X SL 81 3-2 G6-3 ②		C SI 88 B FF 86 B FF 87 B FF 90 F SI 89 F SI 91 S SI 91 3-3 K ③		C SI 92 F SI 91 D CH 84 F SI 90 1 SAFE F KC 78 S SI 89 1-3 K ②			2 2	0 0	0 0	0 0	0 2	0 1	2 1
20 Jonathan Lucroy, R (1, 2) OBP: 0.398, SLG: 0.460	F FF 90 B SL 80 X FF 89 1-1 2-H 2B		D SL 80 B SL 80 C SL 81 X SL 80 2-1 3-H 1B			C FF 89 B FF 89 S SL 81 B SI 91 S FF 92 2-3 K ①	B KC 80 1 SAFE 1 SAFE X SI 89 1-0 G4-3 ③			4	0	2	2	0	1	1
7 Mark Reynolds, R (1, 5) OBP: 0.280, SLG: 0.429	B SI 90 X SL 80 1-0 L5 ③		C FF 91 S FF 90 B FF 91 1 SAFE S SL 81 1-3 K ③			S FF 90 S FF 90 X FF 91 0-2 24 PB 18 1B 1B		S FF 95 B FF 95 S FF 95 S FF 95 1-3 K ①		4	1	1	0	0	2	2
24 Lyle Overbay, L (1, 3) OBP: 0.283, SLG: 0.273		C SI 88 X FF 86 0-1 G6-3 ①		B SI 87 X CH 82 1-0 18 G6-3 1 SH1-3 2B		B SI 91 B SI 89 F SL 80 F FF 90 B FF 89 F SL 80 F SI 92 F SI 92 B FF 88 4-2 18 1B 1-2 BB			C FF 94 F FF 95 X FF 96 0-2 L8 ②	3	1	1	0	1	0	0
18 Khris Davis, R (1, 7) OBP: 0.250, SLG: 0.388		B FF 88 X FF 88 1-0 L8 ②		C SI 88 B SI 89 D SL 77 X FF 88 2-1 G6-3 ① 2-3		C SL 80 X SI 90 0-1 1 IBB 1-3 2-H 1B			B SL 86 F FF 94 C SL 85 B SL 86 B SL 84 X FF 94 3-2 L7 ③	4	0	1	1	0	0	1
1 Logan Schafer, L (1, 8) OBP: 0.293, SLG: 0.318		B SI 87 B SI 88 X SI 89 2-0 2B		B CU 71 X FF 89 1-0 SH1-3 ② 3-H		1 SAFE C FF 92 B CU 74 D FC 87 I IN 69 I IN 71 4-1 ② 1-2 IBB			C KC 84 F FF 99 F FF 99 F FF 98 H KC 86 1-2 HBP	1	0	1	1	1	0	0
22 Matt Garza, R (1, 1) OBP: 0.045, SLG: 0.091 53 Brandon Kintzler, R (7, 1) 13 Will Smith, R (7, 1) 14 Jeff Bianchi, R (7, 4) OBP: 0.172, SLG: 0.145 Rickie Weeks Jr., R (9, PH) OBP: 0.368, SLG: 0.460		F FF 85 C FF 89 S SL 80 0-3 K ③		S FF 86 C FF 90 S FF 90 0-3 K ③		S FF 90 S FF 92 S FF 93 0-3 K ③			C FF 98 S KC 86 1 SAFE 1 SAFE S KC 86 0-3 K ①	3 0 0 0 1	0 0 0 0 0	0 0 0 0 0	0 0 0 0 0	0 0 0 0 1	3 0 0 0 1	3 0 0 0 1
Inning Stats	R: 1 H: 2 E: 0 LOB: 1 K: 0 BB: 0 S: 13 P: 18	R: 0 H: 1 E: 0 LOB: 1 K: 1 BB: 0 S: 7 P: 10	R: 1 H: 2 E: 0 LOB: 1 K: 1 BB: 0 S: 13 P: 20	R: 1 H: 1 E: 0 LOB: 0 K: 1 BB: 0 S: 7 P: 11	R: 0 H: 1 E: 0 LOB: 0 K: 1 BB: 0 S: 7 P: 11	R: 1 H: 2 E: 0 LOB: 2 K: 2 BB: 2 S: 17 P: 27	R: 0 H: 1 E: 0 LOB: 1 K: 1 BB: 0 S: 10 P: 15	R: 0 H: 0 E: 0 LOB: 0 K: 1 BB: 0 S: 9 P: 13	R: 0 H: 0 E: 0 LOB: 1 K: 3 BB: 0 S: 15 P: 18	1B: 6 2B: 5 3B: 0 HR: 0	SF: 0 SAC: 2 DP: 1 HBP: 1			WP: 0 PB: 1 SB: 1 CS: 0	PA: 38		

PITCHER		IP	WLS	BF	H	R	ER	SO	BB	IBB	HBP	BLK	WP	HR	S	P	ERA	WHIP
34 Aaron Harang, R ERA: 3.32	(1, 1)	5.1		25	9	4	4	5	1	0	0	0	0	0	60	89	6.75	1.875
58 Ian Thomas, L ERA: 3.0	(6, 1)	0.2		2	0	0	0	1	0	1	0	0	0	0	4	8	0.00	0.000
40 Alex Wood, L ERA: 3.29	(7, 1)	1.0	W	4	1	0	0	1	0	0	0	0	0	0	10	15	0.00	1.000
48 David Carpenter, R ERA: 2.66	(8, 1)	1.0	H	3	0	0	0	1	0	0	0	0	0	0	9	13	0.00	0.000
46 Craig Kimbrel, R ERA: 2.08	(9, 1)	1.0	S	4	0	0	0	3	0	0	1	0	0	0	15	18	0.00	0.000

PITCHER	IP	WLS	BF	H	R	ER	SO	BB	IBB	HBP	BLK	WP	HR	S	P	ERA	WHIP

TOP

Milwaukee Brewers @ Atlanta Braves

Turner Field, Atlanta, GA

Thu May 22 2014, 7:13 PM - 10:48 PM EDT

Att. 30,148 - Clear - 85 F

livebaseballscorecards.com

AB	33
R	4
H	10
RBI	4
BB	2
SO	11
LOB	15

BOTTOM

Batter	1	2	3	4	5	6	7	8	9	AB	R	H	RBI	BB	SO	LOB
22 Jason Heyward, L (1, 9) OBP: 0.328, SLG: 0.333	X FF 90 0-0 ① F7		D CU 74 C FF 92 X FF 92 1-1 2-H 1B			B CU 73 C FF 92 X FF 93 1-1 ② P4	D SL 81 F FF 94 X SL 83 1-1 1-2 2 BB 1B			4	0	2	1	0	0	0
2 B.J. Upton, R (1, 8) OBP: 0.282, SLG: 0.335	B FF 91 B FF 90 X FF 91 2-0 ② P3		B FF 93 X FF 92 1-0 ③ F9			B FF 94 C FF 92 X FF 93 1-1 HR	B FF 93 B SI 90 D SI 89 C FF 91 B FF 93 4-1 1-2 2-3 BB			3	1	1	1	1	0	1
5 Freddie Freeman, L (1, 3) OBP: 0.384, SLG: 0.529	F FF 91 B FF 92 S SI 91 F FF 93 F SL 84 B SL 86 F FF 93 F FF 92 X CU 75 2-2 ③ L3			C FF 91 B SL 83 X FF 92 1-1 ① F8		B SL 85 B FF 93 B FF 92 C FF 92 B FF 93 4-1 BB	B SL 82 F FF 93 F SL 82 S SL 81 1-3 ② K			3	0	0	0	1	1	3
8 Justin Upton, R (1, 7) OBP: 0.377, SLG: 0.581		B FF 92 X FF 92 1-0 ① F9		B SL 84 S SL 83 F FF 92 F FF 94 B FF 92 F SL 84 B SL 84 B FF 92 4-2 23 G4-6-3 BB		B SL 83 F SI 91 D SL 85 F SL 83 D SL 85 S SL 83 3-3 ③ K	B SL 85 B SL 83 C SL 84 T SL 84 F SL 85 C CU 73 2-3 ③ K			3	0	0	0	1	2	4
23 Chris Johnson, R (1, 5) OBP: 0.290, SLG: 0.343		B FF 93 B FF 92 X FF 92 2-0 19 G4-6-3 1B		B SL 81 X FF 91 1-0 ②③ G4-6-3 1-2f			C SL 82 B SL 83 X FF 92 1-1 26 1B 11 2B 1B	S SL 83 X SL 82 0-1 1B		4	1	3	0	0	0	1
19 Andrelton Simmons, R (1, 6) OBP: 0.291, SLG: 0.430		B FF 90 B FF 92 F FF 91 X FF 91 2-1 ②③ G4-6-3 1-2f			X SL 82 0-0 ① L7		X FF 90 0-0 ① F8	B SL 82 1 SAFE X SL 82 1-0 ① L7		4	0	0	0	0	0	3
26 Dan Uggla, R (1, 4) OBP: 0.248, SLG: 0.264 46 Craig Kimbrel, R (9, 1)			B FF 91 F FF 90 B SL 83 B SL 83 B FF 92 4-1 34 SH1-4 22 1B BB		C SL 82 X FF 92 0-1 ② F7	B SL 82 F FF 92 B SL 83 T FF 92 F SL 83 F FF 93 B FF 92 F SL 84 X FF 94 3-2 11 2B 4 1B 1-2 1B	C CU 73 B SL 83 C SL 81 B SI 89 S CU 74 2-3 ② K		3 0	2 0	1 0	0 0	1 0	1 0	1 0
11 Gerald Laird, R (1, 2) OBP: 0.273, SLG: 0.224			X FF 91 0-0 ① F8		S SL 84 B FF 92 B FF 92 B FF 92 F FF 92 X FF 93 3-2 ③ F8		B SI 92 B SI 92 B SI 92 C SI 92 F SI 93 X FF 93 3-2 4 1B 1-3 2-H 2B	C SI 90 S SL 82 X SI 88 0-2 ③ F8		4	1	1	1	0	0	2
34 Aaron Harang, R (1, 1) OBP: 0.056, SLG: 0.056 58 Ian Thomas, R (6, 1) 17 Jordan Schafer, L (6, PH) OBP: 0.194, SLG: 0.179 40 Alex Wood, R (7, 1) 4 Ryan Doumit, S (7, PH) OBP: 0.260, SLG: 0.347 48 David Carpenter, R (8, 1) 14 Ramiro Pena, S (9, 4) OBP: 0.283, SLG: 0.340			X FF 90 0-0 ② SH1-4 1-2			C SL 83 X FF 91 0-1 ① B1-3	B FF 93 C SL 79 F FF 94 B SL 81 F SL 81 X FF 96 2-2 2 BB 22 1B 2-H 3-H 1B			0 0 1 0 0 1 0 0	0 0 0 0 0 0 1 0	0 0 0 0 0 2 0 0	0 0 0 0 0 0 0 0	0 0 0 0 0 0 0 0	0 0 0 0 0 0 0 0	0 0 0 0 0 0 0 0
Inning Stats	R: 0 E: 0 K: 0 S: 9 H: 0 LOB: 0 BB: 0 P: 13	R: 0 E: 0 K: 0 S: 4 H: 1 LOB: 0 BB: 0 P: 9	R: 1 E: 0 K: 0 S: 6 H: 1 LOB: 1 BB: 1 P: 12	R: 0 E: 0 K: 0 S: 7 H: 0 LOB: 0 BB: 1 P: 13	R: 0 E: 0 K: 0 S: 6 H: 0 LOB: 0 BB: 0 P: 9	R: 1 E: 0 K: 1 S: 10 H: 1 LOB: 1 BB: 1 P: 19	R: 3 E: 0 K: 2 S: 26 H: 5 LOB: 3 BB: 1 P: 43	R: 0 E: 0 K: 1 S: 9 H: 1 LOB: 1 BB: 0 P: 12		1B: 7 2B: 1 3B: 0 HR: 1 SF: 0 SAC: 1 DP: 2 HBP: 0			WP: 0 PB: 0 SB: 0 CS: 0 PA: 35		

PITCHER		IP	WLS	BF	H	R	ER	SO	BB	IBB	HBP	BLK	WP	HR	S	P	ERA	WHIP
22 Matt Garza, R ERA: 4.92	(1, 1)	6.1		25	5	4	4	1	3	0	0	0	0	1	51	88	5.68	1.263
53 Brandon Kintzler, R ERA: 4.11	(7, 1)	0.0	L	1	1	0	0	0	0	0	0	0	0	0	3	6	∞	∞
13 Will Smith, L ERA: 0.42	(7, 1)	0.1	B	4	2	1	1	1	1	0	0	0	0	0	10	18	27.00	9.000
47 Rob Wooten, R ERA: 2.84	(7, 1)	1.1		5	1	0	0	2	0	0	0	0	0	0	13	18	0.00	0.750

PITCHER	IP	WLS	BF	H	R	ER	SO	BB	IBB	HBP	BLK	WP	HR	S	P	ERA	WHIP

Milwaukee Brewers @ Atlanta Braves

Turner Field, Atlanta, GA

Thu May 22 2014, 7:13 PM - 10:48 PM EDT

Att. 30,148 - Clear - 85 F

livebaseballscorecards.com

AB	30
R	5
H	9
RBI	5
BB	4
SO	4
LOB	15

Milwaukee Brewers @ Miami Marlins

Marlins Park, Miami, FL

Fri May 23 2014, 7:12 PM - 10:05 PM EDT

Att. 18,989 - Clear - 83 F

TOP

livebaseballscorecards.com

Batter	1	2	3	4	5	6	7	8	9	AB	R	H	RBI	BB	SO	LOB
9 Jean Segura, R (1, 6) OBP: 0.301, SLG: 0.351	B FF 94 F FF 93 B FF 94 X FF 93 2-1 2 E 2 S 2 SF7 1B		C FF 92 X SI 92 0-1 ① B1-3		C KC 76 F FF 93 X KC 80 0-2 2 3B 1B	B FF 93 B CH 86 B FF 94 B FF 93 4-0 BB		X FF 94 0-0 ② L8		4	2	2	0	1	0	1
2 Scooter Gennett, L (1, 4) OBP: 0.308, SLG: 0.395	1 SAFE B FF 92 X FF 93 1-0 ① SF7 1-H		F KC 77 B CH 85 F FF 93 S SL 87 1-3 ② K		1 SAFE B KC 83 1 SAFE 1 SAFE X KC 82 1-0 27 2B 1-H 3B	B FF 93 B FF 92 X FF 93 2-0 ③ L8		B FS 86 S FS 86 B SI 94 C FS 86 F FS 87 F FS 87 1 SAFE X FS 85 2-2 ③ F8 1-2		4	1	1	2	0	1	2
20 Jonathan Lucroy, R (1, 2) OBP: 0.398, SLG: 0.464	C FF 94 X KC 80 0-1 1B		C KC 78 S FF 93 X SL 86 0-2 ③ G4-3		B FF 92 B FF 92 X FF 92 2-0 ② G1-3		C FF 92 B CH 85 X CH 88 1-1 27 2B 2B		C FF 93 B SI 93 F FF 94 C FF 95 1-3 ① K	5	1	2	0	0	1	1
27 Carlos Gómez, R (1, 8) OBP: 0.385, SLG: 0.584	B FF 92 X FF 92 1-0 ② F7			F SL 84 B FF 94 C KC 77 X SL 86 1-2 7 HR 2B	X SL 85 0-0 7 HR 3-H 2B		F FF 93 F CU 79 B FF 93 F CU 80 X FF 93 1-2 24 F8 2-H 2B		B FF 95 X SI 93 1-0 24 BLK 1B	5	2	4	2	0	0	1
7 Mark Reynolds, R (1, 5) OBP: 0.284, SLG: 0.471	B FF 93 S FF 92 C SL 84 B SL 87 X KC 79 2-2 ③ L8			X FF 91 0-0 2-H HR	C FF 92 X FF 92 0-1 2-H HR		C CU 78 F FF 93 S CU 79 0-3 ① K		B FF 94 B SL 84 1 SAFE C FF 95 1 SAFE F FS 87 C FF 95 2-3 ② K	5	2	2	4	0	2	3
24 Lyle Overbay, L (1, 3) OBP: 0.269, SLG: 0.258		C FF 92 C FF 93 C KC 80 0-3 ① K		X CH 84 0-0 ① G1-3	B KC 78 C FF 94 X KC 78 1-1 ③ L8		B CU 78 B CU 78 B FF 93 C FF 93 X FF 93 3-1 ② F8 2-3		C FF 94 C SI 93 S FS 86 0-3 ③ K 1-2	5	0	0	0	0	2	2
18 Khris Davis, R (1, 7) OBP: 0.250, SLG: 0.402		C FF 93 B SL 86 F FF 93 B FF 94 B KC 81 C FF 93 3-3 ② K		B KC 76 C KC 76 X KC 79 1-1 ② L5	B FF 91 X FF 92 1-0 HR		C CU 79 F CU 80 F FF 93 F CU 79 D CH 87 B FF 93 B CU 80 F FF 93 S FF 94 3-3 ③ K			4	1	1	1	0	2	1
1 Logan Schafer, L (1, 9) OBP: 0.291, SLG: 0.314		X FF 92 0-0 1B		B FF 92 B KC 77 F FF 92 F KC 77 F SL 86 X CH 86 2-2 ③ P6		X FF 94 0-0 ① P5		C SI 94 B FS 87 S FS 86 X SI 95 1-2 ① G6-3		4	0	1	0	0	0	0
41 Marco Estrada, R (1, 1) 53 Brandon Kintzler, R (7, 1) Rickie Weeks Jr., R (8, PH) OBP: 0.377, SLG: 0.460 13 Will Smith, R (8, 1) 47 Rob Wooten, R (9, 1)		1 SAFE C FF 91 B FF 92 X FF 92 1-1 ③ G4-3			X FF 90 0-0 ① G6-3	C FF 93 B FF 93 S FF 95 S FF 94 1-3 ② K		B FF 96 B FF 96 B FF 95 F FF 95 B FF 95 4-1 2 BLK BB		3 0 0 0 0	0 0 0 0 0	0 0 0 0 0	0 0 1 0 0	0 0 0 0 0	1 0 0 0 0	1 0 0 0 0
Inning Stats	R: 1 E: 0 K: 0 S: 9 H: 2 LOB: 1 BB: 0 P: 15	R: 0 E: 0 K: 2 S: 9 H: 1 LOB: 1 BB: 0 P: 13	R: 0 E: 0 K: 1 S: 8 H: 0 LOB: 0 BB: 0 P: 9	R: 2 E: 0 K: 0 S: 11 H: 2 LOB: 0 BB: 0 P: 15	R: 4 E: 0 K: 0 S: 11 H: 4 LOB: 0 BB: 0 P: 15	R: 1 E: 0 K: 1 S: 6 H: 1 LOB: 1 BB: 1 P: 14	R: 1 E: 0 K: 2 S: 17 H: 2 LOB: 1 BB: 0 P: 25	R: 0 E: 0 K: 0 S: 10 H: 0 LOB: 1 BB: 1 P: 17	R: 0 E: 0 K: 3 S: 10 H: 1 LOB: 1 BB: 0 P: 14	1B: 5 2B: 4 3B: 1 HR: 3 SF: 1 SAC: 0 DP: 0 HBP: 0						

AB	39
R	9
H	13
RBI	9
BB	2
SO	9
LOB	12

WP: 0 PA: 42
PB: 0
SB: 1
CS: 0

PITCHER		IP	WLS	BF	H	R	ER	SO	BB	IBB	HBP	BLK	WP	HR	S	P	ERA	WHIP
34 Tom Koehler, R ERA: 3.1	(1, 1)	5.0	L	24	9	7	7	3	0	0	0	0	0	2	48	67	12.60	1.800
52 Brad Hand, L ERA: 6.38	(6, 1)	2.0		10	3	2	2	3	1	0	0	0	0	1	23	39	9.00	2.000
41 Chris Hatcher, R ERA:	(8, 1)	2.0		8	1	0	0	3	1	0	0	2	0	0	20	31	0.00	1.000

PITCHER	IP	WLS	BF	H	R	ER	SO	BB	IBB	HBP	BLK	WP	HR	S	P	ERA	WHIP

Batter	1	2	3	4	5	6	7	8	9	AB	R	H	RBI	BB	SO	LOB
21 Christian Yelich, L (1, 7) OBP: 0.329, SLG: 0.405	C FF 88 X FF 89 0-1 L7 ①		B FF 89 S CH 79 B CH 79 B FF 90 S CH 80 C FF 90 3-3 K ③			C CH 79 S CH 79 B CH 80 F FF 90 B FF 89 X CH 78 2-2 G4-3 ②	B FF 92 B SI 92 X SI 93 2-0 G6-3 ③		C SL 84 B SL 82 F SI 90 B FS 84 X FS 85 2-2 G6-3 ③	5	0	0	0	0	1	3
32 Derek Dietrich, L (1, 4) OBP: 0.352, SLG: 0.454	C FF 89 B FF 88 S CH 78 B FF 90 X CH 76 2-2 G4-3 ②			B CU 75 B CU 76 S FF 88 C CH 79 F FF 89 X FF 90 2-2 F8 ①		B CU 73 C CH 77 B FF 88 B FF 88 F FF 88 X CH 79 3-2 G4-3 ③		B FF 93 B FF 92 C FF 90 C FF 93 F SL 80 X SL 80 2-2 9 FC5-4 1B		4	0	1	0	0	0	0
27 Giancarlo Stanton, R (1, 9) OBP: 0.404, SLG: 0.616	C FF 89 C FF 90 X FF 90 0-2 HR			S CH 79 B FF 89 B CH 80 X CH 80 2-1 G3 ②			B CH 79 F FF 88 X CH 77 1-1 HR	1 SAFE B CU 78 B SL 79 C SI 87 F FF 94 X SL 81 2-2 F7 ①		4	2	2	2	0	0	1
9 Casey McGehee, R (1, 5) OBP: 0.354, SLG: 0.370	C FF 89 C CU 77 B CH 78 C FF 90 1-3 K ③			F CH 79 B FF 88 X CH 79 1-1 G5-3 ③			B CU 78 F CH 78 X FF 88 1-1 G4-3 ①	B FF 94 D CU 76 F SI 90 B FF 93 X SI 90 3-1 FC5-4 ② 46 BB 1-2f		4	0	0	0	0	1	1
46 Garrett Jones, L (1, 3) OBP: 0.353, SLG: 0.518		C CU 75 B FF 89 B CH 78 X FF 89 2-1 L7 ①			B CU 76 F FF 88 F FF 89 B CH 79 F FF 89 F CH 79 X FF 89 2-2 HR		B FF 88 C FF 88 B CH 79 X CH 79 2-1 HR	D SL 80 F FF 92 B SL 81 B FF 93 F FF 93 B SL 81 4-2 1-2 BB		3	2	2	2	1	0	0
39 Jarrod Saltalamacchia, S (1, 2) OBP: 0.352, SLG: 0.439		F FF 89 C CH 78 S CH 77 0-3 K ②			C CU 76 X FF 89 0-1 L9 ①		B FF 88 C FF 88 B CU 77 F FF 88 B CH 80 C FF 88 3-3 K ②	S CU 78 C FF 92 S SL 81 0-3 K ③		4	0	0	0	0	3	2
13 Marcell Ozuna, R (1, 8) OBP: 0.304, SLG: 0.432		C FF 89 X FF 89 0-1 L8 ③			C CU 76 X CH 79 0-1 F7 ②		C FF 89 X CU 78 0-1 10 1B 59 1B 1B		B SL 83 X SL 83 1-0 E6 5 FC6-4	4	1	1	0	0	0	0
3 Adeiny Hechavarría, R (1, 6) OBP: 0.295, SLG: 0.335 52 Brad Hand, L (6, 1) 10 Jeff Baker, R (7, PH) OBP: 0.301, SLG: 0.365 41 Chris Hatcher, R (8, 1) 5 Reed Johnson, R (9, PH) OBP: 0.338, SLG: 0.516		B CU 77 C FF 88 S CH 78 S CH 78 1-3 K ①			X FF 89 0-0 G5-3 ③		D CH 76 S CH 77 C FF 88 D CH 78 B FF 88 X FF 88 3-2 59 1B 1-3 1B		C SL 83 X SL 82 0-1 FC6-4 ① 1-2f	2 0 0 1 0	0 0 0 0 0	0 0 1 0 0	0 0 0 0 0	0 0 0 0 0	1 0 0 0 0	0 0 0 0 1
34 Tom Koehler, R (1, 1) OBP: 0.167, SLG: 0.118 59 Ed Lucas, R (6, 6) OBP: 0.409, SLG: 0.436		C FF 89 F FF 89 S CH 79 0-3 K2-3 ②				F FF 88 F CH 78 S CH 77 0-3 K ①	C FF 92 B SI 92 B SI 92 X SI 92 2-1 1-2 3-H 1B		B SL 84 C SL 83 B SL 82 F SL 82 S SI 89 2-3 K ②	1 3	0 0	0 1	0 1	0 0	1 2	0 1
Inning Stats	R: 1 E: 0 K: 1 S: 11 H: 1 LOB: 0 BB: 0 P: 14	R: 0 E: 0 K: 1 S: 7 H: 0 LOB: 0 BB: 0 P: 9	R: 0 E: 0 K: 3 S: 9 H: 0 LOB: 0 BB: 0 P: 13	R: 0 E: 0 K: 0 S: 8 H: 0 LOB: 0 BB: 0 P: 13	R: 1 E: 0 K: 0 S: 10 H: 1 LOB: 0 BB: 0 P: 12	R: 0 E: 0 K: 1 S: 10 H: 0 LOB: 0 BB: 0 P: 15	R: 3 E: 0 K: 1 S: 17 H: 5 LOB: 2 BB: 0 P: 31	R: 0 E: 0 K: 1 S: 14 H: 1 LOB: 2 BB: 1 P: 25	R: 0 E: 1 K: 1 S: 9 H: 0 LOB: 1 BB: 0 P: 14	1B: 4 2B: 0 3B: 0 HR: 4 SF: 0 SAC: 0 DP: 0 HBP: 0						WP: 0 PB: 0 SB: 0 CS: 0 PA: 37	

PITCHER		IP	WLS	BF	H	R	ER	SO	BB	IBB	HBP	BLK	WP	HR	S	P	ERA	WHIP
41 Marco Estrada, R ERA: 3.98	(1, 1)	6.2	W	26	6	5	5	7	0	0	0	0	0	4	69	100	6.75	0.900
53 Brandon Kintzler, R ERA: 4.02	(7, 1)	0.1		2	1	0	0	0	0	0	0	0	0	0	3	7	0.00	3.000
13 Will Smith, L ERA: 0.4	(8, 1)	1.0		5	1	0	0	1	1	0	0	0	0	0	14	25	0.00	2.000
47 Rob Wooten, R ERA: 2.63	(9, 1)	1.0		4	0	0	0	1	0	0	0	0	0	0	9	14	0.00	0.000

PITCHER	IP	WLS	BF	H	R	ER	SO	BB	IBB	HBP	BLK	WP	HR	S	P	ERA	WHIP

BOTTOM

Milwaukee Brewers @ Miami Marlins

Marlins Park, Miami, FL

Fri May 23 2014, 7:12 PM - 10:05 PM EDT

Att. 18,989 - Clear - 83 F

livebaseballscorecards.com

AB	36
R	5
H	8
RBI	5
BB	1
SO	9
LOB	9

MIAMI

Batter	1	2	3	4	5	6	7	8	9	AB	R	H	RBI	BB	SO	LOB
9 Jean Segura, R (1, 6) OBP: 0.304, SLG: 0.353	F FF 90 B FF 91 B SI 91 C SI 92 X FC 84 2-2 L7 ①		C SI 93 X FC 83 0-1 8 FC4-6 1B 1-2 ①			C SI 92 B SI 92 X FC 82 1-1 G4-3 ①		X FF 93 0-0 8 FC4-6 1B ①	C SL 80 F SI 93 S SL 82 0-3 K ③	5	0	2	0	0	1	1
8 Ryan Braun, R (1, 9) OBP: 0.326, SLG: 0.520	C SI 92 X SI 92 0-1 L9 ②		B FC 85 B SI 93 C SI 95 T SI 95 X FC 85 2-2 FC4-6 ② 1-2f 2-3			F SI 93 B SI 94 B FF 93 X SI 93 2-1 7 1B 27 1B 1B		X FF 94 0-0 FC4-6 20 WP 20 2B ① 1-2f		4	1	1	0	0	0	3
20 Jonathan Lucroy, R (1, 2) OBP: 0.395, SLG: 0.465	C SI 92 B SI 93 X SI 92 1-1 F9 ③		C FC 84 F SI 94 D FC 85 1 SAFE X FC 85 1-2 L6 ③			D SI 92 F SI 92 1 SAFE F SI 91 1 SAFE 1 SAFE X FC 82 1-2 L7 ②		B FF 95 X FF 93 1-0 27 K 2B 1-H		4	0	1	1	0	0	3
27 Carlos Gómez, R (1, 8) OBP: 0.387, SLG: 0.588		B SI 92 X SI 91 1-0 18 S 2B		X SI 92 0-0 G6-3 ①		1 SAFE B SI 91 C SI 92 X SI 92 1-1 7 1B 1-2 1B		B SL 80 B SL 81 S FF 93 S SL 80 F FF 94 S SL 79 2-3 K		4	0	2	0	0	1	1
7 Mark Reynolds, R (1, 5) (7, 3) OBP: 0.289, SLG: 0.472		B SI 92 S SI 92 S FC 86 B CH 85 X FC 84 2-2 L3 ①		C SI 93 S FC 83 B FC 85 X SI 95 1-2 18 PO 1B		C FC 83 B FC 84 S FC 84 X FC 85 1-2 1-3 2-3 1B ③		C SL 80 S SL 79 X SL 80 0-2 P6 ②		4	0	2	0	0	0	3
2 Scooter Gennett, L (1, 4) OBP: 0.300, SLG: 0.384		F CH 85 F CH 85 S FC 83 0-3 K ②		1 SAFE F SI 92 B CH 85 B CH 84 X SI 93 2-1 F7 ②			B CH 84 B SI 91 X FF 90 2-0 G3-1 ①	C SL 81 F SL 82 F SI 91 T SI 92 0-2 K ③		4	0	0	0	0	2	4
18 Khris Davis, R (1, 7) OBP: 0.256, SLG: 0.407		B SI 93 B SI 94 X SI 94 2-0 G1-3 ③ 2-3		B SI 93 C FC 82 1 SAFE 1 SAFE 1-1 PO ③ 1-2	S FC 82 B FC 84 B SI 94 C SI 93 B FC 85 B FF 95 4-2 24 G6-4-3 BB		C FC 83 B FC 85 B SI 92 X FC 85 2-1 3 WP 2B		B SL 82 S SI 92 C SI 93 X SL 82 1-2 G5-3 ①	3	0	1	0	1	0	1
24 Lyle Overbay, L (1, 3) OBP: 0.274, SLG: 0.263 Rickie Weeks Jr., R (7, PH) OBP: 0.371, SLG: 0.453 30 Tyler Thornburg, R (7, 1) 59 Zach Duke, L (8, 1) 1 Logan Schafer, L (9, PH) OBP: 0.288, SLG: 0.310			C SI 92 B SI 93 X CH 85 1-1 8 FC4-6 9 1B 1B	F SI 92 B SI 93 1 SAFE X SI 91 1-1 G6-4-3 ①② 1-2f		C SL 86 B FF 95 F FF 94 S SL 87 1-3 K ②		C SL 79 F SI 93 F SI 92 S SI 91 0-3 K ②		2 1 0 0 1	0 0 0 0 0	1 0 0 0 0	0 0 0 0 0	0 0 0 0 0	1 1 0 0 1	1 1 0 0 0
38 Wily Peralta, R (1, 1) OBP: 0.111, SLG: 0.222 3 Elian Herrera, S (7, PH) OBP: 0.265, SLG: 0.292 (7, 5)			L SI 92 C SI 92 M FC 83 0-3 K ①		B FF 92 F SI 93 F SI 92 X FC 85 1-2 G5-3 ③	T SL 86 B SL 87 F SL 88 B SL 89 F SL 87 S FF 95 2-3 K ③		C SL 81 B SL 81 C SL 81 X SI 90 1-2 1B		2 2	0 0	0 1	0 0	0 0	1 1	1 1
Inning Stats	R: 0 E: 0 K: 0 S: 7 H: 0 LOB: 0 BB: 0 P: 10	R: 0 E: 0 K: 1 S: 8 H: 1 LOB: 1 BB: 0 P: 13	R: 0 E: 0 K: 1 S: 13 H: 2 LOB: 2 BB: 0 P: 17	R: 0 E: 0 K: 0 S: 7 H: 1 LOB: 0 BB: 0 P: 11	R: 0 E: 0 K: 0 S: 7 H: 0 LOB: 0 BB: 1 P: 13	R: 0 E: 0 K: 0 S: 12 H: 3 LOB: 3 BB: 0 P: 18	R: 0 E: 0 K: 2 S: 10 H: 1 LOB: 1 BB: 0 P: 17	R: 1 E: 1 K: 2 S: 14 H: 2 LOB: 2 BB: 0 P: 17	R: 0 E: 0 K: 2 S: 13 H: 1 LOB: 1 BB: 0 P: 15	1B: 8 2B: 3 3B: 0 HR: 0 SF: 0 SAC: 0 DP: 1 HBP: 0						

PITCHER		IP	WLS	BF	H	R	ER	SO	BB	IBB	HBP	BLK	WP	HR	S	P	ERA	WHIP
33 Jacob Turner, R ERA: 5.35	(1, 1)	6.1	W	25	8	0	0	2	1	0	0	0	0	0	57	89	0.00	1.421
40 Mike Dunn, L ERA: 4.58	(7, 1)	0.2	H	2	0	0	0	2	0	0	0	0	1	0	7	10	0.00	0.000
44 AJ Ramos, R ERA: 2.14	(8, 1)	0.2	H	5	2	1	1	1	0	0	0	0	1	0	10	13	13.50	3.000
31 Steve Cishek, R ERA: 1.83	(8, 1)	1.1	S	5	1	0	0	3	0	0	0	0	0	0	17	19	0.00	0.750

PITCHER	IP	WLS	BF	H	R	ER	SO	BB	IBB	HBP	BLK	WP	HR	S	P	ERA	WHIP

TOP

Milwaukee Brewers @ Miami Marlins

Marlins Park, Miami, FL

Sat May 24 2014, 4:12 PM - 7:13 PM EDT
Att. 25,819 - Roof Closed - 78 F

livebaseballscorecards.com

AB	36
R	1
H	11
RBI	1
BB	1
SO	8
LOB	20

WP: 2	PA: 38				
PB: 0					
SB: 1					
CS: 0					

Milwaukee Brewers @ Miami Marlins

Marlins Park, Miami, FL

Sat May 24 2014, 4:12 PM - 7:13 PM EDT

Att. 25,819 - Roof Closed - 78 F

livebaseballscorecards.com

BOTTOM

Batter	1	2	3	4	5	6	7	8	9	AB	R	H	RBI	BB	SO	LOB
21 Christian Yelich, L (1, 7) OBP: 0.332, SLG: 0.409	C FF 94 C SI 97 B FF 97 X SL 85 1-2 G5-3 ①		C SL 86 B FF 97 F FF 97 X FF 97 1-2 9 1B 2B		B SI 97 B CH 86 F SI 96 X SI 96 2-1 FC6-4 32 1B ① 1-2f		C CU 78 B CH 84 B FF 93 1 SAFE B CH 83 C FF 93 B CH 82 4-2 32 FC4-6 BB 1-2			3	0	1	0	1	0	1
32 Derek Dietrich, L (1, 4) OBP: 0.349, SLG: 0.446 31 Steve Cishek, R (8, 1)	B SI 97 C SI 97 B SL 88 X SI 98 2-1 L8 ②		B SL 85 C SL 85 2 SAFE B SL 86 B CH 83 X SI 97 3-1 F8 ②		1 SAFE X SL 84 0-0 1-3 1B		B CU 75 X FF 93 1-0 FC4-6 ① 1-2f 2-3			4 0	0 0	1 0	0 0	0 0	0 0	3 0
27 Giancarlo Stanton, R (1, 9) OBP: 0.401, SLG: 0.606	B FF 97 C SL 86 S SI 97 B SL 89 C SL 86 2-3 K ③		B FF 96 B SL 88 F SL 86 B SI 97 B SL 87 4-1 9 1B BB		C SI 96 S SL 88 S SI 97 0-3 K ②		B FF 94 S CU 78 B FF 95 S CH 85 S CH 85 2-3 K ②			3	0	0	0	1	3	4
9 Casey McGehee, R (1, 5) OBP: 0.357, SLG: 0.372		X FF 96 0-0 39 2B 1B	B SL 86 C FF 97 X SI 96 1-1 1-2 2-3 1B		B SL 86 B SL 86 D SI 96 C FF 96 F FF 97 C FF 98 3-3 K ③		F FF 92 F CH 85 F FF 94 X CU 78 0-2 G5-3 ③			4	1	2	0	0	1	4
46 Garrett Jones, L (1, 3) OBP: 0.351, SLG: 0.509		B CH 85 C FF 96 X SI 96 1-1 L8 ①	X SL 88 0-0 G3 ③			C SL 84 F SL 86 F SL 87 B FF 94 B FF 93 B CH 87 F SL 84 B SI 96 4-2 39 G6-3 BB		C CU 75 X SI 91 0-1 G4-3 ①		3	0	0	0	1	0	4
39 Jarrod Saltalamacchia, S (1, 2) OBP: 0.349, SLG: 0.441		C FF 96 X CH 84 0-1 1-H 2B		B SI 96 C SL 85 B FF 97 F FF 96 X SL 87 2-2 G3 ①		F SI 95 T SL 86 D SL 88 D CH 89 X FF 97 2-2 G6-3 ①② 1-2f		C CU 76 F SL 82 S CU 75 0-3 K ②		4	0	1	1	0	1	1
13 Marcell Ozuna, R (1, 8) OBP: 0.298, SLG: 0.422		S SL 86 B FF 96 D SL 88 B SI 96 X SI 96 3-1 G4-3 ②		C FF 96 B SL 86 F FF 97 B FF 97 B SL 86 F FF 97 F SI 97 X FF 98 3-2 F9 ②		C SL 84 B FF 96 C FF 97 S SL 88 1-3 K ③		B SI 89 C CU 76 B SL 81 S SI 91 B CU 76 S SI 91 3-3 K ③		4	0	0	0	0	2	1
3 Adeiny Hechavarría, R (1, 6) OBP: 0.295, SLG: 0.335		D CH 88 B SI 96 X FF 96 2-0 G4-3 ③		X FF 96 0-0 G4-3 ③			X FF 94 0-0 10 S 10 1B 1B			3	1	1	0	0	0	1
33 Jacob Turner, R (1, 1) OBP: 0.375, SLG: 0.429 40 Mike Dunn, L (7, 1)			C FF 95 F FF 96 C SL 86 0-3 K ①		C FF 95 B FF 96 F FF 95 F SL 86 X SI 97 1-2 21 FC6-4 1B		B CU 76 1 SAFE 1 SAFE S FF 93 T FF 93 B CU 80 F FF 96 X CU 79 2-2 32 FC4-6 21 BB 1-H 1B			2 0	0 0	1 0	0 0	0 0	1 0	0 0
10 Jeff Baker, R (7, PH) OBP: 0.310, SLG: 0.373 44 AJ Ramos, R (8, 1)										1 0	0 0	1 0	1 0	0 0	0 0	0 0
59 Ed Lucas, R (8, 4) OBP: 0.409, SLG: 0.436										0	0	0	0	0	0	0
Inning Stats	R: 0 E: 0 K: 1 S: 8 H: 0 LOB: 0 BB: 0 P: 13	R: 1 E: 0 K: 0 S: 8 H: 2 LOB: 1 BB: 0 P: 14	R: 0 E: 0 K: 1 S: 12 H: 2 LOB: 3 BB: 1 P: 21	R: 0 E: 0 K: 0 S: 9 H: 0 LOB: 0 BB: 0 P: 14	R: 0 E: 0 K: 2 S: 13 H: 2 LOB: 2 BB: 0 P: 19	R: 0 E: 0 K: 1 S: 10 H: 0 LOB: 0 BB: 1 P: 17	R: 1 E: 0 K: 1 S: 15 H: 2 LOB: 2 BB: 1 P: 24	R: 0 E: 0 K: 2 S: 8 H: 0 LOB: 0 BB: 0 P: 11		1B: 6 2B: 2 3B: 0 HR: 0	SF: 0 SAC: 0 DP: 1 HBP: 0			WP: 0 PB: 0 SB: 1 CS: 0	PA: 34	

	AB	31
	R	2
	H	8
	RBI	2
	BB	3
	SO	8
	LOB	19

PITCHER		IP	WLS	BF	H	R	ER	SO	BB	IBB	HBP	BLK	WP	HR	S	P	ERA	WHIP
38 Wily Peralta, R ERA: 2.12	(1, 1)	6.0	L	25	6	1	1	5	2	0	0	0	0	0	60	98	1.50	1.333
30 Tyler Thornburg, R ERA: 2.55	(7, 1)	1.0		6	2	1	1	1	1	0	0	0	0	0	15	24	9.00	3.000
59 Zach Duke, L ERA: 1.33	(8, 1)	1.0		3	0	0	0	2	0	0	0	0	0	0	8	11	0.00	0.000

PITCHER	IP	WLS	BF	H	R	ER	SO	BB	IBB	HBP	BLK	WP	HR	S	P	ERA	WHIP

Batter	1	2	3	4	5	6	7	8	9	AB	R	H	RBI	BB	SO	LOB
9 Jean Segura, R (1, 6) OBP: 0.296, SLG: 0.343	C SI 86 X CU 69 0-1 B1-3	X CH 76 0-0 E6 8 3B		C SI 85 X CU 65 0-1 F8		B CU 74 S FF 88 B FF 89 F FF 89 X SL 83 2-2 G6-3		B FF 99 C KC 82 S KC 83 F KC 82 B FF 99 X FF 97 2-2 G6-3 1-2f 2-3		5	1	0	0	0	0	2
8 Ryan Braun, R (1, 9) OBP: 0.343, SLG: 0.554	B SI 88 C SI 87 B FF 88 X CH 79 2-1 20 2B 2B	B FF 88 B SI 87 F SI 87 X CH 78 2-1 1-H 20 2B 3B		C SI 86 X FF 87 0-1 1B			F FF 89 F FF 89 B FF 88 F FF 89 F SL 82 F SL 84 B CH 85 X FF 89 2-2 27 1B 1B	B KC 82 F FF 99 F FF 97 F KC 81 S KC 84 1-3 K2-3		5	2	4	1	0	1	1
20 Jonathan Lucroy, R (1, 3) OBP: 0.400, SLG: 0.491	C SI 87 X CU 70 0-1 27 1B 2-H 2B	X FF 87 0-0 3-H 2B		C SI 85 1 SAFE B SL 78 F SL 80 B FF 86 F SI 87 S CU 68 2-3 K			C SI 90 X SI 89 0-1 L8		C FF 92 X FF 93 0-1 3B	5	1	3	2	0	1	2
27 Carlos Gómez, R (1, 8) OBP: 0.389, SLG: 0.586 1 Logan Schafer, L (8, 8) OBP: 0.284, SLG: 0.306	X CU 68 0-0 S E 2-H 1B	F SI 87 X SL 82 0-1 P4		B SI 87 B SI 88 B CH 77 C SI 87 X SI 88 3-1 L9			1 SAFE X SI 88 0-0 7 FC6-4 1-2 1B		S SL 84 S SL 84 D SL 83 S SL 83 1-3 K	4 1	1 0	2 0	1 0	0 0	0 1	2 1
Rickie Weeks Jr., R (1, 4) OBP: 0.360, SLG: 0.435	1 SAFE 1 SAFE F FF 86 B SL 81 1 SAFE B SL 81 B SL 81 X FF 88 3-1 E7 1-H 1B	D CU 69 C SL 79 B CU 70 S SI 88 X FF 89 2-2 L8			F CU 67 B CU 67 F SL 79 X FF 87 1-2 F9		C SI 89 F SL 84 B SL 85 S SL 83 1-3 K		B FF 93 D FF 94 X FF 94 2-0 L9	5	0	1	0	0	1	4
7 Mark Reynolds, R (1, 5) OBP: 0.293, SLG: 0.462	B FF 88 B CH 78 S CH 79 C SI 88 D CU 70 B CH 77 4-2 BB		F CH 75 C CU 67 X SI 87 0-2 G5-3		B SI 86 C SI 87 B CU 68 B CU 67 S CH 76 F SI 87 X CH 75 3-2 F9		C FF 90 D SL 83 S SL 84 X SL 85 1-2 FC6-4 1-2f		B SL 83 C FF 94 B SL 84 B FF 93 F FF 92 B FF 94 4-2 BB	3	0	0	0	2	0	2
18 Khris Davis, R (1, 7) OBP: 0.260, SLG: 0.419	C FF 87 B CH 76 X CH 75 1-1 F6		B CH 75 B CH 75 S CH 76 S SI 86 B SI 88 F CH 76 X SI 87 3-2 12 1B 2B		C CH 75 F SL 79 B SI 87 S CH 76 1-3 K			B FF 97 B FF 96 X FF 97 2-0 2 1B 2B	C FF 95 F SL 84 S SL 84 0-3 K	5	2	2	0	0	2	4
12 Martín Maldonado, R (1, 2) OBP: 0.429, SLG: 0.529	B FF 88 F SI 89 X SI 88 1-1 G1-3		B SI 87 F SI 86 B CU 67 X CU 69 2-1 52 B1-6-3 2-H 1B			B FF 88 F FF 89 X SL 82 1-1 G6-3		B KC 84 B FF 96 C FF 96 B FF 97 B FF 97 4-1 9 G6-3 2 1B BB		3	0	1	1	1	0	2
52 Jimmy Nelson, R (1, 1) 47 Rob Wooten, R (6, 1) 2 Scooter Gennett, L (8, PH) OBP: 0.304, SLG: 0.388 53 Brandon Kintzler, R (8, 1) 57 Francisco Rodríguez, R (9, 1)		C SI 86 F SI 86 C SI 88 0-3 K	L SI 86 C FF 86 X FF 86 0-2 B1-6-3 1-2f			C FF 88 S FF 89 B FF 90 F FF 89 F FF 89 S SL 83 1-3 K		B FF 97 C KC 83 F FF 97 X FF 96 1-2 9 G6-3 1B 1-2 2-H		3 0 1 0 0	0 0 0 0 0	0 0 1 0 0	0 0 1 0 0	2 0 1 0 0	0 0 0 0 0	1 0 0 0 0
Inning Stats	R: 3 H: 4 E: 1 LOB: 2 K: 0 BB: 1 S: 15 P: 26	R: 2 H: 2 E: 1 LOB: 1 K: 1 BB: 0 S: 12 P: 16	R: 1 H: 2 E: 0 LOB: 0 K: 0 BB: 0 S: 12 P: 17	R: 0 H: 1 E: 0 LOB: 1 K: 1 BB: 0 S: 10 P: 15	R: 0 H: 0 E: 0 LOB: 0 K: 1 BB: 0 S: 10 P: 15	R: 0 H: 0 E: 0 LOB: 0 K: 1 BB: 0 S: 10 P: 14	R: 0 H: 2 E: 0 LOB: 2 K: 1 BB: 0 S: 15 P: 19	R: 1 H: 2 E: 0 LOB: 1 K: 1 BB: 1 S: 13 P: 23	R: 0 H: 1 E: 0 LOB: 2 K: 2 BB: 1 S: 11 P: 18	1B: 7 2B: 5 3B: 2 HR: 0	SF: 0 SAC: 0 DP: 2 HBP: 0			WP: 0 PB: 0 SB: 1 CS: 0	PA: 43		

PITCHER		IP	WLS	BF	H	R	ER	SO	BB	IBB	HBP	BLK	WP	HR	S	P	ERA	WHIP
29 Randy Wolf, L ERA: 4.5	(1, 1)	5.0	L	25	9	6	4	3	1	0	0	0	0	0	59	89	7.20	2.000
45 Kevin Slowey, R ERA: 4.8	(6, 1)	2.0		8	2	0	0	2	0	0	0	0	0	0	25	33	0.00	1.000
22 Carter Capps, R ERA: 3.0	(8, 1)	1.0		5	2	1	1	1	1	0	0	0	0	0	13	23	9.00	3.000
43 Dan Jennings, L ERA: 1.46	(9, 1)	1.0		5	1	0	0	2	1	0	0	0	0	0	11	18	0.00	2.000

PITCHER	IP	WLS	BF	H	R	ER	SO	BB	IBB	HBP	BLK	WP	HR	S	P	ERA	WHIP

TOP

Milwaukee Brewers @ Miami Marlins

Marlins Park, Miami, FL

Sun May 25 2014, 1:11 PM - 4:27 PM EDT

Att. 21,897 - Roof Closed - 77 F

livebaseballscorecards.com

AB	40
R	7
H	14
RBI	6
BB	3
SO	8
LOB	21

Milwaukee Brewers @ Miami Marlins

Marlins Park, Miami, FL

Sun May 25 2014, 1:11 PM - 4:27 PM EDT

Att. 21,897 - Roof Closed - 77 F

livebaseballscorecards.com

BOTTOM

Batter	1	2	3	4	5	6	7	8	9	AB	R	H	RBI	BB	SO	LOB
21 Christian Yelich, L (1, 7) OBP: 0.330, SLG: 0.403	G6-3		G6-3		BB					3	0	0	0	1	0	0
32 Derek Dietrich, L (1, 4) OBP: 0.346, SLG: 0.435	27 WP BB		K		K		G3-1			3	0	0	0	1	2	3
27 Giancarlo Stanton, R (1, 9) OBP: 0.398, SLG: 0.599	K		K		P4			46 G1-6-3 1B		4	0	1	0	0	2	4
9 Casey McGehee, R (1, 5) OBP: 0.350, SLG: 0.365	F9			P4		P6		K		4	0	0	0	0	1	2
46 Garrett Jones, L (1, 3) OBP: 0.343, SLG: 0.497		F9		K		F7		G1-6-3		4	0	0	0	0	1	1
13 Marcell Ozuna, R (1, 8) OBP: 0.307, SLG: 0.443		6 1B BB		G5-3		3 1B			HR	3	1	2	1	1	0	0
3 Adeiny Hechavarría, R (1, 6) OBP: 0.299, SLG: 0.339		L8			21 BB 6 1B				P3	4	0	2	0	0	0	1
6 Jeff Mathis, R (1, 2) OBP: 0.409, SLG: 0.474						G5-3			L5	4	0	2	0	0	0	2
29 Randy Wolf, L (1, 1)		P4			K		F8		P3	1	0	0	0	0	0	2
10 Jeff Baker, R (5, PH) OBP: 0.306, SLG: 0.368										1	0	0	0	0	1	2
45 Kevin Slowey, R (6, 1)										0	0	0	0	0	0	0
17 Donovan Solano, R (7, PH) OBP: 0.250, SLG: 0.206										1	0	0	0	0	0	0
22 Carter Capps, R (8, 1)										0	0	0	0	0	0	0
43 Dan Jennings, L (9, 1)										0	0	0	0	0	0	0
59 Ed Lucas, R (9, PH) OBP: 0.400, SLG: 0.425										1	0	0	0	0	0	0
Inning Stats	R: 0 E: 0 K: 1 S: 11 H: 0 LOB: 1 BB: 1 P: 20	R: 0 E: 0 K: 0 S: 13 H: 1 LOB: 2 BB: 1 P: 27	R: 0 E: 0 K: 2 S: 10 H: 0 LOB: 0 BB: 0 P: 16	R: 0 E: 0 K: 1 S: 10 H: 0 LOB: 0 BB: 0 P: 16	R: 0 E: 0 K: 2 S: 10 H: 2 LOB: 3 BB: 1 P: 15	R: 0 E: 0 K: 0 S: 12 H: 2 LOB: 2 BB: 0 P: 15	R: 0 E: 0 K: 0 S: 9 H: 0 LOB: 0 BB: 0 P: 14	R: 0 E: 0 K: 1 S: 11 H: 1 LOB: 0 BB: 0 P: 14	R: 1 E: 0 K: 0 S: 8 H: 1 LOB: 0 BB: 0 P: 13	1B: 6 2B: 0 3B: 0 HR: 1 SF: 0 SAC: 0 DP: 1 HBP: 0	WP: 1 PB: 0 SB: 0 CS: 0 PA: 36					

PITCHER	IP	WLS	BF	H	R	ER	SO	BB	IBB	HBP	BLK	WP	HR	S	P	ERA	WHIP
52 Jimmy Nelson, R (1, 1) ERA:	5.2	W	25	5	0	0	6	3	0	0	0	1	0	64	107	0.00	1.412
47 Rob Wooten, R (6, 1) ERA: 2.4	1.1		4	0	0	0	0	0	0	0	0	0	0	11	16	0.00	0.000
53 Brandon Kintzler, R (8, 1) ERA: 3.78	1.0		3	1	0	0	1	0	0	0	0	0	0	11	14	0.00	1.000
57 Francisco Rodríguez, R (9, 1) ERA: 1.8	1.0		4	1	1	1	0	0	0	0	0	0	1	8	13	9.00	1.000

PITCHER	IP	WLS	BF	H	R	ER	SO	BB	IBB	HBP	BLK	WP	HR	S	P	ERA	WHIP

AB	33
R	1
H	7
RBI	1
BB	3
SO	7
LOB	17

Batter	1	2	3	4	5	6	7	8	9	10	AB	R	H	RBI	BB	SO	LOB
21 Nick Markakis, L (1, 9) OBP: 0.345, SLG: 0.386	F SI 90 B SI 90 X CH 81 1-1 F7 ①		C SI 91 X CH 82 0-1 13 1B 10 3B 1B	C CU 74 1 SAFE C SI 90 F SI 91 B SI 90 X CU 75 1-2 G6-3 ②③ 1-2f			B SL 84 C SI 90 B SI 91 B SI 90 C SI 90 X SI 91 3-2 F7 ②		B SI 91 B SI 91 X SI 91 2-0 1-H 2B		5	1	2	1	0	0	1
13 Manny Machado, R (1, 5) OBP: 0.296, SLG: 0.315	B SI 90 S SL 85 C SI 91 X SL 85 1-2 G3-1 ②		B SL 85 1 SAFE B SI 91 C SL 86 C SI 91 B SI 91 X SL 85 3-2 10 3B 1-3 1B		B SI 91 C SI 90 X CU 75 1-1 G5-3 ①		B SI 92 X SI 92 1-0 G6-3 ③		B CU 75 D CH 83 B CH 84 B SI 91 4-0 BB		4	1	1	0	1	0	0
10 Adam Jones, R (1, 8) OBP: 0.318, SLG: 0.454	B SL 85 S SI 89 B CH 79 X SL 85 2-1 1B		B SI 92 X SI 92 1-0 23 2B 1-H 3-H 3B		B SI 91 B CH 79 F SL 85 X SL 84 2-1 G6-3 ②			B SL 83 B SI 91 C SI 91 X SI 92 2-1 G1-4-3 ①	B FF 91 B FF 91 X SI 92 2-0 F8 ③		5	1	2	2	0	0	2
23 Nelson Cruz, R (1, 7) OBP: 0.362, SLG: 0.610	S SI 90 C CU 74 S CH 80 0-3 K ③		F SL 84 D CH 79 X SI 91 1-1 28 FC6-5 3-H 2B		C SI 91 B SI 90 X CU 75 1-1 G5-3 ③			B SI 90 F SI 92 C SI 92 F SI 92 B SL 84 F SI 93 B SI 93 F SI 93 F SI 93 4-2 28 G5-4-3 BB		C SL 84 B SL 85 B SL 85 X SL 84 2-1 L7 ①	4	0	1	1	1	1	1
28 Steve Pearce, R (1, 3) OBP: 0.348, SLG: 0.516		C SL 84 B SI 90 S SL 85 S SL 86 1-3 K ①	B SI 91 S CU 74 C CU 74 X CU 73 1-2 FC6-5 40 FC6-5 2 1B 2-3 ②			C SI 90 B SL 85 B SI 91 B SL 84 S SL 85 F SL 84 F SI 91 F SL 83 X SI 90 3-2 G5-3 ①		B FF 92 X SI 93 1-0 G5-4-3 ②③ 1-2f		C CU 74 B SL 86 S SL 85 S SL 85 1-3 K ②	5	0	0	0	0	2	2
2 J.J. Hardy, R (1, 6) OBP: 0.327, SLG: 0.373		B SI 90 X SL 85 1-0 2B	C SI 90 X CU 75 0-1 40 FC6-5 1-2 1B			C SI 90 F SI 91 X CH 80 0-2 F7 ②			C FF 90 S CU 76 X SI 87 0-2 L7 ①	C SL 85 C CU 76 B SL 84 B SL 84 B CU 77 X SL 83 3-2 40 1B 2B	5	1	3	0	0	0	0
40 Nick Hundley, R (1, 2) OBP: 0.266, SLG: 0.359		B CU 75 S SL 85 C SI 90 S CU 75 1-3 K ②	X SL 85 0-0 FC6-5 1-2 2-3f ③			C SI 91 F SL 84 X SI 91 0-2 G1-3 ③			B SI 92 F SI 92 B CU 76 B SI 92 F SI 90 X SI 91 3-2 G5-3 ②	C SL 80 X SL 83 0-1 2-H 1B	5	0	1	1	0	1	3
6 Jonathan Schoop, R (1, 4) OBP: 0.268, SLG: 0.376		B CU 75 B CH 80 F SL 85 F SL 84 X CU 74 2-2 L8 ③		X SI 90 0-0 21 G6-3 1B			B SI 90 B SL 84 C SI 90 F CU 74 X SI 91 2-2 HR		X CU 76 0-0 HR	B SI 89 C SL 82 X SL 83 1-1 F7 ③	5	2	3	2	0	0	2
30 Chris Tillman, R (1, 1) 58 Ryan Webb, R (6, 1) 45 Steve Clevenger, L (7, PH) OBP: 0.300, SLG: 0.378 35 Brad Brach, R (7, 1) 27 Delmon Young, R (9, PH) OBP: 0.316, SLG: 0.384 9 David Lough, L (9, PR) OBP: 0.234, SLG: 0.209 56 Darren O'Day, R (9, 1) 53 Zack Britton, L (10, 1)			C SI 90 C SI 90 F SI 90 S SL 86 0-3 K ①	L SL 80 B SL 80 M SL 81 M SL 81 1-3 K ①			C CU 74 T SI 91 F SL 83 F SI 91 F SL 83 F CH 80 F CU 74 B CH 80 F SI 91 1-2 X CU 74 G4-3 ①		X CU 76 0-0 21 2B 1B		2	0	0	0	0	2	1
											0	0	0	0	0	0	0
											1	0	0	0	0	0	0
											0	0	0	0	0	0	0
											1	0	1	0	0	0	0
											0	1	0	0	0	0	0
											0	0	0	0	0	0	0
											0	0	0	0	0	0	0

TOP

Baltimore Orioles @ Milwaukee Brewers

Miller Park, Milwaukee, WI

Mon May 26 2014, 1:12 PM - 4:54 PM CDT

Att. 42,889 - Cloudy - 82 F

livebaseballscorecards.com

AB	42
R	7
H	14
RBI	7
BB	2
SO	6
LOB	12

Inning Stats	1	2	3	4	5	6	7	8	9	10
	R: 0 E: 0 K: 1 S: 10	R: 0 E: 0 K: 2 S: 10	R: 3 E: 0 K: 1 S: 18	R: 0 E: 0 K: 1 S: 8	R: 0 E: 0 K: 0 S: 6	R: 0 E: 0 K: 0 S: 12	R: 1 E: 0 K: 0 S: 16	R: 0 E: 0 K: 0 S: 9	R: 2 E: 0 K: 0 S: 10	R: 1 E: 0 K: 1 S: 12
	H: 1 LOB: 1 BB: 0 P: 14	H: 1 LOB: 1 BB: 0 P: 15	H: 5 LOB: 2 BB: 0 P: 24	H: 1 LOB: 0 BB: 0 P: 10	H: 0 LOB: 0 BB: 0 P: 10	H: 0 LOB: 0 BB: 0 P: 15	H: 1 LOB: 0 BB: 0 P: 23	H: 0 LOB: 0 BB: 1 P: 16	H: 3 LOB: 2 BB: 1 P: 21	H: 2 LOB: 1 BB: 0 P: 19

1B: 7 SF: 0 WP: 0 PA: 44
2B: 4 SAC: 0 PB: 0
3B: 1 DP: 2 SB: 0
HR: 2 HBP: 0 CS: 0

PITCHER	IP	WLS	BF	H	R	ER	SO	BB	IBB	HBP	BLK	WP	HR	S	P	ERA	WHIP
26 Kyle Lohse, R (1, 1) ERA: 2.92	6.2		28	9	4	4	5	0	0	0	0	0	1	79	109	5.40	1.350
53 Brandon Kintzler, R (7, 1) ERA: 3.5	1.1	H	4	0	0	0	0	1	0	0	0	0	0	10	18	0.00	0.750
57 Francisco Rodríguez, R (9, 1) ERA: 2.42	1.0	B	7	3	2	2	0	1	0	0	0	0	1	10	21	18.00	4.000
47 Rob Wooten, R (10, 1) ERA: 2.81	1.0	L	5	2	1	1	1	0	0	0	0	0	0	12	19	9.00	2.000

PITCHER	IP	WLS	BF	H	R	ER	SO	BB	IBB	HBP	BLK	WP	HR	S	P	ERA	WHIP

Batter	1	2	3	4	5	6	7	8	9	10	AB	R	H	RBI	BB	SO	LOB
9 Jean Segura, R (1, 6) OBP: 0.298, SLG: 0.361	B FF 89 F FF 89 B FF 89 F FF 90 X KC 76 2-2 8 2B 3B	B FF 92 B FF 90 C CH 83 S FF 92 F FF 93 F FC 90 X SL 87 2-2 ③ L8		F FF 91 F FF 91 B KC 76 F FF 94 X KC 77 1-2 1-H 2-H 2B		C SL 81 F SI 92 X SL 83 0-2 ③ L7		C SL 86 X SI 93 0-1 ③ FC6-4 1-2f			5	1	2	2	0	0	4
8 Ryan Braun, R (1, 9) OBP: 0.338, SLG: 0.548	X FF 91 0-0 20 F8 3-H 2B	C FF 90 X CH 82 0-1 ① L5	B FF 92 S KC 76 B FF 93 F FF 92 X FF 91 2-2 ③ G4-3				B SL 84 B SL 83 F SI 91 X SI 93 2-1 ① G1-3		B SI 88 C SL 79 F FF 89 F FF 89 B SI 88 X SL 80 2-2 ① L8		5	0	1	1	0	0	1
20 Jonathan Lucroy, R (1, 2) OBP: 0.400, SLG: 0.486 3 Elian Herrera, S (9, PR) OBP: 0.265, SLG: 0.292 12 Martín Maldonado, R (10, 2) OBP: 0.429, SLG: 0.529	B FF 91 B FF 91 F FF 92 X CH 83 2-1 ① F8 2-3	B SL 86 B FF 91 B FF 90 C FF 90 B FF 90 4-1 27 1B 7 SF8 BB			X CH 81 0-0 ① P4		B FF 94 C SI 93 B SL 87 F SI 93 X FF 94 2-2 ② G4-3		B SL 81 B SI 87 C SL 79 B SI 87 X SL 80 3-1 27 SH 7 L6-5 1B		4 0 0	1 0 0	1 0 0	0 0 0	1 0 0	0 0 0	1 0 0
27 Carlos Gómez, R (1, 8) OBP: 0.391, SLG: 0.582	B FF 91 T FF 93 B FF 92 C KC 75 B FF 91 B FF 93 4-2 BB	X CH 83 0-0 2 CS 1-3 1B			S FF 91 B FF 90 S FC 92 S FF 94 1-3 ② K		C FF 95 B SI 93 B FS 85 X SL 86 2-1 ③ F7		F SI 87 X FF 88 0-1 SH 1-3		3	0	1	0	1	1	0
7 Mark Reynolds, R (1, 5) OBP: 0.284, SLG: 0.450	F FF 92 1 SAFE S FF 92 S FF 91 0-3 ② K	S FF 92 B FF 93 X FF 92 1-1 ② SF8 3-H			F CH 82 F FF 93 C FC 90 0-3 ③ K			C FS 82 F FF 92 F FF 93 S FF 95 0-3 ① K	X SL 81 0-0 ②③ L6-5 3-3		4	0	0	1	0	3	4
2 Scooter Gennett, L (1, 4) OBP: 0.301, SLG: 0.389	B KC 75 1 SAFE X FF 89 1-0 ③ F8	1 SAFE B CH 83 1-0 ③ CS 1-2	B KC 75 C KC 76 F FF 91 C FF 91 1-3 ① K			C FF 88 F CH 82 X KC 76 0-2 ① L4		X SI 92 0-0 18 1B 2B		B SI 95 X SI 95 1-0 ① G4-3	5	0	1	0	0	1	2
18 Khris Davis, R (1, 7) OBP: 0.280, SLG: 0.455		B FC 88 S CH 80 X CH 80 1-1 24 F9 2B		B FF 92 B FF 89 F CH 82 B KC 76 B FF 91 4-1 24 BB 9 2B BB		B SL 86 X FF 91 1-0 HR		C SI 91 B SL 85 S FF 93 B FF 94 X FS 86 2-2 24 BB 2-3 1B		B SI 96 B SI 95 F SI 95 F SI 96 F SI 96 X SL 79 2-2 24 BB 1B	4	2	4	1	1	0	0
24 Lyle Overbay, L (1, 3) OBP: 0.297, SLG: 0.299		S FF 91 B FF 92 B FF 90 X FF 90 2-1 ① F9 2-3		S CH 83 B FF 91 B FF 92 B CH 83 B FF 90 4-1 9 2B 1-2 BB		F FF 92 F CH 83 B CH 82 F FF 90 B FF 93 B KC 76 F CH 83 X CH 82 3-2 HR		B SI 92 C SI 91 B FS 85 C SI 92 1 SAFE B FF 93 B SI 91 4-2 9 FC6-4 1-2 BB		B SI 95 B SI 95 B SI 95 C SI 96 B SI 95 4-1 21 G4-3 1-2 BB	2	2	1	1	3	0	1
26 Kyle Lohse, R (1, 1) OBP: 0.185, SLG: 0.120 53 Brandon Kintzler, R (7, 1) Rickie Weeks Jr., R (8, PH) OBP: 0.355, SLG: 0.429 57 Francisco Rodríguez, R (9, 1) 47 Rob Wooten, R (10, 1) 21 Irving Falu, S (10, PH)		C FF 91 S FF 89 B FF 88 F KC 74 S FF 92 1-3 ② K		C FF 90 F FF 91 C KC 75 0-3 ② K		S FF 91 S FF 92 S FF 92 0-3 ② K		S FF 93 F SI 93 B SI 94 F FF 94 S SL 85 1-3 ② K		C SI 95 B SI 96 X SI 95 1-1 ②③ G4-3 1-2f	3 0 1 0 0 1	0 0 0 0 0 0	0 0 0 0 0 0	0 0 0 0 0 0	3 0 1 0 0 0	3 0 3 0 0 2	3 0 3 0 0 2
Inning Stats	R: 1 H: 2 E: 0 LOB: 2 K: 1 BB: 1 S: 12 P: 21	R: 0 H: 1 E: 0 LOB: 1 K: 1 BB: 0 S: 13 P: 19	R: 1 H: 1 E: 0 LOB: 0 K: 0 BB: 1 S: 6 P: 12	R: 2 H: 1 E: 0 LOB: 1 K: 2 BB: 2 S: 15 P: 27	R: 0 H: 0 E: 0 LOB: 0 K: 2 BB: 0 S: 7 P: 8	R: 2 H: 2 E: 0 LOB: 0 K: 1 BB: 0 S: 15 P: 19	R: 0 H: 0 E: 0 LOB: 0 K: 0 BB: 0 S: 7 P: 13	R: 0 H: 2 E: 0 LOB: 3 K: 2 BB: 1 S: 16 P: 23	R: 0 H: 1 E: 1 LOB: 2 K: 0 BB: 0 S: 9 P: 14	R: 0 H: 1 E: 0 LOB: 1 K: 0 BB: 1 S: 8 P: 16	1B: 4 2B: 5 3B: 1 HR: 2	SF: 1 SAC: 1 DP: 2 HBP: 0		WP: 0 PB: 0 SB: 0 CS: 1	PA: 46			

PITCHER		IP	WLS	BF	H	R	ER	SO	BB	IBB	HBP	BLK	WP	HR	S	P	ERA	WHIP
30 Chris Tillman, R ERA: 4.97	(1, 1)	5.2		27	7	6	6	7	4	0	0	0	0	2	65	103	9.53	1.941
58 Ryan Webb, R ERA: 3.43	(6, 1)	0.1		1	0	0	0	0	0	0	0	0	0	0	3	3	0.00	0.000
35 Brad Brach, R ERA: 3.48	(7, 1)	2.0		9	2	0	0	2	1	0	0	0	0	0	23	36	0.00	1.500
56 Darren O'Day, R ERA: 0.9	(9, 1)	1.0	W	4	1	0	0	0	0	0	0	0	0	0	9	14	0.00	1.000
53 Zack Britton, L ERA: 0.65	(10, 1)	1.0	S	4	1	0	0	0	1	0	0	0	0	0	8	16	0.00	2.000

PITCHER	IP	WLS	BF	H	R	ER	SO	BB	IBB	HBP	BLK	WP	HR	S	P	ERA	WHIP

BOTTOM

Baltimore Orioles @ Milwaukee Brewers

Miller Park, Milwaukee, WI

Mon May 26 2014, 1:12 PM - 4:54 PM CDT

Att. 42,889 - Cloudy - 82 F

livebaseballscorecards.com

AB	37
R	6
H	11
RBI	6
BB	6
SO	9
LOB	21

Batter	1	2	3	4	5	6	7	8	9	10	AB	R	H	RBI	BB	SO	LOB
21 Nick Markakis, L (1, 9) OBP: 0.346, SLG: 0.392	F FF 91 F SI 93 B FF 93 X CU 76 1-2 ① G4-3		B CU 74 B FF 94 F SI 93 X FF 93 2-1 ③ P5			B CU 73 B SI 90 T SI 91 X FF 91 2-1 13 SH2-3 10 SF8 1-H 2B	C SI 92 B CU 76 F FF 93 B CU 77 B SI 92 X FF 91 3-2 1B		X CU 78 0-0 ③ F8		5	1	2	1	0	0	2
13 Manny Machado, R (1, 5) OBP: 0.284, SLG: 0.301	F FF 92 X SI 93 0-1 ② G4-1			B SL 83 C FF 92 S FF 93 B SL 86 X SI 93 2-2 ① G4-3		X SL 82 0-0 ① SH2-3 2-3	1 SAFE C SL 79 B FF 95 1 SAFE F FF 94 D SL 83 B FF 95 F FF 94 X SL 81 3-2 ③ G6-3			B FF 91 B FF 90 C FF 91 F FF 91 F CH 83 B FF 89 X CH 82 3-2 ① G5-3	4	0	0	0	0	0	1
10 Adam Jones, R (1, 8) OBP: 0.311, SLG: 0.445	C FF 92 S SL 84 S SL 86 0-3 ③ K			T FF 93 S SI 92 S SL 85 0-3 ② K		B SL 84 X SL 83 1-0 ② SF8 3-H		B FF 94 X CU 76 1-0 ① F9		S CH 80 F FF 91 B CU 77 B CU 77 B CH 84 S CU 76 3-3 ② K	4	0	0	1	0	3	0
19 Chris Davis, L (1, 3) OBP: 0.382, SLG: 0.472		F FF 92 F FF 92 F FF 92 B SL 85 F SL 85 B FF 94 S SI 94 2-3 ① K		C CU 76 B SI 93 F CH 86 F FF 94 B SL 86 B FF 94 S FF 93 3-3 ③ K		S CU 76 F FF 92 F SL 84 B FF 93 B CU 76 F FF 93 S SL 84 2-3 ③ K2-3		C SL 81 B SL 81 S SL 81 B FF 95 X SL 82 2-2 ② F8		B CU 76 S CH 81 B FF 90 B SI 91 I IN 90 4-1 IBB	4	0	0	0	1	3	0
23 Nelson Cruz, R (1, 7) OBP: 0.369, SLG: 0.632 9 David Lough, L (9, 7) OBP: 0.232, SLG: 0.207 66 T.J. McFarland, L (10, 1)		B SL 86 F SL 84 B FF 93 F SI 93 S SL 85 2-3 ② K			X FF 92 0-0 HR	B SL 82 C SL 82 B FF 91 B SI 91 B SI 91 4-1 6 G6-3 28 HR 40 E BB	C FF 95 B SL 81 X FF 93 1-1 2 WP 2B		F CH 82 B CH 83 X CH 83 1-1 ③ G4-3	3 1 0	2 0 0	2 0 0	1 0 0	1 0 0	1 0 0	0 1 0
2 J.J. Hardy, R (1, 6) OBP: 0.320, SLG: 0.364		C FF 93 B SI 93 X SI 94 1-1 ③ G6-3			B FF 91 B FF 92 B FF 92 C FF 92 F FF 93 X FF 93 3-2 ① G1-3		C SI 92 S SL 83 X FF 92 0-2 ① L8	C CU 77 B FF 93 C FF 93 B SL 81 X FF 95 2-2 ③ G3 2-3			4	0	0	0	0	0	2
40 Nick Hundley, R (1, 2) OBP: 0.265, SLG: 0.353			F FF 92 B SI 92 C SI 93 S SL 85 1-3 ① K		S SL 84 S SL 84 C FF 93 0-3 ② K		X SI 91 0-0 FC6 6 G6-3 28 HR 1-2		F FF 93 X CU 79 0-1 25 SH1-3 1B		4	1	1	0	0	2	1
6 Jonathan Schoop, R (1, 4) OBP: 0.267, SLG: 0.373			C SL 86 B SL 85 X FF 94 1-1 1B		B SI 92 X SL 84 1-0 ③ F8		B SL 82 B SL 83 X SI 92 2-0 ② G6-3 1-2 2-3		C FF 93 C CH 86 B CU 80 F FF 95 F CU 79 S FF 95 1-3 ① K		4	0	1	0	0	1	3
16 Wei-Yin Chen, R (1, 1) 27 Delmon Young, R (8, PH) 63 Preston Guilmet, R (8, 1) 28 Steve Pearce, R (7, PH) OBP: 0.500, SLG: 1.000 58 Ryan Webb, R (7, 1) 56 Darren O'Day, R (8, 1) 17 Brian Matusz, L (8, 1) 25 Bud Norris, R (8, PH) 53 Zack Britton, L (8, 1) 3 Ryan Flaherty, L (10, 7) OBP: 0.214, SLG: 0.357			C FF 92 C FF 91 B FF 93 B FF 93 L FF 92 2-3 ② K			S SL 84 S SL 83 B SL 84 F SL 83 F SI 93 B SI 91 F SL 83 F FF 93 B CH 86 4-2 B FF 83 21 2B BB	B SL 83 B FF 92 B SL 84 F FF 93 X FF 92 3-1 2-H 3-H HR		X FF 92 0-0 ② SH1-3 1-2	1 0 0 1 0 0 0 0 0 0	0 1 0 1 0 0 0 0 0 0	0 0 0 3 0 0 0 0 0 0	0 1 0 0 0 0 0 0 0 0	1 0 0 0 0 0 0 0 0 0	1 0 0 0 0 0 0 0 0 0	1 0 0 1 0 0 0 0 0 0
Inning Stats	R: 0 E: 0 K: 1 S: 8 H: 0 LOB: 0 BB: 0 P: 9	R: 0 E: 0 K: 2 S: 10 H: 0 LOB: 0 BB: 0 P: 15	R: 0 E: 0 K: 2 S: 10 H: 1 LOB: 1 BB: 0 P: 16	R: 0 E: 0 K: 2 S: 10 H: 0 LOB: 0 BB: 0 P: 15	R: 1 E: 0 K: 1 S: 8 H: 1 LOB: 0 BB: 0 P: 12	R: 2 E: 0 K: 1 S: 16 H: 1 LOB: 0 BB: 1 P: 25	R: 3 E: 1 K: 0 S: 15 H: 2 LOB: 1 BB: 1 P: 30	R: 0 E: 0 K: 0 S: 9 H: 1 LOB: 1 BB: 0 P: 15	R: 0 E: 0 K: 1 S: 9 H: 1 LOB: 1 BB: 0 P: 10	R: 0 E: 0 K: 1 S: 10 H: 0 LOB: 1 BB: 1 P: 21	1B: 3 2B: 2 3B: 0 HR: 2	SF: 1 SAC: 2 DP: 0 HBP: 0				WP: 1 PB: 0 SB: 0 CS: 0	PA: 41	

PITCHER		IP	WLS	BF	H	R	ER	SO	BB	IBB	HBP	BLK	WP	HR	S	P	ERA	WHIP
22 Matt Garza, R ERA: 4.84	(1, 1)	6.2		28	5	6	3	9	2	0	0	0	0	2	73	115	4.05	1.050
13 Will Smith, L ERA: 0.38	(7, 1)	1.1		5	1	0	0	0	0	0	0	0	1	0	13	22	0.00	0.750
30 Tyler Thornburg, R ERA: 2.45	(9, 1)	1.0		4	1	0	0	1	0	0	0	0	0	0	9	10	0.00	1.000
57 Francisco Rodríguez, R ERA: 2.33	(10, 1)	1.0	W	4	0	0	0	1	0	1	0	0	0	0	10	21	0.00	0.000

PITCHER	IP	WLS	BF	H	R	ER	SO	BB	IBB	HBP	BLK	WP	HR	S	P	ERA	WHIP

TOP

Baltimore Orioles @ Milwaukee Brewers

Miller Park, Milwaukee, WI

Tue May 27 2014, 7:12 PM - 10:56 PM CDT

Att. 25,552 - Roof Closed - 72 F

livebaseballscorecards.com

AB	35
R	6
H	7
RBI	6
BB	3
SO	11
LOB	11

Baltimore Orioles @ Milwaukee Brewers

Miller Park, Milwaukee, WI

Tue May 27 2014, 7:12 PM - 10:56 PM CDT

Att. 25,552 - Roof Closed - 72 F

livebaseballscorecards.com

BOTTOM

Batter	1	2	3	4	5	6	7	8	9	10	AB	R	H	RBI	BB	SO	LOB
9 Jean Segura, R (1, 6) OBP: 0.303, SLG: 0.364	F FF 91 B FF 93 F CH 87 X CH 85 1-2 8 1B 27 HR 1B	C SL 82 F FF 92 B FF 93 X SL 84 1-2 ③ L3		F FF 92 F SL 84 D CU 77 X FF 92 1-2 ③ G5-3			B SI 93 X SI 93 1-0 8 G5-4-3 1B		S SI 94 X SI 94 0-1 ① SH2-3 1-2		4	1	2	0	0	0	1
8 Ryan Braun, R (1, 9) OBP: 0.340, SLG: 0.550	C FF 93 X FF 93 0-1 27 HR 1-2 1B		X CH 85 0-0 27 K2-3 2B		B CU 73 C SL 80 C FF 91 F FF 92 F SL 83 T FF 92 1-2 ① K		X SI 93 0-0 ②③ G5-4-3 1-2f		B SI 94 X SI 94 1-0 ② G4-3 2-3		5	1	2	0	0	1	3
20 Jonathan Lucroy, R (1, 3) OBP: 0.400, SLG: 0.489 (7, 2)	C SI 92 C CU 76 F CU 76 C FF 92 0-3 ① K		B FF 90 F SL 82 B FF 90 F SI 91 D SL 81 X SL 80 3-2 ① F8		B SL 82 B SL 81 X SI 90 2-0 ② L9			C SI 87 F SL 80 X FF 88 0-2 18 BB 2B	C SI 95 D SI 95 X SI 95 1-1 3-H 1B		5	0	2	1	0	1	3
27 Carlos Gómez, R (1, 8) OBP: 0.387, SLG: 0.587	B CU 78 X CU 75 1-0 1-H 2-H HR		C SI 91 F FF 91 S SL 81 0-3 ② K2-3 2-3		C FF 93 F SL 82 F FF 93 B SL 82 S SL 83 1-3 ③ K			F FF 88 M SL 80 B SL 80 F SL 80 X FF 89 1-2 ① G1-3	X SI 95 0-0 ③ F8		5	1	1	3	0	2	3
Rickie Weeks Jr., R (1, 4) OBP: 0.342, SLG: 0.411 2 Scooter Gennett, L (8, PH) OBP: 0.304, SLG: 0.386 (9, 4)	C FF 93 F FF 93 B SL 84 B SL 84 S FF 92 2-3 ② K		B FF 91 X FF 92 1-0 ③ G5-3			B FF 88 C SL 82 S SL 82 B SL 83 B FF 90 F SL 83 C FF 90 3-3 ① K		I IN 72 I IN 69 I IN 73 I IN 71 4-0 18 BB IBB		X SL 81 0-0 ① G3	3 1	0 0	0 0	0 0	0 1	2 0	1 0
18 Khris Davis, R (1, 7) OBP: 0.283, SLG: 0.467	B FF 94 C CH 87 C FF 92 F FF 93 B SL 84 X FF 93 2-2 ③ G5-3			B SL 81 X FF 90 1-0 HR		B FF 89 B SL 82 F SL 83 S SL 84 F SL 83 F FF 89 F SL 83 B SL 84 X FF 89 3-2 ② F9		S SL 80 S SL 80 B SL 79 F FF 88 B SL 80 B SL 81 B SL 80 4-2 1-2 2-3 BB		S CH 82 B SI 90 X SI 91 1-1 ② G4-3	4	1	1	1	1	0	0
7 Mark Reynolds, R (1, 5) OBP: 0.293, SLG: 0.471 (10, 3)		B FF 91 B FF 91 B CH 85 C SI 90 S FF 93 X FF 93 3-2 HR	C FF 91 X SL 81 0-1 22 SH1-3 1B			S SL 83 B SL 83 B FF 89 X SL 83 2-1 E5		B FF 87 S SI 87 S FF 88 B FF 89 X FF 88 2-2 ② L5	I IN 70 I IN 73 I IN 76 I IN 77 4-0 49 2B IBB		4	2	2	1	1	0	3
12 Martín Maldonado, R (1, 2) OBP: 0.400, SLG: 0.486 13 Will Smith, R (7, 1) 1 Logan Schafer, L (8, PH) OBP: 0.284, SLG: 0.306 21 Irving Falu, S (8, PH) 30 Tyler Thornburg, R (9, 1) 57 Francisco Rodríguez, R (10, 1) 49 Yovani Gallardo, R (10, PH) OBP: 0.188, SLG: 0.200		X FF 91 0-0 ① B5-3	X FF 92 0-0 ① L6			C FF 89 C FF 88 S SL 83 0-3 ③ K2-3		C FF 90 S FF 90 B FF 91 B FF 91 X FF 91 2-2 ③ G4-3	B SI 89 B SI 89 X SI 89 2-0 1-H 2B		3 0 0 1 0 0 0 1	0 0 0 0 0 0 0 0	0 0 0 0 0 0 0 1	0 0 0 0 0 0 0 1	1 0 0 0 0 0 0 1	2 0 0 3 0 0 0 0	0 0 0 0 0 0 0 0
22 Matt Garza, R (1, 1) OBP: 0.043, SLG: 0.087 24 Lyle Overbay, L (7, 3) OBP: 0.301, SLG: 0.303 3 Elian Herrera, S (9, PR) OBP: 0.265, SLG: 0.292 (10, 5)		C FF 90 S FF 91 B FF 92 F FF 91 S SL 78 1-3 ② K2-3	L FF 90 X FF 91 0-1 ② SH1-3 1-2				C SI 92 B SL 84 S SL 83 S SL 85 1-3 ① K	F SI 94 X SI 94 0-1 8 G4-3 9 SH2-3 20 1B 1B			1 2 0	0 0 1	0 1 0	0 0 0	0 1 0	1 0 0	0 0 0

Inning Stats																						
	R: 3	H: 3	R: 1	H: 1	R: 0	H: 1	R: 1	H: 2	R: 0	H: 0	R: 0	H: 0	R: 0	H: 1	R: 0	H: 1	R: 1	H: 2	R: 1	H: 1	1B: 6	SF: 0	WP: 0	PA: 44
	E: 0	LOB: 0	E: 0	LOB: 0	E: 0	LOB: 1	E: 0	LOB: 1	E: 1	LOB: 1	E: 0	LOB: 0	E: 0	LOB: 3	E: 0	LOB: 1	E: 0	LOB: 1	E: 0	LOB: 1	2B: 3	SAC: 2	PB: 0	
	K: 2	BB: 0	K: 1	BB: 0	K: 1	BB: 0	K: 0	BB: 1	K: 2	BB: 0	K: 1	BB: 0	K: 0	BB: 2	S: 8	P: 10	K: 0	BB: 1	3B: 0	SB: 0				
	S: 17	P: 23	S: 11	P: 16	S: 8	P: 12	S: 9	P: 11	S: 10	P: 14	S: 15	P: 23	S: 5	P: 7	S: 16	P: 29	S: 8	P: 11	S: 4	P: 11	HR: 3	HBP: 0	CS: 0	

PITCHER		IP	WLS	BF	H	R	ER	SO	BB	IBB	HBP	BLK	WP	HR	S	P	ERA	WHIP
16 Wei-Yin Chen, L	(1, 1)	5.0		22	7	5	5	6	0	0	0	0	0	3	55	76	9.00	1.400
ERA: 4.5																		
63 Preston Guilmet, R	(6, 1)	1.0		4	0	0	0	2	0	0	0	0	0	0	15	23	0.00	0.000
ERA:																		
58 Ryan Webb, R	(7, 1)	1.0	H	3	1	0	0	1	0	0	0	0	0	0	5	7	0.00	1.000
ERA: 3.27																		
56 Darren O'Day, R	(8, 1)	0.2	H	5	1	0	0	0	1	1	0	0	0	0	13	24	0.00	3.000
ERA: 0.87																		
17 Brian Matusz, L	(8, 1)	0.1	H	1	0	0	0	0	0	0	0	0	0	0	3	5	0.00	0.000
ERA: 2.6																		

PITCHER		IP	WLS	BF	H	R	ER	SO	BB	IBB	HBP	BLK	WP	HR	S	P	ERA	WHIP
53 Zack Britton, L	(9, 1)	1.0	B	5	2	1	1	0	0	0	0	0	0	0	8	10	9.00	2.000
ERA: 0.94																		
66 T.J. McFarland, L	(10, 1)	0.2	L	4	1	1	1	0	0	1	0	0	0	0	4	11	13.50	1.500
ERA: 5.73																		

AB	39
R	7
H	12
RBI	7
BB	3
SO	9
LOB	19

Baltimore Orioles @ Milwaukee Brewers

Miller Park, Milwaukee, WI

Wed May 28 2014, 7:13 PM - 10:39 PM CDT

Att. 28,280 - Roof Closed - 70 F

livebaseballscorecards.com

Batter	1	2	3	4	5	6	7	8	9	AB	R	H	RBI	BB	SO	LOB
21 Nick Markakis, L (1, 9) OBP: 0.352, SLG: 0.398	B FF 91 C FF 91 F SI 91 F SL 89 B FF 91 B SL 89 B FF 92 4-2 10 G4-3 BB		C CU 78 X FF 92 0-1 ② G6-3		B CU 78 C FF 92 C SI 92 S FF 91 1-3 ② K		B CU 78 X CU 79 1-0 13 1B 2B		B CU 75 C SI 90 B SL 81 X SI 90 2-1 13 G6-4-3 1-2 1B	4	1	2	0	1	1	0
13 Manny Machado, R (1, 5) OBP: 0.280, SLG: 0.296	B FF 92 F FF 91 F SL 89 B SI 93 B FF 92 S SI 91 3-3 ① K		B SL 87 F SL 86 B SI 92 X FF 91 2-1 ③ F9		X FF 92 0-0 ③ G6-3		X SI 92 0-0 19 E 10 1B 2-H 1B		C SI 90 B SI 89 F SL 84 B CU 76 F FF 90 D CU 74 X CU 74 3-2 ① ② G6-4-3 1-2f 2-3	5	0	1	1	0	1	3
10 Adam Jones, R (1, 8) OBP: 0.308, SLG: 0.439	C FF 91 B FF 93 X SL 89 1-1 ② ③ G4-3 1-2f			F CU 79 C SI 92 X SL 87 0-2 ① L3		X SL 87 0-0 ① P4	S SI 92 1 SAFE X SI 92 0-1 19 E 1-2 1B		B CU 74 F SI 89 F SI 89 B SI 88 D CU 74 S CU 78 3-3 ③ K	5	0	1	0	0	1	2
19 Chris Davis, L (1, 3) OBP: 0.373, SLG: 0.458		C FF 91 X CU 78 0-1 ① F7		S FF 92 B FF 92 C FF 92 S CU 80 1-3 ② K2-3		C FF 91 X CH 84 0-1 ② G4-3	2 SAFE C SL 78 B FF 93 S SL 80 S SL 83 1-3 ③ K2-3 1-2 2-3			4	0	0	0	0	2	2
23 Nelson Cruz, R (1, 7) OBP: 0.376, SLG: 0.663		B FF 90 X FF 91 1-0 HR		B CU 78 B SL 88 C SL 86 C SI 92 B SL 86 F SL 87 B FF 92 4-2 40 BB 2 BB BB		X SL 86 0-0 HR		B CU 77 S CU 77 S SL 79 B FF 93 S SL 81 2-3 ① K		3	2	2	2	1	1	0
2 J.J. Hardy, R (1, 6) OBP: 0.330, SLG: 0.370		C FF 91 B SI 91 X SL 87 1-1 ② G6-3		B SI 93 D SL 87 B FF 92 C SI 92 B SI 92 4-1 40 BB 1-2 BB		F SI 91 B SL 87 C SI 91 X SI 92 1-2 1B		B FF 93 X FF 93 1-0 1B		3	0	2	0	1	0	0
40 Nick Hundley, R (1, 2) OBP: 0.278, SLG: 0.343		B FF 92 F SL 88 B SI 92 S SL 89 B FF 92 B SL 89 4-2 6 FC5-4 BB		C CU 78 D FF 93 D SL 88 F FF 92 B SL 88 B CU 78 4-2 1-2 2-3 BB		D CU 78 S SI 91 B SI 92 F SL 86 X FF 91 2-2 ③ G6-3		C SL 78 S SL 80 S SL 80 0-3 ② K		2	0	0	0	2	1	2
6 Jonathan Schoop, R (1, 4) OBP: 0.261, SLG: 0.363		C SL 87 B FF 92 X SI 92 1-1 ③ FC5-4 1-2f		S SL 87 B SI 92 C FF 93 X FF 92 1-2 ③ G4-3			B FF 89 B SI 90 X SI 91 2-0 ① G6-3	C SL 79 F FF 94 S SL 81 0-3 ③ K2-3		4	0	0	0	0	1	5
25 Bud Norris, R (1, 1) 27 Delmon Young, R (7, PH) OBP: 0.321, SLG: 0.378 35 Brad Brach, R (7, 1) 17 Brian Matusz, L (8, 1) 28 Steve Pearce, R (9, PH) OBP: 0.368, SLG: 0.578			C SI 89 C SI 92 B SL 87 X FF 92 1-2 ① G6-3		F FF 90 C FF 91 B SI 92 B FF 92 C FF 91 2-3 ① K		F CU 77 B SL 86 B SI 90 B FF 90 F SI 90 S SL 85 3-3 ② K		B CU 74 B SI 89 C SI 89 B SL 82 C SI 90 X CU 77 3-2 13 G6-4-3 21 1B 1B	2 1 0 0 0 1	0 0 0 0 0 0	0 0 0 0 0 1	0 0 0 0 0 0	0 0 0 0 0 0	1 1 0 0 0 0	0 0 0 0 0 0
Inning Stats	R: 0 E: 0 K: 1 S: 8 H: 0 LOB: 0 BB: 1 P: 16	R: 1 E: 0 K: 0 S: 9 H: 1 LOB: 1 BB: 1 P: 16	R: 0 E: 0 K: 0 S: 7 H: 0 LOB: 0 BB: 0 P: 10	R: 0 E: 0 K: 1 S: 15 H: 0 LOB: 3 BB: 3 P: 29	R: 0 E: 0 K: 2 S: 7 H: 0 LOB: 0 BB: 0 P: 10	R: 1 E: 1 K: 0 S: 10 H: 2 LOB: 1 BB: 0 P: 13	R: 1 E: 1 K: 2 S: 11 H: 3 LOB: 2 BB: 0 P: 18	R: 0 E: 0 K: 3 S: 10 H: 1 LOB: 1 BB: 0 P: 13	R: 0 E: 0 K: 1 S: 12 H: 2 LOB: 1 BB: 0 P: 23	1B: 6 2B: 1 3B: 0 HR: 2 SF: 0 SAC: 0 DP: 2 HBP: 0						

	AB	34
	R	3
	H	9
	RBI	3
	BB	5
	SO	10
	LOB	14

WP: 0 PB: 0 SB: 0 CS: 0 PA: 39

PITCHER		IP	WLS	BF	H	R	ER	SO	BB	IBB	HBP	BLK	WP	HR	S	P	ERA	WHIP
49 Yovani Gallardo, R ERA: 3.56	(1, 1)	6.2	W	28	4	3	3	5	5	0	0	0	0	2	61	105	4.05	1.350
53 Brandon Kintzler, R ERA: 3.5	(7, 1)	0.0		2	2	0	0	0	0	0	0	0	0	0	3	3	∞	∞
13 Will Smith, L ERA: 0.36	(7, 1)	1.1	H	5	1	0	0	4	0	0	0	0	0	0	13	17	0.00	0.750
59 Zach Duke, L ERA: 1.27	(9, 1)	1.0		4	2	0	0	1	0	0	0	0	0	0	12	23	0.00	2.000

PITCHER		IP	WLS	BF	H	R	ER	SO	BB	IBB	HBP	BLK	WP	HR	S	P	ERA	WHIP

Baltimore Orioles @ Milwaukee Brewers

Miller Park, Milwaukee, WI

Wed May 28 2014, 7:13 PM - 10:39 PM CDT

Att. 28,280 - Roof Closed - 70 F

livebaseballscorecards.com

BOTTOM

Batter	1	2	3	4	5	6	7	8	9	AB	R	H	RBI	BB	SO	LOB
9 Jean Segura, R (1, 6) OBP: 0.295, SLG: 0.354	F FF 93 C FF 93 B SL 87 X FF 94 1-2 ① L9	X SI 94 0-0 ② L3		B SI 91 B FF 92 S SL 86 B SL 85 F FF 93 X FF 92 3-2 ②③ G4-6-3 1-2f			C FF 94 S SL 85 B FF 94 F SL 86 F SI 92 F FF 95 S SL 86 1-3 ② K	B FF 88 B SL 83 X CH 82 2-0 ③ F9		5	0	0	0	0	1	3
8 Ryan Braun, R (1, 9) OBP: 0.351, SLG: 0.559	B FF 94 B SI 94 B SL 88 C FF 94 F FF 94 B FF 95 4-2 20 BB 27 1B BB	B SI 93 C SL 86 F SI 93 B FF 94 X FF 94 2-2 20 S 2-H 3-H 2B			B CH 86 C CH 84 B FF 92 X SL 85 2-1 ① G5-3		S FF 94 F SI 94 X SL 87 0-2 1B			3	1	2	2	1	0	0
20 Jonathan Lucroy, R (1, 2) OBP: 0.397, SLG: 0.481	**B FF 93** **F SL 87** **1 SAFE** **C CH 86** **B FF 94** 1 SAFE F FF 94 B SL 86 4-2 B SL 87 27 1B **1-2** BB	C FF 92 X SL 87 0-1 ③ G6-3 **2-3**			C FF 92 S FF 92 X SL 85 0-2 ② F7		D SL 86 1 SAFE 1 SAFE F FF 92 F FF 92 F SI 93 X FF 95 1-2 ③ F9			3	0	0	0	1	0	2
27 Carlos Gómez, R (1, 8) OBP: 0.394, SLG: 0.594	B FF 94 F FF 94 X SI 94 1-1 **1-2** **2-H** 1B		B FF 93 F SL 89 B SL 84 H FF 93 3-1 7 F8 7 S 2 SF7 HBP		X FF 93 0-0 ③ F9			C SI 91 S FS 84 B FS 83 B SI 92 B SI 93 X FS 84 3-2 7 1B 1B 2B		3	2	2	1	0	0	0
7 Mark Reynolds, R (1, 5) OBP: 0.292, SLG: 0.465 (7, 3)	S FF 93 B SL 87 X SL 86 1-1 ② P3		1 SAFE C FF 92 2 SAFE X SL 83 0-1 ① F8 **1-3**			B CH 87 F CH 84 B FF 93 S FF 93 F SL 86 F SL 85 B FF 92 F FF 92 F SL 84 3-2 ① F FF 93 X SL 84 F8		L FF 92 C SI 92 B FF 93 B FF 94 2 SAFE X FS 84 2-2 18 HR 1B **2-3** 1B		4	1	1	0	0	0	3
2 Scooter Gennett, L (1, 4) OBP: 0.298, SLG: 0.381 Rickie Weeks Jr., R (8, PH) OBP: 0.350, SLG: 0.419 (9, 4)	C SI 93 B FF 93 X SI 94 1-1 ③ G5-3		B SI 93 D SL 89 B FF 94 C SI 93 T FF 93 X SI 94 3-2 ② SF7 **3-H**			S CH 86 B SI 92 S CH 86 B FF 93 F SL 86 X CH 85 2-2 ② G6-3		X FF 89 0-0 18 HR **1-2** **3-H** 1B		2 1	0 1	0 1	1 1	0 0	0 0	2 0
18 Khris Davis, R (1, 7) OBP: 0.292, SLG: 0.486		B FF 92 B FF 93 B SL 87 C FF 92 F FF 93 F FF 94 B FF 93 4-2 24 2B 8 2B BB	C SL 88 S SL 86 B SL 83 X SL 85 1-2 ③ L1			F CH 86 C FF 92 B FF 92 X SL 86 1-2 1B		B CH 82 X CH 82 1-0 **1-H** **2-H** HR		3	2	2	3	1	0	0
24 Lyle Overbay, L (1, 3) OBP: 0.302, SLG: 0.314 59 Zach Duke, L (9, 1)		L SI 91 B SI 92 B SL 88 B FF 93 1 SAFE X FF 92 3-1 **1-3** 8 2B 2B		C FF 91 B CH 86 C CH 86 B SL 86 X SI 93 2-2 ① L9		D FF 92 C SI 90 X SI 93 1-1 ③ G1-3		B FF 89 B FF 89 S CH 81 X SL 84 2-1 ① L4		3 0	1 0	1 0	0 0	0 0	0 0	1 0
49 Yovani Gallardo, R (1, 1) OBP: 0.222, SLG: 0.235 53 Brandon Kintzler, R (7, 1) 13 Will Smith, R (7, 1) 3 Elian Herrera, S (7, 5) OBP: 0.255, SLG: 0.280 21 Irving Falu, S (8, PH)		F SL 88 S FF 94 F FF 93 S SI 94 0-3 ① K		B FF 91 X SL 86 1-0 9 G4-6-3 1B			S FS 84 X FF 93 0-1 ① B3	F SL 83 S SL 84 X SL 84 0-2 ② G3		2 0 0 0 2 1	0 0 0 0 0 0	1 0 0 0 0 0	0 0 0 0 0 0	0 0 0 0 0 0	1 0 0 0 0 0	2 0 0 0 0 0
Inning Stats	R: 1 E: 0 K: 0 S: 14 H: 1 LOB: 2 BB: 2 P: 26	R: 2 E: 0 K: 1 S: 15 H: 2 LOB: 1 BB: 1 P: 24	R: 1 E: 0 K: 0 S: 9 H: 0 LOB: 0 BB: 0 P: 16	R: 0 E: 0 K: 0 S: 7 H: 1 LOB: 0 BB: 0 P: 13	R: 0 E: 0 K: 0 S: 6 H: 0 LOB: 0 BB: 0 P: 8	R: 0 E: 0 K: 0 S: 17 H: 1 LOB: 1 BB: 0 P: 24	R: 0 E: 0 K: 1 S: 15 H: 1 LOB: 1 BB: 0 P: 17	R: 4 E: 0 K: 0 S: 14 H: 4 LOB: 0 BB: 0 P: 24		1B: 6 2B: 3 3B: 0 HR: 1	SF: 1 SAC: 0 DP: 1 HBP: 1					

AB	32
R	8
H	10
RBI	8
BB	3
SO	2
LOB	13

WP: 0 PB: 0 SB: 2 CS: 0 PA: 37

PITCHER		IP	WLS	BF	H	R	ER	SO	BB	IBB	HBP	BLK	WP	HR	S	P	ERA	WHIP
25 Bud Norris, R ERA: 4.04	(1, 1)	6.0	L	26	5	4	4	1	3	0	1	0	0	0	68	111	6.00	1.333
35 Brad Brach, R ERA: 4.76	(7, 1)	1.0		6	3	2	2	1	0	0	0	0	0	0	21	28	18.00	3.000
17 Brian Matusz, L ERA: 3.44	(8, 1)	1.0		5	2	2	2	0	0	0	0	0	0	1	8	13	18.00	2.000

PITCHER	IP	WLS	BF	H	R	ER	SO	BB	IBB	HBP	BLK	WP	HR	S	P	ERA	WHIP

Chicago Cubs @ Milwaukee Brewers

Miller Park, Milwaukee, WI

Fri May 30 2014, 7:11 PM - 10:27 PM CDT

Att. 36,100 - Clear - 73 F

TOP

livebaseballscorecards.com

Batter	1	2	3	4	5	6	7	8	9	AB	R	H	RBI	BB	SO	LOB
64 Emilio Bonifácio, S (1, 4) (8, 8) OBP: 0.319, SLG: 0.352	C FF 87 C FF 88 S FF 89 0-3 K ①		X CU 77 0-0 21 FC5-4 1-3 2-H 1B	S CH 80 X CH 80 0-1 F8 ③		B FF 87 B FF 87 F FF 87 X FF 89 2-1 L6 ③			B FF 94 C FF 94 B FF 94 X FF 94 2-1 G6-3 ②	5	0	1	1	0	1	2
21 Junior Lake, R (1, 8) (8, 7) OBP: 0.296, SLG: 0.450	C FF 89 L FF 89 S FF 89 0-3 K ②		C CH 79 X CH 78 0-1 FC5-4 24 2B 1-2f 3-H ①		M CU 77 B CU 78 C FF 88 B FF 88 F FF 90 B CH 79 D FF 90 4-2 13 1B BB		B SL 84 S SL 84 C SI 90 S FS 86 1-3 K ①		B CU 79 B FF 94 F FF 94 F FF 94 B FF 95 F FF 92 B FF 94 4-2 24 BB 13 1B BB	3	1	0	1	2	2	1
24 Luis Valbuena, L (1, 5) OBP: 0.384, SLG: 0.436	C FF 89 F CH 78 B FF 90 F FF 90 B CH 77 X FF 90 2-2 F8 ③		B CU 78 X CH 79 1-0 1-3 2B		C FF 89 B CU 78 B CH 79 F FF 88 F FF 89 C FF 88 2-3 K ①		B SI 90 S SI 90 C CU 75 F FS 87 X FS 86 1-2 13 G5-4-3 1B		B CU 77 B FF 93 B FF 91 C FF 92 B FF 92 4-1 13 1B 1-2 12 1B BB	4	1	2	0	1	1	1
13 Starlin Castro, R (1, 6) OBP: 0.318, SLG: 0.443		C FF 89 B FF 87 B FF 88 B FF 89 C FF 89 B FF 90 4-2 BB	C CH 79 S FF 88 S FF 90 0-3 K ②		X CU 78 0-0 1-2 1B		C SL 83 C SI 91 B SI 88 X CU 75 1-2 G5-4-3 1-2f ② ③		C FF 92 X CH 85 0-1 12 1B 1-2 2-H 1B	4	0	2	1	1	1	3
20 Justin Ruggiano, R (1, 7) OBP: 0.306, SLG: 0.341 53 Wesley Wright, R (8, 1) 12 John Baker, L (9, PH) OBP: 0.229, SLG: 0.209		X FF 88 0-0 F9 ①	B CH 79 D CH 80 F FF 89 S FF 90 F FF 89 B CH 80 X CH 80 3-2 G5-3 ③		B FF 88 F FF 88 F FF 88 B CH 79 F FF 89 B FF 89 X FF 89 3-2 F8 ②			B FF 89 X SI 88 1-0 30 PB 2B	B FF 91 S CH 82 X CH 85 1-1 5 FC6-4 1-2 2-H 1B	4 0 1	0 0 0	1 0 1	0 0 1	0 0 1	0 0 0	5 0 0
5 Welington Castillo, R (1, 2) OBP: 0.288, SLG: 0.388		C CU 77 F CH 78 F FF 89 F FF 89 1 SAFE X CH 78 0-2 P6 ②		C FF 89 C CU 78 X FF 89 0-2 P3 ①	C CU 79 F FF 89 S CH 79 0-3 K ③			B FF 91 D CH 83 X FF 92 2-0 G6-3 ①	C CU 78 B CU 78 X FF 93 1-1 FC6-4 1-2f ③	5	0	0	0	0	1	6
19 Nate Schierholtz, L (1, 9) OBP: 0.269, SLG: 0.305		C CU 77 S CH 78 X CH 78 0-2 P3 ③		C CU 76 B FF 89 X CH 78 1-1 33 SH5-3 30 BB 1B		F FF 88 B FF 88 C FF 89 F FF 88 B FF 88 X CH 79 2-2 HR		C CU 77 B FF 92 F FF 92 F CU 76 X CU 77 1-2 P2 ②		4	1	2	1	0	0	2
30 Mike Olt, R (1, 3) OBP: 0.248, SLG: 0.402			C FF 88 B FF 88 B CH 78 B FF 89 B FF 89 4-1 37 1B 64 1B BB	C CH 79 B FF 88 C CU 78 1 SAFE F CH 79 F CH 80 B FF 89 B CH 80 B CH 80 4-2 33 SH5-3 1-2 BB		B FF 89 S FF 88 F FF 88 B CU 78 X FF 88 2-2 F9 ①		B CU 79 C SI 91 B CH 85 F CH 84 B SI 93 C FF 93 3-3 K ③ 2-3		2	1	0	0	2	1	1
37 Travis Wood, R (1, 1) OBP: 0.318, SLG: 0.450 33 Carlos Villanueva, R (3, 1) 8 Chris Coghlan, L (6, PH) OBP: 0.188, SLG: 0.133 41 Jose Veras, R (6, 1) 15 Darwin Barney, R (8, 4) OBP: 0.255, SLG: 0.250			S FF 88 S CH 79 X CH 80 0-2 64 1B 21 FC5-4 1-2 1B	C FF 88 X FF 87 0-1 SH5-3 ② 1-2 2-3		C CU 76 F FF 88 F FF 89 X CH 77 0-2 F9 ②			C FF 93 F FF 95 B FF 95 F CU 78 X CH 85 1-2 F7 ①	1 0 1 0 1	1 0 0 0 0	1 0 0 0 0	0 0 0 0 0	0 0 0 0 0	0 0 0 0 0	0 0 0 0 0

Inning Stats																				
	R: 0 E: 0 K: 2 S: 10	H: 0 LOB: 0 BB: 0 P: 12	R: 0 E: 0 K: 0 S: 11	H: 0 LOB: 1 BB: 1 P: 15	R: 2 E: 0 K: 1 S: 15	H: 3 LOB: 2 BB: 1 P: 23	R: 0 E: 0 K: 0 S: 13	H: 1 LOB: 2 BB: 1 P: 18	R: 0 E: 0 K: 2 S: 15	H: 1 LOB: 2 BB: 1 P: 24	R: 1 E: 0 K: 0 S: 13	H: 1 LOB: 0 BB: 0 P: 19	R: 0 E: 0 K: 1 S: 10	H: 1 LOB: 0 BB: 0 P: 13	R: 0 E: 0 K: 1 S: 9	H: 1 LOB: 1 BB: 0 P: 16	R: 2 E: 0 K: 0 S: 16	H: 2 LOB: 2 BB: 2 P: 29	1B: 7 2B: 2 3B: 0 HR: 1	SF: 0 SAC: 1 DP: 1 HBP: 0	WP: 0 PB: 1 SB: 0 CS: 0	PA: 42

PITCHER	IP	WLS	BF	H	R	ER	SO	BB	IBB	HBP	BLK	WP	HR	S	P	ERA	WHIP
41 Marco Estrada, R (1, 1) ERA: 4.03	6.0	W	28	6	3	3	5	4	0	0	0	0	1	77	111	4.50	1.667
47 Rob Wooten, R (7, 1) ERA: 2.65	1.0		3	1	0	0	1	0	0	0	0	0	0	10	13	0.00	1.000
51 Wei-Chung Wang, L (8, 1) ERA: 15.58	1.0		4	1	0	0	1	0	0	0	0	0	0	9	16	0.00	1.000
30 Tyler Thornburg, R (9, 1) ERA: 3.04	1.0		7	2	2	2	0	2	0	0	0	0	0	16	29	18.00	4.000

PITCHER	IP	WLS	BF	H	R	ER	SO	BB	IBB	HBP	BLK	WP	HR	S	P	ERA	WHIP

AB	35
R	5
H	10
RBI	5
BB	6
SO	7
LOB	21

BOTTOM

Chicago Cubs @ Milwaukee Brewers

Miller Park, Milwaukee, WI

Fri May 30 2014, 7:11 PM - 10:27 PM CDT

Att. 36,100 - Clear - 73 F

livebaseballscorecards.com

Batter	1	2	3	4	5	6	7	8	9	AB	R	H	RBI	BB	SO	LOB
9 Jean Segura, R (1, 6) OBP: 0.302, SLG: 0.360	X SI 87 0-0 8 HR 1B	C SL 78 B FC 86 F SL 78 X FF 89 1-2 ① G3	B CU 73 B SL 83 X CH 81 2-0 ③ G5-3		B FF 89 C CH 82 X SL 85 1-1 8 1B 2-H 1B			C SI 91 S SI 92 B FF 90 X KC 79 1-2 8 E 1B		5	2	3	1	0	0	1
8 Ryan Braun, R (1, 9) OBP: 0.358, SLG: 0.581 30 Tyler Thornburg, R (9, 1)	C SI 88 X SI 90 0-1 1-H HR	B FC 86 C SL 78 B SL 79 F FC 86 B SI 89 F FF 89 X FF 91 3-2 20 27 1B 1B		B FF 89 C CH 80 B FF 89 B FF 90 X CH 80 3-1 ① G5-3	F SI 89 B SI 89 B SI 89 X CH 80 2-1 ③ 2-H 1B			X SI 91 0-0 FC6 20 G4-6-3 1-2		5 0	2 0	3 0	3 0	0 0	0 0	1 0
20 Jonathan Lucroy, R (1, 3) OBP: 0.393, SLG: 0.474 24 Lyle Overbay, L (9, 3) OBP: 0.302, SLG: 0.314	F SI 88 B SL 81 C FC 87 B FC 87 C FF 91 2-3 ① K	X CU 70 0-0 27 1B 1-2 1B		C FF 89 X SI 90 0-1 ② P3		B SI 93 X SI 94 1-0 ① G6-3		B KC 79 C SI 92 X SI 92 1-1 ② ③ G4-6-3 1-2f		5 0	0 0	1 0	0 0	0 0	1 0	2 0
27 Carlos Gómez, R (1, 8) OBP: 0.395, SLG: 0.590 1 Logan Schafer, L (9, 8) OBP: 0.284, SLG: 0.306	B SI 90 C SI 90 B FC 87 B CH 84 B FC 88 4-1 18 2B BB	X SL 80 0-0 18 G6-4-3 1-2 2-H 1B		F SI 88 B FF 90 F FF 90 S FF 90 1-3 ③ K		B SI 94 C CU 76 B SI 95 B SI 94 X SI 94 3-1 ② G5-3				3 0	1 0	1 0	1 0	1 0	1 0	0 0
18 Khris Davis, R (1, 7) OBP: 0.296, SLG: 0.497	B SI 89 X SI 89 1-0 1-H 1B 2B	D SI 90 D CH 80 X FF 90 2-0 ② ③ G6-4-3 1-2f			S CH 79 B SL 83 X CH 80 1-1 1B 2B	B SI 95 B SI 94 C SI 94 X SI 94 2-1 ③ G4-3				4	2	2	1	0	0	2
Rickie Weeks Jr., R (1, 4) OBP: 0.369, SLG: 0.449	B FC 88 C SL 80 S FC 86 B SL 81 F FC 86 X FF 92 2-2 12 2B 2-H 1B		C CU 70 S CH 80 X CU 74 0-2 12 1B 2B		C FF 88 S SL 84 X SL 84 0-2 12 1B 41 SH1-3 2-H 1B		X SI 94 0-0 ① G6-3			4	3	3	2	0	0	0
7 Mark Reynolds, R (1, 5) OBP: 0.286, SLG: 0.453 51 Wei-Chung Wang, L (8, 1) 21 Irving Falu, S (9, 5)	B SI 89 1 SAFE B FF 89 B FC 86 C FF 89 S FF 89 S FF 90 3-3 ② K	F SI 90 F CH 81 S FF 91 0-3 ① K			B SI 89 X SI 88 1-0 ① F9	B CU 75 B CU 74 B SI 94 C SI 93 S SI 94 F SI 94 F SI 94 C CU 76 3-3 ② K				4 0 0	0 0 0	0 0 0	0 0 0	0 0 0	3 0 0	3 0 0
12 Martín Maldonado, R (1, 2) OBP: 0.429, SLG: 0.537	C SI 88 F SI 89 F FC 86 X FF 90 0-2 1-H 2B	F CU 71 X SI 90 0-1 41 G4-3 2-H 1B			B SI 88 S CH 80 F SL 85 1 SAFE X SL 85 1-2 41 SH1-3 9 1B 1-3 1B		B SI 95 B SI 94 C SI 94 C SI 93 X SI 94 2-2 ③ P2			4	1	3	2	0	0	0
41 Marco Estrada, R (1, 1) 47 Rob Wooten, R (7, 1) 3 Elian Herrera, S (8, 5) OBP: 0.250, SLG: 0.275 (9, 9)	C FF 90 C FC 86 B FF 88 D SL 80 C FC 87 2-3 ③ K	B FF 89 X FF 88 1-0 ② G4-3 2-3			X SI 87 0-0 ② SH1-3 1-2 3-H			B SI 90 B SI 90 F SI 90 F SI 91 X KC 79 2-2 ① G6-3		2 0 1	0 0 0	0 0 0	1 0 0	0 0 0	1 0 0	2 0 0
Inning Stats	R: 5 E: 0 K: 3 S: 22 H: 5 LOB: 1 BB: 1 P: 36	R: 1 E: 0 K: 0 S: 10 H: 3 LOB: 1 BB: 0 P: 16	R: 1 E: 0 K: 1 S: 10 H: 2 LOB: 1 BB: 0 P: 13	R: 0 E: 0 K: 1 S: 7 H: 0 LOB: 0 BB: 0 P: 11	R: 4 E: 0 K: 0 S: 14 H: 5 LOB: 1 BB: 0 P: 20	R: 0 E: 0 K: 0 S: 5 H: 0 LOB: 0 BB: 0 P: 11	R: 0 E: 0 K: 1 S: 9 H: 0 LOB: 0 BB: 0 P: 14	R: 0 E: 1 K: 0 S: 9 H: 1 LOB: 1 BB: 0 P: 13		1B: 11 2B: 4 3B: 0 HR: 1	SF: 0 SAC: 1 DP: 2 HBP: 0					

	AB	37
	R	11
	H	16
	RBI	11
	BB	1
	SO	6
	LOB	11

WP: 0 PB: 0 SB: 0 CS: 0 PA: 39

PITCHER		IP	WLS	BF	H	R	ER	SO	BB	IBB	HBP	BLK	WP	HR	S	P	ERA	WHIP
37 Travis Wood, L ERA: 5.15	(1, 1)	2.2	L	18	10	7	7	4	1	0	0	0	0	1	41	62	23.62	4.125
33 Carlos Villanueva, R ERA: 7.98	(3, 1)	2.1		11	5	4	4	1	0	0	0	0	0	0	22	34	15.43	2.143
41 Jose Veras, R ERA: 8.1	(6, 1)	2.0		6	0	0	0	1	0	0	0	0	0	0	14	25	0.00	0.000
53 Wesley Wright, L ERA: 3.0	(8, 1)	1.0		4	1	0	0	0	0	0	0	0	0	0	9	13	0.00	1.000

PITCHER	IP	WLS	BF	H	R	ER	SO	BB	IBB	HBP	BLK	WP	HR	S	P	ERA	WHIP

Batter	1	2	3	4	5	6	7	8	9	AB	R	H	RBI	BB	SO	LOB
64 Emilio Bonifácio, S (1, 5) OBP: 0.321, SLG: 0.353	B FF 95 C FF 94 F SI 97 B SI 96 B SI 96 X SI 96 3-2 ① G6-3			C FF 95 C FF 96 X SL 88 0-2 21 G5-4-3 44 HR 1B		B SL 84 L SI 95 B SI 95 X SI 95 2-1 ① F7	C CU 73 F SL 79 B SI 89 F FF 88 B SL 81 B SL 82 X SI 89 3-2 ① L9		F SI 89 B SI 91 F FF 91 X FF 92 1-2 21 FC6-4 3-H 1B	5	1	2	1	0	0	1
21 Junior Lake, R (1, 8) OBP: 0.287, SLG: 0.436	F FF 95 S SI 96 S SI 96 0-3 ② K			X SI 95 0-0 ① G5-4-3 1-2		C SL 82 C SL 85 S SL 87 0-3 ② K	S SL 80 S SL 80 F SL 82 B CU 74 B CU 75 S SL 81 2-3 ② K		C CU 77 B CH 84 X FF 90 1-1 ③ FC6-4 1-2f	5	0	0	0	0	3	3
44 Anthony Rizzo, L (1, 3) OBP: 0.397, SLG: 0.468	C SI 95 B FF 95 F FF 96 S SL 88 1-3 ③ K			B SL 85 S SI 95 B SI 94 B SI 96 F SL 84 X FF 96 3-2 2-H HR		C SI 95 D SL 87 B SI 96 C SI 95 F SI 96 D SL 88 X SL 87 3-2 1-H HR	S SL 81 X CU 73 0-1 ③ G3			4	2	2	4	0	1	0
13 Starlin Castro, R (1, 6) OBP: 0.322, SLG: 0.446		B FF 97 B FF 95 F SI 95 B SI 95 F SI 95 T SI 96 3-2 ① K		B SL 86 C SL 85 B SI 95 C SI 96 B SL 86 F SI 97 F SI 97 B SI 97 4-2 19 FC1-4-6 BB		B SL 85 B SI 97 C SI 95 B FF 96 X SI 95 3-1 8 1B 2B		B SI 88 F SI 91 X CU 80 1-1 ① F9		3	1	1	0	1	1	0
19 Nate Schierholtz, L (1, 9) OBP: 0.269, SLG: 0.299		B SI 94 F CH 82 F SI 96 F SL 87 B SL 88 B FF 96 X SI 96 3-2 ② G3		1 SAFE F SL 83 1 SAFE F SI 95 1 SAFE B SI 95 B SL 86 X CH 86 2-2 ② FC1-4-6 8 CS 1-2f		F SI 94 D SL 85 B SI 94 S SI 95 B SL 85 F SL 85 B SI 94 4-2 8 1B 12 1B BB		B CU 78 X FF 91 1-0 ② L7		3	1	0	0	1	0	1
8 Chris Coghlan, L (1, 7) OBP: 0.194, SLG: 0.147		B FF 95 X FF 96 1-0 ③ F7		1 SAFE C CH 85 0-1 ③ CS 1-2	X SI 92 0-0 ① L9	C CU 75 B SL 83 X SI 91 1-1 12 1B 15 2B 1-2 2-H 1B		C CU 78 X FF 91 0-1 ③ P6		4	1	1	1	0	0	0
12 John Baker, L (1, 2) OBP: 0.231, SLG: 0.213			F SI 94 B CH 82 C SI 95 B SL 88 B FF 96 X SI 96 3-2 ① L7		C SI 94 F SI 95 B SL 84 B SL 85 B SI 96 S FF 95 3-3 ② K	C CU 76 B FF 90 X CU 77 1-1 15 2B 1-3 2-H 1B			C CU 80 S FF 91 B FF 91 S FF 91 1-3 ① K	4	0	1	1	0	2	0
15 Darwin Barney, R (1, 4) OBP: 0.255, SLG: 0.261		F FF 96 X SI 96 0-1 ② G6-3		C SI 95 B SL 85 F SI 95 F SL 85 X SI 96 1-2 ③ G6-3		X SI 90 0-0 1-3 3-H 2B			B CU 79 B SI 90 X FF 90 2-0 ② G5-3	4	0	1	1	0	0	0
39 Jason Hammel, R (1, 1) OBP: 0.130, SLG: 0.091 52 Justin Grimm, R (8, 1) 20 Justin Ruggiano, R (9, PH) OBP: 0.320, SLG: 0.400 46 Pedro Strop, R (9, 1)		B FF 95 S SI 92 B SI 95 C SI 93 X SI 95 2-2 ③ G6-3				B FF 95 X SI 92 1-0 44 HR 1B C CU 74 C CU 74 S CU 76 0-3 ③ K			T SI 90 B CU 78 B SI 91 X FF 91 2-1 64 1B 3B	3 0 1 0	1 0 1 0	1 0 1 0	0 0 0 0	0 0 0 0	1 0 0 0	2 0 0 0
Inning Stats	R: 0 E: 0 K: 2 S: 9 H: 0 LOB: 0 BB: 0 P: 13	R: 0 E: 0 K: 1 S: 8 H: 0 LOB: 0 BB: 0 P: 15	R: 0 E: 0 K: 0 S: 8 H: 0 LOB: 0 BB: 0 P: 13	R: 2 E: 0 K: 0 S: 15 H: 2 LOB: 0 BB: 1 P: 24	R: 0 E: 0 K: 1 S: 8 H: 0 LOB: 0 BB: 0 P: 12	R: 5 E: 0 K: 2 S: 23 H: 6 LOB: 2 BB: 1 P: 38	R: 0 E: 0 K: 1 S: 10 H: 0 LOB: 0 BB: 0 P: 15	R: 0 E: 0 K: 0 S: 5 H: 0 LOB: 0 BB: 0 P: 7	R: 1 E: 0 K: 1 S: 11 H: 2 LOB: 1 BB: 0 P: 18	1B: 5 2B: 2 3B: 1 HR: 2 SF: 0 SAC: 0 DP: 0 HBP: 0						

PITCHER	IP	WLS	BF	H	R	ER	SO	BB	IBB	HBP	BLK	WP	HR	S	P	ERA	WHIP
38 Wily Peralta, R (1, 1) ERA: 2.73	5.2	L	23	5	6	6	5	2	0	0	0	0	2	63	105	9.53	1.235
59 Zach Duke, L (6, 1) ERA: 1.59	1.1		7	3	1	1	2	0	0	0	0	0	0	18	25	6.75	2.250
51 Wei-Chung Wang, L (8, 1) ERA: 13.5	2.0		8	2	1	1	1	0	0	0	0	0	0	16	25	4.50	1.000

PITCHER	IP	WLS	BF	H	R	ER	SO	BB	IBB	HBP	BLK	WP	HR	S	P	ERA	WHIP

TOP

Chicago Cubs @ Milwaukee Brewers

Miller Park, Milwaukee, WI

Sat May 31 2014, 3:12 PM - 6:11 PM CDT
Att. 42,332 - Partly Cloudy - 71 F

livebaseballscorecards.com

AB	36
R	8
H	10
RBI	8
BB	2
SO	8
LOB	7

WP: 0	PB: 0	SB: 0	CS: 1
PA: 39			

Chicago Cubs @ Milwaukee Brewers

Miller Park, Milwaukee, WI

Sat May 31 2014, 3:12 PM - 6:11 PM CDT

Att. 42,332 - Partly Cloudy - 71 F

livebaseballscorecards.com

BOTTOM

Batter	1	2	3	4	5	6	7	8	9	AB	R	H	RBI	BB	SO	LOB
9 Jean Segura, R (1, 6) OBP: 0.297, SLG: 0.353	B SI 93 B FF 93 S SI 93 F FF 93 S SI 94 2-3 ① **K**		B SI 94 X FF 93 1-0 ③ **F9**			C FF 92 F FF 92 X FF 92 0-2 ① **F8**		B FF 95 X FF 95 1-0 ③ **G3-1**		4	0	0	0	0	1	0
8 Ryan Braun, R (1, 9) OBP: 0.358, SLG: 0.573 1 Logan Schafer, L (9, PH) OBP: 0.280, SLG: 0.301	C SI 94 B FF 93 F SI 94 S SL 84 1-3 ② **K**			S SL 85 B SI 92 B SI 93 X SL 83 2-1 ① **G4-3**		H SI 91 1-0 20 L9-3 **HBP**			C SI 95 X SI 95 0-1 ① **L7**	2 1	0 0	0 0	0 0	0 0	1 0	0 0
20 Jonathan Lucroy, R (1, 2) OBP: 0.390, SLG: 0.469	C SI 94 S SL 86 B SL 84 X FF 94 1-2 **1B**			B SI 92 C SL 84 C SL 84 B SI 93 X SI 93 2-2 ② **F8**		B FF 92 B FF 92 X FF 92 2-0 ② ③ **L9-3** 1-1			B SI 96 F SL 84 B SL 84 B SI 94 X SI 95 3-1 ② **G5-3**	4	0	1	0	0	0	1
27 Carlos Gómez, R (1, 8) OBP: 0.393, SLG: 0.581	F SI 94 S SI 93 B SI 94 F SI 94 F SI 94 F SL 86 1 SAFE F FF 94 F CU 78 2-2 F FF 83 B FF 94 X SI 94 ③ **F9**			C SL 83 F SL 85 B FF 94 H FF 93 2-2 18 E 18 S **HBP**			B SL 82 C SL 82 S FF 93 B SL 83 F FF 92 F SI 93 F SI 94 C CH 86 2-3 ① **K**		S SL 83 F SI 95 S SL 82 0-3 ③ **K**	3	0	0	0	0	2	1
18 Khris Davis, R (1, 7) OBP: 0.297, SLG: 0.495		C FF 92 X SL 84 0-1 ① **1B**		1 SAFE 1 SAFE C FF 94 B FF 94 S FF 94 B FF 95 B FF 95 X SL 84 3-2 ③ **F8** 1-3			S SI 92 B SL 85 C FF 93 B FF 93 X FF 92 2-2 ② **L8**			3	0	1	0	0	0	1
2 Scooter Gennett, L (1, 4) OBP: 0.305, SLG: 0.387		C CU 76 B FF 93 F CU 78 S SL 83 1-3 ② **K2-3**			B SI 92 F SL 84 F SI 93 B SL 83 X SL 83 2-2 **1B**		B FF 92 B CH 87 C FF 92 B CU 77 T FF 92 X FF 92 3-2 **1B**			3	0	2	0	0	1	0
7 Mark Reynolds, R (1, 5) OBP: 0.281, SLG: 0.445 51 Wei-Chung Wang, L (8, 1)		B FF 93 B SL 84 X FF 94 2-0 ③ **F8**			B FF 92 B FF 92 S SI 93 1 SAFE F SI 92 B SI 94 1 SAFE F SI 94 C SL 85 3-3 ① **K**		F FF 93 C FF 94 X SI 94 0-2 ③ **F9**			3 0	0 0	0 0	0 0	0 0	1 0	2 0
24 Lyle Overbay, L (1, 3) OBP: 0.294, SLG: 0.305			B SL 84 F SI 93 C CU 77 X SL 84 1-2 ① **G3-1**		C SI 91 S SL 84 S SL 84 0-3 ② **K**			C FF 94 B FF 94 C CU 79 B CU 83 B FF 95 C FF 95 3-3 ① **K**		3	0	0	0	0	2	1
38 Wily Peralta, R (1, 1) OBP: 0.100, SLG: 0.200 59 Zach Duke, L (6, 1) 3 Elian Herrera, S (8, 5) OBP: 0.245, SLG: 0.269			C FF 93 S SL 86 B SL 84 S SL 84 1-3 ② **K**		1 SAFE S SL 85 B SL 85 1 SAFE S FF 94 S FF 94 1-3 ③ **K**			B FF 95 C FF 95 S CU 82 S CU 82 1-3 ② **K2-3**		2 0 1	0 0 0	0 0 0	0 0 0	0 0 1	2 0 0	1 0 0
Inning Stats	R: 0 E: 0 K: 2 S: 18 H: 1 LOB: 1 BB: 0 P: 24	R: 0 E: 0 K: 1 S: 6 H: 1 LOB: 0 BB: 0 P: 9	R: 0 E: 0 K: 1 S: 7 H: 0 LOB: 0 BB: 0 P: 10	R: 0 E: 0 K: 0 S: 10 H: 0 LOB: 1 BB: 0 P: 19	R: 0 E: 0 K: 3 S: 13 H: 1 LOB: 1 BB: 0 P: 19	R: 0 E: 0 K: 0 S: 4 H: 0 LOB: 0 BB: 0 P: 7	R: 0 E: 0 K: 1 S: 15 H: 1 LOB: 1 BB: 0 P: 22	R: 0 E: 0 K: 2 S: 7 H: 0 LOB: 0 BB: 0 P: 12	R: 0 E: 0 K: 1 S: 7 H: 0 LOB: 0 BB: 0 P: 10	1B: 4 2B: 1 3B: 0 HR: 0 SF: 0 SAC: 0 DP: 1 HBP: 2						

	AB	29
	R	0
	H	4
	RBI	0
	BB	0
	SO	11
	LOB	7

PITCHER		IP	WLS	BF	H	R	ER	SO	BB	IBB	HBP	BLK	WP	HR	S	P	ERA	WHIP
39 Jason Hammel, R ERA: 2.78	(1, 1)	7.0	W	25	4	0	0	8	0	0	2	0	0	0	73	110	0.00	0.571
52 Justin Grimm, R ERA: 2.63	(8, 1)	1.0		3	0	0	0	2	0	0	0	0	0	0	7	12	0.00	0.000
46 Pedro Strop, R ERA: 4.61	(9, 1)	1.0		3	0	0	0	1	0	0	0	0	0	0	7	10	0.00	0.000

PITCHER		IP	WLS	BF	H	R	ER	SO	BB	IBB	HBP	BLK	WP	HR	S	P	ERA	WHIP

WP: 0 PA: 31
PB: 0
SB: 1
CS: 0

Batter	1	2	3	4	5	6	7	8	9	AB	R	H	RBI	BB	SO	LOB
64 Emilio Bonifácio, S (1, 8) (4, 5) OBP: 0.315, SLG: 0.346	X SI 90 0-0 ① G6-3		C SI 91 B SL 85 B CU 74 X SI 91 2-1 ③ L7			B CU 74 C CU 75 B SL 83 X SI 90 2-1 ② G6-3		X SI 90 0-0 ③ G3-1		4	0	0	0	0	0	0
21 Junior Lake, R (1, 7) (4, 8) OBP: 0.287, SLG: 0.431	B SI 90 X SI 90 1-0 ② F9			C CU 73 B SI 89 F SL 84 X SL 82 1-2 1B		B SL 85 C SI 90 B SI 88 C SI 89 B SI 89 S SI 90 3-3 ③ K			S CU 75 X SI 89 0-1 ① F8	4	0	1	0	0	1	0
44 Anthony Rizzo, L (1, 3) OBP: 0.398, SLG: 0.465 52 Justin Grimm, R (4, 1) 63 Brian Schlitter, R (6, 1) OBP: 1.000, SLG: 1.000 40 James Russell, L (8, 1) 20 Justin Ruggiano, R (9, PH) OBP: 0.314, SLG: 0.391	C SI 90 B SI 90 H SL 85 2-1 HBP			C CH 79 C SI 91 C SI 90 0-3 ① K			X SI 88 0-0 13 FC5-4 1B		B SL 85 S SL 83 X CU 74 1-1 ② G5-3	1	0	0	0	0	1	1
										0	0	0	0	0	0	0
										1	0	1	0	0	0	0
										0	0	0	0	0	0	0
										1	0	0	0	0	0	0
13 Starlin Castro, R (1, 6) OBP: 0.316, SLG: 0.438	B SL 86 X SL 85 1-0 ③ G5-3			B SI 91 X SL 86 1-0 ② L9			F SI 90 X SL 84 0-1 ① FC5-4 19 1B 1-2f		C SL 83 B SI 90 B SL 84 B SI 90 X SI 90 3-1 ③ F9	4	0	0	0	0	0	3
19 Nate Schierholtz, L (1, 9) OBP: 0.270, SLG: 0.300		F SI 89 B SI 90 X SL 85 1-1 ① G4-3		C CU 74 B FF 89 F SL 84 F SI 90 B SI 91 S CH 81 2-3 ③ K			D CH 80 X SI 89 1-0 1-2 1B			3	0	1	0	0	1	1
5 Welington Castillo, R (1, 2) OBP: 0.287, SLG: 0.385 12 John Baker, L (4, 2) OBP: 0.222, SLG: 0.204		X SI 90 0-0 ② G6-3			X CU 74 0-0 ① G3		C SI 90 B CH 80 B SI 90 F SI 91 S CH 80 2-3 ② K			1	0	0	0	0	0	0
										2	0	0	0	0	1	2
30 Mike Olt, R (1, 5) OBP: 0.243, SLG: 0.392 (4, 3)		B SI 89 C SI 89 S SL 83 B SL 84 T SL 83 2-2 ③ K			C CU 73 B CH 79 C SI 90 B CU 74 C SL 84 2-3 ② K		B SL 85 F SL 84 C CH 79 B SI 91 F SL 84 X SI 92 2-2 ③ P3			3	0	0	0	0	2	2
15 Darwin Barney, R (1, 4) OBP: 0.248, SLG: 0.253			C SI 89 S SL 85 B SL 86 F SI 92 X SI 90 1-2 ① G6-3		C CU 74 B SI 90 X SI 91 1-1 ③ G4-3			X CU 74 0-0 ① F7		3	0	0	0	0	0	0
29 Jeff Samardzija, R (1, 1) OBP: 0.143, SLG: 0.222 8 Chris Coghlan, L (4, 7) OBP: 0.184, SLG: 0.139			X SI 90 0-0 ② P4			X SI 89 0-0 ① F7		B CU 74 C CH 79 X SI 89 1-1 ② F9		1	0	0	0	0	0	0
										2	0	0	0	0	0	0
Inning Stats	R: 0 E: 0 K: 0 S: 4 H: 0 LOB: 1 BB: 0 P: 8	R: 0 E: 0 K: 1 S: 6 H: 0 LOB: 0 BB: 0 P: 9	R: 0 E: 0 K: 0 S: 7 H: 0 LOB: 0 BB: 0 P: 10	R: 0 E: 0 K: 2 S: 11 H: 1 LOB: 1 BB: 0 P: 15	R: 0 E: 0 K: 1 S: 6 H: 0 LOB: 0 BB: 0 P: 9	R: 0 E: 0 K: 1 S: 6 H: 0 LOB: 0 BB: 0 P: 11	R: 0 E: 0 K: 1 S: 11 H: 2 LOB: 2 BB: 0 P: 16	R: 0 E: 0 K: 1 S: 4 H: 0 LOB: 0 BB: 0 P: 5	R: 0 E: 0 K: 0 S: 6 H: 0 LOB: 0 BB: 0 P: 10	1B: 3 2B: 0 3B: 0 HR: 0	SF: 0 SAC: 0 DP: 0 HBP: 1				WP: 0 PB: 0 SB: 0 CS: 0	PA: 31	

PITCHER		IP	WLS	BF	H	R	ER	SO	BB	IBB	HBP	BLK	WP	HR	S	P	ERA	WHIP
26 Kyle Lohse, R ERA: 2.6	(1, 1)	9.0	W	31	3	0	0	6	0	0	1	0	0	0	61	93	0.00	0.333

PITCHER	IP	WLS	BF	H	R	ER	SO	BB	IBB	HBP	BLK	WP	HR	S	P	ERA	WHIP

TOP

Chicago Cubs @ Milwaukee Brewers

Miller Park, Milwaukee, WI

Sun Jun 01 2014, 1:10 PM - 3:29 PM CDT

Att. 36,277 - Cloudy - 84 F

livebaseballscorecards.com

AB	30
R	0
H	3
RBI	0
BB	0
SO	6
LOB	9

BOTTOM

Chicago Cubs @ Milwaukee Brewers

Miller Park, Milwaukee, WI

Sun Jun 01 2014, 1:10 PM - 3:29 PM CDT

Att. 36,277 - Cloudy - 84 F

livebaseballscorecards.com

Batter	1	2	3	4	5	6	7	8	9	AB	R	H	RBI	BB	SO	LOB
9 Jean Segura, R (1, 6) OBP: 0.296, SLG: 0.351 21 Irving Falu, S (9, 6)	B FC 93 F FF 93 X SI 94 1-1 8 HR 1B	C SI 94 S FS 86 F SI 95 X SI 96 0-2 ③ L3	X FF 95 0-0 ③ P4			C SI 94 B SI 95 B SI 94 X SI 93 2-1 ② G6-3				4 0	1 0	1 0	0 0	0 0	0 0	2 0
8 Ryan Braun, R (1, 9) OBP: 0.367, SLG: 0.595	X FF 94 0-0 1-H HR	B SI 94 C SL 85 S FS 87 X FS 87 1-2 27 HBP 20 BB 18 FC4-5 1B	F FF 94 B CU 83 B FF 94 B CU 77 B FF 94 4-1 20 G5-4-3 BB			B SI 94 X SI 94 1-0 ③ G6-3				3	2	2	2	1	0	0
20 Jonathan Lucroy, R (1, 2) OBP: 0.387, SLG: 0.462	C SL 85 B SI 94 X FC 92 1-1 ① F9	1 SAFE B FF 94 1 SAFE C FC 93 B FS 87 B FF 94 S FC 94 B FF 95 4-2 18 FC4-5 27 HBP 1-2 BB	C FF 93 X SI 92 0-1 ①② G5-4-3 1-2f				B SL 85 B SL 84 C SI 92 F SI 93 X SI 94 2-2 ① G5-3			3	0	0	0	1	0	1
27 Carlos Gómez, R (1, 8) OBP: 0.390, SLG: 0.572	X FF 94 0-0 ② L9	T FS 86 B FF 95 F FS 87 H FF 94 2-2 18 FC4-5 1-2 2-3 HBP	X FF 92 0-0 ③ G6-3				S SI 93 B SI 93 X SI 92 1-1 ② G6-3			3	0	0	0	0	0	0
18 Khris Davis, R (1, 7) OBP: 0.291, SLG: 0.485	F SL 84 B FF 94 F FC 92 S FS 85 1-3 ③ K	B FF 95 S FF 95 S SI 95 F FS 87 X SI 96 1-2 ①② FC4-5 2 2B 24 2B 1-2 2-3 3-H	B FF 94 B FF 93 B FF 93 C FF 93 X FF 93 3-1 ① G5-3				F FF 92 X SI 93 0-1 ③ G6-3			4	1	0	0	0	1	2
2 Scooter Gennett, L (1, 4) OBP: 0.315, SLG: 0.425		B SI 93 C SL 86 X FC 92 1-1 26 1B 2B	B SL 89 F FF 93 X FF 94 1-1 24 2B 1-3 2B		C CU 77 B FF 93 F FF 94 F CU 81 F FF 96 B FF 96 X CU 82 2-2 HR			B SL 81 F FF 89 X SL 81 1-1 ① F7		4	3	3	1	0	0	0
7 Mark Reynolds, R (1, 5) OBP: 0.282, SLG: 0.440 3 Elian Herrera, S (8, 5) OBP: 0.241, SLG: 0.264		F SI 93 S FF 95 B SL 85 S FF 95 1-3 ① K	F SL 88 B FS 87 F SL 89 B FF 96 D FC 90 B FS 86 4-2 24 2B BB		S FF 95 B FF 96 C SL 83 B FF 95 F FF 95 B SL 85 X FF 96 3-2 ② G4-3			F SI 89 B CH 80 S CH 81 S CH 81 1-3 ② K		2 1	1 0	0 0	0 0	1 1	1 0	1 0
24 Lyle Overbay, L (1, 3) OBP: 0.293, SLG: 0.312		C SL 88 B FF 94 F SL 89 S SL 86 1-3 ② K	C FC 90 B FS 87 X SL 89 1-1 26 1B 1-H 2-H 3-H 2B		X FF 94 0-0 ③ G4-3			F SL 82 S SL 82 X SL 82 0-2 ③ F9		4	1	1	3	0	1	1
26 Kyle Lohse, R (1, 1) OBP: 0.233, SLG: 0.179		C SI 95 X SL 88 0-1 2-H 1B	D SI 96 F FF 95 B FF 95 X FF 95 2-1 3-H 1B			C SI 92 X SI 94 0-1 ① G3-1				3	0	2	2	0	0	0
Inning Stats	R: 2 E: 0 K: 1 S: 9 H: 2 LOB: 0 BB: 0 P: 12	R: 1 E: 0 K: 2 S: 14 H: 2 LOB: 1 BB: 0 P: 17	R: 5 E: 0 K: 0 S: 20 H: 4 LOB: 1 BB: 2 P: 36	R: 0 E: 0 K: 0 S: 4 H: 0 LOB: 0 BB: 1 P: 8	R: 1 E: 0 K: 0 S: 12 H: 1 LOB: 0 BB: 0 P: 20	R: 0 E: 0 K: 0 S: 5 H: 0 LOB: 0 BB: 0 P: 8	R: 0 E: 0 K: 0 S: 7 H: 0 LOB: 0 BB: 0 P: 10	R: 0 E: 0 K: 1 S: 8 H: 0 LOB: 0 BB: 0 P: 10		1B: 4 2B: 3 3B: 0 HR: 2	SF: 0 SAC: 0 DP: 2 HBP: 1		WP: 0 PB: 0 SB: 0 CS: 0	PA: 35		

	AB	31
	R	9
	H	9
	RBI	8
	BB	3
	SO	4
	LOB	7

PITCHER		IP	WLS	BF	H	R	ER	SO	BB	IBB	HBP	BLK	WP	HR	S	P	ERA	WHIP
29 Jeff Samardzija, R ERA: 2.54	(1, 1)	3.0	L	19	8	8	8	3	2	0	1	0	0	1	43	65	24.00	3.333
52 Justin Grimm, R ERA: 2.77	(4, 1)	2.0		7	1	1	1	0	1	0	0	0	0	1	16	28	4.50	1.000
63 Brian Schlitter, R ERA: 2.22	(6, 1)	2.0		6	0	0	0	0	0	0	0	0	0	0	12	18	0.00	0.000
40 James Russell, L ERA: 3.46	(8, 1)	1.0		3	0	0	0	1	0	0	0	0	0	0	8	10	0.00	0.000

PITCHER		IP	WLS	BF	H	R	ER	SO	BB	IBB	HBP	BLK	WP	HR	S	P	ERA	WHIP

Batter	1	2	3	4	5	6	7	8	9	AB	R	H	RBI	BB	SO	LOB
2 Brian Dozier, R (1, 4) OBP: 0.335, SLG: 0.425	C FF 92 F FF 91 B SI 92 B CU 75 F FF 94 F FF 93 F SL 86 X SL 85 2-2 ① G5-3		C CU 75 B FF 95 C FF 94 F SL 88 S SL 86 1-3 ③ K		X FF 93 0-0 1-3 2B			C SI 91 B SL 84 C SI 92 F SI 93 B SL 82 X SI 93 2-2 ① L7	C CU 74 B SL 84 C SI 89 D CU 77 X SL 83 2-2 3-H 1B	5	0	2	1	0	1	0
7 Joe Mauer, L (1, 3) OBP: 0.350, SLG: 0.355	C FF 92 X FF 91 0-1 24 G1-3 2B			B FF 92 C CH 85 F FF 94 B SL 85 F FF 94 X CH 85 2-2 2B	C SL 83 F FF 93 S SL 85 0-3 ③ K			C SI 91 X SL 83 0-1 31 1B 16 1B	B SL 84 C SL 82 T SI 90 F CU 78 F CU 78 S SI 90 1-3 ③ K	5	1	3	0	0	2	3
24 Trevor Plouffe, R (1, 5) OBP: 0.326, SLG: 0.423	B CU 75 C FF 92 B FF 92 X SL 83 2-1 ② G1-3 2-3			X SL 83 0-0 ① F8		C CU 74 B FF 93 C SL 84 B FF 94 F FF 94 B FF 93 S SL 85 3-3 ① K		X SL 84 0-0 ② F8		4	0	0	0	0	1	3
31 Oswaldo Arcia, L (1, 9) OBP: 0.302, SLG: 0.500	B CU 75 B FF 92 S FF 94 S FF 95 X FF 95 2-2 ③ G3			S SL 84 S FF 93 S SL 85 0-3 ② K		B CU 76 C FF 94 B CU 75 F FF 93 F SI 94 B SL 86 F SL 86 T FF 94 3-2 ② K		S FF 92 S SI 93 B SI 92 X SI 92 1-2 16 1B 1-3 1B		4	0	1	0	0	2	2
16 Josh Willingham, R (1, 7) OBP: 0.474, SLG: 0.548		X FF 92 0-0 5 G3-6-3 1B		B SL 84 B SL 86 B SL 84 C FF 93 C SI 94 F SL 86 B FF 94 4-2 BB		S SL 85 B SL 94 C SI 94 B FF 94 B SL 86 B FF 94 4-2 BB		C FF 93 B SL 84 X SI 93 1-1 1-2 3-H 1B		2	0	2	1	2	0	0
8 Kurt Suzuki, R (1, 2) OBP: 0.359, SLG: 0.389		C FF 92 C FF 90 B FF 93 F FF 93 X SL 85 1-2 ① F8		C CU 75 B SI 93 F FF 94 C FF 93 1-3 ③ K		C FF 92 B SL 85 F SL 93 D SL 84 B FF 92 X FF 93 3-2 ③ F7		C SL 84 B SL 84 S CU 75 B SL 84 B SL 84 C FF 90 3-3 ③ K		4	0	0	0	0	2	6
5 Eduardo Escobar, S (1, 6) OBP: 0.348, SLG: 0.457		C FF 92 B CU 75 X CH 84 1-1 ② ③ G3-6-3 1-2f			B FF 92 X CH 86 1-0 ① G6-3		B FF 92 C FF 92 F FF 92 X SL 84 1-2 ① F8		B SI 90 C SL 83 B FS 86 F SL 83 B SL 84 X SI 90 3-2 43 G6-4-3 2 1B 39 1B	4	1	1	0	0	0	1
39 Danny Santana, S (1, 8) OBP: 0.438, SLG: 0.477			C SI 90 F CU 74 S SL 87 0-3 ① K		S CU 73 F FF 94 F SL 85 X FF 92 0-2 ② F8		F FF 93 B CU 75 F FF 93 B CU 76 B FF 93 F FF 93 X FF 94 3-2 9 G5-4-3 1B		C SL 84 C SL 84 F FS 87 X FS 86 0-2 1-2 43 G6-4-3 1B	4	0	2	0	0	1	0
44 Kyle Gibson, R (1, 1) OBP: 0.250, SLG: 0.250 27 Chris Parmelee, L (7, PH) OBP: 0.217, SLG: 0.339 9 Eduardo Núñez, R (7, PH) OBP: 0.298, SLG: 0.378 51 Anthony Swarzak, R (7, 1) 52 Brian Duensing, L (8, 1) 43 Josmil Pinto, R (9, PH) OBP: 0.338, SLG: 0.429			C FF 93 B FF 93 C FF 93 C FF 94 1-3 ② K		C FF 93 X FF 94 0-1 2 2B 1B		B CU 76 C FF 94 B FF 93 B SI 89 X SI 89 3-1 ② ③ G5-4-3 1-2f		B SL 83 B SL 83 C SI 89 F SI 89 X FS 86 2-2 ① ② G6-4-3 1-2f 2-3	2 0 1 0 0 1	0 0 0 0 0 0	1 0 0 0 0 0	0 0 0 0 0 0	0 0 0 0 0 0	1 0 0 0 0 0	0 0 1 0 0 2
Inning Stats	R: 0 E: 0 K: 0 S: 13 H: 1 LOB: 1 BB: 0 P: 19	R: 0 E: 0 K: 0 S: 7 H: 1 LOB: 0 BB: 0 P: 9	R: 0 E: 0 K: 3 S: 10 H: 0 LOB: 0 BB: 0 P: 12	R: 0 E: 0 K: 2 S: 14 H: 1 LOB: 2 BB: 1 P: 21	R: 0 E: 0 K: 1 S: 11 H: 2 LOB: 2 BB: 0 P: 12	R: 0 E: 0 K: 2 S: 14 H: 0 LOB: 1 BB: 1 P: 27	R: 0 E: 0 K: 0 S: 9 H: 1 LOB: 0 BB: 0 P: 16	R: 1 E: 0 K: 1 S: 15 H: 3 LOB: 2 BB: 0 P: 22	R: 1 E: 0 K: 1 S: 18 H: 3 LOB: 1 BB: 0 P: 26	1B: 9 2B: 3 3B: 0 HR: 0 SF: 0 SAC: 0 DP: 3 HBP: 0						WP: 0 PB: 0 SB: 0 CS: 0 PA: 38

TOP

Minnesota Twins @ Milwaukee Brewers

Miller Park, Milwaukee, WI

Mon Jun 02 2014, 6:25 PM - 9:24 PM CDT

Att. 28,708 - Partly Cloudy - 81 F

livebaseballscorecards.com

AB	36
R	2
H	12
RBI	2
BB	2
SO	10
LOB	18

PITCHER		IP	WLS	BF	H	R	ER	SO	BB	IBB	HBP	BLK	WP	HR	S	P	ERA	WHIP
22 Matt Garza, R ERA: 4.42	(1, 1)	6.1	W	26	6	0	0	8	2	0	0	0	0	0	76	111	0.00	1.263
13 Will Smith, L ERA: 0.35	(7, 1)	0.2		1	0	0	0	0	0	0	0	0	0	0	2	5	0.00	0.000
53 Brandon Kintzler, R ERA: 3.86	(8, 1)	0.2		5	3	1	1	0	0	0	0	0	0	0	12	16	13.50	4.500
47 Rob Wooten, R ERA: 3.0	(8, 1)	1.0	H	5	3	1	1	1	0	0	0	0	0	0	16	26	9.00	3.000
59 Zach Duke, L ERA: 1.57	(9, 1)	0.1		1	0	0	0	1	0	0	0	0	0	0	5	6	0.00	0.000

PITCHER	IP	WLS	BF	H	R	ER	SO	BB	IBB	HBP	BLK	WP	HR	S	P	ERA	WHIP

BOTTOM

Minnesota Twins @ Milwaukee Brewers

Miller Park, Milwaukee, WI

Mon Jun 02 2014, 6:25 PM - 9:24 PM CDT

Att. 28,708 - Partly Cloudy - 81 F

livebaseballscorecards.com

Batter	1	2	3	4	5	6	7	8	9	AB	R	H	RBI	BB	SO	LOB
9 Jean Segura, R (1, 6) OBP: 0.295, SLG: 0.349	C FF 91 X SI 90 0-1 F7 ①			B SL 83 B SL 84 F SI 90 X FF 93 2-1 8 G1-3 20 1B 1B	C SL 85 X SL 85 0-1 P4 ③		D SL 83 C FF 93 X SL 84 1-1 E5 1-2 2-3 3-H			4	1	1	0	0	0	2
8 Ryan Braun, R (1, 9) OBP: 0.359, SLG: 0.580	B FF 92 C SI 92 B SI 92 X SL 85 2-1 G3-1 ②			1 SAFE 1 SAFE S SL 83 1 SAFE 1 SAFE B SI 91 B SI 91 S SI 92 X FF 94 2-2 G1-3 ① 1-2		B SI 91 F SL 82 C FF 92 X FF 91 1-2 G3-1 ① X FF 93 0-0 L4 ③				4	0	0	0	0	0	4
20 Jonathan Lucroy, R (1, 2) OBP: 0.394, SLG: 0.483	B SL 84 B SI 92 C SI 91 B SI 92 C SL 83 F SI 92 X SI 93 3-2 G4-3 ③			C SI 91 X SI 91 0-1 27 1B 2-H 1B		B SL 83 B SI 91 F SL 83 F SI 92 X SL 85 2-2 27 G6-4-3 1B		C FF 92 B SL 84 X FF 92 1-1 HR		4	2	3	2	0	0	0
27 Carlos Gómez, R (1, 8) OBP: 0.388, SLG: 0.566		X SL 84 0-0 P3 ①		B SI 92 B SL 84 S SL 85 X SL 85 2-1 18 G5-4-3 2-H 1B		D SI 92 B SI 91 F SI 92 1 SAFE X SL 86 2-1 G6-4-3 ②③ 1-2f		F SL 85 X SL 86 0-1 L8 ①		4	0	1	1	0	0	1
18 Khris Davis, R (1, 7) OBP: 0.295, SLG: 0.485		C FF 92 S SL 87 B SL 84 B SI 91 F SL 85 X FF 93 2-2 G6-3 ②		C FF 92 F FF 93 1 SAFE X SL 84 0-2 G5-4-3 ②③ 1-2f			C FF 91 S SL 84 X SL 83 0-2 E 7 BB 9 E 1B	S FF 94 X FF 94 0-1 2 G4-6-3 1B		4	1	2	0	0	0	1
2 Scooter Gennett, L (1, 4) OBP: 0.313, SLG: 0.427		B CU 79 X SI 92 1-0 L8 ③			C SI 92 F CH 84 X CH 82 0-2 7 HR 2B		B FF 90 X FF 92 1-0 P6 ①	C FF 91 B SI 91 B SL 81 X SI 91 2-1 G4-6-3 ②③ 1-2f		4	1	1	0	0	0	2
7 Mark Reynolds, R (1, 5) OBP: 0.288, SLG: 0.458		C SL 83 B FF 93 T FF 94 F FF 94 S SL 87 1-3 K ①			X FF 93 0-0 2-H HR		D SL 84 B FF 92 1 SAFE B FF 92 F FF 91 F FF 92 B FF 92 4-2 9 E E 1-2 BB			2	1	1	2	1	1	0
24 Lyle Overbay, L (1, 3) OBP: 0.286, SLG: 0.304		B SI 94 F CH 84 B FF 93 C SI 92 B FF 92 F FF 93 X SI 90 3-2 G3-1 ②			F CU 79 X FF 93 0-1 L7 ①		B FF 91 X FF 90 1-0 L9 ②			3	0	0	0	0	0	2
22 Matt Garza, R (1, 1) OBP: 0.040, SLG: 0.080 13 Will Smith, R (7, 1) Rickie Weeks Jr., R (7, PH) OBP: 0.365, SLG: 0.443 53 Brandon Kintzler, R (8, 1) 47 Rob Wooten, R (8, 1) 59 Zach Duke, L (9, 1)			F FF 93 X FF 93 0-1 G4-3 ③		C SL 83 X FF 94 0-1 G3-1 ②		X SL 83 0-0 E5 9 E 1-2 2-3			2 0 1 0 0 0	0 0 0 0 0 0	0 0 0 0 0 0	0 0 2 0 0 0	0 0 0 0 0 0	0 0 0 0 0 0	0 0 2 0 0 0
Inning Stats	R: 0 E: 0 K: 0 S: 8 H: 0 LOB: 0 BB: 0 P: 13	R: 0 E: 0 K: 0 S: 6 H: 0 LOB: 0 BB: 0 P: 9	R: 0 E: 0 K: 1 S: 10 H: 0 LOB: 0 BB: 0 P: 14	R: 2 E: 0 K: 0 S: 12 H: 3 LOB: 0 BB: 0 P: 18	R: 2 E: 0 K: 0 S: 10 H: 2 LOB: 0 BB: 0 P: 10	R: 0 E: 0 K: 0 S: 8 H: 1 LOB: 0 BB: 0 P: 13	R: 1 E: 2 K: 0 S: 11 H: 1 LOB: 3 BB: 1 P: 18	R: 1 E: 0 K: 0 S: 8 H: 2 LOB: 0 BB: 0 P: 11		1B: 6 2B: 1 3B: 0 HR: 2 SF: 0 SAC: 0 DP: 3 HBP: 0				WP: 0 PB: 0 SB: 0 CS: 0 PA: 33		

	AB	32
	R	6
	H	9
	RBI	5
	BB	1
	SO	1
	LOB	14

PITCHER		IP	WLS	BF	H	R	ER	SO	BB	IBB	HBP	BLK	WP	HR	S	P	ERA	WHIP
44 Kyle Gibson, R ERA: 4.35	(1, 1)	6.0	L	22	6	4	4	1	0	0	0	0	0	1	54	77	6.00	1.000
51 Anthony Swarzak, R ERA: 4.91	(7, 1)	1.1		10	3	2	1	0	1	0	0	0	0	1	17	25	6.75	3.000
52 Brian Duensing, L ERA: 2.01	(8, 1)	0.2		1	0	0	0	0	0	0	0	0	0	0	2	4	0.00	0.000

PITCHER	IP	WLS	BF	H	R	ER	SO	BB	IBB	HBP	BLK	WP	HR	S	P	ERA	WHIP

Minnesota Twins @ Milwaukee Brewers

Miller Park, Milwaukee, WI

Tue Jun 03 2014, 7:12 PM - 10:29 PM CDT

Att. 25,634 - Clear - 79 F

TOP

livebaseballscorecards.com

Batter	1	2	3	4	5	6	7	8	9	AB	R	H	RBI	BB	SO	LOB
39 Danny Santana, S (1, 8) OBP: 0.423, SLG: 0.458	B FF 89 C FF 91 B SI 90 F SI 91 B FF 90 X FF 90 3-2 F7		M SL 86 B FF 90 B SI 90 B FF 90 F FF 90 X FF 90 3-2 G3		X CU 77 0-0 2 HR 1B		C FF 92 B CH 85 X FF 92 1-1 G4-3			4	1	1	0	0	0	0
32 Aaron Hicks, S (9, 8) OBP: 0.327, SLG: 0.248										0	0	0	0	0	0	0
2 Brian Dozier, R (1, 4) OBP: 0.345, SLG: 0.446	B SI 91 C SL 88 B SL 89 F SI 92 X SL 88 2-2 7 BB 1B		B CU 79 C FF 92 C SI 92 F SI 92 F CU 80 F FF 92 B SL 87 X SI 92 2-2 7 1B 16 HR 1B		1 SAFE B FF 90 C SI 90 1 SAFE 1 SAFE B SL 86 1 SAFE X SI 92 2-1 1-H HR		B CU 78 B CH 86 B FF 94 B FF 93 4-0 BB			3	2	3	2	1	0	0
7 Joe Mauer, L (1, 3) OBP: 0.352, SLG: 0.355	D FF 91 1 SAFE B FF 92 B SI 92 B FF 92 4-0 1-2 BB		D SL 88 C SI 92 X SL 89 1-1 16 HR 1-3 1B		B CU 78 F SI 91 B SL 87 F FF 92 C SL 89 2-3 K		1 SAFE X FF 91 0-0 L7			3	1	1	0	1	1	1
16 Josh Willingham, R (1, 7) OBP: 0.459, SLG: 0.587	C CU 78 B FF 92 B SI 93 C SL 88 C CU 80 2-3 K		X SL 87 0-0 1-H 3-H HR		B SI 92 B CU 79 C CU 79 F FF 91 C SI 92 2-3 K			F SI 90 B FF 91 B SI 91 X SI 92 2-1 F9		4	1	1	3	0	2	1
31 Oswaldo Arcia, L (1, 9) OBP: 0.281, SLG: 0.464		B CU 77 C SI 90 B FF 90 B CH 86 F FF 91 X FF 91 3-2 F8	C FF 92 S CU 80 F CU 79 B FF 91 B CU 80 F FF 92 X SL 88 2-2 P4		F SL 88 C SL 88 S CU 80 0-3 K2-3			B SI 91 X CH 87 1-0 G2-3		4	0	0	0	0	1	0
24 Trevor Plouffe, R (1, 5) OBP: 0.325, SLG: 0.419		B SI 91 C SI 92 C SL 89 B FF 92 X SL 89 2-2 43 E 43 WP 43 1B 1B	C SI 91 B SI 92 X SI 92 1-1 L4			B CU 77 C FF 94 S FF 94 B FF 95 X FF 94 2-2 L9		B SL 83 X SI 91 1-0 F9		4	1	1	0	0	0	0
43 Josmil Pinto, R (1, 2) OBP: 0.336, SLG: 0.423		1 SAFE S CU 79 C CU 79 B FF 92 2 SAFE X CU 80 1-2 5 FC5-4 1-H 1B	C SL 88 B FF 90 B SI 91 C SI 90 X SI 91 2-2 G3			F FF 95 C FF 96 B FF 95 F FF 96 F FF 96 B CH 87 F FF 94 F CU 79 B CH 85 3-2 X FF 94 F9			F FF 90 B FF 91 B FF 91 X FF 91 2-1 F7	4	0	1	1	0	0	0
5 Eduardo Escobar, S (1, 6) OBP: 0.338, SLG: 0.443		B SI 90 S SI 92 X SL 88 1-1 FC5-4 1-2f	F SI 90 X CU 79 0-1 G3			B CU 78 F FF 94 B FF 94 S CH 84 B CH 86 F FF 93 T FF 94 3-2 K			C FF 91 F CH 81 X CH 84 0-2 G4-3	4	0	0	0	0	1	1
21 Samuel Deduno, R (1, 1) 54 Matt Guerrier, R (6, 1) 13 Jason Kubel, L (7, PH) OBP: 0.320, SLG: 0.303 61 Jared Burton, R (7, 1) 50 Casey Fien, R (8, 1) 27 Chris Parmelee, L (9, PH) OBP: 0.213, SLG: 0.333 15 Glen Perkins, L (9, 1)		C FF 90 S SL 88 S SL 88 0-3 K	S SI 89 S SL 87 S SL 87 0-3 K				B CU 75 X FF 92 1-0 P4		S CH 80 B CH 83 S CU 75 S FF 91 1-3 K	2 0 1 0 0 1	0 0 0 0 0 0	0 0 0 0 0 0	0 0 0 0 0 0	0 0 0 0 0 0	2 0 0 0 0 1	1 0 0 0 0 0

Inning Stats	1	2	3	4	5	6	7	8	9
	R: 0 E: 0 K: 1 S: 9 H: 1 LOB: 1 BB: 1 P: 20	R: 1 E: 1 K: 1 S: 14 H: 2 LOB: 1 BB: 0 P: 21	R: 3 E: 0 K: 0 S: 19 H: 3 LOB: 0 BB: 0 P: 28	R: 0 E: 0 K: 1 S: 8 H: 0 LOB: 0 BB: 0 P: 10	R: 2 E: 0 K: 3 S: 13 H: 2 LOB: 0 BB: 0 P: 19	R: 0 E: 0 K: 1 S: 14 H: 0 LOB: 0 BB: 0 P: 22	R: 0 E: 0 K: 0 S: 4 H: 0 LOB: 1 BB: 1 P: 10	R: 0 E: 0 K: 0 S: 4 H: 0 LOB: 0 BB: 0 P: 8	R: 0 E: 0 K: 1 S: 8 H: 0 LOB: 0 BB: 0 P: 11

AB	34
R	6
H	8
RBI	6
BB	2
SO	8
LOB	4

1B: 6	SF: 0	WP: 1	PA: 36
2B: 0	SAC: 0	PB: 0	
3B: 0	DP: 0	SB: 0	
HR: 2	HBP: 0	CS: 0	

PITCHER		IP	WLS	BF	H	R	ER	SO	BB	IBB	HBP	BLK	WP	HR	S	P	ERA	WHIP
49 Yovani Gallardo, R ERA: 4.08	(1, 1)	5.0	L	23	8	6	6	6	1	0	0	0	1	2	63	98	10.80	1.800
30 Tyler Thornburg, R ERA: 2.83	(6, 1)	2.0		7	0	0	0	1	1	0	0	0	0	0	18	32	0.00	0.500
53 Brandon Kintzler, R ERA: 3.66	(8, 1)	1.0		3	0	0	0	0	0	0	0	0	0	0	4	8	0.00	0.000
57 Francisco Rodríguez, R ERA: 2.25	(9, 1)	1.0		3	0	0	0	1	0	0	0	0	0	0	8	11	0.00	0.000

PITCHER		IP	WLS	BF	H	R	ER	SO	BB	IBB	HBP	BLK	WP	HR	S	P	ERA	WHIP

BOTTOM

Minnesota Twins @ Milwaukee Brewers

Miller Park, Milwaukee, WI

Tue Jun 03 2014, 7:12 PM - 10:29 PM CDT

Att. 25,634 - Clear - 79 F

livebaseballscorecards.com

Batter	1	2	3	4	5	6	7	8	9	AB	R	H	RBI	BB	SO	LOB
9 Jean Segura, R (1, 6) OBP: 0.302, SLG: 0.352	C FC 88 B FF 90 X FF 89 1-1 2 1B 8 FC4-6 1B		C FF 90 X FF 91 0-1 2 S 1B		B CU 78 C FF 88 X CU 78 1-1 ① F7		C SL 85 F CH 86 S SL 85 0-3 ① K		B FF 93 B FF 93 C FF 93 B FF 92 B FF 93 4-1 8 SF9 20 G4-3 1-2 BB	4	1	2	0	1	1	1
2 Scooter Gennett, L (1, 4) OBP: 0.317, SLG: 0.425 20 Jonathan Lucroy, R (9, PH) OBP: 0.392, SLG: 0.480	B FC 86 X FF 87 1-0 8 FC4-6 1-3 1B		1 SAFE C FC 89 B FC 87 1 SAFE F FF 90 B CU 79 1 SAFE F FF 90 B FC 90 3-3 ② F FF 90 S FF 90 K 1-2		B FF 87 B CH 82 B FF 89 B FC 87 4-0 8 1B BB		B SL 83 F SL 94 S CH 87 X FF 92 1-2 ② F7		C SI 93 C SL 82 X SL 82 0-2 ① G4-3 1-2 2-3	3 1	0 0	1 0	0 0	1 0	1 0	2 2
8 Ryan Braun, R (1, 9) OBP: 0.354, SLG: 0.571	B FF 89 B FF 89 X FC 89 2-0 ① FC4-6 1-2f 3-H		B FF 91 B CU 79 C FF 90 F FF 91 B FF 89 X CU 81 3-2 ③ G6-3		B FF 88 C CU 76 F CU 80 1 SAFE X FF 91 1-2 27 G5-4-3 1-2 1B		C CH 87 B SL 86 B SL 84 B SL 85 F FF 92 F CH 88 S FF 92 3-3 ③ K		B FF 93 F FF 94 X FF 94 1-1 ② SF9 2-3 3-H	4	0	1	2	0	1	3
27 Carlos Gómez, R (1, 8) OBP: 0.384, SLG: 0.562	S FF 89 X FC 90 0-1 ② F8			B FF 90 S FC 91 S CU 81 F FF 90 F FF 92 B FF 92 X CU 82 2-2 ① L7	B FC 90 B CU 81 C FC 88 B CU 81 F FC 89 X CU 82 3-2 ②③ G5-4-3 1-2f			F SL 88 S SL 86 B FF 93 F FF 93 X SL 86 1-2 18 F8 24 1B 2B	C FF 93 F SL 82 S FF 94 0-3 ③ K	5	1	1	0	0	1	4
18 Khris Davis, R (1, 7) OBP: 0.299, SLG: 0.483	B FC 90 1 SAFE F FF 90 B FF 89 F FF 90 B CU 78 X FF 90 3-2 ③ F7			B FF 91 C CU 81 C FC 90 F CU 82 X CU 81 1-2 24 BB 7 BB 12 1B 1B		B FF 91 T FC 86 B CU 77 B FC 87 B FF 90 4-1 7 G4-3 BB		C FF 92 S FF 93 F FF 93 B SL 88 F FF 93 F SL 87 B SL 87 F FF 94 D CU 79 3-2 ① F FF 92 X SL 87 F8 2-3		3	1	1	0	1	0	2
7 Mark Reynolds, R (1, 5) OBP: 0.287, SLG: 0.450		C FC 89 S CU 80 F CU 81 B FF 91 T CU 80 1-2 ① K		B FF 90 D FF 90 B FC 90 B FF 89 4-0 12 1B 24 BB 1-2 BB		S FF 90 S FC 87 D FC 88 F FC 86 B FF 90 F FC 87 F FC 87 F FF 92 1 SAFE 2-2 ① F FF 91 X FF 91 G4-3 1-2		X SL 87 1-2 ② P3		3	0	0	0	1	1	2
24 Lyle Overbay, L (1, 3) OBP: 0.300, SLG: 0.307		C FF 89 S CH 84 B FF 90 B CU 79 B FC 90 B FC 90 4-2 12 G5-4-3 BB		B FC 89 B FC 90 B FC 90 B FF 89 4-0 12 1B 1-2 2-3 BB		B SI 89 C SI 87 S CH 82 C FF 90 1-3 ② K		C FF 92 B SL 86 X FF 92 1-1 3-H 1B		2	0	1	1	2	1	1
12 Martín Maldonado, R (1, 2) OBP: 0.415, SLG: 0.511		B FC 90 C FC 88 B FC 88 X FC 89 2-1 ②③ G5-4-3 1-2f		C FC 91 B FF 90 X CU 80 1-1 49 G6-4-3 1-2 2-3 3-H 1B		C FF 90 X FF 90 0-1 ③ P4		S SL 86 C FF 92 X FF 92 0-2 ③ P3		4	0	1	1	0	0	3
49 Yovani Gallardo, R (1, 1) OBP: 0.200, SLG: 0.211 30 Tyler Thornburg, R (6, 1) 1 Logan Schafer, L (7, PH) OBP: 0.289, SLG: 0.301 53 Brandon Kintzler, R (8, 1) 57 Francisco Rodríguez, R (9, 1) Rickie Weeks Jr., R (9, PH) OBP: 0.372, SLG: 0.443			B FF 88 B FF 89 X FF 88 2-0 ① G5-3	B FC 91 B FF 90 X FF 91 2-0 ②③ G6-4-3 1-2f			C FF 91 B FF 91 B CH 85 B SI 92 B FF 91 4-1 BB		B FF 92 B FF 92 B SI 93 B FF 92 4-0 20 G4-3 9 BB 8 SF9 BB	2 0 0 0 0 0 0	0 0 0 0 0 0 1	0 0 0 0 0 0 0	0 0 0 0 0 0 0	0 0 1 0 1 0 0	0 0 0 0 0 0 0	3 0 0 0 0 0 0
Inning Stats	R: 1 E: 0 K: 0 S: 9 H: 2 LOB: 1 BB: 0 P: 16	R: 0 E: 0 K: 1 S: 8 H: 0 LOB: 0 BB: 1 P: 15	R: 0 E: 0 K: 1 S: 11 H: 1 LOB: 1 BB: 0 P: 19	R: 1 E: 0 K: 0 S: 12 H: 2 LOB: 2 BB: 2 P: 26	R: 0 E: 0 K: 0 S: 8 H: 1 LOB: 1 BB: 1 P: 17	R: 0 E: 0 K: 1 S: 14 H: 0 LOB: 1 BB: 1 P: 21	R: 0 E: 0 K: 2 S: 11 H: 0 LOB: 1 BB: 1 P: 19	R: 1 E: 0 K: 0 S: 18 H: 2 LOB: 1 BB: 0 P: 23	R: 1 E: 0 K: 1 S: 9 H: 0 LOB: 1 BB: 2 P: 18	1B: 7 2B: 1 3B: 0 HR: 0	SF: 1 SAC: 0 DP: 3 HBP: 0			WP: 0 PB: 0 SB: 1 CS: 0	PA: 40		

	AB	31
	R	4
	H	8
	RBI	4
	BB	8
	SO	6
	LOB	23

PITCHER		IP	WLS	BF	H	R	ER	SO	BB	IBB	HBP	BLK	WP	HR	S	P	ERA	WHIP
21 Samuel Deduno, R ERA: 3.83	(1, 1)	5.0	W	22	6	2	2	2	4	0	0	0	0	0	48	93	3.60	2.000
54 Matt Guerrier, R ERA: 2.89	(6, 1)	1.0		4	0	0	0	1	1	0	0	0	0	0	14	21	0.00	1.000
61 Jared Burton, R ERA: 5.96	(7, 1)	1.0		4	0	0	0	2	1	0	0	0	0	0	11	19	0.00	1.000
50 Casey Fien, R ERA: 2.25	(8, 1)	1.0		5	2	1	1	0	0	0	0	0	0	0	18	23	9.00	2.000
15 Glen Perkins, L ERA: 3.2	(9, 1)	1.0	S	5	0	1	1	1	2	0	0	0	0	0	9	18	9.00	2.000

PITCHER	IP	WLS	BF	H	R	ER	SO	BB	IBB	HBP	BLK	WP	HR	S	P	ERA	WHIP

Milwaukee Brewers @ Minnesota Twins

Target Field, Minneapolis, MN

Wed Jun 04 2014, 7:11 PM - 10:03 PM CDT

Att. 31,144 - Partly Cloudy - 78 F

TOP

livebaseballscorecards.com

Batter	1	2	3	4	5	6	7	8	9	AB	R	H	RBI	BB	SO	LOB
9 Jean Segura, R (1, 6) OBP: 0.296, SLG: 0.346	X FF 88 0-0 ① P4		B SL 81 C SL 80 B FF 89 X SI 91 2-1 ② G4-3			C FF 90 B CU 74 S SL 81 S SL 80 1-3 ② K		C FF 93 B SL 88 S SL 89 F SL 89 F FF 94 X SL 87 1-2 ① G6-3		4	0	0	0	0	1	0
8 Ryan Braun, R (1, 9) OBP: 0.346, SLG: 0.558	C FF 88 F FF 90 T FF 90 0-2 ② K		B CU 72 X SL 81 1-0 ③ G6-3			C FF 91 X CU 76 0-1 ③ F8		C FF 93 B SL 87 X SL 88 1-1 ② P3		4	0	0	0	0	1	0
20 Jonathan Lucroy, R (1, 2) OBP: 0.394, SLG: 0.478	B FF 89 C SI 90 B CU 73 F FF 90 B SI 91 X FF 90 3-2 ③ P4			B SL 81 C SI 90 F SI 89 S CU 76 1-3 ① K			B FF 89 X FF 89 1-0 27 1B 16 HR 1B	C SL 86 B SL 87 B SL 88 B SL 87 B FF 93 4-1 BB		3	1	1	0	1	1	0
27 Carlos Gómez, R (1, 8) OBP: 0.382, SLG: 0.556		S SL 78 B SL 79 F SL 80 F FS 79 B FF 90 F SI 90 S SL 81 2-3 ① K		B FF 90 B FF 91 X SL 84 2-0 ② G4-3			D FF 89 X SL 82 1-0 1-2 16 HR 1B	S FF 93 B FF 94 S FF 93 F FF 94 S SL 87 1-3 ③ K		4	1	1	0	0	2	1
16 Aramis Ramirez, R (1, 10) OBP: 0.307, SLG: 0.409		X SI 91 0-0 ② G6-3		S SL 83 B SL 82 F SL 82 X FF 91 1-2 ③ F8			B SI 89 X FF 90 1-0 1-H 2-H HR		B FF 92 X FF 93 1-0 ① F9	4	1	1	3	0	0	0
Rickie Weeks Jr., R (1, 4) OBP: 0.367, SLG: 0.446		B SL 82 X SL 81 1-0 7 2B 2B			B SL 77 F FF 87 X FF 89 1-1 ① G4-3		B SL 79 C SL 81 F CU 75 S SL 80 1-3 ① K		B FF 94 X FF 93 1-0 ② G1-3	4	1	1	0	0	1	0
7 Mark Reynolds, R (1, 5) OBP: 0.291, SLG: 0.457		S SL 82 F SL 81 F FF 92 X FF 92 0-2 2-H 2B			X SL 80 0-0 ② F7		C CU 73 B FF 90 X SL 81 1-1 24 G3-4 1B		S FF 93 F FF 93 S FF 93 0-3 ③ K	4	0	2	1	0	1	0
24 Lyle Overbay, L (1, 3) OBP: 0.293, SLG: 0.299		C SI 91 B FF 92 C SL 82 B SL 80 T FF 92 2-2 ③ K			B FC 88 C FF 88 F FF 90 X CU 74 1-2 ③ G6-3		C SI 89 B CU 73 X FF 90 1-1 ② G3-4 1-2			3	0	0	0	0	1	2
1 Logan Schafer, L (1, 7) OBP: 0.279, SLG: 0.289			C SI 87 C CU 73 S SL 79 0-3 ① K			C CU 72 S FS 77 B FS 79 F SL 80 X SL 80 1-2 ① G3	S CU 71 S SL 84 D SL 82 B FS 80 X SL 81 2-2 ③ F7			3	0	0	0	0	1	1

	AB	33
	R	4
	H	6
	RBI	4
	BB	1
	SO	9
	LOB	4

Inning Stats	1	2	3	4	5	6	7	8	9
	R: 0 E: 0 K: 1 S: 7	H: 0 LOB: 0 BB: 0 P: 10	R: 1 E: 0 K: 2 S: 14	H: 2 LOB: 1 BB: 0 P: 19	R: 0 E: 0 K: 1 S: 6	H: 0 LOB: 0 BB: 0 P: 9	R: 0 E: 0 K: 1 S: 7	H: 0 LOB: 0 BB: 0 P: 11	R: 0 E: 0 K: 0 S: 6	H: 0 LOB: 0 BB: 0 P: 8	R: 0 E: 0 K: 1 S: 9	H: 0 LOB: 0 BB: 0 P: 11	R: 3 E: 0 K: 1 S: 13	H: 4 LOB: 1 BB: 0 P: 21	R: 0 E: 0 K: 1 S: 12	H: 0 LOB: 1 BB: 1 P: 19	R: 0 E: 0 K: 1 S: 5	H: 0 LOB: 0 BB: 0 P: 7

	1B: 3	SF: 0
	2B: 2	SAC: 0
	3B: 0	DP: 0
	HR: 1	HBP: 0

	WP: 0	PA: 34
	PB: 0	
	SB: 0	
	CS: 0	

PITCHER		IP	WLS	BF	H	R	ER	SO	BB	IBB	HBP	BLK	WP	HR	S	P	ERA	WHIP
47 Ricky Nolasco, R ERA: 5.65	(1, 1)	7.0	W	27	6	4	4	7	0	0	0	0	0	1	62	89	5.14	0.857
50 Casey Fien, R ERA: 2.16	(8, 1)	1.0	H	4	0	0	0	1	1	0	0	0	0	0	12	19	0.00	1.000
15 Glen Perkins, L ERA: 3.08	(9, 1)	1.0	S	3	0	0	0	1	0	0	0	0	0	0	5	7	0.00	0.000

PITCHER		IP	WLS	BF	H	R	ER	SO	BB	IBB	HBP	BLK	WP	HR	S	P	ERA	WHIP

BOTTOM

Milwaukee Brewers @ Minnesota Twins

Target Field, Minneapolis, MN

Wed Jun 04 2014, 7:11 PM - 10:03 PM CDT

Att. 31,144 - Partly Cloudy - 78 F

livebaseballscorecards.com

Batter	1	2	3	4	5	6	7	8	9	AB	R	H	RBI	BB	SO	LOB
39 Danny Santana, S (1, 8) OBP: 0.393, SLG: 0.423 32 Aaron Hicks, S (8, 8) OBP: 0.331, SLG: 0.248	B FF 87 X FF 88 1-0 ① F8		C CH 77 F FF 89 F FF 90 B CH 78 X CH 78 1-2 ③ P5		L FF 89 S CH 78 X CH 79 0-2 ① G1-3 1-2	S CH 79 X FF 88 0-1 ③ F9		C CU 76 B SI 92 B SL 83 B SL 84 F SI 91 F SI 91 F CU 77 B FF 90 4-2 2 1B BB		4 0	0 0	0 0	0 0	0 1	0 0	2 0
2 Brian Dozier, R (1, 4) OBP: 0.353, SLG: 0.454	C FF 88 B FF 88 C CU 77 X FF 89 1-2 7 S 2B			C CU 77 B CH 77 B CH 78 B FF 89 B FF 89 4-1 16 1B 7 G3 31 HR BB	C FF 89 H FF 89 1-1 16 BB 7 BB 31 FC3-2 HBP		B CU 76 C SI 91 M SL 82 B SL 84 B SI 90 X SL 83 3-2 ① F9	C SI 91 B CU 75 B SL 84 X SI 91 2-1 1-2 1B		3	1	2	0	1	0	0
7 Joe Mauer, L (1, 3) OBP: 0.349, SLG: 0.348	B CU 76 B CU 78 X CH 79 2-0 ② L9 2-3			1 SAFE C FF 89 F FF 89 1 SAFE B FF 88 B CH 78 D CU 80 1 SAFE X CH 79 3-2 ① G3 1-2	B FF 89 D CH 78 B FF 88 B FF 88 4-0 31 FC3-2 16 BB 1-2 2-3 BB		C SL 83 B FS 87 B SL 84 X SL 83 2-1 ② L7	X CU 77 0-0 ③ G6-3		4	0	0	0	1	0	4
16 Josh Willingham, R (1, 7) OBP: 0.477, SLG: 0.612	C CH 78 X FF 89 0-1 ③ F8			2 SAFE B CU 78 B CH 79 C CH 80 X FF 89 2-1 31 HR 2-3 1B	D CH 80 F FF 90 F FF 89 D CH 79 B FF 89 B FF 90 4-2 31 FC3-2 1-2 2-3 3-H BB		C CU 75 X SL 83 0-1 31 1B 2B			3	2	2	1	1	0	1
31 Oswaldo Arcia, L (1, 9) OBP: 0.295, SLG: 0.517		C CU 77 B FF 89 B CH 80 F FF 89 S FF 90 2-3 ① K		B FF 88 B CU 77 F CH 79 X FF 89 2-1 1-H 3-H HR	C CU 78 X CH 79 0-1 ② FC3-2 1-2 2-3 3-Hf		B FF 93 C SL 79 B FF 92 S SL 80 X SL 81 2-2 24 1B 2-H 1B			4	2	2	4	0	1	3
24 Trevor Plouffe, R (1, 5) OBP: 0.324, SLG: 0.416		B FF 89 C CU 77 B CU 78 X FF 89 2-1 ② F8		S CH 79 T FF 89 B CU 79 F CH 78 S FF 90 1-3 ② K	C CU 79 B FF 90 X CU 80 1-1 ③ G5-3		C CU 78 B FF 95 X FF 94 1-1 8 FC6-4 2-H 1B			4	0	1	1	0	1	3
8 Kurt Suzuki, R (1, 2) OBP: 0.362, SLG: 0.392		C CU 76 X CH 79 0-1 ③ P3		X FF 89 0-0 1B		B CU 77 B FF 88 F FF 89 F FF 89 F FF 89 X CU 78 2-2 E5 1B	C SL 78 B SL 81 B FF 95 X FF 93 2-1 ③ FC6-4 1-2f			4	0	2	0	0	0	1
43 Josmil Pinto, R (1, 10) OBP: 0.327, SLG: 0.409			C FF 89 B CH 78 F FF 88 S FF 89 1-3 ① K	C CU 78 S FF 88 F FF 89 D CU 78 B FF 89 T FF 89 2-2 ③ K		X FF 89 0-0 ① G6-3		F SL 82 B CU 75 B CU 75 C SI 91 T SI 90 2-2 ① K		4	0	0	0	0	3	2
5 Eduardo Escobar, S (1, 6) OBP: 0.336, SLG: 0.437			T FF 89 C CU 77 X FF 90 0-2 ② G5-3		C FF 89 X CU 76 0-1 7 BB 39 G1-3 16 BB 1B	C CH 79 X FF 88 0-1 ② F7		F SI 90 F SI 91 B CU 76 B SI 92 F CU 76 S FF 91 2-3 ② K		4	1	1	0	0	1	1
Inning Stats	R: 0 E: 0 K: 0 S: 7 H: 1 LOB: 1 BB: 0 P: 11	R: 0 E: 0 K: 1 S: 7 H: 0 LOB: 0 BB: 0 P: 11	R: 0 E: 0 K: 1 S: 10 H: 0 LOB: 0 BB: 0 P: 12	R: 3 E: 0 K: 2 S: 17 H: 3 LOB: 1 BB: 1 P: 31	R: 1 E: 0 K: 0 S: 12 H: 1 LOB: 3 BB: 2 P: 22	R: 0 E: 1 K: 0 S: 9 H: 1 LOB: 1 BB: 0 P: 11	R: 2 E: 0 K: 0 S: 14 H: 3 LOB: 1 BB: 0 P: 24	R: 0 E: 0 K: 2 S: 14 H: 1 LOB: 2 BB: 1 P: 24		1B: 7 2B: 2 3B: 0 HR: 1 SF: 0 SAC: 0 DP: 0 HBP: 1						

	AB	34
	R	6
	H	10
	RBI	6
	BB	4
	SO	6
	LOB	17

WP: 0 PA: 39
PB: 0
SB: 1
CS: 0

PITCHER		IP	WLS	BF	H	R	ER	SO	BB	IBB	HBP	BLK	WP	HR	S	P	ERA	WHIP
41 Marco Estrada, R ERA: 4.19	(1, 1)	6.0		28	6	4	4	4	3	0	1	0	0	1	62	98	6.00	1.500
47 Rob Wooten, R ERA: 3.38	(7, 1)	0.2	L	3	1	1	1	0	0	0	0	0	0	0	7	12	13.50	1.500
13 Will Smith, L ERA: 0.68	(7, 1)	0.1		3	2	1	1	0	0	0	0	0	0	0	7	12	27.00	6.000
59 Zach Duke, L ERA: 1.5	(8, 1)	1.0		5	1	0	0	2	1	0	0	0	0	0	14	24	0.00	2.000

PITCHER	IP	WLS	BF	H	R	ER	SO	BB	IBB	HBP	BLK	WP	HR	S	P	ERA	WHIP

Batter	1	2	3	4	5	6	7	8	9	AB	R	H	RBI	BB	SO	LOB
9 Jean Segura, R (1, 6) OBP: 0.294, SLG: 0.342	C SL 89 B SL 88 X SI 90 1-1 ① F8		B SL 88 F FC 91 B SL 88 X SL 88 2-1 ②③ G4-6-3 1-2f		C SI 90 X SI 90 0-1 ① F9	B SL 83 F SL 82 X SL 83 1-1 8 S 2-H 1B			C FF 90 X CH 86 0-1 ② G6-3	5	0	1	1	0	0	3
8 Ryan Braun, R (1, 9) OBP: 0.353, SLG: 0.565	B SL 89 F FF 90 C FF 91 F CU 75 X SL 87 1-2 ② G4-3			C SL 88 C FF 90 B FF 91 X SI 91 1-2 20 1B 27 HR 1B	X SL 89 0-0 20 FC5-2-5 1-3 1B	1 SAFE C SL 84 B FF 93 X FF 91 1-1 ③ G4-3 1-2			F FF 92 X SL 86 0-1 20 S 20 HR 2B	5	2	3	0	0	0	1
20 Jonathan Lucroy, R (1, 2) OBP: 0.394, SLG: 0.491	C FF 90 C FF 91 B SL 89 F CU 76 B SL 88 F SL 87 X SL 88 2-2 ③ F9			C SI 90 B CU 79 B FF 89 X FF 90 2-1 27 HR 1-3 1B	B SI 90 C SI 91 F CU 78 X SL 87 1-2 ② FC5-2-5 1-2 3-H		B SI 91 B SL 84 C FF 91 X FF 92 2-1 ① G6-3		C CH 86 B FF 89 C CH 87 X FF 92 1-2 2-H HR	5	2	2	2	0	0	2
27 Carlos Gómez, R (1, 8) OBP: 0.378, SLG: 0.562		B SL 87 B SL 86 F FF 88 F SI 90 X CU 76 2-2 ① P4		F SL 88 X FF 90 0-1 1-H 3-H HR	S SL 87 D CU 77 B CU 75 B SL 87 X SL 87 3-1 ③ G6-3		L FF 93 B FF 93 F SL 85 B FF 94 X SL 84 2-2 ② F8		C SL 84 S CH 87 F CH 86 F FF 91 F CH 87 X CH 85 0-2 ③ P6	5	1	1	3	0	0	2
16 Aramis Ramirez, R (1, 10) OBP: 0.306, SLG: 0.405		X FF 90 0-0 ② P3		X FC 90 0-0 ① F8		C CU 78 B SI 90 X SL 88 1-1 18 WP 18 HR 1B	S FF 93 B SL 84 F FF 92 B FF 93 F FF 93 B SL 85 X SL 85 3-2 ③ G6-3			4	1	1	0	0	0	0
18 Khris Davis, R (1, 7) OBP: 0.298, SLG: 0.493		F FF 90 B SI 90 B SL 88 F SL 88 S CU 76 2-3 ③ K2-3		F SL 88 B SL 88 B SL 87 C SL 86 S FF 90 2-3 ② K	C SL 86 C SL 87 F FF 90 D CU 77 B CU 75 B CU 77 F SL 86 F SL 86 X SL 87 3-2 1-H HR			S SL 83 S SL 82 X FF 93 0-2 ① F9		4	1	1	2	0	2	0
2 Scooter Gennett, L (1, 4) OBP: 0.316, SLG: 0.421			C FC 89 S CH 84 B FF 90 B SL 87 B FF 90 S SL 87 3-3 ① K	B FF 90 F SL 88 B CH 84 X FF 90 2-1 1B	C FF 90 B CU 71 S FF 91 B SL 81 B FF 92 T FF 90 3-2 ① K			X FF 92 0-0 ② F7		4	0	1	0	0	2	0
7 Mark Reynolds, R (1, 5) OBP: 0.291, SLG: 0.453			C FF 91 C SI 91 X CU 76 0-2 24 1B 1B	F FF 90 F FF 89 B SL 87 X SL 86 1-2 ③ P3	X FF 91 0-0 E5 24 S 9 1B			B SL 83 B SL 84 B FF 92 C FF 93 X FF 92 3-1 ③ F7		4	1	1	0	0	0	1
24 Lyle Overbay, L (1, 3) OBP: 0.299, SLG: 0.306			C SI 89 B CH 85 X CH 85 1-1 9 G4-6-3 1-2 1B		B FC 90 B CH 88 F SL 87 S SL 87 B SL 87 F SL 87 F SL 87 X FF 90 3-2 8 1B 20 FC5-2-5 1B	C FF 90 C SL 80 F SI 93 B SI 92 C SL 82 1-3 ② K 1-2			F SI 91 X SI 92 0-1 ① L7	4	0	2	0	0	1	1
Inning Stats	R: 0 E: 0 K: 0 S: 11 H: 0 LOB: 0 BB: 0 P: 15	R: 0 E: 0 K: 1 S: 7 H: 0 LOB: 0 BB: 0 P: 11	R: 0 E: 0 K: 1 S: 10 H: 2 LOB: 1 BB: 0 P: 16	R: 3 E: 0 K: 1 S: 16 H: 4 LOB: 0 BB: 0 P: 24	R: 0 E: 0 K: 0 S: 13 H: 2 LOB: 2 BB: 0 P: 20	R: 3 E: 1 K: 2 S: 20 H: 3 LOB: 1 BB: 0 P: 30	R: 0 E: 0 K: 0 S: 9 H: 0 LOB: 0 BB: 0 P: 16	R: 0 E: 0 K: 0 S: 6 H: 0 LOB: 0 BB: 0 P: 9	R: 2 E: 0 K: 0 S: 15 H: 2 LOB: 0 BB: 0 P: 16	1B: 9 2B: 1 3B: 0 HR: 3 SF: 0 SAC: 0 DP: 1 HBP: 0						WP: 1 PB: 0 SB: 3 CS: 0 PA: 40	

PITCHER		IP	WLS	BF	H	R	ER	SO	BB	IBB	HBP	BLK	WP	HR	S	P	ERA	WHIP
30 Kevin Correia, R ERA: 6.11	(1, 1)	5.0	L	24	10	5	5	3	0	0	0	0	1	2	65	98	9.00	2.000
56 Caleb Thielbar, L ERA: 3.66	(6, 1)	0.2		3	0	0	0	2	0	0	0	0	0	0	8	12	0.00	0.000
51 Anthony Swarzak, R ERA: 4.5	(6, 1)	2.1		8	1	1	0	0	0	0	0	0	0	0	19	31	0.00	0.429
61 Jared Burton, R ERA: 6.46	(9, 1)	1.0		5	2	2	2	0	0	0	0	0	0	1	15	16	18.00	2.000

PITCHER	IP	WLS	BF	H	R	ER	SO	BB	IBB	HBP	BLK	WP	HR	S	P	ERA	WHIP

TOP

Milwaukee Brewers @ Minnesota Twins

Target Field, Minneapolis, MN

Thu Jun 05 2014, 7:11 PM - 10:36 PM CDT

Att. 35,110 - Cloudy - 69 F

livebaseballscorecards.com

AB	40
R	8
H	13
RBI	8
BB	0
SO	5
LOB	10

BOTTOM

Batter	1	2	3	4	5	6	7	8	9	AB	R	H	RBI	BB	SO	LOB
39 Danny Santana, S (1, 8) OBP: 0.393, SLG: 0.421	C FF 94 B FF 96 T FF 96 B FF 96 X FF 95 2-2 7 G6-3 2 S 1B		B SL 85 F FF 96 S SL 87 B SL 88 B FF 96 X FF 97 3-2 ② G3-1		X SI 94 0-0 16 F8-6-4 2 1B 1B		B FF 92 F SI 92 L SI 92 X CH 88 1-2 ① G4-3 2-3		C FF 90 F SI 91 S CH 82 0-3 ① K2-3	5	0	2	0	0	1	1
2 Brian Dozier, R (1, 4) OBP: 0.354, SLG: 0.450	B FF 97 B FF 96 C FF 96 1 SAFE F FF 95 F FF 97 B SL 86 S SI 97 3-3 ① K 1-2		B SL 85 B FF 96 B FF 96 C FF 94 B FF 97 4-1 7 1B 31 HR BB		1 SAFE 1 SAFE B FF 95 B FF 96 C FF 95 1 SAFE X FF 94 2-1 16 F8-6-4 1B 1-2		C FF 92 F SI 92 D SL 87 D SI 94 B SI 93 X SI 94 3-2 ② G1-3		C FF 91 B SI 92 B SI 92 B SI 90 F SI 89 X SI 91 3-2 ② G5-3	4	1	1	0	1	1	2
7 Joe Mauer, L (1, 3) OBP: 0.346, SLG: 0.344	B SI 95 C SI 96 B SL 87 X SI 96 2-1 ② G6-3 2-3		1 SAFE C SI 97 B SL 87 X FF 97 1-1 16 BB 31 HR 1B 1-3		C SL 84 S FF 95 2 SAFE X FF 95 0-2 ① L8		B FF 93 B SL 80 X FF 95 2-0 ③ F7		C FF 91 B CU 77 C CH 82 X CH 84 1-2 ③ G1	5	1	1	0	0	0	4
16 Josh Willingham, R (1, 7) OBP: 0.493, SLG: 0.600	C SL 86 B SI 97 B SI 97 B SL 86 F SI 97 F FF 98 B FF 97 4-2 BB		S SL 86 D SI 97 C SI 97 B SL 88 B FF 98 B SL 87 4-2 31 HR BB 1-2		D SI 95 X FF 96 1-0 ②③ F8-6-4 1-2 2-3			B CU 77 B CU 76 C SI 89 B FF 94 F SI 90 F FF 94 D FF 92 4-2 24 HBP 43 2B BB		1	2	0	0	3	0	2
31 Oswaldo Arcia, L (1, 9) OBP: 0.313, SLG: 0.587 27 Chris Parmelee, L (7, 9) OBP: 0.210, SLG: 0.328	B SL 89 B SI 98 S FF 96 S SI 98 B SL 89 S SL 89 3-3 ③ K		C SI 97 B SL 88 B SI 98 F FF 97 X SL 89 2-2 1-H 2-H 3-H HR			C SI 89 B FS 86 C FF 90 B FS 86 X SI 89 2-2 24 CS 2B		B SL 80 B FF 92 X FF 93 2-0 ① F8		3	1	2	4	0	1	2
24 Trevor Plouffe, R (1, 10) OBP: 0.327, SLG: 0.420		C FF 95 X FF 96 0-1 ① F8	C SL 85 C FF 99 S SL 88 0-3 ③ K			M CU 75 2 SAFE C SI 89 F FS 85 B SL 83 X FS 84 1-2 ① 9 G6-3 2B 2-3		C FF 93 F FF 93 H SL 80 1-2 43 2B HBP 1-2		1	2	0	0	1	0	1
9 Eduardo Núñez, R (1, 5) OBP: 0.275, SLG: 0.347		B FF 97 C FF 96 T FF 96 B FF 96 F FF 97 F FF 96 X FF 97 2-2 ② L8		X FF 96 0-0 ① F8		C FF 90 X SI 89 0-1 ② G6-3 2-3		X FF 93 0-0 ② P3		4	0	0	0	0	0	3
43 Josmil Pinto, R (1, 2) OBP: 0.325, SLG: 0.412		B SL 86 C SL 86 F SI 97 B SL 90 B SL 87 F FF 97 F FF 97 X FF 97 3-2 ③ G4-3		C FF 97 S SL 87 F FF 97 B SI 96 B SL 89 F SI 97 F FF 97 X SI 98 2-2 ② G5-3		C CU 74 B SL 84 D CU 74 C SI 89 X SI 89 2-2 ③ G6-3		X FF 92 0-0 1-3 2-H 2B		4	0	1	1	0	0	1
5 Eduardo Escobar, S (1, 6) OBP: 0.333, SLG: 0.439			C SI 94 B CH 85 F FF 96 F FF 96 S SL 88 1-3 ① K		F SI 97 F FF 96 X SL 88 0-2 ③ G4-3		C FF 91 X CH 86 0-1 39 G4-3 2B	D SL 78 F FF 92 B FF 93 X FF 93 2-1 ③ F9		4	0	1	0	0	1	2
Inning Stats	R: 0 E: 0 K: 2 S: 15 H: 1 LOB: 2 BB: 1 P: 29	R: 0 E: 0 K: 0 S: 12 H: 0 LOB: 0 BB: 0 P: 17	R: 4 E: 0 K: 2 S: 18 H: 2 LOB: 0 BB: 2 P: 33	R: 0 E: 0 K: 0 S: 10 H: 0 LOB: 0 BB: 0 P: 12	R: 0 E: 0 K: 0 S: 7 H: 2 LOB: 1 BB: 0 P: 10	R: 0 E: 0 K: 0 S: 12 H: 2 LOB: 1 BB: 0 P: 17	R: 0 E: 0 K: 0 S: 9 H: 1 LOB: 1 BB: 0 P: 15	R: 1 E: 0 K: 0 S: 10 H: 1 LOB: 2 BB: 1 P: 19	R: 0 E: 0 K: 1 S: 9 H: 0 LOB: 0 BB: 0 P: 13	1B: 4 2B: 5 3B: 0 HR: 1	SF: 0 SAC: 0 DP: 1 HBP: 1						

PITCHER	IP	WLS	BF	H	R	ER	SO	BB	IBB	HBP	BLK	WP	HR	S	P	ERA	WHIP
38 Wily Peralta, R (1, 1) ERA: 3.03	5.0	W	22	5	4	4	4	3	0	0	0	0	1	62	101	7.20	1.600
47 Rob Wooten, R (6, 1) ERA: 3.2	1.0	H	4	2	0	0	0	0	0	0	0	0	0	12	17	0.00	2.000
53 Brandon Kintzler, R (7, 1) ERA: 3.54	0.2	H	3	1	0	0	0	0	0	0	0	0	0	8	12	0.00	1.500
13 Will Smith, L (7, 1) ERA: 0.98	1.1	H	7	1	1	1	0	1	0	1	0	0	0	11	22	6.75	1.500
57 Francisco Rodríguez, R (9, 1) ERA: 2.17	1.0	S	3	0	0	0	1	0	0	0	0	0	0	9	13	0.00	0.000

PITCHER	IP	WLS	BF	H	R	ER	SO	BB	IBB	HBP	BLK	WP	HR	S	P	ERA	WHIP

Milwaukee Brewers @ Minnesota Twins

Target Field, Minneapolis, MN

Thu Jun 05 2014, 7:11 PM - 10:36 PM CDT

Att. 35,110 - Cloudy - 69 F

livebaseballscorecards.com

AB	34
R	5
H	9
RBI	5
BB	4
SO	5
LOB	18

1B: 4 SF: 0 WP: 0 PA: 39
2B: 5 SAC: 0 PB: 0
3B: 0 DP: 1 SB: 1
HR: 1 HBP: 1 CS: 1

Milwaukee Brewers @ Pittsburgh Pirates

PNC Park, Pittsburgh, PA

Fri Jun 06 2014, 7:08 PM - 10:18 PM EDT

Att. 35,544 - Partly Cloudy - 75 F

TOP

livebaseballscorecards.com

Batter	1	2	3	4	5	6	7	8	9	AB	R	H	RBI	BB	SO	LOB
9 Jean Segura, R (1, 6) OBP: 0.292, SLG: 0.338	C SI 93 B SI 94 B SI 93 B SI 93 B SI 94 4-1 20 CS BB		C SI 93 F SI 93 F SI 93 X SI 93 0-2 ③ G5-3		B SI 92 F SI 92 L SI 92 F SL 82 B SL 84 S SL 83 2-3 ① K		B SI 88 C SI 92 C SI 92 B CH 84 T SI 91 2-2 ② K		F SI 92 F SL 85 F SI 93 X SL 84 0-2 ① SF8 2-3 3-H	3	0	0	1	1	2	1
8 Ryan Braun, R (1, 9) OBP: 0.349, SLG: 0.554	1 SAFE F SI 93 X SI 92 0-1 ① F7			C SI 93 S SI 93 S SI 92 0-3 ① K	C SI 94 B SI 93 C SI 92 X SI 93 1-2 ② G6-3		B SI 91 B SI 91 F SI 92 F SI 91 X SI 92 2-2 1B		X SI 92 0-0 ② G6-3 3-H	5	0	1	1	0	1	1
20 Jonathan Lucroy, R (1, 2) OBP: 0.392, SLG: 0.486 51 Wei-Chung Wang, L (7, 1) 24 Lyle Overbay, L (9, PH) OBP: 0.297, SLG: 0.303	1 SAFE 1 SAFE C SI 93 B SL 84 B SI 93 C SI 93 B SL 86 S SI 94 3-3 ②③ K 1-2			B SI 92 B SI 94 X SI 92 2-0 ③ 27 2B 16 1B 1B	F SI 93 B SI 92 X SI 92 1-1 ③ L9		B SI 91 X SI 91 1-0 ③ L8		B SI 92 C SI 91 X CH 86 1-1 ③ G4-3	4 0 1	1 0 0	1 0 0	0 0 0	0 0 0	1 0 0	2 0 0
27 Carlos Gómez, R (1, 8) OBP: 0.382, SLG: 0.568 1 Logan Schafer, L (8, PH) OBP: 0.276, SLG: 0.286 (8, 8)		C SI 93 F SL 84 B SL 84 B SL 84 F SL 84 F SI 93 X SL 84 2-2 ① F9		B SI 93 F SI 93 X SI 93 1-1 16 1B 18 SF9 1-3 2B		B SL 84 B SL 84 X SI 93 2-0 16 G5-3 18 1B 1B		X SI 93 0-0 ① F7		3 1	2 0	2 0	0 0	0 0	0 0	0 0
16 Aramis Ramirez, R (1, 5) OBP: 0.313, SLG: 0.410 21 Irving Falu, S (7, 5)		B SI 94 F CH 86 F SI 94 X SI 94 1-2 18 G4-3 1B		B SI 93 X SI 93 1-0 2 1B 2-3 3-H 1B		T SI 92 X SI 92 0-1 ① G5-3 1-2		C SI 93 X CH 86 0-1 ② G2-3		3 1	0 0	2 0	1 0	0 0	0 0	1 0
18 Khris Davis, R (1, 7) OBP: 0.302, SLG: 0.493		X SI 93 0-0 ②③ G4-3 1-2f		B SI 92 X SL 84 1-0 ② SF9 3-H		X SI 92 0-0 7 S 2-H 1B		B SI 92 B SI 93 B SI 93 C SI 92 F SI 92 F SI 93 D SI 94 4-2 BB		2	0	1	2	1	0	1
2 Scooter Gennett, L (1, 4) OBP: 0.321, SLG: 0.425 12 Martín Maldonado, R (7, 2) OBP: 0.407, SLG: 0.500			C SI 94 X CH 86 0-1 7 FC6-4 1B	B SL 84 X SI 92 1-0 7 BB 1-3 1B		1 SAFE C FF 95 X SI 95 0-1 ② P5		C SI 92 B SI 93 C SI 92 S SL 85 1-3 ③ K		3 1	0 0	2 0	0 0	0 0	0 1	1 1
7 Mark Reynolds, R (1, 3) OBP: 0.295, SLG: 0.451			C SI 92 1 SAFE C SI 92 X SI 93 0-2 ① FC6-4 26 SH3-4 1-2f	C SI 93 B SI 92 D SL 86 B SI 93 B SL 85 4-1 26 FC6-4 1-2 BB		B FF 96 F FF 96 1 SAFE S FF 96 B FF 96 S FF 96 2-3 ③ K 1-2		B SI 92 X SI 91 1-0 2B 9 SF8 1B	3	1	1	0	1	1	2
26 Kyle Lohse, R (1, 1) OBP: 0.226, SLG: 0.172 30 Tyler Thornburg, R (6, 1) Rickie Weeks Jr., R (6, 4) OBP: 0.370, SLG: 0.459			S SI 91 B SI 92 M SI 91 X SI 91 1-2 ② SH3-4 1-2	C SI 92 X SI 92 0-1 ③ FC6-4 1-2f		C SI 90 B SL 84 X SI 90 1-1 ① G6-3		F SI 92 X SI 93 0-1 9 SF8 8 G6-3 1-3 2B	1 0 2	0 0 1	0 0 1	0 0 0	0 0 0	0 0 0	3 0 0
Inning Stats	R: 0 E: 0 K: 1 S: 6 H: 0 LOB: 0 BB: 1 P: 13	R: 0 E: 0 K: 0 S: 9 H: 1 LOB: 0 BB: 0 P: 12	R: 0 E: 0 K: 0 S: 12 H: 1 LOB: 1 BB: 0 P: 13	R: 2 E: 0 K: 1 S: 12 H: 4 LOB: 3 BB: 1 P: 22	R: 0 E: 0 K: 1 S: 9 H: 0 LOB: 0 BB: 0 P: 13	R: 1 E: 0 K: 1 S: 9 H: 2 LOB: 1 BB: 0 P: 13	R: 0 E: 0 K: 1 S: 9 H: 1 LOB: 1 BB: 0 P: 15	R: 0 E: 0 K: 1 S: 9 H: 0 LOB: 1 BB: 1 P: 14	R: 2 E: 0 K: 0 S: 10 H: 2 LOB: 0 BB: 0 P: 12	1B: 9 2B: 2 3B: 0 HR: 0 SF: 2 SAC: 1 DP: 1 HBP: 0	WP: 0 PB: 0 SB: 1 CS: 1 PA: 39					

	AB	33
	R	5
	H	11
	RBI	5
	BB	3
	SO	6
	LOB	13

PITCHER	IP	WLS	BF	H	R	ER	SO	BB	IBB	HBP	BLK	WP	HR	S	P	ERA	WHIP
58 Brandon Cumpton, R (1, 1) ERA: 6.51	5.1	W	24	8	3	3	3	2	0	0	0	0	0	52	79	5.06	1.875
37 Justin Wilson, L (6, 1) ERA: 3.09	0.2	H	2	0	0	0	1	0	0	0	0	0	0	5	7	0.00	0.000
30 Jeanmar Gómez, R (7, 1) ERA: 4.11	1.0		4	1	0	0	1	0	0	0	0	0	0	9	15	0.00	1.000
65 Casey Sadler, R (8, 1) ERA: 3.0	2.0		9	2	2	2	1	1	0	0	0	0	0	19	26	9.00	1.500

PITCHER	IP	WLS	BF	H	R	ER	SO	BB	IBB	HBP	BLK	WP	HR	S	P	ERA	WHIP

Batter	1	2	3	4	5	6	7	8	9	AB	R	H	RBI	BB	SO	LOB
5 Josh Harrison, R (1, 9) (7, 7) OBP: 0.348, SLG: 0.508	C SI 90 B SI 90 F SL 85 B SL 86 F SI 90 F CU 75 X SI 92 2-2 22 WP 22 2B 1B		B CU 74 C SL 84 B SI 90 X SL 84 2-1 ① G5-3		C SI 89 F SL 83 F SL 84 B SI 90 X SL 82 1-2 ① G1-3 1-2	B CU 79 D CH 87 B FF 94 B FF 92 4-0 15 BB 55 2B 1-2 2-3 3-H BB	B FF 89 S FF 90 F SI 90 X CH 85 1-2 ① L7	X CU 76 0-2 ③ F8		5	2	1	1	1	0	3
18 Neil Walker, S (1, 4) OBP: 0.350, SLG: 0.457	1 SAFE C SI 90 S SI 90 B CH 80 C SL 85 B SI 91 F SL 86 X SI 92 3-2 ① L5		B CH 80 C SI 91 S SI 90 B SI 91 F SL 85 F SI 90 X SL 83 2-2 ② G6-3		C CU 73 C SL 83 F SI 90 B SL 84 F SI 91 X SL 84 1-2 22 G6-3 2-H 1B	C CH 84 C FF 94 S CH 86 0-3 ① K	C CU 80 F SI 92 X FF 92 0-2 1-2 1B			5	0	2	1	0	1	4
22 Andrew McCutchen, R (1, 8) OBP: 0.419, SLG: 0.489 65 Casey Sadler, R (8, 1)	B SL 86 C SL 85 S CU 75 D CU 74 X SI 91 2-2 55 1B 1-H 2B		X CU 73 0-0 HR		B SL 85 X SL 84 1-0 ② G6-3 2-3	S CU 77 D CH 86 C CH 85 D CU 79 S CU 78 2-3 ② K	B SI 90 D CH 83 F CH 83 B SI 90 T SI 90 X FF 92 3-2 ② F8			5 0	2 0	2 0	2 0	0 0	1 0	6 0
15 Ike Davis, L (1, 3) OBP: 0.359, SLG: 0.373 17 Gaby Sanchez, R (7, PH) OBP: 0.317, SLG: 0.536 (8, 3)	B CU 74 B SI 88 B CH 80 C SI 90 X CU 75 3-1 ② F9		B SL 84 F SI 91 X SL 84 1-1 ③ P4		F SI 90 X CU 74 0-1 ③ L8	B CU 77 B FF 92 B FF 92 B FC 91 4-0 55 2B 1-2 2-3 3-H BB	S CU 80 F CU 78 B SI 91 S CH 86 1-3 ③ K			3 1	1 0	0 0	1 0	1 0	0 1	2 2
55 Russell Martin, R (1, 2) OBP: 0.398, SLG: 0.400	B SI 91 C SL 85 X SI 90 1-1 2-H 1B			S SL 83 B SI 90 F SL 83 F SL 82 H SI 90 2-2 24 FC4-6 HBP		0-1 24 1B 31 1B 1B X FF 93 0-0 31 1B 1-H 2-H 3-H 2B		B SI 88 B CH 83 B FF 90 B FF 89 4-0 6 WP 24 1B 6 6 G4-3 BB		3	3	3	4	1	0	0
24 Pedro Alvarez, L (1, 5) OBP: 0.317, SLG: 0.402	C CU 76 X SI 90 0-1 ③ G4-3			B CU 74 X CH 79 1-0 ① FC4-6 31 G1-6-3 1-2f		C CH 78 2-2 31 1B 10 1B 1-3 1B B CU 78 4-1 31 1B BB		F CU 77 F CU 78 X CU 79 0-2 6 G4-3 6 WP 10 G4-3 1-2 1B		4	2	2	0	1	0	2
31 Jose Tabata, R (1, 7) OBP: 0.331, SLG: 0.344 30 Jeanmar Gómez, R (7, 1) OBP: 1.000, SLG: 1.000 6 Starling Marte, R (8, 8) OBP: 0.305, SLG: 0.360		B SI 89 B SL 84 X SI 89 2-0 ① G1-3	B SI 89 X SL 83 1-0 ②③ G1-6-3 1-2f		F SI 90 S SI 90 B SI 90 S SL 83 1-2 23 BB 10 1B 5 BB 3-H 1B S FF 93 X FF 93 1-1 10 FC6-4 1-2 2-H 1B		F SI 89 B SI 90 B CH 83 X FF 91 2-1 ① G4-3 1-3 2-H		4 0 1	1 0 0	2 0 1	2 0 0	0 0 1	0 0 0	1 0 1
10 Jordy Mercer, R (1, 6) OBP: 0.266, SLG: 0.335		X SI 89 0-0 ② G6-3			B CU 75 B SL 84 X SL 84 2-0 HR	C CH 78 2-2 5 BB 23 BB 19 BB 1-2 2-H 1B C CU 74 1-2 ③ FC6-4 1-2f		C FF 91 B FF 91 X SI 89 1-1 ② G4-3 3-H		5	2	2	3	0	0	2
58 Brandon Cumpton, R (1, 1) 37 Justin Wilson, L (6, 1) 23 Travis Snider, L (6, PH) OBP: 0.311, SLG: 0.310 (7, 9)		B SI 90 C SI 90 C SL 84 C SL 83 1-3 ③ K			B SI 91 B SI 90 B SI 90 B SI 87 4-0 5 G1-3 18 1B BB	B CU 78 B FF 94 B FF 94 B FF 93 4-0 15 BB 5 BB 55 2B 1-2 2-3 BB	C FF 90 F SI 90 B CU 77 X FF 92 1-2 18 1B 1B	X FF 90 0-0 1B		1 0 2	1 0 1	0 0 2	0 0 1	1 0 0	1 0 0	0 0 0
Inning Stats	R: 2 H: 3 E: 0 LOB: 1 K: 0 BB: 0 S: 18 P: 29	R: 0 H: 0 E: 0 LOB: 0 K: 1 BB: 0 S: 5 P: 8	R: 1 H: 1 E: 0 LOB: 0 K: 0 BB: 0 S: 10 P: 15	R: 0 H: 0 E: 0 LOB: 0 K: 0 BB: 0 S: 5 P: 9	R: 2 H: 2 E: 0 LOB: 1 K: 0 BB: 1 S: 13 P: 22	R: 8 H: 6 E: 0 LOB: 2 K: 2 BB: 4 S: 26 P: 52	R: 0 H: 2 E: 0 LOB: 2 K: 1 BB: 0 S: 15 P: 21	R: 2 H: 2 E: 0 LOB: 1 K: 0 BB: 1 S: 9 P: 16		1B: 12 SF: 0 2B: 2 SAC: 0 3B: 0 DP: 1 HR: 2 HBP: 1					WP: 2 PA: 46 PB: 0 SB: 0 CS: 0	

PITCHER		IP	WLS	BF	H	R	ER	SO	BB	IBB	HBP	BLK	WP	HR	S	P	ERA	WHIP
26 Kyle Lohse, R ERA: 3.27	(1, 1)	5.0	L	25	9	8	8	1	1	0	1	0	1	2	60	95	14.40	2.000
30 Tyler Thornburg, R ERA: 4.25	(6, 1)	1.0		10	3	5	5	2	4	0	0	0	0	0	17	40	45.00	7.000
51 Wei-Chung Wang, L ERA: 12.79	(7, 1)	2.0		11	4	2	2	1	1	0	0	0	1	0	24	37	9.00	2.500

PITCHER	IP	WLS	BF	H	R	ER	SO	BB	IBB	HBP	BLK	WP	HR	S	P	ERA	WHIP

BOTTOM

Milwaukee Brewers @ Pittsburgh Pirates

PNC Park, Pittsburgh, PA

Fri Jun 06 2014, 7:08 PM - 10:18 PM EDT

Att. 35,544 - Partly Cloudy - 75 F

livebaseballscorecards.com

AB	39
R	15
H	16
RBI	15
BB	6
SO	4
LOB	23

Batter	1	2	3	4	5	6	7	8	9	AB	R	H	RBI	BB	SO	LOB
9 Jean Segura, R (1, 6) OBP: 0.290, SLG: 0.335	F FF 92 B FF 94 C SI 94 F KC 79 F KC 78 X FF 95 1-2 E6 8 E 8 E 20 SF7		C SI 94 B CH 84 B FF 94 B FF 94 X FF 93 3-1 ② G1-3	B SI 94 C FF 94 B FF 94 X CH 86 2-1 ③ G3			C SI 92 B SI 92 X SI 92 1-1 ① G1	C FF 96 B FF 95 X CU 77 1-1 1-3 8 2B 3-H 1B		5	2	1	1	0	0	2
8 Ryan Braun, R (1, 9) OBP: 0.345, SLG: 0.550	B FF 94 1 SAFE 1 SAFE T SI 94 S FF 94 X FF 94 1-2 ① P4 1-3		C SI 93 B SI 94 B CH 85 C SI 94 S SI 93 2-3 ③ K		B FF 93 X FF 94 1-0 ① L7		B SI 92 B FF 94 C SI 93 F SI 93 B FF 93 S SI 93 3-3 ② K	C SI 89 B SI 88 X SI 90 1-1 1-H 3-H 2B		5	0	1	2	0	2	1
20 Jonathan Lucroy, R (1, 2) OBP: 0.392, SLG: 0.486	B KC 78 C KC 81 X FF 94 1-1 ② SF7 3-H			C SI 92 F SI 92 B FF 91 B FF 91 F SI 91 B KC 79 F SI 92 F FF 94 F FF 94 3-2 X KC 79 16 HBP 18 2B 1B	C SI 94 B FF 94 C SI 94 X CH 84 1-2 ② G6-3		X SI 93 0-0 1B	X SI 91 0-0 ③ F8		4	1	2	1	0	0	1
27 Carlos Gómez, R (1, 8) OBP: 0.378, SLG: 0.559	S KC 80 B KC 80 S SI 95 X KC 81 1-2 ③ G5-3			C KC 79 B KC 80 1 SAFE X SI 94 1-1 ① P4	C FF 95 S KC 81 B KC 83 C CH 86 1-3 ③		S SL 85 S SL 84 S SL 85 0-3 ③ K		X SL 80 0-0 E1 21 SF8 1B	5	1	1	0	0	2	2
16 Aramis Ramirez, R (1, 5) OBP: 0.318, SLG: 0.409 21 Irving Falu, S (8, 5)		C KC 78 X FF 93 0-1 1B		S SI 94 H FF 94 1-1 18 2B 24 1B 1-2 HBP		C KC 79 X SI 93 0-1 ① G6-3		C CU 75 F FF 94 F FC 88 S FC 89 0-3 ① K	F SI 90 B CH 83 B CH 82 X SL 80 2-1 ① SF8 3-H	3 0	1 0	1 0	0 1	0 0	1 0	0 0
18 Khris Davis, R (1, 7) OBP: 0.308, SLG: 0.498		S FF 93 S KC 79 F KC 80 B FF 94 S CH 85 1-3 ① K		X KC 81 0-0 24 1B 1-3 2-H 2B		C SI 93 F SI 93 B CH 85 X FF 94 2-2 E5 2 WP		B FF 95 B FC 88 C SI 96 B CU 76 S FC 89 F SI 96 B FC 90 4-2 7 HBP 2 BB FC6-4 BB	X SL 80 0-0 1B	4	2	2	1	1	1	1
2 Scooter Gennett, L (1, 4) OBP: 0.323, SLG: 0.418		C KC 78 S CH 85 F CH 86 F KC 79 B SI 94 S KC 80 1-3 ② K		B CH 85 B KC 78 I IN 64 I IN 69 4-0 24 1B IBB		B FF 94 C CH 84 B CH 85 F FF 94 B KC 81 F FF 96 X SI 94 3-2 ② P5 2-3		1 SAFE 1 SAFE P PO 89 B FF 95 B FF 95 B SI 96 4-1 FC6-4 7 HBP 9 1B 1-2 BB	X SI 89 0-0 ② F7	3	1	0	0	2	1	3
24 Lyle Overbay, L (1, 3) OBP: 0.305, SLG: 0.306 7 Mark Reynolds, R (8, PH) OBP: 0.297, SLG: 0.448 (8, 3)		S FF 94 X FF 94 0-1 ③ F7		X KC 78 0-0 22 SH1-4 1-3 2-H 3-H 1B		I IN 61 I IN 64 I IN 63 I IN 61 4-0 IBB		C FF 96 F FC 90 D CU 79 B FF 96 B FC 89 H FF 96 4-2 FC6-4 1-2 2-3 HBP	C SI 91 B CH 85 C SI 91 F SL 86 B SL 85 S CH 83 2-3 ③ K	2 1	0 0	1 0	2 0	1 1	0 1	1 1
22 Matt Garza, R (1, 1) OBP: 0.037, SLG: 0.074 47 Rob Wooten, R (7, 1) Rickie Weeks Jr., R (8, PH) OBP: 0.366, SLG: 0.453 13 Will Smith, R (8, 1) 53 Brandon Kintzler, R (9, 1)			B FF 92 F FF 91 X FF 92 1-1 ① G1-3	X FF 94 0-0 ② SH1-4 1-2		X FF 94 0-0 ③ G4-3		F FF 95 F FF 96 X FC 89 0-2 ② FC6-4 9 1B 9 S 8 2B 1-2f 2-3 3-H		2 0 1 0 0	0 0 1 0 0	0 0 1 0 0	0 0 1 0 0	0 0 0 0 0	0 0 0 0 0	2 0 2 0 0

Inning Stats	1	2	3	4	5	6	7	8	9
	R: 1 E: 2 K: 0 S: 13 H: 0 LOB: 0 BB: 0 P: 17	R: 0 E: 0 K: 2 S: 13 H: 1 LOB: 1 BB: 0 P: 15	R: 0 E: 0 K: 1 S: 7 H: 0 LOB: 0 BB: 0 P: 13	R: 3 E: 0 K: 0 S: 15 H: 3 LOB: 2 BB: 1 P: 26	R: 0 E: 0 K: 1 S: 7 H: 0 LOB: 0 BB: 0 P: 10	R: 0 E: 1 K: 0 S: 10 H: 0 LOB: 2 BB: 1 P: 19	R: 0 E: 0 K: 2 S: 9 H: 1 LOB: 1 BB: 0 P: 13	R: 4 E: 0 K: 1 S: 19 H: 2 LOB: 1 BB: 2 P: 32	R: 1 E: 1 K: 1 S: 9 H: 2 LOB: 1 BB: 0 P: 13

1B: 7 SF: 2 WP: 1 PA: 44
2B: 2 SAC: 1 PB: 0
3B: 0 DP: 0 SB: 1
HR: 0 HBP: 2 CS: 0

PITCHER		IP	WLS	BF	H	R	ER	SO	BB	IBB	HBP	BLK	WP	HR	S	P	ERA	WHIP
36 Edinson Volquez, R ERA: 4.27	(1, 1)	6.0	L	27	4	4	3	4	0	2	1	0	1	0	65	100	4.50	0.667
48 Jared Hughes, R ERA: 1.8	(7, 1)	1.0		4	1	0	0	2	0	0	0	0	0	0	9	13	0.00	1.000
37 Justin Wilson, L ERA: 4.5	(8, 1)	0.2		6	1	4	4	1	2	0	1	0	0	0	16	28	54.00	4.500
30 Jeanmar Gómez, R ERA: 3.94	(8, 1)	1.1		7	3	1	0	1	0	0	0	0	0	0	12	17	0.00	2.250

PITCHER	IP	WLS	BF	H	R	ER	SO	BB	IBB	HBP	BLK	WP	HR	S	P	ERA	WHIP

TOP

Milwaukee Brewers @ Pittsburgh Pirates

PNC Park, Pittsburgh, PA

Sat Jun 07 2014, 4:12 PM - 7:32 PM EDT

Att. 38,525 - Sunny - 82 F

livebaseballscorecards.com

AB	35
R	9
H	9
RBI	9
BB	4
SO	8
LOB	16

Milwaukee Brewers @ Pittsburgh Pirates

PNC Park, Pittsburgh, PA

Sat Jun 07 2014, 4:12 PM - 7:32 PM EDT

Att. 38,525 - Sunny - 82 F

livebaseballscorecards.com

BOTTOM

Batter	1	2	3	4	5	6	7	8	9	AB	R	H	RBI	BB	SO	LOB
5 Josh Harrison, R (1, 9) OBP: 0.343, SLG: 0.504	B FF 91 C FF 92 B SI 92 X FF 93 2-1 ① F9		B SL 85 B CU 74 F FF 94 F FF 93 X FF 94 2-2 ① F7	C FF 92 X SL 83 0-1 ③ G1-3		B SL 84 F FF 94 X FF 93 1-1 ③ P4			X SI 92 0-0 2B	5	0	1	0	0	0	1
18 Neil Walker, S (1, 4) OBP: 0.351, SLG: 0.456	F SI 93 B SI 91 B CH 86 X FF 94 2-1 ② F7		C FF 93 X CH 86 0-1 15 G2-3 22 1B 24 1B 1B		F FF 92 B SL 84 B FF 93 C FF 93 F FF 94 S SL 86 2-3 ① K		B CU 74 X SL 84 1-0 22 G6-4-3 1B		F FF 93 F SI 92 F SI 93 F FF 92 X SL 84 0-2 ③ F9	5	1	2	0	0	1	1
22 Andrew McCutchen, R (1, 8) OBP: 0.421, SLG: 0.486	B FF 94 B FF 93 C SL 86 B SL 87 F SL 88 B SL 89 4-2 BB		X FF 93 0-0 15 G2-3 24 1B 1-2 1B		B CU 75 C CU 74 F SL 85 B FF 95 X SL 87 2-2 ② G2-3		C SL 84 X CU 75 0-1 ① ② G6-4-3 1-2f			3	1	1	0	1	0	1
15 Ike Davis, L (1, 3) OBP: 0.357, SLG: 0.365 30 Jeanmar Gómez, R (8, 1) OBP: 1.000, SLG: 1.000	C FF 92 X CU 75 0-1 ③ F8		B CU 75 C SL 85 B FF 92 X CH 87 2-1 ② G2-3 1-2 2-3		F FF 93 B CU 77 B FF 94 C FF 93 B FF 94 B FF 95 4-2 BB		C CU 74 F SI 91 S FF 90 0-3 ③ K			3 0	0 0	0 0	0 0	1 0	1 0	3 0
55 Russell Martin, R (1, 2) OBP: 0.402, SLG: 0.392		L SL 84 B SI 93 X FF 90 1-1 ① P1	B FF 94 B SL 86 F FF 94 F FF 94 D SL 87 B FF 96 4-2 24 1B BB		S SL 82 B SI 94 D FF 92 B FF 94 X FF 93 3-1 ③ G6-3			C FF 91 B FF 92 B FF 92 B SI 89 C SI 90 F FF 93 F FF 94 B FF 95 4-2 31 G5-4-3 BB		2	0	0	0	2	0	1
24 Pedro Alvarez, L (1, 5) OBP: 0.324, SLG: 0.410		C CU 74 X FF 94 0-1 10 FC1-6 2B	X FF 95 0-0 1-3 2-H 3-H 1B			B CU 74 B FF 91 C FF 92 B SL 84 B FF 93 4-1 31 E 31 1B 10 G6-4-3 BB		B CU 78 F FF 92 S SL 81 S SL 80 1-3 ① K		3	1	2	2	1	1	1
31 Jose Tabata, R (1, 7) OBP: 0.336, SLG: 0.344		B FF 92 B FF 92 B FF 92 B FF 93 4-0 10 FC1-6 BB	X FF 92 0-0 ③ F9			X FF 91 0-0 E5 10 G6-4-3 1-3 1B		X FF 93 0-0 ② ③ G5-4-3 1-2f		3	0	1	0	1	0	3
10 Jordy Mercer, R (1, 6) OBP: 0.260, SLG: 0.327		C SL 84 F FF 94 F FF 94 X SL 84 0-2 ② FC1-6 36 FC4 1-2f 2-3		C CU 73 X FF 93 0-1 ① G6-3		C SL 82 F FF 93 X FF 93 0-2 ① ② G6-4-3 1-2f 3-H			B FF 92 C SI 92 C SI 92 X SI 94 1-2 ① G3-1	4	0	0	0	0	0	3
36 Edinson Volquez, R (1, 1) OBP: 0.105, SLG: 0.056 23 Travis Snider, L (6, PH) OBP: 0.316, SLG: 0.316 48 Jared Hughes, R (7, 1) 37 Justin Wilson, L (8, 1) 17 Gaby Sanchez, R (8, 3) OBP: 0.314, SLG: 0.531		X FF 94 0-0 ③ FC4 1-2f		C FF 92 S SL 84 B SL 84 X SL 84 1-2 ② G6-3		B CU 76 S CU 76 F FF 93 X SL 84 1-2 1B			C SI 91 B SL 84 F SI 92 F SI 93 B SL 84 C SI 93 2-3 ② K	2 1 0 0 1	0 0 0 0 0	0 1 0 0 0	0 0 0 0 0	0 0 0 0 1	0 0 0 0 0	2 0 0 0 0
Inning Stats	R: 0 E: 0 K: 0 S: 8 H: 0 LOB: 1 BB: 1 P: 16	R: 0 E: 0 K: 0 S: 9 H: 1 LOB: 2 BB: 1 P: 14	R: 2 E: 0 K: 0 S: 12 H: 3 LOB: 2 BB: 1 P: 20	R: 0 E: 0 K: 0 S: 7 H: 0 LOB: 0 BB: 0 P: 8	R: 0 E: 0 K: 1 S: 11 H: 0 LOB: 1 BB: 1 P: 22	R: 1 E: 1 K: 0 S: 10 H: 2 LOB: 1 BB: 1 P: 16	R: 0 E: 0 K: 1 S: 6 H: 1 LOB: 0 BB: 0 P: 7	R: 0 E: 0 K: 1 S: 8 H: 0 LOB: 0 BB: 1 P: 13	R: 0 E: 0 K: 1 S: 13 H: 1 LOB: 1 BB: 0 P: 16	1B: 6 2B: 2 3B: 0 HR: 0	SF: 0 SAC: 0 DP: 3 HBP: 0					

AB	32
R	3
H	8
RBI	2
BB	6
SO	4
LOB	16

WP: 0 PB: 0 SB: 0 CS: 0 PA: 38

PITCHER		IP	WLS	BF	H	R	ER	SO	BB	IBB	HBP	BLK	WP	HR	S	P	ERA	WHIP
22 Matt Garza, R ERA: 4.42	(1, 1)	6.0	W	28	6	3	3	1	5	0	0	0	0	0	57	96	4.50	1.833
47 Rob Wooten, R ERA: 3.05	(7, 1)	1.0	H	3	1	0	0	1	0	0	0	0	0	0	6	7	0.00	1.000
13 Will Smith, L ERA: 0.94	(8, 1)	1.0		3	0	0	0	1	1	0	0	0	0	0	8	13	0.00	1.000
53 Brandon Kintzler, R ERA: 3.38	(9, 1)	1.0		4	1	0	0	1	0	0	0	0	0	0	13	16	0.00	1.000

PITCHER	IP	WLS	BF	H	R	ER	SO	BB	IBB	HBP	BLK	WP	HR	S	P	ERA	WHIP

Batter	1	2	3	4	5	6	7	8	9	AB	R	H	RBI	BB	SO	LOB
9 Jean Segura, R (1, 6) OBP: 0.286, SLG: 0.329	C SI 90 X CH 79 0-1 ① F8			C SI 91 C SI 91 X CH 78 0-2 ① G4-3		S CH 78 B SI 91 S CH 80 X SI 92 1-2 ② G1-3			C FF 92 X FF 92 0-1 ① G4-3	4	0	0	0	0	0	0
8 Ryan Braun, R (1, 9) OBP: 0.338, SLG: 0.538	C SI 91 B SI 92 F CH 80 B KC 81 F SI 92 S CH 80 2-3 ② K			S CH 80 X SI 92 0-1 ② L6		B SI 91 X SI 91 1-0 ③ L4			X SI 92 0-0 ② F7	4	0	0	0	0	1	0
20 Jonathan Lucroy, R (1, 2) OBP: 0.398, SLG: 0.500	B SI 92 F CH 80 C SI 92 X CH 79 1-2 ③ G5-3			B CH 80 B SI 91 C SI 91 C SI 92 X SI 92 2-2 27 1B 27 S 1B			S CH 79 X CH 78 0-1 27 L8 16 G3 2B		C SL 81 B SL 81 C SL 81 X FF 93 1-2 2B	4	1	3	0	0	0	0
27 Carlos Gómez, R (1, 8) OBP: 0.376, SLG: 0.554		X SI 91 0-0 ① G4-3		T CH 80 S CH 79 B SI 92 X SI 92 1-2 1-3 1B			X SI 89 0-0 ① L8 2-3		X SL 83 0-0 ③ F7	4	0	1	0	0	0	2
16 Aramis Ramirez, R (1, 5) OBP: 0.312, SLG: 0.400		B SI 91 B SI 91 B SI 92 X SI 90 3-0 ② G6-3		B CH 78 1 SAFE C SI 91 X SI 92 1-1 ③ F8			F SI 90 X CH 79 0-1 ② G3 3-H			3	0	0	1	0	0	2
18 Khris Davis, R (1, 7) OBP: 0.304, SLG: 0.491		C SI 92 C SI 92 S CH 80 0-3 ③ K			C SI 92 C SI 92 C SI 92 0-3 ① K		C CH 78 X SI 92 0-1 ③ F9			3	0	0	0	0	2	0
Rickie Weeks Jr., R (1, 4) OBP: 0.365, SLG: 0.443			X SI 90 0-0 ① L8		B CH 79 B SI 92 S CH 78 B SI 92 B SI 90 4-1 7 CS BB			C SI 94 X SI 95 0-1 ① G5-3		2	0	0	0	1	0	0
7 Mark Reynolds, R (1, 3) OBP: 0.292, SLG: 0.441			B SI 91 B SI 91 S CH 79 B SI 92 X SI 92 3-1 ② F9		B SI 90 T SI 90 S CH 79 B SI 92 1 SAFE S CH 79 2-3 ② ③ K 1-2			C SI 95 B CH 87 B CH 88 C CH 87 X CH 88 2-2 ② F8		3	0	0	0	0	1	1
49 Yovani Gallardo, R (1, 1) OBP: 0.182, SLG: 0.190			C SI 91 F CH 80 X SI 91 0-2 ③ G4-3			C SI 88 S CH 78 S CH 77 0-3 ① K		F SI 95 L SI 95 B SI 94 X SI 95 1-2 ③ G6-3		2	0	0	0	0	1	0
21 Irving Falu, S (8, PH)										1	0	0	0	0	0	0
47 Rob Wooten, R (8, 1)										0	0	0	0	0	0	0
57 Francisco Rodríguez, R (8, 1)										0	0	0	0	0	0	0
Inning Stats	R: 0 E: 0 K: 1 S: 9 H: 0 LOB: 0 BB: 0 P: 12	R: 0 E: 0 K: 1 S: 5 H: 0 LOB: 0 BB: 0 P: 8	R: 0 E: 0 K: 0 S: 6 H: 0 LOB: 0 BB: 0 P: 9	R: 0 E: 0 K: 0 S: 13 H: 2 LOB: 2 BB: 0 P: 17	R: 0 E: 0 K: 2 S: 7 H: 0 LOB: 0 BB: 1 P: 13	R: 0 E: 0 K: 1 S: 7 H: 0 LOB: 0 BB: 0 P: 9	R: 1 E: 0 K: 0 S: 7 H: 1 LOB: 0 BB: 0 P: 7	R: 0 E: 0 K: 0 S: 8 H: 0 LOB: 0 BB: 0 P: 11	R: 0 E: 0 K: 0 S: 7 H: 1 LOB: 1 BB: 0 P: 8	1B: 2 2B: 2 3B: 0 HR: 0	SF: 0 SAC: 0 DP: 0 HBP: 0						

TOP

Milwaukee Brewers @ Pittsburgh Pirates

PNC Park, Pittsburgh, PA

Sun Jun 08 2014, 1:42 PM - 4:38 PM EDT

Att. 35,002 - Cloudy - 74 F

livebaseballscorecards.com

AB	30
R	1
H	4
RBI	1
BB	1
SO	5
LOB	5

WP: 0 PB: 0 SB: 1 CS: 1 PA: 31

PITCHER		IP	WLS	BF	H	R	ER	SO	BB	IBB	HBP	BLK	WP	HR	S	P	ERA	WHIP
49 Jeff Locke, L ERA: 5.11	(1, 1)	7.0	L	24	3	1	1	5	1	0	0	0	0	0	54	75	1.29	0.571
44 Tony Watson, L ERA: 0.93	(8, 1)	1.0		3	0	0	0	0	0	0	0	0	0	0	8	11	0.00	0.000
39 Jason Grilli, R ERA: 3.0	(9, 1)	1.0		4	1	0	0	0	0	0	0	0	0	0	7	8	0.00	1.000

PITCHER	IP	WLS	BF	H	R	ER	SO	BB	IBB	HBP	BLK	WP	HR	S	P	ERA	WHIP

BOTTOM

Batter	1	2	3	4	5	6	7	8	9	AB	R	H	RBI	BB	SO	LOB
5 Josh Harrison, R (1, 9) OBP: 0.331, SLG: 0.486	B SI 89 C FF 89 B SI 89 X SL 87 2-1 ① G6-3		B SL 87 X SL 88 1-0 ① F9		C CU 80 B FF 92 B SL 88 F FF 91 X SL 88 2-2 ③ F9		F SL 89 C SI 91 X SI 92 0-2 ③ P3		D CU 77 S CH 82 B FF 90 X SI 91 2-1 ③ L8	5	0	0	0	0	0	6
18 Neil Walker, S (1, 4) OBP: 0.353, SLG: 0.452	B SI 90 F FF 90 S CU 78 H CU 78 2-2 22 1B 17 F9-2 HBP		D FF 92 B CU 80 B SI 91 C FF 90 D SL 88 4-1 1-2 BB			B SI 90 B CU 79 F FF 90 C FF 91 S SL 88 2-3 ① K		S CU 75 F SI 92 X CU 78 0-2 ① F9		2	0	0	0	1	1	0
22 Andrew McCutchen, R (1, 8) OBP: 0.422, SLG: 0.491	1 SAFE B SL 88 C SI 92 B SL 88 F SL 88 F CU 79 F SL 87 B CU 80 X FF 92 3-2 1-3 1B		C SI 92 B SI 91 D SL 88 S SL 90 F SL 88 F SL 87 F SL 89 X CU 79 2-2 ② F6			C CU 79 C FF 93 S SL 89 0-3 ② K		S CU 77 B SL 86 F SL 85 F SI 91 X CU 77 1-2 17 G4-3 2B		4	0	2	0	0	1	2
17 Gaby Sanchez, R (1, 3) OBP: 0.303, SLG: 0.510	C CU 79 1 SAFE C FF 92 1 SAFE D CU 80 X CU 79 1-2 ②③ F9-2 3-H		B CU 78 D CU 81 B SL 88 C SL 88 C FF 91 C FF 92 3-3 ③ K			C CU 79 S SL 88 F SL 88 B SI 92 F SL 87 F SI 91 X SI 92 1-2 ③ G4-3		B CU 76 F SI 90 X SI 90 1-1 ② G4-3 2-3		4	0	0	0	0	1	5
55 Russell Martin, R (1, 2) OBP: 0.405, SLG: 0.390 19 Chris Stewart, R (9, 2) OBP: 0.317, SLG: 0.268		C FF 90 B SI 91 S SL 88 C FF 92 1-3 ① K	B SL 87 S FF 90 B SI 91 H SI 90 3-1 24 G1-6-3 HBP				B SL 87 X SI 90 1-0 6 F9 24 FC5 1B	B FF 92 D CU 79 C CU 78 S CH 83 B FF 92 F FF 92 C CU 78 3-3 ③ K		3 0	0 0	1 0	0 0	0 0	2 0	1 0
24 Pedro Alvarez, L (1, 5) OBP: 0.319, SLG: 0.403		F SI 92 B FF 91 C CU 79 B FF 90 S CU 79 2-3 ② K	F CU 79 B SI 92 X CU 79 1-1 ①② G1-6-3 1-2f				F CU 78 1 SAFE D CU 78 X SI 90 1-1 FC5 10 1B 1-2		B CU 77 B SI 90 X SI 91 2-0 ① G6-3	4	0	0	0	0	1	2
6 Starling Marte, R (1, 7) OBP: 0.304, SLG: 0.355		X FF 92 0-0 E6	B SL 88 C SI 90 C SI 92 B CU 80 F FF 91 S SL 89 2-3 ③ K				L SL 86 L SL 87 B SL 88 X SL 87 1-2 ① F9 2-3		L SI 91 S CH 84 B CU 79 B CH 85 B SI 93 B SI 91 4-2 23 FC6-4 15 S BB	3	0	0	0	1	1	2
10 Jordy Mercer, R (1, 6) OBP: 0.261, SLG: 0.327 15 Ike Davis, L (9, PH) OBP: 0.360, SLG: 0.365 12 Clint Barmes, R (9, PR) OBP: 0.294, SLG: 0.250		C CU 79 X FF 92 0-1 ③ F8			B CU 78 C FF 90 F SI 92 X SL 87 1-2 ① F9		L FF 90 B SI 91 X CU 79 1-1 1-2 1B		1 SAFE C SI 89 B SI 90 B SI 90 B SI 89 B SI 91 4-1 23 FC6-4 1-2 BB	3 0 0	0 0 0	1 0 0	0 0 0	0 1 0	0 0 0	1 0 0
49 Jeff Locke, L (1, 1) OBP: 0.250, SLG: 0.250 31 Jose Tabata, R (7, PH) OBP: 0.333, SLG: 0.341 44 Tony Watson, L (8, 1) OBP: 1.000, SLG: 1.000 39 Jason Grilli, R (9, 1) 23 Travis Snider, L (9, PH) OBP: 0.313, SLG: 0.314			C FF 90 B SI 91 X FF 90 1-1 18 BB 1B		B SI 91 C SL 86 C SL 87 C SL 86 1-3 ② K		S SL 88 F FF 92 D SI 92 D SL 88 F SI 92 F SL 88 F SI 91 S FF 92 2-3 ② K		C SI 90 X FF 90 0-1 ② FC6-4 1-2f 2-3	2 1 0 0 1	0 0 0 0 0	1 0 0 0 0	0 0 0 0 0	0 1 0 0 0	1 3 0 0 2	0 0 0 0 0
Inning Stats	R: 0 H: 1 E: 0 LOB: 1 K: 0 BB: 0 S: 12 P: 20	R: 0 H: 0 E: 1 LOB: 1 K: 2 BB: 0 S: 9 P: 12	R: 0 H: 1 E: 0 LOB: 2 K: 1 BB: 1 S: 14 P: 25	R: 0 H: 0 E: 0 LOB: 0 K: 1 BB: 0 S: 7 P: 13	R: 0 H: 0 E: 0 LOB: 0 K: 1 BB: 0 S: 9 P: 13	R: 0 H: 0 E: 0 LOB: 0 K: 2 BB: 0 S: 12 P: 15	R: 0 H: 2 E: 0 LOB: 3 K: 1 BB: 0 S: 17 P: 23	R: 0 H: 1 E: 0 LOB: 1 K: 1 BB: 0 S: 13 P: 18	R: 0 H: 0 E: 0 LOB: 2 K: 0 BB: 2 S: 8 P: 20	1B: 4 2B: 2 3B: 0 HR: 0		SF: 0 SAC: 0 DP: 2 HBP: 2		WP: 0 PB: 0 SB: 1 CS: 0		PA: 37

PITCHER	IP	WLS	BF	H	R	ER	SO	BB	IBB	HBP	BLK	WP	HR	S	P	ERA	WHIP
49 Yovani Gallardo, R (1, 1) ERA: 3.71	7.0	W	28	4	0	0	8	1	0	2	0	0	0	80	121	0.00	0.714
47 Rob Wooten, R (8, 1) ERA: 2.95	0.2	H	3	1	0	0	0	0	0	0	0	0	0	9	11	0.00	1.500
57 Francisco Rodríguez, R (8, 1) ERA: 2.08	1.1	S	6	0	0	0	1	2	0	0	0	0	0	12	27	0.00	1.500

PITCHER	IP	WLS	BF	H	R	ER	SO	BB	IBB	HBP	BLK	WP	HR	S	P	ERA	WHIP

Milwaukee Brewers @ Pittsburgh Pirates

PNC Park, Pittsburgh, PA

Sun Jun 08 2014, 1:42 PM - 4:38 PM EDT

Att. 35,002 - Cloudy - 74 F

livebaseballscorecards.com

AB	32
R	0
H	5
RBI	0
BB	3
SO	9
LOB	24

Batter	1	2	3	4	5	6	7	8	9	AB	R	H	RBI	BB	SO	LOB
2 Scooter Gennett, L (1, 4) OBP: 0.327, SLG: 0.417	B SI 89 C FF 91 C SL 80 F FF 91 C FC 90 1-3 ① K		F SI 90 B SL 81 S FS 80 B FC 92 F SI 92 C SL 81 2-3 ① K		B FF 87 B FF 90 C FF 91 B SL 81 F FF 92 F SL 84 B FC 92 4-2 8 G3-6-3 BB			C FF 96 B SI 97 X SI 97 1-1 20 HBP 27 2B 1B		3	1	1	0	1	2	1
8 Ryan Braun, R (1, 9) OBP: 0.337, SLG: 0.529	C SI 92 B FF 90 B SL 80 B FF 92 B FF 90 4-1 27 S BB		C FC 91 B SI 92 C SL 81 B SI 92 X SL 82 2-2 ② L7		C SL 81 X SI 92 0-1 ① ② G3-6-3 1-2f			S SI 96 S SL 86 C SL 86 0-3 ① K		3	0	0	0	1	1	3
20 Jonathan Lucroy, R (1, 2) OBP: 0.399, SLG: 0.498	C FF 90 X FF 89 0-1 ② L8		F SI 91 X SI 91 0-1 27 FC5-4 1-2 1B		C FF 92 B FC 83 S SL 82 C FF 93 1-3 ③ K			H SI 95 1-0 27 2B 1-2 HBP		3	0	1	0	0	1	1
27 Carlos Gómez, R (1, 8) OBP: 0.378, SLG: 0.556	1 SAFE B FF 91 S FF 90 D SL 81 F SL 81 B FF 92 F SL 82 F FF 93 D FS 82 4-2 1-2 BB		X SL 82 0-0 ③ FC5-4 1-2f			B SL 79 F FC 89 B SI 91 S SL 81 X FF 93 2-2 ① L1-3		S SI 96 X SI 97 0-1 1-3 2-H 2B		3	0	1	1	1	0	2
16 Aramis Ramirez, R (1, 5) OBP: 0.304, SLG: 0.389	C SI 92 X FF 92 0-1 ③ F7			B SI 89 X FC 89 1-0 ① P6		F FF 91 B SI 92 X SI 92 1-1 ② F8		B SI 97 F SI 96 S SL 87 D SL 86 B SI 97 S SI 97 3-3 ② K		4	0	0	0	0	1	4
18 Khris Davis, R (1, 7) OBP: 0.303, SLG: 0.484		F FF 90 F CU 76 B SL 80 F FF 92 F FC 90 T SI 92 1-2 ① K		S SI 90 B FC 91 B SL 82 F FC 89 H FC 90 3-2 24 2B HBP		S FC 90 S SL 80 F FF 92 B FF 93 F FS 82 X SL 82 1-2 ③ F9		B SI 97 S SI 97 S SL 88 F SL 86 S SI 97 1-3 ③ K		3	1	0	0	0	2	2
24 Lyle Overbay, L (1, 3) OBP: 0.310, SLG: 0.320		F FF 90 B SI 91 S FS 80 S FC 89 1-3 ② K		B SL 79 C SI 92 F SI 91 B FC 90 1 SAFE B FS 81 X SL 82 3-2 9 FC6-5 1-H 2B			B FF 96 B FF 95 X FF 96 2-0 9 G3-6-1 1B		B SI 92 C FF 93 B SL 82 B FF 92 C FF 92 X FF 92 3-2 ① L7	4	0	2	1	0	1	0
9 Jean Segura, R (1, 6) OBP: 0.281, SLG: 0.324		C SI 91 B CU 76 B FC 91 X FF 90 2-1 ③ G6-3		B FF 92 S SL 83 X SL 82 1-1 ② FC6-5 2-3			C FF 96 F CU 82 F FF 97 X CU 81 0-2 ① ② G3-6-1 1-2f		B FC 93 B FC 92 B FC 94 C FC 92 F FC 92 X FF 94 3-2 ② G6-3	4	0	0	0	0	0	2
41 Marco Estrada, R (1, 1) OBP: 0.091, SLG: 0.048 1 Logan Schafer, L (7, PH) OBP: 0.273, SLG: 0.282 50 Mike Fiers, R (7, 1) 59 Zach Duke, L (8, 1) 21 Irving Falu, S (9, PH)			B FF 89 C SI 90 F FF 90 B SL 80 X FF 92 2-2 20 1B 1B	F FF 91 X SI 91 0-1 ③ G6-3			B FF 95 C FF 97 S CU 82 B CU 78 X FF 96 2-2 ③ F7		C FC 94 S CU 81 S FC 93 0-3 ③ K	2 1 0 0 1	0 0 0 0 0	1 0 0 0 0	0 0 0 0 1	0 0 0 0 0	0 0 0 0 1	1 0 0 0 0

TOP

Milwaukee Brewers @ New York Mets

Citi Field, Flushing, NY

Tue Jun 10 2014, 7:14 PM - 9:58 PM EDT

Att. 20,206 - Cloudy - 73 F

livebaseballscorecards.com

AB	31
R	2
H	6
RBI	2
BB	3
SO	9
LOB	16

Inning Stats	1	2	3	4	5	6	7	8	9
	R: 0 E: 0 K: 1 S: 13	R: 0 E: 0 K: 2 S: 10	R: 0 E: 0 K: 1 S: 13	R: 1 E: 0 K: 0 S: 10	R: 0 E: 0 K: 1 S: 8	R: 0 E: 0 K: 0 S: 10	R: 0 E: 0 K: 0 S: 8	R: 1 E: 0 K: 3 S: 14	R: 0 E: 0 K: 1 S: 9
	H: 0 LOB: 2 BB: 2 P: 22	H: 0 LOB: 0 BB: 0 P: 14	H: 2 LOB: 2 BB: 0 P: 19	H: 1 LOB: 1 BB: 0 P: 18	H: 0 LOB: 0 BB: 1 P: 13	H: 0 LOB: 0 BB: 0 P: 14	H: 1 LOB: 0 BB: 0 P: 12	H: 2 LOB: 2 BB: 0 P: 20	H: 0 LOB: 0 BB: 0 P: 15

| | | |

BOTTOM

Milwaukee Brewers @ New York Mets

Citi Field, Flushing, NY

Tue Jun 10 2014, 7:14 PM - 9:58 PM EDT

Att. 20,206 - Cloudy - 73 F

livebaseballscorecards.com

Batter	1	2	3	4	5	6	7	8	9	AB	R	H	RBI	BB	SO	LOB
11 Rubén Tejada, R (1, 6) OBP: 0.348, SLG: 0.307	B FF 89 C FF 89 B FF 88 X FF 89 2-1 F7 ①		C CU 77 S CH 79 B FF 90 B FF 89 B CH 80 F CH 80 B FF 90 4-2 28 HR BB		D CU 78 X CH 79 1-0 L7 ③		C FF 90 B CU 72 S CU 72 B CU 73 B CH 83 X FF 89 3-2 2B			3	1	1	0	1	0	1
28 Daniel Murphy, L (1, 4) OBP: 0.361, SLG: 0.431	F FF 89 B FF 88 T CH 78 X FF 90 1-2 F8 ②		B CU 77 X FF 89 1-0 1-H HR			C CU 75 S FF 88 B CH 77 X CH 78 1-2 F7 ①	C CU 72 B FC 86 B CH 82 B FF 89 B FF 90 4-1 BB			3	1	1	2	1	0	0
5 David Wright, R (1, 5) OBP: 0.333, SLG: 0.374	C FF 89 B CU 77 F FF 88 X CU 79 1-2 G6-3 ③		B CU 78 C CU 77 X FF 89 1-1 F9 ③			B FF 89 C CU 78 C CU 78 B CU 80 B FF 90 B FF 89 4-2 21 BB 3 BB 23 HR BB	F CU 72 X FC 86 0-1 F9 ②			3	1	0	0	1	0	2
3 Curtis Granderson, L (1, 9) OBP: 0.330, SLG: 0.377		X FF 88 0-0 P5 ①		C CU 76 B CH 79 S CH 78 C CH 77 1-3 K ①		1 SAFE C CH 79 B FF 88 B CH 80 B FF 89 B CH 80 4-1 21 BB 23 HR 1-2 BB	C CH 82 F FF 91 B CH 83 F FF 90 X CU 73 1-2 G3 ③			3	1	0	0	1	1	2
1 Chris Young, R (1, 7) OBP: 0.294, SLG: 0.333		X FF 88 0-0 23 S 1B		B CU 77 X CH 79 1-0 G1-3 ②		C CU 78 C FF 89 D FF 90 S CH 79 1-3 K ②		X SI 90 0-0 E3 23 G6-4-3		4	0	1	0	0	1	2
21 Lucas Duda, L (1, 3) OBP: 0.340, SLG: 0.425		1 SAFE B FF 88 B CU 78 C CH 79 X FF 90 2-1 F7 ②		B CU 77 X CH 78 1-0 F9 ③		C CU 78 F FF 89 B FF 87 B CH 78 B CH 78 B FF 90 4-2 23 HR 1-2 2-3 BB		C CU 75 T SI 91 S CU 78 0-3 K ①		3	1	0	0	1	1	2
23 Taylor Teagarden, R (1, 2) OBP: 0.250, SLG: 1.000		F FF 88 C CU 78 B CH 78 C CH 77 1-3 1-2 K ③	C CU 76 B FF 89 B FF 89 F FF 89 S CH 80 2-3 K ①			D CH 80 F FF 90 C FF 90 X FF 91 1-2 1-H 2-H 3-H HR		B CU 75 X SI 86 1-0 1-2f G6-4-3 ②③		4	1	1	4	0	2	2
6 Matthew den Dekker, L (1, 8) OBP: 0.265, SLG: 0.226			X FF 88 0-0 F8 ①		F CH 79 S FF 89 B FF 90 X CH 79 1-2 16 SH3-4 1B	B CU 76 B CU 76 B FF 88 C FF 88 S FF 89 F CH 79 X FF 89 3-2 F8 ③				3	0	1	0	0	0	0
16 Daisuke Matsuzaka, R (1, 1) OBP: 0.400, SLG: 0.250 38 Vic Black, R (7, 1) 30 Andrew Brown, R (7, PH) OBP: 0.250, SLG: 0.371 27 Jeurys Familia, R (8, 1) OBP: 1.000, SLG: 1.000 58 Jenrry Mejia, R (9, 1)			C FF 88 C CU 77 B FF 90 B CU 79 C FF 90 2-3 K ②		B CU 77 X FF 89 1-0 SH3-4 1-2 ②		B FF 88 F FF 90 X FC 85 1-1 F7 ①			1 0 1 0 0	0 0 0 0 0	0 0 0 0 0	0 0 0 0 0	0 0 0 0 0	1 0 0 0 0	0 0 0 0 0
Inning Stats	R: 0 E: 0 K: 0 S: 8 H: 0 LOB: 0 BB: 0 P: 12	R: 0 E: 0 K: 1 S: 7 H: 1 LOB: 1 BB: 0 P: 10	R: 2 E: 0 K: 1 S: 10 H: 1 LOB: 0 BB: 1 P: 18	R: 0 E: 0 K: 1 S: 5 H: 0 LOB: 0 BB: 0 P: 8	R: 0 E: 0 K: 1 S: 8 H: 1 LOB: 1 BB: 0 P: 13	R: 4 E: 0 K: 1 S: 18 H: 1 LOB: 0 BB: 3 P: 36	R: 0 E: 0 K: 0 S: 12 H: 1 LOB: 2 BB: 1 P: 21	R: 0 E: 1 K: 1 S: 5 H: 0 LOB: 0 BB: 0 P: 6		1B: 2 2B: 1 3B: 0 HR: 2	SF: 0 SAC: 1 DP: 1 HBP: 0			WP: 0 PB: 0 SB: 1 CS: 0	PA: 34	

PITCHER		IP	WLS	BF	H	R	ER	SO	BB	IBB	HBP	BLK	WP	HR	S	P	ERA	WHIP
41 Marco Estrada, R ERA: 4.56	(1, 1)	6.0	L	26	4	6	6	5	4	0	0	0	0	2	56	97	9.00	1.333
50 Mike Fiers, R ERA:	(7, 1)	1.0		5	1	0	0	0	1	0	0	0	0	0	12	21	0.00	2.000
59 Zach Duke, L ERA: 1.44	(8, 1)	1.0		3	0	0	0	1	0	0	0	0	0	0	5	6	0.00	0.000

PITCHER	IP	WLS	BF	H	R	ER	SO	BB	IBB	HBP	BLK	WP	HR	S	P	ERA	WHIP

Milwaukee Brewers @ New York Mets

Citi Field, Flushing, NY

Wed Jun 11 2014, 7:14 PM - 10:20 PM EDT

Att. 20,170 - Partly Cloudy - 66 F

TOP

livebaseballscorecards.com

Batter	1	2	3	4	5	6	7	8	9	AB	R	H	RBI	BB	SO	LOB
2 Scooter Gennett, L (1, 4) OBP: 0.329, SLG: 0.422	C SI 92 F FF 93 B FF 94 B SL 87 F FF 95 F SL 86 F FF 95 F FF 94 X CU 78 2-2 27 1B 20 1B 1B		F CH 83 C FF 93 B SI 92 F CH 83 F FF 94 F SL 86 X FF 94 1-2 8 L8 20 G6-3 2B	C SL 87 B SL 86 S CH 83 X CH 84 1-2 ③ G6-3		B SL 84 X FF 93 1-0 ③ F7			X FF 96 0-0 ① G6-3	5	1	2	0	0	0	3
8 Ryan Braun, R (1, 9) OBP: 0.343, SLG: 0.526	B FF 93 B FF 93 F SL 87 S FF 93 S FF 94 2-3 ① K		F SL 88 F FF 93 F FF 93 F SL 87 B SL 85 F FF 94 X FF 93 1-2 ① L8 2-3		B SI 91 B CU 78 B SI 92 B FF 92 4-0 20 2B 27 1B BB		S FC 90 S SI 92 B FC 90 B FC 91 B FF 93 X FC 90 3-2 20 2B 1B		B CU 81 F FF 97 F CU 81 B CU 83 B FF 96 B FF 97 4-2 BB	3	1	1	0	2	1	2
20 Jonathan Lucroy, R (1, 2) OBP: 0.403, SLG: 0.509	C FF 93 F FF 93 B SL 87 X SI 94 1-2 27 1B 1-2 1B		F SL 88 F SI 94 X SI 94 0-2 ② G6-3 3-H		C SL 86 B FF 92 X SI 91 1-1 27 1B 1-3 2B		X FC 88 0-0 ① 1-H 2B		1 SAFE 1 SAFE B FF 96 B FF 96 X FF 95 2-0 ② F8	5	0	3	1	0	0	1
27 Carlos Gómez, R (1, 8) OBP: 0.378, SLG: 0.552	C FF 93 F SL 86 X SL 87 0-2 1-2 2-3 1B		M SL 86 F SL 89 S FF 93 0-3 ③ K		S SL 86 S FF 92 F FF 92 F FF 92 D SL 86 X SL 88 1-2 16 L6-3 2-3 3-H 1B		X SI 92 0-0 ② P4		B CU 82 S FF 97 X FF 97 1-1 ③ G6-3	5	0	2	1	0	1	2
16 Aramis Ramirez, R (1, 5) OBP: 0.302, SLG: 0.392	B FF 93 C FF 93 S SL 89 F FF 94 S SL 87 1-3 ② K			X FF 92 0-0 18 1B 9 1B 2B	1 SAFE B SL 86 X SI 92 1-0 ①② L6-3 1-2		C FC 90 F FF 93 B FC 91 F FF 92 F FC 89 S CU 81 1-3 ③ K			4	1	1	0	0	2	6
18 Khris Davis, R (1, 7) OBP: 0.303, SLG: 0.480	C SL 87 F FF 93 F FF 92 S SL 87 0-3 ③ K			B FF 92 X FF 92 1-0 38 FC2-5 9 1B 2-3 1B	B SL 88 C SL 87 X SI 92 1-1 ③ G1-3			C FC 90 F SI 90 X FC 90 0-2 ① F9		4	0	1	0	0	1	4
7 Mark Reynolds, R (1, 3) OBP: 0.292, SLG: 0.434		B FF 92 B SI 92 B FF 94 C FF 94 S SI 92 F SL 87 X FF 94 3-2 ① F9		X SL 87 0-0 ① F9		C SI 91 S CU 79 B FF 91 X SL 86 1-2 ① L8		B SI 92 B CU 77 C FC 88 B FC 89 B FC 90 4-1 BB		3	0	0	0	1	0	2
9 Jean Segura, R (1, 6) OBP: 0.281, SLG: 0.322		B FF 94 C SL 87 X SI 92 1-1 ② B5-3		L SL 86 X SL 87 0-1 38 FC2-5 1-2 3-H 1B		B CU 77 X SL 86 1-0 ② G6-3		C FC 89 C FC 88 F CU 81 B FF 94 X CU 80 1-2 ② P5		4	0	1	1	0	0	1
38 Wily Peralta, R (1, 1) OBP: 0.087, SLG: 0.174 59 Zach Duke, L (7, 1) 47 Rob Wooten, R (7, 1) 24 Lyle Overbay, L (8, PH) OBP: 0.308, SLG: 0.318 13 Will Smith, R (8, 1) 57 Francisco Rodríguez, R (9, 1)		F FF 94 C SL 85 X SL 86 0-2 ③ G3		C FF 93 L SL 85 X SL 84 0-2 ② FC2-5 1-2 2-3f		F SI 91 B SI 92 B SL 88 S SL 87 F FF 94 B SL 86 X FF 93 3-2 E6		1 SAFE B SL 85 C SL 84 C SI 91 F SL 82 S SL 85 1-3 ③ K		3 0 0 0 0 0 2 0 0 0 0 0 0 0 0 0 0 0 0 0 0 1 0 0 0 0 1 1 0 0 0 0 0 0 0 0 0 0 0 0 0 0						
Inning Stats	R: 0 H: 3 E: 0 LOB: 3 K: 3 BB: 0 S: 24 P: 30	R: 0 H: 0 E: 0 LOB: 0 K: 0 BB: 0 S: 9 P: 13	R: 1 H: 1 E: 0 LOB: 0 K: 1 BB: 0 S: 18 P: 20	R: 1 H: 3 E: 0 LOB: 2 K: 0 BB: 0 S: 11 P: 13	R: 1 H: 2 E: 0 LOB: 1 K: 0 BB: 1 S: 10 P: 18	R: 0 H: 0 E: 1 LOB: 1 K: 0 BB: 0 S: 9 P: 15	R: 0 H: 2 E: 0 LOB: 1 K: 1 BB: 0 S: 10 P: 14	R: 0 H: 0 E: 0 LOB: 1 K: 1 BB: 1 S: 12 P: 18	R: 0 H: 0 E: 0 LOB: 1 K: 0 BB: 1 S: 6 P: 13	1B: 7 2B: 5 3B: 0 HR: 0	SF: 0 SAC: 0 DP: 1 HBP: 0					

	AB	37
	R	3
	H	11
	RBI	3
	BB	3
	SO	6
	LOB	24

WP: 0 PB: 0 SB: 0 CS: 0 PA: 40

PITCHER		IP	WLS	BF	H	R	ER	SO	BB	IBB	HBP	BLK	WP	HR	S	P	ERA	WHIP
48 Jacob deGrom, R ERA: 3.44	(1, 1)	5.2	L	27	9	3	3	4	1	0	0	0	0	0	80	107	4.76	1.765
66 Josh Edgin, L ERA: 2.45	(6, 1)	0.1		1	0	0	0	0	0	0	0	0	0	0	1	2	0.00	0.000
52 Carlos Torres, R ERA: 2.72	(7, 1)	1.2		7	2	0	0	1	1	0	0	0	0	0	18	27	0.00	1.800
61 Dana Eveland, L ERA: 2.7	(8, 1)	0.1		1	0	0	0	1	0	0	0	0	0	0	4	5	0.00	0.000
38 Vic Black, R ERA: 0.9	(9, 1)	1.0		4	0	0	0	0	1	0	0	0	0	0	6	13	0.00	1.000

PITCHER		IP	WLS	BF	H	R	ER	SO	BB	IBB	HBP	BLK	WP	HR	S	P	ERA	WHIP

Milwaukee Brewers @ New York Mets

Citi Field, Flushing, NY

Wed Jun 11 2014, 7:14 PM - 10:20 PM EDT

Att. 20,170 - Partly Cloudy - 66 F

livebaseballscorecards.com

BOTTOM

Batter	1	2	3	4	5	6	7	8	9	AB	R	H	RBI	BB	SO	LOB
11 Rubén Tejada, R (1, 6) OBP: 0.341, SLG: 0.299	B FF 94 B SI 93 X FF 93 2-0 ① F9		B FF 97 B FF 96 C FF 96 F FF 96 B SL 87 S FF 97 3-3 ② K			S SL 83 C SL 83 B SL 87 X FF 97 1-2 ① G5-3		C FF 95 B SL 82 C FF 94 X SL 81 1-2 ② G1-3 1-2		4	0	0	0	0	1	1
28 Daniel Murphy, L (1, 4) OBP: 0.360, SLG: 0.429	C FF 96 C CH 84 B SL 89 F SL 87 F FF 97 B CH 85 B SI 98 F SI 98 X SI 98 3-2 5 G6-4-3 1B		C SL 86 B CH 86 B SI 97 X SI 94 2-1 ③ G6-3			L SI 95 C SL 86 C SL 88 0-3 ② K		X SL 79 0-0 ③ F8		4	0	1	0	0	1	1
5 David Wright, R (1, 5) OBP: 0.329, SLG: 0.368	B SL 82 1 SAFE X FF 96 1-0 ② ③ G6-4-3 1-2f			B FF 96 S SL 82 B CH 84 F FF 96 B SL 83 X SL 84 3-2 ① F9		B FF 96 B SL 84 C SL 83 X FF 94 2-1 ③ G4-3			F FF 93 C CU 77 B CU 78 B CU 77 F CH 82 C FF 92 2-3 ① K	4	0	0	0	0	1	1
3 Curtis Granderson, L (1, 7) (9, 8) OBP: 0.336, SLG: 0.386		C FF 96 S SL 89 B SL 87 F SL 88 B FF 98 B SL 88 B SI 99 4-2 53 1B 21 SF8 BB		C SL 82 X SI 96 0-1 53 F8 2B			C SL 82 X SL 83 0-1 1B		C CU 74 B FF 92 S CH 81 B CH 83 F FF 91 X CU 75 2-2 ② G4-3	3	1	2	0	1	0	0
53 Bobby Abreu, L (1, 9) OBP: 0.355, SLG: 0.424		B SI 98 F SI 96 X SI 97 1-1 23 FC6-4 1B 1-3		B SL 84 C SI 97 B SI 97 B FF 95 X FF 96 3-1 ② F8 2-3			B SI 95 C SL 82 C SI 96 F SL 87 1 SAFE X SL 86 1-2 ① P4		C CU 75 B CH 83 B CH 82 X SI 91 2-1 ③ L3	4	0	1	0	0	0	2
21 Lucas Duda, L (1, 3) OBP: 0.335, SLG: 0.421		S SL 85 D CH 85 C FF 98 X SL 87 1-2 ① SF8 3-H		C SL 85 X SL 89 0-1 ③ F8			C SI 90 B SL 81 X SL 81 1-1 ② P6			2	0	0	1	0	0	2
23 Taylor Teagarden, R (1, 2) OBP: 0.143, SLG: 0.571		B SL 84 X FF 97 1-0 ② FC6-4 6 FC6 1-2f	B FF 97 B FF 96 F FF 96 B SL 84 X SI 97 3-1 ① G3-1				B SL 84 X SL 84 1-0 ③ F7			3	0	0	0	0	0	2
6 Matthew den Dekker, L (1, 8) OBP: 0.250, SLG: 0.212 29 Eric Campbell, R (8, PH) OBP: 0.353, SLG: 0.432 (9, 7)		C SL 84 B FF 96 X SI 97 1-1 ③ FC6 1-2f	C SL 84 X FF 96 0-1 ② L7					B CU 77 F FF 92 B SL 82 X FF 93 2-1 ① F9		2 1	0 0	0 0	0 0	0 0	0 0	1 0
48 Jacob deGrom, L (1, 1) OBP: 0.500, SLG: 0.545 66 Josh Edgin, R (6, 1) 52 Carlos Torres, R (7, 1) 61 Dana Eveland, L (8, 1) 30 Andrew Brown, R (8, PH) OBP: 0.268, SLG: 0.389 38 Vic Black, R (9, 1)			C FF 96 S SL 87 S SL 88 0-3 ① K			B SI 96 B SI 95 B FF 93 C FF 90 F FF 92 X SI 96 3-2 ③ G6-3		B FF 94 C FF 94 B SL 78 B FF 94 X FF 94 3-1 11 G1-3 1B		2 0 0 0 1 0	0 0 0 0 0 0	0 0 0 0 1 0	0 0 0 0 0 0	1 0 0 0 0 0	0 0 0 0 0 0	0 0 0 0 0 0
Inning Stats	R: 0 E: 0 K: 0 S: 8 H: 1 LOB: 0 BB: 0 P: 14	R: 1 E: 0 K: 0 S: 11 H: 1 LOB: 1 BB: 1 P: 19	R: 0 E: 0 K: 2 S: 8 H: 0 LOB: 0 BB: 0 P: 13	R: 0 E: 0 K: 0 S: 9 H: 1 LOB: 1 BB: 0 P: 15	R: 0 E: 0 K: 0 S: 7 H: 0 LOB: 0 BB: 0 P: 13	R: 0 E: 0 K: 1 S: 8 H: 0 LOB: 0 BB: 0 P: 11	R: 0 E: 0 K: 0 S: 9 H: 1 LOB: 1 BB: 0 P: 12	R: 0 E: 0 K: 0 S: 8 H: 1 LOB: 1 BB: 0 P: 14	R: 0 E: 0 K: 1 S: 10 H: 0 LOB: 0 BB: 0 P: 16	1B: 4 2B: 1 3B: 0 HR: 0 SF: 1 SAC: 0 DP: 1 HBP: 0						

AB	30
R	1
H	5
RBI	1
BB	1
SO	4
LOB	10

WP: 0 PA: 32
PB: 0
SB: 0
CS: 0

PITCHER		IP	WLS	BF	H	R	ER	SO	BB	IBB	HBP	BLK	WP	HR	S	P	ERA	WHIP
38 Wily Peralta, R ERA: 2.9	(1, 1)	6.1	W	23	4	1	1	3	1	0	0	0	0	0	57	92	1.42	0.789
59 Zach Duke, L ERA: 1.42	(7, 1)	0.1	H	1	0	0	0	0	0	0	0	0	0	0	2	3	0.00	0.000
47 Rob Wooten, R ERA: 2.91	(7, 1)	0.1	H	1	0	0	0	0	0	0	0	0	0	0	1	2	0.00	0.000
13 Will Smith, L ERA: 0.91	(8, 1)	1.0	H	4	1	0	0	0	0	0	0	0	0	0	8	14	0.00	1.000
57 Francisco Rodríguez, R ERA: 2.01	(9, 1)	1.0	S	3	0	0	0	1	0	0	0	0	0	0	10	16	0.00	0.000

PITCHER	IP	WLS	BF	H	R	ER	SO	BB	IBB	HBP	BLK	WP	HR	S	P	ERA	WHIP

Batter	1	2	3	4	5	6	7	8	9	10	11	12	13	AB	R	H	RBI	BB	SO	LOB
Rickie Weeks Jr., R (1, 4) OBP: 0.359, SLG: 0.419	K		HBP		G5-3		K			F8		K	1-2 2-3 3-H HBP	5	0	0	1	0	3	4
8 Ryan Braun, R (1, 9) OBP: 0.336, SLG: 0.513	K		K		G5-3			G4-3		K			1B G4-3	7	1	1	0	0	3	5
20 Jonathan Lucroy, R (1, 2) OBP: 0.398, SLG: 0.513	G6-3			F8		L6		G4-3			K		HR	6	1	1	2	0	1	0
27 Carlos Gómez, R (1, 8) OBP: 0.377, SLG: 0.547		F8		F7		F9		1B			K		1B	6	1	2	0	0	1	0
16 Aramis Ramirez, R (1, 5) OBP: 0.315, SLG: 0.425		HR		HBP		FC5-4 1B		G6-3			P3		2B	5	1	3	1	0	0	1
18 Khris Davis, R (1, 7) OBP: 0.307, SLG: 0.476		G5-4-3 BB		1B		FC5-2			L7			P6	HBP BB	4	1	1	0	2	0	1
7 Mark Reynolds, R (1, 3) OBP: 0.293, SLG: 0.431		G5-4-3		K			G2-3		K			1B	HBP	6	0	2	1	0	2	3
9 Jean Segura, R (1, 6) OBP: 0.282, SLG: 0.323			K		26 SH3-4 1B		K		G1-3			2 S 1B	FC5-2 HBP	6	0	2	0	0	2	3
26 Kyle Lohse, R (1, 1) OBP: 0.242, SLG: 0.194			K		SH3-4		1B			L7		K	K	2	0	1	0	0	1	0
13 Will Smith, R (9, 1)														0	0	0	0	0	0	0
21 Irving Falu, S (10, PH)														1	0	0	0	0	0	0
53 Brandon Kintzler, R (10, 1)														0	0	0	0	0	0	0
2 Scooter Gennett, L (12, PH) OBP: 0.267, SLG: 0.420														1	0	0	0	0	1	2
59 Zach Duke, L (12, 1)														0	0	0	0	0	0	0
12 Martin Maldonado, R (13, PH) OBP: 0.400, SLG: 0.489														1	0	0	0	0	1	3
57 Francisco Rodriguez, R (13, 1)														0	0	0	0	0	0	0
Inning Stats	R: 0 E: 0 K: 2 S: 10 H: 0 LOB: 0 BB: 0 P: 13	R: 1 E: 0 K: 0 S: 4 H: 1 LOB: 0 BB: 1 P: 10	R: 0 E: 0 K: 3 S: 13 H: 0 LOB: 1 BB: 0 P: 17	R: 0 E: 0 K: 1 S: 10 H: 1 LOB: 2 BB: 0 P: 13	R: 0 E: 0 K: 0 S: 4 H: 1 LOB: 1 BB: 0 P: 6	R: 0 E: 0 K: 0 S: 6 H: 1 LOB: 1 BB: 0 P: 9	R: 0 E: 0 K: 2 S: 11 H: 1 LOB: 1 BB: 0 P: 19	R: 0 E: 0 K: 0 S: 12 H: 1 LOB: 1 BB: 0 P: 15	R: 0 E: 0 K: 0 S: 7 H: 0 LOB: 0 BB: 0 P: 8	R: 0 E: 0 K: 1 S: 8 H: 0 LOB: 0 BB: 0 P: 10	R: 0 E: 0 K: 2 S: 10 H: 0 LOB: 0 BB: 0 P: 13	R: 0 E: 0 K: 2 S: 13 H: 2 LOB: 2 BB: 0 P: 17	R: 4 E: 0 K: 1 S: 27 H: 5 LOB: 3 BB: 1 P: 38	1B: 10 2B: 1 3B: 0 HR: 2	SF: 0 SAC: 1 DP: 1 HBP: 3	WP: 0 PB: 0 SB: 1 CS: 0	PA: 56		

PITCHER	IP	WLS	BF	H	R	ER	SO	BB	IBB	HBP	BLK	WP	HR	S	P	ERA	WHIP
49 Jonathon Niese, L (1, 1) ERA: 2.54	7.2		31	6	1	1	8	1	0	2	0	0	1	65	97	1.17	0.913
27 Jeurys Familia, R (8, 1) ERA: 2.67	1.1		4	0	0	0	1	0	0	0	0	0	0	12	13	0.00	0.000
66 Josh Edgin, L (10, 1) ERA: 2.35	0.1		1	0	0	0	0	0	0	0	0	0	0	1	1	0.00	0.000
58 Jenrry Mejia, R (10, 1) ERA: 4.53	0.2		2	0	0	0	1	0	0	0	0	0	0	7	9	0.00	0.000
71 Gonzalez Germen, R (11, 1) ERA: 3.38	1.0		3	0	0	0	2	0	0	0	0	0	0	10	13	0.00	0.000

PITCHER	IP	WLS	BF	H	R	ER	SO	BB	IBB	HBP	BLK	WP	HR	S	P	ERA	WHIP
52 Carlos Torres, R (12, 1) ERA: 3.54	1.0	L	11	7	4	4	2	1	0	0	1	0	0	0	1	28	38	36.00	8.000
61 Dana Eveland, L (13, 1) ERA: 2.08	1.0		4	0	0	0	1	0	0	0	1	0	0	0	1	12	17	0.00	0.000

TOP

Milwaukee Brewers @ New York Mets

Citi Field, Flushing, NY

Thu Jun 12 2014, 7:13 PM - 11:23 PM EDT

Att. 22,155 - Cloudy - 76 F

livebaseballscorecards.com

AB	50
R	5
H	13
RBI	5
BB	2
SO	15
LOB	22

Batter	1	2	3	4	5	6	7	8	9	10	11	12	13	AB	R	H	RBI	BB	SO	LOB
28 Daniel Murphy, L (1, 4) OBP: 0.359, SLG: 0.424	X SI 90 0-0 ① L5			B CU 74 B SL 83 B CH 79 C SI 89 X SI 90 3-1 ② E8 53 SF7 1B		B CU 75 B CH 80 C SL 84 B SL 84 X CH 79 3-1 ② G3-1		C SI 90 F CH 79 B SL 84 B CH 79 X SL 84 2-2 ③ L7		B SI 92 B CH 87 D SI 93 C SI 92 B SL 84 4-1 29 FC5 1-2 BB	X SL 82 0-0 ② P6		5	1	1	0	1	0	0
53 Bobby Abreu, L (1, 9) OBP: 0.354, SLG: 0.426 29 Eric Campbell, R (9, PH) OBP: 0.333, SLG: 0.404 (10, 9)	C SI 90 C SL 84 B SI 89 S SL 86 1-3 ② K			X SL 83 0-0 ① SF7 3-H		C SI 88 X SL 84 0-1 1B			C FF 92 B SL 81 F FF 94 F SL 83 C SL 80 1-3 ① K	C SI 93 B SI 92 X SL 85 1-1 ③ FC5 1-2 2-3f		B CU 74 B CH 84 C SL 82 F SI 89 B SL 82 S CU 77 3-3 ③ K		2 3	0 0	1 0	1 0	0 0	1 2	0 2
5 David Wright, R (1, 5) OBP: 0.329, SLG: 0.365	X SI 90 0-0 ③ F9			B CU 76 F SL 84 B SI 90 X SL 83 2-1 ② 1B		X SI 90 0-0 ③ F9			C FF 94 B FF 94 S SL 81 F FF 93 X SL 82 1-2 ② P4		B SL 83 B FF 90 B SI 91 C SI 90 B SI 92 4-1 21 G3 4 FC3-2 21 S BB		B SI 90 F SI 91 X SI 92 1-1 ① L9	5	0	1	0	1	0	1
21 Lucas Duda, L (1, 3) OBP: 0.330, SLG: 0.410		C CU 73 S CH 78 F SI 89 B CH 80 B SL 84 F CH 79 B SL 86 X SI 90 3-2 ① G4-3		C SI 91 F SL 85 X CH 80 0-2 ③ G3			C CH 79 B SI 89 C SL 83 B SI 90 X SL 82 2-2 ① G4-3		B SL 79 C SL 81 B SL 80 S FF 93 B SL 80 F FF 92 B SL 82 4-2 1 1B BB		D SL 84 1 SAFE C SI 92 B SL 83 S CH 86 X SL 85 2-2 ① G3 1-3		B SI 91 F SI 92 S CH 83 S CH 83 1-3 ② K	5	0	0	0	1	1	1
1 Chris Young, R (1, 8) OBP: 0.295, SLG: 0.329 (8, 7)		C SL 85 F CU 74 B CH 81 C SI 91 1-3 ② K			X SL 85 0-0 E6 4 S		B CU 73 B CH 80 X SL 84 2-0 ② F8		C FF 92 B SL 78 X FF 91 1-1 1-2 1B		F SI 93 B SI 92 B SI 93 B SL 85 B SI 93 4-1 4 FC3-2 3 IBB BB		X SI 91 0-0 ③ G6-3	5	0	1	0	1	1	0
30 Andrew Brown, R (1, 7) 27 Jeurys Familia, R (9, 1) 11 Ruben Tejada, R (8, PH) DEF: 2B 0, SS 0, 3B 0 66 Josh Edgin, R (10, 1) 58 Jenrry Mejia, R (10, 1) 71 Gonzalez Germen, R (10, 1) 3 Curtis Granderson, L (10, PH) 40 Zack Wheeler, L (10, PH) 23 Taylor Teagarden, R (10, 8) DEF: 1B 0, 2B 0, SS 0, 3B 0	C SI 91 B SL 85 X SL 86 1-1 ③ G4-3			F SL 84 B SI 90 F CH 80 F SL 85 B SI 91 F CH 79 C SI 91 2-3 ① K		B SI 89 F CH 79 F SL 84 X CH 80 1-2 1B			X CU 75 0-0 ③ G5-3		I IN 74 I IN 74 I IN 73 I IN 72 4-0 4 FC3-2 1-2 IBB		3 0 1 0 0 0 0 0 0 0	0 0 0 0 0 0 0 0 0 0	1 0 0 0 0 0 0 0 0 0	0 0 0 0 0 0 1 0 0 0	1 0 0 0 0 0 0 0 0 0	1 0 2 0 0 0 0 0 0 0
4 Wilmer Flores, R (1, 6) OBP: 0.265, SLG: 0.308			B CU 73 X SL 85 1-0 ① L7		1 SAFE C SI 90 X CU 74 0-1 ② L7 1-2		B SI 90 B SI 90 C SL 83 B SI 90 X SL 84 3-1 ③ F8			X SI 91 0-0 ① G4-3	C SI 93 X SI 93 0-1 ② FC3-2 1-2 2-3 3-HF			5	0	0	0	0	0	5
20 Anthony Recker, R (1, 2) OBP: 0.247, SLG: 0.326 52 Carlos Torres, R (12, 1) 61 Dana Eveland, L (13, 1)			X SL 85 0-0 ② G6-3		B SL 84 B SL 84 C SI 89 X SL 83 2-1 ③ G6-3			F SL 85 B SI 89 F SL 85 B SL 85 F SI 90 X SI 90 2-2 ① P3		X SI 92 0-0 29 FC5 28 BB 1B	B SL 85 C SI 93 B SL 85 C SI 93 C SI 93 2-3 ③ K		5 0 0	0 0 0	1 0 0	0 0 0	0 0 0	1 0 0	4 0 0
49 Jonathon Niese, L (1, 1) OBP: 0.200, SLG: 0.095 6 Matthew den Dekker, L (8, 8) OBP: 0.231, SLG: 0.194			C SI 90 B SI 90 C SL 84 F CH 79 X SL 85 1-2 ③ G4-3			F SI 89 B SI 89 C SL 82 B SI 90 X SL 82 2-2 ① G3-1		C CU 75 X SI 89 0-1 ② P6		F SL 83 C FF 91 B FF 92 S SL 83 1-3 ② K		B CU 74 F SI 90 M SI 90 X CU 77 1-2 ① F8	2 3	0 0	0 0	0 0	0 1	0 1	0 1
Inning Stats	R: 0 E: 0 K: 1 S: 5 H: 0 LOB: 0 BB: 0 P: 6	R: 0 E: 0 K: 1 S: 10 H: 0 LOB: 0 BB: 0 P: 15	R: 0 E: 0 K: 0 S: 6 H: 0 LOB: 0 BB: 0 P: 8	R: 1 E: 1 K: 0 S: 8 H: 2 LOB: 0 BB: 0 P: 13	R: 0 E: 1 K: 1 S: 10 H: 0 LOB: 1 BB: 0 P: 14	R: 0 E: 0 K: 0 S: 8 H: 1 LOB: 1 BB: 0 P: 13	R: 0 E: 0 K: 0 S: 9 H: 1 LOB: 1 BB: 0 P: 17	R: 0 E: 0 K: 0 S: 9 H: 0 LOB: 0 BB: 0 P: 13	R: 0 E: 0 K: 1 S: 14 H: 1 LOB: 2 BB: 1 P: 21	R: 0 E: 0 K: 1 S: 8 H: 1 LOB: 2 BB: 1 P: 14	R: 0 E: 0 K: 1 S: 10 H: 0 LOB: 3 BB: 3 P: 26	R: 0 E: 0 K: 1 S: 7 H: 0 LOB: 0 BB: 0 P: 11	R: 0 E: 0 K: 1 S: 6 H: 0 LOB: 0 BB: 0 P: 8	1B: 6 2B: 0 3B: 0 HR: 0 SF: 1 SAC: 0 DP: 0 HBP: 0	WP: 0 PB: 0 SB: 2 CS: 0 PA: 50					

PITCHER	IP	WLS	BF	H	R	ER	SO	BB	IBB	HBP	BLK	WP	HR	S	P	ERA	WHIP
26 Kyle Lohse, R (1, 1) ERA: 3.0	8.0		28	4	1	0	3	0	0	0	0	0	0	65	99	0.00	0.500
13 Will Smith, L (9, 1) ERA: 0.88	1.0		5	1	0	0	1	1	0	0	0	0	0	14	21	0.00	2.000
53 Brandon Kintzler, R (10, 1) ERA: 3.09	2.0		11	1	0	0	2	3	1	0	0	0	0	18	40	0.00	2.000
59 Zach Duke, L (12, 1) ERA: 1.37	1.0	W	3	0	0	0	1	0	0	0	0	0	0	7	11	0.00	0.000
57 Francisco Rodríguez, R (13, 1) ERA: 1.95	1.0		3	0	0	0	1	0	0	0	0	0	0	6	8	0.00	0.000

PITCHER	IP	WLS	BF	H	R	ER	SO	BB	IBB	HBP	BLK	WP	HR	S	P	ERA	WHIP

BOTTOM

Milwaukee Brewers @ New York Mets

Citi Field, Flushing, NY

Thu Jun 12 2014, 7:13 PM - 11:23 PM EDT

Att. 22,155 - Cloudy - 76 F

livebaseballscorecards.com

AB	44
R	1
H	6
RBI	1
BB	5
SO	8
LOB	17

Batter	1	2	3	4	5	6	7	8	9	AB	R	H	RBI	BB	SO	LOB
6 Billy Hamilton, S (1, 8) OBP: 0.288, SLG: 0.341	X FF 90 0-0 ① B5-3		B CU 73 X FF 91 1-0 ① B3		C CU 74 X FF 94 0-1 ① L8	C FF 93 C CU 76 F FF 94 X SL 84 0-2 ③ F7			F CU 75 X FF 90 0-1 21 S 2-H 1B	5	0	1	1	0	0	3
21 Todd Frazier, R (1, 5) OBP: 0.353, SLG: 0.510	F FF 92 X FF 91 0-1 4 CS 4 1B 1B		X SL 84 0-0 ② F8		B SL 85 B FF 95 X SI 94 2-0 19 1B 4 SF9 2-3 3-H 1B		C FF 92 C FF 91 B FF 93 F SI 92 X SL 84 1-2 ① G6-3		2 SAFE C SI 91 B SI 91 B CH 85 B SI 90 D CH 81 4-1 19 G3 2-3 BB	4	2	2	1	1	0	0
19 Joey Votto, L (1, 3) OBP: 0.411, SLG: 0.450	F FF 92 X FF 91 0-1 ② F8		B SL 84 X CU 75 1-0 ③ G4-3		F FF 94 X SL 84 0-1 32 2B 32 E 1-3 3-H 1B		B SI 92 C CU 75 B CU 76 F FF 93 B FF 93 X FF 92 3-2 ② G6-3		C CH 83 F SI 89 F CU 77 X CH 84 0-2 ② G3 1-2	5	1	1	1	0	0	3
4 Brandon Phillips, R (1, 4) OBP: 0.305, SLG: 0.385	C CU 73 B SL 85 X FF 93 1-1 1-H 1B			B FF 91 B SL 84 F FF 92 F SL 85 X CU 76 2-2 ① G5-3	B SI 93 S SL 85 X SL 85 1-1 ② SF9 3-H		C FF 92 B FF 91 B SL 86 F SL 85 F SL 85 F FF 93 F FF 92 B CU 76 X FF 94 3-2 ③ G4-3		X CU 76 0-0 ③ P4	4	0	1	2	0	0	2
32 Jay Bruce, L (1, 9) OBP: 0.323, SLG: 0.373	B CH 85 B SI 92 1 SAFE 1 SAFE C FF 92 S SL 84 1 SAFE B SL 85 S SL 85 3-3 ③ K			B CU 76 X CH 86 1-0 1B	C FF 93 D SL 86 X FF 94 1-1 E7 1-H 2B			C SL 82 B SI 90 B CU 76 F SI 90 S SI 89 2-3 ① K		4	0	2	0	0	2	1
39 Devin Mesoraco, R (1, 2) OBP: 0.338, SLG: 0.571		F FF 91 X SI 93 0-1 ① G5-3		B SL 86 1 SAFE F FF 94 F SI 92 D SL 85 D SL 85 X SI 93 3-2 ② P2	B CU 75 X FF 93 1-0 ③ F8			C SI 91 B SL 83 S SL 83 B CU 76 S SI 91 2-3 ② K2-3		4	0	0	0	0	1	2
25 Skip Schumaker, L (1, 7) OBP: 0.253, SLG: 0.287		C FF 92 B CU 75 C SL 84 B FF 94 F CU 76 F SL 84 X FF 93 2-2 E6		C FF 93 D CU 77 F FF 92 X FF 95 1-2 ③ G6-3		X FF 92 0-0 ① G3		B SI 90 F SL 82 B SI 91 X SI 90 2-1 ③ G4-3		4	0	0	0	0	0	1
2 Zack Cozart, R (1, 6) OBP: 0.270, SLG: 0.317		X SL 83 0-0 ② P6			C SI 92 S SL 85 B SL 84 B FF 93 B FF 94 X SI 94 3-2 34 SH 21 1B 1B	B CU 75 B FF 93 F SL 84 T FF 94 F FF 94 B FF 94 4-2 34 SH3-4 BB			C SI 90 B CU 77 B CU 78 C SI 90 X CH 82 2-2 7 SH3-4 6 1B 1B	3	2	2	0	1	0	1
34 Homer Bailey, R (1, 1) OBP: 0.231, SLG: 0.200 63 Sam LeCure, R (7, 1) Logan Ondrusek, R (7, 1) 51 Jonathan Broxton, R (8, 1) 7 Ramon Santiago, S (9, PH) OBP: 0.306, SLG: 0.233 54 Aroldis Chapman, L (9, 1)		S FF 93 B FF 92 X SL 84 1-1 ③ G5-3			X SL 81 0-0 SH 21 1B 19 1B 1-3	X FF 92 0-0 ② SH3-4 1-2			X FF 91 0-0 ① SH3-4 1-2	1 0 0 0 0 0	1 0 0 0 0 0	0 0 0 0 0 0	0 0 0 0 0 0	0 0 0 0 0 0	0 0 0 0 0 0	1 0 0 0 0 0

Inning Stats										
	R: 1 E: 0 K: 1 S: 10	H: 2 LOB: 1 BB: 0 P: 14	R: 0 E: 1 K: 0 S: 10	H: 0 LOB: 1 BB: 0 P: 13	R: 0 E: 0 K: 0 S: 3	H: 0 LOB: 0 BB: 0 P: 5	R: 0 E: 0 K: 0 S: 10	H: 1 LOB: 1 BB: 0 P: 17	R: 4 E: 2 K: 0 S: 14	H: 4 LOB: 1 BB: 0 P: 22
	R: 0 E: 0 K: 0 S: 9	H: 0 LOB: 1 BB: 1 P: 13	R: 0 E: 0 K: 0 S: 13	H: 0 LOB: 0 BB: 0 P: 20	R: 0 E: 0 K: 2 S: 8	H: 0 LOB: 0 BB: 0 P: 14	R: 1 E: 0 K: 0 S: 12	H: 2 LOB: 2 BB: 1 P: 18	1B: 8 2B: 1 3B: 0 HR: 0	SF: 1 SAC: 3 DP: 0 HBP: 0

PITCHER		IP	WLS	BF	H	R	ER	SO	BB	IBB	HBP	BLK	WP	HR	S	P	ERA	WHIP
22 Matt Garza, R ERA: 4.17	(1, 1)	7.0		31	7	5	1	1	1	0	0	0	0	0	69	104	1.29	1.143
59 Zach Duke, L ERA: 1.32	(8, 1)	1.0		3	0	0	0	2	0	0	0	0	0	0	8	14	0.00	0.000
57 Francisco Rodríguez, R ERA: 2.16	(9, 1)	1.0	L	6	2	1	1	0	1	0	0	0	0	0	12	18	9.00	3.000

PITCHER	IP	WLS	BF	H	R	ER	SO	BB	IBB	HBP	BLK	WP	HR	S	P	ERA	WHIP

TOP

Cincinnati Reds @ Milwaukee Brewers

Miller Park, Milwaukee, WI

Fri Jun 13 2014, 7:28 PM - 10:51 PM CDT

Att. 38,330 - Roof Closed - 75 F

livebaseballscorecards.com

AB	34
R	6
H	9
RBI	5
BB	2
SO	3
LOB	14

WP: 0	PA: 40																	
PB: 0																		
SB: 1																		
CS: 1																		

BOTTOM

Cincinnati Reds @ Milwaukee Brewers

Miller Park, Milwaukee, WI

Fri Jun 13 2014, 7:28 PM - 10:51 PM CDT

Att. 38,330 - Roof Closed - 75 F

livebaseballscorecards.com

Batter	1	2	3	4	5	6	7	8	9	AB	R	H	RBI	BB	SO	LOB
2 Scooter Gennett, L (1, 4) OBP: 0.330, SLG: 0.421 9 Jean Segura, R (9, PH) OBP: 0.281, SLG: 0.321	C FF 94 B SI 94 B SL 90 X SI 94 2-1 20 L4-6 8 HBP 1B		B KC 82 B FF 95 B SI 94 C FF 93 X SI 93 3-1 ③ G3-1		C FF 95 S SL 90 B SI 94 S SL 89 1-3 ② K		B KC 72 B FF 88 X SI 88 2-0 20 1B 8 S 27 2B 1B 1-3 2-H		B FF 97 C FF 97 B SL 88 C SL 89 S FF 100 2-3 ① K	4 1	1 0	2 0	1 0	0 0	1 1	0 0
8 Ryan Braun, R (1, 9) OBP: 0.333, SLG: 0.502	C FF 94 F SI 93 H SI 91 1-2 1-2 HBP			X FF 94 0-0 ① G4-3	C SI 97 F SL 86 B FF 96 S FF 97 1-3 ③ K		F FF 88 C SI 88 B SI 89 S KC 76 1-3 ② K2-3 1-2		S CH 87 X SL 90 0-1 ② G6-3	4	0	0	0	0	2	2
20 Jonathan Lucroy, R (1, 2) OBP: 0.398, SLG: 0.510	X FF 94 0-0 ① ② L4-6 2-2			C SL 85 B SL 87 C FF 95 B CH 86 X SI 95 2-2 ② G6-3		C FF 94 X SI 94 0-1 27 G6-4-3 1B	C SI 88 B FF 90 X SI 89 1-1 27 2B 1B 2-3 3-H		B FF 99 S CH 86 B CH 89 S FF 100 B FF 100 F FF 100 F FF 100 S SL 91 3-3 ③ K	5	0	2	1	0	1	2
27 Carlos Gómez, R (1, 8) OBP: 0.379, SLG: 0.548	B SI 94 X FF 93 1-0 ③ L6			C SL 85 B CH 86 B SL 87 B SL 86 B SL 86 4-1 16 2B BB		B SI 94 D SI 94 X SI 94 2-0 ① ② G6-4-3 1-2f	F SI 90 1 SAFE F KC 74 X KC 76 0-2 1-3 3-H 2B			3	1	1	1	1	0	2
16 Aramis Ramirez, R (1, 5) OBP: 0.314, SLG: 0.427		B FF 94 F SL 84 C SL 86 F SI 96 S CH 86 1-3 ① K2-3		S FF 95 1 SAFE B SL 86 X FF 95 1-1 7 BB 1-H 2B		B FF 95 B SL 87 C FF 94 S FF 95 S FF 96 2-3 ③ K	D FF 92 F FF 92 X FF 92 1-1 ③ G6-3			4	0	1	1	0	2	2
18 Khris Davis, R (1, 7) OBP: 0.310, SLG: 0.487		C SI 93 S CH 86 B CH 86 S CH 86 1-3 ② K		B SL 86 B FF 95 B FF 95 C SI 95 F SI 94 B CH 86 4-2 7 BB BB			B SI 96 B SL 88 X FF 94 2-0 HR	B FF 90 B SL 86 X FF 90 2-0 ① F8		3	1	1	1	1	1	0
7 Mark Reynolds, R (1, 3) OBP: 0.296, SLG: 0.429		B SL 88 S SL 86 S SL 85 F SL 85 B CH 87 B FF 98 F SL 83 S FF 95 3-3 ③ K		B SL 86 B FF 95 B FF 95 C FF 95 B SL 87 4-1 1-2 2-3 BB			C FF 94 B CH 85 S SL 88 B SI 95 X SI 94 2-2 1 1B 2 1B 1B	B FF 91 S SL 85 B SL 85 S SL 84 X SL 86 2-2 ② F7		3	1	1	0	1	1	0
21 Irving Falu, S (1, 6)			B FF 94 F FF 95 B CH 85 B KC 79 S SI 94 F FF 94 X SI 94 3-2 ① G3-1	B SI 93 F FF 95 B SI 95 X SI 94 2-1 ③ P6			L FF 93 F SI 94 X SI 94 0-2 ① L7	B SI 90 B SI 91 B SI 90 B FF 90 4-0 BB		3	0	0	0	1	0	4
22 Matt Garza, R (1, 1) OBP: 0.034, SLG: 0.069 1 Logan Schafer, L (7, PH) OBP: 0.281, SLG: 0.291 59 Zach Duke, L (8, 1) Rickie Weeks Jr., R (8, PH) OBP: 0.356, SLG: 0.415 57 Francisco Rodríguez, R (9, 1)			B FF 94 X FF 93 1-0 ② G6-3		C FF 93 B FF 94 F FF 94 X SL 86 1-2 ① G6-3		C FF 95 B SI 95 X SI 94 1-1 2 1B 20 1B 1B 1-2		C FF 89 1 SAFE X FF 90 0-1 ③ G1-3	2 1 0 1 0	0 1 0 0 0	0 1 0 0 0	0 0 0 0 0	0 0 0 0 0	0 0 0 0 0	0 0 0 1 0
Inning Stats	R: 0 E: 0 K: 0 S: 6 H: 1 LOB: 1 BB: 0 P: 10	R: 0 E: 0 K: 3 S: 12 H: 0 LOB: 0 BB: 0 P: 17	R: 0 E: 0 K: 0 S: 7 H: 0 LOB: 0 BB: 0 P: 14	R: 1 E: 0 K: 0 S: 12 H: 1 LOB: 3 BB: 3 P: 29	R: 0 E: 0 K: 2 S: 9 H: 0 LOB: 0 BB: 0 P: 12	R: 0 E: 0 K: 1 S: 6 H: 1 LOB: 0 BB: 0 P: 10	R: 4 E: 0 K: 1 S: 20 H: 6 LOB: 2 BB: 0 P: 30	R: 0 E: 0 K: 0 S: 6 H: 0 LOB: 1 BB: 1 P: 14	R: 0 E: 0 K: 2 S: 10 H: 0 LOB: 0 BB: 0 P: 15	1B: 6 2B: 3 3B: 0 HR: 1	SF: 0 SAC: 0 DP: 2 HBP: 1			WP: 0 PB: 0 SB: 1 CS: 0		PA: 39	

	AB	34
	R	5
	H	9
	RBI	5
	BB	4
	SO	9
	LOB	13

PITCHER		IP	WLS	BF	H	R	ER	SO	BB	IBB	HBP	BLK	WP	HR	S	P	ERA	WHIP
34 Homer Bailey, R ERA: 4.68	(1, 1)	6.1		27	6	4	4	6	3	0	1	0	0	1	61	106	5.68	1.421
63 Sam LeCure, R ERA: 2.77	(7, 1)	0.1	B	4	3	1	1	1	0	0	0	0	0	0	9	13	27.00	9.000
Logan Ondrusek, R ERA: 3.86	(7, 1)	0.1		1	0	0	0	0	0	0	0	0	0	0	2	3	0.00	0.000
51 Jonathan Broxton, R ERA: 0.42	(8, 1)	1.0	W	4	0	0	0	0	1	0	0	0	0	0	6	14	0.00	1.000
54 Aroldis Chapman, L ERA: 1.13	(9, 1)	1.0	S	3	0	0	0	2	0	0	0	0	0	0	10	15	0.00	0.000

PITCHER	IP	WLS	BF	H	R	ER	SO	BB	IBB	HBP	BLK	WP	HR	S	P	ERA	WHIP

Batter	1	2	3	4	5	6	7	8	9	AB	R	H	RBI	BB	SO	LOB
6 Billy Hamilton, S (1, 8) OBP: 0.296, SLG: 0.364	B FF 90 B SL 88 C SI 90 C FF 90 B SL 88 X SI 90 3-2 4 1B 2B		B CU 79 B FF 91 B FF 91 B FF 90 4-0 21 CS BB			C SI 90 B CU 78 F FF 91 X CU 79 1-2 ① G6-3		C FF 94 X FF 94 0-1 HR		3	2	2	1	1	0	0
21 Todd Frazier, R (1, 5) OBP: 0.348, SLG: 0.502	C SI 92 B SI 92 S SL 89 D SL 90 X SL 88 2-2 ① G6-3		1 SAFE F SI 92 C SI 90 B CU 80 S SL 89 1-3 ①② K 1-2			C SI 91 B SL 89 F SI 91 S CU 80 1-3 ② K		B FF 94 C SL 81 S FF 94 F SL 82 F FF 95 F SL 82 S SL 83 1-3 ② K		4	0	0	0	0	3	2
19 Joey Votto, L (1, 3) OBP: 0.407, SLG: 0.445	F FF 92 S CU 80 B FF 93 F FF 92 2 SAFE S CU 80 1-3 ② K		B CU 81 C SL 88 S CU 80 C CU 81 1-3 ③ K			F SI 91 C FF 91 X FF 92 0-2 4 1B 1B		B SL 84 B FF 95 C FF 94 C SL 81 C FF 95 2-3 ③ K		4	0	1	0	0	3	1
4 Brandon Phillips, R (1, 4) OBP: 0.308, SLG: 0.387	B SL 90 B CU 80 B SI 92 C SI 92 X SL 88 3-1 2-H 1B			C SI 91 F SI 91 X SI 92 0-2 ① G3		C CU 79 B FF 91 D CU 81 X SL 88 2-1 1-2 1B			C SI 90 B SI 91 X SI 91 1-1 ① F8	4	0	2	1	0	0	0
32 Jay Bruce, L (1, 9) OBP: 0.322, SLG: 0.366	C FF 92 C FF 92 B CU 80 1 SAFE X CU 80 1-2 ③ G3			B SI 91 B CH 87 B CH 87 B FF 92 4-0 29 CS BB		B CU 80 S CU 80 B FF 93 F CU 80 X CU 81 2-2 ③ L6			C SI 91 B CH 83 C SI 91 B FF 91 C FF 91 2-3 ② K	3	0	0	0	1	1	3
48 Ryan Ludwick, R (1, 7) OBP: 0.317, SLG: 0.394 15 Roger Bernadina, L (9, PH) OBP: 0.290, SLG: 0.207		B FF 91 B SI 91 X FF 91 2-0 2 G6-4-3 2B		D CU 80 C CU 80 B SL 87 S SI 92 T CU 81 2-2 ② K			S CU 79 B CU 78 S SL 87 B SI 90 C CU 80 2-3 ① K		B FF 91 B SI 91 C SI 89 C SI 90 F CH 83 X CH 83 2-2 ③ G6-3	3 1	0 0	1 0	0 0	0 0	2 0	1 0
29 Brayan Peña, S (1, 2) OBP: 0.291, SLG: 0.383	D FF 92 F FF 91 S CU 80 X FF 91 1-2 2 G6-4-3 1B			S CU 80 B FF 92 1-1 ③ CS 1-2	C FF 91 X CU 79 0-1 ① F8		C CU 79 B FF 92 X CU 80 1-1 ② L9			3	0	1	0	0	0	0
2 Zack Cozart, R (1, 6) OBP: 0.267, SLG: 0.313		B CU 80 C SL 89 C SI 92 B SI 92 X CU 80 2-2 ①② G6-4-3 1-2f 2-3			C SI 91 C SI 92 S CU 80 0-3 ② K		B SI 92 C SI 92 B CU 81 F SI 92 X CU 81 2-2 ③ G6-3			3	0	0	0	0	1	2
55 Mat Latos, R (1, 1) Logan Ondrusek, R (7, 1) 43 Manny Parra, L (7, 1) 28 Chris Heisey, R (8, PH) OBP: 0.287, SLG: 0.350 60 J.J. Hoover, R (8, 1)		X SL 88 0-0 ③ F9			C FF 91 S CU 80 S CU 79 0-3 ③ K			S FF 91 B CU 78 F FF 91 B SL 81 B SL 80 X FF 94 3-2 ① G5-3		2 0 0 1 0	0 0 0 0 0	0 0 0 0 0	0 0 0 0 0	1 0 0 0 0	1 0 0 0 0	0 0 0 0 0
Inning Stats	R: 1 E: 0 K: 1 S: 15 H: 2 LOB: 1 BB: 0 P: 25	R: 0 E: 0 K: 0 S: 8 H: 2 LOB: 1 BB: 0 P: 13	R: 0 E: 0 K: 2 S: 6 H: 0 LOB: 0 BB: 1 P: 12	R: 0 E: 0 K: 1 S: 7 H: 0 LOB: 0 BB: 1 P: 14	R: 0 E: 0 K: 2 S: 8 H: 0 LOB: 0 BB: 0 P: 8	R: 0 E: 0 K: 1 S: 14 H: 2 LOB: 2 BB: 0 P: 20	R: 0 E: 0 K: 1 S: 8 H: 0 LOB: 0 BB: 0 P: 13	R: 1 E: 0 K: 2 S: 14 H: 1 LOB: 0 BB: 0 P: 20	R: 0 E: 0 K: 1 S: 9 H: 0 LOB: 0 BB: 0 P: 14	1B: 4 2B: 2 3B: 0 HR: 1 SF: 0 SAC: 0 DP: 1 HBP: 0						

PITCHER		IP	WLS	BF	H	R	ER	SO	BB	IBB	HBP	BLK	WP	HR	S	P	ERA	WHIP
49 Yovani Gallardo, R ERA: 3.51	(1, 1)	7.0		26	6	1	1	8	2	0	0	0	0	0	66	105	1.29	1.143
13 Will Smith, L ERA: 1.14	(8, 1)	1.0	W	4	1	1	1	2	0	0	0	0	0	1	14	20	9.00	1.000
57 Francisco Rodríguez, R ERA: 2.1	(9, 1)	1.0	S	3	0	0	0	1	0	0	0	0	0	0	9	14	0.00	0.000

PITCHER	IP	WLS	BF	H	R	ER	SO	BB	IBB	HBP	BLK	WP	HR	S	P	ERA	WHIP

TOP

Cincinnati Reds @ Milwaukee Brewers

Miller Park, Milwaukee, WI

Sat Jun 14 2014, 6:18 PM - 9:12 PM CDT

Att. 40,507 - Roof Closed - 70 F

livebaseballscorecards.com

AB	31
R	2
H	7
RBI	2
BB	2
SO	11
LOB	10

WP: 0	PA: 34		
PB: 0			
SB: 0			
CS: 2			

Batter	1	2	3	4	5	6	7	8	9	AB	R	H	RBI	BB	SO	LOB
2 Scooter Gennett, L (1, 4) OBP: 0.333, SLG: 0.433	B FC 89 C FC 89 F SI 89 B SI 90 S CU 77 2-3 ① K		X CU 76 0-0 ③ G4-3			C SI 88 B FC 90 C FF 92 F FS 81 F SL 86 F FC 92 F FS 81 B CU 77 B FC 92 3-2 F FS 81 F FF 90 F FS 80 X FF 91 2B		C CU 75 B FF 94 X CU 75 1-1 8 HR 2B		4	1	2	0	0	1	0
8 Ryan Braun, R (1, 9) OBP: 0.332, SLG: 0.512	C FF 92 S SI 91 C SL 86 0-3 ② K			B FC 90 S FF 89 B SI 91 X SL 87 2-1 ① L6		C FF 91 X SL 88 0-1 ③ F8		X FF 94 0-0 2-H HR		4	1	1	2	0	1	1
20 Jonathan Lucroy, R (1, 2) OBP: 0.396, SLG: 0.504	C FC 89 X FF 93 0-1 ③ L9			B FF 90 C FC 90 B SI 88 X SL 86 2-1 ② P4			B CU 73 B FF 92 B FF 94 C SI 94 B SI 94 4-1 16 F8 27 1B 18 G6-3 BB	F FF 93 C CU 76 B FF 95 X SL 85 1-2 ② P3		3	1	0	0	1	0	0
27 Carlos Gómez, R (1, 8) OBP: 0.377, SLG: 0.544		C CU 75 B SL 88 X FS 80 1-1 ① L8		F SL 88 F SL 88 B FS 83 X FF 91 1-2 ③ L6			X FF 92 0-0 WP 16 F8 1-2 1B 1B	X CU 75 0-0 ③ G3-1		4	1	1	0	0	0	0
16 Aramis Ramirez, R (1, 5) OBP: 0.314, SLG: 0.425		F SL 88 F FC 93 F FS 80 B SL 88 F FF 92 F FF 92 B FC 92 X SL 88 2-2 1B			B SL 88 F SL 87 B FF 89 C FF 91 B FC 92 X SL 89 3-2 ① F7		X FF 92 0-0 ① F8 1-2 2-3			3	0	1	0	0	0	2
18 Khris Davis, R (1, 7) OBP: 0.307, SLG: 0.481		F SI 90 B FF 90 F FF 90 S FS 81 1-3 ② K			F SL 89 B FF 90 C FF 90 F FS 81 B FF 89 X FS 80 2-2 ② L8		B FF 92 X FF 93 1-0 ② G6-3 3-H			3	0	0	1	0	1	2
24 Lyle Overbay, L (1, 3) OBP: 0.304, SLG: 0.313 Rickie Weeks Jr., R (7, PH) OBP: 0.362, SLG: 0.421 13 Will Smith, R (8, 1) 57 Francisco Rodríguez, R (9, 1)		B SI 90 D CU 78 X SI 88 2-0 ③ F7			B FS 80 S FS 80 X SI 91 1-1 ③ F8		S FS 84 B FS 85 X FF 94 1-1 9 FC6-4 2-H 1B			2 1 0 0	0 0 0 0	0 1 0 0	0 1 0 0	0 0 0 0	0 0 0 0	1 0 0 0
9 Jean Segura, R (1, 6) OBP: 0.278, SLG: 0.317			B SL 87 X FF 89 1-0 ① L7			C FF 85 C FF 88 X FC 90 0-2 ① G3-1	X FF 94 0-0 ③ FC6-4 1-2f			3	0	0	0	0	0	1
49 Yovani Gallardo, R (1, 1) OBP: 0.167, SLG: 0.174 7 Mark Reynolds, R (8, 3) OBP: 0.295, SLG: 0.427			C FC 90 C FF 91 B FF 92 F SL 85 C FS 79 1-3 ② K			B FF 86 F FC 89 B SL 87 C FC 90 B FC 91 X FC 90 3-2 ② F9		B SL 82 C FF 94 B FF 94 C SL 81 S FF 94 2-3 ① K		2 1	0 0	0 0	0 0	0 0	1 1	0 0
Inning Stats	R: 0 E: 0 K: 2 S: 8 H: 0 LOB: 0 BB: 0 P: 10	R: 0 E: 0 K: 1 S: 12 H: 1 LOB: 1 BB: 0 P: 18	R: 0 E: 0 K: 1 S: 6 H: 0 LOB: 0 BB: 0 P: 8	R: 0 E: 0 K: 0 S: 7 H: 0 LOB: 0 BB: 0 P: 12	R: 0 E: 0 K: 0 S: 9 H: 0 LOB: 0 BB: 0 P: 15	R: 0 E: 0 K: 0 S: 18 H: 1 LOB: 1 BB: 0 P: 24	R: 2 E: 0 K: 0 S: 7 H: 2 LOB: 1 BB: 1 P: 13	R: 2 E: 0 K: 1 S: 10 H: 2 LOB: 0 BB: 0 P: 14		1B: 3 2B: 2 3B: 0 HR: 1	SF: 0 SAC: 0 DP: 0 HBP: 0		WP: 1 PB: 0 SB: 0 CS: 0	PA: 31		

PITCHER		IP	WLS	BF	H	R	ER	SO	BB	IBB	HBP	BLK	WP	HR	S	P	ERA	WHIP
55 Mat Latos, R ERA:	(1, 1)	6.0		20	2	0	0	4	0	0	0	0	0	0	60	87	0.00	0.333
Logan Ondrusek, R ERA: 4.5	(7, 1)	0.2	B	4	1	2	2	0	1	0	0	0	0	0	4	9	27.00	3.000
43 Manny Parra, L ERA: 4.79	(7, 1)	0.1		2	1	0	0	0	0	0	0	0	1	0	3	4	0.00	3.000
60 J.J. Hoover, R ERA: 5.4	(8, 1)	1.0	L	5	2	2	2	1	0	0	0	0	0	1	10	14	18.00	2.000

PITCHER	IP	WLS	BF	H	R	ER	SO	BB	IBB	HBP	BLK	WP	HR	S	P	ERA	WHIP

BOTTOM

Cincinnati Reds @ Milwaukee Brewers

Miller Park, Milwaukee, WI

Sat Jun 14 2014, 6:18 PM - 9:12 PM CDT

Att. 40,507 - Roof Closed - 70 F

livebaseballscorecards.com

AB	30
R	4
H	6
RBI	4
BB	1
SO	5
LOB	7

Batter	1	2	3	4	5	6	7	8	9	AB	R	H	RBI	BB	SO	LOB
6 Billy Hamilton, S (1, 8) OBP: 0.301, SLG: 0.382	C FF 88 C FF 88 F CH 77 B CH 78 F FF 89 X CU 76 1-2 HR	C FF 90 L CH 79 F CH 78 F FF 89 S CH 78 0-3 ③ K			C FF 88 B CH 78 F FF 88 X CH 76 1-2 21 HR 1B		C SI 90 B SI 90 C SI 91 C SI 92 1-3 ① K	F SI 91 C SL 85 B SL 86 F SI 90 X SL 86 1-2 19 BB 1-2 2-3 3-H 1B	B SI 91 B SI 91 B FF 92 C FF 90 F FF 93 S FF 91 3-3 ② K	6	2	3	2	0	3	2
21 Todd Frazier, R (1, 5) OBP: 0.348, SLG: 0.514 (8, 3)	C FF 90 F FF 90 B CH 79 F FF 91 B CU 79 F CH 79 X FF 90 2-2 ① F9	S FF 90 C FF 89 F FF 90 B FF 90 F CH 81 B FF 90 F FF 90 X CH 80 2-2 ① P4			1 SAFE 1 SAFE 1 SAFE F FF 88 X FF 88 0-1 1-H HR		B SI 92 C FF 92 B SI 92 C SI 92 F SI 94 S SI 93 2-3 ② K	D FF 87 F FF 90 C FC 86 B FF 89 C FC 82 2-3 ① K	B CU 80 B CH 84 B CH 84 C FF 91 F FF 91 X FF 93 3-2 1-H 3-H 2B	6	1	2	4	0	2	3
19 Joey Votto, L (1, 3) OBP: 0.412, SLG: 0.453 52 Tony Cingrani, L (8, 1) OBP: 0.150, SLG: 0.150	C CH 78 B FF 90 C FF 89 B CH 79 B FF 90 X CH 80 3-2 4 HR 1B	S FF 89 X FF 89 0-1 ② F7			X CH 78 0-0 ① F8		B SI 92 B CH 88 X SI 92 2-0 2B	B FF 89 C FF 88 B CH 83 F FF 88 B CU 70 F CH 82 B FF 89 4-2 1-2 2-3 3-H BB	B FF 91 B FF 90 B FF 91 C FF 91 C FF 90 X FF 92 3-2 ③ G5-3	4 1	1 0	2 0	1 0	1 0	0 0	0 1
4 Brandon Phillips, R (1, 4) OBP: 0.309, SLG: 0.400	S CU 78 D CH 79 X CH 80 1-1 1-H HR	C FF 89 B FF 90 S CU 79 F FF 90 X CU 78 1-2 1B			B FF 88 C X FF 90 1-1 ② G4-3		D SL 85 C SI 93 F FF 93 F SI 94 X SI 93 1-2 ③ G5-3	D FC 86 B FF 88 S FF 89 X FF 89 2-1 ② SF8 3-H		4	1	2	3	0	0	1
32 Jay Bruce, L (1, 9) OBP: 0.319, SLG: 0.362	C FF 89 B FF 89 B FF 89 B CH 79 X FF 90 3-1 ② P6	X FF 89 0-0 ③ L9			C FF 88 B FF 88 B CH 79 F FF 88 C FF 90 2-3 ③ K			39 1B 1B	F8	5	1	1	0	0	1	3
48 Ryan Ludwick, R (1, 7) OBP: 0.330, SLG: 0.424	C FF 89 B FF 89 B CU 78 X CU 78 2-1 2B			B FF 89 B CH 78 F FF 89 B FF 89 F FF 90 X FF 90 3-2 ① F8		C SI 90 X SI 88 0-1 2B		B SL 85 C SL 84 B FF 90 B SL 83 S SI 91 F SL 84 X SI 91 3-2 39 1B 25 1B 1-2 1B	S FF 90 X SI 90 0-1 39 1B 2 FC5-4 2B	5	2	4	0	0	0	0
39 Devin Mesoraco, R (1, 2) OBP: 0.348, SLG: 0.573	F FF 89 B FF 90 D CH 80 X FF 90 2-1 ③ L7			S FF 89 X FF 89 0-1 1B		C SL 80 B SI 89 X CH 82 1-1 ① G6-3		C SL 84 X CU 74 0-1 25 1B 2 1B 6 1B 1-3 2-H 1B	X FF 92 0-0 2 FC5-4 2-3 1B	5	1	3	1	0	0	2
2 Zack Cozart, R (1, 6) OBP: 0.266, SLG: 0.310		B FF 90 B FF 89 B FF 90 C FF 89 S FF 89 F FF 90 F FF 90 X FF 90 3-2 ① F8		C FF 88 D CU 78 S FF 88 B FF 90 F FF 89 F FF 89 F FF 89 X CH 78 2-2 ② P5		B SI 90 X CH 83 1-0 ② G6-3		B SI 90 F SL 84 F SI 89 X CU 75 1-2 6 1B 25 1B 19 BB 1-2 1B	C CU 76 F FF 92 F CU 79 B CU 75 X CH 84 1-2 ① FC5-4 7 E 7 FC6 21 2B 1-2f 3-H	5	2	1	1	0	0	3
44 Mike Leake, R (1, 1) OBP: 0.138, SLG: 0.276 28 Chris Heisey, R (6, PH) OBP: 0.286, SLG: 0.347 43 Manny Parra, L (6, 1) 63 Sam LeCure, R (6, 1) 25 Skip Schumaker, L (8, PH) OBP: 0.260, SLG: 0.295 7 Ramon Santiago, S (8, 5) OBP: 0.300, SLG: 0.227		C CU 77 B FF 90 F FF 89 F CH 79 S FF 90 1-3 ② K		X CU 77 0-0 ③ P3		B CH 84 C CH 84 B SI 90 X CH 84 2-1 ③ F9		S SL 86 X FS 87 0-1 19 BB 6 1B 4 SF8 1-2 2-3 3-H 1B	C CU 75 B FF 92 X FF 92 1-1 FC6 21 2B 1-3	2 1 0 0 1 1	0 0 0 0 1 1	0 0 0 0 0 0	0 0 0 0 1 1	1 0 0 0 0 0	1 1 0 0 0 1	1 1 0 0 0 1
Inning Stats	R: 3 E: 0 K: 0 S: 21 H: 4 LOB: 1 BB: 0 P: 35	R: 0 E: 0 K: 2 S: 14 H: 0 LOB: 0 BB: 0 P: 18	R: 0 E: 0 K: 0 S: 13 H: 1 LOB: 1 BB: 0 P: 16	R: 0 E: 0 K: 0 S: 12 H: 1 LOB: 1 BB: 0 P: 17	R: 2 E: 0 K: 1 S: 11 H: 2 LOB: 0 BB: 0 P: 15	R: 0 E: 0 K: 0 S: 7 H: 1 LOB: 1 BB: 0 P: 11	R: 0 E: 0 K: 2 S: 12 H: 1 LOB: 1 BB: 0 P: 18	R: 5 E: 0 K: 1 S: 27 H: 6 LOB: 2 BB: 1 P: 43	R: 3 E: 1 K: 1 S: 18 H: 3 LOB: 1 BB: 0 P: 29	1B: 11 2B: 5 3B: 0 HR: 3 SF: 1 SAC: 0 DP: 0 HBP: 0						WP: 0 PB: 0 SB: 0 CS: 0 PA: 48	

PITCHER		IP	WLS	BF	H	R	ER	SO	BB	IBB	HBP	BLK	WP	HR	S	P	ERA	WHIP
41 Marco Estrada, R ERA: 4.82	(1, 1)	5.0	L	23	8	5	5	3	0	0	0	0	0	3	71	101	9.00	1.600
32 Tom Gorzelanny, L ERA:	(6, 1)	1.0		4	1	0	0	0	0	0	0	0	0	0	7	11	0.00	1.000
53 Brandon Kintzler, R ERA: 2.96	(7, 1)	1.0		4	1	0	0	2	0	0	0	0	0	0	12	18	0.00	1.000
47 Rob Wooten, R ERA: 4.98	(8, 1)	0.0		6	6	5	5	0	0	0	0	0	0	0	17	22	∞	∞
50 Mike Fiers, R ERA:	(8, 1)	1.0		4	0	0	0	1	1	0	0	0	0	0	10	21	0.00	1.000

PITCHER		IP	WLS	BF	H	R	ER	SO	BB	IBB	HBP	BLK	WP	HR	S	P	ERA	WHIP
51 Wei-Chung Wang, L ERA: 12.51	(9, 1)	1.0		7	3	3	1	1	0	0	0	0	0	0	18	29	9.00	3.000

TOP

Cincinnati Reds @ Milwaukee Brewers

Miller Park, Milwaukee, WI

Sun Jun 15 2014, 1:12 PM - 4:30 PM CDT

Att. 42,213 - Cloudy - 77 F

livebaseballscorecards.com

AB	46
R	13
H	19
RBI	13
BB	1
SO	7
LOB	18

Cincinnati Reds @ Milwaukee Brewers

Miller Park, Milwaukee, WI

Sun Jun 15 2014, 1:12 PM - 4:30 PM CDT

Att. 42,213 - Cloudy - 77 F

livebaseballscorecards.com

BOTTOM

Batter	1	2	3	4	5	6	7	8	9	AB	R	H	RBI	BB	SO	LOB
2 Scooter Gennett, L (1, 4) OBP: 0.335, SLG: 0.437	G5-3		1B	2B		K			L8	5	0	2	2	0	1	0
8 Ryan Braun, R (1, 9) OBP: 0.325, SLG: 0.500	F8		F9	P6		G4-3			P5	5	0	0	0	0	0	4
20 Jonathan Lucroy, R (1, 2) OBP: 0.397, SLG: 0.516 12 Martín Maldonado, R (9, 2) OBP: 0.393, SLG: 0.479	K		P5		HR		27 G5-4-3 1B		G5-3	4 1	1 0	2 0	1 0	0 0	1 0	2 0
27 Carlos Gómez, R (1, 8) OBP: 0.379, SLG: 0.547		18 PB 2B		16 L9-3 1B	L8		G5-4-3 1-2f			4	0	2	0	0	0	1
16 Aramis Ramirez, R (1, 5) OBP: 0.313, SLG: 0.421 24 Lyle Overbay, L (9, 3) OBP: 0.304, SLG: 0.313		L7	L9-3 1-2		18 FC1-4 1B		G6-3			4 0	0 0	1 0	0 0	0 0	0 0	2 0
18 Khris Davis, R (1, 7) OBP: 0.310, SLG: 0.479	2-3		7 2B 41 1B 1B	FC1-4 7 S 1-2f				BB		3	1	1	0	1	1	2
7 Mark Reynolds, R (1, 3) OBP: 0.299, SLG: 0.431 (9, 5)			41 1B 2 2B 1-3 2B	9 FC5-4 1-2 BB					P2	3	1	1	0	1	1	2
9 Jean Segura, R (1, 6) OBP: 0.277, SLG: 0.314			F9	41 1B 2 2B IBB	FC5-4 1-2f				L5	3	1	0	0	1	0	3
41 Marco Estrada, R (1, 1) OBP: 0.167, SLG: 0.091 32 Tom Gorzelanny, R (6, 1) 3 Elian Herrera, S (6, PH) OBP: 0.226, SLG: 0.259 53 Brandon Kintzler, R (7, 1) 47 Rob Wooten, R (8, 1) 50 Mike Fiers, R (8, 1) Rickie Weeks Jr., R (8, PH) OBP: 0.356, SLG: 0.417 51 Wei-Chung Wang, L (9, 1)			8 F9 2 1B BB	2 2B 1-2 2-3 3-H 1B		P4			L9	1 0 1 0 0 0 1 0	0 0 0 0 0 0 0 0	1 0 0 0 0 0 0 0	1 0 0 0 0 0 0 0	0 0 0 0 0 0 0 0	0 0 0 0 0 0 1 0	0 0 0 0 0 0 1 0
Inning Stats	R: 0 E: 0 K: 1 S: 7 H: 0 LOB: 0 BB: 0 P: 9	R: 0 E: 0 K: 2 S: 11 H: 1 LOB: 1 BB: 0 P: 17	R: 0 E: 0 K: 0 S: 12 H: 1 LOB: 2 BB: 1 P: 18	R: 3 E: 0 K: 0 S: 9 H: 5 LOB: 2 BB: 1 P: 22	R: 1 E: 0 K: 0 S: 11 H: 2 LOB: 2 BB: 1 P: 18	R: 0 E: 0 K: 1 S: 8 H: 0 LOB: 0 BB: 0 P: 10	R: 0 E: 0 K: 0 S: 3 H: 1 LOB: 0 BB: 0 P: 4	R: 0 E: 0 K: 0 S: 8 H: 0 LOB: 1 BB: 1 P: 15	R: 0 E: 0 K: 0 S: 6 H: 0 LOB: 0 BB: 0 P: 8	1B: 6 2B: 4 3B: 0 HR: 1	SF: 0 SAC: 0 DP: 2 HBP: 0					

	AB	35
	R	4
	H	10
	RBI	4
	BB	4
	SO	4
	LOB	17

WP: 0 PB: 1 SB: 1 CS: 0 PA: 39

PITCHER		IP	WLS	BF	H	R	ER	SO	BB	IBB	HBP	BLK	WP	HR	S	P	ERA	WHIP
44 Mike Leake, R ERA: 3.8	(1, 1)	5.0	W	26	9	4	4	3	2	1	0	0	0	1	50	84	7.20	2.200
43 Manny Parra, L ERA: 4.64	(6, 1)	0.2	H	2	0	0	0	1	0	0	0	0	0	0	5	5	0.00	0.000
63 Sam LeCure, R ERA: 2.63	(6, 1)	1.1	H	4	1	0	0	0	0	0	0	0	0	0	6	9	0.00	0.750
52 Tony Cingrani, L ERA: 4.52	(8, 1)	2.0		7	0	0	0	0	1	0	0	0	0	0	14	23	0.00	0.500

PITCHER	IP	WLS	BF	H	R	ER	SO	BB	IBB	HBP	BLK	WP	HR	S	P	ERA	WHIP

Batter	1	2	3	4	5	6	7	8	9	AB	R	H	RBI	BB	SO	LOB
2 Scooter Gennett, L (1, 4) OBP: 0.336, SLG: 0.450	C SI 91 C CU 79 F CU 80 S CU 79 0-3 ① K		B FC 90 X FS 85 1-0 HR		C SI 93 F FC 92 F SI 94 X CU 81 0-2 ② L8			C FF 86 X FF 86 0-1 ② P6	F FF 91 C FF 91 B FF 89 D FS 85 X FS 85 2-2 8 WP 8 3B 1-2 2-H 1B	5	2	2	2	0	1	0
8 Ryan Braun, R (1, 9) OBP: 0.330, SLG: 0.509	B SI 91 X CU 79 1-0 ② L4		C SI 93 B SI 93 F SI 94 X SI 94 1-2 16 L9-6 20 1B 1B		F CU 81 F SI 94 B SI 93 X SI 94 1-2 ③ G6-3			B FF 92 B FF 92 B FF 93 B FC 93 4-0 16 WP 20 BB 16 2B BB	B FF 91 F FF 90 X FF 90 1-1 1-H 2-H 3B	4	1	2	2	1	0	0
20 Jonathan Lucroy, R (1, 2) OBP: 0.397, SLG: 0.512 59 Zach Duke, L (9, 1)	C SI 91 B SI 92 X SI 92 1-1 ③ G6-3		B CU 81 C CU 81 1 SAFE X CU 82 1-1 1-2 1B			C SI 92 C SI 93 B SI 94 X CU 82 1-2 ① G1-3		S FF 92 1 SAFE B FF 92 B FC 92 B FF 92 B FF 93 4-1 1-2 16 2B BB	C FF 90 F FS 86 B FF 90 B FF 91 F FF 92 X FS 85 2-2 ③ P4	4 0	1 0	1 0	0 0	1 0	0 0	1 0
16 Aramis Ramirez, R (1, 5) OBP: 0.322, SLG: 0.435		B CU 80 B CU 78 C CU 80 B SI 92 F SI 92 X SI 92 3-2 18 3B 1B	C SI 93 S CU 82 F SI 93 F FC 93 X FF 94 0-2 ①② L9-6 2-2			X SI 93 0-0 18 G5-4-3 1B		C FF 93 B FF 93 S FC 92 B CU 80 B CU 81 X CU 80 3-2 1-H 2-H 18 1B 2B		4	2	3	2	0	0	2
18 Khris Davis, R (1, 7) OBP: 0.313, SLG: 0.487		B SI 92 B SI 92 S CU 81 F SI 92 X CU 81 2-2 9 G3-6-3 1-H 3B	B SI 93 X SI 94 1-0 ③ G1-3			B CU 82 X SI 92 1-0 ②③ G5-4-3 1-2f		B CU 79 X CU 78 1-0 7 CS 2-H 1B		4	1	2	2	0	0	2
7 Mark Reynolds, R (1, 3) OBP: 0.298, SLG: 0.424		B SI 92 B CU 82 B SI 93 B SI 92 4-0 9 G3-6-3 BB		C CU 82 B SI 92 B CU 82 B CU 82 F SI 93 X CU 82 3-2 ① G6-3			F CU 82 B CU 82 F CU 81 F FF 94 X SI 93 1-2 ① G4-3	B FC 89 B FF 91 2-0 ③ CS 1-2	S FF 91 B FF 91 X FF 92 1-1 ① P4	3	0	0	0	1	0	0
9 Jean Segura, R (1, 6) OBP: 0.273, SLG: 0.309		C CU 81 B SI 93 1 SAFE X SI 93 1-1 ①② G3-6-3 1-2f 3-H		B SI 92 C SI 93 X SI 91 1-1 ② G6-3			F CU 82 B SI 93 B SI 93 B SI 93 X CU 82 3-1 ② L8		C FF 91 X FS 86 0-1 ② G5-3	4	0	0	0	0	0	1
3 Elian Herrera, S (1, 8) OBP: 0.254, SLG: 0.293		X SI 92 0-0 38 FC6-4 1B		X SI 93 0-0 ③ F7			B SI 93 F FC 91 F CU 83 C CU 82 1-3 ③ K		S FF 90 B FS 86 S FS 86 B FS 87 X FS 86 2-2 2 S 2 1B 2B	4	1	2	0	0	1	0
38 Wily Peralta, R (1, 1) OBP: 0.080, SLG: 0.160 24 Lyle Overbay, L (8, PH) OBP: 0.304, SLG: 0.313 Rickie Weeks Jr., R (8, PH) OBP: 0.355, SLG: 0.412 13 Will Smith, R (8, 1) 12 Martin Maldonado, R (9, PH) OBP: 0.404, SLG: 0.479 (9, 2)		B SI 93 F SI 93 B CU 82 X SI 93 2-1 ③ FC6-4 1-2f			X SI 91 0-0 ① G6-3			B FC 86 B FC 86 B FF 85 C FC 85 F FF 86 C FC 86 3-3 ① K	H FF 90 1-0 8 WP 2 1B 8 3B HBP	2 0 1 0 0	0 0 0 0 1	0 0 0 0 0	0 0 0 0 0	0 0 1 0 0	0 0 0 0 0	1 0 0 0 0
Inning Stats	R: 0 E: 0 K: 1 S: 7 H: 0 LOB: 0 BB: 0 P: 9	R: 2 E: 0 K: 0 S: 11 H: 3 LOB: 1 BB: 1 P: 23	R: 1 E: 0 K: 0 S: 12 H: 3 LOB: 1 BB: 0 P: 16	R: 0 E: 0 K: 0 S: 6 H: 0 LOB: 0 BB: 0 P: 10	R: 0 E: 0 K: 0 S: 8 H: 0 LOB: 0 BB: 0 P: 9	R: 0 E: 0 K: 0 S: 5 H: 1 LOB: 0 BB: 0 P: 7	R: 0 E: 0 K: 1 S: 9 H: 0 LOB: 0 BB: 0 P: 14	R: 3 E: 0 K: 1 S: 10 H: 2 LOB: 0 BB: 2 P: 27	R: 3 E: 0 K: 0 S: 16 H: 3 LOB: 1 BB: 0 P: 25	1B: 7 2B: 3 3B: 2 HR: 1 SF: 0 SAC: 0 DP: 3 HBP: 1						

PITCHER		IP	WLS	BF	H	R	ER	SO	BB	IBB	HBP	BLK	WP	HR	S	P	ERA	WHIP
32 Brandon McCarthy, R ERA: 5.18	(1, 1)	7.0		26	7	3	3	2	1	0	0	0	0	1	58	88	3.86	1.143
54 Joe Thatcher, L ERA: 2.7	(8, 1)	0.2		2	0	0	0	1	0	0	0	0	0	0	5	8	0.00	0.000
38 Will Harris, R ERA: 9.24	(8, 1)	0.1	L	4	2	3	3	0	2	0	0	0	1	0	5	19	81.00	12.000
40 J.J. Putz, R ERA: 7.11	(9, 1)	1.0		7	3	3	3	0	0	0	1	0	1	0	16	25	27.00	3.000

PITCHER	IP	WLS	BF	H	R	ER	SO	BB	IBB	HBP	BLK	WP	HR	S	P	ERA	WHIP

TOP

Milwaukee Brewers @ Arizona Diamondbacks

Chase Field, Phoenix, AZ

Mon Jun 16 2014, 6:41 PM - 9:41 PM MST

Att. 18,262 - Clear - 101 F

livebaseballscorecards.com

AB	35
R	9
H	12
RBI	8
BB	3
SO	3
LOB	7

WP: 2 PA: 40
PB: 0
SB: 1
CS: 1

Milwaukee Brewers @ Arizona Diamondbacks

Chase Field, Phoenix, AZ

Mon Jun 16 2014, 6:41 PM - 9:41 PM MST

Att. 18,262 - Clear - 101 F

livebaseballscorecards.com

BOTTOM

Batter	1	2	3	4	5	6	7	8	9	AB	R	H	RBI	BB	SO	LOB
8 Gerardo Parra, L (1, 9) OBP: 0.316, SLG: 0.372	C FF 93 B FF 94 X FF 96 1-1 ① G6-3	S FF 96 X SI 96 0-1 ①② G4-6-3 1-2f		B SL 83 X FF 95 1-0 ③ F8			H FF 95 1-0 14 G3-6-1 HBP			3	0	0	0	0	0	1
14 Martín Prado, R (1, 5) OBP: 0.324, SLG: 0.379	C FF 95 F FF 96 B SL 87 X FF 98 1-2 ② G6-3	X FF 97 0-0 1B			C SL 80 X FF 94 0-1 ① L9		B SL 84 C SL 83 X FF 96 1-1 ②③ G3-6-1 1-2f			4	0	1	0	0	0	2
44 Paul Goldschmidt, R (1, 3) OBP: 0.376, SLG: 0.567	B FF 94 B FF 96 X FF 94 2-0 26 1B 1B	S SL 86 B FF 96 B SL 87 1 SAFE X SL 87 2-1 ③ P4			C CH 83 B CH 82 S CH 81 F FF 96 B SL 86 B SL 87 C SL 86 3-3 ② K			B FF 94 B SL 81 C FF 93 X FF 94 2-1 2 C4-3 1B		4	0	2	0	0	1	1
26 Miguel Montero, L (1, 2) OBP: 0.360, SLG: 0.446	F FF 95 B FF 94 X CH 83 1-1 1-3 1B	S FF 95 F SI 94 B SL 87 B FF 95 S SL 86 2-3 ① K			S SL 84 B FF 94 S FF 95 B SL 88 B FF 96 F SL 87 X FF 96 3-2 ③ P5			S SL 82 B FF 94 S SL 83 S SL 84 1-3 ① K		4	0	1	0	0	2	1
2 Aaron Hill, R (1, 4) OBP: 0.295, SLG: 0.395	C SL 84 S SL 86 B SL 87 C SL 86 1-3 ③ K		C FF 94 S CH 83 B SL 89 F FF 95 X SL 86 1-2 ② L8			B SL 83 X SL 84 1-0 ① F8		C FF 94 B SL 82 X FF 95 1-1 ②③ G4-3 1-2f		4	0	0	0	0	1	3
6 David Peralta, L (1, 8) OBP: 0.339, SLG: 0.448		C FF 96 B FF 94 F FF 96 X FF 95 1-2 16 1B 27 1B 1B	S SL 84 F CH 84 B SL 87 B SL 88 X FF 97 2-2 1B			B FF 94 F FF 95 F SL 85 B FF 95 X SL 86 2-2 ② L8			B FF 88 C FF 89 C CU 77 B CU 78 B SI 91 S SI 90 3-3 ① K2-3	4	1	2	0	0	1	0
16 Chris Owings, R (1, 6) OBP: 0.310, SLG: 0.443		C FF 96 X FF 97 0-1 27 1B 32 1B 1-2 1B	C FF 97 D SL 86 X SI 94 1-1 ③ L8			C SL 84 C CH 82 S SL 85 0-3 ③ K			B SI 90 B SI 91 F SI 90 B SI 90 X SI 91 3-1 27 DI 1B	4	1	2	0	0	1	1
27 Roger Kieschnick, L (1, 7) OBP: 0.182, SLG: 0.182		B FF 97 F SL 84 B SL 84 T SI 96 B SL 86 X FF 97 3-2 32 1B 1-3 2-H 1B		C SL 82 B SL 83 B CH 82 F FF 96 B FF 94 S SL 84 3-3 ① K			B SL 84 B CH 82 X SI 95 2-0 32 SH3-4 1B		S SL 84 F CU 77 D CU 78 F SI 90 B CU 76 C SI 90 2-3 ② K 1-2	4	1	2	1	0	2	1
32 Brandon McCarthy, R (1, 1) OBP: 0.154, SLG: 0.154 54 Joe Thatcher, L (8, 1) 38 Will Harris, R (8, 1) 40 J.J. Putz, R (9, 1) 7 Cody Ross, R (9, PH) OBP: 0.254, SLG: 0.248		C SL 82 X SL 84 0-1 8 G4-6-3 2-H 3-H 1B		B FF 93 C FF 91 F FF 93 B FF 95 S SI 95 2-3 ② K			X SI 92 0-0 ① SH3-4 1-2		C CU 75 B SI 91 B SI 91 X FF 90 2-1 ③ L8	2 0 0 0 1	0 0 0 0 0	1 0 0 0 0	2 0 0 0 0	0 0 0 0 0	1 0 0 0 0	0 0 0 0 1

	AB	34
	R	3
	H	11
	RBI	3
	BB	0
	SO	9
	LOB	11

Inning Stats	1	2	3	4	5	6	7	8	9
	R: 0 E: 0 K: 1 S: 11	H: 2 LOB: 2 BB: 0 P: 17	R: 3 E: 0 K: 0 S: 15	H: 5 LOB: 1 BB: 0 P: 21	R: 0 E: 0 K: 1 S: 12	H: 1 LOB: 1 BB: 0 P: 18	R: 0 E: 0 K: 2 S: 7	H: 0 LOB: 0 BB: 0 P: 13	R: 0 E: 0 K: 1 S: 10	H: 0 LOB: 0 BB: 0 P: 16
	R: 0 E: 0 K: 1 S: 7	H: 0 LOB: 0 BB: 0 P: 10	R: 0 E: 0 K: 0 S: 4	H: 1 LOB: 1 BB: 0 P: 8	R: 0 E: 0 K: 1 S: 7	H: 1 LOB: 0 BB: 0 P: 11	R: 0 E: 0 K: 2 S: 11	H: 1 LOB: 1 BB: 0 P: 21	1B: 11 2B: 0 3B: 0 HR: 0	SF: 0 SAC: 1 DP: 3 HBP: 1

	WP: 0	PA: 36
	PB: 0	
	SB: 0	
	CS: 0	

PITCHER		IP	WLS	BF	H	R	ER	SO	BB	IBB	HBP	BLK	WP	HR	S	P	ERA	WHIP
38 Wily Peralta, R ERA: 2.98	(1, 1)	7.0	W	29	9	3	3	6	0	0	1	0	0	0	66	103	3.86	1.286
13 Will Smith, L ERA: 1.1	(8, 1)	1.0	H	3	1	0	0	1	0	0	0	0	0	0	7	11	0.00	1.000
59 Zach Duke, L ERA: 1.27	(9, 1)	1.0		4	1	0	0	2	0	0	0	0	0	0	11	21	0.00	1.000

PITCHER	IP	WLS	BF	H	R	ER	SO	BB	IBB	HBP	BLK	WP	HR	S	P	ERA	WHIP

Milwaukee Brewers @ Arizona Diamondbacks

Chase Field, Phoenix, AZ

Tue Jun 17 2014, 6:40 PM - 9:32 PM MST

Att. 18,148 - Clear - 100 F

livebaseballscorecards.com

TOP

Batter	1	2	3	4	5	6	7	8	9	AB	R	H	RBI	BB	SO	LOB
2 Scooter Gennett, L (1, 4) OBP: 0.342, SLG: 0.458	C FF 88 X FF 89 0-1 ① G5-3		C FC 90 X CU 81 0-1 ② G4-3		S CU 80 F CU 81 X CU 82 0-2 8 FC6 1B		X SI 94 0-0 20 HR 1-3 2B		C FF 94 X SL 84 0-1 E5 1B	5	1	3	0	0	0	0
8 Ryan Braun, R (1, 9) OBP: 0.332, SLG: 0.505	C FC 89 B FF 90 S FC 90 B CU 83 C CU 80 2-3 ② K		X CU 81 0-0 20 1B 1B		C FF 90 X FF 90 0-1 ③ FC6 1-2f		B FF 94 H FF 95 2-0 20 HR HBP		S SL 85 B FF 94 F FF 94 F FF 95 D SL 85 S CH 85 2-3 ② K	4	1	1	0	0	2	2
20 Jonathan Lucroy, R (1, 2) OBP: 0.401, SLG: 0.537	C FC 89 B FC 90 B FC 90 B FC 90 X FC 88 3-1 ③ F9		X FF 89 0-0 1-2 1B			C FC 89 B FC 86 B FC 88 B FF 88 X FC 88 3-1 HR	X SI 84 0-0 1-H 2-H 3-H HR		C SL 86 D SL 85 F SL 85 D SL 85 B CH 86 F FF 94 F FF 94 F CH 87 S CH 86 3-3 ③ K	5	2	3	5	0	1	1
16 Aramis Ramirez, R (1, 5) OBP: 0.321, SLG: 0.448		X FC 89 0-0 HR	C FF 90 X FC 90 0-1 ③ F8			B CU 81 F CU 80 C CU 82 B CU 82 S CU 83 2-3 ① K	F SI 85 S CH 77 C CU 72 0-3 ② K			4	1	1	1	0	2	2
18 Khris Davis, R (1, 7) OBP: 0.308, SLG: 0.479		B CU 78 C CU 77 B FF 89 X FF 89 2-1 ① G6-3		F CU 81 C CU 82 S CU 81 0-3 ① K		X CU 82 0-0 ② G6-3	C SI 84 S CH 77 C CU 73 0-3 ③ K			4	0	0	0	0	2	0
7 Mark Reynolds, R (1, 3) OBP: 0.293, SLG: 0.416		F CU 79 F CU 80 S CU 81 0-3 ② K		X CU 82 0-0 ② G1-3		C CU 82 B CU 82 C FC 91 B FC 90 X CU 82 2-2 ③ G5-3		C SL 80 B SL 81 F SL 80 B SL 83 S FF 94 2-3 ① K		4	0	0	0	0	2	0
9 Jean Segura, R (1, 6) OBP: 0.276, SLG: 0.327		B FC 89 F FC 89 B FC 88 F CU 80 X FF 90 2-2 3B		S FF 90 B FF 90 F FC 85 C FC 91 1-3 ③ K			C CU 80 X FF 90 0-1 3 SF8 3B	B FF 92 B FF 93 B CH 84 C FF 92 X FF 94 3-1 ② P4		4	1	2	0	0	1	0
3 Elian Herrera, S (1, 8) OBP: 0.238, SLG: 0.279		S CU 81 F CU 81 B FC 90 X FC 89 1-2 ③ G4-3			B CU 78 B CU 77 X FC 88 2-0 ① G4-3		B FF 88 B FF 88 B CU 79 C FF 89 X FF 89 3-1 ① SF8	B FF 93 S CH 84 B CH 85 F FF 93 S FF 94 2-3 ③ K		3	0	0	1	0	1	1
26 Kyle Lohse, R (1, 1) OBP: 0.229, SLG: 0.182 24 Lyle Overbay, L (7, PH) OBP: 0.309, SLG: 0.318 13 Will Smith, R (7, 1) 53 Brandon Kintzler, R (8, 1) Rickie Weeks Jr., R (9, PH) OBP: 0.352, SLG: 0.408 57 Francisco Rodríguez, R (9, 1)			X FF 88 0-0 ① G6-3		B FC 88 C FC 86 B CU 78 F FC 86 S CU 80 2-3 ② K		C CH 84 C FF 94 B FF 94 B FF 95 F CH 86 X SI 94 2-2 3-H 2 2B 20 HR 1B		S SL 82 B SL 81 S SL 85 B FF 93 C FF 94 2-3 ① K	2 1 0 0 1 0	0 1 0 0 0 0	0 1 0 0 0 0	0 0 0 0 0 0	0 0 0 0 0 0	1 0 0 0 1 0	0 0 0 0 0 0
Inning Stats	R: 0 E: 0 K: 1 S: 7 H: 0 LOB: 0 BB: 0 P: 12	R: 1 E: 0 K: 1 S: 12 H: 2 LOB: 1 BB: 0 P: 17	R: 0 E: 0 K: 0 S: 7 H: 2 LOB: 2 BB: 0 P: 7	R: 0 E: 0 K: 2 S: 7 H: 0 LOB: 0 BB: 0 P: 8	R: 0 E: 0 K: 1 S: 9 H: 1 LOB: 1 BB: 0 P: 13	R: 1 E: 0 K: 1 S: 9 H: 1 LOB: 0 BB: 0 P: 16	R: 5 E: 0 K: 2 S: 16 H: 4 LOB: 0 BB: 0 P: 23	R: 0 E: 0 K: 2 S: 8 H: 0 LOB: 0 BB: 0 P: 15	R: 0 E: 1 K: 3 S: 15 H: 1 LOB: 1 BB: 0 P: 22	1B: 5 2B: 1 3B: 2 HR: 3 SF: 1 SAC: 0 DP: 0 HBP: 1						

	AB	37
	R	7
	H	11
	RBI	7
	BB	0
	SO	13
	LOB	6

WP: 0 PB: 0 SB: 0 CS: 0 PA: 39

PITCHER		IP	WLS	BF	H	R	ER	SO	BB	IBB	HBP	BLK	WP	HR	S	P	ERA	WHIP
49 Mike Bolsinger, R ERA: 5.7	(1, 1)	6.1		26	7	3	3	6	0	0	0	0	0	2	55	80	4.26	1.105
50 Evan Marshall, R ERA: 3.44	(7, 1)	0.0	L	3	2	0	0	0	0	0	1	0	0	0	5	9	∞	∞
29 Brad Ziegler, R ERA: 2.68	(7, 1)	0.2	B	3	1	4	4	2	0	0	0	0	0	1	7	7	54.00	1.500
48 Randall Delgado, R ERA: 6.25	(8, 1)	2.0		7	1	0	0	5	0	0	0	0	0	0	23	37	0.00	0.500

PITCHER		IP	WLS	BF	H	R	ER	SO	BB	IBB	HBP	BLK	WP	HR	S	P	ERA	WHIP

Batter	1	2	3	4	5	6	7	8	9	AB	R	H	RBI	BB	SO	LOB
1 Didi Gregorius, L (1, 4) OBP: 0.326, SLG: 0.417	C SI 90 C SL 84 H SL 85 1-2 44 BB 8 1B 26 1B HBP	C CU 75 F FF 89 F SI 91 B CU 75 X SL 85 1-2 ③ L8			B CU 74 B SI 89 X CH 80 2-0 ① F8	1 SAFE F SL 83 F CU 74 B SI 89 D CU 75 F SL 83 S CH 79 2-3 ③ K			C SI 92 S CH 84 S CH 85 0-3 ① K	4	1	0	0	0	2	2
8 Gerardo Parra, L (1, 9) OBP: 0.318, SLG: 0.372	1 SAFE X SI 89 0-0 26 1B 44 BB 14 FC4-6 1-2 1B		C CU 75 B SI 90 F SI 91 F SI 90 X CH 82 1-2 ① G3		C SL 83 X CH 82 0-1 ② G1-6-3		C FF 94 X SL 80 0-1 ① G6-3		X CH 84 0-0 1-2 1B	5	1	2	0	0	0	0
44 Paul Goldschmidt, R (1, 3) OBP: 0.379, SLG: 0.563	C SL 85 F SI 90 B SL 85 B SL 85 B CH 81 B SL 86 4-2 14 FC4-6 26 1B 6 FC3-6 1-2 2-3 BB		C SI 89 F SI 90 B SL 85 B SI 91 B SI 91 B SI 92 4-2 BB		C CU 75 B SI 90 B SI 90 B SL 83 C SL 82 B SI 90 4-2 26 E 14 1B BB		B SI 90 C FF 92 B SI 90 X FF 94 2-1 ② L8		C CU 77 S CH 84 B FF 92 S CH 85 1-3 ② K	2	2	0	0	3	1	2
26 Miguel Montero, L (1, 2) OBP: 0.357, SLG: 0.441	D CU 76 C SL 85 T CU 76 D CU 76 B SI 91 F SL 85 X SL 85 3-2 14 FC4-6 1-2 2-3 3-H 1B		F CU 76 X SL 83 0-1 ② F9		D CU 74 C SL 83 B SI 90 1 SAFE X SL 82 2-1 E4 14 1B 1-2		S SL 82 F SL 81 T FF 95 0-2 ③ K		X CU 78 0-0 ③ G3	5	0	1	1	0	1	4
14 Martín Prado, R (1, 5) OBP: 0.323, SLG: 0.377	B SL 85 X SL 84 1-0 ① FC4-6 6 FC3-6 1-2f 2-3 3-H		X SI 91 0-0 ③ L9		C SL 83 X SL 83 0-1 1-3 2-H 1B			C SI 91 C SL 84 C SI 93 0-3 ① K		4	0	1	2	0	1	3
6 David Peralta, L (1, 8) OBP: 0.317, SLG: 0.419	1 SAFE B CH 80 B SL 85 X CH 80 2-0 ② FC3-6 16 FC6-4 1-2f 3-H			B SL 83 X CH 80 1-0 ① G3	F SI 89 T CH 80 S CH 78 0-3 ③ K			F SI 92 F CH 87 B SL 83 X SL 84 1-2 ② G3-1		4	0	0	1	0	1	3
16 Chris Owings, R (1, 6) OBP: 0.314, SLG: 0.446	C SI 90 B SL 84 D SL 84 F SI 90 X SL 83 2-2 ③ FC6-4 1-2f			C SI 90 B SL 85 C CU 75 X SL 84 1-2 27 G3 2B		F SL 83 H SI 88 1-1 HBP		C SI 92 C SI 92 X SI 94 0-2 ③ G6-3		3	0	1	0	0	0	1
27 Roger Kieschnick, L (1, 7) OBP: 0.200, SLG: 0.400		B SI 88 C SL 82 B CH 79 S SL 82 F SL 82 X SL 82 2-2 ① P6		B SL 84 X CH 79 1-0 ② G3 2-3		F CU 74 B CH 79 1 SAFE C SL 82 X SL 81 1-2 ① F8			B FF 90 X SI 90 1-0 HR	4	1	1	1	0	0	2
49 Mike Bolsinger, R (1, 1) OBP: 0.154, SLG: 0.154 50 Evan Marshall, R (7, 1) 29 Brad Ziegler, R (7, 1) 48 Randall Delgado, R (8, 1) 7 Cody Ross, R (9, PH) OBP: 0.259, SLG: 0.254		B SI 90 C SL 82 F SI 89 X SL 84 1-2 ② F9		S SL 84 S SL 83 X SL 83 0-2 ③ G5-3		B CU 78 M SL 81 M SL 80 M SL 80 1-3 ② K			B SI 92 X SI 91 1-0 8 1B 1B	3 0 0 0 1	0 0 0 0 0	0 0 0 0 1	0 0 0 0 0	1 0 0 0 0	2 0 0 0 0	0 0 0 0 0
Inning Stats	R: 3 H: 2 E: 0 LOB: 1 K: 0 BB: 1 S: 14 P: 27	R: 0 H: 0 E: 0 LOB: 0 K: 0 BB: 0 S: 11 P: 15	R: 0 H: 0 E: 0 LOB: 1 K: 0 BB: 1 S: 9 P: 14	R: 0 H: 1 E: 0 LOB: 1 K: 0 BB: 0 S: 8 P: 11	R: 1 H: 1 E: 1 LOB: 2 K: 1 BB: 1 S: 12 P: 20	R: 0 H: 0 E: 0 LOB: 1 K: 2 BB: 0 S: 11 P: 16	R: 0 H: 0 E: 0 LOB: 0 K: 1 BB: 0 S: 7 P: 9	R: 0 H: 0 E: 0 LOB: 0 K: 1 BB: 0 S: 9 P: 10	R: 1 H: 3 E: 0 LOB: 2 K: 2 BB: 0 S: 10 P: 13	1B: 5 SF: 0 2B: 1 SAC: 0 3B: 0 DP: 0 HR: 1 HBP: 2					WP: 0 PA: 40 PB: 0 SB: 0 CS: 0	

PITCHER	IP	WLS	BF	H	R	ER	SO	BB	IBB	HBP	BLK	WP	HR	S	P	ERA	WHIP
26 Kyle Lohse, R (1, 1) ERA: 3.09	6.0	W	28	4	4	3	3	3	0	2	0	0	0	65	103	4.50	1.167
13 Will Smith, L (7, 1) ERA: 1.07	1.0	H	3	0	0	0	1	0	0	0	0	0	0	7	9	0.00	0.000
53 Brandon Kintzler, R (8, 1) ERA: 2.84	1.0	H	3	0	0	0	1	0	0	0	0	0	0	9	10	0.00	0.000
57 Francisco Rodríguez, R (9, 1) ERA: 2.29	1.0	S	6	3	1	1	2	0	0	0	0	0	1	10	13	9.00	3.000

PITCHER	IP	WLS	BF	H	R	ER	SO	BB	IBB	HBP	BLK	WP	HR	S	P	ERA	WHIP

BOTTOM

Milwaukee Brewers @ Arizona Diamondbacks

Chase Field, Phoenix, AZ

Tue Jun 17 2014, 6:40 PM - 9:32 PM MST

Att. 18,148 - Clear - 100 F

livebaseballscorecards.com

AB	35
R	5
H	7
RBI	5
BB	3
SO	7
LOB	19

Batter	1	2	3	4	5	6	7	8	9	AB	R	H	RBI	BB	SO	LOB
Rickie Weeks Jr., R (1, 4) OBP: 0.339, SLG: 0.392	C SI 90 B FF 90 S SL 84 X FF 92 1-2 ① G3-1		F SI 90 S CH 81 B SL 82 C SL 87 1-3 ② K		C CH 81 B SL 87 S SL 87 D SL 86 X FF 93 2-2 ① FC1-4 1-2f			F SI 90 C FF 90 C FF 92 0-3 ① K		4	0	0	0	0	2	1
8 Ryan Braun, R (1, 9) OBP: 0.326, SLG: 0.495	F SI 90 B SL 84 S SL 85 X SL 87 1-2 ② F8		C SI 91 F SI 90 B SI 92 C FF 93 1-3 ③ K		X FF 91 0-0 ② L4			B SL 86 F SI 91 F CH 82 C FF 93 1-3 ② K		4	0	0	0	0	2	1
20 Jonathan Lucroy, R (1, 2) OBP: 0.405, SLG: 0.536	B SI 92 B SI 92 F SI 92 B SI 93 C SL 83 B FF 93 4-2 27 FC5-4 BB			B CH 78 C SI 89 X CH 81 1-1 27 1B 18 HR 1B	X FF 92 0-0 ③ F9			B SI 92 B SI 93 B SL 87 B CH 83 4-0 27 BB		2	1	1	0	2	0	1
27 Carlos Gómez, R (1, 8) OBP: 0.381, SLG: 0.544	F SL 85 D SL 84 X SL 87 1-1 ③ FC5-4 1-2f			X FF 90 0-0 18 HR 1-3 1B		X CH 80 0-0 ① G5-3		B CH 84 F SL 89 T SL 88 B FF 94 B FF 94 D SL 86 4-2 1-2 BB		3	1	1	0	1	0	1
16 Aramis Ramirez, R (1, 5) OBP: 0.319, SLG: 0.440		F SL 82 B SL 85 B CH 81 B SL 87 B SI 92 4-1 7 G4-3 18 1B BB		1 SAFE C FF 91 S FF 91 C FF 92 0-3 ① K		S CH 80 F SI 90 F SL 84 B CU 79 S SL 87 1-3 ② K		C CU 72 F CH 77 B CU 73 S CU 74 1-3 ③ K		3	0	0	0	1	3	4
18 Khris Davis, R (1, 7) OBP: 0.311, SLG: 0.492		C FF 91 B FF 92 X SL 85 1-1 7 G4-3 1-2 1B		X FF 93 0-0 1-H 3-H HR		C SI 91 B SI 92 X SL 87 1-1 ③ F8			F SI 84 B CH 77 F SI 85 S CH 78 1-3 ① K	4	1	2	3	0	1	0
7 Mark Reynolds, R (1, 3) OBP: 0.288, SLG: 0.408		F FF 92 X SI 92 0-1 ① ② G4-3 1-2f 2-3		B SL 87 S SL 85 B FF 93 C FF 92 X FF 92 2-2 ② G3			B SL 84 X FF 91 1-0 ① G5-3		X SI 86 0-0 ② F9	4	0	0	0	0	0	2
9 Jean Segura, R (1, 6) OBP: 0.272, SLG: 0.322		B SI 91 C SI 91 D SL 85 F SL 85 S SL 84 2-3 ③ K		C CH 82 B CH 83 F SI 92 X FF 93 1-2 ③ G1-3			C SI 91 B FF 90 C SI 90 B SI 92 B SL 84 F SL 88 X FF 93 3-2 ② G4-3		B CH 78 B SI 86 C SI 85 B SI 86 F SI 86 S CU 74 3-3 ③ K	4	0	0	0	0	2	1
22 Matt Garza, R (1, 1) OBP: 0.063, SLG: 0.094 13 Will Smith, R (8, 1) 53 Brandon Kintzler, R (9, 1)			C SI 88 S SI 90 T SL 82 0-2 ① K		X SI 89 0-0 FC1-4 1B		B SI 92 B FF 90 B FF 92 C FF 92 S SI 93 X SI 94 3-2 ③ G4-3			3 0 0	0 0 0	1 0 0	0 0 0	0 0 0	1 0 0	0 0 0
Inning Stats	R: 0 E: 0 K: 0 S: 10 H: 0 LOB: 1 BB: 1 P: 17	R: 0 E: 0 K: 1 S: 8 H: 1 LOB: 1 BB: 1 P: 15	R: 0 E: 0 K: 3 S: 9 H: 0 LOB: 0 BB: 0 P: 11	R: 3 E: 0 K: 1 S: 13 H: 3 LOB: 0 BB: 0 P: 17	R: 0 E: 0 K: 0 S: 6 H: 1 LOB: 1 BB: 0 P: 8	R: 0 E: 0 K: 1 S: 7 H: 0 LOB: 0 BB: 0 P: 9	R: 0 E: 0 K: 0 S: 8 H: 0 LOB: 0 BB: 0 P: 15	R: 0 E: 0 K: 3 S: 11 H: 0 LOB: 2 BB: 2 P: 21	R: 0 E: 0 K: 2 S: 7 H: 0 LOB: 0 BB: 0 P: 11	1B: 4 2B: 0 3B: 0 HR: 1	SF: 0 SAC: 0 DP: 1 HBP: 0			WP: 0 PB: 0 SB: 0 CS: 0	PA: 35	

PITCHER		IP	WLS	BF	H	R	ER	SO	BB	IBB	HBP	BLK	WP	HR	S	P	ERA	WHIP
36 Wade Miley, L ERA: 4.62	(1, 1)	7.2		31	5	3	3	8	4	0	0	0	0	1	69	109	3.52	1.174
29 Brad Ziegler, R ERA: 2.58	(8, 1)	1.1	W	4	0	0	0	3	0	0	0	0	0	0	10	15	0.00	0.000

PITCHER	IP	WLS	BF	H	R	ER	SO	BB	IBB	HBP	BLK	WP	HR	S	P	ERA	WHIP

TOP

Milwaukee Brewers @ Arizona Diamondbacks

Chase Field, Phoenix, AZ

Wed Jun 18 2014, 6:41 PM - 9:19 PM MST

Att. 19,711 - Clear - 97 F

livebaseballscorecards.com

AB	31
R	3
H	5
RBI	3
BB	4
SO	11
LOB	11

Milwaukee Brewers @ Arizona Diamondbacks

Chase Field, Phoenix, AZ

Wed Jun 18 2014, 6:41 PM - 9:19 PM MST

Att. 19,711 - Clear - 97 F

livebaseballscorecards.com

BOTTOM

Batter	1	2	3	4	5	6	7	8	9	AB	R	H	RBI	BB	SO	LOB
8 Gerardo Parra, L (1, 9) OBP: 0.317, SLG: 0.377	B FF 92 F FF 92 X FF 92 1-1 16 1B 3B	S CU 76 F CU 76 F FF 93 B FF 94 X SL 84 1-2 ③ G3-1 1-2			F CU 74 F FF 93 F SI 93 B SL 85 B SL 85 X FF 94 2-2 ① L9			F FF 91 X CU 75 0-1 ① G4-3		4	1	1	0	0	0	1
16 Chris Owings, R (1, 6) OBP: 0.321, SLG: 0.465	X SI 92 0-0 44 FC4-6 1B 3-H	C CU 74 B FF 93 F SI 94 X SI 94 1-2 44 1B 3B			B FF 94 B SL 84 C SI 94 X FF 94 2-1 ② L3			C CU 74 S SL 85 B SL 83 B SL 83 X FF 94 2-2 44 G4-3 2B		4	1	3	1	0	0	0
44 Paul Goldschmidt, R (1, 3) OBP: 0.378, SLG: 0.559	B SL 82 X FF 92 1-0 ① FC4-6 2 WP 26 E 2 FC6-4 1-2f	C SL 86 B SI 93 X FF 94 1-1 2 S 1B 3-H			C SI 94 S SL 86 F FF 94 X SI 94 0-2 ③ G4-3			C SL 84 B SI 93 C FF 93 X SL 84 1-2 ② G4-3 2-3		4	1	1	1	0	0	2
26 Miguel Montero, L (1, 2) OBP: 0.356, SLG: 0.438	C CU 75 1 SAFE F FF 92 X SL 83 0-2 FC4 2 FC6-4 1-2	B CU 75 B FF 93 F SL 85 F CU 76 F SL 84 C FF 93 2-3 ① K				X CU 73 0-0 14 G4-6-3 1B		C SL 81 C FF 94 D SL 82 T FF 94 1-2 ③ K		4	0	1	0	0	2	3
2 Aaron Hill, R (1, 4) OBP: 0.291, SLG: 0.389	C FF 91 B SL 84 C SL 84 X SI 92 1-2 ② FC6-4 1-2f 2-H	B FF 93 C FF 92 S SL 85 F FF 94 F SI 94 S SL 84 1-3 ② K 1-2				B SL 81 D FF 93 X FF 92 2-0 ① L7			B SI 91 X SI 91 1-0 ① G6-3	4	0	0	1	0	1	3
14 Martín Prado, R (1, 5) OBP: 0.322, SLG: 0.379	X FF 91 0-0 ③ G5-3	B FF 92 B SL 84 C SL 84 S FF 94 D SL 86 X FF 95 3-2 ③ G5-3				X FF 92 0-0 ②③ G4-6-3 1-2f			C SI 91 B SI 93 X SI 93 1-1 6 G3-1 19 1B 2B	4	1	1	0	0	0	3
6 David Peralta, L (1, 7) OBP: 0.313, SLG: 0.409		B SI 92 X CH 86 1-0 8 S 1B	C FF 92 B SL 85 C CU 74 B CU 75 X SL 84 2-2 ① G3-1				S CU 73 X FF 91 0-1 ① G4-3		X SL 83 0-0 ② G3-1 2-3	4	0	1	0	0	0	1
19 Tony Campana, L (1, 8) OBP: 0.164, SLG: 0.200		X FF 92 0-0 ① L8	C FF 93 C SL 83 F FF 93 F SL 84 S SL 86 0-3 ② K2-3				B FF 92 X FF 91 1-0 ② L8		B SL 84 X SI 92 1-0 3-H 1B	4	0	1	1	0	1	1
36 Wade Miley, L (1, 1) OBP: 0.200, SLG: 0.200 29 Brad Ziegler, R (8, 1)		C FF 91 S SL 83 M SL 85 0-3 ② K	C FF 92 X CU 76 0-1 ③ G1-3				C FF 93 S SL 83 B SL 85 F FF 93 B SL 82 B FF 93 X FF 95 3-2 ③ G3-1			3 0	0 0	0 0	0 0	0 0	1 0	1 0

	AB	35
	R	4
	H	9
	RBI	4
	BB	0
	SO	5
	LOB	15

Inning Stats	1	2	3	4	5	6	7	8	9	1B: 5	SF: 0	WP: 1	PA: 35
	R: 2 E: 1 K: 0 S: 11	R: 0 E: 0 K: 1 S: 9	R: 1 E: 0 K: 2 S: 17	R: 0 E: 0 K: 1 S: 10	R: 0 E: 0 K: 0 S: 10	R: 0 E: 0 K: 0 S: 3	R: 0 E: 0 K: 0 S: 7	R: 0 E: 0 K: 1 S: 11	R: 1 E: 0 K: 0 S: 5	2B: 2 3B: 2 HR: 0	SAC: 0 DP: 1 HBP: 0	PB: 0 SB: 2 CS: 0	
	H: 2 LOB: 1 BB: 0 P: 14	H: 1 LOB: 1 BB: 0 P: 11	H: 2 LOB: 1 BB: 0 P: 25	H: 0 LOB: 0 BB: 0 P: 12	H: 0 LOB: 0 BB: 0 P: 14	H: 1 LOB: 0 BB: 0 P: 5	H: 0 LOB: 0 BB: 0 P: 11	H: 1 LOB: 1 BB: 0 P: 15	H: 2 LOB: 1 BB: 0 P: 8				

PITCHER		IP	WLS	BF	H	R	ER	SO	BB	IBB	HBP	BLK	WP	HR	S	P	ERA	WHIP
22 Matt Garza, R ERA: 4.02	(1, 1)	7.2		30	7	3	2	4	0	0	0	0	1	0	75	103	2.35	0.913
13 Will Smith, L ERA: 1.06	(8, 1)	0.1		1	0	0	0	1	0	0	0	0	0	0	3	4	0.00	0.000
53 Brandon Kintzler, R ERA: 3.12	(9, 1)	0.2	L	4	2	1	1	0	0	0	0	0	0	0	5	8	13.50	3.000

PITCHER	IP	WLS	BF	H	R	ER	SO	BB	IBB	HBP	BLK	WP	HR	S	P	ERA	WHIP

Batter	1	2	3	4	5	6	7	8	9	AB	R	H	RBI	BB	SO	LOB
2 Scooter Gennett, L (1, 4) OBP: 0.340, SLG: 0.459	C SI 90 S SI 91 F FF 90 F FF 91 X FF 92 0-2 ① L5			C CU 75 B FF 90 X FF 90 1-1 ① P6		T SI 88 B CH 79 S CH 80 S CH 80 1-3 ① K		S SL 79 B SL 76 C SI 92 B SL 81 F SL 80 X SL 80 2-2 27 1B 2B		4	1	1	0	0	1	0
9 Jean Segura, R (1, 6) OBP: 0.272, SLG: 0.321	F FF 91 C SI 91 X SI 92 0-2 ② G1-3			F CU 76 S CU 76 F FF 90 B SI 92 X CH 81 1-2 ② F9		C CU 75 B FF 90 C SI 89 F CU 77 F CU 76 X SI 90 1-2 E1 16 1B 1B		S FF 96 X FF 96 0-1 ② F9		4	1	1	0	0	0	1
27 Carlos Gómez, R (1, 8) OBP: 0.379, SLG: 0.540	B FF 91 C FF 91 S CU 77 S CU 77 1-3 ③ K2-3			S CU 76 B FF 91 S FF 91 B CU 77 F FF 90 C FF 91 2-3 ③ K		F FF 91 F CH 81 S FF 89 0-3 ② K		X FF 97 0-0 ③ 2-H 1B		4	0	1	1	0	3	1
16 Aramis Ramirez, R (1, 5) OBP: 0.323, SLG: 0.447		S FF 90 B SI 89 F CU 75 X FF 91 1-2 ① L9			S FF 88 B CH 80 B CH 80 X FF 90 2-1 24 2B 2B	X CU 76 0-0 2-H 1B			B FF 90 B FF 90 B FF 91 C FF 90 C FF 90 S FF 91 3-3 ① K	4	1	2	1	0	1	0
18 Khris Davis, R (1, 7) OBP: 0.314, SLG: 0.494		C FF 90 B CU 76 F FF 91 B SI 91 H CH 81 3-2 24 G6-3 HBP			X SI 90 0-0 ① L9	C CU 77 B FF 91 D CH 80 X CH 79 2-1 ③ G1-3			B FF 91 X FF 91 1-0 24 1B 2B	3	0	1	0	0	0	2
24 Lyle Overbay, L (1, 3) OBP: 0.320, SLG: 0.333		C SI 91 B SI 90 B CH 80 F CH 80 1 SAFE X FF 91 2-2 ② ③ G6-3 1-2f			B SI 90 2 SAFE X CU 77 1-0 3 1B 2-H 2B		B SL 79 B SL 78 B SL 78 B FF 90 4-0 3 G4-3 BB		C FS 85 B FF 90 C FF 91 D FS 85 X FS 86 2-2 ② 2-H 1B	3	1	2	1	1	0	1
12 Martín Maldonado, R (1, 2) OBP: 0.377, SLG: 0.442			C FF 89 B SI 90 B FF 89 T CH 80 X SI 91 2-2 ① G5-3		B FF 90 X FF 90 1-0 ② F9		B FF 91 C FF 90 L SI 91 F SL 78 C SI 90 1-3 ① K		F FF 90 X FS 86 0-1 ③ P3	4	0	0	0	0	1	3
3 Elian Herrera, S (1, 9) OBP: 0.242, SLG: 0.281			B CU 76 B SI 90 X SI 90 2-0 ② F7		F CH 82 B FF 90 X CH 82 1-1 2-H 1B		1 SAFE B FF 92 X SI 91 1-0 ② ③ G4-3 1-2			3	0	1	1	0	0	1
49 Yovani Gallardo, R (1, 1) OBP: 0.154, SLG: 0.160 Rickie Weeks Jr., R (8, PH) OBP: 0.336, SLG: 0.388 59 Zach Duke, L (8, 1) 47 Rob Wooten, R (8, 1) 57 Francisco Rodríguez, R (9, 1)			C FF 91 C FF 91 B FF 91 B CU 77 F FF 91 F FF 90 X SI 90 2-2 ③ G6-3		1 SAFE C FF 90 D CU 77 1 SAFE X FF 91 1-1 ③ L4			C FF 88 S FF 92 B FF 92 X SI 90 1-2 ① L9		2 1 0 0 0	0 0 0 0 0	0 0 0 0 0	0 0 0 0 0	0 0 0 0 0	1 0 0 0 0
Inning Stats	R: 0 E: 0 K: 1 S: 11 H: 0 LOB: 0 BB: 0 P: 12	R: 0 E: 0 K: 0 S: 8 H: 0 LOB: 0 BB: 0 P: 14	R: 0 E: 0 K: 0 S: 9 H: 0 LOB: 0 BB: 0 P: 15	R: 0 E: 0 K: 1 S: 10 H: 0 LOB: 0 BB: 0 P: 14	R: 2 E: 0 K: 0 S: 9 H: 3 LOB: 1 BB: 0 P: 15	R: 1 E: 1 K: 2 S: 14 H: 2 LOB: 1 BB: 0 P: 18	R: 0 E: 0 K: 1 S: 5 H: 0 LOB: 0 BB: 1 P: 11	R: 1 E: 0 K: 0 S: 10 H: 2 LOB: 1 BB: 0 P: 13	R: 0 E: 0 K: 1 S: 9 H: 2 LOB: 1 BB: 0 P: 15	1B: 5 2B: 4 3B: 0 HR: 0	SF: 0 SAC: 0 DP: 1 HBP: 1					WP: 0 PB: 0 SB: 0 CS: 0	PA: 34

PITCHER		IP	WLS	BF	H	R	ER	SO	BB	IBB	HBP	BLK	WP	HR	S	P	ERA	WHIP
57 Chase Anderson, R ERA: 3.18	(1, 1)	6.0	L	23	5	3	2	4	0	0	1	0	0	0	61	88	3.00	0.833
59 Oliver Pérez, L ERA: 2.6	(7, 1)	1.1		5	1	1	1	1	1	0	0	0	0	0	12	21	6.75	1.500
37 Matt Stites, R ERA:	(8, 1)	0.2		2	1	0	0	0	0	0	0	0	0	0	3	3	0.00	1.500
40 J.J. Putz, R ERA: 6.59	(9, 1)	1.0		4	2	0	0	1	0	0	0	0	0	0	9	15	0.00	2.000

PITCHER	IP	WLS	BF	H	R	ER	SO	BB	IBB	HBP	BLK	WP	HR	S	P	ERA	WHIP

TOP

Milwaukee Brewers @ Arizona Diamondbacks

Chase Field, Phoenix, AZ

Thu Jun 19 2014, 12:42 PM - 3:37 PM MST

Att. 22,559 - Roof Closed - 75 F

livebaseballscorecards.com

AB	32
R	4
H	9
RBI	4
BB	1
SO	6
LOB	10

BOTTOM

Milwaukee Brewers @ Arizona Diamondbacks

Chase Field, Phoenix, AZ

Thu Jun 19 2014, 12:42 PM - 3:37 PM MST

Att. 22,559 - Roof Closed - 75 F

livebaseballscorecards.com

Batter	1	2	3	4	5	6	7	8	9	AB	R	H	RBI	BB	SO	LOB
8 Gerardo Parra, L (1, 9) OBP: 0.313, SLG: 0.372	B SI 90 X FF 90 1-0 L8 ①			C CU 78 X SL 86 0-1 G6-3 ①		C SL 88 S CU 79 B FF 91 F CU 80 X CU 80 1-2 G1-3 ①		C CU 76 B CU 78 S SI 90 B SL 85 C SI 91 2-3 K ①		4	0	0	0	0	1	1
16 Chris Owings, R (1, 6) OBP: 0.320, SLG: 0.461	C FF 91 X SL 88 0-1 G4-3 ②			C FF 91 C SI 91 B SL 86 X CU 79 1-2 2 E 2 S 1B		S SL 86 B SL 85 F SI 91 B SL 86 F SI 92 X SL 86 2-2 G4-3 ②		B SL 84 S SL 84 X SL 84 1-1 F8 ②		4	0	1	0	0	0	1
44 Paul Goldschmidt, R (1, 3) OBP: 0.376, SLG: 0.555	C SI 91 S SL 88 B SL 88 B SI 92 F SI 92 F CU 80 B SI 93 C SL 89 3-3 K ③			S SL 87 B SL 86 1 SAFE S SI 92 S SL 87 1-3 K ②		B CU 80 C SL 85 C SI 92 F SI 92 B SL 85 X SI 92 2-2 1B		F SL 85 C SI 91 C SI 90 0-3 K ③		4	0	1	0	0	3	2
2 Aaron Hill, R (1, 4) OBP: 0.287, SLG: 0.383		C SI 90 B SL 88 B SL 87 B SI 91 X FF 90 3-1 F7 ①		1 SAFE C FF 92 X SL 88 0-1 G6-3 ③ 1-3		D SL 88 X SI 92 1-0 G4-3 ③			C FF 92 F SI 92 B CH 84 F CH 84 B CU 78 S CH 86 2-3 K ①	4	0	0	0	0	1	2
6 David Peralta, L (1, 8) OBP: 0.324, SLG: 0.414		B CU 79 B CU 78 X FF 90 2-0 F8 ②			C CU 78 B SL 88 B SL 87 X FF 92 2-1 7 1B 1 FC4-6 1B		B CU 78 F CU 78 S FF 90 B CU 80 B SL 85 X SL 85 3-2 G3 ①		X CH 82 0-0 7 G6-4-3 1B	4	1	2	0	0	0	0
7 Cody Ross, R (1, 7) OBP: 0.266, SLG: 0.269		C FF 91 B CU 80 B SI 92 B SI 92 X SI 91 3-1 G5-3 ③			C SI 92 D SL 87 S SL 87 X CU 80 1-2 1 FC4-6 1-3 1B		B SI 92 C SI 92 X SL 84 1-1 2B		B SI 92 D SI 92 T SI 91 X SI 90 2-1 G6-4-3 ②③ 1-2f	4	0	2	0	0	0	1
1 Didi Gregorius, L (1, 5) OBP: 0.304, SLG: 0.385			C CU 78 B SI 91 F SI 92 B CU 79 X SL 88 2-2 F7 ①	F FF 92 F SI 92 B SL 87 B SL 86 F SL 88 1 SAFE F SI 93 X FF 92 2-2 FC4-6 9 FC1-6 1-2f 3-H		F SL 86 F FF 92 F CU 80 T SL 87 0-2 K ②			3	0	0	1	0	1	2
9 Tuffy Gosewisch, R (1, 2) OBP: 0.250, SLG: 0.326			C SL 89 B SL 88 B FF 92 C SI 92 B CU 80 F SL 87 X SL 87 3-2 G1-3 ②	1 SAFE F SL 87 B FF 91 X SI 91 1-1 FC1-6 1-2f		B CU 79 X SL 87 1-0 G4-3 ③			3	0	0	0	0	0	2
57 Chase Anderson, R (1, 1) OBP: 0.091, SLG: 0.091			B FF 92 B FF 92 C FF 90 X FF 91 2-1 L9 ③	C FF 91 S SL 88 S SL 86 0-3 K ③				B CU 73 C SI 90 B SI 89 F SL 85 X SI 90 2-2 1B		2	0	0	0	0	1	1
59 Oliver Pérez, L (7, 1)										0	0	0	0	0	0	0
37 Matt Stites, L (8, 1)										0	0	0	0	0	0	0
31 Jordan Pacheco, R (8, PH) OBP: 0.310, SLG: 0.355										1	0	1	0	0	0	0
40 J.J. Putz, R (9, 1)										0	0	0	0	0	0	0
Inning Stats	R: 0 E: 0 K: 1 S: 8 H: 0 LOB: 0 BB: 0 P: 12	R: 0 E: 0 K: 0 S: 5 H: 0 LOB: 0 BB: 0 P: 13	R: 0 E: 0 K: 0 S: 9 H: 0 LOB: 0 BB: 0 P: 16	R: 0 E: 0 K: 1 S: 10 H: 1 LOB: 1 BB: 0 P: 12	R: 1 E: 0 K: 1 S: 15 H: 2 LOB: 1 BB: 0 P: 21	R: 0 E: 0 K: 0 S: 13 H: 1 LOB: 1 BB: 0 P: 19	R: 0 E: 0 K: 1 S: 10 H: 1 LOB: 1 BB: 0 P: 15	R: 0 E: 0 K: 2 S: 11 H: 1 LOB: 1 BB: 0 P: 16	R: 0 E: 0 K: 1 S: 7 H: 1 LOB: 0 BB: 0 P: 11	1B: 6 2B: 1 3B: 0 HR: 0 SF: 0 SAC: 0 DP: 1 HBP: 0						

	AB	33
	R	1
	H	7
	RBI	1
	BB	0
	SO	7
	LOB	12

WP: 0 PB: 0 SB: 1 CS: 0 PA: 33

PITCHER	IP	WLS	BF	H	R	ER	SO	BB	IBB	HBP	BLK	WP	HR	S	P	ERA	WHIP
49 Yovani Gallardo, R (1, 1) ERA: 3.34	7.0	W	26	5	1	1	4	0	0	0	0	0	0	70	108	1.29	0.714
59 Zach Duke, L (8, 1) ERA: 1.26	0.1	H	2	1	0	0	1	0	0	0	0	0	0	6	10	0.00	3.000
47 Rob Wooten, R (8, 1) ERA: 4.84	0.2	H	2	0	0	0	1	0	0	0	0	0	0	5	6	0.00	0.000
57 Francisco Rodríguez, R (9, 1) ERA: 2.23	1.0	S	3	1	0	0	1	0	0	0	0	0	0	7	11	0.00	1.000

PITCHER	IP	WLS	BF	H	R	ER	SO	BB	IBB	HBP	BLK	WP	HR	S	P	ERA	WHIP

Batter	1	2	3	4	5	6	7	8	9	AB	R	H	RBI	BB	SO	LOB
2 Scooter Gennett, L (1, 4) OBP: 0.349, SLG: 0.471	B FF 88 B FF 88 C FF 88 X SI 88 2-1 8 G6-3 20 2B 2B	X SL 86 0-0 ① G3-1 1-2		C FC 96 B FF 97 F FF 96 B SL 84 B FF 97 B FF 96 4-2 8 FC6-4 BB	B CH 87 B FC 96 C FF 95 F FF 95 F CH 89 F FF 96 X SL 84 2-2 ③ FC4-6 1-2f		X FF 92 0-0 8 2B 1B		C ST 82 X ST 80 0-1 8 1B 2B	5	3	3	0	1	0	2
8 Ryan Braun, R (1, 9) OBP: 0.331, SLG: 0.504	C FF 91 B SL 86 X SI 89 1-1 ① G6-3 2-3	F FF 88 F SI 88 B SL 86 F SI 88 F CH 82 F FF 91 F FF 90 F CU 77 C FF 89 1-3 ② K		X FF 95 0-0 ① FC6-4 20 BB 27 1B 1-2f		F CU 84 F FF 95 X FF 96 0-2 27 1B 16 1B 2B	F SL 84 1 SAFE S FF 93 X SL 86 0-2 27 G1-3 1-H 2B		F FF 94 X FF 93 0-1 20 S 2-H 1B	6	2	3	2	0	1	3
20 Jonathan Lucroy, R (1, 2) OBP: 0.404, SLG: 0.534	C FF 91 F SL 86 F FF 92 B FF 92 X CH 83 1-2 27 1B 16 2B 3-H 2B	C SL 84 B SL 87 F SL 87 X SL 85 1-2 ③ G4-3		D FF 96 B FF 96 B FF 98 B FF 95 4-0 27 1B 1-2 BB		B FF 96 B FC 90 X FF 94 2-1 ① G6-3	C FF 93 D SL 89 F SI 92 X SL 87 1-2 ① G6-3		B ST 83 D FF 94 B FF 93 X FF 92 3-0 ② L7 1-2	5	1	1	1	1	0	4
27 Carlos Gómez, R (1, 8) OBP: 0.381, SLG: 0.539	F SL 86 F FF 90 F CU 78 X FF 92 0-2 16 2B 2-3 1B		F CH 80 C FF 89 F SL 80 S FF 87 0-3 ① K	B FF 97 F CH 88 D SL 86 F FC 95 F SL 86 F FF 96 X CH 89 2-2 1-2 2-H 1B		F FF 96 B FF 95 X FC 91 1-1 16 1B 18 1B 2-3 1B	B FF 93 F SI 89 S FF 93 X FF 94 1-2 ② G1-3 2-3		S ST 82 F ST 82 B FF 94 S ST 82 1-3 ③ K2-3	6	2	3	1	0	2	2
16 Aramis Ramirez, R (1, 5) OBP: 0.330, SLG: 0.457	1 SAFE T SI 91 S CH 83 1 SAFE B FF 90 X CH 83 1-2 1-H 3-H 2B		B FF 89 C SI 89 B SL 84 S CH 83 X FF 90 2-2 18 HR 1B	B FF 96 X FF 96 1-0 ② P3		1 SAFE X FF 94 0-0 18 1B 9 1B 1-2 3-H 1B	B SI 94 S FF 94 X FF 94 1-1 ③ F8			5	2	3	3	0	0	3
18 Khris Davis, R (1, 7) OBP: 0.315, SLG: 0.504	B SL 85 X SI 90 1-0 ② G5-3		B SL 81 C SL 82 X FF 85 1-1 1-H HR	T FF 96 F FF 96 B SL 86 S SL 85 1-3 ③ K		B CU 84 D FC 90 X FF 95 2-0 9 1B 1-3 2-H 1B		B FF 91 C SL 85 S CH 83 B FF 92 B SL 87 X CH 85 3-2 ① L8		5	1	2	3	0	1	3
24 Lyle Overbay, L (1, 3) OBP: 0.312, SLG: 0.324 7 Mark Reynolds, R (8, PH) OBP: 0.287, SLG: 0.407 (8, 3)	B SI 90 C FF 91 X SL 86 1-1 ③ G4-3		B CH 80 X SI 88 1-0 ② G4-3		B FF 96 B FF 96 C CH 87 S FF 96 X FF 96 2-2 ① F8	C FF 96 C FC 90 S CU 84 0-3 ② K		B FF 93 X CH 85 1-0 ② G1-3		4 1	0 0	0 0	0 0	0 0	1 0	3 0
9 Jean Segura, R (1, 6) OBP: 0.278, SLG: 0.348		C FF 88 X CU 76 0-1 HR	C FF 88 C SI 88 X FF 87 0-2 HR		B FF 97 C SL 86 B FF 95 B FF 95 C FF 95 F FF 95 X SL 86 3-2 ② F7	F FF 95 S CU 84 X CU 83 0-2 1-2 3-H 1B		C FF 92 B FF 94 B CH 86 C FF 94 B FF 94 F FF 96 X SL 88 3-2 ③ L9		5	2	3	3	0	0	0
41 Marco Estrada, R (1, 1) OBP: 0.214, SLG: 0.120 59 Zach Duke, L (6, 1) 53 Brandon Kintzler, R (6, 1) 13 Will Smith, R (8, 1) Rickie Weeks Jr., R (9, PH) OBP: 0.333, SLG: 0.385 57 Francisco Rodríguez, R (9, 1)		C FF 86 C FF 87 B FF 89 F SL 84 B FF 88 X FF 88 2-2 2 G3-1 1B	C FF 86 S SL 83 B SL 82 F SL 82 C FF 88 1-3 ③ K		C FF 94 F FF 95 B FF 94 F FF 94 F FC 95 B SL 85 B FF 95 F FF 94 F FF 94 4-2 B FC 85 2 FC4-6 BB	X FF 95 0-0 ③ G4-3		C FF 92 F ST 82 S ST 81 0-3 ① K	3 0 0 0 0 1 0	0 0 0 0 0 0 0	1 0 0 0 0 0 0	0 0 0 0 0 1 0	1 0 0 0 0 1 0	1 0 0 0 0 0 0	2 0 0 0 0 0 0
Inning Stats	R: 3 E: 0 K: 0 S: 18 H: 4 LOB: 1 BB: 0 P: 25	R: 1 E: 0 K: 1 S: 18 H: 2 LOB: 1 BB: 0 P: 22	R: 3 E: 0 K: 2 S: 17 H: 3 LOB: 0 BB: 0 P: 22	R: 1 E: 0 K: 1 S: 12 H: 1 LOB: 2 BB: 2 P: 24	R: 0 E: 0 K: 0 S: 18 H: 0 LOB: 1 BB: 1 P: 29	R: 3 E: 0 K: 1 S: 16 H: 5 LOB: 2 BB: 0 P: 21	R: 1 E: 0 K: 0 S: 12 H: 2 LOB: 1 BB: 0 P: 15	R: 0 E: 0 K: 0 S: 8 H: 0 LOB: 0 BB: 0 P: 15	R: 1 E: 0 K: 2 S: 11 H: 2 LOB: 1 BB: 0 P: 15	1B: 10 2B: 6 3B: 0 HR: 3 SF: 0 SAC: 0 DP: 0 HBP: 0						

PITCHER		IP	WLS	BF	H	R	ER	SO	BB	IBB	HBP	BLK	WP	HR	S	P	ERA	WHIP
36 Christian Bergman, R ERA: 7.2	(1, 1)	3.0	L	18	9	7	7	3	0	0	0	0	0	3	53	69	21.00	3.000
54 Tommy Kahnle, R ERA: 2.23	(4, 1)	2.0		10	1	1	1	1	3	0	0	0	0	0	30	53	4.50	2.000
47 Chris Martin, R ERA: 6.89	(6, 1)	1.0		8	5	3	3	1	0	0	0	0	0	0	16	21	27.00	5.000
34 Matt Belisle, R ERA: 4.8	(7, 1)	1.0		5	2	1	1	0	0	0	0	0	0	0	12	15	9.00	2.000
49 Rex Brothers, L ERA: 4.5	(8, 1)	1.0		3	0	0	0	0	0	0	0	0	0	0	8	15	0.00	0.000

PITCHER		IP	WLS	BF	H	R	ER	SO	BB	IBB	HBP	BLK	WP	HR	S	P	ERA	WHIP
0 Adam Ottavino, R ERA: 4.36	(9, 1)	1.0		5	2	1	1	2	0	0	0	0	0	0	11	15	9.00	2.000

Milwaukee Brewers @ Colorado Rockies

Coors Field, Denver, CO

Fri Jun 20 2014, 6:46 PM - 10:44 PM MDT

Att. 41,238 - Partly Cloudy - 83 F

TOP

livebaseballscorecards.com

AB	46
R	13
H	19
RBI	13
BB	3
SO	7
LOB	22

WP: 0 PA: 49
PB: 0
SB: 1
CS: 0

Batter	1	2	3	4	5	6	7	8	9	AB	R	H	RBI	BB	SO	LOB
19 Charlie Blackmon, L (1, 8) OBP: 0.349, SLG: 0.494	B FF 89 B FF 89 C CH 79 F FF 90 B CH 79 F FF 90 F FF 90 S CH 78 3-3 **K** ①	X CH 80 0-0 **P5** ②		B CU 76 T FF 90 F FF 90 B CH 78 X CH 78 2-2 **P6** ②		B CU 75 X FF 90 1-0 6 HR 2B		C FF 94 F FF 93 F SL 83 X SL 84 0-2 33 FC6-4 2 1B 1B		5	1	2	0	0	1	1
6 Corey Dickerson, L (1, 7) OBP: 0.399, SLG: 0.631	C FF 89 C FF 90 F FF 90 X FF 90 0-2 2 2B 33 2B 1B	C CU 79 B FF 89 C FF 90 B CH 79 X CH 79 2-2 2 S 33 HR 1B 2-H		F CU 77 F FF 90 X FF 90 0-2 1B		B SI 90 C SL 84 F CU 77 B SI 90 F SI 92 X CU 76 2-2 2-H HR		S FF 96 C FF 96 1 SAFE S FF 95 0-3 **K** ①		5	3	4	3	0	1	1
2 Troy Tulowitzki, R (1, 6) OBP: 0.451, SLG: 0.658	C FF 90 C CU 78 X FF 89 0-2 33 2B 1-3 2B	1 SAFE B FF 89 B CH 79 D CU 78 B FF 88 4-0 33 HR 1-2 BB		1 SAFE 1 SAFE X FF 89 0-0 **F9** ③		C SI 93 B SI 94 X SI 93 1-1 1B		C FF 95 F FF 95 D SL 83 F SL 82 1 SAFE X FF 97 1-2 33 FC6-4 1B 1-2		4	2	3	0	1	0	1
33 Justin Morneau, L (1, 3) OBP: 0.337, SLG: 0.520	T CH 79 F CH 78 F CH 78 B FF 90 X CH 78 1-2 20 1B 2B 2-H 3-H	C CU 78 B CH 79 X FF 89 1-1 HR 1-H 2-H			B CH 78 X CH 79 1-0 **L7** ①	F SI 92 F FF 94 X SI 89 0-2 **G1** ③		D SL 82 S SL 82 F SL 82 F SL 82 B FF 97 X SL 83 2-2 **FC6-4** ② 1-2f 2-3		5	1	2	5	0	0	3
20 Wilin Rosario, R (1, 2) OBP: 0.270, SLG: 0.415	F FF 90 X FF 90 0-1 1 S 1B 2-3	X FF 89 0-0 **G4-3** ③			C FF 90 B FF 90 X FF 90 1-1 2B		S FF 92 B SI 93 C FF 93 F SI 94 X FF 94 1-2 1 HR 1B	C FF 95 F FF 96 D SL 83 S SL 85 1-3 **K** ③		5	1	3	0	0	1	2
1 Brandon Barnes, R (1, 9) OBP: 0.331, SLG: 0.444	C CU 79 F FF 90 F FF 90 S CU 79 0-3 **K2-3** ② 1-2		S CH 78 B FF 89 C FF 90 F CH 78 T CH 78 1-2 **K** ①		B FF 90 D CH 79 C CH 79 F FF 90 F CH 78 S CH 78 2-3 **K** ②		F FF 94 D SI 93 F FF 94 D SL 86 F SI 95 F SI 94 X CH 88 2-2 1-H HR		B FF 91 S FF 91 C SI 92 F CH 85 B CU 78 T CH 82 2-2 **K** ①	5	1	1	2	0	4	3
14 Josh Rutledge, R (1, 5) OBP: 0.364, SLG: 0.457	C FF 89 F CU 78 F FF 90 X CH 80 0-2 **G1-3** ③		F FF 89 X CU 77 0-1 **G1-4-3** ②		C CU 78 B CU 76 S FF 90 S FF 90 1-3 **K** ③		X SI 93 0-0 **G6-3** ①		B SI 92 B SI 91 X SI 91 2-0 **L9** ②	5	0	0	0	0	1	3
9 DJ LeMahieu, R (1, 4) OBP: 0.317, SLG: 0.318		C FF 89 B FF 89 C FF 90 X FF 90 1-2 36 S 6 1B 1B	B FF 89 C FF 90 X FF 90 1-1 **G3** ③			B FF 89 F FF 89 X FF 90 1-1 **L9** ①	B SI 92 X SI 92 1-0 **G4-3** ②		C SI 91 S CH 82 C CU 77 0-3 **K** ③	5	1	1	0	0	1	0
36 Christian Bergman, R (1, 1) OBP: 0.250, SLG: 0.250 54 Tommy Kahnle, R (4, 1) 47 Chris Martin, R (6, 1) 16 Kyle Parker, R (6, PH) 34 Matt Belisle, R (7, 1) 44 Ryan Wheeler, L (7, PH) OBP: 0.333, SLG: 0.429 49 Rex Brothers, L (8, 1) 0 Adam Ottavino, S (9, 1)		S CU 79 L CU 79 L CU 79 0-3 **K** ① 1-2		C FF 89 C FF 89 S CH 77 0-3 **K** ①		B FF 90 B FF 89 B FF 90 C FF 89 S FF 90 F CH 79 F FF 91 X CH 77 3-2 **G1-3** ②	B SI 92 F FF 92 B SI 92 B FF 92 X SI 93 3-1 **G4-3** ③			1 1 0 1 0 1 0 0	0 0 0 0 0 0 0 0	0 0 0 0 0 0 0 0	0 0 0 0 0 0 0 0	0 1 0 0 0 0 0 0	1 0 0 0 0 0 0 0	1 0 0 0 0 0 0 0
Inning Stats	R: 2 E: 0 K: 2 S: 26 H: 4 LOB: 2 BB: 0 P: 30	R: 4 E: 0 K: 1 S: 13 H: 3 LOB: 0 BB: 1 P: 21	R: 0 E: 0 K: 1 S: 8 H: 0 LOB: 0 BB: 0 P: 10	R: 0 E: 0 K: 1 S: 10 H: 1 LOB: 1 BB: 0 P: 12	R: 0 E: 0 K: 2 S: 10 H: 1 LOB: 1 BB: 0 P: 15	R: 2 E: 0 K: 0 S: 17 H: 3 LOB: 1 BB: 0 P: 25	R: 2 E: 0 K: 0 S: 13 H: 2 LOB: 0 BB: 0 P: 20	R: 0 E: 0 K: 2 S: 18 H: 2 LOB: 2 BB: 0 P: 22	R: 0 E: 0 K: 2 S: 8 H: 0 LOB: 0 BB: 0 P: 12	1B: 9 2B: 4 3B: 0 HR: 3	SF: 0 SAC: 0 DP: 0 HBP: 0			WP: 0 PB: 0 SB: 3 CS: 0	PA: 44		

PITCHER		IP	WLS	BF	H	R	ER	SO	BB	IBB	HBP	BLK	WP	HR	S	P	ERA	WHIP
41 Marco Estrada, R ERA: 5.22	(1, 1)	5.2	W	28	10	7	7	7	1	0	0	0	0	1	75	101	11.12	1.941
59 Zach Duke, L ERA: 1.57	(6, 1)	0.0		1	1	1	1	0	0	0	0	0	0	1	4	6	∞	∞
53 Brandon Kintzler, R ERA: 3.62	(6, 1)	1.1	H	7	3	2	2	0	0	0	0	0	0	1	18	26	13.50	2.250
13 Will Smith, L ERA: 1.03	(8, 1)	1.0	H	5	2	0	0	2	0	0	0	0	0	0	18	22	0.00	2.000
57 Francisco Rodríguez, R ERA: 2.17	(9, 1)	1.0	S	3	0	0	0	2	0	0	0	0	0	0	8	12	0.00	0.000

PITCHER	IP	WLS	BF	H	R	ER	SO	BB	IBB	HBP	BLK	WP	HR	S	P	ERA	WHIP

BOTTOM

Milwaukee Brewers @ Colorado Rockies

Coors Field, Denver, CO

Fri Jun 20 2014, 6:46 PM - 10:44 PM MDT

Att. 41,238 - Partly Cloudy - 83 F

livebaseballscorecards.com

AB	43
R	10
H	16
RBI	10
BB	1
SO	11
LOB	15

Batter	1	2	3	4	5	6	7	8	9	AB	R	H	RBI	BB	SO	LOB
Rickie Weeks Jr., R (1, 4) OBP: 0.328, SLG: 0.394	C FF 92 F FF 93 B FF 93 F SL 85 S CU 77 1-3 K	B CH 89 X FF 92 1-0 2-H 3B		B FF 91 S CH 85 B CH 87 X CH 87 2-1 G4-3		F CH 89 X FF 90 0-1 1-2f G6-3		B SL 85 C SL 85 B FF 92 X SL 85 2-1 G4-3		5	0	1	1	0	1	1
8 Ryan Braun, R (1, 9) OBP: 0.328, SLG: 0.498	B FF 93 S SI 92 T FF 93 X FF 92 1-2 F7	C CU 78 F FF 93 S SL 85 0-3 K2-3		C SI 92 F FF 91 F SI 92 F SL 87 X SI 92 0-2 1B		X FF 90 0-0 G5-3		B SI 92 T FF 94 F SL 84 F FF 93 B SL 86 F FC 92 B SL 85 F SL 85 X FF 93 3-2 G6-3		5	0	1	0	0	1	1
20 Jonathan Lucroy, R (1, 2) OBP: 0.401, SLG: 0.526	B FF 94 B CH 90 B CH 89 C FF 92 F FF 92 X SL 86 3-2 P4		B CU 76 B CH 88 C SI 93 F SI 93 B SL 86 B SI 93 4-2 16 1B 7 2B BB	B SI 92 D CH 86 X SI 91 2-0 F9			B FF 92 X FC 90 1-0 F8		X FF 92 0-0 F8	4	1	0	0	1	0	1
27 Carlos Gómez, R (1, 8) OBP: 0.382, SLG: 0.536		F FF 92 B FF 92 X CH 88 1-1 E5 16 F9 18 E 1B	D CH 88 F FF 91 X SI 92 1-1 F8	X FF 90 0-0 F8			F FF 93 B SI 93 X FC 91 1-1 16 1B 1B		X FF 92 0-0 F8	5	1	2	0	0	0	2
16 Aramis Ramirez, R (1, 5) OBP: 0.338, SLG: 0.479 3 Elian Herrera, S (9, PH) OBP: 0.239, SLG: 0.277 (9, 5)		F FF 92 B CH 88 X CH 88 1-1 F9 2-3	B SI 92 B FF 92 C CH 86 X SI 91 2-1 7 2B 38 WP 1-2 1B		C CU 73 B CH 86 X CH 86 1-1 HR		1 SAFE C FC 90 B CU 79 X SI 92 1-1 7 HBP 1-3 1B		B FF 92 X FF 92 1-0 G6-3	4 1	2 0	3 0	1 0	0 0	0 0	1 0
18 Khris Davis, R (1, 7) OBP: 0.311, SLG: 0.496		X FF 93 0-0 E5 7 1B 3-H	B SI 92 F CH 88 F CH 88 F SL 85 X FF 92 1-2 F8		B FF 90 B FF 90 X CH 86 2-0 G5-3		B FC 92 C CU 79 B FF 93 C FF 93 S CU 81 2-3 K			4	1	0	1	0	1	4
7 Mark Reynolds, R (1, 3) OBP: 0.294, SLG: 0.415		X FF 93 0-0 9 HBP 38 E 2-H 1B	C CU 77 D SL 85 X FF 92 1-1 38 E 1-3 2-H 2B		X FF 90 0-0 F7		H CU 77 1-0 1-2 HBP			3	2	2	2	0	0	0
9 Jean Segura, R (1, 6) OBP: 0.281, SLG: 0.345		B FF 93 B SI 92 H SI 92 3-0 38 FC6-4 1-2 HBP	I IN 75 I IN 77 I IN 76 I IN 75 4-0 38 WP 38 WP IBB		C CH 90 X FF 89 0-1 P4		C FC 92 B FC 92 X FF 94 1-1 L9			2	1	0	0	1	0	3
38 Wily Peralta, R (1, 1) OBP: 0.103, SLG: 0.143 47 Rob Wooten, R (8, 1) 32 Tom Gorzelanny, R (9, 1)		F FF 91 S SI 92 X FF 93 0-2 FC6-4 1-2f 2-H 3B	B FF 90 S CH 89 F SI 91 B FF 91 S SI 91 2-3 K 1-H 2-H 3-H		B CH 88 B CH 88 B FF 89 B CH 88 4-0 G6-3 BB			C FF 90 C FF 92 B FF 93 X FF 92 1-2 G6-3		3 0 0	1 0 0	0 0 0	0 0 0	1 0 0	1 0 0	1 0 0
Inning Stats	R: 0 E: 0 K: 1 S: 10 H: 0 LOB: 0 BB: 0 P: 15	R: 4 E: 3 K: 1 S: 13 H: 3 LOB: 1 BB: 0 P: 19	R: 4 E: 0 K: 1 S: 15 H: 2 LOB: 0 BB: 2 P: 30	R: 0 E: 0 K: 0 S: 9 H: 1 LOB: 1 BB: 0 P: 13	R: 1 E: 0 K: 0 S: 6 H: 1 LOB: 0 BB: 0 P: 9	R: 0 E: 0 K: 0 S: 3 H: 0 LOB: 0 BB: 1 P: 7	R: 0 E: 0 K: 1 S: 10 H: 2 LOB: 3 BB: 0 P: 17	R: 0 E: 0 K: 0 S: 11 H: 0 LOB: 0 BB: 0 P: 17	R: 0 E: 0 K: 0 S: 3 H: 0 LOB: 0 BB: 0 P: 4	1B: 6 2B: 1 3B: 1 HR: 1 SF: 0 SAC: 0 DP: 1 HBP: 2						

PITCHER		IP	WLS	BF	H	R	ER	SO	BB	IBB	HBP	BLK	WP	HR	S	P	ERA	WHIP
53 Christian Friedrich, L ERA: 5.87	(1, 1)	6.0	L	29	7	9	4	3	2	1	1	0	1	1	56	93	6.00	1.500
37 Nick Masset, R ERA: 3.79	(7, 1)	1.0		6	2	0	0	1	0	0	1	0	0	0	10	17	0.00	2.000
34 Matt Belisle, R ERA: 4.65	(8, 1)	1.0		3	0	0	0	0	0	0	0	0	0	0	11	17	0.00	0.000
32 LaTroy Hawkins, R ERA: 2.77	(9, 1)	1.0		3	0	0	0	0	0	0	0	0	0	0	3	4	0.00	0.000

PITCHER	IP	WLS	BF	H	R	ER	SO	BB	IBB	HBP	BLK	WP	HR	S	P	ERA	WHIP

TOP

Milwaukee Brewers @ Colorado Rockies

Coors Field, Denver, CO

Sat Jun 21 2014, 2:36 PM - 5:33 PM MDT

Att. 38,020 - Partly Cloudy - 85 F

livebaseballscorecards.com

AB	36
R	9
H	9
RBI	5
BB	3
SO	4
LOB	14

WP: 3 PA: 41
PB: 0
SB: 0
CS: 0

Batter	1	2	3	4	5	6	7	8	9	AB	R	H	RBI	BB	SO	LOB
19 Charlie Blackmon, L (1, 9) OBP: 0.347, SLG: 0.489	B FF 93 X FF 94 1-0 2 S 13 E 33 1B 1B	C SL 84 B CH 85 F CH 84 X SL 84 1-2 ③ G3			B SL 83 X CH 83 1-0 ① G3		B FF 97 C CH 82 X FF 95 1-1 ② G4-3		C SI 88 B SL 78 X SI 89 1-1 ③ G4-3	5	1	1	0	0	0	1
13 Drew Stubbs, R (1, 8) OBP: 0.322, SLG: 0.440	F FF 96 1 SAFE X FF 96 0-1 FC4 2 S 33 1B 1-2		C SL 81 X FF 95 0-1 ① G6-3		B SL 83 C SL 82 B FF 96 F FF 97 X FF 98 2-2 ② G4-3		S SL 82 B SL 85 B FF 97 X FF 97 2-1 ③ G4-3			4	1	0	0	0	0	1
2 Troy Tulowitzki, R (1, 6) OBP: 0.452, SLG: 0.654	C FF 96 B FF 96 B SL 84 X SI 96 2-1 ① L4 1-2 2-3		F SL 82 B FF 96 B SL 84 B FF 97 X FF 96 3-1 6 1B 1B		C SI 97 C SI 97 B SL 86 X FF 98 1-2 ③ G6-3			C SL 83 F SL 86 B FF 98 F FF 99 F SI 98 B SL 86 B FF 98 F FF 98 B FF 98 4-2 6 2B 14 FC1 BB		3	0	1	0	1	0	2
33 Justin Morneau, L (1, 3) OBP: 0.339, SLG: 0.519	B SL 85 B FF 96 X SL 84 2-0 2-H 3-H 1B		X CH 82 0-0 ② F7			B CH 82 F FF 97 B SL 84 B CH 84 X FF 96 3-1 6 HR 1B		B FF 96 B FF 97 X CH 83 2-0 ① P5		4	1	2	2	0	0	2
6 Corey Dickerson, L (1, 7) OBP: 0.407, SLG: 0.662	C SL 83 B FF 97 T FF 97 B FF 97 C SL 85 2-3 ② K		C SL 83 X FF 97 0-1 1-2 1B			B FF 95 C SL 84 X SL 86 1-1 1-H HR		F FF 96 X FF 95 0-1 14 FC1 1-3 2B		4	1	3	2	0	1	1
14 Josh Rutledge, R (1, 5) OBP: 0.346, SLG: 0.432	B FF 98 B FF 96 X FF 95 2-0 ③ F9		D FF 96 X FF 97 1-0 ③ G6-3			C SI 99 X FF 99 0-1 ① G6-3		F FF 96 B SI 96 S SL 84 B SL 86 B FF 97 F SI 98 X FF 97 3-2 ② FC1 2-3 3-H		4	0	0	0	0	0	5
8 Michael McKenry, R (1, 2) OBP: 0.333, SLG: 0.375		C FF 93 X FF 96 0-1 ① G4-3	B FF 95 F FF 94 F SI 96 C SL 84 1-3 ① K			B FF 98 X FF 98 1-0 ② G6-3		D CU 75 B CU 73 F SI 90 F SL 83 F FF 90 S SL 83 2-3 ③ K		4	0	0	0	0	2	2
9 DJ LeMahieu, R (1, 4) OBP: 0.316, SLG: 0.317		B FF 95 X FF 96 1-0 ② G4-3	C FF 96 B SL 86 X SI 96 1-1 ② G5-3			B FF 97 X SI 96 1-0 ③ G3-1			B SI 90 B SI 91 B SL 86 C SI 90 X SI 90 3-1 23 F9-3 1B	4	0	1	0	0	0	0
53 Christian Friedrich, R (1, 1) OBP: 0.500, SLG: 0.500 37 Nick Masset, R (7, 1) 44 Ryan Wheeler, L (7, PH) OBP: 0.321, SLG: 0.409 34 Matt Belisle, R (8, 1) 32 LaTroy Hawkins, R (9, 1) 23 Charlie Culberson, R (9, PH) OBP: 0.245, SLG: 0.295		B FF 94 C FF 94 X FF 95 1-1 1B	B FF 95 B SI 94 B FF 93 C FF 91 C FF 93 X FF 94 3-2 ③ G6-3				B FF 96 X FF 96 1-0 ① G3		C SL 84 X SI 91 0-1 ①② F9-3 1-1	2 0 1 0 0 0 1	0 0 0 0 0 0 0	1 0 0 0 0 0 0	0 0 0 0 0 0 0	0 0 0 0 0 0 0	0 0 0 0 0 0 0	0 0 0 0 0 0 1
Inning Stats	R: 2 H: 2 E: 1 LOB: 1 K: 1 BB: 0 S: 10 P: 19	R: 0 H: 1 E: 0 LOB: 1 K: 0 BB: 0 S: 8 P: 11	R: 0 H: 2 E: 0 LOB: 2 K: 0 BB: 0 S: 8 P: 12	R: 0 H: 0 E: 0 LOB: 0 K: 1 BB: 0 S: 8 P: 13	R: 0 H: 0 E: 0 LOB: 0 K: 0 BB: 0 S: 7 P: 11	R: 2 H: 2 E: 0 LOB: 0 K: 0 BB: 0 S: 8 P: 14	R: 0 H: 0 E: 0 LOB: 0 K: 0 BB: 0 S: 5 P: 9	R: 0 H: 1 E: 0 LOB: 2 K: 1 BB: 1 S: 16 P: 27	R: 0 H: 1 E: 0 LOB: 0 K: 0 BB: 0 S: 6 P: 10	1B: 7 SF: 0 2B: 2 SAC: 0 3B: 0 DP: 1 HR: 1 HBP: 0						

PITCHER	IP	WLS	BF	H	R	ER	SO	BB	IBB	HBP	BLK	WP	HR	S	P	ERA	WHIP
38 Wily Peralta, R (1, 1) ERA: 3.02	7.2	W	33	8	4	3	2	1	0	0	0	0	1	66	110	3.52	1.174
47 Rob Wooten, R (8, 1) ERA: 4.63	1.0		3	1	0	0	1	0	0	0	0	0	0	8	13	0.00	1.000
32 Tom Gorzelanny, L (9, 1) ERA:	0.1		1	0	0	0	0	0	0	0	0	0	0	2	3	0.00	0.000

PITCHER	IP	WLS	BF	H	R	ER	SO	BB	IBB	HBP	BLK	WP	HR	S	P	ERA	WHIP

BOTTOM

Milwaukee Brewers @ Colorado Rockies

Coors Field, Denver, CO

Sat Jun 21 2014, 2:36 PM - 5:33 PM MDT

Att. 38,020 - Partly Cloudy - 85 F

livebaseballscorecards.com

AB	36
R	4
H	9
RBI	4
BB	1
SO	3
LOB	15

WP: 0 PA: 37
PB: 0
SB: 2
CS: 0

Batter	1	2	3	4	5	6	7	8	9	AB	R	H	RBI	BB	SO	LOB
Rickie Weeks Jr., R (1, 4) OBP: 0.331, SLG: 0.395	F FF 92 B FF 94 F FF 93 X FF 95 1-2 **G5-3** ①	B CU 78 T FF 93 B CH 88 X FF 93 2-1 **P5** ③			B FF 93 B CH 89 B SL 84 C FF 93 X FF 94 3-1 8 PB 20 1B **1B**		C SL 91 B CH 90 B FF 95 C SL 89 X FF 96 2-2 **E5** 20 F9		C ST 81 C ST 82 F ST 82 B FF 95 X FF 94 1-2 20 G5-3 **1B**	5	1	2	0	0	0	1
8 Ryan Braun, R (1, 9) OBP: 0.326, SLG: 0.489 57 Francisco Rodríguez, R (9, 1)	B FF 94 B FF 94 B FF 94 C FF 93 X FF 94 3-1 **G6-3** ②		S SL 82 X FF 93 0-1 **G6-3** ①		B FF 94 B FF 92 B FF 93 B FF 93 4-0 20 1B 20 1B **1-2** **BB**		B FF 94 2 SAFE B FF 94 X FF 94 2-0 **L3** ①		1 SAFE B FF 95 S ST 83 B ST 82 S FF 95 F ST 83 F ST 84 1 SAFE F FF 95 2-3 F FF 94 S ST 82 **K** ①	4 0	1 0	0 0	0 0	1 0	1 0	2 0
20 Jonathan Lucroy, R (1, 2) OBP: 0.397, SLG: 0.520	B FF 95 X FF 94 1-0 **F9** ③		C CH 89 B CU 79 X SL 84 1-1 **L6** ②		B SL 84 X FF 93 1-0 **1-H** **2-H** **1B** ③		2 SAFE B FF 94 B CU 79 S FF 94 X FF 93 2-1 **F9** ② **2-3**		B FF 95 C ST 82 F ST 94 F ST 82 F ST 82 B FF 94 X FF 94 2-2 **G5-3** ② **1-2**	5	0	1	1	0	0	2
27 Carlos Gómez, R (1, 8) OBP: 0.382, SLG: 0.532		X FF 91 0-0 16 HR **1B**	X FF 95 0-0 **P6** ③			B FF 92 B FF 91 B SL 83 F FF 91 B FF 92 4-1 16 2B **BB**	S SL 91 B FF 94 B SL 91 X SL 91 2-1 **P3** ③		S ST 82 S ST 84 S FF 94 0-3 **K** ③	4	1	1	0	1	1	2
16 Aramis Ramirez, R (1, 5) OBP: 0.341, SLG: 0.500		B FF 92 F CH 93 B SL 82 B FF 94 X FF 92 3-1 **1-H** **HR**	C CU 79 B FF 92 B CU 78 B CH 87 C FF 93 F SL 84 X FF 94 3-2 **F9** ①		**B FF 91** **F FF 92** **B FF 93** **1 SAFE** 1 SAFE 1 SAFE X FF 91 2-1 **1-3** **2B**		X FC 91 0-0 **G5-3** ①		4	1	2	2	0	0	0
18 Khris Davis, R (1, 7) OBP: 0.310, SLG: 0.492		B FF 92 X SL 83 1-0 9 BB 7 1B 26 FC5-4 **1B**	B CU 78 B FF 93 B FF 93 X FF 93 3-0 **G4-3** ②		B FF 93 F FF 92 F FF 93 B SL 85 F FF 94 F SL 84 C FF 94 2-3 **K** ①		C CU 76 X SI 93 0-1 **G5-3** ②		4	1	1	0	0	1	2
7 Mark Reynolds, R (1, 3) OBP: 0.302, SLG: 0.418		X FF 92 0-0 26 FC5-4 9 BB **1-2** **1B**	X FF 94 0-0 **L4** ③			B FF 94 F FF 94 B FF 93 S FF 93 F SL 87 F FF 94 D SL 85 F FF 94 B FF 94 4-2 **BB**	X FF 94 0-0 9 S **1B**		3	0	2	0	1	0	0
9 Jean Segura, R (1, 6) OBP: 0.280, SLG: 0.342		B FF 93 B FF 93 S SL 84 B FF 94 B SL 84 4-1 26 FC5-4 **1-2** **2-3** **BB**			B FF 91 B FF 91 C FF 92 B FF 92 X FF 93 3-1 **G6-3** ①	X FF 95 0-0 **P4** ②	C FF 94 M FF 94 B CU 82 X FF 92 1-2 **G6-3** ③ **1-2**		3	0	0	0	1	0	4
26 Kyle Lohse, R (1, 1) OBP: 0.216, SLG: 0.171 2 Scooter Gennett, L (6, PH) OBP: 0.347, SLG: 0.469 53 Brandon Kintzler, R (6, 1) 59 Zach Duke, L (7, 1) 47 Rob Wooten, R (7, 1) 13 Will Smith, R (8, 1) 24 Lyle Overbay, L (9, PH) OBP: 0.316, SLG: 0.350 3 Elian Herrera, S (9, 9) OBP: 0.239, SLG: 0.277		C FF 93 T SL 82 F SL 84 B FF 94 X SL 83 1-2 **FC5-4** ① ② **1-2** **2-3** **3-H**			F FF 92 S SL 83 S SL 83 0-3 **K** ②	B CU 79 F FF 94 C SL 90 X CH 88 1-2 **G6-3** ③		T FF 94 C FF 94 B FF 95 B FF 95 F FF 94 X ST 79 2-2 **HR**	2 1 0 0 0 0 0 1 0	0 0 0 0 0 0 0 1 0	0 0 0 0 0 0 0 1 0	0 0 0 0 0 0 0 1 0	1 0 0 0 0 0 0 0 0	1 0 0 0 0 0 0 0 0	2 3 0 0 0 0 0 0 0
Inning Stats	R: 0 E: 0 K: 0 S: 6 H: 0 LOB: 0 BB: 0 P: 11	R: 3 E: 0 K: 0 S: 12 H: 4 LOB: 1 BB: 1 P: 23	R: 0 E: 0 K: 0 S: 5 H: 0 LOB: 0 BB: 0 P: 6	R: 0 E: 0 K: 0 S: 6 H: 0 LOB: 0 BB: 0 P: 12	R: 2 E: 0 K: 1 S: 8 H: 2 LOB: 1 BB: 1 P: 19	R: 0 E: 0 K: 1 S: 17 H: 1 LOB: 3 BB: 2 P: 30	R: 0 E: 1 K: 0 S: 8 H: 0 LOB: 1 BB: 0 P: 16	R: 0 E: 0 K: 0 S: 7 H: 1 LOB: 1 BB: 0 P: 8	R: 1 E: 0 K: 2 S: 23 H: 2 LOB: 1 BB: 0 P: 30	1B: 7 2B: 1 3B: 0 HR: 2 SF: 0 SAC: 0 DP: 1 HBP: 0						

PITCHER		IP	WLS	BF	H	R	ER	SO	BB	IBB	HBP	BLK	WP	HR	S	P	ERA	WHIP
46 Tyler Matzek, L ERA: 5.19	(1, 1)	5.1	L	25	7	5	5	2	4	0	0	0	0	1	50	96	8.44	2.062
62 Rob Scahill, R ERA:	(6, 1)	1.2		6	0	0	0	0	0	0	0	0	0	0	12	21	0.00	0.000
37 Nick Masset, R ERA: 3.6	(8, 1)	1.0		4	1	0	0	0	0	0	0	0	0	0	7	8	0.00	1.000
0 Adam Ottavino, R ERA: 4.5	(9, 1)	1.0		5	2	1	1	2	0	0	0	0	0	1	23	30	9.00	2.000

PITCHER	IP	WLS	BF	H	R	ER	SO	BB	IBB	HBP	BLK	WP	HR	S	P	ERA	WHIP

TOP

Milwaukee Brewers @ Colorado Rockies

Coors Field, Denver, CO

Sun Jun 22 2014, 2:14 PM - 5:51 PM MDT

Att. 36,619 - Cloudy - 72 F

livebaseballscorecards.com

AB	36
R	6
H	10
RBI	4
BB	4
SO	4
LOB	18

WP: 0 PA: 40
PB: 1
SB: 1
CS: 0

Batter	1	2	3	4	5	6	7	8	9	AB	R	H	RBI	BB	SO	LOB
19 Charlie Blackmon, L (1, 9) OBP: 0.348, SLG: 0.491	B SI 91 X SI 90 1-0 33 S 1B	X CU 78 0-0 ③ F9		C CH 80 B SI 90 B SI 91 B SL 85 X CH 80 3-1 ② G4-3		D SL 86 B FF 94 X CH 88 2-0 1-3 2B		1 SAFE S FF 95 X SL 83 0-1 ② L7		5	0	2	0	0	0	2
13 Drew Stubbs, R (1, 8) OBP: 0.324, SLG: 0.451	1 SAFE 1 SAFE C SL 84 F SI 90 B SL 85 B CH 80 1 SAFE T FF 90 2-2 ① K		F CU 75 B SI 90 C SL 86 F SL 84 B SI 90 F SL 85 X CH 81 2-2 20 2B 2 S 1B	B SI 89 C CU 75 C SI 89 B SI 89 X SL 83 2-2 ③ G5-3		B FF 94 B FF 95 X FF 94 2-0 ② G1-3		B FF 95 1 SAFE F FF 95 X FF 94 1-1 1-H 3B		5	1	2	1	0	1	3
2 Troy Tulowitzki, R (1, 6) OBP: 0.451, SLG: 0.648	B SL 86 C CU 76 1 SAFE B SI 90 X SL 86 2-1 ② F8		B CU 76 C SL 86 F SL 85 C SL 84 1-3 ① K 1-2		C SI 88 X SL 82 0-1 6 F8 33 1B 1B	B SI 94 F SI 94 C SI 94 D SL 86 X SI 95 2-2 ③ F7		I IN 76 I IN 74 I IN 73 I IN 72 4-0 IBB		4	0	1	0	1	1	4
33 Justin Morneau, L (1, 3) OBP: 0.340, SLG: 0.515	D CH 81 B SI 90 B CH 79 C CH 79 C SI 91 B SL 86 4-2 1-2 BB		F CU 77 X SI 91 0-1 ② P4		X CU 75 0-0 1-2 1B		C FF 89 S CU 75 F SI 90 X CU 77 0-2 ① G4-3	X SL 84 0-0 ③ G5-3		4	0	1	0	1	0	3
6 Corey Dickerson, L (1, 7) OBP: 0.407, SLG: 0.664	X CU 77 0-0 ③ F8		B CU 76 B SL 84 B CU 76 C SI 89 C SI 90 B SL 86 4-2 20 2B BB		C SI 90 X SI 90 0-1 ① F8 2-3		T CU 76 S SL 86 B SI 92 X CU 76 1-2 ② G4-3		X CU 76 0-0 ① 3B	4	1	1	0	1	0	4
20 Wilin Rosario, R (1, 2) OBP: 0.284, SLG: 0.448		F SI 90 S SL 84 X SL 84 0-2 14 L9 23 1B 1B	C SL 85 X SI 90 0-1 1-H 2-H 2B		D CU 77 C SI 90 X FF 90 1-1 ② P4		B SI 93 S SI 86 F SI 90 B CU 78 X SL 85 2-2 1B		B FF 92 X FF 93 1-0 HR	5	2	4	3	0	0	2
14 Josh Rutledge, R (1, 4) OBP: 0.345, SLG: 0.421 62 Rob Scahill, L (6, 1) 1 Brandon Barnes, R (7, PH) OBP: 0.329, SLG: 0.441 37 Nick Masset, R (8, 1) 0 Adam Ottavino, S (9, 1) 44 Ryan Wheeler, L (9, PH) OBP: 0.310, SLG: 0.391		C SL 84 B SI 91 X SI 90 1-1 ① L9 1-2	B SL 86 B SL 84 B SL 84 C SI 90 B SI 90 4-1 BB		F SL 85 B SI 90 F CU 75 B SI 90 X SL 83 2-2 ③ G5-3		X CU 74 0-0 ③ F8		B FF 92 B CH 84 C CH 84 S CH 84 B CH 82 C FF 92 3-3 ② K	2 0 1 0 0 0 1	0 0 0 0 0 0 0	0 0 0 0 0 0 0	0 0 0 0 0 0 0	1 0 0 0 0 0 0	0 0 0 0 0 0 0	3 0 1 0 0 0 0
23 Charlie Culberson, R (1, 5) OBP: 0.252, SLG: 0.300		B SL 85 B CU 77 X SL 85 2-0 46 E 46 S 2-H 1B	S SL 85 C CU 76 F SI 90 X CU 76 0-2 ③ F8			B SI 92 C SI 93 X SI 92 1-1 9 CS 1B		C FF 94 X FF 95 0-1 ① G6-3	S CU 77 X CH 85 0-1 ③ G3	5	0	2	1	0	0	2
46 Tyler Matzek, L (1, 1) OBP: 0.143, SLG: 0.143 9 DJ LeMahieu, R (6, 4) OBP: 0.321, SLG: 0.323		1 SAFE S SL 82 B SL 86 B CH 80 T SI 91 X SL 85 2-2 ② G6-3 1-3		C FF 89 S CH 80 C CH 80 0-3 ① K		B FF 94 1 SAFE B FF 93 1 SAFE 1 SAFE 1 SAFE C FF 94 X FF 93 2-1 ① 19 2B 1-2 1B		B FF 95 X FF 96 1-0 13 3B 1B		2 2	0 1	0 2	0 0	0 0	1 0	1 0
Inning Stats	R: 0 E: 0 K: 1 S: 9 H: 1 LOB: 2 BB: 1 P: 18	R: 1 E: 0 K: 0 S: 10 H: 2 LOB: 1 BB: 0 P: 15	R: 2 E: 0 K: 1 S: 19 H: 2 LOB: 2 BB: 2 P: 30	R: 0 E: 0 K: 1 S: 8 H: 0 LOB: 0 BB: 0 P: 13	R: 0 E: 0 K: 0 S: 10 H: 2 LOB: 2 BB: 0 P: 13	R: 0 E: 0 K: 0 S: 9 H: 3 LOB: 2 BB: 0 P: 18	R: 0 E: 0 K: 0 S: 11 H: 1 LOB: 1 BB: 0 P: 14	R: 1 E: 0 K: 0 S: 8 H: 2 LOB: 2 BB: 1 P: 14	R: 1 E: 0 K: 1 S: 7 H: 2 LOB: 0 BB: 0 P: 11	1B: 10 2B: 2 3B: 2 HR: 1 SF: 0 SAC: 0 DP: 0 HBP: 0						

PITCHER		IP	WLS	BF	H	R	ER	SO	BB	IBB	HBP	BLK	WP	HR	S	P	ERA	WHIP
26 Kyle Lohse, R ERA: 3.2	(1, 1)	5.0	W	25	7	3	3	3	3	0	0	0	0	0	56	89	5.40	2.000
53 Brandon Kintzler, R ERA: 3.49	(6, 1)	1.0	H	5	3	0	0	0	0	0	0	0	0	0	9	18	0.00	3.000
59 Zach Duke, L ERA: 1.53	(7, 1)	0.2	H	3	1	0	0	0	0	0	0	0	0	0	10	13	0.00	1.500
47 Rob Wooten, R ERA: 4.56	(7, 1)	0.1	H	1	0	0	0	0	0	0	0	0	0	0	1	1	0.00	0.000
13 Will Smith, L ERA: 1.25	(8, 1)	1.0	H	6	2	1	1	0	0	1	0	0	0	0	8	14	9.00	2.000

PITCHER		IP	WLS	BF	H	R	ER	SO	BB	IBB	HBP	BLK	WP	HR	S	P	ERA	WHIP
57 Francisco Rodríguez, R ERA: 2.35	(9, 1)	1.0	S	4	2	1	1	1	0	0	0	0	0	1	7	11	9.00	2.000

BOTTOM

Milwaukee Brewers @ Colorado Rockies

Coors Field, Denver, CO

Sun Jun 22 2014, 2:14 PM - 5:51 PM MDT

Att. 36,619 - Cloudy - 72 F

livebaseballscorecards.com

AB	40
R	5
H	15
RBI	5
BB	4
SO	4
LOB	25

COLORADO ROCKIES

Batter	1	2	3	4	5	6	7	8	9	AB	R	H	RBI	BB	SO	LOB
2 Denard Span, L (1, 8) OBP: 0.314, SLG: 0.396	C FF 92 F SI 90 B FF 91 S SL 85 1-3 K		C CU 72 X FF 91 0-1 F9		X FF 90 0-0 F7		B CU 74 C FF 92 B FF 91 F FF 91 B FF 91 X FF 93 3-2 G3			4	0	0	0	0	1	0
6 Anthony Rendon, R (1, 5) OBP: 0.334, SLG: 0.470	C FF 92 F FF 92 X FF 93 0-2 G5-3		C FF 92 B SI 91 S SL 86 B SL 85 B FF 93 B FF 94 4-2 28 1B 25 HR BB		C FF 91 C SL 83 X FF 91 0-2 G1-3			C FF 89 B FC 84 B FC 85 B FF 89 X FF 89 3-1 F7		3	1	0	0	1	0	0
28 Jayson Werth, R (1, 9) OBP: 0.359, SLG: 0.391	B SL 85 C FF 92 X FF 92 1-1 G4-3		X FF 92 0-0 25 HR 1-3 1B		C CU 75 X FF 92 0-1 1B			B CU 72 C FC 86 C FF 90 B FF 90 B CH 82 F CH 82 X FC 85 3-2 25 BB 1B		4	1	3	0	0	0	0
25 Adam LaRoche, L (1, 3) OBP: 0.424, SLG: 0.495		X SI 90 0-0 20 1B 11 BB 1B	B SL 84 D SL 84 B SI 92 F SI 93 S CU 75 X SL 85 3-2 1-H 3-H HR		D CU 74 C CU 75 B FF 90 F FF 93 X FF 93 2-2 G3			B FF 88 D CU 71 C FF 89 1 SAFE B CH 82 1 SAFE C FF 89 1 SAFE B CH 83 4-2 11 G6-4-3 1-2 BB		3	1	2	3	1	0	1
11 Ryan Zimmerman, R (1, 7) OBP: 0.298, SLG: 0.376		B SL 82 B FF 92 F SL 84 B SI 92 B FF 92 4-1 20 1B 1-2 BB	B CU 75 C CU 75 F FF 93 X CU 76 1-2 G6-3			C CU 74 X FF 91 0-1 G5-3		C FC 86 D CU 74 B FF 90 X FF 90 2-1 G6-4-3 1-2f		3	0	0	0	1	0	2
20 Ian Desmond, R (1, 6) OBP: 0.294, SLG: 0.428		S SL 83 X SL 86 0-1 47 FC6 1-2 2-3 1B	C SI 92 X CU 76 0-1 F9			C CU 74 B SL 84 F SL 83 F SI 92 F SL 84 S SL 84 1-3 K			B CH 86 C SI 88 F CH 81 F SL 78 B SI 90 X CH 82 2-2 59 F9 59 S 1B	4	0	2	0	0	1	0
8 Danny Espinosa, S (1, 4) OBP: 0.294, SLG: 0.370		B SL 85 S FF 94 S FF 93 D SL 85 D SL 85 C FF 94 3-3 K	B CU 72 X SI 90 1-0 F8			C FF 91 B CU 75 S CU 75 F SI 93 B SI 92 B CU 76 S FF 93 3-3 K			S CH 82 C CH 82 B CH 82 F CH 83 1 SAFE S SL 79 1-3 K	4	0	0	0	0	3	4
59 Jose Lobaton, S (1, 2) OBP: 0.297, SLG: 0.320		B FF 94 B SL 82 F FF 94 S FF 94 S SL 86 2-3 K	C FF 91 B FF 92 S FF 92 C SI 92 1-0 1-3 K				S FF 90 F FF 90 B FF 92 X FF 92 1-2 F7		B SI 89 C SI 88 F FF 90 B FF 91 X SL 79 2-2 F9 1-3	4	0	0	0	0	2	4
47 Gio González, R (1, 1) OBP: 0.111, SLG: 0.278 33 Greg Dobbs, L (7, PH) OBP: 0.190, SLG: 0.200 30 Aaron Barrett, R (7, 1) 22 Drew Storen, S (8, 1) 7 Scott Hairston, R (9, PH) OBP: 0.364, SLG: 0.517 36 Tyler Clippard, R (9, 1)		B FF 92 X FF 93 1-0 FC6 1-2f	S SI 91 S SL 84 B FF 91 S SL 83 1-3 K				B CU 73 B CU 73 F FF 90 F FF 92 F FF 93 X SI 92 2-2 G4-3		B CH 83 B CH 85 C FF 91 X CH 84 2-1 F9	2 1 0 0 1 0	0 0 0 0 0 0	0 0 0 0 0 0	0 0 0 0 0 0	1 0 0 0 0 0	3 0 0 0 1 0
Inning Stats	R: 0 E: 0 K: 1 S: 8 H: 0 LOB: 0 BB: 0 P: 10	R: 0 E: 0 K: 2 S: 11 H: 2 LOB: 3 BB: 1 P: 21	R: 3 E: 0 K: 0 S: 13 H: 2 LOB: 0 BB: 1 P: 21	R: 0 E: 0 K: 2 S: 7 H: 0 LOB: 0 BB: 0 P: 10	R: 0 E: 0 K: 0 S: 9 H: 1 LOB: 1 BB: 0 P: 11	R: 0 E: 0 K: 2 S: 11 H: 0 LOB: 0 BB: 0 P: 15	R: 0 E: 0 K: 0 S: 10 H: 0 LOB: 0 BB: 0 P: 16	R: 0 E: 0 K: 0 S: 10 H: 1 LOB: 1 BB: 1 P: 22	R: 0 E: 0 K: 1 S: 13 H: 1 LOB: 1 BB: 0 P: 20	1B: 6 2B: 0 3B: 0 HR: 1 SF: 0 SAC: 0 DP: 1 HBP: 0						

PITCHER		IP	WLS	BF	H	R	ER	SO	BB	IBB	HBP	BLK	WP	HR	S	P	ERA	WHIP
22 Matt Garza, R ERA: 4.01	(1, 1)	7.0	L	28	5	3	3	7	2	0	0	0	0	1	69	104	3.86	1.000
50 Mike Fiers, R ERA:	(8, 1)	1.0		4	1	0	0	0	1	0	0	0	0	0	10	22	0.00	2.000
32 Tom Gorzelanny, L ERA:	(9, 1)	1.0		4	1	0	0	1	0	0	0	0	0	0	13	20	0.00	1.000

PITCHER	IP	WLS	BF	H	R	ER	SO	BB	IBB	HBP	BLK	WP	HR	S	P	ERA	WHIP

TOP

Washington Nationals @ Milwaukee Brewers

Miller Park, Milwaukee, WI

Mon Jun 23 2014, 7:12 PM - 10:21 PM CDT

Att. 31,102 - Roof Closed - 70 F

livebaseballscorecards.com

AB	33
R	3
H	7
RBI	3
BB	3
SO	8
LOB	15

WP: 0	PA: 36
PB: 0	
SB: 1	
CS: 0	

Batter	1	2	3	4	5	6	7	8	9	AB	R	H	RBI	BB	SO	LOB
Rickie Weeks Jr., R (1, 4) OBP: 0.328, SLG: 0.385	C SI 89 X FF 90 0-1 ① F8		B CU 74 C CH 82 B CU 76 F FF 92 B CU 78 B FF 91 4-2 20 BB 2-3 BB		C SI 91 B CU 76 B SI 91 S CH 82 S CH 83 2-3 ② K2-3			X FF 94 0-0 ① G4-3		3	0	0	0	1	1	0
8 Ryan Braun, R (1, 9) OBP: 0.324, SLG: 0.490	B FF 91 B CH 82 F SI 91 S FF 92 F CU 78 F FF 92 S CU 78 2-3 ② K2-3		T CU 76 1 SAFE S CH 84 S CH 83 0-3 ② K		B SI 91 B SI 91 X CH 83 2-0 2B			C FF 94 X SL 83 0-1 ② G6-3		4	0	1	0	0	2	2
20 Jonathan Lucroy, R (1, 2) OBP: 0.399, SLG: 0.518	B SI 91 C SI 91 S CU 77 X CU 76 1-2 27 FC5-4 1B		C CU 75 B FF 91 F FF 91 1 SAFE F FF 90 F FF 91 F SI 89 D CU 77 B SI 90 1-2 4-2 F CU 77 F CF 92 B FF 91 BB		C SI 91 B SI 91 C CU 75 X SI 91 1-2 ③ F8			S SI 94 B SL 83 B SL 82 S FF 93 B CH 87 X FF 94 3-2 ③ G1-3		3	0	1	0	1	0	1
27 Carlos Gómez, R (1, 8) OBP: 0.377, SLG: 0.525	S CH 82 F FF 91 D CU 78 F CU 76 X CH 83 1-2 ③ FC5-4 1-2f		F CH 84 X CH 83 0-1 ③ F7			B SI 91 B SI 91 B SI 90 C SI 90 C FF 91 X CH 83 3-2 ① G5-3			S CH 79 S FF 92 F FF 91 F FS 82 B FF 93 B FS 81 F CH 79 F FF 92 B CH 79 3-3 ① K	4	0	0	0	0	1	4
16 Aramis Ramirez, R (1, 5) OBP: 0.340, SLG: 0.492		B FF 89 X CH 82 1-0 ① F7		B SI 91 S FF 91 S FF 91 B FF 91 S CU 76 2-3 ① K		F SI 91 B FF 91 B CU 75 B CH 83 S FF 90 B FF 91 4-2 18 G6-4-3 BB			B FF 92 S FF 90 F CH 80 S FF 92 1-3 ② K	3	0	0	0	1	2	0
18 Khris Davis, R (1, 7) OBP: 0.306, SLG: 0.485		B FF 90 B SI 90 C SI 92 X CH 83 2-1 ② G5-3		X CH 83 0-0 ② G5-3		B CH 81 S FF 89 C SI 91 F CU 76 B FF 89 X CU 77 2-2 ②③ G6-4-3 1-2f			B CU 74 B CH 80 S FF 90 C FF 92 F FS 83 S FF 92 2-3 ③ K	4	0	0	0	0	1	1
7 Mark Reynolds, R (1, 3) OBP: 0.302, SLG: 0.414		B FF 91 F FF 91 B CU 77 B FF 92 S CH 84 F CH 84 S CH 84 3-3 ③ K		B CH 82 B CH 83 C SI 92 F CH 84 B FF 92 B FF 91 4-2 9 WP 9 S BB			F FF 95 C SI 95 B SL 87 B SL 87 F SI 96 C SL 85 2-3 ① K		2	0	0	0	1	2	0
9 Jean Segura, R (1, 6) OBP: 0.281, SLG: 0.342			B SI 89 B FF 90 B SI 90 C SI 89 F SI 89 X SI 91 3-2 S 22 SH3-4 1B	C CH 82 F FF 90 1 SAFE B CU 77 D CU 77 B CH 84 X CH 83 3-2 ③ P4 1-3				C FF 94 B FF 93 F SL 85 F SI 95 F SL 86 S SL 85 1-3 ② K		3	0	1	0	0	1	1
22 Matt Garza, R (1, 1) 3 Elian Herrera, S (7, PH) OBP: 0.235, SLG: 0.273 50 Mike Fiers, R (8, 1) 32 Tom Gorzelanny, R (9, 1)			C SI 88 1 SAFE B SI 89 X SI 88 1-1 ① SH3-4 1-2		B SI 90 S SI 90 S SI 90 X CH 82 1-2 ① G1-3			F SI 94 X SI 93 0-1 ③ F7		1 1 0 0	0 0 0 0	0 0 0 0	0 0 0 0	0 0 0 0	0 0 0 0	0 0 0 0
Inning Stats	R: 0 E: 0 K: 1 S: 14 H: 1 LOB: 1 BB: 0 P: 18	R: 0 E: 0 K: 1 S: 7 H: 0 LOB: 0 BB: 0 P: 13	R: 0 E: 0 K: 1 S: 19 H: 1 LOB: 3 BB: 2 P: 31	R: 0 E: 0 K: 1 S: 9 H: 0 LOB: 1 BB: 1 P: 18	R: 0 E: 0 K: 1 S: 10 H: 1 LOB: 1 BB: 0 P: 16	R: 0 E: 0 K: 0 S: 9 H: 0 LOB: 0 BB: 1 P: 18	R: 0 E: 0 K: 2 S: 11 H: 0 LOB: 0 BB: 0 P: 14	R: 0 E: 0 K: 0 S: 6 H: 0 LOB: 0 BB: 0 P: 9	R: 0 E: 0 K: 3 S: 16 H: 0 LOB: 0 BB: 0 P: 22	1B: 2 2B: 1 3B: 0 HR: 0 SF: 0 SAC: 1 DP: 1 HBP: 0						WP: 1 PB: 0 SB: 2 CS: 0 PA: 33	

PITCHER		IP	WLS	BF	H	R	ER	SO	BB	IBB	HBP	BLK	WP	HR	S	P	ERA	WHIP
47 Gio González, L ERA: 4.38	(1, 1)	6.0	W	24	3	0	0	5	4	0	0	0	1	0	68	114	0.00	1.167
30 Aaron Barrett, R ERA: 1.75	(7, 1)	1.0	H	3	0	0	0	2	0	0	0	0	0	0	11	14	0.00	0.000
22 Drew Storen, R ERA: 1.11	(8, 1)	1.0	H	3	0	0	0	0	0	0	0	0	0	0	6	9	0.00	0.000
36 Tyler Clippard, R ERA: 2.12	(9, 1)	1.0	S	3	0	0	0	3	0	0	0	0	0	0	16	22	0.00	0.000

PITCHER	IP	WLS	BF	H	R	ER	SO	BB	IBB	HBP	BLK	WP	HR	S	P	ERA	WHIP

BOTTOM

Washington Nationals @ Milwaukee Brewers

Miller Park, Milwaukee, WI

Mon Jun 23 2014, 7:12 PM - 10:21 PM CDT

Att. 31,102 - Roof Closed - 70 F

livebaseballscorecards.com

AB	28
R	0
H	3
RBI	0
BB	4
SO	10
LOB	9

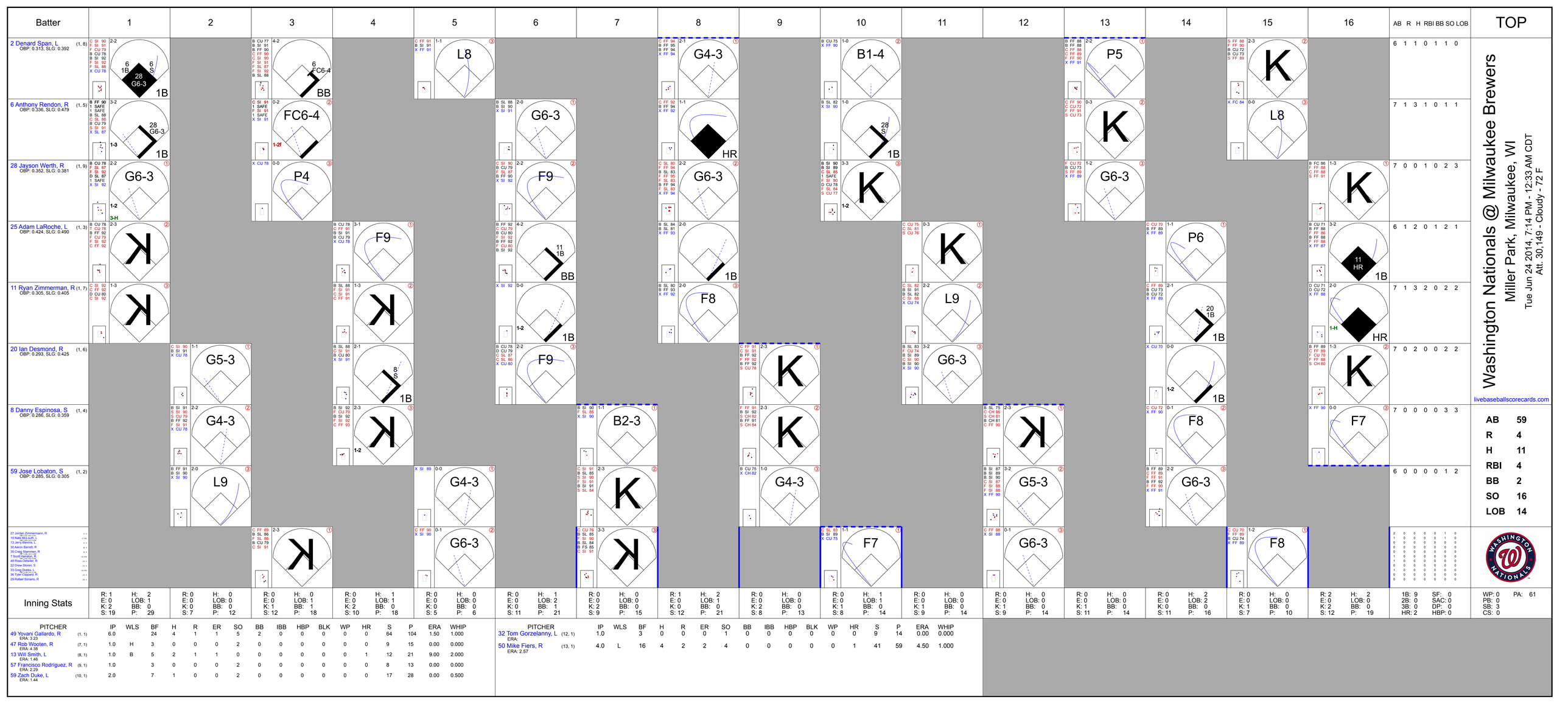
Batter
1
2
3
4
5
6
7
8
9
10
11
12
13
14
15
16
AB R H RBI BB SO LOB
TOP
2 Denard Span, L (1, 8) OBP: 0.313, SLG: 0.392
6 Anthony Rendon, R (1, 5) OBP: 0.336, SLG: 0.479
28 Jayson Werth, R (1, 9) OBP: 0.352, SLG: 0.381
25 Adam LaRoche, L (1, 3) OBP: 0.424, SLG: 0.490
11 Ryan Zimmerman, R (1, 7) OBP: 0.305, SLG: 0.405
20 Ian Desmond, R (1, 6) OBP: 0.293, SLG: 0.425
8 Danny Espinosa, S (1, 4) OBP: 0.286, SLG: 0.359
59 Jose Lobaton, S (1, 2) OBP: 0.285, SLG: 0.305
Washington Nationals @ Milwaukee Brewers
Miller Park, Milwaukee, WI
Tue Jun 24 2014, 7:14 PM - 12:33 AM CDT
Att. 30,149 - Cloudy - 72 F
livebaseballscorecards.com
AB 59
R 4
H 11
RBI 4
BB 2
SO 16
LOB 14
Inning Stats
PITCHER
IP WLS BF H R ER SO BB IBB HBP BLK WP HR S P ERA WHIP
49 Yovani Gallardo, R (1, 1) ERA: 3.23
47 Rob Wooten, R (7, 1) ERA: 4.38
13 Will Smith, L (8, 1) ERA: 1.46
57 Francisco Rodriguez, R (9, 1) ERA: 2.29
59 Zach Duke, L (10, 1) ERA: 1.44
32 Tom Gorzelanny, L (12, 1) ERA:
50 Mike Fiers, R (13, 1) ERA: 2.57
1B: 9 SF: 0
2B: 0 SAC: 0
3B: 0 DP: 0
HR: 2 HBP: 0
WP: 0 PA: 61
PB: 0
SB: 3
CS: 0

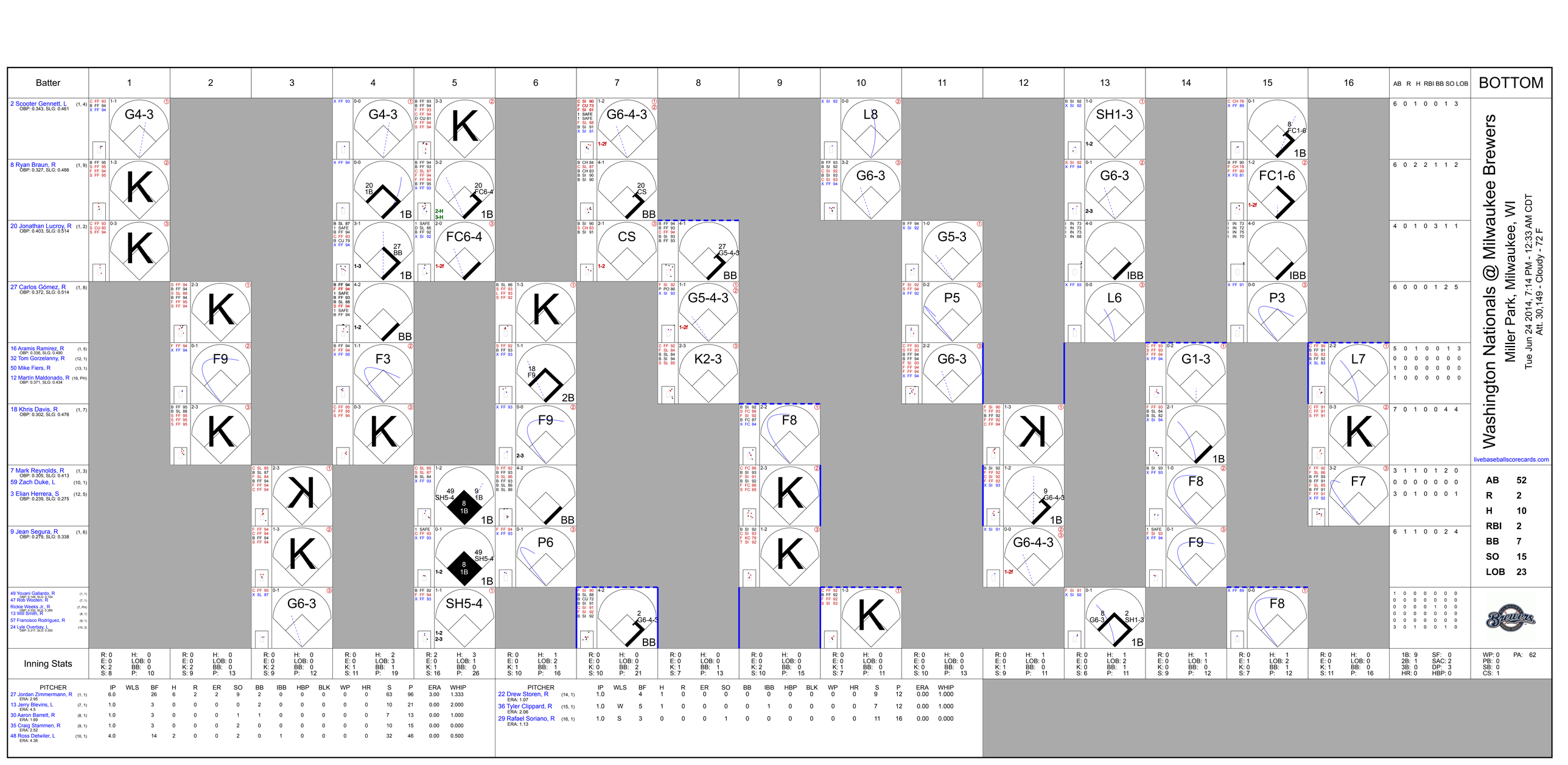
Batter
1
2
3
4
5
6
7
8
9
10
11
12
13
14
15
16
AB R H RBI BB SO LOB
BOTTOM
2 Scooter Gennett, L (1, 4) OBP: 0.343, SLG: 0.461
8 Ryan Braun, R (1, 9) OBP: 0.327, SLG: 0.486
20 Jonathan Lucroy, R (1, 2) OBP: 0.403, SLG: 0.514
27 Carlos Gómez, R (1, 8) OBP: 0.372, SLG: 0.514
16 Aramis Ramirez, R (1, 5) OBP: 0.336, SLG: 0.490
32 Tom Gorzelanny, R (12, 1)
50 Mike Fiers, R (13, 1)
12 Martín Maldonado, R (16, PH) OBP: 0.371, SLG: 0.434
18 Khris Davis, R (1, 7) OBP: 0.302, SLG: 0.476
7 Mark Reynolds, R (1, 3) OBP: 0.355, SLG: 0.413
59 Zach Duke, L (10, 1)
3 Elian Herrera, S (12, 5) OBP: 0.239, SLG: 0.275
9 Jean Segura, R (1, 6) OBP: 0.279, SLG: 0.338
49 Yovani Gallardo, R (1, 1) ERA: 0.54, SLG: 0.154
47 Rob Wooten, R (7, 1)
Rickie Weeks Jr., R (7, PH) OBP: 0.308, SLG: 0.385
13 Will Smith, LHP (8, 1)
57 Francisco Rodriguez, R (9, 1)
24 Lyle Overbay, L (10, 3) OBP: 0.317, SLG: 0.350
Inning Stats
PITCHER IP WLS BF H R ER SO BB IBB HBP BLK WP HR S P ERA WHIP
27 Jordan Zimmermann, R (1, 1) ERA: 2.95 6.0 26 6 2 2 9 2 0 0 0 0 0 63 96 3.00 1.333
13 Jerry Blevins, L (7, 1) ERA: 4.5 1.0 3 0 0 0 0 2 0 0 0 0 0 10 21 0.00 2.000
30 Aaron Barrett, R (8, 1) ERA: 1.69 1.0 3 0 0 0 1 1 0 0 0 0 0 7 13 0.00 1.000
35 Craig Stammen, R (9, 1) ERA: 2.52 1.0 3 0 0 0 2 0 0 0 0 0 0 10 15 0.00 0.000
48 Ross Detwiler, L (10, 1) ERA: 4.36 4.0 14 2 0 0 2 0 1 0 0 0 0 32 46 0.00 0.500
PITCHER IP WLS BF H R ER SO BB IBB HBP BLK WP HR S P ERA WHIP
22 Drew Storen, R (14, 1) ERA: 1.07 1.0 4 1 0 0 0 0 0 0 0 0 0 0 9 12 0.00 1.000
36 Tyler Clippard, R (15, 1) ERA: 2.06 1.0 W 5 1 0 0 0 0 1 0 0 0 0 7 12 0.00 1.000
29 Rafael Soriano, R (16, 1) ERA: 1.13 1.0 S 3 0 0 0 1 0 0 0 0 0 0 11 16 0.00 0.000
Washington Nationals @ Milwaukee Brewers
Miller Park, Milwaukee, WI
Tue Jun 24 2014, 7:14 PM - 12:33 AM CDT
Att. 30,149 - Cloudy - 72 F
livebaseballscorecards.com
AB 52
R 2
H 10
RBI 2
BB 7
SO 15
LOB 23
1B: 9 SF: 0
2B: 1 SAC: 2
3B: 0 DP: 3
HR: 0 HBP: 0
WP: 0 PA: 62
PB: 0
SB: 0
CS: 1

Batter	1	2	3	4	5	6	7	8	9	AB	R	H	RBI	BB	SO	LOB
2 Denard Span, L (1, 8) OBP: 0.309, SLG: 0.386	C FF 88 X FF 89 0-1 ① F9		B FF 90 C FF 89 B CH 80 C CH 79 F FF 90 X FF 90 2-2 ② P6		B FF 90 X FF 89 1-0 ③ F8			C FF 93 B FF 92 C FF 93 X FF 95 1-2 ① P2		4	0	0	0	0	0	0
19 Kevin Frandsen, R (1, 4) OBP: 0.285, SLG: 0.298	B FF 88 C FF 88 X FF 89 1-1 ② F9		C FF 90 F FF 89 X CH 79 0-2 ③ P2			F FF 88 F CH 77 B CH 77 B FF 88 B FF 88 F FF 89 F FF 89 F CH 79 F FF 89 3-2 ① X CH 78 G6-3		C FF 95 X SL 81 0-1 ② G6-3		4	0	0	0	0	0	0
11 Ryan Zimmerman, R (1, 7) OBP: 0.303, SLG: 0.395	C FF 88 X FF 88 0-1 ③ P5			C FF 90 B FF 89 B CH 80 B FF 90 B FF 91 4-1 25 WP 20 2B BB		B CU 76 C CH 80 X CH 78 1-1 ② F7		F FF 95 C FF 96 F SL 82 B FF 94 X SL 82 1-2 ③ P4		3	1	0	0	1	0	0
25 Adam LaRoche, L (1, 3) OBP: 0.421, SLG: 0.483		B CU 76 B FF 88 C FF 88 B CH 78 F FF 90 F FF 90 F FF 90 F CH 80 B FF 90 4-2 20 FC4-6 6 BB 15 FC3 BB		B CU 80 C FF 90 C FF 89 B FF 89 B CH 79 F FF 90 F FF 89 F CH 79 X FF 90 3-2 ① L8 1-2		C CU 75 X FF 89 0-1 ③ G4-3			B FF 93 F FF 92 B FF 95 X FF 93 2-1 ① G4-3	3	1	0	0	1	0	1
6 Anthony Rendon, R (1, 5) OBP: 0.335, SLG: 0.474		B FF 90 B FF 89 B FF 89 B FF 90 4-0 20 FC4-6 1-2 BB		T CH 80 C CH 80 B FF 90 C FF 90 1-3 ② K			B FF 88 B FF 88 F FF 88 C FF 89 F CH 77 F FF 89 X CH 78 2-2 ① G5-3		F FF 95 B FF 96 T FF 96 B SL 83 X FF 95 2-2 ② G6-3	3	0	0	0	1	1	1
20 Ian Desmond, R (1, 6) OBP: 0.296, SLG: 0.429		C CU 78 C FF 89 F FF 90 X CU 77 0-2 ① FC4-6 15 FC3 15 S 1-2f 2-3		X FF 90 0-0 2-H 2B			B CU 76 X CU 77 1-0 15 BB 1B		X SL 82 0-0 ③ G4-3	4	0	2	1	0	0	2
15 Nate McLouth, L (1, 9) OBP: 0.294, SLG: 0.235		1 SAFE 1 SAFE S FF 89 1 SAFE B FF 90 B FF 90 C CH 78 B FF 90 F CH 79 3-2 X CH 79 FC3 41 CS 1-3 3-H		B CU 77 C CH 78 B FF 90 F CH 81 B FF 89 S CH 79 3-3 ③ K			C FF 88 B FF 88 D CH 77 B FF 88 B FF 88 4-1 1-2 BB			2	0	0	1	1	1	2
41 Sandy León, S (1, 2) OBP: 0.234, SLG: 0.237		B CU 77 C CH 78 T CH 77 S CH 78 1-3 ② ③ K 1-2			C CH 78 C CH 78 X CH 76 0-2 ① G1-3		B SI 90 C SI 91 B SI 92 C SI 91 F SI 92 F SI 94 F CH 85 S CH 88 2-3 ② K			3	0	0	0	0	2	4
37 Stephen Strasburg, R (1, 1) OBP: 0.200, SLG: 0.067 55 Taylor Hill, R (5, 1)			C FF 89 B FF 90 B FF 90 F FF 90 F FF 90 X FF 90 2-2 ① G4-3		C FF 89 T FF 89 B CH 78 F FF 90 S FF 90 1-3 ② K		C SI 91 B SI 91 X SI 92 1-1 ③ G1-3			2 1	0 0	0 0	0 0	0 0	1 0	0 2
Inning Stats	R: 0 E: 0 K: 0 S: 6 H: 0 LOB: 0 BB: 0 P: 7	R: 1 E: 0 K: 1 S: 16 H: 0 LOB: 1 BB: 2 P: 28	R: 0 E: 0 K: 0 S: 11 H: 0 LOB: 0 BB: 0 P: 15	R: 1 E: 0 K: 2 S: 14 H: 1 LOB: 1 BB: 1 P: 25	R: 0 E: 0 K: 1 S: 8 H: 0 LOB: 0 BB: 0 P: 10	R: 0 E: 0 K: 0 S: 11 H: 0 LOB: 0 BB: 0 P: 15	R: 0 E: 0 K: 1 S: 15 H: 1 LOB: 2 BB: 1 P: 25	R: 0 E: 0 K: 0 S: 9 H: 0 LOB: 0 BB: 0 P: 11	R: 0 E: 0 K: 0 S: 6 H: 0 LOB: 0 BB: 0 P: 10	1B: 1 2B: 1 3B: 0 HR: 0 SF: 0 SAC: 0 DP: 0 HBP: 0						

TOP

Washington Nationals @ Milwaukee Brewers

Miller Park, Milwaukee, WI

Wed Jun 25 2014, 1:12 PM - 4:12 PM CDT

Att. 39,049 - Cloudy - 64 F

livebaseballscorecards.com

AB	29
R	2
H	2
RBI	2
BB	4
SO	5
LOB	12

WP: 1 PA: 33
PB: 0
SB: 1
CS: 1

PITCHER		IP	WLS	BF	H	R	ER	SO	BB	IBB	HBP	BLK	WP	HR	S	P	ERA	WHIP
41 Marco Estrada, R ERA: 5.06	(1, 1)	6.1	W	25	2	2	2	4	4	0	0	0	1	0	73	114	2.84	0.947
53 Brandon Kintzler, R ERA: 3.41	(7, 1)	0.2		2	0	0	0	1	0	0	0	0	0	0	8	11	0.00	0.000
45 Alfredo Figaro, R ERA: 1.8	(8, 1)	2.0		6	0	0	0	0	0	0	0	0	0	0	15	21	0.00	0.000

PITCHER		IP	WLS	BF	H	R	ER	SO	BB	IBB	HBP	BLK	WP	HR	S	P	ERA	WHIP

Batter	1	2	3	4	5	6	7	8	9	AB	R	H	RBI	BB	SO	LOB
2 Scooter Gennett, L (1, 4) OBP: 0.344, SLG: 0.473	C SI 94 X FF 94 0-1 ① F8	C FF 95 B CH 88 D CH 90 X FF 94 2-1 1-H 2-H 3-H HR			C CU 78 S CH 88 F CU 78 F FF 94 B CH 88 X FF 94 1-2 ① L3	X SI 91 0-0 9 G1-3 27 1B 2-H 1B		C SI 90 X CU 74 0-1 ① G4-3		5	2	2	5	0	0	0
9 Jean Segura, R (1, 6) OBP: 0.281, SLG: 0.339	C FF 94 X SI 94 0-1 ② F9	C FF 94 B FF 94 S FF 94 F FF 94 B CH 88 X SI 94 2-2 27 CS 1B			C CU 78 B SI 94 X SI 94 1-1 ② G6-3	C SL 85 S FF 92 B SI 91 X SI 92 1-2 ② G1-3 2-3		C SI 83 F SI 91 X SL 85 0-2 27 HBP 1B		5	0	2	0	0	0	1
27 Carlos Gómez, R (1, 8) OBP: 0.378, SLG: 0.524	B SI 96 X CU 80 1-0 24 S 1B	1 SAFE B FF 92 1-0 ③ CS 1-2	B FF 93 F SI 93 X FF 94 1-1 ① B1-3		F CH 88 X SI 94 0-1 18 1B 3B	T SI 92 X SI 92 0-1 24 1B 3-H 1B		H SI 90 1-0 24 G6-4-3 1-2 HBP		4	1	3	1	0	0	0
24 Lyle Overbay, L (1, 3) OBP: 0.319, SLG: 0.347	1 SAFE B SI 93 1 SAFE C FF 94 F FF 93 1 SAFE B CH 88 S CH 87 2-3 ③ K 1-2		C CU 79 X FF 94 0-1 ② L3		B CU 78 F CH 87 B CH 88 B FF 94 D CH 88 4-1 7 BB 18 1B BB	C SL 84 B FF 92 B CH 81 C CH 82 B SI 92 X SL 86 3-2 7 BB 1-3 1B		X CH 80 0-0 ② ③ G6-4-3 1-2f		4	1	1	0	1	1	3
7 Mark Reynolds, R (1, 5) OBP: 0.312, SLG: 0.414		C FF 94 B FF 94 B CU 79 S CH 87 X CH 88 2-2 3 2B 2 HR 1B	S FF 94 X FF 94 0-1 ③ F7		B FF 92 C CU 77 B SI 93 B FF 94 S FF 95 F FF 94 F SI 96 B FF 95 4-2 18 1B 1-2 BB	D SL 85 C SI 91 B SI 92 B SI 92 F SI 91 B SI 93 4-2 1-2 BB				2	1	1	0	2	0	0
18 Khris Davis, R (1, 7) OBP: 0.304, SLG: 0.487		F FF 93 S CU 78 X FF 93 0-2 ① F8		X SI 94 0-0 HR	B CU 79 B CH 87 X SI 96 2-0 1-3 2-H 3-H 1B	F SI 93 F SI 92 D CU 78 C SL 87 1-3 ③ K				4	1	2	3	0	1	4
3 Elian Herrera, S (1, 9) OBP: 0.240, SLG: 0.288		B CH 87 F SI 94 B SI 93 S CH 87 F CH 86 X SI 94 2-2 2 HR 1-3 2B		X SI 92 0-0 ① G1-3	C SI 90 B SI 91 B SI 91 T SL 83 X CU 77 2-2 ③ L4		C SI 90 B CU 76 B CH 81 B SI 92 X SI 89 3-1 ① L8			4	1	1	0	0	0	2
12 Martín Maldonado, R (1, 2) OBP: 0.379, SLG: 0.429		B CU 78 F FF 94 S CH 88 B CH 88 F CH 87 B FF 96 D CH 88 4-2 2 HR BB		B CU 78 C CU 77 F SI 94 B CH 86 X SI 93 2-2 ② G5-3		L SI 91 B SI 92 F SL 85 B CU 78 X SL 86 2-2 41 SH1-4 2 1B 1B		B FF 92 F SI 92 T SI 92 X SL 85 1-2 ② F8		3	2	1	0	1	0	0
41 Marco Estrada, R (1, 1) OBP: 0.200, SLG: 0.111 53 Brandon Kintzler, R (7, 1) Rickie Weeks Jr., R (7, PH) OBP: 0.331, SLG: 0.381 45 Alfredo Figaro, R (8, 1)		C FF 94 C CU 78 S CU 79 0-3 ② K		C SI 93 B SI 93 X SI 93 1-1 ③ G6-3		X FF 91 0-0 ① SH1-4 1-2	F SI 92 X SI 92	0-1 ③ G5-3		2 0 1 0	0 0 0 0	0 0 0 0	0 0 0 0	0 0 0 0	1 0 0 0	3 0 0 0
Inning Stats	R: 0 E: 0 K: 1 S: 8 H: 1 LOB: 1 BB: 0 P: 11	R: 4 E: 0 K: 1 S: 22 H: 4 LOB: 0 BB: 1 P: 35	R: 0 E: 0 K: 0 S: 6 H: 0 LOB: 0 BB: 0 P: 7	R: 1 E: 0 K: 0 S: 7 H: 1 LOB: 0 BB: 0 P: 10	R: 2 E: 0 K: 0 S: 18 H: 2 LOB: 2 BB: 2 P: 32	R: 2 E: 0 K: 1 S: 18 H: 4 LOB: 3 BB: 1 P: 29	R: 0 E: 0 K: 0 S: 7 H: 0 LOB: 0 BB: 0 P: 11	R: 0 E: 0 K: 0 S: 6 H: 1 LOB: 1 BB: 0 P: 7		1B: 9 2B: 1 3B: 1 HR: 2	SF: 0 SAC: 1 DP: 1 HBP: 1			WP: 0 PB: 0 SB: 1 CS: 1	PA: 41		

PITCHER		IP	WLS	BF	H	R	ER	SO	BB	IBB	HBP	BLK	WP	HR	S	P	ERA	WHIP
37 Stephen Strasburg, R ERA: 3.7	(1, 1)	4.2	L	24	8	7	7	2	3	0	0	0	0	2	58	90	13.50	2.357
55 Taylor Hill, R ERA: 5.4	(5, 1)	3.1		16	5	2	2	1	1	0	1	0	0	0	34	52	5.40	1.800

PITCHER	IP	WLS	BF	H	R	ER	SO	BB	IBB	HBP	BLK	WP	HR	S	P	ERA	WHIP

BOTTOM

Washington Nationals @ Milwaukee Brewers

Miller Park, Milwaukee, WI

Wed Jun 25 2014, 1:12 PM - 4:12 PM CDT

Att. 39,049 - Cloudy - 64 F

livebaseballscorecards.com

AB	34
R	9
H	13
RBI	9
BB	4
SO	3
LOB	13

Batter	1	2	3	4	5	6	7	8	9	AB	R	H	RBI	BB	SO	LOB
19 Charlie Blackmon, L (1, 9) OBP: 0.348, SLG: 0.483	C FF 93 F FF 96 F FF 94 S FF 94 0-3 K		C SL 83 B FF 95 B FF 96 X CH 83 2-1 P6	B SL 85 1 SAFE C FF 95 D CH 85 S SI 96 F FF 93 S SL 86 2-3 K 1-2			C CU 76 F FS 87 B FF 90 B SI 90 X FS 86 2-2 2 BB 13 BB 1B		C SI 90 B FF 91 X SI 91 1-1 G4-3	5	0	1	0	0	2	1
13 Drew Stubbs, R (1, 8) OBP: 0.326, SLG: 0.472	S FF 96 F FF 95 B SL 85 F SI 96 S SL 84 1-3 K		B SL 81 B FF 96 C SI 96 X SI 96 2-1 33 CS 1B		B SL 82 X FF 94 1-0 G6-3		1 SAFE C SI 90 1 SAFE D CU 76 F SI 88 D CU 76 B SL 84 B SI 90 4-2 2 BB 1-2 BB		B SI 92 C SI 91 X FF 92 1-1 F8	4	0	1	0	1	1	0
33 Justin Morneau, L (1, 3) OBP: 0.343, SLG: 0.521	B FF 96 B FF 96 F FF 96 F FF 96 F FF 96 B FF 97 X SI 96 3-2 E7 2B		1 SAFE C SI 96 0-1 CS 1-2	F CH 81 X FF 95 0-1 6 1B 2 1B 44 HR 1B	X CH 82 0-0 L9		C FF 94 B FF 92 T SL 82 S SL 82 1-3 K		B FF 92 S CH 82 X CH 84 1-1 G4-3	5	1	2	0	0	1	2
2 Troy Tulowitzki, R (1, 6) OBP: 0.447, SLG: 0.625	C SL 82 B SL 85 X FF 96 1-1 F8			B FF 94 X SL 82 1-0 6 1B 44 HR 1-2 1B	B FF 94 F FF 96 B SI 95 B FF 96 C SL 82 B SI 95 4-2 BB		B FF 94 B SL 81 C FF 92 B FF 94 C SI 90 B SL 82 4-2 1-2 2-3 BB			2	1	1	0	2	0	1
6 Corey Dickerson, L (1, 7) OBP: 0.411, SLG: 0.642		L FF 94 B FF 95 C SL 82 B SI 94 F SL 84 S FF 96 2-3 K		S FF 94 S FF 95 F FF 94 F FF 96 D SL 88 X FF 96 1-2 44 HR 1-2 2-3 1B	1 SAFE B SI 94 B SI 94 B SL 84 X SI 94 3-0 L6		C SL 81 S FF 95 F SL 83 S SL 84 0-3 K			4	1	1	0	0	2	4
20 Wilin Rosario, R (1, 2) OBP: 0.282, SLG: 0.441 8 Michael McKenry, R (7, 2) OBP: 0.346, SLG: 0.408		X SL 81 0-0 P6	S SL 85 C FF 97 S SL 89 0-3 K			B FF 95 B SL 82 C FF 94 F SL 84 B CH 87 B FF 97 4-2 9 G6-4-3 BB		C SI 92 X SL 84 0-2 9 G6-3 2B		2 1	0 0	0 1	0 0	1 0	1 0	3 0
44 Ryan Wheeler, L (1, 5) OBP: 0.333, SLG: 0.485		B SI 96 B FF 96 X SI 94 2-0 9 FC6 1B	B SI 97 F SL 85 B SI 97 X SL 85 2-1 1-H 2-H 3-H HR			B FF 95 F SI 94 F FF 94 C FF 95 1-3 K		B SI 92 B SI 92 C SI 92 X SI 92 2-1 G6-3		4	1	2	4	0	1	2
9 DJ LeMahieu, R (1, 4) OBP: 0.330, SLG: 0.331		B SI 95 S SI 96 F SI 96 X SL 85 1-2 FC6 1-2f	B SI 97 C SL 82 F FF 97 X SL 85 1-2 19 S 1B			B SI 94 X FF 93 1-0 G6-4-3 1-2f		F FF 92 2 SAFE X SI 92 0-1 G6-3 2-3		4	0	1	0	0	0	3
53 Christian Friedrich, R (1, 1) OBP: 0.250, SLG: 0.250 62 Rob Scahill, L (5, 1) 14 Josh Rutledge, R (7, PH) OBP: 0.348, SLG: 0.413 34 Matt Belisle, R (7, 1) 1 Brandon Barnes, R (8, PH) OBP: 0.321, SLG: 0.423 54 Tommy Kahnle, R (8, 1)			B SI 90 C FF 92 F SI 94 X SL 84 1-2 G6-3	1 SAFE B SL 83 C FF 94 M SL 84 M SL 83 1-3 K			B SL 85 F SL 85 B SI 91 B SL 85 F SI 91 X SL 84 3-2 L6	F SI 93 C SI 93 C FF 93 0-3 K		2 0 1 0 1 0	0 0 0 0 0 0	0 0 0 0 0 0	0 0 0 0 0 0	1 0 0 0 1 0	1 0 0 0 1 0

Inning Stats																								
	R: 0 E: 1 K: 2 S: 14	H: 1 LOB: 1 BB: 0 P: 19	R: 0 E: 0 K: 1 S: 9	H: 1 LOB: 1 BB: 0 P: 14	R: 0 E: 0 K: 0 S: 8	H: 1 LOB: 0 BB: 0 P: 13	R: 4 E: 0 K: 3 S: 23	H: 5 LOB: 1 BB: 0 P: 31	R: 0 E: 0 K: 0 S: 5	H: 0 LOB: 1 BB: 1 P: 13	R: 0 E: 0 K: 1 S: 6	H: 0 LOB: 0 BB: 1 P: 12	R: 0 E: 0 K: 2 S: 17	H: 1 LOB: 3 BB: 2 P: 31	R: 0 E: 0 K: 1 S: 10	H: 1 LOB: 1 BB: 0 P: 12	R: 0 E: 0 K: 0 S: 6	H: 0 LOB: 0 BB: 0 P: 9	1B: 7 2B: 2 3B: 0 HR: 1	SF: 0 SAC: 0 DP: 1 HBP: 0	WP: 0 PB: 0 SB: 1 CS: 1	PA: 40

PITCHER		IP	WLS	BF	H	R	ER	SO	BB	IBB	HBP	BLK	WP	HR	S	P	ERA	WHIP
38 Wily Peralta, R ERA: 3.2	(1, 1)	6.0	W	26	8	4	4	7	2	0	0	0	0	1	65	102	6.00	1.667
47 Rob Wooten, R ERA: 4.32	(7, 1)	0.1	H	3	1	0	0	0	1	0	0	0	0	0	8	17	0.00	6.000
13 Will Smith, L ERA: 1.43	(7, 1)	0.2	H	3	0	0	0	2	1	0	0	0	0	0	9	14	0.00	1.500
53 Brandon Kintzler, R ERA: 3.3	(8, 1)	1.0	H	4	1	0	0	1	0	0	0	0	0	0	10	12	0.00	1.000
57 Francisco Rodríguez, R ERA: 2.23	(9, 1)	1.0	S	3	0	0	0	0	0	0	0	0	0	0	6	9	0.00	0.000

PITCHER	IP	WLS	BF	H	R	ER	SO	BB	IBB	HBP	BLK	WP	HR	S	P	ERA	WHIP

TOP

Colorado Rockies @ Milwaukee Brewers

Miller Park, Milwaukee, WI

Thu Jun 26 2014, 7:13 PM - 11:03 PM CDT

Att. 27,056 - Roof Closed - 72 F

livebaseballscorecards.com

AB	35
R	4
H	10
RBI	4
BB	4
SO	10
LOB	18

Batter	1	2	3	4	5	6	7	8	9	AB	R	H	RBI	BB	SO	LOB
Rickie Weeks Jr., R (1, 4) OBP: 0.341, SLG: 0.423	X FF 92 0-0 HR		C CU 76 F FF 92 B SL 84 X SL 84 1-2 20 WP 8 1B 20 L5 1B		B CU 78 B FF 90 B FF 90 X FF 91 3-0 8 1B 20 1B 2B	C CU 78 S SL 89 D CU 79 1 SAFE F SL 89 X CH 87 1-2 ② L4		F FF 94 B SL 85 B SL 85 B FF 92 X FF 93 3-1 ② F8		5	2	3	1	0	0	1
57 Francisco Rodríguez, R (9, 1)										0	0	0	0	0	0	0
8 Ryan Braun, R (1, 9) OBP: 0.336, SLG: 0.488	B FF 92 B CH 87 B FF 92 C FF 91 C FF 91 B FF 91 4-2 16 HR BB		F FF 90 S SL 83 X FF 91 0-2 27 PB 20 WP 1-2 1B		B FF 91 D SL 84 X FF 91 2-0 16 BB 20 1B 18 SF9 2-3 1B	C FF 93 S CU 79 X SL 90 0-2 ③ F9		F FF 93 B FF 92 B FF 93 B CH 86 B FF 92 4-1 20 S BB		3	2	2	0	2	0	1
20 Jonathan Lucroy, R (1, 2) OBP: 0.399, SLG: 0.509	D FF 92 C FF 90 B FF 91 F SL 86 S CU 77 2-3 ① K		B FF 90 C FF 91 S FF 91 X SL 83 1-2 ① ② L5 1-2 2-H		B CU 77 B FF 92 B SI 91 C FF 91 S SL 85 1 SAFE F SL 85 F SL 83 F SI 93 3-2 X FF 90 18 SF9 16 BB 1-2 3-H 1B		C SL 82 X SL 84 0-1 ① G1-3	B FF 91 1 SAFE C CH 85 B CH 85 X FF 92 2-1 ③ L9 1-2		5	0	1	1	0	1	4
27 Carlos Gómez, R (1, 8) OBP: 0.377, SLG: 0.520	C FF 91 X FF 91 0-1 ② P3		S SL 83 C FF 90 S SL 83 0-3 ③ K 2-3		B FF 94 F FF 92 X SL 89 1-1 ① F6		X SI 92 0-0 18 S 1B			4	0	1	0	0	1	4
16 Aramis Ramirez, R (1, 5) OBP: 0.344, SLG: 0.507	F FF 92 C FF 92 X FF 92 0-2 1-H HR			C FF 89 X CH 86 0-1 18 1B 1B	B FF 94 S SL 90 B FF 95 S CU 79 D CU 79 B CU 78 4-2 1-2 2-3 BB		B FF 92 C SL 86 F SL 85 1 SAFE 1 SAFE X SL 84 1-2 ② F7			3	1	2	2	1	0	1
18 Khris Davis, R (1, 7) OBP: 0.304, SLG: 0.486	B FF 92 F SL 83 F FF 91 F CU 78 F SL 84 B FF 92 B SL 85 F CH 87 T FF 92 3-2 ③ K			S SL 83 B FF 90 C CU 75 X CU 76 1-2 1-2 1B	S SL 90 B SL 90 B FF 94 S FF 93 B FF 94 X SL 90 3-2 ② SF9 2-3 3-H		B FF 92 S SI 92 F SL 84 D SL 85 X SL 85 2-2 ③ F9 1-2			3	0	1	1	0	1	1
7 Mark Reynolds, R (1, 3) OBP: 0.311, SLG: 0.411		C CU 76 C CU 77 S SL 83 0-3 ① K		S CU 76 B FF 91 F CU 76 F SL 84 S SI 91 1-3 ① K	C FF 94 F CU 79 B CH 87 S CU 81 1-3 ③ K			C FF 95 S FF 96 X FF 96 0-2 2 PB 9 SH3-4 2 HR 1B		4	1	1	0	0	3	4
9 Jean Segura, R (1, 6) OBP: 0.278, SLG: 0.336		B FF 91 F FF 90 B SL 84 C FF 92 S SL 84 2-3 ② K		C FF 91 B FF 92 D SL 84 X FF 92 2-1 ② L7		B FF 94 F SL 88 B FF 92 L SL 88 X SL 89 2-2 ① G2		X FF 94 0-0 ① SH3-4 1-2		3	0	0	0	0	1	2
38 Wily Peralta, R (1, 1) OBP: 0.097, SLG: 0.133 24 Lyle Overbay, L (6, PH) OBP: 0.323, SLG: 0.347 47 Rob Wooten, R (7, 1) 13 Will Smith, R (7, 1) 53 Brandon Kintzler, R (8, 1) 2 Scooter Gennett, L (8, PH) OBP: 0.346, SLG: 0.487 (9, 4)		C FF 91 F FF 91 S CU 75 0-3 ③ K		C CU 75 C CU 75 B SL 83 B CU 75 S SL 82 2-3 ③ K		B FF 93 B FF 93 B FF 94 C FF 94 F FF 93 B FF 94 4-2 BB		C FF 94 S CH 88 B CH 89 B SI 95 X CH 89 2-2 2-H HR		2 0 0 0 0 0 1	0 0 0 0 0 0 1	0 1 0 0 0 0 1	0 0 0 0 0 0 2	2 0 0 0 0 0 0	2 0 0 0 0 0 0	2 0 0 0 0 0 0
Inning Stats	R: 3 E: 0 K: 2 S: 17 H: 2 LOB: 0 BB: 1 P: 26	R: 0 E: 0 K: 3 S: 9 H: 0 LOB: 0 BB: 0 P: 11	R: 0 E: 0 K: 1 S: 12 H: 2 LOB: 1 BB: 0 P: 14	R: 0 E: 0 K: 2 S: 14 H: 2 LOB: 2 BB: 0 P: 20	R: 2 E: 0 K: 1 S: 18 H: 3 LOB: 2 BB: 1 P: 35	R: 0 E: 0 K: 0 S: 12 H: 0 LOB: 1 BB: 1 P: 19	R: 0 E: 0 K: 0 S: 9 H: 1 LOB: 1 BB: 0 P: 12	R: 2 E: 0 K: 0 S: 12 H: 2 LOB: 1 BB: 1 P: 23		1B: 8 2B: 2 3B: 0 HR: 3	SF: 1 SAC: 1 DP: 1 HBP: 0					

PITCHER		IP	WLS	BF	H	R	ER	SO	BB	IBB	HBP	BLK	WP	HR	S	P	ERA	WHIP
53 Christian Friedrich, L ERA: 7.71	(1, 1)	4.0	L	21	9	5	5	8	1	0	0	0	1	2	60	87	11.25	2.500
62 Rob Scahill, R ERA:	(5, 1)	2.0		8	0	0	0	1	2	0	0	0	0	0	22	38	0.00	1.000
34 Matt Belisle, R ERA: 4.36	(7, 1)	1.0		4	1	0	0	0	0	0	0	0	0	0	9	12	0.00	1.000
54 Tommy Kahnle, R ERA: 2.55	(8, 1)	1.0		6	2	2	2	0	1	0	0	0	0	1	12	23	18.00	3.000

PITCHER	IP	WLS	BF	H	R	ER	SO	BB	IBB	HBP	BLK	WP	HR	S	P	ERA	WHIP

BOTTOM

Colorado Rockies @ Milwaukee Brewers

Miller Park, Milwaukee, WI

Thu Jun 26 2014, 7:13 PM - 11:03 PM CDT

Att. 27,056 - Roof Closed - 72 F

livebaseballscorecards.com

AB	33
R	7
H	12
RBI	7
BB	4
SO	9
LOB	20

WP: 1	PB: 2	SB: 2	CS: 0
PA: 39			

Colorado Rockies @ Milwaukee Brewers

Miller Park, Milwaukee, WI

Fri Jun 27 2014, 7:11 PM - 10:19 PM CDT

Att. 34,132 - Partly Cloudy - 75 F

TOP

livebaseballscorecards.com

Batter	1	2	3	4	5	6	7	8	9	AB	R	H	RBI	BB	SO	LOB
19 Charlie Blackmon, L (1, 9) OBP: 0.344, SLG: 0.477	F9		F8		G3-6-3 1-2f		K			4	0	0	0	0	1	3
13 Drew Stubbs, R (1, 8) OBP: 0.330, SLG: 0.469	1B		K			BB		F8		3	0	1	0	1	1	1
33 Justin Morneau, L (1, 3) OBP: 0.342, SLG: 0.517	L8			F8		L6		F8 G6-4-3 1B		4	0	1	0	0	0	2
2 Troy Tulowitzki, R (1, 6) OBP: 0.445, SLG: 0.623	F7			14 1B 2B		G6-3 1-2		G6-4-3 1-2f		4	0	1	0	0	0	3
6 Corey Dickerson, L (1, 7) OBP: 0.407, SLG: 0.631		14 CS BB		K		K2-3			P6	3	0	0	0	1	2	2
14 Josh Rutledge, R (1, 4) OBP: 0.366, SLG: 0.476		F8 1-2		2-3 1B			44 1B 1 SH1 2B		HR	4	2	3	1	0	0	1
44 Ryan Wheeler, L (1, 5) OBP: 0.326, SLG: 0.459	G1-3		F8				1 SH1 8 G1-3 2-3 1B		K	4	0	1	0	0	1	2
34 Matt Belisle, R (9, 1)										0	0	0	0	0	0	0
8 Michael McKenry, R (1, 2) OBP: 0.357, SLG: 0.415			46 SH3-4 1B		19 G3-6-3 1B		G1-3 1-2		K	4	0	2	0	0	1	2
46 Tyler Matzek, L (1, 1) OBP: 0.125, SLG: 0.125			SH3-4 1-2		L9		SH1 2-3 3-H			1	0	0	0	0	0	1
1 Brandon Barnes, R (7, PH) OBP: 0.321, SLG: 0.423										0	0	0	1	0	0	0
37 Nick Masset, R (7, 1)										0	0	0	0	0	0	0
49 Rex Brothers, L (7, 1)										0	0	0	0	0	0	0
0 Adam Ottavino, S (7, 1)										0	0	0	0	0	0	0
23 Charlie Culberson, R (9, 5) OBP: 0.239, SLG: 0.283										0	0	0	0	0	0	0

	AB	31
	R	2
	H	9
	RBI	2
	BB	2
	SO	6
	LOB	17

Inning Stats										
	R: 0	H: 1	R: 0	H: 0	R: 0	H: 1	R: 0	H: 2	R: 0	H: 1
	E: 0	LOB: 1	E: 0	LOB: 0	E: 0	LOB: 1	E: 0	LOB: 2	E: 0	LOB: 0
	K: 0	BB: 0	K: 0	BB: 1	K: 1	BB: 0	K: 1	BB: 0	K: 0	BB: 0
	S: 12	P: 16	S: 7	P: 14	S: 6	P: 7	S: 11	P: 18	S: 7	P: 10

Inning Stats										
	R: 0	H: 0	R: 1	H: 2	R: 0	H: 1	R: 1	H: 1	1B: 6	SF: 0
	E: 0	LOB: 1	E: 0	LOB: 1	E: 0	LOB: 0	E: 0	LOB: 0	2B: 2	SAC: 2
	K: 1	BB: 1	K: 1	BB: 0	K: 0	BB: 0	K: 2	BB: 0	3B: 0	DP: 2
	S: 7	P: 12	S: 16	P: 26	S: 5	P: 7	S: 15	P: 24	HR: 1	HBP: 0

	WP: 0	PA: 35
	PB: 0	
	SB: 0	
	CS: 1	

PITCHER		IP	WLS	BF	H	R	ER	SO	BB	IBB	HBP	BLK	WP	HR	S	P	ERA	WHIP
26 Kyle Lohse, R ERA: 3.08	(1, 1)	7.0		28	7	1	1	4	2	0	0	0	0	0	66	103	1.29	1.286
13 Will Smith, L ERA: 1.4	(8, 1)	1.0	H	3	1	0	0	0	0	0	0	0	0	0	5	7	0.00	1.000
57 Francisco Rodríguez, R ERA: 2.4	(9, 1)	1.0	W	4	1	1	1	2	0	0	0	0	0	1	15	24	9.00	1.000

PITCHER		IP	WLS	BF	H	R	ER	SO	BB	IBB	HBP	BLK	WP	HR	S	P	ERA	WHIP

Batter	1	2	3	4	5	6	7	8	9	AB	R	H	RBI	BB	SO	LOB
Rickie Weeks Jr., R (1, 4) OBP: 0.343, SLG: 0.425	X FF 90 0-0 ① F8		C FF 92 B SL 84 F CH 88 B SL 84 B FF 93 X FF 94 3-2 ③ G5-3			C SL 84 X FF 92 0-1 8 G4-3 20 1B 2B	B CH 85 D SL 86 B CH 85 B FF 92 4-0 20 FC5 8 HBP BB		C FF 91 B SL 84 B SL 85 S FF 94 S SL 86 2-3 ② K 1-2 2-3	4	1	1	0	1	1	2
8 Ryan Braun, R (1, 9) OBP: 0.337, SLG: 0.484	C FF 92 S CU 81 B SL 84 F SL 83 B FF 93 B CU 80 F FF 93 S SL 84 3-3 ② K2-3			C CU 79 F FF 92 F SL 83 S SL 84 0-3 ① K		F FF 91 S FF 93 F SL 84 B SL 82 B FF 93 X SL 85 2-2 ① G4-3 2-3	H SI 93 1-0 20 FC5 HBP 1-2 2-3 3-H		X FF 90 0-0 1B 2-3 3-H	4	0	1	2	0	2	1
20 Jonathan Lucroy, R (1, 2) OBP: 0.401, SLG: 0.509	C FF 93 B CH 88 B FF 92 B CH 90 C FF 91 F FF 94 X FF 93 3-2 ③ F8			C CH 88 B FF 92 B SL 84 B CH 87 X FF 93 3-1 16 1B 1B		B SL 84 X FF 92 1-0 3-H 1B	C ST 82 X ST 82 0-1 ③ FC5 1-2 2-3f			4	0	2	1	0	0	3
27 Carlos Gómez, R (1, 8) OBP: 0.375, SLG: 0.517		X SL 84 0-0 ① P3		F FF 92 X SL 83 0-1 ② P2		X FF 92 0-0 ② F9		T FF 93 B ST 83 S ST 82 F ST 84 F FF 96 B ST 83 F ST 83 X ST 83 2-2 16 CS 1B		4	0	1	0	0	0	2
16 Aramis Ramirez, R (1, 5) OBP: 0.342, SLG: 0.502		B FF 92 B CH 88 B FF 92 X FF 92 3-0 ② F7		B CU 80 C FF 93 D SL 85 X CH 87 2-1 1-3 1B		F FF 94 F SL 86 S SL 83 0-3 ③ K		1 SAFE 1 SAFE 1 SAFE P FF 92 B ST 83 X ST 81 2-0 ① ② G5-3 1-2		4	0	1	0	0	1	2
18 Khris Davis, R (1, 7) OBP: 0.306, SLG: 0.493		B FF 93 X FF 92 1-0 2B		B FF 93 X SL 84 1-0 ③ L7			X FF 92 0-0 9 SH5-4 8 HBP 2B	F ST 83 B FF 94 S FF 94 S ST 83 1-3 ③ K		4	1	2	0	0	1	2
7 Mark Reynolds, R (1, 3) OBP: 0.314, SLG: 0.410		B CU 81 C SL 82 B FF 93 B SL 84 F FF 92 X SL 83 3-2 ③ P3		B CU 79 B CU 79 F FF 93 B SL 84 X FF 93 3-1 ① G5-3			B FC 91 B FC 90 B SI 92 B FF 94 4-0 8 HBP 9 SH5-4 BB		C CU 73 B SL 83 S FF 91 B SL 85 X SL 84 2-2 PB 9 SH1-4 8 1B 1B	3	1	1	0	1	0	1
9 Jean Segura, R (1, 6) OBP: 0.276, SLG: 0.333			X FF 91 0-0 ① F7		C FF 92 F SL 84 X SL 86 0-2 ② G5-3		X SI 92 0-0 ① SH5-4 1-2 2-3		X FF 90 0-0 ① SH1-4 1-2	2	0	0	0	0	0	0
26 Kyle Lohse, R (1, 1) OBP: 0.205, SLG: 0.162 24 Lyle Overbay, L (7, PH) OBP: 0.323, SLG: 0.347 12 Martin Maldonado, R (7, PH) OBP: 0.373, SLG: 0.421 13 Will Smith, R (8, 1) 57 Francisco Rodríguez, R (9, 1) 2 Scooter Gennett, L (9, PH) OBP: 0.349, SLG: 0.487			B FF 92 C FF 92 B FF 92 X FF 91 2-1 ② G5-3		C FF 92 B FF 92 S FF 92 X SL 84 1-2 ③ G5-3		F SL 86 B FF 92 L CH 83 D SL 86 D SL 88 S FF 93 3-3 ② K		I IN 77 I IN 77 I IN 75 I IN 75 4-0 8 1B PB IBB	2 0 1 0 0 0	0 0 0 0 0 0	0 0 0 0 0 0	0 0 1 0 0 1	0 0 0 0 0 0	0 0 1 0 0 0	0 0 2 0 0 0
Inning Stats	R: 0 H: 0 E: 0 LOB: 0 K: 1 BB: 0 S: 10 P: 16	R: 0 H: 1 E: 0 LOB: 1 K: 0 BB: 0 S: 6 P: 13	R: 0 H: 0 E: 0 LOB: 0 K: 0 BB: 0 S: 6 P: 11	R: 0 H: 2 E: 0 LOB: 2 K: 1 BB: 0 S: 11 P: 17	R: 0 H: 0 E: 0 LOB: 0 K: 0 BB: 0 S: 8 P: 12	R: 1 H: 2 E: 0 LOB: 1 K: 1 BB: 0 S: 11 P: 14	R: 1 H: 1 E: 0 LOB: 3 K: 1 BB: 2 S: 7 P: 19	R: 0 H: 1 E: 0 LOB: 0 K: 1 BB: 0 S: 11 P: 15	R: 1 H: 2 E: 0 LOB: 2 K: 1 BB: 1 S: 8 P: 16	1B: 6 SF: 0 2B: 3 SAC: 2 3B: 0 DP: 0 HR: 0 HBP: 1						WP: 0 PA: 38 PB: 1 SB: 0 CS: 1

PITCHER		IP	WLS	BF	H	R	ER	SO	BB	IBB	HBP	BLK	WP	HR	S	P	ERA	WHIP
46 Tyler Matzek, L ERA: 4.24	(1, 1)	6.0		23	5	1	1	3	0	0	0	0	0	0	52	83	1.50	0.833
37 Nick Masset, R ERA: 3.8	(7, 1)	0.1		3	1	1	1	0	1	0	0	0	0	0	2	6	27.00	6.000
49 Rex Brothers, L ERA: 4.5	(7, 1)	0.1		2	0	0	0	1	1	0	0	0	0	0	3	10	0.00	3.000
0 Adam Ottavino, R ERA: 4.66	(7, 1)	1.1		5	1	0	0	1	0	0	1	0	0	0	13	18	0.00	0.750
34 Matt Belisle, R ERA: 4.54	(9, 1)	0.2	L	5	2	1	1	1	0	1	0	0	0	0	8	16	13.50	3.000

PITCHER	IP	WLS	BF	H	R	ER	SO	BB	IBB	HBP	BLK	WP	HR	S	P	ERA	WHIP

BOTTOM

Rockies @ Milwaukee Brewers

Miller Park, Milwaukee, WI

Fri Jun 27 2014, 7:11 PM - 10:19 PM CDT

Att. 34,132 - Partly Cloudy - 75 F

livebaseballscorecards.com

AB	32
R	3
H	9
RBI	3
BB	3
SO	6
LOB	15

Batter	1	2	3	4	5	6	7	8	9	AB	R	H	RBI	BB	SO	LOB
19 Charlie Blackmon, L (1, 9) OBP: 0.343, SLG: 0.474	B FF 90 B FF 91 F FF 92 B FF 92 F FF 89 X FF 91 3-2 ① F9			C FF 90 C CU 73 B FF 90 F SL 85 X FF 93 1-2 ① P2		B FF 91 X FF 93 1-0 13 1B 1-2 2-3 1B	S SI 90 B SI 90 B SL 84 F SI 91 T SI 90 2-2 ③ K			4	0	1	0	0	1	1
13 Drew Stubbs, R (1, 8) OBP: 0.338, SLG: 0.481	C SI 91 T FF 92 B FF 90 X FF 93 1-2 6 CS 1B			F CU 74 B FF 92 C SI 92 B SL 84 S SL 85 2-3 ② K		C FF 92 C FF 93 F FF 94 D SL 86 D SL 84 X FF 94 2-2 1-2 2-3 3-H 1B		B FF 92 C SI 90 B FF 94 X FF 93 2-1 23 CS 2B		4	0	3	1	0	1	0
2 Troy Tulowitzki, R (1, 6) OBP: 0.442, SLG: 0.618	B SI 91 D SL 83 F FF 92 1 SAFE 1 SAFE X SI 92 2-1 ② L8			B SL 83 B CU 74 X CH 85 2-0 ③ F7		F FF 94 B FF 93 D CU 75 X SI 94 2-1 ② SF7 3-H		B FF 93 F SL 79 B CH 84 F SI 90 B SL 81 F FF 94 B FF 95 4-2 23 CS BB		2	0	0	1	1	0	1
6 Corey Dickerson, L (1, 7) OBP: 0.399, SLG: 0.616	F FF 91 C CU 74 0-2 ③ CS 1-2	C CU 72 B FF 91 F FF 92 X SL 83 1-2 ① F7			C CU 75 B FF 92 X CU 74 1-1 ① G3-1	C FF 92 C FF 94 B FF 93 F FF 94 S FF 93 1-3 ③ K		S SL 82 2 SAFE S SL 80 S FF 94 0-3 ① K		4	0	0	0	0	2	4
20 Wilin Rosario, R (1, 2) OBP: 0.282, SLG: 0.437		C FF 91 F SI 92 B SL 85 S SL 85 1-3 ② K			C CU 74 F SI 90 X FF 94 0-2 ② G6-3		C FF 90 B FF 90 X FF 90 1-1 44 2B 9 1B 1B	C SL 79 F SI 90 F SL 83 S SL 83 0-3 ② K		4	1	1	0	0	2	2
44 Ryan Wheeler, L (1, 3) OBP: 0.326, SLG: 0.475 23 Charlie Culberson, R (8, PH) OBP: 0.237, SLG: 0.280 (8, 5)		B FF 93 X FF 92 1-0 ③ P3			C SI 92 B FF 93 X SI 92 1-1 ③ G3-1		B FF 91 B FF 91 F FF 93 F FF 92 X FF 92 2-2 1-3 9 1B 2B	C SL 79 0-1 ③ CS 1-2 2-3	C SI 91 S CU 78 B FF 92 S FF 93 1-3 ① K	3 1	1 0	1 0	0 0	0 0	0 1	0 0
14 Josh Rutledge, R (1, 5) OBP: 0.361, SLG: 0.466 (8, 4)			C FF 91 B FF 92 F FF 90 X SI 93 1-2 9 L4 1B			B CU 73 C FF 90 X FF 91 1-1 ① F9	X SI 89 0-0 ① P3		B CU 76 B SI 90 C SI 91 C SI 91 F FF 91 F CH 84 F FF 91 F SI 91 S CU 76 2-3 ② K	4	0	1	0	0	1	2
9 DJ LeMahieu, R (1, 4) OBP: 0.332, SLG: 0.333 (8, 3)			C FF 90 B SI 90 B FF 92 F FF 91 X SI 92 2-2 ①② L4 1-2			X FF 89 0-0 19 1B 45 1B 13 1B 1B	X FF 90 0-0 2-H 3-H 1B		C SI 90 B CH 82 X CH 81 1-1 ③ L5	4	1	2	2	0	0	1
45 Jhoulys Chacín, R (1, 1) OBP: 0.375, SLG: 0.400 37 Nick Masset, R (6, 1) 1 Brandon Barnes, R (7, PH) OBP: 0.319, SLG: 0.420 56 Franklin Morales, L (7, 1) OBP: 0.222, SLG: 0.125			B FF 91 C FF 91 C SL 82 B SL 84 F FF 92 F FF 93 X SL 84 2-2 ③ P6			C FF 89 D SL 81 X FF 89 1-1 13 1B 19 1B 2 SF7 1-2 1B	B SI 90 F FF 91 F FF 92 F SI 92 S FF 92 1-3 ② K			2 0 1 0	1 0 0 0	1 0 0 0	0 0 0 0	0 0 0 0	0 0 1 0	0 0 1 0
Inning Stats	R: 0 E: 0 K: 0 S: 10 H: 1 LOB: 0 BB: 0 P: 16	R: 0 E: 0 K: 1 S: 7 H: 0 LOB: 0 BB: 0 P: 10	R: 0 E: 0 K: 0 S: 11 H: 1 LOB: 0 BB: 0 P: 16	R: 0 E: 0 K: 1 S: 8 H: 0 LOB: 0 BB: 0 P: 13	R: 0 E: 0 K: 0 S: 7 H: 0 LOB: 0 BB: 0 P: 9	R: 2 E: 0 K: 1 S: 16 H: 4 LOB: 2 BB: 0 P: 24	R: 2 E: 0 K: 2 S: 14 H: 3 LOB: 1 BB: 0 P: 20	R: 0 E: 0 K: 2 S: 13 H: 1 LOB: 1 BB: 1 P: 19	R: 0 E: 0 K: 2 S: 12 H: 0 LOB: 0 BB: 0 P: 16	1B: 8 2B: 2 3B: 0 HR: 0 SF: 1 SAC: 0 DP: 0 HBP: 0						

PITCHER		IP	WLS	BF	H	R	ER	SO	BB	IBB	HBP	BLK	WP	HR	S	P	ERA	WHIP
22 Matt Garza, R ERA: 4.1	(1, 1)	6.2	W	27	9	4	4	4	0	0	0	0	0	0	70	103	5.40	1.350
59 Zach Duke, L ERA: 1.42	(7, 1)	0.1	H	1	0	0	0	1	0	0	0	0	0	0	3	5	0.00	0.000
13 Will Smith, L ERA: 1.36	(8, 1)	1.0	H	4	1	0	0	2	1	0	0	0	0	0	13	19	0.00	2.000
57 Francisco Rodríguez, R ERA: 2.34	(9, 1)	1.0	S	3	0	0	0	2	0	0	0	0	0	0	12	16	0.00	0.000

PITCHER	IP	WLS	BF	H	R	ER	SO	BB	IBB	HBP	BLK	WP	HR	S	P	ERA	WHIP

TOP

Colorado Rockies @ Milwaukee Brewers

Miller Park, Milwaukee, WI

Sat Jun 28 2014, 3:13 PM - 6:23 PM CDT

Att. 40,816 - Cloudy - 74 F

livebaseballscorecards.com

AB	33
R	4
H	10
RBI	4
BB	1
SO	9
LOB	12

Colorado Rockies @ Milwaukee Brewers

Miller Park, Milwaukee, WI

Sat Jun 28 2014, 3:13 PM - 6:23 PM CDT

Att. 40,816 - Cloudy - 74 F

livebaseballscorecards.com

BOTTOM

Batter	1	2	3	4	5	6	7	8	9	AB	R	H	RBI	BB	SO	LOB
2 Scooter Gennett, L (1, 4) OBP: 0.351, SLG: 0.485	B SI 84 C FF 87 F SI 85 F CU 72 F CU 75 F CU 74 B FF 88 B CU 77 S FF 88 3-3 K ①		B SI 87 B CH 78 F SI 85 B SI 85 C CH 85 F SI 86 X SI 86 3-2 P6 ①		L CH 81 X CH 82 0-1 8 3B 2-3 1B	F CH 82 C SI 88 D SL 81 B FF 90 D SL 79 F FF 91 B FF 89 4-2 1-2 2-3 BB				3	1	1	0	1	1	0
8 Ryan Braun, R (1, 9) (7, 8) OBP: 0.339, SLG: 0.492	C FF 88 F CU 76 B SL 79 X FF 89 1-2 20 1B 27 HR 1B		B FF 88 C CU 76 S F SL 80 X SL 80 1-2 L8 ②		X SI 87 0-0 20 G4 1-H 3-H 3B	B CU 76 X SI 93 1-0 G6-3 ③				4	2	2	2	0	0	3
20 Jonathan Lucroy, R (1, 2) OBP: 0.405, SLG: 0.515	B FF 86 D SI 86 X SI 88 2-0 27 HR 1-2 1B		X FF 88 0-0 2B		C SL 79 F CH 81 B FF 91 X SL 81 1-2 G4 ② 3-H		C FF 92 X SI 92 0-1 7 G5-4-3 1B			4	1	3	1	0	0	0
27 Carlos Gómez, R (1, 8) OBP: 0.375, SLG: 0.525 7 Mark Reynolds, R (7, 9) OBP: 0.313, SLG: 0.409	D CU 77 S SL 79 B SI 87 S SL 78 B SI 88 X SI 88 3-2 1-H 2-H HR		S SL 78 S SL 80 F SL 80 S SL 77 0-3 K ③		X SL 78 0-0 G5-3 ③		D CU 74 X SL 86 1-0 G5-4-3 ①② 1-2f			3 1	1 0	1 0	3 0	0 0	1 0	1 1
16 Aramis Ramirez, R (1, 5) OBP: 0.341, SLG: 0.498	B FF 87 T CU 76 X FF 89 1-1 F9 ②			X FF 87 0-0 L7 ①		X CU 74 0-0 18 2B 24 1B 1B	B FF 92 X CU 75 1-0 F8 ③			4	1	1	0	0	0	0
18 Khris Davis, R (1, 7) OBP: 0.305, SLG: 0.493	X FF 89 0-0 F8 ③			B CU 75 X SL 78 1-0 F8 ②		B CU 76 X CU 76 1-0 24 1B 9 FC1-2 1-3 2B		S SL 87 F FF 92 B CH 82 F FF 92 B CU 74 S SL 87 2-3 K ①		4	0	1	0	0	1	0
24 Lyle Overbay, L (1, 3) OBP: 0.327, SLG: 0.351		C FF 86 F CH 79 X FF 88 0-2 9 G6-4-3 1B		C FF 88 C FF 91 B CU 77 S CH 82 1-3 K ③		C FF 88 F CU 71 X FF 90 0-2 22 FC1-5 9 FC1-2 2-3 3-H 1B		C CU 72 B CU 74 F FF 92 S SL 87 1-3 K ②		4	0	2	1	0	2	0
9 Jean Segura, R (1, 6) OBP: 0.277, SLG: 0.333 3 Elian Herrera, S (6, PR) OBP: 0.250, SLG: 0.297 (7, 6)		C FF 86 B SI 87 F SI 86 X SI 86 1-2 G6-4-3 ①② 1-2f			B CU 76 B SL 78 C FF 87 B FF 89 F FF 88 X SI 87 3-2 2 1B 22 SH3-4 8 3B 1B	C SL 77 B SI 85 S SL 78 X SL 80 1-2 FC1-2 ① 2 BB 22 FC1-5 1-2 3-H		F SL 87 X CU 76 0-1 1B		3 1	1 0	1 1	0 0	0 0	0 0	3 0
22 Matt Garza, R (1, 1) OBP: 0.057, SLG: 0.086 59 Zach Duke, L (7, 1) 13 Will Smith, R (8, 1) Rickie Weeks Jr., R (8, PH) OBP: 0.340, SLG: 0.422 57 Francisco Rodríguez, R (9, 1)		C FF 86 F SI 86 S SL 77 0-3 K ③			X SI 86 0-0 SH3-4 ① 1-2	B CU 76 X CH 85 1-0 FC1-5 ② 2 BB 1-2 2-3f		C CU 73 F FF 91 1 SAFE S SL 86 0-3 K ③		2 0 0 1 0	0 0 0 0 0	0 0 0 0 0	0 0 0 0 0	0 0 0 1 0	1 0 0 1 0	2 0 0 1 0
Inning Stats	R: 3 E: 0 K: 1 S: 16 H: 3 LOB: 0 BB: 0 P: 26	R: 0 E: 0 K: 1 S: 9 H: 1 LOB: 0 BB: 0 P: 10	R: 0 E: 0 K: 1 S: 13 H: 1 LOB: 1 BB: 0 P: 17	R: 0 E: 0 K: 1 S: 5 H: 0 LOB: 0 BB: 0 P: 7	R: 3 E: 0 K: 0 S: 11 H: 3 LOB: 0 BB: 0 P: 15	R: 1 E: 0 K: 0 S: 13 H: 3 LOB: 3 BB: 1 P: 21	R: 0 E: 0 K: 0 S: 4 H: 1 LOB: 0 BB: 0 P: 6	R: 0 E: 0 K: 3 S: 12 H: 1 LOB: 1 BB: 0 P: 15		1B: 9 2B: 2 3B: 1 HR: 1 SF: 0 SAC: 1 DP: 2 HBP: 0						

	AB	34
	R	7
	H	13
	RBI	7
	BB	1
	SO	7
	LOB	11

WP: 0 PB: 0 SB: 0 CS: 0 PA: 36

PITCHER		IP	WLS	BF	H	R	ER	SO	BB	IBB	HBP	BLK	WP	HR	S	P	ERA	WHIP
45 Jhoulys Chacín, R ERA: 5.4	(1, 1)	5.2	L	28	11	7	7	4	1	0	0	0	0	1	66	94	11.12	2.118
37 Nick Masset, R ERA: 3.74	(6, 1)	0.1		1	0	0	0	0	0	0	0	0	0	0	1	2	0.00	0.000
56 Franklin Morales, L ERA: 5.75	(7, 1)	2.0		7	2	0	0	3	0	0	0	0	0	0	16	21	0.00	1.000

PITCHER	IP	WLS	BF	H	R	ER	SO	BB	IBB	HBP	BLK	WP	HR	S	P	ERA	WHIP

Batter	1	2	3	4	5	6	7	8	9	AB	R	H	RBI	BB	SO	LOB
19 Charlie Blackmon, L (1, 8) (8, 7) OBP: 0.340, SLG: 0.469	B FF 90 C FF 90 F FF 90 B FF 90 S SI 91 2-3 K ①	D CU 78 X FF 90 1-0 F9 ①		F SI 90 F CU 79 X FF 91 0-2 F9 ①		F SL 77 X SI 87 0-1 1B		C CH 85 F FF 90 F FF 91 X SI 92 0-2 L7 ①		5	0	1	0	0	1	1
1 Brandon Barnes, R (1, 9) OBP: 0.315, SLG: 0.419	C SI 91 X CU 79 0-1 G5-3 ②	1 SAFE B SI 91 X SI 91 1-0 33 SF8 1-3 2B		X SL 89 0-0 G6-3 ②		F CH 81 1 SAFE T SI 88 F SI 89 S SI 90 0-3 K ①		X SI 91 0-0 P4 ②		5	0	1	0	0	1	1
33 Justin Morneau, L (1, 3) OBP: 0.343, SLG: 0.516 32 LaTroy Hawkins, R (9, 1)	B SI 90 B SI 91 B CH 84 C SI 90 C CH 84 B SI 91 4-2 6 2 2B 1B BB	D CU 80 B SI 91 X CH 86 2-0 SF8 ② 2-3 3-H		B SI 91 B SL 88 F SI 91 B SI 92 C SI 92 C SI 92 3-3 K ③		B SI 87 X SL 81 1-0 F9 ②		B SI 90 C SI 91 X CH 87 1-1 13 BB 2 1B 1B		3 0	1 0	1 0	1 0	1 0	1 0	1 0
2 Troy Tulowitzki, R (1, 6) OBP: 0.445, SLG: 0.618 14 Josh Rutledge, R (8, PR) OBP: 0.361, SLG: 0.466 (8, 6)	C CU 78 B SI 92 X SL 87 1-1 6 2B 1-2 1B	F FF 91 C SI 92 B FF 91 B SI 92 D CU 80 X FF 92 3-2 F8 ③			B CU 79 X SL 87 1-0 20 FC5 6 1B 20 E 1B	C SI 89 B FF 90 X CH 83 1-1 L8 ③		D SI 92 C SL 84 F SI 92 D SI 93 X SL 84 2-2 13 BB 1-2 1B		5 0	2 0	3 0	0 0	0 0	0 0	2 0
6 Corey Dickerson, L (1, 7) OBP: 0.401, SLG: 0.619 13 Drew Stubbs, R (8, PH) OBP: 0.342, SLG: 0.481 (8, 8)	F SI 92 F SI 92 D CU 80 X SI 92 1-2 20 1B 1-H 2-H 2B	C FF 92 F FF 91 X FF 92 0-2 F7 ①			T FC 92 B FF 92 F FF 91 F FF 92 B SL 88 F FF 93 X FF 92 2-2 20 E 20 E 1-2 1B		B SI 87 C SI 88 C SL 78 F FF 90 C FF 90 1-3 K ①	B FF 89 F FF 89 B CH 83 B FF 91 B FF 89 4-1 20 FC6-4 1-2 2-3 BB		4 0	2 0	2 0	2 0	0 1	1 0	0 0
20 Wilin Rosario, R (1, 2) (9, 3) OBP: 0.284, SLG: 0.441	B CU 79 X CU 79 1-0 44 1B 2-H 1B	C FF 92 X SI 92 0-1 44 G3 9 1B 2B			X 0-0 FC5 1-H 2-H		B SL 79 F SI 90 B SI 89 X SL 80 2-1 F9 ② C FF 90 F CH 84 B CH 85 B FF 91 X CH 83 2-2 FC6-4 ③ 1-2f			5	2	2	1	0	0	2
44 Ryan Wheeler, L (1, 5) OBP: 0.320, SLG: 0.455 54 Tommy Kahnle, R (7, 1) 8 Michael McKenry, R (9, PH) OBP: 0.351, SLG: 0.407 (9, 2)	B SI 91 X FF 91 1-0 1-2 1B	D CU 79 C SI 92 S FF 92 X CU 80 1-2 G3 ② 2-3			C FF 92 B CU 80 X FF 92 1-1 G3-1 ①		B FF 90 X SI 90 1-0 G3-1 ③		S FF 88 T FF 90 B FF 89 C CU 73 1-3 K ①	4 0 1	0 0 0	1 0 0	0 0 0	0 0 0	0 0 1	1 0 0
9 DJ LeMahieu, R (1, 4) OBP: 0.333, SLG: 0.335	B SI 91 B SI 91 F SI 93 C FF 92 B SI 92 F FF 92 X FF 92 3-2 G5-3 ③	B SI 92 B SI 92 C SI 92 X SI 92 2-1 3-H 1B			X SL 88 0-0 L3 ②			B SI 91 X SI 91 1-0 23 HR 1B	C CU 80 F FF 91 F FF 91 X CU 74 0-2 G5-3 ②	5	1	2	1	0	0	2
29 Jorge De La Rosa, L (1, 1) OBP: 0.172, SLG: 0.143 23 Charlie Culberson, R (7, 5) OBP: 0.241, SLG: 0.312		B SL 87 X SL 88 1-0 1 2B 33 SF8 1B	C FF 92 F SL 88 C FF 92 0-3 K ③		B FF 91 X FF 91 1-0 G1-3 ③			1 SAFE C SI 92 B SI 92 F SI 92 F SI 94 B SI 93 F SI 93 X FF 93 2-2 1-H HR	B FF 89 S CH 82 B FF 92 S FF 91 F FF 91 B CH 83 X FF 90 3-2 G5-3 ③	3 2	1 1	1 1	0 2	0 0	1 0	1 0

| Inning Stats | | |

Batter	1	2	3	4	5	6	7	8	9	AB	R	H	RBI	BB	SO	LOB
Rickie Weeks Jr., R (1, 4) OBP: 0.331, SLG: 0.409	F FF 90 S FC 86 B FC 85 F FF 92 B FS 82 B FS 83 X FS 82 3-2 ① G6-3		D FC 87 S FC 87 F FF 92 D FC 88 F FC 88 S FC 88 2-3 ③ K		B CU 71 C CU 71 X FS 81 1-1 ③ F8			C FF 95 X SL 84 0-1 ① G5-3		4	0	0	0	0	1	1
8 Ryan Braun, R (1, 9) OBP: 0.341, SLG: 0.508	X FF 91 0-0 ② L7			B FC 89 C FS 81 B FC 87 C FF 91 B FC 87 F FC 86 X 3-2 HR		B FC 84 C FC 84 B FF 89 B FS 81 X FS 81 3-1 20 F8 16 WP 2B		S FC 95 F FF 95 X FF 96 0-2 ② G4-3		4	2	2	1	0	0	0
20 Jonathan Lucroy, R (1, 2) OBP: 0.403, SLG: 0.515 12 Martín Maldonado, R (9, 2) OBP: 0.373, SLG: 0.421	C FF 91 B FF 90 B FS 82 B FF 91 F FF 92 X FF 92 3-2 ③ F8			F FF 92 B FC 87 X FC 87 1-1 16 WP 18 SF9 2B		X FF 90 0-0 ① F8 2-3		F FF 95 F FF 96 B SL 86 S SL 85 1-3 ③ K		4 0	1 0	1 0	0 0	0 0	1 0	1 0
16 Aramis Ramirez, R (1, 5) OBP: 0.345, SLG: 0.495 24 Lyle Overbay, L (9, 3) OBP: 0.331, SLG: 0.351		B FF 90 C FS 81 X FC 87 1-1 ① F9		B FC 88 B S FC 88 F FF 92 F FF 94 D FF 89 F FF 91 F FF 89 D FF 94 4-2 18 S 2-3 BB		F FF 90 B FC 87 F FC 87 F FF 92 F FS 82 F FF 91 H FC 88 2-2 18 S 18 WP 18 G4-3 3-H HBP			F FF 93 B FF 93 C FF 94 F FF 94 F FF 93 F FF 94 B CU 80 B FF 94 F FF 95 4-2 18 G5-3 BB	1 0	1 0	0 0	0 0	1 1	0 0	0 0
18 Khris Davis, R (1, 7) OBP: 0.305, SLG: 0.490		B FF 90 F FC 87 B FC 87 C FS 82 B FF 93 B FF 93 4-2 7 G6-3 BB		B F FF 93 F FS 81 D FF 90 F FF 93 B FC 89 F FC 88 X FF 93 3-2 ① SF9 1-2 3-H		S FS 81 B FC 88 B FS 83 B FS 82 X FS 82 3-1 ② G4-3 1-H			C FF 94 X FF 95 0-1 ① G5-3 1-2	2	0	0	2	1	0	1
7 Mark Reynolds, R (1, 3) OBP: 0.308, SLG: 0.402 (9, 5)		S FC 86 F FF 92 X CU 73 0-2 ② ③ G6-3 1-2f		B CU 74 B FF 89 B FS 83 S FS 83 S FF 92 S FS 83 3-3 ② K		B CU 74 C FS 83 B CU 74 S FF 92 B FS 83 F FF 92 S FS 83 3-3 ③ K			B FF 95 F FF 95 D FF 95 X FF 95 2-1 ② G6-3	4	0	0	0	0	2	3
14 Jeff Bianchi, R (1, 6) OBP: 0.161, SLG: 0.136			C FF 90 X FC 85 0-1 ① F8 X FF 89 0-0 ③ G5-3				B FF 96 C FF 96 X SL 86 1-1 ① P4		B FF 95 S FF 95 B FF 95 X FF 95 2-1 ③ G6-3	4	0	0	0	0	0	2
3 Elian Herrera, S (1, 8) OBP: 0.241, SLG: 0.286			B FF 90 S FF 91 X FC 85 1-1 ② B3		B FF 89 C FF 90 X FS 81 1-1 ① F7		B FF 96 F FF 96 C FF 96 X FF 96 1-2 ② G4-3			3	0	0	0	0	0	0
49 Yovani Gallardo, R (1, 1) OBP: 0.172, SLG: 0.179 32 Tom Gorzelanny, R (6, 1) 53 Brandon Kintzler, R (8, 1) 51 Wei-Chung Wang, L (8, 1)			B FF 91 C FS 81 B FF 91 F FC 87 X FF 91 2-2 1B		F FF 90 S FS 80 S FS 82 0-3 ② K		C FF 96 C FF 96 S FF 97 0-3 ③ K			2 1 0 0	0 0 0 0	1 0 0 0	0 0 0 0	0 0 0 0	1 1 0 0	0 0 0 0
Inning Stats	R: 0 H: 0 E: 0 LOB: 0 K: 0 BB: 0 S: 8 P: 14	R: 0 H: 0 E: 0 LOB: 0 K: 0 BB: 1 S: 7 P: 12	R: 0 H: 1 E: 0 LOB: 1 K: 1 BB: 0 S: 11 P: 16	R: 2 H: 2 E: 0 LOB: 1 K: 1 BB: 1 S: 20 P: 34	R: 0 H: 0 E: 0 LOB: 0 K: 1 BB: 0 S: 7 P: 9	R: 2 H: 1 E: 0 LOB: 0 K: 1 BB: 0 S: 14 P: 25	R: 0 H: 0 E: 0 LOB: 0 K: 1 BB: 0 S: 8 P: 10	R: 0 H: 0 E: 0 LOB: 0 K: 1 BB: 0 S: 8 P: 9	R: 0 H: 0 E: 0 LOB: 1 K: 0 BB: 1 S: 13 P: 21	1B: 1 2B: 2 3B: 0 HR: 1	SF: 1 SAC: 0 DP: 1 HBP: 1		WP: 3 PB: 0 SB: 2 CS: 0	PA: 34			

PITCHER		IP	WLS	BF	H	R	ER	SO	BB	IBB	HBP	BLK	WP	HR	S	P	ERA	WHIP
29 Jorge De La Rosa, L ERA: 4.86	(1, 1)	6.0	W	24	4	4	4	4	2	0	1	0	3	1	67	110	6.00	1.000
54 Tommy Kahnle, R ERA: 2.44	(7, 1)	2.0		6	0	0	0	2	0	0	0	0	0	0	16	19	0.00	0.000
32 LaTroy Hawkins, R ERA: 2.57	(9, 1)	1.0		4	0	0	0	0	1	0	0	0	0	0	13	21	0.00	1.000

PITCHER	IP	WLS	BF	H	R	ER	SO	BB	IBB	HBP	BLK	WP	HR	S	P	ERA	WHIP

BOTTOM

Colorado Rockies @ Milwaukee Brewers

Miller Park, Milwaukee, WI

Sun Jun 29 2014, 1:11 PM - 4:43 PM CDT

Att. 43,656 - Cloudy - 79 F

livebaseballscorecards.com

AB	29
R	4
H	4
RBI	3
BB	3
SO	6
LOB	8

Batter	1	2	3	4	5	6	7	8	9	AB	R	H	RBI	BB	SO	LOB
2 Scooter Gennett, L (1, 4) OBP: 0.351, SLG: 0.484 Rickie Weeks Jr., R (8, PH) OBP: 0.336, SLG: 0.409 (8, 4)	B SI 92 S FF 92 C FF 93 X FF 94 1-2 ① L3			C SI 92 X CH 85 0-1 ① F7		X FF 94 0-0 8 2B 1B		C SI 91 F SI 92 H SI 93 1-2 8 G4-6-3 HBP		3 0	1 0	1 0	0 0	0 0	0 0	0 0
8 Ryan Braun, R (1, 9) OBP: 0.340, SLG: 0.508	C FF 92 S SL 87 B SL 88 S FF 93 1-3 ② K			F SI 91 B FF 93 B FF 93 F FF 93 S FF 94 2-3 ② K		B SL 88 F FF 92 1 SAFE F FF 92 X FF 95 1-2 1-H 2B		B SI 95 X SI 96 1-0 ① ② G4-6-3 1-2f		4	0	1	1	0	2	1
20 Jonathan Lucroy, R (1, 2) OBP: 0.401, SLG: 0.510	B FF 93 C FF 92 B FF 93 B SL 87 C FF 92 S FF 94 3-3 ③ K			F FF 93 B FF 94 S SL 86 S SL 87 1-3 ③ K		F FF 94 D SL 88 B FF 93 X FF 93 2-1 ③ G5-3		B FF 97 S FF 96 F FF 97 F SI 96 B SL 89 B FF 96 F SI 97 B FF 96 4-2 BB		3	0	0	0	1	2	1
27 Carlos Gómez, R (1, 8) OBP: 0.374, SLG: 0.520		F FF 92 B FF 93 S FF 92 S FF 94 1-3 ① K			F FF 92 B SL 88 X SL 85 1-1 ① F9		B SI 92 B FF 94 B FF 94 F FF 92 S FF 94 B FF 96 4-2 16 G6-3 16 S BB	F SI 95 F SI 96 B FF 92 D SL 91 B SI 97 S FF 96 3-3 ③ K		3	0	0	0	1	2	1
16 Aramis Ramirez, R (1, 10) OBP: 0.339, SLG: 0.486		X FF 94 0-0 ② F9			F FF 93 S FF 95 B SL 88 X FF 93 1-2 ② F8		1 SAFE 1 SAFE B FF 94 X SL 88 1-0 ① G6-3 1-3		C FF 87 X FF 87 0-1 ① P4	4	0	0	0	0	0	1
18 Khris Davis, R (1, 7) OBP: 0.308, SLG: 0.490 3 Elian Herrera, S (7, 7) OBP: 0.250, SLG: 0.295		B FF 94 F FF 90 S FF 94 S FF 94 1-3 ③ K			X SL 87 0-0 1B		H SI 92 1-0 24 S HBP		C FF 88 F CH 81 X CU 73 0-2 24 G4-3 24 S 1B	2 1	0 0	1 1	0 0	0 0	1 0	0 0
24 Lyle Overbay, L (1, 3) OBP: 0.324, SLG: 0.342			B FF 92 S CH 86 T CH 84 T FF 94 1-2 ① K		B CH 85 1 SAFE B FF 93 F FF 91 X CH 85 2-1 ③ F8		F FF 91 1 SAFE C FF 93 1 SAFE B FF 93 F FF 94 F FF 94 D SL 87 S SL 86 2-3 ② K 1-2		C SI 87 F FC 87 B FF 90 D CU 75 F FC 88 X FF 89 2-2 ② G4-3 1-3	4	0	0	0	0	2	4
7 Mark Reynolds, R (1, 5) OBP: 0.307, SLG: 0.397			B SL 86 B SL 86 F FF 94 B FF 94 X FF 93 3-1 ② F9			C FF 92 F FF 93 B FF 93 B FF 90 B SL 88 S FF 94 3-3 ① K	B FF 93 S FF 93 F FF 94 F FF 95 D SL 88 F SL 88 D SL 87 B FF 94 4-2 BB		F FC 87 B CU 74 X CU 73 1-1 ③ P3	3	0	0	0	1	1	1
9 Jean Segura, R (1, 6) OBP: 0.274, SLG: 0.330			C SI 93 F FF 93 B FF 95 F FF 95 B SL 88 S SL 87 2-3 ③ K			B SI 93 S SL 88 X FF 95 1-1 ② G3	C SL 87 X FF 94 0-1 ③ L9			3	0	0	0	0	1	3
Inning Stats	R: 0 E: 0 K: 2 S: 9 H: 0 LOB: 0 BB: 0 P: 14	R: 0 E: 0 K: 2 S: 7 H: 0 LOB: 0 BB: 0 P: 9	R: 0 E: 0 K: 2 S: 9 H: 0 LOB: 0 BB: 0 P: 15	R: 0 E: 0 K: 2 S: 8 H: 0 LOB: 0 BB: 0 P: 11	R: 0 E: 0 K: 0 S: 8 H: 1 LOB: 1 BB: 0 P: 12	R: 1 E: 0 K: 1 S: 11 H: 2 LOB: 1 BB: 0 P: 18	R: 0 E: 0 K: 1 S: 14 H: 0 LOB: 3 BB: 2 P: 26	R: 0 E: 0 K: 1 S: 10 H: 0 LOB: 1 BB: 1 P: 19	R: 0 E: 0 K: 0 S: 11 H: 1 LOB: 1 BB: 0 P: 14	1B: 3 2B: 1 3B: 0 HR: 0 SF: 0 SAC: 0 DP: 1 HBP: 2						

PITCHER		IP	WLS	BF	H	R	ER	SO	BB	IBB	HBP	BLK	WP	HR	S	P	ERA	WHIP
36 Drew Hutchison, R ERA: 3.81	(1, 1)	7.0	W	27	3	1	1	10	2	0	1	0	0	0	66	105	1.29	0.714
62 Aaron Loup, L ERA: 3.29	(8, 1)	0.0		1	0	0	0	0	0	0	1	0	0	0	2	3	∞	∞
29 Dustin McGowan, R ERA: 4.03	(8, 1)	1.0	H	3	0	0	0	1	1	0	0	0	0	0	8	16	0.00	1.000
44 Casey Janssen, R ERA: 1.0	(9, 1)	1.0	S	4	1	0	0	0	0	0	0	0	0	0	11	14	0.00	1.000

PITCHER	IP	WLS	BF	H	R	ER	SO	BB	IBB	HBP	BLK	WP	HR	S	P	ERA	WHIP

TOP

Milwaukee Brewers @ Toronto Blue Jays

Rogers Centre, Toronto, ON

Tue Jul 01 2014, 1:20 PM - 4:14 PM EDT

Att. 45,088 - Cloudy - 81 F

livebaseballscorecards.com

AB	30
R	1
H	4
RBI	1
BB	3
SO	11
LOB	12

WP: 0	PA: 35		
PB: 0			
SB: 3			
CS: 0			

BOTTOM

Milwaukee Brewers @ Toronto Blue Jays

Rogers Centre, Toronto, ON

Tue Jul 01 2014, 1:20 PM - 4:14 PM EDT

Att. 45,088 - Cloudy - 81 F

livebaseballscorecards.com

Batter	1	2	3	4	5	6	7	8	9	AB	R	H	RBI	BB	SO	LOB
7 José Reyes, S (1, 6) OBP: 0.317, SLG: 0.405	B FF 88 F CH 79 F FF 89 B FF 89 X CH 78 2-2 ① P5		1 SAFE B CU 75 1 SAFE C FF 88 X CH 79 1-1 ② P4			B CU 76 C CU 76 X FF 89 1-1 53 G3-6-3 1B		1 SAFE M SL 85 B SI 90 1 SAFE 1 SAFE 1 SAFE X CU 77 1-1 ① F8		4	0	1	0	0	0	2
53 Melky Cabrera, S (1, 7) OBP: 0.343, SLG: 0.468	B FF 89 C FF 88 F FF 89 B CH 77 X CH 77 2-2 ② G4-3		F CH 78 B FF 88 1 SAFE F FF 88 1 SAFE F FF 88 D CH 79 1 SAFE X FF 90 2-2 ③ G4-3			1 SAFE X FF 89 0-0 ①② G3-6-3 1-2f		1 SAFE 1 SAFE C SL 84 1 SAFE S SI 92 F SI 90 1 SAFE B SL 86 1 SAFE 2-2 B SI 89 F SI 90 X FF 90 1-H 10 2B 3B		4	1	1	1	0	0	2
19 José Bautista, R (1, 10) OBP: 0.430, SLG: 0.531	C FF 90 S FF 90 B FF 89 B CU 76 B FF 90 X CH 79 3-2 HR			B CU 76 B FF 88 B CU 74 X FF 88 3-0 ① F7		B FF 90 C CU 76 B FF 89 F CH 79 X FF 91 2-2 ③ P5		F SL 85 F SI 90 F SI 90 S CU 77 0-3 ② K		4	1	1	1	0	1	2
10 Edwin Encarnación, R (1, 3) OBP: 0.367, SLG: 0.595	B FF 89 B CU 76 S CU 76 B CH 79 X CU 76 3-1 ③ F7			C FF 89 B CH 78 B FF 89 B CH 79 C FF 89 X FF 89 3-2 ② F7			C FF 88 B FF 89 B CH 78 B CH 79 S CH 78 B FF 90 4-2 30 1B BB	F SL 84 B SL 84 D SL 84 X SI 92 2-1 3-H 2B		3	0	1	1	1	0	0
30 Dioner Navarro, S (1, 2) OBP: 0.309, SLG: 0.363		C FF 88 F FF 88 X CH 77 0-2 ① F8		B CU 72 X FF 89 1-0 ③ F7			F FF 89 F FF 90 F FF 89 F CH 78 X CH 77 0-2 1-2 1B	C SL 85 X SI 90 0-1 ③ G5-3		4	0	1	0	0	0	2
28 Colby Rasmus, L (1, 8) OBP: 0.276, SLG: 0.489		F FF 88 B FF 89 F FF 88 X CH 79 1-2 ② G6-3			F CH 76 X FF 88 0-1 HR		F SL 84 B CU 78 C SI 92 B CU 79 X CU 79 2-2 ① F8			3	1	1	1	0	0	2
47 Juan Francisco, L (1, 5) OBP: 0.315, SLG: 0.511 18 Steve Tolleson, R (7, PH) OBP: 0.306, SLG: 0.398 (8, 5)		C FF 89 B CH 76 B CU 74 F CH 79 C FF 90 2-3 ③ K			X CH 77 0-0 8 CS 1B		C CU 76 B SL 84 S SI 91 S CU 79 1-3 ② K			2 1	0 0	1 0	0 0	0 0	1 1	0 2
66 Munenori Kawasaki, L (1, 4) OBP: 0.333, SLG: 0.316			C FF 89 B FF 89 B CH 79 C CH 78 X FF 90 2-2 1B		B CH 76 B FF 88 1 SAFE C CH 78 F FF 88 B CH 76 X CH 78 3-2 ① L8		C CU 77 B SI 93 S CU 79 B SI 91 B SI 94 X CU 78 3-2 ③ G1-3			3	0	1	0	0	0	3
8 Anthony Gose, L (1, 9) OBP: 0.344, SLG: 0.295 55 Brad Glenn, R (8, PH) 26 Adam Lind, L (8, PH) OBP: 0.409, SLG: 0.509 33 Darin Mastroianni, R (8, PR) OBP: 0.150, SLG: 0.263 (9, 9)			X CH 78 0-0 ① P5		L CH 76 S FF 88 S CH 77 0-3 ②③ K 1-2			C SL 85 X SI 88 0-1 53 3B 1B		2 0 1 0	0 0 0 1	0 0 1 0	0 0 0 0	0 0 0 0	1 0 0 0	2 0 0 0
Inning Stats	R: 1 E: 0 K: 0 S: 11 H: 1 LOB: 0 BB: 0 P: 21	R: 0 E: 0 K: 1 S: 9 H: 0 LOB: 0 BB: 0 P: 12	R: 0 E: 0 K: 0 S: 10 H: 1 LOB: 1 BB: 0 P: 15	R: 0 E: 0 K: 0 S: 5 H: 0 LOB: 0 BB: 0 P: 12	R: 1 E: 0 K: 1 S: 9 H: 2 LOB: 0 BB: 0 P: 12	R: 0 E: 0 K: 0 S: 6 H: 1 LOB: 0 BB: 0 P: 9	R: 0 E: 0 K: 1 S: 16 H: 1 LOB: 2 BB: 1 P: 26	R: 2 E: 0 K: 1 S: 17 H: 3 LOB: 2 BB: 0 P: 22		1B: 5 2B: 1 3B: 1 HR: 2 SF: 0 SAC: 0 DP: 1 HBP: 0					WP: 0 PB: 0 SB: 0 CS: 1 PA: 32	

	AB	31
	R	4
	H	9
	RBI	4
	BB	1
	SO	4
	LOB	17

PITCHER		IP	WLS	BF	H	R	ER	SO	BB	IBB	HBP	BLK	WP	HR	S	P	ERA	WHIP
41 Marco Estrada, R ERA: 4.94	(1, 1)	6.0	L	23	6	2	2	2	1	0	0	0	0	2	57	92	3.00	1.167
59 Zach Duke, L ERA: 1.38	(7, 1)	1.0		3	0	0	0	1	0	0	0	0	0	0	9	15	0.00	0.000
47 Rob Wooten, R ERA: 4.85	(8, 1)	1.0		6	3	2	2	1	0	0	0	0	0	0	17	22	18.00	3.000

PITCHER	IP	WLS	BF	H	R	ER	SO	BB	IBB	HBP	BLK	WP	HR	S	P	ERA	WHIP

Batter	1	2	3	4	5	6	7	8	9	AB	R	H	RBI	BB	SO	LOB
Rickie Weeks Jr., R (1, 10) OBP: 0.333, SLG: 0.412	B FF 92 F FF 92 B FF 94 B FF 93 F FF 93 S FF 94 3-3 ① **K**		B SI 92 X FF 93 1-0 1-3 8 3B **2B**		B CU 76 F FF 93 F CH 85 F FF 95 X SL 85 1-2 ② **G6-3**			B SI 91 B SI 92 C SI 91 S SI 93 S CH 80 2-3 ① **K**		4	1	1	0	0	2	0
8 Ryan Braun, R (1, 9) OBP: 0.342, SLG: 0.515	C FF 93 B FF 93 F CU 79 F FF 94 X SI 92 1-2 ② **G4-3**		X FF 94 0-0 20 SF8 2-H 3-H **3B**		B FF 93 B FF 93 C FF 93 C FF 93 X FF 94 2-2 ③ **G6-3**			X SI 92 0-0 20 FC1-4 **1B**		4	1	2	2	0	0	0
20 Jonathan Lucroy, R (1, 3) OBP: 0.399, SLG: 0.511	C CU 77 B CU 79 B FF 93 S SI 93 X FF 94 2-2 27 1B **2B**		B CH 85 B FF 92 B SI 94 F FF 93 F FF 93 X FF 94 3-2 ① **SF8** 3-H			F FF 93 X FF 93 0-1 ① **G4-3**		B SI 91 C SI 93 F CH 80 X CH 81 1-2 ② **FC1-4** 1-2f		3	1	1	1	0	0	1
27 Carlos Gómez, R (1, 8) OBP: 0.372, SLG: 0.516	B FF 93 C SI 92 B SI 94 C FF 92 B FF 93 X FF 93 3-2 16 FC5-4 2-H **1B**		X CU 77 0-0 ② **F8**			X FF 93 0-0 ② **G4-3**		B SI 91 X SI 91 1-0 ③ **F9**		4	0	1	1	0	0	1
16 Aramis Ramirez, R (1, 5) OBP: 0.333, SLG: 0.477	X FF 93 0-0 ③ **FC5-4** 1-2f		B FF 93 F SI 93 B CH 86 F FF 93 X FF 92 2-2 ③ **F9**			C CU 77 B CH 86 C FF 94 F SI 93 F FF 95 S FF 95 1-3 ③ **K**			C FF 87 S CU 73 X SI 89 0-2 ① **F9**	4	0	0	0	0	1	1
9 Jean Segura, R (1, 6) OBP: 0.271, SLG: 0.326		X FF 91 0-0 ① **P4**	C SI 91 B CH 84 C FF 92 F FF 92 F FF 93 X FF 93 1-2 ① **G6-3**				C FF 93 F SI 92 B FF 92 S FF 93 1-3 ① **K**		X FF 89 0-0 ② **F9**	4	0	0	0	0	1	0
12 Martín Maldonado, R (1, 2) OBP: 0.366, SLG: 0.410		C FF 91 F CU 78 F FF 92 B FF 92 F FF 92 X FF 93 1-2 ② **F9**	X FF 93 0-0 ② **F9**				B SI 94 B FF 94 F FF 94 X FF 94 2-1 **1B**		B FF 88 S FF 89 B FF 89 X FF 89 2-1 ③ **F8**	4	0	1	0	0	0	0
3 Elian Herrera, S (1, 7) OBP: 0.241, SLG: 0.284		X FF 92 0-0 ③ **G4-3**	B FF 93 F FF 93 B FF 92 F FF 94 B FF 94 F FF 94 S FF 93 3-3 ③ **K**				L FF 93 X FF 94 0-1 ② **P5**			3	0	0	0	0	1	1
14 Jeff Bianchi, R (1, 4) OBP: 0.169, SLG: 0.145			C FF 91 B FF 91 F X FF 92 1-2 2B 8 3B **1B**		B FF 92 F FF 92 B CH 84 F FF 92 B SL 85 F FF 92 X FF 92 3-2 ① **L9**		X FF 95 0-0 ③ **F8**			3	1	1	0	0	0	1
Inning Stats	R: 1 E: 0 K: 1 S: 14 H: 2 LOB: 1 BB: 0 P: 23	R: 0 E: 0 K: 0 S: 7 H: 0 LOB: 0 BB: 0 P: 8	R: 3 E: 0 K: 0 S: 12 H: 3 LOB: 0 BB: 0 P: 19	R: 0 E: 0 K: 1 S: 10 H: 0 LOB: 0 BB: 0 P: 14	R: 0 E: 0 K: 0 S: 11 H: 0 LOB: 0 BB: 0 P: 17	R: 0 E: 0 K: 1 S: 8 H: 0 LOB: 0 BB: 0 P: 9	R: 0 E: 0 K: 1 S: 8 H: 1 LOB: 1 BB: 0 P: 11	R: 0 E: 0 K: 1 S: 8 H: 1 LOB: 1 BB: 0 P: 12	R: 0 E: 0 K: 0 S: 6 H: 0 LOB: 0 BB: 0 P: 8	1B: 4 2B: 2 3B: 1 HR: 0	SF: 1 SAC: 0 DP: 0 HBP: 0					

PITCHER		IP	WLS	BF	H	R	ER	SO	BB	IBB	HBP	BLK	WP	HR	S	P	ERA	WHIP
48 J.A. Happ, L ERA: 4.38	(1, 1)	7.0		27	6	4	4	4	0	0	0	0	0	0	70	101	5.14	0.857
62 Aaron Loup, L ERA: 3.2	(8, 1)	1.0		4	1	0	0	1	0	0	0	0	0	0	8	12	0.00	1.000
44 Casey Janssen, R ERA: 0.95	(9, 1)	1.0	W	3	0	0	0	0	0	0	0	0	0	0	6	8	0.00	0.000

PITCHER	IP	WLS	BF	H	R	ER	SO	BB	IBB	HBP	BLK	WP	HR	S	P	ERA	WHIP

TOP

Milwaukee Brewers @ Toronto Blue Jays

Rogers Centre, Toronto, ON

Wed Jul 02 2014, 12:39 PM - 3:38 PM EDT

Att. 24,286 - Cloudy - 77 F

livebaseballscorecards.com

AB	33
R	4
H	7
RBI	4
BB	0
SO	5
LOB	5

WP: 0 PA: 34
PB: 0
SB: 0
CS: 0

Batter	1	2	3	4	5	6	7	8	9	AB	R	H	RBI	BB	SO	LOB
7 José Reyes, S (1, 6) OBP: 0.318, SLG: 0.408	B FF 94 B FF 94 B FF 94 C FF 93 C FF 95 X FF 96 3-2 ① F7		C SL 84 X CH 83 0-1 19 G6-4-3 53 1B 26 2B 1B	B SI 94 X SI 96 1-0 ③ G3-1		D CH 85 D SL 86 C FF 95 F SI 97 X SI 98 2-2 ③ G5-3			C SL 79 X FF 95 0-1 8 FC1-6 2B	5	1	2	0	0	0	1
53 Melky Cabrera, S (1, 9) OBP: 0.346, SLG: 0.472 (8, 7)	F SI 97 B SI 98 X SI 96 1-1 ② G4-3		B FF 97 X FF 97 1-0 19 G6-4-3 1-2 1B		C SL 84 X FF 96 0-1 ① L6		C CH 82 X SI 96 0-1 33 B2-6-3 2B		I IN 70 I IN 68 I IN 71 I IN 67 4-0 8 FC1-6 10 HR IBB	4	1	2	0	1	0	0
19 José Bautista, R (1, 10) OBP: 0.431, SLG: 0.539 8 Anthony Gose, L (7, PR) OBP: 0.341, SLG: 0.292 (8, 10)	B FF 98 C FF 97 B SI 98 B SL 85 X FF 98 3-1 HR		S SL 86 F SL 88 D SL 88 B SI 98 X SL 88 2-2 ①② G6-4-3 1-2f 2-3		C SI 96 X SI 97 0-1 ② G6-3		F SI 97 B SI 96 B CH 88 B SI 98 B SL 88 4-1 33 B2-6-3 BB		L CH 87 X CH 86 0-1 ① FC1-6 10 HR 1-2 2-3f	3 1	1 1	1 0	1 0	1 0	0 0	2 2
26 Adam Lind, L (1, 3) OBP: 0.413, SLG: 0.518 33 Darin Mastroianni, R (7, PH) OBP: 0.136, SLG: 0.238 (8, 9)	C SI 97 S FF 98 F FF 98 B FF 98 B FF 99 S FF 98 2-3 ③ K		B SI 98 F SI 97 X CH 86 1-1 3-H 2B		B FF 96 F SI 98 B SI 98 B SI 98 X SI 96 3-1 10 1B 1B		L SI 91 X SI 92 0-1 ①② B2-6-3 1-2 2-3f		B SL 84 C SI 94 F SI 93 S SI 94 1-3 ② K	3 2	0 0	2 0	1 0	0 0	1 1	0 4
10 Edwin Encarnación, R (1, 7) OBP: 0.370, SLG: 0.603 (8, 3)		C SI 97 X SL 86 0-1 ① G6-3	X SI 97 0-0 ③ G6-3		B SL 85 C SL 86 B SI 97 B SL 87 C SI 98 X SL 87 3-2 1-2 1B		I IN 79 I IN 78 I IN 80 I IN 80 4-0 IBB		B SL 85 S SL 86 B SI 95 B SL 85 X SL 86 3-1 1-H 2-H HR	4	1	2	3	1	0	1
30 Dioner Navarro, S (1, 2) OBP: 0.309, SLG: 0.365		C SL 85 B FF 97 X SI 96 1-1 ② F8	F SI 95 X SI 97 0-1 47 HR 2B	B SI 97 F CH 85 B FF 96 F FF 97 F FF 96 X SI 98 2-2 ③ G4-3		D CU 76 C SI 90 B CU 77 C SI 91 S CU 76 2-3 ③ K2-3				4	1	1	0	0	1	4
28 Colby Rasmus, L (1, 8) OBP: 0.276, SLG: 0.481		S SL 85 C SL 86 B FF 96 F SL 89 B SL 88 B SI 98 B SI 98 4-2 47 BB BB	B SI 96 D SI 97 F FF 96 F SL 84 S SL 89 2-3 ① K		C SL 85 B FF 96 C SI 96 B SL 90 S SL 87 2-3 ① K			B FF 96 F FF 96 B SL 83 F FF 97 S SL 83 2-3 ① K		3	0	0	0	1	3	1
47 Juan Francisco, L (1, 5) OBP: 0.320, SLG: 0.528 18 Steve Tolleson, R (8, PH) OBP: 0.313, SLG: 0.398 (9, 5)	S FF 98 B FF 96 B FF 96 1 SAFE B SI 98 B SI 98 4-1 1-2 BB		X SL 86 0-0 2-H HR		B FF 97 F FF 96 B SI 98 S SI 98 X SI 98 2-2 E5 66 G3			B SL 80 C SI 92 H SL 83 2-1 66 A4 D8 HBP		2 0	1 0	1 0	2 0	1 0	0 0	0 0
66 Munenori Kawasaki, L (1, 4) OBP: 0.313, SLG: 0.295	2 SAFE B SI 96 C SI 97 B SI 96 C FF 97 C FF 97 2-3 ③ K		C FF 97 X FF 97 0-1 ② G6-3		L SI 96 B FF 96 X SI 96 1-1 ② G3 1-2			C FF 96 S SL 84 D SL 83 D SL 84 B FF 98 F FF 98 C FF 95 3-3 ②③ K 1-2		4	0	0	0	0	2	4
Inning Stats	R: 1 H: 1 E: 0 LOB: 0 K: 1 BB: 0 S: 11 P: 20	R: 0 H: 0 E: 0 LOB: 2 K: 1 BB: 2 S: 11 P: 22	R: 1 H: 3 E: 0 LOB: 1 K: 0 BB: 0 S: 9 P: 13	R: 2 H: 2 E: 0 LOB: 0 K: 1 BB: 0 S: 9 P: 12	R: 0 H: 2 E: 0 LOB: 2 K: 0 BB: 0 S: 13 P: 21	R: 0 H: 0 E: 1 LOB: 1 K: 1 BB: 0 S: 11 P: 18	R: 0 H: 1 E: 0 LOB: 2 K: 1 BB: 2 S: 8 P: 18	R: 0 H: 0 E: 0 LOB: 1 K: 2 BB: 0 S: 8 P: 15	R: 3 H: 2 E: 0 LOB: 0 K: 1 BB: 1 S: 9 P: 17	1B: 4 2B: 4 3B: 0 HR: 3	SF: 0 SAC: 0 DP: 2 HBP: 1			WP: 0 PB: 0 SB: 0 CS: 0	PA: 41		

PITCHER		IP	WLS	BF	H	R	ER	SO	BB	IBB	HBP	BLK	WP	HR	S	P	ERA	WHIP
38 Wily Peralta, R ERA: 3.35	(1, 1)	6.0		30	9	4	4	4	3	0	0	0	0	2	67	113	6.00	2.000
59 Zach Duke, L ERA: 1.34	(7, 1)	1.0		3	0	0	0	1	0	1	0	0	0	0	5	11	0.00	0.000
13 Will Smith, L ERA: 1.77	(8, 1)	1.0	L	5	1	2	2	2	0	1	1	0	0	0	10	21	18.00	1.000
53 Brandon Kintzler, R ERA: 4.02	(9, 1)	0.2		3	1	1	1	1	0	0	0	0	0	1	7	11	13.50	1.500

PITCHER	IP	WLS	BF	H	R	ER	SO	BB	IBB	HBP	BLK	WP	HR	S	P	ERA	WHIP

BOTTOM

Milwaukee Brewers @ Toronto Blue Jays

Rogers Centre, Toronto, ON

Wed Jul 02 2014, 12:39 PM - 3:38 PM EDT

Att. 24,286 - Cloudy - 77 F

livebaseballscorecards.com

AB	35
R	7
H	11
RBI	7
BB	5
SO	8
LOB	19

Batter	1	2	3	4	5	6	7	8	9	AB	R	H	RBI	BB	SO	LOB
2 Scooter Gennett, L (1, 4) OBP: 0.350, SLG: 0.480	C SI 94 C CU 76 X FS 86 0-2 G4-3		X FS 87 0-0 20 F9 8 BB 1B		C SI 95 B CU 75 X CU 75 1-1 G6-3		B FF 94 X FF 95 1-0 F9			4	0	1	0	0	0	2
8 Ryan Braun, R (1, 9) OBP: 0.341, SLG: 0.509	B SI 94 S FF 94 X SI 94 1-1 G6-3		C FF 93 1 SAFE 1 SAFE F FC 90 1 SAFE B SI 95 B FC 80 1 SAFE B FS 87 4-2 F SI 85 B FF 95 27 FC6-4 1-2 BB			X FC 86 0-0 F8		C FC 88 F SI 93 B FC 89 X SI 94 1-2 G6-3		3	0	0	0	1	0	0
20 Jonathan Lucroy, R (1, 2) OBP: 0.401, SLG: 0.521	C FF 94 B FF 90 F SI 94 X FS 88 1-2 27 E 1B		B FC 90 X FC 89 1-0 F9 2-3			B FF 94 C FF 93 F SI 93 T CU 77 1-2 K		X FC 89 0-0 HR		4	1	2	1	0	1	2
27 Carlos Gómez, R (1, 8) OBP: 0.368, SLG: 0.510	F SI 94 S FC 88 1 SAFE D CU 78 1 SAFE F FC 89 B CU 78 F FC 90 X SI 95 2-2 L9 1-2		X SI 95 0-0 FC6-4 1-2f			C FC 88 X SI 94 0-1 L6		S SL 87 B SL 88 B SL 87 X SL 87 2-1 L7		4	0	0	0	0	0	3
16 Aramis Ramirez, R (1, 5) OBP: 0.336, SLG: 0.475		T FC 88 X SI 94 0-1 F8	B FC 87 S FF 94 X SI 95 1-1 24 G4-6-3 1B			T FF 94 B CU 78 F FF 93 F FC 87 H CU 78 2-2 24 1B 24 WP 9 1B HBP	C FF 94 X FF 95 0-1 F8		3	1	1	0	0	0	0
24 Lyle Overbay, L (1, 3) OBP: 0.324, SLG: 0.342 14 Jeff Bianchi, R (9, PH) OBP: 0.167, SLG: 0.143		F SI 94 B FS 86 B FS 86 B SI 94 X SI 94 3-1 G4-3	F SI 94 X FS 87 0-1 G4-6-3 1-2f				B FS 86 B SI 94 X SI 94 2-0 FC6-4 9 1B 1-3 1B		B FF 98 X SL 85 1-0 P6	3 1	0 0	1 0	0 0	0 0	0 0	1 0
9 Jean Segura, R (1, 6) OBP: 0.274, SLG: 0.326		B FC 88 B FF 93 B FF 94 B FF 94 4-0 1 S BB	B FF 95 B FC 88 C SI 94 X SI 95 2-1 G6-3				B SI 94 X SI 94 1-0 FC6-4 1-2 3-H 1B		C CH 86 B SL 90 F SL 86 B FF 99 F FF 99 F FF 99 X SL 88 2-2 G5-3	3	0	1	1	1	0	0
1 Logan Schafer, L (1, 7) OBP: 0.272, SLG: 0.280 7 Mark Reynolds, R (9, PH) OBP: 0.306, SLG: 0.395		B SI 93 S FS 85 S FS 85 1 SAFE D FS 87 X FS 88 2-2 G6-3 1-2			B SI 94 C SI 93 X FC 88 1-1 F9		M FS 87 B FS 85 B FS 84 F SI 95 F FS 87 B FS 86 F SI 95 C SI 95 3-3 K		B FF 99 S FF 97 C SL 88 S FF 99 1-3 K	3 1	0 0	0 0	0 0	0 0	1 1	3 0
26 Kyle Lohse, R (1, 1) OBP: 0.195, SLG: 0.154 32 Tom Gorzelanny, R (6, 1) Rickie Weeks Jr., R (7, PH) OBP: 0.331, SLG: 0.409 47 Rob Wooten, R (7, 1) 59 Zach Duke, L (8, 1)			B FF 93 C FF 93 X FF 93 1-1 L8		C FF 94 C CU 74 B CU 69 C CU 76 1-3 K		X FC 90 0-0 FC6-4 1-2f 2-3			2 0 1 0 0	0 0 0 0 0	0 0 0 0 0	0 0 0 0 0	1 0 0 0 0	0 0 2 0 0	0 0 0 0 0
Inning Stats	R: 0 E: 1 K: 0 S: 13 H: 1 LOB: 1 BB: 0 P: 17	R: 0 E: 0 K: 0 S: 7 H: 0 LOB: 1 BB: 1 P: 16	R: 0 E: 0 K: 0 S: 8 H: 1 LOB: 2 BB: 1 P: 14	R: 0 E: 0 K: 0 S: 6 H: 1 LOB: 0 BB: 0 P: 9	R: 0 E: 0 K: 1 S: 7 H: 0 LOB: 0 BB: 0 P: 10	R: 0 E: 0 K: 1 S: 6 H: 0 LOB: 0 BB: 0 P: 7	R: 1 E: 0 K: 1 S: 12 H: 2 LOB: 2 BB: 0 P: 21	R: 1 E: 0 K: 0 S: 8 H: 1 LOB: 0 BB: 0 P: 11	R: 0 E: 0 K: 1 S: 9 H: 0 LOB: 0 BB: 0 P: 13	1B: 5 2B: 0 3B: 0 HR: 1 SF: 0 SAC: 0 DP: 1 HBP: 1						

PITCHER		IP	WLS	BF	H	R	ER	SO	BB	IBB	HBP	BLK	WP	HR	S	P	ERA	WHIP
31 Alfredo Simon, R ERA: 2.78	(1, 1)	7.1	W	30	6	2	2	3	2	0	1	0	1	1	63	99	2.46	1.091
51 Jonathan Broxton, R ERA: 0.67	(8, 1)	0.2	H	2	0	0	0	0	0	0	0	0	0	0	4	6	0.00	0.000
54 Aroldis Chapman, L ERA: 2.55	(9, 1)	1.0	S	3	0	0	0	1	0	0	0	0	0	0	9	13	0.00	0.000

PITCHER	IP	WLS	BF	H	R	ER	SO	BB	IBB	HBP	BLK	WP	HR	S	P	ERA	WHIP

TOP

Milwaukee Brewers @ Cincinnati Reds

Great American Ball Park, Cincinnati, OH

Fri Jul 04 2014, 7:11 PM - 10:00 PM EDT

Att. 42,120 - Clear - 75 F

livebaseballscorecards.com

AB	32
R	2
H	6
RBI	2
BB	2
SO	4
LOB	13

WP: 1	PA: 35		
PB: 0			
SB: 1			
CS: 0			

Milwaukee Brewers @ Cincinnati Reds

Great American Ball Park, Cincinnati, OH

Fri Jul 04 2014, 7:11 PM - 10:00 PM EDT

Att. 42,120 - Clear - 75 F

livebaseballscorecards.com

Batter	1	2	3	4	5	6	7	8	9	AB	R	H	RBI	BB	SO	LOB
6 Billy Hamilton, S (1, 8) OBP: 0.309, SLG: 0.408	C SI 89 B CH 80 B CH 80 F SI 90 B SI 90 F SI 90 F SI 90 S CH 82 3-3 ① **K**		X CH 80 0-0 **1-H** **HR**		C SI 88 F SI 89 F SI 90 B CH 80 S SI 90 1-3 ① **K**	S SI 90 C SI 91 B SI 90 S SI 89 1-3 ③ **K** **1-2**				4	1	1	2	0	3	1
21 Todd Frazier, R (1, 5) OBP: 0.358, SLG: 0.506	C SI 91 B SI 90 B CU 76 F SI 90 S CU 75 2-3 ② **K**		B SI 90 X SI 91 1-0 **2B**		B SI 89 X CU 76 1-0 **E3** 19 2B		X SL 83 0-0 ① **1B**			4	1	2	0	0	1	0
19 Joey Votto, L (1, 3) OBP: 0.396, SLG: 0.417	C SL 85 B SI 90 F FF 90 F SI 90 B CH 80 S SL 84 2-3 ③ **K**		X CU 75 0-0 ② **F9**		1 SAFE B SI 88 B CH 80 B SI 90 C SI 89 X SI 89 3-1 32 FC3-6 **1-H** **2B**		F SI 91 B SL 85 F SL 83 B SL 85 B FF 90 X SL 85 3-2 ② **G4-3**			4	0	1	1	0	1	1
4 Brandon Phillips, R (1, 4) OBP: 0.300, SLG: 0.394		B SI 90 C SI 90 B CU 75 B CU 76 C SI 90 X SL 82 3-2 32 FC4-6 **1B**	B SI 89 B CU 75 C SI 90 B CU 76 T SI 90 F SI 90 S CH 80 3-3 ③ **K**		B SI 90 B CU 75 D CH 79 C SI 90 B CU 78 4-1 32 FC3-6 **BB**		C SI 92 S CU 75 B SL 85 B CU 76 X SI 90 2-2 ③ **G2**			3	0	1	0	1	1	1
32 Jay Bruce, L (1, 9) OBP: 0.317, SLG: 0.395		1 SAFE F SI 89 F SL 84 B SI 89 X CH 79 1-2 ① **FC4-6** **1-2f**		C SI 91 F CU 75 B SI 90 X SL 84 1-2 ① **L7**	S SI 90 B SI 90 X SL 85 1-1 ② **FC3-6** **1-2f** **2-3**			F SL 83 B SI 88 X SI 90 1-1 ① **G6-3**		4	0	0	0	0	0	3
39 Devin Mesoraco, R (1, 2) OBP: 0.378, SLG: 0.642		B SL 84 B CH 80 C SL 84 F SL 85 S CH 81 2-3 ② **K**		B SI 91 S CH 81 S SL 85 X SL 85 1-2 **25 2B** **2B**	B SI 88 S CH 79 D CH 80 C SI 90 F CH 80 X SI 91 2-2 ③ **F7**			B SL 84 S SI 89 B SI 90 B SI 90 F SI 91 S CU 78 3-3 ② **K**		4	1	1	0	0	2	3
25 Skip Schumaker, L (1, 7) OBP: 0.287, SLG: 0.333		S CH 80 S SI 90 D CH 81 1 SAFE F CH 80 F SI 90 1 SAFE C SL 83 1-3 ③ **K**		S SL 84 B SI 91 F FF 90 X CU 75 1-2 **2-H** **2B**		B SI 88 F FF 87 X SL 77 1-1 **6 S** **1B**		B SL 84 C FF 90 X SL 85 1-1 **1B**		4	0	3	1	0	1	1
2 Zack Cozart, R (1, 6) OBP: 0.273, SLG: 0.301			B SI 90 X SI 90 1-0 ① **G6-3**	C SI 90 B SI 89 C SI 90 F SI 90 X CH 80 1-2 ② **P4**		T SI 88 1 SAFE S FF 90 F FF 90 F FF 91 S SL 78 0-3 ① **K**		D SI 90 C SI 90 1 SAFE S SL 85 1 SAFE F CU 76 1 SAFE B SI 89 1 SAFE 2-3 ③ S CU 76 **K**		4	0	0	0	0	2	3
31 Alfredo Simon, R (1, 1) OBP: 0.162, SLG: 0.167 51 Jonathan Broxton, R (8, 1) 54 Aroldis Chapman, L (9, 1)			X SI 90 0-0 **6 HR** **1B**	S SL 83 S SL 80 F SL 83 D SL 81 B FF 90 S SL 83 2-3 ③ **K**		L CH 81 L SL 78 D CH 81 L SI 89 1-3 ② **K**				3 0 0	1 0 0	1 0 0	0 0 0	0 0 0	2 0 0	2 0 0
Inning Stats	R: 0 E: 0 K: 3 S: 12 H: 0 LOB: 0 BB: 0 P: 19	R: 0 E: 0 K: 2 S: 14 H: 1 LOB: 1 BB: 0 P: 21	R: 2 E: 0 K: 1 S: 9 H: 3 LOB: 1 BB: 0 P: 14	R: 1 E: 0 K: 1 S: 17 H: 2 LOB: 1 BB: 0 P: 23	R: 1 E: 1 K: 1 S: 14 H: 1 LOB: 2 BB: 1 P: 26	R: 0 E: 0 K: 3 S: 13 H: 1 LOB: 1 BB: 0 P: 16	R: 0 E: 0 K: 0 S: 7 H: 1 LOB: 0 BB: 0 P: 12	R: 0 E: 0 K: 2 S: 11 H: 1 LOB: 1 BB: 0 P: 18		1B: 5 2B: 4 3B: 0 HR: 1 SF: 0 SAC: 0 DP: 0 HBP: 0				WP: 0 PB: 0 SB: 1 CS: 0 PA: 35		

PITCHER		IP	WLS	BF	H	R	ER	SO	BB	IBB	HBP	BLK	WP	HR	S	P	ERA	WHIP
26 Kyle Lohse, R ERA: 3.18	(1, 1)	5.0	L	24	7	4	3	8	1	0	0	0	0	1	66	103	5.40	1.600
32 Tom Gorzelanny, L ERA:	(6, 1)	1.0		4	1	0	0	3	0	0	0	0	0	0	13	16	0.00	1.000
47 Rob Wooten, R ERA: 4.67	(7, 1)	1.0		3	1	0	0	0	0	0	0	0	0	0	7	12	0.00	1.000
59 Zach Duke, L ERA: 1.3	(8, 1)	1.0		4	1	0	0	2	0	0	0	0	0	0	11	18	0.00	1.000

PITCHER	IP	WLS	BF	H	R	ER	SO	BB	IBB	HBP	BLK	WP	HR	S	P	ERA	WHIP

BOTTOM	
AB	34
R	4
H	10
RBI	4
BB	1
SO	13
LOB	15

Milwaukee Brewers @ Cincinnati Reds

Great American Ball Park, Cincinnati, OH

Sat Jul 05 2014, 4:11 PM - 6:57 PM EDT

Att. 38,754 - Sunny - 82 F

TOP

livebaseballscorecards.com

Batter	1	2	3	4	5	6	7	8	9	AB	R	H	RBI	BB	SO	LOB
2 Scooter Gennett, L (1, 4) OBP: 0.348, SLG: 0.480	S SI 93 S CH 85 S KC 81 0-3 ① **K**	B SI 93 X CH 86 1-0 ③ **G1-3**			C KC 82 X FF 96 0-1 ② **L8**		S SL 91 S SL 91 F FF 95 X SL 90 0-2 ③ 1-H **2B**			4	0	1	0	0	1	1
8 Ryan Braun, R (1, 9) OBP: 0.340, SLG: 0.507 1 Logan Schafer, L (2, 9) OBP: 0.263, SLG: 0.271	C FF 94 B KC 81 F FF 94 B KC 81 S FF 94 2-3 ② **K**		C SI 93 S SL 88 F KC 80 F FF 95 F SL 89 B SL 90 X SL 89 1-2 ① **G4-3**		C SI 97 B CH 88 S KC 83 B SL 92 F SL 90 F FF 97 S KC 83 2-3 ③ **K**			B KC 78 X SI 94 1-0 ① **G6-3**		1 3	0 0	0 0	0 0	0 0	1 1	0 0
20 Jonathan Lucroy, R (1, 2) OBP: 0.402, SLG: 0.522	F FF 93 B SI 93 B SL 88 X SI 94 2-1 16 1B **2B**		C FF 95 S CH 86 S CH 85 0-3 ② **K**			X SL 88 0-0 ① **L3**		B FF 96 B FF 96 F FF 95 T FF 96 B CH 87 B FF 96 4-2 16 FC4-6 **BB**		3	1	1	0	1	1	0
27 Carlos Gómez, R (1, 8) OBP: 0.369, SLG: 0.511	D SL 88 D SL 87 B FF 93 F SL 89 F FF 94 B SL 89 4-2 16 1B **BB**		F CH 85 X SL 84 0-1 ② **2B**			F SI 95 X CH 88 0-1 ② **G5-3**		S FF 95 C FF 95 F FF 95 B FF 95 F CH 87 X FF 95 1-2 ② **F9**		3	0	1	0	1	0	1
16 Aramis Ramirez, R (1, 5) OBP: 0.339, SLG: 0.476	X SL 88 0-0 1-2 2-H **1B**		C FF 95 B SL 89 F FF 96 B FF 95 S CH 86 2-3 ③ **K**			C FF 96 X SL 89 0-1 18 2B **1B**		1 SAFE X FF 96 0-0 ③ **FC4-6** 1-2f		4	0	2	1	0	1	2
18 Khris Davis, R (1, 7) OBP: 0.311, SLG: 0.492	B CH 85 B SI 92 S SI 94 X SI 93 2-1 ③ **G5-3**			B FF 95 B SI 94 B FF 96 B FF 96 4-0 7 G5-4-3 **BB**		F FF 94 D CH 88 X SI 94 1-1 ③ 1-H **2B**			S FF 97 B SL 87 S SL 89 B CH 91 F SL 89 F SL 90 S FF 98 2-3 ① **K**	3	0	1	0	1	1	2
7 Mark Reynolds, R (1, 3) OBP: 0.305, SLG: 0.390		B SL 84 S SL 85 X SL 86 1-1 ① **G5-3**		C SL 89 F FF 94 X CH 86 0-2 ① ② **G5-4-3** 1-2f			B SL 86 C FF 96 S SL 89 B CH 88 B SL 90 B SL 91 4-2 2 2B **BB**		S SL 88 S SL 86 S FF 99 0-3 ② **K**	3	0	0	0	1	1	1
9 Jean Segura, R (1, 6) OBP: 0.270, SLG: 0.322		C FF 93 C FF 93 X SL 87 0-2 ② **L7**		C FF 96 F SL 88 B CH 88 S CH 87 1-3 ③ **K**			1 SAFE X SL 90 0-0 ① **L8**		F SL 88 F FF 97 B FF 99 F SL 89 F FC 95 B FC 93 B SL 88 X FF 96 3-2 ③ **G4-3**	4	0	0	0	0	1	1
22 Matt Garza, R (1, 1) OBP: 0.079, SLG: 0.105		B FF 93 B FF 93 S FF 92 S FF 92 B FF 94 X FF 94 3-2 **1B**			C FF 93 F FF 95 C SL 88 0-3 ① **K**		C SL 88 C FF 95 M SL 88 0-3 ② **K**			3	0	1	0	0	2	1

	AB	31
	R	1
	H	7
	RBI	1
	BB	4
	SO	10
	LOB	9

Inning Stats	1	2	3	4	5	6	7	8	9
	R: 1 E: 0 K: 2 S: 13	H: 2 LOB: 2 BB: 1 P: 23	R: 0 E: 0 K: 0 S: 9	H: 1 LOB: 1 BB: 0 P: 14	R: 0 E: 0 K: 2 S: 14	H: 1 LOB: 1 BB: 0 P: 17	R: 0 E: 0 K: 1 S: 6	H: 0 LOB: 0 BB: 1 P: 11	R: 0 E: 0 K: 2 S: 10	H: 0 LOB: 0 BB: 0 P: 12	R: 0 E: 0 K: 0 S: 7	H: 2 LOB: 2 BB: 0 P: 8	R: 0 E: 0 K: 1 S: 10	H: 1 LOB: 2 BB: 1 P: 14	R: 0 E: 0 K: 0 S: 9	H: 0 LOB: 1 BB: 1 P: 15	R: 0 E: 0 K: 2 S: 13	H: 0 LOB: 0 BB: 0 P: 18

	1B: 3	SF: 0	WP: 0	PA: 35
	2B: 4	SAC: 0	PB: 0	
	3B: 0	DP: 1	SB: 0	
	HR: 0	HBP: 0	CS: 0	

PITCHER		IP	WLS	BF	H	R	ER	SO	BB	IBB	HBP	BLK	WP	HR	S	P	ERA	WHIP
34 Homer Bailey, R ERA: 4.15	(1, 1)	8.0	L	32	7	1	1	8	4	0	0	0	0	0	78	114	1.12	1.375
70 Jumbo Díaz, R ERA: 7.2	(9, 1)	1.0		3	0	0	0	2	0	0	0	0	0	0	13	18	0.00	0.000

PITCHER		IP	WLS	BF	H	R	ER	SO	BB	IBB	HBP	BLK	WP	HR	S	P	ERA	WHIP

BOTTOM

Milwaukee Brewers @ Cincinnati Reds

Great American Ball Park, Cincinnati, OH

Sat Jul 05 2014, 4:11 PM - 6:57 PM EDT

Att. 38,754 - Sunny - 82 F

livebaseballscorecards.com

Batter	1	2	3	4	5	6	7	8	9	AB	R	H	RBI	BB	SO	LOB
6 Billy Hamilton, S (1, 8) OBP: 0.305, SLG: 0.403	S FF 91 S FF 91 S FF 92 0-3 ① K			X FF 93 0-0 ① B5-3		B FF 95 C FF 93 F FF 95 B FF 95 F FF 95 D CU 78 F FF 95 S FF 96 3-3 ③ K			B FF 92 C FF 93 F FF 94 X FF 94 1-2 ① F9	4	0	0	0	0	2	1
21 Todd Frazier, R (1, 5) OBP: 0.354, SLG: 0.500	F FF 92 B FF 92 B FF 93 X SI 92 2-1 ② G6-3			C FF 92 B CU 74 B FF 92 X FF 94 2-1 ② L9			X CU 72 0-0 ① F7		X FF 93 0-0 ② F8	4	0	0	0	0	0	0
19 Joey Votto, L (1, 3) OBP: 0.390, SLG: 0.409	B FF 93 X FF 92 1-0 ③ P6			F FF 92 C CU 75 C SI 95 0-3 ③ K			F FF 94 B FF 93 B FF 93 F FF 94 C FF 94 2-3 ② K		F FF 92 B SI 93 C FF 93 S FF 95 1-3 ③ K	4	0	0	0	0	3	0
4 Brandon Phillips, R (1, 4) OBP: 0.303, SLG: 0.394		B FF 92 X FF 91 1-0 ① L9			B CU 74 C CH 84 X FF 93 1-1 32 L3 1B		B FF 94 B CU 76 F FF 93 B FF 94 F FF 94 B FF 94 4-2 BB			2	0	1	0	1	0	0
32 Jay Bruce, L (1, 9) OBP: 0.313, SLG: 0.390		B FF 92 B FF 90 X FF 92 2-0 ② F8			B FF 93 F FF 92 B SL 82 B FF 93 F SI 94 F FF 94 X SL 85 3-2 ①② L3 1-1		C FF 93 F SI 92 S FF 95 0-3 ③ K			3	0	0	0	0	1	2
39 Devin Mesoraco, R (1, 2) OBP: 0.372, SLG: 0.631		B FF 92 B FF 92 C FF 93 S SL 84 X FF 93 2-2 ③ P3			B SL 84 B SI 94 S FF 95 F FF 95 S SL 87 2-3 ③ K			B SL 82 S SL 84 S FF 93 B SL 86 X SL 83 2-2 ① G4-3		3	0	0	0	0	1	0
25 Skip Schumaker, L (1, 7) OBP: 0.288, SLG: 0.328			B FF 92 X FF 92 1-0 ① G4-3			B FF 92 C FF 93 X CH 87 1-1 ① G4-3		B FF 93 B FF 93 C FF 93 B FF 94 F FF 94 B FF 94 4-2 BB		2	0	0	0	1	0	0
2 Zack Cozart, R (1, 6) OBP: 0.274, SLG: 0.304			B FF 93 X FF 92 1-0 ② F7			B FF 93 B FF 93 C FF 94 F FF 94 X FF 94 2-2 2B		X FF 92 0-0 ② P4		3	0	1	0	0	0	1
34 Homer Bailey, R (1, 1) OBP: 0.176, SLG: 0.152 29 Brayan Peña, S (8, PH) OBP: 0.290, SLG: 0.384 70 Jumbo Díaz, R (9, 1)			C FF 92 B FF 94 C FF 93 B SL 85 C SL 83 2-3 ③ K			S CU 72 L SL 80 F SL 84 F SL 84 T FF 95 0-2 ② K		F FF 93 B FF 93 X FF 94 1-1 ③ L7		2 1 0	0 0 0	0 0 0	0 0 0	0 0 0	2 0 0	1 1 0
Inning Stats	R: 0 E: 0 K: 1 S: 6 H: 0 LOB: 0 BB: 0 P: 9	R: 0 E: 0 K: 0 S: 5 H: 0 LOB: 0 BB: 0 P: 10	R: 0 E: 0 K: 1 S: 5 H: 0 LOB: 0 BB: 0 P: 9	R: 0 E: 0 K: 1 S: 6 H: 0 LOB: 0 BB: 0 P: 8	R: 0 E: 0 K: 1 S: 9 H: 1 LOB: 0 BB: 0 P: 15	R: 0 E: 0 K: 2 S: 15 H: 1 LOB: 1 BB: 0 P: 21	R: 0 E: 0 K: 2 S: 9 H: 0 LOB: 1 BB: 1 P: 15	R: 0 E: 0 K: 0 S: 8 H: 0 LOB: 1 BB: 1 P: 15	R: 0 E: 0 K: 1 S: 7 H: 0 LOB: 0 BB: 0 P: 9	1B: 1 2B: 2 3B: 0 HR: 0 SF: 0 SAC: 0 DP: 1 HBP: 0						

PITCHER	IP	WLS	BF	H	R	ER	SO	BB	IBB	HBP	BLK	WP	HR	S	P	ERA	WHIP
22 Matt Garza, R (1, 1) ERA: 3.78	9.0	W	30	2	0	0	9	2	0	0	0	0	0	70	111	0.00	0.444

PITCHER	IP	WLS	BF	H	R	ER	SO	BB	IBB	HBP	BLK	WP	HR	S	P	ERA	WHIP

AB	28
R	0
H	2
RBI	0
BB	2
SO	9
LOB	6

WP: 0 PA: 30
PB: 0
SB: 0
CS: 0

Milwaukee Brewers @ Cincinnati Reds

Great American Ball Park, Cincinnati, OH

Sun Jul 06 2014, 1:11 PM - 3:48 PM EDT

Att. 27,923 - Cloudy - 80 F

livebaseballscorecards.com

TOP

Batter	1	2	3	4	5	6	7	8	9	AB	R	H	RBI	BB	SO	LOB
2 Scooter Gennett, L (1, 4) OBP: 0.343, SLG: 0.473	C FC 91 B FC 92 X FC 92 1-1 L9 ①			C FF 88 B CU 74 F FS 79 F FS 82 X SI 90 1-2 F7 ①		B FF 90 X SI 90 1-0 G4-3 ② 3-H		X FF 89 0-0 P2 ③		4	0	0	1	0	0	1
9 Jean Segura, R (1, 6) OBP: 0.270, SLG: 0.319	B FF 94 B SL 88 F FF 92 S FC 91 X SI 92 2-2 G6-3 ②			B SL 88 B FF 90 B FC 90 B FC 89 4-0 20 G6-3 BB		B FC 92 X SL 86 1-0 G5-3 ③			B FF 93 C FF 94 B SL 89 X FF 94 2-1 G6-3 ①	3	0	0	0	1	0	0
20 Jonathan Lucroy, R (1, 2) OBP: 0.397, SLG: 0.516	C FC 91 B FC 91 B FC 92 F FC 93 F FS 80 F FC 92 F FF 93 B FS 80 X FF 93 3-2 G6-3 ③			B SI 89 1 SAFE B FF 89 C FC 89 F FF 90 X SI 90 2-2 G6-3 ② 1-2			B SL 88 B FC 90 X FC 91 2-0 F9 ①		B FF 93 C FF 95 B FF 95 X SL 89 2-1 G4-3 ②	4	0	0	0	0	0	1
27 Carlos Gómez, R (1, 8) OBP: 0.365, SLG: 0.505		X FF 89 0-0 P4 ①		F FF 91 F FF 90 D SL 87 D CU 79 F FF 91 S FS 80 2-3 K ③			B FF 90 F FF 88 B SL 89 X FF 91 2-1 G5-3 ②		X FF 95 0-0 G5-3 ③	4	0	0	0	0	1	1
16 Aramis Ramirez, R (1, 5) OBP: 0.339, SLG: 0.474		B SL 88 B SL 84 X SL 88 2-0 F8 ②			B SL 86 F FF 90 X FF 91 1-1 1B ①		F SL 88 F FC 92 T FS 80 0-2 K ③			3	0	1	0	0	1	0
18 Khris Davis, R (1, 7) OBP: 0.308, SLG: 0.487		C FC 90 X FF 90 0-1 P4 ③			X SL 87 0-0 L7 ②			F FC 90 X FS 78 0-1 F7 ①		3	0	0	0	0	0	0
24 Lyle Overbay, L (1, 3) OBP: 0.319, SLG: 0.335			C FF 89 X FC 90 0-1 F8 ①		B SI 88 C FF 89 X FS 80 1-1 G3-1 ③			F FF 90 B FF 91 B CU 76 B FC 90 X FF 90 3-1 P5 ②		3	0	0	0	0	0	0
1 Logan Schafer, L (1, 9) OBP: 0.276, SLG: 0.318			C FF 89 B SL 86 B SL 86 B FF 90 C FF 91 F FF 92 X FF 90 3-2 G4-3 ②			B FF 87 F SI 87 X FS 78 1-1 2 G4-3 3B		B FF 90 X FF 90 1-0 1B 2B		3	2	2	0	0	0	0
49 Yovani Gallardo, R (1, 1) OBP: 0.161, SLG: 0.167 Rickie Weeks Jr., R (8, PH) OBP: 0.336, SLG: 0.413 13 Will Smith, R (8, 1)			C FC 92 C FC 92 F SL 88 B FC 94 C CU 76 1-3 K ③			B FC 91 F FF 90 X FF 89 1-1 L4 ①		B SL 87 X SL 88 1-0 2-H 1B		2 1 0	0 0 0	0 1 0	0 1 0	0 0 0	1 0 0	1 0 0
Inning Stats	R: 0 E: 0 K: 0 S: 11 H: 0 LOB: 0 BB: 0 P: 17	R: 0 E: 0 K: 0 S: 4 H: 0 LOB: 0 BB: 0 P: 6	R: 0 E: 0 K: 1 S: 10 H: 0 LOB: 0 BB: 0 P: 14	R: 0 E: 0 K: 1 S: 11 H: 0 LOB: 1 BB: 1 P: 20	R: 0 E: 0 K: 0 S: 5 H: 1 LOB: 0 BB: 0 P: 7	R: 1 E: 0 K: 0 S: 6 H: 1 LOB: 0 BB: 0 P: 10	R: 0 E: 0 K: 1 S: 6 H: 0 LOB: 0 BB: 0 P: 10	R: 1 E: 0 K: 0 S: 7 H: 2 LOB: 1 BB: 0 P: 12	R: 0 E: 0 K: 0 S: 5 H: 0 LOB: 0 BB: 0 P: 9	1B: 2 2B: 1 3B: 1 HR: 0 SF: 0 SAC: 0 DP: 0 HBP: 0						

	AB	30
	R	2
	H	4
	RBI	2
	BB	1
	SO	3
	LOB	4

WP: 0 PA: 31
PB: 0
SB: 0
CS: 0

PITCHER		IP	WLS	BF	H	R	ER	SO	BB	IBB	HBP	BLK	WP	HR	S	P	ERA	WHIP
55 Mat Latos, R ERA: 2.41	(1, 1)	8.0	W	28	4	2	2	3	1	0	0	0	0	0	60	96	2.25	0.625
51 Jonathan Broxton, R ERA: 0.64	(9, 1)	1.0	S	3	0	0	0	0	0	0	0	0	0	0	5	9	0.00	0.000

PITCHER		IP	WLS	BF	H	R	ER	SO	BB	IBB	HBP	BLK	WP	HR	S	P	ERA	WHIP

BOTTOM

Milwaukee Brewers @ Cincinnati Reds

Great American Ball Park, Cincinnati, OH

Sun Jul 06 2014, 1:11 PM - 3:48 PM EDT

Att. 27,923 - Cloudy - 80 F

Batter	1	2	3	4	5	6	7	8	9	AB	R	H	RBI	BB	SO	LOB
6 Billy Hamilton, S (1, 8) OBP: 0.301, SLG: 0.397	C FF 89 T FF 90 B FF 90 F FF 91 X CU 78 1-2 ① F7		S FF 91 B FF 92 X CU 79 1-1 ① G5-3		L FF 93 B FF 94 S FF 92 X FF 94 1-2 ② L7		B FF 92 S FF 92 X FF 92 1-1 ③ F7			4	0	0	0	0	0	0
21 Todd Frazier, R (1, 3) OBP: 0.355, SLG: 0.500	B FF 91 X FF 91 1-0 4 1B 32 FC4-6 1B		B CU 78 S SL 87 F FF 92 F SL 89 S CU 80 1-3 ② K		C SL 89 X CU 80 0-1 4 FC6-4 1B			B CU 73 C FF 93 S SL 80 X SL 82 1-2 ① F8		4	1	2	0	0	1	0
4 Brandon Phillips, R (1, 4) OBP: 0.308, SLG: 0.397	1 SAFE X FF 92 0-0 32 FC4-6 1-3 1B		S CU 80 B CU 80 X FF 94 1-1 32 PO 1B		1 SAFE F FF 93 X SI 93 0-1 ③ FC6-4 1-2f			B CU 77 C FF 95 B FF 93 F SL 82 F SL 83 B FF 94 F SL 83 F FF 94 B SL 81 4-2 32 HR BB		3	1	2	0	1	0	1
32 Jay Bruce, L (1, 9) OBP: 0.312, SLG: 0.400	B CU 78 F FF 91 S CH 86 D CH 86 X SI 92 2-2 ② FC4-6 48 HBP 39 1B 1-2f 3-H		F CH 87 B FF 94 S SI 93 1 SAFE 1-2 ③ PO 1-2	C FF 92 X CU 79 0-1 ① L8		B SI 92 X CH 87 1-0 ① L8		C FF 93 1 SAFE 1 SAFE S SL 82 1 SAFE 1 SAFE D SL 81 X FF 93 1-2 1-H HR		4	2	1	3	0	0	1
48 Ryan Ludwick, R (1, 7) OBP: 0.323, SLG: 0.387 51 Jonathan Broxton, R (9, 1)	C CU 80 H FF 92 1-1 39 1B 1-2 HBP			S SL 86 X SL 88 0-1 ② G4-3		C CU 79 B SL 87 B FF 92 F SL 86 F SL 86 X FF 93 2-2 ② G5-3		X FF 95 0-0 ② L9		3 0	0 0	0 0	0 0	0 0	0 0	0 0
39 Devin Mesoraco, R (1, 2) OBP: 0.379, SLG: 0.634	C SL 88 D SL 90 C FF 93 B FF 93 X SI 93 2-2 ③ 1-3 2-H 1B			B SL 88 B SL 86 X FF 93 2-0 2 1B 1B		B CU 78 X FF 93 1-0 1B		C FF 95 S SL 82 S SL 82 0-3 ③ K2-3		4	0	3	1	0	1	0
2 Zack Cozart, R (1, 6) OBP: 0.274, SLG: 0.305		C FF 90 B CU 79 X CU 79 1-1 ① G6-3		D CU 80 C FF 93 C FF 93 1 SAFE X CU 80 1-2 1-2 1B		F FF 94 B SI 94 T CU 79 D CU 81 X FF 94 2-2 ③ L9				3	0	1	0	0	0	1
7 Ramon Santiago, S (1, 5) OBP: 0.262, SLG: 0.203		X FF 91 0-0 ② F		C SL 88 C FF 93 B FF 92 B FF 94 C FF 93 2-3 ③ K			B FF 91 B FF 92 F FF 92 X FF 92 2-1 ① L8			3	0	0	0	0	1	2
55 Mat Latos, R (1, 1) 28 Chris Heisey, R (9, 7) OBP: 0.267, SLG: 0.333		C FF 92 X SL 89 0-1 ③ G6-3			S SL 86 C FF 92 B CU 81 S FF 93 1-3 ① K		C SL 87 S SL 87 B SL 85 F FF 93 X SL 86 1-2 ② L9			3 0	0 0	0 0	0 0	0 0	1 0	0 0
Inning Stats	R: 2 E: 0 K: 0 S: 13 H: 3 LOB: 2 BB: 0 P: 20	R: 0 E: 0 K: 0 S: 5 H: 0 LOB: 0 BB: 0 P: 6	R: 0 E: 0 K: 1 S: 10 H: 1 LOB: 0 BB: 0 P: 14	R: 0 E: 0 K: 1 S: 11 H: 2 LOB: 2 BB: 0 P: 16	R: 0 E: 0 K: 1 S: 10 H: 1 LOB: 1 BB: 0 P: 12	R: 0 E: 0 K: 0 S: 9 H: 1 LOB: 1 BB: 0 P: 15	R: 0 E: 0 K: 0 S: 8 H: 0 LOB: 0 BB: 0 P: 12	R: 2 E: 0 K: 1 S: 15 H: 1 LOB: 0 BB: 1 P: 21		1B: 8 2B: 0 3B: 0 HR: 1	SF: 0 SAC: 0 DP: 0 HBP: 1		WP: 0 PB: 0 SB: 0 CS: 0	PA: 34		

	AB	31
	R	4
	H	9
	RBI	4
	BB	1
	SO	4
	LOB	5

livebaseballscorecards.com

PITCHER	IP	WLS	BF	H	R	ER	SO	BB	IBB	HBP	BLK	WP	HR	S	P	ERA	WHIP
49 Yovani Gallardo, R (1, 1) ERA: 3.45	7.0		28	8	2	2	3	0	0	1	0	0	0	66	95	2.57	1.143
13 Will Smith, L (8, 1) ERA: 2.16	1.0	L	5	1	2	2	1	1	0	0	0	0	1	15	21	18.00	2.000

PITCHER	IP	WLS	BF	H	R	ER	SO	BB	IBB	HBP	BLK	WP	HR	S	P	ERA	WHIP

Philadelphia Phillies @ Milwaukee Brewers

Miller Park, Milwaukee, WI

Mon Jul 07 2014, 7:12 PM - 10:36 PM CDT

Att. 28,080 - Partly Cloudy - 84 F

TOP

livebaseballscorecards.com

Batter	1	2	3	4	5	6	7	8	9	AB	R	H	RBI	BB	SO	LOB
2 Ben Revere, L (1, 8) OBP: 0.314, SLG: 0.351	C FF 88 F FF 89 X CH 76 0-2 4 SH1-3 4 S 26 HR 1B		X FF 88 0-0 ① G4-3		B CH 79 C CH 79 X FF 90 1-1 6 BB 4 G3 1B		L FF 88 B SL 82 B CU 76 B FF 88 F FF 90 X SI 90 3-2 ① G1-3		C SL 83 1 SAFE 1 SAFE 1 SAFE F SL 84 B SL 84 1 SAFE X FF 90 1-2 ② F8	4	1	2	0	0	0	0
53 Ken Giles, R (7, 1)										0	0	0	0	0	0	0
11 Jimmy Rollins, S (9, PH) OBP: 0.327, SLG: 0.372 (9, 6)										1	0	0	0	0	1	0
4 Andrés Blanco, S (1, 6) OBP: 0.250, SLG: 0.250 (9, 5)	C CH 78 B FF 88 X CH 78 1-1 ① SH1-3 1-3		C FF 88 B CU 78 S CH 78 X CH 78 1-2 ② L7		C CH 78 1 SAFE 1 SAFE B FF 88 F CH 78 1 SAFE B CH 78 B FF 89 3-2 ② F CH 78 F FF 89 X CH 78 G3 1-2		F SI 91 B CU 73 C SL 83 B CU 77 B SI 89 X SL 84 3-2 26 G3-1 1B		1 SAFE C SL 83 1 SAFE 1 SAFE B SL 83 1 SAFE C CU 76 C CU 77 1-3 ③ K 1-2	4	0	1	0	0	1	2
26 Chase Utley, L (1, 4) OBP: 0.349, SLG: 0.443	C CU 76 X FF 88 0-1 3-H HR		C FF 90 C CU 77 X CU 79 0-2 6 1B 6 1B 1B		B FF 89 D CU 78 F CH 76 B FF 89 B FF 88 4-1 6 BB BB		B SI 90 B SL 85 X SI 90 2-0 ② G3-1 1-2			3	2	2	2	1	0	1
6 Ryan Howard, L (1, 3) OBP: 0.311, SLG: 0.392	S CH 77 S CH 77 B CH 77 B CH 77 B FF 90 X CH 77 3-2 ② F8		B FF 88 1 SAFE B CH 79 S CH 79 1 SAFE B FF 89 C FF 88 X CH 78 3-2 1-H 1B		B CU 76 B FF 88 D CH 79 B FF 89 4-0 1-2 2-3 BB		C CU 74 C CU 77 B CU 76 F SI 90 S CU 77 1-3 ③ K2-3			3	0	1	1	1	1	1
3 Marlon Byrd, R (1, 9) OBP: 0.313, SLG: 0.491	B CU 76 B CU 78 C FF 89 X CU 77 2-1 ③ F8		B CU 79 B CH 79 C FF 89 1 SAFE B FF 90 S CH 80 F CH 80 F FF 90 X CU 79 3-2 ③ L9		F CU 78 B FF 90 X CU 77 1-1 ③ G5-3			S SL 86 S CU 75 B FF 91 S CU 76 1-3 ① K		4	0	0	0	0	1	4
25 Cody Asche, L (1, 5) OBP: 0.307, SLG: 0.399 58 Jonathan Papelbon, R (9, 1)		C FF 88 B CH 78 B FF 88 S CH 80 S CH 78 2-3 ① K	B CH 78 S CH 79 F FF 90 S FF 90 1-3 ① K		F FF 89 B SL 78 X SL 79 1-1 1B		C SI 93 B SL 86 C SL 86 C CU 76 1-3 ② K		4	0	1	0	0	3	0
9 Domonic Brown, L (1, 7) OBP: 0.272, SLG: 0.316		C FF 88 S FF 88 F CU 77 B CH 78 F CH 78 F FF 89 B CH 78 X FF 90 2-2 29 F9 29 BLK 1B	T FF 90 T FF 90 B FF 90 B FF 90 B CH 79 S CH 80 3-3 ② K		C SL 79 F FF 90 F SL 74 S SL 81 0-3 ① K		B SL 87 B SI 92 B SL 84 F SL 84 F SL 85 X CU 76 3-2 ③ G4-3		0	0	0	0	0	0	0
29 Cameron Rupp, R (1, 2) OBP: 0.115, SLG: 0.192		1 SAFE B CU 77 X FF 88 1-0 ② F9 1-3	X CH 79 0-0 ③ L8		F CH 84 B SI 91 B SI 90 1 SAFE B SI 90 X SI 89 3-1 ② F9				B SL 85 S SL 85 B SL 84 B SL 84 F SI 90 X SI 91 3-2 ① G6-3	4	0	0	0	0	0	2
35 Cole Hamels, L (1, 1) OBP: 0.219, SLG: 0.250 19 Tony Gwynn Jr., L (7, 8) OBP: 0.296, SLG: 0.217		B CH 79 B FF 89 C FF 88 S CH 77 F CH 79 S FF 90 2-3 ③ K		S FF 88 T FF 89 S FF 88 0-3 ① K	C FF 91 S FF 90 B FF 91 S SL 81 1-3 ③ K				B SL 85 C SL 84 B SL 84 B SI 89 X SI 90 3-1 4 E 1B	3	0	0	0	0	3	2
										1	0	1	0	0	0	0

Inning Stats	1	2	3	4	5	6	7	8	9
	R: 2 E: 0 K: 0 S: 12	H: 2 LOB: 0 BB: 0 P: 18	R: 0 E: 0 K: 2 S: 14	H: 1 LOB: 1 BB: 0 P: 21	R: 1 E: 0 K: 0 S: 15	H: 2 LOB: 0 BB: 0 P: 22	R: 0 E: 0 K: 2 S: 7	H: 0 LOB: 0 BB: 0 P: 11	R: 0 E: 0 K: 1 S: 13	H: 1 LOB: 3 BB: 2 P: 26	R: 0 E: 0 K: 2 S: 11	H: 1 LOB: 1 BB: 0 P: 16	R: 0 E: 0 K: 1 S: 11	H: 1 LOB: 1 BB: 0 P: 20	R: 0 E: 0 K: 2 S: 9	H: 0 LOB: 0 BB: 0 P: 14	R: 0 E: 1 K: 1 S: 11	H: 1 LOB: 1 BB: 0 P: 19

	AB	R	H	RBI	BB	SO	LOB
	35	3	9	3	2	11	14

1B: 8 SF: 0 WP: 0 PA: 38
2B: 0 SAC: 1 PB: 0
3B: 0 DP: 0 SB: 1
HR: 1 HBP: 0 CS: 0

PITCHER		IP	WLS	BF	H	R	ER	SO	BB	IBB	HBP	BLK	WP	HR	S	P	ERA	WHIP
41 Marco Estrada, R ERA: 4.96	(1, 1)	5.0	L	23	6	3	3	5	2	0	0	1	0	1	61	98	5.40	1.600
32 Tom Gorzelanny, L ERA:	(6, 1)	1.0		4	1	0	0	2	0	0	0	0	0	0	11	16	0.00	1.000
59 Zach Duke, L ERA: 1.26	(7, 1)	1.0		4	1	0	0	1	0	0	0	0	0	0	11	20	0.00	1.000
47 Rob Wooten, R ERA: 4.34	(8, 1)	2.0		7	1	0	0	3	0	0	0	0	0	0	20	33	0.00	0.500

PITCHER	IP	WLS	BF	H	R	ER	SO	BB	IBB	HBP	BLK	WP	HR	S	P	ERA	WHIP

BOTTOM

Batter	1	2	3	4	5	6	7	8	9	AB	R	H	RBI	BB	SO	LOB
Rickie Weeks Jr., R (1, 4) OBP: 0.327, SLG: 0.401	B FF 91 B FF 92 S FF 92 B FF 92 F FF 93 C FF 93 3-3 ① K		B CU 78 F FF 93 B FC 90 X CH 85 2-1 ③ G4-3		F CH 84 X FF 93 0-1 ② FC5-4 1-2f		C FF 98 B FF 99 B FF 98 X FF 98 2-1 ③ F8			4	0	0	0	0	1	4
8 Ryan Braun, R (1, 9) OBP: 0.342, SLG: 0.511 1 Logan Schafer, L (8, PR) OBP: 0.276, SLG: 0.318 (9, 9)	B FF 93 C CH 86 X CH 85 1-1 ② F9			B FF 92 X FC 89 1-0 27 G6-4-3 20 BB 1B	1 SAFE X FF 91 0-0 ③ G5-3			B SL 85 B SL 86 C FF 99 X FF 95 2-1 20 FC6-5 2B		4 0	0 0	2 0	0 0	0 0	0 0	1 0
20 Jonathan Lucroy, R (1, 2) OBP: 0.396, SLG: 0.511	C FF 93 B FF 91 B FF 93 B FF 94 X FF 93 3-1 ③ L8			B FF 92 B CH 82 B FF 91 B FF 92 4-0 27 G6-4-3 1-2 BB		C FF 91 C CU 77 F SI 93 B FF 93 S CH 86 1-3 ① K		D SL 85 S FF 95 B SL 87 X SL 84 2-1 ① FC6-5 16 FC6-4 2-3		3	0	0	0	1	1	1
27 Carlos Gómez, R (1, 8) OBP: 0.364, SLG: 0.505		F FF 91 X FF 90 0-1 18 AM DB 2B		S CH 84 X CH 84 0-1 ① ② G6-4-3 1-2f 2-3		B CU 78 X CH 85 1-0 ② L8		D SL 87 S SL 86 S SL 86 S SL 86 1-3 ② K		4	0	1	0	0	1	4
16 Aramis Ramirez, R (1, 5) OBP: 0.333, SLG: 0.466		C FF 91 C FF 92 D CU 79 F SI 93 S CU 79 1-3 ① K		F FF 92 D CU 80 T CH 84 X CU 80 1-2 ③ G4-3		B FF 92 B FC 91 F SI 94 B FF 92 X FF 93 3-1 ③ F9		B FF 98 B SL 84 F SL 95 C SL 86 F SL 87 X SL 87 2-2 ③ FC6-4 1-2f		4	0	0	0	0	1	4
18 Khris Davis, R (1, 7) OBP: 0.310, SLG: 0.485		C FF 93 F CH 84 2 SAFE B FC 90 C SI 94 1-3 ② ③ K 2-3			B FF 91 F FF 91 B FC 88 B CH 84 F CH 84 X FF 90 3-2 9 1B 7 E 14 1B 1B		B CH 82 B CH 83 B FF 91 B FF 92 4-0 9 1B BB		F FF 92 X SL 80 0-1 ① G6-3	3	1	1	0	1	1	1
7 Mark Reynolds, R (1, 3) OBP: 0.304, SLG: 0.388			X FF 90 0-0 9 G1-3 1B		B SI 92 B SI 92 C SI 91 X CH 85 2-1 E5 9 1B 14 1B 1-2		B CH 82 F CH 83 B FF 93 1 SAFE B FC 89 F SI 92 S CH 85 3-3 ① K		F FF 93 B FF 92 S SL 80 S FF 93 1-3 ② K	4	1	1	0	0	2	2
9 Jean Segura, R (1, 6) OBP: 0.273, SLG: 0.321			L FF 90 X FF 92 0-1 ① G1-3 1-2		B FF 92 C FF 93 X CH 85 1-1 14 1B 1-2 2-3 1B		F FF 92 1 SAFE F FF 92 F FC 89 F CU 79 D CH 84 B FF 93 F CH 85 F FC 91 3-2 B CU 78 X SI 93 1-2 1B		B SL 81 X FF 92 1-0 ③ G1-3	4	0	2	0	0	0	1
41 Marco Estrada, R (1, 1) OBP: 0.194, SLG: 0.107 14 Jeff Bianchi, R (5, PH) OBP: 0.179, SLG: 0.156 32 Tom Gorzelanny, R (6, 1) 59 Zach Duke, L (7, 1) 12 Martin Maldonado, R (7, PH) OBP: 0.361, SLG: 0.403 47 Rob Wooten, R (8, 1)			L FF 91 F FF 92 B CU 78 C FF 92 1-3 ② K		X FF 92 0-0 ① FC5-4 1-3 2-H 3-H 1B		C CH 85 S CH 86 D CU 80 F CH 84 F FF 94 F CH 85 B CU 78 S CH 85 2-3 ② K			1 1 0 0 0 1 0	0 0 0 0 0 0 0	0 1 0 0 0 0 0	0 2 0 0 0 0 0	1 0 0 0 0 1 0	1 0 0 0 0 2 0	1 0 0 0 0 0 0
Inning Stats	R: 0 E: 0 K: 1 S: 7 H: 0 LOB: 0 BB: 0 P: 14	R: 0 E: 0 K: 2 S: 9 H: 1 LOB: 0 BB: 0 P: 11	R: 0 E: 0 K: 1 S: 8 H: 1 LOB: 1 BB: 0 P: 11	R: 0 E: 0 K: 0 S: 6 H: 1 LOB: 1 BB: 1 P: 12	R: 2 E: 1 K: 0 S: 11 H: 3 LOB: 1 BB: 0 P: 17	R: 0 E: 0 K: 1 S: 7 H: 0 LOB: 0 BB: 0 P: 12	R: 0 E: 0 K: 2 S: 18 H: 1 LOB: 2 BB: 1 P: 32	R: 0 E: 0 K: 1 S: 11 H: 1 LOB: 2 BB: 0 P: 18	R: 0 E: 0 K: 1 S: 6 H: 0 LOB: 0 BB: 0 P: 8	1B: 6 2B: 2 3B: 0 HR: 0	SF: 0 SAC: 0 DP: 1 HBP: 0						

PITCHER		IP	WLS	BF	H	R	ER	SO	BB	IBB	HBP	BLK	WP	HR	S	P	ERA	WHIP
35 Cole Hamels, L ERA: 2.87	(1, 1)	6.2	W	27	7	2	1	7	2	0	0	0	0	0	64	105	1.35	1.350
53 Ken Giles, R ERA: 0.77	(7, 1)	1.1	H	5	1	0	0	1	0	0	0	0	0	0	13	22	0.00	0.750
58 Jonathan Papelbon, R ERA: 1.31	(9, 1)	1.0	S	3	0	0	0	1	0	0	0	0	0	0	6	8	0.00	0.000

PITCHER	IP	WLS	BF	H	R	ER	SO	BB	IBB	HBP	BLK	WP	HR	S	P	ERA	WHIP

Philadelphia Phillies @ Milwaukee Brewers

Miller Park, Milwaukee, WI

Mon Jul 07 2014, 7:12 PM - 10:36 PM CDT

Att. 28,080 - Partly Cloudy - 84 F

livebaseballscorecards.com

AB	33
R	2
H	8
RBI	2
BB	2
SO	9
LOB	21

PA: 35

WP: 0
PB: 0
SB: 0
CS: 0

Batter	1	2	3	4	5	6	7	8	9	AB	R	H	RBI	BB	SO	LOB
2 Ben Revere, L (1, 8) OBP: 0.316, SLG: 0.355	C FF 91 X FF 95 0-1 11 G3 11 WP 26 SF7 1B	B FF 96 F FF 97 X FF 97 1-1 26 1B 2B 1-3 2-H 3-H		B FF 90 B FF 91 S FF 91 F FF 92 X FF 96 2-2 ① G5-3		B SI 90 F SI 90 B SI 91 X SI 91 2-1 ① F7			B FF 91 B SI 90 X SI 91 2-0 ① G5-3	5	2	2	2	0	0	0
11 Jimmy Rollins, S (1, 6) OBP: 0.325, SLG: 0.368	1 SAFE B FF 96 B FF 96 D SI 95 C FF 94 C FF 96 F SI 96 F FF 98 X SI 97 3-2 ① G3 1-3	F SL 85 B SI 96 B SI 97 B CH 84 D FF 97 4-1 3 S 26 1B BB		X FF 90 0-0 ② F8		C SI 90 B SL 84 B SI 91 F SI 91 F SI 93 T SI 91 2-2 ② K			B SI 92 X SI 92 1-0 ② G3	4	0	0	0	1	1	1
26 Chase Utley, L (1, 4) OBP: 0.349, SLG: 0.443	C SI 96 B SL 88 X FF 96 1-1 ② SF7 3-H	D SL 86 T CH 83 B FF 97 X SI 96 2-1 3 S 1B 1-2 2-H 3-H		B CH 88 B FF 91 C FF 94 C CH 84 C FF 96 2-3 ③ K		C SI 91 X CH 87 0-1 ③ G4-3			C SI 92 B SI 92 B CH 83 X CH 84 2-1 1B	4	0	2	3	0	1	0
6 Ryan Howard, L (1, 3) OBP: 0.309, SLG: 0.387	B SI 95 S CH 84 S FF 97 B SL 90 B SL 89 S FF 97 3-3 ③ K	2 SAFE D CH 83 S SL 85 F CH 85 D SL 88 X SI 96 2-2 ② L8			B CH 88 B CH 87 B CH 88 C CH 87 B CH 90 4-1 25 2B 9 1B BB		C SL 83 B SI 89 C SI 88 F SI 89 B CU 75 B FF 89 F CU 77 X SI 90 3-2 ① G5-3		C CU 76 S CH 84 S CH 84 0-3 ③ K	4	1	0	0	1	2	3
3 Marlon Byrd, R (1, 9) OBP: 0.313, SLG: 0.488		B FF 94 F SL 83 X SL 89 1-1 9 BB 25 1B 47 1B 1B B SL 95 C SL 84 B FF 95 B SL 85 F FF 96 F FF 97 S SL 87 3-3 ③ K 1-2 2-3			B FF 90 C SL 82 C FF 93 B FF 95 S FF 94 2-3 ① K		X CH 83 0-0 ② P4			4	1	1	0	0	2	3
25 Cody Asche, L (1, 5) OBP: 0.311, SLG: 0.406 63 Jake Diekman, R (7, 1) 53 Ken Giles, R (8, 1) 58 Jonathan Papelbon, R (9, 1)		F FF 95 X CH 82 0-1 47 1B 9 BB 38 FC1-2 1-2 1B F FF 95 C CH 84 X CH 84 0-2 ① G3			X CH 82 0-0 9 1B 1-3 2B		B CU 76 B SL 84 S SL 83 X SI 89 2-1 ③ G6-3			4 0 0 0	1 0 0 0	2 0 0 0	0 0 0 0	0 0 0 0	0 0 0 0	0 0 0 0
9 Domonic Brown, L (1, 7) OBP: 0.278, SLG: 0.330		D SL 86 D SI 96 F SI 96 F CH 84 F FF 97 D SL 89 F SI 98 F SI 98 D SL 90 4-2 38 FC1-2 47 1B 2 2B BB 1-2 2-3 X CH 84 0-0 HR		C SL 78 B SI 89 B SL 80 F FF 89 X SL 79 2-2 2-H 3-H 1B			X FF 90 0-0 ① F7		3	2	2	3	1	0	0
47 Koyie Hill, S (1, 2) OBP: 0.222, SLG: 0.235		B FF 96 F SI 97 X FF 97 1-1 38 FC1-2 2 2B 1B 1-2 2-3 3-H F FF 95 B CH 84 B SI 96 X FF 96 2-1 ② F8			1 SAFE B SI 89 X SI 89 1-0 ② L7			C FF 89 S CH 84 B CH 84 S CH 84 1-3 ② K	4	1	1	1	0	1	1
38 Kyle Kendrick, R (1, 1) OBP: 0.105, SLG: 0.081 30 Justin De Fratus, S (6, 1) 4 Andrés Blanco, S (7, 5) OBP: 0.200, SLG: 0.200		B FF 96 C FF 96 X SI 96 1-1 ① FC1-2 2 2B 26 1B 1-2 2-3 3-Hf B FF 95 B FF 95 C FF 90 X FF 93 2-1 ③ G6-3			F SI 88 B SI 88 F CH 83 B FF 89 B FF 90 F FF 90 X FF 90 3-2 ③ F9			F CH 84 C SI 90 B CH 86 F SI 92 F CH 85 X FF 93 1-2 ③ G5-3	3 0 1	1 0 0	0 0 0	0 0 0	0 0 0	0 0 0	4 0 0
Inning Stats	R: 1 H: 1 E: 0 LOB: 0 K: 1 BB: 0 S: 12 P: 19	R: 5 H: 5 E: 0 LOB: 2 K: 1 BB: 2 S: 25 P: 44	R: 1 H: 1 E: 0 LOB: 0 K: 0 BB: 0 S: 8 P: 12	R: 0 H: 0 E: 0 LOB: 0 K: 1 BB: 0 S: 7 P: 11	R: 2 H: 2 E: 0 LOB: 1 K: 1 BB: 1 S: 13 P: 25	R: 0 H: 0 E: 0 LOB: 0 K: 1 BB: 0 S: 8 P: 12	R: 0 H: 0 E: 0 LOB: 0 K: 0 BB: 0 S: 8 P: 13	R: 0 H: 0 E: 0 LOB: 0 K: 1 BB: 0 S: 9 P: 11	R: 0 H: 1 E: 0 LOB: 1 K: 1 BB: 0 S: 7 P: 12	1B: 7 SF: 1 2B: 2 SAC: 0 3B: 0 DP: 0 HR: 1 HBP: 0						

TOP

Philadelphia Phillies @ Milwaukee Brewers

Miller Park, Milwaukee, WI

Tue Jul 08 2014, 7:12 PM - 10:35 PM CDT

Att. 26,126 - Partly Cloudy - 78 F

livebaseballscorecards.com

AB	36
R	9
H	10
RBI	9
BB	3
SO	7
LOB	12

PITCHER		IP	WLS	BF	H	R	ER	SO	BB	IBB	HBP	BLK	WP	HR	S	P	ERA	WHIP
38 Wily Peralta, R ERA: 3.95	(1, 1)	4.1	L	24	8	9	9	4	3	0	0	0	1	1	57	97	18.69	2.538
32 Tom Gorzelanny, L ERA:	(5, 1)	0.2		3	1	0	0	0	0	0	0	0	0	0	8	14	0.00	1.500
53 Brandon Kintzler, R ERA: 3.9	(6, 1)	1.0		3	0	0	0	1	0	0	0	0	0	0	8	12	0.00	0.000
59 Zach Duke, L ERA: 1.23	(7, 1)	1.0		3	0	0	0	0	0	0	0	0	0	0	8	13	0.00	0.000
51 Wei-Chung Wang, L ERA: 10.69	(8, 1)	1.0		3	0	0	0	1	0	0	0	0	0	0	9	11	0.00	0.000

PITCHER		IP	WLS	BF	H	R	ER	SO	BB	IBB	HBP	BLK	WP	HR	S	P	ERA	WHIP
57 Francisco Rodríguez, R ERA: 2.28	(9, 1)	1.0		4	1	0	0	1	0	0	0	0	0	0	7	12	0.00	1.000

PA: 40

WP: 1
PB: 0
SB: 2
CS: 0

BOTTOM

Philadelphia Phillies @ Milwaukee Brewers

Miller Park, Milwaukee, WI

Tue Jul 08 2014, 7:12 PM - 10:35 PM CDT

Att. 26,126 - Partly Cloudy - 78 F

livebaseballscorecards.com

Batter	1	2	3	4	5	6	7	8	9	AB	R	H	RBI	BB	SO	LOB
27 Carlos Gómez, R (1, 8) OBP: 0.367, SLG: 0.509	C SI 89 B CH 81 B CH 80 B SI 89 X SI 89 3-1 ① G4-3	B SI 90 X CH 79 1-0 20 S 2B		S CH 80 B FC 86 X CH 81 1-1 2 1B 1B		S FC 87 F FC 87 S FC 88 0-3 ② K		B SL 87 S FF 98 X SL 86 1-1 1-2 1B		5	0	3	0	0	1	0
2 Scooter Gennett, L (1, 4) (9, 9) OBP: 0.348, SLG: 0.487	B FC 87 X SI 89 1-0 HR	L SI 88 B CH 80 X CH 80 1-1 ② G4-3		D CH 81 1 SAFE X CH 81 1-0 1-3 1B		S FC 86 F SI 90 X CH 83 0-2 20 2B 1B		C FF 97 B FF 96 F FF 97 F FF 99 X FF 96 1-2 ② L7		5	1	3	1	0	0	3
20 Jonathan Lucroy, R (1, 2) OBP: 0.396, SLG: 0.512	C SI 89 X FC 86 0-1 18 BB 16 BB 24 HR 1B	B SI 90 B SI 90 C CH 81 C SI 90 X CH 84 2-2 ③ F8 2-3		B FC 87 C SI 90 X CH 82 1-1 ③ P4		F SL 79 X FC 88 0-1 1-3 2B		C SL 87 X SL 86 0-1 ③ G6-3		5	1	2	0	0	0	5
16 Aramis Ramirez, R (1, 5) OBP: 0.335, SLG: 0.462	B SL 76 B SI 88 D CH 81 F SI 90 B SI 89 4-1 18 BB 24 HR 1-2 BB		B SI 90 C FC 85 B SI 90 S CH 80 X SI 91 2-2 1B		B SI 91 X FC 86 1-0 ① L4	B SL 82 B SL 82 C SL 82 B SL 83 X SL 82 3-1 ③ G6-3			B FF 91 B FF 91 X FF 91 2-0 ① F9	4	1	1	0	1	0	2
18 Khris Davis, R (1, 7) OBP: 0.308, SLG: 0.479	B FC 87 B FC 86 B FC 87 B SI 89 4-0 24 HR 1-2 2-3 BB		D SI 90 X CH 80 1-0 ① F7		S FC 86 F FC 87 F CH 83 F SL 77 B FC 89 F FC 87 X CH 83 1-2 ② F8		F SL 80 F SL 80 B SL 80 F SL 82 X FF 94 1-2 ① F9		B FF 92 C FF 91 X SL 80 1-1 ② F7	4	1	0	0	1	0	1
24 Lyle Overbay, L (1, 3) OBP: 0.316, SLG: 0.349	C FC 87 D CH 82 X FC 87 1-1 1-H 2-H 3-H HR		B SI 90 B FC 87 B CH 80 F FC 86 S CH 80 X SI 90 3-2 ② F9		X FC 87 0-0 ③ G6-3		C SL 83 B SI 97 S SL 83 B SL 84 S SL 84 2-3 ② K		C FS 88 B FF 92 F FS 85 X FF 92 1-2 ③ G6-3	5	1	1	4	0	1	1
9 Jean Segura, R (1, 6) OBP: 0.270, SLG: 0.317	B SI 88 X SI 88 1-0 ② F9		B FC 86 D CH 80 X FC 86 2-0 ③ G1-3			C FC 85 X SL 75 0-1 ① G5-3	C SI 98 B SL 83 T SI 98 S SI 99 1-3 ③ K			4	0	0	0	0	1	1
1 Logan Schafer, L (1, 9) OBP: 0.277, SLG: 0.319 Rickie Weeks Jr., R (8, PH) OBP: 0.325, SLG: 0.399 (9, 4)	C SI 88 X CH 80 0-1 ③ P4			B SL 76 B FC 87 F SI 88 C FC 87 S CH 82 2-3 ① K		B FC 87 B CH 80 C FC 86 C SI 90 X CH 83 2-2 7 HR 1B		X FF 100 0-0 ① G4-3		3 1	1 0	1 0	0 0	0 0	1 0	0 0
38 Wily Peralta, R (1, 1) OBP: 0.091, SLG: 0.125 32 Tom Gorzelanny, R (5, 1) 53 Brandon Kintzler, R (6, 1) 7 Mark Reynolds, R (6, PH) OBP: 0.207, SLG: 0.402 59 Zach Duke, L (7, 1) 51 Wei-Chung Wang, L (8, 1) 14 Jeff Bianchi, R (8, PH) OBP: 0.191, SLG: 0.169 57 Francisco Rodriguez, R (9, 1)		C SI 86 C SI 87 X CH 79 0-2 ① G5-3		F SI 88 X FC 87 0-1 ② F9		B SI 90 X FC 88 1-0 1-H HR		B FF 99 S FF 97 S FF 98 F FF 98 B SL 88 F FF 98 X FF 97 2-2 27 1B 1B		2 0 0 1 0 0 1 0	0 0 0 1 0 0 0 0	0 0 0 1 0 0 0 0	0 0 0 2 0 0 0 0	0 0 0 0 0 0 0 0	0 0 0 0 0 0 0 0	0 0 0 0 0 0 0 0
Inning Stats	R: 5 E: 0 K: 0 S: 11 H: 3 LOB: 0 BB: 2 P: 25	R: 0 E: 0 K: 0 S: 9 H: 1 LOB: 1 BB: 0 P: 13	R: 0 E: 0 K: 0 S: 8 H: 1 LOB: 1 BB: 0 P: 16	R: 0 E: 0 K: 1 S: 10 H: 2 LOB: 2 BB: 0 P: 15	R: 0 E: 0 K: 0 S: 8 H: 0 LOB: 0 BB: 0 P: 10	R: 2 E: 0 K: 1 S: 16 H: 4 LOB: 2 BB: 0 P: 22	R: 0 E: 0 K: 2 S: 10 H: 0 LOB: 0 BB: 0 P: 14	R: 0 E: 0 K: 0 S: 14 H: 2 LOB: 2 BB: 0 P: 18	R: 0 E: 0 K: 0 S: 6 H: 0 LOB: 0 BB: 0 P: 10	1B: 8 2B: 2 3B: 0 HR: 3	SF: 0 SAC: 0 DP: 0 HBP: 0	WP: 0 PB: 0 SB: 1 CS: 0	PA: 42			

	AB	40
	R	7
	H	13
	RBI	7
	BB	2
	SO	4
	LOB	13

PITCHER	IP	WLS	BF	H	R	ER	SO	BB	IBB	HBP	BLK	WP	HR	S	P	ERA	WHIP
38 Kyle Kendrick, R (1, 1) ERA: 4.46	5.2	W	30	11	7	7	2	2	0	0	0	0	3	60	96	11.12	2.294
30 Justin De Fratus, R (6, 1) ERA: 2.13	0.2	H	2	0	0	0	0	0	0	0	0	0	0	6	10	0.00	0.000
63 Jake Diekman, L (7, 1) ERA: 4.32	0.2	H	2	0	0	0	2	0	0	0	0	0	0	6	9	0.00	0.000
53 Ken Giles, R (8, 1) ERA: 0.71	1.0	H	5	2	0	0	0	0	0	0	0	0	0	14	18	0.00	2.000
58 Jonathan Papelbon, R (9, 1) ERA: 1.27	1.0	S	3	0	0	0	0	0	0	0	0	0	0	6	10	0.00	0.000

PITCHER	IP	WLS	BF	H	R	ER	SO	BB	IBB	HBP	BLK	WP	HR	S	P	ERA	WHIP

Batter	1	2	3	4	5	6	7	8	9	AB	R	H	RBI	BB	SO	LOB
2 Ben Revere, L (1, 8) OBP: 0.312, SLG: 0.350	C SI 89 C SI 89 B SI 90 S CH 79 1-3 ① K		C SI 88 X CH 80 0-1 ③ G1-3			C CU 74 F CH 78 B SI 90 2 SAFE F CH 78 B CH 78 B SI 90 X CH 79 3-2 ② G4-3 2-3		X SI 88 0-0 ① G6-3		4	0	0	0	0	1	1
11 Jimmy Rollins, S (1, 6) OBP: 0.325, SLG: 0.375	C SI 90 F SI 88 B SI 91 B SL 84 F SI 91 F SI 91 X SL 84 2-2 ② L9			C CU 75 B CH 80 B SI 89 C SI 90 X SL 83 2-2 ① G3		B CU 75 S CU 76 B SI 91 X CU 74 2-1 ② HR 3-H		C SI 89 X SL 83 0-1 ② L9		4	1	1	2	0	0	0
26 Chase Utley, L (1, 4) OBP: 0.351, SLG: 0.453	C SI 91 F CU 74 B SI 90 F CH 80 F CH 80 F FF 91 X SI 90 1-2 HR			B CU 75 B CU 74 X SI 90 2-0 ② F7		C SL 84 C SI 92 X SI 91 0-2 ③ F7		C CU 74 X SI 90 0-1 E1 1B		4	1	2	1	0	0	0
6 Ryan Howard, L (1, 3) OBP: 0.306, SLG: 0.383	B CU 76 X SI 90 1-0 ③ G3			B SI 89 C CH 80 F CH 80 S SI 90 1-3 ③ K			B SL 84 B CH 79 S SI 89 X SI 90 2-1 ① L8	X CU 75 0-0 ③ G4-3		4	0	0	0	0	1	1
3 Marlon Byrd, R (1, 9) OBP: 0.312, SLG: 0.486		B CU 74 X SI 88 1-0 ① L6			F SI 90 B SI 89 F CU 74 B SI 89 X CH 79 2-2 ① G2-3		F CU 75 B SI 89 B SI 90 F CH 79 X SI 89 2-2 25 1B 29 1B 1B		F CU 74 B CU 76 F SI 91 B SL 85 B CU 75 X SI 91 3-2 ① G6-3	4	1	1	0	0	0	0
25 Cody Asche, L (1, 5) OBP: 0.310, SLG: 0.403 19 Tony Gwynn Jr., L (9, 7) OBP: 0.296, SLG: 0.217		B CU 75 B SI 89 F SI 90 B CH 80 C SI 90 C SI 90 3-3 ② K			C CU 74 S CH 78 S SI 90 0-3 ② K		F SL 82 X CH 78 0-1 29 1B 1-2 1B		F SI 91 X SI 90 0-1 ② F7	4 0	0 0	1 0	0 0	0 0	2 0	0 0
9 Domonic Brown, L (1, 7) OBP: 0.275, SLG: 0.326 58 Jonathan Papelbon, R (9, 1)	C SI 90 F CU 74 B SI 90 C SI 89 1-3 ③ K				X CU 73 0-0 ③ G3		X CU 74 0-0 ② F7		B CU 76 F SL 84 F SL 84 B FF 90 C SI 90 2-3 ③ K	4 0	0 0	0 0	0 0	0 0	2 0	2 0
29 Cameron Rupp, R (1, 2) OBP: 0.172, SLG: 0.241			F SL 83 S SL 83 S SL 83 0-3 ① K			C SL 82 X SL 82 0-1 2 G4-3 27 SH3 11 HR 1B	B SL 84 C SI 89 B SL 84 S SL 82 D SL 81 X SL 82 3-2 1-3 2-H 1B			3	1	2	1	0	1	0
27 Roberto Hernandez, R (1, 1) OBP: 0.067, SLG: 0.067 4 Andrés Blanco, S (9, 5) OBP: 0.200, SLG: 0.200			C SL 82 S SI 89 F SL 82 S SL 82 0-3 ② K			L CU 79 X CH 73 0-1 ① SH3 1-2	C SL 83 F SL 83 S SL 83 0-3 ③ K			2 0	0 0	0 0	0 0	0 0	2 0	2 0
Inning Stats	R: 1 E: 0 K: 1 S: 15 H: 1 LOB: 0 BB: 0 P: 20	R: 0 E: 0 K: 2 S: 7 H: 0 LOB: 0 BB: 0 P: 12	R: 0 E: 0 K: 2 S: 9 H: 0 LOB: 0 BB: 0 P: 9	R: 0 E: 0 K: 1 S: 7 H: 0 LOB: 0 BB: 0 P: 12	R: 0 E: 0 K: 1 S: 7 H: 0 LOB: 0 BB: 0 P: 9	R: 2 E: 0 K: 0 S: 13 H: 2 LOB: 0 BB: 0 P: 18	R: 1 E: 0 K: 1 S: 14 H: 3 LOB: 2 BB: 0 P: 21	R: 0 E: 1 K: 0 S: 6 H: 1 LOB: 1 BB: 0 P: 6	R: 0 E: 0 K: 1 S: 8 H: 0 LOB: 0 BB: 0 P: 13	1B: 5 2B: 0 3B: 0 HR: 2 SF: 0 SAC: 1 DP: 0 HBP: 0						

PITCHER		IP	WLS	BF	H	R	ER	SO	BB	IBB	HBP	BLK	WP	HR	S	P	ERA	WHIP
26 Kyle Lohse, R ERA: 3.26	(1, 1)	8.0	L	31	7	4	4	8	0	0	0	0	0	2	78	107	4.50	0.875
47 Rob Wooten, R ERA: 4.2	(9, 1)	1.0		3	0	0	0	1	0	0	0	0	0	0	8	13	0.00	0.000

PITCHER	IP	WLS	BF	H	R	ER	SO	BB	IBB	HBP	BLK	WP	HR	S	P	ERA	WHIP

TOP

Philadelphia Phillies @ Milwaukee Brewers

Miller Park, Milwaukee, WI

Wed Jul 09 2014, 7:11 PM - 9:27 PM CDT

Att. 26,480 - Clear - 70 F

livebaseballscorecards.com

AB	33
R	4
H	7
RBI	4
BB	0
SO	9
LOB	6

WP: 0 PA: 34
PB: 0
SB: 0
CS: 0

Batter	1	2	3	4	5	6	7	8	9	AB	R	H	RBI	BB	SO	LOB
27 Carlos Gómez, R (1, 8) OBP: 0.363, SLG: 0.503	F SI 89 X SL 85 0-1 G1-3 ①		F SL 83 F FF 91 B SL 84 S CH 84 1-3 K ①		X SI 90 0-0 F9 ② 2-3			B SI 92 F SI 91 F CH 84 F CH 82 F SI 90 F SL 86 X SL 85 1-2 F9 ②		4	0	0	0	0	1	1
9 Jean Segura, R (1, 6) OBP: 0.266, SLG: 0.313	C SI 90 X SI 91 0-1 G6-3 ②		C SI 92 B CH 84 X SI 92 1-1 G5-3 ②		B SI 91 L SL 84 X SI 90 1-1 G6-3 ③			F SI 91 B CH 83 X SI 91 1-1 G5-3 ③		4	0	0	0	0	0	1
2 Scooter Gennett, L (1, 4) OBP: 0.343, SLG: 0.479	B SI 90 C SI 90 X SI 91 1-1 L7 ③		X SI 92 0-0 G6-3 ③			B CH 83 B SI 90 X SI 89 2-0 F8 ①			C FF 90 F FF 90 X FS 86 0-2 G4-3 ①	4	0	0	0	0	0	0
16 Aramis Ramirez, R (1, 5) OBP: 0.333, SLG: 0.459		X SI 90 0-0 18 G5-3 24 1B 1B		X SI 90 0-0 P4 ①		X SI 91 0-0 P5 ②			B FS 88 F FF 92 X SL 81 1-1 F7 ②	4	1	1	0	0	0	0
18 Khris Davis, R (1, 7) OBP: 0.305, SLG: 0.472		C SI 89 S SI 89 F SI 91 D SL 82 X SI 91 1-2 G5-3 ① 1-2		B SI 90 C SI 90 S SI 90 F CH 84 X SL 82 1-2 P4 ②		B SI 91 C SI 90 X SL 84 1-1 F8 ③			C FF 91 C FF 92 S FF 92 0-3 K ③	4	0	0	0	0	1	1
24 Lyle Overbay, L (1, 3) OBP: 0.321, SLG: 0.355		B CH 85 X SI 92 1-0 2-H 1B		X SI 92 0-0 1B			B SI 91 S CH 84 X CH 84 1-1 G3 ①			3	0	2	1	0	0	0
12 Martín Maldonado, R (1, 2) OBP: 0.347, SLG: 0.385		C SI 92 D SL 85 F SI 91 B SI 90 S SL 84 2-3 K ②		L SL 86 B SI 90 S SI 90 D CH 84 T SI 90 2-2 K ③			C SI 91 B SL 83 X SI 90 1-1 G5-3 ②			3	0	0	0	0	2	2
1 Logan Schafer, L (1, 9) OBP: 0.288, SLG: 0.315		D CH 84 B SI 91 B SI 90 B SI 91 4-0 BB			B SI 90 B SI 90 F SI 90 B SI 90 F SI 90 B SI 91 4-2 27 F9 26 SH1-4 BB			X SI 92 0-0 G6-3 ③		1	0	0	0	2	0	0
26 Kyle Lohse, R (1, 1) OBP: 0.190, SLG: 0.150 Rickie Weeks Jr., R (8, PH) OBP: 0.323, SLG: 0.396 47 Rob Wooten, R (9, 1)		C SI 91 X SI 91 0-1 G5-3 ③			X SI 87 0-0 SH1-4 ① 1-2			B SI 90 S SI 90 X SL 84 1-1 F8 ①		1 1 0	0 0 0	0 0 0	0 0 0	0 0 0	0 0 0	2 0 0
Inning Stats	R: 0 E: 0 K: 0 S: 6 H: 0 LOB: 0 BB: 0 P: 7	R: 1 E: 0 K: 1 S: 11 H: 2 LOB: 2 BB: 1 P: 19	R: 0 E: 0 K: 1 S: 6 H: 0 LOB: 0 BB: 0 P: 8	R: 0 E: 0 K: 1 S: 9 H: 1 LOB: 1 BB: 0 P: 12	R: 0 E: 0 K: 0 S: 6 H: 0 LOB: 1 BB: 1 P: 11	R: 0 E: 0 K: 0 S: 4 H: 0 LOB: 0 BB: 0 P: 7	R: 0 E: 0 K: 0 S: 5 H: 0 LOB: 0 BB: 0 P: 7	R: 0 E: 0 K: 0 S: 10 H: 0 LOB: 0 BB: 0 P: 13	R: 0 E: 0 K: 1 S: 8 H: 0 LOB: 0 BB: 0 P: 9	1B: 3 2B: 0 3B: 0 HR: 0	SF: 0 SAC: 1 DP: 0 HBP: 0					

PITCHER		IP	WLS	BF	H	R	ER	SO	BB	IBB	HBP	BLK	WP	HR	S	P	ERA	WHIP
27 Roberto Hernandez, R ERA: 4.22	(1, 1)	8.0	W	29	3	1	1	3	2	0	0	0	0	0	57	84	1.12	0.625
58 Jonathan Papelbon, R ERA: 1.24	(9, 1)	1.0	S	3	0	0	0	1	0	0	0	0	0	0	8	9	0.00	0.000

PITCHER	IP	WLS	BF	H	R	ER	SO	BB	IBB	HBP	BLK	WP	HR	S	P	ERA	WHIP

BOTTOM

Philadelphia Phillies @ Milwaukee Brewers

Miller Park, Milwaukee, WI

Wed Jul 09 2014, 7:11 PM - 9:27 PM CDT

Att. 26,480 - Clear - 70 F

livebaseballscorecards.com

AB	29
R	1
H	3
RBI	1
BB	2
SO	4
LOB	7

WP: 0 PA: 32
PB: 0
SB: 0
CS: 0

Batter	1	2	3	4	5	6	7	8	9	AB	R	H	RBI	BB	SO	LOB
19 Tony Gwynn Jr., L (1, 8) OBP: 0.283, SLG: 0.206 (8, 7)	C FF 89 B SI 90 X FF 91 1-1 F7 ①			L FF 90 B CU 74 X FF 92 1-1 F7 ①		C CU 73 C FF 92 X FF 93 0-2 G6-3 ③		B CU 73 C FF 91 B FF 92 F FF 93 X SI 92 2-2 G5-3 ② 1-2 2-3	C FF 87 C FF 90 X FF 90 0-2 L4 ①	5	0	0	0	0	0	2
11 Jimmy Rollins, S (1, 6) OBP: 0.328, SLG: 0.377	X FF 91 0-0 P4 ②			C FF 92 X FF 92 0-1 G3-1 ②			C CU 72 X FF 92 0-1 6 G3 26 1B 3 FC6-2 1B	B CU 76 B FF 93 C FF 93 X SI 89 2-1 6 2B 26 S 1B 2-H 3-H	C SI 87 B CH 82 B FF 88 F FF 88 B CH 83 F FF 90 F FF 90 F FF 89 B FF 89 4-2 6 HR BB	4	2	2	2	1	0	0
26 Chase Utley, L (1, 4) OBP: 0.352, SLG: 0.452 4 Andrés Blanco, S (9, PH) OBP: 0.167, SLG: 0.167 (9, 4)	C SI 90 B FF 92 B FF 92 C FF 90 B CU 75 X FF 92 3-2 L7 ③			C CU 73 C SI 92 B FF 92 B SI 92 X FF 93 2-2 G4-3 ③			B SI 90 X FF 90 1-0 3 FC6-2 6 G3 1-2 1B	1 SAFE C FF 94 D SL 80 D SL 79 D SL 81 D SL 79 4-1 6 2B 25 2B 1-2 BB	B CH 88 F FF 88 B CH 82 F FF 89 X CH 83 2-2 F9 ②	3	1	1	0	1	0	0
										1	0	0	0	0	0	1
6 Ryan Howard, L (1, 3) OBP: 0.307, SLG: 0.395		B SI 90 B FF 92 F FF 91 C SL 83 X SL 85 2-2 F7 ①			C CU 74 X FF 92 0-1 L9 ①		C SI 92 X CU 75 0-1 G3 ① 1-2 2-3	C FF 95 B FF 95 B FF 94 X FF 94 2-1 25 2B 1-3 2-H 2B	D CU 72 X FF 88 1-0 1-H HR	5	2	2	3	0	0	2
3 Marlon Byrd, R (1, 9) OBP: 0.313, SLG: 0.481		B CU 72 S SL 83 S FF 92 F FF 92 F FF 93 F SL 85 B SL 87 F SI 92 F CU 74 2-3 K ②			B FF 91 C FF 91 F SI 92 B FF 94 B SL 85 F FF 94 B SI 93 4-2 BB		F SI 92 X SL 84 0-1 FC6-2 ② 2-3 3-H	I IN 69 I IN 70 I IN 73 I IN 74 4-0 25 2B 9 1B IBB	B CH 83 B CH 82 X FF 87 2-0 F9 ③	3	1	0	0	2	1	2
25 Cody Asche, L (1, 5) OBP: 0.309, SLG: 0.405		C FF 91 B FF 92 F FF 91 B SL 84 F SI 93 X SL 84 2-2 F8 ③			F SI 92 S FF 93 B FF 92 F FF 93 B SI 93 B SI 93 X FF 93 3-2 F8 ②		X FF 92 0-0 F8 ③	D CU 78 D FF 95 C FF 93 B FF 94 X FF 93 3-1 9 1B 2B		4	1	1	2	0	0	3
9 Domonic Brown, L (1, 7) OBP: 0.275, SLG: 0.325 47 Koyie Hill, S (8, 2) OBP: 0.222, SLG: 0.235			B FF 90 F FF 90 X FF 91 1-1 F8 ①		C FF 92 C FF 93 B SI 92 D SL 86 X FF 93 2-2 G4-3 ③			F9 X SI 89 0-0 2 1B 2-H 3-H 1B		4	0	1	2	0	0	1
										0	0	0	0	0	0	0
29 Cameron Rupp, R (1, 2) OBP: 0.188, SLG: 0.281 2 Ben Revere, L (8, PR) OBP: 0.314, SLG: 0.352 (8, 8)			S FF 92 S FF 93 F FF 94 C FF 94 0-3 K ②			C FF 91 X SL 84 0-1 F8 ①		C FF 92 C FF 93 X FF 93 0-2 19 G5-3 11 1B 2B 2-2 1-2 1B		3	0	1	0	0	1	0
										1	1	1	0	0	0	0
David Buchanan, R (1, 1) 16 César Hernández, S (8, PH) OBP: 0.287, SLG: 0.280 59 Antonio Bastardo, R (8, 1) 63 Jake Diekman, R (9, 1)			C FF 92 C FF 93 C FF 93 0-3 K ③			C FF 91 B FF 93 B FF 91 X FF 92 2-1 G3 ②		4-2 19 G5-3 11 1B BB R SI 92 X SI 93 1-0 G4-3		2	0	0	0	0	1	0
										1	1	0	0	1	0	2
										0	0	0	0	0	0	0
										0	0	0	0	0	0	0

Inning Stats	1	2	3	4	5	6	7	8	9
	R: 0 E: 0 K: 0 S: 6	H: 0 LOB: 0 BB: 0 P: 10	R: 0 E: 0 K: 1 S: 17	H: 0 LOB: 0 BB: 0 P: 23	R: 0 E: 0 K: 2 S: 9	H: 0 LOB: 0 BB: 0 P: 10	R: 0 E: 0 K: 0 S: 7	H: 0 LOB: 0 BB: 0 P: 10	R: 0 E: 0 K: 0 S: 12	H: 0 LOB: 1 BB: 1 P: 21	R: 0 E: 0 K: 0 S: 7	H: 0 LOB: 0 BB: 0 P: 9	R: 0 E: 0 K: 0 S: 8	H: 2 LOB: 2 BB: 0 P: 9	R: 7 E: 0 K: 0 S: 23	H: 6 LOB: 2 BB: 3 P: 48	R: 2 E: 0 K: 0 S: 14	H: 1 LOB: 0 BB: 1 P: 23

1B: 5	SF: 0
2B: 3	SAC: 0
3B: 0	DP: 0
HR: 1	HBP: 0

WP: 0	PA: 41
PB: 0	
SB: 1	
CS: 0	

PITCHER		IP	WLS	BF	H	R	ER	SO	BB	IBB	HBP	BLK	WP	HR	S	P	ERA	WHIP
22 Matt Garza, R (1, 1) ERA: 3.69		7.2	L	28	3	2	2	3	2	0	0	0	0	0	75	108	2.35	0.652
13 Will Smith, L (8, 1) ERA: 3.24		0.0	B	5	3	3	3	0	1	1	0	0	0	0	7	22	∞	∞
53 Brandon Kintzler, R (8, 1) ERA: 3.86		0.1		3	2	2	2	0	0	0	0	0	0	0	7	10	54.00	6.000
Wei-Chung Wang, L (9, 1) ERA: 11.12		1.0		5	1	2	2	0	1	0	0	0	0	1	14	23	18.00	2.000

PITCHER	IP	WLS	BF	H	R	ER	SO	BB	IBB	HBP	BLK	WP	HR	S	P	ERA	WHIP

TOP

Philadelphia Phillies @ Milwaukee Brewers

Miller Park, Milwaukee, WI

Thu Jul 10 2014, 1:12 PM - 4:18 PM CDT

Att. 36,394 - Partly Cloudy - 70 F

livebaseballscorecards.com

AB	36
R	9
H	9
RBI	9
BB	5
SO	3
LOB	13

BOTTOM

Philadelphia Phillies @ Milwaukee Brewers

Miller Park, Milwaukee, WI

Thu Jul 10 2014, 1:12 PM - 4:18 PM CDT

Att. 36,394 - Partly Cloudy - 70 F

livebaseballscorecards.com

Batter	1	2	3	4	5	6	7	8	9	AB	R	H	RBI	BB	SO	LOB
27 Carlos Gómez, R (1, 8) OBP: 0.362, SLG: 0.509	B FF 90 B SI 90 C FF 90 F FF 90 X CH 82 2-2 ① P2		B FF 90 F FF 92 X CH 82 1-1 ② F8			B CH 80 B FF 89 T FF 89 X SI 90 2-1 HR		F FF 91 F FF 91 F FF 90 B SL 82 F FF 91 B FF 92 B FF 91 X FF 91 3-2 ② G6-3		4	1	1	1	0	0	1
2 Scooter Gennett, L (1, 4) OBP: 0.338, SLG: 0.472	C SI 90 F SI 91 B FF 89 X FF 90 1-2 ② G1-3		C SI 88 F FF 90 B FF 92 D CH 83 F SI 91 B FF 90 F CH 81 X FF 91 3-2 ③ F8			B SI 91 X SI 90 1-0 ① G3		F FF 90 F SL 80 B SL 82 B FF 90 C FF 91 2-3 ③ K		4	0	0	0	0	1	1
20 Jonathan Lucroy, R (1, 2) OBP: 0.391, SLG: 0.506	C FF 91 B SI 91 F FC 88 B FF 88 B FF 92 F CH 82 S FC 89 3-3 ③ K			X SI 88 0-0 ① G5-3		C FF 91 B CU 78 C FF 92 S CU 80 1-3 ② K			C SI 96 B SI 97 B SI 97 F SI 98 B SI 98 F SI 98 F SI 97 C SI 98 3-3 ① K	4	0	0	0	0	3	0
16 Aramis Ramirez, R (1, 5) OBP: 0.333, SLG: 0.457 12 Martín Maldonado, R (9, PH) OBP: 0.342, SLG: 0.379		C FF 90 X FF 88 0-1 ① G5-3		B SI 91 X SI 91 1-0 ② G6-3		X FF 90 0-0 1B			B SI 98 F SI 98 X SI 98 1-1 ② L4	3 1	0 0	1 0	0 0	0 0	0 0	0 0
8 Ryan Braun, R (1, 9) OBP: 0.341, SLG: 0.507		C FF 88 X FF 89 0-1 1B		C CH 80 B FF 91 S FF 88 F CU 79 S CU 79 1-3 ③ K		B FF 92 F CH 82 S CH 82 1 SAFE F FF 90 D CU 80 X CH 83 2-2 ③ G5-3			F SI 99 B SL 85 F SL 85 B SL 86 F SI 98 F SI 98 S SL 86 2-3 ③ K	4	0	1	0	0	2	1
18 Khris Davis, R (1, 7) OBP: 0.305, SLG: 0.471		B FF 89 D CH 80 F FF 91 S FF 89 S SI 92 2-3 ② K		B FF 88 X FF 90 1-0 ① G6-3			B FF 90 F FC 89 S CH 82 X FC 89 1-2 14 G6-4-3 1B			3	0	1	0	0	1	1
7 Mark Reynolds, R (1, 3) OBP: 0.307, SLG: 0.399		B CU 75 B FF 91 X FC 88 2-0 ③ G5-3		C FF 91 T CU 78 H FF 91 1-2 14 FC5-4 HBP			F FF 90 1 SAFE X FF 88 0-1 ① F8			2	0	0	0	0	0	2
14 Jeff Bianchi, R (1, 6) OBP: 0.197, SLG: 0.164			B FF 89 B FF 90 B SI 90 C FF 90 B FF 90 4-1 22 SH3 BB	F FF 91 X FF 89 0-1 ② FC5-4 1-2f			B FF 91 B FF 90 1 SAFE F CH 82 1 SAFE X FC 89 2-1 ②③ G6-4-3 1-2f			2	0	0	0	1	0	2
22 Matt Garza, R (1, 1) OBP: 0.077, SLG: 0.103 13 Will Smith, R (8, 1) 53 Brandon Kintzler, R (8, 1) Rickie Weeks Jr., R (8, PH) OBP: 0.321, SLG: 0.393 Wei-Chung Wang, L (9, 1)			L X FF 92 0-1 ① SH3 1-2	F FF 91 F FC 89 F CU 79 S CU 79 0-3 ③ K				B FF 91 B FF 90 C FF 91 X FF 91 2-1 ① G4-3		1 0 0 1 0	0 0 0 0 0	0 0 0 0 0	0 0 0 0 0	1 0 0 0 0	0 0 0 0 0	1 0 0 0 0
Inning Stats	R: 0 E: 0 K: 1 S: 10 H: 0 LOB: 0 BB: 0 P: 16	R: 0 E: 0 K: 1 S: 8 H: 1 LOB: 1 BB: 0 P: 12	R: 0 E: 0 K: 0 S: 10 H: 0 LOB: 1 BB: 1 P: 18	R: 0 E: 0 K: 1 S: 6 H: 0 LOB: 0 BB: 0 P: 8	R: 0 E: 0 K: 1 S: 9 H: 0 LOB: 1 BB: 0 P: 11	R: 1 E: 0 K: 1 S: 11 H: 2 LOB: 1 BB: 0 P: 17	R: 0 E: 0 K: 0 S: 7 H: 1 LOB: 0 BB: 0 P: 10	R: 0 E: 0 K: 1 S: 10 H: 0 LOB: 0 BB: 0 P: 17	R: 0 E: 0 K: 2 S: 12 H: 0 LOB: 0 BB: 0 P: 18	1B: 3 2B: 0 3B: 0 HR: 1	SF: 0 SAC: 1 DP: 1 HBP: 1		WP: 0 PB: 0 SB: 0 CS: 0	PA: 32			

	AB	29
	R	1
	H	4
	RBI	1
	BB	1
	SO	8
	LOB	9

PITCHER		IP	WLS	BF	H	R	ER	SO	BB	IBB	HBP	BLK	WP	HR	S	P	ERA	WHIP
David Buchanan, R ERA: 4.4	(1, 1)	7.0	W	26	4	1	1	5	1	0	1	0	0	1	61	92	1.29	0.714
59 Antonio Bastardo, L ERA: 3.51	(8, 1)	1.0		3	0	0	0	1	0	0	0	0	0	0	10	17	0.00	0.000
63 Jake Diekman, L ERA: 4.22	(9, 1)	1.0		3	0	0	0	2	0	0	0	0	0	0	12	18	0.00	0.000

PITCHER	IP	WLS	BF	H	R	ER	SO	BB	IBB	HBP	BLK	WP	HR	S	P	ERA	WHIP

St. Louis Cardinals @ Milwaukee Brewers

Miller Park, Milwaukee, WI

Fri Jul 11 2014, 7:12 PM - 11:04 PM CDT

Att. 35,501 - Cloudy - 75 F

TOP

livebaseballscorecards.com

Batter	1	2	3	4	5	6	7	8	9	AB	R	H	RBI	BB	SO	LOB
13 Matt Carpenter, L (1, 5) OBP: 0.377, SLG: 0.384	C FF 91 B FF 92 X SI 92 1-1 F8		C FF 92 B CU 79 B FF 92 C SI 92 X SI 92 2-2 G6-3 1-2f		C SI 91 B CU 79 B FF 92 C SI 91 F SI 92 F SI 92 F CU 80 B FF 93 X SI 91 3-2 G4-3	D CU 77 B SL 85 B SI 91 C FF 90 B SI 86 4-1 16 FC4 1-2 BB			B FF 92 X SI 91 1-0 F7	4	0	0	0	1	0	1
16 Kolten Wong, L (1, 4) OBP: 0.302, SLG: 0.384	F FF 91 B SL 89 F FF 92 X SL 88 1-2 L1			C CU 78 B FF 91 S FF 91 X FF 92 1-2 F7		B FF 90 B SI 92 B SI 92 X FF 91 2-1 HR B CU 77 X SI 90 1-0 FC4 1-2f			C FF 92 F CH 83 B CH 83 S CH 81 1-3 K	5	1	1	1	0	1	3
7 Matt Holliday, R (1, 7) OBP: 0.377, SLG: 0.396	B SL 88 X SL 88 1-0 2B			C FF 92 B SL 87 B SI 92 T FF 94 F SI 92 B FF 93 F SI 93 X SI 93 3-2 32 HR 2B		F SL 86 S FF 92 B FF 90 B SI 91 B SL 87 F SL 87 B SI 92 4-2 27 HR BB	C SI 89 B SL 85 T SI 89 B CU 77 B SI 88 T SL 85 3-2 K		X CH 83 0-0 HR	4	3	3	1	1	1	0
32 Matt Adams, L (1, 3) OBP: 0.347, SLG: 0.541	C FF 93 S CU 80 B CU 79 B CU 80 F CU 81 F FF 93 X CU 80 2-2 G3			D CU 80 F CU 80 X SI 93 1-1 2-H HR		B CU 79 F SI 92 F CU 79 F CU 79 C CU 81 1-3 K	B CU 76 S CU 77 B CU 76 S CU 77 S CU 76 2-3 K		C CU 75 B FF 93 C FF 92 S FF 91 1-3 K	5	1	1	2	0	3	2
27 Jhonny Peralta, R (1, 6) OBP: 0.324, SLG: 0.453		C FF 90 S CU 78 B FF 91 B SI 92 B CU 80 T FF 93 3-2 K		S SL 89 X SL 88 0-1 1B		D CU 80 1 SAFE X SL 87 1-0 1-H HR	C SL 83 B SI 89 S CU 77 B SI 89 F SI 91 B CU 76 F SI 91 F CU 77 X CU 75 3-2 1B			4	1	3	2	0	1	0
21 Allen Craig, R (1, 9) OBP: 0.293, SLG: 0.357 37 Pat Neshek, S (7, 1) 26 Trevor Rosenthal, R (9, 1)		B FF 92 S SL 88 X SL 89 1-1 G5-3		T SL 88 B SI 93 S SL 88 F SL 88 C CU 80 1-3 K		C SI 90 B CU 74 S FF 90 X CU 75 1-2 48 BB 19 1B 18 FC6-4 1B	B SI 93 C SI 92 S SI 93 F SI 94 B SI 93 1 SAFE D SI 94 F SI 93 S SI 94 3-3 K			4 0 0	1 0 0	1 0 0	0 0 0	0 0 0	2 0 0	2 0 0
19 Jon Jay, L (1, 8) OBP: 0.343, SLG: 0.367 (7, 9)		C FF 93 F FF 93 B FF 93 F SI 92 B FF 93 F FF 92 B FF 93 F FF 94 X FF 93 3-2 G4-3		F SI 92 B SI 92 C FF 92 F SI 92 B SI 92 B SI 93 F FF 92 X FF 92 3-2 G4-3		X SI 90 0-0 18 FC6-4 48 BB 1-2 1B		C SL 79 C FF 95 B SL 82 B SL 83 C SL 82 2-3 K		4	0	1	0	0	1	1
48 Tony Cruz, R (1, 2) OBP: 0.323, SLG: 0.263			C FF 90 S FF 91 B FF 92 B CU 80 X SI 92 2-2 G5-3		X SL 89 0-0 F9	D CU 75 B SL 84 D SL 83 C SL 82 F SL 82 B SI 90 4-2 18 FC6-4 1-2 2-3 BB		C FF 95 B FF 94 C FF 95 S SL 83 1-3 K		3	0	0	0	1	1	0
58 Joe Kelly, R (1, 1) OBP: 0.375, SLG: 0.429 62 Nick Greenwood, R (4, 1) 18 Oscar Taveras, L (6, PH) OBP: 0.230, SLG: 0.286 43 Seth Maness, R (6, 1) OBP: 0.400, SLG: 0.400 8 Peter Bourjos, R (7, 8) OBP: 0.282, SLG: 0.337			B FF 91 X SI 92 1-0 13 G6-3 1B		C FF 89 X SL 86 0-1 G5-3	B FF 86 B FF 86 X SI 91 2-0 FC6-4 13 BB 1-2f 2-3 3-H		B FF 96 X FF 96 1-0 G1-3		1 1 1 0 1	0 0 0 0 0	1 0 0 0 0	0 0 1 0 0	0 0 0 0 0	0 0 0 0 0	0 0 2 0 0
Inning Stats	R: 0 E: 0 K: 0 S: 11 H: 1 LOB: 1 BB: 0 P: 16	R: 0 E: 0 K: 1 S: 11 H: 0 LOB: 0 BB: 0 P: 18	R: 0 E: 0 K: 0 S: 7 H: 1 LOB: 0 BB: 0 P: 12	R: 2 E: 0 K: 1 S: 21 H: 3 LOB: 1 BB: 0 P: 30	R: 0 E: 0 K: 0 S: 9 H: 0 LOB: 0 BB: 0 P: 12	R: 4 E: 0 K: 1 S: 19 H: 4 LOB: 3 BB: 3 P: 39	R: 0 E: 0 K: 3 S: 17 H: 1 LOB: 1 BB: 0 P: 28	R: 0 E: 0 K: 2 S: 7 H: 0 LOB: 0 BB: 0 P: 11	R: 1 E: 0 K: 2 S: 8 H: 1 LOB: 0 BB: 0 P: 11	1B: 5 2B: 2 3B: 0 HR: 4 SF: 0 SAC: 0 DP: 1 HBP: 0						

	AB	37
	R	7
	H	11
	RBI	7
	BB	3
	SO	10
	LOB	11

WP: 0 PB: 0 SB: 0 CS: 0 PA: 40

PITCHER		IP	WLS	BF	H	R	ER	SO	BB	IBB	HBP	BLK	WP	HR	S	P	ERA	WHIP
49 Yovani Gallardo, R ERA: 3.68	(1, 1)	5.1		23	7	5	5	3	1	0	0	0	0	3	69	106	8.44	1.500
47 Rob Wooten, R ERA: 4.5	(6, 1)	0.0		3	2	0	0	0	1	0	0	0	0	0	6	11	∞	∞
59 Zach Duke, L ERA: 1.18	(6, 1)	1.1	B	6	1	1	1	2	1	0	0	0	0	0	15	30	6.75	1.500
53 Brandon Kintzler, R ERA: 3.82	(7, 1)	0.1		1	0	0	0	1	0	0	0	0	0	0	5	8	0.00	0.000
13 Will Smith, L ERA: 3.16	(8, 1)	1.0		3	0	0	0	2	0	0	0	0	0	0	7	11	0.00	0.000

PITCHER		IP	WLS	BF	H	R	ER	SO	BB	IBB	HBP	BLK	WP	HR	S	P	ERA	WHIP
57 Francisco Rodríguez, R ERA: 2.44	(9, 1)	1.0	L	4	1	1	1	2	0	0	0	0	0	1	8	11	9.00	1.000

Batter	1	2	3	4	5	6	7	8	9	AB	R	H	RBI	BB	SO	LOB
27 Carlos Gómez, R (1, 8) OBP: 0.362, SLG: 0.506	F SI 95 H SI 93 1-1 20 S 2 1B 16 SF8 HBP	B SI 93 S SL 88 B SL 88 X SI 95 2-1 1-2 2 3B 1B	C SL 86 C SL 86 S CH 83 0-3 ③ K			B CH 83 B SL 82 X SI 90 2-0 ② G1-4-3		1 SAFE B SI 90 1 SAFE X SI 88 1-0 ① P3		4	2	1	0	0	1	2
2 Scooter Gennett, L (1, 4) OBP: 0.342, SLG: 0.482	X SI 95 0-0 8 G3 20 S 1-2 18 2B 1B	B SI 94 F SI 93 B CH 83 B SI 95 X CU 80 3-2 1-H 2-H 8 3B 3B		C SI 86 X SI 89 0-1 ① G6-3		B CH 83 X SI 90 1-0 1B		F SI 90 F SI 91 S CH 70 0-3 ② K		5	2	3	2	0	1	1
20 Jonathan Lucroy, R (1, 2) OBP: 0.389, SLG: 0.500	C FF 96 B SI 95 C SI 96 D CU 80 F FF 95 F SL 89 B CU 80 F CH 84 F SI 95 4-2 B CH 83 8 G3 1-2 2-3 18 2B BB	C FF 96 F SI 96 F CH 84 X CH 81 0-2 ① F9		C SI 89 X CH 83 0-1 ② L7		C SI 90 X SI 90 0-1 ③ G1-3		F SI 89 B SI 89 X SL 82 1-1 ③ F8		4	1	0	0	1	0	3
16 Aramis Ramirez, R (1, 5) OBP: 0.335, SLG: 0.462 14 Jeff Bianchi, R (9, PR) OBP: 0.197, SLG: 0.164	F FF 96 X SI 94 0-1 ① SF8 3-H	F FF 94 C SL 89 D SL 90 S FF 95 1-3 ② K		X CH 83 0-0 2B		S SL 82 B SL 83 C SI 89 F CH 84 F FF 91 B FF 90 X CH 84 2-2 ① G5-3		B FF 96 F FF 95 C FF 96 X FF 97 1-2 1B		4 0	0 0	2 0	1 0	0 0	1 0	1 0
8 Ryan Braun, R (1, 9) OBP: 0.342, SLG: 0.512	C SL 86 B SI 94 F FF 93 X FF 96 1-2 ② G3 1-2 2-3	C CH 83 F FF 95 B SI 94 D CH 82 X SL 88 2-2 3-H 3B		X SI 90 0-0 ③ F9			X FF 90 0-0 1 1B 18 E 1B		B CU 80 F FF 96 S FF 96 S CH 85 1-3 ① K	5	0	2	1	0	1	4
18 Khris Davis, R (1, 7) OBP: 0.303, SLG: 0.470	B SI 94 B FF 96 S SI 94 B SI 93 F SI 97 F SI 97 F SI 94 X SL 87 3-2 2-H 3-H 2B	S SI 94 B SI 94 S CU 80 D CU 79 B SI 95 F CU 79 X SI 93 3-2 ③ G4-3			C SI 88 X CH 82 0-1 ① F8		1 SAFE F SI 89 F FF 88 B FF 90 F FF 90 B CH 84 S CH 84 2-3 ② 1-2 K		B FF 98 S FF 97 B FF 98 B FF 98 C FF 97 S FF 98 3-3 ② K	5	0	1	2	0	2	3
24 Lyle Overbay, L (1, 3) OBP: 0.321, SLG: 0.351 53 Brandon Kintzler, R (7, 1) 1 Logan Schafer, L (7, PH) OBP: 0.295, SLG: 0.323 13 Will Smith, R (8, 1) 57 Francisco Rodríguez, R (9, 1) Rickie Weeks Jr., R (9, PH) OBP: 0.319, SLG: 0.390	B SI 93 B SI 93 B CH 83 B SI 93 4-0 BB		X CU 77 0-0 ① G4-3		B SI 89 B SI 90 C SI 89 S SL 79 S SI 91 2-3 ② K		F SI 89 C CH 70 X SI 92 0-2 9 FC6-4 2-3 1B		B FF 98 B FF 98 F FF 97 X FF 98 2-1 ③ G1-4-3	2 0 1 0 0 0	0 0 0 0 0 1	0 0 1 0 0 0	0 0 0 0 0 0	1 0 0 0 0 0	1 0 0 0 0 0	0 0 0 0 0 1
9 Jean Segura, R (1, 6) OBP: 0.266, SLG: 0.315	B CU 80 C SI 93 X SI 95 1-1 ③ L8		B CU 80 B SI 94 F SI 92 X CU 78 2-1 2B		B CH 81 S SL 79 X SI 90 1-1 ③ G6-3		C SI 88 X SI 89 0-1 ③ FC6-4 1-2f			4	0	1	0	0	0	4
49 Yovani Gallardo, R (1, 1) OBP: 0.182, SLG: 0.188 47 Rob Wooten, R (6, 1) 59 Zach Duke, L (6, 1) 7 Mark Reynolds, R (6, 3) OBP: 0.308, SLG: 0.398		B FF 92 X SI 93 1-0 27 1B 2 3B 1B	C SI 94 F SI 93 B CU 77 S CU 78 1-3 ② K			C SI 89 B FF 91 C SI 89 B SI 89 F CH 84 F SI 89 X CU 80 2-2 ① G1		B SI 90 F SI 90 F SL 84 B SL 85 B SL 85 B SI 82 B SI 90 4-2 BB		2 0 0 1	1 0 0 0	1 0 0 0	0 0 0 1	0 0 0 0	1 0 0 0	1 0 0 0
Inning Stats	R: 3 E: 0 K: 0 S: 20 H: 2 LOB: 2 BB: 2 P: 34	R: 3 E: 0 K: 1 S: 20 H: 4 LOB: 1 BB: 0 P: 32	R: 0 E: 0 K: 2 S: 9 H: 1 LOB: 1 BB: 0 P: 12	R: 0 E: 0 K: 0 S: 6 H: 1 LOB: 1 BB: 0 P: 6	R: 0 E: 0 K: 1 S: 7 H: 0 LOB: 0 BB: 0 P: 10	R: 0 E: 0 K: 0 S: 9 H: 1 LOB: 1 BB: 0 P: 14	R: 0 E: 1 K: 1 S: 15 H: 2 LOB: 2 BB: 0 P: 19	R: 0 E: 0 K: 1 S: 10 H: 0 LOB: 1 BB: 1 P: 16	R: 0 E: 0 K: 2 S: 11 H: 1 LOB: 1 BB: 0 P: 18	1B: 7 2B: 3 3B: 2 HR: 0 SF: 1 SAC: 0 DP: 0 HBP: 1						

BOTTOM

St. Louis Cardinals @ Milwaukee Brewers

Miller Park, Milwaukee, WI

Fri Jul 11 2014, 7:12 PM - 11:04 PM CDT

Att. 35,501 - Cloudy - 75 F

livebaseballscorecards.com

AB	38
R	6
H	12
RBI	6
BB	3
SO	8
LOB	20

PITCHER		IP	WLS	BF	H	R	ER	SO	BB	IBB	HBP	BLK	WP	HR	S	P	ERA	WHIP
58 Joe Kelly, R ERA: 3.44	(1, 1)	3.0		19	7	6	6	3	2	0	1	0	0	0	49	78	18.00	3.000
62 Nick Greenwood, L ERA: 4.2	(4, 1)	2.0		7	1	0	0	1	0	0	0	0	0	0	13	16	0.00	0.500
43 Seth Maness, R ERA: 2.33	(6, 1)	1.2		7	2	0	0	1	0	0	0	0	0	0	19	28	0.00	1.200
37 Pat Neshek, R ERA: 0.7	(7, 1)	1.1	W	6	1	0	0	1	1	0	0	0	0	0	15	21	0.00	1.500
26 Trevor Rosenthal, R ERA: 3.5	(9, 1)	1.0	S	4	1	0	0	2	0	0	0	0	0	0	11	18	0.00	1.000

PITCHER	IP	WLS	BF	H	R	ER	SO	BB	IBB	HBP	BLK	WP	HR	S	P	ERA	WHIP

St. Louis Cardinals @ Milwaukee Brewers

Miller Park, Milwaukee, WI

Sat Jul 12 2014, 3:11 PM - 6:28 PM CDT

Att. 40,198 - Cloudy - 75 F

livebaseballscorecards.com

Batter	1	2	3	4	5	6	7	8	9	AB	R	H	RBI	BB	SO	LOB
13 Matt Carpenter, L (1, 5) OBP: 0.380, SLG: 0.385	C SI 94 X SI 94 0-1 32 F8 7 HBP 27 1B 1B	B FF 94 B SL 84 C FF 92 B SL 87 B SI 95 4-1 16 HR BB		B FF 92 C SI 92 C SI 92 X SL 86 1-2 ① P6	B SL 78 C FF 90 X SI 89 1-1 ③ G3-1		C FF 89 D CU 78 B CU 76 C CU 75 F FF 90 B CH 77 F FF 89 F FF 88 X CH 78 3-2 16 G6-4-3 1-2 2-H 1B			4	2	2	1	1	0	2
16 Kolten Wong, L (1, 4) OBP: 0.299, SLG: 0.396	B SI 93 S CH 85 F FF 93 S SL 88 1-3 ① K	1 SAFE C FF 93 1 SAFE 1 SAFE X CH 85 0-1 1-H HR		B SI 93 B SI 93 F SI 93 X SL 86 2-1 ② G4-3		B FF 88 S CH 76 S FF 89 B FF 89 B FF 90 F CH 79 F FF 89 X FF 90 3-2 ① P6	C FF 89 D CU 77 S CH 79 X FF 90 1-2 ②③ G6-4-3 1-2f			5	1	1	2	0	1	3
7 Matt Holliday, R (1, 7) OBP: 0.375, SLG: 0.393 8 Peter Bourjos, R (7, 8) OBP: 0.280, SLG: 0.335	1 SAFE H SI 94 1-0 18 E 27 1B 48 1B 1-2 HBP	B SL 86 S SL 86 B SI 94 S SL 85 F FF 95 S SL 85 2-3 ③ K		C FF 94 F SI 94 S FF 94 0-3 ③ K		C FF 89 F FF 89 X FF 90 0-2 E6 32 E 27 SF7		C SL 86 X SL 85 0-1 ① L8		3 1	2 0	0 0	0 0	0 0	2 0	0 0
32 Matt Adams, L (1, 3) OBP: 0.346, SLG: 0.535 33 Daniel Descalso, L (8, PH) OBP: 0.237, SLG: 0.241 (8, 6)	X SI 94 0-0 ② F8 2-3	C SL 86 B SL 86 S FF 94 F SL 86 S SL 88 1-3 ① K			B FF 94 B SL 87 F FF 94 F SI 94 F SL 87 F SL 86 F SL 85 B SI 94 F SL 85 4-2 B SL 86 18 1B 19 1B BB	B FF 89 B CH 78 S CH 78 X FF 90 2-1 E9 1-3		S SL 86 B SL 86 B SI 90 B SL 85 S SI 89 B SI 91 4-2 BB		3 0	1 0	0 0	0 0	1 1	1 0	3 0
27 Jhonny Peralta, R (1, 6) OBP: 0.326, SLG: 0.458 59 George Kottaras, L (8, PH) OBP: 0.370, SLG: 0.682 (8, 2)	C SL 87 X SI 95 0-1 18 E 48 1B 1B 1-2 3-H	B FF 93 B SL 86 X SI 93 2-1 48 2B 2B			B SI 92 F SI 91 F FF 92 1 SAFE B SL 85 X SI 91 2-2 ① P2	C CU 76 X FF 88 0-1 ② SF7 3-H		C SL 85 B CU 75 B SL 85 B SI 90 C SI 90 F SL 85 X SI 90 3-2 ② L8		3 1	2 0	2 0	2 0	0 0	0 0	1 1
18 Oscar Taveras, L (1, 9) OBP: 0.228, SLG: 0.280	F SI 94 B SL 85 F SI 94 B SL 85 X SL 84 2-2 E4 48 1B 1-2 2-3	B SL 85 F SI 92 B SI 94 X SI 93 2-1 ② G6-3			B SI 92 F SI 92 F SI 92 B SI 94 X SI 94 2-2 19 1B 50 1B 1B 1-2	C CH 77 X FF 88 0-1 ③ G6-3		B SI 90 S SL 86 B SL 83 X SI 90 2-1 ③ G4-3		5	1	1	0	0	0	5
48 Tony Cruz, R (1, 2) OBP: 0.329, SLG: 0.290 (8, 3)	B FF 93 X SI 94 1-0 ③ 1-3 2-H 3-H 1B	B SI 93 C SL 85 F SL 84 B SL 87 B SI 94 X SL 85 3-2 19 1B 2-H 2B			C SI 87 F CH 80 S SL 77 0-3 ② K		F FF 88 S CH 77 B CH 78 F FF 89 F CU 77 F FF 90 B FF 90 F CH 78 S FF 90 2-3 ① K		B SI 90 X SL 84 1-0 ① G6-3	5	0	2	3	0	2	2
19 Jon Jay, L (1, 8) OBP: 0.348, SLG: 0.372 (7, 7)		B SI 93 B SI 92 B FF 94 C SI 93 X SI 92 3-1 ① G6-3	C SI 94 B SI 94 X SI 93 1-1 2-3 1B		B SL 77 C FF 89 F SI 88 D SL 78 X FF 90 2-2 50 1B 1-2 2-H 1B		S CU 76 X CU 77 0-1 50 BB 13 1B 1B		S SI 90 F CU 76 X FS 87 0-2 ② G6-3	5	1	3	1	0	0	0
50 Adam Wainwright, R (1, 1) OBP: 0.289, SLG: 0.310 30 Jason Motte, R (8, 1) 3 Mark Ellis, R (9, PH) OBP: 0.265, SLG: 0.230 71 Sam Freeman, R (9, 1)		C FF 93 B SL 86 X SI 93 1-1 ② G5-3	C SL 85 S SI 92 F SL 88 1 SAFE B SL 86 F SI 93 F SI 94 S SL 86 1-3 ③ K		X CH 81 0-0 1-2 2-H 1B		B FF 88 S CH 78 B FF 89 B FF 88 B FF 89 4-1 13 1B 1-2 BB		B FF 90 C SL 84 S CU 75 B SL 84 C SI 90 2-3 ③ K	3 0 1 0	0 0 0 0	1 0 0 0	1 0 0 0	1 0 0 0	1 0 1 0	2 0 0 0

Inning Stats	1	2	3	4	5	6	7	8	9
	R: 3 E: 1 K: 1 S: 12 H: 3 LOB: 2 BB: 0 P: 17	R: 2 E: 0 K: 1 S: 11 H: 1 LOB: 0 BB: 1 P: 21	R: 1 E: 0 K: 2 S: 19 H: 3 LOB: 2 BB: 0 P: 29	R: 0 E: 0 K: 1 S: 8 H: 0 LOB: 0 BB: 0 P: 11	R: 2 E: 0 K: 1 S: 21 H: 3 LOB: 2 BB: 1 P: 32	R: 1 E: 2 K: 0 S: 14 H: 0 LOB: 1 BB: 0 P: 19	R: 1 E: 0 K: 1 S: 19 H: 2 LOB: 1 BB: 1 P: 29	R: 0 E: 0 K: 0 S: 10 H: 0 LOB: 1 BB: 1 P: 19	R: 0 E: 0 K: 1 S: 7 H: 0 LOB: 0 BB: 0 P: 10

1B: 9 SF: 1
2B: 2 SAC: 0
3B: 0 DP: 1
HR: 1 HBP: 1

WP: 0 PA: 45
PB: 0
SB: 0
CS: 0

	AB	39
	R	10
	H	12
	RBI	10
	BB	4
	SO	8
	LOB	19

PITCHER		IP	WLS	BF	H	R	ER	SO	BB	IBB	HBP	BLK	WP	HR	S	P	ERA	WHIP
52 Jimmy Nelson, R ERA: 5.4	(1, 1)	4.1	L	24	8	8	6	5	2	0	1	0	0	1	62	98	12.46	2.308
32 Tom Gorzelanny, L ERA:	(5, 1)	0.2		4	2	0	0	1	0	0	0	0	0	0	9	12	0.00	3.000
41 Marco Estrada, R ERA: 4.95	(6, 1)	2.0		10	2	2	1	1	1	0	0	0	0	0	33	48	4.50	1.500
47 Rob Wooten, R ERA: 4.22	(8, 1)	2.0		7	0	0	0	1	1	0	0	0	0	0	17	29	0.00	0.500

PITCHER	IP	WLS	BF	H	R	ER	SO	BB	IBB	HBP	BLK	WP	HR	S	P	ERA	WHIP

BOTTOM

St. Louis Cardinals @ Milwaukee Brewers

Miller Park, Milwaukee, WI

Sat Jul 12 2014, 3:11 PM - 6:28 PM CDT

Att. 40,198 - Cloudy - 75 F

livebaseballscorecards.com

Batter	1	2	3	4	5	6	7	8	9	AB	R	H	RBI	BB	SO	LOB
27 Carlos Gómez, R (1, 8) OBP: 0.364, SLG: 0.504	F SI 90 B SI 89 X CU 73 1-1 ① P6		B FC 86 B SI 88 F FC 86 H SI 89 3-1 2 S HBP		S CU 74 B FC 87 S CU 75 B FF 93 S CU 77 2-3 ③ K			B FC 88 B FF 93 C FF 90 X FC 88 2-1 1B		3	0	1	0	0	1	1
2 Scooter Gennett, L (1, 4) OBP: 0.338, SLG: 0.475	C FC 87 F FC 86 X CU 73 0-2 ② G6-3		B FC 86 B SI 89 S FC 87 X CU 75 2-1 ③ G3 1-2			B FC 85 F FC 85 C FC 89 B CU 75 X FC 86 2-2 ① G4-3		X FF 92 0-0 ① P6		4	0	0	0	0	0	2
20 Jonathan Lucroy, R (1, 2) OBP: 0.385, SLG: 0.494 12 Martín Maldonado, R (9, 2) OBP: 0.342, SLG: 0.379	B CU 72 B SI 89 X SI 90 2-0 ③ L9			B CU 72 B SI 89 X FF 91 2-0 ① F9		B FC 84 C FF 89 F FF 90 X FC 84 1-2 ② F7		C FF 94 F SI 90 B FF 95 F FC 89 B SI 92 F SI 91 B FC 88 X FC 90 3-2 ② F8		4 0	0 0	0 0	0 0	0 0	0 0	1 0
16 Aramis Ramirez, R (1, 5) OBP: 0.331, SLG: 0.456 3 Elian Herrera, S (8, 6) OBP: 0.238, SLG: 0.280		B SI 88 F FF 90 B SI 91 B FC 89 X FC 88 3-1 ① F7		B FC 87 S FF 91 B CU 71 X FF 90 2-1 ② L7		B CU 74 X FF 90 1-0 ③ L8		X SI 91 0-0 ③ F8		3 1	0 0	0 0	0 0	0 0	0 0	0 1
8 Ryan Braun, R (1, 9) OBP: 0.344, SLG: 0.515		C SI 90 X CU 73 0-1 18 G3-1 1B		B CU 75 C FF 91 B FC 86 S FF 91 X CU 76 2-2 ③ G5-3			X FC 87 0-0 18 1B 2B		B SI 94 B FF 93 C SI 92 S FF 96 F FF 96 B FS 85 S FF 95 3-3 ① K	4	1	2	0	0	1	0
18 Khris Davis, R (1, 7) OBP: 0.303, SLG: 0.467		F FC 90 X FF 89 0-1 ② G3-1 1-2			C FC 88 F CU 72 B CU 76 S CU 77 1-3 ① K		F SI 87 X FC 85 0-1 14 FC6-4 2-H 1B		F FF 95 B FF 96 S FF 93 X FF 96 1-2 ② G4-3	4	0	1	1	0	1	1
7 Mark Reynolds, R (1, 3) OBP: 0.304, SLG: 0.391		D FC 89 B SI 91 X CU 75 2-0 ③ G5-3			C FC 86 C FC 88 B CU 73 F FF 90 B CU 75 F CU 75 C FF 89 2-3 ② K		C FC 86 X FC 88 0-1 ① P3		B SI 94 X SI 94 1-0 ③ G5-3	4	0	0	0	0	1	2
14 Jeff Bianchi, R (1, 6) OBP: 0.203, SLG: 0.186 (8, 5)			C FF 89 F FC 85 S CU 74 0-3 ① K		X FC 85 0-0 24 2B 2B		B FC 85 X FC 86 1-0 ② FC6-4 1-2f			3	1	1	0	0	1	1
52 Jimmy Nelson, R (1, 1) 32 Tom Gorzelanny, R (5, 1) 24 Lyle Overbay, L (5, PH) OBP: 0.325, SLG: 0.360 41 Marco Estrada, R (6, 1) OBP: 0.194, SLG: 0.107 1 Logan Schafer, L (7, PH) OBP: 0.292, SLG: 0.319 47 Rob Wooten, R (8, 1)			B FF 90 X FF 90 1-0 ② G5-3		S CU 73 B FC 89 C CU 74 D CU 74 B CU 76 X FC 85 3-2 2-H 2B		C FC 86 B CU 73 C CU 74 D CU 75 F FF 91 B CU 75 X CU 75 3-2 ③ G3-1			1 0 1 0 1 0	0 0 0 0 0 0	0 0 1 0 0 0	0 0 1 0 0 0	0 0 0 0 0 0	0 0 0 0 1 0	0 0 0 0 1 0
Inning Stats	R: 0 E: 0 K: 0 S: 6 H: 0 LOB: 0 BB: 0 P: 9	R: 0 E: 0 K: 0 S: 7 H: 1 LOB: 1 BB: 0 P: 12	R: 0 E: 0 K: 1 S: 7 H: 0 LOB: 1 BB: 0 P: 13	R: 0 E: 0 K: 0 S: 6 H: 0 LOB: 0 BB: 0 P: 12	R: 1 E: 0 K: 3 S: 15 H: 2 LOB: 1 BB: 0 P: 23	R: 0 E: 0 K: 0 S: 7 H: 0 LOB: 0 BB: 0 P: 11	R: 1 E: 0 K: 0 S: 10 H: 2 LOB: 1 BB: 0 P: 14	R: 0 E: 0 K: 0 S: 9 H: 1 LOB: 1 BB: 0 P: 14	R: 0 E: 0 K: 1 S: 8 H: 0 LOB: 0 BB: 0 P: 13	1B: 3 2B: 3 3B: 0 HR: 0 SF: 0 SAC: 0 DP: 0 HBP: 1						WP: 0 PB: 0 SB: 1 CS: 0 PA: 34	

PITCHER		IP	WLS	BF	H	R	ER	SO	BB	IBB	HBP	BLK	WP	HR	S	P	ERA	WHIP
50 Adam Wainwright, R ERA: 1.83	(1, 1)	7.0	W	27	5	2	2	4	0	0	1	0	0	0	58	94	2.57	0.714
30 Jason Motte, R ERA: 5.51	(8, 1)	1.0		4	1	0	0	0	0	0	0	0	0	0	9	14	0.00	1.000
71 Sam Freeman, L ERA: 1.42	(9, 1)	1.0		3	0	0	0	1	0	0	0	0	0	0	8	13	0.00	0.000

PITCHER	IP	WLS	BF	H	R	ER	SO	BB	IBB	HBP	BLK	WP	HR	S	P	ERA	WHIP

Batter	1	2	3	4	5	6	7	8	9	AB	R	H	RBI	BB	SO	LOB
13 Matt Carpenter, L (1, 5) OBP: 0.377, SLG: 0.382 3 Mark Ellis, R (8, PH) OBP: 0.263, SLG: 0.228 (8, 5)	B FF 94 C FF 94 C FF 96 B FF 97 S FF 97 2-3 K		C FF 96 B FF 97 C SL 88 B FF 98 C FF 98 2-3 K			F FF 96 X SI 98 0-1 L7		C SL 79 X FF 94 0-1 G6-3		3 1	0 0	0 0	0 0	0 0	2 0	0 1
16 Kolten Wong, L (1, 4) OBP: 0.299, SLG: 0.392	F FF 96 X FF 97 0-1 7 G6-4-3 1B			C SL 84 F FF 96 B SL 86 S SL 89 1-3 K 7 G5-3 7 S 32 G5-3		F SI 97 B FF 96 B SL 85 X SI 97 2-1 G4-3			C SI 92 C CU 76 B FF 92 X FF 92 1-2 G3	4	1	1	0	0	1	0
7 Matt Holliday, R (1, 7) OBP: 0.373, SLG: 0.389 8 Peter Bourjos, R (8, 8) OBP: 0.284, SLG: 0.335	X SI 98 0-0 G6-4-3 1-2f			C SI 97 F SI 96 F FF 97 D SL 88 B SL 89 B SI 97 X SI 97 3-2 G5-3 1-3		B SL 84 T SI 98 X SL 82 1-1 F9			F SI 92 S CU 77 B CU 78 B FF 92 F FF 92 B FF 92 B SI 89 4-2 32 1B 59 E BB	3 0	0 1	0 0	0 1	0 0	0 0	2 0
32 Matt Adams, L (1, 3) OBP: 0.345, SLG: 0.532		C FF 97 F FF 97 S SL 89 0-3 K		B SI 96 B SL 87 F SI 97 X FF 97 2-1 G5-3 3-H			B CH 85 F FF 95 X SI 97 1-1 L5		F FF 91 B SI 91 S SI 91 X CH 83 1-2 21 FC6-4 59 E 1-3 1B	4	0	1	1	0	1	0
27 Jhonny Peralta, R (1, 6) OBP: 0.326, SLG: 0.457 62 Nick Greenwood, R (7, 1) 59 George Kottaras, L (9, PH) OBP: 0.357, SLG: 0.652		X FF 97 0-0 21 G6-3 1B		B SI 96 B SI 96 F FF 98 B SI 96 X FF 97 3-1 F9			B FF 96 X SI 96 1-0 G5-3		S CH 84 S CH 85 X CH 86 0-2 E4 21 FC6-4 1-2 3-H	3 0 1	0 0 0	1 0 0	0 0 1	0 0 0	0 0 0	0 0 1
21 Allen Craig, R (1, 9) OBP: 0.293, SLG: 0.355		C SI 96 C SI 97 1 SAFE 1 SAFE B FF 96 F SI 96 X SL 87 1-2 G6-3 1-2			X SI 95 0-0 48 FC6-4 1B		X SI 96 0-0 G5-3		C SI 92 B CH 85 B FF 91 X SI 91 2-1 FC6-4 1-2f 2-3	4	0	1	0	0	0	3
19 Jon Jay, L (1, 8) OBP: 0.343, SLG: 0.366 (8, 7)		F SL 86 B FF 96 B SI 97 X SL 86 2-1 G4-3			C SI 98 B SI 98 B SI 97 F FF 97 B SL 88 X SI 97 3-2 L7			F FF 94 S SL 82 X SL 81 0-2 G3	F CU 77 F SI 91 F FF 91 D CH 85 X CH 84 1-2 F7	4	0	0	0	0	0	4
48 Tony Cruz, R (1, 2) OBP: 0.329, SLG: 0.308			B FF 96 X SI 96 1-0 P5		B SI 97 C SI 96 B SL 87 X FF 97 2-1 FC6-4 1-2f			C FF 94 B FF 94 X SL 80 1-1 2B		3	0	1	0	0	0	1
44 Carlos Martinez, R (1, 1) OBP: 0.273, SLG: 0.273 18 Oscar Taveras, L (5, PH) OBP: 0.225, SLG: 0.276 43 Seth Maness, R (5, 1) OBP: 0.400, SLG: 0.400 30 Jason Motte, R (6, 1) 33 Daniel Descalso, L (7, 6) OBP: 0.234, SLG: 0.239			B FF 94 B FF 94 X FF 94 2-0 G4-3		C SI 96 F FF 97 S FF 98 0-3 K			F FF 95 C SL 81 D SL 82 S SL 82 1-3 K		1 1 0 0 1	0 0 0 0 0	0 0 0 0 0	0 1 0 0 1	0 1 0 0 1	0 0 0 0 0	0 1 0 0 1
Inning Stats	R: 0 E: 0 K: 1 S: 6 H: 1 LOB: 0 BB: 0 P: 8	R: 0 E: 0 K: 1 S: 10 H: 1 LOB: 1 BB: 0 P: 13	R: 0 E: 0 K: 1 S: 5 H: 0 LOB: 0 BB: 0 P: 10	R: 1 E: 0 K: 1 S: 11 H: 0 LOB: 0 BB: 0 P: 20	R: 0 E: 0 K: 1 S: 9 H: 1 LOB: 1 BB: 0 P: 14	R: 0 E: 0 K: 0 S: 6 H: 0 LOB: 0 BB: 0 P: 9	R: 0 E: 0 K: 0 S: 4 H: 0 LOB: 0 BB: 0 P: 6	R: 0 E: 0 K: 1 S: 10 H: 1 LOB: 1 BB: 0 P: 12	R: 1 E: 1 K: 0 S: 18 H: 1 LOB: 2 BB: 1 P: 27	1B: 4 2B: 1 3B: 0 HR: 0 SF: 0 SAC: 0 DP: 1 HBP: 0						WP: 0 PB: 1 SB: 1 CS: 0 PA: 34	

PITCHER		IP	WLS	BF	H	R	ER	SO	BB	IBB	HBP	BLK	WP	HR	S	P	ERA	WHIP
38 Wily Peralta, R ERA: 3.72	(1, 1)	7.0	W	24	3	1	0	5	0	0	0	0	0	0	51	80	0.00	0.429
13 Will Smith, L ERA: 3.09	(8, 1)	1.0		4	1	0	0	1	0	0	0	0	0	0	10	12	0.00	1.000
57 Francisco Rodríguez, R ERA: 2.58	(9, 1)	1.0		6	1	1	1	0	1	0	0	0	0	0	18	27	9.00	2.000

PITCHER	IP	WLS	BF	H	R	ER	SO	BB	IBB	HBP	BLK	WP	HR	S	P	ERA	WHIP

TOP

St. Louis Cardinals @ Milwaukee Brewers

Miller Park, Milwaukee, WI

Sun Jul 13 2014, 1:14 PM - 4:08 PM CDT

Att. 35,345 - Sunny - 79 F

livebaseballscorecards.com

AB	33
R	2
H	5
RBI	2
BB	1
SO	6
LOB	14

Batter	1	2	3	4	5	6	7	8	9	AB	R	H	RBI	BB	SO	LOB
27 Carlos Gómez, R (1, 8) OBP: 0.370, SLG: 0.510	B CU 86 X FF 96 1-0 2 1B 8 1B 1B		F SI 96 S CH 88 S CH 86 0-3 ① K	C CU 86 B SI 95 H SI 95 2-1 2 2B HBP		B SI 88 B SI 89 X CH 83 2-0 2 1B 8 1B 3-H 1B	X SI 90 0-0 1-3 2-H 2B			4	3	3	2	0	1	0
2 Scooter Gennett, L (1, 4) OBP: 0.346, SLG: 0.482	1 SAFE 1 SAFE P PO 85 X FF 96 1-0 8 1B 8 1B 1-2 1B		C CH 90 B SI 97 B FF 97 B SI 95 B FF 98 4-1 20 BB 8 BB BB	B SI 94 C FF 97 F CH 88 X SI 97 1-2 1-H 2-H 2B		X SI 90 0-0 8 1B 16 1B 1-2 1B	F SI 90 F SI 89 S SL 80 0-3 ② K			4	2	3	2	1	1	2
8 Ryan Braun, R (1, 9) OBP: 0.348, SLG: 0.515	B SI 97 2 SAFE B CU 86 X FF 98 2-0 ① 1-H 2-H 1B		B SI 95 B FF 97 B CH 87 B SI 96 4-0 20 BB 1-2 BB	S CH 88 X SI 97 0-1 ③ G6-3		C SL 81 C SI 90 F FF 90 X CH 83 0-2 20 F9 16 1B 1-2 2-H 1B	D CH 82 F CH 82 B CH 82 F CH 82 X CH 82 2-2 ③ G5-3			4	0	2	2	1	0	3
16 Aramis Ramirez, R (1, 5) OBP: 0.336, SLG: 0.459 57 Francisco Rodríguez, R (9, 1)	S FF 99 X FF 100 0-1 18 BLK 20 G6-3 1B		B SI 95 C CU 85 F CU 86 B CU 88 S SI 96 2-3 ② K		F SI 89 S SL 81 B SI 89 X CH 83 1-2 ① G5-3	C FF 93 B FF 92 X FC 90 1-1 1-2 2-H 1B		X SI 87 0-0 20 2B 18 G5-3 1B		5 0	1 0	3 0	1 0	0 0	1 0	2 0
20 Jonathan Lucroy, R (1, 2) OBP: 0.385, SLG: 0.494 12 Martín Maldonado, R (9, 2) OBP: 0.342, SLG: 0.379	B CU 87 F CU 87 X SI 96 1-1 ② G6-3 1-2		B SI 96 B CH 88 B FF 100 C FF 97 D CH 89 4-1 1-2 2-3 BB		B SL 83 X SI 90 1-0 ② G1-3	C FF 92 C FF 95 B FF 96 X FF 95 1-2 ② F9 2-3		C SI 88 F CH 82 X FF 89 0-2 18 G5-3 24 1B 1-3 2B		4 0	1 0	1 0	0 0	1 0	0 0	3 0
18 Khris Davis, R (1, 7) OBP: 0.301, SLG: 0.472	B SI 97 C FF 100 S SI 96 B SI 97 S FF 100 2-3 ③ K 2-3		B SI 96 F SI 95 F SI 96 B FF 99 C CU 88 2-3 ③ K		B SI 90 B CH 84 X SI 89 2-0 HR	C FF 95 X FF 94 0-1 ③ F9		B CH 81 X CH 82 1-0 ① G5-3 2-3 3-H		5	1	1	2	0	2	7
24 Lyle Overbay, L (1, 3) OBP: 0.322, SLG: 0.356		B SI 93 S CH 86 B SI 96 S FF 98 S CU 86 2-3 ① K		B CH 83 C FF 94 X FF 96 1-1 ① F7	X SI 89 0-0 ③ G4-3		X SI 88 0-0 ① G3	B SL 79 B SI 89 X SI 90 2-0 3 E 3 1B 3-H 1B		5	0	1	1	0	1	0
3 Elian Herrera, S (1, 6) OBP: 0.281, SLG: 0.333		B SI 95 X SI 94 1-0 38 B1-6-3 1B		C FF 95 F FF 96 X CU 84 0-2 38 SH1-3 2 2B 1B		F SI 89 C SI 88 F SI 88 B CH 84 X SI 89 1-2 38 SH1-3 27 1B 2B	C SI 88 B SI 89 B SI 89 X SI 89 2-1 HBP 27 2B 1B	X SI 89 0-0 E5 7 G5-4-3 1-3 1B		5	3	5	0	0	0	0
38 Wily Peralta, R (1, 1) OBP: 0.088, SLG: 0.121 Rickie Weeks Jr., R (7, PH) OBP: 0.323, SLG: 0.390 13 Will Smith, R (8, 1) 7 Mark Reynolds, R (8, PH) OBP: 0.303, SLG: 0.390 (9, 5)		X FF 98 0-0 ② ③ B1-6-3 1-2f		1 SAFE B FF 96 X FF 93 1-0 ② SH1-3 1-2		X SI 88 0-0 ① SH1-3 2-3	C SI 87 B CH 81 F SI 89 H SL 78 2-2 27 2B 1-2 HBP	X SI 89 0-0 ② ③ G5-4-3 1-2f		1 0 0 1	0 0 0 0	0 0 0 0	0 0 0 0	0 0 0 0	0 0 0 0	1 0 0 2
Inning Stats	R: 2 E: 0 K: 1 S: 11 H: 4 LOB: 1 BB: 0 P: 17	R: 0 E: 0 K: 1 S: 5 H: 1 LOB: 0 BB: 0 P: 8	R: 0 E: 0 K: 3 S: 11 H: 0 LOB: 3 BB: 3 P: 27	R: 2 E: 0 K: 0 S: 12 H: 2 LOB: 1 BB: 0 P: 17	R: 1 E: 0 K: 0 S: 6 H: 1 LOB: 0 BB: 0 P: 10	R: 3 E: 0 K: 0 S: 18 H: 5 LOB: 2 BB: 0 P: 23	R: 1 E: 0 K: 1 S: 12 H: 2 LOB: 2 BB: 0 P: 18	R: 2 E: 1 K: 0 S: 8 H: 4 LOB: 1 BB: 0 P: 11		1B: 14 2B: 4 3B: 0 HR: 1	SF: 0 SAC: 2 DP: 2 HBP: 2					

PITCHER		IP	WLS	BF	H	R	ER	SO	BB	IBB	HBP	BLK	WP	HR	S	P	ERA	WHIP
44 Carlos Martinez, R ERA: 4.43	(1, 1)	4.0	L	21	7	4	4	5	3	0	1	1	0	0	39	69	9.00	2.500
43 Seth Maness, R ERA: 3.02	(5, 1)	1.1		9	5	4	4	0	0	0	0	0	0	1	17	24	27.00	3.750
30 Jason Motte, R ERA: 5.29	(6, 1)	0.2		3	1	0	0	0	0	0	0	0	0	0	7	9	0.00	1.500
62 Nick Greenwood, L ERA: 5.29	(7, 1)	2.0		12	6	3	3	1	0	0	1	0	0	0	20	29	13.50	3.000

PITCHER	IP	WLS	BF	H	R	ER	SO	BB	IBB	HBP	BLK	WP	HR	S	P	ERA	WHIP

BOTTOM

St. Louis Cardinals @ Milwaukee Brewers

Miller Park, Milwaukee, WI

Sun Jul 13 2014, 1:14 PM - 4:08 PM CDT

Att. 35,345 - Sunny - 79 F

livebaseballscorecards.com

AB	38
R	11
H	19
RBI	10
BB	3
SO	6
LOB	20

WP: 0 PA: 45
PB: 0
SB: 0
CS: 0

Batter	1	2	3	4	5	6	7	8	9	AB	R	H	RBI	BB	SO	LOB
27 Carlos Gómez, R (1, 8) OBP: 0.368, SLG: 0.507	X FF 96 0-0 ① F9		F FF 95 X CU 82 0-1 ② G6-3		X FF 95 0-0 2 CS 1B			F SL 83 F FF 93 F CH 88 B SL 85 S CH 87 1-3 K		4	0	1	0	0	1	0
2 Scooter Gennett, L (1, 4) OBP: 0.348, SLG: 0.491	B FF 95 B SI 96 X CH 90 2-0 HR		B FF 96 B SI 96 B FF 97 B FF 96 4-0 8 2B 16 1B BB		1 SAFE 1 SAFE 1 SAFE B SI 93 1 SAFE C FF 95 X CU 82 1-1 ①② F9 1-2			B SI 92 X FF 93 1-0 ② G4-3		3	2	1	1	1	0	1
8 Ryan Braun, R (1, 9) OBP: 0.350, SLG: 0.517	C SI 96 F FF 96 B CU 81 S CH 89 1-3 ② K		X CU 82 0-0 16 1B 1-3 2B		F FF 96 B FF 96 F CH 89 F FF 96 S SI 96 1-3 ③ K			C FF 92 B FF 93 F SL 82 B CH 88 F SI 94 B CH 87 B FF 94 4-2 BB		3	1	1	0	1	2	0
16 Aramis Ramirez, R (1, 5) OBP: 0.335, SLG: 0.456	F FF 96 X FF 95 0-1 ③ P4		B CH 88 X SI 96 1-0 2-H 3-H 1B			B CH 87 F FF 95 F FF 94 F CH 88 B CH 88 S CU 81 2-3 ① K		1 SAFE D SL 82 B FF 92 X FF 93 2-0 ③ L8		4	0	1	2	0	1	1
20 Jonathan Lucroy, R (1, 2) OBP: 0.383, SLG: 0.491		C FF 94 C CU 80 B FF 94 F CH 89 C FF 95 1-3 ① K	C FF 96 C FF 96 1 SAFE B SI 94 X FF 94 1-2 ③ G1-3			B FF 96 F FF 96 C FF 96 X FF 96 1-2 ② F8			B SI 92 C SI 92 B FC 88 F SI 93 X SI 93 2-2 1B	4	0	1	0	0	1	1
18 Khris Davis, R (1, 7) OBP: 0.304, SLG: 0.482		F CU 80 B FF 96 S CU 82 B CU 81 B SI 96 F CH 90 X FF 97 3-2 HR		C FF 95 X FF 94 0-1 1B		S CU 80 C FF 96 F CU 81 B SI 96 F CH 90 B CH 90 F CU 80 B CH 90 S CH 89 3-3 ③ K			C FC 85 B SI 91 X FC 85 1-1 ① F8	4	1	2	1	0	1	1
7 Mark Reynolds, R (1, 3) OBP: 0.299, SLG: 0.384		F FF 96 C FF 98 B CH 90 S CH 89 1-3 ② K		1 SAFE 1 SAFE B SI 94 F CH 88 1 SAFE B FF 94 X FF 95 2-1 ① P4			C CU 80 F FF 95 B CU 81 F FF 96 B CH 89 B CH 90 X FF 96 3-2 ① F8		1 SAFE S FC 86 D SI 91 X SI 90 1-1 ② P4	4	0	0	0	0	1	2
9 Jean Segura, R (1, 6) OBP: 0.266, SLG: 0.315		C FF 96 X CH 89 0-1 ③ L8		F SI 93 F FF 94 S CU 80 0-3 ② K			C FF 96 S CH 89 X FF 96 0-2 26 B1-4 1B		B FC 85 C FC 85 C SI 93 1 SAFE D FC 87 D FC 86 X SI 92 3-2 ③ G5-3	4	0	1	0	0	1	2
26 Kyle Lohse, R (1, 1) OBP: 0.178, SLG: 0.140 47 Rob Wooten, R (8, 1) 59 Zach Duke, L (8, 1) 57 Francisco Rodríguez, R (9, 1)			C SI 94 B SI 96 C CU 80 S SI 95 1-3 ① K	1 SAFE S FF 94 C FF 95 S CU 81 0-3 ③ K			L FF 92 1 SAFE M FF 93 X FF 92 0-2 ②③ B1-4 1-1f			3 0 0 0	0 0 0 0	0 0 0 0	0 0 0 0	2 0 0 0	2 0 0 0	2 0 0 0

Inning Stats	1	2	3	4	5	6	7	8	9
R	1	1	2	0	0	0	0	0	0
H	1	1	2	1	1	0	1	0	1
E	0	0	0	0	0	0	0	0	0
LOB	0	0	1	1	0	0	0	1	0
K	1	2	1	2	1	2	0	1	0
BB	0	0	1	0	0	0	1	0	0
S	7	13	10	10	7	13	10	9	10
P	10	18	17	12	9	19	13	17	17

PITCHER		IP	WLS	BF	H	R	ER	SO	BB	IBB	HBP	BLK	WP	HR	S	P	ERA	WHIP
37 Stephen Strasburg, R ERA: 3.55	(1, 1)	7.0	L	27	7	4	4	9	1	0	0	0	0	2	70	98	5.14	1.143
22 Drew Storen, R ERA: 1.16	(8, 1)	1.0		4	0	0	0	1	1	0	0	0	0	0	9	17	0.00	1.000
35 Craig Stammen, R ERA: 3.7	(9, 1)	1.0		4	1	0	0	0	0	0	0	0	0	0	10	17	0.00	1.000

PITCHER	IP	WLS	BF	H	R	ER	SO	BB	IBB	HBP	BLK	WP	HR	S	P	ERA	WHIP

TOP

Milwaukee Brewers @ Washington Nationals

Nationals Park, Washington, DC

Fri Jul 18 2014, 7:08 PM - 10:07 PM EDT

Att. 39,373 - Partly Cloudy - 80 F

livebaseballscorecards.com

AB	33
R	4
H	8
RBI	4
BB	2
SO	10
LOB	10

1B: 5	SF: 0	WP: 0	PA: 35
2B: 2	SAC: 0	PB: 0	
3B: 0	DP: 1	SB: 0	
HR: 2	HBP: 0	CS: 1	

BOTTOM

Milwaukee Brewers @ Washington Nationals

Nationals Park, Washington, DC

Fri Jul 18 2014, 7:08 PM - 10:07 PM EDT

Att. 39,373 - Partly Cloudy - 80 F

livebaseballscorecards.com

Batter	1	2	3	4	5	6	7	8	9	AB	R	H	RBI	BB	SO	LOB
2 Denard Span, L (1, 8) OBP: 0.324, SLG: 0.389	C SI 90 X SL 85 0-1 6 FC4 1B		B SI 90 F SI 90 B SI 90 X SL 82 2-1 28 E 28 1B 1B		B CU 74 X SI 89 1-0 28 FC6-5 28 S 1B		X SI 89 0-0 ② G6-3 2-3			4	0	3	0	0	0	1
6 Anthony Rendon, R (1, 4) OBP: 0.340, SLG: 0.485	F SI 88 C SL 84 F SL 84 1 SAFE D SL 83 B SI 88 B SL 83 F SL 83 X SI 90 3-2 ① FC4 1-2f		C SI 87 X SL 82 0-1 ② L9		C SI 89 D SI 87 1 SAFE F SI 89 F SI 89 1 SAFE F SI 88 C SI 88 1-3 ① K		B SI 88 B SL 83 C SL 82 F SI 88 X SI 89 2-2 ③ F9			4	0	0	0	0	1	4
28 Jayson Werth, R (1, 9) OBP: 0.365, SLG: 0.438	D SL 83 B SL 83 C CH 78 F SI 88 B SL 83 X SL 84 3-2 ② L8		C CU 74 C SI 88 F SI 88 1 SAFE 1 SAFE X SL 83 0-2 E8 1-3 1B		B SI 88 C SI 89 X SI 88 1-1 ② FC6-5 1-3			B CU 73 C SL 83 B SL 84 C SI 91 T SI 90 2-2 ① K		4	0	1	0	0	1	2
25 Adam LaRoche, L (1, 3) OBP: 0.378, SLG: 0.451	D CU 75 B SI 89 X SI 88 2-0 ③ G4-3		C SL 82 S SI 89 B SI 90 B SI 90 F SI 88 F SI 89 X SI 90 2-2 ③ L8		F CU 76 B SI 88 1 SAFE B SI 88 B SI 88 C SI 89 F SI 88 X SI 89 3-2 ③ F7			X SL 82 0-0 ② F8		4	0	0	0	0	0	4
11 Ryan Zimmerman, R (1, 5) OBP: 0.343, SLG: 0.450		C SI 89 B SI 88 X CH 79 1-1 34 1B 1B		B SI 88 C SL 83 B CH 80 X SI 89 2-1 20 2B 2B		B CU 74 C SL 84 X SI 88 1-1 ① P5		B SI 88 X SL 82 1-0 ③ L7		4	1	2	0	0	0	0
34 Bryce Harper, L (1, 7) OBP: 0.329, SLG: 0.402		B SL 82 C SI 89 X SL 81 1-1 40 G6-4-3 1B 1-3		S SI 88 X SI 89 0-1 ① P5		C CH 80 X SI 89 0-1 20 G4-6-3 1B			B FF 92 X FF 93 1-0 HR	4	1	3	1	0	0	1
20 Ian Desmond, R (1, 6) OBP: 0.294, SLG: 0.433		D SL 83 B SL 82 C SI 90 1 SAFE F SI 89 1 SAFE 1 SAFE X SI 89 2-2 ① P3		B CU 75 X SI 88 1-0 2-H 2B		X SL 84 0-0 ②③ G4-6-3 1-2f			C FF 93 B SI 92 C SI 93 B FF 93 F SI 92 F FF 91 F FF 92 S CH 82 2-3 ① K	4	0	1	1	0	1	3
40 Wilson Ramos, R (1, 2) OBP: 0.329, SLG: 0.400		X SL 84 0-0 ②③ G6-4-3 1-2f		D SL 83 X SL 83 1-0 ② L8			C CU 74 X SL 82 0-1 2 G6-3 15 G4-3 1B		C SI 92 B CU 78 X CH 83 1-1 ② G5-3	4	0	1	0	0	0	3
37 Stephen Strasburg, R (1, 1) OBP: 0.227, SLG: 0.132 15 Nate McLouth, L (7, PH) OBP: 0.300, SLG: 0.258 22 Drew Storen, S (8, 1) 35 Craig Stammen, R (9, 1) OBP: 0.200, SLG: 0.400 19 Kevin Frandsen, R (9, PH) OBP: 0.293, SLG: 0.295			C SI 88 B SL 82 C SI 89 C SI 90 1-3 ① K	C SL 82 B SI 90 B SI 90 C SL 83 S SL 83 2-3 ③ K			C CU 74 B SI 88 B SI 88 X SI 88 2-1 ① G4-3 1-2		C SI 91 S CH 83 S CH 86 0-3 ③ K	2 1 0 0 1	0 0 0 0 0	0 0 0 0 0	0 0 0 0 0	2 0 0 0 1	1 1 0 0 0	0 1 0 0 0
Inning Stats	R: 0 E: 0 K: 0 S: 11 H: 1 LOB: 1 BB: 0 P: 19	R: 0 E: 0 K: 0 S: 8 H: 2 LOB: 1 BB: 0 P: 12	R: 0 E: 1 K: 1 S: 16 H: 2 LOB: 2 BB: 0 P: 21	R: 1 E: 0 K: 1 S: 9 H: 2 LOB: 1 BB: 0 P: 15	R: 0 E: 0 K: 1 S: 12 H: 1 LOB: 1 BB: 0 P: 18	R: 0 E: 0 K: 0 S: 5 H: 1 LOB: 0 BB: 0 P: 6	R: 0 E: 0 K: 0 S: 8 H: 1 LOB: 1 BB: 0 P: 12	R: 0 E: 0 K: 1 S: 5 H: 0 LOB: 0 BB: 0 P: 8	R: 1 E: 0 K: 2 S: 12 H: 1 LOB: 0 BB: 0 P: 16	1B: 8 2B: 2 3B: 0 HR: 1 SF: 0 SAC: 0 DP: 2 HBP: 0						WP: 0 PB: 0 SB: 1 CS: 0 PA: 36	

PITCHER	IP	WLS	BF	H	R	ER	SO	BB	IBB	HBP	BLK	WP	HR	S	P	ERA	WHIP
26 Kyle Lohse, R (1, 1) ERA: 3.16	7.0	W	29	10	1	1	3	0	0	0	0	0	0	69	103	1.29	1.429
47 Rob Wooten, R (8, 1) ERA: 4.18	0.1	H	1	0	0	0	1	0	0	0	0	0	0	3	5	0.00	0.000
59 Zach Duke, L (8, 1) ERA: 1.16	0.2	H	2	0	0	0	0	0	0	0	0	0	0	2	3	0.00	0.000
57 Francisco Rodríguez, R (9, 1) ERA: 2.72	1.0	S	4	1	1	1	2	0	0	0	0	0	1	12	16	9.00	1.000

PITCHER	IP	WLS	BF	H	R	ER	SO	BB	IBB	HBP	BLK	WP	HR	S	P	ERA	WHIP

AB	36
R	2
H	11
RBI	2
BB	0
SO	6
LOB	20

Batter	1	2	3	4	5	6	7	8	9	AB	R	H	RBI	BB	SO	LOB
27 Carlos Gómez, R (1, 8) OBP: 0.370, SLG: 0.507	F SL 82 B SI 91 S SL 84 X FF 91 1-2 ① P3		X SI 93 0-0 1B		S SL 84 B SI 92 F SL 83 X SI 92 2-3 1B			X CH 84 0-0 ① G5-3		4	0	2	0	0	0	0
2 Scooter Gennett, L (1, 4) OBP: 0.344, SLG: 0.486 12 Martín Maldonado, R (8, PH) OBP: 0.351, SLG: 0.388 53 Brandon Kintzler, R (8, 1)	B SI 91 F SI 91 F SI 92 X SI 92 1-2 ② G6-3		X FF 92 0-0 ③ P6		X SL 85 0-0 ③ F7			C SI 90 X SI 90 0-1 8 HR 1B		3 1 0	0 1 0	0 1 0	0 0 0	0 0 0	0 0 0	3 0 0
8 Ryan Braun, R (1, 9) OBP: 0.348, SLG: 0.523	B FF 92 S SL 83 C SI 92 X SI 92 1-2 ③ G6-3			L SI 92 B SI 92 F SI 92 C SI 93 1-3 ① K		C SI 92 X SI 91 0-1 ① G5-3		X SI 91 0-0 1-H HR		4	1	1	2	0	1	0
16 Aramis Ramirez, R (1, 5) OBP: 0.337, SLG: 0.457		S SI 90 S SL 82 B SI 90 B SI 91 F SL 82 S SL 84 2-3 ① K		F SL 83 X SL 84 0-1 ② G6-3		B SI 91 B SI 91 S SI 92 X SL 84 2-1 1B		B CH 84 X CH 85 1-0 18 FC6-4 1B		4	0	2	0	0	1	0
20 Jonathan Lucroy, R (1, 2) OBP: 0.385, SLG: 0.493		C SI 92 B SL 82 C SL 83 B SI 92 X SI 93 2-2 18 S 18 E 2B		C SI 93 B SL 84 B SL 83 F FF 93 B SI 92 F SI 93 B SI 92 4-2 BB		C SL 83 B SI 92 B FF 92 C SL 83 B FF 92 S SI 93 3-3 ② K		C SI 90 F SI 91 B SI 92 B SL 88 F CU 74 F SI 92 X SI 92 2-2 ② L4		3	1	1	0	1	1	2
18 Khris Davis, R (1, 7) OBP: 0.303, SLG: 0.479		D SL 83 C SL 82 B SI 92 S SI 92 X SL 83 2-2 24 G4-6-3 2-H 1B		B SL 82 S SI 92 1 SAFE 1 SAFE B SI 90 T FF 92 B SI 91 C SI 93 3-3 ③ K		F SL 83 B CH 82 F FF 92 D CH 83 F SI 92 D SL 85 X SI 93 3-2 ③ G6-3		B CH 84 C CH 85 X SL 87 1-1 ③ FC6-4 1-2f		4	0	1	0	0	1	3
24 Lyle Overbay, L (1, 3) OBP: 0.317, SLG: 0.350 7 Mark Reynolds, R (9, PH) OBP: 0.298, SLG: 0.383		C SI 93 1 SAFE S CH 83 1 SAFE X SI 92 0-2 ② ③ G4-6-3 1-2f			B SI 88 F SI 90 B SI 91 X CH 81 2-1 ① G3		F SI 89 X SI 90 0-1 ① F8		C FF 94 C SL 78 B SL 79 B FF 94 F FF 94 F SL 79 B FF 94 F FF 94 F FF 94 3-3 ① F SI 93 S FF 95 K	3 1	0 0	0 0	0 0	0 0	0 1	1 0
9 Jean Segura, R (1, 6) OBP: 0.266, SLG: 0.317			F SI 91 F CU 73 X SI 91 0-2 ① P4		C SI 91 B FF 91 F SI 91 B SI 91 F SI 92 F SL 84 F SI 91 B SL 84 F SI 91 3-2 X SI 91 27 1B 2B		B SI 89 C SI 90 C SI 91 X SI 92 1-2 ② G1-3		C FF 92 F FF 94 B SL 81 B FF 94 X FF 94 2-2 ② P3	4	0	1	0	0	0	0
22 Matt Garza, R (1, 1) OBP: 0.077, SLG: 0.103 41 Marco Estrada, R (1, 1) OBP: 0.182, SLG: 0.100 1 Logan Schafer, L (7, PH) OBP: 0.290, SLG: 0.316 32 Tom Gorzelanny, R (7, 1) Rickie Weeks Jr., R (8, 4) OBP: 0.321, SLG: 0.388			C SI 91 F SI 91 B FF 92 F SL 83 C SI 92 1-3 ② K		C SI 91 X SL 83 0-1 ② G6-3		F SI 90 B SI 91 B SI 90 B SI 90 C SI 91 X SI 92 3-2 ③ L8		B SI 93 B FF 89 C SI 92 S FF 92 F SI 94 C SI 94 2-3 ③ K	0 2 1 0 1	0 0 0 0 0	0 0 0 0 0	0 0 0 0 0	0 1 0 0 1	0 1 0 0 0	0 1 0 0 0
Inning Stats	R: 0 E: 0 K: 0 S: 9 H: 0 LOB: 0 BB: 0 P: 12	R: 1 E: 0 K: 1 S: 13 H: 2 LOB: 0 BB: 0 P: 19	R: 0 E: 0 K: 1 S: 9 H: 1 LOB: 1 BB: 0 P: 10	R: 0 E: 0 K: 2 S: 11 H: 0 LOB: 1 BB: 1 P: 19	R: 0 E: 0 K: 0 S: 15 H: 2 LOB: 2 BB: 0 P: 21	R: 0 E: 0 K: 1 S: 11 H: 1 LOB: 1 BB: 0 P: 19	R: 0 E: 0 K: 0 S: 8 H: 0 LOB: 0 BB: 0 P: 12	R: 2 E: 0 K: 0 S: 12 H: 3 LOB: 1 BB: 0 P: 16	R: 0 E: 0 K: 2 S: 15 H: 0 LOB: 0 BB: 0 P: 22	1B: 6 2B: 2 3B: 0 HR: 1 SF: 0 SAC: 0 DP: 1 HBP: 0						

TOP

Milwaukee Brewers @ Washington Nationals

Nationals Park, Washington, DC

Sat Jul 19 2014, 7:07 PM - 10:24 PM EDT

Att. 38,649 - Cloudy - 77 F

livebaseballscorecards.com

AB	35
R	3
H	9
RBI	2
BB	1
SO	7
LOB	10

WP: 0 PA: 36
PB: 0
SB: 1
CS: 0

PITCHER		IP	WLS	BF	H	R	ER	SO	BB	IBB	HBP	BLK	WP	HR	S	P	ERA	WHIP
57 Tanner Roark, R ERA: 2.91	(1, 1)	7.0	W	27	6	1	1	5	1	0	0	0	0	0	76	112	1.29	1.000
13 Jerry Blevins, L ERA: 5.13	(8, 1)	1.0		6	3	2	2	0	0	0	0	0	0	1	12	16	18.00	3.000
48 Ross Detwiler, L ERA: 3.7	(9, 1)	1.0		3	0	0	0	2	0	0	0	0	0	0	15	22	0.00	0.000

PITCHER	IP	WLS	BF	H	R	ER	SO	BB	IBB	HBP	BLK	WP	HR	S	P	ERA	WHIP

BOTTOM

Milwaukee Brewers @ Washington Nationals

Nationals Park, Washington, DC

Sat Jul 19 2014, 7:07 PM - 10:24 PM EDT

Att. 38,649 - Cloudy - 77 F

livebaseballscorecards.com

Batter	1	2	3	4	5	6	7	8	9	AB	R	H	RBI	BB	SO	LOB
2 Denard Span, L (1, 8) OBP: 0.325, SLG: 0.392	1-2: 28 2B; 11 1B; 1B 3-2: F8			B CU 75 C CU 74 X FF 88 1-1: F7 ①		B CU 76 X CH 78 1-0: P5 ①		C SI 90 B SI 92 B SI 92 X SI 92 2-1: 2B		5	1	2	0	0	0	2
6 Anthony Rendon, R (1, 4) OBP: 0.338, SLG: 0.481	1 SAFE F SI 92 C SL 83 S SL 84 0-3: K ①	B CU 74 B FF 88 F FF 88 X FF 89 2-1: F8 ①		X FF 89 0-0: L9 ②		B CH 78 X FF 88 1-0: 28 2B; 25 SF7; 1B		C SI 92 C SI 91 F SI 93 F SI 92 D SL 86 D FF 93 S SI 92 2-3: K ①		5	1	1	0	0	2	2
28 Jayson Werth, R (1, 9) OBP: 0.369, SLG: 0.446 15 Nate McLouth, L (8, 9) OBP: 0.298, SLG: 0.256	1 SAFE B SI 91 C FF 93 S SI 92 F FF 93 X SL 85 1-2: 11 1B; 1-3; 2B ②	C CU 75 B FF 88 C FF 89 X FF 88 1-2: L8 ②		F FF 88 B CH 78 F FF 89 B FF 88 B CH 78 B FF 90 4-2: 25 BB; 11 1B; BB		B FF 88 B CH 78 F FF 88 C CU 77 F FF 88 F FF 88 D CH 77 X FF 89 3-2: 1-3; 2B		D SL 85 B SI 92 B SI 91 C SI 92 X SI 92 3-1: L8 ②		3 1	2 0	2 0	0 0	1 0	0 0	0 1
25 Adam LaRoche, L (1, 3) OBP: 0.379, SLG: 0.447	B FF 93 B FF 92 C CU 75 B FF 93 B SL 84 4-1: 34 BB; 11 1B; 20 1B; BB	B FF 88 X CH 78 1-0: L4 ③		C FF 88 B FF 88 1 SAFE B CH 78 C FF 88 1 SAFE B FF 89 B FF 89 4-2: 11 1B; 1-2; BB		S FF 89 S FF 90 F FF 90 X FF 89 0-2: SF7 ②; 3-H		X SI 91 0-0: G1-3 ③		2	1	0	1	2	0	1
11 Ryan Zimmerman, R (1, 5) OBP: 0.346, SLG: 0.451	F FF 93 D SL 85 S SI 93 X SI 94 1-2: 20 1B; 34 BB; 40 1B; 1-2; 2-H; 3-H; 1B	X FF 88 0-0: G5-3 ①	B CH 80 C FF 89 B FF 89 C FF 89 X FF 90 2-2: 1-3; 2-H; 1B	C CU 77 B CH 78 F FF 88 B CH 77 F FF 88 X CU 78 2-2: F8 ③						4	1	2	3	0	0	1
34 Bryce Harper, L (1, 7) OBP: 0.333, SLG: 0.408	B FF 93 B SI 92 C SI 94 B FF 93 F FF 94 F SI 95 F SL 85 D SL 87 4-2: 20 1B; 40 1B; 1-2; 2-3; BB	B CH 77 S CH 77 C FF 90 X FF 90 1-2: 20 F9; 40 1B; 2B	S CH 78 S CH 79 B CH 79 X CH 78 1-2: G4-3 ③				B SL 74 C SL 80 F SI 88 F SL 77 S SL 79 1-3: K ①			3	2	1	0	1	1	2
20 Ian Desmond, R (1, 6) OBP: 0.293, SLG: 0.431	F SI 93 F SI 93 F SI 93 B FF 95 D FF 94 X SI 93 2-2: 40 E4; 40 1B; 57 FC1-2; 1-2; 2-3; 3-H; 1B	D CU 78 S CH 78 C FF 89 D CH 78 F FF 90 X CH 78 2-2: F9 ②; 2-3		C CU 78 C CU 77 T FF 88 0-2: K ①			X CH 83 0-0: G4-3 ②			4	0	1	1	0	1	1
40 Wilson Ramos, R (1, 2) OBP: 0.340, SLG: 0.409	C CU 74 S SL 84 B SL 83 X SL 85 1-2: E8; 57 FC1-2; 1-3; 2-H; 3-H; 1B	F CH 78 D CH 79 B FF 90 X CH 80 2-1: 3-H; 1B		F CH 78 X FF 89 0-1: L9 ②			C CH 82 C FF 89 X SL 76 0-2: 1B			4	0	3	3	0	0	0
57 Tanner Roark, R (1, 1) OBP: 0.147, SLG: 0.147 7 Scott Hairston, R (7, PH) OBP: 0.283, SLG: 0.381 13 Jerry Blevins, L (8, 1) 48 Ross Detwiler, R (9, 1)	X CH 72 0-0: FC1-2 ②; 1-2; 3-H	B FF 89 C FF 89 S CH 78 B FF 90 X CH 78 2-2: G5-3 ③		C FF 88 S CH 78 C CU 77 0-3: K ③			C CH 81 B CH 84 C FF 89 S FF 90 1-3: K ③			3 1 0 0	0 0 0 0	0 0 0 0	0 0 0 0	0 0 0 0	1 1 0 0	3 1 0 0
Inning Stats	R: 5 E: 1 K: 1 S: 32 H: 5 LOB: 2 BB: 2 P: 49	R: 0 E: 0 K: 0 S: 6 H: 0 LOB: 0 BB: 0 P: 10	R: 1 E: 0 K: 0 S: 13 H: 2 LOB: 1 BB: 0 P: 20	R: 1 E: 0 K: 0 S: 13 H: 1 LOB: 2 BB: 2 P: 25	R: 0 E: 0 K: 2 S: 8 H: 0 LOB: 0 BB: 0 P: 8	R: 1 E: 0 K: 0 S: 15 H: 2 LOB: 1 BB: 0 P: 22	R: 0 E: 0 K: 2 S: 11 H: 1 LOB: 1 BB: 0 P: 13	R: 0 E: 0 K: 1 S: 10 H: 1 LOB: 1 BB: 0 P: 17		1B: 8 2B: 4 3B: 0 HR: 0	SF: 1 SAC: 0 DP: 0 HBP: 0					

PITCHER		IP	WLS	BF	H	R	ER	SO	BB	IBB	HBP	BLK	WP	HR	S	P	ERA	WHIP
22 Matt Garza, R ERA: 4.04	(1, 1)	0.1	L	8	5	5	5	1	2	0	0	0	0	0	28	42	135.00	21.000
41 Marco Estrada, R ERA: 4.94	(1, 1)	5.2		24	5	3	3	2	2	0	0	0	0	0	59	92	4.76	1.235
32 Tom Gorzelanny, L ERA:	(7, 1)	1.0		4	1	0	0	2	0	0	0	0	0	0	11	13	0.00	1.000
53 Brandon Kintzler, R ERA: 3.71	(8, 1)	1.0		4	1	0	0	1	0	0	0	0	0	0	10	17	0.00	1.000

PITCHER	IP	WLS	BF	H	R	ER	SO	BB	IBB	HBP	BLK	WP	HR	S	P	ERA	WHIP

AB	35
R	8
H	12
RBI	8
BB	4
SO	6
LOB	14

WP: 0 PA: 40
PB: 0
SB: 0
CS: 0

Batter	1	2	3	4	5	6	7	8	9	AB	R	H	RBI	BB	SO	LOB
27 Carlos Gómez, R (1, 8) OBP: 0.368, SLG: 0.501	B SI 90 B FF 90 B SI 91 X SI 92 3-0 ① G6-3	F FF 92 B FF 91 D CH 84 F FF 93 B SI 93 S CH 84 3-3 ③ K		S SI 90 F SI 91 D FC 86 F SI 92 F SI 92 D KC 81 X FC 86 2-2 ② G6-3 3-H			M SL 82 B SI 93 C SL 81 F SI 94 S SL 83 1-3 ② K		B SL 85 D SL 86 B FF 90 B FF 90 4-0 8 CS 1B 1-2 BB	4	0	0	1	1	2	3
Rickie Weeks Jr., R (1, 4) OBP: 0.323, SLG: 0.388	B SI 92 B SI 92 S CH 83 S CH 84 S CH 83 2-3 ② K		B CH 82 B SI 90 F SI 92 S CH 83 S CH 82 2-3 ① K	C FC 87 B SI 93 X SI 92 1-1 ③ G4-3			C SL 82 B FF 94 S SL 83 B SL 84 F SL 82 X SI 94 2-2 8 S 1B		C SL 86 S SL 86 D SL 87 F FF 92 B SL 87 X FF 92 2-2 8 CS 1B 1-2 2-H	5	0	2	1	0	2	0
8 Ryan Braun, R (1, 9) OBP: 0.352, SLG: 0.521	B SI 92 X CH 83 1-0 16 S 1B		B CU 77 B CH 83 B SI 91 C SI 92 C SI 92 D CH 85 4-2 16 20 G1-3 BB		B SI 92 F FC 86 X SI 93 1-1 ① F8		B FF 93 1 SAFE B SL 83 B FF 91 C FF 91 B SI 90 4-1 1-2 BB		F FF 91 B FF 91 S SL 87 B FF 94 X FF 93 2-2 ②③ F8 1-2 2-3	3	1	1	0	2	0	2
16 Aramis Ramirez, R (1, 5) OBP: 0.336, SLG: 0.451	B SI 91 F FF 92 B CU 76 D CH 82 F FF 93 X FF 93 3-2 ③ G4-3 1-2		1 SAFE B FF 92 B FF 92 B FF 92 B SI 92 4-0 20 G1-3 18 1B 1-2 BB		B SI 92 C SI 93 F KC 80 C SI 93 1-3 ② K		F SL 81 B FF 92 X SI 92 1-1 ③ G5-3			3	1	0	0	1	1	3
20 Jonathan Lucroy, R (1, 2) OBP: 0.383, SLG: 0.489		B SI 90 B FF 91 B FF 91 C FF 90 B FF 90 4-1 9 E 7 1B BB	C SI 92 D CH 84 C SI 93 F FB 89 F CU 78 F CU 78 F FF 92 F FF 92 X FF 92 1-2 ② G1-3 1-2 2-H		C SI 93 B KC 81 B FC 88 X SI 92 2-1 ③ G4-3			B FF 91 S CH 80 B CH 82 B FF 92 F FF 92 F CH 80 T FF 93 3-2 ① K		3	0	0	1	1	1	1
18 Khris Davis, R (1, 7) OBP: 0.302, SLG: 0.476		1 SAFE C CH 82 1 SAFE S FF 91 B FF 91 F FF 92 S CU 77 1-3 ① K	B SI 93 B SI 93 X CH 83 2-0 2-H 1B			B SI 91 C SI 92 X SI 92 1-1 ① L9		S CH 82 S FF 93 F FS 83 F CH 81 S FS 83 0-3 ② K		4	0	1	1	0	2	1
7 Mark Reynolds, R (1, 3) OBP: 0.298, SLG: 0.381		B FF 93 X CH 82 1-0 9 E 1B 1-2	C FF 93 F SI 92 B FF 92 B FF 91 1 SAFE B CU 77 X FF 92 3-2 ③ P4			B SI 91 X SI 92 1-0 ② P4		B CU 75 F FF 91 T CU 75 B FS 83 B FF 91 F CH 81 S FF 92 3-3 ③ K		4	0	1	0	0	1	1
9 Jean Segura, R (1, 6) OBP: 0.266, SLG: 0.319		B FF 93 B CU 76 F FF 93 S FF 93 F FF 93 X CU 77 2-2 FC5 1-2 2-3		C SI 89 T CU 75 B FF 90 B FF 91 F FF 92 X CU 77 2-2 49 SH2-4 27 G6-3 2B		C SI 92 C SI 92 C SI 92 0-3 ③ K			F FF 91 X SL 85 0-1 ① P3	4	1	1	0	0	1	2
49 Yovani Gallardo, R (1, 1) OBP: 0.176, SLG: 0.182 24 Lyle Overbay, L (7, PH) OBP: 0.315, SLG: 0.348 59 Zach Duke, L (7, 1) 13 Will Smith, R (8, 1) 2 Scooter Gennett, L (9, PH) OBP: 0.346, SLG: 0.488 1 Logan Schafer, L (9, PR) OBP: 0.290, SLG: 0.316 47 Rob Wooten, R (9, 1)		B CU 76 C SI 92 C FF 92 S CU 78 1-3 ② K		B FF 89 L SI 88 B SI 90 X SI 90 2-1 ① SH2-4 2-3			B FF 92 X FF 92 1-0 ① F7		X FF 92 0-0 27 BB 1B 1B	1 1 0 0 1 0 0	0 0 0 0 0 1 0	0 0 0 0 1 0 0	0 0 0 0 0 0 0	1 0 0 0 0 0 0	3 0 0 0 0 0 0	
Inning Stats	R: 0 E: 0 K: 1 S: 8 H: 1 LOB: 1 BB: 0 P: 17	R: 0 E: 1 K: 3 S: 16 H: 1 LOB: 3 BB: 1 P: 28	R: 2 E: 0 K: 1 S: 17 H: 1 LOB: 1 BB: 2 P: 33	R: 1 E: 0 K: 0 S: 13 H: 1 LOB: 0 BB: 0 P: 20	R: 0 E: 0 K: 1 S: 7 H: 0 LOB: 0 BB: 0 P: 11	R: 0 E: 0 K: 1 S: 6 H: 0 LOB: 0 BB: 0 P: 8	R: 0 E: 0 K: 1 S: 12 H: 1 LOB: 2 BB: 1 P: 21	R: 0 E: 0 K: 3 S: 13 H: 0 LOB: 0 BB: 0 P: 19	R: 1 E: 0 K: 0 S: 10 H: 2 LOB: 2 BB: 1 P: 18	1B: 6 2B: 1 3B: 0 HR: 0 SF: 0 SAC: 1 DP: 0 HBP: 0						

PITCHER		IP	WLS	BF	H	R	ER	SO	BB	IBB	HBP	BLK	WP	HR	S	P	ERA	WHIP
47 Gio González, L ERA: 3.74	(1, 1)	3.1		18	4	3	3	5	3	0	0	0	0	0	47	88	8.10	2.100
35 Craig Stammen, R ERA: 3.51	(4, 1)	2.2		8	0	0	0	2	0	0	0	0	0	0	20	29	0.00	0.000
22 Drew Storen, R ERA: 1.13	(7, 1)	1.0	H	5	1	0	0	1	1	0	0	0	0	0	12	21	0.00	2.000
36 Tyler Clippard, R ERA: 1.98	(8, 1)	1.0	H	3	0	0	0	3	0	0	0	0	0	0	13	19	0.00	0.000
29 Rafael Soriano, R ERA: 1.18	(9, 1)	1.0	W	5	2	1	1	0	1	0	0	0	0	0	10	18	9.00	3.000

PITCHER	IP	WLS	BF	H	R	ER	SO	BB	IBB	HBP	BLK	WP	HR	S	P	ERA	WHIP

TOP

Milwaukee Brewers @ Washington Nationals

Nationals Park, Washington, DC

Sun Jul 20 2014, 1:39 PM - 5:13 PM EDT

Att. 36,373 - Overcast - 80 F

livebaseballscorecards.com

AB	33
R	4
H	7
RBI	4
BB	5
SO	11
LOB	16

WP: 0 PA: 39
PB: 0
SB: 2
CS: 2

BOTTOM

Milwaukee Brewers @ Washington Nationals

Nationals Park, Washington, DC

Sun Jul 20 2014, 1:39 PM - 5:13 PM EDT

Att. 36,373 - Overcast - 80 F

livebaseballscorecards.com

Batter	1	2	3	4	5	6	7	8	9	AB	R	H	RBI	BB	SO	LOB
2 Denard Span, L (1, 8) OBP: 0.328, SLG: 0.393	C FF 89 B SI 90 C CU 78 B CU 79 F SI 91 F CU 78 B SI 93 X FF 92 3-2 ① G6-3		C CU 78 C SL 87 B CU 80 B CU 81 X SI 93 2-2 6 F8 1B	B CU 81 D CU 80 F SI 93 B SI 93 C CU 78 X CU 80 3-2 ③ G4-3 1-2 3-H			F FF 90 B SL 84 B SI 89 B CU 75 B SI 88 4-1 28 1B BB		B CU 75 B SI 91 X SI 90 2-0 6 FC3-6 1B	4	0	2	0	1	0	1
6 Anthony Rendon, R (1, 4) OBP: 0.334, SLG: 0.475 (9, 5)	B FF 92 B SI 92 C SI 92 B SL 87 C SI 92 X SI 92 3-2 ② G5-3		1 SAFE C SL 88 1 SAFE B FF 92 1 SAFE X SI 93 1-1 ② F8 1-2		C SI 89 B SL 86 C SI 91 B FF 89 X SL 87 2-2 ① F8		F SL 85 D SI 89 F CH 84 S CU 76 1-3 ② K		1 SAFE 1 SAFE 1 SAFE 1 SAFE S SL 82 B SL 83 B SL 83 C FF 90 X SL 83 2-2 ② FC3-6 28 2B 1-2f	5	1	0	0	0	1	3
28 Jayson Werth, R (1, 9) OBP: 0.369, SLG: 0.448	C CU 80 B FF 91 B FF 92 C SI 93 B SI 93 S CU 81 3-3 ③ K		B CU 80 B FF 90 C CU 80 C SI 93 S CU 81 2-3 ③ K		C SI 92 B SI 92 X SL 88 1-1 ② G4-3		X CU 75 0-0 1-3 1B		B CU 75 B SL 83 B SL 83 C SL 83 X SI 90 3-1 1-H 2B	5	0	2	1	0	2	1
25 Adam LaRoche, L (1, 3) OBP: 0.383, SLG: 0.450		B CU 78 C CU 78 C FF 92 B SI 92 F SI 92 X FF 92 2-2 34 1B 20 1B 1B	C CU 78 B SI 92 B CU 80 B SL 87 B CU 77 4-1 11 HR BB	C SI 92 B CU 79 X CU 80 1-1 11 FC6-4 1B		X CU 77 0-0 ③ G4-3			3	2	2	0	1	0	2
11 Ryan Zimmerman, R (1, 5) OBP: 0.349, SLG: 0.468 8 Danny Espinosa, S (9, 4) OBP: 0.278, SLG: 0.337		C CU 79 S FF 92 D SI 93 B SI 93 C FF 93 2-3 ① K	C FF 92 X CU 80 0-1 1-H HR	B FF 94 B SI 93 F SL 87 X SI 93 2-1 ③ FC6-4 1-2f				C CU 75 X FF 90 0-1 20 WP 1B	4 0	1 0	2 0	2 0	0 0	1 0	2 0
34 Bryce Harper, L (1, 7) OBP: 0.338, SLG: 0.406		1 SAFE X SI 92 0-0 20 1B 59 L1-5 1-3 1B	F CU 80 B SI 92 B SI 92 S CU 80 S CU 80 2-3 ① K			B CU 80 B SL 88 B SI 92 B SI 92 4-0 20 G5-3 BB		C CU 78 1 SAFE B FF 94 D SL 82 S SL 80 D SL 83 S SL 82 3-3 ① K	3	0	1	0	1	2	1
20 Ian Desmond, R (1, 6) OBP: 0.293, SLG: 0.429		1 SAFE X SI 93 0-0 1-3 3-H 1B	B CU 79 X CU 79 1-0 ② F9			1 SAFE 1 SAFE C CU 78 D FF 93 1 SAFE B CU 79 X CU 80 2-1 ①② G5-3 1-2		1 SAFE C CU 77 F FF 92 S SL 82 0-3 ② K 1-2	4	0	1	1	0	1	2
59 Jose Lobaton, S (1, 2) OBP: 0.270, SLG: 0.295		B CU 80 D CU 80 C SI 93 X SI 93 2-1 ②③ L1-5 3-3	B SI 92 X SI 91 1-0 35 1B 2 WP 2B			B CU 80 C CU 80 F SL 86 B SI 92 S SL 86 2-3 ③ K		S SL 80 S SL 81 D SL 80 B FF 94 S SL 82 2-3 ③ K	4	1	1	0	0	2	3
47 Gio González, R (1, 1) OBP: 0.125, SLG: 0.250 35 Craig Stammen, R (4, 1) OBP: 0.333, SLG: 0.500 22 Drew Storen, S (7, 1) 7 Scott Hairston, R (7, PH) OBP: 0.277, SLG: 0.372 36 Tyler Clippard, R (8, 1) 29 Rafael Soriano, R (9, 1) 15 Nate McLouth, L (9, PH) OBP: 0.296, SLG: 0.254			C FF 90 B SL 87 S SL 87 S CU 80 1-3 ① K	C SL 88 B FF 93 S SL 87 X CU 80 1-2 2 WP 2-3 1B			F SL 85 F CU 75 S CU 76 0-3 ① K		C CU 73 S SL 84 B SL 84 S FS 86 1-3 ① K	1 1 0 1 0 0 1	0 0 0 0 0 0 0	0 1 0 0 0 0 0	0 0 0 0 0 0 0	0 0 0 1 0 0 0	1 0 0 0 0 0 1	0 0 0 0 0 0 0
Inning Stats	R: 0 E: 0 K: 1 S: 11 H: 0 LOB: 0 BB: 0 P: 20	R: 1 E: 0 K: 1 S: 11 H: 3 LOB: 1 BB: 0 P: 17	R: 0 E: 0 K: 2 S: 11 H: 1 LOB: 1 BB: 0 P: 17	R: 3 E: 0 K: 1 S: 14 H: 3 LOB: 1 BB: 1 P: 26	R: 0 E: 0 K: 0 S: 9 H: 1 LOB: 1 BB: 0 P: 15	R: 0 E: 0 K: 1 S: 5 H: 0 LOB: 0 BB: 1 P: 13	R: 0 E: 0 K: 2 S: 9 H: 1 LOB: 2 BB: 1 P: 14	R: 0 E: 0 K: 3 S: 11 H: 1 LOB: 1 BB: 0 P: 16	R: 1 E: 0 K: 1 S: 9 H: 2 LOB: 1 BB: 0 P: 17	1B: 9 2B: 3 3B: 0 HR: 1 SF: 0 SAC: 0 DP: 1 HBP: 0						

	AB	R	H	RBI	BB	SO	LOB
	36	5	12	4	3	12	15

PITCHER	IP	WLS	BF	H	R	ER	SO	BB	IBB	HBP	BLK	WP	HR	S	P	ERA	WHIP
49 Yovani Gallardo, R (1, 1) ERA: 3.79	6.0		26	8	4	4	6	2	0	0	0	1	1	61	108	6.00	1.667
59 Zach Duke, L (7, 1) ERA: 1.13	1.0		5	1	0	0	2	1	0	0	0	0	0	9	14	0.00	2.000
13 Will Smith, L (8, 1) ERA: 3.02	1.0		4	1	0	0	3	0	0	0	0	1	0	11	16	0.00	1.000
47 Rob Wooten, R (9, 1) ERA: 4.36	0.2	L	4	2	1	1	1	0	0	0	0	0	0	9	17	13.50	3.000

PITCHER	IP	WLS	BF	H	R	ER	SO	BB	IBB	HBP	BLK	WP	HR	S	P	ERA	WHIP

WP: 2 PB: 0 SB: 0 CS: 0 PA: 39

Batter	1	2	3	4	5	6	7	8	9	AB	R	H	RBI	BB	SO	LOB
6 Billy Hamilton, S (1, 8) OBP: 0.314, SLG: 0.424	B FF 94 X FF 94 1-0 ① G3-1		S SI 96 X SI 96 0-1 ① G3 1-2			X FF 95 0-0 HR		B FF 93 X FF 92 1-0 1B		4	1	2	1	0	0	1
25 Skip Schumaker, L (1, 9) OBP: 0.303, SLG: 0.340	C FF 94 B FF 96 S CH 83 X FF 97 1-2 21 G4-6-3 1B		B FF 97 B SI 98 B FF 96 C SI 96 X SI 98 3-1 ② FC6-2 21 FC6-4 2-H			B SI 97 C CH 84 X SI 97 1-1 21 G6-3 2B		1 SAFE C CU 78 1 SAFE S SL 82 C SL 83 0-3 ① K		4	0	2	0	0	1	2
21 Todd Frazier, R (1, 5) OBP: 0.346, SLG: 0.495	1 SAFE C FF 97 B FF 96 X SL 86 1-1 ②③ G4-6-3 1-2f		B FF 97 1 SAFE 1 SAFE C FF 95 D SL 87 X SL 86 2-1 ③ FC6-4 1-2f			C SL 83 X SI 96 0-1 ① G6-3 2-3		1 SAFE F SL 80 1 SAFE B FF 93 1 SAFE 1 SAFE B FF 93 S SL 81 S SL 82 2-3 ② K		4	0	0	0	0	1	4
39 Devin Mesoraco, R (1, 2) OBP: 0.365, SLG: 0.583		B FF 95 B SL 85 C SI 97 H FF 96 3-1 28 BB HBP		B SL 80 B SI 95 F FF 93 S FF 95 F FF 97 B FF 97 S FF 95 3-3 ① K		S SI 97 F SI 97 D SL 87 S SL 89 1-3 ② K		B SL 82 B FF 95 D SL 82 C FF 93 S FF 95 S FF 96 3-3 ③ K		3	0	0	0	0	3	2
23 Donald Lutz, L (1, 3) OBP: 0.240, SLG: 0.261		C SL 83 B FF 97 F FF 98 S SL 90 1-3 ① K		B SL 84 X FF 96 1-0 ② L4		C SL 82 S CH 87 D SL 88 B SI 96 F SI 98 D SL 89 S SL 90 3-3 ③ K			C SI 91 S CH 83 F FF 91 B CH 85 X CH 82 1-2 ① L9	4	0	0	0	0	2	2
28 Chris Heisey, R (1, 7) OBP: 0.289, SLG: 0.378		S SL 85 D FF 97 1 SAFE S FF 96 B FF 98 B SL 88 B FF 97 4-2 2 FC6-4 BB 1-2		S SL 83 C SL 84 B SL 87 C FF 96 1-3 ③ K			C FF 94 X SL 84 0-1 ① P3		C SI 91 C SI 91 X FF 92 0-2 ② G5-3	3	0	0	0	1	1	0
7 Ramon Santiago, S (1, 4) OBP: 0.347, SLG: 0.322		C FF 96 X FF 95 0-1 ② F8			F FF 94 C FF 98 B SL 85 F FF 97 B FF 96 F SI 96 F FF 96 X FF 98 2-2 ① G6-3		B SL 83 C FF 95 B FF 96 X SI 96 2-1 ② G3-1		B SI 91 X SI 90 1-0 ③ L8	4	0	0	0	0	0	2
2 Zack Cozart, R (1, 6) OBP: 0.278, SLG: 0.297		X FF 96 0-0 ③ FC6-4 1-2f			B SL 83 B FF 96 C FF 93 B FF 96 X FF 94 3-1 ② F9		C FF 94 B SL 84 S SI 96 X SL 85 1-2 ③ G6-3			3	0	0	0	0	0	2
55 Mat Latos, R (1, 1) 17 Kristopher Negrón, R (8, PH) OBP: 0.333, SLG: 1.000 53 Carlos Contreras, R (8, 1)			C FF 90 S SL 83 B SL 86 B FF 98 B SI 95 B FF 95 4-2 25 WP 6 G3 25 FC6-2 BB		F FF 92 C SL 85 B SL 87 B FF 97 F FF 95 X SI 94 2-2 ③ G1-3			X FF 93 0-0 HR		1 1 0	0 1 0	0 1 0	0 1 0	1 0 0	0 0 0	0 0 0
Inning Stats	R: 0 E: 0 K: 0 S: 6 H: 1 LOB: 0 BB: 0 P: 9	R: 0 E: 0 K: 1 S: 9 H: 0 LOB: 2 BB: 1 P: 17	R: 0 E: 0 K: 0 S: 8 H: 0 LOB: 1 BB: 1 P: 17	R: 0 E: 0 K: 2 S: 8 H: 0 LOB: 0 BB: 0 P: 13	R: 0 E: 0 K: 0 S: 12 H: 0 LOB: 0 BB: 0 P: 19	R: 1 E: 0 K: 2 S: 12 H: 2 LOB: 1 BB: 0 P: 17	R: 0 E: 0 K: 0 S: 7 H: 0 LOB: 0 BB: 0 P: 10	R: 1 E: 0 K: 3 S: 11 H: 2 LOB: 1 BB: 0 P: 17	R: 0 E: 0 K: 0 S: 8 H: 0 LOB: 0 BB: 0 P: 10	1B: 2 2B: 1 3B: 0 HR: 2 SF: 0 SAC: 0 DP: 1 HBP: 1						

PITCHER		IP	WLS	BF	H	R	ER	SO	BB	IBB	HBP	BLK	WP	HR	S	P	ERA	WHIP
38 Wily Peralta, R ERA: 3.58	(1, 1)	7.0	W	26	3	1	1	5	2	0	1	0	1	1	62	102	1.29	0.714
13 Will Smith, L ERA: 3.15	(8, 1)	1.0		5	2	1	1	3	0	0	0	0	0	1	11	17	9.00	2.000
57 Francisco Rodríguez, R ERA: 2.66	(9, 1)	1.0	S	3	0	0	0	0	0	0	0	0	0	0	8	10	0.00	0.000

PITCHER	IP	WLS	BF	H	R	ER	SO	BB	IBB	HBP	BLK	WP	HR	S	P	ERA	WHIP

TOP

Cincinnati Reds @ Milwaukee Brewers

Miller Park, Milwaukee, WI

Mon Jul 21 2014, 7:11 PM - 10:06 PM CDT

Att. 31,350 - Partly Cloudy - 83 F

livebaseballscorecards.com

AB	31
R	2
H	5
RBI	2
BB	2
SO	8
LOB	15

WP: 1	PA: 34	1B: 2	SF: 0	R: 0	H: 0	
PB: 0		2B: 1	SAC: 0	E: 0	LOB: 1	
SB: 0		3B: 0	DP: 1	K: 0	BB: 0	
CS: 0		HR: 2	HBP: 1	S: 8	P: 10	

Batter	1	2	3	4	5	6	7	8	9	AB	R	H	RBI	BB	SO	LOB
27 Carlos Gómez, R (1, 8) OBP: 0.369, SLG: 0.504	B FC 90 F FC 90 X FF 91 1-1 B1-3 ①		X FF 91 0-0 2 F8 8 2B 1-2 1B	X FF 89 0-0 2 S 2 E 2-H 2B			B SL 85 B SL 85 X FF 89 2-0 P5 ①			4	2	2	1	0	0	0
2 Scooter Gennett, L (1, 4) OBP: 0.345, SLG: 0.485	B FF 90 C FF 89 B CU 76 X FF 91 2-1 F8 ②		B SI 90 X SI 91 1-0 F8 ① 1-2 2-3	F FC 89 F CU 75 B SI 89 D CU 77 F FS 81 X CU 75 2-2 E3 8 S 2-H			F FF 87 B SL 88 X FC 89 1-1 1B			4	0	1	0	0	0	2
8 Ryan Braun, R (1, 9) OBP: 0.354, SLG: 0.524	C FC 93 X FF 91 0-1 1B		F SI 93 F SI 91 X FS 82 0-2 2-H 3-H 2B	1 SAFE B FC 91 F SI 92 F SI 92 1 SAFE B SL 87 S SL 88 2-3 K ③ 1-2			1 SAFE B SI 88 F SI 89 F SL 85 X FC 92 1-2 L9 ②			4	0	2	2	0	1	2
16 Aramis Ramirez, R (1, 5) OBP: 0.334, SLG: 0.446	1 SAFE C FC 93 X SI 90 0-1 P3 ③		B FC 91 H SI 90 2-0 HBP		X SL 86 0-0 F8 ①		1 SAFE F FC 90 F FF 90 D FS 81 1 SAFE F FS 77 D SL 86 1 SAFE D SL 88 3-2 F SL 85 X CU 78 G5-3 ③			3	0	0	0	0	0	2
20 Jonathan Lucroy, R (1, 2) OBP: 0.379, SLG: 0.483		B SL 88 B FC 89 C FC 89 F FC 92 B FC 92 F FC 91 F SI 90 X FC 93 3-2 P3 ①	X FC 89 0-0 F7 ②		C FC 89 C CU 77 F FS 81 X FF 90 0-2 P4 ②			B FF 92 B FF 92 S FF 92 C FF 91 B CU 81 X FF 93 3-2 F8 ①		4	0	0	0	0	0	2
1 Logan Schafer, L (1, 7) OBP: 0.279, SLG: 0.303		C FF 90 F FC 92 S FS 79 0-3 K ②	B FF 89 X FF 90 1-0 F8 ③		B SI 89 F FF 90 X SL 86 1-1 G6-3 ③			B SI 92 F FF 93 X FC 94 1-1 G6-3 ②		4	0	0	0	0	1	2
7 Mark Reynolds, R (1, 3) OBP: 0.294, SLG: 0.375	X SL 89 0-0 F8 ③			X FC 90 0-0 G6-3 ①		B SL 87 S FS 84 F FS 83 X FS 78 1-2 L5 ①		C FC 94 B CU 81 S CU 81 B FC 94 B CU 81 X FF 94 3-2 L7 ③		4	0	0	0	0	0	0
9 Jean Segura, R (1, 6) OBP: 0.269, SLG: 0.328			C SL 88 B FF 87 B FC 88 X FC 89 2-1 E4 3B	C FC 89 B SI 88 X FF 90 1-1 38 SH2 27 2B 1B		C SL 84 B FF 89 C SI 87 B FS 80 F SL 84 X CU 78 2-2 G6-3 ②				3	2	2	0	0	0	0
38 Wily Peralta, R (1, 1) OBP: 0.111, SLG: 0.143 13 Will Smith, R (8, 1) 57 Francisco Rodríguez, R (9, 1)			B FC 91 B FC 90 C FC 90 B FC 90 C FC 90 F FC 91 F FF 91 F FC 93 F FC 92 3-2 X FF 93 2 F8 27 1B 8 2B 1B	X FF 90 0-0 SH2 ② 1-2		F FC 89 S CU 77 C FS 77 0-3 K ③				2 0 0	1 0 0	1 0 0	0 0 0	0 0 0	1 0 0	0 0 0
Inning Stats	R: 0 E: 0 K: 0 S: 8 H: 1 LOB: 1 BB: 0 P: 11	R: 0 E: 0 K: 1 S: 9 H: 0 LOB: 0 BB: 0 P: 12	R: 3 E: 1 K: 0 S: 16 H: 4 LOB: 2 BB: 0 P: 25	R: 2 E: 1 K: 1 S: 12 H: 2 LOB: 1 BB: 0 P: 17	R: 0 E: 0 K: 0 S: 7 H: 0 LOB: 0 BB: 0 P: 8	R: 0 E: 0 K: 1 S: 10 H: 0 LOB: 0 BB: 0 P: 13	R: 0 E: 0 K: 0 S: 11 H: 1 LOB: 1 BB: 0 P: 18	R: 0 E: 0 K: 0 S: 8 H: 0 LOB: 0 BB: 0 P: 15		1B: 5 2B: 2 3B: 1 HR: 0 SF: 0 SAC: 1 DP: 0 HBP: 1				WP: 0 PB: 0 SB: 2 CS: 0 PA: 34	

PITCHER		IP	WLS	BF	H	R	ER	SO	BB	IBB	HBP	BLK	WP	HR	S	P	ERA	WHIP
55 Mat Latos, R ERA: 3.15	(1, 1)	7.0	L	31	8	5	4	3	0	0	1	0	0	0	73	104	5.14	1.143
53 Carlos Contreras, R ERA: 2.16	(8, 1)	1.0		3	0	0	0	0	0	0	0	0	0	0	8	15	0.00	0.000

PITCHER	IP	WLS	BF	H	R	ER	SO	BB	IBB	HBP	BLK	WP	HR	S	P	ERA	WHIP

BOTTOM

Cincinnati Reds @ Milwaukee Brewers

Miller Park, Milwaukee, WI

Mon Jul 21 2014, 7:11 PM - 10:06 PM CDT

Att. 31,350 - Partly Cloudy - 83 F

livebaseballscorecards.com

AB	32
R	5
H	8
RBI	3
BB	0
SO	3
LOB	10

Cincinnati Reds @ Milwaukee Brewers

Miller Park, Milwaukee, WI

Tue Jul 22 2014, 7:12 PM - 10:12 PM CDT

Att. 33,485 - Cloudy - 87 F

TOP

livebaseballscorecards.com

Batter	1	2	3	4	5	6	7	8	9	AB	R	H	RBI	BB	SO	LOB
6 Billy Hamilton, S (1, 8) OBP: 0.313, SLG: 0.422	C FF 93 F FF 94 B FF 95 S SL 89 1-3 **K** ①			C FF 93 B SL 86 C FF 93 X FF 95 1-2 25 G6-3 25 S 32 2B 1B	X FF 93 0-0 F8 ③		B SI 92 F FF 90 F SI 92 B SI 93 X FF 93 2-2 L4-6 ②③ 2-2			4	1	1	0	0	1	3
25 Skip Schumaker, L (1, 4) OBP: 0.296, SLG: 0.331	C FF 94 B CH 86 F FF 95 B SL 87 F SI 95 F FF 96 B SL 87 X SI 94 3-2 G6-3 ②			1 SAFE B SI 93 B SI 93 C FF 92 F SL 85 F SL 83 X FF 93 2-2 G6-3 ① 1-3		S SL 84 F FF 93 S SL 85 0-3 **K** ①		B SI 89 B FF 88 C FF 88 S SL 83 B CU 76 F SI 89 S SI 90 3-3 **K** ①		4	0	0	0	0	2	1
21 Todd Frazier, R (1, 3) OBP: 0.345, SLG: 0.491	X SI 95 0-0 G6-3 ③			H SL 83 1-0 32 2B HBP		C SL 84 S SL 86 X SL 85 1-2 G1-3 ②		C SL 84 C CU 75 S SI 88 0-3 **K** ②		3	0	0	0	0	1	0
32 Jay Bruce, L (1, 9) OBP: 0.301, SLG: 0.395		C SI 94 S SL 88 C SL 87 0-3 **K** ①		S SL 84 B SI 93 B SI 92 X SI 92 2-1 2B 1-3 3-H		B SL 85 X SI 94 1-0 G4-3 ③		C SL 85 F SI 91 S CU 77 0-3 **K** ③		4	0	1	1	0	2	0
48 Ryan Ludwick, R (1, 7) OBP: 0.326, SLG: 0.401		B SI 94 F SI 93 B SL 86 X SL 85 2-1 F7 ②		C SI 91 C FF 93 T SI 94 0-2 **K** ②			S SL 84 B SI 93 X SI 93 1-1 2 HBP 29 1B 7 HBP 1B		F SI 91 X CU 77 0-1 G6-3 ①	4	1	1	0	0	1	2
29 Brayan Peña, S (1, 2) OBP: 0.288, SLG: 0.396		X FF 93 0-0 L9 ③		F SL 85 X SI 94 0-1 G1-4-3 ③			X SI 92 0-0 7 HBP 2 HBP 28 SF7 1B 1-2		B SI 91 B CH 84 F CH 83 F CH 82 B FF 92 X SI 92 3-2 17 FC6 1B	4	1	2	0	0	0	2
2 Zack Cozart, R (1, 6) OBP: 0.279, SLG: 0.296 17 Kristopher Negrón, R (7, 5) OBP: 0.300, SLG: 0.889		C SI 94 B SI 93 B FF 93 X SI 93 2-1 L8 ①			B SI 93 B SI 92 B SI 92 C SI 93 F SI 92 X SI 93 3-2 G6-3 ①		B SL 85 B SL 84 B SI 92 C SI 93 H SL 91 4-1 6 L4-6 7 HBP HBP 1-2 2-3		B SI 91 X SI 90 1-0 FC6 ② 1-2f	2 1	0 0	0 0	0 0	0 0	0 0	0 1
7 Ramon Santiago, S (1, 5) OBP: 0.352, SLG: 0.315 (7, 6)		C FF 93 F FF 94 X SL 87 0-2 L5 ②			B SI 93 B SI 94 C SI 92 B SI 93 B SI 93 4-1 34 SH3-4 BB		C SI 92 B SI 92 S FF 93 H SL 87 2-2 HBP 1-2 2-3 3-H		1 SAFE 1 SAFE C SI 91 1 SAFE S CH 83 1 SAFE S CH 84 0-3 **K** ③	2	0	0	1	1	1	1
34 Homer Bailey, R (1, 1) OBP: 0.162, SLG: 0.139 28 Chris Heisey, R (7, PH) OBP: 0.287, SLG: 0.378 70 Jumbo Díaz, R (7, 1) 51 Jonathan Broxton, R (8, 1) 63 Sam LeCure, R (9, 1)		B FF 93 S FF 93 F SI 93 C SL 85 1-3 **K** ③		M SL 86 1 SAFE X SL 86 0-1 SH3-4 ② 1-2		C SI 92 S SI 92 X SI 93 0-2 SF7 ① 3-H			1 0 0 0 0	0 0 0 0 0	0 0 0 0 0	0 1 0 0 0	0 0 0 0 0	1 0 0 0 0	0 0 0 0 0

	AB	R	H	RBI	BB	SO	LOB
	29	3	5	3	1	9	10

Inning Stats																																
	R: 0 E: 0 K: 1 S: 9		H: 0 LOB: 0 BB: 0 P: 13		R: 0 E: 0 K: 1 S: 6		H: 0 LOB: 0 BB: 0 P: 8		R: 0 E: 0 K: 1 S: 8		H: 0 LOB: 0 BB: 0 P: 11		R: 1 E: 0 K: 1 S: 14		H: 2 LOB: 2 BB: 0 P: 20		R: 0 E: 0 K: 0 S: 7		H: 0 LOB: 1 BB: 1 P: 14		R: 0 E: 0 K: 1 S: 7		H: 0 LOB: 0 BB: 0 P: 9		R: 2 E: 0 K: 0 S: 12		H: 2 LOB: 1 BB: 0 P: 21		R: 0 E: 0 K: 3 S: 10		H: 0 LOB: 0 BB: 0 P: 13		R: 0 E: 0 K: 1 S: 9		H: 1 LOB: 1 BB: 0 P: 13		1B: 4 2B: 2 3B: 0 HR: 0		SF: 1 SAC: 1 DP: 1 HBP: 3		WP: 0 PB: 0 SB: 1 CS: 0		PA: 35

PITCHER		IP	WLS	BF	H	R	ER	SO	BB	IBB	HBP	BLK	WP	HR	S	P	ERA	WHIP
52 Jimmy Nelson, R ERA: 5.06	(1, 1)	6.0		26	4	3	3	5	1	0	3	0	0	0	57	88	4.50	0.833
53 Brandon Kintzler, R ERA: 3.6	(7, 1)	1.0	B	2	0	0	0	0	0	0	0	0	0	0	6	8	0.00	0.000
59 Zach Duke, L ERA: 1.11	(8, 1)	1.0		3	0	0	0	3	0	0	0	0	0	0	10	13	0.00	0.000
57 Francisco Rodríguez, R ERA: 2.61	(9, 1)	1.0	W	4	1	0	0	1	0	0	0	0	0	0	9	13	0.00	1.000

PITCHER		IP	WLS	BF	H	R	ER	SO	BB	IBB	HBP	BLK	WP	HR	S	P	ERA	WHIP

Cincinnati Reds @ Milwaukee Brewers

Miller Park, Milwaukee, WI

Tue Jul 22 2014, 7:12 PM - 10:12 PM CDT

Att. 33,485 - Cloudy - 87 F

livebaseballscorecards.com

BOTTOM

Batter	1	2	3	4	5	6	7	8	9	AB	R	H	RBI	BB	SO	LOB
27 Carlos Gómez, R (1, 8) OBP: 0.368, SLG: 0.500	G5-3		P3		BB			K		3	0	0	0	1	1	0
2 Scooter Gennett, L (1, 4) OBP: 0.343, SLG: 0.481 Rickie Weeks Jr., R (5, 4) OBP: 0.325, SLG: 0.390	G3		G4-3		G6-3			16 S 1B		2 0 0 0 0 0 0 2 0 1 0 0 0 3						
8 Ryan Braun, R (1, 9) OBP: 0.356, SLG: 0.534	HR			G5-3		16 G4-6-3 1B		K		4	1	2	1	0	1	1
16 Aramis Ramirez, R (1, 5) OBP: 0.333, SLG: 0.455	HR			G6-3		G4-6-3 1-2f		F8 1-2		4	1	1	1	0	0	2
20 Jonathan Lucroy, R (1, 2) OBP: 0.381, SLG: 0.500	G6-3			K		HR			HR	4	2	2	2	0	1	0
18 Khris Davis, R (1, 7) OBP: 0.300, SLG: 0.472		K			K	G5-3				3	0	0	0	0	2	0
24 Lyle Overbay, L (1, 3) OBP: 0.316, SLG: 0.344		G4-3			52 SH2-4 9 HBP BB		K			2	0	0	0	1	1	0
9 Jean Segura, R (1, 6) OBP: 0.270, SLG: 0.326		G6-3			52 SH2-4 HBP 1-2		K			2	0	0	0	0	1	0
52 Jimmy Nelson, R (1, 1)			G6-3		SH2-4 1-2 2-3		L5			1	0	0	0	0	0	0
53 Brandon Kintzler, R (7, 1)										0	0	0	0	0	0	0
1 Logan Schafer, L (7, PH) OBP: 0.277, SLG: 0.300										1	0	0	0	0	0	0
59 Zach Duke, L (8, 1)										0	0	0	0	0	0	0
57 Francisco Rodríguez, R (9, 1)										0	0	0	0	0	0	0

	AB	28
	R	4
	H	6
	RBI	4
	BB	2
	SO	7
	LOB	6

Inning Stats	1	2	3	4	5	6	7	8	9
	R: 2 E: 0 K: 0 S: 12	H: 2 LOB: 0 BB: 0 P: 17	R: 0 E: 0 K: 1 S: 7	H: 0 LOB: 0 BB: 0 P: 10	R: 0 E: 0 K: 0 S: 9	H: 0 LOB: 0 BB: 0 P: 14	R: 0 E: 0 K: 1 S: 5	H: 0 LOB: 0 BB: 0 P: 8	R: 0 E: 0 K: 1 S: 16	H: 0 LOB: 3 BB: 2 P: 29
	R: 1 E: 0 K: 0 S: 10	H: 2 LOB: 0 BB: 0 P: 15	R: 0 E: 0 K: 2 S: 12	H: 0 LOB: 0 BB: 0 P: 14	R: 0 E: 0 K: 2 S: 10	H: 1 LOB: 1 BB: 0 P: 19	R: 1 E: 0 K: 0 S: 2	H: 1 LOB: 0 BB: 0 P: 3		

	1B: 2	SF: 0	WP: 0	PA: 32
	2B: 0	SAC: 1	PB: 0	
	3B: 0	DP: 1	SB: 1	
	HR: 4	HBP: 1	CS: 0	

PITCHER		IP	WLS	BF	H	R	ER	SO	BB	IBB	HBP	BLK	WP	HR	S	P	ERA	WHIP
34 Homer Bailey, R ERA: 4.22	(1, 1)	6.0		24	4	3	3	3	2	0	1	0	0	3	59	93	4.50	1.000
70 Jumbo Díaz, R ERA: 3.48	(7, 1)	1.0		3	0	0	0	2	0	0	0	0	0	0	12	14	0.00	0.000
51 Jonathan Broxton, R ERA: 1.03	(8, 1)	1.0		4	1	0	0	2	0	0	0	0	0	0	10	19	0.00	1.000
63 Sam LeCure, R ERA: 3.5	(9, 1)	0.0	L	1	1	1	1	0	0	0	0	0	0	1	2	3	∞	∞

PITCHER	IP	WLS	BF	H	R	ER	SO	BB	IBB	HBP	BLK	WP	HR	S	P	ERA	WHIP

Cincinnati Reds @ Milwaukee Brewers

Miller Park, Milwaukee, WI

Wed Jul 23 2014, 1:11 PM - 3:44 PM CDT

Att. 38,192 - Sunny - 75 F

livebaseballscorecards.com

TOP

Batter	1	2	3	4	5	6	7	8	9	AB	R	H	RBI	BB	SO	LOB
6 Billy Hamilton, S (1, 8) OBP: 0.312, SLG: 0.421	C SI 90 B SI 90 S SI 90 F SI 90 X SL 84 1-2 ① F8		B SI 90 X SI 90 1-0 21 S 1B		X CU 75 0-0 ② SF9 2-3 3-H		X SI 88 0-0 ③ G1-3			3	0	1	1	0	0	1
21 Todd Frazier, R (1, 5) OBP: 0.344, SLG: 0.488	C SL 85 B SI 90 S SL 85 F SL 85 B SI 90 F SL 84 B SI 91 F SI 90 F SI 91 3-2 ② K		D SL 85 B CH 78 X SL 85 2-0 ③ G6-3 1-2		B SI 89 C SI 90 F SI 90 B B CH 78 X SL 85 3-2 ③ P4			C CU 75 S SL 80 B FF 93 X SL 81 1-2 29 G4-6-3 1B		4	0	1	0	0	1	2
29 Brayan Peña, S (1, 3) OBP: 0.283, SLG: 0.389	B SI 90 F SI 90 B SL 86 B SI 89 X SI 89 3-1 ③ L6			L CU 73 F SI 88 F SL 84 B SI 90 X SI 90 1-2 ① G3		B SL 82 F CU 75 B CH 80 F CH 79 F SL 85 F SI 90 X SL 85 2-2 ① L8		X FF 93 0-0 ①② G4-6-3 1-2f		4	0	0	0	0	0	1
48 Ryan Ludwick, R (1, 7) OBP: 0.321, SLG: 0.394		F SI 89 X SL 84 0-1 E5		X SL 84 0-0 ② G6-3		C SL 84 X SL 85 0-1 ② F8		C CU 78 B SL 81 B SL 82 F FF 94 B SL 82 X FF 95 3-2 ③ F8		4	0	0	0	0	0	0
32 Jay Bruce, L (1, 9) OBP: 0.304, SLG: 0.394		B SL 84 C CH 79 F SI 88 S CH 80 1-3 ① K		S SI 89 B CH 79 S CH 79 X CH 78 1-2 39 FC5-4 1B		B CU 74 T SI 90 B SI 90 S SL 85 F SL 86 B CH 80 F SI 90 B SL 85 4-2 BB			C SI 97 B KC 80 B SI 97 X SI 97 2-1 ① G6-3	3	0	1	0	1	1	1
39 Devin Mesoraco, R (1, 2) OBP: 0.359, SLG: 0.572		F SL 84 X SL 84 0-1 ② F8		B CH 78 X SL 86 1-0 ③ FC5-4 1-2f		C SI 89 F CH 79 B SI 88 S SL 84 1-3 ③ K			C SI 98 B SI 98 F SI 98 X KC 82 1-2 ② G6-3	4	0	0	0	0	1	3
25 Skip Schumaker, L (1, 4) OBP: 0.295, SLG: 0.329		C SI 89 X SL 84 0-1 ③ F9			B CU 74 X SI 88 1-0 44 SH1-3 7 BB 6 SF9 1B		C CU 72 B CH 77 F CH 78 F SI 88 X CH 78 1-2 ① L8		S SI 98 C SI 99 F SI 99 B SI 99 F KC 81 F SI 99 X FF 100 1-2 ③ G3	4	1	1	0	0	0	1
7 Ramon Santiago, S (1, 6) OBP: 0.352, SLG: 0.309			B SI 89 C CU 75 F FF 89 X CH 78 1-2 ① F7		T SI 88 1 SAFE F SL 84 B CH 78 D CH 78 B SL 85 B SI 90 4-2 6 SF9 44 SH1-3 1-2 BB		C CU 72 B SI 88 B SL 83 X SI 89 2-1 ② L8			2	0	0	0	1	0	0
44 Mike Leake, R (1, 1) OBP: 0.116, SLG: 0.209 23 Donald Lutz, L (7, PH) OBP: 0.269, SLG: 0.333 60 J.J. Hoover, R (7, 1) 70 Jumbo Díaz, R (8, 1)			S SL 84 S SL 84 X SL 84 0-2 ② G4-3		X SL 83 0-0 ① SH1-3 1-2 2-3		C CU 72 X CU 72 0-1 2B			1 1 0 0	0 0 0 0	0 1 0 0	0 0 0 0	0 0 0 0	0 0 0 0	0 0 0 0

	AB	30
	R	1
	H	5
	RBI	1
	BB	2
	SO	3
	LOB	9

Inning Stats	1	2	3	4	5	6	7	8	9
	R: 0 E: 0 K: 1 S: 14	H: 0 LOB: 0 BB: 0 P: 21	R: 0 E: 1 K: 1 S: 9	H: 0 LOB: 1 BB: 0 P: 10	R: 0 E: 0 K: 0 S: 8	H: 1 LOB: 1 BB: 0 P: 12	R: 0 E: 0 K: 0 S: 9	H: 1 LOB: 1 BB: 0 P: 12	R: 1 E: 0 K: 0 S: 8	H: 1 LOB: 1 BB: 1 P: 16	R: 0 E: 0 K: 1 S: 14	H: 0 LOB: 1 BB: 1 P: 21	R: 0 E: 0 K: 0 S: 9	H: 1 LOB: 1 BB: 0 P: 12	R: 0 E: 0 K: 0 S: 7	H: 1 LOB: 0 BB: 0 P: 11	R: 0 E: 0 K: 0 S: 11	H: 0 LOB: 0 BB: 0 P: 15

	1B: 4	SF: 1	WP: 0	PA: 34
	2B: 1	SAC: 1	PB: 0	
	3B: 0	DP: 1	SB: 1	
	HR: 0	HBP: 0	CS: 0	

PITCHER		IP	WLS	BF	H	R	ER	SO	BB	IBB	HBP	BLK	WP	HR	S	P	ERA	WHIP
26 Kyle Lohse, R ERA: 3.07	(1, 1)	6.2	W	27	4	1	1	3	2	0	0	0	0	0	70	103	1.35	0.900
59 Zach Duke, L ERA: 1.1	(7, 1)	0.1	H	1	0	0	0	0	0	0	0	0	0	0	1	1	0.00	0.000
13 Will Smith, L ERA: 3.09	(8, 1)	1.0	H	3	1	0	0	0	0	0	0	0	0	0	7	11	0.00	1.000
21 Jeremy Jeffress, R ERA: 8.31	(9, 1)	1.0		3	0	0	0	0	0	0	0	0	0	0	11	15	0.00	0.000

PITCHER		IP	WLS	BF	H	R	ER	SO	BB	IBB	HBP	BLK	WP	HR	S	P	ERA	WHIP

Batter	1	2	3	4	5	6	7	8	9	AB	R	H	RBI	BB	SO	LOB
27 Carlos Gómez, R (1, 8) OBP: 0.369, SLG: 0.505	B SI 89 X FC 88 1-0 E5 20 1B		X FC 89 0-0 8 G5-3 20 1B 1B		B FC 90 F SI 91 X SI 91 1-1 8 1B 1-H 3B	1 SAFE B SI 89 F SI 89 F FC 89 F SI 91 F FC 88 X KC 81 1-2 ③ L5				4	1	2	1	0	0	1
20 Jonathan Lucroy, R (1, 2) OBP: 0.382, SLG: 0.500	C SI 90 B SI 90 C SI 91 X SI 91 1-2 16 G6-4-3 1-2 1B		X SI 91 0-0 1-2 1B		C SI 92 X SI 92 0-1 ② G5-3		C FF 92 C SL 82 B FF 94 B FF 92 B FF 92 S FF 93 3-3 ① K			4	0	2	0	0	1	1
8 Ryan Braun, R (1, 9) OBP: 0.354, SLG: 0.530	D SL 82 C SI 90 F SI 91 F FC 91 B SL 82 C FC 90 2-3 ① K		C SI 91 X SI 92 0-1 ②③ G5-3 2-3f		B SI 93 F SI 93 B SL 82 C SL 82 X FF 91 2-2 3-H 1B		B SL 86 S SL 84 F FF 94 F FF 94 X SL 83 1-2 ② F9			4	0	1	1	0	1	4
16 Aramis Ramirez, R (1, 5) OBP: 0.332, SLG: 0.452	X SI 91 0-0 ②③ G6-4-3 1-2f			B SI 91 B SI 90 X SI 90 2-0 1B	F FC 90 1 SAFE F SL 81 S SL 82 0-3 ③ K		B FF 93 C SL 85 X FF 92 1-1 ③ F9			4	0	1	0	0	1	3
Rickie Weeks Jr., R (1, 4) OBP: 0.324, SLG: 0.392		B SI 91 X KC 79 1-0 ① G6-3		C KC 80 B SI 92 B SI 92 C SI 92 F SI 93 X SI 92 2-2 ① L9		X SI 88 0-0 7 HR 2B		B SL 86 C SL 88 F FF 96 B SI 97 C SL 86 2-3 ① K		4	1	1	0	0	1	1
18 Khris Davis, R (1, 7) OBP: 0.297, SLG: 0.467 21 Jeremy Jeffress, R (9, 1)		B FF 90 X CH 84 1-0 ② G6-3		B SI 91 C SI 91 1 SAFE F SI 91 X FF 91 1-2 ② L9		F FF 90 F SI 91 B SL 82 X SL 82 1-2 ① G5-3		S SL 87 C SI 98 X FF 97 0-2 ② P4		4 0	0 0	0 0	0 0	0 0	0 0	2 0
7 Mark Reynolds, R (1, 3) OBP: 0.300, SLG: 0.402		C SI 91 F SI 92 X FF 90 0-2 9 FC6-4 1B		C SI 92 S SL 82 B SI 90 1 SAFE B SI 91 B SL 82 S SL 82 3-3 ③ K		F SL 80 B SI 91 X SI 90 1-1 2-H HR		X SL 86 0-0 HR		4	2	3	3	0	1	1
9 Jean Segura, R (1, 6) OBP: 0.269, SLG: 0.325		C SI 91 B SI 91 B SI 91 X SI 91 2-1 ③ FC6-4 1-2f			C SI 90 B FC 89 C SL 81 X SL 81 1-2 ① P4	X FC 87 0-0 1B		B SL 86 S SL 86 X SI 97 1-1 ③ G6-3		4	0	1	0	0	0	1
26 Kyle Lohse, R (1, 1) OBP: 0.188, SLG: 0.152 59 Zach Duke, L (7, 1) 13 Will Smith, R (8, 1) 1 Logan Schafer, L (9, 7) OBP: 0.277, SLG: 0.300			C SI 89 C KC 78 X SL 81 0-2 ① F7		F SI 90 X KC 79 0-1 27 3B 1B	L SI 87 L SI 87 L SL 81 0-3 ② K				3 0 0 0	1 0 0 0	1 0 0 0	0 0 0 0	0 0 0 0	1 0 0 0	1 0 0 0
Inning Stats	R: 0 E: 1 K: 1 S: 9 H: 1 LOB: 1 BB: 0 P: 13	R: 0 E: 0 K: 0 S: 7 H: 1 LOB: 1 BB: 0 P: 11	R: 0 E: 0 K: 0 S: 7 H: 2 LOB: 1 BB: 0 P: 7	R: 0 E: 0 K: 1 S: 11 H: 1 LOB: 1 BB: 0 P: 19	R: 2 E: 0 K: 1 S: 15 H: 3 LOB: 1 BB: 0 P: 19	R: 2 E: 0 K: 1 S: 15 H: 3 LOB: 1 BB: 0 P: 18	R: 0 E: 0 K: 1 S: 9 H: 0 LOB: 0 BB: 0 P: 14	R: 1 E: 0 K: 1 S: 9 H: 1 LOB: 0 BB: 0 P: 12		1B: 8 2B: 1 3B: 1 HR: 2 SF: 0 SAC: 0 DP: 2 HBP: 0				WP: 0 PB: 0 SB: 0 CS: 0 PA: 35		

PITCHER		IP	WLS	BF	H	R	ER	SO	BB	IBB	HBP	BLK	WP	HR	S	P	ERA	WHIP
44 Mike Leake, R ERA: 3.73	(1, 1)	6.0	L	28	11	4	4	4	0	0	0	0	0	1	64	87	6.00	1.833
60 J.J. Hoover, R ERA: 5.36	(7, 1)	1.0		3	0	0	0	1	0	0	0	0	0	0	9	14	0.00	0.000
70 Jumbo Díaz, R ERA: 3.97	(8, 1)	1.0		4	1	1	1	1	0	0	0	0	0	1	9	12	9.00	1.000

PITCHER	IP	WLS	BF	H	R	ER	SO	BB	IBB	HBP	BLK	WP	HR	S	P	ERA	WHIP

BOTTOM

Cincinnati Reds @ Milwaukee Brewers

Miller Park, Milwaukee, WI

Wed Jul 23 2014, 1:11 PM - 3:44 PM CDT

Att. 38,192 - Sunny - 75 F

livebaseballscorecards.com

AB	35
R	5
H	12
RBI	5
BB	0
SO	6
LOB	15

Batter	1	2	3	4	5	6	7	8	9	AB	R	H	RBI	BB	SO	LOB
3 Curtis Granderson, L (1, 9) OBP: 0.340, SLG: 0.406	B FF 91 C FF 92 B FF 93 X FF 92 2-1 P5		B CU 74 F FF 93 S SL 84 T FF 94 1-2 K			X FF 92 0-0 G4-3			B FF 86 F FF 88 F SL 79 F SL 80 B SL 76 X FF 89 2-2 P5	4	0	0	0	0	1	1
28 Daniel Murphy, L (1, 4) OBP: 0.334, SLG: 0.405	B FF 92 F FF 91 F FF 92 B SL 85 B FF 93 F FF 92 F FF 92 X FF 92 3-2 G6-3			B CU 74 X SI 92 1-0 G3		C CU 75 B CU 75 B FF 92 C FF 93 T FF 94 2-2 K			C FF 87 C FF 88 X SL 76 0-2 L4	4	0	0	0	0	1	0
5 David Wright, R (1, 5) OBP: 0.339, SLG: 0.404	F SI 91 X FF 92 0-1 G5-3			B CU 74 F FF 93 C FF 92 F SL 86 S FF 93 1-3 K			B FF 91 S SI 92 S SL 85 F FF 94 B SL 84 B SI 92 X SI 91 3-2 G4-3		C SI 88 B CH 82 B FF 89 B CH 82 B SI 90 4-1 BB	3	0	0	0	1	1	0
21 Lucas Duda, L (1, 3) OBP: 0.360, SLG: 0.490		B FF 92 B FF 91 X FF 93 2-0 G4-3		C FF 94 S CU 76 F FF 95 B SL 86 B FF 94 B SL 86 F FF 94 B SI 93 4-2 7 FC5-4 BB			B FF 92 B CU 73 B FF 93 C FF 93 X FF 93 3-1 HR		B SL 78 X FF 90 1-0 F7	3	1	1	1	1	0	1
7 Travis d'Arnaud, R (1, 2) OBP: 0.296, SLG: 0.358		X SI 90 0-0 G5-3		B FF 93 C FF 92 F SI 92 X SL 84 1-2 FC5-4 1-2f			F FF 93 F FF 93 X SI 92 0-2 G6-3			3	0	0	0	0	0	1
1 Chris Young, R (1, 7) OBP: 0.284, SLG: 0.345		B FF 92 B FF 94 B FF 93 C FF 93 T FF 93 F FF 94 F FF 92 X FF 94 3-2 F7			X FF 93 0-0 F9		X FF 92 0-0 F8			3	0	0	0	0	0	0
4 Wilmer Flores, R (1, 6) OBP: 0.256, SLG: 0.301			C FF 92 X FF 92 0-1 35 SH3-4 1B		C FF 91 B SL 85 B SL 85 X FF 92 2-1 F7			B FF 90 B FF 92 C SI 91 X FF 92 2-1 F9		3	0	1	0	0	0	0
12 Juan Lagares, R (1, 8) OBP: 0.310, SLG: 0.381			B FF 92 B FF 92 B FF 93 C FF 93 X FF 92 3-1 F8		C CU 74 X SL 83 0-1 G6-3			C FF 92 B FF 92 B FF 92 F FF 93 S FF 93 2-3 K		3	0	0	0	0	1	1
35 Dillon Gee, R (1, 1) 22 Eric Young Jr., S (6, PH) OBP: 0.317, SLG: 0.302 16 Daisuke Matsuzaka, R (6, 1) OBP: 0.250, SLG: 0.182 29 Eric Campbell, R (8, PH) OBP: 0.364, SLG: 0.418 61 Dana Eveland, L (8, 1)			L FF 92 B FF 92 X FF 91 1-1 SH3-4 1-2			B CU 72 B FF 92 C FF 92 S FF 92 X FF 93 2-2 G6-3		S SL 83 C SL 84 B FF 93 B SL 83 X FF 93 2-2 G6-3		0 1 0 1 0	0 0 0 0 0	0 0 0 0 0	0 0 0 0 0	0 0 0 0 0	0 0 0 0 0	0 0 0 0 0

Inning Stats	1	2	3	4	5	6	7	8	9
	R: 0 E: 0 K: 0 S: 9 H: 0 LOB: 0 BB: 0 P: 14	R: 0 E: 0 K: 0 S: 7 H: 0 LOB: 0 BB: 0 P: 12	R: 0 E: 0 K: 1 S: 9 H: 1 LOB: 1 BB: 0 P: 14	R: 0 E: 0 K: 1 S: 12 H: 0 LOB: 1 BB: 1 P: 19	R: 0 E: 0 K: 0 S: 5 H: 0 LOB: 0 BB: 0 P: 7	R: 0 E: 0 K: 1 S: 7 H: 0 LOB: 0 BB: 0 P: 11	R: 1 E: 0 K: 0 S: 10 H: 1 LOB: 0 BB: 0 P: 16	R: 0 E: 0 K: 1 S: 8 H: 0 LOB: 0 BB: 0 P: 14	R: 0 E: 0 K: 0 S: 9 H: 0 LOB: 1 BB: 1 P: 16

1B: 1 SF: 0 WP: 0 PA: 31
2B: 0 SAC: 1 PB: 0
3B: 0 DP: 0 SB: 0
HR: 1 HBP: 0 CS: 0

PITCHER	IP	WLS	BF	H	R	ER	SO	BB	IBB	HBP	BLK	WP	HR	S	P	ERA	WHIP
22 Matt Garza, R (1, 1) ERA: 3.87	8.0	W	27	2	1	1	4	1	0	0	0	0	1	67	107	1.12	0.375
32 Tom Gorzelanny, L (9, 1) ERA:	1.0		4	0	0	0	0	1	0	0	0	0	0	9	16	0.00	1.000

PITCHER	IP	WLS	BF	H	R	ER	SO	BB	IBB	HBP	BLK	WP	HR	S	P	ERA	WHIP

TOP

New York Mets @ Milwaukee Brewers

Miller Park, Milwaukee, WI

Thu Jul 24 2014, 7:13 PM - 9:51 PM CDT

Att. 29,755 - Clear - 73 F

livebaseballscorecards.com

AB	28
R	1
H	2
RBI	1
BB	2
SO	4
LOB	4

New York Mets @ Milwaukee Brewers

Miller Park, Milwaukee, WI

Thu Jul 24 2014, 7:13 PM - 9:51 PM CDT

Att. 29,755 - Clear - 73 F

livebaseballscorecards.com

BOTTOM

Batter	1	2	3	4	5	6	7	8	9	AB	R	H	RBI	BB	SO	LOB
27 Carlos Gómez, R (1, 8) OBP: 0.370, SLG: 0.505 1 Logan Schafer, L (9, 8) OBP: 0.277, SLG: 0.300	B FF 87 X SI 88 1-0 ① F8	B FF 90 B FF 89 X SL 82 2-0 20 S 20 1B 1B 3-H		B FF 86 B SI 87 C SI 87 F FF 87 X FF 88 2-2 ② L8			X FS 82 0-0 8 HR 1B			4 0	2 0	2 0	1 0	0 0	0 0	0 0
20 Jonathan Lucroy, R (1, 2) OBP: 0.383, SLG: 0.508	B FF 87 C SL 81 C FC 87 F KC 72 F FC 89 B SI 88 F FF 89 F SI 89 X FF 89 2-2 HR	1 SAFE C FF 88 F FF 89 F FF 89 F CH 82 X FC 89 0-2 8 FC6-4 1B 1-H		C FF 87 B SL 81 B CH 80 C SI 87 S SI 87 2-3 ③ K			C CU 72 D CU 70 B SL 82 B SL 83 X SI 86 3-1 ① L4			4	1	2	2	0	1	1
8 Ryan Braun, R (1, 9) OBP: 0.353, SLG: 0.536 32 Tom Gorzelanny, R (9, 1)	C FF 88 F FF 88 C SI 90 0-3 ② K	X SL 81 0-0 ③ FC6-4 1-2f			C SL 85 B CH 85 F CH 81 B FF 87 X CH 82 2-2 ① F7		B FC 84 X CU 76 1-0 1-H HR			4 0	1 0	1 0	2 0	0 0	1 0	1 0
16 Aramis Ramirez, R (1, 5) OBP: 0.328, SLG: 0.445 3 Elian Herrera, S (8, 5) OBP: 0.281, SLG: 0.333 (9, 9)	B SI 89 B FF 89 F SI 90 X SI 89 2-1 ③ F8		F CH 80 F FF 87 F KC 72 B FF 87 X SL 80 1-2 ① L9		X SL 80 0-0 ② F9		B FC 85 B FC 84 C SI 85 F FC 85 S CU 77 2-3 ② K			4 0	0 0	0 0	0 0	0 0	1 0	0 0
Rickie Weeks Jr., R (1, 4) OBP: 0.322, SLG: 0.395		F FF 88 C SI 88 C SI 89 0-3 ① K	B SL 80 X FF 87 1-0 18 2B 2B		C SI 87 F FF 87 B FF 86 S CH 82 1-3 ③ K		X FS 84 0-0 ③ G6-3			4	1	1	0	0	2	0
18 Khris Davis, R (1, 7) OBP: 0.302, SLG: 0.480		B SL 81 S SL 81 F FF 88 B FF 88 B FF 88 B SL 80 4-2 7 BB 9 3B BB	B SI 88 S CH 81 X FF 88 1-1 2-H 2B			X FF 86 0-0 HR		B SL 85 B SL 82 X SI 91 2-0 ① G4-3		3	2	2	2	1	0	0
7 Mark Reynolds, R (1, 3) OBP: 0.302, SLG: 0.405 (9, 5)	1 SAFE B FF 88 B FF 88 C CH 81 1 SAFE B FF 89 C FC 89 D FF 89 4-2 1-2 9 3B BB	S FF 89 B CH 81 S CH 81 B CH 81 T SI 88 2-2 ② K				B FF 86 B FF 85 X SI 86 2-0 ① G5-3		B SL 82 B SI 90 B SI 91 C SI 90 F SI 91 X SI 91 3-2 9 G4-3 2B		3	1	1	0	1	1	1
9 Jean Segura, R (1, 6) OBP: 0.269, SLG: 0.330	B SL 81 B SL 81 C FF 89 F FF 90 D SL 84 X SI 89 3-2 1-H 2-H 27 1B 3B	C SI 88 X CH 82 0-1 ③ G3				C FC 84 B CU 76 B CU 77 X FC 85 2-1 ② L8		C SL 85 B SL 85 B FF 91 C SI 91 B SL 86 X SI 91 3-2 2-3 ② G4-3		4	1	1	2	0	0	2
22 Matt Garza, R (1, 1) OBP: 0.071, SLG: 0.095 24 Lyle Overbay, L (8, PH) OBP: 0.314, SLG: 0.342 (9, 3)		S SL 80 X SL 82 0-1 ② G4-3		B CH 84 C FF 85 S CH 80 S FF 86 1-3 ① K		B CU 76 C FF 86 S FC 84 S FC 84 1-3 ③ K		C SI 91 B SI 91 T SI 92 S SL 82 1-3 ③ K		3 1	0 0	0 0	0 0	0 0	2 1	1 1
Inning Stats	R: 1 E: 0 K: 1 S: 13 H: 1 LOB: 0 BB: 0 P: 18	R: 4 E: 0 K: 1 S: 19 H: 3 LOB: 1 BB: 2 P: 32	R: 1 E: 0 K: 1 S: 12 H: 2 LOB: 1 BB: 0 P: 17	R: 0 E: 0 K: 2 S: 9 H: 0 LOB: 0 BB: 0 P: 14	R: 0 E: 0 K: 1 S: 7 H: 0 LOB: 0 BB: 0 P: 10	R: 1 E: 0 K: 1 S: 7 H: 1 LOB: 0 BB: 0 P: 12	R: 2 E: 0 K: 1 S: 8 H: 2 LOB: 0 BB: 0 P: 14	R: 0 E: 0 K: 1 S: 10 H: 1 LOB: 1 BB: 0 P: 19		1B: 3 2B: 3 3B: 1 HR: 3 SF: 0 SAC: 0 DP: 0 HBP: 0					WP: 0 PB: 0 SB: 1 CS: 0 PA: 36	

	AB	R	H	RBI	BB	SO	LOB
	34	9	10	9	2	9	7

PITCHER		IP	WLS	BF	H	R	ER	SO	BB	IBB	HBP	BLK	WP	HR	S	P	ERA	WHIP
35 Dillon Gee, R ERA: 3.49	(1, 1)	5.0	L	23	6	6	6	6	2	0	0	0	0	1	60	91	10.80	1.600
16 Daisuke Matsuzaka, R ERA: 3.87	(6, 1)	2.0		9	3	3	3	2	0	0	0	0	0	2	15	26	13.50	1.500
61 Dana Eveland, L ERA: 2.04	(8, 1)	1.0		4	1	0	0	1	0	0	0	0	0	0	10	19	0.00	1.000

PITCHER	IP	WLS	BF	H	R	ER	SO	BB	IBB	HBP	BLK	WP	HR	S	P	ERA	WHIP

Batter	1	2	3	4	5	6	7	8	9	AB	R	H	RBI	BB	SO	LOB
3 Curtis Granderson, L (1, 9) OBP: 0.337, SLG: 0.401	X FF 91 0-0 ① G4-3		B CU 78 C SI 92 F SI 92 B SI 91 S SI 92 2-3 ③ K			C SL 89 B SL 87 B SI 92 T SI 91 F SI 93 C SL 87 2-3 ① K		B CU 76 F FF 95 S SL 84 S SL 82 1-3 ③ K		4	0	0	0	0	3	1
28 Daniel Murphy, L (1, 4) OBP: 0.338, SLG: 0.411	B FF 91 F FF 91 X SI 91 1-1 1B			C CU 77 B SI 92 C SL 87 F SL 89 X CU 80 1-2 7 FC5-4 5 1B 1B		B SL 88 F SI 92 C SI 93 B FF 93 F SI 93 F SL 88 X SI 93 2-2 ② G6-3			X SI 91 0-0 5 1B 2B	4	1	3	0	0	0	0
5 David Wright, R (1, 5) OBP: 0.340, SLG: 0.405	B FF 91 X SL 88 1-0 ② L9			X SI 92 0-0 7 FC5-4 1-2 1B		B CU 80 X CU 79 1-0 ③ F8			C SI 91 D CU 78 C CH 83 F FF 92 D CU 77 X CH 81 2-2 21 HR 2-H 1B	4	1	2	1	0	0	1
21 Lucas Duda, L (1, 3) OBP: 0.359, SLG: 0.497	B CU 80 C FF 92 X FF 91 1-1 ③ G4-3			C CU 80 D CU 80 B FF 93 C FF 92 X CU 80 2-2 ① F7			B CU 78 X FF 92 1-0 ① G3		X FF 91 0-0 1-H HR	4	1	1	2	0	0	3
7 Travis d'Arnaud, R (1, 2) OBP: 0.295, SLG: 0.356		B FF 91 C SI 91 B SL 88 X SI 91 2-1 ① G6-3		C SL 88 X SI 93 0-1 ② FC5-4 1-2f 2-3			B SI 91 C SI 92 B SL 89 B CU 80 X SI 91 3-1 ② F8		B SI 90 X FF 91 1-0 12 FC5-4 1B	4	0	1	0	0	0	2
53 Bobby Abreu, L (1, 7) OBP: 0.341, SLG: 0.347 58 Jenrry Mejia, R (9, 1)		C FF 90 B CU 80 S CU 79 B CU 80 S SI 93 2-3 ② K		C CU 79 F CU 80 B SL 88 B SL 88 S CU 81 2-3 ③ K			C SL 88 B SL 88 F SI 92 F CU 80 S CU 80 1-3 ③ K		C SI 91 F SI 90 S CH 84 0-3 ① K	4 0	0 0	0 0	0 0	0 0	4 0	3 0
12 Juan Lagares, R (1, 8) OBP: 0.305, SLG: 0.374		S CU 79 S CU 80 X CU 80 0-2 ③ G6-3			B SL 88 C SI 91 B FF 91 F SI 91 F CU 79 X SL 88 2-2 ① G3-1			C SI 90 F SL 88 S CU 80 0-3 ① K	X SI 90 0-0 ② FC5-4 1-2f	4	0	0	0	0	1	1
11 Rubén Tejada, R (1, 6) OBP: 0.354, SLG: 0.288			C SI 91 B SL 88 B SL 88 F SI 91 S SI 92 2-3 ① K		C SL 87 B SI 92 B FF 92 X SI 92 2-1 ② G5-3			F FF 91 X SI 90 0-1 ② G3-1	1 SAFE C FF 91 B FF 91 B FF 91 D SI 90 F SI 90 F SI 90 F FF 90 F FF 91 3-3 C CH 82 ③ K	4	0	0	0	0	2	1
45 Zack Wheeler, L (1, 1) OBP: 0.091, SLG: 0.094 38 Vic Black, R (7, 1) 29 Eric Campbell, R (8, PH) OBP: 0.369, SLG: 0.423 52 Carlos Torres, R (8, 1) 22 Eric Young Jr., S (9, 7) OBP: 0.317, SLG: 0.302			C SI 91 S CU 78 S CU 79 0-3 ② K		F SI 91 C FF 92 X CU 80 0-2 ③ F7			B SI 91 C SI 91 B SL 87 C SI 92 X SI 92 2-2 1B		2 0 1 0 0	0 0 0 0 0	0 0 1 0 0	0 0 0 0 0	1 0 0 0 0	0 0 0 0 0	0 0 0 0 0

Inning Stats																					
	R: 0	H: 1	R: 0	H: 0	R: 0	H: 0	R: 0	H: 2	R: 0	H: 0	R: 0	H: 0	R: 0	H: 0	R: 0	H: 1	R: 3	H: 4	1B: 6	SF: 0	WP: 0	PA: 35
	E: 0	LOB: 1	E: 0	LOB: 0	E: 0	LOB: 0	K: 1	LOB: 2	E: 0	LOB: 0	E: 0	LOB: 0	K: 1	LOB: 0	E: 0	LOB: 1	E: 0	LOB: 1	2B: 1	SAC: 0	PB: 0	
	K: 0	BB: 0	K: 1	BB: 0	K: 3	BB: 0	S: 13	BB: 0	K: 0	BB: 0	K: 1	BB: 0	S: 10	BB: 0	K: 2	BB: 0	K: 2	BB: 0	3B: 0	DP: 0	SB: 0	
	S: 6	P: 9	S: 8	P: 12	S: 9	P: 13		P: 18	S: 9	P: 13	S: 10	P: 15	S: 7	P: 12	S: 11	P: 14	S: 17	P: 23	HR: 1	HBP: 0	CS: 0	

PITCHER		IP	WLS	BF	H	R	ER	SO	BB	IBB	HBP	BLK	WP	HR	S	P	ERA	WHIP
49 Yovani Gallardo, R ERA: 3.57	(1, 1)	7.2		27	4	0	0	8	0	0	0	0	0	0	70	102	0.00	0.522
13 Will Smith, L ERA: 3.06	(8, 1)	0.1	H	1	0	0	0	1	0	0	0	0	0	0	3	4	0.00	0.000
57 Francisco Rodríguez, R ERA: 3.1	(9, 1)	1.0	L	7	4	3	3	2	0	0	0	0	0	1	17	23	27.00	4.000

PITCHER	IP	WLS	BF	H	R	ER	SO	BB	IBB	HBP	BLK	WP	HR	S	P	ERA	WHIP

TOP

New York Mets @ Milwaukee Brewers

Miller Park, Milwaukee, WI

Fri Jul 25 2014, 7:10 PM - 10:12 PM CDT

Att. 33,097 - Partly Cloudy - 74 F

livebaseballscorecards.com

AB	35
R	3
H	8
RBI	3
BB	0
SO	11
LOB	12

BOTTOM

New York Mets @ Milwaukee Brewers

Miller Park, Milwaukee, WI

Fri Jul 25 2014, 7:10 PM - 10:12 PM CDT

Att. 33,097 - Partly Cloudy - 74 F

livebaseballscorecards.com

Batter	1	2	3	4	5	6	7	8	9	AB	R	H	RBI	BB	SO	LOB
27 Carlos Gómez, R (1, 8) OBP: 0.371, SLG: 0.512	T FF 96 C FF 97 B FF 96 X FC 90 1-2 16 FC6-4 HBP 1B	B FC 89 F FF 96 F FF 96 X FF 97 1-2 ② P4	X SI 96 0-0 ③ G5-3			X FF 95 0-0 HR	F FF 93 S SL 85 D SL 87 F SL 85 S SL 87 1-3 ② K		5	1	2	1	0	1	2
Rickie Weeks Jr., R (1, 4) OBP: 0.330, SLG: 0.400	H FF 96 1-0 16 FC6-4 1-2 HBP	T FF 96 B CH 88 S CU 80 S FF 96 1-3 ③ K		C SI 95 B FC 88 B FC 88 C FF 95 B CU 78 F FC 88 F FF 96 B SI 96 4-2 8 E 8 FC4 16 FC6-4 BB		X SI 96 0-0 2B	C FF 94 F FF 94 F FF 94 F SL 88 S SL 86 0-3 ③ K		3	1	1	0	1	2	1
8 Ryan Braun, R (1, 9) OBP: 0.349, SLG: 0.529	B SI 97 B FF 97 C FF 96 F SI 96 S SI 97 2-3 ① K	B CU 79 B FF 94 F CH 88 C SI 96 X FC 89 2-2 ① G6-3		F SI 96 X FF 95 0-1 FC4 16 FC6-4 1-3		B FF 96 F FF 95 X FF 96 1-1 ③ F9			4	0	0	0	0	1	4
16 Aramis Ramirez, R (1, 5) OBP: 0.324, SLG: 0.439	2 SAFE B FC 89 X SI 97 1-0 ② FC6-4 18 FC6-4 1-2f 2-3	B CU 80 B CH 88 C FF 96 S FC 91 F CU 79 F CH 90 S FF 96 2-3 ② K		F FF 95 F SI 94 B SI 95 F CH 88 F SI 96 D CU 78 F FF 96 D FC 89 X FC 89 3-2 ① FC6-4 24 BB 1-2f 3-H		F FF 92 F FF 93 F FC 90 B CU 79 B FC 90 F FC 89 X FC 91 3-2 ① P2			4	0	0	1	0	1	3
18 Khris Davis, R (1, 7) OBP: 0.301, SLG: 0.476	F SI 96 X SI 96 0-1 ③ FC6-4 1-2f	H CH 87 1-0 HBP		C FF 95 B FF 95 C FC 88 T SI 95 1-2 ② K		C FC 92 S FC 91 S FC 90 0-3 ② K			3	0	0	0	0	2	3
24 Lyle Overbay, L (1, 3) OBP: 0.318, SLG: 0.342		C FF 95 B SI 96 C CU 78 B FF 96 S FF 96 2-3 ① K	B FF 95 F FC 90 B FF 95 S FF 95 B FC 92 S FF 96 3-3 ③ K			B FC 90 B SI 94 S SI 93 S SI 93 B SI 93 B SI 94 4-1 1-2 BB		B FF 93 B FF 93 F FF 92 X FF 91 2-1 1B		3	0	1	0	1	2	1
9 Jean Segura, R (1, 6) OBP: 0.266, SLG: 0.326		C CU 78 B SI 97 X FF 97 1-1 ② G6-3			C FF 96 B SI 95 L FC 89 X FF 96 1-2 ① G6-3	S FF 94 C SI 95 X FF 94 0-2 ③ G5-3		X FC 89 0-0 ③ F9		4	0	0	0	0	0	3
12 Martín Maldonado, R (1, 2) OBP: 0.338, SLG: 0.371 20 Jonathan Lucroy, R (9, PH) OBP: 0.384, SLG: 0.508		C FF 96 B FC 90 X FC 90 1-1 ③ G6-3			B FF 95 X SI 94 1-0 E4		C CU 77 X FF 94 0-1 ① G5-3		B SL 83 C SI 92 B SL 86 C FC 92 B FF 94 B FF 94 4-2 BB	3 0	0 0	0 0	0 0	0 1	0 0	0 0
49 Yovani Gallardo, R (1, 1) OBP: 0.162, SLG: 0.167 13 Will Smith, R (8, 1) 57 Francisco Rodríguez, R (9, 1) 1 Logan Schafer, L (9, PH) OBP: 0.274, SLG: 0.297			C SI 96 S FF 96 F SI 96 B CU 81 F FF 97 B FC 90 S FF 97 2-3 ① K		C CU 77 C CU 78 C SI 95 0-3 ② K		T FC 86 B FF 94 C FF 95 C SI 95 1-3 ② K		C FF 93 B CU 80 M CU 80 L SL 86 1-3 ① K	3 0 0 1	0 0 0 0	0 0 0 0	0 0 0 0	0 0 0 1	3 0 0 0	1 0 0 1
Inning Stats	R: 0 E: 0 K: 1 S: 9 H: 1 LOB: 2 BB: 0 P: 14	R: 0 E: 0 K: 1 S: 7 H: 0 LOB: 0 BB: 0 P: 11	R: 0 E: 0 K: 2 S: 11 H: 0 LOB: 0 BB: 0 P: 15	R: 0 E: 0 K: 2 S: 11 H: 0 LOB: 1 BB: 0 P: 19	R: 0 E: 1 K: 1 S: 8 H: 0 LOB: 1 BB: 0 P: 10	R: 1 E: 1 K: 1 S: 19 H: 0 LOB: 2 BB: 2 P: 31	R: 1 E: 0 K: 1 S: 9 H: 2 LOB: 1 BB: 0 P: 11	R: 0 E: 0 K: 1 S: 11 H: 1 LOB: 1 BB: 0 P: 16	R: 0 E: 0 K: 3 S: 14 H: 0 LOB: 1 BB: 1 P: 20	1B: 2 2B: 1 3B: 0 HR: 1 SF: 0 SAC: 0 DP: 0 HBP: 2						

	AB	33
	R	2
	H	4
	RBI	2
	BB	3
	SO	13
	LOB	19

WP: 0 PA: 38
PB: 0
SB: 0
CS: 0

PITCHER		IP	WLS	BF	H	R	ER	SO	BB	IBB	HBP	BLK	WP	HR	S	P	ERA	WHIP
45 Zack Wheeler, R ERA: 3.64	(1, 1)	6.2		29	3	2	1	9	2	0	2	0	0	1	72	108	1.35	0.750
38 Vic Black, R ERA: 1.99	(7, 1)	0.1		1	0	0	0	0	0	0	0	0	0	0	2	3	0.00	0.000
52 Carlos Torres, R ERA: 2.93	(8, 1)	1.0	W	4	1	0	0	1	0	0	0	0	0	0	11	16	0.00	1.000
58 Jenrry Mejia, R ERA: 3.69	(9, 1)	1.0	S	4	0	0	0	3	1	0	0	0	0	0	14	20	0.00	1.000

PITCHER	IP	WLS	BF	H	R	ER	SO	BB	IBB	HBP	BLK	WP	HR	S	P	ERA	WHIP

Batter	1	2	3	4	5	6	7	8	9	AB	R	H	RBI	BB	SO	LOB
3 Curtis Granderson, L (1, 9) OBP: 0.337, SLG: 0.412	B FF 94 B FF 93 F FF 93 F FF 95 X FF 97 2-2 ① F7		B FF 95 X FF 95 1-0 28 G3-1 21 1B 2B		B SL 81 C SL 81 B CH 79 B SI 95 F SI 94 X SI 95 3-2 HR		C CU 74 B SL 84 B SL 84 C SI 90 S CU 77 2-3 ② K		S CH 83 F CH 84 C FF 90 0-3 ② K	5	2	2	1	0	2	1
28 Daniel Murphy, L (1, 4) OBP: 0.341, SLG: 0.411	F FF 94 B CH 86 X FF 96 1-1 5 FC6-4 1B		X SL 84 0-0 ① G3-1 2-3		C SL 82 X CH 82 0-1 5 G1-4-3 1B		S SL 83 S CU 77 B SI 91 B SI 89 B SL 85 B CU 78 4-2 BB		X CU 75 0-0 ③ L9	4	0	2	0	1	0	2
5 David Wright, R (1, 5) OBP: 0.340, SLG: 0.402	X SI 96 0-0 ② FC6-4 21 S 1-2f		B SI 96 B SL 85 S SI 97 B SI 97 C SI 98 B SI 98 4-2 7 WP 21 1B BB		C SL 84 X SI 96 0-1 ① ② G1-4-3 1-2f		B SI 96 F SI 96 X SI 97 1-1 ③ G5-3			3	0	0	0	1	0	3
21 Lucas Duda, L (1, 3) OBP: 0.357, SLG: 0.494	C SL 85 S SL 89 D SL 90 X FF 97 1-2 ③ L7 1-2		1 SAFE B SL 87 1 SAFE 1 SAFE S SL 87 B FF 96 B SL 88 X SI 97 3-1 7 WP 1-2 3-H 1B		B FF 94 C SL 82 B CH 83 X SL 79 2-1 ③ P5			C CU 78 B SL 81 S SL 81 B SL 82 C FF 96 2-3 ① K		4	0	1	1	0	1	1
7 Travis d'Arnaud, R (1, 2) OBP: 0.290, SLG: 0.350		B FF 96 X SI 95 1-0 ① G5-3 D SI 96 C FF 97 F SI 96 B SL 89 D CH 90 F FF 98 X FF 98 3-2 ② F9 1-2 2-3		C FF 94 B SL 83 C SL 83 B SL 84 B FF 94 X FF 97 3-2 ① F8			B CU 76 C FF 94 C FF 94 F FF 95 B SL 83 B SL 84 F FF 95 C FF 94 3-3 ② K		4	0	0	0	0	1	2
1 Chris Young, R (1, 8) OBP: 0.291, SLG: 0.359		B FF 96 B FF 96 F FF 95 B SI 96 F SI 96 F SI 97 B FF 98 4-2 4 G5-3 BB D SL 84 F FF 97 X FF 96 1-1 ③ G4-3		C FF 96 X SI 96 0-1 4 G4-3 2B			C CU 78 B FF 96 C SL 82 B FF 96 X SL 83 2-2 2B		3	0	2	0	1	0	2
4 Wilmer Flores, R (1, 6) OBP: 0.244, SLG: 0.287		1 SAFE C FF 97 1 SAFE 1 SAFE B FF 97 X SI 96 1-1 ② G5-3 1-2	C FF 92 F FF 95 B SL 86 X FF 96 1-2 ① L9		C SL 83 2 SAFE C SL 84 B SL 85 F FF 96 X SL 87 1-2 ② G4-3 2-3			D SL 79 F FF 92 D FF 94 B FF 92 F FF 93 C SL 82 3-3 ③ K		4	0	0	0	0	1	3
49 Jonathon Niese, L (1, 1) 53 Bobby Abreu, L (6, PH) OBP: 0.341, SLG: 0.347 29 Eric Campbell, R (6, PH) OBP: 0.366, SLG: 0.420 52 Carlos Torres, R (6, 1) 12 Juan Lagares, R (9, PH) OBP: 0.304, SLG: 0.373		S SL 84 B SI 96 B SI 96 B SI 95 C FF 95 F FF 96 2 SAFE F FF 96 B FF 97 4-2 BB	C FF 94 B SI 95 C FF 97 B SL 84 B FF 97 F FF 93 C FF 94 3-3 ② K			B CU 76 C CU 75 B SI 90 F SI 89 S CU 76 2-3 ③ K		C SI 90 B CU 77 B SI 91 F SI 90 S FF 90 2-3 ① K	1 0 1 0 1	0 0 0 0 0	0 0 0 0 0	0 0 0 0 0	1 0 1 0 1	1 0 1 0 0	0 0 1 0 0
22 Eric Young Jr., S (1, 7) OBP: 0.316, SLG: 0.306		B SL 85 F SI 96 B FF 96 F FF 95 S SL 88 2-3 ③ K	C FF 95 S FF 96 X SL 86 0-2 ③ G5-3				C SI 89 C SL 84 B CU 76 F SI 89 B CU 76 S FF 89 2-3 ① K		B CH 79 B CH 80 C SI 89 C SI 89 B FF 90 X SI 89 3-2 2B	4	0	1	0	0	2	2

Inning Stats																								
	R: 0	H: 1	R: 0	H: 0	R: 1	H: 2	R: 0	H: 0	R: 1	H: 2	R: 0	H: 1	R: 0	H: 0	R: 0	H: 1	R: 0	H: 1	1B: 3	SF: 0	WP: 1	PA: 38
	E: 0	LOB: 1	E: 0	LOB: 2	E: 0	LOB: 2	E: 0	LOB: 0	E: 0	LOB: 0	E: 0	LOB: 1	E: 0	LOB: 1	E: 0	LOB: 1	E: 0	LOB: 1	2B: 4	SAC: 0	PB: 0	
	K: 0	BB: 0	K: 1	BB: 2	K: 0	BB: 1	K: 1	BB: 0	K: 0	BB: 0	K: 1	BB: 0	K: 2	BB: 1	K: 3	BB: 0	K: 2	BB: 0	3B: 0	DP: 1	SB: 1	
	S: 9	P: 13	S: 13	P: 25	S: 12	P: 24	S: 10	P: 14	S: 9	P: 14	S: 12	P: 18	S: 11	P: 20	S: 14	P: 24	S: 10	P: 15	HR: 1	HBP: 0	CS: 0	

PITCHER		IP	WLS	BF	H	R	ER	SO	BB	IBB	HBP	BLK	WP	HR	S	P	ERA	WHIP
38 Wily Peralta, R ERA: 3.56	(1, 1)	5.2	W	25	6	2	2	2	3	0	0	0	1	1	62	103	3.18	1.588
59 Zach Duke, L ERA: 1.07	(6, 1)	1.0	H	4	0	0	0	3	1	0	0	0	0	0	12	22	0.00	1.000
21 Jeremy Jeffress, R ERA: 7.71	(7, 1)	0.1	H	1	0	0	0	0	0	0	0	0	0	0	2	3	0.00	0.000
13 Will Smith, L ERA: 3.0	(8, 1)	1.0	H	4	1	0	0	3	0	0	0	0	0	0	14	24	0.00	1.000
57 Francisco Rodríguez, R ERA: 3.04	(9, 1)	1.0	S	4	1	0	0	2	0	0	0	0	0	0	10	15	0.00	1.000

PITCHER	IP	WLS	BF	H	R	ER	SO	BB	IBB	HBP	BLK	WP	HR	S	P	ERA	WHIP

TOP

New York Mets @ Milwaukee Brewers

Miller Park, Milwaukee, WI

Sat Jul 26 2014, 6:12 PM - 9:13 PM CDT

Att. 39,292 - Cloudy - 80 F

livebaseballscorecards.com

AB	34
R	2
H	8
RBI	2
BB	4
SO	10
LOB	17

New York Mets @ Milwaukee Brewers

Miller Park, Milwaukee, WI

Sat Jul 26 2014, 6:12 PM - 9:13 PM CDT

Att. 39,292 - Cloudy - 80 F

livebaseballscorecards.com

BOTTOM

Batter	1	2	3	4	5	6	7	8	9	AB	R	H	RBI	BB	SO	LOB
27 Carlos Gómez, R (1, 8) OBP: 0.369, SLG: 0.509	B FF 88 B FF 87 S FF 88 S FF 90 S CU 75 2-3 ① K		C CU 72 C FF 88 D CU 75 C FF 90 1-3 ② K		F FC 87 S FF 90 B CU 76 B CU 76 B FC 87 X CU 75 3-2 20 2B 1B 3-H		B CU 80 F FF 94 C FF 94 F FF 94 F FC 89 X CU 81 1-2 ② G4-3			4	1	1	0	0	2	1
20 Jonathan Lucroy, R (1, 2) OBP: 0.383, SLG: 0.508	B SI 89 X FC 88 1-0 ② G5-3		F CU 72 X CH 82 0-1 ③ F9		1 SAFE C FC 85 F FC 86 F FC 86 1 SAFE B FF 87 X FF 88 1-2 8 1B 2B 1-H		S FC 90 X CU 81 0-1 ③ L9			4	1	1	1	0	0	1
8 Ryan Braun, R (1, 9) OBP: 0.351, SLG: 0.529	F FF 90 B FF 90 S CU 75 B FF 89 X SI 90 2-2 1B			C CU 72 S CH 81 F FC 87 C FC 87 0-3 ① K	X FF 86 0-0 2-H 1B			S FF 92 C FF 92 S FF 91 0-3 ① K		4	0	2	1	0	2	0
16 Aramis Ramirez, R (1, 5) OBP: 0.320, SLG: 0.433	C CU 73 S CU 75 D CU 75 F FF 90 B FC 88 D CU 77 X FC 88 3-2 ③ L4			C CH 83 F CH 82 B FF 90 F FF 87 X CU 74 1-2 ② L9	X CH 83 0-0 ③ L8			F FF 92 B FC 90 B FC 89 X FF 92 2-1 ② F9		4	0	0	0	0	0	2
Rickie Weeks Jr., R (1, 4) OBP: 0.333, SLG: 0.399		C FF 87 X FC 87 0-1 ① G6-3		B FF 88 B CH 83 B SI 88 C FF 89 B FF 87 4-1 BB		B FF 92 B FC 89 C FF 91 C FC 90 S FC 91 2-3 ① K		C CU 79 B FF 92 C FC 90 B FF 92 B FC 89 X FF 93 3-2 18 2B 1B		3	1	1	0	1	1	0
18 Khris Davis, R (1, 7) OBP: 0.301, SLG: 0.476		C FC 88 X FF 89 0-1 ② G5-3		S CH 81 F FF 86 B FF 88 X CU 74 1-2 ③ P4		C FC 91 X FC 91 0-1 ② F9		X FC 91 0-0 1-H 2B		4	0	1	1	0	0	1
7 Mark Reynolds, R (1, 3) OBP: 0.305, SLG: 0.417		C FF 89 F FC 87 F FF 88 F CU 75 C FC 87 0-3 ③ K			B CU 70 B FC 87 F FF 86 F SI 88 X CU 74 2-2 9 FC4-6 1B	X FC 91 0-0 HR		C FF 94 B FF 93 F FF 94 F FC 92 F SI 94 X FC 91 1-2 ③ G5-3		4	1	2	1	0	1	1
9 Jean Segura, R (1, 6) OBP: 0.267, SLG: 0.324			B FF 86 B FF 86 C FF 88 B SI 88 B FF 88 4-1 38 SH1-4 BB		B FF 87 F FF 88 L FF 88 F FF 88 B FF 87 X FF 89 2-2 ① FC4-6 38 F9 38 S 27 WP 1-2f	C FF 92 B FC 90 C CU 78 F FF 92 F FF 93 B FF 94 X FC 91 2-2 ③ F9				2	1	0	0	1	0	1
38 Wily Peralta, R (1, 1) OBP: 0.108, SLG: 0.139 59 Zach Duke, L (6, 1) 21 Jeremy Jeffress, R (7, 1) 24 Lyle Overbay, L (7, PH) OBP: 0.316, SLG: 0.340 13 Will Smith, R (8, 1) 57 Francisco Rodríguez, R (9, 1)			X FF 86 0-0 ① SH1-4 1-2		C FC 86 B FC 87 M FF 86 B FC 86 B FF 88 F FF 87 X FF 89 3-2 ② F9 1-3		C CU 76 S CU 79 S SI 92 0-3 ① K			1 0 0 1 0 0	0 0 0 0 0 0	0 0 0 0 0 0	0 0 0 0 0 0	0 0 0 1 0 0	0 0 0 0 0 0	1 0 0 0 0 0
Inning Stats	R: 0 E: 0 K: 1 S: 11 H: 1 LOB: 1 BB: 0 P: 19	R: 0 E: 0 K: 1 S: 9 H: 0 LOB: 0 BB: 0 P: 9	R: 0 E: 0 K: 1 S: 7 H: 0 LOB: 1 BB: 1 P: 12	R: 0 E: 0 K: 1 S: 12 H: 0 LOB: 1 BB: 1 P: 18	R: 3 E: 0 K: 0 S: 20 H: 4 LOB: 1 BB: 0 P: 31	R: 1 E: 0 K: 1 S: 11 H: 1 LOB: 0 BB: 0 P: 15	R: 0 E: 0 K: 1 S: 10 H: 0 LOB: 0 BB: 0 P: 11	R: 1 E: 0 K: 1 S: 14 H: 2 LOB: 1 BB: 0 P: 20		1B: 5 2B: 2 3B: 0 HR: 1	SF: 0 SAC: 1 DP: 0 HBP: 0			WP: 1 PB: 0 SB: 1 CS: 0	PA: 34	

PITCHER		IP	WLS	BF	H	R	ER	SO	BB	IBB	HBP	BLK	WP	HR	S	P	ERA	WHIP
49 Jonathon Niese, L ERA: 3.23	(1, 1)	5.0	L	22	5	3	3	4	2	0	0	0	1	0	59	89	5.40	1.400
52 Carlos Torres, R ERA: 3.08	(6, 1)	3.0		12	3	2	2	3	0	0	0	0	0	1	35	46	6.00	1.000

PITCHER	IP	WLS	BF	H	R	ER	SO	BB	IBB	HBP	BLK	WP	HR	S	P	ERA	WHIP

AB	31
R	5
H	8
RBI	4
BB	2
SO	7
LOB	8

Batter	1	2	3	4	5	6	7	8	9	AB	R	H	RBI	BB	SO	LOB
3 Curtis Granderson, L (1, 9) OBP: 0.339, SLG: 0.415	C FF 93 H FF 94 1-1 5 G6-4-3 HBP		B SL 86 B SL 86 B SI 95 X SI 95 3-0 2B		C FF 94 C FF 93 B SL 89 B FF 94 X SI 94 2-2 ③ G6-3		B SI 93 C SI 94 B SL 86 X SI 94 2-1 ③ G3			3	0	1	0	0	0	0
28 Daniel Murphy, L (1, 4) OBP: 0.342, SLG: 0.415	1 SAFE B SI 93 B SI 91 B FF 93 C SI 93 X SI 92 3-1 ① P6		B SI 94 F SI 93 B SI 94 F SI 93 S SL 86 2-3 ② K			B SL 86 F SL 85 X SI 94 1-1 21 HR 2B		X SL 78 0-0 21 G1-3 5 1B 1B		4	1	2	0	0	1	2
5 David Wright, R (1, 5) OBP: 0.339, SLG: 0.401	X SI 93 0-0 ② ③ G6-4-3 1-2f		C SI 93 X SI 93 0-1 ③ G5-3			C SI 91 F SI 93 X SI 93 0-2 ① F9		X FF 90 0-0 21 G1-3 1-2 1B		4	0	1	0	0	0	3
21 Lucas Duda, L (1, 3) OBP: 0.356, SLG: 0.500		B SL 88 S SL 85 B SL 85 F SI 96 B SL 88 X SI 96 3-2 ① L8		C SI 94 B SI 95 F SL 86 B SL 87 S FF 95 1-3 ① K		F SL 87 C SI 94 F FF 95 X SL 88 0-2 2-H HR		X SL 80 0-0 ① G1-3 1-2 2-3		4	1	1	2	0	1	2
1 Chris Young, R (1, 7) OBP: 0.295, SLG: 0.370		C FF 94 B FF 94 X SL 87 1-1 20 E 2B		C FF 94 B SI 95 F SI 95 X SI 95 1-2 12 G3-1 2B		B FF 93 X SI 93 1-0 E3		B SI 92 S FF 93 F SI 92 S FF 94 1-3 ② K		4	0	2	0	0	1	2
12 Juan Lagares, R (1, 8) OBP: 0.303, SLG: 0.368		B FF 94 B FF 94 B FF 92 B FF 94 4-0 20 E BB		B SI 92 X FF 92 1-0 ② G3-1 2-3		1 SAFE L SL 86 F SI 92 B SL 86 C SI 92 1-3 ② K		C SI 93 D FF 93 B SI 94 B SI 94 F SI 94 X SI 94 3-2 ③ G6-3		3	0	0	0	1	1	4
20 Anthony Recker, R (1, 2) OBP: 0.237, SLG: 0.323		X FF 94 0-0 FC6 11 G6-4-3 1-2 2-3		C SI 92 B SI 93 F FF 94 T SL 87 1-2 ③ K		C SI 93 B SI 93 1 SAFE X SI 92 1-1 ③ G5-3			F SI 90 B FF 90 C SI 92 F SI 92 B CH 88 X FF 93 2-2 ① F9	4	0	0	0	0	1	4
11 Rubén Tejada, R (1, 6) OBP: 0.352, SLG: 0.285		X SI 94 0-0 ② ③ G6-4-3 1-2f		B SI 92 F SI 93 X SI 93 1-1 ① G5-3		B SI 92 B FF 92 B SI 93 C SI 93 B SI 92 4-1 48 B2-6-4 BB			X SI 92 0-0 ② F7	3	0	0	0	1	0	3
48 Jacob deGrom, L (1, 1) OBP: 0.276, SLG: 0.286 38 Vic Black, R (7, 1) 27 Jeurys Familia, R (8, 1) OBP: 1.000, SLG: 1.000 53 Bobby Abreu, L (9, PH) OBP: 0.338, SLG: 0.345 58 Jenrry Mejia, R (9, 1)			C SI 94 F SI 94 F SL 86 B SI 95 B SL 86 B SI 94 F SI 95 F SI 95 T SI 95 3-2 ① K		C SI 94 C SI 95 B SL 88 C FF 94 1-3 ② K		M SI 92 X SI 91 0-1 ① ② B2-6-4 1-2f		X SI 91 0-0 ③ G6-3	3 0 0 1 0	0 0 0 0 0	0 0 0 0 0	0 0 0 0 0	2 0 0 0 0	1 0 0 0 0
Inning Stats	R: 0 E: 0 K: 0 S: 4 H: 0 LOB: 0 BB: 0 P: 8	R: 0 E: 1 K: 0 S: 7 H: 1 LOB: 2 BB: 1 P: 15	R: 0 E: 0 K: 2 S: 12 H: 1 LOB: 1 BB: 0 P: 20	R: 0 E: 0 K: 2 S: 11 H: 1 LOB: 1 BB: 0 P: 15	R: 0 E: 0 K: 1 S: 8 H: 0 LOB: 0 BB: 0 P: 12	R: 2 E: 1 K: 1 S: 15 H: 2 LOB: 1 BB: 0 P: 19	R: 0 E: 0 K: 0 S: 5 H: 0 LOB: 0 BB: 1 P: 11	R: 0 E: 0 K: 1 S: 9 H: 2 LOB: 2 BB: 0 P: 13	R: 0 E: 0 K: 0 S: 6 H: 0 LOB: 0 BB: 0 P: 8	1B: 2 2B: 4 3B: 0 HR: 1 SF: 0 SAC: 0 DP: 3 HBP: 1						

TOP

New York Mets @ Milwaukee Brewers

Miller Park, Milwaukee, WI

Sun Jul 27 2014, 1:11 PM - 4:21 PM CDT

Att. 39,040 - Partly Cloudy - 85 F

livebaseballscorecards.com

AB	33
R	2
H	7
RBI	2
BB	2
SO	7
LOB	21

PITCHER		IP	WLS	BF	H	R	ER	SO	BB	IBB	HBP	BLK	WP	HR	S	P	ERA	WHIP
52 Jimmy Nelson, R ERA: 4.3	(1, 1)	7.0	L	28	5	2	2	6	2	0	1	0	0	1	62	100	2.57	1.000
32 Tom Gorzelanny, L ERA:	(8, 1)	0.1		3	2	0	0	0	0	0	0	0	0	0	3	3	0.00	6.000
53 Brandon Kintzler, R ERA: 3.44	(8, 1)	1.2		5	0	0	0	1	0	0	0	0	0	0	12	18	0.00	0.000

PITCHER	IP	WLS	BF	H	R	ER	SO	BB	IBB	HBP	BLK	WP	HR	S	P	ERA	WHIP

BOTTOM

New York Mets @ Milwaukee Brewers

Miller Park, Milwaukee, WI

Sun Jul 27 2014, 1:11 PM - 4:21 PM CDT

Att. 39,040 - Partly Cloudy - 85 F

livebaseballscorecards.com

Batter	1	2	3	4	5	6	7	8	9	AB	R	H	RBI	BB	SO	LOB
27 Carlos Gómez, R (1, 8) OBP: 0.366, SLG: 0.504	B FF 94 F FF 93 L FF 93 F FF 95 B SL 89 F FF 94 F FF 94 B CH 86 X SL 88 3-2 ① G1-3		S FF 92 B FF 94 S SL 84 B FF 95 X FF 93 2-2 ② F9			F CU 77 S FF 91 F FF 91 S CH 83 0-3 ① K		B SL 85 S SL 88 X SL 88 1-1 ① G5-3		4	0	0	0	0	1	1
Rickie Weeks Jr., R (1, 4) OBP: 0.337, SLG: 0.398	B FF 93 B SL 89 B FF 94 B FF 95 4-0 8 FC1-6 BB		B CU 82 B FF 93 S FF 93 F FF 94 X FF 94 2-2 ③ F8			B FF 93 F FF 92 X FF 93 1-1 1B		B SI 96 B SI 97 S SI 96 C SL 88 B SI 98 S SL 88 3-3 ② K		3	0	1	0	1	1	1
8 Ryan Braun, R (1, 9) OBP: 0.347, SLG: 0.523	X SI 93 0-0 ② FC1-6 1-2f			B FF 91 B CU 80 C FF 94 C CH 85 F FF 93 X SL 87 2-2 ① G3		S SI 93 B SI 92 S SI 93 B SL 88 X FF 94 2-2 ② F9		B SI 97 C SL 86 S SL 89 X FF 98 1-2 ③ F9		4	0	0	0	0	0	2
20 Jonathan Lucroy, R (1, 2) OBP: 0.379, SLG: 0.503	C FF 94 S FF 94 1 SAFE B FF 94 F FF 94 X SL 88 1-2 ③ G6-3			C CU 81 B SL 88 X FF 92 1-1 ② F8		C FF 93 C FF 93 B SL 89 X SL 88 1-2 ③ P2			X FF 93 0-0 ① G6-3	4	0	0	0	0	0	2
18 Khris Davis, R (1, 7) OBP: 0.305, SLG: 0.478		C FF 92 B FF 91 B SL 90 S SL 90 S SL 88 2-3 ① K		C FF 94 S CH 85 B FF 93 B CH 83 F CH 84 F FF 92 B SL 88 B SL 89 4-2 BB			B SL 87 X SL 86 1-0 9 1B 1B		F FF 95 B SL 87 B SL 86 S FF 94 B SL 87 X SL 84 3-2 9 1B 1B	3	0	2	0	1	1	0
7 Mark Reynolds, R (1, 3) OBP: 0.301, SLG: 0.411 (8, 5)		F FF 93 B FF 94 S CU 81 F FF 94 B SL 90 X SI 94 2-2 ② F7		B SL 87 1 SAFE F FF 92 S FF 94 F FF 94 D CH 84 1 SAFE C FF 94 2-3 ③ K			B SL 86 X SI 93 1-0 ① F9		F FF 94 F SL 86 B FF 95 F FF 94 S CU 81 1-3 ② K	4	0	0	0	0	2	3
9 Jean Segura, R (1, 6) OBP: 0.269, SLG: 0.326		S FF 94 B FF 94 B FF 94 F FF 94 F FF 94 F FF 94 F FF 94 X FF 95 2-2 ③ F9			C CH 81 X FF 93 0-1 ① G6-3		X SI 93 0-0 1-2 1B		C CU 79 S CU 79 X SL 86 0-2 1-2 1B	4	0	2	0	0	0	0
3 Elian Herrera, S (1, 5) OBP: 0.275, SLG: 0.326 2 Scooter Gennett, L (7, PH) OBP: 0.342, SLG: 0.480 24 Lyle Overbay, L (8, 3) OBP: 0.315, SLG: 0.339			B FF 93 C FF 93 S FF 93 S FF 95 1-3 ① K		B FF 93 B CH 84 B FF 93 C FF 93 F FF 94 F FF 95 F FF 93 F SI 93 F FF 94 3-2 ② L8 X FF 85		D SI 94 B FF 95 S FF 95 F FF 95 B FF 95 X FF 96 3-2 ② F5		D FF 92 B CU 80 X FF 94 2-0 ③ G4-3	2 1 1	0 0 0	0 0 0	0 0 0	0 0 0	1 0 0	0 2 2
52 Jimmy Nelson, R (1, 1) OBP: 0.143, SLG: 0.143 16 Aramis Ramirez, R (7, PH) OBP: 0.319, SLG: 0.432 32 Tom Gorzelanny, R (8, 1) 53 Brandon Kintzler, R (8, 1)			F FF 94 X SI 93 0-1 1B		B FF 95 F FF 94 S FF 94 X SL 89 1-2 ③ F9		C CU 83 X FF 96 0-1 ③ P6			2 1 0 0	0 0 0 0	1 0 0 0	0 0 0 0	0 0 0 0	0 0 0 0	0 2 0 0
Inning Stats	R: 0 H: 0 E: 0 LOB: 1 K: 0 BB: 1 S: 11 P: 19	R: 0 H: 0 E: 0 LOB: 0 K: 1 BB: 0 S: 13 P: 19	R: 0 H: 1 E: 0 LOB: 1 K: 1 BB: 0 S: 11 P: 16	R: 0 H: 0 E: 0 LOB: 1 K: 1 BB: 1 S: 14 P: 23	R: 0 H: 0 E: 0 LOB: 0 K: 0 BB: 0 S: 12 P: 16	R: 0 H: 1 E: 0 LOB: 1 K: 1 BB: 0 S: 12 P: 16	R: 0 H: 2 E: 0 LOB: 2 K: 0 BB: 0 S: 8 P: 13	R: 0 H: 0 E: 0 LOB: 0 K: 1 BB: 0 S: 8 P: 13	R: 0 H: 2 E: 0 LOB: 2 K: 1 BB: 0 S: 12 P: 18	1B: 6 2B: 0 3B: 0 HR: 0	SF: 0 SAC: 0 DP: 0 HBP: 0					PA: 35

	AB	33
	R	0
	H	6
	RBI	0
	BB	2
	SO	6
	LOB	15

PITCHER		IP	WLS	BF	H	R	ER	SO	BB	IBB	HBP	BLK	WP	HR	S	P	ERA	WHIP
48 Jacob deGrom, R ERA: 2.79	(1, 1)	6.1	W	25	4	0	0	4	2	0	0	0	0	0	76	114	0.00	0.947
38 Vic Black, R ERA: 1.93	(7, 1)	0.2	H	2	0	0	0	0	0	0	0	0	0	0	5	8	0.00	0.000
27 Jeurys Familia, R ERA: 1.88	(8, 1)	1.0	H	3	0	0	0	1	0	0	0	0	0	0	8	13	0.00	0.000
58 Jenrry Mejia, R ERA: 3.63	(9, 1)	1.0	S	5	2	0	0	1	0	0	0	0	0	0	12	18	0.00	2.000

PITCHER	IP	WLS	BF	H	R	ER	SO	BB	IBB	HBP	BLK	WP	HR	S	P	ERA	WHIP

Batter	1	2	3	4	5	6	7	8	9	AB	R	H	RBI	BB	SO	LOB
27 Carlos Gómez, R (1, 8) OBP: 0.363, SLG: 0.499	F FS 83 X FS 83 0-1 ① G5-3		B SL 82 X FS 82 1-0 ② FC5-4 20 S 1-2f			F FS 82 C FF 90 B FF 89 X FF 90 1-2 ② P6			B SI 96 S FF 95 C SI 96 S SI 97 1-3 ① K	4	0	0	0	0	1	1
20 Jonathan Lucroy, R (1, 2) OBP: 0.376, SLG: 0.497	B SI 90 B FF 90 X FF 90 2-0 ② P3		1 SAFE 1 SAFE 1 SAFE 1 SAFE C SL 82 B FF 90 B FF 90 S FS 82 X FS 82 2-2 ③ G5-3 1-2			B FF 90 C FF 89 F FF 89 B FF 91 F FS 83 B SL 82 F FF 89 X SL 83 3-2 ③ F7			B SI 96 S FF 95 C SI 97 B SI 98 S FF 97 2-3 ② K	4	0	0	0	0	1	1
8 Ryan Braun, R (1, 9) OBP: 0.343, SLG: 0.516	C FF 91 B FF 90 X FF 89 1-1 ③ P4			X SL 81 0-0 ① L8			C FF 88 F FF 88 X FF 89 0-2 ① F9		B SI 97 X SI 96 1-0 ③ L8	4	0	0	0	0	0	0
16 Aramis Ramirez, R (1, 5) OBP: 0.319, SLG: 0.431		F FF 88 S FF 89 B FS 82 S FF 90 1-3 ① K		C SL 81 B FF 89 B FF 89 S FS 83 T FF 89 2-2 ② K			B FS 83 F FF 89 F FF 89 X FS 84 1-2 1B			3	0	1	0	0	2	0
Rickie Weeks Jr., R (1, 10) OBP: 0.332, SLG: 0.391		C SL 83 F FS 83 X FS 82 0-2 ② L7		C SL 82 F FC 85 B SL 84 S FC 84 1-3 ③ K			X FF 90 0-0 ② L9			3	0	0	0	0	1	1
18 Khris Davis, R (1, 7) OBP: 0.303, SLG: 0.474		C FF 89 F FC 89 B FS 82 B FS 82 F FS 82 X FF 91 2-2 ③ G6-3			B CU 68 F FS 81 F FS 82 B SL 83 F FS 82 F FC 84 B FF 91 F FF 89 X FF 90 3-2 ① F9		D FS 82 S FS 82 X FF 91 1-1 ③ F9			3	0	0	0	0	0	1
2 Scooter Gennett, L (1, 4) OBP: 0.339, SLG: 0.475			B SI 89 S FS 82 F SI 90 F FF 90 F FS 82 C FC 86 1-3 ① K		F SI 90 C FF 90 S FS 83 0-3 ② K			B CH 79 B CH 78 S FF 91 S FF 93 F FF 93 S FF 92 2-3 ① K		3	0	0	0	0	3	0
7 Mark Reynolds, R (1, 3) OBP: 0.301, SLG: 0.421			B FF 90 X FF 89 1-0 HR		B FS 83 B SL 83 C SL 83 X FF 90 2-1 ③ L9			B FF 93 F CH 81 B CH 80 F CH 80 S FC 94 2-3 ② K		3	1	1	1	0	1	0
9 Jean Segura, R (1, 6) OBP: 0.270, SLG: 0.326			F FF 90 L FS 83 B FF 91 X FS 83 1-2 27 FC5-4 1B			C SL 83 X CU 69 0-1 ① G6-3		C FF 92 S FC 93 B FC 93 S FC 93 1-3 ③ K		3	0	1	0	0	1	0
Inning Stats	R: 0 E: 0 K: 0 S: 5 H: 0 LOB: 0 BB: 0 P: 8	R: 0 E: 0 K: 1 S: 10 H: 0 LOB: 0 BB: 0 P: 13	R: 1 E: 0 K: 1 S: 13 H: 2 LOB: 1 BB: 0 P: 19	R: 0 E: 0 K: 2 S: 7 H: 0 LOB: 0 BB: 0 P: 10	R: 0 E: 0 K: 1 S: 11 H: 0 LOB: 0 BB: 0 P: 16	R: 0 E: 0 K: 0 S: 10 H: 0 LOB: 0 BB: 0 P: 14	R: 0 E: 0 K: 0 S: 9 H: 1 LOB: 1 BB: 0 P: 11	R: 0 E: 0 K: 3 S: 10 H: 0 LOB: 0 BB: 0 P: 15	R: 0 E: 0 K: 2 S: 7 H: 0 LOB: 0 BB: 0 P: 11	1B: 2 2B: 0 3B: 0 HR: 1	SF: 0 SAC: 0 DP: 0 HBP: 0					

PITCHER		IP	WLS	BF	H	R	ER	SO	BB	IBB	HBP	BLK	WP	HR	S	P	ERA	WHIP
23 Jake Odorizzi, R ERA: 3.8	(1, 1)	7.0	W	24	3	1	1	5	0	0	0	0	0	1	65	91	1.29	0.429
26 Brad Boxberger, R ERA: 2.11	(8, 1)	1.0	H	3	0	0	0	3	0	0	0	0	0	0	10	15	0.00	0.000
57 Jake McGee, L ERA: 1.5	(9, 1)	1.0	S	3	0	0	0	2	0	0	0	0	0	0	7	11	0.00	0.000

PITCHER	IP	WLS	BF	H	R	ER	SO	BB	IBB	HBP	BLK	WP	HR	S	P	ERA	WHIP

TOP

Milwaukee Brewers @ Tampa Bay Rays

Tropicana Field, St. Petersburg, FL

Mon Jul 28 2014, 7:12 PM - 9:46 PM EDT

Att. 12,660 - Dome - 72 F

livebaseballscorecards.com

AB	30
R	1
H	3
RBI	1
BB	0
SO	10
LOB	4

WP: 0 PA: 30
PB: 0
SB: 1
CS: 0

BOTTOM

Milwaukee Brewers @ Tampa Bay Rays

Tropicana Field, St. Petersburg, FL

Mon Jul 28 2014, 7:12 PM - 9:46 PM EDT

Att. 12,660 - Dome - 72 F

livebaseballscorecards.com

Batter	1	2	3	4	5	6	7	8	9	AB	R	H	RBI	BB	SO	LOB
8 Desmond Jennings, R (1, 8) OBP: 0.330, SLG: 0.390	X FF 88 0-0 ① G6-3		B SL 83 B SL 82 C SL 81 C FF 88 F SL 82 B FF 89 F FF 89 X FF 89 3-2 ③ G6-3			C CU 75 C SL 83 B SI 89 S SI 89 1-3 ② K	B SI 96 B SI 96 X SI 96 2-0 ③ G6-3			4	0	0	0	0	1	1
18 Ben Zobrist, S (1, 7) OBP: 0.360, SLG: 0.409	C SI 87 C FF 88 F CU 73 X FF 88 0-2 ② P4			B CU 73 C CU 74 B SI 88 X SI 88 2-1 21 S 1B		C CU 75 B FF 89 B SI 89 B CU 76 B SI 87 4-1 20 1B 21 1B BB		B CU 74 C SL 83 C SI 89 B CU 77 B SI 88 F SL 83 X SI 89 3-2 ① G3		3	1	1	0	1	0	0
20 Matt Joyce, L (1, 10) OBP: 0.364, SLG: 0.429 1 Sean Rodríguez, R (8, PH) OBP: 0.281, SLG: 0.506 (9, 10)	B FF 89 S FF 89 B SL 83 B CH 78 B SI 88 4-1 BB			B CH 77 1 SAFE F FF 88 F CH 78 B SL 83 X SL 83 2-2 ① F9		1 SAFE S CH 77 X SI 88 0-1 3 BB 21 1B 1-3 1B		C CU 76 C CU 77 B SI 90 S CU 76 1-3 ② K		2 1	1 0	1 0	0 0	1 0	0 1	1 0
3 Evan Longoria, R (1, 5) OBP: 0.331, SLG: 0.391	C SL 83 1 SAFE F FF 89 S SL 81 0-3 ③ K			**B SI 88** **1 SAFE** 1 SAFE F SL 83 1 SAFE B SI 87 F SL 83 X CH 78 2-2 ② F8		S FF 87 B FF 87 D SL 82 B SL 82 F FF 88 B CH 78 4-2 21 1B 1-2 BB		C SL 82 B SI 90 B CU 77 B SI 90 B SL 84 4-1 BB		2	0	0	0	2	1	2
21 James Loney, L (1, 3) OBP: 0.340, SLG: 0.374		X SI 88 0-0 ① G1-3		C CU 74 F FF 89 B SI 90 B SL 84 F CH 78 S SL 83 2-3 ③ K 1-2		F CU 74 X FF 89 0-1 1-3 2-H 3-H 1B		D CU 76 1 SAFE F SL 83 B SI 90 S SI 90 X CU 78 2-2 ③ G4-3		4	0	1	2	0	1	2
11 Logan Forsythe, R (1, 4) OBP: 0.291, SLG: 0.342		C SI 88 B SL 84 B SL 83 C SL 82 C SL 84 2-3 ② K			B CU 72 C SL 82 C FF 88 B SL 82 F SI 89 B FF 88 F SL 82 X SL 82 3-2 ① 2B	B SL 84 C SL 84 B FF 89 F SI 89 F SL 84 F SI 89 C SL 82 2-3 ③ K				3	0	1	0	0	2	2
11 Yunel Escobar, R (1, 6) OBP: 0.328, SLG: 0.338		C SL 84 X FF 89 0-1 ③ F9			C CU 74 X SI 88 0-1 ② F7		F SI 96 X SI 97 0-1 28 B1-6-3 1B			3	0	1	0	0	0	0
28 José Molina, R (1, 2) OBP: 0.244, SLG: 0.204			C CU 73 X SL 81 0-1 ① G6-3		X SI 88 0-0 ③ G6-3		L FF 95 X SI 96 0-1 ① ② B1-6-3 1-2f			3	0	0	0	0	0	1
39 Kevin Kiermaier, L (1, 9) OBP: 0.362, SLG: 0.544			C SI 89 F CH 78 B SL 83 T SL 83 1-2 ② K			B FF 87 B SI 87 F SI 88 B SL 83 X SI 87 3-1 ① F7	B SI 97 F SI 97 F FF 97 B KC 80 X SI 97 2-2 1B			3	0	1	0	0	1	0
Inning Stats	R: 0 H: 0 E: 0 LOB: 1 K: 1 BB: 1 S: 9 P: 13	R: 0 H: 0 E: 0 LOB: 0 K: 1 BB: 0 S: 6 P: 8	R: 0 H: 0 E: 0 LOB: 0 K: 1 BB: 0 S: 10 P: 14	R: 0 H: 1 E: 0 LOB: 1 K: 1 BB: 0 S: 12 P: 20	R: 0 H: 1 E: 0 LOB: 0 K: 0 BB: 0 S: 8 P: 11	R: 2 H: 2 E: 0 LOB: 2 K: 2 BB: 2 S: 17 P: 31	R: 0 H: 2 E: 0 LOB: 1 K: 0 BB: 0 S: 8 P: 12	R: 0 H: 0 E: 0 LOB: 1 K: 1 BB: 1 S: 11 P: 21		1B: 5 SF: 0 2B: 1 SAC: 0 3B: 0 DP: 1 HR: 0 HBP: 0						

AB	28
R	2
H	6
RBI	2
BB	4
SO	7
LOB	9

WP: 0 PA: 32
PB: 0
SB: 1
CS: 0

PITCHER		IP	WLS	BF	H	R	ER	SO	BB	IBB	HBP	BLK	WP	HR	S	P	ERA	WHIP
26 Kyle Lohse, R ERA: 3.07	(1, 1)	6.0	L	24	4	2	2	6	3	0	0	0	0	0	62	97	3.00	1.167
21 Jeremy Jeffress, R ERA: 6.35	(7, 1)	1.0		4	2	0	0	0	0	0	0	0	0	0	8	12	0.00	2.000
59 Zach Duke, L ERA: 1.05	(8, 1)	1.0		4	0	0	0	1	1	0	0	0	0	0	11	21	0.00	1.000

PITCHER	IP	WLS	BF	H	R	ER	SO	BB	IBB	HBP	BLK	WP	HR	S	P	ERA	WHIP

Milwaukee Brewers @ Tampa Bay Rays

Tropicana Field, St. Petersburg, FL

Tue Jul 29 2014, 7:12 PM - 10:07 PM EDT

Att. 16,249 - Dome - 72 F

livebaseballscorecards.com

TOP

Batter	1	2	3	4	5	6	7	8	9	AB	R	H	RBI	BB	SO	LOB
27 Carlos Gómez, R (1, 10) OBP: 0.359, SLG: 0.494	S CH 85 M CH 85 B FF 91 S CH 86 1-3 ① K			F KC 78 B CH 86 S CH 86 S CH 85 1-3 ① K		B FF 91 F CH 86 S CH 87 C SI 92 1-3 ② K			B FF 91 C FF 91 F CU 82 S FF 92 1-3 ① K	4	0	0	0	0	4	0
20 Jonathan Lucroy, R (1, 2) OBP: 0.375, SLG: 0.495	C KC 80 X FF 91 0-1 ② G6-3			C FF 91 B CH 87 X FF 91 1-1 8 G6-4-3 1B		B KC 82 C FF 90 B CH 86 F CH 85 S CH 87 2-3 ③ K			B FF 91 F FF 92 C CU 82 B SL 86 C FF 92 2-3 ② K	4	0	1	0	0	2	0
8 Ryan Braun, R (1, 9) OBP: 0.342, SLG: 0.512	C FF 91 B CH 87 S CH 86 F FF 92 S CH 86 1-3 ③ K			X FF 90 0-0 ② ③ G6-4-3 1-2f			B CH 88 B CH 88 C FF 89 B CH 86 B FF 89 4-1 16 K BB		F FC 91 S FF 92 B FF 92 F FF 92 B SL 84 X FF 92 2-2 ③ G6-3	3	0	0	0	1	1	1
16 Aramis Ramirez, R (1, 5) OBP: 0.319, SLG: 0.430		B FF 90 X CH 89 1-0 ① G5-3			C KC 79 S CH 84 B FF 90 F CH 85 X FF 90 1-2 7 SH5-3 18 BB 2 SF8 1B		F CH 86 1 SAFE C CH 86 1 SAFE F CH 87 S FF 91 0-3 ① ② K 1-2			3	1	1	0	0	1	1
18 Khris Davis, R (1, 7) OBP: 0.303, SLG: 0.471		B KC 79 X FF 90 1-0 ② G6-3			B FF 91 D CH 85 F FF 89 F CH 86 D CH 85 D CH 85 4-2 7 SH5-3 1-2 BB		B KC 81 C FF 90 B KC 82 S CH 86 B FF 90 S CH 87 3-3 ③ K			2	0	0	0	1	1	0
7 Mark Reynolds, R (1, 3) OBP: 0.299, SLG: 0.418		C FF 90 F CH 86 B CH 86 S CH 86 1-3 ③ K			X FF 90 0-0 ① SH5-3 1-2 2-3			X FF 90 0-0 ① F9		2	0	0	0	0	1	0
2 Scooter Gennett, L (1, 4) OBP: 0.339, SLG: 0.475			F KC 78 S CH 85 X FF 90 0-2 ① G4-3		D CH 86 X FF 91 1-0 ② SF8 3-H			S KC 81 B KC 80 X CH 86 1-1 1B		2	0	1	1	0	0	0
9 Jean Segura, R (1, 6) OBP: 0.288, SLG: 0.324			B FF 90 B FF 91 X FF 91 2-0 ② G6-3		D KC 80 C FF 91 D CH 87 F CH 86 X FF 90 2-2 ③ P3			**B FF 90** **C FF 91** 1 SAFE 1 SAFE F CH 86 F CH 86 S FF 92 1-3 ② K		3	0	0	0	0	1	2
1 Logan Schafer, L (1, 8) OBP: 0.267, SLG: 0.288			B KC 80 B FF 91 F FF 90 F CH 85 S CH 86 2-3 ③ K			C KC 81 L CH 86 F FF 91 F KC 82 B CH 87 F CH 87 S CH 86 1-3 ① K		1 SAFE B FF 90 F CH 86 F KC 81 S KC 80 1-3 ③ K2-3		3	0	0	0	0	3	1
Inning Stats	R: 0 E: 0 K: 2 S: 9 H: 0 LOB: 0 BB: 0 P: 11	R: 0 E: 0 K: 1 S: 5 H: 0 LOB: 0 BB: 0 P: 8	R: 0 E: 0 K: 1 S: 7 H: 0 LOB: 0 BB: 0 P: 11	R: 0 E: 0 K: 1 S: 6 H: 1 LOB: 0 BB: 0 P: 8	R: 1 E: 0 K: 0 S: 11 H: 1 LOB: 1 BB: 1 P: 19	R: 0 E: 0 K: 3 S: 12 H: 0 LOB: 0 BB: 0 P: 16	R: 0 E: 0 K: 2 S: 8 H: 0 LOB: 0 BB: 1 P: 15	R: 0 E: 0 K: 2 S: 10 H: 1 LOB: 1 BB: 0 P: 13	R: 0 E: 0 K: 2 S: 10 H: 0 LOB: 0 BB: 0 P: 15	1B: 3 2B: 0 3B: 0 HR: 0 SF: 1 SAC: 1 DP: 1 HBP: 0						

	AB	26
	R	1
	H	3
	RBI	1
	BB	2
	SO	14
	LOB	5

WP: 0 PA: 30
PB: 0
SB: 0
CS: 0

PITCHER		IP	WLS	BF	H	R	ER	SO	BB	IBB	HBP	BLK	WP	HR	S	P	ERA	WHIP
53 Alex Cobb, R ERA: 3.54	(1, 1)	8.0	W	27	3	1	1	12	2	0	0	0	0	0	68	101	1.12	0.625
50 Grant Balfour, R ERA: 5.03	(9, 1)	1.0		3	0	0	0	2	0	0	0	0	0	0	10	15	0.00	0.000

PITCHER	IP	WLS	BF	H	R	ER	SO	BB	IBB	HBP	BLK	WP	HR	S	P	ERA	WHIP

BOTTOM

Milwaukee Brewers @ Tampa Bay Rays

Tropicana Field, St. Petersburg, FL

Tue Jul 29 2014, 7:12 PM - 10:07 PM EDT

Att. 16,249 - Dome - 72 F

livebaseballscorecards.com

Batter	1	2	3	4	5	6	7	8	9	AB	R	H	RBI	BB	SO	LOB
8 Desmond Jennings, R (1, 8) OBP: 0.328, SLG: 0.387	S FF 91 X FF 93 0-1 ① B1-3		D SL 85 B SL 84 X FF 92 2-0 ②③ F8-6-3 1-1			B SL 84 F FF 93 F FF 93 B SL 86 X FF 94 2-2 ② G4-3		B CU 77 X FF 94 1-0 ① SH3-4 1-2		3	0	0	0	0	0	1
18 Ben Zobrist, S (1, 4) (9, 6) OBP: 0.361, SLG: 0.421	B FF 92 C FF 91 C FF 93 X FF 94 1-2 ② F7			B CU 71 C CU 72 B FF 93 C FF 92 X SL 84 2-2 ① F9		C CU 74 X FF 94 0-1 HR		B CU 76 B SL 82 C FF 93 F SL 82 F FF 96 B FF 96 X SL 84 3-2 11 2B 2-H 2B		4	2	2	2	0	0	0
20 Matt Joyce, L (1, 10) OBP: 0.363, SLG: 0.428 11 Logan Forsythe, R (8, PH) OBP: 0.294, SLG: 0.350 (9, 10)	C FF 92 C FF 93 B SL 85 X FF 93 1-2 ③ G3			F FF 92 F FF 93 B FF 93 S CU 76 1-3 ② K		S FF 94 F FF 93 B FF 93 B SL 85 F FF 93 B CU 76 X FF 93 3-2 3 BB 1B		D CU 78 X FF 93 1-0 21 BB 5 1B 2-H 2B		3 1	0 1	1 1	0 1	0 0	1 0	0 0
3 Evan Longoria, R (1, 5) OBP: 0.333, SLG: 0.389		C FF 93 F FF 92 F FF 93 B SL 85 B SL 86 X FF 93 2-2 ① P3		F FF 93 C CU 76 X FF 93 0-2 ③ L7		B FF 93 B FF 92 B SL 85 B CU 74 4-0 1-2 BB		I IN 74 I IN 71 I IN 72 I IN 73 4-0 5 1B 21 BB 35 SF7-5 IBB		2	1	0	0	2	0	0
21 James Loney, L (1, 3) OBP: 0.339, SLG: 0.371		X FF 92 0-0 ② G3			B FF 92 B FF 92 C FF 94 C FF 93 X FF 94 2-2 ① G3	C FF 93 B FF 92 F FF 92 X SL 84 1-2 ③ P5		B FF 94 F FF 93 D SL 80 D SL 82 B FF 94 4-1 35 SF7-5 5 1B 1-2 2-3 BB		3	0	0	0	1	0	2
5 Brandon Guyer, R (1, 7) OBP: 0.333, SLG: 0.361		C FF 94 X FF 93 0-1 ② 2B			B SL 85 S FF 92 X FF 93 1-1 ② F9		C FF 92 M SL 84 B SL 84 B FF 94 B SL 84 F FF 94 F FF 94 F FF 94 B SL 85 4-2 11 FC5-4 BB	D CH 77 C CH 76 C FF 88 X CH 78 1-2 35 SF7-5 1-2 2-3 3-H 1B		3	0	2	1	1	0	0
11 Yunel Escobar, R (1, 6) OBP: 0.328, SLG: 0.341 35 Cole Figueroa, L (8, PH) OBP: 0.172, SLG: 0.154 (9, 4)		C SL 85 B FF 93 X FF 92 1-1 ③ L9			X FF 93 0-0 2B	D CU 75 B SL 81 B FF 92 C FF 92 M FF 92 X FF 92 3-2 ① FC5-4 59 G5-4-3 1-2f		C FF 89 S CH 76 B CH 75 X FF 89 1-2 ②③ SF7-5 1-2 2-3 3-H		3 0	0 0	1 0	0 1	0 0	0 0	2 0
59 Curt Casali, R (1, 2) OBP: 0.235, SLG: 0.133			X FF 93 0-0 39 FC6 1B		C CU 74 B SL 84 X SL 84 1-1 ③ P4		T FF 93 F FF 93 D SL 85 X FF 93 1-2 ②③ G5-4-3 1-2f			3	0	1	0	0	0	2
39 Kevin Kiermaier, L (1, 9) OBP: 0.359, SLG: 0.538 1 Sean Rodríguez, R (8, PH) OBP: 0.285, SLG: 0.506 (9, 9)			B FF 92 D CU 74 B FF 92 C FF 93 X FF 93 3-1 ① FC6 8 F8-6-3 1-2f			C FF 93 B FF 94 B CU 75 F FF 93 S SL 84 2-3 ① K		C CU 76 B SL 80 C FF 95 B SL 82 B FF 94 B FF 94 4-2 18 WP 8 SH3-4 18 2B BB		2 0	0 1	0 0	0 0	0 1	1 0	1 0
Inning Stats	R: 0 E: 0 K: 0 S: 8 H: 0 LOB: 0 BB: 0 P: 10	R: 0 E: 0 K: 0 S: 9 H: 1 LOB: 1 BB: 0 P: 12	R: 0 E: 0 K: 0 S: 4 H: 1 LOB: 0 BB: 0 P: 9	R: 0 E: 0 K: 1 S: 9 H: 0 LOB: 0 BB: 0 P: 12	R: 0 E: 0 K: 0 S: 8 H: 1 LOB: 1 BB: 0 P: 12	R: 1 E: 0 K: 1 S: 15 H: 2 LOB: 2 BB: 1 P: 27	R: 0 E: 0 K: 0 S: 11 H: 0 LOB: 0 BB: 1 P: 19	R: 4 E: 0 K: 0 S: 15 H: 3 LOB: 1 BB: 3 P: 34		1B: 3 2B: 6 3B: 0 HR: 1 SF: 1 SAC: 1 DP: 3 HBP: 0				WP: 1 PB: 0 SB: 0 CS: 0 PA: 34		

	AB	27
	R	5
	H	8
	RBI	5
	BB	5
	SO	2
	LOB	8

PITCHER		IP	WLS	BF	H	R	ER	SO	BB	IBB	HBP	BLK	WP	HR	S	P	ERA	WHIP
22 Matt Garza, R ERA: 3.74	(1, 1)	7.0		26	5	1	1	2	2	0	0	0	0	1	64	101	1.29	1.000
13 Will Smith, L ERA: 3.72	(8, 1)	0.1	L	6	2	4	4	0	2	1	0	0	1	0	9	26	108.00	12.000
41 Marco Estrada, R ERA: 4.92	(8, 1)	0.2		2	1	0	0	0	0	0	0	0	0	0	6	8	0.00	1.500

PITCHER	IP	WLS	BF	H	R	ER	SO	BB	IBB	HBP	BLK	WP	HR	S	P	ERA	WHIP

Batter	1	2	3	4	5	6	7	8	9	AB	R	H	RBI	BB	SO	LOB
27 Carlos Gómez, R (1, 8) OBP: 0.355, SLG: 0.488	S CH 85 F KC 79 C SI 93 0-3 K	C SI 94 S FF 94 F SI 95 B CH 86 F SI 95 F FC 90 F SI 94 X CH 86 1-2 FC6-4 1-2f		X CH 85 0-0 F9			X KC 80 0-0 F8		B FF 89 C FF 88 F CU 76 T FS 80 1-2 K	5	0	0	0	0	2	3
20 Jonathan Lucroy, R (1, 3) OBP: 0.374, SLG: 0.492 24 Lyle Overbay, L (7, 3) OBP: 0.313, SLG: 0.337	C FF 92 F FF 94 X FC 90 0-2 L9		C SI 92 F SI 93 B FC 88 X CH 86 1-2 8 E 16 1B 1B		C KC 82 S FC 87 F FC 86 X SI 93 0-2 F8		F SI 93 B SI 93 B KC 79 F KC 80 B SI 93 X CH 86 3-2 G6-3		F CU 76 B FF 88 S FS 81 F FF 89 X FS 80 1-2 G3-1	4 1	1 0	1 0	0 0	0 0	0 0	0 0
8 Ryan Braun, R (1, 9) OBP: 0.338, SLG: 0.504	S CH 86 C SI 93 X SI 94 0-2 G3		X SI 94 0-0 FC6 CS 16 1B 1-2		C SI 93 B SI 94 X SI 94 1-1 L9		S FF 94 S FF 94 F SI 94 B FF 94 X SI 94 1-2 G4-3		B FF 89 B CU 77 X FF 89 2-0 F8	5	0	0	0	0	0	1
16 Aramis Ramirez, R (1, 10) OBP: 0.321, SLG: 0.430		X SI 92 0-0 7 BB BB 12 1B 1B	C FF 94 S SI 94 X FF 94 0-2 CS 1-2 2-H 1B		S CH 86 B SI 93 F SI 94 F SI 94 F CH 87 C SI 90 1-3 K			C FF 92 B FF 92 B FF 92 X SL 84 2-1 G5-3		4	1	2	1	0	1	0
Rickie Weeks Jr., R (1, 4) OBP: 0.330, SLG: 0.384		C CH 84 S CH 84 B SI 93 B SI 94 B SI 94 B CH 86 4-2 7 BB 12 1B 1-2 BB	C KC 80 B SI 93 B CH 85 F KC 80 F SI 94 B SI 93 S FF 94 3-3 K 1-2 2-3			B CH 84 B KC 79 X KC 80 1-1 L8		B FF 92 C SL 82 S SL 85 S SL 82 1-3 K	3	1	0	0	1	2	2
18 Khris Davis, R (1, 7) OBP: 0.305, SLG: 0.477		C CH 86 C SI 93 B SI 93 F FC 89 B CH 86 C SI 94 2-3 K	C SI 94 S SI 93 S FC 89 0-3 K			C CH 86 C SI 94 B SI 94 X FC 87 1-2 7 FC6-5 2B		X SL 85 0-0 12 1B 2B	4	1	2	0	0	2	3
7 Mark Reynolds, R (1, 5) OBP: 0.305, SLG: 0.422		B CH 86 S CH 85 D CH 84 B SI 94 S CH 86 B SI 95 4-2 12 1B 1-2 2-3 BB	B SI 92 B SI 92 B SI 92 X SI 93 3-0 2B			F SI 94 B FF 93 F SI 93 B SI 94 F CH 86 X FC 88 2-2 FC6-5 12 2B 2-3		F SL 84 B FF 93 B FF 92 C SL 83 B FF 93 D FF 92 4-2 12 1B BB	2	1	1	0	2	0	1
12 Martín Maldonado, R (1, 2) OBP: 0.357, SLG: 0.405		B SI 95 X CH 87 1-0 27 FC6-4 1-2 2-H 3-H 1B	F SI 92 X SI 93 0-1 B5			C KC 79 S FF 93 F FC 88 F SI 94 B SI 94 X SI 94 1-2 1-H 2B		C SL 84 B FF 92 X SL 84 1-1 1-2 2-H 1B	4	0	3	4	0	0	1
9 Jean Segura, R (1, 6) OBP: 0.265, SLG: 0.320		S SI 95 X KC 80 0-1 F9	C KC 80 F SI 93 C SI 94 0-3 K			X KC 79 0-0 G6-3		B FF 92 F FF 92 B FF 92 F SL 84 B FF 92 S SL 82 3-3 K	4	0	0	0	0	2	6
Inning Stats	R: 0 E: 0 K: 1 S: 9 H: 0 LOB: 0 BB: 0 P: 9	R: 2 E: 0 K: 1 S: 19 H: 2 LOB: 2 BB: 2 P: 31	R: 1 E: 1 K: 2 S: 14 H: 2 LOB: 1 BB: 0 P: 18	R: 0 E: 0 K: 1 S: 7 H: 1 LOB: 1 BB: 0 P: 10	R: 0 E: 0 K: 1 S: 11 H: 0 LOB: 0 BB: 0 P: 13	R: 1 E: 0 K: 0 S: 15 H: 2 LOB: 1 BB: 0 P: 20	R: 0 E: 0 K: 0 S: 8 H: 0 LOB: 0 BB: 0 P: 12	R: 1 E: 0 K: 2 S: 13 H: 2 LOB: 2 BB: 1 P: 24	R: 0 E: 0 K: 1 S: 8 H: 0 LOB: 0 BB: 0 P: 12	1B: 5 2B: 5 3B: 0 HR: 0 SF: 0 SAC: 0 DP: 1 HBP: 0						

PITCHER	IP	WLS	BF	H	R	ER	SO	BB	IBB	HBP	BLK	WP	HR	S	P	ERA	WHIP
David Price, L (1, 1) ERA: 3.11	7.0	L	30	7	4	3	6	2	0	0	0	0	0	83	113	3.86	1.286
49 Kirby Yates, R (8, 1) ERA: 2.55	1.0		6	2	1	1	2	1	0	0	0	0	0	13	24	9.00	3.000
62 Joel Peralta, R (9, 1) ERA: 4.05	1.0		3	0	0	0	1	0	0	0	0	0	0	8	12	0.00	0.000

PITCHER	IP	WLS	BF	H	R	ER	SO	BB	IBB	HBP	BLK	WP	HR	S	P	ERA	WHIP

TOP

Milwaukee Brewers @ Tampa Bay Rays

Tropicana Field, St. Petersburg, FL

Wed Jul 30 2014, 12:11 PM - 3:25 PM EDT

Att. 24,809 - Dome - 72 F

livebaseballscorecards.com

AB	36
R	5
H	9
RBI	5
BB	3
SO	9
LOB	17

Milwaukee Brewers @ Tampa Bay Rays

Tropicana Field, St. Petersburg, FL

Wed Jul 30 2014, 12:11 PM - 3:25 PM EDT

Att. 24,809 - Dome - 72 F

livebaseballscorecards.com

BOTTOM

Batter	1	2	3	4	5	6	7	8	9	AB	R	H	RBI	BB	SO	LOB
8 Desmond Jennings, R (1, 8) OBP: 0.327, SLG: 0.386	C FF 89 C SL 87 B SL 86 B CU 78 X FF 90 2-2 20 F8 18 1B 1B	C SL 88 F SL 88 F FF 91 F CU 80 X CU 79 0-2 ② G6-3 1-3	C CU 78 B SL 89 C FF 91 B CU 80 X SI 92 2-2 ② G4-3	C SI 96 X SI 96 0-1 ③ G5-3						4	0	1	0	0	0	1
18 Ben Zobrist, S (1, 10) OBP: 0.360, SLG: 0.419	B CU 76 B FF 90 C FF 90 1 SAFE 1 SAFE C FF 90 X SL 88 2-2 3 G6-4-3 1B 1-2	B CU 78 C CU 79 B FF 92 D FF 92 C FF 92 C FF 93 3-3 ③ K	B CU 80 B FF 91 B FF 92 C FF 91 C FF 91 C FF 92 3-3 ③ K	C SI 96 S SI 95 F SI 98 B FF 96 B SI 97 X FF 96 2-2 ① F7						4	0	1	0	0	2	1
20 Matt Joyce, L (1, 7) OBP: 0.362, SLG: 0.425	X FF 92 0-0 ① F8 2-3	C CU 77 B SL 90 S SL 87 B CU 79 B FF 92 F SI 92 X FF 92 3-2 ① G3-1	C SL 86 B SI 90 S SI 90 B SL 87 S SI 91 2-3 ① K	F SI 96 X FF 95 0-1 3 1B 3 WP 1B						4	0	1	0	0	1	2
3 Evan Longoria, R (1, 5) OBP: 0.332, SLG: 0.387	X SL 87 0-0 ② ③ G6-4-3 1-2f	C SI 91 B SL 88 B SL 88 X FF 92 2-1 ② F8	B FF 91 B SL 90 F SI 91 X FF 91 2-1 ② P6	B SI 96 D SI 94 X SI 96 2-0 11 DI 1B 1-3						4	0	1	0	0	0	2
21 James Loney, L (1, 3) OBP: 0.339, SLG: 0.370		C FF 90 X FF 89 0-1 ① G4-3	C CU 78 F FF 91 X SL 89 0-2 ③ F7	B SL 87 X FF 91 1-0 11 FC5 11 1B 1B				S CH 82 B CH 84 S CU 74 F CU 77 C SI 89 1-3 ② K		4	0	1	0	0	1	2
11 Logan Forsythe, R (1, 4) OBP: 0.298, SLG: 0.350		C FF 90 B FF 89 B SL 87 X SI 91 2-1 ② G6-3	C FF 90 B CU 78 T SL 86 S FF 91 1-3 ① K	S SL 87 F SL 87 X FF 92 0-2 11 FC5 1-2 1B				B CU 75 B SI 89 C SI 89 B SI 88 B SI 90 4-1 1-2 BB		3	0	1	0	1	1	0
11 Yunel Escobar, R (1, 6) OBP: 0.325, SLG: 0.337		C FF 91 B CU 79 B FF 92 B FF 92 X FF 92 3-1 ③ G5-3	B SL 88 C FF 91 B FF 92 B FF 92 C FF 92 C FF 92 3-3 ② K	C SL 87 S SL 87 X SL 88 0-2 ③ FC5 1-2 2-3f				B CU 76 F SI 91 S CH 80 S CH 82 1-3 ③ K		4	0	0	0	0	2	5
28 José Molina, R (1, 2) OBP: 0.246, SLG: 0.206		S SL 90 B FF 91 B SL 86 X SI 90 2-1 ① G6-3	X FF 92 0-0 ③ F9	B SI 94 B SI 95 C SI 96 B SI 96 X FF 96 3-1 39 G4-6-3 1B						3	0	1	0	0	0	0
39 Kevin Kiermaier, L (1, 9) OBP: 0.358, SLG: 0.533		C CU 78 B FF 91 B SI 91 C FF 91 B CU 79 B SI 91 4-2 8 G6-3 8 S BB	C FF 89 X CU 78 0-1 ① G4-3	X SI 95 0-0 ① ② G4-6-3 1-2f						2	0	0	0	1	0	1
Inning Stats	R: 0 E: 0 K: 0 S: 8 H: 2 LOB: 1 BB: 0 P: 12	R: 0 E: 0 K: 0 S: 6 H: 0 LOB: 0 BB: 0 P: 11	R: 0 E: 0 K: 1 S: 12 H: 0 LOB: 1 BB: 1 P: 21	R: 0 E: 0 K: 0 S: 9 H: 0 LOB: 0 BB: 0 P: 14	R: 0 E: 0 K: 2 S: 7 H: 0 LOB: 0 BB: 0 P: 11	R: 0 E: 0 K: 1 S: 8 H: 0 LOB: 0 BB: 0 P: 13	R: 0 E: 0 K: 1 S: 12 H: 2 LOB: 2 BB: 0 P: 17	R: 0 E: 0 K: 0 S: 5 H: 1 LOB: 0 BB: 0 P: 8	R: 0 E: 0 K: 2 S: 15 H: 2 LOB: 3 BB: 1 P: 25	1B: 7 2B: 0 3B: 0 HR: 0 SF: 0 SAC: 0 DP: 2 HBP: 0						

	AB	32
	R	0
	H	7
	RBI	0
	BB	2
	SO	7
	LOB	14

WP: 1 PA: 34
PB: 0
SB: 1
CS: 0

PITCHER		IP	WLS	BF	H	R	ER	SO	BB	IBB	HBP	BLK	WP	HR	S	P	ERA	WHIP
49 Yovani Gallardo, R ERA: 3.38	(1, 1)	7.0	W	25	4	0	0	5	1	0	0	0	0	0	62	99	0.00	0.714
21 Jeremy Jeffress, R ERA: 5.14	(8, 1)	1.1		6	3	0	0	0	0	0	0	0	1	0	12	19	0.00	2.250
59 Zach Duke, L ERA: 1.04	(9, 1)	0.1		2	0	0	0	1	1	0	0	0	0	0	5	10	0.00	3.000
57 Francisco Rodríguez, R ERA: 3.02	(9, 1)	0.1	S	1	0	0	0	1	0	0	0	0	0	0	3	4	0.00	0.000

PITCHER	IP	WLS	BF	H	R	ER	SO	BB	IBB	HBP	BLK	WP	HR	S	P	ERA	WHIP

Batter	1	2	3	4	5	6	7	8	9	AB	R	H	RBI	BB	SO	LOB
27 Carlos Gómez, R (1, 8) OBP: 0.357, SLG: 0.485	C SI 93 S SI 92 X CU 76 0-2 ① F8		B FC 87 X CU 74 1-0 ① F7		C SI 92 F FC 87 B SI 91 X CU 75 1-2 20 BLK; 8 2B; 1B	H SI 89 1-0 20 2B HBP		B FC 88 B FF 94 B FF 92 B SI 92 4-1 16 G6-4-3; 8 BB; BB	F FS 84 B FF 94 F FS 85 B FF 94 F FF 96 X FS 86 2-2 ③ F9	4	2	1	0	1	0	2
20 Jonathan Lucroy, R (1, 2) OBP: 0.376, SLG: 0.495	B SI 91 B SI 92 B SI 92 C SI 89 F SI 91 X SI 91 3-2 ② G4-3		C CU 74 X FC 87 0-1 16 2B; 1B		B SI 90 1 SAFE B SI 91 D FC 88 2 SAFE B SI 89 4-0 8 2B 1-2 BB	C CU 74 B CU 75 B SI 91 B SI 91 F SI 91 F SI 91 X SI 92 3-2 8 2B; 2B 1-H 2-H 3-H		C FC 91 B FF 95 X FC 89 1-1 ① L8		4	2	2	3	1	0	1
8 Ryan Braun, R (1, 9) OBP: 0.341, SLG: 0.510	C FC 86 B SI 92 F CU 75 S SI 92 1-3 ③ K		C SI 90 F CU 75 B SI 91 S SI 90 1-3 ② K		X CU 76 0-0 1-3 2-H 2B	X SI 89 0-0 16 F9 2-H 2B		B FF 94 B FF 92 B FC 89 B FF 94 4-0 16 G6-4-3 1-2 BB		4	0	2	2	1	2	1
16 Aramis Ramirez, R (1, 5) OBP: 0.325, SLG: 0.446		B SI 90 B SI 91 B SI 92 X SI 88 3-0 HR	B FC 87 X SI 91 1-0 1-H 2B		B SI 92 X SI 91 1-0 1B	C SI 90 B SI 89 X SI 90 1-1 ② F9 2-3		S FC 90 B FF 94 F FF 93 X FC 90 1-2 ② G6-4-3 1-2 2-3		5	1	3	2	0	0	3
18 Khris Davis, R (1, 7) OBP: 0.302, SLG: 0.472 28 Gerardo Parra, L (7, 7) OBP: 0.304, SLG: 0.361		C FC 86 S CU 73 B SI 92 X CU 76 1-2 E5; 9 SH5-3; 24 BB	S CU 75 T FF 91 S CU 75 0-3 ③ K		B SI 92 T CU 76 D FC 89 S CU 77 F CU 77 S CU 76 2-3 ② K	B SL 82 F FF 90 S FF 91 S CH 84 1-3 ③ K2-3		S FF 94 F FC 91 B FF 94 F FC 90 B FF 95 S FC 90 2-3 ③ K		4 1	0 0	0 0	0 0	0 0	3 1	5 2
24 Lyle Overbay, L (1, 3) OBP: 0.312, SLG: 0.332 7 Mark Reynolds, R (9, PH) OBP: 0.304, SLG: 0.420 (9, 3)		B FC 88 C SI 90 S CU 74 D CU 76 B FC 86 B CU 75 4-2 9 SH5-3 1-2 BB		S FC 87 X CH 83 0-1 ① G4-3	B FC 87 X FC 88 1-0 ③ P5		C SI 90 B CH 84 S CH 84 B SI 90 X CH 84 2-2 ① L8		X SI 90 0-0 ① F9	3 1	0 0	0 0	0 0	1 0	0 0	3 0
9 Jean Segura, R (1, 6) OBP: 0.267, SLG: 0.322		F FC 86 X SI 90 0-1 ① SH5-3 1-2 2-3		F FC 85 C CU 73 B SI 92 S CU 75 1-3 ② K		B FC 84 C SI 89 F CU 74 X CU 74 1-2 38 SH3-4; 3 1B; 20 2B; 1B	B SL 83 C SI 90 X CH 84 1-1 ② L7		C FS 83 X FS 82 0-1 3 FC5-4; 1B	4	1	2	0	0	1	0
3 Elian Herrera, S (1, 4) OBP: 0.292, SLG: 0.333		I IN 67 I IN 70 I IN 70 I IN 70 4-0 38 L6-3; IBB		F FC 87 F FC 87 B CU 74 X FF 90 1-2 ③ L9		F FC 85 1 SAFE X FC 85 0-1 38 SH3-4; 20 2B 1-2 1B	B CH 84 X SI 90 1-0 1B		B SI 90 D FS 85 X FS 85 2-0 ② FC5-4; BB 1-2f	4	1	2	0	1	0	1
38 Wily Peralta, R (1, 1) OBP: 0.100, SLG: 0.128 13 Will Smith, R (7, 1) 21 Jeremy Jeffress, R (8, 1) Rickie Weeks Jr., R (9, PH) OBP: 0.333, SLG: 0.384 59 Zach Duke, L (9, 1) 57 Francisco Rodríguez, R (9, 1)		F FC 86 C SI 90 X CU 77 0-2 ② ③ L6-3 1-1			S SI 89 B SI 90 X FC 85 1-1 ① F9	X SI 88 0-0 ① SH3-4 1-2 2-3	X SI 89 0-0 ③ P6		B SI 92 B FS 84 C FS 84 S FS 83 B FF 93 B FS 84 4-2 BB 1-2	3 0 0 0 0 0	0 0 0 0 0 0	0 0 0 0 0 0	0 0 0 0 1 0	0 0 0 0 0 0	0 0 0 0 0 0	4 0 0 0 0 0
Inning Stats	R: 0 E: 0 K: 1 S: 9 H: 0 LOB: 0 BB: 0 P: 13	R: 1 E: 1 K: 0 S: 11 H: 1 LOB: 2 BB: 2 P: 23	R: 1 E: 0 K: 2 S: 10 H: 2 LOB: 1 BB: 0 P: 13	R: 0 E: 0 K: 1 S: 8 H: 0 LOB: 0 BB: 0 P: 10	R: 1 E: 0 K: 1 S: 12 H: 3 LOB: 3 BB: 1 P: 22	R: 4 E: 0 K: 1 S: 16 H: 4 LOB: 1 BB: 0 P: 23	R: 0 E: 0 K: 0 S: 7 H: 1 LOB: 1 BB: 0 P: 11	R: 0 E: 0 K: 1 S: 10 H: 0 LOB: 2 BB: 2 P: 22	R: 0 E: 0 K: 0 S: 10 H: 1 LOB: 2 BB: 1 P: 18	1B: 7 2B: 5 3B: 0 HR: 1 SF: 0 SAC: 2 DP: 1 HBP: 1						

PITCHER	IP	WLS	BF	H	R	ER	SO	BB	IBB	HBP	BLK	WP	HR	S	P	ERA	WHIP
50 Adam Wainwright, R (1, 1) ERA: 2.26	5.1	L	29	9	7	7	5	2	1	1	1	0	1	60	96	11.81	2.062
43 Seth Maness, R (6, 1) ERA: 3.23	1.2		7	2	0	0	1	0	0	0	0	0	0	13	19	0.00	1.200
Jason Motte, R (8, 1) ERA: 4.91	1.0		5	0	0	0	1	2	0	0	0	0	0	10	22	0.00	2.000
71 Sam Freeman, L (9, 1) ERA: 1.93	1.0		5	1	0	0	0	1	0	0	0	0	0	10	18	0.00	2.000

PITCHER | IP | WLS | BF | H | R | ER | SO | BB | IBB | HBP | BLK | WP | HR | S | P | ERA | WHIP

TOP

Milwaukee Brewers @ St. Louis Cardinals

Busch Stadium, St. Louis, MO

Fri Aug 01 2014, 7:18 PM - 10:31 PM CDT

Att. 45,306 - Overcast - 76 F

livebaseballscorecards.com

AB	37
R	7
H	12
RBI	7
BB	6
SO	7
LOB	22

PA: 46

WP: 0
PB: 0
SB: 0
CS: 0

Batter	1	2	3	4	5	6	7	8	9	AB	R	H	RBI	BB	SO	LOB
13 Matt Carpenter, L (1, 5) OBP: 0.383, SLG: 0.400	B FF 94 B FF 94 B FF 94 C FF 92 C FF 95 F FF 96 B FF 97 4-2 27 BB 7 G5-3 BB	B SI 97 C SI 95 X SI 96 1-1 ③ G4-3			C SL 84 X SI 96 0-1 ② G4-3		C SL 83 D SL 84 F SI 97 B SI 97 F SL 87 B SI 96 X SI 97 3-2 3-H 1B		C SL 83 B SL 86 X FF 88 1-1 1-H 2-H 3B	4	0	2	3	1	0	1
16 Kolten Wong, L (1, 4) OBP: 0.287, SLG: 0.374	C FF 96 F SI 97 F SL 88 X SL 87 0-2 ① F8		C SL 83 B FF 96 B SI 96 F SI 97 T SL 85 2-2 ① K		C SL 83 B CH 86 F SI 97 T SI 96 1-2 ③ K		F FF 95 B SL 81 F SL 82 S SL 82 1-3 ③ K		C CU 76 F SI 93 X CH 86 0-2 ③ G4-3	5	0	0	0	0	3	3
7 Matt Holliday, R (1, 7) OBP: 0.371, SLG: 0.420	1 SAFE B FF 96 X SI 96 1-0 ② G5-3 1-2		B SI 96 S SI 96 X SI 96 1-1 32 G4-6-3 1B			C SL 84 B SI 96 X SI 95 1-1 HR		C SI 96 X CH 89 0-1 ① G5-3		4	1	2	1	0	0	1
32 Matt Adams, L (1, 3) OBP: 0.328, SLG: 0.506	B SL 86 B SL 86 B SI 96 B SI 95 4-0 27 BB BB		X SL 85 0-0 ②③ G4-6-3 1-2f			C SL 83 X SL 86 0-1 ① L9		B KC 79 F SI 95 F SI 96 B KC 80 X KC 79 2-2 ② G3		3	0	0	0	1	0	1
27 Jhonny Peralta, R (1, 6) OBP: 0.329, SLG: 0.435	B SL 86 B SI 96 B SI 97 C FF 95 B FF 97 4-1 1-2 2-3 BB			C SL 83 X SI 96 0-1 ① G6-3		B SI 96 S FF 96 C CH 84 S SI 96 1-3 ② K		B SI 96 S SI 96 X SI 97 1-1 ③ G5-3		3	0	0	0	1	1	0
12 A.J. Pierzynski, L (1, 2) OBP: 0.287, SLG: 0.345	F FF 96 X FF 96 0-1 ③ P4			C CH 85 B FF 95 B SI 96 F SI 94 X CH 87 2-2 ② F8		C FF 96 B SI 96 B SI 97 X SI 96 2-1 ③ G3			B SI 89 S SL 83 C SI 89 X CU 76 1-2 ① G1-3	4	0	0	0	0	0	3
18 Oscar Taveras, L (1, 9) OBP: 0.248, SLG: 0.311		C SI 95 X SI 95 0-1 ① P5		B SI 96 T SI 96 C SI 97 B CH 88 F SI 97 X SI 97 2-2 2B			F SI 96 F SI 96 B SL 90 X SL 89 1-2 ① L9		B SL 83 F SI 89 C FF 89 B CU 76 B CU 76 B CU 76 4-2 3 BB 13 3B BB	3	1	1	0	1	0	0
8 Peter Bourjos, R (1, 8) OBP: 0.292, SLG: 0.353		B SI 96 B SI 96 B SI 96 B FF 93 4-0 50 SH1-4 BB		B SI 97 B SI 96 X FF 95 2-0 ③ G5-3			B SI 96 X SI 95 1-0 33 G4-3 13 1B 2B		F SL 84 B SI 90 B SL 85 F SI 89 S SI 90 2-3 ② K	3	1	1	0	1	1	2
50 Adam Wainwright, R (1, 1) OBP: 0.260, SLG: 0.277 43 Seth Maness, R (6, 1) OBP: 0.400, SLG: 0.400 33 Daniel Descalso, L (7, PH) OBP: 0.238, SLG: 0.234 Jason Motte, R (8, 1) 71 Sam Freeman, R (9, 1) 3 Mark Ellis, R (9, PH) OBP: 0.270, SLG: 0.228		1 SAFE X SL 85 0-0 ② SH1-4 1-2			F SI 92 B CH 83 F SI 95 B SL 84 X SI 96 2-2 ① G6-3		X SI 95 0-0 ② G4-3 2-3		B SL 84 B SI 88 B SI 87 B SI 90 4-0 13 3B 1-2 BB	1 0 1 0 0 0	0 0 0 0 0 1	0 0 0 0 0 0	0 0 0 0 0 1	0 0 0 0 0 0	0 0 1 0 0 0	0 0 1 0 0 0
Inning Stats	R: 0 E: 0 K: 0 S: 11 H: 0 LOB: 3 BB: 3 P: 24	R: 0 E: 0 K: 0 S: 5 H: 0 LOB: 1 BB: 1 P: 10	R: 0 E: 0 K: 1 S: 6 H: 1 LOB: 0 BB: 0 P: 9	R: 0 E: 0 K: 0 S: 10 H: 1 LOB: 1 BB: 0 P: 16	R: 0 E: 0 K: 1 S: 8 H: 0 LOB: 0 BB: 0 P: 11	R: 1 E: 0 K: 1 S: 9 H: 1 LOB: 0 BB: 0 P: 13	R: 1 E: 0 K: 1 S: 12 H: 2 LOB: 1 BB: 0 P: 18	R: 0 E: 0 K: 0 S: 7 H: 0 LOB: 0 BB: 0 P: 10	R: 2 E: 0 K: 1 S: 13 H: 1 LOB: 1 BB: 2 P: 25	1B: 2 2B: 2 3B: 1 HR: 1 SF: 0 SAC: 1 DP: 1 HBP: 0						

PITCHER		IP	WLS	BF	H	R	ER	SO	BB	IBB	HBP	BLK	WP	HR	S	P	ERA	WHIP
38 Wily Peralta, R ERA: 3.52	(1, 1)	6.2	W	28	5	2	2	3	4	0	0	0	0	1	58	97	2.70	1.350
13 Will Smith, L ERA: 3.7	(7, 1)	0.1		1	0	0	0	1	0	0	0	0	0	0	3	4	0.00	0.000
21 Jeremy Jeffress, R ERA: 4.5	(8, 1)	1.0		3	0	0	0	0	0	0	0	0	0	0	7	10	0.00	0.000
59 Zach Duke, L ERA: 1.43	(9, 1)	0.2		5	1	2	2	1	2	0	0	0	0	0	10	22	27.00	4.500
57 Francisco Rodríguez, R ERA: 3.0	(9, 1)	0.1	S	1	0	0	0	0	0	0	0	0	0	0	3	3	0.00	0.000

PITCHER	IP	WLS	BF	H	R	ER	SO	BB	IBB	HBP	BLK	WP	HR	S	P	ERA	WHIP

BOTTOM

Milwaukee Brewers @ St. Louis Cardinals

Busch Stadium, St. Louis, MO

Fri Aug 01 2014, 7:18 PM - 10:31 PM CDT

Att. 45,306 - Overcast - 76 F

livebaseballscorecards.com

AB	31
R	4
H	6
RBI	4
BB	6
SO	5
LOB	12

Batter	1	2	3	4	5	6	7	8	9	AB	R	H	RBI	BB	SO	LOB
27 Carlos Gómez, R (1, 8) OBP: 0.358, SLG: 0.487	B FF 91 X SI 90 1-0 ① G6-3		S SL 82 C SI 91 F SI 92 F SI 93 S SL 84 0-3 ② K		X SI 88 0-0 28 SH1-3 28 S 8 G5-3 1B		X FF 93 0-0 28 S 8 G6-3 1-H 2B		T FF 98 F FF 99 S FF 100 0-3 ② K	5	2	2	1	0	2	1
28 Gerardo Parra, L (1, 7) OBP: 0.304, SLG: 0.359	B SI 87 C SI 87 S FF 92 F SI 92 F SI 93 F SL 84 F FF 94 B SI 92 B SL 85 4-2 B SI 90 16 S 16 1B BB		B FF 91 L SI 88 X SI 92 1-1 ③ G3		1 SAFE 1 SAFE B SI 87 X SI 88 1-0 ① SH1-3 1-3		D FF 93 S FF 93 S FF 92 B FF 93 S FF 93 2-3 ① K 2-3		B FF 99 S FF 99 S FF 98 B FF 100 F FF 98 B CH 88 F FF 98 F FF 98 S CH 87 3-3 ③ K	3	1	0	0	1	2	2
8 Ryan Braun, R (1, 9) OBP: 0.340, SLG: 0.507	C SI 88 F FF 93 F SL 81 S SI 92 0-3 ② K			X FF 90 0-0 20 FC1-6 16 1B 2 2B 1B	F SI 89 B SI 91 X SI 89 1-1 ② G5-3 3-H		B FF 94 B CH 84 X FF 93 2-0 ② G6-3 3-H			4	1	1	2	0	1	1
16 Aramis Ramirez, R (1, 5) OBP: 0.330, SLG: 0.457	F FF 92 1 SAFE S SL 83 X SL 84 0-2 1-H 1B			X SI 88 0-0 20 FC1-6 1-2 1B	C SL 81 F SL 83 X SI 93 0-2 3B		S CH 84 S CH 86 X FF 93 0-2 ③ F8			4	0	3	1	0	0	0
20 Jonathan Lucroy, R (1, 2) OBP: 0.373, SLG: 0.490	C SI 89 F SI 91 B SI 92 1 SAFE 1 SAFE X SL 82 1-2 ③ G4-3			B SI 89 B SL 81 C FF 90 X SI 88 2-1 ① FC1-6 24 BB 2 2B 1-2f 2-3	B SL 81 X SI 89 1-0 ③ G6-3			C SI 89 C SI 92 S SI 92 0-3 ① K		4	1	0	0	0	1	4
24 Lyle Overbay, L (1, 3) OBP: 0.315, SLG: 0.328		B SL 78 B SI 88 C SI 85 B SI 89 B FF 88 4-1 2 G4-6-3 BB		B FF 90 D SI 90 B SI 89 B SL 80 4-0 2 2B 9 G5-3 1-2 BB		B SI 88 F SI 87 S SL 79 X SI 91 1-2 ① G3-1		B SI 90 X CH 70 1-0 ② P4		2	1	0	0	2	0	0
2 Scooter Gennett, L (1, 4) OBP: 0.342, SLG: 0.480 41 Marco Estrada, R (6, 1) OBP: 0.182, SLG: 0.100 Rickie Weeks Jr., R (8, PH) OBP: 0.332, SLG: 0.382 32 Tom Gorzelanny, R (8, 1)		B SI 87 F FF 90 B SI 88 X FF 89 2-1 ①② G4-6-3 1-2f		X SI 88 0-0 9 G5-3 1-3 2-H 3-H 2B		C FF 89 B SL 81 X FF 89 1-1 9 G4-6-3 1B		C SL 79 C SI 91 B SI 93 S SL 84 1-3 ③ K		3 0 1 0	0 0 0 0	2 0 0 0	2 0 0 0	0 0 1 0	0 0 0 0	1 0 0 0
9 Jean Segura, R (1, 6) OBP: 0.267, SLG: 0.324	C SI 88 X FF 93 0-1 ③ G4-3			B SL 80 B SI 89 B SI 88 S SI 88 X SI 87 3-1 ② G5-3 2-3 3-H		X SI 87 0-0 ②③ G4-6-3 1-2f		X FF 95 0-0 3 G4-3 2B	4	0	1	1	0	0	2
26 Kyle Lohse, R (1, 1) OBP: 0.180, SLG: 0.146 53 Brandon Kintzler, R (5, 1) 3 Elian Herrera, S (6, 4) OBP: 0.296, SLG: 0.337			B FF 88 C SI 86 S SI 89 B SI 90 F SI 87 F SI 88 C SL 80 2-3 ① K	C SI 88 S SL 82 F SI 92 F SI 90 F SL 83 C SL 82 0-3 ③ K		C FF 92 B FF 93 X FF 93 1-1 27 2B 1B		B CH 85 F FF 96 B FF 97 X FF 98 2-1 ① G4-3 2-3	2 0 2	0 0 1	0 0 1	0 0 1	2 0 0	0 0 0	1 0 1
Inning Stats	R: 1 H: 1 E: 0 LOB: 1 K: 1 BB: 1 S: 17 P: 23	R: 0 H: 0 E: 0 LOB: 0 K: 0 BB: 1 S: 5 P: 11	R: 0 H: 0 E: 0 LOB: 0 K: 2 BB: 0 S: 12 P: 15	R: 3 H: 3 E: 0 LOB: 1 K: 1 BB: 1 S: 13 P: 22	R: 1 H: 2 E: 0 LOB: 1 K: 0 BB: 0 S: 8 P: 11	R: 0 H: 1 E: 0 LOB: 0 K: 0 BB: 0 S: 6 P: 8	R: 2 H: 2 E: 0 LOB: 0 K: 1 BB: 0 S: 10 P: 15	R: 0 H: 0 E: 0 LOB: 0 K: 2 BB: 0 S: 7 P: 9	R: 0 H: 1 E: 0 LOB: 1 K: 2 BB: 0 S: 12 P: 17	1B: 6 2B: 3 3B: 1 HR: 0	SF: 0 SAC: 1 DP: 2 HBP: 0						

PITCHER		IP	WLS	BF	H	R	ER	SO	BB	IBB	HBP	BLK	WP	HR	S	P	ERA	WHIP
63 Justin Masterson, R ERA: 5.63	(1, 1)	6.0	W	26	7	5	5	4	3	0	0	0	0	0	61	90	7.50	1.667
46 Kevin Siegrist, L ERA: 4.44	(7, 1)	1.0		5	2	2	2	1	0	0	0	0	0	0	10	15	18.00	2.000
37 Pat Neshek, R ERA: 0.81	(8, 1)	1.0	H	3	0	0	0	2	0	0	0	0	0	0	7	9	0.00	0.000
26 Trevor Rosenthal, R ERA: 3.2	(9, 1)	1.0	S	4	1	0	0	2	0	0	0	0	0	0	12	17	0.00	1.000

PITCHER	IP	WLS	BF	H	R	ER	SO	BB	IBB	HBP	BLK	WP	HR	S	P	ERA	WHIP

TOP

Milwaukee Brewers @ St. Louis Cardinals

Busch Stadium, St. Louis, MO

Sat Aug 02 2014, 6:15 PM - 9:15 PM CDT

Att. 45,719 - Partly Cloudy - 92 F

livebaseballscorecards.com

AB	34
R	7
H	10
RBI	7
BB	3
SO	9
LOB	13

WP: 0 PA: 38
PB: 0
SB: 3
CS: 0

Batter	1	2	3	4	5	6	7	8	9	AB	R	H	RBI	BB	SO	LOB
13 Matt Carpenter, L (1, 5) OBP: 0.383, SLG: 0.398	B SI 88 X SI 88 1-0 ① F7	C CU 74 B SL 86 B SI 90 B SI 90 B SL 84 4-1 16 1B, 7 1B, BB 1-2 2-3		C CU 73 X CU 74 0-1 ② SF7 3-H B CU 72 B CH 78 B CH 77 C SI 86 F SL 83 X SI 88 3-2 ③ P4		B FF 89 B FF 88 C FF 88 C FF 89 F FF 90 X CH 79 2-2 ① G1-3 F CH 78 B FF 89 B CH 78 F CH 79 X FF 90 2-2 7 S, 2B		C FF 88 B SL 80 B FF 90 F SI 91 H FF 92 3-2 32 1B, HBP L SI 91 X SI 90 0-1 ① L6		2 1 0 1 1 0 0 5 2 3 3 0 0 1				
16 Kolten Wong, L (1, 4) OBP: 0.294, SLG: 0.396	X SI 89 0-0 HR	C CU 75 F SI 90 X SL 85 0-2 7 1B, 7 E, 1B 1-3 2-H 3-H														
7 Matt Holliday, R (1, 7) OBP: 0.372, SLG: 0.420	S SI 89 F SL 85 S SI 89 0-3 ② K	B SI 90 B SL 84 C SL 83 X SI 90 2-1 E7 1-H 3-H, 1B			C SI 88 F SL 83 X SI 90 0-2 27 1B, 32 BB, 18 2B, 1B	S FF 89 C FF 90 F CH 79 3 SAFE S FF 89 0-3 ② K 2-3		C SI 91 F CH 83 S FF 91 0-3 ② K		5 1 2 1 0 3 2						
32 Matt Adams, L (1, 3) OBP: 0.329, SLG: 0.503	C CU 74 B SL 86 C SI 90 X CU 74 1-2 ③ G6-3	X CU 75 0-0 ③ L9			B SI 87 B CH 77 S CH 77 B CH 77 B SI 87 4-1 27 1B, 18 2B, BB 1-2	B CU 77 F CH 78 S FF 90 B FF 90 B CH 78 F FF 91 X CH 80 3-2 ③ L8		C SI 90 C SL 81 X SL 82 0-2 1-2, 1B		4 1 1 0 1 0 2						
27 Jhonny Peralta, R (1, 6) OBP: 0.330, SLG: 0.442		B CU 74 B SL 85 X SI 89 2-0 HR	C SI 89 X SL 84 0-1 ① P4		B CH 77 D SL 86 C CH 77 X CU 75 2-1 18 2B, 8, FC5-2-6-1 1-2 2-3, 1B		C CH 79 F FF 89 B CH 79 B FF 89 F CH 79 X CH 79 2-2 ① L7	D SL 78 C SI 92 S FF 92 B FF 92 S FF 92 2-3 ③ K		5 1 2 1 0 1 2						
18 Oscar Taveras, L (1, 9) OBP: 0.257, SLG: 0.321		B SI 89 X CH 80 1-0 ① G3	B SI 87 C CH 78 B SI 88 X SI 86 2-1 ② L7		B CH 78 B SI 89 S SI 88 F SI 89 X SL 86 2-2 8, FC5-2-6-1, 48 FC5-2 1-3 2-H 3-H, 2B		B FF 90 B CH 80 B CH 79 C FF 88 F FF 90 F FF 90 B CH 79 4-2 48 1B, BB			3 0 1 2 1 0 0							
8 Peter Bourjos, R (1, 8) OBP: 0.286, SLG: 0.345		C SI 90 C CU 74 X SL 83 0-2 ② F9	C SI 88 S SL 85 C SL 82 0-3 ③ K		X FF 92 0-0 ① FC5-2-6-1, 48 FC5-2 2-3 3-H		1 SAFE 1 SAFE B CU 78 X FF 89 1-0 ② P4			4 0 0 0 0 1 3							
48 Tony Cruz, R (1, 2) OBP: 0.316, SLG: 0.295		C SI 90 B SI 90 B CU 73 B SI 90 C SI 90 B SI 90 4-2 13 BB, 63 1B, 16 1B, BB		X SI 86 0-0 63 SH5-3, 13 SF7, 2B	C SI 90 T SI 93 X SI 93 0-2 ② FC5-2 2-3 3-H		F CH 80 X FF 90 0-1 1-2, 1B			3 2 2 0 1 0 2							
63 Justin Masterson, R (1, 1) OBP: 0.200, SLG: 0.200 46 Kevin Siegrist, L (7, 1) 33 Daniel Descalso, L (7, PH) OBP: 0.235, SLG: 0.232 37 Pat Neshek, S (8, 1) 26 Trevor Rosenthal, R (9, 1)		C SL 84 F SI 89 X SL 84 0-2 13 BB, 16 1B, 1-2, 1B		X SL 81 0-0 ① SH5-3 2-3	S SI 93 S SI 93 F SI 93 S SI 93 0-3 ③ K		C CH 80 C FF 90 S FF 90 0-3 ③ K			2 1 1 0 0 1 2 0 0 0 0 0 0 0 1 0 0 0 0 1 2 0 0 0 0 0 0 0 0 0 0 0 0 0 0							
Inning Stats	R: 1 E: 0 K: 1 S: 8 H: 1 LOB: 0 BB: 0 P: 10	R: 5 E: 1 K: 0 S: 17 H: 4 LOB: 1 BB: 2 P: 30	R: 0 E: 0 K: 1 S: 7 H: 0 LOB: 0 BB: 0 P: 9	R: 1 E: 0 K: 0 S: 7 H: 1 LOB: 0 BB: 0 P: 10	R: 2 E: 0 K: 1 S: 17 H: 3 LOB: 2 BB: 1 P: 25	R: 0 E: 0 K: 1 S: 15 H: 1 LOB: 1 BB: 0 P: 22	R: 0 E: 0 K: 1 S: 13 H: 1 LOB: 2 BB: 1 P: 20	R: 0 E: 0 K: 2 S: 13 H: 1 LOB: 2 BB: 0 P: 18		1B: 7 2B: 3 3B: 0 HR: 2 SF: 1 SAC: 1 DP: 0 HBP: 1							

BOTTOM

Milwaukee Brewers @ St. Louis Cardinals

Busch Stadium, St. Louis, MO

Sat Aug 02 2014, 6:15 PM - 9:15 PM CDT

Att. 45,719 - Partly Cloudy - 92 F

livebaseballscorecards.com

AB	34
R	9
H	12
RBI	8
BB	4
SO	7
LOB	16

PITCHER		IP	WLS	BF	H	R	ER	SO	BB	IBB	HBP	BLK	WP	HR	S	P	ERA	WHIP
26 Kyle Lohse, R ERA: 3.4	(1, 1)	4.0	L	24	9	9	7	2	3	0	0	0	0	2	48	76	15.75	3.000
53 Brandon Kintzler, R ERA: 3.35	(5, 1)	1.0		3	0	0	0	1	0	0	0	0	0	0	8	8	0.00	0.000
41 Marco Estrada, R ERA: 4.83	(6, 1)	2.0		9	2	0	0	2	1	0	0	0	0	0	28	42	0.00	1.500
32 Tom Gorzelanny, L ERA:	(8, 1)	1.0		5	1	0	0	2	0	0	1	0	0	0	13	18	0.00	1.000

PITCHER	IP	WLS	BF	H	R	ER	SO	BB	IBB	HBP	BLK	WP	HR	S	P	ERA	WHIP

Batter	1	2	3	4	5	6	7	8	9	AB	R	H	RBI	BB	SO	LOB
27 Carlos Gómez, R (1, 8) OBP: 0.354, SLG: 0.481	S FF 93 S FF 94 B FF 95 S SI 94 1-3 ① **K**		F FF 91 F FF 92 B FC 86 S FC 83 1-3 ① **K**		B SI 92 X SI 90 1-0 ② **P6**		F FF 90 B FF 92 B FF 92 S FF 92 F FF 92 D FC 83 X FC 82 3-2 ③ **P5**		B FF 99 F FF 100 F FF 100 B FF 100 F CH 88 S FF 99 2-3 ③ **K**	5	0	0	0	0	3	5
20 Jonathan Lucroy, R (1, 2) OBP: 0.372, SLG: 0.487	C FF 93 F FF 93 F FF 94 X FF 92 0-2 ② **P2**		X SI 91 0-0 8 1B **1B**		B FF 91 B CU 80 C CU 75 F SI 91 F FF 91 B FC 84 F FC 82 X SI 92 3-2 ③ **L9** 1-2			S SI 81 F SI 90 F SL 84 B SI 92 F SL 83 X SL 83 1-2 ① **G6-3**		4	0	1	0	0	0	1
8 Ryan Braun, R (1, 9) OBP: 0.342, SLG: 0.510	T FF 93 F FF 94 F SI 94 X SI 94 0-2 16 1B **2B**		B SI 91 C SI 92 1 SAFE C SI 91 X SI 92 1-2 16 G5-4-3 **1B**			C CU 77 B FC 82 F FF 91 B SI 92 F FF 92 F SI 93 F FF 91 X FC 83 2-2 ① **G6-3**		S SL 82 C SI 91 F SI 93 F SL 84 X SL 82 0-2 ② **G6-3**		4	1	2	0	0	0	0
16 Aramis Ramirez, R (1, 5) OBP: 0.332, SLG: 0.457	C FF 93 F FF 93 X SI 94 0-2 WP 2-H **1B**		X SI 91 0-0 ② ③ **G5-4-3** 1-2f			X FC 82 0-0 ② **P3**		B SL 82 S SI 91 F SI 90 X SL 85 1-2 **1B**		4	0	2	1	0	0	2
Rickie Weeks Jr., R (1, 4) OBP: 0.325, SLG: 0.374	F FF 92 B SI 92 S CU 79 B FC 83 B CU 79 S FC 83 3-3 ③ **K** 1-2			C CU 75 F SI 92 X FF 93 0-2 ① **G5-3**		S SI 91 F SI 91 F FF 93 B FC 83 B FC 83 X FC 81 2-2 ③ **L8**		C SL 81 F SI 91 B SL 84 S SL 84 1-3 ③ **K**		4	0	0	0	0	2	2
18 Khris Davis, R (1, 7) OBP: 0.301, SLG: 0.469		C FF 91 X CU 79 0-1 ① **P3**		F SI 92 B FF 90 S FC 83 F FC 83 X CU 79 1-2 ② **G6-3**			B SI 88 F CU 76 F CU 79 F FF 92 B FF 88 B CU 79 X FC 82 3-2 ① **L7**		F FF 97 B FF 98 B FF 97 X FF 97 2-1 3 BB **1B**	4	0	1	0	0	0	0
7 Mark Reynolds, R (1, 3) OBP: 0.303, SLG: 0.428		B FF 92 X FC 83 1-0 **HR**		B SI 92 B FF 93 C SI 91 C SI 92 F FF 93 F FF 93 B CU 80 F SI 93 C SI 92 3-3 ③ **K**			X SI 90 0-0 ② **L7**		C FF 98 S FF 98 F FF 98 B CH 88 B CH 86 S FF 98 2-3 ① **K**	4	1	1	1	0	2	1
3 Elian Herrera, S (1, 6) OBP: 0.304, SLG: 0.337		B SI 91 B SI 90 B FF 89 C FF 88 X FF 90 3-1 ② **F7**			X FC 82 0-0 **E1** 20 S		B SI 89 B CU 81 T SI 88 F SI 88 X FC 82 2-2 24 1B **1B**		B FF 97 F FF 98 B FF 98 B FF 98 F FF 98 B FF 98 4-2 **BB** 1-2	3	0	1	0	1	0	0
22 Matt Garza, R (1, 1) OBP: 0.068, SLG: 0.091 24 Lyle Overbay, L (7, PH) OBP: 0.318, SLG: 0.332 59 Zach Duke, L (7, 1) 21 Jeremy Jeffress, R (7, 1) 13 Will Smith, R (8, 1) 2 Scooter Gennett, L (9, PH) OBP: 0.340, SLG: 0.479		X FF 89 0-0 ③ **L9**			1 SAFE X FF 89 0-0 ① **F9**		B FF 89 B CU 75 F CU 76 X SI 90 2-1 1-2 **1B**		B FF 97 F FF 96 F FF 98 F FF 98 S CH 88 1-3 ② **K**	2 1 0 0 0 1	0 0 0 0 0 0	0 1 0 0 0 0	0 0 0 0 0 0	0 0 0 0 0 1	0 0 0 0 0 2	1 0 0 0 0 2
Inning Stats	R: 1 H: 2 E: 0 LOB: 1 K: 2 BB: 0 S: 17 P: 21	R: 1 H: 1 E: 0 LOB: 0 K: 0 BB: 0 S: 6 P: 10	R: 0 H: 2 E: 0 LOB: 1 K: 1 BB: 0 S: 8 P: 10	R: 0 H: 0 E: 0 LOB: 0 K: 1 BB: 0 S: 13 P: 17	R: 0 H: 0 E: 1 LOB: 1 K: 0 BB: 0 S: 8 P: 12	R: 0 H: 0 E: 0 LOB: 0 K: 0 BB: 0 S: 11 P: 15	R: 0 H: 2 E: 0 LOB: 2 K: 0 BB: 0 S: 14 P: 24	R: 0 H: 1 E: 0 LOB: 1 K: 1 BB: 0 S: 16 P: 19	R: 0 H: 1 E: 0 LOB: 2 K: 3 BB: 1 S: 16 P: 27	1B: 7 SF: 0 2B: 1 SAC: 0 3B: 0 DP: 1 HR: 1 HBP: 0						

PITCHER		IP	WLS	BF	H	R	ER	SO	BB	IBB	HBP	BLK	WP	HR	S	P	ERA	WHIP
41 John Lackey, R ERA: 3.55	(1, 1)	7.0	W	28	7	2	2	4	0	0	0	0	1	1	77	109	2.57	1.000
37 Pat Neshek, R ERA: 0.79	(8, 1)	1.0	H	4	1	0	0	1	0	0	0	0	0	0	16	19	0.00	1.000
26 Trevor Rosenthal, R ERA: 3.14	(9, 1)	1.0	S	5	1	0	0	3	1	0	0	0	0	0	16	27	0.00	2.000

PITCHER	IP	WLS	BF	H	R	ER	SO	BB	IBB	HBP	BLK	WP	HR	S	P	ERA	WHIP

TOP

Milwaukee Brewers @ St. Louis Cardinals

Busch Stadium, St. Louis, MO

Sun Aug 03 2014, 1:18 PM - 4:07 PM CDT

Att. 44,662 - Sunny - 87 F

livebaseballscorecards.com

AB	36
R	2
H	9
RBI	2
BB	1
SO	8
LOB	14

Batter	1	2	3	4	5	6	7	8	9	AB	R	H	RBI	BB	SO	LOB
13 Matt Carpenter, L (1, 5) OBP: 0.380, SLG: 0.394	F FF 90 X FF 92 0-1 ① L3			B FF 93 C FF 92 X CU 73 1-1 ① G1-3		C FF 92 B SL 84 B FF 94 X FF 94 2-1 ③ F7		X FF 93 0-0 ① L8		4	0	0	0	0	0	0
16 Kolten Wong, L (1, 4) OBP: 0.289, SLG: 0.389	B CU 74 C SI 93 B FF 95 X FF 94 2-1 ② P3			X SI 92 0-0 ② G1-3			C SL 82 C SI 89 X SI 87 0-2 ① G4-3	B FF 94 C FF 94 S FF 95 X FF 93 1-2 ② G6-3		4	0	0	0	0	0	0
7 Matt Holliday, R (1, 7) OBP: 0.371, SLG: 0.426	B SL 85 S FF 94 B SI 93 X SL 86 2-1 ③ G6-3			C FF 94 B FF 94 F SI 94 X FF 95 1-2 ③ G5-3			B CU 74 B SI 89 B SL 83 C SI 90 X CH 85 3-1 HR	B CU 78 B SL 80 X FF 91 2-0 ③ L8		4	1	1	1	0	0	0
32 Matt Adams, L (1, 3) OBP: 0.334, SLG: 0.508		B FF 93 C SI 92 F CU 74 H FF 93 2-2 27 G6-4-3 HBP			B CU 73 B FF 92 B FF 91 C FF 93 F FF 94 F FF 94 X FF 95 3-2 12 G3-1 2B		X SL 84 0-0 27 1B 12 1B 1B			2	1	2	0	0	0	0
27 Jhonny Peralta, R (1, 6) OBP: 0.330, SLG: 0.441		B SL 85 X FF 95 1-0 ① ② G6-4-3 1-2f			C SL 84 B SL 85 F FF 95 B FF 94 D SL 87 S FF 95 3-3 ① K		F SI 95 X SI 97 0-1 12 1B 18 1B 1-2 1B			3	1	1	0	0	1	2
12 A.J. Pierzynski, L (1, 2) OBP: 0.287, SLG: 0.345		F FF 93 S CU 75 B SI 95 X FF 94 1-2 ③ L7			X CU 76 0-0 ② G3-1 2-3		X CH 88 0-0 18 1B 1-2 2-H 1B			3	0	1	1	0	0	1
18 Oscar Taveras, L (1, 9) OBP: 0.259, SLG: 0.321			C FF 94 X SI 92 0-1 ① L7		C FF 95 D SL 87 B FF 96 B FF 95 F SI 96 X FF 95 3-2 ③ G4-3		F SI 96 F SI 95 B SI 96 B SI 97 X SI 96 2-2 8 SH1-3 1-3 2-H 1B			3	0	1	1	0	0	1
8 Peter Bourjos, R (1, 8) OBP: 0.284, SLG: 0.342			B CU 73 C FF 92 B FF 94 F SI 93 S SL 85 2-3 ② K			B FF 91 F SI 92 L CU 74 B SL 85 X FF 94 2-2 ① G6-3	X SI 96 0-0 ② SH1-3 1-2			2	0	0	0	0	1	0
41 John Lackey, R (1, 1) 33 Daniel Descalso, L (7, PH) OBP: 0.233, SLG: 0.229 37 Pat Neshek, S (8, 1) 26 Trevor Rosenthal, R (9, 1)			C FF 94 C FF 95 S SL 86 0-3 ③ K			F FF 94 B SL 87 S SL 84 S SL 84 1-3 ② K	C KC 80 F CH 88 S SI 97 0-3 ③ K			2 1 0 0	0 0 0 0	0 0 0 0	0 0 0 0	0 0 0 0	2 1 0 0	0 2 0 0
Inning Stats	R: 0 E: 0 K: 0 S: 6 H: 0 LOB: 0 BB: 0 P: 10	R: 0 E: 0 K: 0 S: 6 H: 0 LOB: 0 BB: 0 P: 10	R: 0 E: 0 K: 2 S: 8 H: 0 LOB: 0 BB: 0 P: 10	R: 0 E: 0 K: 0 S: 6 H: 0 LOB: 0 BB: 0 P: 8	R: 0 E: 0 K: 1 S: 11 H: 1 LOB: 1 BB: 0 P: 20	R: 0 E: 0 K: 1 S: 8 H: 0 LOB: 0 BB: 0 P: 13	R: 3 E: 0 K: 1 S: 16 H: 5 LOB: 2 BB: 0 P: 21	R: 0 E: 0 K: 0 S: 5 H: 0 LOB: 0 BB: 0 P: 8		1B: 4 2B: 1 3B: 0 HR: 1 SF: 0 SAC: 1 DP: 1 HBP: 1						

PITCHER		IP	WLS	BF	H	R	ER	SO	BB	IBB	HBP	BLK	WP	HR	S	P	ERA	WHIP
22 Matt Garza, R ERA: 3.58	(1, 1)	6.0		19	1	0	0	4	0	0	1	0	0	0	45	71	0.00	0.167
59 Zach Duke, L ERA: 1.83	(7, 1)	0.1	H	3	2	2	2	0	0	0	0	0	0	1	6	9	54.00	6.000
21 Jeremy Jeffress, R ERA: 5.19	(7, 1)	0.2	L	5	3	1	1	1	0	0	0	0	0	0	10	12	13.50	4.500
13 Will Smith, L ERA: 3.62	(8, 1)	1.0		3	0	0	0	0	0	0	0	0	0	0	5	8	0.00	0.000

PITCHER	IP	WLS	BF	H	R	ER	SO	BB	IBB	HBP	BLK	WP	HR	S	P	ERA	WHIP

BOTTOM

Milwaukee Brewers @ St. Louis Cardinals

Busch Stadium, St. Louis, MO

Sun Aug 03 2014, 1:18 PM - 4:07 PM CDT

Att. 44,662 - Sunny - 87 F

livebaseballscorecards.com

AB	28
R	3
H	6
RBI	3
BB	0
SO	5
LOB	6

WP: 0 PA: 30
PB: 0
SB: 0
CS: 0

Batter	1	2	3	4	5	6	7	8	9	AB	R	H	RBI	BB	SO	LOB
8 Hunter Pence, R (1, 9) (8, 8) OBP: 0.348, SLG: 0.481	C FF 95 B SI 94 X SI 95 1-1 ① G4-3		C SI 94 B SL 89 S SI 94 X SI 95 1-2 12 1B 1B		S SL 87 B SL 89 B SI 95 F SI 95 B SI 95 X SI 94 3-2 ③ G5-3		B SL 87 B SI 92 B SI 91 B SI 93 4-0 BB		B CU 79 B CH 84 B CH 83 F CH 81 B SI 91 4-1 BB	3	0	1	0	2	0	0
12 Joe Panik, L (1, 4) OBP: 0.293, SLG: 0.274	C SI 95 F SI 96 S SL 87 0-3 ② K		1 SAFE S SI 92 1 SAFE X SI 94 0-1 1-2 1B			B SL 86 B SI 93 B SI 93 C SI 92 X SI 91 3-1 9 2B 48 HR 1B	1 SAFE X SI 92 0-0 ③ F7		B CH 82 C SI 90 X SI 90 1-1 ③ G4-3	5	1	2	0	0	1	2
9 Brandon Belt, L (1, 3) (8, 9) OBP: 0.303, SLG: 0.459	F SI 95 S SI 95 B SI 96 S SI 96 1-3 ③ K		F SI 93 X SI 94 0-1 ③ L8			X SI 92 0-0 1-3 48 HR 2B		C FF 94 B SL 82 B SL 83 F FF 94 X SL 82 2-2 ① P4		4	1	1	0	0	1	2
48 Pablo Sandoval, S (1, 5) OBP: 0.327, SLG: 0.434		X SL 87 0-0 ① G4-3		B SI 94 C SI 94 B SL 88 F SI 95 X SL 87 2-2 E6		F SI 93 F SL 86 X FF 93 0-2 2-H 3-H HR		B FF 93 B FF 94 B FF 94 B FF 94 4-0 38 BB BB		3	1	1	3	1	0	0
7 Grégor Blanco, L (1, 8) OBP: 0.313, SLG: 0.305 38 Michael Morse, R (8, PH) OBP: 0.323, SLG: 0.468 (8, 7)		B SI 94 B SI 94 X SI 95 2-0 1B		B SI 92 F SI 93 D CH 85 X SI 94 2-1 ① F7		S SL 94 F SI 93 X SI 93 1-1 ① G5-3		F SI 96 B SI 96 B FF 97 D SI 96 S SI 98 D SI 98 4-2 1-2 BB		3 0	0 0	1 0	0 0	0 1	0 0	1 0
35 Brandon Crawford, L (1, 6) OBP: 0.319, SLG: 0.391		1 SAFE D SI 93 1 SAFE 1 SAFE B SI 93 X SI 92 2-0 ② F8		S SL 88 F SL 87 C SI 95 0-3 ② K		C FF 94 B SI 94 B SI 92 X FF 93 2-1 ② G4-3		B SI 96 B SI 97 F SI 97 X SI 96 2-1 ② F7		4	0	0	0	0	1	4
2 Juan Carlos Perez, R (1, 7) OBP: 0.219, SLG: 0.271 28 Buster Posey, R (8, PH) OBP: 0.353, SLG: 0.445 (8, 3)		X SI 94 0-0 ③ G3		C SI 93 D SL 90 F SI 94 S SL 88 1-3 ③ K		S SL 87 X SI 94 0-1 ③ G3		C KC 81 B SI 96 B SI 97 B SI 97 F SI 98 S KC 81 3-3 ③ K		3 1	0 0	0 0	0 0	0 0	1 1	2 2
34 Andrew Susac, R (1, 2) OBP: 0.200, SLG: 0.143			C FF 93 X SI 94 0-1 ① G5-3		B SL 88 B SI 93 X SI 94 2-0 ① G6-3		B SI 93 X SI 92 1-0 ① G6-3		S FF 91 X FF 92 0-1 ① F9	4	0	0	0	0	0	0
55 Tim Lincecum, L (1, 1) OBP: 0.159, SLG: 0.075 45 Travis Ishikawa, L (7, PH) OBP: 0.279, SLG: 0.385 63 Jean Machi, R (7, 1) 13 Joaquin Arias, R (9, PH) OBP: 0.216, SLG: 0.203			C SI 94 S SI 94 B FF 95 B SI 95 X SI 94 2-2 ② G6-3		S SI 94 S SI 94 B SL 89 S SI 95 1-3 ② K		X SI 93 0-0 ② F8		B SI 92 B SI 92 C SI 91 C SI 91 B FF 92 F SI 90 S FF 91 3-3 ② K	2 1 0 1	0 0 0 0	0 0 0 0	0 0 0 0	0 0 0 0	1 0 0 1	0 0 0 0
Inning Stats	R: 0 E: 0 K: 2 S: 8 H: 0 LOB: 0 BB: 0 P: 10	R: 0 E: 0 K: 0 S: 4 H: 1 LOB: 1 BB: 0 P: 8	R: 0 E: 0 K: 0 S: 12 H: 2 LOB: 2 BB: 0 P: 15	R: 0 E: 1 K: 2 S: 11 H: 0 LOB: 1 BB: 0 P: 16	R: 0 E: 0 K: 1 S: 7 H: 0 LOB: 0 BB: 0 P: 13	R: 3 E: 0 K: 0 S: 12 H: 3 LOB: 0 BB: 0 P: 18	R: 0 E: 0 K: 0 S: 3 H: 0 LOB: 1 BB: 1 P: 8	R: 0 E: 0 K: 1 S: 10 H: 0 LOB: 2 BB: 2 P: 25	R: 0 E: 0 K: 1 S: 9 H: 0 LOB: 1 BB: 1 P: 17	1B: 4 2B: 1 3B: 0 HR: 1 SF: 0 SAC: 0 DP: 0 HBP: 0						

PITCHER		IP	WLS	BF	H	R	ER	SO	BB	IBB	HBP	BLK	WP	HR	S	P	ERA	WHIP
52 Jimmy Nelson, R ERA: 4.2	(1, 1)	7.0	W	29	6	3	3	5	1	0	0	0	0	1	57	88	3.86	1.000
13 Will Smith, L ERA: 3.6	(8, 1)	0.1	H	2	0	0	0	0	1	0	0	0	0	0	3	9	0.00	3.000
21 Jeremy Jeffress, R ERA: 4.82	(8, 1)	0.2	H	3	0	0	0	1	1	0	0	0	0	0	7	16	0.00	1.500
57 Francisco Rodríguez, R ERA: 2.94	(9, 1)	1.0	S	4	0	0	0	1	1	0	0	0	0	0	9	17	0.00	1.000

PITCHER	IP	WLS	BF	H	R	ER	SO	BB	IBB	HBP	BLK	WP	HR	S	P	ERA	WHIP

TOP

San Francisco Giants @ Milwaukee Brewers

Miller Park, Milwaukee, WI

Tue Aug 05 2014, 7:12 PM - 10:02 PM CDT

Att. 40,465 - Clear - 70 F

livebaseballscorecards.com

AB	34
R	3
H	6
RBI	3
BB	4
SO	7
LOB	13

WP: 0	PA: 38		
PB: 0			
SB: 0			
CS: 0			

Batter	1	2	3	4	5	6	7	8	9	AB	R	H	RBI	BB	SO	LOB
27 Carlos Gómez, R (1, 8) OBP: 0.355, SLG: 0.488	F FF 90 F SL 80 S SL 82 0-3 ① K		X SL 80 0-0 1-H HR		F SL 80 B CH 83 X FF 89 1-1 2-H 1B		X CU 81 0-0 ② G1-3			4	1	2	3	0	1	0
28 Gerardo Parra, L (1, 7) OBP: 0.303, SLG: 0.365	C SI 91 B CH 85 B SI 91 X SI 90 2-1 ② G4-3		F SI 89 B CU 75 B CH 83 S CH 83 B SL 79 S CH 83 3-3 ③ K		1 SAFE X SI 88 0-0 ③ F7		X CH 84 0-0 HR			4	1	1	1	0	1	1
8 Ryan Braun, R (1, 9) OBP: 0.341, SLG: 0.506	C FF 91 C SI 93 S FF 92 0-3 ③ K			X SL 78 0-0 ① F8		C FF 89 B CH 82 X CH 82 1-1 ① G5-3	B CU 80 H CH 82 2-0 16 WP HBP			3	0	0	0	0	1	0
16 Aramis Ramirez, R (1, 5) OBP: 0.331, SLG: 0.455		C SL 81 F SL 80 B FF 91 B FF 92 C FF 91 2-3 ① K		X FF 89 0-0 ② G4-3		B SI 89 C SL 79 B CH 81 F FF 90 B CU 75 X FF 89 3-2 20 2B 1B	1 SAFE B FF 91 B CH 85 S CH 86 B FF 92 F CH 87 S CH 86 3-3 ③ K 1-2			4	0	1	0	0	2	1
20 Jonathan Lucroy, R (1, 2) OBP: 0.375, SLG: 0.494		B FF 91 F FF 91 F FF 91 F CH 84 B SL 82 F SL 82 F FF 91 X SL 81 2-2 ② G5-3		C FF 89 X FF 89 0-1 2B		C FF 90 X FF 91 0-1 1-3 2B		B CH 83 B FF 91 B FF 92 C FF 92 B FF 92 4-1 7 CS BB		3	0	2	0	1	0	0
7 Mark Reynolds, R (1, 3) OBP: 0.300, SLG: 0.422		C CU 76 S SL 81 F FF 90 S SL 81 0-3 ③ K2-3		S SL 80 S SL 80 D SL 81 C FF 91 1-3 ③ K		D SL 80 X SL 78 1-0 ② G6-3		C CU 82 1 SAFE F CH 86 B FF 92 1 SAFE B FF 92 F CH 85 F CU 82 F CH 86 2-2 ①② G6-3 1-2		4	0	0	0	0	2	4
Rickie Weeks Jr., R (1, 4) OBP: 0.329, SLG: 0.378			C SL 79 B SI 89 X SI 90 1-1 ① G1-3		C FF 89 B SI 88 B SL 81 S FF 90 B SL 79 X CH 83 3-2 27 WP 27 1B 2B	D SL 80 B FF 89 B SL 79 B FF 89 4-0 9 FC6-4 BB		B CU 81 C CU 81 C CH 84 S CH 86 1-3 ③ K		3	1	1	0	1	1	0
9 Jean Segura, R (1, 6) OBP: 0.265, SLG: 0.321			B CU 73 S FF 91 B SL 82 X FF 91 2-1 ② G6-3		C FF 90 B FF 90 S SL 80 C FF 89 1-3 ① K	F FF 89 B SI 89 D SL 80 X FF 89 2-1 ③ FC6-4 1-2f				3	0	0	0	0	1	4
52 Jimmy Nelson, R (1, 1) OBP: 0.222, SLG: 0.222 24 Lyle Overbay, L (7, PH) OBP: 0.317, SLG: 0.330 13 Will Smith, R (8, 1) 21 Jeremy Jeffress, R (8, 1) 57 Francisco Rodríguez, R (9, 1)			X FF 90 0-0 27 HR 1B		F FF 89 B SL 79 S SL 80 C CH 82 1-3 ② K		B CH 84 C CH 83 B FF 91 F CH 85 F CH 86 F FF 91 X CH 86 2-2 ① G6-3			2 1 0 0 0	1 0 0 0 0	1 0 0 0 0	1 0 0 0 0	0 0 0 0 0	1 0 0 0 0	1 0 0 0 0
Inning Stats	R: 0 E: 0 K: 2 S: 8 H: 0 LOB: 0 BB: 0 P: 10	R: 0 E: 0 K: 2 S: 13 H: 0 LOB: 0 BB: 0 P: 17	R: 2 E: 0 K: 1 S: 9 H: 2 LOB: 0 BB: 0 P: 15	R: 0 E: 0 K: 1 S: 7 H: 1 LOB: 1 BB: 0 P: 8	R: 1 E: 0 K: 2 S: 12 H: 2 LOB: 1 BB: 0 P: 18	R: 0 E: 0 K: 0 S: 10 H: 2 LOB: 3 BB: 1 P: 21	R: 1 E: 0 K: 1 S: 10 H: 1 LOB: 1 BB: 0 P: 17	R: 0 E: 0 K: 1 S: 10 H: 0 LOB: 0 BB: 1 P: 17		1B: 3 2B: 3 3B: 0 HR: 2 SF: 0 SAC: 0 DP: 0 HBP: 1				WP: 2 PB: 0 SB: 0 CS: 1 PA: 34		

PITCHER		IP	WLS	BF	H	R	ER	SO	BB	IBB	HBP	BLK	WP	HR	S	P	ERA	WHIP
55 Tim Lincecum, R ERA: 4.22	(1, 1)	6.0		26	7	3	3	8	1	0	0	0	1	1	59	89	4.50	1.333
63 Jean Machi, R ERA: 1.68	(7, 1)	2.0	L	8	1	1	1	2	1	0	1	0	1	1	20	34	4.50	1.000

PITCHER	IP	WLS	BF	H	R	ER	SO	BB	IBB	HBP	BLK	WP	HR	S	P	ERA	WHIP

BOTTOM

San Francisco Giants @ Milwaukee Brewers

Miller Park, Milwaukee, WI

Tue Aug 05 2014, 7:12 PM - 10:02 PM CDT

Att. 40,465 - Clear - 70 F

livebaseballscorecards.com

AB	31
R	4
H	8
RBI	4
BB	2
SO	10
LOB	11

Batter	1	2	3	4	5	6	7	8	9	AB	R	H	RBI	BB	SO	LOB
8 Hunter Pence, R (1, 9) OBP: 0.348, SLG: 0.479	B FF 91 B FF 91 X SI 91 2-0 28 FC6-4 48 1B 12 1B 1B	B SL 89 C SI 91 F SI 92 B CU 80 S SL 88 2-3 ① K	B CU 80 S SL 88 S SL 88 F SL 87 B SL 87 B SI 94 X SL 87 3-2 ③ G5-3		C FF 90 S FF 89 X FF 89 0-2 ③ F8			C SI 92 F SI 93 B FF 92 1 SAFE 1 SAFE B SI 93 1 SAFE B SI 94 X SI 94 3-2 12 CS 1-3 1B	B SL 84 B SL 84 2 SAFE C FF 91 B FF 89 F SI 90 X SI 90 3-2 ③ G6-3	6	1	2	0	0	1	5
12 Joe Panik, L (1, 4) OBP: 0.309, SLG: 0.292	B SI 91 1 SAFE C SL 87 C SI 91 1 SAFE X CU 78 1-2 28 FC6-4 1-2 1B	C SI 92 B SI 91 C SL 86 X SL 86 1-2 28 G6-3 1B		B SI 89 F SI 91 X SL 86 1-1 ① P6		C FF 90 B CH 78 S FF 89 F FF 90 F CH 79 C FF 91 1-3 ① K		F SI 93 B FF 93 S SI 93 D SI 93 B FF 93 X SI 93 3-2 ① 48 HR 1-2 3-H 1B		5	1	3	1	0	1	0
28 Buster Posey, R (1, 2) OBP: 0.351, SLG: 0.441	B SL 88 X FF 91 1-0 ① FC6-4 9 WP 48 1B 38 1B 1-2f 2-3	B SI 92 C FF 92 F SL 88 B FF 91 X FF 93 2-2 ② G6-3 1-2		X SI 92 0-0 9 FC3-6 48 1B 38 1B 1B		F FF 90 X CH 79 0-1 ② G5-3		D SL 86 C SI 93 F SI 92 B SI 92 1 SAFE X FF 92 2-2 ② L8		5	2	1	0	0	0	4
48 Pablo Sandoval, S (1, 5) OBP: 0.330, SLG: 0.443 54 Sergio Romo, R (8, 1) 45 Travis Ishikawa, L (9, 3) OBP: 0.279, SLG: 0.385	B CU 78 B SI 92 X CU 78 2-0 9 WP 38 1B 1-2 3-H 1B	X SI 92 0-0 ③ F7		F SL 88 S CU 80 X CU 79 0-2 9 FC3-6 1-2 1B		B FF 90 B FF 89 B FF 90 X FF 90 3-0 ③ L7		1 SAFE F CH 81 B SI 89 S SI 90 B FF 91 X SL 80 2-2 1-H HR		5 0 0	2 0 0	3 0 0	3 0 0	0 0 0	0 0 0	1 0 0
9 Brandon Belt, L (1, 3) OBP: 0.296, SLG: 0.446 46 Santiago Casilla, R (9, 1)	S FF 92 F SI 92 D CU 79 B FF 91 S FF 92 2-3 ② K 1-2 2-3		C CU 78 S SI 92 B FF 91 B CU 79 B FF 92 T SL 88 3-2 ① K	X CU 79 0-0 ② FC3-6 38 1B 1-2f 2-3			B FF 88 B FF 88 F FF 88 F FF 90 S FF 90 2-3 ① K	T SL 80 S SL 82 S SL 79 0-3 ③ K		5 0	0 0	0 0	0 0	4 0	4 0
38 Michael Morse, R (1, 7) OBP: 0.325, SLG: 0.468 57 Juan Gutierrez, R (7, 1) 41 Jeremy Affeldt, L (7, 1) 13 Joaquin Arias, R (8, 5) OBP: 0.214, SLG: 0.201	X SL 89 0-0 35 WP 7 BB 2-H 3-H 1B		X SI 92 0-0 ② G6-3	X SL 87 0-0 1-3 3-H 1B			B FF 90 S CH 80 X CH 80 1-1 ② G1-3		C SI 88 B FF 91 B SI 91 F SI 90 X FF 90 2-2 ① G6-3	4 0 0 1	0 0 0 0	2 0 0 0	3 0 0 0	0 0 0 0	0 0 0 0	0 0 0 0
7 Grégor Blanco, L (1, 8) OBP: 0.318, SLG: 0.305	B SI 92 B FF 91 B FF 91 B FF 90 4-0 35 WP 1-2 BB		B SI 92 B SL 87 B SI 91 B FF 90 4-0 35 1B BB	S SI 93 F SI 93 B SI 94 B SL 89 F SI 93 F SL 87 B SL 88 S SL 89 3-3 ③ K			C CU 78 C FF 90 B FF 90 B CH 78 F FF 90 X FF 90 2-2 1B		C FF 90 F SL 81 F SL 82 F FF 92 C FF 89 0-3 ② K	3	0	1	0	2	2	2
35 Brandon Crawford, L (1, 6) OBP: 0.322, SLG: 0.390	B SL 88 B SL 88 S CU 79 I IN 66 I IN 63 4-1 1-2 2-3 IBB		1 SAFE B SL 88 F SI 91 1 SAFE B FF 92 C SL 87 1 SAFE X SL 88 2-2 32 BB 1-3 1B		B FF 89 B FF 88 S FF 89 C FF 89 S CH 78 2-3 ① K		1 SAFE 1 SAFE X FF 89 0-0 ③ F9		B SL 78 B SL 80 S FF 91 T FF 91 B FF 92 F FF 91 B SL 80 4-2 2 BB BB	3	0	1	0	2	1	1
32 Ryan Vogelsong, R (1, 1) OBP: 0.186, SLG: 0.175 2 Juan Carlos Perez, R (7, 7) OBP: 0.242, SLG: 0.283	B FF 91 C FF 91 B FF 92 X SI 91 2-1 ③ G6-3		B SL 88 B FF 92 B FF 92 D FF 92 4-0 1-2 BB		C FF 89 C FF 90 F FF 90 X CH 77 0-2 ② G2-3			F SI 93 X SI 93 0-1 8 1B 12 1B 1B	C SL 85 D SL 84 F SI 89 F FS 86 1 SAFE B SL 84 B SI 89 B SI 90 4-2 1-2 BB	2 1	0 1	0 1	0 1	1 0	0 0	3 0
Inning Stats	R: 3 E: 0 K: 1 S: 13 H: 4 LOB: 3 BB: 2 P: 31	R: 0 E: 0 K: 1 S: 10 H: 1 LOB: 1 BB: 0 P: 15	R: 0 E: 0 K: 1 S: 11 H: 1 LOB: 3 BB: 2 P: 27	R: 1 E: 0 K: 1 S: 13 H: 3 LOB: 2 BB: 0 P: 17	R: 0 E: 0 K: 1 S: 10 H: 0 LOB: 0 BB: 0 P: 12	R: 0 E: 0 K: 1 S: 8 H: 0 LOB: 0 BB: 0 P: 12	R: 0 E: 0 K: 1 S: 10 H: 1 LOB: 1 BB: 0 P: 15	R: 3 E: 0 K: 1 S: 17 H: 4 LOB: 0 BB: 0 P: 27	R: 0 E: 0 K: 1 S: 17 H: 0 LOB: 2 BB: 2 P: 30	1B: 13 2B: 0 3B: 0 HR: 1	SF: 0 SAC: 0 DP: 0 HBP: 0					WP: 2 PB: 0 SB: 0 CS: 1	PA: 46	

PITCHER		IP	WLS	BF	H	R	ER	SO	BB	IBB	HBP	BLK	WP	HR	S	P	ERA	WHIP
49 Yovani Gallardo, R ERA: 3.54	(1, 1)	4.0	L	25	9	4	4	4	3	1	0	0	2	0	47	90	9.00	3.000
41 Marco Estrada, R ERA: 4.71	(5, 1)	3.0		10	1	0	0	3	0	0	0	0	0	0	28	39	0.00	0.333
53 Brandon Kintzler, R ERA: 3.76	(8, 1)	0.2		4	3	2	2	0	0	0	0	0	0	0	11	19	27.00	4.500
32 Tom Gorzelanny, L ERA: 0.69	(8, 1)	1.0		5	1	1	1	2	1	0	0	0	0	1	17	25	9.00	2.000
47 Rob Wooten, R ERA: 4.32	(9, 1)	0.1		2	0	0	0	0	1	0	0	0	0	0	6	13	0.00	3.000

PITCHER	IP	WLS	BF	H	R	ER	SO	BB	IBB	HBP	BLK	WP	HR	S	P	ERA	WHIP

TOP

San Francisco Giants @ Milwaukee Brewers

Miller Park, Milwaukee, WI

Wed Aug 06 2014, 7:11 PM - 11:04 PM CDT

Att. 33,394 - Clear - 74 F

livebaseballscorecards.com

AB	40
R	7
H	14
RBI	7
BB	6
SO	9
LOB	20

Batter	1	2	3	4	5	6	7	8	9	AB	R	H	RBI	BB	SO	LOB
27 Carlos Gómez, R (1, 8) OBP: 0.355, SLG: 0.494	S SI 90 B SI 90 B SL 89 X SI 90 2-1 HR		F SL 90 T FF 92 C FF 92 0-3 ① K		F CU 75 C CH 81 B FF 90 X SL 87 1-2 ① F9		B CU 82 F FF 92 X CU 82 1-1 16 S, 8 FC6-2, 16 1B 1-2 1B	S SL 80 F SL 78 B SL 79 F SL 78 S SL 79 1-3 ③ K		5	2	2	1	0	2	1
28 Gerardo Parra, L (1, 7) OBP: 0.304, SLG: 0.363 18 Khris Davis, R (7, PH) OBP: 0.302, SLG: 0.477 (8, 7)	C CH 82 F CU 76 F SL 88 F CU 76 B SL 87 X FF 90 1-2 ① P6		F CU 77 B CU 76 B CH 83 F FF 91 B FF 92 B CH 83 4-2 16 1B, BB		S FF 89 B FF 89 X CU 77 1-1 ② G4-3		F SI 91 S CH 87 F CH 88 B SI 93 X CH 87 1-2 ① L9 2-3		F SI 93 X SL 86 0-1 HR	2 2	0 1	0 1	0 1	1 0	0 0	0 2
8 Ryan Braun, R (1, 9) OBP: 0.337, SLG: 0.499	B CU 77 B CU 75 C FF 88 B FF 90 X FF 91 3-1 ② P4		X FF 90 0-0 ② L9		C SL 88 B CU 77 X CU 76 1-1 ③ L8		1 SAFE X SI 91 0-0 ② FC6-2, 16 S, 16 1B 1-2 3-H		C FF 94 B SI 94 F KC 81 S KC 80 1-3 ① K	5	1	0	0	0	1	3
16 Aramis Ramirez, R (1, 5) OBP: 0.332, SLG: 0.454	F SL 88 B FF 90 F FF 90 B FF 91 F CH 83 B CH 83 X FF 91 3-2 ③ G5-3		X SL 88 0-0 1-3 1B			B CU 76 C CH 81 B FF 89 F SL 88 B FF 90 F CH 81 X FF 92 3-2 ① F9	D SI 92 X SI 92 1-0 20 1B 1-H 2-H		S SI 95 S KC 82 S KC 81 0-3 ② K	5	0	2	2	0	1	0
20 Jonathan Lucroy, R (1, 3) OBP: 0.373, SLG: 0.490		C FF 90 B SL 89 C SL 90 B CU 78 X CU 78 2-2 ① L4	C FF 91 C FF 92 S FF 92 0-3 ③ K			X SL 88 0-0 ② F8	B CU 73 F SI 92 F CU 75 X CH 87 1-2 1-2 1B		B SI 95 F SI 93 S SL 89 X KC 82 1-2 ③ G5-3	5	0	1	0	0	1	2
2 Scooter Gennett, L (1, 4) OBP: 0.342, SLG: 0.479 53 Brandon Kintzler, R (8, 1) 32 Tom Gorzelanny, R (8, 1) 47 Rob Wooten, R (9, 1)		B SL 87 F SL 89 F FF 91 X SL 90 1-2 ② L7		X CH 80 0-0 12 G5-4-3, 1B		B SI 88 F SI 90 B SI 89 B CH 84 F SI 90 X FF 90 3-2 12 HBP, 1B	B SI 92 F SI 92 F SI 93 X CU 75 1-2 ③ L6			4 0 0 0	0 0 0 0	2 0 0 0	0 0 0 0	0 0 0 0	0 0 0 0	2 0 0 0
12 Martín Maldonado, R (1, 2) OBP: 0.364, SLG: 0.403		B CU 78 C SI 92 B SI 91 B CU 78 X SI 91 3-1 9 1B, 1B		B SL 87 X SL 88 1-0 ① ② G5-4-3 1-2f		H CH 86 1-0 1-2 HBP		C FF 88 F FF 88 B SL 80 S SL 80 1-3 ① K		3	0	1	0	0	1	1
9 Jean Segura, R (1, 6) OBP: 0.270, SLG: 0.326		C CU 77 X FF 89 0-1 1-2 1B	B CU 77 X CU 77 1-0 1B			F SL 87 B SL 87 S FF 89 F FF 91 F FF 90 B FF 89 F CH 82 F FF 89 F CU 76 2-2 ③ X SI 89 L8		X FF 88 0-0 E1, 1B		4	0	3	0	0	0	2
49 Yovani Gallardo, R (1, 1) OBP: 0.158, SLG: 0.162 7 Mark Reynolds, R (4, PH) OBP: 0.289, SLG: 0.421 41 Marco Estrada, R (5, 1) OBP: 0.182, SLG: 0.100 Rickie Weeks Jr., R (7, PH) OBP: 0.330, SLG: 0.380 (8, 4)		F CU 76 C FF 91 B FF 91 B FF 91 B CU 79 F SI 91 X SI 91 3-2 ③ L8		1 SAFE B SI 89 B SI 90 S SL 88 C FF 90 C CH 81 2-3 ③ K			C CU 80 S CU 78 B FF 92 X FF 92 1-2 18 L9, 27 1B, 8 FC6-2, 1B	C SL 80 C SL 79 S SL 79 0-3 ② K		1 1 0 2	0 0 0 0	0 0 0 1	0 0 0 0	0 1 0 1	0 1 0 1	2 1 0 1
Inning Stats	R: 1 H: 1 E: 0 LOB: 0 K: 0 BB: 0 S: 13 P: 22	R: 0 H: 2 E: 0 LOB: 2 K: 0 BB: 0 S: 14 P: 23	R: 0 H: 1 E: 0 LOB: 2 K: 2 BB: 1 S: 10 P: 14	R: 0 H: 2 E: 0 LOB: 1 K: 1 BB: 0 S: 6 P: 10	R: 0 H: 0 E: 0 LOB: 0 K: 0 BB: 0 S: 7 P: 10	R: 0 H: 1 E: 0 LOB: 2 K: 0 BB: 0 S: 16 P: 25	R: 2 H: 4 E: 0 LOB: 2 K: 0 BB: 0 S: 17 P: 23	R: 0 H: 1 E: 1 LOB: 1 K: 3 BB: 0 S: 11 P: 13	R: 1 H: 1 E: 0 LOB: 0 K: 2 BB: 0 S: 11 P: 13	1B: 11 2B: 0 3B: 0 HR: 2	SF: 0 SAC: 0 DP: 1 HBP: 1						

PITCHER		IP	WLS	BF	H	R	ER	SO	BB	IBB	HBP	BLK	WP	HR	S	P	ERA	WHIP
32 Ryan Vogelsong, R ERA: 3.77	(1, 1)	6.0	W	26	7	1	1	3	1	0	1	0	0	1	66	104	1.50	1.333
57 Juan Gutierrez, R ERA: 3.06	(7, 1)	0.0		2	2	2	2	0	0	0	0	0	0	0	5	7	∞	∞
41 Jeremy Affeldt, L ERA: 1.31	(7, 1)	1.0	H	5	2	0	0	0	0	0	0	0	0	0	12	16	0.00	2.000
54 Sergio Romo, R ERA: 4.5	(8, 1)	1.0		4	1	0	0	3	0	0	0	0	0	0	11	13	0.00	1.000
46 Santiago Casilla, R ERA: 1.27	(9, 1)	1.0		4	1	1	1	2	0	0	0	0	0	1	11	13	9.00	1.000

PITCHER		IP	WLS	BF	H	R	ER	SO	BB	IBB	HBP	BLK	WP	HR	S	P	ERA	WHIP

BOTTOM

San Francisco Giants @ Milwaukee Brewers

Miller Park, Milwaukee, WI

Wed Aug 06 2014, 7:11 PM - 11:04 PM CDT

Att. 33,394 - Clear - 74 F

livebaseballscorecards.com

AB	39
R	4
H	13
RBI	4
BB	1
SO	8
LOB	17

Batter	1	2	3	4	5	6	7	8	9	AB	R	H	RBI	BB	SO	LOB
16 Ángel Pagán, S (1, 8) OBP: 0.356, SLG: 0.409	B FF 94 F FF 94 B FF 96 X FF 95 2-1 8 FC6-4 1B		C SL 82 B CH 82 C SL 82 B SL 90 X FF 97 2-2 ① G3-1		B SL 84 F SI 96 F SI 97 D SL 88 X SI 97 2-2 8 1B 1-2 1B		S SL 85 B FF 96 F SI 97 F SI 90 B FF 96 F FF 91 B FF 98 C SI 97 3-3 ② K		F SI 91 B SI 91 X SI 91 1-1 ③ F7	5	0	2	0	0	1	1
8 Hunter Pence, R (1, 9) OBP: 0.347, SLG: 0.477	B SI 96 C FF 95 1 SAFE X SI 95 1-1 ① FC6-4 48 G6-3 28 1B 1-2f		C SL 84 B FF 97 B SL 86 B SI 98 F FF 97 X SI 97 3-2 ② G6-3		C FF 97 X SI 97 0-1 48 G4-3 1-2 2-H 1B		B SI 96 B SI 97 X SI 97 2-0 ③ F9			4	0	1	1	0	0	2
28 Buster Posey, R (1, 3) OBP: 0.352, SLG: 0.442	C SL 86 B SI 95 X SI 95 1-1 48 G6-3 1-2 1B		X SI 96 0-0 1B		C SL 83 C SL 87 S SL 88 0-3 ① K			B KC 80 F SI 96 C SI 97 B KC 81 F SI 98 F SI 98 T SI 98 2-2 ① K		4	0	2	0	0	2	2
48 Pablo Sandoval, S (1, 5) OBP: 0.330, SLG: 0.440	D SI 96 B FF 95 S SI 95 B FF 96 F SI 96 X SI 96 3-2 ② G6-3 1-2 2-3		S SL 87 F SI 96 S FF 97 0-3 ③ K		B SI 97 X SI 97 1-0 ②③ G4-3 1-2f			B SI 98 F SI 96 F SI 97 B KC 81 B SI 98 F SI 98 B SI 98 4-2 12 1B BB		3	0	0	0	1	1	5
38 Michael Morse, R (1, 7) OBP: 0.327, SLG: 0.467	B SI 97 B SI 96 C SI 96 S SI 96 F SI 96 F CH 89 H FF 97 3-2 HBP			B FF 96 B SL 86 X FF 97 2-0 12 G4-6-3 1B		F FF 96 B SL 85 B FF 97 F SI 96 B SL 87 C SL 88 3-3 ① K		S SI 98 F SI 97 S KC 82 0-3 ② K		3	0	1	0	0	2	1
12 Joe Panik, L (1, 4) OBP: 0.307, SLG: 0.290	B FF 96 F FF 95 F FF 96 S SL 88 1-3 ③ K			X SI 97 0-0 ①② G4-6-3 1-2f		C SL 83 B CH 86 B FF 96 B SI 96 F SI 96 X SI 97 3-2 ② G1-3		B FF 93 X FF 93 1-0 1-2 1B		4	0	1	0	0	1	4
35 Brandon Crawford, L (1, 6) OBP: 0.321, SLG: 0.387		C FF 96 F CH 85 S SL 87 0-3 ① K		B SL 85 C SI 96 S CH 87 B CH 89 B SL 87 B SI 97 4-2 BB		X SI 95 0-0 ③ G1-3		F SL 78 C FF 93 D SL 83 S SL 81 1-3 ③ K		3	0	0	0	1	2	2
34 Andrew Susac, R (1, 2) OBP: 0.211, SLG: 0.167		S SI 96 B SI 97 B FF 97 F FF 97 B SI 95 X FF 98 3-2 ② G5-3		1 SAFE B SL 85 F FF 95 B SL 85 S FF 96 S FF 98 2-3 ③ K			C FF 95 F SL 86 X FF 97 1-2 1B		F FF 91 C CH 84 B FF 93 B CU 78 F CH 83 F FF 92 F FF 92 B CH 84 X SI 90 3-2 ① G6-3	4	0	1	0	0	1	1
22 Jake Peavy, R (1, 1) 57 Juan Gutierrez, R (6, 1) 45 Travis Ishikawa, L (7, PH) OBP: 0.273, SLG: 0.375 63 Jean Machi, R (7, 1) 52 Yusmeiro Petit, R (8, 1) 7 Grégor Blanco, L (9, PH) OBP: 0.317, SLG: 0.304		X FF 95 0-0 ③ G4-3			C FF 93 S SI 95 S SL 88 0-3 K 16 1B 8 1B		B SI 96 B SI 97 S SI 96 F SI 98 F SI 98 B SI 97 F SI 98 C SI 97 3-3 ① K		F SI 90 S CU 76 B FF 92 B SI 92 X CH 84 2-2 ② L8	2 0 1 0 0 0 1	1 0 0 0 0 0 0	0 0 0 0 0 0 0	0 0 0 0 0 0 0	0 0 1 0 0 0 0	1 0 1 0 0 0 0	0 0 1 0 0 0 0
Inning Stats	R: 0 E: 0 K: 1 S: 16 H: 2 LOB: 3 BB: 0 P: 27	R: 0 E: 0 K: 1 S: 7 H: 0 LOB: 0 BB: 0 P: 10	R: 0 E: 0 K: 1 S: 10 H: 1 LOB: 1 BB: 0 P: 15	R: 0 E: 0 K: 1 S: 7 H: 1 LOB: 1 BB: 1 P: 15	R: 1 E: 0 K: 2 S: 12 H: 2 LOB: 1 BB: 0 P: 15	R: 0 E: 0 K: 1 S: 7 H: 0 LOB: 0 BB: 0 P: 13	R: 0 E: 0 K: 2 S: 14 H: 1 LOB: 1 BB: 0 P: 23	R: 0 E: 0 K: 3 S: 15 H: 1 LOB: 2 BB: 1 P: 23	R: 0 E: 0 K: 0 S: 11 H: 0 LOB: 0 BB: 0 P: 17	1B: 8 2B: 0 3B: 0 HR: 0 SF: 0 SAC: 0 DP: 2 HBP: 1					WP: 0 PB: 1 SB: 0 CS: 0	PA: 37

PITCHER		IP	WLS	BF	H	R	ER	SO	BB	IBB	HBP	BLK	WP	HR	S	P	ERA	WHIP
38 Wily Peralta, R ERA: 3.36	(1, 1)	6.2	W	28	7	1	0	9	1	0	1	0	0	0	72	115	0.00	1.200
21 Jeremy Jeffress, R ERA: 4.35	(7, 1)	1.0	H	4	0	0	0	2	1	0	0	0	0	0	12	20	0.00	1.000
13 Will Smith, L ERA: 3.58	(8, 1)	0.1	H	2	1	0	0	1	0	0	0	0	0	0	4	6	0.00	3.000
57 Francisco Rodríguez, R ERA: 2.89	(9, 1)	1.0	S	3	0	0	0	0	0	0	0	0	0	0	11	17	0.00	0.000

PITCHER	IP	WLS	BF	H	R	ER	SO	BB	IBB	HBP	BLK	WP	HR	S	P	ERA	WHIP

TOP

San Francisco Giants @ Milwaukee Brewers

Miller Park, Milwaukee, WI

Thu Aug 07 2014, 1:12 PM - 4:25 PM CDT

Att. 38,229 - Sunny - 75 F

livebaseballscorecards.com

AB	34
R	1
H	8
RBI	1
BB	2
SO	12
LOB	19

Batter	1	2	3	4	5	6	7	8	9	AB	R	H	RBI	BB	SO	LOB
27 Carlos Gómez, R (1, 8) OBP: 0.355, SLG: 0.492	F SL 83 B SI 89 B SI 90 S SI 89 X CH 80 2-2 20 CS 1B		F FC 85 X FC 86 0-1 ① G6-3		F FF 89 F CU 79 S CU 81 0-3 ② K	B CU 83 F CU 82 F FF 92 S CU 79 1-3 ③ K				4	0	1	0	0	2	2
20 Jonathan Lucroy, R (1, 2) OBP: 0.374, SLG: 0.493	1 SAFE C FF 88 1 SAFE B SI 90 C SI 89 X SI 91 1-2 ① 8 2B 1B		B FF 89 C FF 90 S FC 83 B FF 91 X FF 91 2-2 ② F8		F FF 89 B SL 81 F FC 84 B SL 83 X FF 91 2-2 2B		C SI 92 B SI 93 X CU 81 1-1 ① P4			4	1	2	0	0	0	0
8 Ryan Braun, R (1, 9) OBP: 0.336, SLG: 0.499	X SI 91 0-0 1-H 2B		B FF 91 C FF 90 F FF 90 S SL 83 1-3 ③ K		D CU 82 S SL 82 S SL 82 S SL 82 1-3 ③ K2-3		B CU 80 X SI 93 1-0 ② G1-3			4	0	1	1	0	2	1
16 Aramis Ramirez, R (1, 5) OBP: 0.334, SLG: 0.457	S FC 86 X FF 91 0-1 ② L9			C FC 85 S SL 82 B CH 82 X SL 82 1-2 G6-4-3 18 BB 1B		C CU 78 B SL 80 B CU 79 X FF 88 2-1 18 2B 2B	C CH 85 C SI 93 F CH 84 X FF 92 0-2 ③ G6-3			4	1	2	0	0	0	1
18 Khris Davis, R (1, 7) OBP: 0.304, SLG: 0.479 57 Francisco Rodríguez, R (9, 1)	S FC 82 X FF 91 0-1 ③ F9			B FF 91 F FF 91 F SL 83 F FF 92 D CU 80 B FC 83 1 SAFE D SL 82 4-2 G6-4-3 1-2 BB		B FF 90 F CU 80 X SI 90 1-1 1B 7 SF7 2-H 2B		B FF 89 B CH 84 X SL 86 2-0 ① F8		3 0	1 0	1 0	1 0	1 0	0 0	1 0
Rickie Weeks Jr., R (1, 4) OBP: 0.333, SLG: 0.379		B FF 89 F FC 85 B FC 83 B FF 91 F FF 90 B CU 80 4-2 BB	D CU 80 X CU 81 1-0 ①② G6-4-3 1-2f 2-3		X SI 90 0-0 38 SH1-4 9 1B 2-3 1B			C CH 86 B FF 90 S CU 76 C FF 91 1-3 ② K		3	0	1	0	1	1	2
7 Mark Reynolds, R (1, 3) OBP: 0.298, SLG: 0.418		1 SAFE B SI 91 X FF 91 1-0 ① F7	F FF 90 B FF 90 S CU 81 B FF 91 B CU 81 F SL 83 B CU 80 4-2 9 FC4-6 BB		F CU 79 D CU 80 S CU 81 X CU 79 1-2 ① SF7 3-H			C FF 78 C FF 90 B CU 79 F CU 77 B FF 90 X SL 85 2-2 ③ F8		2	0	0	1	1	0	1
9 Jean Segura, R (1, 6) OBP: 0.270, SLG: 0.326		B SI 90 C SI 91 1 SAFE 1 SAFE X CH 82 1-1 ② F9	F CU 82 F CU 80 B FF 92 D SL 83 F FF 91 X CU 79 2-2 ③ FC4-6 1-2f		1 SAFE B SI 89 B SI 89 1 SAFE F FF 89 B CU 80 X CU 80 3-1 38 SH1-4 1-2 1B					3	0	1	0	0	0	3
38 Wily Peralta, R (1, 1) OBP: 0.095, SLG: 0.122 21 Jeremy Jeffress, R (7, 1) 13 Will Smith, R (8, 1) 28 Gerardo Parra, L (9, 7) OBP: 0.304, SLG: 0.363		C FF 91 X SL 83 0-1 ③ P3			X FC 84 0-0 ① F8	L SI 88 X FF 89 0-1 ② SH1-4 1-2 2-3				2 0 0 0	0 0 0 0	0 0 0 0	0 0 0 0	0 0 0 0	0 0 0 0	1 0 0 0
Inning Stats	R: 1 E: 0 K: 0 S: 11 H: 3 LOB: 1 BB: 0 P: 14	R: 0 E: 0 K: 0 S: 7 H: 0 LOB: 1 BB: 1 P: 13	R: 0 E: 0 K: 1 S: 8 H: 0 LOB: 0 BB: 0 P: 11	R: 0 E: 0 K: 0 S: 14 H: 1 LOB: 2 BB: 2 P: 26	R: 0 E: 0 K: 2 S: 10 H: 1 LOB: 1 BB: 0 P: 13	R: 2 E: 0 K: 1 S: 15 H: 4 LOB: 2 BB: 0 P: 23	R: 0 E: 0 K: 0 S: 7 H: 0 LOB: 0 BB: 0 P: 9	R: 0 E: 0 K: 1 S: 8 H: 0 LOB: 0 BB: 0 P: 13		1B: 5 2B: 4 3B: 0 HR: 0 SF: 1 SAC: 1 DP: 1 HBP: 0						

PITCHER		IP	WLS	BF	H	R	ER	SO	BB	IBB	HBP	BLK	WP	HR	S	P	ERA	WHIP
22 Jake Peavy, R ERA: 4.73	(1, 1)	5.2	L	27	9	3	3	3	3	0	0	0	0	0	62	96	4.76	2.118
57 Juan Gutierrez, R ERA: 3.04	(6, 1)	0.1		1	0	0	0	1	0	0	0	0	0	0	3	4	0.00	0.000
63 Jean Machi, R ERA: 1.64	(7, 1)	1.0		3	0	0	0	0	0	0	0	0	0	0	7	9	0.00	0.000
52 Yusmeiro Petit, R ERA: 3.95	(8, 1)	1.0		3	0	0	0	1	0	0	0	0	0	0	8	13	0.00	0.000

PITCHER	IP	WLS	BF	H	R	ER	SO	BB	IBB	HBP	BLK	WP	HR	S	P	ERA	WHIP

BOTTOM

San Francisco Giants @ Milwaukee Brewers

Miller Park, Milwaukee, WI

Thu Aug 07 2014, 1:12 PM - 4:25 PM CDT

Att. 38,229 - Sunny - 75 F

livebaseballscorecards.com

AB	29
R	3
H	9
RBI	3
BB	3
SO	5
LOB	12

WP: 0 PA: 34
PB: 0
SB: 0
CS: 1

Batter	1	2	3	4	5	6	7	8	9	AB	R	H	RBI	BB	SO	LOB
9 Dee Strange-Gordon, L (1, 4) OBP: 0.339, SLG: 0.391	B SI 90 X SI 89 1-0 P6		C CU 74 B SL 83 X SI 89 1-1 66 P3-1 1B		C CU 74 B SI 89 X SI 89 1-2 L7		C CU 77 B SI 89 M SL 82 F FF 90 F SI 90 F SI 91 X SI 91 1-2 FC5-4 66 WP 23 1B 1-2f		B SI 91 X SI 91 1-0 G5-3	5	1	1	0	0	0	2
66 Yasiel Puig, R (1, 8) OBP: 0.399, SLG: 0.534	C SI 89 B SI 89 T SL 84 B SL 84 F SI 90 S SI 90 2-3 K		X SL 83 0-0 P4		X SL 82 0-0 P3-1 1-2f		1 SAFE B SI 90 B SI 90 S SI 90 T SL 89 D CU 76 D CU 77 4-2 23 1B 16 1B 1-2 BB		B SI 92 B SI 93 X SI 93 2-0 G1-3	4	1	0	0	1	1	2
23 Adrián González, L (1, 3) OBP: 0.328, SLG: 0.446	B SI 90 C SI 90 F SI 90 F SI 91 B CH 80 X SI 90 2-2 2B		B SL 84 B CH 78 B SI 89 B SI 88 4-0 1-2 BB			B CU 74 C CU 73 X SI 88 1-1 HR	B SL 83 D CU 78 B SI 89 C SI 90 S SL 84 F SI 90 X SL 84 3-2 27 L6-4 16 1B 1-3 2-H 1B			3	1	3	2	1	0	0
13 Hanley Ramirez, R (1, 6) OBP: 0.367, SLG: 0.455 72 Miguel Rojas, R (1, 6) OBP: 0.263, SLG: 0.261 16 Andre Ethier, L (7, PH) OBP: 0.310, SLG: 0.371 28 Jamey Wright, R (7, 1) 56 J.P. Howell, L (7, 1) 43 Brandon League, R (7, 1) 77 Carlos Frías, R (8, 1)	S SL 84 D SL 85 S SI 90 B SI 90 B SI 90 D SL 83 4-2 BB		C SL 83 F SI 90 B SI 90 F SL 84 B SL 84 C SI 90 2-3			C SI 88 F SL 83 X SI 89 0-2 G6-3	B SI 96 C SI 97 X SI 97 1-1 1-2 3-H 1B			0 2 1 0 0 0 0	0 0 0 0 0 0 0	0 0 1 0 0 0 0	0 0 1 0 0 0 0	1 1 0 0 0 0 0	0 1 0 0 0 0 0	0 2 0 0 0 0 0
27 Matt Kemp, R (1, 9) OBP: 0.349, SLG: 0.472	C SI 90 B CH 79 X SI 90 1-1 F8			C SI 89 B CH 80 S CH 79 X SI 90 1-2 G6-3		T SL 84 B SL 85 X CH 79 1-1 3 G6-3 2B	F FF 97 C SI 97 X KC 81 0-2 L6-4 2-3			4	0	1	0	0	0	4
3 Carl Crawford, L (1, 7) OBP: 0.272, SLG: 0.338		F SI 89 B SI 88 F SL 85 B SI 90 B SI 90 F SI 90 X SI 89 3-2 G4-3		B SI 90 X SL 84 1-0 5 G5-3 1B		B SL 85 F SI 89 B SI 90 B CH 77 F SI 90 X SI 91 3-2 G6-3 2-3		B FF 94 F FF 94 S FF 95 S SL 83 1-3 K2-3		4	0	1	0	0	1	1
5 Juan Uribe, R (1, 5) OBP: 0.324, SLG: 0.423		C SI 90 C CH 80 B SI 90 F SL 85 F CH 80 F SI 90 F CH 79 F SI 89 B SL 84 3-2 F SL 82 B CH 79 X SL 84 L8		X SL 84 0-0 G5-3 1-2		C SL 84 B SL 84 H SI 88 2-1 HBP		X SI 92 0-0 G3		3	0	0	0	0	0	1
31 Drew Butera, R (1, 2) OBP: 0.268, SLG: 0.293		C CU 75 X SI 89 0-1 L8		C SL 84 X SL 83 0-1 F8		F SL 84 B SI 90 F SI 89 X SL 86 1-2 G1-3		C FF 94 X SI 92 0-1 F8		4	0	0	0	0	0	3
55 Roberto Hernandez, R (1, 1) OBP: 0.079, SLG: 0.079 10 Justin Turner, R (7, PH) OBP: 0.384, SLG: 0.433 (7, 6)			B SI 88 C SI 88 B SL 84 X SI 89 2-1 23 BB 1B		B SI 89 C SI 90 F SI 89 X SL 83 1-2 G1-3		B SL 85 X SI 90 1-0 9 FC5-4 1B		C SI 92 C SI 92 X SI 92 0-2 G6-3	2 2	0 0	1 1	0 0	0 0	0 0	0 0

livebaseballscorecards.com

TOP

Los Angeles Dodgers @ Milwaukee Brewers

Miller Park, Milwaukee, WI

Fri Aug 08 2014, 7:11 PM - 10:16 PM CDT

Att. 37,434 - Clear - 75 F

AB	34
R	3
H	9
RBI	3
BB	3
SO	3
LOB	15

Inning Stats	1	2	3	4	5	6	7	8	9
	R: 0 E: 0 K: 1 S: 13	R: 0 E: 0 K: 0 S: 15	R: 0 E: 0 K: 1 S: 12	R: 0 E: 0 K: 0 S: 7	R: 0 E: 0 K: 0 S: 6	R: 1 E: 0 K: 0 S: 15	R: 2 E: 0 K: 0 S: 18	R: 0 E: 0 K: 1 S: 6	R: 0 E: 0 K: 0 S: 5
	H: 1 LOB: 2 BB: 1 P: 23	H: 0 LOB: 0 BB: 0 P: 21	H: 1 LOB: 2 BB: 1 P: 21	H: 1 LOB: 1 BB: 0 P: 9	H: 1 LOB: 0 BB: 0 P: 8	H: 2 LOB: 2 BB: 0 P: 23	H: 3 LOB: 1 BB: 1 P: 28	H: 0 LOB: 0 BB: 0 P: 7	H: 0 LOB: 0 BB: 0 P: 8

| | | |

BOTTOM

Los Angeles Dodgers @ Milwaukee Brewers

Miller Park, Milwaukee, WI

Fri Aug 08 2014, 7:11 PM - 10:16 PM CDT

Att. 37,434 - Clear - 75 F

livebaseballscorecards.com

Batter	1	2	3	4	5	6	7	8	9	AB	R	H	RBI	BB	SO	LOB
27 Carlos Gómez, R (1, 8) OBP: 0.352, SLG: 0.487	F SI 89 X SI 90 0-1 F8 ①		C CH 84 C SI 91 B SL 85 S CH 85 1-3 K ①			F SI 89 L SI 88 B SL 86 X CH 83 1-2 G5-3 ①	B FS 85 F SI 93 S SI 94 F FS 86 F FS 86 X SI 95 1-2 E6 28 1B 1-2 2-3 3-H			4	0	0	0	0	1	2
28 Gerardo Parra, L (1, 7) OBP: 0.305, SLG: 0.364	C SI 91 X CH 85 0-1 8 2B 16 1B 1B		C CH 85 B SI 90 X SI 91 1-1 F7 ②			C CH 82 X CH 84 0-1 F8 ②	B SI 95 F SI 95 X SI 95 1-1 1-3 2-H 3-H 1B ③			4	1	2	2	0	0	0
8 Ryan Braun, R (1, 9) OBP: 0.337, SLG: 0.500	C FF 89 C CH 84 B SI 89 X CH 83 1-2 16 1B 2 SF8 1-3 2B		B SI 91 C SI 91 C SL 87 X CH 83 1-2 G5-3 ③			X SL 84 0-0 G5-3 ③		B SI 96 B FF 96 B FF 96 B FF 94 4-0 16 1B HR BB		3	2	1	0	1	0	0
16 Aramis Ramirez, R (1, 5) OBP: 0.336, SLG: 0.458	B SI 90 X SI 90 1-0 2-3 3-H 1B			B SL 84 F FF 91 B SI 89 B SI 90 X SI 89 3-1 P2 ①			B FC 87 C SI 90 X CU 78 1-1 L6 ①	F FC 89 1 SAFE C SI 92 X SI 92 0-2 1-2 HR 1B		4	1	2	1	0	0	0
2 Scooter Gennett, L (1, 4) OBP: 0.340, SLG: 0.477 Rickie Weeks Jr., R (7, PH) OBP: 0.340, SLG: 0.398 (8, 4)	C CH 84 B SI 90 F SI 91 X SI 90 1-2 SF8 ② 3-H			X FF 90 0-0 F7 ②			B SI 87 B SI 86 C SI 86 B SI 86 B SI 84 4-1 7 1B 12 SH BB	C CU 79 C FF 95 B CU 80 F CU 79 B FF 95 X CU 80 2-2 1-H 2-H HR		1 1	0 2	0 1	1 3	0 1	0 0	0 0
24 Lyle Overbay, L (1, 3) OBP: 0.314, SLG: 0.327 7 Mark Reynolds, R (7, PH) OBP: 0.299, SLG: 0.419 (8, 3)	B SI 90 C CH 82 1 SAFE C SI 90 X CH 82 1-2 G4-3 ③			C FF 90 F CH 84 B FF 91 S CH 84 1-3 K ③			C SI 92 D SI 92 X SI 92 1-1 18 E 12 SH 27 E 1-3 1B	B SI 95 F FF 95 X FC 89 1-1 F9 ①		2 2	0 1	0 1	0 0	0 0	1 0	1 0
12 Martín Maldonado, R (1, 2) OBP: 0.352, SLG: 0.388		B SI 90 C SL 83 X SL 84 1-1 F9 ①			C SI 90 S SI 90 S SL 86 0-3 K ①		X SI 93 0-0 SH 27 E 18 E 28 1B 1-2 3-H	C FF 95 F FC 89 X FF 96 0-2 F9 ②		3	1	0	1	0	1	0
3 Elian Herrera, S (1, 6) OBP: 0.292, SLG: 0.324		C CH 83 X SI 91 0-1 L9 ②			C SI 90 B CH 85 F SI 90 C SI 90 1-3 K ②		F SI 93 F FS 84 X FS 84 0-2 F8 ②	F FF 94 S FF 95 X FF 95 0-2 G6-3 ③		4	0	0	0	0	1	2
26 Kyle Lohse, R (1, 1) OBP: 0.173, SLG: 0.140 47 Rob Wooten, R (7, 1) 59 Zach Duke, L (7, 1) 21 Jeremy Jeffress, R (7, 1) 18 Khris Davis, R (7, PH) OBP: 0.304, SLG: 0.478 13 Will Smith, R (8, 1) 53 Brandon Kintzler, R (9, 1)		B SI 91 B FF 90 C FF 90 X SI 90 2-1 G5-3 ③			C FF 90 S SL 83 S SI 91 0-3 K ③		B SI 93 X SI 93 1-0 E6 27 E 28 1B 1-2 2-3			2 0 0 0 1 0	0 0 0 0 1 0	0 0 0 0 1 0	0 0 0 0 1 0	0 0 0 0 0 0	1 0 0 0 0 0	0 0 0 0 2 0
Inning Stats	R: 2 E: 0 K: 0 S: 14 H: 3 LOB: 1 BB: 0 P: 18	R: 0 E: 0 K: 0 S: 6 H: 0 LOB: 0 BB: 0 P: 9	R: 0 E: 0 K: 1 S: 8 H: 0 LOB: 0 BB: 0 P: 11	R: 0 E: 0 K: 1 S: 6 H: 0 LOB: 0 BB: 0 P: 10	R: 0 E: 0 K: 3 S: 9 H: 0 LOB: 0 BB: 0 P: 10	R: 0 E: 0 K: 0 S: 6 H: 0 LOB: 0 BB: 0 P: 7	R: 4 E: 2 K: 0 S: 17 H: 2 LOB: 2 BB: 1 P: 26	R: 3 E: 0 K: 0 S: 15 H: 2 LOB: 0 BB: 1 P: 22		1B: 5 2B: 1 3B: 0 HR: 1 SF: 1 SAC: 1 DP: 0 HBP: 0						

	AB	31
	R	9
	H	7
	RBI	8
	BB	2
	SO	5
	LOB	7

WP: 0 PA: 35
PB: 0
SB: 0
CS: 0

PITCHER		IP	WLS	BF	H	R	ER	SO	BB	IBB	HBP	BLK	WP	HR	S	P	ERA	WHIP
55 Roberto Hernandez, R ERA: 3.83	(1, 1)	6.0		21	3	2	2	5	0	0	0	0	0	0	49	65	3.00	0.500
28 Jamey Wright, R ERA: 3.25	(7, 1)	0.1	H	1	0	0	0	0	0	0	0	0	0	0	2	3	0.00	0.000
56 J.P. Howell, L ERA: 1.4	(7, 1)	0.0		1	0	0	0	0	1	0	0	0	0	0	1	5	∞	∞
43 Brandon League, R ERA: 2.42	(7, 1)	0.2	L	6	2	4	1	0	0	0	0	0	0	0	14	18	13.50	3.000
77 Carlos Frías, R ERA: 9.0	(8, 1)	1.0		6	2	3	3	0	1	0	0	0	0	1	15	22	27.00	3.000

PITCHER		IP	WLS	BF	H	R	ER	SO	BB	IBB	HBP	BLK	WP	HR	S	P	ERA	WHIP

Batter	1	2	3	4	5	6	7	8	9	AB	R	H	RBI	BB	SO	LOB
9 Dee Strange-Gordon, L (1, 4) OBP: 0.338, SLG: 0.390	C FF 90 B FF 91 B FF 90 C FC 88 X FF 90 2-2 ① G1-3		C FF 90 X FC 87 0-1 ③ FC6 1-2f			C FF 90 S CH 81 F FF 91 X FF 89 0-2 66 CS 1B			C SI 90 X FF 90 0-1 ① L8	4	0	1	0	0	0	2
66 Yasiel Puig, R (1, 8) OBP: 0.395, SLG: 0.528	B FF 90 F FC 86 S FF 90 B FF 90 S FF 90 2-3 ② K			F FC 86 X FF 90 0-1 ① P4		1 SAFE P PO 86 1 SAFE 1 SAFE 1 SAFE C FC 86 X FF 91 1-1 ②③ P3 1-2			X SI 92 0-0 ② FC6-4 23 1B 1-2f	4	0	0	0	0	1	2
23 Adrián González, L (1, 3) OBP: 0.329, SLG: 0.453	B FF 90 F FC 87 X FC 87 1-1 ③ G3-1			B CU 70 B CH 82 X FF 89 2-0 HR			C FF 88 X FC 87 0-1 ① G4-3		B CU 77 B SI 92 C SI 90 C CH 81 X FF 91 2-2 1-3 1B	4	1	2	1	0	0	0
27 Matt Kemp, R (1, 9) OBP: 0.348, SLG: 0.470		C FF 90 C CU 71 S FF 91 0-3 ① K		C FF 91 B CU 73 B FF 91 X FF 89 2-1 ② G5-3			F CU 71 C FC 86 B FF 90 B CU 72 X CH 80 2-2 3 G1-6-3 1B		B CU 78 X CU 77 1-0 ③ G3-1	4	0	1	0	0	1	2
3 Carl Crawford, L (1, 7) OBP: 0.268, SLG: 0.333		F FC 88 B FF 90 X CH 81 1-1 ② G4-3		C FF 91 B FC 88 X CH 83 1-1 ③ F8			B FC 87 F FF 89 B FC 87 X FF 89 2-1 ②③ G1-6-3 1-2f			3	0	0	0	0	0	1
5 Juan Uribe, R (1, 5) OBP: 0.321, SLG: 0.419		S FF 87 F FF 87 F FF 91 S FF 90 0-3 ③ K			X FC 84 0-0 ① G6-3			C FF 88 B FC 86 B FC 84 B FF 88 F FF 88 X FF 89 3-2 ① F9		3	0	0	0	0	1	0
17 A.J. Ellis, R (1, 2) OBP: 0.330, SLG: 0.229			C FF 89 S FF 89 B FF 91 B FF 91 F FF 90 X FC 88 2-2 ① G6-3		B FF 89 B FF 88 F FF 88 C FF 89 X FF 91 2-2 ② F9			C CU 70 B FF 89 B FF 90 X FF 89 2-1 ② G1-3		3	0	0	0	0	0	0
72 Miguel Rojas, R (1, 6) OBP: 0.257, SLG: 0.255 10 Justin Turner, R (8, PH) OBP: 0.382, SLG: 0.431 (8, 6)			B FF 90 F FF 91 B CU 72 F FF 90 F FF 92 F CU 73 F FF 91 C FF 92 2-3 ② K		F CU 71 F FF 90 B FF 91 X CU 72 1-2 ③ G6-3			F FF 89 C FF 90 F FF 91 S FF 90 0-3 ③ K		2 1	0 0	0 0	0 0	1 1	0 0	0 0
21 Zack Greinke, R (1, 1) OBP: 0.208, SLG: 0.227 0 Brian Wilson, R (7, 1) 52 Pedro Báez, R (8, 1) 16 Andre Ethier, L (9, PH) OBP: 0.313, SLG: 0.371			B FC 87 B FF 90 B FF 90 C FF 88 F FF 89 B FF 89 4-2 9 FC6 BB			S FF 88 X FF 90 0-1 ① G4-3			F SI 91 B FF 92 B FF 91 B SI 91 C SI 89 B SI 90 4-2 66 FC6-4 BB	1 0 0 0	0 0 0 0	0 0 0 0	0 0 0 0	1 0 0 1	0 0 0 0	0 0 0 0
Inning Stats	R: 0 E: 0 K: 1 S: 8 H: 0 LOB: 0 BB: 0 P: 13	R: 0 E: 0 K: 2 S: 9 H: 0 LOB: 0 BB: 0 P: 10	R: 0 E: 0 K: 1 S: 14 H: 0 LOB: 1 BB: 1 P: 22	R: 1 E: 0 K: 0 S: 7 H: 1 LOB: 0 BB: 0 P: 12	R: 0 E: 0 K: 0 S: 7 H: 0 LOB: 0 BB: 0 P: 10	R: 0 E: 0 K: 0 S: 9 H: 1 LOB: 0 BB: 0 P: 9	R: 0 E: 0 K: 0 S: 7 H: 1 LOB: 0 BB: 0 P: 11	R: 0 E: 0 K: 1 S: 9 H: 0 LOB: 0 BB: 0 P: 14	R: 0 E: 0 K: 0 S: 9 H: 1 LOB: 2 BB: 1 P: 16	1B: 3 2B: 0 3B: 0 HR: 1	SF: 0 SAC: 0 DP: 1 HBP: 0					

PITCHER		IP	WLS	BF	H	R	ER	SO	BB	IBB	HBP	BLK	WP	HR	S	P	ERA	WHIP
50 Mike Fiers, R ERA: 1.8	(1, 1)	8.0	W	26	3	1	1	5	1	0	0	0	0	1	70	101	1.12	0.500
57 Francisco Rodríguez, R ERA: 2.83	(9, 1)	1.0	S	5	1	0	0	0	1	0	0	0	0	0	9	16	0.00	2.000

PITCHER	IP	WLS	BF	H	R	ER	SO	BB	IBB	HBP	BLK	WP	HR	S	P	ERA	WHIP

TOP

Los Angeles Dodgers @ Milwaukee Brewers

Miller Park, Milwaukee, WI

Sat Aug 09 2014, 6:13 PM - 8:55 PM CDT

Att. 40,553 - Partly Cloudy - 74 F

livebaseballscorecards.com

AB	29
R	1
H	4
RBI	1
BB	2
SO	5
LOB	7

PA: 31

WP: 0
PB: 0
SB: 0
CS: 1

Batter	1	2	3	4	5	6	7	8	9	AB	R	H	RBI	BB	SO	LOB
27 Carlos Gómez, R (1, 8) OBP: 0.353, SLG: 0.493	B FF 93 S SL 87 B FF 94 S FF 94 S FF 94 2-3 K ①		F CH 89 X SL 86 0-1 G6-3 ②			X CU 72 0-0 HR	B SL 88 F CU 76 B SL 88 S FF 91 B FF 92 F FF 92 B CU 80 4-2 20 CS 20 S BB			3	1	1	1	1	1	0
20 Jonathan Lucroy, R (1, 2) OBP: 0.377, SLG: 0.495	B FF 94 F FF 93 C SL 86 X CH 89 1-2 8 G6-4-3 1B		C FF 93 B SI 93 X SL 87 1-1 1B			C SI 92 B SI 91 X SL 85 1-1 8 BB 16 1B 1B	1 SAFE 1 SAFE B FF 91 C SL 90 B SL 87 S SL 89 B SL 88 3-2 ③ CS 1-3	F FF 96 X SL 87 0-1 ① G6-3		4	1	3	0	0	0	0
8 Ryan Braun, R (1, 9) OBP: 0.337, SLG: 0.496	B SI 93 X SI 93 1-0 ② G6-4-3 ③ 1-2f		D SI 93 B SI 93 X CH 89 2-0 ③ G5-3			F SI 92 D CH 89 B FF 93 S CH 90 F SI 92 D CH 90 B SL 88 4-2 16 1B 1-2 BB		X FF 97 0-0 ② G6-3		3	0	0	0	1	0	2
16 Aramis Ramirez, R (1, 5) OBP: 0.341, SLG: 0.461		X SI 92 0-0 ① G6-3		B SI 93 F CH 88 B CU 74 F SL 86 B CH 89 X FF 93 3-2 2 G1-6-3 1B		S CH 89 X SI 92 0-1 1-3 2-H 1B		X FF 96 0-0 1B		4	0	3	1	0	0	0
2 Scooter Gennett, L (1, 4) OBP: 0.339, SLG: 0.475		B SI 91 X FF 92 1-0 18 HR 1B		1 SAFE B FF 92 B CH 89 X CH 89 2-0 ① ② G1-6-3 1-2f		X FF 93 0-0 ① F8		S FF 97 F FF 97 F SL 87 F FF 95 X CH 89 0-2 ③ G6-3		4	1	1	0	0	0	4
18 Khris Davis, R (1, 7) OBP: 0.304, SLG: 0.484 28 Gerardo Parra, L (9, 7) OBP: 0.305, SLG: 0.364		1 SAFE F SI 91 B SI 92 F CU 69 X FF 93 1-2 1-H HR		X CH 88 0-0 ③ G6-3		F CH 89 1 SAFE D SI 89 B CH 89 B SI 93 S CH 89 F CH 89 S FF 92 3-3 ② K				3 0	1 0	1 0	2 0	0 0	1 0	2 0
7 Mark Reynolds, R (1, 3) OBP: 0.297, SLG: 0.415		B SL 86 B SL 88 X SI 93 2-0 ② P6			C FF 92 S FF 92 F FF 93 B CH 88 F FF 94 B SL 87 S CH 89 2-3 ① K	S SI 94 X FF 93 0-1 ③ P6				3	0	0	0	0	1	2
9 Jean Segura, R (1, 6) OBP: 0.268, SLG: 0.323		C SI 93 C SI 92 B CH 88 S SL 86 1-3 ③ K			X SI 93 0-0 ② G3-1		B CU 74 X CU 74 1-0 ① G6-3			3	0	0	0	0	1	0
50 Mike Fiers, R (1, 1) 57 Francisco Rodríguez, R (9, 1)			B FF 92 B SI 92 C SI 92 S FF 92 S FF 92 2-3 ① K		B SI 93 S FF 93 S FF 93 S FF 93 1-3 ③ K		B CU 72 C CU 70 S SL 90 B CU 78 F SL 90 B SL 88 C SL 90 3-3 ② K			3 0	0 0	0 0	0 0	0 0	3 0	0 0
Inning Stats	R: 0 E: 0 K: 1 S: 7 H: 1 LOB: 0 BB: 0 P: 11	R: 2 E: 0 K: 1 S: 9 H: 2 LOB: 0 BB: 0 P: 14	R: 0 E: 0 K: 1 S: 8 H: 1 LOB: 1 BB: 0 P: 13	R: 0 E: 0 K: 0 S: 5 H: 1 LOB: 0 BB: 0 P: 10	R: 0 E: 0 K: 2 S: 9 H: 0 LOB: 0 BB: 0 P: 12	R: 2 E: 0 K: 1 S: 15 H: 3 LOB: 2 BB: 1 P: 23	R: 0 E: 0 K: 1 S: 10 H: 0 LOB: 0 BB: 1 P: 21	R: 0 E: 0 K: 0 S: 9 H: 1 LOB: 1 BB: 0 P: 9		1B: 7 2B: 0 3B: 0 HR: 2 SF: 0 SAC: 0 DP: 2 HBP: 0				WP: 0 PB: 0 SB: 1 CS: 1 PA: 33		

PITCHER	IP	WLS	BF	H	R	ER	SO	BB	IBB	HBP	BLK	WP	HR	S	P	ERA	WHIP
21 Zack Greinke, R (1, 1) ERA: 2.84	6.0	L	25	8	4	4	6	1	0	0	0	0	2	53	83	6.00	1.500
0 Brian Wilson, R (7, 1) ERA: 4.91	1.0		3	0	0	0	1	1	0	0	0	0	0	10	21	0.00	1.000
52 Pedro Báez, R (8, 1) ERA: 4.5	1.0		4	1	0	0	0	0	0	0	0	0	0	9	9	0.00	1.000

PITCHER	IP	WLS	BF	H	R	ER	SO	BB	IBB	HBP	BLK	WP	HR	S	P	ERA	WHIP

BOTTOM

Los Angeles Dodgers @ Milwaukee Brewers

Miller Park, Milwaukee, WI

Sat Aug 09 2014, 6:13 PM - 8:55 PM CDT
Att. 40,553 - Partly Cloudy - 74 F

livebaseballscorecards.com

AB	30
R	4
H	9
RBI	4
BB	2
SO	7
LOB	10

Batter	1	2	3	4	5	6	7	8	9	AB	R	H	RBI	BB	SO	LOB
9 Dee Strange-Gordon, L (1, 4) OBP: 0.335, SLG: 0.385	B SI 93 C SI 95 X SI 95 1-1 ① L7		L SI 93 C SL 86 X SI 94 0-2 ① FC6-5 3 1B 1-2 2-3f	B SI 94 B SI 93 C SI 93 X SI 94 2-1 ③ FC6-4 1-2f			B SI 89 C SI 90 C SL 80 F SL 81 F FF 90 X SL 81 1-2 ① P6	X CU 76 0-0 ② L5		5	0	0	0	0	0	6
3 Carl Crawford, L (1, 7) OBP: 0.275, SLG: 0.336	B FF 94 B SI 95 B SI 94 C SI 93 F SI 94 X SI 95 3-2 ② L6		X SL 87 0-0 1-2 2-3 1B		X FF 93 0-0 ① G6-3		S FF 91 C SL 81 F SL 83 B SI 90 X FF 92 1-2 23 E 23 E 23 2B 1B	H FF 88 1-0 1-2 23 BB HBP		4	1	2	0	0	0	0
23 Adrián González, L (1, 3) OBP: 0.332, SLG: 0.459	B FF 95 F SI 94 T SL 88 B SL 90 T SI 96 2-2 ③ K		X FF 95 0-0 ② SF8 3-H		B SI 94 B CH 86 F SI 95 B SI 94 X SI 94 3-1 27 1B 2B		1 SAFE 1 SAFE D SL 81 X FF 92 1-0 1-H 2B	D FF 89 S CH 79 B FF 90 F FF 89 B CH 78 B CH 77 4-2 1-2 2-3 27 FC6-4 BB		3	1	2	2	1	1	0
27 Matt Kemp, R (1, 9) OBP: 0.349, SLG: 0.469		X SI 94 0-0 1B	D SL 87 B SL 85 F SI 93 X SI 93 2-1 ③ G4-3		B SL 87 X SL 87 1-0 2-H 16 1B 1B		B SI 91 B SI 92 B SI 92 C SI 91 X SI 93 3-1 ② G4-3	C FF 89 S FF 90 X FF 90 0-2 ③ FC6-4 1-2f		5	0	2	1	0	0	6
16 Andre Ethier, L (1, 8) OBP: 0.311, SLG: 0.368		X FF 92 0-0 ① F8	B SL 85 B SI 94 X SI 94 2-0 ① G6-3	1 SAFE C FF 92 B SI 93 X SL 87 1-1 1-2 5 G6-4-3 1B			B FF 94 B SI 92 X SI 93 2-0 ③ G4-3		C CU 77 B FF 89 B FF 89 S CH 79 S CH 78 2-3 ① K	5	0	1	0	0	1	2
5 Juan Uribe, R (1, 5) OBP: 0.322, SLG: 0.419		C FF 93 S SL 86 B FF 95 S SL 87 1-3 ② K	B FF 93 B SL 86 C FF 94 F FF 94 X SL 88 2-2 72 1B 17 G5-3 1B	C SI 94 F SL 86 B FF 93 F SI 94 D SL 88 X SI 94 2-2 ② ③ G6-4-3 1-2f				F FF 88 S FF 89 B FF 90 S CH 77 1-3 ① K	B CH 78 B FF 90 S CH 80 B CH 79 C FF 90 X FF 90 3-2 1B	5	0	2	0	0	2	3
17 A.J. Ellis, R (1, 2) OBP: 0.327, SLG: 0.246		C SI 94 F SI 94 S SL 87 0-3 ③ K	C SI 92 X SI 92 0-1 ② G5-3 1-2			C SL 86 F SI 94 X SI 94 0-2 ① G6-3		F FF 90 B FF 89 X FF 89 1-1 HR	F FF 90 X CH 78 0-1 ② F7	5	1	1	1	0	1	3
72 Miguel Rojas, R (1, 6) OBP: 0.274, SLG: 0.283			F SI 92 B SL 86 X SI 92 1-1 9 FC6-5 22 HBP 1B	X SI 92 0-0 22 BB 2-3 1B		X SI 92 0-0 ② G6-3		C CU 75 F FF 89 B CH 78 F FF 90 X CH 77 1-2 22 1B 2B	F FF 88 B FF 89 F CH 79 B FF 89 F FF 90 B FF 90 X CH 79 3-2 ③ P3	5	1	3	0	0	0	1
22 Clayton Kershaw, L (1, 1) OBP: 0.255, SLG: 0.186 74 Kenley Jansen, S (9, 1)			H SI 94 1-0 3 1B 9 FC6-5 23 SF8 1-2 HBP	S SI 93 B SI 93 B SI 94 B FF 93 C SI 93 F SI 94 B SI 94 4-2 9 FC6-4 1-2 BB		C SI 94 X SI 95 0-1 ③ G4-3		X FF 88 0-0 23 BB 3 HBP 2-H 1B		2 0	1 0	1 0	1 0	1 0	0 0	0 0
Inning Stats	R: 0 E: 0 K: 1 S: 8 H: 0 LOB: 0 BB: 0 P: 14	R: 0 E: 0 K: 2 S: 8 H: 1 LOB: 1 BB: 0 P: 9	R: 1 E: 0 K: 0 S: 9 H: 2 LOB: 2 BB: 0 P: 13	R: 0 E: 0 K: 0 S: 12 H: 2 LOB: 3 BB: 1 P: 22	R: 1 E: 0 K: 0 S: 10 H: 3 LOB: 1 BB: 0 P: 17	R: 0 E: 0 K: 0 S: 6 H: 0 LOB: 0 BB: 0 P: 6	R: 1 E: 1 K: 0 S: 13 H: 2 LOB: 1 BB: 0 P: 21	R: 2 E: 0 K: 1 S: 17 H: 3 LOB: 3 BB: 1 P: 25	R: 0 E: 0 K: 1 S: 12 H: 1 LOB: 1 BB: 0 P: 20	1B: 10 2B: 3 3B: 0 HR: 1 SF: 1 SAC: 0 DP: 1 HBP: 2						

PITCHER		IP	WLS	BF	H	R	ER	SO	BB	IBB	HBP	BLK	WP	HR	S	P	ERA	WHIP
52 Jimmy Nelson, R ERA: 4.0	(1, 1)	6.0	L	27	8	2	2	3	1	0	1	0	0	0	53	81	3.00	1.500
32 Tom Gorzelanny, L ERA: 0.68	(7, 1)	0.1		3	2	1	0	0	0	0	0	0	0	0	10	13	0.00	6.000
53 Brandon Kintzler, R ERA: 3.6	(7, 1)	0.2		2	0	0	0	0	0	0	0	0	0	0	3	8	0.00	0.000
41 Marco Estrada, R ERA: 4.78	(8, 1)	2.0		12	4	2	2	2	1	0	1	0	0	1	29	45	9.00	2.500

PITCHER	IP	WLS	BF	H	R	ER	SO	BB	IBB	HBP	BLK	WP	HR	S	P	ERA	WHIP

TOP

Los Angeles Dodgers @ Milwaukee Brewers

Miller Park, Milwaukee, WI

Sun Aug 10 2014, 1:12 PM - 4:17 PM CDT

Att. 43,612 - Sunny - 76 F

livebaseballscorecards.com

AB	39
R	5
H	14
RBI	5
BB	2
SO	5
LOB	21

PA: 44

WP: 0
PB: 0
SB: 0
CS: 0

Batter	1	2	3	4	5	6	7	8	9	AB	R	H	RBI	BB	SO	LOB
27 Carlos Gómez, R (1, 8) OBP: 0.352, SLG: 0.490	B FF 91 C FF 92 B CU 73 F FF 92 B SL 89 B SL 89 4-2 20 S 8 1B BB		B FF 93 S FF 94 F FF 93 D SL 88 X CU 76 2-2 ① FC6-5 20 CS 2-3			F SL 90 F SL 88 B FF 94 B CU 76 S CU 75 2-3 ② K		C FF 93 D CU 76 X FF 93 1-1 ② F8		3	1	0	0	1	1	2
20 Jonathan Lucroy, R (1, 2) (8, 3) OBP: 0.376, SLG: 0.492	C FF 94 F SL 88 1 SAFE S SL 90 0-3 ① K 1-2		F FF 93 1 SAFE S SL 90 X SL 89 B FF 95 1-2 ②③ F9 1-2			B FF 91 B CH 89 B SL 89 C FF 93 B FF 93 4-1 BB		C FF 93 D CU 75 B FF 92 F SL 88 X CU 74 2-2 ③ L8		3	0	0	0	1	1	3
8 Ryan Braun, R (1, 9) OBP: 0.338, SLG: 0.496	2 SAFE X FF 93 0-0 18 FC6-4 2-H 1B			B FF 93 X SL 88 1-0 16 G3-1 16 WP 1B		B FF 94 X SL 88 1-0 ③ G5-3			C FC 94 F SL 83 F FC 94 S FC 94 0-3 ① K	4	0	2	1	0	1	1
16 Aramis Ramirez, R (1, 5) OBP: 0.337, SLG: 0.456	C FF 93 C CU 74 1 SAFE X SL 89 0-2 ② F7			S SL 87 C CU 73 F FF 93 B SL 88 D SL 89 X CU 75 2-2 ①② G3-1 1-3			B SL 87 S SL 86 F SL 88 S SL 88 1-3 ① K		F FC 92 X FC 96 0-1 ② F9	4	0	0	0	0	1	2
18 Khris Davis, R (1, 7) OBP: 0.303, SLG: 0.482	X FF 92 0-0 ③ FC6-4 1-2f			C FF 93 F CU 74 S SL 89 0-3 ③ K			F FF 91 X CH 87 0-1 1B		B FC 96 S FC 93 S FC 94 B FC 97 S FC 96 2-3 ③ K	4	0	1	0	0	2	1
Rickie Weeks Jr., R (1, 4) OBP: 0.339, SLG: 0.402		F FF 91 X CH 87 0-1 ① F9			X FF 91 0-0 7 G4-3 9 B1-5 2B		B FF 92 S SL 89 F SL 88 S CU 75 1-3 ② K			3	0	1	0	0	1	1
7 Mark Reynolds, R (1, 3) 41 Marco Estrada, R (8, 1) OBP: 0.294, SLG: 0.411 OBP: 0.182, SLG: 0.100		F FF 93 S SL 89 X CU 75 0-2 ② F7			B FF 92 C FF 92 X FF 92 1-1 ① G4-3 2-3		B SL 86 B FF 93 1 SAFE X FF 93 2-0 ③ P2			3 0	0 0	0 0	0 0	0 0	0 0	2 0
9 Jean Segura, R (1, 6) OBP: 0.269, SLG: 0.323		B FF 92 X FF 92 1-0 ③ G4-3			B FF 92 L FF 93 X SL 87 1-1 ②③ B1-5 3-Hf			C FF 92 X SL 86 0-1 1B		3	0	1	0	0	0	1
52 Jimmy Nelson, R (1, 1) OBP: 0.300, SLG: 0.400 28 Gerardo Parra, L (6, PH) OBP: 0.305, SLG: 0.363 32 Tom Gorzelanny, R (7, 1) 53 Brandon Kintzler, R (7, 1) 12 Martín Maldonado, R (8, 2) OBP: 0.348, SLG: 0.383			C FF 92 B FF 92 B FF 92 X FF 93 2-1 27 FC6-5 2B			B SL 87 B FF 93 B FF 92 C FF 92 X FF 94 3-1 ① P3		C FF 91 F FF 92 D SL 88 D CU 74 F SL 88 S FF 93 2-3 ① K		1 1 0 0 1	0 0 0 0 0	1 0 0 0 0	0 0 0 0 0	0 0 0 0 1	0 0 0 0 1	0 0 0 0 1
Inning Stats	R: 1 E: 0 K: 1 S: 10 H: 1 LOB: 1 BB: 1 P: 14	R: 0 E: 0 K: 0 S: 6 H: 0 LOB: 0 BB: 0 P: 7	R: 0 E: 0 K: 0 S: 8 H: 1 LOB: 0 BB: 0 P: 13	R: 0 E: 0 K: 1 S: 8 H: 1 LOB: 0 BB: 0 P: 11	R: 0 E: 0 K: 0 S: 5 H: 1 LOB: 0 BB: 0 P: 7	R: 0 E: 0 K: 1 S: 8 H: 0 LOB: 1 BB: 1 P: 18	R: 0 E: 0 K: 2 S: 9 H: 1 LOB: 1 BB: 0 P: 13	R: 0 E: 0 K: 1 S: 12 H: 1 LOB: 1 BB: 0 P: 17	R: 0 E: 0 K: 2 S: 9 H: 0 LOB: 0 BB: 0 P: 11	1B: 4 2B: 3 3B: 0 HR: 0	SF: 0 SAC: 0 DP: 1 HBP: 0			WP: 1 PB: 0 SB: 1 CS: 1		PA: 32	

PITCHER	IP	WLS	BF	H	R	ER	SO	BB	IBB	HBP	BLK	WP	HR	S	P	ERA	WHIP
22 Clayton Kershaw, L (1, 1) ERA: 1.78	8.0	W	29	6	1	1	6	2	0	0	0	1	0	66	100	1.12	1.000
74 Kenley Jansen, R (9, 1) ERA: 3.0	1.0		3	0	0	0	2	0	0	0	0	0	0	9	11	0.00	0.000

PITCHER	IP	WLS	BF	H	R	ER	SO	BB	IBB	HBP	BLK	WP	HR	S	P	ERA	WHIP

BOTTOM

Los Angeles Dodgers @ Milwaukee Brewers

Miller Park, Milwaukee, WI

Sun Aug 10 2014, 1:12 PM - 4:17 PM CDT

Att. 43,612 - Sunny - 76 F

livebaseballscorecards.com

AB	30
R	1
H	6
RBI	1
BB	2
SO	8
LOB	14

Batter	1	2	3	4	5	6	7	8	9	AB	R	H	RBI	BB	SO	LOB
27 Carlos Gómez, R (1, 8) OBP: 0.351, SLG: 0.488	B FF 93 B SL 90 B SI 94 F FF 93 F SL 89 X SL 90 3-2 8 S 20 S 1B		X SL 89 0-0 ② G4-3			B FF 93 B SI 93 S SL 90 F SL 90 F CU 78 B FF 94 X SL 90 3-2 ② F8		S SL 82 X SI 94 0-1 ②③ G6-4-3 1-2f		4	0	1	0	0	0	1
20 Jonathan Lucroy, R (1, 2) OBP: 0.373, SLG: 0.487	1 SAFE C FF 93 X FF 93 0-1 ① G5-3 1-2		C SI 93 B CU 80 B SL 90 X SL 89 2-1 ③ G4-3			C FF 92 X SI 92 0-1 ③ G1-3			S FF 94 B SL 85 B FF 94 X FF 94 2-1 ① G4-3	4	0	0	0	0	0	1
8 Ryan Braun, R (1, 9) OBP: 0.337, SLG: 0.493	D FF 93 C SL 89 B SI 93 S SI 94 S CU 78 2-3 K 16 G5-4-3 2-3			X SL 90 0-0 ① F9			C SL 89 F SI 91 B SI 93 X SI 92 1-2 16 S 2 2B 1B		F FF 95 B SI 94 F SL 86 B SI 95 B FF 95 S SL 84 3-3 ② K	4	0	1	0	0	2	1
16 Aramis Ramirez, R (1, 5) OBP: 0.336, SLG: 0.456	C SL 90 X FF 94 0-1 ②③ G5-4-3 1-2f			B SL 89 X SI 93 1-0 ② G5-3			S SL 87 1 SAFE 1 SAFE F FF 92 S SL 88 0-3 ① K 1-2		X SL 83 0-0 2 1B 2B	4	1	1	0	0	1	3
2 Scooter Gennett, L (1, 4) OBP: 0.341, SLG: 0.478		B FF 92 S SI 93 F FF 94 S CU 80 1-3 ① K		T SL 88 C CU 78 X SL 87 0-2 ③ L4			B CU 77 X SL 86 1-0 ② 18 2B 2-H 2B		B SI 94 F FF 92 B FF 94 F SI 92 F FF 94 X SL 84 2-2 2-H 1B	4	1	2	1	0	1	0
18 Khris Davis, R (1, 7) OBP: 0.303, SLG: 0.482 57 Francisco Rodríguez, R (9, 1)		B CU 80 F SI 94 B SL 90 X FF 94 2-1 ② F9			B SI 92 B CU 80 X SL 89 2-0 ① G1-3		B SL 88 X CU 78 1-0 2-H 2B		S FF 95 B FF 95 F FF 95 X FF 94 1-2 ③ F9	4 0	0 0	1 0	1 0	0 0	0 0	1 0
7 Mark Reynolds, R (1, 3) OBP: 0.295, SLG: 0.420		X FF 94 0-0 HR			C SL 88 S CU 79 B FF 92 X SL 89 1-2 ② G4-3		B SL 87 D SL 89 C SI 92 B SL 88 F SI 92 X SL 87 3-2 ③ L7			3	1	1	1	0	0	1
9 Jean Segura, R (1, 6) OBP: 0.267, SLG: 0.321		C SL 88 B SI 93 B CU 78 X SL 89 2-1 ③ L7			B SI 93 C SL 90 C CU 78 F FF 93 X SL 90 1-2 ③ L8			B FF 92 C SL 88 T CU 78 X FF 91 1-2 ① G3-1		3	0	0	0	0	0	0
49 Yovani Gallardo, R (1, 1) OBP: 0.150, SLG: 0.154 24 Lyle Overbay, L (8, PH) OBP: 0.317, SLG: 0.327 13 Will Smith, R (8, 1) 28 Gerardo Parra, L (9, 7) OBP: 0.305, SLG: 0.363			C SI 92 C SI 92 X SL 89 0-2 ① G1-3			C FF 91 S CU 78 B CU 79 B SL 89 T SL 89 2-2 ① K		B FF 92 B SI 92 T SI 91 C SL 87 B CU 78 B SL 89 4-2 27 G6-4-3 BB		2 0 0 0	0 0 0 0	0 0 0 0	0 0 0 0	1 1 0 0	0 0 0 0	0 0 0 0

Inning Stats	1	2	3	4	5	6	7	8	9
	R: 0 E: 0 K: 1 S: 10	R: 1 E: 0 K: 1 S: 8	R: 0 E: 0 K: 0 S: 6	R: 0 E: 0 K: 0 S: 5	R: 0 E: 0 K: 0 S: 8	R: 0 E: 0 K: 1 S: 9	R: 1 E: 0 K: 1 S: 11	R: 0 E: 0 K: 0 S: 7	R: 1 E: 0 K: 1 S: 13
	H: 1 LOB: 1 BB: 0 P: 15	H: 1 LOB: 0 BB: 0 P: 13	H: 0 LOB: 0 BB: 0 P: 8	H: 0 LOB: 0 BB: 0 P: 6	H: 0 LOB: 0 BB: 0 P: 12	H: 0 LOB: 0 BB: 0 P: 14	H: 3 LOB: 1 BB: 0 P: 17	H: 0 LOB: 0 BB: 1 P: 12	H: 2 LOB: 1 BB: 0 P: 21

1B: 3 SF: 0 WP: 1 PA: 33
2B: 3 SAC: 0 PB: 0
3B: 0 DP: 2 SB: 3
HR: 1 HBP: 0 CS: 0

PITCHER		IP	WLS	BF	H	R	ER	SO	BB	IBB	HBP	BLK	WP	HR	S	P	ERA	WHIP
49 Jake Arrieta, R ERA: 2.77	(1, 1)	7.1	L	27	5	2	2	4	1	0	0	0	1	1	62	95	2.46	0.818
46 Pedro Strop, R ERA: 2.66	(8, 1)	0.2		1	0	0	0	0	0	0	0	0	0	0	2	2	0.00	0.000
52 Justin Grimm, R ERA: 4.3	(9, 1)	1.0		5	2	1	1	1	0	0	0	0	0	0	13	21	9.00	2.000

PITCHER	IP	WLS	BF	H	R	ER	SO	BB	IBB	HBP	BLK	WP	HR	S	P	ERA	WHIP

TOP

Milwaukee Brewers @ Chicago Cubs

Wrigley Field, Chicago, IL

Mon Aug 11 2014, 7:08 PM - 10:07 PM CDT

Att. 28,927 - Cloudy - 73 F

livebaseballscorecards.com

AB	32
R	3
H	7
RBI	3
BB	1
SO	5
LOB	8

Milwaukee Brewers @ Chicago Cubs

Wrigley Field, Chicago, IL

Mon Aug 11 2014, 7:08 PM - 10:07 PM CDT

Att. 28,927 - Cloudy - 73 F

livebaseballscorecards.com

BOTTOM

Batter	1	2	3	4	5	6	7	8	9	AB	R	H	RBI	BB	SO	LOB
8 Chris Coghlan, L (1, 7) OBP: 0.365, SLG: 0.478	C FF 90 B SI 90 X SL 88 1-1 P3 ①		C CU 78 F FF 91 F CU 80 S SI 93 0-3 K ③		X CU 79 0-0 1-3 2-H 2B			B CU 76 B FF 93 F FF 92 B FF 93 X FF 92 3-1 G4-3 ②		4	0	1	1	0	1	1
9 Javier Báez, R (1, 4) OBP: 0.273, SLG: 0.606	B FF 92 F CU 80 S FF 91 B SI 91 X CU 79 2-2 G5-3 ②			B SI 90 X CU 80 1-0 2B	F FF 93 F FF 92 B SI 92 F SI 92 X SL 88 1-2 L7 ③			B FF 92 S SL 82 S SL 82 B SL 82 S SL 82 2-3 K ③		4	0	1	0	0	1	2
44 Anthony Rizzo, L (1, 3) OBP: 0.378, SLG: 0.495	C CU 79 F FF 92 S CU 80 0-3 K ③			T FF 92 S CU 79 2 SAFE B FF 91 F CU 79 B FF 92 B SI 91 C FF 91 3-3 K ①		B SL 88 B SI 91 S FF 91 X SI 91 3-1 F8 ①			S CU 75 F SI 90 F CH 83 F CH 85 F FF 90 F CH 82 B CU 78 B FF 90 B FF 90 3-3 K ①	4	0	0	0	0	3	1
13 Starlin Castro, R (1, 6) OBP: 0.331, SLG: 0.427		F FF 91 F SI 91 F FF 92 X CU 79 0-2 20 CS 1B		X SI 91 0-0 L7 ②		C SL 88 B SI 92 B SI 92 X SL 86 2-1 L7 ②			B CU 76 X CU 75 1-0 24 FC4-6 1B	4	0	2	0	0	0	1
24 Luis Valbuena, L (1, 5) OBP: 0.324, SLG: 0.417		S FF 93 B CU 79 S FF 92 F FF 93 1 SAFE X FF 92 1-2 P5 ①		F FF 93 X SI 92 0-1 P2 ③		C FF 92 B CU 79 C CU 79 B FF 92 F SI 92 F SL 87 F FF 93 C CU 78 2-3 K ③			C CU 74 X SI 90 0-1 FC4-6 ② 1-2f	4	0	0	0	0	1	3
7 Arismendy Alcántara, S (1, 8) OBP: 0.290, SLG: 0.364		1 SAFE 1 SAFE X SI 92 0-0 F9 ②			B CU 78 X FF 90 1-0 G4-3 ①		B CU 76 S SL 85 C SI 90 B CU 78 X SI 90 2-2 L7 ①		S SI 90 S CH 84 D CH 84 D CH 83 B CH 83 S CH 80 3-3 K ③	4	0	0	0	0	1	2
20 Justin Ruggiano, R (1, 9) OBP: 0.335, SLG: 0.409		B CU 78 S SL 88 1-1 CS ③ 1-2	X SL 88 0-0 F9 ①		B CU 76 C SL 87 S SI 90 B CU 78 X FF 91 2-2 5 1B 8 2B 1B		B CU 77 S SL 85 B SL 84 S SL 86 B SL 82 X SL 87 3-2 G5-3 ②			3	1	1	0	0	0	0
5 Welington Castillo, R (1, 2) OBP: 0.300, SLG: 0.382			C CU 78 B FF 92 B SI 92 X SL 88 2-1 G6-3 ②		B SI 92 1 SAFE C SL 88 D SI 92 X SL 87 2-1 8 2B 1-2 1B		B CU 77 B SL 84 B SI 92 C SI 91 C SI 91 S CU 78 3-3 K ③			3	0	1	0	0	1	0
49 Jake Arrieta, R (1, 1) OBP: 0.179, SLG: 0.185 46 Pedro Strop, R (8, 1) 4 Chris Valaika, R (8, PH) OBP: 0.217, SLG: 0.150 52 Justin Grimm, R (9, 1)			C FF 91 X SL 89 0-1 1B		L CU 77 S CU 78 D CU 79 L CU 79 1-3 K ②			B FF 91 X FF 90 1-0 G6-3 ①		2 0 1 0	0 0 0 0	1 0 0 0	0 0 0 0	0 0 0 0	1 0 0 0	2 0 0 0
Inning Stats	R: 0 E: 0 K: 1 S: 8 H: 0 LOB: 0 BB: 0 P: 11	R: 0 E: 0 K: 0 S: 10 H: 1 LOB: 0 BB: 0 P: 12	R: 0 E: 0 K: 1 S: 9 H: 1 LOB: 1 BB: 0 P: 11	R: 0 E: 0 K: 1 S: 8 H: 1 LOB: 1 BB: 0 P: 12	R: 1 E: 0 K: 1 S: 14 H: 3 LOB: 2 BB: 0 P: 21	R: 0 E: 0 K: 1 S: 10 H: 0 LOB: 0 BB: 0 P: 17	R: 0 E: 0 K: 1 S: 9 H: 0 LOB: 0 BB: 0 P: 17	R: 0 E: 0 K: 1 S: 6 H: 0 LOB: 0 BB: 0 P: 12	R: 0 E: 0 K: 2 S: 16 H: 1 LOB: 1 BB: 0 P: 23	1B: 5 2B: 2 3B: 0 HR: 0	SF: 0 SAC: 0 DP: 0 HBP: 0			WP: 0 PB: 0 SB: 0 CS: 1	PA: 34		

	AB	33
	R	1
	H	7
	RBI	1
	BB	0
	SO	9
	LOB	12

PITCHER		IP	WLS	BF	H	R	ER	SO	BB	IBB	HBP	BLK	WP	HR	S	P	ERA	WHIP
49 Yovani Gallardo, R ERA: 3.44	(1, 1)	7.0	W	26	6	1	1	6	0	0	0	0	0	0	68	101	1.29	0.857
13 Will Smith, L ERA: 3.44	(8, 1)	1.0	H	3	0	0	0	1	0	0	0	0	0	0	6	12	0.00	0.000
57 Francisco Rodríguez, R ERA: 2.78	(9, 1)	1.0	S	4	1	0	0	2	0	0	0	0	0	0	16	23	0.00	1.000

PITCHER	IP	WLS	BF	H	R	ER	SO	BB	IBB	HBP	BLK	WP	HR	S	P	ERA	WHIP

Milwaukee Brewers @ Chicago Cubs

Wrigley Field, Chicago, IL

Tue Aug 12 2014, 7:06 PM - 9:28 PM CDT

Att. 28,819 - Overcast - 64 F

TOP

livebaseballscorecards.com

Batter	1	2	3	4	5	6	7	8	9	AB	R	H	RBI	BB	SO	LOB
27 Carlos Gómez, R (1, 8) OBP: 0.352, SLG: 0.487	G5-3		20 CS HBP			G5-3		1-2 2-3 1B		3	0	1	0	0	0	0
20 Jonathan Lucroy, R (1, 2) OBP: 0.370, SLG: 0.482	F9		CS 1-2	L4		G6-3		G5-3 2-3f		4	0	0	0	0	0	3
8 Ryan Braun, R (1, 9) OBP: 0.334, SLG: 0.488	L8			K			K2-3		F8	4	0	0	0	0	2	0
16 Aramis Ramirez, R (1, 5) OBP: 0.335, SLG: 0.454		1B		K			G4-3		G5-3	4	0	1	0	0	1	0
2 Scooter Gennett, L (1, 4) OBP: 0.340, SLG: 0.475		P6			F9		18 FC6-4 1B		G1-3	4	0	1	0	0	0	1
18 Khris Davis, R (1, 7) OBP: 0.303, SLG: 0.480		P4			7 1B BB		FC6-4 1-2f			2	0	0	0	1	0	2
7 Mark Reynolds, R (1, 3) OBP: 0.298, SLG: 0.422		K			9 G6-4-3 1-2 1B			27 1B 9 1B 1B		3	0	2	0	0	1	1
9 Jean Segura, R (1, 6) OBP: 0.267, SLG: 0.321			G6-3		G6-4-3 1-2f			20 G5-3 27 1B 1-2 1B		3	0	1	0	0	0	2
38 Wily Peralta, R (1, 1) OBP: 0.091, SLG: 0.116			G5-3			P4		K		2	0	0	0	0	0	0
59 Zach Duke, L (7, 1)										0	0	0	0	0	0	0
28 Gerardo Parra, L (8, PH) OBP: 0.304, SLG: 0.363										1	0	0	0	0	1	2
21 Jeremy Jeffress, R (8, 1)										0	0	0	0	0	0	0
Inning Stats	R: 0 E: 0 K: 0 S: 5 H: 0 LOB: 0 BB: 0 P: 7	R: 0 E: 0 K: 1 S: 10 H: 1 LOB: 1 BB: 0 P: 17	R: 0 E: 0 K: 0 S: 7 H: 0 LOB: 0 BB: 0 P: 13	R: 0 E: 0 K: 2 S: 7 H: 0 LOB: 0 BB: 0 P: 9	R: 0 E: 0 K: 0 S: 6 H: 1 LOB: 1 BB: 1 P: 13	R: 0 E: 0 K: 0 S: 8 H: 0 LOB: 0 BB: 0 P: 10	R: 0 E: 0 K: 1 S: 10 H: 1 LOB: 1 BB: 0 P: 14	R: 0 E: 0 K: 1 S: 10 H: 3 LOB: 2 BB: 0 P: 16	R: 0 E: 0 K: 0 S: 5 H: 0 LOB: 0 BB: 0 P: 8	1B: 6 2B: 0 3B: 0 HR: 0 SF: 0 SAC: 0 DP: 2 HBP: 1						

	AB	30
	R	0
	H	6
	RBI	0
	BB	1
	SO	5
	LOB	11

WP: 0 PB: 0 SB: 0 CS: 1 PA: 33

PITCHER		IP	WLS	BF	H	R	ER	SO	BB	IBB	HBP	BLK	WP	HR	S	P	ERA	WHIP
28 Kyle Hendricks, R ERA: 1.51	(1, 1)	7.1	W	28	6	0	0	5	1	0	1	0	0	0	61	96	0.00	0.955
46 Pedro Strop, R ERA: 2.62	(8, 1)	0.2	H	1	0	0	0	0	0	0	0	0	0	0	2	3	0.00	0.000
56 Héctor Rondón, R ERA: 3.18	(9, 1)	1.0	S	3	0	0	0	0	0	0	0	0	0	0	5	8	0.00	0.000

PITCHER	IP	WLS	BF	H	R	ER	SO	BB	IBB	HBP	BLK	WP	HR	S	P	ERA	WHIP

BOTTOM

Milwaukee Brewers @ Chicago Cubs
Wrigley Field, Chicago, IL
Tue Aug 12 2014, 7:06 PM - 9:28 PM CDT
Att. 28,819 - Overcast - 64 F

livebaseballscorecards.com

Batter	1	2	3	4	5	6	7	8	9	AB	R	H	RBI	BB	SO	LOB
8 Chris Coghlan, L (1, 7) (8, 9) OBP: 0.359, SLG: 0.470	B FF 94 C FF 94 C SI 96 X SL 88 1-2 ① G3		C CH 85 X CH 85 0-1 ① G1		B SI 95 B CH 84 F SI 95 F SL 87 B CH 89 X SL 87 3-2 ② G3		B FF 88 F SL 84 X CU 75 1-1 ② FC3-6 1-2f			4	0	0	0	0	0	1
9 Javier Báez, R (1, 4) OBP: 0.243, SLG: 0.541	X FF 96 0-0 ② F8		B SL 86 C SL 86 B SL 88 X FF 97 2-1 ② G4-3		X SL 85 0-0 ③ F7		B CU 74 S CU 75 X CU 74 1-1 ③ G1-3			4	0	0	0	0	0	1
44 Anthony Rizzo, L (1, 3) OBP: 0.379, SLG: 0.501	C SL 84 B FF 95 B FF 96 F FF 96 F SL 89 F SL 88 B FF 97 B SI 97 4-2 BB		C SI 97 B FF 96 F SL 86 B CH 88 X FF 97 2-2 ③ F7			X CH 86 0-0 HR		C KC 78 X SI 95 0-1 ① P5		3	1	1	1	1	0	0
13 Starlin Castro, R (1, 6) OBP: 0.331, SLG: 0.428	B SL 87 F SI 96 X FF 96 1-1 ③ P2			C SL 85 X SL 86 0-1 24 SH1-3 7 1B 2B		F SI 96 B FF 96 B FF 96 B SL 84 F FF 96 X FF 97 3-2 ① G4-3		B SI 96 C SI 96 X SI 97 1-1 ② G4-3		4	1	1	0	0	0	1
24 Luis Valbuena, L (1, 5) OBP: 0.324, SLG: 0.417		B FF 94 C FF 94 F SL 84 B SL 88 X SI 97 2-2 7 FC3-6 1B		X FF 96 0-0 ① SH1-3 2-3		B SL 86 F SL 87 X FF 96 1-1 ② F9		C SI 95 S KC 80 B SI 96 X KC 80 1-2 ③ F8		3	0	1	0	0	0	0
7 Arismendy Alcántara, S (1, 8) OBP: 0.299, SLG: 0.380	D SI 96 X FF 96 1-0 ① FC3-6 20 WP 20 S 20 1B 1-2f			F SI 97 C CH 86 F SL 88 X SL 89 0-2 20 CS 1B 3-H		X SI 96 0-0 2B				3	1	2	1	0	0	1
20 Justin Ruggiano, R (1, 9) OBP: 0.339, SLG: 0.413 21 Junior Lake, R (8, 7) OBP: 0.246, SLG: 0.368	1 SAFE B SL 86 1 SAFE B SI 96 S SL 86 B SI 91 X SI 96 3-1 1-H 1B			B FF 96 1 SAFE 1 SAFE B FF 96 B FF 96 X FF 96 3-0 ② 1-2 1B		C SL 85 F FF 96 S SL 87 0-3 ③ K				3 0	0 0	2 0	1 0	0 0	1 0	1 0
5 Welington Castillo, R (1, 2) OBP: 0.297, SLG: 0.378		B SL 84 C FF 95 1 SAFE B SI 96 F SI 95 D SL 87 F SI 96 X FF 95 3-2 ② L9		C FF 95 X SI 96 0-1 ③ G6-3			C CH 86 T CH 89 S SL 88 0-3 ① K			3	0	0	0	0	1	2
28 Kyle Hendricks, R (1, 1) OBP: 0.357, SLG: 0.182 46 Pedro Strop, R (8, 1) 56 Héctor Rondón, R (9, 1)		C FF 96 F SI 96 D SL 87 D SI 96 C SI 93 2-3 ③ K			B SI 93 C SI 92 B FF 94 X FF 91 2-1 ① F7		F FF 95 B SI 96 B SI 95 B FF 95 C FF 92 F FF 94 B FF 93 4-2 8 FC3-6 BB			2 0 0	0 0 0	0 0 0	0 0 0	1 0 0	1 0 0	1 0 0
Inning Stats	R: 0 E: 0 K: 0 S: 10 H: 0 LOB: 1 BB: 1 P: 16	R: 1 E: 0 K: 1 S: 13 H: 2 LOB: 1 BB: 0 P: 24	R: 0 E: 0 K: 0 S: 7 H: 0 LOB: 0 BB: 0 P: 11	R: 1 E: 0 K: 0 S: 10 H: 3 LOB: 1 BB: 0 P: 13	R: 0 E: 0 K: 0 S: 6 H: 0 LOB: 0 BB: 0 P: 11	R: 1 E: 0 K: 1 S: 10 H: 2 LOB: 1 BB: 0 P: 14	R: 0 E: 0 K: 1 S: 10 H: 0 LOB: 1 BB: 1 P: 16	R: 0 E: 0 K: 0 S: 7 H: 0 LOB: 0 BB: 0 P: 9		1B: 4 2B: 2 3B: 0 HR: 1 SF: 0 SAC: 1 DP: 0 HBP: 0						

	AB	29
	R	3
	H	7
	RBI	3
	BB	2
	SO	3
	LOB	8

WP: 1 PA: 32
PB: 0
SB: 1
CS: 1

PITCHER		IP	WLS	BF	H	R	ER	SO	BB	IBB	HBP	BLK	WP	HR	S	P	ERA	WHIP
38 Wily Peralta, R ERA: 3.4	(1, 1)	6.1	L	27	7	3	3	3	2	0	0	0	1	1	62	99	4.26	1.421
59 Zach Duke, L ERA: 1.99	(7, 1)	0.2		2	0	0	0	0	0	0	0	0	0	0	4	6	0.00	0.000
21 Jeremy Jeffress, R ERA: 3.75	(8, 1)	1.0		3	0	0	0	0	0	0	0	0	0	0	7	9	0.00	0.000

PITCHER	IP	WLS	BF	H	R	ER	SO	BB	IBB	HBP	BLK	WP	HR	S	P	ERA	WHIP

Batter	1	2	3	4	5	6	7	8	9	AB	R	H	RBI	BB	SO	LOB
27 Carlos Gómez, R (1, 8) OBP: 0.349, SLG: 0.482	F FF 88 B SL 82 F FF 90 B FF 90 S FF 90 2-3 ① **K**		T FF 89 D SL 82 B CH 81 X CH 81 2-1 ③ **G5-3**			X FF 87 0-0 ① **P3**		C FF 94 B SL 88 X FF 94 1-1 ② **F8**		4	0	0	0	0	1	1
20 Jonathan Lucroy, R (1, 3) OBP: 0.369, SLG: 0.485	C FF 89 F FF 90 B SL 83 X FF 90 1-2 ② **F8**			C FF 88 F SL 80 X CH 80 0-2 ① **L7**		C FF 88 B FF 88 B FF 88 F FF 88 F FF 89 X SL 82 2-2 ② **F9**		B FF 93 B FF 92 X FF 93 2-0 **3B**		4	0	1	0	0	0	0
8 Ryan Braun, R (1, 9) OBP: 0.331, SLG: 0.483	B FF 90 C FF 90 B SL 84 S FF 90 B CH 82 X CH 82 3-2 ③ **G4-3**			B SL 82 F CH 80 F SL 81 X FF 89 1-2 ② **F7**		B CH 80 F CH 81 X SL 80 1-1 ③ **G5-3**		C FF 94 X FF 94 0-1 ③ **P4**		4	0	0	0	0	0	1
16 Aramis Ramirez, R (1, 5) OBP: 0.337, SLG: 0.453		B CU 70 F FF 88 S SL 81 F FF 89 F SL 82 F CH 81 F FF 91 F FF 91 X CH 82 1-2 **G6-4-3** **1B**		B SL 81 B CH 81 B SL 81 C FF 88 F FF 88 B CH 82 4-2 18 **1B** **BB**			B FF 87 C SL 81 S CH 79 B SL 81 X FF 89 2-2 ① **G5-3**		B FF 93 F FF 96 X SL 85 1-1 ① **F8**	3	0	1	0	1	0	0
18 Khris Davis, R (1, 7) OBP: 0.303, SLG: 0.477		B FF 88 X FF 87 1-0 ① **F9**		C FF 87 D CH 80 X FF 87 1-1 **1-2** **1B**			X CH 80 0-0 ② **F9**		B FC 91 F FF 96 B FF 97 X FF 96 2-1 ② **G6-3**	4	0	1	0	0	0	1
Rickie Weeks Jr., R (1, 4) OBP: 0.338, SLG: 0.414		B FF 88 T SL 79 C FF 89 X FF 89 1-2 ② ③ **G6-4-3** **1-2f**		B SL 80 C CH 81 C FF 87 S FF 89 1-3 ③ **K**			B SL 81 X FF 88 1-0 **HR**		C SL 82 F FF 96 X SL 86 0-2 ③ **F7**	4	1	1	1	0	1	3
12 Martín Maldonado, R (1, 2) OBP: 0.358, SLG: 0.440			C CU 70 X SI 89 0-1 9 F9 **2B**		C FF 88 B CH 80 B FF 89 T CH 80 F FF 90 S SL 83 2-3 ① **K**		C CU 70 S CH 81 B CH 81 X FF 89 1-2 **HR**			3	1	2	1	0	1	0
9 Jean Segura, R (1, 6) OBP: 0.266, SLG: 0.319			X FF 88 0-0 ① **F9** **2-3**		B SL 79 B CH 80 C FF 89 X SL 79 2-1 ② **G3-1**		C FF 93 C SI 93 X FF 94 0-2 ③ **G3**			3	0	0	0	0	0	1
26 Kyle Lohse, R (1, 1) OBP: 0.170, SLG: 0.137 41 Marco Estrada, R (4, 1) OBP: 0.176, SLG: 0.097 2 Scooter Gennett, L (8, PH) OBP: 0.339, SLG: 0.474 53 Brandon Kintzler, R (8, 1)			C FF 89 S SL 82 S FF 90 0-3 ② **K**		B FF 89 C FF 89 C FF 89 F FF 92 C SL 80 1-3 ③ **K**			B FF 93 S FF 94 B FF 94 S FF 93 S FF 93 2-3 ① **K**		1 1 1 0	0 0 0 0	0 0 0 0	0 0 0 0	1 1 1 0	1 0 0 0	1 0 0 0
Inning Stats	R: 0 E: 0 K: 1 S: 9 H: 0 LOB: 0 BB: 0 P: 15	R: 0 E: 0 K: 0 S: 12 H: 1 LOB: 0 BB: 0 P: 15	R: 0 E: 0 K: 1 S: 8 H: 1 LOB: 1 BB: 0 P: 10	R: 0 E: 0 K: 1 S: 13 H: 1 LOB: 2 BB: 1 P: 20	R: 0 E: 0 K: 2 S: 10 H: 0 LOB: 0 BB: 0 P: 15	R: 0 E: 0 K: 0 S: 7 H: 0 LOB: 0 BB: 0 P: 10	R: 2 E: 0 K: 0 S: 11 H: 2 LOB: 0 BB: 0 P: 15	R: 0 E: 0 K: 1 S: 8 H: 1 LOB: 1 BB: 0 P: 13	R: 0 E: 0 K: 0 S: 7 H: 0 LOB: 0 BB: 0 P: 10	1B: 2 2B: 1 3B: 1 HR: 2 SF: 0 SAC: 0 DP: 1 HBP: 0						

PITCHER		IP	WLS	BF	H	R	ER	SO	BB	IBB	HBP	BLK	WP	HR	S	P	ERA	WHIP
67 Tsuyoshi Wada, L ERA: 3.15	(1, 1)	6.2	W	25	5	2	2	5	1	0	0	0	0	2	67	97	2.70	0.900
52 Justin Grimm, R ERA: 4.27	(7, 1)	0.1	H	1	0	0	0	0	0	0	0	0	0	0	3	3	0.00	0.000
54 Neil Ramírez, R ERA: 1.21	(8, 1)	1.0	H	4	1	0	0	1	0	0	0	0	0	0	8	13	0.00	1.000
56 Héctor Rondón, R ERA: 3.11	(9, 1)	1.0	S	3	0	0	0	0	0	0	0	0	0	0	7	10	0.00	0.000

PITCHER	IP	WLS	BF	H	R	ER	SO	BB	IBB	HBP	BLK	WP	HR	S	P	ERA	WHIP

TOP

Milwaukee Brewers @ Chicago Cubs

Wrigley Field, Chicago, IL

Wed Aug 13 2014, 7:06 PM - 9:41 PM CDT

Att. 31,191 - Clear - 70 F

livebaseballscorecards.com

AB	32
R	2
H	6
RBI	2
BB	1
SO	6
LOB	8

Milwaukee Brewers @ Chicago Cubs

Wrigley Field, Chicago, IL

Wed Aug 13 2014, 7:06 PM - 9:41 PM CDT

Att. 31,191 - Clear - 70 F

livebaseballscorecards.com

BOTTOM

Batter	1	2	3	4	5	6	7	8	9	AB	R	H	RBI	BB	SO	LOB
8 Chris Coghlan, L (1, 9) OBP: 0.365, SLG: 0.483	B SI 89 X SI 89 1-0 9 1B 44 SF7 2B	C CU 72 S SI 88 F SI 88 B CH 78 B CU 73 X SI 88 2-2 9 CS 1B		F FF 89 C CH 77 B CH 77 C FF 89 1-3 ③ K			B CU 76 B CH 80 F FF 88 B FF 89 X FF 90 3-1 2B			4	1	3	0	0	1	0
9 Javier Báez, R (1, 4) OBP: 0.268, SLG: 0.610	B SL 82 S SL 84 F SL 83 B SI 89 B SL 85 X SL 84 3-2 13 1B 2-3 1B	D CH 78 F SI 87 F CH 77 B SI 88 2-2 ③ CS 1-2	B SI 87 C SL 82 X SL 82 1-1 HR		B CH 76 F FF 88 B CU 76 F CH 78 B FF 90 X CH 79 3-2 ① P6		S FF 89 S FF 90 2 SAFE X FF 90 0-2 ② P3			4	2	2	1	0	0	1
44 Anthony Rizzo, L (1, 3) OBP: 0.378, SLG: 0.507	X SI 89 0-0 ① SF7 3-H		X CU 74 0-0 HR		T FF 89 B FF 90 B FF 90 X CH 80 2-1 ② G4-3		B FF 90 B FF 89 2 SAFE X CH 79 2-0 ③ G3			3	1	1	2	0	0	1
13 Starlin Castro, R (1, 6) OBP: 0.334, SLG: 0.430	X SI 90 0-0 24 BB 2-H 1B		B SI 89 B SL 85 C SL 84 X SI 89 2-1 1B		B FF 89 F FF 90 S FF 89 X FF 90 1-2 1B			F SI 92 B SI 91 S SL 84 B SL 84 X SI 91 2-2 ① G5-3		4	0	3	1	0	0	0
24 Luis Valbuena, L (1, 5) OBP: 0.323, SLG: 0.413	D CU 73 D CU 74 B SI 88 C SI 89 F SI 89 B SL 85 4-2 1-2 BB		S SI 88 B SI 89 S SL 83 B SI 89 F SI 88 S SI 89 2-3 ① K		X FF 88 0-0 ③ F9			B SI 91 X SI 91 1-0 E7		3	0	0	0	1	1	2
7 Arismendy Alcántara, S (1, 8) OBP: 0.297, SLG: 0.371	D SL 84 B SI 89 X SI 89 2-0 ② F9		F SI 88 S CH 78 S CH 78 0-3 ② K			C CU 76 B CH 78 B FF 89 B CH 80 X FF 89 3-1 ① F8		B SI 92 D SL 85 S SI 92 C SI 92 B SI 92 B SI 91 4-2 12 G4-6-3 BB		3	0	0	0	1	1	3
12 John Baker, L (1, 2) OBP: 0.282, SLG: 0.241	X CU 73 0-0 ③ G4-3		F SI 89 B SI 89 S CH 79 1 SAFE S CH 78 1-3 ③ K			X FF 90 0-0 ② G1-6-3		F CH 86 C SI 92 X SI 92 0-2 ②③ G4-6-3 1-2f		4	0	0	0	0	1	5
21 Junior Lake, R (1, 7) OBP: 0.243, SLG: 0.364		X SL 82 0-0 ① P2		S FF 88 C FF 88 B FF 88 S CH 76 1-3 ① K		B FF 90 C FF 89 S FF 89 X FF 90 1-2 ③ F8				3	0	0	0	0	1	0
67 Tsuyoshi Wada, L (1, 1) 52 Justin Grimm, R (7, 1) 6 Ryan Sweeney, L (7, PH) OBP: 0.299, SLG: 0.344 54 Neil Ramírez, R (8, 1) 56 Héctor Rondón, R (9, 1)		B SI 88 C SI 88 X SI 88 1-1 ② F8		B FF 88 X FF 88 1-0 ② F8			C FF 88 B FF 88 C FF 89 F FF 89 F CH 78 X FF 90 1-2 ① P4			2 0 1 0 0	0 0 0 0 0	0 0 0 0 0	0 0 0 0 0	0 0 0 0 0	0 0 0 0 0	0 0 0 0 0
Inning Stats	R: 2 E: 0 K: 0 S: 10 H: 3 LOB: 2 BB: 1 P: 20	R: 0 E: 0 K: 0 S: 9 H: 1 LOB: 0 BB: 0 P: 14	R: 2 E: 0 K: 3 S: 15 H: 3 LOB: 1 BB: 0 P: 21	R: 0 E: 0 K: 2 S: 7 H: 0 LOB: 0 BB: 0 P: 10	R: 0 E: 0 K: 0 S: 9 H: 1 LOB: 1 BB: 0 P: 15	R: 0 E: 0 K: 0 S: 6 H: 0 LOB: 0 BB: 0 P: 10	R: 0 E: 0 K: 0 S: 11 H: 1 LOB: 1 BB: 0 P: 17	R: 0 E: 1 K: 0 S: 9 H: 0 LOB: 1 BB: 1 P: 16		1B: 5 2B: 2 3B: 0 HR: 2 SF: 1 SAC: 0 DP: 1 HBP: 0						

	AB	R	H	RBI	BB	SO	LOB
	31	4	9	4	2	5	12

	WP	PB	SB	CS	PA
	0	0	0	1	35

PITCHER		IP	WLS	BF	H	R	ER	SO	BB	IBB	HBP	BLK	WP	HR	S	P	ERA	WHIP
26 Kyle Lohse, R ERA: 3.49	(1, 1)	3.0	L	16	7	4	4	3	1	0	0	0	0	2	34	55	12.00	2.667
41 Marco Estrada, R ERA: 4.63	(4, 1)	4.0		14	2	0	0	2	0	0	0	0	0	0	33	52	0.00	0.500
53 Brandon Kintzler, R ERA: 3.51	(8, 1)	1.0		4	0	0	0	0	1	0	0	0	0	0	9	16	0.00	1.000

PITCHER		IP	WLS	BF	H	R	ER	SO	BB	IBB	HBP	BLK	WP	HR	S	P	ERA	WHIP

Batter	1	2	3	4	5	6	7	8	9	AB	R	H	RBI	BB	SO	LOB
27 Carlos Gómez, R (1, 8) OBP: 0.348, SLG: 0.479	X CH 89 0-0 ① F8	C FF 92 B FF 91 F FF 93 X FF 94 1-2 ③ F8		S FF 93 B FF 93 B FF 94 X SL 85 2-1 28 CS 1B 3-H			C SI 90 S SI 92 B CH 86 B FC 86 S FC 86 2-3 ① K		C SI 89 X SI 88 0-1 ① G5-3	5	0	1	1	0	1	1
28 Gerardo Parra, L (1, 9) OBP: 0.301, SLG: 0.358	B SI 88 F CH 89 X CH 84 1-1 ② G4-3		B CU 77 B SI 90 C FF 90 X FF 90 2-1 ① L7	P PO 86 1-0 ③ CS 1-2	B CH 88 B CH 89 B CH 89 C CH 89 X FF 91 3-1 ① F8		F SI 92 B CU 80 T SI 91 B CH 87 X CH 87 2-2 ② L5		B CU 73 X CH 80 1-0 ② F7	5	0	0	0	0	0	0
20 Jonathan Lucroy, R (1, 2) OBP: 0.369, SLG: 0.483	B FF 90 C FF 90 B SL 86 B FF 90 B FF 90 4-1 18 BB 2 2B BB		C FF 92 X SI 92 0-1 ② G5-3		X FF 91 0-0 2 BB 1B		B SI 92 B FC 82 B FF 92 C SI 92 C SI 93 X SI 92 3-2 ③ G6-3		C SI 88 B SI 89 B FF 89 X FF 88 2-1 ③ P6	4	1	1	0	1	0	0
18 Khris Davis, R (1, 7) OBP: 0.304, SLG: 0.484	F FF 90 B CH 88 T SL 83 B FF 90 D SL 84 F FF 92 B FF 91 4-2 2 2B 1-2 BB		B FF 91 C FF 91 X SL 83 1-1 HR		B FF 91 B FF 91 D FF 90 X FF 91 3-0 ② P3			X FF 89 0-0 ① P6		3	2	1	1	1	0	1
2 Scooter Gennett, L (1, 4) OBP: 0.341, SLG: 0.475	F FF 91 S CH 86 B SI 93 X SL 85 1-2 1-H 2-H 2B		F SI 90 X SI 92 0-1 ③ L7		B FF 90 F FF 90 1 SAFE C SI 92 B FF 94 D CH 83 F FF 91 D FF 93 4-2 1-2 BB			C FF 88 F CH 81 B FF 89 S CH 80 1-3 ② K		3	0	1	2	1	1	0
7 Mark Reynolds, R (1, 5) OBP: 0.297, SLG: 0.429	C FF 92 B FF 93 C FF 90 B FF 93 S FF 91 2-3 ③ K			F SL 83 C FF 91 B FF 94 B FF 92 S FF 93 2-3 ① K	C SI 90 B SI 92 B SI 92 F SI 92 X SI 92 2-2 ③ F7			F FC 85 B CH 81 S FF 89 X CH 81 1-2 HR		4	1	1	1	0	2	3
24 Lyle Overbay, L (1, 3) OBP: 0.320, SLG: 0.327		C FF 90 C CH 84 B FF 92 B CH 85 F FF 92 S FF 92 2-3 ① K		X FF 92 0-0 3 3B 1B		F CU 78 C SI 92 X CH 87 0-2 ① G3		B CU 71 B CH 81 S FF 89 B FF 90 B FF 88 4-1 3 1B BB		3	1	1	0	1	1	0
3 Elian Herrera, S (1, 6) OBP: 0.309, SLG: 0.358		B FF 91 B FF 92 F FF 90 X FF 92 2-1 50 SH2-4 1B		F SI 92 T FF 92 B FF 94 X FF 94 1-2 1-H 27 1B 3B		B CU 78 C SI 91 X CH 86 1-1 ② G6-3		X FF 90 0-0 1-2 1B		4	1	3	1	0	0	0
50 Mike Fiers, R (1, 1) 59 Zach Duke, L (7, 1) Rickie Weeks Jr., R (8, PH) OBP: 0.336, SLG: 0.412 13 Will Smith, R (8, 1) 21 Jeremy Jeffress, R (9, 1)		L FF 90 L FF 90 X SL 84 0-2 ② SH2-4 1-2		C FF 93 C FF 92 B FF 94 B FF 93 F FF 92 F FF 92 F SL 86 T FF 92 2-2 ② K		F SI 92 S SI 92 X FF 92 0-2 ③ G5-3		C FF 91 B FF 90 S FF 89 C FF 90 1-3 ③ K		2 0 1 0 0	0 0 0 0 0	0 0 0 0 0	0 0 0 0 0	1 0 1 0 0	1 0 2 0 0	1 0 0 0 0

Inning Stats	1	2	3	4	5	6	7	8	9
	R: 2 E: 0 K: 1 S: 13	R: 0 E: 0 K: 1 S: 12	R: 1 E: 0 K: 0 S: 8	R: 2 E: 0 K: 2 S: 16	R: 0 E: 0 K: 0 S: 10	R: 0 E: 0 K: 0 S: 8	R: 0 E: 0 K: 1 S: 9	R: 1 E: 0 K: 2 S: 12	R: 0 E: 0 K: 0 S: 5
	H: 1 LOB: 1 BB: 2 P: 25	H: 1 LOB: 1 BB: 0 P: 17	H: 1 LOB: 0 BB: 0 P: 11	H: 3 LOB: 0 BB: 0 P: 23	H: 1 LOB: 2 BB: 1 P: 22	H: 0 LOB: 0 BB: 0 P: 9	H: 0 LOB: 0 BB: 0 P: 16	H: 2 LOB: 2 BB: 1 P: 19	H: 0 LOB: 0 BB: 0 P: 8

1B: 5 SF: 0
2B: 1 SAC: 1
3B: 1 DP: 0
HR: 2 HBP: 0

WP: 0 PA: 40
PB: 0
SB: 0
CS: 1

PITCHER		IP	WLS	BF	H	R	ER	SO	BB	IBB	HBP	BLK	WP	HR	S	P	ERA	WHIP
36 Edwin Jackson, R ERA: 5.74	(1, 1)	4.2	L	23	7	5	5	4	3	0	0	0	0	1	56	93	9.64	2.143
38 Jacob Turner, R ERA: 5.8	(5, 1)	2.1		7	0	0	0	1	0	0	0	0	0	0	20	30	0.00	0.000
11 Kyuji Fujikawa, R ERA: 3.0	(8, 1)	1.0		6	2	1	1	2	1	0	0	0	0	1	12	19	9.00	3.000
33 Carlos Villanueva, R ERA: 5.03	(9, 1)	1.0		3	0	0	0	0	0	0	0	0	0	0	5	8	0.00	0.000

PITCHER		IP	WLS	BF	H	R	ER	SO	BB	IBB	HBP	BLK	WP	HR	S	P	ERA	WHIP

TOP

Milwaukee Brewers @ Chicago Cubs

Wrigley Field, Chicago, IL

Thu Aug 14 2014, 1:23 PM - 4:28 PM CDT

Att. 38,157 - Sunny - 67 F

livebaseballscorecards.com

AB	34
R	6
H	9
RBI	6
BB	4
SO	7
LOB	8

Milwaukee Brewers @ Chicago Cubs

Wrigley Field, Chicago, IL

Thu Aug 14 2014, 1:23 PM - 4:28 PM CDT

Att. 38,157 - Sunny - 67 F

livebaseballscorecards.com

BOTTOM

Batter	1	2	3	4	5	6	7	8	9	AB	R	H	RBI	BB	SO	LOB
8 Chris Coghlan, L (1, 7) OBP: 0.360, SLG: 0.475	C FF 89 S FF 88 B CH 84 S FF 90 1-3 ① K		B CU 72 S CH 83 B FF 89 F CH 84 F FF 90 X CH 85 2-2 ③ G1-3			C CU 71 F CH 83 S FF 89 0-3 ① K	F SL 83 X SI 90 0-1 ③ FC6 1-2f			4	0	0	0	0	2	1
9 Javier Báez, R (1, 4) OBP: 0.244, SLG: 0.556	B FF 90 C FF 90 B CU 73 C FF 90 S FF 90 2-3 ② K			C FF 88 B CU 72 S FF 89 B FF 88 S FF 90 2-3 ① K		C CH 82 F FF 88 C CU 73 0-3 ② K		S SL 80 B SL 82 S SL 82 S FF 93 1-3 ① K		4	0	0	0	0	4	0
44 Anthony Rizzo, L (1, 3) OBP: 0.379, SLG: 0.509	C FC 86 B FF 90 B CH 83 X FF 90 2-1 2B			C CH 82 B FF 89 C FC 86 B CU 74 X CU 73 2-2 ② G1-3		C FF 89 B FF 89 X CU 73 1-1 1B		B FF 94 C FF 93 B FF 94 C FF 94 F FF 94 C FF 92 2-3 ② K		4	0	2	0	0	1	0
13 Starlin Castro, R (1, 6) OBP: 0.333, SLG: 0.429	B FF 90 F FF 86 X FF 90 1-1 ③ F8			C FF 89 B FF 90 F CH 83 B FF 90 F FF 90 F CH 84 X FF 88 2-2 1B		C CU 72 F FF 90 F FF 90 S FF 89 0-3 ③ K		C FF 93 X SL 80 0-1 ③ L8		4	0	1	0	0	1	2
24 Luis Valbuena, L (1, 5) OBP: 0.320, SLG: 0.408		B FC 86 B FF 88 B FF 88 C FF 88 C FF 88 S FF 88 3-3 ① K		D CU 72 F FF 90 1 SAFE S FF 89 B FF 90 X FC 86 2-2 ③ F7			C FF 87 F SI 87 B CU 76 B CU 77 X SL 84 2-2 ① G4-3		B KC 78 F SI 96 B SI 96 F SI 96 B SI 96 F SI 97 X SI 97 3-2 ① L7	4	0	0	0	0	1	1
7 Arismendy Alcántara, S (1, 8) OBP: 0.289, SLG: 0.359		C FF 89 S CH 82 B FF 91 B FF 91 F CH 84 C FF 89 2-3 ② K			B FF 87 S CH 81 C FF 88 S FF 88 1-3 ① K		C SI 89 X SI 89 0-1 ② G4-3		C SI 96 C SI 96 B CH 90 F SI 97 X SI 97 1-2 ② G5-3	4	0	0	0	0	2	0
20 Justin Ruggiano, R (1, 9) OBP: 0.338, SLG: 0.410		B CU 73 B FC 85 F FF 89 S FF 91 B FF 90 C CH 83 3-3 ③ K			C FF 87 S CU 72 F FF 89 F CU 72 S FF 88 0-3 ② K		B CU 75 B SI 90 F SI 88 F SI 90 B CU 75 F SL 85 X SI 90 3-2 5 E 4 1B 1B		C KC 79 X SI 96 0-1 ③ G4-3	4	1	1	0	0	2	0
5 Welington Castillo, R (1, 2) OBP: 0.297, SLG: 0.375			C FF 87 B FC 86 S FF 89 B FF 90 C FF 90 2-3 ① K		C FC 84 B FF 87 B CU 72 F FF 89 B CU 73 B FF 88 4-2 BB		C CU 75 F FF 90 D CU 74 X SI 88 1-2 E6 4 1B 1-3			2	1	0	0	1	1	1
36 Edwin Jackson, R (1, 1) OBP: 0.154, SLG: 0.205 38 Jacob Turner, R (5, 1) OBP: 0.267, SLG: 0.357 4 Chris Valaika, R (7, PH) OBP: 0.250, SLG: 0.190 11 Kyuji Fujikawa, L (8, 1) 33 Carlos Villanueva, R (9, 1)			C FF 88 F FC 85 B FF 90 B CU 72 F FF 90 B CU 73 F FF 89 C FF 89 3-3 ② K		C FF 87 F FC 83 T FF 89 0-2 ③ K		C CU 74 B SI 89 F SL 82 X CU 75 1-2 8 FC6 1B 2-H 3-H			1 1 1 0 0	0 0 0 0 0	0 0 1 0 0	0 0 2 0 0	0 0 0 0 0	1 1 0 0 0	0 1 0 0 0
Inning Stats	R: 0 E: 0 K: 2 S: 10 H: 1 LOB: 1 BB: 0 P: 16	R: 0 E: 0 K: 3 S: 10 H: 0 LOB: 0 BB: 0 P: 18	R: 0 E: 0 K: 2 S: 12 H: 0 LOB: 0 BB: 0 P: 19	R: 0 E: 0 K: 1 S: 14 H: 1 LOB: 1 BB: 0 P: 22	R: 0 E: 0 K: 3 S: 13 H: 0 LOB: 1 BB: 1 P: 18	R: 0 E: 0 K: 3 S: 12 H: 1 LOB: 1 BB: 0 P: 13	R: 2 E: 1 K: 0 S: 17 H: 2 LOB: 1 BB: 0 P: 24	R: 0 E: 0 K: 2 S: 9 H: 0 LOB: 0 BB: 0 P: 12	R: 0 E: 0 K: 0 S: 10 H: 0 LOB: 0 BB: 0 P: 14	1B: 4 2B: 1 3B: 0 HR: 0	SF: 0 SAC: 0 DP: 0 HBP: 0			WP: 0 PB: 0 SB: 0 CS: 0	PA: 34		

PITCHER		IP	WLS	BF	H	R	ER	SO	BB	IBB	HBP	BLK	WP	HR	S	P	ERA	WHIP
50 Mike Fiers, R ERA: 1.29	(1, 1)	6.0	W	22	3	0	0	14	1	0	0	0	0	0	71	106	0.00	0.667
59 Zach Duke, L ERA: 1.94	(7, 1)	1.0		6	2	2	0	0	0	0	0	0	0	0	17	24	0.00	2.000
13 Will Smith, L ERA: 3.38	(8, 1)	1.0		3	0	0	0	2	0	0	0	0	0	0	9	12	0.00	0.000
21 Jeremy Jeffress, R ERA: 3.46	(9, 1)	1.0		3	0	0	0	0	0	0	0	0	0	0	10	14	0.00	0.000

PITCHER	IP	WLS	BF	H	R	ER	SO	BB	IBB	HBP	BLK	WP	HR	S	P	ERA	WHIP

Milwaukee Brewers @ Los Angeles Dodgers

Dodger Stadium, Los Angeles, CA

Fri Aug 15 2014, 7:11 PM - 10:42 PM PDT

Att. 47,272 - Clear - 76 F

TOP

livebaseballscorecards.com

Batter	1	2	3	4	5	6	7	8	9	AB	R	H	RBI	BB	SO	LOB
27 Carlos Gómez, R (1, 8) OBP: 0.345, SLG: 0.474	F FF 94 B SL 87 X SL 87 1-1 G6-3		B CH 88 C FF 94 F SL 87 S SL 84 1-3 K		X SL 85 0-0 G5-3		T FF 97 B FF 97 B FF 97 B FF 97 1 SAFE X FF 97 3-1 G4-6-3 1-2f	X SI 94 0-0 G4-3		5	0	0	0	0	1	2
20 Jonathan Lucroy, R (1, 2) OBP: 0.372, SLG: 0.485	C SI 94 B SL 87 X SI 94 1-1 16 1B 1B		B CH 88 B CU 77 F SI 93 B CU 76 B FF 93 4-1 BB		C FF 91 F CH 88 B CH 87 F FF 94 B SL 85 B CH 89 S SL 87 3-3 K			C SI 90 X FC 88 0-1 L1	B FF 96 B SI 95 X FF 95 2-0 8 F9 2 1B 2B	4	1	2	0	1	1	0
8 Ryan Braun, R (1, 9) OBP: 0.332, SLG: 0.481	1 SAFE X SI 93 0-0 F9		1 SAFE B SI 93 B CH 89 C SI 95 S SI 94 F SI 94 D CU 77 S FF 94 3-3 K		C SL 87 S FF 92 B CU 74 F FF 92 B CH 88 F FF 94 B CU 74 D CH 89 4-2 BB			B CH 84 B SI 91 X SI 92 2-0 16 1B 2 1B 1B	D FC 92 X FC 91 1-0 F9 2-3	4	1	1	0	1	1	3
16 Aramis Ramirez, R (1, 5) OBP: 0.340, SLG: 0.454	B FF 94 F FF 94 B CU 78 S FF 94 1 SAFE F CH 89 F SI 94 B SL 87 F FF 94 3-2 F CH 88 X SI 94 1-2 1B			X CH 88 0-0 G5-3	F FF 93 B CU 74 C SI 92 S SL 86 1-3 K			X SI 92 0-0 2 1B 18 2B 1-2 1B	I IN 71 I IN 80 I IN 78 I IN 78 4-0 2 1B IBB	4	1	2	0	1	1	1
2 Scooter Gennett, L (1, 4) OBP: 0.342, SLG: 0.474	B FF 94 B FF 94 X FF 94 2-0 G6-3			B CH 84 B CH 88 B CH 88 C FF 92 X SI 92 3-1 F8		B FF 96 F FF 96 F FF 97 X CH 88 1-2 G4-3		D FC 90 C FC 89 X FC 89 1-1 18 2B 24 2B 1-2 2-H 1B	F FF 95 1 SAFE X FF 96 0-1 7 FC6-4 1-2 3-H 1B	5	1	2	2	0	0	2
18 Khris Davis, R (1, 7) OBP: 0.305, SLG: 0.484		C CU 76 X SI 92 0-1 P2		B CH 89 B SI 93 F CH 88 T SI 93 B FF 93 F FF 94 B CH 83 4-2 9 BB 7 BB BB		X SI 96 0-0 L8		B SI 92 X FC 90 1-0 24 2B 1-3 2-H 2B	S SI 94 F SI 95 C FF 96 0-3	4	1	1	1	1	1	2
7 Mark Reynolds, R (1, 3) OBP: 0.299, SLG: 0.425		X SI 92 0-0 G6-3		B FF 94 S SL 87 S FF 94 F FF 95 D SL 86 B SL 87 B CH 90 4-2 9 BB 1-2 BB		B FF 97 X FF 95 1-0 P2		I IN 79 I IN 81 I IN 82 I IN 80 4-0 24 2B IBB	S FC 91 X FC 92 0-1 FC6-4 1-2f	3	1	0	0	2	0	2
9 Jean Segura, R (1, 6) OBP: 0.288, SLG: 0.318 Rickie Weeks Jr., R (8, PH) OBP: 0.335, SLG: 0.410 3 Elian Herrera, S (8, 6) OBP: 0.309, SLG: 0.358		B SI 92 B SI 92 F FF 93 B SI 92 X SI 92 3-1 F8		B SI 93 B SI 93 C SI 93 B SL 86 B SI 94 4-1 1-2 2-3 BB			B FF 95 B SL 88 B FF 96 B FF 96 4-0 27 G4-6-3 BB	B SI 94 C SI 96 B SI 94 F SI 94 S SI 95 2-3 K		1 1 0	0 0 0	0 0 0	0 0 0	2 0 0	0 1 0	0 3 0
52 Jimmy Nelson, R (1, 1) OBP: 0.250, SLG: 0.333 28 Gerardo Parra, L (7, PH) OBP: 0.300, SLG: 0.357 53 Brandon Kintzler, R (7, 1) 24 Lyle Overbay, L (8, PH) OBP: 0.323, SLG: 0.335 13 Will Smith, R (8, 1) 57 Francisco Rodríguez, R (9, 1)			C FF 91 C FF 92 B FF 93 F SL 83 S SL 86 1-3 K	B FF 94 S FF 93 B FF 94 C FF 93 C FF 94 2-3 K			B SI 95 C SI 95 1 SAFE X CH 88 1-1 P4	X SI 95 0-0 2B 1-H 2-H 3-H		2 1 0 1 0 0	0 0 0 0 0 0	0 0 0 1 0 0	0 0 0 3 0 0	2 0 0 0 0 0	3 1 0 0 0 0

	AB	35
	R	6
	H	9
	RBI	6
	BB	8
	SO	8
	LOB	19

Inning Stats	1	2	3	4	5	6	7	8	9
	R: 0 E: 0 K: 0 S: 13	R: 0 E: 0 K: 0 S: 5	R: 0 E: 0 K: 3 S: 12	R: 0 E: 0 K: 1 S: 13	R: 0 E: 0 K: 2 S: 12	R: 0 E: 0 K: 0 S: 5	R: 0 E: 0 K: 0 S: 4	R: 5 E: 0 K: 1 S: 12	R: 1 E: 0 K: 1 S: 9
	H: 2 LOB: 2 BB: 0 P: 20	H: 0 LOB: 0 BB: 0 P: 8	H: 0 LOB: 1 BB: 1 P: 21	H: 0 LOB: 3 BB: 3 P: 30	H: 0 LOB: 1 BB: 1 P: 20	H: 0 LOB: 0 BB: 0 P: 7	H: 0 LOB: 0 BB: 1 P: 12	H: 5 LOB: 1 BB: 1 P: 22	H: 2 LOB: 2 BB: 1 P: 16

1B: 6 SF: 0 WP: 0 PA: 43
2B: 4 SAC: 0 PB: 0
3B: 0 DP: 1 SB: 0
HR: 0 HBP: 0 CS: 0

PITCHER		IP	WLS	BF	H	R	ER	SO	BB	IBB	HBP	BLK	WP	HR	S	P	ERA	WHIP
21 Zack Greinke, R ERA: 2.75	(1, 1)	5.0		22	2	0	0	6	5	0	0	0	0	0	55	99	0.00	1.400
52 Pedro Báez, R ERA: 3.0	(6, 1)	2.0	H	6	0	0	0	0	1	0	0	0	0	0	9	19	0.00	0.500
28 Jamey Wright, R ERA: 3.83	(8, 1)	0.1	L	6	4	5	5	0	0	1	0	0	0	0	7	15	135.00	12.000
43 Brandon League, R ERA: 2.32	(8, 1)	0.2		3	1	0	0	1	0	0	0	0	0	0	5	7	0.00	1.500
77 Carlos Frías, R ERA: 9.0	(9, 1)	1.0		6	2	1	1	1	0	1	0	0	0	0	9	16	9.00	2.000

PITCHER	IP	WLS	BF	H	R	ER	SO	BB	IBB	HBP	BLK	WP	HR	S	P	ERA	WHIP

Batter	1	2	3	4	5	6	7	8	9	AB	R	H	RBI	BB	SO	LOB
9 Dee Strange-Gordon, L (1, 4) OBP: 0.339, SLG: 0.387	B SI 93 C SI 93 C SI 94 B FF 95 F SI 95 X SI 95 2-2 66 E 66 S 66 1B 1B	X SI 95 0-0 ③ FC6-4 1-2f			L FF 93 D SL 88 F FF 93 B FF 94 X SL 88 2-2 ① FC1-6 66 S 66 1B 1-2f		C SI 92 B CH 87 L CH 87 B FF 93 X SI 93 2-2 66 CS 1B			4	2	2	0	0	0	2
66 Yasiel Puig, R (1, 8) OBP: 0.398, SLG: 0.523	1 SAFE B SI 93 B SI 93 X SI 93 2-0 3 FC6-4 27 BB 1-H 1B	M SL 88 F SL 88 B FF 95 X SL 90 1-2 ① F9			1 SAFE P PO 93 1 SAFE 1 SAFE 1 SAFE B FF 94 D SL 88 X SI 94 3-0 1-H 1B		1 SAFE 1 SAFE P PO 88 C FF 93 1-1 ③ CS 1-2	B FF 92 X CU 78 1-0 27 WP 27 SF8 2B		4	1	3	2	0	0	0
23 Adrián González, L (1, 3) OBP: 0.333, SLG: 0.457 77 Carlos Frías, R (9, 1)	F SI 95 D SL 88 1 SAFE C SI 94 1 SAFE D SL 87 X SI 95 2-2 ① F8	S SL 88 F FF 96 X SI 96 0-2 27 FC6 1B			T SL 87 F SL 88 F SL 87 1 SAFE 1 SAFE S SI 94 0-3 ② K			B SL 80 B FF 94 C FF 93 S SL 85 S SL 85 2-3 ① K		4 0	0 0	1 0	0 0	0 0	2 0	3 0
27 Matt Kemp, R (1, 9) OBP: 0.344, SLG: 0.459	C SI 94 D SL 89 B SI 95 B SI 94 D SI 93 4-1 3 FC6-4 1-2 BB	D SL 88 C FF 93 X SI 94 1-1 ② FC6 3 S 1-2f			X SI 94 0-0 ③ F9			F FF 94 B SL 83 X FF 95 1-1 ② SF8 2-H		2	0	0	1	1	0	2
3 Carl Crawford, L (1, 7) OBP: 0.291, SLG: 0.350	F SI 93 B FF 95 B SI 94 X SI 94 2-1 ② FC6-4 5 S 1-2f 2-3	1 SAFE C SI 95 X SI 95 0-1 ③ G4-3 1-2			S SI 94 X FF 94 0-1 ① L8			C FF 94 B SL 83 F FF 93 F SL 83 F FF 94 S SL 84 1-3 ③ K		4	0	0	0	0	1	3
5 Juan Uribe, R (1, 5) OBP: 0.320, SLG: 0.411 10 Justin Turner, R (7, 5) OBP: 0.378, SLG: 0.419	C SL 88 F SI 96 F FF 96 B SL 89 S SL 89 1-3 ③ K 1-2	B SI 94 X SL 87 1-0 17 G6-4-3 1B			X FF 94 0-0 ② F8				C SI 91 F SI 92 C FF 92 0-3 ① K	3 1	0 0	1 0	0 0	0 0	1 1	2 0
17 A.J. Ellis, R (1, 2) OBP: 0.317, SLG: 0.242		B SI 95 C SI 94 B SI 94 X SI 94 2-1 ① F9	1 SAFE C SI 93 X SI 93 0-1 ①② G6-4-3 1-2f		C SI 95 C SL 90 B SL 90 S FF 95 1-3 ③ K				B SI 92 C SI 92 B CH 82 C CH 83 X CH 85 2-2 ② G6-3	4	0	0	0	0	1	1
72 Miguel Rojas, R (1, 6) OBP: 0.281, SLG: 0.270		C SI 95 F SL 89 C SL 89 0-3 ② K	S SL 88 B SI 95 X SI 94 1-1 ③ G6-3				B SI 92 B SI 92 B SI 92 C SI 92 X SI 92 3-1 ① G6-3		C SI 89 F CU 76 X CH 84 0-2 ③ G5-3	4	0	0	0	0	1	0
21 Zack Greinke, R (1, 1) OBP: 0.224, SLG: 0.244 30 Darwin Barney, R (5, PH) OBP: 0.267, SLG: 0.325 52 Pedro Báez, R (6, 1) 16 Andre Ethier, L (7, PH) OBP: 0.310, SLG: 0.362 28 Jamey Wright, R (8, 1) 43 Brandon League, R (8, 1) 33 Scott Van Slyke, R (9, 3) OBP: 0.368, SLG: 0.487		B SI 94 B SI 95 C SI 95 B SI 94 C FF 95 X SI 95 3-2 9 FC6-4 1B			H SI 93 1-0 9 FC1-6 HBP		C FF 92 B SI 93 X SI 92 1-1 ② F8			1 0 0 1 0 0 0 0	0 0 0 0 0 0 0 0	1 0 0 0 0 0 0 0	0 0 0 0 0 0 0 0	0 0 0 0 0 0 0 0	0 0 0 0 0 0 0 0	0 0 0 0 0 0 0 0
Inning Stats	R: 1 H: 2 E: 0 LOB: 2 K: 1 BB: 1 S: 15 P: 28	R: 0 H: 1 E: 0 LOB: 1 K: 1 BB: 0 S: 9 P: 14	R: 0 H: 1 E: 0 LOB: 1 K: 0 BB: 0 S: 10 P: 12	R: 0 H: 1 E: 0 LOB: 0 K: 0 BB: 0 S: 5 P: 7	R: 1 H: 1 E: 0 LOB: 1 K: 1 BB: 0 S: 10 P: 15	R: 0 H: 0 E: 0 LOB: 0 K: 1 BB: 0 S: 6 P: 7	R: 0 H: 1 E: 0 LOB: 0 K: 0 BB: 0 S: 9 P: 15	R: 1 H: 1 E: 0 LOB: 0 K: 2 BB: 0 S: 11 P: 16	R: 0 H: 0 E: 0 LOB: 0 K: 1 BB: 0 S: 9 P: 11	1B: 7 2B: 1 3B: 0 HR: 0	SF: 1 SAC: 0 DP: 1 HBP: 1			WP: 1 PB: 0 SB: 4 CS: 1	PA: 36		

PITCHER	IP	WLS	BF	H	R	ER	SO	BB	IBB	HBP	BLK	WP	HR	S	P	ERA	WHIP
52 Jimmy Nelson, R (1, 1) ERA: 3.86	6.0		25	6	2	2	4	1	0	1	0	0	0	55	83	3.00	1.167
53 Brandon Kintzler, R (7, 1) ERA: 3.43	1.0	W	3	1	0	0	0	0	0	0	0	0	0	9	15	0.00	1.000
13 Will Smith, L (8, 1) ERA: 3.48	1.0	H	4	1	1	1	2	0	0	0	0	1	0	11	16	9.00	1.000
57 Francisco Rodríguez, R (9, 1) ERA: 2.73	1.0	S	3	0	0	0	1	0	0	0	0	0	0	9	11	0.00	0.000

PITCHER	IP	WLS	BF	H	R	ER	SO	BB	IBB	HBP	BLK	WP	HR	S	P	ERA	WHIP

BOTTOM

Milwaukee Brewers @ Los Angeles Dodgers

Dodger Stadium, Los Angeles, CA

Fri Aug 15 2014, 7:11 PM - 10:42 PM PDT

Att. 47,272 - Clear - 76 F

livebaseballscorecards.com

AB	32
R	3
H	8
RBI	3
BB	1
SO	7
LOB	13

Batter	1	2	3	4	5	6	7	8	9	AB	R	H	RBI	BB	SO	LOB
27 Carlos Gómez, R (1, 8) OBP: 0.346, SLG: 0.483	B FF 92 B FF 91 F FF 92 B FF 94 X FF 93 3-1 ① P4			X FF 91 0-0 8 HR 2B		X CH 86 0-0 HR		X FF 93 0-0 ② G6-3		4	2	2	1	0	0	0
20 Jonathan Lucroy, R (1, 2) OBP: 0.369, SLG: 0.481	B FF 94 C FF 94 S SL 90 S SL 90 1-3 ② K			X FF 92 0-0 ① G6-3		X FF 93 0-0 ① P2		B FF 94 F SL 87 C CU 75 B FF 95 S SL 90 2-3 ③ K		4	0	0	0	0	2	1
8 Ryan Braun, R (1, 9) OBP: 0.331, SLG: 0.486	F FF 94 C CU 73 F SL 90 S CU 74 0-3 ③ K2-3			B FF 94 B FF 93 2 SAFE S SL 88 D SL 87 X FF 93 3-1 2-H HR		S SL 89 B FF 92 S CU 74 C FF 94 1-3 ② K			C FF 92 X CU 73 0-1 E5 16 G5-4-3	4	1	1	2	0	2	0
16 Aramis Ramirez, R (1, 5) OBP: 0.342, SLG: 0.457		F SL 88 X CU 73 0-1 ① F9		X FF 94 0-0 1B		S SL 89 X SL 88 0-1 2B			C SL 88 B CU 73 F CU 74 B FF 93 X SL 88 2-2 ①② G5-4-3 1-2f	4	0	2	0	0	0	1
18 Khris Davis, R (1, 7) OBP: 0.303, SLG: 0.479 57 Francisco Rodríguez, R (9, 1)		X FF 92 0-0 ② G5-3		B FF 93 D SL 88 X FF 94 2-0 ② F9		S SL 88 F FF 93 X SL 89 0-2 ③ L7			C SL 87 S CU 74 B CU 76 B CU 75 B SL 91 S FF 94 3-3 ③ K	4 0	0 0	0 0	0 0	0 0	1 0	2 0
Rickie Weeks Jr., R (1, 4) OBP: 0.330, SLG: 0.404 2 Scooter Gennett, L (9, 4) OBP: 0.342, SLG: 0.474		C FF 93 F FF 93 C FF 93 0-3 ③ K		F FF 93 S SL 90 D CU 75 D SL 89 T SL 88 2-2 ③ K			B FF 92 F FF 93 X FF 92 1-1 E6 3 G3-6-1			3 0	0 0	0 0	0 0	0 0	2 0	1 0
7 Mark Reynolds, R (1, 3) OBP: 0.296, SLG: 0.421			X FF 92 0-0 ① F7		C FF 92 C CU 73 B CU 74 X SL 88 1-2 ① P2		F FF 94 F FF 92 1 SAFE C CU 73 0-3 ① K			3	0	0	0	0	1	1
3 Elian Herrera, S (1, 6) OBP: 0.301, SLG: 0.349			C FF 92 B SL 87 F SL 88 B FF 94 F SL 88 B SL 88 C FF 93 3-3 ② K		S FF 93 F FF 93 C SL 90 0-3 ② K		F FF 92 X FF 93 0-1 2 3 G3-6-1 1-2f			3	0	0	0	0	2	1
49 Yovani Gallardo, R (1, 1) OBP: 0.140, SLG: 0.143 28 Gerardo Parra, L (9, 7) OBP: 0.300, SLG: 0.357			B FF 92 C FF 93 X FF 93 1-1 ③ G4-3		F FF 93 X SL 88 0-1 ③ G6-3			C FF 92 C FF 92 B CU 75 S CU 74 1-3 ① K		3 0	0 0	0 0	0 0	0 0	1 0	0 0
Inning Stats	R: 0 E: 0 K: 2 S: 9 H: 0 LOB: 0 BB: 0 P: 13	R: 0 E: 0 K: 1 S: 6 H: 0 LOB: 0 BB: 0 P: 6	R: 0 E: 0 K: 1 S: 7 H: 0 LOB: 0 BB: 0 P: 11	R: 2 E: 0 K: 1 S: 9 H: 3 LOB: 1 BB: 0 P: 16	R: 0 E: 0 K: 1 S: 8 H: 0 LOB: 0 BB: 0 P: 9	R: 1 E: 0 K: 1 S: 10 H: 2 LOB: 1 BB: 0 P: 11	R: 0 E: 1 K: 1 S: 7 H: 0 LOB: 0 BB: 0 P: 8	R: 0 E: 0 K: 2 S: 7 H: 0 LOB: 0 BB: 0 P: 10	R: 0 E: 1 K: 1 S: 8 H: 0 LOB: 0 BB: 0 P: 13	1B: 1 2B: 3 3B: 0 HR: 2 SF: 0 SAC: 0 DP: 2 HBP: 0						

PITCHER	IP	WLS	BF	H	R	ER	SO	BB	IBB	HBP	BLK	WP	HR	S	P	ERA	WHIP
22 Clayton Kershaw, L (1, 1) ERA: 1.86	9.0	L	32	5	3	3	11	0	0	0	0	0	2	71	97	3.00	0.556

PITCHER	IP	WLS	BF	H	R	ER	SO	BB	IBB	HBP	BLK	WP	HR	S	P	ERA	WHIP

TOP

Milwaukee Brewers @ Los Angeles Dodgers

Dodger Stadium, Los Angeles, CA

Sat Aug 16 2014, 6:12 PM - 8:39 PM PDT

Att. 50,849 - Clear - 82 F

livebaseballscorecards.com

AB	32
R	3
H	5
RBI	3
BB	0
SO	11
LOB	7

Batter	1	2	3	4	5	6	7	8	9	AB	R	H	RBI	BB	SO	LOB
9 Dee Strange-Gordon, L (1, 4) OBP: 0.337, SLG: 0.383	B SI 89 X SI 90 1-0 ① F7		C CU 78 B SL 87 X FF 91 1-1 ② B5-3		B CU 77 B FF 92 X SI 92 2-0 ② G3			B CU 78 C SI 91 B SI 92 X SI 92 2-1 ① L7		4	0	0	0	0	0	0
66 Yasiel Puig, R (1, 8) OBP: 0.397, SLG: 0.521	X SI 89 0-0 ② F9		S SI 92 B SI 92 X SL 89 1-1 1B		F SL 88 B SI 93 X FF 92 1-1 ③ G5-3			F SL 88 B SI 92 B SI 92 B SL 89 X SL 86 3-1 ② G6-3		4	0	1	0	0	0	0
23 Adrián González, L (1, 3) OBP: 0.332, SLG: 0.455	C CU 77 X SL 88 0-1 ③ G5-3		1 SAFE C SI 92 B CU 79 1 SAFE X SL 88 1-1 ③ F9			X CU 78 0-0 27 G4-3 1B		B SL 87 F SL 86 B SL 87 X FF 93 2-1 ③ L7		4	0	1	0	0	0	1
27 Matt Kemp, R (1, 9) OBP: 0.344, SLG: 0.464		B SL 87 F SL 87 X SI 90 1-1 ① F9		B FF 89 B SI 92 C SI 91 B FF 92 F SL 88 X FF 91 3-2 ① G5-3		D SL 88 C FF 92 B SI 92 X SL 86 2-1 ① G4-3 1-2			B SI 92 C SI 92 B SI 92 F SI 91 B CU 78 X FF 91 3-2 HR	4	1	1	1	0	0	1
3 Carl Crawford, L (1, 7) OBP: 0.294, SLG: 0.352		X FF 91 0-0 10 FC4 1B		B CU 78 F CH 84 B SL 87 X SI 91 2-1 10 S 10 1B 1B		X SI 92 0-0 ② G5-3			C SI 92 S CH 84 S CH 86 0-3 ① K	4	1	2	0	0	1	1
10 Justin Turner, R (1, 5) OBP: 0.376, SLG: 0.415		1 SAFE C SI 92 1 SAFE D SL 88 X CU 79 1-1 ② FC4 17 S 1-2f		B SL 88 C SI 93 D SI 93 F CU 80 X FF 92 2-2 ② 1-H 1B		C CU 80 F SL 88 B FF 92 D CU 80 F SL 88 X CU 80 2-2 ③ G5-3			C CU 77 S CH 83 F CH 87 F FF 92 B CU 78 B SI 91 S CH 80 2-3 ② K	4	0	1	1	0	1	2
17 A.J. Ellis, R (1, 2) OBP: 0.322, SLG: 0.245 16 Andre Ethier, L (9, PH) OBP: 0.309, SLG: 0.361		B FF 91 C SI 91 1 SAFE B SI 91 B SL 89 B SL 88 4-1 1-2 BB		X FF 92 0-0 1B			B CU 77 C CU 77 C SI 90 X CU 79 1-2 ① G6-3		X FF 92 0-0 ③ G6-3	2 1	0 0	1 0	0 0	1 0	0 0	0 0
72 Miguel Rojas, R (1, 6) OBP: 0.276, SLG: 0.265 30 Darwin Barney, R (7, PH) OBP: 0.266, SLG: 0.324 (8, 6)		B CU 79 F SI 91 B SI 92 F SI 92 C FF 92 2-3 ③ K		X SL 88 0-0 ③ G1-3			C SI 93 X SI 92 0-1 ② P4			2 1	0 0	0 0	0 0	0 0	1 0	3 0
22 Clayton Kershaw, L (1, 1) OBP: 0.240, SLG: 0.174			B FF 89 X SI 90 1-0 ① P6		C SL 87 C CU 80 B CU 80 S SI 92 1-3 ① K		B CU 78 S SI 93 B SI 93 F SI 92 C SL 87 2-3 ③ K			3	0	0	0	0	2	0
Inning Stats	R: 0 E: 0 K: 0 S: 4 H: 0 LOB: 0 BB: 0 P: 5	R: 0 E: 0 K: 1 S: 9 H: 1 LOB: 2 BB: 1 P: 17	R: 0 E: 0 K: 0 S: 7 H: 1 LOB: 1 BB: 0 P: 11	R: 1 E: 0 K: 0 S: 10 H: 3 LOB: 1 BB: 0 P: 17	R: 0 E: 0 K: 1 S: 6 H: 0 LOB: 0 BB: 0 P: 10	R: 0 E: 0 K: 0 S: 8 H: 1 LOB: 1 BB: 0 P: 12	R: 0 E: 0 K: 1 S: 8 H: 0 LOB: 0 BB: 0 P: 11	R: 0 E: 0 K: 0 S: 6 H: 0 LOB: 0 BB: 0 P: 13	R: 1 E: 0 K: 2 S: 12 H: 1 LOB: 0 BB: 0 P: 17	1B: 6 2B: 0 3B: 0 HR: 1	SF: 0 SAC: 0 DP: 0 HBP: 0			WP: 0 PB: 0 SB: 2 CS: 0	PA: 34	

PITCHER	IP	WLS	BF	H	R	ER	SO	BB	IBB	HBP	BLK	WP	HR	S	P	ERA	WHIP
49 Yovani Gallardo, R (1, 1) ERA: 3.32	8.0	W	30	6	1	1	3	1	0	0	0	0	0	58	96	1.12	0.875
57 Francisco Rodríguez, R (9, 1) ERA: 2.84	1.0	S	4	1	1	1	2	0	0	0	0	0	1	12	17	9.00	1.000

PITCHER	IP	WLS	BF	H	R	ER	SO	BB	IBB	HBP	BLK	WP	HR	S	P	ERA	WHIP

BOTTOM

Milwaukee Brewers @ Los Angeles Dodgers

Dodger Stadium, Los Angeles, CA

Sat Aug 16 2014, 6:12 PM - 8:39 PM PDT

Att. 50,849 - Clear - 82 F

livebaseballscorecards.com

AB	33
R	2
H	7
RBI	2
BB	1
SO	5
LOB	8

Milwaukee Brewers @ Los Angeles Dodgers

Dodger Stadium, Los Angeles, CA

Sun Aug 17 2014, 1:10 PM - 4:05 PM PDT

Att. 43,357 - Sunny - 87 F

livebaseballscorecards.com

TOP

Batter	1	2	3	4	5	6	7	8	9	AB	R	H	RBI	BB	SO	LOB
27 Carlos Gómez, R (1, 8) OBP: 0.349, SLG: 0.489	B FS 85 S FF 87 B FC 86 B FF 89 B FF 88 4-1 20 HR BB	B FC 87 F FF 89 B SI 89 D FF 88 B FF 90 4-1 1-2 2-3 20 2B BB		B SI 95 X FF 95 1-0 HR		F FC 91 S SI 95 S FC 90 0-3 ③ K			F FF 95 B SI 95 B SI 96 B FF 95 S FF 95 F FF 96 F SI 97 S FF 96 3-3 ② K	2	3	1	1	2	1	0
3 Elian Herrera, S (8, 9) OBP: 0.298, SLG: 0.345 (9, 8)										1	0	0	0	0	1	1
20 Jonathan Lucroy, R (1, 2) OBP: 0.369, SLG: 0.489	B FF 86 C FF 89 B SI 88 X FC 86 2-1 1-H HR	B SI 89 X FS 82 1-0 1-H 2-H 3-H 2B		B FF 96 X FC 92 1-0 ① F9			C FF 96 S SI 95 F SI 95 X CH 90 0-2 ① F8		F FF 96 X FF 96 0-1 ③ F9	5	1	2	5	0	0	1
8 Ryan Braun, R (1, 9) OBP: 0.328, SLG: 0.481	S FF 88 C SI 89 B KC 79 S FC 84 1-3 ① K2-3	S SI 88 D FF 88 D KC 78 F FF 88 F FF 87 X KC 79 2-2 ③ G5-3		X SI 95 0-0 ② G6-3			X FF 95 0-0 ② G6-3			4	0	0	0	0	1	1
41 Marco Estrada, R (8, 1) OBP: 0.176, SLG: 0.097										0	0	0	0	0	0	0
21 Jeremy Jeffress, R (9, 1)										0	0	0	0	0	0	0
16 Aramis Ramirez, R (1, 5) OBP: 0.339, SLG: 0.453	S KC 79 B FF 89 S FS 84 B SI 90 S FF 88 2-3 ② K		C FF 87 S KC 78 B KC 78 B FS 83 X FF 88 2-2 ① F8	C FC 91 X SI 96 0-1 ③ F9			X SI 95 0-0 ③ G4-3			3	0	0	0	0	1	0
24 Lyle Overbay, L (4, 3) OBP: 0.322, SLG: 0.333										1	0	0	0	0	0	0
2 Scooter Gennett, L (1, 4) OBP: 0.341, SLG: 0.472	B KC 78 F SI 89 F FC 87 S KC 78 1-3 ③ K		B FC 84 B FF 88 F FF 86 F FF 86 X FC 86 2-2 18 2B 9 SF7 1B		B CU 81 F FF 95 S SI 95 B FC 90 F FF 96 F SI 96 F FC 92 B SI 96 F FF 93 3-2 ① X FC 83 G4-3			X SI 85 0-0 ① G4-3		4	1	1	0	0	1	0
18 Khris Davis, R (1, 7) OBP: 0.304, SLG: 0.482		S SI 88 B SI 88 B FF 89 F FC 84 X FC 82 2-2 27 BB 9 E 20 2B 1B	F SI 88 B FF 88 B FC 85 T FF 88 X FF 88 2-2 1-3 2B		B FF 96 B FF 93 X SI 95 2-0 ② G5-3			C SI 86 X SI 86 0-1 ② G6-3		4	1	2	0	0	0	0
7 Mark Reynolds, R (1, 3) OBP: 0.296, SLG: 0.417 (4, 5)		B KC 79 F FF 88 F FF 88 1 SAFE F KC 77 F FC 83 F FS 83 B FF 89 X FF 89 2-2 ① F8	I IN 74 I IN 72 I IN 75 I IN 82 4-0 IBB		C SI 96 F CH 89 B SI 95 F SI 95 B FC 91 F FF 97 X CH 89 2-2 ③ G5-3			B SI 87 C KC 79 S KC 80 B KC 77 B KC 79 S SI 87 3-3 ③ K		3	0	0	0	1	1	1
9 Jean Segura, R (1, 6) OBP: 0.266, SLG: 0.316		B FS 83 C SI 90 X SI 89 1-1 E3 27 BB 1-2 20 2B	C FF 87 X FF 87 0-1 ② SF7 3-H			B FC 91 X FF 95 1-0 ① P3			C FF 94 F SL 85 X FF 95 0-2 ① G6-3	3	1	0	1	0	0	1
38 Wily Peralta, R (1, 1) OBP: 0.085, SLG: 0.109		X FF 86 0-0 ② B5	X FF 87 0-0 ③ L4			C FF 96 F FC 90 S FC 90 0-3 ② K			X CH 87 0-0 2B	3	0	0	0	0	1	4
59 Zach Duke, L (7, 1)										0	0	0	0	0	0	0
28 Gerardo Parra, L (8, 8) OBP: 0.302, SLG: 0.361 (9, 9)										1	0	1	0	0	0	0
Inning Stats	R: 2 E: 0 K: 3 S: 12 H: 1 LOB: 0 BB: 1 P: 22	R: 3 E: 1 K: 0 S: 18 H: 2 LOB: 1 BB: 1 P: 30	R: 1 E: 0 K: 0 S: 12 H: 2 LOB: 2 BB: 1 P: 22	R: 1 E: 0 K: 0 S: 5 H: 1 LOB: 0 BB: 0 P: 7	R: 0 E: 0 K: 0 S: 13 H: 0 LOB: 0 BB: 0 P: 20	R: 0 E: 0 K: 2 S: 7 H: 0 LOB: 0 BB: 0 P: 8	R: 0 E: 0 K: 0 S: 6 H: 0 LOB: 0 BB: 0 P: 6	R: 0 E: 0 K: 1 S: 6 H: 0 LOB: 0 BB: 0 P: 9	R: 0 E: 0 K: 1 S: 11 H: 1 LOB: 1 BB: 0 P: 14	1B: 2 2B: 3 3B: 0 HR: 2 SF: 1 SAC: 0 DP: 0 HBP: 0	WP: 0 PB: 0 SB: 0 CS: 0 PA: 38					

	AB	34
	R	7
	H	7
	RBI	7
	BB	3
	SO	7
	LOB	9

PITCHER		IP	WLS	BF	H	R	ER	SO	BB	IBB	HBP	BLK	WP	HR	S	P	ERA	WHIP
14 Dan Haren, R ERA: 4.59	(1, 1)	3.0	L	18	5	6	3	3	2	1	0	0	0	1	42	74	9.00	2.333
77 Carlos Frías, R ERA: 6.0	(4, 1)	4.0		13	1	1	1	2	0	0	0	0	0	1	31	41	2.25	0.250
56 J.P. Howell, L ERA: 1.34	(8, 1)	1.0		3	0	0	0	1	0	0	0	0	0	0	6	9	0.00	0.000
52 Pedro Báez, R ERA: 2.57	(9, 1)	1.0		4	1	0	0	1	0	0	0	0	0	0	11	14	0.00	1.000

PITCHER	IP	WLS	BF	H	R	ER	SO	BB	IBB	HBP	BLK	WP	HR	S	P	ERA	WHIP

BOTTOM

Batter	1	2	3	4	5	6	7	8	9	AB	R	H	RBI	BB	SO	LOB
9 Dee Strange-Gordon, L (1, 4) OBP: 0.334, SLG: 0.380	C SI 93 C SI 96 S SI 90 0-3 K2-3 ①		C SI 96 F CH 84 B SI 95 X SL 88 1-2 G2-3 ①		C SL 85 B SI 98 C SI 98 F FF 97 X FF 97 1-2 F7 ②		B FF 89 B SL 84 C SI 90 B SI 91 C SI 91 F SI 91 F SI 92 X SI 92 3-2 G5-3 ②		F SI 98 X SI 98 0-1 G1-3 ②	4	0	0	0	0	1	0
56 J.P. Howell, L (8, 1)										0	0	0	0	0	0	0
52 Pedro Báez, R (9, 1)										0	0	0	0	0	0	0
45 Carlos Triunfel, R (9, PH) OBP: 0.188, SLG: 0.333										1	0	0	0	0	0	0
66 Yasiel Puig, R (1, 8) OBP: 0.395, SLG: 0.517	X SI 95 0-0 F8 ②		C SL 87 B SL 88 B SI 98 X SI 98 2-1 G6-3 ②		B FF 98 S FF 98 C FF 98 F SI 98 F FF 98 B SL 90 X SL 89 2-2 23 1B		C SI 92 C SI 92 X SI 90 0-2 G6-3 ③		C SI 98 S SI 98 B SI 99 T SI 98 1-2 K ③	5	0	1	0	0	1	0
23 Adrián González, L (1, 3) OBP: 0.334, SLG: 0.455	C SI 96 B FF 97 T SI 97 B CH 89 F FF 98 B CH 89 F FF 98 B SI 98 4-2 BB		B SL 85 S CH 85 F FF 97 S SL 90 1-3 K ③		X FF 97 0-0 1-2 1B			B FF 90 C CH 79 B FF 90 C FF 89 B CH 78 X FF 91 3-2 33 2B 2B		2	0	1	0	1	1	0
16 Andre Ethier, L (7, 3) OBP: 0.311, SLG: 0.366										1	1	1	0	0	0	0
27 Matt Kemp, R (1, 9) OBP: 0.341, SLG: 0.461	C SL 84 F FF 98 S SL 89 0-3 K ③			F FF 96 C SL 87 B SL 90 B SI 99 C FF 98 2-3 K ①	B SI 98 B FF 98 F SI 98 B SL 87 X FF 98 3-1 F9 ③			C CU 77 C FF 90 B CH 80 X FF 91 1-2 10 G5-3 30 2B 2-H 2B		3	0	0	0	0	2	3
33 Scott Van Slyke, R (7, 9) OBP: 0.372, SLG: 0.497										1	1	1	1	0	0	0
3 Carl Crawford, L (1, 7) OBP: 0.293, SLG: 0.351		C FF 94 B SI 95 X SI 97 1-1 F7 ①		X CH 86 0-0 30 G5-3 10 S 1B		B CH 88 F SI 97 X SI 98 1-1 G6-3 ①		F FF 91 D CH 79 X CH 80 1-1 F7 ①		4	0	1	0	0	0	1
10 Justin Turner, R (1, 5) OBP: 0.378, SLG: 0.414		B FF 97 X FF 96 1-0 30 WP 1B		B SL 84 D SI 98 C FF 97 B SI 99 F FF 98 B FF 99 4-2 30 G5-3 1-2 BB		B SI 97 X SI 97 1-0 L9 ②		C CU 77 X CH 79 0-1 G5-3 ② 2-3		3	0	1	0	1	0	1
30 Darwin Barney, R (1, 6) OBP: 0.274, SLG: 0.333		C FF 96 F FF 96 B CH 89 D SL 88 B SI 98 D FF 98 4-2 1-2 BB		C SI 97 X SI 98 0-1 G5-3 ② 1-2 2-3		F SI 96 X SI 96 0-1 1B		D CH 80 C FF 91 B FF 91 D CH 81 C FF 91 X FF 91 3-2 3-H 2B		3	0	2	1	1	0	2
31 Drew Butera, R (1, 2) OBP: 0.267, SLG: 0.311		T SI 97 F SI 96 D CH 88 D SI 97 S SI 97 2-3 K ②		B SI 98 F SI 97 X SI 98 1-1 L8 ③		B SL 86 C SI 96 B SI 96 B FF 97 F FF 95 X FF 98 3-2 L4 ③		C CU 76 F FF 91 S FF 91 0-3 K ③		4	0	0	0	0	2	6
14 Dan Haren, R (1, 1) OBP: 0.205, SLG: 0.171		F SI 96 S SL 88 D SL 88 D SL 89 F SI 98 F SI 97 B SL 87 F FF 99 X SI 98 3-2 G6-3 ③			B FF 92 S FF 92 T SI 93 F SI 96 X FF 96 1-2 G3-1 ①		X SI 90 0-0 G6-3 ①		B SI 96 C SI 96 F SI 98 F SI 98 C KC 81 1-3 K ①	1	0	0	0	0	0	2
77 Carlos Frías, R (4, 1)										1	0	0	0	0	0	0
72 Miguel Rojas, R (7, PH) OBP: 0.272, SLG: 0.261										2	0	0	0	0	1	0
(8, 4)																
Inning Stats	R: 0 E: 0 K: 2 S: 11 H: 0 LOB: 1 BB: 1 P: 15	R: 0 E: 0 K: 1 S: 14 H: 1 LOB: 2 BB: 1 P: 25	R: 0 E: 0 K: 1 S: 8 H: 0 LOB: 0 BB: 0 P: 12	R: 0 E: 0 K: 1 S: 10 H: 1 LOB: 2 BB: 1 P: 17	R: 0 E: 0 K: 0 S: 16 H: 2 LOB: 2 BB: 0 P: 23	R: 0 E: 0 K: 0 S: 8 H: 1 LOB: 1 BB: 0 P: 13	R: 0 E: 0 K: 0 S: 9 H: 0 LOB: 0 BB: 0 P: 12	R: 2 E: 0 K: 1 S: 16 H: 3 LOB: 1 BB: 0 P: 24	R: 0 E: 0 K: 2 S: 9 H: 0 LOB: 0 BB: 0 P: 11	1B: 5 2B: 3 3B: 0 HR: 0 SF: 0 SAC: 0 DP: 0 HBP: 0						

PITCHER		IP	WLS	BF	H	R	ER	SO	BB	IBB	HBP	BLK	WP	HR	S	P	ERA	WHIP
38 Wily Peralta, R ERA: 3.27	(1, 1)	6.0	W	26	5	0	0	5	3	0	0	0	1	0	67	105	0.00	1.333
59 Zach Duke, L ERA: 1.9	(7, 1)	1.0		3	0	0	0	0	0	0	0	0	0	0	9	12	0.00	0.000
41 Marco Estrada, R ERA: 4.74	(8, 1)	1.0		6	3	2	2	1	0	0	0	0	0	0	16	24	18.00	3.000
21 Jeremy Jeffress, R ERA: 3.21	(9, 1)	1.0		3	0	0	0	2	0	0	0	0	0	0	9	11	0.00	0.000

PITCHER	IP	WLS	BF	H	R	ER	SO	BB	IBB	HBP	BLK	WP	HR	S	P	ERA	WHIP

Milwaukee Brewers @ Los Angeles Dodgers

Dodger Stadium, Los Angeles, CA

Sun Aug 17 2014, 1:10 PM - 4:05 PM PDT

Att. 43,357 - Sunny - 87 F

livebaseballscorecards.com

AB	35
R	2
H	8
RBI	2
BB	3
SO	8
LOB	15

WP: 1	PA: 38
PB: 0	
SB: 1	
CS: 0	

Toronto Blue Jays @ Milwaukee Brewers

Miller Park, Milwaukee, WI

Tue Aug 19 2014, 7:12 PM - 9:51 PM CDT

Att. 42,221 - Cloudy - 75 F

livebaseballscorecards.com

TOP

Batter	1	2	3	4	5	6	7	8	9	AB	R	H	RBI	BB	SO	LOB
7 José Reyes, S (1, 6) OBP: 0.337, SLG: 0.413	C FF 89 B FF 90 F FF 89 C FF 91 1-3 ① K		B CU 70 C CH 81 S FF 90 X FF 91 1-2 ① P6			X FF 88 0-0 ① G3-1			C SI 91 B SI 90 B SI 92 X SI 90 2-1 ① L8	4	0	0	0	0	1	0
53 Melky Cabrera, S (1, 7) OBP: 0.367, SLG: 0.476	B FF 89 B FF 90 C FF 90 X FF 90 2-1 ② L7		F FF 90 S CU 71 B FF 90 B CU 72 F FF 89 X FF 88 2-2 ② F7			C FF 87 C CU 70 F FF 90 X FF 89 0-2 ② G5-3			C SI 92 F SI 91 B SI 92 X SI 92 1-2 ② G4-3	4	0	0	0	0	0	0
19 José Bautista, R (1, 9) OBP: 0.406, SLG: 0.503 (7, 8)	B FF 90 C FF 91 F FF 90 F FF 90 B FF 90 B FF 90 B CH 83 4-2 BB		C CU 71 B FF 90 S FF 89 F FF 89 X FF 89 1-2 ③ G6-3			B CU 70 C FF 89 X FF 89 1-1 ③ F9			C SI 92 X SI 92 0-1 ③ G4-3	3	0	0	0	1	0	0
10 Edwin Encarnación, R (1, 3) OBP: 0.362, SLG: 0.580	C FF 89 F FC 87 S FF 90 0-3 ③ K			B FC 84 B FF 89 C FF 88 X FF 88 2-1 ① L5			B CU 69 B FF 88 S FF 89 F FF 88 B FF 88 X FF 88 3-2 ① L8			3	0	0	0	0	1	1
30 Dioner Navarro, S (1, 2) OBP: 0.312, SLG: 0.383		B FF 88 C FF 87 B FC 86 F FF 89 B FF 89 X FF 89 3-2 28 2B 66 G1 1B		B CU 71 C FF 89 T FF 90 B FF 89 S FF 89 2-3 ② K			B CU 70 B FF 87 F FF 88 B FF 88 X FF 88 3-1 ② F9			3	1	1	0	0	1	0
28 Colby Rasmus, L (1, 8) OBP: 0.287, SLG: 0.438 4 Kyle Drabek, R (7, 1)		B CU 70 F FF 89 F FF 91 F CH 81 X FF 90 1-2 66 G1 1-3 2B		X CH 79 0-0 ③ G5-3			C FC 85 C CH 80 B FF 89 F CU 72 X CH 82 1-2 ③ G1-3			3 0	0 0	1 0	0 0	0 0	0 0	0 0
47 Juan Francisco, L (1, 5) OBP: 0.289, SLG: 0.462 15 Danny Valencia, R (8, PH) OBP: 0.335, SLG: 0.392 (8, 5)		C FF 90 S FF 90 B FF 91 S CU 73 1-3 ① K			X FF 87 0-0 ① F8			C SI 88 B SI 89 F SL 82 B SI 89 X SI 90 2-2 ① G5-3		2 1	0 0	0 0	0 0	0 0	1 0	2 0
66 Munenori Kawasaki, L (1, 4) OBP: 0.319, SLG: 0.305 18 Steve Tolleson, R (8, PH) OBP: 0.295, SLG: 0.362 (8, 4)		B FC 88 F FF 91 F FC 88 F FF 90 B FF 91 X FC 88 2-2 ② G1 2-3 3-H			B FF 86 C FF 88 F FC 87 B FF 88 B CU 70 X CH 81 3-2 ② G3			B CU 75 B SI 89 C SI 91 F SI 90 B CU 76 X SI 90 3-2 ② G6-3		2 1	0 0	0 0	1 0	0 0	0 0	1 0
48 J.A. Happ, L (1, 1) 29 Dustin McGowan, R (4, 1) 36 Drew Hutchison, L (5, PH) OBP: 0.500, SLG: 0.500 58 Todd Redmond, R (5, 1) 14 Nolan Reimold, R (7, 9) OBP: 0.315, SLG: 0.457		B FF 89 T FF 89 C FF 89 B FF 90 C CU 71 2-3 ③ K			B CU 69 F FF 88 S FF 88 F FF 89 B CU 72 S FF 88 2-3 ③ K			B CU 74 X CU 74 1-0 ③ G4-3		1 0 1 0 1	0 0 0 0 0	0 0 0 0 0	0 0 0 0 0	1 0 1 0 0	1 0 0 0 0	1 0 0 0 0
Inning Stats	R: 0 E: 0 K: 2 S: 11 H: 0 LOB: 1 BB: 1 P: 18	R: 1 E: 0 K: 2 S: 17 H: 2 LOB: 1 BB: 0 P: 26	R: 0 E: 0 K: 0 S: 11 H: 0 LOB: 0 BB: 0 P: 15	R: 0 E: 0 K: 1 S: 6 H: 0 LOB: 0 BB: 0 P: 10	R: 0 E: 0 K: 1 S: 8 H: 0 LOB: 0 BB: 0 P: 13	R: 0 E: 0 K: 0 S: 7 H: 0 LOB: 0 BB: 0 P: 8	R: 0 E: 0 K: 0 S: 9 H: 0 LOB: 0 BB: 0 P: 16	R: 0 E: 0 K: 0 S: 7 H: 0 LOB: 0 BB: 0 P: 13	R: 0 E: 0 K: 0 S: 7 H: 0 LOB: 0 BB: 0 P: 10	1B: 1 2B: 1 3B: 0 HR: 0 SF: 0 SAC: 0 DP: 0 HBP: 0						

AB	29
R	1
H	2
RBI	1
BB	1
SO	6
LOB	5

WP: 0 PB: 0 SB: 0 CS: 0 PA: 30

PITCHER		IP	WLS	BF	H	R	ER	SO	BB	IBB	HBP	BLK	WP	HR	S	P	ERA	WHIP
50 Mike Fiers, R ERA: 1.29	(1, 1)	7.0	W	24	2	1	1	6	1	0	0	0	0	0	69	106	1.29	0.429
59 Zach Duke, L ERA: 1.86	(8, 1)	1.0		3	0	0	0	0	0	0	0	0	0	0	7	13	0.00	0.000
53 Brandon Kintzler, R ERA: 3.35	(9, 1)	1.0		3	0	0	0	0	0	0	0	0	0	0	7	10	0.00	0.000

PITCHER		IP	WLS	BF	H	R	ER	SO	BB	IBB	HBP	BLK	WP	HR	S	P	ERA	WHIP

Batter	1	2	3	4	5	6	7	8	9	AB	R	H	RBI	BB	SO	LOB
27 Carlos Gómez, R (1, 8) OBP: 0.349, SLG: 0.489	C SI 92 C SI 93 F CU 80 F FF 93 X FF 92 0-2 20 2B 2B	F SI 93 F CH 86 X CH 86 0-2 ③ G4-3		B SL 85 B SI 92 B CH 86 B SI 93 4-0 8 FC6-4 1-2 BB		F SL 78 F SL 80 F SL 78 F SI 89 S SI 91 0-3 ① K		X FC 89 0-0 ③ P6		4	1	1	0	1	1	0
20 Jonathan Lucroy, R (1, 3) OBP: 0.370, SLG: 0.493 7 Mark Reynolds, R (9, 3) OBP: 0.296, SLG: 0.417	B CU 77 B FF 94 F SI 92 C FF 93 X FF 94 2-2 16 2B 2-H 2B		B FF 91 X SI 92 1-0 8 2B 2B	X SI 96 0-0 ② L6		B SI 90 C SL 78 F SI 91 F SL 79 X SI 90 1-2 ② F9				4 0	2 0	2 0	1 0	0 0	0 0	2 0
8 Ryan Braun, R (1, 9) OBP: 0.327, SLG: 0.482	F SI 93 B CH 87 B FF 93 F SI 94 X CU 80 2-2 ① L7		C CH 85 S SL 86 B FF 92 X SI 92 1-2 16 F9 18 SF8 2-H 2B	C SI 96 S SI 97 X SI 97 0-2 ③ FC6-4 1-2f		B SI 90 X SL 79 1-0 ③ L9				4	1	1	1	0	0	3
16 Aramis Ramirez, R (1, 5) OBP: 0.341, SLG: 0.459	X SI 94 0-0 2-H 2B		F CU 78 D CU 80 F FF 93 X CH 85 1-2 ① F9 2-3		F SI 89 X SI 89 0-1 18 2B 2B		B FF 92 X FC 90 1-0 ① F9			4	1	2	1	0	0	1
18 Khris Davis, R (1, 7) OBP: 0.308, SLG: 0.487 59 Zach Duke, L (8, 1) 53 Brandon Kintzler, R (9, 1)	F FF 93 B CH 85 B FF 93 B FF 93 B FF 94 4-1 BB		B FF 92 B CU 78 C FF 92 X CU 78 2-1 ② SF8 3-H		B SI 90 F SI 90 X SI 91 1-2 1B 2-H 2B		B SI 92 X FC 89 1-0 1B			2 0 0	1 0 0	2 0 0	2 0 0	1 0 0	0 0 0	0 0 0
Rickie Weeks Jr., R (1, 4) OBP: 0.329, SLG: 0.401	F SI 94 F CU 79 B CU 80 S CH 86 1-3 ② K		B CH 86 C SL 84 F SI 92 B CH 86 B FF 94 F FF 94 X FF 94 3-2 E6		X SL 78 0-0 2-H 1B		B FF 92 T FC 89 B FC 90 S SI 91 S CU 80 2-3 ② K			4	0	1	1	0	2	3
12 Martín Maldonado, R (1, 2) OBP: 0.343, SLG: 0.420	C CU 79 C CH 86 B CU 79 B FF 94 C FF 95 2-3 ③ K		1 SAFE B SI 92 B CH 86 F FF 92 1 SAFE X SI 93 2-1 ③ F8		X SI 89 0-0 ① F8		B FC 87 X SL 87 1-0 ③ P6			4	0	0	0	0	1	5
9 Jean Segura, R (1, 6) OBP: 0.264, SLG: 0.313		C FF 92 X SI 93 0-1 ① G6-3		X SI 92 0-0 ① F9	F SI 90 X SI 90 0-1 ② L8			C FC 89 B CU 82 F FC 89 S SL 84 1-3 ① K		4	0	0	0	0	1	1
50 Mike Fiers, R (1, 1) OBP: 0.111, SLG: 0.111 28 Gerardo Parra, L (8, 7) OBP: 0.301, SLG: 0.360		F FF 92 S SI 93 S FF 94 0-3 ② K		C FF 92 X SI 91 0-1 27 BB 1B	C SI 89 S SI 89 X SI 91 0-2 ③ L8			C FF 91 B SI 91 F FC 89 B SI 92 S CU 80 2-3 ② K		3 1	0 0	1 0	0 0	0 0	1 1	1 0
Inning Stats	R: 2 E: 0 K: 2 S: 19 H: 3 LOB: 2 BB: 1 P: 30	R: 0 E: 0 K: 1 S: 8 H: 0 LOB: 0 BB: 0 P: 8	R: 2 E: 1 K: 0 S: 15 H: 2 LOB: 1 BB: 0 P: 25	R: 0 E: 0 K: 0 S: 7 H: 1 LOB: 2 BB: 1 P: 11	R: 2 E: 0 K: 0 S: 12 H: 3 LOB: 1 BB: 0 P: 13	R: 0 E: 0 K: 1 S: 10 H: 0 LOB: 0 BB: 0 P: 12	R: 0 E: 0 K: 1 S: 6 H: 1 LOB: 1 BB: 0 P: 11	R: 0 E: 0 K: 2 S: 7 H: 0 LOB: 0 BB: 0 P: 10		1B: 3 2B: 7 3B: 0 HR: 0 SF: 1 SAC: 0 DP: 0 HBP: 0						

PITCHER	IP	WLS	BF	H	R	ER	SO	BB	IBB	HBP	BLK	WP	HR	S	P	ERA	WHIP
48 J.A. Happ, L (1, 1) ERA: 4.39	3.1	L	19	6	4	4	3	2	0	0	0	0	0	45	70	10.80	2.400
29 Dustin McGowan, R (4, 1) ERA: 4.13	0.2		2	0	0	0	0	0	0	0	0	0	0	4	4	0.00	0.000
58 Todd Redmond, R (5, 1) ERA: 2.85	2.0		9	3	2	2	1	0	0	0	0	0	0	22	25	9.00	1.500
4 Kyle Drabek, R (7, 1) ERA:	2.0		7	1	0	0	3	0	0	0	0	0	0	13	21	0.00	0.500

PITCHER	IP	WLS	BF	H	R	ER	SO	BB	IBB	HBP	BLK	WP	HR	S	P	ERA	WHIP

BOTTOM

Toronto Blue Jays @ Milwaukee Brewers

Miller Park, Milwaukee, WI

Tue Aug 19 2014, 7:12 PM - 9:51 PM CDT

Att. 42,221 - Cloudy - 75 F

livebaseballscorecards.com

AB	34
R	6
H	10
RBI	6
BB	2
SO	7
LOB	16

Batter	1	2	3	4	5	6	7	8	9	AB	R	H	RBI	BB	SO	LOB
7 José Reyes, S (1, 6) OBP: 0.340, SLG: 0.417	C SI 92 X FF 93 0-1 10 WP 1B		C SI 94 X FF 94 0-1 ① F7		F SI 94 F FF 94 B FF 95 X FF 94 1-2 53 2B 2B	F SL 83 F SI 91 F CU 77 X SI 91 0-2 19 S 53 1B 19 HR 2-H 1B		B FF 96 C SI 96 X SI 97 1-1 ②③ G4-3-6 1-2f		5	2	3	1	0	0	1
53 Melky Cabrera, S (1, 7) OBP: 0.367, SLG: 0.477	X SI 93 0-0 ① P6		B SL 88 B SI 93 X SI 93 2-0 ② P6		B SI 94 X SI 94 1-0 10 1B 2-H 2B	S SL 82 X SL 82 0-1 19 S 19 HR 1-2 1B			B FF 92 F SI 89 S SL 83 F SL 85 B FF 94 X SL 83 2-2 ① F7	5	2	2	1	0	0	1
19 José Bautista, R (1, 9) OBP: 0.406, SLG: 0.512	D SI 92 1 SAFE 1 SAFE C SL 86 1 SAFE C SI 92 S FF 93 1-3 ② K		C SI 92 B SI 94 X SI 94 1-1 2B		B SI 93 B SL 87 C SI 94 C SI 94 S SI 94 2-3 ② K	C SI 90 B SI 92 S SI 91 X SI 93 1-2 1-H 2-H HR			B SL 79 B SL 83 S SI 90 X FF 94 2-1 ② L8	5	1	2	3	0	2	2
10 Edwin Encarnación, R (1, 3) OBP: 0.363, SLG: 0.578 6 Marcus Stroman, R (9, PR) 26 Adam Lind, L (9, 3) OBP: 0.385, SLG: 0.474	1 SAFE C SI 91 1 SAFE S SL 88 1 SAFE B SL 88 X SL 86 1-2 ③ G1-3 1-2		F SL 87 X SI 93 0-1 ③ F7		C SI 94 D SL 89 X SI 94 1-1 2-H 1B	C SI 91 X FF 91 0-1 ③ F8			C FF 93 S SL 82 B SL 84 B FF 94 X FF 96 2-2 28 HR 1B	5 0 0	0 1 0	2 0 0	1 0 0	0 0 0	0 0 0	2 0 0
28 Colby Rasmus, L (1, 8) OBP: 0.288, SLG: 0.446		X SI 92 0-0 ① G3		B CH 82 B SI 94 F SI 94 B FF 93 F SI 94 F SI 93 F SI 94 B SI 94 4-2 22 G6-4-3 15 1B BB	X SI 94 0-0 ③ F7		B SL 76 F FF 88 B FF 88 X FF 89 2-1 ① F8		B FF 96 X FF 94 1-0 1-H HR	4	1	1	2	1	0	1
15 Danny Valencia, R (1, 5) OBP: 0.337, SLG: 0.393		C FF 93 B SI 93 B SL 89 S SI 94 B SL 89 F SI 94 F SI 94 X SI 94 3-2 ② G6-3		C SI 92 1 SAFE C SI 93 B SI 94 F FF 94 X SI 93 1-2 22 G6-4-3 1-2 1B		C SI 93 X SI 94 0-1 ① F9	B SI 87 C CH 84 X CH 81 1-1 ② F9		C SL 80 C FF 95 B SL 84 B SL 82 X FF 94 2-2 1B	5	0	2	0	0	0	0
22 Josh Thole, L (1, 2) OBP: 0.347, SLG: 0.306 27 Brett Cecil, R (8, 1) 29 Dustin McGowan, R (8, 1) 14 Nolan Reimold, R (9, PH) OBP: 0.309, SLG: 0.447 44 Casey Janssen, R (9, 1)		C SI 93 B SI 94 S SI 94 F SI 94 F SL 88 F SI 95 F FF 94 X SL 87 1-2 66 BB 1B		F SI 93 F FF 93 B SI 94 F SI 95 X SI 94 1-2 ①② G6-4-3 1-2f 2-3	C SI 94 B SL 87 X SI 94 1-1 66 2B 2B	B FF 88 B FF 89 C FF 90 F SI 89 S SL 79 2-3 ③ K		C FF 94 F FF 92 B SL 84 C FF 94 1-3 ③ K	4 0 0 1 0	1 0 0 0 0	2 0 0 0 0	0 0 0 0 0	0 0 0 1 0	1 0 0 0 0	2 0 0 1 0
66 Munenori Kawasaki, L (1, 4) OBP: 0.325, SLG: 0.313 18 Steve Tolleson, R (8, PH) OBP: 0.293, SLG: 0.359 (8, 4)		C SI 93 F SI 94 B FF 94 B SI 94 F FF 94 B FF 93 D SI 94 4-2 1-2 BB		C SI 94 F SI 95 B FF 94 B SL 88 F SI 95 B FF 94 X FF 94 3-2 ③ F8	C SI 93 X SI 93 0-1 7 1B 2-H 2B			B KC 80 B SI 96 X SI 97 2-0 ① G6-3		2 1	1 0	1 0	1 0	0 0	0 0	1 0
43 R.A. Dickey, R (1, 1) 41 Aaron Sanchez, R (6, 1) 30 Dioner Navarro, S (8, PH) OBP: 0.314, SLG: 0.383 (8, 2)		B SI 93 C SI 92 F SI 93 F SL 86 F SI 94 S SI 93 1-3 ③ K			C FF 92 X SI 93 0-1 ① G6-3	F SI 91 F SL 86 T SL 87 0-2 ② K		C KC 81 B SI 97 C SI 98 F SI 97 B CH 91 B SI 98 B SI 97 4-2 7 G4-3-6 BB		3 0 0	0 0 0	0 0 0	0 0 0	2 0 1	3 0 0	
Inning Stats	R: 0 E: 0 K: 1 S: 9 H: 1 LOB: 1 BB: 0 P: 11	R: 0 E: 0 K: 1 S: 21 H: 1 LOB: 2 BB: 1 P: 30	R: 0 E: 0 K: 0 S: 7 H: 1 LOB: 1 BB: 0 P: 10	R: 0 E: 0 K: 0 S: 16 H: 1 LOB: 1 BB: 1 P: 25	R: 2 E: 0 K: 1 S: 12 H: 3 LOB: 1 BB: 0 P: 17	R: 5 E: 0 K: 1 S: 20 H: 5 LOB: 0 BB: 0 P: 22	R: 0 E: 0 K: 1 S: 7 H: 0 LOB: 0 BB: 0 P: 12	R: 0 E: 0 K: 0 S: 6 H: 0 LOB: 0 BB: 1 P: 13	R: 2 E: 0 K: 1 S: 16 H: 3 LOB: 1 BB: 0 P: 26	1B: 8 2B: 5 3B: 0 HR: 2 SF: 0 SAC: 0 DP: 2 HBP: 0						WP: 1 PB: 0 SB: 2 CS: 0 PA: 43	

PITCHER		IP	WLS	BF	H	R	ER	SO	BB	IBB	HBP	BLK	WP	HR	S	P	ERA	WHIP
52 Jimmy Nelson, R ERA: 4.15	(1, 1)	5.2	L	27	9	4	4	4	2	0	0	0	1	0	74	103	6.35	1.941
59 Zach Duke, L ERA: 2.23	(6, 1)	0.0		2	2	0	0	0	0	0	0	0	0	0	6	6	∞	∞
53 Brandon Kintzler, R ERA: 3.53	(6, 1)	0.1		2	1	3	3	0	0	0	0	0	0	1	5	6	81.00	3.000
32 Tom Gorzelanny, L ERA: 0.63	(7, 1)	1.0		3	0	0	0	1	0	0	0	0	0	0	7	12	0.00	0.000
21 Jeremy Jeffress, R ERA: 3.0	(8, 1)	1.0		3	0	0	0	0	1	0	0	0	0	0	6	13	0.00	1.000

PITCHER		IP	WLS	BF	H	R	ER	SO	BB	IBB	HBP	BLK	WP	HR	S	P	ERA	WHIP
13 Will Smith, L ERA: 3.74	(9, 1)	1.0		6	3	2	2	1	0	0	0	0	0	1	16	26	18.00	3.000

TOP

Toronto Blue Jays @ Milwaukee Brewers

Miller Park, Milwaukee, WI

Wed Aug 20 2014, 1:11 PM - 4:34 PM CDT

Att. 39,300 - Partly Cloudy - 76 F

livebaseballscorecards.com

AB	40
R	9
H	15
RBI	9
BB	3
SO	6
LOB	14

BOTTOM

Batter	1	2	3	4	5	6	7	8	9	AB	R	H	RBI	BB	SO	LOB
27 Carlos Gómez, R (1, 8) OBP: 0.352, SLG: 0.496	B KN 72 S KN 70 F KN 75 B KN 77 X KN 74 2-2 ① G3		B KN 76 C KN 72 S KN 77 X KN 78 1-2 ① P3		B KN 75 F KN 74 B KN 76 H KN 72 3-1 20 1B 8 E HBP	B KN 78 D EP 66 X KN 73 2-0 1-H HR		X FF 92 0-0 20 G1-6-3 1-2 1B		4	2	2	2	0	0	0
20 Jonathan Lucroy, R (1, 2) OBP: 0.368, SLG: 0.490	C FF 80 S EP 83 B KN 78 S EP 66 1-3 ② K		C KN 76 B KN 78 B KN 77 X KN 72 2-1 ② F8		1 SAFE C KN 74 X KN 76 0-1 16 G5-4-3 8 E 1-3 1B	B FF 96 C SI 96 X SI 97 1-1 ③ G1-3		C FF 95 B SI 95 B SI 96 X SI 96 2-1 ②③ G1-6-3 1-2f		5	0	1	0	0	1	2
8 Ryan Braun, R (1, 9) OBP: 0.326, SLG: 0.478	C KN 76 S KN 77 X KN 77 0-2 16 FC5-4 1B		B EP 62 C KN 74 S KN 77 X KN 78 1-2 ③ G6-3		B KN 77 1 SAFE X KN 75 1-0 E5 16 G5-4-3 1-2 3-H		C FF 97 C SI 98 B CU 82 F SI 97 C CU 81 1-3 ① K		F FF 89 C FF 89 F SL 85 B FF 90 B CU 75 B FF 89 C FF 90 3-3 ① K	5	0	1	1	0	2	1
16 Aramis Ramirez, R (1, 5) OBP: 0.339, SLG: 0.454	C FF 82 F KN 77 F EP 68 B KN 78 X KN 78 1-2 ③ FC5-4 1-2f		C KN 69 C KN 77 F KN 78 S KN 77 0-3 ① K		S KN 77 F KN 78 X KN 78 0-2 ①② G5-4-3 1-2f 2-3		B FF 96 B SI 97 B FF 96 B SI 97 4-0 2 1B 28 G1-3 BB		F FF 89 S CU 75 B SL 84 F CU 76 C FC 88 1-3 ② K	4	0	0	0	1	2	3
28 Gerardo Parra, L (1, 7) OBP: 0.304, SLG: 0.369		F FF 80 X KN 71 0-1 9 E 2B	B KN 73 X KN 72 1-0 7 2B 3B	B KN 78 S KN 78 C KN 75 H KN 80 2-2 HBP		X SI 97 0-0 ② G1-3 1-2		B FF 90 F FC 89 X CU 73 1-1 ③ G6-3	4	2	2	0	0	0	1
2 Scooter Gennett, L (1, 4) OBP: 0.340, SLG: 0.469		B KN 72 S KN 74 F KN 76 B KN 76 F KN 76 X KN 76 2-2 ① L7	B KN 77 S KN 77 B KN 78 B KN 74 X KN 75 3-1 ② P2	F KN 78 C KN 78 B KN 77 X EP 67 1-2 ③ L8		B SI 96 B SI 95 X SI 96 2-0 2-3 1B			4	0	1	0	0	0	4
7 Mark Reynolds, R (1, 3) OBP: 0.295, SLG: 0.418		2 SAFE S KN 77 F KN 77 B KN 78 F KN 78 B KN 77 F KN 79 S KN 79 2-3 ② K	F KN 79 B KN 80 F KN 80 X KN 80 1-2 3-H 2B			B KN 73 X KN 72 1-0 ① F7	D CU 81 B SI 97 S SI 97 F SI 98 F CU 81 X CU 81 2-2 ③ F7		4	0	1	1	0	1	3
9 Jean Segura, R (1, 6) OBP: 0.270, SLG: 0.318		X KN 74 0-0 E9 2-H 2B	I IN 56 I IN 60 I IN 61 I IN 62 4-0 IBB			X EP 67 0-0 27 HR 1B		B FF 91 B FF 91 B SI 93 B FF 93 4-0 18 FC4-6 BB	2	1	2	1	2	0	0
52 Jimmy Nelson, R (1, 1) OBP: 0.214, SLG: 0.286 59 Zach Duke, L (6, 1) 53 Brandon Kintzler, R (6, 1) 24 Lyle Overbay, L (6, PH) OBP: 0.321, SLG: 0.332 32 Tom Gorzelanny, R (7, 1) 21 Jeremy Jeffress, R (8, 1) 18 Khris Davis, R (8, PH) OBP: 0.308, SLG: 0.486 13 Will Smith, R (9, 1)		B FF 82 C FF 83 S KN 78 S KN 79 1-3 ③ K	F KN 77 S KN 78 X KN 78 0-2 ③ G4-3			C KN 75 B KN 76 S KN 74 B KN 77 X KN 77 2-2 ② F8		B CU 83 F FF 94 B CU 85 C CU 85 X CU 85 2-2 ① FC4-6 27 1B 1-2f	2 0 0 1 0 0 0 1 0	0 0 0 0 0 0 0 0 0	0 0 0 0 0 0 0 0 0	0 0 0 0 0 0 0 0 0	0 0 0 0 0 0 0 0 0	1 0 0 0 0 0 0 0 0	3 0 0 1 0 0 0 1 0
Inning Stats	R: 0 E: 0 K: 1 S: 13 H: 1 LOB: 1 BB: 0 P: 17	R: 1 E: 1 K: 2 S: 15 H: 2 LOB: 1 BB: 0 P: 20	R: 0 E: 0 K: 0 S: 8 H: 0 LOB: 0 BB: 0 P: 12	R: 1 E: 0 K: 1 S: 13 H: 2 LOB: 2 BB: 1 P: 22	R: 1 E: 1 K: 0 S: 12 H: 1 LOB: 2 BB: 0 P: 19	R: 2 E: 0 K: 0 S: 8 H: 2 LOB: 0 BB: 0 P: 14	R: 0 E: 0 K: 1 S: 10 H: 1 LOB: 2 BB: 1 P: 19	R: 0 E: 0 K: 0 S: 6 H: 1 LOB: 1 BB: 1 P: 14	R: 0 E: 0 K: 2 S: 10 H: 0 LOB: 0 BB: 0 P: 15	1B: 5 2B: 3 3B: 1 HR: 1	SF: 0 SAC: 0 DP: 2 HBP: 2			WP: 0 PB: 0 SB: 0 CS: 0	PA: 41	

PITCHER		IP	WLS	BF	H	R	ER	SO	BB	IBB	HBP	BLK	WP	HR	S	P	ERA	WHIP
43 R.A. Dickey, R ERA: 4.08	(1, 1)	5.2	W	28	8	5	5	4	0	1	2	0	0	1	67	101	7.94	1.412
41 Aaron Sanchez, R ERA: 1.65	(6, 1)	1.1	H	6	1	0	0	1	1	0	0	0	0	0	12	22	0.00	1.500
27 Brett Cecil, L ERA: 3.6	(8, 1)	0.1	H	3	1	0	0	0	1	0	0	0	0	0	4	10	0.00	6.000
29 Dustin McGowan, R ERA: 4.09	(8, 1)	0.2	H	1	0	0	0	0	0	0	0	0	0	0	2	4	0.00	0.000
44 Casey Janssen, R ERA: 3.15	(9, 1)	1.0		3	0	0	0	2	0	0	0	0	0	0	10	15	0.00	0.000

PITCHER	IP	WLS	BF	H	R	ER	SO	BB	IBB	HBP	BLK	WP	HR	S	P	ERA	WHIP

Toronto Blue Jays @ Milwaukee Brewers

Miller Park, Milwaukee, WI

Wed Aug 20 2014, 1:11 PM - 4:34 PM CDT

Att. 39,300 - Partly Cloudy - 76 F

livebaseballscorecards.com

AB	36
R	5
H	10
RBI	5
BB	3
SO	7
LOB	19

Pittsburgh Pirates @ Milwaukee Brewers

Miller Park, Milwaukee, WI

Fri Aug 22 2014, 7:13 PM - 10:26 PM CDT

Att. 37,437 - Cloudy - 73 F

livebaseballscorecards.com

TOP

Batter	1	2	3	4	5	6	7	8	9	AB	R	H	RBI	BB	SO	LOB
5 Josh Harrison, R (1, 5) OBP: 0.344, SLG: 0.496	C FF 90 B SI 91 T SL 88 F FF 91 B CU 78 F FF 91 F FF 91 S SL 89 2-3 **K** ①	B CU 78 X SI 92 1-0 23 CS 1-H 2-H 2B		S SI 92 B SL 88 D CU 78 X SL 87 2-1 2-H 1B		B CU 76 F CH 78 X FF 89 1-1 **L6** ②		B SI 93 B SI 92 B SI 92 C SI 92 F SI 93 X SI 92 3-2 2-H HR		5	1	3	5	0	1	0
23 Travis Snider, L (1, 9) OBP: 0.340, SLG: 0.442	B FF 91 C SI 91 B FF 90 B SI 91 X SI 90 3-1 **G6-3** ② 2-3	B SI 92 F FF 92 F SL 88 F SL 88 B SI 91 B SL 88 2 SAFE 3-2 **CS** ③	B FF 90 S CU 78 B SI 91 F SI 90 B SI 92 X SI 91 3-2 **F8** ①	F SI 92 F FF 91 B FF 92 B SI 92 X SI 92 2-2 **G6-3** ③		B FF 89 B FF 89 F FF 89 F FF 90 F FF 89 F CH 78 S FF 90 2-3 **K** ③		F SI 90 B SI 91 X SI 90 1-1 **G4-3** ③		5	0	0	0	0	1	1
22 Andrew McCutchen, R (1, 8) OBP: 0.404, SLG: 0.532	C SI 92 B SI 92 X SL 88 1-1 **E6**		X SL 88 0-0 18 3B 1B		F SL 86 B SL 87 X SI 90 1-1 **HR**		X CU 75 0-0 **G5-3** ①		B CH 82 S SI 87 B CH 83 B SI 87 X SI 89 3-1 **L9** ①	5	2	2	1	0	0	0
18 Neil Walker, S (1, 4) OBP: 0.347, SLG: 0.464	1 SAFE F FF 92 F SI 92 F FF 90 C CU 78 0-3 **K** ③		1 SAFE 1 SAFE B SI 92 S FF 92 X SL 88 1-1 1-H 3B		F CU 77 X FF 91 0-1 **G4-3** ①		B FF 88 X FF 88 1-0 **2B**		B FF 89 F SI 88 X CH 82 1-1 **G6-3** ②	5	0	2	1	0	1	1
55 Russell Martin, R (1, 2) OBP: 0.408, SLG: 0.395		X SI 91 0-0 E5 6 BB 17 BB 10 SF8	F SI 92 D SI 92 B FF 92 D SL 89 B SI 91 4-1 17 G4-3 BB		B SI 92 C SI 91 X SI 91 1-1 **P2** ②		D FF 89 C CH 80 C FF 90 X CH 80 1-2 **L9** ②		S SI 89 S FF 90 B FF 90 F FF 90 F SL 77 B FF 91 F FF 90 X FF 91 2-2 1B	4	1	1	0	1	0	1
17 Gaby Sanchez, R (1, 3) OBP: 0.303, SLG: 0.397		B SI 90 B SI 91 F SI 92 B SI 92 B SI 92 4-1 6 BB 5 2B 1-2 BB	B FF 91 X SL 88 1-0 **G4-3** ② ③ 1-2f		B SI 91 C SI 92 B SI 91 B SI 91 X SI 92 3-1 6 1B 1B		F CH 80 X CH 80 0-1 **F8** ③		B CH 83 B SI 91 F SI 91 X CH 84 2-1 **F7** ③	4	1	1	0	1	0	4
6 Starling Marte, R (1, 7) OBP: 0.349, SLG: 0.431		F SI 92 B SI 91 S SL 87 F SL 87 B SI 93 F SI 92 D FF 89 B SI 92 4-2 5 2B 1-2 2-3 BB		C SI 90 B SI 90 X SI 90 1-1 10 G5-3 5 1B 1B	X SI 92 0-0 10 FC5-4 1-2 1B			B SI 91 F SI 92 F SI 92 B CH 85 B SI 93 X SI 93 3-2 10 S 5 HR 1B		3	3	3	0	1	0	0
10 Jordy Mercer, R (1, 6) OBP: 0.308, SLG: 0.377		D SL 88 B SI 92 X FF 92 2-0 **SF8** ① 3-H		X SI 91 0-0 **G5-3** ① 1-2	B SL 87 D SL 88 X SL 88 2-0 **FC5-4** ③ 1-2f			1 SAFE 1 SAFE P PO 86 S SI 91 X SI 92 1-1 **G6-3** ① 1-2		3	0	0	1	0	0	4
49 Jeff Locke, L (1, 1) OBP: 0.147, SLG: 0.094 48 Jared Hughes, R (7, 1) 24 Pedro Alvarez, L (8, PH) OBP: 0.310, SLG: 0.385 53 John Axford, R (8, 1) 37 Justin Wilson, L (9, 1)		L FF 91 M CU 77 S CU 79 0-3 **K** ②		B FF 91 C SI 90 S SI 90 C SI 91 1-3 **K** ②		B FF 88 C FF 88 T FF 88 S FF 89 1-3 **K** ①		B CH 86 B SI 92 F SI 92 S CH 87 S CH 86 2-3 **K** ②		3 0 1 0 0	0 0 0 0 0	0 0 0 0 0	0 0 0 0 0	3 0 1 0 0	3 0 1 0 0	3 0 1 0 0
Inning Stats	R: 0 E: 1 K: 2 S: 14 H: 0 LOB: 1 BB: 0 P: 20	R: 3 E: 1 K: 1 S: 14 H: 1 LOB: 0 BB: 2 P: 28	R: 1 E: 0 K: 0 S: 8 H: 2 LOB: 1 BB: 1 P: 17	R: 1 E: 0 K: 1 S: 11 H: 2 LOB: 1 BB: 0 P: 17	R: 1 E: 0 K: 0 S: 10 H: 3 LOB: 2 BB: 0 P: 17	R: 0 E: 0 K: 2 S: 10 H: 0 LOB: 0 BB: 0 P: 14	R: 0 E: 0 K: 0 S: 7 H: 1 LOB: 1 BB: 0 P: 9	R: 2 E: 0 K: 1 S: 14 H: 2 LOB: 0 BB: 0 P: 23	R: 0 E: 0 K: 0 S: 12 H: 1 LOB: 1 BB: 0 P: 20	1B: 7 2B: 2 3B: 1 HR: 2 SF: 1 SAC: 0 DP: 1 HBP: 0						

	AB	38
	R	8
	H	12
	RBI	8
	BB	3
	SO	7
	LOB	15

WP: 0 PB: 0 SB: 1 CS: 1 PA: 43

PITCHER		IP	WLS	BF	H	R	ER	SO	BB	IBB	HBP	BLK	WP	HR	S	P	ERA	WHIP
49 Yovani Gallardo, R ERA: 3.38	(1, 1)	5.0	L	26	8	6	3	4	3	0	0	0	0	1	57	99	5.40	2.200
41 Marco Estrada, R ERA: 4.66	(6, 1)	2.0		7	1	0	0	2	0	0	0	0	0	0	17	23	0.00	0.500
53 Brandon Kintzler, R ERA: 3.86	(8, 1)	1.0		5	2	2	2	1	0	0	0	0	0	1	14	23	18.00	2.000
32 Tom Gorzelanny, L ERA: 0.59	(9, 1)	1.0		4	1	0	0	0	0	0	0	0	0	0	12	20	0.00	1.000

PITCHER		IP	WLS	BF	H	R	ER	SO	BB	IBB	HBP	BLK	WP	HR	S	P	ERA	WHIP

Batter	1	2	3	4	5	6	7	8	9	AB	R	H	RBI	BB	SO	LOB
27 Carlos Gómez, R (1, 8) OBP: 0.350, SLG: 0.492	S SI 90 T CH 78 B CH 80 B SI 90 X CH 79 2-2 P3 ①		X CH 78 0-0 G2-3 ②		X CH 81 0-0 P3-1 ②③ 1-1f		X SL 86 0-0 G1-5-3 ③		B FF 95 D FF 96 B FF 96 C FF 95 F FF 95 F SI 96 B FC 89 4-2 BB 1-2	4	0	0	0	1	0	2
20 Jonathan Lucroy, R (1, 2) OBP: 0.367, SLG: 0.486	C SI 90 B SI 92 B SI 91 B SI 90 B CH 81 4-1 8 HR BB		C SI 88 C KC 76 B SI 90 X SI 89 1-2 G5-3 ③			B SI 87 S CH 77 B SI 90 B SI 89 X SI 89 3-1 G3 ①		F FF 96 F FF 94 X SL 88 0-2 G5-3 ① C SI 95 F FC 89 X FF 96 0-2 L9 ②		4	1	0	0	1	0	2
8 Ryan Braun, R (1, 9) OBP: 0.327, SLG: 0.484	B SI 91 C CH 79 S KC 78 B SI 92 B SI 91 F KC 77 1 SAFE X KC 79 3-2 HR 1-H			C SI 90 B SI 89 X SI 90 1-1 G5-3 ①		B SI 91 B SI 90 X SI 90 2-0 F8 ②		F FF 95 C FF 96 B FF 97 B FF 96 X FF 97 2-2 1B 16 1B X FF 96 0-0 G6-3 ③		5	2	2	2	0	0	2
16 Aramis Ramirez, R (1, 5) OBP: 0.346, SLG: 0.456	B SI 91 C KC 78 B SI 91 B KC 77 B SI 90 4-1 18 G6-4-3 BB			C KC 74 F KC 77 B KC 77 B CH 79 F SI 91 B SI 92 B CH 79 4-2 2B BB		B SI 89 B SI 88 B SI 88 C SI 88 B SI 91 4-1 FC6-5 18 BB BB		B FF 96 F FF 96 S FF 95 B FF 95 D SL 88 F FF 97 X FF 96 3-2 1B 1-3 1B		1	0	1	0	3	0	0
18 Khris Davis, R (1, 7) OBP: 0.307, SLG: 0.482	C CH 81 B SI 91 B SI 91 X CH 81 2-1 G6-4-3 ②③ 1-2f			B SI 89 B SI 88 F CH 79 T CH 79 B SI 90 X CH 78 3-2 L7 ②		B SI 90 F CH 78 B SI 89 F SI 89 B SI 91 B SI 90 4-2 FC6-5 1-2 BB		C FF 96 S FF 96 D SL 91 F SL 88 S FF 95 1-3 K ②		3	0	0	0	1	1	4
Rickie Weeks Jr., R (1, 4) OBP: 0.332, SLG: 0.408		B SI 87 C CH 78 S CH 78 X SI 91 1-2 G4-3 ①	X CH 78 0-0 2B 1-3			B SI 89 B SI 86 S CH 78 X SI 88 2-1 FC6-5 ③ 1-2 2-3f		F FF 96 X FF 96 0-1 1B 1-2 3-H		4	0	2	1	0	0	2
7 Mark Reynolds, R (1, 3) OBP: 0.292, SLG: 0.413		B KC 77 S CH 79 X SI 91 1-1 F7 ②	X CH 78 0-0 L7 ③				B SI 91 X SI 92 1-0 P3 ①	F SL 86 F FF 96 X SL 88 0-2 G3-1 ③		4	0	0	0	0	0	4
9 Jean Segura, R (1, 6) OBP: 0.270, SLG: 0.316		C SI 86 X SI 91 0-1 G4-3 ③			B SI 86 B SI 85 F SI 90 B SI 87 B SI 89 4-1 27 P3-1 BB		C SI 92 B SI 92 C SI 92 X SI 93 1-2 G4-3 ②		B FC 93 X FC 88 1-0 F7 ①	3	0	0	0	1	0	0
49 Yovani Gallardo, R (1, 1) OBP: 0.133, SLG: 0.138 41 Marco Estrada, R (6, 1) OBP: 0.176, SLG: 0.097 24 Lyle Overbay, L (7, PH) OBP: 0.323, SLG: 0.335 53 Brandon Kintzler, R (8, 1) 32 Tom Gorzelanny, R (9, 1) 28 Gerardo Parra, L (9, PH) OBP: 0.306, SLG: 0.369			B SI 88 X SI 88 1-0 F8 ①		B SI 88 1 SAFE X SI 87 1-0 F9 ①		B SI 92 F SI 93 C FF 94 F SL 86 B SL 88 B SI 92 X SI 92 3-2 1B		B SI 94 B FF 93 F FF 94 F FF 94 B FF 95 B FF 95 4-2 27 BB BB	2 0 1 0 0 0	0 0 0 0 0 0	0 0 1 0 0 0	0 0 0 0 0 0	0 0 0 0 1 0	0 0 0 0 0 0	1 0 0 0 0 0
Inning Stats	R: 2 E: 0 K: 0 S: 11 H: 1 LOB: 0 BB: 2 P: 26	R: 0 E: 0 K: 0 S: 7 H: 0 LOB: 0 BB: 0 P: 9	R: 0 E: 0 K: 0 S: 5 H: 0 LOB: 0 BB: 0 P: 7	R: 0 E: 0 K: 0 S: 10 H: 1 LOB: 2 BB: 1 P: 18	R: 0 E: 0 K: 0 S: 3 H: 0 LOB: 0 BB: 1 P: 8	R: 0 E: 0 K: 0 S: 8 H: 0 LOB: 2 BB: 2 P: 23	R: 0 E: 0 K: 0 S: 9 H: 1 LOB: 1 BB: 0 P: 14	R: 1 E: 0 K: 1 S: 19 H: 3 LOB: 2 BB: 0 P: 25	R: 0 E: 0 K: 0 S: 10 H: 0 LOB: 2 BB: 2 P: 19	1B: 4 2B: 2 3B: 0 HR: 1	SF: 0 SAC: 0 DP: 2 HBP: 0					

BOTTOM

Pittsburgh Pirates @ Milwaukee Brewers

Miller Park, Milwaukee, WI

Fri Aug 22 2014, 7:13 PM - 10:26 PM CDT

Att. 37,437 - Cloudy - 73 F

livebaseballscorecards.com

AB	31
R	3
H	6
RBI	3
BB	8
SO	1
LOB	17

PITCHER		IP	WLS	BF	H	R	ER	SO	BB	IBB	HBP	BLK	WP	HR	S	P	ERA	WHIP
49 Jeff Locke, L ERA: 3.69	(1, 1)	6.0	W	24	2	2	2	0	6	0	0	0	0	1	44	91	3.00	1.333
48 Jared Hughes, R ERA: 1.7	(7, 1)	1.0		4	1	0	0	0	0	0	0	0	0	0	9	14	0.00	1.000
53 John Axford, R ERA: 3.8	(8, 1)	1.0		6	3	1	1	1	0	0	0	0	0	0	19	25	9.00	3.000
37 Justin Wilson, L ERA: 4.56	(9, 1)	1.0		5	0	0	0	0	2	0	0	0	0	0	10	19	0.00	2.000

PITCHER	IP	WLS	BF	H	R	ER	SO	BB	IBB	HBP	BLK	WP	HR	S	P	ERA	WHIP

WP: 0	PA: 39		
PB: 0			
SB: 0			
CS: 0			

Batter	1	2	3	4	5	6	7	8	9	AB	R	H	RBI	BB	SO	LOB
5 Josh Harrison, R (1, 5) OBP: 0.342, SLG: 0.495	C FF 94 B FF 97 F FF 95 X SL 86 1-2 F7 ①		B SL 85 F FF 97 B SI 97 F FF 97 S SL 86 2-3 K ③		B FF 95 C FF 94 X SL 84 1-1 G6-3 ①	S CU 77 S FF 90 B FF 90 B CU 79 F CH 79 X CH 79 2-2 18 1B 2B	X SI 97 0-0 G4-3 ③			5	1	1	0	0	1	1
23 Travis Snider, L (1, 9) OBP: 0.337, SLG: 0.437 (8, 7)	F SI 95 B SL 85 F CH 85 B FF 97 F SL 87 B FF 98 S FF 98 3-3 K ②			C SL 82 B FF 96 X SL 86 1-1 G4-3 ①	B SI 95 X SI 96 1-0 E4 22 1B 18 2B	X FF 89 0-0 P6 ②		S CU 76 C SI 90 B CU 78 X CU 77 1-2 22 WP 18 1B 1B		5	2	1	0	0	1	1
22 Andrew McCutchen, R (1, 8) OBP: 0.404, SLG: 0.529 30 Jeanmar Gómez, R (8, 1) OBP: 1.000, SLG: 1.000	F CH 86 B FF 97 C SL 86 F FF 97 B SL 88 B CH 89 F SL 88 X SL 90 3-2 L7 ③			F FF 96 B SL 88 F FF 96 C FF 90 1-3 K ②	F CH 85 X SL 86 0-1 18 2B 55 HR 1-2 1B	B CU 78 S FF 89 S CU 79 B FF 90 B CU 80 B CH 80 4-2 18 1B BB		C SI 91 B SL 83 D CU 76 B SI 91 C SI 92 S SI 92 3-3 K ① 1-2		4 0	1 0	1 0	0 0	1 0	2 0	1 0
18 Neil Walker, S (1, 4) OBP: 0.352, SLG: 0.469 27 Jayson Nix, R (9, 4) OBP: 0.188, SLG: 0.173		C SL 86 X CH 85 0-1 G4-3 ①		C SL 85 B FF 96 B CH 86 B SI 96 F SI 96 B FF 98 4-2 55 2B 24 HR BB	F SI 96 X CH 83 0-1 55 HR 1-3 2-H 2B	F CH 79 X FF 90 0-1 55 BB 1-3 2-H 1B		D CU 76 C SI 91 C SI 91 B SI 92 B CU 77 X SI 92 3-2 55 G6-4-3 2-H 1B		4 0	2 0	3 0	3 0	1 0	0 0	0 0
55 Russell Martin, R (1, 2) OBP: 0.410, SLG: 0.411 19 Chris Stewart, R (9, 2) OBP: 0.365, SLG: 0.309		B FF 97 S SL 87 F FF 98 B FF 99 X FF 97 2-2 G5-3 ②		B SI 97 C SL 86 X SI 95 1-1 24 HR 1-3 2B	B SL 84 B SL 84 X FF 96 2-0 2-H 3-H HR	B FF 90 F CH 81 B FF 90 B CU 78 F FF 90 B CH 80 4-2 1-2 BB		S SI 90 D SI 87 B FF 89 X SI 90 2-1 G6-4-3 ②③ 1-2f		4 0	2 0	2 0	3 0	1 0	0 0	1 0
24 Pedro Alvarez, L (1, 3) OBP: 0.314, SLG: 0.403 17 Gaby Sanchez, R (6, 3) OBP: 0.301, SLG: 0.395		B CH 86 B FF 98 B SI 96 C FF 97 B FF 97 4-1 6 S BB		B SL 86 X SI 97 1-0 2-H 3-H HR	B SI 96 B CH 82 X SI 97 2-0 HR	F CH 80 S FF 90 F CH 80 F FF 91 X CH 80 0-2 F8 ③			B SI 92 B SI 91 C SI 91 X SI 91 2-1 F8 ①	3 1	2 0	2 0	4 0	1 0	0 0	3 0
6 Starling Marte, R (1, 7) OBP: 0.350, SLG: 0.430 (8, 8)	S CH 88 F SI 96 1 SAFE 1 SAFE F FF 98 D SL 90 F SI 98 S SI 98 1-3 K ③ 1-2			B CH 86 S FF 97 X SI 97 1-1 10 S 1B	B SL 84 C SL 83 B SI 97 C CH 83 B SL 85 F FF 96 X SL 86 3-2 G5-3 ②		F SI 96 X SI 96 0-1 1B		X SI 92 0-0 G6-3 ②	5	0	2	0	0	1	1
10 Jordy Mercer, R (1, 6) OBP: 0.306, SLG: 0.373			C FF 96 B FF 97 B SL 84 F FF 96 X SI 96 2-2 G6-3 ①	1 SAFE C FF 96 B FF 97 B SI 97 B FF 97 B FF 97 4-1 1-2 BB	C FF 95 X SI 96 0-1 G6-3 ③		B SI 96 X SI 96 1-0 P6 ①		C SI 92 X SI 92 0-1 L8 ③	4	0	0	0	1	0	1
36 Edinson Volquez, R (1, 1) OBP: 0.095, SLG: 0.026 48 Jared Hughes, R (6, 1) 25 Gregory Polanco, L (8, 9) OBP: 0.311, SLG: 0.354			C SI 93 X FF 95 0-1 G4-3 ② F FF 95 S SL 86 S CH 89 0-3 K ③			B FF 90 C FF 89 C FF 90 B CH 78 S FF 91 2-3 K ①	M SI 96 L SI 96 B SI 97 L KC 80 1-3 K ②			3 1 0	0 0 0	0 0 0	0 0 0	0 0 0	2 1 0	2 1 0
Inning Stats	R: 0 E: 0 K: 1 S: 12 H: 0 LOB: 0 BB: 0 P: 19	R: 0 E: 0 K: 1 S: 11 H: 0 LOB: 1 BB: 1 P: 18	R: 0 E: 0 K: 1 S: 8 H: 0 LOB: 0 BB: 0 P: 12	R: 3 E: 0 K: 2 S: 16 H: 3 LOB: 2 BB: 2 P: 29	R: 5 E: 1 K: 0 S: 15 H: 4 LOB: 0 BB: 0 P: 24	R: 1 E: 0 K: 1 S: 19 H: 2 LOB: 3 BB: 2 P: 31	R: 0 E: 0 K: 1 S: 7 H: 1 LOB: 1 BB: 0 P: 9	R: 1 E: 0 K: 1 S: 11 H: 2 LOB: 0 BB: 0 P: 20	R: 0 E: 0 K: 0 S: 5 H: 0 LOB: 0 BB: 0 P: 7	1B: 6 2B: 3 3B: 0 HR: 3 SF: 0 SAC: 0 DP: 1 HBP: 0						

PITCHER		IP	WLS	BF	H	R	ER	SO	BB	IBB	HBP	BLK	WP	HR	S	P	ERA	WHIP
38 Wily Peralta, R ERA: 3.56	(1, 1)	5.0	L	26	7	8	7	5	3	0	0	0	0	3	62	102	12.60	2.000
41 Marco Estrada, R ERA: 4.7	(6, 1)	1.0		7	2	1	1	1	2	0	0	0	0	0	19	31	9.00	4.000
21 Jeremy Jeffress, R ERA: 2.81	(7, 1)	1.0		4	1	0	0	1	0	0	0	0	0	0	7	9	0.00	1.000
59 Zach Duke, L ERA: 2.37	(8, 1)	1.0		4	2	1	1	1	0	0	0	0	1	0	11	20	9.00	2.000
57 Francisco Rodríguez, R ERA: 2.79	(9, 1)	1.0		3	0	0	0	0	0	0	0	0	0	0	5	7	0.00	0.000

PITCHER	IP	WLS	BF	H	R	ER	SO	BB	IBB	HBP	BLK	WP	HR	S	P	ERA	WHIP

TOP

Pittsburgh Pirates @ Milwaukee Brewers

Miller Park, Milwaukee, WI

Sat Aug 23 2014, 6:12 PM - 9:29 PM CDT

Att. 40,557 - Partly Cloudy - 72 F

livebaseballscorecards.com

AB	39
R	10
H	12
RBI	10
BB	5
SO	8
LOB	12

1B: 6	SF: 0	WP: 1	PA: 44
2B: 3	SAC: 0	PB: 0	
3B: 0	DP: 1	SB: 2	
HR: 3	HBP: 0	CS: 0	

BOTTOM

Batter	1	2	3	4	5	6	7	8	9	AB	R	H	RBI	BB	SO	LOB
27 Carlos Gómez, R (1, 8) OBP: 0.351, SLG: 0.491	F SI 94 X KC 82 0-1 ① P3	S KC 84 D KC 84 D KC 84 B CH 89 X CH 87 3-1 ③ G6-3		D KC 83 D KC 82 X FF 94 2-0 1-2 20 1B 1B		B SI 93 C CH 84 X KC 79 1-1 20 1B 1B		X SI 91 0-0 ① F7		5	0	2	0	0	0	3
20 Jonathan Lucroy, R (1, 2) OBP: 0.369, SLG: 0.486 57 Francisco Rodríguez, R (9, 1)	B SI 94 C SI 93 B KC 80 B SI 94 B FF 95 4-1 BB		B SI 93 X FF 94 1-0 ① F9	C KC 82 C SI 94 B FF 94 X SI 94 1-2 1-2 2-3 1B		B SI 93 B SI 93 F SI 93 B SI 94 F FF 93 F FF 95 X SI 95 3-2 ② 1-3 8 1B 1B		B SI 91 B SI 91 X SI 90 2-0 ② P6		4 0	0 0	2 0	0 0	1 0	0 0	1 0
8 Ryan Braun, R (1, 9) OBP: 0.325, SLG: 0.481	D FF 94 X FF 94 1-0 ② F8		C KC 80 X SI 94 0-1 ② G5-3	C FF 96 F FF 95 X SI 96 0-2 ② F4		F SI 94 F SI 94 X FF 95 0-2 1-2 16 FC5-4 1B		C SL 79 B SI 92 X SI 91 1-1 ③ P4		5	0	1	0	0	0	5
16 Aramis Ramirez, R (1, 5) OBP: 0.345, SLG: 0.453 7 Mark Reynolds, R (8, 5) OBP: 0.294, SLG: 0.413	F SI 94 C KC 80 X CH 82 0-2 ③ P4		B KC 83 X CH 86 1-0 2 1B 18 2B 1B	B SI 95 C KC 83 S KC 82 D KC 84 S SI 95 2-3 ③ K		X SI 92 0-0 ③ FC5-4 1-2f			B SI 90 S SI 91 S CH 83 B CH 83 F SI 90 B CH 84 B SI 91 4-2 18 L3 BB	4 0	1 0	1 0	0 0	0 1	1 0	6 0
2 Scooter Gennett, L (1, 4) OBP: 0.341, SLG: 0.477		C SI 93 C SI 94 X KC 82 0-2 HR	X CH 86 0-0 18 2B 1-2 1B	C SI 91 F SI 93 B SI 93 S SI 93 1-3 ① K			X FF 93 0-0 ① F7		F SI 91 X CH 83 0-1 ① L6	5	1	2	1	0	1	1
18 Khris Davis, R (1, 7) OBP: 0.308, SLG: 0.482		C SI 95 S CH 86 B KC 82 B SI 94 F FF 95 H CH 87 3-2 24 1B HBP	C FF 94 B FF 94 S KC 83 D SI 89 F KC 82 X CH 88 2-2 1-3 2-H 2B	S FF 93 B SI 92 X KC 79 1-1 ② G4-3			C SI 92 F SI 93 B SL 87 S SL 86 1-3 ② K		X SI 92 0-0 ② ③ L3 1-1	4	0	1	1	0	1	1
24 Lyle Overbay, L (1, 3) OBP: 0.331, SLG: 0.344		F FF 95 1 SAFE L FF 95 F FF 95 1 SAFE X CH 86 0-2 1-3 1B	C KC 81 X FF 95 0-1 ③ F8	S FF 92 X SI 93 0-1 2B			B FF 95 B SI 93 B SI 92 C FF 92 B SI 93 4-1 BB			3	0	2	0	1	0	2
3 Elian Herrera, S (1, 6) OBP: 0.291, SLG: 0.336 41 Marco Estrada, R (6, 1) OBP: 0.176, SLG: 0.097 21 Jeremy Jeffress, R (7, 1) 28 Gerardo Parra, L (7, PH) OBP: 0.305, SLG: 0.368 59 Zach Duke, L (8, 1) 12 Martín Maldonado, R (9, 2) OBP: 0.343, SLG: 0.420		B SI 94 X SI 94 1-0 ① F8		B SI 92 C CH 84 B SI 94 B SI 92 S SI 92 X SI 93 3-2 ① G1-3	B SI 94 C CH 85 S FF 94 X SI 94 1-2 ③ L8		B SI 93 X SI 93 1-0 ③ G3			3 0 0 1 0 0	0 0 0 0 0 0	0 0 0 0 0 0	0 0 0 0 0 0	0 0 0 0 0 0	0 0 0 0 0 0	3 0 0 1 0 0
38 Wily Peralta, R (1, 1) OBP: 0.102, SLG: 0.106 9 Jean Segura, R (6, 6) OBP: 0.271, SLG: 0.317		S SI 95 S KC 82 S KC 85 0-3 ② K		C SI 92 C KC 80 B KC 80 B SI 92 B FF 93 B FF 94 4-2 20 1B 27 1B BB		X SI 92 0-0 ① G5-3		B SI 92 C SI 92 B SI 91 X SI 90 2-1 1B		1 2	0 0	0 1	0 0	1 0	1 0	2 0
Inning Stats	R: 0 E: 0 K: 0 S: 7 H: 0 LOB: 1 BB: 1 P: 12	R: 1 E: 0 K: 1 S: 16 H: 2 LOB: 2 BB: 0 P: 23	R: 1 E: 0 K: 0 S: 11 H: 3 LOB: 2 BB: 0 P: 15	R: 0 E: 0 K: 1 S: 15 H: 2 LOB: 3 BB: 1 P: 27	R: 0 E: 0 K: 1 S: 10 H: 1 LOB: 1 BB: 0 P: 13	R: 0 E: 0 K: 0 S: 11 H: 3 LOB: 2 BB: 0 P: 15	R: 0 E: 0 K: 1 S: 6 H: 0 LOB: 1 BB: 1 P: 12	R: 0 E: 0 K: 0 S: 6 H: 1 LOB: 1 BB: 0 P: 11	R: 0 E: 0 K: 0 S: 6 H: 0 LOB: 0 BB: 1 P: 10	1B: 9 2B: 3 3B: 0 HR: 1 SF: 0 SAC: 0 DP: 1 HBP: 1						

PITCHER	IP	WLS	BF	H	R	ER	SO	BB	IBB	HBP	BLK	WP	HR	S	P	ERA	WHIP
36 Edinson Volquez, R (1, 1) ERA: 3.56	5.2	W	30	11	2	2	3	2	0	1	0	0	1	69	104	3.18	2.294
48 Jared Hughes, R (6, 1) ERA: 1.66	1.1		5	0	0	0	1	1	0	0	0	0	0	7	13	0.00	0.750
30 Jeanmar Gómez, R (8, 1) ERA: 3.38	2.0		7	1	0	0	0	1	0	0	0	0	0	12	21	0.00	1.000

PITCHER	IP	WLS	BF	H	R	ER	SO	BB	IBB	HBP	BLK	WP	HR	S	P	ERA	WHIP

Pittsburgh Pirates @ Milwaukee Brewers

Miller Park, Milwaukee, WI

Sat Aug 23 2014, 6:12 PM - 9:29 PM CDT

Att. 40,557 - Partly Cloudy - 72 F

livebaseballscorecards.com

AB	37
R	2
H	12
RBI	2
BB	4
SO	4
LOB	25

PA: 42

Batter	1	2	3	4	5	6	7	8	9	AB	R	H	RBI	BB	SO	LOB
5 Josh Harrison, R (1, 5) OBP: 0.339, SLG: 0.490	B FF 88 B FF 88 C FF 88 F FC 86 S FF 90 C FF 90 2-3 ① K		B CU 71 F FF 88 C FF 90 X FF 89 1-2 ② P6			C CU 71 X FF 90 0-1 ① F7		1 SAFE B KC 79 X SI 95 1-0 ③ G4-3		4	0	0	0	0	1	1
25 Gregory Polanco, L (1, 9) OBP: 0.308, SLG: 0.349 23 Travis Snider, L (9, PH) OBP: 0.336, SLG: 0.435	B FF 88 B FF 89 C FF 89 B CH 82 C FF 90 S CH 83 3-3 ② K		C FF 90 F CH 82 S FF 91 0-3 ③ K			B FF 86 C FC 85 C FF 90 C FF 90 1-3 ② K			C SI 92 C CU 75 F FF 92 B CU 77 X FF 92 1-2 ① F8	3 1	0 0	0 0	0 0	0 0	3 0	0 0
22 Andrew McCutchen, R (1, 8) OBP: 0.403, SLG: 0.533	F CU 72 C FF 89 F FF 90 B FF 90 B CU 74 X FF 89 2-2 ③ P5			C FF 89 B FF 90 C CU 73 B CU 74 B CU 74 F CH 80 F CH 82 X FF 91 3-2 ① F9		X FF 90 0-0 ③ F8			B SI 92 C CU 76 F SI 91 F CH 85 F FF 91 B CU 76 F CH 79 F FF 91 B CH 78 3-2 X SI 88 HR	4	1	1	1	0	0	0
18 Neil Walker, S (1, 4) OBP: 0.349, SLG: 0.464		C FF 88 F FF 88 B FF 90 B FC 88 X CH 82 2-2 ① L8		X CU 72 0-0 ② G3			B CU 70 F FC 86 F FC 86 F FF 90 B FF 90 S FC 87 2-3 ① K		B CU 76 S CH 81 X CH 84 1-1 ② G1	4	0	0	0	0	1	0
55 Russell Martin, R (1, 2) OBP: 0.411, SLG: 0.410		B CU 70 C FC 86 B FF 89 B FF 89 X FF 88 3-1 ② G5-3		X FF 90 0-0 1B			B CU 73 C CH 81 B FF 90 X FF 90 2-1 ② P6		B CU 78 B SI 92 S CH 84 B CH 85 D CH 85 4-1 BB	3	0	1	0	1	0	0
24 Pedro Alvarez, L (1, 3) OBP: 0.314, SLG: 0.400		B CU 72 B CH 81 B CH 83 F CH 80 S FF 87 B FC 86 4-2 ③ 6 S 6 HR BB		C FF 90 B CH 83 X FC 87 1-1 ③ P6			B FC 86 T FC 86 T FC 87 X FF 90 1-2 ③ L6		C CU 76 F CH 84 S CH 85 0-3 ③ K	3	1	0	0	1	1	2
6 Starling Marte, R (1, 7) OBP: 0.350, SLG: 0.438	B FF 90 F FF 90 1 SAFE D CU 74 1 SAFE F FF 90 1 SAFE B FF 90 X FC 82 3-2 1-H HR			B FF 89 B FF 88 S FF 89 B FF 88 C FF 88 X FF 89 3-2 ① L8				C KC 78 F SI 96 B SI 95 S SI 96 1-3 ① K		3	1	1	2	0	1	0
10 Jordy Mercer, R (1, 6) OBP: 0.307, SLG: 0.373	B FF 89 X FF 91 1-0 ③ F8			C FF 89 B CU 71 C CU 72 F FF 90 C FF 90 1-3 ② K				B SI 96 X SI 95 1-0 1B		3	0	1	0	0	1	0
46 Vance Worley, R (1, 1) OBP: 0.083, SLG: 0.125 37 Justin Wilson, L (7, 1) 15 Ike Davis, L (8, PH) OBP: 0.351, SLG: 0.368 35 Mark Melancon, R (8, 1)			B FF 87 C FF 88 S FF 88 S FF 89 1-3 ① K	X FF 89 0-0 ③ P6				B SI 94 B SI 95 B SI 95 C SI 96 X SI 96 3-1 ② F7		2 0 1 0	0 0 0 0	0 0 0 0	0 0 0 0	1 0 0 0	0 0 1 0
Inning Stats	R: 0 E: 0 K: 2 S: 11 H: 0 LOB: 0 BB: 0 P: 18	R: 2 E: 0 K: 0 S: 11 H: 1 LOB: 0 BB: 1 P: 24	R: 0 E: 0 K: 2 S: 9 H: 0 LOB: 0 BB: 0 P: 11	R: 0 E: 0 K: 0 S: 9 H: 1 LOB: 1 BB: 0 P: 13	R: 0 E: 0 K: 1 S: 8 H: 0 LOB: 0 BB: 0 P: 12	R: 0 E: 0 K: 1 S: 6 H: 0 LOB: 0 BB: 0 P: 7	R: 0 E: 0 K: 1 S: 9 H: 0 LOB: 0 BB: 0 P: 14	R: 0 E: 0 K: 1 S: 7 H: 1 LOB: 1 BB: 0 P: 13	R: 1 E: 0 K: 1 S: 17 H: 1 LOB: 1 BB: 1 P: 26	1B: 2 2B: 0 3B: 0 HR: 2	SF: 0 SAC: 0 DP: 0 HBP: 0			WP: 0 PB: 0 SB: 1 CS: 0	PA: 33	

PITCHER		IP	WLS	BF	H	R	ER	SO	BB	IBB	HBP	BLK	WP	HR	S	P	ERA	WHIP
50 Mike Fiers, R ERA: 1.54	(1, 1)	7.0	W	24	2	2	2	7	1	0	0	0	0	1	63	99	2.57	0.429
21 Jeremy Jeffress, R ERA: 2.65	(8, 1)	1.0	H	4	1	0	0	1	0	0	0	0	0	0	7	13	0.00	1.000
57 Francisco Rodríguez, R ERA: 2.9	(9, 1)	1.0	S	5	1	1	1	1	1	0	0	0	0	1	17	26	9.00	2.000

PITCHER	IP	WLS	BF	H	R	ER	SO	BB	IBB	HBP	BLK	WP	HR	S	P	ERA	WHIP

TOP

Pittsburgh Pirates @ Milwaukee Brewers

Miller Park, Milwaukee, WI

Sun Aug 24 2014, 1:12 PM - 3:50 PM CDT

Att. 42,761 - Cloudy - 73 F

livebaseballscorecards.com

AB	31
R	3
H	4
RBI	3
BB	2
SO	9
LOB	4

Batter	1	2	3	4	5	6	7	8	9	AB	R	H	RBI	BB	SO	LOB
27 Carlos Gómez, R (1, 8) OBP: 0.350, SLG: 0.491	C SL 81 B SL 82 F FF 86 B SI 86 B FF 88 T SI 88 3-2 ① K	X SL 85 0-0 20 1B 2B		X KC 76 0-0 ② F7		B SI 88 X SI 90 1-0 ③ P3				4	1	1	0	0	1	1
20 Jonathan Lucroy, R (1, 2) OBP: 0.370, SLG: 0.488	C FF 89 X SI 87 0-1 ② P4	B SI 89 B SI 89 X SI 89 2-0 8 BB 16 1B 2-H 1B		C FF 87 B FF 88 B FC 88 X FC 89 2-1 2B			C FC 87 B KC 74 C KC 76 B CH 84 X SI 88 2-2 ① G4-3			4	1	2	1	0	0	0
8 Ryan Braun, R (1, 9) OBP: 0.329, SLG: 0.482	C SI 89 B SI 87 X SL 85 1-1 16 1B 2 1B 1B	B SI 87 B SI 90 D SL 85 B FF 89 4-0 16 1B 2 1B 1-2 BB		C SI 89 X SI 89 0-1 ③ G5-3			C SI 90 B KC 78 X FF 90 1-1 16 1B 1B			3	1	2	0	1	0	1
16 Aramis Ramirez, R (1, 5) OBP: 0.349, SLG: 0.456	F KC 77 F SL 84 X SI 88 0-2 2 1B 7 1B 1-3 1B	B SI 89 C SI 89 D SI 88 X SL 84 2-1 2 1B 1-2 2-H 1B			B SL 84 B SI 87 B SI 89 F FF 89 F SI 90 C SI 87 3-3 ① K		F SI 89 1 SAFE X SI 88 0-1 2 G6-4-3 1-2 1B			4	1	3	1	0	1	0
2 Scooter Gennett, L (1, 4) OBP: 0.342, SLG: 0.477	B SL 82 F SI 88 F SI 89 B SI 89 X SI 88 2-2 7 1B 1-2 3-H 1B	B FF 89 X CH 84 1-0 ③ 1-2 2-H 1B			X SI 90 0-0 ② G6-3		C FF 96 X FF 96 0-1 ② ③ G6-4-3 1-2f			4	0	2	1	0	0	2
7 Mark Reynolds, R (1, 3) OBP: 0.294, SLG: 0.412	X SL 84 0-0 1-2 2-H 1B		B FF 89 F KC 76 C SL 83 X SL 82 1-2 ① G4-3		B FF 90 C FF 89 B FF 89 F FF 89 B SI 86 C SI 90 3-3 ③ K			B FF 94 S FF 92 X FF 93 1-1 ① L6		4	0	1	1	0	1	0
28 Gerardo Parra, L (1, 7) OBP: 0.307, SLG: 0.369	B SI 90 C KC 77 S FF 88 C SI 88 1-3 ③ K		B KC 76 X FC 88 1-0 ② F9			X SI 88 0-0 50 SH1-3 1B		X FC 92 0-0 ② 1B		4	0	2	0	0	1	2
3 Elian Herrera, S (1, 6) OBP: 0.281, SLG: 0.325		B SI 87 X SI 88 1-0 ① G4-3	F FF 89 B KC 77 C SL 84 X SI 89 1-2 ③ F9			1 SAFE B SI 87 B SI 87 X SI 87 2-0 ① L8		F FF 90 C KC 80 S KC 80 0-3 ③ K		4	0	0	0	0	1	1
50 Mike Fiers, R (1, 1) OBP: 0.091, SLG: 0.091 21 Jeremy Jeffress, R (8, 1) 57 Francisco Rodríguez, R (9, 1)		C FF 87 B KC 74 C FF 89 F SI 86 F SL 84 S FF 90 1-3 ② K		X SL 85 0-0 ① P4		X FF 87 0-0 ② SH1-3 1-2				2 0 0	0 0 0	0 0 0	0 0 0	0 0 0	1 0 0	0 0 0
Inning Stats	R: 2 E: 0 K: 2 S: 17 H: 4 LOB: 2 BB: 0 P: 24	R: 2 E: 0 K: 1 S: 11 H: 4 LOB: 2 BB: 1 P: 22	R: 0 E: 0 K: 0 S: 7 H: 0 LOB: 0 BB: 0 P: 10	R: 0 E: 0 K: 0 S: 6 H: 1 LOB: 1 BB: 0 P: 8	R: 0 E: 0 K: 2 S: 7 H: 0 LOB: 0 BB: 0 P: 13	R: 0 E: 0 K: 0 S: 4 H: 1 LOB: 1 BB: 0 P: 7	R: 0 E: 0 K: 0 S: 9 H: 2 LOB: 0 BB: 0 P: 12	R: 0 E: 0 K: 1 S: 6 H: 1 LOB: 0 BB: 0 P: 7		1B: 11 2B: 2 3B: 0 HR: 0 SF: 0 SAC: 1 DP: 1 HBP: 0				WP: 0 PB: 0 SB: 0 CS: 0 PA: 35	

BOTTOM

Pittsburgh Pirates @ Milwaukee Brewers

Miller Park, Milwaukee, WI

Sun Aug 24 2014, 1:12 PM - 3:50 PM CDT

Att. 42,761 - Cloudy - 73 F

livebaseballscorecards.com

AB	33
R	4
H	13
RBI	4
BB	1
SO	6
LOB	7

PITCHER		IP	WLS	BF	H	R	ER	SO	BB	IBB	HBP	BLK	WP	HR	S	P	ERA	WHIP
46 Vance Worley, R ERA: 3.14	(1, 1)	6.1	L	31	12	4	4	5	1	0	0	0	0	0	59	94	5.68	2.053
37 Justin Wilson, L ERA: 4.5	(7, 1)	0.2		1	0	0	0	0	0	0	0	0	0	0	2	2	0.00	0.000
35 Mark Melancon, R ERA: 2.19	(8, 1)	1.0		3	1	0	0	1	0	0	0	0	0	0	6	7	0.00	1.000

PITCHER	IP	WLS	BF	H	R	ER	SO	BB	IBB	HBP	BLK	WP	HR	S	P	ERA	WHIP

Milwaukee Brewers @ San Diego Padres

Petco Park, San Diego, CA

Mon Aug 25 2014, 7:13 PM - 10:21 PM PDT

Att. 24,968 - Clear - 74 F

TOP

livebaseballscorecards.com

Batter	1	2	3	4	5	6	7	8	9	AB	R	H	RBI	BB	SO	LOB
27 Carlos Gómez, R (1, 8) OBP: 0.352, SLG: 0.492	S CU 65 F FF 90 B CH 80 B CH 80 B SL 80 X FF 90 3-2 8 1B 20 S 16 1B 1B	S CH 78 C CH 80 X FF 90 0-2 ③ F9		X CU 68 0-0 20 G4-3 1B		S FF 93 B FF 95 B FF 94 S FF 95 B FF 96 F FF 95 X SL 87 3-2 ① G5-3	X SL 84 0-0 28 G3 20 BB 1-2 1B		X SI 93 0-0 1-3 28 1B 2B	5	1	3	0	0	0	1
3 Elian Herrera, S (9, PH) OBP: 0.287, SLG: 0.339										1	1	1	0	0	0	0
(9, 9)																
20 Jonathan Lucroy, R (1, 3) OBP: 0.370, SLG: 0.485	D FF 88 1 SAFE C FF 88 X SL 80 1-1 ① F9 1-2		X SI 86 0-0 ① G6-3	C FF 87 X FF 87 0-1 ② G4-3 1-2		B FF 93 B FF 93 B FF 92 B FF 94 4-0 8 1B 16 2B BB	B FF 91 B FF 91 C FF 91 B FF 92 B FF 92 4-1 28 G3 1-2 2-3 BB		B CH 82 D CH 86 B CH 83 C SI 92 X SI 91 3-1 ② P3	3	1	0	0	2	0	2
7 Mark Reynolds, R (7, 5) OBP: 0.293, SLG: 0.410										1	0	0	0	0	0	2
8 Ryan Braun, R (1, 9) OBP: 0.333, SLG: 0.492	C SL 79 B FF 89 F SL 80 X CH 80 1-2 18 G3 16 1B 2-3 1B		C SL 79 X CU 70 0-1 HR	C SL 79 X FF 89 0-1 ③ P3		C FF 94 F SL 87 X SI 94 0-2 16 2B 18 2B 1-2 1B	S SL 85 X SI 90 0-1 ② G3 1-2 2-3 3-H		B FF 92 B SI 92 B SI 93 C SI 92 C FF 92 F SI 90 X FF 92 3-2 2-H 3-H 1B	4	2	3	1	0	0	1
28 Gerardo Parra, L (7, PH) OBP: 0.307, SLG: 0.370										2	0	1	3	0	0	2
(7, 9)																
(9, 8)																
16 Aramis Ramirez, R (1, 5) OBP: 0.352, SLG: 0.469	B FF 88 S SL 79 X CU 71 1-1 18 G3 1-2 3-H 1B		B FF 87 B FF 88 C SL 79 X SL 78 2-1 ② F8		X FF 87 0-0 HR	C FF 95 S SL 88 X SI 94 0-2 18 2B SF9 1-3 2-H 2B	B FF 92 C FF 91 S CH 84 B FF 92 S FF 92 2-3 ③ K		X SI 89 0-0 ③ F8	5	2	3	3	0	1	2
59 Zach Duke, L (7, 1)										0	0	0	0	0	0	0
13 Will Smith, R (8, 1)										0	0	0	0	0	0	0
2 Scooter Gennett, L (9, PH) OBP: 0.341, SLG: 0.476										1	0	0	0	0	0	1
53 Brandon Kintzler, R (9, 1)										0	0	0	0	0	0	0
18 Khris Davis, R (1, 7) OBP: 0.309, SLG: 0.482	C SL 80 X CH 81 0-1 ② G3 1-2 2-3		B SL 78 B CH 79 B FF 88 F CH 78 S CH 79 B FF 90 4-2 S 12 1B BB		B CH 80 C FF 89 X CH 80 1-1 ① G6-3	B FF 94 B FF 94 B FF 93 S SL 86 X SL 88 3-1 SF9 2-3 3-H 2B		B FF 91 C CH 84 F FF 91 X FF 92 1-2 ① F8		4	1	1	1	1	0	2
Rickie Weeks Jr., R (1, 4) OBP: 0.333, SLG: 0.411	C SL 81 X CH 82 0-1 ③ G5-3		F FF 87 B SL 79 B SL 78 1 SAFE B SL 80 B FF 89 4-1 12 1B 1-2 BB		C CU 68 S CH 81 B FF 90 X SL 82 1-2 2B	X FF 92 0-0 ② SF9 2-3 3-H		X FF 91 0-0 ② F8		3	0	1	1	1	0	2
12 Martín Maldonado, R (1, 2) OBP: 0.337, SLG: 0.409		B FF 87 B FF 87 C SL 77 F FF 88 B SL 80 X FF 89 3-2 ① L4	B CH 80 B FF 89 X SL 81 2-0 1-3 2-H 1B		F FF 88 B FF 90 C FF 89 B CH 80 B SL 80 F CH 80 C SL 80 3-3 ② K	B FF 92 F FF 91 C SL 87 C SL 87 1-3 ③ K		C FF 92 B FF 94 X SI 93 1-1 ③ G1-3		5	0	1	1	0	2	2
9 Jean Segura, R (1, 6) OBP: 0.275, SLG: 0.317		C FF 87 B SL 79 C FF 88 X CH 82 1-2 26 SH2-3 1B	C FF 88 X FF 89 0-1 ③ F7		I IN 71 I IN 72 I IN 72 I IN 72 4-0 IBB		X CH 89 0-0 ① L9		B FF 92 B SI 92 S CH 84 C SI 92 B FF 92 B FF 92 4-2 3 2B 28 1B BB	3	1	1	0	2	0	2
26 Kyle Lohse, R (1, 1) OBP: 0.164, SLG: 0.132	C FF 87 X CH 78 0-1 ② SH2-3 1-2			C FF 84 B SL 77 C FF 86 F SL 79 S SL 79 1-3 ① K	B FF 88 S FF 87 F SL 79 B FF 90 F FF 89 F SL 80 C CH 80 2-3 ③ K		B CU 74 C FF 91 B CU 73 C FF 91 B FF 92 X FF 92 3-2 20 BB 27 1B 28 G3 1B		B FF 91 C SI 92 D CH 84 F FF 92 B CH 85 S CH 84 3-3 ① K	2	0	0	0	0	2	2
24 Lyle Overbay, L (7, PH) OBP: 0.332, SLG: 0.346										2	1	1	0	0	1	1
(7, 3)																
Inning Stats	R: 1 E: 0 K: 0 S: 14 H: 3 LOB: 2 BB: 0 P: 20	R: 0 E: 0 K: 0 S: 11 H: 1 LOB: 1 BB: 0 P: 15	R: 2 E: 0 K: 0 S: 11 H: 2 LOB: 2 BB: 2 P: 23	R: 0 E: 0 K: 1 S: 9 H: 1 LOB: 1 BB: 0 P: 10	R: 1 E: 0 K: 2 S: 15 H: 2 LOB: 2 BB: 1 P: 26	R: 3 E: 0 K: 1 S: 16 H: 3 LOB: 1 BB: 1 P: 27	R: 1 E: 0 K: 1 S: 11 H: 2 LOB: 2 BB: 1 P: 20	R: 0 E: 0 K: 0 S: 6 H: 0 LOB: 0 BB: 0 P: 8	R: 2 E: 0 K: 1 S: 13 H: 2 LOB: 1 BB: 1 P: 26	1B: 10 2B: 4 3B: 0 HR: 2 SF: 1 SAC: 1 DP: 0 HBP: 0						

AB	41
R	10
H	16
RBI	10
BB	6
SO	6
LOB	22

WP: 0 PA: 49
PB: 0
SB: 2
CS: 0

PITCHER		IP	WLS	BF	H	R	ER	SO	BB	IBB	HBP	BLK	WP	HR	S	P	ERA	WHIP
53 Eric Stults, L ERA: 4.63	(1, 1)	5.0	L	27	9	4	4	3	2	1	0	0	0	2	60	94	7.20	2.200
58 Blaine Boyer, R ERA: 2.65	(6, 1)	1.2		12	5	4	4	1	2	0	0	0	0	0	24	42	21.60	4.200
54 Alex Torres, L ERA: 3.02	(7, 1)	2.0		9	2	2	2	2	1	0	0	0	0	0	21	38	9.00	1.500
46 Tim Stauffer, R ERA: 3.68	(9, 1)	0.1		1	0	0	0	0	0	0	0	0	0	0	1	1	0.00	0.000

PITCHER	IP	WLS	BF	H	R	ER	SO	BB	IBB	HBP	BLK	WP	HR	S	P	ERA	WHIP

Batter	1	2	3	4	5	6	7	8	9	AB	R	H	RBI	BB	SO	LOB
27 Yangervis Solarte, S (1, 4) OBP: 0.344, SLG: 0.383	B SI 88 B SI 88 B SI 88 B SI 88 4-0 25 FC3-6 BB	B CU 74 X SI 88 1-0 1-2 2-3 1B			C CU 74 X CH 78 0-1 ② P6			B SI 89 C FF 93 B SI 90 B FF 93 X FF 94 3-1 16 1B 1B		3	0	2	0	1	0	0
25 Will Venable, L (1, 9) (7, 8) OBP: 0.284, SLG: 0.324	C CU 72 B SI 87 F SI 89 X SL 83 1-2 ① FC3-6 8 CS 12 BB 1-2f	B CU 75 S FF 89 S FF 89 B SI 90 D CH 78 S SI 89 3-3 ③ K			C CU 74 B SI 88 X CH 77 1-1 ③ G3			C SL 79 F FF 95 X SL 83 0-2 ① F9		4	0	0	0	0	1	5
12 Seth Smith, L (1, 7) OBP: 0.392, SLG: 0.492 16 Abraham Almonte, S (8, 7) OBP: 0.266, SLG: 0.331	B SI 89 1 SAFE B FF 89 C FF 89 1 SAFE S SL 84 B SL 84 B FF 90 4-2 1-2 BB		C SI 88 B SI 87 F CU 75 X SI 90 1-2 ① F8			C SI 87 B CU 72 F FF 88 X CU 74 1-2 5 PO 8 BB 1B		B FF 92 B FF 92 F FF 93 F SI 90 X SL 82 2-2 1-2 1B		2 1	0 0	1 1	0 0	1 0	0 0	0 0
8 Yasmani Grandal, S (1, 2) OBP: 0.301, SLG: 0.372	C CU 74 F FF 89 2 SAFE F SL 83 B SI 89 X SL 81 1-2 ②③ F8 2-3		B SI 90 C CH 80 F SI 89 S SL 85 1-3 ② K			B SL 82 B SI 88 B SI 87 B SI 88 4-0 1-2 BB		B SL 78 C FF 92 X SI 90 1-1 ② F8		3	0	0	0	1	1	4
4 Jake Goebbert, L (1, 3) OBP: 0.329, SLG: 0.380 44 René Rivera, R (8, PH) OBP: 0.305, SLG: 0.414 (9, 3)		C CU 73 X FF 88 0-1 ① P4	C CH 79 C FF 90 X SL 84 0-2 ③ G4-3			C SI 89 D CH 77 F SI 87 F SL 82 S CH 79 1-3 ① K		B FF 93 X SI 91 1-0 ③ F9		3 1	0 0	0 0	0 0	0 0	1 0	2 2
24 Cameron Maybin, R (1, 8) OBP: 0.288, SLG: 0.364 54 Alex Torres, L (7, 1) 46 Tim Stauffer, R (9, 1) OBP: 0.200, SLG: 0.200 9 Jedd Gyorko, R (9, PH) OBP: 0.255, SLG: 0.332		F SI 89 S SL 84 B SL 83 F FF 90 X SI 90 1-2 5 3B 1B		X SI 88 0-0 ① P3		S SL 84 B SL 83 F SI 89 C SL 83 1-3 ② K			B FF 89 X FF 91 1-0 ① G1-3	3 0 0 1	1 0 0 0	1 0 0 0	0 0 0 0	0 0 0 0	1 0 0 0	2 0 0 0
5 Alexi Amarista, L (1, 6) OBP: 0.292, SLG: 0.316		B SI 89 F CH 78 B CH 79 1 SAFE 1 SAFE X SI 89 2-1 1-H 53 FC1-2 3B	B SI 88 B SI 88 C SI 89 B CH 78 F SI 88 X SI 89 3-2 ② G4-3			B CU 74 B FF 88 2 SAFE 2-0 ③ PO 2-3	C CU 74 F SL 82 B SI 89 S SI 90 1-3 ① K		C SI 89 X FF 89 0-1 1 1B 1B	4	0	2	1	0	1	0
1 Chris Nelson, R (1, 5) OBP: 0.291, SLG: 0.268		B SL 86 D SL 84 B SI 89 C SI 89 B SL 84 4-1 27 1B 53 FC1-2 BB	X SI 90 0-0 ③ G4-3				C CU 74 B SI 90 B SI 90 X SL 82 2-1 ② F7		C FF 91 F SI 91 X SL 85 0-2 7 G6-4-3 1-2 1B	3	0	1	0	1	0	0
53 Eric Stults, L (1, 1) OBP: 0.105, SLG: 0.132 14 Tommy Medica, R (5, PH) OBP: 0.298, SLG: 0.419 58 Blaine Boyer, R (6, 1) 7 Rymer Liriano, R (7, 9) OBP: 0.333, SLG: 0.308		X SI 90 0-0 ② FC1-2 27 1B 1-2 3-H			C SI 87 S SL 82 B SL 82 S SL 81 1-3 ① K		C FF 89 B SI 90 F SI 90 B SI 91 S CU 76 2-3 ③ K		C SI 92 B SI 92 S SI 92 X SI 92 1-2 ②③ G6-4-3 1-2f	1 1 0 2	0 0 0 0	0 0 0 0	0 0 0 0	0 1 0 0	0 0 0 1	2 0 0 2
Inning Stats	R: 0 E: 0 K: 0 S: 9 H: 0 LOB: 1 BB: 2 P: 19	R: 1 E: 0 K: 1 S: 14 H: 3 LOB: 3 BB: 1 P: 25	R: 0 E: 0 K: 1 S: 9 H: 0 LOB: 0 BB: 0 P: 11	R: 0 E: 0 K: 0 S: 5 H: 0 LOB: 0 BB: 0 P: 8	R: 0 E: 0 K: 1 S: 7 H: 0 LOB: 0 BB: 0 P: 9	R: 0 E: 0 K: 2 S: 10 H: 1 LOB: 1 BB: 1 P: 19	R: 0 E: 0 K: 2 S: 8 H: 0 LOB: 0 BB: 0 P: 13	R: 0 E: 0 K: 0 S: 11 H: 2 LOB: 2 BB: 0 P: 18	R: 0 E: 0 K: 0 S: 9 H: 2 LOB: 1 BB: 0 P: 11	1B: 7 2B: 0 3B: 1 HR: 0	SF: 0 SAC: 0 DP: 1 HBP: 0	WP: 0 PB: 0 SB: 0 CS: 1	PA: 37			

PITCHER	IP	WLS	BF	H	R	ER	SO	BB	IBB	HBP	BLK	WP	HR	S	P	ERA	WHIP
26 Kyle Lohse, R (1, 1) ERA: 3.42	6.0	W	24	4	1	1	5	4	0	0	0	0	0	54	91	1.50	1.333
59 Zach Duke, L (7, 1) ERA: 2.32	1.0		3	0	0	0	2	0	0	0	0	0	0	8	13	0.00	0.000
13 Will Smith, L (8, 1) ERA: 3.67	1.0		5	2	0	0	0	0	0	0	0	0	0	11	18	0.00	2.000
53 Brandon Kintzler, R (9, 1) ERA: 3.77	1.0		4	2	0	0	0	0	0	0	0	0	0	9	11	0.00	2.000

PITCHER	IP	WLS	BF	H	R	ER	SO	BB	IBB	HBP	BLK	WP	HR	S	P	ERA	WHIP

BOTTOM

Milwaukee Brewers @ San Diego Padres

Petco Park, San Diego, CA

Mon Aug 25 2014, 7:13 PM - 10:21 PM PDT

Att. 24,968 - Clear - 74 F

livebaseballscorecards.com

AB	32
R	1
H	8
RBI	1
BB	4
SO	7
LOB	19

Milwaukee Brewers @ San Diego Padres

Petco Park, San Diego, CA

Tue Aug 26 2014, 7:12 PM - 10:07 PM PDT

Att. 21,786 - Clear - 75 F

TOP

livebaseballscorecards.com

Batter	1	2	3	4	5	6	7	8	9	AB	R	H	RBI	BB	SO	LOB
27 Carlos Gómez, R (1, 8) OBP: 0.350, SLG: 0.488	B FF 95 F SL 87 S FF 95 B FF 95 F FF 95 S SI 94 2-3 ① **K**		F SL 88 B FF 95 F FF 95 X SL 88 1-2 ③ **G1-3**		1 SAFE B FF 94 B FF 94 2-0 ③ **CS** 1-2	S SL 84 F SL 87 S SL 86 0-3 ① **K**		C FF 91 S FF 93 B FF 94 1 SAFE B FF 93 S FF 92 2-3 ③ **K**		4	0	0	0	0	3	1
20 Jonathan Lucroy, R (1, 2) OBP: 0.369, SLG: 0.485	B FF 96 B FF 95 C SL 88 F FF 96 B FF 94 X FF 93 3-2 ② **F8**			C SL 86 C SL 87 B SI 93 F FF 95 B SL 88 X FF 96 2-2 **E9** 2 2B 2B		B FF 93 X SI 92 1-0 ② **F9**			C FF 93 B CH 84 X CH 84 1-1 ① **F7**	4	1	1	0	0	0	0
8 Ryan Braun, R (1, 9) OBP: 0.330, SLG: 0.487	C SL 89 C SL 89 F FF 95 C SI 94 0-3 ③ **K**			F FF 94 D FF 94 C SL 87 F SL 89 F SI 95 B FF 94 S SI 96 2-3 ① **K**		B FF 93 S SL 86 X SI 94 1-1 ③ **G3-1**			B FF 95 S SL 88 X SL 89 1-1 ② **F9**	4	0	0	0	0	2	1
16 Aramis Ramirez, R (1, 5) OBP: 0.348, SLG: 0.464		X FF 93 0-0 ① **F8**		S SL 88 F SL 88 S SL 89 0-3 ② **K**			B SL 86 B FF 93 C SL 86 S SL 87 X SL 87 2-2 ① **G6-3**		B CH 84 B CH 86 F SL 89 X FF 96 2-1 ③ **P4**	4	0	0	0	0	1	1
2 Scooter Gennett, L (1, 4) OBP: 0.344, SLG: 0.479		C SI 92 X SL 87 0-1 ② **G3**		S SL 86 X SL 86 0-1 18 PB 3-H 2B			B SI 93 B FF 92 B SI 93 C SL 85 C SL 86 F SL 87 B SL 88 4-2 18 G5-4-3 BB			2	0	1	1	1	0	0
18 Khris Davis, R (1, 7) OBP: 0.311, SLG: 0.483		C FF 95 B SI 93 B SI 94 B FF 96 X SL 87 3-1 **1B**		B FF 93 B FF 94 T SI 93 B SI 93 2 SAFE B FF 94 4-1 7 2-4 2-3 BB			B SL 86 C FF 90 B SL 87 B SL 88 X SL 86 3-1 ②③ **G5-4-3** 1-2f			2	0	1	0	1	0	1
7 Mark Reynolds, R (1, 3) OBP: 0.291, SLG: 0.407		D SL 87 1 SAFE S FF 95 X FF 94 1-1 ③ **F7**		S SL 86 S SL 86 D SL 87 1-2 ③ **2-4** 1-2	B FF 93 S SL 85 X SL 85 1-1 ① **F7**			B FF 91 F FF 92 S SL 85 F SL 84 B FF 92 F CU 77 S CU 78 2-3 ① **K**		3	0	0	0	0	1	1
9 Jean Segura, R (1, 6) OBP: 0.277, SLG: 0.320			B FF 94 B SL 85 B SL 87 C FF 94 F FF 93 X SL 86 3-2 ① **P3**		L SL 86 X SL 86 0-1 27 CS 1B			C SL 82 B FF 92 X SL 83 1-1 **1B**		3	0	2	0	0	0	0
52 Jimmy Nelson, R (1, 1) OBP: 0.188, SLG: 0.250 41 Marco Estrada, R (6, 1) OBP: 0.176, SLG: 0.097 24 Lyle Overbay, L (8, PH) OBP: 0.331, SLG: 0.344 32 Tom Gorzelanny, R (8, 1)			B FF 94 F FF 92 C FF 95 B SL 87 B FC 94 X FC 94 3-2 ② **L9**		B FF 94 L FF 93 L FF 92 M SL 87 1-3 ② **K**			B FF 92 B FF 92 T FF 92 1 SAFE C FF 91 S FF 92 2-3 ② **K**		2 0 1 0	0 0 0 0	0 0 0 0	0 0 0 0	1 0 1 0	1 0 1 0	1 0 1 0

	AB	29
	R	1
	H	5
	RBI	1
	BB	2
	SO	9
	LOB	7

Inning Stats																								
	R: 0	H: 0	R: 0	H: 1	R: 0	H: 0	R: 1	H: 2	R: 0	H: 1	R: 0	H: 0	R: 0	H: 0	R: 0	H: 1	R: 0	H: 0	1B: 3	SF: 0	WP: 0	PA: 32
	E: 0	LOB: 0	E: 0	LOB: 1	E: 0	LOB: 0	E: 1	LOB: 2	E: 0	LOB: 0	E: 0	LOB: 0	E: 0	LOB: 0	E: 0	LOB: 1	E: 0	LOB: 0	2B: 2	SAC: 0	PB: 1	
	K: 2	BB: 0	K: 0	BB: 0	K: 0	BB: 0	K: 2	BB: 1	K: 1	BB: 0	K: 1	BB: 0	K: 0	BB: 1	K: 3	BB: 0	K: 0	BB: 0	3B: 0	DP: 1	SB: 0	
	S: 11	P: 16	S: 7	P: 11	S: 9	P: 16	S: 17	P: 26	S: 7	P: 11	S: 6	P: 8	S: 8	P: 17	S: 13	P: 20	S: 6	P: 10	HR: 0	HBP: 0	CS: 1	

PITCHER		IP	WLS	BF	H	R	ER	SO	BB	IBB	HBP	BLK	WP	HR	S	P	ERA	WHIP
38 Tyson Ross, R ERA: 2.64	(1, 1)	6.1	W	24	4	1	1	6	2	0	0	0	0	0	63	100	1.42	0.947
50 Nick Vincent, R ERA: 3.67	(7, 1)	0.2	H	1	0	0	0	0	0	0	0	0	0	0	2	5	0.00	0.000
59 Kevin Quackenbush, R ERA: 2.83	(8, 1)	1.0	H	4	1	0	0	3	0	0	0	0	0	0	13	20	0.00	1.000
56 Joaquin Benoit, R ERA: 1.58	(9, 1)	1.0	S	3	0	0	0	0	0	0	0	0	0	0	6	10	0.00	0.000

PITCHER		IP	WLS	BF	H	R	ER	SO	BB	IBB	HBP	BLK	WP	HR	S	P	ERA	WHIP

Batter	1	2	3	4	5	6	7	8	9	AB	R	H	RBI	BB	SO	LOB
27 Yangervis Solarte, S (1, 5) OBP: 0.344, SLG: 0.381	C FF 92 X SI 93 0-1 P5		X FF 93 0-0 F7	D CH 84 S SI 93 C FF 94 S SL 89 1-3 K			C FF 90 B CH 79 X CH 80 1-1 1B			4	0	1	0	0	1	2
16 Abraham Almonte, S (1, 8) OBP: 0.277, SLG: 0.356 (8, 7)	B SI 94 S SI 93 X FF 94 1-1 HR		F SL 87 B SI 95 X SL 88 1-1 8 1B 12 E 2-H 1B		B FF 94 B FF 94 B FF 94 B FF 94 4-0 8 S BB		B CH 80 S FF 89 1 SAFE 1 SAFE F CH 79 B FF 90 1 SAFE 1 SAFE S CH 79 2-3 K			3	2	2	2	1	1	1
12 Seth Smith, L (1, 7) OBP: 0.388, SLG: 0.486 59 Kevin Quackenbush, R (8, 1) 56 Joaquín Benoit, R (9, 1)	B FF 94 B SI 93 F SI 94 C SI 96 S SL 87 2-3 K		C FF 92 C FF 95 X SL 88 0-2 FC4 8 1B 9 G4-3 1-2		1 SAFE C FF 94 C SL 86 S SL 88 0-3 K		F CU 78 1 SAFE B FF 90 X CH 80 1-1 G1-3			4 0 0	1 0 0	0 0 0	0 0 0	0 0 0	2 0 0	3 0 0
8 Yasmani Grandal, S (1, 3) OBP: 0.304, SLG: 0.374	B FF 96 B SI 95 X SI 94 2-0 1B		C SL 86 X SI 95 0-1 9 G4-3 1-3 2-H 1B		C SL 87 B FF 93 B SL 86 B SL 87 2 SAFE C SI 93 F SL 86 F SL 87 F FF 93 3-2 F SL 87 X SL 86 P6 1-2			C CH 86 X CH 79 0-1 G1-3		4	0	2	1	0	0	1
9 Jedd Gyorko, R (1, 4) OBP: 0.255, SLG: 0.329	C FF 94 S SL 89 D SL 91 D SL 88 1 SAFE F SL 87 1 SAFE B SI 95 S SL 87 3-3 K		X SL 88 0-0 G4-3 1-2 3-H		X SL 86 0-0 F8			C CH 82 F CH 79 F SI 87 B SL 76 F CH 83 B SL 76 B FF 89 B CH 80 4-2 5 BB 44 1B BB		3	0	0	1	1	1	3
44 René Rivera, R (1, 2) OBP: 0.304, SLG: 0.411		B SI 93 B SI 92 F FF 94 B SI 94 F SI 94 C FF 94 3-3 K	X SL 88 0-0 G6-3			B FF 90 S CU 78 X CU 78 1-1 G5-3		C CH 82 X SI 88 0-1 5 BB 1-2 1B		4	0	1	0	0	1	1
7 Rymer Liriano, R (1, 9) OBP: 0.308, SLG: 0.279		B SI 94 C FF 94 C SL 88 B SL 90 F SI 95 B FF 94 F FF 93 C SI 94 3-3 K		F SL 87 F SI 93 B SI 94 S SL 88 1-3 K		C CU 77 C FF 90 S CH 77 0-3 K		S CH 83 D CH 84 F SI 90 X CH 84 1-2 F9		4	0	0	0	0	3	2
5 Alexi Amarista, L (1, 6) OBP: 0.291, SLG: 0.313		B SI 94 B SI 94 X SI 93 2-0 F7		B CH 82 F FF 94 B SL 87 C SI 94 B SL 88 F SI 94 F SI 94 F FF 93 X SI 92 3-2 F8		B FF 90 X CH 79 1-0 G1-3		B SL 78 B SL 79 F SI 90 C SI 91 D SI 91 F SL 79 B SI 91 4-2 1-2 2-3 BB		3	0	0	0	1	0	0
38 Tyson Ross, R (1, 1) OBP: 0.236, SLG: 0.216 50 Nick Vincent, R (7, 1) 25 Will Venable, L (7, PH) OBP: 0.283, SLG: 0.322 (8, 8)			B SI 92 C SI 93 B FF 94 S SI 93 X SI 94 2-2 16 1B 2B	B SI 93 B FF 92 C SI 93 B FF 93 B SI 93 4-1 BB			S CU 79 X CH 79 0-1 P4	C SL 83 B SL 82 C FF 91 B SL 83 F SI 92 T SL 82 2-2 K		1 0 2	1 0 0	1 0 0	0 0 0	1 0 0	0 0 1	0 0 3
Inning Stats	R: 1 E: 0 K: 2 S: 12 H: 2 LOB: 1 BB: 0 P: 20	R: 0 E: 0 K: 2 S: 9 H: 0 LOB: 0 BB: 0 P: 17	R: 3 E: 1 K: 0 S: 13 H: 3 LOB: 1 BB: 0 P: 16	R: 0 E: 0 K: 2 S: 13 H: 0 LOB: 1 BB: 1 P: 22	R: 0 E: 0 K: 1 S: 11 H: 0 LOB: 1 BB: 1 P: 18	R: 0 E: 0 K: 1 S: 6 H: 0 LOB: 0 BB: 0 P: 8	R: 0 E: 0 K: 1 S: 9 H: 1 LOB: 1 BB: 0 P: 13	R: 0 E: 0 K: 1 S: 18 H: 1 LOB: 3 BB: 2 P: 29		1B: 5 2B: 1 3B: 0 HR: 1 SF: 0 SAC: 0 DP: 0 HBP: 0		WP: 0 PB: 0 SB: 1 CS: 0 PA: 36				

PITCHER		IP	WLS	BF	H	R	ER	SO	BB	IBB	HBP	BLK	WP	HR	S	P	ERA	WHIP
52 Jimmy Nelson, R ERA: 4.1	(1, 1)	5.0	L	23	5	4	2	7	2	0	0	0	0	1	58	93	3.60	1.400
41 Marco Estrada, R ERA: 4.62	(6, 1)	2.0		7	1	0	0	2	0	0	0	0	0	0	15	21	0.00	0.500
32 Tom Gorzelanny, L ERA: 0.55	(8, 1)	1.0		6	1	0	0	1	2	0	0	0	0	0	18	29	0.00	3.000

PITCHER	IP	WLS	BF	H	R	ER	SO	BB	IBB	HBP	BLK	WP	HR	S	P	ERA	WHIP

BOTTOM

Milwaukee Brewers @ San Diego Padres

Petco Park, San Diego, CA

Tue Aug 26 2014, 7:12 PM - 10:07 PM PDT

Att. 21,786 - Clear - 75 F

livebaseballscorecards.com

AB	32
R	4
H	7
RBI	4
BB	4
SO	10
LOB	16

Batter	1	2	3	4	5	6	7	8	9	10	AB	R	H	RBI	BB	SO	LOB
27 Carlos Gómez, R (1, 8) OBP: 0.347, SLG: 0.483	B SL 85 B SI 90 C SI 91 F FC 93 S CU 76 2-3 ① K	F SI 91 B CH 78 F EP 67 B SI 94 C SI 94 2-3 ② K	F CU 76 L SI 93 F SI 93 S FF 92 0-3 ② K	C SI 94 B CU 82 B CU 75 X EP 66 2-1 ③ F8	F FF 92 S FF 93 B FF 93 F FF 93 B SL 83 X SL 83 2-2 ③ G5-3	5	0	0	0	0	3	2
20 Jonathan Lucroy, R (1, 2) OBP: 0.367, SLG: 0.481	C SI 91 F FC 93 B FC 91 B CU 78 S CU 75 2-3 ② K	B SL 85 B SL 87 C SI 91 F FC 92 C SI 92 2-3 ③ K	C SI 93 B FF 94 B SL 89 S CH 76 D EP 71 X CH 76 3-2 ③ F7	C FF 89 B SL 87 B FF 89 X SL 87 2-1 ① F9	4	0	0	0	0	2	2
8 Ryan Braun, R (1, 9) OBP: 0.327, SLG: 0.483	B SL 85 C SL 85 F SI 93 B FC 94 C SI 92 2-3 ③ K	B SL 86 S CH 73 B SI 91 F SI 91 F CU 75 B EP 68 C SI 92 3-3 ① K	F FC 91 B SI 91 X CU 76 1-1 ① G6-3	B SL 87 X SL 87 1-0 ② P6	4	0	0	0	0	2	0
16 Aramis Ramirez, R (1, 5) OBP: 0.348, SLG: 0.462	B FC 92 F SI 90 S EP 67 X CU 76 1-2 ① G6-3	C SI 93 F FC 92 F SI 94 X FC 92 0-2 1B	S EP 66 B SL 86 F EP 66 B SI 93 S SI 92 2-3 ② K	B FF 90 C FF 89 B FF 90 S FF 89 B FF 90 S FF 90 3-3 ③ K	4	0	1	0	0	2	0
2 Scooter Gennett, L (1, 4) OBP: 0.340, SLG: 0.473	C SI 90 B SI 90 X CH 75 1-1 ② F7	S CH 75 B SI 91 X SL 87 1-1 ② P3	X SI 90 0-0 ③ L8	C FF 90 F SL 83 B FF 92 B FF 91 X FF 91 2-2 ① G6-3	4	0	0	0	0	0	1
28 Gerardo Parra, L (1, 7) OBP: 0.307, SLG: 0.369	M CH 75 X SI 91 0-1 24 S 1B	B SI 91 B CH 74 X FF 90 2-0 ③ L8	X SI 86 0-0 ① L7	C SL 84 C FF 92 C FF 92 0-3 ② K	4	0	1	0	0	1	1
24 Lyle Overbay, L (1, 3) OBP: 0.337, SLG: 0.353	B EP 67 C CH 74 B SI 91 B CH 74 C SI 91 B FF 93 4-2 3 FC6-4 1-2 BB	X FC 89 0-0 3 1B 2B	X FF 87 0-0 3 2B 1B	B CU 77 C FF 91 X FF 92 1-1 ③ G4-3	3	1	2	0	1	0	0
3 Elian Herrera, S (1, 6) OBP: 0.294, SLG: 0.352	B FF 90 X FC 92 1-0 ③ FC6-4 1-2f	X SI 90 0-0 49 SH3 2-3 1B	B CH 74 1 SAFE S CH 73 1 SAFE D EP 70 X SL 86 2-1 18 PB 1-H 2B	B FF 93 C FF 92 F CH 85 F FF 92 B FF 93 S CH 85 2-3 ① K	4	1	2	1	0	1	2
49 Yovani Gallardo, R (1, 1) OBP: 0.130, SLG: 0.133 18 Khris Davis, R (7, PH) OBP: 0.311, SLG: 0.481 21 Jeremy Jeffress, R (7, 1) 13 Will Smith, R (8, 1) 57 Francisco Rodríguez, R (9, 1) Rickie Weeks Jr., R (10, PH) OBP: 0.332, SLG: 0.409 59 Zach Duke, L (10, 1)	C FC 91 C SI 92 X SL 88 0-2 ① G3-1	X SL 86 0-0 ① SH3 1-2	F SI 92 F SI 93 B FC 94 B CU 77 B CU 76 S SI 91 3-3 ② K 3-H	F FF 93 B SL 83 B SL 83 F FF 94 X FF 93 2-2 ② G6-3	1 1 0 0 0 1 0	0 0 0 0 0 0 0	0 0 0 0 0 0 0	0 1 0 0 0 0 0	0 0 0 0 0 0 0	0 0 0 0 0 0 0
Inning Stats	R: 0 E: 0 K: 3 S: 9 H: 0 LOB: 0 BB: 0 P: 15	R: 0 E: 0 K: 0 S: 10 H: 1 LOB: 2 BB: 1 P: 17	R: 0 E: 0 K: 2 S: 9 H: 0 LOB: 0 BB: 0 P: 13	R: 0 E: 0 K: 1 S: 11 H: 1 LOB: 1 BB: 0 P: 17	R: 0 E: 0 K: 1 S: 10 H: 2 LOB: 2 BB: 0 P: 13	R: 0 E: 0 K: 1 S: 6 H: 0 LOB: 0 BB: 0 P: 9	R: 2 E: 0 K: 1 S: 9 H: 2 LOB: 0 BB: 0 P: 16	R: 0 E: 0 K: 1 S: 6 H: 0 LOB: 0 BB: 0 P: 12	R: 0 E: 0 K: 1 S: 8 H: 0 LOB: 0 BB: 0 P: 11	R: 0 E: 0 K: 1 S: 11 H: 0 LOB: 0 BB: 0 P: 17	1B: 4 2B: 2 3B: 0 HR: 0 SF: 0 SAC: 1 DP: 0 HBP: 0						

PITCHER		IP	WLS	BF	H	R	ER	SO	BB	IBB	HBP	BLK	WP	HR	S	P	ERA	WHIP
40 Odrisamer Despaigne, R ERA: 3.24	(1, 1)	7.0		28	6	2	1	9	1	0	0	0	0	0	64	100	1.29	1.000
50 Nick Vincent, R ERA: 3.59	(8, 1)	1.0		3	0	0	0	1	0	0	0	0	0	0	6	12	0.00	0.000
59 Kevin Quackenbush, R ERA: 2.76	(9, 1)	1.0		3	0	0	0	1	0	0	0	0	0	0	8	11	0.00	0.000
33 Dale Thayer, R ERA: 2.13	(10, 1)	1.0	W	3	0	0	0	1	0	0	0	0	0	0	11	17	0.00	0.000

PITCHER	IP	WLS	BF	H	R	ER	SO	BB	IBB	HBP	BLK	WP	HR	S	P	ERA	WHIP

TOP

Milwaukee Brewers @ San Diego Padres

Petco Park, San Diego, CA

Wed Aug 27 2014, 6:13 PM - 9:48 PM PDT

Att. 21,156 - Clear - 84 F

livebaseballscorecards.com

AB	35
R	2
H	6
RBI	1
BB	1
SO	12
LOB	8

WP: 0 PA: 37
PB: 1
SB: 1
CS: 0

Milwaukee Brewers @ San Diego Padres

Petco Park, San Diego, CA

Wed Aug 27 2014, 6:13 PM - 9:48 PM PDT

Att. 21,156 - Clear - 84 F

livebaseballscorecards.com

Batter	1	2	3	4	5	6	7	8	9	10	AB	R	H	RBI	BB	SO	LOB
27 Yangervis Solarte, S (1, 5) (9, 4) OBP: 0.347, SLG: 0.381	B FF 90 F SI 90 X CU 78 1-1 16 G6-4-3 1B			B SL 88 C FF 91 F FF 92 B SL 88 X SL 88 2-2 ① G3		F FF 91 C SL 88 F SL 88 B FF 92 F SI 93 F SI 93 B SI 94 B SL 89 B FF 94 4-2 16 FC1-6 BB	C SI 97 X SI 97 0-1 ③ G5-3		B FF 93 B CH 85 B CH 83 C CH 85 1 SAFE C CH 84 B FF 92 4-2 ② 1-2 BB		3	0	1	0	2	0	2
16 Abraham Almonte, S (1, 8) (9, 7) OBP: 0.275, SLG: 0.351	M SL 88 X FF 92 0-1 ① ② G6-4-3 1-2f			B CU 77 B SL 88 B FF 91 C FF 90 X FF 91 3-1 ② F8		X FF 93 0-0 ① FC1-6 12 E 1-2f		B FF 92 B FF 93 C FF 93 X SI 91 2-1 12 G3 1B	D CU 78 C CU 76 C FF 91 F SI 87 1 SAFE S FF 92 1-3 ③ K		5	0	1	0	0	1	3
12 Seth Smith, L (1, 7) (9, 9) OBP: 0.386, SLG: 0.481	B FF 93 F FF 92 B FF 91 C FF 93 B SL 88 X FF 93 3-2 ③ F8			C SI 93 B SL 88 F FF 93 X SL 87 1-2 ③ G5-3		1 SAFE 1 SAFE F SL 89 F FF 93 B FF 93 1 SAFE X FF 93 1-2 E4 8 G6-3 1-2		D SL 79 X FF 94 1-0 ① G3 1-2		B FF 90 C SI 87 B CU 75 B SI 91 C SI 90 B SI 89 4-2 24 FC2-6 8 1B BB	4	0	0	0	1	0	2
8 Yasmani Grandal, S (1, 3) OBP: 0.308, SLG: 0.375		B CU 78 B SI 91 B CH 86 B FF 91 4-0 9 G6-4-3 BB			B SI 91 C FF 92 B SL 89 F FF 92 X CU 79 2-2 9 E 9 1B 44 FC5-2 1B	B SL 89 B SL 88 C FF 93 F FF 93 F SL 90 B SI 93 X FF 92 3-2 ② ③ G6-3 1-2f		B CU 76 F B FF 95 B SL 83 2 SAFE S SL 83 S SL 84 3-3 ② K2-3		C SI 92 B SL 84 X SI 90 1-1 24 FC2-6 44 1B 1-2 1B	4	1	2	0	1	1	3
9 Jedd Gyorko, R (1, 4) OBP: 0.261, SLG: 0.332 24 Cameron Maybin, R (8, PR) OBP: 0.286, SLG: 0.362 (9, 8)		C SL 88 B FF 92 X SL 90 1-1 ① ② G6-4-3 1-2f			F SL 89 C SL 90 B FF 92 F SL 90 B SL 90 F SL 89 X SL 89 2-2 E9 5 BB 25 F7 1-3 1B		C KC 78 F SI 96 F SI 97 X KC 80 0-2 25 1B 4 1B 1B	C FF 95 D SL 84 B FF 95 B FF 95 B SL 83 4-1 BB		B CU 75 X CH 85 1-0 ① FC2-6 44 1B 1-2 2-3f	3 1	1 0	2 0	0 0	1 0	0 0	1 2
25 Will Venable, L (1, 9) OBP: 0.283, SLG: 0.322 14 Tommy Medica, R (8, PH) OBP: 0.296, SLG: 0.417 59 Kevin Quackenbush, R (9, 1) 33 Dale Thayer, R (10, 1) 7 Rymer Liriano, R (10, PH) OBP: 0.302, SLG: 0.273		B SI 92 B SI 93 B SI 92 C FF 90 F SI 93 X SL 88 3-2 ③ G3			S SL 89 B FF 93 F SL 88 F FF 94 B SI 94 F SL 88 F FF 94 B FF 93 F SL 89 3-2 ① F FF 84 X FF 93 F7 1-2	X SI 98 0-0 4 1B 1-2 1B	C SL 79 B FF 96 T SL 84 B SL 84 S SL 84 2-3 ③ K2-3		B CU 75 F SI 90 D CU 75 X SI 87 2-1 ② L9	3 1 0 0 1	0 0 0 0 0	1 0 0 0 0	0 0 0 0 1	0 0 0 0 0	0 1 0 0 0	2 2 0 0 2
44 René Rivera, R (1, 2) OBP: 0.306, SLG: 0.425			B FF 92 B SL 90 B FF 92 C FF 91 F FF 92 F FF 93 X SL 88 3-2 ① F8		B FF 91 B FF 93 F SL 90 X SI 94 2-1 ② FC5-2 5 BB 3-H	B KC 79 B SI 96 C SI 97 F SI 97 S SI 97 2-3 ① K		B SI 93 B SI 93 X FF 92 2-0 HR	B CU 76 S CH 85 X SI 90 1-1 1-2 2-H 1B	5	1	2	2	0	1	4
5 Alexi Amarista, L (1, 6) OBP: 0.291, SLG: 0.310			C FF 92 F SL 88 B CU 78 X FF 93 1-2 ② G6-3		D SL 90 C SI 93 B SI 94 S SI 93 B SI 94 B SI 93 4-2 40 FC6 1-2 2-3 BB	C SI 97 2 SAFE B SI 97 X SI 97 1-1 ② L7		F CH 84 B FF 93 B CH 84 B CH 83 X SI 91 3-1 ① G4-3		3	0	0	0	1	0	2
40 Odrisamer Despaigne, R (1, 1) 4 Jake Goebbert, L (7, PH) OBP: 0.338, SLG: 0.389 50 Nick Vincent, R (8, 1) 1 Chris Nelson, R (9, 5) OBP: 0.300, SLG: 0.278			B FF 92 C FF 91 S FF 92 X FF 92 1-2 ③ G4-3		C CU 79 X SI 93 0-1 ③ FC6 1-2f	D KC 79 C KC 79 F FF 97 F KC 80 B SI 98 F SI 98 X SI 97 2-2 1-2 2-H 1B		B CU 79 C CH 84 X FF 91 1-1 27 CS 1B		2 1 0 1	0 0 0 0	0 1 0 1	0 1 0 0	0 0 0 0	0 0 0 0	3 0 0 0

Inning Stats	1	2	3	4	5	6	7	8	9	10
	R: 0 E: 0 K: 0 S: 7 H: 1 LOB: 0 BB: 0 P: 11	R: 0 E: 0 K: 0 S: 5 H: 0 LOB: 0 BB: 1 P: 13	R: 0 E: 0 K: 0 S: 10 H: 0 LOB: 0 BB: 0 P: 15	R: 0 E: 0 K: 0 S: 8 H: 0 LOB: 0 BB: 0 P: 14	R: 0 E: 1 K: 0 S: 22 H: 2 LOB: 3 BB: 1 P: 35	R: 0 E: 1 K: 0 S: 13 H: 0 LOB: 1 BB: 1 P: 21	R: 1 E: 0 K: 1 S: 17 H: 3 LOB: 2 BB: 1 P: 22	R: 0 E: 0 K: 2 S: 10 H: 1 LOB: 2 BB: 1 P: 22	R: 1 E: 0 K: 1 S: 11 H: 2 LOB: 1 BB: 1 P: 22	R: 1 E: 0 K: 0 S: 9 H: 2 LOB: 2 BB: 1 P: 18

1B: 10 SF: 0 WP: 0 PA: 43
2B: 0 SAC: 0 PB: 0
3B: 0 DP: 3 SB: 0
HR: 1 HBP: 0 CS: 1

PITCHER	IP	WLS	BF	H	R	ER	SO	BB	IBB	HBP	BLK	WP	HR	S	P	ERA	WHIP
49 Yovani Gallardo, R (1, 1) ERA: 3.26	6.0		22	3	0	0	0	3	0	0	0	0	0	65	109	0.00	1.000
21 Jeremy Jeffress, R (7, 1) ERA: 3.0	1.0	H	6	3	1	1	1	0	0	0	0	0	0	17	22	9.00	3.000
13 Will Smith, L (8, 1) ERA: 3.61	1.0	H	5	1	0	0	2	1	0	0	0	0	0	10	22	0.00	2.000
57 Francisco Rodríguez, R (9, 1) ERA: 3.0	1.0	B	5	2	1	1	1	1	0	0	0	0	1	11	22	9.00	3.000
59 Zach Duke, L (10, 1) ERA: 2.47	0.2	L	5	2	1	1	0	1	0	0	0	0	0	9	18	13.50	4.500

PITCHER	IP	WLS	BF	H	R	ER	SO	BB	IBB	HBP	BLK	WP	HR	S	P	ERA	WHIP

BOTTOM

AB	37
R	3
H	11
RBI	3
BB	6
SO	4
LOB	28

Batter	1	2	3	4	5	6	7	8	9	AB	R	H	RBI	BB	SO	LOB
27 Carlos Gómez, R (1, 8) OBP: 0.346, SLG: 0.481	C FF 91 B SL 89 B FF 92 B SL 90 B FF 92 4-1 16 S BB	B CU 76 F CH 84 C FF 90 B FF 91 X FF 91 2-2 ① F9	X SL 87 0-0 ② SF8 2-3 3-H			C FC 88 X FC 88 0-1 ② F8		2	0	0	1	1	0	0
18 Khris Davis, R (8, 7) OBP: 0.311, SLG: 0.481								0	0	0	0	0	0	0	0	0
2 Scooter Gennett, L (1, 4) OBP: 0.337, SLG: 0.468	C FF 91 S CU 76 B FF 91 1 SAFE F SL 88 X SL 87 1-2 ① P2	S CH 84 C SI 93 F CU 77 X CU 78 0-2 ② G4-3	X CH 82 0-0 ③ G3			C SI 92 X FC 88 0-1 ③ G4-3		4	0	0	0	0	0	2
8 Ryan Braun, R (1, 9) OBP: 0.326, SLG: 0.481	1 SAFE C CU 75 F FF 90 C FF 90 0-3 ② K	X FF 89 0-0 ③ G6-3		C FF 88 F FF 88 F SL 85 S FF 90 0-3 ① K		S FC 87 B FF 91 S SL 83 X SL 84 1-2 12 G5-4-3 1B		4	0	1	0	0	2	1
16 Aramis Ramirez, R (1, 5) OBP: 0.345, SLG: 0.458	1 SAFE 1 SAFE B FF 89 C FF 90 F FF 89 P PO 88 F FF 92 X CU 77 2-2 ③ F9 1-2	X SL 88 0-0 ① G6-3		C FF 89 X CH 82 0-1 ② P4		X FC 87 0-0 ①② G5-4-3 1-2f		3	0	0	0	0	0	1
12 Martín Maldonado, R (6, 2) OBP: 0.333, SLG: 0.404								1	0	0	0	0	0	1
20 Jonathan Lucroy, R (1, 2) OBP: 0.366, SLG: 0.482	B FF 91 C SL 89 X FF 92 1-1 28 G3 24 G6-3 2B	C FF 91 B CH 84 C CH 85 X FF 91 1-2 ② L9		C SL 88 C CH 84 X CH 82 0-2 ③ F8		X SI 91 0-0 ③ G3		3	1	1	0	0	0	0
32 Tom Gorzelanny, R (6, 1)								0	0	0	0	0	0	0
9 Jean Segura, R (7, 6) OBP: 0.276, SLG: 0.319								1	0	0	0	0	0	0
28 Gerardo Parra, L (1, 7) OBP: 0.305, SLG: 0.366	F SL 89 B SL 88 B FF 92 F SL 90 B SL 90 F CH 85 X SL 89 3-2 ① G3 2-3	B SI 91 C FF 92 F CU 77 B SL 89 C CH 86 2-3 ③ K		C CU 73 B CH 82 C CU 74 B FF 89 B SL 87 S FF 90 3-3 ① K				3	0	0	0	0	2	1
(8, 8)																
24 Lyle Overbay, L (1, 3) OBP: 0.337, SLG: 0.353	B SL 89 F CU 78 B FF 91 X SL 90 2-1 ② G6-3 3-H		X FF 88 0-0 41 SH1-4 27 SF8 3 1B 1B		F CU 74 F SI 89 S CH 82 0-3 ② K			3	1	1	1	0	1	0
3 Elian Herrera, S (1, 6) OBP: 0.302, SLG: 0.360	B CU 77 C CH 84 F CH 83 F FF 92 X FF 92 1-2 1B		C SI 87 C CU 75 B SL 87 B FF 88 X SL 87 2-2 27 SF8 41 SH1-4 1-2 1B		F FF 89 F CH 81 B FF 90 S CH 82 1-3 ③ K			3	0	2	0	0	1	0
53 Brandon Kintzler, R (7, 1)								0	0	0	0	0	0	0
38 Wily Peralta, R (1, 1) OBP: 0.100, SLG: 0.104	C SL 89 B CU 77 C FF 91 S FF 91 1-3 ③ K		B FF 88 B CU 74 C FF 89 X SL 86 2-1 ① SH1-4 1-2 2-3			C FC 88 F SL 84 B FF 92 S SL 84 1-3 ① K		1	0	0	0	0	1	1
41 Marco Estrada, R (4, 1) OBP: 0.176, SLG: 0.097								0	0	0	0	0	0	0
7 Mark Reynolds, R (6, 5) OBP: 0.290, SLG: 0.406								1	0	0	0	0	1	0
Inning Stats	R: 0 E: 0 K: 1 S: 13 H: 0 LOB: 1 BB: 1 P: 19	R: 1 E: 0 K: 1 S: 15 H: 2 LOB: 1 BB: 0 P: 23	R: 0 E: 0 K: 0 S: 8 H: 0 LOB: 0 BB: 0 P: 10	R: 0 E: 0 K: 1 S: 7 H: 0 LOB: 0 BB: 0 P: 10	R: 1 E: 0 K: 0 S: 8 H: 2 LOB: 1 BB: 0 P: 12	R: 0 E: 0 K: 1 S: 9 H: 0 LOB: 0 BB: 0 P: 9	R: 0 E: 0 K: 3 S: 9 H: 0 LOB: 0 BB: 0 P: 13	R: 0 E: 0 K: 1 S: 7 H: 0 LOB: 0 BB: 0 P: 8	R: 0 E: 0 K: 0 S: 5 H: 1 LOB: 0 BB: 0 P: 6	1B: 4 2B: 1 3B: 0 HR: 0 SF: 1 SAC: 1 DP: 1 HBP: 0						

PITCHER		IP	WLS	BF	H	R	ER	SO	BB	IBB	HBP	BLK	WP	HR	S	P	ERA	WHIP
32 Ryan Vogelsong, R ERA: 3.73	(1, 1)	7.0	W	26	4	2	2	7	1	0	0	0	0	0	69	96	2.57	0.714
70 George Kontos, R ERA: 2.74	(8, 1)	2.0		6	1	0	0	1	0	0	0	0	0	0	12	14	0.00	0.500

PITCHER		IP	WLS	BF	H	R	ER	SO	BB	IBB	HBP	BLK	WP	HR	S	P	ERA	WHIP

TOP

Milwaukee Brewers @ San Francisco Giants

AT&T Park, San Francisco, CA

Fri Aug 29 2014, 7:16 PM - 10:33 PM PDT

Att. 41,348 - Cloudy - 65 F

livebaseballscorecards.com

AB	29
R	2
H	5
RBI	2
BB	1
SO	8
LOB	7

WP: 0 PA: 32
PB: 0
SB: 1
CS: 0

Batter	1	2	3	4	5	6	7	8	9	AB	R	H	RBI	BB	SO	LOB
16 Ángel Pagán, S (1, 8) OBP: 0.345, SLG: 0.402	C FF 95 B FF 96 S FF 96 B FF 98 B FF 97 X SI 96 3-2 F8	① S SL 84 F FF 98 B SL 89 X FF 98 1-2 28 1B 8 1B 1-3 2B	D SL 85 B FF 96 X CH 83 2-0 3-H 1B		C FF 89 B FF 90 B FF 90 X FF 90 2-1 28 3B 3B	B SI 86 F SI 87 X FF 87 1-1 ② P2		C SI 89 B SI 91 X SI 91 1-1 ① G3		5 1	2 0	3 0	1 0	0 0	0 0	0 0
12 Joe Panik, L (1, 4) OBP: 0.357, SLG: 0.373	B FF 97 F FF 95 C SI 98 B SL 88 X SL 87 2-2 28 1B 48 WP 1B	D FF 96 B FF 96 F SI 98 X FF 97 2-1 ① L4	D SL 84 C FF 96 1 SAFE B SI 95 X SI 95 2-1 ③ G4-3		C FF 90 B FF 89 B CH 80 X FF 90 2-1 28 3B 1B	B FF 87 B FF 87 X FF 87 2-0 28 1B 1B		X SI 90 0-0 2B		6	2	4	0	0	0	3
28 Buster Posey, R (1, 2) OBP: 0.353, SLG: 0.473 34 Andrew Susac, R (7, 2) OBP: 0.289, SLG: 0.405	1 SAFE S FF 96 X FF 97 0-1 48 WP 48 1B 1-3 1B	B SL 85 B SL 86 C FF 97 X SI 97 2-1 8 1B 2-3 3-H 1B		C CU 75 F FF 89 F FF 90 B CH 78 B FF 89 F CH 79 B FF 90 X CH 80 3-2 38 BB 8 E 7 BB 1B	C CU 78 F FF 90 F FF 89 B CH 78 X FF 89 1-2 8 1B 1-H 3-H 3B	B SI 88 C CH 81 B FF 88 B SI 89 S FF 87 X FF 90 3-2 1-3 1B		X SL 86 0-0 ② G5-3		5 1	3 0	5 0	3 0	0 0	0 0	0 1
48 Pablo Sandoval, S (1, 5) OBP: 0.328, SLG: 0.426 13 Joaquin Arias, R (6, 5) OBP: 0.244, SLG: 0.257	B FF 98 X SI 95 1-0 8 1B 1-H 3-H 1B	C SI 97 F CH 86 B FF 94 1 SAFE F SL 89 B SI 96 F FF 99 S SI 98 2-3 ② K		C FF 89 1 SAFE F CH 78 1 SAFE B FF 88 D FF 89 S FF 89 2-3 ① K	S FF 90 F FF 90 X FF 90 0-2 ① G6-3	C SI 89 B FF 90 B FF 90 F SI 91 B SL 78 X FF 91 3-2 ③ G5-3		C SI 94 F SI 92 X FF 93 0-2 ③ F9		4 2	1 0	1 0	1 0	0 0	2 0	4 3
8 Hunter Pence, R (1, 9) OBP: 0.344, SLG: 0.471	B SI 96 F SL 86 X SI 96 1-1 7 BB 38 HBP 2-H 1B	C FF 96 F SI 97 X SL 89 X FF 98 1-2 3-H 1B		C FF 90 B FF 89 D CH 79 F FF 90 B CH 78 X FF 90 3-2 E6 7 BB 38 BB 35 FC3-6 1-2	C FF 89 B FF 90 B FF 89 F CH 80 X FF 90 2-2 7 HR 3-H 1B		B SI 88 B CH 83 B SI 88 B SI 87 4-0 35 BB 38 1B BB			4	2	3	3	1	0	1
38 Michael Morse, R (1, 3) OBP: 0.340, SLG: 0.478	1 SAFE H SI 96 1-0 7 BB 1-2 HBP	B SL 85 X FF 95 1-0 ③ L9		B CH 77 B FF 89 B CH 79 B FF 90 4-0 35 FC3-6 7 BB 1-2 2-3 BB	S FF 89 C FF 90 X FF 89 0-2 ② F9		X SL 78 0-0 35 BB 1-2 1B			3	0	1	0	1	0	3
7 Grégor Blanco, L (1, 7) OBP: 0.330, SLG: 0.349 (8, 8)	D SI 95 B CH 83 F SI 96 C CH 83 F SL 87 D CH 85 B SI 96 4-2 35 G6-4-3 1-2 2-3 BB	C SL 84 F FF 95 B SL 86 F FF 96 B CH 86 B CH 85 B FF 97 4-2 35 L7 35 S 16 1B BB	F FF 90 B CH 79 B FF 90 S CH 79 D CH 78 F FF 90 B FF 91 4-2 35 FC3-6 1-2 2-3 3-H BB	B FF 89 S FF 88 B FF 89 F FF 90 X FF 90 2-2 1-H HR		S SL 78 F FF 91 C SI 89 0-3 ① K			2	2	1	3	3	1	2
35 Brandon Crawford, L (1, 6) OBP: 0.311, SLG: 0.363	B SI 96 X SI 96 1-0 ② ③ G6-4-3 1-2f	1 SAFE B FF 97 D FF 96 X FF 95 2-0 ① L7 1-3	S FF 90 D CH 80 S CH 79 F CH 79 X CH 80 1-2 ② FC3-6 1-2f 2-3 3-H	B FF 90 F FF 88 B CH 79 F FF 88 F FF 90 S CH 79 3-3 ③ K		S FF 90 B FF 90 D SL 80 B SL 80 C FF 92 B FF 91 4-2 45 G4-6-3 1-2 2-3 BB			4	0	0	1	1	1	6
32 Ryan Vogelsong, R (1, 1) OBP: 0.167, SLG: 0.157 45 Travis Ishikawa, L (7, PH) OBP: 0.282, SLG: 0.439 (8, 7)		C FF 93 S SL 85 B FF 97 B CH 87 B FF 95 F FF 94 F FF 94 F FF 96 X FF 96 3-2 16 2B 28 1B 1B	X FF 95 0-0 ② G5-3	F FF 90 C CU 78 X CH 76 0-2 ③ G1-3		F CH 84 X SI 86 0-1 ① P4	B SI 92 X SI 92 1-0 ② ③ G4-6-3 1-2f			4 1	1 0	1 0	0 0	0 0	0 0	3 3
Inning Stats	R: 3 E: 0 K: 0 S: 15 H: 4 LOB: 2 BB: 1 P: 28	R: 2 E: 0 K: 1 S: 22 H: 4 LOB: 4 BB: 0 P: 34	R: 1 E: 0 K: 0 S: 8 H: 1 LOB: 1 BB: 1 P: 18	R: 2 E: 1 K: 1 S: 21 H: 1 LOB: 2 BB: 2 P: 38	R: 5 E: 0 K: 1 S: 24 H: 5 LOB: 0 BB: 0 P: 36	R: 0 E: 0 K: 0 S: 11 H: 2 LOB: 2 BB: 0 P: 20	R: 0 E: 0 K: 1 S: 7 H: 1 LOB: 2 BB: 2 P: 16	R: 0 E: 0 K: 0 S: 7 H: 1 LOB: 1 BB: 0 P: 8							

PITCHER		IP	WLS	BF	H	R	ER	SO	BB	IBB	HBP	BLK	WP	HR	S	P	ERA	WHIP
38 Wily Peralta, R ERA: 3.82	(1, 1)	3.0	L	20	9	6	6	1	2	0	1	0	1	0	45	80	18.00	3.667
41 Marco Estrada, R ERA: 4.89	(4, 1)	2.0		15	6	7	5	2	2	0	0	0	0	1	45	74	22.50	4.000
32 Tom Gorzelanny, L ERA: 0.51	(6, 1)	1.1		9	3	0	0	1	2	0	0	0	0	0	17	34	0.00	3.750
53 Brandon Kintzler, R ERA: 3.64	(7, 1)	1.2		5	1	0	0	0	0	0	0	0	0	0	8	10	0.00	0.600

PITCHER	IP	WLS	BF	H	R	ER	SO	BB	IBB	HBP	BLK	WP	HR	S	P	ERA	WHIP

BOTTOM

Milwaukee Brewers @ San Francisco Giants

AT&T Park, San Francisco, CA

Fri Aug 29 2014, 7:16 PM - 10:33 PM PDT

Att. 41,348 - Cloudy - 65 F

livebaseballscorecards.com

AB	42
R	13
H	19
RBI	12
BB	6
SO	4
LOB	29

1B: 14	SF: 0	WP: 1	PA: 49
2B: 2	SAC: 0	PB: 0	
3B: 2	DP: 2	SB: 1	
HR: 1	HBP: 1	CS: 0	

Batter	1	2	3	4	5	6	7	8	9	AB	R	H	RBI	BB	SO	LOB
27 Carlos Gómez, R (1, 8) OBP: 0.347, SLG: 0.479	C FF 88 S SL 81 F CH 82 S CH 81 0-3 ① K			B FC 87 B SI 90 T FC 87 F FF 90 B CU 80 B CU 81 4-2 20 CS BB		F FC 84 B CU 81 D FC 88 D CU 81 B FC 87 4-1 20 FC6-4 BB		C SL 79 S SL 80 S SL 81 0-3 ③ K		2	0	0	0	2	2	2
20 Jonathan Lucroy, R (1, 2) OBP: 0.365, SLG: 0.482	B FF 90 C FF 90 S FC 85 X FF 92 1-2 ② G3			1 SAFE 1 SAFE C FF 90 C CU 81 B FF 91 B SL 84 S FC 86 2-3 ①② K 1-2		S CU 80 F FC 88 X CU 81 0-2 ③ FC6-4 1-2f			B FF 93 X FF 93 1-0 8 1B 2B	4	1	1	0	0	1	3
8 Ryan Braun, R (1, 9) OBP: 0.326, SLG: 0.479	S FC 87 B FF 91 C FF 91 S SL 84 1-3 ③ K			B CU 80 C FC 86 X CU 80 1-1 ③ G3			F FF 90 B FF 90 B SL 80 B SL 80 X FC 85 3-1 ① L8		C SL 89 B SI 94 X SI 94 1-1 16 FC5-4 2-H 1B	4	0	1	1	0	1	0
16 Aramis Ramirez, R (1, 5) OBP: 0.344, SLG: 0.455		B FC 85 F FC 85 C CU 80 S SL 82 1-3 ① K			F FF 90 B CU 80 C FC 87 B FF 91 X FC 83 2-2 ① G6-3		F CU 79 F FF 91 B FF 91 H FF 92 2-2 2 G6-4-3 HBP		B SL 90 X SL 89 1-0 ① FC5-4 7 FC5 18 HBP 1-2f	3	0	0	0	0	1	1
2 Scooter Gennett, L (1, 4) OBP: 0.333, SLG: 0.463		F FF 90 B CH 82 X CH 82 1-1 ② G1-3			B CU 79 F CU 75 F CH 82 X CU 80 1-2 ② F9		F CH 82 D FF 91 B FF 91 S CH 82 B CH 83 1 SAFE X CH 83 3-2 ②③ G6-4-3 1-2f		X KC 82 0-0 ② F8	4	0	0	0	0	0	2
18 Khris Davis, R (1, 7) OBP: 0.310, SLG: 0.478		B FC 87 S FF 90 F FF 91 B SL 83 B FF 92 X SL 82 3-2 ③ F8			B FC 87 B FC 86 C FC 85 B CU 78 X FC 85 3-1 ③ F8			T FF 89 B FF 90 F FF 90 B FC 88 X CU 81 2-2 ① G5-3	B SI 95 S SI 94 F SI 94 B KC 82 F KC 81 H SI 96 3-2 7 FC5 1-2 HBP	3	0	0	0	0	0	0
7 Mark Reynolds, R (1, 3) OBP: 0.290, SLG: 0.404			S FC 85 S SL 82 F FC 81 S FF 91 0-3 ① K			C CU 79 B FC 86 X FC 86 1-1 ① F8		F FC 87 B CU 80 C FC 86 X FF 92 1-2 1B 1B	S FF 95 X FF 94 0-1 ③ FC5 1-2 2-3f	4	0	1	0	0	1	2
9 Jean Segura, R (1, 6) OBP: 0.277, SLG: 0.317			C FC 87 B FF 91 L FF 89 S CU 81 1-3 ② K			C FC 86 C FF 90 B CU 80 B FF 90 B CH 81 B FF 91 4-2 50 SH1-4 BB		1 SAFE F FF 91 1 SAFE C FC 87 F CH 83 F FF 90 S CU 81 0-3 ② K		2	0	0	0	1	2	1
50 Mike Fiers, R (1, 1) OBP: 0.083, SLG: 0.083 24 Lyle Overbay, L (8, PH) OBP: 0.337, SLG: 0.353 Rickie Weeks Jr., R (8, PH) OBP: 0.335, SLG: 0.412 21 Jeremy Jeffress, R (8, 1)			F FF 90 F FF 91 S CU 80 0-3 ③ K			B FF 89 1 SAFE L FF 89 X SI 90 1-1 ② SH1-4 1-2		B SI 92 X SI 91 1-0 1-2 1B		1 0 1 0	0 0 0 0	0 0 1 0	0 0 0 0	0 0 0 0	1 0 0 0	0 0 0 0
Inning Stats	R: 0 E: 0 K: 2 S: 10 H: 0 LOB: 0 BB: 0 P: 12	R: 0 E: 0 K: 1 S: 8 H: 0 LOB: 0 BB: 0 P: 13	R: 0 E: 0 K: 3 S: 10 H: 0 LOB: 0 BB: 0 P: 11	R: 0 E: 0 K: 1 S: 7 H: 0 LOB: 0 BB: 1 P: 14	R: 0 E: 0 K: 0 S: 8 H: 0 LOB: 0 BB: 0 P: 14	R: 0 E: 0 K: 0 S: 10 H: 0 LOB: 2 BB: 2 P: 20	R: 0 E: 0 K: 0 S: 7 H: 0 LOB: 0 BB: 0 P: 15	R: 0 E: 0 K: 2 S: 15 H: 2 LOB: 2 BB: 0 P: 19	R: 1 E: 0 K: 0 S: 10 H: 2 LOB: 2 BB: 0 P: 16	1B: 3 2B: 1 3B: 0 HR: 0 SF: 0 SAC: 1 DP: 1 HBP: 2						

PITCHER		IP	WLS	BF	H	R	ER	SO	BB	IBB	HBP	BLK	WP	HR	S	P	ERA	WHIP
22 Jake Peavy, R ERA: 4.15	(1, 1)	7.2	W	26	1	0	0	8	3	0	1	0	0	0	71	113	0.00	0.522
41 Jeremy Affeldt, L ERA: 2.59	(8, 1)	0.0		1	1	0	0	0	0	0	0	0	0	0	1	2	∞	∞
54 Sergio Romo, R ERA: 3.88	(8, 1)	0.1	H	1	0	0	0	1	0	0	0	0	0	0	3	3	0.00	0.000
46 Santiago Casilla, R ERA: 1.79	(9, 1)	1.0	S	6	2	1	1	0	0	0	1	0	0	0	10	16	9.00	2.000

PITCHER	IP	WLS	BF	H	R	ER	SO	BB	IBB	HBP	BLK	WP	HR	S	P	ERA	WHIP

TOP

Milwaukee Brewers @ San Francisco Giants

AT&T Park, San Francisco, CA

Sat Aug 30 2014, 6:07 PM - 9:04 PM PDT

Att. 41,397 - Partly Cloudy - 69 F

livebaseballscorecards.com

AB	28
R	1
H	4
RBI	1
BB	3
SO	9
LOB	11

Milwaukee Brewers @ San Francisco Giants

AT&T Park, San Francisco, CA

Sat Aug 30 2014, 6:07 PM - 9:04 PM PDT

Att. 41,397 - Partly Cloudy - 69 F

livebaseballscorecards.com

BOTTOM

Batter	1	2	3	4	5	6	7	8	9	AB	R	H	RBI	BB	SO	LOB
16 Ángel Pagán, S (1, 8) OBP: 0.344, SLG: 0.401	C FF 89 F FF 90 F FF 92 B FF 90 B FF 91 C FF 90 2-3 ① K		F CH 83 X FF 88 0-1 12 FC6 1B	B FC 88 C CH 83 B FF 90 C CU 72 F FF 91 S CU 73 2-3 ③ K			C CU 72 B CH 77 F FF 90 X CU 73 1-2 ① G4-3			4	0	1	0	0	2	1
12 Joe Panik, L (1, 4) OBP: 0.354, SLG: 0.370	C FF 90 X FC 87 0-1 48 1B 1B		C FF 88 F FF 89 1 SAFE B FF 91 1 SAFE X CU 72 1-2 ② FC6 1-2f		C CU 71 C FF 89 B FF 91 B CU 74 X CU 72 2-2 ① G1-3		F CH 80 B FF 91 S FF 90 B CU 73 F CU 73 C FF 90 2-3 ② K			4	0	1	0	0	1	1
28 Buster Posey, R (1, 2) OBP: 0.350, SLG: 0.469	B FC 87 F FF 90 X FC 88 1-1 ② F9		B FC 85 1 SAFE 1 SAFE X FF 89 1-0 ③ P5		B FC 83 B FC 85 C FF 90 B FF 90 C CH 82 X FF 90 3-2 ② F8		B FF 91 B FC 85 X FF 91 2-0 ③ G5-3			4	0	0	0	0	0	2
48 Pablo Sandoval, S (1, 5) OBP: 0.329, SLG: 0.427	X FF 91 0-0 1-2 1B			B FF 89 B FF 90 F FF 90 F FF 91 X FF 90 2-2 8 1B 38 2B 1B	B CU 73 B FC 86 X CH 84 2-0 ③ G6-3			C KC 78 B SI 97 F SI 97 X KC 80 1-2 ① G1-3		4	1	2	0	0	0	0
8 Hunter Pence, R (1, 9) OBP: 0.343, SLG: 0.469	B FC 88 F FF 92 B FF 92 X FF 90 2-1 ③ P2			C FC 87 B FF 91 B FF 90 1 SAFE F CH 82 X CU 73 2-2 1-2 38 2B 1B		C FC 85 B FF 89 C FF 89 B CU 72 T FF 90 2-2 ① K		B KC 78 B SI 98 B SI 96 C SI 97 C SI 98 T SI 97 3-2 ② K		4	1	1	0	0	2	2
38 Michael Morse, R (1, 3) OBP: 0.340, SLG: 0.479 45 Travis Ishikawa, L (7, 3) OBP: 0.292, SLG: 0.448		C CU 71 C FF 90 S FF 91 0-3 ① K		X FF 90 0-0 7 F8 35 1B 1-H 2-H 2B		C FF 90 X FF 89 0-1 ② L8		B SI 96 B SI 96 F SI 96 F SI 95 B SI 96 X SI 96 3-2 35 1B 7 1B 1B		3 1	1 0	1 1	2 0	0 0	1 0	0 0
7 Grégor Blanco, L (1, 7) OBP: 0.332, SLG: 0.349		B FF 90 C FF 89 X FF 91 1-1 ② F7		C CU 73 X FF 90 0-1 ① F8 2-3		B CU 70 B FF 90 B FC 86 B FF 88 4-0 35 E BB		C SI 97 F CH 89 X FF 95 0-2 50 FC5 35 1B 1-2 1B		3	0	1	0	1	0	1
35 Brandon Crawford, L (1, 6) OBP: 0.314, SLG: 0.366		F FF 91 C CH 83 F FF 90 C FF 91 0-3 ③ K		B CH 83 F CH 83 X CH 84 1-1 22 S 3-H 1B		B FF 91 1 SAFE I IN 74 I IN 74 I IN 73 4-0 1-2 IBB		X SI 96 0-0 50 FC5 1-2 2-3 1B		3	0	2	1	1	1	0
22 Jake Peavy, R (1, 1) 41 Jeremy Affeldt, L (8, 1) 54 Sergio Romo, R (8, 1) 50 Matt Duffy, R (8, PH) OBP: 0.268, SLG: 0.237 46 Santiago Casilla, R (9, 1)			C FF 88 S FF 88 C CU 70 0-3 ① K	C CU 72 L CU 71 B FF 90 S CU 72 1-3 ② K 1-2		S CU 72 S CU 72 B FF 90 F CU 72 C FF 89 1-3 ③ K		B KC 78 S SI 97 X SI 96 1-1 ③ FC5 1-2 2-3f		3 0 0 1 0	0 0 0 0 0	0 0 0 0 0	0 0 0 0 0	3 0 0 0 0	3 0 0 3 0	3 0 0 3 0
Inning Stats	R: 0 E: 0 K: 1 S: 11 H: 2 LOB: 2 BB: 0 P: 16	R: 0 E: 0 K: 2 S: 9 H: 0 LOB: 0 BB: 0 P: 10	R: 0 E: 0 K: 1 S: 9 H: 1 LOB: 1 BB: 0 P: 11	R: 3 E: 0 K: 2 S: 18 H: 4 LOB: 1 BB: 0 P: 26	R: 0 E: 0 K: 0 S: 7 H: 0 LOB: 0 BB: 0 P: 14	R: 0 E: 1 K: 2 S: 9 H: 0 LOB: 2 BB: 2 P: 20	R: 0 E: 0 K: 1 S: 8 H: 0 LOB: 0 BB: 0 P: 13	R: 0 E: 0 K: 1 S: 15 H: 3 LOB: 3 BB: 0 P: 23		1B: 9 2B: 1 3B: 0 HR: 0 SF: 0 SAC: 0 DP: 0 HBP: 0					WP: 0 PB: 0 SB: 1 CS: 0 PA: 36	

	AB	34
	R	3
	H	10
	RBI	3
	BB	2
	SO	10
	LOB	13

PITCHER		IP	WLS	BF	H	R	ER	SO	BB	IBB	HBP	BLK	WP	HR	S	P	ERA	WHIP
50 Mike Fiers, R ERA: 1.93	(1, 1)	7.0	L	30	7	3	3	9	1	1	0	0	0	0	71	110	3.86	1.143
21 Jeremy Jeffress, R ERA: 2.84	(8, 1)	1.0		6	3	0	0	1	0	0	0	0	0	0	15	23	0.00	3.000

PITCHER	IP	WLS	BF	H	R	ER	SO	BB	IBB	HBP	BLK	WP	HR	S	P	ERA	WHIP

Batter	1	2	3	4	5	6	7	8	9	AB	R	H	RBI	BB	SO	LOB
27 Carlos Gómez, R (1, 8) OBP: 0.348, SLG: 0.479	B FF 92 F FF 92 B FF 93 X FF 93 2-1 20 1B 8 G6-4-3 1B		C CU 77 S FF 93 F FF 94 B CU 78 T CU 77 1-2 ② K		F FF 94 B FF 94 F FF 94 S FF 94 1-3 ③ K		B SI 87 C SI 88 B SL 81 C SI 87 D CU 74 X SI 86 3-2 ③ G3-1		F SI 89 B FF 90 B CU 75 F FF 89 D CU 76 X CH 83 3-2 ② FC6-4 1-2f 3-H	2	1	1	0	0	1	0
28 Gerardo Parra, L (3, 8) OBP: 0.303, SLG: 0.364										3	0	0	1	0	1	3
20 Jonathan Lucroy, R (1, 3) OBP: 0.364, SLG: 0.480	C FF 91 S FC 87 D CU 75 B FF 91 X FC 88 2-2 8 G6-4-3 1-3 1B		B FC 88 C FC 89 B FF 92 F FF 93 S CU 79 2-3 ③ K			B FF 92 X FC 88 1-0 ① F9		C FF 90 B CH 83 B FF 90 X FF 89 2-1 ① G6-3	C FF 88 B CU 73 B CU 74 F SL 79 B FF 89 X FF 87 3-2 ③ G6-3	5	0	1	0	0	1	1
8 Ryan Braun, R (1, 9) OBP: 0.325, SLG: 0.483	B FF 92 F FC 88 F FF 92 F FF 92 D CU 76 X FF 92 2-2 ①② G6-4-3 1-2f 3-H			C FF 91 B FC 89 C FF 93 C FF 92 1-3 ① K		F FF 94 F FF 93 B CH 86 S CU 80 1-3 ② K2-3		F FF 90 B SL 81 X SL 80 1-1 HR		4	1	1	1	0	2	1
16 Aramis Ramirez, R (1, 5) OBP: 0.346, SLG: 0.458	F FF 93 X CH 87 0-1 ③ G4-3			B CH 84 C FC 88 X FF 93 1-1 18 G4-3 2B		B FF 93 F FF 93 F FF 93 X CU 79 1-2 18 FC6-4 1B		C FF 90 B FF 90 B FF 89 B FF 89 X FF 88 3-1 ② G5-3		4	0	2	0	0	0	0
3 Elian Herrera, S (8, 5) OBP: 0.302, SLG: 0.360										0	0	0	0	0	0	0
18 Khris Davis, R (1, 7) OBP: 0.308, SLG: 0.474		S FF 92 S FF 92 X FF 92 0-2 ① L7		F FF 93 B CU 77 S FF 93 X FF 94 1-2 ② G4-3 2-3		X FF 92 0-0 ③ FC6-4 1-2f		S SL 80 B CH 83 C SL 78 X FF 89 1-2 ③ F9		4	0	0	0	0	0	2
Rickie Weeks Jr., R (1, 4) OBP: 0.337, SLG: 0.418		B FF 93 C FC 88 F FF 92 B FC 89 B FF 93 X FF 93 3-2 1B		B FF 93 C FF 93 X FF 93 1-1 ③ L7			B FC 89 X FF 92 1-0 ① F9		X FF 89 0-0 2 PB 2 1B 2B	4	1	2	0	0	0	1
12 Martín Maldonado, R (1, 2) OBP: 0.339, SLG: 0.433		C FF 90 C FC 87 1 SAFE B FF 91 S CU 76 1-3 ② K			B CH 83 C FC 89 B FF 93 F FF 94 F CU 79 S CU 79 2-3 ① K		C FC 88 C SL 84 B FF 91 F SL 84 B SL 84 X FC 87 2-2 HR		H FF 90 1-0 2 1B 2 PB 28 FC6-4 HBP	3	2	1	1	0	2	1
9 Jean Segura, R (1, 6) OBP: 0.277, SLG: 0.315	F FF 93 1 SAFE B FC 87 C FC 87 1 SAFE F FF 93 F CU 68 B FC 90 X CU 77 2-2 ③ P3				B FC 88 B CH 84 B FF 93 B FF 91 4-0 26 SH3-4 BB		B FC 88 C FF 90 C SL 83 X SL 84 1-2 ② L9		X FF 90 0-0 ① F8	3	0	0	0	1	0	3
26 Kyle Lohse, R (1, 1) OBP: 0.161, SLG: 0.130			B FF 92 C FF 93 F FF 92 F FF 93 B FC 90 X FF 92 2-2 ① F9		L FF 89 B CH 85 B FF 92 X FF 89 2-1 ② SH3-4 1-2		B SI 87 B SL 80 B SI 86 C SI 86 B SI 86 4-1 BB		C CU 74 B CU 75 F FF 89 B CH 83 X CU 75 2-2 28 FC6-4 1-3 2-H 1B	1	0	0	0	0	0	0
59 Zach Duke, L (6, 1)										0	0	0	0	0	0	0
24 Lyle Overbay, L (7, PH) OBP: 0.337, SLG: 0.353										0	0	0	0	0	0	0
7 Mark Reynolds, R (7, PH) OBP: 0.291, SLG: 0.404										0	0	0	0	1	0	0
45 Alfredo Figaro, R (7, 1)										0	0	0	0	0	0	0
13 Will Smith, R (7, 1)										0	0	0	0	0	0	0
53 Brandon Kintzler, R (7, 1)										0	0	0	0	0	0	0
2 Scooter Gennett, L (9, PH) OBP: 0.335, SLG: 0.464										1	0	1	1	0	0	0
Inning Stats	R: 1 E: 0 K: 0 S: 11 H: 2 LOB: 0 BB: 0 P: 17	R: 0 E: 0 K: 1 S: 14 H: 1 LOB: 1 BB: 0 P: 20	R: 0 E: 0 K: 2 S: 11 H: 0 LOB: 0 BB: 0 P: 16	R: 0 E: 0 K: 1 S: 10 H: 1 LOB: 1 BB: 0 P: 14	R: 0 E: 0 K: 2 S: 9 H: 0 LOB: 1 BB: 1 P: 18	R: 0 E: 0 K: 1 S: 8 H: 1 LOB: 1 BB: 0 P: 11	R: 1 E: 0 K: 0 S: 12 H: 1 LOB: 1 BB: 1 P: 23	R: 1 E: 0 K: 0 S: 9 H: 1 LOB: 0 BB: 0 P: 16	R: 2 E: 0 K: 0 S: 11 H: 2 LOB: 1 BB: 0 P: 20	1B: 5 2B: 2 3B: 0 HR: 2 SF: 0 SAC: 1 DP: 1 HBP: 1						

PITCHER		IP	W/L/S	BF	H	R	ER	SO	BB	IBB	HBP	BLK	WP	HR	S	P	ERA	WHIP
40 Madison Bumgarner, L ERA: 2.97	(1, 1)	6.0	W	23	5	1	1	7	1	0	0	0	0	0	63	96	1.50	1.000
70 George Kontos, R ERA: 3.04	(7, 1)	0.2		3	1	1	1	0	0	0	0	0	0	1	8	12	13.50	1.500
49 Javier López, L ERA: 2.2	(7, 1)	0.1		2	0	0	0	0	1	0	0	0	0	0	4	11	0.00	3.000
55 Tim Lincecum, R ERA: 4.7	(8, 1)	2.0		10	3	3	2	0	0	0	1	0	0	1	20	36	9.00	1.500

PITCHER	IP	W/L/S	BF	H	R	ER	SO	BB	IBB	HBP	BLK	WP	HR	S	P	ERA	WHIP

TOP

Milwaukee Brewers @ San Francisco Giants

AT&T Park, San Francisco, CA

Sun Aug 31 2014, 1:07 PM - 4:20 PM PDT

Att. 41,935 - Sunny - 70 F

livebaseballscorecards.com

AB	34
R	5
H	9
RBI	4
BB	2
SO	7
LOB	12

Batter	1	2	3	4	5	6	7	8	9	AB	R	H	RBI	BB	SO	LOB
16 Ángel Pagán, S (1, 8) OBP: 0.344, SLG: 0.401	B SI 88 X SI 88 1-0 F9 ①		C CU 75 X SI 90 0-1 12 E 12 S 8 2B 1B	C SI 90 B CU 74 F SL 86 C SI 90 1-3 K ③		B CU 72 X CU 73 1-0 2-H 1B	B FF 94 S SL 81 S SL 82 D SL 82 F FF 93 B FF 94 S SL 83 3-3 K ②			5	1	2	1	0	2	2
50 Matt Duffy, R (8, 5) OBP: 0.268, SLG: 0.237										0	0	0	0	0	0	0
12 Joe Panik, L (1, 4) OBP: 0.356, SLG: 0.380	B SI 90 C SI 89 B SL 86 X SI 89 2-1 L7 ②		B SL 85 B SI 88 B SL 86 B SI 90 4-0 8 2B 48 1B 1-3 BB		C CU 74 B CH 76 F SI 89 B CH 79 F SL 85 F SI 90 X CU 75 2-2 L7 ①	D FF 89 X FF 87 1-0 F9 ③	X FF 94 0-0 8 1B 2-H 3-H 3B			4	2	1	2	1	0	1
8 Hunter Pence, R (1, 9) OBP: 0.347, SLG: 0.479	S SL 84 S SL 84 F SL 84 B SI 90 X SL 84 1-2 G1-3 ③		B SL 85 X SI 90 1-0 48 1B 38 SF9 1-3 3-H 2B		F CU 74 B SI 88 F SI 89 F SL 85 X SI 91 1-2 48 HR 2B		B FF 96 F FF 95 F FF 93 F FF 94 B FF 95 D SL 83 1-0 45 WP 3B X SI 92 0-1 3-H 1B			5	3	4	2	0	0	0
48 Pablo Sandoval, S (1, 5) OBP: 0.333, SLG: 0.439		C SL 85 B SI 88 F SI 88 X SI 90 1-2 34 2B 3B	X SL 87 0-0 7 BB 2-3 3-H 1B		B SL 86 X SL 85 1-0 2-H HR		B FF 96 F FF 95 F FF 93 F FF 94 B FF 95 D SL 83 4-2 45 1B 45 WP 34 2B BB X SI 92 0-0 F7			4	3	3	3	1	0	1
55 Tim Lincecum, L (8, 1) OBP: 0.149, SLG: 0.070										0	0	0	0	0	0	0
38 Michael Morse, R (1, 3) OBP: 0.338, SLG: 0.477		S SL 85 B SL 86 F SI 89 F SL 86 B SI 88 F SI 90 B CH 78 X SL 86 3-2 G5-3 ①	C SI 91 X SI 91 0-1 SF9 ② 3-H		S SL 84 X SL 84 0-1 G3 ②		F FF 95 B FF 96 B FF 93 F FF 94 F FF 94 F SL 82 F FF 96 X SL 80 2-2 34 2B 1-3 3-H 1B	B SI 92 B SI 91 B SI 92 B SI 91 4-0 7 2B 35 G4-3 BB		2	0	0	1	0	0	1
45 Travis Ishikawa, L (6, 3) OBP: 0.311, SLG: 0.456										1	2	1	0	1	0	0
(8, 7)																
7 Grégor Blanco, L (1, 7) OBP: 0.333, SLG: 0.351		X CU 74 0-0 G3 ②	B SI 91 B CH 78 B SI 90 B SI 90 4-0 1-2 BB		C CU 75 S CH 79 B SI 90 F CH 78 X CH 78 1-2 G3 ③		B FF 94 B FF 94 X FF 94 2-0 P5 ①	B SI 92 X FF 91 1-0 35 G4-3 1-3 2B		4	0	1	0	1	0	3
(8, 8)																
34 Andrew Susac, R (1, 2) OBP: 0.320, SLG: 0.468		C SL 85 B SL 84 F SI 90 D SL 87 X SL 83 2-2 3-H 2B	B SI 91 C SI 91 X CH 77 1-1 G4-3 ③			F SI 90 B SI 89 B SL 83 X SI 89 2-1 35 FC4-6 1B	B SI 91 X SI 91 1-0 13 2B 1-H 3-H 2B	D SI 93 X SL 85 1-0 F8 ①		5	1	3	3	0	0	4
35 Brandon Crawford, L (1, 6) OBP: 0.313, SLG: 0.362		B CU 75 S CH 78 S CH 77 B CH 78 B SI 91 S CH 79 3-3 K ③		X CU 73 0-0 L3 ①		C SI 88 X CH 78 0-1 FC4-6 ① 40 SH1-3 16 1B 1-2f	D SL 82 B FF 94 B FF 93 D FF 92 4-0 13 2B 12 3B BB	F SI 93 B SI 92 X CH 88 1-1 G4-3 ② 2-3 3-H		4	2	0	1	1	1	3
40 Madison Bumgarner, R (1, 1) OBP: 0.286, SLG: 0.441			F SI 88 B SL 84 C SI 89 F SL 84 S SL 83 1-3 K ①	X SI 90 0-0 F8 ②		1 SAFE S SL 83 X SL 81 0-1 1-2 SH1-3 ②	B SL 78 X FF 92 1-0 12 3B 1-3 2-H 2B	C SI 93 S FF 92 B SI 93 C SL 88 1-3 K ③		2	0	0	0	0	1	0
70 George Kontos, R (7, 1)										0	0	0	0	0	0	0
49 Javier López, L (7, 1)										0	0	0	0	0	0	0
13 Joaquin Arias, R (7, PH) OBP: 0.247, SLG: 0.267										2	1	1	1	0	1	1
(8, 3)																
Inning Stats	R: 0 E: 0 K: 0 S: 7 H: 0 LOB: 0 BB: 0 P: 11	R: 1 E: 0 K: 1 S: 15 H: 2 LOB: 1 BB: 0 P: 24	R: 3 E: 0 K: 1 S: 12 H: 3 LOB: 2 BB: 2 P: 23	R: 0 E: 0 K: 1 S: 5 H: 0 LOB: 0 BB: 0 P: 6	R: 2 E: 0 K: 0 S: 16 H: 2 LOB: 0 BB: 0 P: 21	R: 1 E: 0 K: 0 S: 8 H: 2 LOB: 2 BB: 0 P: 12	R: 7 E: 0 K: 1 S: 20 H: 6 LOB: 1 BB: 2 P: 38	R: 1 E: 0 K: 1 S: 7 H: 1 LOB: 1 BB: 1 P: 15			1B: 6 2B: 6 3B: 3 HR: 1 SF: 1 SAC: 1 DP: 0 HBP: 0				WP: 1 PB: 0 SB: 1 CS: 0 PA: 45		

PITCHER		IP	WLS	BF	H	R	ER	SO	BB	IBB	HBP	BLK	WP	HR	S	P	ERA	WHIP
26 Kyle Lohse, R ERA: 3.68	(1, 1)	5.2	L	28	9	7	7	3	2	0	0	0	0	1	62	95	11.12	1.941
59 Zach Duke, L ERA: 2.45	(6, 1)	0.1		1	0	0	0	0	0	0	0	0	0	0	1	2	0.00	0.000
45 Alfredo Figaro, R ERA: 7.2	(7, 1)	0.0		3	2	3	3	0	1	0	0	0	1	0	9	16	∞	∞
13 Will Smith, L ERA: 4.19	(7, 1)	0.2		6	3	3	3	1	1	0	0	0	0	0	8	19	40.50	6.000
53 Brandon Kintzler, R ERA: 3.72	(7, 1)	1.1		7	2	2	2	1	1	0	0	0	0	0	10	18	13.50	2.250

PITCHER	IP	WLS	BF	H	R	ER	SO	BB	IBB	HBP	BLK	WP	HR	S	P	ERA	WHIP

BOTTOM

Milwaukee Brewers @ San Francisco Giants

AT&T Park, San Francisco, CA

Sun Aug 31 2014, 1:07 PM - 4:20 PM PDT

Att. 41,935 - Sunny - 70 F

livebaseballscorecards.com

AB	38
R	15
H	16
RBI	14
BB	5
SO	5
LOB	16

Batter	1	2	3	4	5	6	7	8	9	AB	R	H	RBI	BB	SO	LOB
2 Scooter Gennett, L (1, 4) OBP: 0.334, SLG: 0.462	B SI 92 F SI 92 X FF 92 1-1 8 G5-4-3 20 1B 1B		B CU 79 B SI 94 F SI 91 F SI 93 F CH 85 S CH 86 2-3 ② K			X CU 75 0-0 ① F8		B CU 80 B FF 96 T FF 96 F FF 95 C FF 96 2-3 ② K		4	0	1	0	0	2	0
20 Jonathan Lucroy, R (1, 2) OBP: 0.363, SLG: 0.478	C SI 92 C SI 91 B FF 92 X SI 93 1-2 8 G5-4-3 1-2 1B		C SI 93 B CH 85 B FC 84 X SI 91 2-1 ③ F8			B SI 91 B SI 90 X SI 91 2-0 ② G6-3		B FF 95 C FF 96 X FF 94 1-1 ③ F8		4	0	1	0	0	0	0
8 Ryan Braun, R (1, 9) OBP: 0.324, SLG: 0.480	B SI 92 X CH 86 1-0 ①② G5-4-3 1-2f 2-3			B CU 77 B SI 92 B SI 93 B SI 4-0 16 G6-4-3 BB		C SI 91 S SI 92 F SI 91 B FC 85 B FF 91 B CU 80 S SI 92 3-3 ③ K			C FF 96 S FF 96 S SI 96 0-3 ① K	3	0	0	0	1	2	2
16 Aramis Ramirez, R (1, 5) OBP: 0.345, SLG: 0.456	B CU 78 B SI 93 C CU 80 F CH 87 B SI 93 S CH 87 3-3 ③ K			X FF 92 0-0 ①② G6-4-3 1-2f			B SI 90 B CH 82 F SI 90 S SI 90 X SI 92 2-2 ① P3		B FF 97 X FF 97 1-0 28 DI 1B	4	0	1	0	0	1	2
18 Khris Davis, R (1, 7) OBP: 0.307, SLG: 0.478		C FF 92 F SI 93 B FF 92 S CH 85 1-3 ① K		X SI 92 0-0 ③ F7			X SI 91 0-0 HR		B SI 96 F FF 95 X FC 90 1-1 ② L8	4	1	1	1	0	1	1
28 Gerardo Parra, L (1, 8) OBP: 0.307, SLG: 0.374		F SI 93 B CU 77 B CU 77 F CH 86 X FF 93 2-2 1B	B SI 91 F SI 93 X SI 92 1-1 1B				X FF 91 0-0 HR		C SI 95 B SI 96 F SI 95 S SL 84 1-3 ③ K 1-2	4	1	3	1	0	1	1
7 Mark Reynolds, R (1, 3) OBP: 0.289, SLG: 0.401 21 Jeremy Jeffress, R (7, 1)		F SI 93 S CU 79 B FF 92 1 SAFE B SI 93 D CU 79 C CH 84 3-3 ② K	S SI 92 D CH 85 B FC 83 F SI 91 B FC 83 F SI 92 S CU 78 3-3 ① K				B CU 76 S FF 91 S FF 91 S CU 78 1-3 ② K			3 0	0 0	0 0	0 0	0 0	3 0	2 0
9 Jean Segura, R (1, 6) OBP: 0.275, SLG: 0.313		B SI 92 C SI 92 B SI 92 X FF 93 2-1 ③ L9	1 SAFE B FF 92 F FF 91 C FC 83 S SI 92 1-3 ② K				B FF 91 C FF 91 X CU 78 1-1 ③ G6-3			3	0	0	0	0	1	2
52 Jimmy Nelson, R (1, 1) OBP: 0.167, SLG: 0.222 59 Zach Duke, L (7, 1) 24 Lyle Overbay, L (7, 3) OBP: 0.336, SLG: 0.352			C FF 90 B FF 92 X SI 91 1-1 ① G1-3		S SI 91 B SI 91 B SI 91 B SI 90 C SI 92 X FF 91 3-2 ③ G2-3			B CU 80 F FF 95 B FF 95 F FF 95 S SL 87 2-3 ① K		2 0 1	0 0 0	0 0 0	0 0 0	0 0 1	0 0 0	1 0 0
Inning Stats	R: 0 E: 0 K: 1 S: 9 H: 2 LOB: 1 BB: 0 P: 15	R: 0 E: 0 K: 2 S: 11 H: 1 LOB: 1 BB: 0 P: 19	R: 0 E: 0 K: 1 S: 8 H: 0 LOB: 0 BB: 0 P: 13	R: 0 E: 0 K: 0 S: 2 H: 0 LOB: 0 BB: 1 P: 6	R: 0 E: 0 K: 2 S: 12 H: 1 LOB: 1 BB: 0 P: 20	R: 0 E: 0 K: 1 S: 6 H: 0 LOB: 0 BB: 0 P: 11	R: 2 E: 0 K: 1 S: 10 H: 2 LOB: 0 BB: 0 P: 14	R: 0 E: 0 K: 2 S: 8 H: 0 LOB: 0 BB: 0 P: 13	R: 0 E: 0 K: 2 S: 9 H: 1 LOB: 1 BB: 0 P: 12	1B: 5 2B: 0 3B: 0 HR: 2 SF: 0 SAC: 0 DP: 2 HBP: 0						

TOP

Milwaukee Brewers @ Chicago Cubs

Wrigley Field, Chicago, IL

Mon Sep 01 2014, 1:22 PM - 4:08 PM CDT

Att. 32,054 - Partly Cloudy - 82 F

livebaseballscorecards.com

AB	32
R	2
H	7
RBI	2
BB	1
SO	12
LOB	11

WP: 0 PA: 33
PB: 0
SB: 0
CS: 0

PITCHER		IP	WLS	BF	H	R	ER	SO	BB	IBB	HBP	BLK	WP	HR	S	P	ERA	WHIP
38 Jacob Turner, R ERA: 5.83	(1, 1)	6.1	W	23	5	1	1	7	1	0	0	0	0	1	52	90	1.42	0.947
50 Blake Parker, R ERA: 6.43	(7, 1)	0.2	H	3	1	1	1	1	0	0	0	0	0	1	6	8	13.50	1.500
54 Neil Ramírez, R ERA: 0.99	(8, 1)	1.0	H	3	0	0	0	2	0	0	0	0	0	0	8	13	0.00	0.000
56 Héctor Rondón, R ERA: 2.7	(9, 1)	1.0	S	4	1	0	0	2	0	0	0	0	0	0	9	12	0.00	1.000

PITCHER	IP	WLS	BF	H	R	ER	SO	BB	IBB	HBP	BLK	WP	HR	S	P	ERA	WHIP

Batter	1	2	3	4	5	6	7	8	9	AB	R	H	RBI	BB	SO	LOB
8 Chris Coghlan, L (1, 7) OBP: 0.346, SLG: 0.442	C SI 92 B FF 94 B FF 93 B SI 92 F SI 93 S SI 94 3-3 ① K		X SI 94 0-0 2B		B SL 86 B CH 85 F SI 93 X SI 93 2-1 13 1B		S SL 82 B SL 83 S SI 89 B CU 76 S CU 76 2-3 ① K			4	0	2	0	0	2	1
9 Javier Báez, R (1, 4) OBP: 0.208, SLG: 0.397	B SI 94 B SL 87 B SL 87 X SI 94 3-0 ② G5-3		X SI 94 0-0 ③ G5-3		F SI 92 1 SAFE C FF 93 F FF 94 S SI 94 0-3 ① K		B SI 94 1 SAFE X SI 95 1-0 ②③ G6-4-3 1-2f			4	0	0	0	0	1	3
13 Starlin Castro, R (1, 6) OBP: 0.338, SLG: 0.436	B SI 94 B SI 93 X FF 93 2-0 ③ F9			C SL 87 X SI 93 0-1 68 G6-4-3 5 HR 2B	1 SAFE 1 SAFE X SI 93 0-0 24 G3-6-1 1-2 1B			B KC 78 F SI 94 C SI 95 C SI 96 1-3 ① K		4	1	2	0	0	1	0
24 Luis Valbuena, L (1, 5) OBP: 0.327, SLG: 0.447		C SI 91 F FF 93 X SL 88 0-2 ① P5		B SL 85 B SI 93 S SL 87 B SI 94 B SL 86 4-1 68 G6-4-3 BB	B SL 85 X CH 85 1-0 ②③ G3-6-1 1-2f			C KC 78 B CH 88 X CH 88 1-1 HR		3	1	1	1	1	0	2
68 Jorge Soler, R (1, 9) OBP: 0.550, SLG: 1.211		C SI 93 B SL 86 S SL 87 X SL 86 1-2 5 1B 2B		F SI 94 B FF 93 X SI 94 1-1 ① G6-4-3 ② 1-2f 2-3	F SI 94 F SI 94 X SL 88 0-2 E8 2B			B SI 94 F SI 95 B SI 94 B SI 95 C SI 95 X SI 95 3-2 ② G6-3		4	1	2	0	0	0	2
5 Welington Castillo, R (1, 2) OBP: 0.291, SLG: 0.380		C SI 92 S SL 87 X SI 94 0-2 7 G4-6-3 2-H 1B		B SL 87 C FF 93 S SL 89 X SL 88 1-2 3-H HR	F SI 92 F SI 93 B SI 94 X CH 84 1-2 ① G6-3			B KC 78 C SI 96 B SI 95 B SI 96 C SI 95 F SI 96 F SI 96 X SI 95 3-2 ③ G6-3		4	1	2	3	0	0	1
7 Arismendy Alcántara, S (1, 8) OBP: 0.279, SLG: 0.378		X SI 93 0-0 ②③ G4-6-3 1-2f		B SI 94 S SI 94 B CH 87 F FF 95 F SI 94 B SL 88 X SI 94 3-2 4 HBP 1B	S CH 84 C SI 95 D CH 86 B SL 87 S SL 88 2-3 ② K					3	0	1	0	0	1	2
4 Chris Valaika, R (1, 3) OBP: 0.239, SLG: 0.292			B SI 92 X SI 92 1-0 ① L9	C SI 93 1 SAFE H SI 93 1-1 1-2 HBP		F SI 94 F SI 94 B SI 94 F FF 93 X SI 94 1-2 ③ G5-3				2	0	0	0	0	0	1
38 Jacob Turner, R (1, 1) OBP: 0.222, SLG: 0.294 50 Blake Parker, R (7, 1) 45 Logan Watkins, L (7, PH) OBP: 0.409, SLG: 0.591 54 Neil Ramírez, R (8, 1) 56 Héctor Rondón, R (9, 1)			S SI 93 C SI 93 F SL 87 X FF 94 0-2 ② G6-3	F SI 92 F SI 92 S FF 93 0-3 ③ K			X SL 83 0-0 9 G6-4-3 1B			2 0 1 0 0	0 0 0 0 0	0 0 1 0 0	0 0 0 0 0	0 0 0 0 0	1 0 0 0 0	2 0 0 0 0
Inning Stats	R: 0 E: 0 K: 1 S: 5 H: 0 LOB: 0 BB: 0 P: 13	R: 1 E: 0 K: 0 S: 10 H: 2 LOB: 0 BB: 0 P: 11	R: 0 E: 0 K: 0 S: 7 H: 1 LOB: 1 BB: 0 P: 8	R: 2 E: 0 K: 1 S: 16 H: 3 LOB: 2 BB: 1 P: 26	R: 0 E: 0 K: 1 S: 8 H: 2 LOB: 1 BB: 0 P: 11	R: 0 E: 1 K: 1 S: 13 H: 1 LOB: 1 BB: 0 P: 17	R: 0 E: 0 K: 1 S: 5 H: 1 LOB: 0 BB: 0 P: 8	R: 1 E: 0 K: 1 S: 13 H: 1 LOB: 0 BB: 0 P: 21		1B: 5 2B: 4 3B: 0 HR: 2	SF: 0 SAC: 0 DP: 4 HBP: 1			WP: 0 PB: 0 SB: 0 CS: 0	PA: 33	

PITCHER	IP	WLS	BF	H	R	ER	SO	BB	IBB	HBP	BLK	WP	HR	S	P	ERA	WHIP
52 Jimmy Nelson, R (1, 1) ERA: 4.14	6.0	L	26	9	3	3	4	1	0	1	0	0	1	59	86	4.50	1.667
59 Zach Duke, L (7, 1) ERA: 2.44	0.1		2	1	0	0	1	0	0	0	0	0	0	4	6	0.00	3.000
21 Jeremy Jeffress, R (7, 1) ERA: 3.05	1.2		5	1	1	1	1	0	0	0	0	0	1	14	23	5.40	0.600

PITCHER	IP	WLS	BF	H	R	ER	SO	BB	IBB	HBP	BLK	WP	HR	S	P	ERA	WHIP

BOTTOM

Milwaukee Brewers @ Chicago Cubs

Wrigley Field, Chicago, IL

Mon Sep 01 2014, 1:22 PM - 4:08 PM CDT

Att. 32,054 - Partly Cloudy - 82 F

livebaseballscorecards.com

AB	31
R	4
H	11
RBI	4
BB	1
SO	6
LOB	14

Milwaukee Brewers @ Chicago Cubs

Wrigley Field, Chicago, IL

Tue Sep 02 2014, 7:09 PM - 10:19 PM CDT

Att. 28,434 - Partly Cloudy - 78 F

TOP

livebaseballscorecards.com

Batter	1	2	3	4	5	6	7	8	9	AB	R	H	RBI	BB	SO	LOB
2 Scooter Gennett, L (1, 4) OBP: 0.334, SLG: 0.461	B FF 92 F SI 93 F SI 94 S CU 80 1-3 K2-3 ①		F FF 94 X SI 94 0-1 20 8 1B 1B		C CH 88 F CU 79 B CU 78 X CH 86 1-2 F9 ③		D KC 81 B SI 90 B CH 83 B SI 91 4-0 BB		B FF 91 C FF 90 S FF 91 B FF 91 F FF 91 B FF 89 S FF 89 3-3 K ③	3	1	1	0	0	1	0
Rickie Weeks Jr., R (7, PH) OBP: 0.339, SLG: 0.416 (7, 4)										1	0	0	0	1	1	2
20 Jonathan Lucroy, R (1, 2) OBP: 0.362, SLG: 0.476	C FF 94 X FF 94 0-1 G5-3 ②		1 SAFE C SL 89 F FF 93 1 SAFE X SL 90 0-2 8 1B 1-2 1B			F FF 90 F SI 92 X CH 86 0-2 G6-3 ①	B SI 90 C SI 91 X SI 90 1-1 F9 ③			4	0	1	0	0	0	2
8 Ryan Braun, R (1, 9) OBP: 0.327, SLG: 0.480	S FF 94 B SI 94 B SI 95 F SL 92 F CU 81 F SL 90 F SL 90 B CH 89 F SL 91 4-2 B CU 80 16 HBP BB		B SL 94 F SL 90 X FF 94 1-1 16 CS 1-3 2-H 1B			F SL 88 F SL 90 B FF 93 S CU 79 1-3 K ②		C SI 92 F SI 92 X SI 94 0-2 G6-3 ①		2	0	1	1	1	1	0
1 Logan Schafer, L (8, PH) OBP: 0.265, SLG: 0.286 (8, 9)										1	0	0	0	0	0	0
16 Aramis Ramirez, R (1, 5) OBP: 0.348, SLG: 0.457	B SI 93 F SI 94 1 SAFE C SL 92 H SI 94 2-2 1-2 HBP		B SI 94 F SL 90 1 SAFE S SI 93 D CU 80 X SL 90 2-2 L9 ②③ 1-2			X SL 89 0-0 18 2B 1B		B SI 94 F SI 94 S SI 92 X SI 95 1-2 18 G6-3 1B		3	0	2	0	0	0	2
45 Alfredo Figaro, R (8, 1)										0	0	0	0	0	0	0
18 Khris Davis, R (1, 7) OBP: 0.307, SLG: 0.479	D FF 93 B FF 95 S SL 90 B SL 91 C SI 95 X SL 91 3-2 G6-3 ③			S FF 92 X CU 78 0-1 F8 ①		C SL 89 D CU 80 S SL 90 X CU 78 1-2 2B		B SI 93 X SI 94 1-0 G6-3 ②③ 1-2f		4	0	1	0	0	0	3
28 Gerardo Parra, L (1, 8) OBP: 0.306, SLG: 0.373		B SI 93 C SI 94 F FF 94 F SI 94 B CU 81 X CU 80 2-2 G4-3 ①		C SL 90 S CU 79 X CU 79 0-2 G6-3 ②		S CU 79 D CU 80 F SL 89 B CU 78 F SL 90 F CH 88 D CU 80 S SL 90 3-3 K ③			C FF 92 X FC 89 0-1 7 BB 1B	4	0	1	0	0	1	2
24 Lyle Overbay, L (1, 3) OBP: 0.337, SLG: 0.350		F SI 94 B SI 94 B CH 87 F SL 90 B CH 88 D SI 95 4-2 3 G4-6-3 BB		X SL 90 0-0 F7 ③			C KC 77 B FF 89 S KC 78 S KC 79 1-3 K ①		B FF 91 C FF 91 F FF 89 C FF 91 1-3 K ①	1	0	0	0	1	0	0
5 Héctor Gómez, R (7, PH)										2	0	0	0	0	2	1
(7, 6)																
3 Elian Herrera, S (1, 6) OBP: 0.298, SLG: 0.354		X SI 93 0-0 G4-6-3 ②③ 1-2f			C FF 92 C CU 77 F SL 90 B FF 93 S CU 79 1-3 K ①		C KC 78 B KC 79 B FF 90 X KC 80 2-1 G5-3 ②		B FF 91 B FF 91 F FF 91 B FF 91 F FF 91 B FF 91 4-2 1-2 BB	2	0	0	0	0	1	1
7 Mark Reynolds, R (7, PH) OBP: 0.290, SLG: 0.399										1	0	0	0	1	0	0
(7, 3)																
(8, 5)																
49 Yovani Gallardo, R (1, 1) OBP: 0.125, SLG: 0.128			C FF 93 B FF 93 S SI 93 B SL 90 F SL 89 B FF 94 X FF 94 3-2 F9 ①		F FF 93 X SL 88 0-1 G4-3 ②		C KC 79 F FF 90 X KC 78 0-2 2B		S FF 91 X FF 90 0-1 F8 ②	2	0	0	0	0	0	0
32 Tom Gorzelanny, R (6, 1)										0	0	0	0	0	0	0
15 Jason Rogers, R (7, PH) OBP: 1.000, SLG: 2.000										1	0	1	0	0	0	0
53 Brandon Kintzler, R (7, 1)										0	0	0	0	0	0	0
60 Matt Clark, L (8, 3)										1	0	0	0	0	0	2

	AB	32
	R	1
	H	8
	RBI	1
	BB	4
	SO	7
	LOB	15

Inning Stats	1	2	3	4	5	6	7	8	9	1B: 6	SF: 0	WP: 0	PA: 37
	R: 0 E: 0 K: 1 S: 16	H: 0 LOB: 2 BB: 1 P: 26	R: 0 E: 0 K: 0 S: 7	H: 0 LOB: 0 BB: 1 P: 13	R: 1 E: 0 K: 0 S: 14	H: 3 LOB: 1 BB: 0 P: 20	R: 0 E: 0 K: 0 S: 6	H: 0 LOB: 0 BB: 0 P: 6	R: 0 E: 0 K: 1 S: 9	H: 0 LOB: 0 BB: 0 P: 11	R: 0 E: 0 K: 2 S: 15	H: 2 LOB: 2 BB: 0 P: 20	R: 0 E: 0 K: 1 S: 10	H: 1 LOB: 2 BB: 1 P: 18	R: 0 E: 0 K: 0 S: 7	H: 1 LOB: 0 BB: 0 P: 9	R: 0 E: 0 K: 2 S: 13	H: 1 LOB: 2 BB: 1 P: 21	2B: 2 3B: 0 HR: 0	SAC: 0 DP: 2 HBP: 1	PB: 0 SB: 0 CS: 1

PITCHER		IP	WLS	BF	H	R	ER	SO	BB	IBB	HBP	BLK	WP	HR	S	P	ERA	WHIP
49 Jake Arrieta, R ERA: 2.81	(1, 1)	6.0	W	24	5	1	1	4	2	0	1	0	0	0	67	96	1.50	1.167
53 Wesley Wright, L ERA: 2.38	(7, 1)	1.0		5	1	0	0	1	1	0	0	0	0	0	10	18	0.00	2.000
63 Brian Schlitter, R ERA: 3.4	(8, 1)	1.0		3	1	0	0	0	0	0	0	0	0	0	7	9	0.00	1.000
11 Kyuji Fujikawa, R ERA: 4.32	(9, 1)	1.0		5	1	0	0	2	1	0	0	0	0	0	13	21	0.00	2.000

PITCHER	IP	WLS	BF	H	R	ER	SO	BB	IBB	HBP	BLK	WP	HR	S	P	ERA	WHIP

Milwaukee Brewers @ Chicago Cubs

Wrigley Field, Chicago, IL

Tue Sep 02 2014, 7:09 PM - 10:19 PM CDT

Att. 28,434 - Partly Cloudy - 78 F

livebaseballscorecards.com

BOTTOM

Batter	1	2	3	4	5	6	7	8	9	AB	R	H	RBI	BB	SO	LOB
8 Chris Coghlan, L (1, 7) OBP: 0.347, SLG: 0.441	B SI 88 F SI 90 F SL 88 B SI 90 C SL 88 2-3 ① K	X CU 78 0-0 45 1B 1B		X SL 87 0-0 ② F7		C FF 89 C FF 89 B SL 78 B FF 87 B FF 88 X FF 90 3-2 1B		B SL 82 D SL 81 C FF 94 F FF 95 B SL 82 C FF 94 3-3 ② K		5	0	2	0	0	2	2
9 Javier Báez, R (1, 4) OBP: 0.208, SLG: 0.383 (2, 6)	B SI 91 C SL 88 B SI 91 B SI 91 C FF 89 D CU 79 4-2 13 24 1B 1B BB	1 SAFE B SI 91 F SL 86 C CU 78 F FF 92 B CU 78 X SI 92 2-2 ② F8		C SL 88 B SI 91 X SL 88 1-1 ③ G6-3		C CH 83 C SI 90 B FF 91 S CH 84 1-3 ② K		B FF 94 X FF 95 1-0 ③ G6-3		4	1	0	0	1	1	4
13 Starlin Castro, R (1, 6) OBP: 0.339, SLG: 0.438 45 Logan Watkins, L (2, 4) OBP: 0.400, SLG: 0.560	X SL 89 0-0 24 1B 68 1B 1-2 1B	B CU 78 B FF 92 X SI 91 2-0 1-3 1B			C CU 77 B SL 87 X FF 91 1-1 ① F7	S SI 90 S FF 90 B FF 90 X SL 78 1-2 ③ G3				1 3	1 0	1 1	0 0	0 0	0 0	0 1
24 Luis Valbuena, L (1, 5) OBP: 0.328, SLG: 0.450	C CU 78 F FF 91 X SL 89 0-2 5 FC6 68 1B 5 E 1-2 2-H 1B	F SL 88 1 SAFE S CU 78 F SI 92 B CU 78 F FF 92 S SL 87 1-3 ③ K			C SI 91 B SI 91 X SI 90 1-1 5 2B 2B		C SI 91 S SL 84 B FF 92 X SL 84 1-2 ① F8			4	2	2	1	0	1	2
68 Jorge Soler, R (1, 9) OBP: 0.542, SLG: 1.091	D SI 92 B SI 91 C SL 89 B SI 91 X SI 92 3-1 5 E 7 E 1-2 2-H 1B		B CU 78 B SL 87 C SL 87 B FF 90 S SL 87 C SL 86 3-3 ① K		F SI 91 X SL 88 0-1 ② F7		B SI 92 B SI 91 B SI 92 B FF 92 4-0 BB			3	1	1	1	1	1	1
5 Welington Castillo, R (1, 2) OBP: 0.291, SLG: 0.382	B CU 79 C SL 89 B SI 92 C CU 79 X SL 88 2-2 FC6 7 FC3-6 1-2 2-H		B FF 92 F SL 88 C SI 91 X SI 92 1-2 ② G6-3		C SI 91 C FF 92 D SI 92 X SL 88 1-2 7 HR 2-H 2B		B FF 92 C SI 94 S CH 88 D CH 88 S SI 92 2-3 ② K			4	1	1	1	0	1	2
7 Arismendy Alcántara, S (1, 8) OBP: 0.279, SLG: 0.390	C SL 88 B SI 92 C SL 89 B SL 89 X SL 88 2-2 ② FC3-6 1-2f 2-H		C SI 91 B SI 90 B SL 88 C SL 88 S SL 86 2-3 ③ K		X SL 88 0-0 2-H HR		B SI 92 S SI 91 C SI 92 S CH 86 1-3 ③ K			4	1	1	2	0	2	2
4 Chris Valaika, R (1, 3) OBP: 0.240, SLG: 0.290	X SI 91 0-0 ③ F9			B CU 77 B SI 90 C SI 90 F SL 87 X SI 91 2-2 ① L6-3	C SI 91 B CU 79 B SL 88 B FF 91 X SI 91 3-1 ③ L8			B FF 93 F FF 94 C FF 94 X FF 95 1-2 51 G3 1B		4	0	1	0	0	0	1
49 Jake Arrieta, R (1, 1) OBP: 0.200, SLG: 0.182 41 Matt Szczur, R (6, PH) OBP: 0.240, SLG: 0.208 53 Wesley Wright, R (7, 1) 63 Brian Schlitter, R (8, 1) OBP: 1.000, SLG: 1.000 51 Raffy Lopez, L (8, PH) 11 Kyuji Fujikawa, L (9, 1)		C SI 89 B SI 91 X SL 88 1-1 ① G3		C SI 90 B SL 86 B SL 87 B SI 91 C FF 91 B SI 90 4-2 BB		X SI 88 0-0 ① G6-3		F FF 93 X SL 82 0-1 ① G3 1-2		1 1 0 0 1 0	0 0 0 0 0 0	0 0 0 0 0 0	1 0 0 0 0 0	0 0 0 0 0 0	0 0 0 0 1 0	0 0 0 0 1 0
Inning Stats	R: 4 E: 2 K: 1 S: 18 H: 3 LOB: 1 BB: 1 P: 31	R: 0 E: 0 K: 1 S: 13 H: 2 LOB: 2 BB: 0 P: 19	R: 0 E: 0 K: 2 S: 9 H: 0 LOB: 0 BB: 0 P: 15	R: 0 E: 0 K: 0 S: 8 H: 0 LOB: 1 BB: 1 P: 15	R: 3 E: 0 K: 0 S: 12 H: 3 LOB: 0 BB: 0 P: 18	R: 0 E: 0 K: 1 S: 10 H: 1 LOB: 1 BB: 0 P: 15	R: 0 E: 0 K: 2 S: 9 H: 0 LOB: 1 BB: 1 P: 17	R: 0 E: 0 K: 1 S: 9 H: 1 LOB: 1 BB: 0 P: 14		1B: 7 2B: 2 3B: 0 HR: 1	SF: 0 SAC: 0 DP: 0 HBP: 0		WP: 0 PB: 0 SB: 0 CS: 0	PA: 38		

	AB	35
	R	7
	H	10
	RBI	5
	BB	3
	SO	8
	LOB	16

PITCHER		IP	WLS	BF	H	R	ER	SO	BB	IBB	HBP	BLK	WP	HR	S	P	ERA	WHIP
49 Yovani Gallardo, R ERA: 3.43	(1, 1)	5.0	L	26	8	7	5	4	2	0	0	0	0	1	60	98	9.00	2.000
32 Tom Gorzelanny, L ERA: 0.48	(6, 1)	1.0		4	1	0	0	1	0	0	0	0	0	0	10	15	0.00	1.000
53 Brandon Kintzler, R ERA: 3.65	(7, 1)	1.0		4	0	0	0	2	1	0	0	0	0	0	9	17	0.00	1.000
45 Alfredo Figaro, R ERA: 6.0	(8, 1)	1.0		4	1	0	0	1	0	0	0	0	0	0	9	14	0.00	1.000

PITCHER	IP	WLS	BF	H	R	ER	SO	BB	IBB	HBP	BLK	WP	HR	S	P	ERA	WHIP

Milwaukee Brewers @ Chicago Cubs

Wrigley Field, Chicago, IL

Wed Sep 03 2014, 7:06 PM - 9:59 PM CDT

Att. 31,251 - Partly Cloudy - 82 F

livebaseballscorecards.com

TOP

Batter	1	2	3	4	5	6	7	8	9	AB	R	H	RBI	BB	SO	LOB
2 Scooter Gennett, L (1, 4) OBP: 0.330, SLG: 0.455	C SI 88 X SI 86 0-1 ① F7		B SI 86 F CH 76 B FC 85 X CH 78 2-1 ① F9		X SI 86 0-0 ③ F7		B FF 95 F FF 96 B FF 95 F FF 96 S SL 87 2-3 ② K		X SI 96 0-0 ③ G4-3	5	0	0	0	0	1	2
28 Gerardo Parra, L (1, 9) OBP: 0.308, SLG: 0.374	C SI 86 X CU 75 0-1 ② F9		X CU 74 0-0 16 CS 1B			F SI 86 B FC 85 B CU 75 F SI 87 X CH 79 2-2 18 1B, 20 1B, 24 E 1B	X FF 96 0-0 ③ F7			4	1	2	0	0	0	0
20 Jonathan Lucroy, R (1, 2) OBP: 0.362, SLG: 0.474	C SI 87 C SI 87 X SI 87 0-2 ③ G4-3		C SI 85 X SI 86 0-1 ② L8			B SI 85 C SI 86 B SI 87 F FC 84 X SI 88 2-2 24 E, 18 1B 1-2 1B		C FF 95 S SL 83 S SL 83 0-3 ① K		4	0	1	0	0	1	1
16 Aramis Ramirez, R (1, 5) OBP: 0.348, SLG: 0.455		C SI 86 X SI 86 0-1 ① L6	1 SAFE 1 SAFE S CH 78 0-1 ③ CS 1-2	B SI 86 C FC 83 X CH 77 1-1 ① G5-3		B SI 88 B SI 88 F SI 88 S CH 78 X CH 79 2-2 ① F6		B FF 95 S SL 82 S SI 96 F FF 94 F SL 82 X SL 84 1-2 1B		4	0	1	0	0	0	2
18 Khris Davis, R (1, 7) OBP: 0.310, SLG: 0.481		F SI 85 F SI 86 B CU 78 X CH 79 1-2 60 G4-3, 1 1B		B FC 85 B SI 87 B SI 86 C SI 85 C SI 87 X SI 87 3-2 60 G3-6-1 1B		X SI 87 0-0 24 E 1-2 2-3 1B		F SI 95 B SI 95 F SI 95 D SL 83 D SL 85 X SI 94 3-2 ② F8		4	1	3	0	0	0	1
60 Matt Clark, L (1, 3) 41 Marco Estrada, R (4, 1) OBP: 0.179, SLG: 0.097 24 Lyle Overbay, L (6, PH) OBP: 0.136, SLG: 0.348 13 Will Smith, R (6, 1) 53 Brandon Kintzler, R (7, 1) Rickie Weeks Jr., R (8, PH) OBP: 0.337, SLG: 0.414 45 Alfredo Figaro, R (8, 1)		B SI 85 X SI 87 1-0 ② G4-3 1-2		X SI 86 0-0 ② ③ G3-6-1 1-2f		B SI 86 X SI 87 1-0 E3 1-2 2-3 3-H		F SI 94 F FF 95 D SL 82 S SL 83 1-3 ③ K		2 0 1 0 0 1	0 0 0 0 0 0	0 0 0 0 0 0	0 0 1 0 0 0	0 0 0 0 0 1	0 0 0 0 0 1	2 0 2 0 0 1
1 Logan Schafer, L (1, 8) OBP: 0.264, SLG: 0.284		B SI 86 B SI 86 X SI 86 2-0 9 1B 2-H 1B			L SI 86 B FC 83 X CH 79 1-1 ① P6	F SI 88 B SI 88 F FC 84 F CH 78 F CH 79 B CH 80 X CH 79 2-2 ② F4			C FF 97 B SI 98 F SI 97 F FF 98 F SI 97 F SL 86 S FF 98 1-3 ① K	4	0	1	1	0	1	3
9 Jean Segura, R (1, 6) OBP: 0.277, SLG: 0.315		C SI 87 1 SAFE B SI 87 X SI 88 1-1 1-2 1B			C SI 85 B SI 86 B SI 86 X SI 86 2-1 ② G6-3	C FF 95 B FF 94 F SI 93 F FF 94 F FF 96 D CU 84 F SI 93 B FF 96 X FF 95 3-2 ③ F9			B FF 98 F SI 97 B SI 98 X SI 97 2-1 E4, 7, F8 1B	4	0	2	0	0	0	3
22 Matt Garza, R (1, 1) OBP: 0.067, SLG: 0.089 7 Mark Reynolds, R (4, 3) OBP: 0.291, SLG: 0.399		F SI 86 B SI 88 X SI 86 1-1 ③ G4-3			B SI 86 F SI 87 C SI 88 B CU 79 X CH 79 2-2 1B		F FF 95 X FF 96 0-1 ① F9		X FF 96 0-0 ② F8 2-3	1 3	0 0	0 1	0 0	0 0	0 0	2 1
Inning Stats	R: 0 E: 0 K: 0 S: 7 H: 0 LOB: 0 BB: 0 P: 7	R: 1 E: 0 K: 0 S: 11 H: 3 LOB: 2 BB: 0 P: 17	R: 0 E: 0 K: 0 S: 6 H: 1 LOB: 0 BB: 0 P: 8	R: 0 E: 0 K: 0 S: 6 H: 1 LOB: 0 BB: 0 P: 10	R: 0 E: 0 K: 0 S: 8 H: 1 LOB: 1 BB: 0 P: 13	R: 1 E: 1 K: 0 S: 22 H: 3 LOB: 3 BB: 0 P: 34	R: 0 E: 0 K: 1 S: 6 H: 0 LOB: 0 BB: 0 P: 8	R: 0 E: 0 K: 2 S: 14 H: 1 LOB: 1 BB: 0 P: 19	R: 0 E: 1 K: 1 S: 10 H: 1 LOB: 1 BB: 0 P: 13							

AB	37
R	2
H	11
RBI	2
BB	0
SO	4
LOB	20

1B: 11	SF: 0	WP: 0	PA: 38
2B: 0	SAC: 0	PB: 0	
3B: 0	DP: 1	SB: 0	
HR: 0	HBP: 0	CS: 1	

PITCHER		IP	WLS	BF	H	R	ER	SO	BB	IBB	HBP	BLK	WP	HR	S	P	ERA	WHIP
28 Kyle Hendricks, R ERA: 2.02	(1, 1)	5.2	W	25	9	2	2	0	0	0	0	0	0	0	54	80	3.18	1.588
52 Justin Grimm, R ERA: 3.79	(6, 1)	0.1	H	1	0	0	0	0	0	0	0	0	0	0	6	9	0.00	0.000
54 Neil Ramírez, R ERA: 0.96	(7, 1)	1.0		3	0	0	0	1	0	0	0	0	0	0	6	8	0.00	0.000
46 Pedro Strop, R ERA: 2.36	(8, 1)	1.0		4	1	0	0	2	0	0	0	0	0	0	14	19	0.00	1.000
56 Héctor Rondón, R ERA: 2.65	(9, 1)	1.0		4	1	0	0	1	0	0	0	0	0	0	10	13	0.00	1.000

PITCHER	IP	WLS	BF	H	R	ER	SO	BB	IBB	HBP	BLK	WP	HR	S	P	ERA	WHIP

Batter	1	2	3	4	5	6	7	8	9	AB	R	H	RBI	BB	SO	LOB
8 Chris Coghlan, L (1, 7) OBP: 0.348, SLG: 0.441	C FF 91 B FF 91 C FF 90 X FF 93 1-2 ① L3		F CU 72 X FF 93 0-1 24 E 24 S 68 2B 1B	X FF 88 0-0 9 G5-3 1B		C SL 81 F FF 92 X SL 83 0-2 ② L9		C FF 96 S CH 87 S SL 83 0-3 ③ K		5	1	2	0	0	1	1
9 Javier Báez, R (1, 6) OBP: 0.217, SLG: 0.390	B FF 91 F SI 92 B SI 93 F FF 93 X FF 93 2-2 24 F8 2B		B SI 92 X FF 93 1-0 ① F8	1 SAFE X CH 77 0-0 ① G5-3 1-2		B SL 80 B SL 80 B SL 82 C FF 93 B FF 92 4-1 BB				3	0	1	0	1	0	2
24 Luis Valbuena, L (1, 5) OBP: 0.328, SLG: 0.448	B FF 92 F FF 92 X CU 74 1-1 ② F8 2-3		B SI 92 C FF 93 F FF 92 F SL 84 X FF 94 1-2 E6 68 2B 1-3 1B	B CU 75 C CU 76 S CU 76 B FF 89 S FF 89 2-3 ② K		B FF 92 B FF 93 X FF 92 2-0 ③ G5-3				4	1	1	0	0	1	3
68 Jorge Soler, R (1, 9) OBP: 0.500, SLG: 1.000	F SI 93 X SI 93 0-1 ③ G5-3		C FF 94 X SI 94 0-1 5 2B 2-H 3-H 2B	B CH 78 S CH 78 B FF 89 B CH 78 S CH 78 S FF 90 3-3 ③ K			B SI 90 C SI 90 X SI 92 1-1 ① G6-3			4	1	1	2	0	1	2
5 Welington Castillo, R (1, 2) OBP: 0.293, SLG: 0.386		C FF 92 B SI 92 X FF 92 1-1 ① F8	B CU 73 B SI 92 B FF 94 C FF 92 X SI 93 3-1 45 1B 2-H 2B		B CU 76 C CH 77 X FF 89 1-1 1B		C FF 90 C SI 91 B CH 86 X CH 87 1-2 ② F7			4	1	2	1	0	0	0
7 Arismendy Alcántara, S (1, 8) OBP: 0.274, SLG: 0.382		F SI 92 B CU 76 C FF 93 B CU 77 X SI 94 2-2 ② G4-3	D CU 76 C FF 92 S FF 93 S SL 85 1-3 ② K		B FF 89 X CH 78 1-0 ① F9		S CH 87 F SI 92 B SI 92 B SL 85 S SI 91 2-3 ③ K			4	0	0	0	0	2	2
45 Logan Watkins, L (1, 4) OBP: 0.414, SLG: 0.552		F FF 93 S FF 93 X FF 93 0-2 4 HR 1B	X FF 92 0-0 2-H 1B		S FF 89 F FF 89 X CH 79 0-2 ② P5			S FF 94 F FF 94 B FF 92 F SL 82 F FF 95 C SL 82 1-3 ① K		4	1	2	1	0	1	1
4 Chris Valaika, R (1, 3) OBP: 0.266, SLG: 0.347		C FF 92 X SL 83 0-1 1-H HR	B SI 91 I IN 80 I IN 76 I IN 79 4-0 IBB		B FF 89 S CH 78 S FF 89 F FF 89 S CH 78 1-3 ③ K			C SL 83 X FF 96 0-1 1B		3	1	2	2	1	1	1
28 Kyle Hendricks, R (1, 1) OBP: 0.217, SLG: 0.100 52 Justin Grimm, R (6, 1) 41 Matt Szczur, R (6, PH) OBP: 0.231, SLG: 0.200 54 Neil Ramírez, R (7, 1) 46 Pedro Strop, R (8, 1) 61 Ryan Kalish, L (8, PH) OBP: 0.300, SLG: 0.326 56 Héctor Rondón, R (9, 1)		F FF 94 C FF 92 B FF 94 F FF 93 S SL 84 1-3 ③ K	S FF 93 C FF 93 D SL 85 S SL 84 1-3 ③ K			B CU 78 X FF 91 1-0 ① G4-3		F FF 95 B FF 94 1 SAFE S SL 83 X SL 82 1-2 ② F7		2 0 1 0 0 0 1 0	0 0 0 0 0 0 0 0	0 0 0 0 0 0 0 0	0 0 0 0 0 0 0 0	2 0 0 0 0 0 0 0	2 0 0 0 0 0 0 1	2 0 0 0 0 0 1 0
Inning Stats	R: 0 E: 0 K: 0 S: 10 H: 1 LOB: 1 BB: 0 P: 14	R: 2 E: 0 K: 1 S: 14 H: 2 LOB: 0 BB: 0 P: 18	R: 4 E: 1 K: 2 S: 18 H: 5 LOB: 2 BB: 1 P: 29	R: 0 E: 0 K: 2 S: 8 H: 1 LOB: 1 BB: 0 P: 13	R: 0 E: 0 K: 1 S: 10 H: 1 LOB: 1 BB: 0 P: 13	R: 0 E: 0 K: 0 S: 6 H: 0 LOB: 1 BB: 1 P: 13	R: 0 E: 0 K: 1 S: 8 H: 0 LOB: 0 BB: 0 P: 12	R: 0 E: 0 K: 2 S: 13 H: 1 LOB: 1 BB: 0 P: 15		1B: 7 2B: 3 3B: 0 HR: 1 SF: 0 SAC: 0 DP: 0 HBP: 0			WP: 0 PB: 0 SB: 1 CS: 0 PA: 37	

PITCHER		IP	WLS	BF	H	R	ER	SO	BB	IBB	HBP	BLK	WP	HR	S	P	ERA	WHIP
22 Matt Garza, R ERA: 3.87	(1, 1)	3.0	L	18	8	6	6	3	0	1	0	0	0	1	42	61	18.00	2.667
41 Marco Estrada, R ERA: 4.82	(4, 1)	2.0		8	2	0	0	3	0	0	0	0	0	0	18	26	0.00	1.000
13 Will Smith, L ERA: 4.12	(6, 1)	1.0		4	0	0	0	0	1	0	0	0	0	0	6	13	0.00	1.000
53 Brandon Kintzler, R ERA: 3.58	(7, 1)	1.0		3	0	0	0	1	0	0	0	0	0	0	8	12	0.00	0.000
45 Alfredo Figaro, R ERA: 5.14	(8, 1)	1.0		4	1	0	0	2	0	0	0	0	0	0	13	15	0.00	1.000

PITCHER	IP	WLS	BF	H	R	ER	SO	BB	IBB	HBP	BLK	WP	HR	S	P	ERA	WHIP

BOTTOM

Milwaukee Brewers @ Chicago Cubs

Wrigley Field, Chicago, IL

Wed Sep 03 2014, 7:06 PM - 9:59 PM CDT

Att. 31,251 - Partly Cloudy - 82 F

livebaseballscorecards.com

AB	35
R	6
H	11
RBI	6
BB	2
SO	9
LOB	15

Batter	1	2	3	4	5	6	7	8	9	AB	R	H	RBI	BB	SO	LOB
13 Matt Carpenter, L (1, 5) OBP: 0.375, SLG: 0.382	C FF 94 F FF 97 B FF 96 B FF 97 X FF 98 2-2 7 1B 19 1B 4 1B 1B	C SL 84 B FF 97 C SL 86 X FF 98 1-2 ③ G3-1		B SI 96 X SI 95 1-0 19 G4-6-3 1B			C FF 87 S SL 81 B SL 83 B SI 90 C CU 74 2-3 ① K		C FF 92 B SL 83 X FF 94 1-1 7 1B 19 BB 1B	5	1	3	0	0	1	0
19 Jon Jay, L (1, 9) OBP: 0.390, SLG: 0.407	B FF 95 S SL 82 X SL 85 1-1 7 1B 4 1B 1-2 1B		B FF 97 B SL 85 S SI 96 C SI 97 S SI 96 2-3 ① K	B FF 95 X SI 96 1-0 ② G4-6-3 ③ 1-2f			C CU 74 X SL 82 0-1 1B		B SL 78 B FF 94 B FF 93 C FF 95 B FF 94 4-1 27 WP 7 1B 4 F9-2 1-2 BB	4	1	2	0	1	1	1
7 Matt Holliday, R (1, 7) OBP: 0.372, SLG: 0.432	S SL 85 X FF 97 0-1 4 1B 1-2 2-3 1B		H SI 96 1-0 4 BB 16 1B HBP		B FF 96 X SL 85 1-0 4 G6-4-3 1B		X SI 96 0-0 ② L9		B SI 91 F SI 92 X SI 94 1-1 ① 27 WP 1-2 2-3 1B	4	1	3	0	0	0	1
27 Jhonny Peralta, R (1, 6) OBP: 0.341, SLG: 0.448	C SI 97 X SL 86 0-1 ① F9		F SI 97 F FF 98 S FF 97 0-3 ② K		D SL 86 D SL 86 X FF 95 2-0 ① L9		B KC 79 B SI 97 1 SAFE F SI 97 X SI 97 2-1 ③ G6-3		C SI 92 B CH 84 D SI 93 D SI 92 B SI 93 4-1 1-2 2-3 BB	4	0	0	0	1	1	6
4 Yadier Molina, R (1, 2) OBP: 0.342, SLG: 0.397	S SI 97 B FF 96 X SL 86 1-1 1-2 2-H 3-H 1B		B FF 97 B FF 98 S FF 96 B SL 87 F FF 98 B FF 97 4-2 59 HBP 16 1B 1-2 BB		F FF 97 X FF 96 0-1 ② G6-4-3 ③ 1-2f			F FF 94 C FF 95 F FF 96 B SL 90 B FF 96 F SL 89 X SL 89 2-2 ① G1-3	B SI 93 F SI 93 D SI 94 X FF 93 2-1 ② F9-2 ③ 3-H	4	0	1	2	1	0	4
16 Kolten Wong, L (1, 4) OBP: 0.292, SLG: 0.399	D SL 85 F FF 98 X SL 87 1-1 ② F6		B SL 84 F CH 85 B FF 97 B SL 85 S SL 86 X SL 87 3-2 59 HBP 1-2 2-H 1B			C SI 96 B FF 95 S SL 85 B SL 86 B FF 97 F FF 97 F SI 98 F FF 97 F SI 97 3-2 ① X SI 98 G5-3		C SI 94 B SI 94 F SI 94 X SI 96 1-2 8 1B 1B		4	0	2	1	0	0	2
59 Xavier Scruggs, R (1, 3)	B SL 85 S SL 87 X SI 98 1-1 ③ L4		C SL 86 H SI 97 1-1 1-2 2-3 HBP			B SL 84 X SI 96 1-0 ② G6-3		F FF 92 1 SAFE 1 SAFE P PO 86 S FF 91 1 SAFE S FF 94 1-3 ② K		3	0	0	0	0	1	3
8 Peter Bourjos, R (1, 8) OBP: 0.306, SLG: 0.362		C SL 82 C FF 97 S SL 86 0-3 ① K	S SL 84 D FF 97 C SI 98 S SL 87 1-3 ③ K			B FF 96 B FF 96 B FF 95 B FF 94 4-0 BB		C FF 93 X FF 93 0-1 1-2 1B		3	0	1	0	1	2	3
52 Michael Wacha, R (1, 1) 3 Mark Ellis, R (4, PH) 56 Marco Gonzales, L (4, 1) 30 Jason Motte, R (6, 1) 43 Seth Maness, R (6, 1) 44 Carlos Martinez, R (7, 1) 12 A.J. Pierzynski, L (8, PH) 37 Pat Neshek, S (8, 1) 26 Trevor Rosenthal, R (9, 1)		B SI 96 C FF 95 C FF 97 B SL 88 T FF 98 2-2 ② K		B FF 95 F FF 95 B SL 84 B FF 96 C FF 95 S FF 97 3-3 ① K			1 SAFE S FF 95 B SI 97 1 SAFE C SI 96 F FF 98 1 SAFE S SL 85 1-3 ③ K		F FF 94 F SI 97 F FF 96 B FF 95 F FF 97 S FF 96 1-3 ③ K	1 0 0 0 0 1 0 1 0 0 0 0 1 0 1 0 0 0 0 1 1 0 0 0 0 0 0 0 0 0 0 0 0 0 0 0 0 0 0 0 0 0 1 0 0 0 0 1 2 0 0 0 0 0 0 0 0 0 0 0 0 0 0						
Inning Stats	R: 2 E: 0 K: 0 S: 15 H: 4 LOB: 2 BB: 0 P: 21	R: 0 E: 0 K: 2 S: 9 H: 0 LOB: 0 BB: 0 P: 12	R: 1 E: 0 K: 3 S: 15 H: 1 LOB: 3 BB: 1 P: 27	R: 0 E: 0 K: 1 S: 5 H: 1 LOB: 0 BB: 0 P: 10	R: 0 E: 0 K: 0 S: 4 H: 1 LOB: 0 BB: 0 P: 7	R: 0 E: 0 K: 1 S: 12 H: 0 LOB: 1 BB: 1 P: 21	R: 0 E: 0 K: 1 S: 8 H: 1 LOB: 1 BB: 0 P: 12	R: 0 E: 0 K: 2 S: 19 H: 2 LOB: 2 BB: 0 P: 23	R: 0 E: 0 K: 0 S: 8 H: 2 LOB: 2 BB: 2 P: 20	1B: 12 2B: 1 3B: 0 HR: 0 SF: 0 SAC: 0 DP: 3 HBP: 2						

PITCHER		IP	WLS	BF	H	R	ER	SO	BB	IBB	HBP	BLK	WP	HR	S	P	ERA	WHIP
38 Wily Peralta, R ERA: 3.84	(1, 1)	6.0	L	27	7	3	3	7	2	0	2	0	0	0	60	98	4.50	1.500
59 Zach Duke, L ERA: 2.42	(7, 1)	0.1		2	1	0	0	1	0	0	0	0	0	0	5	7	0.00	3.000
21 Jeremy Jeffress, R ERA: 2.95	(7, 1)	0.2		2	0	0	0	0	0	0	0	0	0	0	3	5	0.00	0.000
51 Jonathan Broxton, R ERA: 1.82	(8, 1)	1.0		5	2	0	0	2	0	0	0	0	0	0	19	23	0.00	2.000
13 Will Smith, L ERA: 4.12	(9, 1)	0.0		2	1	0	0	0	1	0	0	0	0	0	3	8	∞	∞

PITCHER		IP	WLS	BF	H	R	ER	SO	BB	IBB	HBP	BLK	WP	HR	S	P	ERA	WHIP
53 Brandon Kintzler, R ERA: 3.51	(9, 1)	1.0		3	1	0	0	0	1	0	0	0	1	0	5	12	0.00	2.000

TOP

St. Louis Cardinals @ Milwaukee Brewers

Miller Park, Milwaukee, WI

Thu Sep 04 2014, 7:13 PM - 10:47 PM CDT

Att. 37,227 - Partly Cloudy - 76 F

livebaseballscorecards.com

AB	35
R	3
H	12
RBI	3
BB	4
SO	10
LOB	23

WP: 1	PA: 41				
PB: 0					
SB: 0					
CS: 0					

BOTTOM

St. Louis Cardinals @ Milwaukee Brewers

Miller Park, Milwaukee, WI

Thu Sep 04 2014, 7:13 PM - 10:47 PM CDT

Att. 37,227 - Partly Cloudy - 76 F

livebaseballscorecards.com

Batter	1	2	3	4	5	6	7	8	9	AB	R	H	RBI	BB	SO	LOB
2 Scooter Gennett, L (1, 4) OBP: 0.328, SLG: 0.452 Rickie Weeks Jr., R (6, PH) OBP: 0.341, SLG: 0.429 (7, 4)	C FF 95 B FF 94 B CU 74 X FF 96 2-1 G3 ①		C CU 74 F CH 85 B CH 88 F FF 90 S CU 78 1-3 K2-3 ①			X FF 89 0-0 HR	C SI 90 X SI 90 0-1 FC4 ② 28 1B 1-2f		C CU 76 B CU 76 B CU 78 S FF 97 B FF 98 B CU 77 4-2 20 BB BB	2 2	0 1	0 1	0 1	0 1	1 0	0 1
28 Gerardo Parra, L (1, 9) OBP: 0.311, SLG: 0.376	C FF 94 F CU 76 X CH 88 0-2 20 2B 1B		X FF 95 0-0 20 G6-4-3 1B			C FF 89 F CU 73 B SL 85 B CU 73 C FF 90 2-3 K ①	1 SAFE X SI 90 0-0 1-3 1B		S FF 97 S CH 86 D CH 86 1 SAFE S CH 84 1-3 K ②	5	1	3	0	0	2	1
20 Jonathan Lucroy, R (1, 2) OBP: 0.364, SLG: 0.476 (9, 3)	C FF 95 1 SAFE X FF 94 0-1 16 G6-3 1-H 2B		D CU 74 C FF 94 X FF 93 1-1 G6-4-3 ②③ 1-2f			B CH 79 C CH 79 F SL 84 B FF 90 X CH 79 2-2 24 BB 16 1B 1B	B FF 97 B SI 95 F SI 94 X CU 87 2-1 P3 ③		C FF 98 B FF 98 C FF 97 B FF 98 D CH 88 D CH 87 4-2 1-2 BB	4	0	2	1	1	0	3
16 Aramis Ramirez, R (1, 5) OBP: 0.347, SLG: 0.453 5 Héctor Gómez, R (8, PR) (9, 5) 15 Jason Rogers, R (9, PH) OBP: 0.500, SLG: 1.000	B FF 96 B CU 75 X CU 76 2-0 G6-3 ② 2-3			B FF 90 S CH 78 F FF 91 B CH 80 X CH 79 2-2 L8 ① B CH 80 X CH 78 1-0 G1-3 ②		B FC 87 C FC 88 F FF 94 X FC 88 1-2 24 BB 1-2 1B		B SL 82 B SI 90 C SI 90 X SL 82 2-1 E3 18 1B B CU 79 C FF 98 X FF 98 1-1 F9 ③	4 0 1	0 0 0	1 0 0	0 0 0	0 0 0	0 0 0	1 0 2
18 Khris Davis, R (1, 7) OBP: 0.310, SLG: 0.479	C FF 96 B FF 95 B FF 95 C CU 77 X FF 96 2-2 L9 ③					B FC 87 D FC 88 C FC 86 S FF 93 X FF 93 2-2 L9 ②		C SL 81 X SL 82 0-1 1-2 1B		4	0	1	0	0	0	3
7 Mark Reynolds, R (1, 3) OBP: 0.289, SLG: 0.397 24 Lyle Overbay, L (6, PH) OBP: 0.339, SLG: 0.348 (7, 3) 12 Martín Maldonado, R (8, PH) OBP: 0.336, SLG: 0.429 (9, 2)		S CU 75 S FF 94 F FF 96 B FF 96 F FF 95 X CU 77 1-2 F7 ①	B FF 90 C CH 80 F FF 91 B FF 90 B FF 90 X CH 79 3-2 G6-3 ③			B FC 89 B FC 89 B FC 89 B FC 88 4-0 1-2 2-3 BB		L SL 80 B SI 92 X SI 90 1-1 B1 ①	2 0 1	0 0 0	0 0 0	0 0 0	0 1 0	0 0 0	0 0 2
1 Logan Schafer, L (1, 8) OBP: 0.264, SLG: 0.277		F FF 95 B CU 76 B CU 77 B CH 88 C FF 94 F FF 95 F CU 76 F FF 96 B FF 96 4-2 BB			C FF 88 B FF 90 B SL 85 X FF 90 2-1 L6 ①	F SI 89 B CH 83 D CH 84 C SI 90 X CH 84 2-2 F7 ③		B CH 68 X SI 88 1-0 F8 ②		3	0	0	0	1	0	5
9 Jean Segura, R (1, 6) OBP: 0.274, SLG: 0.312		C CU 75 B CU 74 C CU 75 B FF 97 S FF 94 2-3 K ②			C FF 90 B FF 90 C FF 90 X CH 78 1-2 G6-3 ②		C SI 90 B SI 90 X SI 90 1-1 G1-3 ① X SL 81 0-0 L7 ③			4	0	0	0	0	1	3
38 Wily Peralta, R (1, 1) OBP: 0.286, SLG: 0.160 59 Zach Duke, L (1, 1) 21 Jeremy Jeffress, R (7, 1) 60 Matt Clark, L (7, PH) OBP: 0.250, SLG: 0.250 27 Carlos Gómez, R (7, PR) OBP: 0.348, SLG: 0.429 51 Jonathan Broxton, R (8, 1) 13 Will Smith, R (8, 1) 53 Brandon Kintzler, R (9, 1) 3 Elian Herrera, S (9, PH) OBP: 0.286, SLG: 0.352		B FF 93 T FF 93 C CU 74 S CU 75 1-3 K ③			B FF 89 B FF 88 C CH 75 S CH 79 C FF 89 2-3 K ③		C SI 90 X SI 90 0-1 FC4 1B		B FF 94 C FF 96 F CH 86 B FF 97 X CH 86 2-2 F8 ①	2 0 0 1 0 0 0 0 1	0 0 0 0 0 0 0 0 0	0 0 0 1 0 0 0 0 0	0 0 0 0 0 0 0 0 0	0 0 0 0 0 0 0 0 0	2 0 0 0 0 0 0 0 0	1 0 0 0 0 0 0 0 0
Inning Stats	R: 1 E: 0 K: 0 S: 11 H: 2 LOB: 1 BB: 0 P: 17	R: 0 E: 0 K: 2 S: 16 H: 0 LOB: 1 BB: 1 P: 24	R: 0 E: 0 K: 1 S: 7 H: 1 LOB: 0 BB: 0 P: 9	R: 0 E: 0 K: 0 S: 7 H: 0 LOB: 0 BB: 0 P: 13	R: 0 E: 0 K: 1 S: 8 H: 0 LOB: 0 BB: 0 P: 13	R: 1 E: 0 K: 1 S: 16 H: 3 LOB: 3 BB: 1 P: 29	R: 0 E: 0 K: 0 S: 9 H: 2 LOB: 2 BB: 0 P: 12	R: 0 E: 1 K: 0 S: 8 H: 1 LOB: 2 BB: 0 P: 12	R: 0 E: 0 K: 1 S: 12 H: 0 LOB: 2 BB: 2 P: 24	1B: 7 2B: 1 3B: 0 HR: 1	SF: 0 SAC: 0 DP: 1 HBP: 0			WP: 0 PB: 0 SB: 0 CS: 0	PA: 40	

	AB	R	H	RBI	BB	SO	LOB
	36	2	9	2	4	6	22

PITCHER		IP	WLS	BF	H	R	ER	SO	BB	IBB	HBP	BLK	WP	HR	S	P	ERA	WHIP
52 Michael Wacha, R ERA: 2.8	(1, 1)	3.0		12	3	1	1	3	1	0	0	0	0	0	34	50	3.00	1.333
56 Marco Gonzales, L ERA: 5.24	(4, 1)	2.1	W	9	2	1	1	2	0	0	0	0	0	1	22	37	3.86	0.857
30 Jason Motte, R ERA: 4.84	(6, 1)	0.1	H	3	1	0	0	0	1	0	0	0	0	0	6	13	0.00	6.000
43 Seth Maness, R ERA: 2.9	(6, 1)	1.0	H	5	2	0	0	0	0	0	0	0	0	0	10	13	0.00	2.000
44 Carlos Martinez, R ERA: 4.54	(7, 1)	0.1	H	1	0	0	0	0	0	0	0	0	0	0	2	4	0.00	0.000

PITCHER		IP	WLS	BF	H	R	ER	SO	BB	IBB	HBP	BLK	WP	HR	S	P	ERA	WHIP
37 Pat Neshek, R ERA: 1.35	(8, 1)	1.0	H	5	1	0	0	0	0	0	0	0	0	0	8	12	0.00	1.000
26 Trevor Rosenthal, R ERA: 3.38	(9, 1)	1.0	S	5	0	0	0	1	2	0	0	0	0	0	12	24	0.00	2.000

Batter	1	2	3	4	5	6	7	8	9	AB	R	H	RBI	BB	SO	LOB
13 Matt Carpenter, L (1, 5) OBP: 0.373, SLG: 0.380	C FF 90 B FF 89 B FF 91 C FF 89 T FF 92 2-2 ① **K**		1 SAFE C CU 72 B FF 92 C CU 74 X FF 91 1-2 ② **P5**		B CU 74 B FF 91 B FF 90 C FF 91 X FF 89 3-1 ③ **F8**		C FF 89 C SI 90 B SI 90 B SI 89 B SL 86 X SL 83 3-2 ③ **L8** **1-2**			4	0	0	0	0	1	3
19 Jon Jay, L (1, 9) OBP: 0.391, SLG: 0.408	B FF 90 C FF 91 X FC 87 1-1 **1B**		C FF 91 X CU 74 0-1 **1-3** **1B**			C CU 72 S FF 89 B FF 90 F FF 89 C FF 91 1-3 ① **K**		B SI 94 C FF 93 C FF 94 F FF 96 B SL 90 S SL 90 2-3 ① **K**		4	0	2	0	0	2	0
7 Matt Holliday, R (1, 7) OBP: 0.369, SLG: 0.429	S FF 92 B FF 91 B FF 92 1 SAFE X FF 92 2-1 ② **F8**		C CU 74 F FF 90 B FF 92 B FF 90 X FF 91 2-2 ③ **F9**			X FF 89 0-0 ② **F8**		B FF 94 X SL 89 1-0 ② **G1-3**		4	0	0	0	0	0	3
27 Jhonny Peralta, R (1, 6) OBP: 0.341, SLG: 0.453	X FF 90 0-0 ③ **F9**			B FF 88 C FF 90 S CU 73 T CU 73 1-2 ① **K**		C FC 86 F FF 90 B FF 90 B CU 72 X CU 71 2-2 **HR**		F FF 95 X FF 94 0-1 ③ **G3**		4	1	1	1	0	1	1
4 Yadier Molina, R (1, 2) OBP: 0.344, SLG: 0.398		C CU 73 C CU 73 X FF 91 0-2 **8 FC4** **1B**		B FF 90 C FC 86 B FF 91 X FF 89 2-1 ② **F7**		B CU 70 X FC 85 1-0 ③ **L9**			B SI 92 C SI 92 B SI 92 T SI 92 X SI 92 2-2 **33 FC3-6** **16 1B** **1B**	4	0	2	0	0	0	0
16 Kolten Wong, L (1, 4) OBP: 0.291, SLG: 0.397		B CU 73 S FF 91 C FF 90 F FF 92 F CU 76 X FF 91 1-2 ① **F7**		B FF 91 B FF 90 C FF 90 C FC 87 X FF 91 2-2 ③ **P6**			C CH 82 S FF 88 B FF 91 S FF 90 1-3 ① **K**		C SI 91 B CH 83 X CH 83 1-1 **33 FC3-6** **1-2** **1B**	4	0	1	0	0	1	1
8 Peter Bourjos, R (1, 8) OBP: 0.309, SLG: 0.369		1 SAFE S FC 87 X FC 87 0-1 ② **FC4** **33 PO** **1-2f**			B CU 72 B FC 87 X FC 87 2-0 **41 SH1-4** **1B**		C FC 86 B FF 90 X FF 90 1-1 **18 1B** **2B**		C SI 92 C FF 93 B FF 92 B FF 92 B SI 92 T FF 90 3-2 ① **K**	4	1	2	0	0	1	3
33 Daniel Descalso, L (1, 3) OBP: 0.316, SLG: 0.298		B FC 89 1 SAFE 1 SAFE B FF 91 S FF 90 1 SAFE 2-1 ③ **PO** **1-2**	B CU 73 C CU 71 B FF 90 B FC 87 F FF 90 B FC 87 4-2 **19 1B** **BB**		B FC 87 B FF 88 1 SAFE B FF 90 C FF 90 X FF 90 3-1 ① **F8**		C FF 88 S FF 90 C FF 90 0-3 ② **K**		B CU 76 C CU 76 X FF 91 1-1 ② **FC3-6** **12 DI** **1-2f** **2-3**	3	0	0	0	1	1	4
41 John Lackey, R (1, 1) OBP: 0.222, SLG: 0.222 18 Oscar Taveras, L (7, PH) OBP: 0.272, SLG: 0.295 70 Tyler Lyons, L (7, 1) 63 Justin Masterson, R (8, 1) OBP: 0.182, SLG: 0.182 12 A.J. Pierzynski, L (9, PH) OBP: 0.292, SLG: 0.342			L FC 87 B CU 74 L FF 90 X FF 90 1-2 ① **B3**		X FC 87 0-0 ② **SH1-4** **1-2**		B FF 89 B CH 81 F FF 90 F FF 90 F FF 91 F FF 91 D CU 73 F FF 90 X CH 81 3-2 **13 WP** **2-H** **1B**		B CH 82 T FF 91 X CH 85 1-1 ③ **L7** **1-2**	1 1 0 0 1	0 0 0 0 0	0 1 0 0 0	0 1 0 0 0	0 0 0 0 0	0 0 0 0 0	1 0 0 0 2
Inning Stats	R: 0 E: 0 K: 1 S: 8 H: 1 LOB: 1 BB: 0 P: 13	R: 0 E: 0 K: 0 S: 11 H: 1 LOB: 0 BB: 0 P: 14	R: 0 E: 0 K: 0 S: 13 H: 1 LOB: 2 BB: 1 P: 21	R: 0 E: 0 K: 1 S: 8 H: 0 LOB: 0 BB: 0 P: 13	R: 0 E: 0 K: 0 S: 6 H: 1 LOB: 1 BB: 0 P: 14	R: 1 E: 0 K: 1 S: 9 H: 1 LOB: 0 BB: 0 P: 13	R: 1 E: 0 K: 2 S: 17 H: 2 LOB: 1 BB: 0 P: 25	R: 0 E: 0 K: 1 S: 7 H: 0 LOB: 0 BB: 0 P: 10	R: 0 E: 0 K: 1 S: 12 H: 2 LOB: 2 BB: 0 P: 20	1B: 7 2B: 1 3B: 0 HR: 1 SF: 0 SAC: 1 DP: 0 HBP: 0						

PITCHER		IP	WLS	BF	H	R	ER	SO	BB	IBB	HBP	BLK	WP	HR	S	P	ERA	WHIP
50 Mike Fiers, R ERA: 2.03	(1, 1)	6.2	W	27	7	2	2	5	1	0	0	0	0	1	69	107	2.70	1.200
59 Zach Duke, L ERA: 2.41	(7, 1)	0.1		1	0	0	0	0	0	0	0	0	1	0	3	6	0.00	0.000
51 Jonathan Broxton, R ERA: 1.79	(8, 1)	1.0		3	0	0	0	1	0	0	0	0	0	0	7	10	0.00	0.000
57 Francisco Rodríguez, R ERA: 2.95	(9, 1)	1.0		5	2	0	0	1	0	0	0	0	0	0	12	20	0.00	2.000

PITCHER	IP	WLS	BF	H	R	ER	SO	BB	IBB	HBP	BLK	WP	HR	S	P	ERA	WHIP

TOP

St. Louis Cardinals @ Milwaukee Brewers

Miller Park, Milwaukee, WI

Fri Sep 05 2014, 7:12 PM - 10:20 PM CDT

Att. 35,103 - Roof Closed - 79 F

livebaseballscorecards.com

AB	34
R	2
H	9
RBI	2
BB	1
SO	7
LOB	18

WP: 1 PA: 37
PB: 0
SB: 0
CS: 0

BOTTOM

Batter	1	2	3	4	5	6	7	8	9	AB	R	H	RBI	BB	SO	LOB
2 Scooter Gennett, L (1, 4) OBP: 0.330, SLG: 0.455 3 Elian Herrera, S (8, 4) OBP: 0.295, SLG: 0.352	C FF 90 F FC 84 F CU 80 X FF 92 0-2 G4-3 ①		F FF 90 F FC 85 D CU 81 B CH 84 F CU 80 B FF 92 X FF 92 3-2 20 CS 2-H 3-H 1B		X CH 82 0-0 20 1B 2-H 2B		X FF 92 0-0 F8 ①			4 0	1 0	2 0	3 0	0 0	0 0	0 0
20 Jonathan Lucroy, R (1, 2) OBP: 0.366, SLG: 0.476	B FF 90 F FF 91 C CU 80 B FF 92 B CU 80 S FC 85 3-3 K ②		1 SAFE C FF 90 1 SAFE B FC 84 S FC 84 B FF 91 B FC 85 B SI 91 4-2 1-2 BB ②		X FF 90 0-0 2-H 1B		C SI 91 F CH 85 F FF 93 H SL 84 1-2 16 G4-3 8 1B HBP			2	0	1	1	1	1	0
8 Ryan Braun, R (1, 9) OBP: 0.326, SLG: 0.478	C SI 92 B SI 91 X FC 85 1-1 G5-3 ③		B FC 83 B FF 90 C FF 90 C FF 92 D FC 84 X CU 78 3-2 G5-3 ③		B FC 82 B FF 90 F FC 81 S FF 90 B FC 83 S SI 91 3-3 K ③		F CH 85 B FF 92 T FF 91 X FF 93 1-2 16 G4-3 1-2 1B			4	0	1	0	0	1	2
16 Aramis Ramirez, R (1, 5) OBP: 0.344, SLG: 0.449		F FF 91 B FC 84 X FC 84 1-1 G6-3 ①		F FF 90 F FF 90 F FF 93 F FC 83 S FC 84 0-3 K ①		B FC 81 X FF 89 1-0 G4-3 ①	X SI 91 0-0 G4-3 ② 1-2 2-3			4	0	0	0	0	1	2
28 Gerardo Parra, L (1, 8) OBP: 0.310, SLG: 0.375 (9, 7)		X FF 91 0-0 P2 ②		B FF 90 B FF 90 X FF 89 2-0 F7 ②		C CU 77 S CU 77 B CU 73 B CH 83 F CU 78 F FF 90 X FC 82 2-2 18 HR 1B	L SL 83 B SL 84 C SL 82 B SL 83 S FF 93 2-3 K ③			4	1	1	0	0	1	2
18 Khris Davis, R (1, 7) OBP: 0.309, SLG: 0.484 27 Carlos Gómez, R (9, 8) OBP: 0.348, SLG: 0.479		C FF 91 F FF 91 S FC 84 0-3 K ③		S FC 84 B FF 91 B FC 82 F FC 82 S FF 93 2-3 K ③		X SI 89 0-0 1-H HR		F SL 78 S SI 89 B SL 83 B SL 82 F SI 88 B SI 90 X SI 88 3-2 G6-3 ①		4 0	1 0	1 0	2 0	0 0	2 0	0 0
24 Lyle Overbay, L (1, 3) OBP: 0.337, SLG: 0.347			C FF 88 B FF 91 X CU 77 1-1 50 9 SH1-3 1B 2 1B 1B		C FF 90 S CH 84 B CH 85 B FF 91 X CH 84 2-2 G3 ①		B FF 89 C FF 90 B FF 90 S FF 89 F FF 89 X CU 77 2-2 G4-3 ②	F SI 87 B SI 90 F SI 88 B SI 90 B SI 90 F SI 89 X SI 89 3-2 G6-3 ②		4	1	1	0	0	0	0
9 Jean Segura, R (1, 6) OBP: 0.278, SLG: 0.316			C FC 83 B FF 90 X SI 90 1-1 50 SH1-3 2 1B 1-2 1B		C FF 90 X FC 82 0-1 50 SH3-4 2 2B 1B		S CU 80 C CU 80 X FC 82 0-2 1B	B SI 89 B SL 80 C SI 89 F SI 85 F SI 91 S SL 82 2-3 K ③		4	2	3	0	0	1	0
50 Mike Fiers, R (1, 1) OBP: 0.077, SLG: 0.077 59 Zach Duke, L (7, 1) 51 Jonathan Broxton, R (8, 1) 57 Francisco Rodríguez, R (9, 1)			S FC 82 X FC 82 0-1 SH1-3 ① 1-2 2-3		X FF 88 0-0 SH3-4 ② 1-2		B FF 88 S FF 89 T FF 90 T FF 91 1-2 K ③			1 0 0 0	0 0 0 0	0 0 0 0	0 0 0 0	0 0 0 0	1 0 0 0	1 0 0 0
Inning Stats	R: 0 E: 0 K: 1 S: 9 H: 0 LOB: 0 BB: 0 P: 13	R: 0 E: 0 K: 1 S: 6 H: 0 LOB: 0 BB: 0 P: 7	R: 2 E: 0 K: 0 S: 15 H: 3 LOB: 1 BB: 1 P: 27	R: 0 E: 0 K: 2 S: 9 H: 0 LOB: 0 BB: 0 P: 13	R: 2 E: 0 K: 1 S: 11 H: 3 LOB: 1 BB: 0 P: 16	R: 2 E: 0 K: 1 S: 17 H: 3 LOB: 1 BB: 0 P: 23	R: 0 E: 0 K: 1 S: 11 H: 1 LOB: 2 BB: 0 P: 15	R: 0 E: 0 K: 1 S: 12 H: 0 LOB: 0 BB: 0 P: 20		1B: 8 2B: 1 3B: 0 HR: 1 SF: 0 SAC: 2 DP: 0 HBP: 1			WP: 0 PB: 0 SB: 0 CS: 1 PA: 35		

PITCHER	IP	WLS	BF	H	R	ER	SO	BB	IBB	HBP	BLK	WP	HR	S	P	ERA	WHIP
41 John Lackey, R (1, 1) ERA: 3.91	6.0	L	27	9	6	6	6	1	0	0	0	0	1	67	99	9.00	1.667
70 Tyler Lyons, L (7, 1) ERA: 4.54	1.0		5	1	0	0	1	0	0	1	0	0	0	11	15	0.00	1.000
63 Justin Masterson, R (8, 1) ERA: 5.98	1.0		3	0	0	0	1	0	0	0	0	0	0	12	20	0.00	0.000

PITCHER	IP	WLS	BF	H	R	ER	SO	BB	IBB	HBP	BLK	WP	HR	S	P	ERA	WHIP

St. Louis Cardinals @ Milwaukee Brewers

Miller Park, Milwaukee, WI

Fri Sep 05 2014, 7:12 PM - 10:20 PM CDT

Att. 35,103 - Roof Closed - 79 F

livebaseballscorecards.com

AB	31
R	6
H	10
RBI	6
BB	1
SO	8
LOB	7

St. Louis Cardinals @ Milwaukee Brewers

Miller Park, Milwaukee, WI

Sat Sep 06 2014, 6:12 PM - 9:14 PM CDT

Att. 39,042 - Partly Cloudy - 73 F

TOP

livebaseballscorecards.com

Batter	1	2	3	4	5	6	7	8	9	AB	R	H	RBI	BB	SO	LOB
13 Matt Carpenter, L (1, 5) OBP: 0.372, SLG: 0.377	B SI 88 B SI 89 B SI 88 C SI 88 D SI 88 4-1 32 HR BB	C CU 75 B SI 89 B SI 90 C CU 76 B SL 85 X CU 77 3-2 ③ G4-3		B SI 90 C SI 90 F CU 76 C SI 90 1-3 ③ K			C SI 87 B FF 87 B CH 83 F FF 88 F SL 77 X FF 89 2-2 ③ L4			3	1	0	0	1	1	2
19 Jon Jay, L (1, 8) (7, 9) (8, 7) OBP: 0.387, SLG: 0.403	B SI 89 F SI 89 X CU 76 1-1 ① F7	C SI 90 B SI 90 B SI 90 X CH 81 2-1 ① F9	B FF 89 S FF 89 F FF 89 F FF 91 B CH 77 X FF 90 2-2 ① L8				C SI 97 B SI 96 X SI 97 1-1 ① G6-3			4	0	0	0	0	0	1
7 Matt Holliday, R (1, 7) OBP: 0.367, SLG: 0.425 15 Randal Grichuk, R (8, 9) OBP: 0.250, SLG: 0.323	C SI 90 F SI 89 B SI 90 F SI 91 S SL 86 1-3 ② K	B SI 90 B SL 87 C SI 91 S FF 88 X SL 86 2-2 ② L7			X FF 90 0-0 ② F9			X KC 79 0-0 ② F9		4 0	0 0	0 0	0 0	1 0	1 0	1 0
32 Matt Adams, L (1, 3) OBP: 0.321, SLG: 0.465	C CU 76 1 SAFE 1 SAFE F SI 89 B SI 90 1 SAFE X CU 75 1-2 1-H HR		C SI 91 C SI 91 F SI 91 C SL 86 0-3 ③ K		C FF 90 S FF 90 B FF 89 B FF 89 S CH 78 2-3 ③ K			F SI 97 X SI 98 0-1 ③ L7		4	1	1	2	0	2	0
27 Jhonny Peralta, R (1, 6) OBP: 0.340, SLG: 0.451	B SL 87 X SL 86 1-0 ③ G6-3			C CU 76 C SI 90 B SI 92 F SL 87 X SL 83 1-2 4 G3 16 2B 1B		C FF 89 B CH 77 C FF 90 B FF 91 F CH 78 F FF 91 F FF 91 F CH 76 X FF 91 2-2 ① L8			C SI 96 F SI 97 C SI 98 0-3 ① K	4	1	1	0	0	1	0
4 Yadier Molina, R (1, 2) OBP: 0.343, SLG: 0.395		B SI 88 B SI 88 C SI 89 F SI 90 B SI 90 F SI 89 B SL 85 4-2 31 HBP BB		B SI 90 S CH 80 X SI 90 1-1 ① G3 1-2		B CU 79 B FF 90 C FF 90 F FF 91 B FF 91 F CH 78 S FF 92 3-3 ② K			F SI 97 C SI 96 X SI 96 0-2 ② G6-3	3	0	0	0	1	1	1
16 Kolten Wong, L (1, 4) OBP: 0.291, SLG: 0.398		B SI 89 C CH 79 F SI 90 S CH 81 1-3 ① K		C SL 86 S CH 81 B CH 80 X SI 90 1-2 18 HR 2-H 2B		B FF 91 C FF 91 F FF 92 X FF 91 1-2 ③ L8			F FF 94 B FF 94 C FF 95 X FF 93 1-2 ③ F7	4	1	1	1	0	1	1
18 Oscar Taveras, L (1, 9) OBP: 0.273, SLG: 0.311 71 Sam Freeman, R (7, 1) 44 Carlos Martinez, R (7, 1) OBP: 0.250, SLG: 0.250 26 Trevor Rosenthal, R (9, 1)	B SI 90 C CH 81 1 SAFE X CH 79 1-1 ② F7			C FF 91 B SI 91 D CH 81 X CH 80 2-1 2-H HR			C CH 84 B SI 87 B FF 86 F FF 88 F FF 89 S SL 77 2-3 ① K			3 0 0 0	1 0 0 0	1 0 0 0	2 0 0 0	0 0 0 0	1 0 0 0	1 0 0 0
31 Lance Lynn, S (1, 1) OBP: 0.145, SLG: 0.080 8 Peter Bourjos, R (7, PH) OBP: 0.307, SLG: 0.368 (7, 8)		F SI 90 F SI 90 F SL 83 H SI 89 1-2 1-2 HBP		F SI 90 F SI 90 S FF 90 0-3 ② K			X CH 81 0-0 ② G1-3			1 1	0 0	0 0	0 0	0 0	1 0	0 0

	AB	31
	R	5
	H	4
	RBI	5
	BB	2
	SO	9
	LOB	7

Inning Stats	1	2	3	4	5	6	7	8	9	1B: 1	SF: 0	WP: 0	PA: 34
	R: 2 E: 0 K: 1 S: 11 H: 1 LOB: 0 BB: 1 P: 19	R: 0 E: 0 K: 1 S: 14 H: 0 LOB: 2 BB: 1 P: 24	R: 0 E: 0 K: 1 S: 9 H: 0 LOB: 0 BB: 0 P: 13	R: 3 E: 0 K: 2 S: 17 H: 3 LOB: 0 BB: 0 P: 23	R: 0 E: 0 K: 1 S: 8 H: 0 LOB: 0 BB: 0 P: 12	R: 0 E: 0 K: 1 S: 14 H: 0 LOB: 0 BB: 0 P: 20	R: 0 E: 0 K: 1 S: 9 H: 0 LOB: 0 BB: 0 P: 13	R: 0 E: 0 K: 0 S: 5 H: 0 LOB: 0 BB: 0 P: 6	R: 0 E: 0 K: 1 S: 9 H: 0 LOB: 0 BB: 0 P: 10	2B: 1 3B: 0 HR: 2	SAC: 0 DP: 0 HBP: 1	PB: 0 SB: 0 CS: 0	

PITCHER		IP	WLS	BF	H	R	ER	SO	BB	IBB	HBP	BLK	WP	HR	S	P	ERA	WHIP
26 Kyle Lohse, R ERA: 3.85	(1, 1)	4.0	L	19	4	5	5	5	2	0	1	0	0	2	51	79	11.25	1.500
41 Marco Estrada, R ERA: 4.75	(5, 1)	2.0		6	0	0	0	2	0	0	0	0	0	0	22	32	0.00	0.000
32 Tom Gorzelanny, L ERA: 0.46	(7, 1)	1.0		3	0	0	0	1	0	0	0	0	0	0	9	13	0.00	0.000
21 Jeremy Jeffress, R ERA: 2.74	(8, 1)	1.2		5	0	0	0	1	0	0	0	0	0	0	11	12	0.00	0.000
13 Will Smith, L ERA: 4.1	(9, 1)	0.1		1	0	0	0	0	0	0	0	0	0	0	3	4	0.00	0.000

PITCHER		IP	WLS	BF	H	R	ER	SO	BB	IBB	HBP	BLK	WP	HR	S	P	ERA	WHIP

Batter	1	2	3	4	5	6	7	8	9	AB	R	H	RBI	BB	SO	LOB
2 Scooter Gennett, L (1, 4) OBP: 0.330, SLG: 0.453 Rickie Weeks Jr., R (7, PH) OBP: 0.343, SLG: 0.434 (8, 4)	C FF 91 X FF 92 0-1 E3 28 2B 8 E		B SL 91 F FF 94 F FF 94 B CU 81 X CU 81 2-2 ① G1-5-3	B FF 93 X SI 92 1-0 ① P6	C FF 92 F FF 92 B CU 77 F FF 91 F FF 95 B SL 90 F FF 94 B FF 94 B FF 94 4-2 G6-4-3 8 28 BB BB		B FS 87 C FS 86 S FF 96 B FS 87 S FS 86 2-3 ① K		X FF 98 0-0 2B	2	1	0	0	1	0	0
28 Gerardo Parra, L (1, 8) OBP: 0.311, SLG: 0.376	X SI 89 0-0 8 E 1-3 2B		T FF 95 S FF 95 S FF 93 0-3 ② K	B FF 94 S FF 94 B FF 94 F FF 95 T SL 91 2-2 ③ K	C CU 81 D CU 77 B FF 94 B FF 93 F FF 92 F FF 94 B FF 93 4-2 8 G6-4-3 1-2 BB		S SL 86 F FF 96 F SL 84 X SL 85 0-2 ② G6-3		B CH 86 S CH 86 X FF 97 1-1 ③ G2-3	4	1	1	0	1	1	1
8 Ryan Braun, R (1, 9) OBP: 0.325, SLG: 0.476	X SI 92 0-0 E7 16 L7-2 2-H 3-H 1B		C FF 95 B SL 90 B FF 95 F FF 95 X SL 91 2-2 ③ G6-3		C SL 88 X SL 89 0-1 ① ② G6-4-3 1-2f 2-3		B CU 86 T FF 98 F CU 88 C CU 88 1-3 ③ K			4	0	1	1	0	1	2
16 Aramis Ramirez, R (1, 5) OBP: 0.341, SLG: 0.445	X SL 87 0-0 ① ② L7-2 3-H			B FF 93 X SI 92 1-0 ① P6	B FF 94 S FF 94 B FF 94 F FF 95 T SL 91 2-2 ③ K			F FF 99 X CU 87 0-1 ① G6-3		4	0	0	0	0	1	2
20 Jonathan Lucroy, R (1, 2) OBP: 0.369, SLG: 0.481	B FF 94 B SL 89 S FF 94 F FF 94 F FF 94 X FF 95 2-2 2B			B SI 92 B SI 93 B FF 94 C FF 93 B FF 94 4-1 9 BB 24 HBP BB		C SI 91 X SL 87 0-1 18 G6-3 24 2B 2B		C CU 88 B CH 90 C CU 88 C CU 89 1-3 ② K		3	1	2	0	1	1	0
18 Khris Davis, R (1, 7) OBP: 0.309, SLG: 0.484	C SL 88 B FF 94 S FF 95 S FF 95 1-3 ③ K			D FF 91 F FF 95 X FF 95 1-1 ② F9		D SL 89 C FF 94 X SL 89 1-1 ① G6-3 2-3		X FF 99 0-0 2B		4	0	1	0	0	1	3
24 Lyle Overbay, L (1, 3) OBP: 0.340, SLG: 0.351			C FF 91 C FF 91 B FF 94 B FF 93 B SL 90 S FF 94 3-3 ① K	T FF 94 T FF 95 F FF 96 F FF 95 F CU 81 H FF 92 1-2 9 BB 1-2 HBP		F FF 94 C FF 94 B FF 94 F FF 95 B SI 94 B FF 94 X FF 95 3-2 9 G4-3 3-H 2B		C FF 99 F FF 98 S CH 89 0-3 ③ K		3	0	1	1	0	2	1
9 Jean Segura, R (1, 6) OBP: 0.278, SLG: 0.314			C FF 93 C FF 95 B SL 90 B FF 95 F SI 94 S FF 95 2-3 ② K	S FF 96 B FF 95 B SI 93 B SI 93 F FF 96 F FF 96 F FF 96 F FF 96 B SL 90 4-2 1-2 2-3 BB		B SL 88 F FF 94 B SL 90 X SL 89 2-1 ② G4-3 2-3			X FF 96 0-0 ① F9	3	0	0	0	1	1	1
26 Kyle Lohse, R (1, 1) OBP: 0.158, SLG: 0.127 60 Matt Clark, L (4, PH) OBP: 0.200, SLG: 0.200 41 Marco Estrada, R (5, 1) OBP: 0.176, SLG: 0.097 7 Mark Reynolds, R (6, PH) OBP: 0.288, SLG: 0.396 32 Tom Gorzelanny, R (7, 1) 21 Jeremy Jeffress, R (8, 1) 13 Will Smith, R (9, 1) 3 Elian Herrera, S (9, PH) OBP: 0.293, SLG: 0.349			C FF 95 F SI 94 B FF 96 C FF 96 1-3 ③ K	B FF 95 X FF 96 1-0 ③ F8		F SI 92 B FF 94 B FF 94 X SI 94 2-1 ③ G5-3		C FF 96 B FF 96 S CH 87 S FF 98 1-3 ② K	1 1 0 1 0 0 0 1	0 0 0 0 0 0 0 0	0 0 0 0 0 0 0 0	0 0 0 0 0 0 0 0	0 0 0 0 0 0 0 0	1 0 0 1 0 0 0 1	0 3 0 1 0 0 0 0
Inning Stats	R: 2 E: 2 K: 1 S: 12 H: 3 LOB: 1 BB: 0 P: 15		R: 0 E: 0 K: 3 S: 10 H: 0 LOB: 0 BB: 0 P: 16	R: 0 E: 0 K: 1 S: 9 H: 0 LOB: 0 BB: 0 P: 13	R: 0 E: 0 K: 0 S: 15 H: 0 LOB: 3 BB: 2 P: 27	R: 0 E: 0 K: 1 S: 13 H: 0 LOB: 1 BB: 2 P: 23	R: 1 E: 0 K: 0 S: 12 H: 2 LOB: 1 BB: 0 P: 20	R: 0 E: 0 K: 2 S: 10 H: 0 LOB: 0 BB: 0 P: 13	R: 0 E: 0 K: 2 S: 9 H: 1 LOB: 1 BB: 0 P: 10	R: 0 E: 0 K: 1 S: 7 H: 1 LOB: 1 BB: 0 P: 9	1B: 1 2B: 7 3B: 0 HR: 0 SF: 0 SAC: 0 DP: 2 HBP: 1						

PITCHER		IP	WLS	BF	H	R	ER	SO	BB	IBB	HBP	BLK	WP	HR	S	P	ERA	WHIP
31 Lance Lynn, R ERA: 2.8	(1, 1)	6.0	W	27	5	3	1	6	4	0	1	0	0	0	71	114	1.50	1.500
71 Sam Freeman, L ERA: 2.23	(7, 1)	0.2	H	2	0	0	0	1	0	0	0	0	0	0	7	9	0.00	0.000
44 Carlos Martinez, R ERA: 4.46	(7, 1)	1.1	H	5	1	0	0	3	0	0	0	0	0	0	12	14	0.00	0.750
26 Trevor Rosenthal, R ERA: 3.32	(9, 1)	1.0	S	4	1	0	0	1	0	0	0	0	0	0	7	9	0.00	1.000

PITCHER	IP	WLS	BF	H	R	ER	SO	BB	IBB	HBP	BLK	WP	HR	S	P	ERA	WHIP

BOTTOM

St. Louis Cardinals @ Milwaukee Brewers

Miller Park, Milwaukee, WI

Sat Sep 06 2014, 6:12 PM - 9:14 PM CDT

Att. 39,042 - Partly Cloudy - 73 F

livebaseballscorecards.com

AB	33
R	3
H	7
RBI	2
BB	4
SO	11
LOB	14

TOP

St. Louis Cardinals @ Milwaukee Brewers

Miller Park, Milwaukee, WI

Sun Sep 07 2014, 1:11 PM - 4:12 PM CDT

Att. 31,771 - Sunny - 73 F

livebaseballscorecards.com

Batter	1	2	3	4	5	6	7	8	9	AB	R	H	RBI	BB	SO	LOB
13 Matt Carpenter, L (1, 5) OBP: 0.374, SLG: 0.378	G4-3		L8		27 K BB		1B		19 FC6-4 1B	4	0	2	2	1	0	0
19 Jon Jay, L (1, 7) OBP: 0.384, SLG: 0.401	G1-6-3			27 1B 27 E 32 SF7 1B	K		G4-3		FC6-4 27 HR	5	2	1	0	0	1	2
27 Jhonny Peralta, R (1, 6) OBP: 0.342, SLG: 0.459 38 Pete Kozma, R (9, 6) OBP: 0.375, SLG: 0.500	G6-3			4 BB 18 1B 1B	K			18 1B 4 E 1B	HR	5 0	2 0	3 0	2 0	0 0	1 0	1 0
32 Matt Adams, L (1, 3) OBP: 0.318, SLG: 0.462 59 Xavier Scruggs, R (9, PH) (9, 3)		L9		SF7		K		K	K	3 1	0 0	0 0	1 0	0 0	2 1	1 0
4 Yadier Molina, R (1, 2) OBP: 0.342, SLG: 0.391		G3		18 1B 8 3B BB		G4-3		F8		3	1	0	0	1	0	1
18 Oscar Taveras, L (1, 9) OBP: 0.282, SLG: 0.320		1B		8 3B 1B		K		1B		4	1	3	1	0	1	0
8 Peter Bourjos, R (1, 8) OBP: 0.310, SLG: 0.378		F8		1-H 2-H 3B			16 1B 50 E 1B	G5-3		4	1	2	2	0	0	3
16 Kolten Wong, L (1, 4) OBP: 0.293, SLG: 0.402			F7		K		50 S 13 1B 1B		13 1B 2B	4	2	2	0	0	1	1
50 Adam Wainwright, R (1, 1) OBP: 0.227, SLG: 0.238			G4-3		P4		K		K	4	0	0	0	0	2	3

	AB	37
	R	9
	H	13
	RBI	8
	BB	2
	SO	9
	LOB	12

Inning Stats										
	R: 0 E: 0 K: 0 S: 7	H: 0 LOB: 0 BB: 0 P: 11	R: 0 E: 0 K: 0 S: 11	H: 1 LOB: 1 BB: 0 P: 18	R: 0 E: 0 K: 0 S: 7	H: 0 LOB: 0 BB: 0 P: 11	R: 4 E: 1 K: 1 S: 19	H: 4 LOB: 1 BB: 1 P: 33	R: 0 E: 0 K: 2 S: 11	H: 0 LOB: 1 BB: 1 P: 17
	R: 0 E: 0 K: 2 S: 9	H: 0 LOB: 0 BB: 0 P: 13	R: 2 E: 0 K: 1 S: 11	H: 3 LOB: 0 BB: 0 P: 18	R: 0 E: 1 K: 1 S: 12	H: 2 LOB: 2 BB: 0 P: 19	R: 3 E: 0 K: 2 S: 22	H: 3 LOB: 0 BB: 0 P: 31	1B: 10 2B: 1 3B: 1 HR: 1	SF: 1 SAC: 0 DP: 0 HBP: 0
	WP: 0 PB: 0 SB: 2 CS: 0	PA: 40								

PITCHER		IP	WLS	BF	H	R	ER	SO	BB	IBB	HBP	BLK	WP	HR	S	P	ERA	WHIP
52 Jimmy Nelson, R ERA: 4.38	(1, 1)	5.0	L	21	5	4	4	3	2	0	0	0	0	0	55	90	7.20	1.400
13 Will Smith, L ERA: 4.03	(6, 1)	1.0		3	0	0	0	2	0	0	0	0	0	0	9	13	0.00	0.000
53 Brandon Kintzler, R ERA: 3.61	(7, 1)	1.0		5	3	2	1	1	0	0	0	0	0	0	11	18	9.00	3.000
45 Alfredo Figaro, R ERA: 7.27	(8, 1)	1.2		10	5	3	3	2	0	0	0	0	0	1	30	43	16.20	3.000
58 Wei-Chung Wang, L ERA: 10.9	(9, 1)	0.1		1	0	0	0	1	0	0	0	0	0	0	4	7	0.00	0.000

PITCHER		IP	WLS	BF	H	R	ER	SO	BB	IBB	HBP	BLK	WP	HR	S	P	ERA	WHIP

Batter	1	2	3	4	5	6	7	8	9	AB	R	H	RBI	BB	SO	LOB
2 Scooter Gennett, L (1, 4) OBP: 0.329, SLG: 0.454	X SI 90 0-0 ① L7		C FC 88 B CU 75 F CU 75 F FC 88 C FC 84 1-3 ③ K			C CU 72 X FC 86 0-1 ① F8			B SI 90 X FF 90 1-0 27 1B 2B	4	1	1	0	0	1	0
8 Ryan Braun, R (1, 9) OBP: 0.325, SLG: 0.475 27 Carlos Gómez, R (9, PH) OBP: 0.349, SLG: 0.480	C SI 91 B CU 74 F FC 87 X CU 76 1-2 ② F9			B SI 90 B FC 89 C FF 91 S SI 91 F FC 88 F CU 76 B CU 78 X FC 88 3-2 16 G5-3 20 G2-3 1B		B CU 75 X SI 90 1-0 ② L9			B SI 92 X SI 92 1-0 2-H 15 BB 1B	3	0	1	0	0	0	0
										1	0	1	1	0	0	0
20 Jonathan Lucroy, R (1, 3) OBP: 0.366, SLG: 0.478	C SI 91 X SI 92 0-1 ③ G5-3			C SI 92 D CU 76 C CU 77 X CU 76 1-2 ① G2-3 1-2		C SI 89 X CU 75 0-1 ③ G5-3			X FC 86 0-0 ① F9	4	0	0	0	0	0	2
16 Aramis Ramirez, R (1, 5) OBP: 0.341, SLG: 0.444 15 Jason Rogers, R (9, PH) OBP: 0.667, SLG: 1.000		C FC 87 F SI 91 F FC 84 B CU 75 S FF 92 1-3 ① K		X FC 88 0-0 ② G5-3 2-3			B CU 76 X FC 87 1-0 28 FC1-6 1B		B FC 86 B SI 91 S FC 85 D CU 75 F SI 90 B FC 87 4-2 28 G1-6-3 1-2 BB	3	0	1	0	0	1	1
										0	0	0	0	1	0	0
28 Gerardo Parra, L (1, 8) OBP: 0.311, SLG: 0.375		C FC 87 X FF 90 0-1 18 FC5-4 1B		X FC 87 0-0 ③ L3			C CU 73 C CU 74 B CU 73 X CU 82 1-2 ① FC1-6 18 G6-4-3 1-2f		S CU 76 X CU 76 0-1 ② ③ G1-6-3 1-2f	4	0	1	0	0	0	4
18 Khris Davis, R (1, 7) OBP: 0.309, SLG: 0.483 45 Alfredo Figaro, R (8, 1) 58 Wei-Chung Wang, L (9, 1)		S FC 87 X CU 75 0-1 ② FC5-4 1-2f			T CU 74 C SI 91 B SI 92 B CU 76 X FC 87 2-2 12 G6-4-3 1B		X FC 86 0-0 ② ③ G6-4-3 1-2f			3	0	1	0	0	0	2
										0	0	0	0	0	0	0
										0	0	0	0	0	0	0
12 Martín Maldonado, R (1, 2) OBP: 0.330, SLG: 0.420 3 Elian Herrera, S (8, PH) OBP: 0.291, SLG: 0.346 (9, 6)		1 SAFE C SI 91 S CU 75 B FC 86 B SI 92 F CU 77 S FF 91 2-3 ③ K			X SI 89 0-0 ① ② G6-4-3 1-2f			B SI 88 F FC 85 C CU 73 X SI 90 1-2 ① P5		2	0	0	0	0	1	2
										1	0	0	0	0	0	0
9 Jean Segura, R (1, 6) OBP: 0.279, SLG: 0.315 24 Lyle Overbay, L (8, PH) OBP: 0.338, SLG: 0.349 11 Matt Pagnozzi, R (9, 2)			C SI 91 B SI 90 X FC 87 1-1 ① F9		B SI 90 B SI 90 S FF 90 X SI 90 2-1 1B			B SI 89 C FF 89 F CU 74 F FC 83 B CU 76 F FC 86 X CU 76 2-2 ② G4-3		2	0	1	0	0	0	0
										1	0	0	0	0	0	0
										0	0	0	0	0	0	0
52 Jimmy Nelson, R (1, 1) OBP: 0.158, SLG: 0.211 60 Matt Clark, L (5, PH) OBP: 0.167, SLG: 0.167 13 Will Smith, R (6, 1) 53 Brandon Kintzler, R (7, 1) 1 Logan Schafer, L (8, 7) OBP: 0.262, SLG: 0.274			C SI 90 B CU 76 S SI 92 B SI 91 X FF 91 2-2 ② G1-3		X FF 90 0-0 ③ L9			B SI 89 F FC 85 X CU 73 1-1 ③ L4		1	0	0	0	0	0	0
										1	0	0	0	0	0	1
										0	0	0	0	0	0	0
										0	0	0	0	0	0	0
										1	0	0	0	0	0	0
Inning Stats	R: 0 E: 0 K: 0 S: 6 H: 0 LOB: 0 BB: 0 P: 7	R: 0 E: 0 K: 2 S: 12 H: 1 LOB: 1 BB: 0 P: 15	R: 0 E: 0 K: 1 S: 9 H: 0 LOB: 0 BB: 0 P: 13	R: 0 E: 0 K: 0 S: 10 H: 1 LOB: 1 BB: 0 P: 14	R: 0 E: 0 K: 0 S: 7 H: 2 LOB: 1 BB: 0 P: 11	R: 0 E: 0 K: 0 S: 5 H: 0 LOB: 0 BB: 0 P: 6	R: 0 E: 0 K: 0 S: 5 H: 1 LOB: 0 BB: 0 P: 7	R: 0 E: 0 K: 0 S: 10 H: 0 LOB: 0 BB: 0 P: 14	R: 1 E: 0 K: 0 S: 7 H: 2 LOB: 1 BB: 1 P: 13	1B: 6 2B: 1 3B: 0 HR: 0 SF: 0 SAC: 0 DP: 3 HBP: 0						

PITCHER	IP	WLS	BF	H	R	ER	SO	BB	IBB	HBP	BLK	WP	HR	S	P	ERA	WHIP
50 Adam Wainwright, R (1, 1) ERA: 2.62	9.0	W	32	7	1	1	3	1	0	0	0	0	0	71	100	1.00	0.889

PITCHER	IP	WLS	BF	H	R	ER	SO	BB	IBB	HBP	BLK	WP	HR	S	P	ERA	WHIP

BOTTOM

St. Louis Cardinals @ Milwaukee Brewers

Miller Park, Milwaukee, WI

Sun Sep 07 2014, 1:11 PM - 4:12 PM CDT

Att. 31,771 - Sunny - 73 F

livebaseballscorecards.com

AB	31
R	1
H	7
RBI	1
BB	1
SO	3
LOB	12

WP: 0	PA: 32		
PB: 0			
SB: 0			
CS: 0			

Miami Marlins @ Milwaukee Brewers

Miller Park, Milwaukee, WI

Mon Sep 08 2014, 7:12 PM - 10:02 PM CDT

Att. 31,203 - Overcast - 69 F

TOP

livebaseballscorecards.com

Batter	1	2	3	4	5	6	7	8	9	AB	R	H	RBI	BB	SO	LOB
21 Christian Yelich, L (1, 7) OBP: 0.375, SLG: 0.425	B FF 91 B FF 91 F FF 90 X FF 91 2-1 17 G3 9 1B 1B	X FF 93 0-0 17 S 2-H 1B		B CU 79 B CU 78 C SL 86 X CH 84 2-1 ① FC3-6 9 BB 27 BB 1-2f		B CU 76 C CH 78 X FF 90 1-1 ② L7			B SI 93 L FF 94 S FF 95 S FF 96 1-3 ① K	5	1	2	1	0	1	1
17 Donovan Solano, R (1, 4) OBP: 0.309, SLG: 0.329	X FF 92 0-0 ① G3 1-2	C CU 80 S CU 80 X CU 80 0-2 ③ G4-3 1-2		1 SAFE X SL 87 0-0 ② F8		B CU 77 B CH 78 X CH 77 2-0 ③ P2			B FF 94 C FF 95 X FF 95 1-1 ② G6-3	5	0	0	0	0	0	3
27 Giancarlo Stanton, R (1, 9) OBP: 0.396, SLG: 0.560	C CU 79 B SL 89 B SI 92 X SL 89 2-1 ② G6-3		C SL 89 B SI 92 C SL 89 B SI 92 X SL 88 2-2 HR	D SI 93 D SI 93 B SL 89 D SL 89 4-0 9 BB 1-2 BB			B CH 79 S CH 77 S FF 90 B CH 78 B FF 90 S CH 80 3-3 ① K		B FF 96 B FF 96 B SL 90 C FF 94 X FF 94 3-1 ③ F8	4	1	1	1	1	1	1
9 Casey McGehee, R (1, 5) OBP: 0.367, SLG: 0.369	D CU 80 D CU 81 X SL 89 2-0 ③ 2-H 1B		C FF 92 B SI 92 X CU 79 1-1 ① L8	C SI 93 D CU 80 F CU 79 B SI 93 D CU 80 D SI 94 4-2 1-2 2-3 BB			C CU 78 X FF 89 0-1 ② P3			3	0	1	1	1	0	0
13 Marcell Ozuna, R (1, 8) OBP: 0.314, SLG: 0.447		B FF 91 B SL 89 X SI 91 2-0 HR	F SI 92 B SI 92 B CU 79 C CU 78 X SI 91 2-2 E5 46 2B	S CH 76 F FF 89 D CH 78 S CH 78 1-3 ③ K			X CU 79 0-0 1B			4	2	2	1	0	1	3
46 Garrett Jones, L (1, 3) OBP: 0.312, SLG: 0.408		B SI 91 B SL 88 C CU 78 B FF 91 X SI 90 3-1 HR	1 SAFE B CU 80 B CU 79 C SL 88 X FF 92 2-1 39 F8 1-H 2B		F CU 76 X FF 88 0-1 ① F9		C FF 89 S FF 89 1 SAFE B FF 90 1 SAFE B CH 79 B FF 89 X FF 90 3-2 ③ L8			4	1	2	2	0	0	1
39 Jarrod Saltalamacchia, S (1, 2) OBP: 0.336, SLG: 0.386		C CU 79 B FF 91 T FF 91 B FF 91 C SL 89 2-3 ① K	C CU 79 F FF 92 D CU 80 X CU 80 1-2 ② F8 2-3		B FF 88 S CH 78 B CH 77 F CH 78 S FF 90 2-3 ② K			C CU 76 S FF 89 B CH 77 X CH 78 1-2 ① F8		4	0	0	0	0	2	1
3 Adeiny Hechavarría, R (1, 6) OBP: 0.309, SLG: 0.365		T SL 90 B FF 90 F FF 92 B CU 80 F SI 91 B SL 89 F SL 88 F FF 92 F SI 92 3-2 X SL 88 33 SH3 21 1B 1B	D CU 80 C SL 89 X SI 92 1-1 ③ G3		X FF 90 0-0 ③ F9			M FF 89 X CH 77 0-1 5 L3 1B		4	1	2	0	0	0	1
33 Brad Penny, R (1, 1) OBP: 0.333, SLG: 0.500 36 Sam Dyson, R (7, 1) 5 Reed Johnson, R (8, PH) OBP: 0.251, SLG: 0.318 44 AJ Ramos, R (8, 1) 57 Bryan Morris, L (8, 1) 31 Steve Cishek, R (9, 1)		B SL 86 X FF 90 1-0 ② SH3 1-2		B CU 77 B SI 90 C FF 91 C FF 91 X SL 87 2-2 21 FC3-6 1B		B CU 76 C FF 89 F CH 78 C FF 90 1-3 ① K		1 SAFE B CH 78 1 SAFE F CH 78 X FF 88 1-1 ②③ L3 1-2		2 0 1 0 0 0	0 0 0 0 0 0	1 0 0 0 0 0	0 0 0 0 0 0	1 0 0 0 0 0	0 0 1 0 0 0	0 0 1 0 0 0
Inning Stats	R: 1 E: 0 K: 0 S: 6 H: 2 LOB: 1 BB: 0 P: 12	R: 3 E: 0 K: 1 S: 18 H: 4 LOB: 1 BB: 0 P: 29	R: 2 E: 1 K: 0 S: 15 H: 2 LOB: 1 BB: 0 P: 24	R: 0 E: 0 K: 1 S: 11 H: 1 LOB: 3 BB: 2 P: 24	R: 0 E: 0 K: 1 S: 6 H: 0 LOB: 0 BB: 0 P: 8	R: 0 E: 0 K: 1 S: 6 H: 0 LOB: 0 BB: 0 P: 10	R: 0 E: 0 K: 1 S: 9 H: 1 LOB: 1 BB: 0 P: 15	R: 0 E: 0 K: 0 S: 7 H: 1 LOB: 0 BB: 0 P: 9	R: 0 E: 0 K: 1 S: 7 H: 0 LOB: 0 BB: 0 P: 12	1B: 7 2B: 2 3B: 0 HR: 3 SF: 0 SAC: 1 DP: 1 HBP: 0						

AB	36
R	6
H	11
RBI	6
BB	2
SO	6
LOB	12

WP: 0 PA: 39
PB: 0
SB: 1
CS: 0

PITCHER		IP	WLS	BF	H	R	ER	SO	BB	IBB	HBP	BLK	WP	HR	S	P	ERA	WHIP
49 Yovani Gallardo, R ERA: 3.61	(1, 1)	3.2	L	22	9	6	5	1	2	0	0	0	0	3	47	85	12.27	3.000
41 Marco Estrada, R ERA: 4.61	(4, 1)	4.1		14	2	0	0	4	0	0	0	0	0	0	31	46	0.00	0.462
51 Jonathan Broxton, R ERA: 1.75	(9, 1)	1.0		3	0	0	0	1	0	0	0	0	0	0	7	12	0.00	0.000

PITCHER	IP	WLS	BF	H	R	ER	SO	BB	IBB	HBP	BLK	WP	HR	S	P	ERA	WHIP

Miami Marlins @ Milwaukee Brewers

Miller Park, Milwaukee, WI

Mon Sep 08 2014, 7:12 PM - 10:02 PM CDT

Att. 31,203 - Overcast - 69 F

livebaseballscorecards.com

BOTTOM

Batter	1	2	3	4	5	6	7	8	9	AB	R	H	RBI	BB	SO	LOB
27 Carlos Gómez, R (1, 8) OBP: 0.350, SLG: 0.481	4-2 2 2B BB		1-2 ① L7			2-2 ① L6		1-2 2 F9 20 1B 2-H 2B		3	2	1	1	1	0	0
2 Scooter Gennett, L (1, 4) OBP: 0.331, SLG: 0.457	0-0 20 WP 20 G6-3 1-H 2B		1-1 ② F7			0-0 16 G5-3 20 1B 1B		2-0 ② F9 2-3		4	1	2	1	0	0	1
20 Jonathan Lucroy, R (1, 2) OBP: 0.367, SLG: 0.478	1-2 ① G6-3 2-H		0-0 ③ G5-3			2-1 1-2 1B		0-2 3-H 1B		4	0	2	2	0	0	0
16 Aramis Ramirez, R (1, 5) OBP: 0.340, SLG: 0.441	0-0 ② G6-3			4-1 8 FC5-4 BB		0-0 ②③ G5-3 2-3f		2-1 ③ G4-6-3		3	0	0	0	1	0	3
8 Ryan Braun, R (1, 9) OBP: 0.323, SLG: 0.471	1-2 ③ G1-3			0-0 ① FC5-4 18 G5-4-3 1-2f			2-1 ① G4-3		0-3 ① K	4	0	0	0	0	1	1
18 Khris Davis, R (1, 7) OBP: 0.309, SLG: 0.480		4-1 7 G6-4-3 BB		0-0 ②③ G5-4-3 1-2f			1-1 ② G4-3		3-2 ② G1-3	3	0	0	0	1	0	1
7 Mark Reynolds, R (1, 3) OBP: 0.286, SLG: 0.392 24 Lyle Overbay, L (9, PH) OBP: 0.337, SLG: 0.348	2-1 ①② G6-4-3 1-2f		1-2 ① G5-3				1-2 ③ P6		0-0 ③ G4-3	3 1	0 0	0 0	0 0	0 0	0 0	1 0
9 Jean Segura, R (1, 6) OBP: 0.281, SLG: 0.315	0-2 1B		0-2 ② F9					4-2 28 G1-3 27 2B BB		2	1	1	0	1	0	0
49 Yovani Gallardo, R (1, 1) OBP: 0.122, SLG: 0.125 41 Marco Estrada, R (4, 1) OBP: 0.171, SLG: 0.094 28 Gerardo Parra, L (8, PH) OBP: 0.310, SLG: 0.374 51 Jonathan Broxton, R (9, 1)	1-0 ③ G5-3		0-3 ③ K					0-0 ① G1-3 1-2		1 1 1 0	0 0 0 0	0 0 0 0	0 0 0 0	0 0 0 0	0 1 0 0	1 0 1 0
Inning Stats	R: 2 H: 1 E: 0 LOB: 0 K: 0 BB: 1 S: 12 P: 18	R: 0 H: 1 E: 0 LOB: 1 K: 0 BB: 1 S: 7 P: 14	R: 0 H: 0 E: 0 LOB: 0 K: 0 BB: 0 S: 6 P: 8	R: 0 H: 0 E: 0 LOB: 0 K: 0 BB: 1 S: 3 P: 7	R: 0 H: 0 E: 0 LOB: 0 K: 1 BB: 0 S: 11 P: 12	R: 0 H: 2 E: 0 LOB: 1 K: 0 BB: 0 S: 9 P: 13	R: 0 H: 0 E: 0 LOB: 0 K: 0 BB: 0 S: 7 P: 11	R: 2 H: 2 E: 0 LOB: 1 K: 0 BB: 1 S: 16 P: 25	R: 0 H: 0 E: 0 LOB: 0 K: 1 BB: 0 S: 8 P: 11	1B: 4 SF: 0 2B: 2 SAC: 0 3B: 0 DP: 3 HR: 0 HBP: 0						

	AB	30
	R	4
	H	6
	RBI	4
	BB	4
	SO	2
	LOB	9

WP: 1 PA: 34
PB: 0
SB: 0
CS: 0

PITCHER		IP	WLS	BF	H	R	ER	SO	BB	IBB	HBP	BLK	WP	HR	S	P	ERA	WHIP
33 Brad Penny, R ERA: 5.64	(1, 1)	6.0	W	22	4	2	2	1	3	0	0	0	1	0	48	72	3.00	1.167
36 Sam Dyson, R ERA: 2.08	(7, 1)	1.0		3	0	0	0	0	0	0	0	0	0	0	7	11	0.00	0.000
44 AJ Ramos, R ERA: 2.12	(8, 1)	0.2		5	2	2	2	0	1	0	0	0	0	0	14	21	27.00	4.500
57 Bryan Morris, R ERA: 1.85	(8, 1)	0.1	H	1	0	0	0	0	0	0	0	0	0	0	2	4	0.00	0.000
31 Steve Cishek, R ERA: 3.49	(9, 1)	1.0	S	3	0	0	0	1	0	0	0	0	0	0	8	11	0.00	0.000

PITCHER		IP	WLS	BF	H	R	ER	SO	BB	IBB	HBP	BLK	WP	HR	S	P	ERA	WHIP

Batter	1	2	3	4	5	6	7	8	9	AB	R	H	RBI	BB	SO	LOB
21 Christian Yelich, L (1, 7) OBP: 0.375, SLG: 0.425	C FF 90 B FF 90 C CU 72 F FF 91 F SL 83 F FF 93 F SL 84 F FF 93 F FF 95 2-3 B SL 89 S FF 92 K ①		B CU 72 C CU 72 X FF 92 1-1 17 S 17 1B 1B		C KC 79 B SI 97 B SI 97 X SI 97 2-1 G6-3 ①		C FF 94 S SL 82 X SL 83 0-2 9 1B 1B		B CU 77 S CH 82 X CH 83 1-1 G4-3 ①	5	1	2	0	0	1	0
17 Donovan Solano, R (1, 4) OBP: 0.310, SLG: 0.331	X FF 92 0-0 27 G6-3 1B		B SI 92 B FF 94 L FF 92 B FF 93 F SI 93 X FF 93 3-2 27 G4-6-3 1-H 1B		C SI 98 S KC 79 C FF 97 0-3 K ②		B SL 79 1 SAFE B FF 93 C FF 94 T FF 93 S SL 82 2-3 K ①		C CU 76 C CH 82 X FF 92 0-2 P2 ②	5	0	2	1	0	2	1
27 Giancarlo Stanton, R (1, 9) OBP: 0.395, SLG: 0.556	B FF 91 D SI 92 B FF 93 C FF 94 F FF 92 X FF 92 3-2 G6-3 ② 1-2		C CU 74 X FF 92 0-1 G4-6-3 ① ② 1-2f		B SI 97 C KC 80 B SI 98 C SI 97 B FF 99 F SI 98 S FF 98 3-3 K ③		1 SAFE C SI 92 C SI 92 1 SAFE S CH 86 0-3 K ②		B CU 79 B CU 78 C CH 85 C FF 92 B FF 92 B CU 77 4-2 9 S 9 HR BB	4	1	0	0	1	2	3
9 Casey McGehee, R (1, 5) OBP: 0.369, SLG: 0.375	C FF 93 C FF 94 B FF 91 B FF 91 S CU 76 2-3 K ③		F FF 92 B FF 93 C FF 92 B FF 93 B FF 92 F FF 94 B FF 94 4-2 13 CS 13 1B BB			C KC 80 X SI 96 0-1 G4-3 ① B CH 87 1 SAFE F SI 92 1 SAFE X SI 93 1-1 13 BB 1-3 1B			1 SAFE B FF 92 X CH 82 1-0 1-H HR	4	2	2	2	1	1	1
13 Marcell Ozuna, R (1, 8) OBP: 0.320, SLG: 0.456		F SI 90 F SI 91 F FF 93 B CU 73 B FF 91 X FF 93 2-2 34 FC5 3 1B 1B	F SI 94 X FF 93 0-1 1-H 1B			B SI 98 C KC 80 B SI 98 B KC 80 F SI 97 B SI 97 4-2 46 2B BB	B CH 87 C SL 87 B FF 92 B CH 87 S SL 87 B SL 88 4-2 1-2 BB		B CU 78 B CH 83 C CH 84 B CU 77 C SI 90 X SI 90 3-2 HR	3	2	3	2	2	0	0
46 Garrett Jones, L (1, 3) OBP: 0.312, SLG: 0.409 10 Jeff Baker, R (7, PH) OBP: 0.303, SLG: 0.392 (7, 3)		C FF 93 F FF 93 S SL 83 0-3 K ① C FF 93 B FF 92 1-1 F7 ③	C CU 75 B FF 92 X FF 94			B CH 90 B SI 96 F SI 98 F SI 97 B FF 98 F SI 98 X SI 98 3-2 1-H 2B	B CU 73 S CH 85 C SI 88 S CU 75 1-3 K ③		C SI 91 C SI 91 F FF 90 S CH 85 0-3 K ③	3 2	0 0	1 0	1 0	0 0	1 2	2 3
39 Jarrod Saltalamacchia, S (1, 2) OBP: 0.332, SLG: 0.381		S FF 93 C FF 93 B FF 92 B FF 94 C FF 94 2-3 K ②		C FF 92 F SL 83 S FF 93 0-3 K ①		C KC 79 S KC 79 B FF 98 S SI 97 1-3 K ②		X FF 94 0-0 G4-3 ①		4	0	0	0	0	3	2
3 Adeiny Hechavarría, R (1, 6) OBP: 0.311, SLG: 0.365		B FF 94 X FF 94 1-0 34 FC5 1-2 1B		C CU 73 F FF 92 B CU 76 C CU 74 1-3 K ②		B SI 96 B KC 80 B SI 97 I IN 85 4-0 IBB		F FF 94 C FF 93 B FF 95 X FF 96 1-2 G3 ②		3	0	1	0	1	1	0
34 Tom Koehler, R (1, 1) OBP: 0.085, SLG: 0.065 48 Justin Bour, L (6, PH) OBP: 0.324, SLG: 0.303 41 Chris Hatcher, R (6, 1) 40 Mike Dunn, L (7, 1) 1 Jordany Valdespin, L (8, PH) OBP: 0.278, SLG: 0.373 57 Bryan Morris, L (8, 1) 31 Steve Cishek, R (9, 1)		B FF 92 F FF 93 C FF 94 B FF 94 F FF 94 F SL 84 B FF 93 F FF 93 X FF 94 3-2 FC5 ③ 1-2 2-3f		B FF 92 B FF 92 B FF 93 C FF 92 C FF 93 C FF 94 3-3 K ③		B SI 96 F FF 97 C KC 79 F FF 97 D KC 79 F KC 79 S CH 90 2-3 K ③		L SI 93 X FF 94 0-1 G6-3 ③	2 1 0 0 1 0 0 0	0 0 0 0 0 0 0 0	0 0 0 0 0 0 0 0	0 0 0 0 0 0 0 0	0 0 0 0 0 0 0 0	1 1 0 0 0 0 0 0	2 2 0 0 0 0 0 0

Miami Marlins @ Milwaukee Brewers

Miller Park, Milwaukee, WI

Tue Sep 09 2014, 7:15 PM - 11:02 PM CDT

Att. 29,590 - Partly Cloudy - 71 F

TOP

livebaseballscorecards.com

AB	37
R	6
H	11
RBI	6
BB	5
SO	15
LOB	16

MIAMI

Inning Stats	1	2	3	4	5	6	7	8	9	1B: 8 SF: 0	WP: 0 PA: 42
	R: 0 H: 1	R: 0 H: 2	R: 2 H: 3	R: 0 H: 0	R: 0 H: 0	R: 1 H: 1	R: 0 H: 2	R: 0 H: 0	R: 3 H: 2	2B: 1 SAC: 0	PB: 0
	E: 0 LOB: 1	E: 0 LOB: 2	E: 0 LOB: 1	E: 0 LOB: 0	E: 0 LOB: 0	E: 0 LOB: 2	E: 0 LOB: 3	E: 0 LOB: 0	E: 0 LOB: 2	3B: 0 DP: 1	SB: 2
	K: 2 BB: 0	K: 2 BB: 0	K: 0 BB: 1	K: 3 BB: 0	K: 2 BB: 0	K: 2 BB: 2	K: 3 BB: 1	K: 0 BB: 0	K: 1 BB: 1	HR: 2 HBP: 0	CS: 1
	S: 16 P: 23	S: 17 P: 25	S: 14 P: 23	S: 9 P: 13	S: 9 P: 14	S: 16 P: 30	S: 16 P: 24	S: 6 P: 7	S: 15 P: 24		

PITCHER		IP	WLS	BF	H	R	ER	SO	BB	IBB	HBP	BLK	WP	HR	S	P	ERA	WHIP
22 Matt Garza, R ERA: 3.83	(1, 1)	4.0		18	6	2	1	7	1	0	0	0	0	0	56	84	2.25	1.750
21 Jeremy Jeffress, R ERA: 2.88	(5, 1)	2.0		9	1	1	1	4	1	1	0	0	0	0	25	44	4.50	1.000
13 Will Smith, L ERA: 4.01	(7, 1)	0.1		2	1	0	0	1	0	0	0	0	0	0	6	8	0.00	3.000
53 Brandon Kintzler, R ERA: 3.59	(7, 1)	0.1		3	1	0	0	1	1	0	0	0	0	0	7	12	0.00	6.000
59 Zach Duke, L ERA: 2.39	(7, 1)	0.1		1	0	0	0	1	0	0	0	0	0	0	3	4	0.00	0.000

PITCHER		IP	WLS	BF	H	R	ER	SO	BB	IBB	HBP	BLK	WP	HR	S	P	ERA	WHIP
51 Jonathan Broxton, R ERA: 1.72	(8, 1)	1.0		3	0	0	0	0	0	0	0	0	0	0	6	7	0.00	0.000
57 Francisco Rodríguez, R ERA: 3.34	(9, 1)	1.0	L	6	2	3	3	1	1	0	0	0	0	2	15	24	27.00	3.000

BOTTOM

Miami Marlins @ Milwaukee Brewers

Miller Park, Milwaukee, WI

Tue Sep 09 2014, 7:15 PM - 11:02 PM CDT
Att. 29,590 - Partly Cloudy - 71 F

livebaseballscorecards.com

Batter	1	2	3	4	5	6	7	8	9	AB	R	H	RBI	BB	SO	LOB
27 Carlos Gómez, R (1, 8) OBP: 0.349, SLG: 0.479	B FF 91 F SI 92 X SL 86 1-1 20 F9 2 SH5-3 1B		B FF 92 X SL 86 1-0 ① P4	X SL 86 0-0 ② G3 1-2 2-3			X SL 87 0-0 ① G6-3	F FC 90 S FC 89 B FC 89 X CU 84 1-2 ② FC5-2 1-2 2-3 3-Hf		5	0	1	0	0	0	5
2 Scooter Gennett, L (1, 4) OBP: 0.333, SLG: 0.460	1 SAFE 1 SAFE X SI 92 0-0 ① SH5-3 1-2		X FF 92 0-0 ③ 20 1B 16 2B 1B	B KC 77 X KC 76 1-0 ③ G4-3			C SI 92 S FS 89 X FS 87 0-2 16 1B 2B	X FC 90 0-0 ③ F9		4	2	2	0	0	0	5
20 Jonathan Lucroy, R (1, 2) OBP: 0.366, SLG: 0.475	B FF 93 B FF 92 F FF 93 X KC 76 2-1 ② F9 2-3		F FF 92 F SI 91 B FF 93 B SL 87 1 SAFE X KC 78 2-2 16 2B 28 G1 1B 1-2		B FF 89 S SL 84 X FF 92 1-1 ① P3		C SL 88 F FF 95 D SL 88 F SI 95 B SL 88 S FS 86 2-3 ② K		C SI 92 B SL 84 F SL 82 B SI 93 T SL 83 2-2 ① K	5	1	1	0	0	2	2
16 Aramis Ramirez, R (1, 5) OBP: 0.345, SLG: 0.446	F FF 94 B FF 94 B SL 87 S SL 86 D SL 87 B FF 94 4-2 BB		X SL 85 0-0 28 G1 1-3 2-H 2B		F FF 92 B KC 76 F FF 92 B SL 86 F SI 92 X KC 80 2-2 ② G6-3		C SL 88 D SL 87 X SI 95 1-1 2-H 1B		C SL 83 X SI 92 0-1 8 WP 1B	4	0	3	2	1	0	0
28 Gerardo Parra, L (1, 9) OBP: 0.310, SLG: 0.374 8 Ryan Braun, R (7, PH) OBP: 0.324, SLG: 0.470 (8, 9)	C KC 76 B SI 94 S SL 85 F SL 87 F KC 81 B SI 94 S SL 87 2-3 ③ K		S SL 85 X SI 95 0-1 ② G1 2-3 3-H		X CH 83 0-0 18 CS 1B		C FF 95 F SL 87 F SL 86 B SL 88 S FF 96 1-3 ③ K		F SI 92 B SI 92 B SL 84 B SI 93 F SI 93 B SI 93 4-2 1-2 BB	3 1	0 0	1 0	1 0	0 1	1 1	3 1
18 Khris Davis, R (1, 7) OBP: 0.308, SLG: 0.477		X FF 91 0-0 ① L9	B FF 93 B FF 93 D KC 77 X FF 91 3-0 ③ L7		B SL 86 1-0 ③ CS 1-2	B FF 95 S FF 95 S SL 88 F SL 88 X FF 96 1-2 ① G4-3		B FC 90 B FF 95 S FC 91 X SI 95 2-1 9 SH 24 BB FC5-2 1B	C SL 83 B SL 84 B SL 84 X SI 92 2-1 ② L9	5	0	1	0	0	0	3
24 Lyle Overbay, L (1, 3) OBP: 0.336, SLG: 0.343 5 Héctor Gómez, R (8, PR) 15 Jason Rogers, R (9, 3) OBP: 0.500, SLG: 0.667		C FF 92 X SI 93 0-1 ② L8	B KC 75 S SL 86 C FF 92 B SL 87 S KC 78 2-3 ① K		F SI 94 B SI 92 X SL 87 1-1 ② G3-1		B SI 95 1 SAFE B FC 90 B FC 91 B SI 95 4-0 FC5-2 9 SH 27 FC5-2 1-2 BB	C SL 83 X SL 82 0-1 ③ F8	3 0 1	0 0 0	0 0 0	0 0 0	1 0 0	1 0 0	0 0 2
9 Jean Segura, R (1, 6) OBP: 0.286, SLG: 0.318		B FF 92 C FF 92 B SL 86 L FF 92 B SL 87 B FF 93 4-2 BB	C KC 77 B FF 93 C FF 92 B KC 81 X KC 78 2-2 27 G3 7 S 1B		X FF 94 0-0 1B		X SI 95 0-0 SH 27 FC5-2 FC5-2 1-2 2-3		2	0	2	0	1	0	0
22 Matt Garza, R (7, 1) 7 Mark Reynolds, R (4, PH) OBP: 0.345, SLG: 0.536 21 Jeremy Jeffress, R (8, 1) 60 Matt Clark, L (8, PH) OBP: 0.143, SLG: 0.143 13 Will Smith, R (7, 1) 53 Brandon Kintzler, R (7, 1) 59 Zach Duke, L (7, 1) 51 Jonathan Broxton, R (8, 1) Rickie Weeks Jr., R (8, PH) OBP: 0.341, SLG: 0.439 57 Francisco Rodríguez, R (9, 1)		C FF 92 T FF 92 S SL 88 0-3 ③ K	1 SAFE S FF 92 S SL 85 B FF 94 B SI 93 B SL 87 B SL 86 4-2 27 G3 1-2 BB		C FF 95 1 SAFE D FS 88 S FS 85 1 SAFE 1 SAFE B FF 96 X FS 87 2-2 ③ G3		D SI 96 C FC 90 X FC 90 1-1 ① FC5-2 27 FC5-2 1-2 2-3 3-Hf		1 0 0 1 0 0 0 0 0 1 0	0 0 0 0 0 0 0 0 0 0 0	0 0 0 0 0 0 0 0 0 0 0	0 0 0 0 0 0 0 0 0 0 0	0 1 0 0 0 0 0 0 0 0 0	1 0 0 0 0 0 0 0 0 0 3	1 0 0 0 0 0 0 0 0 0 0
Inning Stats	R: 0 E: 0 K: 1 S: 12 H: 1 LOB: 2 BB: 1 P: 21	R: 0 E: 0 K: 1 S: 8 H: 0 LOB: 1 BB: 1 P: 12	R: 2 E: 0 K: 0 S: 9 H: 3 LOB: 1 BB: 0 P: 15	R: 0 E: 0 K: 1 S: 10 H: 1 LOB: 2 BB: 1 P: 19	R: 0 E: 0 K: 0 S: 7 H: 1 LOB: 0 BB: 0 P: 11	R: 0 E: 0 K: 0 S: 10 H: 1 LOB: 1 BB: 0 P: 14	R: 1 E: 0 K: 2 S: 14 H: 2 LOB: 1 BB: 0 P: 18	R: 0 E: 1 K: 0 S: 9 H: 1 LOB: 3 BB: 1 P: 17	R: 0 E: 0 K: 1 S: 11 H: 1 LOB: 2 BB: 1 P: 19	1B: 9 2B: 2 3B: 0 HR: 0 SF: 0 SAC: 2 DP: 0 HBP: 0						

AB	36
R	3
H	11
RBI	3
BB	5
SO	6
LOB	26

WP: 1 PA: 44
PB: 0
SB: 1
CS: 1

PITCHER		IP	WLS	BF	H	R	ER	SO	BB	IBB	HBP	BLK	WP	HR	S	P	ERA	WHIP
34 Tom Koehler, R ERA: 3.74	(1, 1)	5.0		23	6	2	2	3	3	0	0	0	0	0	46	78	3.60	1.800
41 Chris Hatcher, R ERA: 3.31	(6, 1)	1.2	B	8	3	1	1	1	0	0	0	0	0	0	20	27	5.40	1.800
40 Mike Dunn, L ERA: 3.42	(7, 1)	0.1		1	0	0	0	1	0	0	0	0	0	0	4	5	0.00	0.000
57 Bryan Morris, R ERA: 1.82	(8, 1)	1.0	W	6	1	0	0	0	1	0	0	0	0	0	9	17	0.00	2.000
31 Steve Cishek, R ERA: 3.43	(9, 1)	1.0	S	5	1	0	0	1	1	0	0	0	1	0	11	19	0.00	2.000

PITCHER	IP	WLS	BF	H	R	ER	SO	BB	IBB	HBP	BLK	WP	HR	S	P	ERA	WHIP

Miami Marlins @ Milwaukee Brewers

Miller Park, Milwaukee, WI

Wed Sep 10 2014, 7:14 PM - 10:10 PM CDT

Att. 25,219 - Roof Closed - 74 F

TOP

livebaseballscorecards.com

Batter	1	2	3	4	5	6	7	8	9	AB	R	H	RBI	BB	SO	LOB
21 Christian Yelich, L (1, 7) OBP: 0.376, SLG: 0.424	B FF 94 F FF 96 B FF 96 F SI 96 B SL 87 F SI 97 F SI 98 X SI 98 3-2 ① 17 G4-3 1B		C SL 84 B CH 85 S CH 86 B SL 88 B SL 86 X SL 86 3-2 ③ G4-3			B SL 83 C CH 83 C CH 86 B SL 86 S CH 85 2-3 ① K	**B SL 83** **B SL 81** **C SI 89** 1 SAFE 1 SAFE S CU 76 D CU 77 B CU 76 4-2 **1-2** BB		3	0	1	0	1	1	0
17 Donovan Solano, R (1, 4) OBP: 0.306, SLG: 0.325	1 SAFE B SI 96 1 SAFE X FF 95 1-0 ① G4-3 **1-2**			C FF 94 B FF 96 B SL 84 X FF 96 2-1 ① G4-3		F FF 95 X SI 95 0-1 ② G6-3	C FF 96 X FF 97 0-1 ③ F9			4	0	0	0	0	0	4
27 Giancarlo Stanton, R (1, 9) OBP: 0.395, SLG: 0.554	B SI 97 C SL 86 B SI 96 B SI 97 B SL 86 4-1 9 G6-4-3 BB			C FF 96 X FF 97 0-1 ② G6-3		B SL 84 B FF 97 B SL 84 B SI 95 4-0 9 S BB		C SI 93 S FF 94 F SI 94 F FF 96 F FF 95 F SL 90 F FF 96 X SL 90 0-2 ① F9		2	0	0	0	2	0	0
9 Casey McGehee, R (1, 5) OBP: 0.368, SLG: 0.373	X SL 85 0-0 ② ③ G6-4-3 **1-2f**			F FF 96 B SL 86 B FF 97 B FF 96 C FF 97 B FF 98 4-2 13 FC6-4 BB		1 SAFE B FF 96 B SL 84 C FF 95 C SI 96 T FF 98 2-2 ③ K **1-2**		X FF 95 0-0 ② G5-3		3	0	0	0	1	1	3
13 Marcell Ozuna, R (1, 8) OBP: 0.319, SLG: 0.460		C CH 85 C CH 86 B CH 88 S FF 97 1-3 ① K		X SL 84 0-0 ③ FC6-4 **1-2f**			B FF 95 B SL 85 C SL 84 B FF 97 C SL 84 F SL 84 X FF 97 3-2 HR	C FF 97 B SL 90 C SL 89 C FF 96 1-3 ③ K		4	1	1	1	0	2	1
46 Garrett Jones, L (1, 3) OBP: 0.311, SLG: 0.408		B SL 85 S SL 85 S SI 96 B SL 87 B CH 87 F SL 87 F FF 98 X SL 85 3-2 ② L8			B SI 94 B SI 95 C SI 94 B SL 83 X SI 96 3-1 3 FC5-4 1B		C SL 83 B CH 86 B SL 87 B CH 86 C SL 86 X SL 88 3-2 ① G3-1		X SI 90 0-0 ① F8	4	0	1	0	0	0	0
39 Jarrod Saltalamacchia, S (1, 2) OBP: 0.332, SLG: 0.379		C SL 83 B FF 96 S SI 98 F SI 98 F SL 87 B CH 86 S SI 98 2-3 ③ K			B SL 84 T CH 83 X FF 97 1-1 ① L7		F CH 84 B SI 97 B CH 86 X SL 86 2-1 48 F8 3 1B 1B		B SI 91 C SI 90 S CH 81 X CH 84 1-2 ② F8	4	0	1	0	0	1	1
3 Adeiny Hechavarría, R (1, 6) OBP: 0.312, SLG: 0.366			B FF 94 B FF 96 X FF 94 2-0 ① F9		X SL 84 0-0 ② FC5-4 **1-2f**		C SL 86 F SI 96 X SI 97 0-2 21 BB **1-2** 1B		B SI 91 C SI 90 F SI 91 X CU 76 1-2 1 DI 1B	4	0	2	0	0	0	1
23 Jarred Cosart, R (1, 1) OBP: 0.125, SLG: 0.125 48 Justin Bour, L (7, PH) OBP: 0.316, SLG: 0.294 36 Sam Dyson, R (7, 1) 43 Dan Jennings, L (7, 1) 22 Carter Capps, R (7, 1) 1 Jordany Valdespin, L (9, PH) OBP: 0.275, SLG: 0.369			C FF 94 X SI 94 0-1 ② G6-3		C SI 93 F FF 96 S CH 87 0-3 ③ K		F SI 97 S CH 85 X CH 87 0-2 ② F8 **2-3**		C SI 91 S CH 84 D CH 85 B CH 84 X SI 90 2-2 ③ G4-3 **1-2**	2 1 0 0 0 1	0 0 0 0 0 0	0 0 0 0 0 0	0 0 0 0 0 0	1 0 0 0 0 0	1 2 0 0 0 1	1 0 0 0 0 1
Inning Stats	R: 0 E: 0 K: 0 S: 8 H: 1 LOB: 1 BB: 1 P: 16	R: 0 E: 0 K: 2 S: 13 H: 0 LOB: 0 BB: 0 P: 19	R: 0 E: 0 K: 0 S: 6 H: 0 LOB: 0 BB: 0 P: 11	R: 0 E: 0 K: 0 S: 7 H: 0 LOB: 1 BB: 1 P: 13	R: 0 E: 0 K: 1 S: 8 H: 1 LOB: 1 BB: 0 P: 12	R: 0 E: 0 K: 2 S: 8 H: 0 LOB: 1 BB: 1 P: 16	R: 1 E: 0 K: 0 S: 19 H: 3 LOB: 3 BB: 1 P: 31	R: 0 E: 0 K: 1 S: 12 H: 0 LOB: 0 BB: 0 P: 13	R: 0 E: 0 K: 0 S: 10 H: 1 LOB: 1 BB: 0 P: 14	1B: 5 2B: 0 3B: 0 HR: 1	SF: 0 SAC: 0 DP: 1 HBP: 0		WP: 0 PB: 0 SB: 1 CS: 0	PA: 36			

PITCHER		IP	WLS	BF	H	R	ER	SO	BB	IBB	HBP	BLK	WP	HR	S	P	ERA	WHIP
38 Wily Peralta, R ERA: 3.75	(1, 1)	6.2	W	27	5	1	1	5	3	0	0	0	0	1	65	110	1.35	1.200
59 Zach Duke, L ERA: 2.39	(7, 1)	0.0		1	0	0	0	0	1	0	0	0	0	0	2	6	∞	∞
51 Jonathan Broxton, R ERA: 1.68	(7, 1)	1.1	H	4	0	0	0	1	0	0	0	0	0	0	14	15	0.00	0.000
57 Francisco Rodríguez, R ERA: 3.29	(9, 1)	1.0	S	4	1	0	0	0	0	0	0	0	0	0	10	14	0.00	1.000

PITCHER	IP	WLS	BF	H	R	ER	SO	BB	IBB	HBP	BLK	WP	HR	S	P	ERA	WHIP

AB	32
R	1
H	6
RBI	1
BB	4
SO	6
LOB	14

BOTTOM

Miami Marlins @ Milwaukee Brewers

Miller Park, Milwaukee, WI

Wed Sep 10 2014, 7:14 PM - 10:10 PM CDT

Att. 25,219 - Roof Closed - 74 F

Batter	1	2	3	4	5	6	7	8	9	AB	R	H	RBI	BB	SO	LOB
27 Carlos Gómez, R (1, 8) OBP: 0.350, SLG: 0.481	F FF 95 S FF 96 B KC 81 X FF 96 1-2 G6-3 ①		B SI 95 S KC 79 F FF 95 B FF 94 C FF 95 2-3 K ②		X KC 79 0-0 G3-1 2 2B		X SI 98 0-0 G1-3 S 1B 3-H			4	0	2	1	0	1	0
2 Scooter Gennett, L (1, 4) OBP: 0.330, SLG: 0.456 Rickie Weeks Jr., R (7, PH) OBP: 0.340, SLG: 0.430 3 Elian Herrera, S (8, 4) OBP: 0.291, SLG: 0.346	C FF 95 B FF 96 S CH 85 S CH 85 1-3 K ②		C KC 79 S CH 85 F FF 95 F CH 86 X SI 94 0-2 G4-3 ③		B KC 77 X KC 78 1-0 G3-1 ② 2-3		1 SAFE 1 SAFE C FF 93 1 SAFE D SL 83 X SL 84 1-1 G1-3 ② 1-3			3 1 0	0 0 0	0 0 0	0 0 0	0 0 0	1 0 0	1 1 0
20 Jonathan Lucroy, R (1, 2) OBP: 0.367, SLG: 0.476	B FF 95 C FF 95 X FF 96 1-1 16 1B 2B			B FF 94 C FF 93 B FF 94 B FF 95 B FF 94 4-1 18 BB 28 1B 60 SF7 BB	C FF 93 D KC 80 B FF 94 X FF 94 2-1 L9 ③		B FF 95 F FF 95 B KC 83 X FF 96 2-1 G4-3 ③			3	1	1	0	1	0	2
16 Aramis Ramirez, R (1, 5) OBP: 0.344, SLG: 0.444	F SI 96 C FF 94 X FF 96 0-2 2-H 1B ③			B KC 79 X FF 94 1-0 F8 ①		X SI 94 0-0 G6-3 ①		B KC 81 B FF 97 S FF 95 X FF 96 2-1 P3 ①		4	0	1	0	0	0	1
28 Gerardo Parra, L (1, 9) OBP: 0.312, SLG: 0.375		B FF 94 B FF 94 C FF 94 C SI 94 S KC 81 2-3 K ①		C KC 78 X CH 84 0-1 18 BB 1-2 1B	B SI 92 F FF 92 B CH 84 B KC 77 X FF 93 3-1 L8 ②			X FF 96 0-0 24 G6-3 24 S 1B		4	0	2	0	0	1	0
18 Khris Davis, R (1, 7) OBP: 0.308, SLG: 0.475 57 Francisco Rodríguez, R (9, 1)		S SI 96 S FF 95 F FF 95 B FF 95 B KC 79 B KC 82 S KC 79 3-3 K ②		B FF 95 B FF 95 S FF 94 S FF 95 B FF 95 B FF 95 4-2 9 FC6-4 1-2 2-3 BB	B FF 94 F FF 94 F FF 92 B KC 79 S KC 80 2-3 K ③			1 SAFE 1 SAFE C FF 95 P PO 76 S FF 95 X FF 96 1-2 G6-3 1-3 ②		2 0	0 0	0 0	0 0	1 0	2 0	0 0
60 Matt Clark, L (1, 3) OBP: 0.200, SLG: 0.556 7 Mark Reynolds, R (8, 3) OBP: 0.287, SLG: 0.391		C FF 94 B FF 94 B FF 93 B FF 94 F FF 94 C FF 95 3-3 K ③		S KC 80 B CH 85 X FF 95 1-1 SF7 ② 3-H			F SI 95 X CH 88 0-1 HR	B FF 96 F FF 96 B KC 84 B KC 83 S FF 97 S FF 96 3-3 K ③		2 1	1 0	1 0	2 0	0 0	1 1	0 1
9 Jean Segura, R (1, 6) OBP: 0.286, SLG: 0.318			C KC 77 X FF 94 0-1 E6 38 S 38 SF8	B KC 80 X KC 80 1-0 FC6-4 1-2f ③			B SI 97 C SI 97 C SI 97 X FF 97 1-2 E2 1 G4-3 27 1B 1B			3	2	1	0	0	0	2
38 Wily Peralta, R (1, 1) OBP: 0.093, SLG: 0.098 59 Zach Duke, L (7, 1) 51 Jonathan Broxton, R (7, 1) 1 Logan Schafer, L (7, 7) OBP: 0.260, SLG: 0.272 24 Lyle Overbay, L (8, PH) OBP: 0.335, SLG: 0.342			X SI 95 0-0 SF8 2-H ①		B FF 92 F FF 92 B FF 94 S FF 93 B FF 95 S FF 93 3-3 K ①		F SI 97 F SI 98 X SI 97 0-2 G4-3 2-3 ①			1 0 0 1 1	0 0 0 0 0	0 0 0 0 0	1 0 0 0 0	0 0 0 0 0	1 0 0 1 1	0 0 0 1 1

Inning Stats																								
	R: 0 E: 0 K: 1 S: 11	H: 2 LOB: 2 BB: 0 P: 14	R: 0 E: 0 K: 3 S: 10	H: 0 LOB: 0 BB: 0 P: 18	R: 1 E: 1 K: 1 S: 11	H: 0 LOB: 0 BB: 0 P: 13	R: 1 E: 0 K: 0 S: 9	H: 1 LOB: 2 BB: 2 P: 20	R: 0 E: 0 K: 1 S: 7	H: 1 LOB: 1 BB: 0 P: 13	R: 0 E: 0 K: 1 S: 6	H: 0 LOB: 0 BB: 0 P: 11	R: 2 E: 1 K: 0 S: 13	H: 3 LOB: 1 BB: 0 P: 17	R: 0 E: 0 K: 1 S: 10	H: 1 LOB: 1 BB: 0 P: 15	1B: 5 2B: 2 3B: 0 HR: 1	SF: 2 SAC: 0 DP: 0 HBP: 0	WP: 0 PB: 0 SB: 3 CS: 0	PA: 34

PITCHER	IP	WLS	BF	H	R	ER	SO	BB	IBB	HBP	BLK	WP	HR	S	P	ERA	WHIP
23 Jarred Cosart, R (1, 1) ERA: 3.7	6.0	L	24	4	2	1	7	2	0	0	0	0	0	54	89	1.50	1.000
36 Sam Dyson, R (7, 1) ERA: 2.31	0.1		4	3	2	1	0	0	0	0	0	0	1	9	10	27.00	9.000
43 Dan Jennings, L (7, 1) ERA: 0.96	0.1		1	0	0	0	0	0	0	0	0	0	0	2	3	0.00	0.000
22 Carter Capps, R (7, 1) ERA: 3.0	1.1		5	1	0	0	1	0	0	0	0	0	0	12	19	0.00	0.750

PITCHER	IP	WLS	BF	H	R	ER	SO	BB	IBB	HBP	BLK	WP	HR	S	P	ERA	WHIP

AB	30
R	4
H	8
RBI	4
BB	2
SO	8
LOB	10

livebaseballscorecards.com

Miami Marlins @ Milwaukee Brewers

Miller Park, Milwaukee, WI

Thu Sep 11 2014, 7:12 PM - 10:30 PM CDT

Att. 34,028 - Roof Closed - 67 F

TOP

livebaseballscorecards.com

Batter	1	2	3	4	5	6	7	8	9	AB	R	H	RBI	BB	SO	LOB
21 Christian Yelich, L (1, 7) OBP: 0.373, SLG: 0.421	C FF 91 B FF 90 C CH 83 S FF 91 1-3 ① K		C FF 89 B CU 72 C CH 82 S FF 92 1-3 ③ K		F CU 72 X FF 90 0-1 ① F7		C FF 94 C FF 94 S FF 95 0-3 ③ K			4	0	0	0	0	3	3
17 Donovan Solano, R (1, 4) OBP: 0.309, SLG: 0.325	C FF 91 F FF 91 B FF 91 B FF 91 X CU 72 2-2 1B			C FF 89 B FC 86 B FF 89 S FF 90 B FF 90 B FF 90 4-2 27 2B BB	C CU 73 B FF 89 X FF 90 1-1 ② FC6 1-2f 2-3			B FF 92 B FF 92 B FF 92 C FF 92 X FF 94 3-1 E3 5 FC5-4		3	0	1	0	1	0	2
27 Giancarlo Stanton, R (1, 9) OBP: 0.395, SLG: 0.555 5 Reed Johnson, R (5, PH) OBP: 0.250, SLG: 0.316 (5, 9)	S FF 91 B CU 73 1 SAFE B FF 90 X FC 86 2-1 ② L7			X CH 80 0-0 1-3 2B	C FF 90 S FF 88 S FF 89 0-3 ③ K			X CU 77 0-0 ① FC5-4 1-2f 13 HR		2 2	0 1	1 0	0 0	0 0	0 1	1 3
9 Casey McGehee, R (1, 5) OBP: 0.367, SLG: 0.372 59 Ed Lucas, R (5, 5) OBP: 0.275, SLG: 0.276	F FF 90 1 SAFE B FF 88 1 SAFE F FF 90 C FF 90 1-3 ③ K			B FF 91 F FF 89 B FF 90 F FF 90 S FF 90 2-3 ① K		B SI 97 C SI 97 B SI 98 B SI 97 C SI 97 S SI 97 3-3 ① K		X FF 94 0-0 ② P4		2 2	0 0	0 0	0 0	0 0	2 1	3 1
13 Marcell Ozuna, R (1, 8) OBP: 0.319, SLG: 0.464		B CU 71 B CU 70 B FF 90 C FF 89 C FF 90 X CH 81 3-2 ① G5-3		C CU 73 S FF 90 S FF 89 0-3 ② K		B KC 80 B KC 80 C SI 98 X SI 97 2-1 ② G6-3		C SL 79 X FF 94 0-1 1-H HR		4	1	1	2	0	1	2
46 Garrett Jones, L (1, 3) OBP: 0.311, SLG: 0.405		C FF 90 C FF 88 C FF 92 0-3 ② K		B CU 73 B FF 90 F FF 91 F FF 90 B FF 91 D CU 73 4-2 BB		C KC 79 X SI 97 0-1 ③ G3		B FF 94 C FF 94 F FF 93 S SL 84 1-3 ③ K		3	0	0	0	1	2	0
3 Adeiny Hechavarría, R (1, 6) OBP: 0.310, SLG: 0.363		B FF 90 B FF 91 B FF 90 C FF 89 X FF 91 3-1 ③ F9		C FF 90 S FF 91 C FF 91 0-3 ③ K			C SI 92 B SI 92 X SI 92 1-1 ① G4-3		X SI 90 0-0 ① G6-3	4	0	0	0	0	1	3
6 Jeff Mathis, R (1, 2) OBP: 0.262, SLG: 0.272 39 Jarrod Saltalamacchia, (2, PH) OBP: 0.331, SLG: 0.378			X FF 88 0-0 ① F8		B FF 87 B FF 86 B FF 88 C FF 88 F FF 87 F FF 89 B CH 82 4-2 17 FC6 1 WP BB		X SL 86 0-0 ② G6-3		B CU 76 C SI 90 B CU 74 S SI 89 X FF 89 2-2 ② F8	2 1	0 0	0 0	0 0	1 0	0 0	0 0
24 Nathan Eovaldi, R (1, 1) OBP: 0.093, SLG: 0.075 1 Jordany Valdespin, L (5, PH) OBP: 0.283, SLG: 0.376 28 Anthony DeSclafani, R (5, 1) OBP: 0.182, SLG: 0.100 43 Dan Jennings, L (6, 1) 48 Justin Bour, L (7, PH) OBP: 0.333, SLG: 0.294 36 Sam Dyson, R (7, 1) 40 Mike Dunn, L (8, 1) 10 Jeff Baker, R (9, PH) OBP: 0.302, SLG: 0.390			C FF 88 X FF 90 0-1 ② G3-1		B FF 88 F FF 89 B CU 73 F FF 90 X CH 83 2-2 17 FC6 1 1-2 1B		B SI 92 B SI 92 B CH 86 C SI 91 S FF 92 B SI 93 4-2 BB		B SI 89 C SI 90 S SI 90 F FF 91 S CU 76 1-3 ③ K	1 1 0 0 0 0 0 0	0 0 0 0 0 0 0 0	0 1 0 0 0 0 0 0	0 0 0 0 1 0 0 0	0 0 0 0 0 0 0 0	0 0 0 0 0 0 0 1	0 0 0 0 0 0 0 0
Inning Stats	R: 0 H: 1 E: 0 LOB: 1 K: 2 BB: 0 S: 11 P: 17	R: 0 H: 0 E: 0 LOB: 0 K: 1 BB: 0 S: 8 P: 14	R: 0 H: 0 E: 0 LOB: 0 K: 1 BB: 0 S: 6 P: 7	R: 0 H: 1 E: 0 LOB: 3 K: 3 BB: 2 S: 14 P: 24	R: 0 H: 1 E: 0 LOB: 2 K: 1 BB: 1 S: 13 P: 20	R: 0 H: 0 E: 0 LOB: 0 K: 1 BB: 0 S: 7 P: 12	R: 0 H: 0 E: 0 LOB: 1 K: 1 BB: 1 S: 8 P: 13	R: 2 H: 1 E: 1 LOB: 0 K: 1 BB: 0 S: 9 P: 13	R: 0 H: 0 E: 0 LOB: 0 K: 1 BB: 0 S: 8 P: 11	1B: 2 2B: 1 3B: 0 HR: 1	SF: 0 SAC: 0 DP: 0 HBP: 0				WP: 1 PB: 0 SB: 0 CS: 0	PA: 36	

PITCHER		IP	WLS	BF	H	R	ER	SO	BB	IBB	HBP	BLK	WP	HR	S	P	ERA	WHIP
50 Mike Fiers, R ERA: 1.84	(1, 1)	5.0	W	21	3	0	0	8	3	0	0	0	1	0	52	82	0.00	1.200
21 Jeremy Jeffress, R ERA: 2.77	(6, 1)	1.0		3	0	0	0	1	0	0	0	0	0	0	7	12	0.00	0.000
53 Brandon Kintzler, R ERA: 3.54	(7, 1)	0.2		3	0	0	0	0	1	0	0	0	0	0	5	10	0.00	1.500
13 Will Smith, L ERA: 3.92	(7, 1)	1.1		6	1	2	0	2	0	0	0	0	0	1	12	16	0.00	0.750
57 Francisco Rodríguez, R ERA: 3.23	(9, 1)	1.0	S	3	0	0	0	1	0	0	0	0	0	0	8	11	0.00	0.000

PITCHER	IP	WLS	BF	H	R	ER	SO	BB	IBB	HBP	BLK	WP	HR	S	P	ERA	WHIP

AB	32
R	2
H	4
RBI	2
BB	4
SO	12
LOB	18

Batter	1	2	3	4	5	6	7	8	9	AB	R	H	RBI	BB	SO	LOB
27 Carlos Gómez, R (1, 8) OBP: 0.354, SLG: 0.485	B SI 97 X FF 97 1-0 2 L4-3 1B		X SL 88 0-0 2 G3-1 16 2B 2B	F SL 88 D FF 96 B FF 96 D FS 90 B SL 89 4-1 2 1B BB		H FF 90 1-0 HBP				2	1	2	0	1	0	0
2 Scooter Gennett, L (1, 4) OBP: 0.329, SLG: 0.454	1 SAFE C FF 95 F SI 96 1 SAFE 1 SAFE X CU 76 0-2 ①② L4-3 1-2		X CU 76 0-0 ② G3-1 2-3	B FS 88 S CU 76 X FF 96 1-1 1-3 2-H 1B		1 SAFE B FF 92 1 SAFE S FF 92 B FF 93 S FF 92 1 SAFE F FF 93 F SL 84 2-3 ③ F FF 94 1 SAFE S SL 86 K				4	0	1	1	0	1	3
20 Jonathan Lucroy, R (1, 2) OBP: 0.368, SLG: 0.475	C FF 97 B SI 96 F FF 97 F SL 88 X SL 87 1-2 1B		D SL 90 C FF 96 B FF 97 B FF 97 C FF 98 F FF 98 B SI 97 4-2 16 2B BB	F SL 89 B SL 89 B FF 96 F FF 96 F FF 97 B FF 96 X FF 95 3-2 ③ G5-3			B SI 98 F SI 96 X SI 98 1-1 E6 8 G6-4-3			3	0	1	0	1	0	2
16 Aramis Ramirez, R (1, 5) OBP: 0.343, SLG: 0.445 7 Mark Reynolds, R (8, 5) OBP: 0.287, SLG: 0.391 (9, 3)	C FF 95 X SI 96 0-1 ③ G4-3		B SL 88 F SL 88 X SI 96 1-1 1-3 3-H 2B		S FF 94 X FF 94 0-1 ① L8		C FF 98 S FF 98 S FF 98 0-3 ① K			4 0	0 0	1 0	1 0	0 0	1 0	2 0
8 Ryan Braun, R (1, 9) OBP: 0.323, SLG: 0.475		B FF 95 C SL 88 X FF 96 1-1 HR	C FF 95 B SI 96 F SL 88 B FF 97 X SI 96 2-2 ③ G3-1		B FF 94 B SL 87 C FF 93 S SL 85 B SL 87 X FF 92 3-2 ② F9		C SI 98 B SI 97 S FF 98 X SI 98 1-2 ②③ G6-4-3 1-2f			4	1	1	1	0	0	3
28 Gerardo Parra, L (1, 7) OBP: 0.311, SLG: 0.374		C CU 75 S FS 88 X SL 89 0-2 ① G3-1		C CU 76 X FF 94 0-1 ① F7	B FF 93 B SI 92 C FF 92 B SL 84 F FF 92 X SL 84 3-2 1B			F FF 95 C FF 95 B SL 87 S SL 86 1-3 ① K		4	0	1	0	0	1	0
60 Matt Clark, L (1, 3) OBP: 0.231, SLG: 0.750 Rickie Weeks Jr., R (8, PH) OBP: 0.339, SLG: 0.428 5 Héctor Gómez, R (9, 5)	X FF 97 0-0 ② G4-3			B CU 76 F FF 96 B FF 94 X FF 95 2-1 HR	C FF 91 C SI 91 1 SAFE B SL 83 1 SAFE S SL 85 1-3 ③ K			C FF 96 S SL 88 C SL 88 0-3 ② K		3 1 0	1 0 0	1 0 0	1 0 0	0 1 0	1 0 0	1 0 0
9 Jean Segura, R (1, 6) OBP: 0.286, SLG: 0.318	C FF 97 B SL 90 F SL 88 X SI 94 1-2 ③ G6-3		C FF 96 X SL 88 0-1 50 SH3-4 2 1B 1B			B FC 89 B FF 89 X FF 91 2-0 ① G6-3		B FF 96 C SL 87 F FF 96 F FF 96 B CU 77 S SL 88 2-3 ③ K		4	1	1	0	0	1	0
50 Mike Fiers, R (1, 1) OBP: 0.071, SLG: 0.071 21 Jeremy Jeffress, R (6, 1) 24 Lyle Overbay, L (6, PH) OBP: 0.333, SLG: 0.340 53 Brandon Kintzler, R (7, 1) 13 Will Smith, R (7, 1) 57 Francisco Rodríguez, R (9, 1)			B FF 95 C FF 95 F FF 96 F FF 96 S SL 88 1-3 ① K	L FF 92 1 SAFE X FF 94 0-1 ② SH3-4 1-2		F FF 89 B SI 91 B CH 87 F FF 92 B SL 86 F FF 91 X FF 91 3-2 ② P6				1 0 1 0 0 0	0 0 0 0 0 0	0 0 0 0 0 0	0 0 0 0 0 0	0 0 0 0 0 0	1 0 0 0 0 0	0 0 0 0 0 0
Inning Stats	R: 0 E: 0 K: 0 S: 10 H: 2 LOB: 1 BB: 0 P: 12	R: 1 E: 0 K: 0 S: 9 H: 1 LOB: 0 BB: 0 P: 11	R: 1 E: 0 K: 1 S: 14 H: 2 LOB: 2 BB: 1 P: 22	R: 2 E: 0 K: 0 S: 15 H: 3 LOB: 2 BB: 1 P: 25	R: 0 E: 0 K: 1 S: 11 H: 1 LOB: 1 BB: 0 P: 18	R: 0 E: 0 K: 1 S: 11 H: 0 LOB: 1 BB: 0 P: 19	R: 0 E: 1 K: 1 S: 8 H: 0 LOB: 0 BB: 0 P: 10	R: 0 E: 0 K: 3 S: 10 H: 0 LOB: 0 BB: 0 P: 13		1B: 5 2B: 3 3B: 0 HR: 2 SF: 0 SAC: 1 DP: 2 HBP: 1					WP: 0 PB: 0 SB: 0 CS: 0 PA: 35	

PITCHER		IP	WLS	BF	H	R	ER	SO	BB	IBB	HBP	BLK	WP	HR	S	P	ERA	WHIP
24 Nathan Eovaldi, R ERA: 4.29	(1, 1)	4.0	L	21	8	4	4	1	2	0	0	0	0	2	48	70	9.00	2.500
28 Anthony DeSclafani, R ERA: 7.14	(5, 1)	1.2		7	1	0	0	1	0	0	1	0	0	0	16	29	0.00	0.600
43 Dan Jennings, L ERA: 0.95	(6, 1)	0.1		1	0	0	0	1	0	0	0	0	0	0	6	8	0.00	0.000
36 Sam Dyson, R ERA: 2.25	(7, 1)	1.0		3	0	0	0	1	0	0	0	0	0	0	8	10	0.00	0.000
40 Mike Dunn, L ERA: 3.35	(8, 1)	1.0		3	0	0	0	3	0	0	0	0	0	0	10	13	0.00	0.000

PITCHER	IP	WLS	BF	H	R	ER	SO	BB	IBB	HBP	BLK	WP	HR	S	P	ERA	WHIP

BOTTOM

Miami Marlins @ Milwaukee Brewers

Miller Park, Milwaukee, WI

Thu Sep 11 2014, 7:12 PM - 10:30 PM CDT

Att. 34,028 - Roof Closed - 67 F

livebaseballscorecards.com

AB	31
R	4
H	9
RBI	4
BB	2
SO	7
LOB	11

Batter	1	2	3	4	5	6	7	8	9	AB	R	H	RBI	BB	SO	LOB
6 Billy Hamilton, S (1, 8) OBP: 0.296, SLG: 0.366	C SI 89 C SI 89 B SI 89 F SI 90 F SL 86 F SI 89 F CU 75 X SI 91 1-2 ① L8		B SI 88 C SI 88 B SL 83 F SI 89 X SI 90 2-2 ① FC6-4 17 CS 1-2f			B CU 74 X SI 90 1-0 ① F8		C FF 94 B FF 96 B FF 94 C FF 94 F FF 97 F SI 96 F FF 96 F SL 90 C FF 96 2-3 ① K		4	0	0	0	0	1	1
17 Kristopher Negrón, R (1, 5) OBP: 0.303, SLG: 0.459	B SL 85 X SI 89 1-0 HR		C SL 84 1 SAFE B SI 88 F CH 78 T SI 89 1-2 ②③ K 1-2			F SL 85 B SI 90 B CH 79 F SL 84 S SI 90 2-3 ② K		F FF 96 C FF 95 B FF 95 X FF 95 1-2 2B		4	1	2	1	0	2	1
21 Todd Frazier, R (1, 3) OBP: 0.337, SLG: 0.450	B SL 84 F SL 84 B SI 89 X SL 83 2-1 4 S 1B			F SI 89 B SI 87 X CH 79 1-1 ① P5		C SI 90 B CH 80 F SI 91 X SI 90 1-2 ③ G6-3		X FF 95 0-0 ② P4		4	0	1	0	0	0	1
32 Jay Bruce, L (1, 9) OBP: 0.286, SLG: 0.370	1 SAFE B CU 72 B CH 78 F SI 89 X CH 78 2-1 ② P4			C CU 75 F CH 80 B SI 89 B CH 80 S SI 89 2-3 ② K			C CU 76 B CH 79 C SI 90 B SI 89 X SI 91 2-2 28 F8 4 BB 29 SF9 1B	C FF 96 X FF 96 0-1 ③ P5		4	1	1	0	0	1	2
4 Brandon Phillips, R (1, 4) OBP: 0.304, SLG: 0.367	1 SAFE C SL 86 X SI 90 0-1 ③ P4 1-2			C SI 90 X SI 90 0-1 ③ G6-3			S SL 85 B SL 85 F SI 91 B SI 90 B SL 84 F SL 85 B SI 90 4-2 29 SF9 28 F8 1-2 BB		B SI 91 B SI 90 B SI 90 B SI 90 4-0 29 G6-3 28 SH1-3 BB	2	0	0	0	2	0	1
28 Chris Heisey, R (1, 7) OBP: 0.275, SLG: 0.394		S SL 83 S SL 82 X SL 83 0-2 ① P3			L SL 84 B SL 84 S SI 88 B SL 83 S CH 80 2-3 ① K		L SL 82 B CH 77 L SI 88 X SL 84 1-2 ① F8 1-2 2-3		X SI 90 0-0 ① SH1-3 1-2	3	0	0	0	0	1	2
29 Brayan Peña, S (1, 2) OBP: 0.297, SLG: 0.361		C CU 75 B SI 87 B SI 87 C SI 88 X SI 90 2-2 ② F9			C CU 75 B SI 89 C SI 90 F SI 90 F SI 90 F SI 90 B CH 79 C SL 85 2-3 ② K		B SI 89 X SI 89 1-0 ② SF9 2-3 3-H		C CH 83 X SI 90 0-1 ② G6-3 2-3	3	0	0	1	0	1	1
2 Zack Cozart, R (1, 6) OBP: 0.273, SLG: 0.301		C SI 89 F SL 84 B SI 89 S CH 78 1-3 ③ K			B SI 89 C SL 84 B CH 80 X SI 90 2-1 64 FC6-4 1B		B SL 85 B CH 76 B SL 84 B SI 89 4-0 BB		B CU 77 D CU 78 C CU 77 B SI 91 S CH 81 D FF 90 4-2 9 S BB	2	0	1	0	2	1	0
64 Daniel Corcino, R (1, 1) OBP: 0.500, SLG: 0.500 39 Devin Mesoraco, R (7, PH) OBP: 0.367, SLG: 0.547 66 Logan Ondrusek, R (7, 1) 62 Pedro Villarreal, R (8, 1) OBP: 0.500, SLG: 0.500 9 Jack Hannahan, L (9, PH) OBP: 0.205, SLG: 0.263 70 Jumbo Díaz, R (9, 1)			C SL 82 X SL 83 0-1 6 FC6-4 1B		S SI 89 X SI 90 0-1 ③ FC6-4 1-2f		S SI 92 B FF 92 F SI 93 D SI 94 S SI 94 2-3 ③ K		D CU 75 C CU 76 B SI 90 F CH 81 B FF 91 C FF 90 3-3 ③ K 1-2	2 0 1 0 0 0 1 1 0 0 0 0 1 2 0 0 0 0 0 0 0 0 0 0 0 0 0 0 1 0 0 0 0 1 2 0 0 0 0 0 0 0						
Inning Stats	R: 1 E: 0 K: 0 S: 14 H: 2 LOB: 1 BB: 0 P: 20	R: 0 E: 0 K: 1 S: 9 H: 0 LOB: 0 BB: 0 P: 12	R: 0 E: 0 K: 1 S: 8 H: 1 LOB: 0 BB: 0 P: 11	R: 0 E: 0 K: 1 S: 7 H: 0 LOB: 0 BB: 0 P: 10	R: 0 E: 0 K: 2 S: 13 H: 1 LOB: 1 BB: 0 P: 19	R: 0 E: 0 K: 1 S: 7 H: 0 LOB: 0 BB: 0 P: 11	R: 1 E: 0 K: 1 S: 13 H: 1 LOB: 2 BB: 2 P: 27	R: 0 E: 0 K: 1 S: 13 H: 1 LOB: 1 BB: 0 P: 16	R: 0 E: 0 K: 1 S: 8 H: 0 LOB: 2 BB: 2 P: 19	1B: 4 2B: 1 3B: 0 HR: 1 SF: 1 SAC: 1 DP: 0 HBP: 0						

TOP

Cincinnati Reds @ Milwaukee Brewers

Miller Park, Milwaukee, WI

Fri Sep 12 2014, 7:13 PM - 10:12 PM CDT

Att. 31,463 - Roof Closed - 66 F

livebaseballscorecards.com

AB	30
R	2
H	6
RBI	2
BB	4
SO	9
LOB	14

PITCHER		IP	WLS	BF	H	R	ER	SO	BB	IBB	HBP	BLK	WP	HR	S	P	ERA	WHIP
26 Kyle Lohse, R ERA: 3.81	(1, 1)	6.2		26	5	2	2	6	2	0	0	0	0	1	68	105	2.70	1.050
53 Brandon Kintzler, R ERA: 3.52	(7, 1)	0.1		1	0	0	0	1	0	0	0	0	0	0	3	5	0.00	0.000
51 Jonathan Broxton, R ERA: 1.65	(8, 1)	1.0		4	1	0	0	1	0	0	0	0	0	0	13	16	0.00	1.000
57 Francisco Rodríguez, R ERA: 3.18	(9, 1)	1.0	W	5	0	0	0	1	2	0	0	0	0	0	8	19	0.00	2.000

PITCHER	IP	WLS	BF	H	R	ER	SO	BB	IBB	HBP	BLK	WP	HR	S	P	ERA	WHIP

BOTTOM

Cincinnati Reds @ Milwaukee Brewers

Miller Park, Milwaukee, WI

Fri Sep 12 2014, 7:13 PM - 10:12 PM CDT

Att. 31,463 - Roof Closed - 66 F

livebaseballscorecards.com

Batter	1	2	3	4	5	6	7	8	9	AB	R	H	RBI	BB	SO	LOB
27 Carlos Gómez, R (1, 8) OBP: 0.352, SLG: 0.481	S SL 80 F SL 83 B FF 92 B FF 92 B SL 86 X FF 90 3-2 G4-3 ①			F SL 83 F SL 84 B SL 84 S SL 82 1-3 K 2 G4-3 20 1B		S SL 80 B SL 83 C SL 81 X SL 81 1-2 P3 ①		C FF 92 F CU 83 X CU 84 0-2 G4-3 ②		4	1	0	0	0	1	0
2 Scooter Gennett, L (1, 4) OBP: 0.326, SLG: 0.450	B SI 90 X CH 84 1-0 P6 ②			2 SAFE C CH 82 B FF 90 X SI 87 1-1 G4-3 ① 2-3		X SL 77 0-0 L8 ②		F SI 92 F SI 92 X SL 89 0-2 P6 ③		4	0	0	0	0	0	1
20 Jonathan Lucroy, R (1, 3) OBP: 0.370, SLG: 0.478 (8, 2) 1 Logan Schafer, L (9, PR) OBP: 0.260, SLG: 0.272	C FF 91 X FF 92 0-1 G4-3 ③			C FF 90 X FF 90 0-1 8 WP 8 1B 3-H 1B		B FF 90 B SL 77 B SL 79 C FF 88 B CH 80 4-1 BB			C FF 96 B SL 88 X SL 87 1-1 16 G6-3 24 1B 2B	3 0	1 1	2 0	1 0	1 0	0 0	0 0
16 Aramis Ramirez, R (1, 5) OBP: 0.340, SLG: 0.441		F FF 90 X SL 80 0-1 F8 ①		B FF 89 C SI 88 X FF 88 1-1 F7 ②		X SI 88 0-0 F7 ③			B FF 97 X FF 97 1-0 G6-3 ① 2-3	4	0	0	0	0	0	3
8 Ryan Braun, R (1, 9) OBP: 0.326, SLG: 0.478		C FF 89 X SL 81 0-1 F7 ②		B FF 88 F SI 90 F SL 80 1 SAFE B FF 92 F SL 82 B SL 84 X SL 81 3-2 1-H 1B			C CU 76 B CH 82 F CH 83 B FF 95 F FF 95 X FF 94 2-2 2B		I IN 65 I IN 73 I IN 76 I IN 76 4-0 24 1B 28 IBB IBB	3	0	2	1	1	0	0
28 Gerardo Parra, L (1, 7) OBP: 0.311, SLG: 0.372		C SL 78 B FF 91 X SI 89 1-1 G1-4-3 ③		S SI 87 1 SAFE X SI 89 0-1 L3 ③			T SI 93 S FF 93 F FF 95 S SI 93 0-3 K ①		I IN 75 I IN 75 I IN 79 I IN 79 4-0 24 1B 1-2 IBB	3	0	0	0	1	1	2
12 Martín Maldonado, R (1, 2) OBP: 0.325, SLG: 0.412 24 Lyle Overbay, L (7, PH) OBP: 0.335, SLG: 0.342 (8, 3)			B SL 82 C CH 85 X FF 90 1-1 G5-3 ①		C SL 79 S SL 80 B SL 79 F FF 91 B FF 90 C CH 84 2-3 K ①		C SI 93 C SI 94 F SI 94 F SI 93 F CH 82 F SI 94 S CH 82 0-3 K2-3 ②		X FF 98 0-0 1-2 2-3 3-H 1B	2 2	0 0	0 1	0 1	0 0	1 1	0 1
9 Jean Segura, R (1, 6) OBP: 0.285, SLG: 0.316 Rickie Weeks Jr., R (7, PH) OBP: 0.337, SLG: 0.426 5 Héctor Gómez, R (8, 6)			B FF 91 B SI 88 B FF 89 C FF 89 S SL 79 X FF 90 3-2 P3 ②		C CH 82 B SL 80 S SL 80 B FF 91 F CH 84 B SL 81 C SI 88 3-3 K ②		B FF 93 C CH 80 F CU 77 B CH 79 S CH 80 2-3 K ③			2 1 0	0 0 0	0 0 0	0 0 0	0 0 0	1 1 0	0 1 0
26 Kyle Lohse, R (1, 1) OBP: 0.153, SLG: 0.123 53 Brandon Kintzler, R (7, 1) 51 Jonathan Broxton, R (8, 1) 15 Jason Rogers, R (8, PH) OBP: 0.400, SLG: 0.500 57 Francisco Rodríguez, R (9, 1)			C FF 89 F SL 83 S SL 85 0-3 K ③		C SL 79 B FF 90 B SI 88 C CH 86 X SL 81 2-2 P6 ③			X CU 84 0-0 G4-3 ①		2 0 0 1 0	0 0 0 0 0	0 0 0 0 0	0 0 0 0 0	1 0 0 0 0	0 0 0 0 0	0 0 0 0 0
Inning Stats	R: 0 H: 0 E: 0 LOB: 0 K: 0 BB: 0 S: 6 P: 10	R: 0 H: 0 E: 0 LOB: 0 K: 0 BB: 0 S: 6 P: 7	R: 0 H: 0 E: 0 LOB: 0 K: 1 BB: 0 S: 8 P: 12	R: 2 H: 2 E: 1 LOB: 1 K: 1 BB: 0 S: 15 P: 21	R: 0 H: 0 E: 0 LOB: 0 K: 2 BB: 0 S: 11 P: 18	R: 0 H: 0 E: 0 LOB: 1 K: 0 BB: 1 S: 6 P: 11	R: 0 H: 1 E: 0 LOB: 1 K: 3 BB: 0 S: 18 P: 22	R: 0 H: 0 E: 0 LOB: 0 K: 0 BB: 0 S: 7 P: 7	R: 1 H: 2 E: 0 LOB: 3 K: 0 BB: 2 S: 4 P: 14	1B: 3 2B: 2 3B: 0 HR: 0	SF: 0 SAC: 0 DP: 0 HBP: 0			WP: 2 PB: 0 SB: 0 CS: 0	PA: 34		

PITCHER		IP	WLS	BF	H	R	ER	SO	BB	IBB	HBP	BLK	WP	HR	S	P	ERA	WHIP
64 Daniel Corcino, R ERA: 5.19	(1, 1)	6.0		22	2	2	2	4	1	0	0	0	2	0	52	79	3.00	0.500
66 Logan Ondrusek, R ERA: 4.46	(7, 1)	1.0		4	1	0	0	3	0	0	0	0	0	0	18	22	0.00	1.000
62 Pedro Villarreal, R ERA: 3.6	(8, 1)	1.0		3	0	0	0	0	0	0	0	0	0	0	7	7	0.00	0.000
70 Jumbo Díaz, R ERA: 3.49	(9, 1)	0.1	L	5	2	1	1	0	0	2	0	0	0	0	4	14	27.00	6.000

PITCHER	IP	WLS	BF	H	R	ER	SO	BB	IBB	HBP	BLK	WP	HR	S	P	ERA	WHIP

AB	31
R	3
H	5
RBI	3
BB	3
SO	7
LOB	8

Batter	1	2	3	4	5	6	7	8	9	AB	R	H	RBI	BB	SO	LOB
6 Billy Hamilton, S (1, 8) OBP: 0.295, SLG: 0.368	B FF 90 C FF 91 C SI 91 C CU 79 1-3 K		D CU 80 F SI 92 B SI 94 B SL 89 X SI 93 3-1 G3		1 SAFE B CU 78 X SI 91 1-0 L7		X SI 89 0-0 1-H 3-H 3B		C SL 74 B CH 84 B CH 79 B CH 86 F CH 85 F CH 81 S SL 78 3-3 K	5	0	1	2	0	2	2
29 Brayan Peña, S (1, 3) OBP: 0.296, SLG: 0.358	C SI 91 F FF 92 B SL 89 B SL 89 F SI 92 X SI 92 2-2 G4-3			C CU 79 C SI 92 B SI 92 B SL 89 X SI 92 2-2 39 BB 21 1B 4 BB 1B	B SL 88 1 SAFE F FF 93 1 SAFE X FF 93 1-1 F7		B CU 76 B SI 91 B SI 90 C SI 90 X SI 91 3-1 G1-3		B SL 72 C CH 85 B SI 87 X CH 81 2-1 L9	5	1	1	0	0	0	2
21 Todd Frazier, R (1, 5) OBP: 0.339, SLG: 0.454	B FF 92 B FF 90 C SI 92 F SI 92 F FF 93 F SL 90 C SI 93 2-3 K			B SL 89 S SL 89 S SL 88 B FF 91 F SI 93 X SL 90 2-2 4 BB 39 BB 32 SF7-5-6 1-2 1B		C SI 91 F FF 92 B SI 93 B SL 90 B FF 92 F FF 92 X SI 93 3-2 4 G6-4-3 1B		X SI 94 0-0 39 1B 2B	4	2	3	0	0	1	0
39 Devin Mesoraco, R (1, 2) OBP: 0.369, SLG: 0.545		C FF 90 C FF 92 S SI 91 0-3 K		B FF 90 B SI 93 C SL 89 B SL 89 C SI 94 B SL 88 4-2 32 SF7-5-6 4 BB 1-2 2-3 BB		1 SAFE S SL 89 S SL 89 B FF 92 1 SAFE F SL 89 B FF 93 F FF 93 X SI 92 2-2 F7		X SI 93 0-0 4 1B 2-H 1B	3	0	1	1	1	1	1
4 Brandon Phillips, R (1, 4) OBP: 0.305, SLG: 0.367		C SI 92 X SI 92 0-1 G4-3		B SI 94 B SI 95 S FF 93 B SI 94 D FF 94 4-1 1-2 2-3 3-H BB		B SL 88 B SI 92 1 SAFE C SL 88 X FF 93 2-1 G6-4-3 1-2f		S SL 90 D SL 89 X FF 93 1-1 1-2 1B	3	0	1	1	1	0	1
32 Jay Bruce, L (1, 9) OBP: 0.284, SLG: 0.368		C CU 80 B SI 93 X SI 93 1-1 L9		B CU 80 X FF 93 1-0 SF7-5-6 2-3 3-H			C SL 80 S SI 90 B CU 76 B CU 77 S SL 83 2-3 K	C SI 94 D CH 85 F FF 94 X SL 87 1-2 F8		3	0	0	1	0	1	2
48 Ryan Ludwick, R (1, 7) OBP: 0.309, SLG: 0.389 70 Jumbo Díaz, R (9, 1)			X SL 87 0-0 L5	C SL 88 C SI 92 B FF 92 B SI 92 F SL 88 S SL 88 2-3 K			F SI 91 F SI 90 F SL 83 X SI 90 0-2 30 1B 2 G2-3 6 3B 1B	D FF 94 C SL 86 C SI 94 F SL 88 S SL 88 1-3 K		4 0	1 0	0 0	2 0	3 0
2 Zack Cozart, R (1, 6) OBP: 0.273, SLG: 0.300			B FF 93 B SI 92 B FF 91 C FF 90 X SI 91 3-1 E6 36 SH1-4		C CU 78 C FF 92 B SI 91 B CU 80 X SI 91 2-2 1B		C CU 77 F SI 92 D SI 90 B SI 90 X SL 84 2-2 G2-3 1-2	F SL 87 X SL 87 0-1 F8		4	0	1	0	0	0	3
36 David Holmberg, R (1, 1) 30 Jason Bourgeois, R (7, PH) OBP: 0.333, SLG: 0.333 63 Sam LeCure, R (7, 1) 28 Chris Heisey, R (9, PH) OBP: 0.274, SLG: 0.392 (9, 7)			B FF 90 C FF 90 C FF 91 X FF 92 1-2 SH1-4 1-2		B SL 88 X FF 90 1-0 B3		D CU 76 F SI 92 B SL 82 S SI 90 X SI 89 2-2 6 3B 2-3 1B		F CH 84 B CH 79 F CH 78 S SL 75 1-3 K	1 1 0 1	0 1 0 0	0 1 0 0	0 0 0 0	0 0 0 0	0 0 0 1	1 0 0 0
Inning Stats	R: 0 E: 0 K: 2 S: 12 H: 0 LOB: 0 BB: 0 P: 17	R: 0 E: 0 K: 1 S: 7 H: 0 LOB: 0 BB: 0 P: 8	R: 0 E: 1 K: 0 S: 8 H: 0 LOB: 1 BB: 0 P: 15	R: 2 E: 0 K: 1 S: 15 H: 2 LOB: 1 BB: 2 P: 30	R: 0 E: 0 K: 0 S: 7 H: 1 LOB: 1 BB: 0 P: 12	R: 0 E: 0 K: 0 S: 11 H: 1 LOB: 0 BB: 0 P: 18	R: 2 E: 0 K: 1 S: 16 H: 3 LOB: 1 BB: 0 P: 25	R: 1 E: 0 K: 1 S: 13 H: 3 LOB: 2 BB: 0 P: 16	R: 0 E: 0 K: 2 S: 9 H: 0 LOB: 0 BB: 0 P: 15	1B: 8 2B: 2 3B: 1 HR: 0 SF: 1 SAC: 1 DP: 2 HBP: 0						

PITCHER		IP	WLS	BF	H	R	ER	SO	BB	IBB	HBP	BLK	WP	HR	S	P	ERA	WHIP
49 Yovani Gallardo, R ERA: 3.59	(1, 1)	6.0	L	23	4	2	2	4	2	0	0	0	0	0	60	100	3.00	1.000
59 Zach Duke, L ERA: 2.68	(7, 1)	1.0		6	3	2	2	1	0	0	0	0	0	0	16	25	18.00	3.000
52 Jimmy Nelson, R ERA: 4.45	(8, 1)	1.0		6	3	1	1	1	0	0	0	0	0	0	13	16	9.00	3.000
32 Tom Gorzelanny, L ERA: 0.44	(9, 1)	1.0		3	0	0	0	2	0	0	0	0	0	0	9	15	0.00	0.000

PITCHER		IP	WLS	BF	H	R	ER	SO	BB	IBB	HBP	BLK	WP	HR	S	P	ERA	WHIP

TOP

Cincinnati Reds @ Milwaukee Brewers

Miller Park, Milwaukee, WI

Sat Sep 13 2014, 6:26 PM - 9:21 PM CDT

Att. 45,205 - Roof Closed - 70 F

livebaseballscorecards.com

AB	34
R	5
H	10
RBI	5
BB	2
SO	8
LOB	15

WP: 0 PA: 38
PB: 0
SB: 0
CS: 0

Batter	1	2	3	4	5	6	7	8	9	AB	R	H	RBI	BB	SO	LOB
27 Carlos Gómez, R (1, 8) OBP: 0.353, SLG: 0.479	B FF 87 B CH 80 C FF 86 S CH 80 F FF 88 B CH 81 H FF 87 4-2 20 FC6-4-5-4-1 8 BB HBP		B CH 80 F CH 81 B FF 87 X FF 88 2-1 ① G6-3		F FF 86 B FF 88 F FF 87 S CU 73 1-3 ② K			B SI 88 B FF 88 B SI 88 B SI 88 4-0 8 G6-4-3 BB		2	0	0	0	1	1	0
8 Ryan Braun, R (1, 9) OBP: 0.326, SLG: 0.475	1 SAFE 1 SAFE 1 SAFE B FF 87 B FF 87 1 SAFE B FF 87 B FF 87 4-0 20 FC6-4-5-4-1 1-2 BB		B FF 87 C FF 87 F CH 82 F FF 87 B FF 89 C FF 88 2-3 ② K		B FF 87 F FF 87 X FF 86 1-1 ③ F9			X SI 88 0-0 ② ③ G6-4-3 1-2f		3	0	0	0	1	1	1
20 Jonathan Lucroy, R (1, 3) OBP: 0.368, SLG: 0.475	C FF 86 C FF 88 B FF 88 D SL 77 X FF 87 2-2 ① ② FC6-4-5-4-1 16 HBP 1-2 2-3		C FF 88 F SL 79 X FF 88 0-2 ③ P4			X FF 86 0-0 ① G6-3			B FF 96 C FF 96 B SL 87 F FF 96 C FF 96 2-3 ① K	4	0	0	0	0	1	2
16 Aramis Ramirez, R (1, 5) OBP: 0.342, SLG: 0.447	C CH 81 B FF 87 F FF 87 1 SAFE H SL 78 2-2 1-2 HBP			B FF 85 S CH 80 X CH 80 1-1 HR		B FF 86 X FF 86 1-0 ② F8			S FF 97 B SL 84 C SL 87 X FF 96 1-2 ② F8	3	1	1	1	0	0	0
18 Khris Davis, R (1, 7) OBP: 0.305, SLG: 0.471	S CH 82 B CH 82 S CH 82 X FF 88 1-2 ③ F9			B CH 80 F CH 80 F FF 87 C FF 87 1-3 ① K		C FF 86 X CH 80 0-1 ③ G5-3			B SL 87 F FF 98 F FF 97 B FF 99 F FF 98 C FF 98 2-3 ③ K	4	0	0	0	0	2	2
Rickie Weeks Jr., R (1, 4) OBP: 0.333, SLG: 0.421		F FF 87 C SL 75 F CH 80 B CH 81 F SL 77 S CH 81 1-3 ① K		B CU 73 B CH 81 C CH 80 X FF 86 2-1 ② F9			X SI 88 0-0 ① G5-3			3	0	0	0	0	1	0
12 Martín Maldonado, R (1, 2) OBP: 0.325, SLG: 0.404		C FF 86 B FF 86 X CH 81 1-1 ② P4		B FF 86 S CH 80 B FF 87 F FF 87 B FF 87 B CH 80 4-2 BB			C KC 71 B SL 81 X SI 88 1-1 ② G1-3			2	0	0	0	1	0	0
5 Héctor Gómez, R (1, 6) OBP: 0.200, SLG: 0.200		B CH 80 B CH 81 S CH 81 X CH 81 2-1 1B		1 SAFE C CH 80 X FF 87 0-1 ③ L8			C FF 88 F CH 82 C KC 73 0-3 ③ K			3	0	1	0	0	1	1
49 Yovani Gallardo, R (1, 1) OBP: 0.118, SLG: 0.120 59 Zach Duke, L (7, 1) 52 Jimmy Nelson, R (8, 1) OBP: 0.158, SLG: 0.211 2 Scooter Gennett, L (8, PH) OBP: 0.326, SLG: 0.449 32 Tom Gorzelanny, R (9, 1)		C FF 86 X CH 80 0-1 ③ P5			B FF 87 B CH 80 F FF 87 X FF 87 2-1 ① F9			B KC 71 F KC 72 B SI 88 X SI 87 2-1 ① F9		2 0 0 1 0 0	0 0 0 0 0 0	0 0 0 0 0 0	0 0 0 0 0 0	0 0 0 0 0 0	0 0 0 0 0 0	1 0 0 0 0 0
Inning Stats	R: 0 E: 0 K: 0 S: 11 H: 0 LOB: 2 BB: 1 P: 24	R: 0 E: 0 K: 1 S: 11 H: 1 LOB: 1 BB: 0 P: 15	R: 0 E: 0 K: 1 S: 9 H: 0 LOB: 0 BB: 0 P: 13	R: 1 E: 0 K: 1 S: 11 H: 1 LOB: 1 BB: 1 P: 19	R: 0 E: 0 K: 1 S: 7 H: 0 LOB: 0 BB: 0 P: 11	R: 0 E: 0 K: 0 S: 4 H: 0 LOB: 0 BB: 0 P: 5	R: 0 E: 0 K: 1 S: 6 H: 0 LOB: 0 BB: 0 P: 7	R: 0 E: 0 K: 0 S: 3 H: 0 LOB: 0 BB: 1 P: 9	R: 0 E: 0 K: 2 S: 10 H: 0 LOB: 0 BB: 0 P: 15	1B: 1 2B: 0 3B: 0 HR: 1	SF: 0 SAC: 0 DP: 2 HBP: 2			WP: 0 PB: 0 SB: 0 CS: 0	PA: 32		

PITCHER		IP	WLS	BF	H	R	ER	SO	BB	IBB	HBP	BLK	WP	HR	S	P	ERA	WHIP
36 David Holmberg, L ERA: 6.0	(1, 1)	6.0	W	23	2	1	1	4	2	0	2	0	0	1	53	87	1.50	0.667
63 Sam LeCure, R ERA: 3.55	(7, 1)	2.0	H	6	0	0	0	1	1	0	0	0	0	0	9	16	0.00	0.500
70 Jumbo Díaz, R ERA: 3.38	(9, 1)	1.0		3	0	0	0	2	0	0	0	0	0	0	10	15	0.00	0.000

PITCHER	IP	WLS	BF	H	R	ER	SO	BB	IBB	HBP	BLK	WP	HR	S	P	ERA	WHIP

BOTTOM

Cincinnati Reds @ Milwaukee Brewers

Miller Park, Milwaukee, WI

Sat Sep 13 2014, 6:26 PM - 9:21 PM CDT

Att. 45,205 - Roof Closed - 70 F

livebaseballscorecards.com

AB	27
R	1
H	2
RBI	1
BB	3
SO	7
LOB	7

Cincinnati Reds @ Milwaukee Brewers

Miller Park, Milwaukee, WI

Sun Sep 14 2014, 1:12 PM - 4:19 PM CDT

Att. 41,870 - Roof Closed - 70 F

livebaseballscorecards.com

TOP

Batter	1	2	3	4	5	6	7	8	9	AB	R	H	RBI	BB	SO	LOB
6 Billy Hamilton, S (1, 8) OBP: 0.297, SLG: 0.368	L FF 90 C FF 91 B FF 94 X FF 93 1-2 21 S 1B		B FF 91 L FF 92 B FF 94 B FF 94 C FF 91 B FF 93 4-2 17 BB BB		X FF 92 0-0 ② F7			C FF 90 S CH 76 B CH 76 B FF 90 S FF 90 2-3 ① K		3	0	1	0	1	1	0
17 Kristopher Negrón, R (1, 5) OBP: 0.301, SLG: 0.447	X SI 91 0-0 ① L4		1 SAFE P PO 92 C SI 93 D SL 86 B SI 93 B SI 92 4-1 1-2 BB		B SI 92 B SI 90 C SL 82 F FF 92 T SL 84 2-2 ③ K			C FF 90 S CH 77 B CH 75 T FF 91 1-2 ② K		3	0	0	0	1	2	1
21 Todd Frazier, R (1, 3) OBP: 0.339, SLG: 0.458	1 SAFE C SI 91 X SI 91 0-1 ② G5-3 1-2		D SL 85 B SI 93 X FF 94 2-0 ③ P3			X FF 92 0-0 HR		S CH 78 F FF 90 B CH 78 X FF 90 1-2 ③ L7		4	1	1	1	0	0	3
39 Devin Mesoraco, R (1, 2) OBP: 0.366, SLG: 0.541 33 Yorman Rodriguez, R (9, PH) OBP: 0.250, SLG: 0.250	C FF 90 C FF 91 F SI 93 X SL 84 0-2 ③ P4			S SL 82 X FF 92 0-1 ① G6-3		S SL 83 B SL 82 B FF 92 C FF 93 S SI 92 2-3 ① K			X SI 91 0-0 23 G3-1 48 1B 1B	3 1	0 1	0 1	0 1	0 0	1 0	1 0
4 Brandon Phillips, R (1, 4) OBP: 0.303, SLG: 0.364 15 Jake Elmore, R (8, 4) OBP: 0.167, SLG: 0.167		X FF 92 0-0 ① L9		C FF 92 F SL 84 B SL 84 F SI 93 B FF 93 X FF 92 2-2 ② G5-3		B CU 75 F FF 92 F FF 94 X SI 93 1-2 ② G5-3			B SL 83 C SL 83 X SL 83 1-1 ① F9	3 1	0 0	0 0	0 0	0 0	0 0	0 1
32 Jay Bruce, L (1, 9) OBP: 0.284, SLG: 0.367 23 Donald Lutz, L (9, PH) OBP: 0.234, SLG: 0.273		C FF 92 F FF 91 F SI 93 B CU 74 F FF 92 S SL 84 1-3 ② K		X CU 74 0-0 48 1B 1B		F FF 93 S SL 83 F FF 94 S SI 93 0-3 ③ K			S SL 84 S SL 83 O FS 85 X SL 82 1-2 ② G3-1 1-2	3 1	0 0	1 0	0 0	0 0	2 0	0 1
48 Ryan Ludwick, R (1, 7) OBP: 0.314, SLG: 0.391		F FF 93 F SL 84 B FF 93 X SL 86 1-2 ③ G6-3		F SL 83 D SL 86 X FF 93 1-1 1-2 1B			B CU 71 B FF 91 B FF 92 C FF 93 D SI 93 4-1 2 G4-3 BB		X SL 83 0-0 7 2B 2-H 1B	3	0	2	1	1	0	0
2 Zack Cozart, R (1, 6) OBP: 0.272, SLG: 0.298 7 Ramon Santiago, S (9, PH) OBP: 0.359, SLG: 0.323			C FF 91 F FF 90 S SI 92 0-3 ① K	X FF 94 0-0 ③ L8			B KC 78 B SI 96 C SI 96 B SI 97 C SI 97 X SI 97 3-2 ①② G4-3 1-2f		B SI 90 D SI 89 F SI 89 C SL 82 F SL 84 X SL 83 2-2 1-3 2B	3 1	0 0	0 1	0 0	0 0	1 0	3 0
44 Mike Leake, R (1, 1) OBP: 0.185, SLG: 0.328 9 Jack Hannahan, L (7, PH) OBP: 0.200, SLG: 0.256 66 Logan Ondrusek, R (7, 1) 53 Carlos Contreras, R (7, 1) 60 J.J. Hoover, R (8, 1) 30 Jason Bourgeois, R (9, PH) OBP: 0.313, SLG: 0.313			S FF 93 S SI 93 X FF 93 0-2 ② F7		F FF 92 S CU 73 F CU 76 B FF 94 S SL 85 1-3 ① K		C KC 79 C SI 96 S KC 80 0-3 ③ K2-3		C SL 83 D CU 75 S SL 80 X SL 82 1-2 ③ G1-3	2 1 0 0 0 1	0 0 0 0 0 0	0 0 0 0 0 0	0 0 0 0 0 0	1 1 0 0 0 0	0 0 0 0 0 0	0 0 0 0 0 2
Inning Stats	R: 0 E: 0 K: 0 S: 10 H: 1 LOB: 1 BB: 0 P: 11	R: 0 E: 0 K: 1 S: 9 H: 0 LOB: 0 BB: 0 P: 11	R: 0 E: 0 K: 1 S: 11 H: 0 LOB: 2 BB: 2 P: 20	R: 0 E: 0 K: 0 S: 10 H: 2 LOB: 2 BB: 0 P: 13	R: 0 E: 0 K: 2 S: 8 H: 0 LOB: 0 BB: 0 P: 11	R: 1 E: 0 K: 2 S: 11 H: 1 LOB: 0 BB: 0 P: 14	R: 0 E: 0 K: 1 S: 7 H: 0 LOB: 0 BB: 1 P: 14	R: 0 E: 0 K: 2 S: 9 H: 0 LOB: 0 BB: 0 P: 13	R: 1 E: 0 K: 0 S: 14 H: 3 LOB: 2 BB: 0 P: 19	1B: 5 2B: 1 3B: 0 HR: 1 SF: 0 SAC: 0 DP: 1 HBP: 0						

	AB	33
	R	2
	H	7
	RBI	2
	BB	3
	SO	9
	LOB	12

WP: 0 PA: 36
PB: 0
SB: 1
CS: 0

PITCHER		IP	WLS	BF	H	R	ER	SO	BB	IBB	HBP	BLK	WP	HR	S	P	ERA	WHIP
22 Matt Garza, R ERA: 3.74	(1, 1)	6.0	W	25	4	1	1	6	3	0	0	0	0	1	60	85	1.50	1.167
21 Jeremy Jeffress, R ERA: 2.67	(7, 1)	1.0	H	2	0	0	0	1	0	0	0	0	0	0	6	9	0.00	0.000
41 Marco Estrada, R ERA: 4.57	(8, 1)	1.0		3	0	0	0	2	0	0	0	0	0	0	9	13	0.00	0.000
47 Rob Wooten, R ERA: 4.72	(9, 1)	1.0		6	3	1	1	0	0	0	0	0	0	0	14	19	9.00	3.000

PITCHER		IP	WLS	BF	H	R	ER	SO	BB	IBB	HBP	BLK	WP	HR	S	P	ERA	WHIP

Batter	1	2	3	4	5	6	7	8	9	AB	R	H	RBI	BB	SO	LOB
27 Carlos Gómez, R (1, 8) OBP: 0.355, SLG: 0.480	C SI 89 B SL 78 F SI 89 B SL 80 F FC 89 B KC 80 F SI 91 B SI 91 4-2 20 1B BB	X SI 91 0-0 ② SF9 3-H		S SI 90 B SI 91 B SI 90 F SI 92 F SI 92 B SI 92 X FC 91 3-2 ② L8		C SL 80 F FC 89 B SI 91 X 1-2 2 G4-3 2 S 1B	F FF 92 B FF 90 X FF 91 1-1 2 1B 8 BB 1-2 1B			3	1	2	1	1	0	1
2 Scooter Gennett, L (1, 4) OBP: 0.326, SLG: 0.448 3 Elian Herrera, S (9, 4) OBP: 0.291, SLG: 0.346	F SI 91 B SI 90 F FF 89 B FF 89 C KC 80 2-3 ① K	C KC 79 B SI 90 B KC 79 X FC 90 2-1 ③ F7		X SI 92 0-0 20 1B 1-3 1B		B SI 91 C KC 79 C KC 80 X FC 89 1-2 ② G4-3 1-3	C FF 91 D CU 82 B FF 92 X FF 92 2-1 8 BB 20 BB 1-3 2-H 1B			5 0	1 0	2 0	1 0	0 0	1 0	3 0
20 Jonathan Lucroy, R (1, 2) OBP: 0.371, SLG: 0.477	1 SAFE 1 SAFE B SI 90 X SI 90 1-0 8 BB 1-3 1B	B SI 88 C KC 77 F CH 84 X SL 82 1-2 18 1B 1B	F CH 86 F SI 92 X FF 92 0-2 2-H 3-H 1B		C KC 80 X SI 91 0-1 ③ F8	B FF 95 B FF 92 B FF 91 B FF 92 4-0 8 BB 1-2 BB				4	0	3	2	1	0	1
8 Ryan Braun, R (1, 9) OBP: 0.328, SLG: 0.474 1 Logan Schafer, L (9, 9) OBP: 0.260, SLG: 0.272	B SI 91 B SI 91 B SI 91 B SI 91 4-0 1-2 BB	D SI 91 B SI 92 X FF 90 2-0 ① L8	C FF 90 X FC 90 0-1 ③ F8				18 1B 60 HR 1B 4-2 1-2 2-3 3-H BB			3 0	1 0	1 0	1 0	2 0	0 0	2 0
18 Khris Davis, R (1, 7) OBP: 0.308, SLG: 0.471 41 Marco Estrada, R (8, 1) OBP: 0.171, SLG: 0.094 47 Rob Wooten, R (9, 1)	F CH 85 X SI 92 0-1 ② F4	X SI 91 0-0 1-2 1B			H SI 89 1-0 60 FC1-6 HBP		C FF 75 B SI 93 F SI 92 D CU 77 X FF 90 2-2 60 HR 1B 1-2 F8			4 0 0	1 0 0	2 0 0	0 0 0	0 0 0	0 0 0	6 0 0
60 Matt Clark, L (1, 3) OBP: 0.222, SLG: 0.765 5 Héctor Gómez, R (9, 5) OBP: 0.200, SLG: 0.200	B KC 81 X FF 90 1-0 ③ F9	B SI 92 B SI 90 X SI 91 2-0 ② L7			X SI 91 0-0 ① FC1-6 1-2f	C FF 92 D CH 81 X CH 80 1-1 1-H 2-H HR	C FF 93 B FF 92 B CU 76 C FF 94 F FF 93 S SL 84 2-3 ① K			5 0	1 0	1 0	3 0	0 0	1 0	6 0
7 Mark Reynolds, R (1, 5) OBP: 0.289, SLG: 0.398 (9, 3)		C SI 88 B CH 87 S SL 79 F SL 79 B SL 81 B FC 90 D SL 82 4-2 22 SH2-4 9 1B 27 SF9 BB	X SI 92 0-0 ③ L7		T SI 91 C SI 91 S SL 81 0-3 ② K	B FF 92 F FF 91 B CU 77 X FF 93 2-1 ① G6-3	S FF 93 F FF 94 B SL 85 X SL 82 1-2 HR			4	2	1	1	1	1	3
9 Jean Segura, R (1, 6) OBP: 0.286, SLG: 0.317		B SI 91 B SI 91 F SI 91 X SI 92 2-1 22 SH2-4 1-2 1B		X SI 89 0-0 22 FC1-6 1B	C SI 90 B SI 90 C FC 89 X SL 81 1-2 ③ G1-3	X SI 92 0-0 ② G6-3	C FF 93 S SL 84 B FF 93 B SL 84 B SL 82 S FF 93 3-3 ② K			5	0	2	0	0	1	1
22 Matt Garza, R (1, 1) OBP: 0.063, SLG: 0.083 21 Jeremy Jeffress, R (7, 1) 28 Gerardo Parra, L (7, PH) OBP: 0.311, SLG: 0.372 (8, 7)		B SI 90 X SI 90 1-0 ① SH2-4 1-2 2-3		1 SAFE M SI 89 X SI 88 0-1 ① FC1-6 2 1B 20 1B 1-2f		C SI 88 C KC 78 B SI 89 S SL 79 1-3 ① K	B CU 75 B FF 92 X FF 92 2-0 27 1B 2 1B 1B	B FF 92 B FF 92 F FF 92 X CH 88 2-1 ③ F8		2 0 2	1 0 1	0 0 1	0 0 0	0 0 0	1 0 0	1 0 0
Inning Stats	R: 0 E: 0 K: 1 S: 11 H: 1 LOB: 3 BB: 2 P: 23	R: 1 E: 0 K: 0 S: 9 H: 1 LOB: 1 BB: 1 P: 18	R: 0 E: 0 K: 0 S: 7 H: 2 LOB: 2 BB: 0 P: 12	R: 2 E: 0 K: 0 S: 13 H: 3 LOB: 1 BB: 0 P: 16	R: 0 E: 0 K: 1 S: 7 H: 0 LOB: 1 BB: 0 P: 9	R: 0 E: 0 K: 1 S: 11 H: 1 LOB: 1 BB: 0 P: 14	R: 5 E: 0 K: 0 S: 21 H: 6 LOB: 3 BB: 2 P: 44	R: 1 E: 0 K: 2 S: 12 H: 1 LOB: 0 BB: 0 P: 20		1B: 13 2B: 0 3B: 0 HR: 2 SF: 1 SAC: 1 DP: 0 HBP: 1					WP: 0 PB: 0 SB: 1 CS: 0 PA: 45	

PITCHER		IP	WLS	BF	H	R	ER	SO	BB	IBB	HBP	BLK	WP	HR	S	P	ERA	WHIP
44 Mike Leake, R ERA: 3.65	(1, 1)	6.0	L	30	8	3	3	3	3	0	1	0	0	0	58	92	4.50	1.833
66 Logan Ondrusek, R ERA: 5.49	(7, 1)	0.2		7	5	5	5	0	0	0	0	0	0	1	13	24	67.50	7.500
53 Carlos Contreras, R ERA: 6.52	(7, 1)	0.1		4	1	0	0	0	2	0	0	0	0	0	8	20	0.00	9.000
60 J.J. Hoover, R ERA: 5.19	(8, 1)	1.0		4	1	1	1	2	0	0	0	0	0	1	12	20	9.00	1.000

PITCHER	IP	WLS	BF	H	R	ER	SO	BB	IBB	HBP	BLK	WP	HR	S	P	ERA	WHIP

BOTTOM

Cincinnati Reds @ Milwaukee Brewers

Miller Park, Milwaukee, WI

Sun Sep 14 2014, 1:12 PM - 4:19 PM CDT

Att. 41,870 - Roof Closed - 70 F

livebaseballscorecards.com

AB	37
R	9
H	15
RBI	9
BB	5
SO	5
LOB	24

Batter	1	2	3	4	5	6	7	8	9	10	11	12	AB	R	H	RBI	BB	SO	LOB
27 Carlos Gómez, R (1, 8) OBP: 0.356, SLG: 0.479	B FF 92 S FF 92 C FF 93 B FF 94 S FF 94 2-3 ① **K**		C FF 92 L CU 80 S FF 94 0-3 ① **K**		B FF 93 C FF 93 B FF 93 B FF 93 C FF 93 F FF 93 F FF 93 B FF 93 4-2 **BB**			B SI 89 B SI 90 F SI 89 X SL 82 2-1 ② **F8**		S CU 86 X CU 86 0-1 **1B**		B FF 96 F FF 95 B FF 95 C FF 95 B FF 96 B FF 95 4-2 5 S 7 S 5 1B **BB**	4	1	1	0	2	2	0
2 Scooter Gennett, L (1, 4) OBP: 0.325, SLG: 0.445 7 Mark Reynolds, R (12, PH) OBP: 0.288, SLG: 0.397 (12, 5)	X FF 93 0-0 ② **F9**		B CU 79 C SI 91 X CU 80 1-1 20 G5-4-3 1B		C SI 91 1 SAFE X SI 92 0-1 ③ **G4-3**			C SI 89 F SI 91 S CH 71 0-3 ③ **K**		1 SAFE 1 SAFE F SI 93 1 SAFE P PO 86 B FF 94 X SI 94 2-1 ② **L8**		1 SAFE B FF 94 B FF 95 C FF 94 X FF 94 2-1 ② **L7** 1-2	5 1	0 0	1 0	0 0	0 0	1 0	2 1
20 Jonathan Lucroy, R (1, 2) OBP: 0.372, SLG: 0.476 5 Héctor Gómez, R (9, PR) OBP: 0.286, SLG: 0.286 (9, 5) (12, 4)	C FF 92 B FF 93 C FF 93 F FF 95 F SI 93 F SL 89 B CU 82 X SI 93 2-2 **1B**		B FF 93 X SI 91 1-0 ② ③ **G5-4-3** 1-2f			C SL 89 B CU 78 C SL 85 F SL 84 F FF 93 X SI 93 1-2 ① **G5-3**			B FF 96 F FF 96 B CU 77 B FF 97 S FF 96 B FF 98 4-2 16 2B 60 SF7 **BB**	B FF 95 S SI 94 1 SAFE B CU 84 X FF 94 2-1 ③ **F7**		C FF 95 C FF 94 X FF 95 0-2 2-H **1B**	3 2	0 1	1 1	0 1	1 0	0 0	1 1
16 Aramis Ramirez, R (1, 5) OBP: 0.341, SLG: 0.447 3 Elian Herrera, S (9, PR) OBP: 0.291, SLG: 0.346 12 Martín Maldonado, R (9, 2) OBP: 0.319, SLG: 0.396	B FF 93 X FF 92 1-0 ③ **L7**			C SL 87 X CU 79 0-1 ① **G6-3**		C SL 87 S FF 93 B SL 89 X SL 89 1-2 ② **P3**			C FF 98 F CH 86 F FF 99 X CH 86 0-2 60 SF7 1-3 **2B**		B SI 90 B SI 89 C SI 90 S SI 90 S SI 90 2-3 ① **K**	C FF 95 1 SAFE X FF 95 0-1 ③ **F9**	4 0 2	0 0 0	1 0 0	0 0 0	0 0 1	0 0 1	1 0 1
8 Ryan Braun, R (1, 9) OBP: 0.327, SLG: 0.471		B FF 91 B FF 91 C FF 92 F SI 92 F FF 94 X SL 89 2-2 9 1B **1B**		B FF 92 B SI 91 C FF 93 C FF 94 F FF 94 X SI 94 2-2 ② **G6-3**		B FF 92 S FF 91 B SI 93 S SI 93 F FF 94 C SI 94 2-3 ③ **K**			C FF 98 F FF 98 X FF 97 0-2 ① **G1-3**		B SL 83 B SI 90 F SI 89 X SI 89 2-1 ② **F9**		5	0	1	0	0	1	3
28 Gerardo Parra, L (1, 7) OBP: 0.314, SLG: 0.381		L SI 91 X FF 93 0-1 ① **F8**		B CU 78 B SI 92 F SI 91 B SI 91 X FF 94 3-1 **HR**			X FF 92 0-0 ① **F7**		I IN 63 I IN 63 I IN 60 I IN 61 4-0 60 SF7 **IBB**		X CH 84 0-0 **2B**		4	1	2	1	1	0	1
60 Matt Clark, L (1, 3) OBP: 0.217, SLG: 0.650		C FF 92 C SI 90 B SI 92 B FF 94 X FF 93 2-2 ② **F8**		B SI 92 S FF 94 F SI 92 S FF 95 1-3 ③ **K**			B SI 90 X SI 89 1-0 ② **P5**		B FF 98 X FF 97 1-0 ② **SF7** 1-2 2-3 3-H		B SI 89 D CH 83 I IN 75 I IN 78 4-0 **IBB**		3	0	0	1	1	1	1
9 Jean Segura, R (1, 6) OBP: 0.285, SLG: 0.316		C FF 93 C SI 92 F FF 95 F SI 92 X FF 94 0-2 1-3 **1B**			B FF 92 B FF 92 F FF 93 B FF 94 C SI 94 F FF 94 F FF 94 X FF 92 3-2 ① **F8**		X FF 92 0-0 ③ **P4**		B FF 98 B FF 97 F FF 97 F FF 99 F FF 99 B FF 97 F FF 98 X FF 99 3-2 ③ **G4-3**		X SI 89 0-0 ③ **G1-3**		5	0	1	0	0	0	5
38 Wily Peralta, R (1, 1) 24 Lyle Overbay, L (8, PH) 13 Will Smith, R (8, 1) 51 Jonathan Broxton, R (8, 1) 18 Khris Davis, R (10, PH) 21 Jeremy Jeffress, R (10, 1) 59 Zach Duke, L (11, 1) 53 Brandon Kintzler, R (11, 1) Rickie Weeks Jr., R (12, PH) 57 Francisco Rodriguez, R (12, 1)	C SI 93 F SI 93 T FF 95 0-2 ③ **K**		X FF 93 0-0 ② **G6-3**				C SI 89 C SI 92 B CH 71 X CH 68 1-2 ① **P5**			B CU 84 B FF 95 X FF 94 2-0 ① **F8**		F FF 94 F FF 95 S FF 96 0-3 ① **K**	2 1 0 0 1 0 0 0 1 0	0 0 0 0 0 0 0 0 0 0	0 0 0 0 0 0 0 0 0 0	0 0 0 0 0 0 0 0 0 0	1 0 0 0 0 0 0 0 0 0	2 0 0 0 0 0 0 0 0 0	
Inning Stats	R: 0 E: 0 K: 1 S: 11 H: 1 LOB: 1 BB: 0 P: 16	R: 0 E: 0 K: 1 S: 17 H: 2 LOB: 2 BB: 0 P: 21	R: 0 E: 0 K: 1 S: 6 H: 1 LOB: 0 BB: 0 P: 8	R: 1 E: 0 K: 1 S: 11 H: 1 LOB: 0 BB: 0 P: 17	R: 0 E: 0 K: 0 S: 12 H: 0 LOB: 1 BB: 1 P: 19	R: 0 E: 0 K: 1 S: 12 H: 0 LOB: 0 BB: 0 P: 16	R: 0 E: 0 K: 0 S: 3 H: 0 LOB: 0 BB: 0 P: 4	R: 0 E: 0 K: 1 S: 8 H: 0 LOB: 0 BB: 0 P: 11	R: 1 E: 0 K: 0 S: 15 H: 1 LOB: 3 BB: 2 P: 27	R: 0 E: 0 K: 0 S: 8 H: 1 LOB: 1 BB: 0 P: 13	R: 0 E: 0 K: 1 S: 7 H: 1 LOB: 2 BB: 1 P: 15	R: 1 E: 0 K: 1 S: 12 H: 1 LOB: 1 BB: 1 P: 18	1B: 6 2B: 2 3B: 0 HR: 1	SF: 1 SAC: 0 DP: 1 HBP: 0	WP: 0 PB: 0 SB: 2 CS: 0	PA: 49		

PITCHER		IP	WLS	BF	H	R	ER	SO	BB	IBB	HBP	BLK	WP	HR	S	P	ERA	WHIP
31 Lance Lynn, R ERA: 2.68	(1, 1)	7.0		26	5	1	1	5	1	0	0	0	0	1	72	101	1.29	0.857
37 Pat Neshek, R ERA: 1.41	(8, 1)	1.0	H	3	0	0	0	1	0	0	0	0	0	0	8	11	0.00	0.000
26 Trevor Rosenthal, R ERA: 3.31	(9, 1)	1.0	B	6	1	1	1	0	1	1	0	0	0	0	15	27	9.00	2.000
44 Carlos Martinez, R ERA: 4.2	(10, 1)	1.0		4	1	0	0	0	0	0	0	0	0	0	8	13	0.00	1.000
43 Seth Maness, R ERA: 2.78	(11, 1)	1.0		5	1	0	0	1	0	1	0	0	0	0	7	15	0.00	1.000

PITCHER		IP	WLS	BF	H	R	ER	SO	BB	IBB	HBP	BLK	WP	HR	S	P	ERA	WHIP
46 Kevin Siegrist, L ERA: 6.3	(12, 1)	1.0	L	5	1	1	1	1	1	0	0	0	0	0	12	18	9.00	2.000

TOP

Milwaukee Brewers @ St. Louis Cardinals

Busch Stadium, St. Louis, MO

Tue Sep 16 2014, 7:16 PM - 11:09 PM CDT

Att. 44,529 - Clear - 66 F

livebaseballscorecards.com

AB	43
R	3
H	9
RBI	3
BB	5
SO	8
LOB	19

Batter	1	2	3	4	5	6	7	8	9	10	11	12	AB	R	H	RBI	BB	SO	LOB
13 Matt Carpenter, L (1, 5) OBP: 0.374, SLG: 0.379	C FF 92 B SL 84 C SI 95 B SL 85 F SI 96 X FF 97 2-2 7 1B 19 1B 32 BB 1B	C SL 83 1 SAFE B SI 96 1-1 ③ CS 1-2	C FF 95 B SI 96 X SL 84 1-1 ① F7			C SL 84 C SI 97 X SL 85 0-2 ① F7		X FF 94 0-0 ② L7			C SL 83 B CU 77 X CU 77 1-1 1B		5	1	2	0	0	0	2
19 Jon Jay, L (1, 9) OBP: 0.383, SLG: 0.389	S SI 96 F CH 81 X SL 88 0-2 32 BB 7 1B 27 G6-4-3 1-2 1B		F CH 86 B SI 97 F SI 97 X SI 98 1-2 ② G5-3			C SI 97 B SL 89 B FF 95 X CH 87 2-1 ② F8		F SL 82 C FF 94 S SL 85 0-3 ③ K2-3			F SL 83 B FF 90 D SL 82 1 SAFE B SI 89 1 SAFE X SL 83 3-1 ② F8		5	1	1	0	0	1	3
7 Matt Holliday, R (1, 7) OBP: 0.371, SLG: 0.437	D SL 85 F SI 96 X SI 98 1-1 27 G6-4-3 32 BB 1-2 2-3 1B		B SI 97 X SL 88 1-0 ③ F7			C FF 98 F SI 97 F FF 98 F FF 97 X SL 88 0-2 ③ G4-3			B FF 93 X FF 92 1-0 ① F8		C SI 92 B SI 92 1 SAFE X SI 92 1-1 ③ G4-3		5	0	1	0	0	0	1
32 Matt Adams, L (1, 3) OBP: 0.317, SLG: 0.460	D SI 96 F SL 85 B SL 85 F SI 97 B SI 97 B SI 97 4-2 27 G6-4-3 1-2 2-3 3-H BB			C CH 84 X SL 87 0-1 ① F8		C SI 96 B SI 95 F SI 97 F SL 88 F SI 97 F SI 97 B SL 88 X CH 86 2-2 ① L9			B SI 92 B SI 92 X SI 92 2-0 ② P2			B CU 76 B CU 77 S CH 82 F SI 91 X CH 85 2-2 ① G4-3	4	0	0	1	1	0	0
27 Jhonny Peralta, R (1, 6) OBP: 0.337, SLG: 0.451	X SI 96 0-0 ① ② G6-4-3 1-2f 2-3 3-H			B SL 85 B SI 96 X FF 96 2-0 ② P3			C SL 86 F FF 97 X SL 86 0-2 ② P6		F FF 92 X FF 93 0-1 ③ F9			B FF 91 B FF 92 B SI 90 C FF 91 X FF 90 3-1 ② F7	5	0	0	0	0	0	2
4 Yadier Molina, R (1, 2) OBP: 0.338, SLG: 0.390	C SL 87 X FF 97 0-1 ③ G1-3			B SI 97 X SI 97 1-0 ③ G6-3			F FF 98 B FF 98 B SI 96 S SI 96 B FF 97 F FF 97 X SI 97 3-2 ③ G5-3			B SI 94 B SI 95 B SI 96 C SI 96 C SI 96 X SI 96 3-2 ① G6-3		X FF 92 0-0 ③ F9	5	0	0	0	0	0	1
16 Kolten Wong, L (1, 4) OBP: 0.289, SLG: 0.393		C FF 96 B CH 86 B SI 96 F SI 96 B SL 86 X SI 97 3-2 13 CS 1B	C SL 84 S SI 95 B FF 94 S SL 88 1-3 ① K					X SL 78 0-0 ① L7			C KC 80 F SI 96 B FF 96 F SI 97 F KC 80 F SI 97 B SI 96 F SI 96 S KC 80 2-3 ② K		2	0	1	0	0	1	0
15 Randal Grichuk, R (8, PH) OBP: 0.265, SLG: 0.329													1	0	0	0	0	0	0
38 Pete Kozma, R (9, 4) OBP: 0.400, SLG: 0.429													0	0	0	0	0	0	0
33 Daniel Descalso, L (10, PH) OBP: 0.327, SLG: 0.306													1	0	0	0	0	1	0
(11, 4)																			
8 Peter Bourjos, R (1, 8) OBP: 0.308, SLG: 0.369		1 SAFE C SI 97 B SL 86 1 SAFE 1 SAFE B SL 85 X FF 96 2-1 ① P4	B SI 97 C SI 96 F SL 85 B SL 89 X FF 97 2-2 ② 1B					C CU 78 S SL 83 B SL 82 B FF 95 X SL 84 2-2 59 BB 1B			C KC 79 B KC 79 X SI 96 1-1 ③ G5-3		4	0	2	0	0	0	1
31 Lance Lynn, S 37 Pat Neshek, R 59 Xavier Scruggs, R 35 Greg Garcia, L 26 Trevor Rosenthal, R 44 Carlos Martinez, R 43 Seth Maness, R 18 Oscar Taveras, L 46 Kevin Siegrist, L		L FF 94 1 SAFE L FF 93 L SL 86 1-3 ② K	C FF 96 B SL 87 B SI 97 B FF 95 F FF 94 S FF 95 3-3 ③ K					D SL 80 1 SAFE B FF 94 1 SAFE 1 SAFE B FF 93 C FF 94 B FF 94 4-1 1-2 BB				C SL 82 B CU 76 B SI 89 F SL 83 B CU 76 S SL 82 3-3 ① K							
Inning Stats	R: 2 H: 3 E: 0 LOB: 1 K: 0 BB: 1 S: 14 P: 21	R: 0 H: 1 E: 0 LOB: 0 K: 1 BB: 0 S: 9 P: 16	R: 0 H: 0 E: 0 LOB: 0 K: 0 BB: 0 S: 6 P: 9	R: 0 H: 0 E: 0 LOB: 0 K: 0 BB: 0 S: 4 P: 7	R: 0 H: 0 E: 0 LOB: 0 K: 2 BB: 0 S: 9 P: 15	R: 0 H: 0 E: 0 LOB: 0 K: 0 BB: 0 S: 10 P: 12	R: 0 H: 0 E: 0 LOB: 0 K: 0 BB: 0 S: 13 P: 18	R: 0 H: 1 E: 0 LOB: 2 K: 1 BB: 1 S: 9 P: 15	R: 0 H: 0 E: 0 LOB: 0 K: 0 BB: 0 S: 4 P: 7	R: 0 H: 0 E: 0 LOB: 0 K: 1 BB: 0 S: 12 P: 18	R: 0 H: 1 E: 0 LOB: 1 K: 1 BB: 0 S: 9 P: 17	R: 0 H: 0 E: 0 LOB: 0 K: 0 BB: 0 S: 6 P: 11	1B: 7 2B: 0 3B: 0 HR: 0	SF: 0 SAC: 0 DP: 1 HBP: 0	WP: 0 PB: 0 SB: 0 CS: 1	PA: 43		

PITCHER		IP	WLS	BF	H	R	ER	SO	BB	IBB	HBP	BLK	WP	HR	S	P	ERA	WHIP
38 Wily Peralta, R ERA: 3.7	(1, 1)	7.0		24	5	2	2	3	1	0	0	0	0	0	65	98	2.57	0.857
13 Will Smith, L ERA: 3.86	(8, 1)	1.0		5	1	0	0	1	1	0	0	0	0	0	9	15	0.00	2.000
51 Jonathan Broxton, R ERA: 1.62	(9, 1)	1.0		3	0	0	0	0	0	0	0	0	0	0	4	7	0.00	0.000
21 Jeremy Jeffress, R ERA: 2.57	(10, 1)	1.0		3	0	0	0	1	0	0	0	0	0	0	12	18	0.00	0.000
59 Zach Duke, L ERA: 2.65	(11, 1)	0.2		3	1	0	0	1	0	0	0	0	0	0	7	14	0.00	1.500

PITCHER		IP	WLS	BF	H	R	ER	SO	BB	IBB	HBP	BLK	WP	HR	S	P	ERA	WHIP
53 Brandon Kintzler, R ERA: 3.5	(11, 1)	0.1	W	1	0	0	0	0	0	0	0	0	0	0	2	3	0.00	0.000
57 Francisco Rodríguez, R ERA: 3.14	(12, 1)	1.0	S	3	0	0	0	0	0	0	0	0	0	0	6	11	0.00	0.000

BOTTOM

Milwaukee Brewers @ St. Louis Cardinals

Busch Stadium, St. Louis, MO

Tue Sep 16 2014, 7:16 PM - 11:09 PM CDT

Att. 44,529 - Clear - 66 F

livebaseballscorecards.com

AB	40
R	2
H	7
RBI	1
BB	2
SO	6
LOB	11

Batter	1	2	3	4	5	6	7	8	9	AB	R	H	RBI	BB	SO	LOB
27 Carlos Gómez, R (1, 8) OBP: 0.357, SLG: 0.479	C SI 92 S FC 87 B CU 76 T FC 88 1-2 K ①		B SI 91 F FC 86 C FF 92 X CU 76 1-2 1B		X FC 87 0-0 2 FC4-6 1B		B SI 92 F CU 76 B FC 89 B SI 92 C SI 92 F SI 92 X CU 76 3-2 F9 ③			4	0	2	0	0	1	0
2 Scooter Gennett, L (1, 4) OBP: 0.324, SLG: 0.443	C SI 90 T CU 74 S CU 74 0-3 K2-3 ②		S FC 88 X FC 86 0-1 G4-3 ③		F CU 73 1 SAFE X CU 74 0-1 FC4-6 ② 1-2f			B FC 88 C FC 86 X CU 74 1-1 20 G6-4-3 1B		4	0	1	0	0	1	2
20 Jonathan Lucroy, R (1, 2) OBP: 0.373, SLG: 0.475	B FF 90 C FC 86 C CU 74 B CU 76 B FC 88 B SI 93 4-2 BB			C SI 90 C CU 73 B FC 86 X SI 91 1-2 28 1B 1B	X FC 86 0-0 F9 ③			B SI 91 X FC 87 1-0 G6-4-3 ① ② 1-2f		3	0	1	0	1	0	2
16 Aramis Ramirez, R (1, 5) OBP: 0.338, SLG: 0.443	C SI 92 C FC 87 X CU 75 0-2 G5-3 ③			X FC 85 0-0 L5 ①		F SI 90 X SI 89 0-1 G6-3 ①		F SI 93 X CU 76 0-1 G5-3 ③		4	0	0	0	0	0	2
8 Ryan Braun, R (1, 9) OBP: 0.326, SLG: 0.470		B FC 85 X SI 90 1-0 28 G4-6-3 1B		C FC 86 F FC 86 1 SAFE B SI 93 T FC 87 1-2 K ②		X CU 75 0-0 G5-3 ②			L SI 92 B CU 76 C CU 77 C SI 94 1-3 K ①	4	0	1	0	0	2	1
28 Gerardo Parra, L (1, 7) OBP: 0.315, SLG: 0.382		C SI 89 X CU 73 0-1 G4-6-3 ① ② 1-2f		X FC 87 0-0 24 BB 1-3 1B		C CU 73 X FC 84 0-1 1B			C SI 93 B CU 75 F CU 75 F SI 95 F CU 77 B CU 75 F FF 93 F CU 75 F FC 88 2-2 X CU 76 G4-3 ②	4	0	2	0	0	0	1
24 Lyle Overbay, L (1, 3) OBP: 0.332, SLG: 0.336		B SI 88 X SI 89 1-0 G3-1 ③		S CU 76 B FF 89 F FF 91 D CU 78 B CU 77 F CU 77 B FC 87 4-2 1-2 BB		B SI 88 1 SAFE B SI 89 F FC 87 B CU 75 S SI 90 S CU 76 3-3 K ③			X FC 88 0-0 G5-3 ③	3	0	0	0	1	1	1
9 Jean Segura, R (1, 6) OBP: 0.283, SLG: 0.314			X SI 89 0-0 G4-3 ①	C CU 76 X FC 88 0-1 L8 ③			C SI 90 X CU 74 0-1 B5-3 ①			3	0	0	0	0	0	3
50 Mike Fiers, R (1, 1) OBP: 0.059, SLG: 0.059 59 Zach Duke, L (8, 1)			C SI 87 C SI 89 S CU 73 0-3 K ②		C SI 89 X FC 84 0-1 G1-3 ①		C SI 88 F CU 73 S CU 76 0-3 K ②			3 0	0 0	0 0	0 0	0 0	2 0	0 0
Inning Stats	R: 0 E: 0 K: 2 S: 11 H: 0 LOB: 1 BB: 1 P: 16	R: 0 E: 0 K: 0 S: 4 H: 1 LOB: 0 BB: 0 P: 6	R: 0 E: 0 K: 1 S: 9 H: 1 LOB: 1 BB: 0 P: 10	R: 0 E: 0 K: 1 S: 13 H: 2 LOB: 3 BB: 1 P: 19	R: 0 E: 0 K: 0 S: 6 H: 1 LOB: 1 BB: 0 P: 6	R: 0 E: 0 K: 1 S: 8 H: 1 LOB: 1 BB: 0 P: 11	R: 0 E: 0 K: 1 S: 9 H: 0 LOB: 0 BB: 0 P: 12	R: 0 E: 0 K: 0 S: 5 H: 1 LOB: 0 BB: 0 P: 7	R: 0 E: 0 K: 1 S: 12 H: 0 LOB: 0 BB: 0 P: 15	1B: 7 2B: 0 3B: 0 HR: 0 SF: 0 SAC: 0 DP: 2 HBP: 0						

PITCHER	IP	WLS	BF	H	R	ER	SO	BB	IBB	HBP	BLK	WP	HR	S	P	ERA	WHIP
50 Adam Wainwright, R (1, 1) ERA: 2.45	9.0	W	34	7	0	0	7	2	0	0	0	0	0	77	102	0.00	1.000

PITCHER	IP	WLS	BF	H	R	ER	SO	BB	IBB	HBP	BLK	WP	HR	S	P	ERA	WHIP

TOP

Milwaukee Brewers @ St. Louis Cardinals

Busch Stadium, St. Louis, MO

Wed Sep 17 2014, 7:17 PM - 9:49 PM CDT

Att. 44,480 - Overcast - 66 F

livebaseballscorecards.com

AB	32
R	0
H	7
RBI	0
BB	2
SO	7
LOB	12

WP: 0 PB: 0 SB: 0 CS: 0 PA: 34

Batter	1	2	3	4	5	6	7	8	9	AB	R	H	RBI	BB	SO	LOB
13 Matt Carpenter, L (1, 5) OBP: 0.371, SLG: 0.377	C FF 89 B FF 90 F FF 89 F FF 91 X FF 91 1-2 ① L8			C FF 88 C CU 73 X FF 90 0-2 ① F8		D CU 74 F SI 89 F FF 89 D CU 76 C CU 74 2-3 ③ K		C FF 89 F SI 91 B SI 89 B SI 82 F SI 91 X SL 82 3-2 ③ F9		4	0	0	0	0	1	1
19 Jon Jay, L (1, 9) (9, 7) OBP: 0.380, SLG: 0.386	B FF 90 F FF 90 F FF 90 C FF 91 1-3 ② K			C CU 72 F FF 90 F FF 90 F FF 90 X CH 83 0-2 ② G3			B FF 89 X CH 82 1-0 ① P5			3	0	0	0	0	1	0
7 Matt Holliday, R (1, 7) OBP: 0.370, SLG: 0.435 15 Randal Grichuk, R (9, 9) OBP: 0.265, SLG: 0.329	B FF 91 C FC 86 B FF 90 X FF 91 2-1 ③ G4-3			F FF 88 B CU 74 B FF 90 F CH 80 X FF 89 2-2 ③ L9			F FC 86 B FF 89 B FF 90 B CU 73 B FF 90 4-1 32 1B 32 E BB			2 0	1 0	0 0	0 0	1 0	0 0	0 0
32 Matt Adams, L (1, 3) OBP: 0.318, SLG: 0.460		C FF 89 C CU 72 F FF 91 X FF 91 0-2 ① G4-3			C CH 80 X FC 87 0-1 ① P2		X CU 72 0-0 E8 27 1B 1-H 1B			3	1	1	0	0	0	0
27 Jhonny Peralta, R (1, 6) OBP: 0.337, SLG: 0.451		X FF 91 0-0 ② F8			C CU 72 B FC 86 F FF 90 F FF 91 B FF 89 F CH 78 S CH 83 2-3 ② K		C CU 72 D CH 79 B FF 90 2 SAFE S FF 89 X FF 90 2-2 2-H 1B			3	0	1	1	0	1	0
4 Yadier Molina, R (1, 2) OBP: 0.336, SLG: 0.386		B FF 91 B FF 92 X FF 90 2-0 ③ G4-3			F FF 89 F FF 91 F FF 90 B CU 74 B FF 91 C FF 90 2-3 ③ K		X FC 86 0-0 ② L9			3	0	0	0	0	1	1
33 Daniel Descalso, L (1, 4) OBP: 0.327, SLG: 0.302			B CU 72 B CU 73 B FF 86 C FF 88 F FF 88 F FF 89 B FF 87 4-2 8 CS BB			B FF 88 C FF 88 F CU 73 S CU 75 1-3 ① K2-3	B FF 90 1 SAFE X FF 89 1-0 ③ G4-3			2	0	0	0	1	1	1
8 Peter Bourjos, R (1, 8) OBP: 0.304, SLG: 0.365			C FF 90 1 SAFE B FF 87 S FC 86 B FF 91 1 SAFE D CU 74 F CH 83 S CH 83 1-2 3-3 ① ② K			B CU 73 B FF 89 B FF 88 C FF 89 X FF 88 3-1 ② F8		B CU 76 X SI 88 1-0 ① G5-3		3	0	0	0	0	1	1
50 Adam Wainwright, R (1, 1) OBP: 0.222, SLG: 0.232			C FF 88 C CU 73 B FF 91 B CU 72 F FF 90 S FF 90 2-3 ③ K			S FF 89 B FF 89 S CU 72 X FF 91 1-2 1B		S SI 90 F SI 90 X CU 75 0-2 ② P4		3	0	1	0	0	1	0
Inning Stats	R: 0 E: 0 K: 1 S: 9 H: 0 LOB: 0 BB: 0 P: 13	R: 0 E: 0 K: 0 S: 6 H: 0 LOB: 0 BB: 0 P: 8	R: 0 E: 0 K: 2 S: 11 H: 0 LOB: 0 BB: 1 P: 20	R: 0 E: 0 K: 0 S: 11 H: 0 LOB: 0 BB: 0 P: 13	R: 0 E: 0 K: 2 S: 11 H: 0 LOB: 0 BB: 0 P: 15	R: 0 E: 0 K: 2 S: 11 H: 1 LOB: 1 BB: 0 P: 18	R: 2 E: 1 K: 0 S: 8 H: 2 LOB: 1 BB: 1 P: 16	R: 0 E: 0 K: 0 S: 8 H: 0 LOB: 0 BB: 0 P: 12		1B: 3 2B: 0 3B: 0 HR: 0 SF: 0 SAC: 0 DP: 0 HBP: 0				WP: 0 PB: 0 SB: 0 CS: 1	PA: 28	

BOTTOM

Milwaukee Brewers @ St. Louis Cardinals

Busch Stadium, St. Louis, MO

Wed Sep 17 2014, 7:17 PM - 9:49 PM CDT

Att. 44,480 - Overcast - 66 F

livebaseballscorecards.com

AB	26
R	2
H	3
RBI	1
BB	2
SO	7
LOB	4

PITCHER		IP	WLS	BF	H	R	ER	SO	BB	IBB	HBP	BLK	WP	HR	S	P	ERA	WHIP
50 Mike Fiers, R ERA: 1.78	(1, 1)	7.0	L	25	3	2	1	7	2	0	0	0	0	0	67	103	1.29	0.714
59 Zach Duke, L ERA: 2.6	(8, 1)	1.0		3	0	0	0	0	0	0	0	0	0	0	8	12	0.00	0.000

PITCHER	IP	WLS	BF	H	R	ER	SO	BB	IBB	HBP	BLK	WP	HR	S	P	ERA	WHIP

Batter	1	2	3	4	5	6	7	8	9	10	11	12	13	AB	R	H	RBI	BB	SO	LOB
27 Carlos Gómez, R (1, 8) OBP: 0.354, SLG: 0.473	S FF 94 C FF 94 T FF 94 0-2 K			S FF 94 F FF 94 B CU 76 F FF 94 B SI 95 F SI 95 X SI 96 2-2 F9	S FF 95 F FF 95 B FF 94 F SI 95 B FF 95 X SI 95 2-2 FC6-4 2 1B 1-2f 2-3		X SI 90 0-0 G6-3			L SI 89 X SI 90 0-1 B2	S CU 87 M CU 88 F FF 98 S CU 86 0-3 K			6	0	0	0	0	2	7
2 Scooter Gennett, L (1, 4) OBP: 0.325, SLG: 0.442	X FF 94 0-0 L9			C FF 93 B SI 93 C FF 94 F FF 94 B SI 93 F SI 94 X FF 94 2-2 L7	B CU 77 F FF 94 X CU 78 1-1 1-3 3-H 1B			X SI 90 0-0 G5-3		F SI 90 B CH 70 X CH 68 1-1 16 FC6-4 1-3 1B		B CH 88 X FF 97 1-0 L7		6	0	2	1	0	0	0
20 Jonathan Lucroy, R (1, 2) OBP: 0.373, SLG: 0.476 (13, 3)	B FF 93 C FF 94 X SI 94 1-1 G5-3			C CU 76 S CU 76 B FF 94 F CU 76 X CU 77 1-2 16 1B 2B	C SI 94 B SI 93 X SI 94 1-1 G1-3			B SI 90 F CH 84 F SI 90 F FF 90 F CH 85 F CH 84 X SL 83 1-2 P3		B SL 83 F SI 92 B SI 92 F SI 91 F SL 83 F SI 92 S SI 90 2-3 K		B FF 97 C CU 86 B CU 87 F FF 97 X CU 87 2-2 8 WP 1B		6	1	2	0	0	1	4
16 Aramis Ramirez, R (1, 5) OBP: 0.338, SLG: 0.442		X FF 93 0-0 G6-3		X FF 94 0-0 2-H 8 1B 1B		B SI 94 X CU 77 1-0 G5-3		X SI 91 0-0 1B		B SI 91 S SI 90 S SI 91 X SI 92 1-2 FC6-4 1-2f		F SI 95 X CU 86 0-1 P4		6	0	2	1	0	0	3
8 Ryan Braun, R (1, 9) OBP: 0.327, SLG: 0.468		B FF 93 C FF 94 X CU 77 1-1 P4		S SI 93 B SI 94 X FF 94 1-1 1-2 1B		B FF 94 X SI 93 1-0 G1-3		D CH 84 X SI 90 1-0 G6-3			C CU 86 S FF 99 X FF 98 0-2 18 G6-3 28 SH5-3 1B	B SI 94 C CU 86 F SI 95 F FF 97 D CU 86 B CH 88 S CU 85 3-3 K 1-2		6	0	2	0	0	1	2
28 Gerardo Parra, L (1, 7) OBP: 0.313, SLG: 0.378		B SI 93 C FF 93 F SI 94 F CU 77 B CU 75 X CU 76 2-2 G4-3		C CU 77 F SI 92 F CU 76 S FF 94 0-3 K		B SI 91 X FF 93 1-1 G4-3			F CH 86 F FF 98 S CH 88 0-3 K		X SI 93 0-0 SH5-3 1-2		L FF 93 C FF 95 S FF 96 0-3 K	5	0	0	0	0	3	2
60 Matt Clark, L (1, 3) OBP: 0.240, SLG: 0.636			C FF 92 C CU 77 F FF 94 B CU 74 C CU 76 1-3 K		X FF 92 0-0 27 FC6-4 2 1B 26 E 1B		C SI 83 B SI 85 X SI 85 1-1 26 SH3-4 1B		B FF 99 S FF 98 F FF 98 F FF 99 X FF 99 1-2 P3		S SI 95 X SI 95 0-1 G6-3 2-3		F FF 95 C FF 95 B FF 95 S FS 85 1-3 K	2	1	1	0	0	1	0
7 Mark Reynolds, R (7, PH) OBP: 0.289, SLG: 0.397 (7, 3)			X SI 92 0-0 G5-3		1 SAFE C CU 77 C CU 76 F SI 94 S SI 93 0-3 K		1 SAFE 1 SAFE B SI 89 F SI 89 F SI 90 F CH 83 S CH 83 1-3 K		C FF 98 B FF 97 B CU 79 S FF 98 X FF 99 2-2 G3-1		B FF 97 B FF 96 I IN 76 I IN 79 4-0 BB IBB		C FS 84 B FS 83 X FS 83 1-1 G5-3	2	0	0	0	1	0	0
18 Khris Davis, R (11, PH) OBP: 0.307, SLG: 0.469														1	0	0	0	0	0	1
9 Jean Segura, R (11, 6) OBP: 0.283, SLG: 0.314														1	0	0	0	0	1	0
5 Héctor Gómez, R (1, 6) OBP: 0.182, SLG: 0.182			B SI 94 C SI 92 C SI 94 F SI 93 F CU 77 B SI 93 X FF 93 2-2 P3		C FF 93 X FF 93 0-1 FC1 27 FC6-4 1-2		L SI 90 X SI 89 0-1 SH3-4 1-2			B CH 68 B SI 92 B SI 88 B SI 89 4-0 2 1B BB	B CU 85 S CU 85 S CU 86 D CU 86 D FF 98 D CU 87 4-2 1-2 BB			4	0	0	0	0	2	2
1 Logan Schafer, L (11, PH) OBP: 0.266, SLG: 0.272														0	0	0	0	1	0	0
15 Jason Rogers, R (11, 3) OBP: 0.333, SLG: 0.400														1	0	0	0	0	0	0
52 Jimmy Nelson, R (13, 1) OBP: 0.158, SLG: 0.211														0	0	0	0	0	0	0
26 Kyle Lohse, R (1, 1) 61 Jonathan Broxton, R (8, 1) 21 Jeremy Jeffress, R (8, 1) 13 Will Smith, R (8, 1) 24 Lyle Overbay, L (10, PH) 3 Elian Herrera, S (10, PR) 41 Marco Estrada, R (9, 1) Rickie Weeks Jr., R (10, PH) 53 Brandon Kintzler, R (7, 1) 59 Zach Duke, L (12, 1) 12 Martin Maldonado, R (12, 1)														2	0	0	0	0	0	1
														0	0	0	0	0	0	0
														0	0	0	0	0	0	0
														0	0	0	0	0	0	0
														0	0	0	1	0	0	0
														0	0	0	0	0	0	0
														0	0	0	0	0	0	0
														0	0	0	0	0	0	0
														0	0	0	0	0	0	0
														0	0	0	0	0	0	0
														0	0	0	0	0	0	0
Inning Stats	R: 0 E: 0 K: 1 S: 6 H: 0 LOB: 0 BB: 0 P: 7	R: 0 E: 0 K: 0 S: 7 H: 0 LOB: 0 BB: 0 P: 10	R: 0 E: 0 K: 1 S: 10 H: 0 LOB: 0 BB: 0 P: 13	R: 1 E: 0 K: 1 S: 20 H: 3 LOB: 2 BB: 0 P: 26	R: 1 E: 1 K: 1 S: 15 H: 2 LOB: 2 BB: 0 P: 19	R: 0 E: 0 K: 0 S: 4 H: 0 LOB: 0 BB: 0 P: 7	R: 0 E: 0 K: 1 S: 9 H: 1 LOB: 1 BB: 0 P: 11	R: 0 E: 0 K: 0 S: 10 H: 1 LOB: 1 BB: 0 P: 12	R: 0 E: 0 K: 1 S: 10 H: 0 LOB: 0 BB: 0 P: 13	R: 0 E: 0 K: 1 S: 12 H: 1 LOB: 2 BB: 1 P: 20	R: 0 E: 0 K: 1 S: 13 H: 1 LOB: 3 BB: 2 P: 21	R: 0 E: 0 K: 1 S: 10 H: 1 LOB: 1 BB: 0 P: 16	R: 0 E: 0 K: 2 S: 8 H: 0 LOB: 0 BB: 0 P: 10	1B: 9 2B: 1 3B: 0 HR: 0	SF: 0 SAC: 2 DP: 0 HBP: 0	WP: 1 PB: 0 SB: 0 CS: 0	PA: 53			

PITCHER		IP	WLS	BF	H	R	ER	SO	BB	IBB	HBP	BLK	WP	HR	S	P	ERA	WHIP
40 Shelby Miller, R (1, 1) ERA: 3.68		6.0		24	5	2	1	4	0	0	0	0	0	0	62	82	1.50	0.833
36 Randy Choate, L (7, 1) ERA: 4.91		0.0		1	1	0	0	0	0	0	0	0	0	0	2	3	∞	∞
43 Seth Maness, R (7, 1) ERA: 2.71		2.0		7	1	0	0	1	0	0	0	0	0	0	17	20	0.00	0.500
26 Trevor Rosenthal, R (9, 1) ERA: 3.26		1.0		3	0	0	0	1	0	0	0	0	0	0	10	13	0.00	0.000
37 Pat Neshek, R (10, 1) ERA: 1.39		1.0		5	1	0	0	1	1	0	0	0	0	0	12	20	0.00	2.000

PITCHER		IP	WLS	BF	H	R	ER	SO	BB	IBB	HBP	BLK	WP	HR	S	P	ERA	WHIP
44 Carlos Martinez, R (11, 1) ERA: 4.1		2.0		10	2	0	0	2	1	0	0	0	1	0	23	37	0.00	1.500
71 Sam Freeman, L (13, 1) ERA: 2.6		1.0	W	3	0	0	0	2	0	0	0	0	0	0	8	10	0.00	0.000

Milwaukee Brewers @ St. Louis Cardinals

Busch Stadium, St. Louis, MO

Thu Sep 18 2014, 7:17 PM - 11:42 PM CDT

Att. 44,823 - Clear - 72 F

TOP

livebaseballscorecards.com

AB	48
R	2
H	10
RBI	2
BB	3
SO	11
LOB	22

Milwaukee Brewers @ St. Louis Cardinals

Busch Stadium, St. Louis, MO

Thu Sep 18 2014, 7:17 PM - 11:42 PM CDT

Att. 44,823 - Clear - 72 F

livebaseballscorecards.com

Batter	1	2	3	4	5	6	7	8	9	10	11	12	13	AB	R	H	RBI	BB	SO	LOB
13 Matt Carpenter, L (1, 5) OBP: 0.373, SLG: 0.376	B SI 88 F SI 89 X SI 89 1-1 G6-3 ①		C CU 75 B SI 88 B SI 88 B CU 75 B SI 89 4-1 BB			C SI 89 C CU 76 B SI 90 T SL 85 1-2 K ②		B FF 94 B SI 95 B FF 96 C SI 94 F FF 95 F SI 96 B SI 96 4-2 7 1B 19 1B 32 BB BB	C SL 82 B FF 94 S SL 82 S SL 84 1-3 K ③			F FF 88 B SI 89 S SL 84 X SI 89 1-2 1B		4	1	1	0	2	2	2
19 Jon Jay, L (1, 8) (9, 9) OBP: 0.379, SLG: 0.385	C SI 90 B SI 90 X SI 90 1-1 L7 ②		C SI 90 S CH 78 B SI 91 X SI 91 1-2 L5 ③			X SI 90 0-0 1B		B FF 96 F SI 96 F SI 95 B FF 96 X FF 91 2-2 32 BB 7 1B 1-2 2-H 1B		S CH 76 F FF 90 X FF 91 0-2 G6-3 ①		C FF 88 B SI 91 F SL 84 1 SAFE S SI 91 1-3 K ③		6	0	2	1	0	1	3
7 Matt Holliday, R (1, 7) OBP: 0.370, SLG: 0.434	C SI 90 B SI 88 F SL 85 F SI 91 S SL 86 1-3 K ③			X CH 77 0-0 F7 ①		C SI 89 B SI 90 B SI 89 B SL 84 X SL 85 3-1 G6-3 ③		X FF 97 0-0 32 BB 1-2 2-3 1B		F FF 90 B FF 91 F FF 91 X FF 90 1-2 P3 ②			F FF 96 B FF 96 X SI 95 1-1 32 FC4-6 1B	6	0	2	0	0	1	1
32 Matt Adams, L (1, 3) OBP: 0.320, SLG: 0.459		C SI 88 B SI 87 B SL 84 F SI 88 B SL 84 X CH 79 3-2 F8 ①		B SI 89 X SI 89 1-0 27 G5-4-3 1B			X CU 74 0-0 4 G5-4-3 1B	B SI 95 F SI 94 B SI 95 B FF 94 F SI 95 F FF 96 B FF 96 4-2 1-2 2-3 3-H BB		C CH 79 F FF 89 X CH 77 0-2 L9 ③			1 SAFE D SI 95 D SI 96 X SI 95 2-0 FC4-6 27 1B 1-2f 48 1B	5	1	2	1	1	0	1
27 Jhonny Peralta, R (1, 6) OBP: 0.337, SLG: 0.449		C SL 85 B SI 91 X SL 84 1-1 G4-3 ②		D SL 84 D CH 78 X SL 84 2-0 G5-4-3 ② ③ 1-2f			B SL 84 B SI 88 B SI 88 C SI 88 C SL 83 F CH 78 F SL 84 F SI 88 X SL 85 3-2 F8 ①	C FF 96 X FF 96 0-1 G6-3 ③			B SI 92 B SI 93 C SL 86 F SI 92 F SI 94 B SL 87 X SI 93 3-2 48 L4-3 1B		B FF 95 B SI 93 X SI 95 2-0 48 1B 1-2 1B	6	0	2	0	0	0	5
4 Yadier Molina, R (1, 2) 60 Tommy Pham, R (9, PR) 48 Tony Cruz, R (10, 2) OBP: 0.273, SLG: 0.244		C SI 89 B SI 88 X SI 88 1-1 F8 ③	C SI 88 X SI 89 0-1 G4-3 ①				X SI 88 0-0 G5-4-3 ② ③ 1-2f	B SI 96 B SI 96 X SI 96 2-0 2B		D SL 87 D SI 92 L SI 92 X SI 93 2-1 L4-3 ① ② 1-1			C SI 94 B SI 94 X SI 94 1-1 1B 1-2 2-H	4 0 2	0 0 0	1 0 1	0 0 1	0 0 0	0 0 1	1 0 1
18 Oscar Taveras, L (1, 9) OBP: 0.284, SLG: 0.324 8 Peter Bourjos, R (8, PR) OBP: 0.302, SLG: 0.362 (9, 8)			C SI 89 B SI 88 B SL 84 X SI 89 2-1 G4-3 ①			C SU 76 X SI 88 0-1 L4 ②	B CH 78 B CU 76 F SI 88 F CH 75 F SI 89 X SL 85 2-2 G5-3 ③	C SL 85 S SI 87 B SI 89 F SI 88 F SL 84 X SI 87 1-2 16 FC1-6 1B	C KC 78 K KC 79 L KC 78 0-3 K ①		C SI 92 B SL 88 C SI 92 B SL 87 B SI 93 X FF 93 3-2 G5-3 ③			3 2	0 0	1 0	0 0	0 0	0 1	0 1
16 Kolten Wong, L (1, 4) OBP: 0.290, SLG: 0.389			F SI 89 H SL 84 1-1 40 SH2-4 HBP					S CH 78 F SI 87 X CH 78 0-2 FC1-6 12 G3 19 1B 1-2f	I IN 84 I IN 85 I IN 85 I IN 84 4-0 IBB			B FF 87 B SL 83 C SI 90 S CU 76 S SI 90 2-3 K ①		3	1	0	0	1	1	1
40 Shelby Miller, R (1, 1) 33 Daniel Descalso, L (8, PH) 36 Randy Choate, L (7, 1) 43 Seth Maness, R (7, 1) 12 A.J. Pierzynski, L (8, PH) 26 Trevor Rosenthal, R (9, 1) 15 Randal Grichuk, R (8, PH) 37 Pat Neshek, R (10, 1) 44 Carlos Martinez, R (9, 1) 59 Xavier Cedeno, R (10, PH) 71 Sam Freeman, R (10, 1)			X SL 82 0-0 SH2-4 ② 1-2			S CU 75 B SI 88 X CU 76 1-1 F8 ①		X SI 94 0-0 G3 ② 1-2	C SI 95 B SI 96 F SI 95 C KC 80 1-3 K ②			S SI 89 F CH 85 B CU 75 B CU 76 B SI 87 S CH 85 2-3 K ③		0 1 0 0 0 1 0 0 0 1 0	0 0 0 0 0 0 0 0 0 0 0	0 0 0 0 0 0 0 0 0 0 0	0 0 0 0 0 0 0 0 0 1 0	0 0 0 0 0 0 0 0 0 0 0	0 0 1 0 1 2 0 0 0 0 0	0 0 0 1 0 0 0 0 0 0 0
Inning Stats	R: 0 E: 0 K: 1 S: 8 H: 0 LOB: 0 BB: 0 P: 11	R: 0 E: 0 K: 0 S: 7 H: 0 LOB: 0 BB: 0 P: 12	R: 0 E: 0 K: 0 S: 8 H: 0 LOB: 2 BB: 1 P: 16	R: 0 E: 0 K: 0 S: 3 H: 1 LOB: 0 BB: 0 P: 6	R: 0 E: 0 K: 0 S: 8 H: 0 LOB: 0 BB: 0 P: 10	R: 0 E: 0 K: 1 S: 8 H: 1 LOB: 1 BB: 0 P: 13	R: 0 E: 0 K: 0 S: 8 H: 1 LOB: 0 BB: 0 P: 11	R: 2 E: 0 K: 0 S: 21 H: 3 LOB: 3 BB: 2 P: 32	R: 0 E: 0 K: 3 S: 10 H: 1 LOB: 2 BB: 1 P: 18	R: 0 E: 0 K: 0 S: 9 H: 0 LOB: 0 BB: 0 P: 10	R: 0 E: 0 K: 0 S: 9 H: 1 LOB: 0 BB: 0 P: 17	R: 0 E: 0 K: 3 S: 12 H: 1 LOB: 1 BB: 0 P: 19	R: 1 E: 0 K: 0 S: 6 H: 3 LOB: 2 BB: 0 P: 12	1B: 11 2B: 2 3B: 0 HR: 0 SF: 0 SAC: 1 DP: 3 HBP: 1	WP: 0 PB: 0 SB: 0 CS: 0 PA: 51

PITCHER		IP	WLS	BF	H	R	ER	SO	BB	IBB	HBP	BLK	WP	HR	S	P	ERA	WHIP
26 Kyle Lohse, R (1, 1) ERA: 3.71		7.1		26	4	1	1	2	1	0	1	0	0	0	58	88	1.23	0.682
51 Jonathan Broxton, R (8, 1) ERA: 1.76		0.2	B	6	2	1	1	0	2	0	0	0	0	0	13	23	13.50	6.000
21 Jeremy Jeffress, R (9, 1) ERA: 2.51		0.2		4	1	0	0	2	0	1	0	0	0	0	7	14	0.00	1.500
13 Will Smith, L (9, 1) ERA: 3.84		0.1		1	0	0	0	1	0	0	0	0	0	0	3	4	0.00	0.000
41 Marco Estrada, R (10, 1) ERA: 4.54		1.0		3	0	0	0	0	0	0	0	0	0	0	9	10	0.00	0.000

PITCHER		IP	WLS	BF	H	R	ER	SO	BB	IBB	HBP	BLK	WP	HR	S	P	ERA	WHIP
53 Brandon Kintzler, R (11, 1) ERA: 3.44		1.0		3	1	0	0	0	0	0	0	0	0	0	9	17	0.00	1.000
59 Zach Duke, L (12, 1) ERA: 2.56		1.0		4	1	0	0	3	0	0	0	0	0	0	12	19	0.00	1.000
52 Jimmy Nelson, R (13, 1) ERA: 4.57		0.1	L	4	3	1	1	0	0	0	0	0	0	0	6	12	27.00	9.000

AB	45
R	3
H	12
RBI	3
BB	4
SO	8
LOB	19

Batter	1	2	3	4	5	6	7	8	9	AB	R	H	RBI	BB	SO	LOB
27 Carlos Gómez, R (1, 8) OBP: 0.355, SLG: 0.472	X CH 78 0-0 ① F8		C SI 89 H KC 79 1-1 8 CS HBP		B KC 76 S CH 78 H SI 91 2-1 1-2 HBP			S FF 94 F FF 96 F FF 96 F CH 86 B FF 95 F FF 96 B FF 97 F FF 95 X CH 86 2-2 ② F7		2	0	0	0	0	0	0
8 Ryan Braun, R (1, 9) OBP: 0.328, SLG: 0.469	C SI 91 B SI 91 X KC 76 1-1 20 WP 20 1B 2B		B SI 90 1 SAFE C SI 88 B SI 90 X SI 91 2-1 ② ③ G5-3 1-2		C SI 89 B SI 91 B SI 91 S SI 91 F SI 91 F SI 90 F CH 79 X SI 91 2-2 ③ P3			B FF 96 S FF 95 F FF 96 B FF 96 B FF 95 B FF 95 4-2 BB		3	1	1	0	1	0	3
20 Jonathan Lucroy, R (1, 2) OBP: 0.374, SLG: 0.476	C SI 87 F KC 76 B KC 78 X CH 77 1-2 16 G5-3 2-H 1B			X SI 86 0-0 ① G5-3		C SI 89 B SI 88 B SI 90 X SI 90 2-1 16 G5-4-3 1B		C FF 95 B FF 94 F FF 96 X FF 95 1-2 ③ F9		4	0	2	1	0	0	1
16 Aramis Ramirez, R (1, 5) OBP: 0.335, SLG: 0.438	X SI 89 0-0 ② G5-3 1-2			X SI 88 0-0 ② G5-3		C KC 74 X CH 78 0-1 ① ② G5-4-3 1-2f			C FC 91 F KC 80 X KC 80 0-2 ① G5-3	4	0	0	0	0	0	2
18 Khris Davis, R (1, 7) OBP: 0.305, SLG: 0.465	X SI 89 0-0 ③ F8			C SI 88 X CH 77 0-1 ③ G5-3		C CH 77 F SI 91 S CH 74 0-3 ③ K			B FC 92 X FC 91 1-0 ② G1-3	4	0	0	0	0	1	1
Rickie Weeks Jr., R (1, 4) OBP: 0.335, SLG: 0.430 51 Jonathan Broxton, R (8, 1) 21 Jeremy Jeffress, R (8, 1) 24 Lyle Overbay, L (9, PH) OBP: 0.333, SLG: 0.335		C SI 88 S CH 79 B SI 90 F SI 91 B CH 79 F SI 90 F SI 91 B KC 79 X SI 91 3-2 ① G5-3			B SI 89 C SI 90 X SI 90 1-1 HR		C KC 76 X SI 91 0-1 ① F8		C FC 91 C FC 92 X FC 92 0-2 ③ G6-3	3 0 0 1	1 0 0 0	1 0 0 0	1 0 0 0	0 0 0 0	0 0 0 0	0 0 0 0
7 Mark Reynolds, R (1, 3) OBP: 0.287, SLG: 0.394		B KC 76 S CH 78 F SI 91 S CH 79 1-3 ② K			C SI 90 X CH 79 0-1 ① G5-3		C KC 77 S CH 79 B CH 79 B CH 78 F KC 77 X CH 78 2-2 ② L7			3	0	0	0	0	1	0
9 Jean Segura, R (1, 6) OBP: 0.281, SLG: 0.312		B SI 89 C SI 91 B SI 90 B CH 80 F SI 90 C SI 92 3-3 ③ K			F SI 88 S CH 77 X SI 91 0-2 ② F9		B CH 77 X SI 90 1-0 ③ F8			3	0	0	0	0	1	0
49 Yovani Gallardo, R (1, 1) OBP: 0.132, SLG: 0.135 2 Scooter Gennett, L (8, PH) OBP: 0.324, SLG: 0.441 (8, 4)			C SI 87 B SI 88 B SI 89 X SI 88 2-1 ① G5-3		X SI 88 0-0 27 HBP 1B			C FF 95 X FF 95 0-1 ① G6-3		2 1	0 0	1 0	0 0	0 0	0 0	0 0
Inning Stats	R: 1 E: 0 K: 0 S: 8 H: 2 LOB: 1 BB: 0 P: 10	R: 0 E: 0 K: 2 S: 12 H: 0 LOB: 0 BB: 0 P: 19	R: 0 E: 0 K: 0 S: 5 H: 0 LOB: 0 BB: 0 P: 10	R: 0 E: 0 K: 0 S: 4 H: 0 LOB: 0 BB: 0 P: 4	R: 1 E: 0 K: 0 S: 15 H: 2 LOB: 2 BB: 0 P: 20	R: 0 E: 0 K: 1 S: 7 H: 1 LOB: 0 BB: 0 P: 9	R: 0 E: 0 K: 0 S: 7 H: 0 LOB: 0 BB: 0 P: 10	R: 0 E: 0 K: 0 S: 14 H: 0 LOB: 1 BB: 1 P: 21	R: 0 E: 0 K: 0 S: 7 H: 0 LOB: 0 BB: 0 P: 8	1B: 3 2B: 1 3B: 0 HR: 1	SF: 0 SAC: 0 DP: 1 HBP: 2	WP: 1 PB: 0 SB: 0 CS: 1	PA: 33			

TOP

Milwaukee Brewers @ Pittsburgh Pirates

PNC Park, Pittsburgh, PA

Fri Sep 19 2014, 7:07 PM - 10:04 PM EDT

Att. 37,974 - Cloudy - 70 F

livebaseballscorecards.com

AB	30
R	2
H	5
RBI	2
BB	1
SO	3
LOB	7

PITCHER		IP	WLS	BF	H	R	ER	SO	BB	IBB	HBP	BLK	WP	HR	S	P	ERA	WHIP
49 Jeff Locke, L ERA: 3.6	(1, 1)	7.0		26	5	2	2	3	0	0	2	0	1	1	58	82	2.57	0.714
43 John Holdzkom, R ERA:	(8, 1)	1.0	W	4	0	0	0	0	1	0	0	0	0	0	14	21	0.00	1.000
35 Mark Melancon, R ERA: 1.85	(9, 1)	1.0	S	3	0	0	0	0	0	0	0	0	0	0	7	8	0.00	0.000

PITCHER	IP	WLS	BF	H	R	ER	SO	BB	IBB	HBP	BLK	WP	HR	S	P	ERA	WHIP

Batter	1	2	3	4	5	6	7	8	9	AB	R	H	RBI	BB	SO	LOB
5 Josh Harrison, R (1, 5) OBP: 0.350, SLG: 0.503	B FF 90 X SL 89 1-0 ① F9		C CU 79 B CU 80 B FF 91 B SI 93 C SI 93 X SI 93 3-2 22 1B 1B		B CU 79 C CU 79 X SL 87 1-1 ① G1-3		X CU 80 0-0 ③ FC6-4 1-2f	B KC 79 B SI 97 C KC 79 F SI 97 S KC 81 2-3 ③ K		5	0	1	0	0	1	3
6 Starling Marte, R (1, 7) OBP: 0.357, SLG: 0.456	B FF 92 C SI 92 X CU 80 1-1 ② G6-3		1 SAFE 1 SAFE S CU 81 1 SAFE F CU 80 F SI 93 1 SAFE F SI 92 1 SAFE 1-3 ② P PO-65 C CU 80 K		C SL 88 F SI 91 F SL 89 C FF 92 0-3 ② K			C FF 94 B FF 95 F FF 95 F FF 94 B SL 90 X SL 88 2-2 18 1B 55 HR 1B		4	1	1	0	0	2	1
22 Andrew McCutchen, R (1, 8) OBP: 0.398, SLG: 0.532	B CU 80 X SI 92 1-0 3B		S CU 81 X SL 89 0-1 1-2 1B		S SL 88 C CU 80 B CU 81 S SL 89 1-3 ③ K			F FF 93 F FF 94 1 SAFE S FF 96 0-3 ① K		4	0	2	0	0	2	1
18 Neil Walker, S (1, 4) OBP: 0.350, SLG: 0.470 39 Chase d'Arnaud, R (8, PR) 35 Mark Melancon, R (9, 1)	F CU 79 S FF 91 B FF 91 B CU 80 X FF 92 2-2 ③ G4-3		S CU 81 C SI 93 F CU 80 B FF 93 F SL 89 F FF 93 S SL 90 2-3 ③ K			X SI 91 0-0 ① G4-3		B FF 94 B FF 94 F FF 95 X FF 95 2-1 1-2 55 HR 1B		4 0 0	0 1 0	1 0 0	0 0 0	0 0 0	1 0 0	3 0 0
55 Russell Martin, R (1, 2) OBP: 0.408, SLG: 0.441		B FF 91 C SI 91 B SI 93 B FF 89 X SI 91 3-1 ① P5		C CU 81 C SI 92 B SI 92 F SI 93 B CU 81 F FF 92 C SL 89 2-3 ① K		B SL 89 S SL 88 B SI 93 T SI 92 T SL 89 2-2 ② K		S FF 95 B FF 96 X FF 96 1-1 1-H 2-H HR		4	1	1	3	0	2	0
23 Travis Snider, L (1, 9) OBP: 0.336, SLG: 0.419 25 Gregory Polanco, L (8, PR) OBP: 0.314, SLG: 0.351 (9, 9)		C CU 80 C SI 92 B FF 91 C SI 92 1-3 ② K		C SI 92 F FF 94 F SI 93 B CU 79 X FF 93 1-2 17 FC6-4 1B		B CU 79 F SI 91 X CU 80 1-1 ③ G3-1		B FF 95 B FF 95 F SI 95 X FF 95 2-1 57 1B 15 1B		4 0	0 1	2 0	0 0	0 0	1 0	0 0
17 Gaby Sanchez, R (1, 3) OBP: 0.298, SLG: 0.390 43 John Holdzkom, R (8, 1) 57 Andrew Lambo, L (8, PH) OBP: 0.265, SLG: 0.382 12 Clint Barmes, R (9, 4) OBP: 0.330, SLG: 0.303	B SL 89 B SI 92 C SI 92 X SL 87 2-1 1B		C FF 92 X CU 79 0-1 ② FC6-4 10 WP 1-2f				F CU 78 C SI 92 B SL 88 F CU 80 X CU 80 1-2 E5 5 FC6-4	1 SAFE 1 SAFE C KC 80 X SI 96 0-1 15 1B 1-2 1B		3 0 1 0	0 0 0 0	1 0 1 0	0 0 0 0	0 0 0 0	0 0 0 0	1 0 0 0
10 Jordy Mercer, R (1, 6) OBP: 0.311, SLG: 0.396	F SI 93 1 SAFE X FF 92 0-1 ③ F9		B CU 81 D SL 89 I IN 68 I IN 65 4-0 2-3 IBB				B SL 87 F FF 91 F SI 92 B SI 93 B CU 80 S SL 88 3-3 ① K	C KC 80 C SI 97 B FF 96 B KC 80 S SI 97 2-3 ② K		3	0	0	0	1	2	4
49 Jeff Locke, L (1, 1) OBP: 0.156, SLG: 0.116 15 Ike Davis, L (7, PH) OBP: 0.350, SLG: 0.379 (8, 3)			C FF 90 F SI 92 S CU 79 0-3 ① K	S CU 80 C FF 93 S CU 80 0-3 ③ K			D CU 80 C CU 80 F FF 92 F CU 80 F FF 93 T SI 93 1-2 ② K	C KC 80 B SI 96 C KC 80 D FF 98 B KC 80 X KC 80 3-2 1-3 2-H 1B		2 2	0 0	0 1	0 1	0 1	2 1	2 1
Inning Stats	R: 0 E: 0 K: 0 S: 7 H: 1 LOB: 1 BB: 0 P: 12	R: 0 E: 0 K: 1 S: 9 H: 1 LOB: 1 BB: 0 P: 15	R: 0 E: 0 K: 3 S: 21 H: 2 LOB: 2 BB: 0 P: 26	R: 0 E: 1 K: 2 S: 14 H: 1 LOB: 2 BB: 1 P: 21	R: 0 E: 0 K: 2 S: 9 H: 0 LOB: 0 BB: 0 P: 11	R: 0 E: 0 K: 1 S: 6 H: 0 LOB: 0 BB: 0 P: 9	R: 0 E: 1 K: 2 S: 13 H: 0 LOB: 1 BB: 0 P: 18	R: 4 E: 0 K: 3 S: 24 H: 6 LOB: 2 BB: 0 P: 38		1B: 9 2B: 0 3B: 1 HR: 1 SF: 0 SAC: 0 DP: 0 HBP: 0				WP: 1 PB: 0 SB: 0 CS: 0 PA: 37		

PITCHER		IP	WLS	BF	H	R	ER	SO	BB	IBB	HBP	BLK	WP	HR	S	P	ERA	WHIP
49 Yovani Gallardo, R ERA: 3.46	(1, 1)	7.0		28	5	0	0	11	0	1	0	0	1	0	79	112	0.00	0.714
51 Jonathan Broxton, R ERA: 2.38	(8, 1)	0.1	L	5	4	4	4	1	0	0	0	0	0	1	13	20	108.00	12.000
21 Jeremy Jeffress, R ERA: 2.45	(8, 1)	0.2		4	2	0	0	2	0	0	0	0	0	0	11	18	0.00	3.000

PITCHER	IP	WLS	BF	H	R	ER	SO	BB	IBB	HBP	BLK	WP	HR	S	P	ERA	WHIP

BOTTOM

Milwaukee Brewers @ Pittsburgh Pirates

PNC Park, Pittsburgh, PA

Fri Sep 19 2014, 7:07 PM - 10:04 PM EDT

Att. 37,974 - Cloudy - 70 F

livebaseballscorecards.com

AB	36
R	4
H	11
RBI	4
BB	1
SO	14
LOB	16

Batter	1	2	3	4	5	6	7	8	9	AB	R	H	RBI	BB	SO	LOB
27 Carlos Gómez, R (1, 8) OBP: 0.352, SLG: 0.467	F SI 94 B CH 87 B CH 85 C KC 81 X CH 86 2-2 G6-3		X KC 80 0-0 F9		X CH 86 0-0 F8			F CH 87 X SI 95 0-1 B5	F KC 80 F FF 92 F FC 91 S KC 78 0-3 K	5	0	0	0	0	1	3
2 Scooter Gennett, L (1, 4) OBP: 0.324, SLG: 0.442 Rickie Weeks Jr., R (8, PH) OBP: 0.337, SLG: 0.433 (8, 4)	C KC 80 B FF 95 S SI 94 B CH 87 X SI 95 2-2 2B		F SI 94 B CH 86 B CH 87 X CH 84 2-1 FC4-6 20 BB 1-2f		B SI 94 B KC 79 S CH 83 X SI 94 2-1 L6			B SL 84 B SI 96 C CH 88 X CH 88 2-1 20 E 1B		3 1	0 0	1 1	0 0	0 0	0 0	1 0
20 Jonathan Lucroy, R (1, 2) OBP: 0.374, SLG: 0.475	B SI 94 B CH 84 C KC 79 B KC 80 X SI 94 3-1 G5-3		B FF 94 F FF 94 B CH 84 1 SAFE B FF 94 C FF 93 B FF 95 4-2 1-2 BB			C SI 93 X CH 85 0-1 8 FC6-4 1B		C SL 84 C SI 95 X CH 88 0-2 FC1 16 G4-6-3 1-2		3	0	1	0	1	0	2
16 Aramis Ramirez, R (1, 5) OBP: 0.333, SLG: 0.434	C FF 94 B FF 94 S CH 86 D FF 94 2 SAFE F CH 86 F CH 86 F SI 94 X KC 80 2-2 F7		B CH 84 F FF 93 B FF 94 D CH 85 F SI 93 S CH 86 3-3 K			X SI 94 0-0 F9		X SI 95 0-0 G4-6-3 1-2f		4	0	0	0	0	1	6
8 Ryan Braun, R (1, 9) OBP: 0.327, SLG: 0.467		C SI 93 X SI 92 0-1 G6-3		B FF 93 B FF 91 C SI 93 C FF 92 C SI 93 2-3 K		B SI 93 X SI 94 1-0 FC6-4 1-2f			S FF 93 F FC 91 B KC 81 F FC 92 X KC 81 1-2 3 FC1-6 1B	4	0	1	0	0	1	1
18 Khris Davis, R (1, 7) OBP: 0.303, SLG: 0.462 3 Elian Herrera, S (9, PH) OBP: 0.289, SLG: 0.344 7 Mark Reynolds, R (9, 3) OBP: 0.287, SLG: 0.394		C FF 94 X KC 80 0-1 G6-3		C CH 84 B KC 80 X SI 94 1-1 F9		F KC 82 1 SAFE X CH 86 0-1 L6			C FC 91 M FC 91 X FF 91 0-2 FC1-6 24 2B 1 SF7 1-2f	3 1 0	0 1 0	0 0 0	0 0 0	0 0 0	0 0 0	1 1 0
24 Lyle Overbay, L (1, 3) OBP: 0.339, SLG: 0.347 9 Jean Segura, R (9, PR) OBP: 0.281, SLG: 0.312 (9, 6)		X SI 94 0-0 2B		X KC 78 0-0 E1 5 S			S CH 86 F CH 86 B KC 80 B CH 88 F CH 87 B SI 95 B SI 95 4-2 28 G6-4-3 BB		F FF 91 B FC 91 F FC 91 F FC 91 X FC 91 1-2 1-3 2B	3 0	0 0	2 0	0 0	1 0	0 0	0 0
5 Héctor Gómez, R (1, 6) OBP: 0.143, SLG: 0.143 60 Matt Clark, L (9, PH) OBP: 0.269, SLG: 0.636 57 Francisco Rodríguez, R (9, 1)		C KC 80 S KC 80 B KC 81 S CH 87 1-3 K		B SI 93 S SI 93 C KC 82 B KC 82 S KC 80 2-3 K 1-2			L SI 94 L KC 80 L KC 80 0-3 K		I IN 70 I IN 74 I IN 73 I IN 73 4-0 IBB	3 0	0 0	0 0	0 0	0 1	3 0	3 0
22 Matt Garza, R (1, 1) 41 Marco Estrada, R (8, 1) 28 Gerardo Parra, L (7, PH) 21 Jeremy Jeffress, R (7, 1) 13 Will Smith, R (7, 1) 53 Brandon Kintzler, R (8, 1) 59 Zach Duke, L (8, 1) 1 Logan Schafer, L (9, PH) OBP: 0.364, SLG: 0.273 (8, 1)			B FF 93 B SI 92 S SI 92 B SI 93 D SI 92 4-1 2 FC4-6 BB		F SI 92 F FF 93 B SI 94 S KC 79 1-3 K		B KC 80 B CH 86 F FF 94 F SI 95 F CH 87 X KC 80 2-2 G6-4-3 1-2f		S FC 91 B FC 91 X FC 90 1-1 SF7 3-H	1 0 1 0 0 0 0 0	0 0 0 0 0 0 0 0	0 0 0 0 0 0 0 0	0 0 0 0 0 0 0 1	1 0 1 0 0 0 0 0	1 0 0 0 0 0 0 0	0 0 1 0 0 0 0 0
Inning Stats	R: 0 E: 0 K: 0 S: 14 H: 1 LOB: 1 BB: 0 P: 23	R: 0 E: 0 K: 1 S: 8 H: 1 LOB: 1 BB: 0 P: 9	R: 0 E: 0 K: 1 S: 9 H: 0 LOB: 2 BB: 2 P: 22	R: 0 E: 1 K: 2 S: 9 H: 0 LOB: 1 BB: 0 P: 14	R: 0 E: 0 K: 1 S: 6 H: 0 LOB: 0 BB: 0 P: 9	R: 0 E: 0 K: 0 S: 6 H: 1 LOB: 1 BB: 0 P: 7	R: 0 E: 0 K: 1 S: 10 H: 0 LOB: 0 BB: 1 P: 16	R: 0 E: 1 K: 0 S: 8 H: 1 LOB: 1 BB: 0 P: 10	R: 1 E: 0 K: 1 S: 17 H: 2 LOB: 2 BB: 1 P: 24	1B: 3 2B: 3 3B: 0 HR: 0 SF: 1 SAC: 0 DP: 2 HBP: 0						WP: 0 PB: 0 SB: 1 CS: 0 PA: 37	

TOP

Milwaukee Brewers @ Pittsburgh Pirates

PNC Park, Pittsburgh, PA

Sat Sep 20 2014, 7:09 PM - 10:39 PM EDT

Att. 39,027 - Partly Cloudy - 77 F

livebaseballscorecards.com

AB	32
R	1
H	6
RBI	1
BB	4
SO	7
LOB	19

PITCHER		IP	WLS	BF	H	R	ER	SO	BB	IBB	HBP	BLK	WP	HR	S	P	ERA	WHIP
36 Edinson Volquez, R ERA: 3.15	(1, 1)	7.0		27	3	0	0	6	3	0	0	0	0	0	62	100	0.00	0.857
44 Tony Watson, L ERA: 1.48	(8, 1)	1.0		4	1	0	0	0	0	0	0	0	0	0	8	10	0.00	1.000
35 Mark Melancon, R ERA: 1.96	(9, 1)	1.0	L	6	2	1	1	1	0	1	0	0	0	0	17	24	9.00	2.000

PITCHER	IP	WLS	BF	H	R	ER	SO	BB	IBB	HBP	BLK	WP	HR	S	P	ERA	WHIP

BOTTOM

Milwaukee Brewers @ Pittsburgh Pirates

PNC Park, Pittsburgh, PA

Sat Sep 20 2014, 7:09 PM - 10:39 PM EDT

Att. 39,027 - Partly Cloudy - 77 F

livebaseballscorecards.com

Batter	1	2	3	4	5	6	7	8	9	AB	R	H	RBI	BB	SO	LOB
5 Josh Harrison, R (1, 5) OBP: 0.349, SLG: 0.500	C FF 91 B FF 91 B SL 82 B FF 93 X FF 91 3-1 ① G5-3		B CU 72 C SL 82 S FF 92 B SL 85 X SL 84 2-2 ① G5-3		C FF 92 B CU 73 S FF 93 B FF 93 S CU 76 2-3 ① K		C SI 96 B KC 79 S SI 96 1 SAFE X SI 96 1-2 1-3 1B		B CU 76 B CU 76 X FF 90 2-0 ③ G6-3	5	0	1	0	0	1	0
23 Travis Snider, L (1, 9) OBP: 0.336, SLG: 0.422 31 Jose Tabata, R (7, PH) OBP: 0.318, SLG: 0.339 44 Tony Watson, L (8, 1) OBP: 0.333, SLG: 0.333 59 Brent Morel, R (8, PH) OBP: 0.225, SLG: 0.237 39 Chase d'Arnaud, R (8, PR) 35 Mark Melancon, R (9, 1)	C FF 92 F FF 90 B FF 93 B CU 75 X SL 84 2-2 22 WP 2B		C FF 93 B FF 93 S CU 75 F FF 94 F SL 84 B FF 94 C FF 95 2-3 ② K		B CU 76 B FF 93 F FF 93 C FF 94 S CU 76 2-3 ② K		C SL 82 F FF 95 B SL 83 1 SAFE 1-2 ③ CS 3-H	B FF 92 C SL 86 B SI 92 X SL 86 2-1 18 G1 22 BB 1B		3 0 0 1 0 0	0 0 0 0 0 0	1 0 0 1 0 0	0 0 0 0 0 0	2 0 0 0 0 0	0 0 0 0 0 0
22 Andrew McCutchen, R (1, 8) OBP: 0.402, SLG: 0.532	B CU 72 B SL 85 B FF 93 D SL 84 4-0 2-3 BB		H SI 93 1-0 HBP		S SL 84 B FF 92 C CU 75 H FF 92 2-2 18 CS HBP			B SL 86 F SL 85 B FF 93 D SL 86 C SI 94 F SI 94 1 SAFE B SI 92 4-2 18 G1 1-2 BB		0	0	0	0	2	0	0
18 Neil Walker, S (1, 4) OBP: 0.348, SLG: 0.466	B FF 91 F FF 92 X FF 94 1-1 ② L4		B FF 94 F FF 93 B FF 94 1 SAFE B FF 94 X FF 93 3-1 ③ G2-3		1 SAFE D CH 77 B FF 89 2-0 ③ CS 1-2	B FF 90 X CH 77 1-0 ① F8		B SI 93 X SI 92 1-0 ① G1 1-2 2-3		4	0	0	0	0	0	5
55 Russell Martin, R (1, 2) OBP: 0.409, SLG: 0.443	S FF 92 X FF 93 0-1 ③ L4			C CU 74 B SL 84 C FF 93 B FF 92 F FF 92 X SL 85 2-2 15 G6-3 2B		B CU 75 C CH 78 X FF 90 1-1 ② G6-3		I IN 75 I IN 79 I IN 78 I IN 76 4-0 17 FC6-4 IBB		3	0	1	0	1	0	2
6 Starling Marte, R (1, 7) OBP: 0.356, SLG: 0.455		X FF 92 0-0 10 FC6-4 1B		F FF 94 L FF 92 C FF 93 0-3 ① K		B FF 89 T CH 79 X FF 90 1-1 ③ G6-3		X FF 92 0-0 ② L5		4	0	1	0	0	1	4
15 Ike Davis, L (1, 3) OBP: 0.347, SLG: 0.376 17 Gaby Sanchez, R (8, PH) OBP: 0.297, SLG: 0.389 (9, 3)		1 SAFE C FF 93 1 SAFE B FF 93 X FF 93 1-1 ① L4		D CU 74 B FF 92 C FF 93 S FF 93 B FF 93 X FF 94 3-2 ② G6-3 2-3			B KC 79 C SI 95 F SI 95 X KC 79 1-2 ① F9	X CH 86 0-0 ③ FC6-4 1-2f		3 1	0 0	0 0	0 0	0 0	0 0	2 3
10 Jordy Mercer, R (1, 6) OBP: 0.310, SLG: 0.393		X FF 93 0-0 ② FC6-4 1-2f		I IN 83 I IN 81 I IN 82 I IN 83 4-0 36 S IBB			B KC 79 X SI 95 1-0 ② L8		C CU 75 X FF 91 0-1 ① F9	3	0	0	0	1	0	1
36 Edinson Volquez, R (1, 1) OBP: 0.077, SLG: 0.020 57 Andrew Lambo, L (7, PH) OBP: 0.286, SLG: 0.400 25 Gregory Polanco, L (7, PR) OBP: 0.313, SLG: 0.349 (8, 9)	C FF 93 D FF 92 F FF 94 S SL 85 1-3 ③ K		T FF 93 B FF 95 C FF 94 S SL 85 1-3 ③ K 1-2				B KC 79 C SI 96 X FF 95 1-1 5 1B 31 CS		X SI 91 0-0 ② G1-3	2 1 1	0 0 0	0 1 0	0 0 0	0 0 0	2 0 0	3 0 0

Inning Stats	R: 0 E: 0 K: 0 S: 9	H: 1 LOB: 2 BB: 1 P: 19	R: 0 E: 0 K: 1 S: 7	H: 1 LOB: 1 BB: 0 P: 9	R: 0 E: 0 K: 1 S: 10	H: 0 LOB: 1 BB: 0 P: 18	R: 0 E: 0 K: 2 S: 13	H: 1 LOB: 2 BB: 1 P: 23	R: 0 E: 0 K: 2 S: 8	H: 0 LOB: 0 BB: 0 P: 16	R: 0 E: 0 K: 0 S: 5	H: 0 LOB: 0 BB: 0 P: 8	R: 0 E: 0 K: 0 S: 12	H: 2 LOB: 2 BB: 0 P: 17	R: 0 E: 0 K: 0 S: 8	H: 1 LOB: 3 BB: 2 P: 19	R: 0 E: 0 K: 0 S: 4	H: 0 LOB: 0 BB: 0 P: 6	1B: 4 2B: 2 3B: 0 HR: 0	SF: 0 SAC: 0 DP: 0 HBP: 2	WP: 1 PB: 0 SB: 1 CS: 2	PA: 39

PITCHER		IP	WLS	BF	H	R	ER	SO	BB	IBB	HBP	BLK	WP	HR	S	P	ERA	WHIP
22 Matt Garza, R ERA: 3.64	(1, 1)	4.2		21	3	0	0	6	1	1	2	0	1	0	47	83	0.00	0.857
41 Marco Estrada, R ERA: 4.5	(5, 1)	1.1		3	0	0	0	0	0	0	0	0	0	0	5	10	0.00	0.000
21 Jeremy Jeffress, R ERA: 2.4	(7, 1)	0.2		4	2	0	0	0	0	0	0	0	0	0	10	14	0.00	3.000
13 Will Smith, L ERA: 3.82	(7, 1)	0.1		0	0	0	0	0	0	0	0	0	0	0	2	3	0.00	0.000
53 Brandon Kintzler, R ERA: 3.4	(8, 1)	0.2		5	1	0	0	0	1	1	0	0	0	0	7	18	0.00	3.000
59 Zach Duke, L ERA: 2.54	(8, 1)	0.1	W	1	0	0	0	0	0	0	0	0	0	0	1	1	0.00	0.000
57 Francisco Rodríguez, R ERA: 3.09	(9, 1)	1.0	S	3	0	0	0	0	0	0	0	0	0	0	4	6	0.00	0.000

AB	31
R	0
H	6
RBI	0
BB	4
SO	6
LOB	20

Milwaukee Brewers @ Pittsburgh Pirates

PNC Park, Pittsburgh, PA

Sun Sep 21 2014, 1:40 PM - 4:03 PM EDT

Att. 38,650 - Partly Cloudy - 76 F

TOP

livebaseballscorecards.com

Batter	1	2	3	4	5	6	7	8	9	AB	R	H	RBI	BB	SO	LOB
27 Carlos Gómez, R (1, 8) OBP: 0.351, SLG: 0.466	G5-3		F9			G4-3			1B	4	0	1	0	0	0	1
2 Scooter Gennett, L (1, 4) OBP: 0.322, SLG: 0.439	G6-3		G6-3			G4-3			16 HBP	3	0	0	0	0	0	1
Rickie Weeks Jr., R (9, PH) OBP: 0.340, SLG: 0.435									1B	1	0	1	0	0	0	0
3 Elian Herrera, S (9, PR) OBP: 0.289, SLG: 0.344									1-3	0	0	0	0	0	0	0
20 Jonathan Lucroy, R (1, 2) OBP: 0.372, SLG: 0.472	G5-3			G1-3		K			P6	4	0	0	0	0	1	1
16 Aramis Ramirez, R (1, 5) OBP: 0.334, SLG: 0.434		G6-4-3		G4-3			F9		HBP	3	0	1	0	0	0	0
1 Logan Schafer, L (9, PR) OBP: 0.264, SLG: 0.272		1B							1-2	0	0	0	0	0	0	0
8 Ryan Braun, R (1, 9) OBP: 0.327, SLG: 0.466		G6-4-3		G1-3			P2		F8	4	0	1	0	0	0	3
		1-2f		1B												
28 Gerardo Parra, L (1, 7) OBP: 0.312, SLG: 0.377		1B		K			G3			3	0	1	0	0	1	1
24 Lyle Overbay, L (1, 3) OBP: 0.336, SLG: 0.343		G3			K			K		3	0	0	0	0	2	1
9 Jean Segura, R (1, 6) OBP: 0.282, SLG: 0.312			38 SH1-4		P6			K		2	0	1	0	0	0	0
60 Matt Clark, L (8, PH) OBP: 0.259, SLG: 0.609			1B							1	0	0	0	0	1	0
41 Marco Estrada, R (8, 1) OBP: 0.171, SLG: 0.094										0	0	0	0	0	0	0
38 Wily Peralta, R (1, 1) OBP: 0.088, SLG: 0.093			SH1-4		F8			G6-3		1	0	0	0	0	0	0
18 Khris Davis, R (8, PH) OBP: 0.302, SLG: 0.461			1-2							1	0	0	0	0	0	0
5 Héctor Gómez, R (8, 6) OBP: 0.143, SLG: 0.143										0	0	0	0	0	0	0

	AB	30
	R	0
	H	6
	RBI	0
	BB	0
	SO	5
	LOB	8

Inning Stats	1	2	3	4	5	6	7	8	9
	R: 0 E: 0 K: 0 S: 9	H: 0 LOB: 0 BB: 0 P: 14	R: 0 E: 0 K: 0 S: 9	H: 2 LOB: 1 BB: 0 P: 10	R: 0 E: 0 K: 0 S: 8	H: 1 LOB: 1 BB: 0 P: 8	R: 0 E: 0 K: 1 S: 8	H: 1 LOB: 1 BB: 0 P: 9	R: 0 E: 0 K: 1 S: 8	H: 0 LOB: 0 BB: 0 P: 12	R: 0 E: 0 K: 1 S: 8	H: 0 LOB: 0 BB: 0 P: 10	R: 0 E: 0 K: 0 S: 6	H: 0 LOB: 0 BB: 0 P: 10	R: 0 E: 0 K: 2 S: 7	H: 0 LOB: 0 BB: 0 P: 9	R: 0 E: 0 K: 0 S: 14	H: 2 LOB: 2 BB: 0 P: 18

1B: 6	SF: 0	WP: 0	PA: 32
2B: 0	SAC: 1	PB: 0	
3B: 0	DP: 1	SB: 0	
HR: 0	HBP: 1	CS: 0	

PITCHER		IP	WLS	BF	H	R	ER	SO	BB	IBB	HBP	BLK	WP	HR	S	P	ERA	WHIP
46 Vance Worley, R ERA: 2.93	(1, 1)	8.0	W	27	4	0	0	5	0	0	0	0	0	0	63	82	0.00	0.500
44 Tony Watson, L ERA: 1.46	(9, 1)	1.0	S	5	2	0	0	0	0	0	1	0	0	0	14	18	0.00	2.000

PITCHER	IP	WLS	BF	H	R	ER	SO	BB	IBB	HBP	BLK	WP	HR	S	P	ERA	WHIP

Batter	1	2	3	4	5	6	7	8	9	AB	R	H	RBI	BB	SO	LOB
5 Josh Harrison, R (1, 5) OBP: 0.350, SLG: 0.500	F FF 95 F FF 97 F SL 86 S SL 86 0-3 ① **K**		B SL 86 F SL 85 B FF 98 X SL 86 2-1 **1B** 2-3			X SL 83 0-0 **23 G6-3 1B**		C CU 76 B FF 90 B CH 77 F CH 78 B FF 91 F FF 91 X CH 78 3-2 ② **G6-3**		4	0	2	0	0	1	0
23 Travis Snider, L (1, 9) OBP: 0.336, SLG: 0.419 25 Gregory Polanco, L (8, 9) OBP: 0.311, SLG: 0.348	B SI 97 B FF 95 B SI 96 C FF 95 B FF 96 4-1 **22 G6-4-3 BB**		C SL 85 X CH 86 0-1 ③ **G4-3**			1 SAFE B FF 96 B SI 97 B FF 97 C FF 92 X FF 95 3-1 ②③ **G6-3** 1-2		B CH 78 F CH 78 F FF 91 B CH 77 T FF 90 2-2 ③ **K**		2 1	0 0	0 0	0 0	1 0	0 1	3 0
22 Andrew McCutchen, R (1, 8) OBP: 0.404, SLG: 0.532	C FF 97 X SL 85 0-1 ②③ **G6-4-3** 1-2f			S SL 87 B SL 87 B FF 97 B SL 86 B FF 96 4-1 **18 G6-3 BB**			X SL 85 0-0 **55 WP 18 PB 55 1B 1B**			2	1	1	0	1	0	1
18 Neil Walker, S (1, 4) OBP: 0.346, SLG: 0.463		B FF 95 B FF 97 X FF 96 2-0 ① **G3**		1 SAFE 1 SAFE B SL 85 X FF 96 1-0 ①② **G6-3** 1-2f			1 SAFE B SL 85 F SL 84 F FF 95 S SL 89 1-3 ① **K** 1-2			3	0	0	0	0	1	2
55 Russell Martin, R (1, 2) OBP: 0.408, SLG: 0.442		B FF 96 F FF 95 X SL 86 1-1 ② **F9**		X FF 96 0-0 ③ **G6-3**			C SL 87 F SI 95 B FF 98 X SL 89 1-2 **6 1B** 2-H **1B**			3	0	1	1	0	0	0
6 Starling Marte, R (1, 7) OBP: 0.356, SLG: 0.454		S FF 96 C FF 97 B FF 96 X SL 89 1-2 ③ **F8**			B FF 96 X SI 95 1-0 ① **F9**		B SI 96 F FF 96 S FF 95 F FF 97 D FF 98 F FF 96 X SL 88 2-2 **1B** 1-2			3	0	1	0	0	0	0
15 Ike Davis, L (1, 3) OBP: 0.347, SLG: 0.374 17 Gaby Sanchez, R (8, 3) OBP: 0.297, SLG: 0.389			B FF 95 B SI 95 C FF 96 F FF 95 B FF 98 B FF 96 4-2 **10 FC6 BB**		X FF 95 0-0 ② **P6**		C CH 82 F FF 98 B SL 86 C CH 85 1-3 ② **K**			2 0	0 0	0 0	0 0	1 0	1 0	2 0
10 Jordy Mercer, R (1, 6) OBP: 0.308, SLG: 0.391			C SL 84 F FF 96 B SL 87 B SL 87 F SI 96 X FF 97 2-2 ① **FC6 5 1B 46 SH2-4** 1-2f		B FF 95 B SI 96 X FF 96 2-0 ③ **F8**		B SL 86 X SI 96 1-0 ③ **P2**			3	0	0	0	0	0	3
46 Vance Worley, R (1, 1) OBP: 0.065, SLG: 0.097 57 Andrew Lambo, L (8, PH) OBP: 0.278, SLG: 0.389 44 Tony Watson, L (9, 1) OBP: 0.333, SLG: 0.333			B SL 83 C FF 95 X FF 94 1-1 ② **SH2-4** 1-2			C FF 93 S SL 86 T SL 87 0-2 ① **K**		B CU 75 C CH 77 X FF 91 1-1 ① **F7**		1 1 0	0 0 0	0 0 0	0 0 0	0 0 0	1 0 0	0 0 0
Inning Stats	R: 0 E: 0 K: 1 S: 7 H: 0 LOB: 0 BB: 1 P: 11	R: 0 E: 0 K: 0 S: 6 H: 0 LOB: 0 BB: 0 P: 10	R: 0 E: 0 K: 0 S: 12 H: 1 LOB: 2 BB: 1 P: 21	R: 0 E: 0 K: 0 S: 3 H: 0 LOB: 0 BB: 1 P: 8	R: 0 E: 0 K: 0 S: 3 H: 0 LOB: 0 BB: 0 P: 6	R: 0 E: 0 K: 1 S: 6 H: 1 LOB: 0 BB: 0 P: 9	R: 1 E: 0 K: 2 S: 16 H: 3 LOB: 2 BB: 0 P: 22	R: 0 E: 0 K: 1 S: 9 H: 0 LOB: 0 BB: 0 P: 15		1B: 5 2B: 0 3B: 0 HR: 0	SF: 0 SAC: 1 DP: 2 HBP: 0					

PITCHER	IP	WLS	BF	H	R	ER	SO	BB	IBB	HBP	BLK	WP	HR	S	P	ERA	WHIP
38 Wily Peralta, R (1, 1) ERA: 3.62	7.0	L	26	5	1	1	4	3	0	0	0	1	0	53	87	1.29	1.143
41 Marco Estrada, R (8, 1) ERA: 4.47	1.0		3	0	0	0	1	0	0	0	0	0	0	9	15	0.00	0.000

PITCHER	IP	WLS	BF	H	R	ER	SO	BB	IBB	HBP	BLK	WP	HR	S	P	ERA	WHIP

BOTTOM

Milwaukee Brewers @ Pittsburgh Pirates

PNC Park, Pittsburgh, PA

Sun Sep 21 2014, 1:40 PM - 4:03 PM EDT

Att. 38,650 - Partly Cloudy - 76 F

livebaseballscorecards.com

AB	25
R	1
H	5
RBI	1
BB	3
SO	5
LOB	11

Batter	1	2	3	4	5	6	7	8	9	AB	R	H	RBI	BB	SO	LOB
27 Carlos Gómez, R (1, 8) OBP: 0.354, SLG: 0.472	B SL 81 C SI 92 B SI 92 B SI 91 X SL 82 3-1 2 CS 1B		F SI 94 B SI 94 F SI 94 S CH 84 1-3 ③ K			X FC 87 0-0 HR			B FF 101 F FF 100 H SL 86 2-1 16 S 20 BB HBP	3	1	2	1	0	1	0
2 Scooter Gennett, L (1, 4) OBP: 0.322, SLG: 0.437 Rickie Weeks Jr., R (9, PH) OBP: 0.338, SLG: 0.433	C SI 91 B FC 86 1 SAFE S CH 84 B SI 93 B SI 90 B CH 81 4-2 ① 20 E 16 1B 1-2 BB			C FC 88 F FC 89 F FF 91 F FF 93 F FF 94 F SL 85 X SI 93 0-2 ① F9		B FC 88 X CH 84 1-0 ③ G4-3			B FF 100 1 SAFE B FF 100 1 SAFE 1 SAFE C FF 98 S FF 98 C FF 102 2-3 ① K	2 1	0 0	0 0	0 0	1 0	0 1	0 1
20 Jonathan Lucroy, R (1, 2) OBP: 0.371, SLG: 0.469 1 Logan Schafer, L (9, PR) OBP: 0.264, SLG: 0.272	B FF 92 B SL 85 C SL 86 C SI 91 B FF 94 1 SAFE X FC 86 3-2 ② F8 1-2			F CH 85 X SL 84 0-1 ② G6-3			B FF 92 C FC 88 F SI 94 F CH 86 F FF 94 B FC 88 X CH 86 2-2 E6 8 G5-3 16 1B		B FF 102 B FF 100 1 SAFE S FF 99 F FF 100 B FF 102 F FF 100 B FF 101 4-2 1-2 BB	3 0	0 0	0 0	0 0	1 0	0 0	1 0
16 Aramis Ramirez, R (1, 5) OBP: 0.335, SLG: 0.434	X SL 86 0-0 ③ 2-H 1B			F SI 94 X SI 93 0-1 ③ F8			X SI 94 0-0 8 G5-3 1-2 1B		F FF 100 F FF 102 F FF 102 B SL 89 S SL 88 1-3 ② K 2-3	4	0	2	0	0	1	2
8 Ryan Braun, R (1, 9) OBP: 0.324, SLG: 0.462		C SI 91 B SI 92 F SI 92 S CH 84 1-3 ① K			C FC 88 F SI 94 X FF 92 0-2 ① L6		X SI 94 0-0 ①② G5-3 1-2 2-3f		B FF 101 F FF 101 F FF 102 S FF 102 1-3 ③ K	4	0	0	0	0	2	4
28 Gerardo Parra, L (1, 7) OBP: 0.310, SLG: 0.375		C SL 82 F FC 89 B SI 92 B CH 85 S CH 83 2-3 ② K			B FC 90 X SL 84 1-0 ② G6-3		F FF 92 X FF 91 0-1 ③ P5			3	0	0	0	0	1	1
60 Matt Clark, L (1, 3) OBP: 0.233, SLG: 0.538		B FC 89 F SI 93 T FC 90 B CH 83 X SI 92 2-2 ③ G4-3			X SI 93 0-0 ③ F8			B SI 92 B CH 84 S FC 89 S FC 89 F CH 87 B FC 89 F FF 90 S SI 94 3-3 ① K		3	0	0	0	0	1	0
9 Jean Segura, R (1, 6) OBP: 0.281, SLG: 0.311 24 Lyle Overbay, L (8, PH) OBP: 0.334, SLG: 0.341 5 Héctor Gómez, R (8, 6) OBP: 0.143, SLG: 0.143			C FF 92 F SI 92 F FF 94 B FC 86 S CH 84 1-3 ① K			F SL 85 C SI 93 X CH 85 0-2 ① L8		X CH 86 0-0 ② G4-3		2 1 0	0 0 0	0 0 0	0 0 0	0 0 0	1 0 0	0 0 0
50 Mike Fiers, R (1, 1) OBP: 0.056, SLG: 0.056 3 Elian Herrera, S (6, PH) OBP: 0.287, SLG: 0.341 41 Marco Estrada, R (6, 1) OBP: 0.171, SLG: 0.094 18 Khris Davis, R (8, PH) OBP: 0.302, SLG: 0.460 21 Jeremy Jeffress, R (8, 1)			C SI 92 B SI 92 F SI 93 X FC 88 1-2 ② G5-3			C FC 90 F FC 91 B SI 93 B FF 93 S SI 93 2-3 ② K		F CH 86 S FF 95 B FF 94 S CH 81 1-3 ③ K		1 1 0 1 0	0 0 0 0 0	0 0 0 0 0	0 0 0 0 0	0 1 0 0 0	0 0 0 1 0	0 0 0 0 0
Inning Stats	R: 0 E: 1 K: 0 S: 8 H: 2 LOB: 2 BB: 1 P: 18	R: 0 E: 0 K: 2 S: 9 H: 0 LOB: 0 BB: 0 P: 14	R: 0 E: 0 K: 2 S: 10 H: 0 LOB: 0 BB: 0 P: 13	R: 0 E: 0 K: 0 S: 11 H: 0 LOB: 0 BB: 0 P: 11	R: 0 E: 0 K: 0 S: 5 H: 0 LOB: 0 BB: 0 P: 6	R: 1 E: 0 K: 1 S: 8 H: 1 LOB: 0 BB: 0 P: 11	R: 0 E: 1 K: 0 S: 9 H: 1 LOB: 1 BB: 0 P: 11	R: 0 E: 0 K: 2 S: 9 H: 0 LOB: 0 BB: 0 P: 13	R: 0 E: 0 K: 3 S: 14 H: 0 LOB: 2 BB: 1 P: 24	1B: 3 2B: 0 3B: 0 HR: 1		SF: 0 SAC: 0 DP: 1 HBP: 1		WP: 0 PB: 0 SB: 1 CS: 1	PA: 32	

PITCHER		IP	WLS	BF	H	R	ER	SO	BB	IBB	HBP	BLK	WP	HR	S	P	ERA	WHIP
47 Johnny Cueto, R ERA: 2.29	(1, 1)	8.0	W	27	4	1	1	7	1	0	0	0	0	1	69	97	1.12	0.625
54 Aroldis Chapman, L ERA: 2.12	(9, 1)	1.0	S	5	0	0	0	3	1	0	1	0	0	0	14	24	0.00	1.000

PITCHER		IP	WLS	BF	H	R	ER	SO	BB	IBB	HBP	BLK	WP	HR	S	P	ERA	WHIP

TOP

Milwaukee Brewers @ Cincinnati Reds

Great American Ball Park, Cincinnati, OH

Tue Sep 23 2014, 7:11 PM - 9:47 PM EDT

Att. 27,307 - Clear - 72 F

livebaseballscorecards.com

AB	29
R	1
H	4
RBI	1
BB	2
SO	10
LOB	9

Batter	1	2	3	4	5	6	7	8	9	AB	R	H	RBI	BB	SO	LOB
6 Billy Hamilton, S (1, 8) OBP: 0.293, SLG: 0.357	B FF 88 B FF 89 C FF 89 S FF 88 F FF 92 S FF 90 2-3 ① **K**		B FF 91 B FF 89 C FF 89 X FF 90 2-1 ① **F8**		F FF 89 F FF 90 B FF 91 T FF 90 1-2 ② **K**			X SI 95 0-0 ① **SH2-4** **2-3**		3	0	0	0	0	2	2
30 Jason Bourgeois, R (1, 7) OBP: 0.292, SLG: 0.261	B FF 89 C FF 90 X FF 90 1-1 ② **F9**		C FF 90 B FC 87 F FF 90 F FF 91 B CU 73 F FC 87 B CU 73 F CH 83 X FF 91 3-2 ② **L9**		B FF 90 F CU 73 F FF 90 B FF 88 X FF 90 2-2 ③ **F9**			X SI 94 0-0 21 G6-4-3 **1B** **3-H**		4	0	1	1	0	0	2
21 Todd Frazier, R (1, 3) OBP: 0.337, SLG: 0.462	F FF 91 B CU 71 F FF 91 B CU 73 B FF 91 X FF 91 3-2 **HR**		B B FC 86 X FF 90 2-0 **2B** **1-3**			B CH 77 S FF 88 S FF 88 B FF 89 X CH 77 2-2 ① **G4-3**		1 SAFE 1 SAFE D SI 96 B SI 96 B SI 96 X SI 96 3-0 ② ③ **G6-4-3** **1-2f**		4	1	2	1	0	0	2
39 Devin Mesoraco, R (1, 2) OBP: 0.362, SLG: 0.545	C FF 90 S CH 82 B FF 90 B FF 90 B CH 80 F CH 83 X FF 91 3-2 **HR**		B CH 84 C FF 90 B FC 86 S CH 82 B FF 91 S CH 82 3-3 ③ **K**			F FF 88 B CH 77 B CH 78 B FF 89 S CH 78 S CH 78 3-3 ② **K**				3	1	1	1	0	2	2
4 Brandon Phillips, R (1, 4) OBP: 0.305, SLG: 0.367	B CU 72 B CU 71 C FF 89 X FF 90 2-1 ③ **P4**			C FF 88 F FF 89 F FF 90 F FF 89 X CH 82 0-2 ① **F7**		B CU 76 B FF 90 S CH 78 C FF 90 B FF 90 X FF 90 3-2 ③ **G4-1**				3	0	0	0	0	0	0
32 Jay Bruce, L (1, 9) OBP: 0.282, SLG: 0.374		C CU 70 B CH 82 X FF 90 1-1 ① **P4**		S CH 82 S CH 82 X FF 91 0-2 ② **F7**			B CH 77 F FF 88 S CH 78 B CH 78 F FF 89 X CH 79 2-2 ① **G3-1**			3	0	0	0	0	0	0
17 Kristopher Negrón, R (1, 5) OBP: 0.299, SLG: 0.432		B CU 72 X FF 89 1-0 ② **P3**		C CU 72 X FF 89 0-1 ③ **G4-3**			B CU 77 S CH 79 B FF 90 F CH 79 B FF 89 F CH 80 X FF 91 3-2 ② **L8**			3	0	0	0	0	0	0
2 Zack Cozart, R (1, 6) OBP: 0.273, SLG: 0.307		B FC 86 C FF 90 F FF 90 X FF 90 1-2 ③ **G4-3**			B CU 71 F FF 88 F CU 72 X CU 71 1-2 47 SH5-3 **2B**		C FF 89 F CH 79 X FF 89 0-2 ③ **P2**			3	0	1	0	0	0	0
47 Johnny Cueto, R (1, 1) OBP: 0.149, SLG: 0.123 29 Brayan Peña, S (8, PH) OBP: 0.292, SLG: 0.356 33 Yorman Rodriguez, R (8, PR) OBP: 0.294, SLG: 0.250 54 Aroldis Chapman, L (9, 1)			B FF 88 B FF 88 B FF 89 B FF 87 4-0 21 2B **BB**		B FC 85 X FF 88 1-0 ① **SH5-3** **2-3**			B SI 95 F SI 95 X SI 96 1-1 6 SH2-4 30 1B **2B**		0 1 0 0	0 0 1 0	0 1 0 0	0 0 0 0	1 0 0 0	0 0 0 0	0 0 0 0
Inning Stats	R: 2 E: 0 K: 1 S: 15 H: 2 LOB: 0 BB: 0 P: 26	R: 0 E: 0 K: 0 S: 6 H: 0 LOB: 0 BB: 0 P: 9	R: 0 E: 0 K: 1 S: 12 H: 1 LOB: 2 BB: 1 P: 26	R: 0 E: 0 K: 0 S: 10 H: 0 LOB: 0 BB: 0 P: 10	R: 0 E: 0 K: 1 S: 10 H: 1 LOB: 1 BB: 0 P: 15	R: 0 E: 0 K: 1 S: 9 H: 0 LOB: 0 BB: 0 P: 17	R: 0 E: 0 K: 0 S: 11 H: 0 LOB: 0 BB: 0 P: 16	R: 1 E: 0 K: 0 S: 5 H: 2 LOB: 1 BB: 0 P: 9		1B: 1 2B: 3 3B: 0 HR: 2	SF: 0 SAC: 2 DP: 1 HBP: 0			WP: 0 PB: 0 SB: 0 CS: 0	PA: 30	

PITCHER	IP	WLS	BF	H	R	ER	SO	BB	IBB	HBP	BLK	WP	HR	S	P	ERA	WHIP
50 Mike Fiers, R (1, 1) ERA: 1.92	5.0	L	20	4	2	2	3	1	0	0	0	0	2	53	86	3.60	1.000
41 Marco Estrada, R (6, 1) ERA: 4.41	2.0		6	0	0	0	1	0	0	0	0	0	0	20	33	0.00	0.000
21 Jeremy Jeffress, R (8, 1) ERA: 2.61	1.0		4	2	1	1	0	0	0	0	0	0	0	5	9	9.00	2.000

PITCHER	IP	WLS	BF	H	R	ER	SO	BB	IBB	HBP	BLK	WP	HR	S	P	ERA	WHIP

BOTTOM

Milwaukee Brewers @ Cincinnati Reds

Great American Ball Park, Cincinnati, OH

Tue Sep 23 2014, 7:11 PM - 9:47 PM EDT

Att. 27,307 - Clear - 72 F

livebaseballscorecards.com

AB	27
R	3
H	6
RBI	3
BB	1
SO	4
LOB	8

Batter	1	2	3	4	5	6	7	8	9	AB	R	H	RBI	BB	SO	LOB
27 Carlos Gómez, R (1, 8) OBP: 0.354, SLG: 0.472	S FF 90 F SL 82 B SL 84 B FF 92 C FF 92 2-3 ① K		X SL 83 0-0 ② F8		B FF 90 F SL 83 X FF 89 1-1 1-3 3-H 2B		1 SAFE F FF 93 F FF 93 B CU 85 B FF 92 F FF 93 B CH 86 B FF 94 4-2 1-2 20 BB BB	B SL 82 B CH 82 X FF 90 2-0 ③ L4		4	0	1	1	1	1	0
8 Ryan Braun, R (1, 9) OBP: 0.323, SLG: 0.458	C FF 90 X SI 90 0-1 ② P3		B FF 90 B FF 88 B FF 89 C FF 88 X FF 86 3-1 ③ F8		D SL 82 B SL 80 B FF 87 B FF 87 4-0 BB		B CU 86 X SL 91 1-0 ② L8		B FF 84 B SI 87 X SI 87 2-0 ① G6-3	4	0	0	0	1	0	2
20 Jonathan Lucroy, R (1, 2) OBP: 0.373, SLG: 0.467	C FF 92 B SL 81 B SL 82 B FF 90 B FF 90 4-1 BB			B CH 86 B FF 88 X FF 88 2-0 ① F9	C FF 92 B FF 93 C FF 93 F SL 84 B FF 93 X FF 93 2-2 ② L9		B SL 90 B SL 90 B FF 93 B FF 93 4-0 1-2 2-3 BB		B SL 77 B KC 71 F SI 85 B SL 79 B FF 87 4-1 BB	2	0	0	0	3	0	3
16 Aramis Ramirez, R (1, 5) OBP: 0.334, SLG: 0.434	F FF 90 B FF 90 F FF 90 C SL 82 1-3 ③ K			S SL 81 B SL 82 X SL 80 1-1 28 G3 1B 2B	F FF 94 F FF 93 F FF 94 D SL 85 B SL 85 F FF 94 B FF 93 T SL 85 3-2 ③ K		C FF 94 F SI 92 B SI 93 X CU 86 1-2 ③ G5-3		F SI 85 B SI 86 F SI 87 X KC 74 1-2 ② F7	5	1	1	0	0	2	8
28 Gerardo Parra, L (1, 7) OBP: 0.311, SLG: 0.373		B FF 89 B SL 77 X FF 89 2-0 ① G4-3		B SL 79 T CH 84 S CH 86 D SL 82 B FF 86 X CH 83 3-2 ② G3 2-3		F CH 87 B CU 75 C CU 73 B FF 92 B CU 73 B CH 86 4-2 24 G4-6-3 BB		C SL 81 F FF 92 B FF 92 B SL 80 B SL 82 B FF 91 4-2 9 E BB BB	B SI 88 X CH 81 1-0 ③ G3	3	1	0	0	2	0	2
Rickie Weeks Jr., R (1, 4) OBP: 0.344, SLG: 0.436		B FF 89 F FF 89 X SL 80 1-1 24 FC6-4 1B		B FF 89 X SI 88 1-0 ③ 3-H 1B		B FF 92 X SL 82 1-0 ① F9		B FF 90 B FF 90 B CH 80 B FF 90 4-0 1-2 9 E BB		3	1	2	1	1	0	1
24 Lyle Overbay, L (1, 3) OBP: 0.331, SLG: 0.337		C FF 89 C SI 89 B FF 90 B SI 90 X SI 85 2-2 ② FC6-4 1-2f			S CH 82 C CH 84 B SI 86 B FF 91 X CH 85 2-2 ① G3-1	C CH 87 B FF 91 B CH 86 X CH 86 2-1 ②③ G4-6-3 1-2f		S FF 90 F CH 81 F FF 91 D SL 81 X SL 81 1-2 ① P2		3	0	0	0	0	0	2
18 Khris Davis, R (8, PH) OBP: 0.301, SLG: 0.460										1	0	0	0	0	0	2
7 Mark Reynolds, R (8, 3) OBP: 0.287, SLG: 0.394										0	0	0	0	0	0	0
9 Jean Segura, R (1, 6) OBP: 0.284, SLG: 0.315		B FF 90 F SL 80 C SL 82 X SL 84 1-2 ③ G3-1		F SL 80 B FF 88 B FF 89 B SL 80 C FF 88 D SL 81 4-2 26 WP 27 2B BB			S CU 84 B SI 94 B CU 86 X SI 94 2-1 20 BB 27 WP 1B	C CH 81 X FF 90 0-1 1-H 2-H E7 26 SF9 2B		3	2	2	2	1	0	1
26 Kyle Lohse, R (1, 1) OBP: 0.154, SLG: 0.115			S FF 88 B SL 80 B FF 88 C FF 88 B FF 89 X FF 89 3-2 ① P6		1 SAFE B FF 86 B FF 84 L FF 84 B CH 83 B FF 87 4-1 27 2B 1-3 BB		C FF 92 L FF 93 B CU 86 D CU 86 L SL 91 2-3 ① K	B FF 91 B FF 89 X FF 89 2-0 ② 3-H SF9		2	0	0	1	1	1	1

Inning Stats	1	2	3	4	5	6	7	8	9
	R: 0 E: 0 K: 2 S: 9	R: 0 E: 0 K: 0 S: 9	R: 0 E: 0 K: 0 S: 6	R: 1 E: 0 K: 0 S: 7	R: 1 E: 0 K: 1 S: 17	R: 0 E: 0 K: 0 S: 5	R: 0 E: 0 K: 1 S: 12	R: 3 E: 1 K: 0 S: 10	R: 0 E: 0 K: 0 S: 6
	H: 0 LOB: 1 BB: 1 P: 16	H: 1 LOB: 1 BB: 0 P: 15	H: 0 LOB: 0 BB: 0 P: 12	H: 2 LOB: 1 BB: 0 P: 14	H: 1 LOB: 3 BB: 3 P: 37	H: 0 LOB: 0 BB: 1 P: 12	H: 1 LOB: 3 BB: 2 P: 26	H: 1 LOB: 0 BB: 2 P: 23	H: 0 LOB: 1 BB: 1 P: 14

1B: 3 SF: 1
2B: 3 SAC: 0
3B: 0 DP: 1
HR: 0 HBP: 0

WP: 3 PA: 41
PB: 0
SB: 0
CS: 0

PITCHER		IP	WLS	BF	H	R	ER	SO	BB	IBB	HBP	BLK	WP	HR	S	P	ERA	WHIP
64 Daniel Corcino, R ERA: 4.34	(1, 1)	4.1	L	20	4	2	2	2	4	0	0	0	1	0	39	80	4.15	1.846
60 J.J. Hoover, R ERA: 5.04	(5, 1)	1.2		5	0	0	0	1	1	0	0	0	0	0	14	26	0.00	0.600
62 Pedro Villarreal, R ERA: 3.29	(7, 1)	1.0		6	1	0	0	1	2	0	0	0	1	0	12	26	0.00	3.000
41 Ryan Dennick, L ERA: 11.57	(8, 1)	1.0		6	1	3	2	0	2	0	0	0	0	0	10	23	18.00	3.000
63 Sam LeCure, R ERA: 3.44	(9, 1)	1.0		4	0	0	0	0	1	0	0	0	0	0	6	14	0.00	1.000

PITCHER	IP	WLS	BF	H	R	ER	SO	BB	IBB	HBP	BLK	WP	HR	S	P	ERA	WHIP

TOP

Milwaukee Brewers @ Cincinnati Reds

Great American Ball Park, Cincinnati, OH

Wed Sep 24 2014, 7:11 PM - 10:04 PM EDT

Att. 27,033 - Clear - 75 F

livebaseballscorecards.com

AB	30
R	5
H	6
RBI	5
BB	10
SO	4
LOB	22

BOTTOM

Milwaukee Brewers @ Cincinnati Reds

Great American Ball Park, Cincinnati, OH

Wed Sep 24 2014, 7:11 PM - 10:04 PM EDT

Att. 27,033 - Clear - 75 F

livebaseballscorecards.com

Batter	1	2	3	4	5	6	7	8	9	AB	R	H	RBI	BB	SO	LOB
6 Billy Hamilton, S (1, 8) OBP: 0.292, SLG: 0.355 28 Chris Heisey, R (5, 8) OBP: 0.266, SLG: 0.380	C SI 87 B SI 87 S SI 88 X SI 88 1-2 F8 ①		B SI 89 F SI 89 F SI 89 F SI 89 F CH 76 F FF 90 B SI 88 X CH 78 2-2 L4 ③			B CU 75 S CH 78 S CH 78 X CH 78 1-2 F7 ②			F CU 75 B CH 80 B SL 84 F SI 88 S CH 79 2-3 K ②	2 2	0 0	0 0	0 0	0 0	0 1	1 0
30 Jason Bourgeois, R (1, 7) OBP: 0.250, SLG: 0.222	C SI 88 X SL 84 0-1 P4 ②			B CU 75 F SL 85 X SL 84 1-1 L9 ①		C SL 85 B SL 85 F SI 88 B SL 84 S SL 84 2-3 K ③			F SL 84 B SL 86 X SI 90 1-1 G4-3 ③	4	0	0	0	0	1	0
21 Todd Frazier, R (1, 5) OBP: 0.336, SLG: 0.460	B CU 75 S SL 84 B SI 88 F SL 85 S SL 85 2-3 K ③			F SL 85 X SI 88 0-1 F9 ②			B CH 77 X SL 84 1-0 G4-3 ①			3	0	0	0	0	1	0
39 Devin Mesoraco, R (1, 2) OBP: 0.360, SLG: 0.541 63 Sam LeCure, R (9, 1)		C SL 85 B SI 87 S CH 77 B CH 78 S CH 79 2-3 K ①		X CH 78 0-0 G6-3 ③			X SL 83 0-0 F8 ②			3 0	0 0	0 0	0 0	0 0	1 0	0 0
4 Brandon Phillips, R (1, 4) OBP: 0.303, SLG: 0.365		X SI 90 0-0 F8 ②			C CU 73 S CH 78 X SI 88 0-2 L9 ①		B CH 78 C SI 88 C SI 88 F CH 78 X SI 89 1-2 G6-3 ③			3	0	0	0	0	0	0
32 Jay Bruce, L (1, 9) OBP: 0.280, SLG: 0.372		F SI 90 C CH 79 B SI 89 C SL 85 1-3 K ③			B CH 78 F SI 89 S CH 78 B CH 78 X SI 89 2-2 L8 ②			B CH 77 C CH 77 C SI 88 C SL 84 1-3 K ①		3	0	0	0	0	2	0
9 Jack Hannahan, L (1, 3) OBP: 0.229, SLG: 0.261			S CU 75 B FF 88 C SI 89 X CU 74 1-2 64 SH3-4 1B		B CU 74 X SL 84 1-0 1B			B SI 88 C SI 88 B SI 88 B SI 88 X SI 88 3-1 F7 ②		3	0	2	0	0	0	0
2 Zack Cozart, R (1, 6) OBP: 0.271, SLG: 0.305			B SI 88 B SI 89 F SI 88 F CH 78 B SI 87 F CH 78 X SI 88 3-2 L8 ①		F CU 73 X SL 84 0-1 G5-3 ③			C SL 85 C SI 89 B SL 84 B CH 78 X SI 88 2-2 L8 ③		3	0	0	0	0	0	2
64 Daniel Corcino, R (1, 1) OBP: 0.333, SLG: 0.333 60 J.J. Hoover, R (5, 1) 23 Donald Lutz, L (6, PH) OBP: 0.222, SLG: 0.255 62 Pedro Villarreal, R (7, 1) OBP: 0.500, SLG: 0.500 41 Ryan Dennick, L (8, 1) 16 Tucker Barnhart, L (9, 2) OBP: 0.240, SLG: 0.239			X CH 76 0-0 SH3-4 ② 1-2			B SI 88 X SI 87 1-0 L1 ①			B CU 74 B SI 88 F SI 88 F SI 88 B SL 84 X SI 87 3-2 G4-3 ①	0 0 1 0 0 1	0 0 0 0 0 0	0 0 0 0 0 0	0 0 0 0 0 0	0 0 0 0 0 0	0 0 0 0 0 0	0 0 0 0 0 0
Inning Stats	R: 0 E: 0 K: 1 S: 8 H: 0 LOB: 0 BB: 0 P: 11	R: 0 E: 0 K: 2 S: 7 H: 0 LOB: 0 BB: 0 P: 10	R: 0 E: 0 K: 0 S: 14 H: 1 LOB: 1 BB: 0 P: 20	R: 0 E: 0 K: 0 S: 5 H: 0 LOB: 0 BB: 0 P: 6	R: 0 E: 0 K: 0 S: 9 H: 1 LOB: 1 BB: 0 P: 12	R: 0 E: 0 K: 1 S: 7 H: 0 LOB: 0 BB: 0 P: 11	R: 0 E: 0 K: 0 S: 6 H: 0 LOB: 0 BB: 0 P: 8	R: 0 E: 0 K: 1 S: 8 H: 0 LOB: 0 BB: 0 P: 14	R: 0 E: 0 K: 1 S: 8 H: 0 LOB: 0 BB: 0 P: 14	1B: 2 2B: 0 3B: 0 HR: 0 SF: 0 SAC: 1 DP: 0 HBP: 0						

	AB	28
	R	0
	H	2
	RBI	0
	BB	0
	SO	6
	LOB	3

WP: 0 PA: 29
PB: 0
SB: 0
CS: 0

PITCHER		IP	WLS	BF	H	R	ER	SO	BB	IBB	HBP	BLK	WP	HR	S	P	ERA	WHIP
26 Kyle Lohse, R	(1, 1)	9.0	W	29	2	0	0	6	0	0	0	0	0	0	72	106	0.00	0.222
ERA: 3.54																		

PITCHER	IP	WLS	BF	H	R	ER	SO	BB	IBB	HBP	BLK	WP	HR	S	P	ERA	WHIP

Milwaukee Brewers @ Cincinnati Reds

Great American Ball Park, Cincinnati, OH

Thu Sep 25 2014, 12:37 PM - 3:47 PM EDT

Att. 25,824 - Sunny - 71 F

TOP

livebaseballscorecards.com

Batter	1	2	3	4	5	6	7	8	9	AB	R	H	RBI	BB	SO	LOB
27 Carlos Gómez, R (1, 8) OBP: 0.353, SLG: 0.470	B CH 81 B CH 81 C FF 87 X FF 88 2-1 ① L8		X CH 82 0-0 ③ L8		C FF 88 S FF 87 X CU 75 0-2 ③ L7		B SI 85 F KC 75 S KC 74 B KC 73 D KC 75 D SL 81 4-2 BB			3	0	0	0	1	0	0
8 Ryan Braun, R (1, 9) OBP: 0.323, SLG: 0.457	C FF 88 B FF 88 B FF 88 B CH 82 S FF 88 F FF 89 X FF 89 3-2 ② F7			B FF 87 B FF 87 S CH 80 X FF 88 2-1 16 WP, 20 BB, 16 FC4-2 1B		B CH 80 S CH 80 X CH 81 1-1 ① G5-3	S SL 88 B FF 98 F SL 88 F FF 98 F SL 89 F FF 98 F CH 91 D SL 90 X FF 98 2-2 ③ G5-3			4	0	1	0	0	0	2
20 Jonathan Lucroy, R (1, 2) OBP: 0.372, SLG: 0.465	B FF 89 X FF 88 1-0 ③ G6-3			1 SAFE B FF 86 F CH 80 1 SAFE B FF 87 B FF 87 B CH 80 4-1 16 FC4-2, 16 WP, 18 SF9 1-2 BB		B FF 87 B FF 87 C CH 81 X CH 82 2-1 ② G5-3		B FF 97 S FF 96 C FF 97 F FF 99 X FF 98 1-2 ① L8		3	1	0	0	1	0	0
16 Aramis Ramirez, R (1, 5) OBP: 0.333, SLG: 0.432		C FF 86 B CH 80 X CH 81 1-1 ① G5-3		B FF 88 F CH 80 B CH 82 X FF 87 2-1 ① FC4-2 HBP 1-3 2-H		B FF 88 B CH 82 B FF 88 F FF 88 X FF 88 3-1 1B		B FF 98 X FF 98 1-0 ② F9		4	0	1	0	0	0	2
18 Khris Davis, R (1, 7) OBP: 0.299, SLG: 0.457		X FF 88 0-0 ② F9		X FF 88 0-0 ② SF9 3-H		S FF 87 D CH 82 B FF 88 S CH 81 S CU 75 2-3 ③ K		B FF 98 B FF 96 X FF 97 2-0 ③ F9		3	0	0	1	0	1	1
Rickie Weeks Jr., R (1, 4) OBP: 0.350, SLG: 0.451		C CH 80 B CH 82 S FF 88 B CH 83 X FF 88 2-2 HR		H FF 89 1-0 1-2 HBP			B KC 67 C SI 86 S KC 72 X KC 73 1-2 9 1B, 24 1B, 2 G4-6-3 1B		S FF 96 B FF 98 C FF 96 C SL 86 1-3 ① K	3	2	2	1	0	1	0
15 Jason Rogers, R (1, 3) OBP: 0.250, SLG: 0.286 24 Lyle Overbay, L (7, PH) OBP: 0.333, SLG: 0.340 (7, 3) 5 Héctor Gómez, R (9, PH) OBP: 0.133, SLG: 0.133		C CH 81 B FF 89 F FF 88 B FF 88 F SL 80 X CH 83 2-2 ③ G1-3		F CH 81 B FF 89 1 SAFE F FF 88 S FF 88 1-3 ③ K			B SI 86 X CH 79 1-0 2 G4-6-3, 9 1B 1-2 1B		C FF 97 B SL 85 X SL 86 1-1 ② G5-3	2 1 1	0 0 0	0 1 0	0 0 0	0 0 0	1 0 0	2 0 0
9 Jean Segura, R (1, 6) OBP: 0.284, SLG: 0.315			C FF 88 B CH 81 X FF 89 1-1 ① G6-3		L CH 80 F FF 87 X FF 90 0-2 ① G1-3		F KC 72 D KC 74 B SI 85 C SI 85 B SI 87 X CH 84 3-2 2 G4-6-3 1-2 2-3 1B		B SL 84 F FF 96 C FF 98 F FF 100 X SL 88 1-2 ③ G3-1	4	0	1	0	0	0	0
49 Yovani Gallardo, R (1, 1) OBP: 0.127, SLG: 0.130 13 Will Smith, R (6, 1) 2 Scooter Gennett, L (7, PH) OBP: 0.321, SLG: 0.436 53 Brandon Kintzler, R (7, 1) 51 Jonathan Broxton, R (8, 1)			X FF 88 0-0 ② F7		B FF 89 X FF 88 1-0 ② G4-3		B CH 84 X CH 79 1-0 ① ② G4-6-3 1-2f 2-3 3-H			2 0 1 0 0	0 0 0 0 0	0 0 0 0 0	0 0 0 0 0	0 0 0 0 0	0 0 2 0 0	0 0 0 0 0
Inning Stats	R: 0 E: 0 K: 0 S: 7 H: 0 LOB: 0 BB: 0 P: 13	R: 1 E: 0 K: 0 S: 10 H: 1 LOB: 0 BB: 0 P: 15	R: 0 E: 0 K: 0 S: 4 H: 0 LOB: 0 BB: 0 P: 5	R: 1 E: 0 K: 1 S: 9 H: 1 LOB: 2 BB: 1 P: 19	R: 0 E: 0 K: 0 S: 7 H: 0 LOB: 0 BB: 0 P: 8	R: 0 E: 0 K: 1 S: 9 H: 1 LOB: 1 BB: 0 P: 17	R: 1 E: 0 K: 0 S: 17 H: 3 LOB: 2 BB: 1 P: 29	R: 0 E: 0 K: 0 S: 6 H: 0 LOB: 0 BB: 0 P: 10	R: 0 E: 0 K: 1 S: 9 H: 0 LOB: 0 BB: 0 P: 12	1B: 5 2B: 0 3B: 0 HR: 1	SF: 1 SAC: 0 DP: 1 HBP: 1		WP: 1 PB: 0 SB: 0 CS: 0	PA: 35		

	AB	31
	R	3
	H	6
	RBI	2
	BB	2
	SO	3
	LOB	9

PITCHER		IP	WLS	BF	H	R	ER	SO	BB	IBB	HBP	BLK	WP	HR	S	P	ERA	WHIP
36 David Holmberg, L ERA: 4.8	(1, 1)	6.0	W	23	3	2	2	2	1	0	1	0	1	1	46	77	3.00	0.667
63 Sam LeCure, R ERA: 3.56	(7, 1)	0.2	H	5	3	1	1	0	1	0	0	0	0	0	10	20	13.50	6.000
70 Jumbo Díaz, R ERA: 3.48	(7, 1)	1.1	H	4	0	0	0	0	0	0	0	0	0	0	13	19	0.00	0.000
54 Aroldis Chapman, L ERA: 2.08	(9, 1)	1.0	S	3	0	0	0	1	0	0	0	0	0	0	9	12	0.00	0.000

PITCHER	IP	WLS	BF	H	R	ER	SO	BB	IBB	HBP	BLK	WP	HR	S	P	ERA	WHIP

Milwaukee Brewers @ Cincinnati Reds

Great American Ball Park, Cincinnati, OH

Thu Sep 25 2014, 12:37 PM - 3:47 PM EDT

Att. 25,824 - Sunny - 71 F

BOTTOM

Batter	1	2	3	4	5	6	7	8	9	AB	R	H	RBI	BB	SO	LOB
4 Brandon Phillips, R (1, 4) OBP: 0.304, SLG: 0.372	B FF 89 B SI 90 C SI 90 X FF 90 2-1 L8 ①		C CU 78 X CU 79 0-1 21 WP, 29 SH1-3, 32 1B, 1B	F SI 93 D FF 94 B SI 93 F SI 93 X SI 94 2-2 G6-3 ③		1 SAFE C SL 87 X SI 91 0-1 1-H HR		C FF 97 F FF 98 B FF 96 S SL 90 1-3 K ③		5	2	2	2	0	1	2
29 Brayan Peña, S (1, 3) OBP: 0.295, SLG: 0.359 70 Jumbo Díaz, R (7, 1) 28 Chris Heisey, R (9, 7) OBP: 0.266, SLG: 0.380	C FF 91 C CU 77 F FF 91 X CU 77 0-2 48 BB, 32 1B, 1B		B CU 77 X FF 91 1-0 SH1-3 ① 1-2		B SL 87 X CU 78 1-0 21 FC5-4, 1B	C FF 91 B CU 76 B FF 92 F FF 92 F SL 81 B FF 94 F FF 93 S SL 82 3-3 K ①				3 0 0	0 0 0	2 0 0	0 0 0	0 0 0	1 0 0	0 0 0
21 Todd Frazier, R (1, 5) OBP: 0.334, SLG: 0.457	F CU 77 B SI 91 X SL 86 1-1 F9 ②		C SI 92 S CU 79 B SL 86 F CU 80 F SI 93 C FF 93 1-3 K ② 2-3		X SL 88 0-0 FC5-4 ① 32 2B, 48 E 1-2f	X FF 92 0-0 F7 ②				4	1	0	0	0	1	3
32 Jay Bruce, L (1, 9) OBP: 0.284, SLG: 0.377	D CU 77 B SL 87 X SI 91 2-0 48 BB, 1B 1-2		D SL 88 C SI 92 B CH 87 C CU 79 F SI 93 B SL 88 X SL 89 3-2 1B 3-H		C FF 91 1 SAFE B SI 92 B SI 92 S SL 87 F SI 92 1 SAFE X SL 87 2-2 48 E, 33 1B, 2B 1-3	C SL 79 S SL 82 B SL 82 B SL 82 X FF 94 2-2 F8 ③				4	1	3	1	0	0	0
48 Ryan Ludwick, R (1, 7) OBP: 0.304, SLG: 0.376 54 Aroldis Chapman, L (9, 1)	S CU 79 B CU 79 B FF 93 B SL 88 F SL 87 F CU 79 B SI 93 4-2 BB 1-2 2-3		X FF 92 0-0 P4 ③		C SL 87 B SI 92 X SI 92 1-1 E4 33 1B 2-3 3-H		B SI 90 S SL 84 C SI 91 B SL 85 F SI 92 X FF 93 2-2 F8 ①			3 0	0 0	0 0	0 0	1 0	0 0	2 0
33 Yorman Rodriguez, R (1, 8) OBP: 0.333, SLG: 0.300	B CU 78 S CU 80 C FF 92 D CU 80 D CU 80 C FF 93 3-3 K ③			X FF 90 0-0 16 E, 1B	X SL 88 0-0 1-2 3-H, 1B		F FF 91 F FF 92 B SL 86 F SI 92 B SI 92 F FF 93 C FF 93 2-3 K ②			4	0	2	1	0	2	3
2 Zack Cozart, R (1, 6) OBP: 0.269, SLG: 0.303		X FF 91 0-0 L7 ①		1 SAFE B CU 78 1 SAFE D SL 89 C SI 92 F SI 92 F SI 93 1 SAFE B SI 92 3-2 P3 ①	B SI 91 C FF 93 F SI 92 F CU 79 X FF 92 1-2 F8 ②		C SI 91 F SL 84 F SI 93 C SI 93 0-3 K ③			4	0	0	0	0	1	3
16 Tucker Barnhart, L (1, 2) OBP: 0.222, SLG: 0.220		C FF 90 T FF 92 B B FF 92 C SI 92 2-3 K ②		B FF 92 F FF 92 B CU 78 F SI 93 1 SAFE F CU 78 X FF 93 2-2 E4 36 SH1-4 1-3	B SI 92 C FF 92 F SI 91 B SL 89 S SI 92 2-3 K ③			B FF 94 S FF 94 F FF 94 B SL 91 F FF 96 S SL 89 2-3 K ①		4	0	0	0	0	3	3
36 David Holmberg, R (1, 1) 30 Jason Bourgeois, R (6, PH) OBP: 0.276, SLG: 0.250 63 Sam LeCure, R (7, 1) 9 Jack Hannahan, L (7, 3) OBP: 0.224, SLG: 0.255		C FF 90 X FF 91 0-1 F9 ③		X SL 88 0-0 SH1-4 ② 1-2		C FF 89 B SI 90 B SL 87 X SI 91 2-1 4 HR, 1B		S CU 81 S FF 97 C FF 98 0-3 K ②		1 1 0 1	0 1 0 0	0 1 0 0	0 0 0 0	0 0 0 0	0 0 0 1	0 0 0 0
Inning Stats	R: 0 E: 0 K: 1 S: 15 H: 2 LOB: 3 BB: 1 P: 27	R: 0 E: 0 K: 1 S: 6 H: 0 LOB: 0 BB: 0 P: 8	R: 1 E: 0 K: 1 S: 13 H: 2 LOB: 1 BB: 0 P: 18	R: 0 E: 1 K: 0 S: 16 H: 1 LOB: 2 BB: 0 P: 23	R: 2 E: 2 K: 1 S: 16 H: 3 LOB: 2 BB: 0 P: 23	R: 2 E: 0 K: 1 S: 13 H: 2 LOB: 0 BB: 0 P: 20	R: 0 E: 0 K: 2 S: 13 H: 0 LOB: 0 BB: 0 P: 17	R: 0 E: 0 K: 3 S: 10 H: 0 LOB: 0 BB: 0 P: 13		1B: 8 2B: 1 3B: 0 HR: 1	SF: 0 SAC: 2 DP: 0 HBP: 0			WP: 1 PB: 0 SB: 0 CS: 0	PA: 37	

	AB	34
	R	5
	H	10
	RBI	4
	BB	1
	SO	10
	LOB	16

livebaseballscorecards.com

PITCHER		IP	WLS	BF	H	R	ER	SO	BB	IBB	HBP	BLK	WP	HR	S	P	ERA	WHIP
49 Yovani Gallardo, R ERA: 3.51	(1, 1)	5.0	L	28	10	5	3	4	1	0	0	0	1	1	70	105	5.40	2.200
13 Will Smith, L ERA: 3.76	(6, 1)	1.0		3	0	0	0	1	0	0	0	0	0	0	9	14	0.00	0.000
53 Brandon Kintzler, R ERA: 3.34	(7, 1)	1.0		3	0	0	0	2	0	0	0	0	0	0	13	17	0.00	0.000
51 Jonathan Broxton, R ERA: 2.34	(8, 1)	1.0		3	0	0	0	3	0	0	0	0	0	0	10	13	0.00	0.000

PITCHER	IP	WLS	BF	H	R	ER	SO	BB	IBB	HBP	BLK	WP	HR	S	P	ERA	WHIP

Chicago Cubs @ Milwaukee Brewers

Miller Park, Milwaukee, WI

Fri Sep 26 2014, 7:11 PM - 10:45 PM CDT

Att. 39,880 - Roof Closed - 72 F

TOP

livebaseballscorecards.com

Batter	1	2	3	4	5	6	7	8	9	AB	R	H	RBI	BB	SO	LOB
8 Chris Coghlan, L (1, 7) OBP: 0.352, SLG: 0.458	C FF 94 X FF 95 0-1 HR		B SI 93 B SI 93 B SI 94 C SI 92 X SI 92 3-1 9 1B 2B		F FF 93 B CH 82 F CH 83 X SL 86 1-2 ① P4		B SL 76 F FF 90 H FF 90 2-1 44 BB 68 1B HBP		B CU 74 B SL 82 C SI 89 X SI 90 2-1 ① G6-3	4	3	2	1	0	0	1
9 Javier Báez, R (1, 6) OBP: 0.232, SLG: 0.333	B FF 95 B FF 95 X FF 95 2-0 24 WP 44 WP 1B		B SL 85 B SL 86 S FF 93 X SI 93 2-1 44 G3 44 S 68 G6-3 2-H 1B		B SL 87 X SI 93 1-0 44 2B 2-H 1B		X CH 84 0-0 ① F8		C CH 85 B SL 84 S CH 84 B SI 91 C SI 90 2-3 ② K	5	2	3	2	0	1	1
44 Anthony Rizzo, L (1, 3) OBP: 0.382, SLG: 0.517	B SL 88 C SI 94 D SL 89 F CH 85 S FF 93 2-3 ① K 1-2		C SI 94 X SI 94 0-1 ① G3 1-3		C CU 77 C CH 78 F FF 90 2 SAFE X CH 77 0-2 2-H 2B		B SL 78 B SL 78 B SI 92 B FF 91 4-0 68 1B 1-2 BB		B FF 90 B SL 86 F SI 91 B SI 89 B SI 90 4-1 68 FC4 BB	3	0	1	1	2	1	2
68 Jorge Soler, R (1, 9) OBP: 0.360, SLG: 0.630	D SI 95 B SI 95 B FF 95 C FF 94 C FF 95 S SL 89 3-3 ② K		C SI 93 X SI 93 0-1 ② G6-3 3-H		X CH 77 0-0 ② P5		C CH 85 D CH 85 T SI 90 D SL 78 F FF 92 F CH 85 X FF 92 2-2 7 L4-6 24 BB 1-3 2-H 1B		S CH 85 B CH 85 F SI 88 B CU 75 X SI 91 2-2 ③ FC4 1-2f	5	0	1	2	0	1	3
24 Luis Valbuena, L (1, 5) OBP: 0.344, SLG: 0.440	D SL 88 B SI 94 B SI 94 C SI 93 B SI 94 4-1 2-3 BB		B SI 93 X SI 93 1-0 ③ F7		C CU 75 S FF 89 B FF 89 X FF 90 1-2 ③ F7		B FF 91 B SL 79 B FF 92 F FF 91 B FF 91 4-1 1-2 BB			2	0	0	0	2	0	1
7 Arismendy Alcántara, S (1, 4) OBP: 0.254, SLG: 0.359	X SI 94 0-0 ③ P6			B SI 92 B SI 93 F SI 93 C SI 93 B SI 93 F SI 94 S SI 93 3-3 ① K		B CH 78 T FF 88 B CH 79 S FF 90 F FF 90 B CH 78 X FF 90 3-2 ① G6-3	B SI 91 S SI 91 F SI 91 B SI 92 X CH 86 2-2 ②③ L4-6 2-2			4	0	0	0	0	1	5
41 Matt Szczur, R (1, 8) OBP: 0.273, SLG: 0.355		B SI 92 C SI 92 S SL 87 F SL 87 S SL 90 1-3 ① K		C SI 94 X SI 95 0-1 ② G5-3		C CU 78 S CH 79 S CH 79 0-3 ② K		B SL 82 C SI 90 B SL 83 X SI 91 2-1 ① L9		4	0	0	0	0	2	0
51 Raffy Lopez, L (1, 2) OBP: 0.286, SLG: 0.182		C SI 93 F SI 94 X SL 86 0-2 ② G1-3		X SI 94 0-0 ③ G3		B FF 90 S CH 79 X CH 79 1-1 1B		B SI 89 F CH 84 X CH 86 1-1 ② F7		4	0	1	0	0	0	0
43 Eric Jokisch, R (1, 1) 45 Logan Watkins, L (5, PH) OBP: 0.273, SLG: 0.364 19 Dan Straily, R (6, 1) 30 Mike Olt, R (6, PH) OBP: 0.224, SLG: 0.306 52 Justin Grimm, R (6, 1) 54 Neil Ramírez, R (7, 1) 61 Ryan Kalish, L (8, PH) OBP: 0.286, SLG: 0.347 46 Pedro Strop, R (8, 1) 56 Héctor Rondón, R (9, 1)		B SI 93 X SI 92 1-0 ③ G4-3		X SI 93 0-0 9 1B 2B	S CH 79 S CH 79 F CH 81 S CH 79 0-3 ③ K		F CH 85 C SI 91 X CH 87 0-2 ③ G6-3		1 0 0 0 0 0 0 1 1 1 0 0 0 0 0 0 0 0 0 0 0 1 0 0 0 0 1 1 0 0 0 0 0 0 0 0 0 0 0 0 0 0 1 0 0 0 0 0 0 0 0 0 0 0 0 0 0 0 0 0 0 0 0							
Inning Stats	R: 1 E: 0 K: 2 S: 11 H: 2 LOB: 2 BB: 1 P: 22	R: 0 E: 0 K: 1 S: 8 H: 0 LOB: 0 BB: 0 P: 10	R: 2 E: 0 K: 0 S: 9 H: 2 LOB: 0 BB: 0 P: 15	R: 0 E: 0 K: 1 S: 7 H: 0 LOB: 0 BB: 0 P: 10	R: 2 E: 0 K: 0 S: 13 H: 3 LOB: 1 BB: 0 P: 16	R: 0 E: 0 K: 2 S: 13 H: 1 LOB: 1 BB: 0 P: 17	R: 1 E: 0 K: 0 S: 11 H: 1 LOB: 2 BB: 2 P: 25	R: 0 E: 0 K: 0 S: 7 H: 0 LOB: 0 BB: 0 P: 10	R: 0 E: 0 K: 1 S: 9 H: 0 LOB: 1 BB: 1 P: 19	1B: 5 2B: 4 3B: 0 HR: 1 SF: 0 SAC: 0 DP: 1 HBP: 1						

AB	35
R	6
H	9
RBI	6
BB	4
SO	7
LOB	14

WP: 2 PA: 40
PB: 0
SB: 1
CS: 0

PITCHER		IP	WLS	BF	H	R	ER	SO	BB	IBB	HBP	BLK	WP	HR	S	P	ERA	WHIP
52 Jimmy Nelson, R ERA: 4.93	(1, 1)	4.1	L	20	6	5	5	4	1	0	0	0	2	1	40	64	10.38	1.615
41 Marco Estrada, R ERA: 4.36	(5, 1)	1.2		7	2	0	0	2	0	0	0	0	0	0	21	26	0.00	1.200
32 Tom Gorzelanny, L ERA: 0.86	(7, 1)	0.1		5	1	1	1	0	2	0	1	0	0	0	8	20	27.00	9.000
53 Brandon Kintzler, R ERA: 3.24	(7, 1)	1.2		4	0	0	0	0	0	0	0	0	0	0	10	15	0.00	0.000
59 Zach Duke, L ERA: 2.5	(9, 1)	1.0		4	0	0	0	1	1	0	0	0	0	0	9	19	0.00	1.000

PITCHER	IP	WLS	BF	H	R	ER	SO	BB	IBB	HBP	BLK	WP	HR	S	P	ERA	WHIP

BOTTOM

Chicago Cubs @ Milwaukee Brewers

Miller Park, Milwaukee, WI

Fri Sep 26 2014, 7:11 PM - 10:45 PM CDT

Att. 39,880 - Roof Closed - 72 F

Batter	1	2	3	4	5	6	7	8	9	AB	R	H	RBI	BB	SO	LOB
27 Carlos Gómez, R (1, 8) OBP: 0.355, SLG: 0.470	B SI 90 X SI 90 1-0 ① G6-3		B CU 73 F SI 89 F SL 84 F SI 89 B SL 82 B CU 76 B CH 80 4-2 8 CS E 20 E BB	C SL 84 C SI 89 S CH 79 0-3 ② K 2-3		S SL 84 B SL 85 B FF 96 X FF 95 2-1 8 HBP HBP 2-H 1B		D SL 84 F SI 96 X SI 96 1-1 FC5-4 2-3 1B		4	1	2	1	1	1	2
Rickie Weeks Jr., R (1, 4) OBP: 0.351, SLG: 0.446	B SI 90 B CH 78 B SI 90 B SI 89 4-0 20 G6-3 8 BB BB		B SI 90 1 SAFE X SI 90 1-0 FC6 8 CS 1-2	B CH 80 F SI 91 S CH 81 X SI 91 1-2 ③ G6-3		1 SAFE 1 SAFE F FF 94 B SL 84 1 SAFE H SI 94 2-1 20 FC5 8 HBP 1-2 HBP		D SI 96 X SI 96 1-0 ② FC5-4 1-2f 3-H		3	0	0	1	1	0	4
8 Ryan Braun, R (1, 9) OBP: 0.325, SLG: 0.458	1 SAFE B SI 88 B SI 88 B SI 88 B SI 87 4-0 20 G6-3 1-2 BB		D SI 91 B SI 91 1 SAFE B SI 92 X SI 90 3-0 ① ② F9 1-2 2-3		B FF 90 F FF 90 B SL 82 F FF 91 B SI 91 F SI 92 X SL 83 3-2 2B	H SI 93 1-0 20 FC5 1-2 2-3 HBP		S SI 96 F SI 96 S SL 85 0-3 ③ K		3	0	1	0	1	1	3
20 Jonathan Lucroy, R (1, 2) OBP: 0.369, SLG: 0.461	B SL 84 C CH 78 C CH 80 B SI 90 X SI 89 2-2 ② G6-3 1-2 2-3		B SL 85 B SI 88 C SI 91 B SI 91 X CH 80 3-1 E5 18 2B 3-H		C FF 90 X CH 82 0-1 ① P5	C FF 93 B CU 81 X CU 81 1-1 ③ FC5 1-2 2-3f			B SI 98 C FF 98 C FF 98 F SL 87 B FF 99 S FF 98 2-3 ① K	5	0	0	0	0	1	6
18 Khris Davis, R (1, 7) OBP: 0.299, SLG: 0.457 28 Gerardo Parra, L (8, 7) OBP: 0.311, SLG: 0.372	B CH 79 C CH 80 B SI 91 C SL 85 F CH 80 S CH 80 2-3 ③ K		B SL 86 B SI 91 C SI 90 X SI 92 2-1 1-3 2B		S SL 82 B CH 81 D SL 82 F FF 91 S SL 81 2-3 ② K		C FF 95 B FF 95 C SL 88 B FF 94 B CU 80 X SL 88 3-2 ① G4-3		X SI 98 0-0 ② G3-1	4 1	0 0	1 0	0 0	0 0	2 0	3 0
15 Jason Rogers, R (1, 3) OBP: 0.200, SLG: 0.222 24 Lyle Overbay, L (5, PH) OBP: 0.330, SLG: 0.336 (6, 3)		B SI 89 F SI 89 B SI 90 S CH 79 X SI 90 2-2 ① P3	B CH 80 F SL 86 S CH 81 B CH 76 F SI 93 X SI 90 2-2 ③ F8		B SL 80 S CH 83 B FF 91 X CH 83 2-1 ③ G2		B FF 94 F FF 94 C FF 94 B SL 86 B FF 95 X FF 94 3-2 ② F7		B SI 98 C FF 98 B SI 98 X FF 96 2-1 ③ L8	2 3	0 0	0 0	0 0	0 0	0 0	2 1
5 Héctor Gómez, R (1, 5) OBP: 0.211, SLG: 0.222		B SI 88 B SL 83 F SI 89 B CH 79 X SI 90 3-1 ② P4	B SI 90 B CH 80 B SI 89 B SI 89 4-0 52 FC2-5 9 1B BB		C FF 95 B FF 95 X CU 80 1-1 27 1B 2B	C FF 95 S FF 94 F FF 94 B SL 87 F CU 79 B FF 94 S SL 88 2-3 ③ K				3	1	1	0	1	1	0
9 Jean Segura, R (1, 6) OBP: 0.288, SLG: 0.326		B SI 91 X CH 80 1-0 HR	B SI 91 B SI 89 C CU 73 1 SAFE F SI 90 F SI 90 B SI 90 X SI 90 3-2 27 S 52 FC2-5 1-2 1B		F FF 96 S CU 83 S FF 94 0-3 ① K			B SI 95 F FF 94 F SI 94 X SL 84 1-2 27 1B FC5-4 2B		4	2	3	1	0	1	1
52 Jimmy Nelson, R (1, 1) OBP: 0.143, SLG: 0.190 41 Marco Estrada, R (5, 1) OBP: 0.171, SLG: 0.094 2 Scooter Gennett, L (6, PH) OBP: 0.320, SLG: 0.435 32 Tom Gorzelanny, R (7, 1) 53 Brandon Kintzler, R (7, 1) 60 Matt Clark, L (8, PH) OBP: 0.226, SLG: 0.519 59 Zach Duke, L (9, 1)		F SI 90 B SI 91 X SI 88 1-1 ③ L8	L CH 77 B SI 87 B CH 78 X SI 88 2-1 ① FC2-5 1-2 2-3f		2 SAFE C FF 94 B FF 96 T CU 82 B FF 94 C FF 95 2-3 ② K			C SI 96 S SI 96 S CH 89 0-3 ① K		2 0 1 0 0 1 0	0 0 0 0 0 0 0	0 0 0 0 0 0 0	0 0 0 0 0 0 0	0 0 1 0 0 1 0	0 0 1 0 0 1 0	2 0 1 0 0 1 0
Inning Stats	R: 0 E: 0 K: 1 S: 8 H: 0 LOB: 2 BB: 2 P: 21	R: 1 E: 0 K: 0 S: 8 H: 1 LOB: 0 BB: 0 P: 15	R: 1 E: 2 K: 0 S: 13 H: 1 LOB: 2 BB: 1 P: 28	R: 0 E: 0 K: 1 S: 12 H: 1 LOB: 2 BB: 1 P: 22	R: 0 E: 0 K: 1 S: 11 H: 1 LOB: 1 BB: 0 P: 18	R: 1 E: 0 K: 2 S: 13 H: 2 LOB: 3 BB: 0 P: 22	R: 0 E: 0 K: 1 S: 11 H: 0 LOB: 0 BB: 0 P: 19	R: 1 E: 0 K: 2 S: 12 H: 2 LOB: 1 BB: 0 P: 15	R: 0 E: 0 K: 1 S: 7 H: 0 LOB: 0 BB: 0 P: 11	1B: 3 2B: 4 3B: 0 HR: 1 SF: 0 SAC: 0 DP: 0 HBP: 2						

PITCHER		IP	WLS	BF	H	R	ER	SO	BB	IBB	HBP	BLK	WP	HR	S	P	ERA	WHIP
43 Eric Jokisch, L ERA: 1.88	(1, 1)	4.0		20	3	2	1	2	4	0	0	0	0	1	41	86	2.25	1.750
19 Dan Straily, R ERA: 6.75	(5, 1)	1.0		4	1	0	0	1	0	0	0	0	0	0	11	18	0.00	1.000
52 Justin Grimm, R ERA: 3.84	(6, 1)	1.0	H	7	2	1	1	2	0	0	2	0	0	0	13	22	9.00	2.000
54 Neil Ramírez, R ERA: 1.48	(7, 1)	1.0	W	3	0	0	0	1	0	0	0	0	0	0	11	19	0.00	0.000
46 Pedro Strop, R ERA: 2.25	(8, 1)	1.0	H	5	2	1	1	2	0	0	0	0	0	0	12	15	9.00	2.000

PITCHER		IP	WLS	BF	H	R	ER	SO	BB	IBB	HBP	BLK	WP	HR	S	P	ERA	WHIP
56 Héctor Rondón, R ERA: 2.45	(9, 1)	1.0	S	3	0	0	0	1	0	0	0	0	0	0	7	11	0.00	0.000

AB	36
R	4
H	8
RBI	3
BB	4
SO	9
LOB	26

WP: 0 PA: 42
PB: 0
SB: 1
CS: 2

livebaseballscorecards.com

Batter	1	2	3	4	5	6	7	8	9	AB	R	H	RBI	BB	SO	LOB
8 Chris Coghlan, L (1, 7) OBP: 0.354, SLG: 0.457	F SI 94 B SI 97 B SI 96 X SI 96 2-1 68 G4-3 44 1B 1B		B CH 83 B CH 83 B FF 97 C SI 95 B SI 96 4-1 44 2B BB		B SL 84 2 SAFE B SI 96 B FF 96 C SI 94 C SL 85 S SL 86 3-3 ② K			B SI 94 F FF 94 C FF 94 S SL 89 1-3 ① K		3	1	1	0	1	2	1
9 Javier Báez, R (1, 6) OBP: 0.228, SLG: 0.327	1 SAFE X FF 95 0-0 ① F8		1 SAFE C SL 86 B FF 96 1 SAFE F FF 96 D SL 86 1 SAFE 1 SAFE 1 SAFE 2-3 ② S SL 87 K		S SL 86 B FF 96 X SL 87 1-1 ③ G5-3			F FF 95 X FF 96 0-1 ② F9		4	0	0	0	0	1	3
44 Anthony Rizzo, L (1, 3) OBP: 0.383, SLG: 0.519	1 SAFE D SI 95 B SI 97 S CH 83 X SI 97 2-1 68 G4-3 1-2 1B		1 SAFE 1 SAFE B FF 95 X CH 85 1-0 1-H 2B			X FF 95 0-0 ① G3-1		C FF 96 F FF 96 B CU 83 F FF 95 C SL 89 1-3 ③ K		4	0	2	1	0	1	0
68 Jorge Soler, R (1, 9) OBP: 0.344, SLG: 0.600	S SL 85 B SI 95 S FF 95 F SI 95 D CH 89 X SI 96 2-2 ② G4-3 1-2 2-3		F SI 96 D SL 88 B FF 95 S SL 86 C FF 98 2-3 ③ K			B SL 84 F CH 84 F FF 95 B FF 96 B SL 86 S SL 85 3-3 ② K			B CU 77 B SI 92 B SI 92 C SI 91 X SI 92 3-1 ① G6-3	4	0	0	0	0	2	3
24 Luis Valbuena, L (1, 5) OBP: 0.341, SLG: 0.437	S SL 85 S CH 87 D SL 87 S SI 97 1-3 ③ K			C CH 82 B FF 96 F SI 95 B SL 84 S FF 96 2-3 ① K		B SI 97 S SI 95 B SI 97 X SI 96 2-1 ③ F8			B FF 91 X SI 91 1-0 ② G3-1	4	0	0	0	0	2	2
5 Welington Castillo, R (1, 2) OBP: 0.296, SLG: 0.389 41 Matt Szczur, R (9, PR) OBP: 0.273, SLG: 0.355		B FF 93 X FF 93 1-0 ① F8		C SL 84 C FF 96 S SL 84 0-3 ② K			B CH 83 B FF 95 X FF 94 2-0 ① G5-3		B CU 78 B CU 78 B CU 78 B FF 91 4-0 BB	3 0	0 0	0 0	0 0	1 0	1 0	0 0
7 Arismendy Alcántara, S (1, 4) OBP: 0.254, SLG: 0.365		F SI 93 B CH 85 S CH 85 S SL 88 1-3 ② K2-3		C SL 84 S CH 87 S FF 96 0-3 ③ K			F FF 94 B CH 84 B CH 82 F FF 96 X SL 86 2-2 3B		C CH 82 B CH 84 S CH 82 1 SAFE S CH 84 1-3 ③ K	4	0	1	0	0	3	1
61 Ryan Kalish, L (1, 8) OBP: 0.295, SLG: 0.347		C SL 83 B CH 86 B FF 96 F FF 96 B FF 96 F FF 97 S SL 85 3-3 ③ K			B FF 96 F FF 96 B FF 95 X FF 96 2-1 67 SH3-4 1B		C SL 85 S SL 87 D SL 88 B SI 96 D SL 87 F FF 97 S SL 86 3-3 ② K			3	0	1	0	0	2	1
67 Tsuyoshi Wada, L (1, 1) OBP: 0.095, SLG: 0.050 63 Brian Schlitter, R (6, 1) OBP: 1.000, SLG: 1.000 45 Logan Watkins, L (7, PH) OBP: 0.269, SLG: 0.338 36 Edwin Jackson, R (7, 1) OBP: 0.175, SLG: 0.225 50 Blake Parker, R (8, 1)			C FF 92 C SI 96 S SL 85 0-3 ① K		L SL 79 1 SAFE X SL 83 0-1 ① SH3-4 1-2		S SL 85 B FF 97 F FF 97 D SL 90 S SL 89 2-3 ③ K			1 0 1 0 0	0 0 0 0 0	0 0 0 0 0	0 0 0 0 0	1 0 1 0 0	0 0 1 0 0	0 0 1 0 0
Inning Stats	R: 0 E: 0 K: 1 S: 12 H: 2 LOB: 2 BB: 0 P: 19	R: 0 E: 0 K: 2 S: 8 H: 0 LOB: 0 BB: 0 P: 13	R: 1 E: 0 K: 3 S: 11 H: 1 LOB: 1 BB: 1 P: 20	R: 0 E: 0 K: 3 S: 9 H: 0 LOB: 0 BB: 0 P: 11	R: 0 E: 0 K: 1 S: 9 H: 1 LOB: 1 BB: 0 P: 15	R: 0 E: 0 K: 1 S: 6 H: 0 LOB: 0 BB: 0 P: 11	R: 0 E: 0 K: 2 S: 11 H: 1 LOB: 1 BB: 0 P: 20	R: 0 E: 0 K: 2 S: 9 H: 0 LOB: 0 BB: 0 P: 11	R: 0 E: 0 K: 1 S: 6 H: 0 LOB: 1 BB: 1 P: 15	1B: 3 2B: 1 3B: 1 HR: 0		SF: 0 SAC: 1 DP: 0 HBP: 0		WP: 0 PB: 0 SB: 0 CS: 0	PA: 34	

TOP

Chicago Cubs @ Milwaukee Brewers

Miller Park, Milwaukee, WI

Sat Sep 27 2014, 6:12 PM - 9:21 PM CDT

Att. 41,440 - Roof Closed - 73 F

livebaseballscorecards.com

AB	31
R	1
H	5
RBI	1
BB	2
SO	16
LOB	12

PITCHER		IP	WLS	BF	H	R	ER	SO	BB	IBB	HBP	BLK	WP	HR	S	P	ERA	WHIP
38 Wily Peralta, R ERA: 3.53	(1, 1)	7.0	W	27	5	1	1	13	1	0	0	0	0	0	66	109	1.29	0.857
51 Jonathan Broxton, R ERA: 2.3	(8, 1)	1.0	H	3	0	0	0	2	0	0	0	0	0	0	9	11	0.00	0.000
57 Francisco Rodríguez, R ERA: 3.04	(9, 1)	1.0	S	4	0	0	0	1	1	0	0	0	0	0	6	15	0.00	1.000

PITCHER	IP	WLS	BF	H	R	ER	SO	BB	IBB	HBP	BLK	WP	HR	S	P	ERA	WHIP

Batter	1	2	3	4	5	6	7	8	9	AB	R	H	RBI	BB	SO	LOB
27 Carlos Gómez, R (1, 8) OBP: 0.356, SLG: 0.477	F FF 87 S FF 87 F FF 88 B FF 89 X FF 90 1-2 ① L9		B SI 88 B CH 80 F FF 88 C SL 80 X FF 89 2-2 HR		F CH 80 B SI 88 B SL 79 B SI 88 F SI 88 X FF 88 3-2 8 F8 20 2B 2B		X FF 94 0-0 ① F9			4	2	2	1	0	0	0
8 Ryan Braun, R (1, 9) OBP: 0.325, SLG: 0.455	X FF 88 0-0 ② G5-3		B FF 88 C SI 88 X FF 89 1-1 ① L8		2 SAFE B SI 88 C FF 87 B FF 87 X FF 87 2-1 ① F8 2-3		B FF 95 B FF 95 B FF 94 B FF 93 4-0 16 FC6-4 BB			3	0	0	0	1	0	1
20 Jonathan Lucroy, R (1, 2) OBP: 0.372, SLG: 0.465	C FF 88 F FF 88 F FF 90 X SL 81 0-2 1B		C SI 88 F FF 88 X FF 89 0-2 BB 1B		X FF 87 0-0 16 L9-6 3-H 2B		C FF 94 B FF 95 F FF 93 X FF 93 1-2 ② F8			4	0	3	1	0	0	1
16 Aramis Ramirez, R (1, 5) OBP: 0.331, SLG: 0.429	X FF 87 0-0 ③ F9		B SL 79 B FF 88 C FF 88 F FF 87 F SL 78 X FF 90 2-2 ② F9		X FF 87 0-0 ②③ L9-6 2-2		1 SAFE B FF 95 X FF 94 1-0 ③ FC6-4 1-2f			4	0	0	0	0	0	4
Rickie Weeks Jr., R (1, 4) OBP: 0.357, SLG: 0.452 3 Elian Herrera, S (8, PR) OBP: 0.287, SLG: 0.341 (9, 4)		C SI 87 B SI 88 X SI 88 1-1 ① F8	D SI 88 C SL 79 B FF 88 F SL 79 D CH 81 B CH 80 4-2 1-2 BB			C SL 77 F SI 86 B CH 79 B FF 88 B SL 80 F FF 87 X FF 88 3-2 28 G3-6-1 2B		F FF 92 F FF 91 F FS 82 B CU 77 B FS 83 X FF 92 2-2 24 S 1B		3 0	0 0	2 0	0 0	1 0	0 0	0 0
9 Jean Segura, R (1, 6) OBP: 0.289, SLG: 0.327		X FF 89 0-0 28 1B 1B	B SL 78 B FF 87 X SI 88 2-0 ③ F9			F SI 93 M SI 94 F SI 94 X SI 93 0-2 28 G3-6-1 1B		1 SAFE 1 SAFE 1 SAFE B FF 89 F FF 91 F FF 90 1 SAFE B FF 92 S FF 91 2-3 ① K		4	0	2	0	0	1	3
28 Gerardo Parra, L (1, 7) OBP: 0.310, SLG: 0.371		B FF 88 X FF 88 1-0 1-3 1B		B CU 70 C SL 78 B SL 80 X FF 89 2-1 ① G3-1		B SI 94 F SI 93 D SI 88 F SI 93 D SI 95 X SI 94 3-2 ①② G3-6-1 1-2f 2-3		D CU 76 X FF 91 1-0 ② F7		4	0	1	0	0	0	3
12 Martín Maldonado, R (1, 3) OBP: 0.320, SLG: 0.389 24 Lyle Overbay, L (7, 3) OBP: 0.329, SLG: 0.335		C SL 80 1 SAFE B CH 80 C SL 79 S FF 89 1-3 ② K		F FF 87 F SL 78 B FF 89 B CH 80 F SL 80 C FF 90 2-3 ② K		B SI 94 B SI 95 I IN 68 I IN 74 4-0 IBB		C FF 91 B FF 90 F FF 90 D FS 83 B CU 76 S FF 91 3-3 ③ K 1-2		2 1	0 0	0 0	0 0	1 0	2 1	2 1
38 Wily Peralta, R (1, 1) OBP: 0.083, SLG: 0.088 51 Jonathan Broxton, R (8, 1) 57 Francisco Rodríguez, R (9, 1)		S SL 78 F SL 80 B FF 88 F SL 80 C FF 89 1-3 ③ K		B FF 88 S FF 88 B FF 88 F FF 89 B SL 83 S FF 89 3-3 ③ K		C SI 94 F SI 94 B SL 85 S SL 83 1-3 ③ K				3 0 0	0 0 0	0 0 0	0 0 0	0 0 0	3 0 0	4 0 0
Inning Stats	R: 0 E: 0 K: 0 S: 10 H: 1 LOB: 1 BB: 0 P: 11	R: 0 E: 0 K: 2 S: 11 H: 2 LOB: 2 BB: 0 P: 15	R: 1 E: 0 K: 0 S: 15 H: 2 LOB: 2 BB: 1 P: 26	R: 0 E: 0 K: 2 S: 10 H: 0 LOB: 0 BB: 0 P: 17	R: 1 E: 0 K: 0 S: 7 H: 2 LOB: 0 BB: 0 P: 12	R: 0 E: 0 K: 1 S: 14 H: 2 LOB: 2 BB: 1 P: 25	R: 0 E: 0 K: 0 S: 5 H: 0 LOB: 1 BB: 1 P: 11	R: 0 E: 0 K: 2 S: 11 H: 1 LOB: 2 BB: 0 P: 19		1B: 6 2B: 4 3B: 0 HR: 1 SF: 0 SAC: 0 DP: 2 HBP: 0						

PITCHER		IP	WLS	BF	H	R	ER	SO	BB	IBB	HBP	BLK	WP	HR	S	P	ERA	WHIP
67 Tsuyoshi Wada, L ERA: 3.25	(1, 1)	5.0	L	23	8	2	2	4	1	0	0	0	0	1	57	88	3.60	1.800
63 Brian Schlitter, R ERA: 4.15	(6, 1)	1.0		4	1	0	0	1	0	1	0	0	0	0	10	18	0.00	1.000
36 Edwin Jackson, R ERA: 6.33	(7, 1)	1.0		4	0	0	0	0	1	0	0	0	0	0	5	11	0.00	1.000
50 Blake Parker, R ERA: 5.14	(8, 1)	1.0		4	1	0	0	2	0	0	0	0	0	0	11	19	0.00	1.000

PITCHER	IP	WLS	BF	H	R	ER	SO	BB	IBB	HBP	BLK	WP	HR	S	P	ERA	WHIP

BOTTOM

Chicago Cubs @ Milwaukee Brewers

Miller Park, Milwaukee, WI

Sat Sep 27 2014, 6:12 PM - 9:21 PM CDT

Att. 41,440 - Roof Closed - 73 F

livebaseballscorecards.com

AB	32
R	2
H	10
RBI	2
BB	3
SO	7
LOB	19

WP: 0	PA: 35	ERA: 0.00	WHIP: 0.000
PB: 0			
SB: 1			
CS: 0			

Chicago Cubs @ Milwaukee Brewers

Miller Park, Milwaukee, WI

Sun Sep 28 2014, 1:12 PM - 4:20 PM CDT

Att. 33,837 - Sunny - 74 F

TOP

livebaseballscorecards.com

Batter	1	2	3	4	5	6	7	8	9	AB	R	H	RBI	BB	SO	LOB
8 Chris Coghlan, L (1, 7) OBP: 0.352, SLG: 0.452	C FF 89 B FF 91 B CH 82 F FF 89 F FF 90 B FF 89 B FF 90 4-2 9 S 44 HR BB		S CU 71 B CU 73 X FF 90 1-1 ② L4		B CH 83 F FF 89 X FC 86 1-1 ② L6		C SL 82 C CU 76 B SI 89 B SI 90 S SI 92 2-3 ② K		X SI 96 0-0 FC4 2-3 3-H	4	1	0	1	1	1	1
9 Javier Báez, R (1, 6) OBP: 0.227, SLG: 0.324	F FF 88 B FF 89 1 SAFE S FF 92 S FF 92 1-3 ① K 1-2		B FC 87 S FC 87 B FC 87 S FF 90 B FF 91 X CH 82 3-2 44 1B 1B		S FF 90 S FF 91 X FF 91 0-2 ③ G5-3		C SI 92 S SL 86 B CU 69 S CU 76 1-3 ③ K		C SI 97 F SI 96 B KC 79 S KC 80 1-3 ② K	5	0	1	0	0	3	3
44 Anthony Rizzo, L (1, 3) OBP: 0.386, SLG: 0.527	D CU 73 C CU 73 S FF 90 X FF 90 1-2 2-H HR		1 SAFE B CH 79 F FF 88 X FF 88 1-1 1-3 1B			C CU 71 C CH 80 F FF 89 X CU 72 0-2 7 S 68 E 7 2B 1B		B SL 81 B FF 92 B FF 94 B FF 93 4-0 24 FC3-6 BB	C KC 80 C FF 96 F FF 97 S KC 80 0-3 ③ K	4	2	3	2	1	1	2
68 Jorge Soler, R (1, 9) OBP: 0.330, SLG: 0.573	C FC 86 X FF 90 0-1 ② F9		B FC 86 S FF 90 B FF 90 F FF 90 F CU 73 F FF 91 F CU 73 B FF 90 S CU 72 3-3 ③ K			X FC 85 0-0 FC3 7 S 7 2B 1-2		X FF 92 0-0 ① F8		4	1	0	0	0	1	4
24 Luis Valbuena, L (1, 5) OBP: 0.341, SLG: 0.435	C CU 71 C FF 91 F FF 91 F FF 91 B CU 74 X FF 90 1-2 ③ L8			X FF 89 0-0 1B		D CU 73 B FF 90 X FF 90 2-0 ① F9		C SL 78 X FF 94 0-1 ② FC3-6 1-2f		4	0	1	0	0	0	3
7 Arismendy Alcántara, S (1, 8) OBP: 0.254, SLG: 0.367		C FF 88 S CH 82 B FF 89 C CU 72 1-3 ① K		D FF 89 F FF 90 B CU 72 F CH 84 S FF 90 2-3 ① K		D CU 73 X CH 82 1-0 4 G6-3 1-H 2-H 2B		C SL 80 B FF 94 S SL 82 B SL 83 S SL 81 2-3 ③ K		4	0	1	2	0	3	2
4 Chris Valaika, R (1, 4) OBP: 0.282, SLG: 0.339		C FF 90 X FF 89 0-1 ② F7		X FF 88 0-0 ② F9		B FF 91 F FF 90 B FF 89 F FF 89 F FF 90 F FF 90 X CU 73 2-2 ② G6-3 2-3			C KC 79 X SI 96 0-1 45 SH1-3 12 BB 8 FC4 1B	4	1	1	0	0	0	2
12 John Baker, L (1, 2) OBP: 0.273, SLG: 0.231		C CU 72 B CH 84 C FF 91 S CH 85 1-3 ③ K		B FF 90 B CH 82 F FF 90 B FF 89 S FF 88 F FF 88 X CH 82 3-2 ③ G3		X CH 83 0-0 ③ G1			F SI 96 B KC 79 1 SAFE B SI 96 F SI 97 1 SAFE F KC 79 B SI 96 B SI 97 4-2 8 FC4 45 SH1-3 1-2 BB	3	0	0	0	1	1	2
38 Jacob Turner, R (1, 1) OBP: 0.208, SLG: 0.261 52 Justin Grimm, R (6, 1) 21 Junior Lake, R (7, PH) OBP: 0.246, SLG: 0.351 54 Neil Ramírez, R (7, 1) 46 Pedro Strop, R (8, 1) 45 Logan Watkins, L (9, PH) OBP: 0.269, SLG: 0.338 56 Héctor Rondón, R (9, 1)			C FC 85 B FF 89 C FF 89 C FF 90 1-3 ① K		C FF 87 F FF 86 S FF 89 0-3 ① K		C CU 75 X SI 89 0-1 ① G1-3		X SI 96 0-0 ① SH1-3 1-2 2-3	2 0 0 1 0 0 0 0	0 0 0 0 0 0 0 0	0 0 0 0 0 0 0 0	0 0 0 0 0 0 0 0	0 0 0 0 0 0 0 0	2 0 0 0 0 0 0 0	0 0 0 0 0 0 0 0
Inning Stats	R: 2 E: 0 K: 1 S: 16 H: 1 LOB: 0 BB: 1 P: 23	R: 0 E: 0 K: 2 S: 8 H: 0 LOB: 0 BB: 0 P: 10	R: 0 E: 0 K: 2 S: 16 H: 2 LOB: 2 BB: 0 P: 25	R: 0 E: 0 K: 1 S: 9 H: 1 LOB: 1 BB: 0 P: 14	R: 0 E: 0 K: 1 S: 8 H: 0 LOB: 0 BB: 0 P: 9	R: 2 E: 1 K: 0 S: 13 H: 2 LOB: 1 BB: 0 P: 18	R: 0 E: 0 K: 2 S: 8 H: 0 LOB: 0 BB: 0 P: 11	R: 0 E: 0 K: 1 S: 6 H: 0 LOB: 1 BB: 1 P: 12	R: 1 E: 0 K: 2 S: 14 H: 1 LOB: 2 BB: 1 P: 19	1B: 5 2B: 1 3B: 0 HR: 1 SF: 0 SAC: 1 DP: 0 HBP: 0						

PITCHER		IP	WLS	BF	H	R	ER	SO	BB	IBB	HBP	BLK	WP	HR	S	P	ERA	WHIP
50 Mike Fiers, R ERA: 2.13	(1, 1)	6.0	L	26	6	4	3	7	1	0	0	0	0	1	70	99	4.50	1.167
59 Zach Duke, L ERA: 2.45	(7, 1)	1.0		3	0	0	0	2	0	0	0	0	0	0	8	11	0.00	0.000
13 Will Smith, L ERA: 3.7	(8, 1)	1.0		4	0	0	0	1	1	0	0	0	0	0	6	12	0.00	1.000
21 Jeremy Jeffress, R ERA: 2.81	(9, 1)	1.0		6	1	1	1	2	1	0	0	0	0	0	14	19	9.00	2.000

PITCHER	IP	WLS	BF	H	R	ER	SO	BB	IBB	HBP	BLK	WP	HR	S	P	ERA	WHIP

AB	35
R	5
H	7
RBI	5
BB	3
SO	12
LOB	19

WP: 0 PA: 39
PB: 0
SB: 3
CS: 0

Chicago Cubs @ Milwaukee Brewers

Miller Park, Milwaukee, WI

Sun Sep 28 2014, 1:12 PM - 4:20 PM CDT

Att. 33,837 - Sunny - 74 F

BOTTOM

Batter	1	2	3	4	5	6	7	8	9	AB	R	H	RBI	BB	SO	LOB
28 Gerardo Parra, L (1, 7) OBP: 0.308, SLG: 0.369	F SI 93 C CU 79 S SI 94 0-3 K		M CU 76 F SI 93 F SI 93 B SI 94 S CU 80 1-3 K		S CU 80 B SI 94 X SI 94 1-1 FC1 8 S 3-H			B SI 97 S FF 96 F SI 96 B SL 84 B SL 84 X SI 96 3-2 G3-1		4	0	0	0	0	2	1
8 Ryan Braun, R (1, 9) OBP: 0.324, SLG: 0.453	B SI 94 C FF 93 B CH 87 B CH 86 S FF 94 B SI 95 4-2 20 G5-4-3 BB		C FF 94 B FC 88 B FF 94 X FF 93 2-1 L9		S SI 94 1 SAFE B SI 92 F FF 93 1 SAFE 1 SAFE B SI 94 B CH 87 F SI 94 3-2 G6-3 1-2			B SL 83 F FF 96 X SI 97 1-1 P4		3	0	0	0	1	0	1
20 Jonathan Lucroy, R (1, 3) OBP: 0.373, SLG: 0.465 21 Jeremy Jeffress, R (9, 1)	C SI 93 X SI 94 0-1 G5-4-3 1-2f		X FF 92 0-0 L9			C FF 92 B FC 85 C SI 92 B SI 92 B CU 78 X FF 92 3-2 9 G6-3 1B		B FF 97 X SI 97 1-0 1B		4 0	0 0	2 0	0 0	0 0	0 0	1 0
16 Aramis Ramirez, R (1, 5) OBP: 0.330, SLG: 0.427 5 Héctor Gómez, R (5, 5) OBP: 0.190, SLG: 0.200		B FF 92 B SI 92 C SI 93 X FC 87 2-1 F9	B FF 92 B FC 87 X FF 92 2-0 P4			B FF 94 B FF 94 F FF 93 C FF 94 F CU 82 F FF 95 F SI 93 F FF 96 D CU 83 3-2 X FF 94 P3		B SL 85 F FF 97 X SI 97 1-1 G5-3		2 2	0 0	0 0	0 0	0 0	0 0	0 2
9 Jean Segura, R (1, 6) OBP: 0.289, SLG: 0.326		L SI 94 B SI 93 S CH 87 B SI 94 B CH 88 B SI 95 4-2 12 S 12 E BB	X FF 93 0-0 G4-3			X SI 94 0-0 G6-3 1-2f			B FF 97 F FF 97 F SI 97 X FF 98 1-2 G4-3	3	1	0	0	1	0	1
12 Martín Maldonado, R (1, 2) OBP: 0.320, SLG: 0.387 2 Scooter Gennett, L (9, PH) OBP: 0.320, SLG: 0.434		B FF 94 F SI 94 X CH 87 1-1 E5 1 1B 1-H 1B	C FF 92 B FC 88 C FC 88 B FC 89 B CH 88 X FF 94 3-2 F8				X FF 94 0-0 L7		C FF 97 F FF 98 B CH 88 B FF 98 S FF 98 2-3 K	3 1	0 0	1 0	0 0	0 0	0 1	0 0
1 Logan Schafer, L (1, 8) OBP: 0.278, SLG: 0.276		C CU 79 B SI 94 X CH 87 1-1 50 FC6-4 2-3 1B			C SI 92 B CH 86 B SI 94 F SI 93 F FC 88 B CH 88 B CH 87 4-2 3 WP 3 1B BB		B FF 94 B FF 93 B FF 94 C FF 94 B FF 94 4-1 3 S BB		C FF 98 C CH 88 B FF 97 X FF 97 1-2 G3-1	2	1	1	0	2	0	0
3 Elian Herrera, S (1, 4) OBP: 0.288, SLG: 0.341		1 SAFE 1 SAFE X SI 93 0-0 F7			1 SAFE B SI 92 B SI 92 C SI 93 F SI 93 B SI 94 X CH 88 3-2 50 SH5-4 28 FC1 1-H 1B		1 SAFE C FF 93 B FF 92 B FF 93 1 SAFE S FF 93 S FF 94 2-3 K 1-2			3	0	1	1	0	1	3
50 Mike Fiers, R (1, 1) OBP: 0.053, SLG: 0.053 59 Zach Duke, L (7, 1) 24 Lyle Overbay, L (7, PH) OBP: 0.328, SLG: 0.333 13 Will Smith, R (8, 1) 60 Matt Clark, L (9, 3) OBP: 0.226, SLG: 0.519		X FF 92 0-0 FC6-4 1-2f			B SI 93 B SI 92 L SI 92 X SI 92 2-1 SH5-4 2-3		B FF 94 B CU 77 S FF 94 F FF 94 B FF 95 X FF 95 3-2 F7			1 0 1 0 0	0 0 0 0 0	0 0 0 0 0	0 0 0 0 0	0 0 0 0 0	0 0 1 0 0	2 0 1 0 0
Inning Stats	R: 0 E: 0 K: 1 S: 7 H: 0 LOB: 0 BB: 1 P: 11	R: 1 E: 1 K: 0 S: 10 H: 2 LOB: 2 BB: 1 P: 18	R: 0 E: 0 K: 1 S: 7 H: 0 LOB: 0 BB: 0 P: 10	R: 0 E: 0 K: 0 S: 5 H: 0 LOB: 0 BB: 0 P: 10	R: 1 E: 0 K: 0 S: 14 H: 1 LOB: 1 BB: 1 P: 27	R: 0 E: 0 K: 0 S: 11 H: 1 LOB: 0 BB: 0 P: 17	R: 0 E: 0 K: 1 S: 8 H: 0 LOB: 1 BB: 1 P: 17	R: 0 E: 0 K: 0 S: 8 H: 1 LOB: 1 BB: 0 P: 14	R: 0 E: 0 K: 1 S: 9 H: 0 LOB: 0 BB: 0 P: 13	1B: 5 2B: 0 3B: 0 HR: 0	SF: 0 SAC: 1 DP: 2 HBP: 0	WP: 1 PB: 0 SB: 3 CS: 0	PA: 34				

livebaseballscorecards.com

AB	29
R	2
H	5
RBI	1
BB	4
SO	4
LOB	12

PITCHER		IP	WLS	BF	H	R	ER	SO	BB	IBB	HBP	BLK	WP	HR	S	P	ERA	WHIP
38 Jacob Turner, R ERA: 6.13	(1, 1)	5.0	W	21	4	2	2	2	3	0	0	0	1	0	46	82	3.60	1.400
52 Justin Grimm, R ERA: 3.78	(6, 1)	1.0	H	2	0	0	0	0	0	0	0	0	0	0	8	11	0.00	0.000
54 Neil Ramírez, R ERA: 1.44	(7, 1)	1.0	H	4	0	0	0	1	1	0	0	0	0	0	8	17	0.00	1.000
46 Pedro Strop, R ERA: 2.21	(8, 1)	1.0	H	4	1	0	0	0	0	0	0	0	0	0	8	14	0.00	1.000
56 Héctor Rondón, R ERA: 2.42	(9, 1)	1.0	S	3	0	0	0	1	0	0	0	0	0	0	9	13	0.00	0.000

PITCHER	IP	WLS	BF	H	R	ER	SO	BB	IBB	HBP	BLK	WP	HR	S	P	ERA	WHIP