

Milwaukee Brewers - 2014

Batter	1	2	3	4	5	6	7	8	9	AB	R	H	RBI	BB	SO	LOB	TOP								
25 Carl Crawford, L OBP: 0.400, SLG: 0.250 7 Alex Guerrero, R OBP: 0.273, SLG: 0.273	G1-3		66 SF8 18 BB 1-2		F9		G4-3		65 1B	1	0	0	0	1	0	0	Los Angeles Dodgers @ Milwaukee Brewers Maryvale Baseball Park, Phoenix, AZ Sat Mar 01 2014, 3:09 PM - 6:12 PM EST Att: 4,212 - Partly Cloudy - 59 F								
18 Chone Figgins, S 65 Joc Pederson, L OBP: 0.250, SLG: 0.625	F7		1-2		G3		F7		73 1B	2	0	0	1	1	0	1									
66 Yasiel Puig, R 41 Nick Buss, L	F7		SF8		G6-3				73 1B 87 2B	2	0	0	1	0	0	1									
33 Scott Van Slyke, R 73 Clint Robinson, L OBP: 0.697, SLG: 1.000	F8		G3-1						87 2B 72 1B	3	1	3	0	0	0	0									
5 Juan Uribe, R 87 Darnell Sweeney, S OBP: 0.500, SLG: 1.000	F8				F9				72 1B	3	0	1	0	0	0	0									
17 A.J. Ellis, R 26 Tim Federowicz, R	F8								26 G4-3	2	0	1	1	0	0	2									
35 Brendan Harris, R 72 Miguel Rojas, R OBP: 0.333, SLG: 0.333			G6-3		F9				72 1B	1	0	0	0	1	0	0									
37 Mike Baxter, L 95 Jamie Romak, R			9 S 18 BB		F9				72 1B	2	0	1	1	0	0	2									
9 Dee Strange-Gordon, L 10 Justin Turner, R OBP: 0.444, SLG: 0.625			E7 18 BB 25 S 66 SF8						72 1B	1	1	0	0	0	0	1									
			18 G3 18 S						65 1B	2	1	1	0	0	0	0									
Inning Stats	R: 0 E: 0 K: 0 S: 3	H: 0 LOB: 0 BB: 0 P: 3	R: 0 E: 0 K: 0 S: 3	H: 0 LOB: 0 BB: 0 P: 3	R: 2 E: 1 K: 0 S: 4	H: 0 LOB: 2 BB: 3 P: 16	R: 0 E: 0 K: 0 S: 3	H: 0 LOB: 1 BB: 1 P: 7	R: 0 E: 0 K: 0 S: 4	H: 1 LOB: 1 BB: 0 P: 5	R: 0 E: 0 K: 0 S: 4	H: 2 LOB: 2 BB: 0 P: 4	R: 0 E: 0 K: 0 S: 3	H: 0 LOB: 0 BB: 0 P: 3	R: 2 E: 0 K: 2 S: 10	H: 3 LOB: 2 BB: 1 P: 14	R: 1 E: 0 K: 1 S: 8	H: 4 LOB: 2 BB: 0 P: 8	1B: 8 2B: 2 3B: 0 HR: 0	SF: 1 SAC: 0 DP: 1 HBP: 0	WP: 0 PB: 0 SB: 3 CS: 0	PA: 41			
PITCHER	IP	WLS	BF	H	R	ER	SO	BB	IBB	HBP	BLK	WP	HR	S	P	ERA	WHIP								
26 Kyle Lohse, R ERA: 4.5	2.0	B	11	0	2	0	0	4	0	0	0	0	0	7	23	0.00	2.000								
58 Ariel Peña, R ERA: 9.0	2.0	W	8	3	0	0	0	0	0	0	0	0	0	8	9	0.00	1.500								
60 Kevin Shackelford, R ERA: 9.0	2.0	H	10	3	2	2	2	1	0	0	0	0	0	13	17	9.00	2.000								
77 David Goforth, R ERA: 9.0	1.0	S	6	4	1	1	1	0	0	0	0	0	0	8	8	9.00	4.000								

Batter	1	2	3	4	5	6	7	8	9	AB	R	H	RBI	BB	SO	LOB	BOTTOM								
Rickie Weeks Jr, R OBP: 0.500, SLG: 0.400 65 Irving Falu, S OBP: 0.750, SLG: 0.667	L6	FC5-4				62 WP 75 1B 1-2		G4-3		2	0	0	0	1	0	1	Los Angeles Dodgers @ Milwaukee Brewers Maryvale Baseball Park, Phoenix, AZ Sat Mar 01 2014, 3:09 PM - 6:12 PM EST Att: 4,212 - Partly Cloudy - 59 F								
15 Caleb Cindl, L OBP: 0.100, SLG: 0.400	F8		G3	G4-3		F5		FC4 75 CS 75 S	5	0	0	1	0	0	6										
8 Ryan Braun, R 75 Mitch Haniger, R OBP: 0.500, SLG: 1.250	20 1B 27 2B				G5-3	62 WP 62 1B 1-2		G6-3	1	1	1	0	1	0	0										
20 Jonathan Lucroy, R 62 Héctor Gómez, R OBP: 1.000, SLG: 2.000	27 2B		P5			62 WP 62 1B 1-2			3	0	2	0	0	0	1										
27 Carlos Gómez, R D'Ontrey Richardson, R	27 2B		F7		FC6-4 21 1B 1-2	G5-3			1	0	1	2	0	0	0										
21 Juan Francisco, L 94 Tyrone Taylor, R	F8							G4-3	3	0	1	0	0	1	2										
25 Hunter Morris, L 96 Nick Ramirez, L		G3							1	0	0	0	0	0	0										
61 Jason Rogers, R 72 Cameron Garfield, R		G3-1							3	1	1	0	0	1	1										
3 Elián Herrera, S 28 Pete Orr, L OBP: 1.000, SLG: 1.000									1	1	1	0	0	0	0										
									65 1B 75 1B 1-2	3	1	3	0	0	0	0									
									65 1B 15 FC4	1	1	1	0	0	0	0									
Inning Stats	R: 1 E: 0 K: 0 S: 5	H: 2 LOB: 2 BB: 1 P: 9	R: 0 E: 0 K: 0 S: 4	H: 1 LOB: 1 BB: 0 P: 4	R: 0 E: 0 K: 2 S: 8	H: 1 LOB: 3 BB: 2 P: 16	R: 0 E: 0 K: 0 S: 5	H: 2 LOB: 0 BB: 0 P: 5	R: 0 E: 0 K: 0 S: 3	H: 0 LOB: 0 BB: 0 P: 3	R: 1 E: 0 K: 0 S: 4	H: 1 LOB: 0 BB: 0 P: 7	1B: 12 2B: 1 3B: 0 HR: 0	SF: 0 SAC: 0 DP: 0 HBP: 0	WP: 1 PB: 0 SB: 2 CS: 2	PA: 39									
PITCHER	IP	WLS	BF	H	R	ER	SO	BB	IBB	HBP	BLK	WP	HR	S	P	ERA	WHIP								
14 Dan Haren, R ERA: 4.5	1.0	H	4	1	0	0	0	0	0	0	0	0	0	4	4	0.00	1.000								
60 José Domínguez, R ERA: 4.5	1.0	H	6	1	0	0	2	2	0	0	0	0	0	8	16	0.00	3.000								
75 Paco Rodríguez, L ERA: 4.5	1.0	B	5	2	0	0	0	0	0	0	0	0	0	5	5	0.00	2.000								
52 Javy Guerra, R ERA: 18.0	2.0	L	10	5	4	4	0	0	0	0	0	1	0	10	12	18.00	2.500								
Henry Sosa, R ERA: 9.0	1.0																								



Batter	1	2	3	4	5	6	7	8	9	AB	R	H	RBI	BB	SO	LOB	TOP						
9 Jean Segura, R OBP: 0.833, SLG: 1.000	L5		BB		BB					2	0	1	0	1	0	0	Milwaukee Brewers @ Arizona Diamondbacks Salt River Fields at Talking Stick, Scottsdale, AZ Sat Mar 01 2014, 3:47 PM - 5:37 PM EST Att: 8,198 - Partly Cloudy - 61 F livebaseballscorecards.com						
2 Scooter Gennett, L OBP: 0.167, SLG: 0.167	G4-3		BB		BB					3	0	0	0	0	2	2							
1 Logan Schafer, L OBP: 0.400, SLG: 0.750	7 1B		G4-3							2	1	1	0	0	0	1							
7 Mark Reynolds, R OBP: 0.500, SLG: 0.200	1B				HBP					1	0	1	1	0	0	0							
11 Sean Halton, R (1, 3)	G5-3				HBP					2	0	0	0	0	1	2							
12 Martin Maldonado, R (1, 2)		P4			K					2	0	0	0	0	1	1							
66 Robinson Diaz, R (1, 10)		K			P6					2	0	0	0	0	1	1							
73 Kentrail Davis, L OBP: 0.250, SLG: 0.250		K						L4		2	0	0	0	0	1	0							
76 Kevin Mattison, L OBP: 0.167, SLG: 0.500				B2-3				F9		2	0	0	0	0	0	0							
Inning Stats	R: 1 E: 0 K: 0 S: 5	H: 2 LOB: 1 BB: 0 P: 5	R: 0 E: 0 K: 2 S: 7	H: 0 LOB: 0 BB: 0 P: 7	R: 0 E: 0 K: 1 S: 5	H: 0 LOB: 1 BB: 1 P: 9	R: 0 E: 0 K: 2 S: 7	H: 0 LOB: 1 BB: 0 P: 8	R: 0 E: 0 K: 1 S: 6	H: 1 LOB: 1 BB: 0 P: 6							1B: 2 2B: 0 3B: 1 HR: 0	SF: 0 SAC: 0 DP: 0 HBP: 1	WP: 0 PB: 0 SB: 1 CS: 0	PA: 20			
PITCHER	IP	WLS	BF	H	R	ER	SO	BB	IBB	HBP	BLK	WP	HR	S	P	ERA	WHIP	PITCHER					
35 Trevor Cahill, R ERA: 2.7	3.1	W	14	2	1	1	4	1	0	1	0	0	0	20	25	2.70	0.900						
55 Josh Collmenter, R ERA:	1.2	S	6	1	0	0	2	0	0	0	0	0	0	10	10	0.00	0.600						

Batter	1	2	3	4	5	6	7	8	9	AB	R	H	RBI	BB	SO	LOB	BOTTOM						
19 Tony Campana, L OBP: 0.125, SLG: 0.125	G3		G6-3		G3					3	0	1	0	0	0	2	Milwaukee Brewers @ Arizona Diamondbacks Salt River Fields at Talking Stick, Scottsdale, AZ Sat Mar 01 2014, 3:47 PM - 5:37 PM EST Att: 8,198 - Partly Cloudy - 61 F livebaseballscorecards.com						
16 Chris Owings, R OBP: 0.400, SLG: 0.444	26 FC4		G6-3		26 G6-3					3	0	2	0	0	0	1							
44 Paul Goldschmidt, R OBP: 0.400, SLG: 0.143	26 FC4		26 2B		26 G6-3					0	1	0	0	3	0	0							
26 Miguel Montero, L OBP: 0.286, SLG: 0.429	FC4		26 2B		G6-3					3	0	1	1	0	0	4							
2 Aaron Hill, R OBP: 0.333, SLG: 0.250	K		L7							3	0	0	0	0	1	5							
15 Mark Trumbo, R OBP: 0.429, SLG: 0.833		HR								2	1	1	1	0	1	0							
74 Jake Lamb, L OBP: 0.400, SLG: 0.400	G4-3		79 BB		63 1B					2	0	1	0	0	0	0							
63 Ender Inciarte, L OBP: 0.600, SLG: 0.500		G1-3			19 S					2	0	1	0	0	0	0							
79 Danny Dorn, L OBP: 0.500, SLG: 0.500	G5-3				1-2 2-3					1	0	0	0	1	0	0							
Inning Stats	R: 0 E: 0 K: 1 S: 6	H: 1 LOB: 2 BB: 1 P: 10	R: 1 E: 0 K: 0 S: 6	H: 1 LOB: 0 BB: 0 P: 7	R: 1 E: 0 K: 0 S: 4	H: 2 LOB: 1 BB: 1 P: 8	R: 0 E: 0 K: 1 S: 8	H: 2 LOB: 2 BB: 1 P: 12	R: 0 E: 0 K: 0 S: 2	H: 1 LOB: 2 BB: 1 P: 6							1B: 4 2B: 2 3B: 0 HR: 1	SF: 0 SAC: 0 DP: 1 HBP: 0	WP: 0 PB: 0 SB: 1 CS: 0	PA: 23			
PITCHER	IP	WLS	BF	H	R	ER	SO	BB	IBB	HBP	BLK	WP	HR	S	P	ERA	WHIP	PITCHER					
46 Hiram Burgos, R ERA: 4.5	2.0	L	5	2	1	1	0	1	0	0	0	0	0	4	8	9.00	3.000						
74 Michael Olmsted, R ERA: 9.0	1.0																						
92 Brad Mills, L ERA:	1.1													10	18	0.00	3.750						
97 Johnnie Lowe, R ERA:	0.0													0	0	∞	∞						

Batter	1	2	3	4	5	6	7	8	9	AB	R	H	RBI	BB	SO	LOB	TOP							
28 Chris Coghlan, L (1,7) 51 Ryan Kalish, L (6,7) OBP: 0.167, SLG: 0.167 OBP: 0.500, SLG: 0.333	G3-1																3 0 1 0 0 0 0 1 1 1 0 1 0 0							
4 Ryan Roberts, R (1,4) 22 Logan Watkins, L (6,4)	F7																3 1 1 0 0 0 1 2 0 0 0 0 2 3							
24 Luis Valbuena, L (1,5) 61 Christian Villanueva, R (6,5)	P5																3 0 1 1 0 0 1 2 0 0 0 0 1 2							
21 Junior Lake, R (1,8) 7 Brett Jackson, L (6,8)																	2 0 0 0 1 2 0 0 0 0 0 1 0 0							
70 Javier Báez, R (1,6) 95 Walter Ibarra, S (6,6) OBP: 0.444, SLG: 0.889 OBP: 1.000, SLG: 1.000																	3 1 2 1 0 0 2 1 0 1 2 0 0 0							
48 Aaron Cunningham, R (1,10) OBP: 0.167, SLG: 0.167																	4 0 1 0 0 1 3							
38 John Baker, L (1,2) 82 Raffy Lopez, L (7,2)																	3 0 2 0 0 1 0 1 0 0 0 0 1 0							
60 Chris Valaika, R (1,3) 93 Dustin Geiger, R (8,3)																	4 0 0 0 0 0 3 0 0 0 0 0 0 0							
54 Darnell McDonald, R (1,9) 66 Casper Wells, R (7,9)																	3 1 1 0 0 1 0 1 0 0 0 0 1 0							
Inning Stats	R: 0 E: 0 K: 0 S: 3	H: 0 LOB: 0 BB: 0 P: 3	R: 1 E: 0 K: 1 S: 7	H: 3 LOB: 1 BB: 0 P: 7	R: 0 E: 0 K: 0 S: 4	H: 1 LOB: 1 BB: 0 P: 4	R: 0 E: 0 K: 1 S: 7	H: 2 LOB: 2 BB: 0 P: 7	R: 1 E: 0 K: 1 S: 7	H: 2 LOB: 2 BB: 1 P: 11	R: 0 E: 0 K: 2 S: 7	H: 0 LOB: 0 BB: 0 P: 7	R: 2 E: 0 K: 2 S: 10	H: 3 LOB: 1 BB: 1 P: 14	R: 0 E: 0 K: 2 S: 7	H: 0 LOB: 0 BB: 0 P: 7	R: 0 E: 0 K: 1 S: 3	H: 0 LOB: 0 BB: 1 P: 7	1B: 8 2B: 2 3B: 0 HR: 1	SF: 0 SAC: 0 DP: 0 HBP: 0	WP: 0 PB: 0 SB: 0 CS: 2	PA: 39		
PITCHER	IP WLS BF H R ER SO BB IBB HBP BLK WP HR S P ERA WHIP	IP WLS BF H R ER SO BB IBB HBP BLK WP HR S P ERA WHIP	IP WLS BF H R ER SO BB IBB HBP BLK WP HR S P ERA WHIP	IP WLS BF H R ER SO BB IBB HBP BLK WP HR S P ERA WHIP	IP WLS BF H R ER SO BB IBB HBP BLK WP HR S P ERA WHIP	IP WLS BF H R ER SO BB IBB HBP BLK WP HR S P ERA WHIP	IP WLS BF H R ER SO BB IBB HBP BLK WP HR S P ERA WHIP	IP WLS BF H R ER SO BB IBB HBP BLK WP HR S P ERA WHIP	IP WLS BF H R ER SO BB IBB HBP BLK WP HR S P ERA WHIP	IP WLS BF H R ER SO BB IBB HBP BLK WP HR S P ERA WHIP	IP WLS BF H R ER SO BB IBB HBP BLK WP HR S P ERA WHIP	IP WLS BF H R ER SO BB IBB HBP BLK WP HR S P ERA WHIP	IP WLS BF H R ER SO BB IBB HBP BLK WP HR S P ERA WHIP	IP WLS BF H R ER SO BB IBB HBP BLK WP HR S P ERA WHIP	IP WLS BF H R ER SO BB IBB HBP BLK WP HR S P ERA WHIP	IP WLS BF H R ER SO BB IBB HBP BLK WP HR S P ERA WHIP	IP WLS BF H R ER SO BB IBB HBP BLK WP HR S P ERA WHIP	IP WLS BF H R ER SO BB IBB HBP BLK WP HR S P ERA WHIP	IP WLS BF H R ER SO BB IBB HBP BLK WP HR S P ERA WHIP	IP WLS BF H R ER SO BB IBB HBP BLK WP HR S P ERA WHIP	IP WLS BF H R ER SO BB IBB HBP BLK WP HR S P ERA WHIP	IP WLS BF H R ER SO BB IBB HBP BLK WP HR S P ERA WHIP	IP WLS BF H R ER SO BB IBB HBP BLK WP HR S P ERA WHIP	IP WLS BF H R ER SO BB IBB HBP BLK WP HR S P ERA WHIP

Chicago Cubs @ Milwaukee Brewers
Maryvale Baseball Park, Phoenix, AZ
Mon Mar 03 2014, 3:08 PM - 6:09 PM EST
Att: 4,009 - Sunny - 68 F

AB	36
R	4
H	11
RBI	4
BB	3
SO	10
LOB	15



Batter	1	2	3	4	5	6	7	8	9	AB	R	H	RBI	BB	SO	LOB	BOTTOM							
9 Jean Segura, R (1,6) 62 Héctor Gómez, R (6,6) OBP: 0.556, SLG: 0.571 OBP: 0.800, SLG: 2.000	L4																3 0 0 0 0 0 0 1 0 0 0 1 0 2							
2 Scooter Gennett, L (1,4) 67 Eugenio Velez, S (8,4)	P6																4 0 0 0 0 1 0 1 0 0 0 0 0 1							
8 Ryan Braun, R (1,9) 73 Kentrair Davis, L (6,PR) OBP: 0.857, SLG: 1.600 OBP: 0.167, SLG: 0.167																	2 1 2 0 1 0 0 2 1 0 0 0 0 1							
27 Carlos Gómez, R (1,8) 75 Mitch Haniger, R (6,8) OBP: 0.375, SLG: 0.571 OBP: 0.500, SLG: 1.000																	3 0 1 1 0 0 2 1 0 0 0 1 0 1							
7 Mark Reynolds, R (1,3) 25 Hunter Morris, L (6,3)																	3 0 0 0 0 0 3 1 0 0 0 0 1 1							
21 Juan Francisco, L (1,5) 5 Taylor Green, L (7,5)																	3 0 2 1 0 1 0 0 0 0 0 0 0 0							
11 Sean Halton, R (1,10) 61 Jason Rogers, R (6,PH) OBP: 0.333, SLG: 0.250 OBP: 0.333, SLG: 0.250																	1 0 0 0 2 1 1 1 0 0 0 0 0 1							
12 Martin Maldonado, R (1,2) 68 Matt Paganzzi, R (7,2) 72 Cameron Garfield, R (9,2)																	2 0 0 0 1 0 2 1 0 0 0 0 0 1 0 0 0 0 0 0 0							
3 Elian Herrera, S (1,7) 76 Kevin Mattison, L (8,7) OBP: 0.400, SLG: 0.333 OBP: 0.125, SLG: 0.375																	2 0 0 0 1 1 3 1 0 0 0 0 0 1							
Inning Stats	R: 0 E: 0 K: 0 S: 3	H: 0 LOB: 1 BB: 1 P: 7	R: 0 E: 0 K: 1 S: 5	H: 0 LOB: 1 BB: 1 P: 9	R: 0 E: 0 K: 0 S: 3	H: 0 LOB: 0 BB: 0 P: 3	R: 1 E: 0 K: 1 S: 7	H: 2 LOB: 2 BB: 2 P: 15	R: 1 E: 0 K: 0 S: 5	H: 2 LOB: 2 BB: 0 P: 5	R: 0 E: 0 K: 1 S: 6	H: 1 LOB: 1 BB: 1 P: 10	R: 0 E: 0 K: 2 S: 7	H: 0 LOB: 1 BB: 1 P: 11	R: 0 E: 0 K: 0 S: 3	H: 0 LOB: 1 BB: 0 P: 4	R: 0 E: 0 K: 0 S: 3	H: 0 LOB: 1 BB: 1 P: 7	1B: 2 2B: 3 3B: 0 HR: 0	SF: 0 SAC: 0 DP: 0 HBP: 1	WP: 0 PB: 0 SB: 0 CS: 0	PA: 40		
PITCHER	IP WLS BF H R ER SO BB IBB HBP BLK WP HR S P ERA WHIP	IP WLS BF H R ER SO BB IBB HBP BLK WP HR S P ERA WHIP	IP WLS BF H R ER SO BB IBB HBP BLK WP HR S P ERA WHIP	IP WLS BF H R ER SO BB IBB HBP BLK WP HR S P ERA WHIP	IP WLS BF H R ER SO BB IBB HBP BLK WP HR S P ERA WHIP	IP WLS BF H R ER SO BB IBB HBP BLK WP HR S P ERA WHIP	IP WLS BF H R ER SO BB IBB HBP BLK WP HR S P ERA WHIP	IP WLS BF H R ER SO BB IBB HBP BLK WP HR S P ERA WHIP	IP WLS BF H R ER SO BB IBB HBP BLK WP HR S P ERA WHIP	IP WLS BF H R ER SO BB IBB HBP BLK WP HR S P ERA WHIP	IP WLS BF H R ER SO BB IBB HBP BLK WP HR S P ERA WHIP	IP WLS BF H R ER SO BB IBB HBP BLK WP HR S P ERA WHIP	IP WLS BF H R ER SO BB IBB HBP BLK WP HR S P ERA WHIP	IP WLS BF H R ER SO BB IBB HBP BLK WP HR S P ERA WHIP	IP WLS BF H R ER SO BB IBB HBP BLK WP HR S P ERA WHIP	IP WLS BF H R ER SO BB IBB HBP BLK WP HR S P ERA WHIP	IP WLS BF H R ER SO BB IBB HBP BLK WP HR S P ERA WHIP	IP WLS BF H R ER SO BB IBB HBP BLK WP HR S P ERA WHIP	IP WLS BF H R ER SO BB IBB HBP BLK WP HR S P ERA WHIP	IP WLS BF H R ER SO BB IBB HBP BLK WP HR S P ERA WHIP	IP WLS BF H R ER SO BB IBB HBP BLK WP HR S P ERA WHIP	IP WLS BF H R ER SO BB IBB HBP BLK WP HR S P ERA WHIP	IP WLS BF H R ER SO BB IBB HBP BLK WP HR S P ERA WHIP	IP WLS BF H R ER SO BB IBB HBP BLK WP HR S P ERA WHIP

Chicago Cubs @ Milwaukee Brewers
Maryvale Baseball Park, Phoenix, AZ
Mon Mar 03 2014, 3:08 PM - 6:09 PM EST
Att: 4,009 - Sunny - 68 F

AB	32
R	2
H	5
RBI	2
BB	7
SO	5
LOB	20



Batter	1	2	3	4	5	6	7	8	9	AB	R	H	RBI	BB	SO	LOB	TOP					
Rickie Weeks Jr., R OBP: 0.615, SLG: 0.778 61 Jason Rogers, R OBP: 0.400, SLG: 0.250	F7		20 1B 18 SF8 9 1B			G5-3				2	1	0	0	2	0	1						
9 Jean Segura, R OBP: 0.500, SLG: 0.500 14 Jeff Bianchi, R OBP: 0.300, SLG: 0.500	F8		18 SF8 20 1B			E6		P2		3	0	1	0	0	0	2						
20 Jonathan Lucroy, R OBP: 0.385, SLG: 0.333 25 Hunter Morris, L	G3					G6-3				4	0	2	0	0	0	1						
18 Khris Davis, R OBP: 0.231, SLG: 0.500 5 Taylor Green, L	F8		SF8			FC4-6 24 1B		K		3	0	0	1	0	1	1						
24 Lyle Overbay, L OBP: 0.500, SLG: 0.400 68 Matt Paganzzi, R OBP: 0.200, SLG: 0.200			K					F7		3	1	1	0	1	1	2						
1 Logan Schafer, L OBP: 0.417, SLG: 0.545 76 Kevin Mattison, L OBP: 0.125, SLG: 0.375			G4-3			K				4	1	2	0	0	1	4						
12 Martin Maldonado, R	SF7					F8		P5		3	0	0	1	0	0	3						
15 Caleb Gindl, L OBP: 0.200, SLG: 0.400 67 Eugenio Velez, S			G6-3					E4		3	1	2	1	0	0	0						
65 Irving Falu, S	K					SH1-3		F9		3	0	1	0	0	1	2						
Inning Stats	R: 0 E: 0 K: 0 S: 3	H: 0 LOB: 0 BB: 0 P: 3	R: 2 E: 0 K: 1 S: 9	H: 2 LOB: 1 BB: 1 P: 14	R: 1 E: 0 K: 1 S: 7	H: 2 LOB: 2 BB: 1 P: 11	R: 0 E: 0 K: 0 S: 4	H: 1 LOB: 2 BB: 1 P: 8	R: 0 E: 0 K: 1 S: 7	H: 2 LOB: 2 BB: 0 P: 7	R: 1 E: 1 K: 0 S: 6	H: 2 LOB: 1 BB: 0 P: 8	R: 0 E: 0 K: 1 S: 6	H: 1 LOB: 1 BB: 0 P: 8	R: 0 E: 1 K: 0 S: 3	H: 0 LOB: 1 BB: 1 P: 7	R: 0 E: 0 K: 0 S: 3	H: 0 LOB: 0 BB: 0 P: 3	1B: 9 2B: 1 3B: 0 HR: 0	SF: 2 SAC: 1 DP: 0 HBP: 0	WP: 0 PB: 0 SB: 3 CS: 1	PA: 41
PITCHER	IP	WLS	BF	H	R	ER	SO	BB	IBB	HBP	BLK	WP	HR	S	P	ERA	WHIP					
67 Dan Straily, R ERA: 13.5	2.0		12	4	3	3	1	2	0	0	0	0	0	14	23	13.50	3.000					
58 Evan Scribner, R ERA:	2.0		8	1	0	0	1	1	0	0	0	0	0	9	13	0.00	1.000					
44 Luke Gregerson, R ERA:	1.0		5	2	0	0	1	0	0	0	0	0	0	7	7	0.00	2.000					
70 Rauli Alcántara, R ERA:	2.0		9	3	1	0	1	0	0	0	0	0	0	12	16	0.00	1.500					
71 Deryk Hooker, R ERA: 12.0	1.0		4	0	0	0	0	1	0	0	0	0	0	3	7	0.00	1.000					

Milwaukee Brewers @ Oakland Athletics
Phoenix Municipal Stadium, Phoenix, AZ
Tue Mar 04 2014, 3:07 PM - 6:07 PM EST
Att: 2,209 - Cloudy - 73 F

AB 34
R 4
H 10
RBI 3
BB 4
SO 4
LOB 17



Batter	1	2	3	4	5	6	7	8	9	AB	R	H	RBI	BB	SO	LOB	BOTTOM					
4 Coco Crisp, S OBP: 0.286, SLG: 0.333	G3-1					K				2	0	0	0	1	1	0						
5 John Jaso, L OBP: 0.375, SLG: 0.714 35 Chris Gimenez, R OBP: 0.444, SLG: 0.286	K							K		3	1	1	1	0	2	2						
8 Jed Lowrie, S OBP: 0.250, SLG: 0.300 17 Addison Russell, R OBP: 0.214, SLG: 0.214	G3					F9		F9		2	0	0	0	0	0	0						
52 Yoenis Cespedes, R OBP: 0.143, SLG: 0.231 Alden Carrithers, L OBP: 0.250, SLG: 0.250			G6-3			K		F8		3	0	0	0	0	1	0						
18 Alberto Callaspo, S OBP: 0.231, SLG: 0.231 73 Bruce Maxwell, L OBP: 0.333, SLG: 0.667 97 Matt Olson, L			F9			F8				2	0	0	0	0	0	0						
7 Nate Freiman, R OBP: 0.200, SLG: 0.154 Max Muncy, L OBP: 1.000, SLG: 1.000			F8					K		2	0	0	0	0	0	0						
22 Luke Montz, R OBP: 0.444, SLG: 0.750			K					G5-3		1	1	1	1	0	0	0						
23 Michael Taylor, R OBP: 0.316, SLG: 0.333						P3		G6-3		4	1	1	2	0	1	0						
15 Jake Elmore, R OBP: 0.100, SLG: 0.100										3	1	3	0	0	0	0						
			FC6-5 4 BB							3	0	0	0	0	2	3						
Inning Stats	R: 0 E: 0 K: 1 S: 5	H: 0 LOB: 0 BB: 0 P: 5	R: 0 E: 0 K: 0 S: 3	H: 0 LOB: 0 BB: 0 P: 3	R: 0 E: 0 K: 2 S: 8	H: 1 LOB: 2 BB: 1 P: 12	R: 0 E: 0 K: 1 S: 5	H: 0 LOB: 0 BB: 0 P: 5	R: 0 E: 0 K: 1 S: 6	H: 1 LOB: 1 BB: 0 P: 6	R: 1 E: 0 K: 1 S: 6	H: 1 LOB: 0 BB: 0 P: 6	R: 0 E: 0 K: 1 S: 5	H: 0 LOB: 0 BB: 0 P: 5	R: 2 E: 0 K: 2 S: 10	H: 3 LOB: 1 BB: 0 P: 10	R: 3 E: 0 K: 0 S: 3	H: 3 LOB: 1 BB: 0 P: 5	1B: 4 2B: 3 3B: 0 HR: 2	SF: 0 SAC: 0 DP: 0 HBP: 0	WP: 1 PB: 0 SB: 0 CS: 0	PA: 34
PITCHER	IP	WLS	BF	H	R	ER	SO	BB	IBB	HBP	BLK	WP	HR	S	P	ERA	WHIP					
38 Wily Peralta, R ERA:	3.0		11	2	1	1	3	0	0	0	0	0	1	17	17	3.00	0.667					
30 Tyler Thornburg, R ERA: 5.4		H	9	3	2	2	3	0	0	0	0	1	0	15	15	9.00	1.500					
52 Jimmy Nelson, R ERA: 9.0	2.0		3	3	3	3	0	0	0	0	0	0	1	3	5	∞	∞					
40 Johnny Hellweg, R ERA:	0.0		3	3	3	3	0	0	0	0	0	0	1	3	5	∞	∞					

Milwaukee Brewers @ Oakland Athletics
Phoenix Municipal Stadium, Phoenix, AZ
Tue Mar 04 2014, 3:07 PM - 6:07 PM EST
Att: 2,209 - Cloudy - 73 F

AB 33
R 6
H 9
RBI 5
BB 1
SO 9
LOB 7



Batter	1	2	3	4	5	6	7	8	9	AB	R	H	RBI	BB	SO	LOB	TOP																			
19 Billy Burns, S OBP: 0.423, SLG: 0.318 Jake Goebbert, L OBP: 0.333, SLG: 0.286	0-0 1B		0-3 K	0-0 FC5-4		4-0 BB			0-3 K	3	0	1	0	0	1	3	Oakland Athletics @ Milwaukee Brewers Maryvale Baseball Park, Phoenix, AZ Wed Mar 05 2014, 3:07 PM - 6:20 PM EST Att: 2,408 - Partly Cloudy - 75 F																			
28 Eric Sogard, L OBP: 0.178, SLG: 0.063 38 Jose Martinez, R OBP: 0.250, SLG: 0.250	0-0 F7		0-3 K		0-0 L7		0-0 FC5-6			3	0	0	0	0	1	0																				
10 Darc Barton, L OBP: 0.036, SLG: 0.714 7 Nate Freiman, R OBP: 0.188, SLG: 0.143	4-0 BB		0-0 2B		0-0 F8		0-3 K			2	0	1	0	1	0	0																				
5 John Jaso, L OBP: 0.273, SLG: 0.500 22 Luke Montz, R OBP: 0.400, SLG: 0.667	0-3 K		0-0 G1-3		0-0 F9		0-3 K			3	0	0	0	0	1	2																				
23 Michael Taylor, R OBP: 0.364, SLG: 0.571 Alden Carrthers, L OBP: 0.200, SLG: 0.200		0-1 HR		0-0 F9		0-0 2B		0-0 G4-3		3	2	2	1	0	0	0																				
21 Stephen Vogt, L OBP: 0.571, SLG: 0.769 Daniel Robertson, R OBP: 0.333, SLG: 0.333		0-0 2B		0-0 FC5-4		0-0 1B		0-0 F7		3	0	3	1	0	0	0																				
17 Addison Russell, R OBP: 0.176, SLG: 0.176 79 Billy McKinney, L		0-0 L7		0-0 FC5-4		0-3 K		0-3 K		3	0	0	0	0	1	3																				
32 Shane Peterson, L OBP: 0.357, SLG: 0.182 88 Anthony Aliotti, L (9, PH)		0-3 K		4-0 BB		0-3 K		0-3 K		2	0	0	0	1	2	2																				
15 Jake Elmore, R OBP: 0.154, SLG: 0.154 35 Chris Gimenez, R OBP: 0.400, SLG: 0.250		0-0 F9		0-0 FC5-4		0-3 K		0-3 K		3	0	1	0	0	1	2																				
Inning Stats	R: 0 E: 0 K: 1 S: 5	H: 1 LOB: 1 BB: 1 P: 9	R: 1 E: 0 K: 1 S: 8	H: 2 LOB: 1 BB: 0 P: 8	R: 0 E: 0 K: 2 S: 8	H: 1 LOB: 3 BB: 1 P: 8	R: 0 E: 0 K: 0 S: 3	H: 0 LOB: 0 BB: 0 P: 3	R: 1 E: 0 K: 3 S: 11	H: 2 LOB: 1 BB: 0 P: 11	R: 0 E: 0 K: 2 S: 7	H: 0 LOB: 1 BB: 1 P: 11	R: 0 E: 0 K: 1 S: 5	H: 0 LOB: 0 BB: 0 P: 5	R: 0 E: 0 K: 3 S: 9	H: 0 LOB: 0 BB: 0 P: 9		1B: 4 2B: 3 3B: 0 HR: 1	SF: 0 SAC: 0 DP: 0 HBP: 0	WP: 0 PB: 0 SB: 0 CS: 0	PA: 37															
PITCHER	IP	WLS	BF	H	R	ER	SO	BB	IBB	HBP	BLK	WP	HR	S	P	ERA	WHIP	PITCHER		IP	WLS	BF	H	R	ER	SO	BB	IBB	HBP	BLK	WP	HR	S	P	ERA	WHIP
49 Yovani Gallardo, R ERA: 1.93	2.2		11	3	1	1	4	1	0	0	0	0	1	19	23	3.38	1.500	48 Donovan Hand, R ERA: 2.25		1.0		3	0	0	0	3	0	0	0	0	0	9	9	0.00	0.000	
59 Zach Duke, L ERA:	3.1	W	8	3	0	0	0	1	0	0	0	0	0	7	11	0.00	3.000																			
29 Jim Henderson, R ERA:	5.1	H	3	0	0	0	0	0	0	0	0	0	0	3	3	0.00	0.000																			
47 Rob Woolen, R ERA: 6.0	6.1		5	2	1	1	3	0	0	0	0	0	0	11	11	9.00	2.000																			
46 Hiram Burgos, R ERA: 2.25	7.1		7	0	0	0	3	1	0	0	0	0	0	12	16	0.00	0.500																			

Batter	1	2	3	4	5	6	7	8	9	AB	R	H	RBI	BB	SO	LOB	BOTTOM																			
27 Carlos Gómez, R OBP: 0.364, SLG: 0.600 11 Sean Halton, R	0-0 G3		0-0 F9		0-0 2B		0-0 G3		4-0 BB	3	1	1	0	0	0	0	Oakland Athletics @ Milwaukee Brewers Maryvale Baseball Park, Phoenix, AZ Wed Mar 05 2014, 3:07 PM - 6:20 PM EST Att: 2,408 - Partly Cloudy - 75 F																			
2 Scooter Gennett, L OBP: 0.143, SLG: 0.077 71 Adam Weisenburger, R OBP: 1.000, SLG: 1.000	4-0 BB		0-0 G4-1		0-3 K		0-0 L9		4-0 BB	3	0	0	0	1	1	2																				
8 Ryan Braun, R OBP: 0.889, SLG: 1.857 75 Mitch Haniger, R OBP: 0.667, SLG: 1.000	0-0 1B			0-2 HR	0-0 1B	3-0 BB		0-0 E9		2	1	2	1	0	0	0																				
7 Mark Reynolds, R OBP: 0.429, SLG: 0.111 73 Kentraii Davis, L OBP: 0.250, SLG: 0.143	3-0 BB			0-0 G3-1	1-0 HBP	4-0 BB		0-0 P4		1	1	0	0	1	0	0																				
21 Juan Francisco, L OBP: 0.538, SLG: 1.083 5 Taylor Green, L	0-0 P5			0-0 1B	4-0 BB	0-0 BB		0-0 G2-3		2	1	1	0	1	0	2																				
12 Martín Maldonado, R OBP: 0.200, SLG: 0.187 3 Elian Herrera, S OBP: 0.364, SLG: 0.300		0-0 B5-3		4-0 BB	0-0 2B		0-0 L7			2	0	1	2	1	0	0																				
25 Hunter Morris, L		0-0 F8		0-3 K	0-0 P4		0-3 K			4	0	0	0	0	2	4																				
61 Jason Rogers, R OBP: 0.385, SLG: 0.273 76 Kevin Mattison, L OBP: 0.111, SLG: 0.333		0-3 K		0-0 1B	0-0 G5-3		0-3 K			3	0	1	1	0	1	2																				
14 Jeff Bianchi, R OBP: 0.308, SLG: 0.462 62 Héctor Gómez, R OBP: 0.667, SLG: 1.600			0-0 G6-3		0-0 G2-3		0-1 E5		0-0 F9	3	1	1	0	0	0	2																				
Inning Stats	R: 0 E: 0 K: 0 S: 3	H: 1 LOB: 2 BB: 2 P: 10	R: 0 E: 0 K: 1 S: 5	H: 0 LOB: 0 BB: 0 P: 5	R: 0 E: 0 K: 0 S: 3	H: 0 LOB: 0 BB: 0 P: 3	R: 2 E: 0 K: 1 S: 10	H: 3 LOB: 2 BB: 1 P: 14	R: 3 E: 0 K: 1 S: 8	H: 3 LOB: 2 BB: 1 P: 13	R: 1 E: 0 K: 0 S: 5	H: 1 LOB: 2 BB: 2 P: 12	R: 0 E: 0 K: 2 S: 7	H: 0 LOB: 0 BB: 0 P: 7	R: 1 E: 1 K: 0 S: 4	H: 1 LOB: 2 BB: 2 P: 12		1B: 6 2B: 2 3B: 0 HR: 1	SF: 0 SAC: 0 DP: 0 HBP: 1	WP: 1 PB: 0 SB: 2 CS: 2	PA: 41															
PITCHER	IP	WLS	BF	H	R	ER	SO	BB	IBB	HBP	BLK	WP	HR	S	P	ERA	WHIP	PITCHER		IP	WLS	BF	H	R	ER	SO	BB	IBB	HBP	BLK	WP	HR	S	P	ERA	WHIP
11 Jarrod Parker, R ERA: 13.5	1.0	L	7	3	2	2	2	1	0	0	0	0	0	10	14	18.00	4.000	72 Jose Flores, R ERA: 11.57		1.0		6	1	1	0	0	2	0	0	0	0	4	12	9.00	3.000	
13 Drew Pomeranz, L ERA: 9.0	0.2		6	2	2	2	0	1	0	1	0	0	0	4	9	27.00	4.500																			
47 Philip Humber, R ERA: 6.75	6.1		6	1	1	0	0	2	0	0	0	1	0	5	12	0.00	3.000																			
50 Joe Savery, L ERA:	7.1		3	0	0	0	2	0	0	0	0	0	0	7	7	0.00	0.000																			




Batter	1	2	3	4	5	6	7	8	9	AB	R	H	RBI	BB	SO	LOB	TOP										
19 Charlie Blackmon, L (1.8) OBP: 0.294, SLG: 0.500 16 Tim Wheeler, L (5.8) OBP: 0.333, SLG: 0.300	G4-3		F9		G5-4-3		L8			2	0	0	0	1	0	0	Colorado Rockies @ Milwaukee Brewers Maryvale Baseball Park, Phoenix, AZ Thu Mar 06 2014, 3:07 PM - 6:09 PM EST Att: 3,004 - Overcast - 73 F										
9 DJ LeMahieu, R (1.4) OBP: 0.214, SLG: 0.154 96 Pat Valaika, R (5.4)	F8		L8		G5-4-3			K		3	0	0	0	0	0	1											
6 Corey Dickerson, L (1.7) OBP: 0.412, SLG: 0.647 93 Tyler Massey, L (5.7)	G4-3		F7		F7			G4-3		3	0	0	0	0	0	0											
23 Charlie Culberson, R (1.5) OBP: 0.353, SLG: 0.563 82 Matt Arroyopoulos, R (6.5) OBP: 1.000, SLG: 1.000		1B						1B		2	1	1	0	1	1	0											
4 Ryan Wheeler, L (1.3) OBP: 0.333, SLG: 0.471 71 Kyle Parker, R (6, PH) OBP: 0.214, SLG: 0.231		1B						1B		2	1	1	1	0	0	1											
26 Jason Pridie, L (1.9) OBP: 0.438, SLG: 0.538		1B						2B		2	0	1	1	0	0	0											
70 Tom Murphy, R (1.10) OBP: 0.357, SLG: 0.667										4	0	1	0	0	1	3											
72 Jackson Williams, R (1.2) OBP: 0.550, SLG: 0.333 7 Matt McBride, R (6.2) OBP: 0.357, SLG: 0.364										3	0	1	1	1	2	1											
65 Cristhian Adames, S (1.6) OBP: 0.231, SLG: 0.231 76 Rosell Herrera, S (6.6) OBP: 0.429, SLG: 0.714										1	0	0	0	1	0	1											
										2	0	0	0	0	0	4											
										2	0	0	0	0	1	0											
Inning Stats	R: 0 E: 0 K: 1 S: 3	H: 0 LOB: 0 BB: 0 P: 3	R: 2 E: 0 K: 0 S: 6	H: 3 LOB: 1 BB: 0 P: 6	R: 0 E: 0 K: 0 S: 3	H: 0 LOB: 3 BB: 0 P: 3	R: 0 E: 0 K: 0 S: 2	H: 1 LOB: 1 BB: 0 P: 7	R: 0 E: 0 K: 0 S: 3	H: 0 LOB: 0 BB: 0 P: 3	R: 1 E: 0 K: 2 S: 9	H: 2 LOB: 1 BB: 0 P: 9	R: 0 E: 0 K: 2 S: 7	H: 0 LOB: 0 BB: 0 P: 7	R: 0 E: 0 K: 2 S: 7	H: 0 LOB: 0 BB: 0 P: 7	1B: 4 2B: 2 3B: 0 HR: 0	SF: 0 SAC: 0 DP: 1 HBP: 0	WP: 0 PB: 0 SB: 2 CS: 0	PA: 36							
PITCHER	IP	WLS	BF	H	R	ER	SO	BB	IBB	HBP	BLK	WP	HR	S	P	ERA	WHIP										
26 Kyle Lohse, R (1.1) ERA: 3.6	3.0		12	3	2	2	0	0	0	0	0	0	0	12	12	6.00	1.000										
54 Michael Blazek, R (4.1) ERA	2.0		9	0	0	0	0	4	0	0	0	0	0	5	21	0.00	2.000										
51 Wei-Chung Wang, L (6.1) ERA	2.0		7	1	0	0	2	0	0	0	0	0	0	10	10	0.00	0.500										
13 Will Smith, L (8.1) ERA: 1.8	2.0	W	8	2	1	1	4	0	0	0	0	0	0	16	16	4.50	1.000										

Batter	1	2	3	4	5	6	7	8	9	AB	R	H	RBI	BB	SO	LOB	BOTTOM										
Rickie Weeks Jr., R (1.4) OBP: 0.563, SLG: 0.636 3 Eilan Herrera, S (7.6) OBP: 0.356, SLG: 0.583	K				P4		HR	K		2	0	0	0	1	1	2	Colorado Rockies @ Milwaukee Brewers Maryvale Baseball Park, Phoenix, AZ Thu Mar 06 2014, 3:07 PM - 6:09 PM EST Att: 3,004 - Overcast - 73 F										
9 Jean Segura, R (1.6) OBP: 0.487, SLG: 0.462 11 Sean Halton, R (7.3) OBP: 0.429, SLG: 0.111	G6-3				27 BB		20 G5-4-3			3	0	1	1	0	0	1											
20 Jonathan Lucroy, R (1.2) OBP: 0.294, SLG: 0.250 66 Robinson Diaz, R (8.2)	G4-3				F7		G5-4-3	FC5		4	0	0	0	0	0	3											
27 Carlos Gómez, R (1.8) OBP: 0.500, SLG: 0.750 15 Caleb Gindl, L (6.9) OBP: 0.188, SLG: 0.375		2B			18 BB		F9			2	1	2	0	1	0	0											
18 Kris Davis, R (1.7) OBP: 0.313, SLG: 0.533 67 Eugenio Velez, S (8.7)					7 BB			G4-3		3	0	2	0	0	1	3											
7 Mark Reynolds, R (1.5) OBP: 0.436, SLG: 0.182 65 Irving Falu, S (6.5) OBP: 0.500, SLG: 0.545					24 G4-6-3			E6		2	0	1	1	0	1	2											
24 Lyle Overbay, L (1.3) OBP: 0.400, SLG: 1.308 14 Jeff Bianchi, R (7.4) OBP: 0.286, SLG: 0.429					G4-6-3			FC5		3	0	0	0	0	1	4											
1 Logan Schafer, L (1.9) OBP: 0.533, SLG: 0.643 76 Kevin Mattison, L (7.8) OBP: 0.100, SLG: 0.300					5 G1-6-3			FC3		3	1	3	0	0	0	0											
5 Taylor Green, L (1.10) OBP: 0.273, SLG: 0.111					G1-6-3			FC3		1	0	0	0	0	0	1											
								1B		3	0	1	1	1	0	2											
										1B: 10 2B: 2 3B: 0 HR: 1	SF: 0 SAC: 0 DP: 4 HBP: 0	WP: 0 PB: 0 SB: 2 CS: 0	PA: 39														
PITCHER	IP	WLS	BF	H	R	ER	SO	BB	IBB	HBP	BLK	WP	HR	S	P	ERA	WHIP										
24 Jordan Lyles, R (1.1) ERA: 1.8	3.0		11	3	0	0	2	1	0	0	0	0	0	14	18	0.00	1.333										
34 Matt Belisle, R (4.1) ERA: 6.0	1.0	H	5	3	1	1	0	0	0	0	0	0	0	5	5	9.00	3.000										
37 Nick Masset, R (5.1) ERA: 9.0	1.0	B	7	2	1	1	1	2	0	0	0	0	0	7	14	9.00	4.000										
0 Adam Ottavino, R (6.1) ERA: 3.0	1.0		4	1	0	0	1	0	0	0	0	0	0	6	6	0.00	1.000										
61 Brooks Brown, R (7.1) ERA: 3.0	1.0		4	2	1	1	0	0	0	0	0	0	1	5	6	9.00	2.000										



Batter	1	2	3	4	5	6	7	8	9	AB	R	H	RBI	BB	SO	LOB	TOP																	
2 Everth Cabrera, S OBP: 0.400, SLG: 0.500 14 Tommy Medica, R OBP: 0.545, SLG: 0.905										3	1	1	0	0	0	1	San Diego Padres @ Milwaukee Brewers Maryvale Baseball Park, Phoenix, AZ Fri Mar 07 2014, 3:12 PM - 5:51 PM EST Att: 3,096 - Partly Cloudy - 73 F																	
5 Alexi Amarista, L OBP: 0.412, SLG: 0.563 70 Austin Hedges, R OBP: 0.200, SLG: 0.111										3	0	1	1	0	1	1																		
25 Will Venable, L OBP: 0.273, SLG: 0.290 64 Rymer Liriano, R OBP: 0.176, SLG: 0.176										3	1	1	0	0	1	1																		
18 Carlos Quentin, R OBP: 0.200, SLG: 0.800 79 Cody Decker, R OBP: 0.400, SLG: 1.200										3	0	0	0	0	1	1																		
21 Xavier Nady, R OBP: 0.313, SLG: 0.267 15 Ryan Jackson, R OBP: 0.188, SLG: 0.200										3	0	1	1	0	1	0																		
4 Nick Hundley, R OBP: 0.231, SLG: 0.538 63 Yelson Asencio, R OBP: 0.167, SLG: 0.167										3	0	1	0	0	0	2																		
78 Alex Dickerson, L 3 Alberto Gonzalez, R										2	1	1	1	1	0	0																		
68 Rico Noel, R 27 Rey Fuentes, L										3	1	1	1	0	0	2																		
73 Cory Spangenberg, L										3	1	1	0	1	0	0																		
Inning Stats	R: 1 E: 1 K: 0 S: 6	H: 3 LOB: 2 BB: 0 P: 6	R: 2 E: 0 K: 1 S: 9	H: 3 LOB: 1 BB: 0 P: 9	R: 0 E: 0 K: 2 S: 7	H: 0 LOB: 0 BB: 0 P: 7	R: 1 E: 0 K: 0 S: 4	H: 1 LOB: 0 BB: 1 P: 5	R: 0 E: 0 K: 1 S: 5	H: 0 LOB: 0 BB: 0 P: 5	R: 0 E: 0 K: 1 S: 3	H: 1 LOB: 1 BB: 1 P: 7	R: 2 E: 0 K: 1 S: 6	H: 1 LOB: 1 BB: 2 P: 16	R: 0 E: 0 K: 1 S: 5	H: 0 LOB: 0 BB: 0 P: 5		R: 0 E: 0 K: 1 S: 5	H: 0 LOB: 0 BB: 0 P: 5	1B: 5 2B: 2 3B: 0 HR: 2	SF: 0 SAC: 0 DP: 1 HBP: 0	WP: 2 PB: 0 SB: 1 CS: 1	PA: 38											
PITCHER	IP WLS BF H R ER SO BB IBB HBP BLK WP HR S P ERA WHIP																																	
22 Matt Garza, R ERA: 13.5 53 Brandon Kintzler, R ERA: 6.0 40 Johnny Hellweg, R ERA: 13.5 45 Alfredo Figaro, R ERA: 4.5 64 Mike Fiers, R ERA: 9.0	3.0 1.0 2.0 1.0 1.0 1.0	15 4 7 6 3	6 1 1 1 2 0	3 1 0 2 0	2 1 0 1 0	3 0 0 0 0	0 0 0 0 0	0 0 0 0 0	0 0 0 0 0	0 0 0 0 0	0 0 0 0 0	1 1 0 2 0	22 4 8 6 5	22 5 12 16 5	6.00 9.00 0.00 18.00 0.00	2.000 1.000 1.000 3.000 0.000	PITCHER	IP WLS BF H R ER SO BB IBB HBP BLK WP HR S P ERA WHIP																
70 Dustin Mollenkott, R ERA:	1.0	3	0	0	0	1	0	0	0	0	0	0	0	0	0	0	0.00	0.000																

Batter	1	2	3	4	5	6	7	8	9	AB	R	H	RBI	BB	SO	LOB	BOTTOM																
9 Jean Segura, R OBP: 0.389, SLG: 0.375 65 Irving Falu, S OBP: 0.462, SLG: 0.500										3	0	0	0	0	1	1	San Diego Padres @ Milwaukee Brewers Maryvale Baseball Park, Phoenix, AZ Fri Mar 07 2014, 3:12 PM - 5:51 PM EST Att: 3,096 - Partly Cloudy - 73 F																
2 Scooter Gennett, L OBP: 0.235, SLG: 0.333 67 Eugenio Velez, S										2	1	1	2	1	0	0																	
8 Ryan Braun, R OBP: 0.750, SLG: 1.444 73 Kentrail Davis, L OBP: 0.222, SLG: 0.125										2	0	0	0	1	0	1																	
20 Jonathan Lucroy, R OBP: 0.250, SLG: 0.211 68 Matt Pagnozzi, R OBP: 0.333, SLG: 0.333										3	0	0	0	0	0	2																	
18 Khris Davis, R OBP: 0.263, SLG: 0.444 14 Jeff Bianchi, R OBP: 0.267, SLG: 0.400										2	0	0	0	1	0	1																	
24 Lyle Overbay, L OBP: 0.353, SLG: 0.267 25 Hunter Morris, L										2	0	0	0	1	0	0																	
61 Jason Rogers, R OBP: 0.357, SLG: 0.250										1	0	0	0	0	0	1																	
21 Juan Francisco, L OBP: 0.467, SLG: 0.929 5 Taylor Green, L OBP: 0.333, SLG: 0.111										2	0	0	0	0	1	0																	
11 Sean Halton, R OBP: 0.412, SLG: 0.091										2	0	0	0	1	1	1																	
3 Elian Herrera, S OBP: 0.400, SLG: 0.714 76 Kevin Mattison, L OBP: 0.182, SLG: 0.300										2	1	1	0	0	0	1																	
Inning Stats	R: 0 E: 0 K: 1 S: 5	H: 0 LOB: 1 BB: 1 P: 9	R: 0 E: 0 K: 2 S: 7	H: 0 LOB: 0 BB: 0 P: 7	R: 0 E: 0 K: 0 S: 2	H: 0 LOB: 0 BB: 1 P: 6	R: 0 E: 0 K: 0 S: 3	H: 0 LOB: 1 BB: 1 P: 7	R: 0 E: 0 K: 2 S: 7	H: 0 LOB: 0 BB: 0 P: 7	R: 2 E: 0 K: 0 S: 7	H: 2 LOB: 0 BB: 0 P: 10	R: 0 E: 0 K: 0 S: 3	H: 0 LOB: 1 BB: 1 P: 7	R: 0 E: 0 K: 0 S: 2	H: 0 LOB: 0 BB: 1 P: 6	R: 0 E: 0 K: 1 S: 6	H: 1 LOB: 1 BB: 0 P: 6	R: 0 E: 0 K: 1 S: 6	H: 1 LOB: 1 BB: 0 P: 6	1B: 1 2B: 0 3B: 1 HR: 1	SF: 0 SAC: 0 DP: 2 HBP: 0	WP: 0 PB: 0 SB: 0 CS: 0	PA: 33									
PITCHER	IP WLS BF H R ER SO BB IBB HBP BLK WP HR S P ERA WHIP																																
38 Tyson Ross, R ERA: 41 Robbie Erlin, L ERA: 2.25 75 Matt Wisler, R ERA: 4.5 57 Patrick Schuster, L ERA: 2.25 40 Tony Sipp, L ERA:	3.0 2.0 2.0 1.0 1.0	10 7 9 3 4	0 0 2 0 1	0 0 2 0 0	0 0 2 0 0	0 0 0 0 0	2 1 1 0 0	0 0 0 0 0	0 0 0 0 0	0 0 0 0 0	0 0 0 0 0	0 0 0 0 0	10 10 17 6 6	0.00 0.500 9.00 1.000 0.00	0.667 0.500 1.500 1.000 1.000	PITCHER	IP WLS BF H R ER SO BB IBB HBP BLK WP HR S P ERA WHIP																



Batter	1	2	3	4	5	6	7	8	9	AB	R	H	RBI	BB	SO	LOB	TOP			
23 Norichika Aoki, L (1, 9) OBP: 0.286, SLG: 0.368 27 Justin Maxwell, R (6, PH) OBP: 0.368, SLG: 0.632 (6, 9)	G4-3		G4-3		L5	K		G5-3	G5-3	3	1	1	2	0	0	0	Kansas City Royals @ Milwaukee Brewers Maryvale Baseball Park, Phoenix, AZ Sat Mar 08 2014, 3:09 PM - 6:30 PM EST Att.: 5,304 - Sunny - 75 F			
2 Alcides Escobar, R (1, 6) OBP: 0.250, SLG: 0.250 37 Pedro Ciriaco, R (6, 6)	F8		SH1-3		16 F 35 G3			G5-3	G5-3	2	0	1	0	0	0	0				
35 Eric Hosmer, L (1, 3) OBP: 0.333, SLG: 0.565 34 Brandon Laird, R (6, 3)	K		G4-3		G3			G5-3	G5-3	3	0	0	1	0	1	1				
16 Billy Butler, R (1, 10) OBP: 0.375, SLG: 0.435 50 Ramon Hernandez, R (PH) (7, 10)					K			G5-3	G5-3	3	0	2	0	0	1	1				
4 Alex Gordon, L (1, 7) OBP: 0.429, SLG: 0.700 54 Gorkys Hernandez, R (6, 7)	F9		F8		K			G5-3	G5-4-3	3	0	0	0	0	1	2				
13 Salvador Perez, R (1, 2) OBP: 0.474, SLG: 0.765 32 Adam Moore, R (5, 2)	L7							E6		2	0	1	0	0	0	1				
8 Mike Moustakas, L (1, 5) OBP: 0.322, SLG: 1.000 19 Danny Valencia, R (6, PR) (6, 5)	F8				F8					3	0	1	0	0	0	2				
6 Lorenzo Cain, R (1, 8) OBP: 0.400, SLG: 0.409 1 Jarrod Dyson, L (6, 8)										3	1	2	0	0	0	2				
24 Christian Colon, R (1, 4) OBP: 0.350, SLG: 0.421 9 Johnny Giavotella, R (6, PR) (6, 4)										3	1	2	2	0	0	2				
Inning Stats	R: 0 E: 0 K: 1 S: 5	H: 0 LOB: 0 BB: 0 P: 5	R: 0 E: 0 K: 0 S: 4	H: 1 LOB: 1 BB: 0 P: 4	R: 3 E: 0 K: 0 S: 7	H: 4 LOB: 1 BB: 0 P: 7	R: 0 E: 0 K: 0 S: 4	H: 2 LOB: 1 BB: 0 P: 4	R: 0 E: 1 K: 1 S: 6	H: 1 LOB: 1 BB: 0 P: 6	R: 0 E: 0 K: 1 S: 6	H: 1 LOB: 1 BB: 0 P: 6	R: 0 E: 1 K: 0 S: 3	H: 0 LOB: 1 BB: 1 P: 7	R: 1 E: 0 K: 0 S: 5	H: 3 LOB: 1 BB: 0 P: 5		1B: 13 2B: 1 3B: 0 HR: 0	SF: 0 SAC: 1 DP: 3 HBP: 0	WP: 0 PB: 0 SB: 0 CS: 0
PITCHER	IP WLS BF H R ER SO BB IBB HBP BLK WP HR S P ERA WHIP	41 Marco Estrada, R (1, 1) ERA: 3.86	3.1 17 5 7 3 3 3 1 0 0 0 0 0 0 19 8.10 2.100	47 Rob Wooten, R (4, 1) ERA: 3.86	1.2 H 5 1 0 0 1 0 0 0 0 0 0 7 7 0.00 0.600	29 Jim Henderson, R (6, 1) ERA: 9.0	1.0 B 6 2 2 2 2 1 0 0 0 0 0 9 13 18.00 3.000	52 Jimmy Nelson, R (7, 1) ERA: 6.0	1.0 4 1 0 0 1 0 0 0 0 0 0 0 6 6 0.00 1.000	50 Jose De La Torre, R (8, 1) ERA: 9.75	1.0 4 0 0 0 0 0 1 0 0 0 0 0 3 7 0.00 1.000	PITCHER	IP WLS BF H R ER SO BB IBB HBP BLK WP HR S P ERA WHIP	48 Donovan Hand, R (9, 1) ERA: 3.6	1.0 W 5 3 1 1 0 0 0 0 0 0 0 19 9.00 3.000					

Batter	1	2	3	4	5	6	7	8	9	AB	R	H	RBI	BB	SO	LOB	BOTTOM			
Rickie Weeks Jr., R (1, 4) OBP: 0.526, SLG: 0.643 65 Irving Falu, S (6, 4)			F7			F8		G6-3		3	1	1	0	0	0	3	Kansas City Royals @ Milwaukee Brewers Maryvale Baseball Park, Phoenix, AZ Sat Mar 08 2014, 3:09 PM - 6:30 PM EST Att.: 5,304 - Sunny - 75 F			
3 Eilan Herrera, S (1, 6) OBP: 0.368, SLG: 0.667 76 Kevin Mattison, L (7, 8)			F9			F8		B1-3		4	1	1	0	0	1	0				
27 Carlos Gómez, R (1, 8) OBP: 0.529, SLG: 0.786 75 Mitch Haniger, L (5, 9)					L7					2	2	1	0	0	0	0				
16 Aramis Ramirez, R (1, 5) OBP: 1.000, SLG: 1.500 14 Jeff Bianchi, R (4, PR) (5, 5)										2	1	2	3	1	0	0				
7 Mark Reynolds, R (1, 3) OBP: 0.474, SLG: 0.308 11 Sean Halton, R (6, 3)										2	0	1	1	1	1	1				
61 Jason Rogers, R (1, 10) OBP: 0.333, SLG: 0.200										3	0	0	0	1	1	5				
1 Logan Schafer, L (1, 7) OBP: 0.500, SLG: 0.563 67 Eugenio Velez, S (7, 7)										2	0	0	1	1	0	2				
12 Martin Maldonado, R (1, 2) OBP: 0.167, SLG: 0.133 66 Robinson Diaz, R (7, 2)										3	0	0	0	0	2	5				
15 Caleb Gindl, L (1, 9) OBP: 0.211, SLG: 0.333 62 Héctor Gómez, R (7, 6)										2	0	0	0	1	0	0				
Inning Stats	R: 4 E: 0 K: 0 S: 7	H: 4 LOB: 3 BB: 2 P: 16	R: 1 E: 0 K: 2 S: 8	H: 1 LOB: 3 BB: 3 P: 20	R: 0 E: 0 K: 1 S: 5	H: 0 LOB: 0 BB: 0 P: 5	R: 0 E: 0 K: 1 S: 6	H: 1 LOB: 1 BB: 0 P: 6	R: 0 E: 0 K: 1 S: 5	H: 0 LOB: 0 BB: 0 P: 5	R: 0 E: 0 K: 1 S: 5	H: 1 LOB: 1 BB: 0 P: 5	R: 0 E: 0 K: 0 S: 4	H: 1 LOB: 3 BB: 1 P: 9	R: 2 E: 0 K: 0 S: 5	H: 4 LOB: 3 BB: 1 P: 9		1B: 6 2B: 6 3B: 0 HR: 0	SF: 0 SAC: 2 DP: 0 HBP: 1	WP: 0 PB: 1 SB: 1 CS: 0
PITCHER	IP WLS BF H R ER SO BB IBB HBP BLK WP HR S P ERA WHIP	38 John Lamb, L (1, 1) ERA: 2.25	0.2 9 4 4 4 4 0 2 0 0 0 0 0 9 21 6.75 3.000	71 Sugar Ray Marimon, R (3, 1) ERA: 13.5	1.1 8 1 1 1 2 3 0 0 0 0 0 0 9 21 6.75 3.000	47 Cory Wade, R (5, 1) ERA: 13.5	2.0 7 1 0 0 2 0 0 0 0 0 0 11 11 0.00 0.500	31 Louis Coleman, R (6, 1) ERA: 3.6	1.0 3 0 0 0 1 0 0 0 0 0 0 5 5 0.00 0.000	40 Kevin Herrera, R (6, 1) ERA: 3.6	1.0 3 0 0 0 1 0 0 0 0 0 0 5 5 0.00 0.000	PITCHER	IP WLS BF H R ER SO BB IBB HBP BLK WP HR S P ERA WHIP	43 Aaron Crow, R (7, 1) ERA: 4.5	1.0 L 10 5 2 2 0 0 1 0 0 0 0 9 13 13.50 3.750	67 Francisley Bueno, L (8, 1) ERA: 4.5				

Batter	1	2	3	4	5	6	7	8	9	AB	R	H	RBI	BB	SO	LOB	TOP			
9 Jean Segura, R (1,6) 62 Héctor Gómez, R (6,6) 90 Hainley Statia, S (9,PH)	G1-3		1B		K		K		G6-3	3	0	1	0	0	1	0	Milwaukee Brewers @ Cleveland Indians Goodyear Ballpark, Goodyear, AZ Sun Mar 09 2014, 4:07 PM - 7:03 PM EDT Att: 5,802 - Sunny - 75 F			
2 Scooter Gennett, L (1,4) 67 Eugenio Velez, S (6,4)	K		F9			G4-3		G5-3	K	3	0	0	0	0	1	1				
20 Jonathan Lucroy, R (1,2) 66 Robinson Diaz, R (7,2)	BB		F8		F8			P3		2	0	0	0	1	0	1				
27 Carlos Gómez, R (1,8) 75 Mitch Haniger, R (6,7)	FC6-4		F9		FC6-4			F8		2	0	0	0	1	0	2				
7 Mark Reynolds, R (1,5) 65 Irving Falu, S (6,5)			1B		K			FC6-4		3	0	1	0	0	1	1				
11 Sean Halton, R (1,9) 96 Josh Prince, R (7,9)			F8		K			F9		3	0	0	0	0	1	1				
25 Hunter Morris, L (1,10)			1B		K			F9		1	0	0	0	0	2	0				
61 Jason Rogers, R (1,3) 94 Garrett Cooper, R (7,3)			F8		K			1B		3	0	1	0	0	1	2				
76 Kevin Mattison, L (1,7) (6,8)			K		F7			BB		3	0	1	0	1	1	2				
Inning Stats	R: 0 E: 0 K: 1 S: 5	H: 0 LOB: 1 BB: 1 P: 9	R: 0 E: 0 K: 1 S: 7	H: 2 LOB: 2 BB: 0 P: 7	R: 0 E: 0 K: 0 S: 5	H: 1 LOB: 1 BB: 0 P: 5	R: 0 E: 0 K: 3 S: 9	H: 0 LOB: 3 BB: 0 P: 9	R: 0 E: 0 K: 2 S: 7	H: 0 LOB: 0 BB: 0 P: 7	R: 0 E: 0 K: 2 S: 3	H: 1 LOB: 2 BB: 1 P: 12	R: 0 E: 0 K: 0 S: 4	H: 1 LOB: 2 BB: 1 P: 8	R: 2 E: 0 K: 1 S: 8	H: 3 LOB: 1 BB: 0 P: 8		1B: 5 2B: 2 3B: 1 HR: 0	SF: 0 SAC: 0 DP: 0 HBP: 0	WP: 0 PB: 0 CS: 0
PITCHER	IP WLS BF H R ER SO BB IBB HBP BLK WP HR S P ERA WHIP																			
43 Josh Tomlin, R (1,1) ERA: 2.0	4.0	W	16	3	0	0	5	1	0	0	0	1	0	0	26	30	0.00	1.000		
20 C.C. Lee, R (5,1) ERA: 4.5	1.0	H	3	0	0	0	2	0	0	0	0	0	0	0	7	7	0.00	0.000		
71 Bryan Price, R (6,1) ERA: 4.5	1.0	H	4	0	0	0	0	1	0	0	0	0	0	0	3	7	0.00	1.000		
44 John Axford, R (7,1) ERA: 3.0	1.0		5	1	0	0	2	1	0	0	0	0	0	0	8	12	0.00	2.000		
35 Marc Rzepczynski, L (8,1) ERA: 3.0	1.0		5	1	0	0	0	1	0	0	0	0	0	0	4	8	0.00	2.000		
PITCHER	IP WLS BF H R ER SO BB IBB HBP BLK WP HR S P ERA WHIP																			
77 Travis Banwart, R (9,1) ERA: 20.25	1.0		6	3	2	2	1	0	0	0	0	0	0	0	8	8	18.00	3.000		

Batter	1	2	3	4	5	6	7	8	9	AB	R	H	RBI	BB	SO	LOB	BOTTOM			
13 Asdrúbal Cabrera, S (1,6) 67 Francisco Lindor, S (4,PH)	1B									2	1	2	0	1	0	0	Milwaukee Brewers @ Cleveland Indians Goodyear Ballpark, Goodyear, AZ Sun Mar 09 2014, 4:07 PM - 7:03 PM EDT Att: 5,802 - Sunny - 75 F			
7 David Murphy, L (1,10)	G3		1B		BB					4	0	0	1	0	0	6				
8 Lonnie Chisenhall, L (1,5) 76 Ryan Rohlinger, R (7,5)										4	0	1	1	0	0	6				
10 Yan Gomes, R (1,2) 68 Jake Lowery, L (8,2)	F8		K							4	0	1	0	0	2	1				
4 Mike Aviles, R (1,7) Bryson Myles, R (8,7)	F8		F8							4	0	1	0	0	0	1				
11 Jeff Francoeur, R (1,9) (5,8)										2	0	0	0	1	1	2				
75 Carlos Moncrief, L (6,9) OBP: 0.353, SLG: 0.490										0	0	0	0	1	0	0				
46 David Cooper, L (1,3) 74 Jesús Aguilar, R (6,3)										2	1	0	0	1	0	1				
26 Matt Carson, R (1,8) (5,9)										1	2	1	0	1	0	0				
72 Tyler Naquin, L (7,8) OBP: 0.467, SLG: 0.545										1	0	0	0	0	0	0				
40 Justin Sellers, R (1,4) OBP: 0.500, SLG: 0.571										3	0	2	1	0	0	1				
80 Joey Wendle, L (7,4) OBP: 0.143, SLG: 0.143										1	0	0	0	0	0	0				
Inning Stats	R: 1 E: 0 K: 0 S: 5	H: 2 LOB: 1 BB: 0 P: 5	R: 2 E: 0 K: 0 S: 4	H: 2 LOB: 2 BB: 2 P: 13	R: 0 E: 0 K: 2 S: 7	H: 0 LOB: 0 BB: 0 P: 7	R: 0 E: 0 K: 0 S: 4	H: 1 LOB: 3 BB: 2 P: 12	R: 0 E: 0 K: 0 S: 4	H: 2 LOB: 1 BB: 0 P: 4	R: 1 E: 1 K: 0 S: 5	H: 1 LOB: 1 BB: 0 P: 6	R: 0 E: 0 K: 2 S: 7	H: 0 LOB: 1 BB: 1 P: 11	R: 0 E: 0 K: 0 S: 3	H: 0 LOB: 0 BB: 0 P: 3	1B: 5 2B: 3 3B: 0 HR: 0	SF: 0 SAC: 0 DP: 1 HBP: 1	WP: 0 PB: 0 CS: 1	PA: 37
PITCHER	IP WLS BF H R ER SO BB IBB HBP BLK WP HR S P ERA WHIP																			
38 Wily Peralta, R (1,1) ERA: 3.24	3.1	L	16	4	3	3	2	2	0	1	0	0	0	0	17	26	8.10	1.800		
70 Dustin Mollenkott, R (4,1) ERA: 3.24	0.2		5	1	0	0	0	2	0	0	0	0	0	0	3	11	0.00	4.500		
51 Wei-Chung Wang, L (5,1) ERA: 3.24	2.0		9	3	1	0	0	0	0	0	0	0	0	9	10	0.00	1.500			
58 Ariel Peña, R (7,1) ERA: 3.24	1.0		4	0	0	0	2	1	0	0	0	0	0	7	11	0.00	1.000			
60 Kevin Shackelford, R (8,1) ERA: 3.24	1.0		3	0	0	0	0	0	0	0	0	0	0	3	3	0.00	0.000			



Batter	1	2	3	4	5	6	7	8	9	AB	R	H	RBI	BB	SO	LOB	TOP			
83 Micah Johnson, L (1.4) OBP: 0.500, SLG: 0.455 28 Leury Garcia, S (5.4) OBP: 0.417, SLG: 0.300										2	0	0	0	1	0	1	Chicago White Sox @ Milwaukee Brewers Maryvale Baseball Park, Phoenix, AZ Mon Mar 10, 2014, 4:08 PM - 7:04 PM EDT Att: 4,729 - Partly Cloudy - 73 F			
7 Jeff Keppinger, R (1.10) OBP: 0.176, SLG: 0.125										5	1	0	1	0	0	4				
12 Conor Gillaspie, L (1.5) OBP: 0.286, SLG: 0.524 5 Marcus Semien, R (5.5) OBP: 0.333, SLG: 0.231										3	0	1	0	0	1	0				
26 Avisail Garcia, R (1.9) OBP: 0.286, SLG: 0.400 82 Keenyn Walker, S (7.9) OBP: 0.100, SLG: 0.200										4	0	1	0	0	1	4				
44 Adam Dunn, L (1.3) OBP: 0.267, SLG: 0.267 76 Andy Wilkins, L (8.3) OBP: 0.714, SLG: 0.889										4	0	0	0	0	2	4				
10 Alexei Ramirez, R (1.6) OBP: 0.300, SLG: 0.400 Alex Liddi, R (6.6) OBP: 0.200, SLG: 0.500										3	0	0	0	0	0	4				
30 Alejandro De Aza, L (1.7) OBP: 0.125, SLG: 0.125 17 Adrian Nieto, S (7.2) OBP: 0.125, SLG: 0.125										3	0	2	0	0	0	0				
21 Tyler Flowers, R (1.2) OBP: 0.250, SLG: 0.421 29 Jared Mitchell, L (7.7) OBP: 0.394, SLG: 0.300									3	0	1	0	0	0	2					
20 Jordan Danks, L (1.8) OBP: 0.348, SLG: 0.682 75 Trayce Thompson, R (7.8) OBP: 0.286, SLG: 0.231									3	1	1	2	0	1	3					
Inning Stats	R: 0 E: 1 K: 1 S: 7	H: 1 LOB: 3 BB: 1 P: 11	R: 0 E: 0 K: 1 S: 6	H: 1 LOB: 1 BB: 0 P: 7	R: 0 E: 0 K: 1 S: 5	H: 0 LOB: 0 BB: 0 P: 5	R: 0 E: 1 K: 0 S: 5	H: 1 LOB: 2 BB: 0 P: 5	R: 0 E: 0 K: 1 S: 3	H: 1 LOB: 0 BB: 0 P: 3	R: 3 E: 0 K: 1 S: 10	H: 4 LOB: 2 BB: 0 P: 10	R: 0 E: 0 K: 1 S: 5	H: 0 LOB: 0 BB: 0 P: 5	R: 3 E: 0 K: 1 S: 8	H: 3 LOB: 2 BB: 1 P: 13		1B: 8 2B: 2 3B: 0 HR: 1	SF: 0 SAC: 1 DP: 1 HBP: 0	WP: 1 PB: 0 SB: 1 CS: 0
PITCHER	IP WLS BF H R ER SO BB IBB HBP BLK WP HR S P ERA WHIP	49 Yovani Gallardo, R (1.1) ERA: 1.13 53 Brandon Kintzler, R (4.1) ERA: 3.86 13 Will Smith, L (6.1) ERA: 1.5 40 Johnny Hellweg, R (7.1) ERA: 18.0 45 Alfredo Figaro, R (8.1) ERA: 3.6																		



Batter	1	2	3	4	5	6	7	8	9	AB	R	H	RBI	BB	SO	LOB	BOTTOM			
9 Jean Segura, R (1.6) OBP: 0.375, SLG: 0.364 62 Héctor Gómez, R (7.6) OBP: 0.500, SLG: 1.143										3	0	1	0	0	1	0	Chicago White Sox @ Milwaukee Brewers Maryvale Baseball Park, Phoenix, AZ Mon Mar 10, 2014, 4:08 PM - 7:04 PM EDT Att: 4,729 - Partly Cloudy - 73 F			
20 Jonathan Lucroy, R (1.2) OBP: 0.289, SLG: 0.208 76 Kevin Mattison, L (6.7) OBP: 0.250, SLG: 0.357										3	0	1	0	0	0	1				
78 Lucas May, R (8.7) OBP: 1.000, SLG: 1.000										3	0	1	0	0	0	1				
18 Kris Davis, R (1.7) OBP: 0.240, SLG: 0.375 71 Adam Weisenburger, R (7.2) OBP: 1.000, SLG: 2.500 75 Mitch Haniger, R (9.8) OBP: 0.583, SLG: 0.900										2	0	0	0	0	1	1				
16 Aramis Ramirez, R (1.5) OBP: 0.600, SLG: 0.750 3 Elian Herrera, S (5.5) OBP: 0.304, SLG: 0.545										2	0	0	0	0	0	0				
7 Mark Reynolds, R (1.3) OBP: 0.417, SLG: 0.278 15 Caleb Gindl, L (5.9) OBP: 0.167, SLG: 0.261										2	0	0	0	0	0	0				
12 Martín Maldonado, R (1.10) OBP: 0.160, SLG: 0.190										4	0	0	0	0	2	0				
1 Logan Schafer, L (1.8) OBP: 0.458, SLG: 0.476 67 Eugenio Velez, S (7.7) OBP: 0.118, SLG: 0.188										2	0	0	0	0	1	0				
11 Sean Halton, R (1.9) OBP: 0.385, SLG: 0.158										3	0	1	1	1	0	0				
2 Scooter Gennett, L (1.4) OBP: 0.174, SLG: 0.238 65 Irving Falu, S (8.4) OBP: 0.438, SLG: 0.533										3	0	0	0	0	2	2				
Inning Stats	R: 0 E: 0 K: 1 S: 6	H: 1 LOB: 0 BB: 0 P: 6	R: 0 E: 0 K: 0 S: 3	H: 0 LOB: 0 BB: 0 P: 3	R: 0 E: 0 K: 1 S: 6	H: 1 LOB: 0 BB: 0 P: 6	R: 0 E: 0 K: 0 S: 3	H: 0 LOB: 0 BB: 0 P: 3	R: 0 E: 0 K: 3 S: 9	H: 0 LOB: 1 BB: 1 P: 13	R: 1 E: 0 K: 0 S: 5	H: 2 LOB: 1 BB: 0 P: 5	R: 2 E: 0 K: 2 S: 10	H: 2 LOB: 0 BB: 0 P: 10	R: 0 E: 0 K: 1 S: 5	H: 0 LOB: 0 BB: 0 P: 5	1B: 5 2B: 0 3B: 1 HR: 1	SF: 0 SAC: 0 DP: 0 HBP: 0	WP: 0 PB: 0 SB: 1 CS: 0	PA: 35
PITCHER	IP WLS BF H R ER SO BB IBB HBP BLK WP HR S P ERA WHIP	49 Chris Sale, L (1.1) ERA: 5.99 41 David Purcey, L (5.1) ERA: 4.5 57 Zach Putnam, R (6.1) ERA: 63 Nestor Molina, R (7.1) ERA: 6.23 53 Eric Surkamp, L (8.1) ERA: 9.0																		



Batter	1	2	3	4	5	6	7	8	9	AB	R	H	RBI	BB	SO	LOB	TOP				
Rickey Weeks Jr., R OBP: 0.500, SLG: 0.579 2 Scooter Gennett, L OBP: 0.192, SLG: 0.250	0-3 K		0-0 20 2B		0-3 K		0-0 68 BB		0-0 F8	2	1	1	0	0	1	0	Milwaukee Brewers @ Los Angeles Angels Tempe Diablo Stadium, Tempe, AZ Wed Mar 12 2014, 4:11 PM - 7:37 PM EDT Att: 5,476 - Sunny - 75 F livebaseballscorecards.com				
9 Jean Segura, R OBP: 0.383, SLG: 0.360 67 Eugenio Velez, S OBP: 0.111, SLG: 0.176	0-0 20 BB		0-0 F8		4-0 20 BB		0-3 K		0-0 G4-3	3	0	1	0	1	1	3					
20 Jonathan Lucroy, R OBP: 0.510, SLG: 0.289 68 Matt Paganzzi, R OBP: 0.500, SLG: 0.429 66 Robinson Diaz, R OBP: 0.400, SLG: 0.250	4-0 BB		0-0 16 1B		0-3 K		4-0 BB		0-0 G6-3	2	1	1	1	1	1	1					
16 Aramis Ramirez, R OBP: 0.500, SLG: 0.571 14 Jeff Bianchi, R OBP: 0.316, SLG: 0.455	0-0 F4		0-0 27 1B		0-0 P4		0-0 P2			3	0	1	1	0	0	3					
27 Carlos Gómez, R OBP: 0.478, SLG: 0.632 76 Kevin Mattison, L OBP: 0.235, SLG: 0.333	0-0 F8		0-0 1-2 1B		0-0 P2		0-3 K			1	0	0	0	0	1	0					
18 Khris Davis, R OBP: 0.214, SLG: 0.333 15 Caleb Gindl, L OBP: 0.160, SLG: 0.250		0-0 F9	0-3 K		0-3 K		0-0 L8			3	0	0	0	0	2	2					
7 Mark Reynolds, R OBP: 0.227, SLG: 0.227 28 Pete Orr, L OBP: 1.000, SLG: 1.333		0-0 F8		0-0 F8		0-3 K		0-0 E6 3 BB		4	0	0	0	0	1	0					
24 Lyle Overbay, L OBP: 0.435, SLG: 0.235 3 Elian Herrera, S OBP: 0.333, SLG: 0.545		0-0 L5		0-3 K		4-0 2 1B 1 G5-3 BB		4-0 BB		2	0	0	0	1	1	0					
1 Logan Schafer, L OBP: 0.407, SLG: 0.417 11 Sean Halton, R OBP: 0.370, SLG: 0.150		0-3 K	0-3 K		0-0 G5-3		0-0 F8			3	0	0	0	0	2	1					
Inning Stats	R: 0 E: 0 K: 1 S: 6	H: 1 LOB: 2 BB: 1 P: 10	R: 0 E: 0 K: 0 S: 3	H: 0 LOB: 0 BB: 0 P: 3	R: 2 E: 0 K: 2 S: 11	H: 4 LOB: 2 BB: 0 P: 11	R: 0 E: 0 K: 2 S: 7	H: 0 LOB: 0 BB: 0 P: 7	R: 0 E: 1 K: 2 S: 7	H: 0 LOB: 1 BB: 1 P: 11	R: 0 E: 0 K: 1 S: 6	H: 1 LOB: 3 BB: 2 P: 14	R: 0 E: 1 K: 1 S: 6	H: 0 LOB: 2 BB: 1 P: 10	R: 0 E: 0 K: 0 S: 3	H: 0 LOB: 0 BB: 0 P: 3		1B: 5 2B: 1 3B: 0 HR: 0	SF: 0 SAC: 0 DP: 0 HBP: 0	WP: 0 PB: 0 CS: 0	PA: 39
PITCHER	IP	WLS	BF	H	R	ER	SO	BB	IBB	HBP	BLK	WP	HR	S	P	ERA	WHIP				
53 Héctor Santiago, L ERA: 1.64	4.1	W	19	5	2	2	6	1	0	0	0	0	0	30	34	4.15	1.385				
58 Cam Bedrosian, R ERA:	0.2		3	0	0	0	1	1	0	0	0	0	0	4	8	0.00	1.500				
49 Ernesto Frieri, R ERA:	1.0		3	0	0	0	2	0	0	0	0	0	0	7	7	0.00	0.000				
60 Brian Moran, L ERA: 3.38	1.0		6	1	0	0	1	2	0	0	0	0	0	6	14	0.00	3.000				
38 Joe Smith, R ERA: 6.0	1.0		5	0	0	0	1	1	0	0	0	0	0	6	10	0.00	1.000				

Batter	1	2	3	4	5	6	7	8	9	AB	R	H	RBI	BB	SO	LOB	BOTTOM				
56 Kole Calhoun, L OBP: 0.406, SLG: 0.269 0 Brennan Boesch, L OBP: 0.333, SLG: 0.471	0-0 27 FC6-4 1B		0-0 27 1B		0-3 K2-3		4-0 BB			4	1	2	1	0	1	2	Milwaukee Brewers @ Los Angeles Angels Tempe Diablo Stadium, Tempe, AZ Wed Mar 12 2014, 4:11 PM - 7:37 PM EDT Att: 5,476 - Sunny - 75 F livebaseballscorecards.com				
27 Mike Trout, R OBP: 0.400, SLG: 0.625 22 John Hester, R OBP: 0.400, SLG: 0.333	0-0 FC6-4 2B	0-0 5 BB 1B	0-0 F8		0-0 F9		0-3 K2-3			4	2	1	2	0	0	1					
5 Albert Pujols, R OBP: 0.357, SLG: 0.333 59 Kyle Hudson, L OBP: 0.333, SLG: 0.333	0-0 28 G3 1B	4-0 6 1B 47 SF9 BB	0-0 P3		0-0 28 FC3-4 1B		0-0 F7			3	2	2	1	1	0	0					
28 Raul Ibanez, L OBP: 0.250, SLG: 0.381 25 Roberto Lopez, R OBP: 0.250, SLG: 0.381	0-0 G3	0-0 F8	0-0 G4-3		0-0 FC3-4 6 1B		4-0 85 BB 12 WP BB			4	0	0	0	0	0	4					
6 David Freese, R OBP: 0.409, SLG: 0.235 13 Luis Jimenez, R OBP: 0.250, SLG: 0.313	0-0 47 PB 1B	0-0 E6 2 2B 16 1B 1B	4-0 47 G6-4-3 BB		0-0 1-2 1B		0-0 12 WP 12 SF8 1B			3	1	3	2	1	0	0					
47 Howie Kendrick, R OBP: 0.458, SLG: 0.400 85 Shawn O'Malley, S OBP: 0.375, SLG: 0.167	0-3 K	0-0 SF9	0-0 G6-4-3		0-0 G4-3		4-0 77 1B 12 WP BB			3	0	0	1	0	1	4					
2 Erick Aybar, S OBP: 0.278 12 Tommy Field, R OBP: 0.500, SLG: 0.583		0-0 16 1B	0-3 K		0-3 K2-3		0-0 G5-3		0-0 SF8	3	2	2	0	0	1	0					
16 Hank Conger, L OBP: 0.182, SLG: 0.143 77 Carlos Pena, L OBP: 0.273, SLG: 0.250		0-0 E4 87 1B	0-3 K2-3		0-3 K		0-0 2-3 1B			3	1	1	2	0	1	1					
87 Matt Long, L OBP: 0.567, SLG: 0.786		0-0 56 27 1B	0-3 K		0-0 2B		0-3 K			4	1	2	1	0	2	2					
Inning Stats	R: 2 E: 0 K: 1 S: 8	H: 3 LOB: 1 BB: 0 P: 8	R: 8 E: 2 K: 0 S: 11	H: 7 LOB: 2 BB: 1 P: 16	R: 0 E: 0 K: 0 S: 3	H: 0 LOB: 0 BB: 0 P: 3	R: 0 E: 0 K: 1 S: 4	H: 0 LOB: 0 BB: 1 P: 8	R: 0 E: 0 K: 3 S: 9	H: 0 LOB: 0 BB: 0 P: 9	R: 0 E: 0 K: 0 S: 5	H: 2 LOB: 2 BB: 0 P: 5	R: 0 E: 0 K: 2 S: 8	H: 1 LOB: 2 BB: 1 P: 12	R: 2 E: 0 K: 1 S: 7	H: 2 LOB: 2 BB: 2 P: 16		1B: 12 2B: 3 3B: 0 HR: 0	SF: 2 SAC: 0 DP: 1 HBP: 1	WP: 1 PB: 1 SB: 0 CS: 0	PA: 45
PITCHER	IP	WLS	BF	H	R	ER	SO	BB	IBB	HBP	BLK	WP	HR	S	P	ERA	WHIP				
22 Matt Garza, R ERA: 19.06	1.2	L	16	9	0	0	0	1	0	0	0	0	0	5	6	0.00	0.750				
47 Rob Wooten, R ERA: 3.0	1.0		6	1	0	0	0	0	0	1	0	0	0	5	6	0.00	0.750				
29 Jim Henderson, R ERA: 6.0	1.0		3	0	0	0	1	1	0	0	0	0	0	4	8	0.00	1.000				
59 Zach Duke, L ERA: 1.89	1.0		3	0	0	0	3	0	0	0	0	0	0	9	9	0.00	0.000				
48 Donovan Hand, R ERA: 2.7	1.2		9	3	0	0	1	1	0	0	0	0	0	10	14	0.00	2.400				
PITCHER	IP	WLS	BF	H	R	ER	SO	BB	IBB	HBP	BLK	WP	HR	S	P	ERA	WHIP				
70 Dustin Moleken, R ERA: 4.5	1.0		7	2	2	2	1	2	0	0	0	0	0	3	3	0.00	0.000				
50 Jose De La Torre, R ERA: 6.0	0.1		1	0	0	0	1	0	0	0	0	0	0	3	3	0.00	0.000				

Batter	1	2	3	4	5	6	7	8	9	AB	R	H	RBI	BB	SO	LOB	TOP										
9 Jean Segura, R OBP: 0.375, SLG: 0.345 67 Eugenio Velez, S OBP: 0.105, SLG: 0.167										4	0	1	0	0	1	2	Milwaukee Brewers @ San Diego Padres Peoria Stadium, Peoria, AZ Thu Mar 13 2014, 4:07 PM - 6:41 PM EDT Att: 5,248 - Cloudy - 78 F										
2 Scooter Gennett, L OBP: 0.233, SLG: 0.357 76 Kevin Mattison, L OBP: 0.222, SLG: 0.313										4	0	2	2	0	0	2											
8 Ryan Braun, R OBP: 0.447, SLG: 1.143 15 Caleb Gindl, L OBP: 0.185, SLG: 0.269										3	0	1	0	0	1	2											
18 Khris Davis, R OBP: 0.188, SLG: 0.290 28 Jeremy Hermida, L OBP: 0.500, SLG: 0.590										4	0	0	0	0	1	2											
21 Juan Francisco, L OBP: 0.409, SLG: 0.700 11 Sean Halton, R OBP: 0.393, SLG: 0.190										4	1	1	0	0	1	0											
7 Mark Reynolds, R OBP: 0.323, SLG: 0.200 3 Elian Herrera, S OBP: 0.346, SLG: 0.583										3	0	0	0	0	0	1											
1 Logan Schafer, L OBP: 0.433, SLG: 0.423 65 Irving Falu, S OBP: 0.412, SLG: 0.500										2	2	1	0	1	1	0											
12 Martin Maldonado, R OBP: 0.207, SLG: 0.240										4	1	2	1	0	0	2											
14 Jeff Bianchi, R OBP: 0.346, SLG: 0.480 28 Pete Orr, L OBP: 1.000, SLG: 1.333										3	2	1	2	1	1	1											
Inning Stats	R: 0 H: 1 E: 0 K: 1 S: 8	H: 1 LOB: 1 BB: 0 P: 11	R: 0 H: 0 E: 0 K: 2 S: 14	H: 0 LOB: 0 BB: 0 P: 20	R: 1 H: 1 E: 0 K: 0 S: 11	H: 1 LOB: 1 BB: 1 P: 21	R: 0 H: 0 E: 0 K: 0 S: 6	H: 0 LOB: 0 BB: 0 P: 8	R: 3 H: 4 E: 0 K: 1 S: 14	H: 4 LOB: 1 BB: 0 P: 22	R: 2 H: 2 E: 1 K: 0 S: 15	H: 2 LOB: 2 BB: 1 P: 22	R: 0 H: 0 E: 0 K: 2 S: 10	H: 0 LOB: 0 BB: 0 P: 15	R: 1 H: 2 E: 0 K: 1 S: 10	H: 2 LOB: 1 BB: 0 P: 19		R: 1 H: 2 E: 0 K: 0 S: 11	H: 2 LOB: 1 BB: 0 P: 18	1B: 8 2B: 4 3B: 0 HR: 0	SF: 0 SAC: 0 DP: 0 HBP: 0	WP: 1 PB: 0 SB: 1 CS: 0	PA: 42				
PITCHER	IP	WLS	BF	H	R	ER	SO	BB	IBB	HBP	BLK	WP	HR	S	P	ERA	WHIP										
55 Josh Johnson, R ERA: 4.0	4.0	L	15	2	1	1	3	1	0	0	0	0	0	39	60	2.25	0.750										
26 Burch Smith, R ERA: 22.09	2.0		14	6	5	3	1	1	0	0	0	0	0	29	44	13.50	3.500										
56 Joaquin Benoit, R ERA:	1.0		3	0	0	0	2	0	0	0	0	0	0	15	0	0.00	0.000										
54 Alex Torres, L ERA: 20.25	1.0		5	2	1	1	1	0	0	0	0	0	0	10	19	9.00	2.000										
39 Donn Roach, R ERA: 3.12	1.0		5	2	1	1	0	0	0	0	0	1	0	11	18	9.00	2.000										

Batter	1	2	3	4	5	6	7	8	9	AB	R	H	RBI	BB	SO	LOB	BOTTOM										
2 Everth Cabrera, S OBP: 0.250, SLG: 0.296 11 Alex Castellanos, R OBP: 0.394, SLG: 0.354										3	0	0	0	0	1	1	Milwaukee Brewers @ San Diego Padres Peoria Stadium, Peoria, AZ Thu Mar 13 2014, 4:07 PM - 6:41 PM EDT Att: 5,248 - Cloudy - 78 F										
25 Will Venable, L OBP: 0.334, SLG: 0.273 78 Alex Dickerson, L OBP: 0.393, SLG: 0.667										3	0	1	0	0	1	0											
9 Jedd Gyerke, R OBP: 0.259, SLG: 0.320 3 Alberto Gonzalez, R										3	0	1	0	0	0	1											
18 Carlos Quentin, R OBP: 0.100, SLG: 0.400 88 Kyle Blanks, R OBP: 0.360, SLG: 0.381										2	0	0	0	0	0	1											
23 Yonder Alonso, L OBP: 0.333, SLG: 0.556 73 Cory Spangenberg, L OBP: 0.376, SLG: 0.296										3	0	2	0	0	0	1											
12 Seth Smith, L OBP: 0.348, SLG: 0.333 21 Xavier Nady, R OBP: 0.360, SLG: 0.500										2	0	0	0	0	1	2											
8 Yasmani Grandal, S OBP: 0.333, SLG: 0.333 70 Austin Hedges, R OBP: 0.214, SLG: 0.154 79 Cody Decker, R OBP: 0.400, SLG: 0.778										1	0	0	0	0	0	1											
5 Alexi Amarista, L OBP: 0.292, SLG: 0.391 14 Tommy Medica, R OBP: 0.459, SLG: 0.686										2	0	0	0	0	0	2											
74 Jace Peterson, L OBP: 0.280, SLG: 0.227 15 Ryan Jackson, R OBP: 0.269, SLG: 0.455										2	0	0	0	0	0	1											
Inning Stats	R: 0 H: 1 E: 0 K: 2 S: 11	H: 1 LOB: 1 BB: 0 P: 15	R: 0 H: 0 E: 0 K: 0 S: 9	H: 0 LOB: 0 BB: 0 P: 12	R: 0 H: 0 E: 0 K: 0 S: 6	H: 0 LOB: 0 BB: 0 P: 8	R: 0 H: 1 E: 0 K: 1 S: 8	H: 1 LOB: 1 BB: 0 P: 13	R: 0 H: 1 E: 0 K: 0 S: 8	H: 1 LOB: 1 BB: 0 P: 10	R: 0 H: 1 E: 0 K: 0 S: 10	H: 1 LOB: 1 BB: 0 P: 14	R: 0 H: 0 E: 0 K: 0 S: 5	H: 0 LOB: 0 BB: 0 P: 8	R: 0 H: 1 E: 0 K: 0 S: 12	H: 1 LOB: 1 BB: 0 P: 15		R: 0 H: 1 E: 0 K: 0 S: 4	H: 1 LOB: 0 BB: 0 P: 5	1B: 4 2B: 3 3B: 0 HR: 0	SF: 0 SAC: 0 DP: 1 HBP: 0	WP: 1 PB: 0 SB: 1 CS: 0	PA: 33				
PITCHER	IP	WLS	BF	H	R	ER	SO	BB	IBB	HBP	BLK	WP	HR	S	P	ERA	WHIP										
41 Marco Estrada, R ERA: 3.88	5.2	W	22	5	0	0	3	0	0	0	0	1	0	50	70	0.00	0.882										
13 Will Smith, L ERA: 1.23	1.1		4	0	0	0	0	0	0	0	0	0	0	7	10	0.00	0.000										
53 Brandon Kintzler, R ERA: 3.15	1.0		4	1	0	0	0	0	0	0	0	0	0	12	15	0.00	1.000										
51 Wei-Chung Wang, L ERA:	1.0		3	1	0	0	0	0	0	0	0	0	0	4	5	0.00	1.000										

AB	40
R	8
H	12
RBI	6
BB	2
SO	7
LOB	16



AB	33
R	0
H	7
RBI	0
BB	0
SO	3
LOB	13



Batter	1	2	3	4	5	6	7	8	9	AB	R	H	RBI	BB	SO	LOB	TOP	
83 Micah Johnson, L (1.4) OBP: 0.429, SLG: 0.368 5 Marcus Semien, R (7.4) OBP: 0.464, SLG: 0.500	G4-3		K	G1			10 2B BB	28 G4-3 2B		3	1	0	0	1	1	2	Chicago White Sox @ Milwaukee Brewers Maryvale Baseball Park, Phoenix, AZ Mon Mar 17 2014, 4:07 PM - 7:38 PM EDT Att: 5,867 - Partly Cloudy - 75 F	
10 Alexei Ramirez, R (1.6) OBP: 0.316, SLG: 0.395 28 Leury Garcia, S (7.6) OBP: 0.333, SLG: 0.238	79 G5-4-3 1B		79 FC5-4 1B	3-H 1B			1-H 2B	G4-3		4	1	4	2	0	0	0		
79 Jose Abreu, R (1.3) OBP: 0.278, SLG: 0.400 76 Andy Wilkins, L (7.3) OBP: 0.632, SLG: 0.714	G5-4-3		FC5-4	K			L3	G4-3		4	0	0	0	0	1	5		
26 Avisail Garcia, R (1.9) OBP: 0.282, SLG: 0.421 Denis Phipps, R (7.9)		44 S 1B	F8		F8		F9		E6	4	0	1	0	0	0	3		
44 Adam Dunn, L (1.10) OBP: 0.267, SLG: 0.250 36 Josh Phegley, R (7, PR) OBP: 0.238, SLG: 0.524	K			20 BB 24 HBP 22 2B BB	K		94 HR 2B		K	3	1	1	1	1	2	1		
24 Davan Vicedo, R (1.7) OBP: 0.324, SLG: 0.375 94 Josh Richmond, R (7, PH) OBP: 0.500, SLG: 2.000	F9			20 BB 22 2B HBP	K		2-H 2B HR		F8	2	1	0	0	0	1	1		
20 Jordan Danks, L (1.8) OBP: 0.378, SLG: 0.559 18 Blake Tekotte, L (6.8) OBP: 0.250, SLG: 0.400	F7			22 BB 38 SF7 BB	K		2-H 1B		G3-1	2	1	0	0	1	1	1		
22 Matt Davidson, R (1.5) OBP: 0.281, SLG: 0.467 Alex Liddi, R (7.5) OBP: 0.287, SLG: 0.667				83 G1 10 1B 2B	G4-3		K			4	2	2	2	0	1	2		
38 Hector Gimenez, S (1.2) OBP: 0.167, SLG: 0.273 17 Adrian Nieto, S (8.2) OBP: 0.333, SLG: 0.231				79 FC5-4 10 1B 2B	K				G5-3	0	0	0	0	0	0	0		
Inning Stats	R: 0 H: 1 E: 0 LOB: 0 K: 0 BB: 0 S: 3 P: 4	R: 0 H: 1 E: 0 LOB: 1 K: 1 BB: 0 S: 6 P: 6	R: 1 H: 3 E: 0 LOB: 2 K: 1 BB: 0 S: 8 P: 8	R: 4 H: 2 E: 0 LOB: 1 K: 1 BB: 2 S: 7 P: 17	R: 0 H: 0 E: 0 LOB: 0 K: 2 BB: 0 S: 7 P: 7	R: 0 H: 0 E: 0 LOB: 0 K: 2 BB: 0 S: 7 P: 7	R: 4 H: 4 E: 0 LOB: 2 K: 1 BB: 1 S: 9 P: 13	R: 0 H: 1 E: 0 LOB: 1 K: 1 BB: 0 S: 4 P: 4	R: 0 H: 0 E: 1 LOB: 1 K: 1 BB: 0 S: 6 P: 6	1B: 6 SF: 1 2B: 5 SAC: 0 3B: 0 DP: 1 HR: 1 HBP: 1	WP: 0 PA: 43 SB: 0 CS: 1							
PITCHER	IP WLS BF H R ER SO BB IBB HBP BLK WP HR S P ERA WHIP	IP WLS BF H R ER SO BB IBB HBP BLK WP HR S P ERA WHIP																
26 Kyle Lohse, R (1.1) ERA: 7.27	3.2 L 20 7 0 5 5 2 2 0 0 1 0 0 0 0 21 32 12.27 2.455																	
47 Rob Wooten, R (4.1) ERA: 5.4	1.1 4 0 0 0 3 0 0 0 0 0 0 0 0 7 7 0.00 0.000																	
57 Francisco Rodriguez, R (6.1) ERA: 4.5	1.0 3 0 0 0 2 0 0 0 0 0 0 0 0 7 7 0.00 0.000																	
29 Jim Henderson, R (7.1) ERA: 10.8	1.0 8 4 4 4 1 1 0 0 0 0 0 1 9 13 36.00 5.000																	
51 Wei-Chung Wang, L (8.1) ERA:	1.0 4 1 0 0 0 0 0 0 0 0 0 0 0 4 4 0.00 1.000																	
45 Alfredo Figaro, R (9.1) ERA: 2.25	1.0 4 0 0 0 1 0 0 0 0 0 0 0 0 6 6 0.00 0.000																	

Batter	1	2	3	4	5	6	7	8	9	AB	R	H	RBI	BB	SO	LOB	BOTTOM	
27 Carlos Gómez, R (1.8) OBP: 0.344, SLG: 0.429 57 Francisco Rodriguez, R (6.1) OBP: 0.375, SLG: 0.467	G5-3		P2		F8			65 FC6-4 1B		3	0	0	0	0	0	0	Chicago White Sox @ Milwaukee Brewers Maryvale Baseball Park, Phoenix, AZ Mon Mar 17 2014, 4:07 PM - 7:38 PM EDT Att: 5,867 - Partly Cloudy - 75 F	
9 Jean Segura, R (1.6) OBP: 0.341, SLG: 0.368 65 Irving Falu, S (7.9) OBP: 0.304, SLG: 0.364	G6-3				F8			1-2 1B		3	0	1	0	0	0	0		
8 Ryan Braun, R (1.9) OBP: 0.536, SLG: 1.000 3 Elian Herrera, S (6, PH) OBP: 0.344, SLG: 0.517	16 1B BB		P4				G4-3		K	1	0	0	0	1	0	1		
16 Aramis Ramirez, R (1.5) OBP: 0.529, SLG: 0.813 29 Jim Henderson, L (7.1) OBP: 0.367, SLG: 0.174							F8		F8	3	0	1	0	0	1	1		
20 Jonathan Lucroy, R (1.2) OBP: 0.308, SLG: 0.343 95 Michael Reed, R (8.8)	G4-3						G6-3			2	0	0	0	1	0	2		
Rickie Weeks Jr., R (1.4) OBP: 0.500, SLG: 0.522 2 Scooter Gennett, L (7.4) OBP: 0.296, SLG: 0.495		1 E BB					G4-3		K2-3	1	0	0	0	1	1	1		
7 Mark Reynolds, R (1.3) OBP: 0.289, SLG: 0.188 66 Robinson Diaz, R (8.2) OBP: 0.308, SLG: 0.182			F8		F9				G6-3	3	0	0	0	0	1	2		
1 Logan Schafer, L (1.7) OBP: 0.415, SLG: 0.459 51 Wei-Chung Wang, L (8.1) OBP: 0.333, SLG: 0.231										3	0	1	0	0	1	2		
45 Alfredo Figaro, R (9.1) ERA:										0	0	0	0	0	0	0		
26 Kyle Lohse, R (1.1) OBP: 0.281, SLG: 0.467 47 Rob Wooten, R (4.1) ERA: 5.4										0	0	0	0	0	0	0		
15 Caleb Gindl, L (6, PH) OBP: 0.225, SLG: 0.342										2	0	0	0	0	0	1		
Inning Stats	R: 0 H: 1 E: 0 LOB: 2 K: 0 BB: 1 S: 4 P: 8	R: 0 H: 0 E: 1 LOB: 1 K: 2 BB: 1 S: 7 P: 12	R: 0 H: 1 E: 0 LOB: 1 K: 1 BB: 0 S: 6 P: 6	R: 0 H: 0 E: 0 LOB: 1 K: 1 BB: 1 S: 5 P: 9	R: 0 H: 0 E: 0 LOB: 0 K: 0 BB: 0 S: 3 P: 3	R: 0 H: 0 E: 0 LOB: 0 K: 0 BB: 0 S: 3 P: 3	R: 0 H: 1 E: 0 LOB: 1 K: 1 BB: 0 S: 6 P: 6	R: 0 H: 1 E: 0 LOB: 1 K: 1 BB: 0 S: 8 P: 8	R: 0 H: 0 E: 1 LOB: 1 K: 1 BB: 0 S: 5 P: 5	1B: 3 SF: 0 2B: 0 SAC: 0 3B: 1 DP: 0 HR: 0 HBP: 0	WP: 0 PA: 34 SB: 0 CS: 0							
PITCHER	IP WLS BF H R ER SO BB IBB HBP BLK WP HR S P ERA WHIP	IP WLS BF H R ER SO BB IBB HBP BLK WP HR S P ERA WHIP																
55 Felipe Paulino, R (1.1) ERA: 6.08	5.0 W 20 2 0 0 0 4 3 0 0 0 0 0 0 25 38 0.00 1.000																	
43 Mitchell Boggs, R (6.1) ERA: 11.97	1.0 3 0 0 0 0 0 0 0 0 0 0 0 3 3 0.00 0.000																	
40 Daniel Webb, R (7.1) ERA: 2.25	1.0 4 1 0 0 1 0 0 0 0 0 0 0 6 6 0.00 1.000																	
65 Nate Jones, R (8.1) ERA:	1.0 4 1 0 0 1 0 0 0 0 0 0 0 8 8 0.00 1.000																	
46 Donnie Veal, L (9.1) ERA: 1.69	1.0 3 0 0 0 1 0 0 0 0 0 0 0 5 5 0.00 0.000																	

Batter	1	2	3	4	5	6	7	8	9	AB	R	H	RBI	BB	SO	LOB	TOP			
17 Shin-Soo Choo, L (1.10) OBP: 0.238, SLG: 0.278										4	0	0	0	0	1	0				
12 Josh Wilson, R (1.6) OBP: 0.333, SLG: 0.375										3	0	1	0	0	1	0				
94 Jake Smolinski, R (7.9)										0	1	0	0	0	0	1				
61 Robinson Chirinos, R (1.2) OBP: 0.300, SLG: 0.727										3	0	1	0	0	1	1				
57 Tomás Telis, S (7.2)										4	0	0	0	0	2	2				
73 Ronald Guzmán, L (1.3) OBP: 0.571, SLG: 1.500										3	0	1	0	0	0	2				
20 Brent Lillibridge, R (1.5) OBP: 0.289, SLG: 0.400										3	0	1	0	0	0	2				
43 Engel Beltré, L (1.9) OBP: 0.346, SLG: 0.320										3	0	1	0	0	1	1				
90 Jared Hoving, L (7.8) OBP: 0.500, SLG: 0.667										4	0	0	0	0	2	2				
2 Leonys Martín, L (1.8) OBP: 0.300, SLG: 0.250										3	0	0	0	0	0	0				
89 Guilder Rodríguez, S (7.6)										3	0	0	0	0	0	0				
9 Adam Rosales, R (1.4) OBP: 0.143, SLG: 0.154										3	0	0	0	0	0	0				
Brad Snyder, L (1.7) OBP: 0.333, SLG: 0.400										3	0	0	0	0	0	0				
Inning Stats	R: 0 E: 0 K: 2 S: 8	H: 1 LOB: 1 BB: 0 P: 8	R: 0 E: 0 K: 1 S: 6	H: 2 LOB: 1 BB: 0 P: 6	R: 0 E: 0 K: 1 S: 5	H: 0 LOB: 0 BB: 0 P: 5	R: 0 E: 0 K: 1 S: 6	H: 1 LOB: 1 BB: 0 P: 6	R: 0 E: 0 K: 0 S: 3	H: 0 LOB: 0 BB: 0 P: 3	R: 0 E: 0 K: 0 S: 3	H: 0 LOB: 1 BB: 1 P: 9	R: 0 E: 0 K: 1 S: 5	H: 0 LOB: 0 BB: 0 P: 5	R: 3 E: 1 K: 1 S: 7	H: 1 LOB: 1 BB: 1 P: 12	1B: 3 2B: 1 3B: 0 HR: 1	SF: 0 SAC: 0 DP: 0 HBP: 1	WP: 0 PB: 0 SB: 0 CS: 0	PA: 35
PITCHER	IP WLS BF H R ER SO BB IBB HBP BLK WP HR S P ERA WHIP																			
41 Marco Estrada, R (1.1) ERA: 2.7	6.0	W	21	4	0	0	5	0	0	0	0	0	0	0	0	31	31	0.00	0.667	
59 Zach Duke, L (7.1) ERA: 4.7	1.0		4	0	0	0	1	1	0	0	0	0	0	0	5	9	0.00	1.000		
53 Brandon Kintzler, R (8.1) ERA: 2.35	1.0		3	0	0	0	1	0	0	0	0	0	0	5	5	0.00	0.000			
48 Donovan Hand, R (9.1) ERA: 9.35	1.0		7	1	3	2	1	1	0	1	0	0	1	7	12	18.00	2.000			

Texas Rangers @ Milwaukee Brewers
Maryvale Baseball Park, Phoenix, AZ
Tue Mar 18 2014, 4:09 PM - 6:54 PM EDT
Att: 6,566 - Cloudy - 76 F

AB	32
R	3
H	5
RBI	3
BB	2
SO	8
LOB	12



Batter	1	2	3	4	5	6	7	8	9	AB	R	H	RBI	BB	SO	LOB	BOTTOM			
27 Carlos Gómez, R (1.8) OBP: 0.371, SLG: 0.581										3	2	2	3	0	0	0				
15 Caleb Gindl, L (6.7) OBP: 0.214, SLG: 0.325										2	0	0	0	0	1	1				
9 Jean Segura, R (1.6) OBP: 0.316, SLG: 0.341										3	0	0	0	0	0	1				
3 Elian Herrera, S (6.6) OBP: 0.333, SLG: 0.500										1	0	0	0	0	0	1				
8 Ryan Braun, R (1.9) OBP: 0.560, SLG: 0.857										3	0	0	1	0	1	0				
65 Irving Fatu, S (7.4) OBP: 0.333, SLG: 0.391										1	0	1	0	0	0	0				
16 Aramis Ramirez, R (1.5) OBP: 0.550, SLG: 0.778										2	0	1	0	1	0	0				
14 Jeff Bianchi, R (6.7) OBP: 0.394, SLG: 0.484										1	1	1	0	0	0	0				
20 Jonathan Lucroy, R (1.2) OBP: 0.286, SLG: 0.316										3	0	0	0	0	1	2				
21 Juan Francisco, L (7.3) OBP: 0.393, SLG: 0.600										1	0	0	0	0	0	2				
Rickie Weeks Jr., R (1.4) OBP: 0.515, SLG: 0.500										1	2	0	0	2	0	0				
66 Robinson Díaz, R (7.2) OBP: 0.280, SLG: 0.167										1	0	0	0	0	0	2				
18 Khris Davis, R (1.7) OBP: 0.279, SLG: 0.436										2	1	0	0	1	1	1				
28 Jeremy Hermida, L (7.7) OBP: 0.500, SLG: 0.333										1	0	0	0	0	1	2				
7 Mark Reynolds, R (1.3) OBP: 0.317, SLG: 0.343										3	2	2	5	0	1	0				
79 Michael Ratterree, R (7.9)										1	0	0	0	0	0	0				
12 Martín Maldonado, R (1.10) OBP: 0.205, SLG: 0.206										3	1	1	0	1	1	0				
Inning Stats	R: 0 E: 0 K: 0 S: 3	H: 0 LOB: 0 BB: 0 P: 3	R: 0 E: 0 K: 0 S: 3	H: 0 LOB: 0 BB: 0 P: 3	R: 0 E: 0 K: 2 S: 7	H: 0 LOB: 0 BB: 0 P: 7	R: 1 E: 0 K: 0 S: 5	H: 2 LOB: 1 BB: 0 P: 5	R: 4 E: 0 K: 1 S: 9	H: 3 LOB: 0 BB: 1 P: 14	R: 4 E: 0 K: 1 S: 6	H: 1 LOB: 4 BB: 4 P: 23	R: 0 E: 0 K: 1 S: 7	H: 2 LOB: 2 BB: 0 P: 7	R: 0 E: 0 K: 2 S: 7	H: 0 LOB: 0 BB: 0 P: 7	1B: 4 2B: 2 3B: 0 HR: 2	SF: 0 SAC: 0 DP: 0 HBP: 0	WP: 0 PB: 0 SB: 1 CS: 0	PA: 37
PITCHER	IP WLS BF H R ER SO BB IBB HBP BLK WP HR S P ERA WHIP																			
33 Martín Pérez, L (1.1) ERA: 6.23	5.0	L	21	5	5	5	3	1	0	0	0	0	0	1	6	23	36.00	5.000		
50 Michael Kirkman, L (6.1) ERA: 7.0	1.0		8	1	4	4	1	4	0	0	0	0	0	7	7	0.00	2.000			
49 Aaron Poreda, L (7.1) ERA: 3.38	1.0		5	2	0	0	1	0	0	0	0	0	0	7	7	0.00	0.000			
73 Keone Kela, R (8.1) ERA:	1.0		3	0	0	0	2	0	0	0	0	0	0	7	7	0.00	0.000			

Texas Rangers @ Milwaukee Brewers
Maryvale Baseball Park, Phoenix, AZ
Tue Mar 18 2014, 4:09 PM - 6:54 PM EDT
Att: 6,566 - Cloudy - 76 F

AB	32
R	9
H	8
RBI	9
BB	5
SO	7
LOB	12



Batter	1	2	3	4	5	6	7	8	9	AB	R	H	RBI	BB	SO	LOB	TOP														
16 Angel Pagan, S 34 David Huff, S 49 Javier López, L 54 Sergio Romo, R Gary Brown, R OBP: 0.500, SLG: 0.400	F8		38 1B		P6		4-0 BB		SF9 2B	3	1	1	0	1	0	1	San Francisco Giants @ Milwaukee Brewers Maryvale Baseball Park, Phoenix, AZ Tue Mar 25 2014, 4:09 PM - 7:48 PM EDT Att: 5,766 - Sunny - 81 F														
38 Michael Morse, R 88 Tyler Colvin, L 64 Derek Law, R					K		F7		P6	3	0	2	1	0	1	1															
48 Pablo Sandoval, S Mark Minicuzzi, R	FC6-4 2B		F9		G4-3				SF9	4	1	1	1	0	0	2															
28 Buster Posey, R 76 Alberto Robles, R			K						G5-3	4	0	2	0	0	1	1															
7 Grégor Blanco, L	K				F7					4	0	1	0	0	1	3															
14 Brandon Hicks, R					G4-3					4	0	0	0	0	2	1															
Andrew Susac, R Ben Turner, R					G4-3					4	1	1	0	0	0	0															
6 Ehire Adrianza, S										4	1	3	0	0	0	0															
40 Madison Bumgarner, R Brett Bochy, R										1	0	0	0	0	1	0															
2 Juan Carlos Perez, R					SH1-3					2	1	1	1	0	0	1															
Inning Stats	R: 0 E: 0 K: 1 S: 7	H: 2 LOB: 2 BB: 0 P: 8	R: 0 E: 0 K: 0 S: 3	H: 0 LOB: 0 BB: 0 P: 3	R: 1 E: 0 K: 2 S: 9	H: 2 LOB: 1 BB: 0 P: 10	R: 0 E: 0 K: 0 S: 3	H: 0 LOB: 0 BB: 0 P: 3	R: 0 E: 0 K: 1 S: 6	H: 1 LOB: 1 BB: 0 P: 7	R: 0 E: 0 K: 1 S: 6	H: 1 LOB: 2 BB: 1 P: 6	R: 0 E: 0 K: 0 S: 4	H: 1 LOB: 2 BB: 1 P: 8	R: 1 E: 0 K: 1 S: 7	H: 2 LOB: 0 BB: 0 P: 8	R: 3 E: 0 K: 0 S: 7	H: 4 LOB: 1 BB: 0 P: 7	1B: 11 2B: 1 3B: 0 HR: 1	SF: 1 SAC: 1 DP: 0 HBP: 0	WP: 1 PB: 0 CS: 1 SB: 0	PA: 40									
PITCHER	IP WLS BF H R ER SO BB IBB HBP BLK WP HR S P ERA WHIP																														
38 Willy Peralta, R 59 Zach Duke, L 30 Tyler Thornburg, R 51 Wei-Chung Wang, L	6.1 0.2 1.0 1.0	L H H L	25 4 4 7	6 1 2 4	1 0 1 3	1 0 1 3	5 0 1 0	0 1 0 0	0 0 0 0	0 0 0 0	1 0 1 0	0 3 7 7	38 7 8 7	1.42 0.00 9.00 27.00	0.947 3.000 2.000 4.000																

Batter	1	2	3	4	5	6	7	8	9	AB	R	H	RBI	BB	SO	LOB	BOTTOM													
27 Carlos Gómez, R 1 Logan Schafer, L	F8		K			HR		G1-3		3	1	1	1	0	1	0	San Francisco Giants @ Milwaukee Brewers Maryvale Baseball Park, Phoenix, AZ Tue Mar 25 2014, 4:09 PM - 7:48 PM EDT Att: 5,766 - Sunny - 81 F													
Rickie Weeks Jr, R Kevin Mattison, L					F7			G6-3		3	0	0	0	0	1	0														
8 Ryan Braun, R					G1-3			G4-3		4	0	0	0	0	1	1														
16 Aramis Ramirez, R 90 Brandon Macias, R					L7			P4		4	0	1	0	0	0	1														
20 Jonathan Lucroy, R 24 Lyle Overbay, L										3	0	0	0	0	2	1														
18 Khris Davis, R Elian Herrera, S										2	1	2	1	0	0	0														
7 Mark Reynolds, R 30 Tyler Thornburg, R 91 Nick Shaw, L										3	0	1	0	0	1	1														
14 Jeff Bianchi, R 51 Wei-Chung Wang, L										3	0	0	0	0	1	1														
38 Willy Peralta, R 59 Zach Duke, L 12 Martin Maldonado, R										2	1	1	1	0	0	0														
Inning Stats	R: 0 E: 0 K: 2 S: 7	H: 0 LOB: 0 BB: 0 P: 7	R: 0 E: 0 K: 1 S: 6	H: 1 LOB: 1 BB: 0 P: 6	R: 0 E: 0 K: 1 S: 5	H: 0 LOB: 0 BB: 0 P: 5	R: 0 E: 0 K: 0 S: 3	H: 0 LOB: 0 BB: 0 P: 3	R: 1 E: 0 K: 2 S: 8	H: 1 LOB: 0 BB: 0 P: 11	R: 2 E: 0 K: 1 S: 10	H: 3 LOB: 1 BB: 0 P: 13	R: 0 E: 0 K: 1 S: 5	H: 1 LOB: 0 BB: 0 P: 6	R: 1 E: 0 K: 0 S: 4	H: 1 LOB: 2 BB: 0 P: 6		R: 0 E: 0 K: 0 S: 3	H: 1 LOB: 0 BB: 0 P: 3	1B: 4 2B: 0 3B: 0 HR: 4	SF: 0 SAC: 0 DP: 1 HBP: 1	WP: 1 PB: 0 CS: 1 SB: 1	PA: 35							
PITCHER	IP WLS BF H R ER SO BB IBB HBP BLK WP HR S P ERA WHIP																													
40 Madison Bumgarner, L Brett Bochy, R 34 David Huff, L 49 Javier López, L 54 Sergio Romo, R	5.2 0.1 1.0 0.1 0.2	W L	22 1 3 2 3	5 0 1 1 0	3 0 0 1 0	3 0 0 1 0	6 0 0 0 0	0 0 0 0 0	0 0 0 0 0	0 0 0 0 0	0 1 0 1 0	3 4 5 2 4	4.76 0.00 0.00 27.00 0.00	0.882 0.000 1.000 3.000 0.000																

AB	37
R	5
H	13
RBI	5
BB	1
SO	6
LOB	15



Batter	1	2	3	4	5	6	7	8	9	AB	R	H	RBI	BB	SO	LOB	TOP										
27 Carlos Gómez, R (1,8) 75 Mitch Haniger, R (5,9) OBP: 0.373, SLG: 0.681 OBP: 0.579, SLG: 0.938										3	0	1	0	0	1	1	Milwaukee Brewers @ Cleveland Indians Goodyear Ballpark, Goodyear, AZ Wed Mar 26 2014, 4:08 PM - 7:13 PM EDT Att: 3,446 - Partly Cloudy - 75 F										
2 Scooter Gennett, L (1,4) 29 Jim Henderson, L (8,1) 78 Lucas May, R (9,PH) OBP: 0.333, SLG: 0.333										4	0	1	0	0	1	1											
20 Jonathan Lucroy, R (1,2) OBP: 0.283, SLG: 0.345										4	1	0	0	0	0	2											
18 Khris Davis, R (1,7) 96 Nick Ramirez, L (7,3) OBP: 0.283, SLG: 0.500 OBP: 0.333, SLG: 0.333										3	0	0	0	0	2	2											
7 Mark Reynolds, R (1,5) 95 Michael Reed, R (7,8) OBP: 0.351, SLG: 0.449										2	0	0	0	1	0	0											
24 Lyle Overbay, L (1,3) 94 Tyrone Taylor, R (7,7) OBP: 0.333, SLG: 0.256 OBP: 0.200, SLG: 0.400										3	0	1	1	0	1	1											
14 Jeff Bianchi, R (1,6) 13 Will Smith, R (4,1) 57 Francisco Rodríguez, R (6,1) 65 Irving Falu, S (7,PH) OBP: 0.387, SLG: 0.433										2	0	0	0	0	1	2											
1 Logan Schafer, L (1,9) 53 Brandon Kintzler, R (7,1) 28 Pete Orr, L (8,4) OBP: 0.421, SLG: 0.520 OBP: 0.500, SLG: 0.667										1	0	0	0	1	0	0											
49 Yovani Gallardo, R (1,1) Jose De La Torre, R (3,1) Elian Herrera, S (4,6) OBP: 0.400, SLG: 0.400 OBP: 0.306, SLG: 0.444										1	0	0	0	0	1	1											
Inning Stats	R: 0 E: 0 K: 5 S: 6	H: 1 LOB: 1 BB: 6 P: 6	R: 0 E: 0 K: 0 S: 3	H: 0 LOB: 0 BB: 3 P: 3	R: 0 E: 0 K: 1 S: 4	H: 0 LOB: 0 BB: 1 P: 8	R: 1 E: 0 K: 1 S: 7	H: 2 LOB: 2 BB: 1 P: 11	R: 0 E: 0 K: 2 S: 5	H: 0 LOB: 0 BB: 0 P: 5	R: 0 E: 0 K: 1 S: 7	H: 1 LOB: 2 BB: 0 P: 7	R: 1 E: 0 K: 1 S: 8	H: 2 LOB: 1 BB: 8 P: 8	R: 1 E: 0 K: 1 S: 7	H: 2 LOB: 2 BB: 1 P: 11		1B: 6 2B: 1 3B: 0 HR: 1	SF: 0 SAC: 1 DP: 1 HBP: 0	WP: 0 PB: 0 SB: 0 CS: 0	PA: 38						
PITCHER	IP	WLS	BF	H	R	ER	SO	BB	IBB	HBP	BLK	WP	HR	S	P	ERA	WHIP										
63 Justin Masterson, R (1,1) ERA: 1.09	5.2	W	21	3	1	1	5	2	0	0	0	0	0	29	37	1.59	0.882										
88 Josh Outman, L (6,1) ERA: 3.24	1.1		6	1	0	0	2	0	0	0	0	0	0	10	10	0.00	0.750										
52 Vinnie Pestano, R (8,1) ERA: 7.36	1.0		5	2	1	1	1	0	0	0	0	0	1	8	8	9.00	2.000										
27 Bryan Shaw, R (9,1) ERA: 3.38	1.0		6	2	1	1	1	1	0	0	0	0	0	7	11	9.00	3.000										

Batter	1	2	3	4	5	6	7	8	9	AB	R	H	RBI	BB	SO	LOB	BOTTOM										
9 Ryan Raburn, R (1,7) 6 Nyjer Morgan, L (4,PR) OBP: 0.414, SLG: 0.800 OBP: 0.326, SLG: 0.308										3	0	1	0	0	1	1	Milwaukee Brewers @ Cleveland Indians Goodyear Ballpark, Goodyear, AZ Wed Mar 26 2014, 4:08 PM - 7:13 PM EDT Att: 3,446 - Partly Cloudy - 75 F										
33 Nick Swisher, S (1,3) 40 Justin Sellers, R (7,4) OBP: 0.418, SLG: 0.543 OBP: 0.542, SLG: 0.600										3	1	2	1	1	0	2											
22 Jason Kipnis, L (1,4) 30 Elliot Johnson, S (5,4) OBP: 0.429, SLG: 0.590 OBP: 0.396, SLG: 0.640										3	1	2	2	0	0	1											
41 Carlos Santana, S (1,5) 85 Joe Sever, R (6,PR) OBP: 0.271, SLG: 0.327 OBP: 1.000										2	2	1	0	2	0	2											
23 Michael Brantley, L (1,8) 26 Matt Carson, R (4,PR) OBP: 0.558, SLG: 0.783 OBP: 0.310, SLG: 0.351										2	0	2	2	1	0	0											
13 Adrián Cabrera, S (1,6) 4 Mike Aviles, R (4,PH) 87 Dorcas Paulino, R (9,6) OBP: 0.421, SLG: 0.449 OBP: 0.333, SLG: 0.511 OBP: 0.533, SLG: 0.667										2	0	1	1	0	0	1											
7 David Murphy, L (1,9) 92 Jordan Smith, L (7,PR) OBP: 0.277 OBP: 0.125, SLG: 0.125										4	0	1	0	0	0	5											
8 Lonnie Chisenhall, L (1,10) 76 Ryan Rohlinger, R (8,PH) OBP: 0.387, SLG: 0.571 OBP: 0.423, SLG: 0.476										4	2	2	1	0	0	1											
57 Luke Carlin, S (1,2) 84 Eric Haase, R (9,2) OBP: 0.269, SLG: 0.280										3	1	1	0	1	1	3											
Inning Stats	R: 2 E: 0 K: 1 S: 7	H: 2 LOB: 1 BB: 1 P: 11	R: 1 E: 0 K: 0 S: 6	H: 2 LOB: 2 BB: 2 P: 15	R: 1 E: 0 K: 0 S: 5	H: 2 LOB: 1 BB: 1 P: 9	R: 2 E: 0 K: 0 S: 7	H: 4 LOB: 3 BB: 1 P: 11	R: 0 E: 0 K: 2 S: 7	H: 0 LOB: 0 BB: 0 P: 7	R: 1 E: 0 K: 1 S: 9	H: 2 LOB: 1 BB: 0 P: 9	R: 3 E: 0 K: 0 S: 8	H: 5 LOB: 2 BB: 0 P: 8	R: 0 E: 0 K: 0 S: 3	H: 0 LOB: 0 BB: 0 P: 3		1B: 11 2B: 3 3B: 1 HR: 2	SF: 0 SAC: 0 DP: 0 HBP: 0	WP: 2 PB: 0 SB: 0 CS: 1	PA: 44						
PITCHER	IP	WLS	BF	H	R	ER	SO	BB	IBB	HBP	BLK	WP	HR	S	P	ERA	WHIP										
49 Yovani Gallardo, R (1,1) ERA: 3.98	2.0	L	15	6	4	4	1	4	0	0	0	0	0	15	32	18.00	5.000										
Jose De La Torre, R (3,1) ERA: 7.71	1.2		7	3	2	2	0	0	0	0	0	0	0	8	8	10.80	1.800										
13 Will Smith, L (4,1) ERA: 9.25	1.1		6	1	0	0	2	1	0	0	0	0	0	9	13	0.00	1.500										
57 Francisco Rodríguez, R (6,1) ERA: 5.4	1.0		5	2	1	1	1	0	0	0	0	0	1	9	9	9.00	2.000										
53 Brandon Kintzler, R (7,1) ERA: 5.06	1.0		8	5	3	3	0	0	0	0	0	0	0	8	8	27.00	5.000										

AB 34
R 3
H 8
RBI 3
BB 3
SO 9
LOB 17

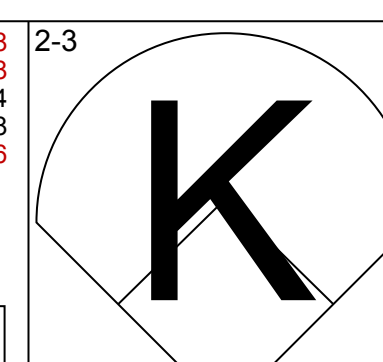
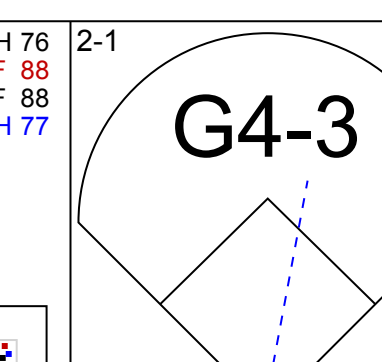
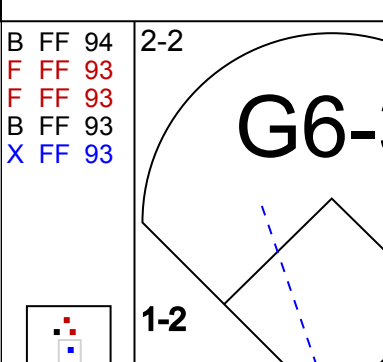
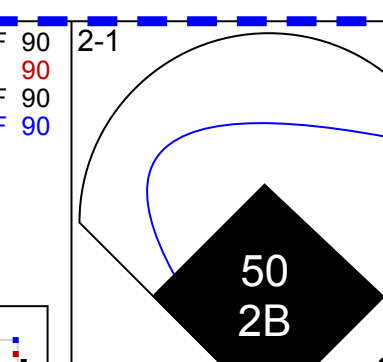
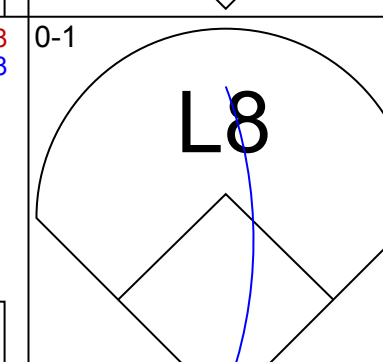
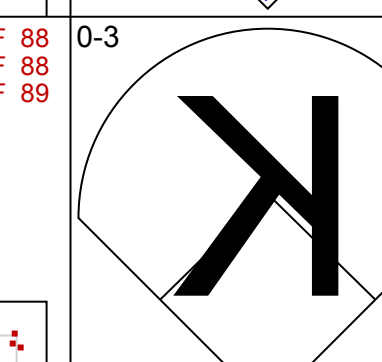
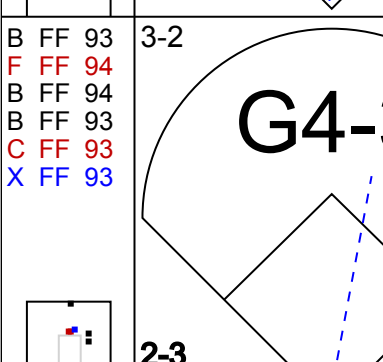
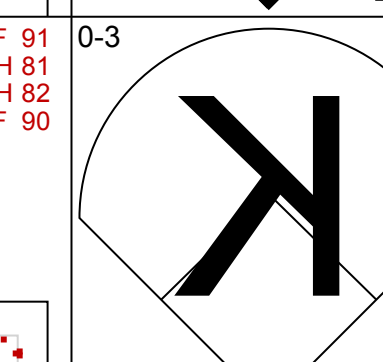
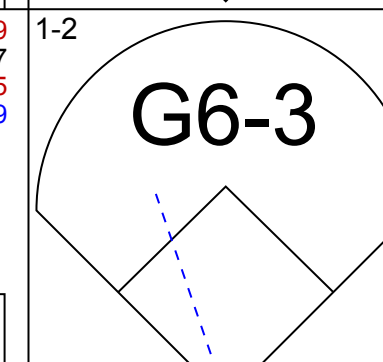
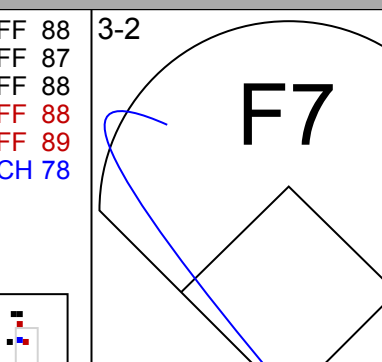
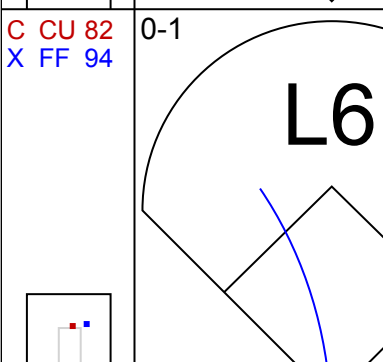
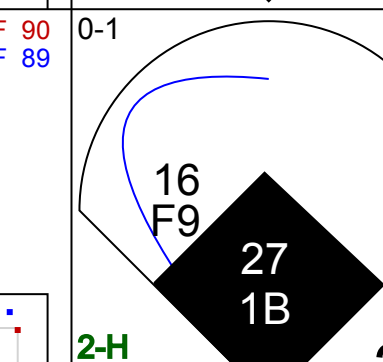

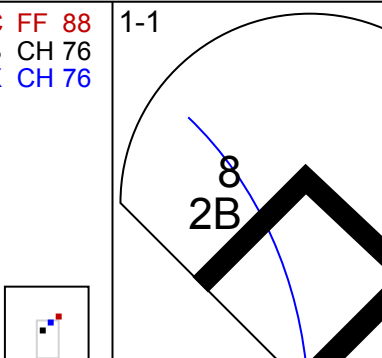
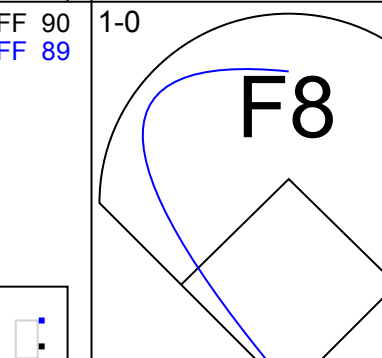
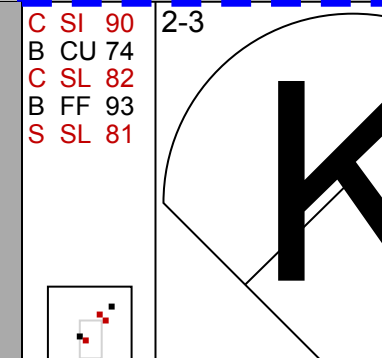
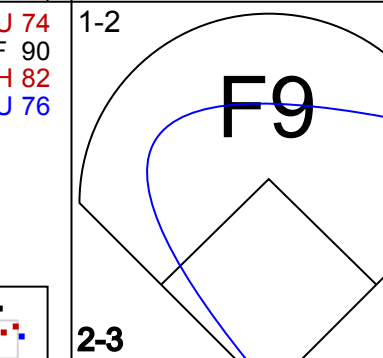
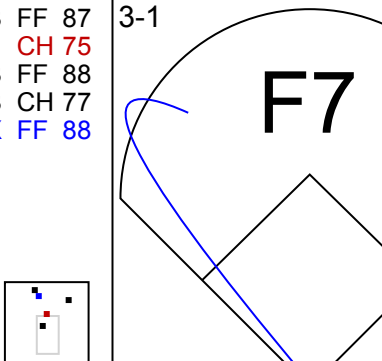
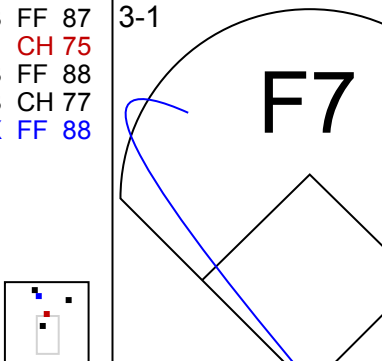
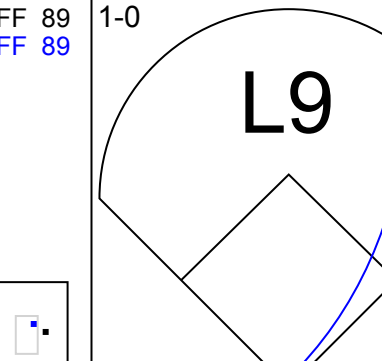
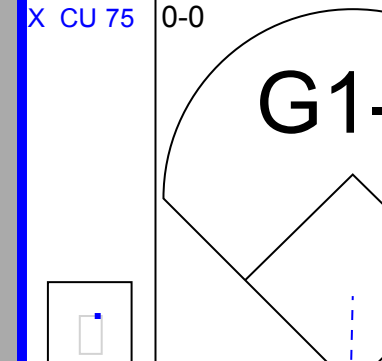
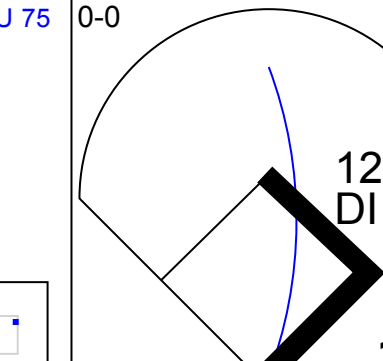
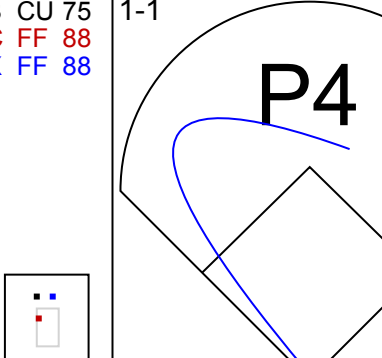
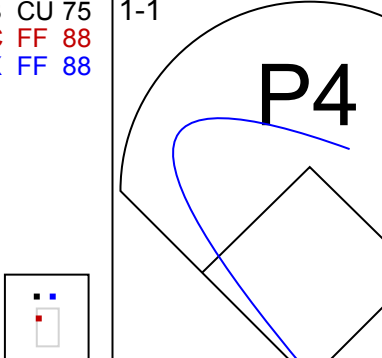

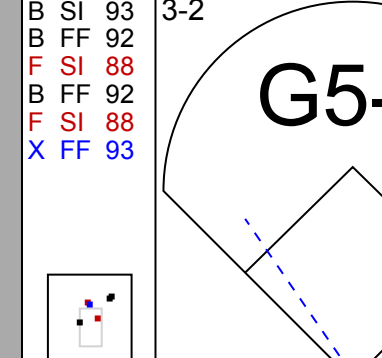
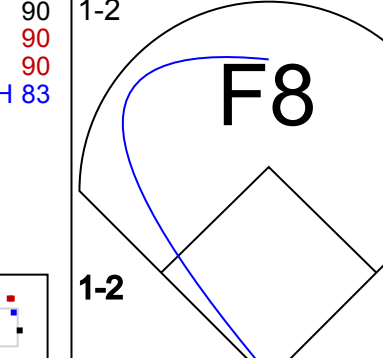
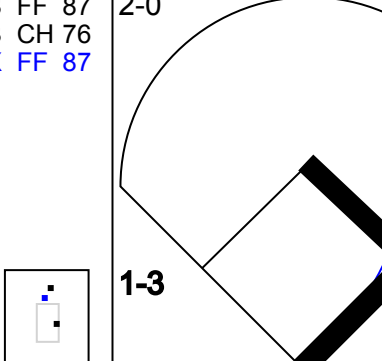
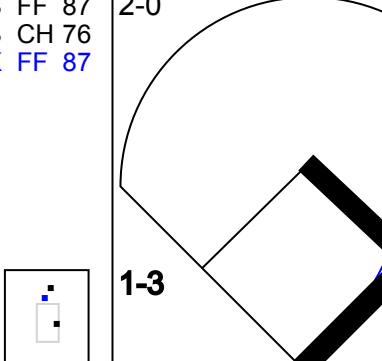




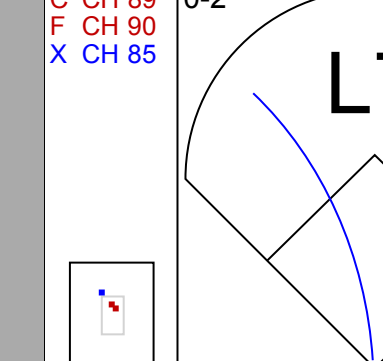



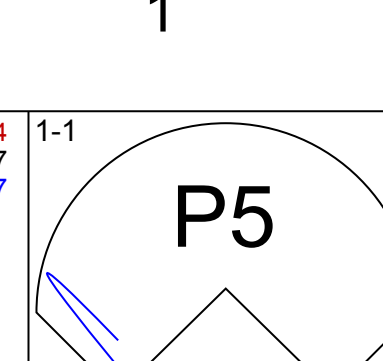
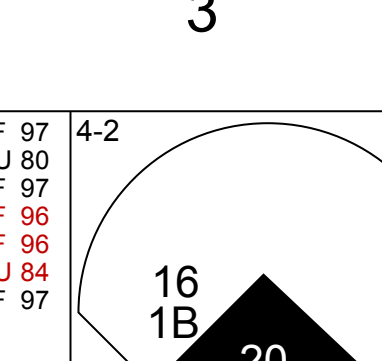
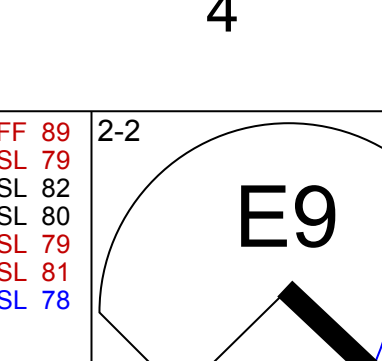
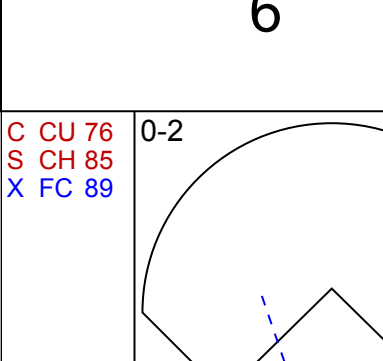

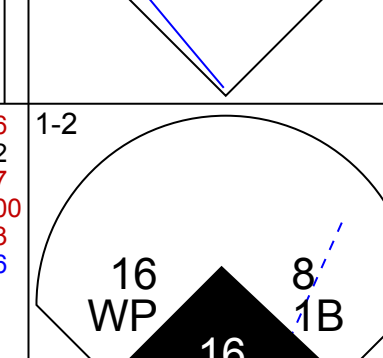
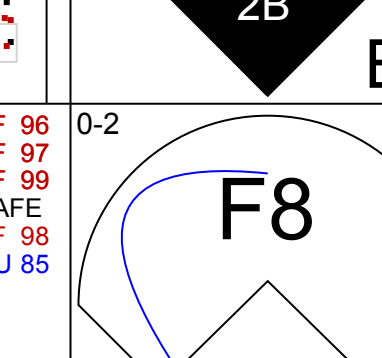
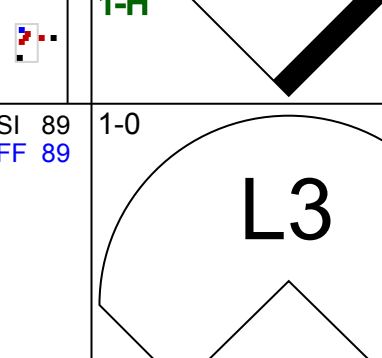
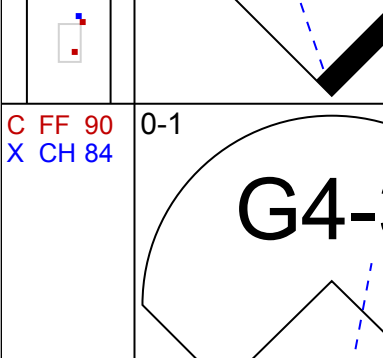

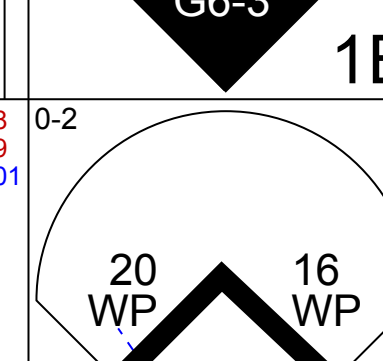
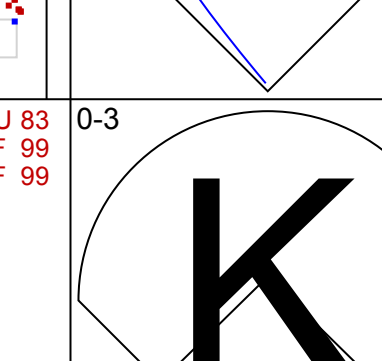
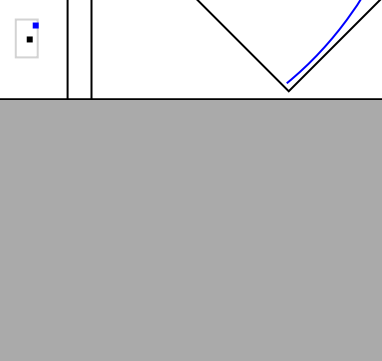
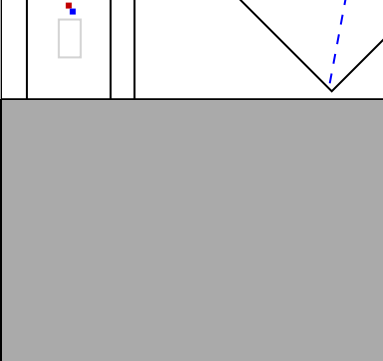

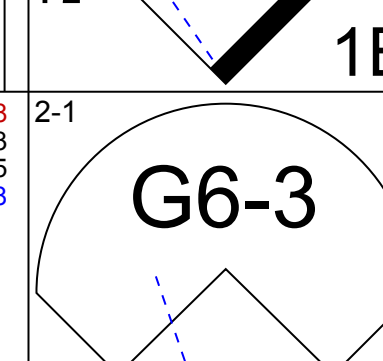
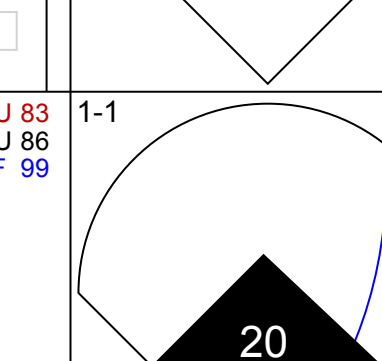



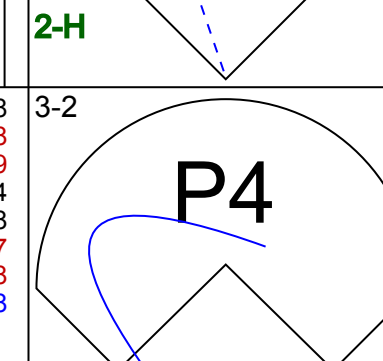
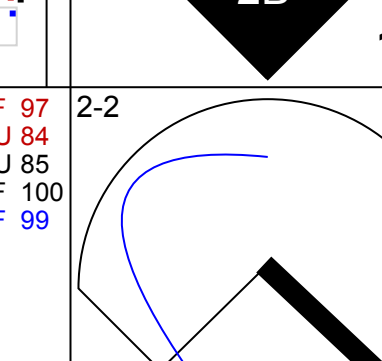



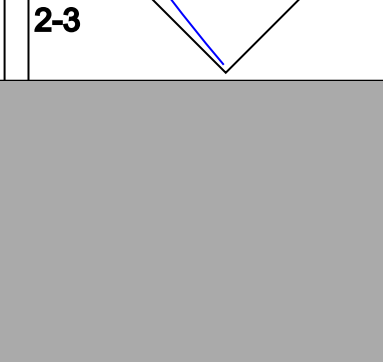
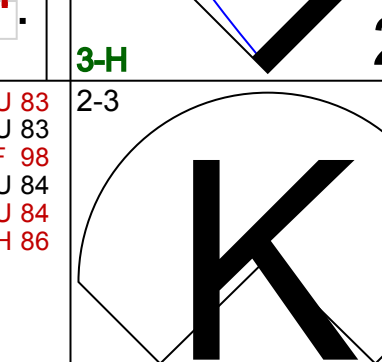





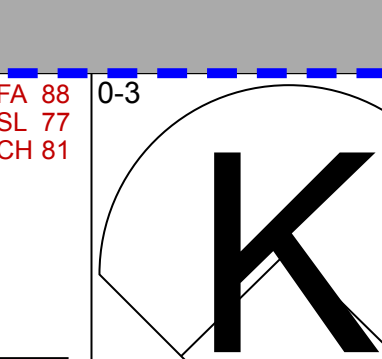


AB 39
R 10
H 17
RBI 10
BB 5
SO 4
LOB 23



Batter	1	2	3	4	5	6	7	8	9	AB	R	H	RBI	BB	SO	LOB	TOP					
30 Jason Bourgeois, R OBP: 0.378, SLG: 0.424 Juan Duran, R OBP: 0.150, SLG: 0.263	F8		1B		HR		HR	K		3	1	2	2	0	0	0	Cincinnati Reds @ Milwaukee Brewers Maryvale Baseball Park, Phoenix, AZ Thu Mar 27 2014, 3:08 PM - 6:06 PM EDT Att: 4,016 - Partly Cloudy - 66 F					
7 Ramon Santiago, S OBP: 0.275, SLG: 0.239 89 Devin Lohman, R (6, 6)	G3-1		P5		F8		K		G5-3	3	0	0	0	0	0	1						
15 Roger Bernadina, L OBP: 0.518, SLG: 0.739 Donald Lutz, L OBP: 0.318, SLG: 0.500	50 1B		K		G6-3		89 E 1B		F7	2	0	1	0	0	0	1						
50 Neftali Soto, R OBP: 0.396, SLG: 0.681 94 Travis Mattar, R OBP: 0.358, SLG: 0.353	E2 1B		L8		89 1B 2B		K		89 2B 1B BB	2	0	1	0	0	0	1						
27 Chris Nelson, R OBP: 0.348, SLG: 0.463 89 Juan Silverio, R OBP: 0.667, SLG: 1.000	K		G6-3		2B 1B		E9		1B 2B	2	0	0	0	0	1	2						
Yorman Rodriguez, R OBP: 0.217, SLG: 0.273		F7		K		G1-3			2B 1B	5	0	2	2	0	1	1						
70 Kristopher Negrón, R Michael Lorenzen, R		K		P3		G5-3		F9	P5	2	0	0	0	0	1	0						
90 Bryson Smith, R OBP: 0.125, SLG: 0.250 Rey Navarro, S OBP: 0.397, SLG: 0.538		K				G5-3		F9	P5	1	0	0	0	0	0	1						
37 Corky Miller, R OBP: 0.233, SLG: 0.120 93 Bryan Anderson, L (7, 2)		F8			P2		G5-3		G3	3	0	0	0	0	0	1						
60 J.J. Hoover, R 53 Pedro Beato, R Steve Selsky, R 80 Jumbo Diaz, R Brodie Greene, R Drew Hayes, R Fabian Williamson, R					F9			WP HR 1B		0	0	0	0	0	0	0						
Inning Stats	R: 0 E: 1 K: 1 S: 7	H: 2 LOB: 2 BB: 0 P: 7	R: 0 E: 0 K: 1 S: 5	H: 0 LOB: 0 BB: 0 P: 5	R: 1 E: 0 K: 1 S: 7	H: 2 LOB: 1 BB: 0 P: 7	R: 0 E: 0 K: 1 S: 5	H: 0 LOB: 0 BB: 0 P: 5	R: 1 E: 0 K: 0 S: 5	H: 1 LOB: 0 BB: 0 P: 6	R: 2 E: 0 K: 0 S: 6	H: 3 LOB: 1 BB: 0 P: 6	R: 3 E: 1 K: 2 S: 11	H: 3 LOB: 1 BB: 0 P: 12	R: 0 E: 0 K: 1 S: 6	H: 1 LOB: 1 BB: 0 P: 6	R: 1 E: 0 K: 0 S: 5	H: 2 LOB: 2 BB: 1 P: 9	1B: 8 2B: 4 3B: 0 HR: 2	SF: 0 SAC: 0 DP: 0 HBP: 0	WP: 1 PB: 0 SB: 0 CS: 0	PA: 43
PITCHER	IP WLS BF H R ER SO BB IBB HBP BLK WP HR S P ERA WHIP																					
26 Kyle Lohse, R ERA: 5.49	5.0 L 20 5 2 2 4 0 0 0 0 0 0 1 29 30 3.60 1.000																					
92 Casey Medlen, R ERA: 36.0	1.0 8 5 4 4 0 0 0 0 0 0 1 1 8 9 36.00 5.000																					
98 Brent Leach, L ERA: 3.0	2.0 9 2 1 0 3 0 0 0 0 0 0 0 15 15 0.00 1.000																					
79 Kyle Heckathorn, R ERA: 4.5	1.0 6 2 1 1 0 1 0 0 0 0 0 0 5 9 9.00 3.000																					
Batter	1	2	3	4	5	6	7	8	9	AB	R	H	RBI	BB	SO	LOB	BOTTOM					
1 Logan Schafer, L OBP: 0.435, SLG: 0.528	8 2B	F9			L3-6 BB		91 FC4-6 BB		G4-3	3	1	1	0	2	0	1	Cincinnati Reds @ Milwaukee Brewers Maryvale Baseball Park, Phoenix, AZ Thu Mar 27 2014, 3:08 PM - 6:06 PM EDT Att: 4,016 - Partly Cloudy - 66 F					
Rickie Weeks Jr., R OBP: 0.458, SLG: 0.417 79 Michael Ratterree, R (6, 9)	P3		K		BB		P3		BB	2	0	0	0	1	1	1						
8 Ryan Braun, R OBP: 0.486, SLG: 0.710 Kevin Mattison, L OBP: 0.310, SLG: 0.400	24 G5-3 2B		F9		L3-6 2-2		K		K	2	0	1	1	0	0	0						
16 Aramis Ramirez, R 92 Casey Medlen, R 98 Brent Leach, R 91 Nick Shaw, L 95 Michael Reed, R Adam Weisenburger, R OBP: 1.000, SLG: 2.000	24 G5-3 BB		F7		G4-3		FC4-6		BB	2	0	0	0	0	1	0						
24 Lyle Overbay, L OBP: 0.352, SLG: 0.267 Hunter Morris, L OBP: 0.211, SLG: 0.444	G5-3				65 1B 26 G1-2-3 BB		FC3-6 1B		K	2	0	1	1	0	1	3						
12 Martín Maldonado, R OBP: 0.241, SLG: 0.277					F8		K		G6-3	3	0	0	0	1	1	2						
Elian Herrera, S OBP: 0.302, SLG: 0.417	G6-3				65 1B 1-2 BB		FC3-6 65 FC6-4		G6-3	3	0	0	0	1	0	4						
65 Irving Falu, S OBP: 0.382, SLG: 0.424 79 Kyle Heckathorn, R (9, 1)		G3			1-2 2-3 1B		FC6-4		F8	3	0	1	0	0	0	1						
26 Kyle Lohse, R OBP: 0.200, SLG: 0.200 2 Scooter Gennett, L OBP: 0.276, SLG: 0.382		P2			G1-2-3		1 BB 1B		BB 1 G4-3 BB	2	0	0	0	0	0	3						
Inning Stats	R: 1 E: 0 K: 0 S: 5	H: 2 LOB: 3 BB: 2 P: 13	R: 0 E: 0 K: 0 S: 3	H: 0 LOB: 0 BB: 0 P: 3	R: 0 E: 0 K: 1 S: 5	H: 0 LOB: 0 BB: 0 P: 5	R: 0 E: 0 K: 0 S: 3	H: 1 LOB: 2 BB: 2 P: 11	R: 0 E: 0 K: 0 S: 2	H: 0 LOB: 1 BB: 2 P: 10	R: 0 E: 0 K: 1 S: 6	H: 1 LOB: 1 BB: 0 P: 6	R: 0 E: 0 K: 1 S: 6	H: 1 LOB: 2 BB: 1 P: 10	R: 1 E: 0 K: 0 S: 4	H: 1 LOB: 3 BB: 3 P: 6		R: 0 E: 0 K: 2 S: 7	H: 0 LOB: 3 BB: 3 P: 19	1B: 3 2B: 3 3B: 0 HR: 1	SF: 0 SAC: 0 DP: 2 HBP: 0	WP: 0 PB: 0 SB: 0 CS: 0
PITCHER	IP WLS BF H R ER SO BB IBB HBP BLK WP HR S P ERA WHIP																					
60 J.J. Hoover, R ERA: 3.0	1.0 7 2 0 0 0 0 2 0 0 0 0 0 0 3 3 0.00 0.000																					
53 Pedro Beato, R ERA: 2.16	1.0 3 0 0 0 0 0 0 0 0 0 0 0 0 5 5 0.00 0.000																					
80 Jumbo Diaz, R ERA: 2.45	4.0 W 18 3 0 0 2 5 0 0 0 0 0 0 17 37 2.000 2.000																					
Drew Hayes, R ERA: 4.26	1.1 7 1 1 1 0 2 0 0 0 0 0 1 5 15 6.75 2.250																					

Batter	1	2	3	4	5	6	7	8	9	AB	R	H	RBI	BB	SO	LOB	TOP					
23 Norichika Aoki, L (1,9) OBP: 0.343, SLG: 0.371 27 Justin Maxwell, R (7,9) OBP: 0.356, SLG: 0.544										4	0	1	1	0	0	3						
2 Alcides Escobar, R (1,6) OBP: 0.348, SLG: 0.462 45 Jason Donald, R (7,6) OBP: 0.362, SLG: 0.535										3	0	1	1	0	0	1						
35 Eric Hosmer, L (1,3) OBP: 0.319, SLG: 0.438										4	0	1	0	0	1	2						
16 Billy Butler, R (1,10) OBP: 0.431, SLG: 0.484 50 Ramon Hernandez, R (7,10) OBP: 0.423, SLG: 0.499										2	1	1	1	1	0	0						
4 Alex Gordon, L (1,7) OBP: 0.382, SLG: 0.590										4	1	1	0	0	2	2						
13 Salvador Perez, R (1,2) OBP: 0.431, SLG: 0.706 12 Brett Hayes, R (7,2) OBP: 0.241, SLG: 0.192											2	2	1	0	1	0	0					
8 Mike Moustakas, L (1,5) OBP: 0.322, SLG: 0.759 19 Danny Valencia, R (7,5) OBP: 0.321, SLG: 0.304											3	1	1	1	0	0	1					
6 Lorenzo Cain, R (1,8) OBP: 0.388, SLG: 0.483 1 Jarrod Dyson, L (7,8) OBP: 0.475, SLG: 0.444											2	0	0	1	0	0	2					
37 Pedro Ciriaco, R (1,4) OBP: 0.259, SLG: 0.386										4	0	1	0	0	1	4						
Inning Stats	R: 0 E: 0 K: 1 S: 13	H: 2 LOB: 2 BB: 1 P: 26	R: 1 E: 0 K: 0 S: 8	H: 2 LOB: 1 BB: 0 P: 11	R: 0 E: 0 K: 0 S: 4	H: 0 LOB: 0 BB: 0 P: 7	R: 3 E: 1 K: 1 S: 28	H: 3 LOB: 2 BB: 1 P: 39	R: 1 E: 0 K: 1 S: 11	H: 1 LOB: 0 BB: 0 P: 15	R: 0 E: 0 K: 0 S: 5	H: 0 LOB: 0 BB: 0 P: 7	R: 0 E: 0 K: 1 S: 7	H: 0 LOB: 0 BB: 0 P: 12	R: 0 E: 0 K: 1 S: 8	H: 0 LOB: 1 BB: 2 P: 13	R: 0 E: 0 K: 2 S: 10	H: 0 LOB: 2 BB: 2 P: 22	1B: 6 2B: 1 3B: 0 HR: 1	SF: 1 SAC: 0 DP: 1 HBP: 0	WP: 1 PA: 38 CS: 2	
PITCHER	IP WLS BF H R ER SO BB IBB HBP BLK WP HR S P ERA WHIP	IP WLS BF H R ER SO BB IBB HBP BLK WP HR S P ERA WHIP	IP WLS BF H R ER SO BB IBB HBP BLK WP HR S P ERA WHIP	IP WLS BF H R ER SO BB IBB HBP BLK WP HR S P ERA WHIP	IP WLS BF H R ER SO BB IBB HBP BLK WP HR S P ERA WHIP	IP WLS BF H R ER SO BB IBB HBP BLK WP HR S P ERA WHIP	IP WLS BF H R ER SO BB IBB HBP BLK WP HR S P ERA WHIP	IP WLS BF H R ER SO BB IBB HBP BLK WP HR S P ERA WHIP	IP WLS BF H R ER SO BB IBB HBP BLK WP HR S P ERA WHIP	IP WLS BF H R ER SO BB IBB HBP BLK WP HR S P ERA WHIP	IP WLS BF H R ER SO BB IBB HBP BLK WP HR S P ERA WHIP	IP WLS BF H R ER SO BB IBB HBP BLK WP HR S P ERA WHIP	IP WLS BF H R ER SO BB IBB HBP BLK WP HR S P ERA WHIP	IP WLS BF H R ER SO BB IBB HBP BLK WP HR S P ERA WHIP	IP WLS BF H R ER SO BB IBB HBP BLK WP HR S P ERA WHIP	IP WLS BF H R ER SO BB IBB HBP BLK WP HR S P ERA WHIP	IP WLS BF H R ER SO BB IBB HBP BLK WP HR S P ERA WHIP	IP WLS BF H R ER SO BB IBB HBP BLK WP HR S P ERA WHIP	IP WLS BF H R ER SO BB IBB HBP BLK WP HR S P ERA WHIP	IP WLS BF H R ER SO BB IBB HBP BLK WP HR S P ERA WHIP	IP WLS BF H R ER SO BB IBB HBP BLK WP HR S P ERA WHIP	IP WLS BF H R ER SO BB IBB HBP BLK WP HR S P ERA WHIP
22 Matt Garza, R (1,1) ERA: 8.8 30 Tyler Thornburg, R (4,1) ERA: 5.82 51 Wei-Chung Wang, L (6,1) ERA: 3.86 59 Zach Duke, L (8,1) ERA: 3.38 29 Jim Henderson, R (9,1) ERA: 6.0	3.2 L 19 6 4 2 1 2 0 0 0 0 1 0 47 73 4.91 2.182	1.1 6 2 1 1 2 0 0 0 0 0 1 17 25 6.75 1.500	2.0 6 0 0 0 1 0 0 0 0 0 0 12 19 0.00 0.000	1.0 3 0 0 0 1 0 0 0 0 0 0 8 13 0.00 0.000	1.0 4 0 0 0 2 2 0 0 0 0 0 10 22 0.00 2.000																	
Batter	1	2	3	4	5	6	7	8	9	AB	R	H	RBI	BB	SO	LOB	BOTTOM					
27 Carlos Gómez, R (1,8) OBP: 0.364, SLG: 0.640										3	1	0	0	1	0	1						
Rickie Weeks Jr., R (1,4) OBP: 0.462, SLG: 0.410										3	1	1	0	1	1	0						
8 Ryan Braun, R (1,9) OBP: 0.500, SLG: 0.824 1 Logan Schafer, L (6,9) OBP: 0.444, SLG: 0.556											3	1	2	3	0	0	2					
16 Aramis Ramirez, R (1,5) OBP: 0.359, SLG: 0.444 Elian Herrera, S (7,5) OBP: 0.315, SLG: 0.429											3	0	0	0	0	0	1					
20 Jonathan Lucroy, R (1,2) OBP: 0.270, SLG: 0.328 12 Martín Maldonado, R (8,2) OBP: 0.236, SLG: 0.271											3	0	0	0	0	0	1					
18 Khris Davis, R (1,7) OBP: 0.281, SLG: 0.475										3	0	0	0	0	2	1						
7 Mark Reynolds, R (1,3) OBP: 0.326, SLG: 0.415										4	0	0	0	0	2	1						
14 Jeff Bianchi, R (1,6) OBP: 0.352, SLG: 0.423 59 Zach Duke, L (8,1) OBP: 0.444, SLG: 0.556 29 Jim Henderson, L (9,1) OBP: 0.271, SLG: 0.375											3	0	0	0	0	0	0					
2 Scooter Gennett, L (9,PH) OBP: 0.271, SLG: 0.375										1	0	0	0	0	1	0						
22 Matt Garza, R (1,1) ERA: 8.8 30 Tyler Thornburg, R (4,1) ERA: 5.82 24 Lyle Overbay, L (5,PH) OBP: 0.346, SLG: 0.236 51 Wei-Chung Wang, L (6,1) ERA: 3.86 65 Irving Faly, S (7,PH) OBP: 0.301, SLG: 0.400	3.0 W 13 3 3 3 1 2 0 0 0 0 0 0 9 13 0.00 0.000	1.0 H 3 0 0 0 1 0 0 0 0 0 0 0 12 25 0.00 0.000	1.0 H 4 0 0 0 1 0 0 0 0 0 0 0 8 13 0.00 0.00																			

Batter	1	2	3	4	5	6	7	8	9	AB	R	H	RBI	BB	SO	LOB	TOP					
23 Norichika Aoki, L (1,9) 97 Whit Merrifield, R (7,9)										3	0	0	0	0	1	1	Kansas City Royals @ Milwaukee Brewers Miller Park, Milwaukee, WI Sat Mar 29 2014, 1:12 PM - 3:51 PM CDT Att: 15,223 - Roof Closed - 68 F					
2 Alcides Escobar, R (1,6) 37 Pedro Ciriaco, R (6,6)										3	0	0	0	0	1	1						
35 Eric Hosmer, L (1,3) 50 Ramon Hernandez, R (6,3)										3	0	0	0	0	0	1						
16 Billy Butler, R (1,10) 4 Alex Gordon, L (1,7) 27 Justin Maxwell, R (6,7)										4	0	1	0	0	1	1						
13 Salvador Perez, R (1,2) 12 Brett Hayes, R (9,PH)										2	0	0	0	0	0	1						
8 Mike Moustakas, L (1,5) 45 Jason Donald, R (6,4)										2	0	0	0	0	0	1						
6 Lorenzo Cain, R (1,8) 1 Jarrod Dyson, L (6,8)										2	0	0	0	0	0	1						
19 Danny Valencia, R (1,4) 92 Brian Bocoock, R (6,PH)										3	0	0	0	0	0	1						
										2	0	1	0	0	0	0						
										1	0	0	0	0	0	0						
Inning Stats	R: 0 E: 0 K: 1 S: 8	H: 0 LOB: 0 BB: 0 P: 11	R: 0 E: 0 K: 1 S: 11	H: 2 LOB: 2 BB: 0 P: 21	R: 0 E: 0 K: 1 S: 6	H: 0 LOB: 0 BB: 0 P: 8	R: 0 E: 0 K: 0 S: 5	H: 0 LOB: 0 BB: 0 P: 10	R: 0 E: 0 K: 1 S: 8	H: 0 LOB: 0 BB: 0 P: 11	R: 0 E: 0 K: 0 S: 9	H: 1 LOB: 1 BB: 0 P: 15	R: 0 E: 0 K: 1 S: 7	H: 0 LOB: 0 BB: 0 P: 12	R: 0 E: 0 K: 1 S: 10	H: 0 LOB: 0 BB: 0 P: 13	R: 2 E: 0 K: 1 S: 15	H: 3 LOB: 1 BB: 0 P: 19	1B: 3 2B: 3 3B: 0 HR: 0	SF: 0 SAC: 0 DP: 0 HBP: 0	WP: 1 PB: 0 SB: 0 CS: 0	PA: 33
PITCHER	IP WLS BF H R ER SO BB IBB HBP BLK WP HR S P ERA WHIP																					
41 Marco Estrada, R (1,1) Dustin Moleken, R (6,1) 13 Will Smith, L (7,1) 53 Brandon Kintzler, R (8,1) 57 Francisco Rodriguez, R (9,1)	5.0 1.0 1.0 1.0 1.0	W 4 3 3 6	17 4 3 3 6	2 1 0 0 3	0 0 0 0 2	0 0 0 0 0	4 0 1 0 1	0 0 0 0 0	0 0 0 0 0	0 0 0 0 0	0 1 0 0 0	0 0 7 10 15	38 9 15 13 19	61 15 12 13 19	0.00 0.00 0.00 0.00 18.00	0.400 1.000 0.000 0.000 3.000						

Batter	1	2	3	4	5	6	7	8	9	AB	R	H	RBI	BB	SO	LOB	BOTTOM					
1 Logan Schafer, L (1,8) 2 Scooter Gennett, L (1,4)										4	1	3	2	1	0	0	Kansas City Royals @ Milwaukee Brewers Miller Park, Milwaukee, WI Sat Mar 29 2014, 1:12 PM - 3:51 PM CDT Att: 15,223 - Roof Closed - 68 F					
8 Ryan Braun, R (1,9) Kevin Mattison, L (6,PH)										5	1	1	0	0	4							
16 Aramis Ramirez, R (1,5) 7 Mark Reynolds, R (5,5) 53 Brandon Kintzler, R (8,1) 57 Francisco Rodriguez, R (9,1)										2	0	1	0	0	1							
20 Jonathan Lucroy, R (1,2) 79 Michael Ratterree, R (6,9)										3	0	0	0	0	1							
18 Khris Davis, R (1,7) Dustin Moleken, L (6,1) Elian Herrera, S (7,6)										2	0	1	1	0	1							
24 Lyle Overbay, L (1,3) 14 Jeff Bianchi, R (1,6) 13 Will Smith, R (7,1) 65 Irving Falu, S (8,5)										2	0	0	0	0	0							
41 Marco Estrada, R (1,1) 12 Martin Maldonado, R (6,2)										1	1	0	0	1	1							
										2	0	0	0	0	1	2						
										1	1	0	0	1	1	1						
										2	0	0	0	0	1	2						
Inning Stats	R: 1 E: 0 K: 0 S: 17	H: 2 LOB: 1 BB: 0 P: 24	R: 0 E: 0 K: 3 S: 12	H: 0 LOB: 1 BB: 1 P: 21	R: 2 E: 0 K: 2 S: 20	H: 2 LOB: 1 BB: 1 P: 29	R: 1 E: 1 K: 1 S: 13	H: 1 LOB: 1 BB: 1 P: 21	R: 0 E: 0 K: 1 S: 11	H: 1 LOB: 2 BB: 1 P: 21	R: 0 E: 0 K: 1 S: 9	H: 1 LOB: 1 BB: 0 P: 9	R: 1 E: 0 K: 1 S: 10	H: 1 LOB: 0 BB: 0 P: 16	R: 2 E: 0 K: 1 S: 9	H: 2 LOB: 1 BB: 1 P: 14	R: 2 E: 0 K: 1 S: 15	H: 3 LOB: 1 BB: 0 P: 19	1B: 6 2B: 3 3B: 0 HR: 1	SF: 0 SAC: 0 DP: 0 HBP: 0	WP: 3 PB: 0 SB: 0 CS: 0	PA: 39
PITCHER	IP WLS BF H R ER SO BB IBB HBP BLK WP HR S P ERA WHIP																					
30 Yordano Ventura, R (1,1) 67 Francisco Bueno, L (4,1) 11 Jeremy Guthrie, R (5,1)	3.0 1.0 4.0	L 5 19	15 5 19	4 1 5	3 1 3	3 0 3	5 1 3	3 0 3	4 0 4	2 1 0	0 0 0	0 1 0	0 13 39	9.00 2.000 6.75	2.000 2.000 1.750							

AB	33
R	2
H	6
RBI	2
BB	0
SO	7
LOB	10

AB	34
R	7
H	10
RBI	6
BB	5
SO	10
LOB	18



Batter	1	2	3	4	5	6	7	8	9	AB	R	H	RBI	BB	SO	LOB	TOP					
22 Jason Heyward, L (1,9) OBP: 0.500, SLG: 0.333										3	0	1	0	1	1	0	Atlanta Braves @ Milwaukee Brewers Miller Park, Milwaukee, WI Mon Mar 31 2014, 1:12 PM - 3:56 PM CDT Att. 45,691 - Roof Closed - 67 F					
2 B.J. Upton, R (1,8)										4	0	0	0	0	2	3						
5 Freddie Freeman, L (1,3)										4	0	0	0	0	1	1						
23 Chris Johnson, R (1,5)										4	0	1	0	0	1	1						
8 Justin Upton, R (1,7) OBP: 0.500, SLG: 0.333										3	0	1	0	1	0	1						
26 Dan Uggla, R (1,4)										4	0	0	0	0	0	3						
24 Evan Gattis, R (1,2)										4	0	0	0	0	2	2						
19 Andrelton Simmons, R (1,6) OBP: 0.667, SLG: 0.667										3	0	2	0	0	0	0						
49 Julio Teheran, R (1,1)										1	0	0	0	0	0	2						
17 Jordan Schafer, L (7,PH)										1	0	0	0	0	0	0						
58 Ian Thomas, R (7,1)										0	0	0	0	0	0	0						
50 Gus Schlosser, R (7,1)										0	0	0	0	0	0	0						
Inning Stats	R: 0 E: 0 K: 0 S: 7	H: 1 LOB: 1 BB: 0 P: 15	R: 0 E: 0 K: 1 S: 16	H: 1 LOB: 2 BB: 1 P: 23	R: 0 E: 0 K: 1 S: 7	H: 0 LOB: 0 BB: 0 P: 8	R: 0 E: 0 K: 0 S: 9	H: 0 LOB: 0 BB: 0 P: 15	R: 0 E: 0 K: 1 S: 10	H: 1 LOB: 2 BB: 1 P: 17	R: 0 E: 0 K: 1 S: 8	H: 1 LOB: 1 BB: 0 P: 14	R: 0 E: 0 K: 0 S: 5	H: 0 LOB: 0 BB: 0 P: 7	R: 0 E: 0 K: 1 S: 13	H: 0 LOB: 1 BB: 0 P: 18	R: 0 E: 0 K: 2 S: 13	H: 1 LOB: 1 BB: 0 P: 20	1B: 4 2B: 1 3B: 0 HR: 0	SF: 0 SAC: 1 DP: 0 HBP: 0	WP: 0 PB: 0 CS: 0	PA: 34
PITCHER	IP	WLS	BF	H	R	ER	SO	BB	IBB	HBP	BLK	WP	HR	S	P	ERA	WHIP					
49 Yovani Gallardo, R (1,1) ERA: 3.0	6.0	W	24	4	0	0	4	2	0	0	0	0	0	57	92	0.00	1.000					
53 Brandon Kintzler, R (7,1) ERA:	1.0	H	3	0	0	0	0	0	0	0	0	0	0	5	7	0.00	0.000					
13 Will Smith, L (8,1) ERA:	1.0	H	3	0	0	0	1	0	0	0	0	0	0	13	18	0.00	0.000					
57 Francisco Rodríguez, R (9,1) ERA:	1.0	S	4	1	0	0	2	0	0	0	0	0	0	13	20	0.00	1.000					

AB 31
R 0
H 5
RBI 0
BB 2
SO 7
LOB 13



Batter	1	2	3	4	5	6	7	8	9	AB	R	H	RBI	BB	SO	LOB	BOTTOM				
27 Carlos Gómez, R (1,8) OBP: 0.250, SLG: 0.250										4	0	1	0	0	2	1	Atlanta Braves @ Milwaukee Brewers Miller Park, Milwaukee, WI Mon Mar 31 2014, 1:12 PM - 3:56 PM CDT Att. 45,691 - Roof Closed - 67 F				
9 Jean Segura, R (1,6)										3	1	0	0	1	0	1					
8 Ryan Braun, R (1,9) OBP: 0.250, SLG: 0.250										4	1	1	0	0	0	0					
16 Aramis Ramirez, R (1,5) OBP: 0.667, SLG: 1.000										3	0	2	2	0	0	0					
20 Jonathan Lucroy, R (1,2) OBP: 0.667, SLG: 0.667										3	0	2	0	0	0	1					
18 Kris Davis, R (1,7)										3	0	0	0	0	1	4					
1 Logan Schafer, L (9,7)										0	0	0	0	0	0	0					
24 Lyle Overbay, L (1,3)										3	0	0	0	0	0	3					
2 Scooter Gennett, L (1,4) OBP: 0.667, SLG: 0.667										3	0	2	0	0	0	0					
49 Yovani Gallardo, R (1,1) ERA: 3.0	6.0	L	24	7	2	2	2	1	0	0	0	0	0	0	0	0					
58 Ian Thomas, L (7,1) ERA:	0.1		2	1	0	0	0	0	0	0	0	0	0	0	0	0					
13 Will Smith, R (8,1)																					
57 Francisco Rodríguez, R (9,1) ERA:	1.2		4	0	0	0	1	0	0	0	0	0	0	0	0	0					
Inning Stats	R: 0 E: 1 K: 0 S: 9	H: 2 LOB: 1 BB: 0 P: 11	R: 0 E: 0 K: 0 S: 11	H: 2 LOB: 1 BB: 0 P: 16	R: 0 E: 0 K: 1 S: 9	H: 0 LOB: 0 BB: 0 P: 13	R: 2 E: 0 K: 0 S: 11	H: 2 LOB: 1 BB: 1 P: 20	R: 0 E: 0 K: 0 S: 7	H: 1 LOB: 1 BB: 0 P: 12	R: 0 E: 0 K: 1 S: 8	H: 1 LOB: 1 BB: 0 P: 12	R: 0 E: 0 K: 0 S: 10	H: 1 LOB: 0 BB: 0 P: 12	R: 0 E: 0 K: 1 S: 6	H: 0 LOB: 0 BB: 0 P: 9	1B: 7 2B: 2 3B: 0 HR: 0	SF: 0 SAC: 1 DP: 2 HBP: 0	WP: 0 PB: 0 CS: 0	PA: 30	
PITCHER	IP	WLS	BF	H	R	ER	SO	BB	IBB	HBP	BLK	WP	HR	S	P	ERA	WHIP				
49 Julio Teheran, R (1,1) ERA: 3.0	6.0	L	24	7	2	2	2	1	0	0	0	0	0	55	84	3.00	1.333				
58 Ian Thomas, L (7,1) ERA:	0.1		2	1	0	0	0	0	0	0	0	0	0	6	7	0.00	3.000				
50 Gus Schlosser, R (7,1) ERA:	1.2		4	0	0	0	1	0	0	0	0	0	0	10	14	0.00	0.000				

AB 28
R 2
H 8
RBI 2
BB 1
SO 3
LOB 11



Batter	1	2	3	4	5	6	7	8	9	AB	R	H	RBI	BB	SO	LOB	TOP										
22 Jason Heyward, L (1,9) OBP: 0.444, SLG: 0.750										5	1	2	2	0	1	1	Atlanta Braves @ Milwaukee Brewers Miller Park, Milwaukee, WI Tue Apr 01 2014, 7:11 PM - 9:45 PM CDT Att: 21,503 - Roof Closed - 65 F										
2 B.J. Upton, R (1,8)										4	0	0	0	0	2	1											
5 Freddie Freeman, L (1,3) OBP: 0.250, SLG: 1.286										3	2	3	2	1	0	0											
23 Chris Johnson, R (1,5) OBP: 0.250, SLG: 0.375 17 Jordan Schafer, L (8, PR)										4	0	1	0	0	0	2											
48 David Carpenter, R (8, 1) 46 Craig Kimbrel, R (9, 1)										0	0	0	0	0	0	0											
8 Justin Upton, R (1,7) OBP: 0.250, SLG: 0.143										4	0	0	0	0	3	2											
26 Dan Uggla, R (1,4) OBP: 0.250, SLG: 0.500										4	1	2	0	0	0	0											
24 Evan Gattis, R (1,2) OBP: 0.125, SLG: 0.125										4	0	1	0	0	1	0											
19 Andrelton Simmons, R (1,6) OBP: 0.429, SLG: 0.400										2	1	0	1	1	0	0											
40 Alex Wood, R (1, 1) 14 Ramiro Pena, S (8, 5)										3	0	0	0	0	3	1											
Inning Stats	R: 0 E: 0 K: 1 S: 8	H: 0 LOB: 1 BB: 1 P: 16	R: 0 E: 0 K: 2 S: 9	H: 0 LOB: 0 BB: 0 P: 13	R: 0 E: 0 K: 2 S: 12	H: 1 LOB: 1 BB: 0 P: 17	R: 0 E: 0 K: 0 S: 4	H: 2 LOB: 2 BB: 0 P: 6	R: 2 E: 0 K: 1 S: 8	H: 1 LOB: 0 BB: 1 P: 15	R: 1 E: 0 K: 1 S: 11	H: 1 LOB: 0 BB: 0 P: 19	R: 0 E: 0 K: 1 S: 7	H: 0 LOB: 0 BB: 0 P: 12	R: 1 E: 0 K: 2 S: 11	H: 2 LOB: 2 BB: 0 P: 14	R: 1 E: 0 K: 1 S: 10	H: 2 LOB: 1 BB: 0 P: 13	1B: 4 2B: 2 3B: 0 HR: 3	SF: 1 SAC: 0 DP: 0 HBP: 0	WP: 0 PB: 0 SB: 1 CS: 0	PA: 37					
PITCHER	IP	WLS	BF	H	R	ER	SO	BB	IBB	HBP	BLK	WP	HR	S	P	ERA	WHIP										
26 Kyle Lohse, R (1, 1) ERA: 3.86	7.0	L	27	5	3	3	8	2	0	0	0	0	2	59	98	3.86	1.000										
59 Zach Duke, L (8, 1) ERA: 13.5	0.2		4	2	1	1	1	0	0	0	0	0	1	7	9	13.50	3.000										
29 Jim Henderson, R (8, 1) ERA:	0.1		1	0	0	0	1	0	0	0	0	0	0	4	5	0.00	0.000										
30 Tyler Thornburg, R (9, 1) ERA: 9.0	1.0		5	2	1	1	1	0	0	0	0	0	0	10	13	9.00	2.000										

AB	34
R	5
H	9
RBI	5
BB	2
SO	11
LOB	8



Batter	1	2	3	4	5	6	7	8	9	AB	R	H	RBI	BB	SO	LOB	BOTTOM										
27 Carlos Gómez, R (1,8) OBP: 0.500, SLG: 0.833										2	2	1	1	2	0	2	Atlanta Braves @ Milwaukee Brewers Miller Park, Milwaukee, WI Tue Apr 01 2014, 7:11 PM - 9:45 PM CDT Att: 21,503 - Roof Closed - 65 F										
9 Jean Segura, R (1,6)										4	0	0	0	0	2												
8 Ryan Braun, R (1,9) OBP: 0.250, SLG: 0.143										3	0	0	0	1	1												
16 Aramis Ramirez, R (1,5) OBP: 0.571, SLG: 0.714										4	0	2	1	0	0	1											
20 Jonathan Lucroy, R (1,2) OBP: 0.571, SLG: 0.571										4	0	2	0	0	0	2											
18 Khris Davis, R (1,7)										4	0	0	0	0	2	3											
Rickie Weeks Jr., R (1,4) OBP: 0.200, SLG: 0.200										4	0	1	0	0	2	0											
7 Mark Reynolds, R (1,3)										3	0	0	0	1	2	0											
26 Kyle Lohse, R (1, 1) 14 Jeff Bianchi, R (7, PH)										2	0	0	0	0	2	2											
59 Zach Duke, L (8, 1) 29 Jim Henderson, L (8, 1) 30 Tyler Thornburg, R (9, 1)										1	0	0	0	0	0	0											
Inning Stats	R: 1 E: 0 K: 0 S: 13	H: 2 LOB: 2 BB: 1 P: 22	R: 0 E: 0 K: 1 S: 5	H: 1 LOB: 1 BB: 1 P: 11	R: 0 E: 0 K: 0 S: 11	H: 1 LOB: 1 BB: 0 P: 17	R: 0 E: 0 K: 2 S: 7	H: 0 LOB: 0 BB: 0 P: 12	R: 0 E: 0 K: 1 S: 7	H: 0 LOB: 0 BB: 1 P: 13	R: 0 E: 0 K: 0 S: 6	H: 1 LOB: 1 BB: 0 P: 10	R: 0 E: 0 K: 1 S: 6	H: 0 LOB: 0 BB: 0 P: 8	R: 1 E: 1 K: 1 S: 14	H: 1 LOB: 1 BB: 1 P: 21	R: 0 E: 0 K: 3 S: 11	H: 0 LOB: 0 BB: 0 P: 19	1B: 5 2B: 0 3B: 0 HR: 1	SF: 0 SAC: 0 DP: 2 HBP: 0	WP: 0 PB: 0 SB: 1 CS: 0	PA: 35					
PITCHER	IP	WLS	BF	H	R	ER	SO	BB	IBB	HBP	BLK	WP	HR	S	P	ERA	WHIP										
40 Alex Wood, L (1, 1) ERA: 1.29	7.0	W	27	5	1	1	5	3	0	0	0	0	1	55	93	1.29	1.143										
48 David Carpenter, R (8, 1) ERA: 9.0	1.0	H	5	1	1	1	1	1	0	0	0	0	0	14	21	9.00	2.000										
46 Craig Kimbrel, R (9, 1) ERA:	1.0	S	3	0	0	0	3	0	0	0	0	0	0	11	19	0.00	0.000										

AB	31
R	2
H	6
RBI	2
BB	4
SO	9
LOB	13



Batter	1	2	3	4	5	6	7	8	9	AB	R	H	RBI	BB	SO	LOB	TOP					
22 Jason Heyward, L (1,9) OBP: 0.308, SLG: 0.500	G4-3			G3		K			K	4	0	0	0	0	2	0	Atlanta Braves @ Milwaukee Brewers Miller Park, Milwaukee, WI Wed Apr 02 2014, 12:13 PM - 2:49 PM CDT Att: 21,712 - Roof Closed - 70 F					
2 B.J. Upton, R (1,8) OBP: 0.083, SLG: 0.083	K			K			G5-3		1B	4	0	1	0	0	2	0						
5 Freddie Freeman, L (1,3) OBP: 0.500, SLG: 1.000	K			BB			L9		BB	2	0	0	0	2	1	0						
23 Chris Johnson, R (1,5) OBP: 0.250, SLG: 0.583				FC6-4					K	4	1	1	1	0	2	3						
46 Craig Kimbrel, R (9,1)				1-2					K	0	0	0	0	0	0	0						
8 Justin Upton, R (1,7) OBP: 0.167, SLG: 0.091									K	4	0	0	0	0	1	2						
17 Jordan Schafer, L (9,7)									P3	0	0	0	0	0	0	0						
26 Dan Uggla, R (1,4) OBP: 0.182, SLG: 0.364	F9									3	0	0	0	0	1	0						
11 Gerald Laird, R (1,2) OBP: 0.333, SLG: 0.333				F8						3	0	1	0	0	0	0						
19 Andrelton Simmons, R (1,6) OBP: 0.300, SLG: 0.250				G5-3					F8	3	0	0	0	0	0	1						
34 Aaron Harang, R (1,1)				G5-3						2	0	0	0	0	0	0						
43 Luis Avilan, L (7,1)										0	0	0	0	0	0	0						
4 Ryan Doumit, S (8,PH)										1	0	0	0	0	0	1						
48 David Carpenter, R (8,1)										0	0	0	0	0	0	0						
14 Ramiro Pena, S (9,5)										0	0	0	0	0	0	0						
Inning Stats	R: 0 K: 2 S: 8	H: 0 LOB: 0 BB: 0 P: 10	R: 0 K: 2 S: 9	H: 0 LOB: 0 BB: 0 P: 13	R: 0 K: 0 S: 7	H: 0 LOB: 0 BB: 0 P: 7	R: 0 K: 1 S: 10	H: 0 LOB: 1 BB: 1 P: 16	R: 0 K: 1 S: 9	H: 0 LOB: 0 BB: 0 P: 12	R: 0 K: 1 S: 10	H: 0 LOB: 0 BB: 0 P: 14	R: 1 K: 0 S: 7	H: 1 LOB: 0 BB: 0 P: 11	R: 0 K: 0 S: 5	H: 1 LOB: 1 BB: 0 P: 7	R: 0 K: 2 S: 14	H: 1 LOB: 2 BB: 1 P: 23	1B: 2 2B: 0 3B: 0 HR: 1	SF: 0 SAC: 0 DP: 0 HBP: 0	WP: 0 PB: 0 SB: 1 CS: 0	PA: 32
PITCHER	IP WLS BF H R ER SO BB IBB HBP BLK WP HR S P ERA WHIP	IP WLS BF H R ER SO BB IBB HBP BLK WP HR S P ERA WHIP	IP WLS BF H R ER SO BB IBB HBP BLK WP HR S P ERA WHIP	IP WLS BF H R ER SO BB IBB HBP BLK WP HR S P ERA WHIP	IP WLS BF H R ER SO BB IBB HBP BLK WP HR S P ERA WHIP	IP WLS BF H R ER SO BB IBB HBP BLK WP HR S P ERA WHIP	IP WLS BF H R ER SO BB IBB HBP BLK WP HR S P ERA WHIP	IP WLS BF H R ER SO BB IBB HBP BLK WP HR S P ERA WHIP	IP WLS BF H R ER SO BB IBB HBP BLK WP HR S P ERA WHIP	IP WLS BF H R ER SO BB IBB HBP BLK WP HR S P ERA WHIP	IP WLS BF H R ER SO BB IBB HBP BLK WP HR S P ERA WHIP	IP WLS BF H R ER SO BB IBB HBP BLK WP HR S P ERA WHIP	IP WLS BF H R ER SO BB IBB HBP BLK WP HR S P ERA WHIP	IP WLS BF H R ER SO BB IBB HBP BLK WP HR S P ERA WHIP	IP WLS BF H R ER SO BB IBB HBP BLK WP HR S P ERA WHIP	IP WLS BF H R ER SO BB IBB HBP BLK WP HR S P ERA WHIP	IP WLS BF H R ER SO BB IBB HBP BLK WP HR S P ERA WHIP					

AB	30
R	1
H	3
RBI	1
BB	2
SO	9
LOB	7



Batter	1	2	3	4	5	6	7	8	9	AB	R	H	RBI	BB	SO	LOB	BOTTOM					
27 Carlos Gómez, R (1,8) OBP: 0.333, SLG: 0.500	G6-3			K		K			F9	4	0	0	0	0	2	1	Atlanta Braves @ Milwaukee Brewers Miller Park, Milwaukee, WI Wed Apr 02 2014, 12:13 PM - 2:49 PM CDT Att: 21,712 - Roof Closed - 70 F					
1 Logan Schafer, L (1,7) OBP: 0.250, SLG: 0.250	F8			F8					K	4	0	1	0	0	1	0						
8 Ryan Braun, R (1,9) OBP: 0.167, SLG: 0.091	L7			L9					L8	4	0	0	0	0	0	1						
16 Aramis Ramirez, R (1,5) OBP: 0.500, SLG: 0.600				G6-3						3	0	1	0	0	0	0						
20 Jonathan Lucroy, R (1,2) OBP: 0.400, SLG: 0.400										3	0	0	0	0	1	2						
2 Scooter Gennett, L (1,4) OBP: 0.400, SLG: 0.400										2	0	0	0	0	0	0						
Rickie Weeks Jr., R (7,PH) OBP: 0.167, SLG: 0.167										1	0	0	0	0	0	2						
14 Jeff Bianchi, R (1,6)				L9						3	0	0	0	0	0	0						
24 Lyle Overbay, L (1,3)				BB						2	0	0	0	1	0	0						
22 Matt Garza, R (1,1) OBP: 0.167, SLG: 0.167				SH3-4						1	0	0	0	0	0	0						
18 Kris Davis, R (8,PH)										1	0	0	0	0	1	0						
13 Will Smith, R (9,1)										0	0	0	0	0	0	0						
53 Brandon Kintzler, R (9,1)										0	0	0	0	0	0	0						
Inning Stats	R: 0 K: 0 S: 5	H: 0 LOB: 0 BB: 0 P: 9	R: 0 K: 1 S: 9	H: 0 LOB: 0 BB: 0 P: 13	R: 0 K: 1 S: 13	H: 0 LOB: 1 BB: 1 P: 20	R: 0 K: 0 S: 9	H: 0 LOB: 0 BB: 0 P: 14	R: 0 K: 0 S: 7	H: 0 LOB: 0 BB: 0 P: 10	R: 0 K: 1 S: 11	H: 0 LOB: 0 BB: 0 P: 19	R: 0 K: 0 S: 11	H: 2 LOB: 2 BB: 0 P: 15	R: 0 K: 1 S: 6	H: 0 LOB: 0 BB: 0 P: 8	R: 0 K: 1 S: 9	H: 0 LOB: 0 BB: 0 P: 15	1B: 2 2B: 0 3B: 0 HR: 0	SF: 0 SAC: 1 DP: 0 HBP: 0	WP: 0 PB: 0 SB: 0 CS: 0	PA: 30
PITCHER	IP WLS BF H R ER SO BB IBB HBP BLK WP HR S P ERA WHIP	IP WLS BF H R ER SO BB IBB HBP BLK WP HR S P ERA WHIP	IP WLS BF H R ER SO BB IBB HBP BLK WP HR S P ERA WHIP	IP WLS BF H R ER SO BB IBB HBP BLK WP HR S P ERA WHIP	IP WLS BF H R ER SO BB IBB HBP BLK WP HR S P ERA WHIP	IP WLS BF H R ER SO BB IBB HBP BLK WP HR S P ERA WHIP	IP WLS BF H R ER SO BB IBB HBP BLK WP HR S P ERA WHIP	IP WLS BF H R ER SO BB IBB HBP BLK WP HR S P ERA WHIP	IP WLS BF H R ER SO BB IBB HBP BLK WP HR S P ERA WHIP	IP WLS BF H R ER SO BB IBB HBP BLK WP HR S P ERA WHIP	IP WLS BF H R ER SO BB IBB HBP BLK WP HR S P ERA WHIP	IP WLS BF H R ER SO BB IBB HBP BLK WP HR S P ERA WHIP	IP WLS BF H R ER SO BB IBB HBP BLK WP HR S P ERA WHIP	IP WLS BF H R ER SO BB IBB HBP BLK WP HR S P ERA WHIP	IP WLS BF H R ER SO BB IBB HBP BLK WP HR S P ERA WHIP	IP WLS BF H R ER SO BB IBB HBP BLK WP HR S P ERA WHIP						



Batter	1	2	3	4	5	6	7	8	9	10	11	AB	R	H	RBI	BB	SO	LOB	TOP						
27 Carlos Gómez, R OBP: 0.478, SLG: 0.700												5	1	2	1	1	2	0							
9 Jean Segura, R OBP: 0.263, SLG: 0.333												6	1	3	0	0	1	2							
20 Jonathan Lucroy, R OBP: 0.429, SLG: 0.632												6	1	1	0	0	2	7							
16 Aramis Ramirez, R OBP: 0.476, SLG: 0.524												6	1	3	1	0	1	2							
18 Kris Davis, R OBP: 0.316, SLG: 0.474												6	2	4	1	0	1	0							
1 Logan Schafer, L OBP: 0.267, SLG: 0.357												6	0	2	1	0	2	6							
7 Mark Reynolds, R OBP: 0.300, SLG: 0.556												6	1	2	1	0	4	5							
2 Scooter Gennett, L OBP: 0.286, SLG: 0.429												6	0	2	2	0	3	5							
12 Martin Maldonado, R OBP: 0.267, SLG: 0.357												5	0	0	0	0	2	4							
Inning Stats	R: 1 E: 0 K: 0 S: 12	H: 3 LOB: 2 BB: 0 P: 16	R: 2 E: 0 K: 1 S: 14	H: 2 LOB: 0 BB: 0 P: 17	R: 3 E: 0 K: 1 S: 16	H: 4 LOB: 1 BB: 0 P: 22	R: 0 E: 0 K: 1 S: 7	H: 2 LOB: 1 BB: 0 P: 8	R: 0 E: 0 K: 1 S: 10	H: 2 LOB: 2 BB: 0 P: 18	R: 0 E: 1 K: 3 S: 16	H: 0 LOB: 0 BB: 0 P: 23	R: 0 E: 0 K: 1 S: 11	H: 1 LOB: 1 BB: 0 P: 14	R: 0 E: 0 K: 3 S: 10	H: 0 LOB: 0 BB: 0 P: 13	R: 0 E: 0 K: 3 S: 18	H: 1 LOB: 3 BB: 1 P: 28	R: 1 E: 0 K: 2 S: 12	H: 2 LOB: 1 BB: 0 P: 19	1B: 11 2B: 7 3B: 0 HR: 2	SF: 0 SAC: 0 DP: 1 HBP: 0	WP: 2 PB: 0 SB: 1 CS: 0	PA: 53	
PITCHER	IP ERA WLS BF H R ER SO BB IBB HBP BLK WP HR S P ERA WHIP	11 Clay Buchholz, R ERA: 12.46	55 Chris Capuano, L ERA:	67 Brandon Workman, R ERA:	19 Koji Uehara, R ERA:	36 Junichi Tazawa, R ERA:	PITCHER	IP ERA WLS BF H R ER SO BB IBB HBP BLK WP HR S P ERA WHIP	35 Burke Badenhop, R ERA: 3.38	30 Andrew Miller, L ERA:															

Milwaukee Brewers @ Boston Red Sox
Fenway Park, Boston, MA
Sat Apr 05 2014, 7:11 PM - 11:33 PM EDT
Att: 35,729 - Cloudy - 48 F

AB 52
R 7
H 19
RBI 7
BB 1
SO 18
LOB 31



Batter	1	2	3	4	5	6	7	8	9	10	11	AB	R	H	RBI	BB	SO	LOB	BOTTOM							
38 Grady Sizemore, L OBP: 0.353, SLG: 0.429												4	1	0	0	1	2	0								
15 Dustin Pedroia, R OBP: 0.375, SLG: 0.417												5	1	1	0	0	0	1								
29 Daniel Nava, S OBP: 0.130, SLG: 0.091												5	0	0	0	0	1	3								
12 Mike Napoli, R OBP: 0.391, SLG: 0.632												5	1	2	3	0	3	1								
2 Xander Bogaerts, R OBP: 0.524, SLG: 0.529												4	2	2	0	1	2	1								
5 Jonny Gomes, R OBP: 0.250, SLG: 0.214												4	1	1	0	1	1	2								
40 A.J. Pierzynski, L OBP: 0.133, SLG: 0.133												4	0	0	1	0	1	3								
10 Jonathan Herrera, S OBP: 0.290, SLG: 0.250												4	0	1	1	0	1	0								
25 Jackie Bradley Jr., L OBP: 0.260, SLG: 0.250												3	0	0	0	0	2	1								
34 David Ortiz, L OBP: 0.400, SLG: 0.550												1	0	0	0	0	0	0								
37 Mike Carp, L OBP: 0.333, SLG: 0.500												0	0	0	0	0	0	0								
Inning Stats	R: 0 E: 0 K: 0 S: 7	H: 0 LOB: 0 BB: 0 P: 14	R: 2 E: 0 K: 1 S: 15	H: 3 LOB: 0 BB: 0 P: 22	R: 3 E: 1 K: 1 S: 15	H: 1 LOB: 1 BB: 0 P: 31	R: 0 E: 0 K: 1 S: 9	H: 0 LOB: 0 BB: 0 P: 10	R: 0 E: 0 K: 1 S: 14	H: 1 LOB: 1 BB: 0 P: 20	R: 1 E: 1 K: 1 S: 9	H: 1 LOB: 1 BB: 0 P: 18	R: 0 E: 0 K: 0 S: 10	H: 0 LOB: 0 BB: 0 P: 14	R: 0 E: 0 K: 1 S: 12	H: 0 LOB: 0 BB: 0 P: 17	R: 0 E: 0 K: 1 S: 6	H: 0 LOB: 0 BB: 0 P: 9	R: 0 E: 0 K: 1 S: 7	H: 0 LOB: 0 BB: 0 P: 8	R: 0 E: 0 K: 3 S: 10	H: 0 LOB: 0 BB: 0 P: 16	1B: 4 2B: 2 3B: 0 HR: 1	SF: 0 SAC: 0 DP: 2 HBP: 0	WP: 0 PB: 0 SB: 0 CS: 1	PA: 43
PITCHER	IP ERA WLS BF H R ER SO BB IBB HBP BLK WP HR S P ERA WHIP	38 Willy Peralta, R ERA: 3.6	29 Jim Henderson, R ERA:	59 Zach Duke, L ERA: 4.5	53 Brandon Kintzler, R ERA:	13 Will Smith, L ERA:	PITCHER	IP ERA WLS BF H R ER SO BB IBB HBP BLK WP HR S P ERA WHIP	30 Tyler Thornburg, R ERA: 4.5	57 Francisco Rodriguez, R ERA:																

Milwaukee Brewers @ Boston Red Sox
Fenway Park, Boston, MA
Sat Apr 05 2014, 7:11 PM - 11:33 PM EDT
Att: 35,729 - Cloudy - 48 F

AB 39
R 6
H 7
RBI 5
BB 3
SO 13
LOB 12



Batter	1	2	3	4	5	6	7	8	9	AB	R	H	RBI	BB	SO	LOB	TOP				
27 Carlos Gómez, R OBP: 0.393, SLG: 0.560	F8	F8			G6-3		B5-3		L6	5	0	0	0	0	0	4					
Rickie Weeks Jr., R OBP: 0.100, SLG: 0.100 2 Scooter Gennett, L OBP: 0.267, SLG: 0.400	G6-3		G5-3			K		L7	K	4	0	0	0	0	1	0					
8 Ryan Braun, R OBP: 0.190, SLG: 0.150			K2-3			F9		16 F 16 S 1B		4	1	2	0	0	1	0					
16 Aramis Ramirez, R OBP: 0.240, SLG: 0.480	F7		K2-1-3			F9		20 BB 1B		4	0	1	1	0	1	1					
20 Jonathan Lucroy, R OBP: 0.440, SLG: 0.636		18 7 1B 2B			F9		G5-3		BB	3	1	1	0	1	0	0					
18 Kris Davis, R OBP: 0.348, SLG: 0.522		7 1B 7 E 1B			K		14 1B 2B		F9	4	2	2	0	0	1	2					
7 Mark Reynolds, R OBP: 0.357, SLG: 0.500					L5		27 S 14 1B BB		K	3	0	1	1	1	1	2					
24 Lyle Overbay, L OBP: 0.214, SLG: 0.167	F7				G1-3		K		G1-3	4	0	0	0	0	1	3					
14 Jeff Bianchi, R OBP: 0.250, SLG: 0.250	F9				K		1-2 2-H 1B		1B	4	0	2	1	0	1	1					
Inning Stats	R: 0 E: 0 K: 1 S: 10	H: 1 LOB: 1 BB: 0 P: 11	R: 2 E: 1 K: 0 S: 15	H: 3 LOB: 1 BB: 0 P: 22	R: 0 E: 0 K: 2 S: 8	H: 0 LOB: 0 BB: 0 P: 11	R: 0 E: 0 K: 1 S: 9	H: 0 LOB: 0 BB: 0 P: 11	R: 0 E: 0 K: 1 S: 5	H: 0 LOB: 0 BB: 0 P: 7	R: 1 E: 0 K: 1 S: 14	H: 2 LOB: 2 BB: 1 P: 27	R: 1 E: 0 K: 1 S: 13	H: 2 LOB: 2 BB: 1 P: 25	R: 0 E: 0 K: 1 S: 10	H: 1 LOB: 1 BB: 0 P: 16	1B: 7 2B: 2 3B: 0 HR: 0	SF: 0 SAC: 0 DP: 0 HBP: 0	WP: 0 PB: 0 SB: 2 CS: 0	PA: 38	
PITCHER	IP	WLS	BF	H	R	ER	SO	BB	IBB	HBP	BLK	WP	HR	S	P	ERA	WHIP				
31 Jon Lester, L ERA: 2.51	7.1	L	30	7	4	2	6	1	0	0	0	0	0	71	108	2.46	1.091				
54 Edward Mujica, R ERA: 15.43	0.2		4	1	0	0	1	1	0	0	0	0	0	10	17	0.00	3.000				
30 Andrew Miller, L ERA:	1.0		4	1	0	0	1	0	0	0	0	0	0	10	16	0.00	1.000				

Milwaukee Brewers @ Boston Red Sox
Fenway Park, Boston, MA
Sun Apr 06 2014, 1:39 PM - 4:36 PM EDT
Att: 35,968 - Sunny - 48 F

AB 36
R 4
H 9
RBI 3
BB 2
SO 8
LOB 14



Batter	1	2	3	4	5	6	7	8	9	AB	R	H	RBI	BB	SO	LOB	BOTTOM					
29 Daniel Nava, S OBP: 0.148, SLG: 0.154	G5-3		L1				F8			4	0	1	0	0	0	2						
15 Dustin Pedroia, R OBP: 0.357, SLG: 0.393	E4 1B		G6-3		G5-3			F9		4	0	1	0	0	0	1						
34 David Ortiz, L OBP: 0.375, SLG: 0.455	F8		12 FC6-4 1B			G3		G1		4	0	1	0	0	0	1						
12 Mike Napoli, R OBP: 0.370, SLG: 0.565	K		FC6-4			K		1B		4	0	1	0	0	2	2						
2 Xander Bogaerts, R OBP: 0.480, SLG: 0.476		25 G4-3 10 1B 1B			G6-3		F8		K	4	0	1	0	0	1	1						
5 Jonny Gomes, R OBP: 0.250, SLG: 0.222		K			L7		F8		1B	4	0	1	0	0	1	1						
10 Jonathan Herrera, S OBP: 0.250, SLG: 0.250					G4-3		F8		K	4	0	1	0	0	1	1						
25 Jackie Bradley Jr., L OBP: 0.250, SLG: 0.333		G4-3				G3		K		4	0	1	0	0	1	3						
3 David Ross, R OBP: 0.429, SLG: 0.333 40 A.J. Pierzynski, L (9,PH) OBP: 0.125, SLG: 0.125		G6-3			G5-3			G3-1		3	0	1	0	0	0	2						
Inning Stats	R: 0 E: 1 K: 1 S: 10	H: 1 LOB: 1 BB: 0 P: 16	R: 0 E: 0 K: 1 S: 15	H: 2 LOB: 2 BB: 0 P: 24	R: 0 E: 0 K: 0 S: 6	H: 1 LOB: 1 BB: 0 P: 13	R: 0 E: 0 K: 0 S: 9	H: 0 LOB: 0 BB: 0 P: 15	R: 0 E: 0 K: 0 S: 8	H: 1 LOB: 1 BB: 0 P: 15	R: 0 E: 0 K: 1 S: 6	H: 0 LOB: 0 BB: 0 P: 9	R: 0 E: 0 K: 0 S: 13	H: 2 LOB: 2 BB: 0 P: 21	R: 0 E: 0 K: 1 S: 12	H: 1 LOB: 1 BB: 0 P: 17	R: 0 E: 0 K: 2 S: 9	H: 1 LOB: 1 BB: 0 P: 11	1B: 7 2B: 2 3B: 0 HR: 0	SF: 0 SAC: 0 DP: 0 HBP: 0	WP: 0 PB: 0 SB: 0 CS: 0	PA: 36
PITCHER	IP	WLS	BF	H	R	ER	SO	BB	IBB	HBP	BLK	WP	HR	S	P	ERA	WHIP					
49 Yovani Gallardo, R ERA:	6.2	W	27	7	0	0	3	0	0	0	0	0	0	65	109	0.00	1.050					
59 Zach Duke, L ERA: 3.66	0.1	H	1	0	0	0	0	0	0	0	0	0	0	2	4	0.00	0.000					
30 Tyler Thornburg, R ERA: 2.25	2.0		8	2	0	0	3	0	0	0	0	0	0	21	28	0.00	1.000					

Milwaukee Brewers @ Boston Red Sox
Fenway Park, Boston, MA
Sun Apr 06 2014, 1:39 PM - 4:36 PM EDT
Att: 35,968 - Sunny - 48 F

AB 36
R 0
H 9
RBI 0
BB 0
SO 6
LOB 15



Batter	1	2	3	4	5	6	7	8	9	AB	R	H	RBI	BB	SO	LOB	TOP										
6 Starling Marte, R OBP: 0.375, SLG: 0.366										4	0	0	0	0	2	1	Pittsburgh Pirates @ Milwaukee Brewers Miller Park, Milwaukee, WI Fri Apr 11 2014, 7:12 PM - 9:52 PM CDT Att: 27,469 - Roof Closed - 67 F										
23 Travis Snider, L OBP: 0.324, SLG: 0.441										4	0	1	0	0	1	1											
22 Andrew McCutchen, R OBP: 0.353, SLG: 0.278 5 Josh Harrison, R										3	0	0	0	1	0	1											
24 Pedro Alvarez, L OBP: 0.311, SLG: 0.615										4	0	0	0	0	2	2											
55 Russell Martin, R OBP: 0.364, SLG: 0.536										4	1	1	0	0	2	0											
18 Neil Walker, S OBP: 0.310, SLG: 0.462										4	1	2	2	0	1	1											
3 Travis Ishikawa, L OBP: 0.276, SLG: 0.423										3	0	0	0	0	0	1											
10 Jordy Mercer, R OBP: 0.265, SLG: 0.138										2	0	0	0	1	0	0											
47 Francisco Liriano, L OBP: 0.200, SLG: 0.200 31 Jose Tabata, R OBP: 0.330, SLG: 0.333 29 Bryan Morris, L										1	0	0	0	0	0	0											
										1	0	0	0	0	0	0											
Inning Stats	R: 0 H: 0 E: 0 K: 1 S: 11	H: 0 LOB: 1 BB: 1 P: 19	R: 0 H: 1 E: 0 K: 1 S: 8	H: 0 LOB: 0 BB: 0 P: 12	R: 0 H: 0 E: 0 K: 1 S: 10	H: 0 LOB: 1 BB: 1 P: 17	R: 0 H: 0 E: 0 K: 0 S: 9	H: 1 LOB: 0 BB: 0 P: 9	R: 0 H: 0 E: 0 K: 0 S: 7	H: 0 LOB: 0 BB: 0 P: 9	R: 0 H: 1 E: 0 K: 1 S: 12	H: 1 LOB: 1 BB: 0 P: 21	R: 2 H: 1 E: 1 K: 0 S: 9	H: 0 LOB: 0 BB: 0 P: 13	R: 0 H: 0 E: 0 K: 3 S: 14	H: 0 LOB: 0 BB: 0 P: 20	1B: 3 2B: 0 3B: 0 HR: 1	SF: 0 SAC: 1 DP: 1 HBP: 0	WP: 0 PB: 0 SB: 2 CS: 0	PA: 33							
PITCHER	IP	WLS	BF	H	R	ER	SO	BB	IBB	HBP	BLK	WP	HR	S	P	ERA	WHIP										
38 Wily Peralta, R ERA: 2.25	7.0	W	27	4	2	1	4	2	0	0	0	0	1	66	100	1.29	0.857										
29 Jim Henderson, R ERA:	1.0	H	3	0	0	0	1	0	0	0	0	0	0	7	11	0.00	0.000										
57 Francisco Rodriguez, R ERA:	1.0	S	3	0	0	0	3	0	0	0	0	0	0	14	20	0.00	0.000										

Batter	1	2	3	4	5	6	7	8	9	AB	R	H	RBI	BB	SO	LOB	BOTTOM										
27 Carlos Gómez, R OBP: 0.438, SLG: 0.705										3	1	1	1	1	1	0	Pittsburgh Pirates @ Milwaukee Brewers Miller Park, Milwaukee, WI Fri Apr 11 2014, 7:12 PM - 9:52 PM CDT Att: 27,469 - Roof Closed - 67 F										
9 Jean Segura, R OBP: 0.324, SLG: 0.353										4	0	0	0	0	2	2											
8 Ryan Braun, R OBP: 0.308, SLG: 0.583										4	0	1	0	0	1	1											
16 Aramis Ramirez, R OBP: 0.395, SLG: 0.512										4	1	2	2	0	0	0											
20 Jonathan Lucroy, R OBP: 0.419, SLG: 0.579										3	0	0	0	1	1	2											
18 Khris Davis, R OBP: 0.308, SLG: 0.436										3	0	0	0	0	2	1											
7 Mark Reynolds, R OBP: 0.355, SLG: 0.630										3	1	1	1	0	1	0											
Rickie Weeks Jr., R OBP: 0.167, SLG: 0.222 29 Jim Henderson, L 57 Francisco Rodriguez, R										3	1	1	0	0	0	0											
3B Wily Peralta, R 2 Scooter Gennett, L										2	0	0	0	0	2	1											
										1	0	0	0	0	0	0											
Inning Stats	R: 0 H: 0 E: 0 K: 2 S: 9	H: 0 LOB: 0 BB: 0 P: 13	R: 0 H: 0 E: 0 K: 2 S: 7	H: 0 LOB: 0 BB: 0 P: 10	R: 0 H: 0 E: 0 K: 1 S: 8	H: 0 LOB: 0 BB: 0 P: 9	R: 2 H: 1 E: 0 K: 0 S: 10	H: 1 LOB: 0 BB: 1 P: 19	R: 2 H: 3 E: 0 K: 2 S: 14	H: 3 LOB: 1 BB: 0 P: 19	R: 0 H: 0 E: 0 K: 0 S: 12	H: 0 LOB: 1 BB: 1 P: 25	R: 0 H: 0 E: 0 K: 1 S: 7	H: 0 LOB: 0 BB: 0 P: 9	R: 0 H: 2 E: 0 K: 2 S: 13	H: 2 LOB: 2 BB: 0 P: 19	1B: 3 2B: 1 3B: 0 HR: 2	SF: 0 SAC: 0 DP: 0 HBP: 0	WP: 2 PB: 0 SB: 0 CS: 0	PA: 32							
PITCHER	IP	WLS	BF	H	R	ER	SO	BB	IBB	HBP	BLK	WP	HR	S	P	ERA	WHIP										
47 Francisco Liriano, L ERA: 4.0	6.0	L	24	4	4	4	7	2	0	0	0	0	0	20	28	6.00	1.000										
29 Bryan Morris, R ERA:	2.0		8	2	0	0	3	0	0	0	0	0	0	20	28	0.00	1.000										



Batter	1	2	3	4	5	6	7	8	9	AB	R	H	RBI	BB	SO	LOB	TOP					
6 Starling Marte, R OBP: 0.365, SLG: 0.356			G6-3		K					4	0	1	1	0	2	1	Pittsburgh Pirates @ Milwaukee Brewers Miller Park, Milwaukee, WI Sat Apr 12 2014, 6:11 PM - 9:04 PM CDT Att.: 42,828 - Roof Closed - 64 F					
23 Travis Snider, L OBP: 0.341, SLG: 0.447 35 Mark Melancon, R (8, 1)					G6-3					4	0	2	1	0	0	0						
22 Andrew McCutchen, R OBP: 0.392, SLG: 0.325	G6-3									4	0	2	0	0	0	2						
24 Pedro Alvarez, L OBP: 0.327, SLG: 0.585 5 Josh Harrison, R (9, PR)			K		G4-3					2	0	0	0	2	1	3						
55 Russell Martin, R OBP: 0.351, SLG: 0.500										4	0	1	0	0	1	3						
18 Neil Walker, S OBP: 0.283, SLG: 0.419					P6					4	0	0	0	0	0	2						
3 Travis Ishikawa, L OBP: 0.290, SLG: 0.464 17 Gaby Sanchez, R (7, PH)					G4-6-3					2	1	1	0	0	0	1						
10 Jordy Mercer, R OBP: 0.270, SLG: 0.156					K					3	1	1	0	0	1	0						
36 Edinson Volquez, R (1, 1)										1	0	0	0	0	1	0						
44 Tony Watson, L (7, 1) 31 Jose Tabata, R OBP: 0.333, SLG: 0.316 (8, 9)										0	0	0	0	0	0	0						
Inning Stats	R: 0 E: 0 K: 1 S: 7	H: 0 LOB: 0 BB: 0 P: 10	R: 0 E: 0 K: 0 S: 9	H: 0 LOB: 0 BB: 1 P: 16	R: 2 E: 0 K: 1 S: 16	H: 4 LOB: 2 BB: 0 P: 30	R: 0 E: 0 K: 0 S: 6	H: 1 LOB: 0 BB: 0 P: 8	R: 0 E: 0 K: 3 S: 10	H: 0 LOB: 0 BB: 0 P: 14	R: 0 E: 0 K: 1 S: 11	H: 1 LOB: 1 BB: 0 P: 18	R: 0 E: 0 K: 1 S: 5	H: 0 LOB: 0 BB: 0 P: 8	R: 0 E: 0 K: 1 S: 14	H: 2 LOB: 1 BB: 0 P: 22	R: 0 E: 0 K: 0 S: 6	H: 0 LOB: 1 BB: 1 P: 11	1B: 6 2B: 3 3B: 0 HR: 0	SF: 0 SAC: 1 DP: 4 HBP: 0	WP: 0 PB: 0 SB: 1 CS: 0	PA: 33
PITCHER	IP	WLS	BF	H	R	ER	SO	BB	IBB	HBP	BLK	WP	HR	S	P	ERA	WHIP					
49 Yovani Gallardo, R ERA: 4.91	6.0		23	6	2	2	6	1	0	0	0	0	0	59	96	3.00	1.167					
59 Zach Duke, L ERA: 4.91	0.1		1	0	0	0	0	0	0	0	0	0	0	1	2	0.00	0.000					
30 Tyler Thornburg, R ERA: 1.17	0.2		2	0	0	0	1	0	0	0	0	0	0	4	6	0.00	0.000					
29 Jim Henderson, R ERA:	1.0	W	4	2	0	0	1	0	0	0	0	0	0	14	22	0.00	2.000					
57 Francisco Rodríguez, R ERA:	1.0	S	3	0	0	0	0	1	0	0	0	0	0	6	11	0.00	1.000					

AB	30
R	2
H	8
RBI	2
BB	2
SO	8
LOB	12



Batter	1	2	3	4	5	6	7	8	9	AB	R	H	RBI	BB	SO	LOB	BOTTOM				
27 Carlos Gómez, R OBP: 0.423, SLG: 0.729			F9		K			G6-3		4	1	1	1	0	1	3	Pittsburgh Pirates @ Milwaukee Brewers Miller Park, Milwaukee, WI Sat Apr 12 2014, 6:11 PM - 9:04 PM CDT Att.: 42,828 - Roof Closed - 64 F				
9 Jean Segura, R OBP: 0.283, SLG: 0.316	G6-3		G6-3		FC6-4			G6-3		4	0	0	0	0	0	1					
8 Ryan Braun, R OBP: 0.326, SLG: 0.575	G6-3		K							4	1	2	0	0	1	0					
16 Aramis Ramirez, R OBP: 0.383, SLG: 0.489	P6				L5					4	0	1	0	0	0	1					
20 Jonathan Lucroy, R OBP: 0.426, SLG: 0.571	G5-3									4	0	2	1	0	0	0					
18 Khris Davis, R OBP: 0.279, SLG: 0.395	E5		F9		F9			K		4	1	0	0	0	1	3					
7 Mark Reynolds, R OBP: 0.343, SLG: 0.567	K				G6-3					3	0	0	0	1	1	4					
2 Scooter Gennett, L OBP: 0.308, SLG: 0.360					F7			SH1-3		2	0	1	0	0	0	0					
49 Yovani Gallardo, R ERA: 4.91										1	0	0	0	1	1	1					
59 Zach Duke, L ERA: 4.91										0	0	0	0	0	0	0					
30 Tyler Thornburg, R ERA: 1.17										0	0	0	0	0	0	0					
24 Kyle Overbay, L OBP: 0.199, SLG: 0.174 Rickie Weeks Jr., R OBP: 0.199, SLG: 0.174 29 Jim Henderson, L (8, 1) 57 Francisco Rodríguez, R (9, 1)										0	0	0	0	0	0	0					
Inning Stats	R: 1 E: 0 K: 0 S: 8	H: 1 LOB: 1 BB: 0 P: 11	R: 1 E: 1 K: 2 S: 17	H: 1 LOB: 1 BB: 0 P: 27	R: 0 E: 0 K: 1 S: 7	H: 0 LOB: 0 BB: 0 P: 8	R: 0 E: 0 K: 0 S: 7	H: 1 LOB: 1 BB: 0 P: 12	R: 0 E: 0 K: 1 S: 10	H: 0 LOB: 1 BB: 1 P: 15	R: 0 E: 0 K: 0 S: 6	H: 1 LOB: 0 BB: 0 P: 7	R: 0 E: 1 K: 0 S: 12	H: 0 LOB: 2 BB: 1 P: 19	R: 1 E: 1 K: 1 S: 11	H: 3 LOB: 2 BB: 0 P: 18	1B: 6 2B: 0 3B: 0 HR: 1	SF: 0 SAC: 1 DP: 1 HBP: 0	WP: 1 PB: 0 SB: 0 CS: 0	PA: 34	
PITCHER	IP	WLS	BF	H	R	ER	SO	BB	IBB	HBP	BLK	WP	HR	S	P	ERA	WHIP				
36 Edinson Volquez, R ERA: 1.29	6.1		26	4	2	1	4	2	0	0	0	0	0	63	93	1.42	0.947				
44 Tony Watson, L ERA: 1.5	0.2		2	0	0	0	0	0	0	0	0	0	0	4	6	0.00	0.000				
35 Mark Melancon, R ERA: 3.0	1.0	L	6	3	1	1	1	0	0	0	0	0	0	11	18	9.00	3.000				

AB	31
R	3
H	7
RBI	2
BB	2
SO	5
LOB	15



Batter	1	2	3	4	5	6	7	8	9	AB	R	H	RBI	BB	SO	LOB	TOP			
27 Carlos Gómez, R OBP: 0.384, SLG: 0.600										4	1	1	0	0	0	2	Milwaukee Brewers @ Pittsburgh Pirates PNC Park, Pittsburgh, PA Thu Apr 17 2014, 7:10 PM - 10:16 PM EDT Att: 17,584 - Clear - 62 F			
9 Jean Segura, R OBP: 0.297, SLG: 0.298										3	0	0	0	0	1	0				
8 Ryan Braun, R OBP: 0.288, SLG: 0.500										4	1	1	0	0	1	1				
16 Aramis Ramirez, R OBP: 0.388, SLG: 0.492										4	0	1	1	0	0	1				
20 Jonathan Lucroy, R OBP: 0.397, SLG: 0.482										3	0	2	1	1	0	0				
18 Kris Davis, R OBP: 0.278, SLG: 0.346										4	0	1	0	0	0	3				
7 Mark Reynolds, R OBP: 0.261, SLG: 0.415										4	0	0	0	0	1	2				
2 Scooter Gennett, L OBP: 0.357, SLG: 0.359										3	0	2	0	0	0	0				
49 Yovani Gallardo, R (1, 1)										1	0	0	0	0	0	0				
1 Logan Schafer, L OBP: 0.241, SLG: 0.357 7 Rob Wooten, R 7.1 59 Zach Duke, L 7.1 51 Wei-Chung Wang, L (8, 1)										1	0	0	0	0	1	1				
Inning Stats	R: 1 E: 0 K: 0 S: 11	H: 2 LOB: 1 BB: 1 P: 16	R: 0 E: 0 K: 0 S: 9	H: 1 LOB: 1 BB: 0 P: 13	R: 1 E: 0 K: 0 S: 10	H: 3 LOB: 2 BB: 0 P: 15	R: 0 E: 0 K: 0 S: 6	H: 0 LOB: 0 BB: 0 P: 7	R: 0 E: 0 K: 1 S: 5	H: 1 LOB: 0 BB: 0 P: 9	R: 0 E: 0 K: 1 S: 7	H: 1 LOB: 0 BB: 0 P: 10	R: 0 E: 0 K: 1 S: 7	H: 0 LOB: 0 BB: 0 P: 9	R: 0 E: 0 K: 0 S: 7	H: 0 LOB: 0 BB: 0 P: 8	1B: 7 2B: 1 3B: 0 HR: 0	SF: 0 SAC: 2 DP: 0 HBP: 0	WP: 1 PB: 0 SB: 0 CS: 2	PA: 34
PITCHER	IP WLS BF H R ER SO BB IBB HBP BLK WP HR S P ERA WHIP	7.0 W 28 8 2 2 3 1 0 0 0 1 0 54 77 2.57 1.286	1.0 H 3 0 0 0 1 0 0 0 0 0 7 9 0.00 0.000	1.0 H 3 0 0 0 0 0 0 0 0 0 7 8 0.00 0.000	PITCHER															

Batter	1	2	3	4	5	6	7	8	9	AB	R	H	RBI	BB	SO	LOB	BOTTOM			
6 Starling Marte, R OBP: 0.356, SLG: 0.391										4	3	2	0	1	1	0	Milwaukee Brewers @ Pittsburgh Pirates PNC Park, Pittsburgh, PA Thu Apr 17 2014, 7:10 PM - 10:16 PM EDT Att: 17,584 - Clear - 62 F			
55 Russell Martin, R OBP: 0.353, SLG: 0.432										3	1	2	1	2	0	1				
22 Andrew McCutchen, R OBP: 0.378, SLG: 0.410										5	1	1	3	0	1	5				
24 Pedro Alvarez, L OBP: 0.314, SLG: 0.508										3	1	2	3	2	0	0				
18 Neil Walker, S OBP: 0.273, SLG: 0.508										5	0	0	0	0	2	4				
17 Gaby Sanchez, R OBP: 0.310, SLG: 0.667										4	1	1	1	0	2	2				
23 Travis Snider, L OBP: 0.281, SLG: 0.396										3	0	0	0	1	0	1				
10 Jordy Mercer, R OBP: 0.275, SLG: 0.222										4	2	2	0	0	1	2				
36 Edinson Volquez, R (1, 1) 5 Josh Harrison, R (7, PH) 35 Mark Melancon, R (8, 1) 31 Jose Tabata, R (8, PH) 29 Bryan Morris, L (9, 1)											2	0	0	0	0	0				
Inning Stats	R: 2 E: 0 K: 1 S: 10	H: 1 LOB: 0 BB: 1 P: 20	R: 0 E: 0 K: 1 S: 7	H: 0 LOB: 0 BB: 0 P: 11	R: 0 E: 0 K: 2 S: 14	H: 1 LOB: 1 BB: 0 P: 20	R: 0 E: 0 K: 1 S: 14	H: 1 LOB: 2 BB: 1 P: 24	R: 0 E: 0 K: 0 S: 10	H: 0 LOB: 1 BB: 1 P: 18	R: 0 E: 0 K: 1 S: 12	H: 0 LOB: 1 BB: 1 P: 21	R: 3 E: 0 K: 1 S: 17	H: 3 LOB: 1 BB: 2 P: 30	R: 6 E: 0 K: 0 S: 21	H: 6 LOB: 0 BB: 0 P: 30		1B: 7 2B: 1 3B: 0 HR: 4	SF: 0 SAC: 0 DP: 0 HBP: 0	WP: 1 PB: 0 SB: 0 CS: 2
PITCHER	IP WLS BF H R ER SO BB IBB HBP BLK WP HR S P ERA WHIP	6.0 L 5 3 3 3 0 1 0 0 0 0 1 12 18 81.00 12.000	0.1 L 2 0 0 0 1 1 0 0 0 0 0 5 12 0.00 1.500	1.0 L 9 6 6 6 0 0 0 0 0 2 21 30 54.00 6.000	PITCHER															

Batter	1	2	3	4	5	6	7	8	9	AB	R	H	RBI	BB	SO	LOB	TOP				
27 Carlos Gómez, R (1,8) OBP: 0.385, SLG: 0.629										5	1	2	2	0	3	1	Milwaukee Brewers @ Pittsburgh Pirates PNC Park, Pittsburgh, PA Fri Apr 18 2014, 7:08 PM - 10:14 PM EDT Att: 31,564 - Partly Cloudy - 67 F				
9 Jean Segura, R (1,6) OBP: 0.292, SLG: 0.290									5	0	1	0	0	1	3						
8 Ryan Braun, R (1,9) OBP: 0.297, SLG: 0.500									4	1	1	0	1	0	1						
16 Aramis Ramirez, R (1,5) OBP: 0.394, SLG: 0.478									2	1	0	0	1	0	1						
18 Khris Davis, R (1,7) OBP: 0.276, SLG: 0.327									3	0	0	0	0	1	1						
13 Will Smith, R (7,1)									0	0	0	0	0	0	0						
29 Jim Henderson, L (8,1)									0	0	0	0	0	0	0						
57 Francisco Rodríguez, R (9,1)									4	1	1	2	0	0	2						
7 Mark Reynolds, R (1,3) OBP: 0.280, SLG: 0.422									4	1	2	0	0	0	3						
2 Scooter Gennett, L (1,4) OBP: 0.348, SLG: 0.372									4	1	1	2	0	0	2						
12 Martin Maldonado, R (1,2) OBP: 0.500, SLG: 0.500									3	0	3	1	1	0	0						
26 Kyle Lohse, R (1,1)									2	0	0	0	0	0	2						
30 Tyler Thornburg, R (7,1)									0	0	0	0	0	0	0						
3 Elian Herrera, S (7,7)									1	0	0	0	0	1	1						
Inning Stats	R: 0 H: 0 E: 0 K: 1 S: 9	H: 0 LOB: 0 BB: 0 P: 13	R: 0 H: 1 E: 0 K: 0 S: 8	H: 1 LOB: 1 BB: 0 P: 9	R: 0 H: 0 E: 0 K: 2 S: 8	H: 0 LOB: 1 BB: 1 P: 13	R: 3 H: 3 E: 0 K: 0 S: 16	H: 3 LOB: 1 BB: 1 P: 24	R: 1 H: 1 E: 0 K: 0 S: 14	H: 1 LOB: 2 BB: 0 P: 20	R: 0 H: 0 E: 0 K: 1 S: 4	H: 0 LOB: 1 BB: 0 P: 10	R: 0 H: 1 E: 0 K: 1 S: 9	H: 1 LOB: 1 BB: 0 P: 13	R: 0 H: 1 E: 0 K: 1 S: 6	H: 1 LOB: 0 BB: 0 P: 10	1B: 7 2B: 3 3B: 0 HR: 1	SF: 0 SAC: 1 DP: 1 HBP: 2	WP: 0 PB: 0 CS: 1	PA: 39	
PITCHER	IP WLS BF H R ER SO BB IBB HBP BLK WP HR S P ERA WHIP	IP WLS BF H R ER SO BB IBB HBP BLK WP HR S P ERA WHIP	IP WLS BF H R ER SO BB IBB HBP BLK WP HR S P ERA WHIP	IP WLS BF H R ER SO BB IBB HBP BLK WP HR S P ERA WHIP	IP WLS BF H R ER SO BB IBB HBP BLK WP HR S P ERA WHIP	IP WLS BF H R ER SO BB IBB HBP BLK WP HR S P ERA WHIP	IP WLS BF H R ER SO BB IBB HBP BLK WP HR S P ERA WHIP	IP WLS BF H R ER SO BB IBB HBP BLK WP HR S P ERA WHIP	IP WLS BF H R ER SO BB IBB HBP BLK WP HR S P ERA WHIP	IP WLS BF H R ER SO BB IBB HBP BLK WP HR S P ERA WHIP	IP WLS BF H R ER SO BB IBB HBP BLK WP HR S P ERA WHIP	IP WLS BF H R ER SO BB IBB HBP BLK WP HR S P ERA WHIP	IP WLS BF H R ER SO BB IBB HBP BLK WP HR S P ERA WHIP	IP WLS BF H R ER SO BB IBB HBP BLK WP HR S P ERA WHIP	IP WLS BF H R ER SO BB IBB HBP BLK WP HR S P ERA WHIP	IP WLS BF H R ER SO BB IBB HBP BLK WP HR S P ERA WHIP	IP WLS BF H R ER SO BB IBB HBP BLK WP HR S P ERA WHIP	IP WLS BF H R ER SO BB IBB HBP BLK WP HR S P ERA WHIP	IP WLS BF H R ER SO BB IBB HBP BLK WP HR S P ERA WHIP	IP WLS BF H R ER SO BB IBB HBP BLK WP HR S P ERA WHIP	IP WLS BF H R ER SO BB IBB HBP BLK WP HR S P ERA WHIP

Batter	1	2	3	4	5	6	7	8	9	AB	R	H	RBI	BB	SO	LOB	BOTTOM					
6 Starling Marte, R (1,7) OBP: 0.359, SLG: 0.382										4	1	1	0	1	1	3	Milwaukee Brewers @ Pittsburgh Pirates PNC Park, Pittsburgh, PA Fri Apr 18 2014, 7:08 PM - 10:14 PM EDT Att: 31,564 - Partly Cloudy - 67 F					
55 Russell Martin, R (1,2) OBP: 0.375, SLG: 0.438										4	0	2	2	1	0	2						
22 Andrew McCutchen, R (1,8) OBP: 0.382, SLG: 0.422										3	0	1	1	2	1	1						
24 Pedro Alvarez, L (1,5) OBP: 0.293, SLG: 0.469										5	0	0	0	0	2	8						
18 Neil Walker, S (1,4) OBP: 0.268, SLG: 0.478									4	0	0	0	0	0	4							
17 Gaby Sanchez, R (1,3) OBP: 0.273, SLG: 0.581									4	0	0	0	0	1	1							
31 Jose Tabata, R (1,9) OBP: 0.294, SLG: 0.290									3	0	0	0	0	1	0							
38 Stomly Pimentel, R (7,1)									1	1	1	0	0	0	0							
5 Josh Harrison, R (8,PH) OBP: 0.200, SLG: 0.500									2	1	0	0	0	0	0							
10 Jordy Mercer, R (1,6) OBP: 0.288, SLG: 0.239									1	0	0	0	0	0	0							
12 Clint Barmes, R (4,6) OBP: 0.250, SLG: 0.250									1	0	0	0	1	1	1							
3 Travis Ishikawa, L (8,PH) OBP: 0.263, SLG: 0.382									1	0	0	0	0	0	0							
37 Justin Wilson, L (9,1)									1	0	0	0	1	1	1							
50 Charlie Morton, R (1,1) ERA: 2.67									1	0	0	0	0	0	0							
23 Travis Snider, L (7,9) OBP: 0.288, SLG: 0.389									1	0	0	0	1	1	1							
Inning Stats	R: 1 H: 1 E: 1 K: 0 S: 10	H: 0 LOB: 0 BB: 0 P: 12	R: 0 H: 0 E: 0 K: 0 S: 5	H: 0 LOB: 0 BB: 0 P: 6	R: 1 H: 3 E: 1 K: 1 S: 17	H: 3 LOB: 3 BB: 1 P: 30	R: 0 H: 0 E: 0 K: 1 S: 8	H: 0 LOB: 0 BB: 0 P: 13	R: 0 H: 1 E: 0 K: 1 S: 13	H: 1 LOB: 2 BB: 1 P: 20	R: 0 H: 0 E: 0 K: 1 S: 7	H: 0 LOB: 0 BB: 0 P: 10	R: 1 H: 1 E: 1 K: 2 S: 18	H: 1 LOB: 2 BB: 1 P: 34	R: 0 H: 1 E: 0 K: 1 S: 10	H: 1 LOB: 3 BB: 1 P: 17	R: 0 H: 0 E: 0 K: 1 S: 9	H: 0 LOB: 1 BB: 1 P: 19	1B: 5 2B: 1 3B: 0 HR: 0	SF: 0 SAC: 1 DP: 0 HBP: 1	WP: 0 PB: 0 CS: 0	PA: 41
PITCHER	IP WLS BF H R ER SO BB IBB HBP BLK WP HR S P ERA WHIP	IP WLS BF H R ER SO BB IBB HBP BLK WP HR S P ERA WHIP	IP WLS BF H R ER SO BB IBB HBP BLK WP HR S P ERA WHIP	IP WLS BF H R ER SO BB IBB HBP BLK WP HR S P ERA WHIP	IP WLS BF H R ER SO BB IBB HBP BLK WP HR S P ERA WHIP	IP WLS BF H R ER SO BB IBB HBP BLK WP HR S P ERA WHIP	IP WLS BF H R ER SO BB IBB HBP BLK WP HR S P ERA WHIP	IP WLS BF H R ER SO BB IBB HBP BLK WP HR S P ERA WHIP	IP WLS BF H R ER SO BB IBB HBP BLK WP HR S P ERA WHIP	IP WLS BF H R ER SO BB IBB HBP BLK WP HR S P ERA WHIP	IP WLS BF H R ER SO BB IBB HBP BLK WP HR S P ERA WHIP	IP WLS BF H R ER SO BB IBB HBP BLK WP HR S P ERA WHIP	IP WLS BF H R ER SO BB IBB HBP BLK WP HR S P ERA WHIP	IP WLS BF H R ER SO BB IBB HBP BLK WP HR S P ERA WHIP	IP WLS BF H R ER SO BB IBB HBP BLK WP HR S P ERA WHIP	IP WLS BF H R ER SO BB IBB HBP BLK WP HR S P ERA WHIP	IP WLS BF H R ER SO BB IBB HBP BLK WP HR S P ERA WHIP	IP WLS BF H R ER SO BB IBB HBP BLK WP HR S P ERA WHIP	IP WLS BF H R ER SO BB IBB HBP BLK WP HR S P ERA WHIP	IP WLS BF H R ER SO BB IBB HBP BLK WP HR S P ERA WHIP	IP WLS BF H R ER SO BB IBB HBP BLK WP HR S P ERA WHIP	

Batter	1	2	3	4	5	6	7	8	9	AB	R	H	RBI	BB	SO	LOB	BOTTOM
26 Kyle Lohse, R (1,1) ERA: 2.67										1	0	0	0	0	0	0	Milwaukee Brewers @ Pittsburgh Pirates PNC Park, Pittsburgh, PA Fri Apr 18 2014, 7:08 PM - 10:14 PM EDT Att: 31,564 - Partly Cloudy - 67 F
30 Tyler Thornburg, R (7,1) ERA: 0.9										1	0	0	0	0	0		
13 Will Smith, L (7,1) ERA: 0.9										1	0	0	0	0	0		
29 Jim Henderson, R (8,1) ERA: 4.5										1	0	0	0	0	0		
57 Francisco Rodríguez, R (9,1) ERA: 4.5										1	0	0	0	0	0		
26 Kyle Lohse, R (1,1) ERA: 2.67										1	0	0	0	0	0		
30 Tyler Thornburg, R (7,1) ERA: 0.9										1	0	0	0	0	0		
13 Will Smith, L (7,1) ERA: 0.9										1	0	0	0	0	0		
29 Jim Henderson, R (8,1) ERA: 4.5										1	0	0	0	0	0		
57 Francisco Rodríguez, R (9,1) ERA: 4.5																	

Batter	1	2	3	4	5	6	7	8	9	AB	R	H	RBI	BB	SO	LOB	TOP										
27 Carlos Gómez, R OBP: 0.361, SLG: 0.587	F9		K	G5-3		F7			K	5	0	0	0	0	2	2											
9 Jean Segura, R OBP: 0.271, SLG: 0.313	G4-3		16 1B	F9		G1-3			8 HR	5	2	2	0	0	0	1											
8 Ryan Braun, R OBP: 0.319, SLG: 0.600	F9		FC5 16 1B 20 2B		16 G5-3 20 G6-3	1B	HR		1H HR	5	4	3	3	0	0	1											
16 Aramis Ramirez, R OBP: 0.395, SLG: 0.465		K	20 2B	1B	G5-3		F7		HR	4	0	1	1	0	1	1											
20 Jonathan Lucroy, R OBP: 0.412, SLG: 0.541	18 1B	2B	1B	2B	G6-3		F9		HBP	5	1	3	2	0	0	1											
18 Khris Davis, R OBP: 0.271, SLG: 0.317	FC5-4 1B	G1-3	G1-3	G6-3	G6-3		K		P5	5	0	1	1	0	1	4											
7 Mark Reynolds, R OBP: 0.296, SLG: 0.479	P3		HR	HR	G6-3	BB			K2-3	3	1	1	1	1	1	1											
Rickie Weeks Jr., R OBP: 0.167, SLG: 0.174	FC5-4		27 G5-3	BB	G6-3				G4-3	2	0	0	0	0	1	0	2										
2 Scooter Gennett, L OBP: 0.340, SLG: 0.364	1-2									1	0	0	0	0	0	0	0										
22 Matt Garza, R ERA: 3.86			G1-3	K					K2-3	2	0	0	0	0	0	1											
14 Jeff Bianchi, R ERA: 2.0										1	0	1	0	0	0	0											
47 Rob Wooten, R ERA: 15.43										0	0	0	0	0	0	0											
59 Zach Duke, L ERA: 2.84										0	0	0	0	0	0	0											
3 Elian Herrera, S ERA: 3.86										1	0	0	0	0	0	1											
29 Jim Henderson, L ERA: 3.86										0	0	0	0	0	0	0											
57 Francisco Rodriguez, R ERA: 3.86										0	0	0	0	0	0	0											
Inning Stats	R: 0 E: 0 K: 0 S: 4	H: 0 LOB: 0 BB: 0 P: 6	R: 1 E: 0 K: 1 S: 9	H: 2 LOB: 1 BB: 0 P: 13	R: 2 E: 0 K: 1 S: 15	H: 3 LOB: 2 BB: 0 P: 21	R: 1 E: 0 K: 1 S: 17	H: 1 LOB: 1 BB: 1 P: 26	R: 1 E: 0 K: 0 S: 10	H: 1 LOB: 0 BB: 0 P: 14	R: 0 E: 0 K: 0 S: 7	H: 1 LOB: 1 BB: 1 P: 12	R: 1 E: 0 K: 1 S: 13	H: 2 LOB: 1 BB: 0 P: 19	R: 0 E: 0 K: 2 S: 9	H: 0 LOB: 0 BB: 0 P: 11	R: 2 E: 0 K: 1 S: 12	H: 2 LOB: 1 BB: 0 P: 17	1B: 5 2B: 4 3B: 0 HR: 3	SF: 0 SAC: 0 DP: 1 HBP: 1	WP: 1 PB: 0 CS: 0	PA: 42					
PITCHER	IP	WLS	BF	H	R	ER	SO	BB	IBB	HBP	BLK	WP	HR	S	P	ERA	WHIP										
51 Wandy Rodriguez, L ERA: 7.65	4.0		20	6	4	4	3	1	0	0	0	0	1	45	66	9.00	1.750										
29 Bryan Morris, R ERA: 2.0	2.0		8	2	1	1	0	1	0	0	0	0	0	17	26	4.50	1.500										
44 Tony Watson, L ERA: 2.25	1.0	H	5	2	1	1	1	0	0	0	0	0	0	13	19	9.00	2.000										
35 Mark Melancon, R ERA: 2.0	1.0	H	3	0	0	0	2	0	0	0	0	0	0	9	11	0.00	0.000										
39 Jason Grilli, R ERA: 3.86	1.0	L	6	2	2	2	1	0	0	1	0	0	1	12	17	18.00	2.000										

Milwaukee Brewers @ Pittsburgh Pirates
PNC Park, Pittsburgh, PA
Sat Apr 19 2014, 7:07 PM - 10:11 PM EDT
Att: 32,490 - Partly Cloudy - 63 F

AB	39
R	8
H	12
RBI	8
BB	2
SO	7
LOB	14



Batter	1	2	3	4	5	6	7	8	9	AB	R	H	RBI	BB	SO	LOB	BOTTOM										
6 Starling Marte, R OBP: 0.361, SLG: 0.384	K		G5-3	55 G6-4-3 1B		K				5	0	2	0	0	2	0											
55 Russell Martin, R OBP: 0.361, SLG: 0.415	K		G6-3	G6-4-3		22 2B	1B		G1-3	5	1	1	0	0	1	3											
22 Andrew McCutchen, R OBP: 0.393, SLG: 0.426	L8			31 1B	P4	24 E	BB		G5-3	4	1	1	1	1	0	0											
24 Pedro Alvarez, L OBP: 0.288, SLG: 0.441	F7		FC4 15 BB 12 1B	31 1B	F7		K		31 G4-6-3 HBP	4	1	0	0	0	1	2											
31 Jose Tabata, R OBP: 0.308, SLG: 0.306	F9		15 BB 12 1B	1B	15 1B		1B		G4-6-3	5	1	2	1	0	1	1											
15 Ike Davis, L OBP: 0.412, SLG: 0.444	18 1B	2B	12 1B	23 1B	18 BB		1B		K	3	2	2	0	1	1	0											
18 Neil Walker, S OBP: 0.280, SLG: 0.471	L9		L9		L9		BB		F9	3	0	1	1	1	0	3											
12 Clint Barmes, R OBP: 0.250, SLG: 0.250	F9		23 1B	1B	G5-3				K	4	1	1	2	0	1	4											
51 Wandy Rodriguez, S ERA: 4.5			G6-3	6 1B	F8				F8	1	0	0	0	0	0	0											
23 Travis Schler, L ERA: 15.43										1	0	1	2	0	0	0											
29 Bryan Morris, L ERA: 2.0										0	0	0	0	0	0	0											
10 Jordy Mercer, R ERA: 2.84										0	0	0	0	0	0	0											
44 Tony Watson, L ERA: 2.25										0	0	0	0	0	0	0											
35 Mark Melancon, R ERA: 2.0										0	0	0	0	0	0	0											
17 Gaby Sanchez, R ERA: 3.86										1	0	0	0	0	0	0											
39 Jason Grilli, R ERA: 3.86										0	0	0	0	0	0	0											
Inning Stats	R: 0 E: 0 K: 2 S: 8	H: 0 LOB: 0 BB: 0 P: 12	R: 1 E: 0 K: 0 S: 9	H: 2 LOB: 1 BB: 0 P: 14	R: 0 E: 0 K: 0 S: 6	H: 0 LOB: 0 BB: 0 P: 8	R: 5 E: 1 K: 0 S: 19	H: 4 LOB: 1 BB: 2 P: 32	R: 0 E: 0 K: 0 S: 10	H: 2 LOB: 1 BB: 1 P: 20	R: 1 E: 0 K: 2 S: 12	H: 2 LOB: 1 BB: 0 P: 21	R: 0 E: 0 K: 2 S: 8	H: 0 LOB: 0 BB: 0 P: 10	R: 0 E: 0 K: 1 S: 10	H: 1 LOB: 1 BB: 0 P: 16	R: 0 E: 0 K: 0 S: 3	H: 0 LOB: 0 BB: 0 P: 7	1B: 9 2B: 2 3B: 0 HR: 0	SF: 0 SAC: 0 DP: 2 HBP: 1	WP: 0 PB: 0 CS: 0	PA: 41					
PITCHER	IP	WLS	BF	H	R	ER	SO	BB	IBB	HBP	BLK	WP	HR	S	P	ERA	WHIP										
22 Matt Garza, R ERA: 4.5	5.0		26	8	6	5	2	3	0	0	0	0	0	16	26	6.75	1.500										
47 Rob Wooten, R ERA: 15.43	1.1		6	2	1	1	3	0	0	0	0	0	0	4	5	0.00	0.000										
59 Zach Duke, L ERA: 2.84	0.2		2	0	0	0	1	0	0	0	0	0	0	10	16	0.00	1.000										
29 Jim Henderson, R ERA: 3.86	1.0	W	4	1	0	0	1	0	0	0	0	0	0	10	16	0.00	1.000										
57 Francisco Rodriguez, R ERA: 3.86	1.0	S	3	0	0	0	0	0	0	1	0	0	0	3	7	0.00	0.000										

Milwaukee Brewers @ Pittsburgh Pirates
PNC Park, Pittsburgh, PA
Sat Apr 19 2014, 7:07 PM - 10:11 PM EDT
Att: 32,490 - Partly Cloudy - 63 F

AB	37
R	7
H	11
RBI	7
BB	3
SO	7
LOB	13



Batter	1	2	3	4	5	6	7	8	9	10	11	12	13	14	AB	R	H	RBI	BB	SO	LOB	TOP	
27 Carlos Gómez, R OBP: 0.365, SLG: 0.610 3 Eilan Herrera, S															2	0	1	0	0	1	0		
9 Jean Segura, R OBP: 0.283, SLG: 0.301															6	0	1	0	0	1	2		
8 Ryan Braun, R OBP: 0.333, SLG: 0.629															5	1	2	1	1	0	1		
20 Jonathan Lucroy, R OBP: 0.375, SLG: 0.493															6	0	0	0	0	2	3		
18 Khris Davis, R OBP: 0.290, SLG: 0.379															6	1	3	1	0	2	0		
2 Scooter Gennett, L OBP: 0.340, SLG: 0.360															6	0	2	0	0	0	3		
7 Mark Reynolds, R OBP: 0.316, SLG: 0.505 47 Rob Wooten, R															4	1	2	1	0	1	1		
16 Aramis Ramirez, R OBP: 0.403, SLG: 0.465 50 Zach Duke, L															0	0	0	0	0	0	0		
57 Francisco Rodríguez, R															0	0	0	0	0	0	0		
14 Jeff Bianchi, R OBP: 0.222, SLG: 0.176															5	0	0	0	1	1	4		
41 Marco Estrada, R 30 Tyler Thornburg, R Riding Waves, Jr. R 29 Jim Henderson, L 13 Will Smith, R 24 Kyle Overbay, R															2	0	0	0	0	0	2		
Inning Stats	R: 0 E: 0 K: 1 S: 8	H: 0 LOB: 0 BB: 0 P: 12	R: 0 E: 0 K: 3 S: 11	H: 1 LOB: 1 BB: 0 P: 17	R: 0 E: 0 K: 0 S: 9	H: 1 LOB: 1 BB: 0 P: 15	R: 0 E: 0 K: 1 S: 7	H: 0 LOB: 0 BB: 0 P: 11	R: 0 E: 0 K: 0 S: 9	H: 1 LOB: 0 BB: 0 P: 11	R: 1 E: 0 K: 1 S: 10	H: 1 LOB: 0 BB: 0 P: 10	R: 0 E: 0 K: 1 S: 11	H: 2 LOB: 3 BB: 1 P: 18	R: 0 E: 0 K: 0 S: 8	H: 1 LOB: 2 BB: 1 P: 16	R: 1 E: 0 K: 1 S: 11	H: 2 LOB: 2 BB: 1 P: 18	1B: 7 2B: 1 3B: 1 HR: 3	SF: 0 SAC: 2 DP: 2 HBP: 0	WP: 0 PB: 0 SB: 0 CS: 0	PA: 55	
PITCHER	IP ERA: 3.67	WLS ERA: 4.5	BF ERA: 1.8	H ERA: 2.0	R ERA: 2.7	ER ERA: 6.1	SO ERA: 1.12	BB ERA: 1.12	IBB ERA: 1.12	HBP ERA: 1.12	BLK ERA: 1.12	WP ERA: 1.12	HR ERA: 1.12	S ERA: 1.12	P ERA: 1.12	WHIP ERA: 1.12							
45 Gerrit Cole, R	8.0	28	6	1	1	1	6	0	0	0	0	0	1	10	10	9.00	1.000						
39 Jason Grilli, R	1.0	4	1	1	1	1	0	0	0	0	0	0	0	7	11	0.00	0.000						
35 Mark Melancon, R	1.0	3	0	0	0	0	0	0	0	0	0	0	0	8	11	0.00	0.000						
44 Tony Watson, L	1.0	3	0	0	0	1	0	0	0	0	0	0	0	8	11	0.00	0.000						
37 Justin Wilson, L	1.0	6	2	0	0	1	0	1	0	0	0	0	0	11	18	0.00	2.000						

Milwaukee Brewers @ Pittsburgh Pirates
PNC Park, Pittsburgh, PA
Sun Apr 20 2014, 1:40 PM - 6:01 PM EDT
Att: 21,761 - Partly Cloudy - 67 F

AB 49
R 13
H 12
RBI 3
BB 4
SO 10
LOB 18

Batter	1	2	3	4	5	6	7	8	9	10	11	12	13	14	AB	R	H	RBI	BB	SO	LOB	BOTTOM	
6 Starling Marte, R OBP: 0.344, SLG: 0.363															7	0	1	0	0	3	5		
5 Josh Harrison, R OBP: 0.250, SLG: 0.500 30 Jeanmar Gómez, R															6	0	2	0	0	0	3		
22 Andrew McCutchen, R OBP: 0.367, SLG: 0.562															6	0	0	0	0	1	2		
15 Ike Davis, L OBP: 0.375, SLG: 0.394															6	1	1	0	0	2	1		
18 Neil Walker, S OBP: 0.296, SLG: 0.513															6	1	3	1	0	0	1		
31 Jose Tabata, R OBP: 0.289, SLG: 0.286															6	0	1	1	0	2	1		
12 Clint Barmes, R OBP: 0.227, SLG: 0.190															5	0	0	0	1	1	2		
19 Chris Stewart, R OBP: 0.167, SLG: 0.167															6	0	1	0	0	1	0		
45 Gerrit Cole, R 39 Jason Grilli, R 17 Gaby Sanchez, R 35 Mark Melancon, R 44 Tony Watson, L 37 Justin Wilson, L 10 Jordy Mercer, R 24 Kyle Overbay, R															3	0	2	0	0	0	2		
Inning Stats	R: 0 E: 0 K: 1 S: 6	H: 1 LOB: 0 BB: 0 P: 9	R: 0 E: 0 K: 1 S: 9	H: 0 LOB: 0 BB: 0 P: 13	R: 0 E: 0 K: 0 S: 15	H: 2 LOB: 2 BB: 0 P: 26	R: 1 E: 0 K: 1 S: 13	H: 1 LOB: 0 BB: 0 P: 19	R: 0 E: 0 K: 1 S: 10	H: 1 LOB: 1 BB: 0 P: 16	R: 0 E: 0 K: 0 S: 7	H: 0 LOB: 0 BB: 0 P: 17	R: 0 E: 0 K: 2 S: 14	H: 1 LOB: 1 BB: 0 P: 18	R: 0 E: 0 K: 1 S: 7	H: 1 LOB: 1 BB: 0 P: 11	R: 0 E: 0 K: 2 S: 12	H: 1 LOB: 1 BB: 0 P: 18	1B: 11 2B: 1 3B: 0 HR: 1	SF: 0 SAC: 0 DP: 0 HBP: 0	WP: 0 PB: 0 SB: 1 CS: 1	PA: 55	
PITCHER	IP ERA: 2.66	WLS ERA: 0.92	BF ERA: 4.7	H ERA: 4.7	R ERA: 8.31	ER ERA: 103	SO ERA: 1.50	BB ERA: 1.50	IBB ERA: 1.50	HBP ERA: 1.50	BLK ERA: 1.50	WP ERA: 1.50	HR ERA: 1.50	S ERA: 1.50	P ERA: 1.50	WHIP ERA: 1.50							
41 Marco Estrada, R	6.0	23	6	1	1	4	0	0	0	0	0	0	0	7	16	0.00	2.000						
30 Tyler Thornburg, R	1.0	5	1	0	0	0	1	0	0	0	0	0	0	6	8	0.00	1.500						
29 Jim Henderson, R	0.2	3	1	1	1	0	0	0	0	0	0	0	0	16	25	0.00	1.500						
13 Will Smith, L	1.1	6	2	0	0	0	0	0	0	0	0	0	0	14	20	0.00	0.000						
47 Rob Wooten, R	2.0	6	0	0	0	2	0	0	0	0	0	0	0	14	20	0.00	0.000						
PITCHER	IP ERA: 2.16	WLS ERA: 1.41	BF ERA: 1.41	H ERA: 1.41	R ERA: 1.41	ER ERA: 1.41	SO ERA: 1.41	BB ERA: 1.41	IBB ERA: 1.41	HBP ERA: 1.41	BLK ERA: 1.41	WP ERA: 1.41	HR ERA: 1.41	S ERA: 1.41	P ERA: 1.41	WHIP ERA: 1.41							
59 Zach Duke, L	2.0	4	1	0	0	2	0	0	0	0	0	0	0	12	18	0.00	1.000						
57 Francisco Rodríguez, R	1.0	4	1	0	0	2	0	0	0	0	0	0	0	12	18	0.00	1.000						

Milwaukee Brewers @ Pittsburgh Pirates
PNC Park, Pittsburgh, PA
Sun Apr 20 2014, 1:40 PM - 6:01 PM EDT
Att: 21,761 - Partly Cloudy - 67 F

AB 54
R 2
H 13
RBI 2
BB 1
SO 10
LOB 17

Batter	1	2	3	4	5	6	7	8	9	AB	R	H	RBI	BB	SO	LOB	TOP			
2 Everth Cabrera, S (1,6) OBP: 0.333, SLG: 0.442										4	0	1	0	0	2	1	San Diego Padres @ Milwaukee Brewers Miller Park, Milwaukee, WI Mon Apr 21 2014, 7:12 PM - 9:58 PM CDT Att: 25,408 - Roof Closed - 70 F			
25 Will Venable, L (1,8) OBP: 0.235, SLG: 0.313										3	0	0	0	0	0	1				
21 Xavier Nady, R (7,PH) OBP: 0.296, SLG: 0.609										0	0	0	0	1	0	0				
8 Yasmani Grandal, S (9,PH) OBP: 0.395, SLG: 0.405										1	0	0	0	0	1	1				
12 Seth Smith, L (1,7) OBP: 0.369, SLG: 0.429										5	1	1	0	0	0	4				
Chase Headley, S (1,5) OBP: 0.242, SLG: 0.279										3	1	0	0	1	3	3				
9 Jedd Gyorko, R (1,4) OBP: 0.240, SLG: 0.242										4	0	1	0	0	1	2				
23 Yonder Alonso, L (1,3) OBP: 0.296, SLG: 0.294										4	0	2	1	0	0	1				
13 Chris Denorfia, R (7,8) OBP: 0.333, SLG: 0.481										3	1	1	1	1	0	2				
44 René Rivera, R (1,2) OBP: 0.190, SLG: 0.150										1	0	0	0	0	0	1				
4 Nick Hundley, R (7,PH) OBP: 0.333, SLG: 0.619										2	0	1	0	0	0	1				
34 Andrew Cashner, R (1,1) OBP: 0.222, SLG: 0.222										1	0	0	0	0	1	0				
14 Tommy Medica, R (7,PH) OBP: 0.179, SLG: 0.296										1	0	0	0	0	0	1				
33 Dale Thayer, R (7,1) ERA: 0.75										0	0	0	0	0	0	0				
46 Tim Stauffer, R (8,1) ERA: 0.75										0	0	0	0	0	0	0				
5 Alexi Amarista, L (9,PH) OBP: 0.372, SLG: 0.417										1	0	0	0	0	0	0				
Inning Stats	R: 0 E: 0 K: 1 S: 7	H: 0 LOB: 0 BB: 0 P: 12	R: 0 E: 0 K: 2 S: 14	H: 1 LOB: 1 BB: 0 P: 19	R: 0 E: 0 K: 1 S: 9	H: 0 LOB: 1 BB: 0 P: 16	R: 2 E: 1 K: 0 S: 8	H: 2 LOB: 1 BB: 1 P: 15	R: 0 E: 0 K: 1 S: 5	H: 1 LOB: 1 BB: 0 P: 10	R: 1 E: 0 K: 1 S: 13	H: 2 LOB: 3 BB: 1 P: 22	R: 0 E: 0 K: 0 S: 10	H: 0 LOB: 1 BB: 1 P: 15	R: 0 E: 0 K: 1 S: 9	H: 1 LOB: 1 BB: 0 P: 14	1B: 4 2B: 2 3B: 0 HR: 1	SF: 0 SAC: 2 DP: 0 HBP: 1	WP: 1 PB: 0 CS: 0	PA: 39
PITCHER	IP WLS BF H R ER SO BB IBB HBP BLK WP HR S P ERA WHIP																			
38 Wily Peralta, R (1,1) ERA: 2.19	6.1	W	28	6	3	2	6	1	0	1	0	0	0	1	59	91	2.84	1.105		
13 Will Smith, L (7,1) ERA: 0.75	0.2	H	3	0	0	0	1	1	0	0	0	0	0	5	10	0.00	1.500			
30 Tyler Thornburg, R (8,1) ERA: 0.75	1.0	H	4	0	0	0	0	1	0	0	0	0	1	10	15	0.00	1.000			
57 Francisco Rodríguez, R (9,1) ERA: 0.75	1.0	S	4	1	0	0	1	0	0	0	0	0	0	9	14	0.00	1.000			

Batter	1	2	3	4	5	6	7	8	9	AB	R	H	RBI	BB	SO	LOB	BOTTOM			
27 Carlos Gómez, R (1,8) OBP: 0.371, SLG: 0.613										3	1	1	0	1	0	2	San Diego Padres @ Milwaukee Brewers Miller Park, Milwaukee, WI Mon Apr 21 2014, 7:12 PM - 9:58 PM CDT Att: 25,408 - Roof Closed - 70 F			
2 Scooter Gennett, L (1,4) OBP: 0.357, SLG: 0.415										3	1	2	1	0	0	1				
8 Ryan Braun, R (1,9) OBP: 0.342, SLG: 0.625										2	0	1	2	1	0	1				
16 Aramis Ramirez, R (1,5) OBP: 0.395, SLG: 0.493										4	1	1	1	0	0	5				
7 Mark Reynolds, R (1,3) OBP: 0.290, SLG: 0.518										4	0	0	0	0	3	0				
9 Jean Segura, R (1,6) OBP: 0.275, SLG: 0.312										4	0	2	0	0	0	0				
3 Elian Herrera, S (1,7) OBP: 0.200, SLG: 0.200										4	0	2	0	0	1	1				
12 Martín Maldonado, R (1,2) OBP: 0.467, SLG: 0.417										3	0	0	0	1	0	4				
38 Wily Peralta, R (1,1) OBP: 0.167, SLG: 0.333										2	1	1	0	0	1	1				
13 Will Smith, R (7,1) ERA: 0.75										0	0	0	0	0	0	0				
24 Lyle Overbay, L (7,PH) OBP: 0.343, SLG: 0.281										1	0	1	0	0	0	0				
30 Tyler Thornburg, R (8,1) ERA: 0.75										0	0	0	0	0	0	0				
57 Francisco Rodríguez, R (9,1) ERA: 0.75										0	0	0	0	0	0	0				
Inning Stats	R: 0 E: 0 K: 0 S: 8	H: 0 LOB: 1 BB: 1 P: 15	R: 0 E: 0 K: 0 S: 8	H: 1 LOB: 1 BB: 0 P: 12	R: 3 E: 0 K: 1 S: 12	H: 3 LOB: 0 BB: 0 P: 18	R: 0 E: 0 K: 2 S: 13	H: 0 LOB: 1 BB: 1 P: 22	R: 1 E: 0 K: 0 S: 10	H: 2 LOB: 0 BB: 0 P: 14	R: 0 E: 0 K: 1 S: 8	H: 1 LOB: 1 BB: 0 P: 12	R: 0 E: 0 K: 0 S: 7	H: 2 LOB: 2 BB: 1 P: 12	R: 0 E: 0 K: 1 S: 14	H: 2 LOB: 2 BB: 0 P: 19	1B: 7 2B: 3 3B: 1 HR: 1	SF: 1 SAC: 1 DP: 2 HBP: 0	WP: 0 PB: 0 CS: 1	PA: 35
PITCHER	IP WLS BF H R ER SO BB IBB HBP BLK WP HR S P ERA WHIP																			
34 Andrew Cashner, R (1,1) ERA: 2.1	6.0	L	26	7	4	4	4	2	0	0	0	0	0	1	59	93	6.00	1.500		
33 Dale Thayer, R (7,1) ERA: 0.75	1.0		5	2	0	0	0	0	1	0	0	0	0	7	12	0.00	2.000			
46 Tim Stauffer, R (8,1) ERA: 2.89	1.0		4	2	0	0	1	0	0	0	0	0	0	14	19	0.00	2.000			

Batter	1	2	3	4	5	6	7	8	9	10	11	12	AB	R	H	RBI	BB	SO	LOB	TOP							
2 Everth Cabrera, S OBP: 0.313, SLG: 0.415	G3-1		G6-3		K			K		G3			5	0	0	0	0	2	4								
25 Will Venable, L OBP: 0.219, SLG: 0.292	F9		G4-3	G1-3				K			K		5	0	0	0	0	2	1								
8 Yasmani Grandal, S OBP: 0.354, SLG: 0.357	K		G4-3		G3-1			G6-3			K		5	0	0	0	0	2	0								
12 Seth Smith, L OBP: 0.371, SLG: 0.417		K		BB	BB			K			P6		4	0	1	0	1	2	0								
Chase Headley, S OBP: 0.268, SLG: 0.338	F7			BB				K					4	1	2	1	1	1	0								
9 Jedd Gyorko, R OBP: 0.225, SLG: 0.225	G6-3		G1-3		G6-4-3			K					5	0	0	0	0	1	4								
23 Yonder Alonso, L OBP: 0.247, SLG: 0.301	G3-1							F8					5	1	1	0	0	0	0								
13 Chris Denorfia, R OBP: 0.356, SLG: 0.509				2B				G6-3					5	0	3	0	0	0	0								
22 Ian Kennedy, R ERA: 1.42					SH			G6-3					1	0	0	1	0	1	1								
50 Nick Vincent, R ERA: 0.9													0	0	0	0	0	0	0								
56 Joaquin Benoit, R ERA: 0.82													0	0	0	0	0	0	0								
33 Dale Thayer, R ERA: 0.82													0	0	0	0	0	0	1								
39 Donn Roach, R ERA: 4.28													0	0	0	0	0	0	0								
Inning Stats	R: 0 E: 0 K: 1	H: 0 LOB: 0 BB: 0 P: 14	R: 0 E: 0 K: 1	H: 0 LOB: 0 BB: 0 P: 10	R: 0 E: 0 K: 1	H: 1 LOB: 1 BB: 0 P: 14	R: 0 E: 0 K: 0	H: 0 LOB: 2 BB: 2 P: 23	R: 1 E: 0 K: 1	H: 2 LOB: 1 BB: 0 P: 15	R: 0 E: 0 K: 0	H: 0 LOB: 0 BB: 0 P: 10	R: 0 E: 0 K: 2	H: 0 LOB: 0 BB: 0 P: 13	R: 0 E: 0 K: 1	H: 1 LOB: 1 BB: 0 P: 18	R: 0 E: 0 K: 2	H: 0 LOB: 0 BB: 0 P: 15	R: 1 E: 0 K: 0	H: 1 LOB: 0 BB: 0 P: 15	1B: 4 2B: 2 3B: 0 HR: 1	SF: 0 SAC: 1 DP: 1 HBP: 0	WP: 0 PB: 0 SB: 0 CS: 0	PA: 44			
PITCHER	IP	WLS	BF	H	R	ER	SO	BB	IBB	HBP	BLK	WP	HR	S	P	ERA	WHIP										
49 Yovani Gallardo, R ERA: 1.93	7.0		27	5	1	1	4	2	0	0	0	0	0	12	15	0.00	0.000										
29 Jim Henderson, R ERA: 1.15	1.0		3	0	0	0	3	0	0	0	0	0	0	10	13	0.00	0.000										
45 Alfredo Figaro, R ERA: 3.0	3.0	L	11	2	1	1	3	0	0	0	0	0	1	32	48	3.00	0.667										

San Diego Padres @ Milwaukee Brewers
Miller Park, Milwaukee, WI
Tue Apr 22 2014, 7:12 PM - 11:16 PM CDT
Att. 25,815 - Roof Closed - 66 F

AB	41
R	2
H	7
RBI	2
BB	2
SO	12
LOB	11



Batter	1	2	3	4	5	6	7	8	9	10	11	12	AB	R	H	RBI	BB	SO	LOB	BOTTOM							
27 Carlos Gómez, R OBP: 0.356, SLG: 0.561	K				F9			K					6	0	1	0	0	2	2								
2 Scooter Gennett, L OBP: 0.355, SLG: 0.458	F7		F8		HR			K					6	1	2	1	0	1	2								
8 Ryan Braun, R OBP: 0.329, SLG: 0.584			F9		F8			K					5	0	0	0	1	3	2								
16 Aramis Ramirez, R OBP: 0.384, SLG: 0.466	K				G6-3			F8					4	0	0	0	1	1	2								
20 Jonathan Lucroy, R OBP: 0.405, SLG: 0.500													3	0	2	0	2	0	0								
18 Kris Davis, R OBP: 0.285, SLG: 0.380								L8					5	0	1	0	0	1	6								
7 Mark Reynolds, R OBP: 0.269, SLG: 0.475	K				G6-3			F9					5	0	0	0	0	2	2								
9 Jean Segura, R OBP: 0.259, SLG: 0.293	P2				G4-3			K					5	0	0	0	0	1	2								
49 Yovani Gallardo, R ERA: 1.93													2	0	0	0	0	1	2								
50 Nick Vincent, R ERA: 0.9													0	0	0	0	0	0	0								
56 Joaquin Benoit, R ERA: 0.82													0	0	0	0	0	0	0								
33 Dale Thayer, R ERA: 0.82													0	0	0	0	0	0	1								
39 Donn Roach, R ERA: 4.28													0	0	0	0	0	0	0								
Inning Stats	R: 0 E: 0 K: 2	H: 2 LOB: 2 BB: 0 P: 21	R: 0 E: 0 K: 1	H: 1 LOB: 3 BB: 2 P: 27	R: 0 E: 0 K: 0	H: 0 LOB: 0 BB: 0 P: 6	R: 1 E: 0 K: 0	H: 1 LOB: 1 BB: 0 P: 13	R: 0 E: 0 K: 3	H: 1 LOB: 0 BB: 0 P: 16	R: 0 E: 0 K: 1	H: 1 LOB: 1 BB: 0 P: 18	R: 0 E: 0 K: 1	H: 0 LOB: 0 BB: 0 P: 15	R: 0 E: 0 K: 1	H: 0 LOB: 0 BB: 0 P: 13	R: 0 E: 0 K: 1	H: 0 LOB: 0 BB: 0 P: 15	1B: 5 2B: 1 3B: 0 HR: 1	SF: 0 SAC: 0 DP: 0 HBP: 0	WP: 0 PB: 0 SB: 0 CS: 0	PA: 48					
PITCHER	IP	WLS	BF	H	R	ER	SO	BB	IBB	HBP	BLK	WP	HR	S	P	ERA	WHIP										
16 Huston Street, R ERA: 1.13	1.0		3	0	0	0	1	0	0	0	0	0	0	8	15	0.00	0.000										

San Diego Padres @ Milwaukee Brewers
Miller Park, Milwaukee, WI
Tue Apr 22 2014, 7:12 PM - 11:16 PM CDT
Att. 25,815 - Roof Closed - 66 F

AB	44
R	1
H	7
RBI	1
BB	4
SO	13
LOB	21



Batter	1	2	3	4	5	6	7	8	9	AB	R	H	RBI	BB	SO	LOB	TOP					
2 Everth Cabrera, S OBP: 0.322, SLG: 0.424										3	1	1	0	1	1	0	San Diego Padres @ Milwaukee Brewers Miller Park, Milwaukee, WI Wed Apr 23 2014, 7:12 PM - 9:49 PM CDT Att: 28,095 - Roof Closed - 65 F					
13 Chris Denorfia, R OBP: 0.348, SLG: 0.492										4	0	1	0	0	0	2						
12 Seth Smith, L OBP: 0.370, SLG: 0.419										2	0	1	1	0	1	1						
21 Xavier Nady, R OBP: 0.286, SLG: 0.583										4	0	0	0	0	2	2						
Chase Headley, S OBP: 0.253, SLG: 0.319										4	0	0	0	0	2	2						
25 Will Venable, L OBP: 0.221, SLG: 0.289										4	0	1	0	0	1	1						
9 Jedd Gyorko, R OBP: 0.226, SLG: 0.216										3	1	0	0	1	0	1						
23 Yonder Alonso, L OBP: 0.235, SLG: 0.286										4	0	0	0	0	1	2						
44 René Rivera, R OBP: 0.174, SLG: 0.136										2	0	0	0	0	0	0						
4 Nick Hundley, R OBP: 0.333, SLG: 0.583										2	0	1	1	0	1	1						
38 Tyson Ross, R OBP: 0.143, SLG: 0.143										2	0	0	0	0	0	0						
8 Yasmani Grandal, S OBP: 0.347, SLG: 0.349										1	0	0	0	0	1	2						
54 Alex Torres, L										0	0	0	0	0	0	0						
Inning Stats	R: 1 E: 0 K: 0 S: 8	H: 1 LOB: 0 BB: 0 P: 15	R: 0 E: 0 K: 1 S: 7	H: 0 LOB: 0 BB: 0 P: 9	R: 0 E: 0 K: 1 S: 8	H: 0 LOB: 0 BB: 0 P: 12	R: 0 E: 0 K: 1 S: 16	H: 1 LOB: 1 BB: 0 P: 21	R: 0 E: 0 K: 0 S: 6	H: 0 LOB: 0 BB: 0 P: 8	R: 0 E: 0 K: 1 S: 14	H: 1 LOB: 1 BB: 0 P: 23	R: 1 E: 1 K: 1 S: 12	H: 2 LOB: 2 BB: 0 P: 15	R: 0 E: 0 K: 2 S: 10	H: 0 LOB: 1 BB: 1 P: 19	R: 0 E: 0 K: 2 S: 9	H: 0 LOB: 1 BB: 1 P: 20	1B: 4 2B: 1 3B: 0 HR: 0	SF: 1 SAC: 0 DP: 0 HBP: 0	WP: 0 PB: 0 SB: 1 CS: 0	PA: 35
PITCHER	IP WLS BF H R ER SO BB IBB HBP BLK WP HR S P ERA WHIP																					
26 Kyle Lohse, R ERA: 2.38	(1, 1) 7.0 W 27 5 2 1 5 0 0 0 0 0 0 0 0 3 8 1.29 0.714																					
30 Tyler Thornburg, R ERA: 0.73	(8, 1) 0.1 H 2 0 0 0 0 1 0 0 0 0 0 0 0 3 8 0.00 3.000																					
13 Will Smith, L ERA:	(8, 1) 0.2 H 2 0 0 0 2 0 0 0 0 0 0 0 7 11 0.00 0.000																					
57 Francisco Rodríguez, R ERA:	(9, 1) 1.0 S 4 0 0 0 2 1 0 0 0 0 0 0 0 9 20 0.00 1.000																					

Batter	1	2	3	4	5	6	7	8	9	AB	R	H	RBI	BB	SO	LOB	BOTTOM			
27 Carlos Gómez, R OBP: 0.343, SLG: 0.556										4	0	0	0	0	2	0	San Diego Padres @ Milwaukee Brewers Miller Park, Milwaukee, WI Wed Apr 23 2014, 7:12 PM - 9:49 PM CDT Att: 28,095 - Roof Closed - 65 F			
2 Scooter Gennett, L OBP: 0.348, SLG: 0.444										4	1	1	0	0	0	0				
8 Ryan Braun, R OBP: 0.348, SLG: 0.600										3	0	2	1	1	0	0				
16 Aramis Ramirez, R OBP: 0.367, SLG: 0.446										4	0	0	0	0	0	3				
20 Jonathan Lucroy, R OBP: 0.398, SLG: 0.486										4	0	1	0	0	0	1				
18 Kris Davis, R OBP: 0.295, SLG: 0.427										4	2	2	1	0	2	1				
24 Lyle Overbay, L OBP: 0.394, SLG: 0.308										2	1	1	0	1	0	0				
9 Jean Segura, R OBP: 0.273, SLG: 0.341										3	1	2	3	0	0	0				
26 Kyle Lohse, R										3	0	0	0	0	0	2				
30 Tyler Thornburg, R										0	0	0	0	0	0	0				
13 Will Smith, R										0	0	0	0	0	0	0				
57 Francisco Rodríguez, R										0	0	0	0	0	0	0				
Inning Stats	R: 1 E: 0 K: 1 S: 10	H: 2 LOB: 1 BB: 0 P: 16	R: 3 E: 0 K: 0 S: 12	H: 3 LOB: 0 BB: 0 P: 19	R: 0 E: 0 K: 0 S: 7	H: 1 LOB: 0 BB: 0 P: 14	R: 1 E: 0 K: 0 S: 11	H: 1 LOB: 0 BB: 0 P: 19	R: 0 E: 0 K: 1 S: 6	H: 0 LOB: 1 BB: 1 P: 14	R: 0 E: 0 K: 1 S: 12	H: 2 LOB: 2 BB: 1 P: 21	R: 0 E: 0 K: 0 S: 8	H: 0 LOB: 0 BB: 0 P: 14	R: 0 E: 0 K: 1 S: 9	H: 0 LOB: 0 BB: 0 P: 14	1B: 6 2B: 1 3B: 0 HR: 2	SF: 0 SAC: 0 DP: 0 HBP: 0	WP: 0 PB: 0 SB: 0 CS: 2	PA: 33
PITCHER	IP WLS BF H R ER SO BB IBB HBP BLK WP HR S P ERA WHIP																			
38 Tyson Ross, R ERA: 3.16	(1, 1) 6.0 L 27 9 5 5 3 2 0 0 0 0 0 0 0 2 58 7.50 1.833																			
54 Alex Torres, L ERA: 1.0	(7, 1) 2.0 6 0 0 0 1 0 0 0 0 0 0 0 0 17 28 0.00 0.000																			

Batter	1	2	3	4	5	6	7	8	9	AB	R	H	RBI	BB	SO	LOB	TOP			
64 Emilio Bonifacio, S OBP: 0.409, SLG: 0.424										4	0	1	1	0	2	1	Chicago Cubs @ Milwaukee Brewers Miller Park, Milwaukee, WI Fri Apr 25 2014, 7:14 PM - 10:25 PM CDT Att: 32,868 - Roof Closed - 67 F			
24 Luis Valbuena, L OBP: 0.383, SLG: 0.277										4	0	0	0	0	1	2				
44 Anthony Rizzo, L OBP: 0.406, SLG: 0.463										4	0	0	0	0	3	1				
13 Starlin Castro, R OBP: 0.304, SLG: 0.375										4	1	1	0	0	0	0				
19 Nate Schierholtz, L OBP: 0.227, SLG: 0.278										4	0	1	0	0	2	0				
21 Junior Lake, R OBP: 0.282, SLG: 0.397										3	0	0	0	0	2	2				
53 Wesley Wright, R										0	0	0	0	0	0	0				
12 John Baker, L										1	0	0	0	0	1	0				
6 Ryan Sweeney, L OBP: 0.280, SLG: 0.227										2	1	1	1	1	0	1				
5 Wellington Castillo, R OBP: 0.286, SLG: 0.409										3	0	0	0	0	1	3				
33 Carlos Villanueva, R										1	0	0	0	0	0	1				
54 Neil Ramirez, R										0	0	0	0	0	0	0				
51 Ryan Kalish, L OBP: 0.317, SLG: 0.351										1	0	1	0	0	0	0				
Inning Stats	R: 0 E: 0 K: 2 S: 11	H: 0 LOB: 0 BB: 0 P: 16	R: 0 E: 0 K: 1 S: 9	H: 0 LOB: 0 BB: 0 P: 12	R: 1 E: 0 K: 0 S: 9	H: 1 LOB: 1 BB: 1 P: 14	R: 0 E: 0 K: 1 S: 10	H: 0 LOB: 0 BB: 0 P: 15	R: 0 E: 0 K: 0 S: 6	H: 0 LOB: 0 BB: 0 P: 10	R: 1 E: 0 K: 1 S: 10	H: 2 LOB: 1 BB: 0 P: 14	R: 0 E: 0 K: 3 S: 15	H: 1 LOB: 1 BB: 0 P: 24	R: 0 E: 0 K: 2 S: 7	H: 0 LOB: 0 BB: 0 P: 8	1B: 4 2B: 1 3B: 0 HR: 0	SF: 0 SAC: 1 DP: 0 HBP: 0	WP: 0 PB: 0 SB: 0 CS: 0	PA: 33
PITCHER	IP WLS BF H R ER SO BB IBB HBP BLK WP HR S P ERA WHIP																			
22 Matt Garza, R ERA: 4.09	(1, 1)	7.0 W 26 4 2 2 7 1 0 0 0 0 0 0 67 95 2.57 0.714																		
59 Zach Duke, L ERA: 1.74	(8, 1)	1.0 H 4 1 0 0 3 0 0 0 0 0 0 0 15 24 0.00 1.000																		
57 Francisco Rodriguez, R ERA:	(9, 1)	1.0 S 3 0 0 0 2 0 0 0 0 0 0 0 7 8 0.00 0.000																		

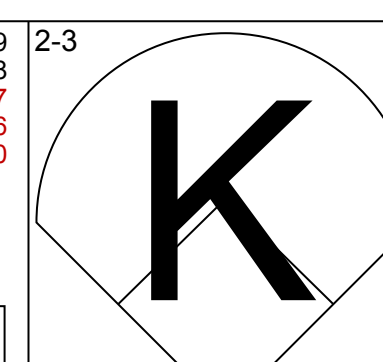
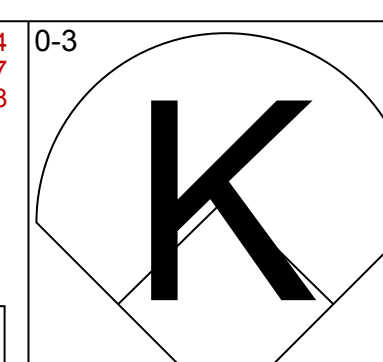
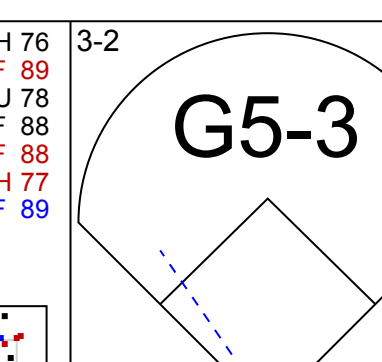
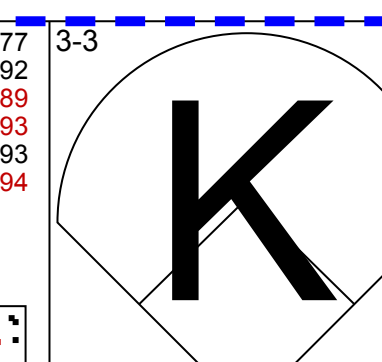
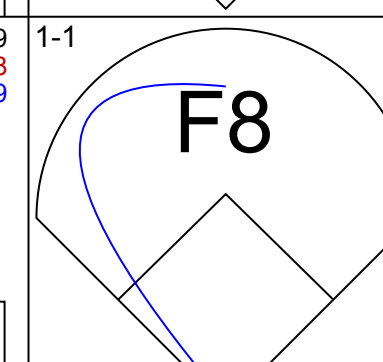
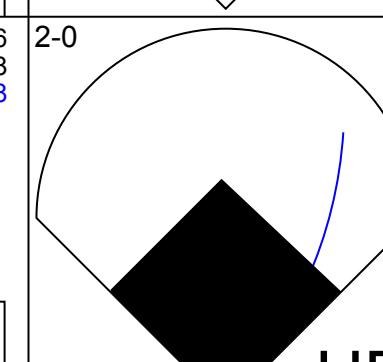
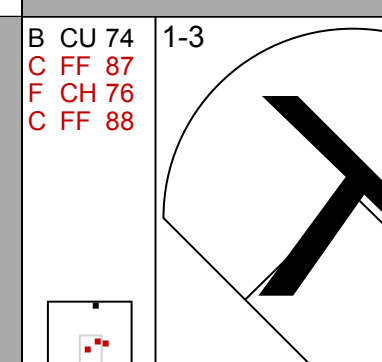
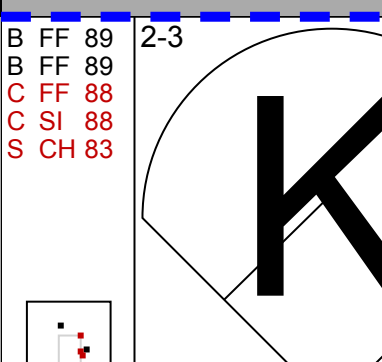
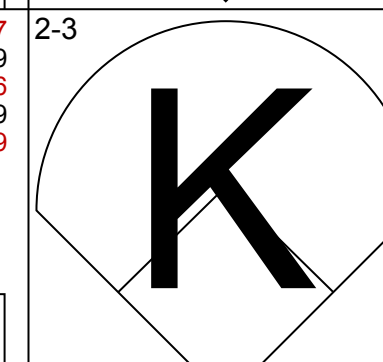
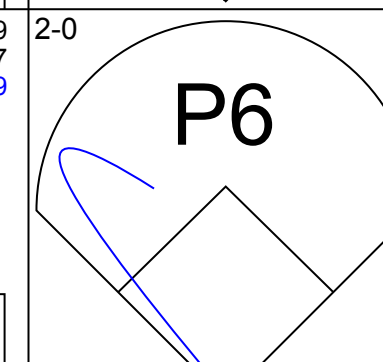
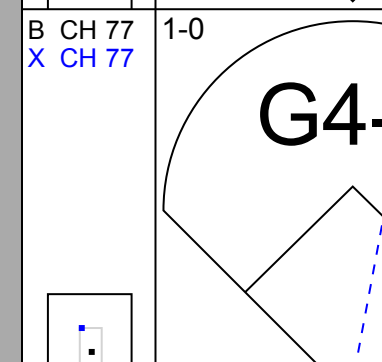
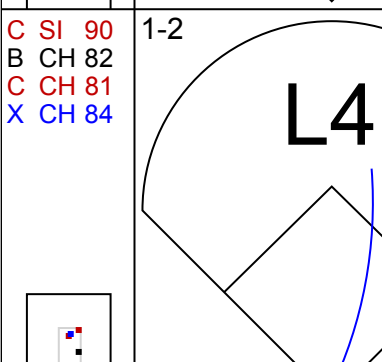
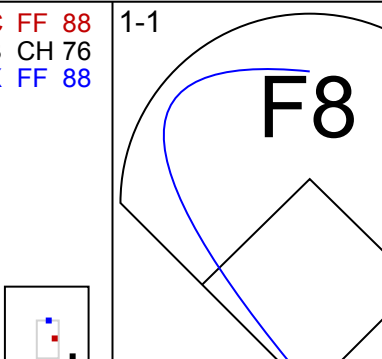
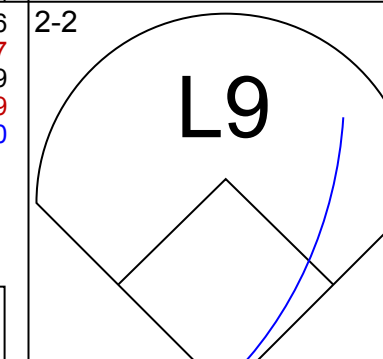
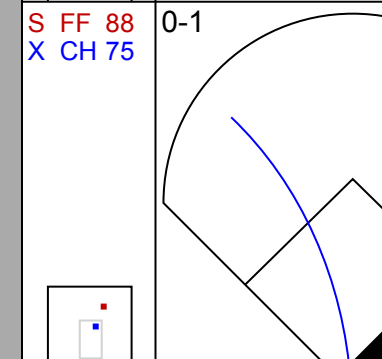
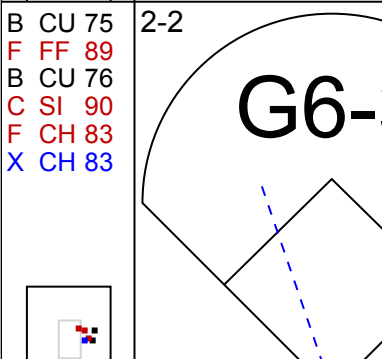
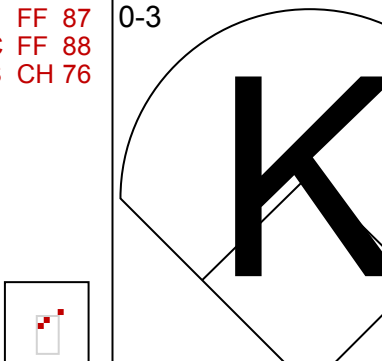
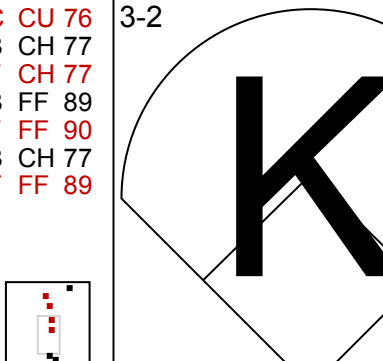
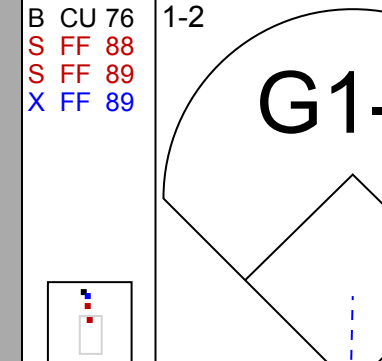
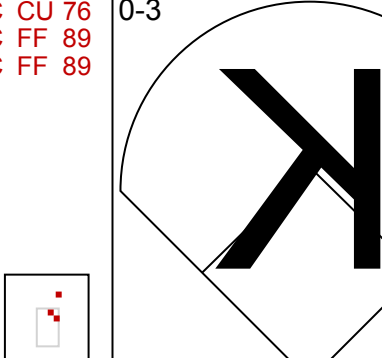
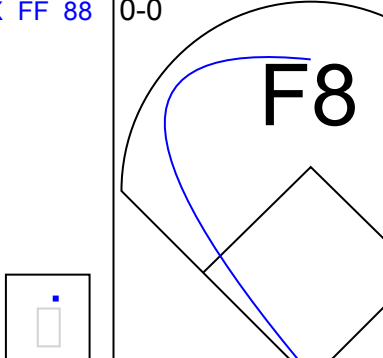
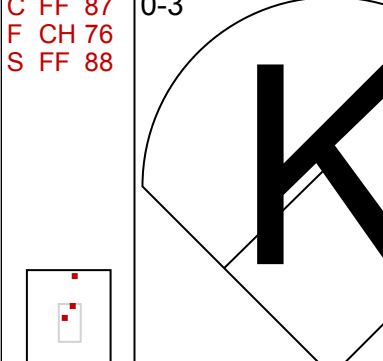
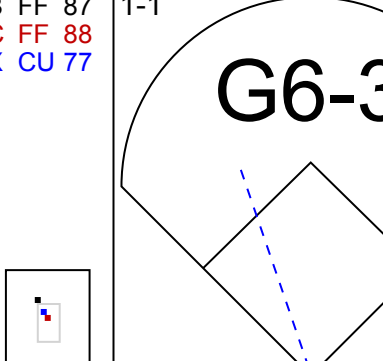
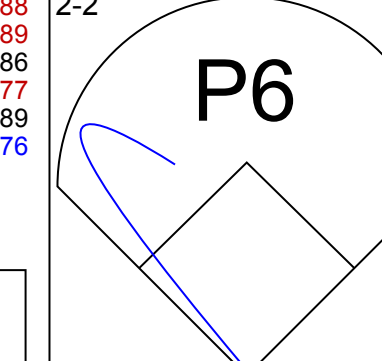
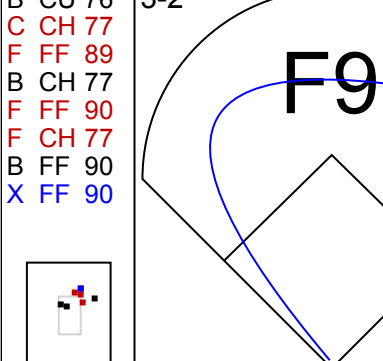
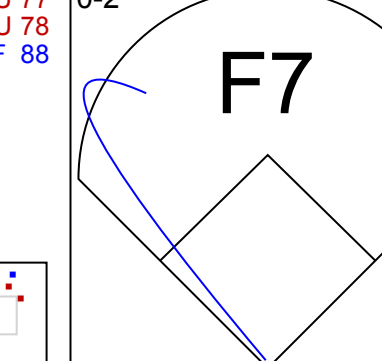
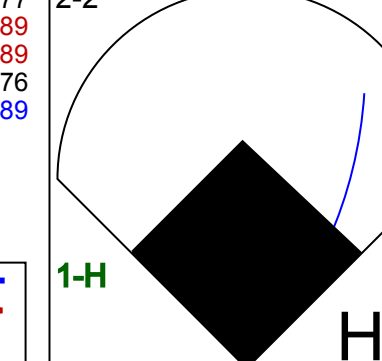
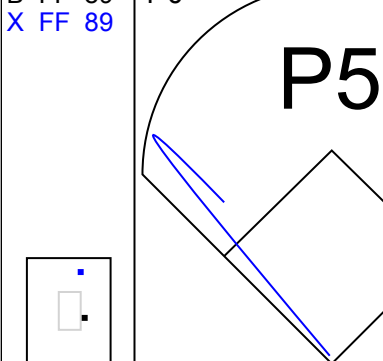
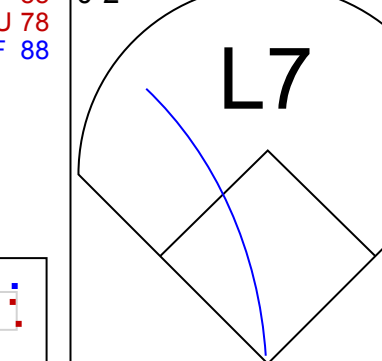
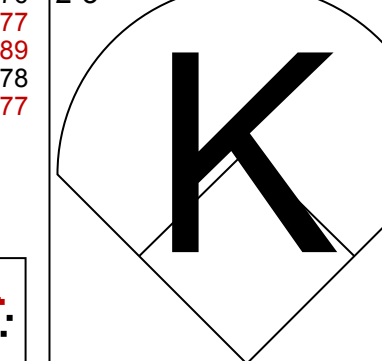
Chicago Cubs @ Milwaukee Brewers
Miller Park, Milwaukee, WI
Fri Apr 25 2014, 7:14 PM - 10:25 PM CDT
Att: 32,868 - Roof Closed - 67 F

AB 31
R 2
H 5
RBI 2
BB 1
SO 12
LOB 11

Batter	1	2	3	4	5	6	7	8	9	AB	R	H	RBI	BB	SO	LOB	BOTTOM			
27 Carlos Gómez, R OBP: 0.356, SLG: 0.568										5	2	3	0	0	1	1	Chicago Cubs @ Milwaukee Brewers Miller Park, Milwaukee, WI Fri Apr 25 2014, 7:14 PM - 10:25 PM CDT Att: 32,868 - Roof Closed - 67 F			
2 Scooter Gennett, L OBP: 0.338, SLG: 0.418										4	1	0	0	1	1	3				
8 Ryan Braun, R OBP: 0.366, SLG: 0.607										4	1	3	1	0	1	1				
16 Aramis Ramirez, R OBP: 0.351, SLG: 0.430										3	0	0	1	0	0	4				
20 Jonathan Lucroy, R OBP: 0.402, SLG: 0.487										4	0	2	1	0	0	1				
18 Kris Davis, R OBP: 0.280, SLG: 0.405										4	0	0	0	0	1	4				
24 Lyle Overbay, L OBP: 0.405, SLG: 0.433										4	1	2	1	0	0	0				
9 Jean Segura, R OBP: 0.272, SLG: 0.330										3	0	0	0	1	0	0				
22 Matt Garza, R										3	0	0	0	0	1	3				
59 Zach Duke, L										0	0	0	0	0	0	0				
Rickie Weeks Jr., R										1	0	1	0	0	0	0				
57 Francisco Rodriguez, R										0	0	0	0	0	0	0				
Inning Stats	R: 2 E: 1 K: 0 S: 15	H: 2 LOB: 1 BB: 0 P: 24	R: 0 E: 0 K: 0 S: 6	H: 0 LOB: 0 BB: 0 P: 13	R: 1 E: 0 K: 0 S: 8	H: 3 LOB: 2 BB: 0 P: 11	R: 1 E: 0 K: 1 S: 15	H: 2 LOB: 1 BB: 0 P: 21	R: 1 E: 0 K: 0 S: 15	H: 3 LOB: 3 BB: 1 P: 29	R: 0 E: 0 K: 1 S: 8	H: 0 LOB: 1 BB: 1 P: 14	R: 0 E: 0 K: 1 S: 8	H: 0 LOB: 0 BB: 0 P: 10	R: 0 E: 0 K: 2 S: 12	H: 1 LOB: 1 BB: 0 P: 20	1B: 9 2B: 1 3B: 0 HR: 1	SF: 1 SAC: 0 DP: 0 HBP: 0	WP: 0 PB: 0 SB: 3 CS: 0	PA: 38
PITCHER	IP WLS BF H R ER SO BB IBB HBP BLK WP HR S P ERA WHIP																			
33 Carlos Villanueva, R ERA: 9.95	(1, 1)	5.0 L 27 10 5 4 1 0 1 0 0 0 0 0 0 8 14 0.00 1.000																		
54 Neil Ramirez, R ERA:	(6, 1)	1.0 4 0 0 0 1 1 0 0 0 0 0 0 8 14 0.00 1.000																		
53 Wesley Wright, L ERA: 2.08	(7, 1)	2.0 7 1 0 0 3 0 0 0 0 0 0 0 20 30 0.00 0.500																		

Chicago Cubs @ Milwaukee Brewers
Miller Park, Milwaukee, WI
Fri Apr 25 2014, 7:14 PM - 10:25 PM CDT
Att: 32,868 - Roof Closed - 67 F

AB 35
R 5
H 11
RBI 4
BB 2
SO 5
LOB 17

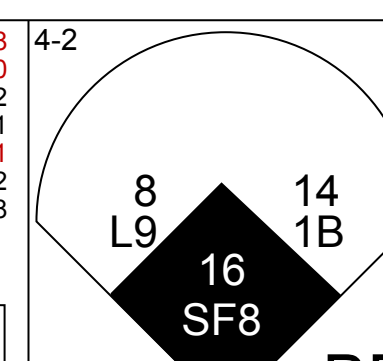
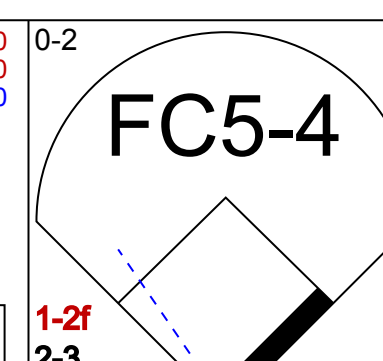
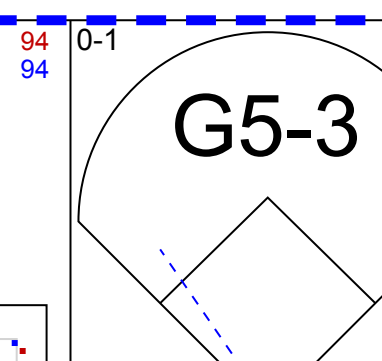
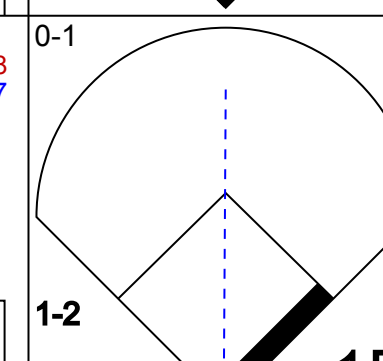
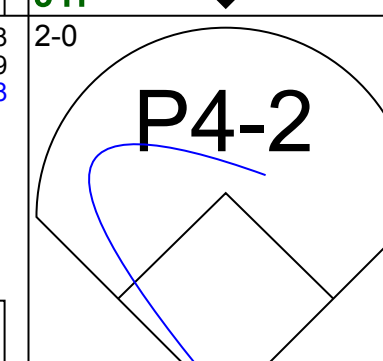
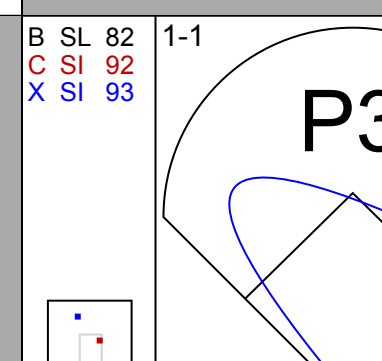
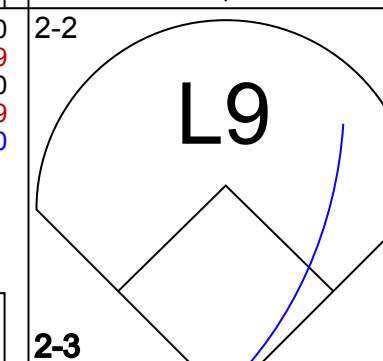

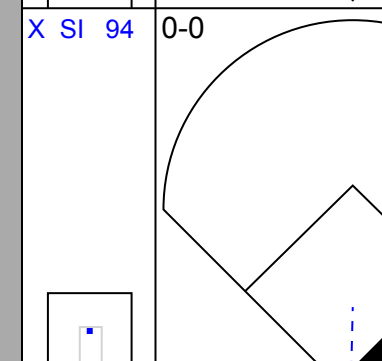
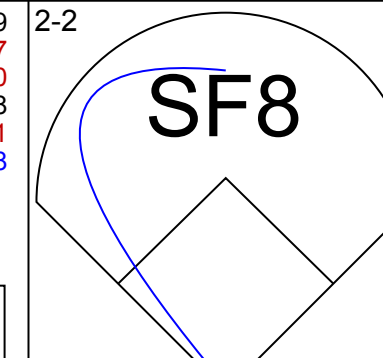
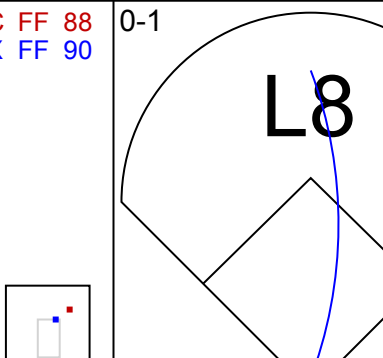
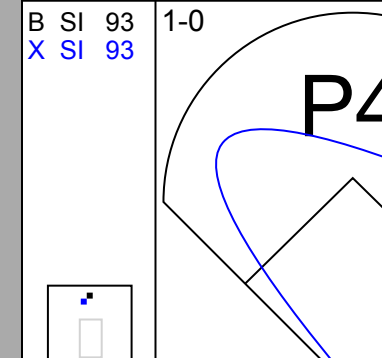

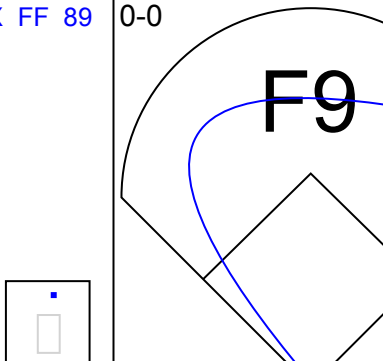
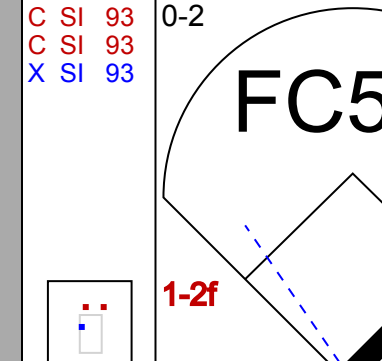

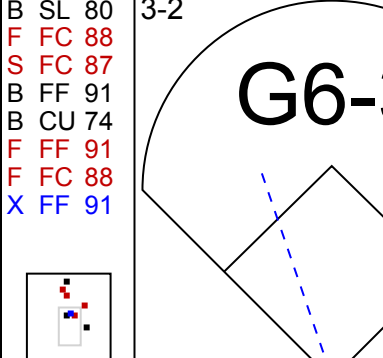






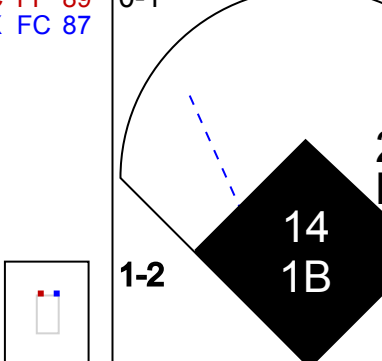

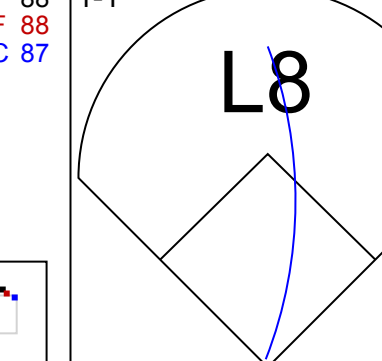
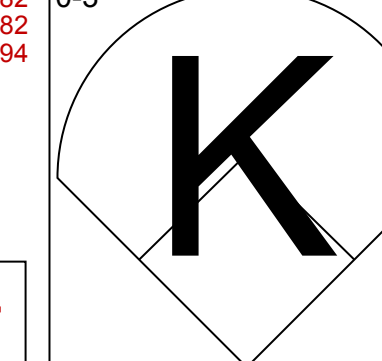

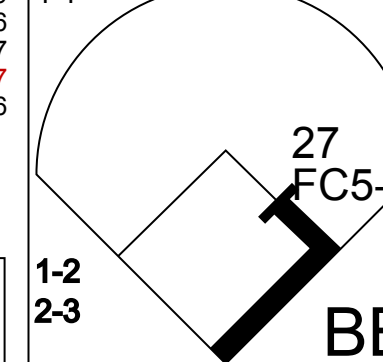
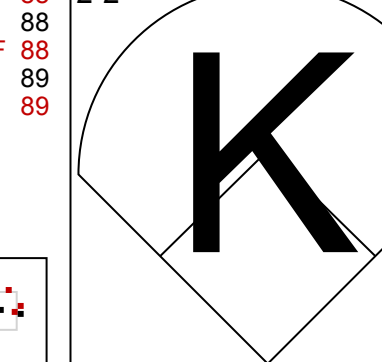

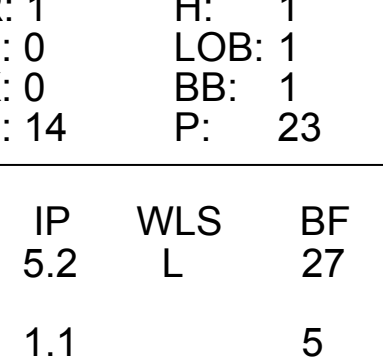
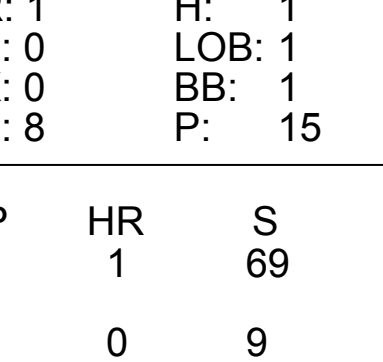
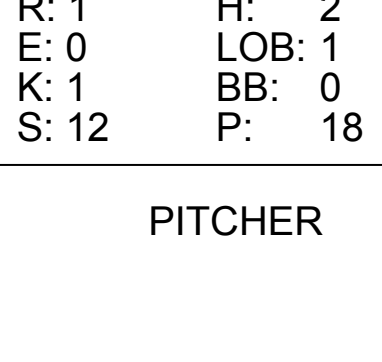
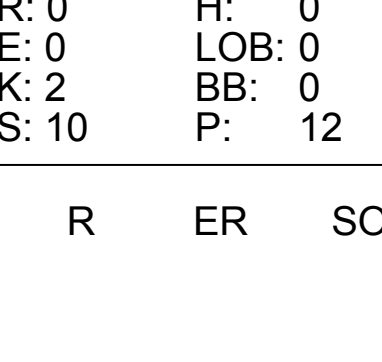


Batter	1	2	3	4	5	6	7	8	9	AB	R	H	RBI	BB	SO	LOB	TOP			
64 Emilio Bonifacio, S (1.8)										4	0	0	0	0	3	0				
24 Luis Valbuena, L (1.4)										4	1	1	1	0	2	0				
44 Anthony Rizzo, L (1.3)										4	0	0	0	0	1	0				
13 Starlin Castro, R (1.6)										4	0	1	0	0	0	0				
19 Nate Schierholtz, L (1.9)										3	0	0	0	0	2	1				
30 Mike Olt, R (1.5)										3	1	1	0	0	1	0				
6 Ryan Sweeney, L (1.7)										3	0	0	0	0	1	1				
5 Wellington Castillo, R (1.2)										3	1	1	2	0	0	0				
37 Travis Wood, R (1.1)										2	0	0	0	0	0	0				
63 Brian Schlichter, R (6.1)										0	0	0	0	0	0	0				
21 Junior Lake, R (8. PH)										1	0	0	0	0	1	0				
46 Pedro Strop, R (8.1)										0	0	0	0	0	0	0				
Inning Stats	R: 0 E: 0 K: 2 S: 8	H: 0 LOB: 0 BB: 0 P: 13	R: 0 E: 0 K: 2 S: 8	H: 0 LOB: 0 BB: 0 P: 9	R: 0 E: 0 K: 1 S: 9	H: 0 LOB: 0 BB: 0 P: 13	R: 1 E: 0 K: 1 S: 8	H: 1 LOB: 0 BB: 0 P: 14	R: 0 E: 0 K: 1 S: 10	H: 0 LOB: 0 BB: 0 P: 13	R: 0 E: 0 K: 1 S: 9	H: 1 LOB: 1 BB: 0 P: 12	R: 2 E: 0 K: 2 S: 18	H: 2 LOB: 0 BB: 0 P: 28	R: 0 E: 0 K: 1 S: 10	H: 0 LOB: 0 BB: 0 P: 15	1B: 2 2B: 0 3B: 0 HR: 2	SF: 0 SAC: 0 DP: 0 HBP: 0	WP: 0 PB: 0 SB: 0 CS: 0	PA: 31
PITCHER	IP WLS BF H R ER SO BB IBB HBP BLK WP HR S P ERA WHIP																			
41 Marco Estrada, R (1.1)	7.2 W 27 4 3 3 9 0 0 0 0 0 2 74 107 3.52 0.522																			
13 Will Smith, L (8.1)	0.1 H 1 0 0 0 1 0 0 0 0 0 0 3 6 0.00 0.000																			
57 Francisco Rodriguez, R (8.1)	1.0 S 3 0 0 0 1 0 0 0 0 0 0 0 10 15 0.00 0.000																			

Chicago Cubs @ Milwaukee Brewers
 Miller Park, Milwaukee, WI
 Sat Apr 26 2014, 6:12 PM - 9:02 PM CDT
 Att.: 40,008 - Roof Closed - 65 F

livebaseballscorecards.com

AB 31
 R 3
 H 4
 RBI 3
 BB 0
 SO 11
 LOB 2



Batter	1	2	3	4	5	6	7	8	9	AB	R	H	RBI	BB	SO	LOB	BOTTOM			
27 Carlos Gómez, R (1.8)										2	1	0	1	2	0	3				
9 Jean Segura, R (1.6)										0	0	0	0	0	0	0				
14 Jeff Bianchi, R (1. PH)										4	0	2	2	0	0	2				
8 Ryan Braun, R (1.9)										4	0	1	0	0	1	4				
3 Elian Herrera, S (9.9)										0	0	0	0	0	0	0				
16 Aramis Ramirez, R (1.5)										3	0	0	1	0	1	1				
20 Jonathan Lucroy, R (1.2)										4	0	0	0	0	0	2				
18 Kris Davis, R (1.7)										4	2	2	1	0	0	0				
7 Mark Reynolds, R (1.3)										4	1	2	0	0	1	1				
Rickie Weeks Jr., R (1.4)										3	1	1	0	0	1	1				
57 Francisco Rodriguez, R (8.1)										0	0	0	0	0	0	0				
41 Marco Estrada, R (1.1)										2	0	0	0	1	1	3				
13 Will Smith, R (8.1)										0	0	0	0	0	0	0				
2 Scooter Gennett, L (9.4)										0	0	0	0	0	0	0				
Inning Stats	R: 1 E: 0 K: 0 S: 14	H: 1 LOB: 1 BB: 1 P: 23	R: 2 E: 0 K: 1 S: 16	H: 3 LOB: 2 BB: 1 P: 25	R: 0 E: 0 K: 1 S: 17	H: 0 LOB: 0 BB: 0 P: 23	R: 1 E: 0 K: 0 S: 8	H: 1 LOB: 1 BB: 1 P: 15	R: 0 E: 0 K: 0 S: 4	H: 0 LOB: 0 BB: 0 P: 5	R: 1 E: 0 K: 1 S: 12	H: 2 LOB: 1 BB: 0 P: 18	R: 0 E: 0 K: 0 S: 7	H: 1 LOB: 1 BB: 0 P: 9	R: 0 E: 0 K: 2 S: 10	H: 0 LOB: 0 BB: 0 P: 12	1B: 7 2B: 1 3B: 0 HR: 1	SF: 1 SAC: 0 DP: 1 HBP: 1	WP: 0 PB: 0 SB: 0 CS: 0	PA: 35
PITCHER	IP WLS BF H R ER SO BB IBB HBP BLK WP HR S P ERA WHIP																			
37 Travis Wood, L (1.1)	5.2 L 27 7 5 5 3 3 0 0 0 0 0 1 69 107 7.94 1.765																			
63 Brian Schlichter, R (6.1)	1.1 5 1 0 0 0 0 0 0 0 0 0 9 11 0.00 0.750																			
46 Pedro Strop, R (8.1)	1.0 3 0 0 0 2 0 0 0 0 0 0 0 10 12 0.00 0.000																			

Chicago Cubs @ Milwaukee Brewers
 Miller Park, Milwaukee, WI
 Sat Apr 26 2014, 6:12 PM - 9:02 PM CDT
 Att.: 40,008 - Roof Closed - 65 F

livebaseballscorecards.com

AB 30
 R 5
 H 8
 RBI 5
 BB 3
 SO 5
 LOB 17



Batter	1	2	3	4	5	6	7	8	9	AB	R	H	RBI	BB	SO	LOB	TOP							
51 Ryan Kalish, L (1,7) OBP: 0.333, SLG: 0.366										4	0	2	0	0	1	0	Chicago Cubs @ Milwaukee Brewers Miller Park, Milwaukee, WI Sun Apr 27 2014, 1:14 PM - 4:00 PM CDT Att. 45,286 - Roof Closed - 70 F							
21 Junior Lake, R (1,8) OBP: 0.242, SLG: 0.365										4	0	0	0	0	2	2								
24 Luis Valbuena, L (9,5) OBP: 0.375, SLG: 0.333										0	0	0	0	0	0	0								
44 Anthony Rizzo, L (1,3) OBP: 0.385, SLG: 0.432										4	1	1	0	0	1	1								
13 Starlin Castro, R (1,6) OBP: 0.320, SLG: 0.448										4	2	3	2	0	0	1								
19 Nate Schierholz, L (1,9) OBP: 0.220, SLG: 0.266										4	1	1	0	0	0	2								
30 Mike Olt, R (1,5) OBP: 0.237, SLG: 0.426										2	0	0	1	1	2	0								
56 Héctor Rondón, R (9,1)										0	0	0	0	0	0	0								
12 John Baker, L (1,2) OBP: 0.167, SLG: 0.091										4	0	2	0	0	1	1								
15 Darwin Barney, R (1,4) OBP: 0.250, SLG: 0.189										4	0	0	1	0	0	3								
39 Jason Hammel, R (1,1)										3	0	0	0	0	1	2								
46 Pedro Strop, R (8,1)										0	0	0	0	0	0	0								
64 Emilio Bonifacio, S (9,PH) OBP: 0.389, SLG: 0.400										1	0	0	0	0	0	0								
Inning Stats	R: 0 E: 0 K: 2 S: 9	H: 0 LOB: 0 BB: 0 P: 15	R: 2 E: 0 K: 0 S: 11	H: 3 LOB: 1 BB: 1 P: 24	R: 0 E: 0 K: 1 S: 8	H: 1 LOB: 1 BB: 0 P: 12	R: 0 E: 0 K: 1 S: 8	H: 1 LOB: 1 BB: 0 P: 11	R: 0 E: 0 K: 1 S: 8	H: 0 LOB: 0 BB: 0 P: 10	R: 1 E: 0 K: 0 S: 10	H: 2 LOB: 1 BB: 0 P: 16	R: 0 E: 0 K: 1 S: 12	H: 1 LOB: 1 BB: 0 P: 17	R: 1 E: 0 K: 1 S: 8	H: 1 LOB: 0 BB: 0 P: 14	R: 0 E: 0 K: 1 S: 8	H: 0 LOB: 0 BB: 0 P: 13	1B: 7 2B: 0 3B: 0 HR: 2	SF: 1 SAC: 0 DP: 1 HBP: 0	WP: 0 PB: 0 SB: 2 CS: 0	PA: 36		
PITCHER	IP WLS BF H R ER SO BB IBB HBP BLK WP HR S P ERA WHIP	IP WLS BF H R ER SO BB IBB HBP BLK WP HR S P ERA WHIP	IP WLS BF H R ER SO BB IBB HBP BLK WP HR S P ERA WHIP	IP WLS BF H R ER SO BB IBB HBP BLK WP HR S P ERA WHIP	IP WLS BF H R ER SO BB IBB HBP BLK WP HR S P ERA WHIP	IP WLS BF H R ER SO BB IBB HBP BLK WP HR S P ERA WHIP	IP WLS BF H R ER SO BB IBB HBP BLK WP HR S P ERA WHIP	IP WLS BF H R ER SO BB IBB HBP BLK WP HR S P ERA WHIP	IP WLS BF H R ER SO BB IBB HBP BLK WP HR S P ERA WHIP	IP WLS BF H R ER SO BB IBB HBP BLK WP HR S P ERA WHIP	IP WLS BF H R ER SO BB IBB HBP BLK WP HR S P ERA WHIP	IP WLS BF H R ER SO BB IBB HBP BLK WP HR S P ERA WHIP	IP WLS BF H R ER SO BB IBB HBP BLK WP HR S P ERA WHIP	IP WLS BF H R ER SO BB IBB HBP BLK WP HR S P ERA WHIP	IP WLS BF H R ER SO BB IBB HBP BLK WP HR S P ERA WHIP	IP WLS BF H R ER SO BB IBB HBP BLK WP HR S P ERA WHIP	IP WLS BF H R ER SO BB IBB HBP BLK WP HR S P ERA WHIP	IP WLS BF H R ER SO BB IBB HBP BLK WP HR S P ERA WHIP	IP WLS BF H R ER SO BB IBB HBP BLK WP HR S P ERA WHIP	IP WLS BF H R ER SO BB IBB HBP BLK WP HR S P ERA WHIP	IP WLS BF H R ER SO BB IBB HBP BLK WP HR S P ERA WHIP	IP WLS BF H R ER SO BB IBB HBP BLK WP HR S P ERA WHIP	IP WLS BF H R ER SO BB IBB HBP BLK WP HR S P ERA WHIP	IP WLS BF H R ER SO BB IBB HBP BLK WP HR S P ERA WHIP

Chicago Cubs @ Milwaukee Brewers
 Miller Park, Milwaukee, WI
 Sun Apr 27 2014, 1:14 PM - 4:00 PM CDT
 Att. 45,286 - Roof Closed - 70 F

AB 34
 R 4
 H 9
 RBI 4
 BB 1
 SO 8
 LOB 12



Batter	1	2	3	4	5	6	7	8	9	AB	R	H	RBI	BB	SO	LOB	BOTTOM							
27 Carlos Gómez, R (1,8) OBP: 0.357, SLG: 0.554										4	0	1	0	0	0	2	Chicago Cubs @ Milwaukee Brewers Miller Park, Milwaukee, WI Sun Apr 27 2014, 1:14 PM - 4:00 PM CDT Att. 45,286 - Roof Closed - 70 F							
2 Scooter Gennett, L (1,4) OBP: 0.333, SLG: 0.400										3	0	0	0	1	1	1								
20 Jonathan Lucroy, R (1,2) OBP: 0.379, SLG: 0.447										3	0	0	0	1	2	2								
16 Aramis Ramirez, R (1,5) OBP: 0.324, SLG: 0.398										4	0	0	0	0	1	3								
18 Kris Davis, R (1,7) OBP: 0.278, SLG: 0.425											4	0	0	0	0	3		1						
24 Lyle Overbay, L (1,3) OBP: 0.400, SLG: 0.424											3	0	1	0	0	1		0						
14 Jeff Bianchi, R (1,6) OBP: 0.240, SLG: 0.208										3	0	0	0	0	2	1								
3 Elian Herrera, S (1,9) OBP: 0.154, SLG: 0.154											3	0	0	0	0	1								
38 Wily Peralta, R (1,1) OBP: 0.125, SLG: 0.250										2	0	0	0	0	0	0								
53 Brandon Kintzler, R (8,1) Rookie Weeks Jr., R (8,PH) 51 Wei-Chung Wang, L (9,1)										0	0	0	0	0	0	0								
Inning Stats	R: 0 E: 0 K: 1 S: 9	H: 0 LOB: 0 BB: 0 P: 13	R: 0 E: 0 K: 2 S: 9	H: 0 LOB: 0 BB: 0 P: 12	R: 0 E: 1 K: 0 S: 9	H: 0 LOB: 1 BB: 0 P: 13	R: 0 E: 0 K: 1 S: 11	H: 0 LOB: 1 BB: 1 P: 19	R: 0 E: 0 K: 1 S: 6	H: 0 LOB: 0 BB: 0 P: 9	R: 0 E: 0 K: 1 S: 13	H: 1 LOB: 2 BB: 1 P: 20	R: 0 E: 0 K: 1 S: 8	H: 1 LOB: 1 BB: 0 P: 10	R: 0 E: 0 K: 0 S: 4	H: 1 LOB: 0 BB: 0 P: 6	R: 0 E: 0 K: 3 S: 10	H: 0 LOB: 0 BB: 0 P: 18	1B: 2 2B: 1 3B: 0 HR: 0	SF: 0 SAC: 0 DP: 1 HBP: 0	WP: 0 PB: 0 SB: 0 CS: 0	PA: 32		
PITCHER	IP WLS BF H R ER SO BB IBB HBP BLK WP HR S P ERA WHIP	IP WLS BF H R ER SO BB IBB HBP BLK WP HR S P ERA WHIP	IP WLS BF H R ER SO BB IBB HBP BLK WP HR S P ERA WHIP	IP WLS BF H R ER SO BB IBB HBP BLK WP HR S P ERA WHIP	IP WLS BF H R ER SO BB IBB HBP BLK WP HR S P ERA WHIP	IP WLS BF H R ER SO BB IBB HBP BLK WP HR S P ERA WHIP	IP WLS BF H R ER SO BB IBB HBP BLK WP HR S P ERA WHIP	IP WLS BF H R ER SO BB IBB HBP BLK WP HR S P ERA WHIP	IP WLS BF H R ER SO BB IBB HBP BLK WP HR S P ERA WHIP	IP WLS BF H R ER SO BB IBB HBP BLK WP HR S P ERA WHIP	IP WLS BF H R ER SO BB IBB HBP BLK WP HR S P ERA WHIP	IP WLS BF H R ER SO BB IBB HBP BLK WP HR S P ERA WHIP	IP WLS BF H R ER SO BB IBB HBP BLK WP HR S P ERA WHIP	IP WLS BF H R ER SO BB IBB HBP BLK WP HR S P ERA WHIP	IP WLS BF H R ER SO BB IBB HBP BLK WP HR S P ERA WHIP	IP WLS BF H R ER SO BB IBB HBP BLK WP HR S P ERA WHIP	IP WLS BF H R ER SO BB IBB HBP BLK WP HR S P ERA WHIP	IP WLS BF H R ER SO BB IBB HBP BLK WP HR S P ERA WHIP	IP WLS BF H R ER SO BB IBB HBP BLK WP HR S P ERA WHIP	IP WLS BF H R ER SO BB IBB HBP BLK WP HR S P ERA WHIP	IP WLS BF H R ER SO BB IBB HBP BLK WP HR S P ERA WHIP	IP WLS BF H R ER SO BB IBB HBP BLK WP HR S P ERA WHIP	IP WLS BF H R ER SO BB IBB HBP BLK WP HR S P ERA WHIP	IP WLS BF H R ER SO BB IBB HBP BLK WP HR S P ERA WHIP

Chicago Cubs @ Milwaukee Brewers
 Miller Park, Milwaukee, WI
 Sun Apr 27 2014, 1:14 PM - 4:00 PM CDT
 Att. 45,286 - Roof Closed - 70 F

AB 30
 R 0
 H 3
 RBI 0
 BB 2
 SO 10
 LOB 11



Batter	1	2	3	4	5	6	7	8	9	10	11	AB	R	H	RBI	BB	SO	LOB	TOP					
27 Carlos Gómez, R OBP: 0.350, SLG: 0.550												5	1	1	1	0	3	3						
3 Elian Herrera, S OBP: 0.261, SLG: 0.227												5	0	1	0	0	0	1						
2 Scooter Gennett, L OBP: 0.326, SLG: 0.383												5	1	1	0	0	1	1						
18 Khris Davis, R OBP: 0.267, SLG: 0.429												5	1	1	0	0	1	1						
24 Lyle Overbay, L OBP: 0.413, SLG: 0.436												5	1	2	2	0	1	0						
7 Mark Reynolds, R OBP: 0.280, SLG: 0.459												4	0	1	0	1	2	1						
14 Jeff Bianchi, R OBP: 0.222, SLG: 0.176												5	1	0	0	0	2	4						
12 Martin Maldonado, R OBP: 0.455, SLG: 0.353												4	0	1	0	1	2	1						
26 Kyle Lohse, R OBP: 0.302, SLG: 0.393												1	0	1	2	0	0	0						
13 Will Smith, L OBP: 0.219, SLG: 0.219												1	0	0	0	0	0	0						
29 Jim Henderson, L OBP: 0.330, SLG: 0.330												1	0	0	0	0	0	0						
9 Jean Segura, R OBP: 0.313, SLG: 0.385												1	0	0	0	0	0	0						
30 Tyler Thornburg, R OBP: 0.176, SLG: 0.176												0	0	0	0	0	0	0						
57 Francisco Rodriguez, R OBP: 0.176, SLG: 0.176												0	0	0	0	0	0	0						
Inning Stats	R: 0 E: 0 K: 1 S: 13	H: 0 LOB: 0 BB: 0 P: 20	R: 0 E: 0 K: 2 S: 14	H: 1 LOB: 1 BB: 0 P: 18	R: 0 E: 0 K: 0 S: 10	H: 1 LOB: 1 BB: 0 P: 14	R: 3 E: 0 K: 1 S: 26	H: 3 LOB: 2 BB: 2 P: 42	R: 0 E: 0 K: 0 S: 5	H: 0 LOB: 0 BB: 0 P: 8	R: 1 E: 0 K: 1 S: 12	H: 2 LOB: 1 BB: 0 P: 16	R: 0 E: 0 K: 1 S: 10	H: 0 LOB: 0 BB: 0 P: 12	R: 0 E: 0 K: 2 S: 7	H: 0 LOB: 0 BB: 0 P: 8	R: 0 E: 0 K: 2 S: 8	H: 0 LOB: 0 BB: 0 P: 9	R: 1 E: 0 K: 0 S: 12	H: 2 LOB: 1 BB: 0 P: 15	1B: 6 2B: 2 3B: 0 HR: 1	SF: 0 SAC: 1 DP: 0 HBP: 0	WP: 2 PB: 0 SB: 0 CS: 0	PA: 44
PITCHER	IP ERA WLS BF H R ER SO BB IBB HBP BLK WP HR S P ERA WHIP	31 Lance Lynn, R ERA: 3.6	70 Tyler Lyons, L ERA: 4.5	37 Pat Neshek, R ERA: 1.42	46 Kevin Siegrist, L ERA: 3.86	PITCHER										IP ERA WLS BF H R ER SO BB IBB HBP BLK WP HR S P ERA WHIP								

Milwaukee Brewers @ St. Louis Cardinals
 Busch Stadium, St. Louis, MO
 Tue Apr 29 2014, 7:18 PM - 10:54 PM CDT
 Alt. 40,531 - Overcast - 59 F

livebaseballscores.com

AB 41
R 5
H 9
RBI 5
BB 2
SO 12
LOB 12

Batter	1	2	3	4	5	6	7	8	9	10	11	AB	R	H	RBI	BB	SO	LOB	BOTTOM					
13 Matt Carpenter, L OBP: 0.365, SLG: 0.321												6	1	0	0	0	3	4						
21 Allen Craig, R OBP: 0.294, SLG: 0.298												4	1	1	1	1	0	1						
7 Matt Holliday, R OBP: 0.384, SLG: 0.412												4	0	0	0	1	1	2						
Matt Adams, L OBP: 0.346, SLG: 0.462												5	1	2	0	0	3	2						
4 Yadier Molina, R OBP: 0.377, SLG: 0.540												4	1	2	3	1	1	3						
27 Johnny Peralta, R OBP: 0.288, SLG: 0.452												5	0	2	0	0	2	1						
15 Randal Grichuk, R OBP: 0.143, SLG: 0.143												5	0	1	0	0	3	3						
3 Mark Ellis, R OBP: 0.229, SLG: 0.133												5	0	0	0	0	3	3						
31 Lance Lynn, S ERA: 2.7												1	0	0	0	0	0	1						
12 Greg Garcia, L ERA: 0.73												0	0	0	0	0	0	0						
8 Peter Bourjos, R OBP: 0.280, SLG: 0.280												0	0	0	0	0	0	0						
37 Pat Neshek, S ERA: 1.42												0	0	0	0	0	0	0						
19 Jon Jay, L OBP: 0.176, SLG: 0.176												1	0	0	0	0	0	0						
46 Kevin Siegrist, L ERA: 3.86												1	0	0	0	0	0	0						
33 Daniel Descalso, L ERA: 1.76, SLG: 0.176												1	0	1	0	0	0	0						
Inning Stats	R: 3 E: 0 K: 2 S: 15	H: 2 LOB: 0 BB: 1 P: 26	R: 0 E: 0 K: 1 S: 8	H: 1 LOB: 1 BB: 0 P: 14	R: 0 E: 0 K: 1 S: 12	H: 1 LOB: 1 BB: 0 P: 18	R: 0 E: 0 K: 2 S: 9	H: 0 LOB: 0 BB: 0 P: 11	R: 0 E: 0 K: 0 S: 8	H: 2 LOB: 0 BB: 0 P: 20	R: 1 E: 0 K: 2 S: 13	H: 1 LOB: 2 BB: 2 P: 21	R: 0 E: 0 K: 1 S: 6	H: 1 LOB: 0 BB: 0 P: 9	R: 0 E: 0 K: 2 S: 8	H: 0 LOB: 0 BB: 0 P: 11	R: 0 E: 0 K: 2 S: 16	H: 0 LOB: 1 BB: 1 P: 25	R: 0 E: 0 K: 1 S: 10	H: 1 LOB: 1 BB: 0 P: 13	1B: 6 2B: 1 3B: 1 HR: 1	SF: 0 SAC: 0 DP: 1 HBP: 1	WP: 0 PB: 0 SB: 0 CS: 0	PA: 46
PITCHER	IP ERA WLS BF H R ER SO BB IBB HBP BLK WP HR S P ERA WHIP	26 Kyle Lohse, R ERA: 2.7	13 Will Smith, L ERA: 0.73	29 Jim Henderson, R ERA: 3.38	30 Tyler Thornburg, R ERA: 0.61	57 Francisco Rodriguez, R ERA: 1.76, SLG: 0.176	PITCHER										IP ERA WLS BF H R ER SO BB IBB HBP BLK WP HR S P ERA WHIP							

Milwaukee Brewers @ St. Louis Cardinals
 Busch Stadium, St. Louis, MO
 Tue Apr 29 2014, 7:18 PM - 10:54 PM CDT
 Alt. 40,531 - Overcast - 59 F

livebaseballscores.com

AB 41
R 4
H 9
RBI 4
BB 4
SO 17
LOB 20

Batter	1	2	3	4	5	6	7	8	9	AB	R	H	RBI	BB	SO	LOB	TOP										
27 Carlos Gómez, R OBP: 0.352, SLG: 0.569	G3-1		HR		F8		G6-4-3 1B		G1-3	5	1	2	1	0	0	2	Milwaukee Brewers @ St. Louis Cardinals Busch Stadium, St. Louis, MO Wed Apr 30 2014, 12:47 PM - 4:11 PM CDT Att: 40,783 - Overcast - 48 F										
3 Eilan Herrera, S OBP: 0.250, SLG: 0.222	F8		1B		B5-3		K		F7	5	0	1	0	0	1	4											
2 Scooter Gennett, L OBP: 0.330, SLG: 0.384	G4-3		1B				G6-4-3		F9	5	0	2	0	0	0	4											
20 Jonathan Lucroy, R OBP: 0.362, SLG: 0.432			F7		L8				F7	4	0	1	0	0	0	3											
24 Lyle Overbay, L OBP: 0.380, SLG: 0.395	K		CS		F7		F7		K	4	0	0	0	0	2	1											
18 Kris Davis, R OBP: 0.287, SLG: 0.416	FC6-4 7 HR				E5 7 BB		F8			3	1	0	0	0	0	1											
12 Martin Maldonado, R OBP: 0.455, SLG: 0.353										0	0	0	0	0	0	0											
7 Mark Reynolds, R OBP: 0.302, SLG: 0.500	HR				BB		BB		F8	2	1	1	2	2	0	1											
14 Jeff Bianchi, R OBP: 0.225, SLG: 0.184	G1-6-3				F9		FC5-4			4	0	1	0	0	0	3											
22 Matt Garza, R					G4-3					2	0	0	0	0	0	2											
51 Wei-Chung Wang, L Ricky Weeks Jr., R OBP: 0.257, SLG: 0.219 59 Zach Duke, L 9 Jegan Saura, R OBP: 0.277, SLG: 0.344	G4-3				G3-1					0	0	0	0	0	0	0											
Inning Stats	R: 0 E: 0 K: 0 S: 4	H: 0 LOB: 0 BB: 0 P: 8	R: 2 E: 0 K: 1 S: 10	H: 2 LOB: 0 BB: 0 P: 14	R: 1 E: 0 K: 0 S: 11	H: 3 LOB: 1 BB: 0 P: 18	R: 0 E: 0 K: 0 S: 11	H: 0 LOB: 1 BB: 1 P: 16	R: 0 E: 0 K: 0 S: 7	H: 0 LOB: 1 BB: 0 P: 15	R: 0 E: 0 K: 1 S: 9	H: 1 LOB: 1 BB: 1 P: 15	R: 0 E: 0 K: 1 S: 7	H: 0 LOB: 1 BB: 0 P: 15	R: 0 E: 0 K: 0 S: 13	H: 2 LOB: 2 BB: 0 P: 20	1B: 6 2B: 1 3B: 0 HR: 2	SF: 0 SAC: 0 DP: 1 HBP: 1	WP: 0 PB: 0 SB: 0 CS: 1	PA: 40							
PITCHER	IP	WLS	BF	H	R	ER	SO	BB	IBB	HBP	BLK	WP	HR	S	P	ERA	WHIP										
40 Shelby Miller, R ERA: 3.15	6.0	W	27	6	3	3	1	3	0	0	0	0	2	52	90	4.50	1.500										
36 Randy Choate, L ERA: 0.99	2.0		7	1	0	0	2	0	0	1	0	0	0	15	25	0.00	0.500										
67 Eric Fornataro, R ERA: 3.86	1.0		5	2	0	0	0	0	0	0	0	0	0	13	20	0.00	2.000										

AB	35
R	3
H	9
RBI	3
BB	3
SO	3
LOB	21



Batter	1	2	3	4	5	6	7	8	9	AB	R	H	RBI	BB	SO	LOB	BOTTOM										
13 Matt Carpenter, L OBP: 0.366, SLG: 0.318	F7		F7		G6-3					4	1	1	0	1	0	1	Milwaukee Brewers @ St. Louis Cardinals Busch Stadium, St. Louis, MO Wed Apr 30 2014, 12:47 PM - 4:11 PM CDT Att: 40,783 - Overcast - 48 F										
19 Jon Jay, L OBP: 0.351, SLG: 0.418	1B		HR		BB		K			4	2	3	1	1	1	1											
7 Matt Holliday, R OBP: 0.374, SLG: 0.415	2B		BB		1B					4	2	2	1	1	0	3											
15 Randal Grichuk, R OBP: 0.143, SLG: 0.143	1B		HR		1B		P4			0	0	0	0	0	0	0											
Matt Adams, L OBP: 0.339, SLG: 0.477	K		HR		P2		F8			5	1	1	3	0	2	6											
21 Allen Craig, R OBP: 0.277, SLG: 0.367	F8		12 PB		HR					5	1	4	3	0	0	1											
27 Jhonny Peralta, R OBP: 0.284, SLG: 0.433	P5		F9		G5-3					4	0	0	0	1	0	3											
12 Greg Garcia, L OBP: 0.429, SLG: 0.400	G6-3		K		BB		K			5	1	1	0	0	2	3											
48 Tony Cruz, R OBP: 0.474, SLG: 0.400	BB		BB		G4-3		F9		L5	3	0	0	0	2	0	3											
40 Shelby Miller, R ERA: 3.08, SLG: 0.417										4	1	1	1	0	3	5											
36 Randy Choate, L 67 Eric Fornataro, R	K		K				K			0	0	0	0	0	0	0											
Inning Stats	R: 1 E: 0 K: 1 S: 11	H: 2 LOB: 1 BB: 0 P: 16	R: 0 E: 0 K: 1 S: 10	H: 0 LOB: 1 BB: 1 P: 16	R: 3 E: 0 K: 2 S: 29	H: 3 LOB: 3 BB: 2 P: 43	R: 2 E: 0 K: 0 S: 14	H: 2 LOB: 1 BB: 1 P: 25	R: 2 E: 0 K: 0 S: 10	H: 3 LOB: 2 BB: 1 P: 22	R: 1 E: 0 K: 2 S: 15	H: 1 LOB: 1 BB: 1 P: 31	R: 0 E: 0 K: 2 S: 8	H: 1 LOB: 1 BB: 0 P: 12	R: 0 E: 0 K: 0 S: 9	H: 1 LOB: 1 BB: 0 P: 15	1B: 5 2B: 6 3B: 0 HR: 2	SF: 0 SAC: 0 DP: 0 HBP: 0	WP: 0 PB: 1 SB: 0 CS: 0	PA: 44							
PITCHER	IP	WLS	BF	H	R	ER	SO	BB	IBB	HBP	BLK	WP	HR	S	P	ERA	WHIP										
22 Matt Garza, R ERA: 5.0	3.0	L	19	5	5	5	4	4	0	0	0	0	1	54	83	15.00	3.000										
51 Wei-Chung Wang, L ERA: 15.0	3.0		17	6	4	4	2	1	1	0	0	0	1	35	70	12.00	2.333										
59 Zach Duke, L ERA: 1.35	1.0		4	1	0	0	2	0	0	0	0	0	0	8	12	0.00	1.000										
12 Martin Maldonado, R ERA:	1.0		4	1	0	0	0	0	0	0	0	0	0	9	15	0.00	1.000										

AB	38
R	9
H	13
RBI	9
BB	6
SO	8
LOB	26



Batter	1	2	3	4	5	6	7	8	9	AB	R	H	RBI	BB	SO	LOB	TOP			
27 Carlos Gómez, R (1, 8) OBP: 0.353, SLG: 0.561	L3			E6 FC6 1B	F8			G6-3		4	0	1	0	0	0	1	<p>Milwaukee Brewers @ Cincinnati Reds Great American Ball Park, Cincinnati, OH Fri May 02 2014, 7:10 PM - 9:45 PM EDT Att: 32,759 - Partly Cloudy - 59 F</p> <p>livebaseballscorecards.com</p>			
2 Scooter Gennett, L (1, 4) OBP: 0.313, SLG: 0.362	F9			FC6 20 1B		G3		L7		4	0	0	0	0	0	1				
20 Jonathan Lucroy, R (1, 2) OBP: 0.372, SLG: 0.447	G5-3			G6-4-3 16 1B						4	0	3	0	0	0	0				
16 Aramis Ramirez, R (1, 5) OBP: 0.325, SLG: 0.366		P4		G6-4-3 1B				F7		3	0	0	0	1	0	3				
24 Lyle Overbay, L (1, 3) OBP: 0.345, SLG: 0.353	G4-3			G6-3 FC3-6 15 38 2B 1B		G6-3			K	4	1	1	0	0	1	2				
18 Khrist Davis, R (1, 7) OBP: 0.257, SLG: 0.394	F9								F8	4	0	0	0	0	1	1				
15 Caleb Gindl, L (1, 9) OBP: 0.300, SLG: 0.333									F7	3	0	1	0	1	1	0				
9 Jean Segura, R (1, 6) OBP: 0.277, SLG: 0.340										3	1	0	0	0	1	3				
38 Wily Peralta, R (1, 1) OBP: 0.162, SLG: 0.364										3	0	1	2	0	2	1				
57 Francisco Rodríguez, R (9, 1)										0	0	0	0	0	0	0				
Inning Stats	R: 0 E: 0 K: 0 S: 7	H: 0 LOB: 0 BB: 0 P: 8	R: 0 E: 0 K: 0 S: 6	H: 0 LOB: 0 BB: 0 P: 9	R: 0 E: 0 K: 3 S: 11	H: 0 LOB: 0 BB: 0 P: 17	R: 0 E: 1 K: 0 S: 9	H: 2 LOB: 1 BB: 0 P: 13	R: 2 E: 0 K: 1 S: 10	H: 2 LOB: 1 BB: 1 P: 19	R: 0 E: 0 K: 0 S: 7	H: 1 LOB: 1 BB: 1 P: 15	R: 0 E: 0 K: 1 S: 9	H: 1 LOB: 1 BB: 0 P: 13	R: 0 E: 0 K: 0 S: 11	H: 0 LOB: 0 BB: 0 P: 10	1B: 5 2B: 2 3B: 0 HR: 0	SF: 0 SAC: 0 DP: 2 HBP: 0	WP: 0 PB: 0 SB: 0 CS: 0	PA: 34
PITCHER	IP WLS BF H R ER SO	IP WLS BF H R ER SO	IP WLS BF H R ER SO	IP WLS BF H R ER SO	IP WLS BF H R ER SO	IP WLS BF H R ER SO	IP WLS BF H R ER SO	IP WLS BF H R ER SO	IP WLS BF H R ER SO	IP WLS BF H R ER SO	IP WLS BF H R ER SO	IP WLS BF H R ER SO	IP WLS BF H R ER SO	IP WLS BF H R ER SO	IP WLS BF H R ER SO	IP WLS BF H R ER SO	ERA WHIP	ERA WHIP	ERA WHIP	
44 Mike Leake, R (1, 1) ERA: 3.53	8.0	L	31	7	2	2	5	2	0	0	0	0	0	0	0	0	0	2.25	1.125	
Logan Ondrusek, R (9, 1) ERA: 6.14	1.0	S	3	0	0	0	1	0	0	0	0	0	0	0	0	0	0	0.00	0.000	

Batter	1	2	3	4	5	6	7	8	9	AB	R	H	RBI	BB	SO	LOB	BOTTOM					
28 Chris Heisey, R (1, 7) OBP: 0.315, SLG: 0.373	G5-3 21 19 BB 1B				G4-3			K		4	0	1	0	0	2	2	<p>Milwaukee Brewers @ Cincinnati Reds Great American Ball Park, Cincinnati, OH Fri May 02 2014, 7:10 PM - 9:45 PM EDT Att: 32,759 - Partly Cloudy - 59 F</p> <p>livebaseballscorecards.com</p>					
19 Joey Votto, L (1, 3) OBP: 0.446, SLG: 0.475	G5-3 21 BB				G4-3			L8		3	0	1	0	1	0	0						
21 Todd Frazier, R (1, 5) OBP: 0.342, SLG: 0.475	G5-3				G6-3					4	0	1	0	0	0	3						
32 Jay Bruce, L (1, 9) OBP: 0.358, SLG: 0.371	K				K			K		4	0	0	0	0	4	3						
29 Brayan Peña, S (1, 2) OBP: 0.345, SLG: 0.490		L8			F7			G3-1		4	0	0	0	0	0	2						
2 Zack Cozart, R (1, 6) OBP: 0.228, SLG: 0.292	F8				G6-3			G5-3		3	0	0	0	0	0	0						
15 Roger Bernadina, L (1, 8) OBP: 0.294, SLG: 0.179		G4-3			P5			F7		3	0	0	0	0	0	0						
7 Ramon Santiago, S (1, 4) OBP: 0.263, SLG: 0.125					B1-3			G4-3		2	0	0	0	1	0	0						
44 Mike Leake, R (1, 1) ERA: 2.94	8.0	W	29	3	0	0	7	2	0	0	0	0	0	0	0	0	0.00	0.625				
50 Nefali Soto, R (8, PH) OBP: 0.167, SLG: 0.273					K					2	0	0	0	0	1	0						
Logan Ondrusek, R (9, 1)										0	0	0	0	0	0	0						
Inning Stats	R: 0 E: 0 K: 1 S: 14	H: 1 LOB: 1 BB: 1 P: 24	R: 0 E: 0 K: 0 S: 6	H: 0 LOB: 0 BB: 0 P: 8	R: 0 E: 0 K: 2 S: 9	H: 0 LOB: 0 BB: 0 P: 14	R: 0 E: 0 K: 1 S: 8	H: 1 LOB: 1 BB: 0 P: 10	R: 0 E: 1 K: 0 S: 11	H: 0 LOB: 2 BB: 1 P: 16	R: 0 E: 0 K: 1 S: 8	H: 1 LOB: 1 BB: 0 P: 16	R: 0 E: 0 K: 0 S: 5	H: 0 LOB: 0 BB: 0 P: 9	R: 0 E: 0 K: 2 S: 10	H: 0 LOB: 0 BB: 0 P: 13	R: 0 E: 0 K: 1 S: 8	H: 0 LOB: 0 BB: 0 P: 12	1B: 1 2B: 2 3B: 0 HR: 0	SF: 0 SAC: 0 DP: 1 HBP: 0	WP: 0 PB: 0 SB: 0 CS: 0	PA: 32
PITCHER	IP WLS BF H R ER SO	IP WLS BF H R ER SO	IP WLS BF H R ER SO	IP WLS BF H R ER SO	IP WLS BF H R ER SO	IP WLS BF H R ER SO	IP WLS BF H R ER SO	IP WLS BF H R ER SO	IP WLS BF H R ER SO	IP WLS BF H R ER SO	IP WLS BF H R ER SO	IP WLS BF H R ER SO	IP WLS BF H R ER SO	IP WLS BF H R ER SO	IP WLS BF H R ER SO	IP WLS BF H R ER SO	ERA WHIP	ERA WHIP	ERA WHIP			
38 Wily Peralta, R (1, 1) ERA: 2.94	8.0	S	3	0	0	0	1	0	0	0	0	0	0	0	0	0	0.00	0.000				
57 Francisco Rodríguez, R (9, 1)	1.0	S	3	0	0	0	1	0	0	0	0	0	0	0	0	0	0.00	0.000				



Batter	1	2	3	4	5	6	7	8	9	10	AB	R	H	RBI	BB	SO	LOB	TOP						
27 Carlos Gómez, R OBP: 0.338, SLG: 0.538											5	1	1	0	0	2	2	Milwaukee Brewers @ Cincinnati Reds Great American Ball Park, Cincinnati, OH Sun May 04 2014, 4:10 PM - 7:15 PM EDT Att: 32,963 - Cloudy - 74 F						
2 Scooter Gennett, L OBP: 0.299, SLG: 0.373											4	1	1	1	0	1	1							
20 Jonathan Lucroy, R OBP: 0.380, SLG: 0.440											2	0	2	1	2	0	0							
16 Aramis Ramirez, R OBP: 0.311, SLG: 0.376											4	0	0	0	0	0	4							
24 Lyle Overbay, L OBP: 0.333, SLG: 0.327											4	0	0	0	0	1	1							
18 Kris Davis, R OBP: 0.295, SLG: 0.434											4	1	2	1	0	0	0							
15 Caleb Gindl, L OBP: 0.266, SLG: 0.111											3	0	0	0	0	0	0							
13 Will Smith, R OBP: 0.289, SLG: 0.111											0	0	0	0	0	0	0							
53 Brandon Kintzler, R OBP: 0.289, SLG: 0.111											0	0	0	0	0	0	0							
59 Zach Duke, L OBP: 0.289, SLG: 0.111											0	0	0	0	0	0	0							
14 Jeff Bianchi, R OBP: 0.289, SLG: 0.111											1	0	0	0	0	0	1							
30 Tyler Thornburg, R OBP: 0.289, SLG: 0.111											0	0	0	0	0	0	0							
9 Jean Segura, R OBP: 0.289, SLG: 0.327											4	0	0	0	0	0	1							
26 Kyle Lohse, R OBP: 0.133, SLG: 0.071											2	0	0	0	0	0	0							
1 Logan Schafer, L OBP: 0.235, SLG: 0.313											1	0	0	0	1	0	0							
Inning Stats	R: 1 E: 0 K: 0 S: 11	H: 2 LOB: 1 BB: 0 P: 17	R: 0 E: 0 K: 0 S: 6	H: 0 LOB: 0 BB: 0 P: 8	R: 1 E: 0 K: 0 S: 10	H: 2 LOB: 1 BB: 0 P: 15	R: 1 E: 0 K: 0 S: 8	H: 1 LOB: 0 BB: 0 P: 13	R: 0 E: 0 K: 0 S: 5	H: 0 LOB: 0 BB: 0 P: 8	R: 0 E: 0 K: 0 S: 6	H: 0 LOB: 0 BB: 1 P: 12	R: 0 E: 0 K: 0 S: 5	H: 0 LOB: 0 BB: 0 P: 7	R: 0 E: 0 K: 2 S: 9	H: 0 LOB: 0 BB: 0 P: 13	R: 0 E: 0 K: 1 S: 6	H: 0 LOB: 0 BB: 0 P: 13	R: 0 E: 0 K: 1 S: 9	H: 1 LOB: 2 BB: 1 P: 17	1B: 2 2B: 2 3B: 0 HR: 2	SF: 0 SAC: 0 DP: 2 HBP: 0	WP: 1 PB: 0 SB: 0 CS: 0	PA: 37
PITCHER	IP WLS BF H R ER SO BB IBB HBP BLK WP HR S P ERA WHIP	7.0 0 26 5 3 3 0 1 0 0 0 0 2 51 80 3.86 0.857	1.0 0 3 0 0 0 2 0 0 0 0 0 0 9 13 0.00 0.000	1.0 0 3 0 0 0 1 1 0 0 0 0 0 6 13 0.00 1.000	1.0 W 5 1 0 0 1 1 0 0 0 0 1 9 17 0.00 2.000	PITCHER										IP WLS BF H R ER SO BB IBB HBP BLK WP HR S P ERA WHIP	7.0 0 26 5 3 3 0 1 0 0 0 0 2 51 80 3.86 0.857							

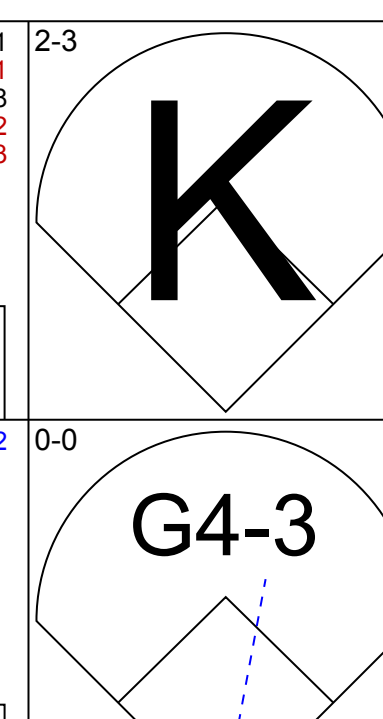
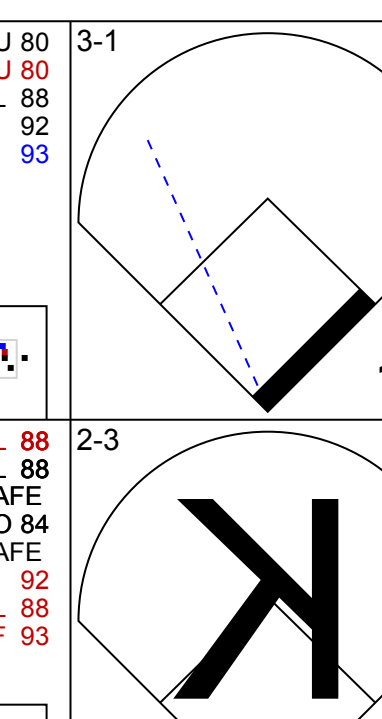
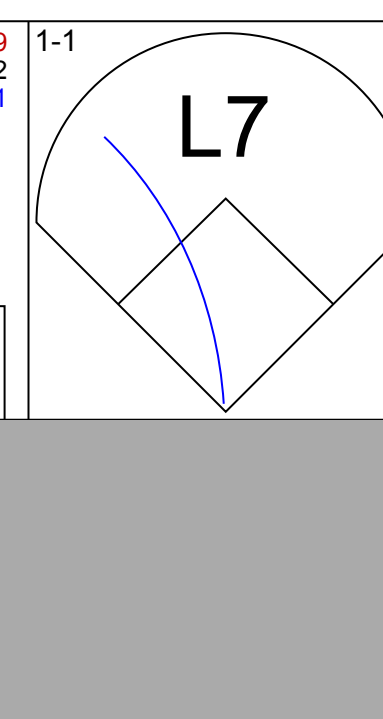
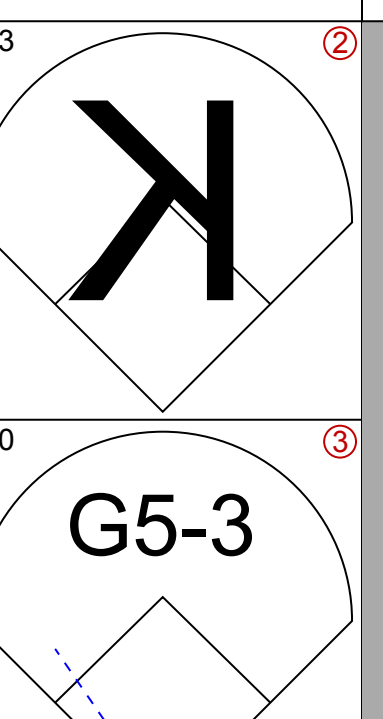
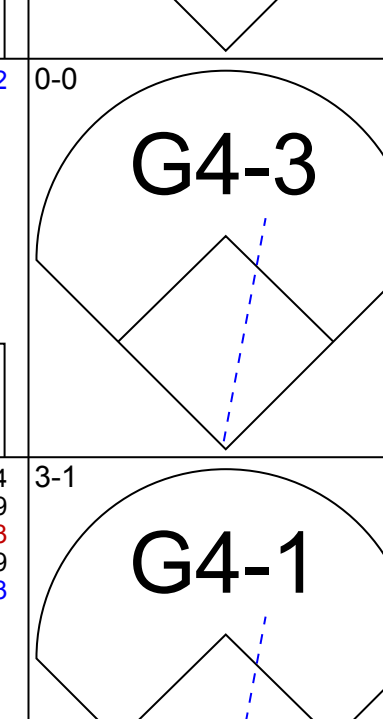
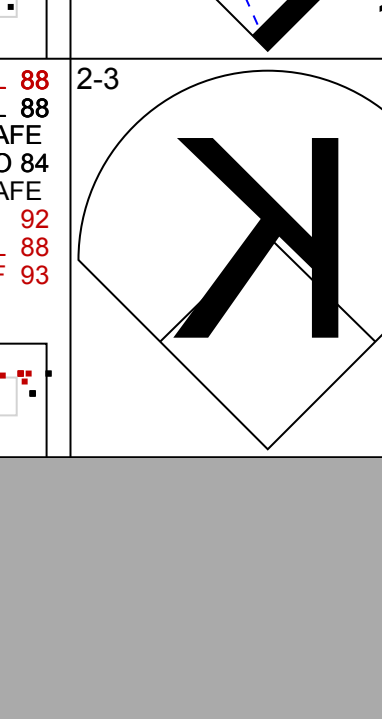
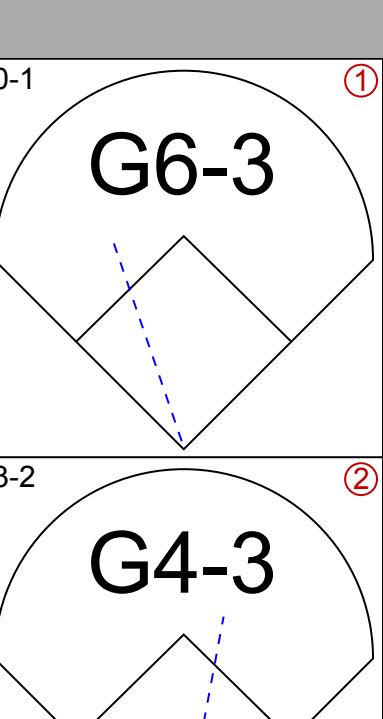
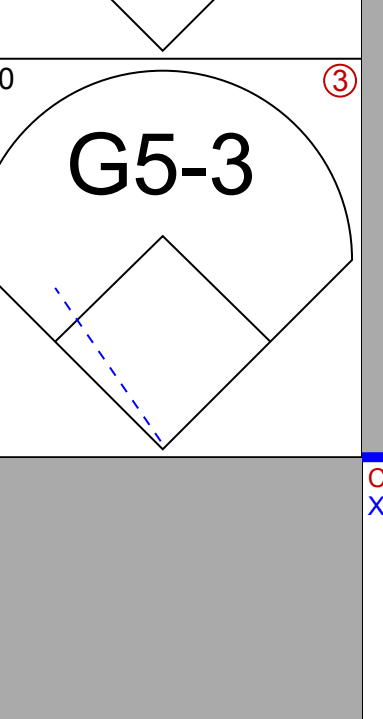
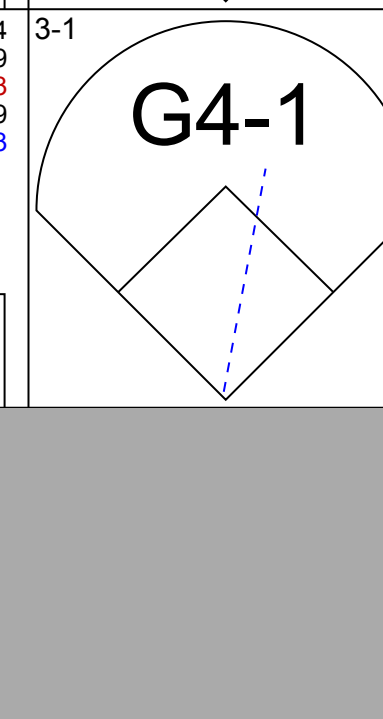
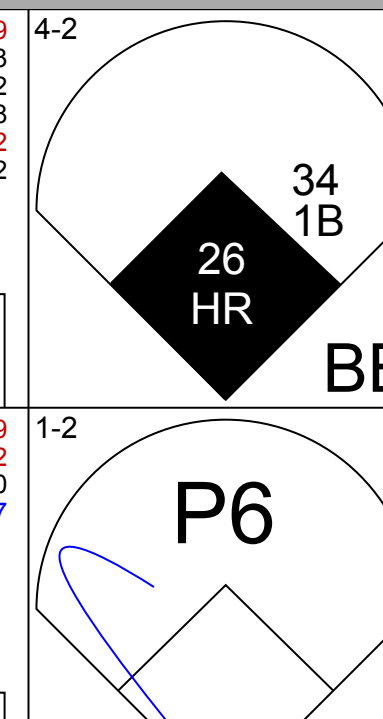
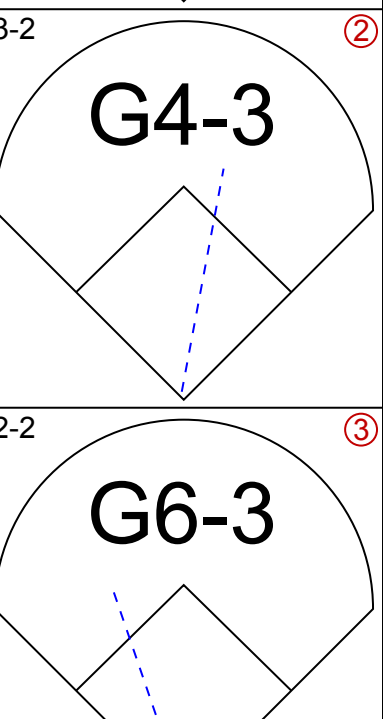
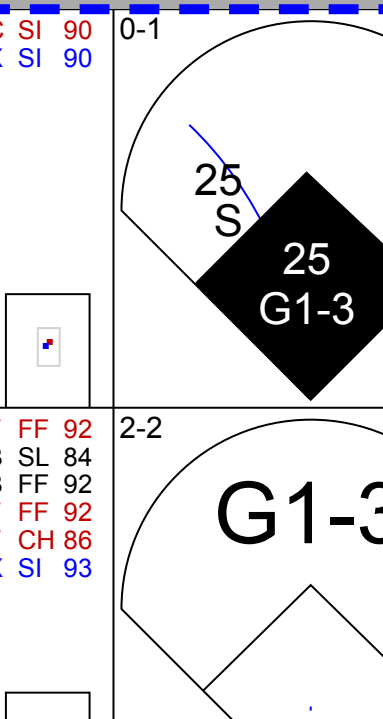
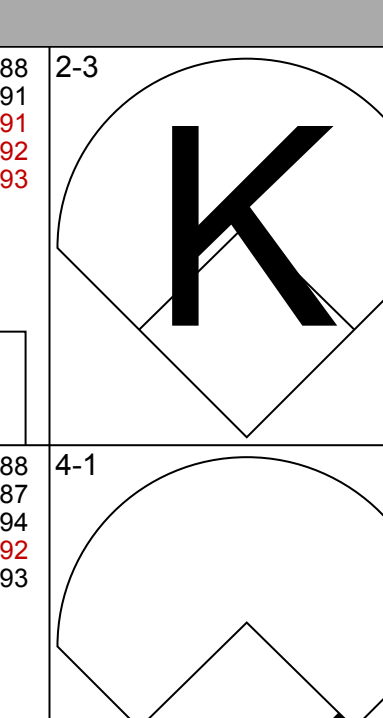
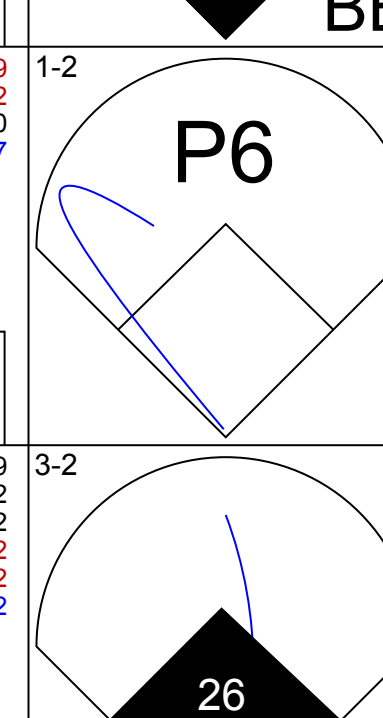
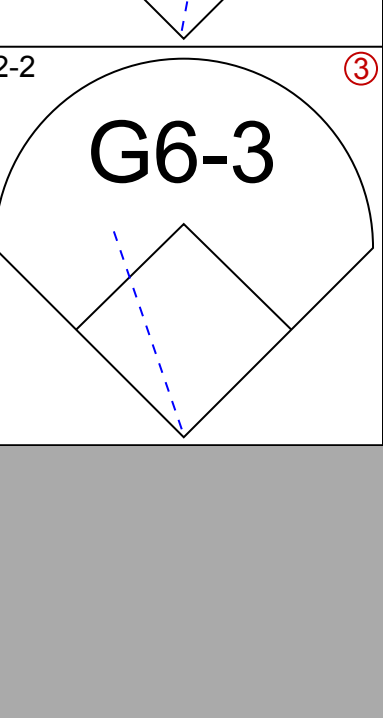
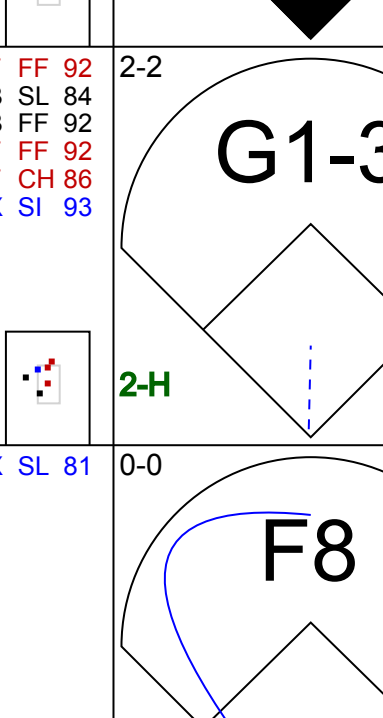
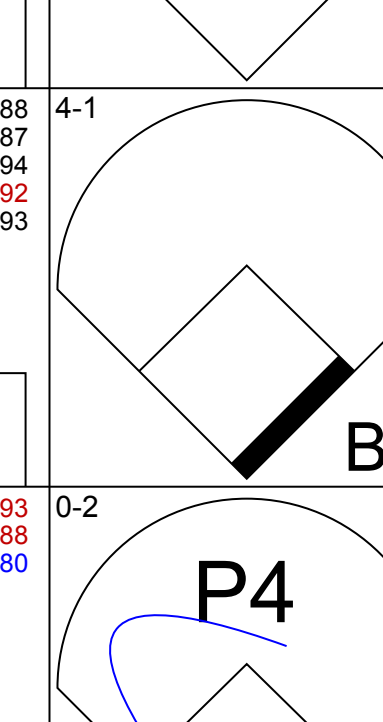
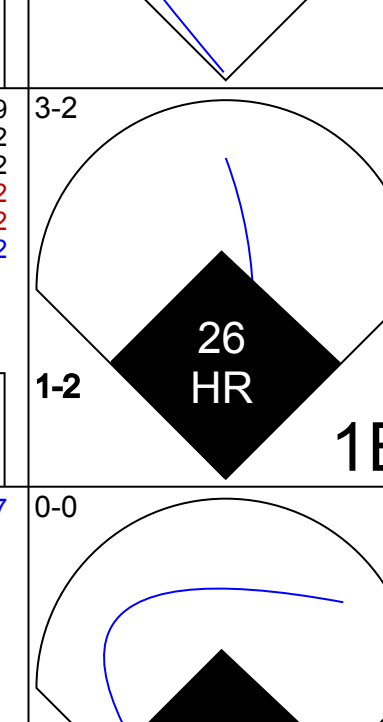
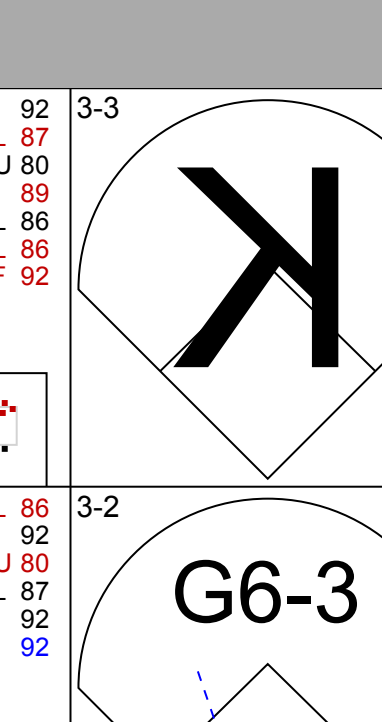
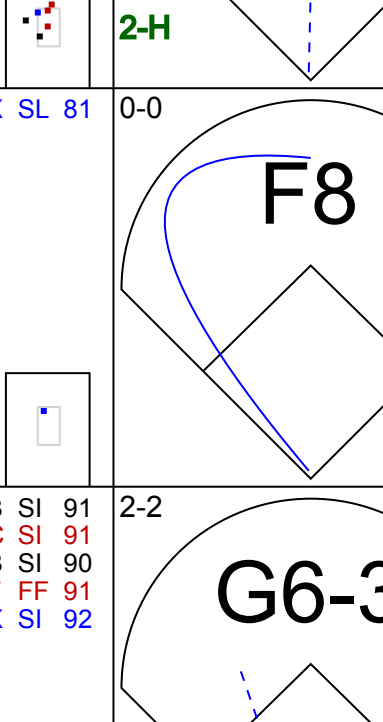
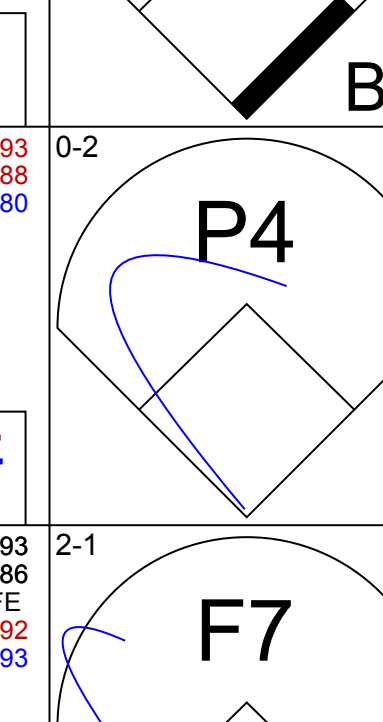
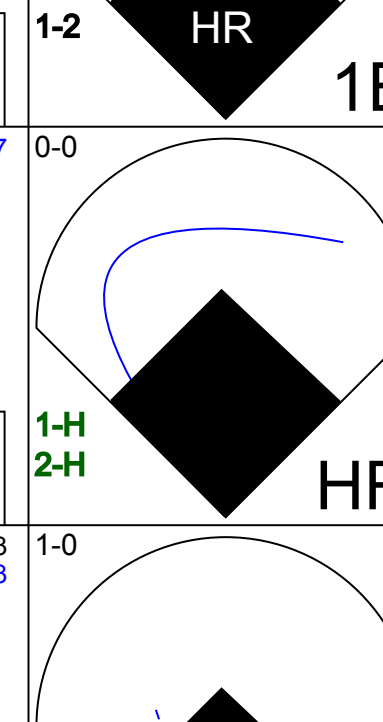
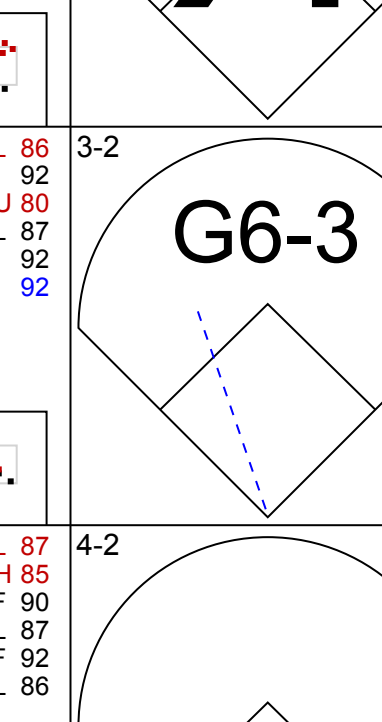
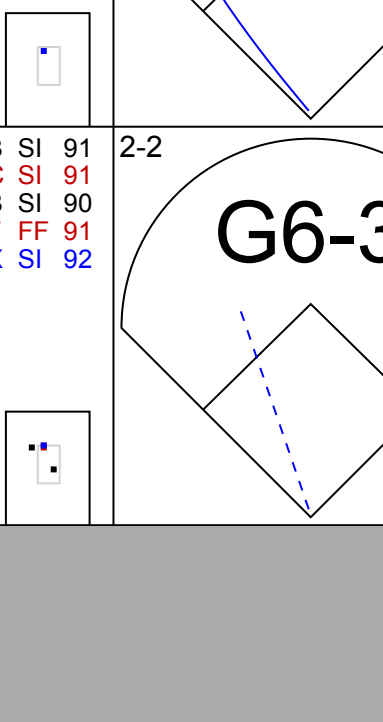
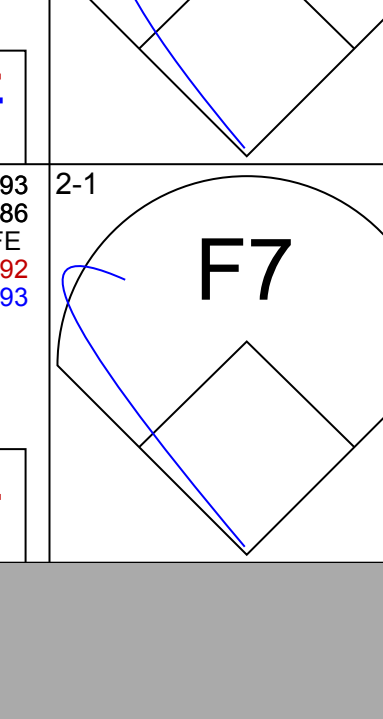
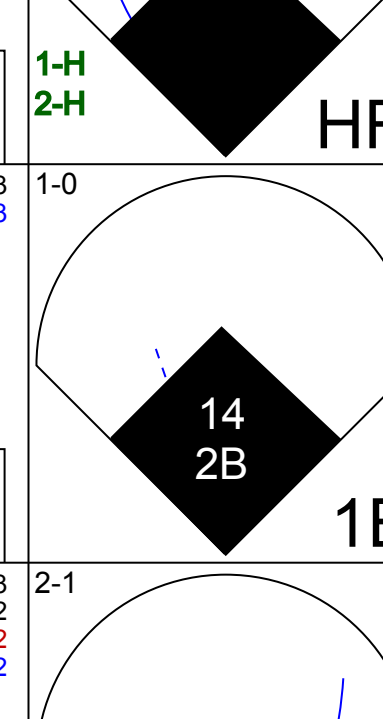
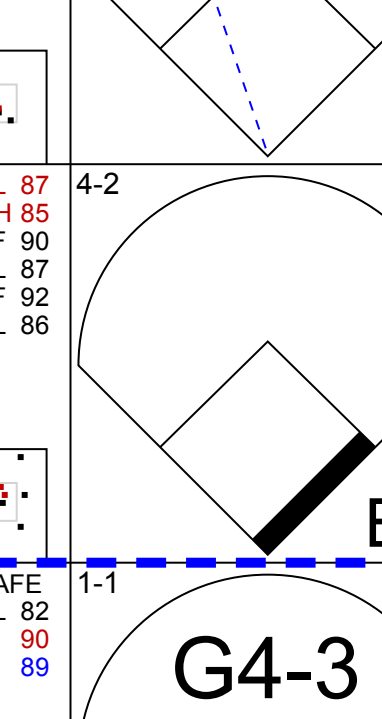
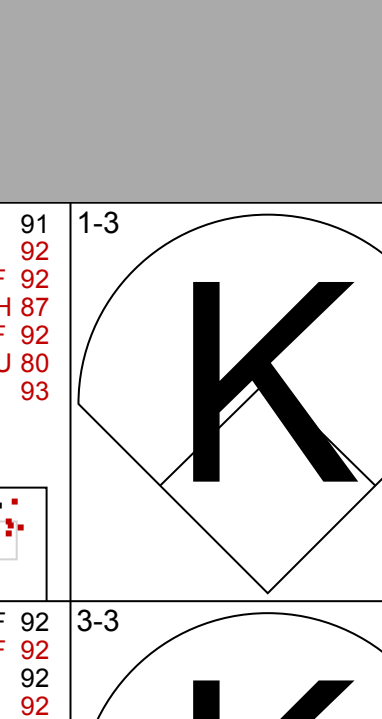
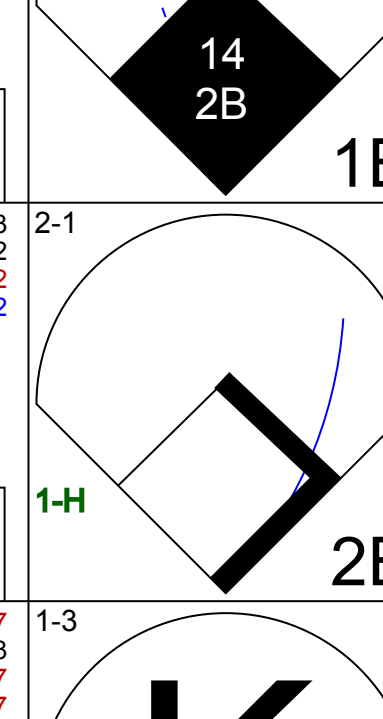
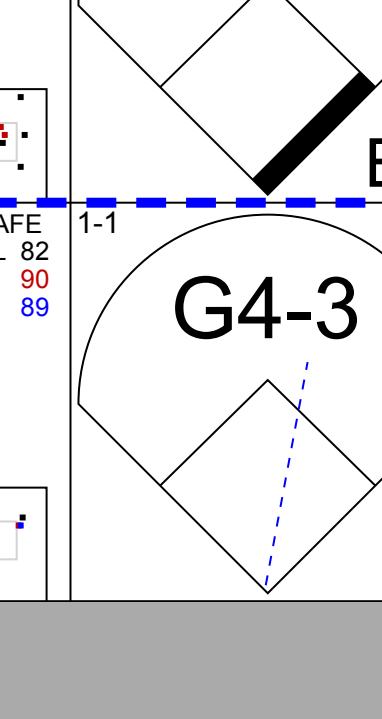

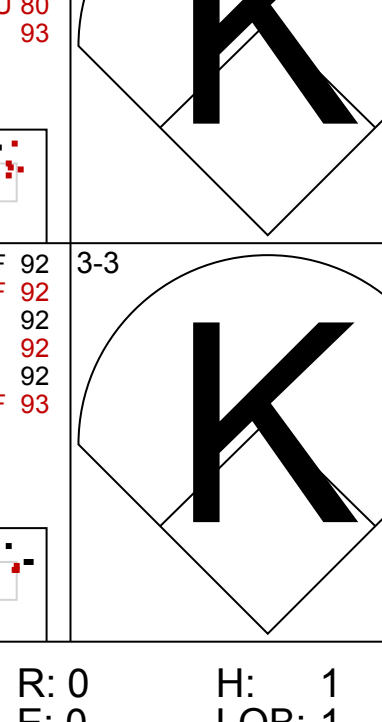
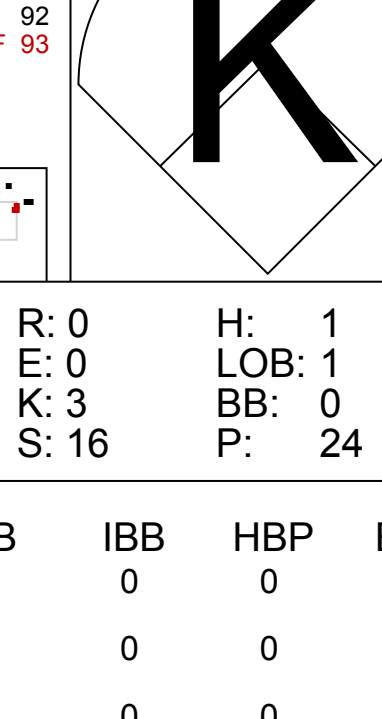
AB	34
R	3
H	6
RBI	3
BB	3
SO	4
LOB	10



Batter	1	2	3	4	5	6	7	8	9	10	AB	R	H	RBI	BB	SO	LOB	BOTTOM						
25 Skip Schumaker, L OBP: 0.299, SLG: 0.377											5	0	0	0	0	1	5	Milwaukee Brewers @ Cincinnati Reds Great American Ball Park, Cincinnati, OH Sun May 04 2014, 4:10 PM - 7:15 PM EDT Att: 32,963 - Cloudy - 74 F						
19 Joey Votto, L OBP: 0.429, SLG: 0.459											5	0	2	0	0	1	1							
4 Brandon Phillips, R OBP: 0.299, SLG: 0.377											4	2	2	1	1	0	1							
28 Chris Heisey, R OBP: 0.313, SLG: 0.339											4	1	1	0	1	0	1							
21 Todd Frazier, R OBP: 0.350, SLG: 0.491											4	0	1	2	0	0	3							
48 Ryan Ludwick, R OBP: 0.330, SLG: 0.386											4	0	1	0	0	1	0							
29 Brayan Peña, S OBP: 0.371, SLG: 0.552											3	1	2	1	0	0	0							
6 Billy Hamilton, S OBP: 0.290, SLG: 0.330											3	0	2	0	1	1	0							
16 Tucker Barnhart, L OBP: 0.214, SLG: 0.429											2	0	0	0	0	0	1							
2 Zack Cozart, R OBP: 0.239, SLG: 0.291											1	0	0	0	0	0	2							
31 Alfredo Simon, R OBP: 0.077, SLG: 0.077											2	0	0	0	0	0	1							
32 Will Smith, L OBP: 0.289, SLG: 0.111											1	0	0	0	0	0	2							
43 Manny Parra, L OBP: 0.289, SLG: 0.111											0	0	0	0	0	0	0							
51 Jonathan Broxton, R OBP: 0.289, SLG: 0.111											0	0	0	0	0	0	0							
7 Ramon Santiago, S OBP: 0.299, SLG: 0.111											1	0	0	0	0	0	2							
63 Sam LeCure, R OBP: 0.289, SLG: 0.111											0	0	0	0	0	0	0							
Inning Stats	R: 0 E: 0 K: 9 S: 9	H: 1 LOB: 0 BB: 0 P: 14	R: 0 E: 0 K: 1 S: 6	H: 0 LOB: 0 BB: 0 P: 8	R: 1 E: 0 K: 0 S: 11	H: 2 LOB: 1 BB: 0 P: 14	R: 1 E: 0 K: 0 S: 11	H: 1 LOB: 0 BB: 0 P: 18	R: 0 E: 0 K: 1 S: 7	H: 0 LOB: 0 BB: 0 P: 10	R: 0 E: 0 K: 0 S: 6	H: 2 LOB: 2 BB: 1 P: 15	R: 0 E: 0 K: 1 S: 16	H: 2 LOB: 2 BB: 0 P: 23	R: 1 E: 0 K: 0 S: 10	H: 1 LOB: 0 BB: 0 P: 15	R: 0 E: 0 K: 1 S: 12	H: 1 LOB: 2 BB: 1 P: 21	R: 1 E: 0 K: 1 S: 8	H: 1 LOB: 1 BB: 1 P: 17	1B: 6 2B: 4 3B: 0 HR: 2	SF: 1 SAC: 1 DP: 2 HBP: 0	WP: 0 PB: 0 SB: 0 CS: 0	PA: 41
PITCHER	IP WLS BF H R ER SO BB IBB HBP BLK WP HR S P ERA WHIP	6.1 0 26 8 2 2 2 1 0 0 0 0 0 9 11 0.00 0.000	1.0 0 3 0 0 0 1 0 0 0 0 0 0 3 3 0.00 0.000	1.1 B 7 2 1 1 0 1 0 0 0 0 1 15 27 6.75 2.250	0.1 0 1 0 0 0 1 0 0 0 0 0 0 3 3 0.00 0.000	0.2 L 4 1 1 1 1 1 0 0 0 0 0 8 17 13.50 3.000	PITCHER										IP WLS BF H R ER SO BB IBB HBP BLK WP HR S P ERA WHIP	6.1 0 26 8 2 2 2 1 0 0 0 0 0 9 11 0.00 0.000						

AB	36
R	4
H	11
RBI	4
BB	3
SO	5
LOB	16

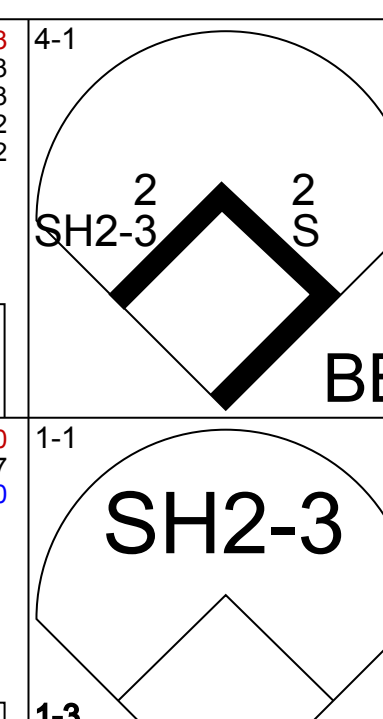
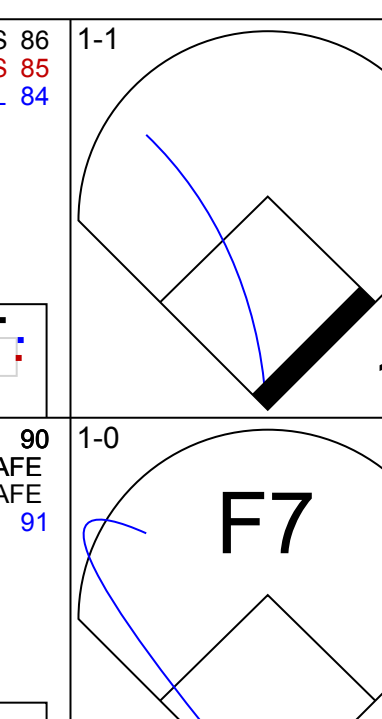
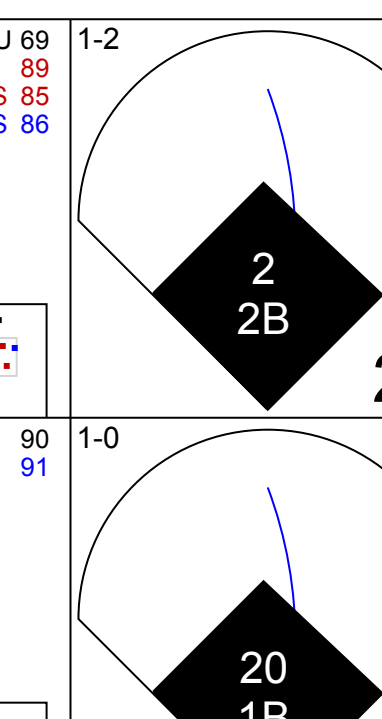
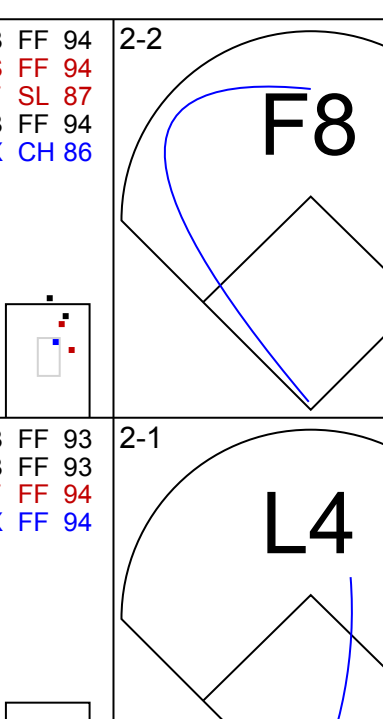
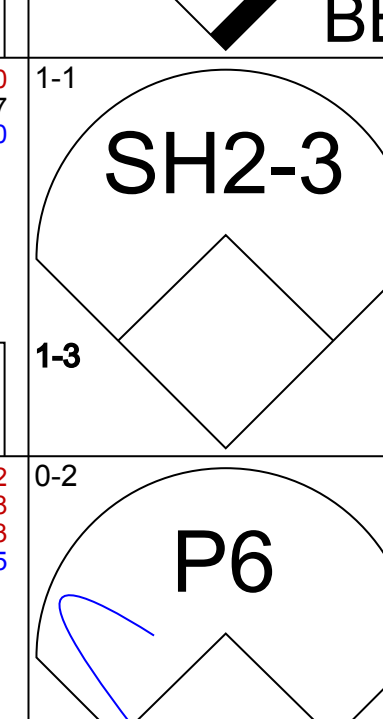
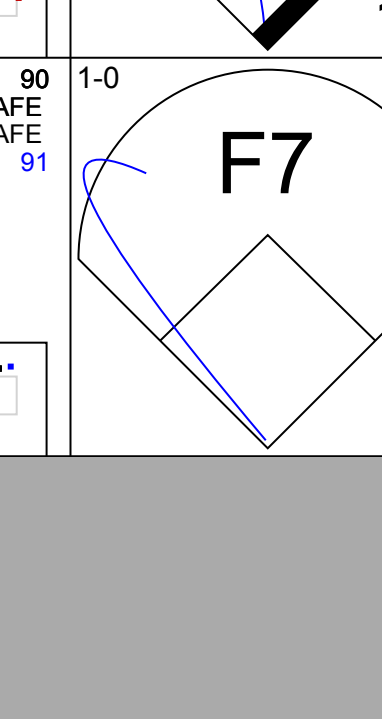
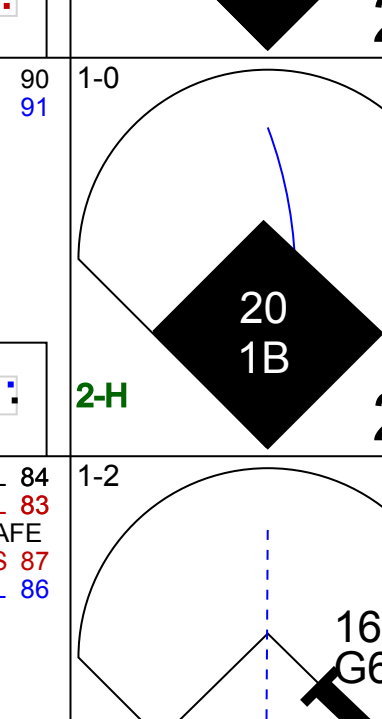
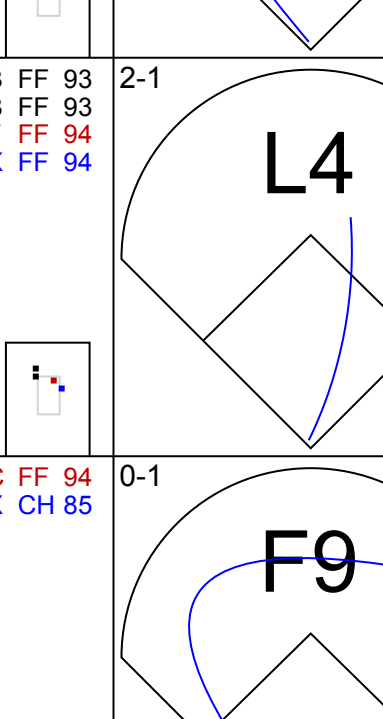

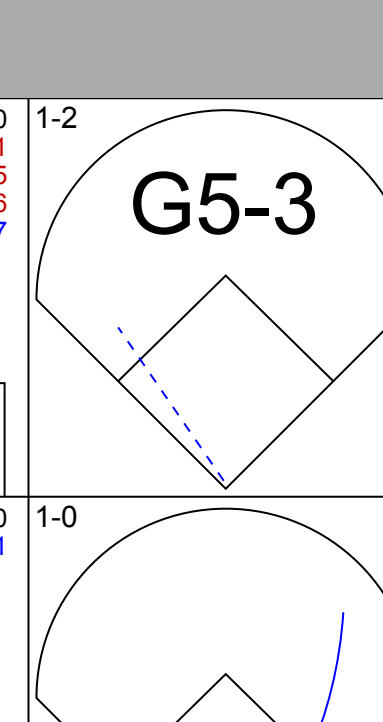
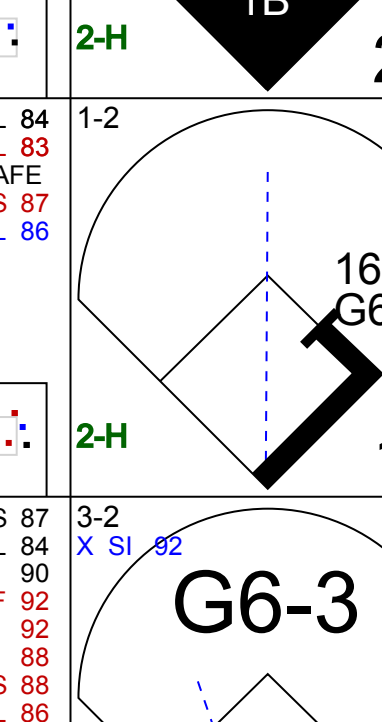
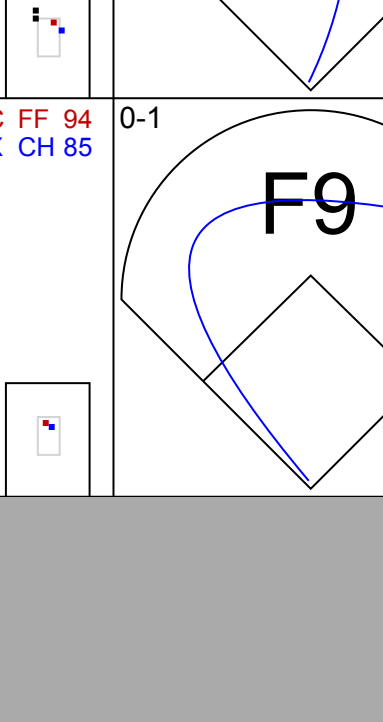

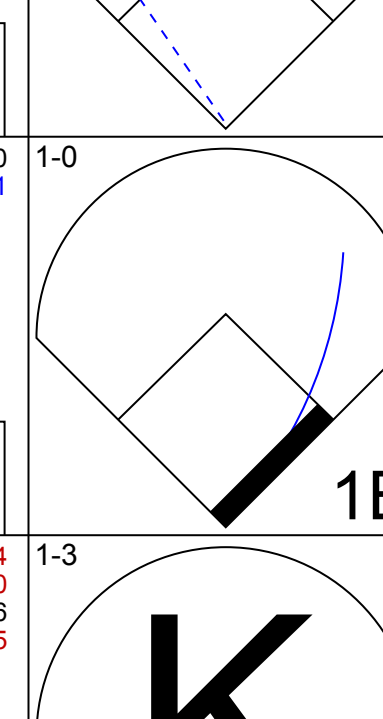
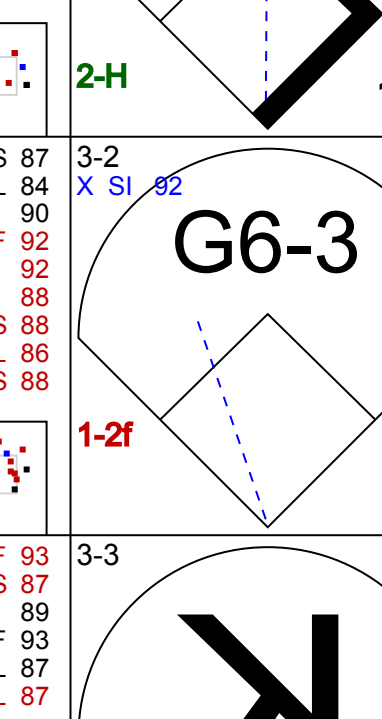
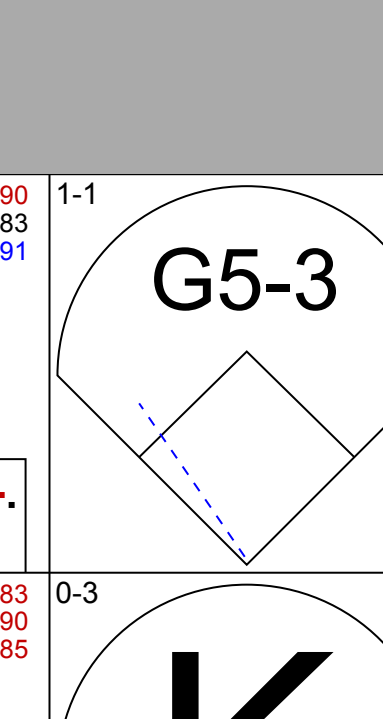
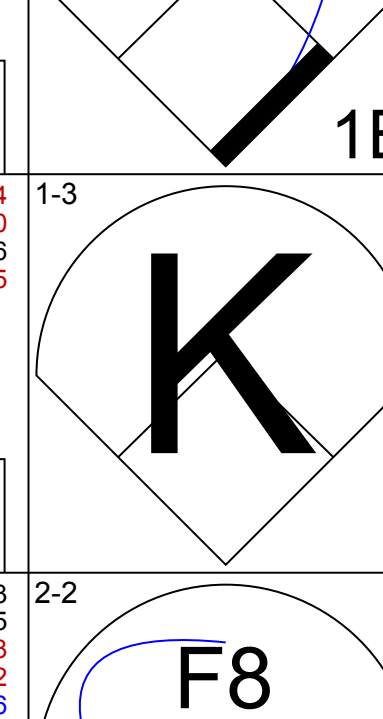
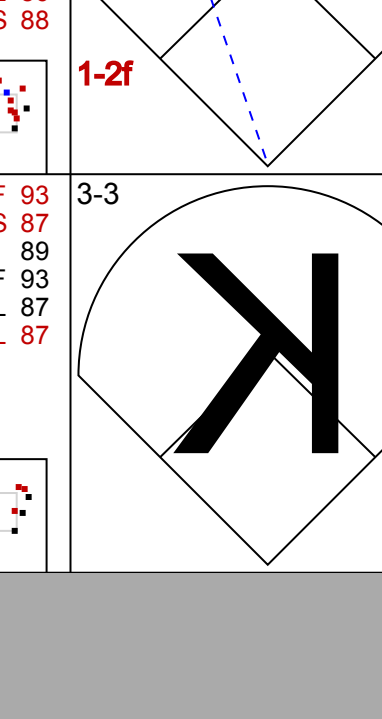
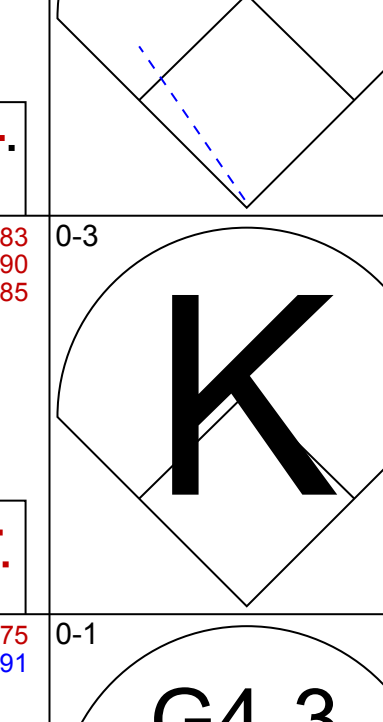
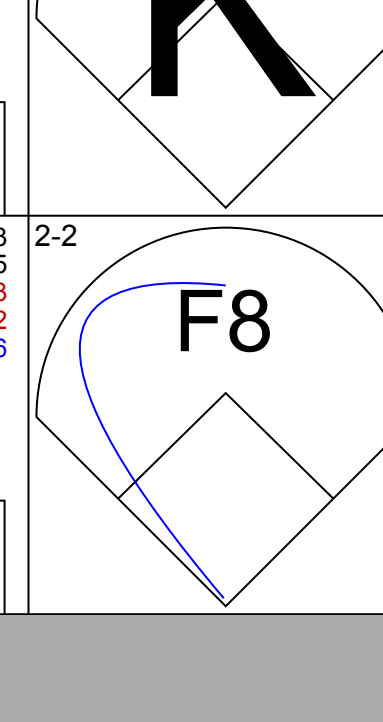
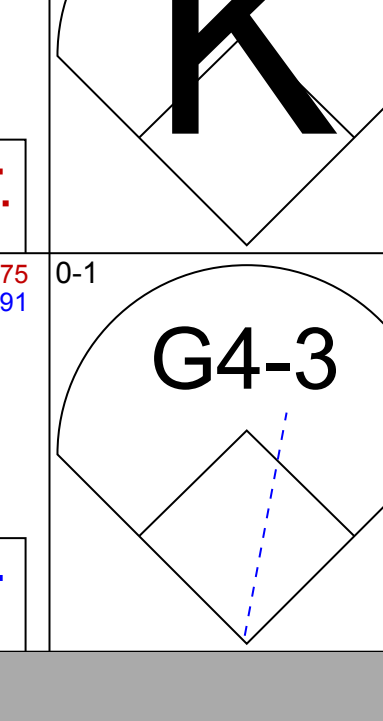
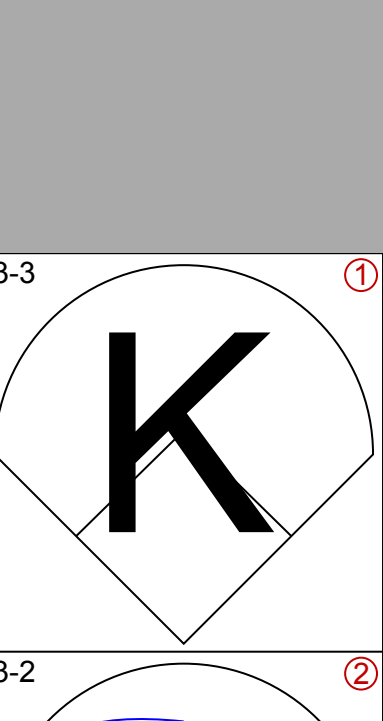
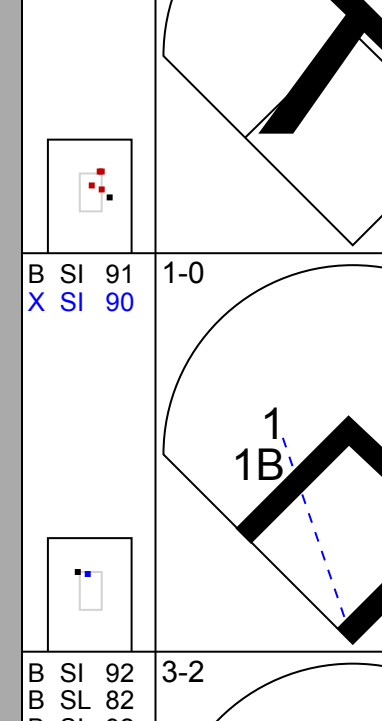
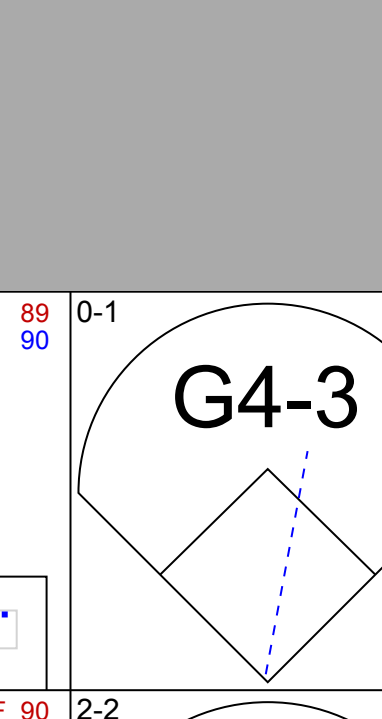
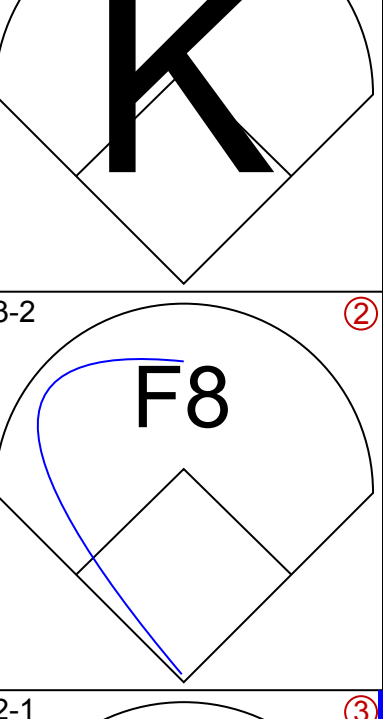


Batter	1	2	3	4	5	6	7	8	9	AB	R	H	RBI	BB	SO	LOB	TOP							
22 Jacoby Ellsbury, L (1,8) OBP: 0.376, SLG: 0.457										4	0	1	0	0	2	1								
2 Derek Jeter, R (1,6) OBP: 0.326, SLG: 0.318										4	0	0	0	0	0	1								
36 Carlos Beltrán, S (1,9) OBP: 0.299, SLG: 0.454										3	1	1	0	1	0	0								
31 Ichiro Suzuki, L (8,PR) OBP: 0.396, SLG: 0.451										0	1	0	0	0	0	0								
25 Mark Teixeira, S (1,3) OBP: 0.365, SLG: 0.479										4	0	0	1	0	1	1								
34 Brian McCann, L (1,2) OBP: 0.252, SLG: 0.345										3	1	1	0	1	1	1								
26 Yanoris Solarte, S (1,5) OBP: 0.397, SLG: 0.461										4	1	1	3	0	0	2								
11 Brett Gardner, L (1,7) OBP: 0.352, SLG: 0.336										3	1	1	0	1	0	1								
14 Brian Roberts, S (1,4) OBP: 0.330, SLG: 0.343										4	0	1	1	0	1	1								
19 Masahiro Tanaka, R (1,1)										3	0	0	0	0	3	1								
43 Adam Warren, R (7,1)										0	0	0	0	0	0	0								
33 Kelly Johnson, L (9,PH) OBP: 0.280, SLG: 0.474										1	0	0	0	0	1	0								
30 David Robertson, R (9,1)										0	0	0	0	0	0	0								
Inning Stats	R: 0 E: 0 K: 1 S: 6	H: 0 LOB: 0 BB: 0 P: 11	R: 0 E: 0 K: 1 S: 9	H: 0 LOB: 1 BB: 1 P: 17	R: 0 E: 0 K: 3 S: 16	H: 1 LOB: 1 BB: 0 P: 24	R: 4 E: 0 K: 1 S: 17	H: 4 LOB: 1 BB: 1 P: 30	R: 0 E: 0 K: 0 S: 8	H: 0 LOB: 0 BB: 0 P: 13	R: 0 E: 0 K: 1 S: 11	H: 0 LOB: 1 BB: 1 P: 22	R: 0 E: 0 K: 2 S: 8	H: 0 LOB: 0 BB: 0 P: 12	R: 1 E: 0 K: 0 S: 10	H: 1 LOB: 1 BB: 0 P: 14	R: 0 E: 0 K: 1 S: 14	H: 0 LOB: 0 BB: 0 P: 20	1B: 3 2B: 2 HR: 1	SF: 0 SAC: 0 DP: 0 HBP: 0	WP: 0 PB: 0 SB: 1 CS: 0	PA: 36		
PITCHER	IP WLS BF H R ER SO BB IBB HBP BLK WP HR S P ERA WHIP	5.2 L 25 5 4 4 7 3 0 0 0 0 0 1 65 114 6.35 1.412	6.1 1.1 4 0 0 0 2 0 0 0 0 0 0 10 15 0.00 0.000	8.1 1.0 4 1 1 1 0 0 0 0 0 0 0 10 14 9.00 1.000	9.1 1.0 3 0 0 0 1 0 0 0 0 0 0 14 20 0.00 0.000																			

New York Yankees @ Milwaukee Brewers
Miller Park, Milwaukee, WI
Fri May 09 2014, 7:12 PM - 10:14 PM CDT
Att: 40,123 - Clear - 64 F

AB	33
R	5
H	6
RBI	5
BB	3
SO	10
LOB	9



Batter	1	2	3	4	5	6	7	8	9	AB	R	H	RBI	BB	SO	LOB	BOTTOM						
27 Carlos Gómez, R (1,8) OBP: 0.362, SLG: 0.555										3	1	2	0	1	0	0							
2 Scooter Gennett, L (1,4) OBP: 0.320, SLG: 0.405										3	1	1	1	0	0	1							
20 Jonathan Lucroy, R (1,2) OBP: 0.361, SLG: 0.406										4	0	1	1	0	0	1							
16 Aramis Ramirez, R (1,5) OBP: 0.299, SLG: 0.355										4	0	1	0	0	2	2							
7 Mark Reynolds, R (1,3) OBP: 0.295, SLG: 0.511										4	1	1	1	0	2	1							
18 Kris Davis, R (1,7) OBP: 0.238, SLG: 0.392										4	0	0	0	0	3	1							
9 Jean Segura, R (1,6) OBP: 0.274, SLG: 0.350										4	0	1	0	0	2	0							
1 Logan Schafer, L (1,9) OBP: 0.267, SLG: 0.333										3	0	1	0	0	0	0							
49 Yovani Gallardo, R (1,1) ERA: 2.92										2	0	0	0	0	1	0							
59 Zach Duke, L (6,1) ERA: 1.15										0	0	0	0	0	0	0							
24 Lyle Overbay, L (7,PH) OBP: 0.319, SLG: 0.317										1	0	0	0	0	1	2							
53 Brandon Kintzler, R (8,1) ERA: 4.76										0	0	0	0	0	0	0							
47 Rob Wooten, R (9,1) ERA: 4.5										0	0	0	0	0	0	0							
Inning Stats	R: 0 E: 0 K: 1 S: 10	H: 0 LOB: 1 BB: 1 P: 15	R: 0 E: 0 K: 1 S: 7	H: 0 LOB: 0 BB: 0 P: 8	R: 0 E: 0 K: 1 S: 9	H: 1 LOB: 1 BB: 0 P: 13	R: 0 E: 0 K: 1 S: 11	H: 1 LOB: 1 BB: 0 P: 16	R: 0 E: 0 K: 1 S: 8	H: 0 LOB: 0 BB: 0 P: 16	R: 2 E: 0 K: 1 S: 17	H: 3 LOB: 0 BB: 0 P: 26	R: 0 E: 0 K: 2 S: 13	H: 2 LOB: 2 BB: 0 P: 20	R: 0 E: 0 K: 0 S: 7	H: 0 LOB: 0 BB: 0 P: 11	R: 1 E: 0 K: 3 S: 12	H: 1 LOB: 0 BB: 0 P: 19	1B: 5 2B: 3 HR: 1	SF: 0 SAC: 1 DP: 2 HBP: 0	WP: 0 PB: 0 SB: 1 CS: 1	PA: 34	
PITCHER	IP WLS BF H R ER SO BB IBB HBP BLK WP HR S P ERA WHIP	6.1 W 26 7 2 2 7 1 0 0 0 0 0 0 11 71 2.84 1.263	1.2 H 4 0 0 0 1 0 0 0 0 0 0 0 11 17 0.00 0.000	1.0 S 4 1 1 1 3 0 0 0 0 0 0 1 12 19 9.00 1.000																			

New York Yankees @ Milwaukee Brewers
Miller Park, Milwaukee, WI
Fri May 09 2014, 7:12 PM - 10:14 PM CDT
Att: 40,123 - Clear - 64 F

AB	32
R	3
H	8
RBI	3
BB	1
SO	11
LOB	8



Batter	1	2	3	4	5	6	7	8	9	AB	R	H	RBI	BB	SO	LOB	TOP								
23 Travis Snider, L (1,9) OBP: 0.309, SLG: 0.349										3	0	1	0	0	1	1	Pittsburgh Pirates @ Milwaukee Brewers Miller Park, Milwaukee, WI Wed May 14 2014, 7:12 PM - 10:13 PM CDT Att: 24,962 - Roof Closed - 67 F								
17 Gaby Sanchez, R (8,PH) OBP: 0.352, SLG: 0.554										1	0	0	0	0	1	0									
44 Tony Watson, L (8,1)										0	0	0	0	0	0	0									
14 Jaff Decker, L (9,PH)										1	0	0	0	0	0	1									
35 Mark Melancon, R (9,1)										0	0	0	0	0	0	0									
18 Neil Walker, S (1,4) OBP: 0.347, SLG: 0.464										5	0	1	0	0	2	3									
22 Andrew McCutchen, R (1,8) OBP: 0.429, SLG: 0.493										3	1	1	0	1	0	0									
24 Pedro Alvarez, L (1,5) OBP: 0.315, SLG: 0.395										4	0	2	0	0	1	2									
31 Jose Tabata, R (1,7) OBP: 0.294, SLG: 0.320										4	0	0	1	0	0	2									
15 Ike Davis, L (1,3) OBP: 0.373, SLG: 0.404										4	0	2	0	0	0	1									
12 Clint Barmes, R (9,PR) OBP: 0.262, SLG: 0.216										0	1	0	0	0	0	0									
10 Jordy Mercer, R (1,6) OBP: 0.263, SLG: 0.302										4	1	1	0	0	1	2									
19 Chris Stewart, R (1,2) OBP: 0.278, SLG: 0.235										4	1	1	1	0	0	0									
47 Francisco Liriano, L (1,1) OBP: 0.133, SLG: 0.133										2	0	1	0	0	1	0									
29 Bryan Morris, L (7,1)										0	0	0	0	0	0	0									
6 Starling Marte, R (8,PH) OBP: 0.327, SLG: 0.367										2	0	1	2	0	1	0									
Inning Stats	R: 0 H: 0 E: 0 K: 2 S: 10	H: 0 LOB: 0 BB: 0 P: 13	R: 0 H: 1 E: 0 K: 0 S: 6	H: 1 LOB: 1 BB: 0 P: 11	R: 0 H: 1 E: 0 K: 1 S: 13	H: 1 LOB: 1 BB: 0 P: 19	R: 1 H: 1 E: 0 K: 1 S: 12	H: 1 LOB: 1 BB: 0 P: 17	R: 0 H: 1 E: 0 K: 0 S: 12	H: 1 LOB: 1 BB: 0 P: 16	R: 0 H: 0 E: 0 K: 0 S: 7	H: 0 LOB: 0 BB: 0 P: 11	R: 0 H: 0 E: 0 K: 0 S: 6	H: 2 LOB: 2 BB: 0 P: 9	R: 0 H: 2 E: 0 K: 3 S: 14	H: 2 LOB: 2 BB: 0 P: 23	R: 3 H: 4 E: 0 K: 1 S: 16	H: 4 LOB: 1 BB: 0 P: 20	1B: 9 2B: 2 3B: 0 HR: 0	SF: 0 SAC: 0 DP: 1 HBP: 0	WP: 0 PB: 0 SB: 0 CS: 0	PA: 38			
PITCHER	IP	WLS	BF	H	R	ER	SO	BB	IBB	HBP	BLK	WP	HR	S	P	ERA	WHIP								
38 Wily Peralta, R (1,1) ERA: 2.05	7.0		26	5	1	1	4	1	0	0	0	0	0	66	96	1.29	0.857								
13 Will Smith, L (8,1) ERA: 0.47	1.0		5	2	0	0	3	0	0	0	0	0	0	14	23	0.00	2.000								
57 Francisco Rodriguez, R (9,1) ERA: 1.64	1.0	L	7	4	3	3	1	0	0	0	0	0	0	16	20	27.00	4.000								

Batter	1	2	3	4	5	6	7	8	9	AB	R	H	RBI	BB	SO	LOB	BOTTOM								
3 Elian Herrera, S (1,8) OBP: 0.265, SLG: 0.242										4	0	0	0	0	2	3	Pittsburgh Pirates @ Milwaukee Brewers Miller Park, Milwaukee, WI Wed May 14 2014, 7:12 PM - 10:13 PM CDT Att: 24,962 - Roof Closed - 67 F								
Rickie Weeks Jr., R (1,4) OBP: 0.396, SLG: 0.375										3	0	1	0	1	1	0									
8 Ryan Braun, R (1,9) OBP: 0.363, SLG: 0.574										4	0	2	0	0	1	2									
57 Francisco Rodriguez, R (9,1)										0	0	0	0	0	0	0									
20 Jonathan Lucroy, R (1,2) OBP: 0.381, SLG: 0.447										3	0	1	0	1	0	2									
7 Mark Reynolds, R (1,3) OBP: 0.287, SLG: 0.468										4	0	0	0	0	0	4									
18 Khris Davis, R (1,7) OBP: 0.257, SLG: 0.401										3	1	1	0	1	1	0									
9 Jean Segura, R (1,6) OBP: 0.273, SLG: 0.343										3	0	0	0	0	0	1									
14 Jeff Bianchi, R (1,5) OBP: 0.208, SLG: 0.178										3	0	1	1	0	1	1									
38 Wily Peralta, R (1,1) ERA: 4.25										2	0	0	0	0	1	1									
2 Scooter Gennett, L (7,PH)										0	0	0	0	1	0	0									
13 Will Smith, R (8,1)										0	0	0	0	0	0	0									
1 Logan Schafer, L (9,9) OBP: 0.273, SLG: 0.333										1	0	0	0	0	0	1									
Inning Stats	R: 0 H: 1 E: 0 K: 2 S: 16	H: 0 LOB: 0 BB: 0 P: 23	R: 0 H: 0 E: 0 K: 1 S: 6	H: 0 LOB: 0 BB: 0 P: 9	R: 0 H: 0 E: 0 K: 2 S: 7	H: 0 LOB: 0 BB: 0 P: 11	R: 0 H: 1 E: 0 K: 1 S: 7	H: 1 LOB: 1 BB: 0 P: 12	R: 1 H: 1 E: 0 K: 1 S: 14	H: 1 LOB: 1 BB: 0 P: 18	R: 0 H: 1 E: 0 K: 0 S: 9	H: 1 LOB: 1 BB: 0 P: 14	R: 0 H: 0 E: 0 K: 0 S: 3	H: 0 LOB: 2 BB: 2 P: 11	R: 0 H: 1 E: 0 K: 0 S: 9	H: 1 LOB: 1 BB: 1 P: 16	R: 0 H: 1 E: 0 K: 0 S: 16	H: 1 LOB: 1 BB: 0 P: 19	1B: 5 2B: 1 3B: 0 HR: 0	SF: 1 SAC: 1 DP: 2 HBP: 0	WP: 0 PB: 0 SB: 0 CS: 0	PA: 36			
PITCHER	IP	WLS	BF	H	R	ER	SO	BB	IBB	HBP	BLK	WP	HR	S	P	ERA	WHIP								
47 Francisco Liriano, L (1,1) ERA: 4.25	6.0		23	4	1	1	7	1	0	0	0	0	0	59	87	1.50	0.833								
29 Bryan Morris, R (7,1) ERA: 3.31	1.0		5	0	0	0	0	1	1	0	0	0	0	3	11	0.00	1.000								
44 Tony Watson, L (8,1)	1.0	W	4	1	0	0	0	1	0	0	0	0	0	9	16	0.00	2.000								
35 Mark Melancon, R (9,1) ERA: 1.42	1.0	S	4	1	0	0	0	0	0	0	0	0	0	16	19	0.00	1.000								



Batter	1	2	3	4	5	6	7	8	9	AB R H RBI BB SO LOB	TOP						
23 Travis Snider, L (1,9) OBP: 0.310, SLG: 0.341 6 Starling Marte, R (7,PH) OBP: 0.323, SLG: 0.362										2 0 0 0 1 1 1 2 0 0 0 0 1 2	Pittsburgh Pirates @ Milwaukee Brewers Miller Park, Milwaukee, WI Thu May 15 2014, 12:11 PM - 3:11 PM CDT Att: 34,743 - Roof Closed - 66 F						
18 Neil Walker, S (1,4) OBP: 0.345, SLG: 0.458										4 0 1 0 0 0 1							
22 Andrew McCutchen, R (1,8) OBP: 0.423, SLG: 0.483										3 0 0 0 1 1 3							
24 Pedro Alvarez, L (1,5) OBP: 0.320, SLG: 0.389										2 0 0 0 2 1 3							
17 Gaby Sanchez, R (1,3) OBP: 0.347, SLG: 0.580										4 1 1 1 0 0 4							
10 Jordy Mercer, R (1,6) OBP: 0.254, SLG: 0.291										4 0 0 0 0 1 3							
31 Jose Tabata, R (1,7) OBP: 0.302, SLG: 0.327										4 1 2 0 0 1 0							
26 Tony Sanchez, R (1,2) OBP: 0.295, SLG: 0.339										4 1 1 2 0 1 1							
51 Wandy Rodriguez, S (1,1) OBP: 0.269, SLG: 0.286 37 Justin Wilson, L (6,1) OBP: 0.287, SLG: 0.324 44 Tony Watson, L (8,PH) OBP: 0.278, SLG: 0.324 15 Ike Davis, L (6,PH) OBP: 0.311, SLG: 0.366 5 Josh Harrison, R (6,PH) OBP: 0.311, SLG: 0.366 35 Mark Melancon, R (9,1) OBP: 0.257, SLG: 0.235										2 0 1 0 0 0 0 1 0 0 0 0 1 0 0 0 0 0 0 0 0 0 0 0 0 0 1 0 0 0 0 0 0 0 0 0 0 0 0 0 0 0							
Inning Stats	R: 0 H: 0 E: 0 LOB: 1 K: 2 BB: 1 S: 8 P: 17	R: 0 H: 0 E: 0 LOB: 0 K: 0 BB: 0 S: 10 P: 16	R: 0 H: 0 E: 0 LOB: 0 K: 0 BB: 0 S: 6 P: 8	R: 0 H: 0 E: 1 LOB: 2 K: 0 BB: 1 S: 12 P: 21	R: 2 H: 4 E: 0 LOB: 2 K: 1 BB: 0 S: 16 P: 26	R: 1 H: 1 E: 0 LOB: 0 K: 2 BB: 0 S: 9 P: 15	R: 0 H: 0 E: 0 LOB: 0 K: 2 BB: 0 S: 8 P: 12	R: 0 H: 0 E: 0 LOB: 1 K: 1 BB: 2 S: 8 P: 21	R: 0 H: 1 E: 0 LOB: 2 K: 0 BB: 1 S: 8 P: 15	1B: 4 SF: 0 2B: 0 SAC: 0 3B: 0 DP: 2 HR: 2 HBP: 0		WP: 0 PA: 37 PB: 0 SB: 1 CS: 0					
PITCHER	IP WLS BF H R ER SO BB IBB HBP BLK WP HR S P ERA WHIP	PITCHER										ERA WHIP					
49 Yovani Gallardo, R (1,1) ERA: 3.07	6.1	27	5	3	3	6	2	0	0	0	0	0	2	64	108	4.26	1.105
59 Zach Duke, L (7,1) ERA: 1.5	0.2	2	0	0	0	1	0	0	0	0	0	0	5	7	0.00	0.000	
30 Tyler Thornburg, R (8,1) ERA: 2.37	0.2	3	0	0	0	0	2	0	0	0	0	0	4	15	0.00	3.000	
47 Rob Wooten, R (8,1) ERA: 3.72	1.1	W	5	1	0	0	1	0	0	0	0	0	0	12	21	0.00	1.500

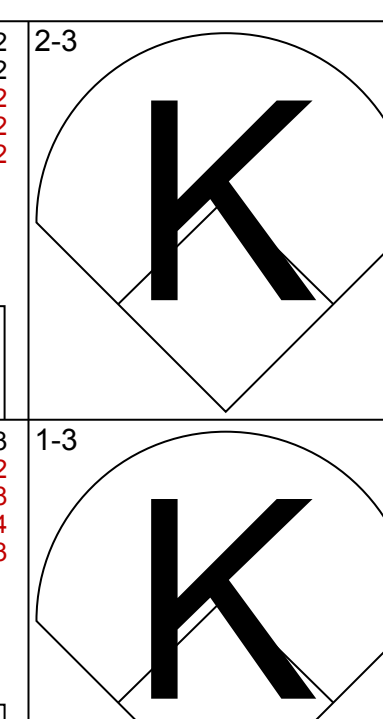
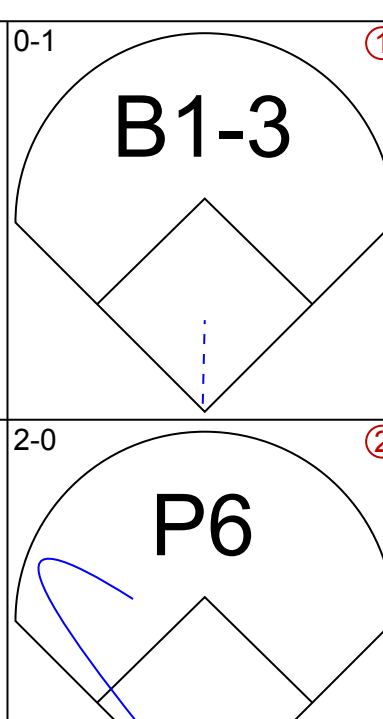
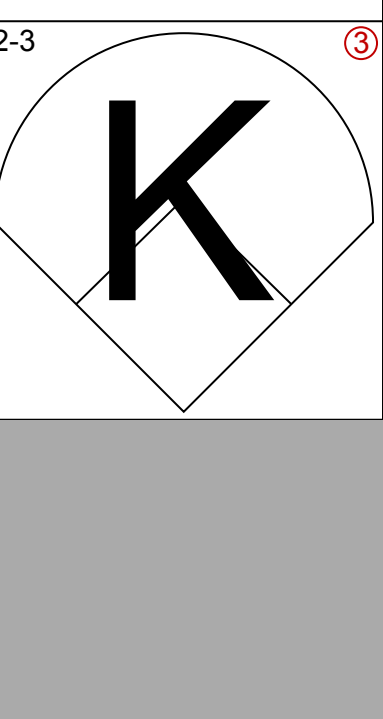
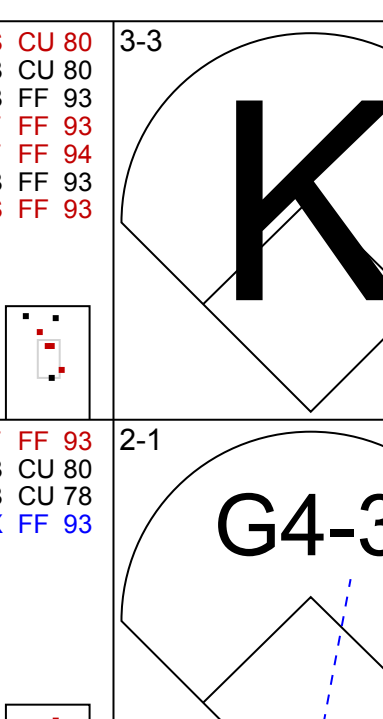
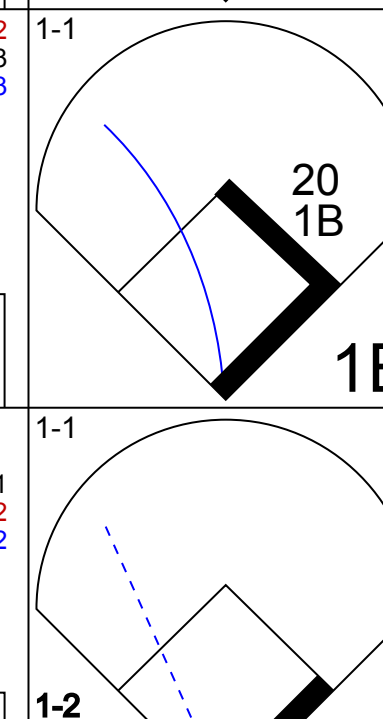

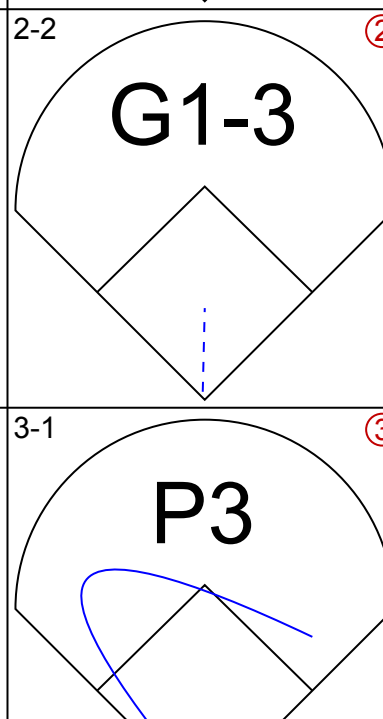

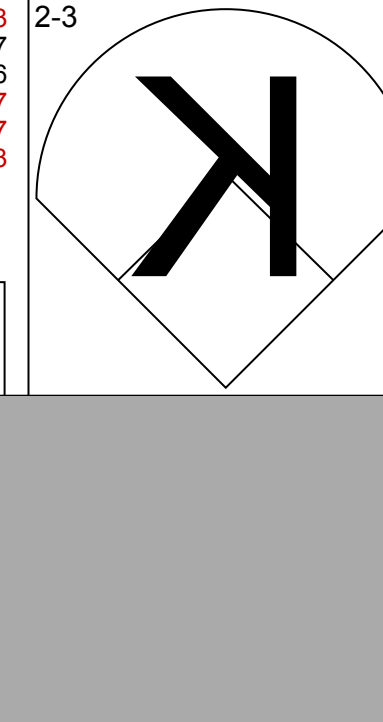


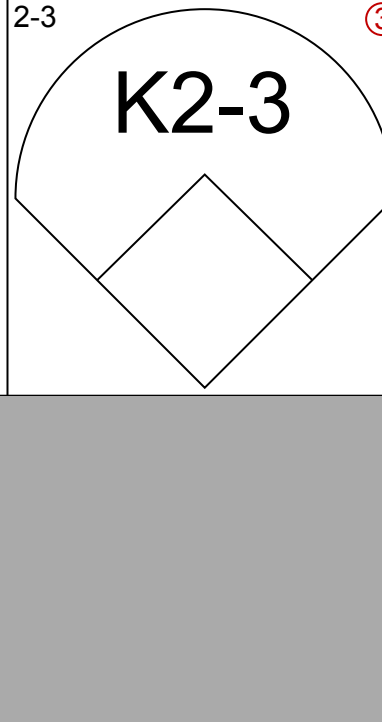


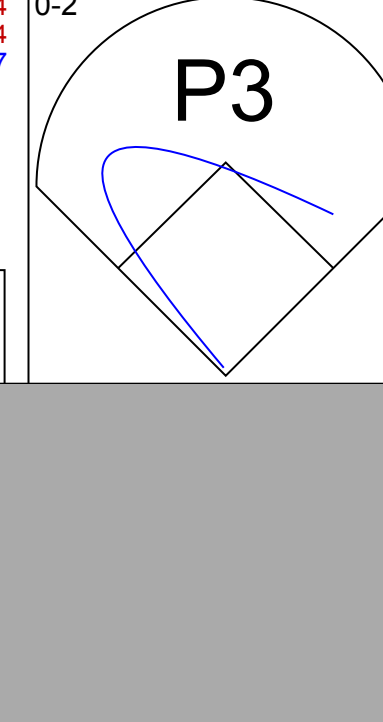


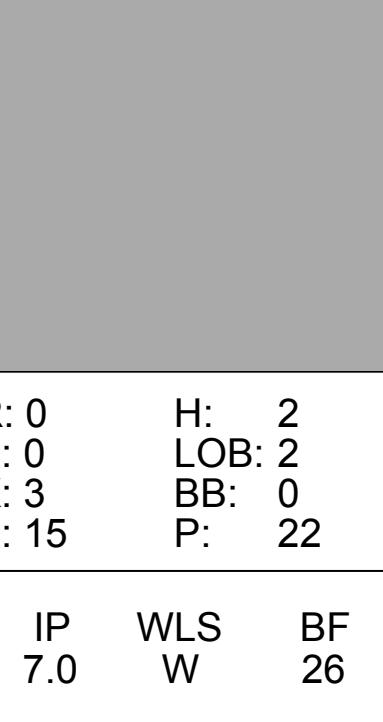




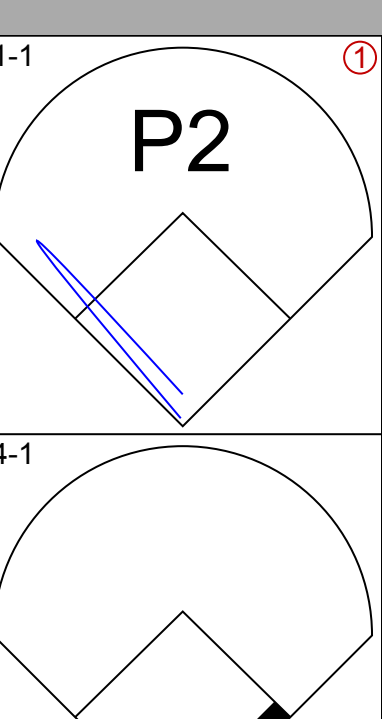
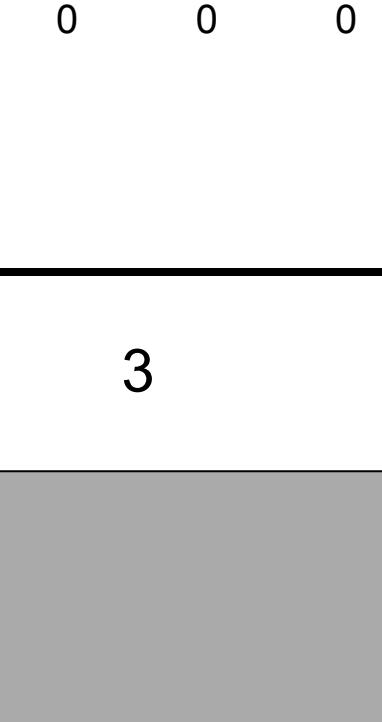
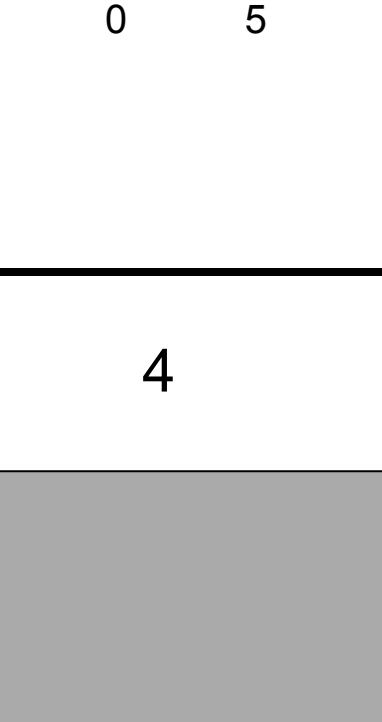
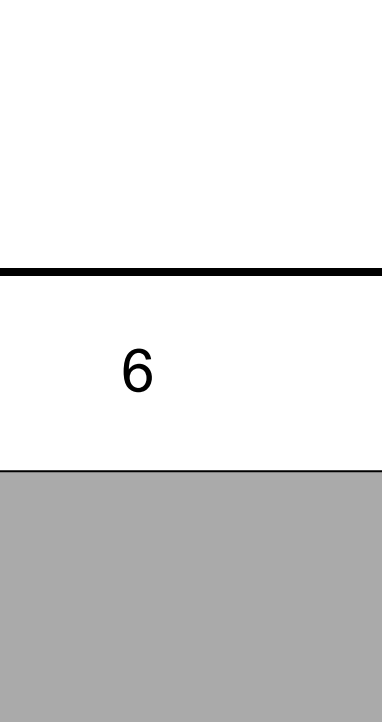
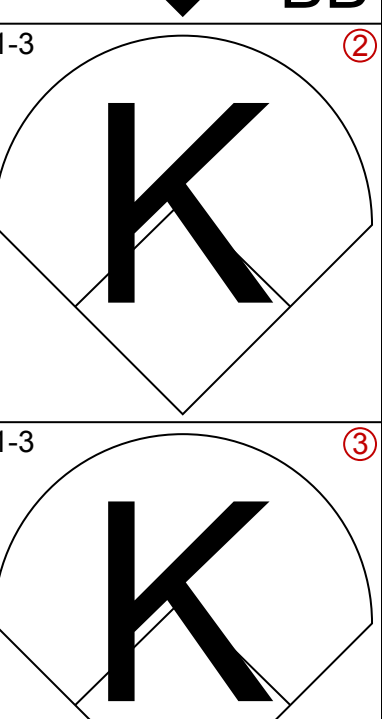

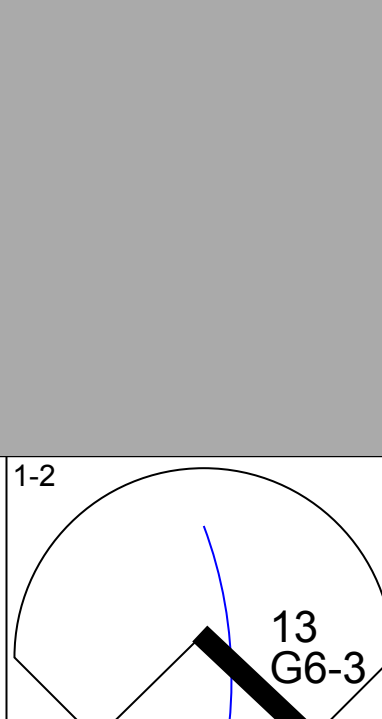
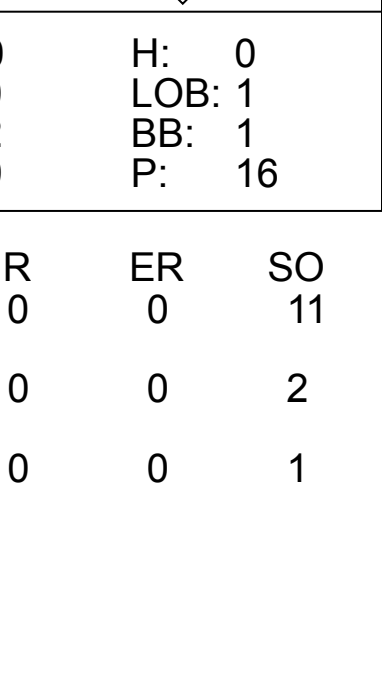

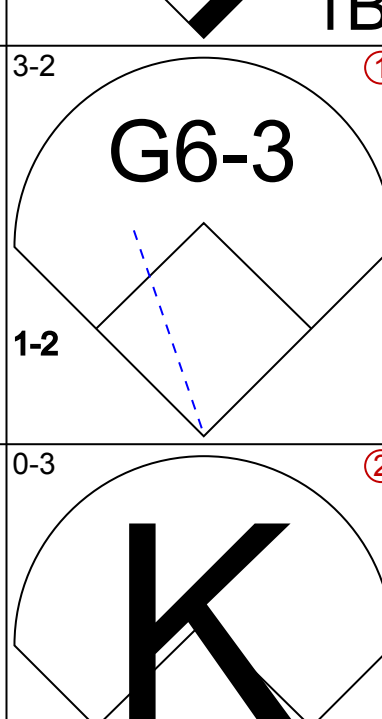
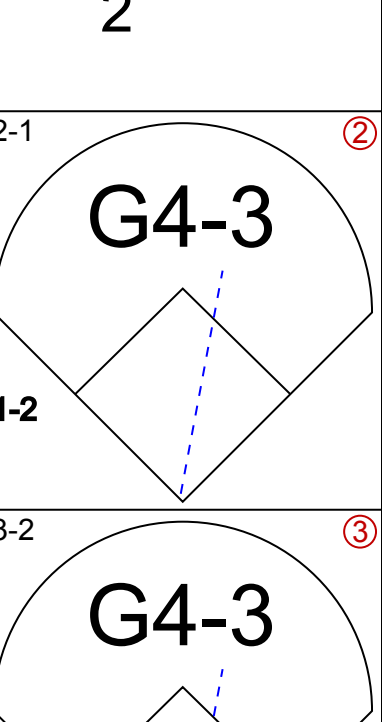


Batter	1	2	3	4	5	6	7	8	9	AB R H RBI BB SO LOB	BOTTOM						
Rickie Weeks Jr., R (1,4) OBP: 0.421, SLG: 0.481										4 1 3 1 0 1 0	Pittsburgh Pirates @ Milwaukee Brewers Miller Park, Milwaukee, WI Thu May 15 2014, 12:11 PM - 3:11 PM CDT Att: 34,743 - Roof Closed - 66 F						
9 Jean Segura, R (1,6) OBP: 0.280, SLG: 0.343										3 0 1 0 1 0 1							
8 Ryan Braun, R (1,9) OBP: 0.361, SLG: 0.561										4 1 1 0 0 0 3							
20 Jonathan Lucroy, R (1,3) OBP: 0.377, SLG: 0.437										3 1 0 0 1 1 1							
7 Mark Reynolds, R (1,5) OBP: 0.286, SLG: 0.455										3 0 0 0 1 1 0							
18 Khris Davis, R (1,7) OBP: 0.257, SLG: 0.397										4 0 1 2 0 1 0							
12 Martin Maldonado, R (1,2) OBP: 0.453, SLG: 0.630 47 Rob Wooten, R (8,1) OBP: 0.204, SLG: 0.174										3 1 1 1 0 1 0 0 0 0 0 0 0 0							
1 Logan Schafer, L (1,8) OBP: 0.263, SLG: 0.321 3 Eilan Herrera, S (8,PH) OBP: 0.257, SLG: 0.235										2 0 0 0 0 1 0 1 0 0 0 0 1 0							
49 Yovani Gallardo, R (1,1) OBP: 0.143, SLG: 0.077 59 Zach Duke, L (7,1) ERA: 1.42 30 Tyler Thornburg, R (8,1) ERA: 2.37 14 Jeff Bianchi, R (8,5) ERA: 2.37										2 0 0 0 0 2 0 0 0 0 0 0 0 0 0 0 0 0 0 0 0 1 0 0 0 0 1 0							
Inning Stats	R: 0 H: 2 E: 0 LOB: 1 K: 0 BB: 0 S: 10 P: 15	R: 0 H: 0 E: 0 LOB: 0 K: 0 BB: 0 S: 5 P: 11	R: 1 H: 1 E: 0 LOB: 1 K: 1 BB: 1 S: 10 P: 17	R: 0 H: 0 E: 0 LOB: 0 K: 0 BB: 0 S: 6 P: 12	R: 1 H: 1 E: 0 LOB: 0 K: 3 BB: 0 S: 12 P: 18	R: 0 H: 0 E: 0 LOB: 0 K: 1 BB: 0 S: 6 P: 8	R: 0 H: 0 E: 0 LOB: 0 K: 3 BB: 0 S: 11 P: 13	R: 0 H: 1 E: 0 LOB: 1 K: 2 BB: 0 S: 11 P: 14	R: 2 H: 2 E: 0 LOB: 2 K: 0 BB: 2 S: 7 P: 18	1B: 4 SF: 0 2B: 1 SAC: 0 3B: 0 DP: 1 HR: 2 HBP: 0		WP: 0 PA: 33 PB: 0 SB: 0 CS: 0					
PITCHER	IP WLS BF H R ER SO BB IBB HBP BLK WP HR S P ERA WHIP	PITCHER										ERA WHIP					
51 Wandy Rodriguez, L (1,1) ERA: 6.84 37 Justin Wilson, L (6,1) ERA: 2.93 44 Tony Watson, L (8,1) ERA: 1.42 35 Mark Melancon, R (9,1) ERA: 2.37	5.0	19	4	2	2	4	1	0	0	0	0	0	0	17	21	0.00	0.000
49 Yovani Gallardo, R (1,1) ERA: 3.07	6.1	27	5	3	3	6	2	0	0	0	0	0	2	64	108	4.26	1.105
59 Zach Duke, L (7,1) ERA: 1.5	0.2	2	0	0	0	1	0	0	0	0	0	0	5	7	0.00	0.000	
30 Tyler Thornburg, R (8,1) ERA: 2.37	0.2	3	0	0	0	0	2	0	0	0	0	0	4	15	0.00	3.000	
47 Rob Wooten, R (8,1) ERA: 3.72	1.1	W	5	1	0	0	1	0	0	0	0	0	0	12	21	0.00	1.500

Batter	1	2	3	4	5	6	7	8	9	AB	R	H	RBI	BB	SO	LOB	TOP										
1 Logan Schafer, L (1.8) OBP: 0.274, SLG: 0.304	G3-1	9 PB 1B BB	FC4-6						K	3	1	0	0	2	1	1	Milwaukee Brewers @ Chicago Cubs Wrigley Field, Chicago, IL Fri May 16 2014, 1:23 PM - 4:27 PM CDT Att: 35,771 - Drizzlie - 38 F										
9 Jean Segura, R (1.6) OBP: 0.321, SLG: 0.352	20 WP 1B	2 CS 1B	K				G1-3		2 WP 1B	5	1	3	2	0	1	3											
2 Scooter Gennett, L (1.4) OBP: 0.321, SLG: 0.397	F7	1-2 BB	G3						K	4	0	0	0	1	2	3											
20 Jonathan Lucroy, R (1.2) OBP: 0.372, SLG: 0.429	E7 1B	L8							K	5	1	1	1	0	1	2											
24 Lyle Overbay, L (1.3) OBP: 0.294, SLG: 0.289	E6 1B		K						K	4	0	1	0	0	2	0											
7 Mark Reynolds, R (1.5) OBP: 0.292, SLG: 0.452	1B		3 CS BB						K	3	0	1	0	1	2	1											
18 Khris Davis, R (1.7) OBP: 0.250, SLG: 0.386	K		F8						G6-3	4	0	0	0	0	1	3											
3 Elian Herrera, S (1.9) OBP: 0.282, SLG: 0.316		9 PB 2B	K						F7	4	1	2	0	0	2	1											
26 Kyle Lohse, R (1.1) Rickey Weeks Jr., R (8. PH) 13 Will Smith, R (8.1) 57 Francisco Rodriguez, R (9.1)	B5		FC4-6 1B						K	3	0	1	0	0	1	2											
Inning Stats	R: 2 H: 3 E: 1 K: 1 S: 23	L: 3 LOB: 2 BB: 0 P: 31	R: 2 H: 2 E: 0 K: 0 S: 8	H: 2 LOB: 1 BB: 2 P: 19	R: 0 H: 0 E: 0 K: 2 S: 10	LOB: 1 BB: 1 P: 19	R: 0 H: 1 E: 0 K: 1 S: 11	H: 1 LOB: 1 BB: 0 P: 14	R: 0 H: 0 E: 0 K: 2 S: 9	H: 0 LOB: 0 BB: 0 P: 16	R: 0 H: 1 E: 0 K: 1 S: 14	H: 1 LOB: 2 BB: 1 P: 26	R: 0 H: 1 E: 0 K: 3 S: 13	H: 1 LOB: 1 BB: 0 P: 18	R: 0 H: 0 E: 0 K: 2 S: 8	H: 0 LOB: 0 BB: 0 P: 11		R: 0 H: 1 E: 0 K: 2 S: 12	H: 1 LOB: 1 BB: 0 P: 17	1B: 7 2B: 2 3B: 0 HR: 0	SF: 0 SAC: 0 DP: 0 HBP: 0	WP: 2 PB: 1 SB: 0 CS: 2	PA: 40				
PITCHER	IP	WLS	BF	H	R	ER	SO	BB	IBB	HBP	BLK	WP	HR	S	P	ERA	WHIP										
29 Jeff Samardzija, R (1.1) ERA: 1.62	5.0	L	24	6	4	2	6	3	0	0	0	1	0	61	99	3.60	1.800										
63 Brian Schiller, R (6.1) ERA: 3.12	1.0		5	1	0	0	1	1	0	0	0	0	0	14	26	0.00	2.000										
40 James Russell, L (7.1) ERA: 4.5	0.2		3	1	0	2	0	0	0	0	0	0	0	10	13	0.00	1.500										
52 Justin Grimm, R (7.1) ERA: 3.38	1.1		4	0	0	3	0	0	0	0	0	0	0	11	16	0.00	0.000										
41 Jose Veras, R (9.1) ERA: 12.27	1.0		4	1	0	2	0	0	0	0	0	1	0	12	17	0.00	1.000										

Batter	1	2	3	4	5	6	7	8	9	AB	R	H	RBI	BB	SO	LOB	BOTTOM										
64 Emilio Bonifacio, S (1.8) OBP: 0.341, SLG: 0.353	F7	G3-6-3							G4-3	4	0	0	0	0	0	1	Milwaukee Brewers @ Chicago Cubs Wrigley Field, Chicago, IL Fri May 16 2014, 1:23 PM - 4:27 PM CDT Att: 35,771 - Drizzlie - 38 F										
21 Junior Lake, R (1.7) OBP: 0.276, SLG: 0.464	G5-3		HR						F9	4	1	1	1	0	0	0											
44 Anthony Rizzo, L (1.3) OBP: 0.407, SLG: 0.465	13 E 1B		24 B 1B						F8	3	0	1	0	1	1	0											
13 Starlin Castro, R (1.6) OBP: 0.337, SLG: 0.475	E5 1B		P3						K	4	0	2	0	0	0	1											
24 Luis Valbuena, L (1.5) 52 Justin Grimm, R (7.1) 41 Jose Veras, R (9.1) 8 Chris Coghlan, L (9. PH)	F9		5 G4-6-3 1B						G1-4-3	3	0	1	0	0	0	2											
5 Wellington Castillo, R (1.2) OBP: 0.295, SLG: 0.393	F7		G4-6-3						G4-3	0	0	0	0	0	0	0											
19 Nate Schierholtz, L (1.9) OBP: 0.246, SLG: 0.256									G4-3	1	0	0	0	0	0	1											
15 Darwin Barney, R (1.4) OBP: 0.266, SLG: 0.268									F9	3	1	1	2	0	1	0											
29 Jeff Samardzija, R (1.1) 63 Brian Schiller, R (6.1) 40 James Russell, L (7.1) 30 Mike Olt, R (7.5)									L4	2	0	1	0	0	0	0											
Inning Stats	R: 0 H: 1 E: 1 K: 0 S: 13	H: 3 LOB: 2 BB: 1 P: 20	R: 2 H: 3 E: 0 K: 0 S: 11	H: 3 LOB: 0 BB: 0 P: 16	R: 1 H: 3 E: 0 K: 0 S: 10	H: 3 LOB: 1 BB: 0 P: 16	R: 0 H: 0 E: 0 K: 1 S: 7	H: 0 LOB: 0 BB: 0 P: 10	R: 0 H: 0 E: 0 K: 0 S: 9	H: 0 LOB: 0 BB: 0 P: 13	R: 0 H: 0 E: 0 K: 1 S: 7	H: 0 LOB: 0 BB: 0 P: 7	R: 0 H: 0 E: 0 K: 1 S: 7	H: 0 LOB: 0 BB: 0 P: 11	R: 0 H: 1 E: 0 K: 0 S: 7	H: 1 LOB: 1 BB: 0 P: 11		1B: 6 2B: 0 3B: 0 HR: 2	SF: 0 SAC: 0 DP: 2 HBP: 0	WP: 0 PB: 0 SB: 0 CS: 0	PA: 34						
PITCHER	IP	WLS	BF	H	R	ER	SO	BB	IBB	HBP	BLK	WP	HR	S	P	ERA	WHIP										
26 Kyle Lohse, R (1.1) ERA: 2.88	7.0		27	7	3	3	2	1	0	0	0	0	2	64	92	3.86	1.143										
13 Will Smith, L (8.1) ERA: 0.44	1.0	H	3	0	0	0	1	0	0	0	0	0	0	7	11	0.00	0.000										
57 Francisco Rodriguez, R (9.1) ERA: 1.57	1.0	S	4	1	0	0	0	0	0	0	0	0	0	7	11	0.00	1.000										

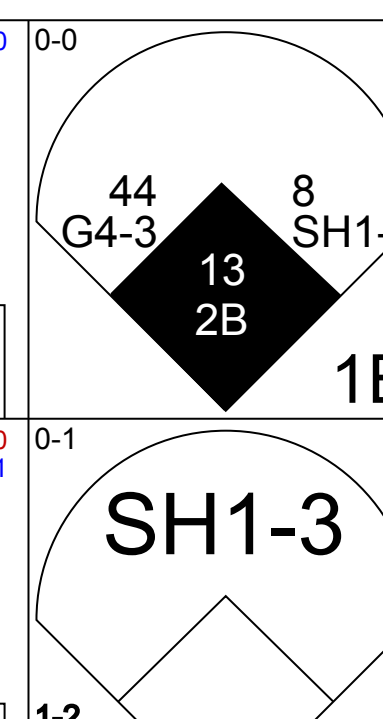
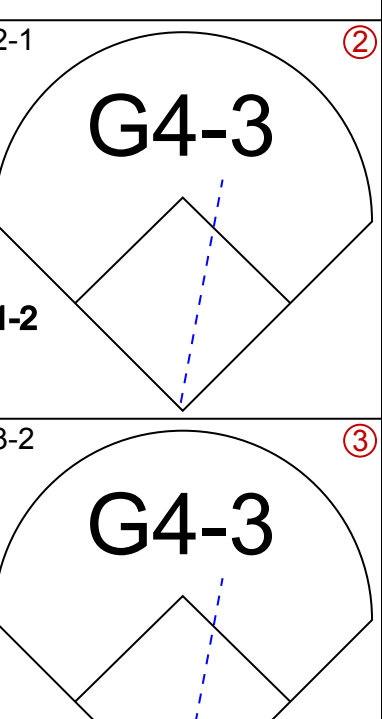
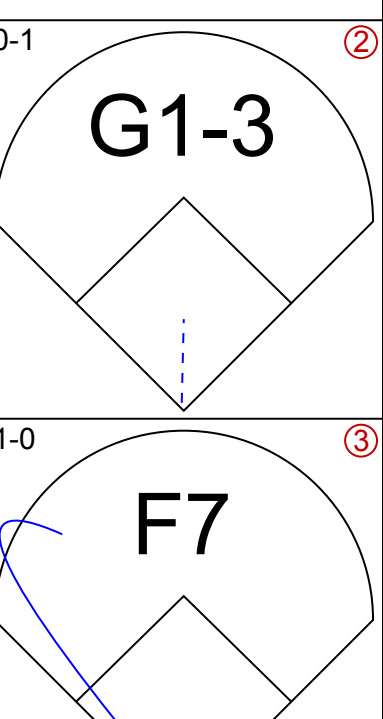
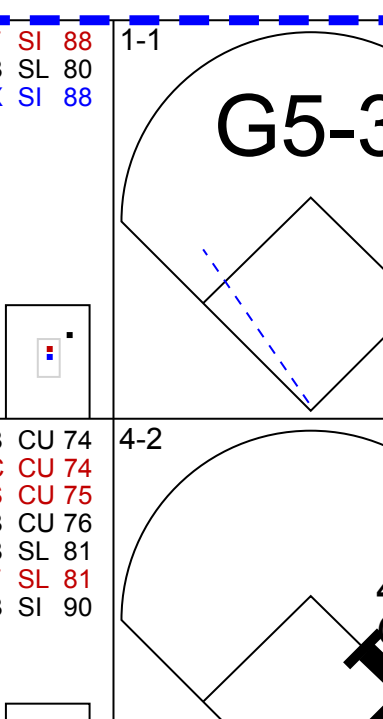
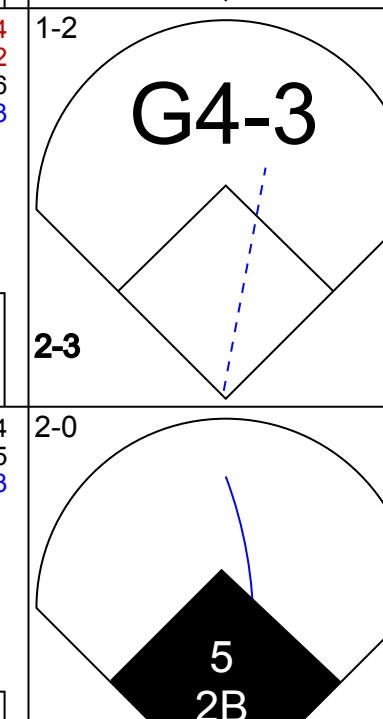


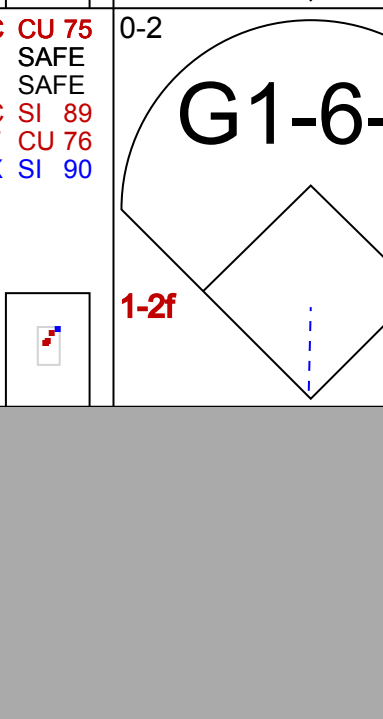
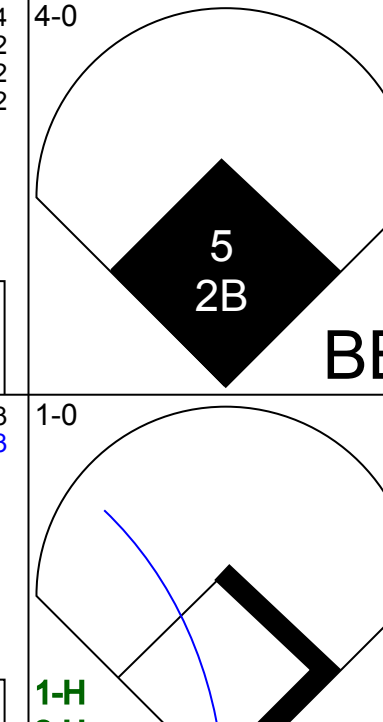


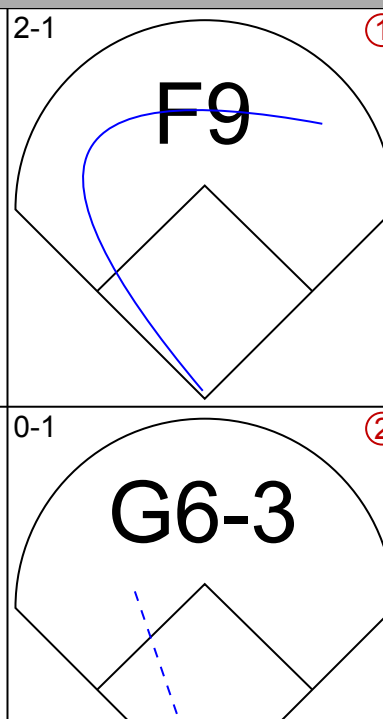


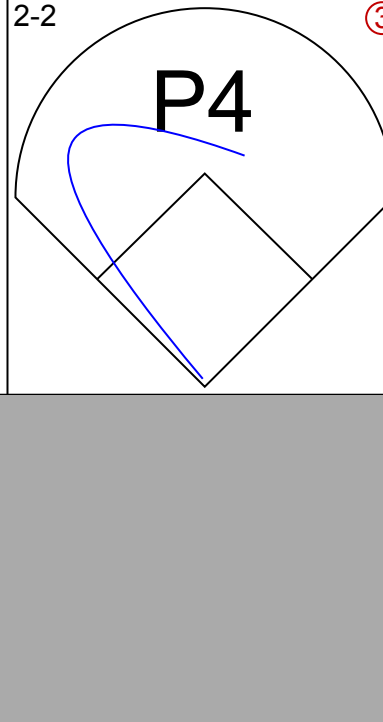


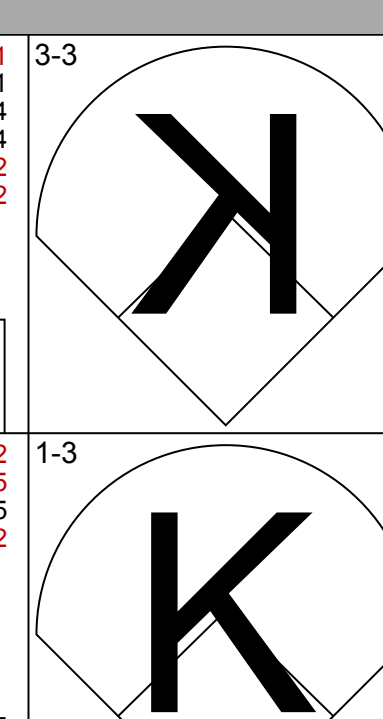
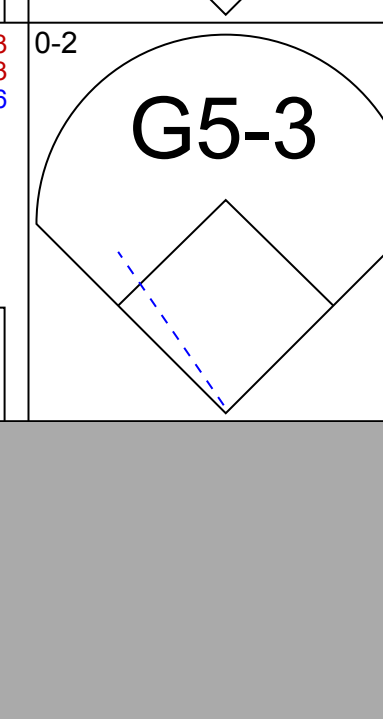
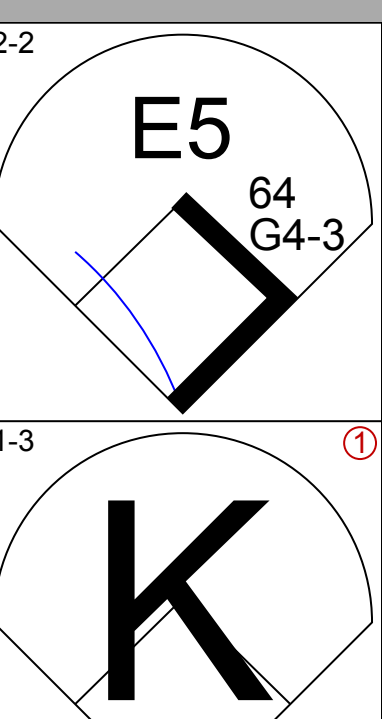
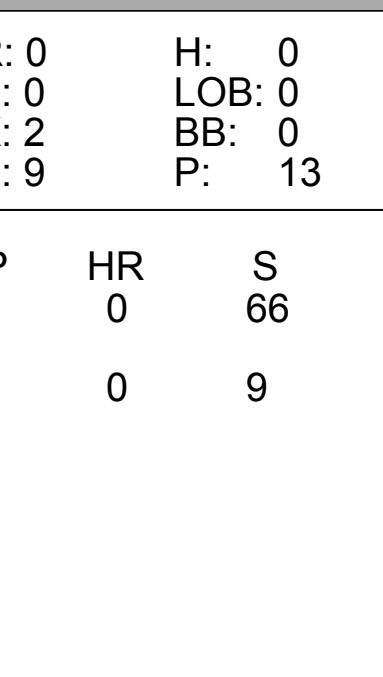
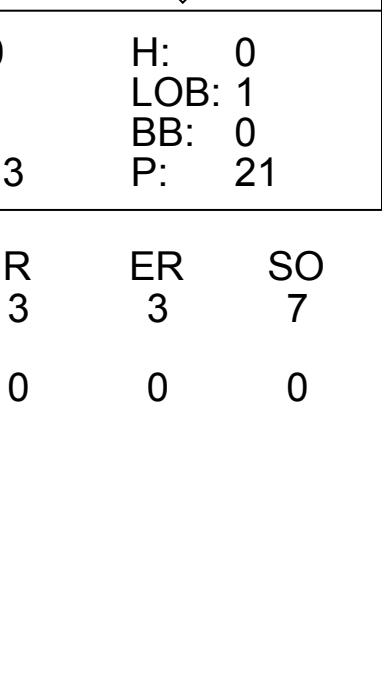
AB	36
R	4
H	9
RBI	3
BB	4
SO	14
LOB	16



Batter	1	2	3	4	5	6	7	8	9	AB	R	H	RBI	BB	SO	LOB	TOP					
3 Elian Herrera, S OBP: 0.256, SLG: 0.286			B1-3 							4	0	0	0	0	3	0	Milwaukee Brewers @ Chicago Cubs Wrigley Field, Chicago, IL Sat May 17 2014, 1:24 PM - 4:20 PM CDT Att: 36,671 - Partly Cloudy - 55 F					
2 Scooter Gennett, L OBP: 0.312, SLG: 0.385			P6 				P5 	G4-3 		4	0	0	0	0	1	0						
8 Ryan Braun, R OBP: 0.397, SLG: 0.549							G1-3 		G6-3 	4	0	1	0	0	1	0						
20 Jonathan Lucroy, R OBP: 0.375, SLG: 0.431							P3 		G3-1 	4	0	2	0	0	0	0						
7 Mark Reynolds, R OBP: 0.284, SLG: 0.437							G5-3 		K2-3 	4	0	0	0	0	3	3						
9 Jean Segura, R OBP: 0.291, SLG: 0.352		P2 					G6-3 			3	0	1	0	0	1	1						
1 Logan Schafer, L OBP: 0.277, SLG: 0.293					P3 		G6-3 			2	0	0	0	1	0	2						
14 Jeff Bianchi, R OBP: 0.192, SLG: 0.163										3	0	0	0	0	3	2						
22 Matt Garza, R OBP: 0.053, SLG: 0.105										2	0	0	0	0	1	1						
24 Lyle Overbay, L OBP: 0.291, SLG: 0.286										1	0	0	0	0	1	0						
59 Zach Duke, L										0	0	0	0	0	0	0						
Inning Stats	R: 0 E: 0 K: 3 S: 15	H: 2 LOB: 2 BB: 0 P: 22	R: 0 E: 0 K: 2 S: 9	H: 0 LOB: 1 BB: 1 P: 16	R: 0 E: 0 K: 1 S: 8	H: 0 LOB: 0 BB: 0 P: 12	R: 0 E: 0 K: 2 S: 15	H: 1 LOB: 1 BB: 0 P: 20	R: 0 E: 0 K: 0 S: 7	H: 0 LOB: 0 BB: 0 P: 10	R: 0 E: 0 K: 0 S: 7	H: 0 LOB: 0 BB: 0 P: 13	R: 0 E: 0 K: 1 S: 16	H: 1 LOB: 1 BB: 0 P: 22	R: 0 E: 0 K: 2 S: 10	H: 0 LOB: 0 BB: 0 P: 18	R: 0 E: 0 K: 1 S: 5	H: 0 LOB: 0 BB: 0 P: 8	1B: 4 2B: 0 3B: 0 HR: 0	SF: 0 SAC: 0 DP: 0 HBP: 0	WP: 1 PB: 0 SB: 0 CS: 0	PA: 32
PITCHER	IP	WLS	BF	H	R	ER	SO	BB	IBB	HBP	BLK	WP	HR	S	P	ERA	WHIP					
36 Edwin Jackson, R ERA: 3.98	7.0	W	26	4	0	0	11	1	0	0	0	1	0	77	115	0.00	0.714					
54 Neil Ramirez, R ERA: 0.95	1.0	H	3	0	0	0	2	0	0	0	0	0	0	10	18	0.00	0.000					
56 Héctor Rondón, R ERA: 1.4	1.0	S	3	0	0	0	1	0	0	0	0	0	0	5	8	0.00	0.000					

AB	31
R	0
H	4
RBI	0
BB	1
SO	14
LOB	9



Batter	1	2	3	4	5	6	7	8	9	AB	R	H	RBI	BB	SO	LOB	BOTTOM				
64 Emilio Bonifacio, S OBP: 0.339, SLG: 0.350		G4-3 			G1-3 			G5-3 		4	1	1	0	0	0	1	Milwaukee Brewers @ Chicago Cubs Wrigley Field, Chicago, IL Sat May 17 2014, 1:24 PM - 4:20 PM CDT Att: 36,671 - Partly Cloudy - 55 F				
8 Chris Coghlan, L OBP: 0.208, SLG: 0.136	SH1-3 	G4-3 			F7 					2	0	0	0	0	1	0					
21 Junior Lake, R OBP: 0.282, SLG: 0.464										0	0	0	0	1	0	0					
44 Anthony Rizzo, L OBP: 0.403, SLG: 0.459	G4-3 				F9 			G1-6-3 		4	0	1	0	0	0	2					
13 Starlin Castro, R OBP: 0.337, SLG: 0.479					G6-3 					3	1	1	1	0	0	1					
19 Nate Schierholtz, L OBP: 0.248, SLG: 0.252					P4 					2	1	0	0	1	1	1					
5 Wellington Castillo, R OBP: 0.286, SLG: 0.400										3	0	1	2	0	1	1					
30 Mike Olt, R OBP: 0.255, SLG: 0.429										3	0	0	0	0	2	1					
15 Darwin Barney, R OBP: 0.256, SLG: 0.257		E5 			G5-3 					3	0	0	0	0	1	0					
36 Edwin Jackson, R OBP: 0.105, SLG: 0.158										2	0	0	0	0	2	1					
51 Ryan Kalish, L OBP: 0.307, SLG: 0.329										1	0	0	0	0	0	0					
54 Neil Ramirez, R										0	0	0	0	0	0	0					
56 Héctor Rondón, R										0	0	0	0	0	0	0					
Inning Stats	R: 3 E: 0 K: 1 S: 11	H: 3 LOB: 1 BB: 1 P: 19	R: 0 E: 1 K: 1 S: 13	H: 0 LOB: 1 BB: 0 P: 21	R: 0 E: 0 K: 0 S: 7	H: 0 LOB: 0 BB: 0 P: 11	R: 0 E: 0 K: 2 S: 9	H: 0 LOB: 0 BB: 0 P: 13	R: 0 E: 0 K: 1 S: 6	H: 0 LOB: 0 BB: 0 P: 7	R: 0 E: 0 K: 1 S: 12	H: 1 LOB: 1 BB: 0 P: 19	R: 0 E: 0 K: 1 S: 8	H: 0 LOB: 0 BB: 0 P: 15	R: 0 E: 0 K: 0 S: 9	H: 0 LOB: 0 BB: 1 P: 14	1B: 2 2B: 2 3B: 0 HR: 0	SF: 0 SAC: 1 DP: 1 HBP: 0	WP: 0 PB: 0 SB: 0 CS: 0	PA: 30	
PITCHER	IP	WLS	BF	H	R	ER	SO	BB	IBB	HBP	BLK	WP	HR	S	P	ERA	WHIP				
22 Matt Garza, R ERA: 4.83	7.0	L	27	4	3	3	7	1	0	0	0	0	0	66	105	3.86	0.714				
59 Zach Duke, L ERA: 1.42	1.0		3	0	0	0	0	1	0	0	0	0	0	9	14	0.00	1.000				



Batter	1	2	3	4	5	6	7	8	9	AB	R	H	RBI	BB	SO	LOB	TOP										
Rickie Weeks Jr., R OBP: 0.403, SLG: 0.509	P5		P4		2H HR			K		4	1	1	2	0	1	0	Milwaukee Brewers @ Chicago Cubs Wrigley Field, Chicago, IL Sun May 18 2014, 1:24 PM - 4:09 PM CDT Att: 37,631 - Partly Cloudy - 67 F										
9 Jean Segura, R OBP: 0.290, SLG: 0.345	7 BB 20 BB		G6-3		K			G6-3		3	0	0	0	1	1	0											
8 Ryan Braun, R OBP: 0.353, SLG: 0.547	F7		P3				L9		2B	4	0	1	0	0	0	1											
20 Jonathan Lucroy, R OBP: 0.372, SLG: 0.422	7 BB		G6-3				K		K	3	0	0	0	1	2	1											
7 Mark Reynolds, R OBP: 0.283, SLG: 0.426	18 FC5-4		K				F9		P3	3	0	0	0	1	1	1											
18 Khris Davis, R OBP: 0.244, SLG: 0.376	FC5-4		K				G6-3		K	4	0	0	0	0	2	4											
14 Jeff Bianchi, R OBP: 0.182, SLG: 0.154			K				G6-3		K	3	0	0	0	0	2	0											
1 Logan Schafer, L OBP: 0.279, SLG: 0.311			P6				HR 2B		G4-3	3	1	1	0	0	0	0											
41 Marco Estrada, R			P2				K		K	2	0	0	0	0	1	1											
53 Brandon Kintzler, R										0	0	0	0	0	0	0											
30 Tyler Thornburg, R										0	0	0	0	0	0	0											
2 Scooter Gennett, L										1	0	0	0	0	1	0											
47 Rob Wooten, R										0	0	0	0	0	0	0											
Inning Stats	R: 0 E: 0 K: 0 S: 11	H: 0 LOB: 3 BB: 3 P: 23	R: 0 E: 0 K: 1 S: 9	H: 0 LOB: 0 BB: 0 P: 14	R: 0 E: 0 K: 0 S: 11	H: 0 LOB: 0 BB: 0 P: 11	R: 0 E: 0 K: 2 S: 9	H: 0 LOB: 0 BB: 0 P: 15	R: 2 E: 0 K: 1 S: 12	H: 2 LOB: 0 BB: 0 P: 20	R: 0 E: 0 K: 1 S: 7	H: 0 LOB: 0 BB: 0 P: 10	R: 0 E: 0 K: 1 S: 7	H: 0 LOB: 0 BB: 0 P: 10	R: 0 E: 0 K: 2 S: 11	H: 0 LOB: 0 BB: 0 P: 16	R: 0 E: 0 K: 1 S: 13	H: 1 LOB: 1 BB: 0 P: 18	1B: 0 2B: 2 3B: 0 HR: 1	SF: 0 SAC: 0 DP: 0 HBP: 0	WP: 0 PB: 0 SB: 0 CS: 0	PA: 33					
PITCHER	IP	WLS	BF	H	R	ER	SO	BB	IBB	HBP	BLK	WP	HR	S	P	ERA	WHIP	PITCHER									
37 Travis Wood, L	(1, 1)	7.0	W	26	2	2	7	3	0	0	0	0	1	66	103	2.57	0.714										
63 Brian Schiller, R	(8, 1)	1.0	H	3	0	0	2	0	0	0	0	0	0	11	16	0.00	0.000										
56 Héctor Rondón, R	(9, 1)	1.0	S	4	1	0	2	0	0	0	0	0	0	13	18	0.00	1.000										
Batter	1	2	3	4	5	6	7	8	9	AB	R	H	RBI	BB	SO	LOB	BOTTOM										
64 Emilio Bonifacio, S OBP: 0.337, SLG: 0.354	P5	L6		2B			G6-3			4	0	1	0	0	0	1	Milwaukee Brewers @ Chicago Cubs Wrigley Field, Chicago, IL Sun May 18 2014, 1:24 PM - 4:09 PM CDT Att: 37,631 - Partly Cloudy - 67 F										
21 Junior Lake, R OBP: 0.289, SLG: 0.474	2B		F8		G1-3			44 CS		4	0	2	0	0	0	1											
44 Anthony Rizzo, L OBP: 0.400, SLG: 0.450	F9		K				P5		1B	3	0	0	0	1	1	1											
13 Starlin Castro, R OBP: 0.341, SLG: 0.491	L7		24 2B		2B		P5		13 WP BB	4	1	2	0	0	1	2											
24 Luis Valbuena, L OBP: 0.369, SLG: 0.402	5 HR		2H		F7		F7		G4-3	3	1	1	1	1	0	1											
5 Wellington Castillo, R OBP: 0.295, SLG: 0.419	1H HR		F9		P5		P5		K	4	1	1	2	0	1	2											
30 Mike Olt, R			K		HR		F7		F9	4	1	1	1	0	1	0											
56 Héctor Rondón, R										0	0	0	0	0	0	0											
51 Ryan Kalish, L OBP: 0.308, SLG: 0.321	37 S		F7		L7		L7			2	0	0	0	1	0	0											
37 Travis Wood, R	(1, 1)	5.0	L	24	7	4	4	2	0	0	0	0	0	9	12	0.00		0.000	PITCHER								
63 Brian Schiller, R	(8, 1)	1.0		3	0	0	0	0	0	0	0	0	0	9	12	0.00	0.000										
15 Darwin Barney, R OBP: 0.256, SLG: 0.257	(9, 4)	1.0		4	1	0	1	1	0	0	0	0	1	9	16	0.00	2.000										
47 Rob Wooten, R	(8, 1)	1.0		3	0	0	0	0	0	0	0	0	0	8	11	0.00	0.000										
Inning Stats	R: 0 E: 0 K: 0 S: 7	H: 1 LOB: 1 BB: 0 P: 11	R: 2 E: 0 K: 2 S: 19	H: 1 LOB: 1 BB: 2 P: 31	R: 1 E: 0 K: 1 S: 19	H: 2 LOB: 1 BB: 0 P: 26	R: 1 E: 0 K: 1 S: 10	H: 2 LOB: 1 BB: 0 P: 17	R: 0 E: 0 K: 0 S: 9	H: 0 LOB: 0 BB: 0 P: 12	R: 0 E: 0 K: 1 S: 9	H: 1 LOB: 1 BB: 1 P: 16	R: 0 E: 0 K: 1 S: 8	H: 0 LOB: 0 BB: 0 P: 11	R: 0 E: 0 K: 1 S: 8	H: 0 LOB: 0 BB: 0 P: 11	1B: 1 2B: 5 3B: 0 HR: 2	SF: 0 SAC: 0 DP: 0 HBP: 0	WP: 1 PB: 0 SB: 0 CS: 1	PA: 34							

Batter	1	2	3	4	5	6	7	8	9	AB	R	H	RBI	BB	SO	LOB	TOP								
27 Carlos Gómez, R OBP: 0.372, SLG: 0.551										3	0	1	0	1	0	1	Milwaukee Brewers @ Atlanta Braves Turner Field, Atlanta, GA Mon May 19 2014, 7:13 PM - 10:41 PM EDT Att: 20,468 - Clear - 69 F								
9 Jean Segura, R OBP: 0.265, SLG: 0.338										3	0	0	0	0	0	1									
8 Ryan Braun, R OBP: 0.350, SLG: 0.564										4	1	1	1	0	0	1									
20 Jonathan Lucroy, R OBP: 0.381, SLG: 0.437										4	0	3	0	0	0	1									
Rickie Weeks Jr., R OBP: 0.379, SLG: 0.475											4	0	0	0	0	1		3							
7 Mark Reynolds, R OBP: 0.282, SLG: 0.416										3	1	0	0	1	1	1									
12 Martín Maldonado, R OBP: 0.432, SLG: 0.567										3	0	0	0	1	2	1									
18 Khris Davis, R OBP: 0.250, SLG: 0.399											4	1	2	2	0	1		1							
38 Wily Peralta, R OBP: 0.125, SLG: 0.250											2	0	0	0	0	1		0							
47 Rob Wooten, R OBP: 0.295, SLG: 0.479																									
3 Eijan Herrera, S OBP: 0.295, SLG: 0.479																									
53 Brandon Kintzler, R OBP: 0.287, SLG: 0.338																									
51 Wei-Chung Wang, L OBP: 0.287, SLG: 0.338																									
24 Lyle Overbay, L OBP: 0.287, SLG: 0.338																									
Inning Stats	R: 0 E: 0 K: 0 S: 8	H: 0 LOB: 1 BB: 1 P: 12	R: 0 E: 0 K: 1 S: 7	H: 0 LOB: 0 BB: 0 P: 11	R: 0 E: 0 K: 1 S: 10	H: 0 LOB: 0 BB: 0 P: 14	R: 0 E: 0 K: 1 S: 11	H: 1 LOB: 1 BB: 0 P: 18	R: 2 E: 0 K: 0 S: 15	H: 2 LOB: 1 BB: 1 P: 28	R: 0 E: 0 K: 0 S: 9	H: 1 LOB: 1 BB: 0 P: 15	R: 0 E: 0 K: 2 S: 11	H: 1 LOB: 1 BB: 0 P: 18	R: 1 E: 0 K: 0 S: 8	H: 2 LOB: 0 BB: 0 P: 13	R: 0 E: 0 K: 3 S: 12	H: 0 LOB: 1 BB: 1 P: 18	1B: 4 2B: 1 3B: 0 HR: 2	SF: 0 SAC: 1 DP: 1 HBP: 0	WP: 0 PB: 1 SB: 0 CS: 0	PA: 36			
PITCHER	IP WLS BF H R ER SO BB IBB HBP BLK WP HR S P ERA WHIP	6.2 W 27 5 2 2 5 2 0 0 0 0 1 68 112 2.70 1.050	7.1 0.1 H 1 0 0 0 0 0 0 0 0 0 3 4 0.00 0.000	8.1 1.0 H 4 2 1 1 0 0 0 0 0 0 1 8 13 9.00 2.000	9.1 1.0 4 0 0 0 3 1 0 0 0 0 0 12 18 0.00 1.000																				

Batter	1	2	3	4	5	6	7	8	9	AB	R	H	RBI	BB	SO	LOB	BOTTOM					
22 Jason Heyward, L OBP: 0.328, SLG: 0.333										4	2	3	0	0	0	2	Milwaukee Brewers @ Atlanta Braves Turner Field, Atlanta, GA Mon May 19 2014, 7:13 PM - 10:41 PM EDT Att: 20,468 - Clear - 69 F					
8 Justin Upton, R OBP: 0.388, SLG: 0.564										2	1	1	2	0	2							
5 Freddie Freeman, L OBP: 0.392, SLG: 0.549										5	1	2	1	0	2	5						
24 Evan Gattis, R OBP: 0.290, SLG: 0.492										2	1	1	1	2	0	0						
23 Chris Johnson, R OBP: 0.287, SLG: 0.338										5	0	0	0	0	1	6						
2 B J Upton, R OBP: 0.282, SLG: 0.329										3	2	1	0	2	1	1						
19 Andrelton Simmons, R OBP: 0.299, SLG: 0.429										5	0	3	1	0	1	1						
14 Ramiro Pena, S OBP: 0.288, SLG: 0.383											5	0	2	2	0	2		2				
36 Mike Minor, R OBP: 0.200, SLG: 0.200										3	1	1	0	0	1	2						
57 David Hale, R OBP: 0.245, SLG: 0.333										5	0	3	1	0	1	1						
4 Ryan Doumit, S OBP: 0.245, SLG: 0.333										3	1	1	0	0	1	2						
38 Anthony Varvaro, R OBP: 0.245, SLG: 0.333										3	1	1	0	0	1	2						
Inning Stats	R: 1 E: 0 K: 0 S: 14	H: 1 LOB: 2 BB: 2 P: 27	R: 1 E: 0 K: 1 S: 15	H: 2 LOB: 2 BB: 1 P: 26	R: 1 E: 0 K: 2 S: 11	H: 2 LOB: 1 BB: 0 P: 13	R: 0 E: 0 K: 1 S: 13	H: 2 LOB: 2 BB: 1 P: 22	R: 0 E: 0 K: 1 S: 10	H: 2 LOB: 2 BB: 0 P: 13	R: 1 E: 1 K: 1 S: 16	H: 2 LOB: 0 BB: 0 P: 23	R: 0 E: 0 K: 0 S: 6	H: 0 LOB: 0 BB: 0 P: 10	R: 5 E: 0 K: 2 S: 25	H: 4 LOB: 2 BB: 2 P: 46	1B: 12 2B: 0 3B: 0 HR: 3	SF: 1 SAC: 0 DP: 1 HBP: 1	WP: 0 PB: 2 SB: 0 CS: 0	PA: 45		
PITCHER	IP WLS BF H R ER SO BB IBB HBP BLK WP HR S P ERA WHIP	5.0 L 26 9 3 2 5 4 0 0 0 0 0 63 101 3.60 2.600	0.1 4 2 1 0 1 0 0 0 0 0 0 9 12 0.00 6.000	0.2 2 0 0 0 0 0 0 0 0 0 0 7 11 0.00 0.000	1.0 3 0 0 0 0 0 0 0 0 0 0 6 10 0.00 0.000	0.2 9 4 5 5 2 2 0 1 0 0 2 22 40 67.50 9.000																

AB	32
R	3
H	7
RBI	3
BB	3
SO	8
LOB	12



AB	36
R	9
H	15
RBI	8
BB	6
SO	8
LOB	23



Batter	1	2	3	4	5	6	7	8	9	AB	R	H	RBI	BB	SO	LOB	TOP						
27 Carlos Gómez, R OBP: 0.368, SLG: 0.540										5	0	1	0	0	4	3	Milwaukee Brewers @ Atlanta Braves Turner Field, Atlanta, GA Tue May 20 2014, 7:12 PM - 10:04 PM EDT Att: 20,045 - Partly Cloudy - 79 F						
2 Scooter Gennett, L OBP: 0.308, SLG: 0.378										4	0	1	0	0	0	1							
8 Ryan Braun, R OBP: 0.339, SLG: 0.544										4	0	0	0	0	1	2							
20 Jonathan Lucroy, R OBP: 0.133, SLG: 0.455											3	0	2	0	1	0		0					
24 Lyle Overbay, L OBP: 0.275, SLG: 0.268										4	0	0	0	0	1	3							
9 Jean Segura, R OBP: 0.284, SLG: 0.335										4	0	1	0	0	0	2							
18 Khris Davis, R OBP: 0.250, SLG: 0.391										3	0	0	0	1	0	3							
14 Jeff Bianchi, R OBP: 0.172, SLG: 0.145										3	0	0	0	0	1	4							
3 Elian Herrera, S OBP: 0.207, SLG: 0.295										1	0	1	0	0	0	0							
49 Yovani Gallardo, R OBP: 0.133, SLG: 0.071											1	0	0	0	0	0		0					
30 Tyler Thornburg, R OBP: 0.284, SLG: 0.468											1	0	0	0	0	0	0						
Inning Stats	R: 0 E: 0 K: 1 S: 7	H: 0 LOB: 0 BB: 0 P: 8	R: 0 E: 0 K: 0 S: 7	H: 0 LOB: 2 BB: 2 P: 16	R: 0 E: 0 K: 0 S: 7	H: 1 LOB: 0 BB: 0 P: 12	R: 0 E: 0 K: 2 S: 14	H: 1 LOB: 2 BB: 0 P: 21	R: 0 E: 0 K: 2 S: 11	H: 0 LOB: 1 BB: 0 P: 15	R: 0 E: 0 K: 0 S: 8	H: 0 LOB: 1 BB: 0 P: 10	R: 0 E: 0 K: 1 S: 9	H: 0 LOB: 1 BB: 0 P: 15	R: 0 E: 0 K: 0 S: 7	H: 1 LOB: 1 BB: 0 P: 12	R: 0 E: 0 K: 2 S: 13	H: 2 LOB: 2 BB: 0 P: 19	1B: 4 2B: 2 3B: 0 HR: 0	SF: 0 SAC: 0 DP: 0 HBP: 1	WP: 0 PB: 0 CS: 0	PA: 37	
PITCHER	IP: 9.0 WLS: W BF: 37 ERA: 1.92	H: 6 R: 0 ER: 0 SO: 8	BB: 2 IBB: 0 HBP: 1 BLK: 0	WP: 0 HR: 0 S: 83 P: 128 ERA: 0.00 WHIP: 0.889																			

AB	34
R	0
H	6
RBI	0
BB	2
SO	8
LOB	20



Batter	1	2	3	4	5	6	7	8	9	AB	R	H	RBI	BB	SO	LOB	BOTTOM					
22 Jason Heyward, L OBP: 0.326, SLG: 0.331											4	0	1	0	0	1	3					
14 Ramiro Pena, S OBP: 0.304, SLG: 0.367											2	1	0	0	2	0	1					
5 Freddie Freeman, L OBP: 0.389, SLG: 0.539											3	0	0	0	1	0	3					
8 Justin Upton, R OBP: 0.371, SLG: 0.582											4	1	2	3	0	1	0					
23 Chris Johnson, R OBP: 0.286, SLG: 0.342											4	0	1	0	0	0	2					
2 B.J. Upton, R OBP: 0.281, SLG: 0.322											3	1	0	0	1	0	1					
19 Andrelton Simmons, R OBP: 0.304, SLG: 0.450											4	1	2	1	0	0	0					
11 Gerald Laird, R OBP: 0.292, SLG: 0.214											4	1	2	0	0	1	2					
49 Julio Teheran, R OBP: 0.083, SLG: 0.083											3	0	0	1	0	0	2					
Inning Stats	R: 0 E: 0 K: 0 S: 5	H: 0 LOB: 0 BB: 0 P: 9	R: 3 E: 1 K: 0 S: 15	H: 3 LOB: 2 BB: 2 P: 29	R: 1 E: 1 K: 2 S: 15	H: 1 LOB: 3 BB: 2 P: 27	R: 1 E: 0 K: 0 S: 6	H: 2 LOB: 0 BB: 0 P: 12	R: 0 E: 0 K: 0 S: 3	H: 1 LOB: 1 BB: 0 P: 6	R: 0 E: 0 K: 0 S: 7	H: 1 LOB: 1 BB: 0 P: 13	R: 0 E: 0 K: 0 S: 7	H: 1 LOB: 1 BB: 0 P: 13	1B: 5 2B: 2 3B: 0 HR: 2	SF: 0 SAC: 1 DP: 1 HBP: 0	WP: 1 PB: 0 CS: 0	PA: 36				
PITCHER	IP: 3.1 WLS: L BF: 14 ERA: 3.51	H: 4 R: 4 ER: 4 SO: 2	BB: 3 IBB: 0 HBP: 0 BLK: 0	WP: 1 HR: 1 S: 35 P: 66 ERA: 10.80 WHIP: 2.100																		

AB	31
R	5
H	8
RBI	5
BB	4
SO	3
LOB	14



Batter	1	2	3	4	5	6	7	8	9	AB	R	H	RBI	BB	SO	LOB	TOP					
9 Jean Segura, R OBP: 0.301, SLG: 0.351			B1-3					L8		4	2	2	0	1	0	1	Milwaukee Brewers @ Miami Marlins Marlins Park, Miami, FL Fri May 23 2014, 7:12 PM - 10:05 PM EDT Att: 18,989 - Clear - 83 F					
2 Scooter Gennett, L OBP: 0.308, SLG: 0.395			K				L8	F8		4	1	1	2	0	1	2						
20 Jonathan Lucroy, R OBP: 0.398, SLG: 0.464			G4-3						K	5	1	2	0	0	1	1						
27 Carlos Gómez, R OBP: 0.385, SLG: 0.584										5	2	4	2	0	0	1						
7 Mark Reynolds, R OBP: 0.284, SLG: 0.471										5	2	2	4	0	2	3						
24 Lyle Overbay, L OBP: 0.269, SLG: 0.258										5	0	0	0	0	2	2						
18 Khris Davis, R OBP: 0.250, SLG: 0.402										4	1	1	1	0	2	1						
1 Logan Schafer, L OBP: 0.291, SLG: 0.314										4	0	1	0	0	0	0						
41 Marco Estrada, R 53 Brandon Kintzler, R Rickie Weeks Jr., R 13 Will Smith, R 47 Rob Wooten, R										3	0	0	0	0	1	1						
Inning Stats	R: 1 E: 0 K: 0 S: 9	H: 2 LOB: 1 BB: 0 P: 15	R: 0 E: 0 K: 2 S: 9	H: 1 LOB: 1 BB: 0 P: 13	R: 0 E: 0 K: 1 S: 8	H: 0 LOB: 0 BB: 0 P: 9	R: 2 E: 0 K: 0 S: 11	H: 2 LOB: 0 BB: 0 P: 15	R: 4 E: 0 K: 0 S: 11	H: 4 LOB: 0 BB: 0 P: 15	R: 1 E: 0 K: 1 S: 6	H: 1 LOB: 1 BB: 1 P: 14	R: 1 E: 0 K: 2 S: 17	H: 2 LOB: 1 BB: 0 P: 25	R: 0 E: 0 K: 0 S: 10	H: 0 LOB: 1 BB: 1 P: 17	R: 0 E: 0 K: 3 S: 10	H: 1 LOB: 1 BB: 0 P: 14	1B: 5 2B: 4 3B: 1 HR: 3	SF: 1 SAC: 0 DP: 0 HBP: 0	WP: 0 PB: 0 CS: 1	PA: 42
PITCHER	IP WLS BF H R ER SO BB IBB HBP BLK WP HR S P ERA WHIP																					
34 Tom Koehler, R ERA: 3.1	5.0 L 24 9 7 7 3 0 0 0 0 0 0 2 48 67 12.60 1.800																					
52 Brad Hand, L ERA: 6.39	2.0 10 3 2 2 3 1 0 0 0 0 1 23 39 9.00 2.000																					
41 Chris Hatcher, R ERA:	2.0 8 1 0 0 3 1 0 0 2 0 0 20 31 0.00 1.000																					

Batter	1	2	3	4	5	6	7	8	9	AB	R	H	RBI	BB	SO	LOB	BOTTOM					
21 Christian Yelich, L OBP: 0.329, SLG: 0.405			K						G6-3	5	0	0	0	0	1	3	Milwaukee Brewers @ Miami Marlins Marlins Park, Miami, FL Fri May 23 2014, 7:12 PM - 10:05 PM EDT Att: 18,989 - Clear - 83 F					
32 Derek Dietrich, L OBP: 0.352, SLG: 0.454										4	0	1	0	0	0	0						
27 Giancarlo Stanton, R OBP: 0.404, SLG: 0.616										4	2	2	2	0	0	1						
9 Casey McGehee, R OBP: 0.354, SLG: 0.370										4	0	0	0	0	1	1						
46 Garrett Jones, L OBP: 0.353, SLG: 0.518										3	2	2	2	1	0	0						
39 Jarrod Saltalamacchia, R OBP: 0.352, SLG: 0.439										4	0	0	0	0	3	2						
13 Marcell Ozuna, R OBP: 0.304, SLG: 0.432										4	1	1	0	0	0	0						
3 Adeiny Hechavarria, R ERA: 3.98										2	0	0	0	0	1	0						
52 Brad Hand, L 10 Jeff Baker, R 41 Chris Hatcher, R 5 Reed Johnson, R										1	0	0	0	0	0	0						
34 Tom Koehler, R 59 Ed Lucas, R										3	0	1	1	0	2	1						
Inning Stats	R: 1 E: 0 K: 1 S: 11	H: 1 LOB: 0 BB: 0 P: 14	R: 0 E: 0 K: 1 S: 7	H: 0 LOB: 0 BB: 0 P: 9	R: 0 E: 0 K: 3 S: 9	H: 0 LOB: 0 BB: 0 P: 13	R: 0 E: 0 K: 0 S: 8	H: 0 LOB: 0 BB: 0 P: 13	R: 1 E: 0 K: 0 S: 10	H: 1 LOB: 0 BB: 0 P: 12	R: 0 E: 0 K: 1 S: 10	H: 0 LOB: 0 BB: 0 P: 15	R: 3 E: 0 K: 1 S: 17	H: 5 LOB: 2 BB: 0 P: 31	R: 0 E: 0 K: 1 S: 14	H: 1 LOB: 2 BB: 1 P: 25	R: 0 E: 1 K: 1 S: 9	H: 0 LOB: 1 BB: 0 P: 14	1B: 4 2B: 0 3B: 0 HR: 4	SF: 0 SAC: 0 DP: 0 HBP: 0	WP: 0 PB: 0 CS: 0	PA: 37
PITCHER	IP WLS BF H R ER SO BB IBB HBP BLK WP HR S P ERA WHIP																					
41 Marco Estrada, R ERA: 3.98	6.2 W 26 6 5 5 7 0 0 0 0 0 0 4 69 100 6.75 0.900																					
53 Brandon Kintzler, R ERA: 4.02	0.1 2 1 0 0 0 0 0 0 0 0 0 3 7 0.00 3.000																					
13 Will Smith, L ERA: 0.4	1.0 5 1 0 0 1 1 0 0 0 0 0 14 25 0.00 2.000																					
47 Rob Wooten, R ERA: 2.53	1.0 4 0 0 0 1 0 0 0 0 0 0 9 14 0.00 0.000																					

Batter	1	2	3	4	5	6	7	8	9	AB	R	H	RBI	BB	SO	LOB	TOP					
9 Jean Segura, R OBP: 0.304, SLG: 0.353										5	0	2	0	0	1	1	Milwaukee Brewers @ Miami Marlins Marlins Park, Miami, FL Sat May 24 2014, 4:12 PM - 7:13 PM EDT Att: 25,819 - Roof Closed - 78 F					
8 Ryan Braun, R OBP: 0.326, SLG: 0.520										4	1	1	0	0	0	3						
20 Jonathan Lucroy, R OBP: 0.395, SLG: 0.465										4	0	1	1	0	0	3						
27 Carlos Gómez, R OBP: 0.387, SLG: 0.588										4	0	2	0	0	1	1						
7 Mark Reynolds, R OBP: 0.289, SLG: 0.472										4	0	2	0	0	0	3						
2 Scooter Gennett, L OBP: 0.300, SLG: 0.384										4	0	0	0	0	2	4						
18 Khris Davis, R OBP: 0.256, SLG: 0.407										3	0	1	0	1	0	1						
24 Lyle Overbay, L OBP: 0.274, SLG: 0.263										2	0	1	0	0	0	1						
Rickie Weeks Jr., R OBP: 0.371, SLG: 0.453										1	0	0	0	0	1	1						
30 Tyler Thornburg, R OBP: 0.371, SLG: 0.453										0	0	0	0	0	0	0						
59 Zach Duke, L OBP: 0.288, SLG: 0.310										0	0	0	0	0	0	0						
1 Logan Schafer, L OBP: 0.288, SLG: 0.310										1	0	0	0	0	1	0						
38 Wily Peralta, R OBP: 0.111, SLG: 0.222										2	0	0	0	0	1	1						
3 Elian Herrera, S OBP: 0.265, SLG: 0.292										2	0	1	0	0	1	1						
Inning Stats	R: 0 H: 0 E: 0 K: 0 S: 7	H: 0 LOB: 0 BB: 0 P: 10	R: 0 H: 1 E: 0 K: 1 S: 8	H: 1 LOB: 1 BB: 0 P: 13	R: 0 H: 2 E: 0 K: 1 S: 13	H: 2 LOB: 2 BB: 0 P: 17	R: 0 H: 1 E: 0 K: 0 S: 7	H: 1 LOB: 0 BB: 0 P: 11	R: 0 H: 0 E: 0 K: 0 S: 7	H: 0 LOB: 0 BB: 1 P: 13	R: 0 H: 3 E: 0 K: 0 S: 12	H: 3 LOB: 3 BB: 0 P: 18	R: 0 H: 1 E: 1 K: 2 S: 10	H: 1 LOB: 1 BB: 0 P: 17	R: 1 H: 2 E: 1 K: 2 S: 14	H: 2 LOB: 2 BB: 0 P: 17	R: 0 H: 1 E: 0 K: 2 S: 13	H: 1 LOB: 1 BB: 0 P: 15	1B: 8 2B: 3 3B: 0 HR: 0	SF: 0 SAC: 0 DP: 1 HBP: 0	WP: 2 PB: 0 CS: 0	PA: 38
PITCHER	IP	WLS	BF	H	R	ER	SO	BB	IBB	HBP	BLK	WP	HR	S	P	ERA	WHIP					
33 Jacob Turner, R ERA: 5.35	6.1	W	25	8	0	0	2	1	0	0	0	0	0	57	89	0.00	1.421					
40 Mike Dunn, L ERA: 4.59	0.2	H	2	0	0	2	0	0	0	0	0	1	0	7	10	0.00	0.000					
44 AJ Ramos, R ERA: 2.14	0.2	H	5	2	1	1	1	0	0	0	0	1	0	10	13	13.50	3.000					
31 Steve Cishek, R ERA: 1.83	1.1	S	5	1	0	0	3	0	0	0	0	0	0	17	19	0.00	0.750					

Batter	1	2	3	4	5	6	7	8	9	AB	R	H	RBI	BB	SO	LOB	BOTTOM					
21 Christian Yelich, L OBP: 0.332, SLG: 0.409										3	0	1	0	1	0	1	Milwaukee Brewers @ Miami Marlins Marlins Park, Miami, FL Sat May 24 2014, 4:12 PM - 7:13 PM EDT Att: 25,819 - Roof Closed - 78 F					
32 Derek Dietrich, L OBP: 0.348, SLG: 0.446										4	0	1	0	0	0	3						
31 Steve Cishek, R										0	0	0	0	0	0	0						
27 Giancarlo Stanton, R OBP: 0.401, SLG: 0.695										3	0	0	0	1	3	4						
9 Casey McGehee, R OBP: 0.357, SLG: 0.372										4	1	2	0	0	1	4						
46 Garrett Jones, L OBP: 0.351, SLG: 0.509										3	0	0	0	1	0	4						
39 Jarrod Saltalamacchia, R OBP: 0.349, SLG: 0.441										4	0	1	1	0	1	1						
13 Marcell Ozuna, R OBP: 0.298, SLG: 0.422										4	0	0	0	0	2	1						
3 Adeiny Hechavarria, R OBP: 0.295, SLG: 0.335										3	1	1	0	0	0	1						
33 Jacob Turner, R OBP: 0.375, SLG: 0.429										2	0	1	0	0	1	0						
40 Mike Dunn, L										0	0	0	0	0	0	0						
10 Jeff Baker, R OBP: 0.310, SLG: 0.373										1	0	1	1	0	0	0						
44 AJ Ramos, R										0	0	0	0	0	0	0						
59 Ed Lucas, R OBP: 0.409, SLG: 0.436										0	0	0	0	0	0	0						
Inning Stats	R: 0 H: 0 E: 0 K: 1 S: 8	H: 2 LOB: 1 BB: 0 P: 13	R: 1 H: 2 E: 0 K: 0 S: 8	H: 2 LOB: 1 BB: 0 P: 14	R: 0 H: 2 E: 0 K: 1 S: 12	H: 2 LOB: 3 BB: 1 P: 21	R: 0 H: 0 E: 0 K: 0 S: 9	H: 0 LOB: 0 BB: 0 P: 14	R: 0 H: 2 E: 0 K: 2 S: 13	H: 2 LOB: 2 BB: 0 P: 19	R: 0 H: 0 E: 0 K: 1 S: 10	H: 0 LOB: 0 BB: 1 P: 17	R: 1 H: 2 E: 0 K: 1 S: 15	H: 2 LOB: 2 BB: 1 P: 24	R: 0 H: 0 E: 0 K: 2 S: 8	H: 0 LOB: 0 BB: 0 P: 11	1B: 6 2B: 2 3B: 0 HR: 0	SF: 0 SAC: 0 DP: 1 HBP: 0	WP: 0 PB: 0 CS: 0	PA: 34		
PITCHER	IP	WLS	BF	H	R	ER	SO	BB	IBB	HBP	BLK	WP	HR	S	P	ERA	WHIP					
38 Wily Peralta, R ERA: 2.12	6.0	L	25	6	1	1	5	2	0	0	0	0	0	60	98	1.50	1.333					
30 Tyler Thornburg, R ERA: 2.55	1.0		6	2	1	1	1	1	0	0	0	0	0	15	24	9.00	3.000					
59 Zach Duke, L ERA: 1.33	1.0		3	0	0	0	2	0	0	0	0	0	0	8	11	0.00	0.000					

AB	36
R	1
H	11
RBI	1
BB	1
SO	8
LOB	20



AB	31
R	2
H	8
RBI	2
BB	3
SO	8
LOB	19




Batter	1	2	3	4	5	6	7	8	9	AB	R	H	RBI	BB	SO	LOB	TOP					
9 Jean Segura, R OBP: 0.296, SLG: 0.343	B1-3	E6	F8	G6-3	G6-3	G6-3	G6-3	G6-3	G6-3	5	1	0	0	0	0	2	Milwaukee Brewers @ Miami Marlins Marlins Park, Miami, FL Sun May 25 2014, 1:11 PM - 4:27 PM EDT Att: 21,897 - Roof Closed - 77 F					
8 Ryan Braun, R OBP: 0.343, SLG: 0.554	20 2B	20 2B	1B	1B	1B	1B	1B	1B	1B	5	2	4	1	0	1							
20 Jonathan Lucroy, R OBP: 0.400, SLG: 0.491	27 1B	2B	K	K	L8	L8	L8	L8	3B	5	1	3	2	0	1	2						
27 Carlos Gómez, R OBP: 0.389, SLG: 0.586	E	P4	L9	L9	L9	L9	L9	L9	K	4	1	2	1	0	0	2						
1 Logan Schafer, L OBP: 0.294, SLG: 0.306	E	P4	L9	L9	L9	L9	L9	L9	K	1	0	0	0	0	1	1						
Rickie Weeks Jr., R OBP: 0.360, SLG: 0.435	E7	L8	L8	L8	L8	L8	L8	L8	L8	5	0	1	0	0	1	4						
7 Mark Reynolds, R OBP: 0.293, SLG: 0.462	BB	BB	G5-3	F9	F9	F9	F9	F9	BB	3	0	0	0	2	0	2						
18 Khris Davis, R OBP: 0.260, SLG: 0.419	F6	F6	12 1B	K	K	K	K	K	K	5	2	2	0	0	2	4						
12 Martin Maldonado, R OBP: 0.429, SLG: 0.529	G1-3	G1-3	52 1B	G6-3	G6-3	G6-3	G6-3	G6-3	BB	3	0	1	1	1	0	2						
52 Jimmy Nelson, R	K	K	B1-6-3	K	K	K	K	K	BB	3	0	0	0	0	2	1						
47 Rob Wooten, R	K	K	B1-6-3	K	K	K	K	K	BB	0	0	0	0	0	0	0						
2 Scooter Gennett, L	K	K	B1-6-3	K	K	K	K	K	BB	1	0	1	1	0	0	0						
53 Brandon Kintzler, R	K	K	B1-6-3	K	K	K	K	K	BB	0	0	0	0	0	0	0						
57 Francisco Rodríguez, R	K	K	B1-6-3	K	K	K	K	K	BB	0	0	0	0	0	0	0						
Inning Stats	R: 3 H: 4 E: 1 K: 0 S: 15	LOB: 2 BB: 1 P: 26	R: 2 H: 2 E: 1 K: 1 S: 12	LOB: 1 BB: 0 P: 16	R: 1 H: 2 E: 0 K: 0 S: 12	LOB: 2 BB: 0 P: 17	R: 0 H: 1 E: 0 K: 1 S: 10	LOB: 1 BB: 0 P: 15	R: 0 H: 0 E: 0 K: 1 S: 10	LOB: 0 BB: 0 P: 15	R: 0 H: 0 E: 0 K: 1 S: 10	LOB: 0 BB: 0 P: 14	R: 0 H: 2 E: 0 K: 1 S: 15	LOB: 2 BB: 0 P: 19	R: 1 H: 2 E: 0 K: 1 S: 13	LOB: 1 BB: 1 P: 23	R: 0 H: 1 E: 0 K: 2 S: 11	LOB: 2 BB: 1 P: 18	1B: 7 2B: 5 3B: 2 HR: 0	SF: 0 SAC: 0 DP: 2 HBP: 0	WP: 0 PB: 0 CS: 1	PA: 43
PITCHER	IP WLS BF H R ER SO BB IBB HBP BLK WP HR S P ERA WHIP																					
29 Randy Wolf, L	(1, 1)	5.0 L 25 9 6 4 3 1 0 0 0 0 0 0 59 89 7.20 2.000																				
45 Kevin Slowey, R	(6, 1)	2.0 8 2 0 0 2 0 0 0 0 0 0 0 25 33 0.00 1.000																				
22 Carter Capps, R	(8, 1)	1.0 5 2 1 1 1 1 0 0 0 0 0 0 13 23 9.00 3.000																				
43 Dan Jennings, L	(9, 1)	1.0 5 1 0 0 2 1 0 0 0 0 0 0 11 18 0.00 2.000																				


Batter	1	2	3	4	5	6	7	8	9	AB	R	H	RBI	BB	SO	LOB	BOTTOM					
21 Christian Yelich, L OBP: 0.330, SLG: 0.403	G6-3	G6-3	G6-3	G6-3	G6-3	G6-3	G6-3	G6-3	G6-3	3	0	0	0	1	0	0	Milwaukee Brewers @ Miami Marlins Marlins Park, Miami, FL Sun May 25 2014, 1:11 PM - 4:27 PM EDT Att: 21,897 - Roof Closed - 77 F					
32 Derek Dietrich, L OBP: 0.346, SLG: 0.435	27 WP	K	K	K	K	K	K	K	BB	3	0	0	0	1	2	3						
27 Giancarlo Stanton, R OBP: 0.389, SLG: 0.599	K	K	K	K	K	K	K	K	BB	4	0	1	0	0	2	4						
9 Casey McGehee, R OBP: 0.350, SLG: 0.365	F9	F9	P4	P4	P4	P4	P4	P4	K	4	0	0	0	0	1	2						
46 Garrett Jones, L OBP: 0.343, SLG: 0.497	F9	F9	K	K	K	K	K	K	G1-6-3	4	0	0	0	0	1	1						
13 Marcell Ozuna, R OBP: 0.307, SLG: 0.443	6 1B	6 1B	G5-3	G5-3	G5-3	G5-3	G5-3	G5-3	HR	3	1	2	1	1	0	0						
3 Adeiny Hechavarría, R OBP: 0.299, SLG: 0.339	L8	L8	L8	L8	L8	L8	L8	L8	P3	4	0	2	0	0	0	1						
6 Jeff Mathis, R OBP: 0.409, SLG: 0.474	L8	L8	L8	L8	L8	L8	L8	L8	L5	4	0	2	0	0	0	2						
29 Randy Wolf, L	P4	P4	P4	P4	P4	P4	P4	P4	P3	1	0	0	0	0	0	2						
10 Jeff Baker, R	P4	P4	P4	P4	P4	P4	P4	P4	P3	1	0	0	0	0	1	2						
45 Kevin Slowey, R	P4	P4	P4	P4	P4	P4	P4	P4	P3	0	0	0	0	0	0	0						
17 Donovan Solano, R	P4	P4	P4	P4	P4	P4	P4	P4	P3	0	0	0	0	0	0	0						
22 Carter Capps, R	P4	P4	P4	P4	P4	P4	P4	P4	P3	0	0	0	0	0	0	0						
43 Dan Jennings, L	P4	P4	P4	P4	P4	P4	P4	P4	P3	0	0	0	0	0	0	0						
59 Ed Lucas, R	P4	P4	P4	P4	P4	P4	P4	P4	P3	0	0	0	0	0	0	0						
Inning Stats	R: 0 H: 0 E: 0 K: 1 S: 11	LOB: 1 BB: 1 P: 20	R: 0 H: 1 E: 0 K: 0 S: 13	LOB: 2 BB: 1 P: 27	R: 0 H: 0 E: 0 K: 2 S: 10	LOB: 0 BB: 0 P: 16	R: 0 H: 0 E: 0 K: 1 S: 10	LOB: 0 BB: 0 P: 16	R: 0 H: 0 E: 0 K: 2 S: 10	LOB: 0 BB: 0 P: 15	R: 0 H: 2 E: 0 K: 2 S: 12	LOB: 3 BB: 1 P: 15	R: 0 H: 2 E: 0 K: 0 S: 9	LOB: 2 BB: 0 P: 14	R: 0 H: 1 E: 0 K: 1 S: 11	LOB: 0 BB: 0 P: 14	R: 1 H: 1 E: 0 K: 0 S: 8	LOB: 0 BB: 0 P: 13	1B: 6 2B: 0 3B: 0 HR: 1	SF: 0 SAC: 0 DP: 1 HBP: 0	WP: 1 PB: 0 CS: 0	PA: 36
PITCHER	IP WLS BF H R ER SO BB IBB HBP BLK WP HR S P ERA WHIP																					
52 Jimmy Nelson, R	(1, 1)	5.2 W 25 9 0 0 6 3 0 0 0 0 0 0 64 107 0.00 1.412																				
47 Rob Wooten, R	(6, 1)	1.1 4 0 0 0 0 0 0 0 0 0 0 0 11 16 0.00 0.000																				
53 Brandon Kintzler, R	(8, 1)	1.0 3 1 0 0 1 0 0 0 0 0 0 0 11 14 0.00 1.000																				
57 Francisco Rodríguez, R	(9, 1)	1.0 4 1 1 1 0 0 0 0 0 0 0 1 8 13 9.00 1.000																				



Batter	1	2	3	4	5	6	7	8	9	10	AB	R	H	RBI	BB	SO	LOB	TOP																																																																																																																																																																																																																																																																																																																																																			
21 Nick Markakis, L OBP: 0.345, SLG: 0.386	F7		13 1B	G6-3			F7		2B		5	1	2	1	0	0	1	Baltimore Orioles @ Milwaukee Brewers Miller Park, Milwaukee, WI Mon May 26 2014, 1:12 PM - 4:54 PM CDT Att. 42,889 - Cloudy - 82 F																																																																																																																																																																																																																																																																																																																																																			
13 Manny Machado, R OBP: 0.296, SLG: 0.315	G3-1		10 3B			G5-3	G6-3		BB		4	1	1	0	1	0	0																																																																																																																																																																																																																																																																																																																																																				
10 Adam Jones, R OBP: 0.318, SLG: 0.454			23 2B	G6-3		G6-3		G1-4-3	F8		5	1	2	2	0	0	2																																																																																																																																																																																																																																																																																																																																																				
23 Nelson Cruz, R OBP: 0.362, SLG: 0.610	K		28 2B	G5-3		G5-3		28 G5-4-3	L7		4	0	1	1	1	1	1																																																																																																																																																																																																																																																																																																																																																				
28 Steve Pearce, R OBP: 0.348, SLG: 0.516	K		40 2B	G5-3		G5-3		G5-4-3	K		5	0	0	0	0	2	2																																																																																																																																																																																																																																																																																																																																																				
2 J.J. Hardy, R OBP: 0.327, SLG: 0.373			40 1B	F7		F7		L7	40 2B		5	1	3	0	0	0	0																																																																																																																																																																																																																																																																																																																																																				
40 Nick Hundley, R OBP: 0.266, SLG: 0.359	K			G1-3		G1-3		G5-3	1B		5	0	1	1	0	1	3																																																																																																																																																																																																																																																																																																																																																				
6 Jonathan Schoop, R OBP: 0.288, SLG: 0.376	L8		21 1B	G4-3		G4-3		HR	F7		5	2	3	2	0	0	2																																																																																																																																																																																																																																																																																																																																																				
30 Chris Tillman, R 58 Ryan Webb, R 45 Steve Clevenger, L 35 Brad Brach, R 27 Delmon Young, R 9 David Lough, L 56 Darren O'Day, R 53 Zack Britton, L	K		K			G4-3		HR	21 2B		2	0	0	0	0	2	1	livebaseballscorecards.com																																																																																																																																																																																																																																																																																																																																																			
<table border="1"> <thead> <tr> <th>Inning Stats</th> <th>R:</th> <th>H:</th> <th>E:</th> <th>K:</th> <th>S:</th> <th>10</th> <th>14</th> <th>R:</th> <th>H:</th> <th>E:</th> <th>K:</th> <th>S:</th> <th>10</th> <th>15</th> <th>R:</th> <th>H:</th> <th>E:</th> <th>K:</th> <th>S:</th> <th>18</th> <th>24</th> <th>R:</th> <th>H:</th> <th>E:</th> <th>K:</th> <th>S:</th> <th>8</th> <th>10</th> <th>R:</th> <th>H:</th> <th>E:</th> <th>K:</th> <th>S:</th> <th>12</th> <th>15</th> <th>R:</th> <th>H:</th> <th>E:</th> <th>K:</th> <th>S:</th> <th>16</th> <th>23</th> <th>R:</th> <th>H:</th> <th>E:</th> <th>K:</th> <th>S:</th> <th>9</th> <th>16</th> <th>R:</th> <th>H:</th> <th>E:</th> <th>K:</th> <th>S:</th> <th>10</th> <th>19</th> <th>R:</th> <th>H:</th> <th>E:</th> <th>K:</th> <th>S:</th> <th>12</th> <th>19</th> <th>1B:</th> <th>SF:</th> <th>2B:</th> <th>SAC:</th> <th>3B:</th> <th>DP:</th> <th>HR:</th> <th>HBP:</th> <th>WP:</th> <th>PA:</th> </tr> </thead> <tbody> <tr> <td>26 Kyle Lohse, R ERA: 2.92</td> <td>IP</td> <td>WLS</td> <td>BF</td> <td>H</td> <td>R</td> <td>ER</td> <td>SO</td> <td>BB</td> <td>IBB</td> <td>HBP</td> <td>BLK</td> <td>WP</td> <td>HR</td> <td>S</td> <td>P</td> <td>ERA</td> <td>WHIP</td> <td colspan="11"></td> <td colspan="11">PITCHER</td> <td>IP</td> <td>WLS</td> <td>BF</td> <td>H</td> <td>R</td> <td>ER</td> <td>SO</td> <td>BB</td> <td>IBB</td> <td>HBP</td> <td>BLK</td> <td>WP</td> <td>HR</td> <td>S</td> <td>P</td> <td>ERA</td> <td>WHIP</td> <td colspan="11"></td> </tr> <tr> <td>53 Brandon Kintzler, R ERA: 3.5</td> <td>1.1</td> <td>H</td> <td>4</td> <td>0</td> <td>0</td> <td>0</td> <td>1</td> <td>0</td> <td>0</td> <td>0</td> <td>0</td> <td>0</td> <td>0</td> <td>10</td> <td>18</td> <td>0.00</td> <td>0.750</td> <td colspan="11"></td> <td colspan="11"></td> <td>1.0</td> <td>B</td> <td>7</td> <td>3</td> <td>2</td> <td>0</td> <td>0</td> <td>1</td> <td>0</td> <td>0</td> <td>0</td> <td>0</td> <td>1</td> <td>10</td> <td>21</td> <td>18.00</td> <td>4.000</td> <td colspan="11"></td> </tr> <tr> <td>57 Francisco Rodriguez, R ERA: 2.42</td> <td>1.0</td> <td>L</td> <td>5</td> <td>2</td> <td>1</td> <td>1</td> <td>1</td> <td>0</td> <td>0</td> <td>0</td> <td>0</td> <td>0</td> <td>0</td> <td>12</td> <td>19</td> <td>9.00</td> <td>2.000</td> <td colspan="11"></td> <td colspan="11"></td> <td>1.0</td> <td>L</td> <td>5</td> <td>2</td> <td>1</td> <td>1</td> <td>1</td> <td>0</td> <td>0</td> <td>0</td> <td>0</td> <td>0</td> <td>12</td> <td>19</td> <td>9.00</td> <td>2.000</td> <td colspan="11"></td> </tr> <tr> <td>47 Rob Wooten, R ERA: 2.81</td> <td>1.0</td> <td>S</td> <td>4</td> <td>1</td> <td>0</td> <td>0</td> <td>0</td> <td>1</td> <td>0</td> <td>0</td> <td>0</td> <td>0</td> <td>0</td> <td>8</td> <td>16</td> <td>0.00</td> <td>2.000</td> <td colspan="11"></td> <td colspan="11"></td> <td>1.0</td> <td>S</td> <td>4</td> <td>1</td> <td>0</td> <td>0</td> <td>0</td> <td>1</td> <td>0</td> <td>0</td> <td>0</td> <td>0</td> <td>8</td> <td>16</td> <td>0.00</td> <td>2.000</td> <td colspan="11"></td> </tr> </tbody> </table>											Inning Stats	R:	H:	E:	K:	S:	10		14	R:	H:	E:	K:	S:	10	15	R:	H:	E:	K:	S:	18	24	R:	H:	E:	K:	S:	8	10	R:	H:	E:	K:	S:	12	15	R:	H:	E:	K:	S:	16	23	R:	H:	E:	K:	S:	9	16	R:	H:	E:	K:	S:	10	19	R:	H:	E:	K:	S:	12	19	1B:	SF:	2B:	SAC:	3B:	DP:	HR:	HBP:	WP:	PA:	26 Kyle Lohse, R ERA: 2.92	IP	WLS	BF	H	R	ER	SO	BB	IBB	HBP	BLK	WP	HR	S	P	ERA	WHIP												PITCHER											IP	WLS	BF	H	R	ER	SO	BB	IBB	HBP	BLK	WP	HR	S	P	ERA	WHIP												53 Brandon Kintzler, R ERA: 3.5	1.1	H	4	0	0	0	1	0	0	0	0	0	0	10	18	0.00	0.750																							1.0	B	7	3	2	0	0	1	0	0	0	0	1	10	21	18.00	4.000												57 Francisco Rodriguez, R ERA: 2.42	1.0	L	5	2	1	1	1	0	0	0	0	0	0	12	19	9.00	2.000																							1.0	L	5	2	1	1	1	0	0	0	0	0	12	19	9.00	2.000												47 Rob Wooten, R ERA: 2.81	1.0	S	4	1	0	0	0	1	0	0	0	0	0	8	16	0.00	2.000																							1.0	S	4	1	0	0	0	1	0	0	0	0	8	16	0.00	2.000												WP:	PA:
Inning Stats	R:	H:	E:	K:	S:	10	14	R:	H:	E:	K:	S:	10	15	R:	H:	E:		K:	S:	18	24	R:	H:	E:	K:	S:	8	10	R:	H:	E:	K:	S:	12	15	R:	H:	E:	K:	S:	16	23	R:	H:	E:	K:	S:	9	16	R:	H:	E:	K:	S:	10	19	R:	H:	E:	K:	S:	12	19	1B:	SF:	2B:	SAC:	3B:	DP:	HR:	HBP:	WP:	PA:																																																																																																																																																																																																																																																																																											
26 Kyle Lohse, R ERA: 2.92	IP	WLS	BF	H	R	ER	SO	BB	IBB	HBP	BLK	WP	HR	S	P	ERA	WHIP													PITCHER											IP	WLS	BF	H	R	ER	SO	BB	IBB	HBP	BLK	WP	HR	S	P	ERA	WHIP																																																																																																																																																																																																																																																																																																												
53 Brandon Kintzler, R ERA: 3.5	1.1	H	4	0	0	0	1	0	0	0	0	0	0	10	18	0.00	0.750																							1.0	B	7	3	2	0	0	1	0	0	0	0	1	10	21	18.00	4.000																																																																																																																																																																																																																																																																																																													
57 Francisco Rodriguez, R ERA: 2.42	1.0	L	5	2	1	1	1	0	0	0	0	0	0	12	19	9.00	2.000																							1.0	L	5	2	1	1	1	0	0	0	0	0	12	19	9.00	2.000																																																																																																																																																																																																																																																																																																														
47 Rob Wooten, R ERA: 2.81	1.0	S	4	1	0	0	0	1	0	0	0	0	0	8	16	0.00	2.000																							1.0	S	4	1	0	0	0	1	0	0	0	0	8	16	0.00	2.000																																																																																																																																																																																																																																																																																																														

Batter	1	2	3	4	5	6	7	8	9	10	AB	R	H	RBI	BB	SO	LOB	BOTTOM																																																																																																																																																																																																																																																																								
9 Jean Segura, R OBP: 0.298, SLG: 0.361	8 2B	L8		1H 2B		L7		FC6-4			5	1	2	2	0	0	4	Baltimore Orioles @ Milwaukee Brewers Miller Park, Milwaukee, WI Mon May 26 2014, 1:12 PM - 4:54 PM CDT Att. 42,889 - Cloudy - 82 F																																																																																																																																																																																																																																																																								
8 Ryan Braun, R OBP: 0.338, SLG: 0.548	20 2B		L5	G4-3			G1-3		L8		5	0	1	1	0	0	1																																																																																																																																																																																																																																																																									
20 Jonathan Lucroy, R OBP: 0.400, SLG: 0.486	F8		27 1B	P4			G4-3		27 SH		4	1	1	0	1	0	1																																																																																																																																																																																																																																																																									
3 Erian Herrera, S OBP: 0.265, SLG: 0.292			7 SF8	K			F7		L6-5		0	0	0	0	0	0	0																																																																																																																																																																																																																																																																									
12 Martin Maldonado, R OBP: 0.429, SLG: 0.529			2 CS	K			K		SH		3	0	1	0	1	1	0																																																																																																																																																																																																																																																																									
27 Carlos Gómez, R OBP: 0.391, SLG: 0.582			SF8	K			K		L6-5		4	0	0	1	0	3	4																																																																																																																																																																																																																																																																									
7 Mark Reynolds, R OBP: 0.254, SLG: 0.450	K		CS	K			L4		18 2B		5	0	1	0	0	1	2																																																																																																																																																																																																																																																																									
2 Scooter Gennett, L OBP: 0.301, SLG: 0.389	F8			K			L4		G4-3		5	0	1	0	0	1	2																																																																																																																																																																																																																																																																									
18 Kris Davis, R OBP: 0.280, SLG: 0.455	24 2B		9 2B	HR			24 BB		24 1B		4	2	4	1	1	0	0																																																																																																																																																																																																																																																																									
24 Lyle Overbay, L OBP: 0.297, SLG: 0.299	F9		9 2B	HR			9 FC6-4		21 BB		2	2	1	1	3	0	1																																																																																																																																																																																																																																																																									
26 Kyle Lohse, R 53 Brandon Kintzler, R Rikie Weeks Jr., R 57 Francisco Rodriguez, R 47 Rob Wooten, R 21 Irving Falu, S	K			K			K		G4-3		0	0	0	0	0	3	3	livebaseballscorecards.com																																																																																																																																																																																																																																																																								
<table border="1"> <thead> <tr> <th>Inning Stats</th> <th>R:</th> <th>H:</th> <th>E:</th> <th>K:</th> <th>S:</th> <th>12</th> <th>21</th> <th>R:</th> <th>H:</th> <th>E:</th> <th>K:</th> <th>S:</th> <th>13</th> <th>R:</th> <th>H:</th> <th>E:</th> <th>K:</th> <th>S:</th> <th>16</th> <th>23</th> <th>R:</th> <th>H:</th> <th>E:</th> <th>K:</th> <th>S:</th> <th>10</th> <th>16</th> <th>R:</th> <th>H:</th> <th>E:</th> <th>K:</th> <th>S:</th> <th>8</th> <th>8</th> <th>R:</th> <th>H:</th> <th>E:</th> <th>K:</th> <th>S:</th> <th>15</th> <th>19</th> <th>R:</th> <th>H:</th> <th>E:</th> <th>K:</th> <th>S:</th> <th>9</th> <th>14</th> <th>R:</th> <th>H:</th> <th>E:</th> <th>K:</th> <th>S:</th> <th>12</th> <th>16</th> <th>1B:</th> <th>SF:</th> <th>2B:</th> <th>SAC:</th> <th>3B:</th> <th>DP:</th> <th>HR:</th> <th>HBP:</th> <th>WP:</th> <th>PA:</th> </tr> </thead> <tbody> <tr> <td>30 Chris Tillman, R ERA: 4.97</td> <td>IP</td> <td>WLS</td> <td>BF</td> <td>H</td> <td>R</td> <td>ER</td> <td>SO</td> <td>BB</td> <td>IBB</td> <td>HBP</td> <td>BLK</td> <td>WP</td> <td>HR</td> <td>S</td> <td>P</td> <td>ERA</td> <td>WHIP</td> <td colspan="11"></td> <td colspan="11">PITCHER</td> <td>IP</td> <td>WLS</td> <td>BF</td> <td>H</td> <td>R</td> <td>ER</td> <td>SO</td> <td>BB</td> <td>IBB</td> <td>HBP</td> <td>BLK</td> <td>WP</td> <td>HR</td> <td>S</td> <td>P</td> <td>ERA</td> <td>WHIP</td> <td colspan="11"></td> </tr> <tr> <td>58 Ryan Webb, R ERA: 3.43</td> <td>0.1</td> <td>0</td> <td>0</td> <td>0</td> <td>0</td> <td>0</td> <td>0</td> <td>0</td> <td>0</td> <td>0</td> <td>0</td> <td>0</td> <td>0</td> <td>3</td> <td>3</td> <td>0.00</td> <td>0.000</td> <td colspan="11"></td> <td colspan="11"></td> <td>2.0</td> <td>9</td> <td>2</td> <td>0</td> <td>0</td> <td>2</td> <td>1</td> <td>0</td> <td>0</td> <td>0</td> <td>0</td> <td>0</td> <td>0</td> <td>9</td> <td>14</td> <td>0.00</td> <td>1.000</td> <td colspan="11"></td> </tr> <tr> <td>35 Brad Brach, R ERA: 3.48</td> <td>1.0</td> <td>W</td> <td>4</td> <td>1</td> <td>0</td> <td>0</td> <td>0</td> <td>0</td> <td>0</td> <td>0</td> <td>0</td> <td>0</td> <td>0</td> <td>9</td> <td>14</td> <td>0.00</td> <td>1.000</td> <td colspan="11"></td> <td colspan="11"></td> <td>1.0</td> <td>S</td> <td>4</td> <td>1</td> <td>0</td> <td>0</td> <td>0</td> <td>1</td> <td>0</td> <td>0</td> <td>0</td> <td>0</td> <td>8</td> <td>16</td> <td>0.00</td> <td>2.000</td> <td colspan="11"></td> </tr> </tbody> </table>											Inning Stats	R:	H:	E:	K:	S:	12		21	R:	H:	E:	K:	S:	13	R:	H:	E:	K:	S:	16	23	R:	H:	E:	K:	S:	10	16	R:	H:	E:	K:	S:	8	8	R:	H:	E:	K:	S:	15	19	R:	H:	E:	K:	S:	9	14	R:	H:	E:	K:	S:	12	16	1B:	SF:	2B:	SAC:	3B:	DP:	HR:	HBP:	WP:	PA:	30 Chris Tillman, R ERA: 4.97	IP	WLS	BF	H	R	ER	SO	BB	IBB	HBP	BLK	WP	HR	S	P	ERA	WHIP												PITCHER											IP	WLS	BF	H	R	ER	SO	BB	IBB	HBP	BLK	WP	HR	S	P	ERA	WHIP												58 Ryan Webb, R ERA: 3.43	0.1	0	0	0	0	0	0	0	0	0	0	0	0	3	3	0.00	0.000																							2.0	9	2	0	0	2	1	0	0	0	0	0	0	9	14	0.00	1.000												35 Brad Brach, R ERA: 3.48	1.0	W	4	1	0	0	0	0	0	0	0	0	0	9	14	0.00	1.000																							1.0	S	4	1	0	0	0	1	0	0	0	0	8	16	0.00	2.000												WP:	PA:
Inning Stats	R:	H:	E:	K:	S:	12	21	R:	H:	E:	K:	S:	13	R:	H:	E:	K:		S:	16	23	R:	H:	E:	K:	S:	10	16	R:	H:	E:	K:	S:	8	8	R:	H:	E:	K:	S:	15	19	R:	H:	E:	K:	S:	9	14	R:	H:	E:	K:	S:	12	16	1B:	SF:	2B:	SAC:	3B:	DP:	HR:	HBP:	WP:	PA:																																																																																																																																																																																																																								
30 Chris Tillman, R ERA: 4.97	IP	WLS	BF	H	R	ER	SO	BB	IBB	HBP	BLK	WP	HR	S	P	ERA	WHIP													PITCHER											IP	WLS	BF	H	R	ER	SO	BB	IBB	HBP	BLK	WP	HR	S	P	ERA	WHIP																																																																																																																																																																																																																																	
58 Ryan Webb, R ERA: 3.43	0.1	0	0	0	0	0	0	0	0	0	0	0	0	3	3	0.00	0.000																							2.0	9	2	0	0	2	1	0	0	0	0	0	0	9	14	0.00	1.000																																																																																																																																																																																																																																		
35 Brad Brach, R ERA: 3.48	1.0	W	4	1	0	0	0	0	0	0	0	0	0	9	14	0.00	1.000																							1.0	S	4	1	0	0	0	1	0	0	0	0	8	16	0.00	2.000																																																																																																																																																																																																																																			

Batter	1	2	3	4	5	6	7	8	9	10	AB	R	H	RBI	BB	SO	LOB	TOP								
21 Nick Markakis, L OBP: 0.346, SLG: 0.392	G4-3		P5			SH2-3 13 1H SF8 2B			F8		5	1	2	1	0	0	2	Baltimore Orioles @ Milwaukee Brewers Miller Park, Milwaukee, WI Tue May 27 2014, 7:12 PM - 10:56 PM CDT Att: 25,552 - Roof Closed - 72 F livebaseballscorecards.com AB 35 R 6 H 7 RBI 6 BB 3 SO 11 LOB 11 								
13 Manny Machado, R OBP: 0.284, SLG: 0.301	G4-1		G4-3			SH2-3	G6-3		G5-3		4	0	0	0	0	0	1									
10 Adam Jones, R OBP: 0.311, SLG: 0.445	K		K			SF8			K		4	0	0	1	0	3	0									
19 Chris Davis, L OBP: 0.362, SLG: 0.472	K		K			K2-3			F8		4	0	0	0	1	3	0									
23 Nelson Cruz, R OBP: 0.309, SLG: 0.632	K		K			HR			IBB		3	2	2	1	1	1	0									
9 David Lough, L OBP: 0.232, SLG: 0.207	K		K			G1-3			G4-3		1	0	0	0	0	0	1									
66 T.J. McFarland, L OBP: 0.320, SLG: 0.364	G6-3		G6-3			G1-3			G3		4	0	0	0	0	0	2									
40 Nick Hundley, R OBP: 0.265, SLG: 0.353	K		K			K			FC6 6 G6-3 28 HR		4	1	1	0	0	2	1									
6 Jonathan Schoop, R OBP: 0.267, SLG: 0.373	F8		F8			F8			K		4	0	1	0	0	1	3									
16 Wei-Yin Chen, R ERA: 4.84	K		K			21 2B BB			SH1-3		1	0	0	0	0	0	1									
Inning Stats	R: 0 E: 0 K: 1 S: 8	H: 0 LOB: 0 BB: 0 P: 9	R: 0 E: 0 K: 2 S: 10	H: 0 LOB: 0 BB: 0 P: 15	R: 0 E: 0 K: 2 S: 10	H: 1 LOB: 1 BB: 0 P: 16	R: 0 E: 0 K: 2 S: 10	H: 0 LOB: 0 BB: 0 P: 15	R: 1 E: 0 K: 1 S: 8	H: 1 LOB: 0 BB: 0 P: 12	R: 2 E: 0 K: 1 S: 16	H: 1 LOB: 0 BB: 1 P: 25	R: 3 E: 1 K: 0 S: 15	H: 2 LOB: 1 BB: 1 P: 30	R: 0 E: 0 K: 0 S: 9	H: 1 LOB: 1 BB: 0 P: 15	R: 0 E: 0 K: 1 S: 9	H: 1 LOB: 1 BB: 0 P: 10	R: 0 E: 0 K: 1 S: 10	H: 0 LOB: 1 BB: 1 P: 21	1B: 3 2B: 2 3B: 0 HR: 2	SF: 1 SAC: 2 DP: 0 HBP: 0	WP: 1 PB: 0 SB: 0 CS: 0	PA: 41		
PITCHER	IP 6.2	WLS 28	BF 5	H 6	R 3	ER 9	SO 9	BB 2	IBB 0	HBP 0	BLK 0	WP 0	HR 0	S 2	P 73	P 115	ERA 4.05	WHIP 1.050								
13 Will Smith, L ERA: 3.36	1.1	5	1	0	0	0	0	0	0	0	0	1	0	13	22	0.00	0.750									
30 Tyler Thornburg, R ERA: 2.45	1.0	4	1	0	0	1	0	0	0	0	0	0	0	9	10	0.00	1.000									
57 Francisco Rodriguez, R ERA: 2.33	1.0	W	4	0	0	0	1	0	1	0	0	0	0	10	21	0.00	0.000									

Batter	1	2	3	4	5	6	7	8	9	10	AB	R	H	RBI	BB	SO	LOB	BOTTOM							
9 Jean Segura, R OBP: 0.303, SLG: 0.364	27 HR 1B	L3		G5-3					SH2-3		4	1	2	0	0	0	1	Baltimore Orioles @ Milwaukee Brewers Miller Park, Milwaukee, WI Tue May 27 2014, 7:12 PM - 10:56 PM CDT Att: 25,552 - Roof Closed - 72 F livebaseballscorecards.com AB 39 R 7 H 12 RBI 7 BB 3 SO 9 LOB 19 							
8 Ryan Braun, R OBP: 0.340, SLG: 0.550	27 HR 1B			K			G5-4-3		G4-3		5	1	2	0	0	1	3								
20 Jonathan Lucroy, R OBP: 0.400, SLG: 0.469	K		F8			L9			G4-3		5	0	2	1	0	1	3								
27 Carlos Gómez, R OBP: 0.367, SLG: 0.587	HR		K2-3			K			F8		5	1	1	3	0	2	3								
Rickie Weeks Jr., R OBP: 0.343, SLG: 0.411	K		G5-3			K			G3		3	0	0	0	0	2	1								
2 Scooter Gennett, L OBP: 0.304, SLG: 0.386	K		G5-3			K			G3		1	0	0	0	1	0	0								
18 Chris Davis, R OBP: 0.283, SLG: 0.467	G5-3			HR		F9			G4-3		4	1	1	1	1	0	0								
7 Mark Reynolds, R OBP: 0.293, SLG: 0.471	HR			HR		E5			L5		4	2	2	1	1	0	3								
12 Martín Maldonado, R OBP: 0.400, SLG: 0.486	HR			22 SH1-3 1B					IBB		4	2	2	1	1	0	3								
13 Will Smith, R ERA: 3.36	B5-3			L6		K2-3			G4-3		3	0	0	0	0	0	1								
1 Logan Schafer, L ERA: 3.27	B5-3			L6		K2-3			G4-3		0	0	0	0	0	0	0								
21 Irving Fiala, S ERA: 0.87	B5-3			L6		K2-3			G4-3		0	0	0	0	0	0	0								
30 Tyler Thornburg, R ERA: 2.45	B5-3			L6		K2-3			G4-3		0	0	0	0	0	0	0								
57 Francisco Rodriguez, R ERA: 2.33	B5-3			L6		K2-3			G4-3		0	0	0	0	0	0	0								
49 Yovani Gallardo, R OBP: 0.304, SLG: 0.386	B5-3			L6		K2-3			G4-3		0	0	0	0	0	0	0								
22 Matt Garza, R OBP: 0.043, SLG: 0.087	K2-3			SH1-3		K			G4-3		1	0	0	0	0	1	0								
24 Lyle Overbay, L OBP: 0.301, SLG: 0.303	K2-3			SH1-3		K			G4-3		2	0	1	0	0	1	0								
3 Elian Herrera, S OBP: 0.265, SLG: 0.292	K2-3			SH1-3		K			G4-3		0	1	0	0	0	0	0								
Inning Stats	R: 3 E: 0 K: 2 S: 17	H: 3 LOB: 0 BB: 0 P: 23	R: 1 E: 0 K: 1 S: 11	H: 1 LOB: 0 BB: 0 P: 16	R: 0 E: 0 K: 1 S: 8	H: 1 LOB: 1 BB: 0 P: 12	R: 1 E: 0 K: 0 S: 9	H: 2 LOB: 1 BB: 0 P: 11	R: 0 E: 0 K: 2 S: 10	H: 0 LOB: 0 BB: 0 P: 14	R: 0 E: 1 K: 2 S: 15	H: 0 LOB: 1 BB: 0 P: 23	R: 0 E: 0 K: 1 S: 5	H: 1 LOB: 0 BB: 0 P: 7	R: 0 E: 0 K: 0 S: 16	H: 1 LOB: 3 BB: 2 P: 29	R: 1 E: 0 K: 0 S: 8	H: 2 LOB: 1 BB: 1 P: 10	R: 1 E: 0 K: 0 S: 4	H: 1 LOB: 1 BB: 1 P: 11	1B: 6 2B: 3 3B: 0 HR: 3	SF: 0 SAC: 2 DP: 0 HBP: 0	WP: 0 PB: 0 SB: 0 CS: 0	PA: 44	
PITCHER	IP 5.0	WLS 22	BF 7	H 5	R 5	ER 6	SO 6	BB 0	IBB 0	HBP 0	BLK 0	WP 0	HR 3	S 55	P 76	ERA 9.00	WHIP 1.400								
16 Wei-Yin Chen, L ERA: 4.5	1.0	4	0	0	0	2	0	0	0	0	0	0	0	15	23	0.00	0.000								
63 Preston Guilmet, R ERA: 3.27	1.0	H	3	1	0	0	1	0	0	0	0	0	0	5	7	0.00	1.000								
58 Ryan Webb, R ERA: 3.27	0.2	H	5	1	0	0	0	1	1	0	0	0	0	13	24	0.00	3.000								
56 Darren O'Day, R ERA: 0.87	0.1	H	1	0	0	0	0	0	0	0	0	0	0	3	5	0.00	0.000								
17 Brian Matusz, L ERA: 2.6	0.1	H	1	0	0	0	0	0	0	0	0	0	0	3	5	0.00	0.000								
PITCHER	IP 1.0	WLS B	BF 5	H 2	R 1	ER 1	SO 1	BB 0	IBB 0	HBP 0	BLK 0	WP 0	HR 0	S 8	P 10	ERA 9.00	WHIP 2.000								
53 Zack Britton, L ERA: 0.94	0.2	L	4	1	1	1	0	0	0	0	0	0	0	4	11	13.50	1.500								
66 T.J. McFarland, L ERA: 5.73	0.2	L	4	1	1	1	0	0	0	0	0	0	0	4	11	13.50	1.500								

Batter	1	2	3	4	5	6	7	8	9	AB	R	H	RBI	BB	SO	LOB	TOP	
21 Nick Markakis, L (1,9) OBP: 0.352, SLG: 0.398										4	1	2	0	1	1	0	Baltimore Orioles @ Milwaukee Brewers Miller Park, Milwaukee, WI Wed May 28 2014, 7:13 PM - 10:39 PM CDT Att: 28,280 - Roof Closed - 70 F	
13 Manny Machado, R (1,5) OBP: 0.280, SLG: 0.295										5	0	1	1	0	1	3		
10 Adam Jones, R (1,8) OBP: 0.308, SLG: 0.439										5	0	1	0	0	1	2		
19 Chris Davis, L (1,3) OBP: 0.373, SLG: 0.458										4	0	0	0	0	2	2		
23 Nelson Cruz, R (1,7) OBP: 0.376, SLG: 0.663										3	2	2	2	1	1	0		
2 J.J. Hardy, R (1,6) OBP: 0.330, SLG: 0.370										3	0	2	0	1	0	0		
40 Nick Hundley, R (1,2) OBP: 0.278, SLG: 0.343										2	0	0	0	2	1	2		
6 Jonathan Schoop, R (1,4) OBP: 0.261, SLG: 0.363										4	0	0	0	0	1	5		
25 Bud Norris, R (1,1)										2	0	0	0	0	1	0		
27 Delmon Young, R (7,PH) OBP: 0.321, SLG: 0.378										1	0	0	0	0	1	0		
35 Brad Brach, R (7,1)										0	0	0	0	0	0	0		
17 Brian Matusz, L (8,1)										0	0	0	0	0	0	0		
28 Steve Pearce, R (9,PH) OBP: 0.368, SLG: 0.578										1	0	1	0	0	0	0		
Inning Stats	R: 0 E: 0 K: 1 S: 8	H: 0 LOB: 0 BB: 1 P: 16	R: 1 E: 0 K: 0 S: 9	H: 1 LOB: 1 BB: 1 P: 16	R: 0 E: 0 K: 0 S: 7	H: 0 LOB: 0 BB: 3 P: 10	R: 0 E: 0 K: 1 S: 15	H: 2 LOB: 1 BB: 0 P: 13	R: 1 E: 0 K: 2 S: 11	H: 3 LOB: 2 BB: 0 P: 18	R: 0 E: 0 K: 3 S: 10	H: 1 LOB: 1 BB: 0 P: 13	R: 0 E: 0 K: 1 S: 12	H: 2 LOB: 1 BB: 0 P: 23	1B: 6 2B: 1 3B: 0 HR: 2	SF: 0 SAC: 0 DP: 2 HBP: 0	WP: 0 PB: 0 SB: 0 CS: 0	PA: 39
PITCHER	IP WLS BF H R ER SO BB IBB HBP BLK WP HR S P ERA WHIP																	
49 Yovani Gallardo, R (1,1) ERA: 3.56	6.2 W 28 4 3 3 5 5 0 0 0 0 0 2 61 105 4.05 1.350																	
53 Brandon Kintzler, R (7,1) ERA: 3.5	0.0 0 2 2 0 0 0 0 0 0 0 0 0 3 3 ∞ ∞																	
13 Will Smith, L (7,1) ERA: 0.36	1.1 H 5 1 0 0 4 0 0 0 0 0 0 0 13 17 0.00 0.750																	
59 Zach Duke, L (9,1) ERA: 1.27	1.0 4 2 0 0 1 0 0 0 0 0 0 0 12 23 0.00 2.000																	

Batter	1	2	3	4	5	6	7	8	9	AB	R	H	RBI	BB	SO	LOB	BOTTOM			
9 Jean Segura, R (1,6) OBP: 0.295, SLG: 0.354										5	0	0	0	0	1	3	Baltimore Orioles @ Milwaukee Brewers Miller Park, Milwaukee, WI Wed May 28 2014, 7:13 PM - 10:39 PM CDT Att: 28,280 - Roof Closed - 70 F			
8 Ryan Braun, R (1,9) OBP: 0.351, SLG: 0.559										3	1	2	2	1	0	0				
20 Jonathan Lucroy, R (1,2) OBP: 0.397, SLG: 0.481										3	0	0	0	1	0	2				
27 Carlos Gómez, R (1,8) OBP: 0.394, SLG: 0.594										3	2	2	1	0	0	0				
7 Mark Reynolds, R (1,5) OBP: 0.292, SLG: 0.465										4	1	1	0	0	0	3				
2 Scooter Gennett, L (1,4) OBP: 0.298, SLG: 0.361										2	0	0	1	0	0	2				
18 Khris Davis, R (1,7) OBP: 0.292, SLG: 0.486										3	2	2	3	1	0	0				
24 Lyle Overbay, L (1,3) OBP: 0.302, SLG: 0.314										3	1	1	0	0	0	1				
59 Zach Duke, L (9,1) ERA: 4.79										0	0	0	0	0	0	0				
49 Yovani Gallardo, R (1,1) ERA: 4.04										2	0	1	0	0	1	2				
53 Brandon Kintzler, R (7,1) ERA: 4.79										0	0	0	0	0	0	0				
13 Will Smith, R (7,1)										0	0	0	0	0	0	0				
3 Elian Herrera, S (7,5) OBP: 0.255, SLG: 0.280										2	0	0	0	0	0	0				
21 Irving Falo, S (8,PH) ERA: 3.44										1	0	0	0	0	0	0				
Inning Stats	R: 1 E: 0 K: 0 S: 14	H: 1 LOB: 2 BB: 2 P: 26	R: 2 E: 0 K: 1 S: 15	H: 2 LOB: 1 BB: 1 P: 24	R: 1 E: 0 K: 0 S: 9	H: 0 LOB: 0 BB: 0 P: 16	R: 0 E: 0 K: 0 S: 7	H: 1 LOB: 0 BB: 0 P: 13	R: 0 E: 0 K: 0 S: 6	H: 0 LOB: 0 BB: 0 P: 8	R: 0 E: 0 K: 0 S: 17	H: 1 LOB: 1 BB: 0 P: 24	R: 0 E: 0 K: 1 S: 15	H: 1 LOB: 1 BB: 0 P: 17	R: 4 E: 0 K: 0 S: 14	H: 4 LOB: 0 BB: 0 P: 24	1B: 6 2B: 3 3B: 0 HR: 1	SF: 1 SAC: 0 DP: 1 HBP: 1	WP: 0 PB: 0 SB: 2 CS: 0	PA: 37
PITCHER	IP WLS BF H R ER SO BB IBB HBP BLK WP HR S P ERA WHIP																			
25 Bud Norris, R (1,1) ERA: 4.04	6.0 L 26 5 4 4 4 3 0 0 1 0 0 0 68 111 6.00 1.333																			
35 Brad Brach, R (7,1) ERA: 4.79	1.0 6 3 2 2 1 0 0 0 0 0 0 0 21 28 18.00 3.000																			
17 Brian Matusz, L (8,1) ERA: 3.44	1.0 5 2 2 2 0 0 0 0 0 0 0 1 8 13 18.00 2.000																			

AB	34
R	3
H	9
RBI	3
BB	5
SO	10
LOB	14



Batter	1	2	3	4	5	6	7	8	9	AB	R	H	RBI	BB	SO	LOB	TOP			
64 Emilio Bonifacio, S OBP: 0.315, SLG: 0.346	(1,8) (4,5) G6-3		(2,1) (3,5) L7			(2,1) (3,5) G6-3		(0,0) (3,5) G3-1		4	0	0	0	0	0	0				
21 Junior Lake, R OBP: 0.287, SLG: 0.431	(1,7) (4,8) F9			(1,2) (3,5) 1B		(3,3) (3,5) K			(0,1) (3,5) F8	4	0	1	0	0	1	0				
44 Anthony Rizzo, L OBP: 0.389, SLG: 0.465	(1,3) (4,1) HBP			(0,3) (3,5) K			(0,0) (3,5) 13 FC5-4		(1,1) (3,5) G5-3	1	0	0	0	0	1	1				
52 Justin Grimm, R	(4,1)									0	0	0	0	0	0	0				
63 Brian Schlitler, R OBP: 1.000, SLG: 1.000	(6,1)									1	0	1	0	0	0	0				
40 James Russell, L	(8,1)									0	0	0	0	0	0	0				
20 Justin Ruggiano, R (9, PH) OBP: 0.314, SLG: 0.391	(8,1)									1	0	0	0	0	0	0				
13 Starlin Castro, R OBP: 0.316, SLG: 0.438	(1,6) G5-3		(1,0) (3,5) L9			(1,0) (3,5) FC5-4 19 1B			(3,1) (3,5) F9	4	0	0	0	0	0	3				
19 Nate Schierholtz, L OBP: 0.270, SLG: 0.300	(1,9)		(1,1) (3,5) G4-3		(2,3) (3,5) K					3	0	1	0	0	1	1				
5 Wellington Castillo, R OBP: 0.287, SLG: 0.385	(1,2) G6-3					(0,0) (3,5) G3				1	0	0	0	0	0	0				
12 John Baker, L OBP: 0.222, SLG: 0.204	(4,2)									2	0	0	0	0	1	2				
30 Mike Olt, R OBP: 0.243, SLG: 0.392	(1,5) (4,3) K					(2,3) (3,5) K				3	0	0	0	0	2	2				
15 Darwin Barney, R OBP: 0.248, SLG: 0.253	(1,4) G6-3		(1,2) (3,5) G6-3			(1,1) (3,5) G4-3				3	0	0	0	0	0	0				
29 Jeff Samardzija, R OBP: 0.143, SLG: 0.222	(1,1) P4									1	0	0	0	0	0	0				
8 Chris Coghlan, L OBP: 0.184, SLG: 0.139	(4,7) F7									2	0	0	0	0	0	0				
Inning Stats	R: 0 E: 0 K: 0 S: 4	H: 0 LOB: 1 BB: 0 P: 8	R: 0 E: 0 K: 1 S: 6	H: 0 LOB: 0 BB: 0 P: 9	R: 0 E: 0 K: 0 S: 7	H: 0 LOB: 0 BB: 0 P: 10	R: 0 E: 0 K: 2 S: 11	H: 1 LOB: 1 BB: 0 P: 15	R: 0 E: 0 K: 1 S: 6	H: 0 LOB: 0 BB: 0 P: 9	R: 0 E: 0 K: 1 S: 11	H: 2 LOB: 2 BB: 0 P: 16	R: 0 E: 0 K: 0 S: 4	H: 0 LOB: 0 BB: 0 P: 5	R: 0 E: 0 K: 0 S: 6	H: 0 LOB: 0 BB: 0 P: 10	1B: 3 2B: 0 3B: 0 HR: 0	SF: 0 SAC: 0 DP: 0 HBP: 1	WP: 0 PB: 0 SB: 0 CS: 0	PA: 31
PITCHER 26 Kyle Lohse, R ERA: 2.6	IP: 9.0 WLS: W BF: 31 H: 3 R: 0 ER: 0 SO: 6 BB: 0 IBB: 0 HBP: 1 BLK: 0 WP: 0 HR: 0 S: 61 P: 93 ERA: 0.00 WHIP: 0.333															PITCHER				

Chicago Cubs @ Milwaukee Brewers
Miller Park, Milwaukee, WI
Sun Jun 01 2014, 1:10 PM - 3:29 PM CDT
Att: 36,277 - Cloudy - 84 F

AB	30
R	0
H	3
RBI	0
BB	0
SO	6
LOB	9





Batter	1	2	3	4	5	6	7	8	9	AB	R	H	RBI	BB	SO	LOB	BOTTOM			
9 Jean Segura, R OBP: 0.296, SLG: 0.351	(1,6) (9,6) 8 HR		(0,0) (3,5) P4			(2,1) (3,5) G6-3				4	1	1	0	0	0	2				
21 Irving Falu, S										0	0	0	0	0	0	0				
8 Ryan Braun, R OBP: 0.387, SLG: 0.595	(1,9) 1-H HR		(1,2) (3,5) 27 HBP 18 FC4-5 20 BB		(4,1) (3,5) 20 G5-4-3 BB		(1,0) (3,5) G6-3			3	2	2	2	1	0	0				
20 Jonathan Lucroy, R OBP: 0.387, SLG: 0.462	(1,2) F9		(1,1) (3,5) 18 FC4-5 27 HBP BB		(0,1) (3,5) G5-4-3					3	0	0	0	1	0	1				
27 Carlos Gómez, R OBP: 0.390, SLG: 0.572	(1,8) L9		(2,2) (3,5) 18 FC4-5 HBP		(0,0) (3,5) G6-3					3	0	0	0	0	0	0				
18 Kris Davis, R OBP: 0.291, SLG: 0.485	(1,7) K		(1,2) (3,5) 2 FC4-5 24 2B		(3,1) (3,5) G5-3					4	1	0	0	0	1	2				
2 Scooter Gennett, L OBP: 0.315, SLG: 0.425	(1,4)		(1,1) (3,5) 26 1B		(2,2) (3,5) HR					4	3	3	1	0	0	0				
7 Mark Reynolds, R OBP: 0.262, SLG: 0.440	(1,5) K		(1,3) (3,5) 1 FC4-5 24 2B		(4,2) (3,5) G4-3					2	1	0	0	1	1	1				
3 Elian Herrera, S OBP: 0.241, SLG: 0.264	(8,5) K		(1,1) (3,5) 24 2B BB		(0,0) (3,5) G4-3					1	0	0	0	0	1	0				
24 Lyle Overbay, L OBP: 0.293, SLG: 0.312	(1,3) K		(1,3) (3,5) 26 1B		(1,1) (3,5) G4-3					4	1	1	3	0	1	1				
26 Kyle Lohse, R OBP: 0.233, SLG: 0.179	(1,1) 1B		(0,1) (3,5) 2H 1B		(2,1) (3,5) 1B					3	0	2	2	0	0	0				
Inning Stats	R: 2 E: 0 K: 1 S: 9	H: 2 LOB: 0 BB: 0 P: 12	R: 1 E: 0 K: 2 S: 14	H: 2 LOB: 1 BB: 0 P: 17	R: 5 E: 0 K: 0 S: 20	H: 4 LOB: 1 BB: 2 P: 36	R: 0 E: 0 K: 0 S: 4	H: 0 LOB: 0 BB: 1 P: 8	R: 1 E: 0 K: 0 S: 12	H: 1 LOB: 0 BB: 0 P: 20	R: 0 E: 0 K: 0 S: 5	H: 0 LOB: 0 BB: 0 P: 8	R: 0 E: 0 K: 0 S: 7	H: 0 LOB: 0 BB: 0 P: 10	R: 0 E: 0 K: 1 S: 8	H: 0 LOB: 0 BB: 0 P: 10	1B: 4 2B: 3 3B: 0 HR: 2	SF: 0 SAC: 0 DP: 2 HBP: 1	WP: 0 PB: 0 SB: 0 CS: 0	PA: 35
PITCHER 29 Jeff Samardzija, R ERA: 2.54	IP: 3.0 WLS: L BF: 19 H: 8 R: 1 ER: 1 SO: 3 BB: 2 IBB: 0 HBP: 0 BLK: 0 WP: 0 HR: 1 S: 16 P: 28 ERA: 4.50 WHIP: 1.000															PITCHER				
52 Justin Grimm, R ERA: 2.77	(4,1) 2.0 7 1 1 1 0 1 0 0 0 0 0 1 16 28 4.50 1.000																			
63 Brian Schlitler, R ERA: 2.22	(6,1) 2.0 6 0 0 0 0 0 0 0 0 0 0 0 12 18 0.00 0.000																			
40 James Russell, L ERA: 3.46	(8,1) 1.0 3 0 0 0 1 0 0 0 0 0 0 0 8 10 0.00 0.000																			

Chicago Cubs @ Milwaukee Brewers
Miller Park, Milwaukee, WI
Sun Jun 01 2014, 1:10 PM - 3:29 PM CDT
Att: 36,277 - Cloudy - 84 F

AB	31
R	9
H	9
RBI	8
BB	3
SO	4
LOB	7



Batter	1	2	3	4	5	6	7	8	9	AB	R	H	RBI	BB	SO	LOB	TOP										
39 Danny Santana, S OBP: 0.423, SLG: 0.458 32 Aaron Hicks, S OBP: 0.327, SLG: 0.248	F7		G3				G4-3			4	1	1	0	0	0	0	Minnesota Twins @ Milwaukee Brewers Miller Park, Milwaukee, WI Tue Jun 03 2014, 7:12 PM - 10:29 PM CDT Att: 25,634 - Clear - 79 F livebaseballscorecards.com										
2 Brian Dozier, R OBP: 0.345, SLG: 0.446	7 BB		16 HR							3	2	3	2	1	0	0											
7 Joe Mauer, L OBP: 0.352, SLG: 0.355			16 HR							3	1	1	0	1	1	1											
16 Josh Willingham, R OBP: 0.459, SLG: 0.587										4	1	1	3	0	2	1											
31 Oswaldo Arcia, L OBP: 0.281, SLG: 0.464	F8		P4							4	0	0	0	0	1	0											
24 Trevor Plouffe, R OBP: 0.325, SLG: 0.419	43 E 43 WP 1B		L4							4	1	1	0	0	0	0											
43 Josmil Pinto, R OBP: 0.281, SLG: 0.423	5 FC5-4 1B									4	0	1	1	0	0	0											
5 Eduardo Escobar, S OBP: 0.338, SLG: 0.443	FC5-4									4	0	0	0	0	1	1											
21 Samuel Deduno, R 54 Matt Guerrier, R 13 Jason Kubel, L 61 Jared Burton, R 50 Casey Fien, R 27 Chris Parmelee, L 15 Glen Perkins, L	K									2	0	0	0	0	0	2											
Inning Stats	R: 0 E: 0 K: 1 S: 9	H: 1 LOB: 1 BB: 1 P: 20	R: 1 E: 1 K: 1 S: 14	H: 2 LOB: 1 BB: 0 P: 21	R: 3 E: 0 K: 0 S: 19	H: 3 LOB: 0 BB: 0 P: 28	R: 0 E: 0 K: 1 S: 8	H: 0 LOB: 0 BB: 0 P: 10	R: 2 E: 0 K: 3 S: 13	H: 2 LOB: 0 BB: 0 P: 19	R: 0 E: 0 K: 1 S: 14	H: 0 LOB: 0 BB: 0 P: 22	R: 0 E: 0 K: 0 S: 4	H: 0 LOB: 1 BB: 1 P: 10	R: 0 E: 0 K: 0 S: 4	H: 0 LOB: 0 BB: 0 P: 8		R: 0 E: 0 K: 1 S: 8	H: 0 LOB: 0 BB: 0 P: 11	1B: 6 2B: 0 3B: 0 HR: 2	SF: 0 SAC: 0 DP: 0 HBP: 0	WP: 1 PB: 0 SB: 0 CS: 0	PA: 36				
PITCHER	IP	WLS	BF	H	R	ER	SO	BB	IBB	HBP	BLK	WP	HR	S	P	ERA	WHIP										
49 Yovani Gallardo, R ERA: 4.08	5.0	L	23	8	6	6	6	1	0	0	0	1	2	63	98	10.80	1.800										
30 Tyler Thornburg, R ERA: 2.83	2.0		7	0	0	0	1	1	0	0	0	0	0	18	32	0.00	0.500										
53 Brandon Kintzler, R ERA: 5.96	1.0		3	0	0	0	0	0	0	0	0	0	0	4	8	0.00	0.000										
57 Francisco Rodriguez, R ERA: 2.25	1.0		3	0	0	0	1	0	0	0	0	0	0	8	11	0.00	0.000										

Batter	1	2	3	4	5	6	7	8	9	AB	R	H	RBI	BB	SO	LOB	BOTTOM										
9 Jean Segura, R OBP: 0.302, SLG: 0.352	2 BB 8 FC4-6 1B		2 S 1B							4	1	2	0	1	1	1	Minnesota Twins @ Milwaukee Brewers Miller Park, Milwaukee, WI Tue Jun 03 2014, 7:12 PM - 10:29 PM CDT Att: 25,634 - Clear - 79 F livebaseballscorecards.com										
2 Scooter Gennett, L OBP: 0.317, SLG: 0.425 20 Jonathan Lucroy, R (R, PH) OBP: 0.392, SLG: 0.480	8 FC4-6 1B		K							3	0	1	0	1	1	2											
8 Ryan Braun, R OBP: 0.354, SLG: 0.571	FC4-6		G6-3							4	0	1	2	0	1	3											
27 Carlos Gómez, R OBP: 0.384, SLG: 0.562	F8		L7							5	1	1	0	0	1	4											
18 Kris Davis, R OBP: 0.299, SLG: 0.483	F7		24 BB 12 BB 1B							3	1	1	0	1	0	2											
7 Mark Reynolds, R OBP: 0.287, SLG: 0.450	K		12 BB 24 BB BB							3	0	0	0	1	1	2											
24 Lyle Overbay, L OBP: 0.300, SLG: 0.307	12 G5-4-3 BB		12 BB BB							2	0	1	1	2	1	1											
12 Martin Maldonado, R OBP: 0.415, SLG: 0.511	G5-4-3		49 G6-4-3 1B							4	0	1	1	0	0	3											
49 Yovani Gallardo, R ERA: 3.83 54 Matt Guerrier, R ERA: 2.89 61 Jared Burton, R ERA: 5.96 50 Casey Fien, R ERA: 2.25 15 Glen Perkins, L ERA: 3.2	G5-3		G6-4-3							2	0	0	0	0	0	3											
Inning Stats	R: 1 E: 0 K: 0 S: 9	H: 2 LOB: 1 BB: 0 P: 16	R: 0 E: 0 K: 1 S: 8	H: 0 LOB: 0 BB: 1 P: 15	R: 0 E: 0 K: 1 S: 11	H: 1 LOB: 1 BB: 0 P: 19	R: 1 E: 0 K: 0 S: 12	H: 2 LOB: 2 BB: 2 P: 26	R: 0 E: 0 K: 0 S: 8	H: 1 LOB: 1 BB: 1 P: 17	R: 0 E: 0 K: 1 S: 14	H: 0 LOB: 1 BB: 1 P: 21	R: 0 E: 0 K: 2 S: 11	H: 0 LOB: 1 BB: 1 P: 19	R: 1 E: 0 K: 0 S: 18	H: 2 LOB: 1 BB: 0 P: 23		R: 1 E: 0 K: 1 S: 9	H: 0 LOB: 1 BB: 2 P: 18	1B: 7 2B: 1 3B: 0 HR: 0	SF: 1 SAC: 0 DP: 3 HBP: 0	WP: 0 PB: 0 SB: 1 CS: 0	PA: 40				
PITCHER	IP	WLS	BF	H	R	ER	SO	BB	IBB	HBP	BLK	WP	HR	S	P	ERA	WHIP										
21 Samuel Deduno, R ERA: 3.83	5.0	W	22	4	2	2	2	4	0	0	0	0	0	48	93	3.60	2.000										
54 Matt Guerrier, R ERA: 2.89	1.0		4	0	0	0	1	1	0	0	0	0	0	14	21	0.00	1.000										
61 Jared Burton, R ERA: 5.96	1.0		4	0	0	0	2	1	0	0	0	0	0	11	19	0.00	1.000										
50 Casey Fien, R ERA: 2.25	1.0		5	2	1	1	0	0	0	0	0	0	0	18	23	9.00	2.000										
15 Glen Perkins, L ERA: 3.2	1.0	S	5	0	1	1	1	2	0	0	0	0	0	9	18	9.00	2.000										

Batter	1	2	3	4	5	6	7	8	9	AB	R	H	RBI	BB	SO	LOB	TOP										
9 Jean Segura, R OBP: 0.296, SLG: 0.346										4	0	0	0	0	1	0	Milwaukee Brewers @ Minnesota Twins Target Field, Minneapolis, MN Wed Jun 04 2014, 7:11 PM - 10:03 PM CDT Att: 31,144 - Partly Cloudy - 78 F										
8 Ryan Braun, R OBP: 0.346, SLG: 0.558										4	0	0	0	0	1	0											
20 Jonathan Lucroy, R OBP: 0.394, SLG: 0.478										3	1	1	0	1	1	0											
27 Carlos Gómez, R OBP: 0.382, SLG: 0.556										4	1	1	0	0	2	1											
16 Aramis Ramirez, R OBP: 0.307, SLG: 0.409										4	1	1	3	0	0	0											
Rickie Weeks Jr., R OBP: 0.387, SLG: 0.446										4	1	1	0	0	1	0											
7 Mark Reynolds, R OBP: 0.291, SLG: 0.457										4	0	2	1	0	1	0											
24 Lyle Overbay, L OBP: 0.293, SLG: 0.299										3	0	0	0	0	1	2											
1 Logan Schafer, L OBP: 0.279, SLG: 0.289										3	0	0	0	0	1	1											
Inning Stats	R: 0 E: 0 K: 1 S: 7	H: 0 LOB: 0 BB: 0 P: 10	R: 1 E: 0 K: 2 S: 14	H: 2 LOB: 1 BB: 0 P: 19	R: 0 E: 0 K: 1 S: 6	H: 0 LOB: 0 BB: 0 P: 9	R: 0 E: 0 K: 1 S: 7	H: 0 LOB: 0 BB: 0 P: 11	R: 0 E: 0 K: 0 S: 6	H: 0 LOB: 0 BB: 0 P: 8	R: 0 E: 0 K: 1 S: 9	H: 0 LOB: 0 BB: 0 P: 11	R: 3 E: 0 K: 1 S: 13	H: 4 LOB: 1 BB: 0 P: 21	R: 0 E: 0 K: 1 S: 12	H: 0 LOB: 0 BB: 1 P: 19		R: 0 E: 0 K: 1 S: 5	H: 0 LOB: 0 BB: 0 P: 7	1B: 3 2B: 2 HR: 1	SF: 0 SAC: 0 HBP: 0	WP: 0 PB: 0 CS: 0	PA: 34				
PITCHER	IP	WLS	BF	H	R	ER	SO	BB	IBB	HBP	BLK	WP	HR	S	P	ERA	WHIP										
47 Ricky Nolasco, R ERA: 5.65	7.0	W	27	6	4	4	7	0	0	0	0	0	1	62	89	5.14	0.857										
50 Casey Fien, R ERA: 2.16	1.0	H	4	0	0	0	1	1	0	0	0	0	0	12	19	0.00	1.000										
15 Glen Perkins, L ERA: 3.08	1.0	S	3	0	0	0	1	0	0	0	0	0	0	5	7	0.00	0.000										

Batter	1	2	3	4	5	6	7	8	9	AB	R	H	RBI	BB	SO	LOB	BOTTOM										
39 Danny Santana, S OBP: 0.393, SLG: 0.423										4	0	0	0	0	0	2	Milwaukee Brewers @ Minnesota Twins Target Field, Minneapolis, MN Wed Jun 04 2014, 7:11 PM - 10:03 PM CDT Att: 31,144 - Partly Cloudy - 78 F										
32 Aaron Hicks, S OBP: 0.331, SLG: 0.248										0	0	0	0	1	0	0											
2 Brian Dozier, R OBP: 0.353, SLG: 0.454										3	1	2	0	1	0	0											
7 Joe Mauer, L OBP: 0.349, SLG: 0.348										4	0	0	0	1	0	4											
16 Josh Willingham, R OBP: 0.477, SLG: 0.612										3	2	2	1	1	0	1											
31 Oswaldo Arcia, L OBP: 0.295, SLG: 0.517										4	2	2	4	0	1	3											
24 Trevor Plouffe, R OBP: 0.324, SLG: 0.416										4	0	1	1	0	1	3											
8 Kurt Suzuki, R OBP: 0.362, SLG: 0.392										4	0	2	0	0	1												
43 Jasmil Pinto, R OBP: 0.327, SLG: 0.409										4	0	0	0	0	3	2											
5 Eduardo Escobar, S OBP: 0.336, SLG: 0.437										4	1	1	0	0	1	1											
Inning Stats	R: 0 E: 0 K: 0 S: 7	H: 1 LOB: 1 BB: 0 P: 11	R: 0 E: 0 K: 1 S: 7	H: 0 LOB: 0 BB: 0 P: 11	R: 0 E: 0 K: 1 S: 10	H: 0 LOB: 0 BB: 0 P: 12	R: 3 E: 0 K: 2 S: 17	H: 3 LOB: 1 BB: 1 P: 31	R: 1 E: 0 K: 0 S: 12	H: 1 LOB: 3 BB: 2 P: 22	R: 0 E: 1 K: 0 S: 9	H: 1 LOB: 1 BB: 0 P: 11	R: 2 E: 0 K: 0 S: 14	H: 3 LOB: 1 BB: 0 P: 24	R: 0 E: 0 K: 2 S: 14	H: 1 LOB: 2 BB: 1 P: 24	1B: 7 2B: 2 3B: 0 HR: 1	SF: 0 SAC: 0 DP: 0 HBP: 1	WP: 0 PB: 0 CS: 0	PA: 39							
PITCHER	IP	WLS	BF	H	R	ER	SO	BB	IBB	HBP	BLK	WP	HR	S	P	ERA	WHIP										
41 Marco Estrada, R ERA: 4.19	6.0	L	28	6	4	4	4	3	0	1	0	0	0	7	12	6.00	1.500										
47 Rob Wooten, R ERA: 3.39	0.2	L	3	1	1	1	0	0	0	0	0	0	0	7	12	13.50	1.500										
13 Will Smith, L ERA: 0.68	0.1	L	3	2	1	1	0	0	0	0	0	0	0	7	12	27.00	6.000										
59 Zach Duke, L ERA: 1.5	1.0	L	5	1	0	0	2	1	0	0	0	0	0	14	24	0.00	2.000										

Batter	1	2	3	4	5	6	7	8	9	AB	R	H	RBI	BB	SO	LOB	TOP										
9 Jean Segura, R OBP: 0.284, SLG: 0.342										5	0	1	1	0	0	3	Milwaukee Brewers @ Minnesota Twins Target Field, Minneapolis, MN Thu Jun 05 2014, 7:11 PM - 10:36 PM CDT Att: 35,110 - Cloudy - 69 F										
8 Ryan Braun, R OBP: 0.353, SLG: 0.565										5	2	3	0	0	0	1											
20 Jonathan Lucroy, R OBP: 0.394, SLG: 0.491										5	2	2	2	0	0	2											
27 Carlos Gómez, R OBP: 0.378, SLG: 0.562										5	1	1	3	0	0	2											
16 Aramis Ramirez, R OBP: 0.306, SLG: 0.405										4	1	1	0	0	0	0											
18 Khris Davis, R OBP: 0.298, SLG: 0.493										4	1	1	2	0	2	0											
2 Scooter Gennett, L OBP: 0.316, SLG: 0.421										4	0	1	0	0	2	0											
7 Mark Reynolds, R OBP: 0.291, SLG: 0.453										4	1	1	0	0	0	1											
24 Lyle Overbay, L OBP: 0.299, SLG: 0.306										4	0	2	0	0	1	1											
Inning Stats	R: 0 E: 0 K: 0 S: 11	H: 0 LOB: 0 BB: 0 P: 15	R: 0 E: 0 K: 1 S: 7	H: 0 LOB: 0 BB: 0 P: 11	R: 0 E: 0 K: 1 S: 10	H: 2 LOB: 1 BB: 0 P: 16	R: 3 E: 0 K: 1 S: 16	H: 4 LOB: 1 BB: 0 P: 24	R: 0 E: 0 K: 0 S: 13	H: 2 LOB: 2 BB: 0 P: 20	R: 3 E: 1 K: 2 S: 20	H: 3 LOB: 1 BB: 0 P: 30	R: 0 E: 0 K: 0 S: 6	H: 0 LOB: 0 BB: 0 P: 9	R: 2 E: 0 K: 0 S: 15	H: 2 LOB: 0 BB: 0 P: 16	1B: 9 2B: 1 3B: 0 HR: 3	SF: 0 SAC: 0 DP: 1 HBP: 0	WP: 1 PB: 0 SB: 3 CS: 0	PA: 40							
PITCHER	IP	WLS	BF	H	R	ER	SO	BB	IBB	HBP	BLK	WP	HR	S	P	ERA	WHIP										
30 Kevin Correia, R ERA: 6.11	5.0	L	24	10	5	5	3	0	0	0	0	1	2	65	98	9.00	2.000										
56 Caleb Thielbar, L ERA: 3.95	0.2		3	0	0	0	2	0	0	0	0	0	0	8	12	0.00	0.000										
51 Anthony Swarzak, R ERA: 4.5	2.1		8	1	1	0	0	0	0	0	0	0	0	19	31	0.00	0.429										
61 Jared Burton, R ERA: 6.46	1.0		5	2	2	2	0	0	0	0	0	0	1	15	16	18.00	2.000										

Batter	1	2	3	4	5	6	7	8	9	AB	R	H	RBI	BB	SO	LOB	BOTTOM										
39 Danny Santana, S OBP: 0.393, SLG: 0.421										5	0	2	0	0	1	1	Milwaukee Brewers @ Minnesota Twins Target Field, Minneapolis, MN Thu Jun 05 2014, 7:11 PM - 10:36 PM CDT Att: 35,110 - Cloudy - 69 F										
2 Brian Dozier, R OBP: 0.354, SLG: 0.450										4	1	1	0	1	1	2											
7 Joe Mauer, L OBP: 0.346, SLG: 0.344										5	1	1	0	0	0	4											
16 Josh Willingham, R OBP: 0.493, SLG: 0.600										1	2	0	0	3	0	2											
31 Oswaldo Arcia, L OBP: 0.313, SLG: 0.587										3	1	2	4	0	1	2											
27 Chris Parmelee, L OBP: 0.210, SLG: 0.328										1	0	0	0	0	0	1											
24 Trevor Plouffe, R OBP: 0.327, SLG: 0.420										3	0	1	0	0	1	0											
9 Eduardo Núñez, R OBP: 0.275, SLG: 0.347										4	0	0	0	0	0	3											
43 Josmil Pinto, R OBP: 0.325, SLG: 0.412										4	0	1	1	0	0	1											
5 Eduardo Escobar, S OBP: 0.333, SLG: 0.439										4	0	1	0	0	1	2											
Inning Stats	R: 0 E: 0 K: 2 S: 15	H: 1 LOB: 2 BB: 1 P: 29	R: 0 E: 0 K: 0 S: 12	H: 0 LOB: 0 BB: 0 P: 17	R: 4 E: 0 K: 2 S: 18	H: 2 LOB: 2 BB: 0 P: 33	R: 0 E: 0 K: 0 S: 10	H: 0 LOB: 0 BB: 0 P: 12	R: 0 E: 0 K: 0 S: 7	H: 2 LOB: 1 BB: 0 P: 10	R: 0 E: 0 K: 0 S: 12	H: 2 LOB: 1 BB: 0 P: 17	R: 0 E: 0 K: 0 S: 9	H: 1 LOB: 1 BB: 0 P: 15	R: 1 E: 0 K: 0 S: 10	H: 1 LOB: 2 BB: 1 P: 19	R: 0 E: 0 K: 1 S: 9	H: 0 LOB: 0 BB: 0 P: 13	1B: 4 2B: 5 3B: 0 HR: 1	SF: 0 SAC: 0 DP: 1 HBP: 1	WP: 0 PB: 0 SB: 1 CS: 1	PA: 39					
PITCHER	IP	WLS	BF	H	R	ER	SO	BB	IBB	HBP	BLK	WP	HR	S	P	ERA	WHIP										
38 Wily Peralta, R ERA: 3.03	5.0	W	22	5	4	4	4	3	0	0	0	0	0	0	0	7.20	1.600										
47 Rob Wooten, R ERA: 3.2	1.0	H	4	2	0	0	0	0	0	0	0	0	0	12	17	0.00	2.000										
53 Brandon Kintzler, R ERA: 0.54	0.2	H	3	1	0	0	0	0	0	0	0	0	0	8	12	0.00	1.500										
13 Will Smith, L ERA: 0.98	1.1	H	7	1	1	1	0	1	0	1	0	0	0	11	22	6.75	1.500										
57 Francisco Rodríguez, R ERA: 2.17	1.0	S	3	0	0	0	1	0	0	0	0	0	0	9	13	0.00	0.000										



Batter	1	2	3	4	5	6	7	8	9	AB	R	H	RBI	BB	SO	LOB	TOP										
9 Jean Segura, R (1, 6) OBP: 0.286, SLG: 0.329										4	0	0	0	0	0	0	Milwaukee Brewers @ Pittsburgh Pirates PNC Park, Pittsburgh, PA Sun Jun 08 2014, 1:42 PM - 4:38 PM EDT Att: 35,002 - Cloudy - 74 F										
8 Ryan Braun, R (1, 9) OBP: 0.338, SLG: 0.538										4	0	0	0	0	1	0											
20 Jonathan Lucroy, R (1, 2) OBP: 0.398, SLG: 0.500										4	1	3	0	0	0	0											
27 Carlos Gómez, R (1, 8) OBP: 0.376, SLG: 0.554										4	0	1	0	0	0	2											
16 Aramis Ramirez, R (1, 5) OBP: 0.312, SLG: 0.400										3	0	0	1	0	0	2											
18 Khris Davis, R (1, 7) OBP: 0.304, SLG: 0.491										3	0	0	0	0	2	0											
Rickie Weeks Jr., R (1, 4) OBP: 0.365, SLG: 0.443										2	0	0	0	1	0	0											
7 Mark Reynolds, R (1, 3) OBP: 0.292, SLG: 0.441										3	0	0	0	0	1	1											
49 Yovani Gallardo, R (1, 1) OBP: 0.182, SLG: 0.190										2	0	0	0	0	1	0											
21 Irving Falu, S (8, PH)										1	0	0	0	0	0	0											
47 Rob Wooten, R (8, 1)										0	0	0	0	0	0	0											
57 Francisco Rodríguez, R (8, 1)										0	0	0	0	0	0	0											
Inning Stats	R: 0 E: 0 K: 1 S: 9	H: 0 LOB: 0 BB: 0 P: 12	R: 0 E: 0 K: 1 S: 5	H: 0 LOB: 0 BB: 0 P: 8	R: 0 E: 0 K: 1 S: 6	H: 0 LOB: 0 BB: 0 P: 9	R: 0 E: 0 K: 0 S: 13	H: 2 LOB: 2 BB: 0 P: 17	R: 0 E: 0 K: 2 S: 7	H: 0 LOB: 0 BB: 1 P: 13	R: 0 E: 0 K: 1 S: 7	H: 0 LOB: 0 BB: 0 P: 9	R: 1 E: 0 K: 0 S: 7	H: 1 LOB: 0 BB: 0 P: 7	R: 0 E: 0 K: 0 S: 8	H: 0 LOB: 0 BB: 0 P: 11	R: 0 E: 0 K: 0 S: 7	H: 1 LOB: 1 BB: 0 P: 8	1B: 2 2B: 2 3B: 0 HR: 0	SF: 0 SAC: 0 DP: 0 HBP: 0	WP: 0 PB: 0 SB: 1 CS: 1	PA: 31					
PITCHER	IP	WLS	BF	H	R	ER	SO	BB	IBB	HBP	BLK	WP	HR	S	P	ERA	WHIP										
49 Jeff Locke, L (1, 1) ERA: 5.11	7.0	L	24	3	1	1	5	1	0	0	0	0	0	54	75	1.29	0.571										
44 Tony Watson, L (8, 1) ERA: 0.33	1.0		3	0	0	0	0	0	0	0	0	0	0	8	11	0.00	0.000										
39 Jason Grilli, R (9, 1) ERA: 3.0	1.0		4	1	0	0	0	0	0	0	0	0	0	7	8	0.00	1.000										

Batter	1	2	3	4	5	6	7	8	9	AB	R	H	RBI	BB	SO	LOB	BOTTOM										
5 Josh Harrison, R (1, 9) OBP: 0.331, SLG: 0.486										5	0	0	0	0	0	6	Milwaukee Brewers @ Pittsburgh Pirates PNC Park, Pittsburgh, PA Sun Jun 08 2014, 1:42 PM - 4:38 PM EDT Att: 35,002 - Cloudy - 74 F										
18 Neil Walker, S (1, 4) OBP: 0.353, SLG: 0.452										2	0	0	0	1	1	0											
22 Andrew McCutchen, R (1, 8) OBP: 0.422, SLG: 0.491										4	0	2	0	0	1	2											
17 Gaby Sanchez, R (1, 3) OBP: 0.303, SLG: 0.510										4	0	0	0	0	1	5											
55 Russell Martin, R (1, 2) OBP: 0.405, SLG: 0.390										3	0	1	0	0	2	1											
19 Chris Stewart, R (9, 2) OBP: 0.317, SLG: 0.268										0	0	0	0	0	0	0											
24 Pedro Alvarez, L (1, 5) OBP: 0.319, SLG: 0.403										4	0	0	0	0	1	2											
6 Starling Marte, R (1, 7) OBP: 0.304, SLG: 0.355										3	0	0	0	1	1	2											
10 Jordy Mercer, R (1, 6) OBP: 0.261, SLG: 0.327										3	0	1	0	0	0	1											
15 Ike Davis, L (9, PH) OBP: 0.360, SLG: 0.365										0	0	0	0	1	0	0											
12 Clint Barmes, R (9, FR) OBP: 0.294, SLG: 0.250										0	0	0	0	0	0	0											
49 Jeff Locke, L (1, 1) OBP: 0.250, SLG: 0.250										2	0	1	0	0	1	0											
31 Jose Tabata, R (7, PH) OBP: 0.333, SLG: 0.341										1	0	0	0	0	1	3											
44 Tony Watson, L (8, 1) OBP: 1.000, SLG: 1.000										0	0	0	0	0	0	0											
39 Jason Grilli, R (9, 1) OBP: 0.294, SLG: 0.250										0	0	0	0	0	0	0											
23 Travis Snider, L (9, PH) OBP: 0.313, SLG: 0.314										1	0	0	0	0	2	0											
Inning Stats	R: 0 E: 0 K: 0 S: 12	H: 1 LOB: 1 BB: 0 P: 20	R: 0 E: 1 K: 2 S: 9	H: 0 LOB: 1 BB: 0 P: 12	R: 0 E: 0 K: 1 S: 14	H: 1 LOB: 2 BB: 1 P: 25	R: 0 E: 0 K: 1 S: 7	H: 0 LOB: 0 BB: 0 P: 13	R: 0 E: 0 K: 1 S: 9	H: 0 LOB: 0 BB: 0 P: 13	R: 0 E: 0 K: 2 S: 12	H: 0 LOB: 0 BB: 0 P: 15	R: 0 E: 0 K: 1 S: 17	H: 2 LOB: 3 BB: 0 P: 23	R: 0 E: 0 K: 1 S: 13	H: 1 LOB: 1 BB: 0 P: 18	R: 0 E: 0 K: 0 S: 8	H: 0 LOB: 2 BB: 2 P: 20	1B: 4 2B: 2 3B: 0 HR: 0	SF: 0 SAC: 0 DP: 2 HBP: 2	WP: 0 PB: 0 SB: 1 CS: 0	PA: 37					
PITCHER	IP	WLS	BF	H	R	ER	SO	BB	IBB	HBP	BLK	WP	HR	S	P	ERA	WHIP										
49 Yovani Gallardo, R (1, 1) ERA: 3.71	7.0	W	28	4	0	0	8	1	0	2	0	0	0	121	121	0.00	0.714										
47 Rob Wooten, R (8, 1) ERA: 2.95	0.2	H	3	1	0	0	0	0	0	0	0	0	0	9	11	0.00	1.500										
57 Francisco Rodríguez, R (8, 1) ERA: 2.08	1.1	S	6	0	0	0	1	2	0	0	0	0	0	12	27	0.00	1.500										

AB 30
R 1
H 4
RBI 1
BB 1
SO 5
LOB 5

AB 32
R 0
H 5
RBI 0
BB 3
SO 9
LOB 24

Batter	1	2	3	4	5	6	7	8	9	AB	R	H	RBI	BB	SO	LOB	TOP					
2 Scooter Gennett, L OBP: 0.327, SLG: 0.417										3	1	1	0	1	2	1	Milwaukee Brewers @ New York Mets Citi Field, Flushing, NY Tue Jun 10 2014, 7:14 PM - 9:58 PM EDT Att: 20,206 - Cloudy - 73 F					
8 Ryan Braun, R OBP: 0.337, SLG: 0.529										3	0	0	0	1	1	3						
20 Jonathan Lucroy, R OBP: 0.399, SLG: 0.498										3	0	1	0	0	1	1						
27 Carlos Gómez, R OBP: 0.378, SLG: 0.556										3	0	1	1	1	0	2						
16 Aramis Ramirez, R OBP: 0.304, SLG: 0.389										4	0	0	0	0	1	4						
18 Khris Davis, R OBP: 0.333, SLG: 0.484										3	1	0	0	0	2	2						
24 Lyle Overbay, L OBP: 0.310, SLG: 0.320										4	0	2	1	0	1	0						
9 Juan Segura, R OBP: 0.281, SLG: 0.324										4	0	0	0	0	0	2						
41 Marco Estrada, R OBP: 0.091, SLG: 0.048										2	0	1	0	0	0	1						
1 Logan Schafer, L OBP: 0.273, SLG: 0.282										1	0	0	0	0	0	0						
50 Mike Fiers, R										0	0	0	0	0	0	0						
59 Zach Duke, L										0	0	0	0	0	0	0						
21 Irving Falu, S										1	0	0	0	0	1	0						
Inning Stats	R: 0 E: 0 K: 1 S: 13	H: 0 LOB: 2 BB: 2 P: 22	R: 0 E: 0 K: 2 S: 10	H: 0 LOB: 0 BB: 0 P: 14	R: 0 E: 0 K: 1 S: 13	H: 2 LOB: 2 BB: 0 P: 19	R: 1 E: 0 K: 0 S: 10	H: 1 LOB: 1 BB: 0 P: 18	R: 0 E: 0 K: 1 S: 8	H: 0 LOB: 0 BB: 1 P: 13	R: 0 E: 0 K: 0 S: 10	H: 0 LOB: 0 BB: 0 P: 14	R: 0 E: 0 K: 3 S: 14	H: 1 LOB: 2 BB: 0 P: 12	R: 1 E: 0 K: 3 S: 14	H: 2 LOB: 2 BB: 0 P: 20	R: 0 E: 0 K: 1 S: 9	H: 0 LOB: 0 BB: 0 P: 15	1B: 4 2B: 2 3B: 0 HR: 0	SF: 0 SAC: 0 DP: 2 HBP: 2	WP: 0 PB: 0 SB: 1 CS: 0	PA: 36
PITCHER	IP WLS BF H R ER SO BB IBB HBP BLK WP HR S P ERA WHIP																					
16 Daisuke Matsuzaka, R ERA: 2.95	6.0 W 24 3 1 1 5 3 0 1 0 0 0 0 64 100 1.50 1.000																					
38 Vic Black, R ERA: 1.0	1.0 3 1 0 0 0 0 0 0 0 0 0 0 8 12 0.00 1.000																					
27 Jeury Familia, R ERA: 2.78	1.0 6 2 1 1 3 0 0 0 1 0 0 0 14 20 9.00 2.000																					
58 Jenry Mejia, R ERA: 4.59	1.0 3 0 0 0 1 0 0 0 0 0 0 0 9 15 0.00 0.000																					

Batter	1	2	3	4	5	6	7	8	9	AB	R	H	RBI	BB	SO	LOB	BOTTOM			
11 Rubén Tejada, R OBP: 0.348, SLG: 0.307										3	1	1	0	1	0	1	Milwaukee Brewers @ New York Mets Citi Field, Flushing, NY Tue Jun 10 2014, 7:14 PM - 9:58 PM EDT Att: 20,206 - Cloudy - 73 F			
28 Daniel Murphy, L OBP: 0.381, SLG: 0.431										3	1	1	2	1	0	0				
5 David Wright, R OBP: 0.333, SLG: 0.374										3	1	0	0	1	0	2				
3 Curtis Granderson, L OBP: 0.330, SLG: 0.377										3	1	0	0	1	1	2				
1 Chris Young, R OBP: 0.294, SLG: 0.333										4	0	1	0	0	1	2				
21 Lucas Duda, L OBP: 0.340, SLG: 0.425										3	1	0	0	1	1	2				
23 Taylor Teagarden, R OBP: 0.250, SLG: 1.000										4	1	1	4	0	2	2				
6 Matthew den Dekker, L OBP: 0.265, SLG: 0.226										3	0	1	0	0	0	0				
16 Daisuke Matsuzaka, R OBP: 0.400, SLG: 0.250										1	0	0	0	0	1	0				
38 Vic Black, R ERA: 1.0										0	0	0	0	0	0	0				
30 Andrew Brown, R OBP: 0.250, SLG: 0.371										1	0	0	0	0	0	0				
27 Jeury Familia, R OBP: 1.000, SLG: 1.000										0	0	0	0	0	0	0				
58 Jenry Mejia, R ERA: 4.59										0	0	0	0	0	0	0				
Inning Stats	R: 0 E: 0 K: 0 S: 8	H: 0 LOB: 0 BB: 0 P: 12	R: 0 E: 0 K: 1 S: 7	H: 1 LOB: 1 BB: 0 P: 10	R: 2 E: 0 K: 1 S: 10	H: 1 LOB: 0 BB: 1 P: 18	R: 0 E: 0 K: 1 S: 5	H: 0 LOB: 0 BB: 0 P: 8	R: 0 E: 0 K: 1 S: 8	H: 1 LOB: 1 BB: 0 P: 13	R: 4 E: 0 K: 1 S: 18	H: 1 LOB: 3 BB: 3 P: 36	R: 0 E: 0 K: 0 S: 12	H: 1 LOB: 2 BB: 1 P: 21	R: 0 E: 1 K: 1 S: 5	H: 0 LOB: 0 BB: 0 P: 6	1B: 2 2B: 1 3B: 0 HR: 2	SF: 0 SAC: 1 DP: 1 HBP: 0	WP: 0 PB: 0 SB: 1 CS: 0	PA: 34
PITCHER	IP WLS BF H R ER SO BB IBB HBP BLK WP HR S P ERA WHIP																			
41 Marco Estrada, R ERA: 4.56	6.0 L 26 4 6 6 6 4 0 0 0 0 0 0 2 56 9 9.00 1.333																			
50 Mike Fiers, R ERA: 1.44	1.0 5 1 0 0 0 1 0 0 0 0 0 0 12 21 0.00 2.000																			
59 Zach Duke, L ERA: 1.44	1.0 3 0 0 0 1 0 0 0 0 0 0 0 5 6 0.00 0.000																			

Batter	1	2	3	4	5	6	7	8	9	AB	R	H	RBI	BB	SO	LOB	TOP					
2 Scooter Gennett, L (1.4) OBP: 0.329, SLG: 0.422										5	1	2	0	0	0	3	Milwaukee Brewers @ New York Mets Citi Field, Flushing, NY Wed Jun 11 2014, 7:14 PM - 10:20 PM EDT Att: 20,170 - Partly Cloudy - 66 F					
8 Ryan Braun, R (1.9) OBP: 0.343, SLG: 0.526										3	1	1	0	2	1	2						
20 Jonathan Lucroy, R (1.2) OBP: 0.403, SLG: 0.509										5	0	3	1	0	0	1						
27 Carlos Gómez, R (1.8) OBP: 0.378, SLG: 0.552										5	0	2	1	0	1	2						
16 Aramis Ramirez, R (1.5) OBP: 0.302, SLG: 0.392										4	1	1	0	0	2	6						
18 Kris Davis, R (1.7) OBP: 0.303, SLG: 0.480										4	0	1	0	0	1	4						
7 Mark Reynolds, R (1.3) OBP: 0.292, SLG: 0.434										3	0	0	0	1	0	2						
9 Jean Segura, R (1.6) OBP: 0.281, SLG: 0.322										4	0	1	1	0	0	1						
38 Willy Peralta, R (1.1) OBP: 0.287, SLG: 0.174										3	0	0	0	0	0	2						
59 Zach Duke, L (7.1) ERA: 2.45										0	0	0	0	0	0	0						
47 Rob Wooten, R (7.1) ERA: 2.72										0	0	0	0	0	0	0						
24 Lyle Overbay, L (8. PH) ERA: 2.7										1	0	0	0	0	0	1						
13 Will Smith, L (8.1) ERA: 0.91										0	0	0	0	0	0	0						
57 Francisco Rodríguez, R (9.1) ERA: 0.9										0	0	0	0	0	0	0						
Inning Stats	R: 0 H: 3 E: 0 K: 3 S: 24	H: 3 LOB: 3 BB: 0 P: 30	R: 0 H: 0 E: 0 K: 0 S: 9	H: 0 LOB: 0 BB: 13	R: 1 H: 1 E: 0 K: 1 S: 18	H: 1 LOB: 0 BB: 20	R: 1 H: 3 E: 0 K: 0 S: 11	H: 3 LOB: 2 BB: 0 P: 13	R: 1 H: 2 E: 0 K: 0 S: 10	H: 2 LOB: 1 BB: 18	R: 0 H: 0 E: 1 K: 0 S: 9	H: 0 LOB: 1 BB: 15	R: 0 H: 2 E: 0 K: 1 S: 10	H: 2 LOB: 1 BB: 14	R: 0 H: 0 E: 0 K: 1 S: 12	H: 0 LOB: 1 BB: 18	R: 0 H: 0 E: 0 K: 0 S: 6	H: 0 LOB: 1 BB: 13	1B: 7 2B: 5 3B: 0 HR: 0	SF: 0 SAC: 0 DP: 1 HBP: 0	WP: 0 PB: 0 SB: 0 CS: 0	PA: 40
PITCHER	IP WLS BF H R ER SO BB IBB HBP BLK WP HR S P ERA WHIP																					
48 Jacob deGrom, R (1.1) ERA: 3.44	5.2 L 27 9 3 3 4 1 0 0 0 0 0 0 80 107 4.76 1.765																					
66 Josh Edgin, L (6.1) ERA: 2.45	0.1 1 0 0 0 0 0 0 0 0 0 0 0 1 2 0.00 0.000																					
52 Carlos Torres, R (7.1) ERA: 2.72	1.2 7 2 0 0 1 1 0 0 0 0 0 0 18 27 0.00 1.800																					
61 Dana Eveland, L (8.1) ERA: 2.7	0.1 1 0 0 0 1 0 0 0 0 0 0 0 4 5 0.00 0.000																					
38 Vic Black, R (9.1) ERA: 0.9	1.0 4 0 0 0 0 1 0 0 0 0 0 0 6 13 0.00 1.000																					

Batter	1	2	3	4	5	6	7	8	9	AB	R	H	RBI	BB	SO	LOB	BOTTOM					
11 Rubén Tejada, R (1.6) OBP: 0.341, SLG: 0.299										4	0	0	0	0	1	1	Milwaukee Brewers @ New York Mets Citi Field, Flushing, NY Wed Jun 11 2014, 7:14 PM - 10:20 PM EDT Att: 20,170 - Partly Cloudy - 66 F					
28 Daniel Murphy, L (1.4) OBP: 0.390, SLG: 0.429										4	0	1	0	0	1	1						
5 David Wright, R (1.5) OBP: 0.329, SLG: 0.368										4	0	0	0	0	1	1						
3 Curtis Granderson, L (1.7) OBP: 0.336, SLG: 0.386										3	1	2	0	1	0	0						
53 Bobby Abreu, L (1.9) OBP: 0.355, SLG: 0.424										4	0	1	0	0	0	2						
21 Lucas Duda, L (1.3) OBP: 0.335, SLG: 0.421										2	0	0	1	0	0	2						
23 Taylor Teagarden, R (1.2) OBP: 0.143, SLG: 0.571										3	0	0	0	0	0	2						
6 Matthew den Dekker, L (1.8) OBP: 0.250, SLG: 0.212										2	0	0	0	0	0	1						
29 Eric Campbell, R (8. PH) OBP: 0.353, SLG: 0.432										1	0	0	0	0	0	0						
48 Jacob deGrom, L (1.1) ERA: 3.44										2	0	0	0	0	1	0						
66 Josh Edgin, L (6.1) ERA: 2.45										0	0	0	0	0	0	0						
52 Carlos Torres, R (7.1) ERA: 2.72										0	0	0	0	0	0	0						
61 Dana Eveland, L (8.1) ERA: 2.7										1	0	1	0	0	0	0						
30 Andrew Brown, R (8. PH) ERA: 0.91										0	0	0	0	0	0	0						
38 Vic Black, R (9.1) ERA: 0.9										0	0	0	0	0	0	0						
Inning Stats	R: 0 H: 1 E: 0 K: 0 S: 8	H: 1 LOB: 0 BB: 0 P: 14	R: 1 H: 1 E: 0 K: 0 S: 11	H: 1 LOB: 1 BB: 1	R: 0 H: 0 E: 0 K: 2 S: 8	H: 0 LOB: 0 BB: 13	R: 0 H: 1 E: 0 K: 0 S: 9	H: 1 LOB: 1 BB: 0 P: 15	R: 0 H: 0 E: 0 K: 0 S: 7	H: 0 LOB: 0 BB: 13	R: 0 H: 0 E: 0 K: 1 S: 8	H: 0 LOB: 0 BB: 11	R: 0 H: 1 E: 0 K: 0 S: 9	H: 1 LOB: 1 BB: 12	R: 0 H: 1 E: 0 K: 0 S: 8	H: 1 LOB: 1 BB: 14	R: 0 H: 0 E: 0 K: 1 S: 10	H: 0 LOB: 0 BB: 16	1B: 4 2B: 1 3B: 0 HR: 0	SF: 1 SAC: 0 DP: 1 HBP: 0	WP: 0 PB: 0 SB: 0 CS: 0	PA: 32
PITCHER	IP WLS BF H R ER SO BB IBB HBP BLK WP HR S P ERA WHIP																					
38 Willy Peralta, R (1.1) ERA: 2.9	6.1 W 23 4 1 1 3 1 0 0 0 0 0 0 2 3 0.00 0.000																					
59 Zach Duke, L (7.1) ERA: 1.42	0.1 H 1 0 0 0 0 0 0 0 0 0 0 0 1 2 0.00 0.000																					
47 Rob Wooten, R (7.1) ERA: 2.91	0.1 H 1 0 0 0 0 0 0 0 0 0 0 0 1 2 0.00 0.000																					
13 Will Smith, L (8.1) ERA: 0.91	1.0 H 4 1 0 0 0 0 0 0 0 0 0 0 8 14 0.00 1.000																					
57 Francisco Rodríguez, R (9.1) ERA: 2.01	1.0 S 3 0 0 0 1 0 0 0 0 0 0 0 10 16 0.00 0.000																					



Batter	1	2	3	4	5	6	7	8	9	10	11	12	13	AB	R	H	RBI	BB	SO	LOB	TOP
Rickie Weeks Jr., R OBP: 0.326, SLG: 0.419															5	0	0	1	0	3	4
8 Ryan Braun, R OBP: 0.336, SLG: 0.513															7	1	1	0	0	3	5
20 Jonathan Lucroy, R OBP: 0.398, SLG: 0.513															6	1	1	2	0	1	0
27 Carlos Gómez, R OBP: 0.377, SLG: 0.547															6	1	2	0	0	1	0
16 Aramis Ramirez, R OBP: 0.315, SLG: 0.425															6	1	2	0	0	1	0
18 Khris Davis, R OBP: 0.307, SLG: 0.476															4	1	1	0	2	0	1
7 Mark Reynolds, R OBP: 0.253, SLG: 0.431															6	0	2	1	0	2	3
9 Jean Segura, R OBP: 0.282, SLG: 0.323															6	0	2	0	1	0	2
26 Kyle Lohse, R 13 Will Smith, R 21 Irving Falu, S 53 Brandon Kintzler, R 2 Scooper Gennett, L 59 Zach Duke, L 12 Martin Maldonado, R 57 Francisco Rodríguez, R															2	0	1	0	0	0	1
Inning Stats	R: 0 E: 0 K: 2 S: 10	H: 0 LOB: 0 BB: 0 P: 13	R: 1 E: 0 K: 0 S: 4	H: 1 LOB: 0 BB: 1 P: 10	R: 0 E: 0 K: 3 S: 13	H: 0 LOB: 1 BB: 0 P: 17	R: 0 E: 0 K: 0 S: 6	H: 1 LOB: 2 BB: 0 P: 9	R: 0 E: 0 K: 2 S: 11	H: 1 LOB: 1 BB: 0 P: 19	R: 0 E: 0 K: 1 S: 8	H: 0 LOB: 0 BB: 0 P: 13	R: 0 E: 0 K: 2 S: 13	H: 2 LOB: 2 BB: 1 P: 17	R: 4 E: 0 K: 1 S: 27	H: 5 LOB: 3 BB: 1 P: 38	1B: 10 2B: 0 3B: 0 HR: 2	SF: 0 SAC: 1 DP: 1 HBP: 3	WIP: 0 PB: 0 SB: 1 CS: 0	PA: 56	
PITCHER	IP 7.2	WLS 31	BF 6	H 1	R 1	ER 1	SO 8	BB 1	IBB 0	HBP 2	BLK 0	WP 0	HR 1	S 65	P 97	ERA 1.17	WHIP 0.913				
49 Jonathon Niese, L ERA: 2.54	1.1	4	0	0	0	1	0	0	0	0	0	0	0	12	13	0.00	0.000				
27 Jeany's Familia, R ERA: 2.87	0.1	1	0	0	0	0	0	0	0	0	0	0	0	1	1	0.00	0.000				
66 Josh Edgin, L ERA: 2.35	0.2	2	0	0	0	1	0	0	0	0	0	0	0	7	9	0.00	0.000				
56 Jenny Mejia, R ERA: 4.53	1.0	3	0	0	0	2	0	0	0	0	0	0	0	10	13	0.00	0.000				
71 Gonzalez German, R ERA: 3.38																					

Milwaukee Brewers @ New York Mets
Citi Field, Flushing, NY
Thu Jun 12 2014, 7:13 PM - 11:23 PM EDT
Att. 22,155 - Cloudy - 76 F

AB 50
R 5
H 13
RBI 5
BB 2
SO 15
LOB 22



Batter	1	2	3	4	5	6	7	8	9	10	11	12	13	AB	R	H	RBI	BB	SO	LOB	BOTTOM	
28 Daniel Murphy, L OBP: 0.359, SLG: 0.424															5	1	1	0	1	0	0	
53 Bobby Abreu, R OBP: 0.361, SLG: 0.426															2	0	1	1	0	1	0	
29 Eric Campbell, R OBP: 0.333, SLG: 0.404															3	0	0	0	0	2	2	
5 David Wright, R OBP: 0.329, SLG: 0.365															5	0	1	0	1	0	1	
21 Lucas Duda, L OBP: 0.330, SLG: 0.410															5	0	0	0	1	1	1	
1 Chris Young, R OBP: 0.295, SLG: 0.329															5	0	1	0	1	1	0	
40 Andrew Brown, R 11 Jacob deGrom, R 66 Josh Edgin, L 59 Zach Duke, L 71 Gonzalez German, R 13 Will Smith, R 40 Zach Duke, L 29 Francisco Rodríguez, R															3	0	1	0	0	0	1	
4 Wilmer Flores, R OBP: 0.265, SLG: 0.308															5	0	0	0	0	0	5	
20 Anthony Recker, R OBP: 0.247, SLG: 0.326															5	0	1	0	0	1	4	
52 Carlos Torres, R ERA: 3.54															0	0	0	0	0	0	0	
61 Dana Eveland, L ERA: 2.08															0	0	0	0	0	0	0	
49 Jonathon Niese, L OBP: 0.200, SLG: 0.095															2	0	0	0	0	0	0	
6 Matthew den Dekker, L OBP: 0.231, SLG: 0.194															3	0	0	0	0	1	1	
Inning Stats	R: 0 E: 0 K: 1 S: 5	H: 0 LOB: 0 BB: 0 P: 6	R: 0 E: 0 K: 1 S: 10	H: 0 LOB: 0 BB: 0 P: 10	R: 0 E: 0 K: 0 S: 8	H: 2 LOB: 0 BB: 0 P: 8	R: 0 E: 0 K: 0 S: 8	H: 1 LOB: 1 BB: 0 P: 13	R: 0 E: 0 K: 0 S: 9	H: 1 LOB: 1 BB: 0 P: 17	R: 0 E: 0 K: 1 S: 14	H: 1 LOB: 2 BB: 1 P: 21	R: 0 E: 0 K: 1 S: 8	H: 0 LOB: 3 BB: 3 P: 26	R: 0 E: 0 K: 1 S: 7	H: 0 LOB: 0 BB: 0 P: 11	R: 0 E: 0 K: 1 S: 6	H: 0 LOB: 0 BB: 0 P: 8	1B: 6 2B: 0 3B: 0 HR: 0	SF: 1 SAC: 0 DP: 0 HBP: 0	WIP: 0 PB: 0 SB: 2 CS: 0	PA: 50
PITCHER	IP 8.0	WLS 28	BF 4	H 1	R 0	ER 0	SO 3	BB 0	IBB 0	HBP 0	BLK 0	WP 0	HR 0	S 65	P 99	ERA 0.00	WHIP 0.500					
26 Kyle Lohse, R ERA: 3.0	1.0	5	1	0	0	1	1	0	0	0	0	0	0	14	21	0.00	2.000					
53 Brandon Kintzler, R ERA: 3.09	2.0	11	1	0	0	2	3	1	0	0	0	0	0	18	40	0.00	2.000					
59 Zach Duke, L ERA: 1.07	1.0	W	3	0	0	0	1	0	0	0	0	0	0	7	11	0.00	0.000					
57 Francisco Rodríguez, R ERA: 1.89	1.0	3	0	0	0	1	0	0	0	0	0	0	0	6	8	0.00	0.000					

Milwaukee Brewers @ New York Mets
Citi Field, Flushing, NY
Thu Jun 12 2014, 7:13 PM - 11:23 PM EDT
Att. 22,155 - Cloudy - 76 F

AB 44
R 1
H 6
RBI 1
BB 5
SO 8
LOB 17



Batter	1	2	3	4	5	6	7	8	9	AB	R	H	RBI	BB	SO	LOB	TOP										
6 Billy Hamilton, S (1,8) OBP: 0.296, SLG: 0.364										3	2	2	1	1	0	0	Cincinnati Reds @ Milwaukee Brewers Miller Park, Milwaukee, WI Sat Jun 14 2014, 6:18 PM - 9:12 PM CDT Att. 40,507 - Roof Closed - 70 F										
21 Todd Frazier, R (1,5) OBP: 0.348, SLG: 0.502										4	0	0	0	0	3	2											
19 Joey Votto, L (1,3) OBP: 0.407, SLG: 0.445										4	0	1	0	0	3	1											
4 Brandon Phillips, R (1,4) OBP: 0.308, SLG: 0.387										4	0	2	1	0	0	0											
32 Jay Bruce, L (1,9) OBP: 0.322, SLG: 0.366										3	0	0	0	1	1	3											
48 Ryan Ludwick, R (1,7) OBP: 0.317, SLG: 0.394										3	0	1	0	0	2	1											
15 Roger Bernadina, L (8, PH) OBP: 0.290, SLG: 0.207										1	0	0	0	0	0	0											
29 Brayan Peña, S (1,2) OBP: 0.291, SLG: 0.383										3	0	1	0	0	0	0											
2 Zack Cozart, R (1,6) OBP: 0.267, SLG: 0.313										3	0	0	0	0	1	2											
55 Mat Latos, R (1,1) Logan Ondrusek, R (7,1) 43 Manny Parra, L (7,1) 28 Chris Heisey, R (8, PH) 60 J.J. Hoover, R (8,1)										2	0	0	0	0	1	1											
Inning Stats	R: 1 E: 0 K: 1 S: 15	H: 2 LOB: 1 BB: 0 P: 25	R: 0 E: 0 K: 0 S: 8	H: 2 LOB: 1 BB: 0 P: 13	R: 0 E: 0 K: 2 S: 6	H: 0 LOB: 0 BB: 1 P: 12	R: 0 E: 0 K: 1 S: 7	H: 0 LOB: 0 BB: 1 P: 14	R: 0 E: 0 K: 2 S: 8	H: 2 LOB: 2 BB: 0 P: 20	R: 0 E: 0 K: 1 S: 14	H: 0 LOB: 0 BB: 0 P: 13	R: 1 E: 0 K: 2 S: 14	H: 1 LOB: 0 BB: 0 P: 20	R: 0 E: 0 K: 1 S: 9	H: 0 LOB: 0 BB: 0 P: 14	1B: 4 2B: 2 3B: 0 HR: 1	SF: 0 SAC: 0 DP: 1 HBP: 0	WP: 0 PB: 0 SB: 0 CS: 2	PA: 34							
PITCHER	IP: 7.0 ERA: 3.51	WLS: 0 LOB: 1	BF: 26 P: 1	H: 6 R: 1 ER: 1 SO: 8	R: 1 R: 1 ER: 1 SO: 2	BB: 0 IBB: 0 HBP: 0 BLK: 0	WP: 0 HR: 0 S: 66 P: 105	ERA: 1.29 WHIP: 1.143	IP: 1.0 ERA: 1.14	WLS: 0 LOB: 0	BF: 4 P: 1	H: 1 R: 1 ER: 1 SO: 2	R: 0 R: 0 ER: 0 SO: 0	BB: 0 IBB: 0 HBP: 0 BLK: 0	WP: 0 HR: 0 S: 14 P: 20	ERA: 9.00 WHIP: 1.000	IP: 1.0 ERA: 2.1	WLS: 0 LOB: 0	BF: 3 P: 0	H: 0 R: 0 ER: 0 SO: 1	R: 0 R: 0 ER: 0 SO: 0	BB: 0 IBB: 0 HBP: 0 BLK: 0	WP: 0 HR: 0 S: 9 P: 14	1B: 0 2B: 0 3B: 0 HR: 0	SF: 0 SAC: 0 DP: 0 HBP: 0	WP: 0 PB: 0 SB: 0 CS: 2	PA: 34

Batter	1	2	3	4	5	6	7	8	9	AB	R	H	RBI	BB	SO	LOB	BOTTOM										
2 Scooter Gennett, L (1,4) OBP: 0.333, SLG: 0.433										4	1	2	0	0	1	0	Cincinnati Reds @ Milwaukee Brewers Miller Park, Milwaukee, WI Sat Jun 14 2014, 6:18 PM - 9:12 PM CDT Att. 40,507 - Roof Closed - 70 F										
8 Ryan Braun, R (1,9) OBP: 0.332, SLG: 0.512										4	1	1	2	0	1	1											
20 Jonathan Lucroy, R (1,2) OBP: 0.396, SLG: 0.504										3	1	0	0	1	0	0											
27 Carlos Gómez, R (1,8) OBP: 0.377, SLG: 0.544										4	1	1	0	0	0	0											
16 Aramis Ramirez, R (1,5) OBP: 0.314, SLG: 0.425										3	0	1	0	0	0	2											
18 Khris Davis, R (1,7) OBP: 0.307, SLG: 0.481										3	0	0	1	0	1	2											
24 Lyle Overbay, L (1,3) OBP: 0.304, SLG: 0.513										2	0	0	0	0	0	1											
7 Mark Reynolds, R (8,3) OBP: 0.295, SLG: 0.427										1	0	0	0	0	0	0											
9 Jean Segura, R (1,6) OBP: 0.278, SLG: 0.317										3	0	0	0	0	0	1											
49 Yovani Gallardo, R (1,1) ERA: 4.5										2	0	0	0	0	1	0											
Inning Stats	R: 0 E: 0 K: 2 S: 8	H: 0 LOB: 0 BB: 0 P: 10	R: 0 E: 0 K: 1 S: 12	H: 1 LOB: 1 BB: 0 P: 18	R: 0 E: 0 K: 1 S: 6	H: 0 LOB: 0 BB: 0 P: 8	R: 0 E: 0 K: 0 S: 7	H: 0 LOB: 0 BB: 0 P: 12	R: 0 E: 0 K: 0 S: 9	H: 0 LOB: 0 BB: 0 P: 15	R: 0 E: 0 K: 0 S: 18	H: 1 LOB: 1 BB: 0 P: 24	R: 2 E: 0 K: 0 S: 7	H: 2 LOB: 1 BB: 1 P: 13	R: 2 E: 0 K: 1 S: 10	H: 2 LOB: 0 BB: 0 P: 14	1B: 3 2B: 2 3B: 0 HR: 1	SF: 0 SAC: 0 DP: 0 HBP: 0	WP: 1 PB: 0 SB: 0 CS: 0	PA: 31							
PITCHER	IP: 6.0 ERA: 4.5	WLS: 0 LOB: 0	BF: 20 P: 4	H: 2 R: 2 ER: 2 SO: 0	R: 1 R: 0 ER: 0 SO: 4	BB: 0 IBB: 0 HBP: 0 BLK: 0	WP: 0 HR: 0 S: 60 P: 87	ERA: 0.00 WHIP: 0.333	IP: 0.2 ERA: 4.5	WLS: 0 LOB: 0	BF: 4 P: 1	H: 1 R: 0 ER: 0 SO: 0	R: 0 R: 0 ER: 0 SO: 0	BB: 0 IBB: 0 HBP: 0 BLK: 0	WP: 0 HR: 0 S: 4 P: 9	ERA: 27.00 WHIP: 3.000	IP: 0.1 ERA: 4.79	WLS: 0 LOB: 0	BF: 2 P: 0	H: 0 R: 0 ER: 0 SO: 0	R: 0 R: 0 ER: 0 SO: 0	BB: 0 IBB: 0 HBP: 0 BLK: 0	WP: 0 HR: 0 S: 10 P: 14	1B: 0 2B: 0 3B: 0 HR: 0	SF: 0 SAC: 0 DP: 0 HBP: 0	WP: 1 PB: 0 SB: 0 CS: 0	PA: 31

livebaseballscorecards.com

REDS



Batter	1	2	3	4	5	6	7	8	9	AB	R	H	RBI	BB	SO	LOB	TOP					
6 Billy Hamilton, S OBP: 0.301, SLG: 0.382										6	2	3	2	0	3	2	Cincinnati Reds @ Milwaukee Brewers Miller Park, Milwaukee, WI Sun Jun 15 2014, 1:12 PM - 4:30 PM CDT Att: 42,213 - Cloudy - 77 F					
21 Todd Frazier, R OBP: 0.412, SLG: 0.514										6	1	2	4	0	2	3						
19 Joey Votto, L 52 Tony Cingrani, L OBP: 0.150, SLG: 0.150										4	1	2	1	1	0	0						
4 Brandon Phillips, R OBP: 0.309, SLG: 0.400										4	1	2	3	0	0	1						
32 Jay Bruce, L OBP: 0.319, SLG: 0.362										5	1	1	0	0	1	3						
48 Ryan Ludwick, R OBP: 0.330, SLG: 0.424										5	2	4	0	0	0	0						
39 Devin Mesoraco, R OBP: 0.348, SLG: 0.573										5	1	3	1	0	0	2						
2 Zack Cozart, R OBP: 0.266, SLG: 0.310										5	2	1	1	0	0	3						
44 Mike Leake, R 28 Chris Heisey, R 43 Manny Parra, L 63 Sam LeCure, R 25 Skip Schumaker, L 7 Ramon Santiago, S										2	0	0	0	0	1	1						
Inning Stats	R: 3 E: 0 K: 0 S: 21	H: 4 LOB: 1 BB: 0 P: 35	R: 0 E: 0 K: 2 S: 14	H: 0 LOB: 0 BB: 0 P: 18	R: 0 E: 0 K: 0 S: 13	H: 1 LOB: 1 BB: 0 P: 16	R: 0 E: 0 K: 0 S: 12	H: 1 LOB: 1 BB: 0 P: 17	R: 2 E: 0 K: 1 S: 11	H: 2 LOB: 0 BB: 0 P: 15	R: 0 E: 0 K: 0 S: 7	H: 1 LOB: 1 BB: 0 P: 11	R: 0 E: 0 K: 2 S: 12	H: 1 LOB: 1 BB: 0 P: 18	R: 5 E: 0 K: 1 S: 27	H: 6 LOB: 2 BB: 1 P: 43		R: 3 E: 1 K: 1 S: 18	H: 3 LOB: 1 BB: 0 P: 29	1B: 11 2B: 5 3B: 0 HR: 3	SF: 1 SAC: 0 DP: 0 HBP: 0	WP: 0 PB: 0 SB: 0 CS: 0
PITCHER	IP WLS BF H R ER SO BB IBB HBP BLK WP HR S P ERA WHIP																					
41 Marco Estrada, R ERA: 4.82	(1, 1) 5.0 L 23 8 5 5 3 0 0 0 0 0 0 3 7 1 1 9.00 1.600																					
32 Tom Gorzelanny, L ERA: 2.96	(6, 1) 1.0 4 1 0 0 2 0 0 0 0 0 0 7 11 0.00 1.000																					
53 Brandon Kintzler, R ERA: 4.98	(7, 1) 1.0 4 1 0 0 2 0 0 0 0 0 0 12 18 0.00 1.000																					
47 Rob Wooten, R ERA: 4.98	(8, 1) 0.0 6 6 5 5 0 0 0 0 0 0 0 17 22 = =																					
50 Mike Fiers, R ERA: 4.52	(8, 1) 1.0 4 0 0 0 1 1 0 0 0 0 0 10 21 0.00 1.000																					
PITCHER	IP WLS BF H R ER SO BB IBB HBP BLK WP HR S P ERA WHIP																					
51 Wei-Chung Wang, L ERA: 12.51	(9, 1) 1.0 7 3 3 1 1 0 0 0 0 0 0 12 18 9.00 3.000																					

Batter	1	2	3	4	5	6	7	8	9	AB	R	H	RBI	BB	SO	LOB	BOTTOM					
2 Scooter Gennett, L OBP: 0.335, SLG: 0.437										5	0	2	2	0	1	0	Cincinnati Reds @ Milwaukee Brewers Miller Park, Milwaukee, WI Sun Jun 15 2014, 1:12 PM - 4:30 PM CDT Att: 42,213 - Cloudy - 77 F					
8 Ryan Braun, R OBP: 0.325, SLG: 0.500										5	0	0	0	0	4							
20 Jonathan Lucroy, R 12 Martin Maldonado, R OBP: 0.393, SLG: 0.479										4	1	2	1	0	1	2						
27 Carlos Gómez, R OBP: 0.379, SLG: 0.547										4	0	2	0	0	0	1						
16 Aramis Ramirez, R 24 Lyle Overbay, L OBP: 0.304, SLG: 0.313										4	0	1	0	0	0	2						
18 Khris Davis, R OBP: 0.310, SLG: 0.479										3	1	1	0	1	1	2						
7 Mark Reynolds, R OBP: 0.299, SLG: 0.431										3	1	1	0	1	1	2						
9 Jean Segura, R OBP: 0.277, SLG: 0.314										3	1	0	0	1	0	3						
41 Marco Estrada, R 32 Tom Gorzelanny, R 3 Eijan Herrera, S 53 Brandon Kintzler, R 47 Rob Wooten, R 50 Mike Fiers, R Rickey Weeks Jr., R 51 Wei-Chung Wang, L										1	0	1	1	1	0	0						
Inning Stats	R: 0 E: 0 K: 1 S: 7	H: 0 LOB: 0 BB: 0 P: 9	R: 0 E: 0 K: 2 S: 11	H: 1 LOB: 1 BB: 0 P: 17	R: 0 E: 0 K: 0 S: 12	H: 1 LOB: 2 BB: 1 P: 18	R: 3 E: 0 K: 0 S: 9	H: 5 LOB: 2 BB: 1 P: 22	R: 1 E: 0 K: 0 S: 11	H: 2 LOB: 2 BB: 1 P: 18	R: 0 E: 0 K: 1 S: 8	H: 0 LOB: 0 BB: 0 P: 10	R: 0 E: 0 K: 0 S: 3	H: 1 LOB: 0 BB: 0 P: 4	R: 0 E: 0 K: 0 S: 8	H: 0 LOB: 1 BB: 1 P: 15		R: 0 E: 0 K: 0 S: 6	H: 0 LOB: 0 BB: 0 P: 8	1B: 6 2B: 4 3B: 0 HR: 1	SF: 0 SAC: 0 DP: 2 HBP: 0	WP: 0 PB: 1 SB: 1 CS: 0
PITCHER	IP WLS BF H R ER SO BB IBB HBP BLK WP HR S P ERA WHIP																					
44 Mike Leake, R ERA: 3.8	(1, 1) 5.0 W 26 9 4 4 3 2 1 0 0 0 0 0 5 5 7.20 2.200																					
43 Manny Parra, L ERA: 4.64	(6, 1) 0.2 H 2 0 0 1 0 0 0 0 0 0 0 5 8 0.00 0.000																					
63 Sam LeCure, R ERA: 2.63	(6, 1) 1.1 H 4 1 0 0 0 0 0 0 0 0 0 6 9 0.00 0.750																					
52 Tony Cingrani, L ERA: 4.52	(8, 1) 2.0 7 0 0 0 0 1 0 0 0 0 0 14 23 0.00 0.500																					

Batter	1	2	3	4	5	6	7	8	9	AB	R	H	RBI	BB	SO	LOB	TOP							
2 Scooter Gennett, L OBP: 0.336, SLG: 0.450										5	2	2	2	0	1	0								
8 Ryan Braun, R OBP: 0.330, SLG: 0.509										4	1	2	2	1	0	0								
20 Jonathan Lucroy, R OBP: 0.397, SLG: 0.512										4	1	1	0	1	0	1								
59 Zach Duke, L										0	0	0	0	0	0	0								
16 Aramis Ramirez, R OBP: 0.296, SLG: 0.435										4	2	3	2	0	0	2								
18 Khris Davis, R OBP: 0.313, SLG: 0.487										4	1	2	2	0	0	2								
7 Mark Reynolds, R OBP: 0.296, SLG: 0.424										3	0	0	0	1	0	0								
9 Jean Segura, R OBP: 0.273, SLG: 0.309										4	0	0	0	0	0	1								
3 Elian Herrera, S OBP: 0.254, SLG: 0.293										4	1	2	0	0	1	0								
38 Willy Peralta, R OBP: 0.086, SLG: 0.160										2	0	0	0	0	0	1								
24 Kyle Clevinger, L OBP: 0.308, SLG: 0.313										0	0	0	0	0	0	0								
Rickie Weeks, Jr., R OBP: 0.252, SLG: 0.412										0	0	0	0	0	1	0								
13 Will Smith, R OBP: 0.254, SLG: 0.479										0	1	0	0	0	0	0								
12 Martin Maldonado, R OBP: 0.404, SLG: 0.479										0	1	0	0	0	0	0								
Inning Stats	R: 0 E: 0 K: 1 S: 7	H: 0 LOB: 0 BB: 0 P: 9	R: 2 E: 0 K: 0 S: 11	H: 3 LOB: 1 BB: 0 P: 23	R: 1 E: 0 K: 0 S: 12	H: 3 LOB: 1 BB: 0 P: 16	R: 0 E: 0 K: 0 S: 6	H: 0 LOB: 0 BB: 0 P: 10	R: 0 E: 0 K: 0 S: 8	H: 0 LOB: 0 BB: 0 P: 9	R: 0 E: 0 K: 0 S: 5	H: 1 LOB: 0 BB: 0 P: 7	R: 0 E: 0 K: 1 S: 9	H: 0 LOB: 0 BB: 0 P: 14	R: 3 E: 0 K: 1 S: 10	H: 2 LOB: 0 BB: 0 P: 27	R: 3 E: 0 K: 0 S: 16	H: 3 LOB: 1 BB: 0 P: 25	1B: 7 2B: 3 3B: 2 HR: 1	SF: 0 SAC: 0 DP: 3 HBP: 1	WP: 2 PB: 0 CS: 1	PA: 40		
PITCHER	IP WLS BF H R ER SO BB IBB HBP BLK WP HR S P ERA WHIP	IP WLS BF H R ER SO BB IBB HBP BLK WP HR S P ERA WHIP	IP WLS BF H R ER SO BB IBB HBP BLK WP HR S P ERA WHIP	IP WLS BF H R ER SO BB IBB HBP BLK WP HR S P ERA WHIP	IP WLS BF H R ER SO BB IBB HBP BLK WP HR S P ERA WHIP	IP WLS BF H R ER SO BB IBB HBP BLK WP HR S P ERA WHIP	IP WLS BF H R ER SO BB IBB HBP BLK WP HR S P ERA WHIP	IP WLS BF H R ER SO BB IBB HBP BLK WP HR S P ERA WHIP	IP WLS BF H R ER SO BB IBB HBP BLK WP HR S P ERA WHIP	IP WLS BF H R ER SO BB IBB HBP BLK WP HR S P ERA WHIP	IP WLS BF H R ER SO BB IBB HBP BLK WP HR S P ERA WHIP	IP WLS BF H R ER SO BB IBB HBP BLK WP HR S P ERA WHIP	IP WLS BF H R ER SO BB IBB HBP BLK WP HR S P ERA WHIP	IP WLS BF H R ER SO BB IBB HBP BLK WP HR S P ERA WHIP	IP WLS BF H R ER SO BB IBB HBP BLK WP HR S P ERA WHIP	IP WLS BF H R ER SO BB IBB HBP BLK WP HR S P ERA WHIP	IP WLS BF H R ER SO BB IBB HBP BLK WP HR S P ERA WHIP	IP WLS BF H R ER SO BB IBB HBP BLK WP HR S P ERA WHIP	IP WLS BF H R ER SO BB IBB HBP BLK WP HR S P ERA WHIP	IP WLS BF H R ER SO BB IBB HBP BLK WP HR S P ERA WHIP	IP WLS BF H R ER SO BB IBB HBP BLK WP HR S P ERA WHIP	IP WLS BF H R ER SO BB IBB HBP BLK WP HR S P ERA WHIP	IP WLS BF H R ER SO BB IBB HBP BLK WP HR S P ERA WHIP	IP WLS BF H R ER SO BB IBB HBP BLK WP HR S P ERA WHIP

AB	35
R	9
H	12
RBI	8
BB	3
SO	3
LOB	7



Batter	1	2	3	4	5	6	7	8	9	AB	R	H	RBI	BB	SO	LOB	BOTTOM							
8 Gerardo Parra, L OBP: 0.316, SLG: 0.372										3	0	0	0	0	0	1								
14 Martin Prado, R OBP: 0.324, SLG: 0.379										4	0	1	0	0	0	2								
44 Paul Goldschmidt, R OBP: 0.376, SLG: 0.567										4	0	2	0	0	1	1								
26 Miguel Montero, L OBP: 0.360, SLG: 0.446										4	0	1	0	0	2	1								
2 Aaron Hill, R OBP: 0.295, SLG: 0.395										4	0	0	0	0	1	3								
6 David Peralta, L OBP: 0.339, SLG: 0.448										4	1	2	0	0	1	0								
16 Chris Owings, R OBP: 0.310, SLG: 0.443										4	1	2	0	0	1	1								
27 Roger Kieschnick, L OBP: 0.182, SLG: 0.182										4	1	2	1	0	2	1								
32 Brandon McCarthy, R OBP: 0.154, SLG: 0.154										2	0	1	2	0	1	0								
54 Joe Thatcher, L										0	0	0	0	0	0	0								
38 Will Harris, R										0	0	0	0	0	0	0								
40 J.J. Putz, R										0	0	0	0	0	0	0								
7 Cody Ross, R OBP: 0.254, SLG: 0.248										1	0	0	0	0	0	1								
Inning Stats	R: 0 E: 0 K: 1 S: 11	H: 2 LOB: 2 BB: 0 P: 17	R: 3 E: 0 K: 0 S: 15	H: 5 LOB: 1 BB: 0 P: 21	R: 0 E: 0 K: 1 S: 12	H: 1 LOB: 0 BB: 0 P: 18	R: 0 E: 0 K: 2 S: 7	H: 0 LOB: 0 BB: 0 P: 13	R: 0 E: 0 K: 1 S: 10	H: 0 LOB: 0 BB: 0 P: 16	R: 0 E: 0 K: 1 S: 7	H: 0 LOB: 0 BB: 0 P: 10	R: 0 E: 0 K: 0 S: 4	H: 1 LOB: 1 BB: 0 P: 8	R: 0 E: 0 K: 1 S: 7	H: 1 LOB: 0 BB: 0 P: 11	R: 0 E: 0 K: 2 S: 11	H: 1 LOB: 0 BB: 0 P: 21	1B: 11 2B: 0 3B: 0 HR: 0	SF: 0 SAC: 1 DP: 3 HBP: 1	WP: 0 PB: 0 SB: 0 CS: 0	PA: 36		
PITCHER	IP WLS BF H R ER SO BB IBB HBP BLK WP HR S P ERA WHIP	IP WLS BF H R ER SO BB IBB HBP BLK WP HR S P ERA WHIP	IP WLS BF H R ER SO BB IBB HBP BLK WP HR S P ERA WHIP	IP WLS BF H R ER SO BB IBB HBP BLK WP HR S P ERA WHIP	IP WLS BF H R ER SO BB IBB HBP BLK WP HR S P ERA WHIP	IP WLS BF H R ER SO BB IBB HBP BLK WP HR S P ERA WHIP	IP WLS BF H R ER SO BB IBB HBP BLK WP HR S P ERA WHIP	IP WLS BF H R ER SO BB IBB HBP BLK WP HR S P ERA WHIP	IP WLS BF H R ER SO BB IBB HBP BLK WP HR S P ERA WHIP	IP WLS BF H R ER SO BB IBB HBP BLK WP HR S P ERA WHIP	IP WLS BF H R ER SO BB IBB HBP BLK WP HR S P ERA WHIP	IP WLS BF H R ER SO BB IBB HBP BLK WP HR S P ERA WHIP	IP WLS BF H R ER SO BB IBB HBP BLK WP HR S P ERA WHIP	IP WLS BF H R ER SO BB IBB HBP BLK WP HR S P ERA WHIP	IP WLS BF H R ER SO BB IBB HBP BLK WP HR S P ERA WHIP	IP WLS BF H R ER SO BB IBB HBP BLK WP HR S P ERA WHIP	IP WLS BF H R ER SO BB IBB HBP BLK WP HR S P ERA WHIP	IP WLS BF H R ER SO BB IBB HBP BLK WP HR S P ERA WHIP	IP WLS BF H R ER SO BB IBB HBP BLK WP HR S P ERA WHIP	IP WLS BF H R ER SO BB IBB HBP BLK WP HR S P ERA WHIP	IP WLS BF H R ER SO BB IBB HBP BLK WP HR S P ERA WHIP	IP WLS BF H R ER SO BB IBB HBP BLK WP HR S P ERA WHIP	IP WLS BF H R ER SO BB IBB HBP BLK WP HR S P ERA WHIP	IP WLS BF H R ER SO BB IBB HBP BLK WP HR S P ERA WHIP

AB	34
R	3
H	11
RBI	3
BB	0
SO	9
LOB	11



Milwaukee Brewers @ Arizona Diamondbacks
Chase Field, Phoenix, AZ
Mon Jun 16 2014, 6:41 PM - 9:41 PM MST
Att: 18,262 - Clear - 101 F

Milwaukee Brewers @ Arizona Diamondbacks
Chase Field, Phoenix, AZ
Mon Jun 16 2014, 6:41 PM - 9:41 PM MST
Att: 18,262 - Clear - 101 F

Batter	1	2	3	4	5	6	7	8	9	AB	R	H	RBI	BB	SO	LOB	TOP					
Rickey Weeks Jr., R OBP: 0.339, SLG: 0.392										4	0	0	0	0	2	1						
8 Ryan Braun, R OBP: 0.326, SLG: 0.495										4	0	0	0	0	2	1						
20 Jonathan Lucroy, R OBP: 0.405, SLG: 0.536										2	1	1	0	2	0	1						
27 Carlos Gómez, R OBP: 0.381, SLG: 0.544										3	1	1	0	1	0	1						
16 Aramis Ramirez, R OBP: 0.319, SLG: 0.440										3	0	0	0	1	3	4						
18 Khris Davis, R OBP: 0.311, SLG: 0.492										4	1	2	3	0	1	0						
7 Mark Reynolds, R OBP: 0.288, SLG: 0.408										4	0	0	0	0	0	2						
9 Jean Segura, R OBP: 0.272, SLG: 0.322										4	0	0	0	0	2	1						
22 Matt Garza, R OBP: 0.063, SLG: 0.094										3	0	1	0	0	1	0						
13 Will Smith, R OBP: 0.164, SLG: 0.200										0	0	0	0	0	0	0						
53 Brandon Kintzler, R OBP: 0.164, SLG: 0.200										0	0	0	0	0	0	0						
Inning Stats	R: 0 H: 0 E: 0 K: 0 S: 10	H: 0 LOB: 1 BB: 1 P: 17	R: 0 H: 0 E: 0 K: 1 S: 8	H: 1 LOB: 1 BB: 1 P: 15	R: 0 H: 0 E: 0 K: 3 S: 9	H: 0 LOB: 0 BB: 0 P: 11	R: 3 H: 3 E: 0 K: 1 S: 13	H: 3 LOB: 0 BB: 0 P: 17	R: 0 H: 1 E: 0 K: 0 S: 6	H: 1 LOB: 0 BB: 0 P: 8	R: 0 H: 0 E: 0 K: 1 S: 7	H: 0 LOB: 0 BB: 0 P: 9	R: 0 H: 0 E: 0 K: 0 S: 8	H: 0 LOB: 2 BB: 2 P: 15	R: 0 H: 0 E: 0 K: 3 S: 11	H: 0 LOB: 0 BB: 0 P: 21	R: 0 H: 0 E: 0 K: 2 S: 7	H: 0 LOB: 0 BB: 0 P: 11	1B: 4 2B: 0 3B: 0 HR: 1	SF: 0 SAC: 0 DP: 1 HBP: 0	WP: 0 PB: 0 CS: 0	PA: 35
PITCHER	IP	WLS	BF	H	R	ER	SO	BB	IBB	HBP	BLK	WP	HR	S	P	ERA	WHIP					
36 Wade Miley, L ERA: 4.62	(1, 1)	7.2	31	5	3	3	8	4	0	0	0	0	1	69	109	3.52	1.174					
29 Brad Ziegler, R ERA: 2.95	(8, 1)	1.1	W	4	0	0	3	0	0	0	0	0	0	10	15	0.00	0.000					

Milwaukee Brewers @ Arizona Diamondbacks
Chase Field, Phoenix, AZ
Wed Jun 18 2014, 6:41 PM - 9:19 PM MST
Att: 19,711 - Clear - 97 F

livebaseballscorecards.com

AB 31
R 3
H 5
RBI 3
BB 4
SO 11
LOB 11

Batter	1	2	3	4	5	6	7	8	9	AB	R	H	RBI	BB	SO	LOB	BOTTOM					
8 Gerardo Parra, L OBP: 0.317, SLG: 0.377										4	1	1	0	0	0	1						
16 Chris Owings, R OBP: 0.321, SLG: 0.465										4	1	3	1	0	0	0						
44 Paul Goldschmidt, R OBP: 0.379, SLG: 0.599										4	1	1	1	0	0	2						
26 Miguel Montero, L OBP: 0.356, SLG: 0.438										4	0	1	0	0	2	3						
2 Aaron Hill, R OBP: 0.291, SLG: 0.389										4	0	0	1	0	1	3						
14 Martín Prado, R OBP: 0.322, SLG: 0.379										4	1	1	0	0	0	3						
6 David Peralta, L OBP: 0.313, SLG: 0.409										4	0	1	0	0	0	1						
19 Tony Campana, L OBP: 0.164, SLG: 0.200										4	0	1	1	0	1	1						
36 Wade Miley, L OBP: 0.200, SLG: 0.200										3	0	0	0	0	1	1						
29 Brad Ziegler, R ERA: 3.12	(8, 1)	0.2	L	4	2	1	1	0	0	0	0	0	0	0	0	0						
Inning Stats	R: 2 H: 2 E: 1 K: 0 S: 11	H: 2 LOB: 1 BB: 0 P: 14	R: 0 H: 1 E: 0 K: 1 S: 9	H: 1 LOB: 0 BB: 0 P: 11	R: 1 H: 2 E: 0 K: 2 S: 17	H: 2 LOB: 1 BB: 0 P: 25	R: 0 H: 0 E: 0 K: 1 S: 10	H: 0 LOB: 0 BB: 0 P: 12	R: 0 H: 0 E: 0 K: 0 S: 10	H: 0 LOB: 0 BB: 0 P: 14	R: 0 H: 1 E: 0 K: 0 S: 3	H: 1 LOB: 0 BB: 0 P: 5	R: 0 H: 0 E: 0 K: 0 S: 7	H: 0 LOB: 0 BB: 0 P: 11	R: 0 H: 1 E: 0 K: 1 S: 11	H: 1 LOB: 1 BB: 0 P: 15	R: 1 H: 2 E: 0 K: 0 S: 5	H: 2 LOB: 1 BB: 0 P: 8	1B: 5 2B: 2 3B: 2 HR: 0	SF: 0 SAC: 0 DP: 1 HBP: 0	WP: 1 PB: 0 CS: 0	PA: 35
PITCHER	IP	WLS	BF	H	R	ER	SO	BB	IBB	HBP	BLK	WP	HR	S	P	ERA	WHIP					
22 Matt Garza, R ERA: 4.02	(1, 1)	7.2	30	7	3	2	4	0	0	0	0	0	0	75	103	2.35	0.913					
13 Will Smith, L ERA: 1.06	(8, 1)	0.1	1	0	0	0	1	0	0	0	0	0	0	3	4	0.00	0.000					
53 Brandon Kintzler, R ERA: 3.12	(8, 1)	0.2	L	4	2	1	1	0	0	0	0	0	0	5	8	13.50	3.000					

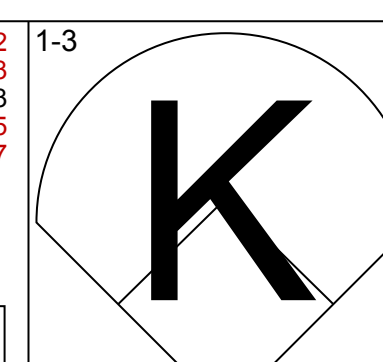
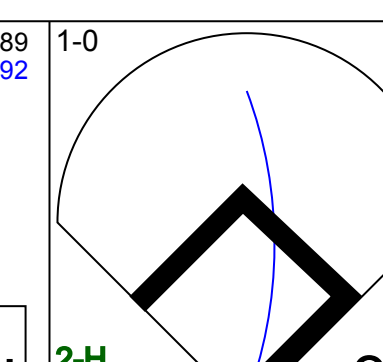
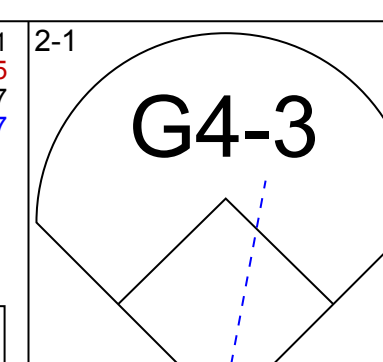
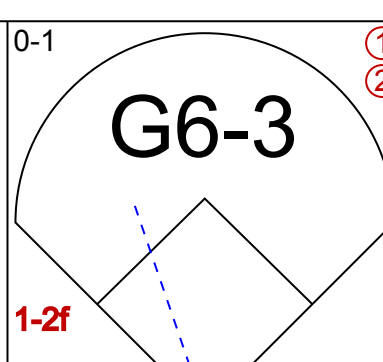
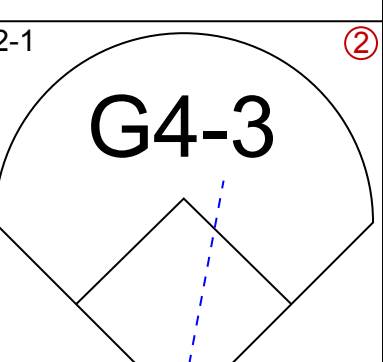
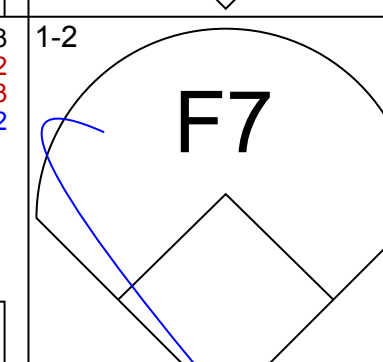
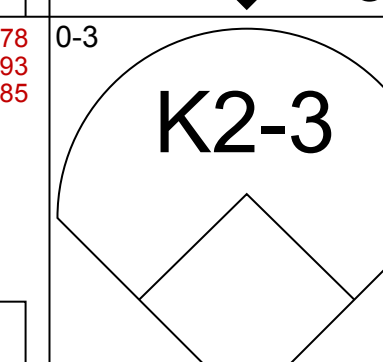
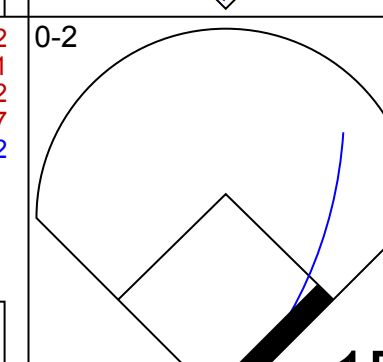
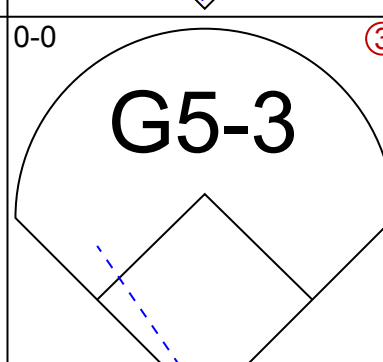
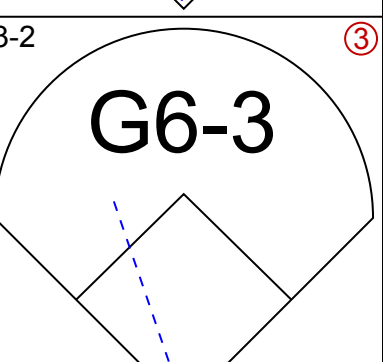
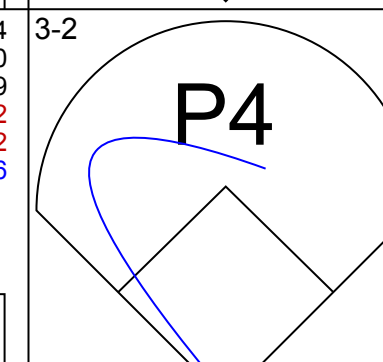
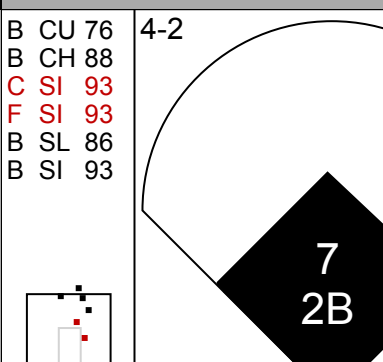
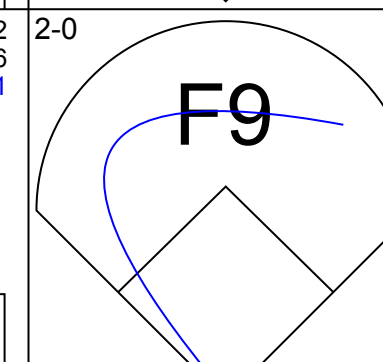
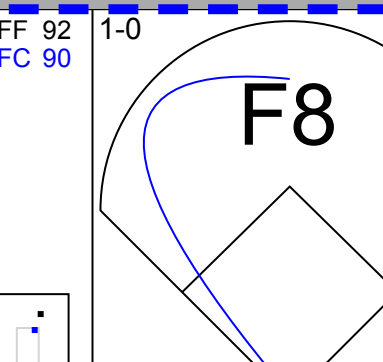
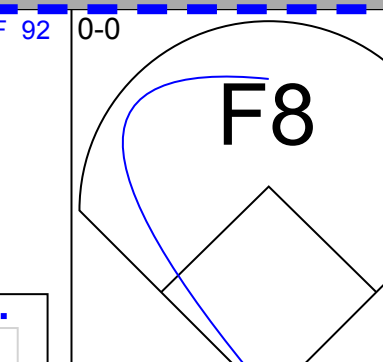
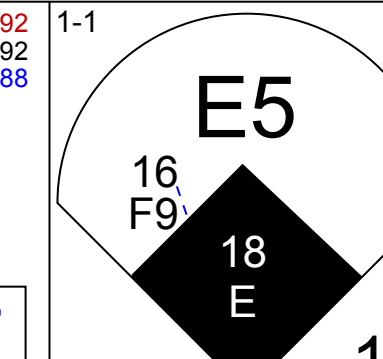
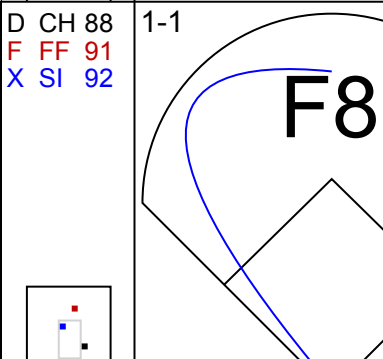
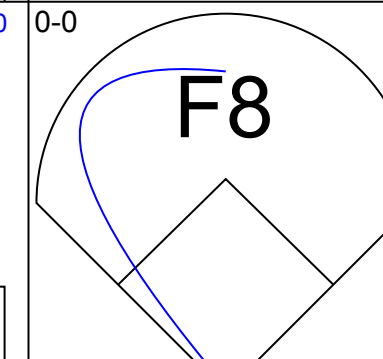
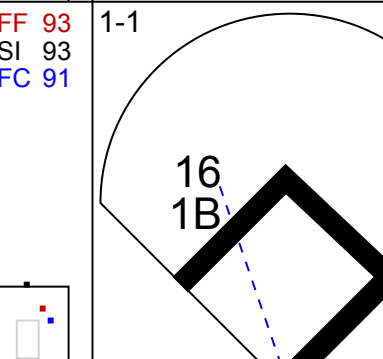
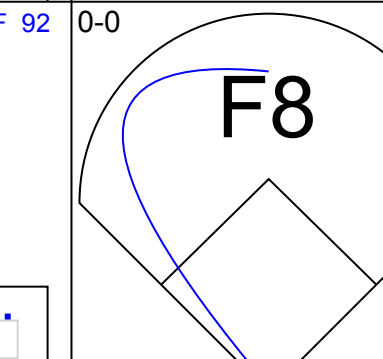
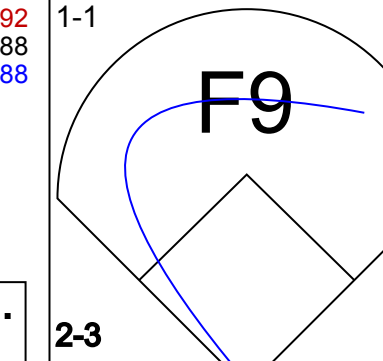
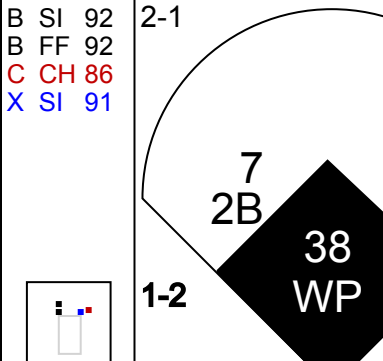
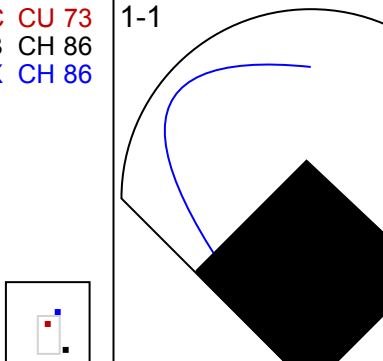
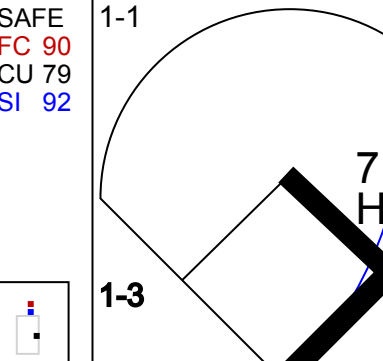
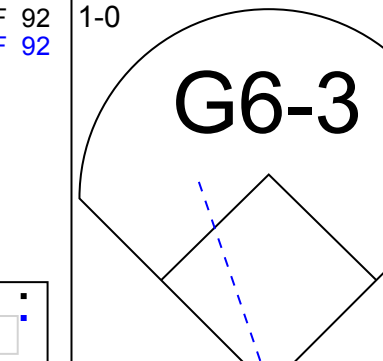
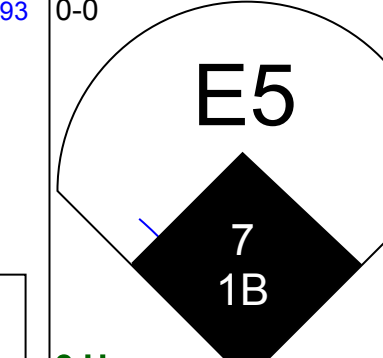
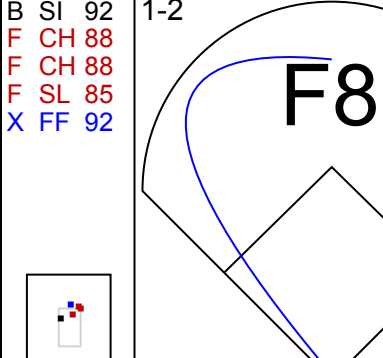
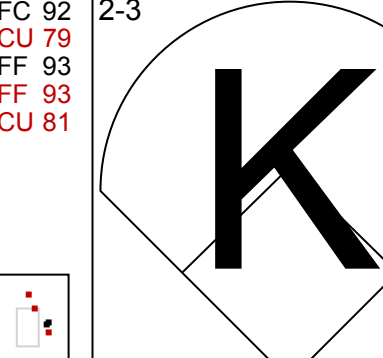
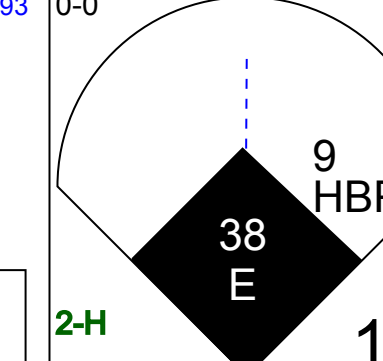
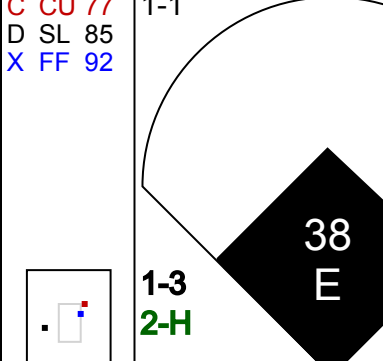
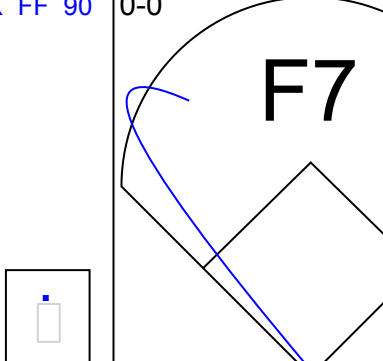
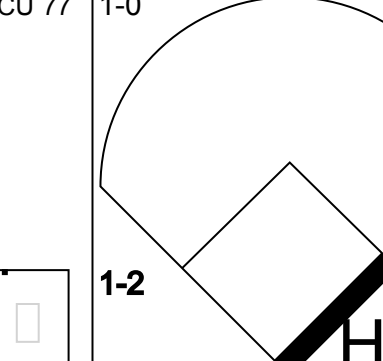
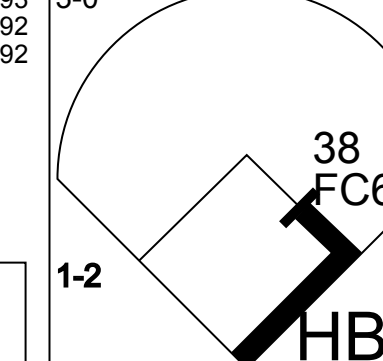
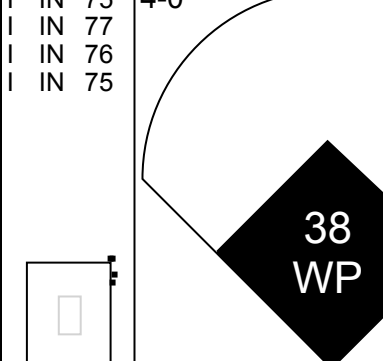
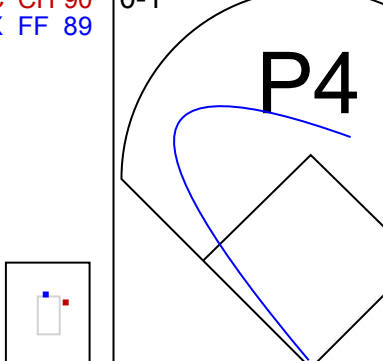
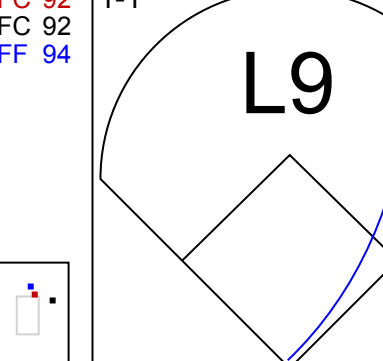
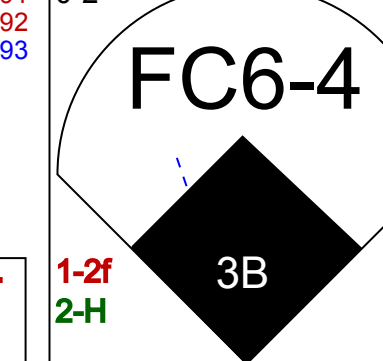
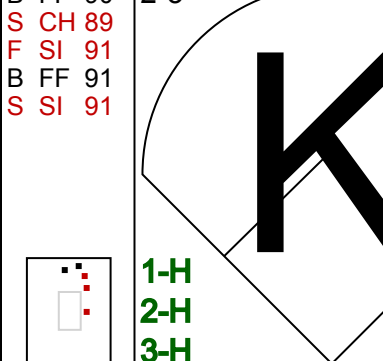


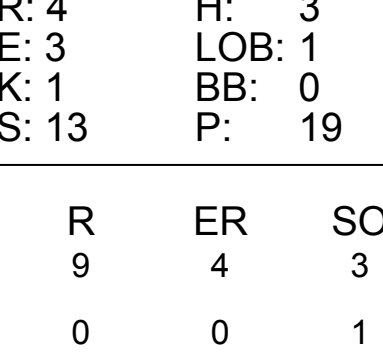
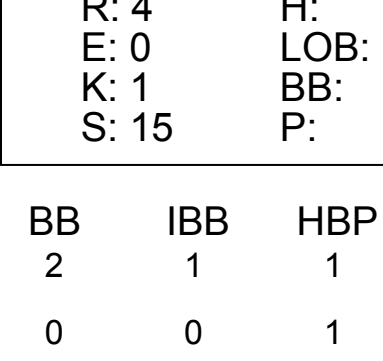
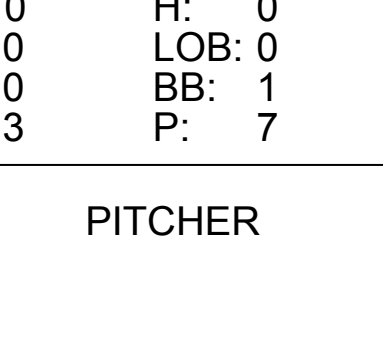
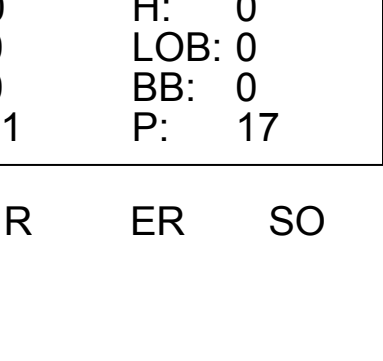
Milwaukee Brewers @ Arizona Diamondbacks
Chase Field, Phoenix, AZ
Wed Jun 18 2014, 6:41 PM - 9:19 PM MST
Att: 19,711 - Clear - 97 F

livebaseballscorecards.com

AB 35
R 4
H 9
RBI 4
BB 0
SO 5
LOB 15

Batter	1	2	3	4	5	6	7	8	9	AB	R	H	RBI	BB	SO	LOB	TOP					
2 Scooter Gennett, L (1,4) OBP: 0.340, SLG: 0.459	L5			P6		K		27 1B		4	1	1	0	0	1	0	Milwaukee Brewers @ Arizona Diamondbacks Chase Field, Phoenix, AZ Thu Jun 19 2014, 12:42 PM - 3:37 PM MST Att: 22,559 - Roof Closed - 75 F					
9 Jean Segura, R (1,6) OBP: 0.272, SLG: 0.321	G1-3			F9		E1 16 1B		F9		4	1	1	0	0	0	1						
27 Carlos Gómez, R (1,8) OBP: 0.379, SLG: 0.540	K2-3			K		K				4	0	1	1	0	3	1						
16 Aramis Ramirez, R (1,5) OBP: 0.323, SLG: 0.447		L9				24 2B			K	4	1	2	1	0	1	0						
18 Khris Davis, R (1,7) OBP: 0.314, SLG: 0.494		HBP		L9				G1-3		3	0	1	0	0	0	2						
24 Lyle Overbay, L (1,3) OBP: 0.320, SLG: 0.333		G6-3								3	1	2	1	1	0	1						
12 Martín Maldonado, R (1,2) OBP: 0.377, SLG: 0.442				G5-3		F9				4	0	0	0	0	1	3						
3 Elian Herrera, S (1,9) OBP: 0.242, SLG: 0.281				F7				G4-3		3	0	1	1	0	0	1						
49 Yovani Gallardo, R (1,1) OBP: 0.154, SLG: 0.160				G6-3		L4		L9		2	0	0	0	0	0	1						
Rickie Weeks Jr., R (8,PH) OBP: 0.336, SLG: 0.388										1	0	0	0	0	0	0						
59 Zach Duke, L (8,1) OBP: 0.266, SLG: 0.269										0	0	0	0	0	0	0						
47 Rob Wooten, R (8,1) OBP: 0.266, SLG: 0.269										0	0	0	0	0	0	0						
57 Francisco Rodríguez, R (9,1) OBP: 0.310, SLG: 0.355										0	0	0	0	0	0	0						
Inning Stats	R: 0 E: 0 K: 1 S: 11	H: 0 LOB: 0 BB: 0 P: 12	R: 0 E: 0 K: 0 S: 8	H: 0 LOB: 0 BB: 0 P: 14	R: 0 E: 0 K: 0 S: 9	H: 0 LOB: 0 BB: 0 P: 15	R: 0 E: 0 K: 1 S: 10	H: 0 LOB: 0 BB: 0 P: 14	R: 2 E: 0 K: 0 S: 9	H: 3 LOB: 1 BB: 0 P: 15	R: 1 E: 1 K: 2 S: 14	H: 2 LOB: 1 BB: 0 P: 18	R: 0 E: 0 K: 1 S: 5	H: 0 LOB: 0 BB: 1 P: 11	R: 1 E: 0 K: 0 S: 10	H: 2 LOB: 1 BB: 0 P: 13	R: 0 E: 0 K: 1 S: 9	H: 2 LOB: 1 BB: 0 P: 15	1B: 5 2B: 4 3B: 0 HR: 0	SF: 0 SAC: 0 DP: 1 HBP: 1	WP: 0 PB: 0 SB: 0 CS: 0	PA: 34
PITCHER	IP WLS BF H R ER SO BB IBB HBP BLK WP HR S P ERA WHIP																					
57 Chase Anderson, R (1,1) ERA: 3.18	6.0 L 23 5 3 2 4 0 0 1 0 0 0 0 61 88 3.00 0.833																					
59 Oliver Pérez, L (7,1) ERA: 2.5	1.1 5 1 1 1 1 1 0 0 0 0 0 12 21 6.75 1.500																					
37 Matt Sities, R (8,1) ERA:	0.2 2 1 0 0 0 0 0 0 0 0 0 3 3 0.00 1.500																					
40 J.J. Putz, R (9,1) ERA: 6.59	1.0 4 2 0 0 1 0 0 0 0 0 0 9 15 0.00 2.000																					

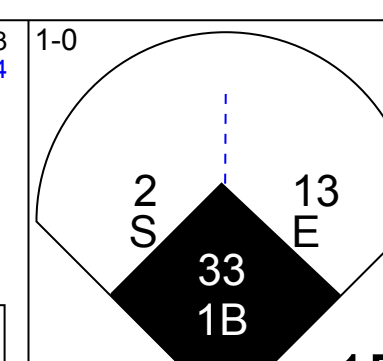
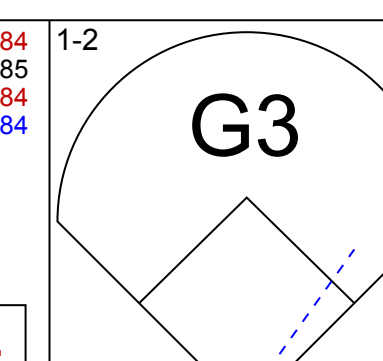
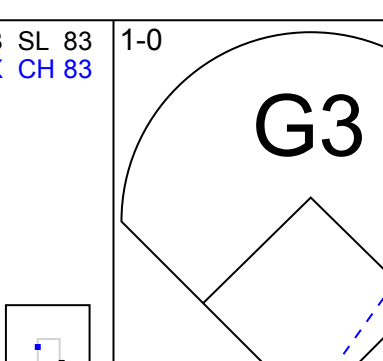
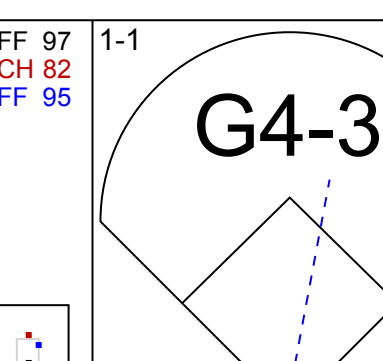
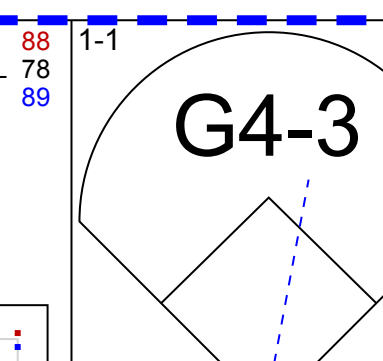
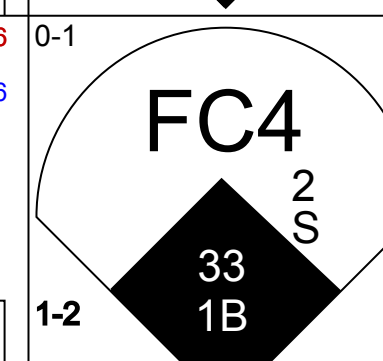
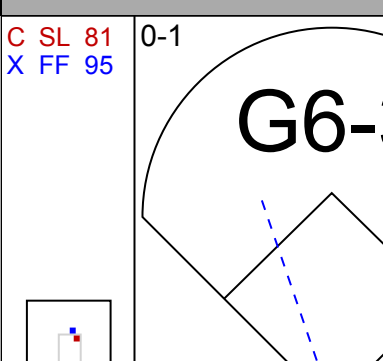
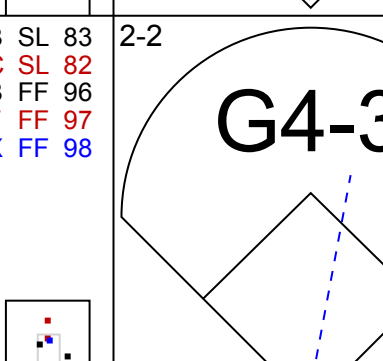
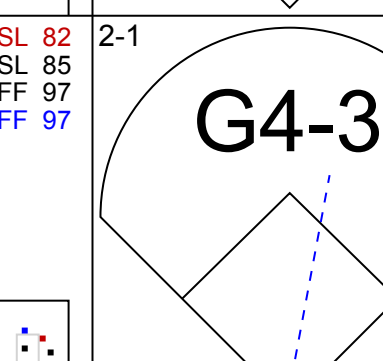

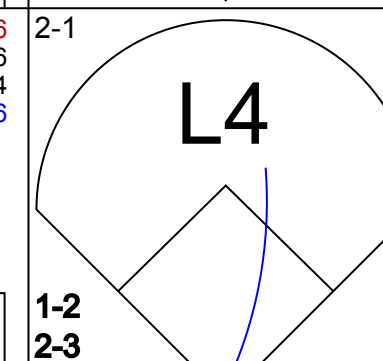
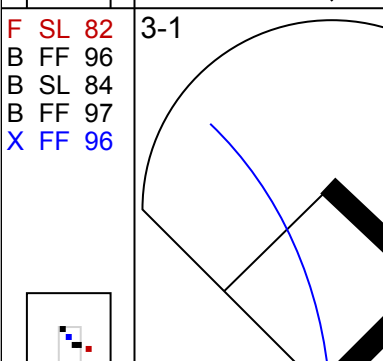
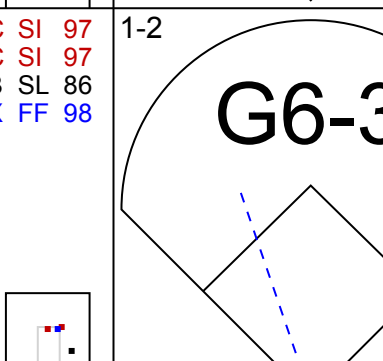
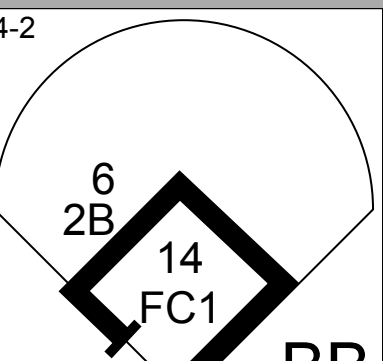
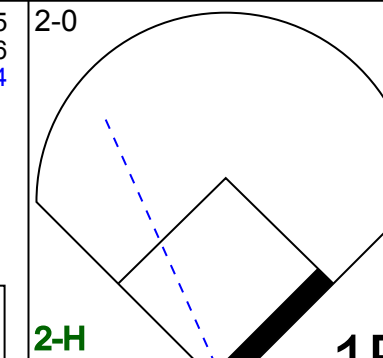
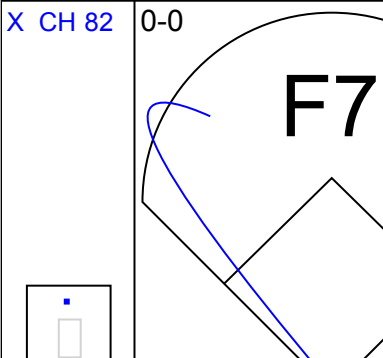
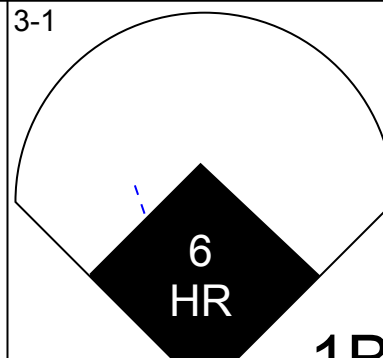
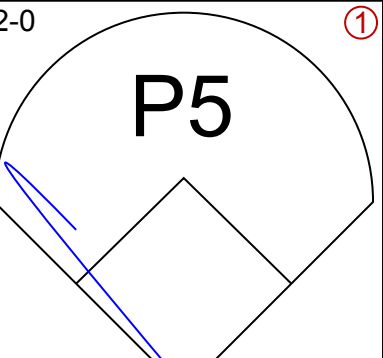
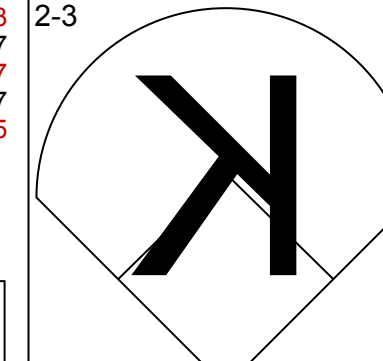
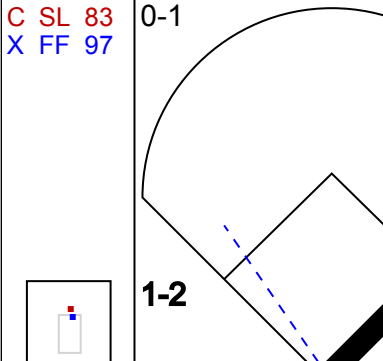
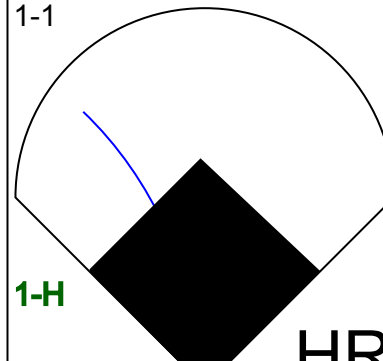
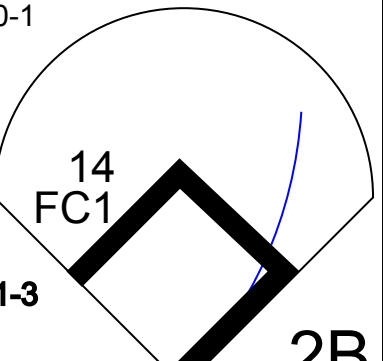
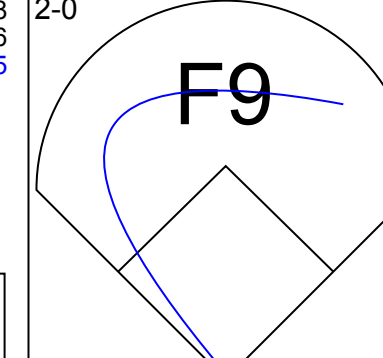
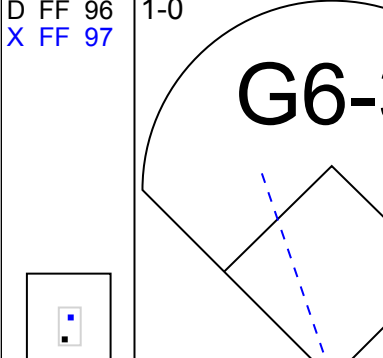
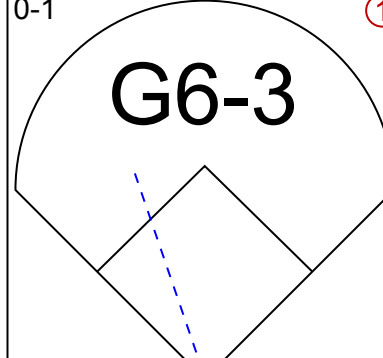
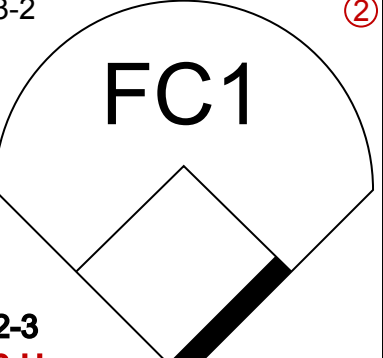
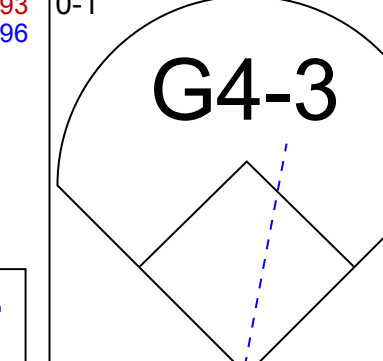
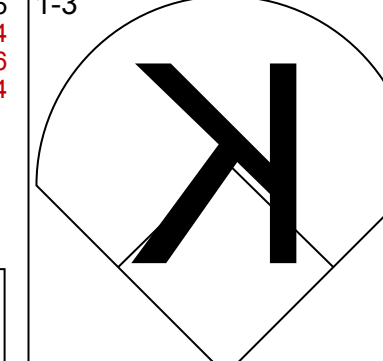
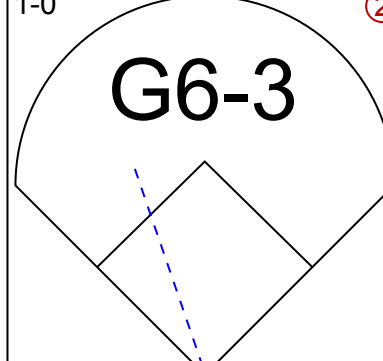
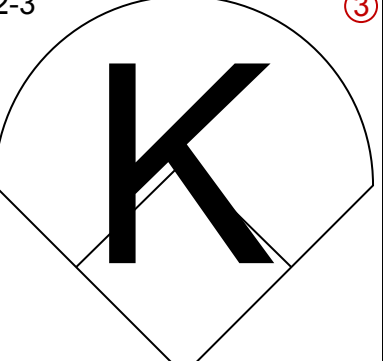
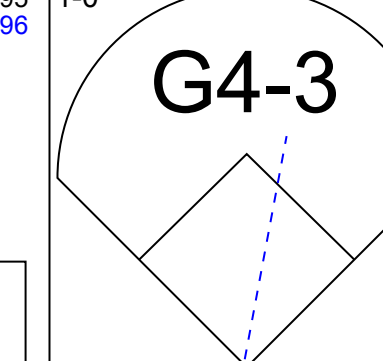
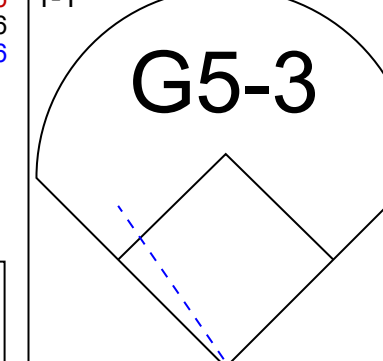
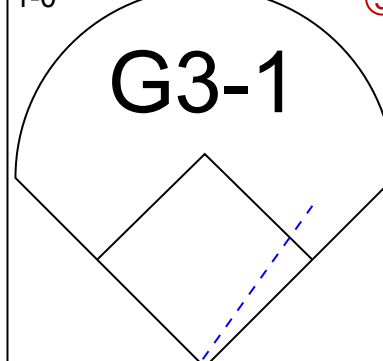
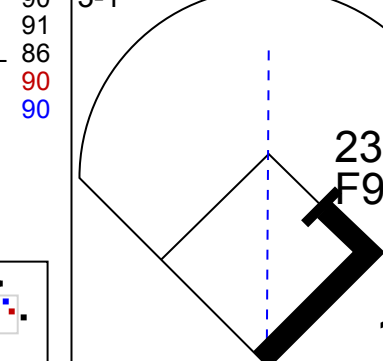
Batter	1	2	3	4	5	6	7	8	9	AB	R	H	RBI	BB	SO	LOB	BOTTOM					
8 Gerardo Parra, L (1,9) OBP: 0.313, SLG: 0.372	L8			G6-3		G1-3		K		4	0	0	0	0	1	1	Milwaukee Brewers @ Arizona Diamondbacks Chase Field, Phoenix, AZ Thu Jun 19 2014, 12:42 PM - 3:37 PM MST Att: 22,559 - Roof Closed - 75 F					
16 Chris Owings, R (1,6) OBP: 0.320, SLG: 0.461	G4-3			F7		G4-3		F8		4	0	1	0	0	0	1						
44 Paul Goldschmidt, R (1,3) OBP: 0.376, SLG: 0.555				K		K		K		4	0	1	0	0	3	2						
2 Aaron Hill, R (1,4) OBP: 0.287, SLG: 0.383		F7		G6-3		G4-3			K	4	0	0	0	0	1	2						
6 David Peralta, L (1,8) OBP: 0.324, SLG: 0.414		F8				7 1B FC4-6		G3		4	1	2	0	0	0	0						
7 Cody Ross, R (1,7) OBP: 0.266, SLG: 0.269		G5-3								4	0	2	0	0	0	1						
1 Didi Gregorius, L (1,5) OBP: 0.304, SLG: 0.385				F7		FC4-6 9 FC1-6		K		3	0	0	1	0	1	2						
9 Tuffy Gosewisch, R (1,2) OBP: 0.250, SLG: 0.326				G1-3		FC1-6		G4-3		3	0	0	0	0	0	2						
57 Chase Anderson, R (1,1) OBP: 0.091, SLG: 0.091				L9		K				2	0	0	0	0	1	1						
59 Oliver Pérez, L (7,1) ERA: 1.26										0	0	0	0	0	0	0						
31 Jordan Pacheco, R (8,PH) OBP: 0.310, SLG: 0.355										1	0	1	0	0	0	0						
40 J.J. Putz, R (9,1) ERA: 2.23										0	0	0	0	0	0	0						
Inning Stats	R: 0 E: 0 K: 1 S: 8	H: 0 LOB: 0 BB: 0 P: 12	R: 0 E: 0 K: 0 S: 5	H: 0 LOB: 0 BB: 0 P: 13	R: 0 E: 0 K: 0 S: 9	H: 0 LOB: 0 BB: 0 P: 16	R: 0 E: 0 K: 1 S: 10	H: 1 LOB: 1 BB: 0 P: 12	R: 1 E: 0 K: 1 S: 15	H: 2 LOB: 1 BB: 0 P: 21	R: 0 E: 0 K: 0 S: 13	H: 1 LOB: 1 BB: 0 P: 19	R: 0 E: 0 K: 1 S: 10	H: 1 LOB: 1 BB: 0 P: 15	R: 0 E: 0 K: 2 S: 11	H: 1 LOB: 1 BB: 0 P: 16	R: 0 E: 0 K: 1 S: 7	H: 1 LOB: 0 BB: 0 P: 11	1B: 6 2B: 1 3B: 0 HR: 0	SF: 0 SAC: 0 DP: 1 HBP: 0	WP: 0 PB: 0 SB: 1 CS: 0	PA: 33
PITCHER	IP WLS BF H R ER SO BB IBB HBP BLK WP HR S P ERA WHIP																					
49 Yovani Gallardo, R (1,1) ERA: 3.34	7.0 W 26 5 1 1 4 0 0 0 0 0 0 0 6 10 0.00 0.714																					
59 Zach Duke, L (8,1) ERA: 1.26	0.1 H 2 1 0 0 1 0 0 0 0 0 0 6 10 0.00 3.000																					
47 Rob Wooten, R (8,1) ERA: 4.84	0.2 H 2 0 0 0 1 0 0 0 0 0 0 5 6 0.00 0.000																					
57 Francisco Rodríguez, R (9,1) ERA: 2.23	1.0 S 3 1 0 0 1 0 0 0 0 0 0 7 11 0.00 1.000																					

Batter	1	2	3	4	5	6	7	8	9	AB	R	H	RBI	BB	SO	LOB	TOP					
Rickie Weeks Jr., R OBP: 0.328, SLG: 0.394										5	0	1	1	0	1	1						
8 Ryan Braun, R OBP: 0.328, SLG: 0.498										5	0	1	0	0	1	1						
20 Jonathan Lucroy, R OBP: 0.401, SLG: 0.526										4	1	0	0	1	0	1						
27 Carlos Gómez, R OBP: 0.382, SLG: 0.536										5	1	2	0	0	0	2						
16 Aramis Ramirez, R OBP: 0.338, SLG: 0.479										4	2	3	1	0	0	1						
3 Elian Herrera, S OBP: 0.239, SLG: 0.277										1	0	0	0	0	0	0						
18 Khris Davis, R OBP: 0.311, SLG: 0.496										4	1	0	1	0	1	4						
7 Mark Reynolds, R OBP: 0.284, SLG: 0.415										3	2	2	2	0	0	0						
9 Jean Segura, R OBP: 0.281, SLG: 0.345										2	1	0	0	1	0	3						
38 Wily Peralta, R OBP: 0.103, SLG: 0.143										3	1	0	0	1	1	1						
47 Rob Wooten, R OBP: 0.284, SLG: 0.415										0	0	0	0	0	0	0						
32 Tom Gorzelanny, R OBP: 0.284, SLG: 0.415										0	0	0	0	0	0	0						
Inning Stats	R: 0 H: 0 E: 0 K: 1 S: 10	H: 0 R: 0 ER: 0 LOB: 0 P: 15	R: 4 H: 3 E: 3 K: 1 S: 13	H: 3 R: 0 ER: 0 LOB: 1 P: 19	R: 4 H: 2 E: 0 K: 1 S: 15	H: 2 R: 0 ER: 0 LOB: 2 P: 30	R: 0 H: 1 E: 0 K: 0 S: 9	H: 1 R: 0 ER: 0 LOB: 1 P: 13	R: 1 H: 1 E: 0 K: 0 S: 6	H: 1 R: 0 ER: 0 LOB: 0 P: 9	R: 0 H: 0 E: 0 K: 0 S: 3	H: 0 R: 0 ER: 0 LOB: 0 P: 7	R: 0 H: 2 E: 0 K: 1 S: 10	H: 2 R: 0 ER: 0 LOB: 0 P: 17	R: 0 H: 0 E: 0 K: 0 S: 11	H: 0 R: 0 ER: 0 LOB: 0 P: 17	R: 0 H: 0 E: 0 K: 0 S: 3	H: 0 R: 0 ER: 0 LOB: 0 P: 4	1B: 6 2B: 1 3B: 1 HR: 1	SF: 0 SAC: 0 DP: 1 HBP: 2	WP: 3 PB: 0 CS: 0	PA: 41
PITCHER	IP	WLS	BF	H	R	ER	SO	BB	IBB	HBP	BLK	WP	HR	S	P	ERA	WHIP					
53 Christian Friedrich, L ERA: 5.87	6.0	L	29	7	9	4	3	2	1	1	0	1	1	56	93	6.00	1.500					
37 Nick Masset, R ERA: 3.79	1.0		6	2	0	0	1	0	0	1	0	0	0	10	17	0.00	2.000					
34 Matt Belisle, R ERA: 4.65	1.0		3	0	0	0	0	0	0	0	0	0	0	11	17	0.00	0.000					
32 LaTroy Hawkins, R ERA: 2.77	1.0		3	0	0	0	0	0	0	0	0	0	0	3	4	0.00	0.000					

Milwaukee Brewers @ Colorado Rockies
Coors Field, Denver, CO
Sat Jun 21 2014, 2:36 PM - 5:33 PM MDT
Att: 38,020 - Partly Cloudy - 85 F

AB	36
R	9
H	9
RBI	5
BB	3
SO	4
LOB	14



Batter	1	2	3	4	5	6	7	8	9	AB	R	H	RBI	BB	SO	LOB	BOTTOM					
19 Charlie Blackmon, L OBP: 0.347, SLG: 0.489										5	1	1	0	0	0	1						
13 Drew Stubbs, R OBP: 0.322, SLG: 0.440										4	1	0	0	0	0	1						
2 Troy Tulowitzki, R OBP: 0.452, SLG: 0.654										3	0	1	0	1	0	2						
33 Justin Morneau, L OBP: 0.339, SLG: 0.519										4	1	2	2	0	0	2						
6 Corey Dickerson, L OBP: 0.407, SLG: 0.662										4	1	3	2	0	1	1						
14 Josh Rutledge, R OBP: 0.346, SLG: 0.432										4	0	0	0	0	0	5						
8 Michael McKenry, R OBP: 0.333, SLG: 0.375										4	0	0	0	0	2	2						
9 JD LeMahieu, R OBP: 0.316, SLG: 0.317										4	0	1	0	0	0	0						
53 Christian Friedrich, R ERA: 5.87										2	0	1	0	0	0	0						
37 Nick Masset, R ERA: 3.79										0	0	0	0	0	0	0						
44 Ryan Wheeler, L OBP: 0.325, SLG: 0.406										1	0	0	0	0	0	0						
34 Matt Belisle, R ERA: 4.65										0	0	0	0	0	0	0						
32 LaTroy Hawkins, R ERA: 2.77										0	0	0	0	0	0	0						
23 Charlie Culberson, R OBP: 0.340, SLG: 0.526										1	0	0	0	0	0	1						
Inning Stats	R: 2 H: 2 E: 1 K: 1 S: 10	H: 2 R: 0 ER: 0 LOB: 1 P: 19	R: 0 H: 1 E: 0 K: 0 S: 8	H: 1 R: 0 ER: 0 LOB: 0 P: 11	R: 0 H: 2 E: 0 K: 1 S: 8	H: 2 R: 0 ER: 0 LOB: 2 P: 12	R: 0 H: 0 E: 0 K: 1 S: 8	H: 0 R: 0 ER: 0 LOB: 0 P: 13	R: 0 H: 0 E: 0 K: 0 S: 7	H: 0 R: 0 ER: 0 LOB: 0 P: 11	R: 2 H: 2 E: 0 K: 0 S: 8	H: 2 R: 0 ER: 0 LOB: 0 P: 14	R: 0 H: 0 E: 0 K: 0 S: 5	H: 0 R: 0 ER: 0 LOB: 0 P: 9	R: 0 H: 1 E: 0 K: 1 S: 16	H: 1 R: 0 ER: 0 LOB: 1 P: 27	R: 0 H: 1 E: 0 K: 0 S: 6	H: 1 R: 0 ER: 0 LOB: 0 P: 10	1B: 7 2B: 2 3B: 0 HR: 1	SF: 0 SAC: 0 DP: 1 HBP: 0	WP: 0 PB: 0 CS: 0	PA: 37
PITCHER	IP	WLS	BF	H	R	ER	SO	BB	IBB	HBP	BLK	WP	HR	S	P	ERA	WHIP					
38 Wily Peralta, R ERA: 3.02	7.2	W	33	8	4	3	2	1	0	0	0	0	0	66	110	3.52	1.174					
47 Rob Wooten, R ERA: 4.63	1.0		3	1	0	0	1	0	0	0	0	0	0	8	13	0.00	1.000					
32 Tom Gorzelanny, L ERA:	0.1		1	0	0	0	0	0	0	0	0	0	0	2	3	0.00	0.000					

Milwaukee Brewers @ Colorado Rockies
Coors Field, Denver, CO
Sat Jun 21 2014, 2:36 PM - 5:33 PM MDT
Att: 38,020 - Partly Cloudy - 85 F

AB	36
R	4
H	9
RBI	4
BB	1
SO	3
LOB	15



Batter	1	2	3	4	5	6	7	8	9	AB	R	H	RBI	BB	SO	LOB	TOP							
2 Denard Span, L (1,8) OBP: 0.314, SLG: 0.396										4	0	0	0	0	1	0								
6 Anthony Rendon, R (1,5) OBP: 0.334, SLG: 0.470										3	1	0	0	1	0	0								
28 Jayson Werth, R (1,9) OBP: 0.359, SLG: 0.391										4	1	3	0	0	0	0								
25 Adam LaRoche, L (1,3) OBP: 0.424, SLG: 0.495										3	1	2	3	1	0	1								
11 Ryan Zimmerman, R (1,7) OBP: 0.298, SLG: 0.376										3	0	0	0	1	0	2								
20 Ian Desmond, R (1,6) OBP: 0.294, SLG: 0.428										4	0	2	0	0	1	0								
8 Danny Espinosa, S (1,4) OBP: 0.370, SLG: 0.370										4	0	0	0	0	3	4								
59 Jose Lobaton, S (1,2) OBP: 0.297, SLG: 0.320										4	0	0	0	0	2	4								
47 Gio González, R (1,1) OBP: 0.111, SLG: 0.275										2	0	0	0	0	1	3								
33 Greg Dobbs, L (7,PH) OBP: 0.186, SLG: 0.200										1	0	0	0	0	0	0								
30 Aaron Barrett, R (7,1) OBP: 0.186, SLG: 0.200										0	0	0	0	0	0	0								
22 Drew Storen, S (8,1) OBP: 0.186, SLG: 0.200										0	0	0	0	0	0	0								
7 Scott Hairston, R (9,PH) OBP: 0.186, SLG: 0.200										1	0	0	0	0	0	1								
36 Tyler Clippard, R (9,1) OBP: 0.186, SLG: 0.200										0	0	0	0	0	0	0								
Inning Stats	R: 0 E: 0 K: 1 S: 8	H: 0 LOB: 0 BB: 0 P: 10	R: 0 E: 0 K: 2 S: 11	H: 2 LOB: 3 BB: 1 P: 21	R: 3 E: 0 K: 0 S: 13	H: 2 LOB: 0 BB: 1 P: 21	R: 0 E: 0 K: 2 S: 7	H: 0 LOB: 0 BB: 0 P: 10	R: 0 E: 0 K: 0 S: 9	H: 0 LOB: 1 BB: 0 P: 11	R: 0 E: 0 K: 2 S: 11	H: 0 LOB: 0 BB: 0 P: 15	R: 0 E: 0 K: 0 S: 10	H: 0 LOB: 0 BB: 0 P: 16	R: 0 E: 0 K: 0 S: 10	H: 1 LOB: 1 BB: 2 P: 22	R: 0 E: 0 K: 1 S: 13	H: 1 LOB: 1 BB: 0 P: 20	1B: 6 HR: 1	SF: 0 SAC: 0 DP: 1 HBP: 0	WP: 0 PB: 0 SB: 1 CS: 0	PA: 36		
PITCHER	IP WLS BF H R ER SO BB IBB HBP BLK WP HR S P ERA WHIP	IP WLS BF H R ER SO BB IBB HBP BLK WP HR S P ERA WHIP	IP WLS BF H R ER SO BB IBB HBP BLK WP HR S P ERA WHIP	IP WLS BF H R ER SO BB IBB HBP BLK WP HR S P ERA WHIP	IP WLS BF H R ER SO BB IBB HBP BLK WP HR S P ERA WHIP	IP WLS BF H R ER SO BB IBB HBP BLK WP HR S P ERA WHIP	IP WLS BF H R ER SO BB IBB HBP BLK WP HR S P ERA WHIP	IP WLS BF H R ER SO BB IBB HBP BLK WP HR S P ERA WHIP	IP WLS BF H R ER SO BB IBB HBP BLK WP HR S P ERA WHIP	IP WLS BF H R ER SO BB IBB HBP BLK WP HR S P ERA WHIP	IP WLS BF H R ER SO BB IBB HBP BLK WP HR S P ERA WHIP	IP WLS BF H R ER SO BB IBB HBP BLK WP HR S P ERA WHIP	IP WLS BF H R ER SO BB IBB HBP BLK WP HR S P ERA WHIP	IP WLS BF H R ER SO BB IBB HBP BLK WP HR S P ERA WHIP	IP WLS BF H R ER SO BB IBB HBP BLK WP HR S P ERA WHIP	IP WLS BF H R ER SO BB IBB HBP BLK WP HR S P ERA WHIP	IP WLS BF H R ER SO BB IBB HBP BLK WP HR S P ERA WHIP	IP WLS BF H R ER SO BB IBB HBP BLK WP HR S P ERA WHIP	IP WLS BF H R ER SO BB IBB HBP BLK WP HR S P ERA WHIP	IP WLS BF H R ER SO BB IBB HBP BLK WP HR S P ERA WHIP	IP WLS BF H R ER SO BB IBB HBP BLK WP HR S P ERA WHIP	IP WLS BF H R ER SO BB IBB HBP BLK WP HR S P ERA WHIP	IP WLS BF H R ER SO BB IBB HBP BLK WP HR S P ERA WHIP	
22 Matt Garza, R (1,1) ERA: 4.01	7.0 L 28 5 3 3 7 2 0 0 0 0 1 69 104 3.86 1.000																							
50 Mike Fiers, R (8,1) ERA:	1.0 4 1 0 0 0 1 0 0 0 0 0 10 22 0.00 2.000																							
32 Tom Gorzelanny, L (9,1) ERA:	1.0 4 1 0 0 1 0 0 0 0 0 13 20 0.00 1.000																							
Batter	1	2	3	4	5	6	7	8	9	AB	R	H	RBI	BB	SO	LOB	BOTTOM							
Rickie Weeks Jr., R (1,4) OBP: 0.329, SLG: 0.385										3	0	0	0	1	1	0								
8 Ryan Braun, R (1,9) OBP: 0.324, SLG: 0.490										4	0	1	0	0	2	2								
20 Jonathan Lucroy, R (1,2) OBP: 0.399, SLG: 0.518										3	0	1	0	1	0	1								
27 Carlos Gómez, R (1,8) OBP: 0.377, SLG: 0.525										4	0	0	0	0	1	4								
16 Aramis Ramirez, R (1,5) OBP: 0.340, SLG: 0.492										3	0	0	0	1	2	0								
18 Khris Davis, R (1,7) OBP: 0.306, SLG: 0.485										4	0	0	0	0	1	1								
7 Mark Reynolds, R (1,3) OBP: 0.302, SLG: 0.414										2	0	0	0	1	2	0								
9 Jean Segura, R (1,6) OBP: 0.281, SLG: 0.342										3	0	1	0	0	1	1								
22 Matt Garza, R (1,1) OBP: 0.061, SLG: 0.091										1	0	0	0	0	0	0								
3 Eilan Herrera, S (7,PH) OBP: 0.235, SLG: 0.273										1	0	0	0	0	0	0								
50 Mike Fiers, R (8,1) ERA:										0	0	0	0	0	0	0								
32 Tom Gorzelanny, R (9,1) ERA:										0	0	0	0	0	0	0								
Inning Stats	R: 0 E: 0 K: 1 S: 14	H: 1 LOB: 1 BB: 0 P: 18	R: 0 E: 0 K: 1 S: 7	H: 0 LOB: 0 BB: 0 P: 13	R: 0 E: 0 K: 1 S: 19	H: 1 LOB: 3 BB: 2 P: 31	R: 0 E: 0 K: 1 S: 9	H: 0 LOB: 1 BB: 1 P: 18	R: 0 E: 0 K: 0 S: 10	H: 0 LOB: 0 BB: 0 P: 16	R: 0 E: 0 K: 2 S: 11	H: 0 LOB: 0 BB: 0 P: 14	R: 0 E: 0 K: 0 S: 6	H: 0 LOB: 0 BB: 0 P: 9	R: 0 E: 0 K: 3 S: 16	H: 0 LOB: 0 BB: 0 P: 22	1B: 2 HR: 0	SF: 0 SAC: 1 DP: 1 HBP: 0	WP: 1 PB: 0 SB: 2 CS: 0	PA: 33				
PITCHER	IP WLS BF H R ER SO BB IBB HBP BLK WP HR S P ERA WHIP	IP WLS BF H R ER SO BB IBB HBP BLK WP HR S P ERA WHIP	IP WLS BF H R ER SO BB IBB HBP BLK WP HR S P ERA WHIP	IP WLS BF H R ER SO BB IBB HBP BLK WP HR S P ERA WHIP	IP WLS BF H R ER SO BB IBB HBP BLK WP HR S P ERA WHIP	IP WLS BF H R ER SO BB IBB HBP BLK WP HR S P ERA WHIP	IP WLS BF H R ER SO BB IBB HBP BLK WP HR S P ERA WHIP	IP WLS BF H R ER SO BB IBB HBP BLK WP HR S P ERA WHIP	IP WLS BF H R ER SO BB IBB HBP BLK WP HR S P ERA WHIP	IP WLS BF H R ER SO BB IBB HBP BLK WP HR S P ERA WHIP	IP WLS BF H R ER SO BB IBB HBP BLK WP HR S P ERA WHIP	IP WLS BF H R ER SO BB IBB HBP BLK WP HR S P ERA WHIP	IP WLS BF H R ER SO BB IBB HBP BLK WP HR S P ERA WHIP	IP WLS BF H R ER SO BB IBB HBP BLK WP HR S P ERA WHIP	IP WLS BF H R ER SO BB IBB HBP BLK WP HR S P ERA WHIP	IP WLS BF H R ER SO BB IBB HBP BLK WP HR S P ERA WHIP	IP WLS BF H R ER SO BB IBB HBP BLK WP HR S P ERA WHIP	IP WLS BF H R ER SO BB IBB HBP BLK WP HR S P ERA WHIP	IP WLS BF H R ER SO BB IBB HBP BLK WP HR S P ERA WHIP	IP WLS BF H R ER SO BB IBB HBP BLK WP HR S P ERA WHIP	IP WLS BF H R ER SO BB IBB HBP BLK WP HR S P ERA WHIP	IP WLS BF H R ER SO BB IBB HBP BLK WP HR S P ERA WHIP	IP WLS BF H R ER SO BB IBB HBP BLK WP HR S P ERA WHIP	
47 Gio González, L (1,1) ERA: 4.38	6.0 W 24 4 0 0 2 4 0 0 0 0 1 68 114 0.00 1.167																							
30 Aaron Barrett, R (7,1) ERA: 1.75	1.0 H 3 0 0 0 2 0 0 0 0 0 11 14 0.00 0.000																							
22 Drew Storen, R (8,1) ERA: 1.11	1.0 H 3 0 0 0 0 0 0 0 0 6 9 0.00 0.000																							
36 Tyler Clippard, R (9,1) ERA: 2.12	1.0 S 3 0 0 0 3 0 0 0 0 16 22 0.00 0.000																							


Washington Nationals @ Milwaukee Brewers
Miller Park, Milwaukee, WI
Mon Jun 23 2014, 7:12 PM - 10:21 PM CDT
Att: 31,102 - Roof Closed - 70 F

AB	33
R	3
H	7
RBI	3
BB	3
SO	8
LOB	15



Washington Nationals @ Milwaukee Brewers
Miller Park, Milwaukee, WI
Mon Jun 23 2014, 7:12 PM - 10:21 PM CDT
Att: 31,102 - Roof Closed - 70 F

AB	28
R	0
H	3
RBI	0
BB	4
SO	10
LOB	9



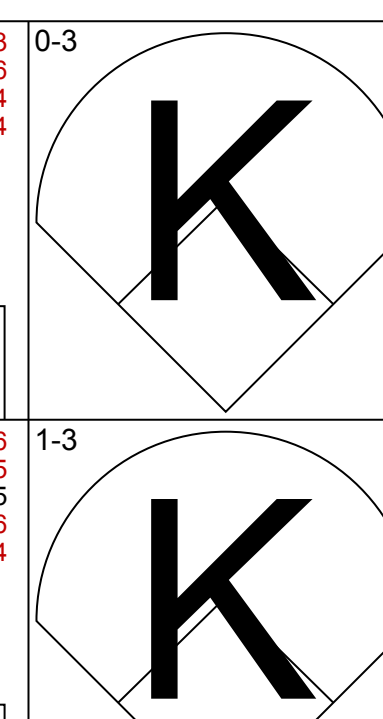
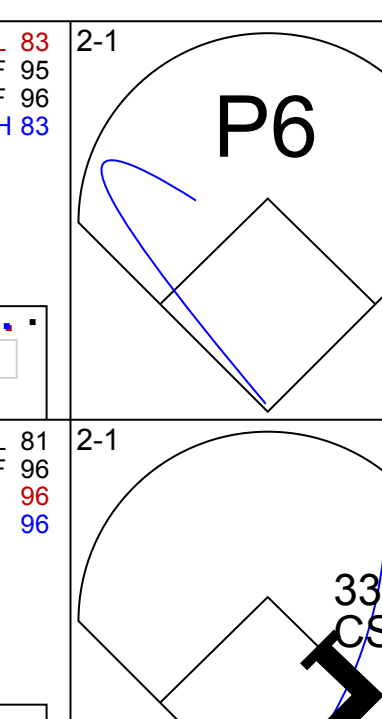
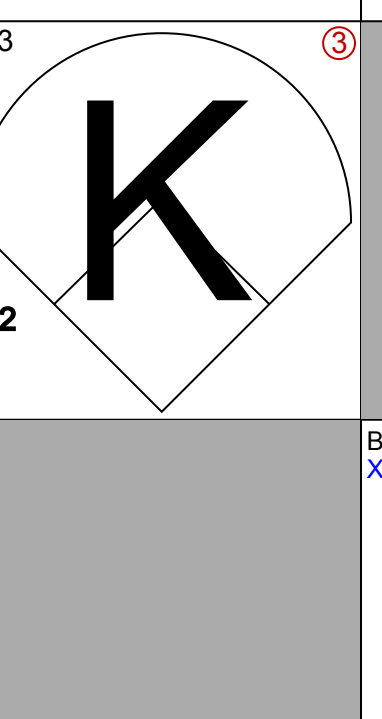
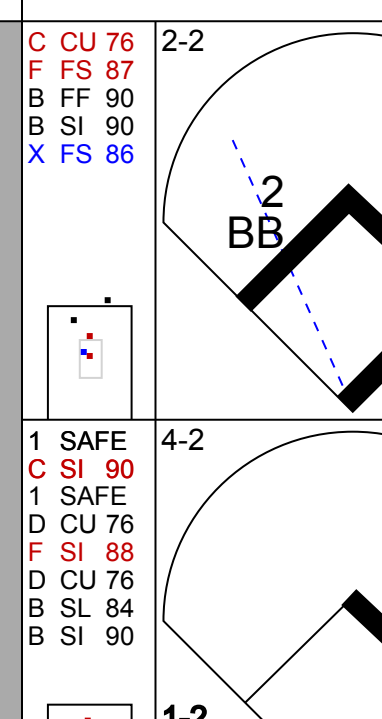
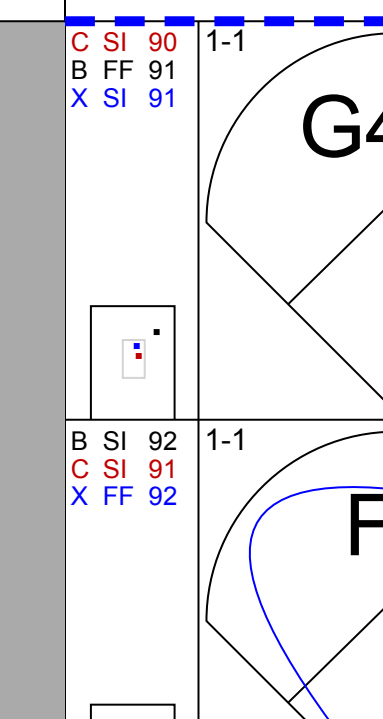
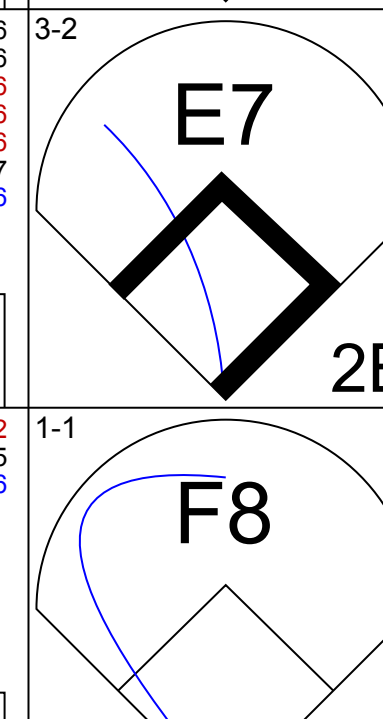
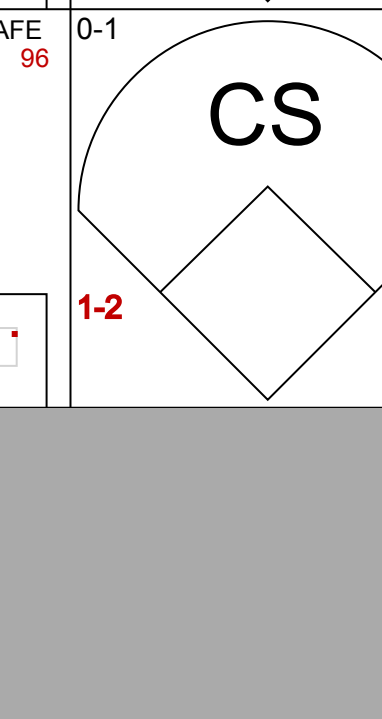
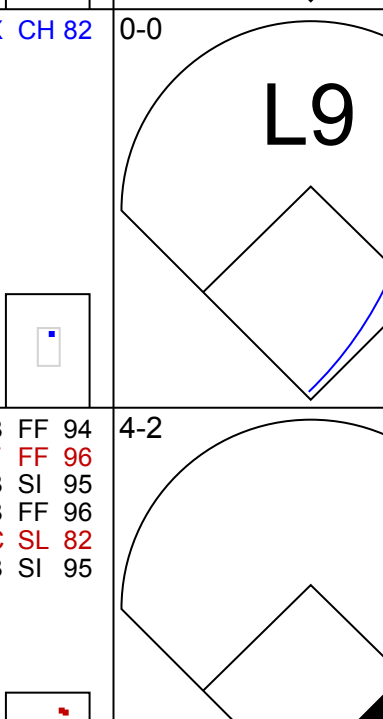
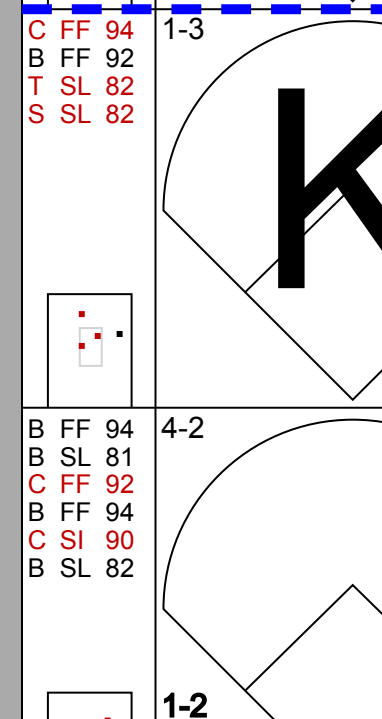
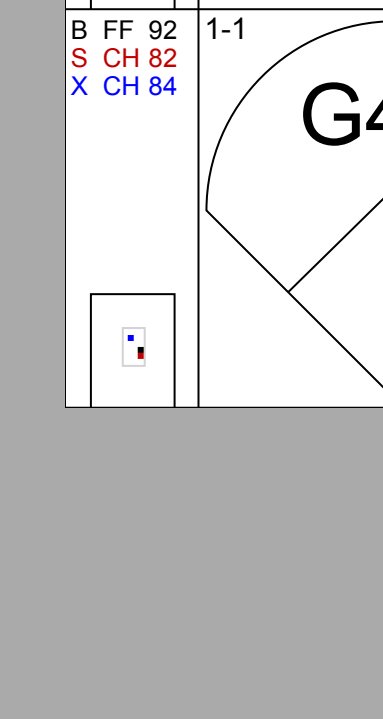


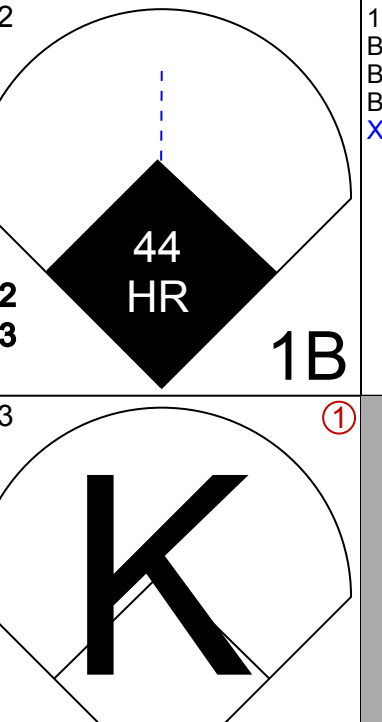
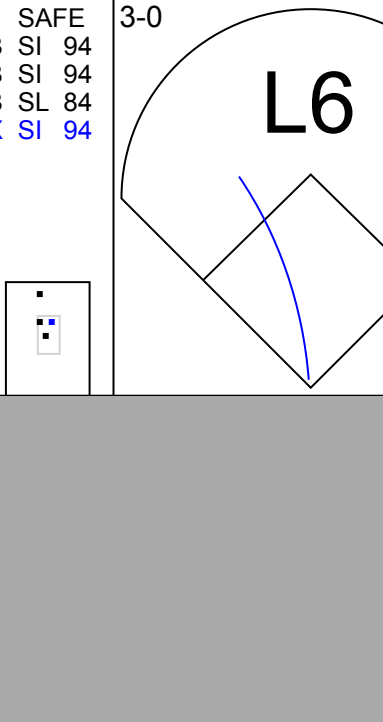
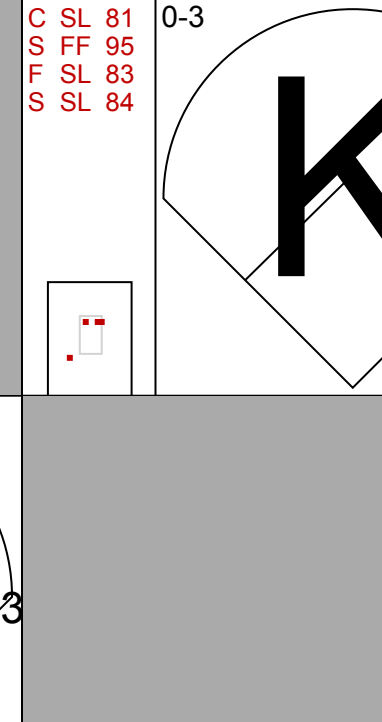
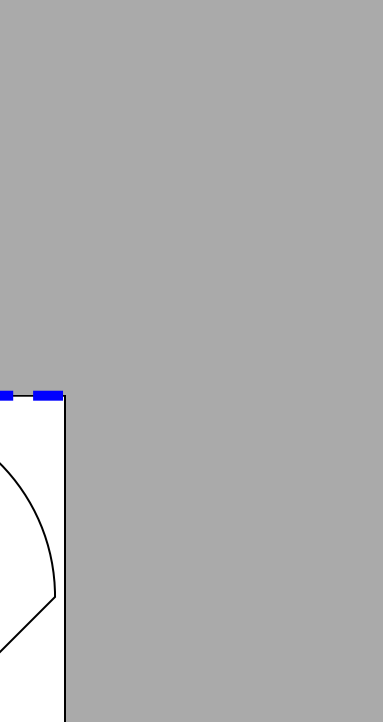


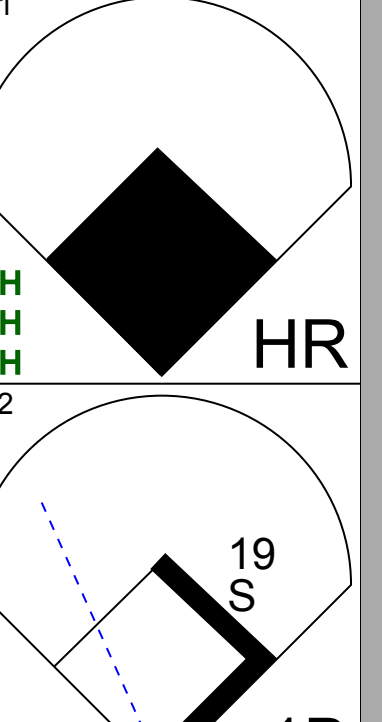



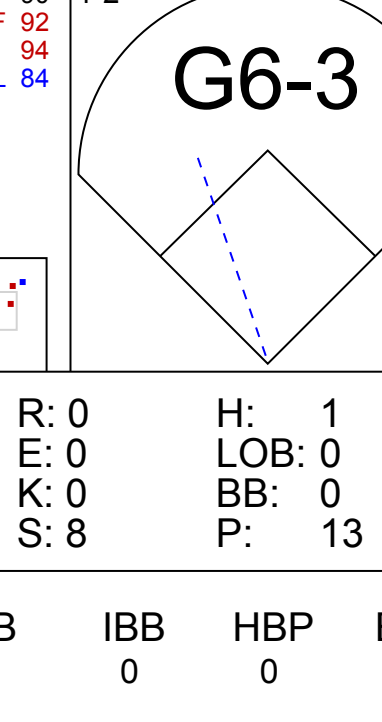
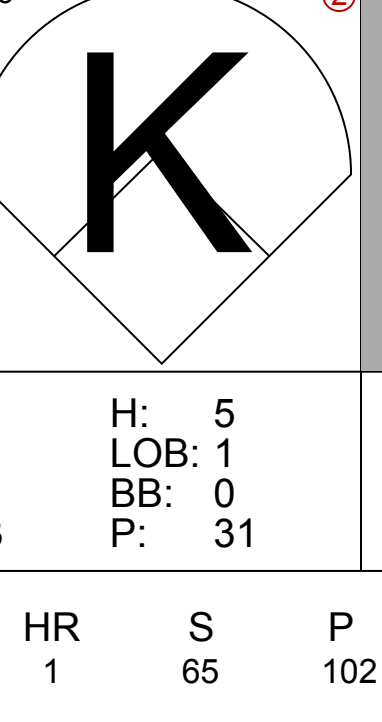
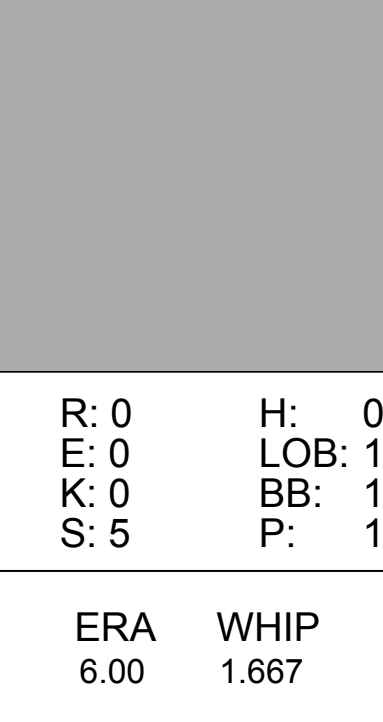
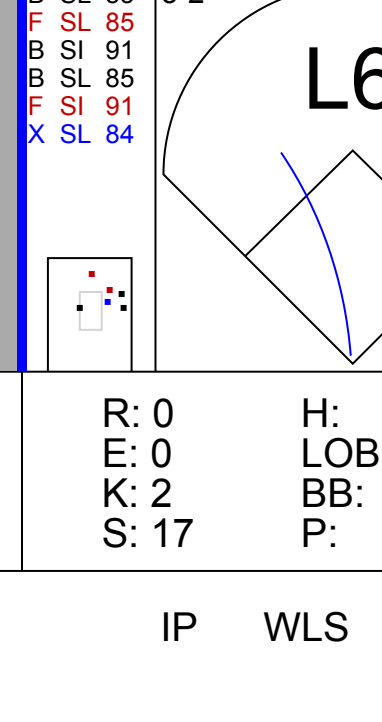
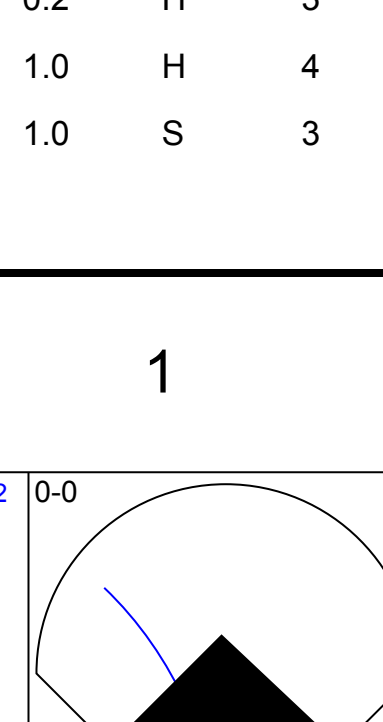
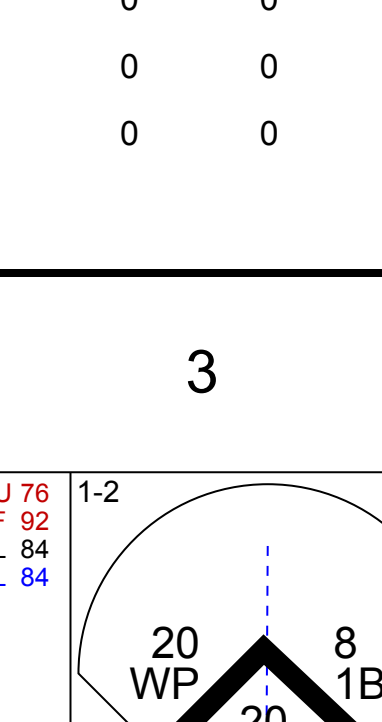
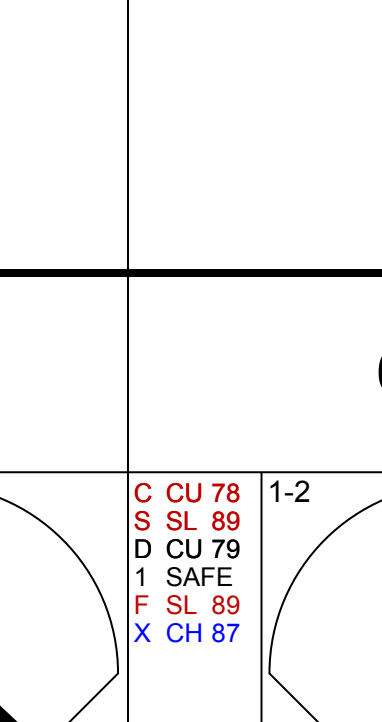
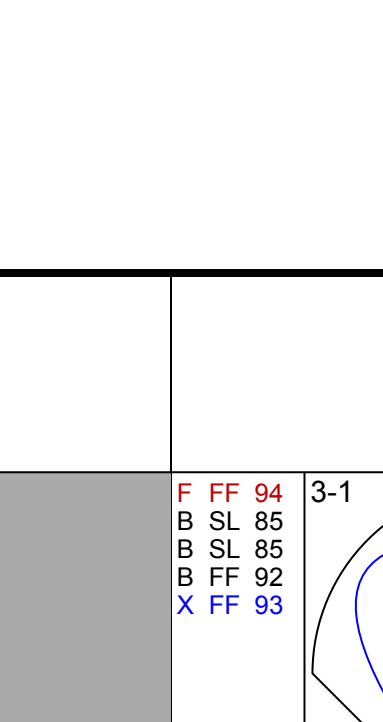
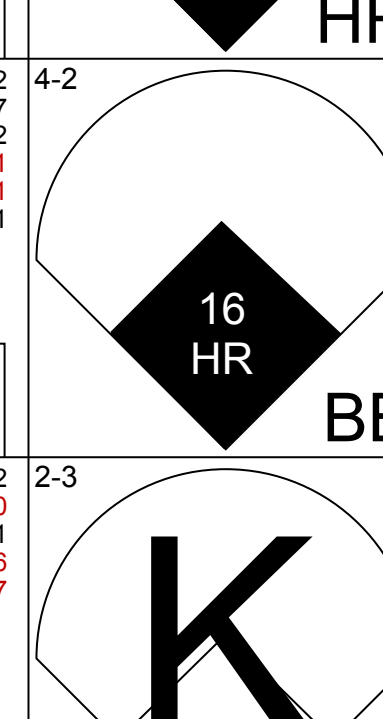
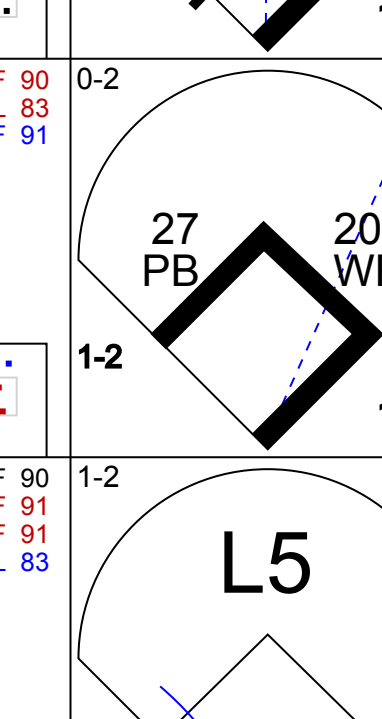
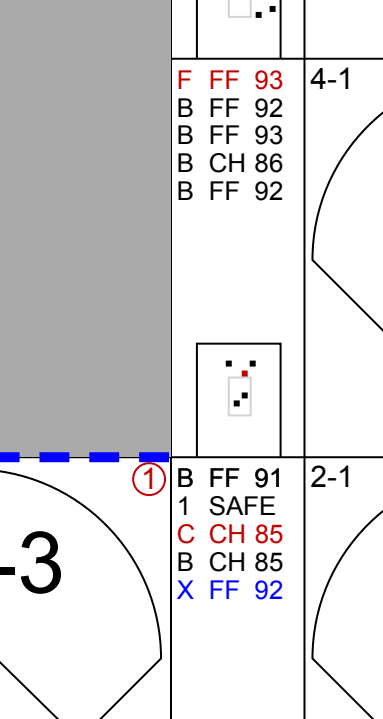
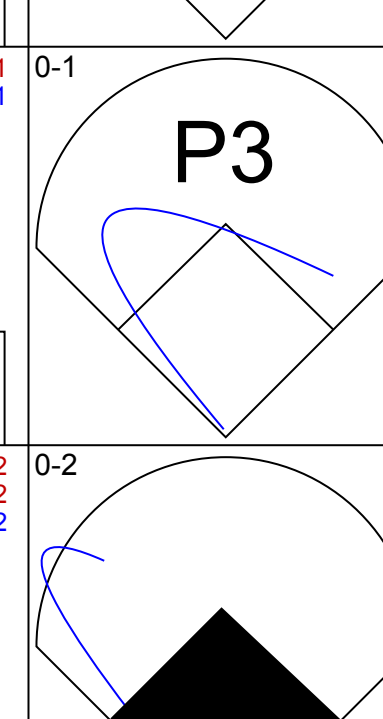
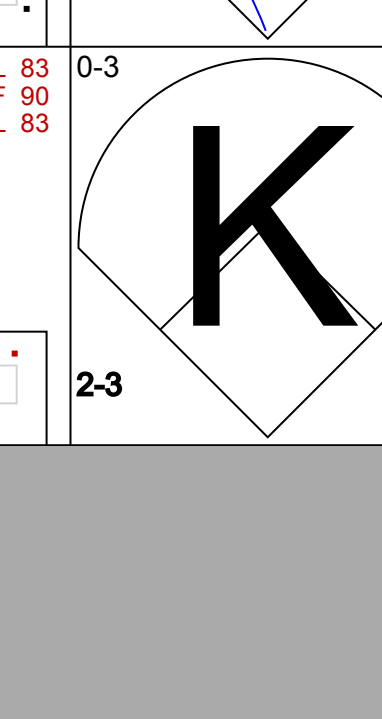
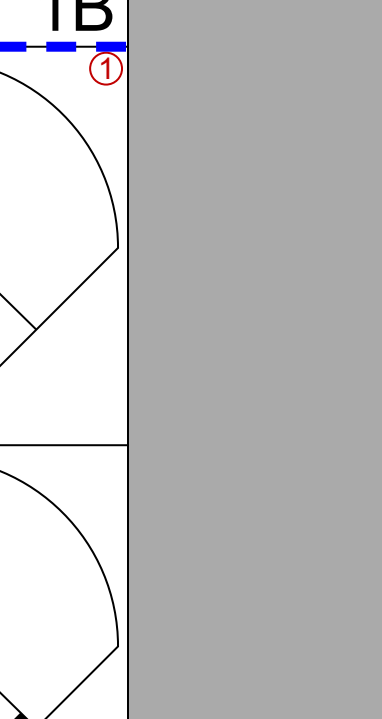
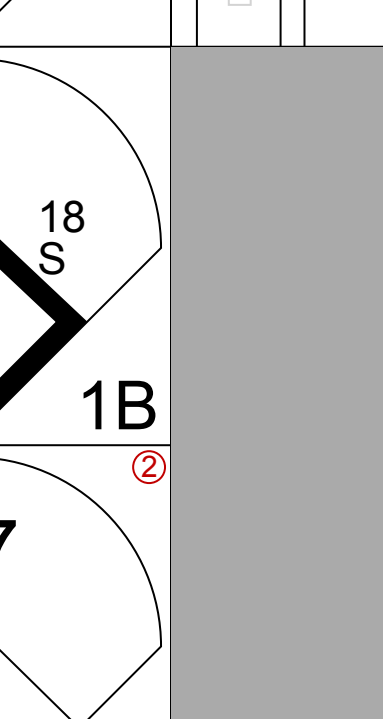

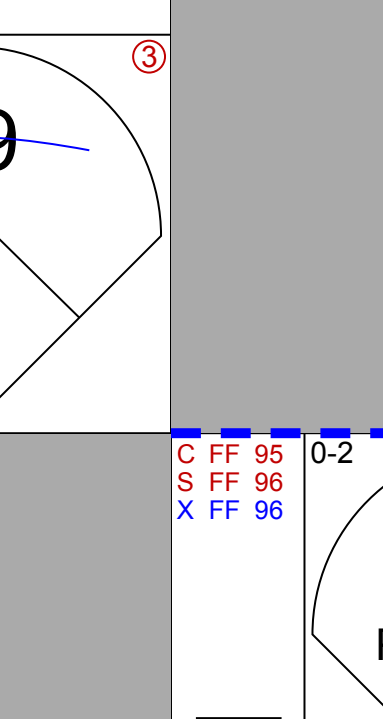
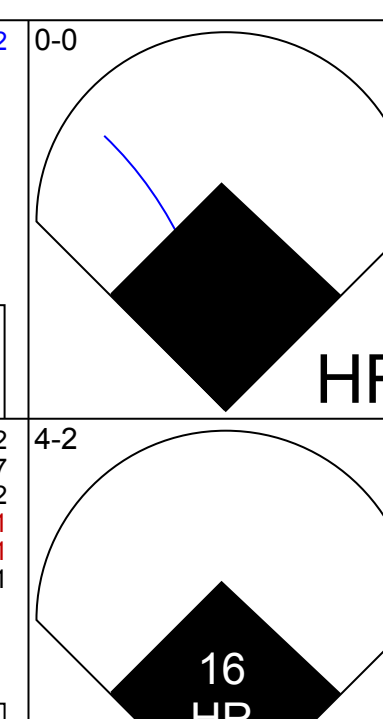
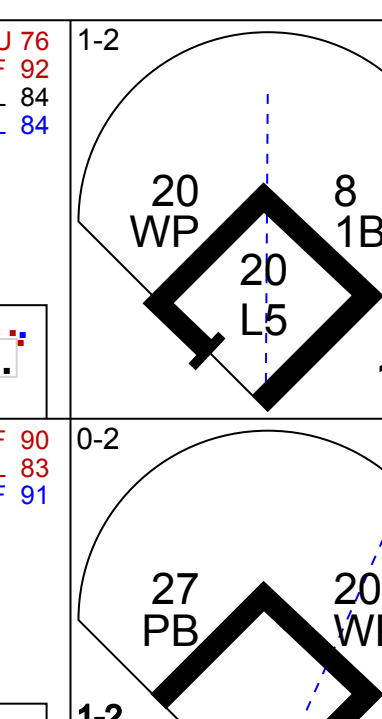
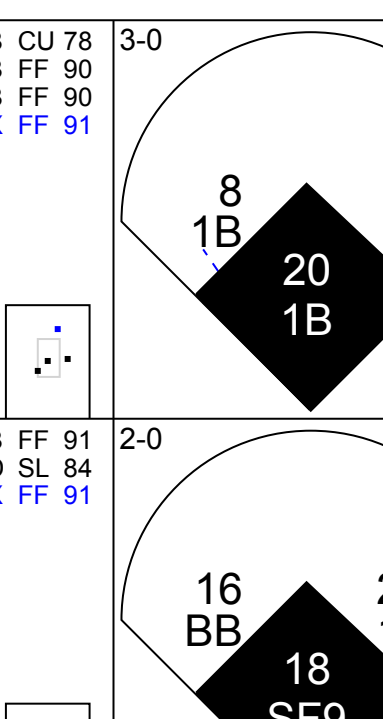
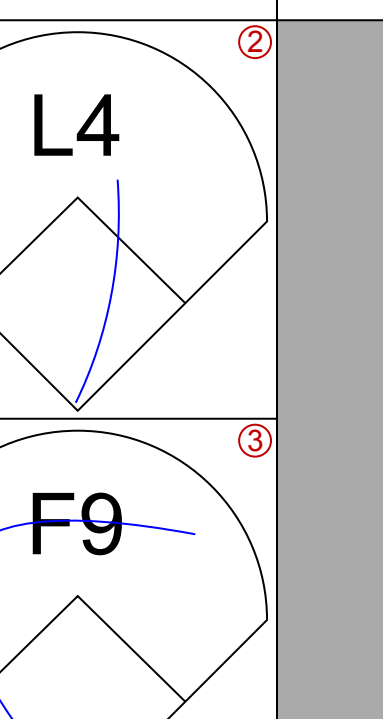
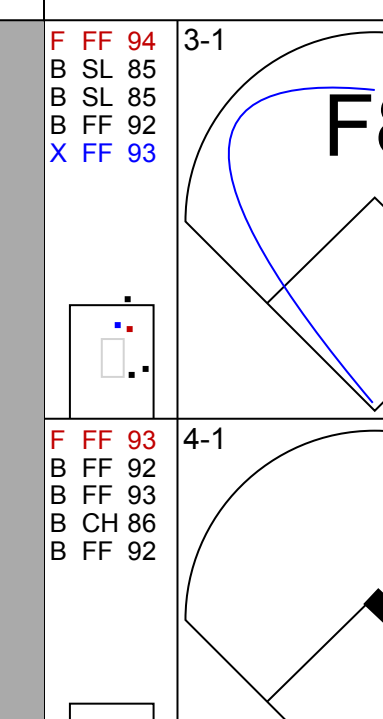
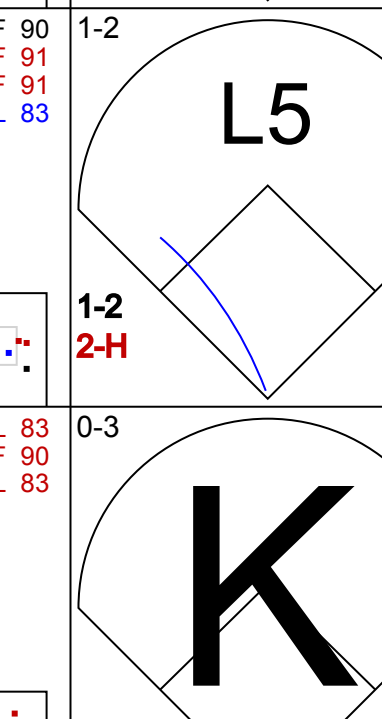
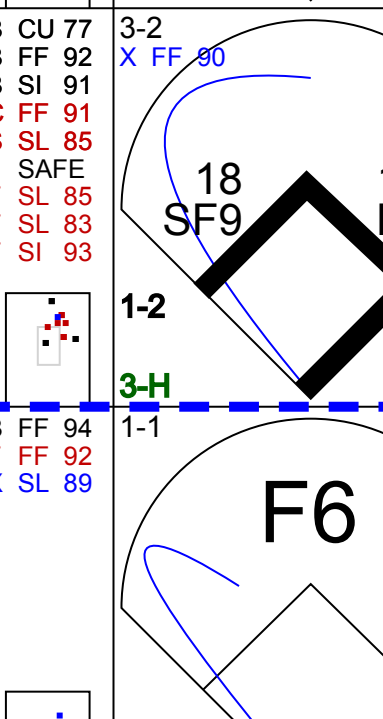
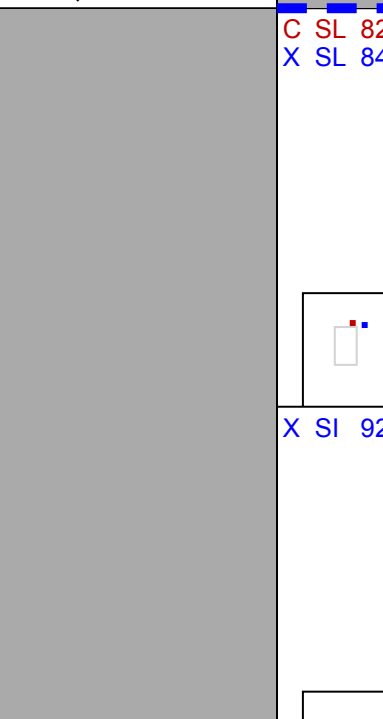
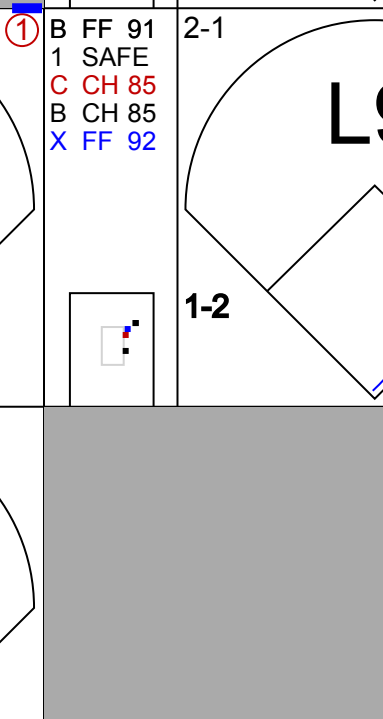
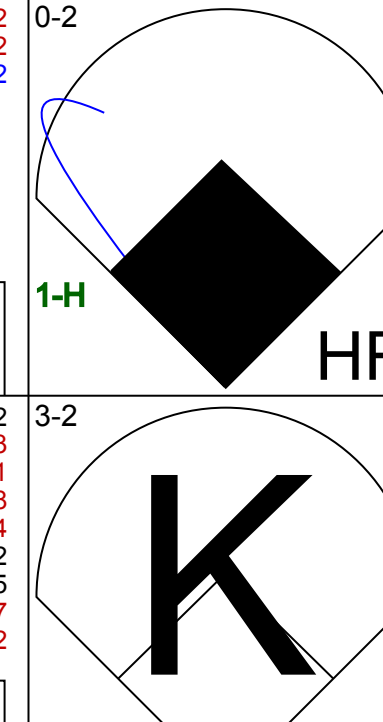

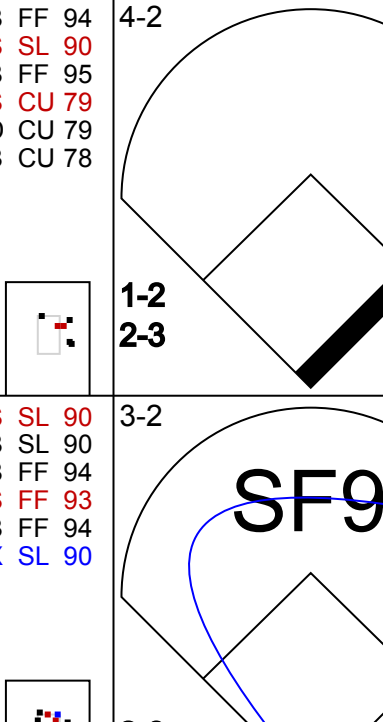
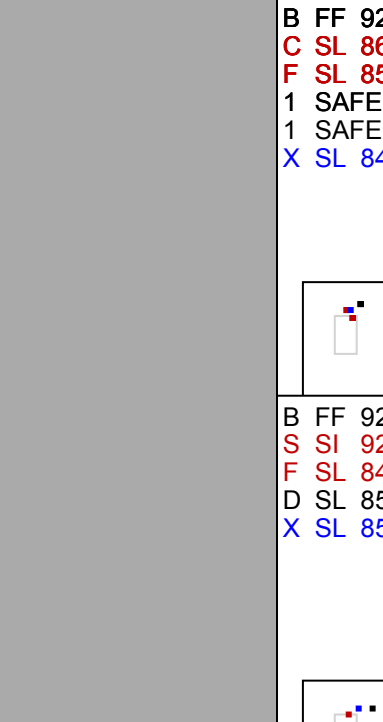
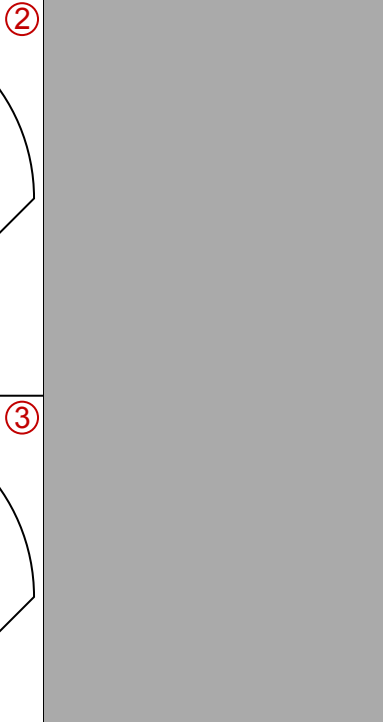



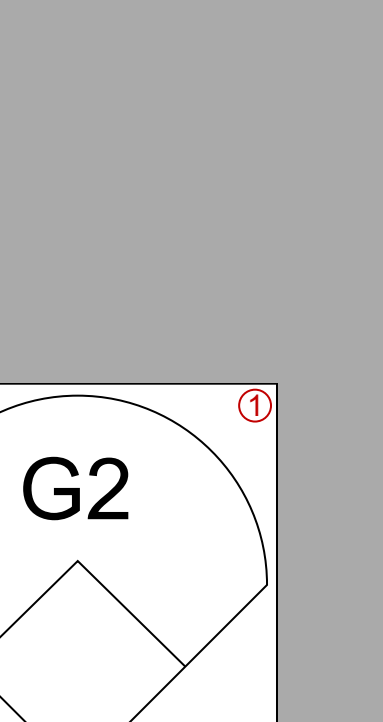
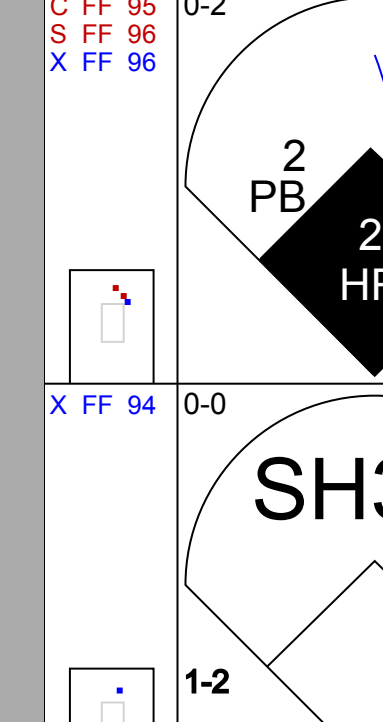

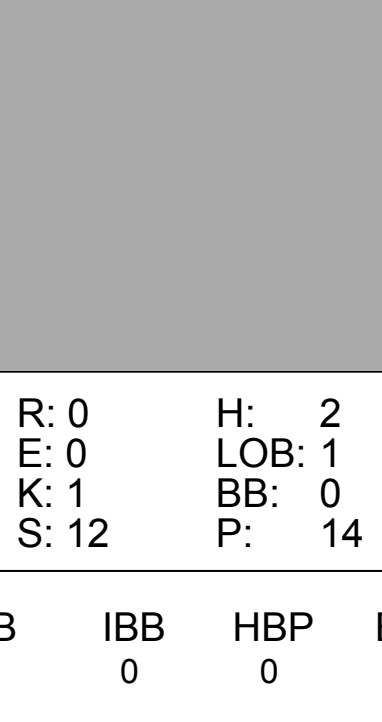
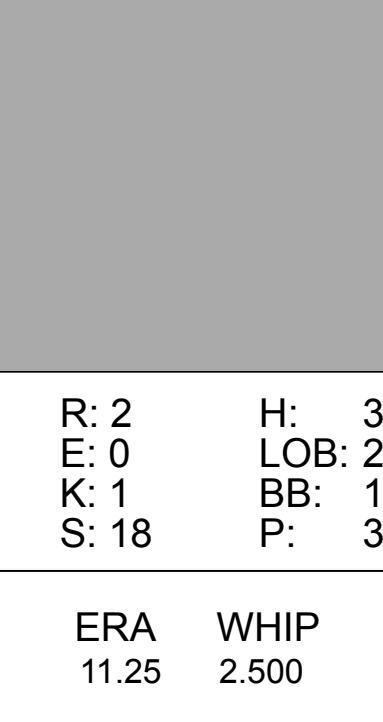
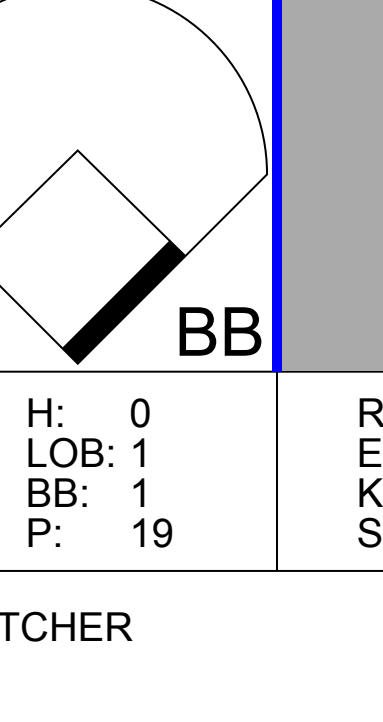
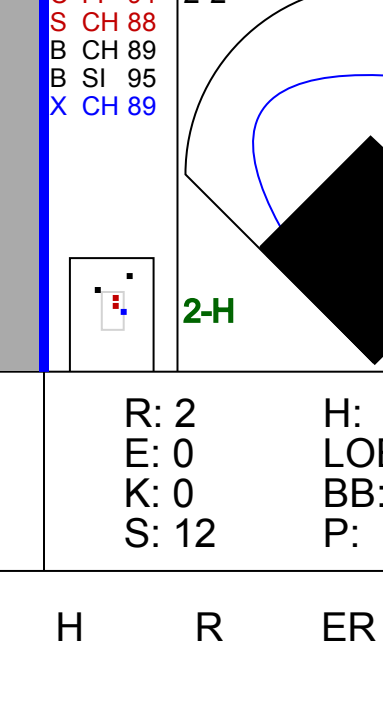




Batter	1	2	3	4	5	6	7	8	9	10	11	12	13	14	15	16	AB	R	H	RBI	BB	SO	LOB	TOP
2 Denard Span, L OBP: 0.313, SLG: 0.392																	6	1	1	0	1	1	0	
6 Anthony Rendon, R OBP: 0.336, SLG: 0.479																	7	1	3	1	0	1	1	
28 Jayson Werth, R OBP: 0.352, SLG: 0.381																	7	0	0	1	0	2	3	
25 Adam LaRoche, L OBP: 0.424, SLG: 0.490																		6	1	2	0	1	2	1
11 Ryan Zimmerman, R OBP: 0.305, SLG: 0.405																	7	1	3	2	0	2	2	
20 Ian Desmond, R OBP: 0.293, SLG: 0.425																	7	0	2	0	0	2	2	
8 Danny Espinosa, S OBP: 0.286, SLG: 0.359																	7	0	0	0	0	3	3	
59 Jose Lobaton, S OBP: 0.285, SLG: 0.305																	6	0	0	0	0	1	2	
27 Jayson Werth, R OBP: 0.352, SLG: 0.381																	0	0	0	0	0	0	0	
Inning Stats	R: 1 E: 0 K: 2 S: 19	H: 2 LOB: 1 BB: 0 P: 29	R: 0 E: 0 K: 0 S: 7	H: 0 LOB: 0 BB: 0 P: 12	R: 0 E: 0 K: 1 S: 12	H: 1 LOB: 1 BB: 1 P: 18	R: 0 E: 0 K: 2 S: 10	H: 0 LOB: 0 BB: 0 P: 15	R: 0 E: 0 K: 0 S: 11	H: 1 LOB: 2 BB: 1 P: 21	R: 0 E: 0 K: 2 S: 9	H: 0 LOB: 0 BB: 0 P: 13	R: 0 E: 0 K: 1 S: 6	H: 1 LOB: 1 BB: 0 P: 14	R: 0 E: 0 K: 1 S: 9	H: 0 LOB: 0 BB: 0 P: 14	R: 0 E: 0 K: 2 S: 12	H: 2 LOB: 2 BB: 0 P: 19	R: 0 E: 0 K: 2 S: 12	H: 0 LOB: 0 BB: 0 P: 19	1B: 9 2B: 0 3B: 0 HR: 2	SF: 0 SAC: 0 DP: 0 HBP: 0	WP: 0 PB: 0 SB: 3 CS: 0	PA: 61
PITCHER	IP: 6.0 ERA: 3.2	WLS: 4 H: 1 R: 1 ER: 1 SO: 2	BF: 24 H: 4 R: 1 ER: 0 SO: 0	BB: 0 IBB: 0 HBP: 0 BLK: 0	WP: 0 HR: 0 S: 64 P: 104	HR: 1 ER: 1 SO: 1	IP: 12.1 ERA: 2.57	WLS: 3 H: 4 R: 2 ER: 2 SO: 4	BF: 16 H: 4 R: 2 ER: 2 SO: 4	BB: 0 IBB: 0 HBP: 0 BLK: 0	WP: 0 HR: 0 S: 9 P: 14	HR: 0 ER: 0 SO: 14	IP: 14.0 ERA: 4.50	WLS: 9 H: 14 R: 5 ER: 5 SO: 14	BF: 59 H: 14 R: 5 ER: 5 SO: 14	BB: 0 IBB: 0 HBP: 0 BLK: 0	WP: 0 HR: 0 S: 59 P: 104	HR: 0 ER: 0 SO: 14	IP: 14.0 ERA: 4.50	WLS: 9 H: 14 R: 5 ER: 5 SO: 14	BF: 59 H: 14 R: 5 ER: 5 SO: 14	BB: 0 IBB: 0 HBP: 0 BLK: 0	WP: 0 PB: 0 SB: 3 CS: 0	PA: 61
49 Yohan Gallardo, R ERA: 3.2	IP: 6.0 WLS: 4 H: 1 R: 1 ER: 1 SO: 2	BF: 24 H: 4 R: 1 ER: 0 SO: 0	BB: 0 IBB: 0 HBP: 0 BLK: 0	WP: 0 HR: 0 S: 64 P: 104	HR: 1 ER: 1 SO: 1	IP: 12.1 ERA: 2.57	WLS: 3 H: 4 R: 2 ER: 2 SO: 4	BF: 16 H: 4 R: 2 ER: 2 SO: 4	BB: 0 IBB: 0 HBP: 0 BLK: 0	WP: 0 HR: 0 S: 9 P: 14	HR: 0 ER: 0 SO: 14	IP: 14.0 ERA: 4.50	WLS: 9 H: 14 R: 5 ER: 5 SO: 14	BF: 59 H: 14 R: 5 ER: 5 SO: 14	BB: 0 IBB: 0 HBP: 0 BLK: 0	WP: 0 PB: 0 SB: 3 CS: 0	PA: 61							
47 Rob Wooten, R ERA: 4.3	IP: 1.0 WLS: 0 H: 3 R: 0 ER: 0 SO: 0	BF: 3 H: 3 R: 0 ER: 0 SO: 0	BB: 0 IBB: 0 HBP: 0 BLK: 0	WP: 0 HR: 0 S: 9 P: 14	HR: 0 ER: 0 SO: 14	IP: 14.0 ERA: 4.50	WLS: 9 H: 14 R: 5 ER: 5 SO: 14	BF: 59 H: 14 R: 5 ER: 5 SO: 14	BB: 0 IBB: 0 HBP: 0 BLK: 0	WP: 0 PB: 0 SB: 3 CS: 0	PA: 61													
13 Will Smith, L ERA: 1.40	IP: 1.0 WLS: 1 H: 0 R: 0 ER: 0 SO: 0	BF: 3 H: 0 R: 0 ER: 0 SO: 0	BB: 0 IBB: 0 HBP: 0 BLK: 0	WP: 0 HR: 0 S: 9 P: 14	HR: 0 ER: 0 SO: 14	IP: 14.0 ERA: 4.50	WLS: 9 H: 14 R: 5 ER: 5 SO: 14	BF: 59 H: 14 R: 5 ER: 5 SO: 14	BB: 0 IBB: 0 HBP: 0 BLK: 0	WP: 0 PB: 0 SB: 3 CS: 0	PA: 61													
57 Francisco Rodriguez, R ERA: 2.30	IP: 1.0 WLS: 0 H: 3 R: 0 ER: 0 SO: 0	BF: 3 H: 3 R: 0 ER: 0 SO: 0	BB: 0 IBB: 0 HBP: 0 BLK: 0	WP: 0 HR: 0 S: 9 P: 14	HR: 0 ER: 0 SO: 14	IP: 14.0 ERA: 4.50	WLS: 9 H: 14 R: 5 ER: 5 SO: 14	BF: 59 H: 14 R: 5 ER: 5 SO: 14	BB: 0 IBB: 0 HBP: 0 BLK: 0	WP: 0 PB: 0 SB: 3 CS: 0	PA: 61													
59 Zach Duke, L ERA: 1.44	IP: 2.0 WLS: 2 H: 7 R: 1 ER: 0 SO: 2	BF: 7 H: 7 R: 1 ER: 0 SO: 2	BB: 0 IBB: 0 HBP: 0 BLK: 0	WP: 0 HR: 0 S: 17 P: 28	HR: 0 ER: 0 SO: 28	IP: 28.0 ERA: 0.500	WLS: 17 H: 28 R: 8 ER: 0 SO: 17	BF: 104 H: 28 R: 8 ER: 0 SO: 17	BB: 0 IBB: 0 HBP: 0 BLK: 0	WP: 0 PB: 0 SB: 3 CS: 0	PA: 61													

Washington Nationals @ Milwaukee Brewers
Miller Park, Milwaukee, WI
Tue Jun 24 2014, 7:14 PM - 12:33 AM CDT
Att: 30,149 - Cloudy - 72 F

AB	59
R	11
H	4
RBI	4
BB	2
SO	16
LOB	14



Batter	1	2	3	4	5	6	7	8	9	10	11	12	13	14	15	16	AB	R	H	RBI	BB	SO	LOB	BOTTOM	
2 Scooter Gennett, L OBP: 0.343, SLG: 0.461																		6	0	1	0	0	1	3	
8 Ryan Braun, R OBP: 0.327, SLG: 0.486																	6	0	2	2	1	1	2		
20 Jonathan Lucroy, R OBP: 0.403, SLG: 0.514																		4	0	1	0	3	1	1	
27 Carlos Gómez, R OBP: 0.372, SLG: 0.514																	6	0	0	0	1	2	5		
16 Aramis Ramirez, R OBP: 0.336, SLG: 0.460																	5	0	1	0	0	1	3		
32 Tom Gorzelanny, R ERA: 1.40																	1	0	0	0	0	0	0		
50 Mike Fiers, R ERA: 2.57																	1	0	0	0	0	0	0		
12 Martin Maldonado, R OBP: 0.371, SLG: 0.494																	1	0	0	0	0	0	0		
18 Kris Davis, R OBP: 0.302, SLG: 0.476																	7	0	1	0	0	4	4		
7 Mark Reynolds, R OBP: 0.305, SLG: 0.413																	3	1	1	0	1	2	0		
59 Zach Duke, L ERA: 1.44																	0	0	0	0	0	0	0		
3 Eilan Herrera, S OBP: 0.239, SLG: 0.275																	3	0	1	0	0	0	1		
9 Jean Segura, R OBP: 0.279, SLG: 0.338																	6	1	1	0	0	2	4		
49 Yohan Gallardo, R ERA: 3.2	IP: 6.0 WLS: 4 H: 1 R: 1 ER: 1 SO: 2	BF: 24 H: 4 R: 1 ER: 0 SO: 0	BB: 0 IBB: 0 HBP: 0 BLK: 0	WP: 0 HR: 0 S: 64 P: 104	HR: 1 ER: 1 SO: 1	IP: 12.1 ERA: 2.57	WLS: 3 H: 4 R: 2 ER: 2 SO: 4	BF: 16 H: 4 R: 2 ER: 2 SO: 4	BB: 0 IBB: 0 HBP: 0 BLK: 0	WP: 0 HR: 0 S: 9 P: 14	HR: 0 ER: 0 SO: 14	IP: 14.0 ERA: 4.50	WLS: 9 H: 14 R: 5 ER: 5 SO: 14	BF: 59 H: 14 R: 5 ER: 5 SO: 14	BB: 0 IBB: 0 HBP: 0 BLK: 0	WP: 0 PB: 0 SB: 3 CS: 0	PA: 61								
49 Yohan Gallardo, R ERA: 3.2	IP: 6.0 WLS: 4 H: 1 R: 1 ER: 1 SO: 2	BF: 24 H: 4 R: 1 ER: 0 SO: 0	BB: 0 IBB: 0 HBP: 0 BLK: 0	WP: 0 HR: 0 S: 64 P: 104	HR: 1 ER: 1 SO: 1	IP: 12.1 ERA: 2.57	WLS: 3 H: 4 R: 2 ER: 2 SO: 4	BF: 16 H: 4 R: 2 ER: 2 SO: 4	BB: 0 IBB: 0 HBP: 0 BLK: 0	WP: 0 HR: 0 S: 9 P: 14	HR: 0 ER: 0 SO: 14	IP: 14.0 ERA: 4.50	WLS: 9 H: 14 R: 5 ER: 5 SO: 14	BF: 59 H: 14 R: 5 ER: 5 SO: 14	BB: 0 IBB: 0 HBP: 0 BLK: 0	WP: 0 PB: 0 SB: 3 CS: 0	PA: 61								
49 Yohan Gallardo, R ERA: 3.2	IP: 6.0 WLS: 4 H: 1 R: 1 ER: 1 SO: 2	BF: 24 H: 4 R: 1 ER: 0 SO: 0	BB: 0 IBB: 0 HBP: 0 BLK: 0	WP: 0 HR: 0 S: 64 P: 104	HR: 1 ER: 1 SO: 1	IP: 12.1 ERA: 2.57	WLS: 3 H: 4 R: 2 ER: 2 SO: 4	BF: 16 H: 4 R: 2 ER: 2 SO: 4	BB: 0 IBB: 0 HBP: 0 BLK: 0	WP: 0 HR: 0 S: 9 P: 14	HR: 0 ER: 0 SO: 14	IP: 14.0 ERA: 4.50	WLS: 9 H: 14 R: 5 ER: 5 SO: 14	BF: 59 H: 14 R: 5 ER: 5 SO: 14	BB: 0 IBB: 0 HBP: 0 BLK: 0	WP: 0 PB: 0 SB: 3 CS: 0	PA: 61								
22 Drew Storen, R ERA: 1.07	IP: 1.0 WLS: 0 H: 4 R: 0 ER: 0 SO: 0	BF: 4 H: 4 R: 0 ER: 0 SO: 0	BB: 0 IBB: 0 HBP: 0 BLK: 0	WP: 0 HR: 0 S: 9 P: 14	HR: 0 ER: 0 SO: 14	IP: 14.0 ERA: 4.50	WLS: 9 H: 14 R: 5 ER: 5 SO: 14	BF: 59 H: 14 R: 5 ER: 5 SO: 14	BB: 0 IBB: 0 HBP: 0 BLK: 0	WP: 0 PB: 0 SB: 3 CS: 0	PA: 61														
36 Tyler Clippard, R ERA: 2.08	IP: 1.0 WLS: 1 H: 5 R: 1 ER: 0 SO: 0	BF: 5 H: 5 R: 1 ER: 0 SO: 0	BB: 0 IBB: 0 HBP: 0 BLK: 0	WP: 0 HR: 0 S: 9 P: 14	HR: 0 ER: 0 SO: 14	IP: 14.0 ERA: 4.50	WLS: 9 H: 14 R: 5 ER: 5 SO: 14	BF: 59 H: 14 R: 5 ER: 5 SO: 14	BB: 0 IBB: 0 HBP: 0 BLK: 0	WP: 0 PB: 0 SB: 3 CS: 0	PA: 61														
29 Rafael Soriano, R ERA: 1.13	IP: 1.0																								

Batter	1	2	3	4	5	6	7	8	9	AB	R	H	RBI	BB	SO	LOB	TOP		
19 Charlie Blackmon, L OBP: 0.343, SLG: 0.483										5	0	1	0	0	2	1	Colorado Rockies @ Milwaukee Brewers Miller Park, Milwaukee, WI Thu Jun 26 2014, 7:13 PM - 11:03 PM CDT Att: 27,056 - Roof Closed - 72 F		
13 Drew Stubbs, R OBP: 0.326, SLG: 0.472										4	0	1	0	1	1	0			
33 Justin Morneau, L OBP: 0.343, SLG: 0.521										5	1	2	0	0	1	2			
2 Troy Tulowitzki, R OBP: 0.447, SLG: 0.625										2	1	1	0	2	0	1			
6 Corey Dickerson, L OBP: 0.411, SLG: 0.642										4	1	1	0	0	2	4			
20 Wilin Rosario, R OBP: 0.282, SLG: 0.441									2	0	0	0	1	1	3				
8 Michael McKenry, R OBP: 0.346, SLG: 0.408										1	0	1	0	0	0	0			
44 Ryan Wheeler, L OBP: 0.333, SLG: 0.485									4	1	2	4	0	1	2				
9 DJ LeMahieu, R OBP: 0.330, SLG: 0.331									4	0	1	0	0	0	3				
53 Christian Friedrich, R OBP: 0.295, SLG: 0.250									2	0	0	0	0	1	1				
14 Josh Rutledge, R OBP: 0.345, SLG: 0.413										0	0	0	0	0	0				
34 Matt Belisle, R ERA: 1.43										0	0	0	0	0	0				
1 Brandon Barnes, R OBP: 0.320, SLG: 0.423										0	0	0	0	0	0				
54 Tommy Kahnle, R ERA: 2.55										0	0	0	0	0	0				
Inning Stats	R: 0 H: 1 E: 1 K: 2 S: 14	H: 1 LOB: 1 BB: 0 P: 19	R: 0 H: 0 E: 0 K: 1 S: 9	H: 1 LOB: 1 BB: 0 P: 14	R: 0 H: 1 E: 0 K: 0 S: 8	H: 1 LOB: 1 BB: 0 P: 13	R: 4 H: 5 E: 0 K: 3 S: 23	H: 5 LOB: 1 BB: 0 P: 31	R: 0 H: 0 E: 0 K: 1 S: 6	H: 0 LOB: 0 BB: 1 P: 12	R: 0 H: 1 E: 0 K: 2 S: 17	H: 1 LOB: 3 BB: 2 P: 31	R: 0 H: 1 E: 0 K: 1 S: 10	H: 1 LOB: 1 BB: 0 P: 12	R: 0 H: 0 E: 0 K: 0 S: 6	H: 0 LOB: 0 BB: 0 P: 9	1B: 7 2B: 2 3B: 0 HR: 1	SF: 0 SAC: 0 DP: 1 HBP: 0	WP: 0 PA: 40 PB: 0 SB: 1 CS: 1
PITCHER	IP WLS BF H R ER SO BB IBB HBP BLK WP HR S P ERA WHIP	IP WLS BF H R ER SO BB IBB HBP BLK WP HR S P ERA WHIP	IP WLS BF H R ER SO BB IBB HBP BLK WP HR S P ERA WHIP	IP WLS BF H R ER SO BB IBB HBP BLK WP HR S P ERA WHIP	IP WLS BF H R ER SO BB IBB HBP BLK WP HR S P ERA WHIP	IP WLS BF H R ER SO BB IBB HBP BLK WP HR S P ERA WHIP	IP WLS BF H R ER SO BB IBB HBP BLK WP HR S P ERA WHIP	IP WLS BF H R ER SO BB IBB HBP BLK WP HR S P ERA WHIP	IP WLS BF H R ER SO BB IBB HBP BLK WP HR S P ERA WHIP	IP WLS BF H R ER SO BB IBB HBP BLK WP HR S P ERA WHIP	IP WLS BF H R ER SO BB IBB HBP BLK WP HR S P ERA WHIP	IP WLS BF H R ER SO BB IBB HBP BLK WP HR S P ERA WHIP	IP WLS BF H R ER SO BB IBB HBP BLK WP HR S P ERA WHIP	IP WLS BF H R ER SO BB IBB HBP BLK WP HR S P ERA WHIP	IP WLS BF H R ER SO BB IBB HBP BLK WP HR S P ERA WHIP	IP WLS BF H R ER SO BB IBB HBP BLK WP HR S P ERA WHIP	IP WLS BF H R ER SO BB IBB HBP BLK WP HR S P ERA WHIP	IP WLS BF H R ER SO BB IBB HBP BLK WP HR S P ERA WHIP	
38 Willy Peralta, R ERA: 3.2	6.0	W	26	8	4	4	7	2	0	0	0	0	0	0	1	65	102	6.00	1.667
47 Rob Wooten, R ERA: 4.32	0.1	H	3	1	0	0	0	1	0	0	0	0	0	0	0	8	17	0.00	6.000
13 Will Smith, L ERA: 1.43	0.2	H	3	0	0	0	2	1	0	0	0	0	0	0	9	14	0.00	1.500	
53 Brandon Kintzler, R ERA: 3.3	1.0	H	4	1	0	0	1	0	0	0	0	0	0	10	12	0.00	1.000		
57 Francisco Rodriguez, R ERA: 2.25	1.0	S	3	0	0	0	0	0	0	0	0	0	0	6	9	0.00	0.000		
Batter	1	2	3	4	5	6	7	8	9	AB	R	H	RBI	BB	SO	LOB	BOTTOM		
Rickie Weeks Jr., R OBP: 0.341, SLG: 0.423										5	2	3	1	0	0	1	Colorado Rockies @ Milwaukee Brewers Miller Park, Milwaukee, WI Thu Jun 26 2014, 7:13 PM - 11:03 PM CDT Att: 27,056 - Roof Closed - 72 F		
57 Francisco Rodriguez, R (9, 1)										3	2	2	0	2	0	1			
8 Ryan Braun, R OBP: 0.336, SLG: 0.488										5	0	1	1	0	1	4			
20 Jonathan Lucroy, R OBP: 0.399, SLG: 0.509										4	0	1	0	0	1	4			
27 Carlos Gómez, R OBP: 0.377, SLG: 0.520										4	0	1	0	0	1	4			
16 Aramis Ramirez, R OBP: 0.344, SLG: 0.507										3	1	2	2	1	0	1			
18 Khris Davis, R OBP: 0.304, SLG: 0.486										3	0	1	1	0	1	1			
7 Mark Reynolds, R OBP: 0.311, SLG: 0.411										4	1	1	0	0	3	4			
9 Jean Segura, R OBP: 0.278, SLG: 0.336										3	0	0	0	0	1	2			
38 Willy Peralta, R OBP: 0.297, SLG: 0.133										2	0	0	0	0	2	2			
24 Kyle Overbay, L OBP: 0.320, SLG: 0.347										0	0	0	0	0	0	0			
47 Rob Wooten, R ERA: 4.32										0	0	0	0	0	0	0			
13 Will Smith, R ERA: 1.43										0	0	0	0	0	0	0			
53 Brandon Kintzler, R ERA: 3.3										0	0	0	0	0	0	0			
2 Scooter Gennett, L OBP: 0.346, SLG: 0.447										1	1	1	2	0	0	0			
Inning Stats	R: 3 E: 0 K: 2 S: 17	H: 2 LOB: 0 BB: 1 P: 26	R: 0 H: 0 E: 0 K: 3 S: 9	H: 0 LOB: 0 BB: 0 P: 11	R: 0 H: 2 E: 0 K: 1 S: 12	H: 2 LOB: 1 BB: 0 P: 14	R: 0 H: 2 E: 0 K: 2 S: 14	H: 2 LOB: 2 BB: 0 P: 20	R: 2 H: 3 E: 0 K: 1 S: 18	H: 3 LOB: 2 BB: 1 P: 35	R: 0 H: 0 E: 0 K: 0 S: 12	H: 0 LOB: 1 BB: 1 P: 19	R: 0 H: 1 E: 0 K: 0 S: 9	H: 1 LOB: 1 BB: 0 P: 12	R: 2 H: 2 E: 0 K: 0 S: 12	H: 2 LOB: 1 BB: 1 P: 23	1B: 8 2B: 2 3B: 0 HR: 3	SF: 1 SAC: 1 DP: 1 HBP: 0	WP: 1 PA: 39 PB: 2 SB: 2 CS: 0
PITCHER	IP WLS BF H R ER SO BB IBB HBP BLK WP HR S P ERA WHIP	IP WLS BF H R ER SO BB IBB HBP BLK WP HR S P ERA WHIP	IP WLS BF H R ER SO BB IBB HBP BLK WP HR S P ERA WHIP	IP WLS BF H R ER SO BB IBB HBP BLK WP HR S P ERA WHIP	IP WLS BF H R ER SO BB IBB HBP BLK WP HR S P ERA WHIP	IP WLS BF H R ER SO BB IBB HBP BLK WP HR S P ERA WHIP	IP WLS BF H R ER SO BB IBB HBP BLK WP HR S P ERA WHIP	IP WLS BF H R ER SO BB IBB HBP BLK WP HR S P ERA WHIP	IP WLS BF H R ER SO BB IBB HBP BLK WP HR S P ERA WHIP	IP WLS BF H R ER SO BB IBB HBP BLK WP HR S P ERA WHIP	IP WLS BF H R ER SO BB IBB HBP BLK WP HR S P ERA WHIP	IP WLS BF H R ER SO BB IBB HBP BLK WP HR S P ERA WHIP	IP WLS BF H R ER SO BB IBB HBP BLK WP HR S P ERA WHIP	IP WLS BF H R ER SO BB IBB HBP BLK WP HR S P ERA WHIP	IP WLS BF H R ER SO BB IBB HBP BLK WP HR S P ERA WHIP	IP WLS BF H R ER SO BB IBB HBP BLK WP HR S P ERA WHIP	IP WLS BF H R ER SO BB IBB HBP BLK WP HR S P ERA WHIP	IP WLS BF H R ER SO BB IBB HBP BLK WP HR S P ERA WHIP	
53 Christian Friedrich, L ERA: 7.71	4.0	L	21	9	5	5	8	1	0	0	0	0	0	0	0	22	38	0.00	1.000
62 Rob Scallion, R ERA: 4.32	2.0		8	0	0	0	1	2	0	0	0	0	0	0	0	0	0	0.00	1.000
34 Matt Belisle, R ERA: 4.36	1.0		4	1	0	0	0	0	0	0	0	0	0	0	0	0	0	0.00	1.000
54 Tommy Kahnle, R ERA: 2.55	1.0		6	2	2	2	0	1	0	0	0	0	0	1	12	23	18.00	3.000	

Batter	1	2	3	4	5	6	7	8	9	AB	R	H	RBI	BB	SO	LOB	TOP																				
2 Scooter Gennett, L (1.4) OBP: 0.351, SLG: 0.484 Rickey Weeks Jr., R (8. PH) OBP: 0.336, SLG: 0.409	L3			F7		8 2B 1B		HBP G4-6-3		3	1	1	0	0	0	0																					
8 Ryan Braun, R (1.9) OBP: 0.368, SLG: 0.508	K			K		1-H 2B		G4-6-3 1-2		4	0	1	1	0	2	1																					
20 Jonathan Lucroy, R (1.2) OBP: 0.401, SLG: 0.510	K			K		G5-3		BB		3	0	0	0	1	2	1																					
27 Carlos Gómez, R (1.8) OBP: 0.374, SLG: 0.520	K			F9		16 G6-3 16 S BB		K		3	0	0	0	1	2	1																					
16 Aramis Ramirez, R (1.10) OBP: 0.339, SLG: 0.486	F9			F8		G6-3		P4		4	0	0	0	0	0	1																					
18 Kris Davis, R (1.7) OBP: 0.308, SLG: 0.490 3 Elian Herrera, S (7.7) OBP: 0.250, SLG: 0.295	K			1B		HBP 24 S		24 G4-3 24 S 1B		2	0	1	0	0	1	0																					
24 Lyle Overbay, L (1.3) OBP: 0.324, SLG: 0.342	K			F8		K		G4-3		4	0	0	0	0	2	4																					
7 Mark Reynolds, R (1.5) OBP: 0.307, SLG: 0.397	F9			K		BB		P3		3	0	0	0	1	1	1																					
9 Jean Segura, R (1.6) OBP: 0.274, SLG: 0.330	K			G3		L9				3	0	0	0	0	1	3																					
Inning Stats	R: 0 H: 0 E: 0 K: 2 S: 9	H: 0 LOB: 0 BB: 0 P: 14	R: 0 H: 0 E: 0 K: 2 S: 7	H: 0 LOB: 0 BB: 0 P: 9	R: 0 H: 0 E: 0 K: 2 S: 9	H: 0 LOB: 0 BB: 0 P: 15	R: 0 H: 0 E: 0 K: 2 S: 8	H: 0 LOB: 0 BB: 0 P: 11	R: 0 H: 1 E: 0 K: 1 S: 8	H: 1 LOB: 1 BB: 0 P: 12	R: 1 H: 2 E: 0 K: 1 S: 11	H: 2 LOB: 1 BB: 0 P: 18	R: 0 H: 0 E: 0 K: 1 S: 14	H: 0 LOB: 3 BB: 2 P: 26	R: 0 H: 0 E: 0 K: 1 S: 10	H: 0 LOB: 1 BB: 1 P: 19	R: 0 H: 1 E: 0 K: 0 S: 11	H: 1 LOB: 1 BB: 0 P: 14	1B: 3 2B: 1 3B: 0 HR: 0	SF: 0 SAC: 0 DP: 1 HBP: 2	WP: 0 PB: 0 SB: 3 CS: 0	PA: 35															
PITCHER	IP	WLS	BF	H	R	ER	SO	BB	IBB	HBP	BLK	WP	HR	S	P	ERA	WHIP	PITCHER	IP	WLS	BF	H	R	ER	SO	BB	IBB	HBP	BLK	WP	HR	S	P	ERA	WHIP		
36 Drew Hutchison, R (1.1) ERA: 3.81	7.0	W	27	3	1	1	10	2	0	1	0	0	0	66	105	1.29	0.714																				
62 Aaron Loup, L (8.1) ERA: 3.29	0.0		1	0	0	0	0	0	0	1	0	0	0	2	3	∞	∞																				
29 Dustin McGowan, R (8.1) ERA: 4.03	1.0	H	3	0	0	0	1	1	0	0	0	0	0	8	16	0.00	1.000																				
44 Casey Janssen, R (9.1) ERA: 1.0	1.0	S	4	1	0	0	0	0	0	0	0	0	0	11	14	0.00	1.000																				

Milwaukee Brewers @ Toronto Blue Jays
Rogers Centre, Toronto, ON
Tue Jul 01 2014, 1:20 PM - 4:14 PM EDT
Att: 45,088 - Cloudy - 81 F

AB 30
R 1
H 4
RBI 1
BB 3
SO 11
LOB 12



Batter	1	2	3	4	5	6	7	8	9	AB	R	H	RBI	BB	SO	LOB	BOTTOM																				
7 José Reyes, S (1.6) OBP: 0.317, SLG: 0.405	P5			P4		53 G3-6-3 1B		F8		4	0	1	0	0	0	2																					
53 Melky Cabrera, S (1.7) OBP: 0.343, SLG: 0.468	G4-3			G4-3		G3-6-3		10 2B 3B		4	1	1	1	0	0	2																					
19 José Bautista, R (1.10) OBP: 0.430, SLG: 0.531	HR			F7		P5		K		4	1	1	1	0	1	2																					
10 Edwin Encarnación, R (1.3) OBP: 0.367, SLG: 0.595	F7			F7		30 1B BB		2B		3	0	1	1	1	0	0																					
30 Dioner Navarro, S (1.2) OBP: 0.309, SLG: 0.363	F8			F7		1B		G5-3		4	0	1	0	0	0	2																					
28 Colby Rasmus, L (1.8) OBP: 0.276, SLG: 0.489	G6-3			HR		HR		F8		3	1	1	1	0	0	2																					
47 Juan Francisco, L (1.5) OBP: 0.315, SLG: 0.511 18 Steve Tolleson, R (7. PH) OBP: 0.306, SLG: 0.398	K			1B		8 CS 1B		K		2	0	1	0	0	1	0																					
66 Munenori Kawasaki, L (1.4) OBP: 0.333, SLG: 0.316	L8			L8		G1-3		G1-3		3	0	1	0	0	0	3																					
8 Anthony Gose, L (1.9) OBP: 0.344, SLG: 0.295 55 Brad Glenn, R (8. PH) 26 Adam Lind, L (8. PH) 33 Darin Mastroianni, R (9.9)	P5			K		53 3B 1B		3B		2	0	0	0	0	1	2																					
Inning Stats	R: 1 H: 1 E: 0 K: 0 S: 11	H: 1 LOB: 0 BB: 0 P: 21	R: 0 H: 0 E: 0 K: 1 S: 9	H: 0 LOB: 0 BB: 0 P: 12	R: 0 H: 1 E: 0 K: 0 S: 10	H: 1 LOB: 1 BB: 0 P: 15	R: 0 H: 0 E: 0 K: 0 S: 5	H: 0 LOB: 0 BB: 0 P: 12	R: 1 H: 2 E: 0 K: 1 S: 9	H: 2 LOB: 0 BB: 0 P: 12	R: 0 H: 1 E: 0 K: 0 S: 6	H: 1 LOB: 2 BB: 1 P: 9	R: 0 H: 1 E: 0 K: 1 S: 16	H: 1 LOB: 2 BB: 1 P: 26	R: 2 H: 3 E: 0 K: 1 S: 17	H: 3 LOB: 2 BB: 0 P: 22	1B: 5 2B: 1 3B: 1 HR: 2	SF: 0 SAC: 0 DP: 1 HBP: 0	WP: 0 PB: 0 SB: 0 CS: 1	PA: 32																	
PITCHER	IP	WLS	BF	H	R	ER	SO	BB	IBB	HBP	BLK	WP	HR	S	P	ERA	WHIP	PITCHER	IP	WLS	BF	H	R	ER	SO	BB	IBB	HBP	BLK	WP	HR	S	P	ERA	WHIP		
41 Marco Estrada, R (1.1) ERA: 4.94	6.0	L	23	6	2	2	2	1	0	0	0	0	0	9	92	3.00	1.167																				
59 Zach Duke, L (7.1) ERA: 1.39	1.0		3	0	0	0	1	0	0	0	0	0	0	9	15	0.00	0.000																				
47 Rob Wooten, R (8.1) ERA: 4.85	1.0		6	3	2	2	1	0	0	0	0	0	0	17	22	18.00	3.000																				

Milwaukee Brewers @ Toronto Blue Jays
Rogers Centre, Toronto, ON
Tue Jul 01 2014, 1:20 PM - 4:14 PM EDT
Att: 45,088 - Cloudy - 81 F

AB 31
R 4
H 9
RBI 4
BB 1
SO 4
LOB 17




Batter	1	2	3	4	5	6	7	8	9	AB	R	H	RBI	BB	SO	LOB	TOP										
Rickey Weeks Jr., R OBP: 0.333, SLG: 0.412 (1, 10)										4	1	1	0	0	2	0	Milwaukee Brewers @ Toronto Blue Jays Rogers Centre, Toronto, ON Wed Jul 02 2014, 12:39 PM - 3:38 PM EDT Att: 24,286 - Cloudy - 77 F										
8 Ryan Braun, R OBP: 0.342, SLG: 0.515 (1, 9)										4	1	2	2	0	0	0											
20 Jonathan Lucroy, R OBP: 0.399, SLG: 0.511 (1, 3)										3	1	1	1	0	0	1											
27 Carlos Gómez, R OBP: 0.372, SLG: 0.516 (1, 8)										4	0	1	1	0	0	1											
16 Aramis Ramirez, R OBP: 0.333, SLG: 0.477 (1, 5)										4	0	0	0	0	1	1											
9 Jean Segura, R OBP: 0.271, SLG: 0.326 (1, 6)											4	0	0	0	0	1		0									
12 Martín Maldonado, R OBP: 0.366, SLG: 0.410 (1, 2)											4	0	1	0	0	0		0									
3 Elián Herrera, S OBP: 0.241, SLG: 0.284 (1, 7)										3	0	0	0	0	1	1											
14 Jeff Bianchi, R OBP: 0.169, SLG: 0.145 (1, 4)										3	1	1	0	0	0	1											
Inning Stats	R: 1 H: 2 E: 0 K: 1 S: 14	H: 2 LOB: 1 BB: 0 P: 23	R: 0 H: 0 E: 0 K: 0 S: 7	H: 0 LOB: 0 BB: 0 P: 8	R: 3 H: 3 E: 0 K: 0 S: 12	H: 3 LOB: 0 BB: 0 P: 19	R: 0 H: 0 E: 0 K: 1 S: 10	H: 0 LOB: 0 BB: 0 P: 14	R: 0 H: 0 E: 0 K: 1 S: 11	H: 0 LOB: 0 BB: 0 P: 17	R: 0 H: 0 E: 0 K: 1 S: 8	H: 0 LOB: 0 BB: 0 P: 9	R: 0 H: 1 E: 0 K: 1 S: 8	H: 1 LOB: 1 BB: 0 P: 11	R: 0 H: 1 E: 0 K: 1 S: 8	H: 1 LOB: 1 BB: 0 P: 10		R: 0 H: 0 E: 0 K: 0 S: 6	H: 0 LOB: 0 BB: 0 P: 8	1B: 4 2B: 2 3B: 1 HR: 0	SF: 1 SAC: 0 DP: 0 HBP: 0	WP: 0 PB: 0 CS: 0	PA: 34				
PITCHER	IP	WLS	BF	H	R	ER	SO	BB	IBB	HBP	BLK	WP	HR	S	P	ERA	WHIP										
48 J.A. Happ, L ERA: 4.38 (1, 1)	7.0		27	6	4	4	4	0	0	0	0	0	0	70	101	5.14	0.857										
62 Aaron Loup, L ERA: 3.2 (8, 1)	1.0		4	1	0	0	1	0	0	0	0	0	0	8	12	0.00	1.000										
44 Casey Janssen, R ERA: 0.95 (9, 1)	1.0	W	3	0	0	0	0	0	0	0	0	0	0	6	8	0.00	0.000										

Batter	1	2	3	4	5	6	7	8	9	AB	R	H	RBI	BB	SO	LOB	BOTTOM										
7 José Reyes, S OBP: 0.318, SLG: 0.408 (1, 6)										5	1	2	0	0	0	1	Milwaukee Brewers @ Toronto Blue Jays Rogers Centre, Toronto, ON Wed Jul 02 2014, 12:39 PM - 3:38 PM EDT Att: 24,286 - Cloudy - 77 F										
53 Melky Cabrera, S OBP: 0.346, SLG: 0.472 (1, 9) (8, 7)										4	1	2	0	1	0	0											
19 José Bautista, R OBP: 0.431, SLG: 0.539 ERA: 3.2 (1, 10)										3	1	1	1	1	0	2											
8 Anthony Gose, L OBP: 0.341, SLG: 0.292 (7, PR) (8, 10)										1	1	0	0	0	0	2											
26 Adam Lind, L OBP: 0.413, SLG: 0.518 ERA: 3.95 (1, 3)										3	0	2	1	0	1	0											
33 Darin Mastroianni, R OBP: 0.136, SLG: 0.238 (7, PH) (8, 9)										2	0	0	0	0	1	4											
10 Edwin Encarnación, R OBP: 0.370, SLG: 0.603 (1, 7) (8, 3)										4	1	2	3	1	0	1											
30 Dioner Navarro, S OBP: 0.309, SLG: 0.365 (1, 2)										4	1	1	0	0	1	4											
28 Colby Rasmus, L OBP: 0.276, SLG: 0.481 (1, 8)										3	0	0	0	1	3	1											
47 Juan Francisco, L OBP: 0.320, SLG: 0.528 ERA: 1.77 (8, PH) (9, 5)										2	1	1	2	1	0	0											
66 Munenori Kawasaki, L OBP: 0.313, SLG: 0.295 (1, 4)										4	0	0	0	0	2	4											
Inning Stats	R: 1 H: 1 E: 0 K: 1 S: 11	H: 1 LOB: 0 BB: 0 P: 20	R: 0 H: 0 E: 0 K: 1 S: 11	H: 0 LOB: 2 BB: 2 P: 22	R: 1 H: 3 E: 0 K: 0 S: 9	H: 3 LOB: 0 BB: 0 P: 13	R: 2 H: 2 E: 0 K: 1 S: 9	H: 2 LOB: 0 BB: 0 P: 12	R: 0 H: 0 E: 0 K: 1 S: 13	H: 0 LOB: 2 BB: 0 P: 21	R: 0 H: 0 E: 0 K: 1 S: 11	H: 0 LOB: 1 BB: 0 P: 18	R: 0 H: 1 E: 0 K: 1 S: 8	H: 1 LOB: 2 BB: 2 P: 18	R: 0 H: 0 E: 0 K: 2 S: 8	H: 0 LOB: 1 BB: 0 P: 15	R: 3 H: 2 E: 0 K: 1 S: 9	H: 2 LOB: 0 BB: 1 P: 17	1B: 4 2B: 4 3B: 0 HR: 3	SF: 0 SAC: 0 DP: 2 HBP: 1	WP: 0 PB: 0 CS: 0	PA: 41					
PITCHER	IP	WLS	BF	H	R	ER	SO	BB	IBB	HBP	BLK	WP	HR	S	P	ERA	WHIP										
38 Wily Peralta, R ERA: 3.95 (1, 1)	6.0		30	9	4	4	4	3	0	0	0	0	0	67	113	6.00	2.000										
59 Zach Duke, L ERA: 1.34 (7, 1)	1.0		3	0	0	0	1	0	1	0	0	0	0	5	11	0.00	0.000										
13 Will Smith, L ERA: 1.77 (8, 1)	1.0	L	5	1	2	2	2	0	1	1	0	0	0	10	21	18.00	1.000										
53 Brandon Kintzler, R ERA: 4.02 (9, 1)	0.2		3	1	1	1	1	0	0	0	0	0	1	7	11	13.50	1.500										

AB	33
R	4
H	7
RBI	4
BB	0
SO	5
LOB	5



AB	35
R	7
H	11
RBI	7
BB	5
SO	8
LOB	19



Batter	1	2	3	4	5	6	7	8	9	AB	R	H	RBI	BB	SO	LOB	TOP					
2 Scooter Gennett, L (1,4) OBP: 0.350, SLG: 0.480	G4-3		1B		G6-3		F9			4	0	1	0	0	0	2	Milwaukee Brewers @ Cincinnati Reds Great American Ball Park, Cincinnati, OH Fri Jul 04 2014, 7:11 PM - 10:00 PM EDT Att: 42,120 - Clear - 75 F					
8 Ryan Braun, R (1,9) OBP: 0.341, SLG: 0.509	G6-3		BB			F8		G6-3		3	0	0	0	1	0	0						
20 Jonathan Lucroy, R (1,2) OBP: 0.401, SLG: 0.521	1B		F9			K		HR		4	1	2	1	0	1	2						
27 Carlos Gómez, R (1,8) OBP: 0.368, SLG: 0.510	L9		FC6-4			L6		L7		4	0	0	0	0	0	3						
16 Aramis Ramirez, R (1,5) OBP: 0.336, SLG: 0.475	F8							F8		3	1	1	0	0	0	0						
24 Lyle Overbay, L (1,3) OBP: 0.324, SLG: 0.342	G4-3		1B							3	0	1	0	0	0	1						
14 Jeff Bianchi, R (9,PH) OBP: 0.167, SLG: 0.143	G4-6-3									1	0	0	0	0	0	0						
9 Jean Segura, R (1,6) OBP: 0.274, SLG: 0.326	BB		G6-3					G5-3		3	0	1	1	1	0	0						
1 Logan Schafer, L (1,7) OBP: 0.272, SLG: 0.280	G6-3							K		3	0	0	0	0	1	3						
7 Mark Reynolds, R (9,PH) OBP: 0.256, SLG: 0.395	G6-3							K		1	0	0	0	0	1	0						
26 Kyle Lohse, R (1,1) OBP: 0.195, SLG: 0.154			L8							2	0	0	0	0	1	0						
32 Tom Gorzelanny, R (6,1) OBP: 0.331, SLG: 0.469										0	0	0	0	0	0	0						
Rickie Weeks Jr., R (7,PH) OBP: 0.331, SLG: 0.469										1	0	0	0	0	0	2						
47 Rob Wooten, R (7,1) OBP: 0.331, SLG: 0.469										0	0	0	0	0	0	0						
59 Zach Duke, L (8,1) OBP: 0.331, SLG: 0.469										0	0	0	0	0	0	0						
Inning Stats	R: 0 H: 1 E: 1 K: 0 S: 13	H: 1 LOB: 1 BB: 0 P: 17	R: 0 H: 0 E: 0 K: 0 S: 7	H: 0 LOB: 1 BB: 1 P: 16	R: 0 H: 1 E: 0 K: 0 S: 8	H: 1 LOB: 2 BB: 1 P: 14	R: 0 H: 1 E: 0 K: 0 S: 6	H: 1 LOB: 0 BB: 0 P: 9	R: 0 H: 0 E: 0 K: 1 S: 7	H: 0 LOB: 0 BB: 0 P: 10	R: 0 H: 0 E: 0 K: 1 S: 6	H: 0 LOB: 0 BB: 0 P: 7	R: 1 H: 2 E: 0 K: 1 S: 12	H: 2 LOB: 2 BB: 0 P: 21	R: 1 H: 1 E: 0 K: 0 S: 8	H: 1 LOB: 0 BB: 0 P: 11	R: 0 H: 0 E: 0 K: 1 S: 9	H: 0 LOB: 0 BB: 0 P: 13	1B: 5 2B: 0 3B: 0 HR: 1	SF: 0 SAC: 0 DP: 1 HBP: 1	WP: 1 PB: 0 SB: 1 CS: 0	PA: 35
PITCHER	IP WLS BF H R ER SO BB IBB HBP BLK WP HR S P ERA WHIP																					
31 Alfredo Simon, R (1,1) ERA: 2.78	7.1 W 30 6 2 2 3 2 0 1 0 1 1 63 99 2.46 1.091																					
51 Jonathan Broxton, R (8,1) ERA: 0.67	0.2 H 2 0 0 0 0 0 0 0 0 0 0 4 6 0.00 0.000																					
54 Aroldis Chapman, L (9,1) ERA: 2.55	1.0 S 3 0 0 0 1 0 0 0 0 0 0 0 9 13 0.00 0.000																					

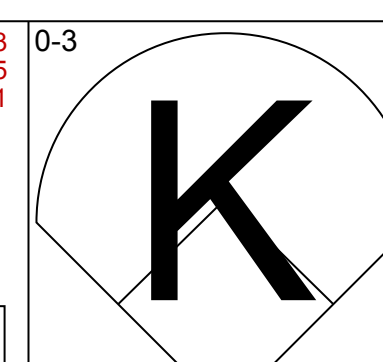
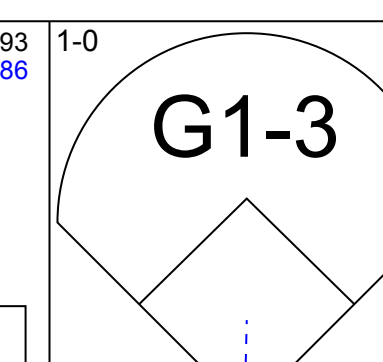
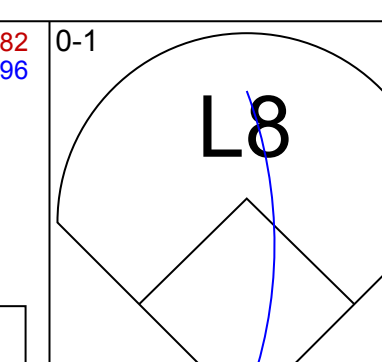
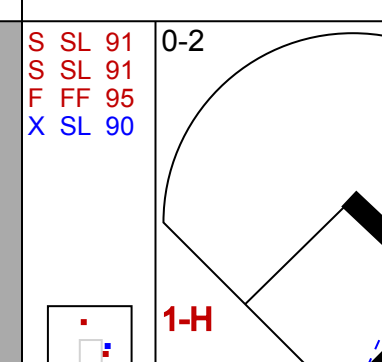
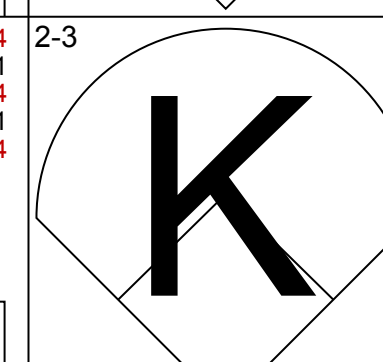
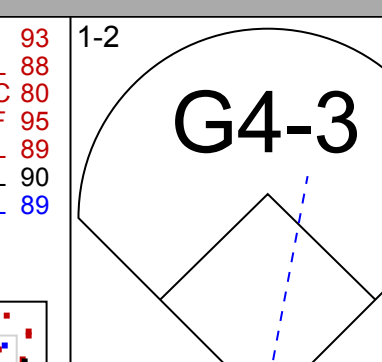
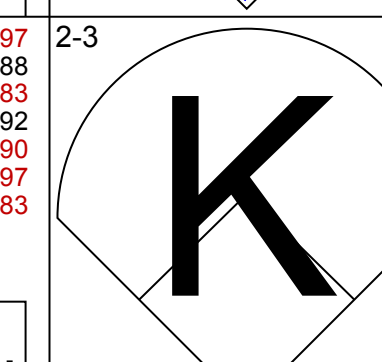
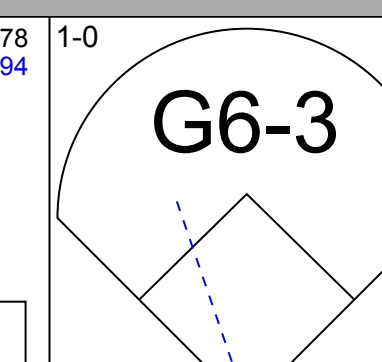
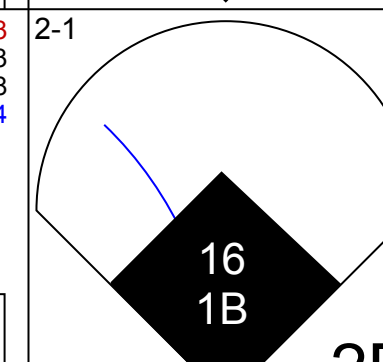
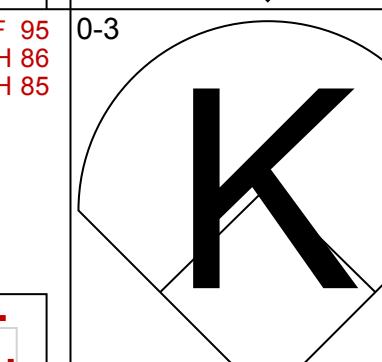
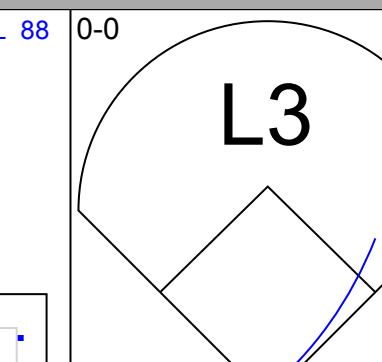
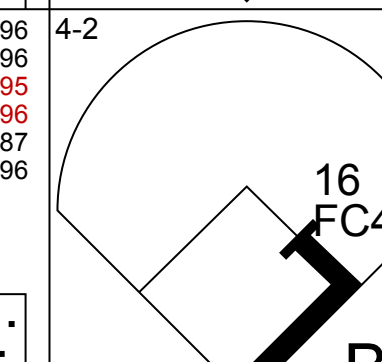
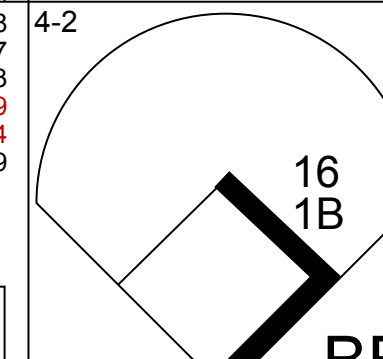
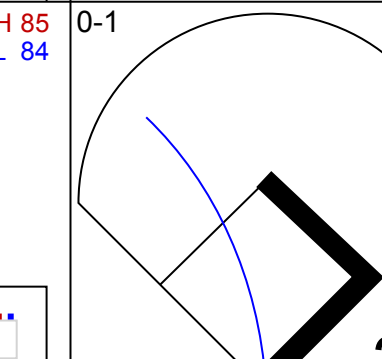
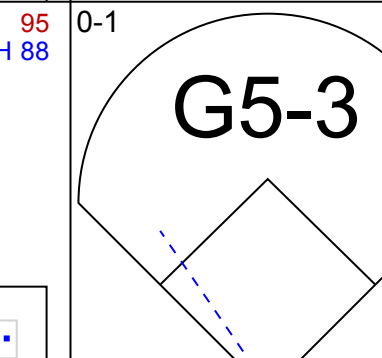
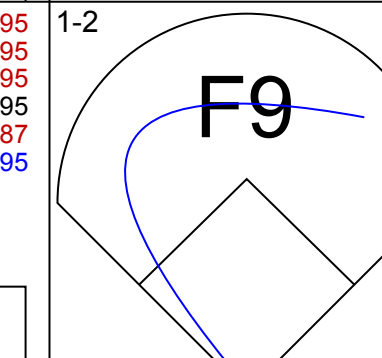
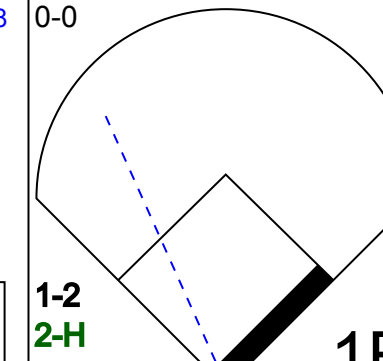
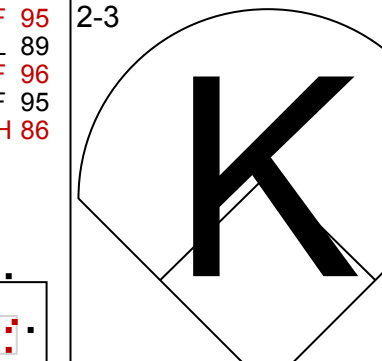
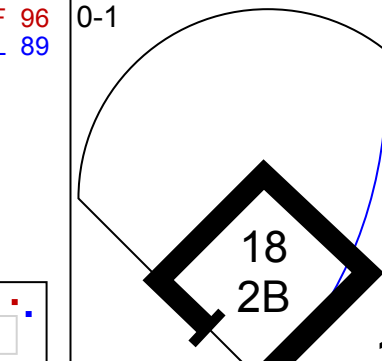
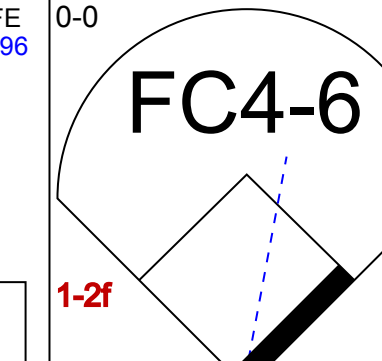
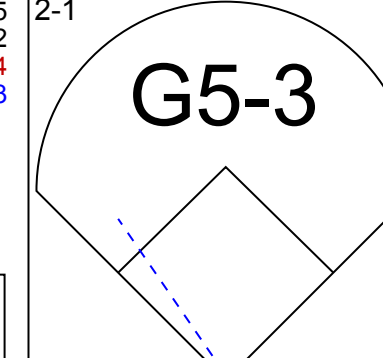
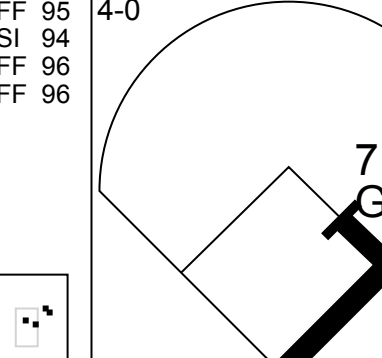
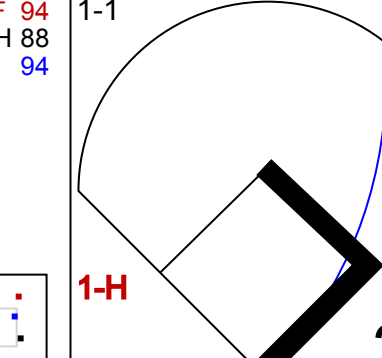
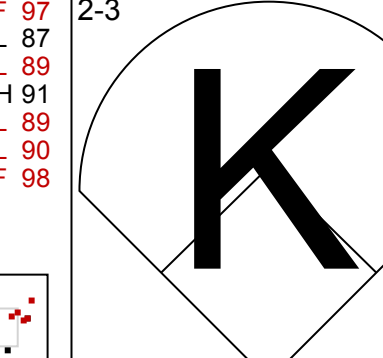
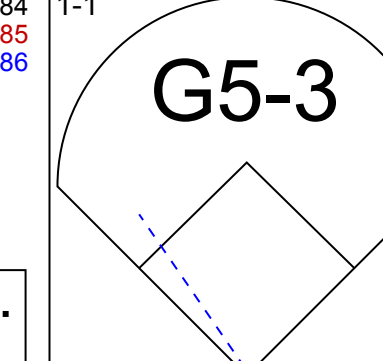
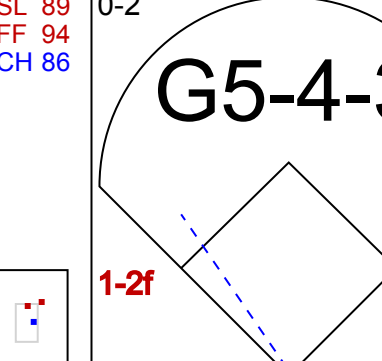
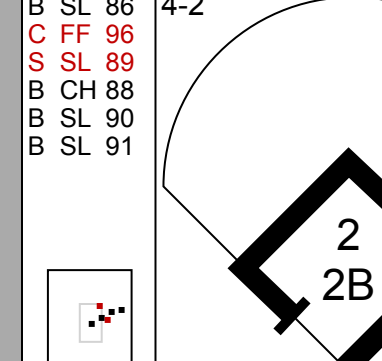
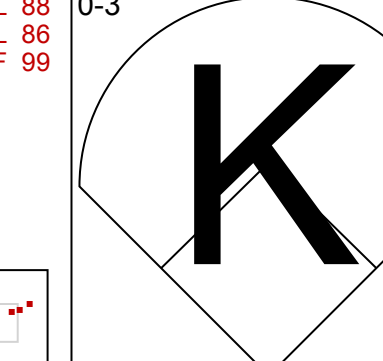
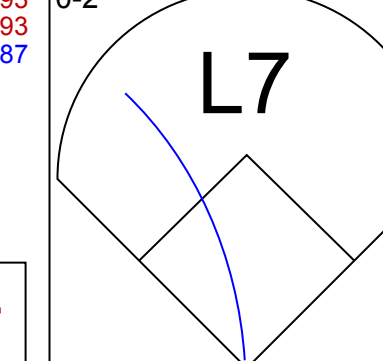
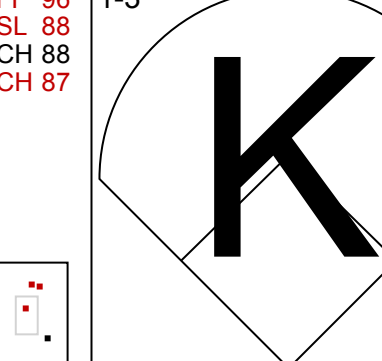
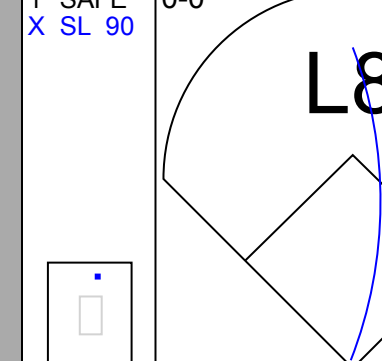
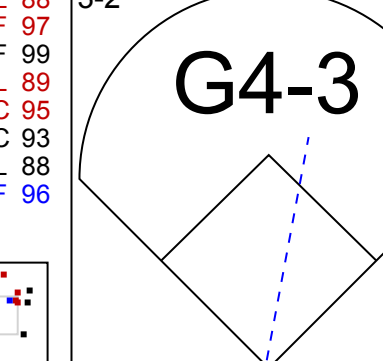
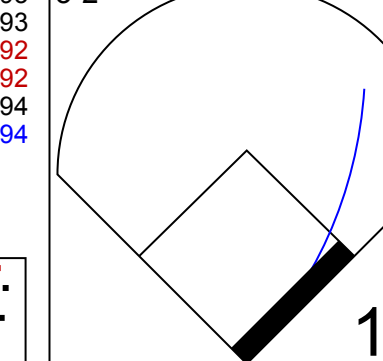
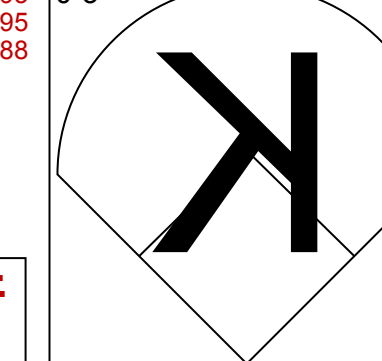
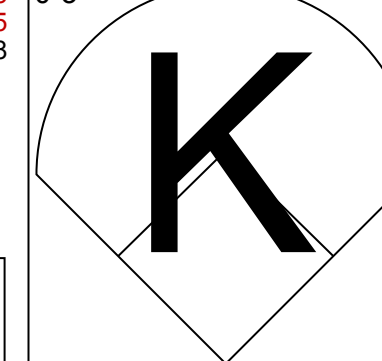
AB	32
R	2
H	6
RBI	2
BB	2
SO	4
LOB	13

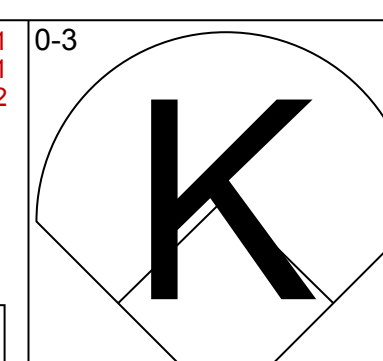
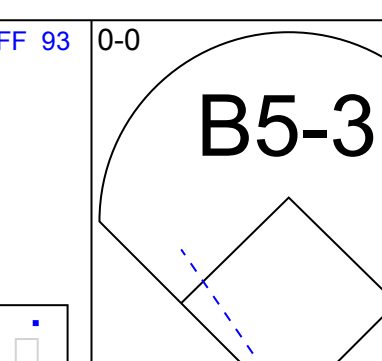
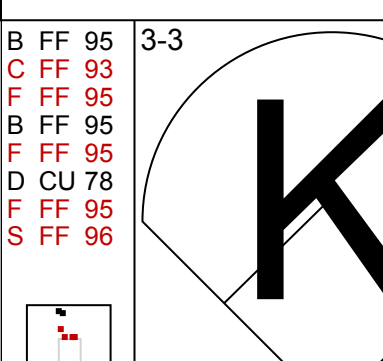
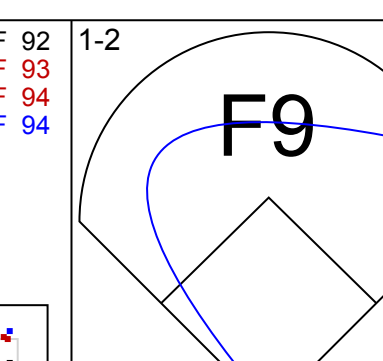
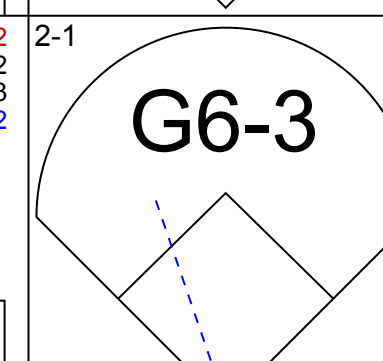
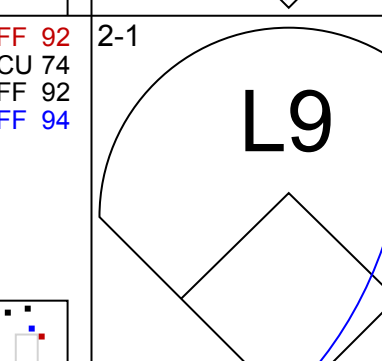
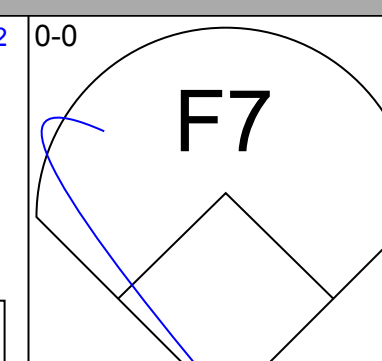
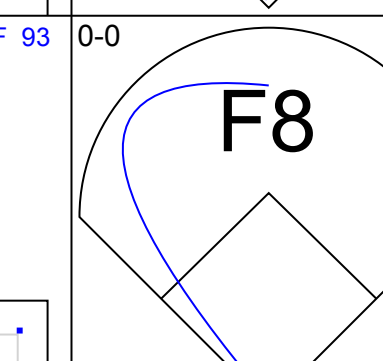
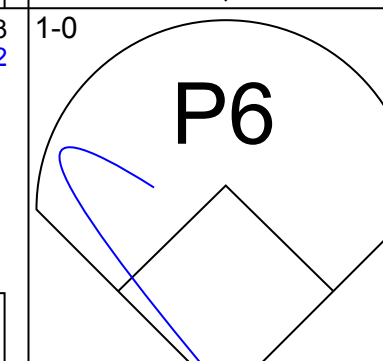
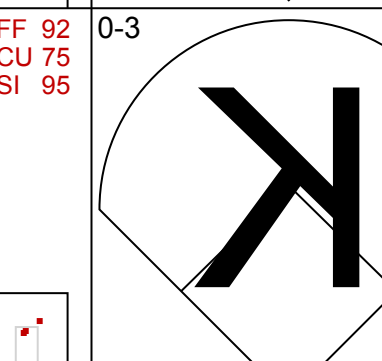
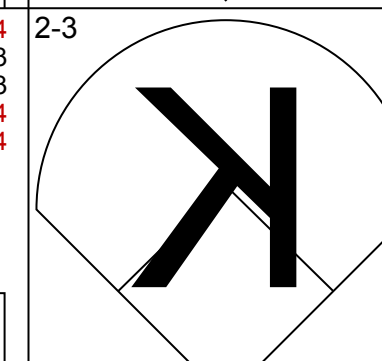
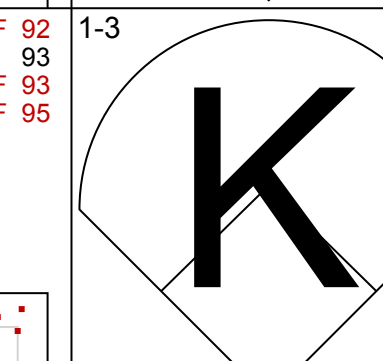
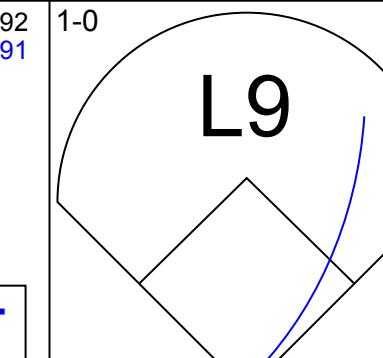
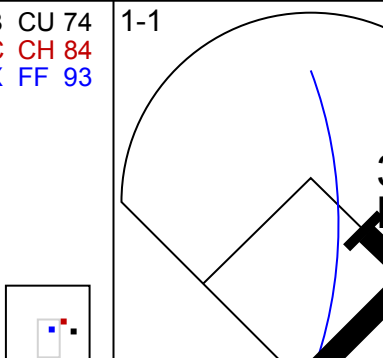
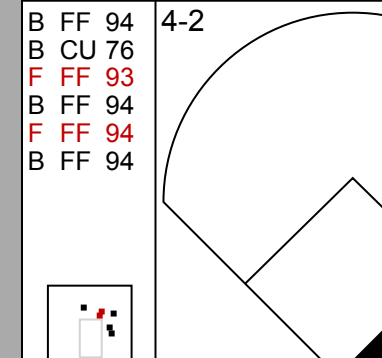
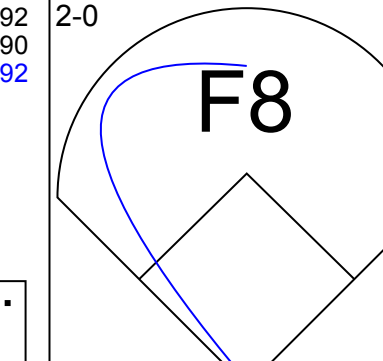
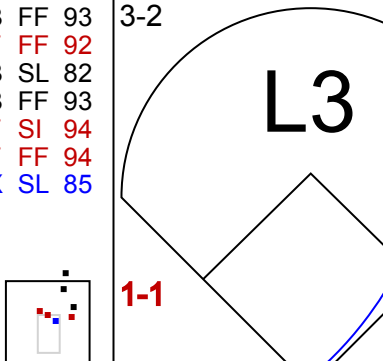
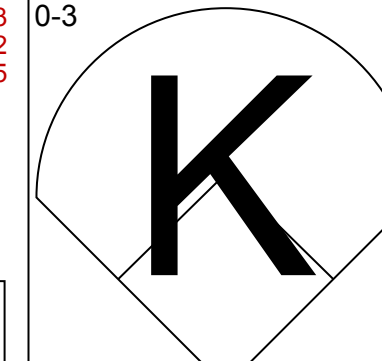
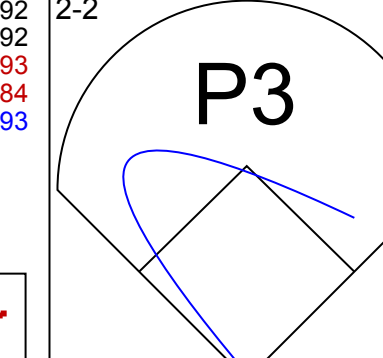
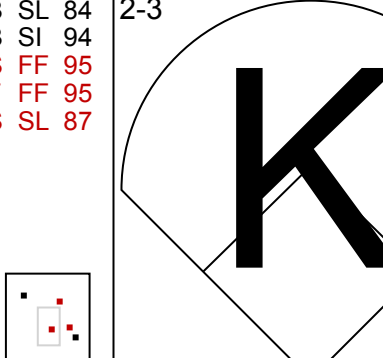
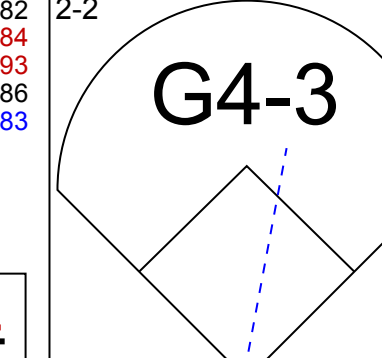
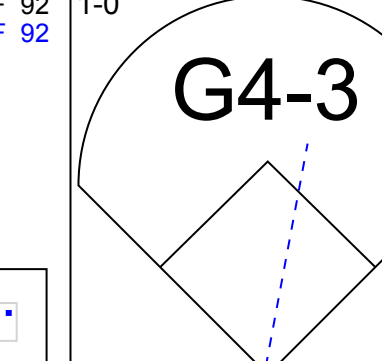
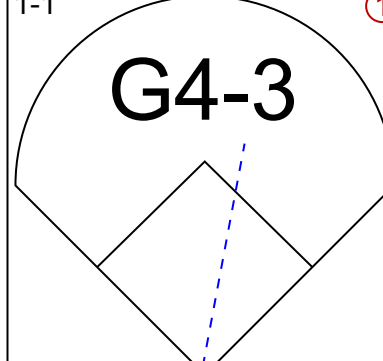
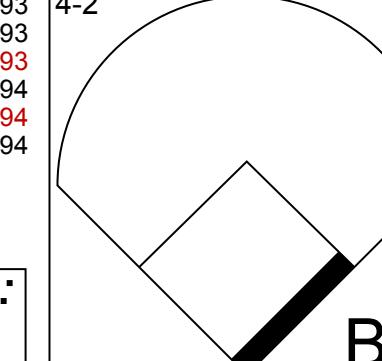
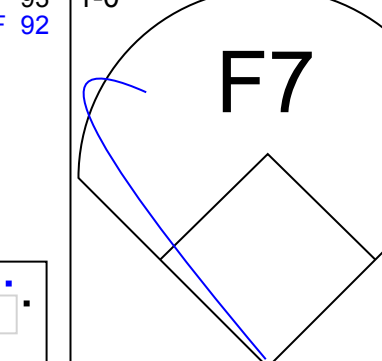
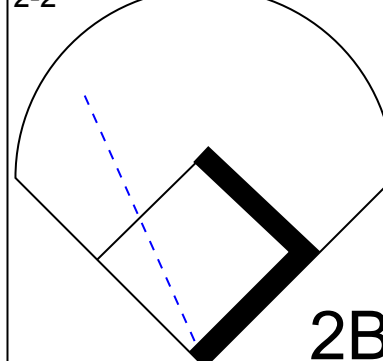
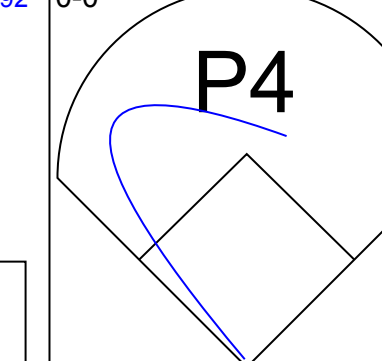
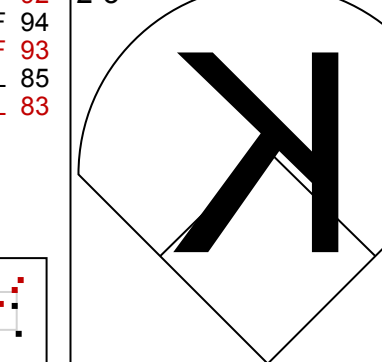

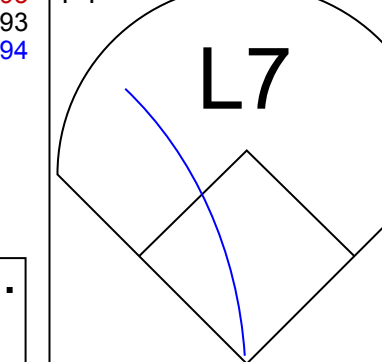


Batter	1	2	3	4	5	6	7	8	9	AB	R	H	RBI	BB	SO	LOB	BOTTOM			
6 Billy Hamilton, S (1,8) OBP: 0.309, SLG: 0.408	K		HR		K		K			4	1	1	2	0	3	1	Milwaukee Brewers @ Cincinnati Reds Great American Ball Park, Cincinnati, OH Fri Jul 04 2014, 7:11 PM - 10:00 PM EDT Att: 42,120 - Clear - 75 F			
21 Todd Frazier, R (1,5) OBP: 0.358, SLG: 0.506	K		2B		E3		1B			4	1	2	0	0	1	0				
19 Joey Votto, L (1,3) OBP: 0.396, SLG: 0.417	K		F9		2B		G4-3			4	0	1	1	0	1	1				
4 Brandon Phillips, R (1,4) OBP: 0.300, SLG: 0.394	1B		K		BB		G2			3	0	1	0	1	1	1				
32 Jay Bruce, L (1,9) OBP: 0.317, SLG: 0.395	FC4-6		L7		FC3-6		G6-3			4	0	0	0	0	0	3				
39 Devin Mesoraco, R (1,2) OBP: 0.376, SLG: 0.642	K		2B		F7		K			4	1	1	0	0	2	3				
25 Skip Schumaker, L (1,7) OBP: 0.287, SLG: 0.333	K		2B		2B		1B			4	0	3	1	0	1	1				
2 Zack Cozart, R (1,6) OBP: 0.273, SLG: 0.301	G6-3		P4		K		K			4	0	0	0	0	2	3				
31 Alfredo Simon, R (1,1) OBP: 0.162, SLG: 0.167			1B							3	1	1	0	0	2	2				
51 Jonathan Broxton, R (8,1) ERA: 0.67			HR		K		K			0	0	0	0	0	0	0				
54 Aroldis Chapman, L (9,1) ERA: 2.55					K		K			0	0	0	0	0	0	0				
Inning Stats	R: 0 H: 0 E: 0 K: 3 S: 12	H: 1 LOB: 1 BB: 0 P: 19	R: 0 H: 1 E: 0 K: 2 S: 14	H: 1 LOB: 0 BB: 0 P: 21	R: 2 H: 3 E: 0 K: 1 S: 9	H: 3 LOB: 1 BB: 0 P: 14	R: 1 H: 2 E: 0 K: 1 S: 17	H: 2 LOB: 1 BB: 0 P: 23	R: 1 H: 1 E: 0 K: 1 S: 14	H: 1 LOB: 2 BB: 1 P: 26	R: 0 H: 1 E: 0 K: 3 S: 13	H: 1 LOB: 1 BB: 0 P: 16	R: 0 H: 1 E: 0 K: 0 S: 7	H: 1 LOB: 0 BB: 0 P: 12	R: 0 H: 1 E: 0 K: 2 S: 11	H: 1 LOB: 0 BB: 0 P: 18	1B: 5 2B: 4 3B: 0 HR: 1	SF: 0 SAC: 0 DP: 0 HBP: 0	WP: 0 PB: 0 SB: 1 CS: 0	PA: 35
PITCHER	IP WLS BF H R ER SO BB IBB HBP BLK WP HR S P ERA WHIP																			
26 Kyle Lohse, R (1,1) ERA: 3.18	5.0 L 24 7 4 3 3 1 0 0 0 0 0 0 13 16 0.00 1.000																			
32 Tom Gorzelanny, L (6,1) ERA: 4.67	1.0 4 1 0 0 3 0 0 0 0 0 0 0 7 12 0.00 1.000																			
47 Rob Wooten, R (7,1) ERA: 4.67	1.0 3 1 0 0 0 0 0 0 0 0 0 0 7 12 0.00 1.000																			
59 Zach Duke, L (8,1) ERA: 1.3	1.0 4 1 0 0 2 0 0 0 0 0 0 0 11 18 0.00 1.000																			

AB	34
R	4
H	10
RBI	4
BB	1
SO	13
LOB	15



Batter	1	2	3	4	5	6	7	8	9	AB	R	H	RBI	BB	SO	LOB	TOP			
2 Scooter Gennett, L (1,4) OBP: 0.348, SLG: 0.480										4	0	1	0	0	1	1	Milwaukee Brewers @ Cincinnati Reds Great American Ball Park, Cincinnati, OH Sat Jul 05 2014, 4:11 PM - 6:57 PM EDT Att: 38,754 - Sunny - 82 F			
8 Ryan Braun, R (1,9) OBP: 0.340, SLG: 0.507 1 Logan Schafer, L (2,9) OBP: 0.263, SLG: 0.271										1	0	0	0	0	1	0				
20 Jonathan Lucroy, R (1,2) OBP: 0.402, SLG: 0.522										3	1	1	0	1	1	0				
27 Carlos Gómez, R (1,8) OBP: 0.369, SLG: 0.511										3	0	1	0	1	0	1				
16 Aramis Ramirez, R (1,5) OBP: 0.339, SLG: 0.476										4	0	2	1	0	1	2				
18 Khris Davis, R (1,7) OBP: 0.311, SLG: 0.492										3	0	1	0	1	1	2				
7 Mark Reynolds, R (1,3) OBP: 0.305, SLG: 0.390										3	0	0	0	1	1	1				
9 Jean Segura, R (1,6) OBP: 0.270, SLG: 0.322										4	0	0	0	0	1	1				
22 Matt Garza, R (1,1) OBP: 0.079, SLG: 0.105										3	0	1	0	0	2	1				
Inning Stats	R: 1 E: 0 K: 2 S: 13	H: 2 LOB: 2 BB: 1 P: 23	R: 0 E: 0 K: 0 S: 9	H: 1 LOB: 1 BB: 0 P: 14	R: 0 E: 0 K: 2 S: 14	H: 1 LOB: 1 BB: 0 P: 17	R: 0 E: 0 K: 1 S: 6	H: 0 LOB: 0 BB: 1 P: 11	R: 0 E: 0 K: 2 S: 10	H: 2 LOB: 2 BB: 0 P: 8	R: 0 E: 0 K: 1 S: 10	H: 1 LOB: 1 BB: 1 P: 14	R: 0 E: 0 K: 0 S: 9	H: 0 LOB: 1 BB: 1 P: 15	R: 0 E: 0 K: 2 S: 13	H: 0 LOB: 0 BB: 0 P: 18	1B: 3 2B: 4 3B: 0 HR: 0	SF: 0 SAC: 0 DP: 1 HBP: 0	WP: 0 PB: 0 CS: 0	PA: 35
PITCHER	IP WLS BF H R ER SO BB IBB HBP BLK WP HR S P ERA WHIP																			
34 Homer Bailey, R (1,1) ERA: 4.15	8.0 L 32 7 1 1 8 4 0 0 0 0 0 0 78 114 1.12 1.375																			
70 Jumbo Diaz, R (9,1) ERA: 7.2	1.0 3 0 0 0 2 0 0 0 0 0 0 0 13 18 0.00 0.000																			

Batter	1	2	3	4	5	6	7	8	9	AB	R	H	RBI	BB	SO	LOB	BOTTOM			
6 Billy Hamilton, S (1,8) OBP: 0.305, SLG: 0.403										4	0	0	0	0	2	1	Milwaukee Brewers @ Cincinnati Reds Great American Ball Park, Cincinnati, OH Sat Jul 05 2014, 4:11 PM - 6:57 PM EDT Att: 38,754 - Sunny - 82 F			
21 Todd Frazier, R (1,5) OBP: 0.354, SLG: 0.500										4	0	0	0	0	0	0				
19 Joey Volto, L (1,3) OBP: 0.390, SLG: 0.409										4	0	0	0	0	3	0				
4 Brandon Phillips, R (1,4) OBP: 0.303, SLG: 0.394										2	0	1	0	1	0	0				
32 Jay Bruce, L (1,9) OBP: 0.313, SLG: 0.390										3	0	0	0	0	1	2				
39 Devin Mesoraco, R (1,2) OBP: 0.372, SLG: 0.631										3	0	0	0	0	1	0				
25 Skip Schumaker, L (1,7) OBP: 0.288, SLG: 0.328										2	0	0	0	1	0	0				
2 Zack Cozart, R (1,6) OBP: 0.274, SLG: 0.304										3	0	1	0	0	0	1				
34 Homer Bailey, R (1,1) OBP: 0.176, SLG: 0.152 29 Brayan Peña, S (8,PH) OBP: 0.290, SLG: 0.384 70 Jumbo Diaz, R (9,1)										2	0	0	0	0	2	1				
Inning Stats	R: 0 E: 0 K: 1 S: 6	H: 0 LOB: 0 BB: 0 P: 9	R: 0 E: 0 K: 0 S: 5	H: 0 LOB: 0 BB: 0 P: 10	R: 0 E: 0 K: 1 S: 5	H: 0 LOB: 0 BB: 0 P: 9	R: 0 E: 0 K: 1 S: 6	H: 0 LOB: 0 BB: 0 P: 8	R: 0 E: 0 K: 2 S: 15	H: 1 LOB: 1 BB: 0 P: 15	R: 0 E: 0 K: 2 S: 9	H: 0 LOB: 1 BB: 1 P: 15	R: 0 E: 0 K: 0 S: 8	H: 0 LOB: 1 BB: 1 P: 15	R: 0 E: 0 K: 1 S: 7	H: 0 LOB: 0 BB: 0 P: 9	1B: 1 2B: 2 3B: 0 HR: 0	SF: 0 SAC: 0 DP: 1 HBP: 0	WP: 0 PB: 0 CS: 0	PA: 30
PITCHER	IP WLS BF H R ER SO BB IBB HBP BLK WP HR S P ERA WHIP																			
22 Matt Garza, R (1,1) ERA: 3.78	9.0 W 30 2 0 0 9 2 0 0 0 0 0 0 70 111 0.00 0.444																			

AB	31
R	1
H	7
RBI	1
BB	4
SO	10
LOB	9



AB	28
R	0
H	2
RBI	0
BB	2
SO	9
LOB	6



Batter	1	2	3	4	5	6	7	8	9	AB	R	H	RBI	BB	SO	LOB	TOP					
2 Scooter Gennett, L (1.4) OBP: 0.343, SLG: 0.473	L9			F7		G4-3		P2		4	0	0	1	0	0	1	Milwaukee Brewers @ Cincinnati Reds Great American Ball Park, Cincinnati, OH Sun Jul 06 2014, 1:11 PM - 3:48 PM EDT Att: 27,923 - Cloudy - 80 F					
9 Jean Segura, R (1.6) OBP: 0.270, SLG: 0.319	G6-3			G6-3		G5-3		G6-3		3	0	0	0	1	0	0						
20 Jonathan Lucroy, R (1.2) OBP: 0.397, SLG: 0.516	G6-3			G6-3		F9		G4-3		4	0	0	0	0	0	1						
27 Carlos Gómez, R (1.8) OBP: 0.365, SLG: 0.505		P4		K		G5-3		G5-3		4	0	0	0	0	1	1						
16 Aramis Ramirez, R (1.5) OBP: 0.339, SLG: 0.474		F8				K				3	0	1	0	0	1	0						
18 Kris Davis, R (1.7) OBP: 0.308, SLG: 0.487		P4				L7		F7		3	0	0	0	0	0	0						
24 Lyle Overbay, L (1.3) OBP: 0.319, SLG: 0.335				F8		G3-1		P5		3	0	0	0	0	0	0						
1 Logan Schafer, L (1.9) OBP: 0.276, SLG: 0.318				G4-3						3	2	2	0	0	0	0						
49 Yovani Gallardo, R (1.1) OBP: 0.161, SLG: 0.167				K		L4				2	0	0	0	0	1	1						
Rickie Weeks Jr., R (8. PH) OBP: 0.336, SLG: 0.413										1	0	1	1	0	0	0						
13 Will Smith, R (8.1)										0	0	0	0	0	0	0						
Inning Stats	R: 0 E: 0 K: 0 S: 11	H: 0 LOB: 0 BB: 0 P: 17	R: 0 E: 0 K: 0 S: 4	H: 0 LOB: 0 BB: 0 P: 6	R: 0 E: 0 K: 1 S: 10	H: 0 LOB: 0 BB: 0 P: 14	R: 0 E: 0 K: 1 S: 11	H: 0 LOB: 1 BB: 1 P: 20	R: 0 E: 0 K: 0 S: 5	H: 1 LOB: 0 BB: 0 P: 7	R: 1 E: 0 K: 0 S: 6	H: 1 LOB: 0 BB: 0 P: 10	R: 0 E: 0 K: 1 S: 6	H: 0 LOB: 0 BB: 0 P: 10	R: 1 E: 0 K: 0 S: 7	H: 2 LOB: 1 BB: 0 P: 12	R: 0 E: 0 K: 0 S: 5	H: 0 LOB: 0 BB: 0 P: 9	1B: 2 2B: 1 3B: 1 HR: 0	SF: 0 SAC: 0 DP: 0 HBP: 0	WP: 0 PB: 0 CS: 0	PA: 31
PITCHER	IP WLS BF H R ER SO BB IBB HBP BLK WP HR S P ERA WHIP																					
55 Mat Latos, R (1.1) ERA: 2.41	8.0 W 28 4 2 2 3 1 0 0 0 0 0 60 96 2.25 0.625																					
51 Jonathan Broxton, R (9.1) ERA: 0.64	1.0 S 3 0 0 0 0 0 0 0 0 0 0 5 9 0.00 0.000																					

Batter	1	2	3	4	5	6	7	8	9	AB	R	H	RBI	BB	SO	LOB	BOTTOM			
6 Billy Hamilton, S (1.8) OBP: 0.301, SLG: 0.397	F7			G5-3		L7		F7		4	0	0	0	0	0	0	Milwaukee Brewers @ Cincinnati Reds Great American Ball Park, Cincinnati, OH Sun Jul 06 2014, 1:11 PM - 3:48 PM EDT Att: 27,923 - Cloudy - 80 F			
21 Todd Frazier, R (1.3) OBP: 0.355, SLG: 0.500				K		FC6-4		F8		4	1	2	0	0	1	0				
4 Brandon Phillips, R (1.4) OBP: 0.300, SLG: 0.397						FC6-4				3	1	2	0	1	0	1				
32 Jay Bruce, L (1.9) OBP: 0.312, SLG: 0.400				PO		L8				4	2	1	3	0	0	1				
48 Ryan Ludwick, R (1.7) OBP: 0.323, SLG: 0.387				G4-3		G5-3		L9		3	0	0	0	0	0	0				
51 Jonathan Broxton, R (9.1)										0	0	0	0	0	0	0				
39 Devin Mesoraco, R (1.2) OBP: 0.379, SLG: 0.634								K2-3		4	0	3	1	0	1	0				
2 Zack Cozart, R (1.6) OBP: 0.274, SLG: 0.305										3	0	1	0	0	0	1				
7 Ramon Santiago, S (1.5) OBP: 0.262, SLG: 0.203										3	0	0	0	0	1	2				
55 Mat Latos, R (1.1) ERA: 2.41										3	0	0	0	0	1	0				
28 Chris Heisey, R (9.7) ERA: 2.16										0	0	0	0	0	0	0				
Inning Stats	R: 2 E: 0 K: 0 S: 13	H: 3 LOB: 2 BB: 0 P: 20	R: 0 E: 0 K: 0 S: 5	H: 0 LOB: 0 BB: 0 P: 6	R: 0 E: 0 K: 1 S: 10	H: 1 LOB: 0 BB: 0 P: 14	R: 0 E: 0 K: 1 S: 11	H: 2 LOB: 2 BB: 0 P: 16	R: 0 E: 0 K: 0 S: 9	H: 1 LOB: 1 BB: 0 P: 15	R: 0 E: 0 K: 0 S: 8	H: 0 LOB: 0 BB: 0 P: 12	R: 2 E: 0 K: 1 S: 15	H: 1 LOB: 0 BB: 1 P: 21	R: 0 E: 0 K: 1 S: 8	H: 0 LOB: 0 BB: 0 P: 12	1B: 8 2B: 0 3B: 0 HR: 1	SF: 0 SAC: 0 DP: 0 HBP: 1	WP: 0 PB: 0 CS: 0	PA: 34
PITCHER	IP WLS BF H R ER SO BB IBB HBP BLK WP HR S P ERA WHIP																			
49 Yovani Gallardo, R (1.1) ERA: 3.45	7.0 L 28 8 2 2 3 0 0 0 0 0 1 66 95 2.57 1.143																			
13 Will Smith, L (8.1) ERA: 2.16	1.0 L 5 1 2 2 1 1 0 0 0 0 1 15 21 18.00 2.000																			

Batter	1	2	3	4	5	6	7	8	9	AB	R	H	RBI	BB	SO	LOB	TOP
19 Tony Gwynn Jr., L (1,8) OBP: 0.283, SLG: 0.206	F7			F7		G6-3		G5-3	L4	5	0	0	0	0	0	2	
11 Jimmy Rollins, S (1,6) OBP: 0.328, SLG: 0.377	P4			G3-1				G3	HR	4	2	2	2	1	0	0	
26 Chase Utley, L (1,4) OBP: 0.275, SLG: 0.452	L7			G4-3				FC6-2	F9	3	1	1	0	1	0	0	
4 Andrés Blanco, S (9,PH) OBP: 0.167, SLG: 0.167								FC6-2	F9	1	0	0	0	0	0	1	
6 Ryan Howard, L (1,3) OBP: 0.307, SLG: 0.395		F7				L9		G3	HR	5	2	2	3	0	0	2	
3 Marlon Byrd, R (1,9) OBP: 0.313, SLG: 0.481		K						FC6-2	F9	3	1	0	0	2	1	2	
25 Cody Asche, L (1,5) OBP: 0.309, SLG: 0.405		F8				F8		F8	HR	4	1	1	2	0	0	3	
9 Dornic Brown, L (1,7) OBP: 0.275, SLG: 0.325				F8		G4-3				4	0	1	2	0	0	1	
47 Koyie Hill, S (8,2) OBP: 0.222, SLG: 0.235										0	0	0	0	0	0	0	
29 Cameron Rupp, R (1,2) OBP: 0.188, SLG: 0.281				K						3	0	1	0	0	1	0	
2 Ben Revere, L (8,FR) OBP: 0.314, SLG: 0.352				K						1	1	1	0	0	0	0	
David Buchanan, R (1,1)				K						2	0	0	0	0	1	0	
16 César Hernández, S (8,PH) OBP: 0.287, SLG: 0.285						G3				1	1	0	0	1	0	2	
59 Antonio Bastardo, R (8,1)										0	0	0	0	0	0	0	
63 Jake Diekman, R (9,1)										0	0	0	0	0	0	0	
Inning Stats	R: 0 H: 0 E: 0 K: 0 S: 6	H: 0 LOB: 0 BB: 0 P: 10	R: 0 H: 0 E: 0 K: 1 S: 17	H: 0 LOB: 0 BB: 0 P: 23	R: 0 H: 0 E: 0 K: 2 S: 9	H: 0 LOB: 0 BB: 0 P: 10	R: 0 H: 0 E: 0 K: 0 S: 7	H: 0 LOB: 0 BB: 0 P: 10	R: 0 H: 0 E: 0 K: 0 S: 12	H: 0 LOB: 1 BB: 1 P: 21	R: 0 H: 2 E: 0 K: 0 S: 8	H: 6 LOB: 2 BB: 3 P: 48	R: 2 H: 1 E: 0 K: 0 S: 14	H: 1 LOB: 0 BB: 1 P: 23	1B: 5 2B: 3 3B: 0 HR: 1	SF: 0 SAC: 0 DP: 0 HBP: 0	WP: 0 PA: 41 SB: 1 CS: 0
PITCHER	IP WLS BF H R ER SO BB IBB HBP BLK WP HR S P ERA WHIP																
22 Matt Garza, R (1,1) ERA: 3.68	7.2	L	28	3	2	2	3	2	0	0	0	0	0	75	108	2.35	0.652
13 Will Smith, L (8,1) ERA: 3.24	0.0	B	5	3	3	3	0	1	1	0	0	0	0	7	22	∞	∞
53 Brandon Kintzler, R (8,1) ERA: 3.86	0.1		3	2	2	2	0	0	0	0	0	0	0	7	10	54.00	6.000
Wei-Chung Wang, L (9,1) ERA: 11.12	1.0		5	1	2	2	0	1	0	0	0	0	0	14	23	18.00	2.000

Philadelphia Phillies @ Milwaukee Brewers
Miller Park, Milwaukee, WI
Thu Jul 10 2014, 1:12 PM - 4:18 PM CDT
Att: 36,394 - Partly Cloudy - 70 F

AB 36
R 9
H 9
RBI 9
BB 5
SO 3
LOB 13



Batter	1	2	3	4	5	6	7	8	9	AB	R	H	RBI	BB	SO	LOB	BOTTOM		
27 Carlos Gómez, R (1,8) OBP: 0.362, SLG: 0.509	P2		F8			HR		G6-3		4	1	1	1	0	0	1			
2 Scooter Gennett, L (1,4) OBP: 0.338, SLG: 0.472	G1-3		F8			G3		K		4	0	0	0	0	1	1			
20 Jonathan Lucroy, R (1,2) OBP: 0.391, SLG: 0.506			K			G5-3		K		4	0	0	0	0	3	0			
16 Aramis Ramirez, R (1,5) OBP: 0.333, SLG: 0.457		G5-3				G6-3				3	0	1	0	0	0	0			
12 Martín Maldonado, R (9,PH) OBP: 0.342, SLG: 0.379									L4	1	0	0	0	0	0	0			
8 Ryan Braun, R (1,9) OBP: 0.341, SLG: 0.507						K		G5-3		4	0	1	0	0	2	1			
18 Khris Davis, R (1,7) OBP: 0.305, SLG: 0.471		K				G6-3				3	0	1	0	0	1	1			
7 Mark Reynolds, R (1,3) OBP: 0.307, SLG: 0.399						G6-3		F8		2	0	0	0	0	0	2			
14 Jeff Bianchi, R (1,6) OBP: 0.197, SLG: 0.164						FC5-4		G6-4-3		2	0	0	0	1	0	2			
22 Matt Garza, R (1,1) OBP: 0.077, SLG: 0.103						SH3		G4-3		1	0	0	0	0	1	1			
13 Will Smith, R (8,1)										0	0	0	0	0	0	0			
53 Brandon Kintzler, R (8,1)										0	0	0	0	0	0	0			
Rickie Weeks Jr., R (8,PH) OBP: 0.321, SLG: 0.393										1	0	0	0	0	0	0			
Wei-Chung Wang, L (9,1) ERA: 4.22										0	0	0	0	0	0	0			
Inning Stats	R: 0 H: 0 E: 0 K: 1 S: 10	H: 1 LOB: 1 BB: 0 P: 16	R: 0 H: 0 E: 0 K: 1 S: 8	H: 0 LOB: 0 BB: 1 P: 12	R: 0 H: 0 E: 0 K: 0 S: 10	H: 0 LOB: 1 BB: 1 P: 18	R: 0 H: 0 E: 0 K: 1 S: 6	H: 0 LOB: 0 BB: 0 P: 8	R: 0 H: 2 E: 0 K: 1 S: 11	H: 0 LOB: 1 BB: 0 P: 17	R: 0 H: 1 E: 0 K: 0 S: 7	H: 1 LOB: 0 BB: 0 P: 10	R: 0 H: 0 E: 0 K: 1 S: 10	H: 0 LOB: 0 BB: 0 P: 17	R: 0 H: 0 E: 0 K: 2 S: 12	H: 0 LOB: 0 BB: 1 P: 18	1B: 3 2B: 0 3B: 0 HR: 1	SF: 0 SAC: 1 DP: 1 HBP: 1	WP: 0 PA: 32 SB: 0 CS: 0
PITCHER	IP WLS BF H R ER SO BB IBB HBP BLK WP HR S P ERA WHIP																		
David Buchanan, R (1,1)	7.0	W	26	4	1	1	5	1	0	1	0	0	0	61	92	1.29	0.714		
59 Antonio Bastardo, L (8,1) ERA: 3.51	1.0		3	0	0	0	1	0	0	0	0	0	0	10	17	0.00	0.000		
63 Jake Diekman, L (9,1) ERA: 4.22	1.0		3	0	0	0	2	0	0	0	0	0	0	12	18	0.00	0.000		

Philadelphia Phillies @ Milwaukee Brewers
Miller Park, Milwaukee, WI
Thu Jul 10 2014, 1:12 PM - 4:18 PM CDT
Att: 36,394 - Partly Cloudy - 70 F

AB 29
R 1
H 4
RBI 1
BB 1
SO 8
LOB 9



Batter	1	2	3	4	5	6	7	8	9	AB	R	H	RBI	BB	SO	LOB	TOP										
13 Matt Carpenter, L (1.5) OBP: 0.377, SLG: 0.384	F8		G6-3		G4-3				F7	4	0	0	0	1	0	1	St. Louis Cardinals @ Milwaukee Brewers Miller Park, Milwaukee, WI Fri Jul 11 2014, 7:12 PM - 11:04 PM CDT Att: 35,501 - Cloudy - 75 F										
16 Kolten Wong, L (1.4) OBP: 0.302, SLG: 0.384	L1			F7					K	5	1	1	1	0	1	3											
7 Matt Holliday, R (1.7) OBP: 0.377, SLG: 0.396										4	3	3	1	1	1	0											
32 Matt Adams, L (1.3) OBP: 0.347, SLG: 0.541										5	1	1	2	0	3	2											
27 Jhonny Peralta, R (1.6) OBP: 0.324, SLG: 0.453										4	1	3	2	0	1	0											
21 Allen Craig, R (1.9) OBP: 0.293, SLG: 0.357										4	1	1	0	0	2	2											
37 Pat Neshek, S (7.1)										0	0	0	0	0	0	0											
26 Trevor Rosenthal, R (9.1)										0	0	0	0	0	0	0											
19 Jon Jay, L (1.8) OBP: 0.343, SLG: 0.367										4	0	1	0	0	1	1											
48 Tony Cruz, R (1.2) OBP: 0.323, SLG: 0.263										3	0	0	0	1	1	0											
58 Joe Kelly, R (1.1) OBP: 0.375, SLG: 0.429										1	0	1	0	0	0	0											
62 Nick Greenwood, R (4.1)										1	0	0	0	0	0	0											
18 Oscar Taveras, L (6. PH) OBP: 0.230, SLG: 0.286										1	0	0	1	0	0	2											
43 Seth Maness, R (6.1) OBP: 0.400, SLG: 0.400										0	0	0	0	0	0	0											
8 Peter Bourjos, R (7.8) OBP: 0.292, SLG: 0.337										1	0	0	0	0	0	0											
Inning Stats	R: 0 E: 0 K: 0 S: 11	H: 1 LOB: 1 BB: 0 P: 16	R: 0 E: 0 K: 1 S: 11	H: 0 LOB: 0 BB: 0 P: 18	R: 0 E: 0 K: 0 S: 7	H: 1 LOB: 0 BB: 0 P: 12	R: 2 E: 0 K: 1 S: 21	H: 3 LOB: 1 BB: 0 P: 30	R: 0 E: 0 K: 0 S: 9	H: 0 LOB: 0 BB: 0 P: 12	R: 4 E: 0 K: 1 S: 19	H: 4 LOB: 3 BB: 3 P: 39	R: 0 E: 0 K: 3 S: 17	H: 1 LOB: 1 BB: 0 P: 28	R: 0 E: 0 K: 2 S: 7	H: 0 LOB: 0 BB: 0 P: 11	R: 1 E: 0 K: 2 S: 8	H: 1 LOB: 0 BB: 0 P: 11	1B: 5 2B: 2 3B: 0 HR: 4	SF: 0 SAC: 0 DP: 1 HBP: 0	WP: 0 PB: 0 SB: 0 CS: 0	PA: 40					
PITCHER	IP WLS BF H R ER SO BB IBB HBP BLK WP HR S P ERA WHIP											IP WLS BF H R ER SO BB IBB HBP BLK WP HR S P ERA WHIP															
49 Yovani Gallardo, R (1.1) ERA: 3.68	5.1	23	7	5	5	3	1	0	0	0	0	0	3	69	106	8.44	1.500										
47 Rob Wooten, R (6.1) ERA: 4.5	0.0	3	2	0	0	0	1	0	0	0	0	0	0	6	11	∞	∞										
59 Zach Duke, L (6.1) ERA: 1.15	1.1	B	6	1	1	1	2	1	0	0	0	0	0	15	30	6.75	1.500										
53 Brandon Kintzler, R (7.1) ERA: 3.82	0.1		1	0	0	0	1	0	0	0	0	0	0	5	8	0.00	0.000										
13 Will Smith, L (8.1) ERA: 3.16	1.0		3	0	0	0	2	0	0	0	0	0	0	7	11	0.00	0.000										



Batter	1	2	3	4	5	6	7	8	9	AB	R	H	RBI	BB	SO	LOB	BOTTOM										
27 Carlos Gómez, R (1.8) OBP: 0.362, SLG: 0.506			K							4	2	1	0	0	1	2	St. Louis Cardinals @ Milwaukee Brewers Miller Park, Milwaukee, WI Fri Jul 11 2014, 7:12 PM - 11:04 PM CDT Att: 35,501 - Cloudy - 75 F										
2 Scooter Gennett, L (1.4) OBP: 0.342, SLG: 0.482										5	2	3	2	0	1	1											
20 Jonathan Lucroy, R (1.2) OBP: 0.389, SLG: 0.500										4	1	0	0	1	0	3											
16 Aramis Ramirez, R (1.5) OBP: 0.335, SLG: 0.462										4	0	2	1	0	1	1											
14 Jeff Bianchi, R (9. PR) OBP: 0.197, SLG: 0.164										0	0	0	0	0	0	0											
8 Ryan Braun, R (1.9) OBP: 0.342, SLG: 0.512										5	0	2	1	0	1	4											
18 Kris Davis, R (1.7) OBP: 0.303, SLG: 0.470										5	0	1	2	0	2	3											
24 Lyle Overbay, L (1.3) ERA: 3.44										2	0	0	0	1	1	0											
53 Brandon Kintzler, R (7.1) ERA: 2.33										0	0	0	0	0	0	0											
1 Logan Schafer, L (7. PH) ERA: 0.00										0	0	0	0	0	0	0											
13 Will Smith, R (8.1) ERA: 3.16										0	0	0	0	0	0	0											
57 Francisco Rodriguez, R (9.1) OBP: 0.319, SLG: 0.350										1	0	0	0	0	0	1											
9 Jean Segura, R (1.6) OBP: 0.266, SLG: 0.315										4	0	1	0	0	0	4											
49 Yovani Gallardo, R (1.1) OBP: 0.182, SLG: 0.188										2	1	1	0	0	1	1											
47 Rob Wooten, R (6.1)										0	0	0	0	0	0	0											
59 Zach Duke, L (6.1)										0	0	0	0	0	0	0											
7 Mark Reynolds, R (6.3) OBP: 0.308, SLG: 0.398										1	0	0	0	1	0	0											
Inning Stats	R: 3 E: 0 K: 0 S: 20	H: 2 LOB: 2 BB: 2 P: 34	R: 3 E: 0 K: 1 S: 20	H: 4 LOB: 1 BB: 0 P: 32	R: 0 E: 0 K: 2 S: 9	H: 1 LOB: 1 BB: 0 P: 12	R: 0 E: 0 K: 0 S: 6	H: 1 LOB: 1 BB: 0 P: 6	R: 0 E: 0 K: 1 S: 7	H: 0 LOB: 0 BB: 0 P: 10	R: 0 E: 0 K: 0 S: 9	H: 1 LOB: 1 BB: 0 P: 14	R: 0 E: 0 K: 1 S: 15	H: 2 LOB: 2 BB: 0 P: 19	R: 0 E: 0 K: 1 S: 10	H: 0 LOB: 1 BB: 1 P: 16	R: 0 E: 0 K: 2 S: 11	H: 1 LOB: 0 BB: 0 P: 18	1B: 7 2B: 3 3B: 2 HR: 0	SF: 1 SAC: 0 DP: 0 HBP: 1	WP: 0 PB: 0 SB: 2 CS: 0	PA: 43					
PITCHER	IP WLS BF H R ER SO BB IBB HBP BLK WP HR S P ERA WHIP											IP WLS BF H R ER SO BB IBB HBP BLK WP HR S P ERA WHIP															
58 Joe Kelly, R (1.1) ERA: 4.2	3.0	19	7	6	6	3	2	0	0	0	0	0	0	13	16	0.00	0.500										
43 Seth Maness, R (6.1) ERA: 2.33	1.2		7	2	0	0	1	0	0	0	0	0	0	19	28	0.00	1.200										
37 Pat Neshek, R (7.1) ERA: 0.7	1.1	W	6	1	0	0	1	1	0	0	0	0	0	15	21	0.00	1.500										
26 Trevor Rosenthal, R (9.1) ERA: 3.5	1.0	S	4	1	0	0	2	0	0	0	0	0	0	11	18	0.00	1.000										



Batter	1	2	3	4	5	6	7	8	9	AB	R	H	RBI	BB	SO	LOB	TOP							
13 Matt Carpenter, L (1.5) OBP: 0.380, SLG: 0.385										4	2	2	1	1	0	2								
16 Kolten Wong, L (1.4) OBP: 0.299, SLG: 0.396										5	1	1	2	0	1	3								
7 Matt Holliday, R (1.7) OBP: 0.375, SLG: 0.393										3	2	0	0	0	2	0								
8 Peter Bourjos, R (7.8) OBP: 0.280, SLG: 0.335										1	0	0	0	0	0	0								
32 Matt Adams, L (1.3) OBP: 0.346, SLG: 0.535										3	1	0	0	1	1	3								
33 Daniel Descalso, L (8. PH) OBP: 0.237, SLG: 0.241										0	0	0	0	1	0	0								
27 Jhonny Peralta, R (1.6) OBP: 0.326, SLG: 0.458										3	2	2	2	0	0	1								
59 George Kottaras, L (8. PH) OBP: 0.370, SLG: 0.682										1	0	0	0	0	0	1								
18 Oscar Taveras, L (1.9) OBP: 0.228, SLG: 0.280										5	1	1	0	0	5									
48 Tony Cruz, R (1.2) OBP: 0.329, SLG: 0.290										5	0	2	3	0	2	2								
19 Jon Jay, L (1.8) OBP: 0.348, SLG: 0.372										5	1	3	1	0	0	0								
50 Adam Wainwright, R (1.1) OBP: 0.289, SLG: 0.310										3	0	1	1	1	1	2								
30 Jason Motte, R (8.1) OBP: 0.265, SLG: 0.230										0	0	0	0	0	0	0								
3 Mark Ellis, R (9. PH) OBP: 0.265, SLG: 0.230										1	0	0	0	0	1	0								
71 Sam Freeman, R (9.1) OBP: 0.265, SLG: 0.230										0	0	0	0	0	0	0								
Inning Stats	R: 3 E: 1 K: 1 S: 12	H: 3 LOB: 2 BB: 0 P: 17	R: 2 E: 0 K: 1 S: 11	H: 1 LOB: 0 BB: 0 P: 21	R: 1 E: 0 K: 2 S: 19	H: 3 LOB: 2 BB: 0 P: 29	R: 0 E: 0 K: 1 S: 8	H: 0 LOB: 0 BB: 0 P: 11	R: 2 E: 0 K: 1 S: 21	H: 3 LOB: 2 BB: 1 P: 32	R: 1 E: 2 K: 0 S: 14	H: 0 LOB: 1 BB: 0 P: 19	R: 1 E: 0 K: 1 S: 19	H: 2 LOB: 1 BB: 1 P: 29	R: 0 E: 0 K: 0 S: 10	H: 0 LOB: 0 BB: 0 P: 19	R: 0 E: 0 K: 1 S: 7	H: 0 LOB: 0 BB: 0 P: 10	1B: 9 2B: 2 3B: 0 HR: 1	SF: 1 SAC: 0 DP: 1 HBP: 1	WP: 0 PB: 0 SB: 1 CS: 0	PA: 45		
PITCHER	IP WLS BF H R ER SO BB IBB HBP BLK WP HR S P ERA WHIP	IP WLS BF H R ER SO BB IBB HBP BLK WP HR S P ERA WHIP	IP WLS BF H R ER SO BB IBB HBP BLK WP HR S P ERA WHIP	IP WLS BF H R ER SO BB IBB HBP BLK WP HR S P ERA WHIP	IP WLS BF H R ER SO BB IBB HBP BLK WP HR S P ERA WHIP	IP WLS BF H R ER SO BB IBB HBP BLK WP HR S P ERA WHIP	IP WLS BF H R ER SO BB IBB HBP BLK WP HR S P ERA WHIP	IP WLS BF H R ER SO BB IBB HBP BLK WP HR S P ERA WHIP	IP WLS BF H R ER SO BB IBB HBP BLK WP HR S P ERA WHIP	IP WLS BF H R ER SO BB IBB HBP BLK WP HR S P ERA WHIP	IP WLS BF H R ER SO BB IBB HBP BLK WP HR S P ERA WHIP	IP WLS BF H R ER SO BB IBB HBP BLK WP HR S P ERA WHIP	IP WLS BF H R ER SO BB IBB HBP BLK WP HR S P ERA WHIP	IP WLS BF H R ER SO BB IBB HBP BLK WP HR S P ERA WHIP	IP WLS BF H R ER SO BB IBB HBP BLK WP HR S P ERA WHIP	IP WLS BF H R ER SO BB IBB HBP BLK WP HR S P ERA WHIP	IP WLS BF H R ER SO BB IBB HBP BLK WP HR S P ERA WHIP	IP WLS BF H R ER SO BB IBB HBP BLK WP HR S P ERA WHIP	IP WLS BF H R ER SO BB IBB HBP BLK WP HR S P ERA WHIP	IP WLS BF H R ER SO BB IBB HBP BLK WP HR S P ERA WHIP	IP WLS BF H R ER SO BB IBB HBP BLK WP HR S P ERA WHIP	IP WLS BF H R ER SO BB IBB HBP BLK WP HR S P ERA WHIP	IP WLS BF H R ER SO BB IBB HBP BLK WP HR S P ERA WHIP	
52 Jimmy Nelson, R (1.1) ERA: 5.4	0.2	4	2	0	1	0	0	0	0	0	9	12	0.00	3.008										
32 Tom Gorzelanny, L (5.1) ERA: 4.95	2.0	10	2	2	1	1	0	0	0	0	33	48	4.50	1.500										
41 Marco Estrada, R (6.1) ERA: 4.95	2.0	7	0	0	0	1	1	0	0	0	17	29	0.00	0.500										
47 Rob Wooten, R (8.1) ERA: 4.22	2.0	7	0	0	0	1	1	0	0	0	17	29	0.00	0.500										
Batter	1	2	3	4	5	6	7	8	9	AB	R	H	RBI	BB	SO	LOB	BOTTOM							
27 Carlos Gómez, R (1.8) OBP: 0.364, SLG: 0.504										3	0	1	0	0	1	1								
2 Scooter Gennett, L (1.4) OBP: 0.338, SLG: 0.475										4	0	0	0	0	0	2								
20 Jonathan Lucroy, R (1.2) OBP: 0.393, SLG: 0.494										4	0	0	0	0	0	1								
12 Martin Maldonado, R (9.2) OBP: 0.342, SLG: 0.379										0	0	0	0	0	0	0								
16 Aramis Ramirez, R (1.5) OBP: 0.331, SLG: 0.456										3	0	0	0	0	0	0								
3 Elian Herrera, S (8.6) OBP: 0.236, SLG: 0.280										1	0	0	0	0	0	1								
8 Ryan Braun, R (1.9) OBP: 0.344, SLG: 0.515										4	1	2	0	0	1	0								
18 Khris Davis, R (1.7) OBP: 0.303, SLG: 0.467										4	0	1	1	0	1	1								
7 Mark Reynolds, R (1.3) OBP: 0.304, SLG: 0.391										4	0	0	0	0	1	2								
14 Jeff Bianchi, R (1.6) OBP: 0.203, SLG: 0.186										3	1	1	0	0	1	1								
52 Jimmy Nelson, R (1.1) ERA: 1.83	7.0	27	5	2	2	4	0	0	0	0	9	14	0.00	1.000										
30 Jason Motte, R (8.1) ERA: 5.51	1.0	4	1	0	0	0	0	0	0	0	9	14	0.00	1.000										
71 Sam Freeman, L (9.1) ERA: 1.42	1.0	3	0	0	0	1	0	0	0	0	8	13	0.00	0.000										
Inning Stats	R: 0 E: 0 K: 0 S: 6	H: 0 LOB: 0 BB: 0 P: 9	R: 0 E: 0 K: 0 S: 7	H: 1 LOB: 1 BB: 0 P: 12	R: 0 E: 0 K: 1 S: 7	H: 0 LOB: 1 BB: 0 P: 13	R: 0 E: 0 K: 0 S: 6	H: 0 LOB: 0 BB: 0 P: 12	R: 1 E: 0 K: 3 S: 15	H: 2 LOB: 1 BB: 0 P: 23	R: 0 E: 0 K: 0 S: 7	H: 0 LOB: 0 BB: 0 P: 11	R: 1 E: 0 K: 0 S: 10	H: 2 LOB: 1 BB: 0 P: 14	R: 0 E: 0 K: 0 S: 9	H: 1 LOB: 1 BB: 0 P: 14	R: 0 E: 0 K: 1 S: 8	H: 0 LOB: 0 BB: 0 P: 13	1B: 3 2B: 3 3B: 0 HR: 0	SF: 0 SAC: 0 DP: 0 HBP: 1	WP: 0 PB: 0 SB: 1 CS: 0	PA: 34		
PITCHER	IP WLS BF H R ER SO BB IBB HBP BLK WP HR S P ERA WHIP	IP WLS BF H R ER SO BB IBB HBP BLK WP HR S P ERA WHIP	IP WLS BF H R ER SO BB IBB HBP BLK WP HR S P ERA WHIP	IP WLS BF H R ER SO BB IBB HBP BLK WP HR S P ERA WHIP	IP WLS BF H R ER SO BB IBB HBP BLK WP HR S P ERA WHIP	IP WLS BF H R ER SO BB IBB HBP BLK WP HR S P ERA WHIP	IP WLS BF H R ER SO BB IBB HBP BLK WP HR S P ERA WHIP	IP WLS BF H R ER SO BB IBB HBP BLK WP HR S P ERA WHIP	IP WLS BF H R ER SO BB IBB HBP BLK WP HR S P ERA WHIP	IP WLS BF H R ER SO BB IBB HBP BLK WP HR S P ERA WHIP	IP WLS BF H R ER SO BB IBB HBP BLK WP HR S P ERA WHIP	IP WLS BF H R ER SO BB IBB HBP BLK WP HR S P ERA WHIP	IP WLS BF H R ER SO BB IBB HBP BLK WP HR S P ERA WHIP	IP WLS BF H R ER SO BB IBB HBP BLK WP HR S P ERA WHIP	IP WLS BF H R ER SO BB IBB HBP BLK WP HR S P ERA WHIP	IP WLS BF H R ER SO BB IBB HBP BLK WP HR S P ERA WHIP	IP WLS BF H R ER SO BB IBB HBP BLK WP HR S P ERA WHIP	IP WLS BF H R ER SO BB IBB HBP BLK WP HR S P ERA WHIP	IP WLS BF H R ER SO BB IBB HBP BLK WP HR S P ERA WHIP	IP WLS BF H R ER SO BB IBB HBP BLK WP HR S P ERA WHIP	IP WLS BF H R ER SO BB IBB HBP BLK WP HR S P ERA WHIP	IP WLS BF H R ER SO BB IBB HBP BLK WP HR S P ERA WHIP	IP WLS BF H R ER SO BB IBB HBP BLK WP HR S P ERA WHIP	IP WLS BF H R ER SO BB IBB HBP BLK WP HR S P ERA WHIP

St. Louis Cardinals @ Milwaukee Brewers
Miller Park, Milwaukee, WI
Sat Jul 12 2014, 3:11 PM - 6:28 PM CDT
Att: 40,198 - Cloudy - 75 F

AB 39
R 10
H 12
RBI 10
BB 4
SO 8
LOB 19



St. Louis Cardinals @ Milwaukee Brewers
Miller Park, Milwaukee, WI
Sat Jul 12 2014, 3:11 PM - 6:28 PM CDT
Att: 40,198 - Cloudy - 75 F

AB 33
R 2
H 6
RBI 2
BB 0
SO 5
LOB 10



Batter	1	2	3	4	5	6	7	8	9	AB	R	H	RBI	BB	SO	LOB	TOP				
27 Carlos Gómez, R (1,8) OBP: 0.368, SLG: 0.507	F9		G6-3		1B			K		4	0	1	0	0	1	0	Milwaukee Brewers @ Washington Nationals Nationals Park, Washington, DC Fri Jul 18 2014, 7:08 PM - 10:07 PM EDT Att: 39,373 - Partly Cloudy - 80 F				
2 Scooter Gennett, L (1,4) OBP: 0.348, SLG: 0.491	HR		BB		F9			G4-3		3	2	1	1	1	0	1					
8 Ryan Braun, R (1,9) OBP: 0.350, SLG: 0.517	K		BB		K					3	1	1	0	1	2	0					
16 Aramis Ramirez, R (1,5) OBP: 0.335, SLG: 0.456	P4		2B		K			BB		4	0	1	2	0	1	1					
20 Jonathan Lucroy, R (1,2) OBP: 0.383, SLG: 0.491	K		G1-3		K			1B		4	0	1	0	0	1	1					
18 Kris Davis, R (1,7) OBP: 0.304, SLG: 0.482	HR				K			F8		4	1	2	1	0	1	1					
7 Mark Reynolds, R (1,3) OBP: 0.299, SLG: 0.384	K		1B		P4			F8		4	0	0	0	0	1	2					
9 Jean Segura, R (1,6) OBP: 0.266, SLG: 0.315	L8		K		K			G5-3		4	0	1	0	0	1	2					
26 Kyle Lohse, R (1,1) OBP: 0.178, SLG: 0.140			K		K					3	0	0	0	0	2	2					
47 Rob Wooten, R (8,1)										0	0	0	0	0	0	0					
59 Zach Duke, L (8,1)										0	0	0	0	0	0	0					
57 Francisco Rodríguez, R (8,1)										0	0	0	0	0	0	0					
Inning Stats	R: 1 E: 0 K: 1 S: 7	H: 1 LOB: 0 BB: 0 P: 10	R: 1 E: 0 K: 2 S: 13	H: 1 LOB: 0 BB: 0 P: 18	R: 2 E: 0 K: 1 S: 10	H: 2 LOB: 1 BB: 1 P: 17	R: 0 E: 0 K: 2 S: 10	H: 1 LOB: 1 BB: 0 P: 12	R: 0 E: 0 K: 1 S: 7	H: 0 LOB: 0 BB: 0 P: 9	R: 0 E: 0 K: 2 S: 13	H: 1 LOB: 0 BB: 0 P: 13	R: 0 E: 0 K: 1 S: 9	H: 0 LOB: 1 BB: 1 P: 17	R: 0 E: 0 K: 0 S: 10	H: 1 LOB: 1 BB: 0 P: 17	1B: 5 2B: 2 3B: 0 HR: 2	SF: 0 SAC: 0 DP: 1 HBP: 0	WP: 0 PB: 0 CS: 1	PA: 35	
PITCHER	IP WLS BF H R ER SO	IP WLS BF H R ER SO	IP WLS BF H R ER SO	IP WLS BF H R ER SO	IP WLS BF H R ER SO	IP WLS BF H R ER SO	IP WLS BF H R ER SO	IP WLS BF H R ER SO	IP WLS BF H R ER SO	IP WLS BF H R ER SO	IP WLS BF H R ER SO	IP WLS BF H R ER SO	IP WLS BF H R ER SO	IP WLS BF H R ER SO	IP WLS BF H R ER SO	IP WLS BF H R ER SO	ERA WHIP	ERA WHIP			
37 Stephen Strasburg, R (1,1) ERA: 3.55	7.0	L	27	7	4	4	9	1	0	0	0	0	0	0	0	0	2	70	98	5.14	1.143
22 Drew Storen, R (8,1) ERA: 1.16	1.0		4	0	0	0	1	1	0	0	0	0	0	0	0	0	0	9	17	0.00	1.000
35 Craig Stammen, R (8,1) ERA: 3.7	1.0		4	1	0	0	0	0	0	0	0	0	0	0	0	0	0	10	17	0.00	1.000

Batter	1	2	3	4	5	6	7	8	9	AB	R	H	RBI	BB	SO	LOB	BOTTOM					
2 Denard Span, L (1,8) OBP: 0.324, SLG: 0.389	FC4		1B		1B			G6-3		4	0	3	0	0	0	1	Milwaukee Brewers @ Washington Nationals Nationals Park, Washington, DC Fri Jul 18 2014, 7:08 PM - 10:07 PM EDT Att: 39,373 - Partly Cloudy - 80 F					
6 Anthony Rendon, R (1,4) OBP: 0.340, SLG: 0.485	FC4		L9		K			F9		4	0	0	0	0	1	4						
28 Jayson Werth, R (1,9) OBP: 0.365, SLG: 0.438	L8		E8		FC6-5			K		4	0	1	0	0	1	2						
25 Adam LaRoche, L (1,3) OBP: 0.378, SLG: 0.451	G4-3		L8		F7			F8		4	0	0	0	0	0	4						
11 Ryan Zimmerman, R (1,5) OBP: 0.343, SLG: 0.450	1B		1B		P5			L7		4	1	2	0	0	0	0						
34 Bryce Harper, L (1,7) OBP: 0.328, SLG: 0.402	G6-4-3		1B		P5			HR		4	1	3	1	0	0	1						
20 Ian Desmond, R (1,6) OBP: 0.294, SLG: 0.433	P3		2B		G4-6-3			K		4	0	1	1	0	1	3						
40 Wilson Ramos, R (1,2) OBP: 0.329, SLG: 0.400	G6-4-3		L8		L8			G5-3		4	0	1	0	0	0	3						
37 Stephen Strasburg, R (1,1) OBP: 0.227, SLG: 0.132			K		K			K		2	0	0	0	0	2	1						
15 Nate McLouth, L (7,PH) OBP: 0.300, SLG: 0.258			K		K			K		1	0	0	0	0	0	1						
22 Drew Storen, S (8,1)										0	0	0	0	0	0	0						
35 Craig Stammen, R (8,1) OBP: 0.200, SLG: 0.400										0	0	0	0	0	0	0						
19 Kevin Frandsen, R (8,PH) OBP: 0.250, SLG: 0.295										1	0	0	0	0	1	0						
Inning Stats	R: 0 E: 0 K: 0 S: 11	H: 1 LOB: 1 BB: 0 P: 19	R: 0 E: 0 K: 0 S: 8	H: 2 LOB: 0 BB: 0 P: 12	R: 0 E: 1 K: 1 S: 16	H: 2 LOB: 2 BB: 0 P: 21	R: 1 E: 0 K: 1 S: 9	H: 2 LOB: 1 BB: 0 P: 15	R: 0 E: 0 K: 1 S: 12	H: 1 LOB: 0 BB: 0 P: 18	R: 0 E: 0 K: 0 S: 5	H: 1 LOB: 0 BB: 0 P: 6	R: 0 E: 0 K: 1 S: 5	H: 0 LOB: 0 BB: 0 P: 12	R: 0 E: 0 K: 1 S: 5	H: 0 LOB: 0 BB: 0 P: 8	R: 1 E: 0 K: 2 S: 12	H: 1 LOB: 0 BB: 0 P: 16	1B: 8 2B: 2 3B: 0 HR: 1	SF: 0 SAC: 0 DP: 2 HBP: 0	WP: 0 PB: 1 CS: 0	PA: 36
PITCHER	IP WLS BF H R ER SO	IP WLS BF H R ER SO	IP WLS BF H R ER SO	IP WLS BF H R ER SO	IP WLS BF H R ER SO	IP WLS BF H R ER SO	IP WLS BF H R ER SO	IP WLS BF H R ER SO	IP WLS BF H R ER SO	IP WLS BF H R ER SO	IP WLS BF H R ER SO	IP WLS BF H R ER SO	IP WLS BF H R ER SO	IP WLS BF H R ER SO	IP WLS BF H R ER SO	IP WLS BF H R ER SO	ERA WHIP	ERA WHIP				
26 Kyle Lohse, R (1,1) ERA: 4.18	7.0	W	29	10	1	1	3	0	0	0	0	0	0	0	0	0	69	103	1.29	1.429		
47 Rob Wooten, R (8,1) ERA: 4.18	0.1	H	1	0	0	0	1	0	0	0	0	0	0	0	0	0	0	3	5	0.00	0.000	
59 Zach Duke, L (8,1) ERA: 1.15	0.2	H	2	0	0	0	0	0	0	0	0	0	0	0	0	0	0	2	3	0.00	0.000	
57 Francisco Rodríguez, R (8,1) ERA: 2.72	1.0	S	4	1	1	1	2	0	0	0	0	1	12	16	9.00	1.000						



Batter	1	2	3	4	5	6	7	8	9	AB	R	H	RBI	BB	SO	LOB	TOP			
6 Billy Hamilton, S (1, 8) OBP: 0.314, SLG: 0.424	G3-1		G3			HR		1B		4	1	2	1	0	0	1	Cincinnati Reds @ Milwaukee Brewers Miller Park, Milwaukee, WI Mon Jul 21 2014, 7:11 PM - 10:06 PM CDT Att: 31,350 - Partly Cloudy - 83 F			
25 Skip Schumaker, L (1, 9) OBP: 0.303, SLG: 0.340	1B		FC6-2			2B		1B		4	0	2	0	0	1	2				
21 Todd Frazier, R (1, 5) OBP: 0.346, SLG: 0.495	G4-6-3		FC6-4			G6-3		K		4	0	0	0	0	1	4				
39 Devin Mesoraco, R (1, 2) OBP: 0.365, SLG: 0.583		HBP				K		K		3	0	0	0	0	3	2				
23 Donald Lutz, L (1, 3) OBP: 0.240, SLG: 0.261		K				L4		K		4	0	0	0	0	2	2				
28 Chris Heisey, R (1, 7) OBP: 0.289, SLG: 0.378		BB				K				3	0	0	0	1	1	0				
7 Ramon Santiago, S (1, 4) OBP: 0.347, SLG: 0.322	F8					G6-3		G3-1		4	0	0	0	0	0	2				
2 Zack Cozart, R (1, 6) OBP: 0.278, SLG: 0.297	FC6-4					F9		G6-3		3	0	0	0	0	0	2				
55 Mat Latos, R (1, 1) 17 Kristopher Negron, R (8, PH) 53 Carlos Contreras, R (8, 1)			BB			G1-3		HR		1	0	0	0	1	0	0				
										1	1	1	1	0	0	0				
										0	0	0	0	0	0	0				
Inning Stats	R: 0 E: 0 K: 0 S: 6	H: 1 LOB: 0 BB: 0 P: 9	R: 0 E: 0 K: 1 S: 9	H: 0 LOB: 2 BB: 1 P: 17	R: 0 E: 0 K: 2 S: 8	H: 0 LOB: 1 BB: 1 P: 17	R: 0 E: 0 K: 2 S: 8	H: 0 LOB: 0 BB: 0 P: 13	R: 0 E: 0 K: 0 S: 12	H: 2 LOB: 1 BB: 0 P: 17	R: 0 E: 0 K: 0 S: 7	H: 0 LOB: 0 BB: 0 P: 10	R: 1 E: 0 K: 3 S: 11	H: 2 LOB: 1 BB: 0 P: 17	R: 0 E: 0 K: 0 S: 8	H: 0 LOB: 0 BB: 0 P: 10	1B: 2 2B: 1 3B: 0 HR: 2	SF: 0 SAC: 0 DP: 1 HBP: 1	WP: 1 PB: 0 SB: 0 CS: 0	PA: 34
PITCHER	IP WLS BF H R ER SO	IP WLS BF H R ER SO	IP WLS BF H R ER SO	IP WLS BF H R ER SO	IP WLS BF H R ER SO	IP WLS BF H R ER SO	IP WLS BF H R ER SO	IP WLS BF H R ER SO	IP WLS BF H R ER SO	IP WLS BF H R ER SO	IP WLS BF H R ER SO	IP WLS BF H R ER SO	IP WLS BF H R ER SO	IP WLS BF H R ER SO	IP WLS BF H R ER SO	IP WLS BF H R ER SO	ERA WHIP	ERA WHIP		
38 Wily Peralta, R (1, 1) ERA: 3.58	7.0	W	26	3	1	1	5	2	0	1	0	0	1	1	62	102	1.29	0.714		
13 Will Smith, L (8, 1) ERA: 3.15	1.0	S	5	2	1	1	3	0	0	0	0	0	0	1	11	17	9.00	2.000		
57 Francisco Rodriguez, R (8, 1) ERA: 2.66	1.0	S	3	0	0	0	0	0	0	0	0	0	0	0	8	10	0.00	0.000		

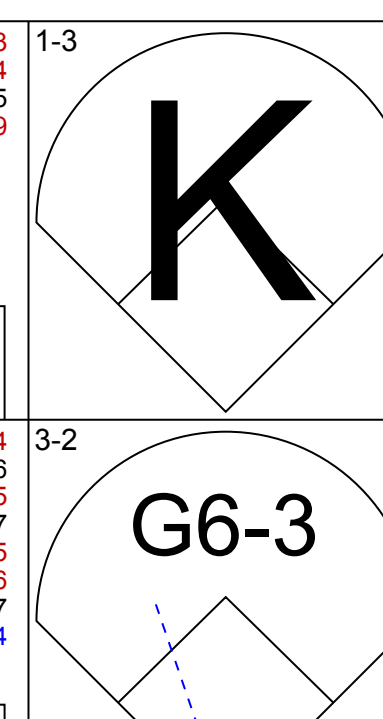
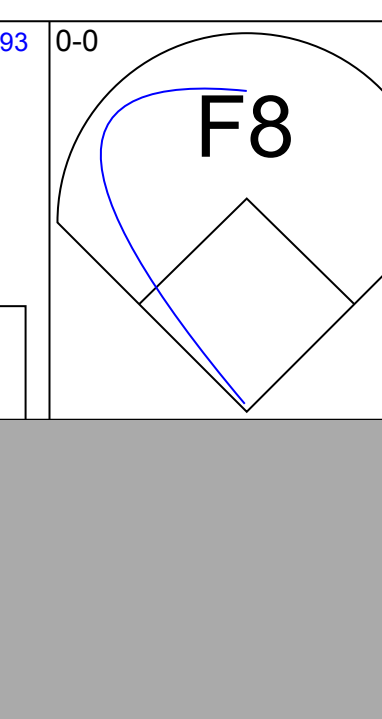
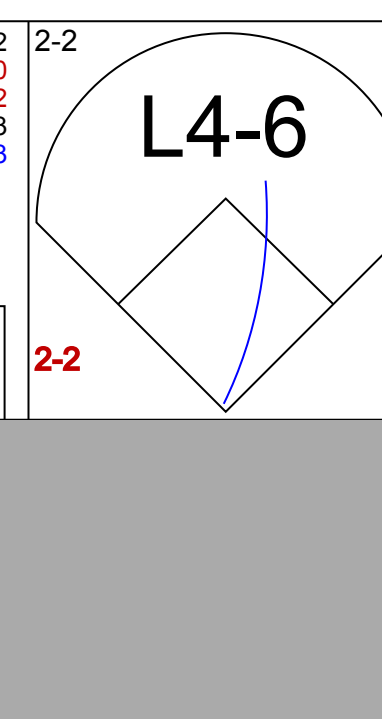
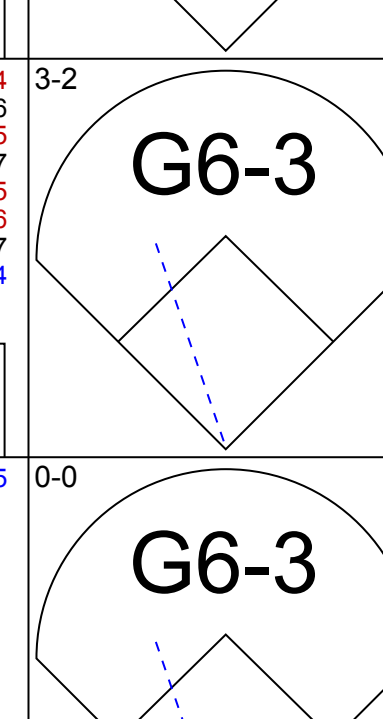
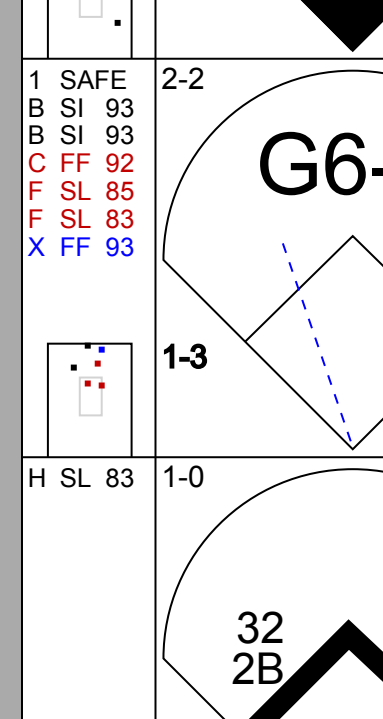
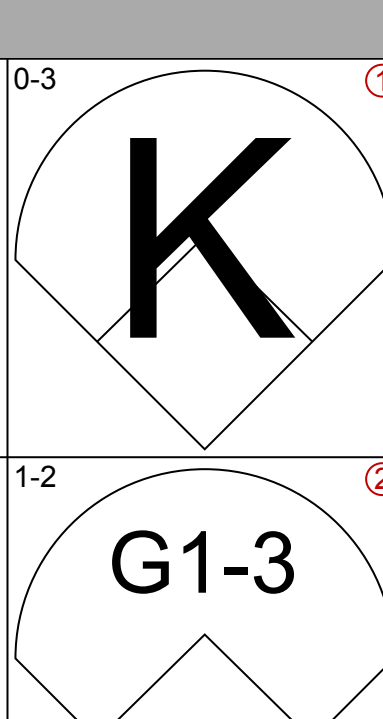
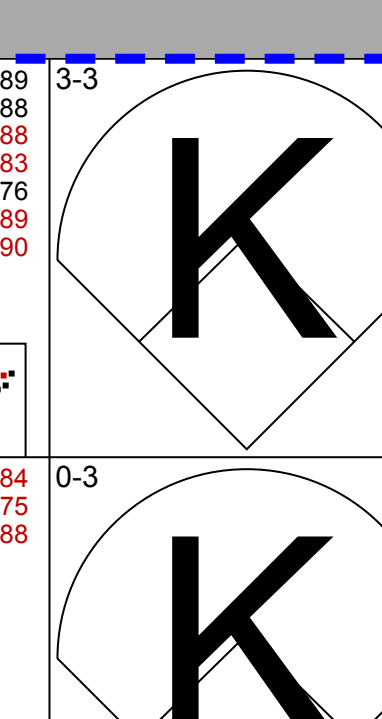
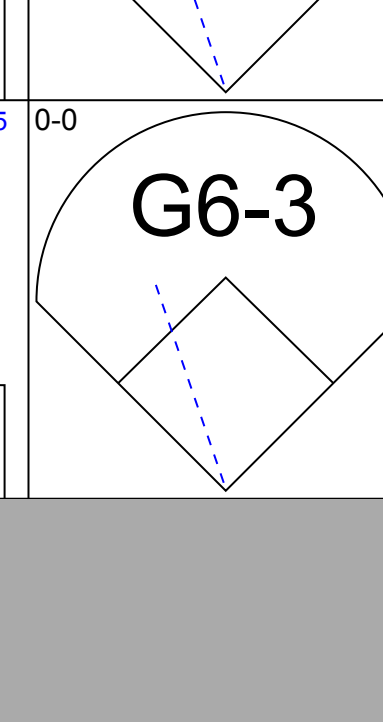
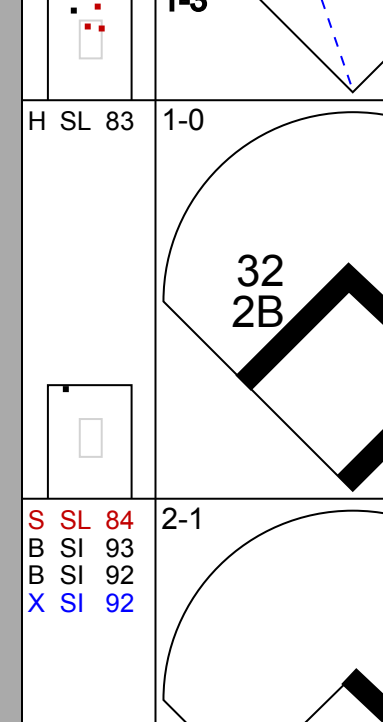
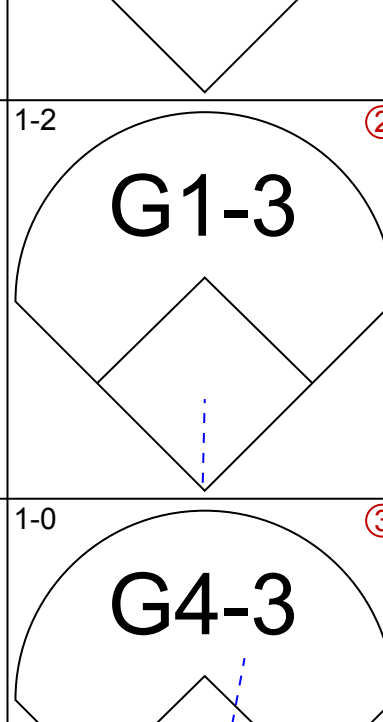
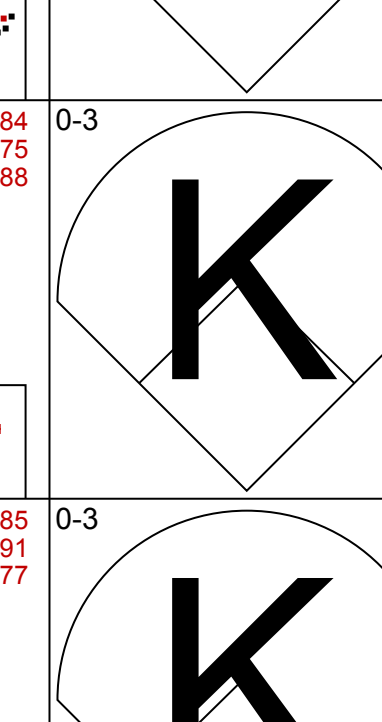

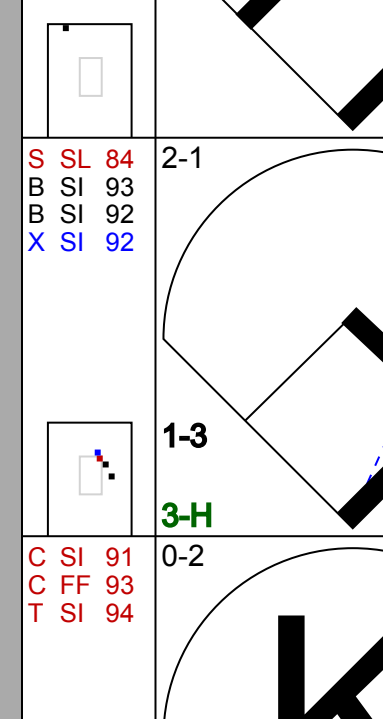
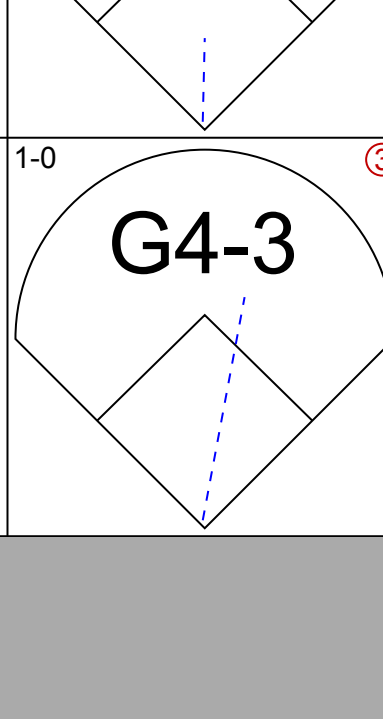
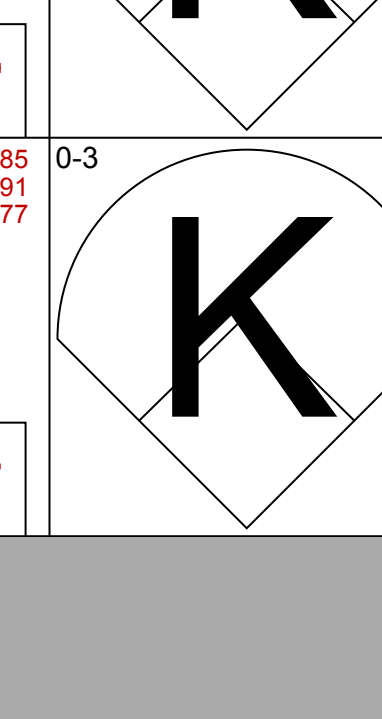

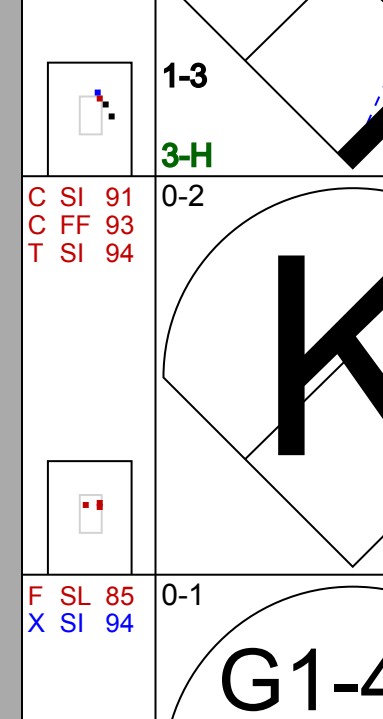
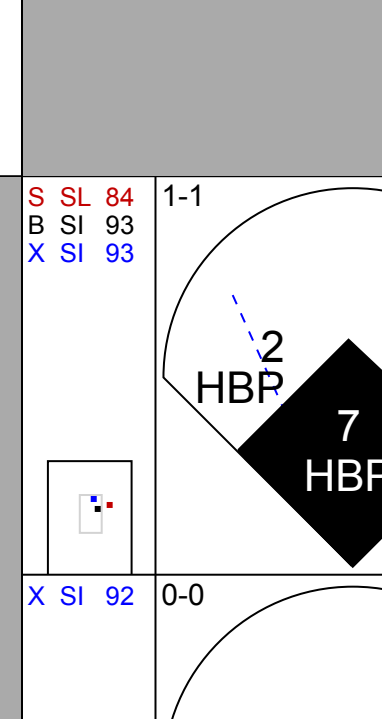
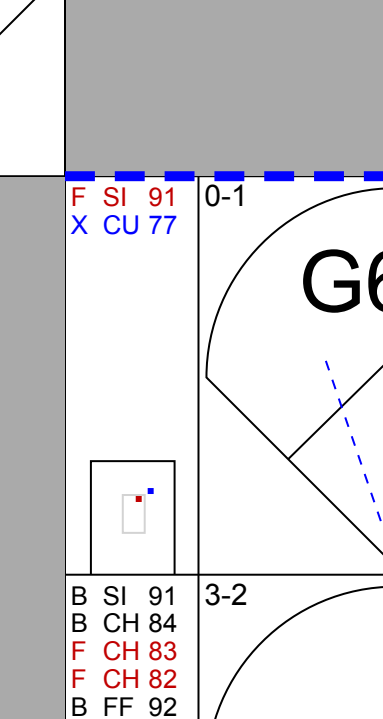

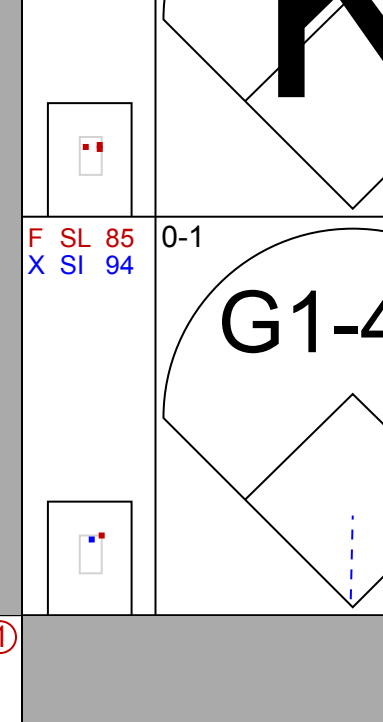
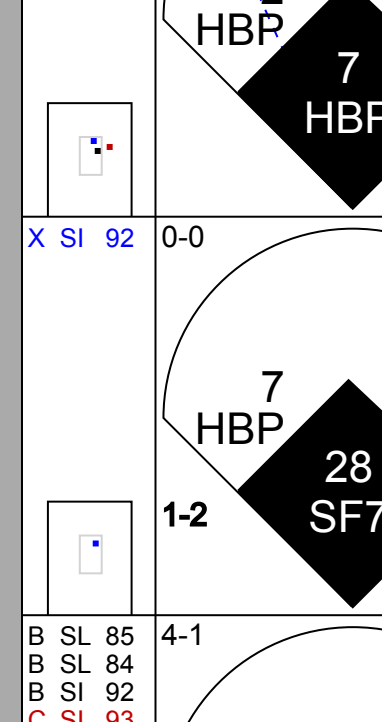
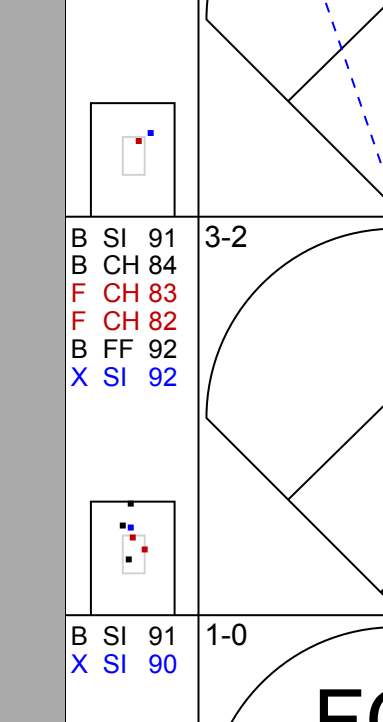
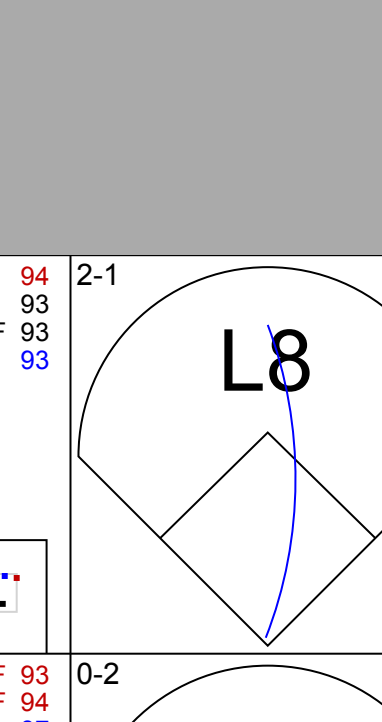
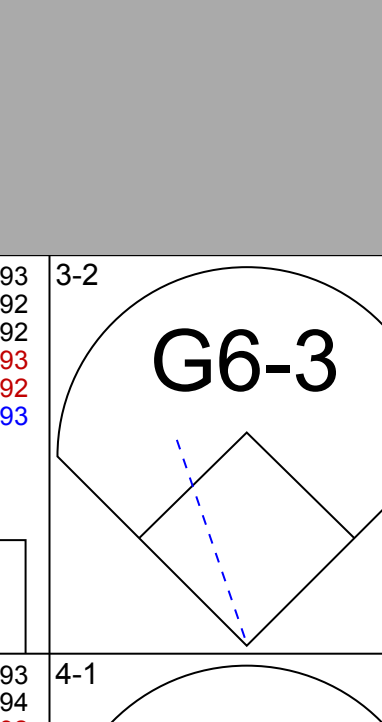
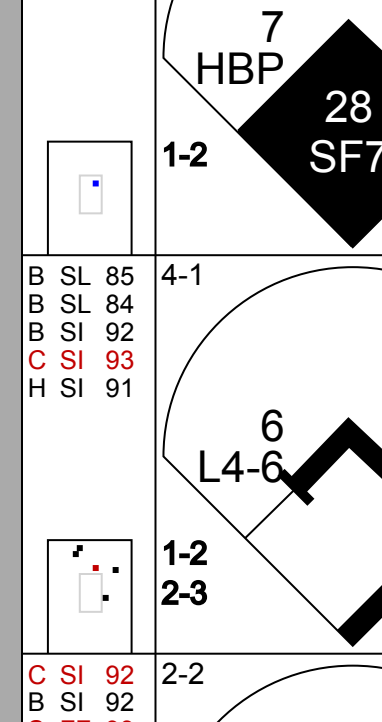
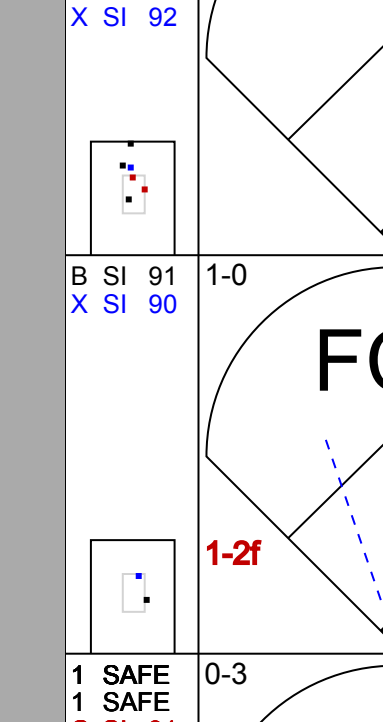
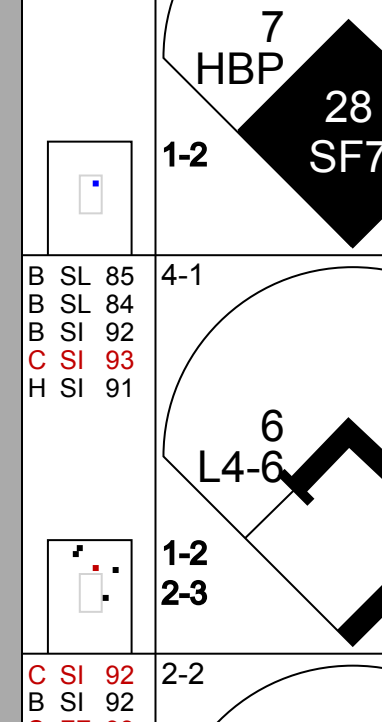
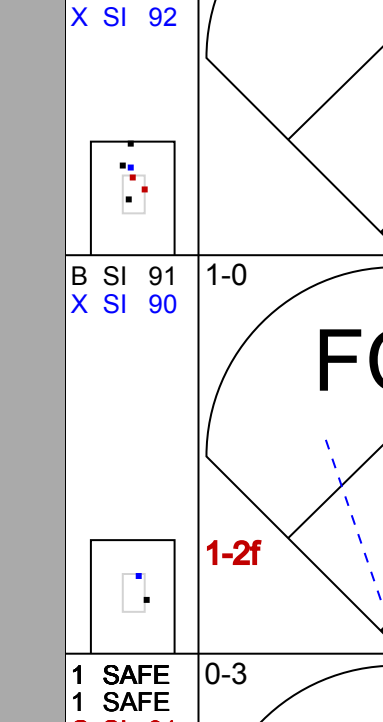
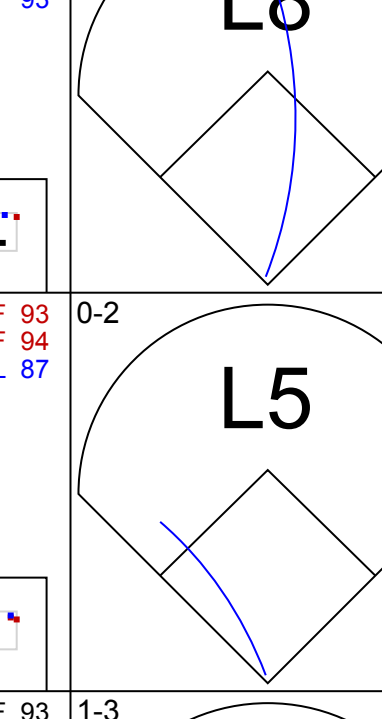
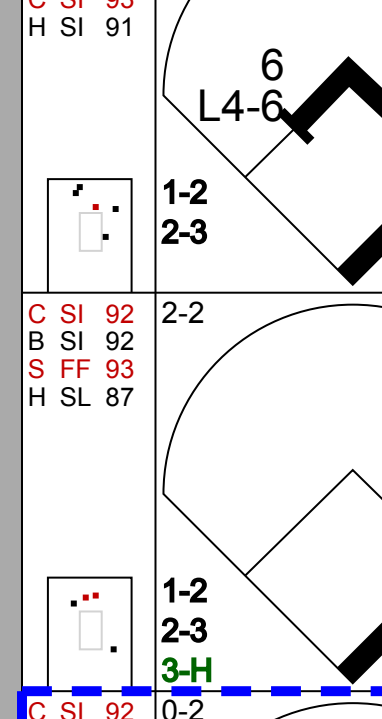
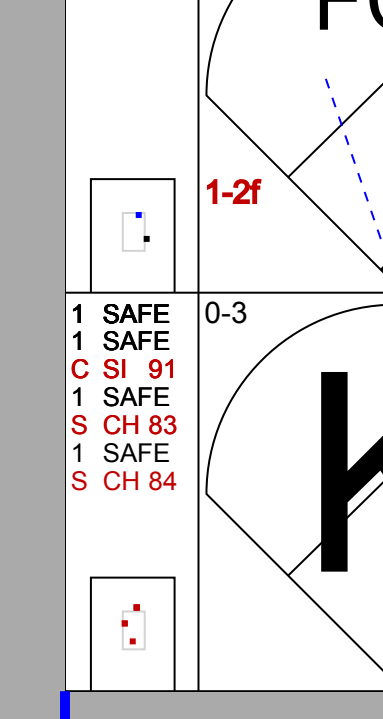
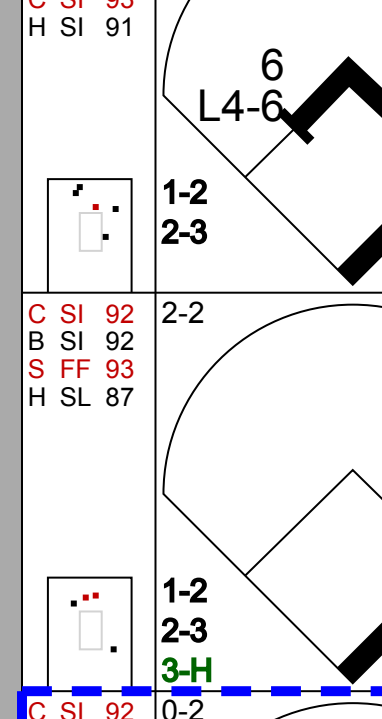
AB	31
R	2
H	5
RBI	2
BB	2
SO	8
LOB	15



Batter	1	2	3	4	5	6	7	8	9	AB	R	H	RBI	BB	SO	LOB	BOTTOM			
27 Carlos Gómez, R (1, 8) OBP: 0.369, SLG: 0.504	B1-3		2B			P5				4	2	2	1	0	0	0	Cincinnati Reds @ Milwaukee Brewers Miller Park, Milwaukee, WI Mon Jul 21 2014, 7:11 PM - 10:06 PM CDT Att: 31,350 - Partly Cloudy - 83 F			
2 Scooter Gennett, L (1, 4) OBP: 0.345, SLG: 0.485	F8		F8		E3					4	0	1	0	0	0	2				
8 Ryan Braun, R (1, 9) OBP: 0.354, SLG: 0.524	1B		2B		K			L9		4	0	2	2	0	1	2				
16 Aramis Ramirez, R (1, 5) OBP: 0.334, SLG: 0.446	P3		HBP			F8		G5-3		3	0	0	0	0	0	2				
20 Jonathan Lucroy, R (1, 2) OBP: 0.379, SLG: 0.483	P3		F7			P4		F8		4	0	0	0	0	0	2				
1 Logan Schafer, L (1, 7) OBP: 0.279, SLG: 0.303	K		F8			G6-3		G6-3		4	0	0	0	0	1	2				
7 Mark Reynolds, R (1, 3) OBP: 0.294, SLG: 0.375	F8					G6-3		L5		4	0	0	0	0	0	0				
9 Jean Segura, R (1, 6) OBP: 0.269, SLG: 0.328			E4			G6-3		G6-3		3	2	2	0	0	0	0				
38 Wily Peralta, R (1, 1) 13 Will Smith, R (8, 1) 57 Francisco Rodriguez, R (8, 1)			3B			SH2				2	1	1	0	0	1	0				
			2B			K				0	0	0	0	0	0	0				
			1B							0	0	0	0	0	0	0				
Inning Stats	R: 0 E: 0 K: 0 S: 8	H: 1 LOB: 0 BB: 0 P: 11	R: 0 E: 0 K: 1 S: 9	H: 0 LOB: 0 BB: 0 P: 12	R: 3 E: 1 K: 0 S: 16	H: 4 LOB: 2 BB: 0 P: 25	R: 2 E: 0 K: 1 S: 12	H: 2 LOB: 1 BB: 0 P: 17	R: 0 E: 0 K: 0 S: 7	H: 0 LOB: 0 BB: 0 P: 8	R: 0 E: 0 K: 1 S: 10	H: 0 LOB: 0 BB: 0 P: 13	R: 0 E: 0 K: 0 S: 11	H: 1 LOB: 1 BB: 0 P: 18	R: 0 E: 0 K: 0 S: 8	H: 0 LOB: 0 BB: 0 P: 15	1B: 5 2B: 2 3B: 1 HR: 0	SF: 0 SAC: 1 DP: 0 HBP: 1	WP: 0 PB: 0 SB: 2 CS: 0	PA: 34
PITCHER	IP WLS BF H R ER SO	IP WLS BF H R ER SO	IP WLS BF H R ER SO	IP WLS BF H R ER SO	IP WLS BF H R ER SO	IP WLS BF H R ER SO	IP WLS BF H R ER SO	IP WLS BF H R ER SO	IP WLS BF H R ER SO	IP WLS BF H R ER SO	IP WLS BF H R ER SO	IP WLS BF H R ER SO	IP WLS BF H R ER SO	IP WLS BF H R ER SO	IP WLS BF H R ER SO	IP WLS BF H R ER SO	ERA WHIP	ERA WHIP		
55 Mat Latos, R (1, 1) ERA: 3.15	7.0	L	31	8	5	4	3	0	0	1	0	0	0	0	73	104	5.14	1.143		
53 Carlos Contreras, R (8, 1) ERA: 2.16	1.0	S	3	0	0	0	0	0	0	0	0	0	0	0	8	15	0.00	0.000		

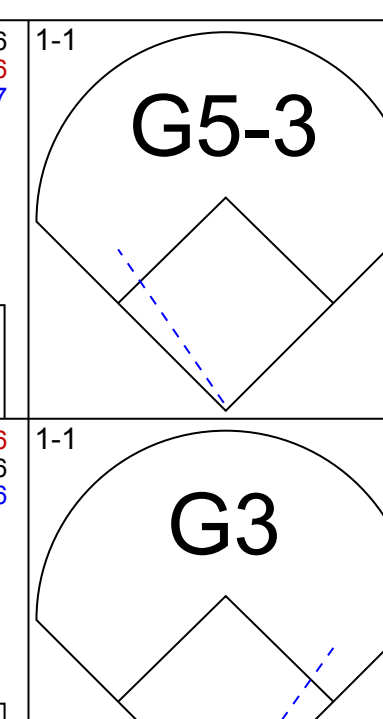
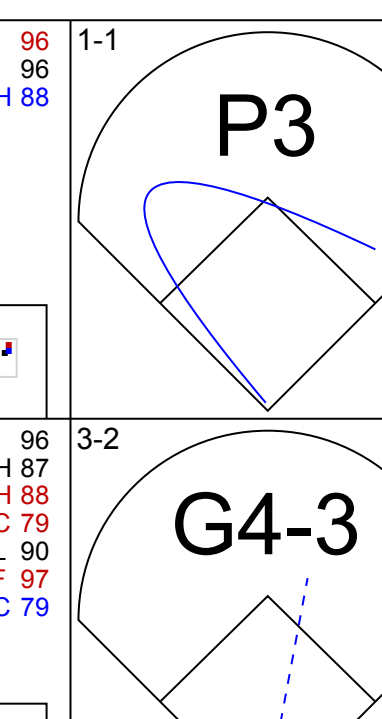
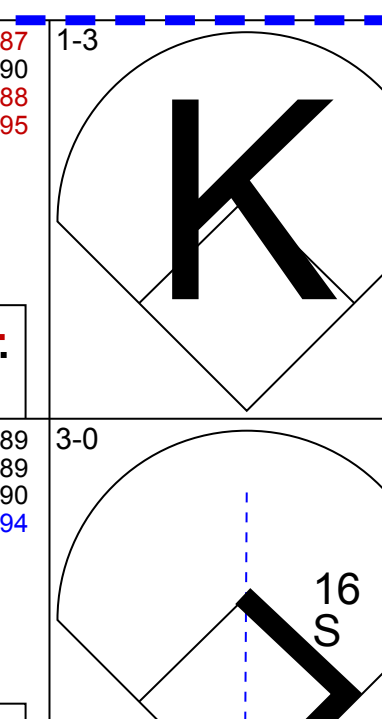
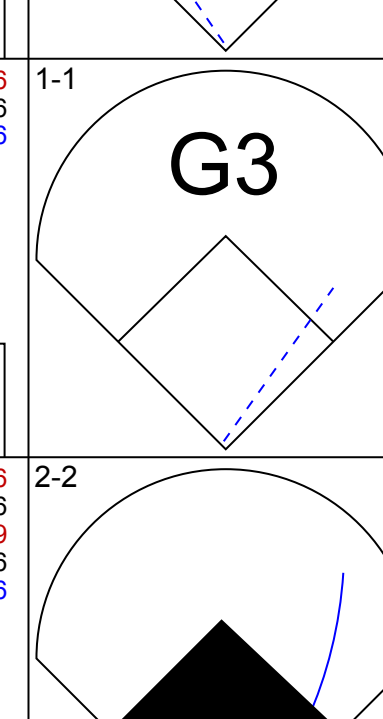
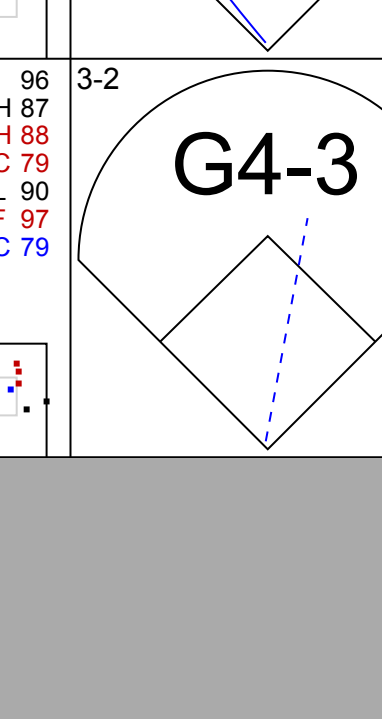
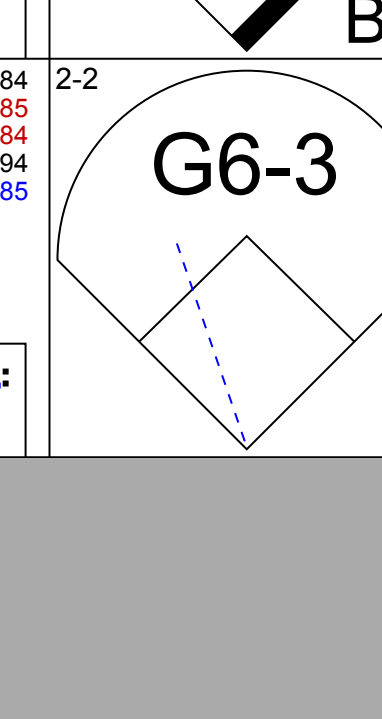
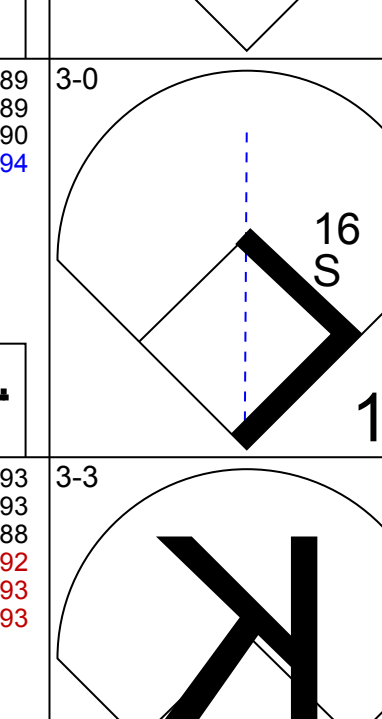
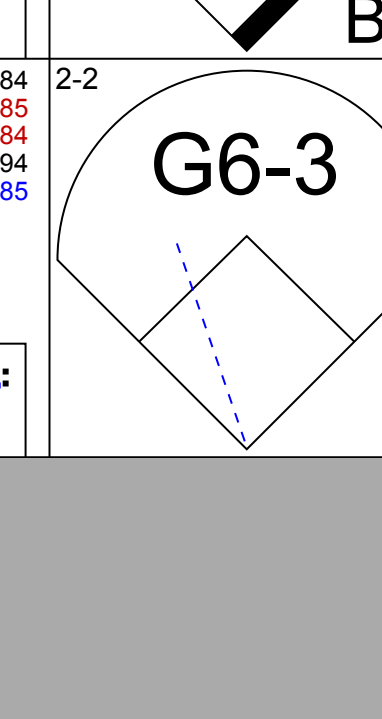
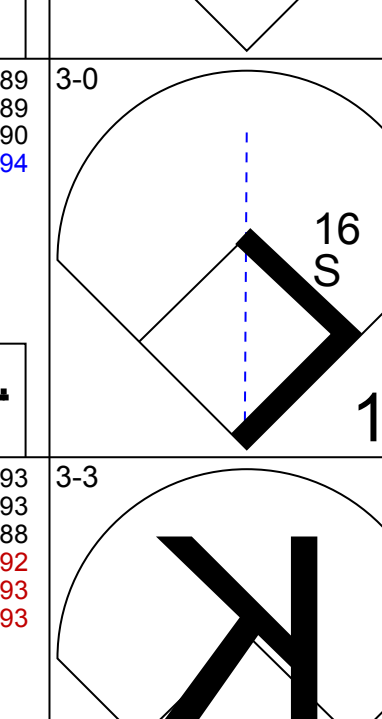
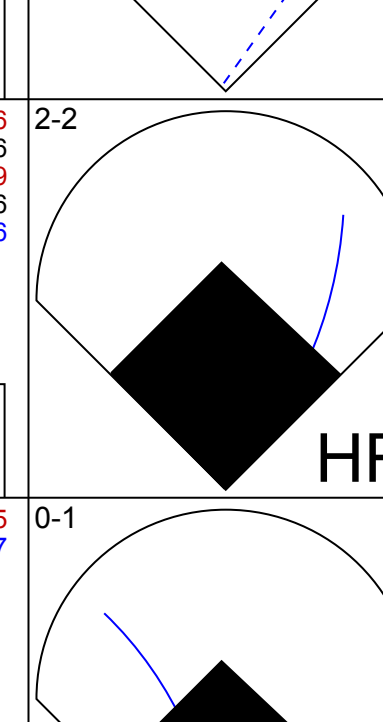
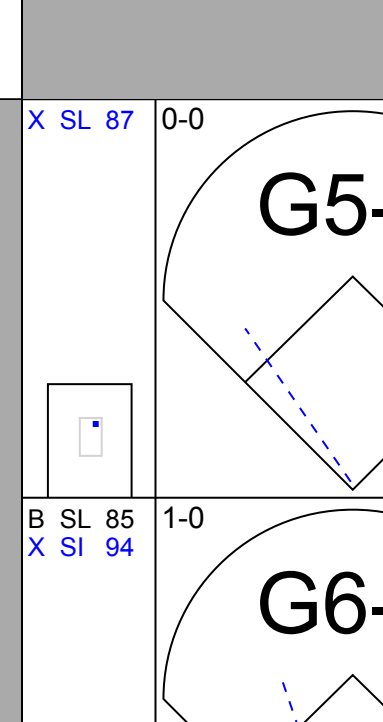
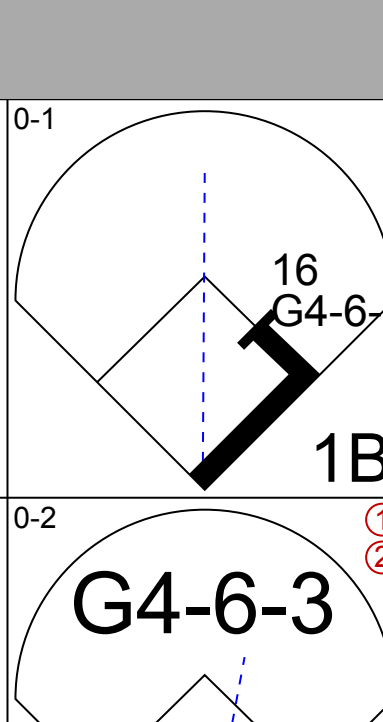
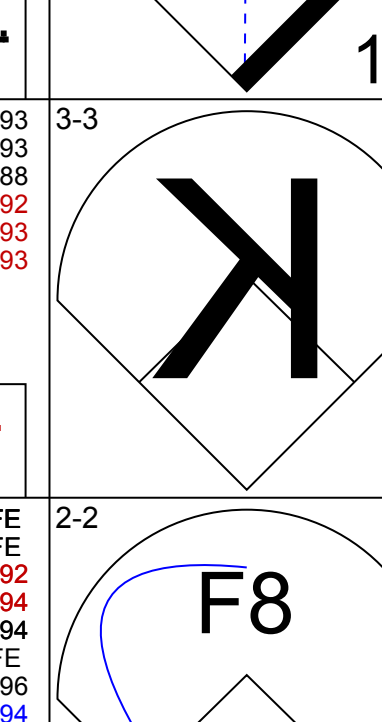
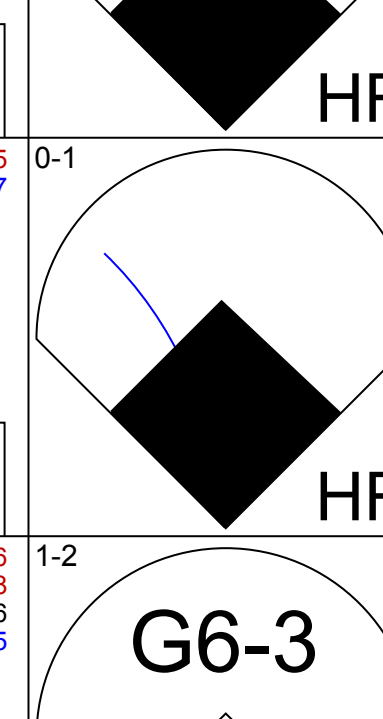
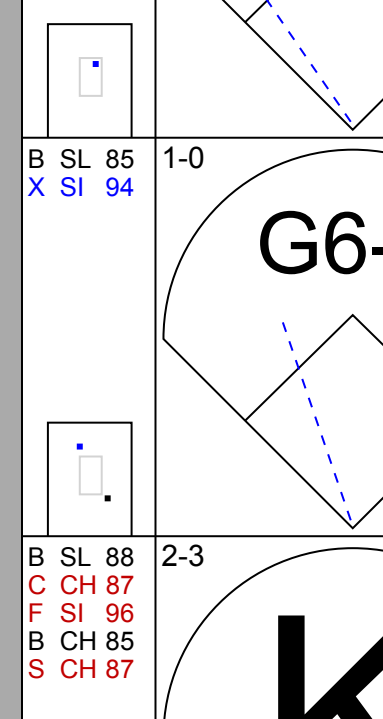
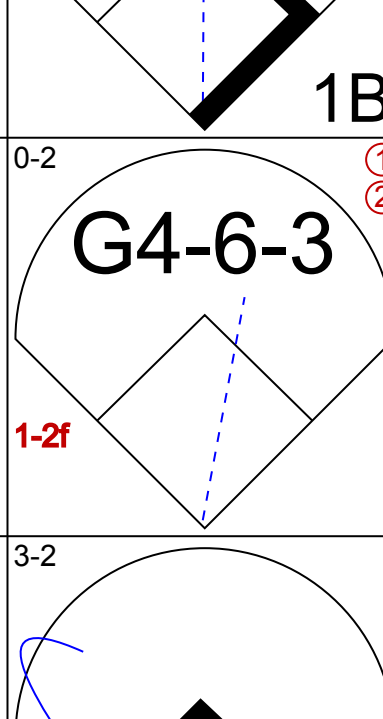
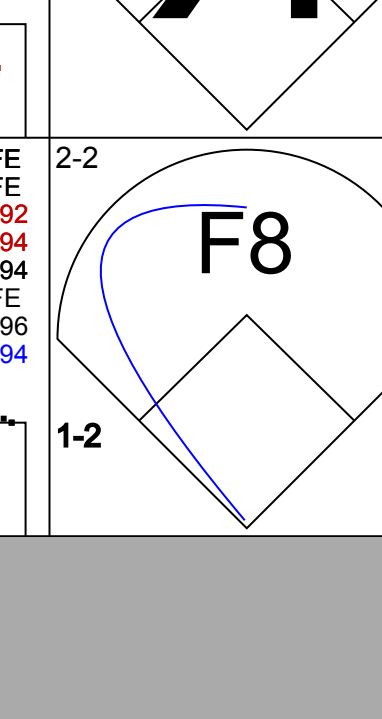
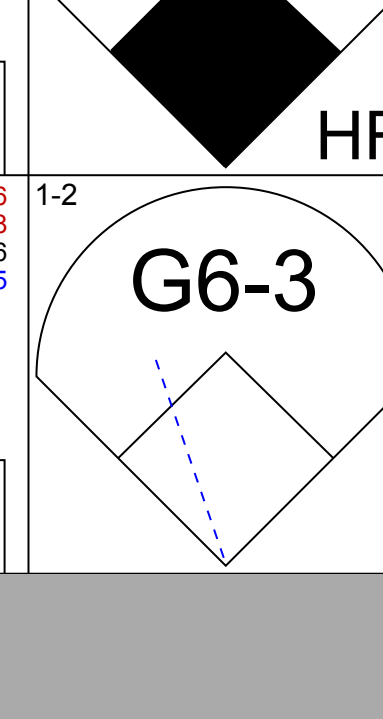
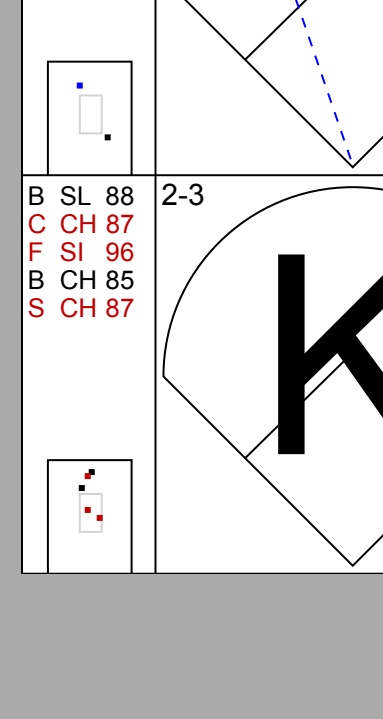
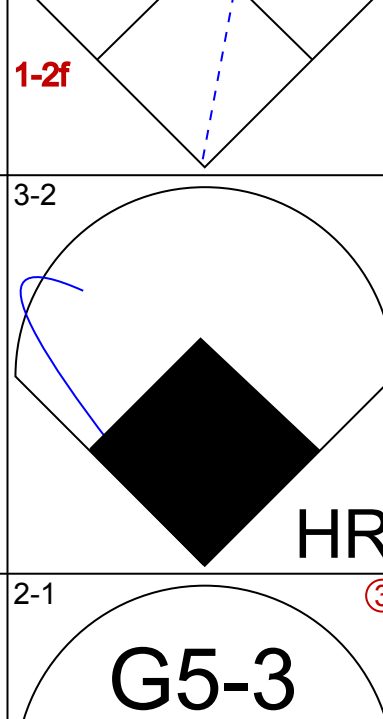
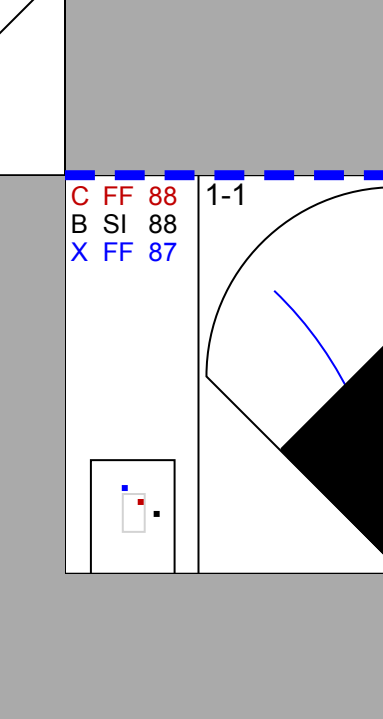
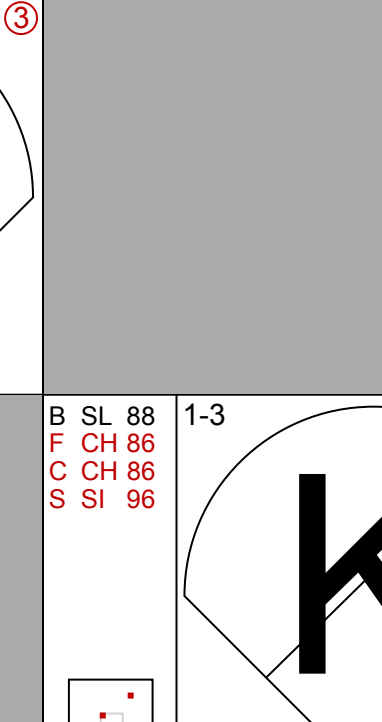

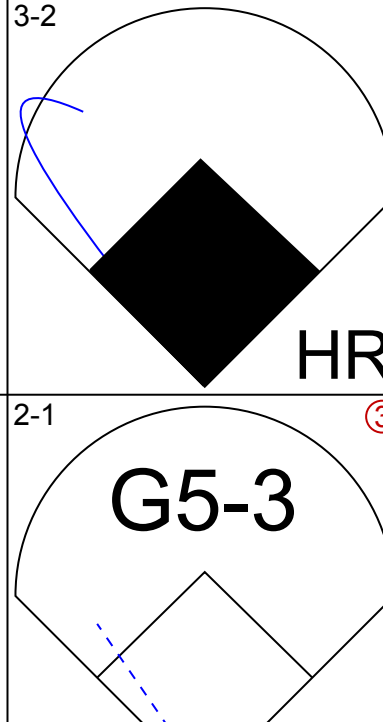
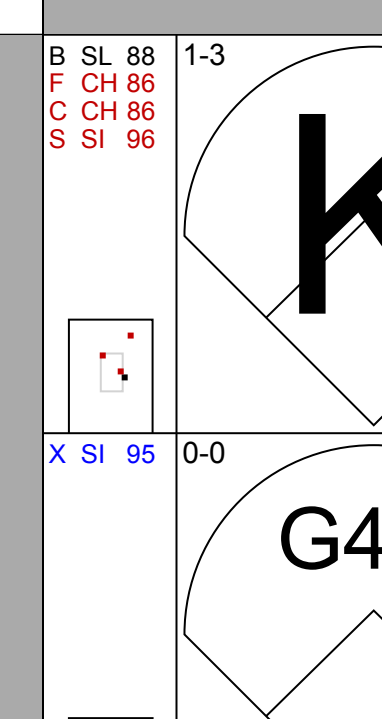
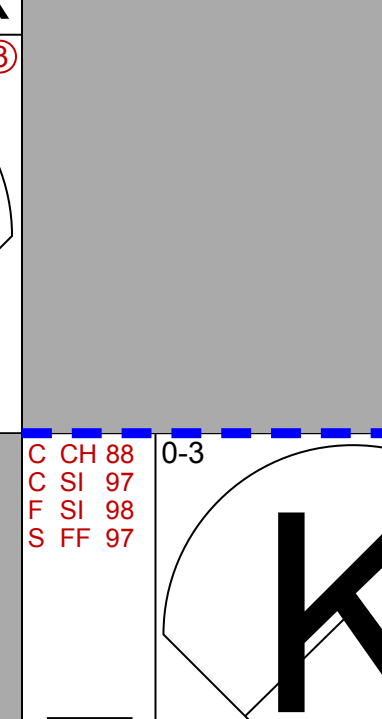
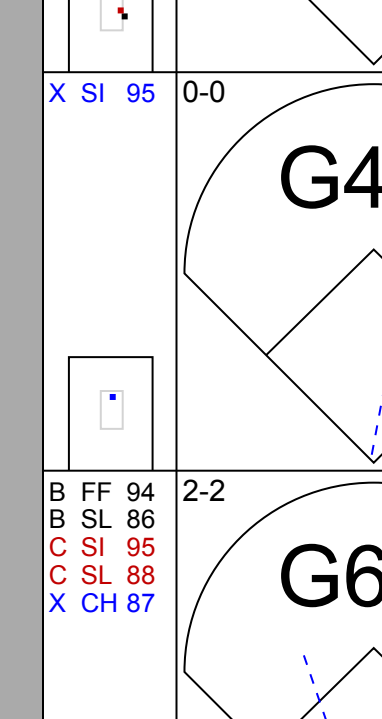
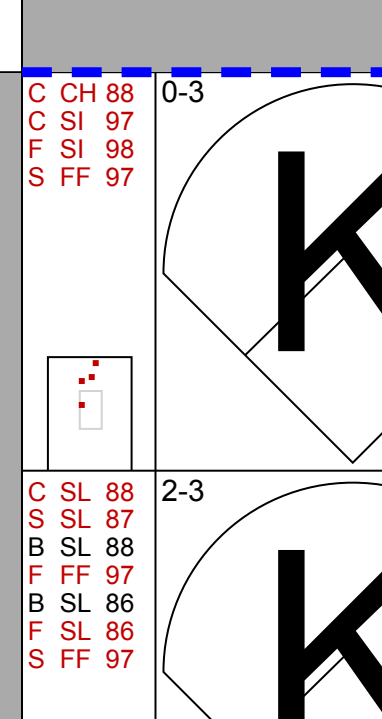

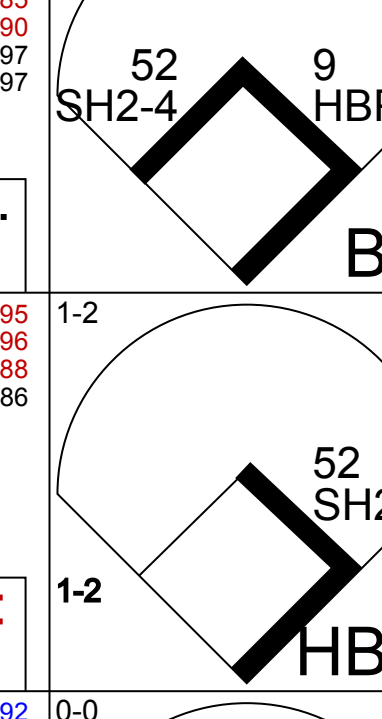
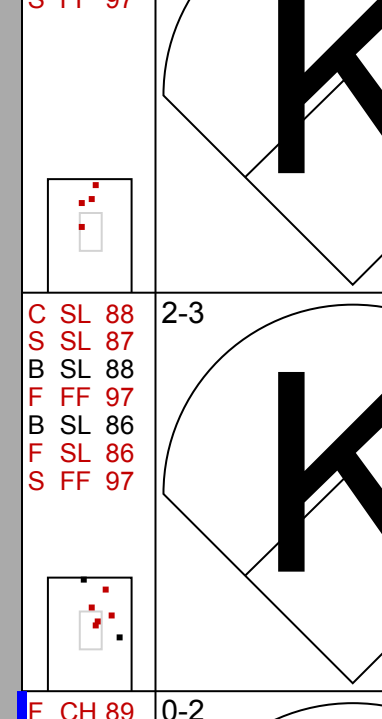
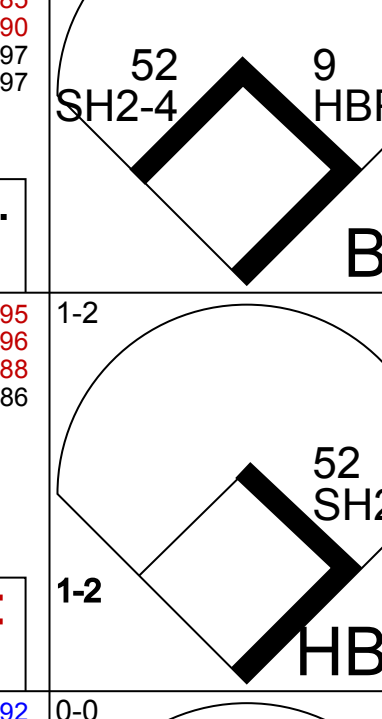
AB	32
R	5
H	8
RBI	3
BB	0
SO	3
LOB	10



Batter	1	2	3	4	5	6	7	8	9	AB	R	H	RBI	BB	SO	LOB	TOP					
6 Billy Hamilton, S (1,8) OBP: 0.313, SLG: 0.422										4	1	1	0	0	1	3	Cincinnati Reds @ Milwaukee Brewers Miller Park, Milwaukee, WI Tue Jul 22 2014, 7:12 PM - 10:12 PM CDT Att: 33,485 - Cloudy - 87 F					
25 Skip Schumaker, L (1,4) OBP: 0.296, SLG: 0.331									4	0	0	0	0	2	1							
21 Todd Frazier, R (1,3) OBP: 0.345, SLG: 0.491									3	0	0	0	0	1	0							
32 Jay Bruce, L (1,9) OBP: 0.301, SLG: 0.395									4	0	1	1	0	2	0							
48 Ryan Ludwick, R (1,7) OBP: 0.326, SLG: 0.401										4	1	1	0	0	1	2						
29 Brayan Peña, S (1,2) OBP: 0.288, SLG: 0.396										4	1	2	0	0	0	2						
2 Zack Cozart, R (1,6) ERA: 3.08										2	0	0	0	0	0	0						
17 Kristopher Negrón, R (7,5) OBP: 0.300, SLG: 0.889										1	0	0	0	0	0	1						
7 Ramon Santiago, S (1,5) OBP: 0.352, SLG: 0.315										2	0	0	1	1	1							
34 Homer Bailey, R (1,1) OBP: 0.162, SLG: 0.139										1	0	0	0	0	1	0						
26 Chris Heisey, R (7,PH) OBP: 0.297, SLG: 0.378										0	0	0	1	0	0	0						
70 Jumbo Diaz, R (7,1)										0	0	0	0	0	0	0						
51 Jonathan Broxton, R (8,1)										0	0	0	0	0	0	0						
63 Sam LeCure, R (9,1)										0	0	0	0	0	0	0						
Inning Stats	R: 0 E: 0 K: 1 S: 9	H: 0 LOB: 0 BB: 0 P: 13	R: 0 E: 0 K: 1 S: 6	H: 0 LOB: 0 BB: 0 P: 8	R: 0 E: 0 K: 1 S: 8	H: 0 LOB: 0 BB: 0 P: 11	R: 1 E: 0 K: 1 S: 14	H: 2 LOB: 2 BB: 0 P: 20	R: 0 E: 0 K: 0 S: 7	H: 0 LOB: 1 BB: 0 P: 14	R: 0 E: 0 K: 1 S: 7	H: 0 LOB: 0 BB: 0 P: 9	R: 2 E: 0 K: 0 S: 12	H: 2 LOB: 1 BB: 0 P: 21	R: 0 E: 0 K: 3 S: 10	H: 0 LOB: 0 BB: 0 P: 13	R: 0 E: 0 K: 1 S: 9	H: 1 LOB: 1 BB: 0 P: 13	1B: 4 2B: 2 3B: 0 HR: 0	SF: 1 SAC: 1 DP: 1 HBP: 3	WP: 0 PB: 0 SB: 1 CS: 0	PA: 35
PITCHER	IP	WLS	BF	H	R	ER	SO	BB	IBB	HBP	BLK	WP	HR	S	P	ERA	WHIP					
52 Jimmy Nelson, R (1,1) ERA: 3.08	6.0		26	4	3	3	5	1	0	3	0	0	0	57	88	4.50	0.833					
53 Brandon Kintzler, R (7,1) ERA: 3.6	1.0	B	2	0	0	0	0	0	0	0	0	0	0	6	8	0.00	0.000					
59 Zach Duke, L (8,1) ERA: 1.11	1.0		3	0	0	0	3	0	0	0	0	0	0	10	13	0.00	0.000					
57 Francisco Rodriguez, R (9,1) ERA: 2.61	1.0	W	4	1	0	0	1	0	0	0	0	0	0	9	13	0.00	1.000					

AB	29
R	3
H	5
RBI	3
BB	1
SO	9
LOB	10



Batter	1	2	3	4	5	6	7	8	9	AB	R	H	RBI	BB	SO	LOB	BOTTOM					
27 Carlos Gómez, R (1,8) OBP: 0.368, SLG: 0.500										3	0	0	0	1	1	0	Cincinnati Reds @ Milwaukee Brewers Miller Park, Milwaukee, WI Tue Jul 22 2014, 7:12 PM - 10:12 PM CDT Att: 33,485 - Cloudy - 87 F					
2 Scooter Gennett, L (1,4) OBP: 0.343, SLG: 0.461										2	0	0	0	0	0	0						
Rickie Weeks Jr., R (5,4) OBP: 0.325, SLG: 0.390										2	0	1	0	0	0	3						
8 Ryan Braun, R (1,9) OBP: 0.356, SLG: 0.534										4	1	2	1	0	1	1						
16 Aramis Ramirez, R (1,5) OBP: 0.333, SLG: 0.455										4	1	1	1	0	0	2						
20 Jonathan Lucroy, R (1,2) OBP: 0.381, SLG: 0.500										4	2	2	2	0	1	0						
18 Kris Davis, R (1,7) OBP: 0.300, SLG: 0.472										3	0	0	0	0	2	0						
24 Lyle Overbay, L (1,3) OBP: 0.316, SLG: 0.344										2	0	0	0	1	1	0						
9 Jean Segura, R (1,6) OBP: 0.270, SLG: 0.326										2	0	0	0	0	1	0						
52 Jimmy Nelson, R (1,1) ERA: 4.22										1	0	0	0	0	0	0						
53 Brandon Kintzler, R (7,1) ERA: 3.48										0	0	0	0	0	0	0						
1 Logan Schafer, L (7,PH) OBP: 0.277, SLG: 0.300										1	0	0	0	0	0	0						
59 Zach Duke, L (8,1)										0	0	0	0	0	0	0						
57 Francisco Rodriguez, R (9,1) ERA: 3.5										0	0	0	0	0	0	0						
Inning Stats	R: 2 E: 0 K: 0 S: 12	H: 2 LOB: 0 BB: 0 P: 17	R: 0 E: 0 K: 1 S: 7	H: 0 LOB: 0 BB: 0 P: 10	R: 0 E: 0 K: 0 S: 9	H: 0 LOB: 0 BB: 0 P: 14	R: 0 E: 0 K: 1 S: 5	H: 0 LOB: 0 BB: 0 P: 8	R: 0 E: 0 K: 1 S: 16	H: 0 LOB: 3 BB: 2 P: 29	R: 1 E: 0 K: 0 S: 10	H: 2 LOB: 0 BB: 0 P: 15	R: 0 E: 0 K: 2 S: 12	H: 0 LOB: 0 BB: 0 P: 14	R: 0 E: 0 K: 2 S: 10	H: 1 LOB: 1 BB: 0 P: 19	R: 1 E: 0 K: 0 S: 2	H: 1 LOB: 0 BB: 0 P: 3	1B: 2 2B: 0 3B: 0 HR: 4	SF: 0 SAC: 1 DP: 1 HBP: 1	WP: 0 PB: 0 SB: 1 CS: 0	PA: 32
PITCHER	IP	WLS	BF	H	R	ER	SO	BB	IBB	HBP	BLK	WP	HR	S	P	ERA	WHIP					
34 Homer Bailey, R (1,1) ERA: 4.22	6.0		24	4	3	3	3	2	0	1	0	0	0	59	93	4.50	1.000					
70 Jumbo Diaz, R (7,1) ERA: 3.48	1.0		3	0	0	0	2	0	0	0	0	0	0	12	14	0.00	0.000					
51 Jonathan Broxton, R (8,1) ERA: 1.03	1.0		4	1	0	0	2	0	0	0	0	0	0	10	19	0.00	1.000					
63 Sam LeCure, R (9,1) ERA: 3.5	0.0	L	1	1	1	0	0	0	0	0	0	0	1	2	3	*	*					

AB	28
R	4
H	6
RBI	4
BB	2
SO	7
LOB	6




Batter	1	2	3	4	5	6	7	8	9	AB	R	H	RBI	BB	SO	LOB	TOP					
3 Curtis Granderson, L (1.9) OBP: 0.340, SLG: 0.408										4	0	0	0	0	1	1	New York Mets @ Milwaukee Brewers Miller Park, Milwaukee, WI Thu Jul 24 2014, 7:13 PM - 9:51 PM CDT Att: 29,755 - Clear - 73 F					
28 Daniel Murphy, L (1.4) OBP: 0.334, SLG: 0.405										4	0	0	0	0	1	0						
5 David Wright, R (1.5) OBP: 0.339, SLG: 0.404										3	0	0	0	1	1	0						
21 Lucas Duda, L (1.3) OBP: 0.360, SLG: 0.490										3	1	1	1	1	0	1						
7 Travis d'Arnaud, R (1.2) OBP: 0.296, SLG: 0.358										3	0	0	0	0	0	1						
1 Chris Young, R (1.7) OBP: 0.284, SLG: 0.345										3	0	0	0	0	0	0						
4 Wilmer Flores, R (1.6) OBP: 0.256, SLG: 0.301										3	0	1	0	0	0	0						
12 Juan Lagares, R (1.8) OBP: 0.310, SLG: 0.381										3	0	0	0	0	1	1						
35 Dillon Gee, R (1.1) OBP: 0.333, SLG: 0.302										0	0	0	0	0	0	0						
22 Eric Young Jr., S (6. PH) OBP: 0.250, SLG: 0.162										1	0	0	0	0	0	0						
16 Daisuke Matsuzaka, R (6.1) OBP: 0.364, SLG: 0.418										1	0	0	0	0	0	0						
29 Eric Campbell, R (8. PH) OBP: 0.384, SLG: 0.418										1	0	0	0	0	0	0						
61 Dana Eveland, L (8.1) ERA: 2.04										0	0	0	0	0	0	0						
Inning Stats	R: 0 E: 0 K: 0 S: 9	H: 0 LOB: 0 BB: 0 P: 14	R: 0 E: 0 K: 0 S: 7	H: 0 LOB: 0 BB: 0 P: 12	R: 0 E: 0 K: 1 S: 9	H: 1 LOB: 1 BB: 0 P: 14	R: 0 E: 0 K: 1 S: 12	H: 0 LOB: 0 BB: 1 P: 19	R: 0 E: 0 K: 0 S: 5	H: 0 LOB: 0 BB: 0 P: 7	R: 0 E: 0 K: 1 S: 7	H: 0 LOB: 0 BB: 0 P: 11	R: 1 E: 0 K: 0 S: 10	H: 1 LOB: 0 BB: 0 P: 16	R: 0 E: 0 K: 1 S: 8	H: 0 LOB: 0 BB: 0 P: 14	R: 0 E: 0 K: 0 S: 9	H: 0 LOB: 1 BB: 1 P: 16	1B: 1 2B: 0 3B: 0 HR: 1	SF: 0 SAC: 1 DP: 0 HBP: 0	WP: 0 PB: 0 SB: 0 CS: 0	PA: 31
PITCHER	IP: 8.0 WLS: W BF: 27	H: 2 R: 1 ER: 1 SO: 4	BB: 1 IBB: 0 HBP: 0 BLK: 0	WP: 0 HR: 1 S: 67 P: 107	ERA: 1.12 WHIP: 0.375	PITCHER	IP: 1.0 WLS: 4 BF: 0	H: 0 R: 0 ER: 0 SO: 0	BB: 1 IBB: 0 HBP: 0 BLK: 0	WP: 0 HR: 0 S: 9 P: 16	ERA: 0.00 WHIP: 1.000											

Batter	1	2	3	4	5	6	7	8	9	AB	R	H	RBI	BB	SO	LOB	BOTTOM					
27 Carlos Gómez, R (1.8) OBP: 0.370, SLG: 0.505										4	2	2	1	0	0	0	New York Mets @ Milwaukee Brewers Miller Park, Milwaukee, WI Thu Jul 24 2014, 7:13 PM - 9:51 PM CDT Att: 29,755 - Clear - 73 F					
1 Logan Schafer, L (9.8) OBP: 0.277, SLG: 0.300										4	1	2	2	0	1	1						
20 Jonathan Lucroy, R (1.2) OBP: 0.383, SLG: 0.505										4	1	1	2	0	1	1						
8 Ryan Braun, R (1.9) OBP: 0.533, SLG: 0.536										4	1	1	2	0	1	1						
32 Tom Gorzelanny, R (9.1) ERA										0	0	0	0	0	0	0						
16 Aramis Ramirez, R (1.5) OBP: 0.328, SLG: 0.445										4	0	0	0	0	1	0						
3 Elian Herrera, S (8.5) OBP: 0.291, SLG: 0.333										0	0	0	0	0	0	0						
Rickie Weeks Jr., R (1.4) OBP: 0.322, SLG: 0.395										4	1	1	0	0	2	0						
18 Khris Davis, R (1.7) OBP: 0.302, SLG: 0.480										3	2	2	2	1	0	0						
7 Mark Reynolds, R (1.3) OBP: 0.302, SLG: 0.405										3	1	1	0	1	1	1						
9 Jean Segura, R (1.6) OBP: 0.269, SLG: 0.330										4	1	1	2	0	0	2						
22 Matt Garza, R (1.1) OBP: 0.071, SLG: 0.095										3	0	0	0	0	2	1						
24 Lyle Overbay, L (8. PH) OBP: 0.314, SLG: 0.342										1	0	0	0	0	1	1						
Inning Stats	R: 1 E: 0 K: 1 S: 13	H: 1 LOB: 0 BB: 0 P: 18	R: 4 E: 0 K: 1 S: 19	H: 3 LOB: 1 BB: 2 P: 32	R: 1 E: 0 K: 1 S: 12	H: 2 LOB: 1 BB: 0 P: 17	R: 0 E: 0 K: 2 S: 9	H: 0 LOB: 0 BB: 0 P: 14	R: 0 E: 0 K: 1 S: 7	H: 0 LOB: 0 BB: 0 P: 10	R: 1 E: 0 K: 1 S: 7	H: 1 LOB: 0 BB: 0 P: 12	R: 2 E: 0 K: 1 S: 8	H: 2 LOB: 0 BB: 0 P: 14	R: 0 E: 0 K: 1 S: 10	H: 1 LOB: 1 BB: 0 P: 19	R: 0 E: 0 K: 0 S: 9	H: 0 LOB: 1 BB: 0 P: 16	1B: 3 2B: 3 3B: 1 HR: 3	SF: 0 SAC: 0 DP: 0 HBP: 0	WP: 0 PB: 0 SB: 1 CS: 0	PA: 36
PITCHER	IP: 5.0 WLS: L BF: 23	H: 6 R: 6 ER: 6 SO: 6	BB: 2 IBB: 0 HBP: 0 BLK: 0	WP: 0 HR: 1 S: 60 P: 91	ERA: 13.50 WHIP: 1.600	PITCHER	IP: 1.0 WLS: 4 BF: 0	H: 0 R: 0 ER: 0 SO: 0	BB: 1 IBB: 0 HBP: 0 BLK: 0	WP: 0 HR: 0 S: 9 P: 19	ERA: 0.00 WHIP: 1.000											

Batter	1	2	3	4	5	6	7	8	9	AB	R	H	RBI	BB	SO	LOB	TOP			
3 Curtis Granderson, L OBP: 0.337, SLG: 0.401	G4-3		K			K		K		4	0	0	0	0	0	3	1			
28 Daniel Murphy, L OBP: 0.338, SLG: 0.411	1B			FC5-4		G6-3			5 1B	4	1	3	0	0	0	0	0			
5 David Wright, R OBP: 0.340, SLG: 0.405	L9			FC5-4		F8			21 HR	4	1	2	1	0	0	0	1			
21 Lucas Duda, L OBP: 0.359, SLG: 0.497	G4-3			F7					HR	4	1	1	2	0	0	0	3			
7 Travis d'Arnaud, R OBP: 0.295, SLG: 0.356	G6-3			FC5-4		F8			12 FC5-4	4	0	1	0	0	0	0	2			
53 Bobby Abreu, L OBP: 0.341, SLG: 0.347	K			K					1B	4	0	0	0	0	0	4	3			
58 Jenny Mejia, R	K			K					K	0	0	0	0	0	0	0	0			
12 Juan Lagares, R OBP: 0.305, SLG: 0.374	G6-3					G3-1		K	FC5-4	4	0	0	0	0	0	1	1			
11 Rubén Tejeda, R OBP: 0.354, SLG: 0.288			K			G5-3		G3-1	SAFE	4	0	0	0	0	0	2	1			
45 Zack Wheeler, L OBP: 0.091, SLG: 0.094			K			F7				2	0	0	0	0	0	1	0			
38 Vic Black, R			K							0	0	0	0	0	0	0	0			
29 Eric Campbell, R OBP: 0.369, SLG: 0.423										1	0	1	0	0	0	0	0			
52 Carlos Torres, R										0	0	0	0	0	0	0	0			
22 Eric Young Jr., S OBP: 0.317, SLG: 0.302										0	0	0	0	0	0	0	0			
Inning Stats	R: 0 E: 0 K: 0 S: 6	H: 1 LOB: 1 BB: 0 P: 9	R: 0 E: 0 K: 1 S: 8	H: 0 LOB: 0 BB: 0 P: 12	R: 0 E: 0 K: 3 S: 9	H: 0 LOB: 0 BB: 0 P: 13	R: 0 E: 0 K: 1 S: 13	H: 2 LOB: 2 BB: 0 P: 18	R: 0 E: 0 K: 1 S: 10	H: 0 LOB: 0 BB: 0 P: 15	R: 0 E: 0 K: 1 S: 10	H: 0 LOB: 0 BB: 0 P: 12	R: 0 E: 0 K: 2 S: 11	H: 1 LOB: 1 BB: 0 P: 14	R: 3 E: 0 K: 2 S: 17	H: 4 LOB: 1 BB: 0 P: 23	1B: 6 2B: 1 3B: 0 HR: 1	SF: 0 SAC: 0 DP: 0 HBP: 0	WP: 0 PB: 0 SB: 0 CS: 0	PA: 35
PITCHER	IP WLS BF H R ER SO BB IBB HBP BLK WP HR S P ERA WHIP																			
49 Yovani Gallardo, R ERA: 3.57	(1, 1) 7.2 27 4 0 0 8 0 0 0 0 0 0 0 70 102 0.00 0.522																			
13 Will Smith, L ERA: 3.06	(8, 1) 0.1 H 1 0 0 0 1 0 0 0 0 0 0 3 4 0.00 0.000																			
57 Francisco Rodriguez, R ERA: 3.1	(9, 1) 1.0 L 7 4 3 3 2 0 0 0 0 0 0 1 17 23 27.00 4.000																			

New York Mets @ Milwaukee Brewers
Miller Park, Milwaukee, WI
Fri Jul 25 2014, 7:10 PM - 10:12 PM CDT
Att: 33,097 - Partly Cloudy - 74 F


AB 35
R 3
H 8
RBI 3
BB 0
SO 11
LOB 12



Batter	1	2	3	4	5	6	7	8	9	AB	R	H	RBI	BB	SO	LOB	BOTTOM					
27 Carlos Gómez, R OBP: 0.371, SLG: 0.512	16 FC6-4 HBP		P4		G5-3				K	5	1	2	1	0	1	2						
Rickie Weeks Jr., R OBP: 0.330, SLG: 0.400	16 FC6-4 HBP		K			8 FC6-4 BB			K	3	1	1	0	1	2	1						
8 Ryan Braun, R OBP: 0.349, SLG: 0.529	K			G6-3		FC4			F9	4	0	0	0	0	1	4						
16 Aramis Ramirez, R OBP: 0.324, SLG: 0.439	FC6-4		K		K	FC6-4			P2	4	0	0	1	0	1	3						
18 Khris Davis, R OBP: 0.301, SLG: 0.476	FC6-4					K			K	3	0	0	0	0	2	3						
24 Lyle Overbay, L OBP: 0.318, SLG: 0.342	K				K					3	0	1	0	1	2	1						
9 Jean Segura, R OBP: 0.286, SLG: 0.326	G6-3								F9	4	0	0	0	0	0	3						
12 Martin Maldonado, R OBP: 0.162, SLG: 0.167	G6-3									3	0	0	0	0	0	0						
20 Jonathan Lucroy, R OBP: 0.384, SLG: 0.508	G6-3									0	0	0	0	1	0	0						
49 Yovani Gallardo, R OBP: 0.162, SLG: 0.167	(1, 1) 6.2 29 3 2 1 9 2 0 2 0 0 0 0 72 108 1.35 0.750																					
13 Will Smith, R ERA: 1.99	(8, 1) 0.1 W 4 1 0 0 1 0 0 0 0 0 0 0 11 16 0.00 1.000																					
57 Francisco Rodriguez, R ERA: 2.93	(9, 1) 1.0 S 4 0 0 0 3 1 0 0 0 0 0 0 14 20 0.00 1.000																					
1 Logan Schafer, L OBP: 0.274, SLG: 0.297	(9, PH) 1.0 S 4 0 0 0 3 1 0 0 0 0 0 0 14 20 0.00 1.000																					
Inning Stats	R: 0 E: 0 K: 1 S: 9	H: 1 LOB: 2 BB: 0 P: 14	R: 0 E: 0 K: 1 S: 7	H: 0 LOB: 0 BB: 0 P: 11	R: 0 E: 0 K: 2 S: 11	H: 0 LOB: 0 BB: 0 P: 15	R: 0 E: 0 K: 2 S: 11	H: 0 LOB: 1 BB: 0 P: 19	R: 0 E: 1 K: 1 S: 8	H: 0 LOB: 1 BB: 0 P: 10	R: 1 E: 0 K: 1 S: 19	H: 0 LOB: 2 BB: 2 P: 31	R: 1 E: 0 K: 1 S: 9	H: 2 LOB: 1 BB: 0 P: 11	R: 0 E: 0 K: 1 S: 11	H: 1 LOB: 1 BB: 0 P: 16	R: 0 E: 0 K: 3 S: 14	H: 0 LOB: 1 BB: 1 P: 20	1B: 2 2B: 1 3B: 0 HR: 1	SF: 0 SAC: 0 DP: 0 HBP: 2	WP: 0 PB: 0 SB: 0 CS: 0	PA: 38
PITCHER	IP WLS BF H R ER SO BB IBB HBP BLK WP HR S P ERA WHIP																					
45 Zack Wheeler, R ERA: 3.64	(1, 1) 6.2 29 3 2 1 9 2 0 2 0 0 0 0 72 108 1.35 0.750																					
38 Vic Black, R ERA: 1.99	(7, 1) 0.1 W 4 1 0 0 1 0 0 0 0 0 0 0 11 16 0.00 1.000																					
52 Carlos Torres, R ERA: 2.93	(8, 1) 1.0 W 4 1 0 0 1 0 0 0 0 0 0 0 11 16 0.00 1.000																					
58 Jenny Mejia, R ERA: 3.69	(9, 1) 1.0 S 4 0 0 0 3 1 0 0 0 0 0 0 14 20 0.00 1.000																					

New York Mets @ Milwaukee Brewers
Miller Park, Milwaukee, WI
Fri Jul 25 2014, 7:10 PM - 10:12 PM CDT
Att: 33,097 - Partly Cloudy - 74 F

AB 33
R 2
H 4
RBI 2
BB 3
SO 13
LOB 19



Batter	1	2	3	4	5	6	7	8	9	AB	R	H	RBI	BB	SO	LOB	TOP										
3 Curtis Granderson, L OBP: 0.337, SLG: 0.412										5	2	2	1	0	2	1	New York Mets @ Milwaukee Brewers Miller Park, Milwaukee, WI Sat Jul 26 2014, 6:12 PM - 9:13 PM CDT Att: 39,292 - Cloudy - 80 F										
28 Daniel Murphy, L OBP: 0.341, SLG: 0.411										4	0	2	0	1	0	2											
5 David Wright, R OBP: 0.340, SLG: 0.402										3	0	0	0	1	0	3											
21 Lucas Duda, L OBP: 0.291, SLG: 0.494										4	0	1	1	0	1	1											
7 Travis d'Arnaud, R OBP: 0.290, SLG: 0.350										4	0	0	0	0	1	2											
1 Chris Young, R OBP: 0.291, SLG: 0.359										3	0	2	0	1	0	2											
4 Wilmer Flores, R OBP: 0.244, SLG: 0.287										4	0	0	0	0	1	3											
49 Jonathon Niese, L OBP: 0.176, SLG: 0.069										1	0	0	0	1	1	0											
53 Bobby Abreu, L OBP: 0.341, SLG: 0.347										0	0	0	0	0	0	0											
29 Eric Campbell, R OBP: 0.366, SLG: 0.420										1	0	0	0	0	1	1											
52 Carlos Torres, R OBP: 0.304, SLG: 0.373										0	0	0	0	0	0	0											
12 Juan Lagares, R OBP: 0.304, SLG: 0.373										1	0	0	0	0	1	0											
22 Eric Young Jr., S OBP: 0.316, SLG: 0.306										4	0	1	0	0	2	2											
Inning Stats	R: 0 E: 0 K: 0 S: 9	H: 1 LOB: 0 BB: 0 P: 13	R: 0 E: 0 K: 1 S: 13	H: 0 LOB: 2 BB: 2 P: 25	R: 1 E: 0 K: 0 S: 12	H: 2 LOB: 1 BB: 1 P: 24	R: 0 E: 0 K: 1 S: 10	H: 0 LOB: 0 BB: 0 P: 14	R: 1 E: 0 K: 0 S: 9	H: 2 LOB: 1 BB: 0 P: 14	R: 0 E: 0 K: 1 S: 12	H: 1 LOB: 1 BB: 0 P: 18	R: 0 E: 0 K: 2 S: 11	H: 0 LOB: 1 BB: 1 P: 20	R: 0 E: 0 K: 3 S: 14	H: 1 LOB: 1 BB: 0 P: 24	R: 0 E: 0 K: 2 S: 10	H: 1 LOB: 1 BB: 0 P: 15	1B: 3 2B: 4 3B: 0 HR: 1	SF: 0 SAC: 0 DP: 1 HBP: 0	WP: 1 PB: 0 SB: 1 CS: 0	PA: 38					
PITCHER	IP	WLS	BF	H	R	ER	SO	BB	IBB	HBP	BLK	WP	HR	S	P	ERA	WHIP										
38 Wily Peralta, R ERA: 3.56	5.2	W	25	6	2	2	2	3	0	0	0	1	1	62	103	3.18	1.588										
59 Zach Duke, L ERA: 1.07	1.0	H	4	0	0	0	3	1	0	0	0	0	0	12	22	0.00	1.000										
21 Jeremy Jeffress, R ERA: 7.71	0.1	H	1	0	0	0	0	0	0	0	0	0	0	2	3	0.00	0.000										
13 Will Smith, L ERA: 3.0	1.0	H	4	1	0	0	3	0	0	0	0	0	0	14	24	0.00	1.000										
57 Francisco Rodríguez, R ERA: 3.04	1.0	S	4	1	0	0	2	0	0	0	0	0	0	10	15	0.00	1.000										

Batter	1	2	3	4	5	6	7	8	9	AB	R	H	RBI	BB	SO	LOB	BOTTOM											
27 Carlos Gómez, R OBP: 0.369, SLG: 0.509										4	1	1	0	0	2	1	New York Mets @ Milwaukee Brewers Miller Park, Milwaukee, WI Sat Jul 26 2014, 6:12 PM - 9:13 PM CDT Att: 39,292 - Cloudy - 80 F											
20 Jonathan Lucroy, R OBP: 0.383, SLG: 0.505										4	1	1	1	0	0	1												
8 Ryan Braun, R OBP: 0.351, SLG: 0.529										4	0	2	1	0	2	0												
16 Aramis Ramirez, R OBP: 0.320, SLG: 0.433										4	0	0	0	0	0	2												
Rickie Weeks Jr., R OBP: 0.333, SLG: 0.399										3	1	1	0	1	1	0												
18 Kris Davis, R OBP: 0.301, SLG: 0.476										4	0	1	1	0	0	1												
7 Mark Reynolds, R OBP: 0.305, SLG: 0.417										4	1	2	1	0	1	1												
9 Jean Segura, R OBP: 0.267, SLG: 0.324										2	1	0	0	1	0	1												
38 Wily Peralta, R ERA: 3.23	5.0	L	22	5	3	3	4	2	0	0	0	0	0	0	0	1												
21 Jeremy Jeffress, R ERA: 7.71	3.0	L	12	3	2	2	3	0	0	0	0	0	0	0	0	0												
24 Lyle Overbay, L OBP: 0.340, SLG: 0.340										1	0	0	0	0	0	0												
13 Will Smith, R ERA: 3.0										0	0	0	0	0	0	0												
57 Francisco Rodríguez, R ERA: 3.04										0	0	0	0	0	0	0												
Inning Stats	R: 0 E: 0 K: 1 S: 11	H: 1 LOB: 0 BB: 0 P: 19	R: 0 E: 0 K: 1 S: 9	H: 0 LOB: 0 BB: 0 P: 9	R: 0 E: 0 K: 1 S: 7	H: 0 LOB: 1 BB: 1 P: 12	R: 0 E: 0 K: 1 S: 12	H: 0 LOB: 1 BB: 1 P: 18	R: 3 E: 0 K: 0 S: 20	H: 4 LOB: 0 BB: 0 P: 31	R: 1 E: 0 K: 1 S: 11	H: 1 LOB: 0 BB: 0 P: 15	R: 0 E: 0 K: 1 S: 10	H: 0 LOB: 0 BB: 0 P: 11	R: 1 E: 0 K: 1 S: 14	H: 2 LOB: 1 BB: 0 P: 20	R: 0 E: 0 K: 1 S: 10	H: 1 LOB: 1 BB: 0 P: 15	1B: 5 2B: 2 3B: 0 HR: 1	SF: 0 SAC: 1 DP: 0 HBP: 0	WP: 1 PB: 0 SB: 1 CS: 0	PA: 34						
PITCHER	IP	WLS	BF	H	R	ER	SO	BB	IBB	HBP	BLK	WP	HR	S	P	ERA	WHIP											
49 Jonathon Niese, L ERA: 3.23	5.0	L	22	5	3	3	4	2	0	0	0	0	0	0	0	1	1.400											
52 Carlos Torres, R ERA: 3.09	3.0	L	12	3	2	2	3	0	0	0	0	0	0	1	35	46	6.00	1.000										

AB	34
R	2
H	8
RBI	2
BB	4
SO	10
LOB	17



Batter	1	2	3	4	5	6	7	8	9	AB	R	H	RBI	BB	SO	LOB	TOP						
3 Curtis Granderson, L OBP: 0.339, SLG: 0.415										3	0	1	0	0	0	0	New York Mets @ Milwaukee Brewers Miller Park, Milwaukee, WI Sun Jul 27 2014, 1:11 PM - 4:21 PM CDT Att: 39,040 - Partly Cloudy - 85 F						
28 Daniel Murphy, L OBP: 0.342, SLG: 0.415										4	1	2	0	0	1	2							
5 David Wright, R OBP: 0.339, SLG: 0.401										4	0	1	0	0	0	3							
21 Lucas Duda, L OBP: 0.276, SLG: 0.500										4	1	1	2	0	1	2							
1 Chris Young, R OBP: 0.295, SLG: 0.370										4	0	2	0	0	1	2							
12 Juan Lagares, R OBP: 0.303, SLG: 0.368										3	0	0	0	1	1	4							
20 Anthony Recker, R OBP: 0.237, SLG: 0.323										4	0	0	0	0	1	4							
11 Rubén Tejada, R OBP: 0.352, SLG: 0.285										3	0	0	0	1	0	3							
48 Jacob deGrom, L OBP: 0.276, SLG: 0.286											3	0	0	0	0	2		1					
38 Vic Black, R										0	0	0	0	0	0	0							
27 Jeury's Familia, R OBP: 1.000, SLG: 1.000										0	0	0	0	0	0	0							
53 Bobby Abreu, L OBP: 0.338, SLG: 0.345										1	0	0	0	0	0	0							
56 Jenny Mejia, R										0	0	0	0	0	0	0							
Inning Stats	R: 0 E: 0 K: 0 S: 4	H: 0 LOB: 0 BB: 0 P: 8	R: 0 E: 1 K: 0 S: 7	H: 1 LOB: 2 BB: 1 P: 15	R: 0 E: 0 K: 2 S: 12	H: 1 LOB: 1 BB: 0 P: 20	R: 0 E: 0 K: 2 S: 11	H: 1 LOB: 1 BB: 0 P: 15	R: 0 E: 0 K: 1 S: 8	H: 0 LOB: 0 BB: 0 P: 12	R: 2 E: 1 K: 1 S: 15	H: 2 LOB: 1 BB: 0 P: 19	R: 0 E: 0 K: 0 S: 5	H: 0 LOB: 0 BB: 1 P: 11	R: 0 E: 0 K: 1 S: 9	H: 2 LOB: 2 BB: 0 P: 13	R: 0 E: 0 K: 0 S: 6	H: 0 LOB: 0 BB: 0 P: 8	1B: 2 2B: 4 3B: 0 HR: 1	SF: 0 SAC: 0 DP: 3 HBP: 1	WP: 0 PB: 0 SB: 0 CS: 0	PA: 36	
PITCHER	IP WLS BF H R ER SO ERA WHIP	IP WLS BF H R ER SO ERA WHIP	IP WLS BF H R ER SO ERA WHIP	IP WLS BF H R ER SO ERA WHIP	IP WLS BF H R ER SO ERA WHIP	IP WLS BF H R ER SO ERA WHIP	IP WLS BF H R ER SO ERA WHIP	IP WLS BF H R ER SO ERA WHIP	IP WLS BF H R ER SO ERA WHIP	IP WLS BF H R ER SO ERA WHIP	IP WLS BF H R ER SO ERA WHIP	IP WLS BF H R ER SO ERA WHIP	IP WLS BF H R ER SO ERA WHIP	IP WLS BF H R ER SO ERA WHIP	IP WLS BF H R ER SO ERA WHIP	IP WLS BF H R ER SO ERA WHIP	IP WLS BF H R ER SO ERA WHIP	IP WLS BF H R ER SO ERA WHIP	IP WLS BF H R ER SO ERA WHIP	IP WLS BF H R ER SO ERA WHIP	IP WLS BF H R ER SO ERA WHIP	IP WLS BF H R ER SO ERA WHIP	IP WLS BF H R ER SO ERA WHIP
52 Jimmy Nelson, R ERA: 4.3	7.0	L	28	5	2	2	6	2	0	1	62	100	2.57	1.000									
32 Tom Gorzelanny, L ERA:	0.1		3	2	0	0	0	0	0	0	3	3	0.00	6.000									
53 Brandon Kintzler, R ERA: 3.44	1.2		5	0	0	0	1	0	0	0	12	18	0.00	0.000									


AB	33
R	2
H	7
RBI	2
BB	2
SO	7
LOB	21




Batter	1	2	3	4	5	6	7	8	9	AB	R	H	RBI	BB	SO	LOB	BOTTOM					
27 Carlos Gómez, R OBP: 0.366, SLG: 0.504										4	0	0	0	0	1	1	New York Mets @ Milwaukee Brewers Miller Park, Milwaukee, WI Sun Jul 27 2014, 1:11 PM - 4:21 PM CDT Att: 39,040 - Partly Cloudy - 85 F					
Rickie Weeks Jr., R OBP: 0.337, SLG: 0.398										3	0	1	0	1	1	1						
8 Ryan Braun, R OBP: 0.347, SLG: 0.523										4	0	0	0	0	0	2						
20 Jonathan Lucroy, R OBP: 0.379, SLG: 0.503										4	0	0	0	0	0	2						
18 Khris Davis, R OBP: 0.305, SLG: 0.478										3	0	2	0	1	1	0						
7 Mark Reynolds, R OBP: 0.301, SLG: 0.411										4	0	0	0	0	2	3						
9 Jean Segura, R OBP: 0.289, SLG: 0.326										4	0	2	0	0	0	0						
3 Elian Herrera, S OBP: 0.275, SLG: 0.326										2	0	0	0	0	1	0						
2 Scooter Gennett, L OBP: 0.342, SLG: 0.480										1	0	0	0	0	0	2						
24 Lyle Overbay, L OBP: 0.315, SLG: 0.339										1	0	0	0	0	0	2						
52 Jimmy Nelson, R OBP: 0.143, SLG: 0.143										2	0	1	0	0	0	0						
16 Aramis Ramirez, R OBP: 0.319, SLG: 0.452										1	0	0	0	0	0	2						
32 Tom Gorzelanny, R ERA: 1.93										0	0	0	0	0	0	0						
53 Brandon Kintzler, R ERA: 3.63										0	0	0	0	0	0	0						
Inning Stats	R: 0 E: 0 K: 0 S: 11	H: 0 LOB: 0 BB: 1 P: 19	R: 0 E: 0 K: 1 S: 13	H: 0 LOB: 0 BB: 0 P: 19	R: 0 E: 0 K: 1 S: 14	H: 0 LOB: 1 BB: 1 P: 23	R: 0 E: 0 K: 0 S: 12	H: 1 LOB: 1 BB: 0 P: 16	R: 0 E: 0 K: 0 S: 8	H: 2 LOB: 2 BB: 0 P: 13	R: 0 E: 0 K: 1 S: 8	H: 0 LOB: 0 BB: 0 P: 13	R: 0 E: 0 K: 1 S: 12	H: 2 LOB: 2 BB: 0 P: 18	1B: 6 2B: 0 3B: 0 HR: 0	SF: 0 SAC: 0 DP: 0 HBP: 0	WP: 0 PB: 0 SB: 0 CS: 0	PA: 35				
PITCHER	IP WLS BF H R ER SO ERA WHIP	IP WLS BF H R ER SO ERA WHIP	IP WLS BF H R ER SO ERA WHIP	IP WLS BF H R ER SO ERA WHIP	IP WLS BF H R ER SO ERA WHIP	IP WLS BF H R ER SO ERA WHIP	IP WLS BF H R ER SO ERA WHIP	IP WLS BF H R ER SO ERA WHIP	IP WLS BF H R ER SO ERA WHIP	IP WLS BF H R ER SO ERA WHIP	IP WLS BF H R ER SO ERA WHIP	IP WLS BF H R ER SO ERA WHIP	IP WLS BF H R ER SO ERA WHIP	IP WLS BF H R ER SO ERA WHIP	IP WLS BF H R ER SO ERA WHIP	IP WLS BF H R ER SO ERA WHIP	IP WLS BF H R ER SO ERA WHIP	IP WLS BF H R ER SO ERA WHIP	IP WLS BF H R ER SO ERA WHIP	IP WLS BF H R ER SO ERA WHIP	IP WLS BF H R ER SO ERA WHIP	IP WLS BF H R ER SO ERA WHIP
48 Jacob deGrom, R ERA: 2.79	6.1	W	25	4	0	0	4	2	0	0	76	114	0.00	0.947								
38 Vic Black, R ERA: 1.93	0.2	H	2	0	0	0	0	0	0	0	5	8	0.00	0.000								
27 Jeury's Familia, R ERA: 1.88	1.0	H	3	0	0	0	1	0	0	0	8	13	0.00	0.000								
58 Jenny Mejia, R ERA: 3.63	1.0	S	5	2	0	0	1	0	0	0	12	18	0.00	2.000								

AB	33
R	0
H	6
RBI	0
BB	2
SO	6
LOB	15



Batter	1	2	3	4	5	6	7	8	9	AB	R	H	RBI	BB	SO	LOB	TOP			
27 Carlos Gómez, R OBP: 0.363, SLG: 0.499	G5-3		FC5-4 20 S			P6			K	4	0	0	0	0	1	1	Milwaukee Brewers @ Tampa Bay Rays Tropicana Field, St. Petersburg, FL Mon Jul 28 2014, 7:12 PM - 9:46 PM EDT Att: 12,660 - Dome - 72 F AB 30 R 1 H 3 RBI 1 BB 0 SO 10 LOB 4 			
20 Jonathan Lucroy, R OBP: 0.376, SLG: 0.467	P3		G5-3			F7			K	4	0	0	0	0	1					
8 Ryan Braun, R OBP: 0.343, SLG: 0.516	P4				L8				L8	4	0	0	0	0	0					
16 Aramis Ramirez, R OBP: 0.319, SLG: 0.431		K			K					3	0	1	0	0	2	0				
Rickie Weeks Jr., R OBP: 0.332, SLG: 0.391		L7			K					3	0	0	0	0	1	1				
18 Khris Davis, R OBP: 0.303, SLG: 0.474		G6-3				F9				3	0	0	0	0	0	1				
2 Scooter Gennett, L OBP: 0.339, SLG: 0.475						K				3	0	0	0	0	3	0				
7 Mark Reynolds, R OBP: 0.301, SLG: 0.421						L9				3	1	1	1	0	1	0				
9 Jean Segura, R OBP: 0.270, SLG: 0.326						G6-3				3	0	1	0	0	1	0				
Inning Stats	R: 0 E: 0 K: 0 S: 5	H: 0 LOB: 0 BB: 0 P: 8	R: 0 E: 0 K: 1 S: 10	H: 0 LOB: 0 BB: 0 P: 13	R: 1 E: 0 K: 1 S: 13	H: 2 LOB: 1 BB: 0 P: 19	R: 0 E: 0 K: 2 S: 7	H: 0 LOB: 0 BB: 0 P: 10	R: 0 E: 0 K: 1 S: 11	H: 0 LOB: 0 BB: 0 P: 16	R: 0 E: 0 K: 0 S: 10	H: 0 LOB: 1 BB: 0 P: 14	R: 0 E: 0 K: 3 S: 10	H: 0 LOB: 0 BB: 0 P: 15	R: 0 E: 0 K: 2 S: 7	H: 0 LOB: 0 BB: 0 P: 11	1B: 2 2B: 0 3B: 0 HR: 1	SF: 0 SAC: 0 DP: 0 HBP: 0	WP: 0 PB: 0 SB: 1 CS: 0	PA: 30
PITCHER	IP WLS BF H R ER SO BB IBB HBP BLK WP HR S P ERA WHIP	7.0 W 24 3 1 1 5 0 0 0 0 0 1 65 91 1.29 0.429	1.0 H 3 0 0 0 3 0 0 0 0 0 0 10 15 0.00 0.000	1.0 S 3 0 0 0 2 0 0 0 0 0 0 7 11 0.00 0.000	PITCHER										IP WLS BF H R ER SO BB IBB HBP BLK WP HR S P ERA WHIP					
23 Jake Odorizzi, R ERA: 3.8																				
26 Brad Boxberger, R ERA: 2.11																				
57 Jake McGee, L ERA: 1.5																				

Batter	1	2	3	4	5	6	7	8	9	AB	R	H	RBI	BB	SO	LOB	BOTTOM			
8 Desmond Jennings, R OBP: 0.330, SLG: 0.390	G6-3		G6-3			K			G6-3	4	0	0	0	0	1	1	Milwaukee Brewers @ Tampa Bay Rays Tropicana Field, St. Petersburg, FL Mon Jul 28 2014, 7:12 PM - 9:46 PM EDT Att: 12,660 - Dome - 72 F AB 28 R 2 H 6 RBI 2 BB 4 SO 7 LOB 9 			
18 Ben Zobrist, S OBP: 0.360, SLG: 0.409	P4					21 S 1B			G3	3	1	1	0	1	0	0				
20 Matt Joyce, L OBP: 0.364, SLG: 0.429						20 BB 1B				2	1	1	0	1	0	1				
1 Sean Rodriguez, R OBP: 0.281, SLG: 0.506						3 BB 1B			K	1	0	0	0	0	1	0				
3 Evan Longoria, R OBP: 0.331, SLG: 0.391						21 BB 1B				2	0	0	0	2	1	2				
21 James Loney, L OBP: 0.340, SLG: 0.374						21 BB 1B			BB	4	0	1	2	0	1	2				
11 Logan Forsythe, R OBP: 0.291, SLG: 0.342						1-3 2H 3H 1B			G4-3	3	0	1	0	0	2	2				
11 Yunel Escobar, R OBP: 0.328, SLG: 0.338										3	0	1	0	0	0	0				
28 José Molina, R OBP: 0.244, SLG: 0.204										3	0	0	0	0	0	1				
39 Kevin Kiermaier, L OBP: 0.362, SLG: 0.544										3	0	1	0	0	1	0				
Inning Stats	R: 0 E: 0 K: 1 S: 9	H: 0 LOB: 1 BB: 1 P: 13	R: 0 E: 0 K: 1 S: 6	H: 0 LOB: 0 BB: 0 P: 8	R: 0 E: 0 K: 1 S: 10	H: 0 LOB: 0 BB: 0 P: 14	R: 0 E: 0 K: 1 S: 12	H: 1 LOB: 1 BB: 0 P: 20	R: 0 E: 0 K: 0 S: 8	H: 1 LOB: 0 BB: 0 P: 11	R: 2 E: 0 K: 2 S: 17	H: 2 LOB: 2 BB: 2 P: 31	R: 0 E: 0 K: 0 S: 8	H: 2 LOB: 1 BB: 0 P: 12	R: 0 E: 0 K: 1 S: 11	H: 0 LOB: 1 BB: 1 P: 21	1B: 5 2B: 1 3B: 0 HR: 0	SF: 0 SAC: 0 DP: 1 HBP: 0	WP: 0 PB: 0 SB: 1 CS: 0	PA: 32
PITCHER	IP WLS BF H R ER SO BB IBB HBP BLK WP HR S P ERA WHIP	6.0 L 24 4 2 0 0 0 0 0 0 0 0 8 12 0.00 2.000	1.0 4 2 0 0 0 0 0 0 0 0 0 0 8 12 0.00 2.000	1.0 4 0 0 0 0 1 1 0 0 0 0 0 11 21 0.00 1.000	PITCHER										IP WLS BF H R ER SO BB IBB HBP BLK WP HR S P ERA WHIP					
26 Kyle Lohse, R ERA: 3.07																				
21 Jeremy Jeffress, R ERA: 6.35																				
59 Zach Duke, L ERA: 1.05																				

Batter	1	2	3	4	5	6	7	8	9	AB	R	H	RBI	BB	SO	LOB	TOP					
27 Carlos Gómez, R OBP: 0.355, SLG: 0.488										5	0	0	0	0	2	3						
20 Jonathan Lucroy, R OBP: 0.374, SLG: 0.462										4	1	1	0	0	0	0						
24 Lyle Overbay, L OBP: 0.313, SLG: 0.337										1	0	0	0	0	0	0						
8 Ryan Braun, R OBP: 0.338, SLG: 0.504										5	0	0	0	0	0	1						
16 Aramis Ramirez, R OBP: 0.321, SLG: 0.430										4	1	2	1	0	1	0						
Rickie Weeks Jr., R OBP: 0.330, SLG: 0.384										3	1	0	0	1	2	2						
18 Khris Davis, R OBP: 0.305, SLG: 0.477										4	1	2	0	0	2	3						
7 Mark Reynolds, R OBP: 0.305, SLG: 0.422										2	1	1	0	2	0	1						
12 Martin Maldonado, R OBP: 0.357, SLG: 0.405										4	0	3	4	0	0	1						
9 Jean Segura, R OBP: 0.285, SLG: 0.320										4	0	0	0	0	2	6						
Inning Stats	R: 0 E: 0 K: 1 S: 9	H: 0 LOB: 0 BB: 0 P: 9	R: 2 E: 0 K: 1 S: 19	H: 2 LOB: 2 BB: 2 P: 31	R: 1 E: 1 K: 2 S: 14	H: 2 LOB: 1 BB: 0 P: 18	R: 0 E: 0 K: 1 S: 7	H: 1 LOB: 1 BB: 0 P: 10	R: 0 E: 0 K: 1 S: 11	H: 0 LOB: 0 BB: 0 P: 13	R: 1 E: 0 K: 0 S: 15	H: 2 LOB: 1 BB: 0 P: 20	R: 0 E: 0 K: 0 S: 8	H: 0 LOB: 0 BB: 0 P: 12	R: 1 E: 0 K: 2 S: 13	H: 2 LOB: 2 BB: 1 P: 24	R: 0 E: 0 K: 1 S: 8	H: 0 LOB: 0 BB: 0 P: 12	1B: 5 2B: 5 3B: 0 HR: 0	SF: 0 SAC: 0 DP: 1 HBP: 0	WP: 0 PB: 0 SB: 0 CS: 2	PA: 39
PITCHER	IP	WLS	BF	H	R	ER	SO	BB	IBB	HBP	BLK	WP	HR	S	P	ERA	WHIP					
David Price, L ERA: 3.11	7.0	L	30	7	4	3	6	2	0	0	0	0	0	83	113	3.86	1.286					
49 Kirby Yates, R ERA: 2.55	1.0		6	2	1	1	2	1	0	0	0	0	0	13	24	9.00	3.000					
62 Joel Peralta, R ERA: 4.05	1.0		3	0	0	0	1	0	0	0	0	0	0	8	12	0.00	0.000					

Milwaukee Brewers @ Tampa Bay Rays
Tropicana Field, St. Petersburg, FL
Wed Jul 30 2014, 12:11 PM - 3:25 PM EDT
Att: 24,809 - Dome - 72 F

AB 36
R 5
H 9
RBI 5
BB 3
SO 9
LOB 17

Batter	1	2	3	4	5	6	7	8	9	AB	R	H	RBI	BB	SO	LOB	BOTTOM					
8 Desmond Jennings, R OBP: 0.327, SLG: 0.386										4	0	1	0	0	0	1						
18 Ben Zobrist, S OBP: 0.380, SLG: 0.419										4	0	1	0	0	2	1						
20 Matt Joyce, L OBP: 0.362, SLG: 0.425										4	0	1	0	0	1	2						
3 Evan Longoria, R OBP: 0.332, SLG: 0.387										4	0	1	0	0	0	2						
21 James Loney, L OBP: 0.339, SLG: 0.370										4	0	1	0	0	1	2						
11 Logan Forsythe, R OBP: 0.298, SLG: 0.350										3	0	1	0	1	1	0						
11 Yunel Escobar, R OBP: 0.325, SLG: 0.337										4	0	0	0	0	2	5						
28 José Molina, R OBP: 0.246, SLG: 0.206										3	0	1	0	0	0	0						
39 Kevin Kiermaier, L OBP: 0.358, SLG: 0.533										2	0	0	0	1	0	1						
Inning Stats	R: 0 E: 0 K: 0 S: 8	H: 2 LOB: 1 BB: 0 P: 12	R: 0 E: 0 K: 0 S: 6	H: 0 LOB: 0 BB: 0 P: 11	R: 0 E: 0 K: 1 S: 12	H: 0 LOB: 1 BB: 1 P: 21	R: 0 E: 0 K: 0 S: 9	H: 0 LOB: 0 BB: 0 P: 14	R: 0 E: 0 K: 2 S: 7	H: 0 LOB: 0 BB: 0 P: 11	R: 0 E: 0 K: 1 S: 8	H: 0 LOB: 0 BB: 0 P: 13	R: 0 E: 0 K: 1 S: 12	H: 2 LOB: 2 BB: 0 P: 17	R: 0 E: 0 K: 0 S: 5	H: 1 LOB: 0 BB: 0 P: 8	R: 0 E: 0 K: 2 S: 15	H: 2 LOB: 3 BB: 1 P: 25	1B: 7 2B: 0 3B: 0 HR: 0	SF: 0 SAC: 0 DP: 2 HBP: 0	WP: 1 PB: 0 SB: 1 CS: 0	PA: 34
PITCHER	IP	WLS	BF	H	R	ER	SO	BB	IBB	HBP	BLK	WP	HR	S	P	ERA	WHIP					
49 Yovani Gallardo, R ERA: 3.38	7.0	W	25	4	0	0	5	1	0	0	0	0	0	62	99	0.00	0.714					
21 Jeremy Jeffress, R ERA: 5.14	1.1		6	3	0	0	0	0	0	0	0	1	0	12	19	0.00	2.250					
59 Zach Duke, L ERA: 1.04	0.1		2	0	0	0	1	1	0	0	0	0	0	5	10	0.00	3.000					
57 Francisco Rodríguez, R ERA: 3.02	0.1	S	1	0	0	0	1	0	0	0	0	0	0	3	4	0.00	0.000					

Milwaukee Brewers @ Tampa Bay Rays
Tropicana Field, St. Petersburg, FL
Wed Jul 30 2014, 12:11 PM - 3:25 PM EDT
Att: 24,809 - Dome - 72 F

AB 32
R 0
H 7
RBI 0
BB 2
SO 7
LOB 14

Batter	1	2	3	4	5	6	7	8	9	AB	R	H	RBI	BB	SO	LOB	TOP											
27 Carlos Gómez, R OBP: 0.358, SLG: 0.487	G6-3		K						K	5	2	1	0	2	1		Milwaukee Brewers @ St. Louis Cardinals Busch Stadium, St. Louis, MO Sat Aug 02 2014, 6:15 PM - 9:15 PM CDT Att: 45,779 - Partly Cloudy - 92 F											
28 Gerardo Parra, L OBP: 0.304, SLG: 0.359	BB		G3		SH1-3				K	3	1	0	0	1	2													
8 Ryan Braun, R OBP: 0.340, SLG: 0.507	K				G5-3				G6-3	4	1	1	2	0	1													
16 Aramis Ramirez, R OBP: 0.330, SLG: 0.457	BB				FC1-6				F8	4	0	3	1	0	0													
20 Jonathan Lucroy, R OBP: 0.373, SLG: 0.490	G4-3				FC1-6				K	4	1	0	0	0	1	4												
24 Lyle Overbay, L OBP: 0.315, SLG: 0.328	BB				G5-3				P4	2	1	0	0	2	0													
2 Scooter Gennett, L OBP: 0.182, SLG: 0.100	G4-6-3				G5-3				K	3	0	2	2	0	0	1												
41 Marco Estrada, R OBP: 0.332, SLG: 0.382	G4-6-3				G5-3				K	0	0	0	0	0	0	0												
32 Tom Gorzelanny, R	G4-3				G5-3				K	1	0	0	0	0	1	0												
9 Jean Segura, R OBP: 0.287, SLG: 0.324	G4-3				G5-3				G4-3	4	0	1	1	0	0	2												
26 Kyle Lohse, R OBP: 0.180, SLG: 0.146									G4-3	2	0	0	0	0	2	1	AB 34 R 7 H 10 RBI 7 BB 3 SO 9 LOB 13											
53 Brandon Kintzler, R ERA: 4.85									G4-3	2	1	1	0	0	0	1												
3 Elian Herrera, S OBP: 0.296, SLG: 0.337									G4-3	2	1	1	0	0	0	1												
Inning Stats	R: 1 E: 0 K: 1 S: 17	H: 1 LOB: 1 BB: 1 P: 23	R: 0 E: 0 K: 0 S: 5	H: 0 LOB: 0 BB: 1 P: 11	R: 0 E: 0 K: 2 S: 12	H: 0 LOB: 0 BB: 0 P: 15	R: 3 E: 0 K: 1 S: 13	H: 3 LOB: 1 BB: 1 P: 22	R: 1 E: 0 K: 0 S: 8	H: 2 LOB: 1 BB: 0 P: 11	R: 0 E: 0 K: 0 S: 6	H: 1 LOB: 0 BB: 0 P: 8	R: 2 E: 0 K: 1 S: 10	H: 2 LOB: 0 BB: 0 P: 15	R: 0 E: 0 K: 2 S: 7	H: 0 LOB: 0 BB: 0 P: 9		R: 0 E: 0 K: 2 S: 12	H: 1 LOB: 1 BB: 0 P: 17	1B: 6 2B: 3 3B: 1 HR: 0	SF: 0 SAC: 1 DP: 2 HBP: 0	WP: 0 PB: 0 SB: 3 CS: 0	PA: 38					
PITCHER	IP	WLS	BF	H	R	ER	SO	BB	IBB	HBP	BLK	WP	HR	S	P	ERA		WHIP										
63 Justin Masterson, R ERA: 5.63	6.0	W	26	7	5	5	4	3	0	0	0	0	0	61	90	7.50		1.667										
46 Kevin Siegrist, L ERA: 4.44	1.0		5	2	2	2	1	0	0	0	0	0	0	10	15	18.00		2.000										
37 Pat Neshek, R ERA: 0.81	1.0	H	3	0	0	0	2	0	0	0	0	0	0	7	9	0.00		0.000										
26 Trevor Rosenthal, R ERA: 3.2	1.0	S	4	1	0	0	2	0	0	0	0	0	0	12	17	0.00		1.000										

Batter	1	2	3	4	5	6	7	8	9	AB	R	H	RBI	BB	SO	LOB	BOTTOM											
13 Matt Carpenter, L OBP: 0.393, SLG: 0.398	F7									2	1	0	1	1	0	0	Milwaukee Brewers @ St. Louis Cardinals Busch Stadium, St. Louis, MO Sat Aug 02 2014, 6:15 PM - 9:15 PM CDT Att: 45,779 - Partly Cloudy - 92 F											
16 Kolten Wong, L OBP: 0.294, SLG: 0.396	HR								L6	5	2	3	3	0	0	1												
7 Matt Holliday, R OBP: 0.372, SLG: 0.420	K								K	5	1	2	1	0	3	2												
32 Matt Adams, L OBP: 0.329, SLG: 0.503	G6-3								L8	4	1	1	0	1	0	2												
27 Jhonny Peralta, R OBP: 0.330, SLG: 0.442	HR								K	5	1	2	1	0	1	2												
18 Oscar Taveras, L OBP: 0.297, SLG: 0.321	G3								BB	3	0	1	2	1	0	0												
8 Peter Bourjos, R OBP: 0.286, SLG: 0.345	F9								P4	4	0	0	0	0	1	3												
48 Tony Cruz, R OBP: 0.316, SLG: 0.295	BB								1B	3	2	2	0	1	0	2												
63 Justin Masterson, R ERA: 5.63									K	2	1	1	0	0	1	2												
46 Kevin Siegrist, L ERA: 4.44									K	0	0	0	0	0	0	0												
33 Daniel Descalso, L ERA: 4.85									K	1	0	0	0	0	1	2												
37 Pat Neshek, S ERA: 0.81									K	0	0	0	0	0	0	0												
26 Trevor Rosenthal, R ERA: 3.2									K	0	0	0	0	0	0	0												
Inning Stats	R: 1 E: 0 K: 1 S: 8	H: 1 LOB: 0 BB: 0 P: 10	R: 5 E: 1 K: 0 S: 17	H: 4 LOB: 1 BB: 2 P: 30	R: 0 E: 0 K: 1 S: 7	H: 0 LOB: 0 BB: 0 P: 9	R: 1 E: 0 K: 0 S: 7	H: 1 LOB: 0 BB: 0 P: 10	R: 2 E: 0 K: 1 S: 17	H: 3 LOB: 2 BB: 1 P: 25	R: 0 E: 0 K: 1 S: 15	H: 1 LOB: 1 BB: 0 P: 22	R: 0 E: 0 K: 1 S: 13	H: 1 LOB: 2 BB: 1 P: 20	R: 0 E: 0 K: 2 S: 13	H: 1 LOB: 2 BB: 0 P: 18	1B: 7 2B: 3 3B: 0 HR: 2	SF: 1 SAC: 1 DP: 0 HBP: 1	WP: 0 PB: 0 SB: 1 CS: 0	PA: 41								
PITCHER	IP	WLS	BF	H	R	ER	SO	BB	IBB	HBP	BLK	WP	HR	S	P	ERA	WHIP											
26 Kyle Lohse, R ERA: 3.4	4.0	L	24	9	7	2	4	3	0	0	0	0	0	2	48	76	15.75	3.000										
53 Brandon Kintzler, R ERA: 3.35	1.0		3	0	0	0	1	0	0	0	0	0	0	8	8	0.00	0.000											
41 Marco Estrada, L ERA: 4.85	2.0		9	2	0	0	2	1	0	0	0	0	0	28	42	0.00	1.500											
32 Tom Gorzelanny, L ERA: 3.2	1.0		5	1	0	0	2	0	0	1	0	0	0	13	18	0.00	1.000											

Batter	1	2	3	4	5	6	7	8	9	AB	R	H	RBI	BB	SO	LOB	TOP					
8 Hunter Pence, R OBP: 0.348, SLG: 0.479										6	1	2	0	0	1	5						
12 Joe Panik, L OBP: 0.309, SLG: 0.292										5	1	3	1	0	1	0						
28 Buster Posey, R OBP: 0.351, SLG: 0.441										5	2	1	0	0	0	4						
48 Pablo Sandoval, S OBP: 0.330, SLG: 0.443										5	2	3	3	0	0	1						
54 Sergio Romo, R										0	0	0	0	0	0	0						
45 Travis Ishikawa, L OBP: 0.279, SLG: 0.385										0	0	0	0	0	0	0						
9 Brandon Belt, L OBP: 0.296, SLG: 0.446										5	0	0	0	0	4	4						
46 Santiago Casilla, R										0	0	0	0	0	0	0						
38 Michael Morse, R OBP: 0.325, SLG: 0.468										4	0	2	3	0	0	0						
57 Juan Gutierrez, R										0	0	0	0	0	0	0						
41 Jeremy Affeldt, L										0	0	0	0	0	0	0						
13 Joaquin Arias, R OBP: 0.214, SLG: 0.201										1	0	0	0	0	0	0						
7 Gregor Blanco, L OBP: 0.318, SLG: 0.305										3	0	1	0	2	2	2						
35 Brandon Crawford, L OBP: 0.322, SLG: 0.390										3	0	1	0	2	1	1						
32 Ryan Vogelsong, R OBP: 0.186, SLG: 0.175										2	0	0	0	1	0	3						
2 Juan Carlos Perez, R OBP: 0.242, SLG: 0.253										1	1	1	0	1	0	0						
Inning Stats	R: 3 H: 4 E: 0 K: 1 S: 13	H: 4 LOB: 3 BB: 2 P: 31	R: 0 H: 1 E: 0 K: 1 S: 10	H: 1 LOB: 1 BB: 0 P: 15	R: 0 H: 1 E: 0 K: 1 S: 11	H: 1 LOB: 3 BB: 2 P: 27	R: 1 H: 3 E: 0 K: 1 S: 13	H: 3 LOB: 2 BB: 0 P: 17	R: 0 H: 0 E: 0 K: 1 S: 10	H: 0 LOB: 0 BB: 0 P: 12	R: 0 H: 0 E: 0 K: 1 S: 8	H: 0 LOB: 0 BB: 0 P: 12	R: 0 H: 1 E: 0 K: 1 S: 10	H: 1 LOB: 1 BB: 0 P: 15	R: 3 H: 4 E: 0 K: 1 S: 17	H: 4 LOB: 0 BB: 2 P: 27	R: 0 H: 0 E: 0 K: 1 S: 17	H: 0 LOB: 2 BB: 2 P: 30	1B: 13 HR: 1	SF: 0 2B: 0 3B: 0 DP: 0 HBP: 0	WP: 2 PB: 0 CS: 1	PA: 46
PITCHER	IP WLS BF H R ER SO BB IBB HBP BLK WP HR S P ERA WHIP																					
49 Yovani Gallardo, R ERA: 3.54	(1, 1)	4.0 L 25 9 4 4 4 3 1 0 0 0 2 0 47 90 9.00 3.000																				
41 Marco Estrada, R ERA: 4.71	(5, 1)	3.0 10 1 0 0 3 0 0 0 0 0 0 0 28 39 0.00 0.333																				
53 Brandon Kintzler, R ERA: 3.76	(8, 1)	0.2 4 3 2 2 0 0 0 0 0 0 0 11 19 27.00 4.500																				
32 Tom Gorzelanny, L ERA: 0.69	(8, 1)	1.0 5 1 1 1 2 1 0 0 0 0 1 17 25 9.00 2.000																				
47 Rob Wooten, R ERA: 4.32	(9, 1)	0.1 2 0 0 0 0 1 0 0 0 0 0 6 13 0.00 3.000																				

San Francisco Giants @ Milwaukee Brewers
Miller Park, Milwaukee, WI
Wed Aug 06 2014, 7:11 PM - 11:04 PM CDT
Att: 33,394 - Clear - 74 F

livebaseballscores.com

AB 40
R 7
H 14
RBI 7
BB 6
SO 9
LOB 20

Batter	1	2	3	4	5	6	7	8	9	AB	R	H	RBI	BB	SO	LOB	BOTTOM					
27 Carlos Gómez, R OBP: 0.355, SLG: 0.494										5	2	2	1	0	2	1						
28 Gerardo Parra, L OBP: 0.304, SLG: 0.363										2	0	0	0	1	0	0						
18 Khris Davis, R OBP: 0.302, SLG: 0.477										2	1	1	1	0	0	2						
8 Ryan Braun, R OBP: 0.337, SLG: 0.499										5	1	0	0	0	1	3						
16 Aramis Ramirez, R OBP: 0.332, SLG: 0.454										5	0	2	2	0	1	0						
20 Jonathan Lucroy, R OBP: 0.373, SLG: 0.490										5	0	1	0	0	1	2						
2 Scooter Gennett, L OBP: 0.342, SLG: 0.479										4	0	2	0	0	0	2						
53 Brandon Kintzler, R										0	0	0	0	0	0	0						
32 Tom Gorzelanny, R										0	0	0	0	0	0	0						
47 Rob Wooten, R										0	0	0	0	0	0	0						
12 Martín Maldonado, R OBP: 0.364, SLG: 0.403										3	0	1	0	0	1	1						
9 Jean Segura, R OBP: 0.270, SLG: 0.326										4	0	3	0	0	0	2						
49 Yovani Gallardo, R ERA: 3.77	(1, 1)	6.0 W 26 7 1 1 3 0 1 0 1 0 0 1 66 104 1.50 1.333																				
57 Juan Gutierrez, R ERA: 3.06	(7, 1)	0.0 2 2 2 2 0 0 0 0 0 0 0 5 7 - - -																				
41 Jeremy Affeldt, L ERA: 1.31	(7, 1)	1.0 H 5 2 0 0 0 0 0 0 0 0 12 16 0.00 2.000																				
54 Sergio Romo, R ERA: 4.5	(8, 1)	1.0 4 1 0 0 3 0 0 0 0 0 0 11 13 0.00 1.000																				
46 Santiago Casilla, R ERA: 1.27	(9, 1)	1.0 4 1 1 1 2 0 0 0 0 0 1 11 13 9.00 1.000																				
Inning Stats	R: 1 H: 1 E: 0 K: 0 S: 13	H: 1 LOB: 0 BB: 0 P: 22	R: 0 H: 2 E: 0 K: 0 S: 14	H: 2 LOB: 0 BB: 0 P: 23	R: 0 H: 1 E: 0 K: 2 S: 10	H: 1 LOB: 1 BB: 1 P: 14	R: 0 H: 2 E: 0 K: 1 S: 6	H: 2 LOB: 1 BB: 0 P: 10	R: 0 H: 0 E: 0 K: 0 S: 7	H: 0 LOB: 0 BB: 0 P: 10	R: 0 H: 1 E: 0 K: 0 S: 16	H: 1 LOB: 2 BB: 0 P: 25	R: 2 H: 4 E: 0 K: 0 S: 17	H: 4 LOB: 2 BB: 0 P: 23	R: 0 H: 1 E: 1 K: 3 S: 11	H: 1 LOB: 1 BB: 0 P: 13	R: 1 H: 1 E: 0 K: 2 S: 11	H: 1 LOB: 0 BB: 0 P: 13	1B: 11 HR: 2	SF: 0 2B: 0 3B: 0 DP: 1 HBP: 1	WP: 0 PB: 0 CS: 0	PA: 41
PITCHER	IP WLS BF H R ER SO BB IBB HBP BLK WP HR S P ERA WHIP																					
32 Ryan Vogelsong, R ERA: 3.06	(1, 1)	6.0 W 26 7 1 1 3 0 1 0 1 0 0 1 66 104 1.50 1.333																				
57 Juan Gutierrez, R ERA: 3.06	(7, 1)	0.0 2 2 2 2 0 0 0 0 0 0 0 5 7 - - -																				
41 Jeremy Affeldt, L ERA: 1.31	(7, 1)	1.0 H 5 2 0 0 0 0 0 0 0 0 12 16 0.00 2.000																				
54 Sergio Romo, R ERA: 4.5	(8, 1)	1.0 4 1 0 0 3 0 0 0 0 0 0 11 13 0.00 1.000																				
46 Santiago Casilla, R ERA: 1.27	(9, 1)	1.0 4 1 1 1 2 0 0 0 0 0 1 11 13 9.00 1.000																				

San Francisco Giants @ Milwaukee Brewers
Miller Park, Milwaukee, WI
Wed Aug 06 2014, 7:11 PM - 11:04 PM CDT
Att: 33,394 - Clear - 74 F

livebaseballscores.com

AB 39
R 4
H 13
RBI 4
BB 1
SO 8
LOB 17

Batter	1	2	3	4	5	6	7	8	9	AB	R	H	RBI	BB	SO	LOB	TOP					
9 Dee Strange-Gordon, L OBP: 0.339, SLG: 0.391										5	1	1	0	0	0	2	Los Angeles Dodgers @ Milwaukee Brewers Miller Park, Milwaukee, WI Fri Aug 08 2014, 7:11 PM - 10:16 PM CDT Att: 37,434 - Clear - 75 F					
66 Yasiel Puig, R OBP: 0.399, SLG: 0.534										4	1	0	0	1	1	2						
23 Adrián González, L OBP: 0.328, SLG: 0.446										3	1	3	2	1	0	0						
13 Hanley Ramirez, R 72 Miguel Rojas, R 16 Andre Ethier, L 28 Jamey Wright, R 56 J.P. Howell, L 43 Brandon League, R 77 Carlos Frias, R										0	0	0	0	0	1	0						
27 Matt Kemp, R OBP: 0.349, SLG: 0.472										4	0	1	0	0	0	4						
3 Carl Crawford, L OBP: 0.272, SLG: 0.338										4	0	1	0	0	1	1						
5 Juan Uribe, R OBP: 0.324, SLG: 0.423										3	0	0	0	0	0	1						
31 Drew Butera, R OBP: 0.268, SLG: 0.293										4	0	0	0	0	0	3						
55 Roberto Hernandez, R OBP: 0.079, SLG: 0.079										2	0	1	0	0	0	0						
10 Justin Turner, R OBP: 0.384, SLG: 0.433										2	0	1	0	0	0	0						
Inning Stats	R: 0 E: 0 K: 1 S: 13	H: 1 LOB: 2 BB: 1 P: 23	R: 0 E: 0 K: 0 S: 15	H: 0 LOB: 0 BB: 0 P: 21	R: 0 E: 0 K: 1 S: 12	H: 1 LOB: 2 BB: 1 P: 21	R: 0 E: 0 K: 0 S: 7	H: 1 LOB: 1 BB: 0 P: 9	R: 0 E: 0 K: 0 S: 6	H: 1 LOB: 0 BB: 0 P: 8	R: 1 E: 0 K: 0 S: 15	H: 2 LOB: 2 BB: 0 P: 23	R: 2 E: 0 K: 0 S: 18	H: 3 LOB: 1 BB: 1 P: 28	R: 0 E: 0 K: 1 S: 6	H: 0 LOB: 0 BB: 0 P: 7	R: 0 E: 0 K: 0 S: 5	H: 0 LOB: 0 BB: 0 P: 8	1B: 6 2B: 4 3B: 0 HR: 1	SF: 0 SAC: 0 DP: 2 HBP: 1	WP: 1 PB: 0 SB: 0 CS: 0	PA: 38
PITCHER	IP WLS BF H R ER SO BB IBB HBP BLK WP HR S P ERA WHIP	6.0 1 26 6 1 1 2 2 0 1 0 0 0 1 68 105 1.50 1.333	0.0 1 1 1 1 0 0 0 0 0 0 0 0 0 1 2 ∞ ∞	0.1 B 3 1 0 0 0 1 0 0 0 0 0 0 12 20 0.00 6.000	0.2 W 2 1 1 1 0 0 0 0 0 0 0 0 0 5 6 13.50 1.500	1.0 H 3 0 0 0 1 0 0 0 0 0 0 0 6 7 0.00 0.000	1.0 1.0 3 0 0 0 0 0 0 0 0 0 0 5 8 0.00 0.000	53 Brandon Kintzler, R ERA: 3.66	0.1 1.0 3 0 0 0 0 0 0 0 0 0 0 5 8 0.00 0.000													

Batter	1	2	3	4	5	6	7	8	9	AB	R	H	RBI	BB	SO	LOB	BOTTOM					
27 Carlos Gómez, R OBP: 0.352, SLG: 0.487										4	0	0	0	0	1	2	Los Angeles Dodgers @ Milwaukee Brewers Miller Park, Milwaukee, WI Fri Aug 08 2014, 7:11 PM - 10:16 PM CDT Att: 37,434 - Clear - 75 F					
28 Gerardo Parra, L OBP: 0.305, SLG: 0.364										4	1	2	2	0	0	0						
8 Ryan Braun, R OBP: 0.337, SLG: 0.500										3	2	1	0	1	0	0						
16 Aramis Ramirez, R OBP: 0.336, SLG: 0.458										4	1	2	1	0	0	0						
2 Scooter Gennett, L OBP: 0.340, SLG: 0.477										1	0	0	1	0	0	0						
Rickie Weeks Jr., R OBP: 0.340, SLG: 0.398										1	2	1	3	1	0	0						
24 Lyle Overbay, L OBP: 0.314, SLG: 0.327										2	0	0	0	0	1	1						
7 Mark Reynolds, R OBP: 0.299, SLG: 0.419										2	1	1	0	0	0	0						
12 Martín Maldonado, R OBP: 0.352, SLG: 0.385										3	1	0	1	0	1	0						
3 Elian Herrera, S OBP: 0.292, SLG: 0.324										4	0	0	0	0	1	2						
26 Kyle Lohse, R OBP: 0.173, SLG: 0.140										2	0	0	0	0	1	0						
47 Rob Wooten, R ERA: 3.83										0	0	0	0	0	0	0						
59 Zach Duke, L ERA: 3.25										0	0	0	0	0	0	0						
21 Jeremy Jeffress, R ERA: 1.4										0	0	0	0	0	0	0						
18 Khnis Davis, R 13 Will Smith, R										0	0	0	0	0	0	0						
53 Brandon Kintzler, R ERA: 9.0										0	0	0	0	0	0	0						
Inning Stats	R: 2 E: 0 K: 0 S: 14	H: 3 LOB: 1 BB: 0 P: 18	R: 0 E: 0 K: 0 S: 6	H: 0 LOB: 0 BB: 0 P: 9	R: 0 E: 0 K: 1 S: 8	H: 0 LOB: 0 BB: 0 P: 11	R: 0 E: 0 K: 1 S: 6	H: 0 LOB: 0 BB: 0 P: 10	R: 0 E: 0 K: 3 S: 9	H: 0 LOB: 0 BB: 0 P: 10	R: 0 E: 0 K: 0 S: 6	H: 0 LOB: 0 BB: 0 P: 7	R: 4 E: 0 K: 0 S: 17	H: 2 LOB: 2 BB: 1 P: 26	R: 3 E: 0 K: 0 S: 15	H: 2 LOB: 0 BB: 1 P: 22	R: 0 E: 0 K: 0 S: 5	H: 0 LOB: 0 BB: 0 P: 8	1B: 5 2B: 1 3B: 0 HR: 1	SF: 1 SAC: 1 DP: 0 HBP: 0	WP: 0 PB: 0 SB: 0 CS: 0	PA: 35
PITCHER	IP WLS BF H R ER SO BB IBB HBP BLK WP HR S P ERA WHIP	6.0 1 21 3 2 2 5 0 0 0 0 0 0 0 2 3 3.00 0.500	0.1 H 1 0 0 0 0 0 0 0 0 0 0 0 0 2 3 0.00 0.000	0.0 1 0 0 0 0 0 1 0 0 0 0 0 0 1 5 ∞ ∞	0.2 L 6 2 4 1 0 0 0 0 0 0 0 0 0 14 18 13.50 3.000	1.0 6 2 3 3 0 1 0 0 0 0 0 0 1 15 22 27.00 3.000	0.1 1.0 6 2 3 3 0 1 0 0 0 0 0 1 15 22 27.00 3.000															

Batter	1	2	3	4	5	6	7	8	9	AB	R	H	RBI	BB	SO	LOB	TOP			
9 Dee Strange-Gordon, L (1.4) OBP: 0.338, SLG: 0.390										4	0	1	0	0	0	2	Los Angeles Dodgers @ Milwaukee Brewers Miller Park, Milwaukee, WI Sat Aug 09 2014, 6:13 PM - 8:55 PM CDT Att: 40,563 - Partly Cloudy - 74 F livebaseballscorecards.com			
66 Yasiel Puig, R (1.8) OBP: 0.395, SLG: 0.528										4	0	0	0	0	1	2				
23 Adrián González, L (1.3) OBP: 0.329, SLG: 0.453										4	1	2	1	0	0	0				
27 Matt Kemp, R (1.9) OBP: 0.348, SLG: 0.470										4	0	1	0	0	1	2				
3 Carl Crawford, L (1.7) OBP: 0.288, SLG: 0.333										3	0	0	0	0	0	1				
5 Juan Uribe, R (1.5) OBP: 0.321, SLG: 0.419										3	0	0	0	0	1	0				
17 A.J. Ellis, R (1.2) OBP: 0.330, SLG: 0.229										3	0	0	0	0	0	0				
72 Miguel Rojas, R (1.6) OBP: 0.257, SLG: 0.255										2	0	0	0	0	1	0				
10 Justin Turner, R (8, PH) OBP: 0.392, SLG: 0.431										1	0	0	0	0	1	0				
21 Zack Greinke, R (1.1) OBP: 0.208, SLG: 0.227										1	0	0	0	1	0	0				
0 Brian Wilson, R (7.1)										0	0	0	0	0	0	0				
52 Pedro Báez, R (8.1)										0	0	0	0	0	0	0				
16 Andre Ethier, L (8, PH) OBP: 0.313, SLG: 0.371										0	0	0	0	1	0	0				
Inning Stats	R: 0 E: 0 K: 1 S: 8	H: 0 LOB: 0 BB: 0 P: 13	R: 0 E: 0 K: 2 S: 9	H: 0 LOB: 0 BB: 0 P: 10	R: 0 E: 0 K: 1 S: 14	H: 0 LOB: 1 BB: 1 P: 22	R: 0 E: 0 K: 0 S: 7	H: 1 LOB: 0 BB: 0 P: 12	R: 0 E: 0 K: 0 S: 9	H: 1 LOB: 0 BB: 0 P: 9	R: 0 E: 0 K: 0 S: 7	H: 1 LOB: 0 BB: 0 P: 11	R: 0 E: 0 K: 1 S: 9	H: 0 LOB: 0 BB: 0 P: 14	R: 0 E: 0 K: 0 S: 9	H: 1 LOB: 2 BB: 1 P: 16	1B: 3 2B: 0 3B: 0 HR: 1	SF: 0 SAC: 0 DP: 1 HBP: 0	WP: 0 PB: 0 SB: 0 CS: 1	PA: 31
PITCHER	IP WLS BF H R ER SO BB IBB HBP BLK WP HR S P ERA WHIP																			
50 Mike Fiers, R (1.1) ERA: 1.8	8.0 W 26 3 1 1 5 1 0 0 0 0 0 1 70 101 1.12 0.500																			
57 Francisco Rodríguez, R (8, 1) ERA: 2.83	1.0 S 5 1 0 0 0 1 0 0 0 0 0 0 9 16 0.00 2.000																			

Batter	1	2	3	4	5	6	7	8	9	AB	R	H	RBI	BB	SO	LOB	BOTTOM			
27 Carlos Gómez, R (1.8) OBP: 0.353, SLG: 0.493										3	1	1	1	1	1	0	Los Angeles Dodgers @ Milwaukee Brewers Miller Park, Milwaukee, WI Sat Aug 09 2014, 6:13 PM - 8:55 PM CDT Att: 40,563 - Partly Cloudy - 74 F livebaseballscorecards.com			
20 Jonathan Lucroy, R (1.2) OBP: 0.377, SLG: 0.495										4	1	3	0	0	0	0				
8 Ryan Braun, R (1.9) OBP: 0.337, SLG: 0.496										3	0	0	0	1	0	2				
16 Aramis Ramirez, R (1.5) OBP: 0.341, SLG: 0.461										4	0	3	1	0	0	0				
2 Scooter Gennett, L (1.4) OBP: 0.339, SLG: 0.475										4	1	1	0	0	0	4				
18 Kris Davis, R (1.7) OBP: 0.304, SLG: 0.484										3	1	1	2	0	1	2				
28 Gerardo Parra, L (9, 7) OBP: 0.305, SLG: 0.364										0	0	0	0	0	0	0				
7 Mark Reynolds, R (1.3) OBP: 0.297, SLG: 0.415										3	0	0	0	0	1	2				
9 Jean Segura, R (1.6) OBP: 0.288, SLG: 0.323										3	0	0	0	0	1	0				
50 Mike Fiers, R (1.1) 57 Francisco Rodríguez, R (8, 1)										3	0	0	0	0	3	0				
Inning Stats	R: 0 E: 0 K: 1 S: 7	H: 1 LOB: 0 BB: 0 P: 11	R: 2 E: 0 K: 1 S: 9	H: 2 LOB: 0 BB: 0 P: 14	R: 0 E: 0 K: 1 S: 8	H: 1 LOB: 1 BB: 0 P: 13	R: 0 E: 0 K: 0 S: 5	H: 1 LOB: 0 BB: 0 P: 10	R: 0 E: 0 K: 2 S: 9	H: 0 LOB: 0 BB: 0 P: 12	R: 2 E: 0 K: 1 S: 15	H: 3 LOB: 2 BB: 1 P: 23	R: 0 E: 0 K: 1 S: 10	H: 0 LOB: 0 BB: 1 P: 21	R: 0 E: 0 K: 0 S: 9	H: 1 LOB: 1 BB: 0 P: 9	1B: 7 2B: 0 3B: 0 HR: 2	SF: 0 SAC: 0 DP: 2 HBP: 0	WP: 0 PB: 0 SB: 1 CS: 1	PA: 33
PITCHER	IP WLS BF H R ER SO BB IBB HBP BLK WP HR S P ERA WHIP																			
21 Zack Greinke, R (1.1) ERA: 2.84	6.0 L 25 8 4 4 4 6 1 0 0 0 0 0 2 53 83 6.00 1.500																			
0 Brian Wilson, R (7.1) ERA: 4.91	1.0 3 0 0 0 1 1 0 0 0 0 0 0 10 21 0.00 1.000																			
52 Pedro Báez, R (8.1) ERA: 4.5	1.0 4 1 0 0 0 0 0 0 0 0 0 0 9 9 0.00 1.000																			

Batter	1	2	3	4	5	6	7	8	9	AB	R	H	RBI	BB	SO	LOB	TOP		
27 Carlos Gómez, R (1, 8) OBP: 0.351, SLG: 0.488										4	0	1	0	0	0	1			
20 Jonathan Lucroy, R (1, 2) OBP: 0.373, SLG: 0.487										4	0	0	0	0	0	1			
8 Ryan Braun, R (1, 9) OBP: 0.337, SLG: 0.493										4	0	1	0	0	2	1			
16 Aramis Ramirez, R (1, 5) OBP: 0.336, SLG: 0.456										4	1	1	0	0	1	3			
2 Scooter Gennett, L (1, 4) OBP: 0.341, SLG: 0.478										4	1	2	1	0	1	0			
18 Kris Davis, R (1, 7) OBP: 0.303, SLG: 0.482										4	0	1	1	0	0	1			
57 Francisco Rodríguez, R (9, 1)										0	0	0	0	0	0	0			
7 Mark Reynolds, R (1, 3) OBP: 0.295, SLG: 0.420										3	1	1	1	0	0	1			
9 Jean Segura, R (1, 6) OBP: 0.267, SLG: 0.321										3	0	0	0	0	0	0			
49 Yovani Gallardo, R (1, 1) OBP: 0.150, SLG: 0.154										2	0	0	0	0	1	0			
24 Lyle Overbay, L (8, PH) OBP: 0.317, SLG: 0.327										0	0	0	0	1	0	0			
13 Will Smith, R (8, 1)										0	0	0	0	0	0	0			
28 Gerardo Parra, L (9, 7) OBP: 0.305, SLG: 0.363										0	0	0	0	0	0	0			
Inning Stats	R: 0 E: 0 K: 1 S: 10	H: 1 LOB: 1 BB: 0 P: 15	R: 1 E: 0 K: 1 S: 8	H: 1 LOB: 0 BB: 0 P: 13	R: 0 E: 0 K: 0 S: 6	H: 0 LOB: 0 BB: 0 P: 8	R: 0 E: 0 K: 0 S: 5	H: 0 LOB: 0 BB: 0 P: 6	R: 0 E: 0 K: 1 S: 9	H: 0 LOB: 0 BB: 0 P: 12	R: 0 E: 0 K: 1 S: 11	H: 3 LOB: 1 BB: 0 P: 17	R: 0 E: 0 K: 0 S: 7	H: 0 LOB: 0 BB: 1 P: 12	R: 1 E: 0 K: 1 S: 13	H: 2 LOB: 1 BB: 0 P: 21	1B: 3 2B: 3 3B: 0 HR: 1	SF: 0 SAC: 0 DP: 2 HBP: 0	WP: 1 PA: 33 PB: 0 SB: 3 CS: 0
PITCHER	IP WLS BF H R ER SO BB IBB HBP BLK WP HR S P ERA WHIP																		
49 Jake Arrieta, R (1, 1) ERA: 2.77	7.1 L 27 5 2 2 4 1 0 0 0 1 1 62 95 2.46 0.818																		
46 Pedro Strop, R (8, 1) ERA: 2.96	0.2 1 0 0 0 0 0 0 0 0 0 0 2 2 0.00 0.000																		
52 Justin Grimm, R (9, 1) ERA: 4.3	1.0 5 2 1 1 1 0 0 0 0 0 0 13 21 9.00 2.000																		

Milwaukee Brewers @ Chicago Cubs
Wrigley Field, Chicago, IL
Mon Aug 11 2014, 7:08 PM - 10:07 PM CDT
Att: 28,927 - Cloudy - 73 F

AB 32
R 3
H 7
RBI 3
BB 1
SO 5
LOB 8



Batter	1	2	3	4	5	6	7	8	9	AB	R	H	RBI	BB	SO	LOB	BOTTOM		
8 Chris Coghlan, L (1, 7) OBP: 0.365, SLG: 0.478										4	0	1	1	0	1	1			
9 Javier Báez, R (1, 4) OBP: 0.273, SLG: 0.606										4	0	1	0	0	1	2			
44 Anthony Rizzo, L (1, 3) OBP: 0.378, SLG: 0.495										4	0	0	0	0	3	1			
13 Starlin Castro, R (1, 6) OBP: 0.331, SLG: 0.427										4	0	2	0	0	0	1			
24 Luis Valbuena, L (1, 5) OBP: 0.324, SLG: 0.417										4	0	0	0	0	1	3			
7 Arismendy Alcántara, S (1, 8) OBP: 0.290, SLG: 0.384										4	0	0	0	0	1	2			
20 Justin Ruggiano, R (1, 9) OBP: 0.335, SLG: 0.409										3	1	1	0	0	0	0			
5 Wellington Castillo, R (1, 2) OBP: 0.300, SLG: 0.382										3	0	1	0	0	1	0			
49 Jake Arrieta, R (1, 1) OBP: 0.179, SLG: 0.185										2	0	1	0	0	1	2			
46 Pedro Strop, R (8, 1) ERA: 3.44										0	0	0	0	0	0	0			
4 Chris Valaika, R (8, PH) OBP: 0.217, SLG: 0.150										1	0	0	0	0	0	0			
52 Justin Grimm, R (9, 1) ERA: 2.78										0	0	0	0	0	0	0			
Inning Stats	R: 0 E: 0 K: 1 S: 8	H: 0 LOB: 0 BB: 0 P: 11	R: 0 E: 0 K: 0 S: 10	H: 1 LOB: 0 BB: 0 P: 12	R: 0 E: 0 K: 1 S: 9	H: 1 LOB: 1 BB: 0 P: 11	R: 0 E: 0 K: 1 S: 8	H: 1 LOB: 1 BB: 0 P: 12	R: 1 E: 0 K: 1 S: 14	H: 3 LOB: 2 BB: 0 P: 21	R: 0 E: 0 K: 1 S: 10	H: 0 LOB: 0 BB: 0 P: 17	R: 0 E: 0 K: 1 S: 9	H: 0 LOB: 0 BB: 0 P: 17	R: 0 E: 0 K: 2 S: 16	H: 1 LOB: 1 BB: 0 P: 23	1B: 5 2B: 2 3B: 0 HR: 0	SF: 0 SAC: 0 DP: 0 HBP: 0	WP: 0 PA: 34 PB: 0 SB: 0 CS: 1
PITCHER	IP WLS BF H R ER SO BB IBB HBP BLK WP HR S P ERA WHIP																		
49 Yovani Gallardo, R (1, 1) ERA: 3.44	7.0 W 26 6 1 1 6 0 0 0 0 0 0 68 101 1.29 0.857																		
13 Will Smith, L (8, 1) ERA: 3.44	1.0 H 3 0 0 0 1 0 0 0 0 0 0 6 12 0.00 0.000																		
57 Francisco Rodríguez, R (9, 1) ERA: 2.78	1.0 S 4 1 0 0 2 0 0 0 0 0 0 16 23 0.00 1.000																		

Milwaukee Brewers @ Chicago Cubs
Wrigley Field, Chicago, IL
Mon Aug 11 2014, 7:08 PM - 10:07 PM CDT
Att: 28,927 - Cloudy - 73 F

AB 33
R 1
H 7
RBI 1
BB 0
SO 9
LOB 12



Batter	1	2	3	4	5	6	7	8	9	AB	R	H	RBI	BB	SO	LOB	TOP										
27 Carlos Gómez, R (1, 8) OBP: 0.352, SLG: 0.487	G5-3		HBP			G5-3				3	0	1	0	0	0	0	Milwaukee Brewers @ Chicago Cubs Wrigley Field, Chicago, IL Tue Aug 12 2014, 7:06 PM - 9:28 PM CDT Att: 28,819 - Overcast - 64 F										
20 Jonathan Lucroy, R (1, 2) OBP: 0.370, SLG: 0.482	F9		CS		L4	G6-3		G5-3		4	0	0	0	0	0	3											
8 Ryan Braun, R (1, 9) OBP: 0.334, SLG: 0.488	L8				K			K2-3		4	0	0	0	0	2	0											
16 Aramis Ramirez, R (1, 5) OBP: 0.335, SLG: 0.454		1B			K			G4-3		4	0	1	0	0	1	0											
2 Scooter Gennett, L (1, 4) OBP: 0.340, SLG: 0.475	P6					F9				4	0	1	0	0	0	1											
18 Kris Davis, R (1, 7) OBP: 0.303, SLG: 0.480	P4				BB			FC6-4		2	0	0	0	1	0	2											
7 Mark Reynolds, R (1, 3) OBP: 0.298, SLG: 0.422										3	0	2	0	0	1	1											
9 Jean Segura, R (1, 6) OBP: 0.287, SLG: 0.321										3	0	1	0	0	0	2											
38 Wily Peralta, R (1, 1) OBP: 0.091, SLG: 0.116										2	0	0	0	0	0	0											
59 Zach Duke, L (7, 1)										0	0	0	0	0	0	0											
28 Gerardo Parra, L (8, PH) OBP: 0.304, SLG: 0.363										1	0	0	0	0	1	2											
21 Jeremy Jeffress, R (8, 1)										0	0	0	0	0	0	0											
Inning Stats	R: 0 E: 0 K: 0 S: 5	H: 0 LOB: 0 BB: 0 P: 7	R: 0 E: 0 K: 1 S: 10	H: 1 LOB: 1 BB: 0 P: 17	R: 0 E: 0 K: 0 S: 7	H: 0 LOB: 0 BB: 0 P: 13	R: 0 E: 0 K: 2 S: 7	H: 0 LOB: 0 BB: 0 P: 9	R: 0 E: 0 K: 0 S: 6	H: 1 LOB: 1 BB: 1 P: 13	R: 0 E: 0 K: 0 S: 8	H: 0 LOB: 0 BB: 0 P: 10	R: 0 E: 0 K: 1 S: 10	H: 3 LOB: 2 BB: 0 P: 16	R: 0 E: 0 K: 0 S: 5	H: 0 LOB: 0 BB: 0 P: 8	1B: 6 2B: 0 3B: 0 HR: 0	SF: 0 SAC: 0 DP: 2 HBP: 1	WP: 0 PB: 0 SB: 0 CS: 1	PA: 33							
PITCHER	IP	WLS	BF	H	R	ER	SO	BB	IBB	HBP	BLK	WP	HR	S	P	ERA	WHIP										
28 Kyle Hendricks, R (1, 1) ERA: 1.51	7.1	W	28	6	0	0	5	1	0	1	0	0	0	61	96	0.00	0.955										
46 Pedro Strop, R (8, 1) ERA: 2.92	0.2	H	1	0	0	0	0	0	0	0	0	0	0	2	3	0.00	0.000										
56 Héctor Rondón, R (9, 1) ERA: 3.18	1.0	S	3	0	0	0	0	0	0	0	0	0	0	5	8	0.00	0.000										

Batter	1	2	3	4	5	6	7	8	9	AB	R	H	RBI	BB	SO	LOB	BOTTOM										
8 Chris Coghlan, L (1, 7) OBP: 0.359, SLG: 0.470	G3		G1			G3		FC3-6		4	0	0	0	0	0	1	Milwaukee Brewers @ Chicago Cubs Wrigley Field, Chicago, IL Tue Aug 12 2014, 7:06 PM - 9:28 PM CDT Att: 28,819 - Overcast - 64 F										
9 Javier Báez, R (1, 4) OBP: 0.243, SLG: 0.541	F8		G4-3			F7		G1-3		4	0	0	0	0	0	1											
44 Anthony Rizzo, L (1, 3) OBP: 0.379, SLG: 0.501			F7							3	1	1	1	1	0	0											
13 Starlin Castro, R (1, 6) OBP: 0.331, SLG: 0.428	P2									4	1	1	0	0	0	1											
24 Luis Valbuena, L (1, 5) OBP: 0.324, SLG: 0.417		1B								3	0	1	0	0	0	0											
7 Arismendy Alcántara, S (1, 8) OBP: 0.298, SLG: 0.380										3	1	2	1	0	0	1											
20 Justin Ruggiano, R (1, 9) OBP: 0.339, SLG: 0.413										3	0	2	1	0	1	1											
21 Junior Lake, R (8, 7) OBP: 0.246, SLG: 0.368										0	0	0	0	0	0	0											
5 Wellington Castillo, R (1, 2) OBP: 0.297, SLG: 0.378										3	0	0	0	0	1	2											
28 Kyle Hendricks, R (1, 1) OBP: 0.357, SLG: 0.182										2	0	0	0	1	1	1											
46 Pedro Strop, R (8, 1)										0	0	0	0	0	0	0											
56 Héctor Rondón, R (9, 1)										0	0	0	0	0	0	0											
Inning Stats	R: 0 E: 0 K: 0 S: 10	H: 0 LOB: 1 BB: 1 P: 16	R: 1 E: 0 K: 1 S: 13	H: 2 LOB: 1 BB: 0 P: 24	R: 0 E: 0 K: 0 S: 7	H: 0 LOB: 0 BB: 0 P: 11	R: 1 E: 0 K: 0 S: 10	H: 3 LOB: 1 BB: 0 P: 13	R: 0 E: 0 K: 0 S: 6	H: 0 LOB: 0 BB: 0 P: 11	R: 1 E: 0 K: 0 S: 10	H: 2 LOB: 1 BB: 1 P: 14	R: 0 E: 0 K: 1 S: 10	H: 0 LOB: 1 BB: 1 P: 16	R: 0 E: 0 K: 0 S: 7	H: 0 LOB: 0 BB: 0 P: 9	1B: 4 2B: 2 3B: 0 HR: 1	SF: 0 SAC: 1 DP: 0 HBP: 0	WP: 1 PB: 0 SB: 0 CS: 1	PA: 32							
PITCHER	IP	WLS	BF	H	R	ER	SO	BB	IBB	HBP	BLK	WP	HR	S	P	ERA	WHIP										
38 Wily Peralta, R (1, 1) ERA: 3.4	6.1	L	27	7	3	3	3	2	0	0	0	0	0	62	99	0.00	1.421										
59 Zach Duke, L (7, 1) ERA: 1.99	0.2		2	0	0	0	0	0	0	0	0	0	0	4	6	0.00	0.000										
21 Jeremy Jeffress, R (8, 1) ERA: 3.75	1.0		3	0	0	0	0	0	0	0	0	0	0	7	9	0.00	0.000										

AB	30
R	0
H	6
RBI	0
BB	1
SO	5
LOB	11



Batter	1	2	3	4	5	6	7	8	9	AB	R	H	RBI	BB	SO	LOB	TOP			
27 Carlos Gómez, R (1,8) OBP: 0.349, SLG: 0.482										4	0	0	0	0	1	1	Milwaukee Brewers @ Chicago Cubs Wrigley Field, Chicago, IL Wed Aug 13, 2014, 7:06 PM - 9:41 PM CDT Att: 31,191 - Clear - 70 F			
20 Jonathan Lucroy, R (1,3) OBP: 0.369, SLG: 0.485										4	0	1	0	0	0	0				
8 Ryan Braun, R (1,9) OBP: 0.331, SLG: 0.483										4	0	0	0	0	0	1				
16 Aramis Ramirez, R (1,5) OBP: 0.337, SLG: 0.453										3	0	1	0	1	0	0				
18 Khris Davis, R (1,7) OBP: 0.303, SLG: 0.477										4	0	1	0	0	0	1				
Rickie Weeks Jr., R (1,4) OBP: 0.338, SLG: 0.414										4	1	1	1	0	1	3				
12 Martín Maldonado, R (1,2) OBP: 0.359, SLG: 0.440											3	1	2	1	0	1				
9 Jean Segura, R (1,6) OBP: 0.266, SLG: 0.319										3	0	0	0	0	0	1				
26 Kyle Lohse, R (1,1) OBP: 0.170, SLG: 0.137										1	0	0	0	0	1	1				
41 Marco Estrada, R (4,1) OBP: 0.176, SLG: 0.097										1	0	0	0	0	1	0				
2 Scooter Gennett, L (8,PH) OBP: 0.339, SLG: 0.474										1	0	0	0	0	1	0				
53 Brandon Kintzler, R (8,1)										0	0	0	0	0	0	0				
Inning Stats	R: 0 E: 0 K: 1 S: 9	H: 0 LOB: 0 BB: 0 P: 15	R: 0 E: 0 K: 0 S: 12	H: 1 LOB: 0 BB: 0 P: 15	R: 0 E: 0 K: 1 S: 8	H: 1 LOB: 2 BB: 0 P: 10	R: 0 E: 0 K: 1 S: 13	H: 1 LOB: 2 BB: 0 P: 20	R: 0 E: 0 K: 2 S: 10	H: 0 LOB: 0 BB: 0 P: 15	R: 2 E: 0 K: 0 S: 11	H: 2 LOB: 0 BB: 0 P: 15	R: 0 E: 0 K: 1 S: 8	H: 1 LOB: 1 BB: 0 P: 13	R: 0 E: 0 K: 0 S: 7	H: 0 LOB: 0 BB: 0 P: 10	1B: 2 2B: 1 3B: 1 HR: 2	SF: 0 SAC: 0 DP: 1 HBP: 0	WP: 0 PB: 0 SB: 0 CS: 0	PA: 33
PITCHER	IP	WLS	BF	H	R	ER	SO	BB	IBB	HBP	BLK	WP	HR	S	P	ERA	WHIP			
67 Tsuyoshi Wada, L (1,1) ERA: 3.15	6.2	W	25	5	2	2	5	1	0	0	0	0	2	67	97	2.70	0.900			
52 Justin Grimm, R (7,1) ERA: 4.27	0.1	H	1	0	0	0	0	0	0	0	0	0	0	3	3	0.00	0.000			
54 Neil Ramírez, R (8,1) ERA: 1.21	1.0	H	4	1	0	0	1	0	0	0	0	0	0	8	13	0.00	1.000			
56 Héctor Rondón, R (9,1) ERA: 3.11	1.0	S	3	0	0	0	0	0	0	0	0	0	0	7	10	0.00	0.000			

AB	32
R	2
H	6
RBI	2
BB	1
SO	6
LOB	8



Batter	1	2	3	4	5	6	7	8	9	AB	R	H	RBI	BB	SO	LOB	BOTTOM			
8 Chris Coghlan, L (1,9) OBP: 0.365, SLG: 0.483										4	1	3	0	0	1	0	Milwaukee Brewers @ Chicago Cubs Wrigley Field, Chicago, IL Wed Aug 13, 2014, 7:06 PM - 9:41 PM CDT Att: 31,191 - Clear - 70 F			
9 Javier Báez, R (1,4) OBP: 0.288, SLG: 0.610										4	2	2	1	0	0	1				
44 Anthony Rizzo, L (1,3) OBP: 0.378, SLG: 0.507										3	1	1	2	0	0	1				
13 Starlin Castro, R (1,6) OBP: 0.334, SLG: 0.430										4	0	3	1	0	0	0				
24 Luis Valbuena, L (1,5) OBP: 0.323, SLG: 0.413										3	0	0	0	1	1	2				
7 Arismendy Alcántara, S (1,8) OBP: 0.297, SLG: 0.371										3	0	0	0	1	1	3				
12 John Baker, L (1,2) OBP: 0.282, SLG: 0.241										4	0	0	0	0	1	5				
21 Junior Lake, R (1,7) OBP: 0.243, SLG: 0.364										3	0	0	0	0	1	0				
67 Tsuyoshi Wada, L (1,1) ERA: 3.49										2	0	0	0	0	0	0				
52 Justin Grimm, R (7,1) ERA: 4.63										0	0	0	0	0	0	0				
6 Ryan Sweeney, L (7,PH) OBP: 0.299, SLG: 0.344										1	0	0	0	0	0	0				
54 Neil Ramírez, R (8,1)										0	0	0	0	0	0	0				
56 Héctor Rondón, R (9,1)										0	0	0	0	0	0	0				
Inning Stats	R: 2 E: 0 K: 0 S: 10	H: 3 LOB: 2 BB: 1 P: 20	R: 0 E: 0 K: 0 S: 9	H: 1 LOB: 0 BB: 0 P: 14	R: 2 E: 0 K: 3 S: 15	H: 3 LOB: 1 BB: 0 P: 21	R: 0 E: 0 K: 2 S: 7	H: 0 LOB: 0 BB: 0 P: 10	R: 0 E: 0 K: 0 S: 9	H: 1 LOB: 1 BB: 0 P: 15	R: 0 E: 0 K: 0 S: 6	H: 0 LOB: 0 BB: 0 P: 10	R: 0 E: 0 K: 0 S: 11	H: 1 LOB: 1 BB: 0 P: 17	R: 0 E: 0 K: 0 S: 9	H: 0 LOB: 1 BB: 1 P: 16	1B: 5 2B: 2 3B: 0 HR: 2	SF: 1 SAC: 0 DP: 1 HBP: 0	WP: 0 PB: 0 SB: 0 CS: 1	PA: 35
PITCHER	IP	WLS	BF	H	R	ER	SO	BB	IBB	HBP	BLK	WP	HR	S	P	ERA	WHIP			
26 Kyle Lohse, R (1,1) ERA: 3.49	3.0	L	16	7	4	4	3	1	0	0	0	0	2	34	55	12.00	2.667			
41 Marco Estrada, R (4,1) ERA: 4.63	4.0		14	2	0	0	2	0	0	0	0	0	0	33	52	0.00	0.500			
53 Brandon Kintzler, R (8,1) ERA: 3.51	1.0		4	0	0	0	0	1	0	0	0	0	0	9	16	0.00	1.000			



Batter	1	2	3	4	5	6	7	8	9	AB	R	H	RBI	BB	SO	LOB	TOP			
27 Carlos Gómez, R OBP: 0.348, SLG: 0.479	F8	F8		28 CS			K		G5-3	5	0	1	1	0	1	1	Milwaukee Brewers @ Chicago Cubs Wrigley Field, Chicago, IL Thu Aug 14 2014, 1:23 PM - 4:28 PM CDT Att: 38,157 - Sunny - 67 F			
28 Gerardo Parra, L OBP: 0.301, SLG: 0.358	G4-3		L7	CS	F8		L5		F7	5	0	0	0	0	0					
20 Jonathan Lucroy, R OBP: 0.369, SLG: 0.483	18 BB 2 2B		G5-3				G6-3		P6	4	1	1	0	1	0	0				
18 Khris Davis, R OBP: 0.304, SLG: 0.484	2 2B								P6	3	2	1	1	1	0	1				
2 Scooter Gennett, L OBP: 0.341, SLG: 0.475	1-H 2B								K	3	0	1	2	1	1	0				
7 Mark Reynolds, R OBP: 0.297, SLG: 0.429	K								HR	4	1	1	1	0	2	3				
24 Lyle Overbay, L OBP: 0.320, SLG: 0.327										3	1	1	0	1	1	0				
3 Elian Herrera, S OBP: 0.309, SLG: 0.358										4	1	3	1	0	0	0				
50 Mike Fiers, R 59 Zach Duke, L Rickie Weeks Jr., R 13 Will Smith, R 21 Jeremy Jeffress, R										2	0	0	0	0	1	1				
Inning Stats	R: 2 H: 1 E: 0 K: 1 S: 13	L: 1 LOB: 2 BB: 2 P: 25	R: 0 H: 0 E: 0 K: 1 S: 12	L: 1 LOB: 1 BB: 0 P: 17	R: 1 H: 1 E: 0 K: 0 S: 8	L: 1 LOB: 0 BB: 0 P: 11	R: 2 H: 3 E: 0 K: 2 S: 16	L: 3 LOB: 0 BB: 0 P: 23	R: 0 H: 0 E: 0 K: 0 S: 10	L: 0 LOB: 2 BB: 1 P: 22	R: 0 H: 0 E: 0 K: 1 S: 9	L: 0 LOB: 0 BB: 0 P: 16	R: 1 H: 2 E: 0 K: 2 S: 12	L: 2 LOB: 2 BB: 1 P: 19	R: 0 H: 0 E: 0 K: 0 S: 5	L: 0 LOB: 0 BB: 0 P: 8		1B: 5 2B: 1 3B: 1 HR: 2	SF: 0 SAC: 1 DP: 0 HBP: 0	WP: 0 PB: 0 SB: 0 CS: 1
PITCHER	IP WLS BF H R ER SO	IP WLS BF H R ER SO	IP WLS BF H R ER SO	IP WLS BF H R ER SO	IP WLS BF H R ER SO	IP WLS BF H R ER SO	IP WLS BF H R ER SO	IP WLS BF H R ER SO	IP WLS BF H R ER SO	IP WLS BF H R ER SO	IP WLS BF H R ER SO	IP WLS BF H R ER SO	IP WLS BF H R ER SO	IP WLS BF H R ER SO	IP WLS BF H R ER SO	IP WLS BF H R ER SO	ERA WHIP	ERA WHIP		

Batter	1	2	3	4	5	6	7	8	9	AB	R	H	RBI	BB	SO	LOB	BOTTOM			
8 Chris Coghlan, L OBP: 0.360, SLG: 0.475	K		G1-3			K	FC6			4	0	0	0	0	2	1	Milwaukee Brewers @ Chicago Cubs Wrigley Field, Chicago, IL Thu Aug 14 2014, 1:23 PM - 4:28 PM CDT Att: 38,157 - Sunny - 67 F			
9 Javier Báez, R OBP: 0.244, SLG: 0.556	K					K			K	4	0	0	0	0	4	0				
44 Anthony Rizzo, L OBP: 0.379, SLG: 0.509						G1-3			K	4	0	2	0	0	1	0				
13 Starlin Castro, R OBP: 0.333, SLG: 0.429	F8								L8	4	0	1	0	0	1	2				
24 Luis Valbuena, L OBP: 0.320, SLG: 0.408						F7				4	0	0	0	0	1	1				
7 Arismendy Alcántara, S OBP: 0.294, SLG: 0.359									G4-3	4	0	0	0	0	2	0				
20 Justin Ruggiano, R OBP: 0.338, SLG: 0.410									G4-3	4	1	1	0	0	2	0				
5 Wellington Castillo, R OBP: 0.297, SLG: 0.375										2	1	0	0	0	1	1				
36 Edwin Jackson, R 36 Jacob Turner, R 4 Chris Valaika, R 11 Kyuji Fukujawa, L 33 Carlos Villanueva, R										1	0	0	0	0	1	0				
Inning Stats	R: 0 H: 1 E: 0 K: 2 S: 10	L: 0 LOB: 0 BB: 0 P: 16	R: 0 H: 0 E: 0 K: 3 S: 10	L: 0 LOB: 0 BB: 0 P: 18	R: 0 H: 0 E: 0 K: 2 S: 12	L: 0 LOB: 0 BB: 0 P: 19	R: 0 H: 1 E: 0 K: 1 S: 14	L: 1 LOB: 1 BB: 0 P: 22	R: 0 H: 0 E: 0 K: 3 S: 13	L: 0 LOB: 1 BB: 0 P: 13	R: 2 H: 2 E: 1 K: 0 S: 17	L: 2 LOB: 1 BB: 0 P: 24	R: 0 H: 0 E: 0 K: 2 S: 9	L: 0 LOB: 0 BB: 0 P: 12	R: 0 H: 0 E: 0 K: 0 S: 10	L: 0 LOB: 0 BB: 0 P: 14		1B: 4 2B: 1 3B: 0 HR: 0	SF: 0 SAC: 0 DP: 0 HBP: 0	WP: 0 PB: 0 SB: 0 CS: 0
PITCHER	IP WLS BF H R ER SO	IP WLS BF H R ER SO	IP WLS BF H R ER SO	IP WLS BF H R ER SO	IP WLS BF H R ER SO	IP WLS BF H R ER SO	IP WLS BF H R ER SO	IP WLS BF H R ER SO	IP WLS BF H R ER SO	IP WLS BF H R ER SO	IP WLS BF H R ER SO	IP WLS BF H R ER SO	IP WLS BF H R ER SO	IP WLS BF H R ER SO	IP WLS BF H R ER SO	IP WLS BF H R ER SO	ERA WHIP	ERA WHIP		

Batter	1	2	3	4	5	6	7	8	9	AB	R	H	RBI	BB	SO	LOB	TOP										
27 Carlos Gómez, R OBP: 0.345, SLG: 0.474										5	0	0	0	0	1	2	Milwaukee Brewers @ Los Angeles Dodgers Dodger Stadium, Los Angeles, CA Fri Aug 15 2014, 7:11 PM - 10:42 PM PDT Att: 47,272 - Clear - 76 F										
20 Jonathan Lucroy, R OBP: 0.372, SLG: 0.485										4	1	2	0	1	1	0											
8 Ryan Braun, R OBP: 0.332, SLG: 0.481										4	1	1	0	1	1	3											
16 Aramis Ramirez, R OBP: 0.340, SLG: 0.454										4	1	2	0	1	1	1											
2 Scooter Gennett, L OBP: 0.342, SLG: 0.474										5	1	2	2	0	0	2											
18 Khris Davis, R OBP: 0.305, SLG: 0.484										4	1	1	1	1	1	2											
7 Mark Reynolds, R OBP: 0.299, SLG: 0.425										3	1	0	0	2	0	2											
9 Jean Segura, R OBP: 0.268, SLG: 0.318										1	0	0	0	2	0	0											
3 Elian Herrera, S OBP: 0.359, SLG: 0.358										1	0	0	0	0	1	3											
52 Jimmy Nelson, R OBP: 0.289, SLG: 0.370										2	0	0	0	0	2	3											
Inning Stats	R: 0 H: 2 K: 0 S: 13	H: 2 LOB: 0 BB: 0 P: 20	R: 0 H: 0 K: 0 S: 5	H: 0 LOB: 0 BB: 0 P: 8	R: 0 H: 0 K: 3 S: 12	H: 0 LOB: 1 BB: 1 P: 21	R: 0 H: 0 K: 1 S: 13	H: 0 LOB: 3 BB: 3 P: 30	R: 0 H: 0 K: 0 S: 5	H: 0 LOB: 0 BB: 0 P: 7	R: 0 H: 0 K: 0 S: 4	H: 0 LOB: 1 BB: 1 P: 12	R: 5 H: 5 K: 1 S: 12	H: 5 LOB: 1 BB: 1 P: 22	R: 1 H: 2 K: 1 S: 9	H: 2 LOB: 2 BB: 1 P: 16	1B: 6 2B: 4 3B: 0 HR: 0	SF: 0 SAC: 0 DP: 1 HBP: 0	WP: 0 PB: 0 SB: 0 CS: 0	PA: 43							
PITCHER	IP	WLS	BF	H	R	ER	SO	BB	IBB	HBP	BLK	WP	HR	S	P	ERA	WHIP										
21 Zack Greinke, R ERA: 2.75	5.0		22	2	0	0	6	5	0	0	0	0	0	55	99	0.00	1.400										
52 Pedro Báez, R ERA: 3.0	2.0	H	6	0	0	0	0	1	0	0	0	0	0	9	19	0.00	0.500										
28 Jamey Wright, R ERA: 3.83	0.1	L	6	4	5	5	0	0	1	0	0	0	0	7	15	135.00	12.000										
43 Brandon League, R ERA: 2.32	0.2		3	1	0	0	1	0	0	0	0	0	0	5	7	0.00	1.500										
77 Carlos Frias, R ERA: 9.0	1.0		6	2	1	1	1	0	1	0	0	0	0	9	16	9.00	2.000										

Batter	1	2	3	4	5	6	7	8	9	AB	R	H	RBI	BB	SO	LOB	BOTTOM										
9 Dee Strange-Gordon, L OBP: 0.339, SLG: 0.387										4	2	2	0	0	0	2	Milwaukee Brewers @ Los Angeles Dodgers Dodger Stadium, Los Angeles, CA Fri Aug 15 2014, 7:11 PM - 10:42 PM PDT Att: 47,272 - Clear - 76 F										
66 Yasiel Puig, R OBP: 0.398, SLG: 0.523										4	1	3	2	0	0	0											
23 Adrián González, L OBP: 0.333, SLG: 0.457										4	0	1	0	0	2	3											
77 Carlos Frias, R OBP: 0.359, SLG: 0.358										0	0	0	0	0	0	0											
27 Matt Kemp, R OBP: 0.344, SLG: 0.459										2	0	0	1	1	0	2											
3 Carl Crawford, L OBP: 0.291, SLG: 0.350										4	0	0	0	0	1	3											
5 Juan Uribe, R OBP: 0.320, SLG: 0.411										3	0	1	0	0	1	2											
10 Justin Turner, R OBP: 0.378, SLG: 0.419										1	0	0	0	0	1	0											
17 A.J. Ellis, R OBP: 0.317, SLG: 0.242										4	0	0	0	0	1	1											
72 Miguel Rojas, R OBP: 0.281, SLG: 0.270										4	0	0	0	0	1	0											
21 Zack Greinke, R OBP: 0.289, SLG: 0.370										1	0	1	0	0	0	0											
Inning Stats	R: 1 H: 2 K: 1 S: 15	H: 1 LOB: 1 BB: 0 P: 14	R: 0 H: 1 K: 0 S: 10	H: 1 LOB: 0 BB: 0 P: 12	R: 0 H: 1 K: 0 S: 5	H: 1 LOB: 1 BB: 0 P: 7	R: 0 H: 0 K: 1 S: 10	H: 0 LOB: 0 BB: 0 P: 15	R: 0 H: 1 K: 0 S: 9	H: 1 LOB: 0 BB: 0 P: 15	R: 1 H: 1 K: 2 S: 11	H: 1 LOB: 0 BB: 0 P: 16	R: 0 H: 0 K: 1 S: 9	H: 0 LOB: 0 BB: 0 P: 11	1B: 7 2B: 1 3B: 0 HR: 0	SF: 1 SAC: 0 DP: 1 HBP: 1	WP: 1 PB: 0 SB: 0 CS: 1	PA: 36									
PITCHER	IP	WLS	BF	H	R	ER	SO	BB	IBB	HBP	BLK	WP	HR	S	P	ERA	WHIP										
52 Jimmy Nelson, R ERA: 3.88	6.0		25	6	2	2	4	1	0	1	0	0	0	55	83	3.00	1.167										
53 Brandon Kintzler, R ERA: 3.43	1.0	W	3	1	0	0	0	0	0	0	0	0	0	9	15	0.00	1.000										
13 Will Smith, L ERA: 0.49	1.0	H	4	1	1	1	2	0	0	0	0	1	0	11	16	9.00	1.000										
57 Francisco Rodríguez, R ERA: 2.73	1.0	S	3	0	0	0	1	0	0	0	0	0	0	9	11	0.00	0.000										


Batter	1	2	3	4	5	6	7	8	9	AB	R	H	RBI	BB	SO	LOB	TOP					
27 Carlos Gómez, R OBP: 0.322, SLG: 0.483	P4			8 HR 2B		HR		G6-3		4	2	2	1	0	0	0	Milwaukee Brewers @ Los Angeles Dodgers Dodger Stadium, Los Angeles, CA Sat Aug 16 2014, 6:12 PM - 8:39 PM PDT Att: 50,849 - Clear - 82 F livebaseballscorecards.com					
20 Jonathan Lucroy, R OBP: 0.369, SLG: 0.481	K			G6-3		P2		K		4	0	0	0	0	2	1						
8 Ryan Braun, R OBP: 0.331, SLG: 0.486	K2-3			HR		K			E5 16 G5-4-3	4	1	1	2	0	2	0						
16 Aramis Ramirez, R OBP: 0.342, SLG: 0.457	F9			HR		2B		G5-4-3	4	0	2	0	0	0	0	1						
18 Khris Davis, R OBP: 0.303, SLG: 0.479	G5-3			1B		2B			G5-4-3	4	0	0	0	0	1	2						
57 Francisco Rodríguez, R (9, 1)				F9		L7			K	0	0	0	0	0	0	0						
Rickie Weeks Jr., R OBP: 0.330, SLG: 0.404										3	0	0	0	0	2	1						
2 Scooter Gennett, L OBP: 0.342, SLG: 0.474										0	0	0	0	0	0	0						
7 Mark Reynolds, R OBP: 0.296, SLG: 0.421										3	0	0	0	0	1	1						
3 Elian Herrera, S OBP: 0.301, SLG: 0.349										3	0	0	0	0	2	1						
49 Yovani Gallardo, R OBP: 0.140, SLG: 0.143										3	0	0	0	0	1	0						
28 Gerardo Parra, L OBP: 0.300, SLG: 0.357										0	0	0	0	0	0	0						
Inning Stats	R: 0 H: 0 E: 0 K: 2 S: 9	H: 0 LOB: 0 BB: 0 P: 13	R: 0 H: 0 E: 0 K: 1 S: 6	H: 0 LOB: 0 BB: 0 P: 6	R: 0 H: 0 E: 0 K: 1 S: 7	H: 0 LOB: 0 BB: 0 P: 11	R: 2 H: 3 E: 0 K: 1 S: 9	H: 3 LOB: 1 BB: 0 P: 16	R: 0 H: 0 E: 0 K: 1 S: 8	H: 0 LOB: 0 BB: 0 P: 9	R: 1 H: 2 E: 0 K: 1 S: 10	H: 2 LOB: 1 BB: 0 P: 11	R: 0 H: 0 E: 1 K: 1 S: 7	H: 0 LOB: 0 BB: 0 P: 8	R: 0 H: 0 E: 0 K: 2 S: 7	H: 0 LOB: 0 BB: 0 P: 10	R: 0 H: 0 E: 1 K: 1 S: 8	H: 0 LOB: 0 BB: 0 P: 13	1B: 1 2B: 3 3B: 0 HR: 2	SF: 0 SAC: 0 DP: 2 HBP: 0	WP: 0 PB: 0 CS: 0	PA: 32
PITCHER 22 Clayton Kershaw, L ERA: 1.86	IP: 9.0 WLS: L BF: 32	H: 5 R: 3 ER: 3 SO: 11	BB: 0 IBB: 0 HBP: 0 BLK: 0	WP: 0 HR: 2 S: 71 P: 97	ERA: 3.00 WHIP: 0.556	PITCHER IP: WLS: BF: H: R: ER: SO: BB: IBB: HBP: BLK: WP: HR: S: P: ERA: WHIP																

Batter	1	2	3	4	5	6	7	8	9	AB	R	H	RBI	BB	SO	LOB	BOTTOM			
9 Dee Strange-Gordon, L OBP: 0.337, SLG: 0.383	F7			B5-3				L7		4	0	0	0	0	0	0	Milwaukee Brewers @ Los Angeles Dodgers Dodger Stadium, Los Angeles, CA Sat Aug 16 2014, 6:12 PM - 8:39 PM PDT Att: 50,849 - Clear - 82 F livebaseballscorecards.com			
66 Yasiel Puig, R OBP: 0.397, SLG: 0.521	F9			1B				G6-3		4	0	1	0	0	0	0				
23 Adrián González, L OBP: 0.332, SLG: 0.455	G5-3			F9				L7		4	0	1	0	0	0	1				
27 Matt Kemp, R OBP: 0.344, SLG: 0.464	F9			G5-3				G4-3		4	1	1	1	0	0	1				
3 Carl Crawford, L OBP: 0.294, SLG: 0.352	FC4 10 1B			10 S 1B				G5-3		4	1	2	0	0	1	1				
10 Justin Turner, R OBP: 0.376, SLG: 0.415	FC4 17 S			1B				G5-3		4	0	1	1	0	1	2				
17 A.J. Ellis, R OBP: 0.322, SLG: 0.245								G6-3		2	0	1	0	1	0	0				
16 Andre Ethier, L OBP: 0.309, SLG: 0.361								G6-3		1	0	0	0	0	0	0				
72 Miguel Rojas, R OBP: 0.276, SLG: 0.265										2	0	0	0	0	1	3				
30 Darwin Barney, R OBP: 0.266, SLG: 0.324								P4		1	0	0	0	0	0	0				
22 Clayton Kershaw, L OBP: 0.240, SLG: 0.174										3	0	0	0	0	2	0				
Inning Stats	R: 0 H: 0 E: 0 K: 0 S: 4	H: 1 LOB: 2 BB: 0 P: 5	R: 0 H: 1 E: 0 K: 1 S: 9	H: 1 LOB: 1 BB: 1 P: 17	R: 0 H: 1 E: 0 K: 0 S: 7	H: 1 LOB: 0 BB: 0 P: 11	R: 1 H: 3 E: 0 K: 0 S: 10	H: 3 LOB: 1 BB: 0 P: 17	R: 0 H: 1 E: 0 K: 0 S: 8	H: 1 LOB: 1 BB: 0 P: 12	R: 0 H: 0 E: 0 K: 1 S: 8	H: 0 LOB: 0 BB: 0 P: 11	R: 0 H: 0 E: 0 K: 0 S: 6	H: 0 LOB: 0 BB: 0 P: 13	R: 1 H: 1 E: 0 K: 2 S: 12	H: 1 LOB: 0 BB: 0 P: 17	1B: 6 2B: 0 3B: 0 HR: 1	SF: 0 SAC: 0 DP: 0 HBP: 0	WP: 0 PB: 0 CS: 0	PA: 34
PITCHER 49 Yovani Gallardo, R ERA: 3.32	IP: 8.0 WLS: W BF: 30	H: 6 R: 3 ER: 1 SO: 3	BB: 1 IBB: 0 HBP: 0 BLK: 0	WP: 0 HR: 0 S: 58 P: 96	ERA: 1.12 WHIP: 0.875	PITCHER IP: WLS: BF: H: R: ER: SO: BB: IBB: HBP: BLK: WP: HR: S: P: ERA: WHIP														
57 Francisco Rodríguez, R ERA: 2.84	IP: 1.0 WLS: S BF: 4	H: 1 R: 1 ER: 1 SO: 2	BB: 0 IBB: 0 HBP: 0 BLK: 0	WP: 0 HR: 1 S: 12 P: 17	ERA: 9.00 WHIP: 1.000															

Batter	1	2	3	4	5	6	7	8	9	AB	R	H	RBI	BB	SO	LOB	TOP					
27 Carlos Gómez, R OBP: 0.349, SLG: 0.489 3 Elián Herrera, S OBP: 0.298, SLG: 0.345	4-1 B FS 85 B SI 87 B FC 86 B SI 89 B FF 88 B FF 88 B FF 88 20 HR BB	4-1 B FC 87 B SI 89 B FC 88 B SI 89 B FF 88 B FF 88 20 2B BB		1-0 B SI 95 X FF 95 HR		0-3 F FC 91 F SI 91 F FC 90 K		3-3 F FF 95 B SI 95 B FC 95 B SI 95 B FF 95 B FF 95 B FF 95 B FF 95 B FF 95 K	2 3 1 1 2 1 0 1 0 0 0 0 1 1													
20 Jonathan Lucroy, R OBP: 0.369, SLG: 0.489	2-1 B FF 86 B SI 89 X FC 86 HR	1-0 B SI 89 X FS 82 2B		1-0 B FF 96 X FC 92 F9		0-2 C FF 96 F SI 95 X CH 90 F8		0-1 F FF 96 X FF 96 F9	5 1 2 5 0 0 1													
8 Ryan Braun, R OBP: 0.328, SLG: 0.481 41 Marco Estrada, R OBP: 0.176, SLG: 0.097 21 Jeremy Jeffress, R (9, 1)	1-3 S FC 88 B SI 89 D FC 84 K2-3	2-2 S SI 88 D FC 84 D FC 84 G5-3		0-0 X SI 95 G6-3		0-0 X FF 95 G6-3		0-0 X SI 96 G6-3	4 0 0 0 0 1 1 0 0 0 0 0 0 0 0 0 0 0 0 0 0													
16 Aramis Ramirez, R OBP: 0.339, SLG: 0.453 24 Lyle Overbay, L OBP: 0.322, SLG: 0.333	2-3 S KC 79 B SI 89 S FS 84 S FC 84 K		2-2 C FC 87 B FC 86 X FC 86 F8	0-1 X SI 96 F9		0-0 X SI 96 G4-3			3 0 0 0 0 1 0 1 0 0 0 0 0 0													
2 Scooter Gennett, L OBP: 0.341, SLG: 0.472	1-3 B KC 78 B SI 89 S FC 84 K		2-2 B FC 84 B FC 86 F FC 86 X FC 86 18 2B 9 SF7 1B		3-2 B CU 81 F SI 95 F FC 90 B SI 95 B FC 90 F FC 90 F FC 90 F FC 90 F FC 90 F FC 90 G4-3		0-0 X SI 85 G4-3		4 1 1 0 0 1 0													
18 Khris Davis, R OBP: 0.304, SLG: 0.482		2-2 S SI 88 B SI 88 B FC 84 X FC 82 27 2B 9 E 1B		2-2 F SI 88 B FC 86 T FC 86 X FC 86 G5-3		2-0 B FF 96 B FC 93 X SI 96 G5-3		0-1 C SI 86 X SI 86 G6-3	4 1 2 0 0 0 0													
7 Mark Reynolds, R OBP: 0.296, SLG: 0.417		2-2 B KC 79 F FC 88 F FC 88 1 SAFE F FC 88 F FC 88 F FC 88 F FC 88 F FC 88 F FC 88 F8	1-3 B SI 89 X FC 86 2B	4-0 I IN 74 I IN 72 I IN 72 I IN 82 IBB		2-2 C SI 96 F CH 89 F CH 89 F CH 89 F CH 89 F CH 89 F CH 89 F CH 89 G5-3		3-3 B SI 87 C SI 87 B KC 79 B KC 79 B KC 79 B KC 79 B KC 79 B KC 79 K	3 0 0 0 1 1 1													
9 Jean Segura, R OBP: 0.266, SLG: 0.316		1-1 B FS 83 C SI 89 X SI 89 E3 27 BB 20 2B		0-1 C FC 87 X FC 87 SF7		1-0 R FC 91 X FF 95 P3		0-2 C FC 94 X FC 94 G6-3	3 1 0 1 0 0 1													
38 Wily Peralta, R OBP: 0.085, SLG: 0.109 59 Zach Duke, L (7, 1) 28 Gerardo Parra, L OBP: 0.302, SLG: 0.361 (9, 9)		1-2 X FF 86 B5		0-0 X FF 87 L4		0-3 C FC 96 F SI 95 S FC 90 K		0-0 X CH 87 2B	3 0 0 0 0 1 4 0 0 0 0 0 0 0 1 0 1 0 0 0 0													
Inning Stats	R: 2 E: 0 K: 3 S: 12	H: 1 LOB: 0 BB: 1 P: 22	R: 3 E: 1 K: 0 S: 18	H: 2 LOB: 1 BB: 1 P: 30	R: 1 E: 0 K: 0 S: 12	H: 2 LOB: 2 BB: 1 P: 22	R: 1 E: 0 K: 0 S: 5	H: 1 LOB: 0 BB: 0 P: 7	R: 0 E: 0 K: 0 S: 13	H: 0 LOB: 0 BB: 0 P: 20	R: 0 E: 0 K: 2 S: 7	H: 0 LOB: 0 BB: 0 P: 8	R: 0 E: 0 K: 0 S: 6	H: 0 LOB: 0 BB: 0 P: 6	R: 0 E: 0 K: 1 S: 6	H: 0 LOB: 0 BB: 0 P: 9	R: 0 E: 0 K: 1 S: 11	H: 1 LOB: 0 BB: 0 P: 14	1B: 2 2B: 3 3B: 0 HR: 2	SF: 1 SAC: 0 DP: 0 HBP: 0	WP: 0 PB: 0 SB: 0 CS: 0	PA: 38
PITCHER	IP WLS BF H R ER SO BB IBB HBP BLK WP HR S P ERA WHIP																	PITCHER	IP WLS BF H R ER SO BB IBB HBP BLK WP HR S P ERA WHIP			
14 Dan Haren, R ERA: 4.59	3.0 L 18 5 6 3 3 2 1 0 0 0 1 42 74 9.00 2.333																					
77 Carlos Frias, R ERA: 5.0	4.0 13 1 1 1 2 0 0 0 0 0 1 31 41 2.25 0.250																					
56 J.P. Howell, L ERA: 1.34	1.0 3 0 0 0 1 0 0 0 0 0 0 6 9 0.00 0.000																					
52 Pedro Báez, R ERA: 2.57	1.0 4 1 0 0 1 0 0 0 0 0 0 11 14 0.00 1.000																					

Milwaukee Brewers @ Los Angeles Dodgers
Dodger Stadium, Los Angeles, CA
Sun Aug 17 2014, 1:10 PM - 4:05 PM PDT
Att: 43,357 - Sunny - 87 F


AB 34
R 7
H 7
RBI 7
BB 3
SO 7
LOB 9



Batter	1	2	3	4	5	6	7	8	9	AB	R	H	RBI	BB	SO	LOB	BOTTOM					
9 Dee Strange-Gordon, L OBP: 0.334, SLG: 0.380 56 J.P. Howell, L (8, 1) 52 Pedro Báez, R (9, 1) 45 Carlos Triunfel, R OBP: 0.188, SLG: 0.333 (8, PH)	0-3 C SI 93 B SI 93 S SI 90 K2-3		1-2 C SI 96 F SI 95 X SI 96 G2-3		1-2 C SL 85 B SI 88 F FC 87 X FC 87 F7		3-2 B FF 89 C SI 90 B SI 91 F SI 91 F SI 91 F SI 91 F SI 91 F SI 91 F SI 91 G5-3		0-1 F SI 98 X SI 98 G1-3	4 0 0 0 0 1 0 0 0 0 0 0 0 0 0 0 0 0 0 0 0 1 0 0 0 0 0 0												
66 Yasiel Puig, R OBP: 0.395, SLG: 0.517	0-0 X SI 96 F8		2-1 C SL 87 B SI 88 X SI 96 G6-3		2-2 B FF 96 B SI 88 F FC 86 X SI 88 23 1B 1B		0-2 C SI 92 X SI 92 G6-3		1-2 C SI 96 X SI 96 K	5 0 1 0 0 1 0												
23 Adrián González, L OBP: 0.334, SLG: 0.455 16 Andre Ethier, L OBP: 0.311, SLG: 0.366	4-2 C SI 96 B CH 97 B CH 89 F FC 88 F FC 88 B SI 98 BB		1-3 B SI 85 S CH 85 F FC 86 K		0-0 X FF 97 1B					2 0 1 0 1 1 0 1 1 1 0 0 0 0												
27 Matt Kemp, R OBP: 0.341, SLG: 0.461 33 Scott Van Slyke, R OBP: 0.372, SLG: 0.497	0-3 C SI 84 S SI 88 K			2-3 F FC 96 B SI 97 C FC 98 K	3-1 B SI 98 F FC 96 F FC 96 X FC 96 F9					3 0 0 0 0 2 3 1 1 1 1 0 0 0												
3 Carl Crawford, L OBP: 0.293, SLG: 0.351		1-1 C FC 84 X SI 97 F7		0-0 X CH 86 30 G5-3 10 S 1B		1-1 B CH 88 X SI 98 G6-3		1-1 F FC 91 D CH 80 X CH 80 F7	4 0 1 0 0 0 1													
10 Justin Turner, R OBP: 0.378, SLG: 0.414		1-0 B FF 97 X FF 96 30 WP 1B		4-2 B SL 84 D C 87 B SI 99 B FF 99 30 G5-3 BB		1-0 B SI 97 X SI 97 L9		0-1 C CU 77 X CH 79 G5-3	3 0 1 0 1 0 1													
30 Darwin Barney, R OBP: 0.274, SLG: 0.333		4-2 C FC 96 B FC 96 B CH 89 B SI 88 D FC 86 BB		0-1 C SI 97 X SI 98 G5-3		1-2 C SI 92 X SI 92 1B		3-2 D CH 80 C FC 91 B FC 91 X FC 91 2B	3 0 2 1 1 0 2													
31 Drew Butera, R OBP: 0.267, SLG: 0.311		2-3 T SI 97 D CH 88 D SI 97 S SI 97 K		1-1 B SI 98 C SI 96 X SI 98 L8		3-2 B SI 98 B SI 96 F FC 95 X FC 98 L4		0-3 C CU 76 S FC 91 K	4 0 0 0 0 2 6													
14 Dan Haren, R OBP: 0.205, SLG: 0.171 77 Carlos Frias, R (4, 1) 72 Miguel Rojas, R OBP: 0.272, SLG: 0.261 (7, PH) (8, 4)		3-2 F SI 96 D SI 88 D SI 88 D SI 88 G6-3			1-2 B FF 92 F SI 97 T SI 93 X FC 96 G3-1		0-0 X SI 90 G6-3		1-3 B SI 96 B SI 96 B SI 96 B SI 96 K	1 0 0 0 0 0 2 1 0 0 0 0 0 0 2 0 0 0 0 1 0												
Inning Stats	R: 0 E: 0 K: 2 S: 11	H: 0 LOB: 1 BB: 1 P: 15	R: 0 E: 0 K: 1 S: 14	H: 1 LOB: 2 BB: 1 P: 25	R: 0 E: 0 K: 1 S: 8	H: 0 LOB: 0 BB: 0 P: 12	R: 0 E: 0 K: 1 S: 10	H: 1 LOB: 2 BB: 1 P: 17	R: 0 E: 0 K: 0 S: 16	H: 2 LOB: 0 BB: 0 P: 23	R: 0 E: 0 K: 0 S: 8	H: 1 LOB: 1 BB: 0 P: 13	R: 0 E: 0 K: 0 S: 9	H: 0 LOB: 0 BB: 0 P: 12	R: 2 E: 0 K: 1 S: 16	H: 3 LOB: 1 BB: 0 P: 24	R: 0 E: 0 K: 2 S: 9	H: 0 LOB: 0 BB: 0 P: 11	1B: 5 2B: 3 3B: 0 HR: 0	SF: 0 SAC: 0 DP: 0 HBP: 0	WP: 1 PB: 0 SB: 1 CS: 0	PA: 38
PITCHER	IP WLS BF H R ER SO BB IBB HBP BLK WP HR S P ERA WHIP																	PITCHER	IP WLS BF H R ER SO BB IBB HBP BLK WP HR S P ERA WHIP			
38 Wily Peralta, R ERA: 3.27	6.0 W 26 5 0 0 0 3 0 0 0 0 0 67 105 0.00 1.333																					
59 Zach Duke, L ERA: 1.5	1.0 3 0 0 0 0 0 0 0 0 0 0 9 12 0.00 0.000																					
41 Marco Estrada, R ERA: 4.74	1.0 6 3 2 2 1 0 0 0 0 0 0 16 24 18.00 3.000																					
21 Jeremy Jeffress, R ERA: 3.21	1.0 3 0 0 0 2 0 0 0 0 0 0 9 11 0.00 0.000																					

Milwaukee Brewers @ Los Angeles Dodgers
Dodger Stadium, Los Angeles, CA
Sun Aug 17 2014, 1:10 PM - 4:05 PM PDT
Att: 43,357 - Sunny - 87 F

AB 35
R 2
H 8
RBI 2
BB 3
SO 8
LOB 15



Batter	1	2	3	4	5	6	7	8	9	AB	R	H	RBI	BB	SO	LOB	TOP					
7 José Reyes, S OBP: 0.337, SLG: 0.413										4	0	0	0	0	1	0	Toronto Blue Jays @ Milwaukee Brewers Miller Park, Milwaukee, WI Tue Aug 19 2014, 7:12 PM - 9:51 PM CDT Att: 42,221 - Cloudy - 75 F					
53 Melky Cabrera, S OBP: 0.367, SLG: 0.476										4	0	0	0	0	0	0						
19 José Bautista, R OBP: 0.406, SLG: 0.503										3	0	0	0	1	0	0						
10 Edwin Encarnación, R OBP: 0.362, SLG: 0.580										3	0	0	0	0	1	1						
30 Dioner Navarro, S OBP: 0.312, SLG: 0.383										3	1	1	0	0	1	0						
28 Colby Rasmus, L OBP: 0.287, SLG: 0.438										3	0	1	0	0	0	0						
4 Kyle Drabek, R										0	0	0	0	0	0	0						
47 Juan Francisco, L OBP: 0.289, SLG: 0.462										2	0	0	0	0	1	2						
15 Danny Valencia, R OBP: 0.335, SLG: 0.392										1	0	0	0	0	0	0						
66 Munenori Kawasaki, L OBP: 0.319, SLG: 0.305										2	0	0	1	0	0	1						
18 Steve Tolson, R OBP: 0.299, SLG: 0.362										1	0	0	0	0	0	0						
48 J.A. Happ, L										1	0	0	0	0	1	1						
29 Dustin McGowan, R OBP: 0.500, SLG: 0.500										0	0	0	0	0	0	0						
36 Drew Hutchison, L OBP: 0.500, SLG: 0.500										1	0	0	0	0	1	0						
58 Todd Redmond, R										0	0	0	0	0	0	0						
14 Nolan Reimold, R OBP: 0.315, SLG: 0.457										1	0	0	0	0	0	0						
Inning Stats	R: 0 E: 0 K: 2 S: 11	H: 0 LOB: 1 BB: 1 P: 18	R: 1 E: 0 K: 2 S: 17	H: 2 LOB: 1 BB: 0 P: 26	R: 0 E: 0 K: 0 S: 11	H: 0 LOB: 0 BB: 0 P: 15	R: 0 E: 0 K: 1 S: 6	H: 0 LOB: 0 BB: 0 P: 10	R: 0 E: 0 K: 1 S: 8	H: 0 LOB: 0 BB: 0 P: 13	R: 0 E: 0 K: 0 S: 7	H: 0 LOB: 0 BB: 0 P: 8	R: 0 E: 0 K: 0 S: 9	H: 0 LOB: 0 BB: 0 P: 16	R: 0 E: 0 K: 0 S: 7	H: 0 LOB: 0 BB: 0 P: 13	R: 0 E: 0 K: 0 S: 7	H: 0 LOB: 0 BB: 0 P: 10	1B: 1 2B: 1 3B: 0 HR: 0	SF: 0 SAC: 0 DP: 0 HBP: 0	WP: 0 PB: 0 SB: 0 CS: 0	PA: 30
PITCHER	IP WLS BF H R ER SO BB IBB HBP BLK WP HR S P ERA WHIP																					
50 Mike Fiers, R ERA: 1.29	(1, 1) 7.0 W 24 2 1 1 6 1 0 0 0 0 0 0 69 106 1.29 0.429																					
59 Zach Duke, L ERA: 1.86	(8, 1) 1.0 3 0 0 0 0 0 0 0 0 0 0 7 13 0.00 0.000																					
53 Brandon Kintzler, R ERA: 0.35	(9, 1) 1.0 3 0 0 0 0 0 0 0 0 0 0 7 10 0.00 0.000																					

AB	29
R	1
H	2
RBI	1
BB	1
SO	6
LOB	5



Batter	1	2	3	4	5	6	7	8	9	AB	R	H	RBI	BB	SO	LOB	BOTTOM			
27 Carlos Gómez, R OBP: 0.349, SLG: 0.489										4	1	1	0	1	1	0	Toronto Blue Jays @ Milwaukee Brewers Miller Park, Milwaukee, WI Tue Aug 19 2014, 7:12 PM - 9:51 PM CDT Att: 42,221 - Cloudy - 75 F			
20 Jonathan Lucroy, R OBP: 0.370, SLG: 0.493										4	2	2	1	0	0	2				
7 Mark Reynolds, R OBP: 0.296, SLG: 0.417										0	0	0	0	0	0	0				
8 Ryan Braun, R OBP: 0.327, SLG: 0.482										4	1	1	1	0	0	3				
16 Aramis Ramirez, R OBP: 0.341, SLG: 0.459										4	1	2	1	0	0	1				
18 Khris Davis, R OBP: 0.308, SLG: 0.487										2	1	2	2	1	0	0				
59 Zach Duke, L ERA: 1.86										0	0	0	0	0	0	0				
53 Brandon Kintzler, R ERA: 0.35										0	0	0	0	0	0	0				
Rickie Weeks Jr., R OBP: 0.329, SLG: 0.401										4	0	1	1	0	2	3				
12 Martín Maldonado, R OBP: 0.343, SLG: 0.420										4	0	0	0	0	1	5				
9 Jean Segura, R OBP: 0.264, SLG: 0.313										4	0	0	0	0	1	1				
50 Mike Fiers, R OBP: 0.111, SLG: 0.111										3	0	1	0	0	1	1				
28 Gerardo Parra, L OBP: 0.301, SLG: 0.360										1	0	0	0	0	1	0				
Inning Stats	R: 2 E: 0 K: 2 S: 19	H: 3 LOB: 2 BB: 1 P: 30	R: 0 E: 0 K: 1 S: 8	H: 0 LOB: 0 BB: 0 P: 8	R: 2 E: 1 K: 0 S: 15	H: 2 LOB: 1 BB: 0 P: 25	R: 0 E: 0 K: 0 S: 7	H: 1 LOB: 2 BB: 1 P: 11	R: 2 E: 0 K: 0 S: 12	H: 3 LOB: 1 BB: 0 P: 13	R: 0 E: 0 K: 1 S: 10	H: 0 LOB: 0 BB: 0 P: 12	R: 0 E: 0 K: 1 S: 6	H: 1 LOB: 1 BB: 0 P: 11	R: 0 E: 0 K: 2 S: 7	H: 0 LOB: 0 BB: 0 P: 10	1B: 3 2B: 7 3B: 0 HR: 0	SF: 1 SAC: 0 DP: 0 HBP: 0	WP: 0 PB: 0 SB: 0 CS: 0	PA: 37
PITCHER	IP WLS BF H R ER SO BB IBB HBP BLK WP HR S P ERA WHIP																			
48 J.A. Happ, L ERA: 4.39	(1, 1) 3.1 L 19 2 0 0 0 0 2 0 0 0 0 0 45 70 10.80 2.400																			
29 Dustin McGowan, R ERA: 4.13	(4, 1) 0.2 2 0 0 0 0 0 0 0 0 0 0 4 4 0.00 0.000																			
58 Todd Redmond, R ERA: 2.85	(5, 1) 2.0 9 3 2 2 1 0 0 0 0 0 0 22 25 9.00 1.500																			
4 Kyle Drabek, R ERA: 4.13	(7, 1) 2.0 7 1 0 0 0 3 0 0 0 0 0 13 21 0.00 0.500																			

AB	34
R	6
H	10
RBI	6
BB	2
SO	7
LOB	16



Batter	1	2	3	4	5	6	7	8	9	AB	R	H	RBI	BB	SO	LOB	TOP						
7 José Reyes, S OBP: 0.340, SLG: 0.417										5	2	3	1	0	0	1	Toronto Blue Jays @ Milwaukee Brewers Miller Park, Milwaukee, WI Wed Aug 20 2014, 1:11 PM - 4:34 PM CDT Att: 39,300 - Partly Cloudy - 76 F						
53 Melky Cabrera, S OBP: 0.367, SLG: 0.477										5	2	2	1	0	0	1							
19 José Bautista, R OBP: 0.406, SLG: 0.512										5	1	2	3	0	2	2							
10 Edwin Encarnación, R OBP: 0.347, SLG: 0.578 6 Marcus Stroman, R OBP: 0.337, SLG: 0.474										5	0	2	1	0	0	2							
28 Colby Rasmus, L OBP: 0.288, SLG: 0.446										4	1	1	2	1	0	1							
15 Danny Valencia, R OBP: 0.307, SLG: 0.393										5	0	2	0	0	0	0							
22 Josh Thole, L OBP: 0.347, SLG: 0.306 27 Brett Cecil, R OBP: 0.309, SLG: 0.447 29 Dustin McGowan, R OBP: 0.314, SLG: 0.383										4	1	2	0	0	1	2							
14 Nolan Reimold, R OBP: 0.309, SLG: 0.447 44 Casey Janssen, R OBP: 0.314, SLG: 0.383										5	0	2	0	0	0	0							
66 Munenori Kawasaki, L OBP: 0.325, SLG: 0.313 18 Steve Tolson, R OBP: 0.293, SLG: 0.359										2	1	1	1	1	0	1							
43 R.A. Dickey, R OBP: 0.314, SLG: 0.383 41 Aaron Sanchez, R OBP: 0.314, SLG: 0.383 30 Dioner Navarro, S OBP: 0.314, SLG: 0.383										3	0	0	0	0	2	3							
Inning Stats	R: 0 H: 1 E: 0 K: 1 S: 9	H: 1 BB: 0 LOB: 11	R: 0 H: 1 E: 0 K: 1 S: 21	H: 1 BB: 2 LOB: 30	R: 0 H: 1 E: 0 K: 0 S: 7	H: 1 BB: 0 LOB: 10	R: 0 H: 1 E: 0 K: 0 S: 16	H: 1 BB: 0 LOB: 25	R: 2 H: 3 E: 0 K: 1 S: 12	H: 3 BB: 0 LOB: 17	R: 5 H: 5 E: 0 K: 1 S: 20	H: 5 BB: 0 LOB: 22	R: 0 H: 0 E: 0 K: 1 S: 7	H: 0 BB: 0 LOB: 12	R: 0 H: 0 E: 0 K: 0 S: 6	H: 0 BB: 0 LOB: 13		R: 2 H: 3 E: 0 K: 1 S: 16	H: 3 BB: 1 LOB: 26	1B: 8 2B: 5 3B: 0 HR: 2	SF: 0 SAC: 0 DP: 2 HBP: 0	WP: 1 PB: 0 SB: 2 CS: 0	PA: 43
PITCHER	IP: 5.2 WLS: L BF: 27 H: 9 R: 4 ER: 4 SO: 4 BB: 2 IBB: 0 HBP: 0 BLK: 0 WP: 1 HR: 0 S: 74 P: 103 ERA: 1.941 WHIP: 1.941	IP: 0.0 WLS: L BF: 2 H: 2 R: 0 ER: 0 SO: 0 BB: 0 IBB: 0 HBP: 0 BLK: 0 WP: 0 HR: 0 S: 6 P: 6 ERA: ∞ WHIP: ∞	IP: 0.1 WLS: L BF: 2 H: 1 R: 3 ER: 3 SO: 0 BB: 0 IBB: 0 HBP: 0 BLK: 0 WP: 0 HR: 1 S: 5 P: 6 ERA: 81.00 WHIP: 3.000	IP: 1.0 WLS: L BF: 3 H: 0 R: 0 ER: 0 SO: 1 BB: 0 IBB: 0 HBP: 0 BLK: 0 WP: 0 HR: 7 S: 12 P: 12 ERA: 0.00 WHIP: 0.000	IP: 1.0 WLS: L BF: 3 H: 0 R: 0 ER: 0 SO: 0 BB: 1 IBB: 0 HBP: 0 BLK: 0 WP: 0 HR: 6 S: 13 P: 13 ERA: 0.00 WHIP: 1.000	IP: 1.0 WLS: L BF: 6 H: 3 R: 2 ER: 2 SO: 1 BB: 0 IBB: 0 HBP: 0 BLK: 0 WP: 0 HR: 1 S: 16 P: 26 ERA: 18.00 WHIP: 3.000																	

Toronto Blue Jays @ Milwaukee Brewers
 Miller Park, Milwaukee, WI
 Wed Aug 20 2014, 1:11 PM - 4:34 PM CDT
 Att: 39,300 - Partly Cloudy - 76 F

AB	40
R	9
H	15
RBI	9
BB	3
SO	6
LOB	14



Batter	1	2	3	4	5	6	7	8	9	AB	R	H	RBI	BB	SO	LOB	BOTTOM						
27 Carlos Gómez, R OBP: 0.352, SLG: 0.496										4	2	2	2	0	0	0	Toronto Blue Jays @ Milwaukee Brewers Miller Park, Milwaukee, WI Wed Aug 20 2014, 1:11 PM - 4:34 PM CDT Att: 39,300 - Partly Cloudy - 76 F						
20 Jonathan Lucroy, R OBP: 0.398, SLG: 0.460										5	0	1	0	0	1	2							
8 Ryan Braun, R OBP: 0.326, SLG: 0.478										5	0	1	1	0	2	1							
16 Aramis Ramirez, R OBP: 0.339, SLG: 0.454										4	0	0	0	1	2	3							
28 Gerardo Parra, L OBP: 0.304, SLG: 0.369										4	2	2	0	0	0	1							
2 Scooter Gennett, L OBP: 0.340, SLG: 0.469										4	0	1	0	0	0	4							
7 Mark Reynolds, R OBP: 0.295, SLG: 0.418										4	0	1	1	0	1	3							
9 Jean Segura, R OBP: 0.270, SLG: 0.318										2	1	2	1	2	0	0							
52 Jimmy Nelson, R OBP: 0.274, SLG: 0.286 53 Brandon Kintzler, R OBP: 0.309, SLG: 0.447 24 Lyle Overbay, L OBP: 0.314, SLG: 0.383 32 Tom Gorzelanny, R OBP: 0.314, SLG: 0.383 21 Jeremy Jeffress, R OBP: 0.314, SLG: 0.383 18 Khris Davis, R OBP: 0.314, SLG: 0.383 13 Will Smith, R OBP: 0.314, SLG: 0.383										2	0	0	0	0	1	3							
Inning Stats	R: 0 H: 1 E: 0 K: 1 S: 13	H: 2 BB: 0 LOB: 17	R: 1 H: 2 E: 1 K: 2 S: 15	H: 2 BB: 0 LOB: 20	R: 0 H: 0 E: 0 K: 0 S: 8	H: 0 BB: 0 LOB: 12	R: 1 H: 2 E: 0 K: 1 S: 13	H: 2 BB: 1 LOB: 22	R: 1 H: 1 E: 0 K: 0 S: 12	H: 1 BB: 0 LOB: 19	R: 2 H: 2 E: 0 K: 0 S: 8	H: 2 BB: 0 LOB: 14	R: 0 H: 1 E: 0 K: 1 S: 10	H: 1 BB: 1 LOB: 19	R: 0 H: 1 E: 0 K: 0 S: 6	H: 1 BB: 1 LOB: 14		R: 0 H: 0 E: 0 K: 2 S: 10	H: 0 BB: 0 LOB: 15	1B: 5 2B: 3 3B: 1 HR: 1	SF: 0 SAC: 0 DP: 2 HBP: 2	WP: 0 PB: 0 SB: 0 CS: 0	PA: 41
PITCHER	IP: 5.2 WLS: W BF: 28 H: 8 R: 5 ER: 5 SO: 4 BB: 0 IBB: 1 HBP: 2 BLK: 0 WP: 0 HR: 1 S: 67 P: 101 ERA: 7.94 WHIP: 1.412	IP: 1.1 WLS: H BF: 6 H: 1 R: 0 ER: 0 SO: 1 BB: 1 IBB: 0 HBP: 0 BLK: 0 WP: 0 HR: 0 S: 12 P: 22 ERA: 0.00 WHIP: 1.500	IP: 0.1 WLS: H BF: 3 H: 1 R: 0 ER: 0 SO: 0 BB: 0 IBB: 0 HBP: 0 BLK: 0 WP: 0 HR: 4 S: 10 P: 10 ERA: 0.00 WHIP: 6.000	IP: 0.2 WLS: H BF: 1 H: 0 R: 0 ER: 0 SO: 0 BB: 0 IBB: 0 HBP: 0 BLK: 0 WP: 0 HR: 2 S: 4 P: 4 ERA: 0.00 WHIP: 0.000	IP: 1.0 WLS: L BF: 3 H: 0 R: 0 ER: 0 SO: 0 BB: 1 IBB: 0 HBP: 0 BLK: 0 WP: 0 HR: 10 S: 15 P: 15 ERA: 0.00 WHIP: 0.000	IP: 1.1 WLS: L BF: 6 H: 3 R: 2 ER: 2 SO: 1 BB: 0 IBB: 0 HBP: 0 BLK: 0 WP: 0 HR: 1 S: 16 P: 26 ERA: 18.00 WHIP: 3.000																	

Toronto Blue Jays @ Milwaukee Brewers
 Miller Park, Milwaukee, WI
 Wed Aug 20 2014, 1:11 PM - 4:34 PM CDT
 Att: 39,300 - Partly Cloudy - 76 F

AB	36
R	5
H	10
RBI	5
BB	3
SO	7
LOB	19



Batter	1	2	3	4	5	6	7	8	9	AB	R	H	RBI	BB	SO	LOB	TOP				
5 Josh Harrison, R OBP: 0.344, SLG: 0.496										5	1	3	5	0	1	0					
23 Travis Snider, L OBP: 0.340, SLG: 0.442										5	0	0	0	0	1	1					
22 Andrew McCutchen, R OBP: 0.404, SLG: 0.532										5	2	2	1	0	0	0					
18 Neil Walker, S OBP: 0.347, SLG: 0.464										5	0	2	1	0	1	1					
55 Russell Martin, R OBP: 0.408, SLG: 0.395										4	1	1	0	1	0	1					
17 Gaby Sanchez, R OBP: 0.303, SLG: 0.397										4	1	1	0	1	0	4					
6 Starling Marte, R OBP: 0.349, SLG: 0.431										3	3	3	0	1	0	0					
10 Jordy Mercer, R OBP: 0.308, SLG: 0.377										3	0	0	1	0	0	4					
49 Jeff Locke, L OBP: 0.147, SLG: 0.094										3	0	0	0	0	3	3					
48 Jared Hughes, R OBP: 0.310, SLG: 0.385										0	0	0	0	0	0	0					
24 Pedro Alvarez, L OBP: 0.310, SLG: 0.385										1	0	0	0	0	1	1					
53 John Axford, R OBP: 0.303, SLG: 0.397										0	0	0	0	0	0	0					
37 Justin Wilson, L OBP: 0.308, SLG: 0.377										0	0	0	0	0	0	0					
Inning Stats	R: 0 H: 0 E: 1 K: 2 S: 14	H: 0 LOB: 0 BB: 0 P: 20	R: 3 H: 1 E: 1 K: 1 S: 14	H: 1 LOB: 0 BB: 2 P: 28	R: 1 H: 2 E: 0 K: 0 S: 8	H: 2 LOB: 1 BB: 1 P: 17	R: 1 H: 2 E: 0 K: 1 S: 11	H: 2 LOB: 1 BB: 0 P: 17	R: 1 H: 3 E: 0 K: 0 S: 10	H: 3 LOB: 2 BB: 0 P: 17	R: 0 H: 0 E: 0 K: 2 S: 10	H: 0 LOB: 0 BB: 0 P: 14	R: 0 H: 1 E: 0 K: 1 S: 7	H: 1 LOB: 1 BB: 0 P: 9	R: 2 H: 2 E: 0 K: 1 S: 14	H: 2 LOB: 2 BB: 0 P: 23	R: 0 H: 1 E: 0 K: 0 S: 12	H: 1 LOB: 0 BB: 0 P: 20	1B: 7 2B: 2 3B: 1 HR: 2	SF: 1 SAC: 0 DP: 1 HBP: 0	WP: 0 PA: 43 PB: 0 CS: 1
PITCHER	IP WLS BF H R ER SO BB IBB HBP BLK WP HR S P ERA WHIP	IP WLS BF H R ER SO BB IBB HBP BLK WP HR S P ERA WHIP	IP WLS BF H R ER SO BB IBB HBP BLK WP HR S P ERA WHIP	IP WLS BF H R ER SO BB IBB HBP BLK WP HR S P ERA WHIP	IP WLS BF H R ER SO BB IBB HBP BLK WP HR S P ERA WHIP	IP WLS BF H R ER SO BB IBB HBP BLK WP HR S P ERA WHIP	IP WLS BF H R ER SO BB IBB HBP BLK WP HR S P ERA WHIP	IP WLS BF H R ER SO BB IBB HBP BLK WP HR S P ERA WHIP	IP WLS BF H R ER SO BB IBB HBP BLK WP HR S P ERA WHIP	IP WLS BF H R ER SO BB IBB HBP BLK WP HR S P ERA WHIP	IP WLS BF H R ER SO BB IBB HBP BLK WP HR S P ERA WHIP	IP WLS BF H R ER SO BB IBB HBP BLK WP HR S P ERA WHIP	IP WLS BF H R ER SO BB IBB HBP BLK WP HR S P ERA WHIP	IP WLS BF H R ER SO BB IBB HBP BLK WP HR S P ERA WHIP	IP WLS BF H R ER SO BB IBB HBP BLK WP HR S P ERA WHIP	IP WLS BF H R ER SO BB IBB HBP BLK WP HR S P ERA WHIP	IP WLS BF H R ER SO BB IBB HBP BLK WP HR S P ERA WHIP	IP WLS BF H R ER SO BB IBB HBP BLK WP HR S P ERA WHIP	IP WLS BF H R ER SO BB IBB HBP BLK WP HR S P ERA WHIP	IP WLS BF H R ER SO BB IBB HBP BLK WP HR S P ERA WHIP	IP WLS BF H R ER SO BB IBB HBP BLK WP HR S P ERA WHIP

Pittsburgh Pirates @ Milwaukee Brewers
Miller Park, Milwaukee, WI
Fri Aug 22 2014, 7:13 PM - 10:26 PM CDT
Att: 37,437 - Cloudy - 73 F

AB	38
R	8
H	12
RBI	8
BB	3
SO	7
LOB	15



Batter	1	2	3	4	5	6	7	8	9	AB	R	H	RBI	BB	SO	LOB	BOTTOM				
27 Carlos Gómez, R OBP: 0.350, SLG: 0.492										4	0	0	0	1	0	2					
20 Jonathan Lucroy, R OBP: 0.397, SLG: 0.486										4	1	0	0	1	0	2					
8 Ryan Braun, R OBP: 0.327, SLG: 0.484										5	2	2	2	0	0	2					
16 Aramis Ramirez, R OBP: 0.346, SLG: 0.456										1	0	1	0	3	0	0					
18 Khris Davis, R OBP: 0.307, SLG: 0.482										3	0	0	0	1	1	4					
Rickie Weeks Jr., R OBP: 0.332, SLG: 0.408										4	0	2	1	0	0	2					
7 Mark Reynolds, R OBP: 0.292, SLG: 0.413										4	0	0	0	0	0	4					
9 Jean Segura, R OBP: 0.270, SLG: 0.316										3	0	0	0	1	0	0					
49 Yovani Gallardo, R ERA: 3.89	IP WLS BF H R ER SO BB IBB HBP BLK WP HR S P ERA WHIP	IP WLS BF H R ER SO BB IBB HBP BLK WP HR S P ERA WHIP	IP WLS BF H R ER SO BB IBB HBP BLK WP HR S P ERA WHIP	IP WLS BF H R ER SO BB IBB HBP BLK WP HR S P ERA WHIP	IP WLS BF H R ER SO BB IBB HBP BLK WP HR S P ERA WHIP	IP WLS BF H R ER SO BB IBB HBP BLK WP HR S P ERA WHIP	IP WLS BF H R ER SO BB IBB HBP BLK WP HR S P ERA WHIP	IP WLS BF H R ER SO BB IBB HBP BLK WP HR S P ERA WHIP	IP WLS BF H R ER SO BB IBB HBP BLK WP HR S P ERA WHIP	IP WLS BF H R ER SO BB IBB HBP BLK WP HR S P ERA WHIP	IP WLS BF H R ER SO BB IBB HBP BLK WP HR S P ERA WHIP	IP WLS BF H R ER SO BB IBB HBP BLK WP HR S P ERA WHIP	IP WLS BF H R ER SO BB IBB HBP BLK WP HR S P ERA WHIP	IP WLS BF H R ER SO BB IBB HBP BLK WP HR S P ERA WHIP	IP WLS BF H R ER SO BB IBB HBP BLK WP HR S P ERA WHIP	IP WLS BF H R ER SO BB IBB HBP BLK WP HR S P ERA WHIP	IP WLS BF H R ER SO BB IBB HBP BLK WP HR S P ERA WHIP	IP WLS BF H R ER SO BB IBB HBP BLK WP HR S P ERA WHIP	IP WLS BF H R ER SO BB IBB HBP BLK WP HR S P ERA WHIP	IP WLS BF H R ER SO BB IBB HBP BLK WP HR S P ERA WHIP	IP WLS BF H R ER SO BB IBB HBP BLK WP HR S P ERA WHIP

Pittsburgh Pirates @ Milwaukee Brewers
Miller Park, Milwaukee, WI
Fri Aug 22 2014, 7:13 PM - 10:26 PM CDT
Att: 37,437 - Cloudy - 73 F

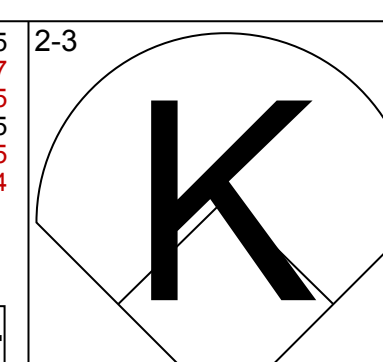
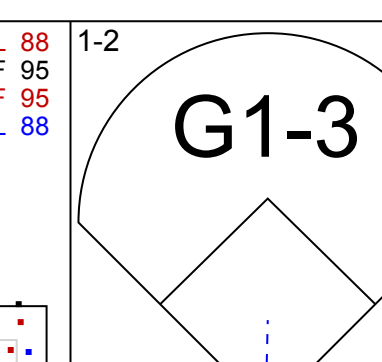
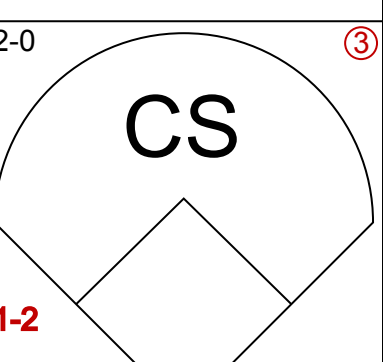
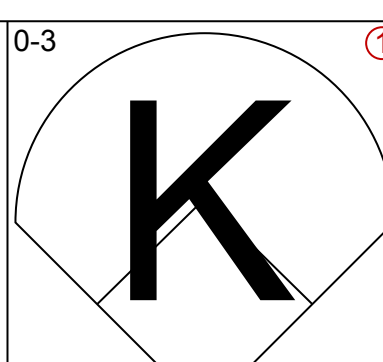
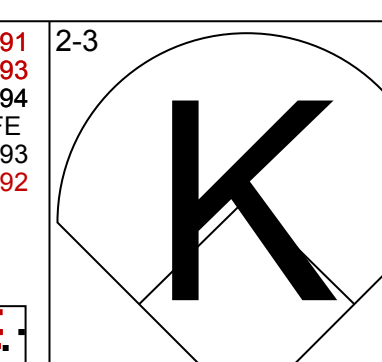
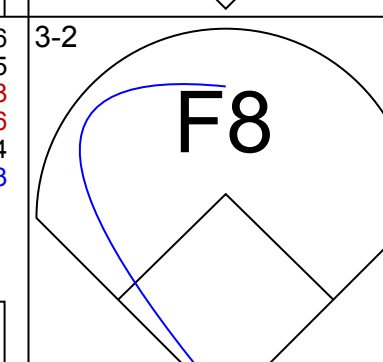
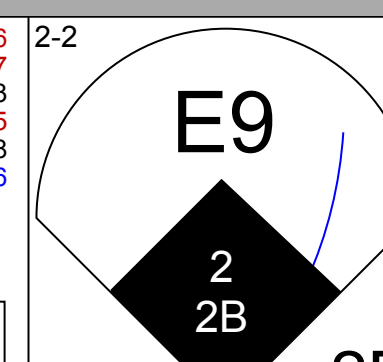
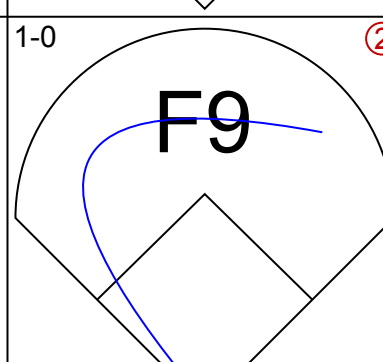
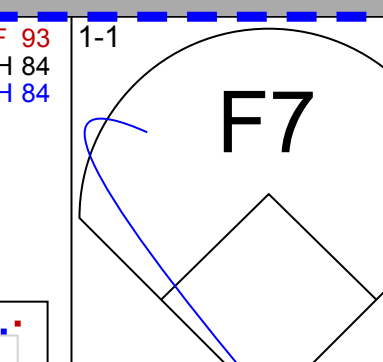
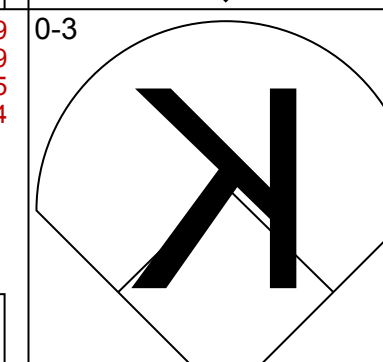
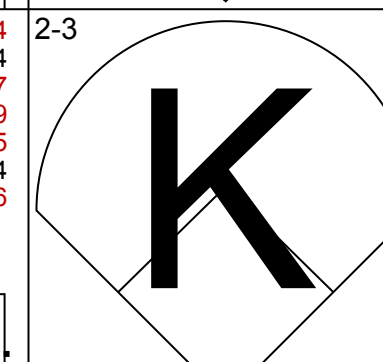
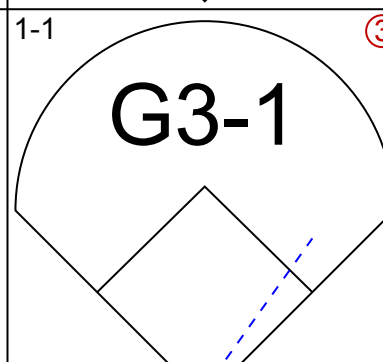
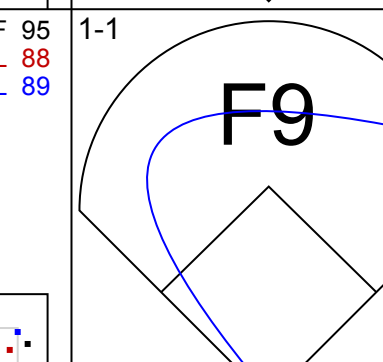
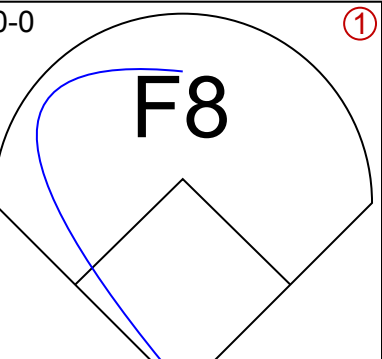
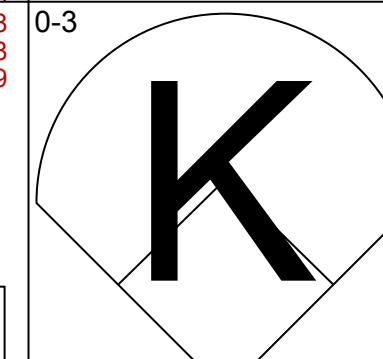
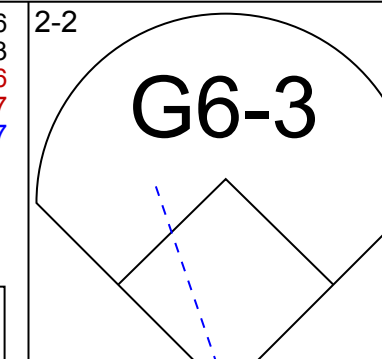
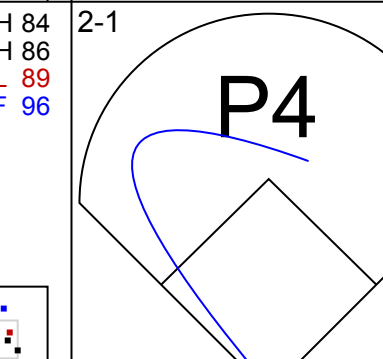
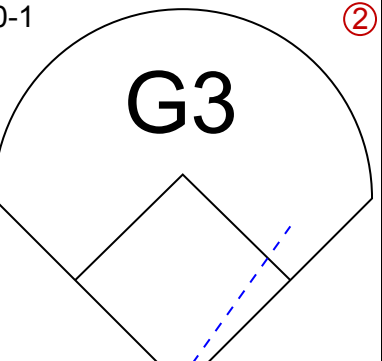
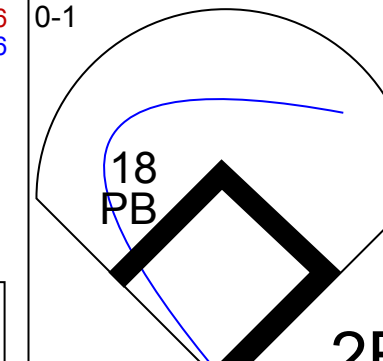
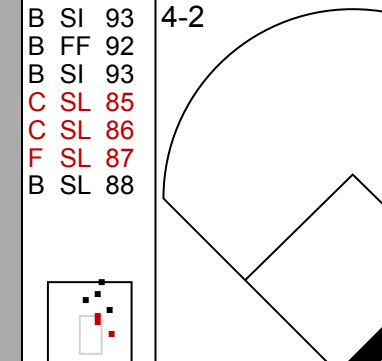
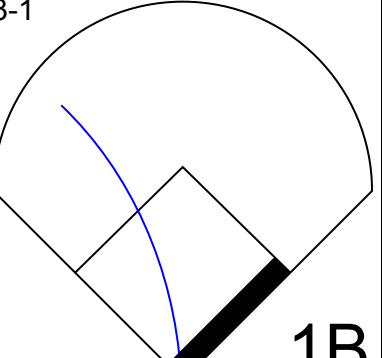
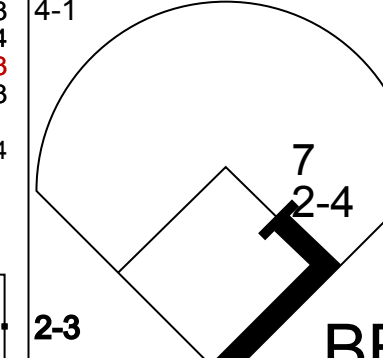
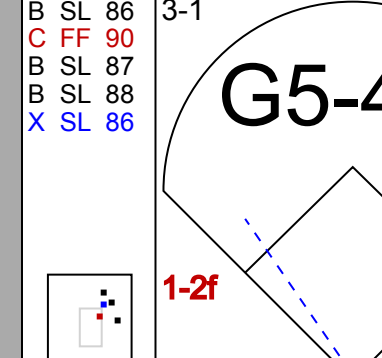

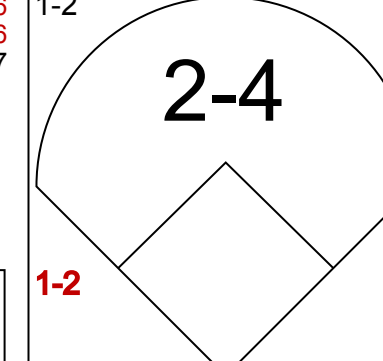
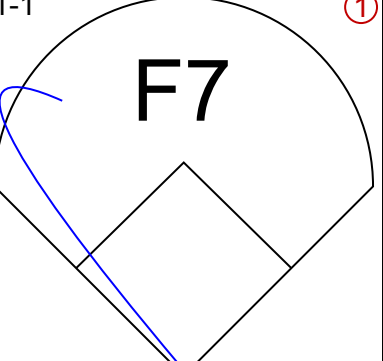
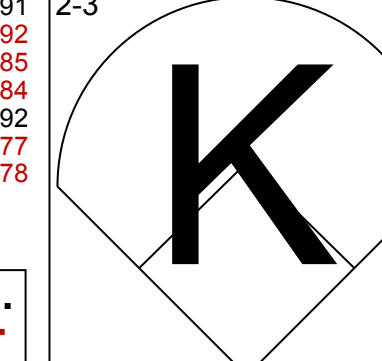
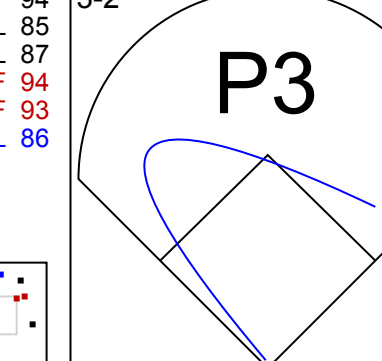
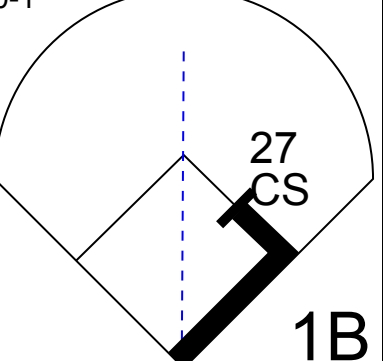
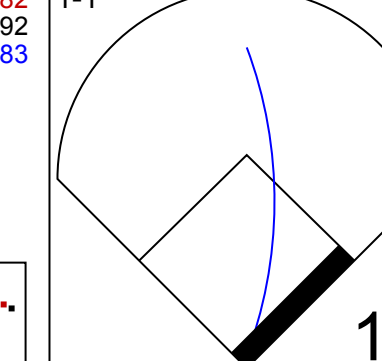
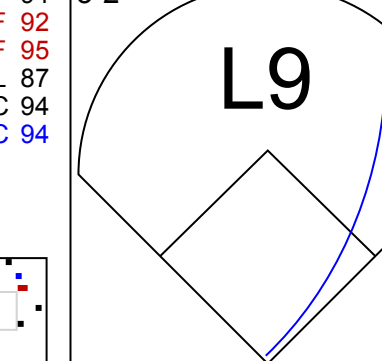
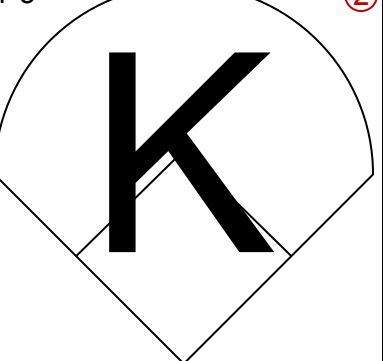
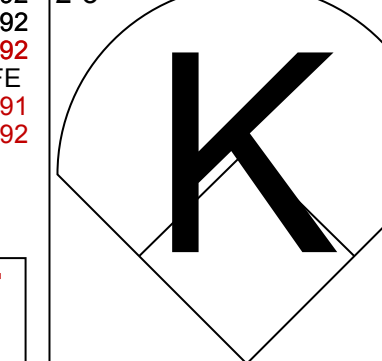
AB	31
R	3
H	6
RBI	3
BB	8
SO	1
LOB	17



Batter	1	2	3	4	5	6	7	8	9	AB	R	H	RBI	BB	SO	LOB	TOP					
5 Josh Harrison, R OBP: 0.342, SLG: 0.495	F7		K		G6-3		G4-3			5	1	1	0	0	1	1	Pittsburgh Pirates @ Milwaukee Brewers Miller Park, Milwaukee, WI Sat Aug 23 2014, 6:12 PM - 9:29 PM CDT Att: 40,557 - Partly Cloudy - 72 F					
23 Travis Snider, L OBP: 0.337, SLG: 0.437	K			G4-3	E4	P6			5	2	1	0	0	1	1							
22 Andrew McCutchen, R OBP: 0.404, SLG: 0.529	L7			K	18 2B	55 HR			4	1	1	0	1	2	1							
30 Jeanmar Gómez, R OBP: 1.000, SLG: 1.000					18 2B	55 HR			0	0	0	0	0	0	0							
18 Neil Walker, S OBP: 0.352, SLG: 0.469		G4-3			55 2B	24 HR			4	2	3	3	1	0	0							
27 Jayson Nix, R OBP: 0.196, SLG: 0.173					55 HR	55 BB			0	0	0	0	0	0	0							
55 Russell Martin, R OBP: 0.410, SLG: 0.411		G5-3			24 HR				4	2	2	3	1	0	1							
19 Chris Stewart, R OBP: 0.365, SLG: 0.309									0	0	0	0	0	0	0							
24 Pedro Alvarez, L OBP: 0.314, SLG: 0.403									4	2	4	1	0	3								
17 Gaby Sanchez, R OBP: 0.301, SLG: 0.395									1	0	0	0	0	0	0							
6 Starling Marte, R OBP: 0.350, SLG: 0.430										5	0	2	0	0	1							
10 Jordy Mercer, R OBP: 0.306, SLG: 0.373										4	0	0	0	1	0							
36 Edinson Volquez, R OBP: 0.095, SLG: 0.026										3	0	0	0	0	2							
48 Jared Hughes, R OBP: 0.311, SLG: 0.354										1	0	0	0	0	1							
25 Gregory Polanco, L OBP: 0.311, SLG: 0.354										0	0	0	0	0	0							
Inning Stats	R: 0 E: 0 K: 1 S: 12	H: 0 LOB: 0 BB: 0 P: 19	R: 0 E: 0 K: 1 S: 11	H: 0 LOB: 1 BB: 1 P: 18	R: 0 E: 0 K: 1 S: 8	H: 0 LOB: 0 BB: 0 P: 12	R: 3 E: 0 K: 2 S: 16	H: 3 LOB: 2 BB: 2 P: 29	R: 5 E: 1 K: 0 S: 15	H: 4 LOB: 0 BB: 2 P: 24	R: 1 E: 0 K: 1 S: 19	H: 2 LOB: 3 BB: 2 P: 31	R: 0 E: 0 K: 1 S: 7	H: 1 LOB: 1 BB: 0 P: 9	R: 1 E: 0 K: 1 S: 11	H: 2 LOB: 0 BB: 0 P: 20	R: 0 E: 0 K: 0 S: 5	H: 0 LOB: 0 BB: 0 P: 7	1B: 6 2B: 3 3B: 0 HR: 3	SF: 0 SAC: 0 DP: 1 HBP: 0	WP: 1 PB: 0 SB: 2 CS: 0	PA: 44
PITCHER	IP WLS BF H R ER SO BB IBB HBP BLK WP HR S P ERA WHIP																					
38 Wily Peralta, R ERA: 3.56	5.0 L 26 7 2 7 5 3 0 0 0 0 0 3 62 102 12.60 2.000																					
41 Marco Estrada, R ERA: 4.7	1.0 7 2 1 1 1 2 0 0 0 0 0 0 19 31 9.00 4.000																					
21 Jeremy Jeffress, R ERA: 2.81	1.0 4 1 0 0 1 0 0 0 0 0 0 7 9 0.00 1.000																					
59 Zach Duke, L ERA: 2.37	1.0 4 2 1 1 1 0 0 0 0 0 1 0 11 20 9.00 2.000																					
57 Francisco Rodríguez, R ERA: 2.78	1.0 3 0 0 0 0 0 0 0 0 0 0 0 5 7 0.00 0.000																					

Batter	1	2	3	4	5	6	7	8	9	AB	R	H	RBI	BB	SO	LOB	BOTTOM					
27 Carlos Gómez, R OBP: 0.351, SLG: 0.491	P3	G6-3								5	0	2	0	0	0	3	Pittsburgh Pirates @ Milwaukee Brewers Miller Park, Milwaukee, WI Sat Aug 23 2014, 6:12 PM - 9:29 PM CDT Att: 40,557 - Partly Cloudy - 72 F					
20 Jonathan Lucroy, R OBP: 0.389, SLG: 0.486										4	0	2	0	1	0	1						
57 Francisco Rodríguez, R OBP: 0.351, SLG: 0.491										0	0	0	0	0	0	0						
8 Ryan Braun, R OBP: 0.325, SLG: 0.481										5	0	1	0	0	0	5						
16 Aramis Ramirez, R OBP: 0.345, SLG: 0.453										4	1	1	0	0	1	6						
7 Mark Reynolds, R OBP: 0.294, SLG: 0.413										0	0	0	0	1	0	0						
2 Scooter Gennett, L OBP: 0.341, SLG: 0.477										5	1	2	1	0	1	1						
18 Khris Davis, R OBP: 0.308, SLG: 0.482										4	0	1	1	0	1	1						
24 Lyle Overbay, L OBP: 0.331, SLG: 0.344										3	0	2	0	1	0	2						
3 Elian Herrera, S OBP: 0.265, SLG: 0.265										3	0	0	0	0	0	3						
41 Marco Estrada, R OBP: 0.319, SLG: 0.319										0	0	0	0	0	0	0						
21 Jeremy Jeffress, R OBP: 0.305, SLG: 0.305										0	0	0	0	0	0	0						
28 Gerardo Parra, L OBP: 0.265, SLG: 0.265										1	0	0	0	0	0	1						
59 Zach Duke, L OBP: 0.305, SLG: 0.305										0	0	0	0	0	0	0						
12 Martín Maldonado, R OBP: 0.343, SLG: 0.429										0	0	0	0	0	0	0						
38 Wily Peralta, R OBP: 0.102, SLG: 0.106										1	0	0	0	1	1	2						
9 Jean Segura, R OBP: 0.271, SLG: 0.317										2	0	1	0	0	0	0						
Inning Stats	R: 0 E: 0 K: 0 S: 7	H: 0 LOB: 1 BB: 1 P: 12	R: 1 E: 0 K: 1 S: 16	H: 2 LOB: 2 BB: 0 P: 23	R: 1 E: 0 K: 0 S: 11	H: 3 LOB: 2 BB: 0 P: 15	R: 0 E: 0 K: 1 S: 15	H: 2 LOB: 3 BB: 1 P: 27	R: 0 E: 0 K: 0 S: 10	H: 1 LOB: 1 BB: 0 P: 13	R: 0 E: 0 K: 0 S: 11	H: 3 LOB: 2 BB: 0 P: 15	R: 0 E: 0 K: 1 S: 6	H: 0 LOB: 1 BB: 1 P: 12	R: 0 E: 0 K: 0 S: 6	H: 1 LOB: 0 BB: 0 P: 11	R: 0 E: 0 K: 0 S: 6	H: 0 LOB: 0 BB: 1 P: 10	1B: 9 2B: 3 3B: 0 HR: 1	SF: 0 SAC: 0 DP: 1 HBP: 1	WP: 0 PB: 0 SB: 0 CS: 0	PA: 42
PITCHER	IP WLS BF H R ER SO BB IBB HBP BLK WP HR S P ERA WHIP																					
36 Edinson Volquez, R ERA: 3.56	5.2 W 30 11 2 2 3 2 0 0 1 0 0 0 69 104 3.18 2.294																					
48 Jared Hughes, R ERA: 1.66	1.1 5 0 0 0 1 1 0 0 0 0 0 0 7 13 0.00 0.750																					
30 Jeanmar Gómez, R ERA: 3.38	2.0 7 1 0 0 0 1 0 0 0 0 0 0 12 21 0.00 1.000																					

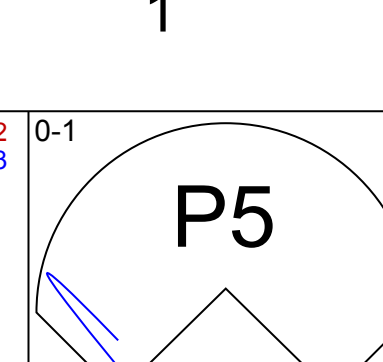
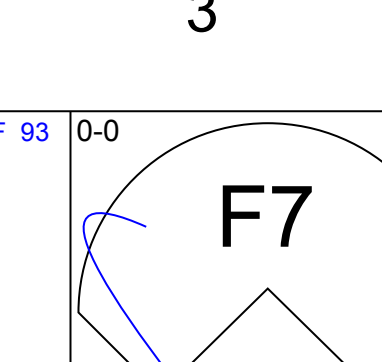
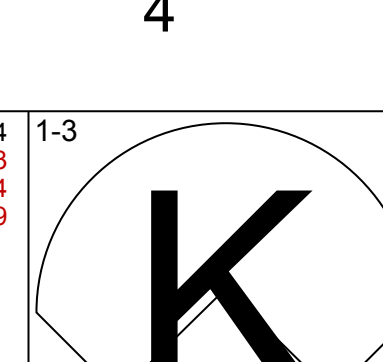
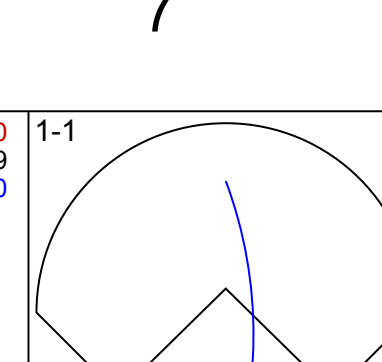
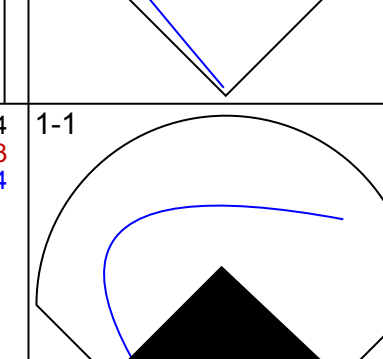
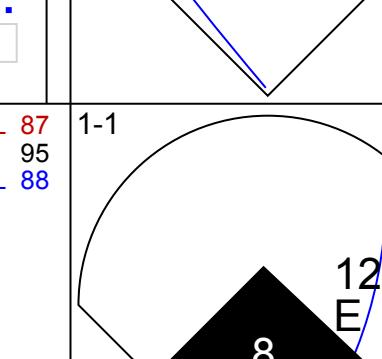
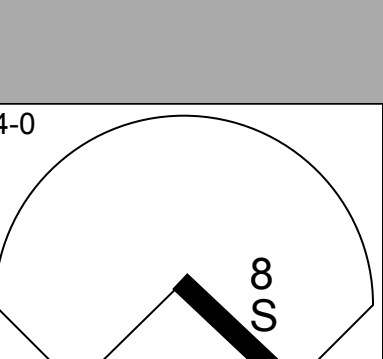
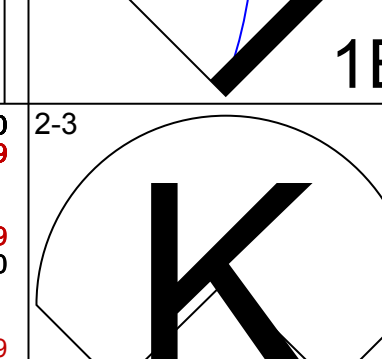
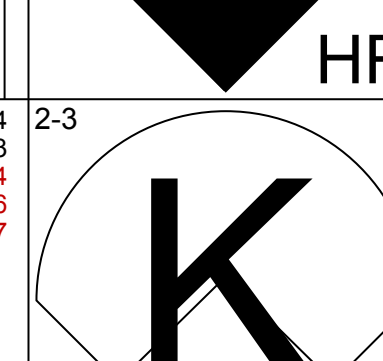
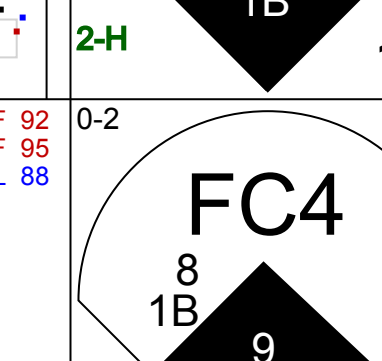
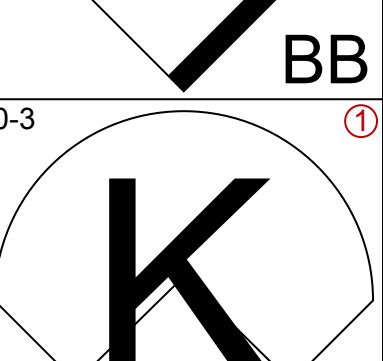
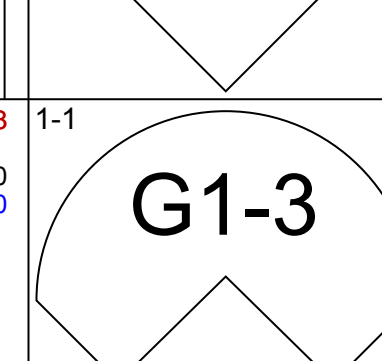
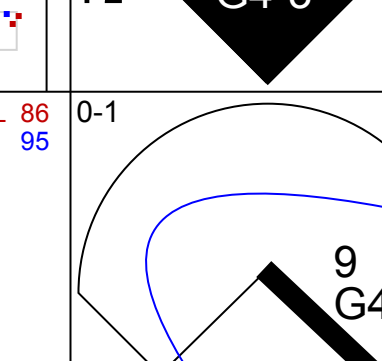
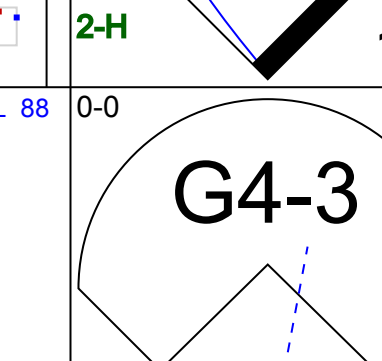
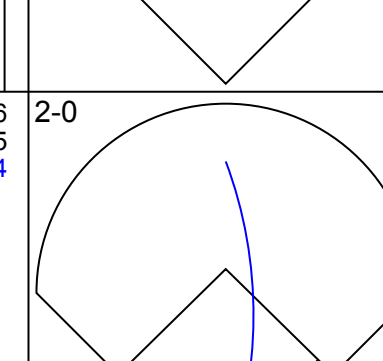
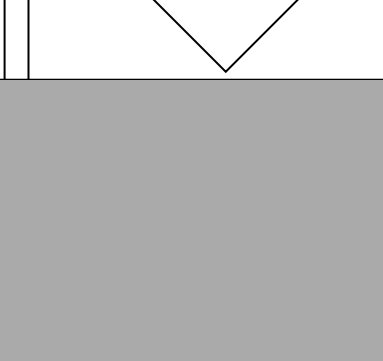
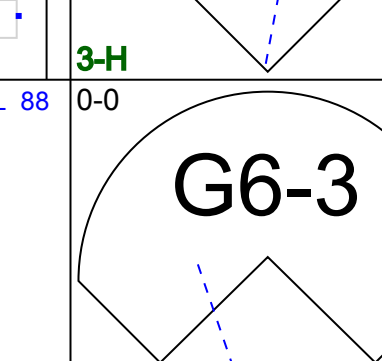
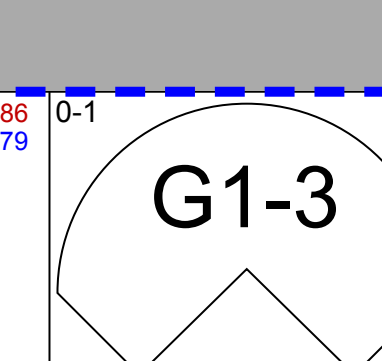
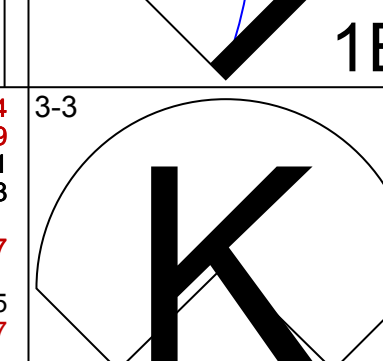
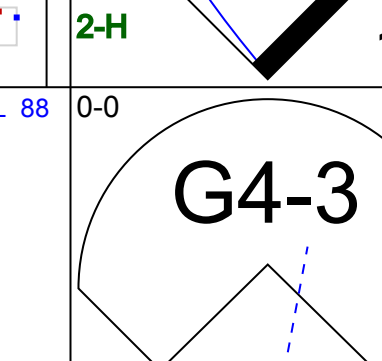
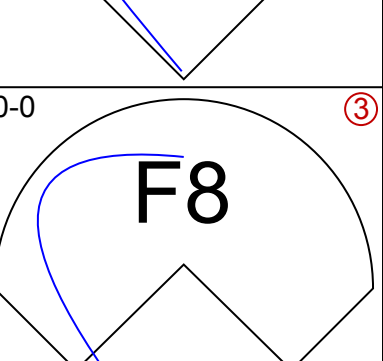

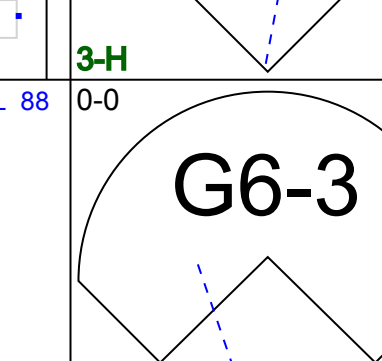
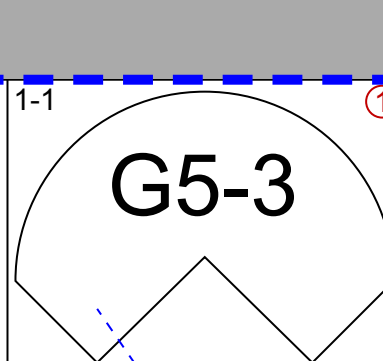
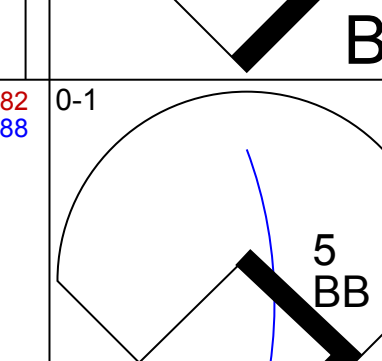

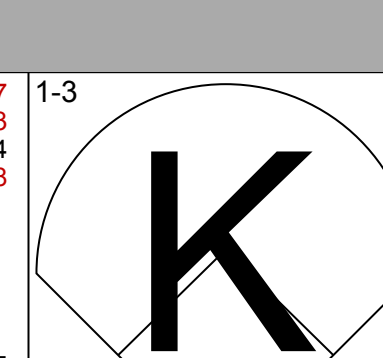
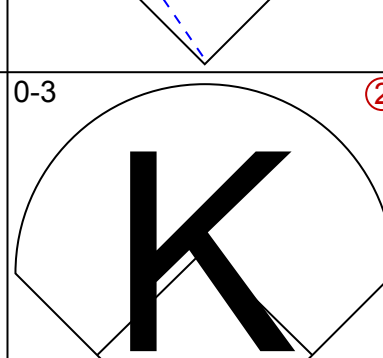

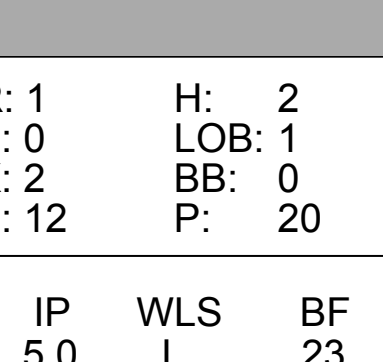
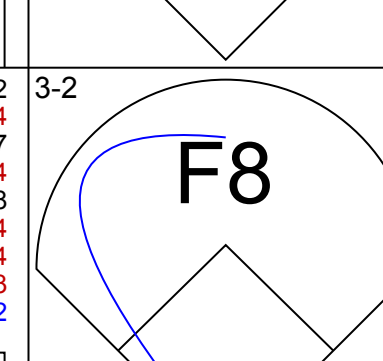
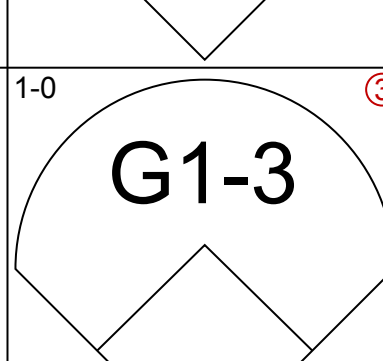
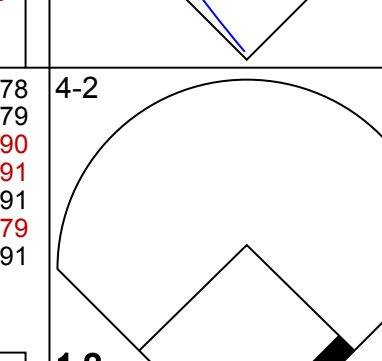


Batter	1	2	3	4	5	6	7	8	9	AB	R	H	RBI	BB	SO	LOB	TOP					
27 Carlos Gómez, R OBP: 0.350, SLG: 0.488										4	0	0	0	0	3	1						
20 Jonathan Lucroy, R OBP: 0.369, SLG: 0.485				 2B						4	1	1	0	0	0	0						
8 Ryan Braun, R OBP: 0.330, SLG: 0.487										4	0	0	0	0	2	1						
16 Aramis Ramirez, R OBP: 0.348, SLG: 0.464										4	0	0	0	0	1	1						
2 Scooter Gennett, L OBP: 0.344, SLG: 0.479				 2B		 BB				2	0	1	1	1	0	0						
18 Khris Davis, R OBP: 0.311, SLG: 0.483				 BB						2	0	1	0	1	0	1						
7 Mark Reynolds, R OBP: 0.291, SLG: 0.407										3	0	0	0	0	1	1						
9 Jean Segura, R OBP: 0.277, SLG: 0.320						 1B				3	0	2	0	0	0	0						
52 Jimmy Nelson, R OBP: 0.188, SLG: 0.250										2	0	0	0	0	1	1						
41 Marco Estrada, R OBP: 0.176, SLG: 0.097										0	0	0	0	0	0	0						
24 Lyle Overbay, L OBP: 0.331, SLG: 0.344										1	0	0	0	0	1	1						
32 Tom Gorzelanny, R ERA: 1.58										0	0	0	0	0	0	0						
Inning Stats	R: 0 E: 0 K: 2 S: 11	H: 0 LOB: 0 BB: 0 P: 16	R: 0 E: 0 K: 0 S: 7	H: 1 LOB: 1 BB: 0 P: 11	R: 0 E: 0 K: 0 S: 9	H: 0 LOB: 0 BB: 0 P: 16	R: 1 E: 1 K: 2 S: 17	H: 2 LOB: 2 BB: 1 P: 26	R: 0 E: 0 K: 1 S: 7	H: 1 LOB: 0 BB: 0 P: 11	R: 0 E: 0 K: 1 S: 6	H: 0 LOB: 0 BB: 1 P: 17	R: 0 E: 0 K: 3 S: 13	H: 1 LOB: 1 BB: 0 P: 20	R: 0 E: 0 K: 0 S: 6	H: 0 LOB: 0 BB: 0 P: 10	1B: 3 2B: 2 HR: 0	SF: 0 SAC: 0 HBP: 0	WP: 0 PB: 1 SB: 0 CS: 1	PA: 32		
PITCHER	IP	WLS	BF	H	R	ER	SO	BB	IBB	HBP	BLK	WP	HR	S	P	ERA	WHIP					
38 Tyson Ross, R ERA: 2.94	(1, 1)	6.1	W	24	4	1	1	6	2	0	0	0	0	0	63	100	1.42	0.947				
50 Nick Vincent, R ERA: 3.67	(7, 1)	0.2	H	1	0	0	0	0	0	0	0	0	0	2	5	0.00	0.000					
59 Kevin Quackenbush, R ERA: 2.93	(8, 1)	1.0	H	4	1	0	0	3	0	0	0	0	0	13	20	0.00	1.000					
56 Joaquin Benoit, R ERA: 1.58	(9, 1)	1.0	S	3	0	0	0	0	0	0	0	0	0	6	10	0.00	0.000					

Milwaukee Brewers @ San Diego Padres
Petco Park, San Diego, CA
Tue Aug 26 2014, 7:12 PM - 10:07 PM PDT
Att: 21,786 - Clear - 75 F

AB 29
R 1
H 5
RBI 1
BB 2
SO 9
LOB 7



Batter	1	2	3	4	5	6	7	8	9	AB	R	H	RBI	BB	SO	LOB	BOTTOM					
27 Yanagisawa Solarte, S OBP: 0.344, SLG: 0.381										4	0	1	0	0	1	2						
16 Abraham Almonte, S OBP: 0.277, SLG: 0.355			 1B		 BB					3	2	2	2	1	1	1						
12 Seth Smith, L OBP: 0.380, SLG: 0.496			 1B							4	1	0	0	0	2	3						
59 Kevin Quackenbush, R ERA: 2.93										0	0	0	0	0	0	0						
56 Joaquin Benoit, R ERA: 1.58										0	0	0	0	0	0	0						
8 Yasmani Grandal, S OBP: 0.304, SLG: 0.374			 1B							4	0	2	1	0	0	1						
9 Jedd Gyorko, R OBP: 0.255, SLG: 0.329										3	0	0	1	1	1	3						
44 René Rivera, R OBP: 0.304, SLG: 0.411								 1B		4	0	1	0	0	1	1						
7 Rymer Lirio, R OBP: 0.308, SLG: 0.279										4	0	0	0	0	3	2						
5 Alexi Amarista, L OBP: 0.291, SLG: 0.313								 1B		3	0	0	0	1	0	0						
38 Tyson Ross, R OBP: 0.236, SLG: 0.216	(1, 1)	5.0	L	23	5	4	2	7	2	0	0	0	0	0	0	0						
50 Nick Vincent, R ERA: 4.52	(7, 1)	2.0	7	1	0	0	2	0	0	0	0	0	0	0	0	0						
25 Will Venable, L OBP: 0.283, SLG: 0.322	(7, PH) (8, 8)	1.0	6	1	0	0	1	2	0	0	0	0	0	0	1	3						
Inning Stats	R: 1 E: 0 K: 2 S: 12	H: 2 LOB: 1 BB: 0 P: 20	R: 0 E: 0 K: 2 S: 9	H: 0 LOB: 0 BB: 0 P: 17	R: 3 E: 1 K: 0 S: 13	H: 3 LOB: 1 BB: 0 P: 16	R: 0 E: 0 K: 2 S: 13	H: 0 LOB: 1 BB: 1 P: 22	R: 0 E: 0 K: 1 S: 11	H: 0 LOB: 1 BB: 1 P: 18	R: 0 E: 0 K: 1 S: 6	H: 1 LOB: 0 BB: 0 P: 13	R: 0 E: 0 K: 1 S: 18	H: 1 LOB: 3 BB: 2 P: 29	R: 0 E: 0 K: 1 S: 18	H: 1 LOB: 2 BB: 2 P: 29	1B: 5 2B: 1 3B: 0 HR: 1	SF: 0 SAC: 0 DP: 0 HBP: 0	WP: 0 PB: 0 SB: 1 CS: 0	PA: 36		
PITCHER	IP	WLS	BF	H	R	ER	SO	BB	IBB	HBP	BLK	WP	HR	S	P	ERA	WHIP					
52 Jimmy Nelson, R ERA: 4.1	(1, 1)	5.0	L	23	5	4	2	7	2	0	0	0	0	0	0	0	3.60	1.400				
41 Marco Estrada, R ERA: 4.52	(6, 1)	2.0	7	1	0	0	2	0	0	0	0	0	0	0	0	0	0.00	0.500				
32 Tom Gorzelanny, L ERA: 0.55	(8, 1)	1.0	6	1	0	0	1	2	0	0	0	0	0	0	0	0	0.00	3.000				

Milwaukee Brewers @ San Diego Padres
Petco Park, San Diego, CA
Tue Aug 26 2014, 7:12 PM - 10:07 PM PDT
Att: 21,786 - Clear - 75 F

AB 32
R 4
H 7
RBI 4
BB 4
SO 10
LOB 16



Batter	1	2	3	4	5	6	7	8	9	10	AB	R	H	RBI	BB	SO	LOB										
27 Carlos Gómez, R OBP: 0.347, SLG: 0.483	(1, 8) K		(2, 3) K		(2, 3) K		(2, 1) F8			(2, 2) G5-3	5	0	0	0	0	3	2										
20 Jonathan Lucroy, R OBP: 0.367, SLG: 0.481	(1, 2) K		(2, 3) K		(2, 3) F7			(2, 1) F9			4	0	0	0	0	2	2										
8 Ryan Braun, R OBP: 0.327, SLG: 0.483	(1, 9) K			(1, 1) K		(1, 1) G6-3		(1, 0) P6			4	0	0	0	0	2	0										
16 Aramis Ramirez, R OBP: 0.348, SLG: 0.462		(1, 5) G6-3		(2, 2) K		(2, 3) K		(3, 3) K			4	0	1	0	0	2	0										
2 Scooter Gennett, L OBP: 0.340, SLG: 0.473	(1, 4) F7			(1, 1) P3		(0, 0) L8			(2, 2) G6-3		4	0	0	0	0	0	1										
28 Gerardo Parra, L OBP: 0.307, SLG: 0.369				(2, 0) L8			(0, 0) L7		(0, 3) K		4	0	1	0	0	1	1										
24 Lyle Overbay, L OBP: 0.337, SLG: 0.353					(0, 0) 3B		(0, 0) 3B		(1, 1) G4-3		3	1	2	0	1	0	0										
3 Elian Herrera, S OBP: 0.294, SLG: 0.352					(1, 0) FC6-4		(2, 1) 1B			(2, 3) K	4	1	2	1	0	1	2										
49 Yovani Gallardo, R OBP: 0.130, SLG: 0.133					(0, 2) G3-1		(3, 3) K			(2, 2) G6-3	1	0	0	0	0	0	0										
18 Kris Bryant, R OBP: 0.311, SLG: 0.445											0	0	0	0	0	0	0										
21 Jeremy Jeffress, R OBP: 0.281, SLG: 0.345											0	0	0	0	0	0	0										
13 Will Smith, R OBP: 0.281, SLG: 0.345											0	0	0	0	0	0	0										
57 Francisco Rodríguez, R OBP: 0.281, SLG: 0.345											0	0	0	0	0	0	0										
Rickie Weeks Jr., R OBP: 0.281, SLG: 0.345											0	0	0	0	0	0	0										
59 Zach Duke, L OBP: 0.281, SLG: 0.345											0	0	0	0	0	0	0										
Inning Stats	R: 0 E: 0 K: 3 S: 9	H: 0 LOB: 0 BB: 0 P: 15	R: 0 E: 0 K: 10 S: 10	H: 1 LOB: 2 BB: 1 P: 17	R: 0 E: 0 K: 2 S: 9	H: 0 LOB: 0 BB: 0 P: 13	R: 0 E: 0 K: 11 S: 11	H: 1 LOB: 1 BB: 0 P: 17	R: 0 E: 0 K: 1 S: 10	H: 2 LOB: 2 BB: 0 P: 13	R: 0 E: 0 K: 1 S: 6	H: 0 LOB: 0 BB: 0 P: 9	R: 2 E: 0 K: 1 S: 9	H: 2 LOB: 0 BB: 0 P: 16	R: 0 E: 0 K: 1 S: 6	H: 0 LOB: 0 BB: 0 P: 12	R: 0 E: 0 K: 1 S: 8	H: 0 LOB: 0 BB: 0 P: 11	R: 0 E: 0 K: 1 S: 11	H: 0 LOB: 0 BB: 0 P: 17	1B: 4 2B: 2 3B: 0 HR: 0	SF: 0 SAC: 1 DP: 0 HBP: 0	WP: 0 PB: 1 SB: 1 CS: 0	PA: 37			
PITCHER	IP 7.0	WLS 28	BF 6	H 2	R 1	ER 1	SO 9	BB 1	IBB 0	HBP 0	BLK 0	WP 0	HR 0	S 64	P 100	ERA 1.29	WHIP 1.000										
40 Odrisamer Despaigne, R ERA: 3.24	1.0	3	0	0	0	1	0	0	0	0	0	0	0	6	12	0.00	0.000										
50 Nick Vincent, R ERA: 3.59	1.0	3	0	0	0	1	0	0	0	0	0	0	0	8	11	0.00	0.000										
59 Kevin Quackenbush, R ERA: 2.78	1.0	W	3	0	0	0	1	0	0	0	0	0	0	11	17	0.00	0.000										
33 Dale Thayer, R ERA: 2.13																											

Milwaukee Brewers @ San Diego Padres
 Petco Park, San Diego, CA
 Wed Aug 27 2014, 6:13 PM - 9:48 PM PDT
 Att: 21,156 - Clear - 84 F

AB 35
 R 2
 H 6
 RBI 1
 BB 1
 SO 12
 LOB 8


WP: 0 PA: 37
 PB: 1
 SB: 1
 CS: 0



Batter	1	2	3	4	5	6	7	8	9	10	AB	R	H	RBI	BB	SO	LOB										
27 Yangervis Solarte, S OBP: 0.347, SLG: 0.381	(1, 5) 16 G6-4-3 1B			(2, 2) G3		(4, 2) 16 FC1-6 BB	(0, 1) G5-3		(4, 2) BB		3	0	1	0	2	0	2										
16 Abraham Almonte, S OBP: 0.275, SLG: 0.351	(1, 8) M SL 88 FF 92 X CU 78	(1, 8) G6-4-3		(3, 1) F8		(0, 0) FC1-6 12 E		(2, 1) 12 G3 1B		(1, 3) K	5	0	1	0	0	1	3										
12 Seth Smith, L OBP: 0.386, SLG: 0.491	(1, 7) FF 93 FF 92 FF 91 C FF 93 X SL 88	(1, 7) F8		(1, 2) G5-3		(1, 2) E4 8 G6-3		(1, 0) G3		(4, 2) 24 FC2-6 8 1B BB	4	0	0	0	1	0	2										
8 Yasmani Grandal, S OBP: 0.306, SLG: 0.375	(1, 3) B CU 78 B SL 91 B CH 86 B FF 91	(1, 3) 9 G6-4-3 BB		(2, 2) 9 E 44 FC5-2 1B		(3, 2) G6-3		(3, 3) K2-3		(1, 1) 24 FC2-6 44 1B	4	1	2	0	1	1	3										
9 Jedd Gyorko, R OBP: 0.291, SLG: 0.332	(1, 4) C SL 88 B FF 92 X SL 90	(1, 4) G6-4-3		(2, 2) E9 5 BB 25 F7 1B		(0, 5) 25 1B 1B		(4, 1) BB		(1, 0) FC2-6 44 1B	3	1	2	0	1	0	1										
24 Cameron Maybin, R (PR) OBP: 0.286, SLG: 0.362	(9, 8) B SL 92 B SL 93 C SL 88 X SL 88	(9, 8) G3		(3, 2) F7		(0, 0) 4 1B 1B		(2, 3) K2-3		(2, 1) L9	3	0	1	0	0	0	2										
25 Will Venable, L OBP: 0.283, SLG: 0.322	(1, 9) B SL 92 B SL 93 C SL 88 X SL 88	(1, 9) G3		(1, 2) FC5-2 5 BB		(2, 3) K		(1, 1) HR		(1, 1) 1B	5	1	2	2	0	1	4										
14 Tommy Medica, R OBP: 0.283, SLG: 0.322	(8, PH) B SL 92 B SL 93 C SL 88 X SL 88	(8, PH) G3		(2, 1) FC5-2 5 BB		(2, 3) K		(3, 1) G4-3		(1, 1) 1B	2	0	0	0	1	0	2										
59 Kevin Quackenbush, R OBP: 0.286, SLG: 0.362	(9, 1) B SL 92 B SL 93 C SL 88 X SL 88	(9, 1) G3		(1, 2) FC6		(2, 2) 1B		(1, 1) G4-3		(2, 7) CS 1B	2	0	0	0	0	0	3										
33 Dale Thayer, R OBP: 0.286, SLG: 0.362	(10, 1) B SL 92 B SL 93 C SL 88 X SL 88	(10, 1) G3		(1, 2) FC6		(2, 2) 1B		(1, 1) G4-3			1	0	1	0	0	0	0										
7 Rymer Lirio, R OBP: 0.302, SLG: 0.273	(10, PH) B SL 92 B SL 93 C SL 88 X SL 88	(10, PH) G3		(1, 2) FC6		(2, 2) 1B		(1, 1) G4-3			1	0	1	0	0	0	0										
44 René Rivera, R OBP: 0.306, SLG: 0.425	(1, 2) B FF 92 B SL 90 B FF 92 C FF 91 X SL 92	(1, 2) G4-3		(4, 2) FC6		(2, 2) 1B		(2, 2) G4-3			2	0	0	0	0	0	3										
5 Alexi Amarista, L OBP: 0.291, SLG: 0.310	(1, 6) C FF 92 C SL 83 B CU 78 X SL 93	(1, 6) G6-3		(2, 3) BB		(1, 1) L7		(3, 1) G4-3			3	0	0	0	1	0	2										
40 Odrisamer Despaigne, R (1, 1)	B FF 92 B SL 90 B FF 92 C FF 91 X SL 92	(1, 1) G4-3		(1, 2) FC6		(2, 2) 1B		(2, 2) G4-3			2	0	0	0	0	0	3										
4 Jake Goebbert, L OBP: 0.338, SLG: 0.389	(7, PH) B FF 92 B SL 90 B FF 92 C FF 91 X SL 92	(7, PH) G4-3		(1, 2) FC6		(2, 2) 1B		(2, 2) G4-3			1	0	1	0	0	0	0										
50 Nick Vincent, R OBP: 0.338, SLG: 0.389	(8, 1) B FF 92 B SL 90 B FF 92 C FF 91 X SL 92	(8, 1) G4-3		(1, 2) FC6		(2, 2) 1B		(2, 2) G4-3			0	0	0	0	0	0	0										
1 Chris Nelson, R OBP: 0.300, SLG: 0.278	(9, 5) B FF 92 B SL 90 B FF 92 C FF 91 X SL 92	(9, 5) G4-3		(1, 2) FC6		(2, 2) 1B		(2, 2) G4-3			1	0	1	0	0	0	0										
Inning Stats	R: 0 E: 0 K: 7 S: 7	H: 1 LOB: 0 BB: 0 P: 11	R: 0 E: 0 K: 5 S: 5	H: 0 LOB: 0 BB: 1 P: 13	R: 0 E: 0 K: 10 S: 10	H: 0 LOB: 0 BB: 0 P: 15	R: 0 E: 0 K: 8 S: 8	H: 0 LOB: 0 BB: 0 P: 14	R: 0 E: 1 K: 0 S: 22	H: 0 LOB: 1 BB: 1 P: 21	R: 1 E: 0 K: 1 S: 17	H: 3 LOB: 2 BB: 0 P: 22	R: 0 E: 0 K: 2 S: 10	H: 1 LOB: 2 BB: 1 P: 22	R: 1 E: 0 K: 1 S: 11	H: 2 LOB: 1 BB: 1 P: 22	R: 1 E: 0 K: 0 S: 9	H: 2 LOB: 2 BB: 1 P: 18	1B: 10 2B: 0 3B: 0 HR: 1	SF: 0 SAC: 0 DP: 3 HBP: 0	WP: 0 PB: 0 SB: 0 CS: 1	PA: 43					
PITCHER	IP 6.0	WLS 22	BF 3	H 0	R 0	ER 0	SO 3	BB 0	IBB 0	HBP 0	BLK 0	WP 0	HR 0	S 65	P 109	ERA 0.00	WHIP 1.000										
49 Yovani Gallardo, R ERA: 3.26	1.0	H	6	3	1	1	1	0	0	0	0	0	0	17	22	9.00	3.000										
21 Jeremy Jeffress, R ERA: 3.0	1.0	H	5	1	0	0	2	1	0	0	0	0	0	10	22	0.00	2.000										
13 Will Smith, L ERA: 3.0	1.0	B	5	2	1	1	1	1	0	0	0	0	0	11	22	9.00	3.000										
57 Francisco Rodríguez, R ERA: 3.0	0.2	L	5	2	1	1	0	1	0	0	0	0	0	9	18	13.50	4.500										
59 Zach Duke, L ERA: 2.47																											

Milwaukee Brewers @ San Diego Padres
 Petco Park, San Diego, CA
 Wed Aug 27 2014, 6:13 PM - 9:48 PM PDT
 Att: 21,156 - Clear - 84 F

AB 37
 R 3
 H 11
 RBI 3
 BB 6
 SO 4
 LOB 28



Batter	1	2	3	4	5	6	7	8	9	AB	R	H	RBI	BB	SO	LOB	TOP					
27 Carlos Gómez, R OBP: 0.348, SLG: 0.479 28 Gerardo Parra, L OBP: 0.303, SLG: 0.364										2	1	1	0	0	1	0	Milwaukee Brewers @ San Francisco Giants AT&T Park, San Francisco, CA Sun Aug 31 2014, 1:07 PM - 4:20 PM PDT Att: 41,935 - Sunny - 70 F					
20 Jonathan Lucroy, R OBP: 0.394, SLG: 0.480										5	0	1	0	0	1	1						
8 Ryan Braun, R OBP: 0.325, SLG: 0.483										4	1	1	1	0	2	1						
16 Aramis Ramirez, R OBP: 0.346, SLG: 0.458 3 Elian Herrera, S OBP: 0.302, SLG: 0.360										4	0	2	0	0	0	0						
18 Khris Davis, R OBP: 0.308, SLG: 0.474										4	0	0	0	0	0	2						
Rickie Weeks Jr., R OBP: 0.337, SLG: 0.418										4	1	2	0	0	0	1						
12 Martín Maldonado, R OBP: 0.339, SLG: 0.433										3	2	1	1	0	2	1						
9 Jean Segura, R OBP: 0.277, SLG: 0.315										3	0	0	0	1	0	3						
26 Kyle Lohse, R ERA: 3.88 59 Zach Duke, L ERA: 2.97 24 Kyle Overbay, L ERA: 7.2 7 Mark Reynolds, R ERA: 7.2 45 Alfredo Figaro, R ERA: 7.2 13 Will Smith, R ERA: 4.19 53 Brandon Kintzler, R ERA: 4.19 2 Scooter Gennett, L ERA: 3.60										1	0	0	0	0	0	0						
Inning Stats	R: 1 E: 0 K: 0 S: 11	H: 2 LOB: 0 BB: 0 P: 17	R: 0 E: 0 K: 1 S: 14	H: 1 LOB: 1 BB: 0 P: 20	R: 0 E: 0 K: 2 S: 11	H: 0 LOB: 0 BB: 0 P: 16	R: 0 E: 0 K: 1 S: 10	H: 1 LOB: 1 BB: 0 P: 14	R: 0 E: 0 K: 2 S: 9	H: 0 LOB: 1 BB: 1 P: 18	R: 0 E: 0 K: 1 S: 8	H: 1 LOB: 1 BB: 0 P: 11	R: 1 E: 0 K: 0 S: 12	H: 1 LOB: 1 BB: 1 P: 23	R: 1 E: 0 K: 0 S: 9	H: 1 LOB: 0 BB: 0 P: 16		R: 2 E: 0 K: 0 S: 11	H: 2 LOB: 1 BB: 0 P: 20	1B: 5 2B: 2 3B: 0 HR: 2	SF: 0 SAC: 1 DP: 1 HBP: 1	WP: 0 PB: 1 CS: 0
PITCHER	IP WLS BF H R ER SO BB IBB HBP BLK WP HR S P ERA WHIP																					
40 Madison Bumgarner, L ERA: 2.97	6.0 W 23 5 1 1 7 1 0 0 0 0 0 0 63 96 1.50 1.000																					
70 George Kontos, R ERA: 3.04	0.2 3 1 1 1 0 0 0 0 0 0 0 0 1 8 12 13.50 1.500																					
49 Javier López, L ERA: 2.2	0.1 2 0 0 0 0 1 0 0 0 0 0 0 4 11 0.00 3.000																					
55 Tim Lincecum, R ERA: 4.7	2.0 10 3 3 2 0 0 0 1 0 0 0 1 20 36 9.00 1.500																					

Batter	1	2	3	4	5	6	7	8	9	AB	R	H	RBI	BB	SO	LOB	BOTTOM			
16 Ángel Pagán, S OBP: 0.344, SLG: 0.401 50 Matt Duffy, R OBP: 0.268, SLG: 0.237										5	1	2	1	0	2	2	Milwaukee Brewers @ San Francisco Giants AT&T Park, San Francisco, CA Sun Aug 31 2014, 1:07 PM - 4:20 PM PDT Att: 41,935 - Sunny - 70 F			
12 Joe Panik, L OBP: 0.356, SLG: 0.380										4	2	1	2	1	0	1				
8 Hunter Pence, R OBP: 0.347, SLG: 0.479										5	3	4	2	0	0	0				
48 Pablo Sandoval, S OBP: 0.333, SLG: 0.439 55 Tim Lincecum, L OBP: 0.149, SLG: 0.070										4	3	3	3	1	0	1				
38 Michael Morse, R OBP: 0.338, SLG: 0.477 45 Travis Ishikawa, L OBP: 0.311, SLG: 0.456										2	0	0	1	0	0	1				
7 Gregor Blanco, L OBP: 0.333, SLG: 0.351										4	0	1	0	1	0	3				
34 Andrew Susac, R OBP: 0.320, SLG: 0.468										5	1	3	3	0	0	4				
35 Brandon Crawford, L OBP: 0.313, SLG: 0.362										4	2	0	1	1	1	3				
40 Madison Bumgarner, R ERA: 2.97 70 George Kontos, R ERA: 3.04 49 Javier López, L ERA: 2.2 13 Joaquin Arias, R OBP: 0.247, SLG: 0.267										2	0	0	0	0	1	0				
Inning Stats	R: 0 E: 0 K: 0 S: 7	H: 0 LOB: 0 BB: 0 P: 11	R: 1 E: 0 K: 1 S: 15	H: 2 LOB: 1 BB: 0 P: 24	R: 3 E: 0 K: 1 S: 12	H: 3 LOB: 2 BB: 2 P: 23	R: 0 E: 0 K: 1 S: 5	H: 0 LOB: 0 BB: 0 P: 6	R: 2 E: 0 K: 0 S: 16	H: 2 LOB: 1 BB: 0 P: 21	R: 1 E: 0 K: 0 S: 8	H: 2 LOB: 1 BB: 0 P: 12	R: 7 E: 0 K: 1 S: 20	H: 6 LOB: 1 BB: 2 P: 38	R: 1 E: 0 K: 1 S: 7	H: 1 LOB: 1 BB: 1 P: 15		1B: 6 2B: 6 3B: 3 HR: 1	SF: 1 SAC: 1 DP: 0 HBP: 0	WP: 1 PB: 0 SB: 1 CS: 0
PITCHER	IP WLS BF H R ER SO BB IBB HBP BLK WP HR S P ERA WHIP																			
26 Kyle Lohse, R ERA: 3.88	5.2 L 28 9 7 7 3 2 0 0 0 0 0 0 0 62 95 11.12 1.941																			
59 Zach Duke, L ERA: 2.45	0.1 1 0 0 0 0 0 0 0 0 0 0 0 1 2 0.00 0.000																			
45 Alfredo Figaro, R ERA: 7.2	0.0 3 2 3 3 3 0 1 0 0 0 1 0 9 16 * * *																			
13 Will Smith, L ERA: 4.19	0.2 6 3 3 3 1 1 0 0 0 0 0 0 8 19 40.50 6.000																			
53 Brandon Kintzler, R ERA: 3.72	1.1 7 2 2 2 1 1 0 0 0 0 0 0 10 18 13.50 2.250																			

Batter	1	2	3	4	5	6	7	8	9	AB	R	H	RBI	BB	SO	LOB	TOP	
2 Scooter Gennett, L OBP: 0.334, SLG: 0.461 7 Ricke Weeks Jr., R OBP: 0.359, SLG: 0.416	1-3 K2-3		0-1 20 8 1B		1-2 F9		4-0 BB		3-3 K	3	1	1	0	0	1	0		
20 Jonathan Lucroy, R OBP: 0.392, SLG: 0.476	0-1 G5-3		0-2 8 1B		0-2 G6-3		1-1 F9			4	0	1	0	0	0	2		
8 Ryan Braun, R OBP: 0.337, SLG: 0.480 1 Logan Schafer, L OBP: 0.265, SLG: 0.286	4-2 16 HBP BB		1-1 16 CS 1B		1-3 K				0-2 G6-3	2	0	1	1	1	1	0		
16 Aramis Ramirez, R OBP: 0.348, SLG: 0.457 45 Alfredo Figaro, R	2-2 HBP		2-2 L9		0-0 18 2B 1B				1-2 18 G6-3 1B	3	0	2	0	0	0	2		
18 Khris Davis, R OBP: 0.307, SLG: 0.479	3-2 G6-3				0-1 F8				1-0 G6-3	4	0	1	0	0	0	3		
28 Gerardo Parra, L OBP: 0.306, SLG: 0.373		2-2 G4-3			0-2 G6-3				0-1 7 BB 1B	4	0	1	0	0	1	2		
24 Lyle Overbay, L OBP: 0.327, SLG: 0.350 5 Hector Gómez, R	4-2 3 G4-6-3 BB				0-0 F7				1-3 K	1	0	0	0	1	0	0		
3 Elian Herrera, S OBP: 0.298, SLG: 0.354 7 Mark Reynolds, R OBP: 0.260, SLG: 0.399	0-0 G4-6-3				1-3 K				2-1 G5-3	2	0	0	0	0	1	1		
49 Yovani Gallardo, R OBP: 0.125, SLG: 0.128 32 Tom Gorzelanny, R					3-2 F9				0-1 G4-3	2	0	0	0	0	0	0		
15 Jason Rogers, R OBP: 1.000, SLG: 2.000 53 Brandon Kintzier, R 60 Matt Clark, L					0-1 G4-3				0-2 2B	2	0	0	0	0	0	0		
									0-1 F8	2	0	0	0	0	0	0		
Inning Stats	R: 0 E: 0 K: 1 S: 16	H: 0 LOB: 2 BB: 1 P: 26	R: 0 E: 0 K: 0 S: 7	H: 0 LOB: 0 BB: 1 P: 13	R: 1 E: 0 K: 0 S: 14	H: 3 LOB: 1 BB: 0 P: 20	R: 0 E: 0 K: 0 S: 6	H: 0 LOB: 0 BB: 0 P: 6	R: 0 E: 0 K: 2 S: 15	H: 2 LOB: 2 BB: 0 P: 20	R: 0 E: 0 K: 1 S: 10	H: 1 LOB: 2 BB: 1 P: 18	R: 0 E: 0 K: 2 S: 13	H: 1 LOB: 2 BB: 1 P: 21	1B: 6 2B: 2 3B: 0 HR: 0	SF: 0 SAC: 0 DP: 2 HBP: 1	WP: 0 PB: 0 SB: 0 CS: 1	PA: 37
PITCHER	IP WLS BF H R ER SO BB IBB HBP BLK WP HR S P ERA WHIP																	
49 Jake Arrieta, R ERA: 2.81	6.0 W 24 5 1 1 4 2 0 1 0 0 0 67 96 1.50 1.167																	
53 Wesley Wright, L ERA: 2.39	1.0 5 1 0 0 1 1 0 0 0 0 0 10 18 0.00 2.000																	
63 Brian Schiltler, R ERA: 3.4	1.0 3 1 0 0 0 0 0 0 0 0 0 7 9 0.00 1.000																	
11 Kyuji Fukukawa, R ERA: 4.32	1.0 5 1 0 0 2 1 0 0 0 0 0 13 21 0.00 2.000																	

Milwaukee Brewers @ Chicago Cubs
Wrigley Field, Chicago, IL
Tue Sep 02 2014, 7:09 PM - 10:19 PM CDT
Att: 28,434 - Partly Cloudy - 78 F

AB 32
R 1
H 8
RBI 1
BB 4
SO 7
LOB 15



Batter	1	2	3	4	5	6	7	8	9	AB	R	H	RBI	BB	SO	LOB	BOTTOM			
8 Chris Coghlan, L OBP: 0.347, SLG: 0.441	2-3 K	0-0 45 1B			0-0 F7				3-3 K	5	0	2	0	0	2	2				
9 Javier Báez, R OBP: 0.208, SLG: 0.383	4-2 13 BB	2-2 F8			1-1 G6-3			1-0 G6-3		4	1	0	0	1	1	4				
13 Starlin Castro, R OBP: 0.359, SLG: 0.438 45 Logan Walkins, L OBP: 0.400, SLG: 0.560	0-0 24 1B	2-0 F8			1-1 F7			1-2 G3		1	1	1	0	0	0	0				
24 Luis Valbuena, L OBP: 0.328, SLG: 0.450	0-2 5 FC6 5 1B	1-3 K			1-1 5 2B			1-2 F8		4	2	2	1	0	1	2				
68 Jorge Soler, R OBP: 0.542, SLG: 1.091	3-1 5 E 1B				0-1 F7			4-0 BB		3	1	1	1	1	1	1				
5 Wellington Castillo, R OBP: 0.291, SLG: 0.362	2-2 7 FC3-6 1B				1-2 G6-3			2-3 K		4	1	1	1	0	1	2				
7 Arismendy Alcántara, S OBP: 0.279, SLG: 0.390	2-2 7 FC3-6				2-3 K			1-3 K		4	1	1	2	0	2	2				
4 Chris Valaika, R OBP: 0.240, SLG: 0.290	0-0 F9				2-2 L6-3			1-2 51 G3 1B		4	0	1	0	0	0	1				
49 Jake Arrieta, R ERA: 2.81 41 Matt Szczur, L ERA: 4.48 53 Wesley Wright, L ERA: 2.39 63 Brian Schiltler, R ERA: 3.4 51 Raffy López, L ERA: 10.00 11 Kyuji Fukukawa, L ERA: 4.32	1-1 G3				4-2 BB			0-1 G3		1	0	0	0	1	0	0				
Inning Stats	R: 4 E: 2 K: 1 S: 18	H: 3 LOB: 1 BB: 1 P: 31	R: 0 E: 0 K: 1 S: 13	H: 2 LOB: 0 BB: 0 P: 19	R: 0 E: 0 K: 2 S: 9	H: 0 LOB: 0 BB: 0 P: 15	R: 0 E: 0 K: 0 S: 8	H: 0 LOB: 1 BB: 1 P: 15	R: 3 E: 0 K: 1 S: 12	H: 3 LOB: 0 BB: 0 P: 18	R: 0 E: 0 K: 1 S: 10	H: 1 LOB: 1 BB: 0 P: 15	R: 0 E: 0 K: 2 S: 9	H: 0 LOB: 1 BB: 0 P: 17	R: 0 E: 0 K: 1 S: 9	H: 1 LOB: 1 BB: 0 P: 14	1B: 7 2B: 2 3B: 0 HR: 1	SF: 0 SAC: 0 DP: 0 HBP: 0	WP: 0 PB: 0 SB: 0 CS: 0	PA: 38
PITCHER	IP WLS BF H R ER SO BB IBB HBP BLK WP HR S P ERA WHIP																			
49 Yovani Gallardo, R ERA: 3.45	5.0 L 26 8 7 5 4 2 0 0 0 0 0 0 60 98 9.00 2.000																			
32 Tom Gorzelanny, L ERA: 0.48	1.0 4 1 0 0 1 0 0 0 0 0 0 10 15 0.00 1.000																			
53 Brandon Kintzier, R ERA: 0.68	1.0 4 0 0 0 2 1 0 0 0 0 0 9 17 0.00 1.000																			
45 Alfredo Figaro, R ERA: 6.0	1.0 4 1 0 0 1 0 0 0 0 0 0 9 14 0.00 1.000																			

Milwaukee Brewers @ Chicago Cubs
Wrigley Field, Chicago, IL
Tue Sep 02 2014, 7:09 PM - 10:19 PM CDT
Att: 28,434 - Partly Cloudy - 78 F

AB 35
R 7
H 10
RBI 5
BB 3
SO 8
LOB 16



Batter	1	2	3	4	5	6	7	8	9	AB	R	H	RBI	BB	SO	LOB	TOP										
2 Scooter Gennett, L OBP: 0.330, SLG: 0.455										5	0	0	0	0	1	2											
28 Gerardo Parra, L OBP: 0.308, SLG: 0.374										4	1	2	0	0	0	0											
20 Jonathan Lucroy, R OBP: 0.362, SLG: 0.474										4	0	1	0	0	1	1											
16 Aramis Ramirez, R OBP: 0.348, SLG: 0.455										4	0	1	0	0	0	2											
18 Khris Davis, R OBP: 0.310, SLG: 0.481										4	1	3	0	0	0	1											
60 Matt Clark, L										2	0	0	0	0	0	2											
41 Marco Estrada, R										0	0	0	0	0	0	0											
24 Kyle Schwarber, R										1	0	0	0	0	0	2											
13 Will Smith, L										0	0	0	0	0	0	0											
53 Brandon Kintzler, R										0	0	0	0	0	0	0											
Rickie Weeks Jr., R										1	0	0	0	0	0	1											
45 Alfredo Figaro, R										0	0	0	0	0	0	0											
1 Logan Schafer, L OBP: 0.264, SLG: 0.284										4	0	1	1	0	1	3											
9 Jean Segura, R OBP: 0.277, SLG: 0.315										4	0	2	0	0	0	3											
22 Matt Garza, R OBP: 0.067, SLG: 0.089										1	0	0	0	0	0	2											
7 Mark Reynolds, R OBP: 0.291, SLG: 0.399										3	0	1	0	0	0	1											
Inning Stats	R: 0 E: 0 K: 0 S: 7	H: 0 LOB: 0 BB: 0 P: 7	R: 1 E: 0 K: 0 S: 11	H: 3 LOB: 2 BB: 0 P: 17	R: 0 E: 0 K: 0 S: 6	H: 1 LOB: 0 BB: 0 P: 8	R: 0 E: 0 K: 0 S: 6	H: 1 LOB: 1 BB: 0 P: 10	R: 0 E: 0 K: 0 S: 8	H: 1 LOB: 1 BB: 0 P: 13	R: 1 E: 1 K: 0 S: 22	H: 3 LOB: 3 BB: 0 P: 34	R: 0 E: 0 K: 1 S: 6	H: 0 LOB: 0 BB: 0 P: 8	R: 0 E: 0 K: 2 S: 14	H: 1 LOB: 1 BB: 0 P: 19	R: 0 E: 1 K: 1 S: 10	H: 1 LOB: 1 BB: 0 P: 13	1B: 11 2B: 0 3B: 0 HR: 0	SF: 0 SAC: 0 DP: 1 HBP: 0	WP: 0 PB: 0 SB: 0 CS: 1	PA: 38					
PITCHER	IP	WLS	BF	H	R	ER	SO	BB	IBB	HBP	BLK	WP	HR	S	P	ERA	WHIP										
28 Kyle Hendricks, R ERA: 2.02	5.2	W	25	9	2	2	0	0	0	0	0	0	0	54	80	3.18	1.588										
52 Justin Grimm, R ERA: 3.79	0.1	H	1	0	0	0	0	0	0	0	0	0	0	6	9	0.00	0.000										
54 Neil Ramirez, R ERA: 0.96	1.0		3	0	0	0	1	0	0	0	0	0	0	6	8	0.00	0.000										
46 Pedro Strop, R ERA: 2.36	1.0		4	1	0	0	2	0	0	0	0	0	0	14	19	0.00	1.000										
56 Héctor Rondón, R ERA: 2.65	1.0		4	1	0	0	1	0	0	0	0	0	0	10	13	0.00	1.000										

Milwaukee Brewers @ Chicago Cubs
Wrigley Field, Chicago, IL
Wed Sep 03 2014, 7:06 PM - 9:59 PM CDT
Att: 31,251 - Partly Cloudy - 82 F

AB 37
R 2
H 11
RBI 2
BB 0
SO 4
LOB 20



Batter	1	2	3	4	5	6	7	8	9	AB	R	H	RBI	BB	SO	LOB	BOTTOM										
8 Chris Coghlan, L OBP: 0.346, SLG: 0.441										5	1	2	0	0	1	1											
9 Javier Báez, R OBP: 0.217, SLG: 0.390										3	0	1	0	1	0	2											
24 Luis Valbuena, L OBP: 0.328, SLG: 0.448										4	1	1	0	0	1	3											
68 Jorge Soler, R OBP: 0.500, SLG: 1.000										4	1	1	2	0	1	2											
5 Wellington Castillo, R OBP: 0.293, SLG: 0.386										4	1	2	1	0	0	0											
7 Arismendy Alcántara, S OBP: 0.274, SLG: 0.382										4	0	0	0	0	2	2											
45 Logan Watkins, L OBP: 0.414, SLG: 0.552										4	1	2	1	0	1	1											
4 Chris Valaika, R OBP: 0.266, SLG: 0.347										3	1	2	2	1	1	1											
28 Kyle Hendricks, R ERA: 3.87										2	0	0	0	0	2	2											
52 Justin Grimm, R ERA: 4.82										0	0	0	0	0	0	0											
41 Matt Szczur, R ERA: 4.12										0	0	0	0	0	0	0											
54 Neil Ramirez, R ERA: 3.58										0	0	0	0	0	0	0											
46 Pedro Strop, R ERA: 2.36										0	0	0	0	0	0	0											
61 Ryan Kallish, R ERA: 5.38										1	0	0	0	0	1	0											
56 Héctor Rondón, R ERA: 5.14										0	0	0	0	0	0	0											
Inning Stats	R: 0 E: 0 K: 0 S: 10	H: 1 LOB: 1 BB: 0 P: 14	R: 2 E: 0 K: 1 S: 14	H: 2 LOB: 0 BB: 0 P: 18	R: 4 E: 1 K: 2 S: 18	H: 5 LOB: 2 BB: 1 P: 29	R: 0 E: 0 K: 2 S: 8	H: 1 LOB: 1 BB: 0 P: 13	R: 0 E: 0 K: 1 S: 10	H: 1 LOB: 1 BB: 0 P: 13	R: 0 E: 0 K: 0 S: 6	H: 0 LOB: 1 BB: 1 P: 13	R: 0 E: 0 K: 1 S: 8	H: 0 LOB: 0 BB: 0 P: 12	R: 0 E: 0 K: 2 S: 13	H: 1 LOB: 1 BB: 0 P: 15	1B: 7 2B: 3 3B: 0 HR: 1	SF: 0 SAC: 0 DP: 0 HBP: 0	WP: 0 PB: 0 SB: 0 CS: 0	PA: 37							
PITCHER	IP	WLS	BF	H	R	ER	SO	BB	IBB	HBP	BLK	WP	HR	S	P	ERA	WHIP										
22 Matt Garza, R ERA: 3.87	3.0	L	18	8	6	6	3	0	1	0	0	0	0	18	61	18.00	2.667										
41 Marco Estrada, R ERA: 4.82	2.0		8	2	0	0	3	0	0	0	0	0	0	6	13	0.00	1.000										
13 Will Smith, L ERA: 4.12	1.0		4	0	0	0	0	1	0	0	0	0	0	6	13	0.00	1.000										
53 Brandon Kintzler, R ERA: 3.58	1.0		3	0	0	0	1	0	0	0	0	0	0	8	12	0.00	0.000										
45 Alfredo Figaro, R ERA: 5.14	1.0		4	1	0	0	2	0	0	0	0	0	0	13	15	0.00	1.000										

Milwaukee Brewers @ Chicago Cubs
Wrigley Field, Chicago, IL
Wed Sep 03 2014, 7:06 PM - 9:59 PM CDT
Att: 31,251 - Partly Cloudy - 82 F

AB 35
R 6
H 11
RBI 6
BB 2
SO 9
LOB 15



Batter	1	2	3	4	5	6	7	8	9	AB	R	H	RBI	BB	SO	LOB	TOP			
13 Matt Carpenter, L (1.5) OBP: 0.374, SLG: 0.378	G4-3		L8														4 0 2 2 1 0 0			
19 Jon Jay L (1.7) OBP: 0.384, SLG: 0.401	G1-6-3																5 2 1 0 0 1 2			
27 Jhonny Peralta, R (1.6) OBP: 0.342, SLG: 0.459	G6-3																5 2 3 2 0 1 1			
38 Pete Kozma, R (9.6)																	0 0 0 0 0 0 0			
32 Matt Adams, L (1.3) OBP: 0.318, SLG: 0.462																	3 0 0 1 0 2 1			
59 Xavier Scruggs, R (9.3)																	1 0 0 0 0 1 0			
4 Yadier Molina, R (1.2) OBP: 0.342, SLG: 0.391																	3 1 0 0 1 0 1			
18 Oscar Taveras, L (1.9) OBP: 0.282, SLG: 0.320																	4 1 3 1 0 1 0			
8 Peter Bourjos, R (1.8) OBP: 0.310, SLG: 0.378																	4 1 2 2 0 0 3			
16 Kolten Wong, L (1.4) OBP: 0.293, SLG: 0.402																	4 2 2 0 0 1 1			
50 Adam Wainwright, R (1.1) OBP: 0.227, SLG: 0.238																	4 0 0 0 0 2 3			
Inning Stats	R: 0 E: 0 K: 0 S: 7	H: 0 LOB: 0 BB: 0 P: 11	R: 0 E: 0 K: 0 S: 11	H: 1 LOB: 1 BB: 0 P: 18	R: 0 E: 0 K: 0 S: 7	H: 0 LOB: 0 BB: 0 P: 11	R: 4 E: 1 K: 1 S: 19	H: 4 LOB: 1 BB: 1 P: 33	R: 0 E: 0 K: 2 S: 9	H: 0 LOB: 0 BB: 0 P: 13	R: 2 E: 0 K: 1 S: 11	H: 3 LOB: 0 BB: 0 P: 18	R: 0 E: 1 K: 1 S: 12	H: 2 LOB: 2 BB: 0 P: 19	R: 3 E: 0 K: 2 S: 22	H: 3 LOB: 0 BB: 0 P: 31	1B: 10 2B: 1 3B: 1 HR: 1	SF: 1 SAC: 0 DP: 0 HBP: 0	WP: 0 PB: 0 SB: 2 CS: 0	PA: 40
PITCHER	IP WLS BF H R ER SO BB IBB HBP BLK WP HR S P ERA WHIP																			
52 Jimmy Nelson, R (1.1) ERA: 4.38	5.0 L 21 5 4 4 3 2 0 0 0 0 0 0 0 55 90 7.20 1.400																			
13 Will Smith, L (6.1) ERA: 4.03	1.0 3 0 0 0 2 0 0 0 0 0 0 0 9 13 0.00 0.000																			
53 Brandon Kintzler, R (7.1) ERA: 3.61	1.0 5 3 2 1 1 0 0 0 0 0 0 0 11 18 9.00 3.000																			
45 Alfredo Figaro, R (8.1) ERA: 7.27	1.2 10 5 3 3 2 0 0 0 0 0 0 1 30 43 16.20 3.000																			
58 Wei-Chung Wang, L (9.1) ERA: 10.8	0.1 1 0 0 0 1 0 0 0 0 0 0 0 4 7 0.00 0.000																			

St. Louis Cardinals @ Milwaukee Brewers
Miller Park, Milwaukee, WI
Sun Sep 07 2014, 1:11 PM - 4:12 PM CDT
Att: 31,771 - Sunny - 73 F

livebaseballscorecards.com

AB	37
R	9
H	13
RBI	8
BB	2
SO	9
LOB	12



Batter	1	2	3	4	5	6	7	8	9	AB	R	H	RBI	BB	SO	LOB	BOTTOM					
2 Scooter Gennett, L (1.4) OBP: 0.329, SLG: 0.454	L7																4 1 1 0 0 1 0					
8 Ryan Braun, R (1.9) OBP: 0.325, SLG: 0.475	F9																3 0 1 0 0 0 0					
27 Carlos Gómez, R (9.3)																	1 0 1 1 0 0 0					
20 Jonathan Lucroy, R (1.3) OBP: 0.366, SLG: 0.476	G5-3																4 0 0 0 0 0 2					
16 Aramis Ramirez, R (1.5) OBP: 0.341, SLG: 0.444																	3 0 1 0 0 1 1					
15 Jason Rogers, R (9.3)																	0 0 0 0 1 0 0					
28 Gerardo Parra, L (1.8) OBP: 0.311, SLG: 0.375																	4 0 1 0 0 0 4					
18 Khris Davis, R (1.7) OBP: 0.309, SLG: 0.483																	3 0 1 0 0 0 2					
45 Alfredo Figaro, R (8.1)																	0 0 0 0 0 0 0					
58 Wei-Chung Wang, L (9.1)																	0 0 0 0 0 0 0					
12 Martín Maldonado, R (1.2) OBP: 0.330, SLG: 0.420																	2 0 0 0 0 1 2					
3 Elian Herrera, S (8.3) OBP: 0.291, SLG: 0.346																	1 0 0 0 0 0 0					
9 Jean Segura, R (1.6) OBP: 0.279, SLG: 0.315																	2 0 1 0 0 0 0					
24 Lyle Overbay, L (8.3) OBP: 0.338, SLG: 0.349																	1 0 0 0 0 0 0					
11 Matt Paganzzi, R (9.2)																	0 0 0 0 0 0 0					
52 Jimmy Nelson, R (1.1) OBP: 0.158, SLG: 0.211																	1 0 0 0 0 0 0					
60 Matt Clark, L (6.3) OBP: 0.167, SLG: 0.167																	1 0 0 0 0 0 1					
13 Will Smith, R (6.1)																	0 0 0 0 0 0 0					
53 Brandon Kintzler, R (7.1)																	0 0 0 0 0 0 0					
1 Logan Schafer, L (8.7) OBP: 0.262, SLG: 0.274																	1 0 0 0 0 0 0					
Inning Stats	R: 0 E: 0 K: 0 S: 6	H: 0 LOB: 0 BB: 0 P: 7	R: 0 E: 0 K: 2 S: 12	H: 1 LOB: 1 BB: 0 P: 15	R: 0 E: 0 K: 1 S: 9	H: 0 LOB: 0 BB: 0 P: 13	R: 0 E: 0 K: 0 S: 10	H: 1 LOB: 1 BB: 0 P: 14	R: 0 E: 0 K: 0 S: 7	H: 2 LOB: 1 BB: 0 P: 11	R: 0 E: 0 K: 0 S: 5	H: 0 LOB: 0 BB: 0 P: 6	R: 0 E: 0 K: 0 S: 5	H: 1 LOB: 0 BB: 0 P: 7	R: 0 E: 0 K: 0 S: 10	H: 0 LOB: 0 BB: 0 P: 14	R: 1 E: 0 K: 0 S: 7	H: 2 LOB: 1 BB: 1 P: 13	1B: 6 2B: 1 3B: 0 HR: 0	SF: 0 SAC: 0 DP: 3 HBP: 0	WP: 0 PB: 0 SB: 0 CS: 0	PA: 32
PITCHER	IP WLS BF H R ER SO BB IBB HBP BLK WP HR S P ERA WHIP																					
50 Adam Wainwright, R (1.1) ERA: 2.62	9.0 W 32 7 1 1 3 1 0 0 0 0 0 0 0 71 100 1.00 0.889																					

St. Louis Cardinals @ Milwaukee Brewers
Miller Park, Milwaukee, WI
Sun Sep 07 2014, 1:11 PM - 4:12 PM CDT
Att: 31,771 - Sunny - 73 F

livebaseballscorecards.com

AB	31
R	1
H	7
RBI	1
BB	1
SO	3
LOB	12



Batter	1	2	3	4	5	6	7	8	9	AB	R	H	RBI	BB	SO	LOB	TOP								
21 Christian Yelich, L (1.7) OBP: 0.376, SLG: 0.424										3	0	1	0	1	1	0	Miami Marlins @ Milwaukee Brewers Miller Park, Milwaukee, WI Wed Sep 10 2014, 7:14 PM - 10:10 PM CDT Att: 25,219 - Roof Closed - 74 F								
17 Donovan Solano, R (1.4) OBP: 0.306, SLG: 0.325										4	0	0	0	0	0	4									
27 Giancarlo Stanton, R (1.9) OBP: 0.395, SLG: 0.554										2	0	0	0	2	0	0									
9 Casey McGehee, R (1.5) OBP: 0.368, SLG: 0.373										3	0	0	0	1	1	3									
13 Marcell Ozuna, R (1.8) OBP: 0.319, SLG: 0.460										4	1	1	1	0	2	1									
46 Garrett Jones, L (1.3) OBP: 0.311, SLG: 0.408										4	0	1	0	0	0	0									
39 Jarrod Saltalamacchia, R (1.2) OBP: 0.332, SLG: 0.379										4	0	1	0	0	1	1									
3 Adeiny Hechavarria, R (1.6) OBP: 0.312, SLG: 0.366										4	0	2	0	0	0	1									
23 Jarrod Cosart, R (1.1) OBP: 0.295, SLG: 0.125										2	0	0	0	0	1	1									
48 Justin Bour, L (7. PH) OBP: 0.316, SLG: 0.294										1	0	0	0	0	0	2									
36 Sam Dyson, R (7.1) OBP: 0.287, SLG: 0.391										0	0	0	0	0	0	0									
43 Dan Jennings, L (7.1) OBP: 0.287, SLG: 0.391										0	0	0	0	0	0	0									
22 Carter Capps, R (7.1) OBP: 0.287, SLG: 0.391										0	0	0	0	0	0	0									
1 Jordany Valdespin, L (8. PH) OBP: 0.276, SLG: 0.395										1	0	0	0	0	0	1									
Inning Stats	R: 0 E: 0 K: 0 S: 8	H: 1 LOB: 1 BB: 1 P: 16	R: 0 E: 0 K: 2 S: 13	H: 0 LOB: 0 BB: 0 P: 19	R: 0 E: 0 K: 0 S: 6	H: 0 LOB: 0 BB: 0 P: 11	R: 0 E: 0 K: 0 S: 7	H: 0 LOB: 1 BB: 1 P: 13	R: 0 E: 0 K: 1 S: 8	H: 1 LOB: 1 BB: 0 P: 12	R: 0 E: 0 K: 2 S: 8	H: 0 LOB: 1 BB: 1 P: 16	R: 1 E: 0 K: 0 S: 19	H: 3 LOB: 3 BB: 1 P: 31	R: 0 E: 0 K: 1 S: 12	H: 0 LOB: 0 BB: 0 P: 13	R: 0 E: 0 K: 0 S: 10	H: 1 LOB: 1 BB: 0 P: 14	1B: 5 2B: 0 3B: 0 HR: 1	SF: 0 SAC: 0 DP: 1 HBP: 0	WP: 0 PB: 0 SB: 1 CS: 0	PA: 36			
PITCHER	IP WLS BF H R ER SO BB IBB HBP BLK WP HR S P ERA WHIP	IP WLS BF H R ER SO BB IBB HBP BLK WP HR S P ERA WHIP	IP WLS BF H R ER SO BB IBB HBP BLK WP HR S P ERA WHIP	IP WLS BF H R ER SO BB IBB HBP BLK WP HR S P ERA WHIP	IP WLS BF H R ER SO BB IBB HBP BLK WP HR S P ERA WHIP	IP WLS BF H R ER SO BB IBB HBP BLK WP HR S P ERA WHIP	IP WLS BF H R ER SO BB IBB HBP BLK WP HR S P ERA WHIP	IP WLS BF H R ER SO BB IBB HBP BLK WP HR S P ERA WHIP	IP WLS BF H R ER SO BB IBB HBP BLK WP HR S P ERA WHIP	IP WLS BF H R ER SO BB IBB HBP BLK WP HR S P ERA WHIP	IP WLS BF H R ER SO BB IBB HBP BLK WP HR S P ERA WHIP	IP WLS BF H R ER SO BB IBB HBP BLK WP HR S P ERA WHIP	IP WLS BF H R ER SO BB IBB HBP BLK WP HR S P ERA WHIP	IP WLS BF H R ER SO BB IBB HBP BLK WP HR S P ERA WHIP	IP WLS BF H R ER SO BB IBB HBP BLK WP HR S P ERA WHIP	IP WLS BF H R ER SO BB IBB HBP BLK WP HR S P ERA WHIP	IP WLS BF H R ER SO BB IBB HBP BLK WP HR S P ERA WHIP	IP WLS BF H R ER SO BB IBB HBP BLK WP HR S P ERA WHIP	IP WLS BF H R ER SO BB IBB HBP BLK WP HR S P ERA WHIP	IP WLS BF H R ER SO BB IBB HBP BLK WP HR S P ERA WHIP	IP WLS BF H R ER SO BB IBB HBP BLK WP HR S P ERA WHIP	IP WLS BF H R ER SO BB IBB HBP BLK WP HR S P ERA WHIP	IP WLS BF H R ER SO BB IBB HBP BLK WP HR S P ERA WHIP	IP WLS BF H R ER SO BB IBB HBP BLK WP HR S P ERA WHIP	IP WLS BF H R ER SO BB IBB HBP BLK WP HR S P ERA WHIP

Batter	1	2	3	4	5	6	7	8	9	AB	R	H	RBI	BB	SO	LOB	BOTTOM								
27 Carlos Gómez, R (1.8) OBP: 0.350, SLG: 0.481										4	0	2	1	0	1	0	Miami Marlins @ Milwaukee Brewers Miller Park, Milwaukee, WI Wed Sep 10 2014, 7:14 PM - 10:10 PM CDT Att: 25,219 - Roof Closed - 74 F								
2 Scooter Gennett, L (1.4) OBP: 0.330, SLG: 0.456										3	0	0	0	0	1	1									
Rickie Weeks Jr., R (7. PH) OBP: 0.340, SLG: 0.430										1	0	0	0	0	0	1									
3 Elian Herrera, S (8.4) OBP: 0.291, SLG: 0.346										0	0	0	0	0	0	0									
20 Jonathan Lucroy, R (1.2) OBP: 0.367, SLG: 0.476										3	1	1	0	1	0	2									
16 Aramis Ramirez, R (1.5) OBP: 0.344, SLG: 0.444										4	0	1	0	0	0	1									
28 Gerardo Parra, L (1.9) OBP: 0.312, SLG: 0.375										4	0	2	0	0	1	0									
18 Kris Davis, R (1.7) OBP: 0.308, SLG: 0.475										2	0	0	0	1	2	0									
57 Francisco Rodriguez, R (9.1) OBP: 0.287, SLG: 0.391										0	0	0	0	0	0	0									
60 Matt Clark, L (1.3) OBP: 0.260, SLG: 0.556										2	1	1	2	0	1	0									
7 Mark Reynolds, R (8.3) OBP: 0.287, SLG: 0.391										1	0	0	0	0	1	1									
9 Jean Segura, R (1.6) OBP: 0.286, SLG: 0.318										3	2	1	0	0	0	2									
38 Wily Peralta, R (1.1) OBP: 0.093, SLG: 0.098										1	0	0	1	0	1	0									
59 Zach Duke, L (7.1) OBP: 0.287, SLG: 0.391										0	0	0	0	0	0	0									
51 Jonathan Broxton, R (7.1) OBP: 0.260, SLG: 0.272										0	0	0	0	0	0	0									
1 Logan Schafer, L (7.7) OBP: 0.260, SLG: 0.272										1	0	0	0	0	0	1									
24 Lyle Overbay, L (8. PH) OBP: 0.260, SLG: 0.342										1	0	0	0	0	0	1									
Inning Stats	R: 0 E: 0 K: 1 S: 11	H: 2 LOB: 2 BB: 0 P: 14	R: 0 E: 0 K: 3 S: 10	H: 0 LOB: 0 BB: 0 P: 18	R: 1 E: 1 K: 1 S: 11	H: 0 LOB: 0 BB: 0 P: 13	R: 1 E: 0 K: 0 S: 9	H: 1 LOB: 2 BB: 2 P: 20	R: 0 E: 0 K: 1 S: 6	H: 1 LOB: 1 BB: 0 P: 13	R: 0 E: 0 K: 1 S: 6	H: 0 LOB: 0 BB: 0 P: 11	R: 2 E: 1 K: 0 S: 13	H: 3 LOB: 1 BB: 0 P: 17	R: 0 E: 0 K: 1 S: 10	H: 1 LOB: 1 BB: 0 P: 15	1B: 5 2B: 2 3B: 0 HR: 1	SF: 2 SAC: 0 DP: 0 HBP: 0	WP: 0 PB: 0 SB: 3 CS: 0	PA: 34					
PITCHER	IP WLS BF H R ER SO BB IBB HBP BLK WP HR S P ERA WHIP	IP WLS BF H R ER SO BB IBB HBP BLK WP HR S P ERA WHIP	IP WLS BF H R ER SO BB IBB HBP BLK WP HR S P ERA WHIP	IP WLS BF H R ER SO BB IBB HBP BLK WP HR S P ERA WHIP	IP WLS BF H R ER SO BB IBB HBP BLK WP HR S P ERA WHIP	IP WLS BF H R ER SO BB IBB HBP BLK WP HR S P ERA WHIP	IP WLS BF H R ER SO BB IBB HBP BLK WP HR S P ERA WHIP	IP WLS BF H R ER SO BB IBB HBP BLK WP HR S P ERA WHIP	IP WLS BF H R ER SO BB IBB HBP BLK WP HR S P ERA WHIP	IP WLS BF H R ER SO BB IBB HBP BLK WP HR S P ERA WHIP	IP WLS BF H R ER SO BB IBB HBP BLK WP HR S P ERA WHIP	IP WLS BF H R ER SO BB IBB HBP BLK WP HR S P ERA WHIP	IP WLS BF H R ER SO BB IBB HBP BLK WP HR S P ERA WHIP	IP WLS BF H R ER SO BB IBB HBP BLK WP HR S P ERA WHIP	IP WLS BF H R ER SO BB IBB HBP BLK WP HR S P ERA WHIP	IP WLS BF H R ER SO BB IBB HBP BLK WP HR S P ERA WHIP	IP WLS BF H R ER SO BB IBB HBP BLK WP HR S P ERA WHIP	IP WLS BF H R ER SO BB IBB HBP BLK WP HR S P ERA WHIP	IP WLS BF H R ER SO BB IBB HBP BLK WP HR S P ERA WHIP	IP WLS BF H R ER SO BB IBB HBP BLK WP HR S P ERA WHIP	IP WLS BF H R ER SO BB IBB HBP BLK WP HR S P ERA WHIP	IP WLS BF H R ER SO BB IBB HBP BLK WP HR S P ERA WHIP	IP WLS BF H R ER SO BB IBB HBP BLK WP HR S P ERA WHIP	IP WLS BF H R ER SO BB IBB HBP BLK WP HR S P ERA WHIP	IP WLS BF H R ER SO BB IBB HBP BLK WP HR S P ERA WHIP

Miami Marlins @ Milwaukee Brewers
 Miller Park, Milwaukee, WI
 Wed Sep 10 2014, 7:14 PM - 10:10 PM CDT
 Att: 25,219 - Roof Closed - 74 F

livebaseballscorecards.com

AB 32
R 1
H 6
RBI 1
BB 4
SO 6
LOB 14

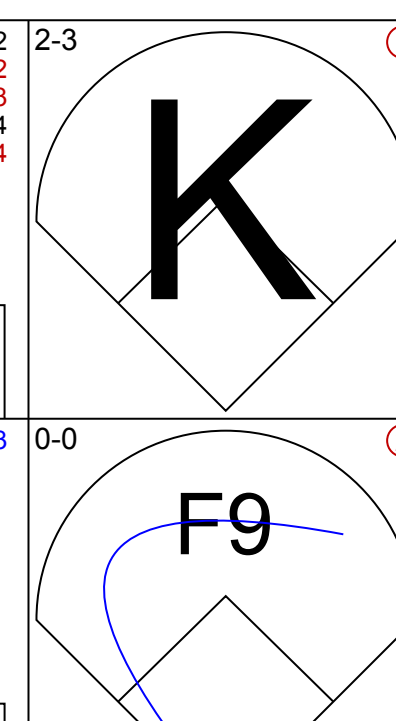
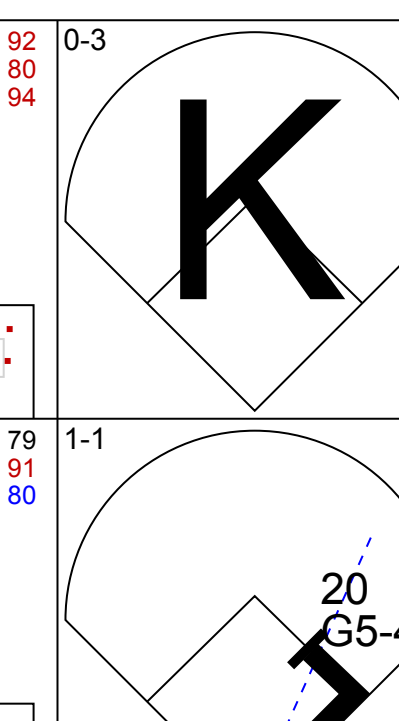
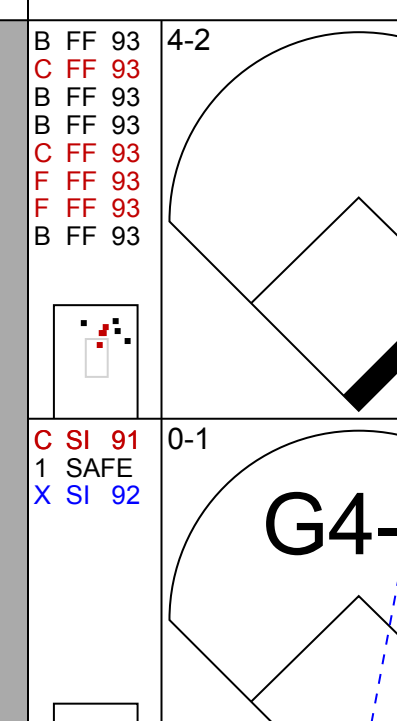
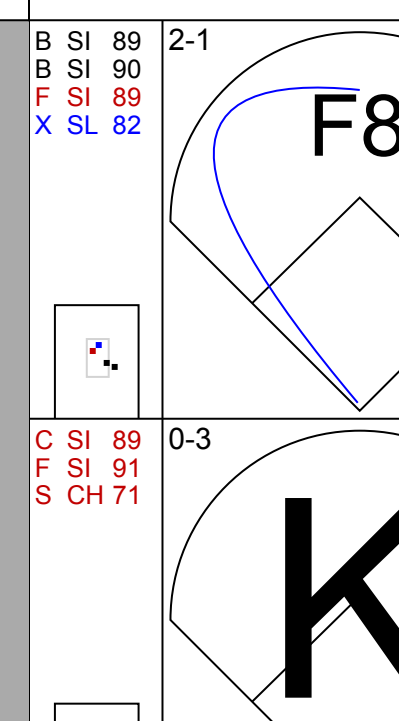
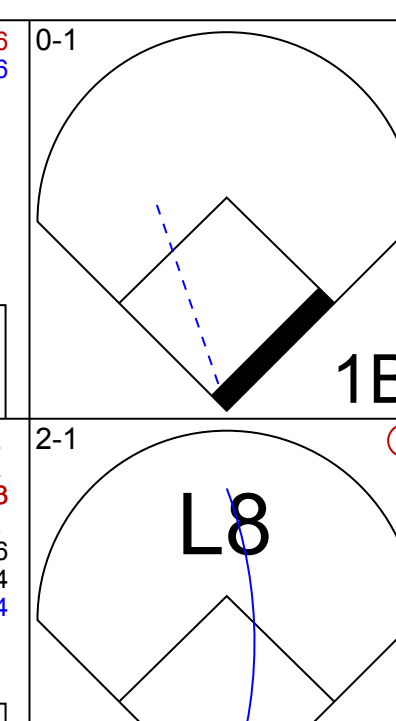
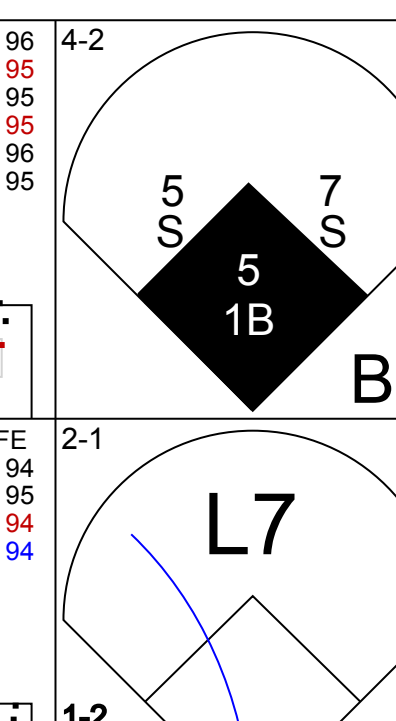
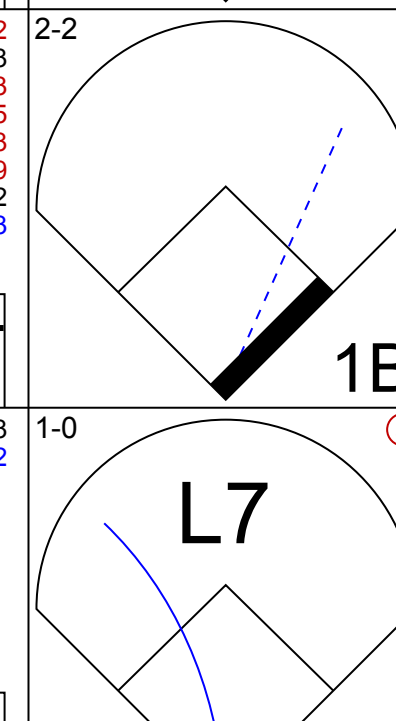
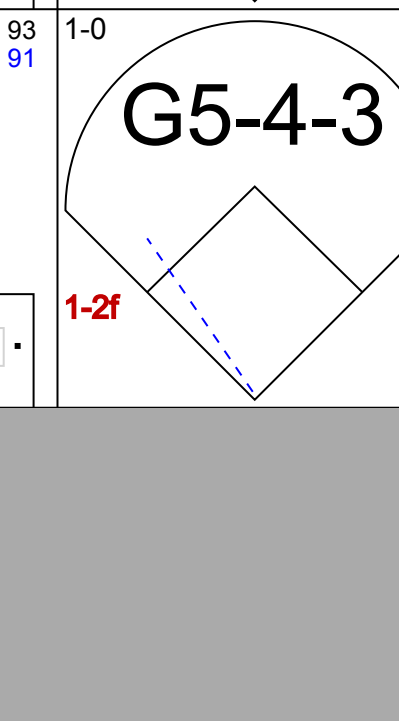






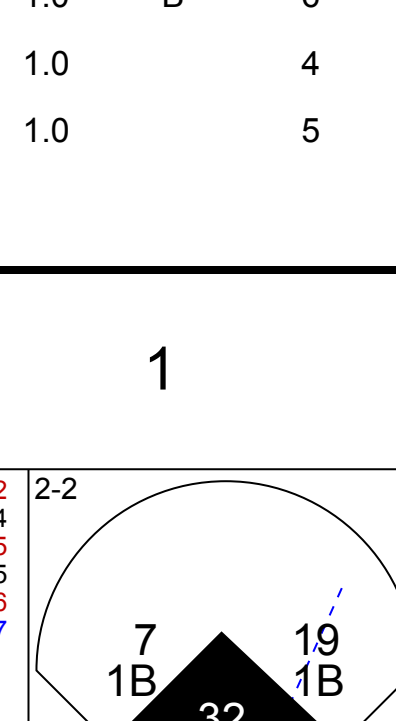
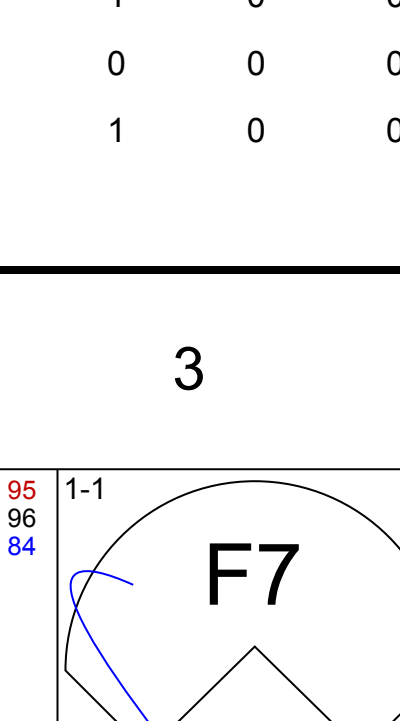
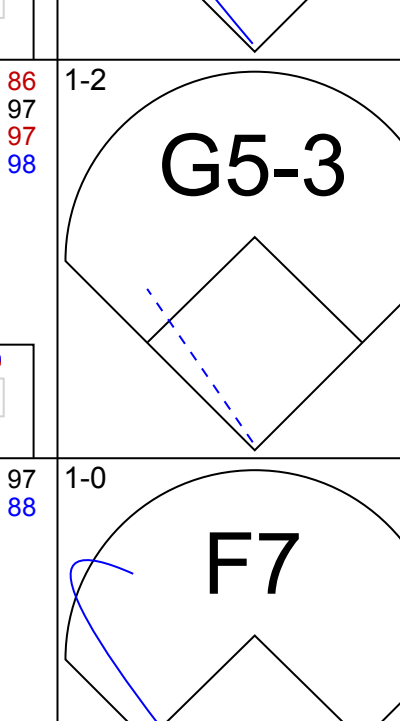

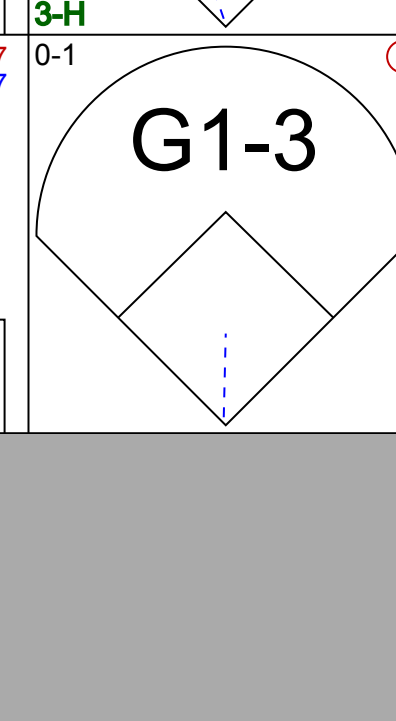



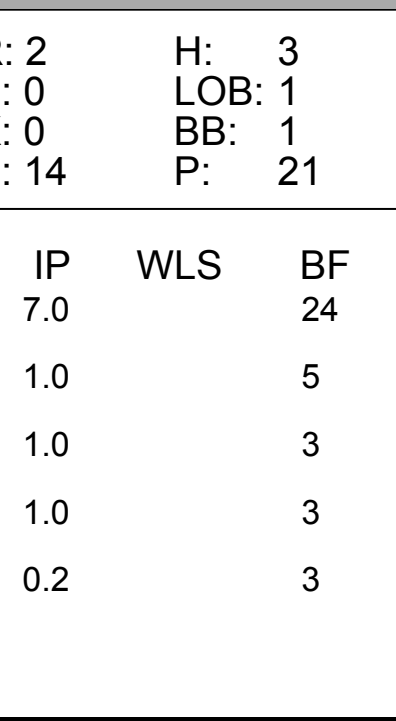
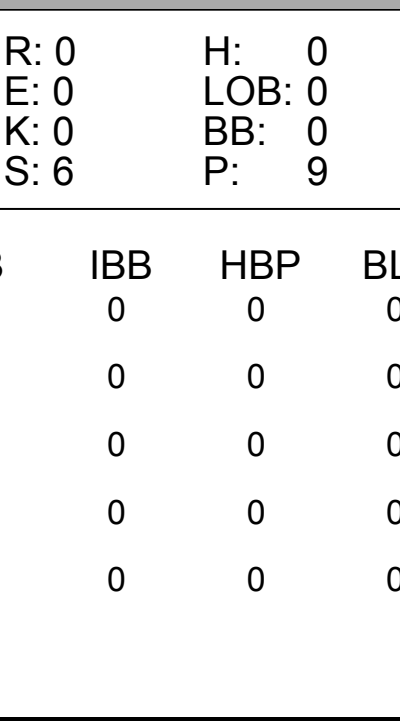
Miami Marlins @ Milwaukee Brewers
 Miller Park, Milwaukee, WI
 Wed Sep 10 2014, 7:14 PM - 10:10 PM CDT
 Att: 25,219 - Roof Closed - 74 F

livebaseballscorecards.com

AB 30
R 4
H 8
RBI 4
BB 2
SO 8
LOB 10

Batter	1	2	3	4	5	6	7	8	9	AB	R	H	RBI	BB	SO	LOB	TOP			
6 Billy Hamilton, S OBP: 0.297, SLG: 0.368										3	0	1	0	1	1	0	Cincinnati Reds @ Milwaukee Brewers Miller Park, Milwaukee, WI Sun Sep 14 2014, 1:12 PM - 4:19 PM CDT Att: 41,870 - Roof Closed - 70 F			
17 Kristopher Negron, R OBP: 0.301, SLG: 0.447										3	0	0	0	1	2	1				
21 Todd Frazier, R OBP: 0.339, SLG: 0.458										4	1	1	1	0	0	3				
39 Devin Mesoraco, R OBP: 0.366, SLG: 0.541										3	0	0	0	0	1	1				
33 Yorman Rodriguez, R OBP: 0.250, SLG: 0.250										1	1	1	0	0	0	0				
4 Brandon Phillips, R OBP: 0.303, SLG: 0.364										3	0	0	0	0	0	0				
15 Jake Elmore, R OBP: 0.167, SLG: 0.167										1	0	0	0	0	0	1				
32 Jay Bruce, L OBP: 0.284, SLG: 0.367										3	0	1	0	0	2	0				
23 Donald Lutz, L OBP: 0.234, SLG: 0.273										1	0	0	0	0	0	1				
48 Ryan Ludwick, R OBP: 0.314, SLG: 0.391										3	0	2	1	1	0	0				
2 Zack Cozart, R OBP: 0.272, SLG: 0.298										3	0	0	0	0	1	3				
7 Ramon Santiago, S OBP: 0.359, SLG: 0.523										1	0	1	0	0	0	0				
44 Mike Leake, R OBP: 0.185, SLG: 0.328										2	0	0	0	0	1	0				
9 Jason Hammitt, L OBP: 0.200, SLG: 0.290										1	0	0	0	0	1	0				
66 Logan Ondrusek, R ERA: 5.49										0	0	0	0	0	0	0				
53 Carlos Contreras, R ERA: 6.52										0	0	0	0	0	0	0				
60 J.J. Hoover, R ERA: 5.19										0	0	0	0	0	0	2				
Inning Stats	R: 0 E: 0 K: 0 S: 10	H: 1 LOB: 1 BB: 0 P: 11	R: 0 E: 0 K: 1 S: 9	H: 0 LOB: 0 BB: 0 P: 11	R: 0 E: 0 K: 1 S: 11	H: 0 LOB: 2 BB: 2 P: 20	R: 0 E: 0 K: 2 S: 8	H: 0 LOB: 0 BB: 0 P: 11	R: 1 E: 0 K: 2 S: 11	H: 1 LOB: 0 BB: 0 P: 14	R: 0 E: 0 K: 1 S: 7	H: 0 LOB: 1 BB: 1 P: 14	R: 0 E: 0 K: 2 S: 9	H: 0 LOB: 0 BB: 0 P: 13	R: 1 E: 0 K: 0 S: 14	H: 3 LOB: 2 BB: 0 P: 19	1B: 5 2B: 1 HR: 1	SF: 0 SAC: 0 DP: 1 HBP: 0	WP: 0 PB: 0 SB: 1 CS: 0	PA: 36
PITCHER	IP WLS BF H R ER SO BB IBB HBP BLK WP HR S P ERA WHIP																			
22 Matt Garza, R ERA: 3.74	6.0 W 25 4 1 1 6 3 0 0 0 0 0 1 60 85 1.50 1.167																			
21 Jeremy Jeffress, R ERA: 2.57	1.0 H 2 0 0 0 1 0 0 0 0 0 0 0 6 9 0.00 0.000																			
41 Marco Estrada, R ERA: 4.57	1.0 3 0 0 0 2 0 0 0 0 0 0 0 9 13 0.00 0.000																			
47 Rob Wooten, R ERA: 4.72	1.0 6 3 1 1 0 0 0 0 0 0 0 0 14 19 9.00 3.000																			

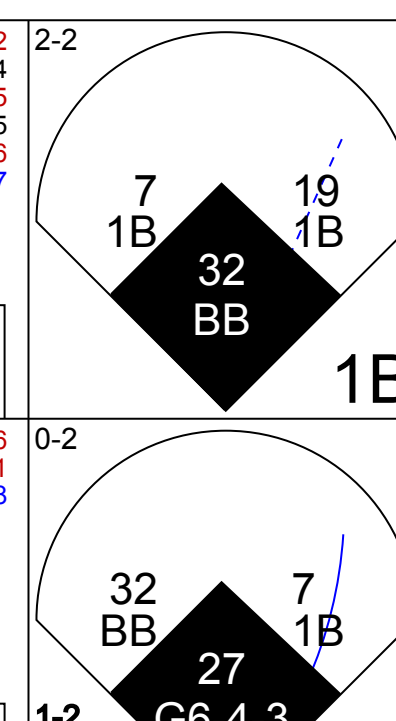
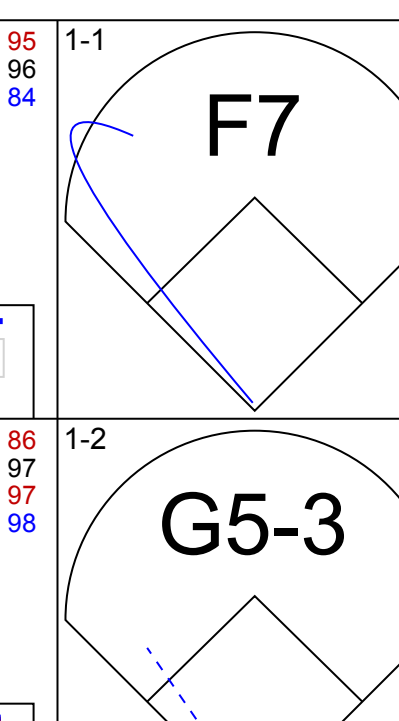
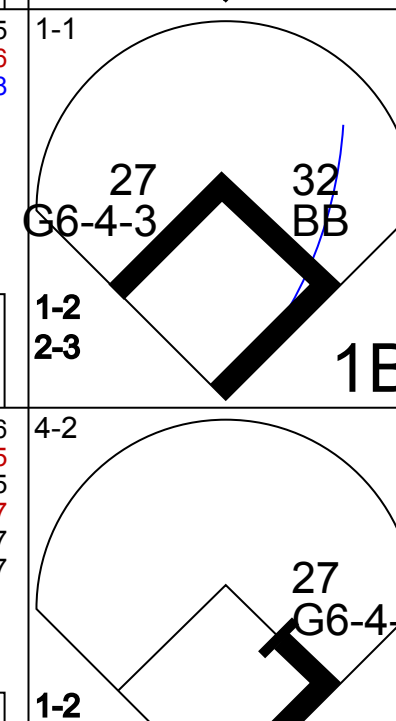
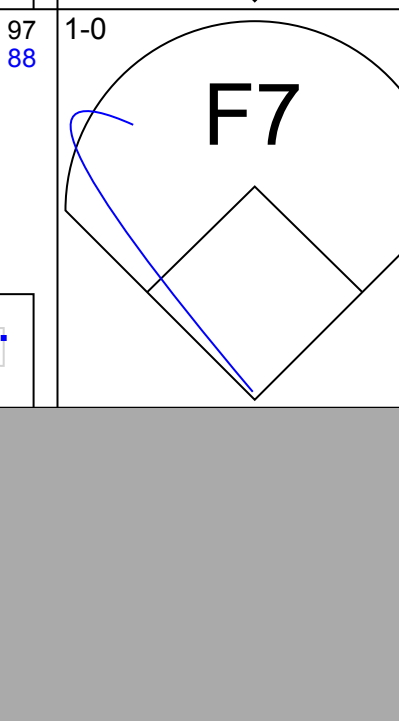
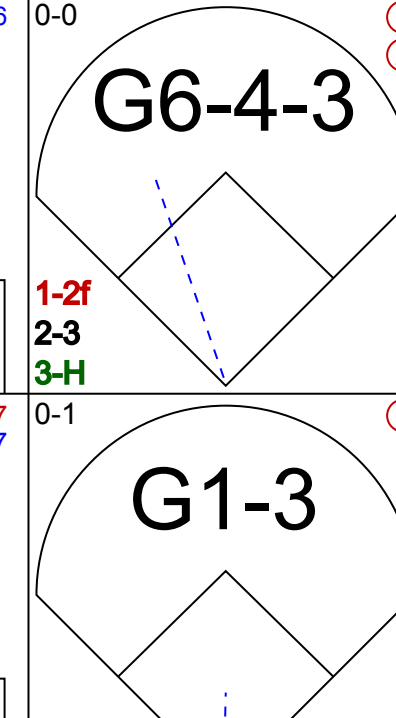



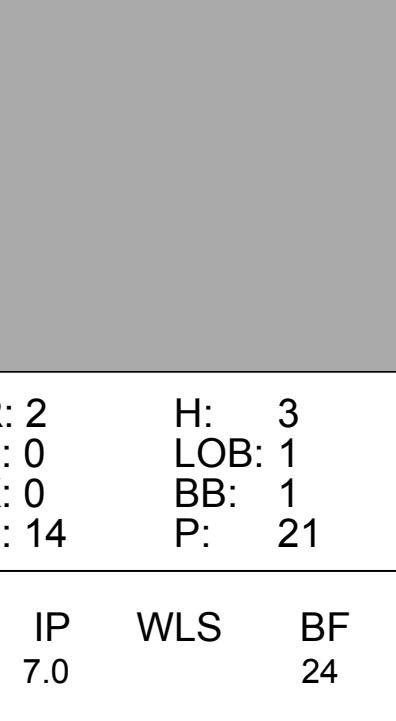



Batter	1	2	3	4	5	6	7	8	9	AB	R	H	RBI	BB	SO	LOB	BOTTOM			
27 Carlos Gómez, R OBP: 0.355, SLG: 0.480										3	1	2	1	1	0	1	Cincinnati Reds @ Milwaukee Brewers Miller Park, Milwaukee, WI Sun Sep 14 2014, 1:12 PM - 4:19 PM CDT Att: 41,870 - Roof Closed - 70 F			
2 Scooter Gennett, L OBP: 0.326, SLG: 0.448										5	1	2	1	0	1	3				
3 Elian Herrera, S OBP: 0.291, SLG: 0.346										0	0	0	0	0	0	0				
20 Jonathan Lucroy, R OBP: 0.371, SLG: 0.477										4	0	3	2	1	0	1				
8 Ryan Braun, R OBP: 0.328, SLG: 0.474										3	1	1	1	2	0	2				
1 Logan Schafer, L OBP: 0.260, SLG: 0.272										0	0	0	0	0	0	0				
18 Kris Davis, R OBP: 0.308, SLG: 0.471										4	1	2	0	0	0	6				
41 Marco Estrada, R OBP: 0.171, SLG: 0.094										0	0	0	0	0	0	0				
47 Rob Wooten, R ERA: 4.57										0	0	0	0	0	0	0				
60 Matt Clark, L OBP: 0.222, SLG: 0.765										5	1	1	3	0	1	6				
5 Héctor Gómez, R OBP: 0.200, SLG: 0.200										0	0	0	0	0	0	0				
7 Mark Reynolds, R OBP: 0.289, SLG: 0.398										4	2	1	1	1	1	3				
9 Jean Segura, R OBP: 0.286, SLG: 0.317										5	0	2	0	0	1	1				
22 Matt Garza, R OBP: 0.063, SLG: 0.083										2	1	0	0	0	1	1				
21 Jeremy Jeffress, R ERA: 2.57										0	0	0	0	0	0	0				
28 Gerardo Parra, L OBP: 0.311, SLG: 0.372										2	1	1	0	0	0	0				
Inning Stats	R: 0 E: 0 K: 1 S: 11	H: 1 LOB: 3 BB: 2 P: 23	R: 1 E: 0 K: 0 S: 9	H: 1 LOB: 1 BB: 1 P: 18	R: 0 E: 0 K: 0 S: 7	H: 2 LOB: 2 BB: 0 P: 12	R: 2 E: 0 K: 0 S: 13	H: 3 LOB: 1 BB: 0 P: 16	R: 0 E: 0 K: 1 S: 7	H: 0 LOB: 1 BB: 0 P: 9	R: 0 E: 0 K: 1 S: 11	H: 1 LOB: 0 BB: 0 P: 14	R: 5 E: 0 K: 0 S: 21	H: 6 LOB: 3 BB: 2 P: 44	R: 1 E: 0 K: 2 S: 12	H: 1 LOB: 0 BB: 0 P: 20	1B: 13 2B: 0 3B: 0 HR: 2	SF: 1 SAC: 1 DP: 0 HBP: 1	WP: 0 PB: 0 SB: 1 CS: 0	PA: 45
PITCHER	IP WLS BF H R ER SO BB IBB HBP BLK WP HR S P ERA WHIP																			
44 Mike Leake, R ERA: 3.68	6.0 L 30 5 3 3 3 3 0 0 0 0 0 0 1 58 92 4.50 1.833																			
66 Logan Ondrusek, R ERA: 5.49	0.2 7 5 5 5 0 0 0 0 0 0 0 0 1 13 24 67.50 7.500																			
53 Carlos Contreras, R ERA: 6.52	0.1 4 1 0 0 0 2 0 0 0 0 0 0 8 20 0.00 9.000																			
60 J.J. Hoover, R ERA: 5.19	1.0 4 1 1 1 2 0 0 0 0 0 0 0 1 12 20 9.00 1.000																			

Batter	1	2	3	4	5	6	7	8	9	10	11	12	AB	R	H	RBI	BB	SO	LOB	TOP	
27 Carlos Gómez, R OBP: 0.356, SLG: 0.479													4	1	1	0	2	2	0		
2 Scooter Gennett, L OBP: 0.325, SLG: 0.445													5	0	1	0	0	1	2		
7 Mark Reynolds, R OBP: 0.289, SLG: 0.397													1	0	0	0	0	0	1		
20 Jonathan Lucroy, R OBP: 0.372, SLG: 0.476													3	0	1	0	1	0	1		
5 Héctor Gómez, R OBP: 0.286, SLG: 0.286													2	1	1	1	0	0	1		
16 Aramis Ramirez, R OBP: 0.341, SLG: 0.447													4	0	1	0	0	0	1		
3 Eijan Herrera, S OBP: 0.291, SLG: 0.346													0	0	0	0	0	0	0		
12 Martín Maldonado, R OBP: 0.319, SLG: 0.396													2	0	0	0	0	0	1		
8 Ryan Braun, R OBP: 0.327, SLG: 0.471													5	0	1	0	0	1	3		
28 Gerardo Parra, L OBP: 0.314, SLG: 0.381													4	1	2	1	1	0	1		
60 Matt Clark, L OBP: 0.217, SLG: 0.650													3	0	0	1	1	1	1		
9 Jean Segura, R OBP: 0.285, SLG: 0.316													5	0	1	0	0	0	5		
34 Willy Peralta, R OBP: 0.374, SLG: 0.379													2	0	0	0	0	0	1		
31 Lance Lynn, R ERA: 2.58													9	0	0	0	0	0	0		
37 Pat Neshek, R ERA: 1.41													0	0	0	0	0	0	0		
26 Trevor Rosenthal, R ERA: 3.31													0	0	0	0	0	0	0		
44 Carlos Martínez, R ERA: 4.2													0	0	0	0	0	0	0		
43 Seth Maness, R ERA: 2.78													0	0	0	0	0	0	0		
Inning Stats	R: 0 E: 0 K: 11	H: 1 LOB: 1 BB: 0 P: 16	R: 0 E: 0 K: 17	H: 2 LOB: 2 BB: 0 P: 21	R: 0 E: 0 K: 11	H: 1 LOB: 0 BB: 0 P: 8	R: 0 E: 0 K: 12	H: 0 LOB: 1 BB: 0 P: 19	R: 0 E: 0 K: 10	H: 0 LOB: 0 BB: 0 P: 4	R: 0 E: 0 K: 15	H: 1 LOB: 3 BB: 2 P: 27	R: 0 E: 0 K: 12	H: 1 LOB: 1 BB: 0 P: 15	R: 1 E: 0 K: 12	H: 1 LOB: 2 BB: 1 P: 18	R: 1 E: 0 K: 12	H: 1 LOB: 1 BB: 1 P: 18	1B: 6 2B: 2 3B: 0 HR: 1	SF: 1 SAC: 0 DP: 1 HBP: 0	PA: 49
PITCHER	IP WLS BF H R ER SO BB IBB HBP BLK WP HR S P ERA WHIP	1 0 26 5 1 1 5 1 0 0 0 0 0 0 8 11 0.00 0.000	1 0 6 1 1 1 0 1 1 0 0 0 0 0 15 9.00 2.000	1 0 4 1 0 0 0 0 0 0 0 0 0 0 8 13 0.00 1.000	1 0 5 1 0 0 1 0 1 0 0 0 0 0 7 15 0.00 1.000	12.1 1.0 5 1 1 1 1 1 0 0 0 0 0 0 1 1 6.3	12.1 1.0 5 1 1 1 1 1 0 0 0 0 0 0 1 1 6.3	12.1 1.0 5 1 1 1 1 1 0 0 0 0 0 0 1 1 6.3	12.1 1.0 5 1 1 1 1 1 0 0 0 0 0 0 1 1 6.3	12.1 1.0 5 1 1 1 1 1 0 0 0 0 0 0 1 1 6.3	12.1 1.0 5 1 1 1 1 1 0 0 0 0 0 0 1 1 6.3	12.1 1.0 5 1 1 1 1 1 0 0 0 0 0 0 1 1 6.3	12.1 1.0 5 1 1 1 1 1 0 0 0 0 0 0 1 1 6.3	12.1 1.0 5 1 1 1 1 1 0 0 0 0 0 0 1 1 6.3	12.1 1.0 5 1 1 1 1 1 0 0 0 0 0 0 1 1 6.3	12.1 1.0 5 1 1 1 1 1 0 0 0 0 0 0 1 1 6.3	12.1 1.0 5 1 1 1 1 1 0 0 0 0 0 0 1 1 6.3	12.1 1.0 5 1 1 1 1 1 0 0 0 0 0 0 1 1 6.3	12.1 1.0 5 1 1 1 1 1 0 0 0 0 0 0 1 1 6.3	12.1 1.0 5 1 1 1 1 1 0 0 0 0 0 0 1 1 6.3	

Milwaukee Brewers @ St. Louis Cardinals
 Busch Stadium, St. Louis, MO
 Tue Sep 16 2014, 7:16 PM - 11:09 PM CDT
 Att: 44,529 - Clear - 66 F

AB 43
 R 3
 H 9
 RBI 3
 BB 5
 SO 8
 LOB 19



Batter	1	2	3	4	5	6	7	8	9	10	11	12	AB	R	H	RBI	BB	SO	LOB	BOTTOM	
13 Matt Carpenter, L OBP: 0.374, SLG: 0.379													5	1	2	0	0	0	2		
19 Jon Jay, L OBP: 0.383, SLG: 0.389													5	1	1	0	0	1	3		
7 Matt Holliday, R OBP: 0.371, SLG: 0.437													5	0	1	0	0	0	1		
32 Matt Adams, L OBP: 0.317, SLG: 0.480													4	0	0	1	1	0	0		
27 Johnny Peralta, R OBP: 0.337, SLG: 0.451													5	0	0	0	0	0	2		
4 Yadier Molina, R OBP: 0.338, SLG: 0.390													5	0	0	0	0	0	1		
16 Kolten Wong, L OBP: 0.289, SLG: 0.383													2	0	1	0	0	1	0		
15 Randal Grichuk, R OBP: 0.265, SLG: 0.329													1	0	0	0	0	0	0		
38 Pete Kozma, R OBP: 0.400, SLG: 0.429													0	0	0	0	0	0	0		
33 Daniel Descalso, L (10, PH) OBP: 0.327, SLG: 0.306													1	0	0	0	0	0	1		
8 Peter Bourjos, R OBP: 0.308, SLG: 0.369													4	0	2	0	0	0	1		
31 Lance Lynn, R ERA: 2.58													9	0	0	0	0	0	0		
37 Pat Neshek, R ERA: 1.41													0	0	0	0	0	0	0		
26 Trevor Rosenthal, R ERA: 3.31													0	0	0	0	0	0	0		
44 Carlos Martínez, R ERA: 4.2													0	0	0	0	0	0	0		
43 Seth Maness, R ERA: 2.78													0	0	0	0	0	0	0		
Inning Stats	R: 2 E: 0 K: 14	H: 3 LOB: 1 BB: 1 P: 21	R: 0 E: 0 K: 19	H: 1 LOB: 0 BB: 0 P: 16	R: 0 E: 0 K: 11	H: 0 LOB: 0 BB: 0 P: 9	R: 0 E: 0 K: 12	H: 0 LOB: 0 BB: 0 P: 7	R: 0 E: 0 K: 10	H: 1 LOB: 1 BB: 2 P: 15	R: 0 E: 0 K: 13	H: 0 LOB: 0 BB: 0 P: 18	R: 0 E: 0 K: 12	H: 0 LOB: 0 BB: 0 P: 18	R: 0 E: 0 K: 12	H: 1 LOB: 1 BB: 1 P: 17	R: 0 E: 0 K: 12	H: 0 LOB: 0 BB: 0 P: 11	1B: 7 2B: 0 3B: 0 HR: 0	SF: 0 SAC: 0 DP: 1 HBP: 0	PA: 43
PITCHER	IP WLS BF H R ER SO BB IBB HBP BLK WP HR S P ERA WHIP	7.0 1.0 24 5 2 2 3 1 0 0 0 0 0 0 9 9 2.57 0.857	7.0 1.0 24 5 2 2 3 1 0 0 0 0 0 0 9 9 2.57 0.857	7.0 1.0 24 5 2 2 3 1 0 0 0 0 0 0 9 9 2.57 0.857	7.0 1.0 24 5 2 2 3 1 0 0 0 0 0 0 9 9 2.57 0.857	7.0 1.0 24 5 2 2 3 1 0 0 0 0 0 0 9 9 2.57 0.857	7.0 1.0 24 5 2 2 3 1 0 0 0 0 0 0 9 9 2.57 0.857	7.0 1.0 24 5 2 2 3 1 0 0 0 0 0 0 9 9 2.57 0.857	7.0 1.0 24 5 2 2 3 1 0 0 0 0 0 0 9 9 2.57 0.857	7.0 1.0 24 5 2 2 3 1 0 0 0 0 0 0 9 9 2.57 0.857	7.0 1.0 24 5 2 2 3 1 0 0 0 0 0 0 9 9 2.57 0.857	7.0 1.0 24 5 2 2 3 1 0 0 0 0 0 0 9 9 2.57 0.857	7.0 1.0 24 5 2 2 3 1 0 0 0 0 0 0 9 9 2.57 0.857	7.0 1.0 24 5 2 2 3 1 0 0 0 0 0 0 9 9 2.57 0.857	7.0 1.0 24 5 2 2 3 1 0 0 0 0 0 0 9 9 2.57 0.857	7.0 1.0 24 5 2 2 3 1 0 0 0 0 0 0 9 9 2.57 0.857	7.0 1.0 24 5 2 2 3 1 0 0 0 0 0 0 9 9 2.57 0.857	7.0 1.0 24 5 2 2 3 1 0 0 0 0 0 0 9 9 2.57 0.857	7.0 1.0 24 5 2 2 3 1 0 0 0 0 0 0 9 9 2.57 0.857		

Milwaukee Brewers @ St. Louis Cardinals
 Busch Stadium, St. Louis, MO
 Tue Sep 16 2014, 7:16 PM - 11:09 PM CDT
 Att: 44,529 - Clear - 66 F

AB 40
 R 2
 H 7
 RBI 1
 BB 2
 SO 6
 LOB 11



Batter	1	2	3	4	5	6	7	8	9	AB	R	H	RBI	BB	SO	LOB	TOP			
27 Carlos Gómez, R OBP: 0.357, SLG: 0.479										4	0	2	0	0	1	0				
2 Scooter Gennett, L OBP: 0.324, SLG: 0.443										4	0	1	0	0	1	2				
20 Jonathan Lucroy, R OBP: 0.373, SLG: 0.475										3	0	1	0	1	0	2				
16 Aramis Ramirez, R OBP: 0.338, SLG: 0.443										4	0	0	0	0	0	2				
8 Ryan Braun, R OBP: 0.328, SLG: 0.470										4	0	1	0	0	2	1				
28 Gerardo Parra, L OBP: 0.315, SLG: 0.382										4	0	2	0	0	0	1				
24 Lyle Overbay, L OBP: 0.332, SLG: 0.336										3	0	0	0	1	1	1				
9 Jean Segura, R OBP: 0.283, SLG: 0.314										3	0	0	0	0	0	3				
50 Mike Fiers, R OBP: 0.059, SLG: 0.059										3	0	0	0	0	2	0				
59 Zach Duke, L (8, 1)										0	0	0	0	0	0	0				
Inning Stats	R: 0 E: 0 K: 2 S: 11	H: 0 LOB: 1 BB: 1 P: 16	R: 0 E: 0 K: 0 S: 4	H: 1 LOB: 0 BB: 0 P: 6	R: 0 E: 0 K: 1 S: 9	H: 1 LOB: 1 BB: 0 P: 10	R: 0 E: 0 K: 1 S: 13	H: 2 LOB: 3 BB: 1 P: 19	R: 0 E: 0 K: 1 S: 6	H: 1 LOB: 1 BB: 0 P: 6	R: 0 E: 0 K: 1 S: 8	H: 0 LOB: 0 BB: 0 P: 12	R: 0 E: 0 K: 0 S: 5	H: 1 LOB: 0 BB: 0 P: 7	R: 0 E: 0 K: 1 S: 12	H: 0 LOB: 0 BB: 0 P: 15	1B: 7 2B: 0 3B: 0 HR: 0	SF: 0 SAC: 0 DP: 2 HBP: 0	WP: 0 PB: 0 SB: 0 CS: 0	PA: 34
PITCHER 50 Adam Wainwright, R ERA: 2.45	IP: 9.0 WLS: W BF: 34 H: 7 R: 0 ER: 0 SO: 7	BB: 2 IBB: 0 HBP: 0 BLK: 0	WP: 0 HR: 0 S: 77 P: 102 ERA: 0.00 WHIP: 1.000	PITCHER IP: WLS: BF: H: R: ER: SO: BB: IBB: HBP: BLK: WP: HR: S: P: ERA: WHIP																

Milwaukee Brewers @ St. Louis Cardinals
 Busch Stadium, St. Louis, MO
 Wed Sep 17 2014, 7:17 PM - 9:49 PM CDT
 Att: 44,480 - Overcast - 66 F

AB	32
R	0
H	7
RBI	0
BB	2
SO	7
LOB	12



Batter	1	2	3	4	5	6	7	8	9	AB	R	H	RBI	BB	SO	LOB	BOTTOM		
13 Matt Carpenter, L OBP: 0.371, SLG: 0.377										4	0	0	0	0	1	1			
19 Jon Jay, L OBP: 0.380, SLG: 0.386										3	0	0	0	0	1	0			
7 Matt Holliday, R OBP: 0.370, SLG: 0.435										2	1	0	0	1	0	0			
15 Randal Grichuk, R OBP: 0.265, SLG: 0.329										0	0	0	0	0	0	0			
32 Matt Adams, L OBP: 0.318, SLG: 0.460										3	1	1	0	0	0	0			
27 Jhonny Peralta, R OBP: 0.337, SLG: 0.451										3	0	1	1	0	1	0			
4 Yadier Molina, R OBP: 0.336, SLG: 0.386										3	0	0	0	0	1	1			
33 Daniel Descalso, L OBP: 0.327, SLG: 0.302										2	0	0	0	1	1	1			
8 Peter Bourjos, R OBP: 0.304, SLG: 0.365										3	0	0	0	0	1	1			
50 Adam Wainwright, R OBP: 0.222, SLG: 0.232										3	0	1	0	0	1	0			
Inning Stats	R: 0 E: 0 K: 1 S: 9	H: 0 LOB: 0 BB: 0 P: 13	R: 0 E: 0 K: 0 S: 6	H: 0 LOB: 0 BB: 0 P: 8	R: 0 E: 0 K: 2 S: 11	H: 0 LOB: 0 BB: 1 P: 20	R: 0 E: 0 K: 0 S: 11	H: 0 LOB: 0 BB: 0 P: 13	R: 0 E: 0 K: 2 S: 11	H: 0 LOB: 0 BB: 0 P: 15	R: 2 E: 1 K: 0 S: 8	H: 2 LOB: 1 BB: 1 P: 16	R: 0 E: 0 K: 0 S: 8	H: 0 LOB: 0 BB: 0 P: 12	1B: 3 2B: 0 3B: 0 HR: 0	SF: 0 SAC: 0 DP: 0 HBP: 0	WP: 0 PB: 0 SB: 0 CS: 1	PA: 28	
PITCHER 50 Mike Fiers, R ERA: 1.78	IP: 7.0 WLS: L BF: 25 H: 3 R: 2 ER: 1 SO: 7	BB: 2 IBB: 0 HBP: 0 BLK: 0	WP: 0 HR: 0 S: 103 P: 103 ERA: 1.29 WHIP: 0.714	PITCHER IP: WLS: BF: H: R: ER: SO: BB: IBB: HBP: BLK: WP: HR: S: P: ERA: WHIP															
59 Zach Duke, L ERA: 2.6	IP: 1.0 WLS: L BF: 3 H: 0 R: 0 ER: 0 SO: 0	BB: 0 IBB: 0 HBP: 0 BLK: 0	WP: 0 HR: 0 S: 8 P: 12 ERA: 0.00 WHIP: 0.000																

Milwaukee Brewers @ St. Louis Cardinals
 Busch Stadium, St. Louis, MO
 Wed Sep 17 2014, 7:17 PM - 9:49 PM CDT
 Att: 44,480 - Overcast - 66 F

AB	26
R	2
H	3
RBI	1
BB	2
SO	7
LOB	4



Batter	1	2	3	4	5	6	7	8	9	AB	R	H	RBI	BB	SO	LOB	TOP										
27 Carlos Gómez, R OBP: 0.355, SLG: 0.472 (1, 8)										2	0	0	0	0	0	0	Milwaukee Brewers @ Pittsburgh Pirates PNC Park, Pittsburgh, PA Fri Sep 19 2014, 7:07 PM - 10:04 PM EDT Att: 37,974 - Cloudy - 70 F										
8 Ryan Braun, R OBP: 0.328, SLG: 0.469 (1, 9)										3	1	1	0	1	0	3											
20 Jonathan Lucroy, R OBP: 0.374, SLG: 0.476 (1, 2)										4	0	2	1	0	0	1											
16 Aramis Ramirez, R OBP: 0.335, SLG: 0.438 (1, 5)										4	0	0	0	0	0	2											
18 Khris Davis, R OBP: 0.305, SLG: 0.465 (1, 7)										4	0	0	0	0	1	1											
Rickie Weeks Jr, R OBP: 0.335, SLG: 0.430 (8, 1)										3	1	1	1	0	0	0											
51 Jonathan Broxton, R (8, 1)										0	0	0	0	0	0	0											
21 Jeremy Jeffress, R (8, 1)										0	0	0	0	0	0	0											
24 Lyle Overbay, L OBP: 0.333, SLG: 0.335 (9, PH)										1	0	0	0	0	0	0											
7 Mark Reynolds, R OBP: 0.287, SLG: 0.394 (1, 3)										3	0	0	0	0	1	0											
9 Jean Segura, R OBP: 0.281, SLG: 0.312 (1, 6)										3	0	0	0	0	1	0											
49 Yovani Gallardo, R OBP: 0.132, SLG: 0.135 (8, PH)										2	0	1	0	0	0	0											
2 Scooter Gennett, L OBP: 0.324, SLG: 0.441 (8, 4)										1	0	0	0	0	0	0											
Inning Stats	R: 1 E: 0 K: 0 S: 8	H: 2 LOB: 1 BB: 0 P: 10	R: 0 E: 0 K: 2 S: 12	H: 0 LOB: 0 BB: 0 P: 19	R: 0 E: 0 K: 0 S: 5	H: 0 LOB: 0 BB: 0 P: 10	R: 0 E: 0 K: 0 S: 4	H: 0 LOB: 0 BB: 0 P: 4	R: 1 E: 0 K: 0 S: 15	H: 2 LOB: 2 BB: 0 P: 20	R: 0 E: 0 K: 1 S: 7	H: 1 LOB: 0 BB: 0 P: 9	R: 0 E: 0 K: 0 S: 7	H: 0 LOB: 0 BB: 0 P: 10	R: 0 E: 0 K: 0 S: 14	H: 0 LOB: 1 BB: 1 P: 21	R: 0 E: 0 K: 0 S: 7	H: 0 LOB: 0 BB: 0 P: 8	1B: 3 2B: 1 3B: 0 HR: 1	SF: 0 SAC: 0 DP: 1 HBP: 2	WP: 1 PB: 0 SB: 0 CS: 1	PA: 33					
PITCHER	IP	WLS	BF	H	R	ER	SO	BB	IBB	HBP	BLK	WP	HR	S	P	ERA	WHIP										
49 Jeff Locke, L ERA: 3.6 (1, 1)	7.0		26	5	2	2	3	0	0	2	0	1	1	58	82	2.57	0.714										
43 John Holdzkom, R ERA: (8, 1)	1.0	W	4	0	0	0	0	1	0	0	0	0	0	14	21	0.00	1.000										
35 Mark Melancon, R ERA: 1.85 (9, 1)	1.0	S	3	0	0	0	0	0	0	0	0	0	0	7	8	0.00	0.000										

Batter	1	2	3	4	5	6	7	8	9	AB	R	H	RBI	BB	SO	LOB	BOTTOM										
5 Josh Harrison, R OBP: 0.350, SLG: 0.503 (1, 5)										5	0	1	0	0	1	3	Milwaukee Brewers @ Pittsburgh Pirates PNC Park, Pittsburgh, PA Fri Sep 19 2014, 7:07 PM - 10:04 PM EDT Att: 37,974 - Cloudy - 70 F										
6 Starling Marte, R OBP: 0.397, SLG: 0.456 (1, 7)										4	1	1	0	0	2	1											
22 Andrew McCutchen, R OBP: 0.389, SLG: 0.532 (1, 8)										4	0	2	0	0	2	1											
18 Neil Walker, S OBP: 0.350, SLG: 0.470 (1, 4)										4	0	1	0	0	1	3											
39 Chase d'Arnaud, R (8, PR)										0	1	0	0	0	0	0											
35 Mark Melancon, R (9, 1)										0	0	0	0	0	0	0											
55 Russell Martin, R OBP: 0.408, SLG: 0.441 (1, 2)										4	1	1	3	0	2	0											
23 Travis Snider, L OBP: 0.336, SLG: 0.419 (1, 9)										4	0	2	0	0	1	0											
25 Gregory Polanco, L (8, PR)										0	1	0	0	0	0	0											
17 Gaby Sanchez, R OBP: 0.298, SLG: 0.390 (8, PH)										3	0	1	0	0	0	1											
43 John Holdzkom, R (8, 1)										0	0	0	0	0	0	0											
57 Andrew Lambo, L OBP: 0.265, SLG: 0.382 (8, PH)										1	0	1	0	0	0	0											
12 Clint Barmes, R OBP: 0.330, SLG: 0.303 (9, 4)										0	0	0	0	0	0	0											
10 Jordy Mercer, R OBP: 0.311, SLG: 0.396 (1, 6)										3	0	0	0	1	2	4											
49 Jeff Locke, L OBP: 0.156, SLG: 0.116 (1, 1)										2	0	0	0	0	2	2											
15 Ike Davis, L OBP: 0.350, SLG: 0.379 (7, PH)										2	0	1	1	0	1	1											
Inning Stats	R: 0 E: 0 K: 0 S: 7	H: 1 LOB: 1 BB: 0 P: 12	R: 0 E: 0 K: 1 S: 9	H: 1 LOB: 1 BB: 0 P: 15	R: 0 E: 0 K: 3 S: 21	H: 2 LOB: 2 BB: 0 P: 26	R: 0 E: 1 K: 2 S: 14	H: 1 LOB: 2 BB: 1 P: 21	R: 0 E: 0 K: 2 S: 9	H: 0 LOB: 0 BB: 0 P: 11	R: 0 E: 0 K: 1 S: 6	H: 0 LOB: 0 BB: 0 P: 9	R: 0 E: 1 K: 2 S: 13	H: 0 LOB: 1 BB: 0 P: 18	R: 4 E: 1 K: 3 S: 24	H: 6 LOB: 2 BB: 0 P: 38	1B: 9 2B: 0 3B: 1 HR: 1	SF: 0 SAC: 0 DP: 0 HBP: 0	WP: 1 PB: 0 SB: 0 CS: 0	PA: 37							
PITCHER	IP	WLS	BF	H	R	ER	SO	BB	IBB	HBP	BLK	WP	HR	S	P	ERA	WHIP										
49 Yovani Gallardo, R ERA: 3.48 (1, 1)	7.0		28	5	0	0	10	0	1	0	0	0	1	13	20	108.00	12.000										
51 Jonathan Broxton, R ERA: 2.38 (8, 1)	0.1	L	5	4	4	4	1	0	0	0	0	0	0	11	18	0.00	3.000										
21 Jeremy Jeffress, R ERA: 2.45 (8, 1)	0.2		4	2	0	0	2	0	0	0	0	0	0	11	18	0.00	3.000										

Batter	1	2	3	4	5	6	7	8	9	AB	R	H	RBI	BB	SO	LOB	TOP		
27 Carlos Gómez, R (1,8) OBP: 0.352, SLG: 0.467	G6-3		F9		F8			B5	K	5	0	0	0	0	1	3			
2 Scooter Gennett, L (1,4) OBP: 0.354, SLG: 0.442 Rickey Weeks Jr., R (8,PH) OBP: 0.337, SLG: 0.433	2B		FC4-6		L6			20 E 1B		3	0	1	0	0	0	1			
20 Jonathan Lucroy, R (1,2) OBP: 0.374, SLG: 0.475	G5-3		BB					FC1		3	0	1	0	1	0	2			
16 Aramis Ramirez, R (1,5) OBP: 0.333, SLG: 0.434	F7		K					G4-6-3		4	0	0	0	0	1	6			
8 Ryan Braun, R (1,9) OBP: 0.327, SLG: 0.467	G6-3							FC6-4		4	0	1	0	0	1	1			
18 Kris Davis, R (1,7) OBP: 0.303, SLG: 0.462	G6-3							L6		3	0	0	0	0	0	1			
3 Eilan Herrera, S (9,PH) OBP: 0.289, SLG: 0.344	G6-3		F9					FC1-6		3	0	0	0	0	0	1			
7 Mark Reynolds, R (9,3) OBP: 0.287, SLG: 0.394								24 2B 1 SF7		0	0	0	0	0	0	0			
24 Lyle Overbay, L (1,3) OBP: 0.339, SLG: 0.347										3	0	2	0	1	0	0			
9 Jean Segura, R (9,PR) OBP: 0.281, SLG: 0.312	2B		E1							0	0	0	0	0	0	0			
5 Héctor Gómez, R (1,6) OBP: 0.143, SLG: 0.143										3	0	0	0	0	3	3			
60 Matt Clark, L (9,PH) OBP: 0.289, SLG: 0.636	K									0	0	0	0	1	0	0			
57 Francisco Rodríguez, R (9,1)										0	0	0	0	0	0	0			
23 Matt Garza, R (1,1) ERA: 3.15										1	0	0	0	0	1	0			
41 Marco Estrada, R (5,1) ERA: 4.5										0	0	0	0	0	0	0			
21 Jeremy Jeffress, R (7,1) ERA: 2.4										0	0	0	0	0	0	0			
13 Will Smith, L (7,PH) ERA: 3.82										0	0	0	0	0	0	0			
53 Brandon Kintzler, R (8,1) ERA: 3.4										0	0	0	0	0	0	0			
Inning Stats	R: 0 H: 1 E: 0 K: 0 S: 14	H: 1 LOB: 2 BB: 1 P: 23	R: 0 H: 1 E: 0 K: 1 S: 8	H: 1 LOB: 1 BB: 0 P: 9	R: 0 H: 0 E: 0 K: 1 S: 9	H: 0 LOB: 2 BB: 2 P: 22	R: 0 H: 0 E: 1 K: 2 S: 9	H: 0 LOB: 1 BB: 0 P: 14	R: 0 H: 0 E: 0 K: 1 S: 6	H: 0 LOB: 0 BB: 0 P: 9	R: 0 H: 1 E: 0 K: 0 S: 6	H: 1 LOB: 1 BB: 0 P: 7	R: 0 H: 0 E: 0 K: 1 S: 10	H: 0 LOB: 1 BB: 1 P: 16	R: 0 H: 1 E: 1 K: 0 S: 8	H: 1 LOB: 2 BB: 1 P: 24	1B: 3 2B: 3 3B: 0 HR: 0	SF: 1 DP: 2 HBP: 0	WP: 0 PA: 37 CS: 1
PITCHER	IP	WLS	BF	H	R	ER	SO	BB	IBB	HBP	BLK	WP	HR	S	P	ERA	WHIP		
36 Edinson Volquez, R (1,1) ERA: 3.15	7.0		27	3	0	0	6	3	0	0	0	0	0	62	100	0.00	0.857		
44 Tony Watson, L (8,1) ERA: 1.43	1.0	L	4	1	0	0	0	0	0	0	0	0	0	8	10	0.00	1.000		
35 Mark Melancon, R (9,1) ERA: 1.96	1.0		6	2	1	1	1	0	1	0	0	0	0	17	24	9.00	2.000		
Batter	1	2	3	4	5	6	7	8	9	AB	R	H	RBI	BB	SO	LOB	BOTTOM		
5 Josh Harrison, R (1,5) OBP: 0.349, SLG: 0.500	G5-3		G5-3		K				G6-3	5	0	1	0	0	1	0			
23 Travis Shaw, L (1,9) OBP: 0.318, SLG: 0.339 44 Tony Watson, L (8,1) OBP: 0.335, SLG: 0.333 59 Chase C. Anderson, R (9,PR) OBP: 0.228, SLG: 0.291 35 Mark Melancon, R (9,1)	2B		K		K			CS	18 G1 22 BB	3	0	1	0	0	2	0			
22 Andrew McCutchen, R (1,8) OBP: 0.492, SLG: 0.532	BB		HBP		18 CS				18 G1	0	0	0	0	2	0	0			
18 Neil Walker, S (1,4) OBP: 0.348, SLG: 0.466	L4		G2-3		CS				BB	4	0	0	0	0	5				
55 Russell Martin, R (1,2) OBP: 0.409, SLG: 0.443	L4		15 G6-3						17 FC6-4	3	0	1	0	1	0	2			
6 Starling Marte, R (1,7) OBP: 0.356, SLG: 0.455			10 FC6-4						L5	4	0	1	0	0	1	4			
15 Ike Davis, L (1,3) ERA: 3.64	L4									3	0	0	0	0	2				
17 Gaby Sanchez, R (8,PH) OBP: 0.297, SLG: 0.389	L4		G6-3						FC6-4	1	0	0	0	0	3				
10 Jordy Mercer, R (1,6) OBP: 0.310, SLG: 0.393	FC6-4								L8	3	0	0	0	1	0	1			
36 Edinson Volquez, R (1,1) OBP: 0.077, SLG: 0.020										2	0	0	0	2	3				
57 Andrew Lambo, L (7,PH) OBP: 0.289, SLG: 0.400										1	0	1	0	0	0				
25 Gregory Polanco, L (7,PR) OBP: 0.313, SLG: 0.349	K									1	0	0	0	0	0				
Inning Stats	R: 0 H: 1 E: 0 K: 0 S: 9	H: 1 LOB: 2 BB: 1 P: 19	R: 0 H: 1 E: 0 K: 1 S: 7	H: 1 LOB: 1 BB: 0 P: 9	R: 0 H: 0 E: 0 K: 1 S: 10	H: 0 LOB: 1 BB: 0 P: 18	R: 0 H: 1 E: 0 K: 2 S: 13	H: 1 LOB: 2 BB: 1 P: 23	R: 0 H: 0 E: 0 K: 2 S: 8	H: 0 LOB: 0 BB: 0 P: 16	R: 0 H: 0 E: 0 K: 0 S: 5	H: 0 LOB: 1 BB: 0 P: 8	R: 0 H: 2 LOB: 2 BB: 0 P: 17	R: 0 H: 1 LOB: 3 BB: 2 P: 19	R: 0 H: 0 LOB: 0 BB: 0 P: 6	1B: 4 2B: 2 3B: 0 HR: 0	SF: 0 DP: 0 HBP: 2	WP: 1 PA: 39 CS: 2	
PITCHER	IP	WLS	BF	H	R	ER	SO	BB	IBB	HBP	BLK	WP	HR	S	P	ERA	WHIP		
22 Matt Garza, R (1,1) ERA: 3.64	4.2		21	3	0	0	6	1	1	2	0	0	0	47	83	0.00	0.857		
41 Marco Estrada, R (5,1) ERA: 4.5	1.1		3	0	0	0	0	0	0	0	0	0	0	5	10	0.00	0.000		
21 Jeremy Jeffress, R (7,1) ERA: 2.4	0.2		4	2	0	0	0	0	0	0	0	0	0	10	14	0.00	3.000		
13 Will Smith, L (7,PH) ERA: 3.82	0.1		0	0	0	0	0	0	0	0	0	0	0	2	3	0.00	0.000		
53 Brandon Kintzler, R (8,1) ERA: 3.4	0.2		5	1	0	0	0	1	1	0	0	0	0	7	18	0.00	3.000		
PITCHER	IP	WLS	BF	H	R	ER	SO	BB	IBB	HBP	BLK	WP	HR	S	P	ERA	WHIP		
59 Zach Duke, L (8,1) ERA: 2.54	0.1		1	0	0	0	0	0	0	0	0	0	0	1	1	0.00	0.000		
57 Francisco Rodríguez, R (9,1) ERA: 3.09	1.0	S	3	0	0	0	0	0	0	0	0	0	0	4	6	0.00	0.000		

Milwaukee Brewers @ Pittsburgh Pirates
PNC Park, Pittsburgh, PA
Sat Sep 20 2014, 7:09 PM - 10:39 PM EDT
Att: 39,027 - Partly Cloudy - 77 F

AB 32
R 1
H 6
RBI 1
BB 4
SO 7
LOB 19



Milwaukee Brewers @ Pittsburgh Pirates
PNC Park, Pittsburgh, PA
Sat Sep 20 2014, 7:09 PM - 10:39 PM EDT
Att: 39,027 - Partly Cloudy - 77 F

AB 31
R 0
H 6
RBI 0
BB 4
SO 6
LOB 20



Batter	1	2	3	4	5	6	7	8	9	AB	R	H	RBI	BB	SO	LOB	TOP					
27 Carlos Gómez, R OBP: 0.351, SLG: 0.466	G5-3		F9			G4-3			1B	4	0	1	0	0	0	1						
2 Scooter Gennett, L Rickey Weeks Jr., R 3 Elian Herrera, S	G6-3		G6-3			G4-3			1B	3	0	0	0	0	0	1						
20 Jonathan Lucroy, R	G5-3			G1-3		K			P6	4	0	0	0	0	1	1						
16 Aramis Ramirez, R 1 Logan Schafer, L	G6-4-3		G4-3			F9			HBP	3	0	1	0	0	0	0						
8 Ryan Braun, R	G6-4-3		G4-3			P2			F8	4	0	1	0	0	0	3						
28 Gerardo Parra, L			K			G3				3	0	1	0	0	1	1						
24 Lyle Overbay, L				K						3	0	0	0	0	2	1						
9 Jean Segura, R 60 Matt Clark, L 41 Marco Estrada, R			P6			P6				2	0	1	0	0	0	0						
38 Wily Peralta, R 18 Khris Davis, R 5 Héctor Gómez, R			SH1-4			F8			G6-3	1	0	0	0	0	0	0						
Inning Stats	R: 0 E: 0 K: 0 S: 9	H: 0 LOB: 0 BB: 0 P: 14	R: 0 E: 0 K: 0 S: 9	H: 2 LOB: 1 BB: 0 P: 10	R: 0 E: 0 K: 0 S: 8	H: 1 LOB: 1 BB: 0 P: 8	R: 0 E: 0 K: 1 S: 8	H: 1 LOB: 1 BB: 0 P: 9	R: 0 E: 0 K: 1 S: 8	H: 0 LOB: 0 BB: 0 P: 12	R: 0 E: 0 K: 1 S: 8	H: 0 LOB: 0 BB: 0 P: 10	R: 0 E: 0 K: 0 S: 6	H: 0 LOB: 0 BB: 0 P: 10	R: 0 E: 0 K: 2 S: 7	H: 0 LOB: 2 BB: 0 P: 9	R: 0 E: 0 K: 0 S: 14	H: 2 LOB: 2 BB: 0 P: 18	1B: 6 2B: 0 3B: 0 HR: 0	SF: 0 SAC: 1 DP: 1 HBP: 1	WP: 0 PB: 0 CS: 0	PA: 32
PITCHER	IP WLS BF H R ER SO BB IBB HBP BLK WP HR S P ERA WHIP																					
46 Vance Worley, R 44 Tony Watson, L	8.0 W 27 4 0 0 5 0 0 0 0 0 0 0 63 82 0.00 0.500																					
44 Tony Watson, L	1.0 S 5 2 0 0 0 0 0 0 1 0 0 0 14 18 0.00 2.000																					

Milwaukee Brewers @ Pittsburgh Pirates
PNC Park, Pittsburgh, PA
Sun Sep 21 2014, 1:40 PM - 4:03 PM EDT
Att: 38,650 - Partly Cloudy - 76 F

AB	30
R	0
H	6
RBI	0
BB	0
SO	5
LOB	8



Batter	1	2	3	4	5	6	7	8	9	AB	R	H	RBI	BB	SO	LOB	BOTTOM					
5 Josh Harrison, R	K		1B			G6-3			G6-3	4	0	2	0	0	1	0						
23 Travis Snider, L 25 Gregory Polanco, L	G6-4-3		G4-3			G6-3			K	2	0	0	0	1	0	3						
22 Andrew McCutchen, R	G6-4-3					1B				2	1	1	0	1	0	1						
18 Neil Walker, S	G3		G6-3			K				3	0	0	0	0	1	2						
55 Russell Martin, R	F9		G6-3			1B				3	0	1	1	0	0	0						
6 Starling Marte, R	F8					1B				3	0	1	0	0	0	0						
15 Ike Davis, L 17 Gaby Sanchez, R			BB			P6			K	2	0	0	0	1	1	2						
10 Jordy Mercer, R			FC6			F8			P2	3	0	0	0	0	0	3						
46 Vance Worley, R 57 Andrew Lambo, L 44 Tony Watson, L			SH2-4			K			F7	1	0	0	0	0	1	0						
Inning Stats	R: 0 E: 0 K: 1 S: 7	H: 0 LOB: 0 BB: 1 P: 11	R: 0 E: 0 K: 0 S: 6	H: 0 LOB: 0 BB: 0 P: 10	R: 0 E: 0 K: 0 S: 12	H: 1 LOB: 2 BB: 1 P: 21	R: 0 E: 0 K: 0 S: 3	H: 0 LOB: 0 BB: 1 P: 8	R: 0 E: 0 K: 0 S: 3	H: 0 LOB: 0 BB: 0 P: 6	R: 0 E: 0 K: 1 S: 6	H: 1 LOB: 0 BB: 0 P: 9	R: 1 E: 0 K: 2 S: 16	H: 3 LOB: 2 BB: 0 P: 22	R: 0 E: 0 K: 1 S: 9	H: 0 LOB: 0 BB: 0 P: 15	R: 0 E: 0 K: 0 S: 7	H: 0 LOB: 0 BB: 0 P: 18	1B: 5 2B: 0 3B: 0 HR: 0	SF: 0 SAC: 1 DP: 2 HBP: 0	WP: 1 PB: 1 CS: 0	PA: 29
PITCHER	IP WLS BF H R ER SO BB IBB HBP BLK WP HR S P ERA WHIP																					
38 Wily Peralta, R 41 Marco Estrada, R	7.0 L 26 5 1 1 4 3 0 0 0 0 1 1 53 87 1.29 1.143																					
41 Marco Estrada, R	1.0 3 0 0 0 1 0 0 0 0 0 0 9 15 0.00 0.000																					

Milwaukee Brewers @ Pittsburgh Pirates
PNC Park, Pittsburgh, PA
Sun Sep 21 2014, 1:40 PM - 4:03 PM EDT
Att: 38,650 - Partly Cloudy - 76 F

AB	25
R	1
H	5
RBI	1
BB	3
SO	5
LOB	11



Batter	1	2	3	4	5	6	7	8	9	AB	R	H	RBI	BB	SO	LOB	TOP
27 Carlos Gómez, R (1, 8) OBP: 0.354, SLG: 0.472										3	1	2	1	0	1	0	Milwaukee Brewers @ Cincinnati Reds Great American Ball Park, Cincinnati, OH Tue Sep 23 2014, 7:11 PM - 9:47 PM EDT Att: 27,307 - Clear - 72 F
2 Scooter Gennett, L (1, 4) OBP: 0.352, SLG: 0.437 Rickie Weeks Jr., R (9, PH) OBP: 0.339, SLG: 0.433										2	0	0	0	1	0	0	
20 Jonathan Lucroy, R (1, 2) OBP: 0.371, SLG: 0.469 1 Logan Schafer, L (9, PR) OBP: 0.264, SLG: 0.272										3	0	0	0	1	0	1	
16 Aramis Ramirez, R (1, 5) OBP: 0.335, SLG: 0.434										4	0	2	0	0	1	2	
8 Ryan Braun, R (1, 9) OBP: 0.324, SLG: 0.462										4	0	0	0	0	2	4	
28 Gerardo Parra, L (1, 7) OBP: 0.310, SLG: 0.375										3	0	0	0	0	1	1	
60 Matt Clark, L (1, 3) OBP: 0.233, SLG: 0.538										3	0	0	0	0	1	0	
9 Jean Segura, R (1, 6) OBP: 0.281, SLG: 0.311 24 Lyle Overbay, L (8, PH) OBP: 0.334, SLG: 0.341 5 Héctor Gómez, R (8, 6) OBP: 0.143, SLG: 0.143										2	0	0	0	0	1	0	
50 Mike Fiers, R (1, 1) OBP: 0.056, SLG: 0.056 3 Elian Herrera, S (6, PH) OBP: 0.297, SLG: 0.341 41 Marco Estrada, R (6, 1) OBP: 0.171, SLG: 0.094 18 Khris Davis, R (8, PH) OBP: 0.302, SLG: 0.460 21 Jeremy Jeffress, R (8, 1)										1	0	0	0	0	0	0	
Inning Stats	R: 0 E: 1 K: 0 S: 8	H: 2 LOB: 2 BB: 1 P: 18	R: 0 E: 0 K: 2 S: 9	H: 0 LOB: 0 BB: 0 P: 14	R: 0 E: 0 K: 2 S: 10	H: 0 LOB: 0 BB: 0 P: 13	R: 0 E: 0 K: 0 S: 11	H: 0 LOB: 0 BB: 0 P: 11	R: 0 E: 1 K: 0 S: 9	H: 1 LOB: 1 BB: 0 P: 11	R: 0 E: 0 K: 2 S: 14	H: 0 LOB: 2 BB: 1 P: 24	1B: 3 2B: 0 3B: 0 HR: 1	SF: 0 SAC: 0 DP: 1 HBP: 1	WP: 0 PB: 0 SB: 1 CS: 1	PA: 32	
PITCHER	IP: 8.0 WLS: W BF: 27 ERA: 2.29	IP: 1.0 WLS: S BF: 5 ERA: 2.12	IP: 1.0 WLS: S BF: 5 ERA: 2.12	IP: 1.0 WLS: S BF: 5 ERA: 2.12	IP: 1.0 WLS: S BF: 5 ERA: 2.12	IP: 1.0 WLS: S BF: 5 ERA: 2.12	IP: 1.0 WLS: S BF: 5 ERA: 2.12	IP: 1.0 WLS: S BF: 5 ERA: 2.12	IP: 1.0 WLS: S BF: 5 ERA: 2.12	IP: 1.0 WLS: S BF: 5 ERA: 2.12	IP: 1.0 WLS: S BF: 5 ERA: 2.12	IP: 1.0 WLS: S BF: 5 ERA: 2.12	IP: 1.0 WLS: S BF: 5 ERA: 2.12	IP: 1.0 WLS: S BF: 5 ERA: 2.12	IP: 1.0 WLS: S BF: 5 ERA: 2.12	IP: 1.0 WLS: S BF: 5 ERA: 2.12	ERA: 2.29 WHIP: 1.000

Batter	1	2	3	4	5	6	7	8	9	AB	R	H	RBI	BB	SO	LOB	BOTTOM	
6 Billy Hamilton, S (1, 8) OBP: 0.293, SLG: 0.357										3	0	0	0	0	2	2	Milwaukee Brewers @ Cincinnati Reds Great American Ball Park, Cincinnati, OH Tue Sep 23 2014, 7:11 PM - 9:47 PM EDT Att: 27,307 - Clear - 72 F	
30 Jason Bourgeois, R (1, 7) OBP: 0.292, SLG: 0.261										4	0	1	1	0	0	2		
21 Todd Frazier, R (1, 3) OBP: 0.337, SLG: 0.462										4	1	2	1	0	0	2		
39 Devin Mesoraco, R (1, 2) OBP: 0.362, SLG: 0.545										3	1	1	1	0	2	2		
4 Brandon Phillips, R (1, 4) OBP: 0.305, SLG: 0.367										3	0	0	0	0	0	0		
32 Jay Bruce, L (1, 9) OBP: 0.282, SLG: 0.374										3	0	0	0	0	0	0		
17 Kristopher Negrón, R (1, 5) OBP: 0.299, SLG: 0.432										3	0	0	0	0	0	0		
2 Zack Cozart, R (1, 6) OBP: 0.273, SLG: 0.307										3	0	1	0	0	0	0		
47 Johnny Cueto, R (1, 1) OBP: 0.149, SLG: 0.123 29 Brayan Peña, S (8, PH) OBP: 0.252, SLG: 0.356 33 Yorman Rodríguez, R (8, PR) OBP: 0.294, SLG: 0.250 54 Aroldis Chapman, L (9, 1)										0	0	0	0	1	0	0		
Inning Stats	R: 2 E: 0 K: 1 S: 15	H: 2 LOB: 0 BB: 0 P: 26	R: 0 E: 0 K: 0 S: 6	H: 0 LOB: 0 BB: 0 P: 9	R: 0 E: 0 K: 1 S: 12	H: 1 LOB: 2 BB: 1 P: 26	R: 0 E: 0 K: 0 S: 10	H: 0 LOB: 0 BB: 0 P: 10	R: 0 E: 0 K: 1 S: 10	H: 1 LOB: 1 BB: 0 P: 15	R: 0 E: 0 K: 0 S: 9	H: 0 LOB: 0 BB: 0 P: 17	R: 0 E: 0 K: 0 S: 11	H: 2 LOB: 1 BB: 0 P: 9	1B: 1 2B: 3 3B: 0 HR: 2	SF: 0 SAC: 2 DP: 1 HBP: 0		WP: 0 PB: 0 SB: 0 CS: 0
PITCHER	IP: 5.0 WLS: L BF: 20 ERA: 1.92	IP: 2.0 WLS: 6 BF: 6 ERA: 4.51	IP: 1.0 WLS: 4 BF: 2 ERA: 2.61	IP: 1.0 WLS: 4 BF: 2 ERA: 2.61	IP: 1.0 WLS: 4 BF: 2 ERA: 2.61	IP: 1.0 WLS: 4 BF: 2 ERA: 2.61	IP: 1.0 WLS: 4 BF: 2 ERA: 2.61	IP: 1.0 WLS: 4 BF: 2 ERA: 2.61	IP: 1.0 WLS: 4 BF: 2 ERA: 2.61	IP: 1.0 WLS: 4 BF: 2 ERA: 2.61	IP: 1.0 WLS: 4 BF: 2 ERA: 2.61	IP: 1.0 WLS: 4 BF: 2 ERA: 2.61	IP: 1.0 WLS: 4 BF: 2 ERA: 2.61	IP: 1.0 WLS: 4 BF: 2 ERA: 2.61	IP: 1.0 WLS: 4 BF: 2 ERA: 2.61	IP: 1.0 WLS: 4 BF: 2 ERA: 2.61	IP: 1.0 WLS: 4 BF: 2 ERA: 2.61	ERA: 1.92 WHIP: 1.000

AB	29
R	1
H	4
RBI	1
BB	2
SO	10
LOB	9



AB	27
R	3
H	6
RBI	3
BB	1
SO	4
LOB	8



Batter	1	2	3	4	5	6	7	8	9	AB	R	H	RBI	BB	SO	LOB	TOP					
27 Carlos Gómez, R OBP: 0.354, SLG: 0.472										4	0	1	1	1	1	0	Milwaukee Brewers @ Cincinnati Reds Great American Ball Park, Cincinnati, OH Wed Sep 24 2014, 7:11 PM - 10:04 PM EDT Att: 27,033 - Clear - 75 F livebaseballscorecards.com					
8 Ryan Braun, R OBP: 0.323, SLG: 0.458										4	0	0	0	1	0	2						
20 Jonathan Lucroy, R OBP: 0.373, SLG: 0.467										2	0	0	0	3	0	3						
16 Aramis Ramirez, R OBP: 0.334, SLG: 0.434										5	1	1	0	0	2	8						
28 Gerardo Parra, L OBP: 0.311, SLG: 0.373										3	1	0	0	2	0	2						
Rickie Weeks Jr., R OBP: 0.344, SLG: 0.436										3	1	2	1	1	0	1						
24 Lyle Overbay, L OBP: 0.331, SLG: 0.337										3	0	0	0	0	0	2						
18 Khris Davis, R OBP: 0.301, SLG: 0.460										1	0	0	0	0	0	2						
7 Mark Reynolds, R OBP: 0.287, SLG: 0.394										0	0	0	0	0	0	0						
9 Jean Segura, R OBP: 0.284, SLG: 0.315										3	2	2	2	1	0	1						
26 Kyle Lohse, R OBP: 0.154, SLG: 0.115										2	0	0	1	1	1	1						
Inning Stats	R: 0 H: 0 E: 0 K: 2 S: 9	H: 0 LOB: 1 BB: 1 P: 16	R: 0 H: 1 E: 0 K: 0 S: 9	H: 1 LOB: 1 BB: 0 P: 15	R: 0 H: 0 E: 0 K: 0 S: 6	H: 0 LOB: 0 BB: 0 P: 12	R: 1 H: 2 E: 0 K: 0 S: 7	H: 1 LOB: 1 BB: 0 P: 14	R: 1 H: 1 E: 0 K: 1 S: 17	H: 1 LOB: 3 BB: 3 P: 37	R: 0 H: 0 E: 0 K: 0 S: 5	H: 0 LOB: 0 BB: 0 P: 12	R: 0 H: 1 E: 0 K: 1 S: 12	H: 1 LOB: 3 BB: 2 P: 26	R: 3 H: 1 E: 1 K: 0 S: 10	H: 1 LOB: 0 BB: 2 P: 23	R: 0 H: 0 E: 0 K: 0 S: 6	H: 0 LOB: 1 BB: 1 P: 14	1B: 3 2B: 3 3B: 0 HR: 0	SF: 1 SAC: 0 DP: 1 HBP: 0	WP: 3 PB: 0 CS: 0	PA: 41
PITCHER	IP WLS BF H R ER SO BB IBB HBP BLK WP HR S P ERA WHIP																					
64 Daniel Corcino, R ERA: 4.34	(1, 1) 4.1 L 20 4 2 2 2 4 0 0 0 0 1 0 39 80 4.15 1.846																					
60 J.J. Hoover, R ERA: 5.04	(5, 1) 1.2 5 0 0 0 1 1 0 0 0 0 0 0 14 26 0.00 0.600																					
62 Pedro Villarreal, R ERA: 3.25	(7, 1) 1.0 6 1 0 0 1 2 0 0 0 0 1 0 12 26 0.00 3.000																					
41 Ryan Dennick, L ERA: 11.57	(8, 1) 1.0 6 1 3 2 0 2 0 0 0 0 0 0 10 23 18.00 3.000																					
63 Sam LeCure, R ERA: 3.44	(9, 1) 1.0 4 0 0 0 0 1 0 0 0 0 0 0 6 14 0.00 1.000																					

Batter	1	2	3	4	5	6	7	8	9	AB	R	H	RBI	BB	SO	LOB	BOTTOM					
6 Billy Hamilton, S OBP: 0.292, SLG: 0.355										2	0	0	0	0	0	1	Milwaukee Brewers @ Cincinnati Reds Great American Ball Park, Cincinnati, OH Wed Sep 24 2014, 7:11 PM - 10:04 PM EDT Att: 27,033 - Clear - 75 F livebaseballscorecards.com					
28 Chris Heisey, R OBP: 0.266, SLG: 0.380										2	0	0	0	0	1	0						
30 Jason Bourgeois, R OBP: 0.250, SLG: 0.222										4	0	0	0	0	1	0						
21 Todd Frazier, R OBP: 0.336, SLG: 0.460										3	0	0	0	0	1	0						
39 Devin Mesoraco, R OBP: 0.360, SLG: 0.541										3	0	0	0	0	1	0						
63 Sam LeCure, R										0	0	0	0	0	0	0						
4 Brandon Phillips, R OBP: 0.303, SLG: 0.365										3	0	0	0	0	0	0						
32 Jay Bruce, L OBP: 0.280, SLG: 0.372										3	0	0	0	0	2	0						
9 Jack Hannahan, L OBP: 0.229, SLG: 0.261										3	0	2	0	0	0	0						
2 Zack Cozart, R OBP: 0.271, SLG: 0.305										3	0	0	0	0	0	2						
64 Daniel Corcino, R OBP: 0.333, SLG: 0.333	(1, 1) 9.0 W 29 2 0 0 6 0 0 0 0 0 0 0 72 106 0.00 0.222																					
60 J.J. Hoover, R	(5, 1) 1.2 5 0 0 0 1 1 0 0 0 0 0 0 14 26 0.00 0.600																					
62 Pedro Villarreal, R	(7, 1) 1.0 6 1 0 0 1 2 0 0 0 0 1 0 12 26 0.00 3.000																					
41 Ryan Dennick, L	(8, 1) 1.0 6 1 3 2 0 2 0 0 0 0 0 0 10 23 18.00 3.000																					
16 Tucker Barnhart, L OBP: 0.240, SLG: 0.239	(9, 2) 1.2 5 0 0 0 0 1 0 0 0 0 0 0 6 14 0.00 1.000																					
Inning Stats	R: 0 H: 0 E: 0 K: 1 S: 8	H: 0 LOB: 0 BB: 0 P: 11	R: 0 H: 0 E: 0 K: 2 S: 7	H: 0 LOB: 0 BB: 0 P: 10	R: 0 H: 1 E: 0 K: 0 S: 14	H: 1 LOB: 1 BB: 0 P: 20	R: 0 H: 0 E: 0 K: 0 S: 5	H: 0 LOB: 0 BB: 0 P: 6	R: 0 H: 1 E: 0 K: 0 S: 9	H: 1 LOB: 0 BB: 0 P: 12	R: 0 H: 0 E: 0 K: 1 S: 7	H: 0 LOB: 0 BB: 0 P: 11	R: 0 H: 0 E: 0 K: 0 S: 6	H: 0 LOB: 0 BB: 0 P: 8	R: 0 H: 0 E: 0 K: 1 S: 8	H: 0 LOB: 0 BB: 0 P: 14	R: 0 H: 0 E: 0 K: 1 S: 8	H: 0 LOB: 0 BB: 0 P: 14	1B: 2 2B: 0 3B: 0 HR: 0	SF: 0 SAC: 1 DP: 0 HBP: 0	WP: 0 PB: 0 CS: 0	PA: 29
PITCHER	IP WLS BF H R ER SO BB IBB HBP BLK WP HR S P ERA WHIP																					
26 Kyle Lohse, R ERA: 3.54	(1, 1) 9.0 W 29 2 0 0 6 0 0 0 0 0 0 0 72 106 0.00 0.222																					

AB	30
R	5
H	6
RBI	5
BB	10
SO	4
LOB	22




Batter	1	2	3	4	5	6	7	8	9	AB	R	H	RBI	BB	SO	LOB	TOP		
8 Chris Coghlan, L (1, 7) OBP: 0.354, SLG: 0.457										3	1	1	0	1	2	1	Chicago Cubs @ Milwaukee Brewers Miller Park, Milwaukee, WI Sat Sep 27 2014, 6:12 PM - 9:21 PM CDT Att: 41,440 - Roof Closed - 73 F		
9 Javier Báez, R (1, 6) OBP: 0.228, SLG: 0.327										4	0	0	0	0	1	3			
44 Anthony Rizzo, L (1, 3) OBP: 0.383, SLG: 0.519										4	0	2	1	0	1	0			
68 Jorge Soler, R (1, 9) OBP: 0.344, SLG: 0.600										4	0	0	0	0	2	3			
24 Luis Valbuena, L (1, 5) OBP: 0.341, SLG: 0.437										4	0	0	0	0	2	2			
5 Wellington Castillo, R (1, 2) OBP: 0.296, SLG: 0.389										3	0	0	0	1	1	0			
41 Matt Szczur, R (9, PR) OBP: 0.273, SLG: 0.355										4	0	1	0	0	3	1			
61 Ryan Kalish, L (1, 8) OBP: 0.295, SLG: 0.347										3	0	1	0	0	2	1			
67 Tsuyoshi Wada, L (1, 1) OBP: 0.095, SLG: 0.050										1	0	0	0	0	1	0			
63 Brian Schlitler, R (6, 1) ERA: 3.53										0	0	0	0	0	0	0			
45 Logan Walkins, L (7, PH) OBP: 0.269, SLG: 0.338										1	0	0	0	0	1	1			
36 Edwin Jackson, R (7, 1) OBP: 0.175, SLG: 0.225										0	0	0	0	0	0	0			
50 Blake Parker, R (8, 1)										0	0	0	0	0	0	0			
Inning Stats	R: 0 E: 0 K: 1 S: 12	H: 2 LOB: 2 BB: 0 P: 19	R: 0 E: 0 K: 2 S: 8	H: 0 LOB: 0 BB: 0 P: 13	R: 1 E: 0 K: 3 S: 11	H: 1 LOB: 1 BB: 1 P: 20	R: 0 E: 0 K: 3 S: 9	H: 0 LOB: 0 BB: 0 P: 11	R: 0 E: 0 K: 1 S: 9	H: 1 LOB: 1 BB: 0 P: 15	R: 0 E: 0 K: 2 S: 6	H: 0 LOB: 0 BB: 0 P: 11	R: 0 E: 0 K: 2 S: 9	H: 0 LOB: 1 BB: 1 P: 15	1B: 3 2B: 1 3B: 1 HR: 0	SF: 0 SAC: 1 DP: 0 HBP: 0	WP: 0 PB: 0 SB: 0 CS: 0	PA: 34	
PITCHER	IP: 7.0 WLS: W BF: 27 ERA: 1.29 WHIP: 0.857	IP: 1.0 WLS: H BF: 3 ERA: 2.3	IP: 1.0 WLS: S BF: 4 ERA: 3.04	IP: 1.0 WLS: S BF: 4 ERA: 3.04	IP: 1.0 WLS: S BF: 4 ERA: 3.04	IP: 1.0 WLS: S BF: 4 ERA: 3.04	IP: 1.0 WLS: S BF: 4 ERA: 3.04	IP: 1.0 WLS: S BF: 4 ERA: 3.04	IP: 1.0 WLS: S BF: 4 ERA: 3.04	IP: 1.0 WLS: S BF: 4 ERA: 3.04	IP: 1.0 WLS: S BF: 4 ERA: 3.04	IP: 1.0 WLS: S BF: 4 ERA: 3.04	IP: 1.0 WLS: S BF: 4 ERA: 3.04	IP: 1.0 WLS: S BF: 4 ERA: 3.04	IP: 1.0 WLS: S BF: 4 ERA: 3.04	IP: 1.0 WLS: S BF: 4 ERA: 3.04	IP: 1.0 WLS: S BF: 4 ERA: 3.04	IP: 1.0 WLS: S BF: 4 ERA: 3.04	IP: 1.0 WLS: S BF: 4 ERA: 3.04

AB	31
R	1
H	5
RBI	1
BB	2
SO	16
LOB	12



Batter	1	2	3	4	5	6	7	8	9	AB	R	H	RBI	BB	SO	LOB	BOTTOM			
27 Carlos Gómez, R (1, 8) OBP: 0.356, SLG: 0.477										4	2	2	1	0	0	0	Chicago Cubs @ Milwaukee Brewers Miller Park, Milwaukee, WI Sat Sep 27 2014, 6:12 PM - 9:21 PM CDT Att: 41,440 - Roof Closed - 73 F			
8 Ryan Braun, R (1, 9) OBP: 0.325, SLG: 0.455										3	0	0	0	1	0	1				
20 Jonathan Lucroy, R (1, 2) OBP: 0.372, SLG: 0.465										4	0	3	1	0	0	1				
16 Aramis Ramirez, R (1, 5) OBP: 0.331, SLG: 0.429										4	0	0	0	0	0	4				
Rickie Weeks Jr., R (1, 4) OBP: 0.357, SLG: 0.452										3	0	2	0	1	0	0				
3 Elian Herrera, S (8, PR) OBP: 0.297, SLG: 0.341										0	0	0	0	0	0	0				
9 Jean Segura, R (1, 6) OBP: 0.285, SLG: 0.327										4	0	2	0	0	1	3				
28 Gerardo Parra, L (1, 7) OBP: 0.310, SLG: 0.371										4	0	1	0	0	0	3				
12 Martin Maldonado, R (1, 3) OBP: 0.320, SLG: 0.389										2	0	0	0	1	2	2				
24 Lyle Overbay, L (7, 3) OBP: 0.329, SLG: 0.335										1	0	0	0	0	1	1				
38 Wily Peralta, R (1, 1) OBP: 0.083, SLG: 0.088										3	0	0	0	0	3	4				
51 Jonathan Broxton, R (8, 1) ERA: 4.15										0	0	0	0	0	0	0				
57 Francisco Rodríguez, R (9, 1) ERA: 5.14										0	0	0	0	0	0	0				
Inning Stats	R: 0 E: 0 K: 0 S: 10	H: 1 LOB: 1 BB: 0 P: 11	R: 0 E: 0 K: 2 S: 11	H: 2 LOB: 2 BB: 0 P: 15	R: 1 E: 0 K: 0 S: 15	H: 2 LOB: 2 BB: 1 P: 26	R: 0 E: 0 K: 2 S: 10	H: 0 LOB: 0 BB: 0 P: 17	R: 1 E: 0 K: 0 S: 7	H: 2 LOB: 0 BB: 0 P: 12	R: 0 E: 0 K: 1 S: 14	H: 2 LOB: 2 BB: 1 P: 25	R: 0 E: 0 K: 0 S: 5	H: 0 LOB: 1 BB: 1 P: 11	R: 0 E: 0 K: 2 S: 11	H: 1 LOB: 2 BB: 0 P: 19	1B: 6 2B: 4 3B: 0 HR: 1	SF: 0 SAC: 0 DP: 2 HBP: 0	WP: 0 PB: 0 SB: 1 CS: 0	PA: 35
PITCHER	IP: 5.0 WLS: L BF: 23 ERA: 3.25	IP: 1.0 WLS: 4 BF: 4 ERA: 6.33	IP: 1.0 WLS: 4 BF: 4 ERA: 6.33	IP: 1.0 WLS: 4 BF: 4 ERA: 6.33	IP: 1.0 WLS: 4 BF: 4 ERA: 6.33	IP: 1.0 WLS: 4 BF: 4 ERA: 6.33	IP: 1.0 WLS: 4 BF: 4 ERA: 6.33	IP: 1.0 WLS: 4 BF: 4 ERA: 6.33	IP: 1.0 WLS: 4 BF: 4 ERA: 6.33	IP: 1.0 WLS: 4 BF: 4 ERA: 6.33	IP: 1.0 WLS: 4 BF: 4 ERA: 6.33	IP: 1.0 WLS: 4 BF: 4 ERA: 6.33	IP: 1.0 WLS: 4 BF: 4 ERA: 6.33	IP: 1.0 WLS: 4 BF: 4 ERA: 6.33	IP: 1.0 WLS: 4 BF: 4 ERA: 6.33	IP: 1.0 WLS: 4 BF: 4 ERA: 6.33	IP: 1.0 WLS: 4 BF: 4 ERA: 6.33	IP: 1.0 WLS: 4 BF: 4 ERA: 6.33	IP: 1.0 WLS: 4 BF: 4 ERA: 6.33	

AB	32
R	2
H	10
RBI	2
BB	3
SO	7
LOB	19



Batter	1	2	3	4	5	6	7	8	9	AB	R	H	RBI	BB	SO	LOB	TOP					
8 Chris Coghlan, L (1,7) OBP: 0.352, SLG: 0.452										4	1	0	1	1	1	1	Chicago Cubs @ Milwaukee Brewers Miller Park, Milwaukee, WI Sun Sep 28 2014, 1:12 PM - 4:20 PM CDT Att: 33,837 - Sunny - 74 F					
9 Javier Báez, R (1,6) OBP: 0.227, SLG: 0.324										5	0	1	0	0	3	3						
44 Anthony Rizzo, L (1,3) OBP: 0.386, SLG: 0.527										4	2	3	2	1	1	2						
68 Jorge Soler, R (1,9) OBP: 0.330, SLG: 0.573										4	1	0	0	0	1	4						
24 Luis Valbuena, L (1,5) OBP: 0.341, SLG: 0.435										4	0	1	0	0	0	3						
7 Arismendy Alcántara, S (1,8) OBP: 0.254, SLG: 0.367										4	0	1	2	0	3	2						
4 Chris Valaika, R (1,4) OBP: 0.282, SLG: 0.339										4	1	1	0	0	0	2						
12 John Baker, L (1,2) OBP: 0.273, SLG: 0.231										3	0	0	0	1	1	2						
36 Jacob Turner, R (1,1) OBP: 0.236, SLG: 0.291										2	0	0	0	0	0	0						
52 Justin Grimm, R (6,1)										0	0	0	0	0	0	0						
21 Junior Lake, R (7,PH)										0	0	0	0	0	0	0						
54 Neil Ramírez, R (7,1)										0	0	0	0	0	0	0						
46 Pedro Strop, R (8,1)										0	0	0	0	0	0	0						
45 Logan Watkins, L (8,PH)										0	0	0	0	0	0	0						
56 Héctor Rondón, R (8,1)										0	0	0	0	0	0	0						
Inning Stats	R: 2 E: 0 K: 1 S: 16	H: 1 LOB: 0 BB: 1 P: 23	R: 0 E: 0 K: 2 S: 8	H: 0 LOB: 0 BB: 0 P: 10	R: 0 E: 0 K: 2 S: 16	H: 2 LOB: 2 BB: 0 P: 25	R: 0 E: 0 K: 1 S: 9	H: 1 LOB: 1 BB: 0 P: 14	R: 0 E: 0 K: 1 S: 8	H: 0 LOB: 0 BB: 0 P: 9	R: 2 E: 1 K: 0 S: 13	H: 2 LOB: 1 BB: 0 P: 18	R: 0 E: 0 K: 2 S: 8	H: 0 LOB: 0 BB: 0 P: 11	R: 0 E: 0 K: 1 S: 6	H: 0 LOB: 1 BB: 1 P: 12	R: 1 E: 0 K: 2 S: 14	H: 1 LOB: 2 BB: 1 P: 19	1B: 5 2B: 1 3B: 0 HR: 1	SF: 0 SAC: 1 DP: 0 HBP: 0	WP: 0 PB: 0 SB: 3 CS: 0	PA: 39
PITCHER	IP WLS BF H R ER SO BB IBB HBP BLK WP HR S P ERA WHIP																					
50 Mike Fiers, R (1,1) ERA: 2.13	6.0 L 26 6 4 3 7 1 0 0 0 0 0 1 70 99 4.50 1.167																					
59 Zach Duke, L (7,1) ERA: 2.45	1.0 3 0 0 0 2 0 0 0 0 0 0 0 8 11 0.00 0.000																					
13 Will Smith, L (8,1) ERA: 3.7	1.0 4 0 0 0 1 1 0 0 0 0 0 0 6 12 0.00 1.000																					
21 Jeremy Jeffress, R (9,1) ERA: 2.81	1.0 6 1 1 1 2 1 0 0 0 0 0 0 14 19 9.00 2.000																					
Batter	1	2	3	4	5	6	7	8	9	AB	R	H	RBI	BB	SO	LOB	BOTTOM					
28 Gerardo Parra, L (1,7) OBP: 0.308, SLG: 0.369										4	0	0	0	0	2	1	Chicago Cubs @ Milwaukee Brewers Miller Park, Milwaukee, WI Sun Sep 28 2014, 1:12 PM - 4:20 PM CDT Att: 33,837 - Sunny - 74 F					
8 Ryan Braun, R (1,9) OBP: 0.324, SLG: 0.453										3	0	0	0	1	0	1						
20 Jonathan Lucroy, R (1,3) OBP: 0.373, SLG: 0.465										4	0	2	0	0	0	1						
21 Jeremy Jeffress, R (9,1) ERA: 2.81										0	0	0	0	0	0	0						
16 Aramis Ramirez, R (1,5) OBP: 0.330, SLG: 0.427										2	0	0	0	0	0	0						
5 Héctor Gómez, R (5,5) OBP: 0.190, SLG: 0.200										2	0	0	0	0	0	2						
9 Jean Segura, R (1,6) OBP: 0.289, SLG: 0.326										3	1	0	0	1	0	1						
12 Martín Maldonado, R (1,2) OBP: 0.320, SLG: 0.387										3	0	1	0	0	0	0						
2 Scooter Gennett, L (8,PH) OBP: 0.320, SLG: 0.434										1	0	0	0	0	1	0						
1 Logan Schafer, L (1,8) OBP: 0.278, SLG: 0.276										2	1	1	0	2	0	0						
3 Elian Herrera, S (1,4) OBP: 0.288, SLG: 0.341										3	0	1	1	0	1	3						
50 Mike Fiers, R (1,1) OBP: 0.053, SLG: 0.053										1	0	0	0	0	0	2						
59 Zach Duke, L (7,1) ERA: 3.7										0	0	0	0	0	0	0						
24 Lyle Overbay, L (7,PH) OBP: 0.328, SLG: 0.333										1	0	0	0	0	0	1						
13 Will Smith, R (8,1) ERA: 3.7										0	0	0	0	0	0	0						
60 Matt Clark, L (9,3) OBP: 0.226, SLG: 0.519										0	0	0	0	0	0	0						
Inning Stats	R: 0 E: 0 K: 1 S: 7	H: 0 LOB: 0 BB: 1 P: 11	R: 1 E: 1 K: 0 S: 10	H: 2 LOB: 2 BB: 1 P: 18	R: 0 E: 0 K: 1 S: 7	H: 0 LOB: 0 BB: 0 P: 10	R: 0 E: 0 K: 0 S: 5	H: 0 LOB: 0 BB: 0 P: 10	R: 1 E: 0 K: 0 S: 14	H: 1 LOB: 1 BB: 1 P: 27	R: 0 E: 0 K: 0 S: 11	H: 1 LOB: 0 BB: 0 P: 17	R: 0 E: 0 K: 1 S: 8	H: 0 LOB: 1 BB: 1 P: 17	R: 0 E: 0 K: 0 S: 8	H: 1 LOB: 0 BB: 0 P: 14	R: 0 E: 0 K: 1 S: 9	H: 0 LOB: 0 BB: 0 P: 13	1B: 5 2B: 0 3B: 0 HR: 0	SF: 0 SAC: 1 DP: 2 HBP: 0	WP: 1 PB: 0 SB: 3 CS: 0	PA: 34
PITCHER	IP WLS BF H R ER SO BB IBB HBP BLK WP HR S P ERA WHIP																					
38 Jacob Turner, R (1,1) ERA: 6.13	5.0 W 21 4 2 2 2 2 3 0 0 0 0 0 0 46 82 3.60 1.400																					
52 Justin Grimm, R (6,1) ERA: 3.7	1.0 H 2 0 0 0 0 0 0 0 0 0 0 0 0 8 11 0.00 0.000																					
54 Neil Ramírez, R (7,1) ERA: 1.44	1.0 H 4 0 0 0 1 1 0 0 0 0 0 0 0 8 17 0.00 1.000																					
46 Pedro Strop, R (8,1) ERA: 2.2	1.0 H 4 1 0 0 0 0 0 0 0 0 0 0 0 8 14 0.00 1.000																					
56 Héctor Rondón, R (9,1) ERA: 2.42	1.0 S 3 0 0 0 0 1 0 0 0 0 0 0 0 9 13 0.00 0.000																					