

Milwaukee Brewers - 2015

Batter	1	2	3	4	5	6	7	8	9	AB	R	H	RBI	BB	SO	LOB	TOP																			
2 Scooter Gennett, L OBP: 0.500, SLG: 1.000 5 Héctor Gómez, R										1	0	1	1	0	0	0	Milwaukee Brewers @ Los Angeles Angels Tempe Diablo Stadium, Tempe, AZ Thu Mar 05 2015, 6:03 PM - 6:06 PM EST Att.: 4,679 - Sunny - 70 F																			
9 Jean Segura, R 62 Luis Sardinas, S										2	0	0	0	0	1	2																				
8 Ryan Braun, R 7 Logan Schafer, L										1	0	0	0	1	0	1																				
60 Matt Clark, L OBP: 0.333, SLG: 0.333 25 Hunter Morris, L										3	0	1	0	0	1	3																				
28 Gerardo Parra, L 64 Shane Peterson, L										2	0	0	0	0	1	0																				
14 Luis Jimenez, R 41 Pete Orr, L										2	0	0	0	0	0	0																				
15 Jason Rogers, R 3 Elian Herrera, S										2	0	0	0	0	1	0																				
12 Martin Maldonado, R OBP: 1.000, SLG: 1.500 66 Juan Centeno, L										2	1	2	0	0	0	0																				
70 Matt Long, L OBP: 0.500, SLG: 0.500 61 Bryan Petersen, L										2	0	1	0	0	1	1																				
										1	0	1	0	0	0	0																				
Inning Stats	R: 0 E: 0 K: 1 S: 5	H: 1 LOB: 1 BB: 1 P: 10	R: 0 E: 0 K: 0 S: 3	H: 0 LOB: 0 BB: 0 P: 3	R: 1 E: 0 K: 1 S: 7	H: 2 LOB: 1 BB: 0 P: 8	R: 0 E: 0 K: 1 S: 5	H: 1 LOB: 0 BB: 0 P: 5	R: 0 E: 0 K: 0 S: 4	H: 1 LOB: 1 BB: 0 P: 5	R: 1 E: 0 K: 0 S: 4	H: 2 LOB: 0 BB: 0 P: 4	R: 0 E: 2 K: 1 S: 5	H: 1 LOB: 1 BB: 0 P: 5	R: 0 E: 0 K: 0 S: 3	H: 0 LOB: 0 BB: 0 P: 3	1B: 8 2B: 1 3B: 0 HR: 0	SF: 1 SAC: 0 DP: 1 HBP: 0	WP: 1 PB: 0 SB: 0 CS: 2	PA: 34																
PITCHER	IP	WLS	BF	H	R	ER	SO	BB	IBB	HBP	BLK	WP	HR	S	P	ERA	WHIP	PITCHER		IP	WLS	BF	H	R	ER	SO	BB	IBB	HBP	BLK	WP	HR	S	P	ERA	WHIP
53 Héctor Santiago, L ERA: 4.5	2.0		7	1	0	0	1	1	0	0	0	0	0	8	13	0.00	1.000	60 Jeremy McBryde, R ERA: 9.1		1.0	S	3	0	0	0	0	0	0	0	0	0	3	3	0.00	0.000	
46 Cory Rasmus, R ERA: 4.5	2.0		8	3	1	1	2	0	0	0	0	0	0	12	13	4.50	1.500																			
48 Jose Alvarez, L ERA: 9.0	2.0	W	7	2	0	0	2	0	0	0	0	1	0	11	12	0.00	1.000																			
84 Trevor Gott, R ERA: 9.0	1.0	H	4	2	1	1	0	0	0	0	0	0	0	4	4	9.00	2.000																			
72 Adam Wilk, L ERA: 9.0	1.0	H	4	1	0	0	1	0	0	0	0	0	0	5	5	0.00	1.000																			

Batter	1	2	3	4	5	6	7	8	9	AB	R	H	RBI	BB	SO	LOB	BOTTOM																			
56 Kole Calhoun, L OBP: 0.500, SLG: 0.500 7 Collin Cowgill, R OBP: 0.500, SLG: 0.500										2	0	1	0	0	1	0	Milwaukee Brewers @ Los Angeles Angels Tempe Diablo Stadium, Tempe, AZ Thu Mar 05 2015, 6:03 PM - 6:06 PM EST Att.: 4,679 - Sunny - 70 F																			
27 Mike Trout, R OBP: 0.500, SLG: 0.500 19 Efran Navarro, L										2	0	1	1	0	0	0																				
5 Albert Pujols, R 8 Taylor Featherston, R										2	0	0	0	0	2	3																				
20 Matt Joyce, L OBP: 0.500, SLG: 0.500 75 Kyle Kubitz, L										2	0	1	0	0	1	0																				
6 David Freese, R 44 Daniel Robertson, R										2	0	0	0	0	1	1																				
2 Enck Aybar, S 57 Alfredo Marte, R										2	0	0	0	0	1	1																				
24 C.J. Cron, R OBP: 1.000, SLG: 1.500 49 Ryan Wheeler, L										2	1	2	0	0	0	0																				
17 Chris Iannetta, R OBP: 0.500, SLG: 0.500 80 Johnny Turbo, R										0	1	0	0	0	0	0																				
12 Johnny Giavotella, R										0	0	0	0	1	0	0																				
13 Josh Rutledge, R OBP: 0.500, SLG: 0.500 99 Carlos Pérez, R										2	0	1	1	0	0	1																				
										1	0	0	0	0	2	2																				
Inning Stats	R: 0 E: 1 K: 1 S: 5	H: 0 LOB: 0 BB: 0 P: 5	R: 0 E: 0 K: 1 S: 5	H: 0 LOB: 0 BB: 0 P: 5	R: 1 E: 1 K: 1 S: 8	H: 3 LOB: 2 BB: 0 P: 8	R: 0 E: 0 K: 1 S: 6	H: 2 LOB: 2 BB: 0 P: 6	R: 1 E: 0 K: 0 S: 5	H: 2 LOB: 2 BB: 0 P: 6	R: 1 E: 2 K: 2 S: 10	H: 0 LOB: 2 BB: 1 P: 14	R: 0 E: 0 K: 0 S: 3	H: 1 LOB: 0 BB: 0 P: 3	R: 0 E: 0 K: 2 S: 7	H: 0 LOB: 0 BB: 0 P: 7	1B: 7 2B: 1 3B: 0 HR: 0	SF: 0 SAC: 0 DP: 1 HBP: 0	WP: 0 PB: 0 SB: 3 CS: 0	PA: 33																
PITCHER	IP	WLS	BF	H	R	ER	SO	BB	IBB	HBP	BLK	WP	HR	S	P	ERA	WHIP	PITCHER		IP	WLS	BF	H	R	ER	SO	BB	IBB	HBP	BLK	WP	HR	S	P	ERA	WHIP
26 Kyle Lohse, R ERA: 3.38	2.2		9	1	1	1	3	0	0	0	0	0	0	15	15	3.38	0.375	54 Michael Blazek, R ERA: 7.1		2.0		6	1	0	0	0	0	0	0	0	10	10	0.00	0.500		
68 Ariel Peña, R ERA: 3.38	0.1		3	2	0	0	0	0	0	0	0	0	0	3	3	0.00	6.000																			
13 Will Smith, L ERA: 9.0	1.0		4	2	0	0	1	0	0	0	0	0	0	6	6	0.00	2.000																			
32 Chris Perez, R ERA: 9.0	1.0	L	5	2	1	1	0	0	0	0	0	0	0	5	6	9.00	2.000																			
53 Brandon Kintzler, R ERA: 9.0	1.0		6	0	1	0	2	1	0	0	0	0	0	10	14	0.00	1.000																			



Batter	1	2	3	4	5	6	7	8	9	AB	R	H	RBI	BB	SO	LOB	TOP			
14 Enrique Hernández, R 61 Corey Seager, L OBP: 0.625, SLG: 0.250	G5-3	K	G5-3				K	FC4		3	0	0	0	0	1	4	Los Angeles Dodgers @ Milwaukee Brewers Maryvale Baseball Park, Phoenix, AZ Fri Mar 06 2015, 6:01 PM - 6:05 PM EST Att: 4,706 - Sunny - 74 F			
17 A.J. Ellis, R 70 Chris O'Brien, S OBP: 0.400, SLG: 1.000 OBP: 0.333, SLG: 0.667	G5-3	HR					G6-3	G5-3		2	2	1	3	1	0	0				
66 Yasiel Puig, R 87 Jeremy Hazelbaker, L OBP: 0.650, SLG: 0.333 OBP: 0.500, SLG: 0.500										1	0	1	0	2	0	0				
72 Joey Curletta, R		1B								1	0	0	0	0	1	0				
10 Justin Turner, R Kyle Farmer, R (5, PH) (5, 10)	F9									2	0	0	0	1	0	1				
33 Scott Van Slyke, R 82 Travis Witherspoon, R (1, 7) (5, 7)										3	1	1	1	0	1	0				
31 Joc Pederson, L 83 Scott Schebler, L OBP: 0.714, SLG: 1.000 OBP: 0.500, SLG: 0.875										3	2	2	1	0	1	3				
7 Alex Guerrero, R 81 Buck Britton, L (1, 5) (5, 5)										2	1	2	0	0	0	0				
68 Kyle Jensen, R 91 Cody Bellinger, L (1, 3) (5, 3)										3	1	2	1	0	0	3				
6 Darwin Barney, R 80 Darnell Sweeney, S OBP: 0.429, SLG: 0.500 OBP: 0.667, SLG: 1.200										3	0	1	0	0	0	2				
Inning Stats	R: 0 E: 0 K: 0 S: 3	H: 0 LOB: 1 P: 8	R: 5 E: 2 K: 1 S: 10	H: 5 LOB: 1 BB: 0 P: 10	R: 2 E: 0 K: 1 S: 9	H: 4 LOB: 2 BB: 0 P: 9	R: 1 E: 0 K: 1 S: 6	H: 1 LOB: 3 BB: 3 P: 18	R: 0 E: 0 K: 0 S: 8	H: 1 LOB: 2 BB: 1 P: 12	R: 1 E: 0 K: 1 S: 7	H: 2 LOB: 2 BB: 1 P: 11	R: 1 E: 0 K: 0 S: 5	H: 2 LOB: 1 BB: 0 P: 5	R: 0 E: 1 K: 1 S: 6	H: 0 LOB: 1 BB: 0 P: 6	1B: 9 2B: 4 3B: 0 HR: 3	SF: 1 SAC: 0 DP: 0 HBP: 0	WP: 1 PB: 0 SB: 0 CS: 0	PA: 50
PITCHER	IP WLS BF H R ER SO BB IBB HBP BLK WP HR S P ERA WHIP	2.0 L 12 5 5 2 1 1 0 0 0 0 1 13 18 4.50 3.000	3.1 1.0 7 4 2 2 1 1 0 0 0 0 0 9 9 18.00 4.000	4.1 0.1 5 1 1 1 1 3 0 0 0 0 1 0 4 16 27.00 12.000	4.1 1.2 7 1 0 0 2 1 0 0 0 0 0 10 14 0.00 1.200	6.1 1.0 4 1 0 0 0 0 0 0 0 0 0 4 4 0.00 1.000	PITCHER	IP WLS BF H R ER SO BB IBB HBP BLK WP HR S P ERA WHIP	7.1 1.0 6 2 1 1 1 1 0 0 0 0 0 1 7 11 9.00 3.000	8.1 1.0 5 2 1 1 0 0 0 0 0 0 0 5 5 9.00 2.000	9.1 1.0 4 0 0 0 0 1 0 0 0 0 0 6 6 0.00 0.000									

AB	43
R	10
H	16
RBI	10
BB	6
SO	7
LOB	27



Batter	1	2	3	4	5	6	7	8	9	AB	R	H	RBI	BB	SO	LOB	BOTTOM			
2 Scooter Gennett, L 5 Héctor Gómez, R 65 Yadiel Rivera, R (1, 4) (4, 4) (8, PH) (9, 4)	G4-3		K							2	0	0	0	0	1	1	Los Angeles Dodgers @ Milwaukee Brewers Maryvale Baseball Park, Phoenix, AZ Fri Mar 06 2015, 6:01 PM - 6:05 PM EST Att: 4,706 - Sunny - 74 F			
9 Jean Segura, R 62 Luis Sardinas, S (1, 6) (4, 6)			G4-3							1	0	0	0	1	0	1				
27 Carlos Gómez, R 70 Matt Long, L (1, 8) (5, 8)										2	0	0	0	0	0	1				
16 Aramis Ramirez, R 3 Eilan Herrera, S OBP: 0.250, SLG: 0.250 OBP: 0.667, SLG: 0.667										1	0	0	0	1	0	1				
18 Khris Davis, R 61 Bryan Petersen, L OBP: 0.667, SLG: 0.667										2	0	1	0	0	0	0				
28 Gerardo Parra, L 67 Nevin Ashley, R (1, 10) (7, PH) (8, 10)										2	0	0	0	0	0	1				
60 Matt Clark, L 15 Jason Rogers, R (1, 3) (6, 3)										2	0	0	0	0	1	0				
64 Shane Peterson, L 94 Ben Guez, R (1, 9) (6, 9)										2	0	0	0	0	1	0				
12 Martín Maldonado, R 71 Adam Weisenburger, R Parker Berberet, R (1, 2) (5, 2) (9, 2)										0	0	0	0	1	0	0				
Inning Stats	R: 0 E: 0 K: 0 S: 3	H: 0 LOB: 1 P: 7	R: 0 E: 0 K: 1 S: 5	H: 0 LOB: 0 BB: 0 P: 5	R: 0 E: 0 K: 2 S: 7	H: 0 LOB: 1 BB: 1 P: 11	R: 0 E: 0 K: 0 S: 2	H: 0 LOB: 2 BB: 2 P: 10	R: 0 E: 0 K: 1 S: 5	H: 0 LOB: 0 BB: 0 P: 5	R: 1 E: 0 K: 0 S: 5	H: 2 LOB: 1 BB: 0 P: 6	R: 0 E: 0 K: 0 S: 3	H: 0 LOB: 0 BB: 0 P: 3	R: 0 E: 0 K: 0 S: 3	H: 0 LOB: 0 BB: 0 P: 3		1B: 2 2B: 0 3B: 0 HR: 0	SF: 0 SAC: 0 DP: 0 HBP: 0	WP: 2 PB: 0 SB: 0 CS: 1
PITCHER	IP WLS BF H R ER SO BB IBB HBP BLK WP HR S P ERA WHIP	2.0 W 7 0 0 0 2 3 0 0 0 0 1 0 8 20 0.00 1.800	3.1 1.1 4 0 0 0 1 0 0 0 0 0 0 6 6 0.00 0.000	6.1 2.0 8 2 1 1 0 0 0 0 0 1 0 8 9 4.50 1.000	8.1 1.0 3 0 0 0 0 0 0 0 0 0 0 3 3 0.00 0.000	PITCHER	IP WLS BF H R ER SO BB IBB HBP BLK WP HR S P ERA WHIP	9.1 1.0 3 0 0 0 0 0 0 0 0 0 0 0 3 3 0.00 0.000												

AB	28
R	1
H	2
RBI	1
BB	4
SO	4
LOB	8



Batter	1	2	3	4	5	6	7	8	9	AB	R	H	RBI	BB	SO	LOB	TOP			
2 Leonys Martin, L OBP: 0.125, SLG: 0.125 7 Delino DeShields, R OBP: 0.333, SLG: 0.600	G6-3		G1-3		G4-3			39 WP 3B	39 HBP BB	3	0	0	0	0	0	0				
12 Rougned Odor, L OBP: 0.429, SLG: 0.571 39 Tommy Field, R	16 FC6-4 1B		2B		16 L5-3 1B			15 BB 3-H	1-2 HBP	3	0	3	0	0	0	0				
16 Ryan Rua, R OBP: 0.250, SLG: 0.429 15 Michael Choice, R OBP: 0.333, SLG: 0.200	43 2B 43 E 1-2		G5-3		L5-3			FC6-4-3	FC6	3	1	0	0	0	0	3				
43 Carlos Peguero, L OBP: 0.500, SLG: 0.800 62 Jorge Alfaro, R OBP: 0.167, SLG: 0.167	E7 61 1B 2B				61 CS BB			6 1B 71 1B 1B	K	2	0	1	0	1	1	0				
61 Robinson Chirinos, R OBP: 0.600, SLG: 0.600 6 Tomás Telis, S	2B				F8			71 1B 19 1B 1B	K	2	0	1	0	0	0	1				
8 Nate Schierholz, L OBP: 0.571, SLG: 0.250 71 Jared Hoying, L OBP: 0.571, SLG: 0.714			K		9 F BB			19 1B 3-H 1B	1B	1	0	0	0	1	1	0				
9 Adam Rosales, R 19 Ed Lucas, R			K		K			1-3 3-H 1B	1B	2	0	0	0	0	2	1				
38 Chris Gimenez, R 1 Trevor Adams, R			K		K			1-3 3-H 1B	1B	3	0	0	0	0	3	1				
68 Hanser Alberto, R 78 Elliot Johnson, S			G6-3		P6			7 3B BB	K	2	0	0	0	0	0	0				
Inning Stats	R: 1 E: 1 K: 0 S: 5	H: 3 LOB: 2 BB: 0 P: 6	R: 0 E: 0 K: 3 S: 9	H: 0 LOB: 0 BB: 0 P: 9	R: 0 E: 0 K: 0 S: 4	H: 1 LOB: 1 BB: 0 P: 4	R: 0 E: 1 K: 1 S: 4	H: 0 LOB: 1 BB: 2 P: 13	R: 0 E: 0 K: 1 S: 5	H: 1 LOB: 0 BB: 0 P: 5	R: 0 E: 0 K: 2 S: 8	H: 1 LOB: 1 BB: 0 P: 8	R: 4 E: 0 K: 1 S: 9	H: 5 LOB: 2 BB: 2 P: 17	R: 0 E: 0 K: 2 S: 7	H: 0 LOB: 2 BB: 1 P: 12	1B: 7 2B: 3 3B: 2 HR: 0	SF: 0 SAC: 0 DP: 2 HBP: 1	WP: 1 PB: 0 SB: 0 CS: 1	PA: 40
PITCHER	IP WLS BF H R ER SO	IP WLS BF H R ER SO	IP WLS BF H R ER SO	IP WLS BF H R ER SO	IP WLS BF H R ER SO	IP WLS BF H R ER SO	IP WLS BF H R ER SO	IP WLS BF H R ER SO	IP WLS BF H R ER SO	IP WLS BF H R ER SO	IP WLS BF H R ER SO	IP WLS BF H R ER SO	IP WLS BF H R ER SO	IP WLS BF H R ER SO	IP WLS BF H R ER SO	IP WLS BF H R ER SO	ERA WHIP	ERA WHIP	ERA WHIP	
38 Wily Peralta, R ERA: 4.5 51 Jonathan Broxton, R ERA: 21 Jeremy Jeffress, R ERA: 29 Jim Henderson, R ERA: 78 Taylor Jungmann, R ERA:	2.0 8 3 1 1 3 0	1.0 4 1 0 0 0 0	1.0 4 1 0 0 1 2	1.0 3 0 0 0 1 0	2.0 H 7 2 0 0 3	0.0 0 0 0 0 0 0	0.0 0 0 0 0 0 0	0.0 0 0 0 0 0 0	0.0 0 0 0 0 0 0	0.0 0 0 0 0 0 0	0.0 0 0 0 0 0 0	0.0 0 0 0 0 0 0	0.0 0 0 0 0 0 0	0.0 0 0 0 0 0 0	0.0 0 0 0 0 0 0	0.0 0 0 0 0 0 0	4.50 1.500	54.0 7.500	0.00 2.250	
73 Taylor Williams, R ERA: 54.0 77 David Goforth, R ERA:	0.2 L 6 3 4 4 0	1.1 B 8 2 0 0 3	0.0 0 0 0 0 0 0	0.0 0 0 0 0 0 0	0.0 0 0 0 0 0 0	0.0 0 0 0 0 0 0	0.0 0 0 0 0 0 0	0.0 0 0 0 0 0 0	0.0 0 0 0 0 0 0	0.0 0 0 0 0 0 0	0.0 0 0 0 0 0 0	0.0 0 0 0 0 0 0	0.0 0 0 0 0 0 0	0.0 0 0 0 0 0 0	0.0 0 0 0 0 0 0	0.0 0 0 0 0 0 0	54.0 7.500	0.00 2.250	0.00 2.250	

Texas Rangers @ Milwaukee Brewers
Maryvale Baseball Park, Phoenix, AZ
Sat Mar 07 2015, 6:02 PM - 6:05 PM EST
Att: 6,695 - Sunny - 79 F

AB 34
R 5
H 11
RBI 3
BB 5
SO 11
LOB 13



Batter	1	2	3	4	5	6	7	8	9	AB	R	H	RBI	BB	SO	LOB	BOTTOM			
2 Scooter Gennett, L OBP: 0.333, SLG: 0.400 5 Héctor Gómez, R OBP: 0.400, SLG: 1.000	16 FC6-4 1B		G4-6-3		61 F7-5 62 FC5-2 1B			HR		2	0	1	0	0	0	1				
9 Jean Segura, R OBP: 0.333, SLG: 0.200 62 Luis Sardinas, S OBP: 0.167, SLG: 0.167	F9		1B		FC5-2			K		2	0	1	0	0	1	4				
8 Ryan Braun, R 61 Bryan Petersen, L OBP: 0.400, SLG: 0.400	K		P4		F7-5			K		2	0	0	0	1	2	3				
16 Aramis Ramirez, R 65 Yadiel Rivera, R	FC6-4				K			G4-3		2	0	0	0	0	1	1				
28 Gerardo Parra, L 70 Matt Long, L OBP: 0.333, SLG: 0.200			G6-3		G4-3			K		2	0	0	0	0	0	0				
14 Luis Jimenez, R 94 Ben Guez, R			G5-3		G6-3			BB		1	0	0	0	1	1	0				
64 Shane Peterson, L 71 Adam Weisenburger, R			K					L6-4		2	0	0	0	0	0	2				
60 Matt Clark, L 41 Pete Orr, L								94 L6-4 70 BB BB		2	0	0	0	0	1	1				
3 Elian Herrera, S OBP: 0.500, SLG: 0.500								K		2	1	1	0	0	1	0				
66 Juan Centeno, L OBP: 0.333, SLG: 0.333 25 Hunter Morris, L 15 Jason Rogers, R								66 E 60 1B 5 1B		2	1	1	0	0	1	0				
								25 G4-6-3 5 HR BB		3	1	3	0	0	0	0				
								5 1B 66 E FC5-2		0	0	0	0	0	0	0				
								25 G4-6-3 1B		1	0	0	0	0	0	0				
								FC3 62 FC5-2 5 1B		2	0	1	1	0	0	2				
								G4-6-3		1	0	0	0	0	0	2				
								G4-3		1	0	0	0	0	0	0				
Inning Stats	R: 0 E: 0 K: 1 S: 6	H: 1 LOB: 1 BB: 0 P: 6	R: 0 E: 0 K: 1 S: 5	H: 0 LOB: 0 BB: 0 P: 5	R: 1 E: 0 K: 0 S: 5	H: 3 LOB: 1 BB: 0 P: 5	R: 0 E: 0 K: 1 S: 5	H: 0 LOB: 0 BB: 0 P: 5	R: 1 E: 1 K: 0 S: 6	H: 3 LOB: 2 BB: 0 P: 6	R: 0 E: 0 K: 1 S: 5	H: 0 LOB: 1 BB: 1 P: 11	R: 0 E: 0 K: 1 S: 4	H: 0 LOB: 1 BB: 2 P: 12	R: 0 E: 0 K: 1 S: 5	H: 0 LOB: 0 BB: 0 P: 5	1B: 7 2B: 3 3B: 0 HR: 1	SF: 0 SAC: 0 DP: 4 HBP: 0	WP: 0 PB: 0 SB: 0 CS: 0	PA: 36
PITCHER	IP WLS BF H R ER SO	IP WLS BF H R ER SO	IP WLS BF H R ER SO	IP WLS BF H R ER SO	IP WLS BF H R ER SO	IP WLS BF H R ER SO	IP WLS BF H R ER SO	IP WLS BF H R ER SO	IP WLS BF H R ER SO	IP WLS BF H R ER SO	IP WLS BF H R ER SO	IP WLS BF H R ER SO	IP WLS BF H R ER SO	IP WLS BF H R ER SO	IP WLS BF H R ER SO	IP WLS BF H R ER SO	ERA WHIP	ERA WHIP	ERA WHIP	
47 Ross Detwiler, L ERA: 3.38 20 Jesus Pirela, R ERA: 4.5 22 Nick Martinez, R ERA: 4.5 25 Jamey Wright, R ERA: 53 Luke Jackson, R ERA: 13.5	2.2 11 4 1 1 2 2	0.1 1 0 0 0 0 0	2.0 9 3 1 1 1 0	1.0 3 0 0 0 1 0	1.1 W 7 2 2 2 2	0.0 0 0 0 0 0 0	0.0 0 0 0 0 0 0	0.0 0 0 0 0 0 0	0.0 0 0 0 0 0 0	0.0 0 0 0 0 0 0	0.0 0 0 0 0 0 0	0.0 0 0 0 0 0 0	0.0 0 0 0 0 0 0	0.0 0 0 0 0 0 0	0.0 0 0 0 0 0 0	0.0 0 0 0 0 0 0	3.38 1.500	0.00 0.000	0.00 0.000	
76 Martine Garcia, L ERA: 70 Juan Pablo Perez, L ERA:	0.2 H 2 0 0 0 0	1.0 S 3 0 0 0 1	0.0 0 0 0 0 0 0	0.0 0 0 0 0 0 0	0.0 0 0 0 0 0 0	0.0 0 0 0 0 0 0	0.0 0 0 0 0 0 0	0.0 0 0 0 0 0 0	0.0 0 0 0 0 0 0	0.0 0 0 0 0 0 0	0.0 0 0 0 0 0 0	0.0 0 0 0 0 0 0	0.0 0 0 0 0 0 0	0.0 0 0 0 0 0 0	0.0 0 0 0 0 0 0	0.0 0 0 0 0 0 0	0.00 1.500	0.00 0.000	0.00 0.000	

Texas Rangers @ Milwaukee Brewers
Maryvale Baseball Park, Phoenix, AZ
Sat Mar 07 2015, 6:02 PM - 6:05 PM EST
Att: 6,695 - Sunny - 79 F

AB 33
R 4
H 9
RBI 4
BB 3
SO 7
LOB 18



Batter	1	2	3	4	5	6	7	8	9	AB	R	H	RBI	BB	SO	LOB	TOP				
17 Kristopher Negrón, R OBP: 0.214, SLG: 0.083 81 Jose Siri, R OBP: 1.000, SLG: 1.000	0-0 P6		0-0 FC3-6 21 29 E 1B		0-0 G3			0-0 G6-4-3 80 G6-4-3 1B		3	0	1	0	0	0	0	Cincinnati Reds @ Milwaukee Brewers Maryvale Baseball Park, Phoenix, AZ Tue Mar 10 2015, 4:05 PM - 6:35 PM EDT Att: 3,475 - Sunny - 82 F				
29 Brayán Peña, S 80 Chad Wallach, R OBP: 0.500, SLG: 0.429	0-3 K		0-0 FC3 21 FC3-6 1-2			0-0 F8		0-0 G6-4-3 1-2		2	0	0	0	0	1	1					
21 Todd Frazier, R OBP: 0.100, SLG: 0.222 23 Taylor Sparks, R OBP: 0.333, SLG: 0.500	0-3 K		0-0 FC3-6 1-2 2-3			0-0 K		0-0 12 1B 32 1B		3	0	0	0	0	2	2					
27 Brennan Boesch, L OBP: 0.500, SLG: 1.000 82 Aristides Aquino, R OBP: 0.400, SLG: 0.250		0-0 9 HBP 1B	0-3 K			0-0 2B		4-0 32 1B BB		3	0	2	0	0	1	2					
9 Marlon Byrd, R OBP: 0.364, SLG: 0.222 Jimmy Pickens, L		1-0 HBP 1-2			0-0 G5-3		0-0 G6-3		0-0 F7		2	0	0	0	0	1					
23 Donald Lutz, L OBP: 0.250, SLG: 0.583 12 Brian O'Grady, L OBP: 0.250, SLG: 0.250		0-3 K			0-0 G4-3			0-0 53 WP 32 1B 53 G3-1		2	0	0	0	0	1	2					
67 Iván De Jesús, Jr., R OBP: 0.444, SLG: 0.286 32 Alex Blandino, R OBP: 0.500, SLG: 0.500		0-0 F8			0-0 F9			0-0 53 G3-1 53 WP 1-2 2-H 3-H 1-0		2	0	0	0	0	0	2					
86 Felix Perez, L OBP: 0.250, SLG: 0.200 53 Garrett Bouliware, R		0-0 G3-1			0-0 G4-3			1-2 2-3 1-0		3	0	0	0	0	0	2					
71 Irving Falu, S OBP: 0.545, SLG: 0.667 79 Luis Gonzalez, R OBP: 0.200, SLG: 0.400			0-0 G4-3			0-0 K		0-3 K	0-3 K	2	0	0	0	0	1	0					
Inning Stats	R: 0 E: 0 K: 2 S: 7	H: 0 LOB: 0 BB: 0 P: 7	R: 0 E: 0 K: 1 S: 6	H: 1 LOB: 2 BB: 0 P: 7	R: 0 E: 1 K: 1 S: 7	H: 1 LOB: 2 BB: 0 P: 7	R: 0 E: 0 K: 0 S: 3	H: 0 LOB: 0 BB: 0 P: 3	R: 0 E: 0 K: 1 S: 5	H: 1 LOB: 1 BB: 0 P: 6	R: 0 E: 0 K: 1 S: 5	H: 0 LOB: 0 BB: 0 P: 5	R: 0 E: 0 K: 1 S: 5	H: 1 LOB: 0 BB: 0 P: 5	R: 3 E: 0 K: 1 S: 8	H: 3 LOB: 1 BB: 1 P: 13		1B: 6 2B: 1 3B: 0 HR: 0	SF: 0 SAC: 0 DP: 1 HBP: 1	WP: 1 PB: 0 SB: 0 CS: 0	PA: 36
PITCHER	IP WLS BF H R ER SO BB IBB HBP BLK WP HR S P ERA WHIP	26 Kyle Lohse, R ERA: 1.59 21 Jeremy Jeffress, R ERA: 51 Jonathan Broxton, R ERA: 29 Jim Henderson, R ERA: Wei-Chung Wang, L ERA:	3.0 W 13 2 0 0 4 0 0 1 0 0 0 3 21 0.00 0.667	1.0 H 3 0 0 0 1 0 0 0 0 0 5 5 0.00 0.000	1.0 H 3 0 0 0 1 0 0 0 0 0 6 6 0.00 1.000	2.0 6 1 0 0 2 0 0 0 0 0 0 10 10 0.00 0.500	PITCHER	IP WLS BF H R ER SO BB IBB HBP BLK WP HR S P ERA WHIP	75 Tyler Cravy, R ERA: 33.75 77 David Goforth, R ERA:	9.1 0.1 5 3 3 3 0 1 0 0 0 0 1 0 4 8 0.00 0.000	9.1 0.2 S 2 0 0 0 1 0 0 0 0 4 5 0.00 0.000										
Batter	1	2	3	4	5	6	7	8	9	AB	R	H	RBI	BB	SO	LOB	BOTTOM				
2 Scooter Gennett, L OBP: 0.250, SLG: 0.273 71 Adam Waisenberg, R OBP: 0.333, SLG: 0.400	0-0 9 1B 27 SF8 1B		0-0 F7		0-3 K			0-0 70 SH1-3 2B		3	1	1	0	0	1	0	Cincinnati Reds @ Milwaukee Brewers Maryvale Baseball Park, Phoenix, AZ Tue Mar 10 2015, 4:05 PM - 6:35 PM EDT Att: 3,475 - Sunny - 82 F				
9 Jean Segura, R OBP: 0.333, SLG: 0.200 70 Matt Long, L OBP: 0.375, SLG: 0.714	0-0 28 S 1B		0-3 K		4-0 64 HR BB			0-0 SH1-3 2-3		2	1	1	0	1	1	0					
27 Carlos Gómez, R OBP: 0.333, SLG: 0.500 64 Shane Peterson, L OBP: 0.400, SLG: 0.800	0-0 SF8 3-H 1B		4-0 BB		1-2 HR			0-0 G6-3		0	0	0	1	1	0	0					
16 Aramis Ramirez, R OBP: 0.250, SLG: 0.143 14 Luis Jimenez, R OBP: 0.091, SLG: 0.091	0-0 P3		0-0 P3		0-0 F8			0-0 G6-3		2	0	0	0	0	0	2					
28 Gerardo Parra, L OBP: 0.200, SLG: 0.111 61 Bryan Petersen, L OBP: 0.273, SLG: 0.273	1-3 K				4-0 12 HR BB			0-0 F7		1	1	0	0	1	1	1					
60 Matt Clark, L OBP: 0.482, SLG: 1.000 41 Pete Orr, L OBP: 0.250, SLG: 0.250		0-0 F7			0-0 F9			0-3 15 CS 1B		2	0	0	0	0	0	1					
12 Martín Maldonado, R OBP: 0.600, SLG: 1.222 5 Héctor Gómez, R OBP: 0.182, SLG: 0.455		0-3 K			3-2 HR			0-0 F8		2	1	1	2	0	1	0					
15 Jason Rogers, R OBP: 0.444, SLG: 0.444		0-0 1B			0-0 HR			1-0 7 G4-6-3 1B		3	0	3	0	0	0	0					
7 Logan Schafer, L OBP: 0.333, SLG: 0.250 25 Hunter Morris, L OBP: 0.125, SLG: 0.125		0-0 F8			0-0 G4-6-3 1-2			0-3 K2-3		2	0	0	0	0	0	2					
Inning Stats	R: 1 E: 0 K: 1 S: 7	H: 2 LOB: 1 BB: 0 P: 8	R: 0 E: 0 K: 1 S: 6	H: 1 LOB: 1 BB: 0 P: 6	R: 0 E: 0 K: 1 S: 5	H: 0 LOB: 1 BB: 1 P: 9	R: 2 E: 0 K: 0 S: 6	H: 2 LOB: 0 BB: 1 P: 13	R: 2 E: 0 K: 1 S: 8	H: 1 LOB: 1 BB: 0 P: 7	R: 0 E: 0 K: 0 S: 4	H: 1 LOB: 1 BB: 0 P: 4	R: 0 E: 0 K: 1 S: 5	H: 0 LOB: 0 BB: 0 P: 5	1B: 6 2B: 1 3B: 0 HR: 2	SF: 1 SAC: 1 DP: 1 HBP: 0		WP: 0 PB: 0 SB: 1 CS: 1	PA: 34		
PITCHER	IP WLS BF H R ER SO BB IBB HBP BLK WP HR S P ERA WHIP	47 Johnny Cueto, R ERA: 1.8 41 Ryan Denick, L ERA: 9.0 60 J.J. Hoover, R ERA: 9.0 81 Jon Moscot, R ERA: 53 Carlos Contreras, R ERA:	3.0 L 13 3 1 1 3 1 0 0 0 0 1 6 13 18.00 3.000	1.0 5 2 2 2 0 1 0 0 0 0 0 1 8 13 18.00 2.000	1.0 8 3 0 0 1 0 0 0 0 0 0 10 11 0.00 1.500	1.0 3 0 0 0 1 0 0 0 0 0 0 5 5 0.00 0.000	PITCHER	IP WLS BF H R ER SO BB IBB HBP BLK WP HR S P ERA WHIP													

AB 34
R 3
H 7
RBI 3
BB 1
SO 9
LOB 17



AB 29
R 5
H 9
RBI 5
BB 3
SO 6
LOB 10




Batter	1	2	3	4	5	6	7	8	9	AB	R	H	RBI	BB	SO	LOB	TOP					
28 Gerardo Parra, L (1,8) OBP: 0.308, SLG: 0.250 7 Logan Schafer, L (6,8) OBP: 0.273, SLG: 0.200	G3-1		1B		1B		G4-3		K	3	2	2	0	0	0	0	Milwaukee Brewers @ San Francisco Giants Scottsdale Stadium, Scottsdale, AZ Wed Mar 11 2015, 4:07 PM - 6:57 PM EDT Att: 9,860 - Sunny - 79 F					
14 Luis Jimenez, R (1,5) OBP: 0.214, SLG: 0.357 3 Eilan Herrera, S (6,5) OBP: 0.273, SLG: 0.200	2B		F8		2B		BB		F9	3	0	2	1	0	0	1						
8 Ryan Braun, R (1,9) 70 Matt Long, L (6,9) OBP: 0.444, SLG: 1.000	F8		BB		K		BB		BB	2	1	0	0	1	1	2						
18 Khris Davis, R (1,7) OBP: 0.444, SLG: 0.571 64 Shane Peterson, L (6,7) OBP: 0.394, SLG: 0.890	BB		BB		K		3B		SF7	2	1	1	2	1	1	1						
12 Martin Maldonado, R (1,2) OBP: 0.538, SLG: 1.000 71 Adam Wessenburger, R (5,2) OBP: 0.286, SLG: 0.333	K		2B		K		F9		F9	3	0	1	1	0	1	3						
60 Matt Clark, L (1,3) OBP: 0.375, SLG: 0.813 25 Hunter Morris, L (6,3) OBP: 0.111, SLG: 0.111		F8								3	0	0	0	0	1	0						
15 Jason Rogers, R (1,10) OBP: 0.462, SLG: 0.417		BB								3	0	1	0	1	0	0						
5 Héctor Gómez, R (1,4) OBP: 0.214, SLG: 0.429 41 Pete Orr, L (6,4) OBP: 0.200, SLG: 0.200		BB								3	0	1	0	0	0	2						
62 Luis Sardinas, S (1,6) OBP: 0.083, SLG: 0.083 91 Orlando Arcia, R (5,6) OBP: 0.500, SLG: 0.500										2	0	0	0	0	0	1						
										2	0	1	0	0	0	1						
Inning Stats	R: 0 E: 0 K: 1 S: 6	H: 1 LOB: 2 BB: 1 P: 10	R: 0 E: 0 K: 0 S: 2	H: 0 LOB: 0 BB: 1 P: 6	R: 3 E: 0 K: 0 S: 5	H: 3 LOB: 1 BB: 1 P: 9	R: 0 E: 0 K: 1 S: 6	H: 1 LOB: 1 BB: 0 P: 6	R: 1 E: 0 K: 2 S: 9	H: 2 LOB: 1 BB: 0 P: 9	R: 0 E: 0 K: 0 S: 4	H: 1 LOB: 1 BB: 0 P: 4	R: 2 E: 0 K: 0 S: 4	H: 1 LOB: 0 BB: 1 P: 8	R: 0 E: 0 K: 1 S: 5	H: 0 LOB: 0 BB: 0 P: 5	R: 0 E: 0 K: 1 S: 5	H: 1 LOB: 0 BB: 0 P: 5	1B: 6 2B: 3 3B: 1 HR: 0	SF: 1 SAC: 0 DP: 1 HBP: 0	WP: 0 PB: 0 SB: 0 CS: 1	PA: 38
PITCHER	IP WLS BF H R ER SO BB IBB HBP BLK WP HR S P ERA WHIP	17 Tim Hudson, R (1,1) ERA: 7.39	1.0 0 5 1 0 0 1 1 0 0 0 0 0 6 10 0.00 2.000	67 Curtis Partch, R (2,1) ERA: 13.5	1.0 3 0 0 0 0 1 0 0 0 0 0 2 6 0.00 1.000	55 Tim Lincecum, R (3,1) ERA: 3.86	1.0 6 3 3 3 0 1 0 0 0 0 0 5 9 27.00 4.000	41 Jeremy Affeldt, L (4,1) ERA: 1.93	1.1 L 7 3 1 1 2 0 0 0 0 0 0 11 11 6.75 2.250	70 George Kontos, R (5,1)	1.2 6 1 0 0 1 0 0 0 0 0 0 8 8 0.00 0.600	PITCHER	IP WLS BF H R ER SO BB IBB HBP BLK WP HR S P ERA WHIP	46 Santiago Casilla, R (7,1) ERA: 10.6	2.0 8 1 2 2 1 1 0 0 0 0 0 9 13 9.00 1.000	76 Adalberto Mejia, L (8,1)	1.0 3 1 0 0 1 0 0 0 0 0 0 5 5 0.00 1.000					
Batter	1	2	3	4	5	6	7	8	9	AB	R	H	RBI	BB	SO	LOB	BOTTOM					
23 Norichika Aoki, L (1,9) OBP: 0.222, SLG: 0.067 47 Jarrett Parker, L (6,9) OBP: 0.500, SLG: 0.462	G4-3	G4-6-3			G1-3		BB			3	0	0	0	0	0	2	Milwaukee Brewers @ San Francisco Giants Scottsdale Stadium, Scottsdale, AZ Wed Mar 11 2015, 4:07 PM - 6:57 PM EDT Att: 9,860 - Sunny - 79 F					
12 Joe Panik, L (1,4) OBP: 0.176, SLG: 0.375 21 Brandon Hicks, R (6,4) OBP: 0.333, SLG: 0.250	2B		G4-3		F7		BB		FC6-4	3	0	1	0	0	0	0						
16 Ángel Pagán, S (1,8) OBP: 0.462, SLG: 0.222 13 Joaquin Arias, R (7,3) OBP: 0.182, SLG: 0.273	BB		G6-3				G4-3		F8	2	0	0	0	1	0	0						
28 Buster Posey, R (1,2) OBP: 0.222, SLG: 0.250 34 Andrew Susac, R (7,2) OBP: 0.182, SLG: 0.200 77 Aramis Garcia, R (9,2)	G6-4-3		K				K		G5-3	3	0	0	0	0	2	2						
9 Brandon Belt, L (1,3) OBP: 0.500, SLG: 0.647 56 Gary Brown, R (6, PR) OBP: 0.353, SLG: 0.533		BB	BB		HR		1B		L3	2	2	2	1	1	0	0						
14 Casey McGehee, R (1,5) OBP: 0.500, SLG: 0.600 66 Carlos Truñel, R (7,5) OBP: 0.286, SLG: 0.286		BB	BB		G4-6-3		F8		G3-1	3	1	2	0	0	0	1						
35 Brandon Crawford, L (1,6) OBP: 0.133, SLG: 0.267 50 Matt Duffy, R (5,6) OBP: 0.286, SLG: 0.538		BB	BB						G6-3	2	0	1	1	0	0	1						
2 Juan Carlos Pérez, R (1,7) OBP: 0.308, SLG: 0.462 84 Daniel Carbonell, R (6,7) OBP: 0.308, SLG: 0.500		BB	BB							2	0	0	0	0	1	2						
29 Héctor Sánchez, S (1,10) OBP: 0.250, SLG: 0.333		BB	BB							1	0	0	0	1	0	0						
										3	0	1	1	0	0	1						
Inning Stats	R: 0 E: 0 K: 0 S: 3	H: 1 LOB: 1 BB: 1 P: 7	R: 2 E: 0 K: 1 S: 7	H: 3 LOB: 1 BB: 1 P: 11	R: 0 E: 0 K: 1 S: 5	H: 0 LOB: 0 BB: 0 P: 5	R: 1 E: 0 K: 0 S: 5	H: 2 LOB: 0 BB: 0 P: 6	R: 0 E: 0 K: 0 S: 3	H: 0 LOB: 0 BB: 0 P: 3	R: 0 E: 0 K: 1 S: 6	H: 1 LOB: 1 BB: 0 P: 6	R: 0 E: 0 K: 1 S: 5	H: 0 LOB: 2 BB: 2 P: 13	R: 0 E: 0 K: 0 S: 3	H: 0 LOB: 0 BB: 0 P: 3	R: 0 E: 0 K: 0 S: 3	H: 0 LOB: 0 BB: 0 P: 3	1B: 4 2B: 2 3B: 0 HR: 1	SF: 0 SAC: 0 DP: 3 HBP: 0	WP: 0 PB: 0 SB: 1 CS: 0	PA: 35
PITCHER	IP WLS BF H R ER SO BB IBB HBP BLK WP HR S P ERA WHIP	22 Matt Garza, R (1,1) ERA: 6.0	3.0 13 4 2 1 1 0 2 0 0 0 0 0 15 23 6.00 2.000	32 Chris Perez, R (4,1) ERA: 6.0	1.0 W 4 2 1 1 0 0 0 0 0 0 0 5 6 9.00 2.000	13 Will Smith, L (5,1) ERA: 6.0	1.0 H 3 0 0 0 0 0 0 0 0 0 0 3 3 0.00 0.000	53 Brandon Kintzler, R (6,1) ERA: 6.0	1.0 H 4 1 0 0 1 0 0 0 0 0 0 6 6 0.00 1.000	78 Taylor Jungmann, R (7,1) ERA: 6.0	2.0 H 8 0 0 0 1 2 0 0 0 0 0 8 16 0.00 1.000	PITCHER	IP WLS BF H R ER SO BB IBB HBP BLK WP HR S P ERA WHIP	68 Ariel Peña, R (9,1) ERA: 6.0	1.0 S 3 0 0 0 0 0 0 0 0 0 0 3 3 0.00 0.000							

Batter	1	2	3	4	5	6	7	8	9	AB	R	H	RBI	BB	SO	LOB	TOP										
1 Brandon Barnes, R OBP: 0.375, SLG: 0.357 (1, 7)	G4-3		G5-3			K		G3		3	0	0	0	0	1	0	Colorado Rockies @ Milwaukee Brewers Maryvale Baseball Park, Phoenix, AZ Thu Mar 12 2015, 4:09 PM - 6:43 PM EDT Att: 4,541 - Sunny - 84 F										
93 Raimel Tapia, L (7, 8)	G4-3		G6-3			G4-3		K		1	0	0	0	0	0												
5 Carlos González, L OBP: 0.286, SLG: 0.167 Max White, L (1, 9) (6, 7)	G4-3		G6-3			G4-3		K		3	0	0	0	0	0												
28 Nolan Arenado, R OBP: 0.313, SLG: 0.571 91 Joey Wong, L OBP: 0.500, SLG: 0.750 (1, 5) (6, 5)	BB			G1-6-3		G4-3				2	0	0	0	1	0												
33 Justin Morneau, L OBP: 0.100, SLG: 0.200 10 Ben Paulsen, L OBP: 0.091, SLG: 0.095 (1, 3) (6, 3)	G4-3			K				K		2	0	0	0	1	1												
13 Drew Stubbs, R OBP: 0.462, SLG: 0.636 16 Kyle Parker, R OBP: 0.524, SLG: 0.647 (1, 8) (6, 9)		G6-3		HR						2	1	1	1	0	0												
3 Daniel Descalso, L OBP: 0.357, SLG: 0.462 77 Trevor Story, R OBP: 0.313, SLG: 0.625 (1, 6) (6, 6)	G4-3			G3						2	0	0	0	0	0												
50 Dustin Garneau, R OBP: 0.143, SLG: 0.143 Emerson Jimenez, L OBP: 0.500, SLG: 0.500 (1, 10) (9, PH)	E6					K		F9		3	0	1	0	0	1												
30 Audry Pérez, R (1, 2)	G5-3									2	0	0	0	0	0												
70 Tom Murphy, R OBP: 0.444, SLG: 0.286 (6, 2)										1	0	1	0	0	0												
65 Cristhian Adames, S OBP: 0.357, SLG: 0.429 43 Rafael Ynoa, S OBP: 0.313, SLG: 0.267 (1, 4) (7, PH) (7, 4)	G4-3					G4-3		F9		2	0	0	0	0	0												
Inning Stats	R: 0 E: 0 K: 0 S: 3	H: 0 LOB: 1 BB: 1 P: 7	R: 0 E: 1 K: 0 S: 4	H: 1 LOB: 1 BB: 0 P: 4	R: 0 E: 0 K: 0 S: 3	H: 0 LOB: 0 BB: 0 P: 3	R: 1 E: 0 K: 1 S: 8	H: 1 LOB: 0 BB: 0 P: 11	R: 0 E: 0 K: 1 S: 5	H: 0 LOB: 0 BB: 0 P: 5	R: 0 E: 0 K: 1 S: 5	H: 0 LOB: 0 BB: 0 P: 5	R: 2 E: 0 K: 1 S: 7	H: 2 LOB: 1 BB: 1 P: 12	R: 0 E: 0 K: 2 S: 8	H: 1 LOB: 1 BB: 0 P: 8	R: 0 E: 0 K: 1 S: 5	H: 0 LOB: 0 BB: 0 P: 5	1B: 3 2B: 0 3B: 0 HR: 2	SF: 0 SAC: 0 DP: 0 HBP: 0	WP: 0 PB: 0 SB: 0 CS: 0	PA: 34					
PITCHER	IP	WLS	BF	H	R	ER	SO	BB	IBB	HBP	BLK	WP	HR	S	P	ERA	WHIP										
38 Wily Peralta, R ERA: 1.8 (1, 1)	3.0	W	11	1	0	0	0	1	0	0	0	0	0	10	14	0.00	0.667										
30 Tyler Thornburg, R ERA: 1.93 (6, 1)	2.0	H	7	1	1	1	2	0	0	0	0	0	1	13	16	4.50	0.500										
48 Neal Cotts, L ERA: 11.57 (6, 1)	1.0	H	3	0	0	0	1	0	0	0	0	0	0	5	5	0.00	0.000										
54 Michael Blazek, R ERA: 7.2 (7, 1)	1.0	H	6	2	2	2	1	1	0	0	0	0	1	7	12	18.00	3.000										
47 Rob Wooten, R ERA: (8, 1)	2.0	S	7	1	0	0	3	0	0	0	0	0	0	13	13	0.00	0.500										

Batter	1	2	3	4	5	6	7	8	9	AB	R	H	RBI	BB	SO	LOB	BOTTOM										
2 Scooter Gennett, L OBP: 0.267, SLG: 0.286 62 Luis Sardinas, S OBP: 0.077, SLG: 0.077 (1, 4) (6, 6)	K	G1-6-3				K2-3				3	0	1	0	0	1	1	Colorado Rockies @ Milwaukee Brewers Maryvale Baseball Park, Phoenix, AZ Thu Mar 12 2015, 4:09 PM - 6:43 PM EDT Att: 4,541 - Sunny - 84 F										
9 Jean Segura, R OBP: 0.333, SLG: 0.231 66 Juan Centeno, L OBP: 0.200, SLG: 0.200 (1, 6) (6, 2)	1B		G6-3			P5		P6		3	1	1	0	0	0	2											
27 Carlos Gómez, R OBP: 0.375, SLG: 0.590 64 Shane Peterson, L OBP: 0.385, SLG: 0.727 (1, 8) (5, 8)	1B					K				2	1	1	0	0	1	0											
16 Aramis Ramirez, R OBP: 0.400, SLG: 0.375 3 Eilan Herrera, S OBP: 0.306, SLG: 0.250 (1, 5) (5, 5)	1B									1	0	1	2	1	0	0											
24 Adam Lind, L 67 Nevin Ashley, R OBP: 0.500, SLG: 0.500 (1, 10) (6, PR) (7, 10)	2B									2	1	1	0	0	0	1											
18 Khris Davis, R OBP: 0.364, SLG: 0.444 5 Héctor Gómez, R OBP: 0.188, SLG: 0.375 (1, 7) (6, 4)	1B									2	0	0	0	0	0	1											
28 Gerardo Parra, L OBP: 0.267, SLG: 0.214 7 Logan Schafer, L OBP: 0.308, SLG: 0.250 (1, 9) (6, 7)										2	0	0	0	0	0	0											
12 Martín Maldonado, R OBP: 0.467, SLG: 0.857 15 Jason Rogers, R OBP: 0.467, SLG: 0.385 (1, 2) (6, 3)										2	0	0	0	0	0	0											
14 Luis Jimenez, R OBP: 0.313, SLG: 0.438 61 Bryan Petersen, L OBP: 0.231, SLG: 0.250 (1, 3) (6, 9)										2	0	2	0	0	0	0											
Inning Stats	R: 2 E: 0 K: 1 S: 9	H: 3 LOB: 1 BB: 0 P: 9	R: 0 E: 0 K: 0 S: 4	H: 1 LOB: 1 BB: 0 P: 4	R: 0 E: 0 K: 1 S: 5	H: 0 LOB: 1 BB: 1 P: 9	R: 0 E: 0 K: 0 S: 3	H: 0 LOB: 0 BB: 0 P: 3	R: 0 E: 0 K: 1 S: 5	H: 2 LOB: 1 BB: 0 P: 5	R: 2 E: 0 K: 1 S: 7	H: 2 LOB: 2 BB: 2 P: 15	R: 1 E: 0 K: 1 S: 6	H: 1 LOB: 1 BB: 1 P: 11	R: 0 E: 0 K: 0 S: 3	H: 0 LOB: 0 BB: 0 P: 3		1B: 8 2B: 1 3B: 0 HR: 0	SF: 1 SAC: 0 DP: 0 HBP: 0	WP: 1 PB: 0 SB: 1 CS: 2	PA: 36						
PITCHER	IP	WLS	BF	H	R	ER	SO	BB	IBB	HBP	BLK	WP	HR	S	P	ERA	WHIP										
64 Gus Schlosser, R ERA: 9.0 (1, 1)	2.0	L	10	4	2	2	1	0	0	0	0	0	0	13	17	0.00	1.000										
46 Brett Marshall, R ERA: 3.6 (3, 1)	3.0		11	2	0	0	2	1	0	0	0	0	0	13	17	0.00	1.000										
74 Jose Ortega, R ERA: 6.0 (6, 1)	1.0		7	2	2	2	1	2	0	0	0	0	0	7	15	18.00	4.000										
49 Rex Brothers, L ERA: 4.5 (7, 1)	1.0		5	1	1	1	1	1	0	0	0	1	0	6	11	9.00	2.000										
60 Justin Miller, R ERA: 6.75 (8, 1)	1.0		3	0	0	0	0	0	0	0	0	0	0	3	3	0.00	0.000										

AB 32
R 3
H 5
RBI 3
BB 2
SO 7
LOB 4



AB 31
R 5
H 9
RBI 5
BB 4
SO 5
LOB 14



Batter	1	2	3	4	5	6	7	8	9	AB	R	H	RBI	BB	SO	LOB	TOP										
2 Scooter Gennett, L (1,4) OBP: 0.263, SLG: 0.333 15 Jason Rogers, R (4,5) OBP: 0.450, SLG: 0.471 90 Brandon Mancias, R (7,5) OBP: 1.000, SLG: 1.000	1-1 24 E 2B		2-2 G5-3		1-1 24 1B 1B		2-0 2B		1-1 G3-1 BLK 1B	2	1	1	0	0	0	0	Milwaukee Brewers @ Texas Rangers Surprise Stadium, Surprise, AZ Sun Mar 15 2015, 4:09 PM - 7:04 PM EDT Att.: 4,831 - Sunny - 85 F										
9 Jean Segura, R (1,6) OBP: 0.300, SLG: 0.222 Hailey Statia, S (6,6)	1-1 F9		0-1 G5-3		0-3 K		0-0 L1		0-2 G3-1	3	0	0	0	0	1	2											
27 Carlos Gómez, R (1,8) OBP: 0.385, SLG: 0.700 94 Ben Guez, R (5,7)	1-3 K2-3		1-0 HR		4-1 24 1B 12 FC6-4 BB		2-3 K		1-2 G3	2	2	1	1	1	1	1											
24 Adam Lind, L (1,10) OBP: 0.556, SLG: 1.000 96 Clint Coulter, R (5,PR) (5,10)	3-1 E9 2H		2-2 12 E 2B		3-1 12 FC6-4 1B		2-0 P5			3	1	2	1	0	0	0											
12 Martín Maldonado, R (1,2) OBP: 0.429, SLG: 0.684 67 Nevin Ashley, R (6,2) OBP: 0.571, SLG: 0.667	0-3 K2-3		0-0 E8 2H 1B		2-2 FC6-4				2-1 2B	3	0	1	2	0	1	2											
7 Logan Schafer, L (1,7) OBP: 0.200, SLG: 0.158 92 Michael Ratterree, R (7,9)		0-1 F7	1-2 F7		2-2 G3				3-2 P6	3	0	0	0	0	0	2											
14 Luis Jimenez, R (1,3) OBP: 0.263, SLG: 0.333 98 Nick Ramirez, L (6,3)		2-3 K		2-1 G5-3		1-1 G6-3		0-2 F7		3	0	0	0	0	1	0											
64 Shane Peterson, L (1,9) OBP: 0.350, SLG: 0.500		3-2 HBP		1-1 G4-3		3-1 G4-3		2-2 G6-3		3	0	0	0	0	0	1											
3 Elian Herrera, S (1,5) OBP: 0.300, SLG: 0.222 0 Donnie Murphy, R (7,4)		2-2 K		2-0 G4-3		3-3 K			2-3 K	3	0	0	0	0	2	1											
Inning Stats	R: 1 E: 1 K: 2 S: 13	H: 1 LOB: 1 BB: 0 P: 19	R: 0 E: 0 K: 2 S: 10	H: 0 LOB: 1 BB: 0 P: 17	R: 2 E: 1 K: 0 S: 14	H: 3 LOB: 1 BB: 0 P: 20	R: 0 E: 0 K: 0 S: 5	H: 0 LOB: 0 BB: 0 P: 10	R: 2 E: 0 K: 1 S: 13	H: 2 LOB: 1 BB: 0 P: 23	R: 0 E: 0 K: 1 S: 8	H: 1 LOB: 1 BB: 0 P: 14	R: 0 E: 0 K: 0 S: 12	H: 1 LOB: 1 BB: 0 P: 19	R: 0 E: 0 K: 1 S: 11	H: 1 LOB: 1 BB: 0 P: 15		1B: 4 2B: 4 3B: 0 HR: 1	SF: 0 SAC: 0 DP: 0 HBP: 1	WP: 0 PB: 0 SB: 0 CS: 0	PA: 39						
PITCHER	IP	WLS	BF	H	R	ER	SO	BB	IBB	HBP	BLK	WP	HR	S	P	ERA	WHIP										
51 Ross Ohlendorf, R (1,1) ERA: 18.0	2.0	W	9	1	1	0	4	0	0	1	0	0	0	23	36	0.00	0.500										
97 Joe Beimel, L (3,1) ERA: 18.0	1.0		6	3	2	2	0	0	0	0	0	0	1	14	20	18.00	3.000										
72 Chi Chi González, R (4,1) ERA: 4.15	4.0	H	16	3	2	2	3	1	0	0	0	0	0	34	62	4.50	1.000										
30 Will Lamb, L (8,1) ERA:	1.0		4	1	0	0	0	0	0	0	0	0	0	12	19	0.00	1.000										
74 Keone Kela, R (9,1) ERA:	1.0		4	1	0	0	1	0	0	0	1	0	0	11	15	0.00	1.000										

AB	37
R	5
H	9
RBI	4
BB	1
SO	8
LOB	16



Batter	1	2	3	4	5	6	7	8	9	AB	R	H	RBI	BB	SO	LOB	BOTTOM										
2 Leonys Martin, L (1,8) OBP: 0.269, SLG: 0.333 64 Anloan Richardson, S (7,8) OBP: 0.250, SLG: 0.200			3-3 K							3	1	0	0	1	2	2	Milwaukee Brewers @ Texas Rangers Surprise Stadium, Surprise, AZ Sun Mar 15 2015, 4:09 PM - 7:04 PM EDT Att.: 4,831 - Sunny - 85 F										
1 Elvis Andrus, R (1,6) OBP: 0.333, SLG: 0.400 68 Hanser Alberto, R (7,6) OBP: 0.250, SLG: 0.263	2-1 29 BB 17 BB 84 BB 1B	1-3 K		0-0 F8		2-0 CS	2-1 8 1B 70 2B 1B	0-0 G6-3		3	1	1	0	0	1	0											
17 Shin-Soo Choo, L (1,9) OBP: 0.415, SLG: 0.375 8 Nate Schierholtz, L (7,9) OBP: 0.545, SLG: 0.375	4-0 84 BB 29 BB 18 1B BB	0-0 G4-3		1-1 G6-3		1-2 70 2B 16 E 1B	0-1 L3		2	1	0	0	1	0	0	1											
29 Adrián Beltré, R (1,5) OBP: 0.222, SLG: 0.412 70 Joey Gallo, L (6,5) OBP: 0.435, SLG: 0.700	4-0 84 BB 18 1B BB	0-2 F7		1-2 G3		0-1 16 E 2B			2	1	0	1	1	0	0	0											
84 Prince Fielder, L (1,10) OBP: 0.333, SLG: 0.471 16 Ryan Rua, R (7,PH) OBP: 0.250, SLG: 0.348	4-2 18 1B 20 3B BB		1-1 E9 18 1B		0-1 F9	3-2 E5 20 1B 32 G5-3			2	2	0	1	1	0	0	0											
18 Mitch Moreland, L (1,3) OBP: 0.267, SLG: 0.467 32 Kyle Blanks, R (6,3) OBP: 0.333, SLG: 0.333	1-0 20 3B 1B		1-0 20 1B 3 2B 1B		1-2 F8	0-1 G5-3			3	2	2	3	0	0	0	0											
20 Jake Smolinski, R (1,7) OBP: 0.429, SLG: 0.684	1-0 3 SF7 3B		3-1 3 2B 12 L7-2 1B		3-1 F8	0-0 38 G5-4-3 1B			4	1	3	2	0	0	0	0											
3 Carlos Corporán, S (1,2) OBP: 0.357, SLG: 0.500 38 Chris Gimenez, R (6,2) OBP: 0.133, SLG: 0.133	1-0 SF7		1-1 1B		0-2 F9	3-1 G5-4-3			1	0	1	2	0	0	0	0											
12 Rougned Odor, L (1,4) OBP: 0.350, SLG: 0.600 78 Elliot Johnson, S (5,4) OBP: 0.250, SLG: 0.143	3-1 G4-3		0-0 L7-2		3-1 F9	1-3 1 CS 1B		1-3 K	2	0	0	0	0	0	2	1											
Inning Stats	R: 7 E: 0 K: 0 S: 11	H: 3 LOB: 0 BB: 4 P: 33	R: 0 E: 0 K: 1 S: 8	H: 0 LOB: 0 BB: 0 P: 9	R: 2 E: 1 K: 1 S: 11	H: 3 LOB: 1 BB: 0 P: 18	R: 0 E: 0 K: 0 S: 6	H: 0 LOB: 0 BB: 0 P: 8	R: 0 E: 0 K: 0 S: 7	H: 0 LOB: 0 BB: 0 P: 11	R: 0 E: 0 K: 1 S: 10	H: 1 LOB: 1 BB: 0 P: 15	R: 3 E: 1 K: 0 S: 16	H: 4 LOB: 1 BB: 0 P: 25	R: 0 E: 0 K: 1 S: 9	H: 1 LOB: 1 BB: 0 P: 10		1B: 8 2B: 4 3B: 1 HR: 0	SF: 1 SAC: 0 DP: 2 HBP: 0	WP: 0 PB: 0 SB: 0 CS: 1	PA: 40						
PITCHER	IP	WLS	BF	H	R	ER	SO	BB	IBB	HBP	BLK	WP	HR	S	P	ERA	WHIP										
78 Taylor Jungmann, R (1,1) ERA: 14.54	0.1	L	8	3	7	7	0	4	0	0	0	0	0	8	29	189.00	21.000										
54 Michael Blazek, R (1,1) ERA: 5.67	2.2		11	3	2	1	2	0	0	0	0	0	0	22	31	3.38	1.125										
30 Tyler Thornburg, R (4,1) ERA: 1.35	2.0		6	0	0	0	0	0	0	0	0	0	0	13	19	0.00	0.000										
97 Jed Bradley, L (6,1) ERA:	1.0		3	1	0	0	1	0	0	0	0	0	0	10	15	0.00	1.000										
Jorge López, R (7,1) ERA: 27.0	1.0		7	4	3	3	0	0	0	0	0	0	0	16	25	27.00	4.000										

AB	34
R	12
H	12
RBI	11
BB	4
SO	4
LOB	9



Batter	1	2	3	4	5	6	7	8	9	AB	R	H	RBI	BB	SO	LOB	TOP					
1 Billy Burns, S (1,8) 83 Bobby Crocker, R (9,PH)										3	1	2	1	0	0	0						
23 Sam Fuld, L (1,9) 50 Max Muncy, L (6,5)										3	0	1	0	0	0	1						
15 Brett Lawrie, R (1,5) 5 Luke Carlin, S (6,2)										3	0	0	0	0	0	2						
21 Stephen Vogt, L (1,2) 7 Jason Pridle, L (6,9)										3	0	1	0	0	0	1						
10 Marcus Semien, R (1,6) 12 Andy Parrino, S (7,6)										3	0	0	0	0	1	1						
77 Matt Olson, L (1,3)										4	1	1	0	0	1	0						
20 Mark Canha, R (1,10)										3	1	0	0	1	2	1						
28 Eric Sogard, L (1,4) 52 Joey Wendle, L (7,4)										3	1	1	0	0	0	0						
25 Tyler Ladendorf, R (1,7) (9,8)										4	1	2	2	0	2	0						
Inning Stats	R: 0 E: 0 K: 0 S: 4	H: 1 LOB: 1 BB: 0 P: 4	R: 0 E: 0 K: 2 S: 7	H: 0 LOB: 0 BB: 0 P: 7	R: 0 E: 0 K: 1 S: 5	H: 0 LOB: 0 BB: 0 P: 5	R: 0 E: 0 K: 0 S: 4	H: 1 LOB: 1 BB: 0 P: 4	R: 3 E: 1 K: 0 S: 6	H: 3 LOB: 1 BB: 1 P: 11	R: 0 E: 0 K: 1 S: 5	H: 0 LOB: 0 BB: 0 P: 5	R: 0 E: 0 K: 2 S: 7	H: 0 LOB: 0 BB: 0 P: 7	R: 1 E: 1 K: 0 S: 5	H: 2 LOB: 1 BB: 0 P: 5	R: 1 E: 0 K: 1 S: 7	H: 2 LOB: 1 BB: 0 P: 8	1B: 8 2B: 1 3B: 0 HR: 0	SF: 1 SAC: 1 DP: 0 HBP: 0	WP: 1 PB: 0 SB: 1 CS: 0	PA: 37
PITCHER	IP WLS BF H R ER SO BB IBB HBP BLK WP HR S P ERA WHIP	IP WLS BF H R ER SO BB IBB HBP BLK WP HR S P ERA WHIP																				
26 Kyle Lohse, R (1,1) ERA: 1.8	4.1 L 4 3 1 1 3 1 0 0 0 0 0 0 21 25 2.08 0.692																					
48 Neal Cotts, L (5,1) ERA: 13.5	0.1 L 4 3 1 1 0 0 0 0 0 0 0 0 4 4 27.00 9.000																					
47 Rob Wooten, R (5,1) ERA:	1.1 4 0 1 0 1 0 0 0 0 0 0 0 6 7 0.00 0.000																					
75 Tyler Cravy, R (7,1) ERA: 16.88	1.0 3 0 0 0 2 0 0 0 0 0 0 0 7 7 0.00 0.000																					
59 Josh Roenicke, R (8,1) ERA: 9.0	1.0 5 2 1 1 0 0 0 0 0 0 0 0 5 5 9.00 2.000																					

Oakland Athletics @ Milwaukee Brewers
Maryvale Baseball Park, Phoenix, AZ
Sun Mar 15 2015, 4:22 PM - 6:48 PM EDT
Att: 5,614 - Sunny - 84 F

AB	34
R	5
H	9
RBI	4
BB	1
SO	7
LOB	10



Batter	1	2	3	4	5	6	7	8	9	AB	R	H	RBI	BB	SO	LOB	BOTTOM					
28 Gerardo Parra, L (1,8) 70 Matt Long, L (6,8)										3	0	0	0	0	2	0						
20 Jonathan Lucroy, R (1,2) 93 Michael Reed, R (6,9)										3	1	1	1	0	0	0						
8 Ryan Braun, R (1,9) 66 Juan Centeno, L (6,2)										3	0	0	0	0	2	1						
16 Aramis Ramirez, R (1,5) 91 Orlando Arcia, R (5,6)										2	0	1	0	0	0	0						
18 Khris Davis, R (1,7) 61 Bryan Petersen, L (7,7)										3	1	2	0	0	0	0						
60 Matt Clark, L (1,3) 25 Hunter Morris, L (7,3)										3	0	1	0	0	0	2						
5 Héctor Gómez, R (1,4) 75 Tyler Cravy, R (7,1)										3	0	1	1	0	1	0						
59 Josh Roenicke, R (8,1) 77 David Goforth, R (9,PH) Parker Berberet, R (9,PH)										0	0	0	0	0	0	0						
62 Luis Sardinas, S (1,6) (5,5)										3	0	0	0	0	1	2						
26 Kyle Lohse, R (1,1) 48 Neal Cotts, L (5,1) 47 Rob Wooten, R (5,1) 65 Yadiel Rivera, R (7,4)										2	0	0	0	0	0	2						
Inning Stats	R: 0 E: 0 K: 2 S: 7	H: 0 LOB: 0 BB: 0 P: 7	R: 1 E: 0 K: 1 S: 8	H: 3 LOB: 2 BB: 0 P: 8	R: 1 E: 0 K: 0 S: 6	H: 3 LOB: 2 BB: 0 P: 6	R: 0 E: 0 K: 1 S: 5	H: 0 LOB: 0 BB: 0 P: 5	R: 0 E: 0 K: 2 S: 8	H: 0 LOB: 1 BB: 0 P: 8	R: 0 E: 0 K: 0 S: 3	H: 0 LOB: 0 BB: 0 P: 3	R: 0 E: 0 K: 0 S: 3	H: 0 LOB: 0 BB: 0 P: 3	R: 0 E: 0 K: 0 S: 3	H: 1 LOB: 0 BB: 0 P: 3	R: 0 E: 0 K: 1 S: 5	H: 0 LOB: 0 BB: 0 P: 5	1B: 4 2B: 2 3B: 0 HR: 1	SF: 0 SAC: 0 DP: 1 HBP: 0	WP: 0 PB: 0 SB: 0 CS: 0	PA: 34
PITCHER	IP WLS BF H R ER SO BB IBB HBP BLK WP HR S P ERA WHIP	IP WLS BF H R ER SO BB IBB HBP BLK WP HR S P ERA WHIP																				
54 Sonny Gray, R (1,1) ERA: 5.68	4.0 W 18 6 2 2 4 0 0 0 0 0 0 1 26 26 4.50 1.500																					
Chad Smith, R (5,1) ERA: 3.0	1.0 H 4 0 0 0 2 0 0 0 0 0 0 0 8 8 0.00 0.000																					
75 Barry Zito, L (6,1) ERA: 4.15	4.0 S 12 1 0 0 1 0 0 0 0 0 0 0 14 14 0.00 0.250																					

Oakland Athletics @ Milwaukee Brewers
Maryvale Baseball Park, Phoenix, AZ
Sun Mar 15 2015, 4:22 PM - 6:48 PM EDT
Att: 5,614 - Sunny - 84 F


AB	34
R	2
H	7
RBI	2
BB	0
SO	7
LOB	10



Batter	1	2	3	4	5	6	7	8	9	AB	R	H	RBI	BB	SO	LOB	TOP										
27 Carlos Gómez, R OBP: 0.438, SLG: 0.923 5 Héctor Gómez, R OBP: 0.250, SLG: 0.391	1-1 60 PB 8 BB G3 1B	2-2 HR		0-2 FC6-4 1-2			3-2 L9 1-2		0-1 G6-3	3	2	2	3	0	0	1											
20 Jonathan Lucroy, R OBP: 0.143, SLG: 0.571 15 Jason Rogers, R OBP: 0.476, SLG: 0.471	1-1 SAFE F8	0-2 L9			1-1 G6-3		4-1 7 2B BB			3	0	0	0	0	0	1											
8 Ryan Braun, R 7 Logan Schafer, L OBP: 0.238, SLG: 0.250	4-2 60 G3 60 PB BB		0-3 K		0-0 G5-3		3-1 1-3 2H 2B			2	0	0	0	1	1	0											
60 Matt Clark, L 21 Jeremy Jeffress, R 3 Elian Herrera, S OBP: 0.286, SLG: 0.211	2-2 G3		3-1 F7		2-2 F8		3-2 F8			3	0	0	1	0	0	1											
18 Khris Davis, R 64 Shane Peterson, L OBP: 0.333, SLG: 0.471	2-3 K		2-3 K			2-2 P3		1-3 K		3	0	0	0	0	2	1											
2 Scooter Gennett, L 70 Matt Long, L OBP: 0.375, SLG: 0.857		1-3 K		1-1 14 2B		0-0 G6-3		2-2 G3		3	1	1	0	0	1	0											
14 Luis Jimenez, R 13 Will Smith, R 61 Bryan Petersen, L 32 Chris Perez, R 46 Corey Knebel, R	4-2 9 2B 27 HR BB		0-2 G4-3 22 FC4-2 2B		0-3 K			2-2 G6-3		2	1	1	1	1	1	0											
9 Jean Segura, R 62 Luis Sardinas, S OBP: 0.100, SLG: 0.100	0-0 27 HR 2B		0-1 G4-3		2-3 G4-3		2-3 K2-3		1-2 12 CS 1B	3	1	1	0	0	1	1											
22 Matt Garza, R 51 Jonathan Broxton, R 12 Martin Maldonado, R OBP: 0.435, SLG: 0.650	0-3 K		0-1 FC4-2 27 FC6-4			4-0 5 WP 7 2B BB		1-1 F7		2	0	0	0	0	1	3											
Inning Stats	R: 1 E: 0 K: 1 S: 14	H: 1 LOB: 1 BB: 1 P: 23	R: 3 E: 0 K: 2 S: 16	H: 2 LOB: 0 BB: 1 P: 24	R: 0 E: 0 K: 2 S: 10	H: 0 LOB: 0 BB: 1 P: 15	R: 1 E: 0 K: 0 S: 12	H: 2 LOB: 1 BB: 0 P: 13	R: 0 E: 0 K: 1 S: 8	H: 0 LOB: 0 BB: 0 P: 10	R: 0 E: 0 K: 1 S: 13	H: 0 LOB: 0 BB: 2 P: 32	R: 0 E: 0 K: 1 S: 12	H: 0 LOB: 0 BB: 0 P: 17	R: 0 E: 0 K: 0 S: 8	H: 1 LOB: 0 BB: 0 P: 10	1B: 2 2B: 4 3B: 0 HR: 1	SF: 0 SAC: 0 DP: 0 HBP: 0	WP: 1 PB: 1 SB: 0 CS: 1	PA: 37							
PITCHER	IP	WLS	BF	H	R	ER	SO	BB	IBB	HBP	BLK	WP	HR	S	P	ERA	WHIP										
33 James Shields, R ERA: 3.88	3.0	L	14	3	4	3	5	2	0	0	0	0	1	40	62	9.00	1.667										
58 Jason Lane, L ERA: 4.7	3.0		11	2	1	1	1	0	0	0	0	0	0	26	32	3.00	0.667										
54 Alex Torres, L ERA: 3.6	1.0		6	1	1	1	1	2	0	0	0	1	0	13	32	9.00	3.000										
91 Daniel McCutchen, R ERA:	1.0		3	0	0	0	1	0	0	0	0	0	0	12	17	0.00	0.000										
44 Dale Thayer, R ERA:	1.0		3	1	0	0	0	0	0	0	0	0	0	8	10	0.00	1.000										

Milwaukee Brewers @ San Diego Padres
Peoria Stadium, Peoria, AZ
Tue Mar 17 2015, 4:07 PM - 7:24 PM EDT
Att: 4,691 - Partly Cloudy - 85 F


AB 33
R 6
H 7
RBI 6
BB 4
SO 8
LOB 12



Batter	1	2	3	4	5	6	7	8	9	AB	R	H	RBI	BB	SO	LOB	BOTTOM											
24 Cameron Maybin, R OBP: 0.333, SLG: 0.429 66 Ramiro Pena, S OBP: 0.375, SLG: 0.438	3-1 HR									3	1	1	1	0	2	1												
26 Yanoris Solarte, S OBP: 0.416, SLG: 0.429 64 Alex Dickerson, L OBP: 0.214, SLG: 0.429	0-1 FC6-4 1B		1-1 L8		1-0 G6-3			1-0 F7		3	0	1	0	0	0	0												
27 Matt Kemp, R OBP: 0.458, SLG: 0.727 97 Nicholas Torres, R	0-1 F9		4-1 10 FC6-4 BB		0-3 K		0-2 K			2	0	0	0	1	1	1												
10 Justin Upton, R OBP: 0.333, SLG: 0.750 88 Travis Jankowski, L	0-3 K		0-0 FC6-4 3 CS		4-2 BB		4-2 70 S BB			2	0	0	0	1	1	2												
3 Derek Norris, R OBP: 0.160, SLG: 0.087 70 Austin Hedges, R OBP: 0.200, SLG: 0.111	0-1 FC6-4		2-1 CS		1-0 F9		3-2 F9		2-2 K	2	0	0	0	0	1	2												
23 Yonder Alonso, L OBP: 0.259, SLG: 0.462 54 Alex Torres, L 91 Daniel McCutchen, R 44 Dale Thayer, R 84 Brett Wallace, L OBP: 0.400, SLG: 0.385		3-1 5 G4-3 33 1B		0-0 G6-3		1-0 G1-6-3			0-0 F8	3	1	1	0	0	0	1												
9 Jedd Gyorko, R OBP: 0.269, SLG: 0.440 95 Trea Turner, R		3-3 K		3-2 HR			0-0 5 G4-6-3 1B		1-2 G5-3	3	1	2	1	0	1	1												
5 Alexi Amarista, L OBP: 0.391, SLG: 0.435 85 Diego Goris, R OBP: 0.250, SLG: 0.625		0-0 G4-3		1-1 G6-3			0-0 G4-6-3		2-1 HR	3	0	0	0	0	2	0												
33 James Shields, R OBP: 1.000, SLG: 1.000 58 Jason Lane, R 79 Cody Decker, R OBP: 0.273, SLG: 0.545		1-1 3H 1B			0-1 F9		2-2 E5		0-2 F8	1	0	1	1	0	0	0												
Inning Stats	R: 1 E: 0 K: 1 S: 11	H: 2 LOB: 1 BB: 0 P: 14	R: 1 E: 0 K: 2 S: 14	H: 2 LOB: 1 BB: 0 P: 24	R: 0 E: 0 K: 0 S: 5	H: 0 LOB: 0 BB: 1 P: 12	R: 1 E: 0 K: 0 S: 10	H: 1 LOB: 0 BB: 0 P: 15	R: 0 E: 0 K: 1 S: 6	H: 0 LOB: 0 BB: 0 P: 8	R: 0 E: 0 K: 1 S: 11	H: 0 LOB: 1 BB: 1 P: 19	R: 0 E: 0 K: 1 S: 8	H: 0 LOB: 1 BB: 1 P: 20	R: 0 E: 0 K: 2 S: 13	H: 0 LOB: 0 BB: 1 P: 17	R: 1 E: 0 K: 0 S: 9	H: 1 LOB: 0 BB: 0 P: 12	1B: 4 2B: 0 3B: 0 HR: 3	SF: 0 SAC: 0 DP: 1 HBP: 0	WP: 0 PB: 0 SB: 2 CS: 1	PA: 37						
PITCHER	IP	WLS	BF	H	R	ER	SO	BB	IBB	HBP	BLK	WP	HR	S	P	ERA	WHIP											
22 Matt Garza, R ERA: 6.2	3.2	W	16	5	3	3	3	1	0	0	0	0	0	2	38	62	7.36	1.636										
51 Jonathan Broxton, R ERA: 2.7	0.1	H	1	0	0	0	0	0	0	0	0	0	0	2	3	0.00	0.000											
21 Jeremy Jeffress, R ERA: 3.8	1.2	H	6	0	0	0	2	1	0	0	0	0	0	16	25	0.00	0.600											
13 Will Smith, L ERA: 1.42	1.1	H	5	1	0	0	1	0	0	0	0	0	0	9	13	0.00	0.750											
32 Chris Perez, R ERA: 3.38	1.0	H	4	0	0	0	2	1	0	0	0	0	0	13	20	0.00	1.000											

Milwaukee Brewers @ San Diego Padres
Peoria Stadium, Peoria, AZ
Tue Mar 17 2015, 4:07 PM - 7:24 PM EDT
Att: 4,691 - Partly Cloudy - 85 F

AB 33
R 4
H 7
RBI 4
BB 3
SO 8
LOB 13



Batter	1	2	3	4	5	6	7	8	9	AB	R	H	RBI	BB	SO	LOB	TOP	
28 Gerardo Parra, L (1,8) OBP: 0.240, SLG: 0.348 41 Pete Orr, L (6,4) OBP: 0.222, SLG: 0.222	L6	SF8		HR		20 CS 1B		71 G4-3 1B		3	1	2	4	0	0	0		
9 Jean Segura, R (1,6) OBP: 0.259, SLG: 0.240 71 Adam Weisenburger, R (6,2) OBP: 0.222, SLG: 0.250	K	G6-4-3		G5-3		K		G4-3		4	0	0	0	0	2	3		
20 Jonathan Lucroy, R (1,2) OBP: 0.300, SLG: 0.356 62 Luis Sardinas, S (6,5)	24 1B 18 2B BB			G4-3		CS		G4-3		2	1	1	0	1	0	0		
24 Adam Lind, L (1,3) OBP: 0.545, SLG: 0.900 60 Matt Clark, L (4,3) OBP: 0.333, SLG: 0.567	18 2B 1B			L7		18 2B 1B		K		2	1	1	0	0	0	1		
18 Khris Davis, R (1,7) OBP: 0.409, SLG: 0.600 70 Matt Long, L (6,8) OBP: 0.333, SLG: 0.750	1B			K		7 G3 2B		E1		3	0	2	3	0	1	1		
7 Logan Schafer, L (1,9) OBP: 0.200, SLG: 0.208	G4-3			F9		G3		K		4	0	0	0	0	1	4		
14 Luis Jimenez, R (1,5) OBP: 0.296, SLG: 0.360 91 Orlando Arcia, R (6,6) OBP: 0.400, SLG: 0.400				G6-3		F7		61 FC4-6 41 1B 1B		2	1	0	0	1	0	1		
64 Shane Peterson, L (1,10) OBP: 0.400, SLG: 0.500				5 HR 28 HR 1B		L8		61 FC4-6 1B BB		3	1	2	0	1	0	1		
5 Héctor Gómez, R (1,4) OBP: 0.296, SLG: 0.423 61 Bryan Petersen, L (6,7) OBP: 0.300, SLG: 0.278				E8 28 HR 1B		L8		FC4-6 41 1B 1B		3	1	2	0	0	0	0		
Inning Stats	R: 2 H: 2 E: 0 K: 1 S: 14	H: 2 R: 1 ER: 0 LOB: 1 BB: 1 P: 22	H: 2 R: 0 ER: 0 LOB: 1 BB: 1 P: 14	H: 1 R: 0 ER: 0 LOB: 0 BB: 0 P: 15	H: 3 R: 3 ER: 1 LOB: 0 BB: 0 P: 17	H: 2 R: 1 ER: 0 LOB: 1 BB: 0 P: 13	H: 1 R: 0 ER: 0 LOB: 0 BB: 0 P: 15	H: 0 R: 0 ER: 0 LOB: 1 BB: 0 P: 18	H: 2 R: 0 ER: 0 LOB: 1 BB: 1 P: 18	H: 0 R: 0 ER: 0 LOB: 0 BB: 0 P: 12	1B: 10 2B: 2 3B: 0 HR: 1	SF: 1 SAC: 0 DP: 2 HBP: 0	WP: 1 PB: 0 SB: 0 CS: 1	PA: 42				
PITCHER	IP WLS BF H R ER SO BB IBB HBP BLK WP HR S P ERA WHIP	36 Edinson Volquez, R (1,1) ERA: 9.72	48 Michael Mariot, R (5,1) ERA: 2.08	54 Jason Frasor, R (6,1) ERA: 3.6	40 Kelvin Herrera, R (7,1) ERA: 3.6	67 Franklin Morales, L (8,1) ERA: 1.28	46 Ryan Madson, R (9,1) ERA: 2.25	IP WLS BF H R ER SO BB IBB HBP BLK WP HR S P ERA WHIP	46 Ryan Madson, R (9,1) ERA: 2.25	IP WLS BF H R ER SO BB IBB HBP BLK WP HR S P ERA WHIP	46 Ryan Madson, R (9,1) ERA: 2.25	46 Ryan Madson, R (9,1) ERA: 2.25	46 Ryan Madson, R (9,1) ERA: 2.25	46 Ryan Madson, R (9,1) ERA: 2.25	46 Ryan Madson, R (9,1) ERA: 2.25	46 Ryan Madson, R (9,1) ERA: 2.25	46 Ryan Madson, R (9,1) ERA: 2.25	46 Ryan Madson, R (9,1) ERA: 2.25

Milwaukee Brewers @ Kansas City Royals
 Surprise Stadium, Surprise, AZ
 Wed Mar 18, 2015, 4:06 PM - 7:12 PM EDT
 Att. 7,562 - Overcast - 78 F

AB	37
R	8
H	13
RBI	8
BB	3
SO	7
LOB	15



Batter	1	2	3	4	5	6	7	8	9	AB	R	H	RBI	BB	SO	LOB	BOTTOM
2 Alcides Escobar, R (1,6) OBP: 0.321, SLG: 0.444 9 Ryan Jackson, R (6,6) OBP: 0.520, SLG: 0.400	G5-3	G6-3		P6		K		K		3	0	0	0	0	3		
1 Jarrod Dyson, L (1,8) OBP: 0.375, SLG: 0.444 34 Rey Fuentes, L (6,8) OBP: 0.278, SLG: 0.353				15 1B 1B		F9		G6-3		2	0	1	0	1	0	0	
15 Alex Rios, R (1,9) OBP: 0.323, SLG: 0.687 43 Moisés Sierra, R (6,9) OBP: 0.409, SLG: 0.333	K			G1-3		G1-3		61 1B 1B		3	0	1	0	0	1	1	
25 Kendrys Morales, S (1,3) OBP: 0.350, SLG: 0.526 61 Cheslor Cuthbert, R (5, PR) OBP: 0.320, SLG: 0.455 Parker Morin, L (9, PH)	K			K		13 2B 1B		76 G4-6-3 1B		3	0	1	0	0	2	3	
13 Salvador Perez, R (1,2) OBP: 0.286, SLG: 0.500 76 J.C. Boscan, R (6,2) OBP: 0.300, SLG: 0.300				G5-3		K		G4-6-3		3	1	1	1	0	1	2	
8 Mike Moustakas, L (1,5) OBP: 0.387, SLG: 0.464 65 Whit Merrifield, R (5, PR) OBP: 0.417, SLG: 0.545				G5-3		8 1B 2B		76 1B BB		0	0	0	0	1	0	0	
14 Omar Infante, R (1,10) OBP: 0.253, SLG: 0.333 12 Ryan Roberts, R (6, PH) OBP: 0.364, SLG: 0.450				HR		2H 1B		P4		3	1	2	2	0	0	2	
16 Paulo Orlando, R (1,7) OBP: 0.500, SLG: 0.842 68 Brett Eibner, R (6,7) OBP: 0.600, SLG: 1.211				G6-3		G6-3		K		3	0	1	0	0	1	1	
24 Christian Colón, R (1,4) OBP: 0.519, SLG: 0.455 78 Gabriel Noriega, R (6,4) OBP: 0.350, SLG: 0.278				24 G6-3 16 PB 1B		K		K		1	0	0	0	0	1	0	
				24 G6-3 HBP				F8		1	0	1	0	0	0	0	
				G6-3		P2		L4		2	0	0	0	0	0	3	
Inning Stats	R: 0 H: 0 E: 0 K: 2 S: 11	H: 0 R: 1 ER: 0 LOB: 2 BB: 0 P: 22	H: 2 R: 0 ER: 0 LOB: 2 BB: 0 P: 18	H: 2 R: 0 ER: 0 LOB: 1 BB: 0 P: 8	H: 1 R: 0 ER: 0 LOB: 1 BB: 0 P: 14	H: 3 R: 2 ER: 0 LOB: 1 BB: 0 P: 15	H: 0 R: 0 ER: 0 LOB: 1 BB: 0 P: 18	H: 1 R: 0 ER: 0 LOB: 1 BB: 0 P: 15	H: 2 R: 1 ER: 0 LOB: 2 BB: 1 P: 25	H: 0 R: 0 ER: 0 LOB: 0 BB: 0 P: 12	1B: 8 2B: 4 3B: 0 HR: 1	SF: 0 SAC: 0 DP: 1 HBP: 1	WP: 0 PB: 1 SB: 0 CS: 0	PA: 42			
PITCHER	IP WLS BF H R ER SO BB IBB HBP BLK WP HR S P ERA WHIP	38 Wily Peralta, R (1,1) ERA: 2.16	53 Brandon Kintzler, R (4,1) ERA: 3.86	29 Jim Henderson, R (6,1) ERA: 2.25	78 Taylor Jungmann, R (7,1) ERA: 11.81	68 Ariel Peña, R (8,1) ERA: 1.69	77 David Golph, R (9,1) ERA: 2.08	IP WLS BF H R ER SO BB IBB HBP BLK WP HR S P ERA WHIP	77 David Golph, R (9,1) ERA: 2.08	IP WLS BF H R ER SO BB IBB HBP BLK WP HR S P ERA WHIP	77 David Golph, R (9,1) ERA: 2.08	77 David Golph, R (9,1) ERA: 2.08	77 David Golph, R (9,1) ERA: 2.08	77 David Golph, R (9,1) ERA: 2.08	77 David Golph, R (9,1) ERA: 2.08	77 David Golph, R (9,1) ERA: 2.08	77 David Golph, R (9,1) ERA: 2.08

Milwaukee Brewers @ Kansas City Royals
 Surprise Stadium, Surprise, AZ
 Wed Mar 18, 2015, 4:06 PM - 7:12 PM EDT
 Att. 7,562 - Overcast - 78 F

AB	39
R	4
H	13
RBI	4
BB	2
SO	9
LOB	21



Batter	1	2	3	4	5	6	7	8	9	AB	R	H	RBI	BB	SO	LOB	TOP
11 AJ Pollock, R OBP: 0.405, SLG: 0.441 33 Jake Barrett, R (7, 1) 56 JC Ramirez, R (8, 1)	G5-3		F9		G6-4-3		K			4	0	0	0	0	1	2	Arizona Diamondbacks @ Milwaukee Brewers Maryvale Baseball Park, Phoenix, AZ Fri Mar 20 2015, 4:10 PM - 7:01 PM EDT Att: 8,112 - Sunny - 75 F
2 Aaron Hill, R OBP: 0.219, SLG: 0.200 74 Walter Ibarra, S OBP: 0.412, SLG: 0.438	K		G4-3		K			F7		4	0	0	0	0	2	0	
44 Paul Goldschmidt, R OBP: 0.412, SLG: 0.497 79 Danny Dorn, L OBP: 0.290, SLG: 0.367	15 1B				15 1B 24 G4-3			G4-3		2	2	2	0	0	0	0	livebaseballscorecards.com
15 Mark Trumbo, R OBP: 0.345, SLG: 0.655 28 Nick Evans, R OBP: 0.333, SLG: 0.333	2B				24 G4-3 7 WP 9 1B			G6-3		2	0	1	0	0	0	0	
7 Cody Ross, R OBP: 0.370, SLG: 0.391 6 Evan Marzilli, L (6, 9)	FC6-4				2-3 1B			G4-3		3	1	2	1	0	1	1	livebaseballscorecards.com
24 Yasmany Tomas, R OBP: 0.250, SLG: 0.381					2-3 3-H 0-0			G6-3		1	0	0	0	0	0	0	
9 Tuffy Gosewisch, R OBP: 0.333, SLG: 0.320 77 Nick Buss, L OBP: 0.241, SLG: 0.286					K			F9		3	0	0	0	0	1	4	livebaseballscorecards.com
13 Nick Ahmed, R OBP: 0.394, SLG: 0.452 76 Danny Worth, R OBP: 0.316, SLG: 0.381	G4-3				3-H 1B			F9		4	0	0	1	0	2	2	
35 Trevor Cahill, R (1, 1) 31 Jordan Pacheco, R (5, PH) OBP: 0.474, SLG: 0.500 54 Vidal Nuno, L (5, 1) 60 Blake Lalli, L OBP: 0.467, SLG: 0.583 (7, 2)					G4-3					2	0	0	0	0	1	1	livebaseballscorecards.com
								G4-3		1	0	0	0	0	0	0	
										2	0	0	0	0	1	1	livebaseballscorecards.com
										1	0	0	0	0	0	0	
										0	0	0	0	0	1	0	livebaseballscorecards.com
										0	0	0	0	0	0	0	
										0	0	0	0	0	1	1	livebaseballscorecards.com
										1	0	0	0	0	1	1	
										0	0	0	0	0	0	0	livebaseballscorecards.com
										0	0	0	0	0	0	0	
										0	0	0	0	0	1	1	livebaseballscorecards.com
										0	0	0	0	0	0	0	
										0	0	0	0	0	0	0	livebaseballscorecards.com
										0	0	0	0	0	0	0	
										0	0	0	0	0	0	0	livebaseballscorecards.com
										0	0	0	0	0	0	0	
										0	0	0	0	0	0	0	livebaseballscorecards.com
										0	0	0	0	0	0	0	
										0	0	0	0	0	0	0	livebaseballscorecards.com
										0	0	0	0	0	0	0	
										0	0	0	0	0	0	0	livebaseballscorecards.com
										0	0	0	0	0	0	0	
										0	0	0	0	0	0	0	livebaseballscorecards.com
										0	0	0	0	0	0	0	
										0	0	0	0	0	0	0	livebaseballscorecards.com
										0	0	0	0	0	0	0	
										0	0	0	0	0	0	0	livebaseballscorecards.com
										0	0	0	0	0	0	0	
										0	0	0	0	0	0	0	livebaseballscorecards.com
										0	0	0	0	0	0	0	
										0	0	0	0	0	0	0	livebaseballscorecards.com
										0	0	0	0	0	0	0	
										0	0	0	0	0	0	0	livebaseballscorecards.com
										0	0	0	0	0	0	0	
										0	0	0	0	0	0	0	livebaseballscorecards.com
										0	0	0	0	0	0	0	
										0	0	0	0	0	0	0	livebaseballscorecards.com
										0	0	0	0	0	0	0	
										0	0	0	0	0	0	0	livebaseballscorecards.com
										0	0	0	0	0	0	0	
										0	0	0	0	0	0	0	livebaseballscorecards.com
										0	0	0	0	0	0	0	
										0	0	0	0	0	0	0	livebaseballscorecards.com
										0	0	0	0	0	0	0	
										0	0	0	0	0	0	0	livebaseballscorecards.com
										0	0	0	0	0	0	0	
										0	0	0	0	0	0	0	livebaseballscorecards.com
										0	0	0	0	0	0	0	
										0	0	0	0	0	0	0	livebaseballscorecards.com
										0	0	0	0	0	0	0	
										0	0	0	0	0	0	0	livebaseballscorecards.com
										0	0	0	0	0	0	0	
										0	0	0	0	0	0	0	livebaseballscorecards.com
										0	0	0	0	0	0	0	
										0	0	0	0	0	0	0	livebaseballscorecards.com
										0	0	0	0	0	0	0	
										0	0	0	0	0	0	0	livebaseballscorecards.com
										0	0	0	0	0	0	0	
										0	0	0	0	0	0	0	livebaseballscorecards.com
										0	0	0	0	0	0	0	
										0	0	0	0	0	0	0	livebaseballscorecards.com
										0	0	0	0	0	0	0	
										0	0	0	0	0	0	0	livebaseballscorecards.com
										0	0	0	0	0	0	0	
										0	0	0	0	0	0	0	livebaseballscorecards.com
										0	0	0	0	0	0	0	
										0	0	0	0	0	0	0	livebaseballscorecards.com
										0	0	0	0	0	0	0	
										0	0	0	0	0	0	0	livebaseballscorecards.com
										0	0	0	0	0	0	0	
										0	0	0	0	0	0	0	livebaseballscorecards.com
										0	0	0	0	0	0	0	
										0	0	0	0	0	0	0	livebaseballscorecards.com
										0	0	0	0	0	0	0	
										0	0	0	0	0	0	0	livebaseballscorecards.com
										0	0	0	0	0	0	0	
										0	0	0	0	0	0	0	livebaseballscorecards.com
										0	0	0	0	0	0	0	
										0	0	0	0	0	0	0	livebaseballscorecards.com
										0	0	0	0	0	0	0	
										0	0	0	0	0	0	0	livebaseballscorecards.com
										0	0	0	0	0	0	0	
										0	0	0	0	0	0	0	livebaseballscorecards.com
										0	0	0	0	0	0	0	
										0	0	0	0	0	0	0	livebaseballscorecards.com
										0	0	0	0	0	0	0	
										0	0	0	0	0	0	0	livebaseballscorecards.com
										0	0	0	0	0	0	0	
										0	0	0	0	0	0	0	livebaseballscorecards.com
										0	0	0	0	0	0	0	
										0	0	0	0	0	0	0	livebaseballscorecards.com
										0	0	0	0	0	0	0	
										0	0	0	0	0	0	0	livebaseballscorecards.com

Batter	1	2	3	4	5	6	7	8	9	AB	R	H	RBI	BB	SO	LOB	TOP			
28 Gerardo Parra, L (1, 9) OBP: 0.281, SLG: 0.400 64 Shane Peterson, L (6, 9) OBP: 0.393, SLG: 0.478	1-0 SAFE 2B 24 G3 27 1B	3-2 F8		0-0 F6		1-2 27 CS 1B	2-3 K		1-0 1B	4	1	2	2	0	0	4				
24 Adam Lind, L (1, 3) OBP: 0.353, SLG: 0.600 14 Luis Jimenez, R (6, 5)	1-1 G3		1-2 G4-3	2-2 F9		0-1 SF8 3H	0-0 G5-3		3-1 P4	3	0	0	1	0	0	4				
27 Carlos Gómez, R (1, 8) OBP: 0.500, SLG: 0.941 7 Logan Schafer, L (6, 8) OBP: 0.250, SLG: 0.233	0-0 1B		0-2 3B		0-0 G6-3	2-1 CS			0-1 L8	3	0	2	1	0	0	0				
16 Aramis Ramirez, R (1, 5) OBP: 0.333, SLG: 0.300 60 Matt Clark, L (6, 3) OBP: 0.353, SLG: 0.559	1-3 K		4-2 BB		0-1 F8		1-0 F7			2	0	0	0	1	1	1				
18 Khris Davis, R (1, 7) OBP: 0.448, SLG: 0.630 3 Eilan Herrera, S (7, 7) OBP: 0.333, SLG: 0.318	0-1 G5-3		3-2 G6-4-3		0-2 G5-3		2-0 L6			4	1	1	1	0	0	3				
12 Martín Maldonado, R (1, 2) OBP: 0.400, SLG: 0.538 67 Nevin Ashley, R (8, PH) OBP: 0.550, SLG: 0.625		2-2 SH5-3 5 15 62 1B HBP		0-0 P4		0-2 G1-3	0-0 15 1B 70 1B	3-1 15 FC6-4 1B		3	2	1	1	0	0	0				
15 Jason Rogers, R (1, 10) OBP: 0.438, SLG: 0.407	0-0 1B		2-2 62 1B 5 1B		2-2 62 1B 5 1B	4-1 62 1B 28 1B BB	3-2 62 1B 70 1B 1B	2-0 FC6-4		4	3	3	1	1	0	1				
5 Héctor Gómez, R (1, 4) OBP: 0.303, SLG: 0.406 70 Matt Long, L (7, PH) OBP: 0.375, SLG: 0.857	0-0 SH5-3		1-1 62 1B		0-1 62 1B	1-1 64 WP 62 BB			1-1 L6	2	1	2	0	0	0	0				
62 Luis Sardinas, S (1, 6) OBP: 0.267, SLG: 0.241	1-2 2-3		1-2 1B		1-2 1B	3-1 64 WP 14 G5-3 1B				2	1	1	1	0	0	0				
	0-0 1B		1-2 2-3		1-2 2-3	4-2 28 1B 24 SF8 1B	1-2 2-3	1B	0-0 64 1B	4	1	4	2	1	0	0				
Inning Stats	R: 1 H: 2 E: 0 K: 1 S: 9	H: 2 R: 3 LOB: 1 BB: 0 P: 12	R: 2 H: 2 E: 0 K: 0 S: 8	H: 2 R: 3 LOB: 0 BB: 0 P: 13	R: 0 H: 1 E: 0 K: 0 S: 12	H: 1 R: 2 LOB: 1 BB: 1 P: 20	R: 0 H: 3 E: 0 K: 0 S: 13	H: 3 R: 0 LOB: 3 BB: 0 P: 19	R: 0 H: 0 E: 0 K: 0 S: 6	H: 0 R: 0 LOB: 0 BB: 0 P: 6	R: 3 H: 3 E: 0 K: 0 S: 16	H: 3 R: 0 LOB: 1 BB: 2 P: 25	R: 6 H: 5 E: 0 K: 2 S: 25	H: 5 R: 1 LOB: 1 BB: 2 P: 41	R: 0 H: 1 E: 0 K: 0 S: 5	H: 2 R: 0 LOB: 2 BB: 0 P: 13	1B: 16 2B: 2 3B: 1 HR: 0	SF: 1 SAC: 1 DP: 1 HBP: 1	WP: 1 PA: 49 PB: 0 SB: 0 CS: 2	
PITCHER	IP WLS BF H R ER SO BB IBB HBP BLK WP HR S P ERA WHIP	IP WLS BF H R ER SO BB IBB HBP BLK WP HR S P ERA WHIP	IP WLS BF H R ER SO BB IBB HBP BLK WP HR S P ERA WHIP	IP WLS BF H R ER SO BB IBB HBP BLK WP HR S P ERA WHIP	IP WLS BF H R ER SO BB IBB HBP BLK WP HR S P ERA WHIP	IP WLS BF H R ER SO BB IBB HBP BLK WP HR S P ERA WHIP	IP WLS BF H R ER SO BB IBB HBP BLK WP HR S P ERA WHIP	IP WLS BF H R ER SO BB IBB HBP BLK WP HR S P ERA WHIP	IP WLS BF H R ER SO BB IBB HBP BLK WP HR S P ERA WHIP	IP WLS BF H R ER SO BB IBB HBP BLK WP HR S P ERA WHIP	IP WLS BF H R ER SO BB IBB HBP BLK WP HR S P ERA WHIP	IP WLS BF H R ER SO BB IBB HBP BLK WP HR S P ERA WHIP	IP WLS BF H R ER SO BB IBB HBP BLK WP HR S P ERA WHIP	IP WLS BF H R ER SO BB IBB HBP BLK WP HR S P ERA WHIP	IP WLS BF H R ER SO BB IBB HBP BLK WP HR S P ERA WHIP	IP WLS BF H R ER SO BB IBB HBP BLK WP HR S P ERA WHIP	IP WLS BF H R ER SO BB IBB HBP BLK WP HR S P ERA WHIP	IP WLS BF H R ER SO BB IBB HBP BLK WP HR S P ERA WHIP	IP WLS BF H R ER SO BB IBB HBP BLK WP HR S P ERA WHIP	IP WLS BF H R ER SO BB IBB HBP BLK WP HR S P ERA WHIP

Milwaukee Brewers @ Texas Rangers
 Surprise Stadium, Surprise, AZ
 Sat Mar 21 2015, 4:06 PM - 7:05 PM EDT
 Att: 8,027 - Partly Cloudy - 79 F

AB	41
R	12
H	19
RBI	11
BB	4
SO	3
LOB	21



Batter	1	2	3	4	5	6	7	8	9	AB	R	H	RBI	BB	SO	LOB	BOTTOM				
8 Nate Schierholtz, L (1, 8) OBP: 0.318, SLG: 0.211 41 Chris Garia, S (9, 8)	1-2 G4-3		2-2 F7			0-1 L8		0-1 L7		4	0	0	0	0	0	0					
16 Ryan Rus, R (1, 7) OBP: 0.342, SLG: 0.486 6 Jose Cardona, R (8, PR) (9, 7)	0-2 FC6-4 1B		1-2 L6			2-2 F9		0-0 2B		4	0	2	0	0	0	0					
84 Prince Fielder, L (1, 10) OBP: 0.292, SLG: 0.391 78 Evan Van Hooser, R (6, PR) (7, 10)	2-2 F8			2-3 K		0-0 29 BB 18 1B		2-3 K		3	0	1	0	0	1	1					
29 Adrian Beltré, R (1, 5) OBP: 0.259, SLG: 0.304 78 Elliot Johnson, S (6, PR) (7, 5) (8, 6)	2-2 FC6-4			0-2 L9		4-1 18 1B BB		3-2 F8		2	0	0	0	1	0	1					
18 Mitch Moreland, L (1, 3) OBP: 0.273, SLG: 0.545 32 Kyle Blanks, R (6, PR) OBP: 0.214, SLG: 0.231 (7, 3)		2-3 K		2-3 K		0-1 1B		0-1 F8		3	0	1	1	0	2	0					
6 Tomás Telis, S (1, 2) OBP: 0.400, SLG: 0.533 30 Kevin Torres, L (9, PH)	0-1 2B				1-2 G3	0-0 G3		0-2 G3		3	0	1	0	0	0	2					
43 Nomar Mazara, L (1, 9) OBP: 0.429, SLG: 0.333 2 Josh Morgan, R (9, PH)		3-3 K			1-0 68 G4-3 39 1B			1-3 K		3	1	1	0	0	2	1					
68 Hanser Alberto, R (1, 6) OBP: 0.241, SLG: 0.250 24 Juremi Profar, R (8, 5)		1-0 G5-3			0-1 G4-3		2-2 G5-3			3	0	0	0	0	0	2					
39 Tommy Field, R (1, 4) OBP: 0.240, SLG: 0.273			3-3 K		1-0 2H 1B		3-1 G5-3			3	0	1	1	0	1	0					
Inning Stats	R: 0 H: 1 E: 0 K: 0 S: 14	H: 1 R: 1 LOB: 1 BB: 0 P: 19	R: 0 H: 1 E: 0 K: 2 S: 9	H: 1 R: 1 LOB: 0 BB: 0 P: 15	R: 0 H: 0 E: 0 K: 1 S: 10	H: 0 R: 0 LOB: 0 BB: 0 P: 16	R: 0 H: 0 E: 0 K: 2 S: 11	H: 0 R: 0 LOB: 0 BB: 0 P: 15	R: 1 H: 2 E: 0 K: 0 S: 7	H: 2 R: 0 LOB: 1 BB: 0 P: 10	R: 1 H: 2 E: 0 K: 0 S: 10	H: 2 R: 0 LOB: 2 BB: 1 P: 16	R: 0 H: 0 E: 0 K: 1 S: 8	H: 0 R: 0 LOB: 0 BB: 0 P: 14	R: 0 H: 1 E: 0 K: 1 S: 11	H: 1 R: 0 LOB: 0 BB: 0 P: 16	R: 0 H: 0 E: 0 K: 0 S: 7	H: 0 R: 0 LOB: 0 BB: 0 P: 9	1B: 5 2B: 2 3B: 0 HR: 0	SF: 0 SAC: 0 DP: 0 HBP: 0	WP: 0 PA: 34 PB: 0 SB: 0 CS: 0
PITCHER	IP WLS BF H R ER SO BB IBB HBP BLK WP HR S P ERA WHIP	IP WLS BF H R ER SO BB IBB HBP BLK WP HR S P ERA WHIP	IP WLS BF H R ER SO BB IBB HBP BLK WP HR S P ERA WHIP	IP WLS BF H R ER SO BB IBB HBP BLK WP HR S P ERA WHIP	IP WLS BF H R ER SO BB IBB HBP BLK WP HR S P ERA WHIP	IP WLS BF H R ER SO BB IBB HBP BLK WP HR S P ERA WHIP	IP WLS BF H R ER SO BB IBB HBP BLK WP HR S P ERA WHIP	IP WLS BF H R ER SO BB IBB HBP BLK WP HR S P ERA WHIP	IP WLS BF H R ER SO BB IBB HBP BLK WP HR S P ERA WHIP	IP WLS BF H R ER SO BB IBB HBP BLK WP HR S P ERA WHIP	IP WLS BF H R ER SO BB IBB HBP BLK WP HR S P ERA WHIP	IP WLS BF H R ER SO BB IBB HBP BLK WP HR S P ERA WHIP	IP WLS BF H R ER SO BB IBB HBP BLK WP HR S P ERA WHIP	IP WLS BF H R ER SO BB IBB HBP BLK WP HR S P ERA WHIP	IP WLS BF H R ER SO BB IBB HBP BLK WP HR S P ERA WHIP	IP WLS BF H R ER SO BB IBB HBP BLK WP HR S P ERA WHIP	IP WLS BF H R ER SO BB IBB HBP BLK WP HR S P ERA WHIP	IP WLS BF H R ER SO BB IBB HBP BLK WP HR S P ERA WHIP	IP WLS BF H R ER SO BB IBB HBP BLK WP HR S P ERA WHIP	IP WLS BF H R ER SO BB IBB HBP BLK WP HR S P ERA WHIP	

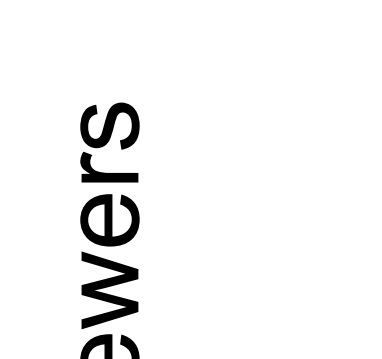
Milwaukee Brewers @ Texas Rangers
 Surprise Stadium, Surprise, AZ
 Sat Mar 21 2015, 4:06 PM - 7:05 PM EDT
 Att: 8,027 - Partly Cloudy - 79 F

AB	33
R	2
H	7
RBI	2
BB	1
SO	7
LOB	9



Batter	1	2	3	4	5	6	7	8	9	AB	R	H	RBI	BB	SO	LOB	TOP								
7 Micah Johnson, L (1.4) OBP: 0.514, SLG: 0.636	4-0 10 2B BB	1-0 CS	0-3 K		0-0 1B	0-0 1B	0-0 G3-1		0-3 K	3	1	1	0	1	1	0	Chicago White Sox @ Milwaukee Brewers Maryvale Baseball Park, Phoenix, AZ Sun Mar 22 2015, 4:18 PM - 7:41 PM EDT Att: 6,950 - Sunny - 84 F								
5 Yolmer Sánchez, S (7.4) OBP: 0.400, SLG: 0.348		1-2			1-2 1B					1	0	0	0	0	1										
10 Alexei Ramirez, R (1.6) OBP: 0.371, SLG: 0.515	0-0 SAFE SAFE				0-0 1B	0-0 1B	0-0 F9		0-0 G4-6-3	3	0	2	2	0	0										
85 Juan Diaz, L (5.6) OBP: 0.294, SLG: 0.438	53 G3-1 1-H 2B				1-2 2-H 1B				1-2	2	0	0	0	0	1										
53 Melky Cabrera, S (1.10) OBP: 0.382, SLG: 0.333	0-0 G3-1				0-0 F9					4	0	0	0	0	3										
26 Avisail Garcia, R (1.9) OBP: 0.462, SLG: 0.457	0-0 G6-3				0-0 L4				0-0 2B	3	0	1	0	0	1										
94 Jason Coats, R (6. PR) OBP: 0.400, SLG: 0.600					0-0 L4				0-0 2B	1	1	1	0	0	0										
12 Conor Gillaspie, L (1.3) OBP: 0.226, SLG: 0.233	0-3 K				0-0 G4-3				0-3 K	2	0	0	0	0	1										
38 Andy Wilkins, L (5.3) OBP: 0.375, SLG: 0.400					0-0 G4-3				0-0 K	2	1	0	0	0	1										
91 Danny Hayes, L (8.3) OBP: 0.250, SLG: 0.250					0-0 L7				0-0 F8	3	0	1	0	0	0										
15 Gordon Beckham, R (1.5) OBP: 0.283, SLG: 0.324		0-0 L5			0-0 L7				0-0 F8	1	0	0	0	0	1										
27 Leury Garcia, S (6.5) OBP: 0.455, SLG: 0.906									2-3 2B	3	0	2	1	0	0										
20 JB Shuck, L (1.7) OBP: 0.455, SLG: 0.906		64 E 21 S 1B							0-0 2B	1	0	1	1	0	0										
86 Courtney Hawkins, R (6.7) OBP: 0.455, SLG: 0.906									0-0 2B	3	0	2	1	0	0										
21 Tyler Flowers, R (1.2) OBP: 0.222, SLG: 0.167		1-3 K							0-0 G4-3	2	0	1	0	0	1										
44 George Kottaras, L (5.2) OBP: 0.235, SLG: 0.400		1-2 K							0-0 G4-3	2	0	0	0	0	1										
64 Emilio Bonifacio, S (1.8) OBP: 0.243, SLG: 0.194		0-0 E3							4-0 BB	3	1	0	0	0	1										
88 Engel Beltré, L (6.8) OBP: 0.313, SLG: 0.214										0	0	0	0	1	0										
Inning Stats	R: 1 E: 1 K: 1 S: 6	H: 1 LOB: 1 BB: 1 P: 10	R: 0 E: 1 K: 1 S: 6	H: 1 LOB: 1 BB: 0 P: 8	R: 0 E: 0 K: 1 S: 5	H: 0 LOB: 0 BB: 0 P: 5	R: 0 E: 0 K: 0 S: 3	H: 0 LOB: 0 BB: 0 P: 3	R: 1 E: 0 K: 0 S: 6	H: 3 LOB: 2 BB: 0 P: 6	R: 1 E: 1 K: 2 S: 10	H: 3 LOB: 3 BB: 0 P: 10	R: 0 E: 0 K: 0 S: 3	H: 0 LOB: 0 BB: 0 P: 3	R: 1 E: 0 K: 1 S: 7	H: 2 LOB: 1 BB: 0 P: 7	R: 0 E: 0 K: 1 S: 4	H: 0 LOB: 0 BB: 1 P: 8	1B: 6 2B: 4 3B: 0 HR: 0	SF: 0 SAC: 0 DP: 1 HBP: 0	WP: 0 PB: 0 SB: 1 CS: 1	PA: 39			
PITCHER	IP WLS BF H R ER SO BB IBB HBP BLK WP HR S P ERA WHIP	4.2 19 4 2 2 3 1 0 0 0 0 0 24 30 3.86 1.071	0.1 W 2 1 0 0 0 0 0 0 0 0 2 2 0.00 3.000	1.0 H 6 3 1 1 2 0 0 0 0 0 10 10 9.00 3.000	1.0 3 0 0 0 0 0 0 0 0 0 3 3 0.00 0.000	1.0 5 2 1 1 1 1 0 0 0 0 0 7 7 9.00 2.000																			
22 Matt Garza, R (1.1) ERA: 5.4	4.2	19	4	2	2	3	1	0	0	0	0	0	0	0	0	0	0	24	30	3.86	1.071				
59 Josh Roenicke, R (5.1) ERA: 3.86	0.1	W	2	1	0	0	0	0	0	0	0	0	0	0	0	0	0	2	2	0.00	3.000				
57 Francisco Rodriguez, R (6.1) ERA: 9.0	1.0	H	6	3	1	1	2	0	0	0	0	0	0	0	0	0	0	10	10	9.00	3.000				
21 Jeremy Jeffress, R (7.1) ERA: 2.35	1.0	3	0	0	0	0	0	0	0	0	0	0	0	0	0	0	0	3	3	0.00	0.000				
68 Ariel Peña, R (8.1) ERA: 2.94	1.0	5	2	1	1	1	1	0	0	0	0	0	0	0	0	0	0	7	7	9.00	2.000				

Batter	1	2	3	4	5	6	7	8	9	AB	R	H	RBI	BB	SO	LOB	BOTTOM							
2 Scooter Gennett, L (1.4) OBP: 0.258, SLG: 0.333	0-0 P6									3	1	1	0	0	0	0	Chicago White Sox @ Milwaukee Brewers Maryvale Baseball Park, Phoenix, AZ Sun Mar 22 2015, 4:18 PM - 7:41 PM EDT Att: 6,950 - Sunny - 84 F							
64 Shane Peterson, L (6.9) OBP: 0.400, SLG: 0.480										2	1	1	1	0	0	3								
20 Jonathan Lucroy, R (1.2) OBP: 0.412, SLG: 0.813	0-0 P4									4	1	2	4	0	0	0								
61 Bryan Petersen, L (6. PR) OBP: 0.273, SLG: 0.250										1	0	0	0	0	0	0								
8 Ryan Braun, R (1.9) OBP: 0.348, SLG: 0.500	0-3 K									3	1	1	1	0	1	0								
60 Matt Clark, L (6.3) OBP: 0.361, SLG: 0.639										2	1	1	1	0	0	1								
24 Adam Lind, L (1.3) OBP: 0.450, SLG: 0.667										3	0	3	0	0	0	0								
5 Héctor Gómez, R (6. PR) OBP: 0.296, SLG: 0.382										2	0	0	0	0	0	1								
9 Jean Segura, R (1.6) OBP: 0.273, SLG: 0.258										3	1	1	0	0	0	2								
57 Francisco Rodriguez, R (6.1) ERA: 9.0										0	0	0	0	0	0	0								
21 Jeremy Jeffress, R (7.1) ERA: 2.35										0	0	0	0	0	0	0								
93 Kyle Wren, L (7. PH) OBP: 1.000, SLG: 1.000										1	1	1	0	1	0	0								
7 Logan Schafer, L (1.7) OBP: 0.314, SLG: 0.375										2	2	2	1	1	0	0								
66 Juan Centeno, L (7.2) OBP: 0.417, SLG: 0.636										2	1	1	0	0	1	1								
70 Matt Long, L (1.8) OBP: 0.393, SLG: 0.783										2	1	0	0	2	0	1								
3 Elian Herrera, S (8.5) OBP: 0.360, SLG: 0.478										1	1	1	3	0	0	0								
14 Luis Jimenez, R (1.5) OBP: 0.243, SLG: 0.265										3	0	0	0	0	0	5								
68 Ariel Peña, R (8.1) ERA: 9.64										0	0	0	0	0	0	0								
94 Ben Guez, R (8. PH) OBP: 0.360, SLG: 0.478										1	0	0	0	0	1	0								
77 David Goforth, R (9.1) ERA: 2.94										0	0	0	0	0	0	0								
22 Matt Garza, R (1.1) ERA: 5.4										1	0	0	0	0	0	2								
59 Josh Roenicke, R (5.1) ERA: 3.86										0	0	0	0	0	0	0								
41 Pete Orr, L (5. PH) OBP: 0.231, SLG: 0.231										3	1	1	1	0	1	2								
Inning Stats	R: 0 E: 0 K: 1 S: 5	H: 0 LOB: 0 BB: 0 P: 5	R: 1 E: 0 K: 0 S: 5	H: 3 LOB: 2 BB: 0 P: 7	R: 0 E: 0 K: 0 S: 3	H: 0 LOB: 0 BB: 0 P: 3	R: 1 E: 1 K: 0 S: 6	H: 2 LOB: 1 BB: 0 P: 6	R: 3 E: 0 K: 1 S: 11	H: 4 LOB: 1 BB: 0 P: 12	R: 4 E: 0 K: 0 S: 6	H: 3 LOB: 1 BB: 2 P: 15	R: 0 E: 1 K: 1 S: 6	H: 0 LOB: 3 BB: 2 P: 14	R: 4 E: 0 K: 1 S: 11	H: 4 LOB: 0 BB: 0 P: 13	1B: 11 2B: 0 3B: 0 HR: 5	SF: 0 SAC: 0 DP: 2 HBP: 1	WP: 3 PB: 0 SB: 0 CS: 0	PA: 44				
PITCHER	IP WLS BF H R ER SO BB IBB HBP BLK WP HR S P ERA WHIP	1.0 L 7 4 4 4 1 0 0 0 0 0 2 2 0.00 1.500	0.0 2 2 2 0 2 0 0 0 0 0 1 0 0 8 ∞ ∞	1.0 6 3 2 2 0 0 0 0 0 0 1 0 6 7 18.00 3.000	1.0 6 0 0 0 1 2 0 0 0 0 1 0 6 14 0.00 2.000																			
29 Jeff Samardzija, R (1.1) ERA: 7.15	1.0	7	4	4	4	1	0	0	0	0	0	2	2	0	0	0	0	2	2	0.00	1.500			
33 Zach Duke, L (5.1) ERA: 9.64	0.0	2	2	2	0	2	0	0	0	1	0	0	0	8	∞	∞								
39 Maikel Cleto, R (6.1) ERA: 6.75	1.0	6	3	2	2	0	0	0	0	0	0	0	0	0	0	0	1	0	6	7	18.00	3.000		
43 Dan Jennings, L (6.1) ERA: 3.0	1.0	6	0	0	0	1	2	0	0	0	0	0	0	0	0	0	1	0	6	14	0.00	2.000		
78 Arceenio Leon, R (7.1) ERA: 2.94	1.0	6	0	0	0	1	2	0	0	0	0	0	0	0	0	0	1	0	6	14	0.00	2.000		



Batter	1	2	3	4	5	6	7	8	9	AB	R	H	RBI	BB	SO	LOB	TOP																			
27 Carlos Gómez, R OBP: 0.500, SLG: 0.895 7 Logan Schafer, L OBP: 0.324, SLG: 0.364	3-1 1B			F8		4-1 2 1B 8 FC5-2 BB		G3-1		2	0	1	0	0	0	0																				
2 Scooter Gennett, L OBP: 0.285, SLG: 0.333 5 Héctor Gómez, R OBP: 0.278, SLG: 0.371	1 SAFE 0-3 K			F9		2-1 1-3 2-H 1B		K2-3		3	0	1	1	0	1	1																				
8 Ryan Braun, R OBP: 0.348, SLG: 0.476 62 Luis Sardinas, S OBP: 0.258, SLG: 0.233	0-3 K			1B		0-2 FC5-2		K		3	0	1	0	0	1	2																				
16 Aramis Ramirez, R OBP: 0.296, SLG: 0.261 13 Will Smith, R 14 Neal Cotts, L 66 Juan Centeno, L OBP: 0.462, SLG: 0.667	1-1 L8			P3		1-0 L6		1B		3	0	0	0	0	0	3																				
18 Khris Davis, R OBP: 0.438, SLG: 0.600 61 Bryan Petersen, L OBP: 0.304, SLG: 0.250	2-1 G6-3			K		1-2 28 G4-6-3 1B		1B		3	0	1	0	0	1	0																				
28 Gerardo Parra, L OBP: 0.297, SLG: 0.364 15 Jason Rogers, R OBP: 0.424, SLG: 0.393	1-0 G4-3			G4-3		0-0 G4-6-3		F8		3	0	0	0	0	0	1																				
12 Martín Maldonado, R OBP: 0.364, SLG: 0.453 53 Brandon Kintzler, R 37 Chris Leroux, L	2-2 G6-3			L9		2-1 L9				3	0	0	0	0	0	0																				
9 Jean Segura, R OBP: 0.286, SLG: 0.303 70 Matt Long, L OBP: 0.376, SLG: 0.750	0-2 G4-3			G4-3		1-2 2 1B 2B		K		2	1	1	0	0	0	0																				
30 Tyler Thornburg, R 32 Chris Perez, R 14 Luis Jimenez, R OBP: 0.231, SLG: 0.250	0-2 G6-3			G6-3		1-1 G6-3		F8		1	0	0	0	0	0	0																				
Inning Stats	R: 0 E: 0 K: 2 S: 8	H: 1 LOB: 0 BB: 0 P: 11	R: 0 E: 0 K: 0 S: 5	H: 0 LOB: 0 BB: 0 P: 9	R: 0 E: 0 K: 0 S: 9	H: 0 LOB: 0 BB: 0 P: 11	R: 0 E: 0 K: 0 S: 11	H: 1 LOB: 1 BB: 0 P: 13	R: 0 E: 0 K: 1 S: 7	H: 0 LOB: 0 BB: 0 P: 11	R: 1 E: 0 K: 0 S: 14	H: 2 LOB: 2 BB: 1 P: 23	R: 0 E: 0 K: 0 S: 6	H: 1 LOB: 0 BB: 0 P: 9	R: 0 E: 0 K: 2 S: 10	H: 0 LOB: 2 BB: 1 P: 11	R: 0 E: 0 K: 2 S: 12	H: 1 LOB: 2 BB: 1 P: 21	1B: 5 2B: 1 3B: 0 HR: 0	SF: 0 SAC: 0 DP: 1 HBP: 0	WP: 0 PB: 0 SB: 0 CS: 1	PA: 33														
PITCHER	IP	WLS	BF	H	R	ER	SO	BB	IBB	HBP	BLK	WP	HR	S	P	ERA	WHIP	PITCHER	IP	WLS	BF	H	R	ER	SO	BB	IBB	HBP	BLK	WP	HR	S	P	ERA	WHIP	
55 Jon Gray, R ERA: 2.08	4.0		13	2	0	0	2	0	0	0	0	0	0	33	44	0.00	0.500	0 Adam Ottavino, R ERA:	1.0		5	1	0	0	2	1	0	0	0	0	0	12	21	0.00	2.000	
74 Scott Oberg, R ERA: 1.69	1.0	H	3	0	0	0	1	0	0	0	0	0	0	7	11	0.00	0.000																			
71 Ken Roberts, L ERA: 1.42	1.0	B	6	2	1	1	0	1	0	0	0	0	0	14	23	9.00	3.000																			
51 Brooks Brown, R ERA:	1.0	W	3	1	0	0	0	0	0	0	0	0	0	6	9	0.00	1.000																			
Simon Castro, R ERA:	1.0	H	3	0	0	0	1	0	0	0	0	0	0	10	11	0.00	0.000																			

Milwaukee Brewers @ Colorado Rockies
Salt River Fields at Talking Stick, Scottsdale, AZ
Mon Mar 23 2015, 4:11 PM - 7:10 PM EDT
Att: 9,874 - Sunny - 81 F

AB	31
R	1
H	6
RBI	1
BB	2
SO	6
LOB	10



Batter	1	2	3	4	5	6	7	8	9	AB	R	H	RBI	BB	SO	LOB	BOTTOM																			
1 Brandon Barnes, R OBP: 0.350, SLG: 0.242 Simon Castro, R	0-1 1B		G6-3			4-0 BB		20 2B		2	1	1	0	2	0	0																				
7 Matt McBride, R OBP: 0.324, SLG: 0.485 0 Adam Ottavino, S	0-1 FC4-6 1B		K		0-0 F8		2-2 1-H 65 1B 2B	90 1B BB		3	0	0	0	0	1	4																				
5 Carlos González, L OBP: 0.417, SLG: 0.500 20 Wilin Rosario, R OBP: 0.294, SLG: 0.515	0-3 FC4-6 1B		K		0-0 F8		2-2 1-H 65 1B 2B	K		2	1	1	1	0	1	1																				
2 Troy Tulowitzki, R ERA: 0.994, SLG: 0.887 65 Cristian Adames, S OBP: 0.344, SLG: 0.387	2-0 P6		K		1-3 K		2-1 28 2B 1B	50 BB 1B		3	0	1	0	0	1	1																				
90 Cesar Galvez, S OBP: 0.333, SLG: 0.333	2-0 P6		K		1-3 K		2-1 28 2B 1B	50 BB 1B		1	0	1	0	0	0	0																				
33 Justin Morneau, L OBP: 0.136, SLG: 0.333 83 Noel Cuevas, R OBP: 0.697, SLG: 0.500	2-1 SAFE F8		F7		0-0 F7		1-0 F7	50 BB BB		3	0	0	0	0	0	2																				
28 Nolan Arenado, R OBP: 0.341, SLG: 0.718 50 Dustin Garneau, R OBP: 0.235, SLG: 0.250	1-0 HR		G6-3		2-1 G6-3		1-1 G6-3	1-2 2-3 BB		3	1	2	1	0	0	0																				
8 Michael McKenry, R OBP: 0.290, SLG: 0.250 Michael Benjamin, R	2-1 L7		43 2B 1B		3-2 K		3-3 K	0-3 K		3	0	1	0	0	1	3																				
16 Kyle Parker, R OBP: 0.425, SLG: 0.486 51 Brooks Brown, L Omar Carrizales, L OBP: 1.000, SLG: 3.000	1-3 K		K		2-1 P4		2-3 K	1-1 96 HR 3B		3	0	0	0	0	2	4																				
55 Jon Gray, R 74 Scott Oberg, R 72 Ryan Casteel, R OBP: 0.212, SLG: 0.276 71 Ken Roberts, L 96 Tim Wheeler, L OBP: 0.222, SLG: 0.500	1-3 K		K		0-0 SAFE F9		3-3 K	0-0 HR		1	0	0	0	0	1	0																				
43 Rafael Ynoa, S OBP: 0.316, SLG: 0.306 91 Joey Wong, L OBP: 0.462, SLG: 0.455	0-1 G1-3		G1-3		0-1 G1-3		1-2 G6-3	1-1 G5-3		3	0	1	0	0	0	0																				
Inning Stats	R: 0 E: 0 K: 0 S: 7	H: 1 LOB: 1 BB: 0 P: 11	R: 1 E: 0 K: 2 S: 10	H: 1 LOB: 0 BB: 0 P: 15	R: 0 E: 0 K: 1 S: 7	H: 0 LOB: 0 BB: 0 P: 10	R: 0 E: 0 K: 1 S: 6	H: 0 LOB: 0 BB: 0 P: 9	R: 0 E: 0 K: 2 S: 10	H: 2 LOB: 3 BB: 1 P: 19	R: 0 E: 0 K: 2 S: 11	H: 2 LOB: 3 BB: 0 P: 20	R: 2 E: 0 K: 2 S: 19	H: 2 LOB: 3 BB: 3 P: 37	R: 2 E: 0 K: 1 S: 12	H: 3 LOB: 2 BB: 1 P: 19	1B: 5 2B: 3 3B: 1 HR: 2	SF: 0 SAC: 0 DP: 0 HBP: 0	WP: 0 PB: 0 SB: 0 CS: 0	PA: 40																
PITCHER	IP	WLS	BF	H	R	ER	SO	BB	IBB	HBP	BLK	WP	HR	S	P	ERA	WHIP	PITCHER	IP	WLS	BF	H	R	ER	SO	BB	IBB	HBP	BLK	WP	HR	S	P	ERA	WHIP	
30 Tyler Thornburg, R ERA: 2.63	4.0		14	2	1	1	4	0	0	0	0	0	0	11	29	0.00	2.000	37 Chris Leroux, R ERA:	0.2		3	1	0	0	1	0	0	0	0	6	7	0.00	1.500			
32 Chris Perez, R ERA: 2.45	1.0		6	2	0	0	0	1	0	0	0	0	0	10	19	0.00	3.000																			
13 Will Smith, L ERA: 1.08	1.0		5	2	0	0	2	0	0	0	0	0	0	11	20	0.00	2.000																			
48 Neal Cotts, L ERA: 10.13	0.2	L	6	2	2	2	1	2	0	0	0	0	0	15	29	27.00	6.000																			
53 Brandon Kintzler, R ERA: 7.11	0.2		6	2	2	2	1	2	0	0	0	0	1	10	20	27.00	6.000																			

Milwaukee Brewers @ Colorado Rockies
Salt River Fields at Talking Stick, Scottsdale, AZ
Mon Mar 23 2015, 4:11 PM - 7:10 PM EDT
Att: 9,874 - Sunny - 81 F

AB	35
R	5
H	11
RBI	5
BB	5
SO	9
LOB	21



Batter	1	2	3	4	5	6	7	8	9	AB	R	H	RBI	BB	SO	LOB	TOP											
16 Austin Jackson, R OBP: 0.391, SLG: 0.512	F8		F8					G5-3		4	0	1	0	0	0	1	Seattle Mariners @ Milwaukee Brewers Maryvale Baseball Park, Phoenix, AZ Thu Mar 26 2015, 4:07 PM - 7:06 PM EDT Att: 3,302 - Sunny - 84 F											
7 Seth Smith, L OBP: 0.324, SLG: 0.419	G4-3		F8					F7		3	0	0	0	0	0	2												
85 Jabari Blash, R OBP: 0.286, SLG: 0.333										1	0	0	0	0	0	0												
22 Robinson Canó, L OBP: 0.371, SLG: 0.471	G4-3							G6-3		3	0	1	0	0	0	0												
Gianfranco Wawoe, R (6.4)										1	0	0	0	0	0	0												
20 Logan Morrison, L OBP: 0.296, SLG: 0.458		F8		F7				G6-3		3	0	0	0	0	0	1												
Patrick Kivlahan, R OBP: 0.333, SLG: 0.524										1	0	0	0	0	0	0												
12 Justin Ruggiano, R OBP: 0.310, SLG: 0.370	G5-3									2	0	0	0	1	0	0												
Estarlyn Morales, R OBP: 0.500, SLG: 0.667										0	0	0	0	1	0	0												
55 Carlos Rivera, R OBP: 0.176, SLG: 0.188	G6-3									4	0	0	0	0	0	4												
13 Dustin Ackley, L OBP: 0.405, SLG: 0.471			G4-3	G1-3						3	0	0	0	0	1	2												
Dario Pizzano, L (7.7)										1	0	0	0	0	0	1												
8 Willie Bloomquist, R OBP: 0.323, SLG: 0.345										3	1	1	0	0	0	0												
80 Erick Mejia, S (7.6)										0	0	0	0	0	0	0												
2 Jesús Sucre, R OBP: 0.192, SLG: 0.130										3	0	1	1	0	0	0												
4 John Baker, L OBP: 0.231, SLG: 0.308										0	0	0	0	0	0	0												
Inning Stats	R: 0 E: 0 K: 0 S: 4	H: 0 LOB: 0 BB: 0 P: 4	R: 0 E: 0 K: 0 S: 3	H: 0 LOB: 0 BB: 0 P: 3	R: 1 E: 0 K: 0 S: 5	H: 2 LOB: 1 BB: 0 P: 6	R: 0 E: 0 K: 0 S: 4	H: 1 LOB: 2 BB: 1 P: 8	R: 0 E: 0 K: 0 S: 4	H: 0 LOB: 1 BB: 0 P: 4	R: 0 E: 0 K: 0 S: 5	H: 0 LOB: 0 BB: 0 P: 5	R: 0 E: 0 K: 0 S: 3	H: 0 LOB: 1 BB: 0 P: 7	R: 0 E: 0 K: 0 S: 3	H: 0 LOB: 1 BB: 1 P: 1	1B: 3 2B: 1 3B: 0 HR: 0	SF: 0 SAC: 0 DP: 0 HBP: 0	WP: 1 PB: 0 SB: 1 CS: 0	PA: 34								
PITCHER	IP	WLS	BF	H	R	ER	SO	BB	IBB	HBP	BLK	WP	HR	S	P	ERA	WHIP	PITCHER										
50 Mike Fiers, R ERA: 4.32	(1.1)	3.2	W	15	3	1	1	0	1	0	0	0	1	0	15	20	2.46	1.091										
53 Brandon Kintzler, R ERA: 5.87	(4.1)	1.1	H	5	1	0	0	0	0	0	0	0	0	0	5	5	0.00	0.750										
13 Will Smith, L ERA: 0.87	(6.1)	2.0	7	0	0	0	1	0	0	0	0	0	0	9	9	0.00	0.000											
48 Neal Cotts, L ERA: 8.53	(8.1)	1.0	3	0	0	0	0	0	0	0	0	0	0	3	3	0.00	0.000											
47 Rob Wooten, R ERA: 0.68	(9.1)	1.0	4	0	0	0	0	1	0	0	0	0	0	3	7	0.00	1.000											
Batter	1	2	3	4	5	6	7	8	9	AB	R	H	RBI	BB	SO	LOB	BOTTOM											
2 Scooter Gennett, L OBP: 0.333, SLG: 0.439										4	2	3	1	0	0	1	Seattle Mariners @ Milwaukee Brewers Maryvale Baseball Park, Phoenix, AZ Thu Mar 26 2015, 4:07 PM - 7:06 PM EDT Att: 3,302 - Sunny - 84 F											
13 Will Smith, R (6.1)										0	0	0	0	0	0	0												
14 Luis Jimenez, R OBP: 0.250, SLG: 0.415										2	1	1	4	0	0	2												
20 Jonathan Lucroy, R OBP: 0.500, SLG: 0.783										4	1	3	0	1	0	0												
48 Neal Cotts, L (8.1)										0	0	0	0	0	0	0												
92 Nate Orf, R (8. PH)										1	0	0	0	0	1	0												
47 Rob Wooten, R (9.1)										0	0	0	0	0	0	0												
8 Ryan Braun, R OBP: 0.450, SLG: 0.639										2	1	1	1	1	0	0												
70 Matt Long, L OBP: 0.324, SLG: 0.594										2	0	1	2	0	0	1												
18 Khris Davis, R OBP: 0.450, SLG: 0.639										3	1	1	4	1	2	3												
93 Michael Reed, R OBP: 0.500, SLG: 0.590										1	0	0	0	0	0	2												
60 Matt Clark, L OBP: 0.386, SLG: 0.610										2	0	2	0	0	0	0												
53 Brandon Kintzler, R ERA: 9.0										0	0	0	0	0	0	0												
7 Logan Schafer, L OBP: 0.357, SLG: 0.405										3	1	2	0	0	0	0												
9 Jean Segura, R OBP: 0.397, SLG: 0.425										3	2	2	0	0	0	1												
Yadiel Rivera, R OBP: 0.273, SLG: 0.111										1	1	0	0	1	0	2												
28 Gerardo Parra, L ERA: 0.75										2	1	1	1	1	0	0												
3 Elian Herrera, S OBP: 0.424, SLG: 0.548										2	2	2	0	0	0	0												
5 Héctor Gómez, R OBP: 0.283, SLG: 0.356										4	0	1	0	0	0	3												
66 Juan Centeno, L OBP: 0.500, SLG: 0.600										1	0	0	0	0	1	2												
50 Mike Fiers, R (1.1)										1	0	0	0	0	1	0												
15 Jason Rogers, R OBP: 0.425, SLG: 0.382										4	2	2	1	0	0	3												
Inning Stats	R: 4 E: 0 K: 0 S: 6	H: 4 LOB: 0 BB: 1 P: 10	R: 0 E: 0 K: 1 S: 5	H: 1 LOB: 0 BB: 0 P: 5	R: 0 E: 0 K: 0 S: 3	H: 1 LOB: 2 BB: 1 P: 7	R: 3 E: 1 K: 1 S: 9	H: 5 LOB: 2 BB: 1 P: 13	R: 2 E: 0 K: 0 S: 6	H: 3 LOB: 1 BB: 0 P: 6	R: 0 E: 0 K: 1 S: 7	H: 2 LOB: 2 BB: 0 P: 7	R: 2 E: 0 K: 0 S: 6	H: 3 LOB: 2 BB: 1 P: 10	R: 4 E: 0 K: 2 S: 10	H: 3 LOB: 0 BB: 1 P: 14	1B: 15 2B: 5 3B: 0 HR: 2	SF: 0 SAC: 0 DP: 2 HBP: 0	WP: 0 PB: 1 SB: 0 CS: 0	PA: 47								
PITCHER	IP	WLS	BF	H	R	ER	SO	BB	IBB	HBP	BLK	WP	HR	S	P	ERA	WHIP	PITCHER										
29 Roenis Elias, L ERA: 0.75	(1.1)	3.0	L	17	8	7	7	1	3	0	0	0	0	16	28	21.00	3.667											
93 Trey Cochran-Gill, R ERA: 9.0	(4.1)	1.0	5	3	0	0	1	0	0	0	0	0	0	7	7	0.00	3.000											
54 Tom Wilhelmson, R ERA: 10.13	(5.1)	1.0	6	3	2	2	0	0	0	0	0	0	0	6	6	18.00	3.000											
37 Kevin Correia, R ERA: 16.88	(6.1)	1.0	5	2	0	0	1	0	0	0	0	0	0	7	7	0.00	2.000											
35 Joe Saunders, L ERA: 12.79	(7.1)	1.0	7	3	2	2	0	1	0	0	0	0	0	6	10	18.00	4.000											

Batter	1	2	3	4	5	6	7	8	9	AB	R	H	RBI	BB	SO	LOB	TOP								
24 Michael Bourn, L (1,8) 62 Tyler Holt, R (5,8) OBP: 0.435, SLG: 0.512 OBP: 0.348, SLG: 0.341										3	0	1	0	0	1	1	Cleveland Indians @ Milwaukee Brewers Maryvale Baseball Park, Phoenix, AZ Sat Mar 28 2015, 4:08 PM - 7:10 PM EDT Att: 5,118 - Sunny - 90 F								
22 Jason Kipnis, L (1,4) 76 Ryan Rohlinger, R (5,4) OBP: 0.333, SLG: 0.458 OBP: 0.412, SLG: 0.643										3	1	1	2	0	0	1									
7 David Murphy, L (1,9) 33 Mike Papi, L (5,9)										3	0	0	0	0	0	1									
10 Yan Gomes, R (1,2) 4 Alex Monsovalve, R (8, PR) 12 Brett Hayes, R (8, 2)										3	0	1	0	1	0	0									
8 Lonnie Chisenhall, L (1,5) 1 Michael Martinez, S (6,5) OBP: 0.386, SLG: 0.475 OBP: 0.286, SLG: 0.457									3	0	2	0	0	1	0	2									
9 Ryan Raburn, R (1,7) 13 Dorssys Paulino, R (6,7) 2 Bobby Ison, L (9,7)										2	0	0	0	1	1	2									
36 Jesús Aguilar, R (1,3) OBP: 0.366, SLG: 0.514										4	0	1	0	0	1	2									
61 Jerry Sands, R (1,10) 29 Ollie Linton, L (9, PH) OBP: 0.381, SLG: 0.421 OBP: 1.000, SLG: 1.000									3	0	0	0	0	1	3										
11 José Ramírez, S (1,6) 22 Justin Toole, R (7,5)									3	1	1	0	0	0	3										
									1	0	0	0	0	0	1										
Inning Stats	R: 0 E: 0 K: 0 S: 3	H: 1 LOB: 0 BB: 0 P: 4	R: 0 E: 0 K: 0 S: 3	H: 1 LOB: 1 BB: 1 P: 7	R: 2 E: 0 K: 0 S: 5	H: 2 LOB: 0 BB: 0 P: 6	R: 0 E: 0 K: 1 S: 7	H: 2 LOB: 3 BB: 1 P: 11	R: 0 E: 0 K: 1 S: 5	H: 0 LOB: 0 BB: 0 P: 5	R: 0 E: 0 K: 2 S: 7	H: 0 LOB: 0 BB: 0 P: 7	R: 0 E: 0 K: 1 S: 5	H: 0 LOB: 0 BB: 0 P: 5	R: 1 E: 0 K: 0 S: 5	H: 2 LOB: 3 BB: 1 P: 10	R: 0 E: 0 K: 0 S: 3	H: 1 LOB: 0 BB: 0 P: 4	1B: 7 2B: 0 3B: 1 HR: 1	SF: 0 SAC: 0 DP: 2 HBP: 0	WP: 0 PB: 0 SB: 1 CS: 1	PA: 37			
PITCHER	IP	WLS	BF	H	R	ER	SO	BB	IBB	HBP	BLK	WP	HR	S	P	ERA	WHIP								
38 Wily Peralta, R (1,1) ERA: 2.51	6.0		24	6	2	2	4	2	0	0	0	0	1	30	40	3.00	1.333								
21 Jeremy Jeffress, R (7,1) ERA: 5.79	1.0		3	0	0	0	1	0	0	0	0	0	0	5	5	0.00	0.000								
53 Brandon Kintzler, R (8,1) ERA: 0.48	0.2	L	5	2	1	1	0	1	0	0	0	0	0	4	8	13.50	4.500								
32 Chris Perez, R (8,1) ERA: 2.79	1.1		4	1	0	0	0	0	0	0	0	0	0	4	6	0.00	0.750								

Batter	1	2	3	4	5	6	7	8	9	AB	R	H	RBI	BB	SO	LOB	BOTTOM								
2 Scooter Gennett, L (1,4) 14 Luis Jimenez, R (6,4) OBP: 0.306, SLG: 0.458 OBP: 0.245, SLG: 0.391										3	0	0	0	0	2	1	Cleveland Indians @ Milwaukee Brewers Maryvale Baseball Park, Phoenix, AZ Sat Mar 28 2015, 4:08 PM - 7:10 PM EDT Att: 5,118 - Sunny - 90 F								
9 Jean Segura, R (1,6) 5 Héctor Gómez, R (6,6) OBP: 0.354, SLG: 0.413 OBP: 0.265, SLG: 0.333										3	1	1	0	0	2	1									
8 Ryan Braun, R (1,9) 21 Jeremy Jeffress, R (7,1) 53 Brandon Kintzler, R (8,1) 32 Chris Perez, R (8,1) OBP: 0.444, SLG: 0.633 ERA: 5.79										3	0	2	2	0	0	0									
16 Aramis Ramirez, R (1,5) 70 Matt Long, L (7,8) OBP: 0.353, SLG: 0.310 OBP: 0.300, SLG: 0.543										2	0	1	0	0	0	2									
24 Adam Lind, L (1,3) 60 Matt Clark, L (7,3) OBP: 0.419, SLG: 0.586 OBP: 0.349, SLG: 0.581										3	0	1	0	0	1	2									
28 Gerardo Parra, L (1,8) 66 Juan Centeno, L (7,2) OBP: 0.298, SLG: 0.349 OBP: 0.474, SLG: 0.563										3	0	0	0	0	1	4									
12 Martín Maldonado, R (1,2) 94 D'Vontrey Richardson, R (8,8) OBP: 0.357, SLG: 0.459 OBP: 0.500, SLG: 0.500										3	0	0	0	0	1	2									
7 Logan Schafer, L (1,7) 92 Michael Ratterree, R (8,9)										3	0	0	0	0	2	1									
38 Wily Peralta, R (1,1) 3 Elian Herrera, S (7,5) OBP: 0.500, SLG: 0.500 OBP: 0.417, SLG: 0.529										2	1	1	0	0	1	0									
Inning Stats	R: 1 E: 0 K: 1 S: 7	H: 2 LOB: 2 BB: 0 P: 8	R: 0 E: 0 K: 3 S: 9	H: 0 LOB: 0 BB: 0 P: 9	R: 0 E: 0 K: 2 S: 7	H: 0 LOB: 0 BB: 0 P: 7	R: 0 E: 0 K: 1 S: 6	H: 2 LOB: 1 BB: 0 P: 6	R: 1 E: 0 K: 2 S: 10	H: 2 LOB: 2 BB: 0 P: 10	R: 0 E: 1 K: 1 S: 6	H: 0 LOB: 1 BB: 0 P: 6	R: 0 E: 0 K: 1 S: 6	H: 1 LOB: 1 BB: 0 P: 6	R: 0 E: 0 K: 2 S: 7	H: 0 LOB: 0 BB: 0 P: 7		R: 0 E: 0 K: 2 S: 8	H: 1 LOB: 2 BB: 1 P: 13	1B: 6 2B: 3 3B: 0 HR: 0	SF: 0 SAC: 0 DP: 1 HBP: 1	WP: 3 PB: 0 SB: 1 CS: 0	PA: 38		
PITCHER	IP	WLS	BF	H	R	ER	SO	BB	IBB	HBP	BLK	WP	HR	S	P	ERA	WHIP								
34 Zach McAllister, R (1,1) ERA: 3.32	5.0		22	6	2	2	9	0	0	0	0	0	0	6	6	0.00	0.000								
50 Nick Hagadone, L (6,1) ERA	1.0		4	0	0	0	1	0	0	0	0	0	0	6	6	0.00	0.000								
49 Austin Adams, R (7,1) ERA: 5.87	1.0	W	4	1	0	0	1	0	0	0	0	0	0	6	6	0.00	1.000								
57 Kyle Crockett, L (8,1) ERA: 2.25	1.0	H	3	0	0	0	2	0	0	0	0	0	0	7	7	0.00	0.000								
51 Trey Haley, R (9,1) ERA	1.0	S	5	1	0	0	2	1	0	0	0	2	0	8	13	0.00	2.000								



Batter	1	2	3	4	5	6	7	8	9	AB	R	H	RBI	BB	SO	LOB	TOP										
27 Carlos Gómez, R OBP: 0.457, SLG: 0.867 90 Johnny Davis, S (6, 8)										3	0	0	0	0	2	1	Milwaukee Brewers @ Oakland Athletics Hohokam Stadium, Mesa, AZ Sun Mar 29 2015, 4:06 PM - 6:38 PM EDT Att: 5,804 - Sunny - 95 F										
20 Jonathan Lucroy, R OBP: 0.485, SLG: 0.793 67 Nevin Ashley, R OBP: 0.455, SLG: 0.500										3	0	1	0	0	0	0											
24 Adam Lind, L (1, 10) 3 Elian Herrera, S OBP: 0.405, SLG: 0.514 (9, PH)										3	0	0	0	0	1	1											
16 Aramis Ramirez, R OBP: 0.333, SLG: 0.290 14 Luis Jimenez, R OBP: 0.240, SLG: 0.383										2	0	0	0	0	0	0											
18 Khris Davis, R OBP: 0.422, SLG: 0.585 5 Héctor Gómez, R OBP: 0.260, SLG: 0.327										2	0	0	0	0	0	0											
28 Gerardo Parra, L OBP: 0.306, SLG: 0.356 15 Jason Rogers, R OBP: 0.429, SLG: 0.389 (8, 3)										2	0	1	0	0	0	0											
9 Jean Segura, R OBP: 0.340, SLG: 0.396 91 Orlando Arcia, R OBP: 0.500, SLG: 0.750										2	0	0	0	0	0	1											
2 Scooter Gennett, L OBP: 0.294, SLG: 0.440 70 Matt Long, L OBP: 0.317, SLG: 0.556										2	0	0	0	0	0	0											
7 Logan Schafer, L OBP: 0.340, SLG: 0.378 93 Michael Reed, R OBP: 0.333, SLG: 0.333										2	0	1	0	0	0	0											
Inning Stats	R: 0 E: 0 K: 1 S: 5	H: 0 LOB: 0 BB: 0 P: 5	R: 0 E: 0 K: 0 S: 3	H: 0 LOB: 0 BB: 0 P: 3	R: 0 E: 0 K: 0 S: 3	H: 0 LOB: 0 BB: 0 P: 3	R: 0 E: 0 K: 0 S: 4	H: 1 LOB: 1 BB: 0 P: 4	R: 0 E: 0 K: 1 S: 5	H: 1 LOB: 1 BB: 0 P: 5	R: 0 E: 0 K: 2 S: 8	H: 1 LOB: 1 BB: 0 P: 9	R: 0 E: 0 K: 0 S: 4	H: 1 LOB: 1 BB: 0 P: 4	R: 0 E: 0 K: 2 S: 7	H: 0 LOB: 0 BB: 0 P: 7		1B: 4 2B: 0 3B: 0 HR: 0	SF: 0 SAC: 0 DP: 0 HBP: 0	WP: 0 PB: 0 SB: 1 CS: 0	PA: 30						
PITCHER	IP	WLS	BF	H	R	ER	SO	BB	IBB	HBP	BLK	WP	HR	S	P	ERA	WHIP										
31 Kendall Graveman, R ERA: 0.42	6.1	W	21	3	0	0	3	0	0	0	0	0	0	27	27	0.00	0.474										
58 Evan Scribner, R ERA: 2.7	1.2		6	1	0	0	1	0	0	0	0	0	0	8	9	0.00	0.600										
56 Fernando Abad, L ERA: 3.68	1.0		3	0	0	0	2	0	0	0	0	0	0	7	7	0.00	0.000										

Batter	1	2	3	4	5	6	7	8	9	AB	R	H	RBI	BB	SO	LOB	BOTTOM											
3 Craig Gentry, R OBP: 0.340, SLG: 0.378 7 Jason Pridie, L OBP: 0.292, SLG: 0.439										2	0	0	0	0	0	2	Milwaukee Brewers @ Oakland Athletics Hohokam Stadium, Mesa, AZ Sun Mar 29 2015, 4:06 PM - 6:38 PM EDT Att: 5,804 - Sunny - 95 F											
28 Eric Sogard, L OBP: 0.333, SLG: 0.471 80 Brett Vertigan, L (8, 9)										4	1	1	0	0	1	2												
18 Ben Zobrist, S OBP: 0.347, SLG: 0.472 25 Tyler Ladendorf, R OBP: 0.296, SLG: 0.426										3	1	1	1	1	0	0												
16 Billy Butler, R OBP: 0.346, SLG: 0.614										3	1	1	1	1	1	1												
17 Ike Davis, L OBP: 0.459, SLG: 0.545 20 Mark Canha, R OBP: 0.318, SLG: 0.565										3	0	0	0	0	2	3												
15 Brett Lawrie, R OBP: 0.282, SLG: 0.447 50 Max Muncy, L OBP: 0.463, SLG: 0.697										2	2	2	2	1	0	0												
10 Marcus Semien, R OBP: 0.333, SLG: 0.472 12 Andy Parrino, S OBP: 0.259, SLG: 0.277										1	1	0	0	2	1	0												
19 Josh Phegley, R OBP: 0.288, SLG: 0.510 96 Anthony Alott, L OBP: 0.143, SLG: 0.143										3	0	1	1	0	0	2												
23 Sam Fuld, L OBP: 0.291, SLG: 0.431 5 Luke Carlin, S OBP: 0.414, SLG: 0.318										3	0	2	1	0	0	2												
Inning Stats	R: 0 E: 0 K: 1 S: 5	H: 0 LOB: 2 BB: 2 P: 13	R: 0 E: 0 K: 0 S: 3	H: 0 LOB: 2 BB: 2 P: 11	R: 3 E: 1 K: 3 S: 14	H: 3 LOB: 0 BB: 0 P: 18	R: 0 E: 0 K: 0 S: 3	H: 1 LOB: 0 BB: 0 P: 3	R: 2 E: 0 K: 1 S: 8	H: 3 LOB: 2 BB: 1 P: 12	R: 1 E: 0 K: 0 S: 4	H: 1 LOB: 0 BB: 0 P: 6	R: 1 E: 0 K: 0 S: 4	H: 1 LOB: 2 BB: 2 P: 12	R: 1 E: 0 K: 0 S: 4	H: 1 LOB: 2 BB: 2 P: 12		1B: 5 2B: 2 3B: 0 HR: 2	SF: 1 SAC: 0 DP: 0 HBP: 0	WP: 0 PB: 0 SB: 0 CS: 0	PA: 39							
PITCHER	IP	WLS	BF	H	R	ER	SO	BB	IBB	HBP	BLK	WP	HR	S	P	ERA	WHIP											
54 Michael Blazek, R ERA: 4.15	3.2	L	18	4	3	3	4	4	0	0	0	0	0	1	24	44	7.36	2.182										
Chris Perez, R ERA: 2.7	0.1		1	0	0	0	0	0	0	0	0	0	0	1	1	0.00	0.000											
21 Jeremy Jeffress, R ERA: 5.23	1.0		3	0	0	0	0	0	0	0	0	0	0	3	3	0.00	0.000											
30 Tyler Thornburg, R ERA: 4.11	1.2		10	4	3	3	1	1	0	0	0	0	1	11	17	16.20	3.000											
47 Rob Wooten, R ERA: 1.26	1.1		7	1	1	1	0	2	0	0	0	0	0	5	13	6.75	2.250											

AB	30
R	0
H	4
RBI	0
BB	0
SO	6
LOB	6

AB	31
R	7
H	9
RBI	7
BB	7
SO	5
LOB	16



Batter	1	2	3	4	5	6	7	8	9	AB	R	H	RBI	BB	SO	LOB	TOP																				
17 Kristopher Negron, R OBP: 0.492, SLG: 0.600 70 Jumbo Diaz, R (7, 1) 32 Alex Blandino, R OBP: 0.200, SLG: 0.200 35 Reydel Medina, L (8, 7)	4-0 BB 19 CS		0-0 F9		4-0 BB	0-0 BB		0-0 G3	0-2 K	2	0	1	1	2	0	0																					
21 Todd Frazier, R OBP: 0.294, SLG: 0.583 35 Steve Selsky, R OBP: 0.667, SLG: 1.333	0-0 F9			4-0 BB 32 HR	0-0 F7	0-0 F7		0-0 1B		3	1	0	0	1	0	4																					
19 Joey Volto, L OBP: 0.400, SLG: 0.353 25 Burke Badenhop, R (6, 1) Chad Wallach, R OBP: 0.333, SLG: 0.278	4-1 BB 1-2			0-3 K	0-0 F8	0-0 L7		0-3 K		3	0	0	0	1	1	4																					
9 Marlon Byrd, R OBP: 0.420, SLG: 0.444 Jesse Winker, L OBP: 0.167, SLG: 0.182 52 Tony Cingrani, L (8, 1)	1-3 K			0-0 1B 32 HR	0-0 K	1-0 HBP 32 1B		0-3 K		2	1	1	0	0	1	1																					
32 Jay Bruce, L OBP: 0.227, SLG: 0.475 89 Chris Dominguez, R OBP: 0.345, SLG: 0.642		0-0 G4-3		0-1 HR 1-1 2-H		0-0 E8 29 1B			0-0 P3	3	2	2	3	0	0	0																					
29 Brayan Peña, S OBP: 0.318, SLG: 0.310 2 Brodie Greene, R (7, PR) (7, 4)	0-0 P6			0-0 G4-3		0-0 1B 6 1B 2 2B			1-0 HBP 23 BB 15 1B	4	1	2	1	0	0	0																					
6 Billy Hamilton, S OBP: 0.273, SLG: 0.273 23 Juan Silva, L (6, 8)	0-0 F9			0-0 F7		0-0 1B 2 2B			4-0 BB 15 1B	3	1	1	0	0	0	0																					
2 Zack Cozart, R OBP: 0.308, SLG: 0.359			0-3 K		0-0 1B 79 SH2-4	0-0 2B 12 G4-3 17 1B		0-0 1B 32 G3 15 1B 35 1B	0-3 K	5	2	3	2	0	2	2																					
79 Michael Lorenzen, R OBP: 0.500, SLG: 0.500 54 Aroldis Chapman, L (5, 1) 78 Chad Rogers, R (5, 1) 12 Jermaine Curtis, R (6, PH) 15 Marquez Smith, R OBP: 0.600, SLG: 1.000	0-0 F9		0-0 F9		0-0 SH2-4	0-0 G4-3		0-0 1B 35 1B 32 G3	0-0 1B 1-2 2-H	1	0	0	0	0	0	0																					
Inning Stats	R: 0 E: 0 K: 1 S: 5	H: 0 LOB: 1 BB: 2 P: 14	R: 0 E: 0 K: 0 S: 3	H: 0 LOB: 0 BB: 0 P: 3	R: 0 E: 0 K: 1 S: 5	H: 0 LOB: 0 BB: 0 P: 5	R: 3 E: 0 K: 1 S: 8	H: 2 LOB: 0 BB: 1 P: 12	R: 0 E: 0 K: 0 S: 4	H: 1 LOB: 2 BB: 1 P: 8	R: 5 E: 1 K: 0 S: 8	H: 5 LOB: 1 BB: 0 P: 9	R: 0 E: 0 K: 2 S: 8	H: 1 LOB: 1 BB: 0 P: 8	R: 1 E: 0 K: 2 S: 10	H: 3 LOB: 2 BB: 10 P: 0	R: 1 E: 0 K: 2 S: 8	H: 1 LOB: 2 BB: 1 P: 13	1B: 11 2B: 1 3B: 0 HR: 1	SF: 0 SAC: 1 DP: 0 HBP: 2	WP: 0 PB: 0 SB: 0 CS: 1	PA: 46															
PITCHER	IP	WLS	BF	H	R	ER	SO	BB	IBB	HBP	BLK	WP	HR	S	P	ERA	WHIP	PITCHER	IP	WLS	BF	H	R	ER	SO	BB	IBB	HBP	BLK	WP	HR	S	P	ERA	WHIP		
50 Mike Fiers, R ERA: 4.73	(1, 1)	5.0	L	21	3	3	3	4	0	0	0	0	0	1	25	42	5.40	1.400																			
48 Neal Cotts, L ERA: 14.14	(6, 1)	0.1		7	5	5	5	0	0	1	0	0	0	0	6	7	135.00	15.000																			
68 Ariel Peña, R ERA: 2.45	(6, 1)	1.2		6	1	0	2	0	0	0	0	0	0	0	10	10	0.00	0.600																			
13 Will Smith, L ERA: 1.59	(8, 1)	1.0		6	3	1	2	0	0	0	0	0	0	0	10	10	9.00	3.000																			
59 Tim Lillard, R ERA: 9.0	(9, 1)	1.0		6	1	1	2	1	0	1	0	0	0	0	8	13	9.00	2.000																			

Batter	1	2	3	4	5	6	7	8	9	AB	R	H	RBI	BB	SO	LOB	BOTTOM																				
27 Carlos Gómez, R OBP: 0.447, SLG: 0.813 5 Héctor Gómez, R OBP: 0.255, SLG: 0.320	4-0 BB 20 1B 8 1B	0-0 F9				0-3 K				2	1	0	0	1	1	2																					
20 Jonathan Lucroy, R OBP: 0.528, SLG: 0.813 3 Eilan Herrera, S OBP: 0.395, SLG: 0.500	0-0 1B 16 L4 8 1B		0-0 1B 16 G6-4-3			0-0 1B 16 F9 8 HBP 24 1B		0-0 F9		3	1	3	0	0	0	0																					
8 Ryan Braun, R OBP: 0.462, SLG: 0.625 14 Luis Jimenez, R OBP: 0.235, SLG: 0.375	0-0 1B 1-2 3-H		0-3 K		1-0 HBP 24 1B 18 1B		0-0 G6-3		0-0 1B 1-2	2	1	1	1	0	1	1																					
16 Aramis Ramirez, R OBP: 0.308, SLG: 0.265 7 Logan Schafer, L OBP: 0.333, SLG: 0.370	0-0 L4		0-0 G6-4-3		0-0 F9		0-3 K		0-0 1B 2-2	3	0	0	0	0	5																						
24 Adam Lind, L OBP: 0.378, SLG: 0.514 70 Matt Long, L OBP: 0.333, SLG: 0.595	0-0 G6-3			0-0 G4-3		0-0 1B 18 1B		0-0 2B 28 1B		3	0	1	1	0	0	1																					
18 Khris Davis, R OBP: 0.417, SLG: 0.568 Tyrone Taylor, R (7, 8)		0-0 G5-3		0-0 G5-3		0-0 1B 2 G4-6-3		0-0 G5-3		3	0	1	1	0	0	0																					
2 Scooter Gennett, L OBP: 0.278, SLG: 0.415 Juan Centeno, L OBP: 0.450, SLG: 0.529	0-0 F8		0-3 K		0-0 G4-6-3		0-0 L4		0-0 1B 2-H	3	0	0	0	0	1	2																					
9 Jean Segura, R OBP: 0.346, SLG: 0.388 28 Gerardo Parra, L OBP: 0.314, SLG: 0.362	4-0 BB 50 2B			0-0 G4-3		0-0 K		0-0 1B 2-H		1	0	0	0	1	0	0																					
50 Mike Fiers, R OBP: 0.260, SLG: 1.000 Jason Rogers, R OBP: 0.319, SLG: 0.378 48 Neal Cotts, L (8, 1) 68 Ariel Peña, R (7, PH) Matt Clark, L OBP: 0.500, SLG: 0.500 13 Will Smith, R (8, 1) 59 Tim Lillard, R OBP: 0.417, SLG: 0.265	0-0 2B		0-0 F8		0-0 F8		0-3 K		0-0 F9	1	0	1	0	0	0	0																					
Inning Stats	R: 1 E: 1 K: 0 S: 4	H: 2 LOB: 1 BB: 1 P: 8	R: 0 E: 0 K: 0 S: 4	H: 1 LOB: 1 BB: 1 P: 8	R: 0 E: 0 K: 1 S: 5	H: 1 LOB: 0 BB: 0 P: 5	R: 0 E: 0 K: 1 S: 5	H: 0 LOB: 0 BB: 0 P: 5	R: 2 E: 0 K: 0 S: 5	H: 3 LOB: 1 BB: 0 P: 6	R: 0 E: 0 K: 3 S: 9	H: 0 LOB: 0 BB: 0 P: 9	R: 0 E: 0 K: 1 S: 5	H: 0 LOB: 0 BB: 0 P: 5	R: 1 E: 0 K: 0 S: 5	H: 2 LOB: 1 BB: 0 P: 5	1B: 7 2B: 3 3B: 0 HR: 0	SF: 0 SAC: 0 DP: 3 HBP: 1	WP: 0 PB: 0 SB: 0 CS: 0	PA: 36																	
PITCHER	IP	WLS	BF	H	R	ER	SO	BB	IBB	HBP	BLK	WP	HR	S	P	ERA	WHIP	PITCHER	IP	WLS	BF	H	R	ER	SO	BB	IBB	HBP	BLK	WP	HR	S	P	ERA	WHIP		
79 Michael Lorenzen, R ERA: 1.8	(1, 1)	4.0	W	16	4	1	2	2	0	0	0	0	0	18	26	2.25	1.500	52 Tony Cingrani, L ERA: 1.42	(8, 1)	2.0		8	2	1	1	1	0	0	0	0	10	4.50	1.000				
54 Aroldis Chapman, L ERA: 3.18	(5, 1)	0.1	H	1	0	0	0	0	0	0	0	0	0	1	1	0.00	0.000																				
78 Chad Rogers, R ERA: 15.63	(5, 1)	0.2	H	2	0	0	1	0	0	0	0	0	0	4	4	0.00	0.000																				
25 Burke Badenhop, R ERA: 15.63	(6, 1)	1.0		6	3	2	2	0	0	1	0	0	0	5	6	0.00	3.000																				
70 Jumbo Diaz, R ERA: 3.0	(7, 1)	1.0		3	0	0	3	0	0	0	0	0	0	9	9	0.00	0.000																				

Cincinnati Reds @ Milwaukee Brewers
Maryvale Baseball Park, Phoenix, AZ
Tue Mar 31 2015, 4:09 PM - 7:10 PM EDT
Att: 3,214 - Sunny - 90 F

AB 38
R 10
H 13
RBI 9
BB 5
SO 9
LOB 22



Cincinnati Reds @ Milwaukee Brewers
Maryvale Baseball Park, Phoenix, AZ
Tue Mar 31 2015, 4:09 PM - 7:10 PM EDT
Att: 3,214 - Sunny - 90 F

AB 33
R 4
H 9
RBI 4
BB 2
SO 7
LOB 14



Batter	1	2	3	4	5	6	7	8	9	AB	R	H	RBI	BB	SO	LOB	TOP						
28 Gerardo Parra, L (1.8) OBP: 0.291, SLG: 0.333 Matt Long, L (7.9) OBP: 0.326, SLG: 0.579 30 Tyler Thornburg, R (8.1)										4	0	0	0	0	4	3							
20 Jonathan Lucroy, R (1.2) OBP: 0.500, SLG: 0.750 Juan Centeno, L (7.2)										4	0	1	1	0	1	2							
24 Adam Lind, L (1.3) OBP: 0.400, SLG: 0.579 14 Luis Jimenez, R (6.5)										3	0	2	0	0	1	1							
16 Aramis Ramirez, R (1.5) OBP: 0.310, SLG: 0.270 91 Orlando Arcia, R (6.6) OBP: 0.500, SLG: 0.700										3	0	1	0	0	0	2							
18 Khris Davis, R (1.7)										5	2	2	1	0	1	2							
9 Jagan Seara, R (1.6) OBP: 0.385, SLG: 0.373 57 Francisco Rodriguez, R (6.1)										2	1	0	0	1	0	0							
3 Elian Herrera, S (7.7) OBP: 0.410, SLG: 0.541 51 Jonathan Broxton, R (7.1) Tyronne Taylor, R (8.9)										1	1	1	0	0	0	0							
7 Logan Schafer, L (1.9) OBP: 0.364, SLG: 0.400										4	0	3	3	0	0	0							
93 Michael Reed, R (9.7) OBP: 0.500, SLG: 0.333										0	0	0	0	1	0	0							
2 Scooter Gennett, L (1.4) OBP: 0.305, SLG: 0.466										5	1	3	0	0	0	4							
26 Kyle Lohse, R (1.1) 13 Will Smith, R (5.1) 12 Martin Maldonado, R (6.7) OBP: 0.364, SLG: 0.462										1	0	0	0	0	0	2							
Inning Stats	R: 0 E: 0 K: 1 S: 6	H: 1 LOB: 1 BB: 0 P: 7	R: 0 E: 0 K: 1 S: 7	H: 2 LOB: 2 BB: 0 P: 7	R: 0 E: 0 K: 1 S: 6	H: 1 LOB: 1 BB: 0 P: 6	R: 0 E: 0 K: 0 S: 3	H: 0 LOB: 0 BB: 0 P: 3	R: 1 E: 0 K: 2 S: 9	H: 2 LOB: 1 BB: 0 P: 9	R: 3 E: 0 K: 2 S: 11	H: 4 LOB: 2 BB: 1 P: 15	R: 2 E: 0 K: 1 S: 7	H: 3 LOB: 0 BB: 0 P: 8	R: 0 E: 0 K: 1 S: 6	H: 1 LOB: 1 BB: 0 P: 6	R: 1 E: 0 K: 0 S: 5	H: 2 LOB: 2 BB: 1 P: 9	1B: 10 2B: 5 3B: 1 HR: 0	SF: 0 SAC: 1 DP: 0 HBP: 0	WP: 0 PB: 0 SB: 0 CS: 1	PA: 45	
PITCHER	IP WLS BF H R ER SO BB IBB HBP BLK WP HR S P ERA WHIP	IP WLS BF H R ER SO BB IBB HBP BLK WP HR S P ERA WHIP	IP WLS BF H R ER SO BB IBB HBP BLK WP HR S P ERA WHIP	IP WLS BF H R ER SO BB IBB HBP BLK WP HR S P ERA WHIP	IP WLS BF H R ER SO BB IBB HBP BLK WP HR S P ERA WHIP	IP WLS BF H R ER SO BB IBB HBP BLK WP HR S P ERA WHIP	IP WLS BF H R ER SO BB IBB HBP BLK WP HR S P ERA WHIP	IP WLS BF H R ER SO BB IBB HBP BLK WP HR S P ERA WHIP	IP WLS BF H R ER SO BB IBB HBP BLK WP HR S P ERA WHIP	IP WLS BF H R ER SO BB IBB HBP BLK WP HR S P ERA WHIP	IP WLS BF H R ER SO BB IBB HBP BLK WP HR S P ERA WHIP	IP WLS BF H R ER SO BB IBB HBP BLK WP HR S P ERA WHIP	IP WLS BF H R ER SO BB IBB HBP BLK WP HR S P ERA WHIP	IP WLS BF H R ER SO BB IBB HBP BLK WP HR S P ERA WHIP	IP WLS BF H R ER SO BB IBB HBP BLK WP HR S P ERA WHIP	IP WLS BF H R ER SO BB IBB HBP BLK WP HR S P ERA WHIP	IP WLS BF H R ER SO BB IBB HBP BLK WP HR S P ERA WHIP	IP WLS BF H R ER SO BB IBB HBP BLK WP HR S P ERA WHIP	IP WLS BF H R ER SO BB IBB HBP BLK WP HR S P ERA WHIP	IP WLS BF H R ER SO BB IBB HBP BLK WP HR S P ERA WHIP	IP WLS BF H R ER SO BB IBB HBP BLK WP HR S P ERA WHIP	IP WLS BF H R ER SO BB IBB HBP BLK WP HR S P ERA WHIP	IP WLS BF H R ER SO BB IBB HBP BLK WP HR S P ERA WHIP

Milwaukee Brewers @ Chicago Cubs
Sloan Park, Mesa, AZ
Wed Apr 01 2015, 4:10 PM - 7:13 PM EDT
Att: 13,375 - Sunny - 87 F

AB	41
R	7
H	16
RBI	7
BB	2
SO	9
LOB	20



Batter	1	2	3	4	5	6	7	8	9	AB	R	H	RBI	BB	SO	LOB	BOTTOM						
24 Dexter Fowler, S (1.8) OBP: 0.448, SLG: 0.574 20 Mike Olt, R (6.3) OBP: 0.389, SLG: 0.565										3	4	3	2	1	0	0							
68 Jorge Soler, R (1.9) OBP: 0.393, SLG: 0.618 6 Ryan Sweeney, L (6.9) OBP: 0.256, SLG: 0.286										4	2	2	2	0	2	1							
44 Anthony Rizzo, L (1.3) OBP: 0.375, SLG: 0.522 52 Justin Grimm, R (6.1) Hunter Cervenka, L (6.1)										3	1	1	3	1	1	0							
19 Jonathan Herrera, S (7.6) OBP: 0.349, SLG: 0.325										0	0	0	0	0	0	0							
13 Starlin Castro, R (1.6) OBP: 0.265, SLG: 0.413 Rubi Silva, L (7.9) OBP: 0.400, SLG: 0.400										3	0	0	1	0	0	0							
47 Miguel Montero, L (1.2) OBP: 0.273, SLG: 0.400 89 Wes Darvill, L (8.7) OBP: 0.333, SLG: 0.667 Joe Ortiz, L (9.1)										1	1	0	0	0	1	0							
41 Matt Szczur, R (1.7) OBP: 0.423, SLG: 0.809 55 Jonathan Mota, R (7.3) OBP: 0.429, SLG: 0.200										4	0	2	0	0	1	1							
7 Arismendy Alcántara, S (1.5) OBP: 0.375, SLG: 0.417 Jorge De Leon, R (7.1)										3	0	1	0	1	0	3							
91 Stephen Bruno, R (8.4) OBP: 1.000, SLG: 1.500										0	0	0	0	0	0	0							
39 Jason Hammel, R (1.1) OBP: 0.200, SLG: 0.200 Albert Almora Jr., R (5.7) OBP: 0.346, SLG: 0.440										2	0	0	0	0	1	2							
11 Tommy La Stella, L (1.4) OBP: 0.455, SLG: 0.521 54 Neil Ramirez, R (8.1) 43 Cael Brockmeyer, R (9.2)										3	0	0	0	0	0	4							
Inning Stats	R: 1 E: 0 K: 1 S: 6	H: 1 LOB: 1 BB: 1 P: 10	R: 0 E: 0 K: 1 S: 5	H: 0 LOB: 0 BB: 0 P: 5	R: 4 E: 0 K: 0 S: 10	H: 4 LOB: 2 BB: 2 P: 19	R: 2 E: 1 K: 1 S: 11	H: 3 LOB: 3 BB: 1 P: 17	R: 2 E: 0 K: 1 S: 8	H: 2 LOB: 0 BB: 0 P: 8	R: 1 E: 0 K: 1 S: 6	H: 1 LOB: 1 BB: 1 P: 11	R: 0 E: 0 K: 2 S: 6	H: 0 LOB: 0 BB: 1 P: 11	R: 1 E: 1 K: 1 S: 8	H: 2 LOB: 2 BB: 0 P: 8	R: 1 E: 0 K: 1 S: 8	R: 1 E: 0 K: 1 S: 5	H: 2 LOB: 2 BB: 1 P: 9	1B: 8 2B: 0 3B: 1 HR: 4	SF: 1 SAC: 0 DP: 0 HBP: 0	WP: 2 PB: 0 SB: 0 CS: 1	PA: 45
PITCHER	IP WLS BF H R ER SO BB IBB HBP BLK WP HR S P ERA WHIP	IP WLS BF H R ER SO BB IBB HBP BLK WP HR S P ERA WHIP	IP WLS BF H R ER SO BB IBB HBP BLK WP HR S P ERA WHIP	IP WLS BF H R ER SO BB IBB HBP BLK WP HR S P ERA WHIP	IP WLS BF H R ER SO BB IBB HBP BLK WP HR S P ERA WHIP	IP WLS BF H R ER SO BB IBB HBP BLK WP HR S P ERA WHIP	IP WLS BF H R ER SO BB IBB HBP BLK WP HR S P ERA WHIP	IP WLS BF H R ER SO BB IBB HBP BLK WP HR S P ERA WHIP	IP WLS BF H R ER SO BB IBB HBP BLK WP HR S P ERA WHIP	IP WLS BF H R ER SO BB IBB HBP BLK WP HR S P ERA WHIP	IP WLS BF H R ER SO BB IBB HBP BLK WP HR S P ERA WHIP	IP WLS BF H R ER SO BB IBB HBP BLK WP HR S P ERA WHIP	IP WLS BF H R ER SO BB IBB HBP BLK WP HR S P ERA WHIP	IP WLS BF H R ER SO BB IBB HBP BLK WP HR S P ERA WHIP	IP WLS BF H R ER SO BB IBB HBP BLK WP HR S P ERA WHIP	IP WLS BF H R ER SO BB IBB HBP BLK WP HR S P ERA WHIP	IP WLS BF H R ER SO BB IBB HBP BLK WP HR S P ERA WHIP	IP WLS BF H R ER SO BB IBB HBP BLK WP HR S P ERA WHIP	IP WLS BF H R ER SO BB IBB HBP BLK WP HR S P ERA WHIP	IP WLS BF H R ER SO BB IBB HBP BLK WP HR S P ERA WHIP	IP WLS BF H R ER SO BB IBB HBP BLK WP HR S P ERA WHIP	IP WLS BF H R ER SO BB IBB HBP BLK WP HR S P ERA WHIP	IP WLS BF H R ER SO BB IBB HBP BLK WP HR S P ERA WHIP

Milwaukee Brewers @ Chicago Cubs
Sloan Park, Mesa, AZ
Wed Apr 01 2015, 4:10 PM - 7:13 PM EDT
Att: 13,375 - Sunny - 87 F

AB	37
R	11
H	13
RBI	10
BB	6
SO	8
LOB	16



Batter	1	2	3	4	5	6	7	8	9	AB	R	H	RBI	BB	SO	LOB	TOP										
7 Logan Schafer, L (1,7) OBP: 0.379, SLG: 0.415 3 Elian Herrera, S (6,7) OBP: 0.390, SLG: 0.513	1-2 20 G6-4-3 1B		1-2 20 WP 1B		1-1 G4-3		3-3 K		2-2 K	3	0	2	0	0	0	0	Milwaukee Brewers @ San Diego Padres Peoria Stadium, Peoria, AZ Thu Apr 02 2015, 3:08 PM - 5:47 PM EDT Att: 3,960 - Partly Cloudy - 79 F										
20 Jonathan Lucroy, R (1,3) OBP: 0.488, SLG: 0.795 Yadiel Rivera, R (6,6)	SAFE 0-1 G6-4-3		2-1 F9		1-1 HR		3-2 F8		0-1 F9	3	1	1	1	0	0	3											
8 Ryan Braun, R (1,9) OBP: 0.476, SLG: 0.743 54 Michael Blazek, R (5,1) 96 Clint Coulter, R (7,PH) 57 Francisco Rodriguez, R (7,1) 97 Jed Bradley, L (8,1)	1-3 K			1-2 28 2B	3-2 HR		1-3 K			3	2	2	1	0	1	0											
16 Aramis Ramirez, R (1,5) OBP: 0.333, SLG: 0.308 94 Josh Fellhauer, L (5,PR) (5,9)		1-1 G5-3		4-1 28 2B 9 G4-3 BB	0-0 2B			0-2 K		2	1	1	0	1	0	0											
28 Gerardo Parra, L (1,8) OBP: 0.293, SLG: 0.352 98 Nick Ramirez, L (6,3)		2-1 G6-3		1-1 9 G4-3 2B	0-1 G3			0-0 12 1B 3B		3	0	1	1	0	0	1											
9 Jean Segura, R (1,6) OBP: 0.328, SLG: 0.352 93 Kyle Wren, L (6,8)		3-2 G5-3		3-2 G4-3		3-2 G6-3		0-3 K		3	0	0	1	0	0	1											
12 Martin Maldonado, R (1,2) OBP: 0.354, SLG: 0.442			2-1 G4-3		0-0 F8			2-2 1B		4	0	1	1	0	1	1											
2 Scooter Gennett, L (1,4) OBP: 0.295, SLG: 0.450 5 Hector Gomez, R (5,4) OBP: 0.294, SLG: 0.327			0-1 G3-1		2-1 G3		0-1 1B	0-1 L3		2	0	0	0	0	0	1											
22 Matt Garza, R (1,1) 48 Neal Cotts, L (4,1) 14 Luis Jimenez, R (5,PH) OBP: 0.232, SLG: 0.358 (5,5)			4-0 20 WP 7 1B BB		2-1 F8		0-0 P2		1-1 G5-3	0	0	0	0	1	0	0											
Inning Stats	R: 0 E: 0 K: 1 S: 8	H: 1 LOB: 0 BB: 0 P: 10	R: 0 E: 0 K: 0 S: 7	H: 0 LOB: 0 BB: 0 P: 13	R: 0 E: 0 K: 0 S: 9	H: 1 LOB: 2 BB: 1 P: 18	R: 2 E: 0 K: 1 S: 14	H: 2 LOB: 1 BB: 0 P: 26	R: 2 E: 0 K: 0 S: 15	H: 3 LOB: 1 BB: 0 P: 22	R: 0 E: 0 K: 0 S: 7	H: 1 LOB: 1 BB: 0 P: 10	R: 0 E: 0 K: 2 S: 10	H: 0 LOB: 0 BB: 0 P: 17	R: 1 E: 0 K: 2 S: 12	H: 2 LOB: 1 BB: 0 P: 14		R: 0 E: 0 K: 1 S: 8	H: 0 LOB: 0 BB: 0 P: 11	1B: 4 2B: 3 3B: 1 HR: 2	SF: 0 SAC: 0 DP: 1 HBP: 0	WP: 1 PB: 0 SB: 0 CS: 0	PA: 38				
PITCHER	IP	WLS	BF	H	R	ER	SO	BB	IBB	HBP	BLK	WP	HR	S	P	ERA	WHIP										
38 Tyson Ross, R (1,1) ERA: 2.49	3.0		11	2	0	0	1	1	0	0	0	1	0	24	41	0.00	1.000										
Jason Lane, L (4,1) ERA: 9.2	3.0		16	6	4	4	1	1	0	0	0	0	2	36	58	12.00	2.333										
62 Chris Reaick, L (7,1) ERA: 3.12	1.0	H	3	0	0	0	2	0	0	0	0	0	0	10	17	0.00	0.000										
60 Frank Garces, L (8,1) ERA: 2.53	1.0	W	5	2	1	1	2	0	0	0	0	0	0	12	14	9.00	2.000										
91 Daniel McCutchen, R (9,1) ERA:	1.0	S	3	0	0	0	1	0	0	0	0	0	0	8	11	0.00	0.000										

Batter	1	2	3	4	5	6	7	8	9	AB	R	H	RBI	BB	SO	LOB	BOTTOM										
4 Will Myers, R (1,8) OBP: 0.317, SLG: 0.483 90 Auston Bousfield, R (7,9) (8,8)	1-3 K		3-3 K		1-0 G5-3		3-2 G5-3		0-3 K	4	0	0	0	0	2	2	Milwaukee Brewers @ San Diego Padres Peoria Stadium, Peoria, AZ Thu Apr 02 2015, 3:08 PM - 5:47 PM EDT Att: 3,960 - Partly Cloudy - 79 F										
23 Yonder Alonso, L (1,3) OBP: 0.377, SLG: 0.464 26 Yanevis Solarte, S (5,3) OBP: 0.339, SLG: 0.441 60 Frank Garces, L (8,1) 91 Daniel McCutchen, R (9,1)	3-2 27 1B 3B		0-1 27 2B 10 G6-3 1B		1-1 G4-3		0-1 G4-3			3	2	2	0	0	0	0											
27 Matt Kemp, R (1,9) OBP: 0.396, SLG: 0.727 15 Cory Spangenberg, L (6,5) (8,7)	2-0 1B		0-2 10 G6-3 11 2B		1-2 G5-3		3-3 K2-3			3	1	2	1	0	0	0											
10 Justin Upton, R (1,7) OBP: 0.357, SLG: 0.627 78 Rocky Gale, R (6,2)	0-3 K		0-0 G6-3		1-1 G5-3		4-2 BB			3	0	0	1	0	1	2											
11 Will Middlebrooks, R (1,5) OBP: 0.404, SLG: 0.558 88 Travis Jankowski, L (5,PR) (6,9) (7,8) 94 Rey Bruguera, S (8,5)	1-3 K		3-2 2-3 3-H 2B		3-2 G4-3		1-1 G4-3			3	1	2	1	0	1	1											
9 Jedd Gyorko, R (1,4) OBP: 0.385, SLG: 0.464 Diego Goris, R (7,6) OBP: 0.308, SLG: 0.500		0-1 F8	1-3 K		1-1 2B			4-1 93 2B BB		3	0	1	1	0	1	1											
3 Derek Norris, R (1,2) OBP: 0.327, SLG: 0.375 93 Alberth Martinez, R (6,7) (8,9)		0-2 4 WP 5 1B 1B	1-2 2H 2B		2-3 K		0-0 87 1B 1-H 2B			3	0	2	1	0	1	1											
5 Alexi Amarista, L (1,6) OBP: 0.354, SLG: 0.375 87 Bengie Gonzalez, S (7,4) OBP: 1.000, SLG: 1.000		1-0 4 WP 1B	1-1 L9		1-0 G4-3		3-1 L5-3 1B			3	0	1	0	0	0	1											
38 Tyson Ross, R (1,1) Jason Lane, R (4,1) 62 Chris Reaick, L (7,1) Cody Decker, R (8,3) OBP: 0.278, SLG: 0.588		2-3 K		3-3 K		3-3 K		1-1 L5-3 1B		1	0	0	0	0	1	2											
Inning Stats	R: 1 E: 0 K: 3 S: 14	H: 2 LOB: 1 BB: 0 P: 21	R: 0 E: 0 K: 2 S: 13	H: 2 LOB: 2 BB: 0 P: 19	R: 3 E: 0 K: 1 S: 19	H: 4 LOB: 1 BB: 0 P: 25	R: 0 E: 0 K: 1 S: 6	H: 0 LOB: 0 BB: 0 P: 11	R: 1 E: 0 K: 0 S: 16	H: 2 LOB: 1 BB: 0 P: 24	R: 0 E: 0 K: 1 S: 7	H: 0 LOB: 0 BB: 0 P: 14	R: 0 E: 0 K: 1 S: 9	H: 0 LOB: 1 BB: 1 P: 17	R: 1 E: 0 K: 1 S: 11	H: 2 LOB: 1 BB: 1 P: 19		R: 0 E: 0 K: 1 S: 8	H: 0 LOB: 0 BB: 0 P: 11	1B: 5 2B: 7 3B: 1 HR: 0	SF: 0 SAC: 0 DP: 1 HBP: 0	WP: 1 PB: 0 SB: 0 CS: 0	PA: 37				
PITCHER	IP	WLS	BF	H	R	ER	SO	BB	IBB	HBP	BLK	WP	HR	S	P	ERA	WHIP										
22 Matt Garza, R (1,1)	3.0		17	8	4	4	6	0	0	0	0	0	0	6	11	0.00	0.000										
48 Neal Cotts, L (4,1) ERA: 12.38	1.0		3	0	0	0	1	0	0	0	0	0	0	6	11	0.00	0.000										
54 Michael Blazek, R (5,1) ERA: 4.15	2.0		8	2	1	1	2	0	0	0	0	0	0	23	38	4.50	1.000										
57 Francisco Rodriguez, R (7,1) ERA: 3.6	1.0		4	0	0	0	1	1	0	0	0	0	0	9	17	0.00	1.000										
97 Jed Bradley, L (8,1) ERA: 3.0	1.0	L	5	2	1	1	1	1	0	0	0	0	0	11	19	9.00	3.000										

AB	36
R	5
H	10
RBI	5
BB	2
SO	7
LOB	10

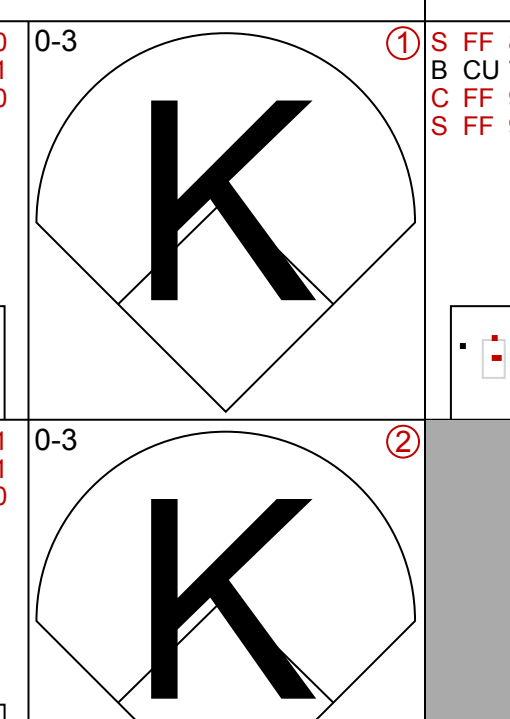
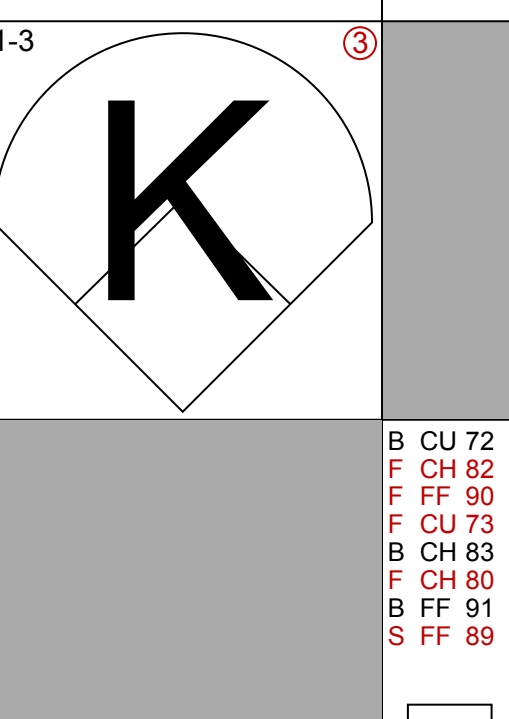
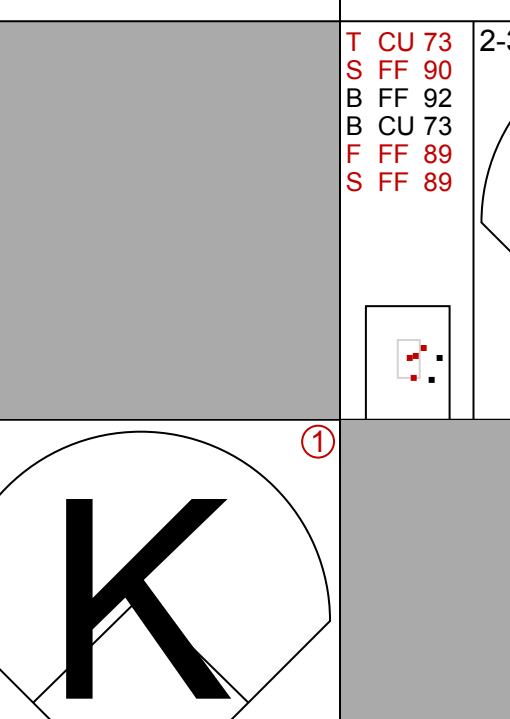
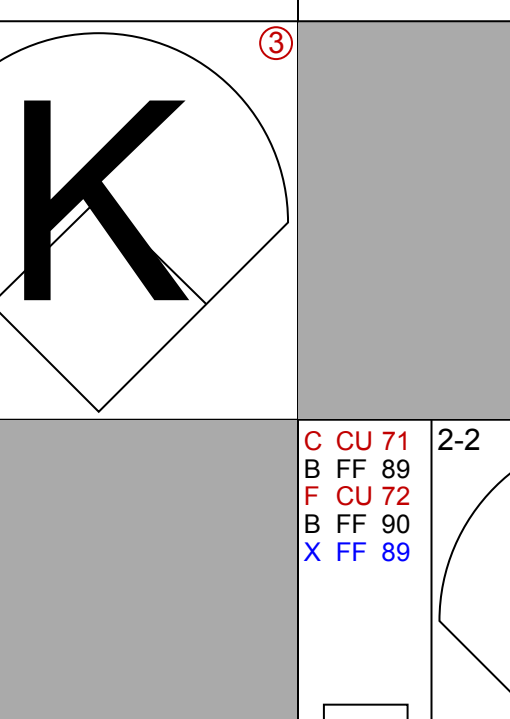
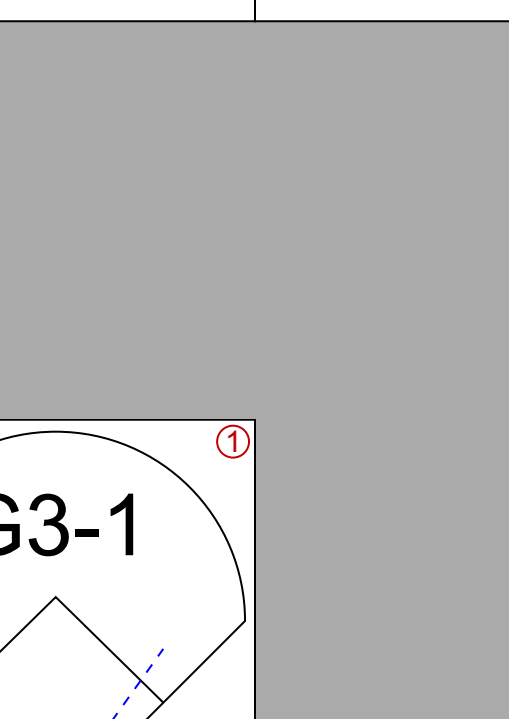
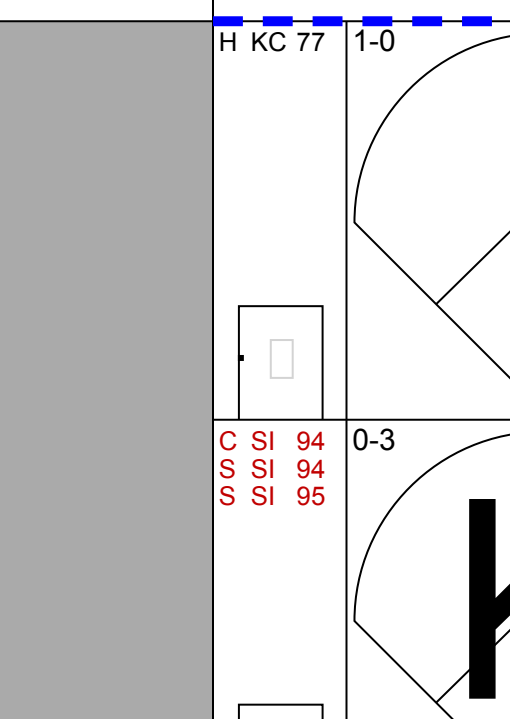
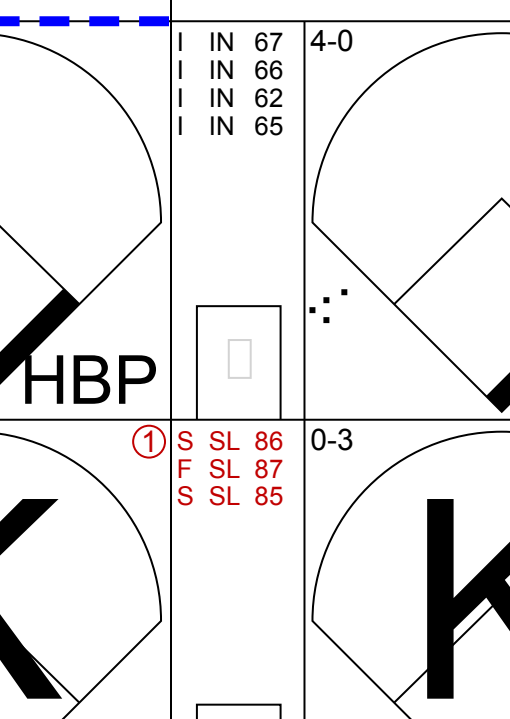
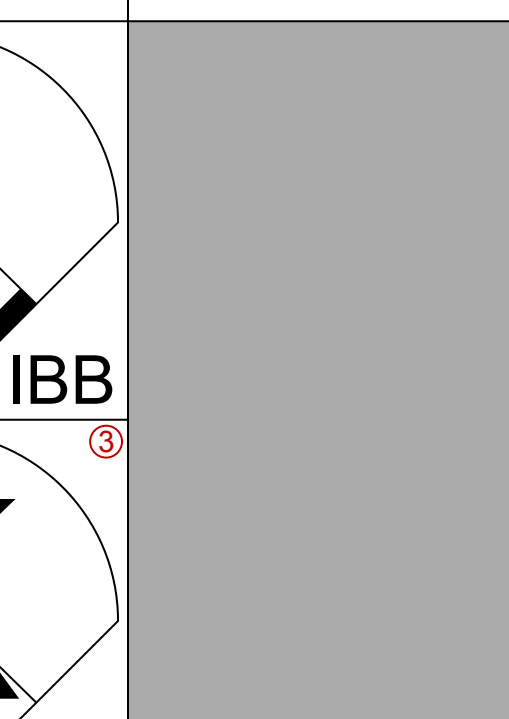
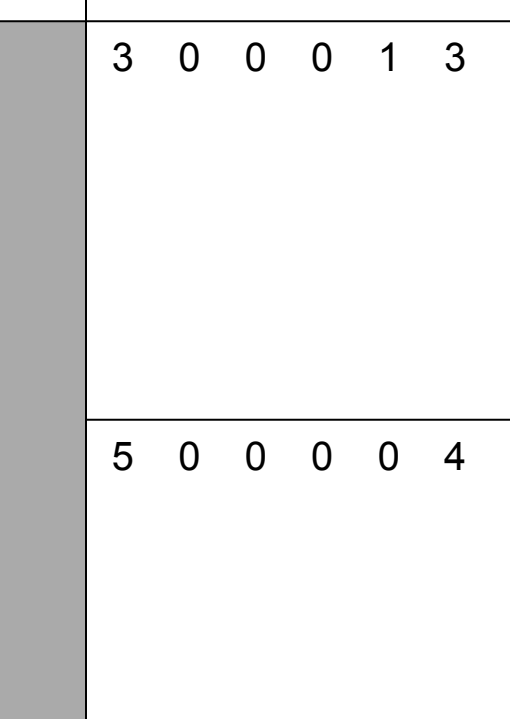
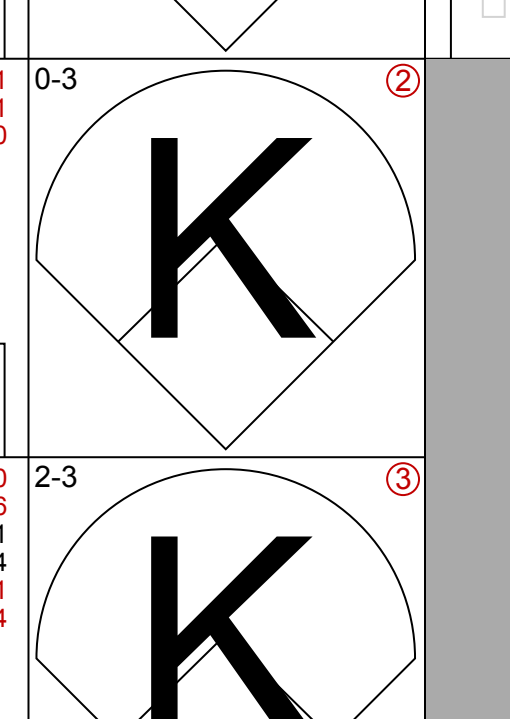
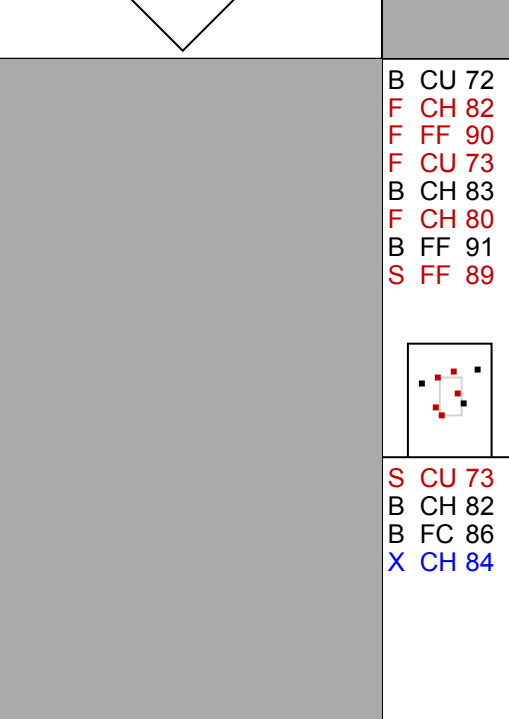
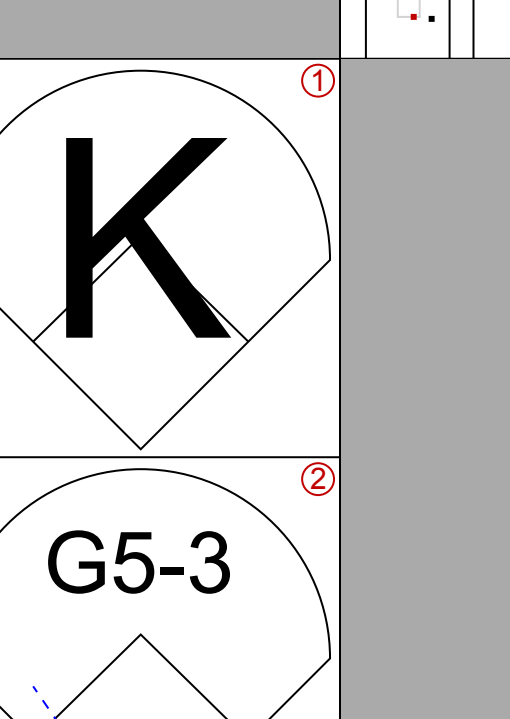
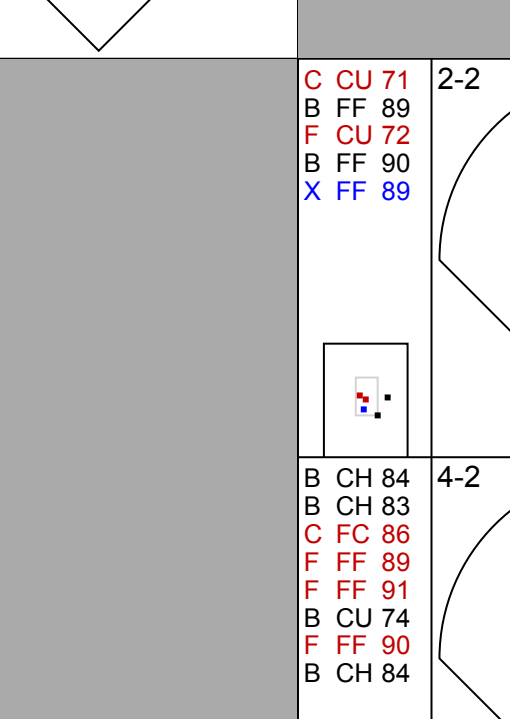
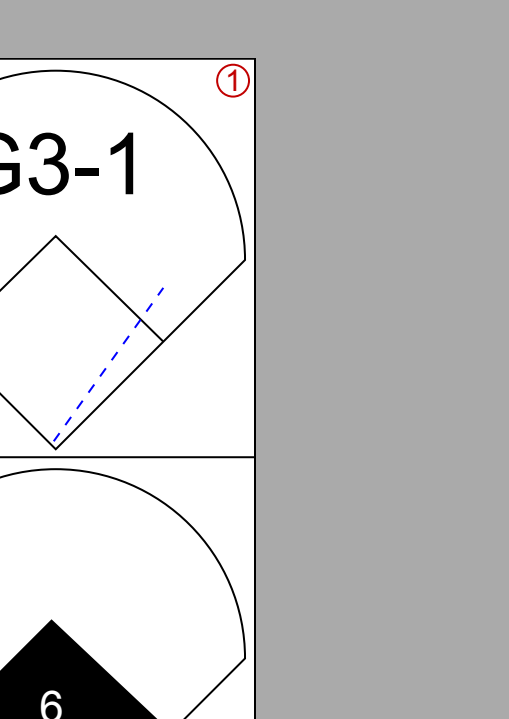
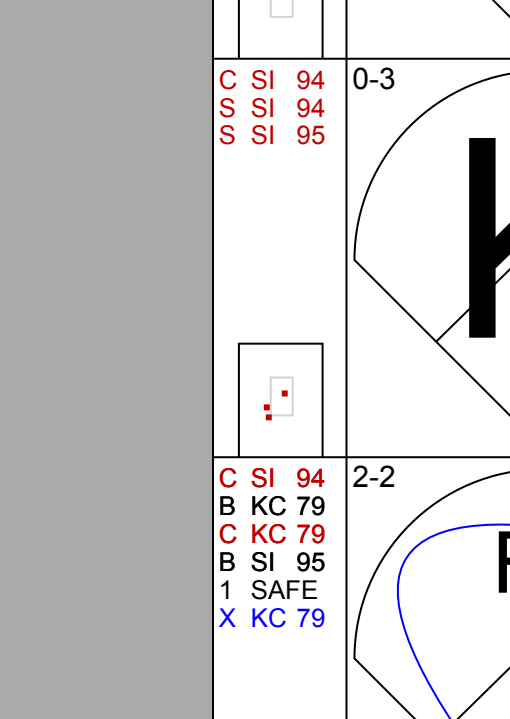
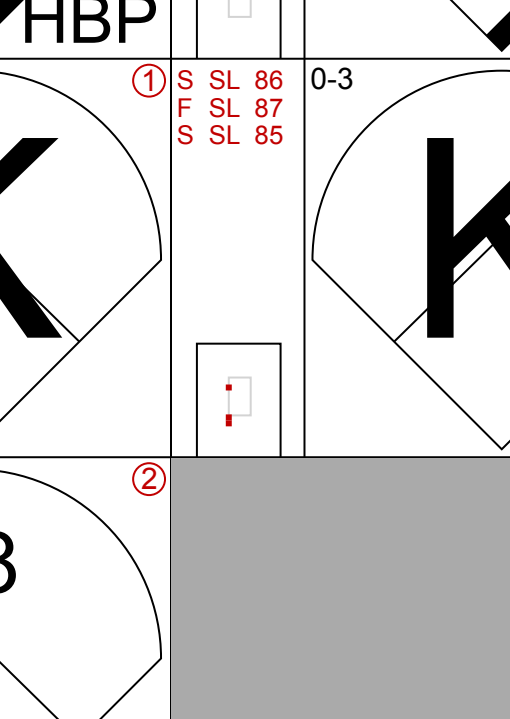
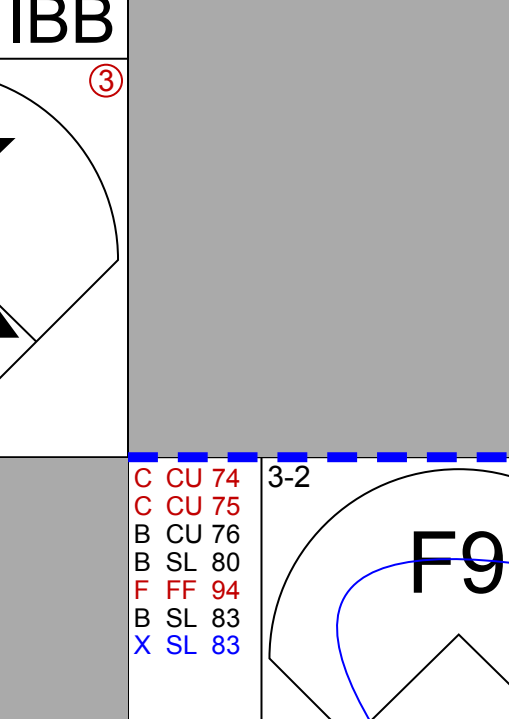
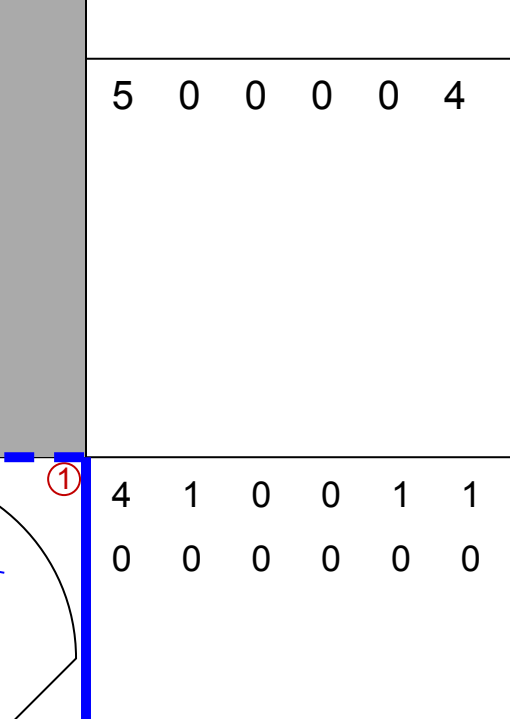
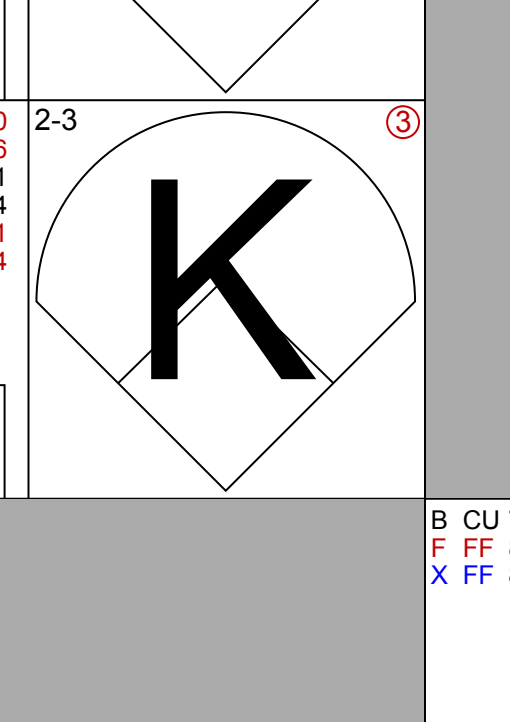
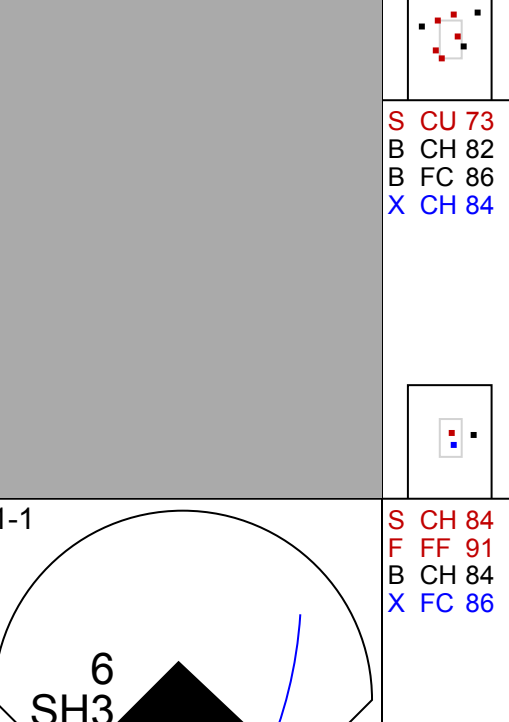
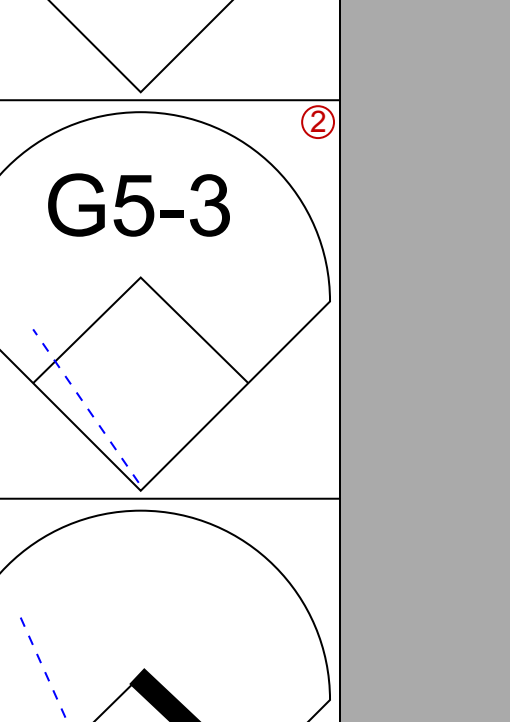
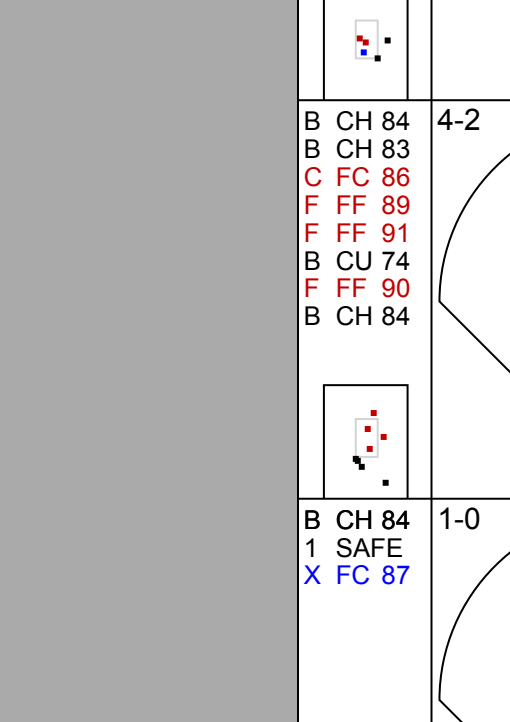
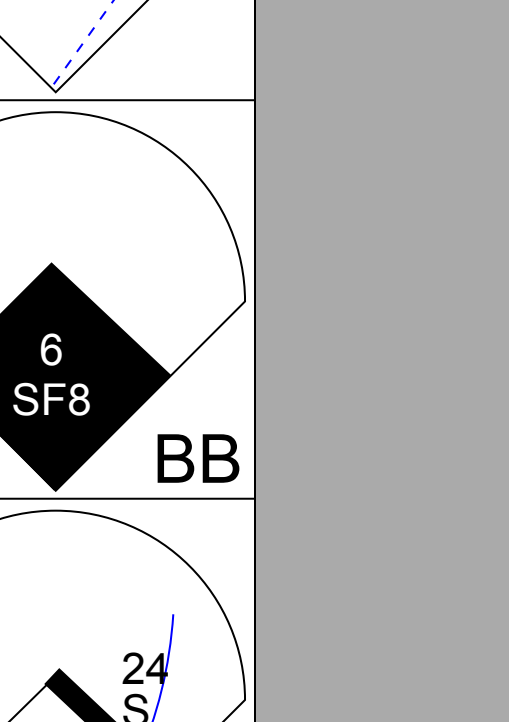
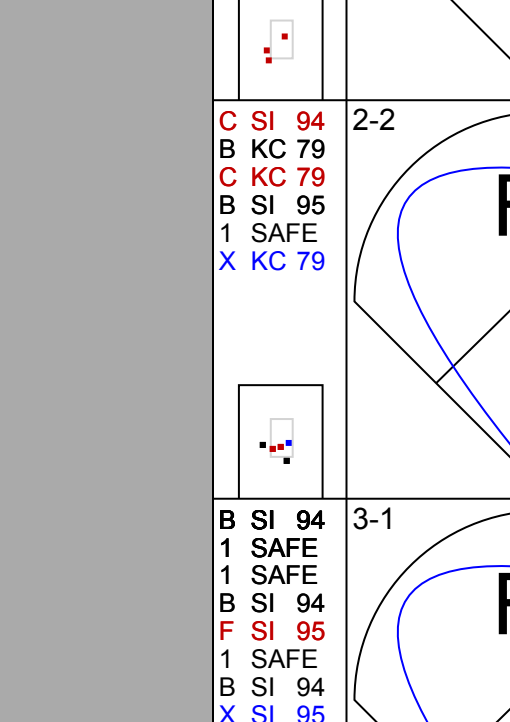
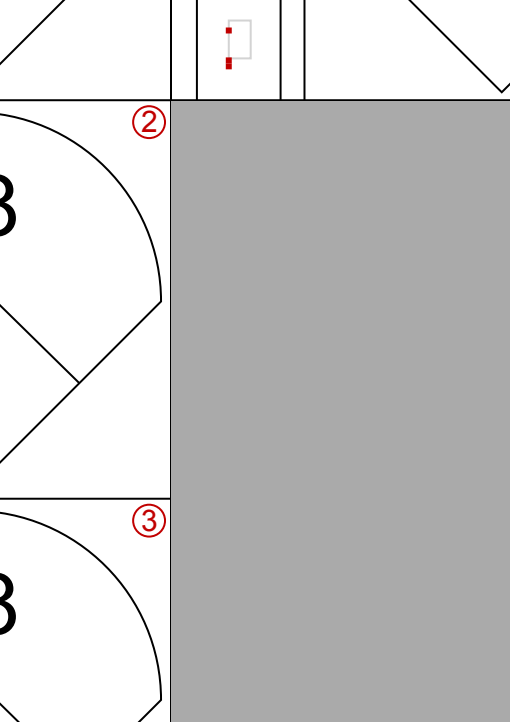
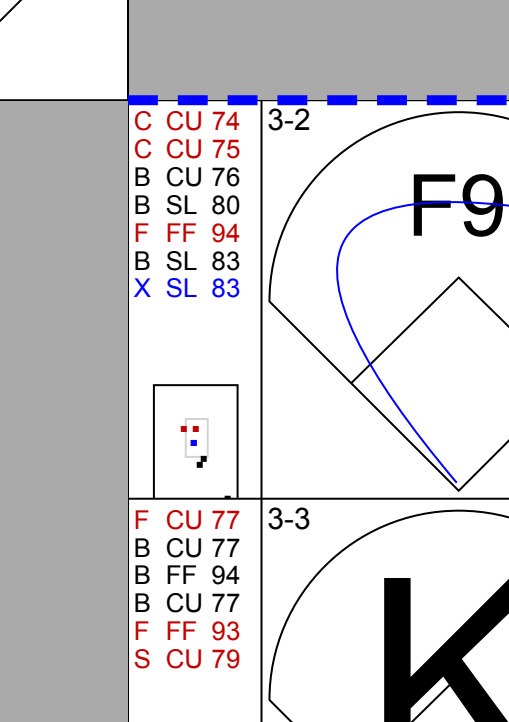
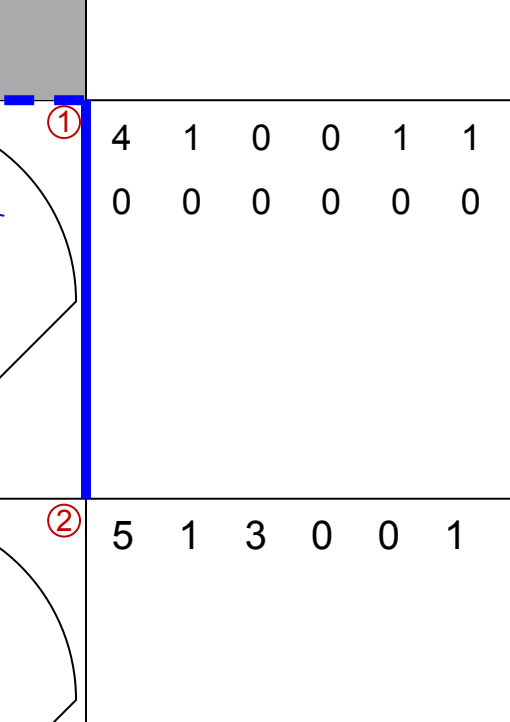
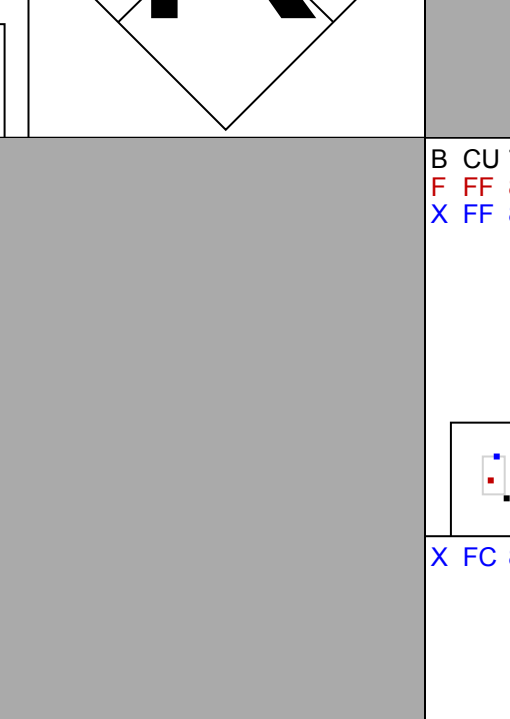
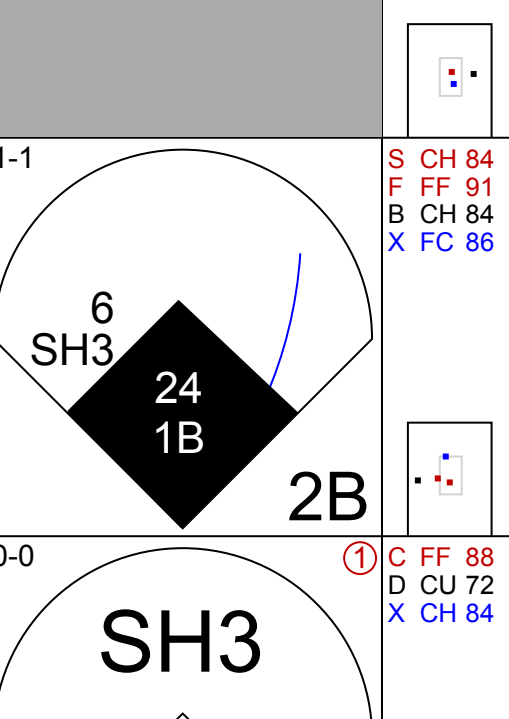
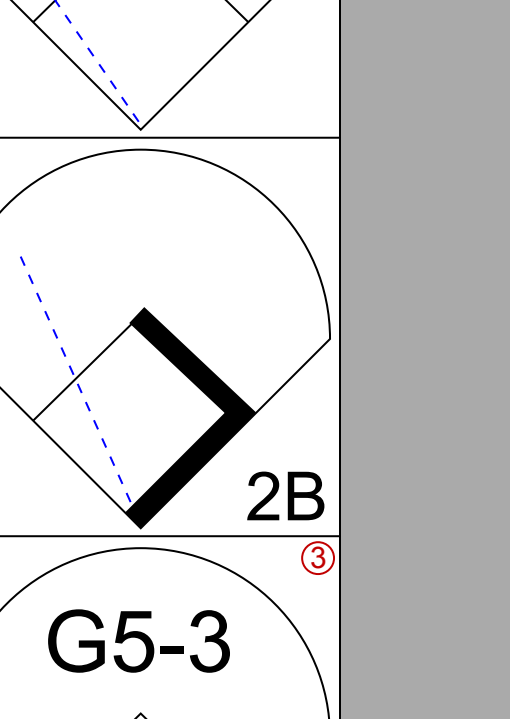
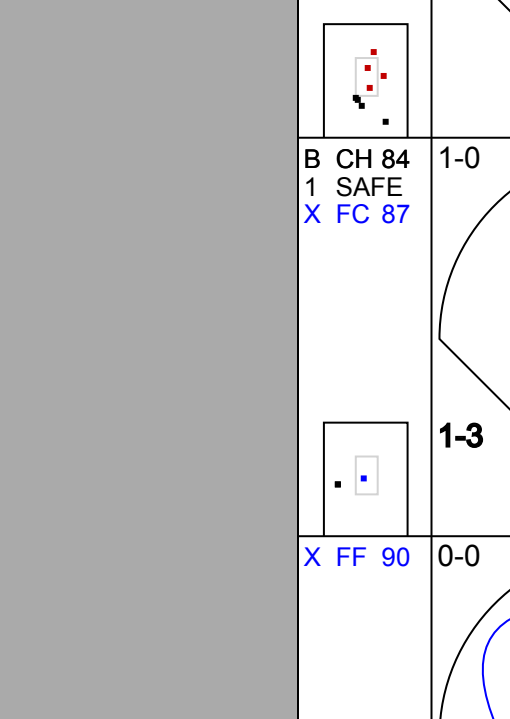
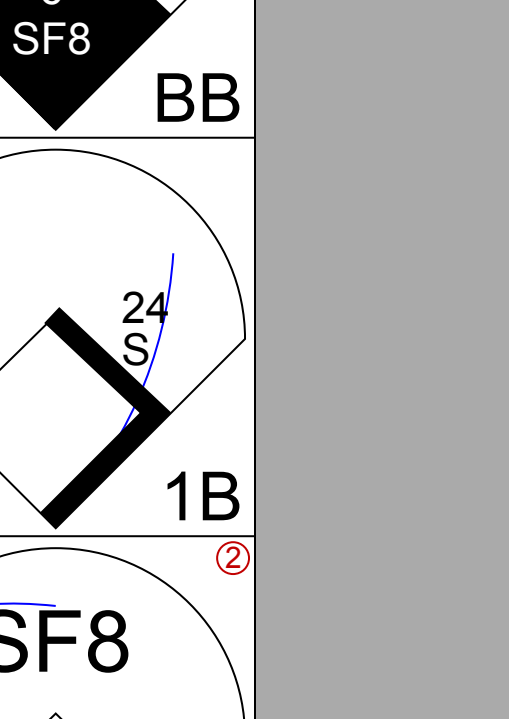
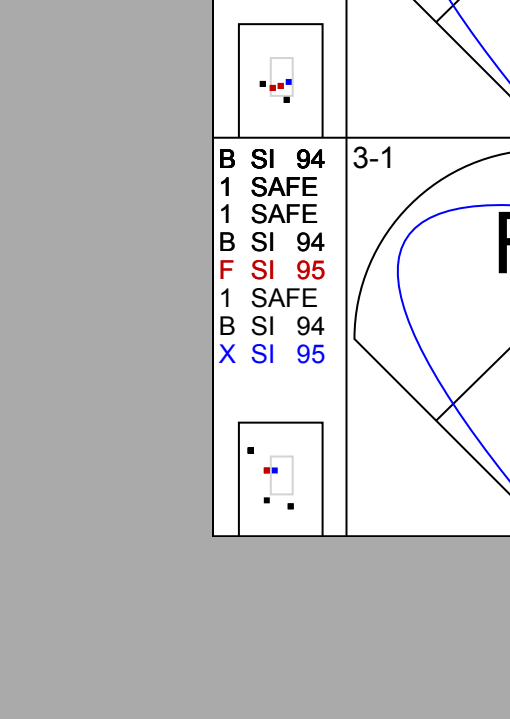
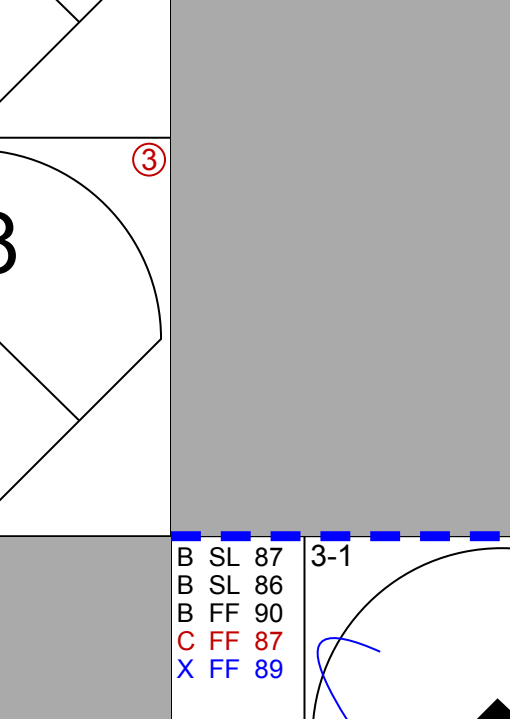
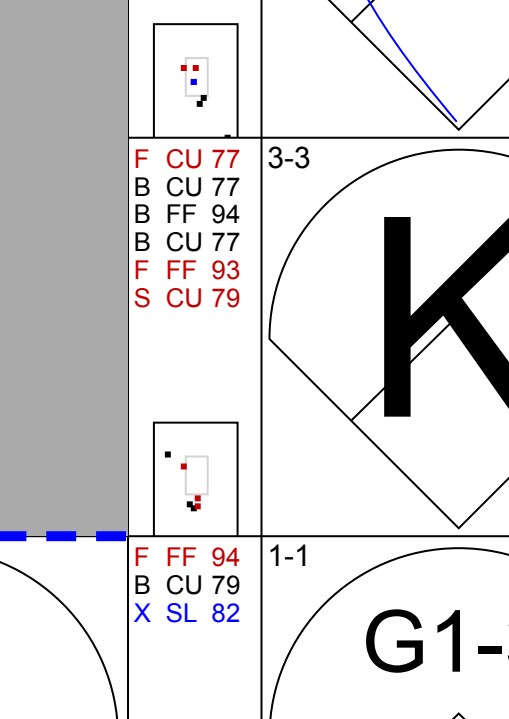
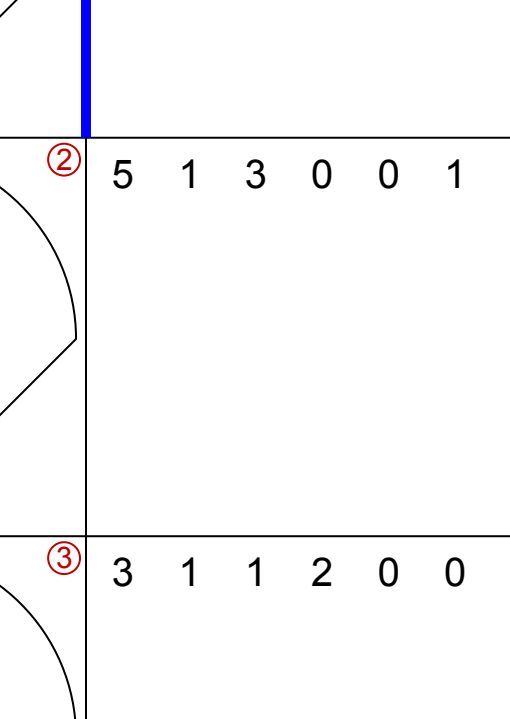
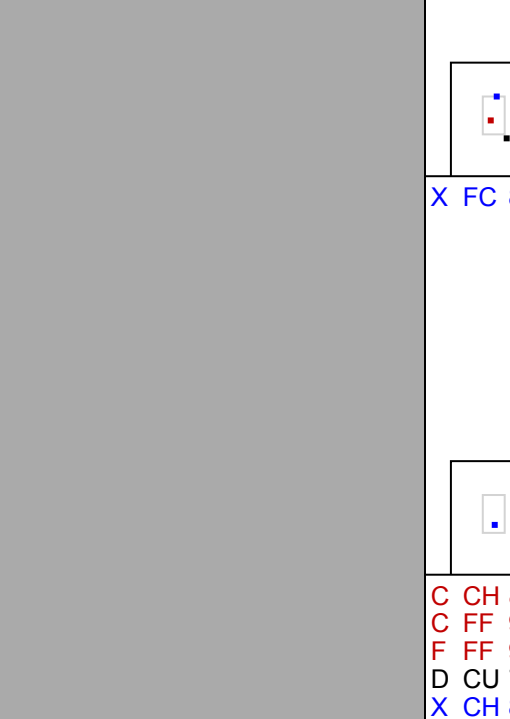
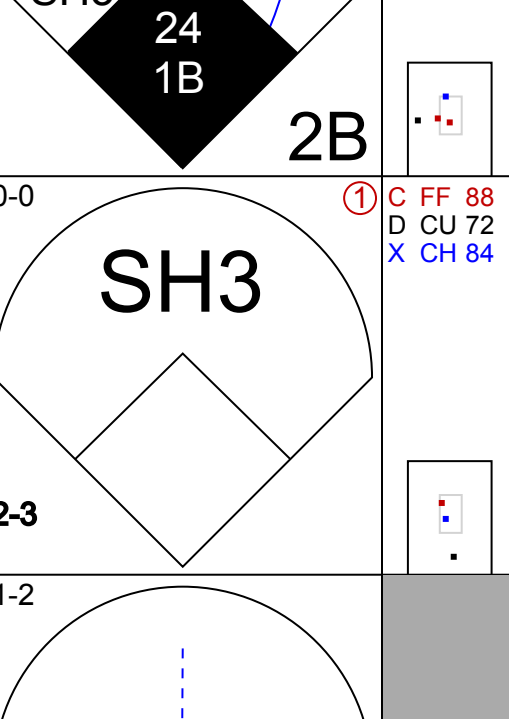
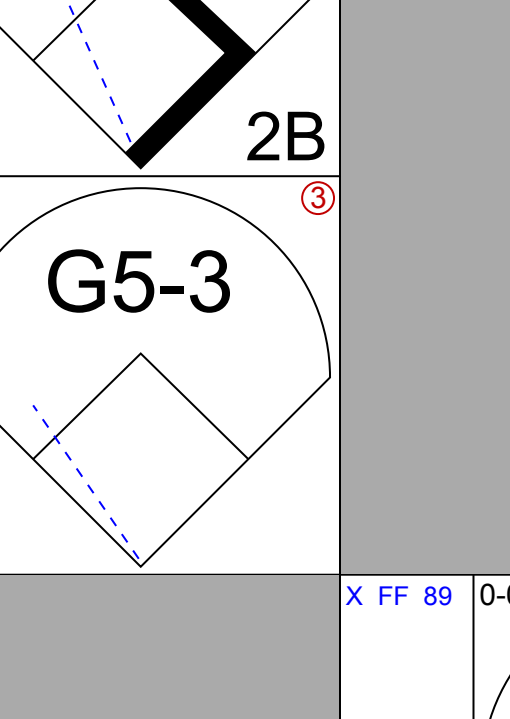
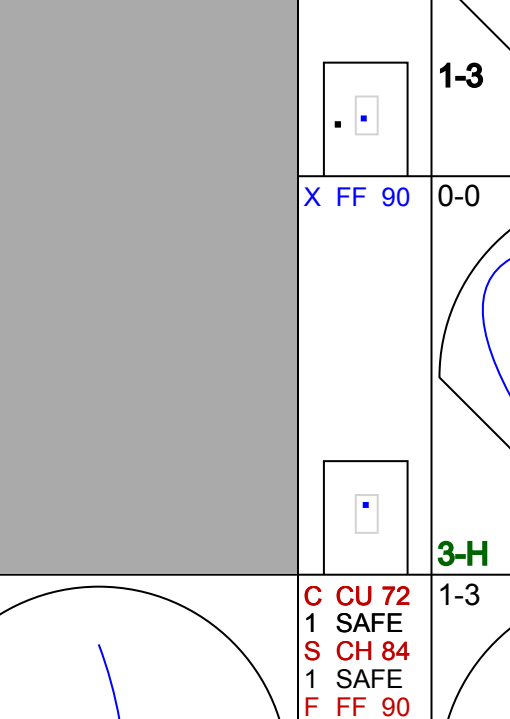
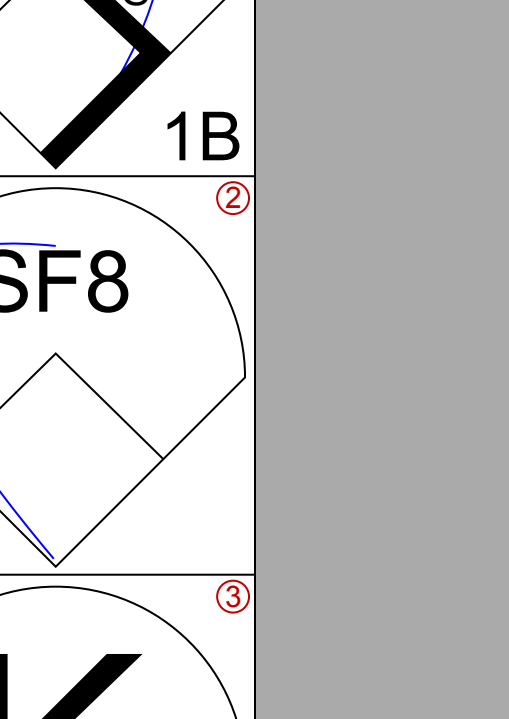
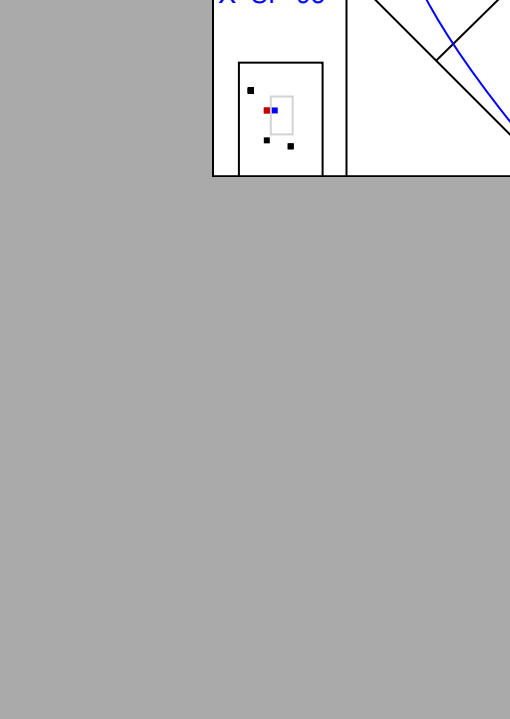
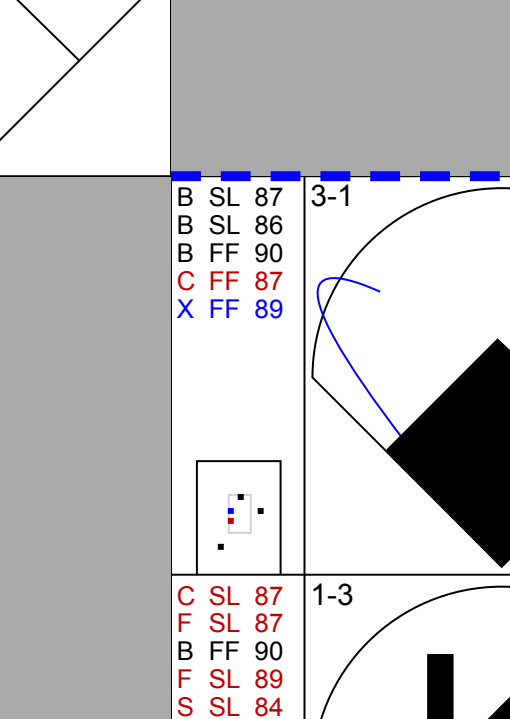
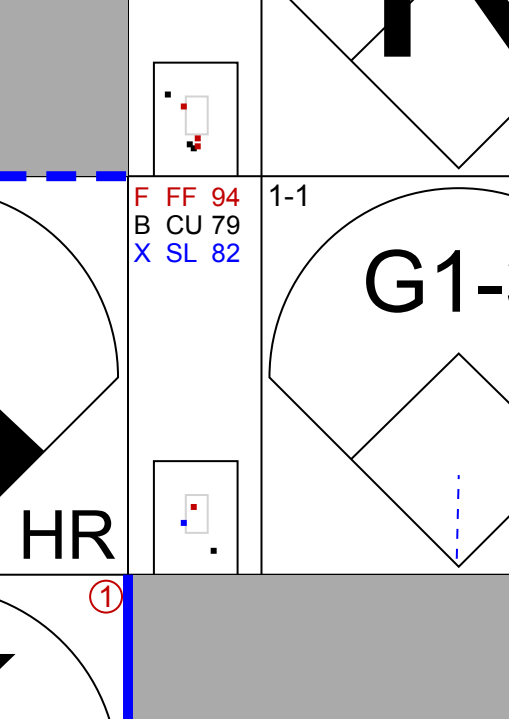
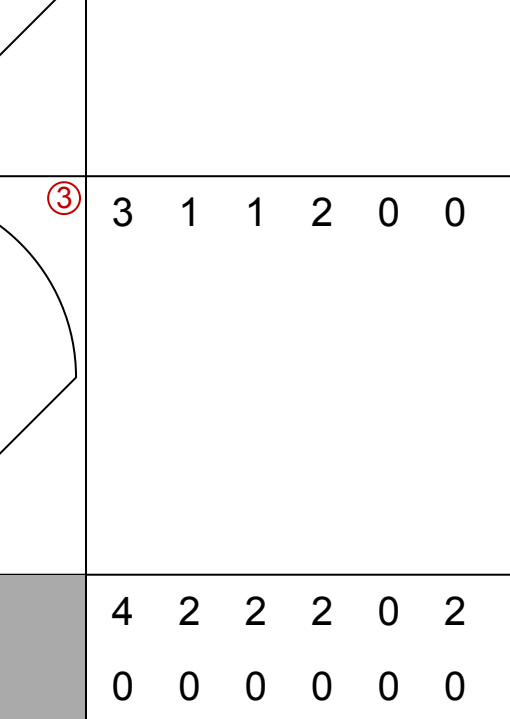
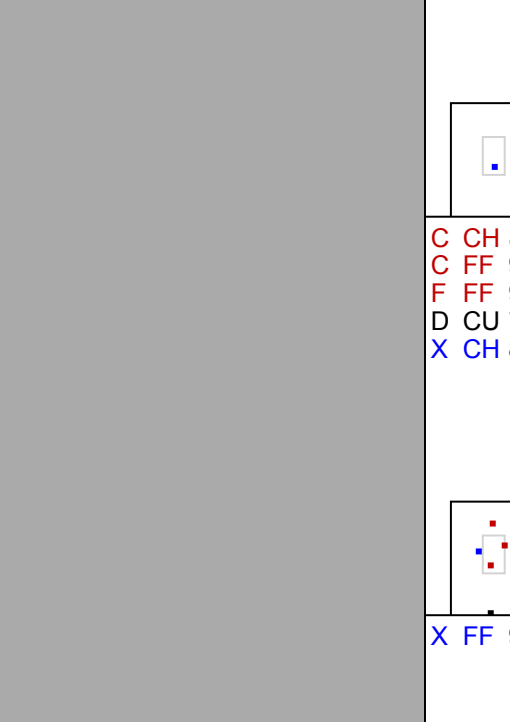
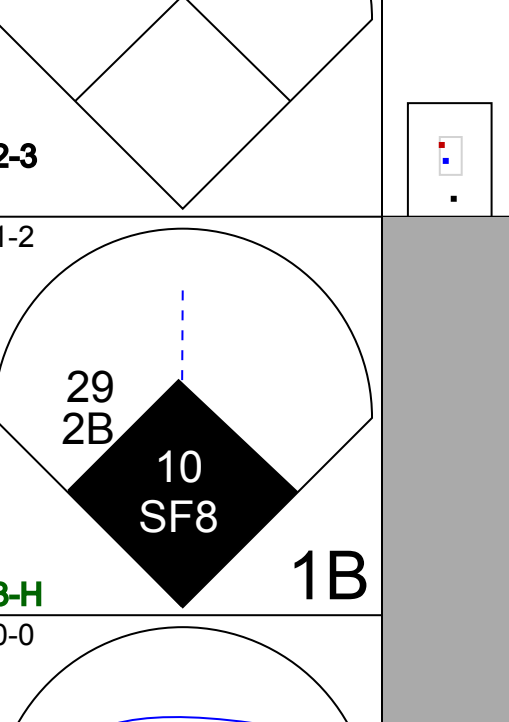
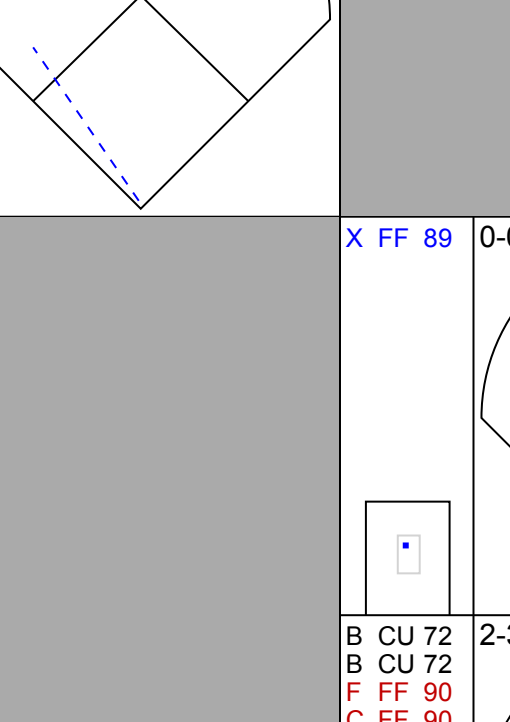
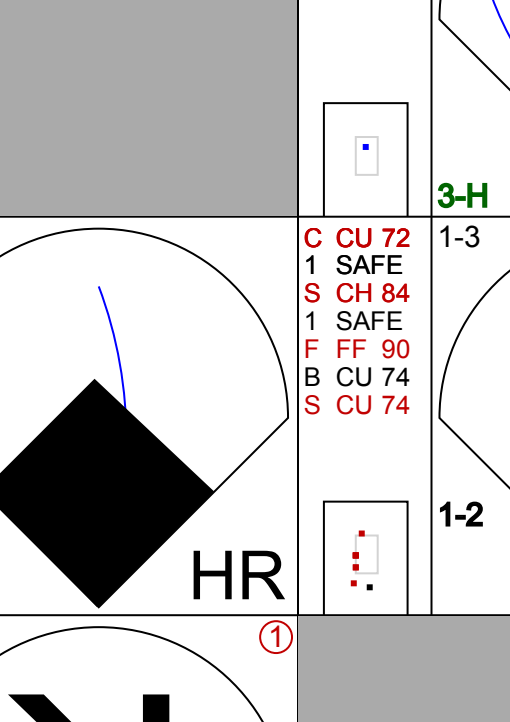
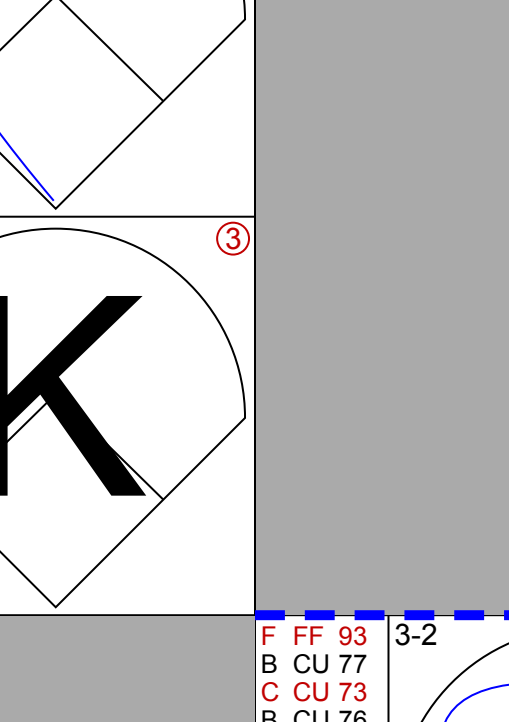

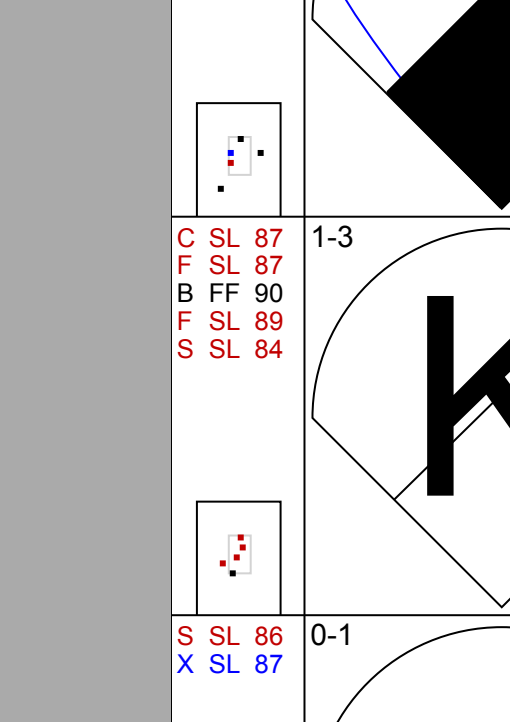
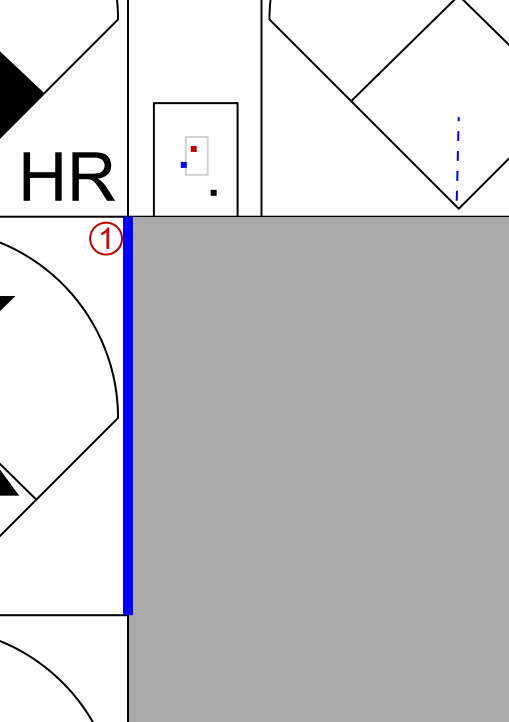
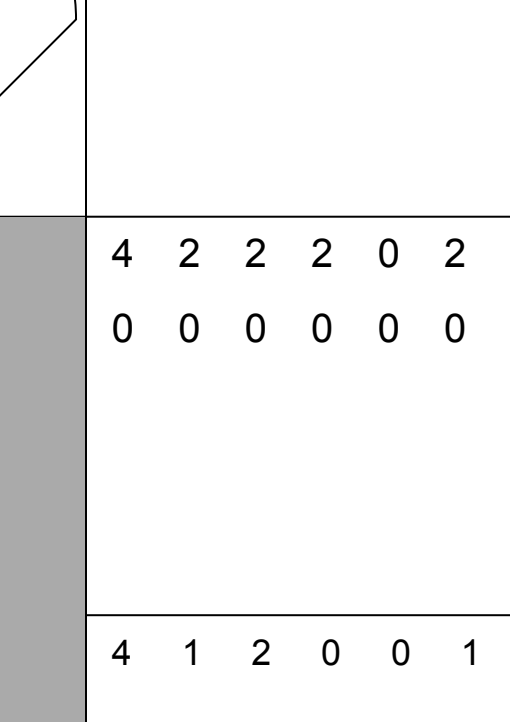
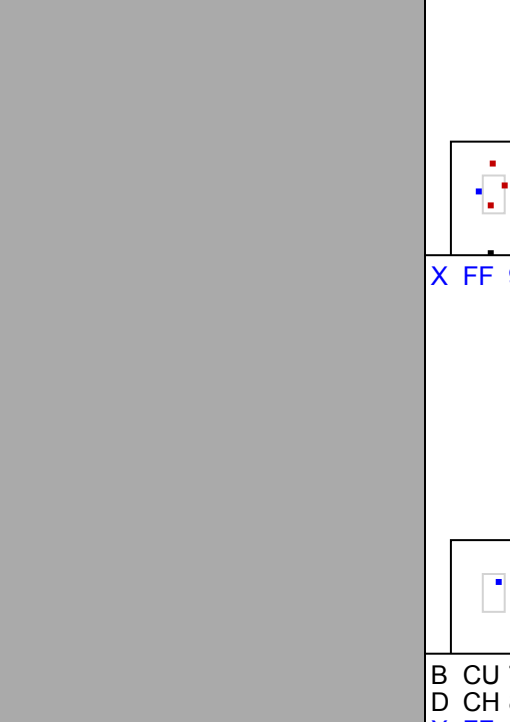
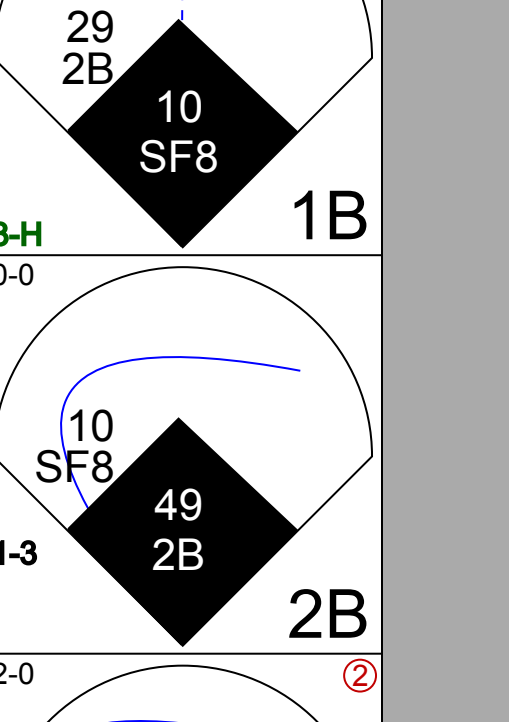
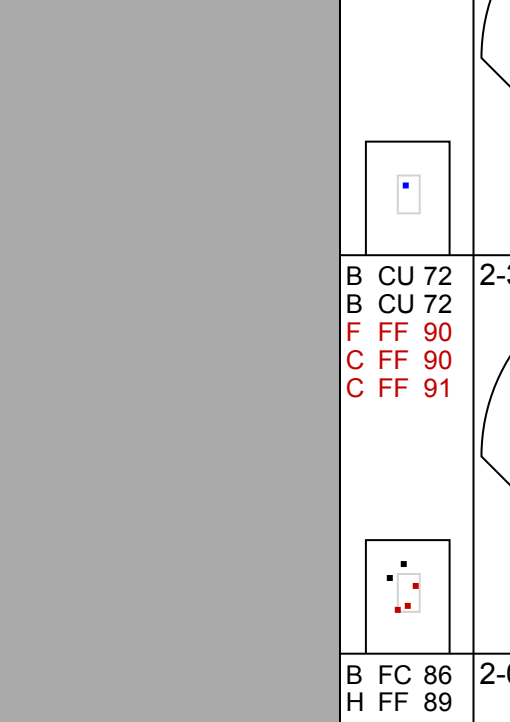
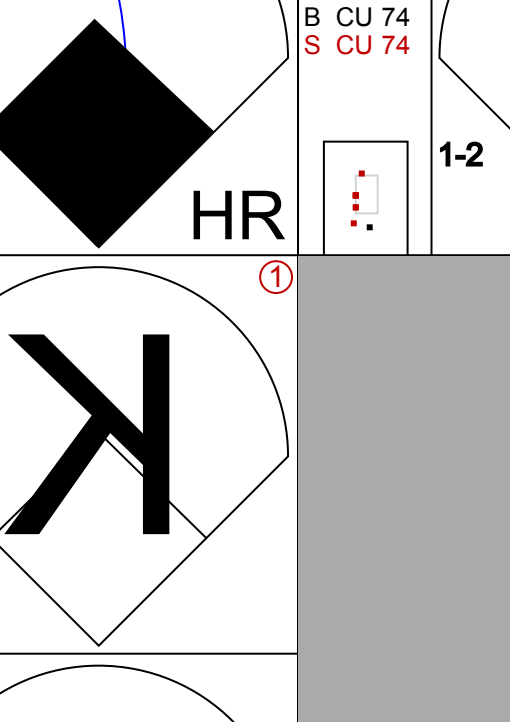
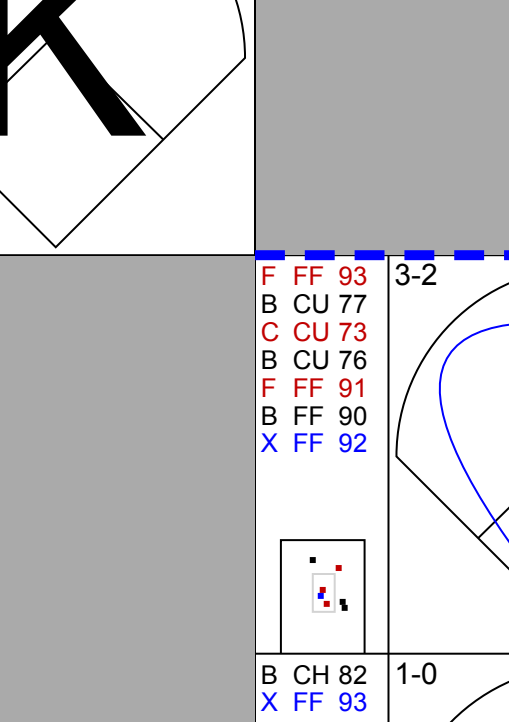
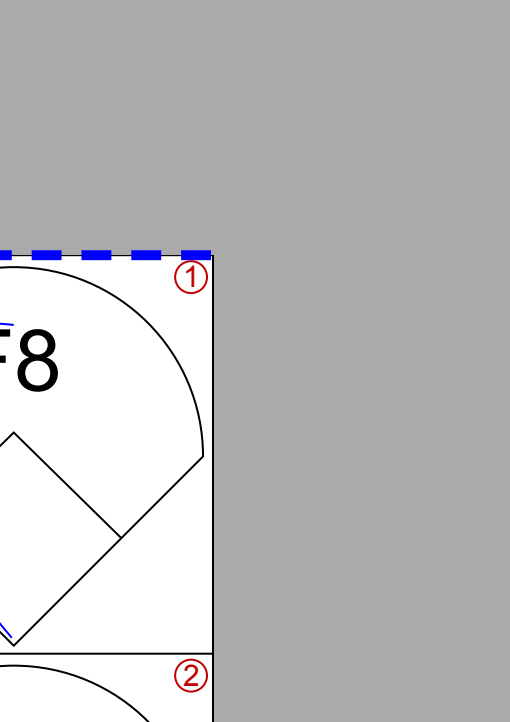
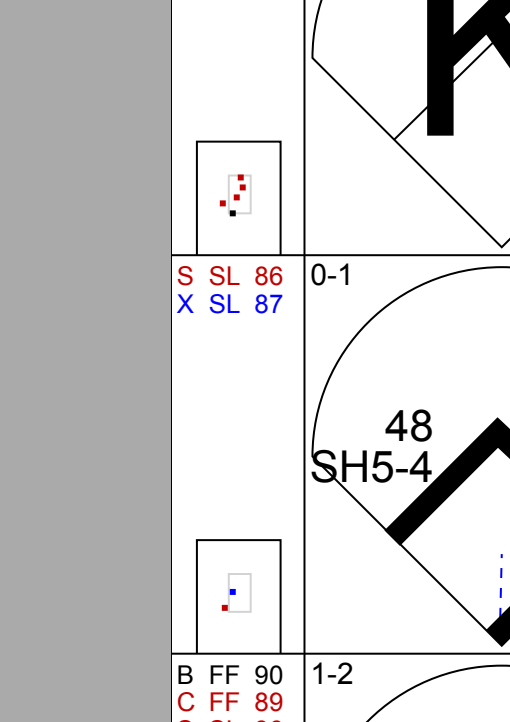
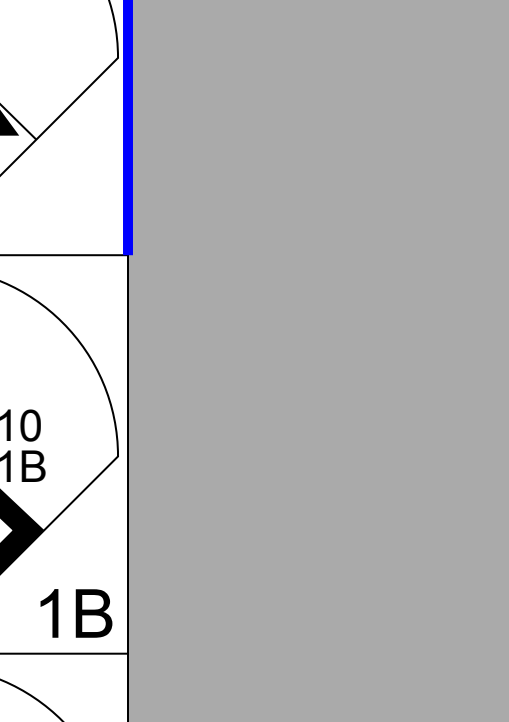
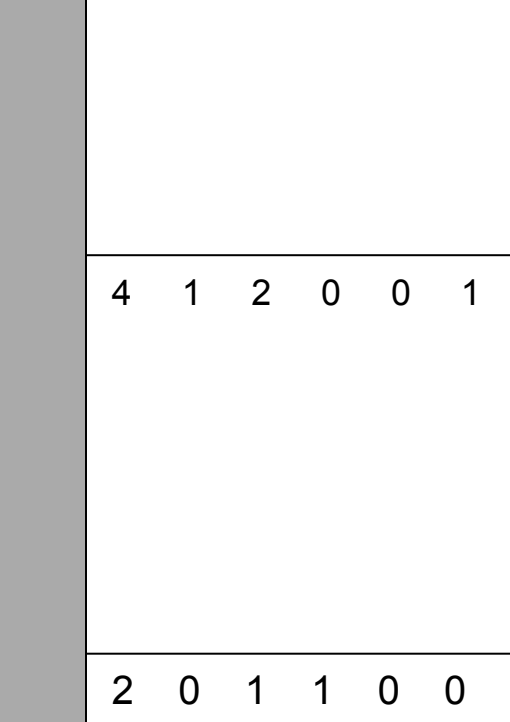
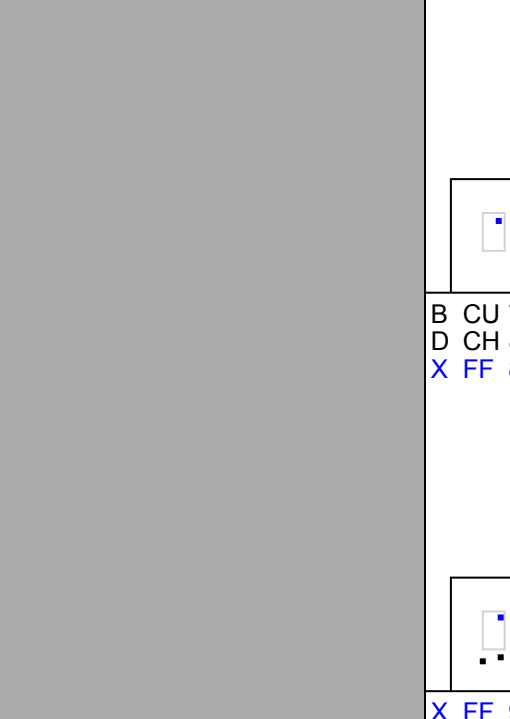
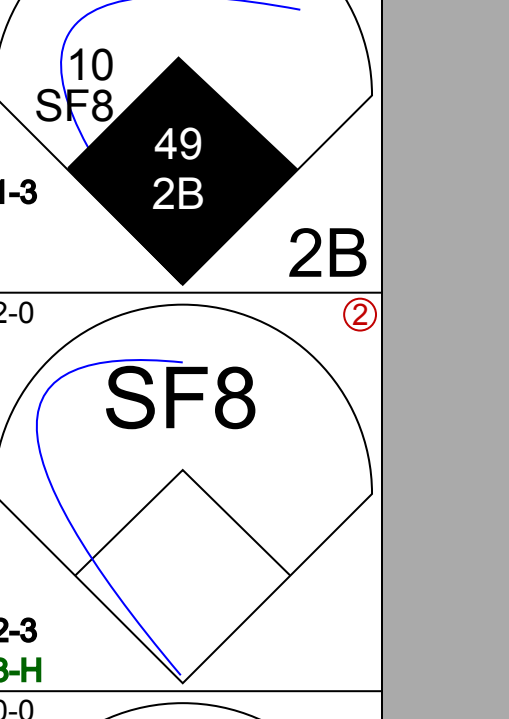
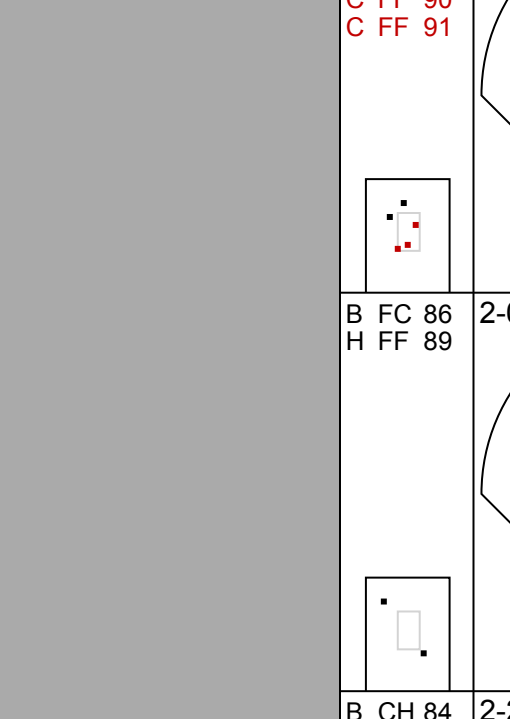
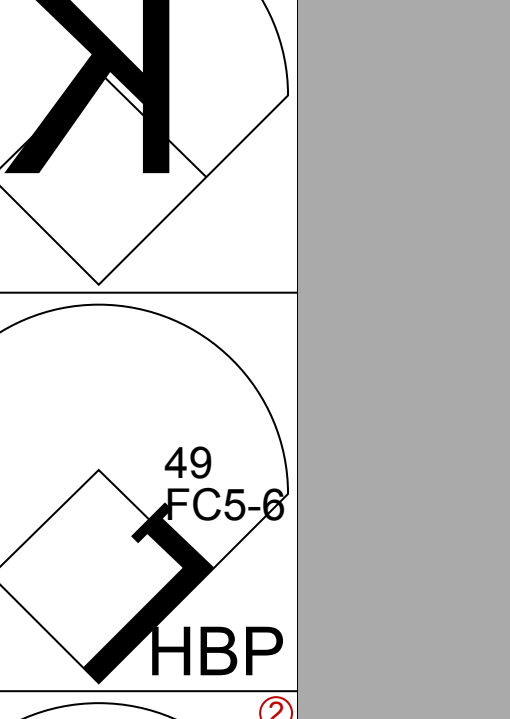
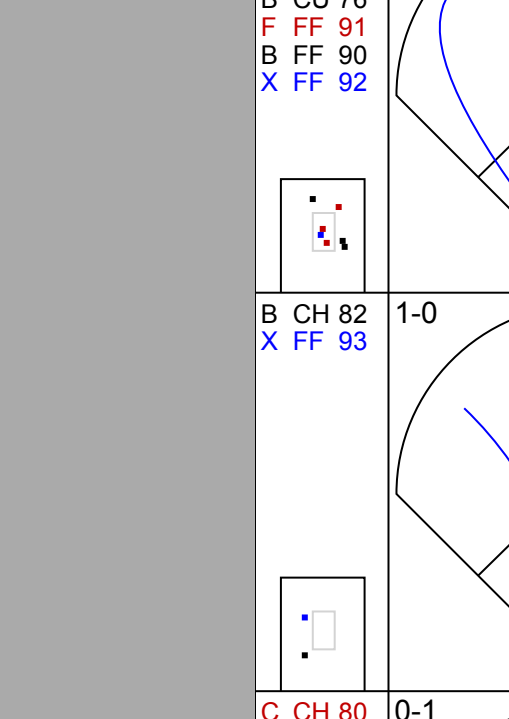
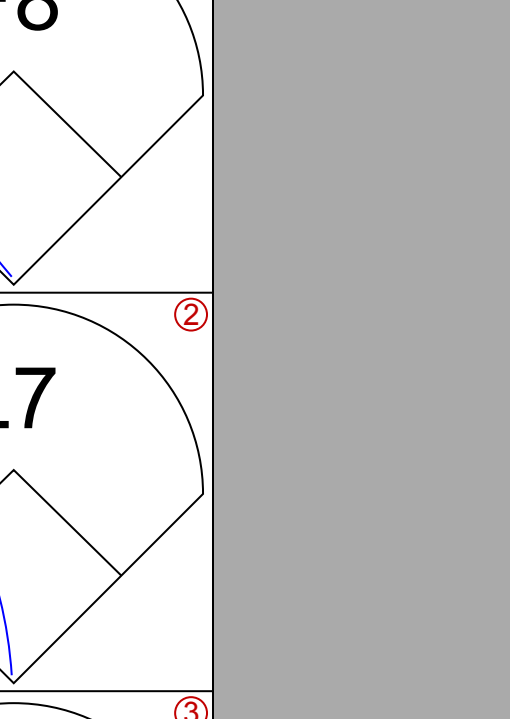
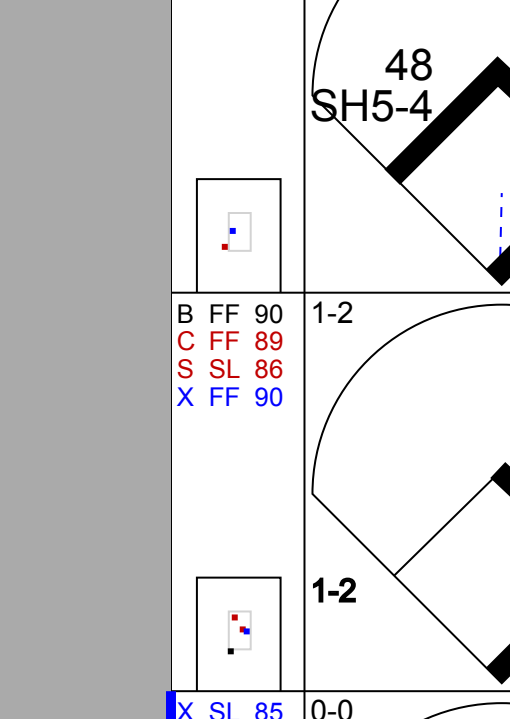
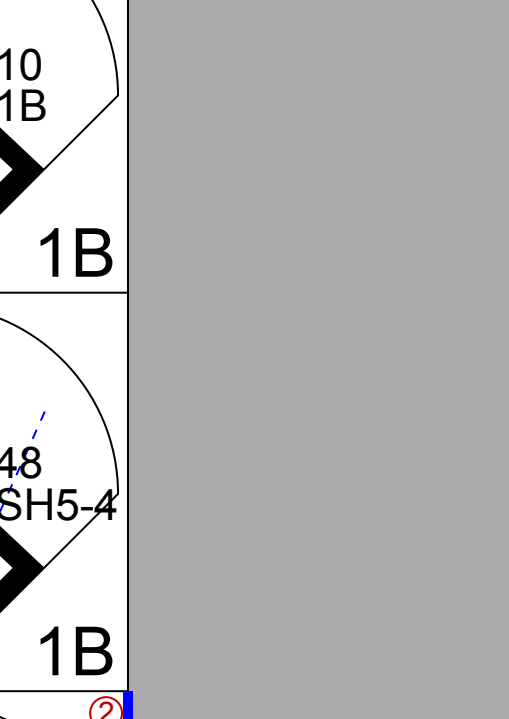

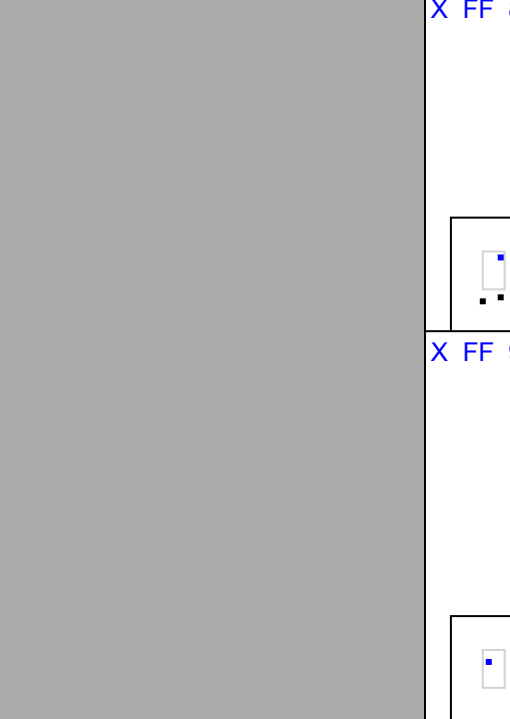
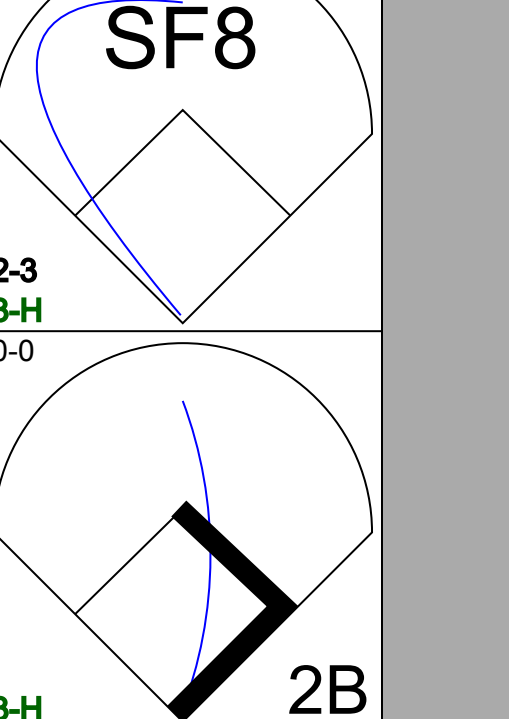
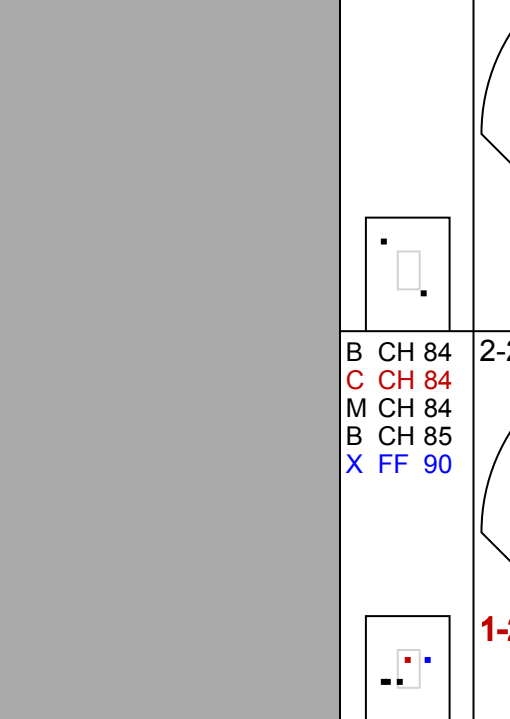
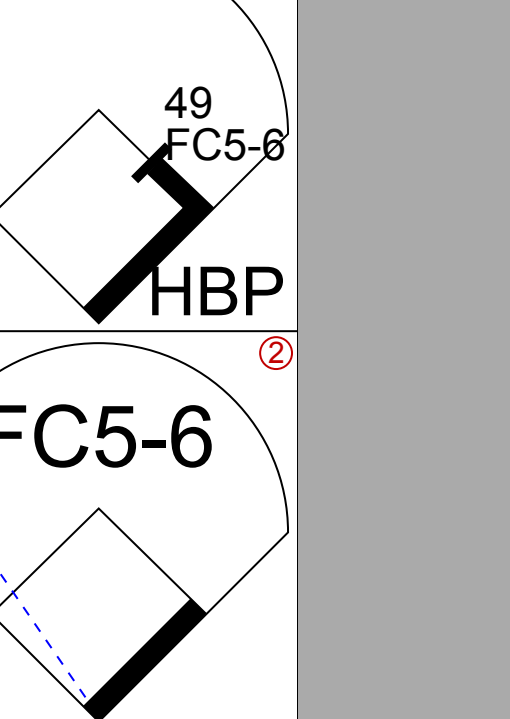
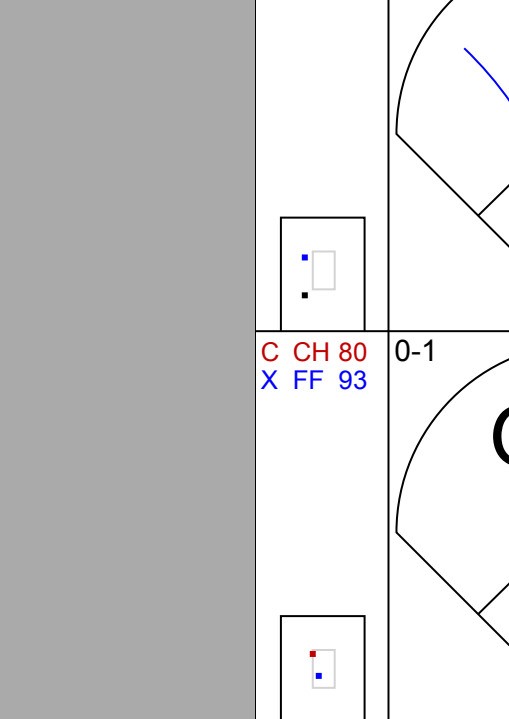
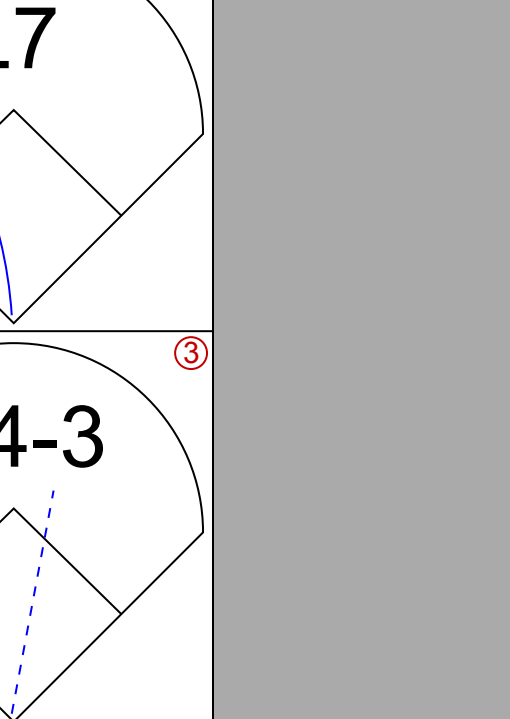
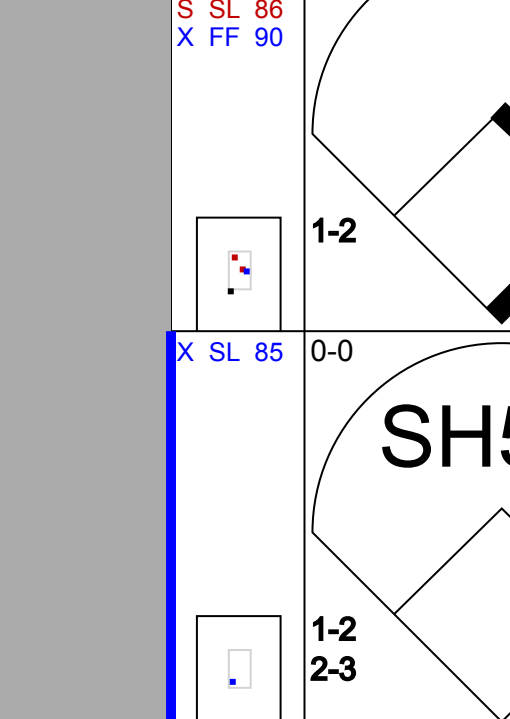
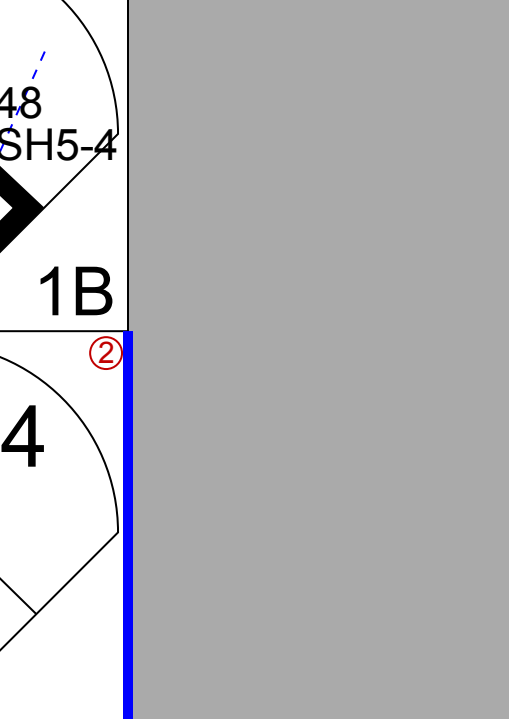


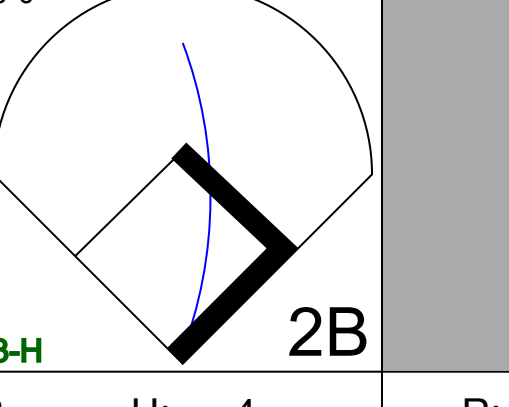
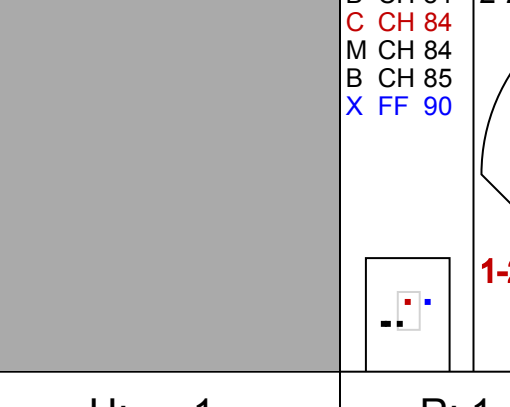
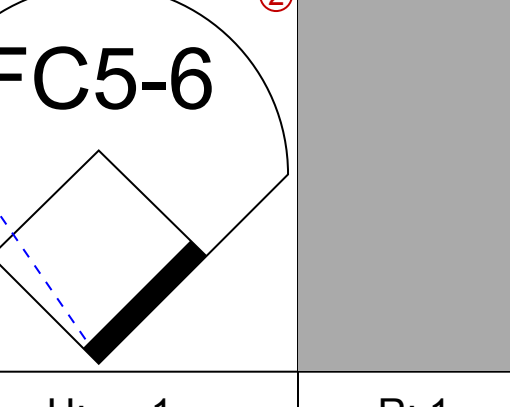
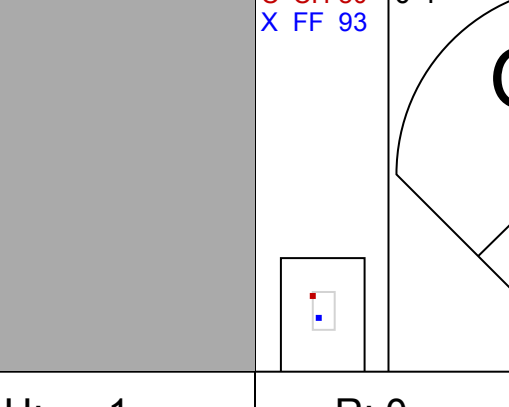
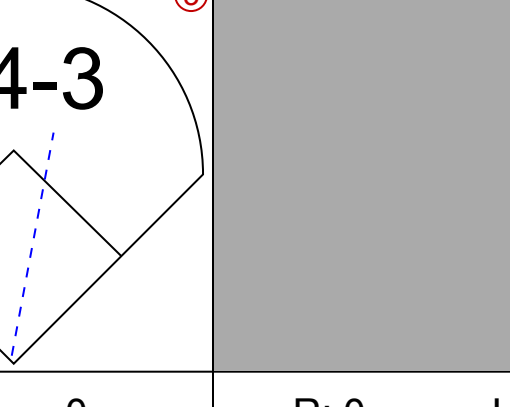
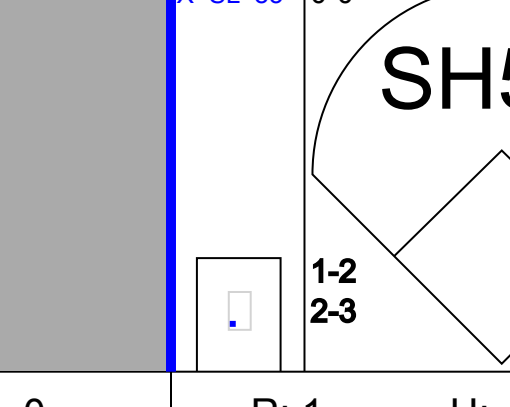
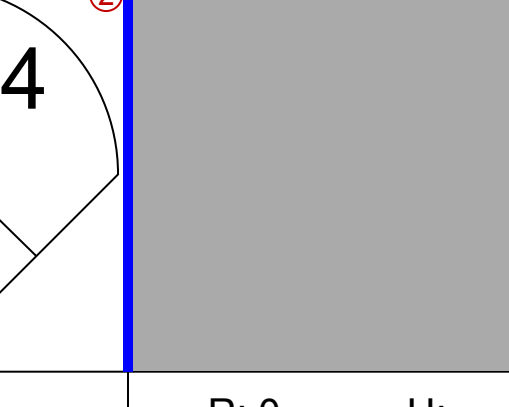
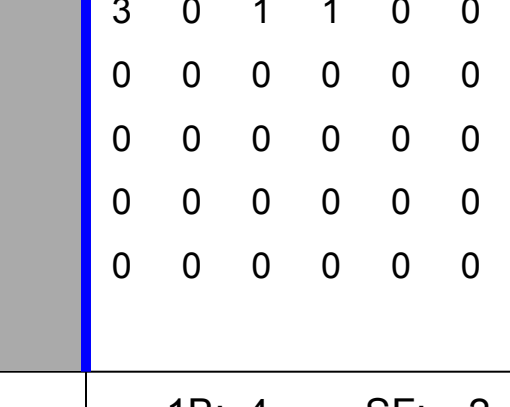
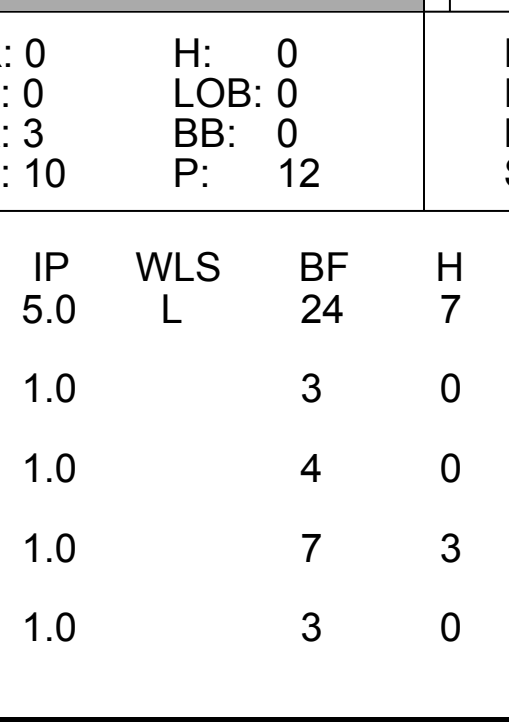
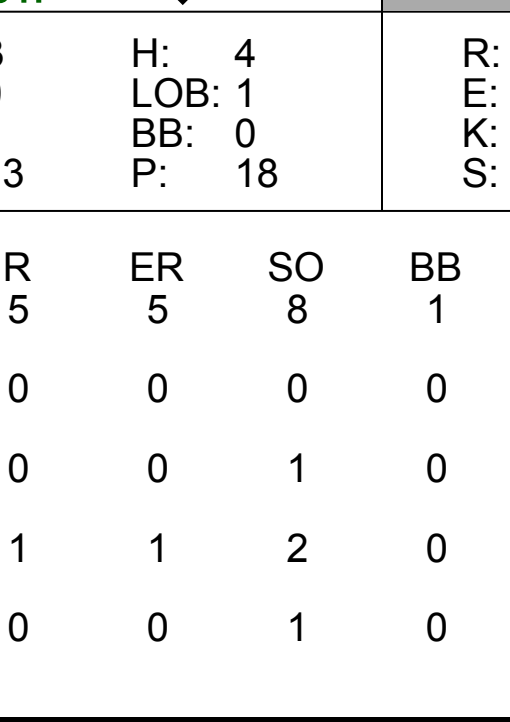
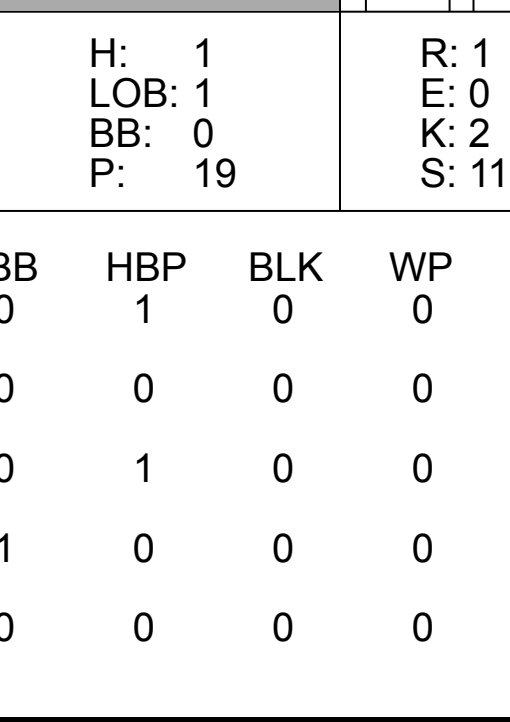
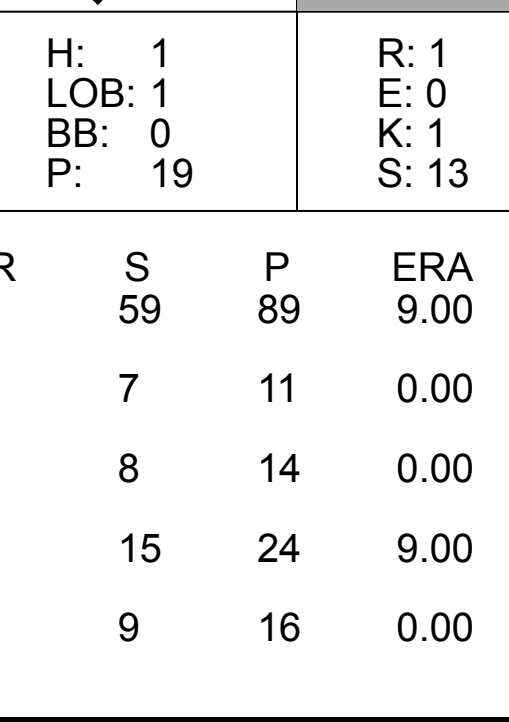
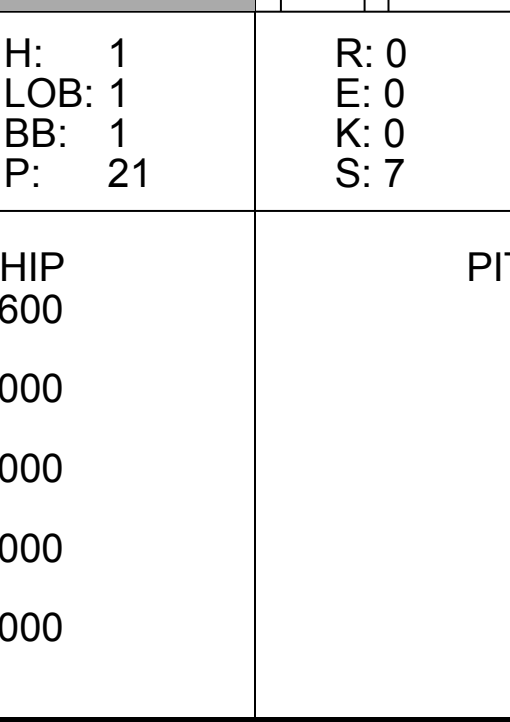
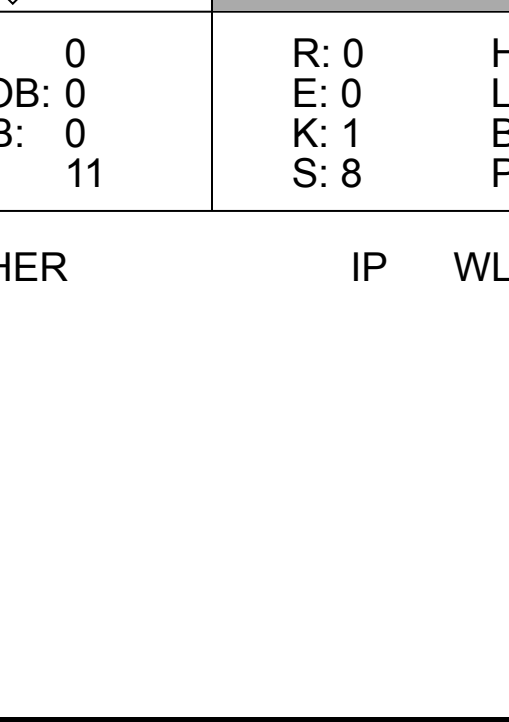
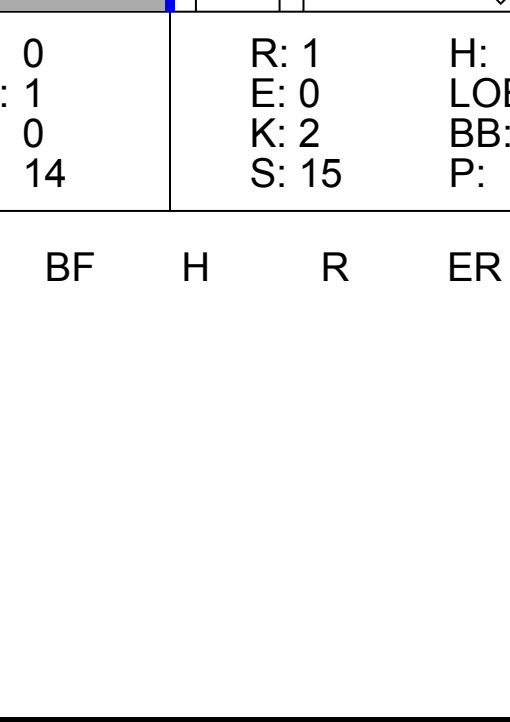
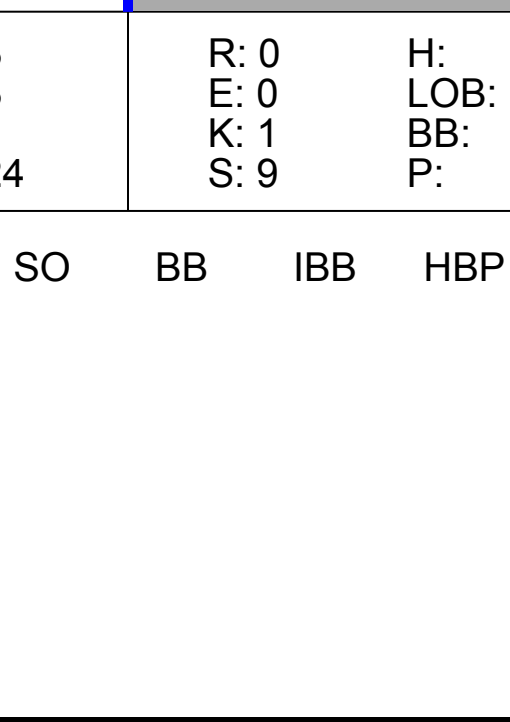
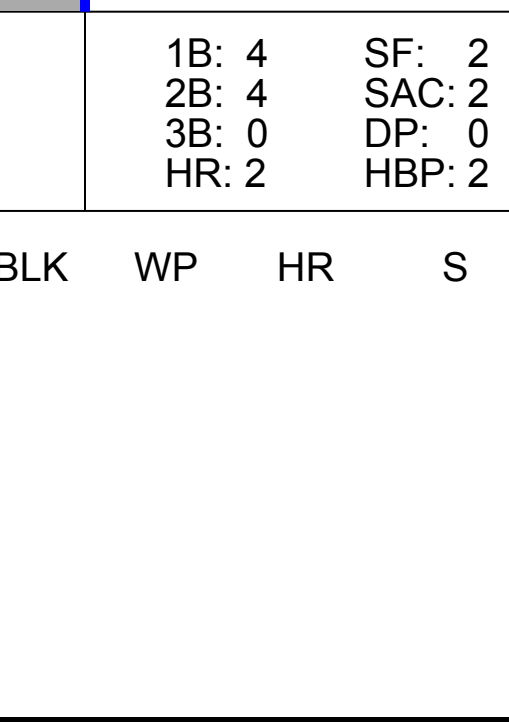
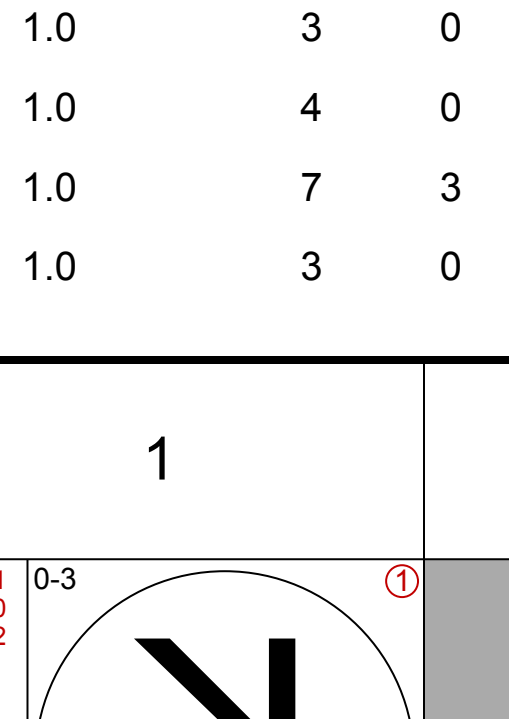
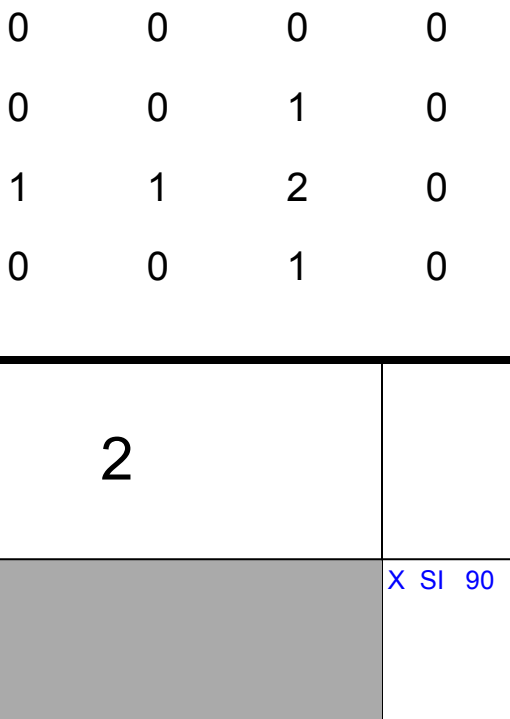
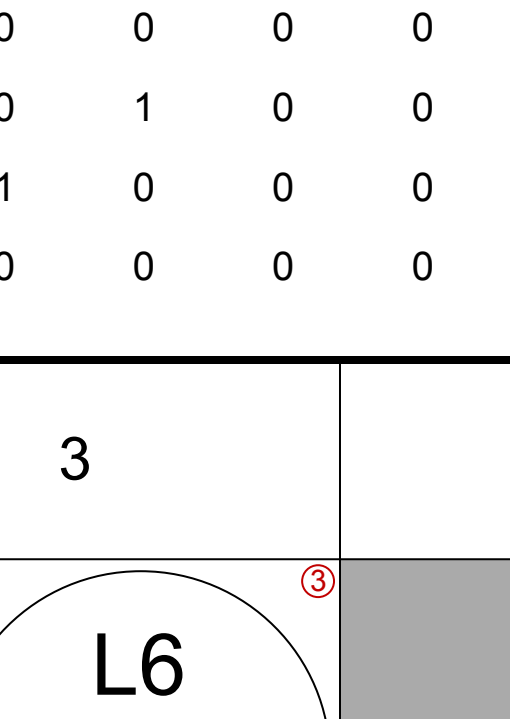
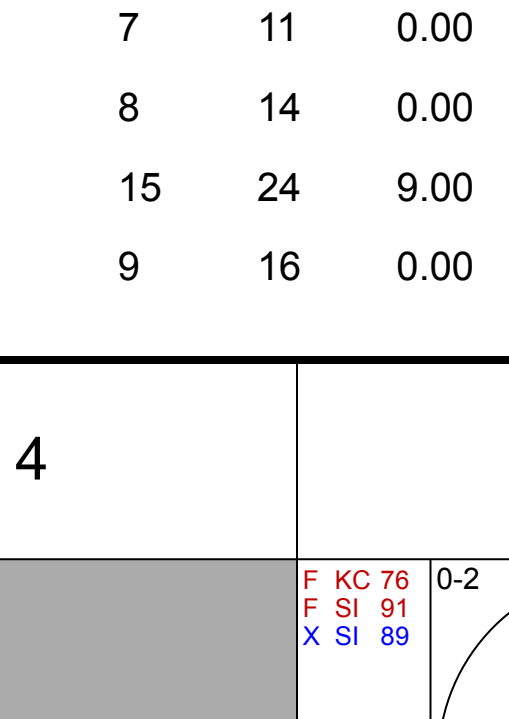
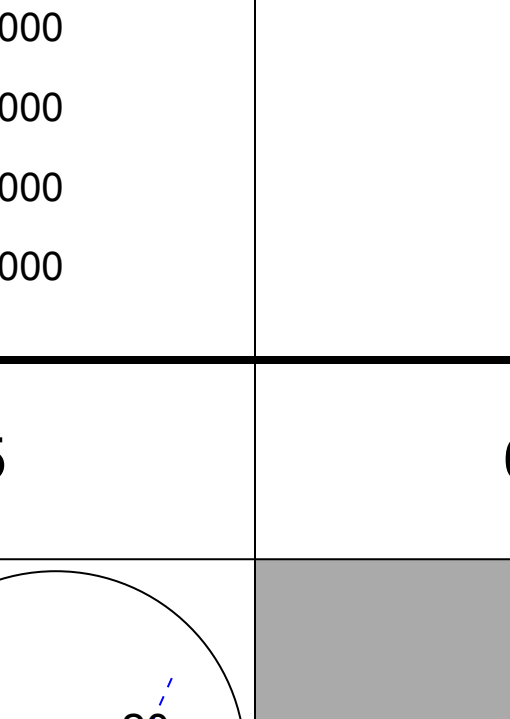
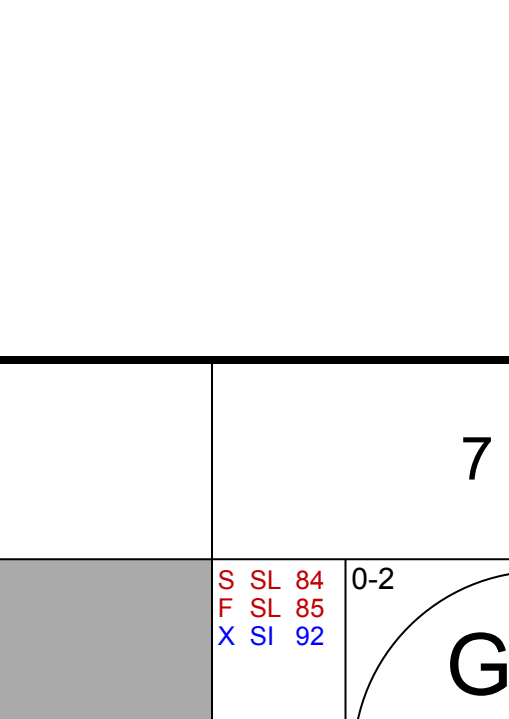
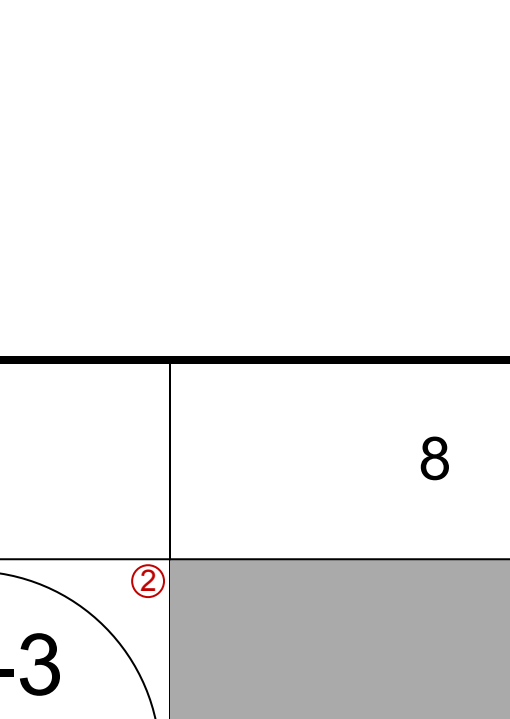
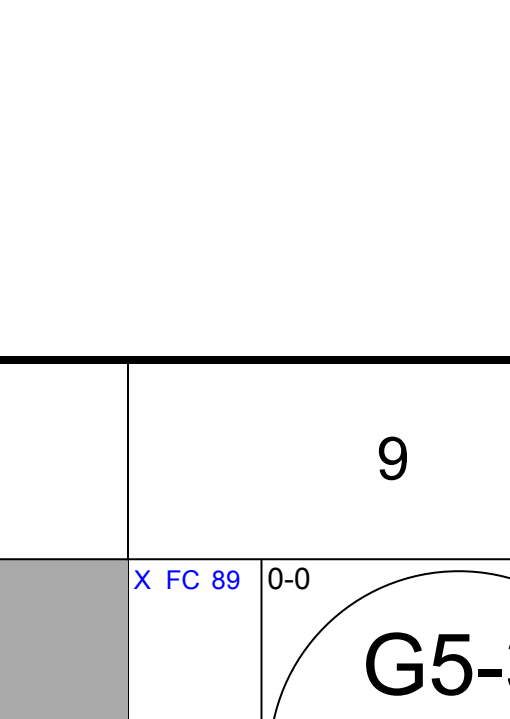
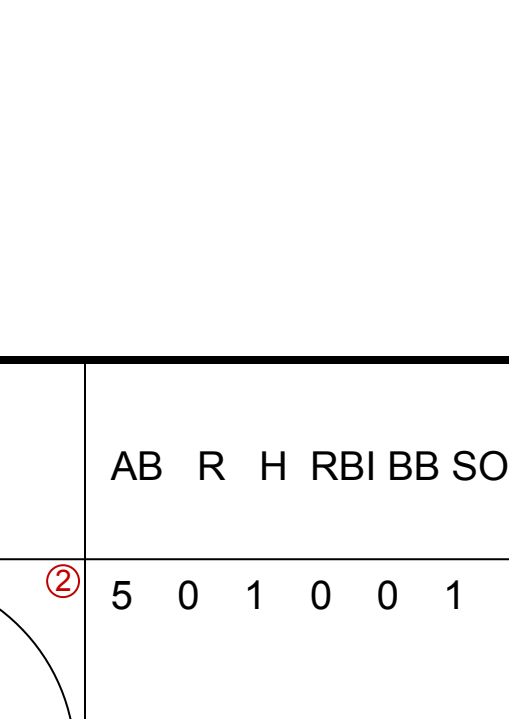
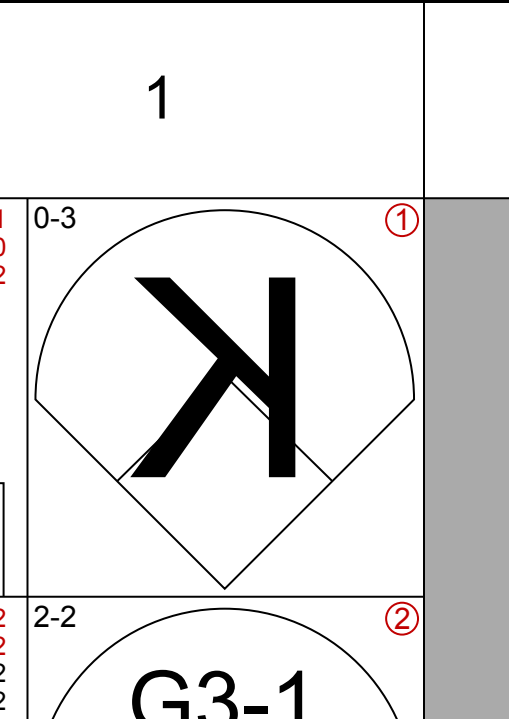
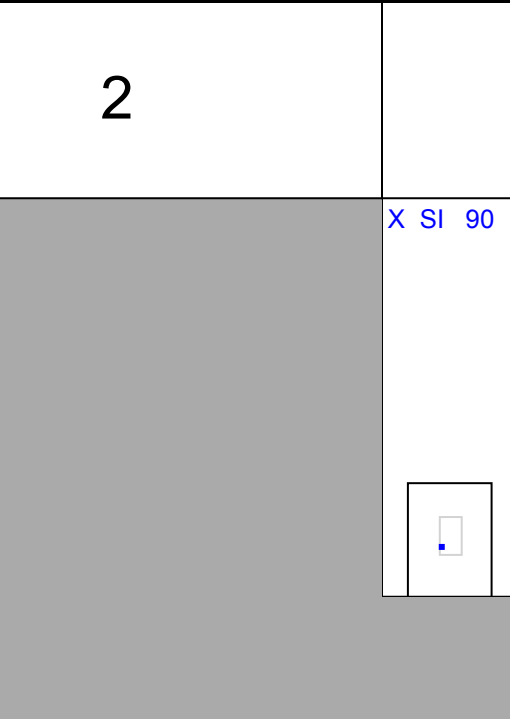
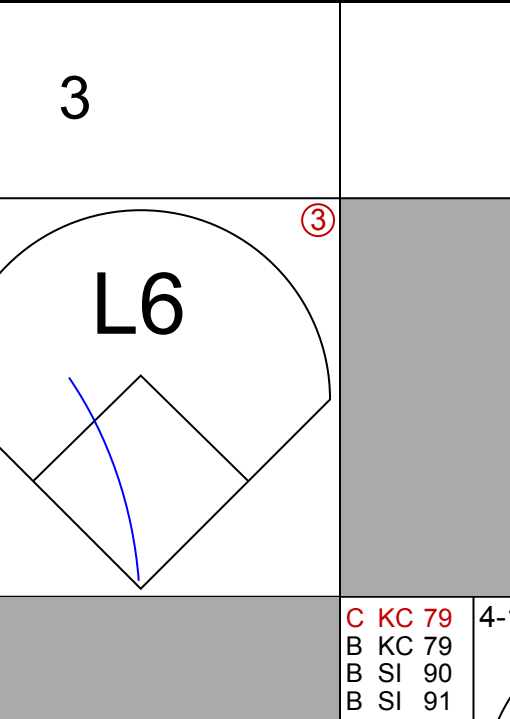
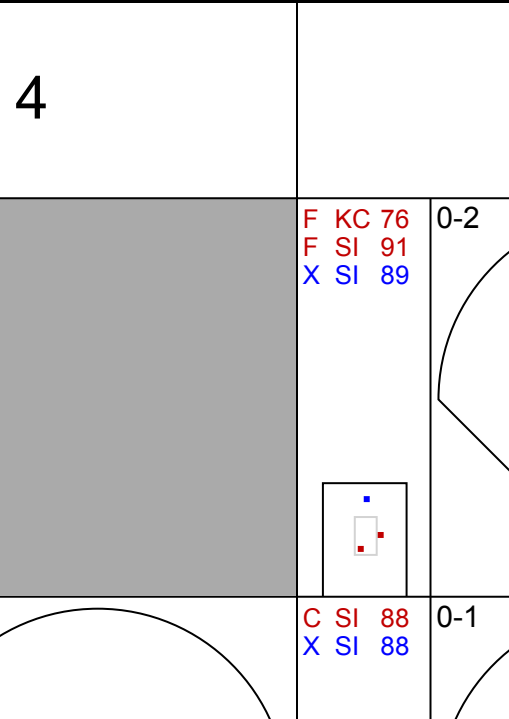
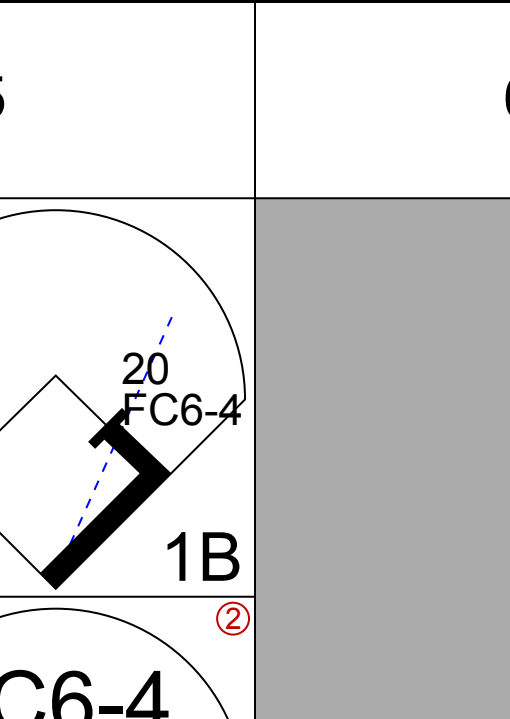
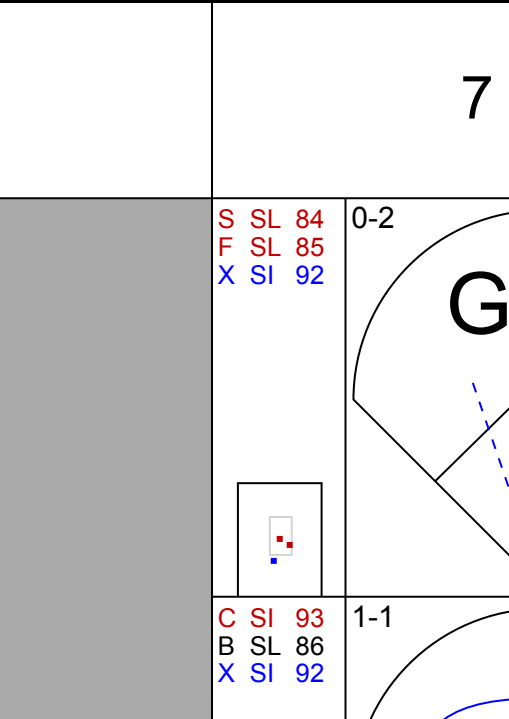
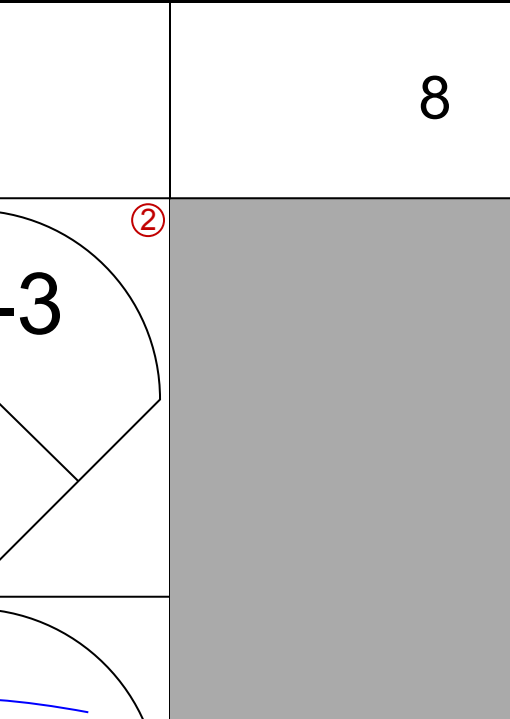
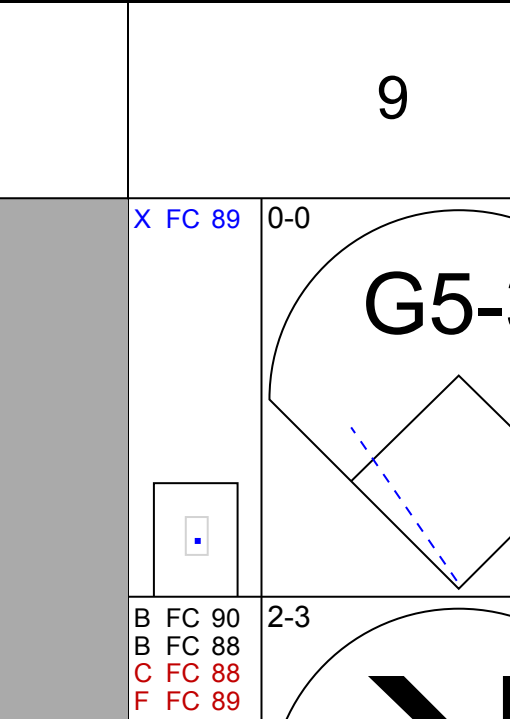
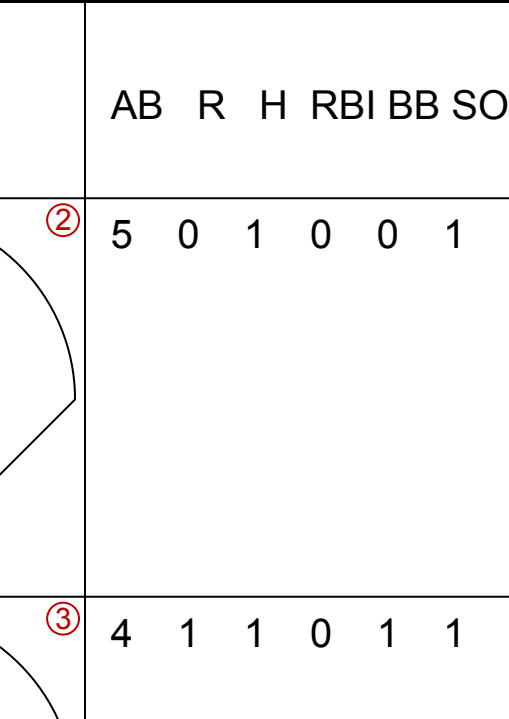
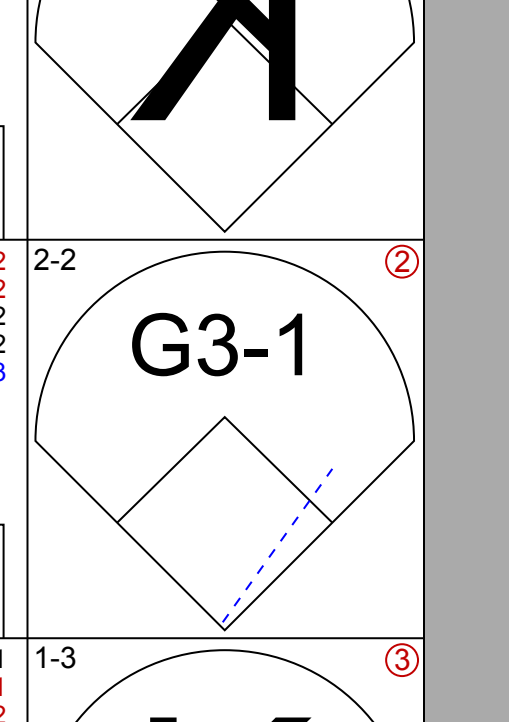

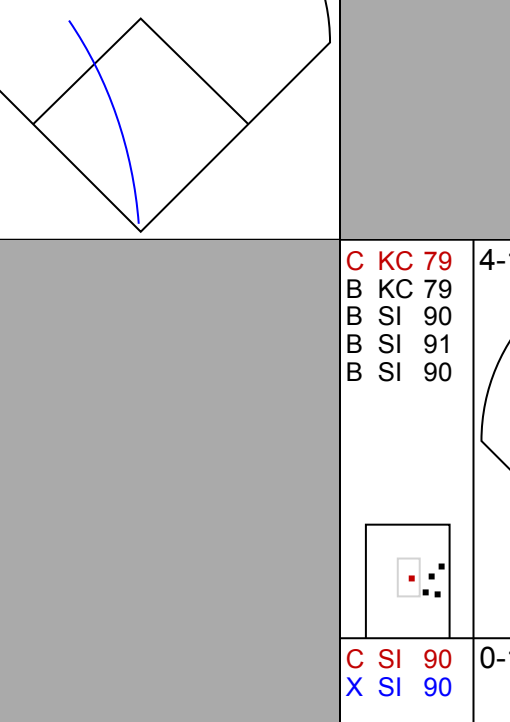
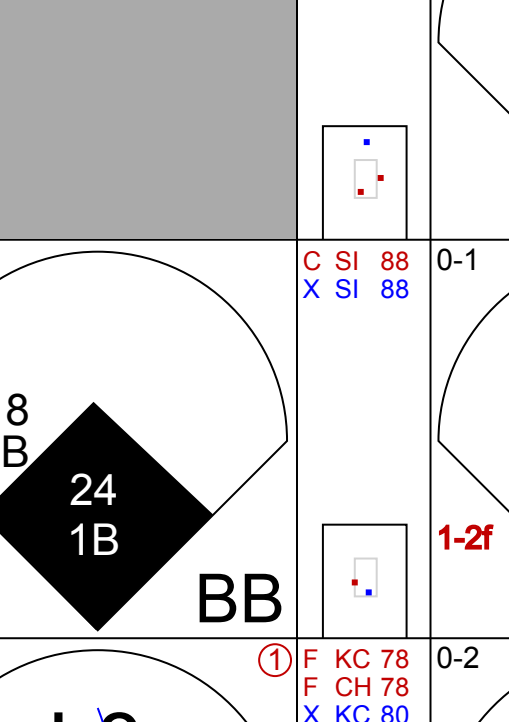
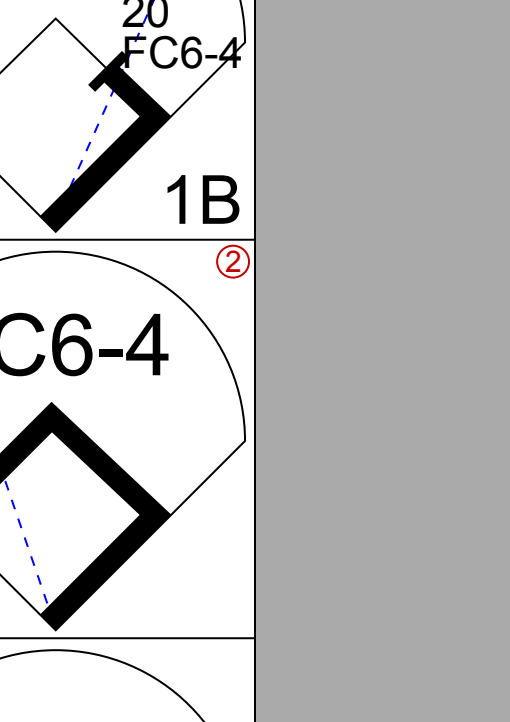
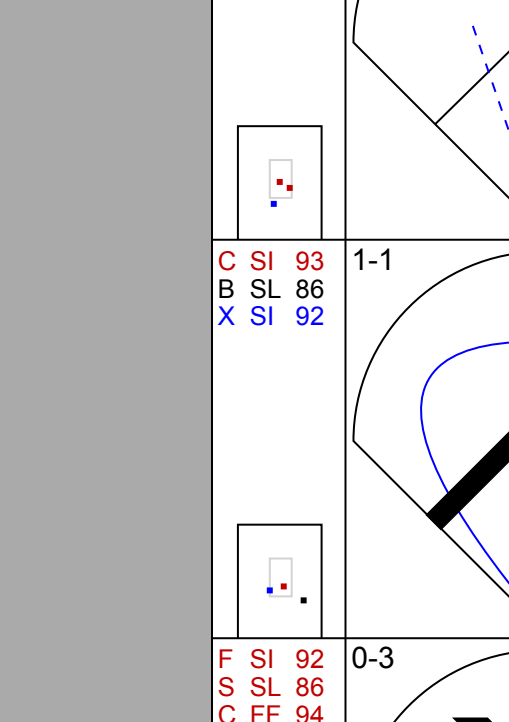
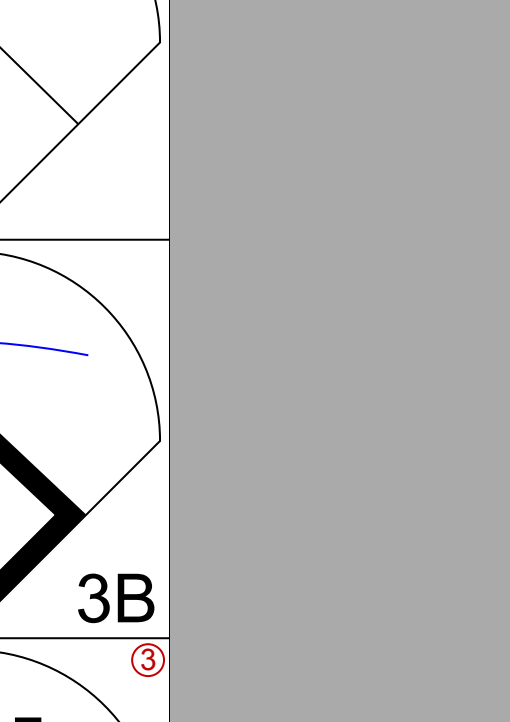
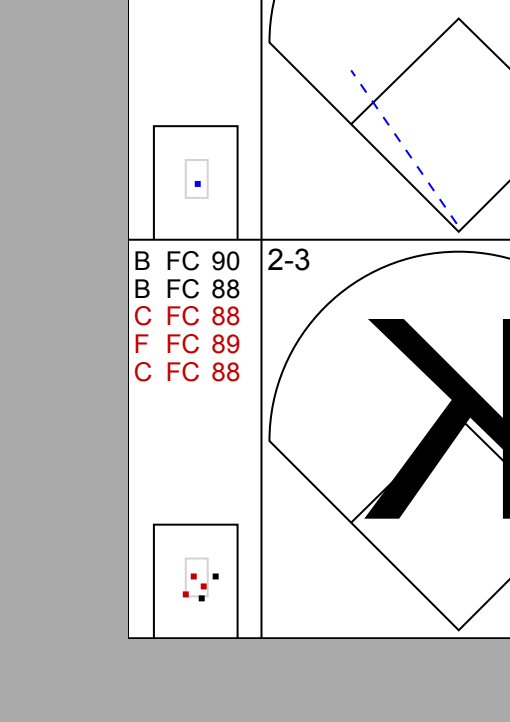
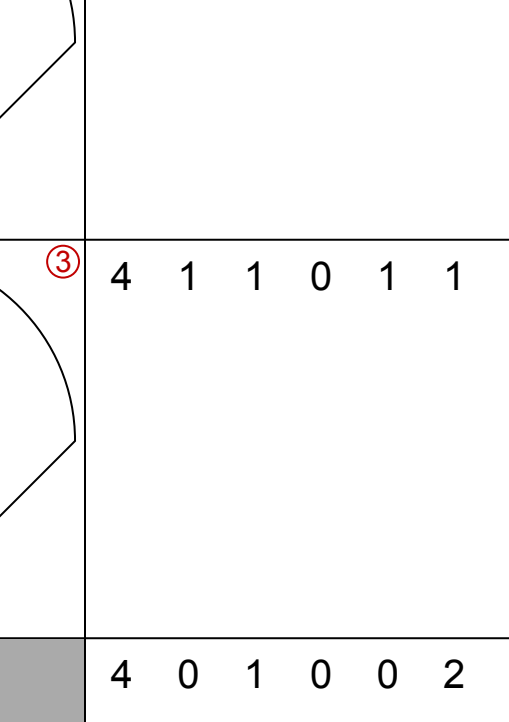


AB	35
R	6
H	12
RBI	6
BB	2
SO	11
LOB	14



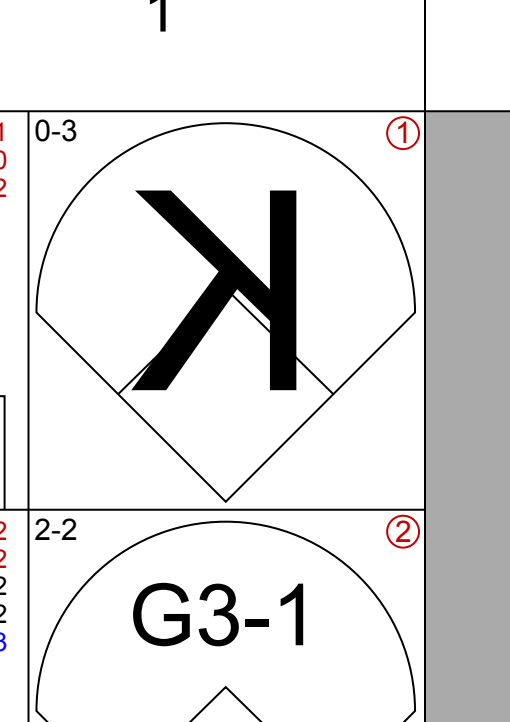
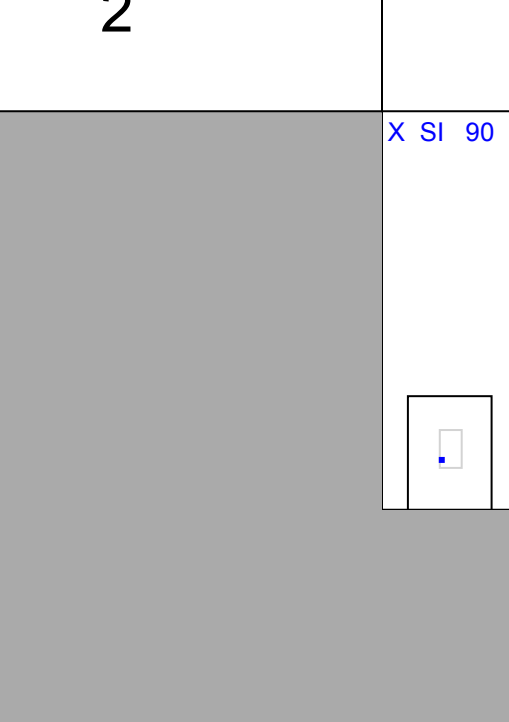
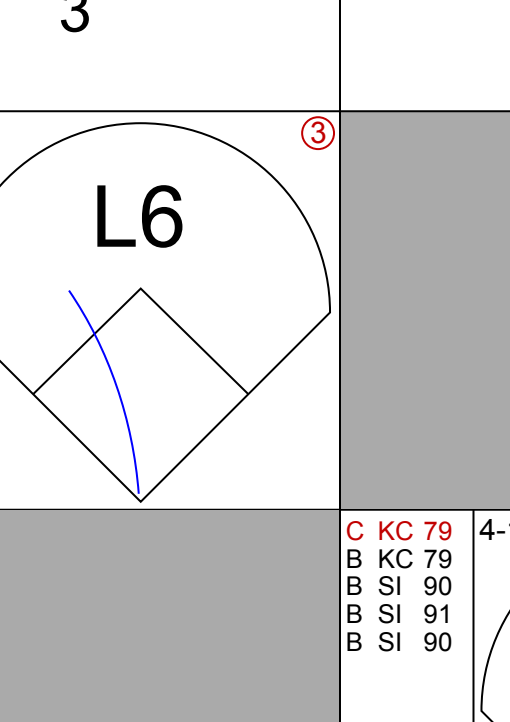
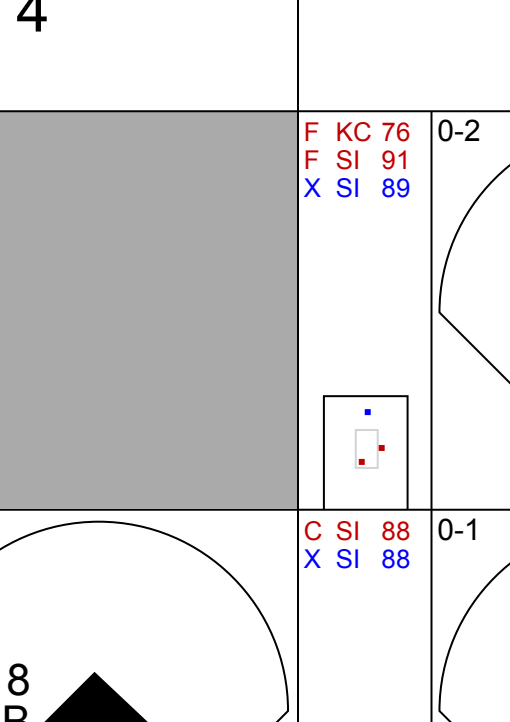
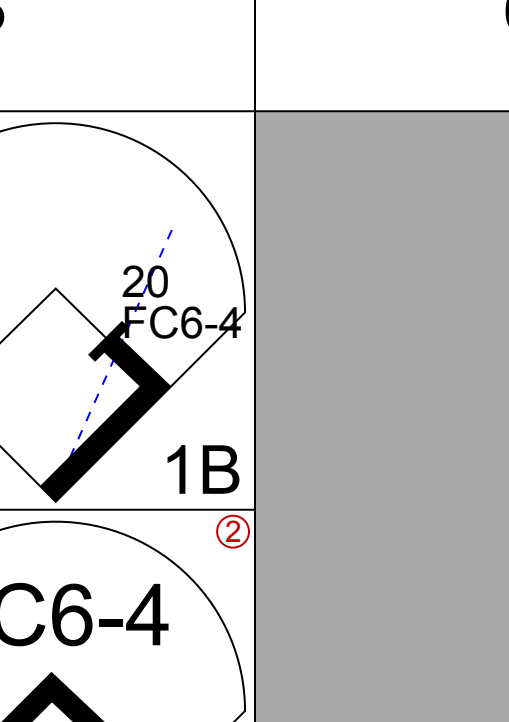
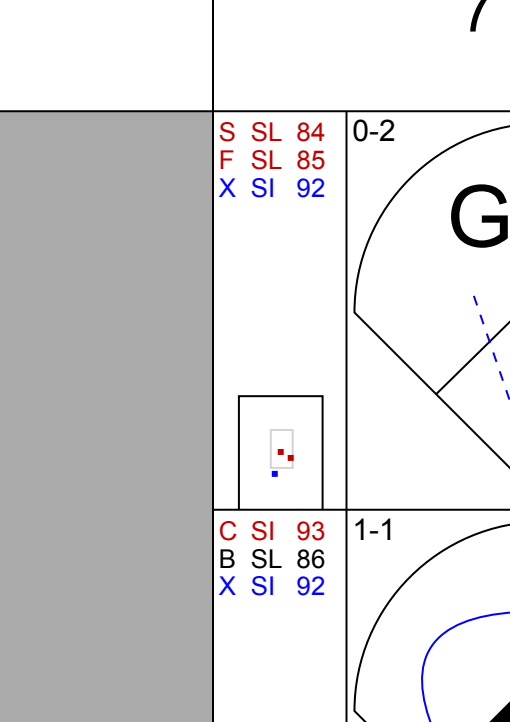
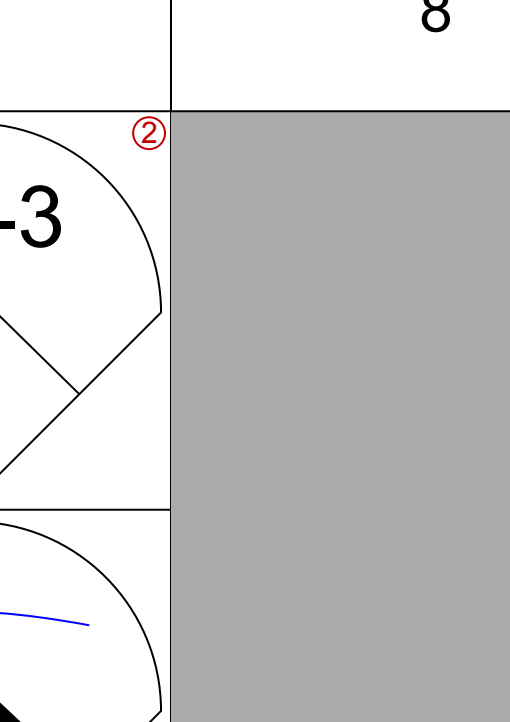
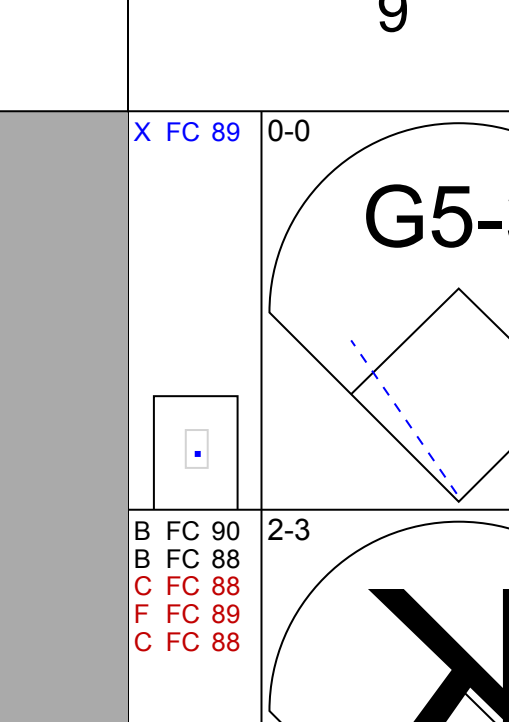
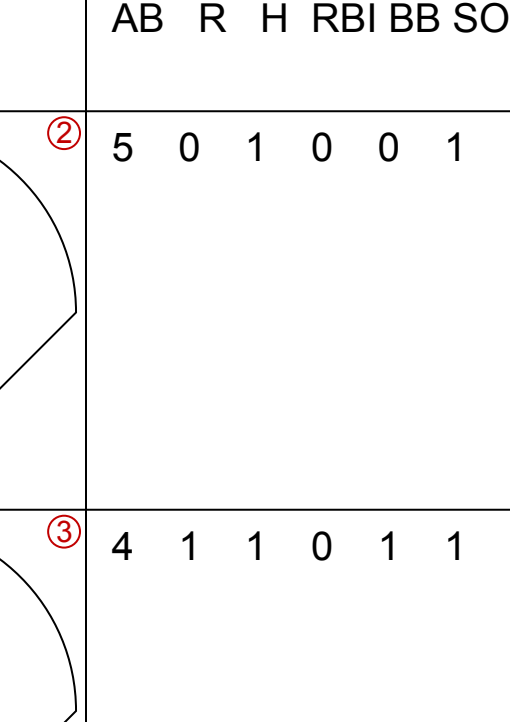
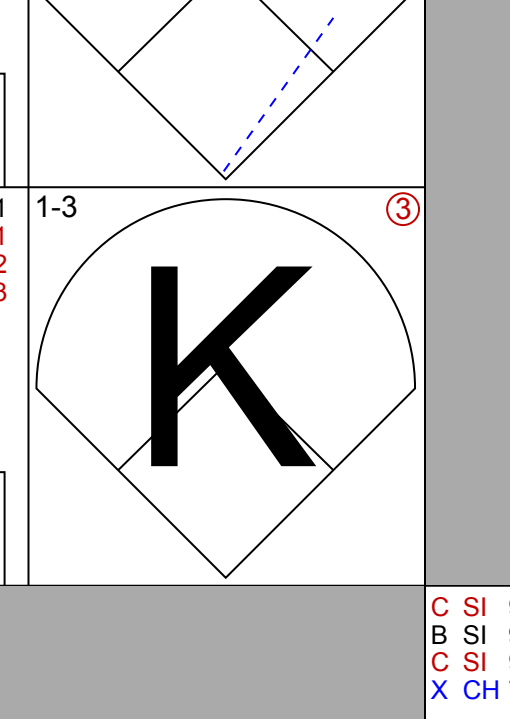

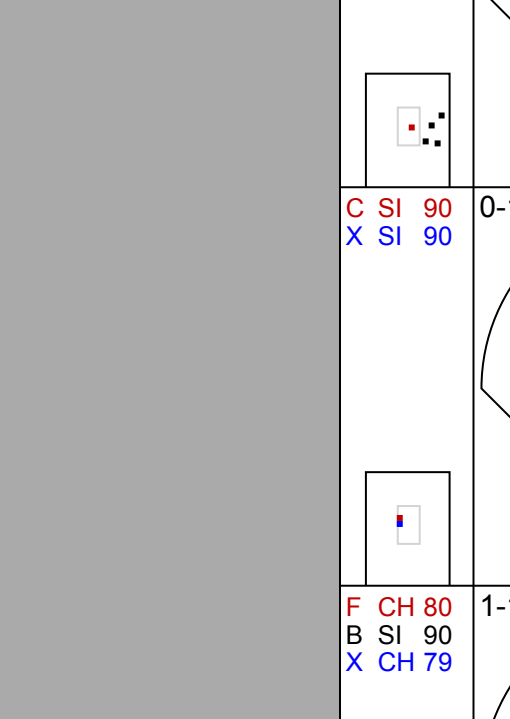
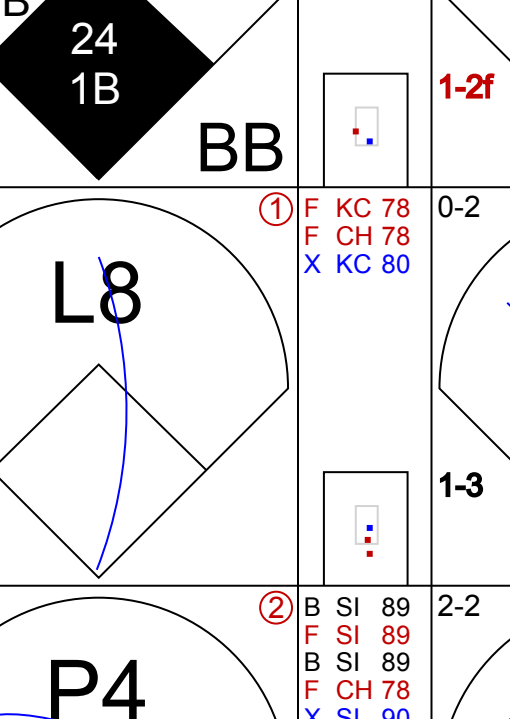
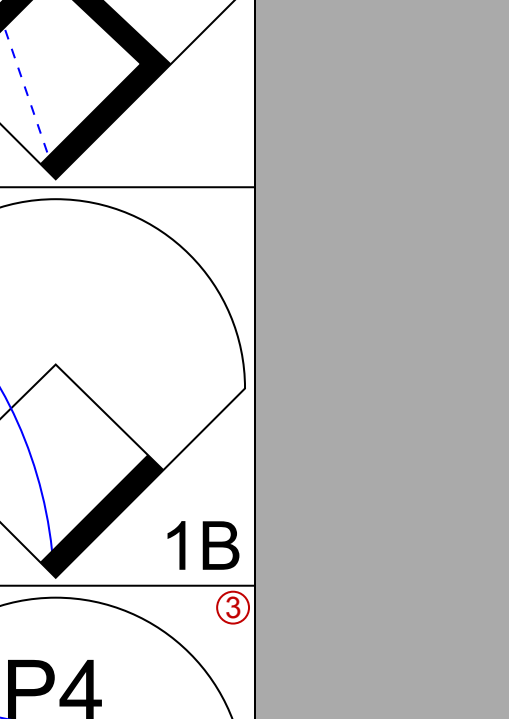
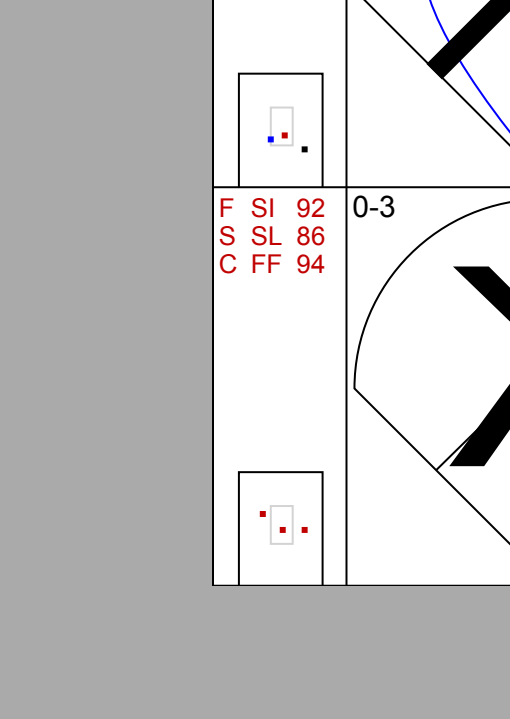
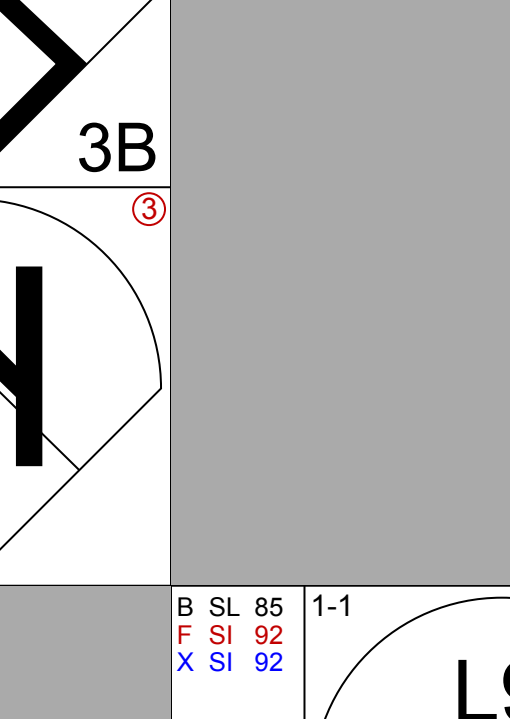
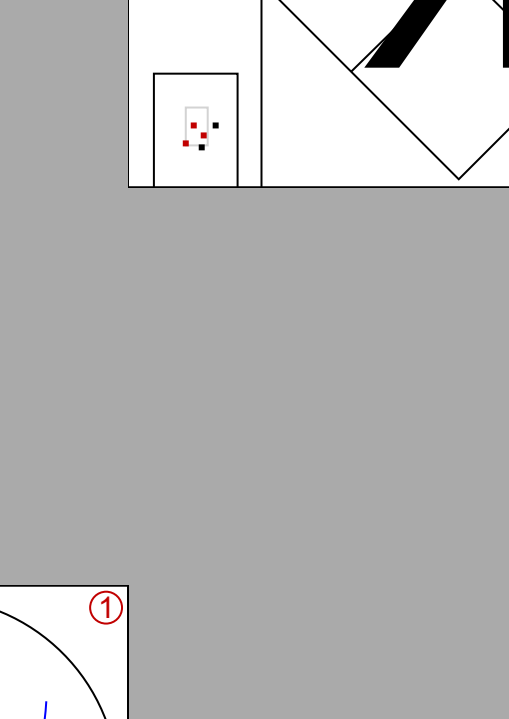
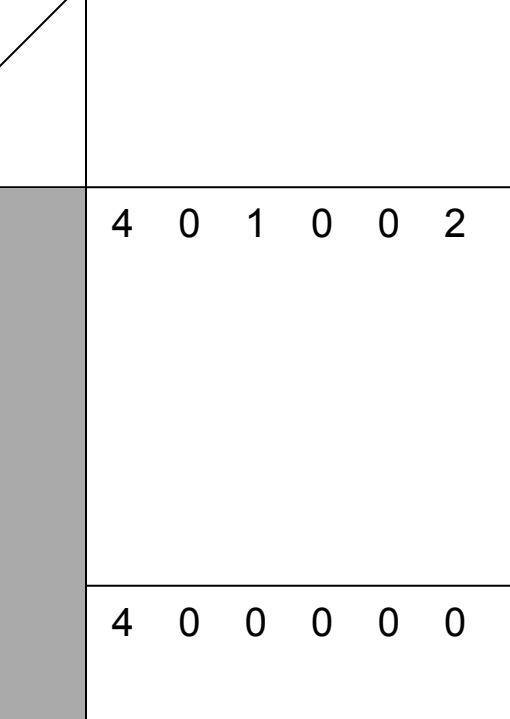
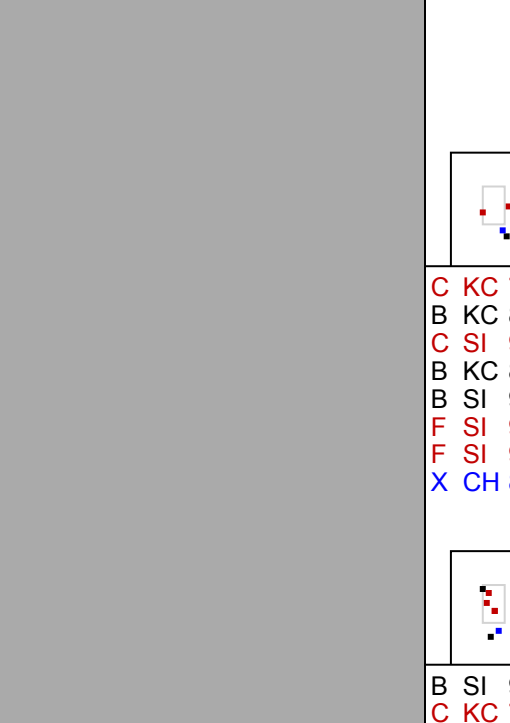
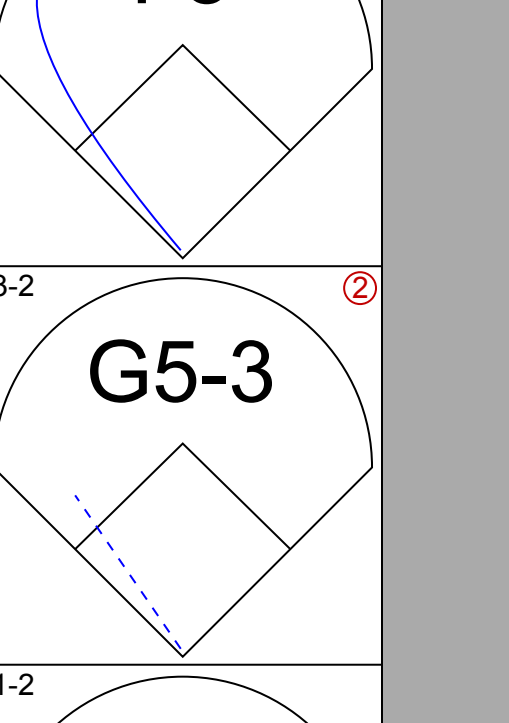
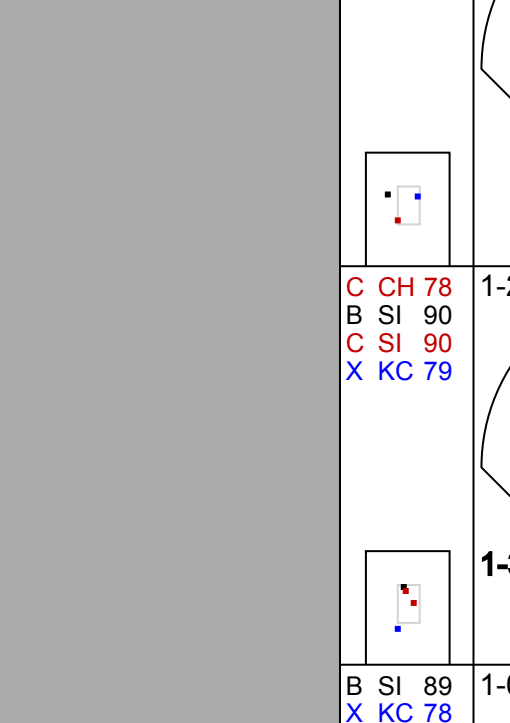
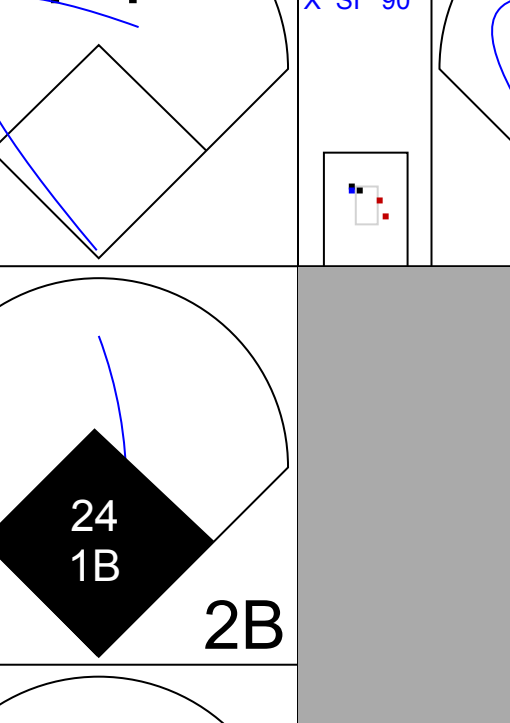
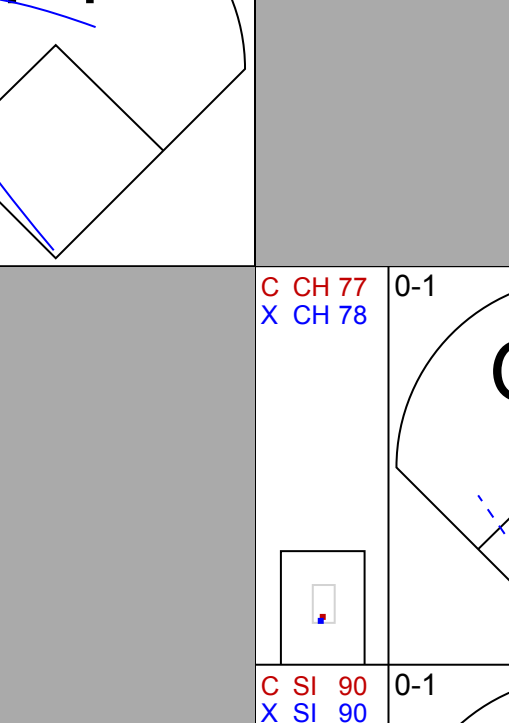
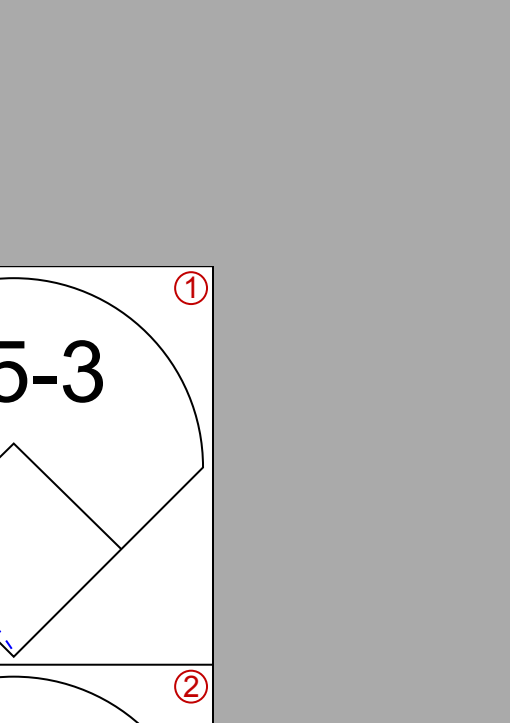
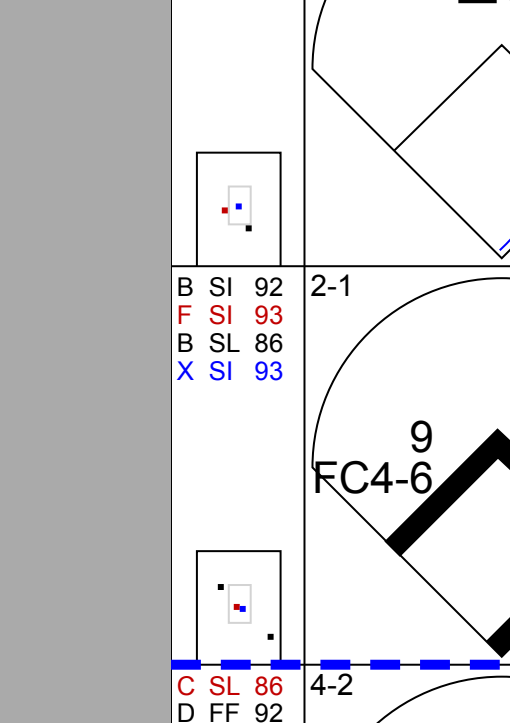
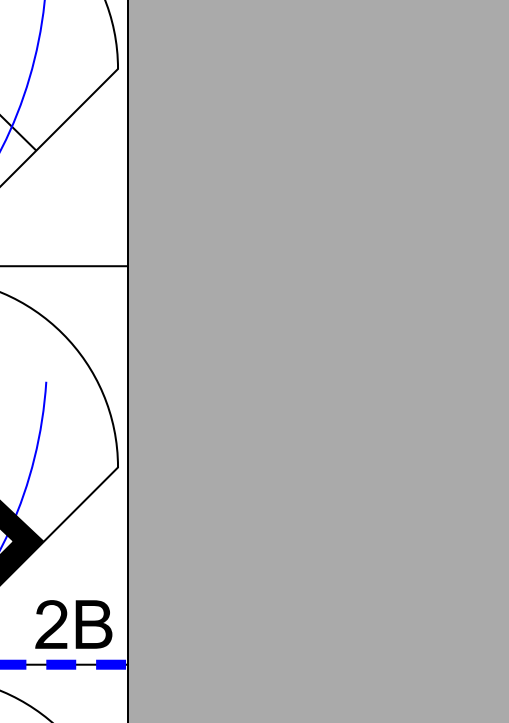
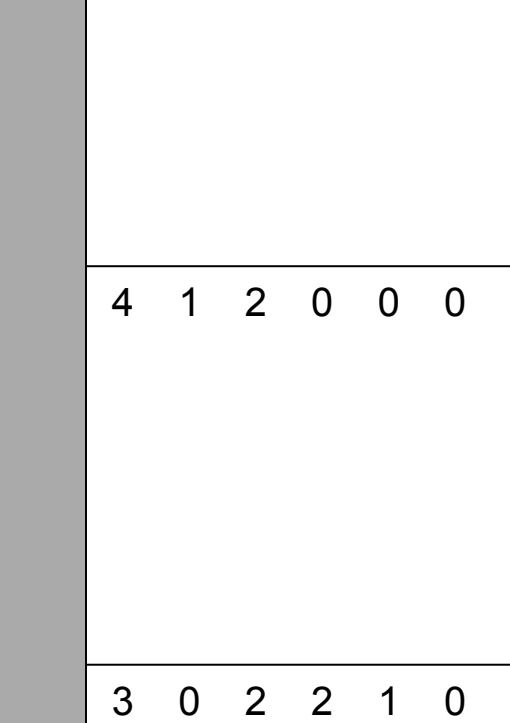
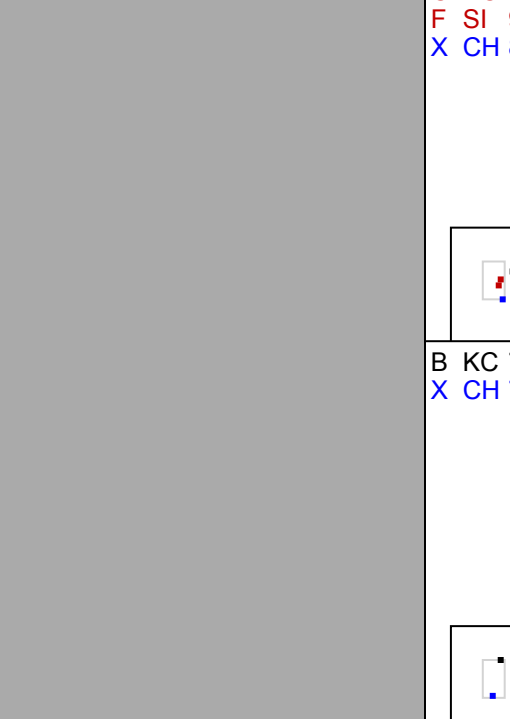
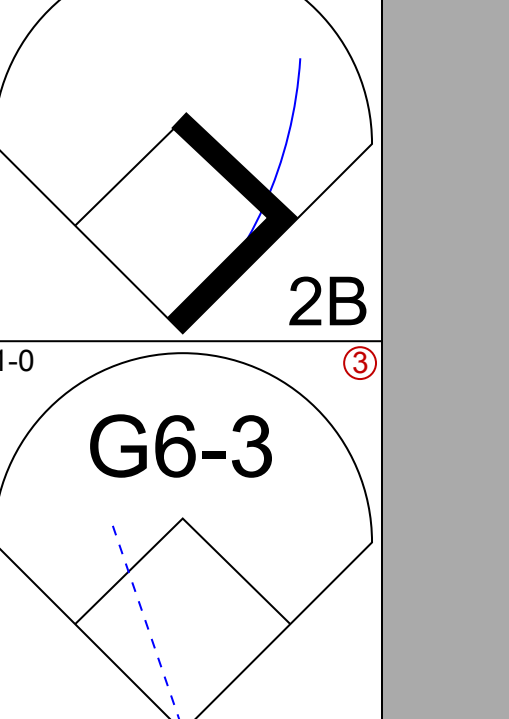
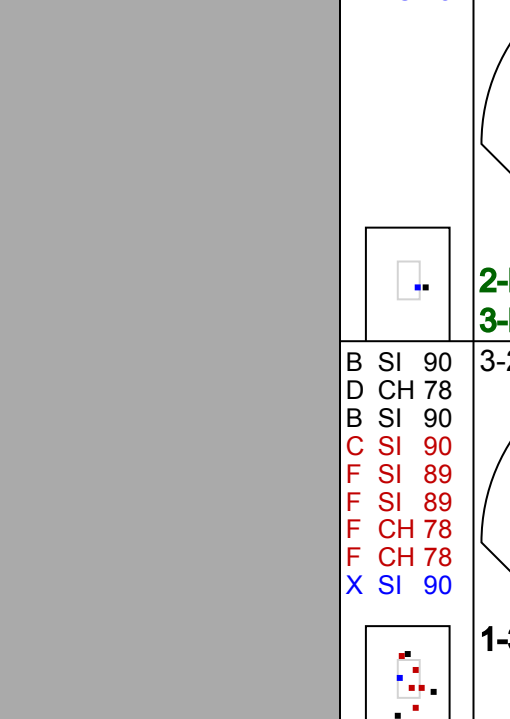
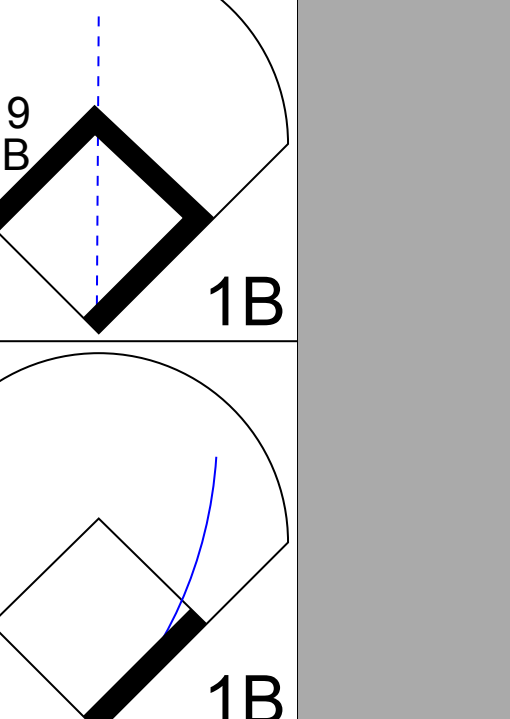
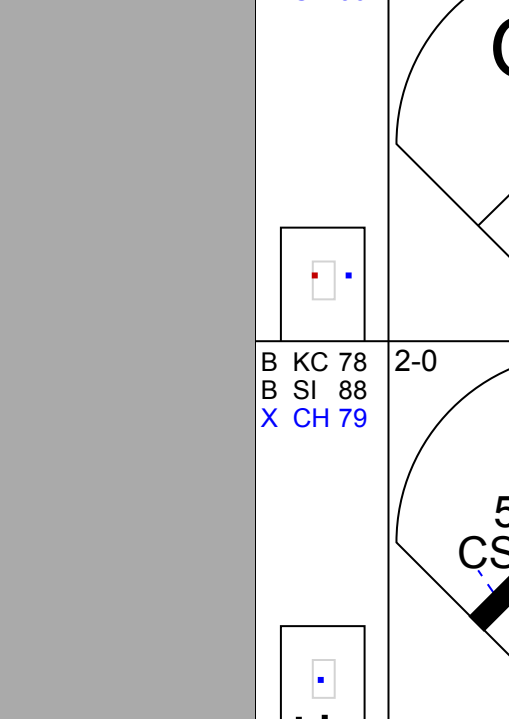
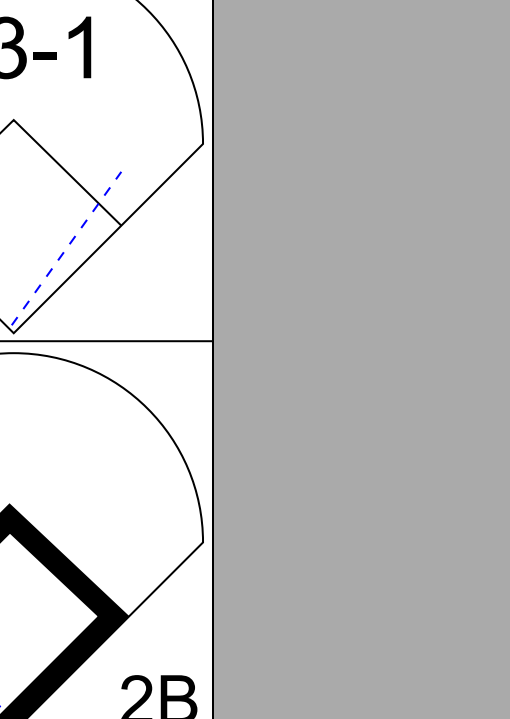
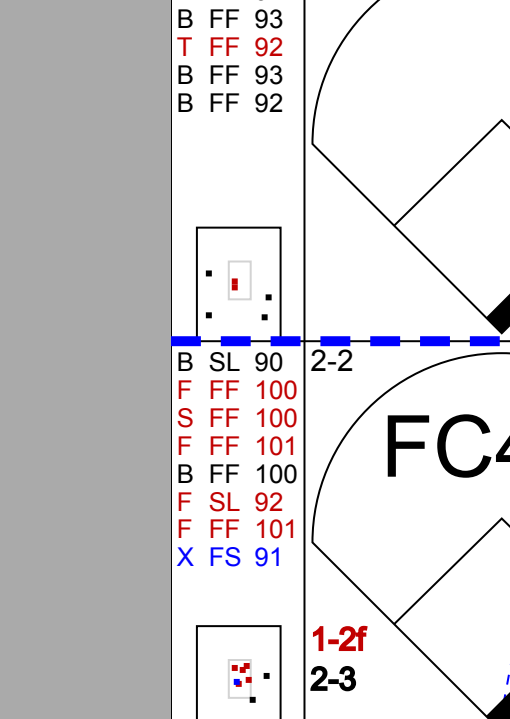
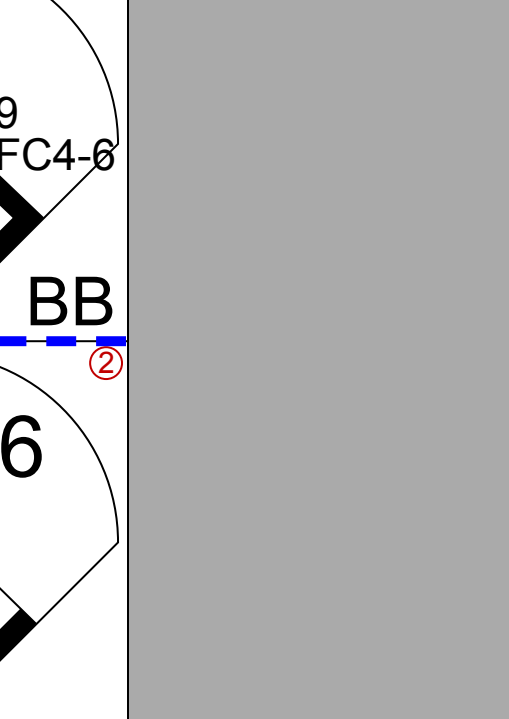
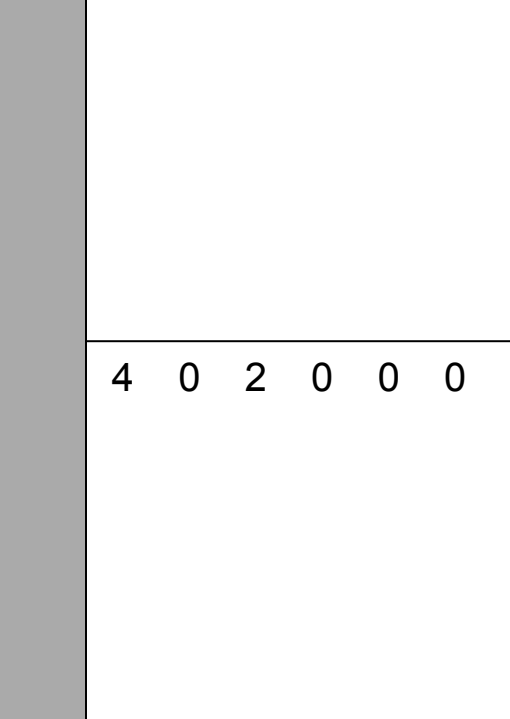

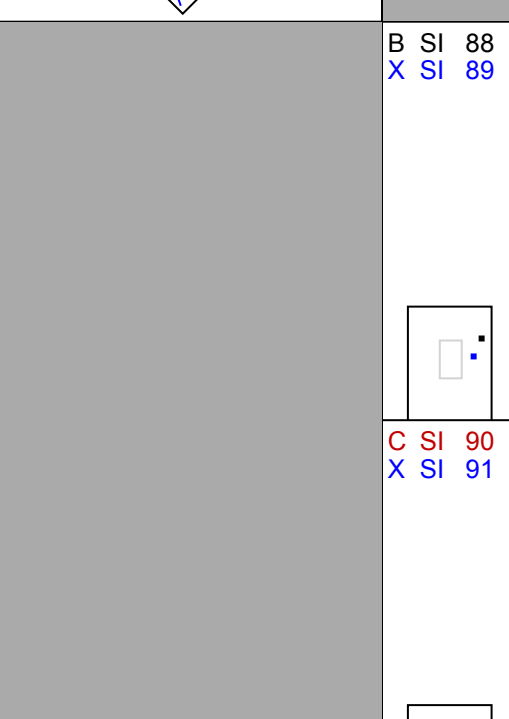
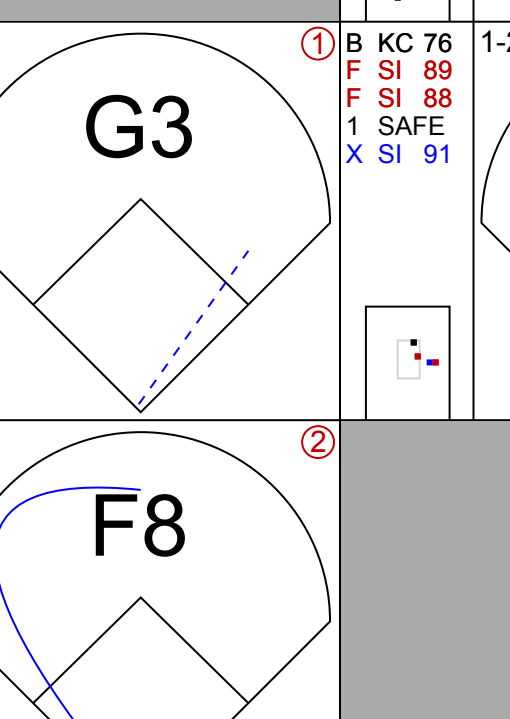
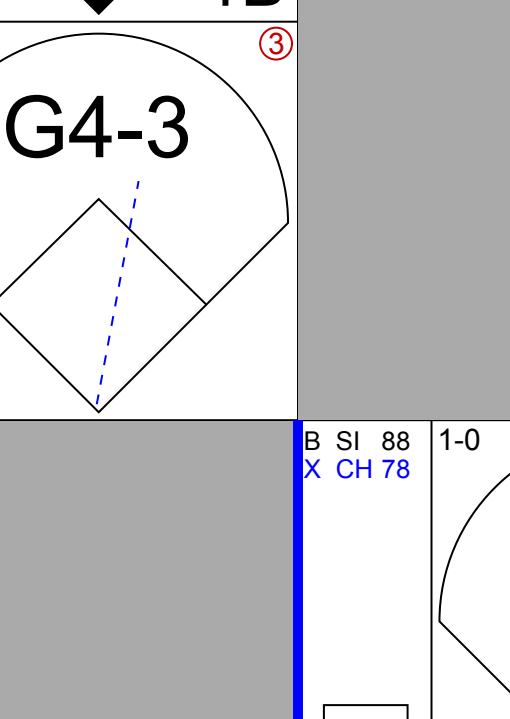
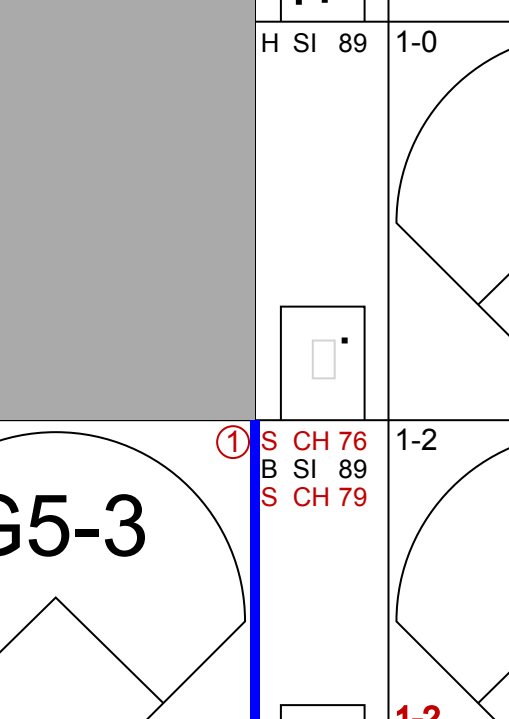
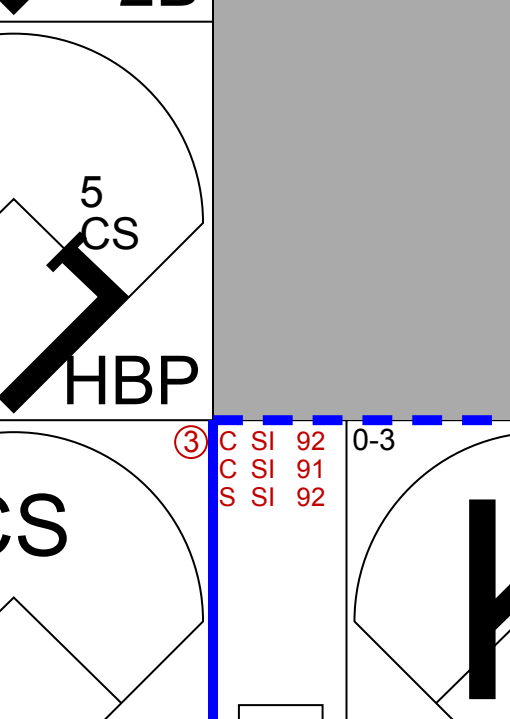
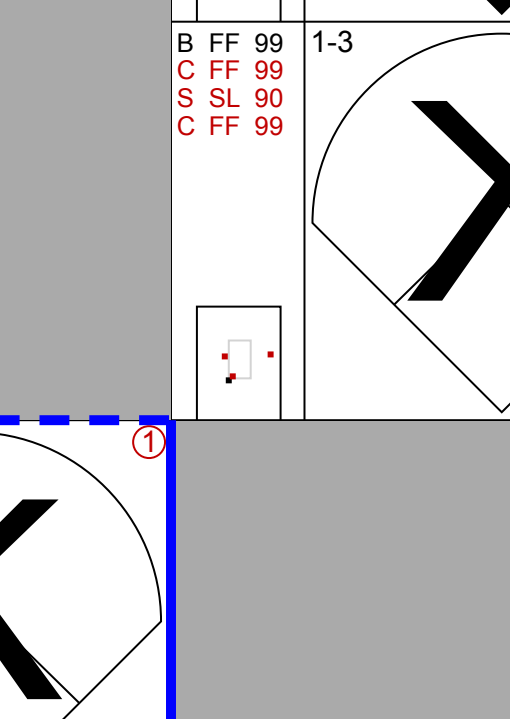
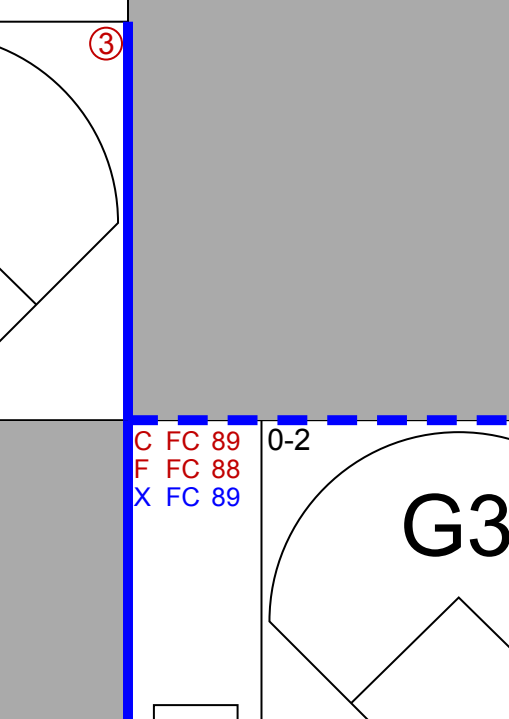
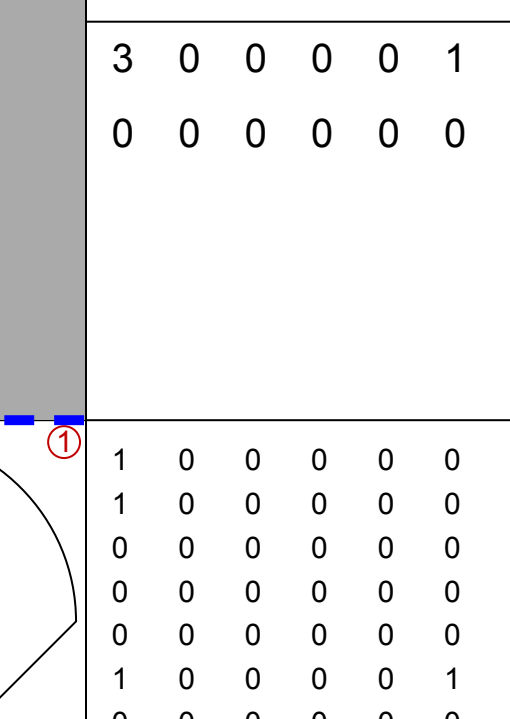
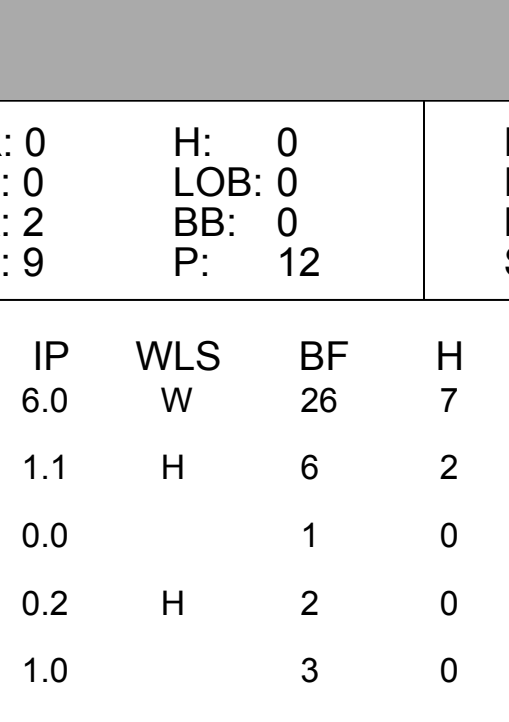
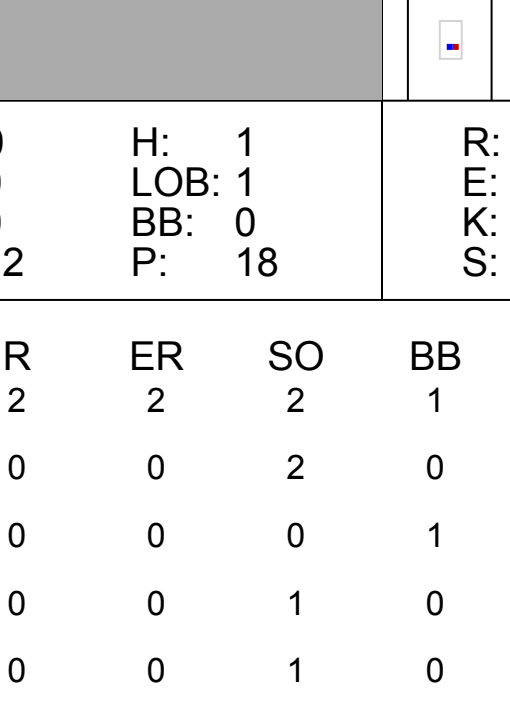
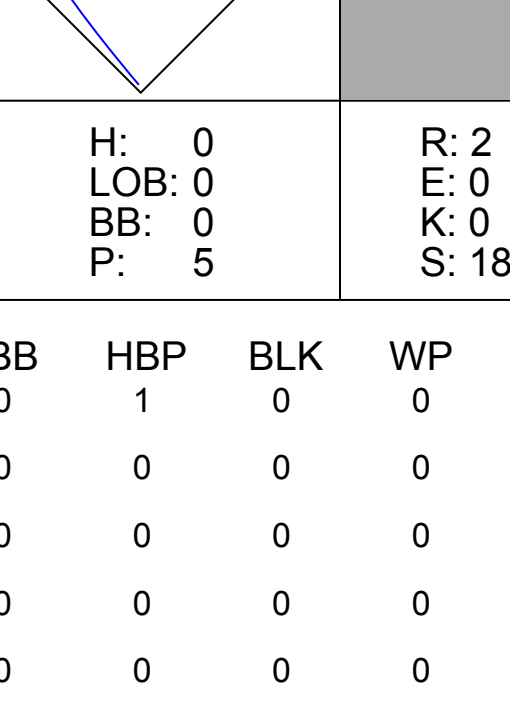
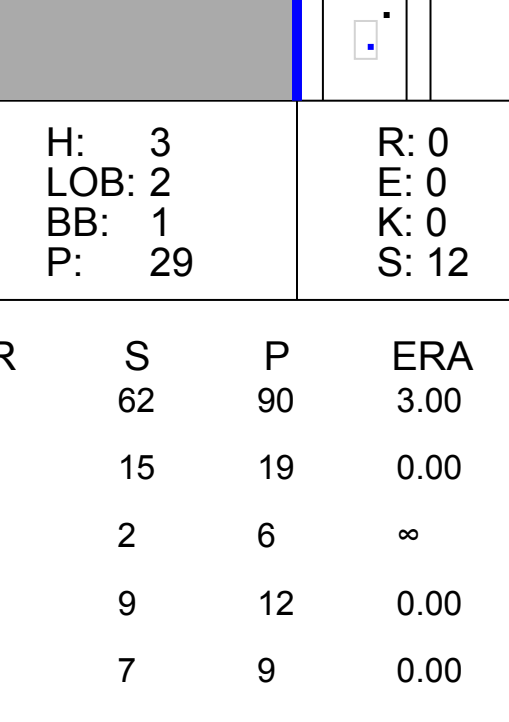
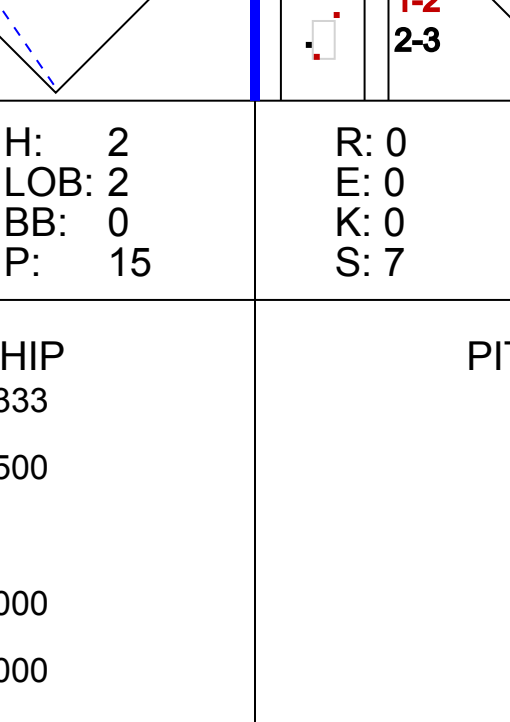
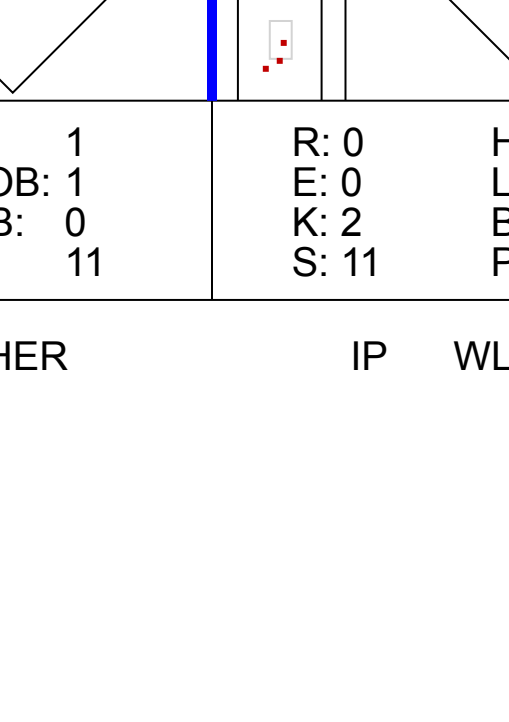
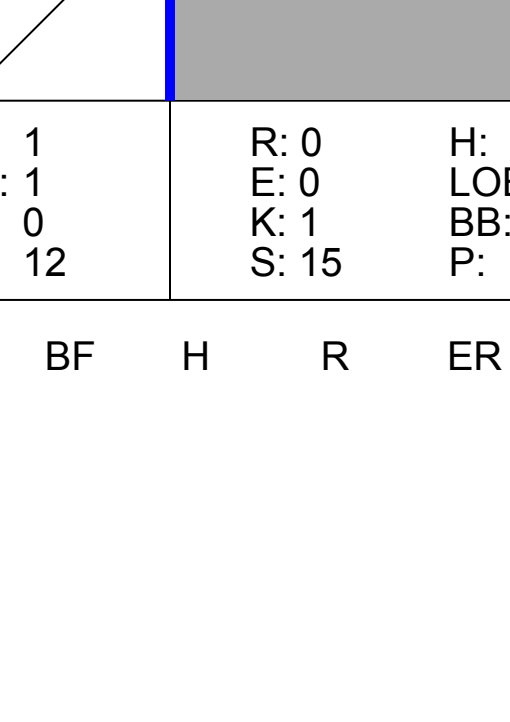
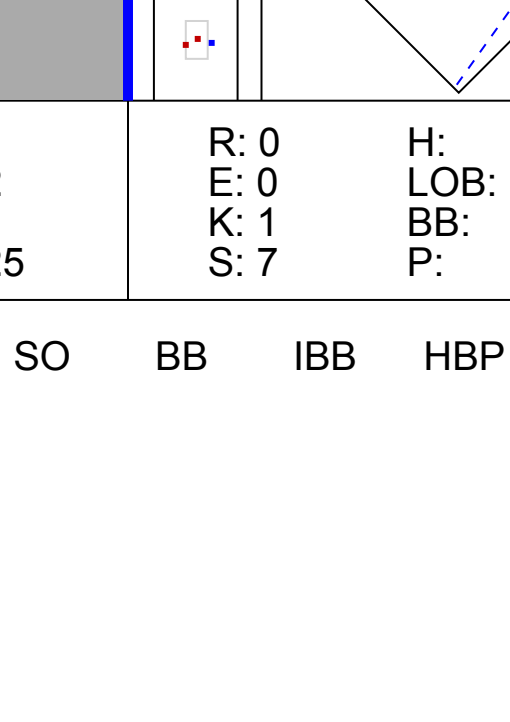
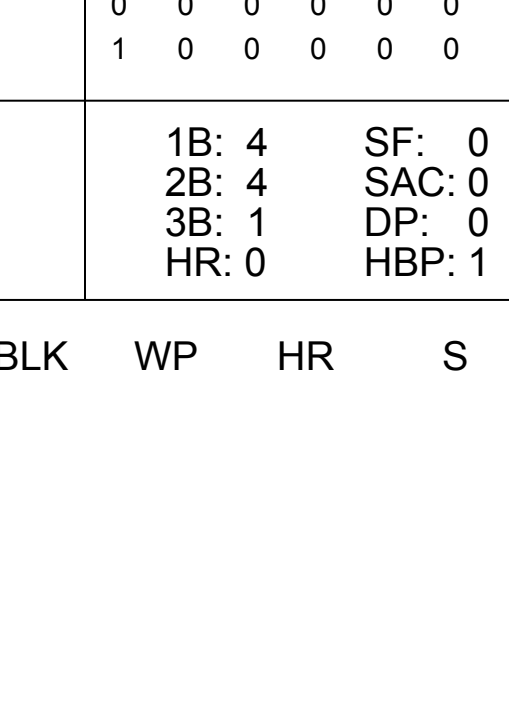









WP: 1	PA: 37
PB: 0	
SB: 0	
CS: 0	

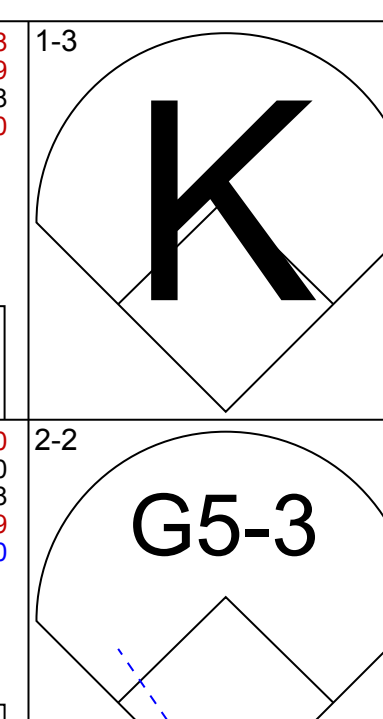
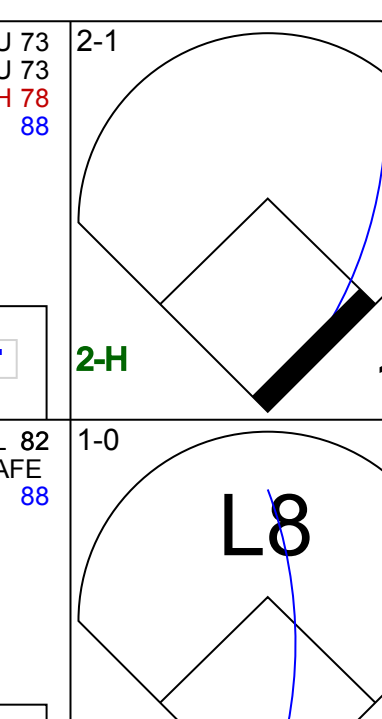
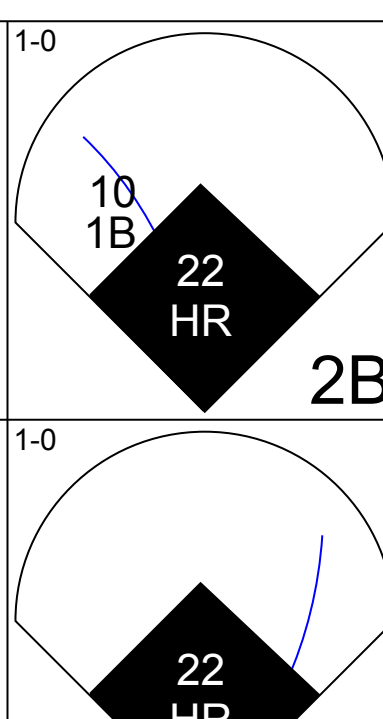
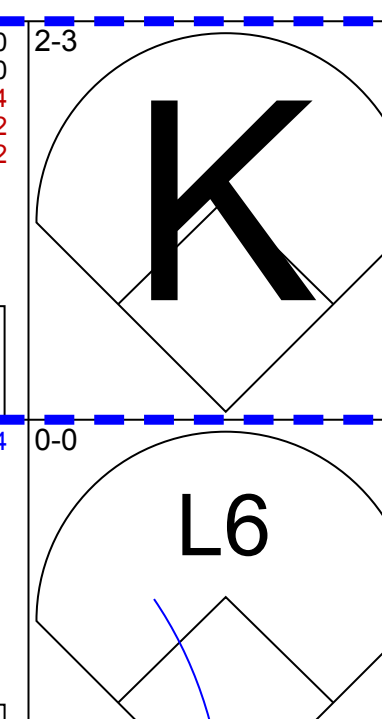
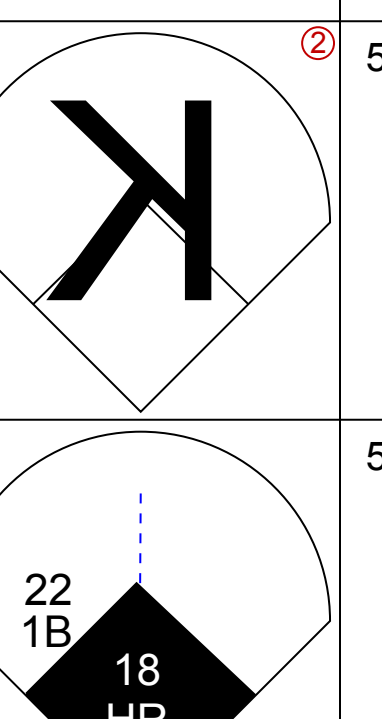
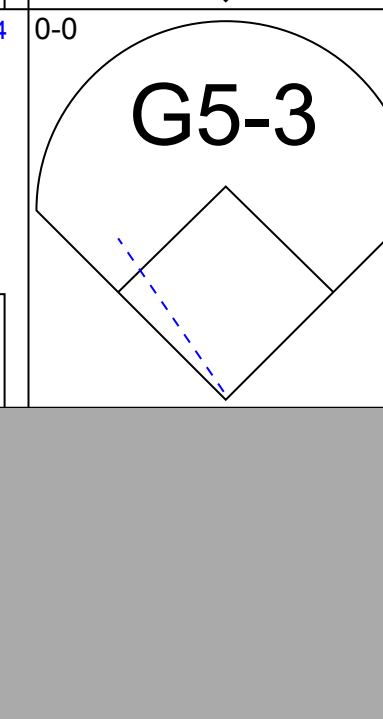

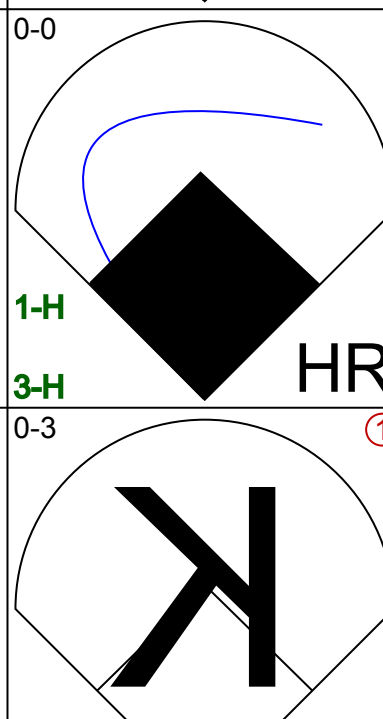

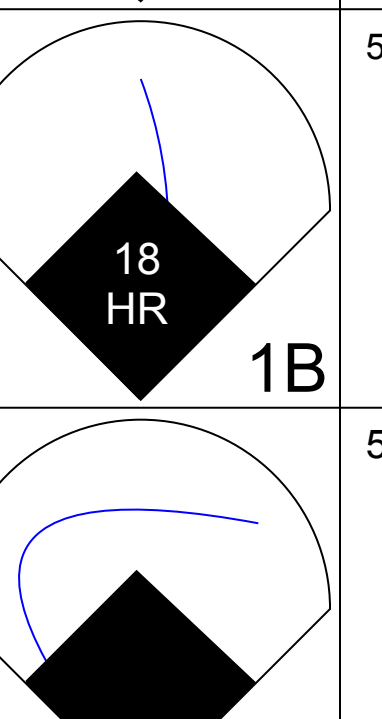

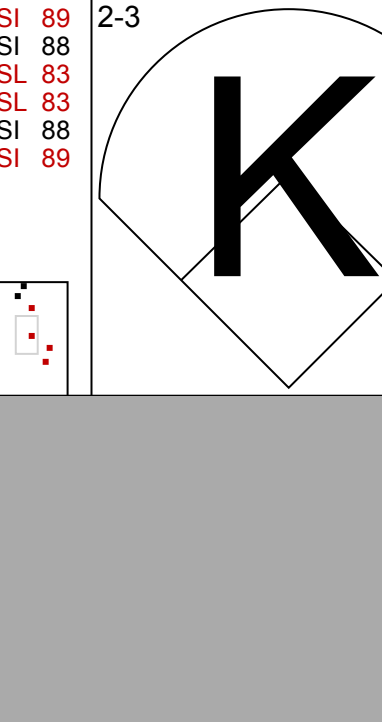
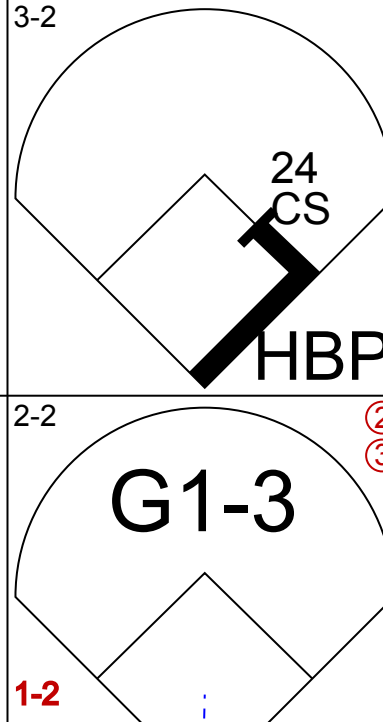

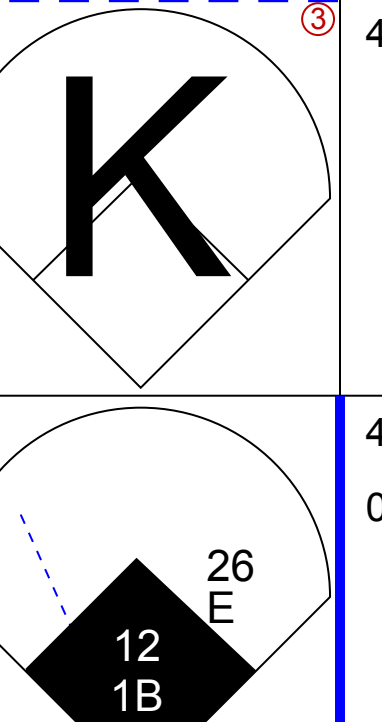
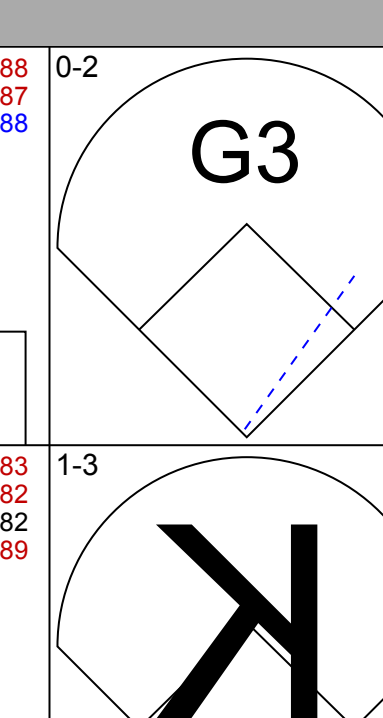
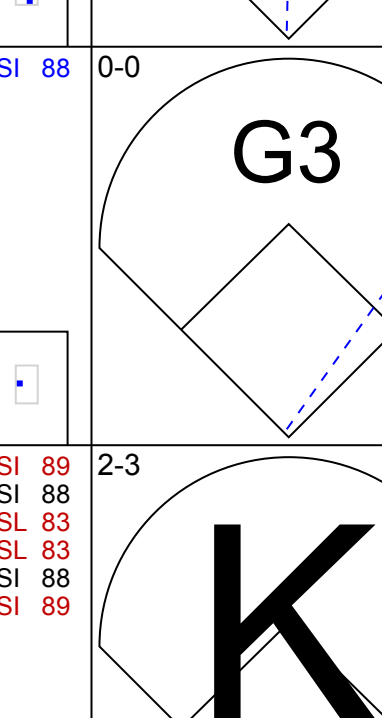
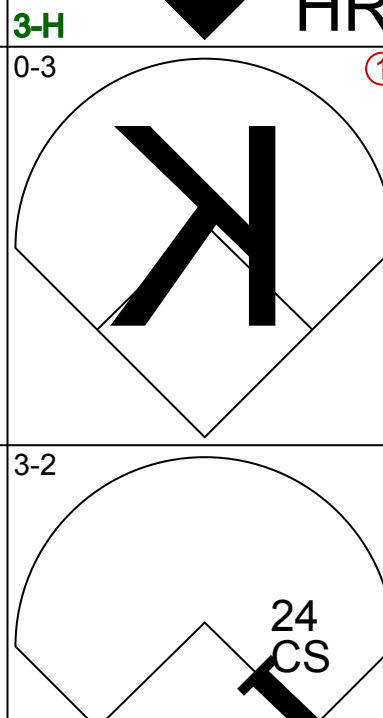
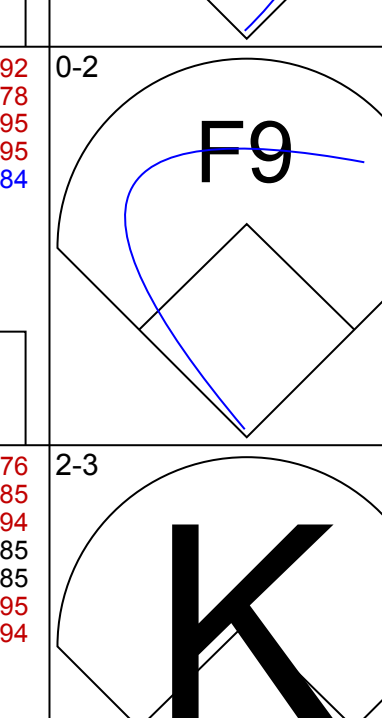
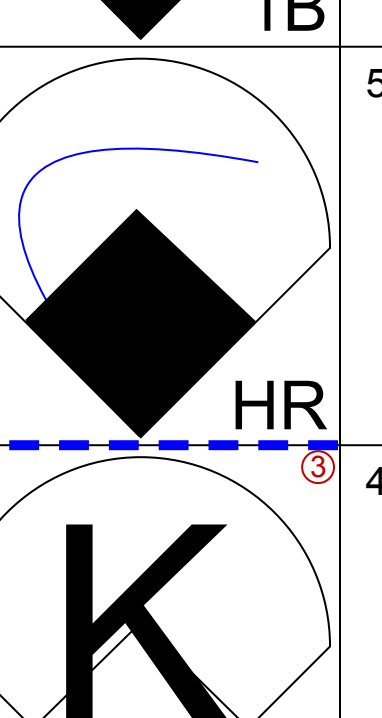
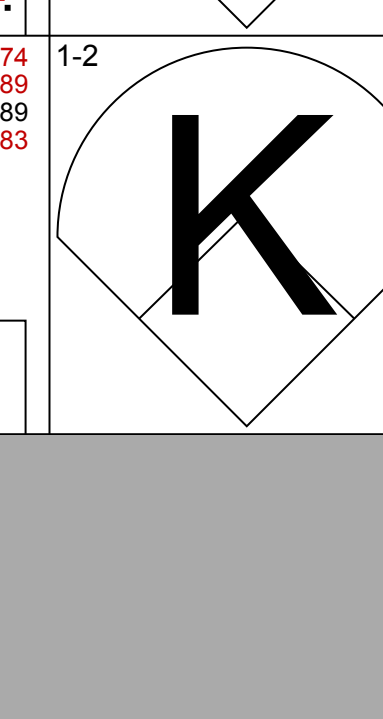

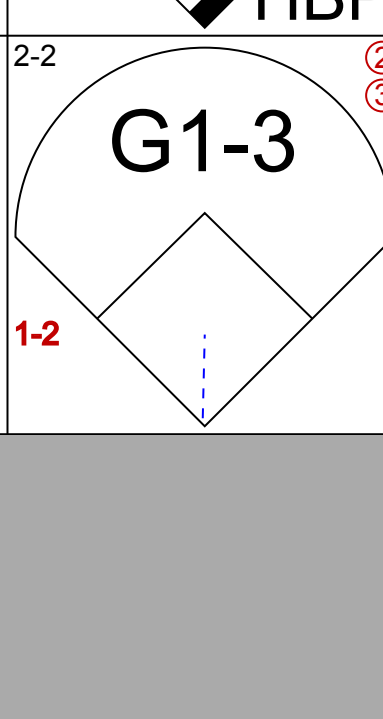

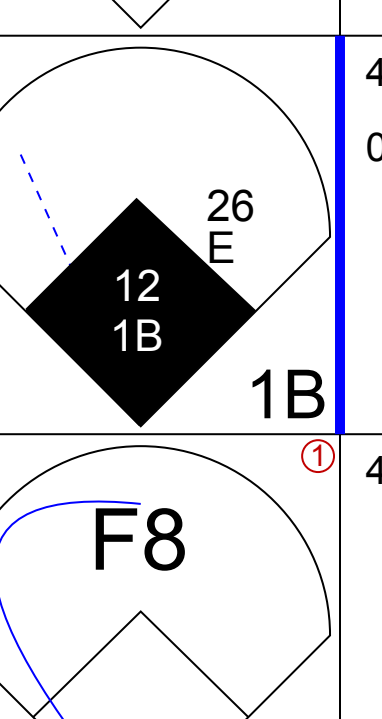

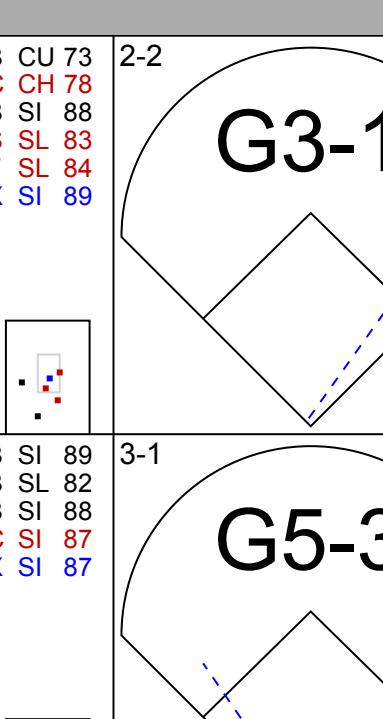
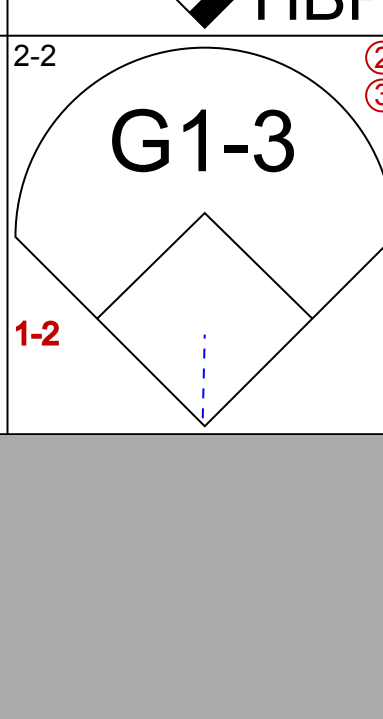
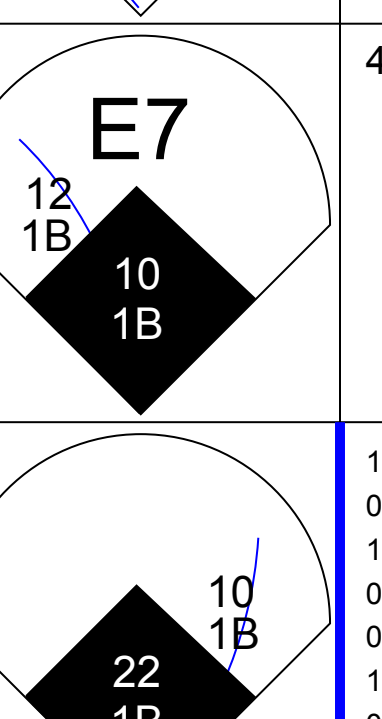
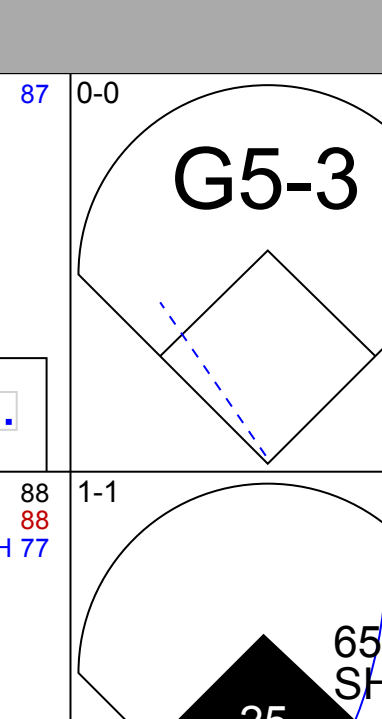
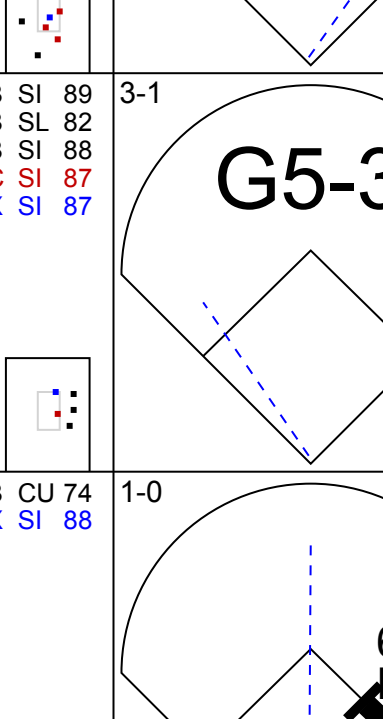
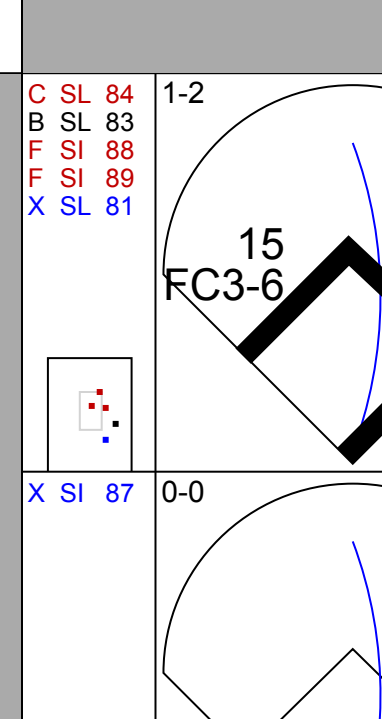
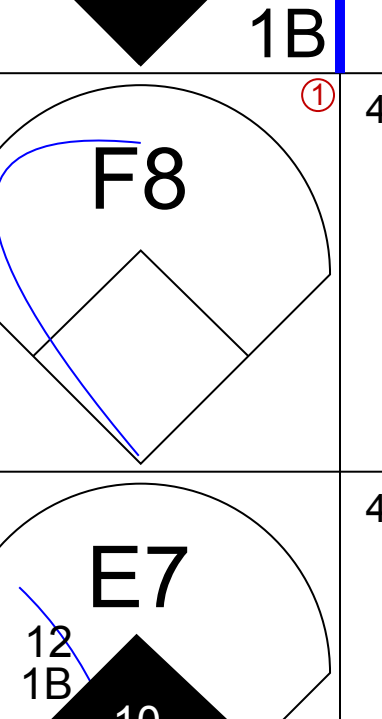
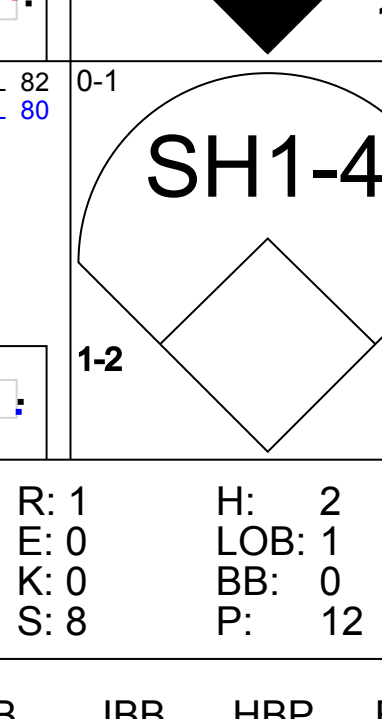
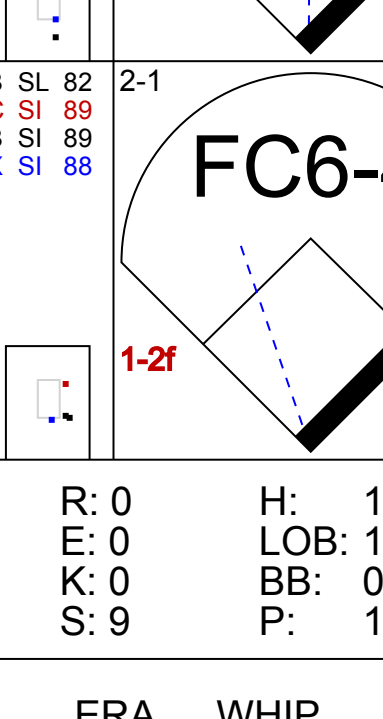
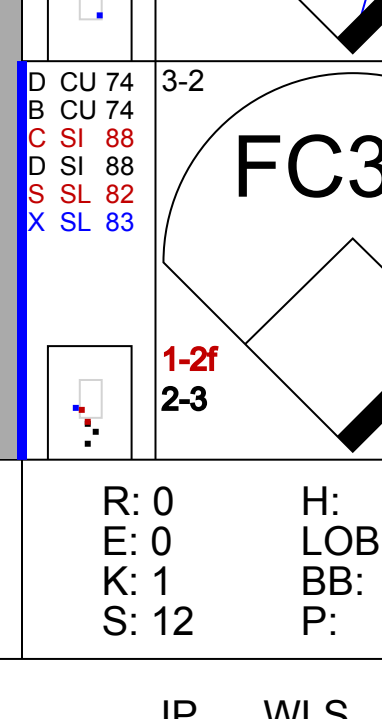
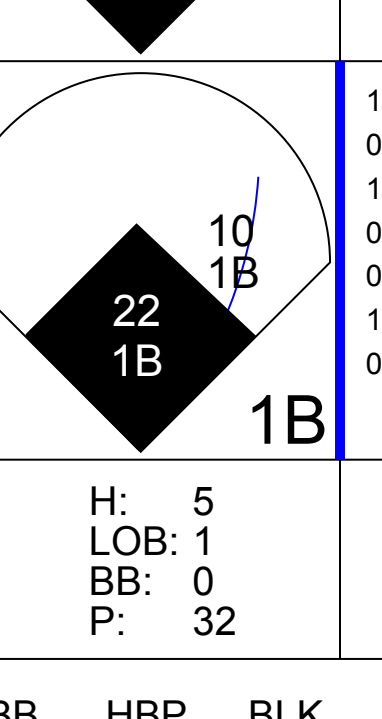
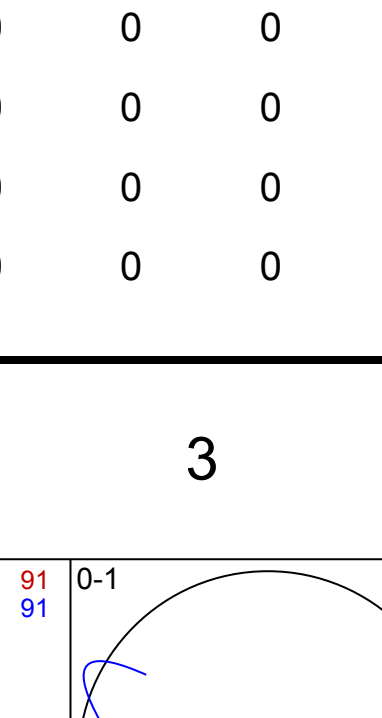

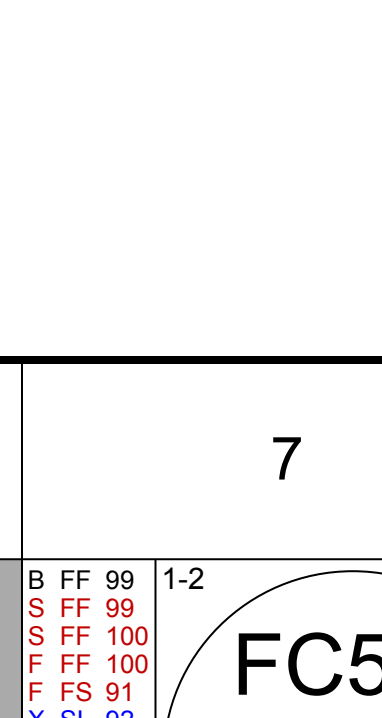
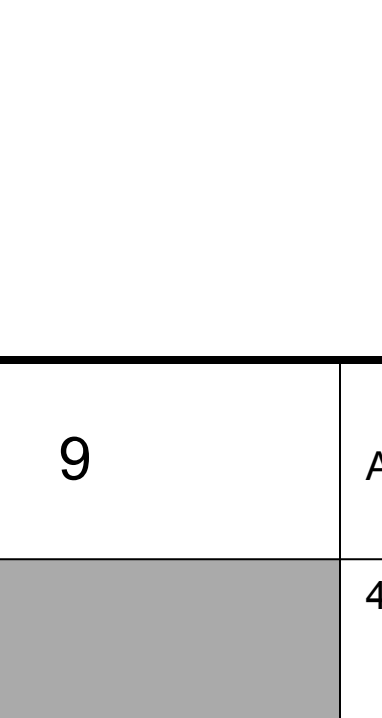
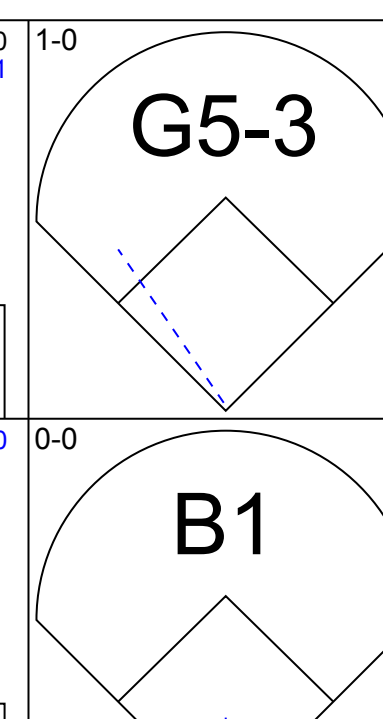
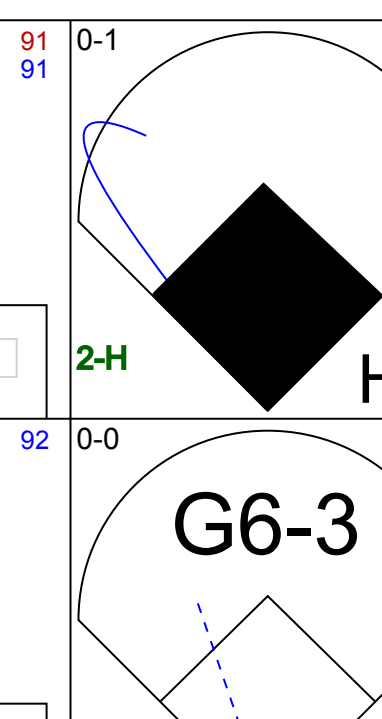
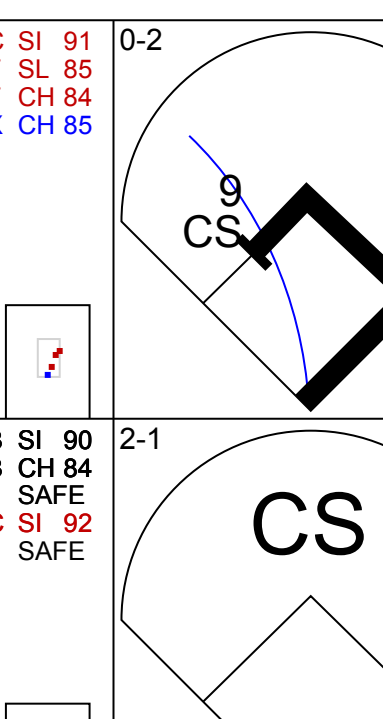
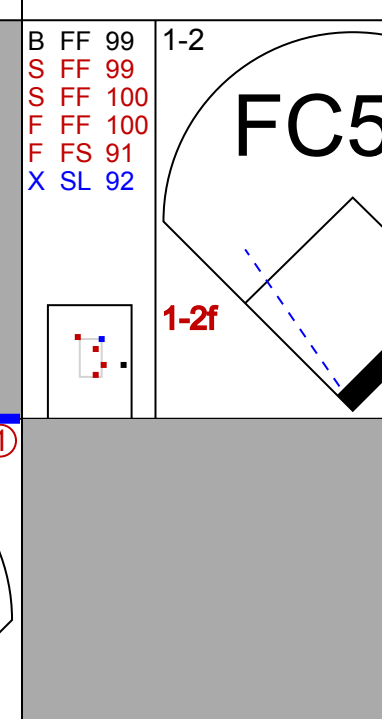

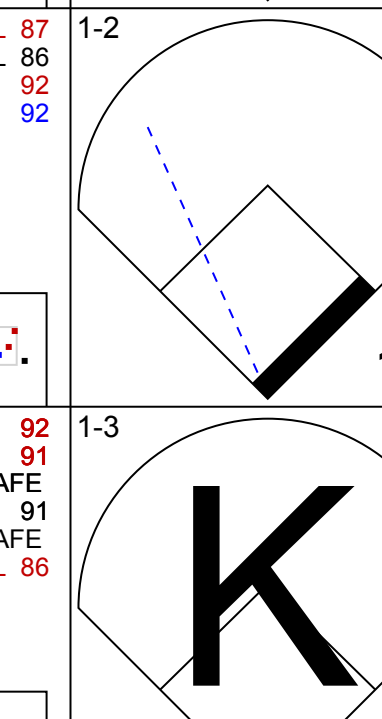

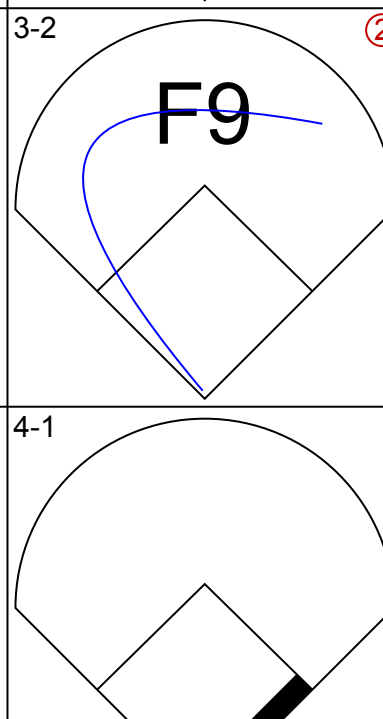
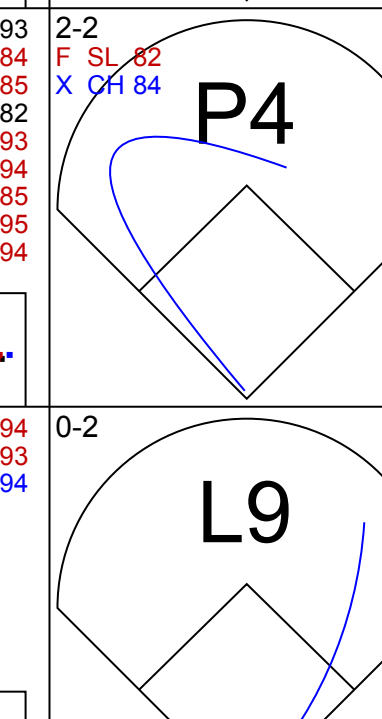



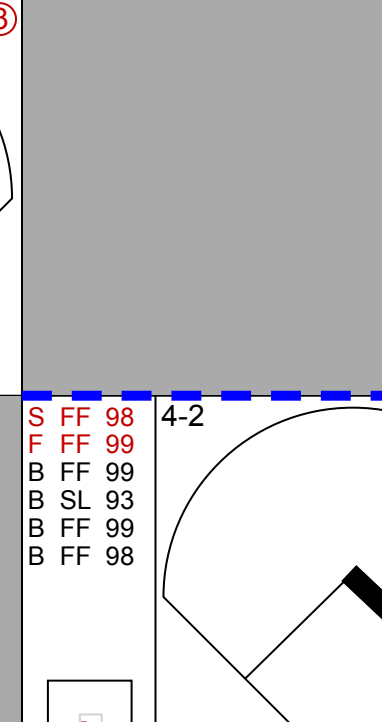

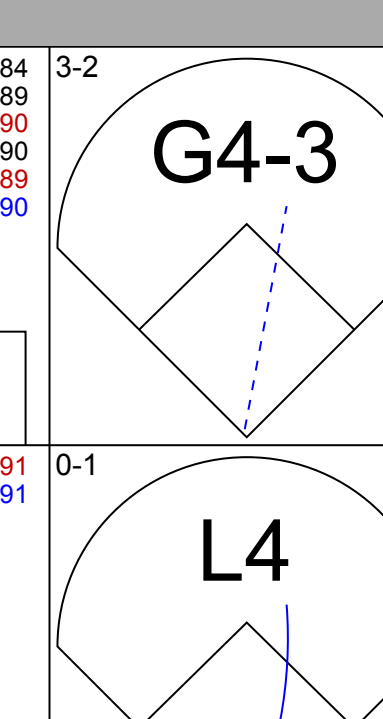
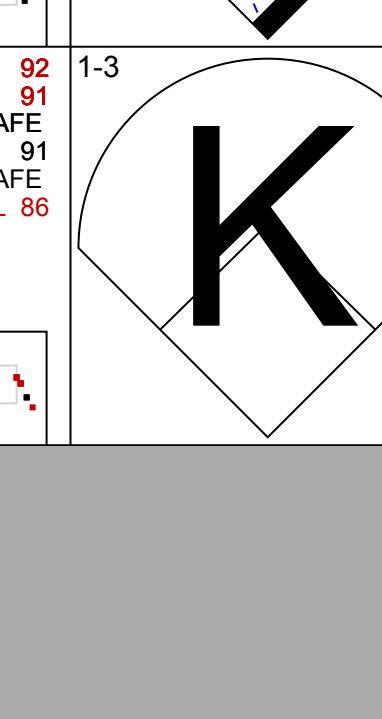


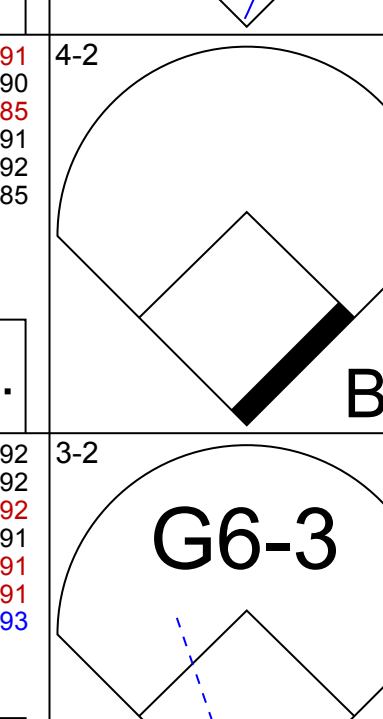
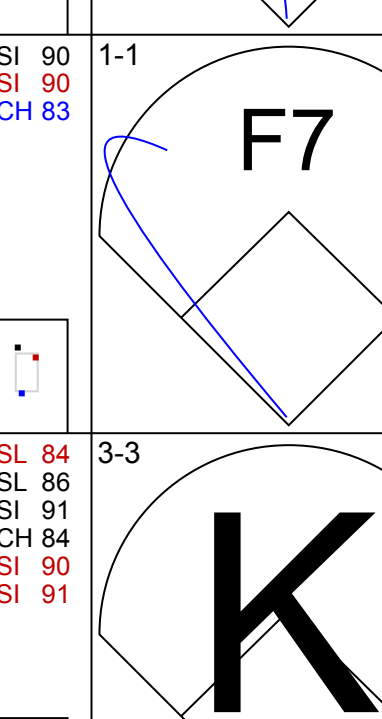

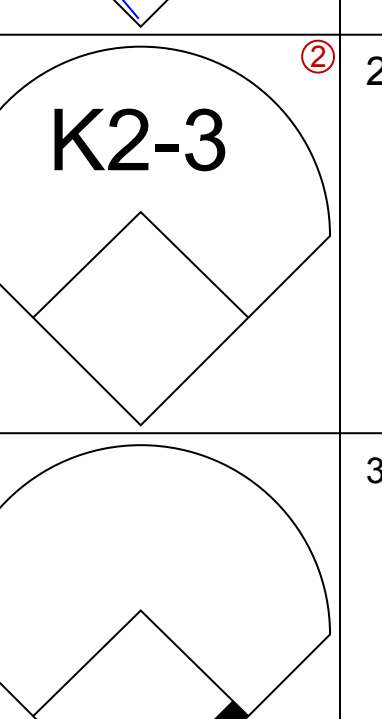

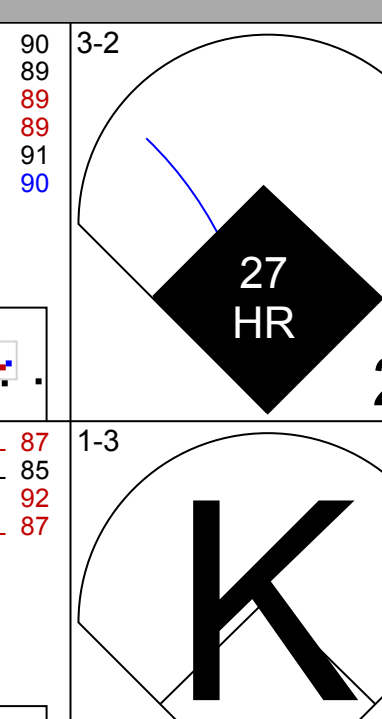

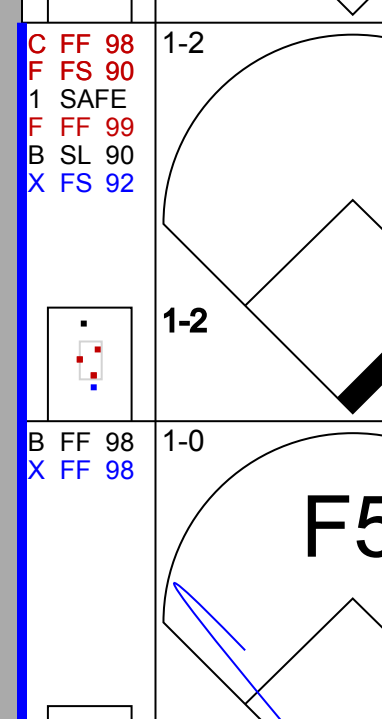
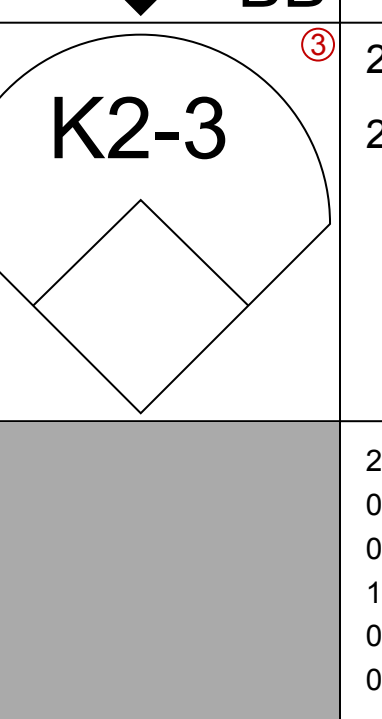
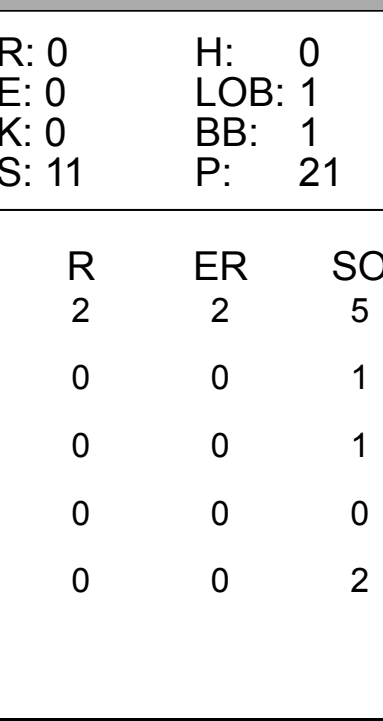
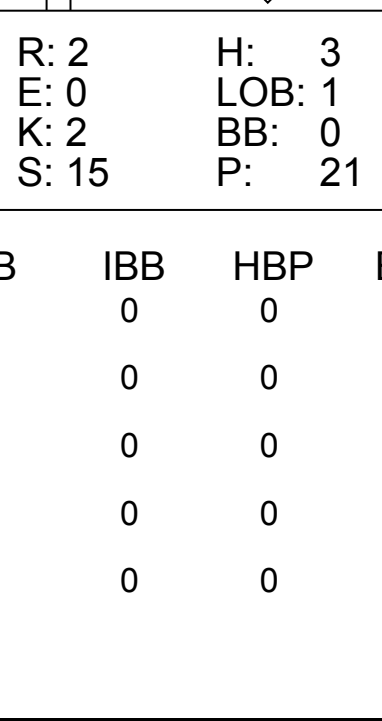
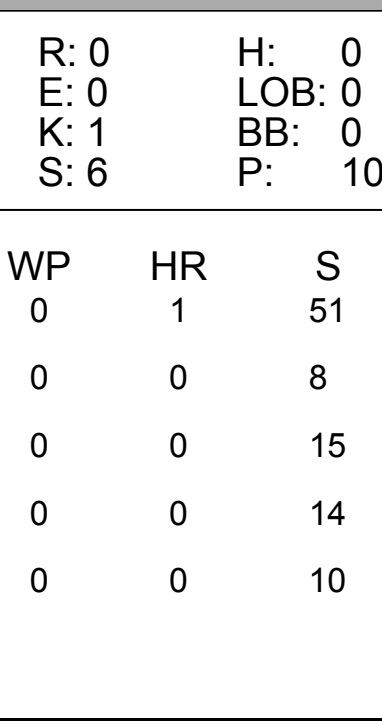
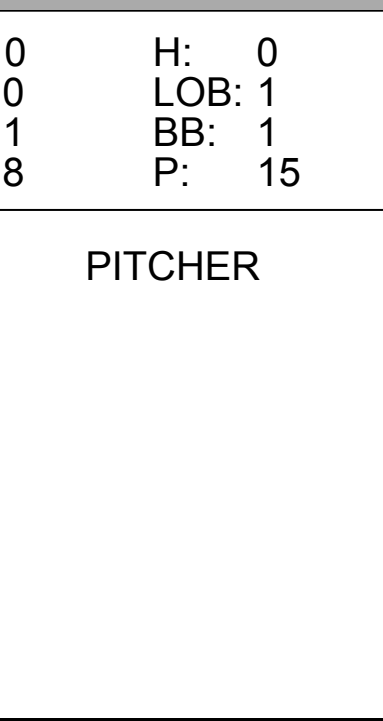
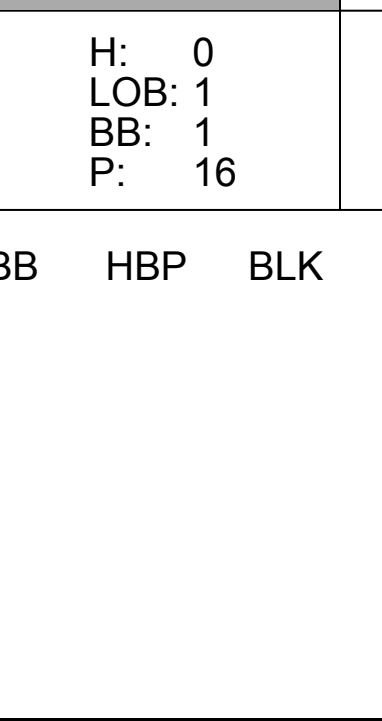
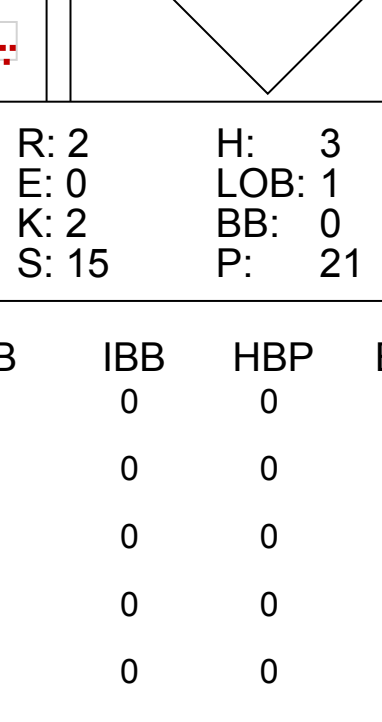
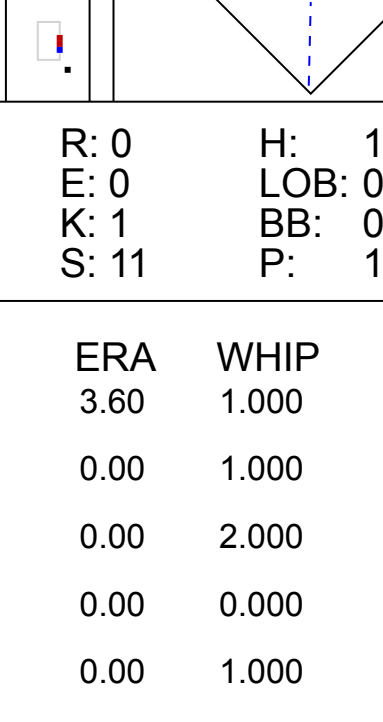
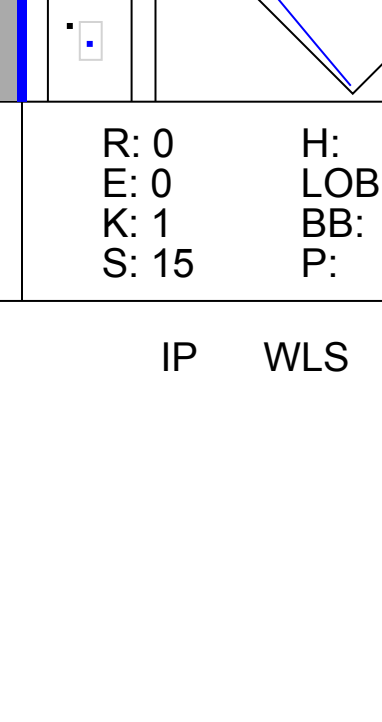
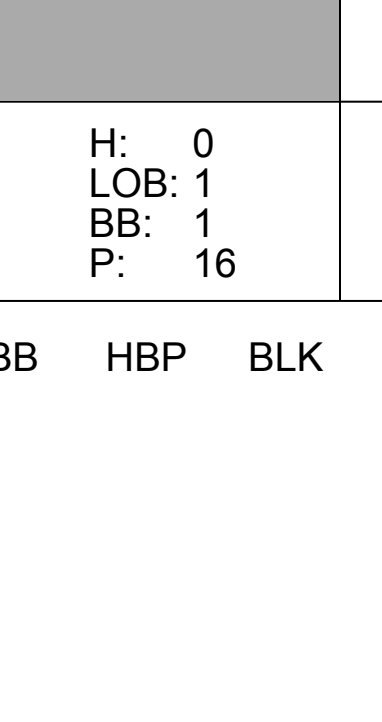
Batter	1	2	3	4	5	6	7	8	9	AB	R	H	RBI	BB	SO	LOB	TOP					
19 Charlie Blackmon, L (1,8) OBP: 0.200, SLG: 0.111			G4-1	FC6-4				K		4	0	0	0	1	2	2	Colorado Rockies @ Milwaukee Brewers Miller Park, Milwaukee, WI Tue Apr 07 2015, 7:11 PM - 9:58 PM CDT Att: 30,222 - Roof Closed - 64 F					
5 Carlos González, L (1,9) OBP: 0.333, SLG: 0.625	L6		G6-3				SF7	G4-3		4	1	1	1	0	0	0						
2 Troy Tulowitzki, R (1,6) OBP: 0.500, SLG: 0.800	F9						G6-3			5	1	2	1	0	0	2						
33 Justin Morneau, L (1,3) OBP: 0.111, SLG: 0.222 3 Daniel Descalso, L (8,3)	L7		F7	L9				K		4	0	1	0	0	0	2						
28 Nolan Arenado, R (1,5) OBP: 0.600, SLG: 1.111	F8		G1-3				E6	G5-3		5	1	2	1	0	0	1						
6 Cory Dickerson, L (1,7) OBP: 0.444, SLG: 1.000	BB		P5				L3			3	1	1	1	1	0	3						
4 Nick Hundley, R (1,2) OBP: 0.444, SLG: 0.556	1B						K			4	1	3	1	0	1	2						
9 DJ LeMahieu, R (1,4) OBP: 0.444, SLG: 0.444	L9						G6-3			4	0	2	0	0	0	4						
24 Jordan Lyles, R (1,1)			G6-3					G5-3		3	0	0	0	0	2	4						
48 Boone Logan, R (7,1)			K							0	0	0	0	0	0	0						
43 Rafael Ynoa, S (8,PH)										1	0	0	0	0	0	0						
0 Adam Ottavino, S (8,1)										0	0	0	0	0	0	0						
32 LaTroy Hawkins, R (9,1)										0	0	0	0	0	0	0						
Inning Stats	R: 0 E: 0 K: 1 S: 7	H: 0 LOB: 0 BB: 0 P: 9	R: 0 E: 0 K: 0 S: 13	H: 1 LOB: 2 BB: 1 P: 18	R: 0 E: 0 K: 0 S: 7	H: 0 LOB: 0 BB: 0 P: 8	R: 3 E: 0 K: 1 S: 20	H: 5 LOB: 2 BB: 0 P: 29	R: 1 E: 0 K: 0 S: 12	H: 2 LOB: 1 BB: 1 P: 17	R: 1 E: 0 K: 1 S: 18	H: 2 LOB: 2 BB: 1 P: 27	R: 0 E: 1 K: 1 S: 13	H: 2 LOB: 2 BB: 0 P: 16	R: 0 E: 0 K: 1 S: 9	H: 0 LOB: 0 BB: 0 P: 14	R: 0 E: 0 K: 1 S: 7	H: 0 LOB: 0 BB: 0 P: 10	1B: 6 2B: 6 3B: 0 HR: 0	SF: 1 SAC: 0 DP: 0 HBP: 0	WP: 0 PB: 0 SB: 1 CS: 0	PA: 41
PITCHER	IP WLS BF H R ER SO BB IBB HBP BLK WP HR S P ERA WHIP																					
22 Matt Garza, R (1,1) ERA: 7.2	5.0 L 24 8 4 4 2 1 0 0 0 0 0 0 59 81 7.20 1.800																					
30 Tyler Thornburg, R (8,1) ERA: 4.5	2.0 11 4 1 1 2 1 0 0 0 0 0 31 43 4.50 2.500																					
51 Jonathan Broxton, R (8,1) ERA:	1.0 3 0 0 0 1 0 0 0 0 0 0 9 14 0.00 0.000																					
57 Francisco Rodríguez, R (9,1) ERA:	1.0 3 0 0 0 1 0 0 0 0 0 0 7 10 0.00 0.000																					
Batter	1	2	3	4	5	6	7	8	9	AB	R	H	RBI	BB	SO	LOB	BOTTOM					
27 Carlos Gómez, R (1,8) OBP: 0.125, SLG: 0.250	L7		G6-3					K		4	0	1	1	0	1	0	Colorado Rockies @ Milwaukee Brewers Miller Park, Milwaukee, WI Tue Apr 07 2015, 7:11 PM - 9:58 PM CDT Att: 30,222 - Roof Closed - 64 F					
20 Jonathan Lucroy, R (1,2)	P2		G4-3				G3-1	G4-3		4	0	0	0	0	0	1						
24 Adam Lind, L (1,3) OBP: 0.625, SLG: 0.714	BB						F7			3	0	1	0	1	0	0						
16 Aramis Ramirez, R (1,5) OBP: 0.286, SLG: 0.286	P3		G5-3				L7			4	0	0	0	0	1	1						
18 Kris Davis, R (1,7) OBP: 0.250, SLG: 0.250	G1-3		G4-3				G4-3			4	0	1	0	0	0	0						
28 Gerardo Parra, L (1,9) OBP: 0.167, SLG: 0.333	L4									4	1	1	0	0	1	1						
9 Jean Segura, R (1,6) OBP: 0.500, SLG: 0.400	1B						F7			2	1	1	0	0	0	0						
2 Scooter Gennett, L (1,4) OBP: 0.286, SLG: 0.167	K									3	0	1	0	0	2	1						
22 Matt Garza, R (1,1) ERA: 3.0										1	0	0	0	0	1	0						
7 Logan Schafer, L (5,PH)										1	0	0	0	0	0	2						
30 Tyler Thornburg, R (8,1) ERA:										0	0	0	0	0	0	0						
51 Jonathan Broxton, R (8,1) ERA:										0	0	0	0	0	0	0						
14 Luis Jimenez, R (8,PH)										1	0	0	0	0	1	0						
57 Francisco Rodríguez, R (9,1) ERA:										0	0	0	0	0	0	0						
Inning Stats	R: 0 E: 0 K: 0 S: 8	H: 0 LOB: 1 BB: 1 P: 15	R: 0 E: 0 K: 1 S: 13	H: 1 LOB: 0 BB: 0 P: 19	R: 0 E: 0 K: 1 S: 6	H: 0 LOB: 0 BB: 0 P: 10	R: 0 E: 0 K: 0 S: 9	H: 1 LOB: 0 BB: 0 P: 11	R: 2 E: 0 K: 0 S: 8	H: 3 LOB: 1 BB: 0 P: 13	R: 0 E: 0 K: 2 S: 7	H: 0 LOB: 0 BB: 0 P: 11	R: 0 E: 0 K: 2 S: 8	H: 0 LOB: 0 BB: 0 P: 11	R: 0 E: 0 K: 2 S: 9	H: 0 LOB: 0 BB: 0 P: 12	R: 0 E: 0 K: 1 S: 9	H: 1 LOB: 1 BB: 0 P: 12	1B: 3 2B: 3 3B: 0 HR: 0	SF: 0 SAC: 0 DP: 1 HBP: 1	WP: 0 PB: 0 SB: 0 CS: 0	PA: 33
PITCHER	IP WLS BF H R ER SO BB IBB HBP BLK WP HR S P ERA WHIP																					
24 Jordan Lyles, R (7,1)	6.0 W 23 5 2 2 2 1 0 0 0 0 0 51 79 3.00 1.000																					
48 Boone Logan, L (7,1)	1.0 H 3 0 0 0 2 0 0 0 0 0 0 8 11 0.00 0.000																					
0 Adam Ottavino, R (8,1) ERA:	1.0 H 3 0 0 0 2 0 0 0 0 0 0 9 12 0.00 0.000																					
32 LaTroy Hawkins, R (9,1) ERA:	1.0 S 4 1 0 0 1 0 0 0 0 0 0 9 12 0.00 1.000																					

Batter	1	2	3	4	5	6	7	8	9	AB	R	H	RBI	BB	SO	LOB	TOP																					
5 Josh Harrison, R OBP: 0.368, SLG: 0.267										3	0	0	0	1	3	2	Pittsburgh Pirates @ Milwaukee Brewers Miller Park, Milwaukee, WI Fri Apr 10, 2015, 7:11 PM - 10:24 PM CDT Att: 27,373 - Roof Closed - 66 F																					
25 Gregory Polanco, L OBP: 0.263, SLG: 0.222										5	0	0	0	0	4	4																						
22 Andrew McCutchen, R 15 Andrew Lamb, L										4	1	0	0	1	1	1																						
18 Neil Walker, S OBP: 0.333, SLG: 0.500										5	1	3	0	0	1	1																						
6 Starling Marte, R OBP: 0.118, SLG: 0.375										3	1	1	2	0	0	1																						
24 Pedro Alvarez, L OBP: 0.357, SLG: 0.857										4	2	2	2	0	2	1																						
3 Sean Rodriguez, R OBP: 0.500, SLG: 0.500										0	0	0	0	0	0	0																						
29 Francisco Cervelli, R OBP: 0.417, SLG: 0.545										4	1	2	0	0	1	0																						
10 Jordy Mercer, R OBP: 0.353, SLG: 0.231										2	0	1	1	0	0	0																						
49 Jeff Locke, L OBP: 0.333, SLG: 0.667										3	0	1	1	0	0	1																						
48 Jared Hughes, R										0	0	0	0	0	0	0																						
59 Antonio Bastardo, R										0	0	0	0	0	0	0																						
37 Arquimedes Caminero, R										0	0	0	0	0	0	0																						
35 Mark Melancon, R										0	0	0	0	0	0	0																						
Inning Stats	R: 0 E: 0 K: 3 S: 10	H: 0 LOB: 0 BB: 0 P: 12	R: 3 E: 0 K: 1 S: 13	H: 4 LOB: 1 BB: 0 P: 18	R: 0 E: 0 K: 1 S: 12	H: 1 LOB: 1 BB: 0 P: 19	R: 1 E: 0 K: 2 S: 11	H: 1 LOB: 1 BB: 0 P: 19	R: 1 E: 0 K: 1 S: 13	H: 1 LOB: 1 BB: 1 P: 21	R: 0 E: 0 K: 0 S: 7	H: 0 LOB: 0 BB: 0 P: 11	R: 0 E: 0 K: 1 S: 8	H: 0 LOB: 0 BB: 0 P: 14	R: 1 E: 0 K: 2 S: 15	H: 3 LOB: 3 BB: 1 P: 24	R: 0 E: 0 K: 1 S: 9	H: 0 LOB: 0 BB: 0 P: 16	1B: 4 2B: 4 3B: 0 HR: 2	SF: 2 SAC: 2 DP: 0 HBP: 2	WP: 0 PB: 0 SB: 1 CS: 0	PA: 41																
PITCHER	IP	WLS	BF	H	R	ER	SO	BB	IBB	HBP	BLK	WP	HR	S	P	ERA	WHIP	PITCHER				IP	WLS	BF	H	R	ER	SO	BB	IBB	HBP	BLK	WP	HR	S	P	ERA	WHIP
50 Mike Fiers, R ERA: 9.0	5.0	L	24	7	5	5	8	1	0	1	0	0	0	7	11	9.00	1.600					5.0	L	24	7	5	5	8	1	0	1	0	0	0	7	11	9.00	1.600
30 Tyler Thornburg, R ERA: 3.0	1.0		3	0	0	0	0	0	0	0	0	0	0	8	14	0.00	0.000					1.0		3	0	0	0	0	0	0	0	0	8	14	0.00	0.000		
21 Jeremy Jeffress, R ERA:	1.0		4	0	0	0	1	0	0	1	0	0	0	9	16	0.00	0.000					1.0		4	0	0	0	1	0	0	0	0	9	16	0.00	0.000		
48 Neal Cotts, L ERA: 3.0	1.0		7	3	1	1	2	0	1	0	0	0	1	15	24	9.00	3.000					1.0		7	3	1	1	2	0	1	0	0	1	15	24	9.00	3.000	
54 Michael Blazek, R ERA: 3.38	1.0		3	0	0	0	1	0	0	0	0	0	0	9	16	0.00	0.000					1.0		3	0	0	0	1	0	0	0	0	9	16	0.00	0.000		

AB	33
R	6
H	10
RBI	6
BB	2
SO	12
LOB	11



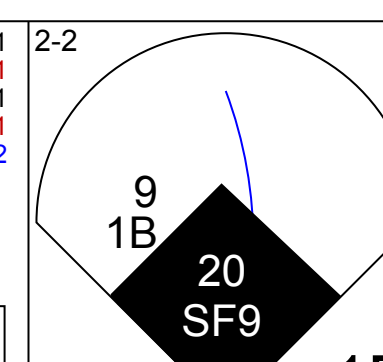
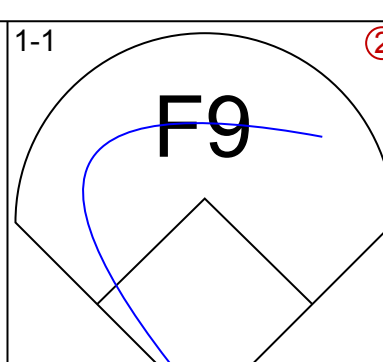
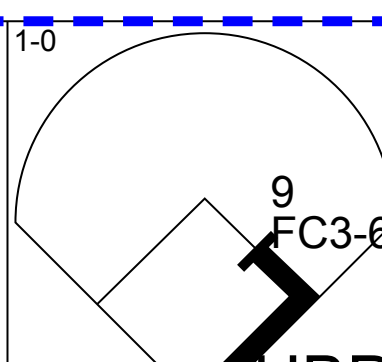
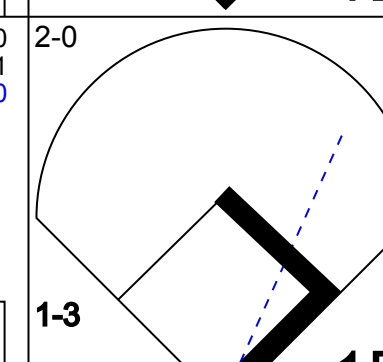
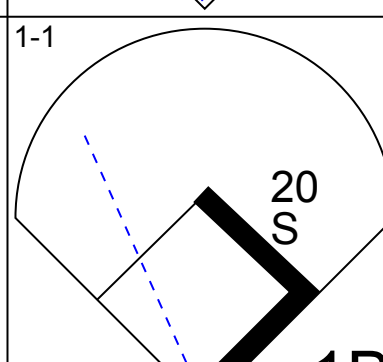
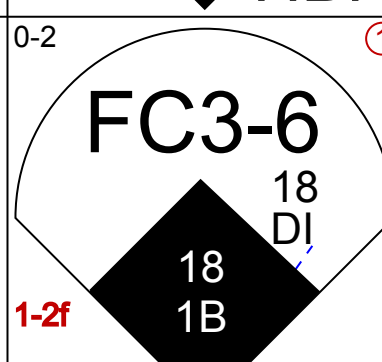
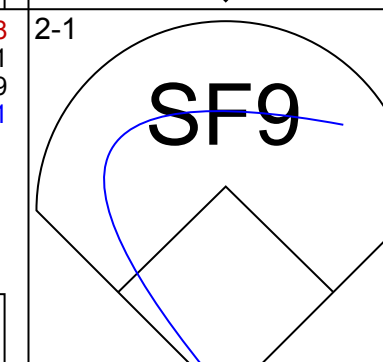
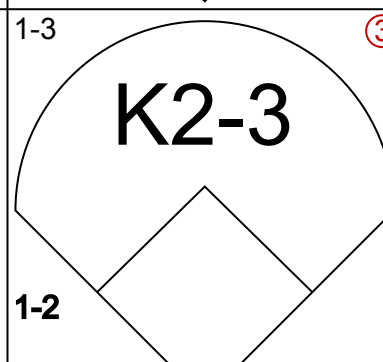
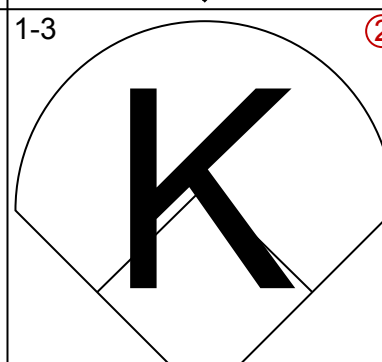
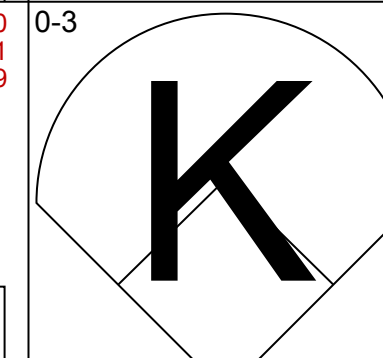
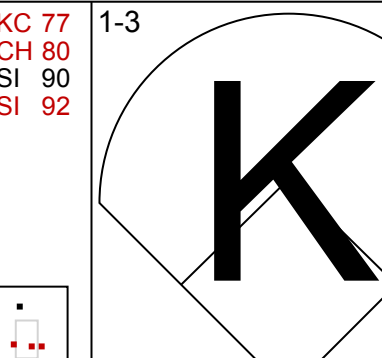
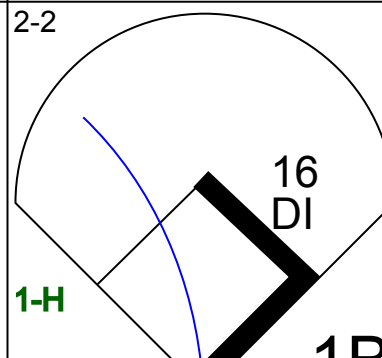
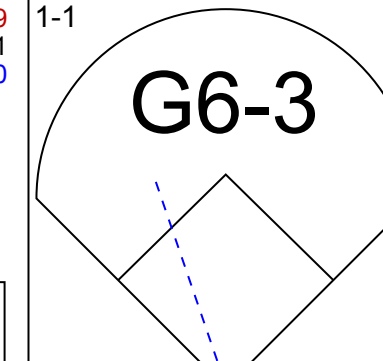
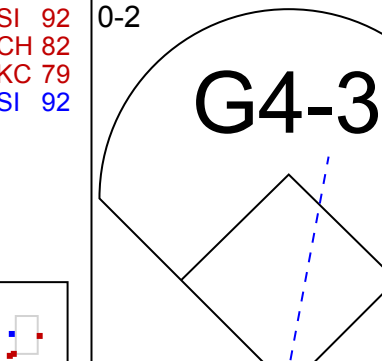
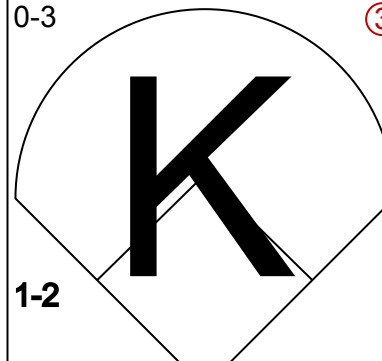
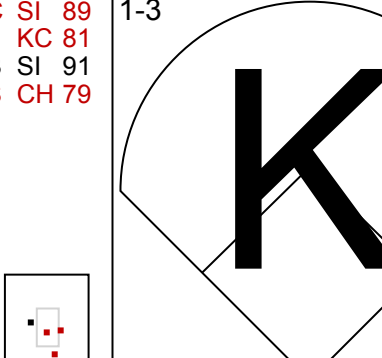
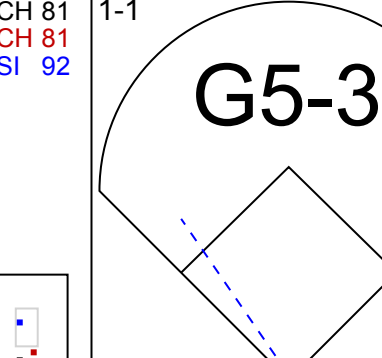
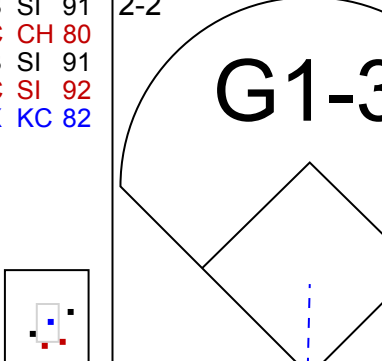



Batter	1	2	3	4	5	6	7	8	9	AB	R	H	RBI	BB	SO	LOB	BOTTOM
27 Carlos Gómez, R OBP: 0.222, SLG: 0.235										5	0	1	0	0	1	0	Pittsburgh Pirates @ Milwaukee Brewers Miller Park, Milwaukee, WI Fri Apr 10, 2015, 7:11 PM - 10:24 PM CDT Att: 27,373 - Roof Closed - 66 F
20 Jonathan Lucroy, R OBP: 0.197, SLG: 0.185										4	1	1	0	1	1	1	
8 Ryan Braun, R OBP: 0.286, SLG: 0.286										4	0	1	0	0	2	2	
16 Aramis Ramirez, R OBP: 0.188, SLG: 0.188										4	0	0	0	0	0	3	
18 Khris Davis, R OBP: 0.353, SLG: 0.438										4	1	2	0	0	0	0	
24 Adam Lind, L OBP: 0.706, SLG: 1.077										3	0	2	2	1	0	0	
9 Jean Segura, R OBP: 0.429, SLG: 0.462										4	0	2	0	0	0	3	
2 Scooter Gennett, L OBP: 0.200, SLG: 0.077										3	0	0	0	0	1	4	
54 Michael Blazek, R										0	0	0	0	0	0	0	
50 Mike Fiers, R										1	0	0	0	0	0	0	
14 Luis Jimenez, R										0	0	0	0	0	0	0	
30 Tyler Thornburg, R										0	0	0	0	0	0	0	
5 Héctor Gómez, R																	

Batter	1	2	3	4	5	6	7	8	9	AB	R	H	RBI	BB	SO	LOB	TOP										
25 Gregory Polanco, L (1,9) OBP: 0.292, SLG: 0.304										5	1	2	1	0	3	4	Pittsburgh Pirates @ Milwaukee Brewers Miller Park, Milwaukee, WI Sun Apr 12 2015, 1:11 PM - 4:12 PM CDT Att: 39,017 - Roof Closed - 70 F										
10 Jordy Mercer, R (1,6) OBP: 0.394, SLG: 0.278										5	2	2	1	0	0	3											
22 Andrew McCutchen, R (1,8) OBP: 0.299, SLG: 0.476										5	2	2	4	0	0	0											
18 Neil Walker, S (1,4) OBP: 0.269, SLG: 0.500										5	1	1	3	0	1	0											
6 Starling Marte, R (1,7) OBP: 0.200, SLG: 0.318										4	0	0	0	0	4	1											
24 Pedro Alvarez, L (1,3) OBP: 0.333, SLG: 0.650										4	0	1	0	0	0	1											
3 Sean Rodriguez, R (9,PR) OBP: 0.333, SLG: 0.333										0	1	0	0	0	0	0											
27 Jung Ho Kang, R (1,5) OBP: 0.125, SLG: 0.125										4	0	1	0	0	0	1											
26 Tony Sanchez, R (1,2) OBP: 0.444, SLG: 0.375										4	2	3	0	0	0	1											
65 Casey Sadler, R (1,1) ERA: 11.17										1	0	0	0	0	0	0		1									
48 Jared Hughes, R (6,1) ERA: 2.25										0	0	0	0	0	0	0	2										
15 Andrew Lambro, L (7,PH) ERA: 2.25										0	0	0	0	0	0	0	0										
37 Arquimedes Caminero, R (7,1) ERA: 6.75										0	0	0	0	0	0	0	0										
44 Tony Watson, L (8,1) ERA: 6.75										0	0	0	0	0	0	0	0										
12 Corey Hart, R (9,PH) ERA: 5.4										0	1	1	1	0	0	0	0										
58 Radhames Liz, R (9,1) ERA: 5.4										0	0	0	0	0	0	0	0										
Inning Stats	R: 0 E: 0 K: 1 S: 7	H: 0 LOB: 0 BB: 0 P: 10	R: 0 E: 0 K: 2 S: 9	H: 0 LOB: 0 BB: 0 P: 11	R: 1 E: 0 K: 0 S: 8	H: 2 LOB: 1 BB: 0 P: 12	R: 0 E: 0 K: 1 S: 6	H: 0 LOB: 0 BB: 0 P: 9	R: 0 E: 0 K: 0 S: 9	H: 1 LOB: 1 BB: 0 P: 17	R: 3 E: 0 K: 1 S: 13	H: 3 LOB: 2 BB: 0 P: 20	R: 0 E: 0 K: 1 S: 12	H: 2 LOB: 0 BB: 0 P: 18	R: 0 E: 0 K: 1 S: 11	H: 0 LOB: 0 BB: 0 P: 13	R: 6 E: 1 K: 2 S: 23	H: 5 LOB: 1 BB: 0 P: 32	1B: 10 2B: 1 3B: 0 HR: 2	SF: 0 DP: 0 HBP: 1	WP: 0 PA: 41 PB: 0 SB: 0 CS: 1						
PITCHER	IP	WLS	BF	H	R	ER	SO	BB	IBB	HBP	BLK	WP	HR	S	P	ERA	WHIP										
26 Kyle Lohse, R (1,1) ERA: 11.17	6.1	L	27	8	4	4	5	0	0	1	0	0	1	60	91	5.68	1.263										
13 Will Smith, L (7,1) ERA: 0.00	0.1		1	0	0	0	1	0	0	0	0	0	0	3	5	0.00	0.000										
21 Jeremy Jeffress, R (7,1) ERA: 0.00	0.1		1	0	0	0	0	0	0	0	0	0	0	1	1	0.00	0.000										
30 Tyler Thornburg, R (8,1) ERA: 1.93	1.2		11	5	6	0	2	0	0	0	0	0	1	31	42	0.00	3.000										
48 Neal Cotts, L (9,1) ERA: 2.7	0.1		1	0	0	0	1	0	0	0	0	0	0	3	3	0.00	0.000										
Batter	1	2	3	4	5	6	7	8	9	AB	R	H	RBI	BB	SO	LOB	BOTTOM										
27 Carlos Gómez, R (1,8) OBP: 0.269, SLG: 0.480										4	1	2	2	0	0	2	Pittsburgh Pirates @ Milwaukee Brewers Miller Park, Milwaukee, WI Sun Apr 12 2015, 1:11 PM - 4:12 PM CDT Att: 39,017 - Roof Closed - 70 F										
9 Jean Segura, R (1,6) OBP: 0.381, SLG: 0.526										4	0	0	0	0	1	0											
8 Ryan Braun, R (1,9) OBP: 0.267, SLG: 0.214										4	0	1	0	0	1	0											
24 Adam Lind, L (1,3) OBP: 0.560, SLG: 0.750										3	0	0	0	1	1	1											
16 Aramis Ramirez, R (1,5) OBP: 0.174, SLG: 0.217										3	0	0	0	0	0	1											
14 Luis Jimenez, R (9,PH) ERA: 2.25										1	0	0	0	0	0	0											
18 Khris Davis, R (1,7) OBP: 0.360, SLG: 0.409										2	0	0	0	2	1	0											
12 Martin Maldonado, R (1,2) ERA: 2.25										3	0	0	0	1	2	2											
5 Héctor Gómez, R (1,4) OBP: 0.600, SLG: 1.200										2	1	1	0	0	1	0											
2 Scooter Gennett, L (7,PH) OBP: 0.235, SLG: 0.133										2	0	1	0	0	1	1											
26 Kyle Lohse, R (1,1) ERA: 11.17										2	0	0	0	0	1	1											
13 Will Smith, L (7,1) ERA: 0.00										0	0	0	0	0	0	0											
21 Jeremy Jeffress, R (7,1) ERA: 0.00										0	0	0	0	0	0	0											
28 Gerardo Parra, L (7,PH) ERA: 6.75										0	0	0	0	0	0	2											
30 Tyler Thornburg, R (8,1) ERA: 1.93										0	0	0	0	0	0	0											
48 Neal Cotts, L (9,1) ERA: 2.7										0	0	0	0	0	0	0											
Inning Stats	R: 0 E: 0 K: 1 S: 8	H: 0 LOB: 0 BB: 0 P: 10	R: 0 E: 0 K: 0 S: 11	H: 0 LOB: 1 BB: 1 P: 21	R: 2 E: 0 K: 2 S: 15	H: 3 LOB: 1 BB: 0 P: 21	R: 0 E: 0 K: 1 S: 6	H: 0 LOB: 0 BB: 0 P: 10	R: 0 E: 0 K: 1 S: 11	H: 1 LOB: 0 BB: 0 P: 15	R: 0 E: 0 K: 1 S: 8	H: 0 LOB: 1 BB: 1 P: 15	R: 0 E: 0 K: 1 S: 15	H: 1 LOB: 2 BB: 1 P: 23	R: 0 E: 0 K: 0 S: 14	H: 0 LOB: 0 BB: 0 P: 17	R: 0 E: 0 K: 2 S: 10	H: 0 LOB: 1 BB: 1 P: 16	1B: 2 2B: 2 3B: 0 HR: 1	SF: 0 DP: 0 HBP: 0	WP: 0 PA: 36 PB: 0 SB: 0 CS: 1						
PITCHER	IP	WLS	BF	H	R	ER	SO	BB	IBB	HBP	BLK	WP	HR	S	P	ERA	WHIP										
65 Casey Sadler, R (1,1) ERA: 3.0	5.0	W	19	4	2	2	5	1	0	0	0	0	0	8	15	0.00	1.000										
48 Jared Hughes, R (6,1) ERA: 2.25	1.0	H	4	0	0	0	1	1	0	0	0	0	0	15	23	0.00	2.000										
37 Arquimedes Caminero, R (7,1) ERA: 6.75	1.0	H	5	1	0	0	1	1	0	0	0	0	0	14	17	0.00	2.000										
44 Tony Watson, L (8,1) ERA: 6.75	1.0	H	3	0	0	0	0	0	0	0	0	0	0	14	21	0.00	0.000										
58 Radhames Liz, R (9,1) ERA: 5.4	1.0		4	0	0	0	2	1	0	0	0	0	0	10	16	0.00	1.000										

Batter	1	2	3	4	5	6	7	8	9	AB	R	H	RBI	BB	SO	LOB	TOP			
9 Jean Segura, R OBP: 0.368, SLG: 0.472	G4-3		L9				G6-3			5	0	2	1	0	0	0	Milwaukee Brewers @ Pittsburgh Pirates PNC Park, Pittsburgh, PA Fri Apr 17 2015, 7:07 PM - 10:05 PM EDT Att: 25,664 - Partly Cloudy - 77 F			
20 Jonathan Lucroy, R OBP: 0.250, SLG: 0.200	K		K				G6-3			5	0	1	0	0	2	1				
8 Ryan Braun, R OBP: 0.250, SLG: 0.226	L8		F9				G4-6-3			4	0	0	0	0	0	2				
24 Adam Lind, L OBP: 0.405, SLG: 0.500										3	1	0	0	1	1	0				
16 Aramis Ramirez, R OBP: 0.154, SLG: 0.205										4	0	0	0	0	1	1				
18 Kris Davis, R OBP: 0.368, SLG: 0.429										4	1	3	0	0	1	0				
28 Gerardo Parra, L OBP: 0.250, SLG: 0.348										2	0	1	2	1	0	1				
14 Luis Jimenez, R (9, PH)										1	0	0	0	0	1	0				
2 Scooter Gennett, L OBP: 0.300, SLG: 0.192										1	0	0	0	2	1	2				
15 Jason Rogers, R OBP: 1.000, SLG: 2.000										1	1	1	0	0	0	0				
52 Jimmy Nelson, R (1, 1)										2	0	0	0	0	1	2				
5 Héctor Gómez, R OBP: 0.275, SLG: 0.275										1	0	0	0	0	0	2				
21 Jeremy Jeffress, R (8, 1)										0	0	0	0	0	0	0				
51 Jonathan Broxton, R (8, 1)										0	0	0	0	0	0	0				
54 Michael Blazek, R (8, PH)										0	0	0	0	0	0	0				
12 Martin Maldonado, R (8, PH)										1	0	0	0	0	1	1				
Inning Stats	R: 0 E: 0 K: 1 S: 6	H: 0 LOB: 0 BB: 0 P: 9	R: 1 E: 0 K: 2 S: 16	H: 1 LOB: 2 BB: 2 P: 25	R: 0 E: 0 K: 1 S: 7	H: 0 LOB: 0 BB: 0 P: 10	R: 0 E: 0 K: 1 S: 7	H: 1 LOB: 1 BB: 1 P: 13	R: 0 E: 0 K: 0 S: 10	H: 2 LOB: 2 BB: 0 P: 14	R: 1 E: 0 K: 1 S: 14	H: 2 LOB: 2 BB: 1 P: 22	R: 0 E: 0 K: 1 S: 12	H: 0 LOB: 0 BB: 0 P: 19	R: 1 E: 0 K: 2 S: 12	H: 2 LOB: 1 BB: 0 P: 16	1B: 5 2B: 3 3B: 0 HR: 0	SF: 0 SAC: 0 DP: 1 HBP: 0	WP: 0 PB: 0 SB: 0 CS: 0	PA: 38
PITCHER	IP WLS BF H R ER SO BB IBB HBP BLK WP HR S P ERA WHIP																ERA WHIP			
46 Vance Worley, R ERA: 5.4	(1, 1) 6.0 W 27 6 2 2 6 2 2 0 0 0 0 0 60 93 3.00 1.333																			
48 Jared Hughes, R ERA: 1.29	(7, 1) 1.0 H 3 0 0 0 0 0 0 0 0 0 0 0 5 7 0.00 0.000																			
44 Tony Watson, L ERA: 3.86	(8, 1) 1.0 H 3 0 0 0 0 0 0 0 0 0 0 12 19 0.00 0.000																			
59 Antonio Bastardo, L ERA: 5.4	(9, 1) 0.2 4 2 1 1 2 0 0 0 0 0 0 11 15 13.50 3.000																			
35 Mark Melancon, R ERA: 6.23	(9, 1) 0.1 S 1 0 0 0 0 0 0 0 0 0 0 1 1 0.00 0.000																			

Batter	1	2	3	4	5	6	7	8	9	AB	R	H	RBI	BB	SO	LOB	BOTTOM			
5 Josh Harrison, R OBP: 0.282, SLG: 0.314	G5-3		K				G4-3			4	0	1	1	0	1	2	Milwaukee Brewers @ Pittsburgh Pirates PNC Park, Pittsburgh, PA Fri Apr 17 2015, 7:07 PM - 10:05 PM EDT Att: 25,664 - Partly Cloudy - 77 F			
29 Francisco Cervelli, R OBP: 0.345, SLG: 0.346	G5-3						G4-3			3	1	0	0	0	1	2				
25 Gregory Polanco, L OBP: 0.275, SLG: 0.333	G6-3									4	1	3	0	0	0	0				
22 Andrew McCutchen, R OBP: 0.289, SLG: 0.424										4	0	1	1	0	1	3				
24 Pedro Alvarez, L OBP: 0.324, SLG: 0.594										3	1	1	1	1	1	2				
59 Antonio Bastardo, R (9, 1)										0	0	0	0	0	0	0				
35 Mark Melancon, R (9, 1)										0	0	0	0	0	0	0				
6 Starling Marte, R OBP: 0.194, SLG: 0.364	G4-3									4	2	2	2	0	0	3				
10 Jordy Mercer, R OBP: 0.294, SLG: 0.233	G6-3									4	0	1	0	0	1	2				
3 Sean Rodriguez, R OBP: 0.500, SLG: 0.500										3	1	2	1	0	0	0				
46 Vance Worley, R (1, 1)										2	0	0	0	0	1	1				
48 Jared Hughes, R ERA: 1.5	(7, 1)									0	0	0	0	0	0	0				
15 Andrew Lamb, L ERA: 2.7	(7, PH)									0	0	0	0	1	0	0				
44 Tony Watson, L ERA: 3.86	(8, 1)									0	0	0	0	0	0	0				
18 Neil Walker, S OBP: 0.343, SLG: 0.460	(8, PH)									0	0	0	0	0	0	0				
54 Michael Blazek, R ERA: 1.8	(8, 1)									1	0	0	0	0	1	1				
Inning Stats	R: 0 E: 0 K: 0 S: 4	H: 0 LOB: 0 BB: 0 P: 7	R: 0 E: 0 K: 1 S: 12	H: 1 LOB: 1 BB: 0 P: 21	R: 0 E: 0 K: 1 S: 10	H: 0 LOB: 0 BB: 0 P: 11	R: 1 E: 0 K: 0 S: 11	H: 1 LOB: 0 BB: 0 P: 18	R: 2 E: 0 K: 1 S: 13	H: 3 LOB: 0 BB: 0 P: 16	R: 0 E: 0 K: 2 S: 13	H: 1 LOB: 2 BB: 1 P: 21	R: 0 E: 0 K: 0 S: 7	H: 1 LOB: 2 BB: 1 P: 12	R: 3 E: 0 K: 2 S: 18	H: 4 LOB: 1 BB: 0 P: 28	1B: 8 2B: 3 3B: 0 HR: 1	SF: 0 SAC: 1 DP: 1 HBP: 1	WP: 0 PB: 1 SB: 3 CS: 1	PA: 37
PITCHER	IP WLS BF H R ER SO BB IBB HBP BLK WP HR S P ERA WHIP																ERA WHIP			
52 Jimmy Nelson, R ERA: 1.5	(1, 1) 5.0 L 19 5 3 2 3 0 0 0 1 0 0 0 50 73 3.60 1.000																			
21 Jeremy Jeffress, R ERA: 2.7	(6, 1) 2.0 10 2 0 0 2 1 1 0 1 0 0 20 33 0.00 1.500																			
51 Jonathan Broxton, R ERA: 0.6	(8, 1) 0.2 6 4 3 3 1 0 0 0 0 0 1 15 24 40.50 6.000																			
54 Michael Blazek, R ERA: 1.8	(8, 1) 0.1 1 0 0 0 1 0 0 0 0 0 0 3 4 0.00 0.000																			

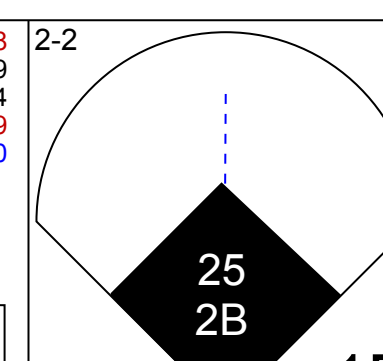

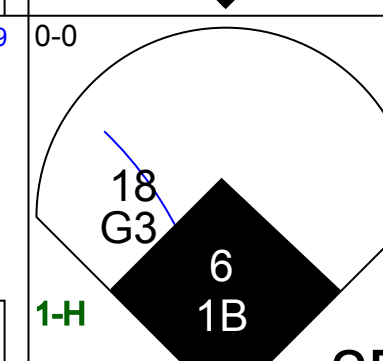

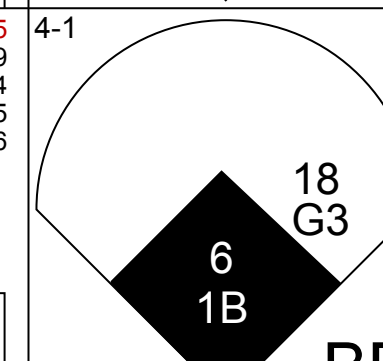

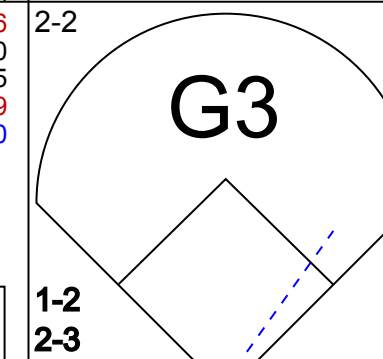

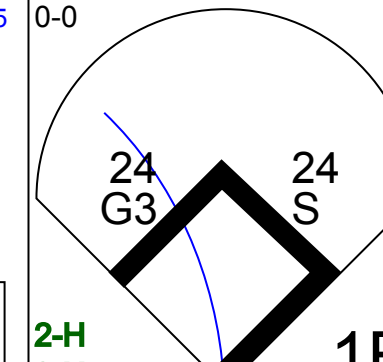

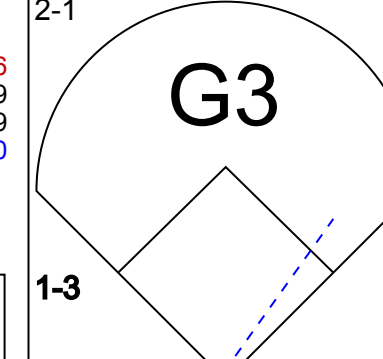

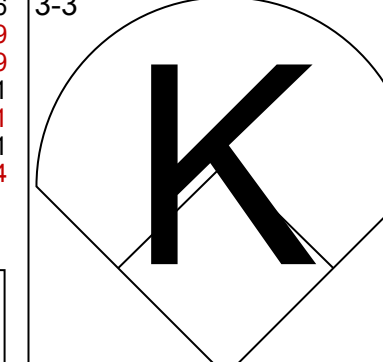








Batter	1	2	3	4	5	6	7	8	9	AB	R	H	RBI	BB	SO	LOB	TOP								
8 Ryan Braun, R OBP: 0.306, SLG: 0.265										3	1	2	0	0	0	0									
9 Jean Segura, R OBP: 0.361, SLG: 0.475										4	1	2	0	0	0	2									
20 Jonathan Lucroy, R OBP: 0.227, SLG: 0.184										3	0	0	1	0	2	2									
18 Khris Davis, R OBP: 0.357, SLG: 0.410										4	0	1	1	0	2	1									
16 Aramis Ramirez, R OBP: 0.140, SLG: 0.186										4	0	0	0	0	1	2									
5 Héctor Gómez, R OBP: 0.273, SLG: 0.545										3	0	0	0	0	1	0									
30 Tyler Thornburg, R (7, 1)										0	0	0	0	0	0	0									
12 Martin Maldonado, R (1, 2)										3	0	0	0	0	1	0									
7 Logan Schafer, L (1, 8)										2	0	0	0	0	0	0									
15 Jason Rogers, R OBP: 0.500, SLG: 1.000										1	0	0	0	0	0	0									
28 Gerardo Parra, L OBP: 0.250, SLG: 0.348										0	0	0	0	0	0	0									
26 Kyle Lohse, R OBP: 0.200, SLG: 0.200										2	0	0	0	0	1	0									
14 Luis Jimenez, R (7, 4)										1	0	0	0	0	0	0									
Inning Stats	R: 1 H: 2 E: 0 K: 1 S: 11	H: 2 LOB: 1 BB: 0 P: 18	R: 0 H: 0 E: 0 K: 1 S: 8	H: 0 LOB: 0 BB: 0 P: 12	R: 0 H: 1 E: 0 K: 2 S: 10	H: 1 LOB: 1 BB: 0 P: 14	R: 0 H: 0 E: 0 K: 1 S: 9	H: 0 LOB: 0 BB: 0 P: 11	R: 0 H: 0 E: 0 K: 1 S: 8	H: 0 LOB: 0 BB: 0 P: 12	R: 0 H: 1 E: 0 K: 0 S: 7	H: 1 LOB: 0 BB: 0 P: 9	R: 0 H: 0 E: 0 K: 0 S: 9	H: 0 LOB: 0 BB: 0 P: 13	R: 0 H: 0 E: 0 K: 0 S: 6	H: 0 LOB: 0 BB: 0 P: 10	R: 1 H: 1 E: 0 K: 2 S: 14	H: 1 LOB: 1 BB: 0 P: 18	1B: 5 2B: 0 3B: 0 HR: 0	SF: 1 SAC: 0 DP: 1 HBP: 1	WP: 0 PB: 0 SB: 1 CS: 0	PA: 32			
PITCHER	IP	WLS	BF	H	R	ER	SO	BB	IBB	HBP	BLK	WP	HR	S	P	ERA	WHIP								
49 Jeff Locke, L ERA: 1.93	8.0	W	27	4	1	1	6	0	0	0	0	0	0	68	99	1.12	0.500								
37 Arquimedes Caminero, R ERA: 3.18	1.0		5	1	1	1	2	0	0	1	0	0	0	14	18	9.00	1.000								

Milwaukee Brewers @ Pittsburgh Pirates
PNC Park, Pittsburgh, PA
Sat Apr 18 2015, 7:09 PM - 9:37 PM EDT
Att: 33,961 - Partly Cloudy - 73 F

AB 30
R 2
H 5
RBI 2
BB 0
SO 8
LOB 7





Batter	1	2	3	4	5	6	7	8	9	AB	R	H	RBI	BB	SO	LOB	BOTTOM								
5 Josh Harrison, R OBP: 0.279, SLG: 0.308										4	1	1	0	0	0	0									
25 Gregory Polanco, L OBP: 0.295, SLG: 0.357										3	1	1	1	1	0	0									
22 Andrew McCutchen, R OBP: 0.333, SLG: 0.412										1	2	0	0	2	0	1									
18 Neil Walker, S OBP: 0.244, SLG: 0.385										4	1	1	0	0	1	4									
6 Starling Marte, R OBP: 0.225, SLG: 0.459										4	1	2	5	0	0	1									
24 Pedro Alvarez, L OBP: 0.289, SLG: 0.528										4	0	0	0	0	2	1									
3 Sean Rodriguez, R OBP: 0.500, SLG: 0.500										0	0	0	0	0	0	0									
29 Francisco Cervelli, R OBP: 0.364, SLG: 0.367										4	0	2	0	0	2	1									
10 Jordy Mercer, R OBP: 0.289, SLG: 0.212										3	0	0	0	1	0	1									
49 Jeff Locke, L ERA: 10.34										3	0	0	0	0	1	1									
27 Jung Ho Kang, R OBP: 0.100, SLG: 0.100										1	0	0	0	0	0	2									
37 Arquimedes Caminero, R ERA: 2.35										0	0	0	0	0	0	0									
Inning Stats	R: 3 H: 3 E: 0 K: 1 S: 15	H: 3 LOB: 1 BB: 1 P: 28	R: 0 H: 0 E: 0 K: 0 S: 7	H: 0 LOB: 0 BB: 0 P: 10	R: 0 H: 0 E: 0 K: 0 S: 6	H: 0 LOB: 1 BB: 1 P: 13	R: 0 H: 1 E: 0 K: 1 S: 8	H: 1 LOB: 1 BB: 0 P: 9	R: 3 H: 2 E: 0 K: 1 S: 17	H: 2 LOB: 0 BB: 1 P: 27	R: 0 H: 0 E: 0 K: 1 S: 9	H: 0 LOB: 0 BB: 0 P: 14	R: 0 H: 0 E: 0 K: 1 S: 11	H: 0 LOB: 1 BB: 0 P: 15	R: 0 H: 1 E: 0 K: 1 S: 13	H: 1 LOB: 2 BB: 1 P: 23	1B: 5 2B: 1 3B: 0 HR: 1	SF: 0 SAC: 0 DP: 0 HBP: 1	WP: 1 PB: 0 SB: 1 CS: 0	PA: 36					
PITCHER	IP	WLS	BF	H	R	ER	SO	BB	IBB	HBP	BLK	WP	HR	S	P	ERA	WHIP								
26 Kyle Lohse, R ERA: 10.34	6.0	L	27	6	0	6	4	3	0	0	0	1	0	62	101	9.00	1.500								
30 Tyler Thornburg, R ERA: 2.35	2.0		9	1	0	0	2	1	0	1	0	1	0	24	38	0.00	1.000								

Milwaukee Brewers @ Pittsburgh Pirates
PNC Park, Pittsburgh, PA
Sat Apr 18 2015, 7:09 PM - 9:37 PM EDT
Att: 33,961 - Partly Cloudy - 73 F

AB 31
R 6
H 7
RBI 6
BB 4
SO 6
LOB 12



Batter	1	2	3	4	5	6	7	8	9	AB	R	H	RBI	BB	SO	LOB	TOP										
9 Jean Segura, R OBP: 0.348, SLG: 0.432	G4-3	G6-3			G3-1			P3		4	0	0	1	0	0	1	Milwaukee Brewers @ Pittsburgh Pirates PNC Park, Pittsburgh, PA Sun Apr 19 2015, 1:37 PM - 4:16 PM EDT Att: 28,129 - Partly Cloudy - 70 F										
20 Jonathan Lucroy, R OBP: 0.229, SLG: 0.160	E5	E5						F8		4	0	1	0	0	0	0											
8 Ryan Braun, R OBP: 0.275, SLG: 0.237	K	FC6-4			G4-6-3			K		4	0	0	0	0	2	3											
24 Adam Lind, L OBP: 0.391, SLG: 0.475										4	0	1	0	0	1	0											
18 Khris Davis, R OBP: 0.370, SLG: 0.405										3	0	1	0	1	1	0											
28 Gerardo Parra, L OBP: 0.214, SLG: 0.296	F7									4	0	0	0	0	1	4											
2 Scooter Gennett, L OBP: 0.303, SLG: 0.207										3	1	1	0	0	2	0											
14 Luis Jimenez, R OBP: 0.100, SLG: 0.100										3	1	1	0	0	1	0											
22 Matt Garza, R 7 Logan Schafer, L 48 Neal Cotts, L 54 Michael Blazek, R	K2-3				G1-3			L7		2	0	0	0	0	1	2											
Inning Stats	R: 0 H: 1 E: 1 K: 1 S: 12	H: 1 LOB: 3 BB: 1 P: 19	R: 2 H: 2 E: 1 K: 1 S: 17	H: 2 LOB: 1 BB: 0 P: 22	R: 0 H: 0 E: 0 K: 3 S: 12	H: 0 LOB: 0 BB: 0 P: 16	R: 0 H: 0 E: 0 K: 1 S: 8	H: 0 LOB: 0 BB: 0 P: 13	R: 0 H: 1 E: 0 K: 0 S: 7	H: 0 LOB: 0 BB: 0 P: 10	R: 0 H: 0 E: 0 K: 0 S: 9	H: 0 LOB: 0 BB: 0 P: 15	R: 0 H: 0 E: 0 K: 1 S: 8	H: 0 LOB: 0 BB: 0 P: 13	R: 0 H: 1 E: 0 K: 0 S: 7	H: 0 LOB: 0 BB: 0 P: 8		1B: 5 2B: 0 3B: 0 HR: 0	SF: 0 SAC: 0 DP: 2 HBP: 0	WP: 0 PB: 0 SB: 0 CS: 0	PA: 33						
PITCHER	IP	WLS	BF	H	R	ER	SO	BB	IBB	HBP	BLK	WP	HR	S	P	ERA	WHIP										
45 Gerrit Cole, R ERA: 2.65	6.0	W	24	4	2	1	6	1	0	0	0	0	0	65	95	1.50	0.833										
48 Jared Hughes, R ERA: 1.13	1.0	H	3	0	0	0	2	0	0	0	0	0	0	12	17	0.00	0.000										
44 Tony Watson, L ERA: 3.38	1.0	H	3	0	0	0	1	0	0	0	0	0	0	8	13	0.00	0.000										
35 Mark Melancon, R ERA: 5.06	1.0	S	3	1	0	0	0	0	0	0	0	0	0	7	8	0.00	1.000										

Batter	1	2	3	4	5	6	7	8	9	AB	R	H	RBI	BB	SO	LOB	BOTTOM										
5 Josh Harrison, R OBP: 0.298, SLG: 0.349										4	1	2	0	0	0	1	Milwaukee Brewers @ Pittsburgh Pirates PNC Park, Pittsburgh, PA Sun Apr 19 2015, 1:37 PM - 4:16 PM EDT Att: 28,129 - Partly Cloudy - 70 F										
25 Gregory Polanco, L OBP: 0.292, SLG: 0.348	E5	E6								4	1	1	0	0	1	2											
22 Andrew McCutchen, R OBP: 0.326, SLG: 0.395										4	0	1	1	0	0	3											
18 Neil Walker, S OBP: 0.267, SLG: 0.381										3	0	1	0	1	1	3											
6 Starling Marte, R OBP: 0.205, SLG: 0.415	K									4	0	0	0	0	2	3											
24 Pedro Alvarez, L OBP: 0.310, SLG: 0.590 35 Mark Melancon, R	F7									3	2	1	1	1	0	2											
10 Jordy Mercer, R OBP: 0.273, SLG: 0.200 27 Jung Ho Kang, R OBP: 0.182, SLG: 0.100	L4									0	1	0	0	1	0	0											
19 Chris Stewart, R OBP: 0.250, SLG: 0.250										4	0	1	2	0	0	1											
45 Gerrit Cole, R 12 Corey Hart, R 48 Jared Hughes, R 44 Tony Watson, L 3 Sean Rodriguez, R										1	0	0	0	1	0	0											
Inning Stats	R: 2 H: 3 E: 1 K: 1 S: 16	H: 3 LOB: 2 BB: 1 P: 28	R: 0 H: 1 E: 1 K: 1 S: 17	H: 1 LOB: 3 BB: 1 P: 26	R: 1 H: 1 E: 0 K: 0 S: 12	H: 1 LOB: 0 BB: 0 P: 17	R: 0 H: 0 E: 0 K: 1 S: 10	H: 0 LOB: 0 BB: 0 P: 11	R: 0 H: 1 E: 0 K: 0 S: 4	H: 1 LOB: 0 BB: 0 P: 6	R: 2 H: 1 E: 0 K: 0 S: 5	H: 1 LOB: 1 BB: 1 P: 15	R: 0 H: 0 E: 0 K: 0 S: 5	H: 0 LOB: 0 BB: 0 P: 10	R: 0 H: 0 E: 0 K: 1 S: 7	H: 0 LOB: 1 BB: 1 P: 17		1B: 5 2B: 1 3B: 0 HR: 1	SF: 0 SAC: 0 DP: 2 HBP: 1	WP: 2 PB: 0 SB: 0 CS: 0	PA: 35						
PITCHER	IP	WLS	BF	H	R	ER	SO	BB	IBB	HBP	BLK	WP	HR	S	P	ERA	WHIP										
22 Matt Garza, R ERA: 5.4	6.0	L	28	7	5	5	3	3	0	1	0	0	0	64	103	7.50	1.667										
48 Neal Cotts, L ERA: 1.59	1.0		3	0	0	0	0	0	0	0	0	0	0	5	10	0.00	0.000										
54 Michael Blazek, R ERA: 1.5	1.0		4	0	0	0	1	1	0	0	0	0	0	7	17	0.00	1.000										

Batter	1	2	3	4	5	6	7	8	9	AB	R	H	RBI	BB	SO	LOB	TOP					
6 Billy Hamilton, S (1, 8) OBP: 0.283, SLG: 0.315										2	2	1	0	2	0	0	Cincinnati Reds @ Milwaukee Brewers Miller Park, Milwaukee, WI Wed Apr 22 2015, 7:11 PM - 9:40 PM CDT Att: 30,452 - Roof Closed - 64 F					
19 Joey Votto, L (1, 3) OBP: 0.493, SLG: 0.772										4	0	2	1	0	0	1						
21 Todd Frazier, R (1, 5) OBP: 0.313, SLG: 0.492										3	0	0	0	1	0	3						
4 Brandon Phillips, R (1, 4) OBP: 0.298, SLG: 0.286										4	0	0	0	0	0	2						
32 Jay Bruce, L (1, 9) OBP: 0.295, SLG: 0.377										3	0	0	0	0	3	0						
9 Marlon Byrd, R (1, 7) OBP: 0.130, SLG: 0.135										3	0	0	0	0	1	0						
29 Brayan Peña, S (1, 2) OBP: 0.371, SLG: 0.300										3	0	1	0	0	0	0						
2 Zack Cozart, R (1, 6) OBP: 0.368, SLG: 0.611										3	0	0	0	0	1	1						
47 Johnny Cueto, R (1, 1) 55 Skip Schumaker, L (9, PH) 54 Aroldis Chapman, L (9, 1)										2	0	0	0	0	0	0						
Inning Stats	R: 1 E: 0 K: 0 S: 8	H: 2 LOB: 0 BB: 0 P: 13	R: 0 E: 0 K: 2 S: 9	H: 0 LOB: 0 BB: 0 P: 11	R: 0 E: 0 K: 1 S: 12	H: 0 LOB: 1 BB: 1 P: 22	R: 0 E: 0 K: 1 S: 5	H: 0 LOB: 0 BB: 1 P: 12	R: 0 E: 0 K: 0 S: 5	H: 1 LOB: 0 BB: 0 P: 9	R: 0 E: 0 K: 0 S: 6	H: 0 LOB: 0 BB: 0 P: 7	R: 0 E: 0 K: 1 S: 9	H: 0 LOB: 0 BB: 0 P: 10	R: 0 E: 0 K: 0 S: 5	H: 0 LOB: 0 BB: 0 P: 10		R: 1 E: 0 K: 1 S: 9	H: 1 LOB: 1 BB: 1 P: 16	1B: 4 2B: 0 3B: 0 HR: 0	SF: 0 SAC: 0 DP: 3 HBP: 0	WP: 1 PB: 0 SB: 1 CS: 0
PITCHER	IP WLS BF H R ER SO BB IBB HBP BLK WP HR S P ERA WHIP	8.0 26 3 1 1 5 2 0 0 0 0 0 59 94 1.12 0.625	1.0 5 1 1 1 1 1 0 0 0 1 0 9 16 9.00 2.000																			

Batter	1	2	3	4	5	6	7	8	9	AB	R	H	RBI	BB	SO	LOB	BOTTOM					
9 Jean Segura, R (1, 6) OBP: 0.328, SLG: 0.400										3	0	0	0	0	0	1	Cincinnati Reds @ Milwaukee Brewers Miller Park, Milwaukee, WI Wed Apr 22 2015, 7:11 PM - 9:40 PM CDT Att: 30,452 - Roof Closed - 64 F					
3 Elian Herrera, S (1, 4) OBP: 0.333, SLG: 0.750										3	1	0	0	1	1	1						
8 Ryan Braun, R (1, 9) OBP: 0.283, SLG: 0.300										3	0	0	0	1	1	1						
24 Adam Lind, L (1, 3) OBP: 0.356, SLG: 0.431										4	0	1	1	0	2	2						
18 Kris Davis, R (1, 7) OBP: 0.305, SLG: 0.327										4	0	0	0	0	2	1						
16 Aramis Ramirez, R (1, 5) OBP: 0.457, SLG: 0.196										4	0	1	0	0	0	0						
28 Gerardo Parra, L (1, 8) 15 Jason Rogers, R (9, PH) 57 Francisco Rodriguez, R (9, 1)										3	0	1	0	0	1	1						
12 Martin Maldonado, R (1, 2) OBP: 0.235, SLG: 0.333										3	0	1	0	0	0	2						
52 Jimmy Nelson, R (1, 1) 7 Logan Schafer, L (8, PH) 57 Francisco Rodriguez, R (9, 1)										2	0	0	0	0	2	2						
Inning Stats	R: 1 E: 0 K: 1 S: 12	H: 1 LOB: 1 BB: 1 P: 20	R: 0 E: 0 K: 1 S: 9	H: 1 LOB: 0 BB: 0 P: 14	R: 0 E: 0 K: 0 S: 7	H: 0 LOB: 0 BB: 0 P: 10	R: 0 E: 0 K: 1 S: 13	H: 0 LOB: 0 BB: 0 P: 16	R: 0 E: 0 K: 2 S: 12	H: 1 LOB: 1 BB: 0 P: 17	R: 0 E: 0 K: 0 S: 4	H: 0 LOB: 0 BB: 0 P: 4	R: 0 E: 0 K: 1 S: 14	H: 1 LOB: 1 BB: 0 P: 18	R: 0 E: 0 K: 2 S: 16	H: 1 LOB: 2 BB: 1 P: 26		R: 0 E: 0 K: 2 S: 10	H: 0 LOB: 0 BB: 0 P: 14	1B: 4 2B: 1 3B: 0 HR: 0	SF: 0 SAC: 1 DP: 0 HBP: 0	WP: 0 PB: 0 SB: 0 CS: 0
PITCHER	IP WLS BF H R ER SO BB IBB HBP BLK WP HR S P ERA WHIP	8.0 31 5 1 1 8 2 0 0 0 0 0 10 125 1.12 0.875	1.0 3 0 0 0 2 0 0 0 0 0 0 10 14 0.00 0.000																			

Batter	1	2	3	4	5	6	7	8	9	AB	R	H	RBI	BB	SO	LOB	TOP			
9 Jean Segura, R OBP: 0.338, SLG: 0.403	G3		1B			F8		G6-4-3	1B	5	0	2	3	0	0	1	Milwaukee Brewers @ Cincinnati Reds Great American Ball Park, Cincinnati, OH Mon Apr 27 2015, 7:12 PM - 10:13 PM EDT Att: 17,167 - Cloudy - 59 F			
7 Logan Schafer, L OBP: 0.321, SLG: 0.360										4	0	2	0	0	0	1				
14 Luis Jimenez, R OBP: 0.083, SLG: 0.083	1B					G6-3		2B	K	1	0	0	0	0	1	2				
28 Gerardo Parra, L OBP: 0.273, SLG: 0.274	G4-6-3									4	1	2	0	0	1	2				
8 Ryan Braun, R OBP: 0.417, SLG: 0.500										1	0	0	0	0	1	2				
24 Adam Lind, L OBP: 0.405, SLG: 0.565										3	1	2	1	1	0	1				
18 Khris Davis, R OBP: 0.321, SLG: 0.329										3	0	0	0	0	0	3				
48 Neal Cotts, L										0	0	0	0	0	0	0				
13 Will Smith, R										0	0	0	0	0	0	0				
15 Jason Rogers, R										1	1	1	0	0	0	0				
16 Aramis Ramirez, R OBP: 0.200, SLG: 0.292	K									4	1	1	0	0	1	1				
3 Elian Herrera, S OBP: 0.280, SLG: 0.435										4	0	0	0	0	1	3				
12 Martin Maldonado, R OBP: 0.267, SLG: 0.296										3	2	1	1	1	1	0				
52 Jimmy Nelson, R										0	0	0	0	0	0	0				
47 Rob Wooten, R										1	0	0	0	0	0	0				
5 Héctor Gómez, R OBP: 0.280, SLG: 0.348										0	0	0	1	1	0	0				
Inning Stats	R: 0 E: 0 K: 0 S: 9	H: 1 LOB: 0 BB: 0 P: 11	R: 0 E: 0 K: 1 S: 6	H: 1 LOB: 0 BB: 0 P: 11	R: 1 E: 0 K: 0 S: 11	H: 1 LOB: 1 BB: 1 P: 22	R: 0 E: 0 K: 0 S: 7	H: 0 LOB: 0 BB: 0 P: 11	R: 1 E: 0 K: 0 S: 15	H: 2 LOB: 1 BB: 0 P: 21	R: 0 E: 0 K: 0 S: 4	H: 0 LOB: 0 BB: 0 P: 6	R: 0 E: 0 K: 1 S: 11	H: 1 LOB: 1 BB: 1 P: 21	R: 4 E: 0 K: 3 S: 22	H: 4 LOB: 2 BB: 1 P: 34	1B: 8 2B: 3 3B: 0 HR: 0	SF: 0 SAC: 1 DP: 3 HBP: 1	WP: 1 PB: 0 SB: 0 CS: 0	PA: 39
PITCHER	IP WLS BF H R ER SO BB IBB HBP BLK WP HR S P ERA WHIP																			
31 Jason Marquis, R ERA: 5.48	8.0 W 30 7 2 2 3 2 0 0 0 1 0 71 113 2.25 1.125																			
25 Burke Badenhop, R ERA: 15.43	0.1 5 3 4 4 1 1 0 0 0 0 0 11 21 108.00 12.000																			
54 Aroldis Chapman, L ERA:	0.2 4 1 0 0 2 0 0 0 1 0 0 0 11 13 0.00 1.500																			

Batter	1	2	3	4	5	6	7	8	9	AB	R	H	RBI	BB	SO	LOB	BOTTOM			
6 Billy Hamilton, S OBP: 0.299, SLG: 0.343	K		G3-1			G5-3				5	0	1	0	0	1	3	Milwaukee Brewers @ Cincinnati Reds Great American Ball Park, Cincinnati, OH Mon Apr 27 2015, 7:12 PM - 10:13 PM EDT Att: 17,167 - Cloudy - 59 F			
2 Zack Cozart, R OBP: 0.333, SLG: 0.557										4	1	1	1	1	1	1				
19 Joey Votto, L OBP: 0.425, SLG: 0.611	L8									5	0	0	0	0	2	4				
21 Todd Frazier, R OBP: 0.358, SLG: 0.529										1	3	0	0	3	0	0				
32 Jay Bruce, L OBP: 0.293, SLG: 0.381										1	2	1	3	3	0	0				
4 Brandon Phillips, R OBP: 0.284, SLG: 0.278										5	0	1	1	0	0	5				
9 Marlon Byrd, R OBP: 0.174, SLG: 0.239										4	2	2	1	0	0	1				
29 Brayan Peña, S OBP: 0.417, SLG: 0.400										2	1	2	0	2	0	0				
31 Jason Marquis, L OBP: 0.200, SLG: 0.200										3	0	1	1	0	1	2				
25 Burke Badenhop, R ERA: 4.15										0	0	0	0	0	0	0				
54 Aroldis Chapman, L ERA: 2.57										0	0	0	0	0	0	0				
Inning Stats	R: 0 E: 0 K: 1 S: 6	H: 0 LOB: 0 BB: 0 P: 8	R: 4 E: 1 K: 0 S: 20	H: 4 LOB: 2 BB: 3 P: 38	R: 3 E: 0 K: 0 S: 18	H: 2 LOB: 1 BB: 2 P: 33	R: 0 E: 0 K: 2 S: 13	H: 0 LOB: 2 BB: 1 P: 23	R: 0 E: 0 K: 0 S: 10	H: 1 LOB: 1 BB: 0 P: 12	R: 2 E: 0 K: 1 S: 10	H: 2 LOB: 1 BB: 1 P: 22	R: 0 E: 0 K: 1 S: 12	H: 0 LOB: 1 BB: 1 P: 21	R: 0 E: 0 K: 0 S: 11	H: 0 LOB: 1 BB: 1 P: 19	1B: 5 2B: 2 3B: 1 HR: 1	SF: 1 SAC: 1 DP: 1 HBP: 1	WP: 4 PB: 0 SB: 2 CS: 0	PA: 42
PITCHER	IP WLS BF H R ER SO BB IBB HBP BLK WP HR S P ERA WHIP																			
52 Jimmy Nelson, R ERA: 4.03	2.1 L 17 6 7 7 1 4 0 0 0 0 1 0 38 71 27.00 4.286																			
47 Rob Wooten, R	3.0 14 2 2 2 3 2 0 1 0 1 0 35 56 6.00 1.333																			
48 Neal Cotts, L ERA: 4.15	1.2 7 1 0 0 1 1 0 0 0 1 0 16 30 0.00 1.200																			
13 Will Smith, L ERA: 2.57	1.0 4 0 0 0 0 1 0 0 0 0 0 0 11 19 0.00 1.000																			

Batter	1	2	3	4	5	6	7	8	9	AB	R	H	RBI	BB	SO	LOB	TOP	
9 Jean Segura, R OBP: 0.321, SLG: 0.383	G5-3		F8			F9		G5-3		4	0	0	0	0	0	0	Milwaukee Brewers @ Cincinnati Reds Great American Ball Park, Cincinnati, OH Tue Apr 28 2015, 7:11 PM - 9:21 PM EDT Att: 19,238 - Clear - 66 F	
28 Gerardo Parra, L OBP: 0.222, SLG: 0.358	K			G4-3		L8		K	3	0	0	0	0	1	0			
3 Elian Herrera, S OBP: 0.269, SLG: 0.417	K				F9			G4-3	4	1	1	1	0	1	0			
8 Ryan Braun, R OBP: 0.271, SLG: 0.318	K						HR		4	1	1	1	0	1	0			
24 Adam Lind, L OBP: 0.398, SLG: 0.548		L8			G6-3				4	0	1	0	0	1	0			
16 Aramis Ramirez, R OBP: 0.221, SLG: 0.343									2	1	1	1	0	0	1			
7 Logan Schafer, L OBP: 0.290, SLG: 0.321									3	0	0	0	0	1	2			
12 Martin Maldonado, R OBP: 0.242, SLG: 0.267									3	0	0	0	0	2	2			
5 Héctor Gómez, R OBP: 0.250, SLG: 0.308									3	0	0	0	0	1	0			
26 Kyle Lohse, R OBP: 0.111, SLG: 0.111									2	0	0	0	0	0	0			
15 Jason Rogers, R OBP: 0.365, SLG: 0.462									1	0	0	0	0	0	0			
54 Michael Blazek, R OBP: 0.290, SLG: 0.321									0	0	0	0	0	0	0			
Inning Stats	R: 0 H: 0 E: 0 K: 2 S: 9	H: 0 LOB: 0 BB: 0 P: 13	R: 0 H: 0 E: 0 K: 1 S: 8	H: 0 LOB: 1 BB: 0 P: 14	R: 0 H: 0 E: 0 K: 0 S: 4	H: 0 LOB: 0 BB: 0 P: 6	R: 0 H: 0 E: 0 K: 0 S: 6	H: 0 LOB: 0 BB: 0 P: 10	R: 1 H: 1 E: 0 K: 1 S: 8	H: 2 LOB: 1 BB: 0 P: 12	R: 0 H: 0 E: 0 K: 1 S: 7	H: 0 LOB: 0 BB: 0 P: 11	R: 0 H: 0 E: 0 K: 2 S: 9	H: 0 LOB: 0 BB: 0 P: 13	1B: 1 2B: 0 3B: 0 HR: 2	SF: 0 SAC: 0 DP: 0 HBP: 1	WP: 0 PB: 0 SB: 0 CS: 0	PA: 31
PITCHER	IP WLS BF H R ER SO BB IBB HBP BLK WP HR S P ERA WHIP	IP WLS BF H R ER SO BB IBB HBP BLK WP HR S P ERA WHIP	IP WLS BF H R ER SO BB IBB HBP BLK WP HR S P ERA WHIP	IP WLS BF H R ER SO BB IBB HBP BLK WP HR S P ERA WHIP	IP WLS BF H R ER SO BB IBB HBP BLK WP HR S P ERA WHIP	IP WLS BF H R ER SO BB IBB HBP BLK WP HR S P ERA WHIP	IP WLS BF H R ER SO BB IBB HBP BLK WP HR S P ERA WHIP	IP WLS BF H R ER SO BB IBB HBP BLK WP HR S P ERA WHIP	IP WLS BF H R ER SO BB IBB HBP BLK WP HR S P ERA WHIP	IP WLS BF H R ER SO BB IBB HBP BLK WP HR S P ERA WHIP	IP WLS BF H R ER SO BB IBB HBP BLK WP HR S P ERA WHIP	IP WLS BF H R ER SO BB IBB HBP BLK WP HR S P ERA WHIP	IP WLS BF H R ER SO BB IBB HBP BLK WP HR S P ERA WHIP	IP WLS BF H R ER SO BB IBB HBP BLK WP HR S P ERA WHIP	IP WLS BF H R ER SO BB IBB HBP BLK WP HR S P ERA WHIP	IP WLS BF H R ER SO BB IBB HBP BLK WP HR S P ERA WHIP	IP WLS BF H R ER SO BB IBB HBP BLK WP HR S P ERA WHIP	
47 Johnny Cueto, R ERA: 1.95	8.0	W	28	3	2	2	6	0	0	1	0	0	0	0	0	0	2.25	0.375
54 Aroldis Chapman, L ERA:	1.0	S	3	0	0	0	2	0	0	0	0	0	0	0	0	0	0.00	0.000

AB	30
R	2
H	3
RBI	2
BB	0
SO	8
LOB	5



Batter	1	2	3	4	5	6	7	8	9	AB	R	H	RBI	BB	SO	LOB	BOTTOM			
6 Billy Hamilton, S OBP: 0.284, SLG: 0.324	P4		L7		B5-3			K		4	0	0	0	0	1	1	Milwaukee Brewers @ Cincinnati Reds Great American Ball Park, Cincinnati, OH Tue Apr 28 2015, 7:11 PM - 9:21 PM EDT Att: 19,238 - Clear - 66 F			
2 Zack Cozart, R OBP: 0.329, SLG: 0.541	P2		FC6		1B			K		4	0	1	0	0	1	1				
19 Joey Volto, L OBP: 0.429, SLG: 0.645										4	1	2	1	0	1	0				
21 Todd Frazier, R OBP: 0.353, SLG: 0.507										3	0	0	0	1	2	2				
32 Jay Bruce, L OBP: 0.304, SLG: 0.379										3	1	1	0	1	0	2				
4 Brandon Phillips, R OBP: 0.282, SLG: 0.316										4	1	1	2	0	0	2				
9 Marlon Byrd, R OBP: 0.161, SLG: 0.286										3	1	1	1	0	0	0				
29 Brayan Peña, S OBP: 0.412, SLG: 0.381										2	0	0	0	1	0	0				
47 Johnny Cueto, R OBP: 0.200, SLG: 0.111										3	0	1	0	0	1	1				
54 Aroldis Chapman, L ERA: 0.82										0	0	0	0	0	0	0				
Inning Stats	R: 1 H: 1 E: 0 K: 0 S: 8	H: 1 LOB: 0 BB: 0 P: 15	R: 0 H: 0 E: 0 K: 0 S: 8	H: 0 LOB: 0 BB: 0 P: 12	R: 0 H: 1 E: 0 K: 0 S: 8	H: 1 LOB: 1 BB: 0 P: 12	R: 3 H: 3 E: 0 K: 1 S: 13	H: 3 LOB: 1 BB: 1 P: 26	R: 0 H: 2 E: 0 K: 1 S: 17	H: 2 LOB: 2 BB: 0 P: 27	R: 0 H: 0 E: 0 K: 0 S: 9	H: 0 LOB: 0 BB: 0 P: 11	R: 0 H: 0 E: 0 K: 3 S: 10	H: 0 LOB: 0 BB: 0 P: 13	R: 0 H: 0 E: 0 K: 1 S: 11	H: 0 LOB: 1 BB: 2 P: 20	1B: 4 2B: 1 3B: 0 HR: 3	SF: 0 SAC: 0 DP: 1 HBP: 0	WP: 0 PB: 0 SB: 0 CS: 0	PA: 33
PITCHER	IP WLS BF H R ER SO BB IBB HBP BLK WP HR S P ERA WHIP	IP WLS BF H R ER SO BB IBB HBP BLK WP HR S P ERA WHIP	IP WLS BF H R ER SO BB IBB HBP BLK WP HR S P ERA WHIP	IP WLS BF H R ER SO BB IBB HBP BLK WP HR S P ERA WHIP	IP WLS BF H R ER SO BB IBB HBP BLK WP HR S P ERA WHIP	IP WLS BF H R ER SO BB IBB HBP BLK WP HR S P ERA WHIP	IP WLS BF H R ER SO BB IBB HBP BLK WP HR S P ERA WHIP	IP WLS BF H R ER SO BB IBB HBP BLK WP HR S P ERA WHIP	IP WLS BF H R ER SO BB IBB HBP BLK WP HR S P ERA WHIP	IP WLS BF H R ER SO BB IBB HBP BLK WP HR S P ERA WHIP	IP WLS BF H R ER SO BB IBB HBP BLK WP HR S P ERA WHIP	IP WLS BF H R ER SO BB IBB HBP BLK WP HR S P ERA WHIP	IP WLS BF H R ER SO BB IBB HBP BLK WP HR S P ERA WHIP	IP WLS BF H R ER SO BB IBB HBP BLK WP HR S P ERA WHIP	IP WLS BF H R ER SO BB IBB HBP BLK WP HR S P ERA WHIP	IP WLS BF H R ER SO BB IBB HBP BLK WP HR S P ERA WHIP				
26 Kyle Lohse, R ERA: 7.28	7.0	L	29	7	4	4	5	1	0	0	0	0	0	1	2	0	5.14	1.143		
54 Michael Blazek, R ERA: 0.82	1.0		4	0	0	0	1	2	0	0	0	0	0	0	0	0	0.00	2.000		



Batter	1	2	3	4	5	6	7	8	9	AB	R	H	RBI	BB	SO	LOB	TOP										
9 Jean Segura, R OBP: 0.303, SLG: 0.360	G4-3		G4-3	G1-3		K		F9		5	0	0	0	0	1	8	Milwaukee Brewers @ Cincinnati Reds Great American Ball Park, Cincinnati, OH Wed Apr 29 2015, 12:38 PM - 3:34 PM EDT Att: 23,012 - Sunny - 66 F										
7 Logan Schafer, L OBP: 0.278, SLG: 0.281	F8		K		L8	K		8 HR HBP		4	1	0	1	0	2	2											
8 Ryan Braun, R OBP: 0.293, SLG: 0.423	L9		1B		HR		G5-3	HR		5	2	3	5	0	0	0											
24 Adam Lind, L OBP: 0.398, SLG: 0.577		HR	K		16 WP 1B		G3	K		5	1	2	1	0	2	1											
16 Aramis Ramirez, R OBP: 0.236, SLG: 0.357	L8				L9			K		3	0	1	0	1	0	1											
14 Luis Jimenez, R OBP: 0.077, SLG: 0.077			2B		1-2			K		1	0	0	0	0	1	0											
18 Kris Davis, R OBP: 0.329, SLG: 0.370			5B		F8					3	1	1	1	1	1	2											
51 Jonathan Broxton, R ERA: 1.42			BB							0	0	0	0	0	0	0											
3 Elian Herrera, S OBP: 0.259, SLG: 0.400	HR									1	0	0	0	0	0	0											
21 Jeremy Jeffress, R ERA: 3.38										0	0	0	0	0	0	0											
12 Martin Maldonado, R OBP: 0.263, SLG: 0.265	G5-3		K							4	1	1	0	1	1	2											
5 Héctor Gómez, R OBP: 0.313, SLG: 0.367										4	1	3	0	0	1	0											
22 Matt Garza, R ERA: 4.8										2	0	0	0	0	2	4											
13 Will Smith, R ERA: 2.45										0	0	0	0	0	0	0											
28 Gerardo Parra, L OBP: 0.236, SLG: 0.370										1	1	1	0	0	0	0											
Inning Stats	R: 0 H: 0 K: 0 S: 11	H: 0 LOB: 0 BB: 0 P: 20	R: 2 H: 3 E: 0 K: 1 S: 19	H: 3 LOB: 1 BB: 0 P: 27	R: 0 H: 1 K: 2 S: 12	H: 1 LOB: 1 BB: 0 P: 18	R: 0 H: 2 K: 2 S: 15	H: 2 LOB: 3 BB: 1 P: 23	R: 1 H: 2 E: 0 K: 0 S: 11	H: 2 LOB: 1 BB: 0 P: 19	R: 0 H: 1 K: 2 S: 12	H: 1 LOB: 2 BB: 1 P: 19	R: 0 H: 0 K: 1 S: 10	H: 0 LOB: 1 BB: 1 P: 16	R: 5 H: 3 K: 2 S: 22	H: 3 LOB: 0 BB: 0 P: 34		R: 0 H: 0 K: 1 S: 6	H: 0 LOB: 0 BB: 0 P: 8	1B: 7 2B: 1 3B: 0 HR: 4	SF: 0 SAC: 2 DP: 0 HBP: 1	WP: 1 PB: 0 SB: 0 CS: 0	PA: 44				
PITCHER	IP	WLS	BF	H	R	ER	SO	BB	IBB	HBP	BLK	WP	HR	S	P	ERA	WHIP										
50 Michael Lorenzen, R ERA: 5.4	5.0	L	24	8	3	3	5	1	0	0	0	1	3	68	107	5.40	1.800										
60 J.J. Hoover, R ERA: 5.19	1.0		5	1	0	0	2	1	0	0	0	0	0	12	19	0.00	2.000										
52 Tony Cingrani, L ERA: 1.42	1.0		4	0	0	0	1	1	0	0	0	0	0	10	16	0.00	1.000										
70 Jumbo Diaz, R ERA: 9.72	1.0		8	3	5	5	2	0	0	1	0	0	1	22	34	45.00	3.000										
53 Carlos Contreras, R ERA:	1.0		3	0	0	0	1	0	0	0	0	0	0	6	8	0.00	0.000										

Batter	1	2	3	4	5	6	7	8	9	AB	R	H	RBI	BB	SO	LOB	BOTTOM										
6 Billy Hamilton, S OBP: 0.282, SLG: 0.321	G6-3	F7			P6			21 G4-3 1B		4	0	1	0	0	0	1	Milwaukee Brewers @ Cincinnati Reds Great American Ball Park, Cincinnati, OH Wed Apr 29 2015, 12:38 PM - 3:34 PM EDT Att: 23,012 - Sunny - 66 F										
2 Zack Cozart, R OBP: 0.313, SLG: 0.513	G6-3		G5-3		K			F9		4	0	0	0	0	1	1											
21 Todd Frazier, R OBP: 0.348, SLG: 0.533	HR		F7		F9			G4-3		4	1	1	1	0	0	1											
32 Jay Bruce, L OBP: 0.313, SLG: 0.420	4 1B BB		G4-3		F8			HR		3	1	1	1	1	0	0											
4 Brandon Phillips, R OBP: 0.293, SLG: 0.325	1-3 1B				L8			L9		4	0	2	0	0	0	0											
9 Marlon Byrd, R OBP: 0.171, SLG: 0.270	K		L9					K		4	0	0	0	0	3	3											
17 Kristopher Negrón, R OBP: 0.200, SLG: 0.046		G5-3		L6-4		G6-3		G4-3		4	0	0	0	0	0	1											
16 Tucker Barnhart, L OBP: 0.300, SLG: 0.556		L8			HR			BB		2	1	1	1	1	0	0											
50 Michael Lorenzen, R ERA: 5.4										2	0	1	0	0	1	0											
60 J.J. Hoover, R ERA: 5.19										0	0	0	0	0	0	0											
52 Tony Cingrani, L ERA: 1.42										0	0	0	0	0	0	0											
19 Joey Votto, L OBP: 0.429, SLG: 0.636										1	0	0	0	0	1	1											
70 Jumbo Diaz, R ERA: 9.72										0	0	0	0	0	0	0											
53 Carlos Contreras, R ERA:										0	0	0	0	0	0	0											
Inning Stats	R: 1 H: 2 K: 1 S: 13	H: 2 LOB: 2 BB: 1 P: 20	R: 0 H: 1 K: 0 S: 10	H: 1 LOB: 0 BB: 0 P: 13	R: 0 H: 0 K: 0 S: 4	H: 0 LOB: 0 BB: 0 P: 7	R: 0 H: 1 K: 0 S: 6	H: 1 LOB: 0 BB: 0 P: 8	R: 1 H: 1 K: 2 S: 14	H: 1 LOB: 0 BB: 0 P: 22	R: 0 H: 0 K: 0 S: 4	H: 0 LOB: 0 BB: 0 P: 8	R: 0 H: 0 K: 2 S: 14	H: 0 LOB: 1 BB: 1 P: 23	R: 0 H: 1 K: 0 S: 5	H: 1 LOB: 0 BB: 0 P: 8		R: 1 H: 1 K: 0 S: 10	H: 1 LOB: 0 BB: 0 P: 20	1B: 4 2B: 1 3B: 0 HR: 3	SF: 0 SAC: 0 DP: 2 HBP: 0	WP: 0 PB: 0 SB: 0 CS: 0	PA: 34				
PITCHER	IP	WLS	BF	H	R	ER	SO	BB	IBB	HBP	BLK	WP	HR	S	P	ERA		WHIP									
22 Matt Garza, R ERA: 4.8	6.2	W	26	5	2	2	4	2	0	0	0	0	2	61	97	2.70	1.050										
13 Will Smith, L ERA: 2.45	0.1	H	1	0	0	0	1	0	0	0	0	0	0	4	4	0.00	0.000										
51 Jonathan Broxton, R ERA: 1.23	1.0		3	1	0	0	0	0	0	0	0	0	0	5	8	0.00	1.000										
21 Jeremy Jeffress, R ERA: 3.38	1.0		4	1	1	1	1	0	0	0	0	0	1	10	20	9.00	1.000										



Batter	1	2	3	4	5	6	7	8	9	AB	R	H	RBI	BB	SO	LOB	TOP										
9 Jean Segura, R OBP: 0.301, SLG: 0.348										3	0	0	0	0	0	0											
5 Héctor Gómez, R OBP: 0.286, SLG: 0.333										3	0	0	0	0	2	0											
8 Ryan Braun, R OBP: 0.278, SLG: 0.400										4	0	0	0	0	2	1											
18 Khris Davis, R OBP: 0.314, SLG: 0.351										4	0	0	0	0	1	1											
15 Jason Rogers, R OBP: 0.412, SLG: 0.529										4	0	2	0	0	0	0											
7 Logan Schafer, L OBP: 0.278, SLG: 0.281										0	0	0	0	0	0	0											
12 Martín Maldonado, R OBP: 0.244, SLG: 0.243										3	0	0	0	0	1	1											
24 Adam Lind, L OBP: 0.393, SLG: 0.570										3	0	2	0	0	0	0											
28 Gerardo Parra, L OBP: 0.259, SLG: 0.386										3	0	2	0	0	0	0											
14 Luis Jimenez, R OBP: 0.125, SLG: 0.067										2	0	0	0	1	0	1											
38 Wily Peralta, R OBP: 0.250, SLG: 0.305										2	0	0	0	0	1	3											
21 Jeremy Jeffress, R OBP: 0.278, SLG: 0.281										0	0	0	0	0	0	0											
3 Elian Herrera, S OBP: 0.250, SLG: 0.305										1	0	0	0	1	0	0											
51 Jonathan Broxton, R OBP: 0.278, SLG: 0.281										0	0	0	0	0	0	0											
Inning Stats	R: 0 E: 0 K: 1 S: 9	H: 0 LOB: 0 BB: 0 P: 12	R: 0 E: 0 K: 1 S: 10	H: 2 LOB: 3 BB: 1 P: 21	R: 0 E: 0 K: 1 S: 9	H: 0 LOB: 1 BB: 0 P: 15	R: 0 E: 0 K: 1 S: 10	H: 1 LOB: 1 BB: 0 P: 14	R: 0 E: 0 K: 0 S: 5	H: 0 LOB: 0 BB: 0 P: 10	R: 0 E: 0 K: 0 S: 8	H: 0 LOB: 0 BB: 0 P: 12	R: 0 E: 0 K: 2 S: 9	H: 0 LOB: 0 BB: 0 P: 11	R: 0 E: 0 K: 2 S: 11	H: 1 LOB: 1 BB: 0 P: 17	1B: 3 2B: 1 3B: 0 HR: 0	SF: 0 SAC: 1 DP: 0 HBP: 1	WP: 0 PB: 0 SB: 1 CS: 0	PA: 33							
PITCHER	IP	WLS	BF	H	R	ER	SO	BB	IBB	HBP	BLK	WP	HR	S	P	ERA	WHIP										
34 Jon Lester, L ERA: 4.71	7.0	W	26	3	0	0	4	1	0	1	0	0	0	56	90	0.00	0.571										
46 Pedro Strop, R ERA: 1.64	1.0	H	3	0	0	0	2	0	0	0	0	0	0	9	11	0.00	0.000										
56 Héctor Rondón, R ERA: 1.64	1.0	S	4	1	0	0	2	0	0	0	0	0	0	11	17	0.00	1.000										

Milwaukee Brewers @ Chicago Cubs
Wrigley Field, Chicago, IL
Fri May 01 2015, 1:23 PM - 4:00 PM CDT
Att: 31,128 - Sunny - 48 F

AB 30
R 0
H 4
RBI 0
BB 1
SO 8
LOB 8



Batter	1	2	3	4	5	6	7	8	9	AB	R	H	RBI	BB	SO	LOB	BOTTOM										
24 Dexter Fowler, S OBP: 0.367, SLG: 0.432										4	0	1	0	0	0	0											
68 Jorge Soler, R OBP: 0.326, SLG: 0.400										4	0	2	0	0	2	0											
44 Anthony Rizzo, L OBP: 0.479, SLG: 0.465										3	0	1	0	0	0	0											
17 Kris Bryant, R OBP: 0.458, SLG: 0.391										2	0	0	0	2	1	2											
13 Starlin Castro, R OBP: 0.356, SLG: 0.414										4	0	2	0	0	0	3											
8 Chris Coghlan, L OBP: 0.288, SLG: 0.443										4	0	1	0	0	1	2											
56 Héctor Rondón, R ERA: 1.64										0	0	0	0	0	0	0											
3 David Ross, R OBP: 0.381, SLG: 0.375										2	0	1	0	1	1	1											
34 Jon Lester, L ERA: 4.71										3	0	0	0	0	2	2											
46 Pedro Strop, R ERA: 1.64										0	0	0	0	0	0	0											
15 Chris Denorfia, R OBP: 0.333, SLG: 0.400										0	0	0	0	0	0	0											
22 Addison Russell, R OBP: 0.219, SLG: 0.387										3	1	1	1	0	2	1											
Inning Stats	R: 0 E: 0 K: 1 S: 9	H: 3 LOB: 2 BB: 0 P: 16	R: 0 E: 0 K: 1 S: 10	H: 0 LOB: 1 BB: 1 P: 17	R: 1 E: 0 K: 0 S: 19	H: 2 LOB: 2 BB: 1 P: 34	R: 0 E: 0 K: 2 S: 11	H: 1 LOB: 1 BB: 0 P: 15	R: 0 E: 0 K: 1 S: 8	H: 2 LOB: 0 BB: 0 P: 20	R: 0 E: 0 K: 1 S: 8	H: 0 LOB: 0 BB: 0 P: 11	R: 0 E: 0 K: 2 S: 15	H: 1 LOB: 2 BB: 1 P: 27	1B: 7 2B: 2 3B: 0 HR: 1	SF: 0 SAC: 0 DP: 2 HBP: 1	WP: 0 PB: 0 SB: 0 CS: 1	PA: 33									
PITCHER	IP	WLS	BF	H	R	ER	SO	BB	IBB	HBP	BLK	WP	HR	S	P	ERA	WHIP										
38 Wily Peralta, R ERA: 4.35	6.0	L	25	8	1	1	6	2	0	1	0	0	0	68	118	1.50	1.667										
21 Jeremy Jeffress, R ERA: 3.09	1.0		3	0	0	0	1	0	0	0	0	0	0	8	11	0.00	0.000										
51 Jonathan Broxton, R ERA: 5.98	1.0		5	1	0	0	2	1	0	0	0	0	0	15	27	0.00	2.000										

Milwaukee Brewers @ Chicago Cubs
Wrigley Field, Chicago, IL
Fri May 01 2015, 1:23 PM - 4:00 PM CDT
Att: 31,128 - Sunny - 48 F

AB 29
R 1
H 9
RBI 1
BB 3
SO 9
LOB 11



Batter	1	2	3	4	5	6	7	8	9	AB	R	H	RBI	BB	SO	LOB	TOP										
27 Carlos Gómez, R (1,8) OBP: 0.279, SLG: 0.429	G6-3		E2		F7			G5-2-3 16 1B HBP	G4-3	5	1	2	1	0	0	1											
9 Jean Segura, R (1,6) OBP: 0.324, SLG: 0.381	G6-3									3	0	0	0	0	1	1											
5 Héctor Gómez, R (8, FR) OBP: 0.256, SLG: 0.297	G6-3		K							0	1	0	0	0	0	0											
8 Ryan Braun, R (1,9) OBP: 0.273, SLG: 0.410	P5		F8					G5-2-3		4	0	0	0	0	0	4											
24 Adam Lind, L (1,3) OBP: 0.392, SLG: 0.553		F7								3	1	1	0	1	1	0											
16 Aramis Ramirez, R (1,5) OBP: 0.263, SLG: 0.411										3	1	2	3	1	0	1											
18 Kris Davis, R (1,7) OBP: 0.298, SLG: 0.325										3	0	0	1	0	3	4											
51 Jonathan Broxton, R (8,1)										0	0	0	0	0	0	0											
57 Francisco Rodríguez, R (8,1)										0	0	0	0	0	0	0											
3 Elian Herrera, S (1,4) OBP: 0.250, SLG: 0.353										4	0	2	0	0	0	1											
12 Martín Maldonado, R (1,2) OBP: 0.245, SLG: 0.244										4	0	0	0	0	0	2											
52 Jimmy Nelson, R (1,1) OBP: 0.125, SLG: 0.250										2	1	1	0	0	1	0											
13 Will Smith, R (7,1)										0	0	0	0	0	0	0											
28 Gerardo Parra, L (8, PH) OBP: 0.274, SLG: 0.426										2	0	1	0	0	1	1											
Inning Stats	R: 0 E: 0 K: 0 S: 6	H: 0 LOB: 0 BB: 0 P: 9	R: 1 E: 0 K: 1 S: 10	H: 1 LOB: 0 BB: 0 P: 16	R: 1 E: 0 K: 1 S: 12	H: 2 LOB: 1 BB: 0 P: 15	R: 1 E: 0 K: 0 S: 11	H: 2 LOB: 0 BB: 0 P: 18	R: 0 E: 0 K: 1 S: 9	H: 0 LOB: 0 BB: 0 P: 11	R: 0 E: 0 K: 1 S: 12	H: 0 LOB: 1 BB: 1 P: 18	R: 2 E: 0 K: 1 S: 9	H: 3 LOB: 3 BB: 1 P: 18	R: 0 E: 1 K: 1 S: 14	H: 1 LOB: 1 BB: 0 P: 18	1B: 5 2B: 3 3B: 0 HR: 1	SF: 1 SAC: 0 DP: 1 HBP: 1	WP: 0 PB: 0 SB: 0 CS: 1	PA: 38							
PITCHER	IP	WLS	BF	H	R	ER	SO	BB	IBB	HBP	BLK	WP	HR	S	P	ERA	WHIP										
39 Jason Hammel, R (1,1) ERA: 3.73	6.0		23	5	3	3	4	1	0	0	0	0	1	57	86	4.50	1.000										
59 Zac Rosscup, L (7,1) ERA: 0.53	1.0		3	0	0	0	1	0	0	0	0	0	0	9	11	0.00	0.000										
46 Pedro Strop, R (8,1) ERA: 1.59	1.0	L	7	3	2	2	1	0	1	1	0	0	0	9	18	18.00	3.000										
27 Phil Coke, L (9,1) ERA: 6.14	0.2		3	1	0	0	1	0	0	0	0	0	0	13	17	0.00	1.500										
71 González Germen, R (9,1) ERA: 9.0	0.1		1	0	0	0	0	0	0	0	0	0	0	1	1	0.00	0.000										

Milwaukee Brewers @ Chicago Cubs
Wrigley Field, Chicago, IL
Sun May 03 2015, 1:22 PM - 4:22 PM CDT
Att: 33,398 - Partly Cloudy - 78 F

AB 33
R 5
H 9
RBI 5
BB 2
SO 7
LOB 15



Batter	1	2	3	4	5	6	7	8	9	AB	R	H	RBI	BB	SO	LOB	BOTTOM										
24 Dexter Fowler, S (1,8) OBP: 0.343, SLG: 0.400	K	G4-3								5	1	1	0	0	3	3											
68 Jorge Soler, R (1,9) OBP: 0.337, SLG: 0.409	G4-3									5	0	2	0	0	2	2											
44 Anthony Rizzo, L (1,3) OBP: 0.471, SLG: 0.513	G4-3									4	1	1	1	0	1	2											
17 Kris Bryant, R (1,5) OBP: 0.403, SLG: 0.333	F8									4	0	0	0	0	1	1											
47 Miguel Montero, L (1,2) OBP: 0.355, SLG: 0.472										3	1	2	0	1	0	1											
13 Starlin Castro, R (1,6) OBP: 0.337, SLG: 0.383										3	0	0	0	1	1	2											
8 Chris Coghlan, L (1,7) OBP: 0.268, SLG: 0.409										4	0	0	0	0	0	3											
39 Jason Hammel, R (1,1) ERA: 3.72										2	0	0	1	0	0	1											
59 Zac Rosscup, R (7,1) ERA: 2.08										0	0	0	0	0	0	0											
46 Pedro Strop, R (8,1)										0	0	0	0	0	0	0											
27 Phil Coke, L (9,1)										0	0	0	0	0	0	0											
71 González Germen, R (9,1) ERA: 9.0										1	0	1	0	0	0	0											
15 Chris Denorfia, R (8, PH) OBP: 0.260, SLG: 0.243										0	0	0	0	0	0	0											
22 Addison Russell, R (1,4) OBP: 0.231, SLG: 0.368										4	0	1	0	0	2	1											
Inning Stats	R: 0 E: 0 K: 1 S: 10	H: 1 LOB: 1 BB: 0 P: 14	R: 1 E: 0 K: 0 S: 12	H: 2 LOB: 2 BB: 1 P: 19	R: 0 E: 0 K: 1 S: 10	H: 0 LOB: 0 BB: 0 P: 12	R: 0 E: 1 K: 0 S: 12	H: 0 LOB: 1 BB: 1 P: 20	R: 2 E: 0 K: 2 S: 14	H: 2 LOB: 1 BB: 0 P: 19	R: 0 E: 0 K: 0 S: 5	H: 0 LOB: 0 BB: 0 P: 8	R: 0 E: 0 K: 3 S: 12	H: 1 LOB: 1 BB: 0 P: 18	R: 0 E: 0 K: 2 S: 11	H: 1 LOB: 1 BB: 0 P: 17	R: 0 E: 0 K: 1 S: 11	H: 1 LOB: 1 BB: 0 P: 15	1B: 6 2B: 1 3B: 1 HR: 0	SF: 1 SAC: 0 DP: 1 HBP: 0	WP: 0 PB: 0 SB: 1 CS: 0	PA: 38					
PITCHER	IP	WLS	BF	H	R	ER	SO	BB	IBB	HBP	BLK	WP	HR	S	P	ERA	WHIP										
52 Jimmy Nelson, R (1,1) ERA: 3.72	6.2		29	6	3	2	6	2	0	0	0	0	0	3	6	0.00	0.000										
13 Will Smith, L (7,1) ERA: 2.08	0.1	W	1	0	0	0	1	0	0	0	0	0	0	3	6	0.00	0.000										
51 Jonathan Broxton, R (8,1) ERA: 5.06	1.0	H	4	1	0	0	2	0	0	0	0	0	0	11	17	0.00	1.000										
57 Francisco Rodríguez, R (9,1) ERA: 2.0	1.0	S	4	1	0	0	1	0	0	0	0	0	0	11	15	0.00	1.000										

Milwaukee Brewers @ Chicago Cubs
Wrigley Field, Chicago, IL
Sun May 03 2015, 1:22 PM - 4:22 PM CDT
Att: 33,398 - Partly Cloudy - 78 F

AB 35
R 3
H 8
RBI 2
BB 2
SO 10
LOB 16



Batter	1	2	3	4	5	6	7	8	9	AB	R	H	RBI	BB	SO	LOB	TOP			
24 Dexter Fowler, S OBP: 0.339, SLG: 0.420										4	1	2	0	0	1	0	Chicago Cubs @ Milwaukee Brewers Miller Park, Milwaukee, WI Sat May 09 2015, 6:11 PM - 9:14 PM CDT Att: 39,600 - Roof Closed - 69 F			
17 Kris Bryant, R OBP: 0.404, SLG: 0.368										4	1	1	3	0	1	1				
44 Anthony Rizzo, L OBP: 0.392, SLG: 0.577										4	0	1	0	0	1	1				
40 James Russell, L										0	0	0	0	0	0	0				
3 David Ross, R OBP: 0.385, SLG: 0.400										0	0	0	0	0	0	0				
47 Miguel Montero, L OBP: 0.350, SLG: 0.477										2	0	1	0	1	1	0				
5 Wellington Castillo, R OBP: 0.278, SLG: 0.455										1	0	0	0	0	0	0				
68 Jorge Soler, R OBP: 0.333, SLG: 0.439										4	1	1	0	0	1	3				
13 Starlin Castro, R OBP: 0.317, SLG: 0.378										3	0	1	1	0	0	1				
30 Jason Motte, R										0	0	0	0	0	0	0				
41 Matt Szczur, R OBP: 0.250, SLG: 0.188										1	0	0	0	0	1	0				
8 Chris Coghlan, L OBP: 0.266, SLG: 0.384										4	0	0	0	0	1	2	AB 35 R 4 H 8 RBI 4 BB 1 SO 10 LOB 10			
37 Travis Wood, R OBP: 0.105, SLG: 0.105										2	0	0	0	0	1	1				
36 Edwin Jackson, R										0	0	0	0	0	0	0				
27 Phil Coke, L										0	0	0	0	0	0	0				
19 Jonathan Herrera, S OBP: 0.243, SLG: 0.278										2	0	0	0	0	1	0				
22 Addison Russell, R OBP: 0.286, SLG: 0.459										4	1	1	0	0	1	1				
Inning Stats	R: 0 E: 0 K: 1 S: 8	H: 0 LOB: 0 BB: 0 P: 11	R: 0 E: 0 K: 1 S: 11	H: 1 LOB: 1 BB: 0 P: 18	R: 3 E: 0 K: 2 S: 15	H: 3 LOB: 0 BB: 0 P: 26	R: 1 E: 0 K: 2 S: 16	H: 2 LOB: 1 BB: 0 P: 24	R: 0 E: 0 K: 0 S: 14	H: 0 LOB: 0 BB: 0 P: 9	R: 0 E: 0 K: 1 S: 8	H: 1 LOB: 1 BB: 0 P: 15	R: 0 E: 0 K: 1 S: 6	H: 0 LOB: 0 BB: 0 P: 11	R: 0 E: 0 K: 1 S: 6	H: 0 LOB: 0 BB: 0 P: 9	1B: 4 2B: 3 3B: 0 HR: 1	SF: 0 SAC: 0 DP: 0 HBP: 0	WP: 0 PB: 1 SB: 0 CS: 0	PA: 36
PITCHER	IP WLS BF H R ER SO BB IBB HBP BLK WP HR S P ERA WHIP																PITCHER	IP WLS BF H R ER SO BB IBB HBP BLK WP HR S P ERA WHIP		
26 Kyle Lohse, R ERA: 7.03	5.0 W 23 7 4 4 7 1 0 0 0 0 0 0 6 106 7.20 1.600																			
21 Jeremy Jeffress, R ERA: 3.45	1.0 3 0 0 0 0 0 0 0 0 0 0 0 6 9 0.00 0.000																			
54 Michael Blazek, R ERA: 1.15	2.0 7 1 0 0 2 0 0 0 0 0 0 0 14 26 0.00 0.500																			
48 Neal Cotts, L ERA: 5.11	1.0 3 0 0 0 1 0 0 0 0 0 0 0 6 9 0.00 0.000																			
Batter	1	2	3	4	5	6	7	8	9	AB	R	H	RBI	BB	SO	LOB	BOTTOM			
9 Jean Segura, R OBP: 0.315, SLG: 0.376										5	2	2	1	0	0	1	Chicago Cubs @ Milwaukee Brewers Miller Park, Milwaukee, WI Sat May 09 2015, 6:11 PM - 9:14 PM CDT Att: 39,600 - Roof Closed - 69 F			
5 Héctor Gómez, R OBP: 0.250, SLG: 0.391										5	1	0	0	0	1	1				
8 Ryan Braun, R OBP: 0.327, SLG: 0.436										2	3	1	0	2	0	0				
2 Scooter Gennett, L OBP: 0.260, SLG: 0.261										1	0	0	0	0	0	0				
24 Adam Lind, L OBP: 0.408, SLG: 0.596										4	1	0	0	1	0	4				
18 Kris Davis, R OBP: 0.351, SLG: 0.414										3	2	3	3	1	0	0				
28 Gerardo Parra, L OBP: 0.300, SLG: 0.460										2	2	2	4	1	0	0				
12 Martín Maldonado, R OBP: 0.224, SLG: 0.213										3	0	1	1	0	0	3				
3 Elian Herrera, S OBP: 0.255, SLG: 0.298										4	0	1	0	0	1	3				
26 Kyle Lohse, R OBP: 0.167, SLG: 0.167										2	0	0	0	0	1	1				
15 Jason Rogers, R OBP: 0.320, SLG: 0.520										1	1	1	3	0	0	0				
21 Jeremy Jeffress, R ERA: 4.65										0	0	0	0	0	0	0				
54 Michael Blazek, R ERA: 6.52										1	0	0	0	0	1	1				
48 Neal Cotts, L ERA: 5.11										0	0	0	0	0	0	0				
Inning Stats	R: 0 E: 0 K: 1 S: 9	H: 0 LOB: 0 BB: 0 P: 15	R: 2 E: 1 K: 0 S: 17	H: 3 LOB: 1 BB: 0 P: 26	R: 3 E: 1 K: 0 S: 12	H: 2 LOB: 1 BB: 1 P: 26	R: 1 E: 0 K: 2 S: 11	H: 1 LOB: 0 BB: 0 P: 17	R: 5 E: 0 K: 0 S: 17	H: 2 LOB: 0 BB: 3 P: 34	R: 1 E: 0 K: 0 S: 16	H: 2 LOB: 2 BB: 1 P: 27	R: 0 E: 0 K: 1 S: 6	H: 1 LOB: 0 BB: 0 P: 8	R: 0 E: 0 K: 0 S: 9	H: 0 LOB: 0 BB: 0 P: 11	1B: 6 2B: 2 3B: 0 HR: 3	SF: 2 SAC: 0 DP: 1 HBP: 0	WP: 0 PB: 0 SB: 0 CS: 0	PA: 40
PITCHER	IP WLS BF H R ER SO BB IBB HBP BLK WP HR S P ERA WHIP																PITCHER	IP WLS BF H R ER SO BB IBB HBP BLK WP HR S P ERA WHIP		
37 Travis Wood, L ERA: 4.96	4.0 L 20 6 6 4 3 1 0 0 0 0 0 0 5 84 9.00 1.750																			
36 Edwin Jackson, R ERA: 4.65	0.0 3 1 3 3 0 2 0 0 0 0 0 0 5 14 -- --																			
27 Phil Coke, L ERA: 6.52	1.0 5 1 2 2 0 1 0 0 0 0 0 1 12 20 18.00 2.000																			
30 Jason Motte, R ERA: 3.95	1.0 6 2 1 1 0 1 0 0 0 0 0 0 16 27 9.00 3.000																			
40 James Russell, L ERA: 2.7	1.0 3 1 0 0 1 0 0 0 0 0 0 0 6 8 0.00 1.000																			

Batter	1	2	3	4	5	6	7	8	9	AB	R	H	RBI	BB	SO	LOB	TOP					
27 Carlos Gómez, R OBP: 0.275, SLG: 0.481 18 Kris Davis, R OBP: 0.341, SLG: 0.411										3	0	2	0	0	1	0						
28 Gerardo Parra, L OBP: 0.333, SLG: 0.533										4	0	1	0	0	1	4						
8 Ryan Braun, R OBP: 0.463 5 Héctor Gómez, R OBP: 0.246, SLG: 0.413										2	0	0	1	0	1	0						
24 Adam Lind, L OBP: 0.386, SLG: 0.533 3 Elián Herrera, S OBP: 0.294, SLG: 0.468										2	0	0	0	1	1	0						
16 Aramis Ramirez, R OBP: 0.293, SLG: 0.426 48 Neal Cotts, L										3	0	1	0	0	0	2						
21 Jeremy Jeffress, R OBP: 0.273, SLG: 0.424										1	0	1	0	0	0	0						
2 Scooter Gennett, L OBP: 0.209, SLG: 0.206										4	0	0	0	0	1	2						
12 Martín Maldonado, R OBP: 0.211, SLG: 0.229										3	0	0	0	0	0	1						
22 Matt Garza, R OBP: 0.154, SLG: 0.083 53 Brandon Kintzler, R										1	0	0	0	0	1	0						
25 Juan Centeno, L										1	0	0	0	0	0	0						
10 Luis Sardinas, S OBP: 0.667, SLG: 0.667										3	1	2	0	0	1	0						
Inning Stats	R: 0 E: 0 K: 1 S: 11	H: 0 LOB: 0 BB: 0 P: 17	R: 0 E: 0 K: 2 S: 12	H: 1 LOB: 1 BB: 0 P: 19	R: 0 E: 0 K: 1 S: 12	H: 2 LOB: 1 BB: 0 P: 17	R: 0 E: 0 K: 1 S: 8	H: 0 LOB: 0 BB: 0 P: 11	R: 0 E: 0 K: 0 S: 7	H: 0 LOB: 0 BB: 0 P: 12	R: 1 E: 0 K: 1 S: 15	H: 2 LOB: 2 BB: 1 P: 24	R: 0 E: 0 K: 1 S: 8	H: 0 LOB: 0 BB: 0 P: 12	R: 0 E: 0 K: 2 S: 11	H: 1 LOB: 1 BB: 0 P: 17	R: 0 E: 0 K: 1 S: 10	H: 1 LOB: 0 BB: 0 P: 15	1B: 7 2B: 1 3B: 0 HR: 0	SF: 1 SAC: 0 DP: 2 HBP: 0	WP: 0 PB: 0 SB: 0 CS: 0	PA: 33
PITCHER	IP WLS BF H R ER SO BB IBB HBP BLK WP HR S P ERA WHIP																					
48 Jacob deGrom, R ERA: 3.21	(1, 1) 6.0 W 23 5 1 1 6 1 0 0 0 0 0 0 65 100 1.50 1.000																					
62 Erik Coeddel, R ERA:	(7, 1) 2.0 7 1 0 0 3 0 0 0 0 0 0 0 19 29 0.00 0.500																					
51 Jack Leathersich, L ERA:	(9, 1) 1.0 3 1 0 0 1 0 0 0 0 0 0 0 10 15 0.00 1.000																					

Milwaukee Brewers @ New York Mets
Citi Field, Flushing, NY
Sat May 16 2015, 7:12 PM - 10:06 PM EDT
Att: 30,208 - Cloudy - 71 F

AB 31
R 1
H 7
RBI 1
BB 1
SO 10
LOB 10



Batter	1	2	3	4	5	6	7	8	9	AB	R	H	RBI	BB	SO	LOB	BOTTOM			
3 Curtis Granderson, L OBP: 0.365, SLG: 0.387 51 Jack Leathersich, R										5	2	3	2	0	0	0				
12 Juan Lagares, R OBP: 0.289, SLG: 0.324										5	1	1	0	0	1	1				
21 Lucas Duda, L OBP: 0.368, SLG: 0.444										4	1	1	0	1	2	0				
23 Michael Cuddyer, R OBP: 0.362, SLG: 0.367 62 Erik Coeddel, R										4	2	2	2	0	2	1				
44 John Mayberry Jr., R OBP: 0.184, SLG: 0.257										1	0	0	0	0	0	0				
28 Daniel Murphy, L OBP: 0.303, SLG: 0.374 11 Rubén Tejada, R OBP: 0.304, SLG: 0.275										3	2	1	2	1	0	0				
29 Eric Campbell, R OBP: 0.328, SLG: 0.345										5	1	2	1	0	1	2				
22 Kevin Plawewski, R OBP: 0.269, SLG: 0.371										3	2	1	2	1	1	2				
48 Jacob deGrom, L OBP: 0.294, SLG: 0.294 9 Kirk Nieuwenhuis, L OBP: 0.132, SLG: 0.139										3	1	3	1	0	0	0				
4 Wilmer Flores, R OBP: 0.296, SLG: 0.454										4	2	2	4	0	0	4				
Inning Stats	R: 0 E: 0 K: 1 S: 9	H: 1 LOB: 1 BB: 0 P: 11	R: 1 E: 0 K: 0 S: 6	H: 2 LOB: 1 BB: 1 P: 13	R: 0 E: 0 K: 1 S: 9	H: 1 LOB: 0 BB: 0 P: 13	R: 10 E: 0 K: 1 S: 33	H: 9 LOB: 2 BB: 2 P: 52	R: 0 E: 0 K: 1 S: 10	H: 0 LOB: 0 BB: 0 P: 16	R: 0 E: 0 K: 1 S: 12	H: 0 LOB: 0 BB: 0 P: 17	R: 3 E: 0 K: 2 S: 19	H: 3 LOB: 0 BB: 0 P: 29	R: 0 E: 0 K: 2 S: 7	H: 0 LOB: 0 BB: 0 P: 11	1B: 9 2B: 4 3B: 0 HR: 3	SF: 0 SAC: 0 DP: 2 HBP: 0	WP: 0 PB: 0 SB: 0 CS: 0	PA: 42
PITCHER	IP WLS BF H R ER SO BB IBB HBP BLK WP HR S P ERA WHIP																			
22 Matt Garza, R ERA: 9.72	(1, 1) 3.1 L 22 10 10 2 3 0 0 0 0 0 0 0 23 37 5.40 3.900																			
53 Brandon Kintzler, R ERA: 4.15	(4, 1) 1.2 8 3 1 1 2 0 0 0 0 0 0 0 23 37 5.40 1.800																			
48 Neal Cotts, L ERA: 4.15	(6, 1) 2.0 9 3 3 3 3 0 0 0 0 0 0 2 31 46 13.50 1.500																			
21 Jeremy Jeffress, R ERA: 3.0	(8, 1) 1.0 3 0 0 0 2 0 0 0 0 0 0 0 7 11 0.00 0.000																			

Milwaukee Brewers @ New York Mets
Citi Field, Flushing, NY
Sat May 16 2015, 7:12 PM - 10:06 PM EDT
Att: 30,208 - Cloudy - 71 F

AB 39
R 14
H 16
RBI 14
BB 3
SO 9
LOB 10



Batter	1	2	3	4	5	6	7	8	9	AB	R	H	RBI	BB	SO	LOB	TOP										
27 Carlos Gómez, R (1.8) OBP: 0.277, SLG: 0.469 28 Gerardo Parra, L (6, PR) OBP: 0.330, SLG: 0.527	P4		F7			HBP	G1-3			2	0	0	0	0	0	1											
18 Khris Davis, R (1.7) OBP: 0.331, SLG: 0.397	K			L7		K		L8		4	0	0	0	0	2	2											
8 Ryan Braun, R (1.9) OBP: 0.319, SLG: 0.457	K			G3				G4-3		4	0	1	1	0	1	0											
24 Adam Lind, L (1.3) OBP: 0.382, SLG: 0.524	K			1B		F7		K		4	0	1	0	0	2	2											
16 Aramis Ramirez, R (1.5) OBP: 0.282, SLG: 0.408	L8			P3		L8		G1-3		4	0	0	0	0	0	3											
2 Scooter Gennett, L (1.4) OBP: 0.203, SLG: 0.200 5 Héctor Gómez, R (7, PH) OBP: 0.239, SLG: 0.400	P5					G3		G6-3		2	0	0	0	0	0	0											
25 Juan Centeno, L (1.2) OBP: 0.143, SLG: 0.154						L7		G1-3		3	0	1	0	1	0	0											
38 Wily Peralta, R (1.1) 13 Will Smith, R (6.1) 15 Jason Rogers, R (7, PH) 51 Jonathan Broxton, R (7.1) 57 Francisco Rodríguez, R (8.1)				SH3-4						1	0	0	0	0	1	0											
10 Luis Sardinas, S (1.6) OBP: 0.500, SLG: 0.500	F9							FC3-6		3	1	1	0	0	0	3											
Inning Stats	R: 0 H: 0 E: 0 K: 2 S: 11	H: 0 LOB: 0 BB: 0 P: 14	R: 0 H: 0 E: 0 K: 1 S: 9	H: 0 LOB: 0 BB: 0 P: 10	R: 0 H: 0 E: 0 K: 0 S: 6	H: 0 LOB: 1 BB: 1 P: 11	R: 0 H: 1 E: 0 K: 0 S: 11	H: 1 LOB: 0 BB: 0 P: 16	R: 0 H: 0 E: 0 K: 1 S: 10	H: 0 LOB: 0 BB: 0 P: 14	R: 1 H: 2 E: 0 K: 1 S: 20	H: 2 LOB: 2 BB: 0 P: 30	R: 0 H: 1 E: 0 K: 1 S: 14	H: 1 LOB: 2 BB: 1 P: 22	R: 0 H: 0 E: 0 K: 1 S: 10	H: 0 LOB: 0 BB: 0 P: 16	R: 0 H: 0 E: 0 K: 0 S: 7	H: 0 LOB: 0 BB: 0 P: 10	1B: 3 2B: 1 3B: 0 HR: 0	SF: 0 SAC: 1 DP: 0 HBP: 1	WP: 0 PB: 0 SB: 0 CS: 0	PA: 34					
PITCHER	IP	WLS	BF	H	R	ER	SO	BB	IBB	HBP	BLK	WP	HR	S	P	ERA	WHIP										
34 Noah Syndergaard, R (1.1) ERA: 3.18 36 Sean Gilmartin, L (7.1) ERA: 2.79 52 Carlos Torres, R (7.1) ERA: 4.11 47 Hansel Robles, R (8.1) ERA: 4.05 27 Jeury Familia, R (9.1) ERA: 1.47	6.0	W	23	3	1	1	5	1	0	1	0	0	0	67	95	1.50	0.667										

Milwaukee Brewers @ New York Mets
Citi Field, Flushing, NY
Sun May 17 2015, 1:12 PM - 4:00 PM EDT
Att: 32,422 - Partly Cloudy - 79 F

AB 30
R 1
H 4
RBI 1
BB 2
SO 7
LOB 13



Batter	1	2	3	4	5	6	7	8	9	AB	R	H	RBI	BB	SO	LOB	BOTTOM										
3 Curtis Granderson, L (1.9) OBP: 0.359, SLG: 0.403	HR		G4-3	K		F7		G4-3		5	1	1	1	0	1	3											
29 Eric Campbell, R (1.5) OBP: 0.352, SLG: 0.379	K		2B	2B						3	2	2	1	1	1	0											
21 Lucas Duda, L (1.3) OBP: 0.378, SLG: 0.463	2B		2B	BB						3	0	2	1	1	1	2											
23 Michael Cuddyer, R (1.7) OBP: 0.301, SLG: 0.364	E5		G6-3	1B						4	0	1	2	0	1	4											
28 Daniel Murphy, L (1.4) OBP: 0.301, SLG: 0.366	L7			1B						3	0	0	0	1	0	4											
4 Wilmer Flores, R (1.6) OBP: 0.294, SLG: 0.446	FC6-4		P6							4	0	1	0	0	0	4											
19 Johnny Monell, L (1.2) OBP: 0.167, SLG: 0.182	K2-3			BB						3	1	0	0	1	1	1											
34 Noah Syndergaard, L (1.1) ERA: 4.32 36 Sean Gilmartin, L (7.1) ERA: 2.13 52 Carlos Torres, R (7.1) ERA: 4.11 47 Hansel Robles, R (8.1) ERA: 4.05 9 Kirk Nieuwenhuis, L (8, PH) 27 Jeury Familia, R (9.1) ERA: 1.29	L8			K						3	0	0	0	0	2	1											
12 Juan Lagares, R (1.8) OBP: 0.295, SLG: 0.329	G6-3			1B						4	1	2	0	0	0	0											
Inning Stats	R: 1 H: 2 E: 1 K: 1 S: 11	H: 2 LOB: 2 BB: 0 P: 19	R: 0 H: 0 E: 0 K: 1 S: 8	H: 0 LOB: 0 BB: 0 P: 12	R: 1 H: 2 E: 0 K: 0 S: 10	H: 2 LOB: 2 BB: 1 P: 20	R: 3 H: 3 E: 0 K: 2 S: 22	H: 3 LOB: 2 BB: 2 P: 36	R: 0 H: 1 E: 0 K: 1 S: 6	H: 1 LOB: 0 BB: 0 P: 6	R: 0 H: 1 E: 0 K: 2 S: 14	H: 1 LOB: 2 BB: 1 P: 26	R: 0 H: 0 E: 0 K: 0 S: 4	H: 0 LOB: 0 BB: 0 P: 6	R: 0 H: 0 E: 0 K: 0 S: 6	H: 0 LOB: 0 BB: 0 P: 9	1B: 5 2B: 3 3B: 0 HR: 1	SF: 0 SAC: 0 DP: 1 HBP: 0	WP: 0 PB: 0 SB: 1 CS: 0	PA: 37							
PITCHER	IP	WLS	BF	H	R	ER	SO	BB	IBB	HBP	BLK	WP	HR	S	P	ERA	WHIP										
38 Wily Peralta, R (1.1) 13 Will Smith, L (6.1) 51 Jonathan Broxton, R (7.1) 57 Francisco Rodríguez, R (8.1)	5.0	L	27	5	5	5	5	2	1	0	0	0	0	12	21	9.00	2.200										

Milwaukee Brewers @ New York Mets
Citi Field, Flushing, NY
Sun May 17 2015, 1:12 PM - 4:00 PM EDT
Att: 32,422 - Partly Cloudy - 79 F

AB 33
R 5
H 9
RBI 5
BB 4
SO 7
LOB 19



Batter	1	2	3	4	5	6	7	8	9	AB	R	H	RBI	BB	SO	LOB	TOP					
27 Carlos Gómez, R OBP: 0.301, SLG: 0.516										5	1	3	2	0	2	0	Milwaukee Brewers @ Detroit Tigers Comerica Park, Detroit, MI Tue May 19 2015, 7:09 PM - 9:42 PM EDT Att: 26,994 - Cloudy - 53 F					
28 Gerardo Parra, L OBP: 0.353, SLG: 0.532										3	2	2	0	2	1	1						
8 Ryan Braun, R OBP: 0.327, SLG: 0.481										5	1	2	4	0	0	3						
24 Adam Lind, L OBP: 0.387, SLG: 0.543										5	1	2	1	0	2	2						
16 Aramis Ramirez, R OBP: 0.279, SLG: 0.453										4	1	1	1	0	1	0						
3 Elian Herrera, S OBP: 0.282, SLG: 0.455										0	0	0	0	0	0	0						
18 Khris Davis, R OBP: 0.312, SLG: 0.371										4	0	0	0	0	1	0						
10 Luis Sardinas, S OBP: 0.429, SLG: 0.571										4	1	2	0	0	0	0						
5 Héctor Gómez, R OBP: 0.240, SLG: 0.411										4	1	1	0	0	1	2						
12 Martín Maldonado, R OBP: 0.204, SLG: 0.220										4	0	0	0	0	0	2						
Inning Stats	R: 0 E: 0 K: 1 S: 4	H: 0 LOB: 0 BB: 1 P: 10	R: 0 E: 0 K: 1 S: 6	H: 0 LOB: 0 BB: 7 P: 7	R: 6 E: 0 K: 0 S: 19	H: 5 LOB: 0 BB: 1 P: 35	R: 1 E: 0 K: 1 S: 13	H: 2 LOB: 1 BB: 0 P: 19	R: 0 E: 0 K: 1 S: 5	H: 0 LOB: 0 BB: 0 P: 7	R: 0 E: 0 K: 0 S: 13	H: 2 LOB: 2 BB: 0 P: 18	R: 0 E: 0 K: 2 S: 10	H: 1 LOB: 1 BB: 0 P: 16	R: 1 E: 0 K: 1 S: 11	H: 3 LOB: 2 BB: 0 P: 17	1B: 6 2B: 3 3B: 1 HR: 3	SF: 0 SAC: 0 DP: 1 HBP: 0	WP: 0 PB: 0 SB: 1 CS: 0	PA: 40		
PITCHER	IP WLS BF H R ER SO BB IBB HBP BLK WP HR S P ERA WHIP	IP WLS BF H R ER SO BB IBB HBP BLK WP HR S P ERA WHIP	IP WLS BF H R ER SO BB IBB HBP BLK WP HR S P ERA WHIP	IP WLS BF H R ER SO BB IBB HBP BLK WP HR S P ERA WHIP	IP WLS BF H R ER SO BB IBB HBP BLK WP HR S P ERA WHIP	IP WLS BF H R ER SO BB IBB HBP BLK WP HR S P ERA WHIP	IP WLS BF H R ER SO BB IBB HBP BLK WP HR S P ERA WHIP	IP WLS BF H R ER SO BB IBB HBP BLK WP HR S P ERA WHIP	IP WLS BF H R ER SO BB IBB HBP BLK WP HR S P ERA WHIP	IP WLS BF H R ER SO BB IBB HBP BLK WP HR S P ERA WHIP	IP WLS BF H R ER SO BB IBB HBP BLK WP HR S P ERA WHIP	IP WLS BF H R ER SO BB IBB HBP BLK WP HR S P ERA WHIP	IP WLS BF H R ER SO BB IBB HBP BLK WP HR S P ERA WHIP	IP WLS BF H R ER SO BB IBB HBP BLK WP HR S P ERA WHIP	IP WLS BF H R ER SO BB IBB HBP BLK WP HR S P ERA WHIP	IP WLS BF H R ER SO BB IBB HBP BLK WP HR S P ERA WHIP	IP WLS BF H R ER SO BB IBB HBP BLK WP HR S P ERA WHIP	IP WLS BF H R ER SO BB IBB HBP BLK WP HR S P ERA WHIP	IP WLS BF H R ER SO BB IBB HBP BLK WP HR S P ERA WHIP	IP WLS BF H R ER SO BB IBB HBP BLK WP HR S P ERA WHIP	IP WLS BF H R ER SO BB IBB HBP BLK WP HR S P ERA WHIP	IP WLS BF H R ER SO BB IBB HBP BLK WP HR S P ERA WHIP

AB	38
R	8
H	13
RBI	8
BB	2
SO	8
LOB	10



Batter	1	2	3	4	5	6	7	8	9	AB	R	H	RBI	BB	SO	LOB	BOTTOM					
12 Anthony Gose, L OBP: 0.364, SLG: 0.468										4	0	0	0	0	1	3	Milwaukee Brewers @ Detroit Tigers Comerica Park, Detroit, MI Tue May 19 2015, 7:09 PM - 9:42 PM EDT Att: 26,994 - Cloudy - 53 F					
3 Ian Kinsler, R OBP: 0.391, SLG: 0.404										2	1	0	0	2	1	1						
24 Miguel Cabrera, R OBP: 0.434, SLG: 0.600										4	0	1	0	0	0	3						
28 J.D. Martinez, R OBP: 0.333, SLG: 0.479										3	0	1	1	0	0	1						
52 Yoenis Cespedes, R OBP: 0.290, SLG: 0.468										4	0	0	0	0	2	4						
18 Tyler Collins, L OBP: 0.500, SLG: 0.333										3	0	1	0	1	2	0						
9 Nick Castellanos, R OBP: 0.294, SLG: 0.366										4	0	0	0	0	0	2						
50 Bryan Holaday, R OBP: 0.300, SLG: 0.700										4	0	0	0	0	0	1						
1 Jose Iglesias, R OBP: 0.398, SLG: 0.438										2	0	0	0	1	0	0						
Inning Stats	R: 1 E: 0 K: 1 S: 11	H: 1 LOB: 1 BB: 1 P: 20	R: 0 E: 0 K: 1 S: 7	H: 1 LOB: 2 BB: 1 P: 15	R: 0 E: 0 K: 0 S: 8	H: 0 LOB: 1 BB: 1 P: 15	R: 0 E: 0 K: 0 S: 9	H: 0 LOB: 0 BB: 1 P: 17	R: 0 E: 0 K: 1 S: 8	H: 0 LOB: 0 BB: 0 P: 9	R: 0 E: 0 K: 1 S: 8	H: 0 LOB: 0 BB: 0 P: 10	R: 0 E: 0 K: 0 S: 8	H: 1 LOB: 2 BB: 0 P: 13	R: 0 E: 0 K: 1 S: 5	H: 0 LOB: 0 BB: 0 P: 9		1B: 3 2B: 0 3B: 0 HR: 0	SF: 0 SAC: 0 DP: 1 HBP: 1	WP: 0 PB: 0 SB: 1 CS: 0	PA: 35	
PITCHER	IP WLS BF H R ER SO BB IBB HBP BLK WP HR S P ERA WHIP	IP WLS BF H R ER SO BB IBB HBP BLK WP HR S P ERA WHIP	IP WLS BF H R ER SO BB IBB HBP BLK WP HR S P ERA WHIP	IP WLS BF H R ER SO BB IBB HBP BLK WP HR S P ERA WHIP	IP WLS BF H R ER SO BB IBB HBP BLK WP HR S P ERA WHIP	IP WLS BF H R ER SO BB IBB HBP BLK WP HR S P ERA WHIP	IP WLS BF H R ER SO BB IBB HBP BLK WP HR S P ERA WHIP	IP WLS BF H R ER SO BB IBB HBP BLK WP HR S P ERA WHIP	IP WLS BF H R ER SO BB IBB HBP BLK WP HR S P ERA WHIP	IP WLS BF H R ER SO BB IBB HBP BLK WP HR S P ERA WHIP	IP WLS BF H R ER SO BB IBB HBP BLK WP HR S P ERA WHIP	IP WLS BF H R ER SO BB IBB HBP BLK WP HR S P ERA WHIP	IP WLS BF H R ER SO BB IBB HBP BLK WP HR S P ERA WHIP	IP WLS BF H R ER SO BB IBB HBP BLK WP HR S P ERA WHIP	IP WLS BF H R ER SO BB IBB HBP BLK WP HR S P ERA WHIP	IP WLS BF H R ER SO BB IBB HBP BLK WP HR S P ERA WHIP	IP WLS BF H R ER SO BB IBB HBP BLK WP HR S P ERA WHIP	IP WLS BF H R ER SO BB IBB HBP BLK WP HR S P ERA WHIP	IP WLS BF H R ER SO BB IBB HBP BLK WP HR S P ERA WHIP	IP WLS BF H R ER SO BB IBB HBP BLK WP HR S P ERA WHIP	IP WLS BF H R ER SO BB IBB HBP BLK WP HR S P ERA WHIP	IP WLS BF H R ER SO BB IBB HBP BLK WP HR S P ERA WHIP

AB	30
R	1
H	3
RBI	1
BB	4
SO	6
LOB	15



Batter	1	2	3	4	5	6	7	8	9	AB	R	H	RBI	BB	SO	LOB	TOP							
27 Carlos Gómez, R OBP: 0.309, SLG: 0.511										3	0	1	0	0	1	0	Milwaukee Brewers @ Detroit Tigers Comerica Park, Detroit, MI Wed May 20 2015, 7:10 PM - 10:13 PM EDT Att: 27,716 - Partly Cloudy - 56 F							
28 Gerardo Parra, L OBP: 0.340, SLG: 0.510										4	0	0	0	0	1	2								
8 Ryan Braun, R OBP: 0.338, SLG: 0.504										2	1	1	1	2	0	0								
24 Adam Lind, L OBP: 0.377, SLG: 0.526										4	0	0	0	0	2	2								
16 Aramis Ramirez, R OBP: 0.278, SLG: 0.455										4	0	1	0	0	2	0								
18 Kris Davis, R OBP: 0.317, SLG: 0.370										3	1	1	0	1	0	1								
10 Luis Sardinas, S OBP: 0.389, SLG: 0.500										4	0	1	0	0	0	2								
3 Elian Herrera, S OBP: 0.280, SLG: 0.457										4	0	1	1	0	1	1								
12 Martín Maldonado, R OBP: 0.198, SLG: 0.213										3	0	0	0	0	0	2								
Inning Stats	R: 0 E: 0 K: 1 S: 6	H: 0 LOB: 0 BB: 0 P: 9	R: 0 E: 0 K: 2 S: 15	H: 1 LOB: 1 BB: 0 P: 21	R: 0 E: 0 K: 1 S: 16	H: 1 LOB: 1 BB: 0 P: 23	R: 1 E: 0 K: 0 S: 11	H: 1 LOB: 0 BB: 0 P: 15	R: 0 E: 0 K: 0 S: 11	H: 0 LOB: 1 BB: 0 P: 12	R: 0 E: 0 K: 0 S: 11	H: 0 LOB: 1 BB: 1 P: 16	R: 1 E: 0 K: 1 S: 11	H: 2 LOB: 1 BB: 1 P: 18	R: 0 E: 0 K: 1 S: 8	H: 0 LOB: 1 BB: 1 P: 13		R: 0 E: 0 K: 0 S: 15	H: 1 LOB: 1 BB: 0 P: 18	1B: 3 2B: 3 3B: 0 HR: 1	SF: 0 SAC: 0 DP: 1 HBP: 1	WP: 0 PB: 0 SB: 1 CS: 1	PA: 35	
PITCHER	IP WLS BF H R ER SO BB IBB HBP BLK WP HR S P ERA WHIP	IP WLS BF H R ER SO BB IBB HBP BLK WP HR S P ERA WHIP	IP WLS BF H R ER SO BB IBB HBP BLK WP HR S P ERA WHIP	IP WLS BF H R ER SO BB IBB HBP BLK WP HR S P ERA WHIP	IP WLS BF H R ER SO BB IBB HBP BLK WP HR S P ERA WHIP	IP WLS BF H R ER SO BB IBB HBP BLK WP HR S P ERA WHIP	IP WLS BF H R ER SO BB IBB HBP BLK WP HR S P ERA WHIP	IP WLS BF H R ER SO BB IBB HBP BLK WP HR S P ERA WHIP	IP WLS BF H R ER SO BB IBB HBP BLK WP HR S P ERA WHIP	IP WLS BF H R ER SO BB IBB HBP BLK WP HR S P ERA WHIP	IP WLS BF H R ER SO BB IBB HBP BLK WP HR S P ERA WHIP	IP WLS BF H R ER SO BB IBB HBP BLK WP HR S P ERA WHIP	IP WLS BF H R ER SO BB IBB HBP BLK WP HR S P ERA WHIP	IP WLS BF H R ER SO BB IBB HBP BLK WP HR S P ERA WHIP	IP WLS BF H R ER SO BB IBB HBP BLK WP HR S P ERA WHIP	IP WLS BF H R ER SO BB IBB HBP BLK WP HR S P ERA WHIP	IP WLS BF H R ER SO BB IBB HBP BLK WP HR S P ERA WHIP	IP WLS BF H R ER SO BB IBB HBP BLK WP HR S P ERA WHIP	IP WLS BF H R ER SO BB IBB HBP BLK WP HR S P ERA WHIP	IP WLS BF H R ER SO BB IBB HBP BLK WP HR S P ERA WHIP	IP WLS BF H R ER SO BB IBB HBP BLK WP HR S P ERA WHIP	IP WLS BF H R ER SO BB IBB HBP BLK WP HR S P ERA WHIP	IP WLS BF H R ER SO BB IBB HBP BLK WP HR S P ERA WHIP	IP WLS BF H R ER SO BB IBB HBP BLK WP HR S P ERA WHIP

Batter	1	2	3	4	5	6	7	8	9	AB	R	H	RBI	BB	SO	LOB	BOTTOM							
12 Anthony Gose, L OBP: 0.352, SLG: 0.452										4	0	0	0	0	1	0	Milwaukee Brewers @ Detroit Tigers Comerica Park, Detroit, MI Wed May 20 2015, 7:10 PM - 10:13 PM EDT Att: 27,716 - Partly Cloudy - 56 F							
3 Ian Kinsler, R OBP: 0.388, SLG: 0.406										4	0	1	0	0	1	0								
24 Miguel Cabrera, R OBP: 0.435, SLG: 0.595										3	0	1	0	1	1	0								
28 J.D. Martinez, R OBP: 0.337, SLG: 0.480										4	2	2	0	0	0	3								
52 Yoenis Cespedes, R OBP: 0.307, SLG: 0.484										3	2	3	0	1	0	0								
18 Tyler Collins, L OBP: 0.500, SLG: 0.333										3	1	1	0	1	0	1								
9 Nick Castellanos, R OBP: 0.229, SLG: 0.354										4	0	2	4	0	1	3								
17 Andrew Romine, S OBP: 0.414, SLG: 0.346										0	0	0	0	0	0	0								
34 James McCann, R OBP: 0.317, SLG: 0.397										3	0	0	0	1	2	3								
1 Jose Iglesias, R OBP: 0.386, SLG: 0.422										4	0	0	0	0	1	3								
Inning Stats	R: 0 E: 0 K: 0 S: 8	H: 1 LOB: 1 BB: 0 P: 11	R: 1 E: 0 K: 1 S: 15	H: 2 LOB: 1 BB: 0 P: 19	R: 0 E: 0 K: 2 S: 9	H: 0 LOB: 0 BB: 0 P: 12	R: 1 E: 0 K: 0 S: 13	H: 3 LOB: 1 BB: 0 P: 19	R: 0 E: 0 K: 0 S: 13	H: 1 LOB: 2 BB: 1 P: 20	R: 0 E: 0 K: 1 S: 7	H: 0 LOB: 0 BB: 1 P: 15	R: 0 E: 0 K: 2 S: 9	H: 0 LOB: 0 BB: 0 P: 13	R: 3 E: 0 K: 1 S: 19	H: 3 LOB: 2 BB: 2 P: 31	R: 0 E: 0 K: 1 S: 15	H: 0 LOB: 0 BB: 0 P: 13	R: 0 E: 0 K: 1 S: 19	H: 0 LOB: 0 BB: 0 P: 13	1B: 7 2B: 2 3B: 1 HR: 0	SF: 0 SAC: 0 DP: 1 HBP: 0	WP: 0 PB: 0 SB: 1 CS: 1	PA: 36
PITCHER	IP WLS BF H R ER SO BB IBB HBP BLK WP HR S P ERA WHIP	IP WLS BF H R ER SO BB IBB HBP BLK WP HR S P ERA WHIP	IP WLS BF H R ER SO BB IBB HBP BLK WP HR S P ERA WHIP	IP WLS BF H R ER SO BB IBB HBP BLK WP HR S P ERA WHIP	IP WLS BF H R ER SO BB IBB HBP BLK WP HR S P ERA WHIP	IP WLS BF H R ER SO BB IBB HBP BLK WP HR S P ERA WHIP	IP WLS BF H R ER SO BB IBB HBP BLK WP HR S P ERA WHIP	IP WLS BF H R ER SO BB IBB HBP BLK WP HR S P ERA WHIP	IP WLS BF H R ER SO BB IBB HBP BLK WP HR S P ERA WHIP	IP WLS BF H R ER SO BB IBB HBP BLK WP HR S P ERA WHIP	IP WLS BF H R ER SO BB IBB HBP BLK WP HR S P ERA WHIP	IP WLS BF H R ER SO BB IBB HBP BLK WP HR S P ERA WHIP	IP WLS BF H R ER SO BB IBB HBP BLK WP HR S P ERA WHIP	IP WLS BF H R ER SO BB IBB HBP BLK WP HR S P ERA WHIP	IP WLS BF H R ER SO BB IBB HBP BLK WP HR S P ERA WHIP	IP WLS BF H R ER SO BB IBB HBP BLK WP HR S P ERA WHIP	IP WLS BF H R ER SO BB IBB HBP BLK WP HR S P ERA WHIP	IP WLS BF H R ER SO BB IBB HBP BLK WP HR S P ERA WHIP	IP WLS BF H R ER SO BB IBB HBP BLK WP HR S P ERA WHIP	IP WLS BF H R ER SO BB IBB HBP BLK WP HR S P ERA WHIP	IP WLS BF H R ER SO BB IBB HBP BLK WP HR S P ERA WHIP	IP WLS BF H R ER SO BB IBB HBP BLK WP HR S P ERA WHIP	IP WLS BF H R ER SO BB IBB HBP BLK WP HR S P ERA WHIP	IP WLS BF H R ER SO BB IBB HBP BLK WP HR S P ERA WHIP

AB	31
R	2
H	6
RBI	2
BB	3
SO	7
LOB	10



Batter	1	2	3	4	5	6	7	8	9	10	11	AB	R	H	RBI	BB	SO	LOB	TOP					
27 Carlos Gómez, R OBP: 0.324, SLG: 0.505												5	1	2	0	0	2	2						
28 Gerardo Parra, L OBP: 0.328, SLG: 0.481												5	0	0	0	0	2	4						
8 Ryan Braun, R OBP: 0.347, SLG: 0.531												4	0	1	1	1	1	1						
24 Adam Lind, L OBP: 0.364, SLG: 0.504												5	0	0	0	0	3	3						
16 Aramis Ramirez, R OBP: 0.276, SLG: 0.420												3	1	0	0	1	1	0						
3 Elian Herrera, S OBP: 0.274, SLG: 0.430												5	0	2	0	0	1	0						
12 Martín Maldonado, R OBP: 0.234, SLG: 0.228												4	0	2	1	1	0	0						
40 Mike Fiers, R OBP: 0.274, SLG: 0.430												2	0	0	0	0	0	2						
10 Luis Sardinas, S OBP: 0.333, SLG: 0.400												4	0	2	0	0	0	1						
Inning Stats	R: 1 E: 0 K: 1 S: 16	H: 2 LOB: 0 BB: 0 P: 23	R: 0 E: 0 K: 0 S: 8	H: 0 LOB: 0 BB: 0 P: 14	R: 0 E: 0 K: 1 S: 11	H: 1 LOB: 1 BB: 0 P: 16	R: 1 E: 0 K: 0 S: 9	H: 2 LOB: 2 BB: 1 P: 14	R: 0 E: 0 K: 2 S: 9	H: 0 LOB: 0 BB: 0 P: 12	R: 0 E: 0 K: 1 S: 13	H: 0 LOB: 0 BB: 0 P: 20	R: 0 E: 0 K: 2 S: 10	H: 0 LOB: 0 BB: 0 P: 12	R: 0 E: 0 K: 1 S: 8	H: 1 LOB: 2 BB: 1 P: 15	R: 0 E: 0 K: 1 S: 5	H: 1 LOB: 1 BB: 1 P: 11	R: 0 E: 0 K: 0 S: 9	H: 1 LOB: 1 BB: 0 P: 12	1B: 8 2B: 2 3B: 0 HR: 0	SF: 0 SAC: 0 DP: 2 HBP: 1	WP: 1 PB: 0 SB: 0 CS: 1	PA: 44
PITCHER	IP: 6.0 ERA: 1.5	WLS: 26 BF: 26	H: 7 R: 2 ER: 2 SO: 5	BB: 2 IBB: 0 HBP: 1 BLK: 0	WP: 0 HR: 0 S: 62 P: 98	ERA: 3.00 WHIP: 1.500	43 Luis Avilán, L ERA: 2.5	IP: 10.1 WLS: 12 BF: 5	H: 1 R: 0 ER: 0 SO: 0	BB: 0 IBB: 0 HBP: 0 BLK: 0	WP: 0 HR: 0 S: 10 P: 13	ERA: 0.00 WHIP: 0.600												
17 Shelby Miller, R ERA: 1.5	50 Brandon Cunniff, R ERA: 1.8	53 Jim Johnson, R ERA: 2.53	39 Jason Grilli, R ERA: 4.4	51 Nick Masset, R ERA: 1.5																				

Milwaukee Brewers @ Atlanta Braves
Turner Field, Atlanta, GA
Sat May 23 2015, 4:16 PM - 8:04 PM EDT
Att: 33,223 - Sunny - 81 F

livebaseballscores.com

AB 39
R 2
H 10
RBI 2
BB 4
SO 10
LOB 17



Batter	1	2	3	4	5	6	7	8	9	10	11	AB	R	H	RBI	BB	SO	LOB	BOTTOM				
8 Jace Peterson, L OBP: 0.336, SLG: 0.318												6	0	2	1	0	1	3					
25 Cameron Maybin, R OBP: 0.359, SLG: 0.422												5	1	1	1	0	2	1					
5 Freddie Freeman, L OBP: 0.367, SLG: 0.491												4	0	1	1	1	0	0					
22 Nick Markakis, L OBP: 0.397, SLG: 0.359												4	0	2	0	1	2	1					
7 Jonny Gomes, R OBP: 0.286, SLG: 0.356												5	0	1	0	0	2	3					
15 A.J. Pierzynski, L OBP: 0.333, SLG: 0.457												4	0	1	0	0	1	0					
1 Alberto Callaspo, S OBP: 0.293, SLG: 0.282												4	1	1	0	1	2	4					
19 Andrelton Simmons, R OBP: 0.301, SLG: 0.393												5	0	1	0	0	1	1					
17 Shelby Miller, R ERA: 1.5	21 Jeremy Jeffress, R ERA: 2.49	13 Will Smith, L ERA: 2.51	51 Jonathan Broxton, R ERA: 7.71	46 Corey Knebel, R ERA:																			
PITCHER	IP: 5.0 ERA: 4.63	WLS: 7 BF: 23	H: 1 R: 2 ER: 2 SO: 5	BB: 0 IBB: 1 HBP: 0 BLK: 0	WP: 0 HR: 0 S: 53 P: 86	ERA: 3.60 WHIP: 1.400	53 Brandon Kintzler, R ERA: 7.5	IP: 10.2 WLS: 5 BF: 2	H: 2 R: 1 ER: 1 SO: 0	BB: 0 IBB: 0 HBP: 0 BLK: 0	WP: 0 HR: 0 S: 9 P: 15	ERA: 13.50 WHIP: 4.500											
50 Mike Fiers, R ERA: 4.63	21 Jeremy Jeffress, R ERA: 2.49	13 Will Smith, L ERA: 2.51	51 Jonathan Broxton, R ERA: 7.71	46 Corey Knebel, R ERA:																			

Milwaukee Brewers @ Atlanta Braves
Turner Field, Atlanta, GA
Sat May 23 2015, 4:16 PM - 8:04 PM EDT
Att: 33,223 - Sunny - 81 F

livebaseballscores.com

AB 41
R 3
H 11
RBI 3
BB 4
SO 12
LOB 15



Batter	1	2	3	4	5	6	7	8	9	AB	R	H	RBI	BB	SO	LOB	TOP								
23 Norichika Aoki, L OBP: 0.396, SLG: 0.417	G4-1		12 2B	1B		F9			8 CS 12 SH1-3	5	0	3	0	0	0	0	San Francisco Giants @ Milwaukee Brewers Miller Park, Milwaukee, WI Tue May 26 2015, 7:12 PM - 10:16 PM CDT Att: 35,492 - Partly Cloudy - 74 F								
12 Joe Panik, L OBP: 0.363, SLG: 0.410	K		1B	P2		G3-1			SH1-3	4	0	1	1	0	1	2									
8 Hunter Pence, R OBP: 0.370, SLG: 0.535	HR		K	L3			G5-3		F7	5	1	1	1	0	1	5									
28 Buster Posey, R OBP: 0.379, SLG: 0.460	G3		G4-3				F8			3	0	0	0	1	0	2									
9 Brandon Belt, L OBP: 0.375, SLG: 0.510	K			K	P6		HR			4	1	1	1	0	2	1									
35 Brandon Crawford, L OBP: 0.379, SLG: 0.506	G6-3		7 2B	BB			G4-3			3	1	1	0	1	0	0									
7 Gregor Blanco, L OBP: 0.346, SLG: 0.448	K		5 HR	2B					K	4	1	1	1	0	3	2									
5 Matt Duffy, R OBP: 0.328, SLG: 0.418			K	HR	P5				L7	4	1	1	2	0	1	2									
40 Madison Bumgarner, R OBP: 0.182, SLG: 0.296			23 1B	BB						2	1	1	0	1	1	0									
70 George Kontos, R ERA: 2.08			12 2B	1B					K	0	0	0	0	0	0	0									
54 Sergio Romo, R ERA: 3.94										0	0	0	0	0	0	0									
46 Santiago Casilla, R ERA: 1.37										0	0	0	0	0	0	0									
Inning Stats	R: 1 E: 0 K: 1 S: 11	H: 1 LOB: 0 BB: 0 P: 15	R: 0 E: 0 K: 2 S: 10	H: 0 LOB: 0 BB: 0 P: 14	R: 1 E: 0 K: 2 S: 15	H: 2 LOB: 2 BB: 1 P: 27	R: 3 E: 0 K: 1 S: 17	H: 5 LOB: 2 BB: 0 P: 26	R: 0 E: 0 K: 1 S: 10	H: 0 LOB: 2 BB: 2 P: 22	R: 0 E: 0 K: 1 S: 13	H: 0 LOB: 0 BB: 0 P: 18	R: 1 E: 0 K: 0 S: 15	H: 1 LOB: 0 BB: 0 P: 22	R: 0 E: 0 K: 2 S: 7	H: 0 LOB: 0 BB: 0 P: 9	R: 0 E: 0 K: 0 S: 8	H: 1 LOB: 0 BB: 0 P: 11	1B: 4 2B: 3 3B: 0 HR: 3	SF: 0 SAC: 1 DP: 0 HBP: 0	WP: 0 PB: 0 SB: 0 CS: 1	PA: 39			
PITCHER	IP WLS BF H R ER SO BB IBB HBP BLK WP HR S P ERA WHIP	IP WLS BF H R ER SO BB IBB HBP BLK WP HR S P ERA WHIP	IP WLS BF H R ER SO BB IBB HBP BLK WP HR S P ERA WHIP	IP WLS BF H R ER SO BB IBB HBP BLK WP HR S P ERA WHIP	IP WLS BF H R ER SO BB IBB HBP BLK WP HR S P ERA WHIP	IP WLS BF H R ER SO BB IBB HBP BLK WP HR S P ERA WHIP	IP WLS BF H R ER SO BB IBB HBP BLK WP HR S P ERA WHIP	IP WLS BF H R ER SO BB IBB HBP BLK WP HR S P ERA WHIP	IP WLS BF H R ER SO BB IBB HBP BLK WP HR S P ERA WHIP	IP WLS BF H R ER SO BB IBB HBP BLK WP HR S P ERA WHIP	IP WLS BF H R ER SO BB IBB HBP BLK WP HR S P ERA WHIP	IP WLS BF H R ER SO BB IBB HBP BLK WP HR S P ERA WHIP	IP WLS BF H R ER SO BB IBB HBP BLK WP HR S P ERA WHIP	IP WLS BF H R ER SO BB IBB HBP BLK WP HR S P ERA WHIP	IP WLS BF H R ER SO BB IBB HBP BLK WP HR S P ERA WHIP	IP WLS BF H R ER SO BB IBB HBP BLK WP HR S P ERA WHIP	IP WLS BF H R ER SO BB IBB HBP BLK WP HR S P ERA WHIP	IP WLS BF H R ER SO BB IBB HBP BLK WP HR S P ERA WHIP	IP WLS BF H R ER SO BB IBB HBP BLK WP HR S P ERA WHIP	IP WLS BF H R ER SO BB IBB HBP BLK WP HR S P ERA WHIP	IP WLS BF H R ER SO BB IBB HBP BLK WP HR S P ERA WHIP	IP WLS BF H R ER SO BB IBB HBP BLK WP HR S P ERA WHIP	IP WLS BF H R ER SO BB IBB HBP BLK WP HR S P ERA WHIP	IP WLS BF H R ER SO BB IBB HBP BLK WP HR S P ERA WHIP	IP WLS BF H R ER SO BB IBB HBP BLK WP HR S P ERA WHIP

Batter	1	2	3	4	5	6	7	8	9	AB	R	H	RBI	BB	SO	LOB	BOTTOM								
27 Carlos Gómez, R OBP: 0.306, SLG: 0.457	P6		F7			8 2B BB			L9	4	1	0	0	1	1	3	San Francisco Giants @ Milwaukee Brewers Miller Park, Milwaukee, WI Tue May 26 2015, 7:12 PM - 10:16 PM CDT Att: 35,492 - Partly Cloudy - 74 F								
18 Kris Davis, R OBP: 0.331, SLG: 0.420	L5		G5-3			8 2B 1B			F9	4	1	1	0	0	0	0									
8 Ryan Braun, R OBP: 0.347, SLG: 0.542	K		L8			16 SF9 2B			G3-1	4	0	1	1	0	1	0									
16 Aramis Ramirez, R OBP: 0.291, SLG: 0.447			5 FC5-4 BB	HR		16 SF9 2B			F9	2	1	2	2	1	0	0									
15 Jason Rogers, R OBP: 0.271, SLG: 0.348			F9			16 SF9 2B			G3-1	4	0	0	0	0	1	3									
5 Héctor Gómez, R OBP: 0.237, SLG: 0.389			12 FC5-4 BB			16 SF9 2B			G5-3	4	0	1	0	0	1	2									
12 Martín Maldonado, R OBP: 0.227, SLG: 0.213			12 FC5-4 BB						K	3	0	0	0	0	0	2									
28 Gerardo Parra, L OBP: 0.320, SLG: 0.465									10 1B BB	1	0	1	0	0	0	0									
22 Matt Garza, R ERA: 3.0										2	0	0	0	0	0	1									
54 Michael Blazek, R ERA: 1.52										0	0	0	0	0	0	0									
46 Corey Knebel, R ERA: 2.25										0	0	0	0	0	0	0									
3 Eilan Herrera, S OBP: 0.069, SLG: 0.142										1	0	1	0	0	0	0									
48 Neal Cotts, L ERA: 5.49										0	0	0	0	0	0	0									
32 David Goforth, R ERA: 5.49										0	0	0	0	0	0	0									
24 Adem Lindor, L OBP: 0.381, SLG: 0.477										1	0	0	0	0	1	1									
10 Luis Sardinas, S OBP: 0.286, SLG: 0.333										4	0	1	0	0	1	2									
Inning Stats	R: 0 E: 0 K: 1 S: 8	H: 0 LOB: 0 BB: 0 P: 15	R: 0 E: 0 K: 0 S: 12	H: 0 LOB: 1 BB: 1 P: 19	R: 0 E: 0 K: 0 S: 5	H: 0 LOB: 0 BB: 0 P: 8	R: 1 E: 0 K: 1 S: 9	H: 1 LOB: 0 BB: 0 P: 14	R: 0 E: 0 K: 1 S: 9	H: 1 LOB: 0 BB: 0 P: 11	R: 2 E: 0 K: 0 S: 18	H: 2 LOB: 1 BB: 1 P: 32	R: 0 E: 0 K: 2 S: 12	H: 1 LOB: 0 BB: 0 P: 17	R: 0 E: 0 K: 0 S: 12	H: 1 LOB: 0 BB: 0 P: 16	R: 0 E: 0 K: 2 S: 10	H: 2 LOB: 2 BB: 0 P: 14	1B: 6 2B: 1 3B: 0 HR: 1	SF: 1 SAC: 0 DP: 0 HBP: 0	WP: 0 PB: 0 SB: 0 CS: 0	PA: 37			
PITCHER	IP WLS BF H R ER SO BB IBB HBP BLK WP HR S P ERA WHIP	IP WLS BF H R ER SO BB IBB HBP BLK WP HR S P ERA WHIP	IP WLS BF H R ER SO BB IBB HBP BLK WP HR S P ERA WHIP	IP WLS BF H R ER SO BB IBB HBP BLK WP HR S P ERA WHIP	IP WLS BF H R ER SO BB IBB HBP BLK WP HR S P ERA WHIP	IP WLS BF H R ER SO BB IBB HBP BLK WP HR S P ERA WHIP	IP WLS BF H R ER SO BB IBB HBP BLK WP HR S P ERA WHIP	IP WLS BF H R ER SO BB IBB HBP BLK WP HR S P ERA WHIP	IP WLS BF H R ER SO BB IBB HBP BLK WP HR S P ERA WHIP	IP WLS BF H R ER SO BB IBB HBP BLK WP HR S P ERA WHIP	IP WLS BF H R ER SO BB IBB HBP BLK WP HR S P ERA WHIP	IP WLS BF H R ER SO BB IBB HBP BLK WP HR S P ERA WHIP	IP WLS BF H R ER SO BB IBB HBP BLK WP HR S P ERA WHIP	IP WLS BF H R ER SO BB IBB HBP BLK WP HR S P ERA WHIP	IP WLS BF H R ER SO BB IBB HBP BLK WP HR S P ERA WHIP	IP WLS BF H R ER SO BB IBB HBP BLK WP HR S P ERA WHIP	IP WLS BF H R ER SO BB IBB HBP BLK WP HR S P ERA WHIP	IP WLS BF H R ER SO BB IBB HBP BLK WP HR S P ERA WHIP	IP WLS BF H R ER SO BB IBB HBP BLK WP HR S P ERA WHIP	IP WLS BF H R ER SO BB IBB HBP BLK WP HR S P ERA WHIP	IP WLS BF H R ER SO BB IBB HBP BLK WP HR S P ERA WHIP	IP WLS BF H R ER SO BB IBB HBP BLK WP HR S P ERA WHIP	IP WLS BF H R ER SO BB IBB HBP BLK WP HR S P ERA WHIP	IP WLS BF H R ER SO BB IBB HBP BLK WP HR S P ERA WHIP	IP WLS BF H R ER SO BB IBB HBP BLK WP HR S P ERA WHIP



Batter	1	2	3	4	5	6	7	8	9	AB	R	H	RBI	BB	SO	LOB	TOP										
5 Ender Inciarte, L OBP: 0.328, SLG: 0.396	G4-3		K	HBP			G4-3		11 HR	4	2	2	1	0	0	0	Arizona Diamondbacks @ Milwaukee Brewers Miller Park, Milwaukee, WI Fri May 29 2015, 7:12 PM - 10:35 PM CDT Att: 34,276 - Partly Cloudy - 74 F										
11 AJ Pollock, R OBP: 0.397, SLG: 0.462	G6-3		K	K			44 F8		HR	4	1	1	2	1	2	3											
44 Paul Goldschmidt, R OBP: 0.444, SLG: 0.628	6 2B		K			24 WP 24 G5-3	F8			5	2	3	0	0	1	1											
6 David Peralta, L OBP: 0.328, SLG: 0.483	2H		HR			G1-3				3	1	2	2	2	0	1											
24 Yasmany Tomás, R OBP: 0.364, SLG: 0.417	F8		L1-4-3			G5-3				5	0	0	1	0	2	5											
29 Brad Ziegler, R							K			0	0	0	0	0	0	0											
8 Jarrod Saltalamacchia, S OBP: 0.184, SLG: 0.182	K			5 HBP 16 B		K			F7	4	0	0	0	0	3	2											
16 Chris Owings, R OBP: 0.259, SLG: 0.342	G4-3			5 HBP			F8		K	5	0	2	0	0	1	2											
13 Nick Ahmed, R OBP: 0.277, SLG: 0.325	K						F9			4	1	1	1	1	0	2											
12 Rubby De La Rosa, R OBP: 0.445, SLG: 0.645	G1-3						L4-5		G4-3	2	0	0	0	0	1	3											
15 Mark Tuzi, R OBP: 0.399, SLG: 0.513										1	0	0	0	0	0	0											
41 Daniel Hudson, R ERA: 4.15										0	0	0	0	0	0	0											
59 Oliver Pérez, L ERA: 6.17										0	0	0	0	0	0	0											
43 Addison Reed, L ERA: 5.0										1	0	0	0	0	0	0											
4 Cliff Pennington, S OBP: 0.333, SLG: 0.324										0	0	0	0	0	0	0											
Inning Stats	R: 1 H: 2 E: 0 K: 0 S: 13	H: 2 LOB: 1 BB: 0 P: 20	R: 0 H: 0 E: 0 K: 2 S: 12	H: 0 LOB: 1 BB: 0 P: 17	R: 2 H: 2 E: 0 K: 2 S: 10	H: 2 LOB: 0 BB: 0 P: 14	R: 0 H: 1 E: 0 K: 3 S: 12	H: 1 LOB: 3 BB: 0 P: 18	R: 1 H: 1 E: 0 K: 1 S: 16	H: 1 LOB: 0 BB: 0 P: 23	R: 0 H: 1 E: 0 K: 1 S: 8	H: 1 LOB: 0 BB: 0 P: 11	R: 0 H: 0 E: 0 K: 1 S: 12	H: 0 LOB: 2 BB: 2 P: 24	R: 1 H: 1 E: 0 K: 1 S: 14	H: 1 LOB: 0 BB: 0 P: 22	R: 2 H: 3 E: 0 K: 2 S: 17	H: 3 LOB: 2 BB: 1 P: 31	1B: 3 2B: 5 3B: 0 HR: 4	SF: 0 SAC: 0 DP: 1 HBP: 2	WP: 1 PB: 1 CS: 1	PA: 43					
PITCHER	IP	WLS	BF	H	R	ER	SO	BB	IBB	HBP	BLK	WP	HR	S	P	ERA	WHIP										
52 Jimmy Nelson, R ERA: 3.9	6.0		27	7	4	4	8	0	0	2	0	1	2	71	103	6.00	1.167										
21 Jeremy Jeffress, R ERA: 3.38	1.0		5	0	0	0	1	1	1	0	0	0	0	12	24	0.00	1.000										
51 Jonathan Broxton, R ERA: 7.36	1.0	L	4	1	1	1	1	0	0	0	0	0	1	14	24	9.00	1.000										
46 Corey Knebel, R ERA: 5.79	0.2		6	3	2	2	1	1	0	0	0	0	1	13	26	27.00	6.000										
32 David Goforth, R ERA:	0.1		1	0	0	0	1	0	0	0	0	0	0	4	5	0.00	0.000										

Batter	1	2	3	4	5	6	7	8	9	AB	R	H	RBI	BB	SO	LOB	BOTTOM										
27 Carlos Gómez, R OBP: 0.301, SLG: 0.464	HR		L4				F8		K	5	1	1	1	0	2	3	Arizona Diamondbacks @ Milwaukee Brewers Miller Park, Milwaukee, WI Fri May 29 2015, 7:12 PM - 10:35 PM CDT Att: 34,276 - Partly Cloudy - 74 F										
28 Gerardo Parra, L OBP: 0.320, SLG: 0.467	P5		G4-3			G5-3			8 1B 3 G4-3	5	1	2	0	0	0	0											
8 Ryan Braun, R OBP: 0.346, SLG: 0.528	G4-3		24 HR			24 B			18 BB	4	2	2	0	1	0	1											
24 Adam Lind, L OBP: 0.363, SLG: 0.506	16 FC5-4									3	1	3	3	0	0	0											
18 Kris Davis, R OBP: 0.339, SLG: 0.446										0	0	0	0	0	0	0											
51 Jonathan Broxton, R ERA: 7.36										0	0	0	0	0	0	0											
46 Corey Knebel, R ERA: 5.79										0	0	0	0	0	0	0											
32 David Goforth, R ERA:										1	0	0	0	0	0	0											
3 Elian Herrera, S OBP: 0.260, SLG: 0.264										0	0	0	0	0	0	0											
16 Aramis Ramirez, R OBP: 0.280, SLG: 0.424	FC5-4		F7			L6			P3	5	0	0	0	0	0	5											
9 Jean Segura, R OBP: 0.304, SLG: 0.377	10 FC6-4		K				G6-3		K	4	0	1	0	0	2	3											
25 Juan Centeno, L OBP: 0.136, SLG: 0.100	K						P6		G5-3	4	0	0	0	0	2	1											
52 Jimmy Nelson, R OBP: 0.188, SLG: 0.200										1	0	0	0	1	0	0											
5 Héctor Gómez, R OBP: 0.242, SLG: 0.391										1	0	1	0	0	0	0											
21 Jeremy Jeffress, R										0	0	0	0	0	0	0											
15 Jason Rogers, R OBP: 0.286, SLG: 0.362										1	0	1	0	0	0	0											
10 Luis Sardinas, S OBP: 0.245, SLG: 0.286	FC6-4						F7		FC6	4	0	0	0	0	0	4											
Inning Stats	R: 1 H: 2 E: 0 K: 0 S: 12	H: 2 LOB: 1 BB: 0 P: 15	R: 0 H: 1 E: 0 K: 1 S: 11	H: 1 LOB: 2 BB: 1 P: 16	R: 2 H: 1 E: 0 K: 1 S: 13	H: 1 LOB: 0 BB: 1 P: 20	R: 0 H: 0 E: 0 K: 1 S: 9	H: 0 LOB: 0 BB: 0 P: 13	R: 1 H: 2 E: 0 K: 1 S: 11	H: 2 LOB: 1 BB: 0 P: 17	R: 0 H: 1 E: 0 K: 0 S: 7	H: 1 LOB: 1 BB: 0 P: 10	R: 0 H: 2 E: 0 K: 1 S: 12	H: 2 LOB: 3 BB: 1 P: 21	R: 0 H: 1 E: 0 K: 1 S: 13	H: 1 LOB: 1 BB: 0 P: 19	R: 1 H: 1 E: 0 K: 0 S: 14	H: 1 LOB: 0 BB: 0 P: 20	1B: 6 2B: 3 3B: 0 HR: 2	SF: 0 SAC: 0 DP: 0 HBP: 0	WP: 0 PB: 1 CS: 0	PA: 41					
PITCHER	IP	WLS	BF	H	R	ER	SO	BB	IBB	HBP	BLK	WP	HR	S	P	ERA	WHIP										
12 Rubby De La Rosa, R ERA: 4.5	5.0		23	6	4	4	4	2	0	0	0	0	2	56	81	7.20	1.600										
41 Daniel Hudson, R ERA: 4.15	1.1		7	3	0	0	0	0	0	0	0	0	0	12	18	0.00	2.250										
59 Oliver Pérez, L ERA: 6.17	0.0		1	0	0	0	0	1	0	0	0	0	0	2	6	∞	∞										
43 Addison Reed, R ERA: 5.0	1.2	W	6	1	0	0	2	0	0	0	0	0	0	18	26	0.00	0.600										
29 Brad Ziegler, R ERA: 1.59	1.0	S	4	1	1	1	0	0	0	0	0	0	0	14	20	9.00	1.000										

AB	38
R	7
H	11
RBI	7
BB	3
SO	12
LOB	21

AB	38
R	5
H	11
RBI	5
BB	3
SO	6
LOB	17



Batter	1	2	3	4	5	6	7	8	9	10	11	12	13	14	15	16	17	AB	R	H	RBI	BB	SO	LOB	TOP
11 AJ Pollock, R OBP: 0.366, SLG: 0.465	G5-3	1B		3B		G6-3			44 WP BB		44 BB BB		4 SH5-3 2B		P6		G6-3	7	1	3	1	2	0	3	
4 Cliff Pennington, S OBP: 0.362, SLG: 0.222	G6-3	G6-3		SF7					44 36-4-3 1B		K		SH5-3		G1-3		L3	7	0	1	1	0	1	5	
44 Paul Goldschmidt, R OBP: 0.463, SLG: 0.680	HR			1B					G6-4-3									4	1	3	1	4	0	1	
6 David Peralta, L OBP: 0.328, SLG: 0.483	G6-3			1B					1B									0	0	0	0	0	0	0	
5 Ender Inciarte, R OBP: 0.316, SLG: 0.380	G6-3			1B					K									8	0	1	0	0	1	8	
15 Mark Trumbo, R OBP: 0.314, SLG: 0.533				1B					K									8	2	2	1	0	3	4	
24 Yasmany Tomás, R OBP: 0.357, SLG: 0.402	2B								HR									7	1	1	0	1	3	2	
8 Jared Saltalamacchia, S OBP: 0.297, SLG: 0.189	1B								G5-3									4	0	1	0	2	2	2	
54 Vidal Nuño, L OBP: 0.275, SLG: 0.189	F7								K									2	0	0	0	0	0	0	
16 Chris Cwings, R OBP: 0.257, SLG: 0.325									57 SH3-4 BB									4	0	1	0	2	2	2	
40 Andrew Chafin, R OBP: 0.257, SLG: 0.325									K									2	0	0	0	0	0	0	
29 Brad Ziegler, R OBP: 0.257, SLG: 0.325									K									3	1	1	1	0	3	5	
31 Jordan Pacheco, R OBP: 0.210, SLG: 0.317	1B								K									5	1	1	1	0	3	5	
37 Chase Anderson, R OBP: 0.207, SLG: 0.179	SH1-3								K									1	0	0	0	0	0	0	
56 JC Ramirez, R OBP: 0.207, SLG: 0.179									K									0	0	0	0	0	0	0	
43 Addison Reed, L OBP: 0.199, SLG: 0.146									K									0	0	0	0	0	0	0	
41 Daniel Hudson, R OBP: 0.199, SLG: 0.146									K									0	0	0	0	0	0	0	
13 Nick Ahmed, R OBP: 0.199, SLG: 0.146									K									0	0	0	0	0	0	0	
59 Tyler Wagner, R ERA: 12.27																		1	0	0	0	0	0	0	
32 David Goforth, R ERA: 12.27																		0	0	0	0	0	0	0	
48 Neal Cotts, L ERA: 4.38																		0	0	0	0	0	0	0	
51 Jonathan Broxton, R ERA: 6.0																		0	0	0	0	0	0	0	
21 Jeremy Jeffress, R ERA: 3.5																		3	0	1	0	0	0	0	
57 Francisco Rodriguez, R ERA: 1.5																		1	0	0	0	0	0	0	
13 Will Smith, L ERA: 1.5																		1	0	0	0	0	0	0	
46 Corey Knebel, R ERA: 4.38																		2	0	0	0	3	2	0	
22 Matt Garza, R ERA: 5.52																		5	0	0	0	0	1	0	
57 Francisco Rodriguez, R ERA: 1.5																		1	0	0	0	0	0	0	
13 Will Smith, L ERA: 1.5																		1	0	0	0	0	0	0	
46 Corey Knebel, R ERA: 4.38																		2	0	0	0	3	2	0	
22 Matt Garza, R ERA: 5.52																		5	0	0	0	0	1	0	
57 Francisco Rodriguez, R ERA: 1.5																		1	0	0	0	0	0	0	
13 Will Smith, L ERA: 1.5																		1	0	0	0	0	0	0	
46 Corey Knebel, R ERA: 4.38																		2	0	0	0	3	2	0	
22 Matt Garza, R ERA: 5.52																		5	0	0	0	0	1	0	
57 Francisco Rodriguez, R ERA: 1.5																		1	0	0	0	0	0	0	
13 Will Smith, L ERA: 1.5																		1	0	0	0	0	0	0	
46 Corey Knebel, R ERA: 4.38																		2	0	0	0	3	2	0	
22 Matt Garza, R ERA: 5.52																		5	0	0	0	0	1	0	
57 Francisco Rodriguez, R ERA: 1.5																		1	0	0	0	0	0	0	
13 Will Smith, L ERA: 1.5																		1	0	0	0	0	0	0	
46 Corey Knebel, R ERA: 4.38																		2	0	0	0	3	2	0	
22 Matt Garza, R ERA: 5.52																		5	0	0	0	0	1	0	
57 Francisco Rodriguez, R ERA: 1.5																		1	0	0	0	0	0	0	
13 Will Smith, L ERA: 1.5																		1	0	0	0	0	0	0	
46 Corey Knebel, R ERA: 4.38																		2	0	0	0	3	2	0	
22 Matt Garza, R ERA: 5.52																		5	0	0	0	0	1	0	
57 Francisco Rodriguez, R ERA: 1.5																		1	0	0	0	0	0	0	
13 Will Smith, L ERA: 1.5																		1	0	0	0	0	0	0	
46 Corey Knebel, R ERA: 4.38																		2	0	0	0	3	2	0	
22 Matt Garza, R ERA: 5.52																		5	0	0	0	0	1	0	
57 Francisco Rodriguez, R ERA: 1.5																		1	0	0	0	0	0	0	
13 Will Smith, L ERA: 1.5																		1	0	0	0	0	0	0	
46 Corey Knebel, R ERA: 4.38																		2	0	0	0	3	2	0	
22 Matt Garza, R ERA: 5.52																		5	0	0	0	0	1	0	
57 Francisco Rodriguez, R ERA: 1.5																		1	0	0	0	0	0	0	
13 Will Smith, L ERA: 1.5																		1	0	0	0	0	0	0	
46 Corey Knebel, R ERA: 4.38																		2	0	0	0	3	2	0	
22 Matt Garza, R ERA: 5.52																		5	0	0	0	0	1	0	
57 Francisco Rodriguez, R ERA: 1.5																		1	0	0	0	0	0	0	
13 Will Smith, L ERA: 1.5																		1	0	0	0	0	0	0	
46 Corey Knebel, R ERA: 4.38																		2	0	0	0	3	2	0	
22 Matt Garza, R ERA: 5.52																		5	0	0	0	0	1	0	
57 Francisco Rodriguez, R ERA: 1.5																		1	0	0	0	0	0	0	
13 Will Smith, L ERA: 1.5																		1	0	0	0	0	0	0	
46 Corey Knebel, R ERA: 4.38																		2	0	0	0	3	2	0	
22 Matt Garza, R ERA: 5.52																		5	0	0	0	0	1	0	
57 Francisco Rodriguez, R ERA: 1.5																		1	0	0	0	0	0	0	
13 Will Smith, L ERA: 1.5																		1	0	0	0	0	0	0	
46 Corey Knebel, R ERA: 4.38																		2	0	0	0	3	2	0	
22 Matt Garza, R ERA: 5.52																									

Batter	1	2	3	4	5	6	7	8	9	AB	R	H	RBI	BB	SO	LOB	TOP										
9 Jean Segura, R OBP: 0.316, SLG: 0.404										4	1	1	0	0	0	2	Milwaukee Brewers @ St. Louis Cardinals Busch Stadium, St. Louis, MO Mon Jun 01 2015, 7:12 PM - 10:17 PM CDT Att: 40,689 - Cloudy - 65 F										
20 Jonathan Lucroy, R OBP: 0.200, SLG: 0.163										4	0	0	0	0	0	3											
8 Ryan Braun, R OBP: 0.333, SLG: 0.494										4	0	0	0	0	0	1											
27 Carlos Gómez, R OBP: 0.309, SLG: 0.457										4	0	2	1	0	0	0											
16 Aramis Ramirez, R OBP: 0.232, SLG: 0.340 51 Jonathan Broxton, R ERA: 6.64 48 Neal Cotts, L 21 Jeremy Jeffress, R 24 Adam Lind, L 26 Kyle Lohse, R 57 Francisco Rodríguez, R										3	0	0	0	0	0	2											
15 Jason Rogers, R OBP: 0.250, SLG: 0.356										4	0	0	0	0	1	2											
28 Gerardo Parra, L OBP: 0.296, SLG: 0.425										3	0	0	0	0	2	1	AB 33 R 1 H 6 RBI 1 BB 0 SO 4 LOB 12										
10 Luis Sardinas, S OBP: 0.250, SLG: 0.283										3	0	1	0	0	0	1											
50 Mike Fiers, R OBP: 0.063, SLG: 0.063 3 Elian Herrera, S OBP: 0.259, SLG: 0.374										2	0	0	0	0	1	0											
Inning Stats	R: 1 H: 2 E: 0 K: 0 S: 10	LOB: 1 BB: 0 P: 13	R: 0 H: 0 E: 0 K: 1 S: 10	LOB: 0 BB: 0 P: 15	R: 0 H: 0 E: 0 K: 1 S: 7	LOB: 0 BB: 0 P: 13	R: 0 H: 0 E: 0 K: 0 S: 5	LOB: 0 BB: 0 P: 8	R: 0 H: 0 E: 0 K: 0 S: 5	LOB: 0 BB: 0 P: 15	R: 0 H: 1 E: 0 K: 1 S: 10	LOB: 1 BB: 0 P: 15	R: 0 H: 2 E: 0 K: 0 S: 11	LOB: 2 BB: 0 P: 13	R: 0 H: 1 E: 0 K: 0 S: 8	LOB: 1 BB: 0 P: 10	1B: 6 2B: 0 3B: 0 HR: 0	SF: 0 SAC: 0 DP: 1 HBP: 0	WP: 0 PA: 33 PB: 0 CS: 0								
PITCHER	IP	WLS	BF	H	R	ER	SO	BB	IBB	HBP	BLK	WP	HR	S	P	ERA	WHIP										
54 Jaime García, L ERA: 2.7	7.0	L	24	3	1	1	4	0	0	0	0	0	0	55	86	1.29	0.429										
36 Randy Choate, L ERA: 3.6	0.1		1	0	0	0	0	0	0	0	0	0	0	2	3	0.00	0.000										
37 Matt Belisle, R ERA: 2.31	1.2		8	3	0	0	0	0	0	0	0	0	0	17	20	0.00	1.800										

Batter	1	2	3	4	5	6	7	8	9	AB	R	H	RBI	BB	SO	LOB	BOTTOM										
16 Koltan Wong, L OBP: 0.365, SLG: 0.471										5	0	2	0	0	1	2	Milwaukee Brewers @ St. Louis Cardinals Busch Stadium, St. Louis, MO Mon Jun 01 2015, 7:12 PM - 10:17 PM CDT Att: 40,689 - Cloudy - 65 F										
13 Matt Carpenter, L OBP: 0.390, SLG: 0.546										4	0	0	0	0	2	2											
7 Matt Holliday, R OBP: 0.435, SLG: 0.439										3	0	1	0	1	2	0											
27 Jhonny Peralta, R OBP: 0.376, SLG: 0.516										3	0	1	0	1	2	4											
4 Yadier Molina, R OBP: 0.328, SLG: 0.335										4	0	1	0	0	1	5											
22 Jason Heyward, L OBP: 0.302, SLG: 0.394										4	0	1	0	0	0	3											
12 Mark Reynolds, R OBP: 0.325, SLG: 0.393										4	0	2	0	0	1	2	AB 34 R 0 H 8 RBI 0 BB 3 SO 11 LOB 23										
19 Jon Jay, L OBP: 0.331, SLG: 0.266										4	0	0	0	0	1	3											
54 Jaime García, L 15 Randal Grichuk, R 36 Randy Choate, L 37 Matt Belisle, R 8 Peter Bourjos, R										2	0	0	0	0	1	1											
Inning Stats	R: 0 H: 1 E: 0 K: 1 S: 11	LOB: 2 BB: 1 P: 23	R: 0 H: 1 E: 0 K: 0 S: 7	LOB: 1 BB: 0 P: 13	R: 0 H: 0 E: 0 K: 2 S: 10	LOB: 0 BB: 0 P: 14	R: 0 H: 1 E: 0 K: 0 S: 7	LOB: 1 BB: 0 P: 11	R: 0 H: 0 E: 0 K: 2 S: 10	LOB: 0 BB: 0 P: 16	R: 0 H: 1 E: 0 K: 1 S: 13	LOB: 2 BB: 1 P: 22	R: 0 H: 1 E: 0 K: 3 S: 13	LOB: 2 BB: 0 P: 19	R: 0 H: 2 E: 0 K: 3 S: 13	LOB: 2 BB: 0 P: 19	R: 0 H: 1 E: 0 K: 2 S: 11	LOB: 2 BB: 1 P: 19	1B: 8 2B: 0 3B: 0 HR: 0	SF: 0 SAC: 0 DP: 1 HBP: 0	WP: 0 PA: 37 PB: 0 CS: 0						
PITCHER	IP	WLS	BF	H	R	ER	SO	BB	IBB	HBP	BLK	WP	HR	S	P	ERA	WHIP										
50 Mike Fiers, R ERA: 4.08	6.0	W	24	4	0	0	6	2	0	0	0	0	0	58	99	0.00	1.000										
51 Jonathan Broxton, R ERA: 6.64	1.0	H	3	1	0	0	0	0	0	0	0	0	0	7	8	0.00	1.000										
48 Neal Cotts, L ERA: 4.91	0.1	H	2	1	0	0	1	0	0	0	0	0	0	4	5	0.00	3.000										
21 Jeremy Jeffress, R ERA: 3.51	0.2	H	3	1	0	0	2	0	0	0	0	0	0	9	14	0.00	1.500										
57 Francisco Rodríguez, R ERA: 1.42	1.0	S	5	1	0	0	2	1	0	0	0	0	0	11	19	0.00	2.000										

Batter	1	2	3	4	5	6	7	8	9	AB	R	H	RBI	BB	SO	LOB	TOP
9 Jean Segura, R OBP: 0.323, SLG: 0.418			G4-3		G5-3			K		4	2	1	1	1	1	0	
28 Gerardo Parra, L OBP: 0.314, SLG: 0.445	K				G3			G1-3		4	1	1	1	0	1	0	
27 Carlos Gómez, R OBP: 0.307, SLG: 0.448	K				K				K	5	2	2	0	0	3	3	
24 Adam Lind, L OBP: 0.364, SLG: 0.517	G3									5	2	3	6	0	0	0	
20 Jonathan Lucroy, R OBP: 0.281, SLG: 0.302					G6-3					5	1	3	2	0	0	2	
16 Aramis Ramirez, R OBP: 0.286, SLG: 0.383			K		K					4	0	0	0	0	2	2	
10 Luis Sardinas, S OBP: 0.234, SLG: 0.266										0	0	0	0	0	0	0	
35 Shane Peterson, L OBP: 0.250, SLG: 0.250	K				K			K		4	1	1	0	0	3	1	
15 Jason Rogers, R OBP: 0.294, SLG: 0.354	G6-4-3				G5-3			G1-3		4	1	1	0	0	0	1	
14 Hernán Pérez, R OBP: 0.073, SLG: 0.050			G5-3		F7			K		3	0	0	0	0	1	0	
Inning Stats	R: 1 H: 1 E: 0 K: 2 S: 12	H: 1 LOB: 0 BB: 0 P: 19	R: 3 H: 4 E: 0 K: 1 S: 20	H: 4 LOB: 1 BB: 0 P: 24	R: 0 H: 0 E: 0 K: 1 S: 8	H: 0 LOB: 0 BB: 0 P: 11	R: 0 H: 0 E: 0 K: 1 S: 6	H: 0 LOB: 0 BB: 0 P: 10	R: 2 H: 3 E: 0 K: 1 S: 14	H: 3 LOB: 1 BB: 0 P: 20	R: 3 H: 3 E: 1 K: 1 S: 11	H: 3 LOB: 2 BB: 1 P: 21	1B: 7 2B: 2 3B: 0 HR: 3	SF: 0 SAC: 1 DP: 1 HBP: 1	WP: 0 PB: 0 SB: 0 CS: 0	PA: 41	
PITCHER	IP: 7.0 WLS: 27 BF: 6 ERA: 3.0	WLS: 3 BF: 1 ERA: 2.3	H: 5 R: 5 ER: 5 SO: 9	H: 5 R: 1 ER: 1 SO: 1	BB: 0 IBB: 0 HBP: 0 BLK: 0	BB: 0 IBB: 0 HBP: 0 BLK: 0	WP: 0 HR: 3 S: 72 P: 101	ERA: 6.43 WHIP: 0.857	IP: 0.2 WLS: 3 BF: 1 ERA: 7.07	WLS: 1 BF: 0 ERA: 0.00	H: 0 R: 0 ER: 0 SO: 1	H: 0 LOB: 1 BB: 0 P: 9	WP: 0 HR: 0 S: 7 P: 9	ERA: 0.00 WHIP: 1.500			
44 Kyle Gibson, R ERA: 3.0	0.2	L	3	1	1	1	0	0	0	0	0	0	0	0	0	0	
36 Blaine Boyer, R ERA: 2.3	0.0	1	1	0	0	0	0	0	0	0	0	0	0	0	0	0	
64 Aaron Thompson, L ERA: 3.65	0.1	2	1	1	1	0	0	0	0	0	0	0	0	0	0	0	
50 Casey Fien, R ERA: 3.14	0.1	5	2	3	3	0	0	0	0	0	0	0	0	0	0	0	
52 Brian Duensing, L ERA: 9.53																	

Milwaukee Brewers @ Minnesota Twins
Target Field, Minneapolis, MN
Fri Jun 05 2015, 7:11 PM - 9:58 PM CDT
Att: 29,398 - Partly Cloudy - 74 F

AB 38
R 10
H 12
RBI 10
BB 1
SO 11
LOB 9

Batter	1	2	3	4	5	6	7	8	9	AB	R	H	RBI	BB	SO	LOB	BOTTOM					
2 Brian Dozier, R OBP: 0.336, SLG: 0.514	F7		FC6-4					G5-3		5	1	1	1	0	1	2						
48 Toni Hunter, R OBP: 0.329, SLG: 0.456	L8							G4-3		5	1	1	1	0	0	1						
7 Joe Mauer, L OBP: 0.327, SLG: 0.373										3	1	2	3	1	1	0						
24 Trevor Plouffe, R OBP: 0.327, SLG: 0.443								G5-3		4	0	0	0	0	0	3						
9 Eduardo Núñez, R OBP: 0.327, SLG: 0.457			K		FC6			K		4	0	1	0	0	2	1						
20 Eddie Rosario, L OBP: 0.293, SLG: 0.375	G1-3				FC6			F7		4	1	1	0	0	1	1						
8 Kurt Suzuki, R OBP: 0.321, SLG: 0.329			L1-3							4	1	2	0	0	1	1						
5 Eduardo Escobar, S OBP: 0.250, SLG: 0.342								L8		4	0	1	0	0	0	4						
32 Aaron Hicks, S OBP: 0.291, SLG: 0.307					G4-3			E1	G1-3	4	0	1	0	0	1	3						
Inning Stats	R: 0 H: 0 E: 0 K: 1 S: 12	H: 0 LOB: 0 BB: 0 P: 18	R: 0 H: 0 E: 0 K: 1 S: 8	H: 0 LOB: 0 BB: 0 P: 12	R: 0 H: 1 E: 0 K: 1 S: 11	H: 1 LOB: 1 BB: 0 P: 18	R: 0 H: 1 E: 0 K: 0 S: 10	H: 1 LOB: 1 BB: 0 P: 17	R: 5 H: 5 E: 0 K: 0 S: 17	H: 5 LOB: 0 BB: 0 P: 26	R: 0 H: 1 E: 0 K: 1 S: 8	H: 1 LOB: 2 BB: 0 P: 11	R: 0 H: 1 E: 1 K: 0 S: 7	H: 1 LOB: 1 BB: 1 P: 12	R: 0 H: 1 E: 0 K: 2 S: 11	H: 1 LOB: 1 BB: 0 P: 17	R: 0 H: 0 E: 0 K: 1 S: 8	H: 0 LOB: 0 BB: 0 P: 12	1B: 9 2B: 0 3B: 0 HR: 1	SF: 0 SAC: 0 DP: 0 HBP: 0	WP: 1 PB: 0 SB: 0 CS: 0	PA: 38
PITCHER	IP: 6.0 WLS: 26 BF: 6 ERA: 6.59	IP: 2.0 WLS: 9 BF: 2 ERA: 3.25	H: 5 R: 5 ER: 5 SO: 0	H: 5 R: 0 ER: 0 SO: 2	BB: 0 IBB: 0 HBP: 0 BLK: 0	BB: 0 IBB: 0 HBP: 0 BLK: 0	WP: 0 HR: 1 S: 66 P: 102	ERA: 7.50 WHIP: 1.333	IP: 1.0 WLS: 9 BF: 1 ERA: 3.12	WLS: 9 BF: 0 ERA: 0.00	H: 0 R: 0 ER: 0 SO: 1	H: 0 LOB: 1 BB: 0 P: 18	WP: 0 HR: 0 S: 8 P: 18	ERA: 0.00 WHIP: 0.000								
26 Kyle Lohse, R ERA: 6.59	2.0	W	9	2	0	0	2	0	1	0	18	29	0.00	1.000								
21 Jeremy Jeffress, R ERA: 3.25	1.0	3	0	0	0	1	0	0	0	0	8	12	0.00	0.000								
46 Corey Knebel, R ERA: 3.12																						

Milwaukee Brewers @ Minnesota Twins
Target Field, Minneapolis, MN
Fri Jun 05 2015, 7:11 PM - 9:58 PM CDT
Att: 29,398 - Partly Cloudy - 74 F

AB 37
R 5
H 10
RBI 5
BB 1
SO 7
LOB 16

Batter	1	2	3	4	5	6	7	8	9	AB	R	H	RBI	BB	SO	LOB	TOP			
27 Carlos Gómez, R OBP: 0.327, SLG: 0.468										4	0	4	3	1	0	0	Milwaukee Brewers @ Minnesota Twins Target Field, Minneapolis, MN Sat Jun 06 2015, 1:11 PM - 4:34 PM CDT Att: 38,707 - Cloudy - 73 F			
20 Jonathan Lucroy, R OBP: 0.297, SLG: 0.294										5	0	1	0	0	1	5				
8 Ryan Braun, R OBP: 0.335, SLG: 0.505										4	1	2	1	0	1	3				
24 Adam Lind, L OBP: 0.361, SLG: 0.511										4	0	1	0	0	1	2				
16 Aramis Ramirez, R OBP: 0.250, SLG: 0.373										4	0	0	0	0	1	1				
14 Hernán Pérez, R OBP: 0.073, SLG: 0.050										0	0	0	0	0	0	0				
28 Gerardo Parra, L OBP: 0.306, SLG: 0.433										4	0	0	0	0	0	0				
9 Juan Segura, R OBP: 0.327, SLG: 0.420										4	1	2	0	0	1	0				
35 Shane Peterson, L OBP: 0.300, SLG: 0.222										1	0	0	0	1	1	1				
15 Jason Rogers, R OBP: 0.300, SLG: 0.248										1	1	0	0	1	1	0				
10 Luis Sardinas, S OBP: 0.239, SLG: 0.258										2	1	0	0	1	0	0				
Inning Stats	R: 1 H: 2 E: 0 K: 0 S: 10	H: 2 LOB: 0 BB: 0 P: 14	R: 0 H: 1 E: 0 K: 2 S: 11	H: 1 LOB: 1 BB: 0 P: 20	R: 0 H: 3 E: 0 K: 1 S: 13	H: 3 LOB: 2 BB: 0 P: 16	R: 0 H: 0 E: 0 K: 0 S: 11	H: 0 LOB: 0 BB: 0 P: 13	R: 0 H: 1 E: 0 K: 0 S: 6	H: 1 LOB: 1 BB: 0 P: 10	R: 2 H: 2 E: 0 K: 1 S: 15	H: 2 LOB: 1 BB: 1 P: 23	R: 0 H: 0 E: 0 K: 0 S: 9	H: 0 LOB: 0 BB: 0 P: 13	R: 1 H: 1 E: 1 K: 2 S: 16	H: 1 LOB: 1 BB: 0 P: 22	1B: 8 2B: 2 3B: 0 HR: 1	SF: 0 SAC: 1 DP: 2 HBP: 0	WP: 1 PB: 0 SB: 1 CS: 1	PA: 38
PITCHER	IP WLS BF H R ER SO BB IBB HBP BLK WP HR S P ERA WHIP																			
62 J.R. Graham, R ERA: 2.96	4.0	L	16	6	1	1	3	0	0	0	0	0	0	0	0	15	33	2.25	1.500	
57 Ryan Pressly, R ERA: 2.95	2.0	L	9	2	1	1	1	3	0	0	0	0	0	0	1	3	9	4.50	2.500	
64 Aaron Thompson, L ERA: 3.96	0.1		2	0	0	0	0	1	0	0	0	0	0	0	0	0	0	0.00	3.000	
36 Blaine Boyer, R ERA: 2.17	1.2		6	1	1	1	1	0	0	0	0	0	0	0	17	22	5.40	0.600		
22 Tim Stauffer, R ERA: 6.6	1.0		5	1	1	0	2	0	0	0	0	1	0	16	22	0.00	1.000			

Batter	1	2	3	4	5	6	7	8	9	AB	R	H	RBI	BB	SO	LOB	BOTTOM					
2 Brian Dozier, R OBP: 0.339, SLG: 0.533										4	2	2	1	0	0	0	Milwaukee Brewers @ Minnesota Twins Target Field, Minneapolis, MN Sat Jun 06 2015, 1:11 PM - 4:34 PM CDT Att: 38,707 - Cloudy - 73 F					
21 Shane Robinson, R OBP: 0.297, SLG: 0.265										3	0	0	0	0	1	0						
7 Joe Mauer, L OBP: 0.330, SLG: 0.376										4	0	2	1	0	0	0						
24 Trevor Plouffe, R OBP: 0.321, SLG: 0.434										4	0	0	0	0	1	2						
48 Torii Hunter, R OBP: 0.332, SLG: 0.454										3	0	1	0	1	0	1						
20 Eddie Rosario, L OBP: 0.304, SLG: 0.395										4	0	2	0	0	0	1						
12 Chris Herrmann, L ERA: 5.05										2	0	0	0	0	1	1						
8 Kurt Suzuki, R OBP: 0.319, SLG: 0.327										1	0	0	0	0	0	1						
32 Aaron Hicks, S OBP: 0.280, SLG: 0.295										3	0	0	0	0	1	4						
39 Danny Santana, S OBP: 0.235, SLG: 0.291										3	0	0	0	0	1	4						
Inning Stats	R: 0 H: 0 E: 0 K: 0 S: 11	H: 0 LOB: 0 BB: 0 P: 13	R: 0 H: 0 E: 0 K: 0 S: 8	H: 0 LOB: 0 BB: 0 P: 11	R: 0 H: 0 E: 0 K: 1 S: 10	H: 0 LOB: 0 BB: 0 P: 14	R: 0 H: 1 E: 0 K: 0 S: 12	H: 1 LOB: 1 BB: 0 P: 18	R: 0 H: 2 E: 1 K: 0 S: 17	H: 2 LOB: 2 BB: 0 P: 21	R: 1 H: 2 E: 0 K: 0 S: 11	H: 2 LOB: 1 BB: 0 P: 15	R: 0 H: 1 E: 0 K: 2 S: 12	H: 1 LOB: 0 BB: 0 P: 14	R: 1 H: 1 E: 0 K: 2 S: 11	H: 1 LOB: 0 BB: 1 P: 19	R: 0 H: 0 E: 0 K: 0 S: 7	H: 0 LOB: 0 BB: 1 P: 13	1B: 4 2B: 2 3B: 0 HR: 1	SF: 0 SAC: 2 DP: 2 HBP: 0	WP: 1 PB: 0 SB: 0 CS: 0	PA: 34
PITCHER	IP WLS BF H R ER SO BB IBB HBP BLK WP HR S P ERA WHIP																					
22 Matt Garza, R ERA: 5.05	7.0	W	27	6	1	1	3	0	0	0	0	0	0	0	10	106	1.29	0.857				
51 Jonathan Broxton, R ERA: 6.75	1.0	H	4	1	1	1	2	0	0	0	0	0	1	11	19	9.00	1.000					
57 Francisco Rodriguez, R ERA: 1.35	1.0	S	3	0	0	0	0	1	0	0	0	0	0	7	13	0.00	1.000					

Batter	1	2	3	4	5	6	7	8	9	AB	R	H	RBI	BB	SO	LOB	TOP					
27 Carlos Gómez, R OBP: 0.320, SLG: 0.457	G4-3		K			G4-3		F7		4	0	0	0	0	1	1	Milwaukee Brewers @ Minnesota Twins Target Field, Minneapolis, MN Sun Jun 07 2015, 1:12 PM - 4:04 PM CDT Att: 31,911 - Partly Cloudy - 78 F					
20 Jonathan Lucroy, R OBP: 0.269, SLG: 0.355	1B		G1-4-3			G5-3		1B		4	0	2	0	0	0	1						
8 Ryan Braun, R OBP: 0.333, SLG: 0.505	K					K		L5		4	0	1	0	0	2	2						
24 Adam Lind, L OBP: 0.364, SLG: 0.508	F7					2B		G4-3		3	0	1	0	1	0	1						
16 Aramis Ramirez, R OBP: 0.326, SLG: 0.369	1B					1B		K		4	0	1	0	0	2	3						
28 Gerardo Parra, L OBP: 0.311, SLG: 0.431	K					1B		BB		3	0	1	0	1	2	2						
9 Jean Segura, R OBP: 0.326, SLG: 0.416	F9					1B		G3		4	0	1	0	0	0	3						
12 Martin Maldonado, R OBP: 0.248, SLG: 0.266	F8					G6-4-3		G4-6-3		3	0	0	0	0	0	3						
14 Hernán Pérez, R OBP: 0.091, SLG: 0.070	1B					L8		K		3	0	1	0	0	1	0	AB 32 R 0 H 8 RBI 0 BB 2 SO 8 LOB 16					
Inning Stats	R: 0 H: 1 E: 0 K: 1 S: 13	H: 1 LOB: 1 BB: 0 P: 15	R: 0 H: 0 E: 0 K: 1 S: 9	H: 1 LOB: 1 BB: 0 P: 12	R: 0 H: 1 E: 0 K: 1 S: 7	H: 1 LOB: 0 BB: 0 P: 11	R: 0 H: 1 E: 0 K: 3 S: 12	H: 1 LOB: 1 BB: 0 P: 16	R: 0 H: 1 E: 0 K: 0 S: 6	H: 1 LOB: 0 BB: 0 P: 10	R: 0 H: 1 E: 0 K: 0 S: 9	H: 1 LOB: 0 BB: 0 P: 18	R: 0 H: 1 E: 0 K: 1 S: 8	H: 1 LOB: 1 BB: 0 P: 11	R: 0 H: 0 E: 0 K: 1 S: 7	H: 0 LOB: 1 BB: 1 P: 13		1B: 7 2B: 1 3B: 0 HR: 0	SF: 0 SAC: 0 DP: 3 HBP: 0	WP: 1 PB: 0 SB: 0 CS: 0	PA: 34	
PITCHER	IP	WLS	BF	H	R	ER	SO	BB	IBB	HBP	BLK	WP	HR	S	P	ERA		WHIP				
37 Mike Pelfrey, R ERA: 2.28	8.0	W	30	8	0	0	7	1	0	0	0	1	0	72	105	0.00		1.125				
15 Glen Perkins, L ERA: 1.67	1.0	S	4	0	0	0	1	1	0	0	0	0	0	7	13	0.00		1.000				

Batter	1	2	3	4	5	6	7	8	9	AB	R	H	RBI	BB	SO	LOB	BOTTOM					
2 Brian Dozier, R OBP: 0.329, SLG: 0.530	F8		BB			F4				3	0	1	0	1	0	2	Milwaukee Brewers @ Minnesota Twins Target Field, Minneapolis, MN Sun Jun 07 2015, 1:12 PM - 4:04 PM CDT Att: 31,911 - Partly Cloudy - 78 F					
8 Kurt Suzuki, R OBP: 0.318, SLG: 0.325	K		1B			L8		L8		4	0	1	0	0	1	3						
7 Joe Mauer, L OBP: 0.329, SLG: 0.370	G6-3		L6			BB		G4-3		3	0	0	0	1	0	2						
48 Torii Hunter, R OBP: 0.335, SLG: 0.452	BB		F7			1B		G6-3		3	1	1	0	1	0	1						
20 Eddie Rosario, L OBP: 0.301, SLG: 0.400	2B		G3			K		G1-3		4	1	1	1	0	1	3						
5 Eduardo Escobar, S OBP: 0.252, SLG: 0.355	3B		K			K		G1-3		3	0	1	1	0	2	3						
21 Shane Robinson, R OBP: 0.293, SLG: 0.262	3B		K			K		G1-3		1	0	0	0	0	0	0						
9 Eduardo Núñez, R OBP: 0.340, SLG: 0.460	G5-3		G3			P3		1B		4	0	2	0	0	0	1						
32 Aaron Hicks, S OBP: 0.291, SLG: 0.296	G1-3		1B			G3		G3		3	0	1	0	1	0	2						
39 Danny Santana, S OBP: 0.235, SLG: 0.291	G1-3		1B			BB		G4-3		4	0	1	0	0	1	4	AB 32 R 2 H 9 RBI 2 BB 4 SO 5 LOB 21					
Inning Stats	R: 0 H: 0 E: 0 K: 1 S: 8	H: 0 LOB: 0 BB: 0 P: 12	R: 2 H: 2 E: 0 K: 0 S: 13	H: 2 LOB: 1 BB: 1 P: 20	R: 0 H: 1 E: 0 K: 0 S: 6	H: 1 LOB: 1 BB: 1 P: 14	R: 0 H: 2 E: 0 K: 2 S: 14	H: 2 LOB: 2 BB: 0 P: 22	R: 0 H: 2 E: 0 K: 2 S: 20	H: 2 LOB: 3 BB: 1 P: 33	R: 0 H: 1 E: 0 K: 0 S: 13	H: 1 LOB: 2 BB: 1 P: 19	R: 0 H: 0 E: 0 K: 0 S: 6	H: 0 LOB: 0 BB: 0 P: 10	R: 0 H: 1 E: 0 K: 0 S: 12	H: 1 LOB: 1 BB: 0 P: 15		1B: 7 2B: 2 3B: 1 HR: 0	SF: 0 SAC: 0 DP: 1 HBP: 0	WP: 0 PB: 0 SB: 0 CS: 0	PA: 36	
PITCHER	IP	WLS	BF	H	R	ER	SO	BB	IBB	HBP	BLK	WP	HR	S	P	ERA		WHIP				
50 Mike Fiers, R ERA: 4.06	4.1	L	22	7	2	2	3	3	0	0	0	0	0	54	91	4.15		2.308				
48 Neal Cotts, L ERA: 4.5	1.0		5	1	0	0	2	1	0	0	0	0	0	16	25	0.00		2.000				
54 Michael Blazek, R ERA: 1.16	1.2		5	0	0	0	0	0	0	0	0	0	0	10	14	0.00		0.000				
46 Corey Knebel, R ERA: 2.79	1.0		4	1	0	0	0	0	0	0	0	0	0	12	15	0.00		1.000				

Batter	1	2	3	4	5	6	7	8	9	AB	R	H	RBI	BB	SO	LOB	TOP										
27 Carlos Gómez, R OBP: 0.318, SLG: 0.452	G6-3		K2-3		F7			1B		4	1	1	0	0	1	2	Milwaukee Brewers @ Pittsburgh Pirates PNC Park, Pittsburgh, PA Mon Jun 08 2015, 7:08 PM - 12:28 AM EDT Att: 18,016 - Overcast - 74 F										
20 Jonathan Lucroy, R OBP: 0.298, SLG: 0.393	K			G1-3		E8		1B		4	0	1	0	0	1	0											
8 Ryan Braun, R OBP: 0.336, SLG: 0.510	2B			G4-3		G4-6-3		1B		4	0	2	1	0	0	1											
24 Adam Lind, L OBP: 0.357, SLG: 0.497	P5			K		G1-3		F8		4	0	0	0	0	1	3											
16 Aramis Ramirez, R OBP: 0.297, SLG: 0.375 14 Hernán Pérez, R OBP: 0.091, SLG: 0.070 35 Shane Peterson, L OBP: 0.175, SLG: 0.226 21 Jeremy Jeffress, R OBP: 0.175, SLG: 0.226 57 Francisco Rodríguez, R OBP: 0.175, SLG: 0.226	F8				2B	1B		K		3	1	2	0	0	0	0											
28 Gerardo Parra, L OBP: 0.315, SLG: 0.439	K				2B	1B		K		4	0	2	0	0	2	0											
9 Jean Segura, R OBP: 0.316, SLG: 0.406	G6-3				G6-3	1B		G6-3		4	0	0	1	0	1	3											
52 Jimmy Nelson, R OBP: 0.200, SLG: 0.211 15 Jason Rogers, R OBP: 0.296, SLG: 0.343 51 Jonathan Broxton, R OBP: 0.296, SLG: 0.343 5 Héctor Gómez, R OBP: 0.248, SLG: 0.392			K		G1-3			K2-3		2	0	0	0	0	1	1											
10 Luis Sardinas, S OBP: 0.243, SLG: 0.250	G4-3				BB			F7		2	0	0	0	1	0	0											
Inning Stats	R: 0 H: 1 E: 0 K: 1 S: 9	H: 1 LOB: 1 BB: 0 P: 11	R: 0 H: 0 E: 0 K: 1 S: 7	H: 0 LOB: 0 BB: 0 P: 10	R: 0 H: 0 E: 0 K: 2 S: 11	H: 0 LOB: 0 BB: 0 P: 12	R: 0 H: 0 E: 0 K: 1 S: 11	H: 0 LOB: 0 BB: 0 P: 13	R: 1 H: 2 E: 0 K: 0 S: 16	H: 2 LOB: 2 BB: 1 P: 30	R: 0 H: 0 E: 1 K: 0 S: 4	H: 0 LOB: 0 BB: 0 P: 7	R: 0 H: 2 E: 0 K: 1 S: 10	H: 2 LOB: 2 BB: 0 P: 15	R: 1 H: 3 E: 0 K: 1 S: 25	H: 3 LOB: 2 BB: 0 P: 36		R: 0 H: 0 E: 0 K: 2 S: 9	H: 0 LOB: 0 BB: 0 P: 10	1B: 6 2B: 3 3B: 0 HR: 0	SF: 0 SAC: 0 DP: 2 HBP: 0	WP: 1 PB: 0 CS: 2	PA: 35				
PITCHER	IP	WLS	BF	H	R	ER	SO	BB	IBB	HBP	BLK	WP	HR	S	P	ERA	WHIP										
34 A.J. Burnett, R ERA: 2.11	7.0	L	26	5	1	1	6	1	0	0	0	0	0	68	98	1.29	0.857										
59 Antonio Bastardo, L ERA: 4.91	0.2		5	3	1	1	0	0	0	0	0	1	0	22	30	13.50	4.500										
52 Rob Scahill, R ERA: 1.71	1.1		4	0	0	0	3	0	0	0	0	0	0	12	16	0.00	0.000										

Batter	1	2	3	4	5	6	7	8	9	AB	R	H	RBI	BB	SO	LOB	BOTTOM										
25 Gregory Polanco, L OBP: 0.324, SLG: 0.367	K		K		L6		IBB			3	0	0	0	1	2	4	Milwaukee Brewers @ Pittsburgh Pirates PNC Park, Pittsburgh, PA Mon Jun 08 2015, 7:08 PM - 12:28 AM EDT Att: 18,016 - Overcast - 74 F										
5 Josh Harrison, R OBP: 0.294, SLG: 0.380	K2-3		G5-3			P4		K		4	0	0	0	0	2	4											
18 Neil Walker, S OBP: 0.323, SLG: 0.404	G3-1				1B	2B		1B		4	0	3	0	0	0	0											
6 Starling Marte, R OBP: 0.311, SLG: 0.464	G6-3			G6-4-3		K		FC6-4		4	0	0	0	0	1	3											
24 Pedro Alvarez, L OBP: 0.315, SLG: 0.446	F9			G2		IBB		K		3	0	0	0	1	1	1											
27 Jung Ho Kang, R OBP: 0.343, SLG: 0.402	K				BB	FC6-4		F9		3	0	0	0	1	1	3											
29 Francisco Cervelli, R OBP: 0.405, SLG: 0.407								K		2	0	1	0	2	1	0											
10 Jordy Mercer, R OBP: 0.265, SLG: 0.286								G5-3		3	0	1	0	0	1	2											
34 A.J. Burnett, R OBP: 0.120, SLG: 0.125 31 Jose Tabata, R OBP: 0.304, SLG: 0.273 59 Antonio Bastardo, R ERA: 4.91 52 Rob Scahill, L ERA: 1.71 3 Sean Rodríguez, R OBP: 0.275, SLG: 0.382								K		2	0	0	0	0	1	4											
Inning Stats	R: 0 H: 0 E: 0 K: 2 S: 11	H: 0 LOB: 0 BB: 0 P: 15	R: 0 H: 0 E: 0 K: 1 S: 12	H: 0 LOB: 0 BB: 0 P: 17	R: 0 H: 1 E: 0 K: 1 S: 11	H: 1 LOB: 2 BB: 1 P: 19	R: 0 H: 1 E: 0 K: 0 S: 6	H: 1 LOB: 0 BB: 0 P: 11	R: 0 H: 1 E: 0 K: 2 S: 12	H: 1 LOB: 2 BB: 1 P: 20	R: 0 H: 0 E: 0 K: 1 S: 9	H: 0 LOB: 2 BB: 2 P: 15	R: 0 H: 0 E: 0 K: 2 S: 10	H: 0 LOB: 2 BB: 2 P: 21	R: 0 H: 1 E: 0 K: 1 S: 8	H: 1 LOB: 1 BB: 0 P: 15		R: 0 H: 0 E: 0 K: 2 S: 8	H: 0 LOB: 0 BB: 0 P: 13	1B: 4 2B: 1 3B: 0 HR: 0	SF: 0 SAC: 1 DP: 1 HBP: 0	WP: 0 PB: 0 CS: 0	PA: 36				
PITCHER	IP	WLS	BF	H	R	ER	SO	BB	IBB	HBP	BLK	WP	HR	S	P	ERA	WHIP										
52 Jimmy Nelson, R ERA: 4.05	6.0	W	24	4	0	0	7	2	1	0	0	0	0	61	97	0.00	1.000										
51 Jonathan Broxton, R ERA: 6.45	1.0	H	5	0	0	0	2	1	1	0	0	0	0	10	21	0.00	1.000										
21 Jeremy Jeffress, R ERA: 0.14	1.0	H	4	1	0	0	1	0	0	0	0	0	0	8	15	0.00	1.000										
57 Francisco Rodríguez, R ERA: 1.29	1.0	S	3	0	0	0	2	0	0	0	0	0	0	8	13	0.00	0.000										

livebaseballscorecards.com



Batter	1	2	3	4	5	6	7	8	9	AB	R	H	RBI	BB	SO	LOB	TOP					
9 Jean Segura, R (1, 6) OBP: 0.322, SLG: 0.408										4	0	2	0	0	0	0	Milwaukee Brewers @ Pittsburgh Pirates PNC Park, Pittsburgh, PA Tue Jun 09 2015, 7:07 PM - 9:31 PM EDT Att: 20,672 - Cloudy - 74 F					
20 Jonathan Lucroy, R (1, 2) OBP: 0.256, SLG: 0.285										4	0	0	0	0	1	2						
8 Ryan Braun, R (1, 9) OBP: 0.335, SLG: 0.503										3	1	0	0	1	1	2						
27 Carlos Gómez, R (1, 8) OBP: 0.317, SLG: 0.447										4	1	1	0	0	1	1						
16 Aramis Ramirez, R (1, 5) OBP: 0.257, SLG: 0.390										4	1	1	2	0	0	1						
5 Héctor Gómez, R (9, 5) OBP: 0.248, SLG: 0.392										0	0	0	0	0	0	0						
15 Jason Rogers, R (1, 3) OBP: 0.307, SLG: 0.394										4	1	2	2	0	0	0						
28 Gerardo Parra, L (1, 7) OBP: 0.308, SLG: 0.429										4	0	0	0	0	1	1						
14 Hernán Pérez, R (1, 4) OBP: 0.085, SLG: 0.065										3	0	0	0	0	1	1						
26 Taylor Jungmann, R (1, 1) OBP: 0.250, SLG: 0.182										2	0	0	0	0	0	0						
35 Shane Peterson, L (8, PH) OBP: 0.250, SLG: 0.182										1	0	0	0	0	1	0						
21 Jeremy Jeffress, R (8, 1) OBP: 0.250, SLG: 0.182										0	0	0	0	0	0	0						
57 Francisco Rodríguez, R (9, 1) OBP: 0.250, SLG: 0.182										0	0	0	0	0	0	0						
Inning Stats	R: 0 E: 0 K: 1 S: 9	H: 1 LOB: 1 BB: 0 P: 13	R: 1 E: 0 K: 0 S: 9	H: 1 LOB: 0 BB: 0 P: 13	R: 0 E: 0 K: 1 S: 8	H: 0 LOB: 0 BB: 0 P: 11	R: 0 E: 0 K: 0 S: 6	H: 0 LOB: 0 BB: 0 P: 9	R: 0 E: 0 K: 1 S: 9	H: 0 LOB: 0 BB: 0 P: 11	R: 0 E: 0 K: 0 S: 4	H: 0 LOB: 0 BB: 0 P: 6	R: 2 E: 0 K: 1 S: 13	H: 2 LOB: 1 BB: 1 P: 23	R: 0 E: 0 K: 2 S: 12	H: 1 LOB: 1 BB: 0 P: 19	R: 1 E: 0 K: 0 S: 5	H: 1 LOB: 0 BB: 0 P: 6	1B: 4 2B: 0 3B: 0 HR: 2	SF: 0 SAC: 0 DP: 0 HBP: 0	WP: 0 PB: 0 SB: 1 CS: 0	PA: 34
PITCHER	IP WLS BF H R ER SO BB IBB HBP BLK WP HR S P ERA WHIP																					
47 Francisco Liriano, L (1, 1) ERA: 3.25	8.0 L 30 5 3 3 6 1 0 0 0 0 1 70 105 3.38 0.750																					
48 Jared Hughes, R (9, 1) ERA: 3.51	1.0 4 1 1 1 0 0 0 0 0 0 1 5 6 9.00 1.000																					

Batter	1	2	3	4	5	6	7	8	9	AB	R	H	RBI	BB	SO	LOB	BOTTOM					
5 Josh Harrison, R (1, 5) OBP: 0.293, SLG: 0.377										4	0	1	0	0	0	0	Milwaukee Brewers @ Pittsburgh Pirates PNC Park, Pittsburgh, PA Tue Jun 09 2015, 7:07 PM - 9:31 PM EDT Att: 20,672 - Cloudy - 74 F					
25 Gregory Polanco, L (1, 9) OBP: 0.318, SLG: 0.360										4	0	0	0	0	1	1						
48 Jared Hughes, R (9, 1) OBP: 0.293, SLG: 0.377										4	0	1	0	0	1	1						
22 Andrew McCutchen, R (1, 8) OBP: 0.369, SLG: 0.495										4	0	0	0	0	2	1						
18 Neil Walker, S (1, 4) OBP: 0.317, SLG: 0.396										4	0	0	0	0	2	1						
6 Starling Marte, R (1, 7) OBP: 0.310, SLG: 0.474										4	1	1	1	0	0	0						
24 Pedro Álvarez, L (1, 3) OBP: 0.313, SLG: 0.447										4	0	1	0	0	0	0						
29 Francisco Cervelli, R (1, 2) OBP: 0.409, SLG: 0.404										1	0	0	0	1	0	0						
10 Jordy Mercer, R (1, 6) OBP: 0.260, SLG: 0.280										3	0	0	0	0	0	3						
47 Francisco Liriano, L (1, 1) ERA: 1.29										2	0	0	0	0	1	2						
27 Jung Ho Kang, R (8, PH) OBP: 0.360, SLG: 0.388										1	0	0	0	0	1	0						
Inning Stats	R: 0 E: 0 K: 1 S: 9	H: 0 LOB: 0 BB: 0 P: 15	R: 1 E: 0 K: 1 S: 14	H: 2 LOB: 2 BB: 0 P: 20	R: 0 E: 0 K: 1 S: 10	H: 0 LOB: 0 BB: 0 P: 16	R: 0 E: 0 K: 1 S: 7	H: 0 LOB: 0 BB: 0 P: 10	R: 0 E: 0 K: 0 S: 6	H: 0 LOB: 0 BB: 0 P: 7	R: 0 E: 0 K: 1 S: 9	H: 1 LOB: 1 BB: 0 P: 13	R: 0 E: 0 K: 0 S: 6	H: 0 LOB: 1 BB: 1 P: 11	R: 0 E: 0 K: 1 S: 10	H: 1 LOB: 1 BB: 0 P: 14	R: 0 E: 0 K: 0 S: 8	H: 0 LOB: 0 BB: 0 P: 11	1B: 1 2B: 2 3B: 0 HR: 1	SF: 0 SAC: 0 DP: 0 HBP: 1	WP: 1 PB: 0 SB: 1 CS: 0	PA: 33
PITCHER	IP WLS BF H R ER SO BB IBB HBP BLK WP HR S P ERA WHIP																					
26 Taylor Jungmann, R (1, 1) ERA: 1.29	7.0 W 26 3 1 1 5 1 0 0 0 0 1 61 92 1.29 0.571																					
21 Jeremy Jeffress, R (8, 1) ERA: 3.03	1.0 H 4 1 0 0 1 0 0 0 0 0 0 10 14 0.00 1.000																					
57 Francisco Rodríguez, R (9, 1) ERA: 1.23	1.0 S 3 0 0 0 0 0 0 0 0 0 0 8 11 0.00 0.000																					



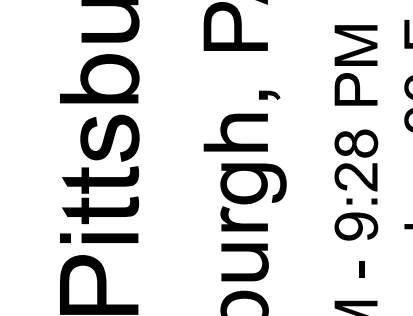
Batter	1	2	3	4	5	6	7	8	9	AB	R	H	RBI	BB	SO	LOB	TOP										
9 Jean Segura, R OBP: 0.316, SLG: 0.399	F9		G1-3			G6-3		G6-3		4	0	0	0	0	0	2	Milwaukee Brewers @ Pittsburgh Pirates PNC Park, Pittsburgh, PA Wed Jun 10 2015, 7:07 PM - 9:28 PM EDT Att: 26,269 - Partly Cloudy - 83 F										
20 Jonathan Lucroy, R OBP: 0.256, SLG: 0.277	BB			G3		G6-3		G1-3		3	0	0	0	1	0												
8 Ryan Braun, R OBP: 0.332, SLG: 0.497	K			G1-3		G5-3		G5-3		2	0	0	0	0	1												
14 Hernán Pérez, R OBP: 0.082, SLG: 0.063	K									2	0	0	0	0	0												
24 Adam Lind, L OBP: 0.355, SLG: 0.489	K			F7						3	0	0	0	1	1												
16 Aramis Ramirez, R OBP: 0.258, SLG: 0.389		G6-3				P3				3	0	1	0	0	0												
28 Gerardo Parra, L OBP: 0.303, SLG: 0.421	L4					G4-6-3				3	0	0	0	0	1												
5 Héctor Gómez, R OBP: 0.240, SLG: 0.380	K									3	0	0	0	0	2												
35 Shane Peterson, L OBP: 0.333, SLG: 0.231				L8						2	0	1	0	1	0												
26 Kyle Lohse, R OBP: 0.095, SLG: 0.095										2	0	0	0	0	1												
48 Neal Cotts, L										0	0	0	0	0	0												
54 Michael Blazek, R OBP: 0.333, SLG: 0.667										0	0	0	0	0	0												
15 Jason Rogers, R OBP: 0.316, SLG: 0.403										1	0	1	0	0	0												
46 Corey Knebel, R										0	0	0	0	0	0												
Inning Stats	R: 0 H: 0 E: 0 K: 2 S: 9	H: 0 LOB: 1 BB: 1 P: 18	R: 0 H: 0 E: 0 K: 1 S: 9	H: 0 LOB: 0 BB: 0 P: 12	R: 0 H: 0 E: 0 K: 1 S: 6	H: 0 LOB: 0 BB: 0 P: 8	R: 0 H: 0 E: 0 K: 0 S: 10	H: 0 LOB: 0 BB: 0 P: 13	R: 0 H: 2 E: 0 K: 1 S: 13	H: 2 LOB: 2 BB: 0 P: 18	R: 0 H: 0 E: 0 K: 0 S: 6	H: 0 LOB: 0 BB: 0 P: 7	R: 0 H: 0 E: 0 K: 0 S: 5	H: 0 LOB: 1 BB: 1 P: 11	R: 0 H: 1 E: 0 K: 1 S: 10	H: 1 LOB: 1 BB: 1 P: 17	R: 0 H: 0 E: 0 K: 0 S: 6	H: 0 LOB: 0 BB: 0 P: 7	1B: 3 2B: 0 3B: 0 HR: 0	SF: 0 SAC: 0 DP: 2 HBP: 0	WP: 0 PB: 0 SB: 0 CS: 0	PA: 31					
PITCHER	IP	WLS	BF	H	R	ER	SO	BB	IBB	HBP	BLK	WP	HR	S	P	ERA	WHIP										
50 Charlie Morton, R ERA: 2.05	7.1	W	27	3	0	0	6	3	0	0	0	0	0	66	102	0.00	0.818										
44 Tony Watson, L ERA: 1.72	0.2	H	1	0	0	0	0	0	0	0	0	0	0	2	2	0.00	0.000										
35 Mark Melancon, R ERA: 2.2	1.0	S	3	0	0	0	0	0	0	0	0	0	0	6	7	0.00	0.000										

Batter	1	2	3	4	5	6	7	8	9	AB	R	H	RBI	BB	SO	LOB	BOTTOM										
25 Gregory Polanco, L OBP: 0.317, SLG: 0.363	6 1B	F9				L7		K		4	1	1	0	0	1	3	Milwaukee Brewers @ Pittsburgh Pirates PNC Park, Pittsburgh, PA Wed Jun 10 2015, 7:07 PM - 9:28 PM EDT Att: 26,269 - Partly Cloudy - 83 F										
6 Starling Marte, R OBP: 0.305, SLG: 0.470	22 1B		G5-3			FC6-4		F8		4	0	1	1	0	0	2											
22 Andrew McCutchen, R OBP: 0.376, SLG: 0.495	18 1B	G6-3								3	0	2	0	1	0	0											
18 Neil Walker, S OBP: 0.316, SLG: 0.391	FC1-5		F8							3	0	0	0	1	1	2											
27 Jung Ho Kang, R OBP: 0.351, SLG: 0.409	G5-3									4	0	3	0	0	0	1											
24 Pedro Alvarez, L OBP: 0.314, SLG: 0.462										3	1	1	1	0	1	3											
3 Sean Rodriguez, R OBP: 0.271, SLG: 0.377				K						1	0	0	0	0	0	2											
29 Francisco Cervelli, R OBP: 0.402, SLG: 0.396		G6-3				G4-3				3	0	0	0	0	0	3											
10 Jordy Mercer, R OBP: 0.273, SLG: 0.294										3	0	3	0	0	0	0											
50 Charlie Morton, R ERA: 6.27										1	0	0	0	0	1	1											
44 Tony Watson, L ERA: 4.44										0	0	0	0	0	0	0											
35 Mark Melancon, R ERA: 2.53										0	0	0	0	0	0	0											
Inning Stats	R: 1 H: 3 E: 0 K: 0 S: 13	H: 3 LOB: 1 BB: 0 P: 21	R: 1 H: 2 E: 0 K: 0 S: 12	H: 2 LOB: 1 BB: 0 P: 19	R: 0 H: 0 E: 0 K: 0 S: 8	H: 0 LOB: 0 BB: 0 P: 9	R: 0 H: 1 E: 0 K: 1 S: 8	H: 1 LOB: 0 BB: 0 P: 9	R: 0 H: 1 E: 0 K: 1 S: 9	H: 1 LOB: 1 BB: 1 P: 17	R: 0 H: 2 E: 0 K: 0 S: 9	H: 2 LOB: 2 BB: 1 P: 17	R: 0 H: 1 E: 0 K: 1 S: 10	H: 1 LOB: 1 BB: 1 P: 12	R: 0 H: 1 E: 0 K: 1 S: 10	H: 1 LOB: 1 BB: 1 P: 17	1B: 9 2B: 1 3B: 0 HR: 1	SF: 0 SAC: 2 DP: 2 HBP: 0	WP: 1 PB: 0 SB: 1 CS: 0	PA: 33							
PITCHER	IP	WLS	BF	H	R	ER	SO	BB	IBB	HBP	BLK	WP	HR	S	P	ERA	WHIP										
26 Kyle Lohse, R ERA: 6.27	6.1	L	27	10	2	2	2	1	0	0	0	0	0	63	94	2.84	1.737										
48 Neal Cotts, L ERA: 4.44	0.1		1	0	0	0	1	0	0	0	0	0	0	3	4	0.00	0.000										
54 Michael Blazek, R ERA: 1.15	0.1		1	0	0	0	0	0	0	0	0	0	0	1	1	0.00	0.000										
46 Corey Knebel, R ERA: 2.53	1.0		4	1	0	0	1	1	0	0	0	0	0	10	17	0.00	2.000										

AB 28
R 0
H 3
RBI 0
BB 3
SO 6
LOB 10



AB 29
R 2
H 11
RBI 2
BB 2
SO 4
LOB 17



Batter	1	2	3	4	5	6	7	8	9	AB	R	H	RBI	BB	SO	LOB	TOP			
2 Denard Span, L OBP: 0.339, SLG: 0.459										3	0	0	0	1	1	0	Washington Nationals @ Milwaukee Brewers Miller Park, Milwaukee, WI Fri Jun 12, 2015, 7:12 PM - 10:10 PM CDT Att: 31,815 - Roof Closed - 69 F livebaseballscorecards.com			
6 Anthony Rendon, R OBP: 0.294, SLG: 0.267										3	1	1	0	1	0	1				
5 Yunel Escobar, R OBP: 0.372, SLG: 0.389										4	0	1	0	0	0	1				
34 Bryce Harper, L OBP: 0.469, SLG: 0.721										3	2	2	2	1	1	2				
40 Wilson Ramos, R OBP: 0.283, SLG: 0.374										3	0	1	1	1	1	1				
25 Clint Robinson, L OBP: 0.268, SLG: 0.358										2	0	0	0	0	0	1				
8 Danyal Espeinoza, S OBP: 0.321, SLG: 0.266										0	0	0	0	0	0	3				
64 Blake Treinen, R OBP: 0.445										0	0	0	0	0	0	0				
46 Matt Thornton, L OBP: 0.315, SLG: 0.371										1	0	0	0	0	0	0				
26 Dan Uggla, R OBP: 0.335, SLG: 0.371										0	0	0	0	0	0	0				
48 David Carpenter, R OBP: 0.276, SLG: 0.367										0	0	0	0	0	0	0				
20 Ian Desmond, R OBP: 0.276, SLG: 0.367										4	0	0	0	0	4	0				
3 Michael Taylor, R OBP: 0.272, SLG: 0.382										4	0	0	0	0	2	0				
27 Jordan Zimmermann, R OBP: 0.174, SLG: 0.217										1	0	0	0	0	1	0				
12 Tyler Moore, R OBP: 0.235, SLG: 0.387										3	1	1	1	0	0	0				
Inning Stats	R: 0 E: 0 K: 0 S: 6	H: 0 LOB: 0 BB: 1 P: 10	R: 1 E: 0 K: 2 S: 10	H: 1 LOB: 0 BB: 0 P: 15	R: 0 E: 0 K: 2 S: 7	H: 0 LOB: 0 BB: 0 P: 11	R: 1 E: 0 K: 0 S: 8	H: 1 LOB: 1 BB: 0 P: 15	R: 0 E: 0 K: 1 S: 11	H: 2 LOB: 3 BB: 0 P: 12	R: 1 E: 0 K: 1 S: 11	H: 1 LOB: 0 BB: 1 P: 16	R: 1 E: 0 K: 1 S: 12	H: 1 LOB: 0 BB: 1 P: 21	R: 0 E: 0 K: 2 S: 9	H: 0 LOB: 0 BB: 0 P: 11	1B: 2 2B: 2 3B: 0 HR: 2	SF: 0 SAC: 0 DP: 1 HBP: 0	WP: 0 PB: 0 SB: 0 CS: 0	PA: 36
PITCHER	IP: 7.0 WLS: W BF: 28 ERA: 3.86 WHIP: 1.143	H: 5 R: 3 ER: 3 SO: 8	H: 3 R: 3 ER: 3 SO: 8	H: 3 R: 3 ER: 3 SO: 8	H: 3 R: 3 ER: 3 SO: 8	H: 3 R: 3 ER: 3 SO: 8	H: 3 R: 3 ER: 3 SO: 8	H: 3 R: 3 ER: 3 SO: 8	H: 3 R: 3 ER: 3 SO: 8	H: 3 R: 3 ER: 3 SO: 8	H: 3 R: 3 ER: 3 SO: 8	H: 3 R: 3 ER: 3 SO: 8	H: 3 R: 3 ER: 3 SO: 8	H: 3 R: 3 ER: 3 SO: 8	H: 3 R: 3 ER: 3 SO: 8	H: 3 R: 3 ER: 3 SO: 8	WP: 0 HR: 0 S: 0 P: 0 ERA: 0.000 WHIP: 0.000			

Batter	1	2	3	4	5	6	7	8	9	AB	R	H	RBI	BB	SO	LOB	BOTTOM			
20 Jonathan Lucroy, R OBP: 0.240, SLG: 0.258											5	1	1	2	0	2	1			
28 Gerardo Parra, L OBP: 0.321, SLG: 0.453											4	2	3	0	1	0	0			
8 Ryan Braun, R OBP: 0.341, SLG: 0.507											5	2	2	0	0	0	3			
24 Adam Lind, L OBP: 0.365, SLG: 0.500											4	1	3	1	0	1	2			
16 Aramis Ramirez, R OBP: 0.263, SLG: 0.406											4	0	3	5	0	0	2			
14 Hernán Pérez, R OBP: 0.100, SLG: 0.063											0	0	0	0	0	0	0			
35 Shane Peterson, L OBP: 0.261, SLG: 0.238											4	0	1	0	0	1	4			
9 Jean Segura, R OBP: 0.316, SLG: 0.398										4	1	1	0	0	1	1				
2 Scooter Gennett, L OBP: 0.221, SLG: 0.233										4	1	2	0	0	1	1				
50 Mike Fiers, R OBP: 0.053, SLG: 0.053										3	0	0	0	0	1	3				
15 Jason Rogers, R OBP: 0.312, SLG: 0.397										1	0	0	0	0	1	1				
46 Corey Knebel, R OBP: 0.100, SLG: 0.063										0	0	0	0	0	0	0				
51 Jonathan Broxton, R OBP: 0.261, SLG: 0.238										0	0	0	0	0	0	0				
Inning Stats	R: 2 E: 0 K: 0 S: 19	H: 2 LOB: 1 BB: 1 P: 31	R: 0 E: 0 K: 2 S: 13	H: 1 LOB: 1 BB: 0 P: 19	R: 1 E: 0 K: 1 S: 17	H: 3 LOB: 1 BB: 0 P: 26	R: 4 E: 0 K: 2 S: 19	H: 6 LOB: 2 BB: 0 P: 32	R: 0 E: 0 K: 0 S: 6	H: 0 LOB: 0 BB: 0 P: 9	R: 1 E: 0 K: 0 S: 12	H: 3 LOB: 1 BB: 0 P: 16	R: 0 E: 0 K: 2 S: 10	H: 1 LOB: 1 BB: 0 P: 15	R: 0 E: 0 K: 1 S: 12	H: 0 LOB: 0 BB: 0 P: 15	1B: 10 2B: 6 3B: 0 HR: 0	SF: 0 SAC: 0 DP: 1 HBP: 0	WP: 0 PB: 0 SB: 1 CS: 0	PA: 39
PITCHER	IP: 3.1 WLS: L BF: 19 ERA: 3.74	H: 6 R: 6 ER: 6 SO: 4	H: 6 R: 6 ER: 6 SO: 4	H: 6 R: 6 ER: 6 SO: 4	H: 6 R: 6 ER: 6 SO: 4	H: 6 R: 6 ER: 6 SO: 4	H: 6 R: 6 ER: 6 SO: 4	H: 6 R: 6 ER: 6 SO: 4	H: 6 R: 6 ER: 6 SO: 4	H: 6 R: 6 ER: 6 SO: 4	H: 6 R: 6 ER: 6 SO: 4	H: 6 R: 6 ER: 6 SO: 4	H: 6 R: 6 ER: 6 SO: 4	H: 6 R: 6 ER: 6 SO: 4	H: 6 R: 6 ER: 6 SO: 4	H: 6 R: 6 ER: 6 SO: 4	WP: 0 HR: 0 S: 0 P: 0 ERA: 16.20 WHIP: 3.000			

Batter	1	2	3	4	5	6	7	8	9	AB	R	H	RBI	BB	SO	LOB	TOP							
2 Denard Span, L (1,8) OBP: 0.342, SLG: 0.453										4	1	2	0	1	0	0	Washington Nationals @ Milwaukee Brewers Miller Park, Milwaukee, WI Sun Jun 14 2015, 1:14 PM - 4:10 PM CDT Att: 34,964 - Cloudy - 74 F							
8 Danny Espinosa, S (1,3) OBP: 0.344, SLG: 0.456										5	0	1	0	0	3	4								
6 Anthony Rendon, R (1,4) OBP: 0.341, SLG: 0.278										3	1	1	1	1	1	0								
5 Yunel Escobar, R (1,5) OBP: 0.375, SLG: 0.402										3	1	1	0	0	0	3								
25 Clint Robinson, L (1,9) OBP: 0.305, SLG: 0.377										4	1	2	2	0	0	3								
20 Ian Desmond, R (1,6) OBP: 0.270, SLG: 0.355										4	0	0	0	0	3	3								
59 Jose Lobaton, S (1,2) OBP: 0.311, SLG: 0.340									4	0	1	1	0	0	0	0								
3 Michael Taylor, R (1,7) OBP: 0.271, SLG: 0.375									4	0	1	0	0	0	0	1								
31 Max Scherzer, R (1,1) OBP: 0.226, SLG: 0.226									4	0	1	0	0	2	1									
Inning Stats	R: 0 E: 0 K: 0 S: 16	H: 1 LOB: 2 BB: 1 P: 26	R: 0 E: 0 K: 2 S: 12	H: 1 LOB: 1 BB: 0 P: 16	R: 1 E: 0 K: 0 S: 13	H: 2 LOB: 0 BB: 0 P: 20	R: 1 E: 0 K: 2 S: 20	H: 3 LOB: 3 BB: 1 P: 31	R: 0 E: 0 K: 1 S: 6	H: 0 LOB: 1 BB: 0 P: 12	R: 0 E: 0 K: 1 S: 8	H: 0 LOB: 0 BB: 0 P: 10	R: 2 E: 0 K: 1 S: 16	H: 3 LOB: 1 BB: 0 P: 23	R: 0 E: 0 K: 0 S: 9	H: 0 LOB: 0 BB: 0 P: 14		R: 0 E: 0 K: 2 S: 12	H: 0 LOB: 0 BB: 0 P: 17	1B: 9 2B: 1 3B: 0 HR: 0	SF: 1 SAC: 0 DP: 0 HBP: 1	WP: 2 PB: 0 CS: 1	PA: 40	
PITCHER	IP WLS BF H R ER SO BB IBB HBP BLK WP HR S P ERA WHIP	IP WLS BF H R ER SO BB IBB HBP BLK WP HR S P ERA WHIP	IP WLS BF H R ER SO BB IBB HBP BLK WP HR S P ERA WHIP	IP WLS BF H R ER SO BB IBB HBP BLK WP HR S P ERA WHIP	IP WLS BF H R ER SO BB IBB HBP BLK WP HR S P ERA WHIP	IP WLS BF H R ER SO BB IBB HBP BLK WP HR S P ERA WHIP	IP WLS BF H R ER SO BB IBB HBP BLK WP HR S P ERA WHIP	IP WLS BF H R ER SO BB IBB HBP BLK WP HR S P ERA WHIP	IP WLS BF H R ER SO BB IBB HBP BLK WP HR S P ERA WHIP	IP WLS BF H R ER SO BB IBB HBP BLK WP HR S P ERA WHIP	IP WLS BF H R ER SO BB IBB HBP BLK WP HR S P ERA WHIP	IP WLS BF H R ER SO BB IBB HBP BLK WP HR S P ERA WHIP	IP WLS BF H R ER SO BB IBB HBP BLK WP HR S P ERA WHIP	IP WLS BF H R ER SO BB IBB HBP BLK WP HR S P ERA WHIP	IP WLS BF H R ER SO BB IBB HBP BLK WP HR S P ERA WHIP	IP WLS BF H R ER SO BB IBB HBP BLK WP HR S P ERA WHIP	IP WLS BF H R ER SO BB IBB HBP BLK WP HR S P ERA WHIP	IP WLS BF H R ER SO BB IBB HBP BLK WP HR S P ERA WHIP	IP WLS BF H R ER SO BB IBB HBP BLK WP HR S P ERA WHIP	IP WLS BF H R ER SO BB IBB HBP BLK WP HR S P ERA WHIP	IP WLS BF H R ER SO BB IBB HBP BLK WP HR S P ERA WHIP	IP WLS BF H R ER SO BB IBB HBP BLK WP HR S P ERA WHIP	IP WLS BF H R ER SO BB IBB HBP BLK WP HR S P ERA WHIP	IP WLS BF H R ER SO BB IBB HBP BLK WP HR S P ERA WHIP
27 Carlos Gómez, R (1,8) OBP: 0.309, SLG: 0.433										4	0	1	0	0	2	0	Washington Nationals @ Milwaukee Brewers Miller Park, Milwaukee, WI Sun Jun 14 2015, 1:14 PM - 4:10 PM CDT Att: 34,964 - Cloudy - 74 F							
28 Gerardo Parra, L (1,7) OBP: 0.313, SLG: 0.439										4	0	0	0	0	0	1								
8 Ryan Braun, R (1,9) OBP: 0.331, SLG: 0.491										3	0	0	0	0	1	1								
24 Adam Lind, L (1,3) OBP: 0.362, SLG: 0.490										3	0	0	0	0	2	1								
9 Jean Segura, R (1,6) OBP: 0.317, SLG: 0.394									3	0	0	0	0	2	0									
2 Scooter Gennett, L (1,4) OBP: 0.238, SLG: 0.266									2	0	0	0	1	1	0									
5 Héctor Gómez, R (1,5) OBP: 0.231, SLG: 0.365									3	0	0	0	0	3	1									
12 Martín Maldonado, R (1,2) OBP: 0.243, SLG: 0.260									3	0	0	0	0	3	1									
26 Taylor Jungmann, R (1,1) ERA: 2.25										1	0	0	0	0	0	0								
46 Corey Knebel, R (6,1) ERA: 2.84										0	0	0	0	0	0	0								
35 Shane Peterson, L (6,1) ERA: 3.29										0	0	0	0	0	0	0								
21 Jeremy Jeffress, R (7,1) ERA: 3.52										0	0	0	0	0	0	0								
51 Jonathan Broxton, R (8,1) ERA: 5.92										0	0	0	0	0	0	0								
57 Francisco Rodríguez, R (9,1) ERA: 1.13										0	0	0	0	0	0	0								
Inning Stats	R: 0 E: 0 K: 1 S: 7	H: 0 LOB: 0 BB: 0 P: 11	R: 0 E: 0 K: 2 S: 11	H: 0 LOB: 0 BB: 0 P: 12	R: 0 E: 0 K: 2 S: 8	H: 0 LOB: 0 BB: 0 P: 11	R: 0 E: 0 K: 1 S: 7	H: 0 LOB: 0 BB: 0 P: 9	R: 0 E: 0 K: 3 S: 10	H: 0 LOB: 0 BB: 0 P: 14	R: 0 E: 0 K: 1 S: 9	H: 1 LOB: 0 BB: 0 P: 13	R: 0 E: 0 K: 2 S: 16	H: 0 LOB: 1 BB: 1 P: 23	R: 0 E: 0 K: 2 S: 10	H: 0 LOB: 0 BB: 0 P: 16	1B: 1 2B: 0 3B: 0 HR: 0	SF: 0 SAC: 0 DP: 0 HBP: 0	WP: 0 PB: 0 CS: 0	PA: 29				
PITCHER	IP WLS BF H R ER SO BB IBB HBP BLK WP HR S P ERA WHIP	IP WLS BF H R ER SO BB IBB HBP BLK WP HR S P ERA WHIP	IP WLS BF H R ER SO BB IBB HBP BLK WP HR S P ERA WHIP	IP WLS BF H R ER SO BB IBB HBP BLK WP HR S P ERA WHIP	IP WLS BF H R ER SO BB IBB HBP BLK WP HR S P ERA WHIP	IP WLS BF H R ER SO BB IBB HBP BLK WP HR S P ERA WHIP	IP WLS BF H R ER SO BB IBB HBP BLK WP HR S P ERA WHIP	IP WLS BF H R ER SO BB IBB HBP BLK WP HR S P ERA WHIP	IP WLS BF H R ER SO BB IBB HBP BLK WP HR S P ERA WHIP	IP WLS BF H R ER SO BB IBB HBP BLK WP HR S P ERA WHIP	IP WLS BF H R ER SO BB IBB HBP BLK WP HR S P ERA WHIP	IP WLS BF H R ER SO BB IBB HBP BLK WP HR S P ERA WHIP	IP WLS BF H R ER SO BB IBB HBP BLK WP HR S P ERA WHIP	IP WLS BF H R ER SO BB IBB HBP BLK WP HR S P ERA WHIP	IP WLS BF H R ER SO BB IBB HBP BLK WP HR S P ERA WHIP	IP WLS BF H R ER SO BB IBB HBP BLK WP HR S P ERA WHIP	IP WLS BF H R ER SO BB IBB HBP BLK WP HR S P ERA WHIP	IP WLS BF H R ER SO BB IBB HBP BLK WP HR S P ERA WHIP	IP WLS BF H R ER SO BB IBB HBP BLK WP HR S P ERA WHIP	IP WLS BF H R ER SO BB IBB HBP BLK WP HR S P ERA WHIP	IP WLS BF H R ER SO BB IBB HBP BLK WP HR S P ERA WHIP	IP WLS BF H R ER SO BB IBB HBP BLK WP HR S P ERA WHIP	IP WLS BF H R ER SO BB IBB HBP BLK WP HR S P ERA WHIP	IP WLS BF H R ER SO BB IBB HBP BLK WP HR S P ERA WHIP
31 Max Scherzer, R (1,1) ERA: 1.93	9.0	W	29	1	0	0	16	1	0	0	0	0	0	0	0	0	0.00	0.222						

Batter	1	2	3	4	5	6	7	8	9	AB	R	H	RBI	BB	SO	LOB	TOP				
2 Alcides Escobar, R OBP: 0.292, SLG: 0.344										4	1	2	2	0	0	0	Kansas City Royals @ Milwaukee Brewers Miller Park, Milwaukee, WI Mon Jun 15 2015, 7:11 PM - 10:30 PM CDT Att: 23,007 - Roof Closed - 75 F				
8 Mike Moustakas, L OBP: 0.376, SLG: 0.452										2	2	1	1	3	0	1					
6 Lorenzo Cain, R OBP: 0.336, SLG: 0.417										5	1	2	2	0	0	4					
35 Eric Hosmer, L OBP: 0.367, SLG: 0.466										5	1	1	1	0	1	2					
13 Salvador Perez, R OBP: 0.300, SLG: 0.476										5	0	2	0	0	0	2					
9 Drew Butera, R OBP: 0.167, SLG: 0.194										0	0	0	0	0	0	0					
4 Alex Gordon, L OBP: 0.372, SLG: 0.450										4	1	1	1	0	0	2					
15 Alex Rios, R OBP: 0.247, SLG: 0.300										4	1	2	0	0	0	1					
14 Omar Infante, R OBP: 0.219, SLG: 0.292										4	1	2	0	0	0	1					
36 Edinson Volquez, R OBP: 0.292, SLG: 0.344										2	0	0	0	0	2	1					
25 Kendrys Morales, S OBP: 0.292, SLG: 0.344										1	0	0	0	0	0	2					
47 Franklin Morales, L OBP: 0.292, SLG: 0.344										0	0	0	0	0	0	0					
46 Ryan Madson, L OBP: 0.292, SLG: 0.344										0	0	0	0	0	0	0					
1 Jarrod Dyson, L OBP: 0.292, SLG: 0.344										0	0	0	0	0	0	0					
54 Jason Frasier, R OBP: 0.292, SLG: 0.344										0	0	0	0	0	0	0					
56 Greg Holland, R OBP: 0.292, SLG: 0.344										0	0	0	0	0	0	0					
17 Wade Davis, R OBP: 0.292, SLG: 0.344										0	0	0	0	0	0	0					
Inning Stats	R: 3 E: 0 K: 0 S: 16	H: 3 LOB: 1 BB: 0 P: 32	R: 0 E: 0 K: 1 S: 10	H: 0 LOB: 0 BB: 0 P: 17	R: 0 E: 0 K: 0 S: 10	H: 0 LOB: 1 BB: 1 P: 17	R: 0 E: 0 K: 1 S: 12	H: 1 LOB: 1 BB: 0 P: 15	R: 2 E: 0 K: 0 S: 9	H: 1 LOB: 0 BB: 1 P: 19	R: 0 E: 0 K: 1 S: 6	H: 1 LOB: 0 BB: 0 P: 11	R: 1 E: 0 K: 0 S: 14	H: 2 LOB: 1 BB: 0 P: 21	R: 0 E: 0 K: 0 S: 6	H: 1 LOB: 0 BB: 0 P: 12	1B: 10 2B: 2 3B: 0 HR: 1	SF: 1 SAC: 0 DP: 2 HBP: 1	WP: 1 PB: 0 CS: 0	PA: 42	
PITCHER	IP WLS BF H R ER SO BB IBB HBP BLK WP HR S P ERA WHIP	5.0 L 23 5 5 5 2 2 0 0 1 0 0 1 57 100 9.00 1.400	1.0 7 4 2 2 0 1 0 0 0 0 0 0 13 25 18.00 5.000	2.0 8 3 1 1 1 0 0 0 0 0 0 0 20 32 4.50 1.500	1.0 4 1 0 0 0 0 0 0 0 0 0 0 6 12 0.00 1.000																
26 Kyle Lohse, R ERA: 6.44																					
48 Neal Cotts, L ERA: 4.51																					
54 Michael Blazek, R ERA: 1.27																					
13 Will Smith, L ERA: 1.59																					

Batter	1	2	3	4	5	6	7	8	9	AB	R	H	RBI	BB	SO	LOB	BOTTOM
28 Gerardo Parra, L OBP: 0.315, SLG: 0.440										4	0	1	0	1	1	2	Kansas City Royals @ Milwaukee Brewers Miller Park, Milwaukee, WI Mon Jun 15 2015, 7:11 PM - 10:30 PM CDT Att: 23,007 - Roof Closed - 75 F
20 Jonathan Lucroy, R OBP: 0.286, SLG: 0.297										4	0	2	3	1	0	2	
8 Ryan Braun, R OBP: 0.332, SLG: 0.486										4	0	1	0	1	1	4	
24 Adam Lind, L OBP: 0.359, SLG: 0.483										5	0	1	0	0	1	6	
16 Aramis Ramirez, R OBP: 0.251, SLG: 0.386										5	0	0	0	0	1	3	
2 Scooter Gennett, L OBP: 0.239, SLG: 0.265										4	0	1	0	0	0	1	
35 Shane Peterson, L OBP: 0.276, SLG: 0.231										3	1	1	0	1	1	0	
5 Héctor Gómez, R OBP: 0.241, SLG: 0.374																	

Batter	1	2	3	4	5	6	7	8	9	AB	R	H	RBI	BB	SO	LOB	TOP										
28 Gerardo Parra, L (1, 8) OBP: 0.312, SLG: 0.432										4	0	0	1	0	0	2	Milwaukee Brewers @ Kansas City Royals Kauffman Stadium, Kansas City, MO Wed Jun 17 2015, 7:09 PM - 10:14 PM CDT Att: 33,420 - Cloudy - 83 F										
20 Jonathan Lucroy, R (1, 2) OBP: 0.295, SLG: 0.294										4	0	0	0	0	1	1											
8 Ryan Braun, R (1, 9) OBP: 0.323, SLG: 0.471 14 Hernán Pérez, R (9, PH) OBP: 0.132, SLG: 0.098										3	0	0	0	0	1	1											
24 Adam Lind, L (1, 3) OBP: 0.349, SLG: 0.468 15 Jason Rogers, R (9, PH) OBP: 0.309, SLG: 0.382										3	0	0	0	0	0	0											
27 Carlos Gómez, R (1, 10) OBP: 0.313, SLG: 0.440										4	1	2	0	0	0	1											
16 Aramis Ramirez, R (1, 5) OBP: 0.248, SLG: 0.382 5 Héctor Gómez, R (9, PH) OBP: 0.239, SLG: 0.370										3	0	0	0	0	1	2											
2 Scooter Gennett, L (1, 4) OBP: 0.253, SLG: 0.333										3	0	1	1	0	1	0											
9 Jean Segura, R (1, 6) OBP: 0.306, SLG: 0.380										3	0	0	0	0	1	1											
35 Shane Peterson, L (1, 7) OBP: 0.333, SLG: 0.364										3	1	3	0	0	0	0											
Inning Stats	R: 0 E: 0 K: 2 S: 12	H: 0 LOB: 0 BB: 0 P: 15	R: 1 E: 0 K: 1 S: 12	H: 2 LOB: 1 BB: 0 P: 18	R: 0 E: 0 K: 0 S: 9	H: 1 LOB: 1 BB: 0 P: 15	R: 0 E: 0 K: 0 S: 7	H: 1 LOB: 0 BB: 0 P: 11	R: 0 E: 0 K: 1 S: 9	H: 0 LOB: 0 BB: 0 P: 11	R: 0 E: 0 K: 1 S: 8	H: 0 LOB: 0 BB: 0 P: 13	R: 1 E: 0 K: 0 S: 7	H: 1 LOB: 1 BB: 0 P: 10	R: 0 E: 0 K: 1 S: 17	H: 0 LOB: 1 BB: 1 P: 27		1B: 3 2B: 1 3B: 2 HR: 0	SF: 0 SAC: 0 DP: 1 HBP: 0	WP: 0 PB: 0 CS: 0	PA: 33						
PITCHER	IP	WLS	BF	H	R	ER	SO	BB	IBB	HBP	BLK	WP	HR	S	P	ERA	WHIP										
49 Joe Blanton, R (1, 1) ERA: 1.8	5.0	W	19	5	1	1	4	0	0	0	0	0	0	49	73	1.80	1.000										
46 Ryan Madson, R (6, 1) ERA: 1.93	1.0		3	0	0	0	0	0	0	0	0	0	0	9	11	0.00	0.000										
27 Brandon Finnegan, L (7, 1) ERA: 1.69	1.0		3	0	0	0	0	0	0	0	0	0	0	8	13	0.00	0.000										
47 Franklin Morales, L (8, 1) ERA: 2.93	1.0		4	1	1	1	0	0	0	0	0	0	0	7	10	9.00	1.000										
54 Jason Frasor, R (9, 1) ERA: 0.44	1.0		4	0	0	0	1	1	0	0	0	0	0	17	27	0.00	1.000										

Batter	1	2	3	4	5	6	7	8	9	AB	R	H	RBI	BB	SO	LOB	BOTTOM										
2 Alcides Escobar, R (1, 6) OBP: 0.292, SLG: 0.351										5	1	2	4	0	0	0	Milwaukee Brewers @ Kansas City Royals Kauffman Stadium, Kansas City, MO Wed Jun 17 2015, 7:09 PM - 10:14 PM CDT Att: 33,420 - Cloudy - 83 F										
8 Mike Moustakas, L (1, 5) OBP: 0.376, SLG: 0.463										5	1	1	1	0	1	2											
6 Lorenzo Cain, R (1, 8) OBP: 0.344, SLG: 0.444										3	1	2	1	2	0	0											
35 Eric Hosmer, L (1, 3) OBP: 0.364, SLG: 0.457										4	2	1	0	1	0	3											
25 Kendrys Morales, S (1, 10) OBP: 0.341, SLG: 0.454										4	1	2	1	0	1	2											
4 Alex Gordon, L (1, 7) OBP: 0.379, SLG: 0.451										1	1	1	1	2	0	0											
13 Salvador Perez, R (1, 2) OBP: 0.296, SLG: 0.466 9 Drew Butera, R (9, 2) OBP: 0.167, SLG: 0.194										4	1	0	0	0	1	6											
15 Alex Rios, R (1, 9) OBP: 0.244, SLG: 0.295										3	1	1	1	0	0	1											
14 Omar Infante, R (1, 4) OBP: 0.234, SLG: 0.310										4	1	2	1	0	0	1											
Inning Stats	R: 0 E: 0 K: 1 S: 6	H: 0 LOB: 0 BB: 0 P: 8	R: 3 E: 0 K: 0 S: 23	H: 4 LOB: 2 BB: 1 P: 34	R: 0 E: 0 K: 0 S: 6	H: 0 LOB: 0 BB: 1 P: 10	R: 0 E: 0 K: 1 S: 11	H: 1 LOB: 1 BB: 0 P: 13	R: 3 E: 0 K: 0 S: 20	H: 3 LOB: 1 BB: 1 P: 29	R: 0 E: 0 K: 0 S: 6	H: 0 LOB: 0 BB: 0 P: 9	R: 0 E: 0 K: 1 S: 12	H: 1 LOB: 1 BB: 0 P: 17	R: 4 E: 0 K: 0 S: 17	H: 3 LOB: 1 BB: 2 P: 30		1B: 9 2B: 1 3B: 2 HR: 0	SF: 2 SAC: 0 DP: 1 HBP: 0	WP: 3 PB: 0 CS: 0	PA: 40						
PITCHER	IP	WLS	BF	H	R	ER	SO	BB	IBB	HBP	BLK	WP	HR	S	P	ERA	WHIP										
50 Mike Fiers, R (1, 1) ERA: 4.5	5.0	L	25	8	6	6	2	3	0	0	0	0	0	66	94	10.80	2.200										
48 Neal Cotts, L (6, 1) ERA: 4.3	2.0		7	1	0	0	1	0	0	0	0	0	0	18	26	0.00	0.500										
51 Jonathan Broxton, R (8, 1) ERA: 7.2	0.2		7	3	4	4	0	2	0	0	0	0	0	15	28	54.00	7.500										
13 Will Smith, L (8, 1) ERA: 1.57	0.1		1	0	0	0	0	0	0	0	0	0	0	2	2	0.00	0.000										

AB	32
R	2
H	6
RBI	2
BB	1
SO	6
LOB	9



AB	33
R	10
H	12
RBI	10
BB	5
SO	3
LOB	15



Batter	1	2	3	4	5	6	7	8	9	AB	R	H	RBI	BB	SO	LOB	TOP			
9 Jean Segura, R OBP: 0.303, SLG: 0.373	G4-3	FC5		28 1B	G5-3					5	1	2	1	0	0	4	Milwaukee Brewers @ Colorado Rockies Coors Field, Denver, CO Fri Jun 19 2015, 6:43 PM - 9:58 PM MDT Att: 35,841 - Clear - 86 F			
28 Gerardo Parra, L OBP: 0.316, SLG: 0.438	8 HR	G6-4-3				F8	K			5	1	2	0	0	1	3				
8 Ryan Braun, R OBP: 0.319, SLG: 0.472	2H HR		K			P3		G4-3		4	1	1	2	0	1	0				
20 Jonathan Lucroy, R OBP: 0.278, SLG: 0.302	G6-3		16 1B	35 BB	SF9	F8		16 G5-4-3 BB		3	1	1	1	1	0	0				
16 Aramis Ramirez, R OBP: 0.256, SLG: 0.405			35 BB	15 BB	G5-3			15 3B	G5-4-3	5	2	3	1	0	0	2				
13 Will Smith, R										0	0	0	0	0	0	0				
51 Jonathan Broxton, R										0	0	0	0	0	0	0				
15 Jason Rogers, R OBP: 0.319, SLG: 0.400	K					K			G5-3	4	1	1	1	1	2	0				
35 Shane Peterson, L OBP: 0.378, SLG: 0.390			14 2B	26 FC4-6		26 1B		5 1B	K	4	2	3	2	1	1	0				
14 Hernán Pérez, R OBP: 0.177, SLG: 0.183					F9				F9	5	0	2	1	0	1	4				
26 Taylor Jungmann, R OBP: 0.333, SLG: 0.200										2	0	1	0	1	0	3				
5 Héctor Gómez, R OBP: 0.237, SLG: 0.387										1	0	0	0	0	0	2				
46 Corey Knebel, R										0	0	0	0	0	0	0				
2 Scooter Gennett, L OBP: 0.242, SLG: 0.319										0	0	0	0	0	0	0				
Inning Stats	R: 3 E: 0 K: 1 S: 16	H: 3 LOB: 0 BB: 0 P: 22	R: 1 E: 0 K: 0 S: 12	H: 2 LOB: 1 BB: 1 P: 18	R: 1 E: 0 K: 2 S: 14	H: 2 LOB: 3 BB: 2 P: 28	R: 1 E: 0 K: 0 S: 10	H: 2 LOB: 1 BB: 0 P: 15	R: 0 E: 0 K: 0 S: 7	H: 0 LOB: 0 BB: 0 P: 9	R: 3 E: 0 K: 1 S: 17	H: 5 LOB: 1 BB: 0 P: 25	R: 0 E: 0 K: 0 S: 3	H: 0 LOB: 0 BB: 0 P: 9	R: 0 E: 0 K: 1 S: 9	H: 0 LOB: 0 BB: 0 P: 14	1B: 10 2B: 3 3B: 1 HR: 2	SF: 1 SAC: 0 DP: 3 HBP: 1	WP: 0 PB: 0 SB: 1 CS: 0	PA: 44
PITCHER	IP WLS BF H R ER SO BB IBB HBP BLK WP HR S P ERA WHIP	IP WLS BF H R ER SO BB IBB HBP BLK WP HR S P ERA WHIP	IP WLS BF H R ER SO BB IBB HBP BLK WP HR S P ERA WHIP	IP WLS BF H R ER SO BB IBB HBP BLK WP HR S P ERA WHIP	IP WLS BF H R ER SO BB IBB HBP BLK WP HR S P ERA WHIP	IP WLS BF H R ER SO BB IBB HBP BLK WP HR S P ERA WHIP	IP WLS BF H R ER SO BB IBB HBP BLK WP HR S P ERA WHIP	IP WLS BF H R ER SO BB IBB HBP BLK WP HR S P ERA WHIP	IP WLS BF H R ER SO BB IBB HBP BLK WP HR S P ERA WHIP	IP WLS BF H R ER SO BB IBB HBP BLK WP HR S P ERA WHIP	IP WLS BF H R ER SO BB IBB HBP BLK WP HR S P ERA WHIP	IP WLS BF H R ER SO BB IBB HBP BLK WP HR S P ERA WHIP	IP WLS BF H R ER SO BB IBB HBP BLK WP HR S P ERA WHIP	IP WLS BF H R ER SO BB IBB HBP BLK WP HR S P ERA WHIP	IP WLS BF H R ER SO BB IBB HBP BLK WP HR S P ERA WHIP	IP WLS BF H R ER SO BB IBB HBP BLK WP HR S P ERA WHIP	IP WLS BF H R ER SO BB IBB HBP BLK WP HR S P ERA WHIP			
29 Jorge De La Rosa, L ERA: 5.47	5.0	L	28	11	6	6	4	3	0	0	2	64	101	10.80	2.800					
36 Christian Bergman, R ERA: 4.72	1.0		7	4	3	3	0	0	0	0	0	16	24	27.00	4.000					
32 LaTroy Hawkins, R ERA: 6.55	1.0		3	1	0	0	1	0	0	0	0	8	10	0.00	1.000					
45 Scott Oberg, R ERA: 5.13	2.0		6	0	0	0	1	1	0	0	0	12	23	0.00	0.500					

Batter	1	2	3	4	5	6	7	8	9	AB	R	H	RBI	BB	SO	LOB	BOTTOM					
19 Charlie Blackmon, L OBP: 0.340, SLG: 0.429	G3-1		G3-1							4	0	2	1	1	0	0	Milwaukee Brewers @ Colorado Rockies Coors Field, Denver, CO Fri Jun 19 2015, 6:43 PM - 9:58 PM MDT Att: 35,841 - Clear - 86 F					
9 DJ LeMahieu, R OBP: 0.369, SLG: 0.417	G5-3			28 3B	F7		G1-3			5	1	1	0	0	1	3						
2 Troy Tulowitzki, R OBP: 0.335, SLG: 0.478	L8			28 3B			G5-3			4	1	1	0	0	1	2						
5 Carlos González, L OBP: 0.306, SLG: 0.416		G4-3		L7		K		G4-3		4	0	0	0	0	1	2						
28 Nolan Arenado, R OBP: 0.313, SLG: 0.558		G6-3		10 2B	3B	10 3B	1B	G5-3		4	2	2	2	0	0	0						
10 Ben Paulsen, L OBP: 0.361, SLG: 0.596				4 FC6-4	4 G3		3B	K2-3		4	0	3	2	0	1	0						
4 Nick Hundley, R OBP: 0.330, SLG: 0.433		FC6-4			G3				G3	4	0	0	0	0	1	3						
1 Brandon Barnes, R OBP: 0.365, SLG: 0.379			K2-3	G5-3		F9				4	1	1	0	0	1	2						
29 Jorge De La Rosa, L ERA: 5.47	6.0	W	26	8	4	4	4	1	0	0	0	0	0	0	0	0						
36 Christian Bergman, R ERA: 3.0	1.0		4	1	0	0	0	0	0	0	0	0	0	0	0	0						
32 LaTroy Hawkins, R ERA: 1.42	1.0		3	0	0	0	1	0	0	0	0	7	8	0.00	0.000							
43 Rafael Ynoa, S ERA: 1.42	1.0		5	2	1	1	1	0	0	0	0	14	18	9.00	2.000							
45 Scott Oberg, R ERA: 5.13	2.0		6	0	0	0	1	1	0	0	0	12	23	0.00	0.500							
Inning Stats	R: 0 E: 0 K: 0 S: 7	H: 0 LOB: 0 BB: 0 P: 11	R: 0 E: 0 K: 0 S: 9	H: 1 LOB: 1 BB: 0 P: 14	R: 0 E: 0 K: 1 S: 10	H: 0 LOB: 0 BB: 0 P: 13	R: 3 E: 0 K: 0 S: 16	H: 4 LOB: 1 BB: 0 P: 23	R: 0 E: 0 K: 1 S: 9	H: 1 LOB: 1 BB: 1 P: 16	R: 1 E: 0 K: 2 S: 14	H: 2 LOB: 1 BB: 0 P: 23	R: 0 E: 0 K: 0 S: 12	H: 1 LOB: 0 BB: 0 P: 16	R: 0 E: 0 K: 1 S: 7	H: 0 LOB: 0 BB: 0 P: 8	R: 1 E: 0 K: 1 S: 14	H: 2 LOB: 1 BB: 0 P: 18	1B: 5 2B: 3 3B: 3 HR: 0	SF: 0 SAC: 0 DP: 0 HBP: 0	WP: 0 PB: 0 SB: 2 CS: 1	PA: 38
PITCHER	IP WLS BF H R ER SO BB IBB HBP BLK WP HR S P ERA WHIP	IP WLS BF H R ER SO BB IBB HBP BLK WP HR S P ERA WHIP	IP WLS BF H R ER SO BB IBB HBP BLK WP HR S P ERA WHIP	IP WLS BF H R ER SO BB IBB HBP BLK WP HR S P ERA WHIP	IP WLS BF H R ER SO BB IBB HBP BLK WP HR S P ERA WHIP	IP WLS BF H R ER SO BB IBB HBP BLK WP HR S P ERA WHIP	IP WLS BF H R ER SO BB IBB HBP BLK WP HR S P ERA WHIP	IP WLS BF H R ER SO BB IBB HBP BLK WP HR S P ERA WHIP	IP WLS BF H R ER SO BB IBB HBP BLK WP HR S P ERA WHIP	IP WLS BF H R ER SO BB IBB HBP BLK WP HR S P ERA WHIP	IP WLS BF H R ER SO BB IBB HBP BLK WP HR S P ERA WHIP	IP WLS BF H R ER SO BB IBB HBP BLK WP HR S P ERA WHIP	IP WLS BF H R ER SO BB IBB HBP BLK WP HR S P ERA WHIP	IP WLS BF H R ER SO BB IBB HBP BLK WP HR S P ERA WHIP	IP WLS BF H R ER SO BB IBB HBP BLK WP HR S P ERA WHIP	IP WLS BF H R ER SO BB IBB HBP BLK WP HR S P ERA WHIP	IP WLS BF H R ER SO BB IBB HBP BLK WP HR S P ERA WHIP					
26 Taylor Jungmann, R ERA: 3.5	6.0	W	26	8	4	4	4	1	0	0	0	0	0	0	0	0						
46 Corey Knebel, R ERA: 3.0	1.0		4	1	0	0	0	0	0	0	0	0	0	0	0	0						
13 Will Smith, L ERA: 1.42	1.0		3	0	0	0	1	0	0	0	0	7	8	0.00	0.000							
51 Jonathan Broxton, R ERA: 7.27	1.0		5	2	1	1	1	0	0	0	0	14	18	9.00	2.000							

Batter	1	2	3	4	5	6	7	8	9	AB	R	H	RBI	BB	SO	LOB	TOP						
9 Jean Segura, R (1, 6) OBP: 0.302, SLG: 0.371										4	0	1	0	0	1	1	Milwaukee Brewers @ Colorado Rockies Coors Field, Denver, CO Sat Jun 20 2015, 2:14 PM - 4:38 PM MDT Att: 35,180 - Sunny - 82 F						
28 Gerardo Parra, L (1, 8) OBP: 0.320, SLG: 0.439										4	0	2	0	0	2	1							
8 Ryan Braun, R (1, 9) OBP: 0.314, SLG: 0.464										4	0	0	0	0	1	3							
24 Adam Lind, L (1, 3) OBP: 0.349, SLG: 0.473										3	1	1	1	1	1	0							
35 Shane Peterson, L (1, 7) OBP: 0.347, SLG: 0.356										4	0	0	0	0	1	2							
2 Scooter Gennett, L (1, 4) OBP: 0.233, SLG: 0.306										4	0	0	0	0	1	0							
14 Hernán Pérez, R (1, 5) OBP: 0.185, SLG: 0.206										3	0	1	0	0	0	0							
12 Martín Maldonado, R (1, 2) OBP: 0.257, SLG: 0.269										2	0	1	0	1	0	0							
26 Kyle Lohse, R (1, 1) OBP: 0.130, SLG: 0.130										1	0	0	0	0	0	0							
20 Jonathan Lucroy, R (7, PH) OBP: 0.276, SLG: 0.259										1	0	0	0	0	0	2							
54 Michael Blazek, R (7, 1) OBP: 0.333, SLG: 0.667										0	0	0	0	0	0	0							
57 Francisco Rodríguez, R (8, 1)										0	0	0	0	0	0	0							
Inning Stats	R: 0 E: 0 K: 1 S: 13	H: 1 LOB: 2 BB: 1 P: 19	R: 0 E: 0 K: 0 S: 10	H: 0 LOB: 0 BB: 0 P: 14	R: 0 E: 0 K: 2 S: 12	H: 1 LOB: 1 BB: 0 P: 15	R: 0 E: 0 K: 1 S: 7	H: 1 LOB: 0 BB: 0 P: 10	R: 0 E: 0 K: 0 S: 7	H: 1 LOB: 1 BB: 0 P: 13	R: 1 E: 0 K: 1 S: 10	H: 1 LOB: 0 BB: 0 P: 15	R: 0 E: 0 K: 0 S: 6	H: 1 LOB: 1 BB: 1 P: 12	R: 0 E: 0 K: 0 S: 6	H: 1 LOB: 0 BB: 0 P: 7	R: 0 E: 0 K: 2 S: 11	H: 0 LOB: 0 BB: 0 P: 12	1B: 4 2B: 1 3B: 0 HR: 1	SF: 0 SAC: 1 DP: 2 HBP: 0	WP: 2 PB: 0 SB: 2 CS: 0	PA: 33	
PITCHER	IP WLS BF H R ER SO BB IBB HBP BLK WP HR S P ERA WHIP	6.1 W 26 5 1 1 5 2 0 0 0 2 1 63 95 1.42 1.105	1.2 H 4 1 0 0 0 0 0 0 0 0 0 8 10 0.00 0.600	1.0 3 0 0 0 2 0 0 0 0 0 0 0 11 12 0.00 0.000																			

Batter	1	2	3	4	5	6	7	8	9	AB	R	H	RBI	BB	SO	LOB	BOTTOM						
19 Charlie Blackmon, L (1, 8) OBP: 0.343, SLG: 0.442										4	1	2	3	0	1	0	Milwaukee Brewers @ Colorado Rockies Coors Field, Denver, CO Sat Jun 20 2015, 2:14 PM - 4:38 PM MDT Att: 35,180 - Sunny - 82 F						
9 DJ LeMahieu, R (1, 4) OBP: 0.384, SLG: 0.411										4	0	0	0	0	1	1							
5 Carlos González, L (1, 9) OBP: 0.305, SLG: 0.413										4	0	1	0	0	2	0							
28 Nolan Arenado, R (1, 5) OBP: 0.313, SLG: 0.557										4	1	1	0	0	1	1							
20 Wilin Rosario, R (1, 3) OBP: 0.291, SLG: 0.439										3	0	1	0	0	1	1							
54 Tommy Kahnle, R (7, 1) OBP: 0.276, SLG: 0.301										0	0	0	0	0	0	0							
43 Rafael Ynoa, S (8, PH) OBP: 0.276, SLG: 0.301										1	0	1	0	0	0	0							
66 John Axford, R (9, 1)										0	0	0	0	0	0	0							
8 Michael McKenry, R (1, 2) OBP: 0.355, SLG: 0.487										2	1	0	1	1	1	3							
3 Daniel Descalso, L (1, 6) OBP: 0.286, SLG: 0.318										2	0	0	0	0	0	0							
1 Brandon Barnes, R (1, 7) OBP: 0.364, SLG: 0.371										2	1	0	0	1	0	1							
35 Chad Bettis, R (1, 1)										2	0	0	0	0	1	1							
10 Ben Paulsen, L (7, 3) OBP: 0.367, SLG: 0.600										1	1	1	1	0	0	0							
Inning Stats	R: 0 E: 0 K: 1 S: 9	H: 0 LOB: 0 BB: 0 P: 11	R: 1 E: 0 K: 0 S: 5	H: 1 LOB: 0 BB: 0 P: 7	R: 0 E: 0 K: 2 S: 9	H: 0 LOB: 0 BB: 0 P: 13	R: 0 E: 0 K: 1 S: 11	H: 2 LOB: 2 BB: 0 P: 15	R: 2 E: 0 K: 0 S: 11	H: 1 LOB: 0 BB: 1 P: 20	R: 0 E: 0 K: 1 S: 8	H: 0 LOB: 0 BB: 0 P: 10	R: 2 E: 0 K: 0 S: 10	H: 2 LOB: 1 BB: 1 P: 18	R: 0 E: 0 K: 3 S: 15	H: 1 LOB: 1 BB: 0 P: 21	1B: 5 2B: 1 3B: 0 HR: 1	SF: 1 SAC: 1 DP: 0 HBP: 0	WP: 0 PB: 0 SB: 1 CS: 0	PA: 33			
PITCHER	IP WLS BF H R ER SO BB IBB HBP BLK WP HR S P ERA WHIP	6.0 L 23 4 3 3 5 1 0 0 0 0 1 53 76 4.50 0.833	1.0 6 2 2 2 0 1 0 0 0 0 0 0 10 18 18.00 3.000	1.0 4 1 0 0 3 0 0 0 0 0 0 0 15 21 0.00 1.000																			



Batter	1	2	3	4	5	6	7	8	9	AB	R	H	RBI	BB	SO	LOB	TOP										
3 Curtis Granderson, L OBP: 0.340, SLG: 0.399										3	1	1	1	1	2	1											
11 Rubén Tejada, R OBP: 0.336, SLG: 0.377										4	0	0	0	0	2	1											
21 Lucas Duda, L OBP: 0.372, SLG: 0.472										4	0	1	0	0	2	1											
23 Michael Cuddyer, R OBP: 0.306, SLG: 0.378										4	0	0	0	0	2	1											
4 Wilmer Flores, R OBP: 0.280, SLG: 0.411										3	1	1	0	1	2	0											
12 Juan Lagares, R OBP: 0.295, SLG: 0.353										4	0	0	0	0	1	2											
22 Kevin Plawecki, R OBP: 0.280, SLG: 0.322										2	0	1	1	0	0	0											
19 Johnny Monell, L OBP: 0.111, SLG: 0.118										1	0	0	0	0	0	0											
2 Dilson Herrera, R OBP: 0.288, SLG: 0.310										3	0	0	0	0	1	2											
49 Jonathon Niese, L OBP: 0.289, SLG: 0.250										2	0	0	0	0	0	0											
1 Darrel Ceciliani, L OBP: 0.320, SLG: 0.370										0	0	0	0	0	0	0											
47 Hansel Robles, R OBP: 0.320, SLG: 0.370										0	0	0	0	0	0	0											
36 Sean Gilmartin, L OBP: 0.320, SLG: 0.370										0	0	0	0	0	0	0											
39 Bobby Parnell, R OBP: 0.320, SLG: 0.370										0	0	0	0	0	0	0											
Inning Stats	R: 0 E: 0 K: 1 S: 8	H: 0 LOB: 0 BB: 0 P: 13	R: 0 E: 0 K: 2 S: 15	H: 2 LOB: 2 BB: 0 P: 20	R: 1 E: 0 K: 1 S: 13	H: 2 LOB: 1 BB: 0 P: 19	R: 1 E: 0 K: 0 S: 5	H: 0 LOB: 0 BB: 1 P: 13	R: 0 E: 1 K: 1 S: 9	H: 0 LOB: 1 BB: 1 P: 19	R: 0 E: 0 K: 2 S: 13	H: 0 LOB: 1 BB: 0 P: 19	R: 0 E: 0 K: 1 S: 11	H: 0 LOB: 1 BB: 0 P: 20	R: 0 E: 0 K: 2 S: 7	H: 0 LOB: 0 BB: 0 P: 11	R: 0 E: 0 K: 2 S: 9	H: 0 LOB: 0 BB: 0 P: 15	1B: 3 2B: 0 3B: 0 HR: 1	SF: 1 SAC: 0 DP: 0 HBP: 1	WP: 1 PB: 0 SB: 1 CS: 0	PA: 34					
PITCHER	IP	WLS	BF	H	R	ER	SO	BB	IBB	HBP	BLK	WP	HR	S	P	ERA	WHIP										
50 Mike Fiers, R ERA: 4.39	6.0		24	4	2	2	7	2	0	0	0	1	1	63	103	3.00	1.000										
21 Jeremy Jeffress, R ERA: 3.27	0.2		3	0	0	0	0	0	0	1	0	0	0	8	14	0.00	0.000										
13 Will Smith, L ERA: 1.35	1.1	W	4	0	0	0	3	0	0	0	0	0	0	10	17	0.00	0.000										
57 Francisco Rodríguez, R ERA: 1.04	1.0	S	3	0	0	0	2	0	0	0	0	0	0	9	15	0.00	0.000										

New York Mets @ Milwaukee Brewers
Miller Park, Milwaukee, WI
Tue Jun 23 2015, 7:12 PM - 10:04 PM CDT
Att: 25,055 - Clear - 77 F

AB	30
R	2
H	4
RBI	2
BB	2
SO	12
LOB	8



Batter	1	2	3	4	5	6	7	8	9	AB	R	H	RBI	BB	SO	LOB	BOTTOM										
9 Jean Segura, R OBP: 0.299, SLG: 0.367										4	0	1	1	0	0	1											
20 Jonathan Lucroy, R OBP: 0.295, SLG: 0.294										5	0	0	0	0	1	4											
8 Ryan Braun, R OBP: 0.320, SLG: 0.475										3	1	1	0	1	2	0											
27 Carlos Gómez, R OBP: 0.321, SLG: 0.440										2	1	1	0	1	0	1											
24 Adam Lind, L OBP: 0.354, SLG: 0.480										4	0	2	1	0	1	2											
16 Aramis Ramirez, R OBP: 0.257, SLG: 0.395										2	0	0	0	2	1	2											
28 Gerardo Parra, L OBP: 0.322, SLG: 0.441										4	1	1	0	0	0	5											
14 Hernán Pérez, R OBP: 0.222, SLG: 0.246										2	0	1	0	1	0	0											
35 Shane Peterson, L OBP: 0.252, SLG: 0.360										1	0	0	0	0	1	2											
2 Scooter Gennett, L OBP: 0.229, SLG: 0.300										0	0	0	0	0	0	0											
50 Mike Fiers, R ERA: 4.39	6.0		29	8	2	2	3	3	0	1	0	0	0	0	0	0											
5 Héctor Sánchez, R OBP: 0.243, SLG: 0.376	0.1	L	2	0	1	1	1	1	0	0	0	0	0	6	10	27.00	3.000										
21 Jeremy Jeffress, R ERA: 3.27	0.1		3	1	0	0	0	0	1	0	0	0	0	4	8	0.00	3.000										
13 Will Smith, R ERA: 1.88	1.1		4	0	0	0	2	0	0	0	0	0	0	11	19	0.00	0.000										
15 Jason Rogers, R ERA: 1.88																											
57 Francisco Rodríguez, R ERA: 1.04																											
Inning Stats	R: 1 E: 0 K: 0 S: 15	H: 3 LOB: 3 BB: 1 P: 25	R: 0 E: 0 K: 0 S: 7	H: 1 LOB: 1 BB: 0 P: 9	R: 0 E: 0 K: 0 S: 5	H: 0 LOB: 1 BB: 1 P: 12	R: 0 E: 0 K: 0 S: 11	H: 2 LOB: 2 BB: 0 P: 19	R: 0 E: 0 K: 3 S: 10	H: 0 LOB: 1 BB: 0 P: 16	R: 1 E: 0 K: 0 S: 11	H: 2 LOB: 1 BB: 1 P: 18	R: 1 E: 1 K: 2 S: 14	H: 1 LOB: 2 BB: 2 P: 24	R: 0 E: 0 K: 1 S: 7	H: 0 LOB: 0 BB: 0 P: 13	1B: 7 2B: 3 3B: 0 HR: 0	SF: 1 SAC: 1 DP: 1 HBP: 1	WP: 1 PB: 0 SB: 1 CS: 0	PA: 38							
PITCHER	IP	WLS	BF	H	R	ER	SO	BB	IBB	HBP	BLK	WP	HR	S	P	ERA	WHIP										
49 Jonathon Niese, L ERA: 4.12	6.0		29	8	2	2	3	3	0	1	0	0	0	6	10	27.00	3.000										
47 Hansel Robles, R ERA: 5.71	0.1		3	1	0	0	0	0	1	0	0	0	0	4	8	0.00	3.000										
36 Sean Gilmartin, L ERA: 1.88	1.1		4	0	0	0	2	0	0	0	0	0	0	11	19	0.00	0.000										
39 Bobby Parnell, R ERA: 1.88																											

New York Mets @ Milwaukee Brewers
Miller Park, Milwaukee, WI
Tue Jun 23 2015, 7:12 PM - 10:04 PM CDT
Att: 25,055 - Clear - 77 F

AB	30
R	3
H	9
RBI	2
BB	5
SO	6
LOB	17




Batter	1	2	3	4	5	6	7	8	9	AB	R	H	RBI	BB	SO	LOB	TOP			
3 Curtis Granderson, L (1,9) OBP: 0.342, SLG: 0.410	G6-3			HR		BB			G1-4-3	3	1	1	1	1	0	0	New York Mets @ Milwaukee Brewers Miller Park, Milwaukee, WI Wed Jun 24 2015, 7:12 PM - 9:24 PM CDT Att: 22,017 - Overcast - 76 F			
11 Rubén Tejada, R (1,4) OBP: 0.333, SLG: 0.381	G5-3			L9		K			2B	4	0	1	0	0	1	1				
21 Lucas Duda, L (1,3) OBP: 0.367, SLG: 0.464	K			G4-3					K2-3	4	0	0	0	0	2	1				
4 Wilmer Flores, R (1,6) OBP: 0.277, SLG: 0.406		K		G5-3						3	0	0	0	0	1	0				
1 Darrell Ceciliani, L (1,7) OBP: 0.302, SLG: 0.347		G1-3								3	0	0	0	0	0	0				
12 Juan Lagares, R (1,8) OBP: 0.292, SLG: 0.349		G4-3								3	0	0	0	0	0	0				
19 Johnny Monell, L (1,2) OBP: 0.143, SLG: 0.150										3	0	1	0	0	0	0				
29 Eric Campbell, R (1,5) OBP: 0.262, SLG: 0.268										3	0	0	0	0	1	1				
40 Bartolo Colon, R (1,1) OBP: 0.138, SLG: 0.179										2	0	0	0	0	1	0				
35 Logan Verrett, R (7,1)										0	0	0	0	0	0	0				
23 Michael Cuddyer, R (9, PH) OBP: 0.305, SLG: 0.377										1	0	0	0	0	0	0				
Inning Stats	R: 0 H: 0 E: 0 K: 1 S: 9	H: 0 LOB: 0 BB: 0 P: 12	R: 0 H: 0 E: 0 K: 1 S: 9	H: 0 LOB: 0 BB: 0 P: 13	R: 0 H: 1 E: 0 K: 1 S: 5	H: 1 LOB: 0 BB: 0 P: 7	R: 1 H: 1 E: 0 K: 0 S: 13	H: 1 LOB: 0 BB: 0 P: 18	R: 0 H: 0 E: 0 K: 2 S: 8	H: 0 LOB: 1 BB: 1 P: 15	R: 0 H: 0 E: 0 K: 0 S: 6	H: 0 LOB: 0 BB: 0 P: 11	R: 0 H: 0 E: 0 K: 0 S: 14	H: 0 LOB: 0 BB: 0 P: 16	R: 0 H: 1 E: 0 K: 1 S: 10	H: 1 LOB: 0 BB: 0 P: 14	1B: 1 2B: 1 3B: 0 HR: 1	SF: 0 SAC: 0 DP: 1 HBP: 0	WP: 0 PB: 0 SB: 0 CS: 0	PA: 30
PITCHER	IP WLS BF H R ER SO BB IBB HBP BLK WP HR S P ERA WHIP																			
52 Jimmy Nelson, R (1,1) ERA: 4.34	8.0 W 26 2 1 1 5 1 0 0 0 0 1 70 102 1.12 0.375																			
57 Francisco Rodríguez, R (9,1) ERA: 1.0	1.0 S 4 1 0 0 1 0 0 0 0 0 0 10 14 0.00 1.000																			

AB	29
R	1
H	3
RBI	1
BB	1
SO	6
LOB	3



Batter	1	2	3	4	5	6	7	8	9	AB	R	H	RBI	BB	SO	LOB	BOTTOM			
28 Gerardo Parra, L (1,7) OBP: 0.320, SLG: 0.442	2B					G4-3			F7	4	1	1	0	0	0	0	New York Mets @ Milwaukee Brewers Miller Park, Milwaukee, WI Wed Jun 24 2015, 7:12 PM - 9:24 PM CDT Att: 22,017 - Overcast - 76 F			
20 Jonathan Lucroy, R (1,2) OBP: 0.271, SLG: 0.300	2B					L8			K	4	1	2	0	0	1	0				
8 Ryan Braun, R (1,9) OBP: 0.322, SLG: 0.476	1B					G6-4-3			F8	4	1	2	1	0	0	1				
24 Adam Lind, L (1,3) OBP: 0.360, SLG: 0.487	1B					F7				3	0	2	1	1	0	0				
27 Carlos Gómez, R (1,8) OBP: 0.320, SLG: 0.436	K					F7			F8	4	0	1	1	0	1	3				
16 Aramis Ramirez, R (1,5) OBP: 0.257, SLG: 0.397	F9									4	0	1	0	0	0	4				
14 Hernán Pérez, R (9,5) OBP: 0.222, SLG: 0.246										0	0	0	0	0	0	0				
9 Jean Segura, R (1,6) OBP: 0.294, SLG: 0.360	P4					G3				4	0	0	0	0	0	3				
2 Scooter Gennett, L (1,4) OBP: 0.239, SLG: 0.330		G4-3								3	1	1	1	1	0	0				
52 Jimmy Nelson, R (1,1) OBP: 0.160, SLG: 0.167										3	0	0	0	0	2	2				
57 Francisco Rodríguez, R (9,1) ERA: 4.61										0	0	0	0	0	0	0				
Inning Stats	R: 2 H: 4 E: 0 K: 1 S: 12	H: 4 LOB: 2 BB: 0 P: 20	R: 0 H: 0 E: 0 K: 1 S: 8	H: 0 LOB: 0 BB: 0 P: 11	R: 0 H: 1 E: 0 K: 0 S: 7	H: 1 LOB: 0 BB: 0 P: 11	R: 0 H: 1 E: 0 K: 0 S: 7	H: 1 LOB: 2 BB: 1 P: 14	R: 1 H: 3 E: 0 K: 0 S: 11	H: 3 LOB: 2 BB: 0 P: 13	R: 1 H: 1 E: 0 K: 1 S: 13	H: 1 LOB: 0 BB: 0 P: 13	R: 0 H: 0 E: 0 K: 1 S: 11	H: 0 LOB: 1 BB: 1 P: 17	R: 0 H: 0 E: 0 K: 0 S: 6	H: 0 LOB: 0 BB: 0 P: 7	1B: 6 2B: 3 3B: 0 HR: 1	SF: 0 SAC: 0 DP: 1 HBP: 0	WP: 0 PB: 0 SB: 0 CS: 0	PA: 35
PITCHER	IP WLS BF H R ER SO BB IBB HBP BLK WP HR S P ERA WHIP																			
40 Bartolo Colon, R (1,1) ERA: 4.89	6.0 L 28 10 4 4 3 0 0 0 0 0 0 58 82 6.00 1.667																			
35 Logan Verrett, R (7,1) ERA: 4.61	2.0 7 0 0 0 1 1 0 0 0 0 0 17 24 0.00 0.500																			



Batter	1	2	3	4	5	6	7	8	9	AB	R	H	RBI	BB	SO	LOB	TOP																		
2 Brian Dozier, R OBP: 0.343, SLG: 0.532										4	1	3	1	0	0	0	Minnesota Twins @ Milwaukee Brewers Miller Park, Milwaukee, WI Fri Jun 26 2015, 7:11 PM - 9:59 PM CDT Att: 33,296 - Roof Closed - 72 F																		
48 Toni Hunter, R OBP: 0.319, SLG: 0.403										4	0	0	0	0	1	2																			
7 Joe Mauer, L OBP: 0.331, SLG: 0.372										4	2	2	0	0	0	0																			
24 Trevor Plouffe, R OBP: 0.316, SLG: 0.448										4	1	2	2	0	0	0																			
20 Eddie Rosario, L OBP: 0.296, SLG: 0.426										4	0	0	1	0	0	1																			
8 Kurt Suzuki, R OBP: 0.289, SLG: 0.320										4	0	0	0	0	1	1																			
9 Eduardo Núñez, R OBP: 0.333, SLG: 0.506										3	0	0	0	1	1	1																			
21 Shane Robinson, R OBP: 0.293, SLG: 0.315										4	0	0	0	0	0	1																			
65 Trevor May, R 51 Alex Meyer, R 39 Danny Santana, S 52 Brian Duensing, L 64 Aaron Thompson, L 19 Kennys Vargas, S 62 J.R. Graham, R										0	0	0	0	0	0	0																			
Inning Stats	R: 1 E: 0 K: 0 S: 19	H: 1 LOB: 0 BB: 0 P: 30	R: 0 E: 0 K: 0 S: 11	H: 0 LOB: 1 BB: 1 P: 19	R: 0 E: 0 K: 0 S: 7	H: 0 LOB: 0 BB: 0 P: 12	R: 1 E: 0 K: 1 S: 12	H: 2 LOB: 1 BB: 0 P: 19	R: 0 E: 0 K: 0 S: 8	H: 1 LOB: 1 BB: 0 P: 11	R: 2 E: 0 K: 1 S: 12	H: 2 LOB: 0 BB: 0 P: 17	R: 0 E: 0 K: 2 S: 10	H: 1 LOB: 1 BB: 0 P: 13	R: 0 E: 0 K: 0 S: 4	H: 0 LOB: 0 BB: 0 P: 8		R: 0 E: 0 K: 0 S: 3	H: 0 LOB: 0 BB: 0 P: 4	1B: 5 2B: 0 3B: 0 HR: 2	SF: 0 SAC: 0 DP: 0 HBP: 0	WP: 0 PB: 0 SB: 1 CS: 0	PA: 35												
PITCHER	IP WLS BF H R ER SO BB IBB HBP BLK WP HR S P ERA WHIP																																		
26 Kyle Lohse, R ERA: 6.28	(1, 1)	6.0	W	25	6	4	4	2	1	0	0	0	0	0	2	69	108	6.00	1.167																
48 Neal Cotts, L ERA: 4.02	(7, 1)	2.0		7	1	0	0	2	0	0	0	0	0	0	0	14	21	0.00	0.500																
51 Jonathan Broxton, R ERA: 6.91	(9, 1)	1.0		3	0	0	0	0	0	0	0	0	0	0	0	3	4	0.00	0.000																

Batter	1	2	3	4	5	6	7	8	9	AB	R	H	RBI	BB	SO	LOB	BOTTOM																		
28 Gerardo Parra, L OBP: 0.317, SLG: 0.447										5	1	2	1	0	0	2	Minnesota Twins @ Milwaukee Brewers Miller Park, Milwaukee, WI Fri Jun 26 2015, 7:11 PM - 9:59 PM CDT Att: 33,296 - Roof Closed - 72 F																		
20 Jonathan Lucroy, R OBP: 0.298, SLG: 0.397										4	1	1	0	1	0	2																			
12 Martin Maldonado, R OBP: 0.297, SLG: 0.289										4	2	2	1	1	2	2																			
8 Ryan Braun, R OBP: 0.323, SLG: 0.473										4	1	2	0	0	0	2																			
24 Adam Lind, L OBP: 0.362, SLG: 0.485										4	1	2	0	0	0	2																			
48 Neal Cotts, L 51 Jonathan Broxton, R										1	0	0	0	0	1	2																			
27 Carlos Gómez, R OBP: 0.317, SLG: 0.430										4	2	1	1	0	1	2																			
16 Aramis Ramirez, R OBP: 0.297, SLG: 0.408										4	1	1	2	0	0	3																			
14 Hernán Pérez, R OBP: 0.227, SLG: 0.264										0	0	0	0	0	0	0																			
9 Jean Segura, R OBP: 0.293, SLG: 0.355										3	1	1	2	1	1	0																			
2 Scooter Gennett, L OBP: 0.250, SLG: 0.364										4	1	2	1	0	0	1																			
26 Kyle Lohse, R OBP: 0.120, SLG: 0.120										2	0	0	1	0	1	0																			
15 Jason Rogers, R OBP: 0.300, SLG: 0.381										1	0	0	0	0	0	0																			
Inning Stats	R: 6 E: 1 K: 0 S: 24	H: 6 LOB: 2 BB: 0 P: 34	R: 4 E: 0 K: 2 S: 17	H: 3 LOB: 0 BB: 1 P: 31	R: 0 E: 0 K: 1 S: 8	H: 0 LOB: 0 BB: 0 P: 15	R: 0 E: 0 K: 0 S: 7	H: 1 LOB: 0 BB: 0 P: 11	R: 0 E: 0 K: 0 S: 5	H: 0 LOB: 0 BB: 0 P: 7	R: 0 E: 0 K: 0 S: 9	H: 1 LOB: 1 BB: 0 P: 15	R: 0 E: 0 K: 1 S: 8	H: 0 LOB: 1 BB: 1 P: 17	R: 0 E: 0 K: 2 S: 16	H: 1 LOB: 2 BB: 1 P: 27	1B: 7 2B: 2 3B: 0 HR: 3	SF: 0 SAC: 1 DP: 1 HBP: 0	WP: 0 PB: 0 SB: 2 CS: 0	PA: 40															
PITCHER	IP WLS BF H R ER SO BB IBB HBP BLK WP HR S P ERA WHIP																																		
65 Trevor May, R ERA: 4.62	(1, 1)	0.1	L	6	6	6	5	0	0	0	0	0	0	0	1	20	30	21.60	18.000																
51 Alex Meyer, R ERA: 21.6	(1, 1)	1.2		9	3	4	4	2	1	0	0	0	0	2	21	35	21.60	2.400																	
52 Brian Duensing, L ERA: 6.87	(3, 1)	3.0		9	1	0	0	1	0	0	0	0	0	0	20	33	0.00	0.333																	
64 Aaron Thompson, L ERA: 5.22	(6, 1)	1.0		4	1	0	0	0	0	0	0	0	0	9	15	0.00	1.000																		
62 J.R. Graham, R ERA: 3.21	(7, 1)	2.0		9	1	0	0	3	2	0	0	0	0	24	44	0.00	1.500																		

AB	34
R	4
H	7
RBI	4
BB	1
SO	4
LOB	6



AB	36
R	10
H	12
RBI	9
BB	3
SO	6
LOB	16



Batter	1	2	3	4	5	6	7	8	9	AB	R	H	RBI	BB	SO	LOB	TOP					
2 Brian Dozier, R OBP: 0.348, SLG: 0.534										3	0	2	0	1	0	0	Minnesota Twins @ Milwaukee Brewers Miller Park, Milwaukee, WI Sat Jun 27 2015, 1:12 PM - 3:59 PM CDT Att: 39,977 - Partly Cloudy - 70 F					
20 Eddie Rosario, L OBP: 0.288, SLG: 0.414										4	0	0	0	0	0	3						
7 Joe Mauer, L OBP: 0.333, SLG: 0.372										3	0	1	0	1	0	1						
24 Trevor Plouffe, R OBP: 0.312, SLG: 0.442										4	0	0	0	0	0	3						
48 Tori Hunter, R OBP: 0.325, SLG: 0.437										4	3	3	2	0	0	0						
12 Chris Herrmann, L OBP: 0.291, SLG: 0.310										3	1	0	0	1	2	0						
5 Eduardo Escobar, S OBP: 0.272, SLG: 0.384										3	1	1	3	1	0	0						
15 Glen Perkins, L (9, 1)										0	0	0	0	0	0	0						
44 Kyle Gibson, R OBP: 0.200, SLG: 0.200										3	0	0	0	0	2	1						
36 Blaine Boyer, R (7, 1)										0	0	0	0	0	0	0						
50 Casey Fien, R (8, 1)										0	0	0	0	0	0	0						
21 Shane Robinson, R (9, PH) OBP: 0.291, SLG: 0.312										1	0	0	0	0	0	0						
39 Danny Santana, S OBP: 0.230, SLG: 0.284										3	0	0	0	0	0	1						
Inning Stats	R: 0 E: 0 K: 0 S: 8	H: 1 LOB: 1 BB: 1 P: 13	R: 0 E: 0 K: 1 S: 5	H: 0 LOB: 0 BB: 0 P: 7	R: 0 E: 0 K: 0 S: 7	H: 0 LOB: 0 BB: 0 P: 7	R: 0 E: 0 K: 0 S: 7	H: 0 LOB: 0 BB: 0 P: 8	R: 3 E: 0 K: 1 S: 27	H: 2 LOB: 1 BB: 2 P: 38	R: 1 E: 0 K: 0 S: 10	H: 2 LOB: 0 BB: 0 P: 16	R: 0 E: 0 K: 1 S: 7	H: 0 LOB: 0 BB: 1 P: 15	R: 0 E: 0 K: 0 S: 9	H: 1 LOB: 1 BB: 0 P: 13	R: 1 E: 0 K: 1 S: 11	H: 1 LOB: 0 BB: 0 P: 15	1B: 3 2B: 1 3B: 0 HR: 3	SF: 0 SAC: 0 DP: 1 HBP: 0	WP: 0 PB: 0 SB: 1 CS: 2	PA: 35
PITCHER	IP WLS BF H R ER SO BB IBB HBP BLK WP HR S P ERA WHIP																					
22 Matt Garza, R ERA: 5.52	6.0 L 24 5 4 4 2 3 0 0 0 0 0 2 64 89 6.00 1.333																					
54 Michael Blazek, R ERA: 1.83	1.0 3 0 0 0 1 1 0 0 0 0 0 7 15 0.00 1.000																					
21 Jeremy Jeffress, R ERA: 3.18	1.0 4 1 0 0 1 0 0 0 0 0 0 9 13 0.00 1.000																					
46 Corey Knebel, R ERA: 2.75	1.0 4 1 1 1 1 0 0 0 0 0 1 11 15 9.00 1.000																					

Batter	1	2	3	4	5	6	7	8	9	AB	R	H	RBI	BB	SO	LOB	BOTTOM			
28 Gerardo Parra, L OBP: 0.316, SLG: 0.443										4	0	1	0	0	1	3	Minnesota Twins @ Milwaukee Brewers Miller Park, Milwaukee, WI Sat Jun 27 2015, 1:12 PM - 3:59 PM CDT Att: 39,977 - Partly Cloudy - 70 F			
20 Jonathan Lucroy, R OBP: 0.288, SLG: 0.291										3	0	0	0	1	0	0				
27 Carlos Gómez, R OBP: 0.316, SLG: 0.431										4	1	1	0	0	2					
24 Adam Lind, L OBP: 0.364, SLG: 0.486										4	0	2	1	0	1	2				
16 Aramis Ramirez, R OBP: 0.252, SLG: 0.401										4	0	0	0	0	1	2				
35 Shane Peterson, L OBP: 0.339, SLG: 0.345										4	1	1	0	0	1	0				
9 Jean Segura, R OBP: 0.293, SLG: 0.353										4	0	1	0	0	0	0				
2 Scooter Gennett, L OBP: 0.242, SLG: 0.351										4	0	0	0	0	0	3				
22 Matt Garza, R OBP: 0.295, SLG: 0.387										1	0	0	0	0	0	1				
15 Jason Rogers, R OBP: 0.277, SLG: 0.373										1	0	0	0	0	0	0				
54 Michael Blazek, R OBP: 0.277, SLG: 0.373										0	0	0	0	0	0	0				
8 Ryan Braun, R OBP: 0.333, SLG: 0.667										1	0	1	1	0	0	0				
21 Jeremy Jeffress, R (8, 1)										0	0	0	0	0	0	0				
46 Corey Knebel, R (9, 1)										0	0	0	0	0	0	0				
Inning Stats	R: 0 E: 0 K: 0 S: 7	H: 0 LOB: 0 BB: 0 P: 13	R: 0 E: 0 K: 3 S: 11	H: 0 LOB: 0 BB: 0 P: 14	R: 0 E: 1 K: 0 S: 11	H: 0 LOB: 1 BB: 0 P: 19	R: 1 E: 0 K: 0 S: 10	H: 2 LOB: 0 BB: 0 P: 13	R: 0 E: 0 K: 0 S: 12	H: 1 LOB: 2 BB: 1 P: 23	R: 1 E: 0 K: 1 S: 11	H: 3 LOB: 2 BB: 0 P: 17	R: 0 E: 0 K: 0 S: 10	H: 1 LOB: 1 BB: 0 P: 14	R: 0 E: 0 K: 0 S: 5	H: 0 LOB: 0 BB: 0 P: 9	1B: 6 2B: 1 3B: 0 HR: 0	SF: 0 SAC: 0 DP: 1 HBP: 0	WP: 0 PB: 0 SB: 0 CS: 0	PA: 35
PITCHER	IP WLS BF H R ER SO BB IBB HBP BLK WP HR S P ERA WHIP																			
44 Kyle Gibson, R ERA: 3.3	6.2 W 27 6 2 2 3 1 0 0 0 0 0 0 4 6 2.70 1.050																			
36 Blaine Boyer, R ERA: 2.31	0.1 H 1 0 0 0 1 0 0 0 0 0 0 4 6 0.00 0.000																			
50 Casey Fien, R ERA: 2.38	1.0 H 4 1 0 0 0 0 0 0 0 0 0 10 14 0.00 1.000																			
15 Glen Perkins, L ERA: 1.44	1.0 S 3 0 0 0 0 0 0 0 0 0 0 5 9 0.00 0.000																			

AB	31
R	5
H	7
RBI	5
BB	4
SO	4
LOB	9



AB	34
R	2
H	7
RBI	2
BB	1
SO	4
LOB	13



Batter	1	2	3	4	5	6	7	8	9	AB	R	H	RBI	BB	SO	LOB	TOP								
2 Brian Dozier, R OBP: 0.343, SLG: 0.524	G5-3		G1-3			K		K	K	5	0	0	0	0	3	3	Minnesota Twins @ Milwaukee Brewers Miller Park, Milwaukee, WI Sun Jun 28 2015, 1:11 PM - 4:13 PM CDT Att: 38,958 - Partly Cloudy - 76 F								
20 Eddie Rosario, L OBP: 0.293, SLG: 0.413	1B					K				3	0	1	0	1	2	0									
7 Joe Mauer, L OBP: 0.332, SLG: 0.370	L7					G4-3				4	1	1	0	0	1	2									
24 Trevor Plouffe, R OBP: 0.314, SLG: 0.440		P6				F8				3	1	1	0	1	0	0									
48 Tori Hunter, R OBP: 0.324, SLG: 0.445		F8				G6-3				4	1	1	2	0	0	2									
8 Kurt Suzuki, R OBP: 0.288, SLG: 0.316		L9				L7				3	0	0	0	1	0	0									
5 Eduardo Escobar, S OBP: 0.276, SLG: 0.385										2	0	1	1	1	0	0									
33 Tommy Milone, L 9 Eduardo Nunez, R 36 Blaine Boyer, R 50 Casey Fien, R 57 Ryan Pressly, R 21 Shane Robinson, R										2	0	0	0	0	1	2									
39 Danny Santana, S OBP: 0.236, SLG: 0.285										3	0	1	0	1	0	0									
Inning Stats	R: 0 E: 0 K: 0 S: 4	H: 1 LOB: 0 BB: 8 P: 8	R: 0 E: 0 K: 0 S: 7	H: 0 LOB: 0 BB: 10 P: 10	R: 0 E: 0 K: 1 S: 12	H: 0 LOB: 1 BB: 2 P: 23	R: 0 E: 0 K: 1 S: 8	H: 0 LOB: 0 BB: 0 P: 10	R: 0 E: 0 K: 0 S: 6	H: 1 LOB: 1 BB: 0 P: 9	R: 0 E: 0 K: 2 S: 11	H: 0 LOB: 0 BB: 0 P: 14	R: 1 E: 0 K: 0 S: 14	H: 2 LOB: 2 BB: 1 P: 22	R: 0 E: 0 K: 2 S: 12	H: 0 LOB: 1 BB: 1 P: 20		R: 2 E: 0 K: 1 S: 22	H: 3 LOB: 2 BB: 1 P: 30	1B: 6 2B: 0 3B: 0 HR: 1	SF: 1 SAC: 0 DP: 0 HBP: 0	WP: 0 PB: 0 SB: 1 CS: 1	PA: 37		
PITCHER	IP WLS BF H R ER SO BB IBB HBP BLK WP HR S P ERA WHIP	IP WLS BF H R ER SO BB IBB HBP BLK WP HR S P ERA WHIP	IP WLS BF H R ER SO BB IBB HBP BLK WP HR S P ERA WHIP	IP WLS BF H R ER SO BB IBB HBP BLK WP HR S P ERA WHIP	IP WLS BF H R ER SO BB IBB HBP BLK WP HR S P ERA WHIP	IP WLS BF H R ER SO BB IBB HBP BLK WP HR S P ERA WHIP	IP WLS BF H R ER SO BB IBB HBP BLK WP HR S P ERA WHIP	IP WLS BF H R ER SO BB IBB HBP BLK WP HR S P ERA WHIP	IP WLS BF H R ER SO BB IBB HBP BLK WP HR S P ERA WHIP	IP WLS BF H R ER SO BB IBB HBP BLK WP HR S P ERA WHIP	IP WLS BF H R ER SO BB IBB HBP BLK WP HR S P ERA WHIP	IP WLS BF H R ER SO BB IBB HBP BLK WP HR S P ERA WHIP	IP WLS BF H R ER SO BB IBB HBP BLK WP HR S P ERA WHIP	IP WLS BF H R ER SO BB IBB HBP BLK WP HR S P ERA WHIP	IP WLS BF H R ER SO BB IBB HBP BLK WP HR S P ERA WHIP	IP WLS BF H R ER SO BB IBB HBP BLK WP HR S P ERA WHIP	IP WLS BF H R ER SO BB IBB HBP BLK WP HR S P ERA WHIP	IP WLS BF H R ER SO BB IBB HBP BLK WP HR S P ERA WHIP	IP WLS BF H R ER SO BB IBB HBP BLK WP HR S P ERA WHIP	IP WLS BF H R ER SO BB IBB HBP BLK WP HR S P ERA WHIP	IP WLS BF H R ER SO BB IBB HBP BLK WP HR S P ERA WHIP	IP WLS BF H R ER SO BB IBB HBP BLK WP HR S P ERA WHIP	IP WLS BF H R ER SO BB IBB HBP BLK WP HR S P ERA WHIP	IP WLS BF H R ER SO BB IBB HBP BLK WP HR S P ERA WHIP	IP WLS BF H R ER SO BB IBB HBP BLK WP HR S P ERA WHIP

AB	31
R	3
H	7
RBI	3
BB	5
SO	7
LOB	11



Batter	1	2	3	4	5	6	7	8	9	AB	R	H	RBI	BB	SO	LOB	BOTTOM								
9 Jean Segura, R OBP: 0.288, SLG: 0.347	F8		K			L8		K		4	0	0	0	0	2	2	Minnesota Twins @ Milwaukee Brewers Miller Park, Milwaukee, WI Sun Jun 28 2015, 1:11 PM - 4:13 PM CDT Att: 38,958 - Partly Cloudy - 76 F								
20 Jonathan Lucroy, R OBP: 0.288, SLG: 0.285	K2-3		K			G3				3	1	0	0	1	2	0									
8 Ryan Braun, R OBP: 0.331, SLG: 0.486	BB		F8			BB				2	1	1	2	2	0	0									
27 Carlos Gómez, R OBP: 0.319, SLG: 0.438	G6-3									4	1	2	0	0	1	1									
24 Adam Lind, L OBP: 0.362, SLG: 0.494		G5-3				G3				4	1	1	2	0	0	2									
16 Aramis Ramirez, R OBP: 0.283, SLG: 0.405 5 Héctor Gómez, R OBP: 0.241, SLG: 0.369		F8				G4-3				3	0	1	0	0	0	0									
14 Hernán Pérez, R OBP: 0.244, SLG: 0.280										3	0	2	0	0	1	0									
35 Shane Peterson, L OBP: 0.333, SLG: 0.328										3	0	0	0	1	1	3									
50 Mike Fiers, R OBP: 0.091, SLG: 0.091 28 Gerardo Parra, L OBP: 0.318, SLG: 0.446 13 Will Smith, R										2	0	0	0	0	1	2									
15 Jason Rogers, R OBP: 0.293, SLG: 0.372 57 Francisco Rodriguez, R										1	0	0	0	0	0	0									
Inning Stats	R: 0 E: 0 K: 1 S: 7	H: 0 LOB: 1 BB: 1 P: 16	R: 0 E: 0 K: 0 S: 19	H: 1 LOB: 2 BB: 1 P: 31	R: 0 E: 0 K: 2 S: 8	H: 0 LOB: 0 BB: 0 P: 8	R: 0 E: 0 K: 1 S: 10	H: 0 LOB: 0 BB: 0 P: 15	R: 0 E: 0 K: 3 S: 10	H: 0 LOB: 0 BB: 0 P: 16	R: 0 E: 0 K: 0 S: 8	H: 1 LOB: 2 BB: 1 P: 13	R: 1 E: 0 K: 1 S: 10	H: 2 LOB: 2 BB: 0 P: 14	R: 4 E: 0 K: 0 S: 17	H: 4 LOB: 1 BB: 1 P: 29	1B: 4 2B: 2 3B: 0 HR: 2	SF: 0 SAC: 1 DP: 0 HBP: 0	WP: 0 PB: 0 SB: 2 CS: 0	PA: 36					
PITCHER	IP WLS BF H R ER SO BB IBB HBP BLK WP HR S P ERA WHIP	IP WLS BF H R ER SO BB IBB HBP BLK WP HR S P ERA WHIP	IP WLS BF H R ER SO BB IBB HBP BLK WP HR S P ERA WHIP	IP WLS BF H R ER SO BB IBB HBP BLK WP HR S P ERA WHIP	IP WLS BF H R ER SO BB IBB HBP BLK WP HR S P ERA WHIP	IP WLS BF H R ER SO BB IBB HBP BLK WP HR S P ERA WHIP	IP WLS BF H R ER SO BB IBB HBP BLK WP HR S P ERA WHIP	IP WLS BF H R ER SO BB IBB HBP BLK WP HR S P ERA WHIP	IP WLS BF H R ER SO BB IBB HBP BLK WP HR S P ERA WHIP	IP WLS BF H R ER SO BB IBB HBP BLK WP HR S P ERA WHIP	IP WLS BF H R ER SO BB IBB HBP BLK WP HR S P ERA WHIP	IP WLS BF H R ER SO BB IBB HBP BLK WP HR S P ERA WHIP	IP WLS BF H R ER SO BB IBB HBP BLK WP HR S P ERA WHIP	IP WLS BF H R ER SO BB IBB HBP BLK WP HR S P ERA WHIP	IP WLS BF H R ER SO BB IBB HBP BLK WP HR S P ERA WHIP	IP WLS BF H R ER SO BB IBB HBP BLK WP HR S P ERA WHIP	IP WLS BF H R ER SO BB IBB HBP BLK WP HR S P ERA WHIP	IP WLS BF H R ER SO BB IBB HBP BLK WP HR S P ERA WHIP	IP WLS BF H R ER SO BB IBB HBP BLK WP HR S P ERA WHIP	IP WLS BF H R ER SO BB IBB HBP BLK WP HR S P ERA WHIP	IP WLS BF H R ER SO BB IBB HBP BLK WP HR S P ERA WHIP	IP WLS BF H R ER SO BB IBB HBP BLK WP HR S P ERA WHIP	IP WLS BF H R ER SO BB IBB HBP BLK WP HR S P ERA WHIP	IP WLS BF H R ER SO BB IBB HBP BLK WP HR S P ERA WHIP	IP WLS BF H R ER SO BB IBB HBP BLK WP HR S P ERA WHIP



Batter	1	2	3	4	5	6	7	8	9	AB	R	H	RBI	BB	SO	LOB	TOP						
28 Gerardo Parra, L (1.7) OBP: 0.329, SLG: 0.450										4	2	3	0	1	0	0	Milwaukee Brewers @ Philadelphia Phillies Citizens Bank Park, Philadelphia, PA Wed Jul 01 2015, 7:08 PM - 10:04 PM EDT Att: 27,069 - Partly Cloudy - 84 F						
2 Scooter Gennett, L (1.4) OBP: 0.260, SLG: 0.392										5	2	3	3	0	0	5							
8 Ryan Braun, R (1.9) OBP: 0.341, SLG: 0.500										5	0	1	2	0	2	3							
24 Adam Lind, L (1.3) OBP: 0.366, SLG: 0.506										5	2	2	2	0	0	3							
27 Carlos Gómez, R (1.8) OBP: 0.311, SLG: 0.419										5	1	1	0	0	0	3							
16 Aramis Ramirez, R (1.5) OBP: 0.284, SLG: 0.419											4	0	2	2	0	1		0					
5 Héctor Gómez, R (7.6) OBP: 0.237, SLG: 0.363										1	0	0	0	0	0	0							
14 Hernán Pérez, R (1.6) OBP: 0.253, SLG: 0.307											5	0	0	0	0	1		2					
12 Martín Maldonado, R (1.2) OBP: 0.262, SLG: 0.274										5	0	2	0	0	2	2							
26 Kyle Lohse, R (1.1) OBP: 0.207, SLG: 0.207										4	2	3	0	0	0	1							
48 Neal Cotts, L (7.1) OBP: 0.237, SLG: 0.307										0	0	0	0	0	0	0							
51 Jonathan Broxton, R (8.1) OBP: 0.237, SLG: 0.307										0	0	0	0	0	0	0							
46 Corey Knebel, R (9.1) OBP: 0.237, SLG: 0.307										0	0	0	0	0	0	0							
Inning Stats	R: 2 E: 0 K: 0 S: 12	H: 2 LOB: 0 BB: 0 P: 17	R: 0 E: 0 K: 0 S: 15	H: 3 LOB: 3 BB: 0 P: 19	R: 2 E: 0 K: 1 S: 14	H: 3 LOB: 1 BB: 0 P: 20	R: 2 E: 0 K: 0 S: 13	H: 2 LOB: 1 BB: 1 P: 18	R: 0 E: 0 K: 0 S: 6	H: 1 LOB: 0 BB: 0 P: 12	R: 2 E: 0 K: 1 S: 14	H: 3 LOB: 1 BB: 0 P: 19	R: 0 E: 0 K: 2 S: 10	H: 1 LOB: 1 BB: 0 P: 14	R: 1 E: 0 K: 1 S: 12	H: 2 LOB: 1 BB: 0 P: 16	R: 0 E: 0 K: 1 S: 8	H: 0 LOB: 0 BB: 0 P: 12	1B: 11 2B: 4 3B: 1 HR: 1	SF: 0 SAC: 0 DP: 1 HBP: 0	WP: 0 PB: 0 CS: 0	PA: 44	
PITCHER	IP WLS BF H R ER SO BB IBB HBP BLK WP HR S P ERA WHIP	IP WLS BF H R ER SO BB IBB HBP BLK WP HR S P ERA WHIP	IP WLS BF H R ER SO BB IBB HBP BLK WP HR S P ERA WHIP	IP WLS BF H R ER SO BB IBB HBP BLK WP HR S P ERA WHIP	IP WLS BF H R ER SO BB IBB HBP BLK WP HR S P ERA WHIP	IP WLS BF H R ER SO BB IBB HBP BLK WP HR S P ERA WHIP	IP WLS BF H R ER SO BB IBB HBP BLK WP HR S P ERA WHIP	IP WLS BF H R ER SO BB IBB HBP BLK WP HR S P ERA WHIP	IP WLS BF H R ER SO BB IBB HBP BLK WP HR S P ERA WHIP	IP WLS BF H R ER SO BB IBB HBP BLK WP HR S P ERA WHIP	IP WLS BF H R ER SO BB IBB HBP BLK WP HR S P ERA WHIP	IP WLS BF H R ER SO BB IBB HBP BLK WP HR S P ERA WHIP	IP WLS BF H R ER SO BB IBB HBP BLK WP HR S P ERA WHIP	IP WLS BF H R ER SO BB IBB HBP BLK WP HR S P ERA WHIP	IP WLS BF H R ER SO BB IBB HBP BLK WP HR S P ERA WHIP	IP WLS BF H R ER SO BB IBB HBP BLK WP HR S P ERA WHIP	IP WLS BF H R ER SO BB IBB HBP BLK WP HR S P ERA WHIP	IP WLS BF H R ER SO BB IBB HBP BLK WP HR S P ERA WHIP	IP WLS BF H R ER SO BB IBB HBP BLK WP HR S P ERA WHIP	IP WLS BF H R ER SO BB IBB HBP BLK WP HR S P ERA WHIP	IP WLS BF H R ER SO BB IBB HBP BLK WP HR S P ERA WHIP	IP WLS BF H R ER SO BB IBB HBP BLK WP HR S P ERA WHIP	IP WLS BF H R ER SO BB IBB HBP BLK WP HR S P ERA WHIP

Batter	1	2	3	4	5	6	7	8	9	AB	R	H	RBI	BB	SO	LOB	BOTTOM						
2 Ben Revere, L (1.9) OBP: 0.324, SLG: 0.375											5	1	1	0	0	1	2						
16 César Hernández, S (1.4) OBP: 0.361, SLG: 0.369											5	2	1	1	0	2	3						
7 Maikel Franco, R (1.5) OBP: 0.349, SLG: 0.557											4	1	3	2	1	0	0						
6 Ryan Howard, L (1.3) OBP: 0.273, SLG: 0.442											5	1	1	0	0	0	3						
25 Cody Asche, L (1.7) OBP: 0.279, SLG: 0.341											4	0	0	0	0	1	3						
51 Carlos Ruiz, R (1.2) OBP: 0.292, SLG: 0.269										3	0	0	0	1	1	2							
37 Odúbel Herrera, L (1.8) OBP: 0.286, SLG: 0.366											4	0	2	1	0	1	1						
13 Freddy Galvis, S (1.6) OBP: 0.305, SLG: 0.313										4	0	1	1	0	0	1							
34 Aaron Harang, R (1.1) OBP: 0.207, SLG: 0.207											2	0	1	0	0	0	2						
9 Domonic Brown, L (7.9) OBP: 0.281, SLG: 0.245										0	0	0	0	0	0	0							
59 Elvis Aráuz, L (8.1) OBP: 0.237, SLG: 0.307										0	0	0	0	0	0	0							
46 Jeanmar Gómez, R (9.1) OBP: 0.237, SLG: 0.307										0	0	0	0	0	0	0							
4 Andrés Blanco, S (9.9) OBP: 0.237, SLG: 0.307										0	0	0	0	0	0	0							
Inning Stats	R: 0 E: 0 K: 1 S: 6	H: 0 LOB: 0 BB: 0 P: 10	R: 0 E: 0 K: 0 S: 6	H: 0 LOB: 1 BB: 1 P: 12	R: 0 E: 0 K: 2 S: 11	H: 1 LOB: 0 BB: 0 P: 13	R: 2 E: 1 K: 1 S: 18	H: 4 LOB: 2 BB: 0 P: 28	R: 0 E: 0 K: 0 S: 8	H: 0 LOB: 1 BB: 1 P: 15	R: 0 E: 0 K: 0 S: 7	H: 1 LOB: 1 BB: 0 P: 12	R: 2 E: 0 K: 0 S: 10	H: 3 LOB: 1 BB: 0 P: 11	R: 0 E: 0 K: 2 S: 10	H: 0 LOB: 0 BB: 0 P: 13	R: 1 E: 0 K: 0 S: 7	H: 1 LOB: 1 BB: 1 P: 14	1B: 5 2B: 4 3B: 1 HR: 0	SF: 0 SAC: 0 DP: 0 HBP: 0	WP: 0 PB: 0 CS: 1	PA: 40	
PITCHER	IP WLS BF H R ER SO BB IBB HBP BLK WP HR S P ERA WHIP	IP WLS BF H R ER SO BB IBB HBP BLK WP HR S P ERA WHIP	IP WLS BF H R ER SO BB IBB HBP BLK WP HR S P ERA WHIP	IP WLS BF H R ER SO BB IBB HBP BLK WP HR S P ERA WHIP	IP WLS BF H R ER SO BB IBB HBP BLK WP HR S P ERA WHIP	IP WLS BF H R ER SO BB IBB HBP BLK WP HR S P ERA WHIP	IP WLS BF H R ER SO BB IBB HBP BLK WP HR S P ERA WHIP	IP WLS BF H R ER SO BB IBB HBP BLK WP HR S P ERA WHIP	IP WLS BF H R ER SO BB IBB HBP BLK WP HR S P ERA WHIP	IP WLS BF H R ER SO BB IBB HBP BLK WP HR S P ERA WHIP	IP WLS BF H R ER SO BB IBB HBP BLK WP HR S P ERA WHIP	IP WLS BF H R ER SO BB IBB HBP BLK WP HR S P ERA WHIP	IP WLS BF H R ER SO BB IBB HBP BLK WP HR S P ERA WHIP	IP WLS BF H R ER SO BB IBB HBP BLK WP HR S P ERA WHIP	IP WLS BF H R ER SO BB IBB HBP BLK WP HR S P ERA WHIP	IP WLS BF H R ER SO BB IBB HBP BLK WP HR S P ERA WHIP	IP WLS BF H R ER SO BB IBB HBP BLK WP HR S P ERA WHIP	IP WLS BF H R ER SO BB IBB HBP BLK WP HR S P ERA WHIP	IP WLS BF H R ER SO BB IBB HBP BLK WP HR S P ERA WHIP	IP WLS BF H R ER SO BB IBB HBP BLK WP HR S P ERA WHIP	IP WLS BF H R ER SO BB IBB HBP BLK WP HR S P ERA WHIP	IP WLS BF H R ER SO BB IBB HBP BLK WP HR S P ERA WHIP	IP WLS BF H R ER SO BB IBB HBP BLK WP HR S P ERA WHIP

AB 43
R 9
H 17
RBI 9
BB 1
SO 6
LOB 19



AB 37
R 5
H 10
RBI 5
BB 3
SO 6
LOB 17



Batter	1	2	3	4	5	6	7	8	9	AB	R	H	RBI	BB	SO	LOB	TOP				
28 Gerardo Parra, L (1.7) OBP: 0.344, SLG: 0.496										5	1	3	2	0	0	2	Milwaukee Brewers @ Los Angeles Dodgers Dodger Stadium, Los Angeles, CA Sat Jul 11 2015, 7:12 PM - 10:06 PM PDT Att: 49,081 - Clear - 72 F livebaseballscorecards.com				
20 Jonathan Lucroy, R (1.2) OBP: 0.308, SLG: 0.525										5	1	1	0	0	0	3					
8 Ryan Braun, R (1.9) OBP: 0.338, SLG: 0.485										4	2	1	0	1	2	0					
24 Adam Lind, L (1.3) OBP: 0.377, SLG: 0.516										3	1	1	0	2	0	2					
27 Carlos Gómez, R (1.8) OBP: 0.327, SLG: 0.457										4	0	2	5	1	1	2					
16 Aramis Ramirez, R (1.5) OBP: 0.278, SLG: 0.416										4	0	1	0	1	1	3					
9 Jean Segura, R (1.6) OBP: 0.304, SLG: 0.347										4	0	1	0	0	0	2					
2 Scooter Gennett, L (1.4) OBP: 0.275, SLG: 0.384										4	1	1	0	0	1	3					
26 Taylor Jungmann, R (1.1) OBP: 0.231, SLG: 0.167										3	1	1	0	0	1	1					
Inning Stats	R: 0 E: 0 K: 0 S: 10	H: 1 LOB: 0 BB: 0 P: 15	R: 0 E: 0 K: 0 S: 11	H: 0 LOB: 2 BB: 2 P: 21	R: 3 E: 0 K: 1 S: 17	H: 3 LOB: 1 BB: 1 P: 29	R: 0 E: 0 K: 1 S: 8	H: 1 LOB: 0 BB: 0 P: 13	R: 0 E: 0 K: 0 S: 4	H: 1 LOB: 1 BB: 0 P: 6	R: 3 E: 0 K: 0 S: 18	H: 3 LOB: 1 BB: 1 P: 28	R: 1 E: 0 K: 1 S: 12	H: 2 LOB: 1 BB: 0 P: 17	R: 0 E: 0 K: 1 S: 8	H: 0 LOB: 1 BB: 1 P: 15	1B: 5 2B: 6 3B: 0 HR: 1	SF: 0 SAC: 1 DP: 1 HBP: 0	WP: 0 PB: 0 CS: 0	PA: 42	
PITCHER	IP WLS BF H R ER SO	IP WLS BF H R ER SO	IP WLS BF H R ER SO	IP WLS BF H R ER SO	IP WLS BF H R ER SO	IP WLS BF H R ER SO	IP WLS BF H R ER SO	IP WLS BF H R ER SO	IP WLS BF H R ER SO	IP WLS BF H R ER SO	IP WLS BF H R ER SO	IP WLS BF H R ER SO	IP WLS BF H R ER SO	IP WLS BF H R ER SO	IP WLS BF H R ER SO	IP WLS BF H R ER SO	ERA WHIP	ERA WHIP			
37 Brandon Beachy, R (1.1) ERA: 6.75	4.0	L	19	5	3	3	2	2	1	0	0	0	0	0	0	0	0	6.75	1.750		
44 Chin-hui Tsao, R (5.1) ERA:	2.0		7	2	0	0	2	0	0	0	0	0	0	0	0	0	0	14	19	0.00	1.000
36 Adam Liberatore, L (7.1) ERA: 3.96	0.2		5	2	3	3	0	0	0	0	0	0	0	0	0	0	1	12	20	40.50	3.000
52 Pedro Báez, R (7.1) ERA: 2.95	0.1		2	1	0	0	0	0	0	0	0	0	0	0	0	0	0	6	8	0.00	3.000
62 Joel Peralta, R (8.1) ERA: 3.0	1.0		5	2	1	1	1	0	0	0	0	0	0	0	0	0	0	12	17	9.00	2.000
PITCHER	IP WLS BF H R ER SO	IP WLS BF H R ER SO	IP WLS BF H R ER SO	IP WLS BF H R ER SO	IP WLS BF H R ER SO	IP WLS BF H R ER SO	IP WLS BF H R ER SO	IP WLS BF H R ER SO	IP WLS BF H R ER SO	IP WLS BF H R ER SO	IP WLS BF H R ER SO	IP WLS BF H R ER SO	IP WLS BF H R ER SO	IP WLS BF H R ER SO	IP WLS BF H R ER SO	IP WLS BF H R ER SO	ERA WHIP	ERA WHIP			
12 Juan Nicasio, R (9.1) ERA: 3.41	1.0		4	0	0	0	1	1	0	0	0	0	0	0	0	0	0	8	15	0.00	1.000
Batter	1	2	3	4	5	6	7	8	9	AB	R	H	RBI	BB	SO	LOB	BOTTOM				
31 Joc Pederson, L (1.8) OBP: 0.366, SLG: 0.486										3	0	0	0	1	1	0	Milwaukee Brewers @ Los Angeles Dodgers Dodger Stadium, Los Angeles, CA Sat Jul 11 2015, 7:12 PM - 10:06 PM PDT Att: 49,081 - Clear - 72 F livebaseballscorecards.com				
47 Howie Kendrick, R (1.4) OBP: 0.344, SLG: 0.418									4	0	1	0	0	1	0						
10 Justin Turner, R (1.5) OBP: 0.370, SLG: 0.530										3	0	0	0	0	1	2					
23 Adrián González, L (1.3) OBP: 0.357, SLG: 0.514										3	0	0	0	0	1	1					
62 Joel Peralta, R (8.1) ERA:										0	0	0	0	0	0	0					
12 Juan Nicasio, R (9.1) ERA:										0	0	0	0	0	0	0					
9 Yasmani Grandal, S (1.2) OBP: 0.401, SLG: 0.526										3	1	2	0	0	0	0					
66 Yasiel Puig, R (1.9) OBP: 0.350, SLG: 0.439										3	0	0	0	0	0	2					
16 Andre Ethier, L (1.7) OBP: 0.372, SLG: 0.481										1	0	0	0	1	1	0					
14 Enrique Hernández, R (8. PH) OBP: 0.299, SLG: 0.465										0	0	0	1	0	0	0					
11 Jimmy Rollins, S (1.6) OBP: 0.266, SLG: 0.335										3	0	0	0	0	1						
37 Brandon Beachy, R (1.1) ERA:										1	0	0	0	0	1	0					
44 Chin-hui Tsao, R (5.1) ERA:										0	0	0	0	0	0	0					
7 Alex Guerrero, R (8. PH) ERA:										0	0	0	0	0	0	0					
36 Adam Liberatore, L (7.1) ERA:										0	0	0	0	0	0	0					
52 Pedro Báez, R (7.1) ERA:										0	0	0	0	0	0	0					
33 Scott Van Slyke, R (8.3) OBP: 0.333, SLG: 0.433										1	0	0	0	0	1	0					
Inning Stats	R: 0 E: 0 K: 2 S: 9	H: 0 LOB: 0 BB: 0 P: 12	R: 0 E: 0 K: 1 S: 8	H: 1 LOB: 0 BB: 0 P: 14	R: 0 E: 0 K: 1 S: 6	H: 0 LOB: 1 BB: 1 P: 11	R: 0 E: 0 K: 0 S: 7	H: 1 LOB: 1 BB: 1 P: 14	R: 0 E: 0 K: 0 S: 6	H: 0 LOB: 0 BB: 0 P: 6	R: 0 E: 0 K: 0 S: 5	H: 0 LOB: 0 BB: 0 P: 10	R: 1 E: 0 K: 0 S: 8	H: 1 LOB: 0 BB: 0 P: 14	R: 0 E: 0 K: 2 S: 7	H: 0 LOB: 0 BB: 0 P: 11	1B: 2 2B: 2 3B: 0 HR: 0	SF: 1 SAC: 0 DP: 3 HBP: 0	WP: 0 PB: 0 CS: 0	PA: 29	
PITCHER	IP WLS BF H R ER SO	IP WLS BF H R ER SO	IP WLS BF H R ER SO	IP WLS BF H R ER SO	IP WLS BF H R ER SO	IP WLS BF H R ER SO	IP WLS BF H R ER SO	IP WLS BF H R ER SO	IP WLS BF H R ER SO	IP WLS BF H R ER SO	IP WLS BF H R ER SO	IP WLS BF H R ER SO	IP WLS BF H R ER SO	IP WLS BF H R ER SO	IP WLS BF H R ER SO	IP WLS BF H R ER SO	ERA WHIP	ERA WHIP			
26 Taylor Jungmann, R (1.1) ERA: 2.15	9.0	W	29	3	1	1	7	2	0	0	0	0	0	0	0	0	0	1.00	0.556		
PITCHER	IP WLS BF H R ER SO	IP WLS BF H R ER SO	IP WLS BF H R ER SO	IP WLS BF H R ER SO	IP WLS BF H R ER SO	IP WLS BF H R ER SO	IP WLS BF H R ER SO	IP WLS BF H R ER SO	IP WLS BF H R ER SO	IP WLS BF H R ER SO	IP WLS BF H R ER SO	IP WLS BF H R ER SO	IP WLS BF H R ER SO	IP WLS BF H R ER SO	IP WLS BF H R ER SO	IP WLS BF H R ER SO	ERA WHIP	ERA WHIP			
26 Taylor Jungmann, R (1.1) ERA: 2.15	9.0	W	29	3	1	1	7	2	0	0	0	0	0	0	0	0	0	1.00	0.556		

Batter	1	2	3	4	5	6	7	8	9	AB	R	H	RBI	BB	SO	LOB	TOP			
18 Khris Davis, R OBP: 0.331, SLG: 0.447 51 Jonathan Broxton, R (8, 1)	G6-3		F8	FC6-4			K			4	0	0	0	0	1	3	Milwaukee Brewers @ Los Angeles Dodgers Dodger Stadium, Los Angeles, CA Sun Jul 12 2015, 1:11 PM - 3:52 PM PDT Att: 43,229 - Sunny - 80 F			
20 Jonathan Lucroy, R OBP: 0.307, SLG: 0.325	G3		L9					F9		4	0	1	0	0	0	1				
8 Ryan Braun, R OBP: 0.340, SLG: 0.495	HR							F7		4	1	2	1	0	0	1				
27 Carlos Gómez, R OBP: 0.322, SLG: 0.450	K		G3					K		4	0	0	0	0	2	2				
24 Adam Lind, L OBP: 0.375, SLG: 0.512	G4-3			FC4-6				F7		4	1	1	0	0	0	0				
16 Aramis Ramirez, R OBP: 0.327, SLG: 0.414	G6-3			FC4-6				K		4	0	1	0	0	1	0				
9 Jean Segura, R OBP: 0.304, SLG: 0.346	K							K		4	0	1	0	0	2	0				
14 Hernán Pérez, R OBP: 0.269, SLG: 0.356				FC4-6				F8		3	1	1	2	0	0	2				
26 Kyle Lohse, R OBP: 0.276, SLG: 0.279 54 Michael Blazek, R OBP: 0.333, SLG: 0.667 48 Neal Cotts, L (7, PH) 5 Héctor Gómez, R OBP: 0.252, SLG: 0.356 21 Jeremy Jeffress, R (7, 1) 13 Will Smith, R (8, 1) 28 Gerardo Parra, L OBP: 0.344, SLG: 0.406 (8, 7)				FC1-2				G6-3		2	0	1	0	0	0	2				
Inning Stats	R: 1 E: 0 K: 1 S: 9	H: 1 LOB: 0 BB: 0 P: 14	R: 0 E: 0 K: 1 S: 8	H: 0 LOB: 0 BB: 0 P: 13	R: 1 E: 0 K: 0 S: 8	H: 3 LOB: 2 BB: 0 P: 11	R: 1 E: 0 K: 0 S: 12	H: 3 LOB: 2 BB: 0 P: 15	R: 0 E: 0 K: 0 S: 5	H: 0 LOB: 0 BB: 0 P: 6	R: 0 E: 0 K: 0 S: 7	H: 0 LOB: 0 BB: 0 P: 11	R: 0 E: 0 K: 1 S: 8	H: 0 LOB: 0 BB: 0 P: 12	R: 0 E: 0 K: 2 S: 10	H: 0 LOB: 0 BB: 0 P: 16		1B: 6 2B: 0 3B: 0 HR: 2	SF: 0 SAC: 0 DP: 1 HBP: 0	WP: 0 PB: 0 CS: 0
PITCHER	IP WLS BF H R ER SO BB IBB HBP BLK WP HR S P ERA WHIP																ERA WHIP			
35 Brett Anderson, L ERA: 3.17	7.0		28	8	3	3	3	0	0	0	0	0	0	0	2	57	82	3.86	1.143	
52 Pedro Báez, R ERA: 2.92	1.0	W	3	0	0	0	1	0	0	0	0	0	0	0	7	11	0.00	0.000		
74 Kenley Jansen, R ERA: 1.66	1.0	S	3	0	0	0	2	0	0	0	0	0	0	0	10	16	0.00	0.000		

Batter	1	2	3	4	5	6	7	8	9	AB	R	H	RBI	BB	SO	LOB	BOTTOM			
11 Jimmy Rollins, S OBP: 0.266, SLG: 0.338	G4-3		K							4	1	1	0	0	1	2	Milwaukee Brewers @ Los Angeles Dodgers Dodger Stadium, Los Angeles, CA Sun Jul 12 2015, 1:11 PM - 3:52 PM PDT Att: 43,229 - Sunny - 80 F			
47 Howie Kendrick, R OBP: 0.343, SLG: 0.416	G5-3		G2-3					E8		4	1	1	0	0	1	1				
23 Adrián González, L OBP: 0.355, SLG: 0.520	G4-3			L7				L8		4	1	1	2	0	0	1				
10 Justin Turner, R OBP: 0.377, SLG: 0.538								L8		4	0	3	1	0	0	0				
31 Joc Pederson, L OBP: 0.364, SLG: 0.487	P3							K		4	0	1	0	0	2	3				
66 Yasiel Puig, R OBP: 0.343, SLG: 0.429	G1-3							G5-3		4	0	0	0	0	2	2				
17 A.J. Ellis, R OBP: 0.330, SLG: 0.337	G3-1							K		4	1	1	1	0	1	1				
14 Enrique Hernández, R OBP: 0.300, SLG: 0.461	F9							K		3	0	1	0	0	1	0				
35 Brett Anderson, L ERA: 6.17 54 Michael Blazek, R ERA: 1.58 48 Neal Cotts, L ERA: 3.5 21 Jeremy Jeffress, R ERA: 2.95 13 Will Smith, L ERA: 1.87								K		2	0	0	0	0	2	0				
Inning Stats	R: 1 E: 0 K: 0 S: 14	H: 2 LOB: 1 BB: 0 P: 22	R: 0 E: 0 K: 0 S: 10	H: 0 LOB: 0 BB: 0 P: 15	R: 0 E: 0 K: 2 S: 8	H: 0 LOB: 0 BB: 0 P: 10	R: 0 E: 0 K: 2 S: 17	H: 1 LOB: 1 BB: 0 P: 22	R: 1 E: 0 K: 2 S: 9	H: 1 LOB: 0 BB: 0 P: 12	R: 0 E: 0 K: 2 S: 13	H: 1 LOB: 1 BB: 0 P: 23	R: 0 E: 0 K: 1 S: 12	H: 1 LOB: 2 BB: 1 P: 21	R: 2 E: 1 K: 1 S: 28	H: 3 LOB: 1 BB: 0 P: 38		1B: 4 2B: 3 3B: 0 HR: 2	SF: 0 SAC: 0 DP: 0 HBP: 0	WP: 0 PB: 0 CS: 0
PITCHER	IP WLS BF H R ER SO BB IBB HBP BLK WP HR S P ERA WHIP																ERA WHIP			
26 Kyle Lohse, R ERA: 6.17	5.0		19	4	2	2	6	0	0	0	0	0	0	0	10	17	3.60	0.800		
54 Michael Blazek, R ERA: 1.58	0.2	H	3	1	0	0	1	0	0	0	0	0	0	3	6	0.00	0.000			
48 Neal Cotts, L ERA: 3.5	0.1	H	1	0	0	0	1	0	0	0	0	0	0	3	6	0.00	0.000			
21 Jeremy Jeffress, R ERA: 2.95	1.0	H	6	2	1	1	1	1	0	0	0	0	0	15	26	9.00	3.000			
13 Will Smith, L ERA: 1.87	0.1	L	3	2	1	1	0	0	0	0	0	0	0	1	18	24	27.00	6.000		
PITCHER	IP WLS BF H R ER SO BB IBB HBP BLK WP HR S P ERA WHIP																ERA WHIP			
51 Jonathan Broxton, R ERA: 6.61	0.2		2	0	0	0	1	0	0	0	0	0	0	7	9	0.00	0.000			

Batter	1	2	3	4	5	6	7	8	9	AB	R	H	RBI	BB	SO	LOB	TOP					
25 Gregory Polanco, L (1, 9) OBP: 0.315, SLG: 0.337										4	0	1	0	0	0	0	Pittsburgh Pirates @ Milwaukee Brewers Miller Park, Milwaukee, WI Fri Jul 17 2015, 7:12 PM - 10:02 PM CDT Att: 32,363 - Clear - 88 F					
18 Neil Walker, S (1, 4) OBP: 0.340, SLG: 0.412										4	0	1	0	0	2	1						
22 Andrew McCutchen, R (1, 8) OBP: 0.389, SLG: 0.494										4	0	0	0	0	1	2						
6 Starling Marte, R (1, 7) OBP: 0.327, SLG: 0.451										3	0	0	0	0	0	2						
27 Jung Ho Kang, R (1, 5) OBP: 0.350, SLG: 0.396										3	1	1	1	0	1	2						
24 Pedro Alvarez, L (1, 3) OBP: 0.299, SLG: 0.424										4	0	0	0	0	2	3						
29 Francisco Cervelli, R (1, 2) OBP: 0.362, SLG: 0.395										3	0	0	0	0	1	2						
10 Jordy Mercer, R (1, 6) OBP: 0.293, SLG: 0.320										2	0	0	0	1	1	1						
50 Charlie Morton, R (1, 1) OBP: 0.125, SLG: 0.067										2	0	0	0	0	1	2						
48 Jared Hughes, R (7, 1)										0	0	0	0	0	0	0						
3 Sean Rodriguez, R (8, PH) OBP: 0.249, SLG: 0.336										1	0	0	0	0	1	0						
37 Arquimedes Caminero, R (1, 1)										0	0	0	0	0	0	0						
Inning Stats	R: 0 E: 0 K: 0 S: 7	H: 0 LOB: 0 BB: 0 P: 11	R: 0 E: 0 K: 3 S: 11	H: 0 LOB: 1 BB: 0 P: 17	R: 0 E: 0 K: 1 S: 11	H: 0 LOB: 0 BB: 0 P: 11	R: 0 E: 0 K: 1 S: 6	H: 1 LOB: 0 BB: 0 P: 10	R: 0 E: 0 K: 1 S: 8	H: 0 LOB: 2 BB: 1 P: 15	R: 0 E: 0 K: 1 S: 8	H: 1 LOB: 0 BB: 0 P: 11	R: 1 E: 0 K: 0 S: 9	H: 1 LOB: 1 BB: 0 P: 13	R: 0 E: 0 K: 2 S: 8	H: 0 LOB: 0 BB: 0 P: 11	R: 0 E: 1 K: 1 S: 11	H: 0 LOB: 1 BB: 0 P: 14	1B: 2 2B: 1 3B: 0 HR: 1	SF: 0 SAC: 0 DP: 2 HBP: 2	WP: 2 PB: 0 SB: 1 CS: 0	PA: 33
PITCHER	IP WLS BF H R ER SO BB IBB HBP BLK WP HR S P ERA WHIP																					
50 Mike Fiers, R (1, 1) ERA: 3.79	7.0 W 26 3 1 1 7 0 1 2 0 1 1 60 89 1.29 0.429																					
13 Will Smith, L (8, 1) ERA: 1.82	1.0 H 3 0 0 0 2 0 0 0 0 0 0 8 11 0.00 0.000																					
57 Francisco Rodriguez, R (9, 1) ERA: 1.36	1.0 S 4 0 0 0 1 0 0 0 0 0 1 0 11 14 0.00 0.000																					

Batter	1	2	3	4	5	6	7	8	9	AB	R	H	RBI	BB	SO	LOB	BOTTOM			
28 Gerardo Parra, L (1, 7) OBP: 0.345, SLG: 0.502										5	1	2	1	0	1	3	Pittsburgh Pirates @ Milwaukee Brewers Miller Park, Milwaukee, WI Fri Jul 17 2015, 7:12 PM - 10:02 PM CDT Att: 32,363 - Clear - 88 F			
20 Jonathan Lucroy, R (1, 2) OBP: 0.396, SLG: 0.520										3	0	0	0	0	2	2				
8 Ryan Braun, R (1, 9) OBP: 0.338, SLG: 0.489										4	0	0	1	1	4	4				
24 Adam Lind, L (1, 3) OBP: 0.374, SLG: 0.507										3	0	0	0	0	0	0				
27 Carlos Gómez, R (1, 8) OBP: 0.325, SLG: 0.446										2	0	0	0	2	1	0				
16 Aramis Ramirez, R (1, 5) OBP: 0.282, SLG: 0.417										3	0	1	0	1	0	4				
9 Jean Segura, R (1, 6) OBP: 0.303, SLG: 0.345										4	0	1	0	0	0	3				
2 Scooter Gennett, L (1, 4) OBP: 0.292, SLG: 0.388										1	2	1	0	2	0	0				
50 Mike Fiers, R (1, 1) ERA: 4.34	6.0 L 28 5 4 4 2 2 1 1 0 0 0 54 90 6.00 1.167																			
48 Jared Hughes, R (7, 1) ERA: 2.23	1.0 5 0 0 0 0 2 0 0 1 0 0 0 5 16 0.00 2.000																			
13 Will Smith, R (8, 1)	1.0 6 1 0 0 2 1 0 0 1 0 0 0 18 27 0.00 2.000																			
18 Kris Davis, R (8, PH) OBP: 0.330, SLG: 0.444										1	0	0	0	0	0	2				
57 Francisco Rodriguez, R (9, 1) ERA: 4.02										1	1	1	0	0	0	0				
										0	0	0	0	0	0	0				
										1	0	0	0	0	1	2				
										0	0	0	0	0	0	0				
										0	0	0	0	0	0	0				
Inning Stats	R: 1 E: 0 K: 0 S: 7	H: 1 LOB: 0 BB: 0 P: 10	R: 0 E: 0 K: 0 S: 9	H: 1 LOB: 2 BB: 1 P: 18	R: 0 E: 0 K: 1 S: 6	H: 0 LOB: 0 BB: 0 P: 10	R: 0 E: 0 K: 1 S: 8	H: 0 LOB: 1 BB: 1 P: 17	R: 1 E: 0 K: 0 S: 9	H: 1 LOB: 1 BB: 0 P: 13	R: 0 E: 0 K: 0 S: 7	H: 0 LOB: 1 BB: 1 P: 13	R: 2 E: 1 K: 0 S: 13	H: 2 LOB: 3 BB: 2 P: 25	R: 0 E: 0 K: 2 S: 18	H: 1 LOB: 3 BB: 1 P: 27	1B: 3 2B: 3 3B: 0 HR: 0	SF: 0 SAC: 2 DP: 1 HBP: 3	WP: 0 PB: 0 SB: 2 CS: 0	PA: 39
PITCHER	IP WLS BF H R ER SO BB IBB HBP BLK WP HR S P ERA WHIP																			
50 Charlie Morton, R (1, 1) ERA: 4.34	6.0 L 28 5 4 4 2 2 1 1 0 0 0 54 90 6.00 1.167																			
48 Jared Hughes, R (7, 1) ERA: 2.23	1.0 5 0 0 0 0 2 0 0 1 0 0 0 5 16 0.00 2.000																			
37 Arquimedes Caminero, R (8, 1) ERA: 4.02	1.0 6 1 0 0 2 1 0 0 1 0 0 0 18 27 0.00 2.000																			

Batter	1	2	3	4	5	6	7	8	9	AB	R	H	RBI	BB	SO	LOB	TOP						
25 Gregory Polanco, L OBP: 0.316, SLG: 0.341										5	2	2	0	0	0	0							
18 Neil Walker, S OBP: 0.338, SLG: 0.409										5	1	1	0	0	0	2	1						
22 Andrew McCutchen, R OBP: 0.394, SLG: 0.494										2	2	1	0	3	0	0							
6 Starling Marte, R OBP: 0.329, SLG: 0.455										4	0	2	1	0	1	2							
27 Jung Ho Kang, R OBP: 0.350, SLG: 0.393										2	0	0	0	1	1	2							
64 Deolis Guerra, R										0	0	0	0	0	0	0							
30 Travis Ishikawa, L OBP: 0.278, SLG: 0.143										1	0	0	1	0	0	1							
24 Pedro Alvarez, L OBP: 0.298, SLG: 0.419										3	0	0	0	0	2	3							
59 Antonio Bastardo, R										0	0	0	0	0	0	0							
29 Francisco Cervelli, R OBP: 0.361, SLG: 0.393										4	0	1	0	0	0	5							
10 Jordy Mercer, R OBP: 0.289, SLG: 0.315										4	0	0	0	0	2	3							
46 Vance Worley, R OBP: 0.176, SLG: 0.235										2	0	0	0	0	1	0							
3 Sean Rodriguez, R OBP: 0.244, SLG: 0.331										2	0	0	0	0	1	1							
Inning Stats	R: 3 H: 3 E: 2 K: 1 S: 14	H: 3 LOB: 1 BB: 1 P: 24	R: 0 H: 0 E: 0 K: 2 S: 9	H: 0 LOB: 0 BB: 0 P: 10	R: 0 H: 1 E: 0 K: 2 S: 11	H: 0 LOB: 2 BB: 1 P: 19	R: 0 H: 0 E: 0 K: 0 S: 9	H: 0 LOB: 0 BB: 0 P: 12	R: 0 H: 0 E: 0 K: 1 S: 7	H: 1 LOB: 1 BB: 1 P: 13	R: 2 H: 2 E: 0 K: 2 S: 16	H: 2 LOB: 1 BB: 1 P: 27	R: 0 H: 0 E: 0 K: 1 S: 8	H: 0 LOB: 0 BB: 0 P: 8	R: 0 H: 0 E: 0 K: 0 S: 9	H: 0 LOB: 0 BB: 0 P: 16	1B: 5 2B: 3 3B: 0 HR: 0	SF: 0 SAC: 0 DP: 1 HBP: 1	WP: 1 PB: 0 SB: 0 CS: 0	PA: 39			
PITCHER	IP WLS BF H R ER SO BB IBB HBP BLK WP HR S P ERA WHIP	6.1 W 29 6 4 3 8 4 0 1 0 1 0 65 98 4.26 1.421	2.0 L 4 1 1 1 1 1 0 0 0 0 0 0 8 8 0.00 0.000	1.0 R 3 0 0 0 0 1 0 0 0 0 0 0 9 16 0.00 0.000	1.0 S 3 0 0 0 0 0 0 0 0 0 0 0 9 16 0.00 0.000	1.0 S 3 0 0 0 0 0 0 0 0 0 0 0 9 16 0.00 0.000	1.0 S 3 0 0 0 0 0 0 0 0 0 0 0 9 16 0.00 0.000	1.0 S 3 0 0 0 0 0 0 0 0 0 0 0 9 16 0.00 0.000	1.0 S 3 0 0 0 0 0 0 0 0 0 0 0 9 16 0.00 0.000	1.0 S 3 0 0 0 0 0 0 0 0 0 0 0 9 16 0.00 0.000	1.0 S 3 0 0 0 0 0 0 0 0 0 0 0 9 16 0.00 0.000	1.0 S 3 0 0 0 0 0 0 0 0 0 0 0 9 16 0.00 0.000	1.0 S 3 0 0 0 0 0 0 0 0 0 0 0 9 16 0.00 0.000	1.0 S 3 0 0 0 0 0 0 0 0 0 0 0 9 16 0.00 0.000	1.0 S 3 0 0 0 0 0 0 0 0 0 0 0 9 16 0.00 0.000	1.0 S 3 0 0 0 0 0 0 0 0 0 0 0 9 16 0.00 0.000	1.0 S 3 0 0 0 0 0 0 0 0 0 0 0 9 16 0.00 0.000	1.0 S 3 0 0 0 0 0 0 0 0 0 0 0 9 16 0.00 0.000	1.0 S 3 0 0 0 0 0 0 0 0 0 0 0 9 16 0.00 0.000	1.0 S 3 0 0 0 0 0 0 0 0 0 0 0 9 16 0.00 0.000	1.0 S 3 0 0 0 0 0 0 0 0 0 0 0 9 16 0.00 0.000	1.0 S 3 0 0 0 0 0 0 0 0 0 0 0 9 16 0.00 0.000	1.0 S 3 0 0 0 0 0 0 0 0 0 0 0 9 16 0.00 0.000

Pittsburgh Pirates @ Milwaukee Brewers
Miller Park, Milwaukee, WI
Sat Jul 18 2015, 6:11 PM - 9:35 PM CDT
Att: 33,104 - Partly Cloudy - 82 F


AB	34
R	5
H	7
RBI	2
BB	4
SO	10
LOB	18



Batter	1	2	3	4	5	6	7	8	9	AB	R	H	RBI	BB	SO	LOB	BOTTOM						
28 Gerardo Parra, L OBP: 0.346, SLG: 0.498										4	1	1	0	1	1	1							
20 Jonathan Lucroy, R OBP: 0.395, SLG: 0.533										4	1	1	2	0	1	1							
14 Hernán Pérez, R OBP: 0.276, SLG: 0.373										1	0	1	0	0	0	0							
8 Ryan Braun, R OBP: 0.342, SLG: 0.488										3	2	1	0	2	1	0							
27 Carlos Gómez, R OBP: 0.322, SLG: 0.439										4	0	0	0	1	1	4							
16 Aramis Ramirez, R OBP: 0.294, SLG: 0.434										3	2	3	2	1	0	0							
2 Scooter Gennett, L OBP: 0.301, SLG: 0.394										5	1	3	1	0	0	5							
9 Jean Segura, R OBP: 0.302, SLG: 0.343										4	0	1	0	0	1	4							
12 Martín Maldonado, R OBP: 0.256, SLG: 0.268										4	0	0	0	0	1	4							
52 Jimmy Nelson, R OBP: 0.135, SLG: 0.139										3	0	1	2	0	0	2							
21 Jeremy Jeffress, R										0	0	0	0	0	0	0							
18 Khris Davis, R OBP: 0.333, SLG: 0.466										1	1	1	1	0	0	0							
51 Jonathan Broxton, R										0	0	0	0	0	0	0							
57 Francisco Rodríguez, R										0	0	0	0	0	0	0							
Inning Stats	R: 0 H: 2 E: 0 K: 1 S: 10	H: 3 LOB: 1 BB: 0 P: 16	R: 2 H: 3 E: 0 K: 2 S: 13	H: 3 LOB: 1 BB: 0 P: 19	R: 1 H: 1 E: 1 K: 0 S: 13	H: 1 LOB: 2 BB: 0 P: 23	R: 2 H: 1 E: 0 K: 1 S: 16	H: 1 LOB: 0 BB: 1 P: 23	R: 1 H: 3 E: 0 K: 1 S: 12	H: 3 LOB: 2 BB: 0 P: 16	R: 1 H: 1 E: 0 K: 1 S: 15	H: 1 LOB: 2 BB: 2 P: 28	R: 1 H: 1 E: 0 K: 0 S: 11	H: 1 LOB: 0 BB: 0 P: 14	R: 0 H: 1 E: 0 K: 0 S: 11	H: 1 LOB: 2 BB: 2 P: 22	1B: 9 2B: 2 3B: 0 HR: 3	SF: 0 SAC: 0 DP: 2 HBP: 1	WP: 0 PB: 1 SB: 1 CS: 0	PA: 42			
PITCHER	IP WLS BF H R ER SO BB IBB HBP BLK WP HR S P ERA WHIP	4.0 L 21 7 5 4 4 1 0 1 0 0 0 1 52 81 9.00 2.000	2.0 R 12 4 2 2 2 2 0 0 0 0 0 1 27 44 9.00 3.000	2.0 S 9 2 1 1 1 0 1 1 0 0 0 1 22 36 4.50 1.500	2.0 S 9 2 1 1 1 0 1 1 0 0 0 1 22 36 4.50 1.500	2.0 S 9 2 1 1 1 0 1 1 0 0 0 1 22 36 4.50 1.500	2.0 S 9 2 1 1 1 0 1 1 0 0 0 1 22 36 4.50 1.500	2.0 S 9 2 1 1 1 0 1 1 0 0 0 1 22 36 4.50 1.500	2.0 S 9 2 1 1 1 0 1 1 0 0 0 1 22 36 4.50 1.500	2.0 S 9 2 1 1 1 0 1 1 0 0 0 1 22 36 4.50 1.500	2.0 S 9 2 1 1 1 0 1 1 0 0 0 1 22 36 4.50 1.500	2.0 S 9 2 1 1 1 0 1 1 0 0 0 1 22 36 4.50 1.500	2.0 S 9 2 1 1 1 0 1 1 0 0 0 1 22 36 4.50 1.500	2.0 S 9 2 1 1 1 0 1 1 0 0 0 1 22 36 4.50 1.500	2.0 S 9 2 1 1 1 0 1 1 0 0 0 1 22 36 4.50 1.500	2.0 S 9 2 1 1 1 0 1 1 0 0 0 1 22 36 4.50 1.500	2.0 S 9 2 1 1 1 0 1 1 0 0 0 1 22 36 4.50 1.500	2.0 S 9 2 1 1 1 0 1 1 0 0 0 1 22 36 4.50 1.500	2.0 S 9 2 1 1 1 0 1 1 0 0 0 1 22 36 4.50 1.500	2.0 S 9 2 1 1 1 0 1 1 0 0 0 1 22 36 4.50 1.500	2.0 S 9 2 1 1 1 0 1 1 0 0 0 1 22 36 4.50 1.500	2.0 S 9 2 1 1 1 0 1 1 0 0 0 1 22 36 4.50 1.500	2.0 S 9 2 1 1 1 0 1 1 0 0 0 1 22 36 4.50 1.500

Pittsburgh Pirates @ Milwaukee Brewers
Miller Park, Milwaukee, WI
Sat Jul 18 2015, 6:11 PM - 9:35 PM CDT
Att: 33,104 - Partly Cloudy - 82 F

AB	36
R	8
H	13
RBI	8
BB	5
SO	6
LOB	21



Batter	1	2	3	4	5	6	7	8	9	AB	R	H	RBI	BB	SO	LOB	TOP					
25 Gregory Polanco, L (1, 9) OBP: 0.318, SLG: 0.344										3	0	1	0	1	1	0	Pittsburgh Pirates @ Milwaukee Brewers Miller Park, Milwaukee, WI Sun Jul 19 2015, 1:12 PM - 4:07 PM CDT Att: 33,835 - Partly Cloudy - 80 F					
18 Neil Walker, S (1, 4) OBP: 0.337, SLG: 0.410										4	0	1	0	0	1	4						
6 Starling Marte, R (1, 8) OBP: 0.326, SLG: 0.449										4	0	0	0	0	2	1						
27 Jung Ho Kang, R (1, 5) (2, 6) OBP: 0.352, SLG: 0.395										4	0	2	0	0	1	1						
30 Travis Ishikawa, L (1, 3) OBP: 0.227, SLG: 0.111										4	0	0	0	0	1	2						
29 Francisco Cervelli, R (1, 2) OBP: 0.359, SLG: 0.388										3	0	0	0	1	1	2						
14 Jeff Decker, L (1, 7) OBP: 0.500, SLG: 1.000										3	1	1	0	1	1	1						
10 Jordy Mercer, R (1, 6) OBP: 0.289, SLG: 0.315										0	0	0	0	0	0	0						
3 Sean Rodriguez, R (2, 5) OBP: 0.237, SLG: 0.321										4	0	0	0	0	0	3						
49 Jeff Locke, L (1, 1) OBP: 0.154, SLG: 0.160										2	0	1	1	1	1	0						
48 Jared Hughes, R (8, 1)										0	0	0	0	0	0	0						
37 Arquimedes Caminero, R (8, 1)										0	0	0	0	0	0	0						
Inning Stats	R: 0 E: 0 K: 1 S: 6	H: 0 LOB: 0 BB: 0 P: 9	R: 0 E: 0 K: 0 S: 7	H: 1 LOB: 0 BB: 0 P: 12	R: 0 E: 0 K: 1 S: 12	H: 1 LOB: 2 BB: 1 P: 18	R: 0 E: 0 K: 1 S: 9	H: 0 LOB: 0 BB: 0 P: 12	R: 1 E: 0 K: 1 S: 11	H: 2 LOB: 2 BB: 1 P: 22	R: 0 E: 0 K: 0 S: 13	H: 1 LOB: 1 BB: 0 P: 15	R: 0 E: 0 K: 1 S: 9	H: 0 LOB: 0 BB: 1 P: 14	R: 0 E: 0 K: 3 S: 15	H: 1 LOB: 1 BB: 2 P: 21	R: 0 E: 0 K: 1 S: 9	H: 0 LOB: 1 BB: 1 P: 17	1B: 3 2B: 2 3B: 1 HR: 0	SF: 0 SAC: 0 DP: 2 HBP: 0	WP: 0 PB: 0 SB: 0 CS: 0	PA: 35
PITCHER	IP WLS BF H R ER SO BB IBB HBP BLK WP HR S P ERA WHIP	7.0 W 27 5 1 1 5 3 0 0 0 0 0 67 102 1.29 1.143	(8, 1) 0.1 H 2 1 0 0 1 0 0 0 0 0 7 11 0.00 3.000	(8, 1) 0.2 H 2 0 0 0 2 0 0 0 0 0 8 10 0.00 0.000	(9, 1) 1.0 4 0 0 0 1 1 0 0 0 0 0 9 17 0.00 1.000	PITCHER										IP WLS BF H R ER SO BB IBB HBP BLK WP HR S P ERA WHIP						

AB 31
R 1
H 6
RBI 1
BB 4
SO 9
LOB 14



Batter	1	2	3	4	5	6	7	8	9	AB	R	H	RBI	BB	SO	LOB	BOTTOM			
9 Jean Segura, R (1, 6) OBP: 0.305, SLG: 0.346										4	0	2	0	0	0	0	Pittsburgh Pirates @ Milwaukee Brewers Miller Park, Milwaukee, WI Sun Jul 19 2015, 1:12 PM - 4:07 PM CDT Att: 33,835 - Partly Cloudy - 80 F			
20 Jonathan Lucroy, R (1, 2) OBP: 0.308, SLG: 0.537										4	1	2	0	0	0	2				
8 Ryan Braun, R (1, 9) OBP: 0.341, SLG: 0.485										4	1	1	0	0	1	2				
27 Carlos Gómez, R (1, 8) OBP: 0.329, SLG: 0.440										2	2	1	0	2	0	0				
24 Adam Lind, L (1, 3) OBP: 0.370, SLG: 0.500										4	1	0	1	0	0	4				
16 Aramis Ramirez, R (1, 5) OBP: 0.297, SLG: 0.437										3	1	2	1	0	0	0				
18 Kris Davis, R (1, 7) ERA: 4.01										3	0	1	2	0	1	2				
13 Will Smith, R (8, 1)										0	0	0	0	0	0	0				
21 Jeremy Jeffress, R (8, 1)										0	0	0	0	0	0	0				
35 Shane Peterson, L (8, PH) OBP: 0.363, SLG: 0.392										1	0	1	1	0	0	0				
48 Neal Cotts, L (9, 1)										0	0	0	0	0	0	0				
14 Hernán Pérez, R (1, 4) OBP: 0.266, SLG: 0.358										4	0	0	0	0	0	4				
26 Taylor Jungmann, R (1, 1) OBP: 0.200, SLG: 0.143										2	0	0	0	0	1	0				
28 Gerardo Parra, L (7, PH) OBP: 0.348, SLG: 0.500										1	0	1	0	0	0	0				
Inning Stats	R: 0 E: 0 K: 0 S: 5	H: 1 LOB: 0 BB: 0 P: 5	R: 0 E: 0 K: 0 S: 8	H: 1 LOB: 2 BB: 1 P: 19	R: 0 E: 0 K: 2 S: 13	H: 1 LOB: 0 BB: 0 P: 18	R: 0 E: 0 K: 0 S: 5	H: 0 LOB: 0 BB: 0 P: 7	R: 0 E: 0 K: 1 S: 7	H: 0 LOB: 0 BB: 0 P: 9	R: 0 E: 0 K: 0 S: 9	H: 1 LOB: 0 BB: 0 P: 15	R: 2 E: 0 K: 0 S: 11	H: 3 LOB: 2 BB: 1 P: 18	R: 4 E: 2 K: 0 S: 14	H: 4 LOB: 1 BB: 0 P: 21	1B: 9 2B: 2 3B: 0 HR: 0	SF: 1 SAC: 0 DP: 2 HBP: 0	WP: 0 PB: 0 SB: 0 CS: 0	PA: 35
PITCHER	IP WLS BF H R ER SO BB IBB HBP BLK WP HR S P ERA WHIP	7.1 L 29 8 3 3 3 2 0 0 0 0 0 63 99 3.68 1.364	(8, 1) 0.1 5 3 3 0 0 0 0 0 0 0 0 8 12 0.00 9.000	(8, 1) 0.1 1 0 0 0 0 0 0 0 0 0 0 1 1 0.00 0.000	PITCHER										IP WLS BF H R ER SO BB IBB HBP BLK WP HR S P ERA WHIP					

AB 32
R 6
H 11
RBI 5
BB 2
SO 3
LOB 14



Batter	1	2	3	4	5	6	7	8	9	AB	R	H	RBI	BB	SO	LOB	TOP							
22 Jason Kipnis, L OBP: 0.406, SLG: 0.489										5	2	2	0	0	1	1								
12 Francisco Lindor, S OBP: 0.284, SLG: 0.349										4	2	2	1	1	0	0								
23 Michael Brantley, L OBP: 0.379, SLG: 0.451										5	2	4	4	0	0	0								
7 David Murphy, L OBP: 0.353, SLG: 0.452										4	0	1	0	0	1	3								
4 Mike Aviles, R OBP: 0.285, SLG: 0.349										3	0	2	1	2	0	1								
41 Carlos Santana, S OBP: 0.364, SLG: 0.391										3	0	2	1	2	0	1								
10 Yan Gomes, R OBP: 0.257, SLG: 0.358										3	0	2	1	2	0	3								
44 Brandon Moss, L OBP: 0.293, SLG: 0.424										5	0	0	0	0	0	7								
39 Gio Urshela, R OBP: 0.285, SLG: 0.319										4	0	1	0	0	2	1								
56 Cody Anderson, R 49 Austin Adams, R 54 Ryan Webb, R 9 Ryan Raburn, R 34 Zach McAllister, R 24 Michael Bourn, L 27 Bryan Shaw, S 37 Cody Allen, R										1	0	0	0	0	1	0								
Inning Stats	R: 1 E: 0 K: 2 S: 15	H: 1 LOB: 0 BB: 0 P: 23	R: 0 E: 0 K: 0 S: 8	H: 1 LOB: 1 BB: 1 P: 19	R: 3 E: 0 K: 1 S: 15	H: 4 LOB: 0 BB: 0 P: 19	R: 0 E: 0 K: 0 S: 5	H: 2 LOB: 1 BB: 2 P: 6	R: 1 E: 1 K: 0 S: 13	H: 2 LOB: 2 BB: 2 P: 27	R: 0 E: 0 K: 1 S: 8	H: 0 LOB: 1 BB: 1 P: 14	R: 1 E: 0 K: 0 S: 14	H: 2 LOB: 2 BB: 1 P: 24	R: 0 E: 0 K: 1 S: 10	H: 0 LOB: 0 BB: 0 P: 13	R: 1 E: 0 K: 0 S: 14	H: 2 LOB: 2 BB: 1 P: 26	1B: 9 2B: 4 3B: 0 HR: 2	SF: 0 SAC: 0 DP: 4 HBP: 0	WP: 0 PB: 0 SB: 1 CS: 0	PA: 43		
PITCHER	IP WLS BF H R ER SO BB IBB HBP BLK WP HR S P ERA WHIP	IP WLS BF H R ER SO BB IBB HBP BLK WP HR S P ERA WHIP	IP WLS BF H R ER SO BB IBB HBP BLK WP HR S P ERA WHIP	IP WLS BF H R ER SO BB IBB HBP BLK WP HR S P ERA WHIP	IP WLS BF H R ER SO BB IBB HBP BLK WP HR S P ERA WHIP	IP WLS BF H R ER SO BB IBB HBP BLK WP HR S P ERA WHIP	IP WLS BF H R ER SO BB IBB HBP BLK WP HR S P ERA WHIP	IP WLS BF H R ER SO BB IBB HBP BLK WP HR S P ERA WHIP	IP WLS BF H R ER SO BB IBB HBP BLK WP HR S P ERA WHIP	IP WLS BF H R ER SO BB IBB HBP BLK WP HR S P ERA WHIP	IP WLS BF H R ER SO BB IBB HBP BLK WP HR S P ERA WHIP	IP WLS BF H R ER SO BB IBB HBP BLK WP HR S P ERA WHIP	IP WLS BF H R ER SO BB IBB HBP BLK WP HR S P ERA WHIP	IP WLS BF H R ER SO BB IBB HBP BLK WP HR S P ERA WHIP	IP WLS BF H R ER SO BB IBB HBP BLK WP HR S P ERA WHIP	IP WLS BF H R ER SO BB IBB HBP BLK WP HR S P ERA WHIP	IP WLS BF H R ER SO BB IBB HBP BLK WP HR S P ERA WHIP	IP WLS BF H R ER SO BB IBB HBP BLK WP HR S P ERA WHIP	IP WLS BF H R ER SO BB IBB HBP BLK WP HR S P ERA WHIP	IP WLS BF H R ER SO BB IBB HBP BLK WP HR S P ERA WHIP	IP WLS BF H R ER SO BB IBB HBP BLK WP HR S P ERA WHIP	IP WLS BF H R ER SO BB IBB HBP BLK WP HR S P ERA WHIP	IP WLS BF H R ER SO BB IBB HBP BLK WP HR S P ERA WHIP	IP WLS BF H R ER SO BB IBB HBP BLK WP HR S P ERA WHIP

Cleveland Indians @ Milwaukee Brewers
Miller Park, Milwaukee, WI
Wed Jul 22 2015, 1:12 PM - 4:37 PM CDT
Att: 32,588 - Cloudy - 82 F


AB 37
R 7
H 14
RBI 7
BB 6
SO 5
LOB 19



Batter	1	2	3	4	5	6	7	8	9	AB	R	H	RBI	BB	SO	LOB	BOTTOM							
28 Gerardo Parra, L OBP: 0.353, SLG: 0.512										5	1	2	0	0	1	3								
20 Jonathan Lucroy, R OBP: 0.398, SLG: 0.535										4	2	2	0	1	1	2								
27 Carlos Gómez, R OBP: 0.336, SLG: 0.437										5	0	1	0	0	4	4								
24 Adam Lind, L OBP: 0.374, SLG: 0.515										5	1	4	4	0	0	1								
Aramis Ramirez, R OBP: 0.295, SLG: 0.430										5	1	2	0	0	0	4								
5 Héctor Gómez, R OBP: 0.233, SLG: 0.357										0	0	0	0	0	0	0								
18 Khris Davis, R OBP: 0.328, SLG: 0.459										5	0	1	0	0	1	2								
9 Jean Segura, R OBP: 0.310, SLG: 0.359										4	0	1	1	0	1	0								
2 Scooter Gennett, L OBP: 0.310, SLG: 0.405										4	0	3	0	0	0	2								
26 Kyle Lohse, R 35 Shane Bieber, L 54 Michael Blazek, R 51 Jonathan Broxton, R 8 Ryan Braun, R 48 Neal Cotts, L										2	0	1	0	0	0	0								
Inning Stats	R: 3 E: 0 K: 1 S: 24	H: 5 LOB: 2 BB: 0 P: 35	R: 1 E: 0 K: 0 S: 14	H: 3 LOB: 2 BB: 0 P: 18	R: 0 E: 0 K: 1 S: 13	H: 2 LOB: 0 BB: 0 P: 18	R: 0 E: 0 K: 1 S: 11	H: 1 LOB: 1 BB: 1 P: 16	R: 0 E: 0 K: 1 S: 11	H: 1 LOB: 1 BB: 0 P: 17	R: 0 E: 0 K: 2 S: 13	H: 1 LOB: 1 BB: 0 P: 17	R: 0 E: 0 K: 1 S: 8	H: 0 LOB: 0 BB: 0 P: 11	R: 0 E: 0 K: 0 S: 7	H: 1 LOB: 0 BB: 0 P: 10	R: 1 E: 0 K: 1 S: 10	H: 3 LOB: 2 BB: 0 P: 17	1B: 13 2B: 3 3B: 0 HR: 1	SF: 0 SAC: 0 DP: 3 HBP: 0	WP: 0 PB: 0 SB: 1 CS: 0	PA: 42		
PITCHER	IP WLS BF H R ER SO BB IBB HBP BLK WP HR S P ERA WHIP	IP WLS BF H R ER SO BB IBB HBP BLK WP HR S P ERA WHIP	IP WLS BF H R ER SO BB IBB HBP BLK WP HR S P ERA WHIP	IP WLS BF H R ER SO BB IBB HBP BLK WP HR S P ERA WHIP	IP WLS BF H R ER SO BB IBB HBP BLK WP HR S P ERA WHIP	IP WLS BF H R ER SO BB IBB HBP BLK WP HR S P ERA WHIP	IP WLS BF H R ER SO BB IBB HBP BLK WP HR S P ERA WHIP	IP WLS BF H R ER SO BB IBB HBP BLK WP HR S P ERA WHIP	IP WLS BF H R ER SO BB IBB HBP BLK WP HR S P ERA WHIP	IP WLS BF H R ER SO BB IBB HBP BLK WP HR S P ERA WHIP	IP WLS BF H R ER SO BB IBB HBP BLK WP HR S P ERA WHIP	IP WLS BF H R ER SO BB IBB HBP BLK WP HR S P ERA WHIP	IP WLS BF H R ER SO BB IBB HBP BLK WP HR S P ERA WHIP	IP WLS BF H R ER SO BB IBB HBP BLK WP HR S P ERA WHIP	IP WLS BF H R ER SO BB IBB HBP BLK WP HR S P ERA WHIP	IP WLS BF H R ER SO BB IBB HBP BLK WP HR S P ERA WHIP	IP WLS BF H R ER SO BB IBB HBP BLK WP HR S P ERA WHIP	IP WLS BF H R ER SO BB IBB HBP BLK WP HR S P ERA WHIP	IP WLS BF H R ER SO BB IBB HBP BLK WP HR S P ERA WHIP	IP WLS BF H R ER SO BB IBB HBP BLK WP HR S P ERA WHIP	IP WLS BF H R ER SO BB IBB HBP BLK WP HR S P ERA WHIP	IP WLS BF H R ER SO BB IBB HBP BLK WP HR S P ERA WHIP	IP WLS BF H R ER SO BB IBB HBP BLK WP HR S P ERA WHIP	IP WLS BF H R ER SO BB IBB HBP BLK WP HR S P ERA WHIP

Cleveland Indians @ Milwaukee Brewers
Miller Park, Milwaukee, WI
Wed Jul 22 2015, 1:12 PM - 4:37 PM CDT
Att: 32,588 - Cloudy - 82 F

AB 41
R 5
H 17
RBI 5
BB 1
SO 8
LOB 20



Batter	1	2	3	4	5	6	7	8	9	AB	R	H	RBI	BB	SO	LOB	TOP			
9 Jean Segura, R OBP: 0.305, SLG: 0.351	G3		K		HBP			K	G4-3	4	0	0	0	0	2	1	Milwaukee Brewers @ Arizona Diamondbacks Chase Field, Phoenix, AZ Fri Jul 24 2015, 6:41 PM - 9:37 PM MST Att: 29,956 - Roof Closed - 79 F livebaseballscorecards.com			
20 Jonathan Lucroy, R OBP: 0.314, SLG: 0.342	1B		1B		L8			1B		4	0	3	0	0	0	1				
8 Ryan Braun, R OBP: 0.337, SLG: 0.491	FC6-4		F9				HR	K		4	1	1	1	1	0	1				
27 Carlos Gómez, R OBP: 0.333, SLG: 0.433	K				L9			K	BB	3	0	0	0	1	2	1				
24 Adam Lind, L OBP: 0.366, SLG: 0.502	G5-3		K		G4-3			G5-3		4	0	0	0	0	1	2				
18 Khris Davis, R OBP: 0.328, SLG: 0.453	G1-3									2	0	0	0	1	1	0				
28 Gerardo Parra, L OBP: 0.357, SLG: 0.512										1	1	1	0	0	0	0				
14 Hernán Pérez, R OBP: 0.270, SLG: 0.375					G3			F9	SH3-4	3	0	1	0	0	0	1				
5 Héctor Gómez, R OBP: 0.226, SLG: 0.345	G1-3				K2-3			K2-3	G4-3	3	0	0	0	0	2	1				
2 Scooter Gennett, L OBP: 0.307, SLG: 0.399										1	0	0	0	0	0	1				
52 Jimmy Nelson, R OBP: 0.125, SLG: 0.128										3	0	0	0	0	3	0				
21 Jeremy Jeffress, R ERA: 3.27										0	0	0	0	0	0	0				
13 Will Smith, R ERA: 1.75										0	0	0	0	0	0	0				
35 Shane Peterson, L OBP: 0.369, SLG: 0.390										0	0	0	0	1	0	0				
57 Francisco Rodríguez, R ERA: 1.27										0	0	0	0	0	0	0				
Inning Stats	R: 0 H: 1 E: 0 K: 1 S: 9	H: 1 LOB: 1 BB: 0 P: 11	R: 0 H: 0 E: 0 K: 0 S: 9	H: 1 LOB: 1 BB: 0 P: 14	R: 0 H: 1 E: 0 K: 2 S: 11	H: 1 LOB: 1 BB: 0 P: 14	R: 0 H: 0 E: 0 K: 1 S: 7	H: 0 LOB: 1 BB: 1 P: 12	R: 0 H: 0 E: 0 K: 2 S: 9	H: 1 LOB: 0 BB: 0 P: 9	R: 0 H: 0 E: 0 K: 2 S: 9	H: 0 LOB: 0 BB: 0 P: 11	R: 0 H: 1 E: 0 K: 2 S: 15	H: 1 LOB: 2 BB: 2 P: 23	R: 1 H: 1 E: 0 K: 0 S: 7	H: 1 LOB: 1 BB: 1 P: 12	1B: 4 2B: 1 3B: 0 HR: 1	SF: 0 SAC: 1 DP: 0 HBP: 1	WP: 1 PB: 0 CS: 0 SB: 0	PA: 37
PITCHER	IP	WLS	BF	H	R	ER	SO	BB	IBB	HBP	BLK	WP	HR	S	P	ERA	WHIP			
46 Patrick Corbin, L ERA: 3.68	7.0	L	27	4	1	1	10	1	0	1	0	0	1	65	89	1.29	0.714			
41 Daniel Hudson, R ERA: 3.27	0.2		4	1	0	0	2	1	0	0	0	0	0	13	21	0.00	3.000			
59 Oliver Pérez, L ERA: 3.42	0.1		1	0	0	0	0	0	0	0	0	0	0	2	2	0.00	0.000			
29 Brad Ziegler, R ERA: 1.27	1.0		5	1	1	1	0	1	0	0	0	1	0	7	12	9.00	2.000			
Batter	1	2	3	4	5	6	7	8	9	AB	R	H	RBI	BB	SO	LOB	BOTTOM			
5 Ender Inciarte, L OBP: 0.327, SLG: 0.388	2B		1B		F7			1B		4	0	3	0	0	0	0	Milwaukee Brewers @ Arizona Diamondbacks Chase Field, Phoenix, AZ Fri Jul 24 2015, 6:41 PM - 9:37 PM MST Att: 29,956 - Roof Closed - 79 F livebaseballscorecards.com			
11 AJ Pollock, R OBP: 0.325, SLG: 0.474	K		1B				G6-3	G6-4-3		4	0	1	0	0	1	2				
44 Paul Goldschmidt, R OBP: 0.461, SLG: 0.695	BB		1B				G4-3			2	0	1	0	2	0	0				
6 David Peralta, L OBP: 0.347, SLG: 0.492	K		1B					1B		3	0	1	0	0	1	5				
24 Yasmany Tomás, R OBP: 0.337, SLG: 0.435			G1-2-3					K		1	0	0	0	0	1	1				
16 Chris Owings, R OBP: 0.260, SLG: 0.329	K				F8			K		4	1	1	0	0	2	3				
19 Jake Lamb, L OBP: 0.325, SLG: 0.382							G3			4	0	0	0	0	1	1				
13 Nick Ahmed, R OBP: 0.287, SLG: 0.338							L5			3	0	0	1	0	0	0				
23 Óscar Hernández, R OBP: 0.357, SLG: 0.533										2	0	1	0	1	1	0				
7 Wellington Castillo, R OBP: 0.295, SLG: 0.404										1	0	0	0	0	0	0				
46 Patrick Corbin, L ERA: 3.68										2	0	0	0	0	0	1				
2 Aaron Hill, R OBP: 0.294, SLG: 0.326										1	0	0	0	0	0	1				
41 Daniel Hudson, R ERA: 3.02										0	0	0	0	0	0	0				
59 Oliver Pérez, L ERA: 3.42										0	0	0	0	0	0	0				
29 Brad Ziegler, R ERA: 1.27										0	0	0	0	0	0	0				
Inning Stats	R: 0 H: 1 E: 0 K: 3 S: 18	H: 0 LOB: 0 BB: 0 P: 7	R: 0 H: 2 E: 0 K: 0 S: 7	H: 2 LOB: 1 BB: 1 P: 12	R: 0 H: 0 E: 0 K: 0 S: 9	H: 0 LOB: 0 BB: 0 P: 14	R: 0 H: 0 E: 0 K: 1 S: 10	H: 1 LOB: 1 BB: 0 P: 14	R: 0 H: 1 E: 0 K: 1 S: 8	H: 2 LOB: 1 BB: 0 P: 14	R: 1 H: 1 E: 0 K: 1 S: 11	H: 1 LOB: 0 BB: 0 P: 13	1B: 6 2B: 1 3B: 1 HR: 0	SF: 1 SAC: 0 DP: 3 HBP: 0	WP: 1 PB: 0 CS: 0 SB: 2	PA: 35				
PITCHER	IP	WLS	BF	H	R	ER	SO	BB	IBB	HBP	BLK	WP	HR	S	P	ERA	WHIP			
52 Jimmy Nelson, R ERA: 3.97	7.0	W	27	5	2	0	5	2	1	0	0	0	0	5	8	0.00	1.000			
21 Jeremy Jeffress, R ERA: 3.02	0.2	H	3	2	0	0	0	0	0	0	0	0	0	5	8	0.00	3.000			
13 Will Smith, L ERA: 1.75	0.1	H	1	0	0	0	1	0	0	0	0	0	0	3	6	0.00	0.000			
57 Francisco Rodríguez, R ERA: 1.54	1.0	S	4	1	1	1	1	0	0	0	0	0	0	11	13	9.00	1.000			

Batter	1	2	3	4	5	6	7	8	9	AB	R	H	RBI	BB	SO	LOB	TOP					
28 Gerardo Parra, L (1,8) OBP: 0.356, SLG: 0.505										3	0	1	0	1	0	0	Milwaukee Brewers @ Arizona Diamondbacks Chase Field, Phoenix, AZ Sun Jul 26 2015, 1:15 PM - 4:32 PM MST Att: 24,216 - Roof Closed - 76 F					
20 Jonathan Lucroy, R (1,3) OBP: 0.312, SLG: 0.335										4	0	1	0	0	0	3						
8 Ryan Braun, R (1,9) OBP: 0.338, SLG: 0.487										3	0	1	0	1	0	2						
18 Khris Davis, R (1,7) OBP: 0.325, SLG: 0.443										4	0	0	0	0	4	6						
2 Scooter Gennett, L (1,4) OBP: 0.299, SLG: 0.384										3	0	0	0	0	2	4						
14 Hernán Pérez, R (1,5) OBP: 0.260, SLG: 0.358											4	0	0	0	0	1						
5 Héctor Gómez, R (1,6) OBP: 0.217, SLG: 0.331											4	0	0	0	0	2		1				
12 Martín Maldonado, R (1,2) OBP: 0.263, SLG: 0.264											2	0	0	0	2	0		0				
22 Matt Garza, R (1,1) OBP: 0.133, SLG: 0.100										2	0	1	0	0	1	2						
48 Neal Cotts, L (6,1)											0	0	0	0	0	0						
35 Shane Peterson, L (7,PH)										0	0	0	0	0	0	0						
46 Corey Knebel, R (7,1)										0	0	0	0	0	0	0						
32 David Goforth, R (8,1)										0	0	0	0	0	0	0						
27 Carlos Gómez, R (8,PH)										1	0	0	0	0	0	1						
Inning Stats	R: 0 E: 0 K: 2 S: 14	H: 1 LOB: 2 BB: 1 P: 23	R: 0 E: 0 K: 0 S: 7	H: 0 LOB: 0 BB: 0 P: 9	R: 0 E: 0 K: 1 S: 10	H: 2 LOB: 2 BB: 0 P: 15	R: 0 E: 0 K: 2 S: 10	H: 0 LOB: 2 BB: 1 P: 18	R: 0 E: 0 K: 1 S: 13	H: 1 LOB: 0 BB: 0 P: 23	R: 0 E: 0 K: 0 S: 5	H: 0 LOB: 0 BB: 0 P: 6	R: 0 E: 0 K: 1 S: 5	H: 0 LOB: 0 BB: 0 P: 7	R: 0 E: 0 K: 2 S: 8	H: 0 LOB: 0 BB: 0 P: 13	R: 0 E: 0 K: 2 S: 11	H: 0 LOB: 1 BB: 1 P: 17	1B: 4 2B: 0 3B: 0 HR: 0	SF: 0 SAC: 0 DP: 0 HBP: 1	WP: 0 PB: 0 SB: 0 CS: 0	PA: 36
PITCHER	IP	WLS	BF	H	R	ER	SO	BB	IBB	HBP	BLK	WP	HR	S	P	ERA	WHIP					
58 Jeremy Hellickson, R (1,1) ERA: 4.6	6.0	W	26	4	0	0	6	2	1	1	0	0	0	59	94	0.00	1.000					
40 Andrew Chafin, L (7,1) ERA: 2.79	1.0	H	3	0	0	0	1	0	0	0	0	0	0	5	7	0.00	0.000					
30 David Hernandez, R (8,1) ERA: 3.55	1.0	H	3	0	0	0	2	0	0	0	0	0	0	8	13	0.00	0.000					
29 Brad Ziegler, R (9,1) ERA: 1.21	1.0	S	4	0	0	0	2	1	0	0	0	0	0	11	17	0.00	1.000					

Batter	1	2	3	4	5	6	7	8	9	AB	R	H	RBI	BB	SO	LOB	BOTTOM				
5 Ender Inciarte, L (1,7) OBP: 0.327, SLG: 0.394										5	0	2	0	0	0	2	Milwaukee Brewers @ Arizona Diamondbacks Chase Field, Phoenix, AZ Sun Jul 26 2015, 1:15 PM - 4:32 PM MST Att: 24,216 - Roof Closed - 76 F				
2 Aaron Hill, R (1,4) OBP: 0.285, SLG: 0.320										4	0	0	0	0	0	2					
44 Paul Goldschmidt, R (1,3) OBP: 0.462, SLG: 0.693										3	0	1	0	1	1	2					
11 AJ Pollock, R (1,8) OBP: 0.363, SLG: 0.472										2	1	1	0	2	0	2					
19 Jake Lamb, L (1,5) OBP: 0.335, SLG: 0.409										4	1	2	1	0	1	3					
24 Yasmany Tomás, R (1,9) OBP: 0.336, SLG: 0.436										4	0	1	0	0	2	4					
13 Nick Ahmed, R (1,6) OBP: 0.286, SLG: 0.335										3	1	0	0	1	1	3					
23 Óscar Hernández, R (1,2) OBP: 0.278, SLG: 0.250										4	0	0	0	0	3	5					
58 Jeremy Hellickson, R (1,1) OBP: 0.266, SLG: 0.324											2	0	0	0	1	0					
16 Chris Swintosky, R (6,PH)										1	0	1	0	0	0	0					
40 Andrew Chafin, L (7,1)										0	0	0	0	0	0	0					
30 David Hernandez, R (8,1)										0	0	0	0	0	0	0					
6 David Peralta, L (8,PH)										1	0	1	0	0	0	0					
29 Brad Ziegler, R (9,1)										0	0	0	0	0	0	0					
Inning Stats	R: 0 E: 0 K: 0 S: 4	H: 1 LOB: 0 BB: 0 P: 4	R: 0 E: 0 K: 0 S: 12	H: 2 LOB: 2 BB: 0 P: 19	R: 0 E: 1 K: 2 S: 11	H: 0 LOB: 1 BB: 0 P: 17	R: 1 E: 0 K: 2 S: 9	H: 1 LOB: 1 BB: 1 P: 18	R: 0 E: 0 K: 0 S: 11	H: 1 LOB: 2 BB: 1 P: 20	R: 2 E: 0 K: 1 S: 12	H: 2 LOB: 1 BB: 1 P: 23	R: 0 E: 0 K: 2 S: 15	H: 1 LOB: 2 BB: 1 P: 25	R: 0 E: 0 K: 2 S: 17	H: 1 LOB: 0 BB: 0 P: 23	1B: 4 2B: 4 3B: 1 HR: 0	SF: 0 SAC: 0 DP: 1 HBP: 0	WP: 0 PB: 0 SB: 1 CS: 0	PA: 37	
PITCHER	IP	WLS	BF	H	R	ER	SO	BB	IBB	HBP	BLK	WP	HR	S	P	ERA	WHIP				
22 Matt Garza, R (1,1) ERA: 5.2	5.2	L	27	7	3	3	5	2	1	0	0	0	0	2	5	0.00	0.000				
46 Corey Knebel, R (7,1) ERA: 3.08	1.0	5	1	0	0	2	1	0	0	0	0	0	0	15	25	0.00	2.000				
32 David Goforth, R (8,1) ERA: 4.15	1.0	4	1	0	0	2	0	0	0	0	0	0	0	17	23	0.00	1.000				

Batter	1	2	3	4	5	6	7	8	9	AB	R	H	RBI	BB	SO	LOB	TOP								
28 Gerardo Parra, L (1,7) OBP: 0.367, SLG: 0.517	G3-1		F8														4 0 2 0 0 0 1								
20 Jonathan Lucroy, R (1,2) OBP: 0.317, SLG: 0.350	K																4 0 2 0 0 1 2								
8 Ryan Braun, R (1,9) OBP: 0.334, SLG: 0.481	G5-3																4 0 0 0 0 2 5								
24 Adam Lind, L (1,3) OBP: 0.362, SLG: 0.494		G4-3															3 0 0 0 1 0 0								
Carlos Gómez, R (1,8) OBP: 0.328, SLG: 0.423		G6-3															4 0 0 0 0 0 1								
2 Scooter Gennett, L (1,4) OBP: 0.293, SLG: 0.388																	3 0 0 0 0 1 1								
18 Khris Davis, R (9,PH) OBP: 0.321, SLG: 0.432																	1 0 0 0 0 1 0								
9 Jean Segura, R (1,6) OBP: 0.301, SLG: 0.344																	3 0 1 0 0 0 1								
14 Hernán Pérez, R (1,5) OBP: 0.248, SLG: 0.338																	3 0 0 0 0 0 1								
Mike Fiers, R (1,1) OBP: 0.100, SLG: 0.100																	1 0 0 0 0 0 0								
13 Will Smith, R (7,1) OBP: 0.293, SLG: 0.388																	0 0 0 0 0 0 0								
51 Jonathan Broxton, R (7,1) OBP: 0.293, SLG: 0.388																	0 0 0 0 0 0 0								
35 Shane Peterson, L (8,PH) OBP: 0.355, SLG: 0.385																	1 0 1 0 0 0 0								
46 Corey Knebel, R (8,1) OBP: 0.293, SLG: 0.388																	0 0 0 0 0 0 0								
Inning Stats	R: 0 E: 0 K: 1 S: 14	H: 0 LOB: 0 BB: 0 P: 21	R: 0 E: 0 K: 1 S: 8	H: 0 LOB: 0 BB: 0 P: 13	R: 0 E: 0 K: 0 S: 9	H: 1 LOB: 1 BB: 0 P: 15	R: 0 E: 0 K: 0 S: 13	H: 1 LOB: 2 BB: 1 P: 18	R: 0 E: 0 K: 0 S: 6	H: 0 LOB: 0 BB: 0 P: 9	R: 0 E: 0 K: 1 S: 10	H: 2 LOB: 2 BB: 1 P: 15	R: 0 E: 0 K: 0 S: 13	H: 0 LOB: 1 BB: 1 P: 20	R: 0 E: 0 K: 1 S: 13	H: 2 LOB: 2 BB: 0 P: 15	R: 0 E: 0 K: 1 S: 5	H: 0 LOB: 0 BB: 0 P: 9	1B: 6 2B: 1 3B: 0 HR: 0	SF: 0 SAC: 1 DP: 1 HBP: 0	WP: 1 PB: 0 SB: 1 CS: 0	PA: 33			
PITCHER	IP WLS BF H R ER SO BB IBB HBP BLK WP HR S P ERA WHIP	6.0 4 21 4 0 0 3 0 0 0 0 0 0 60 91 0.00 0.667	1.0 W 4 0 0 0 0 1 0 0 0 0 1 0 13 20 0.00 1.000	1.0 5 2 0 0 1 0 0 0 0 0 0 0 13 15 0.00 2.000	1.0 3 0 0 0 1 0 0 0 0 0 0 0 5 9 0.00 0.000																				

Milwaukee Brewers @ San Francisco Giants
 AT&T Park, San Francisco, CA
 Wed Jul 29 2015, 12:49 PM - 3:48 PM PDT
 Att: 42,352 - Sunny - 76 F

AB 31
 R 0
 H 6
 RBI 0
 BB 1
 SO 5
 LOB 12



Batter	1	2	3	4	5	6	7	8	9	AB	R	H	RBI	BB	SO	LOB	BOTTOM						
23 Norichika Aoki, L (1,7) OBP: 0.373, SLG: 0.375	G4-3		G1-3														4 0 1 0 0 0 1						
7 Grégor Blanco, L (1,8) OBP: 0.373, SLG: 0.427	F9																2 0 0 1 1 0 0						
5 Matt Duffy, R (1,5) OBP: 0.344, SLG: 0.465	F8																4 1 1 0 0 2 3						
8 Hunter Pence, R (1,9) OBP: 0.356, SLG: 0.507		L8															4 1 2 1 0 1 0						
9 Brandon Belt, L (1,3) OBP: 0.351, SLG: 0.466		F7															3 1 1 0 1 1 2						
35 Brandon Crawford, L (1,6) OBP: 0.332, SLG: 0.476																	3 0 0 1 0 2 1						
29 Héctor Sánchez, S (1,2) OBP: 0.200, SLG: 0.350																	4 1 1 0 0 1 1						
1 Ehire Adrianza, S (1,4) OBP: 0.174, SLG: 0.182																	3 1 1 2 0 0 0						
22 Jake Peavy, R (1,1) ERA: 3.86																	1 0 1 0 0 0 0						
16 Angel Fajardo, S (6,PH) OBP: 0.266, SLG: 0.350																	1 0 0 0 0 0 1						
60 Hunter Strickland, R (7,1) ERA: 2.39																	0 0 0 0 0 0 0						
43 Justin Maxwell, R (7,PH) ERA: 5.89																	0 0 0 0 1 0 0						
54 Sergio Romo, R (8,1) ERA: 2.96																	0 0 0 0 0 0 0						
49 Javier López, L (9,1) ERA: 1.65																	0 0 0 0 0 0 0						
Inning Stats	R: 0 E: 0 K: 0 S: 8	H: 0 LOB: 0 BB: 0 P: 11	R: 0 E: 0 K: 1 S: 10	H: 0 LOB: 0 BB: 0 P: 18	R: 0 E: 0 K: 0 S: 14	H: 1 LOB: 1 BB: 0 P: 19	R: 0 E: 0 K: 2 S: 10	H: 1 LOB: 2 BB: 1 P: 20	R: 0 E: 0 K: 1 S: 7	H: 0 LOB: 0 BB: 0 P: 12	R: 0 E: 0 K: 1 S: 11	H: 0 LOB: 0 BB: 0 P: 17	R: 5 E: 1 K: 1 S: 22	H: 6 LOB: 2 BB: 1 P: 35	R: 0 E: 0 K: 2 S: 13	H: 0 LOB: 1 BB: 1 P: 19	1B: 6 2B: 3 3B: 0 HR: 0	SF: 2 SAC: 0 DP: 1 HBP: 0	WP: 0 PB: 0 SB: 1 CS: 1	PA: 34			
PITCHER	IP WLS BF H R ER SO BB IBB HBP BLK WP HR S P ERA WHIP	6.0 L 22 4 2 2 5 1 0 0 0 0 0 0 63 100 3.00 0.833	0.1 4 3 2 2 0 0 0 0 0 0 0 0 7 11 54.00 9.000	0.2 4 1 1 1 1 1 0 0 0 0 0 0 12 21 13.50 3.000	1.0 4 0 0 0 2 1 0 0 0 0 0 0 13 19 0.00 1.000																		

Milwaukee Brewers @ San Francisco Giants
 AT&T Park, San Francisco, CA
 Wed Jul 29 2015, 12:49 PM - 3:48 PM PDT
 Att: 42,352 - Sunny - 76 F

AB 29
 R 5
 H 8
 RBI 5
 BB 3
 SO 8
 LOB 8



Batter	1	2	3	4	5	6	7	8	9	AB	R	H	RBI	BB	SO	LOB	TOP				
24 Dexter Fowler, S OBP: 0.339, SLG: 0.389										4	1	2	0	1	2	0	Chicago Cubs @ Milwaukee Brewers Miller Park, Milwaukee, WI Thu Jul 30 2015, 7:13 PM - 10:17 PM CDT Att: 36,306 - Partly Cloudy - 86 F				
12 Kyle Schwarber, L OBP: 0.429, SLG: 0.557										5	0	1	1	0	2	3					
8 Chris Coghlan, L OBP: 0.340, SLG: 0.429										3	0	0	0	0	1	0					
15 Chris Denorfia, R OBP: 0.320, SLG: 0.362										2	0	0	0	0	0	4					
44 Anthony Rizzo, L OBP: 0.396, SLG: 0.514										4	1	3	3	0	0	0					
68 Jorge Soler, R OBP: 0.311, SLG: 0.382										4	0	0	0	0	2	2					
13 Starlin Castro, R OBP: 0.271, SLG: 0.304										4	1	1	0	0	1	2					
3 David Ross, R OBP: 0.301, SLG: 0.299										1	0	0	0	2	0	1					
29 Rafael Soriano, R										0	0	0	0	0	0	0					
46 Pedro Strop, R										0	0	0	0	0	0	0					
19 Jonathan Herrera, S OBP: 0.294, SLG: 0.327										1	0	1	0	0	0	0					
56 Héctor Rondón, R										0	0	0	0	0	0	0					
49 Jake Arrieta, R OBP: 0.116, SLG: 0.186										1	0	0	0	0	1	0					
17 Kris Bryant, R OBP: 0.352, SLG: 0.442										1	0	0	1	0	1	2					
22 Addison Russell, R OBP: 0.305, SLG: 0.362										4	2	1	0	0	0	2					
Inning Stats	R: 0 E: 0 K: 2 S: 9	H: 0 LOB: 0 BB: 0 P: 15	R: 0 E: 0 K: 1 S: 7	H: 1 LOB: 1 BB: 0 P: 9	R: 0 E: 0 K: 1 S: 11	H: 0 LOB: 1 BB: 1 P: 18	R: 0 E: 0 K: 0 S: 9	H: 0 LOB: 0 BB: 0 P: 14	R: 0 E: 0 K: 1 S: 8	H: 0 LOB: 0 BB: 1 P: 15	R: 0 E: 0 K: 2 S: 9	H: 1 LOB: 2 BB: 1 P: 21	R: 3 E: 0 K: 2 S: 18	H: 3 LOB: 0 BB: 0 P: 26	R: 2 E: 0 K: 0 S: 15	H: 4 LOB: 2 BB: 0 P: 20	1B: 7 2B: 1 3B: 0 HR: 1	SF: 1 DP: 0 HBP: 0	WP: 2 PB: 0 SB: 0 CS: 0	PA: 39	
PITCHER	IP WLS BF H R ER SO BB IBB HBP BLK WP HR S P ERA WHIP	7.0 2 2 2 0 8 3 0 0 0 0 0 6 10 0.00 0.714	0.0 2 2 2 0 0 0 0 0 0 0 1 9 11 13.50 1.500	0.2 L 3 1 1 1 0 0 0 0 0 1 0 18 25 13.50 3.000	1.1 8 4 2 2 1 0 0 0 0 1 0 18 25 13.50 3.000																

AB	34
R	5
H	9
RBI	5
BB	3
SO	10
LOB	16



Batter	1	2	3	4	5	6	7	8	9	AB	R	H	RBI	BB	SO	LOB	BOTTOM				
Gerardo Parra, L OBP: 0.369, SLG: 0.517										4	1	2	0	0	0	1	Chicago Cubs @ Milwaukee Brewers Miller Park, Milwaukee, WI Thu Jul 30 2015, 7:13 PM - 10:17 PM CDT Att: 36,306 - Partly Cloudy - 86 F				
20 Jonathan Lucroy, R OBP: 0.316, SLG: 0.353										4	1	1	1	0	0	1					
8 Ryan Braun, R OBP: 0.336, SLG: 0.480										3	0	1	1	1	1	0					
24 Adam Lind, L OBP: 0.358, SLG: 0.488										4	0	0	0	0	1	1					
18 Kris Davis, R OBP: 0.319, SLG: 0.426										3	0	0	0	1	2	1					
2 Scooter Gennett, L OBP: 0.292, SLG: 0.385										4	0	1	0	0	1	1					
9 Jean Segura, R OBP: 0.297, SLG: 0.340										4	0	0	0	0	1	2					
14 Hernán Pérez, R OBP: 0.255, SLG: 0.338										3	0	1	0	1	0	0					
52 Jimmy Nelson, R OBP: 0.119, SLG: 0.122										2	0	0	0	0	1	4					
35 Shane Peterson, L OBP: 0.351, SLG: 0.360										1	0	0	0	0	1	0					
21 Jeremy Jeffress, R										0	0	0	0	0	0	0					
13 Will Smith, R										0	0	0	0	0	0	0					
54 Michael Blazek, R OBP: 0.333, SLG: 0.667										0	0	0	0	0	0	0					
Inning Stats	R: 0 E: 0 K: 0 S: 9	H: 0 LOB: 0 BB: 1 P: 17	R: 0 E: 0 K: 0 S: 8	H: 1 LOB: 3 BB: 2 P: 20	R: 2 E: 0 K: 2 S: 21	H: 3 LOB: 1 BB: 0 P: 30	R: 0 E: 0 K: 2 S: 11	H: 1 LOB: 1 BB: 0 P: 15	R: 0 E: 0 K: 1 S: 6	H: 0 LOB: 0 BB: 0 P: 7	R: 0 E: 0 K: 1 S: 10	H: 1 LOB: 1 BB: 0 P: 17	R: 0 E: 0 K: 1 S: 6	H: 0 LOB: 0 BB: 0 P: 7	R: 0 E: 0 K: 0 S: 6	H: 0 LOB: 0 BB: 0 P: 6	1B: 5 2B: 1 3B: 0 HR: 0	SF: 0 DP: 0 HBP: 0	WP: 1 PB: 0 SB: 3 CS: 1	PA: 36	
PITCHER	IP WLS BF H R ER SO BB IBB HBP BLK WP HR S P ERA WHIP	6.0 2 4 1 0 0 2 1 0 0 0 0 10 17 3.00 1.167	1.0 W 4 1 0 0 1 0 0 0 0 0 0 6 7 0.00 1.000	1.0 H 3 0 0 0 1 0 0 0 0 0 0 6 7 0.00 0.000	1.0 S 3 0 0 0 0 0 0 0 0 0 0 6 6 0.00 0.000																

AB	32
R	2
H	6
RBI	2
BB	3
SO	8
LOB	11



Batter	1	2	3	4	5	6	7	8	9	AB	R	H	RBI	BB	SO	LOB	TOP										
24 Dexter Fowler, S OBP: 0.336, SLG: 0.385	G3-1		B5				G3-1		L4	4	0	0	0	1	0	0											
12 Kyle Schwarber, L OBP: 0.423, SLG: 0.574	44 BB		44 HR				F7			3	2	2	1	1	0	1											
8 Chris Coghlan, L OBP: 0.337, SLG: 0.424	F9		44 HR				G4-6-3			3	1	0	0	1	0	2											
44 Anthony Rizzo, L OBP: 0.400, SLG: 0.531	1B		HR				F7			4	1	2	3	0	1	0											
17 Kris Bryant, R OBP: 0.352, SLG: 0.436	L7		HBP				FC6-5			2	0	0	0	1	1	2											
68 Jorge Soler, R OBP: 0.316, SLG: 0.384	K		G5-3				FC6-5			3	0	1	0	1	1	1											
13 Starlin Castro, R OBP: 0.268, SLG: 0.301	K		F9				FC6-5			4	0	0	0	0	1	3											
28 Kyle Hendricks, R OBP: 0.292, SLG: 0.382	K		K				K			3	0	0	0	0	0	3											
37 Travis Wood, R OBP: 0.215, SLG: 0.328	K		K				K			0	0	0	0	0	0	0											
52 Justin Grimm, R ERA: 1.65	K		K				K			0	0	0	0	0	0	0											
15 Chris Denorfia, R OBP: 0.265, SLG: 0.369	K		K				K			0	0	0	0	0	0	0											
30 Jason Motte, R ERA: 3.57	K		K				K			0	0	0	0	0	0	0											
21 Tommy Hunter, R ERA: 3.57	K		K				K			0	0	0	0	0	0	0											
22 Addison Russell, R OBP: 0.303, SLG: 0.359	F9		F8				F8			4	0	0	0	0	1	0											
Inning Stats	R: 0 H: 1 E: 0 K: 0 S: 12	H: 1 LOB: 2 BB: 1 P: 19	R: 0 H: 0 E: 0 K: 3 S: 13	H: 0 LOB: 0 BB: 0 P: 19	R: 3 H: 2 E: 0 K: 0 S: 19	H: 2 LOB: 1 BB: 1 P: 29	R: 0 H: 0 E: 0 K: 1 S: 13	H: 0 LOB: 0 BB: 0 P: 17	R: 0 H: 0 E: 0 K: 1 S: 11	H: 1 LOB: 2 BB: 1 P: 17	R: 1 H: 1 E: 0 K: 0 S: 10	H: 1 LOB: 0 BB: 0 P: 20	R: 0 H: 0 E: 0 K: 2 S: 10	H: 0 LOB: 1 BB: 1 P: 16	R: 0 H: 0 E: 0 K: 1 S: 7	H: 0 LOB: 0 BB: 0 P: 8	1B: 3 2B: 0 3B: 0 HR: 2	SF: 0 SAC: 0 DP: 1 HBP: 1	WP: 0 PB: 0 CS: 0	PA: 37							
PITCHER	IP	WLS	BF	H	R	ER	SO	BB	IBB	HBP	BLK	WP	HR	S	P	ERA	WHIP										
22 Matt Garza, R ERA: 5.17	6.0	L	26	4	3	3	5	4	0	1	0	0	1	70	107	4.50	1.333										
54 Michael Blazek, R ERA: 2.25	1.0		4	1	1	1	0	0	0	0	0	0	1	10	20	9.00	1.000										
46 Corey Knebel, R ERA: 2.86	1.0		4	0	0	0	2	1	0	0	0	0	0	10	16	0.00	1.000										
58 Preston Guilmet, R ERA: 4.26	1.0		3	0	0	0	1	0	0	0	0	0	0	7	8	0.00	0.000										

Chicago Cubs @ Milwaukee Brewers
Miller Park, Milwaukee, WI
Sat Aug 01 2015, 6:11 PM - 9:06 PM CDT
Att: 41,720 - Partly Cloudy - 84 F

AB 31
R 4
H 5
RBI 4
BB 5
SO 8
LOB 11



Batter	1	2	3	4	5	6	7	8	9	AB	R	H	RBI	BB	SO	LOB	BOTTOM										
2 Scooter Gennett, L OBP: 0.292, SLG: 0.382	35 SH5-3		FC4-6							3	0	1	0	0	0	1											
5 Héctor Gómez, R OBP: 0.215, SLG: 0.328	1B		1-2							1	0	0	0	0	1	1											
58 Preston Guilmet, R ERA: 4.26	SH5-3		G4-3							0	0	0	0	0	0	0											
35 Shane Peterson, L OBP: 0.356, SLG: 0.359	1B		G4-3							3	0	0	0	0	2												
8 Ryan Braun, R OBP: 0.334, SLG: 0.482	K		24 HR							3	1	0	0	0	2	2											
24 Adam Lind, L OBP: 0.356, SLG: 0.485	K		G5-3							4	1	2	0	0	1	2											
18 Kris Davis, R OBP: 0.326, SLG: 0.423	CS		9 BB							3	0	1	1	1	1	2											
9 Jean Segura, R OBP: 0.291, SLG: 0.332	G6-3		FC4-6							4	0	0	1	0	2												
14 Hernán Pérez, R OBP: 0.246, SLG: 0.326	B1-3		K							4	0	0	0	0	1	1											
12 Martín Maldonado, R OBP: 0.262, SLG: 0.259	G6-3		2 BB							2	0	0	0	1	1	0											
22 Matt Garza, R OBP: 0.125, SLG: 0.097	K		K							2	0	0	0	0	1	1											
54 Michael Blazek, R OBP: 0.333, SLG: 0.667	K		K							0	0	0	0	0	0	0											
46 Corey Knebel, R ERA: 2.86	K		K							0	0	0	0	0	0	0											
3 Elian Herrera, S OBP: 0.265, SLG: 0.369	1B		K							1	0	1	0	0	0	0											
Inning Stats	R: 0 H: 1 E: 0 K: 2 S: 8	H: 0 LOB: 0 BB: 1 P: 12	R: 0 H: 0 E: 0 K: 1 S: 12	H: 0 LOB: 1 BB: 1 P: 18	R: 1 H: 1 E: 0 K: 1 S: 16	H: 1 LOB: 0 BB: 0 P: 22	R: 0 H: 0 E: 0 K: 0 S: 7	H: 0 LOB: 0 BB: 0 P: 12	R: 0 H: 1 E: 0 K: 1 S: 10	H: 1 LOB: 1 BB: 0 P: 14	R: 0 H: 0 E: 0 K: 2 S: 6	H: 0 LOB: 0 BB: 0 P: 8	R: 0 H: 1 E: 0 K: 2 S: 13	H: 1 LOB: 0 BB: 0 P: 14	R: 1 H: 1 E: 0 K: 0 S: 10	H: 1 LOB: 0 BB: 0 P: 14	1B: 4 2B: 1 3B: 0 HR: 0	SF: 0 SAC: 1 DP: 0 HBP: 1	WP: 0 PB: 0 CS: 1	PA: 34							
PITCHER	IP	WLS	BF	H	R	ER	SO	BB	IBB	HBP	BLK	WP	HR	S	P	ERA	WHIP										
28 Kyle Hendricks, R ERA: 3.67	7.0	W	27	4	1	1	6	2	0	1	0	0	0	68	100	1.29	0.857										
37 Travis Wood, L ERA: 4.35	0.2	H	2	0	0	0	1	0	0	0	0	0	0	7	8	0.00	0.000										
52 Justin Grimm, R ERA: 1.65	0.1	H	1	0	0	0	1	0	0	0	0	0	0	4	4	0.00	0.000										
30 Jason Motte, R ERA: 3.57	0.1	H	2	1	1	1	0	0	0	0	0	0	0	7	11	27.00	3.000										
21 Tommy Hunter, R ERA: 3.57	0.2	S	2	0	0	0	0	0	0	0	0	0	0	3	3	0.00	0.000										

Chicago Cubs @ Milwaukee Brewers
Miller Park, Milwaukee, WI
Sat Aug 01 2015, 6:11 PM - 9:06 PM CDT
Att: 41,720 - Partly Cloudy - 84 F

AB 30
R 2
H 5
RBI 2
BB 2
SO 8
LOB 14



Batter	1	2	3	4	5	6	7	8	9	AB	R	H	RBI	BB	SO	LOB	TOP							
24 Dexter Fowler, S OBP: 0.334, SLG: 0.382										5	1	1	0	0	2	1	Chicago Cubs @ Milwaukee Brewers Miller Park, Milwaukee, WI Sun Aug 02 2015, 1:11 PM - 4:22 PM CDT Att: 38,536 - Partly Cloudy - 87 F							
12 Kyle Schwarber, L OBP: 0.422, SLG: 0.556										4	1	1	0	0	2	0								
8 Chris Coghlan, L OBP: 0.339, SLG: 0.425										4	0	2	0	0	0	2								
44 Anthony Rizzo, L OBP: 0.396, SLG: 0.525										4	0	0	1	0	1	4								
17 Kris Bryant, R OBP: 0.354, SLG: 0.436										2	0	1	1	1	1	1								
19 Jonathan Herrera, S OBP: 0.292, SLG: 0.354										1	0	0	0	0	0	0								
68 Jorge Soler, R OBP: 0.315, SLG: 0.382										4	1	1	0	0	1	4								
13 Starlin Castro, R OBP: 0.270, SLG: 0.301										3	0	1	0	1	0	0								
33 Clayton Richard, L OBP: 0.200, SLG: 0.222										3	0	1	1	0	1	3								
40 James Russell, L										1	0	0	0	0	1	0								
46 Pedro Strop, R										0	0	0	0	0	0	0								
56 Héctor Rondón, R										0	0	0	0	0	0	0								
22 Addison Russell, R OBP: 0.303, SLG: 0.368										4	1	1	1	0	0	1								
Inning Stats	R: 1 E: 0 K: 0 S: 17	H: 1 LOB: 2 BB: 1 P: 28	R: 1 E: 0 K: 0 S: 6	H: 1 LOB: 0 BB: 0 P: 11	R: 0 E: 0 K: 1 S: 12	H: 1 LOB: 1 BB: 0 P: 20	R: 1 E: 0 K: 1 S: 11	H: 3 LOB: 1 BB: 0 P: 19	R: 1 E: 0 K: 1 S: 16	H: 3 LOB: 3 BB: 1 P: 26	R: 0 E: 0 K: 1 S: 7	H: 0 LOB: 0 BB: 0 P: 14	R: 0 E: 0 K: 2 S: 8	H: 0 LOB: 0 BB: 0 P: 12	R: 0 E: 0 K: 2 S: 8	H: 0 LOB: 0 BB: 0 P: 10	R: 0 E: 0 K: 2 S: 14	H: 0 LOB: 0 BB: 0 P: 21	1B: 7 2B: 1 3B: 0 HR: 1	SF: 0 SAC: 0 DP: 0 HBP: 1	WP: 0 PB: 0 SB: 1 CS: 1	PA: 38		
PITCHER	IP WLS BF H R ER SO BB IBB HBP BLK WP HR S P ERA WHIP	IP WLS BF H R ER SO BB IBB HBP BLK WP HR S P ERA WHIP	IP WLS BF H R ER SO BB IBB HBP BLK WP HR S P ERA WHIP	IP WLS BF H R ER SO BB IBB HBP BLK WP HR S P ERA WHIP	IP WLS BF H R ER SO BB IBB HBP BLK WP HR S P ERA WHIP	IP WLS BF H R ER SO BB IBB HBP BLK WP HR S P ERA WHIP	IP WLS BF H R ER SO BB IBB HBP BLK WP HR S P ERA WHIP	IP WLS BF H R ER SO BB IBB HBP BLK WP HR S P ERA WHIP	IP WLS BF H R ER SO BB IBB HBP BLK WP HR S P ERA WHIP	IP WLS BF H R ER SO BB IBB HBP BLK WP HR S P ERA WHIP	IP WLS BF H R ER SO BB IBB HBP BLK WP HR S P ERA WHIP	IP WLS BF H R ER SO BB IBB HBP BLK WP HR S P ERA WHIP	IP WLS BF H R ER SO BB IBB HBP BLK WP HR S P ERA WHIP	IP WLS BF H R ER SO BB IBB HBP BLK WP HR S P ERA WHIP	IP WLS BF H R ER SO BB IBB HBP BLK WP HR S P ERA WHIP	IP WLS BF H R ER SO BB IBB HBP BLK WP HR S P ERA WHIP	IP WLS BF H R ER SO BB IBB HBP BLK WP HR S P ERA WHIP	IP WLS BF H R ER SO BB IBB HBP BLK WP HR S P ERA WHIP	IP WLS BF H R ER SO BB IBB HBP BLK WP HR S P ERA WHIP	IP WLS BF H R ER SO BB IBB HBP BLK WP HR S P ERA WHIP	IP WLS BF H R ER SO BB IBB HBP BLK WP HR S P ERA WHIP	IP WLS BF H R ER SO BB IBB HBP BLK WP HR S P ERA WHIP	IP WLS BF H R ER SO BB IBB HBP BLK WP HR S P ERA WHIP	IP WLS BF H R ER SO BB IBB HBP BLK WP HR S P ERA WHIP
26 Kyle Lohse, R ERA: 6.31	4.1 L 23 9 4 4 3 1 0 1 0 0 0 1 55 90 8.31 2.308	4.1 L 23 9 4 4 3 1 0 1 0 0 0 1 55 90 8.31 2.308	4.1 L 23 9 4 4 3 1 0 1 0 0 0 1 55 90 8.31 2.308	4.1 L 23 9 4 4 3 1 0 1 0 0 0 1 55 90 8.31 2.308	4.1 L 23 9 4 4 3 1 0 1 0 0 0 1 55 90 8.31 2.308	4.1 L 23 9 4 4 3 1 0 1 0 0 0 1 55 90 8.31 2.308	4.1 L 23 9 4 4 3 1 0 1 0 0 0 1 55 90 8.31 2.308	4.1 L 23 9 4 4 3 1 0 1 0 0 0 1 55 90 8.31 2.308	4.1 L 23 9 4 4 3 1 0 1 0 0 0 1 55 90 8.31 2.308	4.1 L 23 9 4 4 3 1 0 1 0 0 0 1 55 90 8.31 2.308	4.1 L 23 9 4 4 3 1 0 1 0 0 0 1 55 90 8.31 2.308	4.1 L 23 9 4 4 3 1 0 1 0 0 0 1 55 90 8.31 2.308	4.1 L 23 9 4 4 3 1 0 1 0 0 0 1 55 90 8.31 2.308	4.1 L 23 9 4 4 3 1 0 1 0 0 0 1 55 90 8.31 2.308	4.1 L 23 9 4 4 3 1 0 1 0 0 0 1 55 90 8.31 2.308	4.1 L 23 9 4 4 3 1 0 1 0 0 0 1 55 90 8.31 2.308	4.1 L 23 9 4 4 3 1 0 1 0 0 0 1 55 90 8.31 2.308	4.1 L 23 9 4 4 3 1 0 1 0 0 0 1 55 90 8.31 2.308	4.1 L 23 9 4 4 3 1 0 1 0 0 0 1 55 90 8.31 2.308	4.1 L 23 9 4 4 3 1 0 1 0 0 0 1 55 90 8.31 2.308	4.1 L 23 9 4 4 3 1 0 1 0 0 0 1 55 90 8.31 2.308	4.1 L 23 9 4 4 3 1 0 1 0 0 0 1 55 90 8.31 2.308	4.1 L 23 9 4 4 3 1 0 1 0 0 0 1 55 90 8.31 2.308	4.1 L 23 9 4 4 3 1 0 1 0 0 0 1 55 90 8.31 2.308
37 Tyler Thornburg, R ERA: 4.05	1.2 6 0 0 0 2 0 1 0 0 0 0 0 14 28 0.00 0.000	1.2 6 0 0 0 2 0 1 0 0 0 0 0 14 28 0.00 0.000	1.2 6 0 0 0 2 0 1 0 0 0 0 0 14 28 0.00 0.000	1.2 6 0 0 0 2 0 1 0 0 0 0 0 14 28 0.00 0.000	1.2 6 0 0 0 2 0 1 0 0 0 0 0 14 28 0.00 0.000	1.2 6 0 0 0 2 0 1 0 0 0 0 0 14 28 0.00 0.000	1.2 6 0 0 0 2 0 1 0 0 0 0 0 14 28 0.00 0.000	1.2 6 0 0 0 2 0 1 0 0 0 0 0 14 28 0.00 0.000	1.2 6 0 0 0 2 0 1 0 0 0 0 0 14 28 0.00 0.000	1.2 6 0 0 0 2 0 1 0 0 0 0 0 14 28 0.00 0.000	1.2 6 0 0 0 2 0 1 0 0 0 0 0 14 28 0.00 0.000	1.2 6 0 0 0 2 0 1 0 0 0 0 0 14 28 0.00 0.000	1.2 6 0 0 0 2 0 1 0 0 0 0 0 14 28 0.00 0.000	1.2 6 0 0 0 2 0 1 0 0 0 0 0 14 28 0.00 0.000	1.2 6 0 0 0 2 0 1 0 0 0 0 0 14 28 0.00 0.000	1.2 6 0 0 0 2 0 1 0 0 0 0 0 14 28 0.00 0.000	1.2 6 0 0 0 2 0 1 0 0 0 0 0 14 28 0.00 0.000	1.2 6 0 0 0 2 0 1 0 0 0 0 0 14 28 0.00 0.000	1.2 6 0 0 0 2 0 1 0 0 0 0 0 14 28 0.00 0.000	1.2 6 0 0 0 2 0 1 0 0 0 0 0 14 28 0.00 0.000	1.2 6 0 0 0 2 0 1 0 0 0 0 0 14 28 0.00 0.000	1.2 6 0 0 0 2 0 1 0 0 0 0 0 14 28 0.00 0.000	1.2 6 0 0 0 2 0 1 0 0 0 0 0 14 28 0.00 0.000	1.2 6 0 0 0 2 0 1 0 0 0 0 0 14 28 0.00 0.000
48 Neal Cotts, L ERA: 3.43	1.0 3 0 0 0 0 0 0 0 0 0 0 0 8 12 0.00 0.000	1.0 3 0 0 0 0 0 0 0 0 0 0 0 8 12 0.00 0.000	1.0 3 0 0 0 0 0 0 0 0 0 0 0 8 12 0.00 0.000	1.0 3 0 0 0 0 0 0 0 0 0 0 0 8 12 0.00 0.000	1.0 3 0 0 0 0 0 0 0 0 0 0 0 8 12 0.00 0.000	1.0 3 0 0 0 0 0 0 0 0 0 0 0 8 12 0.00 0.000	1.0 3 0 0 0 0 0 0 0 0 0 0 0 8 12 0.00 0.000	1.0 3 0 0 0 0 0 0 0 0 0 0 0 8 12 0.00 0.000	1.0 3 0 0 0 0 0 0 0 0 0 0 0 8 12 0.00 0.000	1.0 3 0 0 0 0 0 0 0 0 0 0 0 8 12 0.00 0.000	1.0 3 0 0 0 0 0 0 0 0 0 0 0 8 12 0.00 0.000	1.0 3 0 0 0 0 0 0 0 0 0 0 0 8 12 0.00 0.000	1.0 3 0 0 0 0 0 0 0 0 0 0 0 8 12 0.00 0.000	1.0 3 0 0 0 0 0 0 0 0 0 0 0 8 12 0.00 0.000	1.0 3 0 0 0 0 0 0 0 0 0 0 0 8 12 0.00 0.000	1.0 3 0 0 0 0 0 0 0 0 0 0 0 8 12 0.00 0.000	1.0 3 0 0 0 0 0 0 0 0 0 0 0 8 12 0.00 0.000	1.0 3 0 0 0 0 0 0 0 0 0 0 0 8 12 0.00 0.000	1.0 3 0 0 0 0 0 0 0 0 0 0 0 8 12 0.00 0.000	1.0 3 0 0 0 0 0 0 0 0 0 0 0 8 12 0.00 0.000	1.0 3 0 0 0 0 0 0 0 0 0 0 0 8 12 0.00 0.000	1.0 3 0 0 0 0 0 0 0 0 0 0 0 8 12 0.00 0.000	1.0 3 0 0 0 0 0 0 0 0 0 0 0 8 12 0.00 0.000	1.0 3 0 0 0 0 0 0 0 0 0 0 0 8 12 0.00 0.000
21 Jeremy Jeffress, R ERA: 3.32	1.0 3 0 0 0 0 2 0 0 0 0 0 0 0 8 10 0.00 0.000	1.0 3 0 0 0 0 2 0 0 0 0 0 0 0 8 10 0.00 0.000	1.0 3 0 0 0 0 2 0 0 0 0 0 0 0 8 10 0.00 0.000	1.0 3 0 0 0 0 2 0 0 0 0 0 0 0 8 10 0.00 0.000	1.0 3 0 0 0 0 2 0 0 0 0 0 0 0 8 10 0.00 0.000	1.0 3 0 0 0 0 2 0 0 0 0 0 0 0 8 10 0.00 0.000	1.0 3 0 0 0 0 2 0 0 0 0 0 0 0 8 10 0.00 0.000	1.0 3 0 0 0 0 2 0 0 0 0 0 0 0 8 10 0.00 0.000	1.0 3 0 0 0 0 2 0 0 0 0 0 0 0 8 10 0.00 0.000	1.0 3 0 0 0 0 2 0 0 0 0 0 0 0 8 10 0.00 0.000	1.0 3 0 0 0 0 2 0 0 0 0 0 0 0 8 10 0.00 0.000	1.0 3 0 0 0 0 2 0 0 0 0 0 0 0 8 10 0.00 0.000	1.0 3 0 0 0 0 2 0 0 0 0 0 0 0 8 10 0.00 0.000	1.0 3 0 0 0 0 2 0 0 0 0 0 0 0 8 10 0.00 0.000	1.0 3 0 0 0 0 2 0 0 0 0 0 0 0 8 10 0.00 0.000	1.0 3 0 0 0 0 2 0 0 0 0 0 0 0 8 10 0.00 0.000	1.0 3 0 0 0 0 2 0 0 0 0 0 0 0 8 10 0.00 0.000	1.0 3 0 0 0 0 2 0 0 0 0 0 0 0 8 10 0.00 0.000	1.0 3 0 0 0 0 2 0 0 0 0 0 0 0 8 10 0.00 0.000	1.0 3 0 0 0 0 2 0 0 0 0 0 0 0 8 10 0.00 0.000	1.0 3 0 0 0 0 2 0 0 0 0 0 0 0 8 10 0.00 0.000	1.0 3 0 0 0 0 2 0 0 0 0 0 0 0 8 10 0.00 0.000	1.0 3 0 0 0 0 2 0 0 0 0 0 0 0 8 10 0.00 0.000	1.0 3 0 0 0 0 2 0 0 0 0 0 0 0 8 10 0.00 0.000
57 Francisco Rodríguez, R ERA: 1.46	1.0 3 0 0 0 0 2 0 0 0 0 0 0 0 8 14 0.00 0.000	1.0 3 0 0 0 0 2 0 0 0 0 0 0 0 8 14 0.00 0.000	1.0 3 0 0 0 0 2 0 0 0 0 0 0 0 8 14 0.00 0.000	1.0 3 0 0 0 0 2 0 0 0 0 0 0 0 8 14 0.00 0.000	1.0 3 0 0 0 0 2 0 0 0 0 0 0 0 8 14 0.00 0.000	1.0 3 0 0 0 0 2 0 0 0 0 0 0 0 8 14 0.00 0.000	1.0 3 0 0 0 0 2 0 0 0 0 0 0 0 8 14 0.00 0.000	1.0 3 0 0 0 0 2 0 0 0 0 0 0 0 8 14 0.00 0.000	1.0 3 0 0 0 0 2 0 0 0 0 0 0 0 8 14 0.00 0.000	1.0 3 0 0 0 0 2 0 0 0 0 0 0 0 8 14 0.00 0.000	1.0 3 0 0 0 0 2 0 0 0 0 0 0 0 8 14 0.00 0.000	1.0 3 0 0 0 0 2 0 0 0 0 0 0 0 8 14 0.00 0.000	1.0 3 0 0 0 0 2 0 0 0 0 0 0 0 8 14 0.00 0.000	1.0 3 0 0 0 0 2 0 0 0 0 0 0 0 8 14 0.00 0.000	1.0 3 0 0 0 0 2 0 0 0 0 0 0 0 8 14 0.00 0.000	1.0 3 0 0 0 0 2 0 0 0 0 0 0 0 8 14 0.00 0.000	1.0 3 0 0 0 0 2 0 0 0 0 0 0 0 8 14 0.00 0.000	1.0 3 0 0 0 0 2 0 0 0 0 0 0 0 8 14 0.00 0.000	1.0 3 0 0 0 0 2 0 0 0 0 0 0 0 8 14 0.00 0.000	1.0 3 0 0 0 0 2 0 0 0 0 0 0 0 8 14 0.00 0.000	1.0 3 0 0 0 0 2 0 0 0 0 0 0 0 8 14 0.00 0.000	1.0 3 0 0 0 0 2 0 0 0 0 0 0 0 8 14 0.00 0.000	1.0 3 0 0 0 0 2 0 0 0 0 0 0 0 8 14 0.00 0.000	1.0 3 0 0 0 0 2 0 0 0 0 0 0 0 8 14 0.00 0.000

Batter	1	2	3	4	5	6	7	8	9	AB	R	H	RBI	BB	SO	LOB	BOTTOM
9 Jean Segura, R OBP: 0.287, SLG: 0.329										4	0	0	0	0	0	0	Chicago Cubs @ Milwaukee Brewers Miller Park, Milwaukee, WI Sun Aug 02 20

Batter	1	2	3	4	5	6	7	8	9	AB	R	H	RBI	BB	SO	LOB	TOP					
5 Alexei Amarista, L (1,6) OBP: 0.272, SLG: 0.315 3 Derek Norris, R (8,PH) OBP: 0.285, SLG: 0.402										3	1	1	0	0	0	0						
26 Yanervis Solarte, S (1,5) OBP: 0.320, SLG: 0.417										4	0	2	0	0	1	1						
27 Matt Kemp, R (1,9) OBP: 0.304, SLG: 0.399 12 Clint Barnes, R (8,6) OBP: 0.310, SLG: 0.405										3	0	0	1	0	2	2						
10 Justin Upton, R (1,7) OBP: 0.322, SLG: 0.431										4	1	2	0	0	1	0						
23 Yonder Alonso, L (1,3) OBP: 0.363, SLG: 0.374										4	1	1	0	0	1	3						
9 Jedd Gworko, R (1,4) OBP: 0.291, SLG: 0.350										4	0	0	0	0	2	4						
25 Will Venable, L (1,8) OBP: 0.316, SLG: 0.383										4	1	2	2	0	1	0						
18 Austin Hedges, R (1,2) OBP: 0.219, SLG: 0.284 54 Marcos Mateo, R (8,1) OBP: 0.395, SLG: 0.559 39 Brett Wallace, L (9,PH) OBP: 0.395, SLG: 0.559										3	0	0	0	0	2	1						
22 Ian Kennedy, R (1,1) OBP: 0.133, SLG: 0.233 2 B.J. Upton, R (8,PH) OBP: 0.317, SLG: 0.366										2	0	0	0	0	0	0						
Inning Stats	R: 1 E: 0 K: 1 S: 15	H: 3 LOB: 2 BB: 0 P: 22	R: 0 E: 0 K: 1 S: 8	H: 0 LOB: 0 BB: 0 P: 13	R: 0 E: 0 K: 0 S: 10	H: 1 LOB: 0 BB: 0 P: 14	R: 0 E: 0 K: 2 S: 11	H: 0 LOB: 0 BB: 0 P: 15	R: 0 E: 0 K: 1 S: 9	H: 0 LOB: 0 BB: 0 P: 14	R: 0 E: 0 K: 1 S: 9	H: 0 LOB: 0 BB: 0 P: 12	R: 1 E: 0 K: 2 S: 11	H: 2 LOB: 1 BB: 0 P: 17	R: 0 E: 0 K: 3 S: 13	H: 1 LOB: 1 BB: 0 P: 14	R: 3 E: 0 K: 1 S: 18	H: 4 LOB: 1 BB: 0 P: 27	1B: 7 2B: 3 3B: 0 HR: 1	SF: 1 SAC: 0 DP: 1 HBP: 0	WP: 0 PB: 0 SB: 0 CS: 0	PA: 37
PITCHER	IP: 7.0 WLS: 2 BF: 26 H: 6 R: 2 ER: 2 SO: 8 BB: 0 IBB: 0 HBP: 0 BLK: 0 WP: 0 HR: 0 S: 73 P: 107 ERA: 2.57 WHIP: 0.857	IP: 0.2 WLS: 1 BF: 3 H: 1 R: 0 ER: 0 SO: 2 BB: 0 IBB: 0 HBP: 0 BLK: 0 WP: 0 HR: 0 S: 10 P: 11 ERA: 0.00 WHIP: 1.500	IP: 0.1 WLS: 1 BF: 1 H: 0 R: 0 ER: 0 SO: 1 BB: 0 IBB: 0 HBP: 0 BLK: 0 WP: 0 HR: 0 S: 3 P: 3 ERA: 0.00 WHIP: 0.000	IP: 0.2 WLS: 6 BF: 4 H: 3 R: 3 ER: 3 SO: 0 BB: 0 IBB: 0 HBP: 0 BLK: 0 WP: 1 HR: 15 S: 23 P: 40.50 ERA: 6.000	IP: 0.1 WLS: 1 BF: 1 H: 0 R: 0 ER: 0 SO: 1 BB: 0 IBB: 0 HBP: 0 BLK: 0 WP: 0 HR: 3 S: 4 P: 0.00 WHIP: 0.000	PITCHER										IP: 7.0 WLS: 2 BF: 26 H: 6 R: 2 ER: 2 SO: 8 BB: 0 IBB: 0 HBP: 0 BLK: 0 WP: 0 HR: 0 S: 73 P: 107 ERA: 2.57 WHIP: 0.857						

San Diego Padres @ Milwaukee Brewers
Miller Park, Milwaukee, WI
Wed Aug 05 2015, 7:12 PM - 10:08 PM CDT
Att: 22,975 - Partly Cloudy - 72 F

AB 36
R 5
H 11
RBI 5
BB 0
SO 12
LOB 13



WP: 0
PB: 0
SB: 0
CS: 0

San Diego Padres @ Milwaukee Brewers
Miller Park, Milwaukee, WI
Wed Aug 05 2015, 7:12 PM - 10:08 PM CDT
Att: 22,975 - Partly Cloudy - 72 F

AB 35
R 8
H 11
RBI 8
BB 1
SO 7
LOB 7



WP: 0
PB: 0
SB: 0
CS: 0

Batter	1	2	3	4	5	6	7	8	9	AB	R	H	RBI	BB	SO	LOB	TOP					
5 Alexi Amarista, L (1,4) OBP: 0.268, SLG: 0.310	G3		L7			G6-3		G3		4	0	0	0	0	0	1	San Diego Padres @ Milwaukee Brewers Miller Park, Milwaukee, WI Thu Aug 06 2015, 1:12 PM - 4:04 PM CDT Att: 28,789 - Partly Cloudy - 78 F					
26 Yanervis Solarte, S (1,5) OBP: 0.317, SLG: 0.412	K		G4-3			G4-3		G6-3		4	0	0	0	0	1	0						
27 Matt Kemp, R (1,9) OBP: 0.392, SLG: 0.396	F8					F9		F9		3	0	0	0	0	0	0						
18 Austin Hedges, R (9,PH) OBP: 0.216, SLG: 0.279					F9					1	0	0	0	0	0	0						
10 Justin Upton, R (1,7) OBP: 0.324, SLG: 0.429										2	0	0	0	2	0	0						
39 Brett Wallace, L (1,3) OBP: 0.366, SLG: 0.514										3	0	0	0	0	2	2						
3 Derek Norris, R (1,2) OBP: 0.285, SLG: 0.401										3	0	1	0	0	1	0						
12 Clint Barnes, R (1,6) OBP: 0.311, SLG: 0.400										2	0	0	0	1	1	2						
2 B.J. Upton, R (1,8) OBP: 0.318, SLG: 0.396										3	1	1	1	0	0	3						
40 Odrisamer Despaigne, R (1,1) OBP: 0.100, SLG: 0.103										2	0	0	0	0	0	0						
45 Marc Rzepczynski, L (6,1)										0	0	0	0	0	0	0						
44 Dale Thayer, R (7,1)										1	0	0	0	0	0	1						
1 Alex Dickerson, L (8,PH)										0	0	0	0	0	0	0						
59 Kevin Quackenbush, R (8,1)										0	0	0	0	0	0	0						
Inning Stats	R: 0 E: 0 K: 1 S: 11	H: 0 LOB: 0 BB: 0 P: 14	R: 0 E: 0 K: 1 S: 12	H: 1 LOB: 2 BB: 1 P: 22	R: 0 E: 0 K: 0 S: 9	H: 0 LOB: 0 BB: 0 P: 13	R: 0 E: 0 K: 1 S: 9	H: 0 LOB: 0 BB: 1 P: 17	R: 1 E: 0 K: 2 S: 13	H: 1 LOB: 0 BB: 0 P: 17	R: 0 E: 0 K: 0 S: 8	H: 0 LOB: 0 BB: 0 P: 10	R: 0 E: 0 K: 0 S: 6	H: 0 LOB: 0 BB: 0 P: 10	R: 0 E: 0 K: 0 S: 7	H: 0 LOB: 1 BB: 1 P: 15	R: 0 E: 0 K: 0 S: 8	H: 0 LOB: 0 BB: 0 P: 11	1B: 1 2B: 0 3B: 0 HR: 1	SF: 0 SAC: 0 DP: 0 HBP: 0	WP: 0 PB: 0 SB: 0 CS: 0	PA: 31
PITCHER	IP WLS BF H R ER SO BB IBB HBP BLK WP HR S P ERA WHIP																					
22 Matt Garza, R (1,1) ERA: 4.95	7.0 W 24 2 1 1 5 2 0 0 0 0 1 68 103 1.29 0.571																					
54 Michael Blazek, R (8,1) ERA: 2.26	2.0 7 0 0 0 0 1 0 0 0 0 0 15 26 0.00 0.500																					

AB	28
R	1
H	2
RBI	1
BB	3
SO	5
LOB	9



Batter	1	2	3	4	5	6	7	8	9	AB	R	H	RBI	BB	SO	LOB	BOTTOM	
2 Scooter Gennett, L (1,4) OBP: 0.289, SLG: 0.385	G4-3	G3		G4-3		G4-3		K		4	2	1	1	1	1	2	San Diego Padres @ Milwaukee Brewers Miller Park, Milwaukee, WI Thu Aug 06 2015, 1:12 PM - 4:04 PM CDT Att: 28,789 - Partly Cloudy - 78 F	
35 Shane Peterson, L (1,8) OBP: 0.375, SLG: 0.398	SH1-3		L4	G4-3		G6-3		K		4	1	1	0	0	0	1		
8 Ryan Braun, R (1,9) OBP: 0.347, SLG: 0.496	G4-3		L4	G4-3		G6-3		K		3	2	1	0	2	1	2		
24 Adam Lind, L (1,3) OBP: 0.365, SLG: 0.487	G4-3		L4	G4-3		G6-3		K		4	2	3	3	1	1	1		
18 Khris Davis, R (1,7) OBP: 0.326, SLG: 0.446	G1-3		L4	G4-3		G6-3		K		5	2	3	6	0	0	2		
9 Jean Segura, R (1,6) OBP: 0.285, SLG: 0.324	G1-3		L8	G1-3		G1-3		G4-3		5	0	1	0	0	0	0		
14 Hernán Pérez, R (1,5) OBP: 0.252, SLG: 0.323	SH1-3		F9					F4		4	0	2	0	0	0	2		
12 Martín Maldonado, R (1,2) OBP: 0.268, SLG: 0.265	SH1-3		F9					F8		4	1	2	0	0	1	3		
22 Matt Garza, R (1,1) OBP: 0.121, SLG: 0.094	SH1-3		SH1-3					K		1	0	0	0	0	0	1		
3 Eilan Herrera, S (7,PH) OBP: 0.266, SLG: 0.354	SH1-3		SH1-3					K		1	0	0	0	0	1	2		
54 Michael Blazek, R (8,1) OBP: 0.250, SLG: 0.500	SH1-3		SH1-3					K		0	0	0	0	0	0	0		
Inning Stats	R: 1 E: 0 K: 0 S: 10	H: 1 LOB: 1 BB: 1 P: 16	R: 0 E: 0 K: 0 S: 12	H: 2 LOB: 2 BB: 0 P: 18	R: 3 E: 0 K: 0 S: 14	H: 2 LOB: 0 BB: 1 P: 22	R: 3 E: 0 K: 0 S: 15	H: 3 LOB: 1 BB: 1 P: 25	R: 0 E: 0 K: 1 S: 9	H: 1 LOB: 1 BB: 0 P: 15	R: 0 E: 0 K: 1 S: 11	H: 2 LOB: 2 BB: 0 P: 20	R: 3 E: 0 K: 2 S: 18	H: 2 LOB: 0 BB: 1 P: 30	1B: 11 2B: 1 3B: 0 HR: 2	SF: 0 SAC: 3 DP: 0 HBP: 0	WP: 0 PB: 1 SB: 0 CS: 0	PA: 42
PITCHER	IP WLS BF H R ER SO BB IBB HBP BLK WP HR S P ERA WHIP																	
40 Odrisamer Despaigne, R (1,1) ERA: 5.11	5.0 L 27 9 7 7 1 3 0 0 0 0 0 9 15 0.00 2.400																	
45 Marc Rzepczynski, L (6,1) ERA: 4.3	1.0 4 1 0 0 1 0 0 0 0 0 0 9 15 0.00 1.000																	
44 Dale Thayer, R (7,1) ERA: 4.29	1.0 5 2 0 0 1 0 0 0 0 0 0 11 20 0.00 2.000																	
59 Kevin Quackenbush, R (8,1) ERA: 3.86	1.0 6 2 3 3 2 1 0 0 0 0 0 1 18 30 27.00 3.000																	

AB	35
R	10
H	14
RBI	10
BB	4
SO	5
LOB	16



Batter	1	2	3	4	5	6	7	8	9	AB	R	H	RBI	BB	SO	LOB	TOP										
13 Matt Carpenter, L (1,5) OBP: 0.367, SLG: 0.467 38 Pete Kozma, R (9,PH) OBP: 0.235, SLG: 0.156										4	1	2	1	0	1	0	St. Louis Cardinals @ Milwaukee Brewers Miller Park, Milwaukee, WI Fri Aug 07 2015, 7:11 PM - 10:00 PM CDT Att: 28,869 - Roof Closed - 75 F										
16 Kolten Wong, L (1,4) OBP: 0.330, SLG: 0.409										4	1	1	0	1	0	1											
27 Jonny Peralta, R (1,6) OBP: 0.339, SLG: 0.456										4	0	0	0	0	2	4											
22 Jason Heyward, L (1,9) OBP: 0.344, SLG: 0.431										4	1	2	1	0	0	1											
15 Randal Grichuk, R (1,8) OBP: 0.335, SLG: 0.579										4	1	1	3	0	1	1											
4 Yadier Molina, R (1,2) OBP: 0.323, SLG: 0.358										4	0	2	0	0	0	1											
37 Brandon Moss, L (1,3) OBP: 0.284, SLG: 0.392										3	1	1	0	1	0	1											
55 Stephen Piscotty, R (1,7) OBP: 0.368, SLG: 0.431										4	1	1	1	0	0	3											
31 Lance Lynn, S (1,1) OBP: 0.194, SLG: 0.250 33 Carlos Villanueva, R (7,1)										3	0	0	0	0	1	1											
Inning Stats	R: 0 H: 1 E: 0 K: 2 S: 9	L: 1 BB: 0 P: 13	R: 0 H: 1 E: 0 K: 0 S: 11	L: 1 BB: 2 P: 21	R: 0 H: 0 E: 0 K: 0 S: 5	L: 0 BB: 0 P: 9	R: 0 H: 1 E: 0 K: 1 S: 9	L: 1 BB: 0 P: 14	R: 6 H: 5 E: 0 K: 1 S: 17	H: 5 LOB: 0 BB: 1 P: 30	R: 0 H: 0 E: 0 K: 0 S: 6	L: 0 LOB: 0 BB: 0 P: 11	R: 0 H: 1 E: 0 K: 1 S: 12	L: 1 LOB: 0 BB: 0 P: 18	R: 0 H: 1 E: 0 K: 0 S: 15	L: 1 LOB: 1 BB: 0 P: 22		R: 0 H: 0 E: 0 K: 1 S: 6	L: 0 LOB: 0 BB: 0 P: 10	1B: 4 2B: 5 3B: 0 HR: 1	SF: 0 SAC: 0 DP: 0 HBP: 0	WP: 0 PB: 0 SB: 0 CS: 1	PA: 38				
PITCHER	IP	WLS	BF	H	R	ER	SO	BB	IBB	HBP	BLK	WP	HR	S	P	ERA	WHIP										
45 Tyler Cravy, R (1,1) ERA: 5.4	5.0	L	24	8	6	6	4	2	0	0	0	0	1	51	87	10.80	2.000										
37 Tyler Thornburg, R (6,1) ERA: 3.77	1.0		3	0	0	0	0	0	0	0	0	0	0	6	11	0.00	0.000										
48 Neal Cotts, L (7,1) ERA: 3.27	1.0		4	1	0	0	1	0	0	0	0	0	0	12	18	0.00	1.000										
26 Kyle Lohse, R (8,1) ERA: 6.21	2.0		7	1	0	0	1	0	0	0	0	0	0	21	32	0.00	0.500										

Batter	1	2	3	4	5	6	7	8	9	AB	R	H	RBI	BB	SO	LOB	BOTTOM										
2 Scooter Gennett, L (1,4) OBP: 0.284, SLG: 0.378										4	0	0	0	0	0	2	St. Louis Cardinals @ Milwaukee Brewers Miller Park, Milwaukee, WI Fri Aug 07 2015, 7:11 PM - 10:00 PM CDT Att: 28,869 - Roof Closed - 75 F										
20 Jonathan Lucroy, R (1,2) OBP: 0.308, SLG: 0.345										3	0	0	0	1	0	0											
8 Ryan Braun, R (1,9) OBP: 0.349, SLG: 0.493 26 Kyle Lohse, R (8,1) OBP: 0.216, SLG: 0.216										4	0	1	0	0	2	1											
24 Adam Lind, L (1,3) OBP: 0.364, SLG: 0.483										3	0	0	0	1	0	0											
18 Khris Davis, R (1,7) OBP: 0.325, SLG: 0.440										3	0	0	0	1	3	2											
35 Shane Peterson, L (1,8) OBP: 0.387, SLG: 0.411										4	0	3	0	0	0	0											
9 Jean Segura, R (1,6) OBP: 0.282, SLG: 0.321										4	0	0	0	0	4	4											
3 Elian Herrera, S (1,5) OBP: 0.281, SLG: 0.362										3	0	2	0	1	0	0											
45 Tyler Cravy, R (1,1) 37 Tyler Thornburg, R (6,1) 7 Logan Schafer, L (6,PH) OBP: 0.279, SLG: 0.308 48 Neal Cotts, L (7,1) 14 Hernán Pérez, R (8,5) OBP: 0.250, SLG: 0.321										1	0	0	0	0	0	2											
Inning Stats	R: 0 H: 1 E: 0 K: 1 S: 14	L: 2 LOB: 2 BB: 1 P: 24	R: 0 H: 2 E: 0 K: 1 S: 9	L: 2 LOB: 0 BB: 0 P: 13	R: 0 H: 0 E: 0 K: 0 S: 7	L: 0 LOB: 0 BB: 1 P: 16	R: 0 H: 2 E: 0 K: 2 S: 15	L: 2 LOB: 2 BB: 0 P: 20	R: 0 H: 0 E: 0 K: 1 S: 8	L: 0 LOB: 0 BB: 0 P: 12	R: 0 H: 1 E: 0 K: 2 S: 14	L: 1 LOB: 3 BB: 2 P: 24	R: 0 H: 0 E: 0 K: 1 S: 11	L: 0 LOB: 0 BB: 0 P: 14	R: 0 H: 0 E: 0 K: 1 S: 7	L: 0 LOB: 0 BB: 0 P: 10		R: 0 H: 0 E: 0 K: 1 S: 8	L: 0 LOB: 0 BB: 0 P: 12	1B: 6 2B: 0 3B: 0 HR: 0	SF: 0 SAC: 1 DP: 1 HBP: 0	WP: 0 PB: 0 SB: 0 CS: 0	PA: 36				
PITCHER	IP	WLS	BF	H	R	ER	SO	BB	IBB	HBP	BLK	WP	HR	S	P	ERA	WHIP										
31 Lance Lynn, R (1,1) ERA: 2.78	6.0	W	27	6	0	0	7	4	0	0	0	0	0	67	109	0.00	1.667										
33 Carlos Villanueva, R (7,1) ERA: 1.51	3.0	S	9	0	0	0	3	0	0	0	0	0	0	26	36	0.00	0.000										

AB 36
R 6
H 10
RBI 6
BB 2
SO 6
LOB 13

AB 31
R 0
H 6
RBI 0
BB 4
SO 10
LOB 14

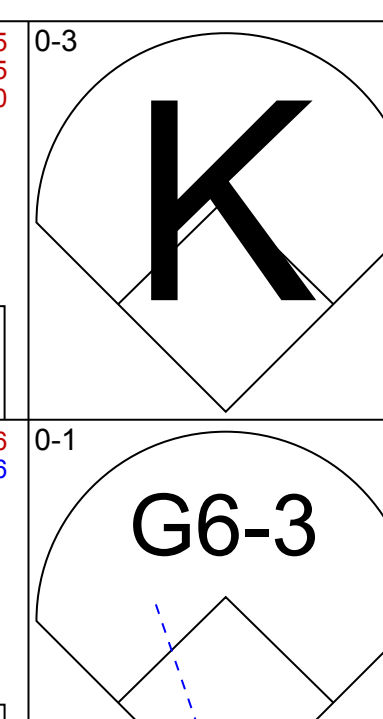
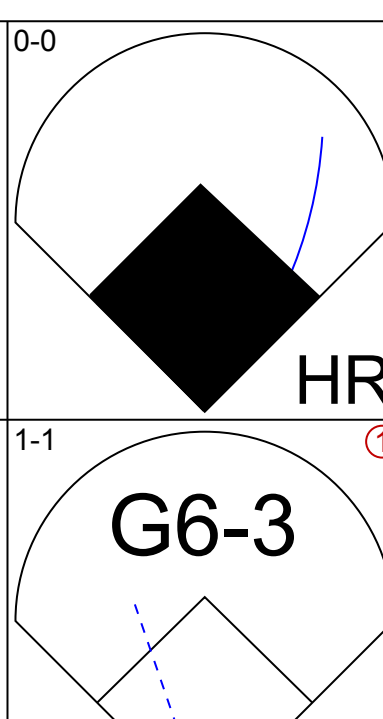
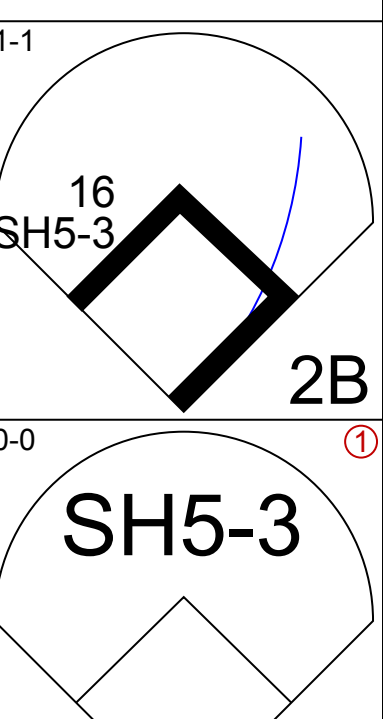
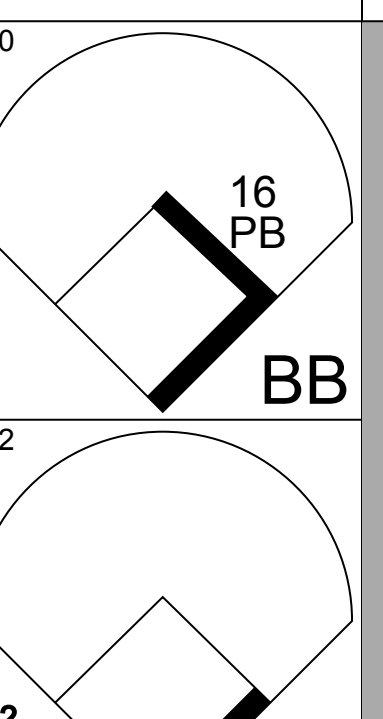
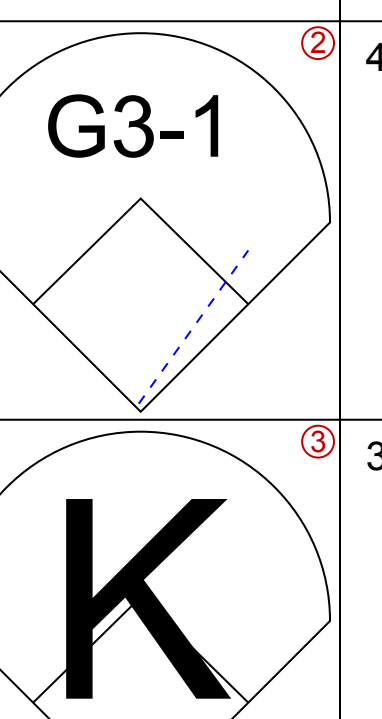
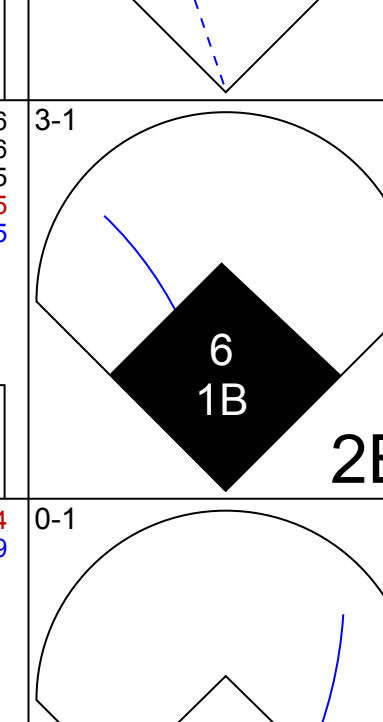
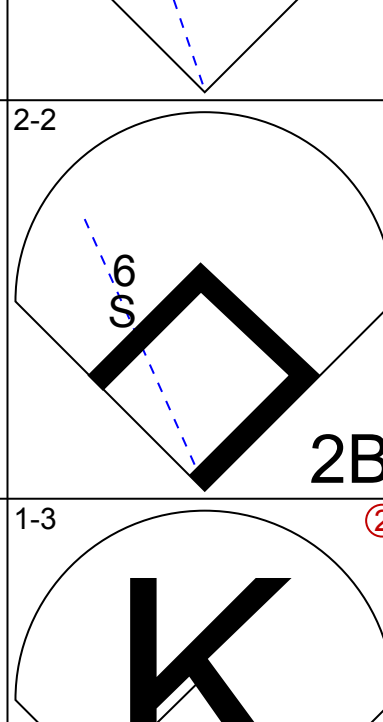
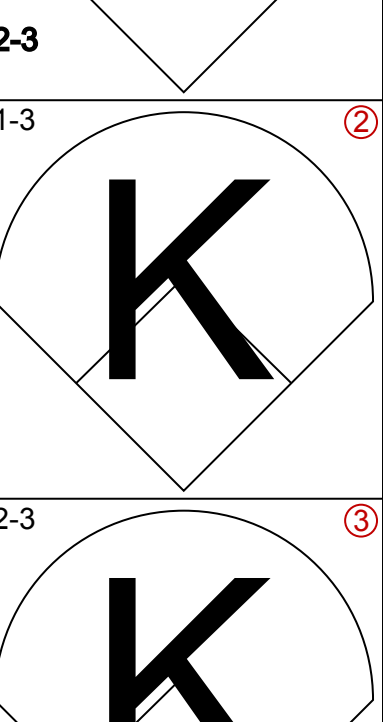
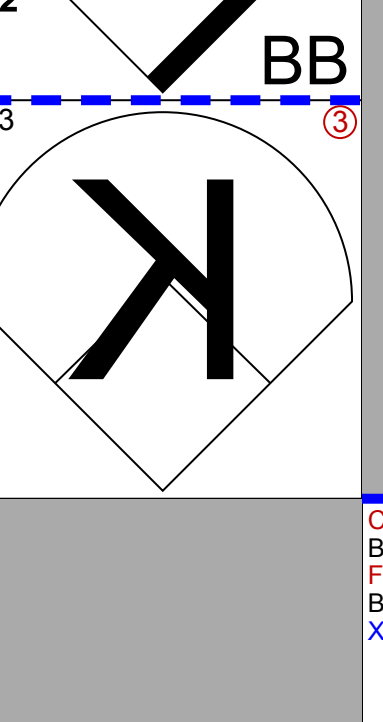

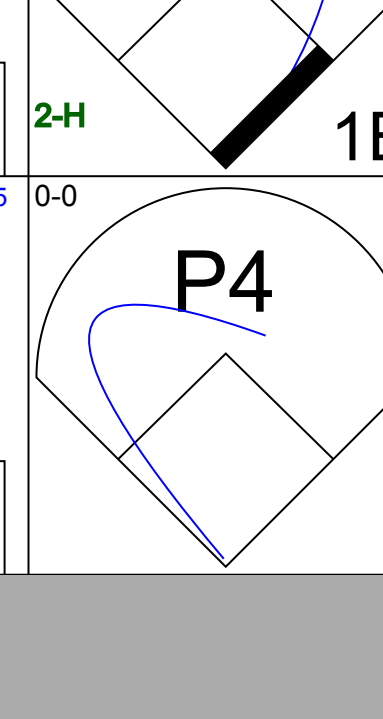
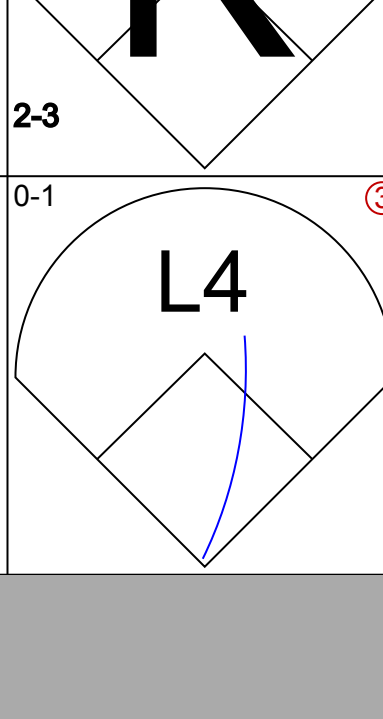








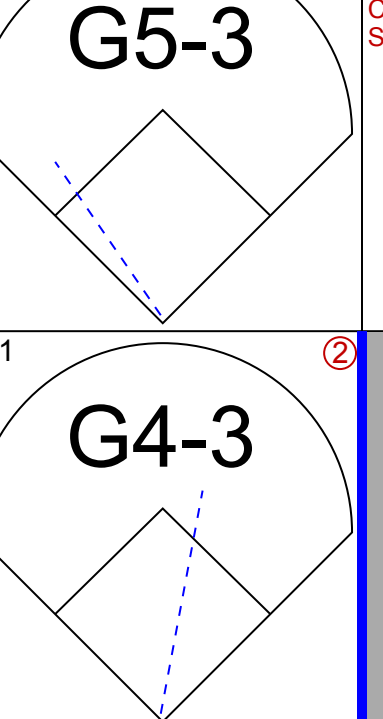
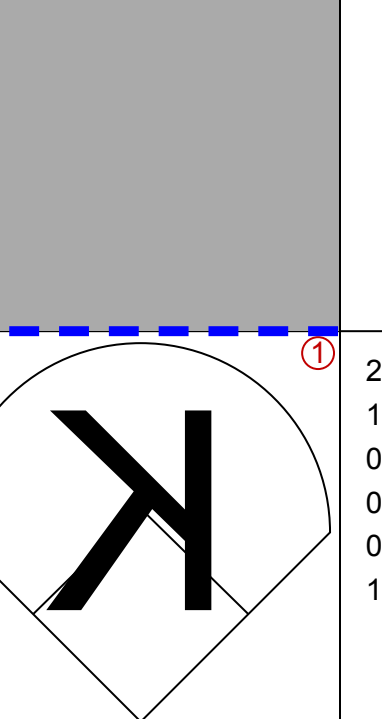
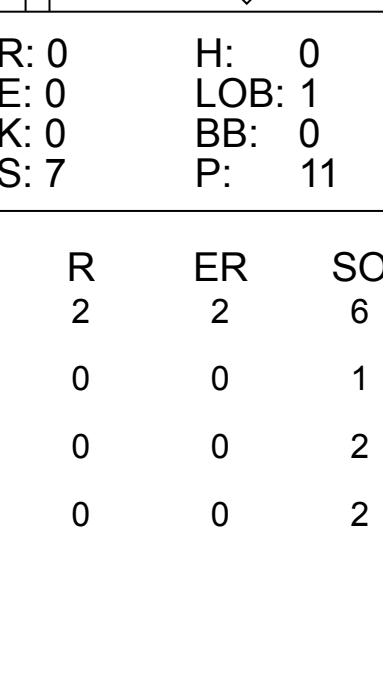
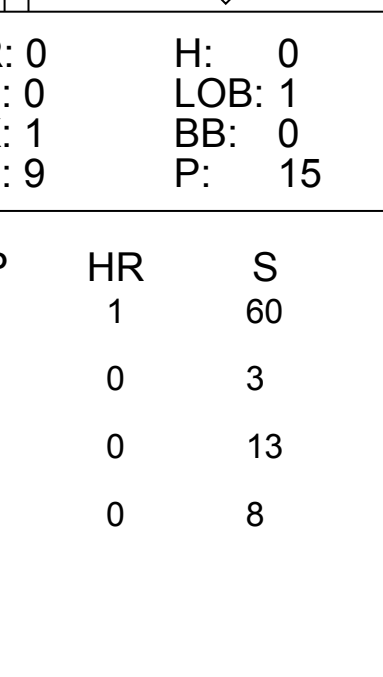
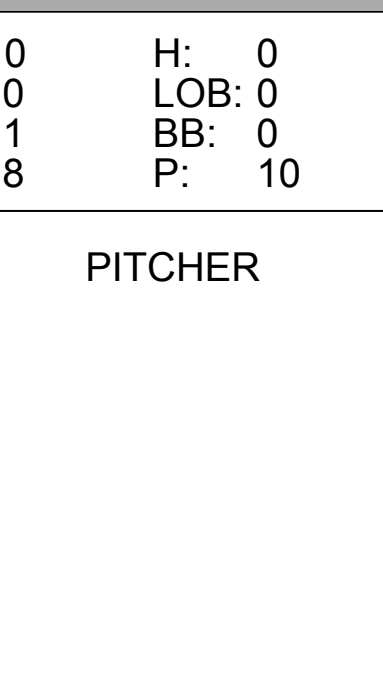
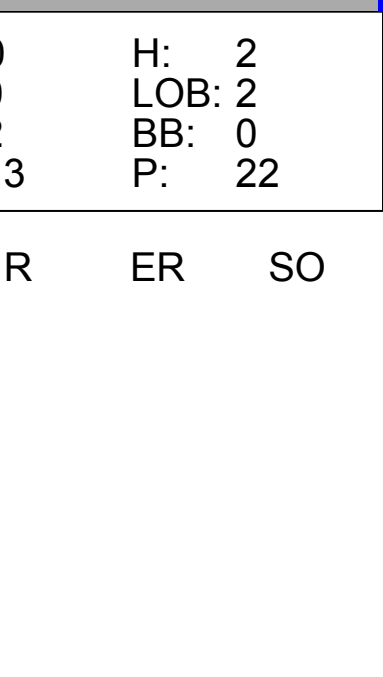





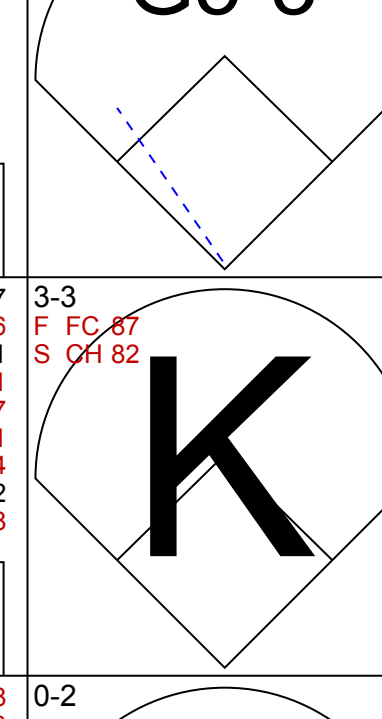
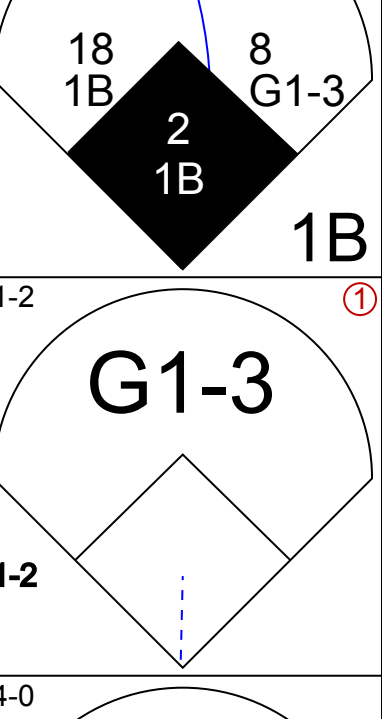
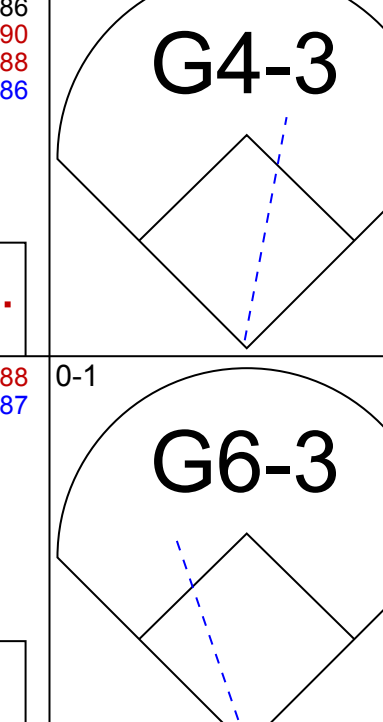
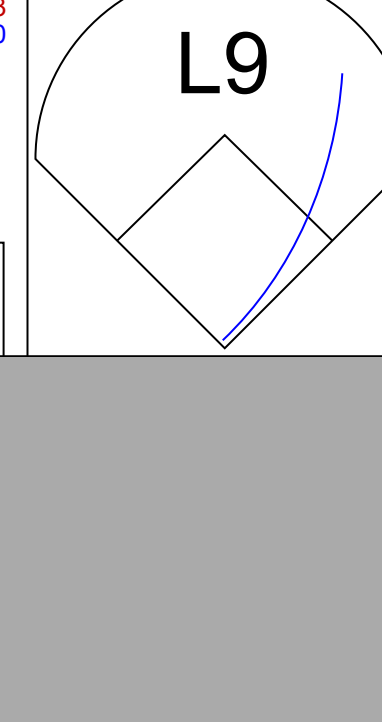
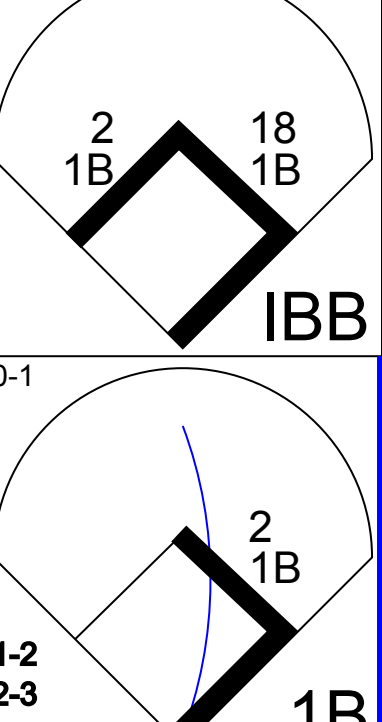


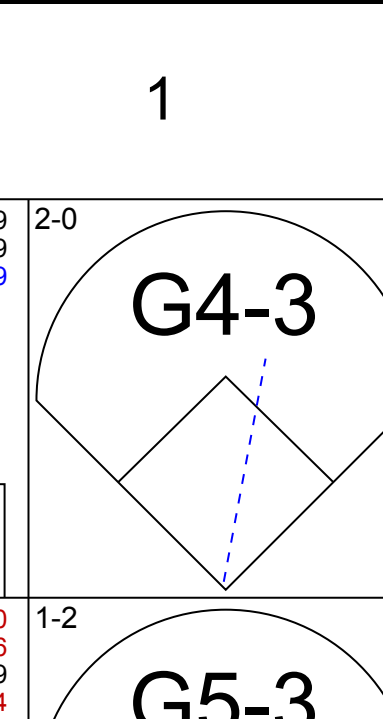
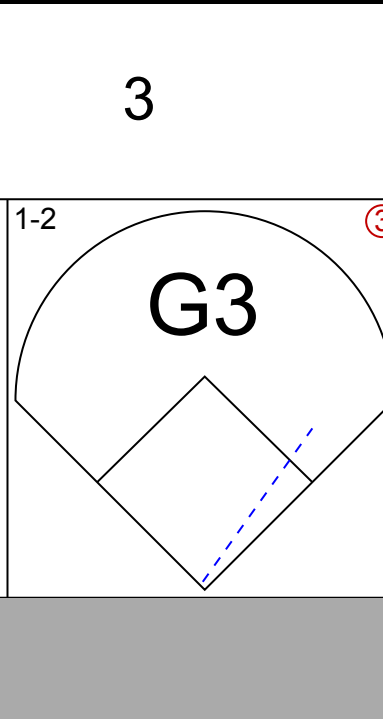
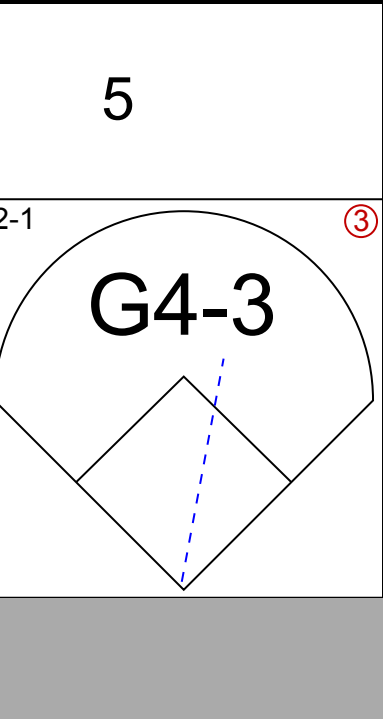
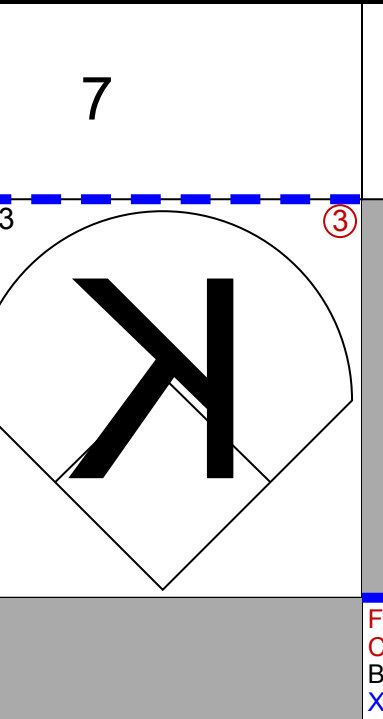
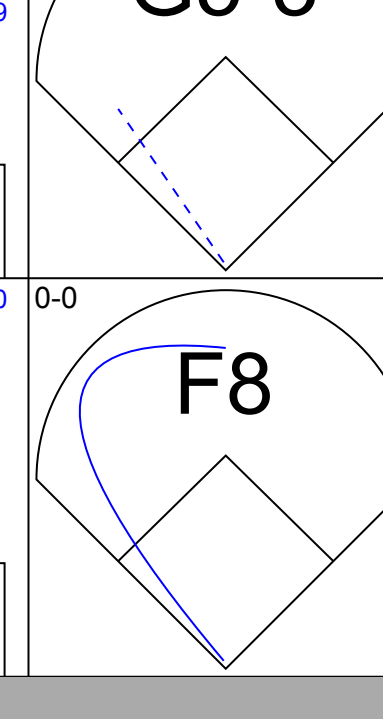
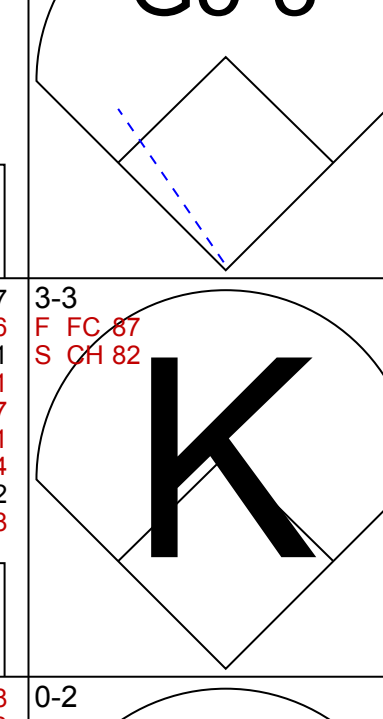
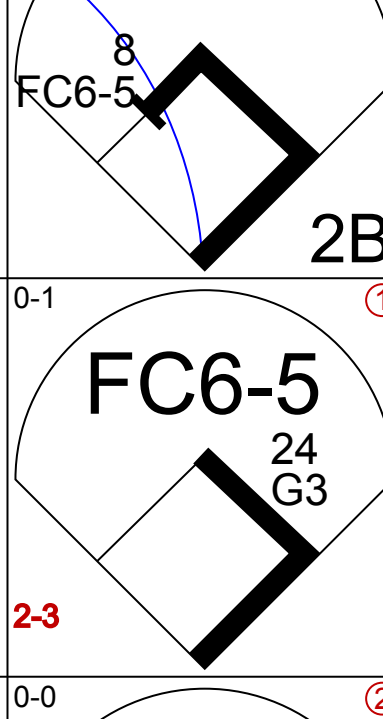
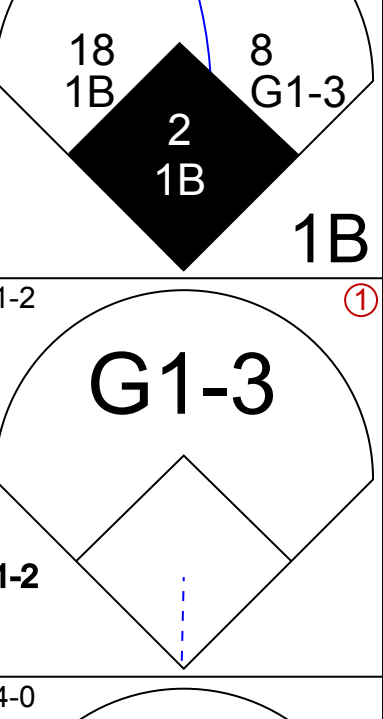

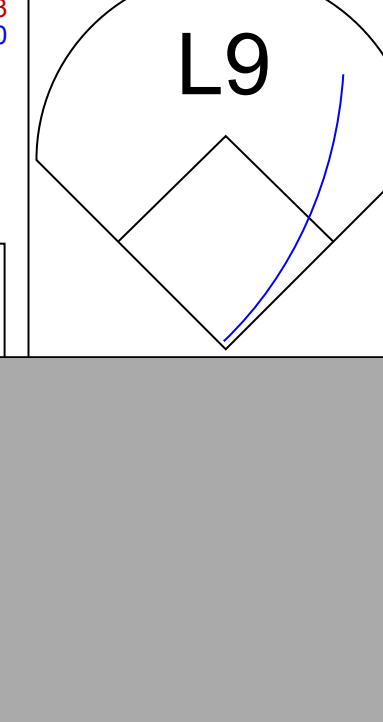
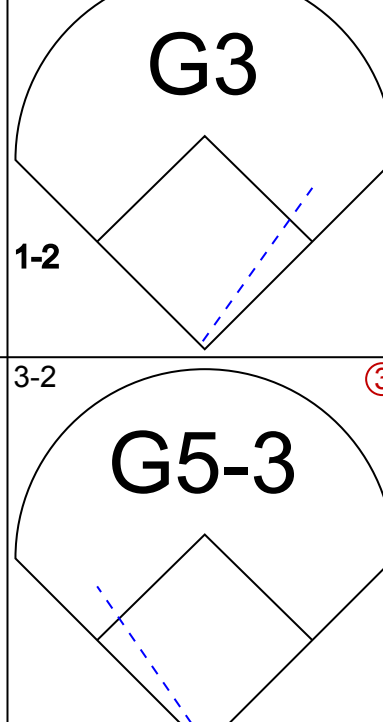
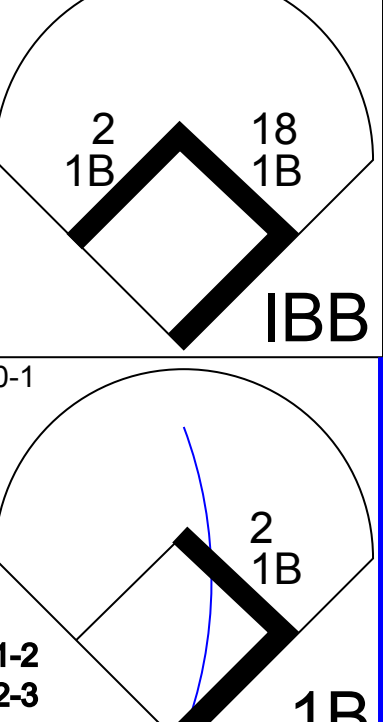
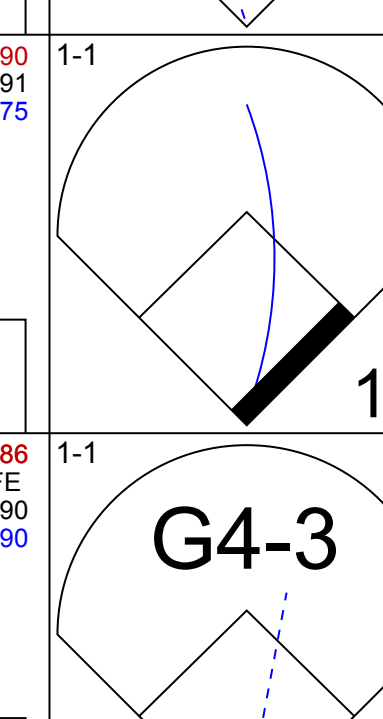


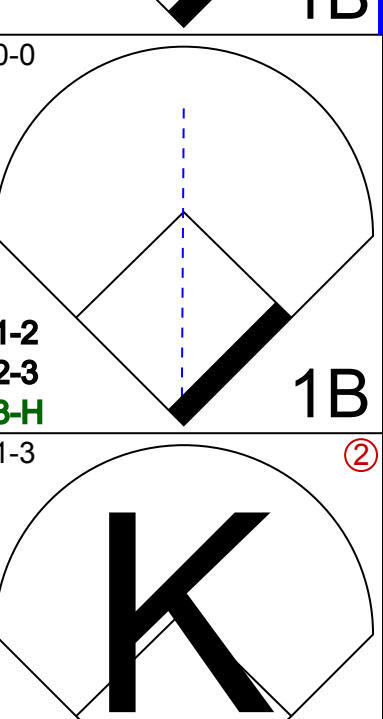



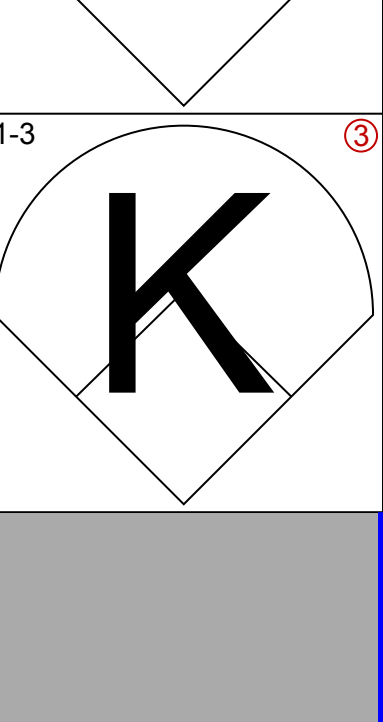
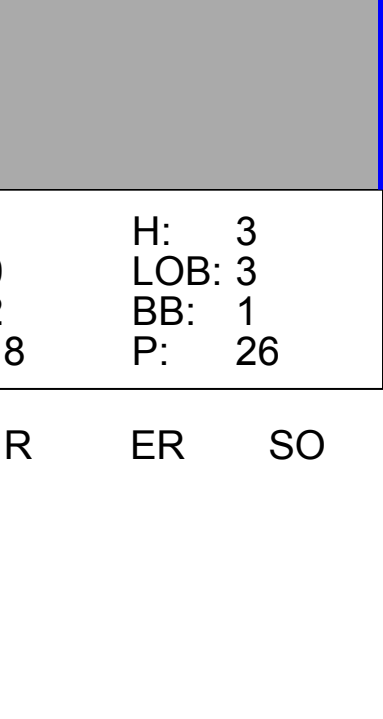
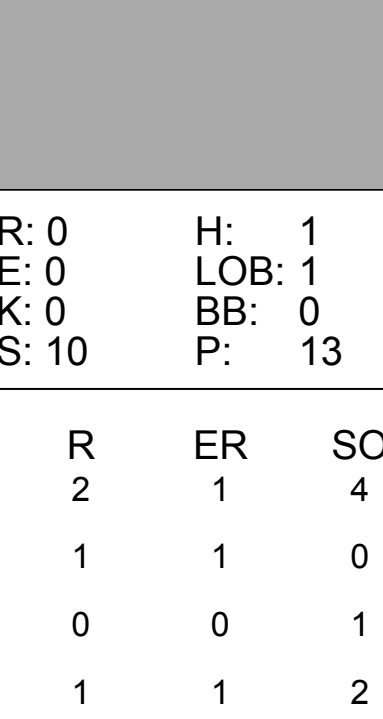
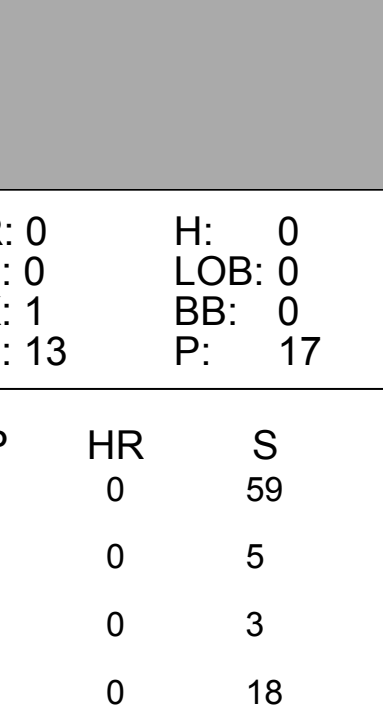
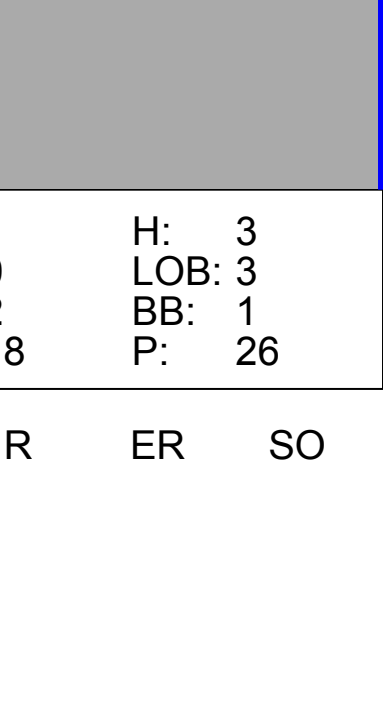






Batter	1	2	3	4	5	6	7	8	9	AB	R	H	RBI	BB	SO	LOB	TOP					
35 Shane Peterson, L (1.9) OBP: 0.373, SLG: 0.388										4	0	1	0	0	2	1	Milwaukee Brewers @ Chicago Cubs Wrigley Field, Chicago, IL Tue Aug 11 2015, 7:05 PM - 10:15 PM CDT Att: 37,109 - Clear - 72 F					
18 Khris Davis, R (1.7) OBP: 0.326, SLG: 0.456										3	1	0	0	1	1	2						
24 Adam Lind, L (1.3) OBP: 0.364, SLG: 0.490										4	2	2	2	0	1	0						
20 Jonathan Lucroy, R (1.2) OBP: 0.304, SLG: 0.333										4	0	0	0	0	2	1						
2 Scooter Gennett, L (1.4) OBP: 0.281, SLG: 0.373										3	0	0	0	0	0	1						
14 Hernán Pérez, R (9, PH) OBP: 0.244, SLG: 0.313										1	0	0	0	0	0	0						
3 Elian Herrera, S (1.5) OBP: 0.283, SLG: 0.389										4	0	1	1	0	1	0						
9 Jean Segura, R (1.6) OBP: 0.287, SLG: 0.323										4	0	1	0	0	0	1						
7 Logan Schafer, L (1.8) OBP: 0.292, SLG: 0.302										4	0	1	0	0	2	1						
26 Taylor Jungmann, R (1.1) OBP: 0.381, SLG: 0.490										1	0	1	0	0	0	0						
37 Tyler Thornburg, R (3.1) ERA: 4.42										0	0	0	0	0	0	0						
15 Jason Rogers, R (5, PH) OBP: 0.227, SLG: 0.255										0	0	0	0	0	0	0						
26 Kyle Lohse, R (5.1) ERA: 6.12										0	0	0	0	0	0	0						
8 Ryan Braun, R (7, PH) OBP: 0.359, SLG: 0.642										0	0	0	0	0	0	0						
48 Neal Cotts, L (7.1) ERA: 3.11										0	0	0	0	0	0	0						
46 Corey Knebel, R (8.1) ERA: 3.41										0	0	0	0	0	0	0						
Inning Stats	R: 0 E: 0 K: 1 S: 7	H: 0 LOB: 0 BB: 0 P: 11	R: 0 E: 0 K: 0 S: 8	H: 0 LOB: 0 BB: 0 P: 11	R: 0 E: 0 K: 1 S: 11	H: 2 LOB: 2 BB: 0 P: 17	R: 1 E: 0 K: 0 S: 9	H: 2 LOB: 1 BB: 0 P: 12	R: 0 E: 0 K: 3 S: 9	H: 0 LOB: 0 BB: 0 P: 12	R: 2 E: 0 K: 2 S: 14	H: 1 LOB: 0 BB: 0 P: 22	R: 0 E: 0 K: 1 S: 12	H: 1 LOB: 1 BB: 0 P: 19	R: 0 E: 0 K: 2 S: 11	H: 0 LOB: 0 BB: 0 P: 16	R: 0 E: 0 K: 0 S: 9	H: 1 LOB: 1 BB: 0 P: 12	1B: 4 2B: 2 3B: 0 HR: 1	SF: 0 SAC: 0 DP: 0 HBP: 0	WP: 0 PB: 0 SB: 0 CS: 0	PA: 35
PITCHER	IP WLS BF H R ER SO BB IBB HBP BLK WP HR S P ERA WHIP																					
50 Dan Haren, R (1.1) ERA: 3.55	5.1 W 22 5 3 3 6 1 0 0 0 0 0 1 54 79 5.06 1.125																					
37 Travis Wood, L (6.1) ERA: 4.42	1.0 H 4 1 0 0 1 0 0 0 0 0 0 0 10 15 0.00 1.000																					
52 Justin Grimm, R (7.1) ERA: 1.47	0.2 H 2 0 0 0 1 0 0 0 0 0 0 0 6 10 0.00 0.000																					
46 Pedro Strop, R (8.1) ERA: 2.86	1.0 H 3 0 0 0 2 0 0 0 0 0 0 0 11 16 0.00 0.000																					
40 James Russell, L (9.1) ERA: 3.21	1.0 S 4 1 0 0 0 0 0 0 0 0 0 0 9 12 0.00 1.000																					

Batter	1	2	3	4	5	6	7	8	9	AB	R	H	RBI	BB	SO	LOB	BOTTOM			
24 Dexter Fowler, S (1.8) OBP: 0.333, SLG: 0.382										2	1	0	1	2	0	1	Milwaukee Brewers @ Chicago Cubs Wrigley Field, Chicago, IL Tue Aug 11 2015, 7:05 PM - 10:15 PM CDT Att: 37,109 - Clear - 72 F			
12 Kyle Schwarber, L (1.7) OBP: 0.418, SLG: 0.579										4	1	0	0	1	0	3				
8 Chris Coghlan, L (1.4) OBP: 0.336, SLG: 0.415										3	1	1	0	1	1	2				
13 Starlin Castro, R (6.4) OBP: 0.271, SLG: 0.303										1	0	0	0	0	0	0				
44 Anthony Rizzo, L (1.3) OBP: 0.406, SLG: 0.538										3	0	2	2	1	1	0				
17 Kris Bryant, R (1.5) OBP: 0.363, SLG: 0.444										4	1	1	0	1	1	5				
68 Jorge Soler, R (1.9) OBP: 0.330, SLG: 0.386										3	1	1	2	0	2	2				
47 Miguel Montero, L (1.2) OBP: 0.338, SLG: 0.385										4	1	1	0	0	2	5				
50 Dan Haren, R (1.1) ERA: 3.55	2.2 L 17 5 4 2 3 3 0 0 0 0 0 0 22 43 6.75 3.000																			
37 Travis Wood, L (6.1) ERA: 4.42	1.1 9 1 2 2 2 3 0 1 0 0 0 0 22 43 13.50 3.000																			
26 Kyle Lohse, R (5.1) ERA: 6.12	2.0 7 1 0 0 2 1 0 0 0 0 0 0 16 27 0.00 1.000																			
48 Neal Cotts, L (7.1) ERA: 3.11	1.1 5 0 0 0 1 0 0 0 1 0 0 0 13 19 0.00 0.000																			
46 Corey Knebel, R (8.1) ERA: 3.41	0.2 3 0 0 0 0 0 0 0 1 0 0 0 10 16 0.00 0.000																			
Inning Stats	R: 0 E: 0 K: 1 S: 9	H: 0 LOB: 0 BB: 0 P: 16	R: 3 E: 2 K: 1 S: 16	H: 4 LOB: 2 BB: 0 P: 31	R: 1 E: 0 K: 1 S: 22	H: 1 LOB: 3 BB: 3 P: 38	R: 2 E: 0 K: 2 S: 18	H: 1 LOB: 3 BB: 3 P: 39	R: 0 E: 1 K: 1 S: 9	H: 0 LOB: 1 BB: 1 P: 16	R: 0 E: 0 K: 1 S: 7	H: 1 LOB: 0 BB: 0 P: 11	R: 0 E: 0 K: 1 S: 10	H: 0 LOB: 0 BB: 0 P: 14	R: 0 E: 0 K: 0 S: 13	H: 0 LOB: 1 BB: 0 P: 21	1B: 5 2B: 2 3B: 0 HR: 0	SF: 1 SAC: 0 DP: 2 HBP: 3	WP: 0 PB: 0 SB: 2 CS: 0	PA: 41
PITCHER	IP WLS BF H R ER SO BB IBB HBP BLK WP HR S P ERA WHIP																			
26 Taylor Jungmann, R (1.1) ERA: 2.42	2.2 L 17 5 4 2 3 3 0 0 0 0 0 0 22 43 6.75 3.000																			
37 Tyler Thornburg, R (3.1) ERA: 4.4	1.1 9 1 2 2 2 3 0 1 0 0 0 0 22 43 13.50 3.000																			
26 Kyle Lohse, R (5.1) ERA: 6.12	2.0 7 1 0 0 2 1 0 0 0 0 0 0 16 27 0.00 1.000																			
48 Neal Cotts, L (7.1) ERA: 3.11	1.1 5 0 0 0 1 0 0 0 1 0 0 0 13 19 0.00 0.000																			
46 Corey Knebel, R (8.1) ERA: 3.41	0.2 3 0 0 0 0 0 0 0 1 0 0 0 10 16 0.00 0.000																			

Batter	1	2	3	4	5	6	7	8	9	AB	R	H	RBI	BB	SO	LOB	TOP			
9 Jean Segura, R OBP: 0.286, SLG: 0.324										5	1	2	0	0	1	0	Milwaukee Brewers @ Chicago Cubs Wrigley Field, Chicago, IL Thu Aug 13 2015, 1:23 PM - 4:30 PM CDT Att: 40,799 - Partly Cloudy - 81 F			
20 Jonathan Lucroy, R OBP: 0.301, SLG: 0.327										4	0	0	0	1	3	1				
8 Ryan Braun, R OBP: 0.346, SLG: 0.495										4	0	3	1	0	1	1				
18 Khris Davis, R OBP: 0.320, SLG: 0.442										3	0	0	0	1	2	4				
15 Jason Rogers, R OBP: 0.283, SLG: 0.337										4	0	0	0	0	1	2				
3 Elian Herrera, S OBP: 0.285, SLG: 0.402										4	1	2	0	0	0	0				
14 Hernán Pérez, R OBP: 0.247, SLG: 0.313										4	0	2	1	0	1	1				
7 Logan Schafer, L OBP: 0.264, SLG: 0.271										4	0	0	0	0	2	3				
45 Tyler Cravy, R 46 Corey Knebel, R 35 Shane Peterson, L 26 Kyle Lohse, R 48 Neal Cotts, L 57 Francisco Rodríguez, R 12 Martín Maldonado, R										2	0	0	0	0	1	0				
Inning Stats	R: 0 E: 0 K: 3 S: 12	H: 0 LOB: 1 BB: 0 P: 16	R: 0 E: 0 K: 0 S: 8	H: 1 LOB: 1 BB: 0 P: 11	R: 1 E: 1 K: 1 S: 12	H: 2 LOB: 2 BB: 1 P: 23	R: 0 E: 0 K: 2 S: 8	H: 0 LOB: 0 BB: 1 P: 10	R: 0 E: 0 K: 2 S: 14	H: 2 LOB: 1 BB: 0 P: 23	R: 1 E: 0 K: 2 S: 13	H: 2 LOB: 1 BB: 0 P: 22	R: 0 E: 0 K: 1 S: 10	H: 1 LOB: 1 BB: 0 P: 13	R: 0 E: 0 K: 2 S: 11	H: 0 LOB: 0 BB: 0 P: 13			1B: 6 2B: 3 3B: 0 HR: 0	SF: 0 SAC: 0 DP: 0 HBP: 0
PITCHER	IP WLS BF H R ER SO BB IBB HBP BLK WP HR S P ERA WHIP																			
34 Jon Lester, L ERA: 3.21	6.0 W 27 7 2 2 10 2 0 0 0 0 1 0 67 105 3.00 1.500																			
30 Jason Motte, R ERA: 3.65	1.0 H 4 1 0 0 1 0 0 0 0 0 0 0 8 10 0.00 1.000																			
21 Tommy Hunter, R ERA: 3.83	0.2 3 1 0 0 1 0 0 0 0 0 0 0 9 10 0.00 1.500																			
37 Travis Wood, L ERA: 4.34	1.1 4 0 0 0 2 0 0 0 0 0 0 0 12 16 0.00 0.000																			

Batter	1	2	3	4	5	6	7	8	9	AB	R	H	RBI	BB	SO	LOB	BOTTOM			
24 Dexter Fowler, S OBP: 0.339, SLG: 0.393										3	3	2	2	2	0	0	Milwaukee Brewers @ Chicago Cubs Wrigley Field, Chicago, IL Thu Aug 13 2015, 1:23 PM - 4:30 PM CDT Att: 40,799 - Partly Cloudy - 81 F			
12 Kyle Schwarber, L OBP: 0.420, SLG: 0.621										4	2	3	4	1	1	1				
8 Chris Coghlan, L 19 Jonathan Herrera, S										3	0	0	0	0	1	2				
44 Anthony Rizzo, L OBP: 0.405, SLG: 0.539										3	2	1	1	1	0	2				
17 Kris Bryant, R OBP: 0.361, SLG: 0.448										4	0	1	0	0	1	1				
68 Jorge Soler, R 21 Tommy Hunter, R										4	0	1	1	0	1	1				
37 Travis Wood, R OBP: 0.172, SLG: 0.111										0	0	0	0	0	0	0				
3 David Ross, R OBP: 0.291, SLG: 0.273										4	0	0	0	0	3	2				
34 Jon Lester, L 13 Starlin Castro, R 30 Jason Motte, R 15 Chris Denorria, R										2	0	0	0	0	1	2				
Inning Stats	R: 0 E: 0 K: 1 S: 9	H: 0 LOB: 0 BB: 1 P: 16	R: 1 E: 0 K: 2 S: 16	H: 2 LOB: 1 BB: 1 P: 24	R: 0 E: 0 K: 0 S: 10	H: 0 LOB: 1 BB: 1 P: 18	R: 0 E: 0 K: 0 S: 12	H: 0 LOB: 0 BB: 0 P: 19	R: 4 E: 0 K: 1 S: 20	H: 3 LOB: 0 BB: 1 P: 32	R: 0 E: 0 K: 2 S: 12	H: 1 LOB: 1 BB: 0 P: 20	R: 2 E: 0 K: 1 S: 11	H: 2 LOB: 1 BB: 1 P: 22	R: 2 E: 0 K: 1 S: 14	H: 3 LOB: 1 BB: 0 P: 20			1B: 4 2B: 2 3B: 0 HR: 5	SF: 0 SAC: 0 DP: 0 HBP: 0
PITCHER	IP WLS BF H R ER SO BB IBB HBP BLK WP HR S P ERA WHIP																			
45 Tyler Cravy, R 46 Corey Knebel, R 26 Kyle Lohse, R 48 Neal Cotts, L 57 Francisco Rodríguez, R	4.1 L 20 4 4 4 3 4 0 0 0 0 0 0 1 9 13 13.50 1.500																			
34 Jon Lester, L ERA: 3.62	0.2 3 1 1 1 1 0 0 0 0 0 0 0 9 13 0.00 2.000																			
26 Kyle Lohse, R ERA: 0.14	1.0 5 1 1 1 2 1 0 0 0 0 0 0 13 25 9.00 2.000																			
48 Neal Cotts, L ERA: 3.23	1.0 5 2 1 1 1 0 0 0 0 0 0 1 10 17 9.00 2.000																			
57 Francisco Rodríguez, R ERA: 1.78	1.0 6 3 2 2 1 0 0 0 0 0 0 1 14 20 18.00 3.000																			

Batter	1	2	3	4	5	6	7	8	9	AB	R	H	RBI	BB	SO	LOB	TOP					
26 Chase Utley, L OBP: 0.282, SLG: 0.332										4	1	2	1	1	1	0	Philadelphia Phillies @ Milwaukee Brewers Miller Park, Milwaukee, WI Sat Aug 15 2015, 6:11 PM - 9:08 PM CDT Att: 39,204 - Partly Cloudy - 85 F					
16 César Hernández, S OBP: 0.356, SLG: 0.395										3	0	0	0	1	1	0						
37 Odúbel Herrera, L OBP: 0.319, SLG: 0.427										4	1	2	0	0	2	3						
6 Ryan Howard, L OBP: 0.283, SLG: 0.448										4	0	2	1	0	2	2						
3 Jeff Francoeur, R OBP: 0.298, SLG: 0.464										4	0	0	0	0	1	3						
25 Cody Asche, L OBP: 0.298, SLG: 0.390										3	0	1	0	0	0	0						
13 Freddy Galvis, S OBP: 0.310, SLG: 0.353										3	0	0	0	0	1	3						
51 Carlos Ruiz, R OBP: 0.291, SLG: 0.287										4	0	0	0	0	1	4						
31 Jerome Williams, R OBP: 0.193, SLG: 0.197										2	0	0	0	0	1	2						
9 Dornick Brown, L OBP: 0.287, SLG: 0.300										1	0	0	0	0	0	0						
30 Justin De Fratus, S ERA: 3.15										0	0	0	0	0	0	0						
59 Elvis Araujo, L ERA: 3.03										0	0	0	0	0	0	0						
57 Luis García, R OBP: 0.300, SLG: 0.409										1	0	0	0	0	1	0						
Inning Stats	R: 1 E: 0 K: 1 S: 10	H: 2 LOB: 1 BB: 0 P: 13	R: 0 E: 0 K: 0 S: 7	H: 0 LOB: 1 BB: 0 P: 11	R: 1 E: 0 K: 1 S: 11	H: 2 LOB: 1 BB: 0 P: 15	R: 0 E: 0 K: 1 S: 9	H: 0 LOB: 1 BB: 0 P: 15	R: 0 E: 0 K: 2 S: 9	H: 1 LOB: 1 BB: 0 P: 13	R: 0 E: 0 K: 1 S: 8	H: 0 LOB: 0 BB: 0 P: 10	R: 0 E: 0 K: 1 S: 9	H: 0 LOB: 2 BB: 2 P: 22	R: 0 E: 0 K: 2 S: 13	H: 2 LOB: 2 BB: 0 P: 20	R: 0 E: 0 K: 2 S: 8	H: 0 LOB: 0 BB: 0 P: 11	1B: 3 2B: 3 3B: 0 HR: 1	SF: 0 SAC: 1 DP: 0 HBP: 2	WP: 0 PB: 1 SB: 1 CS: 0	PA: 38
PITCHER	IP WLS BF H R ER SO BB IBB HBP BLK WP HR S P ERA WHIP																					
52 Jimmy Nelson, R ERA: 3.61	(1, 1) 6.2 29 5 2 2 6 2 0 2 0 0 1 60 93 2.70 1.050																					
13 Will Smith, L ERA: 2.22	(7, 1) 0.1 W 1 0 0 0 1 0 0 0 0 0 0 0 3 6 0.00 0.000																					
21 Jeremy Jeffress, R ERA: 3.15	(8, 1) 1.0 H 5 2 0 0 2 0 0 0 0 0 0 0 13 22 0.00 2.000																					
57 Francisco Rodríguez, R ERA: 1.91	(9, 1) 1.0 S 3 0 0 0 2 0 0 0 0 0 0 0 8 11 0.00 0.000																					

Batter	1	2	3	4	5	6	7	8	9	AB	R	H	RBI	BB	SO	LOB	BOTTOM			
35 Shane Peterson, L OBP: 0.354, SLG: 0.373										4	0	0	0	0	1	2	Philadelphia Phillies @ Milwaukee Brewers Miller Park, Milwaukee, WI Sat Aug 15 2015, 6:11 PM - 9:08 PM CDT Att: 39,204 - Partly Cloudy - 85 F			
20 Jonathan Lucroy, R OBP: 0.301, SLG: 0.331									4	1	2	0	0	0	0					
8 Ryan Braun, R OBP: 0.341, SLG: 0.486									4	0	0	0	0	1	2					
24 Adam Lind, L OBP: 0.359, SLG: 0.478									3	0	0	0	1	0	1					
18 Khris Davis, R OBP: 0.322, SLG: 0.458									4	1	2	0	0	0	1					
57 Francisco Rodríguez, R ERA: 1.91									0	0	0	0	0	0	0					
2 Scooter Gennett, L OBP: 0.292, SLG: 0.385									4	1	4	2	0	0	0					
9 Jean Segura, R OBP: 0.285, SLG: 0.322									4	1	1	1	0	1	5					
3 Elián Herrera, S OBP: 0.278, SLG: 0.388									4	0	1	0	0	2	4					
52 Jimmy Nelson, R OBP: 0.122, SLG: 0.125									2	0	0	0	0	2	1					
15 Jason Rogers, R OBP: 0.280, SLG: 0.333									0	0	0	0	0	0	0					
21 Jeremy Jeffress, R ERA: 3.15									1	0	0	0	0	0	1					
7 Logan Schafer, L OBP: 0.259, SLG: 0.265									0	0	0	0	0	0	0					
Inning Stats	R: 0 E: 0 K: 0 S: 6	H: 0 LOB: 0 BB: 0 P: 9	R: 0 E: 0 K: 0 S: 10	H: 1 LOB: 1 BB: 0 P: 13	R: 0 E: 0 K: 2 S: 10	H: 0 LOB: 0 BB: 0 P: 12	R: 0 E: 0 K: 1 S: 13	H: 0 LOB: 0 BB: 0 P: 17	R: 2 E: 2 K: 1 S: 12	H: 3 LOB: 1 BB: 0 P: 17	R: 0 E: 0 K: 0 S: 8	H: 1 LOB: 1 BB: 0 P: 11	R: 1 E: 0 K: 1 S: 8	H: 2 LOB: 1 BB: 0 P: 11	R: 1 E: 0 K: 2 S: 18	H: 3 LOB: 3 BB: 1 P: 26	1B: 8 2B: 2 3B: 0 HR: 0	SF: 0 SAC: 0 DP: 0 HBP: 0	WP: 1 PB: 0 SB: 1 CS: 0	PA: 35
PITCHER	IP WLS BF H R ER SO BB IBB HBP BLK WP HR S P ERA WHIP																			
31 Jerome Williams, R ERA: 5.47	(1, 1) 6.0 23 5 2 1 4 0 0 0 0 0 1 59 79 1.50 0.833																			
30 Justin De Fratus, R ERA: 5.6	(7, 1) 0.2 L 4 2 1 1 0 0 0 0 0 0 1 0 5 7 13.50 3.000																			
59 Elvis Araujo, L ERA: 3.03	(7, 1) 0.1 1 0 0 0 1 0 0 0 0 0 0 0 3 4 0.00 0.000																			
57 Luis García, R ERA: 3.35	(8, 1) 1.0 7 3 1 1 2 0 0 1 0 0 0 0 18 26 9.00 3.000																			

Batter	1	2	3	4	5	6	7	8	9	AB	R	H	RBI	BB	SO	LOB	TOP			
16 César Hernández, S (1,4) OBP: 0.354, SLG: 0.363										5	0	1	0	0	2	4	Philadelphia Phillies @ Milwaukee Brewers Miller Park, Milwaukee, WI Sun Aug 16 2015, 1:12 PM - 4:17 PM CDT Att: 33,920 - Partly Cloudy - 87 F			
13 Freddy Galvis, S (1,6) OBP: 0.307, SLG: 0.349										4	0	0	0	0	1	1				
37 Odúbel Herrera, L (1,8) OBP: 0.318, SLG: 0.425										4	0	1	0	0	2	1				
6 Ryan Howard, L (1,3) OBP: 0.283, SLG: 0.446										4	0	1	0	0	1	1				
4 Andrés Blanco, S (1,5) OBP: 0.355, SLG: 0.514										3	1	1	1	1	0	1				
9 Domonic Brown, L (1,9) OBP: 0.286, SLG: 0.350										4	0	1	0	0	1	3				
51 Carlos Ruiz, R (1,2) OBP: 0.294, SLG: 0.288										3	0	1	0	1	1	2				
25 Cody Asche, L (1,7) OBP: 0.296, SLG: 0.386										3	0	0	0	0	2	2				
50 Héctor Neris, R (7,1)										0	0	0	0	0	0	0				
56 Cesar Jimenez, L (8,1)										1	0	1	0	0	0	0				
3 Jeff Francoeur, R (9,PH) OBP: 0.301, SLG: 0.466										1	0	1	0	0	0	0				
34 Aaron Harang, R (1,1) OBP: 0.194, SLG: 0.200										2	0	0	0	0	1	1				
21 Adam Loewen, L (5,1)										0	0	0	0	0	0	0				
18 Darin Ruf, R (7,7) OBP: 0.299, SLG: 0.373										1	0	0	0	1	0	0				
Inning Stats	R: 0 H: 0 E: 0 K: 3 S: 9	H: 0 LOB: 0 BB: 0 P: 11	R: 0 H: 1 E: 0 K: 1 S: 10	LOB: 1 BB: 0 P: 13	R: 0 H: 0 E: 0 K: 3 S: 9	LOB: 0 BB: 0 P: 10	R: 0 H: 1 E: 0 K: 1 S: 13	LOB: 2 BB: 1 P: 22	R: 0 H: 0 E: 0 K: 0 S: 11	LOB: 0 BB: 0 P: 16	R: 0 H: 1 E: 0 K: 1 S: 11	LOB: 1 BB: 0 P: 16	R: 0 H: 1 E: 0 K: 1 S: 10	LOB: 1 BB: 0 P: 12	R: 1 H: 3 E: 0 K: 0 S: 11	LOB: 3 BB: 1 P: 20	1B: 6 2B: 0 3B: 0 HR: 1	SF: 0 SAC: 0 DP: 0 HBP: 0	WP: 1 PB: 0 SB: 1 CS: 0	PA: 37
PITCHER	IP WLS BF H R ER SO BB IBB HBP BLK WP HR S P ERA WHIP	IP WLS BF H R ER SO BB IBB HBP BLK WP HR S P ERA WHIP	IP WLS BF H R ER SO BB IBB HBP BLK WP HR S P ERA WHIP	IP WLS BF H R ER SO BB IBB HBP BLK WP HR S P ERA WHIP	IP WLS BF H R ER SO BB IBB HBP BLK WP HR S P ERA WHIP	IP WLS BF H R ER SO BB IBB HBP BLK WP HR S P ERA WHIP	IP WLS BF H R ER SO BB IBB HBP BLK WP HR S P ERA WHIP	IP WLS BF H R ER SO BB IBB HBP BLK WP HR S P ERA WHIP	IP WLS BF H R ER SO BB IBB HBP BLK WP HR S P ERA WHIP	IP WLS BF H R ER SO BB IBB HBP BLK WP HR S P ERA WHIP	IP WLS BF H R ER SO BB IBB HBP BLK WP HR S P ERA WHIP	IP WLS BF H R ER SO BB IBB HBP BLK WP HR S P ERA WHIP	IP WLS BF H R ER SO BB IBB HBP BLK WP HR S P ERA WHIP	IP WLS BF H R ER SO BB IBB HBP BLK WP HR S P ERA WHIP	IP WLS BF H R ER SO BB IBB HBP BLK WP HR S P ERA WHIP	IP WLS BF H R ER SO BB IBB HBP BLK WP HR S P ERA WHIP	IP WLS BF H R ER SO BB IBB HBP BLK WP HR S P ERA WHIP			
26 Taylor Jungmann, R (1,1) ERA: 2.23	6.1	W	24	3	0	0	9	2	0	0	0	0	1	0	68	100	0.00	0.789		
46 Corey Knebel, R (7,1) ERA: 3.44	1.2		6	1	0	0	2	0	0	0	0	0	0	17	20	0.00	0.600			
48 Neal Cotts, L (9,1) ERA: 3.38	0.2		6	3	1	1	0	1	0	0	0	0	0	1	6	14	13.50	6.000		
57 Francisco Rodríguez, R (9,1) ERA: 1.9	0.1	S	1	0	0	0	0	0	0	0	0	0	0	0	5	6	0.00	0.000		

Batter	1	2	3	4	5	6	7	8	9	AB	R	H	RBI	BB	SO	LOB	BOTTOM			
35 Shane Peterson, L (1,8) OBP: 0.351, SLG: 0.365										3	0	0	0	1	0	2	Philadelphia Phillies @ Milwaukee Brewers Miller Park, Milwaukee, WI Sun Aug 16 2015, 1:12 PM - 4:17 PM CDT Att: 33,920 - Partly Cloudy - 87 F			
20 Jonathan Lucroy, R (1,2) OBP: 0.307, SLG: 0.339										2	2	1	0	2	0	0				
8 Ryan Braun, R (1,9) OBP: 0.340, SLG: 0.491										4	1	1	5	0	0	2				
24 Adam Lind, L (1,3) OBP: 0.361, SLG: 0.479										4	0	2	0	0	0	0				
18 Kris Davis, R (1,7) OBP: 0.321, SLG: 0.455										4	0	1	0	0	2	3				
48 Neal Cotts, L (9,1)										0	0	0	0	0	0	0				
57 Francisco Rodríguez, R (9,1)										0	0	0	0	0	0	0				
2 Scooter Gennett, L (1,4) OBP: 0.291, SLG: 0.387										4	1	1	0	0	1	5				
9 Jean Segura, R (1,6) OBP: 0.283, SLG: 0.319										4	0	0	0	0	0	2				
3 Elian Herrera, S (1,5) OBP: 0.277, SLG: 0.385										4	1	1	1	0	2	1				
26 Taylor Jungmann, R (1,1) OBP: 0.375, SLG: 0.391										3	1	1	0	0	1	0				
46 Corey Knebel, R (7,1) ERA: 9.0										0	0	0	0	0	0	0				
7 Logan Schafer, L (8,PH) OBP: 0.255, SLG: 0.260										1	0	0	0	0	0	0				
Inning Stats	R: 1 H: 1 E: 0 K: 0 S: 8	H: 1 LOB: 0 BB: 0 P: 12	R: 0 H: 0 E: 1 K: 1 S: 11	LOB: 0 BB: 0 P: 13	R: 0 H: 0 E: 0 K: 1 S: 6	LOB: 0 BB: 0 P: 11	R: 0 H: 0 E: 0 K: 0 S: 6	LOB: 0 BB: 0 P: 10	R: 5 H: 6 E: 0 K: 1 S: 20	LOB: 2 BB: 1 P: 35	R: 0 H: 0 E: 0 K: 1 S: 8	LOB: 0 BB: 0 P: 10	R: 0 H: 1 E: 0 K: 1 S: 11	LOB: 3 BB: 2 P: 25	R: 0 H: 0 E: 0 K: 1 S: 14	LOB: 0 BB: 0 P: 19	1B: 5 2B: 1 3B: 1 HR: 1	SF: 0 SAC: 0 DP: 0 HBP: 0	WP: 2 PB: 0 SB: 0 CS: 0	PA: 36
PITCHER	IP WLS BF H R ER SO BB IBB HBP BLK WP HR S P ERA WHIP	IP WLS BF H R ER SO BB IBB HBP BLK WP HR S P ERA WHIP	IP WLS BF H R ER SO BB IBB HBP BLK WP HR S P ERA WHIP	IP WLS BF H R ER SO BB IBB HBP BLK WP HR S P ERA WHIP	IP WLS BF H R ER SO BB IBB HBP BLK WP HR S P ERA WHIP	IP WLS BF H R ER SO BB IBB HBP BLK WP HR S P ERA WHIP	IP WLS BF H R ER SO BB IBB HBP BLK WP HR S P ERA WHIP	IP WLS BF H R ER SO BB IBB HBP BLK WP HR S P ERA WHIP	IP WLS BF H R ER SO BB IBB HBP BLK WP HR S P ERA WHIP	IP WLS BF H R ER SO BB IBB HBP BLK WP HR S P ERA WHIP	IP WLS BF H R ER SO BB IBB HBP BLK WP HR S P ERA WHIP	IP WLS BF H R ER SO BB IBB HBP BLK WP HR S P ERA WHIP	IP WLS BF H R ER SO BB IBB HBP BLK WP HR S P ERA WHIP	IP WLS BF H R ER SO BB IBB HBP BLK WP HR S P ERA WHIP	IP WLS BF H R ER SO BB IBB HBP BLK WP HR S P ERA WHIP	IP WLS BF H R ER SO BB IBB HBP BLK WP HR S P ERA WHIP	IP WLS BF H R ER SO BB IBB HBP BLK WP HR S P ERA WHIP			
34 Aaron Harang, R (1,1) ERA: 4.79	4.2	L	23	7	6	6	2	1	0	0	0	0	1	0	48	75	11.57	1.714		
21 Adam Loewen, L (5,1) ERA: 9.0	1.2		8	1	0	0	2	2	0	0	0	0	1	0	16	31	0.00	1.800		
50 Héctor Neris, R (7,1) ERA: 2.21	1.1		4	0	0	0	2	0	0	0	0	0	0	0	15	22	0.00	0.000		
56 Cesar Jimenez, L (8,1) ERA:	0.1		1	0	0	0	0	0	0	0	0	0	0	0	5	7	0.00	0.000		

AB	34
R	1
H	7
RBI	1
BB	3
SO	11
LOB	16



AB	33
R	6
H	8
RBI	6
BB	3
SO	6
LOB	15



Batter	1	2	3	4	5	6	7	8	9	AB	R	H	RBI	BB	SO	LOB	TOP					
9 Dee Strange-Gordon, L (1.4) OBP: 0.354, SLG: 0.414	G4-3						G4-3			4	1	2	1	1	0	0	Miami Marlins @ Milwaukee Brewers Miller Park, Milwaukee, WI Tue Aug 18 2015, 7:11 PM - 10:49 PM CDT Att: 31,937 - Roof Closed - 80 F					
51 Ichiro Suzuki, L (1.9) OBP: 0.314, SLG: 0.316		L9								5	2	4	0	0	0	1						
14 Martin Prado, R (1.5) OBP: 0.316, SLG: 0.352										4	1	1	2	0	1	4						
48 Justin Bour, L (1.3) OBP: 0.324, SLG: 0.424	L7									5	0	0	0	0	1	3						
32 Derek Dietrich, L (1.7) OBP: 0.376, SLG: 0.511										3	2	2	0	1	1	0						
13 Marcell Ozuna, R (8.8) OBP: 0.299, SLG: 0.334										0	0	0	0	0	0	0						
28 Cole Gillespie, R (8.7) OBP: 0.365, SLG: 0.460										4	1	2	3	1	0	1						
3 Adeiny Hechavarria, R (1.6) OBP: 0.316, SLG: 0.378										5	1	1	1	0	1	4						
11 Tomás Telis, S (1.2) OBP: 0.150, SLG: 0.105										5	1	0	0	0	1	1						
61 Adam Conley, L 63 Kendry Flores, R 46 Kyle Barraclough, R 50 Erik Cordier, R 48 Brian Ellington, R 44 AJ Ramos, R										3	0	1	0	0	0	0						
Inning Stats	R: 3 E: 0 K: 0 S: 15	H: 2 LOB: 1 BB: 1 P: 28	R: 0 E: 0 K: 1 S: 10	H: 0 LOB: 1 BB: 1 P: 17	R: 4 E: 2 K: 1 S: 25	H: 5 LOB: 3 BB: 1 P: 39	R: 0 E: 0 K: 0 S: 10	H: 1 LOB: 1 BB: 0 P: 17	R: 2 E: 0 K: 1 S: 15	H: 3 LOB: 1 BB: 0 P: 26	R: 0 E: 0 K: 0 S: 12	H: 1 LOB: 1 BB: 0 P: 18	R: 0 E: 0 K: 2 S: 9	H: 0 LOB: 0 BB: 0 P: 11	R: 0 E: 0 K: 2 S: 9	H: 0 LOB: 0 BB: 0 P: 10	1B: 10 2B: 2 3B: 1 HR: 0	SF: 0 SAC: 0 DP: 1 HBP: 2	WP: 0 PB: 0 SB: 3 CS: 0	PA: 45		
PITCHER	IP WLS BF H R ER SO BB IBB HBP BLK WP HR S P ERA WHIP	IP WLS BF H R ER SO BB IBB HBP BLK WP HR S P ERA WHIP	IP WLS BF H R ER SO BB IBB HBP BLK WP HR S P ERA WHIP	IP WLS BF H R ER SO BB IBB HBP BLK WP HR S P ERA WHIP	IP WLS BF H R ER SO BB IBB HBP BLK WP HR S P ERA WHIP	IP WLS BF H R ER SO BB IBB HBP BLK WP HR S P ERA WHIP	IP WLS BF H R ER SO BB IBB HBP BLK WP HR S P ERA WHIP	IP WLS BF H R ER SO BB IBB HBP BLK WP HR S P ERA WHIP	IP WLS BF H R ER SO BB IBB HBP BLK WP HR S P ERA WHIP	45 Tyler Cravy, R (1.1) ERA: 6.67	32 David Goforth, R (3.1) ERA: 5.89	48 Neal Cotts, L (5.1) ERA: 3.28	46 Corey Knebel, R (7.1) ERA: 3.34	13 Will Smith, L (8.1) ERA: 2.17	21 Jeremy Jeffress, R (9.1) ERA: 3.09	44 AJ Ramos, R (9.1) ERA: 2.41						
Batter	1	2	3	4	5	6	7	8	9	AB	R	H	RBI	BB	SO	LOB	BOTTOM					
9 Jean Segura, R (1.6) OBP: 0.285, SLG: 0.324										5	1	2	1	0	1	0	Miami Marlins @ Milwaukee Brewers Miller Park, Milwaukee, WI Tue Aug 18 2015, 7:11 PM - 10:49 PM CDT Att: 31,937 - Roof Closed - 80 F					
20 Jonathan Lucroy, R (1.2) OBP: 0.306, SLG: 0.333										4	1	1	0	1	1	4						
8 Ryan Braun, R (1.9) OBP: 0.344, SLG: 0.494										5	0	2	0	0	1	4						
18 Khris Davis, R (1.7) OBP: 0.322, SLG: 0.446										4	1	0	0	1	1	2						
15 Jason Rogers, R (1.3) OBP: 0.310, SLG: 0.369										4	1	3	0	0	0	2						
14 Hernán Pérez, R (1.5) OBP: 0.246, SLG: 0.322										4	1	1	1	1	0	2						
24 Adam Lind, L (9. FH) OBP: 0.359, SLG: 0.474										0	0	0	1	1	0	0						
3 Elian Herrera, S (1.4) OBP: 0.268, SLG: 0.375										5	1	1	2	0	3	4						
7 Logan Schafer, L (1.8) OBP: 0.267, SLG: 0.259										3	0	1	0	1	0	0						
45 Tyler Cravy, R (1.1) ERA: 6.67										0	0	0	0	0	0	0						
32 David Goforth, R (3.1) ERA: 5.89										2	0	0	0	0	2	3						
48 Neal Cotts, L (5.1) ERA: 3.28										1	0	0	0	0	0	0						
46 Corey Knebel, R (7.1) ERA: 3.34										0	0	0	0	0	0	0						
13 Will Smith, L (8.1) ERA: 2.17										0	0	0	0	0	0	0						
21 Jeremy Jeffress, R (9.1) ERA: 3.09										0	0	0	0	0	0	0						
35 Shane Peterson, L (9. PH) ERA: 2.25										1	0	0	0	0	1	0						
Inning Stats	R: 0 E: 0 K: 2 S: 10	H: 1 LOB: 0 BB: 0 P: 13	R: 0 E: 0 K: 3 S: 11	H: 1 LOB: 1 BB: 0 P: 16	R: 0 E: 0 K: 1 S: 8	H: 2 LOB: 1 BB: 0 P: 10	R: 4 E: 0 K: 1 S: 27	H: 5 LOB: 2 BB: 1 P: 40	R: 0 E: 0 K: 2 S: 11	H: 0 LOB: 1 BB: 0 P: 16	R: 0 E: 0 K: 0 S: 10	H: 0 LOB: 2 BB: 0 P: 15	R: 0 E: 0 K: 0 S: 12	H: 0 LOB: 0 BB: 2 P: 23	R: 0 E: 0 K: 1 S: 12	H: 0 LOB: 0 BB: 0 P: 15	R: 2 E: 0 K: 2 S: 16	H: 1 LOB: 3 BB: 1 P: 25	1B: 7 2B: 4 3B: 0 HR: 0	SF: 0 SAC: 0 DP: 2 HBP: 1	WP: 0 PB: 0 SB: 1 CS: 1	PA: 44
PITCHER	IP WLS BF H R ER SO BB IBB HBP BLK WP HR S P ERA WHIP	IP WLS BF H R ER SO BB IBB HBP BLK WP HR S P ERA WHIP	IP WLS BF H R ER SO BB IBB HBP BLK WP HR S P ERA WHIP	IP WLS BF H R ER SO BB IBB HBP BLK WP HR S P ERA WHIP	IP WLS BF H R ER SO BB IBB HBP BLK WP HR S P ERA WHIP	IP WLS BF H R ER SO BB IBB HBP BLK WP HR S P ERA WHIP	IP WLS BF H R ER SO BB IBB HBP BLK WP HR S P ERA WHIP	IP WLS BF H R ER SO BB IBB HBP BLK WP HR S P ERA WHIP	IP WLS BF H R ER SO BB IBB HBP BLK WP HR S P ERA WHIP	IP WLS BF H R ER SO BB IBB HBP BLK WP HR S P ERA WHIP	61 Adam Conley, L (1.1) ERA: 5.82	63 Kendry Flores, R (4.1) ERA: 2.35	46 Kyle Barraclough, R (5.1) ERA: 3.28	50 Erik Cordier, R (7.1) ERA: 3.34	48 Brian Ellington, R (9.1) ERA: 2.25	44 AJ Ramos, R (9.1) ERA: 2.41						

Batter	1	2	3	4	5	6	7	8	9	AB	R	H	RBI	BB	SO	LOB	TOP		
9 Dee Strange-Gordon, L (1.4) OBP: 0.375, SLG: 0.419																			
14 Martín Prado, R (1.5) OBP: 0.314, SLG: 0.348																			
32 Derek Dietrich, L (1.7) OBP: 0.282, SLG: 0.521																			
48 Justin Bour, L (1.3) OBP: 0.322, SLG: 0.431																			
13 Marcell Ozuna, R (1.8) OBP: 0.298, SLG: 0.342																			
28 Cole Gillespie, R (1.9) OBP: 0.378, SLG: 0.474																			
49 Brian Ellington, R (7.1)																			
5 Casey McGehee, R (9, PH) OBP: 0.293, SLG: 0.293																			
20 J.T. Realmuto, R (1.2) OBP: 0.283, SLG: 0.401																			
19 Miguel Rojas, R (1.6) OBP: 0.286, SLG: 0.346																			
34 Tom Koehler, R (1.1) OBP: 0.081, SLG: 0.029																			
45 Chris Narveson, L (5.1)																			
51 Ichiro Suzuki, L (7.9) OBP: 0.313, SLG: 0.315																			
Inning Stats	R: 3 H: 3 E: 0 K: 0 S: 14	H: 3 LOB: 0 BB: 0 P: 26	R: 1 H: 1 E: 0 K: 1 S: 8	H: 1 LOB: 1 BB: 1 P: 18	R: 1 H: 2 E: 0 K: 0 S: 10	H: 2 LOB: 0 BB: 0 P: 14	R: 0 H: 0 E: 0 K: 0 S: 7	H: 0 LOB: 3 BB: 1 P: 23	R: 0 H: 0 E: 0 K: 1 S: 9	H: 0 LOB: 1 BB: 1 P: 16	R: 0 H: 1 E: 0 K: 0 S: 12	H: 1 LOB: 1 BB: 0 P: 17	R: 1 H: 1 E: 0 K: 2 S: 9	H: 1 LOB: 0 BB: 0 P: 14	1B: 6 2B: 3 3B: 1 HR: 2	SF: 0 SAC: 1 DP: 1 HBP: 0	WP: 0 PB: 0 SB: 3 CS: 0	PA: 42	
PITCHER	IP: 5.0 WLS: W BF: 26 ERA: 10.80 WHIP: 2.400	IP: 0.2 WLS: H BF: 3 ERA: 0.00 WHIP: 1.500	IP: 1.0 WLS: H BF: 4 ERA: 0.00 WHIP: 1.000	IP: 1.1 WLS: H BF: 5 ERA: 0.00 WHIP: 0.750	IP: 1.0 WLS: S BF: 4 ERA: 9.00 WHIP: 1.000	IP: 0.2 WLS: H BF: 3 ERA: 0.00 WHIP: 1.000	IP: 0.2 WLS: H BF: 3 ERA: 0.00 WHIP: 1.000	IP: 0.2 WLS: H BF: 3 ERA: 0.00 WHIP: 1.000	IP: 0.2 WLS: H BF: 3 ERA: 0.00 WHIP: 1.000	IP: 0.2 WLS: H BF: 3 ERA: 0.00 WHIP: 1.000	IP: 0.2 WLS: H BF: 3 ERA: 0.00 WHIP: 1.000	IP: 0.2 WLS: H BF: 3 ERA: 0.00 WHIP: 1.000	IP: 0.2 WLS: H BF: 3 ERA: 0.00 WHIP: 1.000	IP: 0.2 WLS: H BF: 3 ERA: 0.00 WHIP: 1.000	IP: 0.2 WLS: H BF: 3 ERA: 0.00 WHIP: 1.000	IP: 0.2 WLS: H BF: 3 ERA: 0.00 WHIP: 1.000	IP: 0.2 WLS: H BF: 3 ERA: 0.00 WHIP: 1.000	IP: 0.2 WLS: H BF: 3 ERA: 0.00 WHIP: 1.000	IP: 0.2 WLS: H BF: 3 ERA: 0.00 WHIP: 1.000

Miami Marlins @ Milwaukee Brewers
Miller Park, Milwaukee, WI
Wed Aug 19 2015, 1:12 PM - 4:22 PM CDT
Att: 30,453 - Partly Cloudy - 75 F

AB	36
R	7
H	11
RBI	7
BB	5
SO	6
LOB	15



Batter	1	2	3	4	5	6	7	8	9	AB	R	H	RBI	BB	SO	LOB	BOTTOM			
35 Shane Peterson, L (1.8) OBP: 0.342, SLG: 0.349																				
2 Scooter Gennett, L (1.4) OBP: 0.293, SLG: 0.391																				
14 Hernán Pérez, R (5, PH) OBP: 0.246, SLG: 0.318																				
8 Ryan Braun, R (1.9) OBP: 0.345, SLG: 0.499																				
24 Adam Lind, L (1.3) OBP: 0.364, SLG: 0.479																				
18 Khris Davis, R (1.7) OBP: 0.324, SLG: 0.471																				
21 Jeremy Jeffress, R (7.1) OBP: 0.391, SLG: 0.532																				
20 Jonathan Lucroy, R (8, PH) OBP: 0.391, SLG: 0.532																				
57 Francisco Rodríguez, R (9.1)																				
3 Eitan Herrera, S (1.5) OBP: 0.278, SLG: 0.378																				
9 Jean Segura, R (1.6) OBP: 0.284, SLG: 0.320																				
12 Martín Maldonado, R (1.2) OBP: 0.272, SLG: 0.265																				
38 Wily Peralta, R (1.1) OBP: 0.278, SLG: 0.378																				
15 Jason Rogers, R (5, PH) OBP: 0.369, SLG: 0.369																				
46 Corey Knebel, R (6.1) OBP: 0.278, SLG: 0.378																				
13 Will Smith, R (6.1) OBP: 0.278, SLG: 0.378																				
7 Logan Schafer, L (7.8) OBP: 0.279, SLG: 0.273																				
Inning Stats	R: 0 H: 0 E: 0 K: 0 S: 7	H: 0 LOB: 0 BB: 0 P: 10	R: 2 H: 1 E: 0 K: 2 S: 14	H: 1 LOB: 1 BB: 2 P: 25	R: 3 H: 3 E: 0 K: 1 S: 13	H: 3 LOB: 1 BB: 1 P: 18	R: 0 H: 2 E: 0 K: 0 S: 6	H: 2 LOB: 2 BB: 0 P: 9	R: 2 H: 3 E: 1 K: 1 S: 10	H: 3 LOB: 3 BB: 1 P: 18	R: 1 H: 1 E: 0 K: 1 S: 8	H: 1 LOB: 1 BB: 1 P: 15	R: 0 H: 1 E: 0 K: 1 S: 13	H: 1 LOB: 1 BB: 0 P: 24	R: 0 H: 1 E: 0 K: 2 S: 16	H: 1 LOB: 1 BB: 0 P: 21	1B: 8 2B: 1 3B: 0 HR: 3	SF: 0 SAC: 0 DP: 0 HBP: 1	WP: 0 PB: 0 SB: 0 CS: 0	PA: 43
PITCHER	IP: 4.1 WLS: L BF: 27 ERA: 14.54 WHIP: 3.000	IP: 2.0 WLS: L BF: 10 ERA: 4.50 WHIP: 2.000	IP: 1.2 WLS: L BF: 6 ERA: 0.00 WHIP: 0.600	IP: 0.0 WLS: L BF: 0 ERA: 0.00 WHIP: 0.000	IP: 0.0 WLS: L BF: 0 ERA: 0.00 WHIP: 0.000	IP: 0.0 WLS: L BF: 0 ERA: 0.00 WHIP: 0.000	IP: 0.0 WLS: L BF: 0 ERA: 0.00 WHIP: 0.000	IP: 0.0 WLS: L BF: 0 ERA: 0.00 WHIP: 0.000	IP: 0.0 WLS: L BF: 0 ERA: 0.00 WHIP: 0.000	IP: 0.0 WLS: L BF: 0 ERA: 0.00 WHIP: 0.000	IP: 0.0 WLS: L BF: 0 ERA: 0.00 WHIP: 0.000	IP: 0.0 WLS: L BF: 0 ERA: 0.00 WHIP: 0.000	IP: 0.0 WLS: L BF: 0 ERA: 0.00 WHIP: 0.000	IP: 0.0 WLS: L BF: 0 ERA: 0.00 WHIP: 0.000	IP: 0.0 WLS: L BF: 0 ERA: 0.00 WHIP: 0.000	IP: 0.0 WLS: L BF: 0 ERA: 0.00 WHIP: 0.000	IP: 0.0 WLS: L BF: 0 ERA: 0.00 WHIP: 0.000	IP: 0.0 WLS: L BF: 0 ERA: 0.00 WHIP: 0.000	IP: 0.0 WLS: L BF: 0 ERA: 0.00 WHIP: 0.000	

Miami Marlins @ Milwaukee Brewers
Miller Park, Milwaukee, WI
Wed Aug 19 2015, 1:12 PM - 4:22 PM CDT
Att: 30,453 - Partly Cloudy - 75 F

AB	36
R	8
H	12
RBI	8
BB	6
SO	8
LOB	19



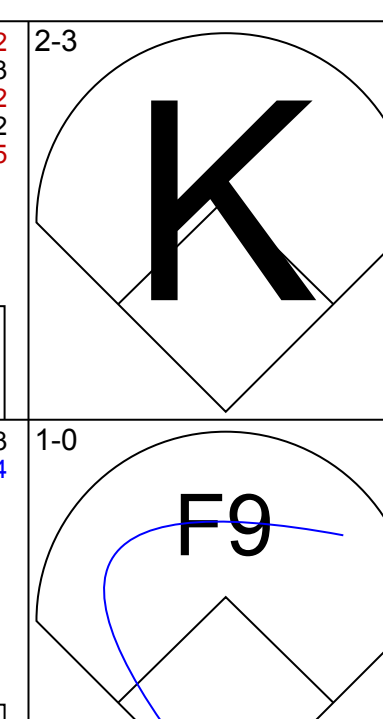
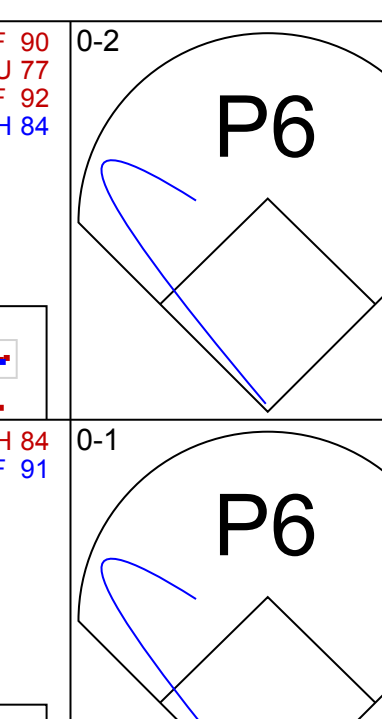
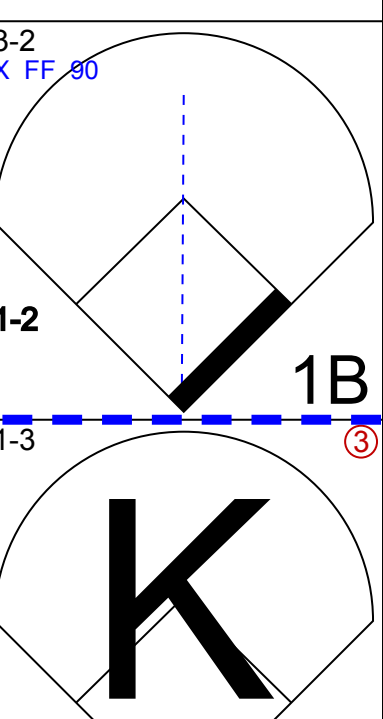
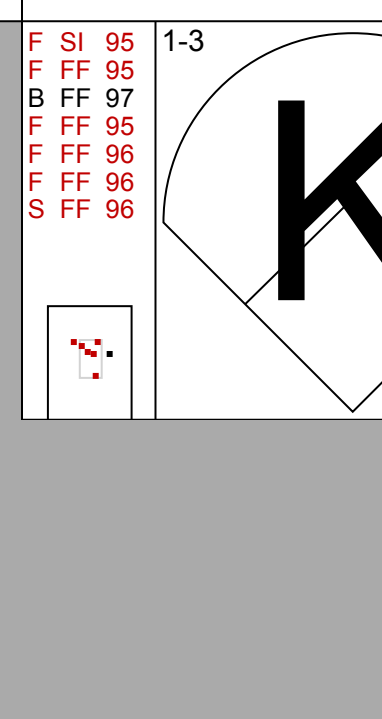
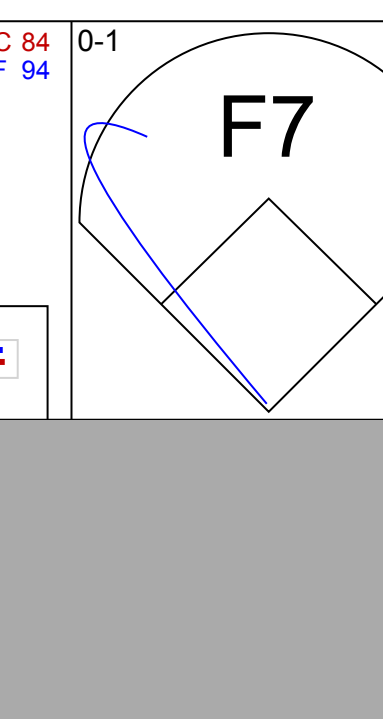
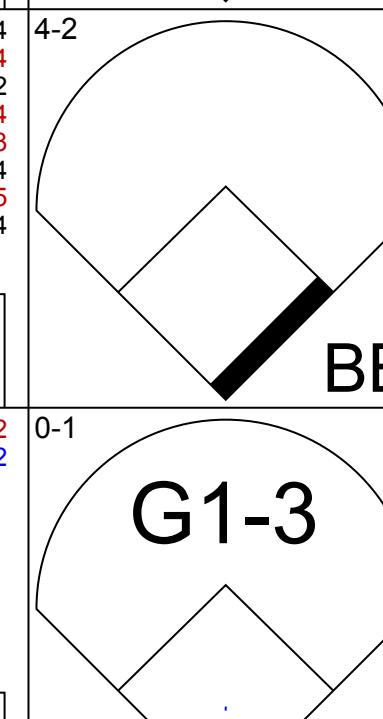


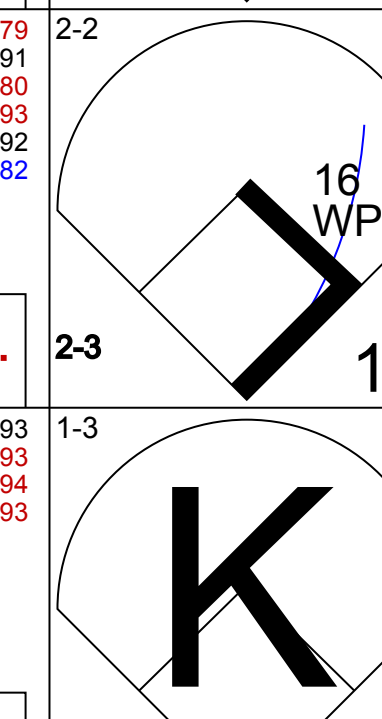

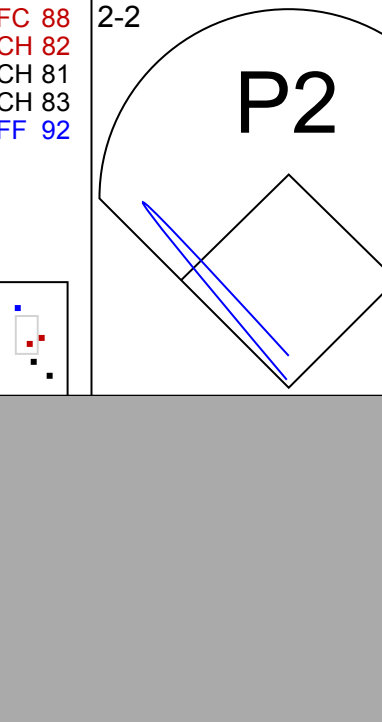
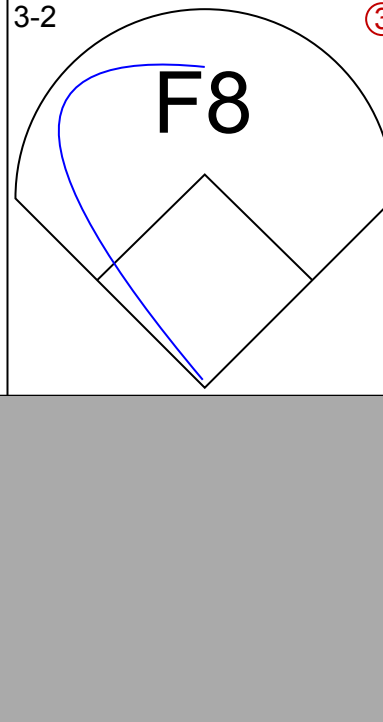
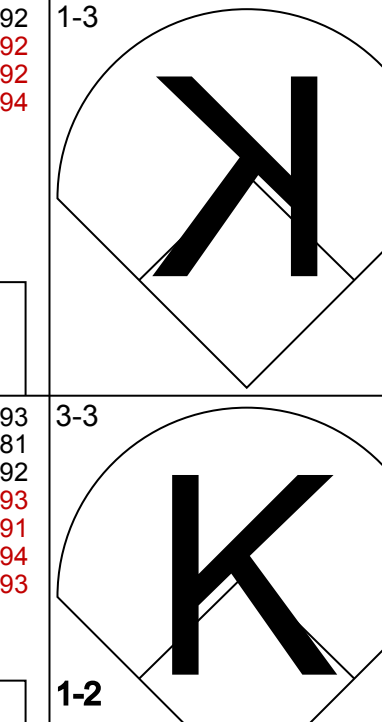




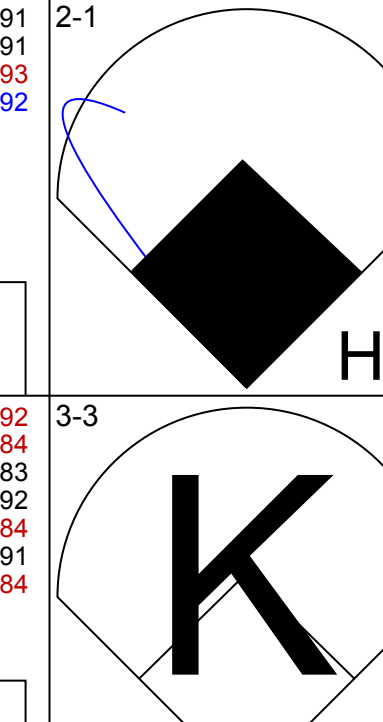



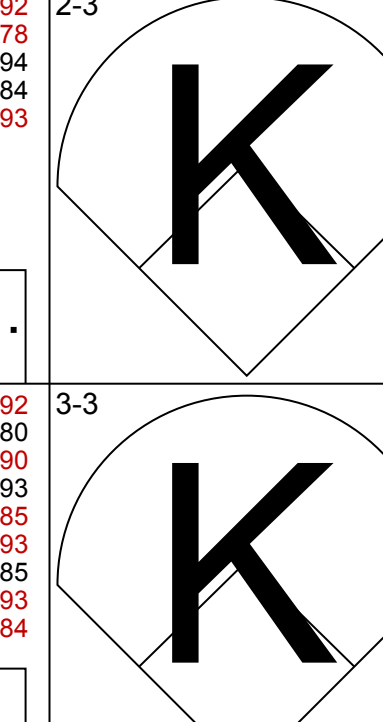
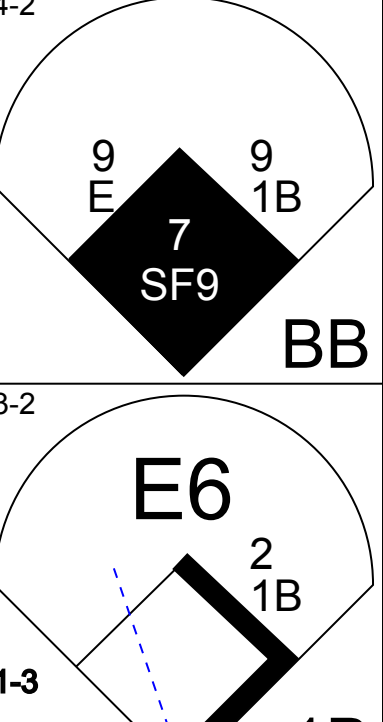
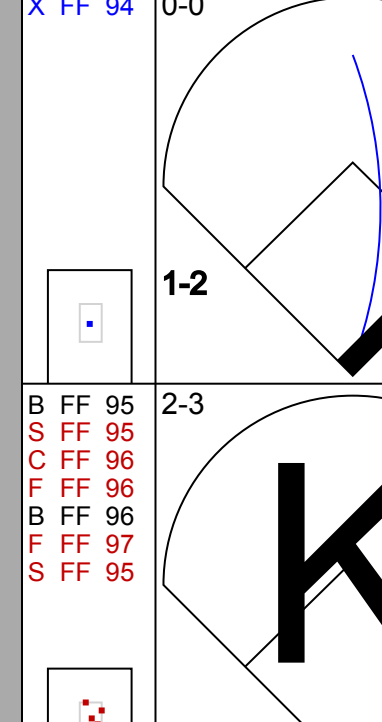
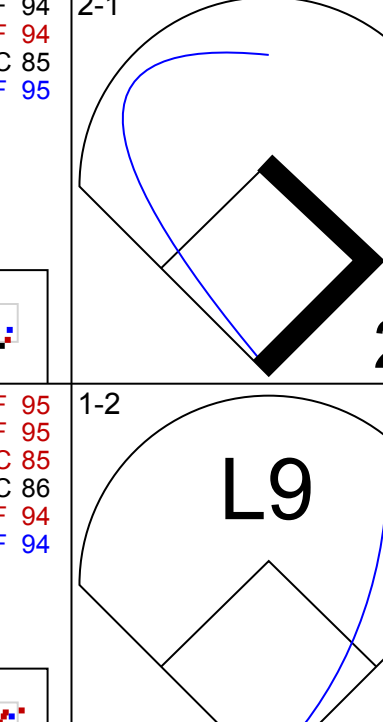

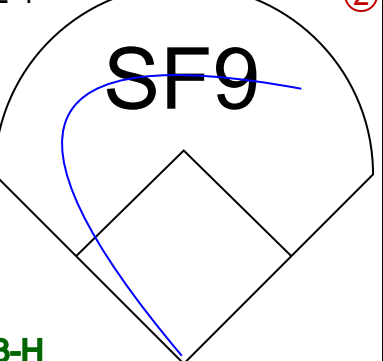
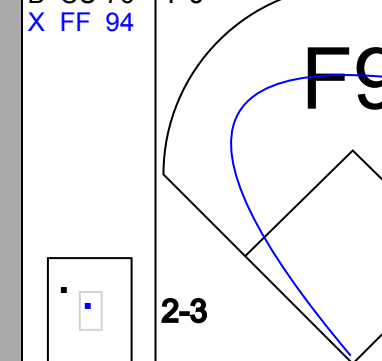
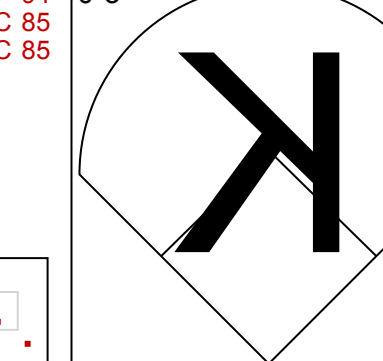
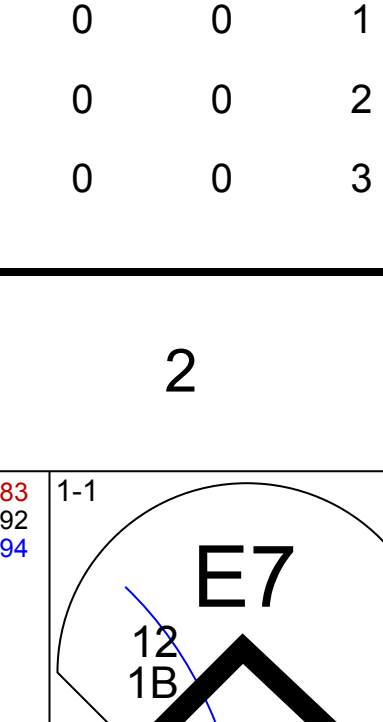
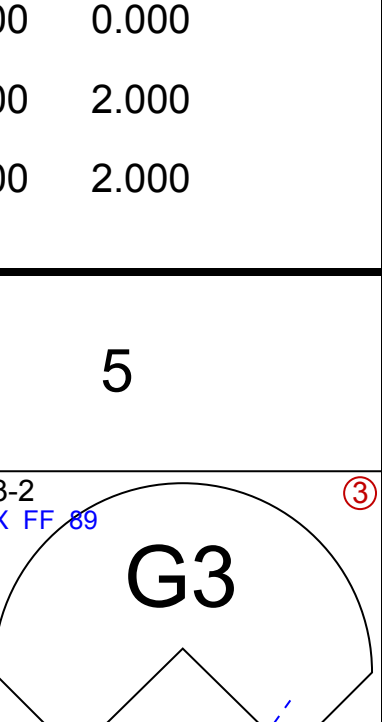
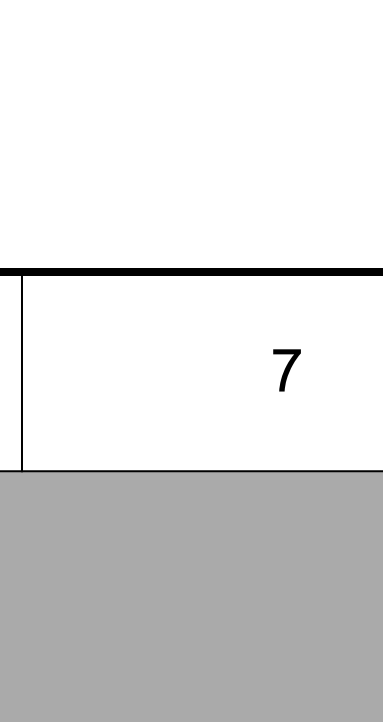
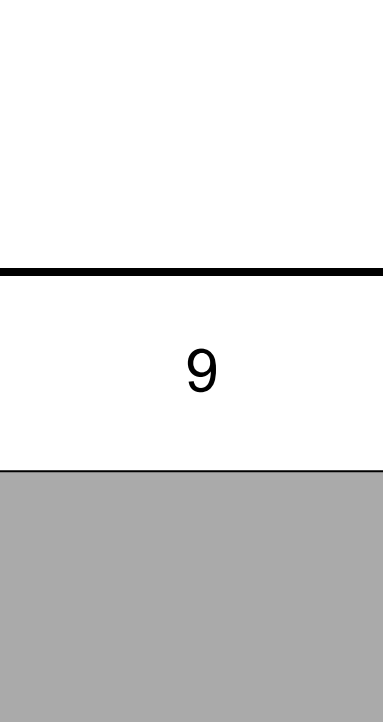
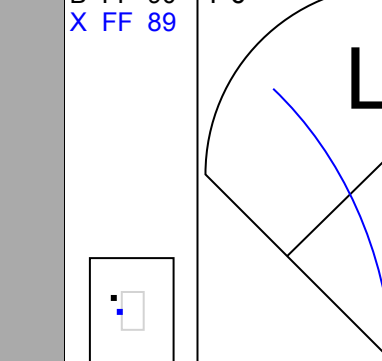
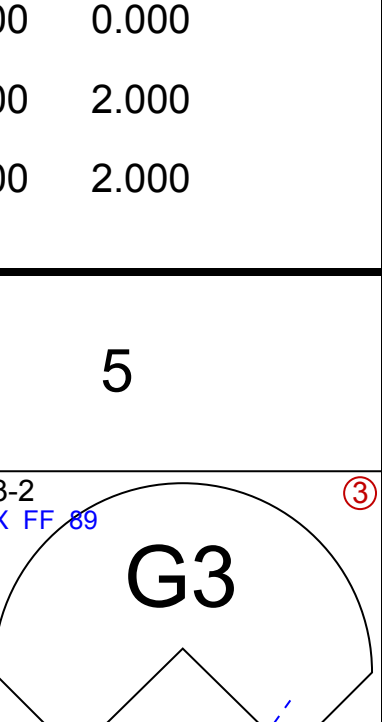
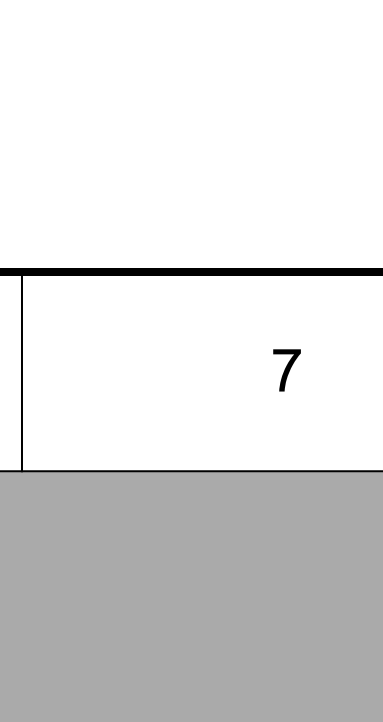
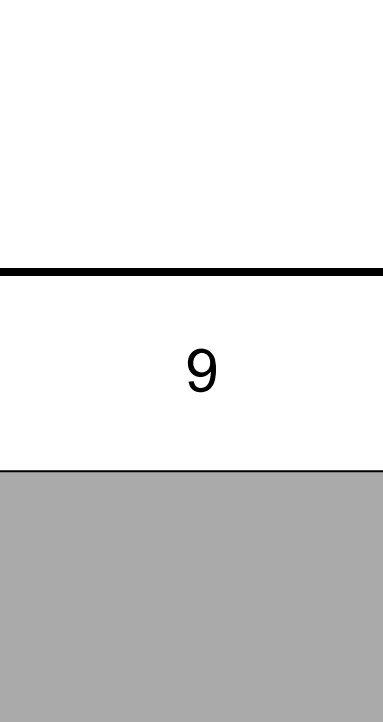
Batter	1	2	3	4	5	6	7	8	9	AB	R	H	RBI	BB	SO	LOB	TOP					
9 Jean Segura, R OBP: 0.283, SLG: 0.320										4	1	1	1	0	1	3	Milwaukee Brewers @ Washington Nationals Nationals Park, Washington, DC Fri Aug 21 2015, 7:05 PM - 10:29 PM EDT Att: 29,916 - Partly Cloudy - 80 F					
20 Jonathan Lucroy, R OBP: 0.310, SLG: 0.340										5	2	3	1	0	0	2						
8 Ryan Braun, R OBP: 0.345, SLG: 0.498										3	1	1	1	1	1	2						
24 Adam Lind, L OBP: 0.367, SLG: 0.482										4	2	2	0	1	1	2						
18 Kris Davis, R OBP: 0.247, SLG: 0.324										3	1	1	1	0	1	1						
7 Logan Schafer, L OBP: 0.274, SLG: 0.268										1	0	0	0	0	0	0						
16 Domingo Santana, R OBP: 0.298, SLG: 0.500										5	1	1	2	0	1	3						
14 Hernán Pérez, R OBP: 0.247, SLG: 0.324										3	0	1	0	0	0	0						
2 Scooter Gennett, L OBP: 0.295, SLG: 0.392										2	1	1	1	0	1	0						
3 Elián Herrera, S OBP: 0.287, SLG: 0.381										4	1	2	1	1	0	1						
52 Jimmy Nelson, R OBP: 0.137, SLG: 0.140										2	0	1	0	0	1	0						
Neal Cotts, L										0	0	0	0	0	0	0						
46 Corey Knebel, R										0	0	0	0	0	0	0						
35 Shane Peterson, L OBP: 0.342, SLG: 0.349										0	0	0	1	0	0	0						
26 Kyle Lohse, R OBP: 0.216, SLG: 0.216										0	0	0	0	0	0	0						
Inning Stats	R: 0 E: 0 K: 2 S: 9	H: 1 LOB: 1 BB: 0 P: 15	R: 0 E: 0 K: 0 S: 8	H: 1 LOB: 1 BB: 0 P: 11	R: 2 E: 0 K: 2 S: 17	H: 2 LOB: 1 BB: 1 P: 26	R: 0 E: 0 K: 1 S: 9	H: 1 LOB: 2 BB: 1 P: 15	R: 3 E: 0 K: 0 S: 16	H: 3 LOB: 0 BB: 0 P: 24	R: 0 E: 0 K: 0 S: 6	H: 1 LOB: 1 BB: 0 P: 8	R: 5 E: 2 K: 1 S: 27	H: 4 LOB: 1 BB: 1 P: 40	R: 0 E: 0 K: 0 S: 10	H: 1 LOB: 0 BB: 0 P: 15	R: 0 E: 0 K: 1 S: 15	H: 0 LOB: 0 BB: 0 P: 19	1B: 10 2B: 3 3B: 0 HR: 1	SF: 3 SAC: 1 DP: 1 HBP: 0	WP: 0 PB: 1 SB: 1 CS: 0	PA: 44
PITCHER	IP WLS BF H R ER SO BB IBB HBP BLK WP HR S P ERA WHIP																					
47 Gio González, L ERA: 3.98	5.0 L 25 8 5 4 5 2 0 0 0 0 0 1 59 91 7.20 2.000																					
33 Doug Fister, R ERA: 4.58	1.1 9 4 4 3 1 1 0 0 0 0 0 0 22 34 20.25 3.750																					
57 Tanner Roark, R ERA: 4.54	1.2 7 2 1 0 0 0 0 0 0 0 0 0 21 29 0.00 1.200																					
73 Felipe Vázquez, L ERA: 2.97	1.0 3 0 0 0 1 0 0 0 0 0 0 0 15 19 0.00 0.000																					

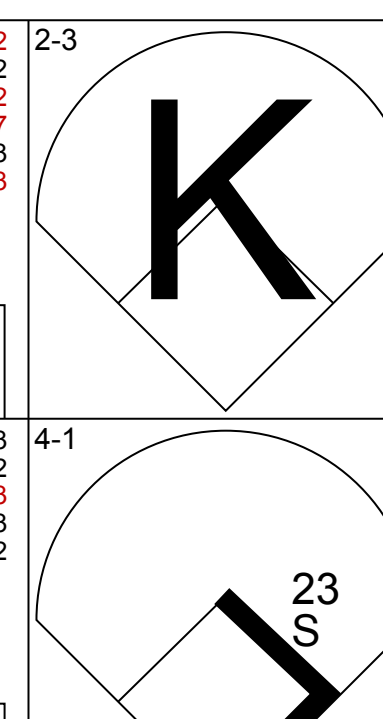
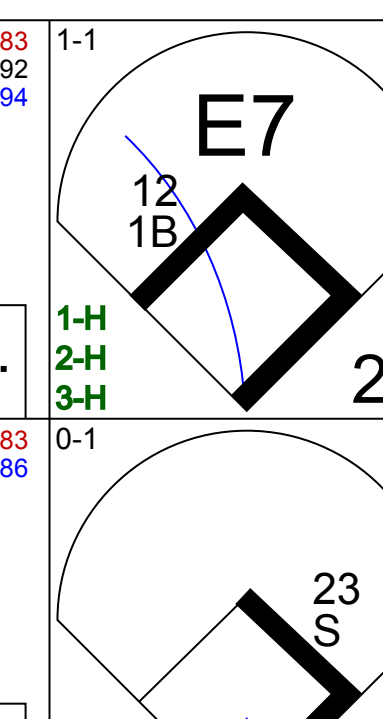
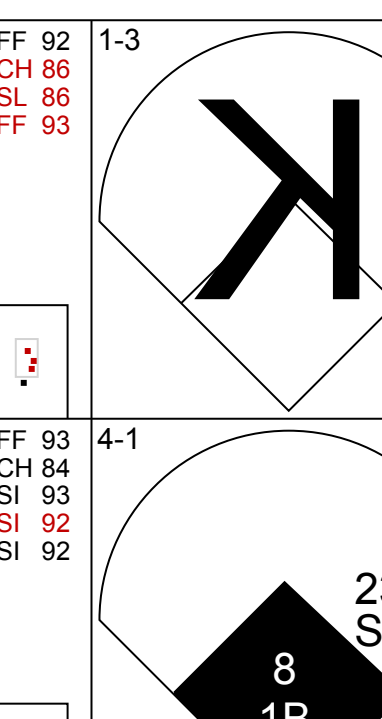
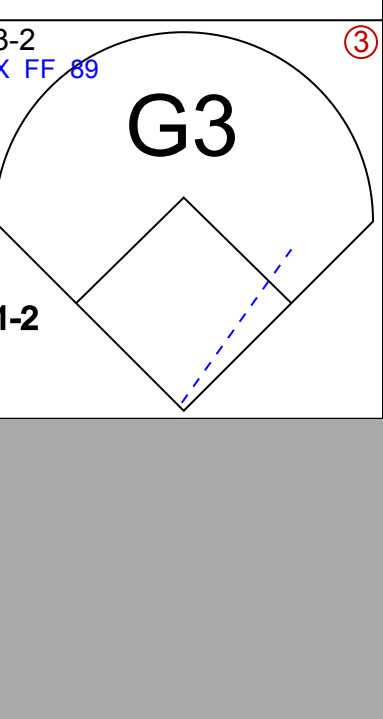
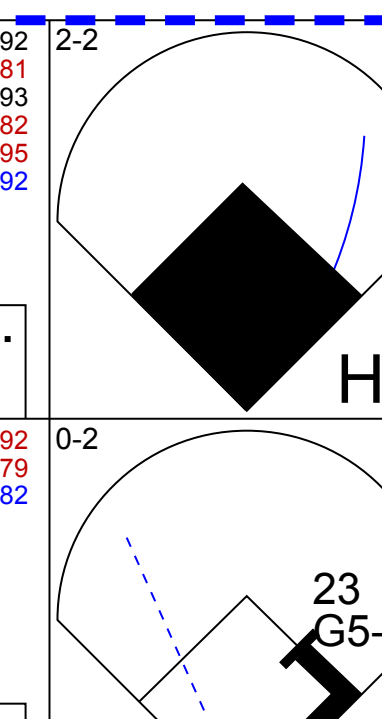
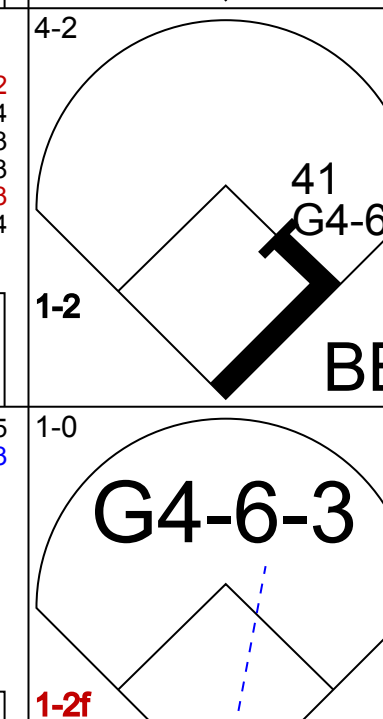
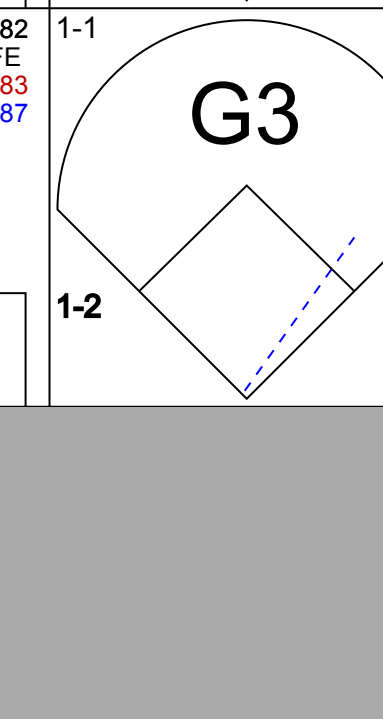
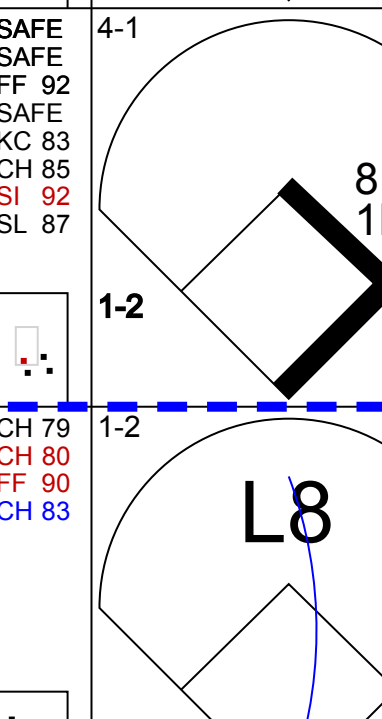


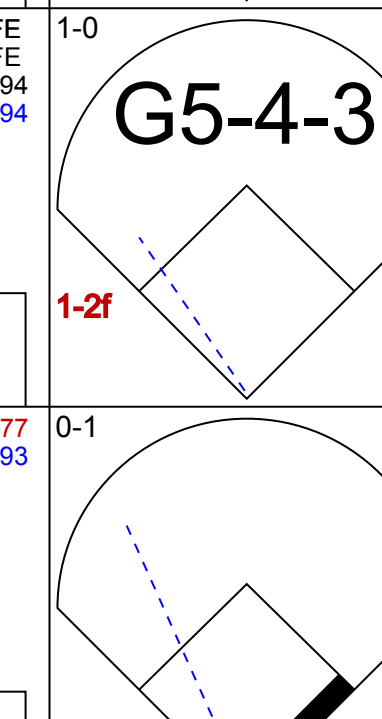

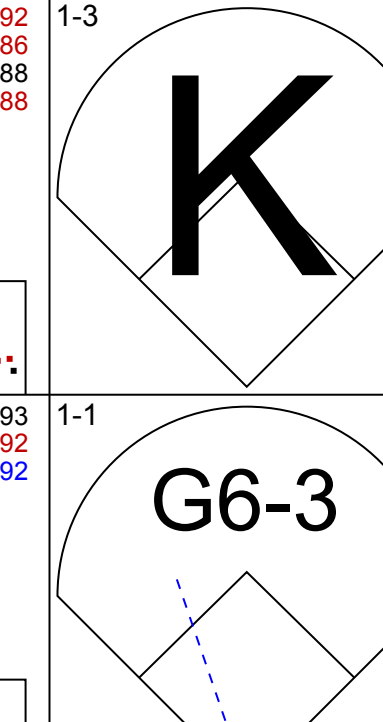
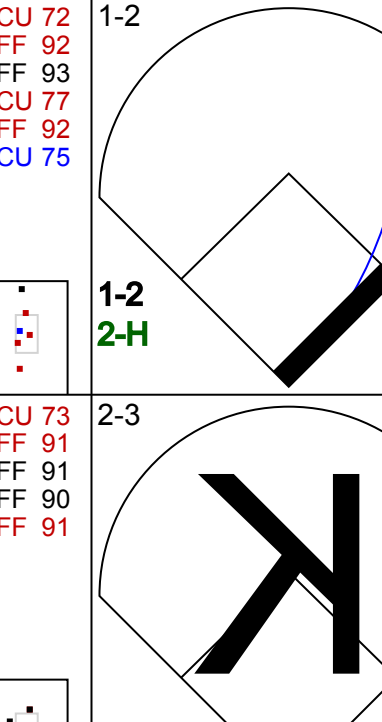

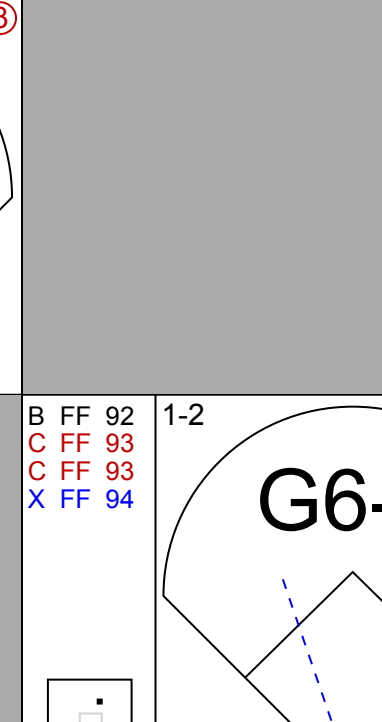
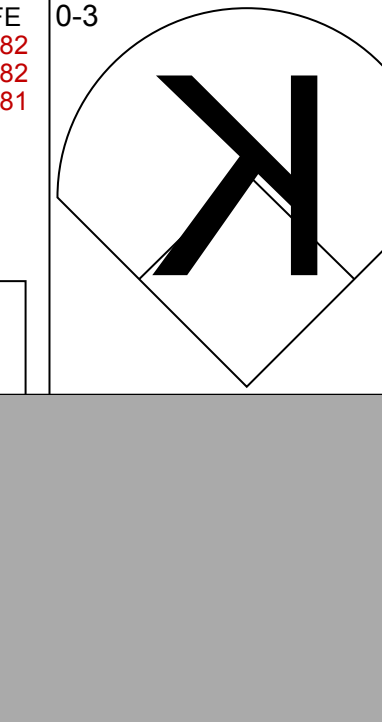

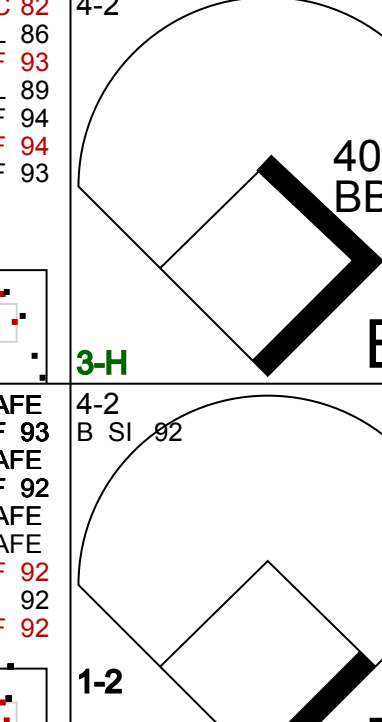



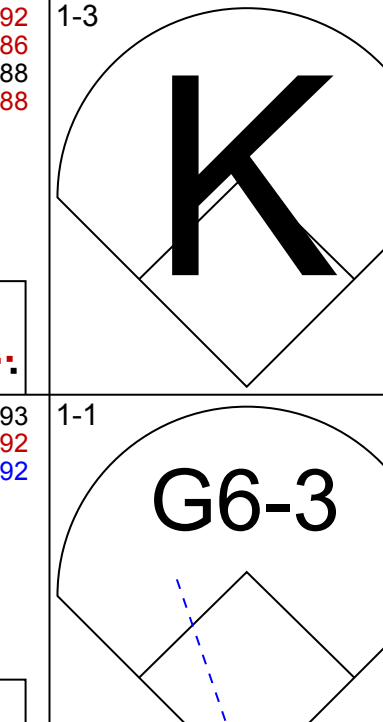
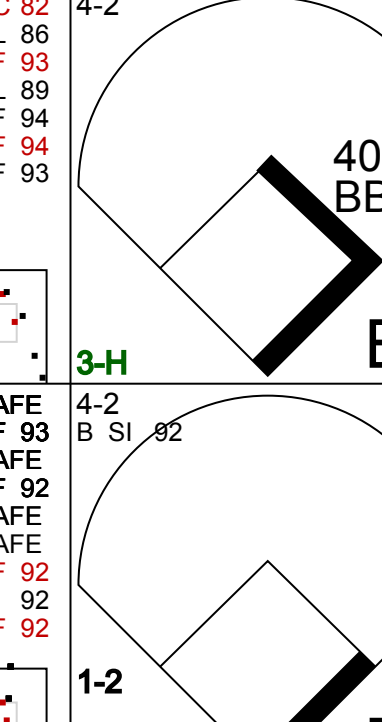



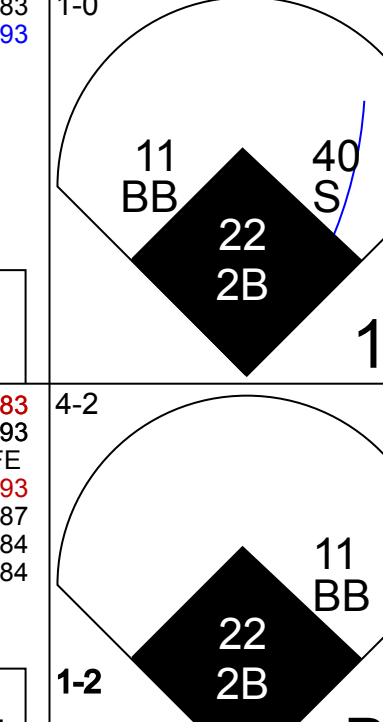
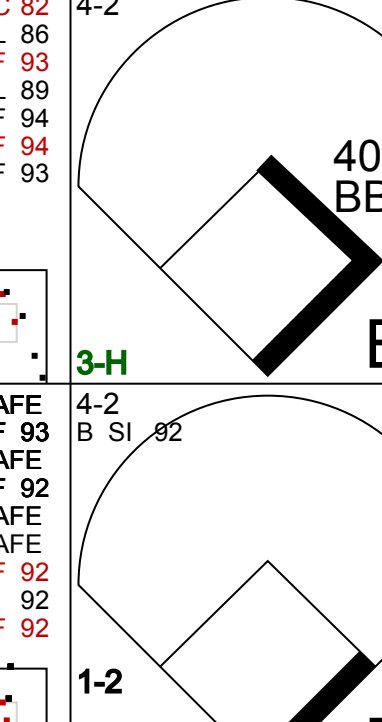

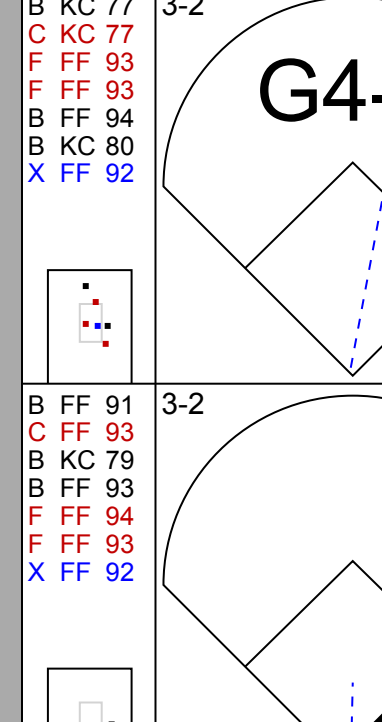
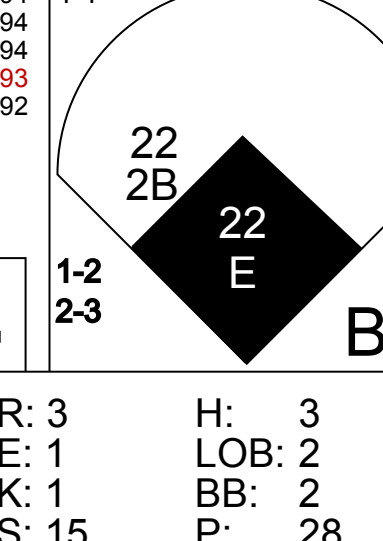
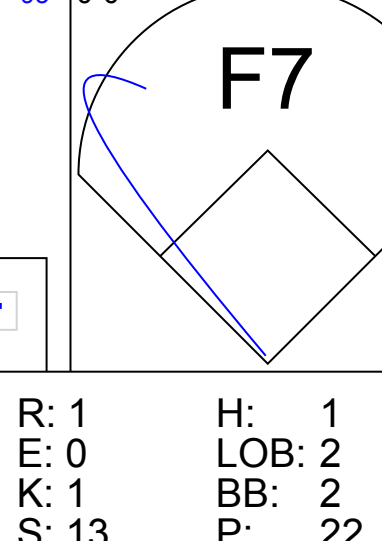
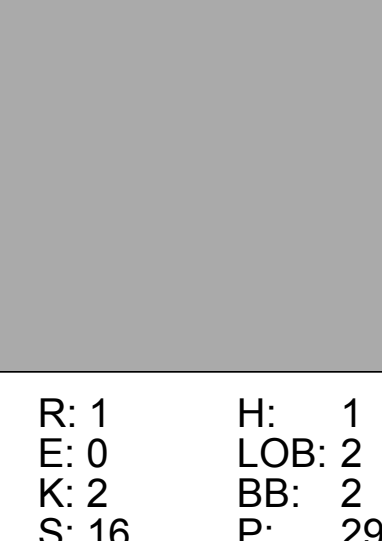
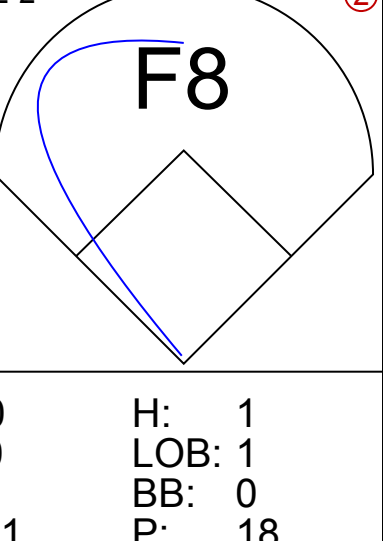
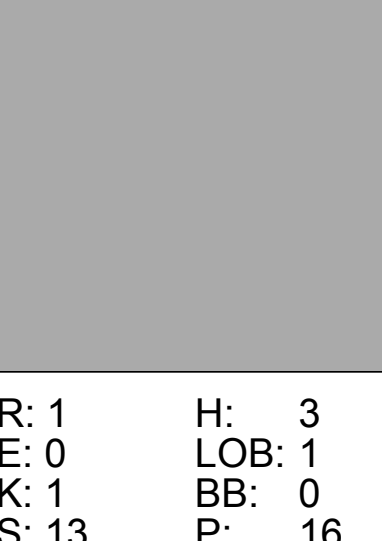



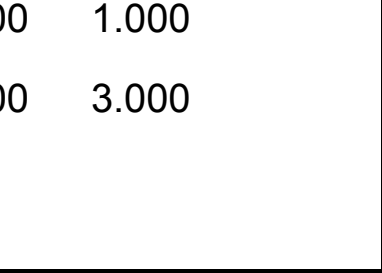

Batter	1	2	3	4	5	6	7	8	9	AB	R	H	RBI	BB	SO	LOB	BOTTOM					
28 Javson Werth, R OBP: 0.266, SLG: 0.293										4	0	1	0	0	0	0	Milwaukee Brewers @ Washington Nationals Nationals Park, Washington, DC Fri Aug 21 2015, 7:05 PM - 10:29 PM EDT Att: 29,916 - Partly Cloudy - 80 F					
6 Anthony Rendon, R OBP: 0.320, SLG: 0.312										4	0	0	0	0	1							
34 Bryce Harper, L OBP: 0.457, SLG: 0.642										3	1	1	1	1	0							
5 Yunel Escobar, R OBP: 0.359, SLG: 0.419										0	0	0	0	0	0							
8 Danny Espinosa, S OBP: 0.317, SLG: 0.420										4	0	1	0	0	3	1						
25 Clint Robinson, L OBP: 0.358, SLG: 0.408										1	0	0	0	1	0							
11 Ryan Zimmerman, R OBP: 0.295, SLG: 0.395										1	0	0	0	1	1							
20 Ian Desmond, R OBP: 0.279, SLG: 0.387										2	1	1	0	1	1							
57 Tanner Roark, R OBP: 0.200, SLG: 0.300										0	0	0	0	0	0							
40 Wilson Ramos, R OBP: 0.291, SLG: 0.345										1	0	0	0	0	2							
73 Felipe Vázquez, L										0	0	0	0	0	0							
59 Jose Lobaton, S OBP: 0.288, SLG: 0.313										4	0	1	1	0	2	2						
3 Michael Taylor, R OBP: 0.286, SLG: 0.385										4	1	1	1	0	2	1						
47 Gio González, R OBP: 0.152, SLG: 0.129										1	0	0	0	0	0							
31 Max Scherzer, R OBP: 0.212, SLG: 0.196										1	0	0	0	0	0							
33 Doug Fister, L OBP: 0.300, SLG: 0.286										0	0	0	0	0	0							
7 Trea Turner, R										2	0	0	0	0	0							
Inning Stats	R: 0 E: 0 K: 0 S: 10	H: 0 LOB: 0 BB: 0 P: 15	R: 1 E: 0 K: 2 S: 14	H: 1 LOB: 1 BB: 1 P: 24	R: 0 E: 0 K: 0 S: 9	H: 1 LOB: 0 BB: 0 P: 16	R: 0 E: 0 K: 2 S: 17	H: 1 LOB: 2 BB: 1 P: 27	R: 0 E: 0 K: 0 S: 8	H: 0 LOB: 0 BB: 0 P: 10	R: 1 E: 0 K: 2 S: 14	H: 2 LOB: 1 BB: 0 P: 22	R: 1 E: 0 K: 1 S: 13	H: 1 LOB: 0 BB: 0 P: 19	R: 0 E: 0 K: 1 S: 7	H: 0 LOB: 2 BB: 2 P: 15	R: 0 E: 0 K: 2 S: 8	H: 0 LOB: 0 BB: 0 P: 9	1B: 4 2B: 0 3B: 0 HR: 2	SF: 0 SAC: 0 DP: 0 HBP: 0	WP: 0 PB: 0 SB: 0 CS: 1	PA: 36
PITCHER	IP WLS BF H R ER SO BB IBB HBP BLK WP HR S P ERA WHIP																					
52 Jimmy Nelson, R ERA: 3.6	5.1 W 22 5 2 2 2 2 0 0 0 0 0 0 3 6 0.00 0.000																					
Neal Cotts, L ERA: 3.25	0.1 H 1 0 0 0 1 0 0 0 0 0 0 0 3 6 0.00 0.000																					
46 Corey Knebel, R ERA: 3.25	0.1 H 1 0 0 0 1 0 0 0 0 0 0 0 4 6 0.00 0.000																					
26 Kyle Lohse, R ERA: 6.04	3.0 S 12 1 1 1 4 2 0 0 0 0 0 1 28 43 3.00 1.000																					



Batter	1	2	3	4	5	6	7	8	9	AB	R	H	RBI	BB	SO	LOB	TOP	
35 Shane Peterson, L (1, 8) OBP: 0.339, SLG: 0.347	G3		G4-3			FC6-4 1B		G3		4	0	1	0	0	0	0	Milwaukee Brewers @ Washington Nationals Nationals Park, Washington, DC Sat Aug 22 2015, 7:08 PM - 9:51 PM EDT Att: 33,171 - Clear - 85 F	
20 Jonathan Lucroy, R (1, 2) OBP: 0.312, SLG: 0.350	1B		K			FC6-4 1-2		BB		3	0	1	0	1	1			
8 Ryan Braun, R (1, 9) OBP: 0.342, SLG: 0.493	K				B1-3			G1-3		4	0	0	0	0	2	3		
24 Adam Lind, L (1, 3) OBP: 0.364, SLG: 0.478	G4-3				G4-3					3	0	0	0	0	0	2		
16 Domingo Santana, R (PH) OBP: 0.313, SLG: 0.533					G4-3					1	0	1	0	0	0	0		
18 Khris Davis, R (1, 7) OBP: 0.322, SLG: 0.477		F9			G5-3					4	1	1	1	0	1	1		
2 Scooter Gennett, L (1, 4) OBP: 0.294, SLG: 0.390		L7				9 1B				4	0	1	0	0	0	1		
9 Juan Segura, R (1, 6) OBP: 0.285, SLG: 0.321						15 G5-4-3 1B		G4-3		4	0	2	0	0	0	1		
3 Elian Herrera, S (1, 5) OBP: 0.282, SLG: 0.374						L7				3	0	0	0	0	0	3		
51 Cesar Jimenez, L (7, 1)						L7		F8		0	0	0	0	0	0	0		
26 Taylor Jungmann, R (1, 1) OBP: 0.360, SLG: 0.375										1	0	0	0	0	1	0		
15 Jason Rogers, R (5, PH) OBP: 0.313, SLG: 0.365										1	0	0	0	0	0	2		
32 David Goforth, R (5, 1)										0	0	0	0	0	0	0		
14 Hernán Pérez, R (7, 5) OBP: 0.246, SLG: 0.322										1	0	0	0	0	1	0		
Inning Stats	R: 0 H: 1 E: 0 K: 1 S: 11	H: 1 LOB: 1 BB: 0 P: 17	R: 0 H: 0 E: 0 K: 0 S: 8	H: 1 LOB: 1 BB: 0 P: 15	R: 0 H: 0 E: 0 K: 2 S: 8	H: 0 LOB: 0 BB: 0 P: 10	R: 0 H: 2 E: 0 K: 0 S: 9	H: 1 LOB: 1 BB: 0 P: 10	R: 1 H: 1 E: 0 K: 0 S: 8	H: 0 LOB: 1 BB: 0 P: 12	R: 0 H: 0 E: 0 K: 1 S: 7	H: 1 LOB: 1 BB: 0 P: 13	R: 0 H: 1 E: 0 K: 1 S: 9	H: 1 LOB: 0 BB: 0 P: 12	1B: 5 2B: 1 3B: 0 HR: 1	SF: 0 SAC: 0 DP: 1 HBP: 0	WP: 0 PB: 0 CS: 0	PA: 34
PITCHER	IP WLS BF H R ER SO BB IBB HBP BLK WP HR S P ERA WHIP																	
41 Joe Ross, R (1, 1) ERA: 3.66	7.0 W 26 6 1 1 4 0 0 0 0 0 1 58 82 1.29 0.857																	
45 Blake Treinen, R (8, 1) ERA: 3.6	1.0 4 0 0 0 1 1 0 0 0 0 0 7 13 0.00 1.000																	
46 Matt Thornton, L (9, 1) ERA: 2.87	1.0 4 1 0 0 1 0 0 0 0 0 0 9 12 0.00 1.000																	

Batter	1	2	3	4	5	6	7	8	9	AB	R	H	RBI	BB	SO	LOB	BOTTOM	
28 Javon Werth, R (1, 7) OBP: 0.270, SLG: 0.297	L8-5 34 6 BB 1B		P4			6 2B 1B		K		4	0	2	1	0	1	0	Milwaukee Brewers @ Washington Nationals Nationals Park, Washington, DC Sat Aug 22 2015, 7:08 PM - 9:51 PM EDT Att: 33,171 - Clear - 85 F	
6 Anthony Rendon, R (1, 5) OBP: 0.335, SLG: 0.346	BB		BB			HR				2	1	2	2	2	0	0		
34 Bryce Harper, L (1, 9) OBP: 0.455, SLG: 0.638	L8-5 2-3		L7					FC5 8 20 1B		4	0	1	0	0	1	3		
11 Ryan Zimmerman, R (1, 3) OBP: 0.292, SLG: 0.390	K		L8			P3		L9		4	0	0	0	0	1	3		
20 Ian Desmond, R (1, 6) OBP: 0.279, SLG: 0.386		K2-3				G3-1				4	0	1	0	0	2	0		
8 Danny Espinosa, S (1, 4) OBP: 0.316, SLG: 0.418		K						FC5 8 1B		4	1	1	0	0	1	2		
40 Wilson Ramos, R (1, 2) OBP: 0.264, SLG: 0.349		HR 3 1B				HR 40 2B 1B				4	2	2	1	0	1	0		
3 Michael Taylor, R (1, 8) OBP: 0.290, SLG: 0.396						HR 6 2B BB				3	2	2	2	1	1	0		
41 Joe Ross, R (1, 1) OBP: 0.087, SLG: 0.087										3	0	0	0	0	1	3		
45 Blake Treinen, R (8, 1) ERA: 5.19										0	0	0	0	0	0	0		
7 Trea Turner, R (8, PH) OBP: 0.290, SLG: 0.396										1	0	0	0	0	1	0		
46 Matt Thornton, L (9, 1) ERA: 2.87										0	0	0	0	0	0	0		
Inning Stats	R: 0 H: 1 E: 0 K: 1 S: 12	H: 2 LOB: 0 BB: 0 P: 21	R: 2 H: 2 E: 0 K: 2 S: 13	H: 2 LOB: 0 BB: 0 P: 19	R: 0 H: 0 E: 0 K: 0 S: 9	H: 0 LOB: 1 BB: 1 P: 19	R: 3 H: 4 E: 0 K: 2 S: 15	H: 4 LOB: 2 BB: 1 P: 24	R: 0 H: 1 E: 0 K: 1 S: 10	H: 3 LOB: 2 BB: 0 P: 24	R: 1 H: 0 E: 0 K: 2 S: 10	H: 0 LOB: 0 BB: 0 P: 13	R: 0 H: 1 E: 0 K: 2 S: 10	H: 0 LOB: 0 BB: 0 P: 12	1B: 7 2B: 3 3B: 0 HR: 2	SF: 0 SAC: 0 DP: 1 HBP: 0	WP: 0 PB: 1 CS: 0	PA: 36
PITCHER	IP WLS BF H R ER SO BB IBB HBP BLK WP HR S P ERA WHIP																	
26 Taylor Jungmann, R (1, 1) ERA: 2.66	4.0 L 20 7 5 5 5 3 0 0 0 0 0 1 49 83 11.25 2.500																	
32 David Goforth, R (5, 1) ERA: 5.19	2.1 9 2 1 1 3 0 0 0 0 0 1 24 31 3.86 0.857																	
51 Cesar Jimenez, L (7, 1) ERA: 2.87	1.2 7 2 0 0 2 0 0 0 0 0 0 22 29 0.00 1.200																	


Batter	1	2	3	4	5	6	7	8	9	AB	R	H	RBI	BB	SO	LOB	TOP						
2 Scooter Gennett, L (1,4) OBP: 0.290, SLG: 0.392										5	0	1	0	0	2	3	Milwaukee Brewers @ Cleveland Indians Progressive Field, Cleveland, OH Wed Aug 26 2015, 7:12 PM - 10:50 PM EDT Att: 13,052 - Overcast - 64 F						
20 Jonathan Lucroy, R (1,2) OBP: 0.315, SLG: 0.376										4	0	1	0	0	1	2							
8 Ryan Braun, R (1,10) OBP: 0.346, SLG: 0.499										3	0	1	0	1	0	0							
24 Adam Lind, L (1,3) OBP: 0.357, SLG: 0.467										4	0	0	0	0	1	3							
18 Khris Davis, R (1,7) OBP: 0.316, SLG: 0.485										4	1	1	1	0	1	2							
16 Domingo Santana, R (1,9) OBP: 0.300, SLG: 0.509										3	0	0	0	1	2	2							
3 Elian Herrera, S (1,5) OBP: 0.298, SLG: 0.390										3	1	2	0	1	1	0							
9 Jean Segura, R (1,6) OBP: 0.285, SLG: 0.320										4	0	1	0	0	2	3							
7 Logan Schafer, L (1,8) OBP: 0.258, SLG: 0.254										3	0	0	1	0	1	3							
Inning Stats	R: 0 E: 0 K: 1 S: 10	H: 0 LOB: 1 BB: 1 P: 17	R: 1 E: 0 K: 3 S: 15	H: 1 LOB: 0 BB: 20 P: 25	R: 0 E: 0 K: 0 S: 7	H: 0 LOB: 0 BB: 8 P: 8	R: 0 E: 0 K: 0 S: 6	H: 0 LOB: 2 BB: 10 P: 10	R: 1 E: 1 K: 1 S: 18	H: 2 LOB: 2 BB: 1 P: 31	R: 0 E: 0 K: 0 S: 9	H: 0 LOB: 0 BB: 15 P: 15	R: 0 E: 0 K: 2 S: 15	H: 1 LOB: 2 BB: 1 P: 23	R: 0 E: 0 K: 3 S: 15	H: 2 LOB: 0 BB: 20 P: 23	R: 0 E: 0 K: 1 S: 12	H: 1 LOB: 1 BB: 0 P: 15	1B: 4 2B: 2 3B: 0 HR: 1	SF: 1 DP: 0 HBP: 0	WP: 1 PB: 0 CS: 0	PA: 37	
PITCHER	IP	WLS	BF	H	R	ER	SO	BB	IBB	HBP	BLK	WP	HR	S	P	ERA	WHIP						
56 Cody Anderson, R (1,1) ERA: 4.3	4.1		17	2	2	2	4	2	0	0	0	0	0	1	47	76	4.15	0.923					
57 Kyle Crockett, L (5,1) ERA: 3.89	0.1		2	1	0	0	0	0	0	0	0	0	0	6	11	0.00	3.000						
53 Jeff Manship, R (5,1) ERA: 1.48	1.1	W	4	0	0	0	1	0	0	0	0	0	0	12	19	0.00	0.000						
34 Zach McAllister, R (7,1) ERA: 3.12	1.0	H	5	1	0	0	2	1	0	0	0	0	0	15	23	0.00	2.000						
27 Bryan Shaw, R (8,1) ERA: 2.47	1.0	H	5	2	0	0	3	0	0	0	0	1	0	15	23	0.00	2.000						

Batter	1	2	3	4	5	6	7	8	9	AB	R	H	RBI	BB	SO	LOB	BOTTOM					
22 Jason Kipnis, L (1,4) OBP: 0.400, SLG: 0.481										5	1	2	3	0	2	1	Milwaukee Brewers @ Cleveland Indians Progressive Field, Cleveland, OH Wed Aug 26 2015, 7:12 PM - 10:50 PM EDT Att: 13,052 - Overcast - 64 F					
12 Francisco Lindor, S (1,6) OBP: 0.349, SLG: 0.435										3	1	2	0	2	0	0						
23 Michael Brantley, L (1,7) OBP: 0.393, SLG: 0.462										3	0	1	0	2	0	3						
41 Carlos Santana, S (1,10) OBP: 0.348, SLG: 0.386										5	0	1	0	0	1	5						
8 Lonnie Chisenhall, L (1,9) OBP: 0.298, SLG: 0.402										5	1	2	1	0	3	2						
10 Yan Gomes, R (1,2) OBP: 0.266, SLG: 0.362										4	0	0	0	0	1	3						
35 Abraham Almonte, S (1,8) OBP: 0.298, SLG: 0.395										3	1	2	0	1	0	0						
40 Jerry Sands, R (1,3) OBP: 0.295, SLG: 0.363										2	1	1	0	2	1	1						
11 José Ramírez, S (1,5) OBP: 0.280, SLG: 0.279										3	1	0	0	1	0	4						
39 Gio Urshela, R (8,5) OBP: 0.280, SLG: 0.329										0	0	0	0	0	0	0						
Inning Stats	R: 0 E: 0 K: 1 S: 8	H: 0 LOB: 1 BB: 2 P: 19	R: 3 E: 1 K: 1 S: 15	H: 3 LOB: 2 BB: 2 P: 28	R: 1 E: 0 K: 1 S: 13	H: 1 LOB: 2 BB: 2 P: 22	R: 1 E: 0 K: 2 S: 16	H: 1 LOB: 2 BB: 2 P: 29	R: 0 E: 0 K: 1 S: 11	H: 1 LOB: 1 BB: 0 P: 18	R: 0 E: 0 K: 1 S: 9	H: 1 LOB: 1 BB: 0 P: 12	R: 0 E: 0 K: 0 S: 15	H: 1 LOB: 1 BB: 0 P: 25	R: 1 E: 0 K: 1 S: 13	H: 3 LOB: 1 BB: 0 P: 16	1B: 8 2B: 2 3B: 0 HR: 1	SF: 0 DP: 2 HBP: 0	WP: 2 PB: 0 CS: 0	PA: 41		
PITCHER	IP	WLS	BF	H	R	ER	SO	BB	IBB	HBP	BLK	WP	HR	S	P	ERA	WHIP					
52 Jimmy Nelson, R (1,1) ERA: 3.81	3.1	L	21	4	5	5	4	8	0	0	0	0	0	22	33	0.00	1.200					
37 Tyler Thornburg, R (4,1) ERA: 3.39	1.2		7	2	0	0	2	0	0	0	0	0	0	24	37	0.00	1.000					
46 Corey Knebel, R (6,1) ERA: 3.52	2.0		8	2	0	0	1	0	0	0	0	1	0	24	37	0.00	1.000					
13 Will Smith, L (8,1) ERA: 2.59	1.0		5	3	1	1	1	0	0	0	0	0	1	13	16	9.00	3.000					

AB	33
R	2
H	7
RBI	2
BB	3
SO	11
LOB	18



AB	33
R	6
H	11
RBI	4
BB	8
SO	8
LOB	19



Batter	1	2	3	4	5	6	7	8	9	AB	R	H	RBI	BB	SO	LOB	TOP							
4 Brandon Phillips, R OBP: 0.322, SLG: 0.387										4	0	2	0	0	0	0	Cincinnati Reds @ Milwaukee Brewers Miller Park, Milwaukee, WI Fri Aug 28 2015, 7:13 PM - 10:02 PM CDT Att: 27,632 - Roof Closed - 73 F							
29 Brayan Peña, S OBP: 0.339, SLG: 0.316										3	0	0	0	1	0	1								
19 Joey Votto, L OBP: 0.449, SLG: 0.545										2	0	1	0	2	0	2								
21 Todd Frazier, R OBP: 0.313, SLG: 0.517										4	0	1	0	0	0	2								
7 Eugenio Suárez, R OBP: 0.324, SLG: 0.465										4	0	0	0	0	1	3								
32 Jay Bruce, L OBP: 0.304, SLG: 0.432										4	0	0	0	0	1	0								
3 Iván De Jesús Jr., R OBP: 0.342, SLG: 0.403										2	0	1	0	1	0	0								
65 Ryan LaMarre, R OBP: 0.077, SLG: 0.077										3	0	0	0	0	2	2								
26 Raisel Iglesias, R OBP: 0.042, SLG: 0.042										2	0	0	0	0	2	1								
55 Skip Schumaker, L (& PH)										1	0	0	0	0	1	0								
51 Collin Balester, R										0	0	0	0	0	0	0								
63 Sam LeCure, R										0	0	0	0	0	0	0								
Inning Stats	R: 0 E: 0 K: 1 S: 14	H: 2 LOB: 2 BB: 0 P: 24	R: 0 E: 0 K: 2 S: 11	H: 0 LOB: 1 BB: 1 P: 21	R: 0 E: 0 K: 0 S: 5	H: 0 LOB: 0 BB: 1 P: 13	R: 0 E: 0 K: 0 S: 5	H: 0 LOB: 0 BB: 0 P: 9	R: 0 E: 0 K: 2 S: 14	H: 1 LOB: 1 BB: 0 P: 20	R: 0 E: 0 K: 0 S: 5	H: 0 LOB: 0 BB: 0 P: 13	R: 0 E: 0 K: 0 S: 8	H: 1 LOB: 0 BB: 0 P: 10	R: 0 E: 0 K: 1 S: 8	H: 1 LOB: 1 BB: 1 P: 15	R: 0 E: 0 K: 1 S: 9	H: 0 LOB: 0 BB: 0 P: 12	1B: 5 2B: 0 3B: 0 HR: 0	SF: 0 SAC: 0 DP: 2 HBP: 0	WP: 1 PB: 0 SB: 2 CS: 1	PA: 33		
PITCHER	IP WLS BF H R ER SO BB IBB HBP BLK WP HR S P ERA WHIP	IP WLS BF H R ER SO BB IBB HBP BLK WP HR S P ERA WHIP	IP WLS BF H R ER SO BB IBB HBP BLK WP HR S P ERA WHIP	IP WLS BF H R ER SO BB IBB HBP BLK WP HR S P ERA WHIP	IP WLS BF H R ER SO BB IBB HBP BLK WP HR S P ERA WHIP	IP WLS BF H R ER SO BB IBB HBP BLK WP HR S P ERA WHIP	IP WLS BF H R ER SO BB IBB HBP BLK WP HR S P ERA WHIP	IP WLS BF H R ER SO BB IBB HBP BLK WP HR S P ERA WHIP	IP WLS BF H R ER SO BB IBB HBP BLK WP HR S P ERA WHIP	IP WLS BF H R ER SO BB IBB HBP BLK WP HR S P ERA WHIP	IP WLS BF H R ER SO BB IBB HBP BLK WP HR S P ERA WHIP	IP WLS BF H R ER SO BB IBB HBP BLK WP HR S P ERA WHIP	IP WLS BF H R ER SO BB IBB HBP BLK WP HR S P ERA WHIP	IP WLS BF H R ER SO BB IBB HBP BLK WP HR S P ERA WHIP	IP WLS BF H R ER SO BB IBB HBP BLK WP HR S P ERA WHIP	IP WLS BF H R ER SO BB IBB HBP BLK WP HR S P ERA WHIP	IP WLS BF H R ER SO BB IBB HBP BLK WP HR S P ERA WHIP	IP WLS BF H R ER SO BB IBB HBP BLK WP HR S P ERA WHIP	IP WLS BF H R ER SO BB IBB HBP BLK WP HR S P ERA WHIP	IP WLS BF H R ER SO BB IBB HBP BLK WP HR S P ERA WHIP	IP WLS BF H R ER SO BB IBB HBP BLK WP HR S P ERA WHIP	IP WLS BF H R ER SO BB IBB HBP BLK WP HR S P ERA WHIP	IP WLS BF H R ER SO BB IBB HBP BLK WP HR S P ERA WHIP	IP WLS BF H R ER SO BB IBB HBP BLK WP HR S P ERA WHIP

Batter	1	2	3	4	5	6	7	8	9	AB	R	H	RBI	BB	SO	LOB	BOTTOM							
2 Scooter Gennett, L OBP: 0.290, SLG: 0.388										3	1	0	0	1	1	0	Cincinnati Reds @ Milwaukee Brewers Miller Park, Milwaukee, WI Fri Aug 28 2015, 7:13 PM - 10:02 PM CDT Att: 27,632 - Roof Closed - 73 F							
20 Jonathan Lucroy, R OBP: 0.317, SLG: 0.381										4	2	2	1	0	2	0								
8 Ryan Braun, R OBP: 0.348, SLG: 0.497										2	1	0	0	2	0	0								
24 Adam Lind, L OBP: 0.358, SLG: 0.469										4	0	2	2	0	0	2								
18 Khris Davis, R OBP: 0.316, SLG: 0.484										3	0	1	1	0	1	1								
21 Jeremy Jeffress, R										0	0	0	0	0	0	0								
13 Will Smith, R										1	0	0	0	0	1	1								
35 Shane Peterson, L (& PH)										0	0	0	0	0	0	0								
57 Francisco Rodríguez, R										0	0	0	0	0	0	0								
16 Domingo Santana, R OBP: 0.313, SLG: 0.552										3	1	1	1	1	1	2								
3 Elian Herrera, S OBP: 0.292, SLG: 0.381										4	0	0	0	0	1	4								
9 Jean Segura, R OBP: 0.283, SLG: 0.318										3	0	0	0	0	2	0								
26 Taylor Jungmann, R OBP: 0.333, SLG: 0.346										2	0	0	0	0	2	0								
7 Logan Schafer, L OBP: 0.254, SLG: 0.250										1	0	0	0	0	0	0								
Inning Stats	R: 2 E: 0 K: 1 S: 16	H: 2 LOB: 2 BB: 2 P: 27	R: 0 E: 0 K: 2 S: 8	H: 0 LOB: 0 BB: 0 P: 8	R: 0 E: 0 K: 1 S: 7	H: 0 LOB: 0 BB: 0 P: 9	R: 0 E: 0 K: 2 S: 8	H: 0 LOB: 0 BB: 0 P: 10	R: 0 E: 0 K: 2 S: 8	H: 0 LOB: 0 BB: 0 P: 10	R: 0 E: 0 K: 1 S: 12	H: 1 LOB: 1 BB: 0 P: 18	R: 1 E: 0 K: 1 S: 10	H: 1 LOB: 0 BB: 0 P: 15	R: 2 E: 0 K: 1 S: 18	H: 2 LOB: 2 BB: 2 P: 31	R: 2 E: 0 K: 1 S: 18	H: 2 LOB: 2 BB: 2 P: 31	1B: 3 2B: 2 3B: 0 HR: 1	SF: 0 SAC: 0 DP: 0 HBP: 0	WP: 0 PB: 0 SB: 0 CS: 0	PA: 34		
PITCHER	IP WLS BF H R ER SO BB IBB HBP BLK WP HR S P ERA WHIP	IP WLS BF H R ER SO BB IBB HBP BLK WP HR S P ERA WHIP	IP WLS BF H R ER SO BB IBB HBP BLK WP HR S P ERA WHIP	IP WLS BF H R ER SO BB IBB HBP BLK WP HR S P ERA WHIP	IP WLS BF H R ER SO BB IBB HBP BLK WP HR S P ERA WHIP	IP WLS BF H R ER SO BB IBB HBP BLK WP HR S P ERA WHIP	IP WLS BF H R ER SO BB IBB HBP BLK WP HR S P ERA WHIP	IP WLS BF H R ER SO BB IBB HBP BLK WP HR S P ERA WHIP	IP WLS BF H R ER SO BB IBB HBP BLK WP HR S P ERA WHIP	IP WLS BF H R ER SO BB IBB HBP BLK WP HR S P ERA WHIP	IP WLS BF H R ER SO BB IBB HBP BLK WP HR S P ERA WHIP	IP WLS BF H R ER SO BB IBB HBP BLK WP HR S P ERA WHIP	IP WLS BF H R ER SO BB IBB HBP BLK WP HR S P ERA WHIP	IP WLS BF H R ER SO BB IBB HBP BLK WP HR S P ERA WHIP	IP WLS BF H R ER SO BB IBB HBP BLK WP HR S P ERA WHIP	IP WLS BF H R ER SO BB IBB HBP BLK WP HR S P ERA WHIP	IP WLS BF H R ER SO BB IBB HBP BLK WP HR S P ERA WHIP	IP WLS BF H R ER SO BB IBB HBP BLK WP HR S P ERA WHIP	IP WLS BF H R ER SO BB IBB HBP BLK WP HR S P ERA WHIP	IP WLS BF H R ER SO BB IBB HBP BLK WP HR S P ERA WHIP	IP WLS BF H R ER SO BB IBB HBP BLK WP HR S P ERA WHIP	IP WLS BF H R ER SO BB IBB HBP BLK WP HR S P ERA WHIP	IP WLS BF H R ER SO BB IBB HBP BLK WP HR S P ERA WHIP	IP WLS BF H R ER SO BB IBB HBP BLK WP HR S P ERA WHIP



Batter	1	2	3	4	5	6	7	8	9	AB	R	H	RBI	BB	SO	LOB	TOP										
30 Jason Bourgeois, R (1,8) OBP: 0.297, SLG: 0.318	G6-3		K			K		G5-3		4	0	0	0	0	2	0	Cincinnati Reds @ Milwaukee Brewers Miller Park, Milwaukee, WI Sun Aug 30 2015, 1:13 PM - 3:49 PM CDT Att: 33,293 - Cloudy - 70 F										
32 Jay Bruce, L (1,9) OBP: 0.307, SLG: 0.443	K		G3			G1-3		2B		4	0	1	0	0	1	0											
19 Joey Votto, L (1,3) OBP: 0.453, SLG: 0.553	1B		1B			G4-3		BB		3	0	2	0	1	0	0											
4 Brandon Phillips, R (1,4) OBP: 0.324, SLG: 0.388	F9		FC6-4			2B		G6-4-3		4	0	1	0	0	0	4											
21 Todd Frazier, R (1,5) OBP: 0.315, SLG: 0.524		G6-3				F7		G5-3		4	1	2	0	0	0	1											
7 Eugenio Suárez, R (1,6) OBP: 0.317, SLG: 0.452	G6-3		G5-4-3					L9		4	0	0	0	0	0	2											
29 Brayan Peña, S (1,2) OBP: 0.339, SLG: 0.318		1B				G6-3		P4		4	0	1	1	0	1	0											
55 Skip Schumaker, L (1,7) OBP: 0.296, SLG: 0.301		K				G4-3				3	0	1	0	0	1	1											
47 John Lamb, L (1,1)						G4-3				2	0	0	0	0	0	1											
3 Iván De Jesús Jr., R (7,PH) 63 Sam LeCure, R (7,1) 70 Jumbo Diaz, R (8,1)	G4-3					G4-3		K		1	0	0	0	0	0	0											
Inning Stats	R: 0 H: 1 E: 0 K: 1 S: 15	H: 1 LOB: 1 BB: 0 P: 24	R: 1 H: 2 E: 0 K: 1 S: 10	H: 1 LOB: 1 BB: 0 P: 14	R: 0 H: 1 E: 0 K: 1 S: 8	H: 1 LOB: 0 BB: 0 P: 16	R: 0 H: 0 E: 0 K: 0 S: 7	H: 0 LOB: 0 BB: 0 P: 11	R: 0 H: 0 E: 0 K: 0 S: 5	H: 1 LOB: 1 BB: 0 P: 9	R: 0 H: 1 E: 0 K: 2 S: 11	H: 1 LOB: 1 BB: 0 P: 17	R: 0 H: 1 E: 0 K: 0 S: 9	H: 1 LOB: 0 BB: 1 P: 18	R: 0 H: 0 E: 0 K: 0 S: 5	H: 0 LOB: 0 BB: 0 P: 8	1B: 5 2B: 3 3B: 0 HR: 0	SF: 0 SAC: 0 DP: 2 HBP: 0	WP: 0 PB: 0 SB: 0 CS: 0	PA: 34							
PITCHER	IP	WLS	BF	H	R	ER	SO	BB	IBB	HBP	BLK	WP	HR	S	P	ERA	WHIP										
38 Wily Peralta, R (1,1) ERA: 4.3	7.0		27	7	1	1	6	0	0	0	0	0	0	64	103	1.29	1.000										
13 Will Smith, L (8,1) ERA: 2.47	0.1	H	3	1	0	0	0	1	0	0	0	0	0	7	15	0.00	6.000										
21 Jeremy Jeffress, R (8,1) ERA: 2.75	0.2	H	1	0	0	0	0	0	0	0	0	0	2	3	0.00	0.000											
57 Francisco Rodríguez, R (9,1) ERA: 2.53	1.0	S	3	0	0	0	0	0	0	0	0	0	0	5	8	0.00	0.000										

AB	33
R	1
H	8
RBI	1
BB	1
SO	6
LOB	10



Batter	1	2	3	4	5	6	7	8	9	AB	R	H	RBI	BB	SO	LOB	BOTTOM											
9 Jean Segura, R (1,6) OBP: 0.286, SLG: 0.327	G4-3		K			G4-3		20 SF8		4	1	1	1	0	1	1	Cincinnati Reds @ Milwaukee Brewers Miller Park, Milwaukee, WI Sun Aug 30 2015, 1:13 PM - 3:49 PM CDT Att: 33,293 - Cloudy - 70 F											
20 Jonathan Lucroy, R (1,3) OBP: 0.320, SLG: 0.394 57 Francisco Rodríguez, R (9,1)	K		1B			P3		SF8		3	0	1	2	0	1	0												
8 Ryan Braun, R (1,9) OBP: 0.347, SLG: 0.504	HR		K			K				4	1	2	1	0	2	1												
18 Khris Davis, R (1,7) OBP: 0.313, SLG: 0.473 13 Will Smith, R (8,1) 21 Jeremy Jeffress, R (8,1) 24 Adam Lind, L (8,PH) OBP: 0.362, SLG: 0.470	G5-3		K			K		G6-3		3	0	0	0	0	1	0												
16 Domingo Santana, R (1,8) OBP: 0.301, SLG: 0.500	K		G5-4-3			G6-3		G6-3		3	0	1	0	0	1	0												
14 Hernán Pérez, R (1,5) OBP: 0.251, SLG: 0.332	G5-4-3		G5-4-3			G5-4-3		HBP		4	0	2	0	0	1	4												
3 Elián Herrera, S (1,4) OBP: 0.290, SLG: 0.377	G5-4-3					F9		G3-1		3	0	0	0	0	0	2												
12 Martín Maldonado, R (1,2) OBP: 0.278, SLG: 0.285			K			K		K		3	2	2	0	0	1	0												
3B Wily Peralta, R (1,1) 7 Logan Schafer, L (8,8) OBP: 0.250, SLG: 0.246	SH5-4		SH5-4			K		SH2-4		1	0	0	0	0	1	0												
Inning Stats	R: 1 H: 1 E: 0 K: 1 S: 9	H: 1 LOB: 0 BB: 0 P: 14	R: 0 H: 1 E: 0 K: 1 S: 7	H: 1 LOB: 0 BB: 0 P: 11	R: 1 H: 2 E: 0 K: 2 S: 15	H: 2 LOB: 1 BB: 0 P: 24	R: 0 H: 1 E: 0 K: 1 S: 7	H: 1 LOB: 0 BB: 0 P: 11	R: 0 H: 0 E: 0 K: 1 S: 10	H: 0 LOB: 0 BB: 0 P: 15	R: 0 H: 1 E: 0 K: 0 S: 8	H: 1 LOB: 1 BB: 0 P: 10	R: 2 H: 3 E: 0 K: 1 S: 17	H: 3 LOB: 3 BB: 1 P: 26	R: 0 H: 0 E: 0 K: 0 S: 5	H: 0 LOB: 0 BB: 0 P: 8		1B: 3 2B: 3 3B: 2 HR: 1	SF: 1 SAC: 2 DP: 2 HBP: 1	WP: 0 PB: 0 SB: 0 CS: 0	PA: 33							
PITCHER	IP	WLS	BF	H	R	ER	SO	BB	IBB	HBP	BLK	WP	HR	S	P	ERA	WHIP											
47 John Lamb, L (1,1) ERA: 5.24	6.0	L	21	5	2	2	8	0	0	0	0	0	0	1	57	87	3.00	0.833										
63 Sam LeCure, R (7,1) ERA: 2.57	1.1		7	3	2	2	0	0	0	0	0	0	0	17	20	13.50	2.250											
70 Jumbo Diaz, R (8,1) ERA: 4.2	0.2		5	1	0	0	1	0	1	1	0	0	0	8	16	0.00	1.500											




Batter	1	2	3	4	5	6	7	8	9	AB	R	H	RBI	BB	SO	LOB	TOP										
25 Gregory Polanco, L (1.9) OBP: 0.330, SLG: 0.390	G4-3		F8			K		K		4	0	0	0	0	2	1	Pittsburgh Pirates @ Milwaukee Brewers Miller Park, Milwaukee, WI Tue Sep 01 2015, 7:12 PM - 10:06 PM CDT Att: 18,468 - Partly Cloudy - 87 F										
6 Starling Marte, R (1.7) OBP: 0.328, SLG: 0.434	G1-3		G6-3			FC5-4		P5		4	0	0	0	0	0	1											
22 Andrew McCutchen, R (1.8) OBP: 0.404, SLG: 0.520	2B		K			P4		K		4	0	1	0	0	2	1											
17 Aramis Ramirez, R (1.5) OBP: 0.294, SLG: 0.417	G6-3		K			F9		HR		4	1	1	1	0	1	1											
27 Jung Ho Kang, R (1.6) OBP: 0.363, SLG: 0.466	K					L4		HR		4	2	2	1	0	1	0											
18 Neil Walker, S (1.4) OBP: 0.327, SLG: 0.427	G3-1					1B		HR		4	0	2	1	0	1	0											
24 Pedro Alvarez, L (1.3) OBP: 0.305, SLG: 0.465	G6-3					F7		HR		4	1	1	1	0	0	2											
29 Francisco Cervelli, R (1.2) OBP: 0.376, SLG: 0.420			L9			L3		K		2	0	0	0	0	0	1											
19 Chris Stewart, R (7.2) ERA: 6.52								K		1	0	0	0	0	1	0											
45 Gerrit Cole, R (11.1) ERA: 3.7								K		1	0	0	0	0	0	1											
14 Jaff Decker, L (6. PH) ERA: 4.40, SLG: 0.328										0	0	0	0	0	0	0											
58 Radhames Liz, R (6.1) ERA: 3.26										0	0	0	0	0	0	0											
23 Travis Snider, L (8. PH) OBP: 0.316, SLG: 0.366										0	0	0	0	0	0	0											
38 Joakim Soria, R (8.1) ERA: 3.0										0	0	0	0	0	0	0											
39 Bobby LaFromboise, L (8.1) ERA: 2.51										0	0	0	0	0	0	0											
Inning Stats	R: 0 H: 1 E: 0 K: 0 S: 18	H: 1 LOB: 1 BB: 0 P: 24	R: 0 H: 0 E: 0 K: 1 S: 7	H: 0 LOB: 0 BB: 0 P: 7	R: 0 H: 0 E: 0 K: 1 S: 5	H: 0 LOB: 0 BB: 0 P: 10	R: 0 H: 0 E: 0 K: 2 S: 16	H: 0 LOB: 0 BB: 0 P: 21	R: 1 H: 2 E: 0 K: 0 S: 7	H: 2 LOB: 0 BB: 0 P: 11	R: 0 H: 1 E: 0 K: 1 S: 9	H: 1 LOB: 1 BB: 0 P: 13	R: 0 H: 0 E: 0 K: 1 S: 10	H: 0 LOB: 0 BB: 0 P: 15	R: 1 H: 1 E: 0 K: 3 S: 10	H: 1 LOB: 0 BB: 0 P: 12	R: 2 H: 3 E: 0 K: 1 S: 10	H: 3 LOB: 1 BB: 0 P: 13	1B: 2 2B: 4 3B: 0 HR: 3	SF: 0 SAC: 0 DP: 1 HBP: 0	WP: 0 PB: 0 SB: 1 CS: 0	PA: 34					
PITCHER	IP	WLS	BF	H	R	ER	SO	BB	IBB	HBP	BLK	WP	HR	S	P	ERA	WHIP										
52 Jimmy Nelson, R (1.1) ERA: 2.64	7.0	W	24	4	1	1	6	0	0	0	0	0	0	72	101	1.29	0.571										
46 Corey Knebel, R (8.1) ERA: 3.66	1.0		4	1	1	1	3	0	0	0	0	0	1	10	12	9.00	1.000										
32 David Goforth, R (9.1) ERA: 6.52	0.2	S	5	3	2	2	1	0	0	0	0	0	2	9	12	27.00	4.500										
57 Francisco Rodriguez, R (9.1) ERA: 2.51	0.1	S	1	0	0	0	0	0	0	0	0	0	0	1	1	0.00	0.000										

Batter	1	2	3	4	5	6	7	8	9	AB	R	H	RBI	BB	SO	LOB	BOTTOM										
2 Scooter Gennett, L (1.4) OBP: 0.298, SLG: 0.400	20 1B	P6		G3-1				F7		4	1	1	0	0	0	2	Pittsburgh Pirates @ Milwaukee Brewers Miller Park, Milwaukee, WI Tue Sep 01 2015, 7:12 PM - 10:06 PM CDT Att: 18,468 - Partly Cloudy - 87 F										
20 Jonathan Lucroy, R (1.2) OBP: 0.322, SLG: 0.350	8 1B			G6-3				L9		4	1	2	1	0	0	0											
8 Ryan Braun, R (1.9) OBP: 0.349, SLG: 0.503	24 1B									3	1	1	1	1	0	1											
7 Logan Schafer, L (9.8) OBP: 0.250, SLG: 0.246	24 2B			F8				G4-3		0	0	0	0	0	0	0											
24 Adam Lind, L (1.3) OBP: 0.365, SLG: 0.476	16 1B							G6-3		3	2	2	2	1	0	1											
18 Kris Davis, R (1.7) OBP: 0.312, SLG: 0.469	9 1B			18 1B				L4-3		3	1	0	0	1	1	3											
16 Domingo Santana, R (1.8) OBP: 0.312, SLG: 0.475	G6-3			L4-3				G5-3		3	1	0	0	1	1	3											
9 Jean Segura, R (1.6) OBP: 0.286, SLG: 0.329	G6-3			F9				K		3	0	0	0	0	1	3											
3 Elian Herrera, S (1.5) OBP: 0.294, SLG: 0.390	CS							HR		4	0	2	3	0	0	1											
52 Jimmy Nelson, R (1.1) ERA: 2.64				G5-3				L4-3		2	0	0	0	0	1	2											
35 Shane Peterson, L (7. PH) ERA: 3.26										1	0	0	0	0	1	0											
46 Corey Knebel, R (8.1) ERA: 3.66										0	0	0	0	0	0	0											
32 David Goforth, R (9.1) ERA: 6.52										0	0	0	0	0	0	0											
57 Francisco Rodriguez, R (9.1) ERA: 2.51										0	0	0	0	0	0	0											
Inning Stats	R: 4 H: 5 E: 0 K: 1 S: 15	H: 5 LOB: 0 BB: 0 P: 25	R: 1 H: 2 E: 0 K: 1 S: 14	H: 2 LOB: 0 BB: 0 P: 20	R: 0 H: 0 E: 0 K: 0 S: 9	H: 0 LOB: 0 BB: 1 P: 18	R: 0 H: 1 E: 0 K: 0 S: 11	H: 1 LOB: 1 BB: 0 P: 14	R: 0 H: 0 E: 0 K: 0 S: 12	H: 0 LOB: 0 BB: 1 P: 22	R: 0 H: 0 E: 0 K: 1 S: 9	H: 0 LOB: 0 BB: 0 P: 14	R: 0 H: 0 E: 0 K: 1 S: 12	H: 0 LOB: 0 BB: 0 P: 18	R: 2 H: 2 E: 0 K: 1 S: 19	H: 2 LOB: 1 BB: 1 P: 33	1B: 6 2B: 6 3B: 0 HR: 0	SF: 0 SAC: 0 DP: 2 HBP: 1	WP: 1 PB: 0 SB: 3 CS: 1	PA: 36							
PITCHER	IP	WLS	BF	H	R	ER	SO	BB	IBB	HBP	BLK	WP	HR	S	P	ERA	WHIP										
45 Gerrit Cole, R (11.1) ERA: 3.7	4.0	L	19	8	5	5	2	1	0	0	0	0	0	49	77	11.25	2.250										
48 Jared Hughes, R (5.1) ERA: 2.35	1.0		4	0	0	0	0	1	0	0	0	0	0	12	22	0.00	1.000										
58 Radhames Liz, R (6.1) ERA: 3.26	2.0		6	0	0	0	2	0	0	1	0	0	0	21	32	0.00	0.000										
38 Joakim Soria, R (8.1) ERA: 3.0	0.2	S	5	2	2	2	1	1	0	0	0	1	0	17	29	27.00	4.500										
39 Bobby LaFromboise, L (8.1) ERA: 2.51	0.1		1	0	0	0	0	0	0	0	0	0	0	2	4	0.00	0.000										

AB	34
R	4
H	8
RBI	4
BB	0
SO	10
LOB	7



AB	31
R	7
H	10
RBI	7
BB	3
SO	5
LOB	14



Batter	1	2	3	4	5	6	7	8	9	AB	R	H	RBI	BB	SO	LOB	TOP					
25 Gregory Polanco, L (1.9)										4	0	0	0	0	0	1	Pittsburgh Pirates @ Milwaukee Brewers Miller Park, Milwaukee, WI Wed Sep 02 2015, 7:11 PM - 10:17 PM CDT Att: 24,521 - Partly Cloudy - 86 F					
6 Starling Marte, R (1.7)										4	1	2	0	0	0	0						
22 Andrew McCutchen, R (1.8)										2	1	0	0	2	1	2						
17 Aramis Ramirez, R (1.5)										4	1	2	4	0	0	1						
27 Jung Ho Kang, R (1.6)										4	0	0	0	0	1	2						
18 Neil Walker, S (1.4)										4	0	1	0	0	0	0						
24 Pedro Alvarez, L (1.3)										3	0	0	0	1	1	1						
29 Francisco Cervelli, R (1.2)										4	0	0	0	0	0	2						
49 Jeff Locke, L (1.1)										1	0	0	0	0	0	0						
48 Jared Hughes, R (1.1)										0	0	0	0	0	0	0						
14 Jeff Decker, L (0.9)										0	0	0	0	0	0	0						
55 Joe Blanton, R (0.9)										0	0	0	0	0	0	0						
5 Josh Harrison, R (0.9)										0	0	0	0	0	0	0						
37 Arquimedes Caminero, R (0.7)										0	0	0	0	0	0	0						
52 Rob Scallih, L (0.1)										0	0	0	0	0	0	0						
39 Bobby LaFromboise, L (0.1)										0	0	0	0	0	0	0						
Inning Stats	R: 0 E: 0 K: 0 S: 9	H: 0 LOB: 1 BB: 1 P: 15	R: 0 E: 0 K: 2 S: 10	H: 0 LOB: 0 BB: 0 P: 14	R: 0 E: 0 K: 1 S: 8	H: 0 LOB: 0 BB: 0 P: 11	R: 3 E: 0 K: 0 S: 12	H: 2 LOB: 1 BB: 2 P: 26	R: 1 E: 0 K: 1 S: 17	H: 3 LOB: 2 BB: 0 P: 24	R: 0 E: 0 K: 0 S: 6	H: 1 LOB: 0 BB: 0 P: 11	R: 0 E: 0 K: 0 S: 4	H: 0 LOB: 0 BB: 0 P: 8	R: 0 E: 0 K: 0 S: 9	H: 0 LOB: 0 BB: 0 P: 10	R: 0 E: 0 K: 0 S: 8	H: 0 LOB: 0 BB: 0 P: 15	1B: 3 2B: 2 3B: 0 HR: 1	SF: 0 SAC: 0 DP: 1 HBP: 0	WP: 0 PB: 0 CS: 0	PA: 35
PITCHER	IP WLS BF H R ER SO BB IBB HBP BLK WP HR S P ERA WHIP																					
27 Zach Davies, R (1.1)	4.1	20	4	4	4	3	3	0	0	0	0	0	0	0	0	7	10	8.31	1.615			
46 Corey Knebel, R (0.5)	0.2	3	1	0	0	1	0	0	0	0	0	0	0	0	0	7	10	0.00	1.500			
51 Cesar Jimenez, L (0.1)	1.0	3	1	0	0	0	0	0	0	0	0	0	0	0	6	11	0.00	1.000				
21 Jeremy Jeffress, R (0.1)	2.0	6	0	0	0	0	0	0	0	0	0	0	0	0	13	18	0.00	0.000				
37 Tyler Thornburg, R (0.1)	1.0	3	0	0	0	0	0	0	0	0	0	0	0	0	8	15	0.00	0.000				

Batter	1	2	3	4	5	6	7	8	9	AB	R	H	RBI	BB	SO	LOB	BOTTOM			
9 Jean Segura, R (1.6)										5	2	3	0	0	0	0	Pittsburgh Pirates @ Milwaukee Brewers Miller Park, Milwaukee, WI Wed Sep 02 2015, 7:11 PM - 10:17 PM CDT Att: 24,521 - Partly Cloudy - 86 F			
20 Jonathan Lucroy, R (1.2)										5	1	2	3	0	0	2				
8 Ryan Braun, R (1.9)										5	2	3	1	0	1	2				
18 Khris Davis, R (1.7)										4	0	2	1	0	1	1				
7 Logan Schafer, L (0.8)										1	0	0	0	0	0	2				
24 Adam Lind, L (1.3)										4	2	2	2	1	1	3				
16 Domingo Santana, R (1.8)										4	0	1	0	0	0	3				
14 Hernán Pérez, R (1.5)										3	0	0	0	0	0	0				
2 Scooter Gennett, L (0.7)										1	0	1	2	0	0	0				
3 Elian Herrera, S (1.4)										4	0	0	0	0	1	2				
27 Zach Davies, R (1.1)										2	1	1	0	0	0	0				
46 Corey Knebel, R (0.5)										0	0	0	0	0	0	0				
51 Cesar Jimenez, L (0.1)										0	0	0	0	0	0	0				
35 Shane Peterson, L (0.1)										0	0	0	0	0	0	0				
21 Jeremy Jeffress, R (0.1)										0	0	0	0	0	0	0				
15 Jason Rogers, R (0.1)										0	1	0	0	0	0	0				
37 Tyler Thornburg, R (0.1)										0	0	0	0	0	0	0				
Inning Stats	R: 2 E: 0 K: 1 S: 16	H: 3 LOB: 1 BB: 0 P: 25	R: 0 E: 0 K: 1 S: 10	H: 0 LOB: 0 BB: 0 P: 13	R: 1 E: 0 K: 0 S: 11	H: 3 LOB: 1 BB: 0 P: 21	R: 2 E: 0 K: 0 S: 16	H: 3 LOB: 1 BB: 0 P: 24	R: 1 E: 0 K: 0 S: 15	H: 1 LOB: 0 BB: 0 P: 22	R: 0 E: 0 K: 1 S: 13	H: 0 LOB: 0 BB: 0 P: 17	R: 2 E: 1 K: 1 S: 12	H: 3 LOB: 2 BB: 1 P: 17	R: 1 E: 0 K: 1 S: 17	H: 2 LOB: 2 BB: 1 P: 27	1B: 11 2B: 3 3B: 0 HR: 1	SF: 0 SAC: 0 DP: 0 HBP: 0	WP: 0 PB: 0 CS: 0	PA: 41
PITCHER	IP WLS BF H R ER SO BB IBB HBP BLK WP HR S P ERA WHIP																			
49 Jeff Locke, L (1.1)	3.2	20	9	5	5	2	0	0	0	0	0	0	0	0	0	0	12.27	2.455		
48 Jared Hughes, R (0.1)	0.1	1	0	0	0	0	0	0	0	0	0	0	0	0	0	2	3	0.00	0.000	
55 Joe Blanton, R (0.1)	2.0	7	1	1	1	1	0	0	0	0	0	1	28	39	4.50	0.500				
37 Arquimedes Caminero, R (0.1)	1.0	7	3	2	2	1	0	1	0	0	0	0	12	17	18.00	3.000				
52 Rob Scallih, R (0.1)	0.1	4	2	1	1	0	1	0	0	0	0	0	13	20	27.00	9.000				
PITCHER	IP WLS BF H R ER SO BB IBB HBP BLK WP HR S P ERA WHIP																			
39 Bobby LaFromboise, L (0.1)	0.2	2	0	0	0	1	0	0	0	0	0	0	0	4	7	0.00	0.000			

Batter	1	2	3	4	5	6	7	8	9	AB	R	H	RBI	BB	SO	LOB	TOP					
9 Jean Segura, R OBP: 0.284, SLG: 0.337	G5-3		G5-3			G6-3		G5-4-3		4	0	2	2	1	0	0	Milwaukee Brewers @ Cincinnati Reds Great American Ball Park, Cincinnati, OH Sat Sep 05 2015, 1:12 PM - 4:38 PM EDT Att: 28,632 - Partly Cloudy - 86 F					
20 Jonathan Lucroy, R OBP: 0.320, SLG: 0.384	K		F8			G6-3		L3		5	0	0	0	0	1	3						
8 Ryan Braun, R OBP: 0.353, SLG: 0.503	BB					2B		G5-3		4	1	2	0	1	0	2						
18 Kris Davis, R OBP: 0.313, SLG: 0.468	G1-3					2B				3	0	0	0	0	1	2						
21 Jeremy Jeffress, R										0	0	0	0	0	0	0						
13 Will Smith, R										0	0	0	0	0	0	0						
35 Shane Peterson, L OBP: 0.318, SLG: 0.325										1	0	0	0	0	1	0						
57 Francisco Rodríguez, R										0	0	0	0	0	0	0						
15 Jason Rogers, R OBP: 0.331, SLG: 0.381										5	2	3	0	0	1	2						
16 Domingo Santana, R OBP: 0.333, SLG: 0.532										3	1	2	2	1	0	2						
14 Hernán Pérez, R OBP: 0.259, SLG: 0.347										3	1	1	0	0	1	3						
2 Scooter Gennett, L OBP: 0.301, SLG: 0.403										2	0	1	0	0	0	2						
3 Elián Herrera, S OBP: 0.290, SLG: 0.405										5	2	2	2	0	1	4						
22 Matt Garza, R OBP: 0.100, SLG: 0.077										2	0	0	0	0	1	1						
32 David Goforth, R										0	0	0	0	0	0	0						
24 Adam Lind, L OBP: 0.369, SLG: 0.487										1	1	1	2	0	0	0						
51 Cesar Jimenez, L										0	0	0	0	0	0	0						
7 Logan Schafer, L OBP: 0.254, SLG: 0.238										0	0	0	0	0	0	0						
Inning Stats	R: 0 H: 0 E: 0 K: 1 S: 12	H: 0 LOB: 1 BB: 1 P: 21	R: 0 H: 1 E: 0 K: 1 S: 9	LOB: 1 BB: 0 P: 13	R: 0 H: 0 E: 0 K: 0 S: 6	LOB: 0 BB: 0 P: 9	R: 0 H: 1 E: 0 K: 1 S: 12	LOB: 2 BB: 1 P: 22	R: 1 H: 2 E: 0 K: 1 S: 10	LOB: 0 BB: 0 P: 11	R: 5 H: 6 E: 1 K: 0 S: 15	H: 6 LOB: 1 BB: 0 P: 25	R: 0 H: 1 E: 0 K: 0 S: 15	LOB: 2 BB: 1 P: 26	R: 1 H: 1 E: 0 K: 0 S: 11	LOB: 1 BB: 0 P: 19	R: 1 H: 2 E: 0 K: 2 S: 10	LOB: 0 BB: 0 P: 12	1B: 9 2B: 3 3B: 1 HR: 1	SF: 1 SAC: 0 DP: 1 HBP: 1	WP: 0 PB: 0 SB: 3 CS: 0	PA: 44
PITCHER	IP WLS BF H R ER SO BB IBB HBP BLK WP HR S P ERA WHIP																					
47 John Lamb, L ERA: 6.11	5.2	27	9	6	6	4	2	0	0	0	0	0	0	0	0	0	9.53	1.941				
63 Sam LeCure, R ERA: 2.35	0.1	2	1	0	0	0	0	0	0	0	0	0	0	3	5	0.00	3.000					
25 Burke Badenhop, R ERA: 3.95	1.0	5	1	0	0	0	1	0	0	0	0	0	0	15	26	0.00	2.000					
60 J.J. Hoover, R ERA: 2.14	1.0	L 5	1	1	1	0	1	0	1	0	0	1	11	19	9.00	2.000						
51 Collin Balester, R ERA: 5.69	1.0	5	2	1	1	2	0	0	0	0	0	0	10	12	9.00	2.000						

Batter	1	2	3	4	5	6	7	8	9	AB	R	H	RBI	BB	SO	LOB	BOTTOM					
30 Jason Bourgeois, R OBP: 0.288, SLG: 0.343	P4		P3		G5-3			L3		5	0	0	0	0	0	1	Milwaukee Brewers @ Cincinnati Reds Great American Ball Park, Cincinnati, OH Sat Sep 05 2015, 1:12 PM - 4:38 PM EDT Att: 28,632 - Partly Cloudy - 86 F					
32 Jay Bruce, L OBP: 0.303, SLG: 0.433	F7		BB					K		4	2	1	0	1	1	0						
19 Joey Votto, L OBP: 0.460, SLG: 0.568	L4		BB					BB		3	2	2	0	2	0	0						
4 Brandon Phillips, R OBP: 0.331, SLG: 0.392			BB					BB		4	1	4	1	1	0	0						
21 Todd Frazier, R OBP: 0.311, SLG: 0.511			BB					BB		4	0	1	1	0	1	5						
55 Skip Schumaker, L OBP: 0.287, SLG: 0.291			BB					BB		5	1	1	0	0	1	8						
7 Eugenio Suárez, R OBP: 0.326, SLG: 0.481			BB					BB		4	0	3	2	0	0	1						
16 Tucker Barnhart, L OBP: 0.338, SLG: 0.356			BB					BB		4	0	0	0	0	1	4						
47 John Lamb, L ERA: 6.11										2	0	0	0	0	1	2						
63 Sam LeCure, R ERA: 2.35										0	0	0	0	0	0	0						
23 Adam Duvall, R OBP: 0.305, SLG: 0.366										1	0	0	0	0	1	0						
25 Burke Badenhop, R ERA: 3.95										0	0	0	0	0	0	0						
60 J.J. Hoover, R ERA: 2.14										0	0	0	0	0	0	0						
3 Iván De Jesús Jr., R OBP: 0.307, SLG: 0.379										1	0	0	0	0	1	0						
51 Collin Balester, R ERA: 5.69										0	0	0	0	0	0	0						
Inning Stats	R: 0 H: 0 E: 0 K: 0 S: 13	H: 0 LOB: 0 BB: 0 P: 16	R: 2 H: 2 E: 1 K: 0 S: 9	LOB: 1 BB: 1 P: 20	R: 1 H: 2 E: 0 K: 0 S: 11	LOB: 2 BB: 1 P: 19	R: 0 H: 1 E: 0 K: 1 S: 7	LOB: 1 BB: 0 P: 13	R: 2 H: 2 E: 0 K: 2 S: 18	LOB: 2 BB: 2 P: 34	R: 0 H: 0 E: 0 K: 2 S: 11	LOB: 0 BB: 0 P: 17	R: 1 H: 3 E: 0 K: 0 S: 10	LOB: 1 BB: 0 P: 14	R: 0 H: 0 E: 0 K: 1 S: 11	LOB: 0 BB: 0 P: 16	R: 0 H: 2 E: 0 K: 1 S: 11	LOB: 2 BB: 0 P: 14	1B: 11 2B: 1 3B: 0 HR: 0	SF: 1 SAC: 0 DP: 1 HBP: 0	WP: 1 PB: 0 SB: 0 CS: 0	PA: 42
PITCHER	IP WLS BF H R ER SO BB IBB HBP BLK WP HR S P ERA WHIP																					
22 Matt Garza, R ERA: 5.63	4.2	25	7	5	4	2	4	0	0	0	0	0	0	0	0	0	7.71	2.357				
32 David Goforth, R ERA: 6.3	0.1	1	0	0	0	1	0	0	0	0	0	3	5	0.00	0.000							
51 Cesar Jimenez, L ERA:	1.0	H 3	0	0	0	2	0	0	0	0	0	11	17	0.00	0.000							
21 Jeremy Jeffress, R ERA: 2.75	1.0	W 5	3	1	1	0	0	0	0	0	0	10	14	9.00	3.000							
13 Will Smith, L ERA: 2.73	1.0	H 3	0	0	0	1	0	0	0	0	0	11	16	0.00	0.000							



Batter	1	2	3	4	5	6	7	8	9	AB	R	H	RBI	BB	SO	LOB	TOP										
2 Scooter Gennett, L (1,4) OBP: 0.302, SLG: 0.401										4	0	1	0	0	0	2											
20 Jonathan Lucroy, R (1,2) OBP: 0.320, SLG: 0.365										4	1	1	0	0	1	1											
8 Ryan Braun, R (1,9) OBP: 0.354, SLG: 0.510										4	1	2	1	0	1	0											
24 Adam Lind, L (1,3) OBP: 0.370, SLG: 0.482										3	1	1	1	1	0	1											
18 Kris Davis, R (1,7) OBP: 0.314, SLG: 0.467										4	0	1	0	0	2	2											
35 Shane Peterson, L (1,8) OBP: 0.326, SLG: 0.347										4	0	1	1	0	0	1											
9 Jean Segura, R (1,6) OBP: 0.292, SLG: 0.333										4	0	1	0	0	1	3											
3 Elian Herrera, S (1,5) OBP: 0.292, SLG: 0.416											4	0	1	0	0	2											
52 Jimmy Nelson, R (1,1) OBP: 0.130, SLG: 0.132											1	0	0	0	0	0											
45 Tyler Cravy, R (6,1)											0	0	0	0	0	0											
15 Jason Rogers, R (7,PH) OBP: 0.333, SLG: 0.383										1	0	0	0	0	0	0											
32 David Goforth, R (7,1)										0	0	0	0	0	0	0											
14 Hernán Pérez, R (9,PH) OBP: 0.257, SLG: 0.345										1	0	0	0	0	1	0											
Inning Stats	R: 0 E: 0 K: 0 S: 7	H: 1 LOB: 0 BB: 0 P: 11	R: 0 E: 0 K: 1 S: 7	H: 0 LOB: 1 BB: 1 P: 13	R: 0 E: 0 K: 0 S: 6	H: 0 LOB: 0 BB: 0 P: 7	R: 0 E: 0 K: 1 S: 11	H: 1 LOB: 0 BB: 0 P: 16	R: 0 E: 0 K: 0 S: 12	H: 2 LOB: 2 BB: 0 P: 21	R: 2 E: 0 K: 0 S: 17	H: 4 LOB: 2 BB: 0 P: 22	R: 0 E: 0 K: 1 S: 8	H: 0 LOB: 0 BB: 0 P: 12	R: 1 E: 0 K: 1 S: 10	H: 1 LOB: 0 BB: 0 P: 15	R: 0 E: 0 K: 2 S: 7	H: 0 LOB: 0 BB: 0 P: 11	1B: 7 2B: 1 3B: 0 HR: 1	SF: 0 SAC: 1 DP: 0 HBP: 0	WP: 0 PB: 0 SB: 0 CS: 1	PA: 36					
PITCHER	IP	WLS	BF	H	R	ER	SO	BB	IBB	HBP	BLK	WP	HR	S	P	ERA	WHIP										
50 Michael Lorenzen, R (1,1) ERA: 5.4	5.1	W	24	8	2	2	2	1	0	0	0	0	0	55	84	3.38	1.688										
63 Sam LeCure, R (6,1) ERA: 2.16	0.2	H	2	0	0	0	0	0	0	0	0	0	0	5	6	0.00	0.000										
41 Ryan Mattheus, R (7,1) ERA: 4.78	1.0	H	3	0	0	0	1	0	0	0	0	0	0	8	12	0.00	0.000										
60 J.J. Hoover, R (8,1) ERA: 2.25	1.0	H	4	1	1	1	1	0	0	0	0	0	1	10	15	9.00	1.000										
54 Aroldis Chapman, L (9,1) ERA: 1.76	1.0	S	3	0	0	0	2	0	0	0	0	0	0	7	11	0.00	0.000										

Milwaukee Brewers @ Cincinnati Reds
Great American Ball Park, Cincinnati, OH
Sun Sep 06 2015, 1:12 PM - 4:14 PM EDT
Att: 28,027 - Sunny - 87 F

AB 34
R 3
H 9
RBI 3
BB 1
SO 6
LOB 12



Batter	1	2	3	4	5	6	7	8	9	AB	R	H	RBI	BB	SO	LOB	BOTTOM										
30 Jason Bourgeois, R (1,8) OBP: 0.289, SLG: 0.342										5	0	1	0	0	2	0											
21 Todd Frazier, R (1,5) OBP: 0.311, SLG: 0.509										4	0	1	0	0	0	2											
19 Joey Volto, L (1,3) OBP: 0.462, SLG: 0.565										2	2	1	0	3	1	0											
4 Brandon Phillips, R (1,4) OBP: 0.333, SLG: 0.398										4	2	3	2	1	0	2											
32 Jay Bruce, L (1,9) OBP: 0.305, SLG: 0.440										5	1	3	3	0	0	3											
3 Iván De Jesús Jr., R (1,7) OBP: 0.327, SLG: 0.373										4	0	0	0	0	0	3											
60 J.J. Hoover, R (8,1) ERA: 5.43										0	0	0	0	0	0	0											
29 Brayan Peña, S (9,2) OBP: 0.340, SLG: 0.326										0	0	0	0	0	0	0											
7 Eugenio Suárez, R (1,6) OBP: 0.328, SLG: 0.476										4	0	2	0	0	0	0											
67 Ramón Cabrera, S (1,2) OBP: 0.327, SLG: 0.386										4	1	0	0	0	1	4											
54 Aroldis Chapman, L (9,1) ERA: 1.76										0	0	0	0	0	0	0											
50 Michael Lorenzen, R (1,1) OBP: 0.273, SLG: 0.313										2	0	0	0	0	0	0											
63 Sam LeCure, R (6,1) ERA: 2.16										0	0	0	0	0	0	0											
55 Skip Schumaker, L (6,PH) OBP: 0.294, SLG: 0.286										1	0	0	0	0	1	0											
41 Ryan Mattheus, R (7,1) ERA: 4.78										0	0	0	0	0	0	0											
65 Ryan LaMarre, R (8,8) OBP: 0.105, SLG: 0.105										1	0	1	0	0	0	0											
Inning Stats	R: 1 E: 0 K: 0 S: 14	H: 2 LOB: 2 BB: 1 P: 24	R: 0 E: 0 K: 1 S: 7	H: 0 LOB: 0 BB: 0 P: 12	R: 2 E: 1 K: 1 S: 16	H: 4 LOB: 3 BB: 1 P: 24	R: 0 E: 0 K: 0 S: 11	H: 0 LOB: 0 BB: 0 P: 15	R: 2 E: 0 K: 2 S: 14	H: 3 LOB: 1 BB: 0 P: 20	R: 0 E: 0 K: 2 S: 14	H: 1 LOB: 2 BB: 0 P: 18	R: 0 E: 0 K: 0 S: 6	H: 0 LOB: 0 BB: 0 P: 9	R: 1 E: 1 K: 0 S: 14	H: 2 LOB: 3 BB: 2 P: 27	R: 1 E: 0 K: 2 S: 7	H: 2 LOB: 0 BB: 0 P: 11	1B: 10 2B: 0 3B: 0 HR: 2	SF: 0 SAC: 0 DP: 1 HBP: 1	WP: 0 PB: 0 SB: 0 CS: 1	PA: 41					
PITCHER	IP	WLS	BF	H	R	ER	SO	BB	IBB	HBP	BLK	WP	HR	S	P	ERA	WHIP										
52 Jimmy Nelson, R (1,1) ERA: 3.86	5.0	L	26	9	5	5	3	2	0	0	0	0	0	14	95	9.00	2.200										
45 Tyler Cravy, R (6,1) ERA: 6.43	1.0		5	1	0	0	2	0	0	1	0	0	0	14	18	0.00	1.000										
32 David Goforth, R (7,1) ERA: 5.25	2.0		10	2	1	0	0	1	1	0	0	0	0	20	36	0.00	1.500										

Milwaukee Brewers @ Cincinnati Reds
Great American Ball Park, Cincinnati, OH
Sun Sep 06 2015, 1:12 PM - 4:14 PM EDT
Att: 28,027 - Sunny - 87 F

AB 36
R 6
H 12
RBI 5
BB 4
SO 5
LOB 14



Batter	1	2	3	4	5	6	7	8	9	AB	R	H	RBI	BB	SO	LOB	TOP					
9 Jean Segura, R (1, 6) OBP: 0.293, SLG: 0.338 2 Scooter Gennett, L (8, 4) OBP: 0.301, SLG: 0.399										5	2	2	0	0	0	0	Milwaukee Brewers @ Miami Marlins Marlins Park, Miami, FL Mon Sep 07 2015, 1:11 PM - 4:12 PM EDT Att: 16,804 - Roof Closed - 74 F					
20 Jonathan Lucroy, R (1, 2) OBP: 0.354, SLG: 0.511 12 Martin Maldonado, R (8, 2) OBP: 0.271, SLG: 0.276										4	2	3	1	1	0	0						
8 Ryan Braun, R (1, 9) OBP: 0.354, SLG: 0.511 7 Logan Schafer, L (7, PR) OBP: 0.253, SLG: 0.239										5	1	2	1	0	0	2						
18 Khris Davis, R (1, 7) OBP: 0.315, SLG: 0.476										5	2	2	2	0	1	5						
24 Adam Lind, L (1, 3) OBP: 0.375, SLG: 0.486										3	1	2	1	2	1	0						
16 Domingo Santana, R (1, 8) OBP: 0.350, SLG: 0.523										2	1	1	1	2	0	1						
14 Hernán Pérez, R (1, 5) OBP: 0.266, SLG: 0.356										5	0	3	3	0	0	3						
3 Elián Herrera, S (1, 4) OBP: 0.286, SLG: 0.407										5	0	0	0	0	1	8						
27 Zach Davies, R (1, 1) OBP: 0.167, SLG: 0.167 37 Tyler Thornburg, R (8, 1)										4	0	0	0	0	0	5						
Inning Stats	R: 0 E: 0 K: 0 S: 10	H: 1 LOB: 1 BB: 0 P: 17	R: 0 E: 0 K: 1 S: 12	H: 2 LOB: 2 BB: 0 P: 18	R: 0 E: 0 K: 0 S: 4	H: 0 LOB: 0 BB: 0 P: 5	R: 1 E: 0 K: 0 S: 15	H: 2 LOB: 2 BB: 1 P: 23	R: 5 E: 0 K: 1 S: 27	H: 5 LOB: 1 BB: 1 P: 41	R: 3 E: 0 K: 1 S: 15	H: 4 LOB: 2 BB: 1 P: 24	R: 0 E: 0 K: 0 S: 12	H: 0 LOB: 1 BB: 1 P: 13	R: 0 E: 0 K: 2 S: 9	H: 0 LOB: 0 BB: 0 P: 16	1B: 8 2B: 5 3B: 1 HR: 1	SF: 1 2B: 5 SAC: 0 DP: 0 HBP: 0	WP: 0 PB: 0 SB: 1 CS: 0	PA: 47		
PITCHER	IP WLS BF H R ER SO BB IBB HBP BLK WP HR S P ERA WHIP	IP WLS BF H R ER SO BB IBB HBP BLK WP HR S P ERA WHIP	IP WLS BF H R ER SO BB IBB HBP BLK WP HR S P ERA WHIP	IP WLS BF H R ER SO BB IBB HBP BLK WP HR S P ERA WHIP	IP WLS BF H R ER SO BB IBB HBP BLK WP HR S P ERA WHIP	IP WLS BF H R ER SO BB IBB HBP BLK WP HR S P ERA WHIP	IP WLS BF H R ER SO BB IBB HBP BLK WP HR S P ERA WHIP	IP WLS BF H R ER SO BB IBB HBP BLK WP HR S P ERA WHIP	IP WLS BF H R ER SO BB IBB HBP BLK WP HR S P ERA WHIP	IP WLS BF H R ER SO BB IBB HBP BLK WP HR S P ERA WHIP	IP WLS BF H R ER SO BB IBB HBP BLK WP HR S P ERA WHIP	IP WLS BF H R ER SO BB IBB HBP BLK WP HR S P ERA WHIP	IP WLS BF H R ER SO BB IBB HBP BLK WP HR S P ERA WHIP	IP WLS BF H R ER SO BB IBB HBP BLK WP HR S P ERA WHIP	IP WLS BF H R ER SO BB IBB HBP BLK WP HR S P ERA WHIP	IP WLS BF H R ER SO BB IBB HBP BLK WP HR S P ERA WHIP	IP WLS BF H R ER SO BB IBB HBP BLK WP HR S P ERA WHIP	IP WLS BF H R ER SO BB IBB HBP BLK WP HR S P ERA WHIP	IP WLS BF H R ER SO BB IBB HBP BLK WP HR S P ERA WHIP	IP WLS BF H R ER SO BB IBB HBP BLK WP HR S P ERA WHIP	IP WLS BF H R ER SO BB IBB HBP BLK WP HR S P ERA WHIP	
9 Dee Strange-Gordon, L (1, 4) OBP: 0.354, SLG: 0.408 28 Cole Gillespie, R (8, 8) OBP: 0.336, SLG: 0.431										3	0	1	0	0	0	0	Milwaukee Brewers @ Miami Marlins Marlins Park, Miami, FL Mon Sep 07 2015, 1:11 PM - 4:12 PM EDT Att: 16,804 - Roof Closed - 74 F					
21 Christian Yelich, L (1, 8) OBP: 0.349, SLG: 0.399										4	0	0	0	0	2	3						
14 Martín Prado, R (1, 5) OBP: 0.324, SLG: 0.380 19 Miguel Rojas, R (7, 6) OBP: 0.253, SLG: 0.307										3	0	0	0	0	2	0						
48 Justin Bour, L (1, 3) OBP: 0.323, SLG: 0.455										4	1	1	0	0	0	0						
13 Marcell Ozuna, R (1, 9) OBP: 0.304, SLG: 0.379										4	0	1	0	0	1	0						
32 Derek Dietrich, L (1, 7) OBP: 0.358, SLG: 0.500										3	0	0	0	0	0	2						
20 J.T. Realmuto, R (1, 2) OBP: 0.278, SLG: 0.380 11 Tomás Telis, S (8, 2) OBP: 0.190, SLG: 0.150										2	0	1	0	0	0	0						
17 Donovan Solano, R (1, 6) OBP: 0.200, SLG: 0.224										3	0	1	1	0	0	2						
60 Justin Nicolino, L (1, 1) ERA: 3.72 49 Brian Ellington, R (5, 1) ERA: 2.25 50 Erik Cordier, R (6, 1) ERA: 5.84 62 José Ureña, R (6, 1) ERA: 4.78 58 Raudel Lazo, L (9, 1) ERA:										1	0	0	0	0	0	0						
Inning Stats	R: 0 E: 0 K: 1 S: 10	H: 0 LOB: 0 BB: 0 P: 15	R: 0 E: 0 K: 0 S: 6	H: 0 LOB: 0 BB: 0 P: 9	R: 0 E: 0 K: 0 S: 8	H: 0 LOB: 0 BB: 0 P: 14	R: 0 E: 0 K: 0 S: 12	H: 0 LOB: 0 BB: 0 P: 18	R: 1 E: 0 K: 0 S: 11	H: 3 LOB: 2 BB: 0 P: 15	R: 0 E: 0 K: 2 S: 7	H: 0 LOB: 0 BB: 0 P: 9	R: 0 E: 0 K: 1 S: 8	H: 0 LOB: 0 BB: 0 P: 12	R: 0 E: 0 K: 2 S: 14	H: 2 LOB: 2 BB: 0 P: 21	R: 0 E: 0 K: 0 S: 10	H: 0 LOB: 0 BB: 0 P: 17	1B: 6 2B: 0 3B: 0 HR: 0	SF: 0 2B: 0 SAC: 0 DP: 1 HBP: 0	WP: 0 PB: 0 SB: 0 CS: 0	PA: 32
PITCHER	IP WLS BF H R ER SO BB IBB HBP BLK WP HR S P ERA WHIP	IP WLS BF H R ER SO BB IBB HBP BLK WP HR S P ERA WHIP	IP WLS BF H R ER SO BB IBB HBP BLK WP HR S P ERA WHIP	IP WLS BF H R ER SO BB IBB HBP BLK WP HR S P ERA WHIP	IP WLS BF H R ER SO BB IBB HBP BLK WP HR S P ERA WHIP	IP WLS BF H R ER SO BB IBB HBP BLK WP HR S P ERA WHIP	IP WLS BF H R ER SO BB IBB HBP BLK WP HR S P ERA WHIP	IP WLS BF H R ER SO BB IBB HBP BLK WP HR S P ERA WHIP	IP WLS BF H R ER SO BB IBB HBP BLK WP HR S P ERA WHIP	IP WLS BF H R ER SO BB IBB HBP BLK WP HR S P ERA WHIP	IP WLS BF H R ER SO BB IBB HBP BLK WP HR S P ERA WHIP	IP WLS BF H R ER SO BB IBB HBP BLK WP HR S P ERA WHIP	IP WLS BF H R ER SO BB IBB HBP BLK WP HR S P ERA WHIP	IP WLS BF H R ER SO BB IBB HBP BLK WP HR S P ERA WHIP	IP WLS BF H R ER SO BB IBB HBP BLK WP HR S P ERA WHIP	IP WLS BF H R ER SO BB IBB HBP BLK WP HR S P ERA WHIP	IP WLS BF H R ER SO BB IBB HBP BLK WP HR S P ERA WHIP	IP WLS BF H R ER SO BB IBB HBP BLK WP HR S P ERA WHIP	IP WLS BF H R ER SO BB IBB HBP BLK WP HR S P ERA WHIP	IP WLS BF H R ER SO BB IBB HBP BLK WP HR S P ERA WHIP	IP WLS BF H R ER SO BB IBB HBP BLK WP HR S P ERA WHIP	
27 Zach Davies, R (1, 1) ERA: 3.97 37 Tyler Thornburg, R (8, 1) ERA: 3.53	IP WLS BF H R ER SO BB IBB HBP BLK WP HR S P ERA WHIP	IP WLS BF H R ER SO BB IBB HBP BLK WP HR S P ERA WHIP	IP WLS BF H R ER SO BB IBB HBP BLK WP HR S P ERA WHIP	IP WLS BF H R ER SO BB IBB HBP BLK WP HR S P ERA WHIP	IP WLS BF H R ER SO BB IBB HBP BLK WP HR S P ERA WHIP	IP WLS BF H R ER SO BB IBB HBP BLK WP HR S P ERA WHIP	IP WLS BF H R ER SO BB IBB HBP BLK WP HR S P ERA WHIP	IP WLS BF H R ER SO BB IBB HBP BLK WP HR S P ERA WHIP	IP WLS BF H R ER SO BB IBB HBP BLK WP HR S P ERA WHIP	IP WLS BF H R ER SO BB IBB HBP BLK WP HR S P ERA WHIP	IP WLS BF H R ER SO BB IBB HBP BLK WP HR S P ERA WHIP	IP WLS BF H R ER SO BB IBB HBP BLK WP HR S P ERA WHIP	IP WLS BF H R ER SO BB IBB HBP BLK WP HR S P ERA WHIP	IP WLS BF H R ER SO BB IBB HBP BLK WP HR S P ERA WHIP	IP WLS BF H R ER SO BB IBB HBP BLK WP HR S P ERA WHIP	IP WLS BF H R ER SO BB IBB HBP BLK WP HR S P ERA WHIP	IP WLS BF H R ER SO BB IBB HBP BLK WP HR S P ERA WHIP	IP WLS BF H R ER SO BB IBB HBP BLK WP HR S P ERA WHIP	IP WLS BF H R ER SO BB IBB HBP BLK WP HR S P ERA WHIP	IP WLS BF H R ER SO BB IBB HBP BLK WP HR S P ERA WHIP	IP WLS BF H R ER SO BB IBB HBP BLK WP HR S P ERA WHIP	IP WLS BF H R ER SO BB IBB HBP BLK WP HR S P ERA WHIP

AB	41
R	9
H	15
RBI	9
BB	5
SO	5
LOB	24



AB	32
R	1
H	6
RBI	1
BB	0
SO	6
LOB	13



Batter	1	2	3	4	5	6	7	8	9	AB	R	H	RBI	BB	SO	LOB	TOP				
9 Jean Segura, R OBP: 0.296, SLG: 0.341										5	0	3	0	0	1	0					
20 Jonathan Lucroy, R OBP: 0.322, SLG: 0.390										5	0	0	0	0	2	5					
8 Ryan Braun, R OBP: 0.377, SLG: 0.512										5	1	3	0	0	1	1					
18 Khris Davis, R OBP: 0.319, SLG: 0.474										3	0	1	0	2	1	2					
15 Jason Rogers, R OBP: 0.336, SLG: 0.383										5	2	2	1	0	2	6					
16 Domingo Santana, R OBP: 0.371, SLG: 0.562										3	1	2	2	2	1	1					
14 Hernán Pérez, R OBP: 0.263, SLG: 0.353										2	0	0	0	0	1	1					
24 Adam Lind, L OBP: 0.374, SLG: 0.485										1	0	0	0	0	0	3					
10 Luis Sardinas, S OBP: 0.250, SLG: 0.246										1	0	0	0	1	0	1					
3 Elián Herrera, S OBP: 0.288, SLG: 0.406										5	0	2	1	0	3	3					
26 Taylor Jungmann, R OBP: 0.325, SLG: 0.367										2	0	0	0	0	2	2					
51 Cesar Jimenez, L ERA: 4.93																					
35 Shane Peterson, L ERA: 0.56																					
26 Kyle Lohse, R ERA: 6.15																					
2 Scooter Gennett, L ERA: 3.17																					
12 Martín Maldonado, R OBP: 0.275, SLG: 0.395																					
46 Corey Knebel, R ERA: 3.43																					
21 Jeremy Jeffress, R ERA: 2.7																					
Inning Stats	R: 0 E: 0 K: 1 S: 11	H: 0 LOB: 0 BB: 0 P: 12	R: 2 E: 0 K: 1 S: 10	H: 2 LOB: 0 BB: 0 P: 17	R: 0 E: 0 K: 2 S: 14	H: 2 LOB: 3 BB: 1 P: 26	R: 0 E: 0 K: 2 S: 12	H: 2 LOB: 3 BB: 1 P: 19	R: 0 E: 0 K: 3 S: 11	H: 0 LOB: 0 BB: 0 P: 15	R: 2 E: 0 K: 2 S: 18	H: 3 LOB: 2 BB: 1 P: 36	R: 0 E: 0 K: 2 S: 12	H: 1 LOB: 2 BB: 0 P: 19	R: 0 E: 0 K: 1 S: 11	H: 1 LOB: 0 BB: 0 P: 16	1B: 12 2B: 0 3B: 0 HR: 1	SF: 0 SAC: 0 DP: 1 HBP: 0	WP: 0 PB: 0 SB: 1 CS: 0	PA: 44	
PITCHER	IP WLS BF H R ER SO	IP WLS BF H R ER SO	IP WLS BF H R ER SO	IP WLS BF H R ER SO	IP WLS BF H R ER SO	IP WLS BF H R ER SO	IP WLS BF H R ER SO	IP WLS BF H R ER SO	IP WLS BF H R ER SO	IP WLS BF H R ER SO	IP WLS BF H R ER SO	IP WLS BF H R ER SO	IP WLS BF H R ER SO	IP WLS BF H R ER SO	IP WLS BF H R ER SO	IP WLS BF H R ER SO	WP HR S P	ERA WHIP	ERA WHIP		
61 Adam Conley, L ERA: 4.93	4.1	24	8	2	2	7	3	0	0	0	0	0	0	0	0	0	1	62	99	4.15	2.538
46 Kyle Barraclough, R ERA: 0.56	1.2	W	5	0	0	4	0	0	0	0	0	0	0	0	0	0	0	18	25	0.00	0.000
57 Bryan Morris, R ERA: 3.17	0.2	6	3	2	2	1	1	0	0	0	0	0	0	0	0	0	0	13	28	27.00	6.000
40 Mike Dunn, L ERA: 4.59	1.0	H	5	1	0	2	1	0	0	0	0	0	0	0	0	0	0	14	23	0.00	2.000
44 AJ Ramos, R ERA: 2.98	1.1	S	4	1	0	2	0	0	0	0	0	0	0	0	0	0	0	14	20	0.00	0.750

Milwaukee Brewers @ Miami Marlins
Marlins Park, Miami, FL
Tue Sep 08 2015, 7:11 PM - 10:49 PM EDT
Att: 14,958 - Roof Closed - 77 F

AB 39
R 4
H 13
RBI 4
BB 5
SO 16
LOB 27



Batter	1	2	3	4	5	6	7	8	9	AB	R	H	RBI	BB	SO	LOB	BOTTOM				
9 Dee Strange-Gordon, L OBP: 0.354, SLG: 0.410										5	2	2	1	0	0	1					
21 Christian Yelich, L OBP: 0.333, SLG: 0.390										2	1	1	0	2	0	0					
14 Martín Prado, R OBP: 0.326, SLG: 0.380										3	0	1	1	1	0	1					
48 Justin Bour, L OBP: 0.325, SLG: 0.453										3	0	1	2	1	2	2					
13 Marcell Ozuna, R OBP: 0.304, SLG: 0.380										4	0	1	0	0	1	6					
44 AJ Ramos, R										0	0	0	0	0	0	0					
20 J.T. Realmuto, R OBP: 0.281, SLG: 0.397										4	2	2	2	0	0	1					
51 Ichiro Suzuki, L OBP: 0.299, SLG: 0.301										3	1	0	0	1	0	0					
19 Miguel Rojas, R OBP: 0.250, SLG: 0.303										1	0	0	0	0	0	0					
17 Donovan Solano, R OBP: 0.205, SLG: 0.229										3	0	1	0	0	1	1					
61 Adam Conley, L ERA: 2.87																					
51 Cesar Jimenez, L ERA: 4.93																					
26 Kyle Lohse, R ERA: 6.15																					
46 Corey Knebel, R ERA: 3.43																					
21 Jeremy Jeffress, R ERA: 2.7																					
Inning Stats	R: 1 E: 0 K: 1 S: 17	H: 2 LOB: 1 BB: 1 P: 28	R: 1 E: 0 K: 0 S: 5	H: 1 LOB: 0 BB: 0 P: 7	R: 1 E: 0 K: 1 S: 13	H: 2 LOB: 1 BB: 0 P: 20	R: 3 E: 0 K: 1 S: 22	H: 2 LOB: 3 BB: 4 P: 47	R: 0 E: 0 K: 0 S: 7	H: 0 LOB: 0 BB: 0 P: 8	R: 0 E: 0 K: 1 S: 9	H: 0 LOB: 0 BB: 0 P: 13	R: 0 E: 0 K: 1 S: 9	H: 1 LOB: 1 BB: 0 P: 14	R: 0 E: 0 K: 0 S: 7	H: 1 LOB: 1 BB: 0 P: 13	1B: 5 2B: 2 3B: 0 HR: 2	SF: 0 SAC: 2 DP: 1 HBP: 0	WP: 1 PB: 0 SB: 3 CS: 0	PA: 37	
PITCHER	IP WLS BF H R ER SO	IP WLS BF H R ER SO	IP WLS BF H R ER SO	IP WLS BF H R ER SO	IP WLS BF H R ER SO	IP WLS BF H R ER SO	IP WLS BF H R ER SO	IP WLS BF H R ER SO	IP WLS BF H R ER SO	IP WLS BF H R ER SO	IP WLS BF H R ER SO	IP WLS BF H R ER SO	IP WLS BF H R ER SO	IP WLS BF H R ER SO	IP WLS BF H R ER SO	IP WLS BF H R ER SO	WP HR S P	ERA WHIP	ERA WHIP		
26 Taylor Jungmann, R ERA: 2.87	3.2	L	19	7	6	3	2	0	0	0	0	0	0	0	0	0	1	50	80	14.73	2.455
51 Cesar Jimenez, L ERA: 4.93	1.1	7	0	0	0	0	3	0	0	0	0	0	0	0	0	0	0	14	30	0.00	2.250
26 Kyle Lohse, R ERA: 6.15	1.0	3	0	0	0	1	0	0	0	0	0	0	0	0	0	0	0	9	13	0.00	0.000
46 Corey Knebel, R ERA: 3.43	1.0	4	1	0	0	1	0	0	0	0	0	0	0	0	0	0	0	9	14	0.00	1.000
21 Jeremy Jeffress, R ERA: 2.7	1.0	4	1	0	0	0	0	0	0	0	0	0	0	0	0	0	0	7	13	0.00	1.000

Milwaukee Brewers @ Miami Marlins
Marlins Park, Miami, FL
Tue Sep 08 2015, 7:11 PM - 10:49 PM EDT
Att: 14,958 - Roof Closed - 77 F


AB 30
R 6
H 9
RBI 6
BB 5
SO 5
LOB 12



Batter	1	2	3	4	5	6	7	8	9	AB	R	H	RBI	BB	SO	LOB	TOP					
2 Scooter Gennett, L (1,4) OBP: 0.301, SLG: 0.397										4	1	1	0	0	1	0	Milwaukee Brewers @ Miami Marlins Marlins Park, Miami, FL Wed Sep 09 2015, 7:12 PM - 9:54 PM EDT Att: 15,316 - Roof Closed - 77 F					
3 Eilan Herrera, S (1,5) OBP: 0.288, SLG: 0.404										4	0	1	0	0	1	0						
8 Ryan Braun, R (1,9) OBP: 0.356, SLG: 0.509										4	0	1	0	0	0	1						
24 Adam Lind, L (1,3) OBP: 0.371, SLG: 0.480										4	0	0	0	0	2	1						
18 Khris Davis, R (1,7) OBP: 0.319, SLG: 0.471										2	1	0	0	1	1	0						
13 Will Smith, R (7,1)										0	0	0	0	0	0	0						
32 David Goforth, R (8,1)										0	0	0	0	0	0	0						
16 Domingo Santana, R (1,8) OBP: 0.370, SLG: 0.549										2	0	0	0	1	2	1						
9 Juan Segura, R (1,6) OBP: 0.294, SLG: 0.339										3	0	0	0	0	0	2						
5 Nevin Ashley, R (1,2) OBP: 0.667, SLG: 1.000										2	0	1	1	0	1	0						
58 Ariel Peña, R (1,1)										2	0	0	0	0	2	1						
45 Tyler Cravy, R (6,1)										0	0	0	0	0	0	0						
7 Logan Schafer, L (7,8) OBP: 0.250, SLG: 0.235										1	0	0	0	0	0	1						
Inning Stats	R: 1 H: 2 E: 0 K: 1 S: 10	H: 2 LOB: 0 BB: 0 P: 13	R: 1 H: 1 E: 0 K: 2 S: 10	H: 1 LOB: 1 BB: 1 P: 20	R: 0 H: 1 E: 0 K: 1 S: 9	LOB: 1 BB: 0 P: 11	R: 0 H: 0 E: 0 K: 2 S: 9	LOB: 0 BB: 0 P: 14	R: 0 H: 0 E: 0 K: 3 S: 10	LOB: 0 BB: 0 P: 12	R: 0 H: 0 E: 0 K: 1 S: 7	LOB: 0 BB: 0 P: 9	R: 0 H: 0 E: 0 K: 0 S: 5	LOB: 0 BB: 1 P: 10	R: 0 H: 0 E: 0 K: 0 S: 8	LOB: 0 BB: 0 P: 15	R: 0 H: 0 E: 0 K: 0 S: 8	LOB: 0 BB: 0 P: 12	1B: 3 2B: 1 3B: 0 HR: 0	SF: 0 SAC: 0 DP: 3 HBP: 1	WP: 0 PB: 0 CS: 0	PA: 31
PITCHER	IP WLS BF H R ER SO BB IBB HBP BLK WP HR S P ERA WHIP	8.0 W 28 4 2 2 10 2 0 1 0 0 0 68 104 2.25 0.750	1.0 S 3 0 0 0 0 0 0 0 0 0 0 8 12 0.00 0.000																			

Batter	1	2	3	4	5	6	7	8	9	AB	R	H	RBI	BB	SO	LOB	BOTTOM					
9 Dee Strange-Gordon, L (1,4) OBP: 0.355, SLG: 0.408										2	2	0	0	2	0	0	Milwaukee Brewers @ Miami Marlins Marlins Park, Miami, FL Wed Sep 09 2015, 7:12 PM - 9:54 PM EDT Att: 15,316 - Roof Closed - 77 F					
21 Christian Yelich, L (1,8) OBP: 0.397, SLG: 0.393										2	1	1	2	2	1	2						
14 Martin Prado, R (1,5) OBP: 0.327, SLG: 0.383										4	0	2	3	0	0	2						
48 Justin Bour, L (1,3) OBP: 0.321, SLG: 0.448										4	0	0	0	0	1	3						
13 Marcell Ozuna, R (1,9) OBP: 0.301, SLG: 0.376										4	0	0	0	0	3	0						
32 Derek Dietrich, L (1,7) OBP: 0.357, SLG: 0.508										3	0	1	0	0	0	0						
51 Ichiro Suzuki, L (8,9) OBP: 0.299, SLG: 0.300										1	0	0	0	0	0	0						
20 J.T. Realmuto, R (1,2) OBP: 0.280, SLG: 0.395										4	0	1	0	0	1	1						
19 Miguel Rojas, R (1,6) OBP: 0.265, SLG: 0.299										1	1	0	0	2	0	0						
34 Tom Koehler, R (1,1) OBP: 0.159, SLG: 0.119										2	1	1	0	0	1	2						
44 AJ Ramos, R (9,1)										0	0	0	0	0	0	0						
Inning Stats	R: 0 H: 0 E: 0 K: 0 S: 12	H: 0 LOB: 1 BB: 1 P: 18	R: 0 H: 0 E: 0 K: 2 S: 9	H: 0 LOB: 0 BB: 0 P: 13	R: 2 H: 2 E: 0 K: 1 S: 15	H: 2 LOB: 1 BB: 1 P: 26	R: 0 H: 1 E: 0 K: 1 S: 14	H: 1 LOB: 2 BB: 1 P: 20	R: 0 H: 0 E: 0 K: 0 S: 10	H: 0 LOB: 0 BB: 1 P: 17	R: 0 H: 0 E: 0 K: 1 S: 9	LOB: 0 BB: 0 P: 16	R: 3 H: 2 E: 0 K: 1 S: 14	H: 2 LOB: 1 BB: 2 P: 31	R: 0 H: 1 E: 0 K: 1 S: 9	LOB: 1 BB: 0 P: 11	1B: 3 2B: 2 3B: 1 HR: 0	SF: 0 SAC: 1 DP: 1 HBP: 0	WP: 1 PB: 0 CS: 0	PA: 34		
PITCHER	IP WLS BF H R ER SO BB IBB HBP BLK WP HR S P ERA WHIP	5.0 21 6 0 1 1 1 1 0 0 0 0 0 0 60 94 3.60 1.400	1.2 L 6 0 1 1 1 1 0 0 0 0 0 0 16 32 5.40 0.600	0.1 4 2 2 2 1 1 0 0 0 0 1 0 7 15 54.00 9.000	1.0 3 1 0 0 1 0 0 0 0 0 0 9 11 0.00 1.000																	

AB 28
R 2
H 4
RBI 1
BB 2
SO 10
LOB 7



AB 27
R 5
H 6
RBI 5
BB 6
SO 7
LOB 10



Batter	1	2	3	4	5	6	7	8	9	10	11	12	13	AB	R	H	RBI	BB	SO	LOB	TOP	
2 Scooter Gennett, L OBP: 0.301, SLG: 0.400 (1, 4)														3	1	1	0	0	1	1		
14 Hernán Pérez, R OBP: 0.282, SLG: 0.351 (8, 5)														1	0	0	0	0	0	1		
35 Shane Peterson, L OBP: 0.323, SLG: 0.343 (10, 4)														2	0	1	1	0	1	1		
10 Luis Sardinas, S OBP: 0.257, SLG: 0.254 (10, 4)														5	0	1	0	2	1	4		
3 Elián Herrera, S OBP: 0.291, SLG: 0.399 (1, 5) (8, 4) (10, 5)																						
8 Ryan Braun, R OBP: 0.357, SLG: 0.510 (1, 5)														5	0	2	2	1	0	1		
24 Adam Lind, L OBP: 0.371, SLG: 0.478 (1, 3)														6	1	2	0	0	2	6		
18 Khris Davis, R OBP: 0.333, SLG: 0.503 (1, 7) (8, 1) (11, 9) (11, 1) (12, 1) (13, 9) (13, 1) (13, 1)														4	1	1	2	0	0	1	3	
16 Domingo Santana, R OBP: 0.360, SLG: 0.536 (9, 7)														6	0	1	0	0	3	4		
9 Jean Segura, R OBP: 0.292, SLG: 0.337 (1, 6)														6	1	1	0	0	1	3		
12 Martín Maldonado, R OBP: 0.266, SLG: 0.266 (1, 2)														5	0	0	0	1	2	2		
38 Wily Peralta, R (1, 1)														2	0	0	0	1	0	0		
21 Jeremy Jeffress, R (7, 1)														0	0	0	0	0	0	0		
13 Will Smith, R (7, 1)														0	0	0	0	0	0	0		
46 Corey Knebel, R (8, 1)														0	0	0	0	0	0	0		
7 Logan Schafer, R OBP: 0.290, SLG: 0.246 (9, 8)														1	1	1	1	1	0	0		
Inning Stats	R: 3 E: 0 K: 0 P: 20	H: 3 LOB: 0 BB: 0	R: 0 E: 0 K: 1 P: 9	H: 0 LOB: 0 BB: 0	R: 0 E: 0 K: 1 P: 13	H: 0 LOB: 0 BB: 1	R: 0 E: 0 K: 1 P: 14	H: 0 LOB: 0 BB: 0	R: 0 E: 0 K: 1 P: 10	H: 0 LOB: 0 BB: 0	R: 0 E: 0 K: 1 P: 12	H: 2 LOB: 2 BB: 1	R: 1 E: 0 K: 3 P: 24	H: 3 LOB: 2 BB: 0	1B: 8 2B: 3 3B: 0 HR: 1	SF: 1 SAC: 1 DP: 1 HBP: 0	WP: 1 PB: 0 SB: 1 CS: 1	PA: 56				
PITCHER	IP 5.0	WLS 19	BF 3	H 3	R 3	ER 3	SO 3	BB 2	IBB 0	HBP 0	BLK 0	WP 0	HR 1	S 38	P 64	ERA 5.40	WHIP 1.000					
34 A.J. Burnett, R ERA: 3.14 (1, 1)																						
55 Jose Stanton, R ERA: 2.77 (6, 1)																						
59 Antonio Bastardo, L ERA: 3.14 (8, 1)																						
38 Joaquin Soria, R ERA: 3.14 (8, 1)																						
37 Arquimedes Caminero, R ERA: 3.14 (10, 1)																						
PITCHER	IP 0.1	WLS 1	BF 0	H 0	R 0	ER 0	SO 1	BB 0	IBB 0	HBP 0	BLK 0	WP 0	HR 0	S 4	P 5	ERA 0.00	WHIP 0.000					
39 Bobby LaFromboise, L ERA: (11, 1)																						
48 Jared Hughes, R ERA: 2.49 (11, 1)																						
58 RIchardson Liz, R ERA: 4.24 (12, 1)																						

Milwaukee Brewers @ Pittsburgh Pirates
PNC Park, Pittsburgh, PA
Thu Sep 10 2015, 7:10 PM - 11:54 PM EDT
Att. 21,964 - Cloudy - 71 F

AB 49
R 6
H 12
RBI 6
BB 6
SO 14
LOB 26

Batter	1	2	3	4	5	6	7	8	9	10	11	12	13	AB	R	H	RBI	BB	SO	LOB	BOTTOM	
25 Gregory Polanco, L OBP: 0.350, SLG: 0.389 (1, 9)														6	1	1	1	0	1	5		
5 Josh Harrison, R OBP: 0.309, SLG: 0.361 (1, 4)														5	0	2	0	1	0	0		
22 Andrew McCutchen, R OBP: 0.400, SLG: 0.513 (1, 8)														6	1	1	1	0	2	3		
27 Jung Ho Kang, R OBP: 0.357, SLG: 0.467 (1, 5) (8, 6) (10, 5)														6	1	2	0	0	2	0		
6 Starling Marte, R OBP: 0.332, SLG: 0.440 (1, 7)														2	0	0	0	1	0	1		
14 Jaff Decker, L OBP: 0.417, SLG: 0.389 (10, 7)														2	0	0	0	0	0	0		
24 Pedro Alvarez, L OBP: 0.304, SLG: 0.455 (1, 3)														3	1	0	0	1	1	3		
3 Sean Rodriguez, R OBP: 0.266, SLG: 0.370 (9, 3)														2	0	0	0	0	0	0		
29 Francisco Cervelli, R OBP: 0.384, SLG: 0.417 (1, 2)														4	0	3	0	2	1	0		
10 Javy Beyer, R OBP: 0.288, SLG: 0.370 (1, 1)														2	0	0	0	0	1	3		
37 Arquimedes Caminero, R ERA: 3.14 (10, 1)														0	0	0	0	0	0	0		
34 A.J. Burnett, R ERA: 3.14 (1, 1)														0	0	0	0	0	0	0		
55 Jose Stanton, R ERA: 2.77 (6, 1)														0	0	0	0	0	0	0		
59 Antonio Bastardo, L ERA: 3.14 (8, 1)														0	0	0	0	0	0	0		
38 Joaquin Soria, R ERA: 3.14 (8, 1)														0	0	0	0	0	0	0		
37 Arquimedes Caminero, R ERA: 3.14 (10, 1)														0	0	0	0	0	0	0		
Inning Stats	R: 0 E: 0 K: 0 P: 14	H: 0 LOB: 0 BB: 0	R: 0 E: 0 K: 0 P: 7	H: 0 LOB: 0 BB: 0	R: 0 E: 0 K: 1 P: 14	H: 1 LOB: 1 BB: 1	R: 1 E: 0 K: 1 P: 13	H: 1 LOB: 1 BB: 1	R: 1 E: 0 K: 1 P: 10	H: 1 LOB: 1 BB: 0	R: 0 E: 0 K: 1 P: 9	H: 1 LOB: 2 BB: 1	R: 1 E: 0 K: 1 P: 13	H: 2 LOB: 0 BB: 0	1B: 8 2B: 2 3B: 0 HR: 2	SF: 1 SAC: 3 DP: 3 HBP: 1	WP: 2 PB: 0 SB: 0 CS: 2	PA: 54				
PITCHER	IP 6.0	WLS 23	BF 5	H 2	R 2	ER 2	SO 2	BB 3	IBB 0	HBP 0	BLK 0	WP 0	HR 0	S 100	P 100	ERA 3.00	WHIP 1.333					
38 Wily Peralta, R ERA: 4.14 (1, 1)																						
21 Jeremy Jeffress, R ERA: 2.67 (7, 1)																						
13 Will Smith, L ERA: 3.04 (7, 1)																						
46 Corey Knebel, R ERA: 3.56 (8, 1)																						
37 Tyler Thornburg, R ERA: 3.1 (8, 1)																						
PITCHER	IP 1.0	WLS 4	BF 5	H 1	R 1	ER 0	SO 1	BB 1	IBB 0	HBP 0	BLK 0	WP 0	HR 0	S 10	P 10	ERA 0.00	WHIP 2.000					
51 Cesar Jimenez, L ERA: (11, 1)																						
57 Francisco Rodriguez, R ERA: 2.54 (12, 1)																						
26 Kyle Lohse, R ERA: 6.11 (13, 1)																						

Milwaukee Brewers @ Pittsburgh Pirates
PNC Park, Pittsburgh, PA
Thu Sep 10 2015, 7:10 PM - 11:54 PM EDT
Att. 21,964 - Cloudy - 71 F

AB 43
R 4
H 10
RBI 4
BB 7
SO 10
LOB 21

Batter	1	2	3	4	5	6	7	8	9	AB	R	H	RBI	BB	SO	LOB	TOP			
9 Jean Segura, R OBP: 0.282, SLG: 0.336	G5-3		G2-3			G5-3		8 2B		4	1	1	0	0	0	1	Milwaukee Brewers @ Pittsburgh Pirates PNC Park, Pittsburgh, PA Sat Sep 12 2015, 7:10 PM - 10:05 PM EDT Att: 35,749 - Drizzlie - 57 F			
14 Hernán Pérez, R OBP: 0.260, SLG: 0.348	K			G4-3		K		K		4	0	0	0	0	3	2				
8 Ryan Braun, R OBP: 0.511, SLG: 0.511	L4			G4-3			16 BB 18 BB 10 SF7			4	1	2	1	0	0	0				
7 Logan Schafer, L OBP: 0.284, SLG: 0.264	L4			G4-3				1-H		0	0	0	0	0	0	0				
18 Khris Davis, R OBP: 0.317, SLG: 0.469		G1-3			K			G6-3		3	0	0	0	1	1	1				
24 Adam Lind, L OBP: 0.371, SLG: 0.481		F7				L8				3	0	0	0	1	1	2				
16 Domingo Santana, R OBP: 0.370, SLG: 0.545										3	0	1	0	1	1	1				
10 Luis Sardinas, S OBP: 0.235, SLG: 0.234										3	0	1	0	1	1	1				
51 Cesar Jimenez, L										2	0	0	1	0	1	1				
46 Corey Knebel, R										0	0	0	0	0	0	0				
2 Scooter Gennett, L OBP: 0.300, SLG: 0.401										1	0	1	0	0	0	0				
5 Nevin Ashley, R OBP: 0.250, SLG: 0.286										4	0	0	0	0	1	3				
27 Zach Davies, R OBP: 0.143, SLG: 0.143										1	0	0	0	0	0	0				
26 Kyle Lohse, R OBP: 0.237, SLG: 0.263										1	0	1	0	0	0	0				
3 Elian Herrera, S OBP: 0.290, SLG: 0.399										1	0	0	0	0	0	0				
Inning Stats	R: 0 E: 0 K: 1 S: 9	H: 0 LOB: 0 BB: 0 P: 10	R: 0 E: 0 K: 1 S: 10	H: 1 LOB: 1 BB: 0 P: 15	R: 0 E: 0 K: 1 S: 10	H: 0 LOB: 0 BB: 0 P: 16	R: 0 E: 0 K: 1 S: 6	H: 0 LOB: 0 BB: 0 P: 9	R: 0 E: 0 K: 1 S: 7	H: 0 LOB: 0 BB: 0 P: 10	R: 0 E: 0 K: 1 S: 12	H: 1 LOB: 1 BB: 0 P: 19	R: 1 E: 0 K: 1 S: 10	H: 2 LOB: 1 BB: 0 P: 14	R: 0 E: 0 K: 0 S: 8	H: 1 LOB: 1 BB: 1 P: 14	1B: 2 2B: 4 3B: 0 HR: 0	SF: 1 SAC: 0 DP: 1 HBP: 0	WP: 0 PB: 0 SB: 0 CS: 0	PA: 35
PITCHER	IP WLS BF H R ER SO BB IBB HBP BLK WP HR S P ERA WHIP																			
49 Jeff Locke, L ERA: 4.43	6.1 W 24 3 1 0 7 2 0 0 0 0 0 0 62 96 1.42 0.789																			
48 Jared Hughes, R ERA: 2.47	0.2 2 0 0 0 0 0 0 0 0 0 0 0 2 2 0.00 0.000																			
55 Joe Blanton, R ERA: 2.86	1.0 5 2 1 1 1 0 0 0 0 0 0 0 11 14 9.00 2.000																			
52 Rob Scahill, R ERA: 2.3	1.0 4 1 0 0 0 1 0 0 0 0 0 0 8 14 0.00 2.000																			

Batter	1	2	3	4	5	6	7	8	9	AB	R	H	RBI	BB	SO	LOB	BOTTOM			
25 Gregory Polanco, L OBP: 0.323, SLG: 0.383	K		5 1B 22 1B	K		K		G4-3		4	1	0	0	1	3	2	Milwaukee Brewers @ Pittsburgh Pirates PNC Park, Pittsburgh, PA Sat Sep 12 2015, 7:10 PM - 10:05 PM EDT Att: 35,749 - Drizzlie - 57 F			
5 Josh Harrison, R OBP: 0.318, SLG: 0.370			22 1B 17 2B							4	2	4	0	1	0	0				
22 Andrew McCutchen, R OBP: 0.401, SLG: 0.510			17 2B 29 1B							5	1	1	1	0	1	4				
55 Joe Blanton, R			17 2B 29 1B							0	0	0	0	0	0	0				
52 Rob Scahill, L			17 2B 29 1B							0	0	0	0	0	0	0				
17 Aramis Ramirez, R OBP: 0.296, SLG: 0.428			29 1B 29 E							3	1	2	2	1	0	0				
3 Sean Rodriguez, R OBP: 0.294, SLG: 0.368			29 1B 29 E							1	0	0	0	0	0	0				
18 Neil Walker, S OBP: 0.326, SLG: 0.417			24 2B 10 FC6-4							2	2	0	0	2	0	3				
32 Elias Diaz, R (8, PH)			24 2B 10 FC6-4							1	0	0	0	0	0	0				
17 Pedro Florimón, S OBP: 0.182, SLG: 0.200			24 2B 10 FC6-4							0	0	0	0	0	0	0				
29 Francisco Cervelli, R OBP: 0.382, SLG: 0.415										4	0	1	1	0	2	1				
19 Chris Stewart, R OBP: 0.325, SLG: 0.340										1	0	0	0	0	0	0				
24 Pedro Álvarez, L OBP: 0.308, SLG: 0.455										2	1	1	0	2	0	2				
10 Jordy Mercer, R OBP: 0.296, SLG: 0.312										3	1	1	1	1	0	2				
49 Jeff Locke, L OBP: 0.114, SLG: 0.095										2	0	0	0	0	0	2				
48 Jared Hughes, R										0	0	0	0	0	0	0				
38 Michael Morse, R OBP: 0.306, SLG: 0.356										1	1	1	4	0	0	0				
14 Jaff Decker, L OBP: 0.417, SLG: 0.389										0	0	0	0	0	0	0				
Inning Stats	R: 0 E: 0 K: 1 S: 9	H: 1 LOB: 2 BB: 1 P: 19	R: 0 E: 0 K: 1 S: 10	H: 0 LOB: 1 BB: 1 P: 18	R: 5 E: 1 K: 0 S: 10	H: 4 LOB: 1 BB: 2 P: 23	R: 1 E: 0 K: 1 S: 11	H: 1 LOB: 1 BB: 1 P: 20	R: 0 E: 0 K: 2 S: 12	H: 2 LOB: 2 BB: 0 P: 13	R: 0 E: 0 K: 0 S: 8	H: 1 LOB: 0 BB: 0 P: 11	R: 4 E: 0 K: 1 S: 19	H: 2 LOB: 1 BB: 3 P: 38	R: 0 E: 0 K: 0 S: 7	H: 0 LOB: 0 BB: 0 P: 11	1B: 7 2B: 3 3B: 0 HR: 1	SF: 0 SAC: 1 DP: 1 HBP: 0	WP: 0 PB: 0 SB: 0 CS: 0	PA: 42
PITCHER	IP WLS BF H R ER SO BB IBB HBP BLK WP HR S P ERA WHIP																			
27 Zach Davies, R ERA: 6.6	3.2 L 22 6 6 6 3 5 0 0 0 0 0 0 0 39 79 14.73 3.000																			
26 Kyle Lohse, R ERA: 6.01	2.1 9 3 0 0 2 0 0 0 0 0 0 0 21 25 0.00 1.286																			
51 Cesar Jimenez, L ERA: 2.63	1.0 8 2 4 4 1 3 0 0 0 0 0 1 19 38 36.00 5.000																			
46 Corey Knebel, R ERA: 3.48	1.0 3 0 0 0 0 0 0 0 0 0 0 0 7 11 0.00 0.000																			

AB	31
R	2
H	6
RBI	2
BB	3
SO	8
LOB	11



AB	33
R	10
H	11
RBI	9
BB	8
SO	6
LOB	16



Batter	1	2	3	4	5	6	7	8	9	10	11	AB	R	H	RBI	BB	SO	LOB	TOP								
9 Jean Segura, R OBP: 0.297, SLG: 0.341	(1,6) G5-3 BB	X SI 92 0-0 G5-3	B SI 90 2-0 14 1B	B SI 90 2-0 14 1B	X SI 91 0-0 G6-3	X SI 91 0-0 G6-3	X SI 91 0-0 G6-3	X SI 91 0-0 G6-3	X SI 91 0-0 G6-3	X SI 91 0-0 G6-3	B SI 93 1-1 2 1B	5	2	3	0	1	0	2									
14 Hernán Pérez, R OBP: 0.293, SLG: 0.346	(1,5) F9	X CH 95 0-3 K	B SI 91 1-0 18 G6-4-3	B SI 91 1-0 18 G6-4-3	X SI 91 0-0 G5-3	X SI 91 0-0 G5-3	X SI 91 0-0 G5-3	X SI 91 0-0 G5-3	X SI 91 0-0 G5-3	X SI 91 0-0 G5-3	X SI 94 0-0 G4-6-3	4	0	1	1	0	1	4									
2 Scooter Gennett, L OBP: 0.298, SLG: 0.399	(9,4) F9	X CH 95 0-3 K	B SI 91 1-0 18 G6-4-3	B SI 91 1-0 18 G6-4-3	X SI 91 0-0 G5-3	X SI 91 0-0 G5-3	X SI 91 0-0 G5-3	X SI 91 0-0 G5-3	X SI 91 0-0 G5-3	X SI 91 0-0 G5-3	X SI 94 0-0 G4-6-3	2	0	0	0	0	0	2									
37 Tyler Thornburg, R (11,1)	(11,1)	(11,1)	(11,1)	(11,1)	(11,1)	(11,1)	(11,1)	(11,1)	(11,1)	(11,1)	(11,1)	0	0	0	0	0	0	0									
8 Ryan Braun, R OBP: 0.398, SLG: 0.509	(1,9) 15 S BB	B SI 91 4-1 15 S BB	B SI 82 2-2 18 HR 1B	B SI 90 2-2 18 HR 1B	B SI 91 2-3 K	B SI 91 2-3 K	B SI 91 2-3 K	B SI 91 2-3 K	B SI 91 2-3 K	B SI 91 2-3 K	B SI 91 2-3 K	4	2	1	0	1	1	1									
18 Khris Davis, R OBP: 0.315, SLG: 0.474	(1,7) K	C SL 84 0-3 K	B SI 92 1-1 3 G6-4-3	B SI 92 1-1 3 G6-4-3	B SI 93 3-2 F9	B SI 93 3-2 F9	B SI 93 3-2 F9	B SI 93 3-2 F9	B SI 93 3-2 F9	B SI 93 3-2 F9	B SI 93 3-2 F9	5	1	1	2	0	1	3									
13 Will Smith, R (9,1)	(9,1)	(9,1)	(9,1)	(9,1)	(9,1)	(9,1)	(9,1)	(9,1)	(9,1)	(9,1)	(9,1)	0	0	0	0	0	0	0									
10 Luis Sardinas, S OBP: 0.235, SLG: 0.234	(11,4) K	C SL 84 0-3 K	B SI 92 1-1 3 G6-4-3	B SI 92 1-1 3 G6-4-3	B SI 93 3-2 F9	B SI 93 3-2 F9	B SI 93 3-2 F9	B SI 93 3-2 F9	B SI 93 3-2 F9	B SI 93 3-2 F9	B SI 93 3-2 F9	0	0	0	0	0	0	0									
15 Jason Rogers, R OBP: 0.355, SLG: 0.402	(1,3) E1	C SL 84 2-2 E1	B SI 82 2-2 3 2B 1B	B SI 90 2-2 3 2B 1B	C SI 92 1-2 K	C SI 92 1-2 K	C SI 92 1-2 K	C SI 92 1-2 K	C SI 92 1-2 K	C SI 92 1-2 K	B SI 91 2-2 35 1B	5	1	4	1	0	1	0									
16 Domingo Santana, R OBP: 0.369, SLG: 0.529	(1,8) K	C SL 84 1-3 K	B SI 91 1-3 3 2B 1B	B SI 91 1-3 3 2B 1B	B SI 99 1-0 G3	B SI 99 1-0 G3	B SI 99 1-0 G3	B SI 99 1-0 G3	B SI 99 1-0 G3	B SI 99 1-0 G3	B SI 91 2-2 3 2B 1B	3	0	0	0	1	2	2									
21 Jeremy Jeffress, R (7,1)	(7,1)	(7,1)	(7,1)	(7,1)	(7,1)	(7,1)	(7,1)	(7,1)	(7,1)	(7,1)	(7,1)	0	0	0	0	0	0	0									
35 Shane Peterson, L OBP: 0.321, SLG: 0.337	(9,7) K	C SL 84 0-3 K	B SI 91 1-3 3 2B 1B	B SI 91 1-3 3 2B 1B	B SI 99 1-0 G3	B SI 99 1-0 G3	B SI 99 1-0 G3	B SI 99 1-0 G3	B SI 99 1-0 G3	B SI 99 1-0 G3	B SI 91 2-2 3 2B 1B	1	0	0	0	0	0	1									
3 Elían Herrera, S OBP: 0.292, SLG: 0.403	(1,4) SH1-4	X SI 90 0-0 SH1-4	B SI 94 1-0 26 SH1-4 1B	B SI 94 1-0 26 SH1-4 1B	B SI 99 2-3 K	B SI 99 2-3 K	B SI 99 2-3 K	B SI 99 2-3 K	B SI 99 2-3 K	B SI 99 2-3 K	B SI 93 1-3 K	5	0	2	1	0	3	2									
12 Martín Maldonado, R OBP: 0.363, SLG: 0.544	(1,2) SH1-4	X SI 90 0-0 SH1-4	B SI 94 1-0 26 SH1-4 1B	B SI 94 1-0 26 SH1-4 1B	B SI 99 2-3 K	B SI 99 2-3 K	B SI 99 2-3 K	B SI 99 2-3 K	B SI 99 2-3 K	B SI 99 2-3 K	B SI 93 1-3 K	4	0	1	0	0	2	1									
24 Adam Lind, L OBP: 0.372, SLG: 0.482	(11,PH) SH1-4	X SI 90 0-0 SH1-4	B SI 94 1-0 26 SH1-4 1B	B SI 94 1-0 26 SH1-4 1B	B SI 99 2-3 K	B SI 99 2-3 K	B SI 99 2-3 K	B SI 99 2-3 K	B SI 99 2-3 K	B SI 99 2-3 K	B SI 93 1-3 K	1	0	1	0	0	0	0									
5 Nevyn Ashley, R OBP: 0.250, SLG: 0.286	(11,2) SH1-4	X SI 90 0-0 SH1-4	B SI 94 1-0 26 SH1-4 1B	B SI 94 1-0 26 SH1-4 1B	B SI 99 2-3 K	B SI 99 2-3 K	B SI 99 2-3 K	B SI 99 2-3 K	B SI 99 2-3 K	B SI 99 2-3 K	B SI 93 1-3 K	0	0	0	0	0	0	0									
26 Taylor Jungmann, R OBP: 0.280, SLG: 0.260	(1,1) SH1-4	X SI 90 0-0 SH1-4	B SI 94 1-0 26 SH1-4 1B	B SI 94 1-0 26 SH1-4 1B	B SI 99 2-3 K	B SI 99 2-3 K	B SI 99 2-3 K	B SI 99 2-3 K	B SI 99 2-3 K	B SI 99 2-3 K	B SI 93 1-3 K	2	0	0	0	0	1	1									
7 Logan Schafer, L OBP: 0.280, SLG: 0.260	(7,8) SH1-4	X SI 90 0-0 SH1-4	B SI 94 1-0 26 SH1-4 1B	B SI 94 1-0 26 SH1-4 1B	B SI 99 2-3 K	B SI 99 2-3 K	B SI 99 2-3 K	B SI 99 2-3 K	B SI 99 2-3 K	B SI 99 2-3 K	B SI 93 1-3 K	1	0	0	0	0	0	0									
Inning Stats	R: 2 E: 1 K: 2 S: 15	H: 1 LOB: 1 BB: 2 P: 27	R: 0 E: 0 K: 1 S: 8	H: 2 LOB: 2 BB: 0 P: 11	R: 3 E: 0 K: 3 S: 19	H: 4 LOB: 1 BB: 0 P: 29	R: 1 E: 0 K: 0 S: 6	H: 2 LOB: 0 BB: 0 P: 10	R: 0 E: 0 K: 2 S: 7	H: 0 LOB: 0 BB: 0 P: 11	R: 0 E: 0 K: 1 S: 10	H: 0 LOB: 0 BB: 0 P: 15	R: 0 E: 0 K: 1 S: 6	H: 0 LOB: 0 BB: 0 P: 9	R: 0 E: 0 K: 0 S: 5	H: 1 LOB: 0 BB: 0 P: 8	R: 0 E: 0 K: 1 S: 10	H: 1 LOB: 0 BB: 0 P: 15	R: 0 E: 0 K: 0 S: 7	H: 2 LOB: 1 BB: 0 P: 10	1B: 11 2B: 3 3B: 0 HR: 1	SF: 0 SAC: 2 DP: 3 HBP: 0	WP: 2 PB: 0 SB: 3 CS: 0	PA: 47			
PITCHER	IP ERA WHIP	WLS BF H R ER SO	BB IBB HBP BLK	WP HR S P	ERA WHIP	IP ERA WHIP	WLS BF H R ER SO	BB IBB HBP BLK	WP HR S P	ERA WHIP	IP ERA WHIP	WLS BF H R ER SO	BB IBB HBP BLK	WP HR S P	ERA WHIP	IP ERA WHIP	WLS BF H R ER SO	BB IBB HBP BLK	WP HR S P	ERA WHIP	IP ERA WHIP	WLS BF H R ER SO	BB IBB HBP BLK	WP HR S P	ERA WHIP		
47 Francisco Liriano, L ERA: 3.45	2.1	16	7	5	4	4	2	0	0	0	0	12	18	5.40	1.200												
55 Joe Blanton, R ERA: 2.93	1.2	6	2	1	1	2	0	0	0	0	0	17	26	0.00	0.500												
37 Arquemedes Caminero, R ERA: 3.63	2.0	7	1	0	0	2	0	0	0	0	0	13	24	0.00	2.000												
59 Antonio Bastardo, L ERA: 3.08	1.0	5	1	0	0	2	1	0	0	0	1	0	6	9	0.00	0.000											
44 Tony Watson, L ERA: 2.2	1.0	3	0	0	0	1	0	0	0	0	0	0	0	0	0.00	0.000											
35 Mark Melancon, R ERA: 2.03	1.0	15.43	3.857																								
38 Joakim Soria, R ERA: 2.9	1.0	3	1	0	0	1	0	0	0	0	0	0	0	0	0.00	1.000											
48 Jared Hughes, R ERA: 2.43	1.0	W	4	2	0	0	0	0	0	0	0	0	0	0	0.00	2.000											

Milwaukee Brewers @ Pittsburgh Pirates
PNC Park, Pittsburgh, PA
Sun Sep 13 2015, 1:58 PM - 5:44 PM EDT
Att: 34,740 - Cloudy - 56 F

livebaseballscorecards.com

AB 42
R 6
H 14
RBI 5
BB 3
SO 12
LOB 19



Batter	1	2	3	4	5	6	7	8	9	10	11	AB	R	H	RBI	BB	SO	LOB	BOTTOM								
5 Josh Harrison, R OBP: 0.320, SLG: 0.372	(1,7) G5-3	X FF 92 2-2 G5-3	X FF 91 0-0 G4-3	C CU 76 0-1 G4-3	C CU 76 0-1 G4-3	X SI 96 0-0 E4	X SI 96 0-0 E4	X SI 96 0-0 E4	X SI 96 0-0 E4	X SI 96 0-0 E4	X SI 96 0-0 E4	6	1	2	1	0	0	0									
18 Neil Walker, S OBP: 0.325, SLG: 0.414	(1,4) G4-3	C FF 92 3-2 G4-3	B CU 75 3-2 G4-3	C CU 74 2-3 K	C CU 74 2-3 K	X SI 95 0-0 22 1B	X SI 95 0-0 22 1B	X SI 95 0-0 22 1B	X SI 95 0-0 22 1B	X SI 95 0-0 22 1B	X SI 95 0-0 22 1B	5	1	1	0	0	1	1									
22 Andrew McCutchen, R OBP: 0.401, SLG: 0.509	(1,8) K	C FF 92 1-3 K	C FF 92 1-3 K	X FF 92 0-0 G6-3	C FF 92 1-3 K	C SI 96 0-2 27 1B	C SI 96 0-2 27 1B	C SI 96 0-2 27 1B	C SI 96 0-2 27 1B	C SI 96 0-2 27 1B	B SI 91 2-1 27 1B	5	0	2	1	0	2	0									
27 Jung Ho Kang, R OBP: 0.359, SLG: 0.467	(1,5) K	C FF 90 0-3 K	C FF 90 0-3 K	X FF 92 0-0 G6-3	C FF 90 0-3 K	C SI 96 0-2 27 1B	C SI 96 0-2 27 1B	C SI 96 0-2 27 1B	C SI 96 0-2 27 1B	C SI 96 0-2 27 1B	B SI 91 2-1 27 1B	5	1	2	1	0	3	1									
24 Pedro Alvarez, L OBP: 0.312, SLG: 0.462	(1,3) K	C FF 90 0-3 K	C FF 90 0-3 K	X FF 92 0-0 G6-3	C FF 90 0-3 K	C SI 96 0-2 27 1B	C SI 96 0-2 27 1B	C SI 96 0-2 27 1B	C SI 96 0-2 27 1B	C SI 96 0-2 27 1B	B SI 91 2-1 27 1B	2	2	1	1	2	0	2									
17 Aramis Ramirez, R OBP: 0.296, SLG: 0.427	(11,3) HR	B CU 75 3-1 HR	D CU 76 4-2 29 BB	D CU 76 4-2 29 BB	B SI 90 1-2 29 BB	B SI 90 1-2 29 BB	B SI 90 1-2 29 BB	B SI 90 1-2 29 BB	B SI 90 1-2 29 BB	B SI 90 1-2 29 BB	B SI 91 2-2 F8	1	0	0	0	0	0	1									
29 Francisco Cervelli, R OBP: 0.360, SLG: 0.411	(1,2) L7	B FF 93 1-0 L7	B CU 74 4-0 23 2B	B CU 74 4-0 23 2B	B SI 90 1-0 E1	B SI 90 1-0 E1	B SI 90 1-0 E1	B SI 90 1-0 E1	B SI 90 1-0 E1	B SI 90 1-0 E1	B SI 91 2-2 F8	4	1	0	0	1	0	2									
33 Tracy Strain, L	(1,1)	(1,1)	(1,1)	(1,1)	(1,1)	(1,1)	(1,1)	(1,1)	(1,1)	(1,1)	(1,1)	0	0	0	0	0	0	0									
10 Jordy Mercer, R OBP: 0.292, SLG: 0.308	(1,6) F7	B FF 92 2-2 F7	C CU 75 1-2 SF8	C CU 75 1-2 SF8	X SI 91 0-0 G4-3	X SI 91 0-0 G4-3	X SI 91 0-0 G4-3	X SI 91 0-0 G4-3	X SI 91 0-0 G4-3	X SI 91 0-0 G4-3	X SI 91 0-0 G4-3	4	0	0	1	0	1	3									
47 Francisco Liriano, L ERA: 3.05	6.0	26	4	4	4	2	3	0	0	0	0	10	16	6.00	1.167												
55 Joe Blanton, R ERA: 2.73	2.0	9	3	2	1	2	0	0	0	0	0	20	31	4.50	1.500												
14 Jaff Decker, L OBP: 0.400, SLG: 0.368	(4,PH) K	F CU 77 2-3 K	B SI 92 2-1 23 2B	B SI 92 2-1 23 2B	X SI 91 0-0 G4-3	X SI 91 0-0 G4-3	X SI 91 0-0 G4-3	X SI 91 0-0 G4-3	X SI 91 0-0 G4-3	X SI 91 0-0 G4-3	X SI 91 0-0 G4-3	0	0	0	0	0	0	0									
37 Arquemedes Caminero, R ERA: 3.38	(7,9) K	C FF 92 0-3 K	C FF 92 0-3 K	X FF 92 0-0 G6-3	C FF 92 0-3 K	C SI 96 1-3 K	C SI 96 1-3 K	C SI 96 1-3 K	C SI 96 1-3 K	C SI 96 1-3 K	C SI 96 1-3 K	0	0	0	0	0	0	0									
3 Sean Rodriguez, R OBP: 0.250, SLG: 0.365	(7,9) K	C FF 92 0-3 K	C FF 92 0-3 K	X FF 92 0-0 G6-3	C FF 92 0-3 K	C SI 96 1-3 K	C SI 96 1-3 K	C SI 96 1-3 K	C SI 96 1-3 K	C SI 96 1-3 K	C SI 96 1-3 K	0	0	0	0	0	0	0									
Inning Stats	R: 0 E: 0 K: 1 S: 11	H: 0 LOB: 0 BB: 0 P: 17	R: 1 E: 0 K: 2 S: 9	H: 1 LOB: 0 BB: 0 P: 15	R: 0 E: 0 K: 1 S: 10	H: 1 LOB: 1 BB: 0 P: 15	R: 3 E: 0 K: 0 S: 14	H: 2 LOB: 1 BB: 2 P: 26	R: 0 E: 0 K: 2 S: 11	H: 0 LOB: 0 BB: 0 P: 14	R: 0 E: 1 K: 1 S: 8	H: 0 LOB: 2 BB: 1 P: 15	R: 2 E: 1 K: 1 S: 13	H: 3 LOB: 1 BB: 1 P: 17	R: 0 E: 0 K: 1 S: 7	H: 0 LOB: 0 BB: 0 P: 14	R: 0 E: 0 K: 1 S: 9	H: 0 LOB: 0 BB: 0 P: 13	R: 0 E: 0 K: 1 S: 11	H: 1 LOB: 1 BB: 0 P: 18	R: 1 E: 1 K: 0 S: 6	H: 2 LOB: 3 BB: 0 P: 9	1B: 7 2B				

Batter	1	2	3	4	5	6	7	8	9	AB	R	H	RBI	BB	SO	LOB	TOP					
13 Matt Carpenter, L (1,5) OBP: 0.360, SLG: 0.468										4	1	3	1	1	0	2	St. Louis Cardinals @ Milwaukee Brewers Miller Park, Milwaukee, WI Wed Sep 16 2015, 7:13 PM - 10:16 PM CDT Att: 19,827 - Clear - 77 F livebaseballscorecards.com					
55 Stephen Piscotty, R (1,3) (7,7) OBP: 0.322, SLG: 0.499										4	0	0	0	1	1	6						
22 Jason Heyward, L (1,9) OBP: 0.355, SLG: 0.446										4	0	0	0	1	1	2						
27 Jhonny Peralta, R (1,6) OBP: 0.330, SLG: 0.411										4	0	0	0	1	1	2						
4 Yadier Molina, R (1,2) OBP: 0.313, SLG: 0.353										5	0	0	0	0	4	4						
16 Kolten Wong, L (1,4) OBP: 0.326, SLG: 0.390										4	2	1	0	1	0	4						
28 Tommy Pham, R (1,7) (7,8)										4	2	3	4	0	0	0						
19 Jon Jay, L (1,8) OBP: 0.305, SLG: 0.270										3	0	1	0	0	1	1						
12 Mark Reynolds, R (7,3) OBP: 0.315, SLG: 0.396										0	0	0	0	1	0	0						
54 Jaime Garcia, L (1,1) OBP: 0.108, SLG: 0.083										3	0	0	0	0	0	2						
43 Seth Maness, R (7,1) (8,PH)										0	0	0	0	0	0	0						
32 Matt Adams, L (8,PH) OBP: 0.288, SLG: 0.393										1	0	0	0	0	0	1						
30 Jonathan Broxton, R (8,1) OBP: 0.229, SLG: 0.355										0	0	0	0	0	0	0						
44 Trevor Rosenthal, R (9,1) OBP: 0.222, SLG: 0.250										0	0	0	0	0	0	0						
Inning Stats	R: 0 E: 0 K: 1 S: 10	H: 1 LOB: 1 BB: 0 P: 15	R: 2 E: 0 K: 0 S: 11	H: 1 LOB: 0 BB: 1 P: 18	R: 1 E: 0 K: 0 S: 10	H: 1 LOB: 0 BB: 1 P: 19	R: 2 E: 1 K: 1 S: 18	H: 3 LOB: 2 BB: 0 P: 30	R: 0 E: 0 K: 1 S: 9	H: 0 LOB: 1 BB: 0 P: 14	R: 0 E: 0 K: 1 S: 18	H: 1 LOB: 2 BB: 1 P: 28	R: 0 E: 0 K: 3 S: 11	H: 0 LOB: 0 BB: 0 P: 16	R: 0 E: 0 K: 0 S: 10	H: 0 LOB: 1 BB: 1 P: 19	R: 0 E: 0 K: 1 S: 11	H: 1 LOB: 3 BB: 2 P: 21	1B: 2 2B: 2 HR: 3	SF: 0 SAC: 0 HBP: 0	WP: 1 PB: 0 CS: 0	PA: 42
PITCHER	IP WLS BF H R ER SO BB IBB HBP BLK WP HR S P ERA WHIP																					
38 Wily Peralta, R (1,1) ERA: 4.41	4.0 L 20 6 5 5 2 2 0 0 0 0 0 3 49 82 11.25 2.000																					
45 Tyler Cravy, R (5,1) ERA: 5.79	2.0 9 1 0 0 2 1 0 0 0 0 0 0 27 42 0.00 1.000																					
51 Cesar Jimenez, L (7,1) ERA: 2.45	1.0 3 0 0 0 3 0 0 0 0 0 0 0 11 16 0.00 0.000																					
26 Kyle Lohse, R (8,1) ERA: 5.92	2.0 10 1 0 0 1 2 1 0 0 1 0 0 21 40 0.00 1.500																					

Batter	1	2	3	4	5	6	7	8	9	AB	R	H	RBI	BB	SO	LOB	BOTTOM					
9 Jean Segura, R (1,6) OBP: 0.284, SLG: 0.339										4	0	1	0	0	1	1	St. Louis Cardinals @ Milwaukee Brewers Miller Park, Milwaukee, WI Wed Sep 16 2015, 7:13 PM - 10:16 PM CDT Att: 19,827 - Clear - 77 F livebaseballscorecards.com					
14 Hernán Pérez, R (1,5) OBP: 0.257, SLG: 0.341										3	0	0	0	0	0	1						
2 Scooter Gennett, L (7,PH) (8,4)										1	0	0	0	0	0	1						
15 Jason Rogers, R (1,3) OBP: 0.349, SLG: 0.389										4	0	0	0	0	1	2						
18 Khris Davis, R (1,7) OBP: 0.317, SLG: 0.482										4	1	1	0	0	0	0						
16 Domingo Santana, R (1,9) OBP: 0.351, SLG: 0.500										4	1	1	0	0	3	0						
3 Elian Herrera, S (1,4) (8,5)										4	1	2	1	0	0	0						
12 Martín Maldonado, R (1,2) OBP: 0.272, SLG: 0.266										2	1	2	3	1	0	0						
24 Adam Lind, L (9,PH) OBP: 0.368, SLG: 0.477										1	0	0	0	0	1	0						
7 Logan Schafer, L (1,8) OBP: 0.284, SLG: 0.266										4	0	0	0	0	1	3						
38 Wily Peralta, R (1,1) ERA: 4.41										1	0	1	0	0	0	0						
10 Luis Sardinas, S (4,PH) ERA: 2.59										1	0	0	0	0	0	0						
45 Tyler Cravy, R (5,1) ERA: 5.79										0	0	0	0	0	0	0						
51 Cesar Jimenez, L (7,1) ERA: 2.45										0	0	0	0	0	0	0						
35 Shane Peterson, L (8,PH) OBP: 0.288, SLG: 0.393										1	0	0	0	0	0	0						
26 Kyle Lohse, R (8,1) ERA: 5.92										0	0	0	0	0	0	0						
5 Neytin Ashley, R (8,PH) OBP: 0.222, SLG: 0.250										1	0	0	0	0	1	0						
Inning Stats	R: 0 E: 0 K: 0 S: 7	H: 0 LOB: 0 BB: 0 P: 8	R: 0 E: 0 K: 1 S: 10	H: 1 LOB: 2 BB: 1 P: 19	R: 0 E: 0 K: 2 S: 12	H: 1 LOB: 1 BB: 0 P: 16	R: 4 E: 0 K: 0 S: 16	H: 4 LOB: 0 BB: 0 P: 26	R: 0 E: 0 K: 0 S: 6	H: 0 LOB: 0 BB: 0 P: 7	R: 0 E: 0 K: 1 S: 9	H: 1 LOB: 1 BB: 0 P: 16	R: 0 E: 0 K: 0 S: 7	H: 1 LOB: 1 BB: 0 P: 11	R: 0 E: 0 K: 1 S: 7	H: 0 LOB: 0 BB: 0 P: 11	R: 0 E: 0 K: 3 S: 11	H: 0 LOB: 0 BB: 0 P: 15	1B: 5 2B: 2 HR: 1	SF: 0 SAC: 0 HBP: 0	WP: 0 PB: 0 CS: 0	PA: 36
PITCHER	IP WLS BF H R ER SO BB IBB HBP BLK WP HR S P ERA WHIP																					
54 Jaime Garcia, L (1,1) ERA: 2.59	6.1 W 28 8 4 4 4 4 1 0 0 0 0 0 1 65 99 5.68 1.421																					
43 Seth Maness, R (7,1) ERA: 3.66	0.2 H 2 0 0 0 0 0 0 0 0 0 0 0 2 4 0.00 0.000																					
30 Jonathan Broxton, R (8,1) ERA: 4.77	1.0 H 3 0 0 0 1 0 0 0 0 0 0 0 7 11 0.00 0.000																					
44 Trevor Rosenthal, R (9,1) ERA: 1.54	1.0 S 3 0 0 0 3 0 0 0 0 0 0 0 0 11 15 0.00 0.000																					

Batter	1	2	3	4	5	6	7	8	9	AB	R	H	RBI	BB	SO	LOB	TOP						
30 Jason Bourgeois, R OBP: 0.306, SLG: 0.354 (1, 8)	L9		G4-3	G4-3			HR	G3		5	1	1	1	0	0	4							
55 Skip Schumaker, L OBP: 0.305, SLG: 0.329 63 Sam LeCure, R 43 Manny Parra, L 3 Iván De Jesús Jr., R OBP: 0.330, SLG: 0.383 (9, PH)	1B		K	K			1B	21 2B	BB	4	1	2	0	0	0	2							
4 Brandon Phillips, R OBP: 0.327, SLG: 0.395 (1, 4)	1B		G6-3	G6-3			G6-4-3	L8		4	0	0	0	1	0	2							
21 Todd Frazier, R OBP: 0.314, SLG: 0.515 (1, 5)	1B		K	L8			K	2B		5	0	2	1	0	2	0							
32 Jay Bruce, L OBP: 0.303, SLG: 0.436 (1, 9)	G4-3		HR	HR			BB	K	IBB	3	1	1	1	2	1	2							
7 Eugenio Suárez, R OBP: 0.322, SLG: 0.459 (1, 6)	K		2B	2B			FC6-4	BB		4	2	1	0	1	2	6							
23 Adam Duvall, R OBP: 0.367, SLG: 0.609 54 Aroldis Chapman, L (9, 1)	G5-3		SH5-3	2B			F9	K	K	5	0	1	1	0	2	5							
16 Tucker Barnhart, L OBP: 0.328, SLG: 0.333 (1, 2)	L5		BB	BB			BB	27 1B	BB	1	0	0	0	3	0	0							
31 Brandon Finnegan, L 29 Brayven Peña, S 51 Collin Balester, R 52 Tony Cingrani, L 70 Jumbo Diaz, R 27 Brennan Boesch, L 65 Ryan Larmann, R (8, 8)	G4-3		SH5-3	SH5-3			G3	1B		1	0	0	0	0	0	0							
Inning Stats	R: 1 E: 0 K: 1 S: 15	H: 2 LOB: 2 BB: 1 P: 20	R: 0 E: 0 K: 0 S: 10	H: 0 LOB: 0 BB: 0 P: 16	R: 0 E: 0 K: 1 S: 10	H: 0 LOB: 0 BB: 0 P: 12	R: 2 E: 0 K: 1 S: 13	H: 3 LOB: 2 BB: 1 P: 24	R: 0 E: 0 K: 1 S: 8	H: 0 LOB: 2 BB: 2 P: 17	R: 1 E: 0 K: 1 S: 12	H: 2 LOB: 0 BB: 0 P: 16	R: 1 E: 0 K: 2 S: 16	H: 1 LOB: 2 BB: 2 P: 32	R: 0 E: 0 K: 2 S: 15	H: 1 LOB: 3 BB: 2 P: 25	1B: 4 2B: 3 3B: 0 HR: 2	SF: 0 SAC: 1 DP: 1 HBP: 0	WP: 0 PB: 0 SB: 0 CS: 0	PA: 43			
PITCHER	IP WLS BF ERA WHIP	IP WLS BF ERA WHIP	IP WLS BF ERA WHIP	IP WLS BF ERA WHIP	IP WLS BF ERA WHIP	IP WLS BF ERA WHIP	IP WLS BF ERA WHIP	IP WLS BF ERA WHIP	IP WLS BF ERA WHIP	IP WLS BF ERA WHIP	IP WLS BF ERA WHIP	IP WLS BF ERA WHIP	IP WLS BF ERA WHIP	IP WLS BF ERA WHIP	IP WLS BF ERA WHIP	IP WLS BF ERA WHIP	IP WLS BF ERA WHIP	IP WLS BF ERA WHIP	IP WLS BF ERA WHIP	IP WLS BF ERA WHIP	IP WLS BF ERA WHIP		
27 Zach Davies, R ERA: 6.0 (1, 1)	6.0 L 27 5 3 3 4	1.2 8 2 2 2 3	1.1 8 2 0 0 2	1.1 8 2 0 0 2	1.1 8 2 0 0 2	1.1 8 2 0 0 2	1.1 8 2 0 0 2	1.1 8 2 0 0 2	1.1 8 2 0 0 2	1.1 8 2 0 0 2	1.1 8 2 0 0 2	1.1 8 2 0 0 2	1.1 8 2 0 0 2	1.1 8 2 0 0 2	1.1 8 2 0 0 2	1.1 8 2 0 0 2	1.1 8 2 0 0 2	1.1 8 2 0 0 2	1.1 8 2 0 0 2	1.1 8 2 0 0 2	1.1 8 2 0 0 2	1.1 8 2 0 0 2	
37 Tyler Thornburg, R ERA: 3.94 (7, 1)	1.2 8 2 2 2 3	1.1 8 2 0 0 2	1.1 8 2 0 0 2	1.1 8 2 0 0 2	1.1 8 2 0 0 2	1.1 8 2 0 0 2	1.1 8 2 0 0 2	1.1 8 2 0 0 2	1.1 8 2 0 0 2	1.1 8 2 0 0 2	1.1 8 2 0 0 2	1.1 8 2 0 0 2	1.1 8 2 0 0 2	1.1 8 2 0 0 2	1.1 8 2 0 0 2	1.1 8 2 0 0 2	1.1 8 2 0 0 2	1.1 8 2 0 0 2	1.1 8 2 0 0 2	1.1 8 2 0 0 2	1.1 8 2 0 0 2	1.1 8 2 0 0 2	1.1 8 2 0 0 2
46 Corey Knebel, R ERA: 3.3 (8, 1)	1.1 8 2 0 0 2	1.1 8 2 0 0 2	1.1 8 2 0 0 2	1.1 8 2 0 0 2	1.1 8 2 0 0 2	1.1 8 2 0 0 2	1.1 8 2 0 0 2	1.1 8 2 0 0 2	1.1 8 2 0 0 2	1.1 8 2 0 0 2	1.1 8 2 0 0 2	1.1 8 2 0 0 2	1.1 8 2 0 0 2	1.1 8 2 0 0 2	1.1 8 2 0 0 2	1.1 8 2 0 0 2	1.1 8 2 0 0 2	1.1 8 2 0 0 2	1.1 8 2 0 0 2	1.1 8 2 0 0 2	1.1 8 2 0 0 2	1.1 8 2 0 0 2	1.1 8 2 0 0 2

Cincinnati Reds @ Milwaukee Brewers
Miller Park, Milwaukee, WI
Fri Sep 18 2015, 7:10 PM - 10:30 PM CDT
Att: 37,158 - Roof Closed - 74 F

AB	34
R	5
H	9
RBI	5
BB	8
SO	9
LOB	21



Batter	1	2	3	4	5	6	7	8	9	AB	R	H	RBI	BB	SO	LOB	BOTTOM						
9 Jean Segura, R OBP: 0.291, SLG: 0.341 (1, 6)	G6-3		G4-3				K		FC3-6	5	0	0	0	0	1	2							
14 Hernán Pérez, R OBP: 0.257, SLG: 0.339 2 Scooter Gennett, L (7, PH) OBP: 0.295, SLG: 0.389 (8, 4)	F8		G6-3				K		K	3	0	0	0	0	1	1							
5 Nevin Ashley, R OBP: 0.200, SLG: 0.222 (9, PH)							K			1	0	0	0	0	1	1							
8 Ryan Braun, R OBP: 0.359, SLG: 0.503 (1, 9)	G4-3		BB	BB			P4			2	1	0	0	2	0	4							
18 Khris Davis, R OBP: 0.317, SLG: 0.487 (1, 7)	HR		K	K			E7	G6-3		4	1	2	1	0	1	1							
15 Jason Rogers, R OBP: 0.358, SLG: 0.422 (1, 3)	G5-3		BB	BB			FC5-4	HR		3	1	2	2	1	0	1							
16 Domingo Santana, R OBP: 0.253, SLG: 0.495 (1, 8)	G1-3		K	K			12 BB	3 G5-4-3	1B	4	0	2	0	0	1	3							
3 Elian Herrera, S OBP: 0.290, SLG: 0.397 (8, 5)	G5-3		K	K			K	G5-4-3		4	0	0	0	0	2	6							
12 Martín Maldonado, R OBP: 0.281, SLG: 0.293 (1, 2)	P4		2B	BB			27 SH5-4	9 FC3-6	BB	2	0	1	0	2	0	1							
27 Zach Davies, R OBP: 0.125, SLG: 0.125 (6, PH) 24 Adam Lind, L OBP: 0.369, SLG: 0.477 37 Tyler Thornburg, R 46 Corey Knebel, R (8, 1)	L4		L4				K	K		1	0	0	0	0	0	0							
10 Luis Sardinas, S OBP: 0.226, SLG: 0.225 (9, PH)										1	0	0	0	0	1	1							
Inning Stats	R: 0 E: 0 K: 0 S: 5	H: 0 LOB: 0 BB: 0 P: 8	R: 1 E: 0 K: 0 S: 8	H: 2 LOB: 1 BB: 0 P: 10	R: 0 E: 0 K: 0 S: 10	H: 0 LOB: 0 BB: 0 P: 16	R: 0 E: 0 K: 3 S: 17	H: 0 LOB: 2 BB: 2 P: 30	R: 0 E: 0 K: 1 S: 9	H: 1 LOB: 1 BB: 0 P: 11	R: 1 E: 1 K: 2 S: 18	H: 2 LOB: 3 BB: 2 P: 30	R: 0 E: 0 K: 2 S: 11	H: 0 LOB: 0 BB: 0 P: 13	R: 1 E: 0 K: 0 S: 12	H: 2 LOB: 0 BB: 0 P: 18	R: 0 E: 0 K: 2 S: 7	H: 0 LOB: 1 BB: 1 P: 13	1B: 3 2B: 2 3B: 0 HR: 2	SF: 0 SAC: 1 DP: 1 HBP: 0	WP: 0 PB: 1 SB: 1 CS: 0	PA: 38	
PITCHER	IP WLS BF ERA WHIP	IP WLS BF ERA WHIP	IP WLS BF ERA WHIP	IP WLS BF ERA WHIP	IP WLS BF ERA WHIP	IP WLS BF ERA WHIP	IP WLS BF ERA WHIP	IP WLS BF ERA WHIP	IP WLS BF ERA WHIP	IP WLS BF ERA WHIP	IP WLS BF ERA WHIP	IP WLS BF ERA WHIP	IP WLS BF ERA WHIP	IP WLS BF ERA WHIP	IP WLS BF ERA WHIP	IP WLS BF ERA WHIP	IP WLS BF ERA WHIP	IP WLS BF ERA WHIP	IP WLS BF ERA WHIP	IP WLS BF ERA WHIP	IP WLS BF ERA WHIP		
31 Brandon Finnegan, L ERA: 2.53 (1, 1)	5.0 W 20 1 4 9	0.1 H 4 2 1 1	0.1 H 3 0 0 2	0.1 H 3 0 0 2	0.1 H 3 0 0 2	0.1 H 3 0 0 2	0.1 H 3 0 0 2	0.1 H 3 0 0 2	0.1 H 3 0 0 2	0.1 H 3 0 0 2	0.1 H 3 0 0 2	0.1 H 3 0 0 2	0.1 H 3 0 0 2	0.1 H 3 0 0 2	0.1 H 3 0 0 2	0.1 H 3 0 0 2	0.1 H 3 0 0 2	0.1 H 3 0 0 2	0.1 H 3 0 0 2	0.1 H 3 0 0 2	0.1 H 3 0 0 2	0.1 H 3 0 0 2	0.1 H 3 0 0 2
51 Collin Balester, R ERA: 5.59 (6, 1)	0.1 H 4 2 1 1	0.1 H 3 0 0 2	0.1 H 3 0 0 2	0.1 H 3 0 0 2	0.1 H 3 0 0 2	0.1 H 3 0 0 2	0.1 H 3 0 0 2	0.1 H 3 0 0 2	0.1 H 3 0 0 2	0.1 H 3 0 0 2	0.1 H 3 0 0 2	0.1 H 3 0 0 2	0.1 H 3 0 0 2	0.1 H 3 0 0 2	0.1 H 3 0 0 2	0.1 H 3 0 0 2	0.1 H 3 0 0 2	0.1 H 3 0 0 2	0.1 H 3 0 0 2	0.1 H 3 0 0 2	0.1 H 3 0 0 2	0.1 H 3 0 0 2	0.1 H 3 0 0 2
52 Tony Cingrani, L ERA: 4.34 (7, 1)	0.1 H 3 0 0 2	0.1 H 3 0 0 2	0.1 H 3 0 0 2	0.1 H 3 0 0 2	0.1 H 3 0 0 2	0.1 H 3 0 0 2	0.1 H 3 0 0 2	0.1 H 3 0 0 2	0.1 H 3 0 0 2	0.1 H 3 0 0 2	0.1 H 3 0 0 2	0.1 H 3 0 0 2	0.1 H 3 0 0 2	0.1 H 3 0 0 2	0.1 H 3 0 0 2	0.1 H 3 0 0 2	0.1 H 3 0 0 2	0.1 H 3 0 0 2	0.1 H 3 0 0 2	0.1 H 3 0 0 2	0.1 H 3 0 0 2	0.1 H 3 0 0 2	0.1 H 3 0 0 2
70 Jumbo Diaz, R ERA: 4.08 (8, 1)	0.1 H 3 0 0 2	0.1 H 3 0 0 2	0.1 H 3 0 0 2	0.1 H 3 0 0 2	0.1 H 3 0 0 2	0.1 H 3 0 0 2	0.1 H 3 0 0 2	0.1 H 3 0 0 2	0.1 H 3 0 0 2	0.1 H 3 0 0 2	0.1 H 3 0 0 2	0.1 H 3 0 0 2	0.1 H 3 0 0 2	0.1 H 3 0 0 2	0.1 H 3 0 0 2	0.1 H 3 0 0 2	0.1 H 3 0 0 2	0.1 H 3 0 0 2	0.1 H 3 0 0 2	0.1 H 3 0 0 2	0.1 H 3 0 0 2	0.1 H 3 0 0 2	0.1 H 3 0 0 2
63 Sam LeCure, R ERA: 3.86 (8, 1)	0.1 H 3 0 0 2	0.1 H 3 0 0 2	0.1 H 3 0 0 2	0.1 H 3 0 0 2	0.1 H 3 0 0 2	0.1 H 3 0 0 2	0.1 H 3 0 0 2	0.1 H 3 0 0 2	0.1 H 3 0 0 2	0.1 H 3 0 0 2	0.1 H 3 0 0 2	0.1 H 3 0 0 2	0.1 H 3 0 0 2	0.1 H 3 0 0 2	0.1 H 3 0 0 2	0.1 H 3 0 0 2	0.1 H 3 0 0 2	0.1 H 3 0 0 2	0.1 H 3 0 0 2	0.1 H 3 0 0 2	0.1 H 3 0 0 2	0.1 H 3 0 0 2	0.1 H 3 0 0 2

Cincinnati Reds @ Milwaukee Brewers
Miller Park, Milwaukee, WI
Fri Sep 18 2015, 7:10 PM - 10:30 PM CDT
Att: 37,158 - Roof Closed - 74 F

AB	32
R	3
H	7
RBI	3
BB	5
SO	10
LOB	20



Batter	1	2	3	4	5	6	7	8	9	AB	R	H	RBI	BB	SO	LOB	TOP
30 Jason Bourgeois, R (1.8) OBP: 0.302, SLG: 0.349			G4-3			P4	F9			5	1	1	1	0	1	2	<p>Cincinnati Reds @ Milwaukee Brewers</p> <p>Miller Park, Milwaukee, WI</p> <p>Sat Sep 19 2015, 6:11 PM - 9:49 PM CDT</p> <p>Att: 30,387 - Clear - 66 F</p>
55 Skip Schumaker, L (1.7) OBP: 0.311, SLG: 0.336	G3				FC6-4					4	2	2	1	1	0	1	
60 J.J. Hoover, R (8.1)			19 HR							0	0	0	0	0	0	0	
54 Aroldis Chapman, L (9.1)										0	0	0	0	0	0	0	
19 Joey Votto, L (1.3) OBP: 0.461, SLG: 0.558					G5-3					4	1	2	2	1	1	2	
4 Brandon Phillips, R (1.4) OBP: 0.329, SLG: 0.397	G5-3									5	1	3	2	0	1	1	
21 Todd Frazier, R (1.5) OBP: 0.313, SLG: 0.517										5	1	1	2	0	2	4	
32 Jay Bruce, L (1.9) OBP: 0.322, SLG: 0.433					F7					5	1	1	0	0	2	2	
7 Eugenio Suárez, R (1.6) OBP: 0.322, SLG: 0.456										4	1	1	0	1	1	1	
16 Tucker Barnhart, L (1.2) OBP: 0.322, SLG: 0.327										4	0	0	0	0	2	2	
64 Ash Smith, R (1.1) ERA: 3.31										1	1	1	0	0	0	0	
27 Brenton Scott, L (1.1) ERA: 2.54										1	0	0	0	0	0	0	
29 Tony Cingrani, L (1.1) ERA: 2.83										1	0	0	0	0	0	0	
41 Ryan Mattheus, R (6.1) ERA: 4.47										1	0	0	0	0	0	0	
43 Manny Parra, L (7.1) ERA: 3.1										1	0	0	0	0	0	0	
25 Burke Badenhop, R (7.1) ERA: 3.82										1	0	0	0	0	0	0	
23 Adam Duvall, R (8.7) ERA: 4.9										1	0	0	0	0	0	0	
45 Ryan Mattheus, R (6.1) ERA: 4.47										1	0	0	0	0	0	0	
43 Manny Parra, L (7.1) ERA: 3.1										1	0	0	0	0	0	0	
25 Burke Badenhop, R (7.1) ERA: 3.82										1	0	0	0	0	0	0	
23 Adam Duvall, R (8.7) ERA: 4.9										1	0	0	0	0	0	0	
45 Ryan Mattheus, R (6.1) ERA: 4.47										1	0	0	0	0	0	0	
43 Manny Parra, L (7.1) ERA: 3.1										1	0	0	0	0	0	0	
25 Burke Badenhop, R (7.1) ERA: 3.82										1	0	0	0	0	0	0	
23 Adam Duvall, R (8.7) ERA: 4.9										1	0	0	0	0	0	0	
45 Ryan Mattheus, R (6.1) ERA: 4.47										1	0	0	0	0	0	0	
43 Manny Parra, L (7.1) ERA: 3.1										1	0	0	0	0	0	0	
25 Burke Badenhop, R (7.1) ERA: 3.82										1	0	0	0	0	0	0	
23 Adam Duvall, R (8.7) ERA: 4.9										1	0	0	0	0	0	0	
45 Ryan Mattheus, R (6.1) ERA: 4.47										1	0	0	0	0	0	0	
43 Manny Parra, L (7.1) ERA: 3.1										1	0	0	0	0	0	0	
25 Burke Badenhop, R (7.1) ERA: 3.82										1	0	0	0	0	0	0	
23 Adam Duvall, R (8.7) ERA: 4.9										1	0	0	0	0	0	0	
45 Ryan Mattheus, R (6.1) ERA: 4.47										1	0	0	0	0	0	0	
43 Manny Parra, L (7.1) ERA: 3.1										1	0	0	0	0	0	0	
25 Burke Badenhop, R (7.1) ERA: 3.82										1	0	0	0	0	0	0	
23 Adam Duvall, R (8.7) ERA: 4.9										1	0	0	0	0	0	0	
45 Ryan Mattheus, R (6.1) ERA: 4.47										1	0	0	0	0	0	0	
43 Manny Parra, L (7.1) ERA: 3.1										1	0	0	0	0	0	0	
25 Burke Badenhop, R (7.1) ERA: 3.82										1	0	0	0	0	0	0	
23 Adam Duvall, R (8.7) ERA: 4.9										1	0	0	0	0	0	0	
45 Ryan Mattheus, R (6.1) ERA: 4.47										1	0	0	0	0	0	0	
43 Manny Parra, L (7.1) ERA: 3.1										1	0	0	0	0	0	0	
25 Burke Badenhop, R (7.1) ERA: 3.82										1	0	0	0	0	0	0	
23 Adam Duvall, R (8.7) ERA: 4.9										1	0	0	0	0	0	0	
45 Ryan Mattheus, R (6.1) ERA: 4.47										1	0	0	0	0	0	0	
43 Manny Parra, L (7.1) ERA: 3.1										1	0	0	0	0	0	0	
25 Burke Badenhop, R (7.1) ERA: 3.82										1	0	0	0	0	0	0	
23 Adam Duvall, R (8.7) ERA: 4.9										1	0	0	0	0	0	0	
45 Ryan Mattheus, R (6.1) ERA: 4.47										1	0	0	0	0	0	0	
43 Manny Parra, L (7.1) ERA: 3.1										1	0	0	0	0	0	0	
25 Burke Badenhop, R (7.1) ERA: 3.82										1	0	0	0	0	0	0	
23 Adam Duvall, R (8.7) ERA: 4.9										1	0	0	0	0	0	0	
45 Ryan Mattheus, R (6.1) ERA: 4.47										1	0	0	0	0	0	0	
43 Manny Parra, L (7.1) ERA: 3.1										1	0	0	0	0	0	0	
25 Burke Badenhop, R (7.1) ERA: 3.82										1	0	0	0	0	0	0	
23 Adam Duvall, R (8.7) ERA: 4.9										1	0	0	0	0	0	0	
45 Ryan Mattheus, R (6.1) ERA: 4.47										1	0	0	0	0	0	0	
43 Manny Parra, L (7.1) ERA: 3.1										1	0	0	0	0	0	0	
25 Burke Badenhop, R (7.1) ERA: 3.82										1	0	0	0	0	0	0	
23 Adam Duvall, R (8.7) ERA: 4.9										1	0	0	0	0	0	0	
45 Ryan Mattheus, R (6.1) ERA: 4.47										1	0	0	0	0	0	0	
43 Manny Parra, L (7.1) ERA: 3.1										1	0	0	0	0	0	0	
25 Burke Badenhop, R (7.1) ERA: 3.82										1	0	0	0	0	0	0	
23 Adam Duvall, R (8.7) ERA: 4.9										1	0	0	0	0	0	0	
45 Ryan Mattheus, R (6.1) ERA: 4.47										1	0	0	0	0	0	0	
43 Manny Parra, L (7.1) ERA: 3.1										1	0	0	0	0	0	0	
25 Burke Badenhop, R (7.1) ERA: 3.82										1	0	0	0	0	0	0	
23 Adam Duvall, R (8.7) ERA: 4.9										1	0	0	0	0	0	0	
45 Ryan Mattheus, R (6.1) ERA: 4.47										1	0	0	0	0	0	0	
43 Manny Parra, L (7.1) ERA: 3.1										1	0	0	0	0	0	0	
25 Burke Badenhop, R (7.1) ERA: 3.82										1	0	0	0	0	0	0	
23 Adam Duvall, R (8.7) ERA: 4.9										1	0	0	0	0	0	0	
45 Ryan Mattheus, R (6.1) ERA: 4.47										1	0	0	0	0	0	0	
43 Manny Parra, L (7.1) ERA: 3.1										1	0	0	0	0	0	0	
25 Burke Badenhop, R (7.1) ERA: 3.82										1	0	0	0	0	0	0	
23 Adam Duvall, R (8.7) ERA: 4.9										1	0	0	0	0	0	0	
45 Ryan Mattheus, R (6.1) ERA: 4.47										1	0	0	0	0	0	0	
43 Manny Parra, L (7.1) ERA: 3.1										1	0	0	0	0	0	0	
25 Burke Badenhop, R (7.1) ERA: 3.82										1	0	0	0	0	0	0	
23 Adam Duvall, R (8.7) ERA: 4.9										1	0	0	0	0	0	0	
45 Ryan Mattheus, R (6.1) ERA: 4.47										1	0	0	0	0	0	0	
43 Manny Parra, L (7.1) ERA: 3.1										1	0	0	0	0	0	0	
25 Burke Badenhop, R (7.1) ERA: 3.82										1	0	0	0	0	0	0	
23 Adam Duvall, R (8.7) ERA: 4.9										1	0	0	0	0	0	0	
45 Ryan Mattheus, R (6.1) ERA: 4.47										1	0	0	0	0	0	0	
43 Manny Parra, L (7.1) ERA: 3.1										1	0						

Batter	1	2	3	4	5	6	7	8	9	AB	R	H	RBI	BB	SO	LOB	TOP										
65 Ryan LaMarre, R OBP: 0.083, SLG: 0.083	F9		K		G6-3	G6-3			P6	4	0	0	0	0	1	1	Cincinnati Reds @ Milwaukee Brewers Miller Park, Milwaukee, WI Sun Sep 20 2015, 1:12 PM - 4:19 PM CDT Att: 29,479 - Partly Cloudy - 68 F										
53 Carlos Contreras, R OBP: 0.341, SLG: 0.330										0	0	0	0	0	0	0											
70 Jumbo Diaz, R OBP: 0.341, SLG: 0.330										0	0	0	0	0	0	0											
29 Brayan Peña, S OBP: 0.341, SLG: 0.330										1	0	0	0	0	0	0											
3 Ivan De Jesus Jr., R OBP: 0.323, SLG: 0.374	L4		G6-3		K				G5-3	4	0	0	0	0	1	0											
19 Joey Volto, L OBP: 0.462, SLG: 0.556										2	0	0	0	2	0	0											
4 Brandon Phillips, R OBP: 0.327, SLG: 0.394										4	0	0	0	0	1	2											
32 Jay Bruce, L OBP: 0.305, SLG: 0.446										3	3	2	2	1	1	0											
7 Eugenio Suárez, R OBP: 0.326, SLG: 0.466										4	1	2	1	0	1	0											
23 Adam Duval, R OBP: 0.343, SLG: 0.536										4	0	1	0	0	2	2											
16 Tucker Barnhart, L OBP: 0.325, SLG: 0.330										4	0	2	1	0	0	1											
28 Anthony DeSclafani, R OBP: 0.287, SLG: 0.185										2	0	0	0	0	1	3											
51 Collin Balester, R OBP: 0.309, SLG: 0.333										0	0	0	0	0	0	0											
55 Skip Schumaker, L OBP: 0.309, SLG: 0.333										2	0	0	0	0	0	1											
Inning Stats	R: 0 E: 0 K: 0 S: 6	H: 0 LOB: 1 BB: 1 P: 11	R: 1 E: 0 K: 0 S: 7	H: 2 LOB: 1 BB: 0 P: 13	R: 0 E: 0 K: 1 S: 9	H: 0 LOB: 2 BB: 0 P: 13	R: 1 E: 0 K: 2 S: 16	H: 2 LOB: 2 BB: 1 P: 29	R: 0 E: 0 K: 2 S: 11	H: 0 LOB: 1 BB: 0 P: 20	R: 2 E: 0 K: 0 S: 11	H: 3 LOB: 1 BB: 0 P: 16	R: 0 E: 0 K: 3 S: 10	H: 0 LOB: 0 BB: 0 P: 15	R: 0 E: 0 K: 0 S: 9	H: 0 LOB: 0 BB: 0 P: 10	1B: 4 2B: 0 3B: 0 HR: 3	SF: 0 SAC: 0 DP: 0 HBP: 0	WP: 0 PB: 0 SB: 0 CS: 0	PA: 37							
PITCHER	IP	WLS	BF	H	R	ER	SO	BB	IBB	HBP	BLK	WP	HR	S	P	ERA	WHIP										
58 Ariel Peña, R ERA: 3.5	5.0	W	22	4	2	2	5	3	0	0	0	0	1	49	86	3.60	1.400										
26 Kyle Lohse, R ERA: 6.01	1.0	H	6	3	2	2	0	0	0	0	0	0	2	11	16	18.00	3.000										
13 Will Smith, L ERA: 2.76	1.1	H	4	0	0	0	1	0	0	0	0	0	0	12	20	0.00	0.000										
21 Jeremy Jeffress, R ERA: 2.61	0.2	H	2	0	0	0	2	0	0	0	0	0	0	6	9	0.00	0.000										
57 Francisco Rodríguez, R ERA: 2.39	1.0		3	0	0	0	0	0	0	0	0	0	0	9	10	0.00	0.000										

Batter	1	2	3	4	5	6	7	8	9	AB	R	H	RBI	BB	SO	LOB	BOTTOM										
2 Scooter Gennett, L OBP: 0.292, SLG: 0.387	G6-3		G4-3						K	5	2	1	0	0	1	3	Cincinnati Reds @ Milwaukee Brewers Miller Park, Milwaukee, WI Sun Sep 20 2015, 1:12 PM - 4:19 PM CDT Att: 29,479 - Partly Cloudy - 68 F										
7 Logan Schafer, L OBP: 0.305, SLG: 0.314										3	2	2	0	2	1	0											
24 Adam Lind, L OBP: 0.375, SLG: 0.482										4	1	3	3	1	0	0											
15 Jason Rogers, R OBP: 0.292, SLG: 0.387										3	0	1	0	0	0	2											
26 Kyle Lohse, R ERA: 6.01										0	0	0	0	0	0	0											
9 Jean Segura, R OBP: 0.341, SLG: 0.330										0	0	0	0	0	0	0											
13 Will Smith, L ERA: 2.76										0	0	0	0	0	0	0											
21 Jeremy Jeffress, R ERA: 2.61										0	0	0	0	0	0	0											
12 Martin Maldonado, R OBP: 0.296, SLG: 0.297										1	0	1	1	0	0	0											
16 Domingo Santana, R OBP: 0.386, SLG: 0.528										4	0	1	1	0	1	2											
14 Hernán Pérez, R OBP: 0.254, SLG: 0.335										5	1	1	0	0	1	5											
10 Luis Sardinas, S OBP: 0.244, SLG: 0.226										3	1	1	0	2	0	3											
5 Nevin Ashley, R OBP: 0.188, SLG: 0.200										5	1	1	0	0	1	3											
57 Francisco Rodríguez, R ERA: 2.39										0	0	0	0	0	0	0											
58 Ariel Peña, R ERA: 3.76										1	0	0	0	0	1	0											
18 Kris Davis, R OBP: 0.323, SLG: 0.490										1	0	1	1	0	0	0											
35 Shane Peterson, L OBP: 0.322, SLG: 0.330										2	0	0	0	1	0	3											
Inning Stats	R: 0 E: 0 K: 1 S: 15	H: 2 LOB: 2 BB: 0 P: 24	R: 0 E: 0 K: 0 S: 6	H: 0 LOB: 0 BB: 0 P: 9	R: 0 E: 0 K: 2 S: 7	H: 0 LOB: 0 BB: 0 P: 11	R: 0 E: 0 K: 0 S: 7	H: 0 LOB: 0 BB: 0 P: 10	R: 5 E: 1 K: 0 S: 20	H: 7 LOB: 3 BB: 0 P: 27	R: 1 E: 1 K: 0 S: 13	H: 1 LOB: 2 BB: 1 P: 21	R: 0 E: 0 K: 1 S: 10	H: 1 LOB: 3 BB: 2 P: 21	R: 2 E: 0 K: 2 S: 14	H: 2 LOB: 3 BB: 3 P: 32	1B: 11 2B: 2 3B: 0 HR: 0	SF: 0 SAC: 0 DP: 0 HBP: 1	WP: 0 PB: 0 SB: 2 CS: 0	PA: 45							
PITCHER	IP	WLS	BF	H	R	ER	SO	BB	IBB	HBP	BLK	WP	HR	S	P	ERA	WHIP										
28 Anthony DeSclafani, R ERA: 3.76	4.1	L	21	8	5	4	3	0	0	0	0	0	0	50	74	8.31	1.846										
51 Collin Balester, R ERA: 5.23	0.2		4	1	0	0	0	0	0	1	0	0	0	5	7	0.00	1.500										
53 Carlos Contreras, R ERA: 6.14	2.0		12	2	1	0	1	3	0	0	0	0	0	23	42	0.00	2.500										
70 Jumbo Diaz, R ERA: 4.33	1.0		8	2	2	2	2	2	1	0	0	0	0	14	32	18.00	4.000										

Batter	1	2	3	4	5	6	7	8	9	AB	R	H	RBI	BB	SO	LOB	TOP										
2 Scooter Gennett, L (1,4) OBP: 0.293, SLG: 0.388										4	0	1	0	0	0	1											
7 Logan Schafer, L (1,8) OBP: 0.305, SLG: 0.301										4	0	0	0	0	3	1											
24 Adam Lind, L (1,3) OBP: 0.372, SLG: 0.482										4	0	0	0	0	2	1											
18 Khris Davis, R (1,7) OBP: 0.322, SLG: 0.493										4	0	1	0	0	0	1											
16 Domingo Santana, R (1,9) OBP: 0.358, SLG: 0.511										3	0	0	0	0	2	1											
9 Jean Segura, R (1,6) OBP: 0.286, SLG: 0.337										3	0	0	0	0	1	1											
14 Hernán Pérez, R (1,5) OBP: 0.256, SLG: 0.335										2	0	1	0	0	1	0											
26 Kyle Lohse, R (5,1) OBP: 0.237, SLG: 0.263										0	0	0	0	0	0	0											
35 Shane Peterson, L (8,PH) OBP: 0.317, SLG: 0.324										1	0	0	0	0	1	0											
46 Corey Knebel, R (8,1)										0	0	0	0	0	0	0											
12 Martín Maldonado, R (1,2) OBP: 0.279, SLG: 0.288										2	0	0	0	1	0	1											
45 Tyler Cravy, R (1,1)										1	0	0	0	0	1	0											
29 Yadiel Rivera, R (5,5)										2	0	0	0	0	0	1											
Inning Stats	R: 0 E: 0 K: 1 S: 10	H: 1 LOB: 1 BB: 0 P: 14	R: 0 E: 0 K: 2 S: 7	H: 0 LOB: 0 BB: 0 P: 11	R: 0 E: 0 K: 1 S: 6	H: 0 LOB: 0 BB: 0 P: 7	R: 0 E: 0 K: 1 S: 9	H: 0 LOB: 0 BB: 0 P: 12	R: 0 E: 0 K: 1 S: 9	H: 1 LOB: 1 BB: 0 P: 12	R: 0 E: 0 K: 1 S: 10	H: 0 LOB: 0 BB: 0 P: 13	R: 0 E: 0 K: 2 S: 11	H: 1 LOB: 1 BB: 0 P: 19	R: 0 E: 0 K: 1 S: 11	H: 0 LOB: 1 BB: 1 P: 20	R: 0 E: 0 K: 2 S: 12	H: 0 LOB: 0 BB: 0 P: 15	1B: 2 2B: 1 3B: 0 HR: 0	SF: 0 SAC: 0 DP: 0 HBP: 0	WP: 0 PB: 0 SB: 0 CS: 0	PA: 31					
PITCHER	IP	WLS	BF	H	R	ER	SO	BB	IBB	HBP	BLK	WP	HR	S	P	ERA	WHIP										
49 Jake Arrieta, R (1,1) ERA: 1.88	9.0	W	31	3	0	0	11	1	0	0	0	0	0	85	123	0.00	0.444										

Milwaukee Brewers @ Chicago Cubs
Wrigley Field, Chicago, IL
Tue Sep 22 2015, 7:07 PM - 9:28 PM CDT
Att: 36,270 - Partly Cloudy - 70 F

AB 30
R 0
H 3
RBI 0
BB 1
SO 11
LOB 8



Batter	1	2	3	4	5	6	7	8	9	AB	R	H	RBI	BB	SO	LOB	BOTTOM										
24 Dexter Fowler, S (1,8) OBP: 0.349, SLG: 0.423										3	1	1	0	1	1	1											
12 Kyle Schwarber, L (1,7) OBP: 0.353, SLG: 0.519										3	2	2	1	1	0	1											
27 Austin Jackson, R (9,9) OBP: 0.306, SLG: 0.378										0	0	0	0	0	0	0											
17 Kris Bryant, R (1,5) OBP: 0.371, SLG: 0.505										4	1	2	3	0	1	1											
44 Anthony Rizzo, L (1,3) OBP: 0.394, SLG: 0.526										4	0	0	0	0	2	1											
13 Starlin Castro, R (1,4) OBP: 0.296, SLG: 0.364										3	0	1	0	0	0	0											
22 Addison Russell, R (7,6) OBP: 0.300, SLG: 0.388										1	0	0	0	0	1	1											
8 Chris Coghlan, L (1,9) OBP: 0.342, SLG: 0.447										3	0	0	0	1	1	1											
47 Miguel Montero, L (1,2) OBP: 0.343, SLG: 0.414										3	0	0	0	0	0	2											
9 Javier Báez, R (1,6) OBP: 0.328, SLG: 0.414										3	0	0	0	0	1	2											
49 Jake Arrieta, R (1,1) OBP: 0.162, SLG: 0.233										3	0	1	0	0	1	0											
Inning Stats	R: 0 E: 0 K: 1 S: 9	H: 1 LOB: 0 BB: 0 P: 13	R: 0 E: 0 K: 1 S: 9	H: 1 LOB: 1 BB: 1 P: 18	R: 2 E: 0 K: 1 S: 8	H: 1 LOB: 0 BB: 1 P: 13	R: 0 E: 0 K: 0 S: 10	H: 0 LOB: 0 BB: 0 P: 16	R: 1 E: 0 K: 1 S: 9	H: 1 LOB: 1 BB: 1 P: 15	R: 0 E: 0 K: 1 S: 6	H: 0 LOB: 0 BB: 0 P: 9	R: 0 E: 0 K: 1 S: 9	H: 1 LOB: 1 BB: 0 P: 14	R: 1 E: 0 K: 2 S: 16	H: 2 LOB: 1 BB: 0 P: 21	1B: 4 2B: 2 3B: 0 HR: 1	SF: 0 SAC: 0 DP: 1 HBP: 0	WP: 0 PB: 0 SB: 0 CS: 0	PA: 33							
PITCHER	IP	WLS	BF	H	R	ER	SO	BB	IBB	HBP	BLK	WP	HR	S	P	ERA	WHIP										
45 Tyler Cravy, R (1,1) ERA: 6.21	4.0	L	16	3	2	2	3	2	0	0	0	0	0	36	60	4.50	1.250										
26 Kyle Lohse, R (5,1) ERA: 5.95	3.0		12	2	1	1	3	1	0	0	0	0	0	24	38	3.00	1.000										
46 Corey Knebel, R (8,1) ERA: 3.42	1.0		5	2	1	1	2	0	0	0	0	0	0	16	21	9.00	2.000										

Milwaukee Brewers @ Chicago Cubs
Wrigley Field, Chicago, IL
Tue Sep 22 2015, 7:07 PM - 9:28 PM CDT
Att: 36,270 - Partly Cloudy - 70 F

AB 30
R 4
H 7
RBI 4
BB 3
SO 8
LOB 10



Batter	1	2	3	4	5	6	7	8	9	AB	R	H	RBI	BB	SO	LOB	TOP																				
2 Scooter Gennett, L (1,4) OBP: 0.291, SLG: 0.385 14 Hernán Pérez, R (7,PH) OBP: 0.254, SLG: 0.332 (7,5)	G1-3			G6-3		K	FC5		K	3	0	0	0	0	1	0																					
7 Logan Schafer, L (1,8) OBP: 0.294, SLG: 0.289	K2-3			L6		L9		F7		4	0	0	0	0	1	0																					
24 Adam Lind, L (1,3) OBP: 0.371, SLG: 0.482	G6-3			K			18 BB 12 SF7 2B	P6		4	1	1	0	0	1	0																					
18 Khris Davis, R (1,7) OBP: 0.321, SLG: 0.490 21 Jeremy Jeffress, R (8,1) 57 Francisco Rodríguez, R (9,1)	G6-3			K		K	10 BB 12 SF7 16 BB 1B	F8		4	1	1	1	0	1	0																					
16 Domingo Santana, R (1,9) OBP: 0.361, SLG: 0.504	K			K		K	12 SF7 10 BB BB	10 G1-3 9 G1-3 12 BB		2	1	0	0	2	2	0																					
9 Jean Segura, R (1,6) OBP: 0.286, SLG: 0.336	G6-3			10 S 10 BB 1B		K		G1-3		4	1	1	0	0	1	3																					
10 Luis Sardinas, S (1,5) OBP: 0.255, SLG: 0.230 (7,4)	L7			1 SAFE 1 SAFE 1 SAFE 2 SAFE D CH 80 X SI 87		14 FC5 15 BB BB		G1-3		3	0	1	1	1	0	1																					
12 Martín Maldonado, R (1,2) OBP: 0.279, SLG: 0.289	G5-3			L9		SF7		35 BB 1B		3	0	1	2	0	0	1																					
27 Zach Davies, R (1,1) OBP: 0.100, SLG: 0.100 15 Jason Rogers, R (7,PH) OBP: 0.363, SLG: 0.421 13 Will Smith, R (7,1) 35 Shane Peterson, L (8,7) OBP: 0.320, SLG: 0.328	K			K		K	14 FC5 BB	1B		2	0	0	0	0	2	0																					
Inning Stats	R: 0 E: 0 K: 1 S: 9	H: 0 LOB: 0 BB: 0 P: 10	R: 0 E: 0 K: 1 S: 8	H: 0 LOB: 0 BB: 0 P: 11	R: 0 E: 0 K: 1 S: 8	H: 0 LOB: 0 BB: 0 P: 13	R: 0 E: 0 K: 1 S: 10	H: 0 LOB: 0 BB: 0 P: 13	R: 1 E: 0 K: 2 S: 12	H: 2 LOB: 1 BB: 0 P: 18	R: 0 E: 0 K: 2 S: 7	H: 0 LOB: 0 BB: 0 P: 8	R: 2 E: 0 K: 1 S: 16	H: 2 LOB: 3 BB: 3 P: 32	R: 0 E: 0 K: 0 S: 5	H: 0 LOB: 0 BB: 0 P: 9	R: 1 E: 0 K: 1 S: 9	H: 2 LOB: 2 BB: 1 P: 15	1B: 5 2B: 1 3B: 0 HR: 0	SF: 1 SAC: 0 DP: 0 HBP: 0	WP: 0 PA: 37 PB: 0 SB: 1 CS: 0																
PITCHER	IP	WLS	BF	H	R	ER	SO	BB	IBB	HBP	BLK	WP	HR	S	P	ERA	WHIP	PITCHER	IP	WLS	BF	H	R	ER	SO	BB	IBB	HBP	BLK	WP	HR	S	P	ERA	WHIP		
28 Kyle Hendricks, R (1,1) ERA: 4.23	6.0	L	22	4	3	3	8	0	0	0	0	0	0	57	78	4.50	0.667	56 Héctor Rondón, R (9,1) ERA: 1.74	0.2		4	2	0	0	1	0	0	0	0	0	6	8	0.00	3.000			
52 Justin Grimm, R (7,1) ERA: 2.09	0.2		5	0	0	0	1	3	0	0	0	0	0	8	21	0.00	4.500																				
59 Zac Rosscup, L (7,1) ERA: 4.39	1.0		3	0	0	0	0	0	0	0	0	0	0	9	13	0.00	0.000																				
54 Neil Ramírez, R (8,1) ERA: 2.45	0.1		1	0	0	0	0	0	0	0	0	0	0	1	2	0.00	0.000																				
53 Trevor Cahill, R (9,1) ERA: 5.77	0.1		2	0	1	1	0	1	0	0	0	0	0	3	7	27.00	3.000																				

Milwaukee Brewers @ Chicago Cubs
Wrigley Field, Chicago, IL
Wed Sep 23 2015, 7:06 PM - 9:44 PM CDT
Att: 37,559 - Partly Cloudy - 67 F

AB 32
R 4
H 6
RBI 4
BB 4
SO 10
LOB 10



Batter	1	2	3	4	5	6	7	8	9	AB	R	H	RBI	BB	SO	LOB	BOTTOM																				
24 Dexter Fowler, S (1,8) OBP: 0.347, SLG: 0.420 53 Trevor Cahill, R (9,1) OBP: 0.250, SLG: 0.143 56 Héctor Rondón, R (9,1)	G4-3		G4-3			F9		G6-3		4	0	0	0	0	0	0																					
12 Kyle Schwarber, L (1,7) OBP: 0.347, SLG: 0.510 (8,2)	G1-3		G6-3			K		K2-3		4	0	0	0	0	2	0																					
17 Kris Bryant, R (1,5) OBP: 0.369, SLG: 0.501 (8,7) (9,8)	G1-4-3			P3		G6-3		G5-3		4	0	0	0	0	0	0																					
44 Anthony Rizzo, L (1,3) OBP: 0.392, SLG: 0.522	G3		K		K		G4-3	P5		4	0	0	0	0	1	0																					
68 Jorge Soler, R (1,9) OBP: 0.331, SLG: 0.413	9 BB 1B		K		K		HR			3	1	2	1	0	1	0																					
47 Miguel Montero, L (1,2) OBP: 0.344, SLG: 0.413 13 Starlin Castro, R (7,PH) OBP: 0.296, SLG: 0.363 (8,4)	K		22 G5-3 BB			F8				1	0	0	0	1	1	1																					
9 Javier Báez, R (1,4) OBP: 0.328, SLG: 0.410 (8,5) (9,6)	1B		P4			K				3	0	1	0	0	1	1																					
22 Addison Russell, R (1,6) OBP: 0.299, SLG: 0.387 11 Tommy La Stella, L (8,PH) OBP: 0.351, SLG: 0.442 (9,5)	L7		G5-3			G4-6-3 1B				2	0	0	0	0	0	3																					
28 Kyle Hendricks, R (1,1) OBP: 0.286, SLG: 0.366 52 Justin Grimm, R (7,1) 59 Zac Rosscup, R (7,1) 54 Neil Ramírez, R (8,1) 8 Chris Coghlan, L (8,PH) OBP: 0.311, SLG: 0.445 (9,7)	L6		G4-3					G4-6-3		2	0	0	0	0	0	1																					
Inning Stats	R: 0 E: 0 K: 0 S: 11	H: 2 LOB: 2 BB: 0 P: 16	R: 0 E: 0 K: 1 S: 11	H: 2 LOB: 0 BB: 0 P: 18	R: 0 E: 0 K: 0 S: 8	H: 0 LOB: 0 BB: 0 P: 12	R: 0 E: 0 K: 2 S: 13	H: 0 LOB: 0 BB: 0 P: 19	R: 0 E: 0 K: 0 S: 8	H: 0 LOB: 0 BB: 1 P: 13	R: 0 E: 0 K: 1 S: 8	H: 0 LOB: 0 BB: 0 P: 12	R: 1 E: 0 K: 1 S: 16	H: 1 LOB: 0 BB: 0 P: 21	R: 0 E: 0 K: 0 S: 7	H: 1 LOB: 0 BB: 0 P: 12	R: 0 E: 0 K: 1 S: 6	H: 0 LOB: 0 BB: 0 P: 9	1B: 3 2B: 0 3B: 0 HR: 1	SF: 0 SAC: 0 DP: 1 HBP: 0	WP: 0 PA: 31 PB: 0 SB: 0 CS: 0																
PITCHER	IP	WLS	BF	H	R	ER	SO	BB	IBB	HBP	BLK	WP	HR	S	P	ERA	WHIP	PITCHER	IP	WLS	BF	H	R	ER	SO	BB	IBB	HBP	BLK	WP	HR	S	P	ERA	WHIP		
27 Zach Davies, R (1,1) ERA: 4.67	6.0	W	21	2	0	0	4	1	0	0	0	0	0	59	90	0.00	0.500																				
13 Will Smith, L (7,1) ERA: 2.87	1.0	H	4	1	1	1	1	0	0	0	0	0	1	16	21	9.00	1.000																				
21 Jeremy Jeffress, R (8,1) ERA: 2.51	1.0	H	3	1	0	0	0	0	0	0	0	0	0	7	12	0.00	1.000																				
57 Francisco Rodríguez, R (9,1) ERA: 2.35	1.0	S	3	0	0	0	1	0	0	0	0	0	0	6	9	0.00	0.000																				

Milwaukee Brewers @ Chicago Cubs
Wrigley Field, Chicago, IL
Wed Sep 23 2015, 7:06 PM - 9:44 PM CDT
Att: 37,559 - Partly Cloudy - 67 F

AB 30
R 1
H 4
RBI 1
BB 1
SO 6
LOB 7



Batter	1	2	3	4	5	6	7	8	9	AB	R	H	RBI	BB	SO	LOB	TOP						
2 Scooter Gennett, L (1.4)										5	1	2	0	0	1	2	Milwaukee Brewers @ St. Louis Cardinals Busch Stadium, St. Louis, MO Thu Sep 24 2015, 6:16 PM - 9:19 PM CDT Att: 43,243 - Partly Cloudy - 84 F						
7 Logan Schafer, L (1.8)										4	0	0	0	1	1	2							
24 Adam Lind, L (1.3)										2	0	0	0	1	0	2							
20 Jonathan Lucroy, R (6, PH) (8.3)										1	0	1	0	0	0	0							
15 Jason Rogers, R (1.7)										4	1	3	1	0	0	0							
16 Domingo Santana, R (1, 9)										3	1	0	0	1	1	3							
14 Hernán Pérez, R (1.5)										4	0	1	2	0	1	2							
12 Martín Maldonado, R (1.2)										3	0	1	0	0	1	1							
18 Khris Davis, R (8, PH) (8.2)										1	0	0	0	0	1	2							
5 Nevin Ashley, R (8.2)										0	0	0	0	0	0	0							
29 Yadiel Rivera, R (1.6)										4	0	1	0	0	0	1							
26 Taylor Jungmann, R (1.1)										2	0	0	0	0	0	2							
32 David Cothran, R (6.1)										0	0	0	0	0	0	0							
9 Jean Segura, R (7, PH) (7.1)										1	0	0	0	0	0	0							
51 Cesar Jimenez, L (7.1)										0	0	0	0	0	0	0							
50 Yhonathan Barrios, S (8.1)										0	0	0	0	0	0	0							
35 Shane Peterson, L (8, PH) (8.1)										1	0	0	0	0	0	0							
Inning Stats	R: 3 E: 1 K: 13 S: 13	H: 3 LOB: 1 BB: 2 P: 28	R: 0 E: 0 K: 0 S: 20	H: 1 LOB: 2 BB: 1 P: 28	R: 0 E: 0 K: 0 S: 7	H: 0 LOB: 0 BB: 0 P: 9	R: 0 E: 0 K: 0 S: 8	H: 1 LOB: 1 BB: 0 P: 12	R: 0 E: 0 K: 0 S: 7	H: 1 LOB: 0 BB: 0 P: 13	R: 0 E: 0 K: 1 S: 9	H: 0 LOB: 0 BB: 0 P: 14	R: 0 E: 0 K: 1 S: 10	H: 2 LOB: 2 BB: 0 P: 15	R: 0 E: 0 K: 3 S: 16	H: 1 LOB: 1 BB: 0 P: 18	1B: 8 2B: 1 3B: 0 HR: 0	SF: 0 SAC: 0 DP: 0 HBP: 0	WP: 0 PB: 0 SB: 0 CS: 0	PA: 38			
PITCHER	IP WLS BF H R ER SO BB IBB HBP BLK WP HR S P ERA WHIP	IP WLS BF H R ER SO BB IBB HBP BLK WP HR S P ERA WHIP	IP WLS BF H R ER SO BB IBB HBP BLK WP HR S P ERA WHIP	IP WLS BF H R ER SO BB IBB HBP BLK WP HR S P ERA WHIP	IP WLS BF H R ER SO BB IBB HBP BLK WP HR S P ERA WHIP	IP WLS BF H R ER SO BB IBB HBP BLK WP HR S P ERA WHIP	IP WLS BF H R ER SO BB IBB HBP BLK WP HR S P ERA WHIP	IP WLS BF H R ER SO BB IBB HBP BLK WP HR S P ERA WHIP	IP WLS BF H R ER SO BB IBB HBP BLK WP HR S P ERA WHIP	IP WLS BF H R ER SO BB IBB HBP BLK WP HR S P ERA WHIP	IP WLS BF H R ER SO BB IBB HBP BLK WP HR S P ERA WHIP	IP WLS BF H R ER SO BB IBB HBP BLK WP HR S P ERA WHIP	IP WLS BF H R ER SO BB IBB HBP BLK WP HR S P ERA WHIP	IP WLS BF H R ER SO BB IBB HBP BLK WP HR S P ERA WHIP	IP WLS BF H R ER SO BB IBB HBP BLK WP HR S P ERA WHIP	IP WLS BF H R ER SO BB IBB HBP BLK WP HR S P ERA WHIP	IP WLS BF H R ER SO BB IBB HBP BLK WP HR S P ERA WHIP	IP WLS BF H R ER SO BB IBB HBP BLK WP HR S P ERA WHIP	IP WLS BF H R ER SO BB IBB HBP BLK WP HR S P ERA WHIP	IP WLS BF H R ER SO BB IBB HBP BLK WP HR S P ERA WHIP	IP WLS BF H R ER SO BB IBB HBP BLK WP HR S P ERA WHIP		
52 Michael Wacha, R (1.1)	5.0 W 23 6 3 3 1 3 0 0 0 0 0 0 55 9 5.40 1.800	1.0 H 3 0 0 0 1 0 0 0 0 0 0 0 9 14 0.00 0.000	1.0 H 3 0 0 0 1 0 0 0 0 0 0 0 10 15 0.00 0.000	0.0 1 1 0 0 0 0 0 0 0 0 0 5 8 = =	1.0 4 1 0 0 3 0 0 0 0 0 0 0 11 12 0.00 1.000																		
28 Steve Cishek, R (6.1)	ERA: 3.66																						
46 Kevin Siegrist, L (7.1)	ERA: 2.2																						
36 Randy Choate, L (8.1)	ERA: 3.67																						
30 Jonathan Broxton, R (8.1)	ERA: 4.68																						

Batter	1	2	3	4	5	6	7	8	9	AB	R	H	RBI	BB	SO	LOB	BOTTOM					
13 Matt Carpenter, L (1.5)										4	1	0	0	1	3	2	Milwaukee Brewers @ St. Louis Cardinals Busch Stadium, St. Louis, MO Thu Sep 24 2015, 6:16 PM - 9:19 PM CDT Att: 43,243 - Partly Cloudy - 84 F					
28 Tommy Pham, R (1.8)										3	2	1	0	1	1	0						
22 Jason Heyward, L (1.9)										4	2	2	0	0	2							
27 Jhonny Peralta, R (1.6)										3	1	2	3	0	0	0						
55 Stephen Piscotty, R (1.3)										4	1	3	4	0	1	0						
15 Randal Grichuk, R (1.7)										3	0	2	0	0	0	0						
12 Mark Reynolds, R (7.3)										1	0	0	0	0	2							
16 Kolten Wong, L (1.4)										4	0	0	0	0	1	2						
48 Tony Cruz, R (1.2)										3	0	1	0	1	1	1						
42 Michael Wacha, R (1.1)										1	0	0	0	0	1	1						
36 Greg Garcia, L (1.1)										1	0	0	0	0	0	0						
32 David Cothran, R (6.1)										0	0	0	0	0	0	0						
37 Brandon Moss, L (1.1)										0	0	0	0	0	0	0						
46 Kevin Siegrist, L (7.1)										0	0	0	0	0	0	0						
36 Randy Choate, L (8.1)										0	0	0	0	0	0	0						
30 Jonathan Broxton, R (8.1)										0	0	0	0	0	0	0						
32 Matt Adams, L (8.1)										0	0	0	0	0	0	0						
8 Drew Stubbs, R (8.1)										0	0	0	0	0	0	0						
37 Matt Belisle, R (8.1)										0	0	0	0	0	0	0						
Inning Stats	R: 0 E: 0 K: 2 S: 16	H: 0 LOB: 0 BB: 0 P: 20	R: 0 E: 0 K: 1 S: 11	H: 1 LOB: 0 BB: 0 P: 19	R: 0 E: 0 K: 1 S: 6	H: 0 LOB: 1 BB: 1 P: 10	R: 4 E: 0 K: 1 S: 15	H: 3 LOB: 0 BB: 1 P: 23	R: 2 E: 0 K: 0 S: 14	H: 2 LOB: 2 BB: 1 P: 27	R: 0 E: 0 K: 2 S: 9	H: 1 LOB: 0 BB: 0 P: 15	R: 1 E: 0 K: 1 S: 10	H: 3 LOB: 2 BB: 0 P: 16	R: 0 E: 0 K: 1 S: 10	H: 2 LOB: 1 BB: 0 P: 12	1B: 9 2B: 1 3B: 0 HR: 2	SF: 0 SAC: 0 DP: 1 HBP: 1	WP: 0 PB: 0 SB: 0 CS: 0	PA: 37		
PITCHER	IP WLS BF H R ER SO BB IBB HBP BLK WP HR S P ERA WHIP	IP WLS BF H R ER SO BB IBB HBP BLK WP HR S P ERA WHIP	IP WLS BF H R ER SO BB IBB HBP BLK WP HR S P ERA WHIP	IP WLS BF H R ER SO BB IBB HBP BLK WP HR S P ERA WHIP	IP WLS BF H R ER SO BB IBB HBP BLK WP HR S P ERA WHIP	IP WLS BF H R ER SO BB IBB HBP BLK WP HR S P ERA WHIP	IP WLS BF H R ER SO BB IBB HBP BLK WP HR S P ERA WHIP	IP WLS BF H R ER SO BB IBB HBP BLK WP HR S P ERA WHIP	IP WLS BF H R ER SO BB IBB HBP BLK WP HR S P ERA WHIP	IP WLS BF H R ER SO BB IBB HBP BLK WP HR S P ERA WHIP	IP WLS BF H R ER SO BB IBB HBP BLK WP HR S P ERA WHIP	IP WLS BF H R ER SO BB IBB HBP BLK WP HR S P ERA WHIP	IP WLS BF H R ER SO BB IBB HBP BLK WP HR S P ERA WHIP	IP WLS BF H R ER SO BB IBB HBP BLK WP HR S P ERA WHIP	IP WLS BF H R ER SO BB IBB HBP BLK WP HR S P ERA WHIP	IP WLS BF H R ER SO BB IBB HBP BLK WP HR S P ERA WHIP	IP WLS BF H R ER SO BB IBB HBP BLK WP HR S P ERA WHIP	IP WLS BF H R ER SO BB IBB HBP BLK WP HR S P ERA WHIP	IP WLS BF H R ER SO BB IBB HBP BLK WP HR S P ERA WHIP	IP WLS BF H R ER SO BB IBB HBP BLK WP HR S P ERA WHIP	IP WLS BF H R ER SO BB IBB HBP BLK WP HR S P ERA WHIP	
26 Taylor Jungmann, R (1.1)	5.0 L 23 6 6 6 5 3 0 0 0 0 0 0 2 62 9.00 1.800	1.0 4 1 0 0 2 0 0 0 0 0 0 9 15 0.00 1.000	1.1 7 3 1 1 1 0 0 0 0 0 0 11 17 6.75 2.250	0.2 3 2 0 0 1 0 0 0 0 0 0 9 11 0.00 3.000																		
32 David Cothran, R (6.1)	ERA: 4.29																					
51 Cesar Jimenez, L (7.1)	ERA: 3.6																					
50 Yhonathan Barrios, R (8.1)	ERA: 3.6																					



Batter	1	2	3	4	5	6	7	8	9	AB	R	H	RBI	BB	SO	LOB	TOP	
9 Jean Segura, R OBP: 0.285, SLG: 0.335	G1-3		G4-3			G6-3		G4-3		4	0	0	0	0	0	2	Milwaukee Brewers @ St. Louis Cardinals Busch Stadium, St. Louis, MO Sat Sep 26 2015, 6:18 PM - 8:52 PM CDT Att: 45,561 - Cloudy - 72 F	
20 Jonathan Lucroy, R OBP: 0.328, SLG: 0.395	1B		G5-3			1B		1B		4	0	3	1	0	0	0		
8 Ryan Braun, R OBP: 0.356, SLG: 0.498	K			G5-3		P4		K		4	0	0	0	0	2	3		
18 Khris Davis, R OBP: 0.319, SLG: 0.492	F8			K		K		K		4	0	0	0	0	3	2		
16 Domingo Santana, R OBP: 0.348, SLG: 0.475		G5-3							F9	4	0	0	0	0	1	0		
14 Hernán Pérez, R OBP: 0.246, SLG: 0.328	F7								K	4	0	0	0	0	1	0		
12 Martín Maldonado, R OBP: 0.283, SLG: 0.298	1B									3	0	2	0	0	1	0		
29 Yadiel Rivera, R OBP: 0.111, SLG: 0.111	G5-3									3	0	0	0	0	2	2		
59 Tyler Wagner, R 51 Cesar Jimenez, L 25 Michael Reed, R 50 Yhonnathan Barrios, S 15 Jason Rogers, R 47 Adrian Houser, R	G6-3					G6-3		G4-3		1	0	0	0	0	0	0		
Inning Stats	R: 0 H: 1 E: 0 K: 1 S: 10	H: 1 LOB: 1 BB: 0 P: 15	R: 0 H: 1 E: 0 K: 0 S: 6	H: 1 LOB: 1 BB: 0 P: 8	R: 0 H: 0 E: 0 K: 0 S: 7	H: 0 LOB: 0 BB: 0 P: 13	R: 0 H: 0 E: 0 K: 2 S: 10	H: 0 LOB: 0 BB: 0 P: 13	R: 1 H: 2 E: 0 K: 1 S: 12	H: 1 LOB: 1 BB: 0 P: 9	R: 0 H: 2 E: 0 K: 1 S: 10	H: 1 LOB: 1 BB: 0 P: 13	R: 0 H: 0 E: 0 K: 2 S: 8	H: 0 LOB: 0 BB: 0 P: 11	1B: 5 2B: 2 3B: 0 HR: 0	SF: 0 SAC: 0 DP: 1 HBP: 0	WP: 0 PB: 0 SB: 0 CS: 0	PA: 33
PITCHER	IP WLS BF H R ER SO BB IBB HBP BLK WP HR S P ERA WHIP																	
54 Jaime Garcia, L ERA: 2.36	8.0 W 30 7 1 1 8 0 0 0 0 0 0 0 72 99 1.12 0.875																	
28 Steve Cishek, R ERA: 3.59	1.0 3 0 0 0 2 0 0 0 0 0 0 0 8 11 0.00 0.000																	

Batter	1	2	3	4	5	6	7	8	9	AB	R	H	RBI	BB	SO	LOB	BOTTOM	
13 Matt Carpenter, L OBP: 0.361, SLG: 0.487	L8			FC4						3	0	0	0	0	0	1	Milwaukee Brewers @ St. Louis Cardinals Busch Stadium, St. Louis, MO Sat Sep 26 2015, 6:18 PM - 8:52 PM CDT Att: 45,561 - Cloudy - 72 F	
12 Mark Reynolds, R OBP: 0.320, SLG: 0.401	G4-3			G6-4-3						4	2	2	0	0	1	2		
55 Stephen Piscotty, R OBP: 0.309, SLG: 0.500	1B									4	1	2	2	0	0	0		
7 Matt Holliday, R OBP: 0.404, SLG: 0.425	2B			F7						4	1	2	2	0	0	0		
19 Jon Jay, L OBP: 0.301, SLG: 0.266	2B			L9						0	0	0	0	0	0	0		
22 Jason Heyward, L OBP: 0.352, SLG: 0.430	BB			G4-3						3	1	0	0	1	0	1		
27 Jhonny Peralta, R OBP: 0.333, SLG: 0.414	1B			K						3	1	1	1	1	1	0		
37 Brandon Moss, L OBP: 0.301, SLG: 0.405	BB			G4-6-3						3	0	1	0	1	1	1		
38 Pete Kozma, R OBP: 0.248, SLG: 0.165	1B									0	0	0	0	0	0	0		
16 Kolten Wong, L OBP: 0.324, SLG: 0.387	1B			P4						3	0	1	2	1	0	0		
48 Tony Cruz, R OBP: 0.223, SLG: 0.244	G6-4-3			F8						4	0	1	0	0	0	4		
54 Jaime Garcia, L ERA: 2.36	P5									2	0	0	0	1	1	1		
28 Steve Cishek, R ERA: 3.59										0	0	0	0	0	0	0		
Inning Stats	R: 4 H: 4 E: 0 K: 0 S: 20	H: 4 LOB: 1 BB: 2 P: 37	R: 1 H: 2 E: 0 K: 0 S: 11	H: 2 LOB: 1 BB: 0 P: 17	R: 0 H: 0 E: 0 K: 0 S: 3	H: 0 LOB: 0 BB: 1 P: 8	R: 0 H: 0 E: 1 K: 0 S: 5	H: 0 LOB: 1 BB: 1 P: 11	R: 0 H: 1 E: 0 K: 2 S: 14	H: 1 LOB: 1 BB: 0 P: 19	R: 0 H: 0 E: 0 K: 2 S: 8	H: 0 LOB: 0 BB: 0 P: 12	R: 0 H: 1 E: 0 K: 0 S: 10	H: 1 LOB: 2 BB: 1 P: 19	1B: 4 2B: 4 3B: 0 HR: 0	SF: 0 SAC: 0 DP: 3 HBP: 0	WP: 0 PB: 0 SB: 0 CS: 0	PA: 35
PITCHER	IP WLS BF H R ER SO BB IBB HBP BLK WP HR S P ERA WHIP																	
59 Tyler Wagner, R ERA: 11.74	4.0 L 20 6 5 5 0 4 0 0 0 0 0 0 39 73 11.25 2.500																	
51 Cesar Jimenez, L ERA: 3.43	1.0 3 0 0 0 1 0 0 0 0 0 0 13 22 0.00 0.000																	
50 Yhonnathan Barrios, R ERA: 11.74	2.0 7 1 0 0 4 0 0 0 0 0 0 22 31 0.00 0.500																	
47 Adrian Houser, R ERA: 3.59	1.0 5 1 0 0 0 1 0 0 0 0 0 10 19 0.00 2.000																	

Batter	1	2	3	4	5	6	7	8	9	AB	R	H	RBI	BB	SO	LOB	TOP											
2 Scooter Gennett, L OBP: 0.294, SLG: 0.388										4	1	2	0	0	1	1	Milwaukee Brewers @ San Diego Padres Petco Park, San Diego, CA Tue Sep 29 2015, 7:11 PM - 10:07 PM PDT Att: 36,047 - Clear - 76 F											
7 Logan Schafer, L OBP: 0.307, SLG: 0.310										3	0	0	0	1	0	3												
24 Adam Lind, L OBP: 0.369, SLG: 0.473										4	1	1	1	0	1	2												
18 Khris Davis, R OBP: 0.326, SLG: 0.508										2	1	1	0	2	1	0												
25 Michael Reed, R OBP: 1.000, SLG: 2.000										0	0	0	0	0	0	0												
16 Domingo Santana, R OBP: 0.347, SLG: 0.459										3	0	0	0	1	2	4												
9 Jean Segura, R OBP: 0.284, SLG: 0.341										4	1	2	3	0	0	1												
10 Luis Sardinas, S OBP: 0.245, SLG: 0.221										4	0	0	0	0	3	2												
12 Martin Maldonado, R OBP: 0.282, SLG: 0.293										4	0	0	0	0	1	0												
28 Jorge López, R 50 Yhonnathan Barrios, S 35 Shane Peterson, L 21 Jeremy Jeffress, R 20 Jonathan Lucroy, R 57 Francisco Rodríguez, R										2	0	0	0	0	2	0												
Inning Stats	R: 2 H: 3 E: 0 K: 1 S: 14	L: 3 BB: 1 P: 22	R: 0 H: 1 E: 0 K: 1 S: 9	H: 1 LOB: 1 BB: 0 P: 12	R: 0 H: 0 E: 0 K: 1 S: 10	H: 0 LOB: 0 BB: 1 P: 17	R: 0 H: 0 E: 0 K: 1 S: 6	H: 0 LOB: 1 BB: 1 P: 10	R: 2 H: 2 E: 0 K: 1 S: 10	H: 2 LOB: 0 BB: 0 P: 16	R: 0 H: 1 E: 0 K: 1 S: 10	H: 0 LOB: 0 BB: 0 P: 14	R: 0 H: 0 E: 0 K: 1 S: 13	H: 0 LOB: 0 BB: 0 P: 15	R: 0 H: 0 E: 0 K: 3 S: 12	H: 0 LOB: 0 BB: 0 P: 15	1B: 5 2B: 1 3B: 0 HR: 1	SF: 0 SAC: 0 DP: 1 HBP: 0	WP: 0 PB: 1 SB: 0 CS: 1	PA: 36								
PITCHER	IP	WLS	BF	H	R	ER	SO	BB	IBB	HBP	BLK	WP	HR	S	P	ERA	WHIP											
38 Tyson Ross, R ERA: 3.26	(1.1)	6.0	L	26	6	4	4	7	3	0	0	0	0	1	58	93	6.00	1.500										
59 Kevin Quackenbush, R ERA: 4.15	(7.1)	0.2		3	1	0	0	1	0	0	0	0	0	0	8	10	0.00	1.500										
45 Marc Rzepczynski, L ERA: 5.92	(7.1)	0.1		1	0	0	0	0	0	0	0	0	0	2	4	0.00	0.000											
56 Shawn Kelley, R ERA: 2.55	(8.1)	1.0		3	0	0	0	1	1	0	0	0	0	13	21	0.00	1.000											
43 Jon Edwards, R ERA: 2.91	(9.1)	1.0		3	0	0	0	3	0	0	0	0	0	12	15	0.00	0.000											
Batter	1	2	3	4	5	6	7	8	9	AB	R	H	RBI	BB	SO	LOB	BOTTOM											
4 Will Myers, R OBP: 0.340, SLG: 0.436										4	0	1	1	0	1	0	Milwaukee Brewers @ San Diego Padres Petco Park, San Diego, CA Tue Sep 29 2015, 7:11 PM - 10:07 PM PDT Att: 36,047 - Clear - 76 F											
26 Yanervis Solarte, S OBP: 0.354, SLG: 0.450										4	1	1	0	0	1	2												
27 Matt Kemp, R OBP: 0.312, SLG: 0.443										2	0	1	1	0	1	0												
2 B.J. Upton, R OBP: 0.320, SLG: 0.414										1	0	1	0	1	0	0												
10 Justin Upton, R OBP: 0.336, SLG: 0.454										4	0	1	0	0	1	1												
9 Jedd Gyorko, R OBP: 0.295, SLG: 0.402										4	0	1	0	0	1	2												
15 Cory Spangenberg, L OBP: 0.359, SLG: 0.457										4	1	2	0	0	2	1												
18 Austin Hedges, R OBP: 0.207, SLG: 0.219										2	1	0	0	1	0	1												
3 Derek Norris, R OBP: 0.301, SLG: 0.407										1	0	0	0	0	0	0												
38 Tyson Ross, R 5 Alexi Amarista, L 59 Kevin Quackenbush, R 45 Marc Rzepczynski, L 56 Shawn Kelley, R 43 Jon Edwards, R 39 Brent Heston, L										2	0	1	1	0	0	2												
16 Travis Jankowski, L OBP: 0.231, SLG: 0.329										4	0	0	0	0	2	2												
Inning Stats	R: 0 H: 0 E: 0 K: 2 S: 9	H: 0 LOB: 0 BB: 0 P: 13	R: 0 H: 1 E: 1 K: 1 S: 11	H: 1 LOB: 0 BB: 0 P: 15	R: 1 H: 3 E: 0 K: 2 S: 19	H: 3 LOB: 2 BB: 0 P: 28	R: 2 H: 3 E: 0 K: 1 S: 14	H: 3 LOB: 1 BB: 1 P: 27	R: 0 H: 0 E: 0 K: 0 S: 6	H: 0 LOB: 0 BB: 0 P: 11	R: 0 H: 1 E: 0 K: 1 S: 8	H: 0 LOB: 0 BB: 0 P: 11	R: 0 H: 0 E: 0 K: 1 S: 5	H: 0 LOB: 0 BB: 0 P: 7	R: 0 H: 0 E: 0 K: 1 S: 9	H: 0 LOB: 0 BB: 0 P: 14	1B: 7 2B: 1 3B: 1 HR: 0	SF: 0 SAC: 0 DP: 2 HBP: 0	WP: 1 PB: 0 SB: 0 CS: 0	PA: 37								
PITCHER	IP	WLS	BF	H	R	ER	SO	BB	IBB	HBP	BLK	WP	HR	S	P	ERA	WHIP											
28 Jorge López, R ERA: 5.4	(1.1)	5.0	W	24	8	3	3	7	2	0	0	0	0	0	59	94	5.40	2.000										
50 Yhonnathan Barrios, R ERA: 1.00	(6.1)	1.0	H	3	0	0	0	0	0	0	0	0	0	6	11	0.00	0.000											
21 Jeremy Jeffress, R ERA: 2.66	(7.1)	2.0	H	6	1	0	0	2	0	0	0	0	0	13	18	0.00	0.500											
57 Francisco Rodríguez, R ERA: 2.25	(9.1)	1.0	S	3	0	0	0	1	0	0	0	0	0	9	14	0.00	0.000											

Batter	1	2	3	4	5	6	7	8	9	AB	R	H	RBI	BB	SO	LOB	TOP																					
2 Scooter Gennett, L OBP: 0.297, SLG: 0.389										4	0	2	0	0	1	2																						
14 Hernán Pérez, R OBP: 0.256, SLG: 0.333										4	0	2	0	0	1	2																						
15 Jason Rogers, R OBP: 0.369, SLG: 0.444											4	0	0	0	0	3	2																					
18 Khris Davis, R OBP: 0.324, SLG: 0.501											4	0	0	0	0	3	1																					
16 Domingo Santana, R OBP: 0.339, SLG: 0.447											4	0	0	0	0	1	0																					
12 Martín Maldonado, R OBP: 0.295, SLG: 0.295											4	0	1	0	0	3	0																					
25 Michael Reed, R OBP: 0.500, SLG: 0.750											3	0	1	0	0	2	1																					
29 Yadiel Rivera, R OBP: 0.071, SLG: 0.071											3	0	0	0	0	2	2																					
26 Taylor Jungmann, R OBP: 0.285, SLG: 0.334										1	0	0	0	0	0	0	1																					
26 Kyle Lohse, R OBP: 0.291, SLG: 0.291										0	0	0	0	0	0	0	0																					
35 Shane Bieber, L OBP: 0.329, SLG: 0.354										0	1	1	1	0	0	0	0																					
51 Cesar Jimenez, L OBP: 0.285, SLG: 0.285										0	0	0	0	0	0	0	0																					
7 Logan Schafer, L OBP: 0.308, SLG: 0.322										1	0	0	0	0	0	0	0																					
50 Yhonnathan Barrios, S OBP: 0.285, SLG: 0.285										0	0	0	0	0	0	0	0																					
Inning Stats	R: 0 E: 0 K: 1 S: 9	H: 1 LOB: 0 BB: 0 P: 12	R: 0 E: 0 K: 2 S: 10	H: 0 LOB: 0 BB: 0 P: 17	R: 0 E: 0 K: 2 S: 17	H: 2 LOB: 2 BB: 0 P: 25	R: 0 E: 0 K: 0 S: 5	H: 0 LOB: 0 BB: 0 P: 9	R: 0 E: 0 K: 3 S: 10	H: 0 LOB: 0 BB: 0 P: 18	R: 1 E: 0 K: 3 S: 13	H: 2 LOB: 1 BB: 0 P: 21	R: 0 E: 0 K: 2 S: 9	H: 1 LOB: 1 BB: 0 P: 17	R: 0 E: 0 K: 1 S: 11	H: 1 LOB: 1 BB: 0 P: 14	R: 0 E: 0 K: 2 S: 7	H: 0 LOB: 0 BB: 0 P: 11	1B: 6 2B: 0 3B: 0 HR: 1	SF: 0 SAC: 0 DP: 1 HBP: 0	WP: 1 PB: 1 SB: 0 CS: 0	PA: 33																
PITCHER	IP	WLS	BF	H	R	ER	SO	BB	IBB	HBP	BLK	WP	HR	S	P	ERA	WHIP	PITCHER				IP	WLS	BF	H	R	ER	SO	BB	IBB	HBP	BLK	WP	HR	S	P	ERA	WHIP
22 Ian Kennedy, R ERA: 4.28	6.0	W	22	5	1	1	11	0	0	0	0	1	1	64	102	1.50	0.833					6.0	W	22	5	1	1	11	0	0	0	0	1	1	64	102	1.50	0.833
56 Shawn Kelley, R ERA: 2.5	1.0	H	4	1	0	0	2	0	0	0	0	0	0	9	17	0.00	1.000					1.0	H	4	1	0	0	2	0	0	0	0	0	9	17	0.00	1.000	
53 Joaquin Benoit, R ERA: 2.34	1.0	H	4	1	0	0	1	0	0	0	0	0	0	11	14	0.00	1.000					1.0	H	4	1	0	0	1	0	0	0	0	11	14	0.00	1.000		
46 Craig Kimbrel, R ERA: 2.88	1.0	S	3	0	0	0	2	0	0	0	0	0	0	7	11	0.00	0.000					1.0	S	3	0	0	0	2	0	0	0	0	7	11	0.00	0.000		

Milwaukee Brewers @ San Diego Padres
Petco Park, San Diego, CA
Thu Oct 01 2015, 3:41 PM - 6:45 PM PDT
Att: 22,129 - Partly Cloudy - 82 F

AB 33
R 1
H 7
RBI 1
BB 0
SO 16
LOB 11



Batter	1	2	3	4	5	6	7	8	9	AB	R	H	RBI	BB	SO	LOB	BOTTOM																					
4 WJ Myers, R OBP: 0.336, SLG: 0.427										2	0	0	0	0	0	2																						
5 Alexi Amarista, L OBP: 0.263, SLG: 0.295										1	0	0	0	1	1	0																						
15 Cory Spangenberg, L OBP: 0.356, SLG: 0.467										3	1	2	1	1	0	0																						
26 Yangelis Solarte, S OBP: 0.325, SLG: 0.436										4	1	2	2	0	0	2																						
9 Jedd Gyorko, R OBP: 0.296, SLG: 0.400										3	0	0	0	1	0	2																						
39 Brett Wallace, L OBP: 0.379, SLG: 0.538										3	0	0	0	1	1	1																						
2 B.J. Upton, R OBP: 0.327, SLG: 0.420										4	0	1	0	0	1	3																						
3 Derek Norris, R OBP: 0.302, SLG: 0.405										1	1	1	0	2	0	0																						
22 Ian Kennedy, R OBP: 0.095, SLG: 0.167										1	0	0	0	0	1	1																						
58 Rocky Gale, R OBP: 0.111, SLG: 0.111										1	0	0	0	0	0	1																						
56 Shawn Kelley, R ERA: 3.77										0	0	0	0	0	0	0																						
53 Joaquin Benoit, R ERA: 3.13										0	0	0	0	0	0	0																						
46 Craig Kimbrel, R ERA: 2.88										0	0	0	0	0	0	0																						
16 Travis Jankowski, L OBP: 0.247, SLG: 0.321										2	0	0	0	1	1	2																						
Inning Stats	R: 0 E: 0 K: 1 S: 13	H: 2 LOB: 3 BB: 1 P: 22	R: 0 E: 0 K: 1 S: 17	H: 1 LOB: 1 BB: 1 P: 30	R: 2 E: 0 K: 0 S: 15	H: 1 LOB: 0 BB: 1 P: 26	R: 1 E: 0 K: 1 S: 10	H: 1 LOB: 2 BB: 2 P: 21	R: 0 E: 0 K: 0 S: 10	H: 0 LOB: 0 BB: 1 P: 17	R: 0 E: 0 K: 0 S: 8	H: 0 LOB: 1 BB: 1 P: 12	R: 0 E: 0 K: 1 S: 9	H: 0 LOB: 0 BB: 0 P: 14	R: 0 E: 0 K: 1 S: 9	H: 0 LOB: 0 BB: 0 P: 12	1B: 5 2B: 1 3B: 0 HR: 1	SF: 0 SAC: 1 DP: 3 HBP: 0	WP: 1 PB: 0 SB: 0 CS: 1	PA: 34																		
PITCHER	IP	WLS	BF	H	R	ER	SO	BB	IBB	HBP	BLK	WP	HR	S	P	ERA	WHIP	PITCHER				IP	WLS	BF	H	R	ER	SO	BB	IBB	HBP	BLK	WP	HR	S	P	ERA	WHIP
26 Taylor Jungmann, R ERA: 3.77	3.0	L	16	4	3	3	2	4	0	0	0	0	0	18	32	9.00	2.667					3.0	L	16	4	3	3	2	4	0	0	0	0	18	32	9.00	2.667	
26 Kyle Lohse, R ERA: 5.85	2.0		8	2	0	0	1	2	0	0	0	0	0	17	26	0.00	0.500					2.0		8	2	0	0	1	2	0	0	0	17	26	0.00	0.500		
51 Cesar Jimenez, L ERA: 3.13	2.0		6	0	0	0	1	1	0	0	0	0	0	9	12	0.00	0.000					2.0		6	0	0	0	1	1	0	0	0	9	12	0.00	0.000		
50 Yhonnathan Barrios, R ERA: 3.13	1.0		3	0	0	0	1	0	0	0	0	0	0	9	12	0.00	0.000					1.0		3	0	0	0	1	0	0	0	0	9	12	0.00	0.000		

Milwaukee Brewers @ San Diego Padres
Petco Park, San Diego, CA
Thu Oct 01 2015, 3:41 PM - 6:45 PM PDT
Att: 22,129 - Partly Cloudy - 82 F

AB 25
R 3
H 6
RBI 3
BB 7
SO 5
LOB 14



