

Milwaukee Brewers - 2022

Batter	1	2	3	4	5	6	7	8	9	AB	R	H	RBI	BB	SO	LOB	TOP					
14 Jace Peterson, L (1,4) 13 Mark Mathias, R (5,4)	G4-3	F8			F7		E3 72 FC1-6		K	3	0	0	0	0	0	3	Milwaukee Brewers @ Los Angeles Dodgers Camelback Ranch, Glendale, AZ Fri Mar 18 2022, 4:09 PM - 7:04 PM EDT Att: 8,581 - Sunny - 78 F					
27 Willy Adames, R (1,6) 72 Brice Turang, L (5,6)	G5-3		K		FC 22 1B 1-2		FC1-6 1-2			3	0	0	0	0	1	1						
22 Christian Velich, L (1,7) 21 David Dahl, L (5,7)	P5		F8							3	0	1	1	0	0	0						
12 Hunter Renfroe, R (1,9) 75 Garrett Whitley, R (5,9)		G1-3 3 0 2B BB	F7							2	1	0	0	1	1	2						
18 Keston Hiura, R (1,3) 41 Jon Singleton, L (6,3)	L8			K						2	0	0	0	0	1	1						
20 Mike Brosseau, R (1,5) 78 Andruw Monasterio, R (6,5)		L9 3 0 2B BB		L9						2	1	1	0	1	0	0						
3 Corey Ray, L (1,8) 7 Jonathan Davis, R (6,8)	G1-3			P2						3	0	0	0	0	0	4						
0 Mario Feliciano, R (1,2) 63 Brett Sullivan, L (7,2)										3	1	2	2	0	0	2						
9 Tyler White, R (1,10) 66 Jakson Reetz, R (9,PH) (9,10)										1	0	0	0	0	1	0						
Inning Stats	R: 0 E: 0 K: 0 S: 3	H: 0 LOB: 0 BB: 0 P: 3	R: 2 E: 0 K: 0 S: 5	H: 2 LOB: 2 BB: 2 P: 13	R: 0 E: 0 K: 1 S: 5	H: 0 LOB: 0 BB: 0 P: 5	R: 0 E: 0 K: 1 S: 5	H: 0 LOB: 0 BB: 0 P: 5	R: 1 E: 0 K: 2 S: 10	H: 2 LOB: 2 BB: 0 P: 10	R: 0 E: 0 K: 0 S: 3	H: 1 LOB: 1 BB: 0 P: 4	R: 0 E: 1 K: 1 S: 6	H: 0 LOB: 1 BB: 0 P: 6	R: 0 E: 0 K: 1 S: 5	H: 0 LOB: 1 BB: 1 P: 10		R: 0 E: 0 K: 2 S: 7	H: 0 LOB: 0 BB: 0 P: 7	1B: 4 2B: 1 3B: 0 HR: 0	SF: 0 SAC: 0 DP: 1 HBP: 1	WP: 0 PB: 0 SB: 1 CS: 1
PITCHER	IP WLS BF H R ER SO BB IBB HBP BLK WP HR S P ERA WHIP																					
22 Clayton Kershaw, L (1,1) ERA: 6.75	1.1 5 0 1 1 0 1 0 0 0 0 0 0 4 8 6.75 0.750																					
94 Aidy Acosta, R (2,1) ERA: 13.5	0.2 5 2 1 1 0 1 0 0 0 0 0 0 4 8 13.50 4.500																					
70 Beau Burrows, R (3,1) ERA:	2.0 6 0 0 0 2 0 0 0 0 0 0 0 10 10 0.00 0.000																					
46 Sam Gaviglio, R (5,1) ERA:	2.0 10 3 1 0 2 0 0 0 1 0 0 0 13 14 0.00 1.500																					
48 Brusdar Graterol, R (7,1) ERA:	1.0 4 0 0 0 1 0 0 0 0 0 0 0 6 6 0.00 0.000																					
PITCHER	IP WLS BF H R ER SO BB IBB HBP BLK WP HR S P ERA WHIP																					
51 Alex Vesia, L (8,1) ERA:	1.0 4 0 0 0 1 1 0 0 0 0 0 0 5 10 0.00 1.000																					
61 Garrett Cleavinger, L (9,1) ERA:	1.0 3 0 0 0 2 0 0 0 0 0 0 0 7 7 0.00 0.000																					

Batter	1	2	3	4	5	6	7	8	9	AB	R	H	RBI	BB	SO	LOB	BOTTOM					
6 Trea Turner, R (1,6) 68 Eddy Alvarez, L (5,6) OBP: 0.333, SLG: 0.333	K		K						G3-1	2	0	0	0	2	0	Milwaukee Brewers @ Los Angeles Dodgers Camelback Ranch, Glendale, AZ Fri Mar 18 2022, 4:09 PM - 7:04 PM EDT Att: 8,581 - Sunny - 78 F						
10 Justin Turner, R (1,5) 12 Tony Wolters, L (5,2) OBP: 0.500, SLG: 1.000	G6-3			L8	G4-3					2	0	0	0	0	0		2					
16 Will Smith, R (1,2) 57 Jason Martin, L (5,7) OBP: 0.500, SLG: 2.000	F9			F7						2	0	0	0	0	0		0					
11 AJ Pollock, R (1,7) 71 Miguel Vargas, R (5,5) OBP: 1.000, SLG: 1.000		G6-3								1	0	0	1	0	0		0					
35 Cody Bellinger, L (1,8) 90 Andy Pages, R (5,8)		K		K						2	0	0	0	0	2		1					
3 Chris Taylor, R (1,10) 92 Stefan Romero, R (6,PH) (7,10)										1	1	1	0	1	0		0					
9 Gavin Lux, L (1,4) 18 Jake Lamb, L (6,3)										1	0	0	0	1	0		0					
45 Matt Beaty, L (1,3) 29 Andy Burns, R (6,4) OBP: 0.500, SLG: 2.000										2	0	0	0	0	2		2					
8 Zach McKinstry, L (1,9) 98 Ryan Noda, L (6,9)										1	0	0	0	1	0		0					
Inning Stats	R: 0 E: 0 K: 1 S: 5	H: 0 LOB: 0 BB: 0 P: 5	R: 0 E: 0 K: 1 S: 5	H: 0 LOB: 1 BB: 1 P: 9	R: 0 E: 0 K: 1 S: 5	H: 0 LOB: 0 BB: 0 P: 5	R: 0 E: 0 K: 1 S: 5	H: 0 LOB: 1 BB: 1 P: 9	R: 1 E: 0 K: 0 S: 5	H: 2 LOB: 2 BB: 1 P: 9	R: 1 E: 0 K: 1 S: 6	H: 1 LOB: 2 BB: 2 P: 15	R: 0 E: 0 K: 1 S: 6	H: 1 LOB: 1 BB: 0 P: 6	R: 0 E: 0 K: 0 S: 3		H: 1 LOB: 0 BB: 0 P: 3	R: 1 E: 0 K: 0 S: 4	H: 1 LOB: 0 BB: 0 P: 5	1B: 2 2B: 2 3B: 0 HR: 2	SF: 1 SAC: 0 DP: 1 HBP: 0	WP: 0 PB: 0 SB: 0 CS: 0
PITCHER	IP WLS BF H R ER SO BB IBB HBP BLK WP HR S P ERA WHIP																					
74 Ethan Small, L (1,1) ERA:	2.0 7 0 0 0 1 0 0 0 0 0 0 0 5 5 0.00 0.500																					
48 Trevor Gott, R (3,1) ERA:	1.0 3 0 0 0 1 0 0 0 0 0 0 0 5 5 0.00 0.000																					
58 Miguel Sanchez, R (4,1) ERA:	1.0 4 0 0 0 1 1 0 0 0 0 0 0 5 9 0.00 1.000																					
77 Luke Barker, R (5,1) ERA: 9.0	1.0 6 2 1 1 0 1 0 0 0 0 0 0 5 9 9.00 3.000																					
81 Moises Gomez, R (6,1) ERA: 9.0	1.0 6 1 1 1 1 2 0 0 0 0 0 1 6 15 9.00 3.000																					
PITCHER	IP WLS BF H R ER SO BB IBB HBP BLK WP HR S P ERA WHIP																					
79 Jason Alexander, R (7,1) ERA:	2.0 7 0 0 0 1 0 0 0 0 0 0 0 9 9 0.00 1.000																					
93 Zack Brown, R (9,1) ERA: 9.0	1.0 4 1 1 1 0 0 0 0 0 0 0 1 4 5 9.00 1.000																					

Batter	1	2	3	4	5	6	7	8	9	AB	R	H	RBI	BB	SO	LOB	TOP						
2 Trent Grisham, L (1.8) 92 Mathew Batten, R (6.4)	F7		CS	L8		2H 1B		FC5-4		3	0	1	1	0	0	0	San Diego Padres @ Milwaukee Brewers American Family Fields of Phoenix, Phoenix, AZ Sun Mar 20 2022, 3:12 PM - 5:56 PM CDT Att: 7,758 - Overcast - 71 F						
10 Jurickson Profar, S (1.7) 88 Thomas Milone, L (6.7)	F8			G4-3		K		K		3	0	0	0	0	1	1							
26 Austin Nola, R (1.2) 98 Euriel Angeles, R (6.5)	K			BB		P3			G5-3	2	0	0	0	1	1	1							
5 Wil Myers, R (1.10) 87 CJ Abrams, L (9. PH)		K		G4-3			K		HR	3	0	0	0	0	2	1							
16 Nomar Mazara, L (1.9) 37 Trayce Thompson, R (6.9)	P5			G4-3		K			P5	2	0	0	0	0	0	0							
32 Eguay Rosario, R (1.5) 96 Jackson Merrill, L (6.6)	P3			K		G4-3			1B	2	0	0	0	0	1	0							
46 Domingo Leyba, S (1.4) 38 Jorge Alfaro, R (6.2)			CS	L6				K	K	2	0	1	0	0	0	0							
93 Taylor Kohlwey, L (1.3) 71 Adelin Rodriguez, R (6.3)			F8			2B				2	1	1	0	0	0	1							
77 C.J. Hinojosa, R (1.6) 85 Luis Liberato, L (6.8)	K					F8				2	0	0	0	0	1	2							
								92 FC5-4		1	0	1	1	0	0	0							
Inning Stats	R: 0 E: 0 K: 1 S: 5	H: 0 LOB: 0 BB: 0 P: 6	R: 0 E: 0 K: 1 S: 5	H: 0 LOB: 0 BB: 0 P: 5	R: 0 E: 0 K: 1 S: 5	H: 1 LOB: 0 BB: 0 P: 7	R: 0 E: 0 K: 0 S: 3	H: 0 LOB: 1 BB: 1 P: 7	R: 0 E: 0 K: 1 S: 5	H: 0 LOB: 0 BB: 0 P: 5	R: 1 E: 0 K: 1 S: 7	H: 2 LOB: 1 BB: 0 P: 7	R: 0 E: 0 K: 2 S: 7	H: 0 LOB: 0 BB: 0 P: 7	R: 1 E: 0 K: 2 S: 9	H: 2 LOB: 1 BB: 0 P: 9	R: 1 E: 0 K: 1 S: 9	H: 2 LOB: 1 BB: 0 P: 12	1B: 4 2B: 1 3B: 1 HR: 1	SF: 0 SAC: 0 DP: 0 HBP: 0	WP: 0 PB: 0 SB: 0 CS: 1	PA: 35	
PITCHER	IP WLS BF H R ER SO BB IBB HBP BLK WP HR S P ERA WHIP											PITCHER	IP WLS BF H R ER SO BB IBB HBP BLK WP HR S P ERA WHIP										
51 Freddy Peralta, R (1.1) ERA: 0.00	2.2 W 9 1 0 0 3 0 0 0 0 0 0 0 15 17 0.00 0.375											55 Hoby Milner, L (7.1) ERA: 9.0	1.0 3 0 0 0 2 0 0 0 0 0 0 4 2 2 3 0 0 0 0 0 0 0 1 18 21 9.00 2.000										
43 Robbie Hitt, R (3.1) ERA: 0.00	0.1 H 0 0 0 0 0 0 0 0 0 0 0 0 0 1 0.00 0.000											76 Dylan File, R (8.1) ERA: 9.0	2.0 10 4 2 2 3 0 0 0 0 0 0 0 1 18 21 9.00 2.000										
35 Brent Suter, L (4.1) ERA: 0.00	1.0 H 4 0 0 0 0 1 0 0 0 0 0 0 3 7 0.00 1.000																						
45 Brad Boxberger, R (5.1) ERA: 0.00	1.0 3 0 0 0 1 0 0 0 0 0 0 0 5 5 0.00 0.000																						
54 Jake Cousins, R (6.1) ERA: 9.0	1.0 5 2 1 1 1 0 0 0 0 0 0 0 7 7 9.00 2.000																						

Batter	1	2	3	4	5	6	7	8	9	AB	R	H	RBI	BB	SO	LOB	BOTTOM						
10 Omar Narváez, L (1.2) 0 Mario Feliciano, R (6.2)	P4		F8	F9		F9				3	0	0	0	0	0	0	San Diego Padres @ Milwaukee Brewers American Family Fields of Phoenix, Phoenix, AZ Sun Mar 20 2022, 3:12 PM - 5:56 PM CDT Att: 7,758 - Overcast - 71 F						
27 Willy Adames, R (1.6) 72 Bryce Turang, L (6.6)	G6-3		K		K		K			3	0	0	0	0	2	0							
22 Christian Yelich, L (1.7) 95 Joe Gray Jr., R (6.7)	G6-3					18 WP 18 1B			41 BB	3	1	2	0	0	0	0							
12 Hunter Renfroe, R (1.9) 3 Corey Ray, L (6.9)	G4-3		K			18 WP 18 1B			K	3	1	1	0	0	1	1							
18 Keston Hiura, R (1.3) 41 Jon Singleton, L (6.3)	HR			HR		14 HR BB			14 FC3-6	2	2	2	3	1	0	0							
14 Jace Peterson, L (1.5) 33 Pablo Reyes, R (6.5)	K			HR		FC3-6			P3	3	1	1	2	0	1	1							
20 Mike Brosseau, R (1.4) 13 Mark Mathias, R (6.4)				HR		G5-3			K	3	1	2	1	0	0	1							
9 Tyler White, R (1.10) 66 Jakson Reetz, R (8. PH)	E5			G6-3					G5-3	3	0	0	0	0	1	1							
7 Jonathan Davis, R (1.8) 5 Korry Howell, R (7.8)	K			K		G6-3			K	3	0	0	0	0	2	2							
									K	1	0	0	0	0	1	0							
Inning Stats	R: 0 E: 0 K: 0 S: 3	H: 0 LOB: 0 BB: 0 P: 3	R: 1 E: 1 K: 2 S: 10	H: 2 LOB: 2 BB: 0 P: 11	R: 0 E: 0 K: 2 S: 8	H: 1 LOB: 0 BB: 0 P: 8	R: 3 E: 0 K: 1 S: 8	H: 2 LOB: 1 BB: 1 P: 13	R: 2 E: 0 K: 1 S: 8	H: 3 LOB: 1 BB: 0 P: 9	R: 0 E: 0 K: 1 S: 5	H: 0 LOB: 0 BB: 0 P: 5	R: 0 E: 0 K: 2 S: 7	H: 0 LOB: 2 BB: 2 P: 15	R: 0 E: 0 K: 2 S: 7	H: 0 LOB: 0 BB: 0 P: 7	1B: 5 2B: 0 3B: 0 HR: 3	SF: 0 SAC: 0 DP: 0 HBP: 0	WP: 1 PB: 0 SB: 0 CS: 0	PA: 36			
PITCHER	IP WLS BF H R ER SO BB IBB HBP BLK WP HR S P ERA WHIP											PITCHER	IP WLS BF H R ER SO BB IBB HBP BLK WP HR S P ERA WHIP										
59 Chris Paddack, R (1.1) ERA: 4.5	2.0 L 9 2 1 1 2 3 1 0 0 0 0 0 2 16 21 13.50 2.000											47 Heath Fillmyer, R (8.1) ERA: 0.00	1.0 3 0 0 0 2 0 0 0 0 0 0 0 7 7 0.00 0.000										
40 Ryan Weathers, L (3.1) ERA: 13.5	2.0 10 3 3 3 3 1 0 0 0 0 0 2 16 21 13.50 2.000																						
34 Craig Stammen, R (5.1) ERA: 18.0	1.0 6 3 2 2 1 0 0 0 0 0 1 0 8 9 18.00 3.000																						
Austin Adams, R (6.1) ERA: 0.00	1.0 3 0 0 0 1 0 0 0 0 0 0 0 5 5 0.00 0.000																						
56 Ray Kerr, L (7.1) ERA: 0.00	1.0 5 0 0 0 2 2 0 0 0 0 0 0 7 15 0.00 2.000																						

AB 33
R 3
H 7
RBI 3
BB 1
SO 10
LOB 9



AB 33
R 6
H 8
RBI 6
BB 3
SO 11
LOB 9



Batter	1	2	3	4	5	6	7	8	9	AB	R	H	RBI	BB	SO	LOB	TOP						
31 LaMonte Wade Jr., L OBP: 0.455, SLG: 0.889 88 Carter Aldrete, R OBP: 0.250, SLG: 0.500	1-0 G6-3 39 G6-3 2B		0-3 K			0-0 F7		0-0 F9		1	1	1	0	0	0	0	San Francisco Giants @ Milwaukee Brewers American Family Fields of Phoenix, Phoenix, AZ Mon Mar 28 2022, 3:11 PM - 5:51 PM CDT Att: 3,281 - Cloudy - 80 F						
13 Austin Stater, R OBP: 0.231, SLG: 0.167 94 Armani Smith, R OBP: 0.444, SLG: 1.222	0-0 G6-3 2-3		0-3 K			4-0 BB		0-0 77 1B 2B		2	0	0	0	1	1	1							
6 Steven Duggar, L OBP: 0.233, SLG: 0.364 77 Michael Gagliotti, L OBP: 1.000, SLG: 1.000	4-0 BB 39 G6-3				0-0 G6-3			0-0 BB		2	0	0	0	1	1	1							
39 Thairo Estrada, R OBP: 0.545, SLG: 0.778 82 Abdiel Layer, S (8, PH)	0-0 G6-3 1-2 3-H				1-0 2 CS HBP			0-0 88 G1-3 1B		2	0	1	1	0	0	1							
2 Curt Casali, R OBP: 0.375, SLG: 0.625 90 Brett Auerbach, R OBP: 0.300, SLG: 0.667	0-3 K				1-0 1-2			0-3 K		2	0	0	0	0	1	2							
88 Jason Krizan, L OBP: 0.267, SLG: 0.267					0-0 G4-3			0-0 G1-3		4	0	1	0	0	1	1							
12 Alex Blandino, R OBP: 0.462, SLG: 0.769 88 Shane Matheny, L OBP: 1.000, SLG: 2.000 92 David Villar, R OBP: 0.091, SLG: 0.091					0-3 K			0-0 86 DI 1B		3	0	0	0	0	2	1							
82 Arquímedes Gamboa, S (1, 4) 86 Jimmy Ciovenne, R OBP: 0.154, SLG: 0.615 OBP: 0.333, SLG: 0.200					0-3 K			0-3 K		0	0	0	0	0	0	0							
95 Diego Rincones, R OBP: 0.375, SLG: 0.286					0-0 F9			0-0 G5-3		3	1	1	1	0	2	0							
					0-0 G6-3			0-0 G5-3		3	0	0	0	0	0	0							
Inning Stats	R: 1 E: 0 K: 1 S: 6	H: 1 LOB: 1 BB: 1 P: 11	R: 0 E: 0 K: 3 S: 9	H: 0 LOB: 0 BB: 0 P: 9	R: 0 E: 0 K: 2 S: 7	H: 0 LOB: 0 BB: 0 P: 7	R: 0 E: 0 K: 0 S: 2	H: 0 LOB: 0 BB: 0 P: 4	R: 0 E: 0 K: 2 S: 7	H: 0 LOB: 0 BB: 0 P: 7	R: 0 E: 0 K: 1 S: 5	H: 1 LOB: 1 BB: 1 P: 9	R: 0 E: 0 K: 1 S: 6	H: 3 LOB: 2 BB: 0 P: 8	R: 0 E: 0 K: 2 S: 9	H: 1 LOB: 1 BB: 0 P: 9	1B: 3 2B: 2 3B: 0 HR: 1	SF: 0 SAC: 0 DP: 0 HBP: 1	WP: 0 PB: 0 SB: 0 CS: 1	PA: 35			
PITCHER	IP WLS BF ERA WHIP	H R ER SO BB IBB HBP BLK WP HR S P ERA WHIP	H R ER SO BB IBB HBP BLK WP HR S P ERA WHIP	H R ER SO BB IBB HBP BLK WP HR S P ERA WHIP	H R ER SO BB IBB HBP BLK WP HR S P ERA WHIP	H R ER SO BB IBB HBP BLK WP HR S P ERA WHIP	H R ER SO BB IBB HBP BLK WP HR S P ERA WHIP	H R ER SO BB IBB HBP BLK WP HR S P ERA WHIP	H R ER SO BB IBB HBP BLK WP HR S P ERA WHIP	H R ER SO BB IBB HBP BLK WP HR S P ERA WHIP	H R ER SO BB IBB HBP BLK WP HR S P ERA WHIP	H R ER SO BB IBB HBP BLK WP HR S P ERA WHIP	H R ER SO BB IBB HBP BLK WP HR S P ERA WHIP	H R ER SO BB IBB HBP BLK WP HR S P ERA WHIP	H R ER SO BB IBB HBP BLK WP HR S P ERA WHIP	H R ER SO BB IBB HBP BLK WP HR S P ERA WHIP	H R ER SO BB IBB HBP BLK WP HR S P ERA WHIP	H R ER SO BB IBB HBP BLK WP HR S P ERA WHIP	H R ER SO BB IBB HBP BLK WP HR S P ERA WHIP	H R ER SO BB IBB HBP BLK WP HR S P ERA WHIP	H R ER SO BB IBB HBP BLK WP HR S P ERA WHIP	H R ER SO BB IBB HBP BLK WP HR S P ERA WHIP	H R ER SO BB IBB HBP BLK WP HR S P ERA WHIP

AB	32
R	2
H	6
RBI	2
BB	2
SO	12
LOB	12



Batter	1	2	3	4	5	6	7	8	9	AB	R	H	RBI	BB	SO	LOB	BOTTOM						
16 Koltan Wong, L OBP: 0.389, SLG: 0.563 18 Keston Hiura, R OBP: 0.556, SLG: 1.133	0-3 K	0-0 F8		0-0 1B		0-0 33 BB 1B		0-3 K		3	0	1	0	0	1	2	San Francisco Giants @ Milwaukee Brewers American Family Fields of Phoenix, Phoenix, AZ Mon Mar 28 2022, 3:11 PM - 5:51 PM CDT Att: 3,281 - Cloudy - 80 F						
6 Lorenzo Cain, R OBP: 0.364, SLG: 0.222 33 Pablo Reyes, R OBP: 0.333, SLG: 0.412	0-3 K		0-0 G1-4-3	0-0 G3		4-0 1B		0-0 96 2B		3	0	0	0	0	1	2							
22 Christian Yelich, L OBP: 0.333, SLG: 0.412 96 Garrett Mitchell, L OBP: 0.400, SLG: 0.500	0-0 G3-1		0-0 F9		0-0 27 S 2B		0-3 K		0-0 2-H 2B		3	0	1	0	0	0							
24 Andrew McCutchen, R OBP: 0.500, SLG: 0.917 43 Tristen Lutz, R (8, 10)		4-0 27 HR BB	0-0 G6-3		0-0 F9		0-3 K		0-0 P4		2	1	0	0	1	1							
27 Willy Adames, R OBP: 0.238, SLG: 0.500 5 Freddy Zamora, R (6, 6)		1-1 HR		4-0 11 HR BB		0-1 F9		0-3 K		2	2	1	2	1	0	1							
11 Rowdy Tellez, L OBP: 0.333, SLG: 0.533 5 Korry Howell, R (6, 7)		0-0 G3-1		0-0 HR		0-0 F7		1-0 66 S 41 S HBP		3	1	1	2	0	0	2							
12 Hunter Renfroe, R OBP: 0.200, SLG: 0.143 41 Micah Bello, R (7, 9)		0-0 14 1B E5		0-3 K		0-0 G5-3		4-0 66 S BB		3	0	0	0	0	1	0							
10 Omar Narváez, L OBP: 0.267, SLG: 0.154 66 Jakson Reetz, R (8, 2)		0-3 K		0-0 16 1B 1B		0-3 K		1-2 K		3	0	1	0	0	2	1							
14 Jace Peterson, L OBP: 0.333, SLG: 0.467 94 Tyler Black, L (7, 5)		0-0 2-3 1B		0-3 K		4-0 33 BB 18 1B BB		0-0 G3		2	0	1	0	1	1	1							
Inning Stats	R: 0 E: 0 K: 2 S: 7	H: 0 LOB: 0 BB: 0 P: 7	R: 2 E: 1 K: 1 S: 9	H: 2 LOB: 2 BB: 1 P: 14	R: 0 E: 0 K: 0 S: 3	H: 0 LOB: 0 BB: 0 P: 3	R: 2 E: 0 K: 2 S: 10	H: 3 LOB: 2 BB: 1 P: 14	R: 0 E: 0 K: 0 S: 5	H: 1 LOB: 2 BB: 0 P: 5	R: 0 E: 0 K: 2 S: 8	H: 1 LOB: 3 BB: 2 P: 16	R: 0 E: 0 K: 3 S: 9	H: 0 LOB: 2 BB: 1 P: 15	R: 1 E: 0 K: 1 S: 7	H: 2 LOB: 1 BB: 0 P: 7		1B: 4 2B: 3 3B: 0 HR: 2	SF: 0 SAC: 0 DP: 0 HBP: 1	WP: 0 PB: 0 SB: 4 CS: 0	PA: 40		
PITCHER	IP WLS BF ERA WHIP	H R ER SO BB IBB HBP BLK WP HR S P ERA WHIP	H R ER SO BB IBB HBP BLK WP HR S P ERA WHIP	H R ER SO BB IBB HBP BLK WP HR S P ERA WHIP	H R ER SO BB IBB HBP BLK WP HR S P ERA WHIP	H R ER SO BB IBB HBP BLK WP HR S P ERA WHIP	H R ER SO BB IBB HBP BLK WP HR S P ERA WHIP	H R ER SO BB IBB HBP BLK WP HR S P ERA WHIP	H R ER SO BB IBB HBP BLK WP HR S P ERA WHIP	H R ER SO BB IBB HBP BLK WP HR S P ERA WHIP	H R ER SO BB IBB HBP BLK WP HR S P ERA WHIP	H R ER SO BB IBB HBP BLK WP HR S P ERA WHIP	H R ER SO BB IBB HBP BLK WP HR S P ERA WHIP	H R ER SO BB IBB HBP BLK WP HR S P ERA WHIP	H R ER SO BB IBB HBP BLK WP HR S P ERA WHIP	H R ER SO BB IBB HBP BLK WP HR S P ERA WHIP	H R ER SO BB IBB HBP BLK WP HR S P ERA WHIP	H R ER SO BB IBB HBP BLK WP HR S P ERA WHIP	H R ER SO BB IBB HBP BLK WP HR S P ERA WHIP	H R ER SO BB IBB HBP BLK WP HR S P ERA WHIP	H R ER SO BB IBB HBP BLK WP HR S P ERA WHIP	H R ER SO BB IBB HBP BLK WP HR S P ERA WHIP	H R ER SO BB IBB HBP BLK WP HR S P ERA WHIP

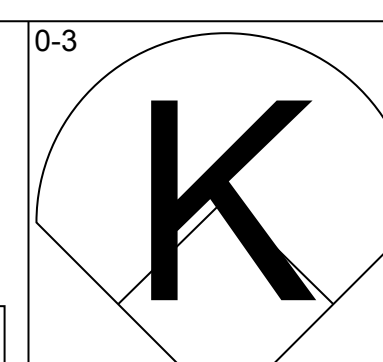
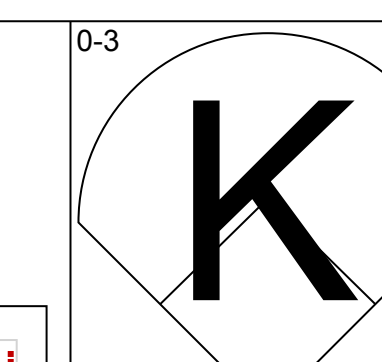
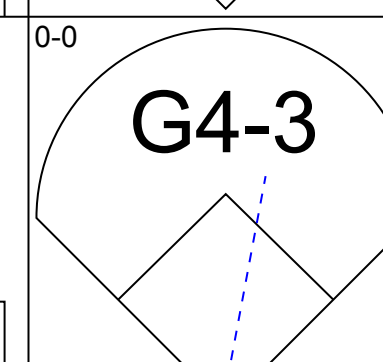
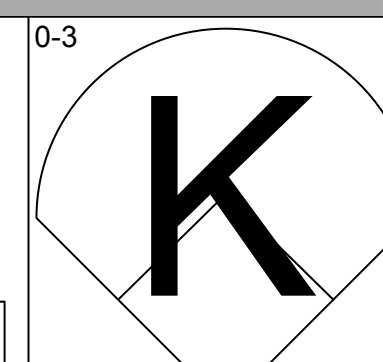
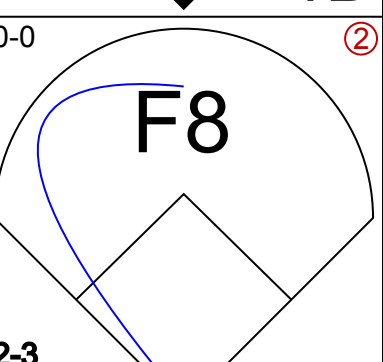
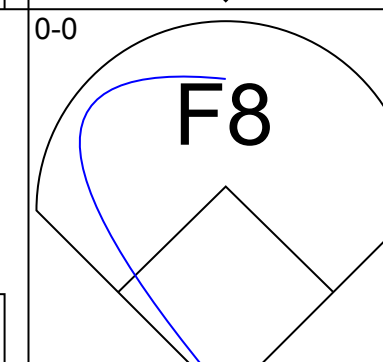
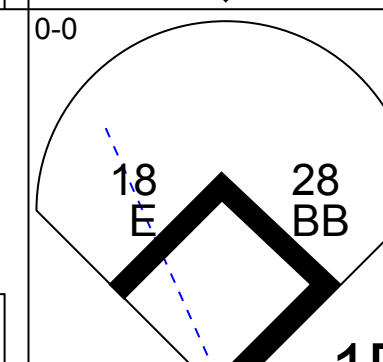
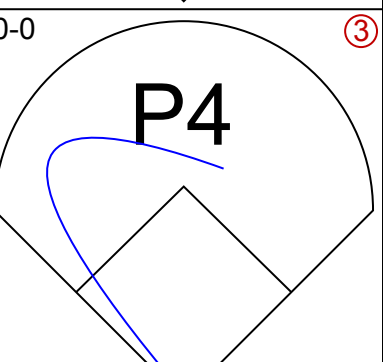
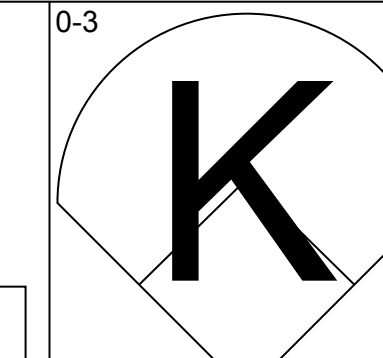
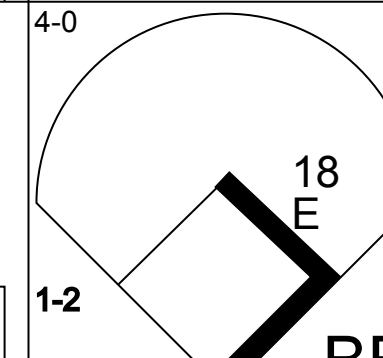
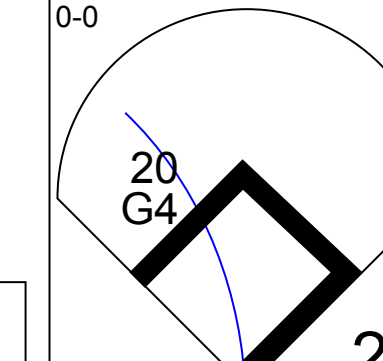
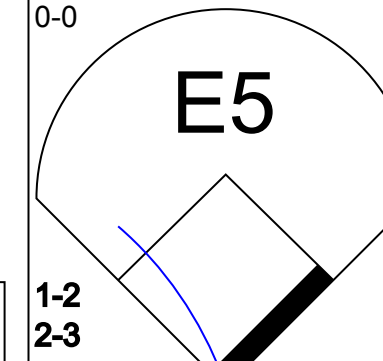
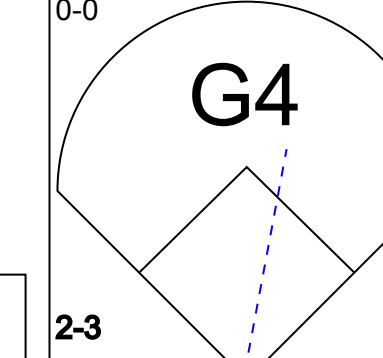
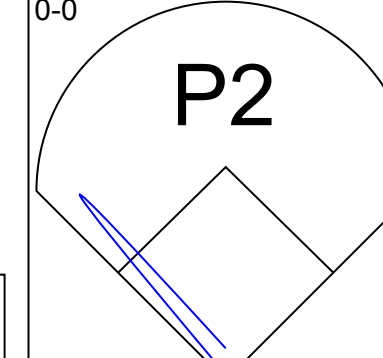
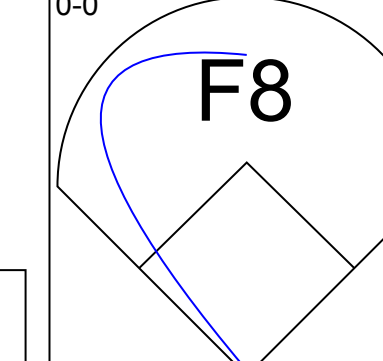
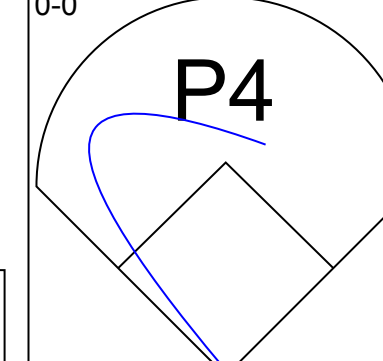
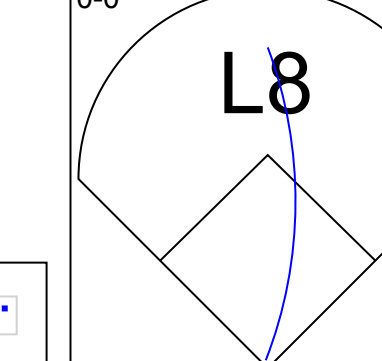
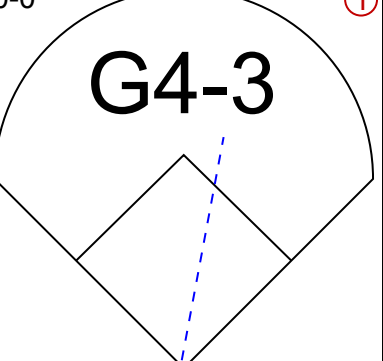
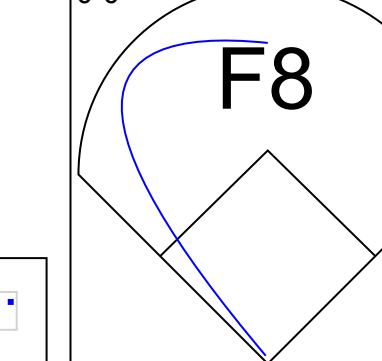
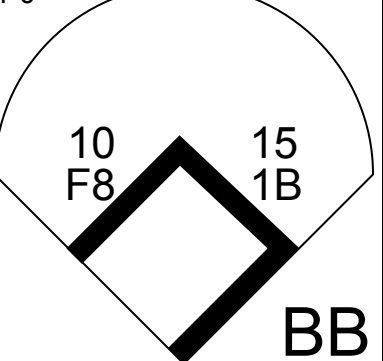
AB	34
R	5
H	9
RBI	5
BB	5
SO	11
LOB	16



Batter	1	2	3	4	5	6	7	8	9	AB	R	H	RBI	BB	SO	LOB	TOP			
16 Koltan Wong, L (1.4) 5 Jamie Westbrook, R (6.4)	F7		27 1B 22 1B	G3-1			K		F7	3	1	1	1	0	0	1	Milwaukee Brewers @ Cleveland Guardians Goodyear Ballpark, Goodyear, AZ Tue Mar 29 2022, 4:06 PM - 7:13 PM EDT Att: 1,824 - Cloudy - 68 F			
27 Willy Adames, R (1.6) 41 Jon Singleton, L (6.3)	K		28 1B 15 SF8 22 1B		L9		K			3	1	1	0	0	1	0				
22 Christian Velich, L (1.7) 94 Hedbert Perez, L (6.9)	K		15 SF8 28 1B		K			G4-3		3	0	1	1	0	2	0				
28 Pedro Severino, R (1.2) 66 Jakson Reetz, R (8.2)		15 FC5-4 1B	1-2 1B		G5-3			F8		3	0	2	0	0	0	0				
15 Tyrone Taylor, R (1.8) 5 Korry Howell, R (6.8)	FC5-4 11 BLK 1-2		SF8 2-3 3-H		F7			G6-3		2	0	0	1	0	0	1				
11 Rowdy Tellez, L (1.10)	K		L9						P2	3	0	0	0	1	1	3				
18 Keston Hiura, R (1.3) 90 Yelson Coca, S (6.6)	K			20 WP 14 WP BB					95 BB BB	2	0	0	0	1	2	2				
14 Jace Peterson, L (1.9) 93 Carlos Rodriguez, L (6.7)			20 G6-3 16 1B 2B		K				P6	3	1	1	0	0	1	2				
20 Mike Brosseau, R (1.5) 95 Ashton McGee, L (7.5)			G6-3 2-3		F8					3	0	0	0	0	1	2				
										0	0	0	0	1	0	0				
Inning Stats	R: 0 E: 0 K: 2 S: 7	H: 0 LOB: 0 BB: 0 P: 8	R: 0 E: 0 K: 2 S: 8	H: 1 LOB: 1 BB: 0 P: 8	R: 3 E: 0 K: 0 S: 8	H: 5 LOB: 2 BB: 0 P: 8	R: 0 E: 0 K: 1 S: 5	H: 0 LOB: 1 BB: 1 P: 11	R: 0 E: 0 K: 1 S: 5	H: 0 LOB: 0 BB: 0 P: 9	R: 0 E: 0 K: 3 S: 9	H: 0 LOB: 0 BB: 0 P: 9	R: 0 E: 0 K: 0 S: 3	H: 0 LOB: 0 BB: 0 P: 3	R: 0 E: 0 K: 0 S: 3	H: 0 LOB: 2 BB: 2 P: 11	1B: 5 2B: 1 3B: 0 HR: 0	SF: 1 SAC: 0 DP: 0 HBP: 0	WP: 2 PB: 0 SB: 0 CS: 0	PA: 37
PITCHER	IP WLS BF H R ER SO BB IBB HBP BLK WP HR S P ERA WHIP	47 Cal Quantrill, R (1.1) ERA: 6.23	2.1 12 5 3 3 4 0 0 0 0 1 0 0 20 21 11.57 2.143	50 Tim Herrin, L (3.1) ERA:	0.2 3 1 0 0 0 0 0 0 0 0 0 3 3 0.00 1.500	27 Bryan Shaw, R (4.1) ERA:	1.0 W 4 0 0 0 1 1 0 0 0 0 2 0 5 11 0.00 1.000	48 Emmanuel Clase, R (5.1) ERA:	1.0 H 3 0 0 0 1 0 0 0 0 0 0 0 5 5 0.00 0.000	26 Anthony Gose, L (6.1) ERA:	1.0 4 0 0 0 1 1 0 0 0 0 0 0 5 9 0.00 1.000	49 Nick Mikolajchak, R (7.1) ERA: 5.4	2.0 6 0 0 0 3 0 0 0 0 0 0 0 12 12 0.00 0.000	91 Robert Broom, R (8.1) ERA: 8.1	1.0 5 0 0 0 0 2 0 0 0 0 0 0 3 11 0.00 2.000					

Batter	1	2	3	4	5	6	7	8	9	AB	R	H	RBI	BB	SO	LOB	BOTTOM			
7 Myles Straw, R (1.8) 35 Oscar Mercado, R (5.8)	E5 G4-3 1B		FC1-5-4-5 1 S 1 HR	G5-3		G5-4-3		F7		3	1	1	0	0	0	2	Milwaukee Brewers @ Cleveland Guardians Goodyear Ballpark, Goodyear, AZ Tue Mar 29 2022, 4:06 PM - 7:13 PM EDT Att: 1,824 - Cloudy - 68 F			
1 Amed Rosario, R (1.7) 67 Steven Kwan, L (5.7)	G4-3		2-H IHR	G6-3			28 PB 4 1B	10 1B G5-4-3 1B		3	1	1	2	0	0	2				
11 José Ramírez, S (1.5) 10 Ike Freeman, R (6.5)	K		L7				28 PB 4 1B	G5-4-3		3	1	1	1	0	1	1				
32 Franmil Reyes, R (1.10) 28 Ernie Clement, R (7.7, PH) (8.10)	F9		K		K					3	0	0	0	0	2	1				
22 Josh Naylor, L (1.9) 4 Bradley Zimmer, L (6.9)		44 G3 2B		44 FC5 6 BB 1B	G4-3		27 FC6-4 1B			3	0	2	0	0	0	0				
6 Owen Miller, R (1.4) 8 Mitchell Tolman, L (6.4)		K		44 FC5 17 HR BB			27 FC6-4 HBP			2	2	1	1	1	1	1				
44 Bobby Bradley, L (1.3) 27 Will Bartlett, R (6.3)			G3		FC5 17 HR	L9		FC6-4		3	1	0	0	0	0	3				
17 Austin Hedges, R (1.2) 81 Bryan Lavastida, R (6.2)			K				35 G5-4-3 BB	L6		2	1	1	3	0	1	1				
0 Andrés Giménez, L (1.6) 12 Yordys Valdes, S (7.6)										3	0	2	0	0	0	1				
										1	1	1	0	0	0	0				
Inning Stats	R: 0 E: 1 K: 1 S: 6	H: 1 LOB: 1 BB: 0 P: 6	R: 0 E: 0 K: 2 S: 8	H: 1 LOB: 1 BB: 0 P: 8	R: 2 E: 0 K: 1 S: 8	H: 2 LOB: 0 BB: 0 P: 8	R: 3 E: 0 K: 0 S: 8	H: 3 LOB: 1 BB: 1 P: 15	R: 2 E: 0 K: 1 S: 10	H: 2 LOB: 0 BB: 0 P: 11	R: 0 E: 0 K: 0 S: 2	H: 0 LOB: 1 BB: 1 P: 6	R: 2 E: 0 K: 1 S: 8	H: 3 LOB: 2 BB: 0 P: 9	R: 1 E: 0 K: 0 S: 4	H: 2 LOB: 0 BB: 0 P: 5	1B: 8 2B: 2 3B: 0 HR: 4	SF: 0 SAC: 0 DP: 2 HBP: 1	WP: 1 PB: 2 SB: 2 CS: 0	PA: 39
PITCHER	IP WLS BF H R ER SO BB IBB HBP BLK WP HR S P ERA WHIP	53 Brandon Woodruff, R (1.1) ERA: 13.5	3.2 L 19 7 6 6 5 1 0 0 0 0 0 0 3 5 0.00 1.500	59 Connor Sadzeck, R (4.1) ERA:	0.2 3 1 0 0 0 0 0 0 0 0 0 3 5 0.00 1.500	53 Brandon Woodruff, R (5.1) ERA: 13.5	3.2 L 19 7 6 6 5 1 0 0 0 0 0 2 32 38 14.73 2.182	46 Luis Perdomo, R (5.1) ERA: 1.69	0.2 3 1 1 1 0 0 0 0 0 0 1 5 5 13.50 1.500	71 Josh Hader, L (6.1) ERA:	1.0 3 0 0 0 0 1 0 0 0 0 0 2 6 0.00 1.000	54 Jake Cousins, R (7.1) ERA: 9.0	1.0 7 3 2 2 1 0 0 0 0 0 0 1 0 8 9 18.00 3.000	36 J.C. Mejia, R (8.1) ERA: 6.75	1.0 4 2 1 1 0 0 0 0 0 0 1 0 4 5 9.00 2.000					

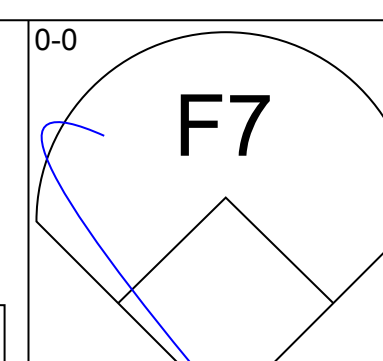
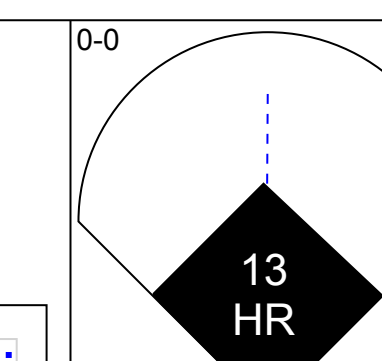
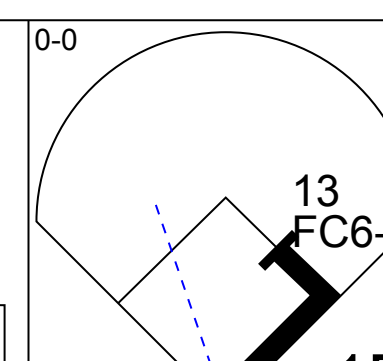
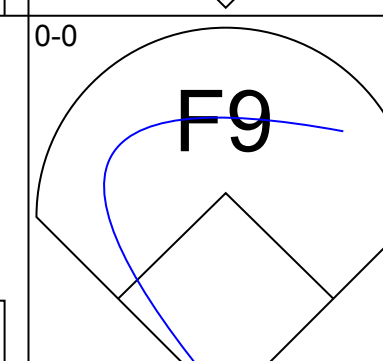
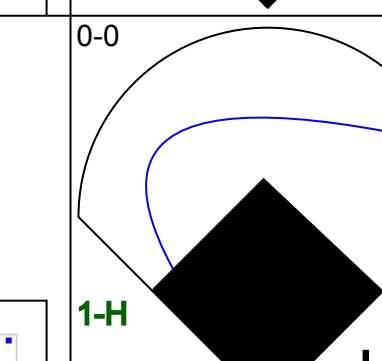
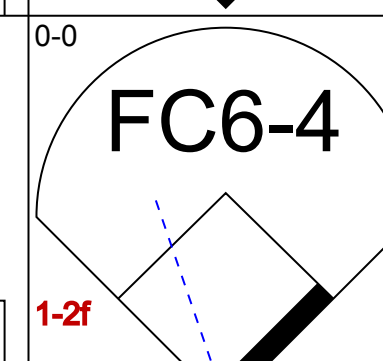
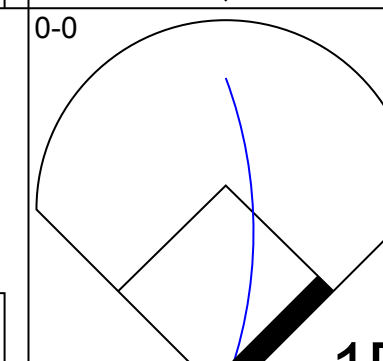
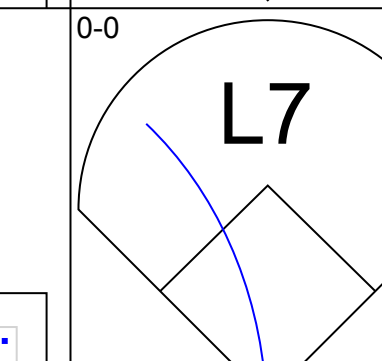
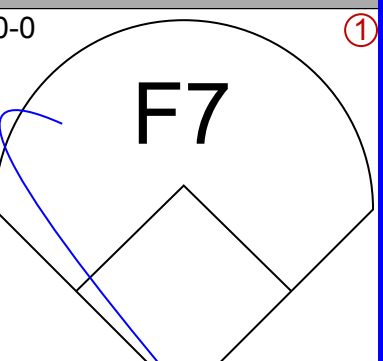
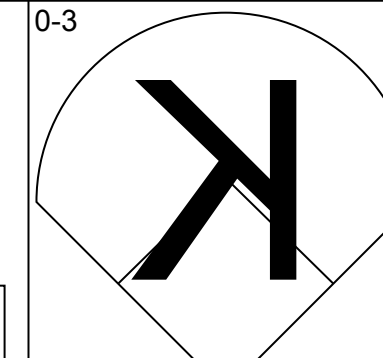
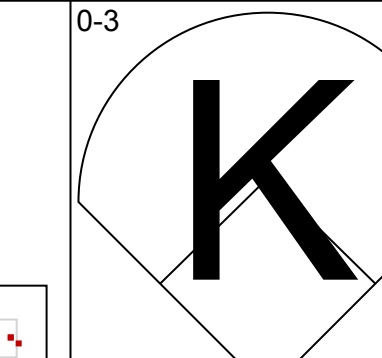
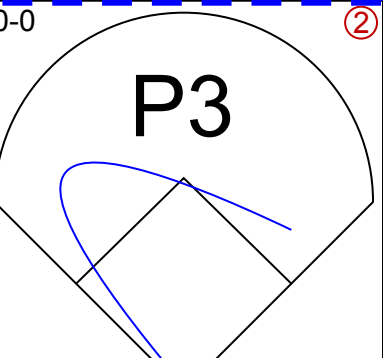
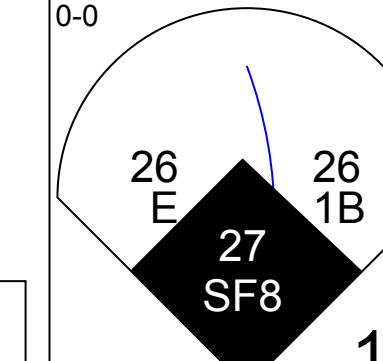
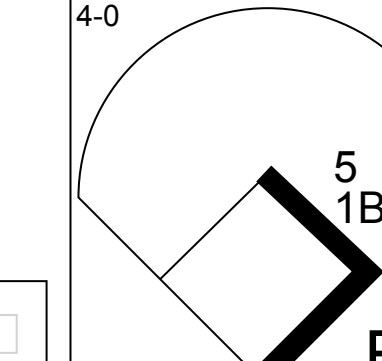

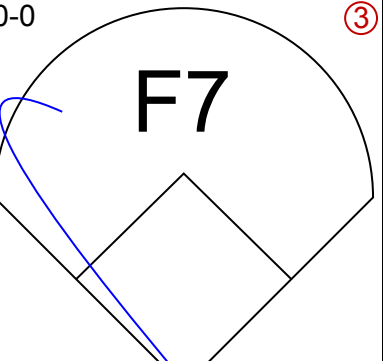
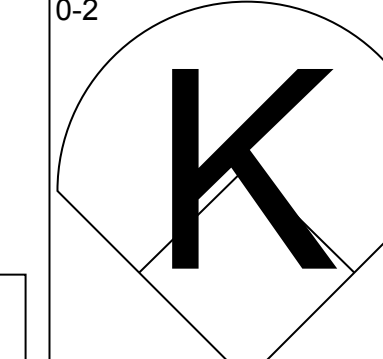
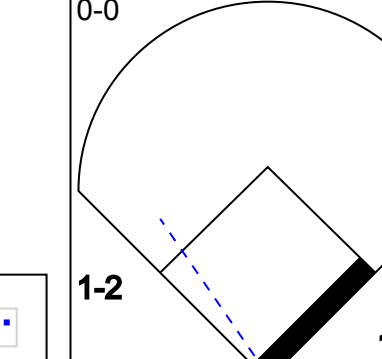
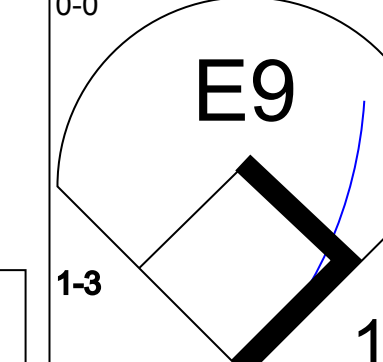
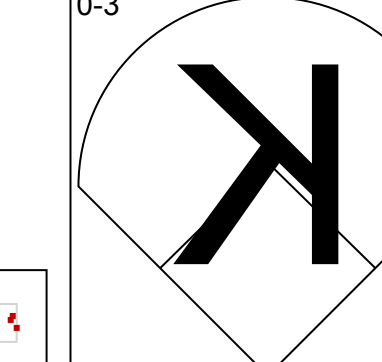
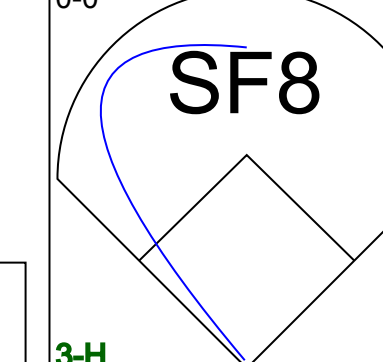
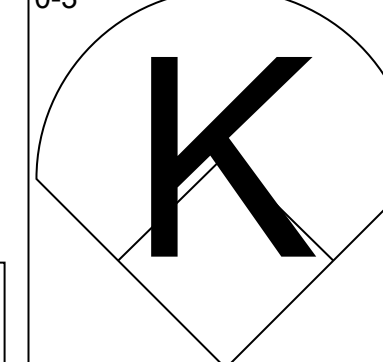
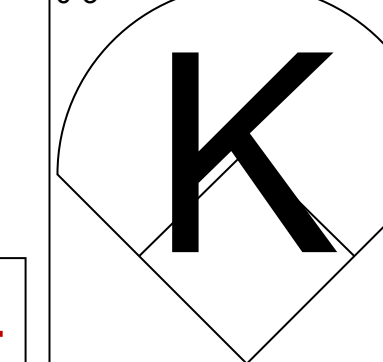
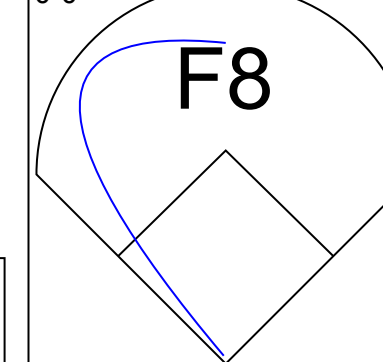


Batter	1	2	3	4	5	6	7	8	9	AB	R	H	RBI	BB	SO	LOB	TOP				
15 Tyrone Taylor, R (1, 8) 97 Joey Wiener, R (6, 8)																					
10 Omar Narváez, L (1, 2) 80 Xavier Warren, S (7, PH) 80 Antonio Pintero, R (9, PH)																					
12 Hunter Renfroe, R (1, 3) 99 Ernesto Martínez Jr., L (6, 3)																					
28 Pedro Severino, R (1, 10) 94 Jackson Chourio, R (8, PH)																					
18 Keston Hiura, R (1, 4) 96 Felix Valerio, R (6, 4)																					
20 Mike Brosseau, R (1, 6) 5 Freddy Zamora, R (6, 6)																					
95 Joe Gray Jr., R (1, 9) 41 Micah Bello, R (7, 9)																					
90 Sal Frelick, L (1, 7)																					
5 Weston Wilson, R (1, 5) 43 Brian Navarreto, R (7, 2)																					
Inning Stats	R: 0 E: 0 K: 1 S: 5	H: 0 LOB: 0 BB: 0 P: 5	R: 0 E: 0 K: 1 S: 6	H: 1 LOB: 1 BB: 0 P: 6	R: 0 E: 0 K: 1 S: 5	H: 0 LOB: 0 BB: 0 P: 5	R: 0 E: 1 K: 1 S: 7	H: 1 LOB: 3 BB: 1 P: 11	R: 0 E: 0 K: 0 S: 4	H: 0 LOB: 2 BB: 1 P: 8	R: 2 E: 1 K: 2 S: 9	H: 1 LOB: 0 BB: 0 P: 9	R: 0 E: 0 K: 1 S: 6	H: 1 LOB: 2 BB: 1 P: 7	R: 0 E: 0 K: 2 S: 8	H: 1 LOB: 2 BB: 1 P: 12	1B: 4 2B: 1 3B: 1 HR: 0	SF: 0 SAC: 0 DP: 0 HBP: 1	WP: 0 PB: 0 SB: 1 CS: 0	PA: 39	
PITCHER	IP WLS BF H R ER SO BB IBB HBP BLK WP HR S P ERA WHIP	IP WLS BF H R ER SO BB IBB HBP BLK WP HR S P ERA WHIP	IP WLS BF H R ER SO BB IBB HBP BLK WP HR S P ERA WHIP	IP WLS BF H R ER SO BB IBB HBP BLK WP HR S P ERA WHIP	IP WLS BF H R ER SO BB IBB HBP BLK WP HR S P ERA WHIP	IP WLS BF H R ER SO BB IBB HBP BLK WP HR S P ERA WHIP	IP WLS BF H R ER SO BB IBB HBP BLK WP HR S P ERA WHIP	IP WLS BF H R ER SO BB IBB HBP BLK WP HR S P ERA WHIP	IP WLS BF H R ER SO BB IBB HBP BLK WP HR S P ERA WHIP	IP WLS BF H R ER SO BB IBB HBP BLK WP HR S P ERA WHIP	IP WLS BF H R ER SO BB IBB HBP BLK WP HR S P ERA WHIP	IP WLS BF H R ER SO BB IBB HBP BLK WP HR S P ERA WHIP	IP WLS BF H R ER SO BB IBB HBP BLK WP HR S P ERA WHIP	IP WLS BF H R ER SO BB IBB HBP BLK WP HR S P ERA WHIP	IP WLS BF H R ER SO BB IBB HBP BLK WP HR S P ERA WHIP	IP WLS BF H R ER SO BB IBB HBP BLK WP HR S P ERA WHIP	IP WLS BF H R ER SO BB IBB HBP BLK WP HR S P ERA WHIP	IP WLS BF H R ER SO BB IBB HBP BLK WP HR S P ERA WHIP	IP WLS BF H R ER SO BB IBB HBP BLK WP HR S P ERA WHIP	IP WLS BF H R ER SO BB IBB HBP BLK WP HR S P ERA WHIP	IP WLS BF H R ER SO BB IBB HBP BLK WP HR S P ERA WHIP

Milwaukee Brewers @ San Diego Padres
Peoria Stadium, Peoria, AZ
Wed Mar 30 2022, 4:09 PM - 7:10 PM EDT
Att: 3,125 - Sunny - 75 F

AB	35
R	2
H	6
RBI	2
BB	3
SO	12
LOB	23



Batter	1	2	3	4	5	6	7	8	9	AB	R	H	RBI	BB	SO	LOB	BOTTOM				
2 Trent Grisham, L (1, 8) 37 Trayce Thompson, R (8, 9)																					
13 Manny Machado, R (1, 5) 92 Matthew Batten, R (6, 5)																					
9 Jake Cronenworth, L (1, 4) 46 Domingo Leyba, S (6, 4)																					
Luke Voit, R (1, 10)																					
30 Eric Hosmer, L (1, 3) 93 Taylor Kohlwey, L (7, PR)																					
5 Wil Myers, R (1, 9) 77 C.J. Hinojosa, R (8, 6)																					
26 Austin Nola, R (1, 2) 85 Luis Liberato, L (8, 8)																					
27 Matt Beaty, L (1, 7) 21 Luis Campusano, R (8, 2)																					
7 Ha-Seong Kim, R (1, 6) 16 Nomar Mazara, L (8, 7)																					
Inning Stats	R: 0 E: 0 K: 1 S: 6	H: 1 LOB: 1 BB: 0 P: 6	R: 1 E: 1 K: 2 S: 9	H: 2 LOB: 1 BB: 0 P: 9	R: 2 E: 0 K: 2 S: 10	H: 3 LOB: 2 BB: 1 P: 14	R: 0 E: 0 K: 1 S: 6	H: 1 LOB: 1 BB: 0 P: 6	R: 0 E: 0 K: 0 S: 3	H: 0 LOB: 0 BB: 0 P: 3	R: 1 E: 0 K: 3 S: 10	H: 1 LOB: 2 BB: 1 P: 15	R: 0 E: 1 K: 1 S: 7	H: 0 LOB: 1 BB: 0 P: 7	R: 0 E: 1 K: 2 S: 8	H: 0 LOB: 2 BB: 1 P: 12	1B: 7 2B: 0 3B: 0 HR: 1	SF: 1 SAC: 0 DP: 0 HBP: 1	WP: 0 PB: 0 SB: 0 CS: 0	PA: 38	
PITCHER	IP WLS BF H R ER SO BB IBB HBP BLK WP HR S P ERA WHIP	IP WLS BF H R ER SO BB IBB HBP BLK WP HR S P ERA WHIP	IP WLS BF H R ER SO BB IBB HBP BLK WP HR S P ERA WHIP	IP WLS BF H R ER SO BB IBB HBP BLK WP HR S P ERA WHIP	IP WLS BF H R ER SO BB IBB HBP BLK WP HR S P ERA WHIP	IP WLS BF H R ER SO BB IBB HBP BLK WP HR S P ERA WHIP	IP WLS BF H R ER SO BB IBB HBP BLK WP HR S P ERA WHIP	IP WLS BF H R ER SO BB IBB HBP BLK WP HR S P ERA WHIP	IP WLS BF H R ER SO BB IBB HBP BLK WP HR S P ERA WHIP	IP WLS BF H R ER SO BB IBB HBP BLK WP HR S P ERA WHIP	IP WLS BF H R ER SO BB IBB HBP BLK WP HR S P ERA WHIP	IP WLS BF H R ER SO BB IBB HBP BLK WP HR S P ERA WHIP	IP WLS BF H R ER SO BB IBB HBP BLK WP HR S P ERA WHIP	IP WLS BF H R ER SO BB IBB HBP BLK WP HR S P ERA WHIP	IP WLS BF H R ER SO BB IBB HBP BLK WP HR S P ERA WHIP	IP WLS BF H R ER SO BB IBB HBP BLK WP HR S P ERA WHIP	IP WLS BF H R ER SO BB IBB HBP BLK WP HR S P ERA WHIP	IP WLS BF H R ER SO BB IBB HBP BLK WP HR S P ERA WHIP	IP WLS BF H R ER SO BB IBB HBP BLK WP HR S P ERA WHIP	IP WLS BF H R ER SO BB IBB HBP BLK WP HR S P ERA WHIP	IP WLS BF H R ER SO BB IBB HBP BLK WP HR S P ERA WHIP

Milwaukee Brewers @ San Diego Padres
Peoria Stadium, Peoria, AZ
Wed Mar 30 2022, 4:09 PM - 7:10 PM EDT
Att: 3,125 - Sunny - 75 F

AB	33
R	4
H	8
RBI	4
BB	3
SO	12
LOB	17



Batter	1	2	3	4	5	6	7	8	9	AB	R	H	RBI	BB	SO	LOB	TOP																						
14 Jace Peterson, L (1, 5) 80 Antonio Pineró, R (7, 5)	L6	15 1B			SH5-3	G3-1			K	3	0	1	1	0	0	3																							
15 Tyrone Taylor, R (1, 8) 94 Jackson Chourio, R (7, 8)	28 1B	G6-3			K		F7			4	1	1	0	0	1	2																							
27 Willy Adames, R (1, 10) 99 Ernesto Martínez Jr., L (7, PH) (7, 10)	K				K		F9			3	0	0	0	0	3	2																							
18 Keston Hiura, R (1, 3) 95 Ashton McGee, L (7, 3)	28 1B	BB			K	28 2B	K			3	1	1	0	1	2	0																							
28 Pedro Severino, R (1, 2) 41 Brent Díaz, R (9, 2)	1-2 2H	1B			K	20 G1-6-3 93 FC5-2 2H	2B		K	4	0	2	2	0	2	0																							
20 Mike Brosseau, R (1, 6) 90 Yelson Coca, S (6, 6) (8, 4)	G5-3				P4	G1-6-3		K		3	0	0	0	0	3																								
96 Felix Valerio, R (1, 4) 91 Eduardo García, R (8, PH) (8, 6)		93 G5-3 14 1B			F9	93 FC5-2 5 3	BB		K	2	1	1	0	1	0	0																							
5 Korry Howell, R (1, 7)	L7				L5	93 FC5-2	BB		F7	3	0	0	0	1	0	1																							
93 Carlos Rodríguez, L (1, 9)	G5-3				14 SH5-3	FC5-2			G1-3	4	0	1	0	0	0	4																							
Inning Stats	R: 1 E: 0 K: 1 S: 7	H: 2 LOB: 2 BB: 1 P: 12	R: 1 E: 0 K: 0 S: 5	H: 2 LOB: 1 BB: 0 P: 6	R: 0 E: 0 K: 3 S: 9	H: 0 LOB: 0 BB: 0 P: 9	R: 0 E: 0 K: 0 S: 3	H: 0 LOB: 0 BB: 0 P: 3	R: 0 E: 0 K: 2 S: 8	H: 1 LOB: 1 BB: 0 P: 8	R: 0 E: 0 K: 0 S: 5	H: 2 LOB: 3 BB: 2 P: 13	R: 0 E: 0 K: 1 S: 5	H: 0 LOB: 0 BB: 0 P: 5	R: 0 E: 0 K: 3 S: 9	H: 0 LOB: 0 BB: 0 P: 9	R: 0 E: 0 K: 1 S: 5	H: 0 LOB: 0 BB: 0 P: 5	1B: 2 2B: 5 3B: 0 HR: 0	SF: 0 SAC: 1 DP: 0 HBP: 0	WP: 0 PB: 0 CS: 0	PA: 37																	
PITCHER	IP	WLS	BF	H	R	ER	SO	BB	IBB	HBP	BLK	WP	HR	S	P	ERA	WHIP	PITCHER					IP	WLS	BF	H	R	ER	SO	BB	IBB	HBP	BLK	WP	HR	S	P	ERA	WHIP
38 Robbie Ray, L (1, 1) ERA: 4.61	5.1		24	7	3	3	6	1	0	0	0	0	0	35	41	5.06	1.500																						
95 Luis Curvelo, R (6, 1) ERA:	0.2		4	0	0	0	0	2	0	0	0	0	0	2	10	0.00	3.000																						
54 Sergio Romo, R (7, 1) ERA:	1.0		3	0	0	0	1	0	0	0	0	0	0	5	5	0.00	0.000																						
37 Paul Sewald, R (8, 1) ERA: 5.4	1.0		3	0	0	0	3	0	0	0	0	0	0	9	9	0.00	0.000																						
16 Drew Steckenrider, R (9, 1) ERA:	1.0	W	3	0	0	0	1	0	0	0	0	0	0	5	5	0.00	0.000																						

Milwaukee Brewers @ Seattle Mariners
Peoria Stadium, Peoria, AZ
Sat Apr 02 2022, 9:42 PM - 12:25 AM EDT
Att. 4,796 - Clear - 83 F

AB 33
R 3
H 7
RBI 3
BB 3
SO 11
LOB 15



Batter	1	2	3	4	5	6	7	8	9	AB	R	H	RBI	BB	SO	LOB	BOTTOM																							
3 J.P. Crawford, L (1, 6) 90 James Parker, R (9, 6)	G6-3		G3-1			K		G4-3		4	0	0	0	0	1	2																								
23 Ty France, R (1, 3) 21 Steven Souza Jr., R (6, PR) (7, 3)	P4				F9			2B		2	0	0	0	0	0	0																								
27 Jesse Winker, L (1, 7) 93 Colin Davis, R (9, 7)	L8				P5			G5-3		4	0	0	0	0	3																									
17 Mitch Haniger, R (1, 9) 89 Cade Martlowe, R (8, 9) (9, 8)	G6-3				1B			G3		3	0	1	0	0	1	0																								
28 Eugenio Suárez, R (1, 5) 90 Jake Scheiner, R (8, 5)	G4-3				K			K		3	0	0	0	0	2	1																								
70 Mike Ford, L (1, 10) 86 Miguel Pérez, R (7, PR) (8, 10)	K					K				2	0	0	0	1	2	0																								
2 Tom Murphy, R (1, 2) OBP: 0.182, SLG: 0.286					HR			L7		3	1	1	1	0	1	1																								
8 Donovan Walton, L (1, 4) 87 Riley Unroe, S (8, PR) (9, 4)			G4-3			G6-3		BB		2	0	0	0	1	0	0																								
4 Billy Hamilton, S (1, 8) 94 Randy Bednar, R (9, 9)	G6-3					K		BB		3	1	1	0	0	1	0																								
Inning Stats	R: 0 E: 0 K: 0 S: 3	H: 0 LOB: 0 BB: 0 P: 3	R: 0 E: 0 K: 1 S: 5	H: 0 LOB: 0 BB: 0 P: 5	R: 1 E: 0 K: 0 S: 6	H: 1 LOB: 0 BB: 0 P: 9	R: 0 E: 0 K: 1 S: 6	H: 1 LOB: 1 BB: 0 P: 6	R: 0 E: 0 K: 2 S: 7	H: 0 LOB: 0 BB: 0 P: 7	R: 0 E: 0 K: 2 S: 7	H: 0 LOB: 1 BB: 0 P: 8	R: 0 E: 0 K: 2 S: 7	H: 0 LOB: 1 BB: 1 P: 11	R: 2 E: 0 K: 0 S: 5	H: 2 LOB: 2 BB: 1 P: 9	R: 1 E: 0 K: 0 S: 3	H: 1 LOB: 0 BB: 0 P: 5	1B: 2 2B: 1 3B: 0 HR: 2	SF: 0 SAC: 0 DP: 0 HBP: 1	WP: 0 PB: 0 CS: 0	PA: 32																		
PITCHER	IP	WLS	BF	H	R	ER	SO	BB	IBB	HBP	BLK	WP	HR	S	P	ERA	WHIP	PITCHER					IP	WLS	BF	H	R	ER	SO	BB	IBB	HBP	BLK	WP	HR	S	P	ERA	WHIP	
39 Corbin Burnes, R (1, 1) ERA: 4.5	6.0		21	2	1	1	6	0	0	0	0	0	0	34	38	1.50	0.333																							
36 Devin Williams, R (7, 1) ERA:	0.2	H	3	0	0	0	2	1	0	0	0	0	0	6	10	0.00	1.500																							
43 Robbie Hitt, R (7, 1) ERA:	0.1	H	1	0	0	0	0	0	0	0	0	0	0	1	1	0.00	0.000																							
54 Jake Cousins, R (8, 1) ERA: 12.27	0.2	B	5	2	2	2	0	1	0	0	0	0	0	4	8	27.00	4.500																							
31 Jandel Gustave, R (8, 1) ERA: 2.7	0.1		1	0	0	0	0	0	0	0	0	0	0	1	1	0.00	0.000																							

Milwaukee Brewers @ Seattle Mariners
Peoria Stadium, Peoria, AZ
Sat Apr 02 2022, 9:42 PM - 12:25 AM EDT
Att. 4,796 - Clear - 83 F

AB 29
R 4
H 5
RBI 4
BB 2
SO 8
LOB 9



Batter	1	2	3	4	5	6	7	8	9	AB	R	H	RBI	BB	SO	LOB	TOP								
13 Brad Miller, L (1,5) 78 Nash Knight, S (5,5)	G6-3		G4-3		K	E3		K		3	0	0	0	0	1	1	Texas Rangers @ Milwaukee Brewers American Family Fields of Phoenix, Phoenix, AZ Sun Apr 03 2022, 3:11 PM - 6:37 PM CDT Att: 3,959 - Partly Cloudy - 82 F livebaseballscorecards.com								
4 Willie Calhoun, L (1,7) 25 Josh Sale, L (6,FR) (6,7)	G3-1		F7							2	0	0	0	1	0	0									
12 Matt Carpenter, L (1,3) 64 Nick Tanelu, R (6,FR) (6,3)	G4-3			G5-3						2	0	0	0	1	0	0									
71 Joe McCarthy, L (1,9) 63 Robert Gonzalez, R (6,FR) (6,9)					F8					2	1	1	1	1	0	0									
16 Jake Marisnick, R (1,8)										4	1	0	0	0	2	4									
28 Jonah Heim, S (1,2) 40 Ian Moller, R (8,2)										4	1	2	1	0	1	0									
11 Charlie Culberson, R (1,6) 21 Cameron Cauley, R (6,FR) (6,6)										3	1	1	0	0	1	0									
87 Dustin Harris, L (1,10) 50 JoJo Blackmon, L (9,PH) (9,10)										4	1	2	3	0	2	1									
Ezequiel Duran, R (1,4) 87 Andres Mesa, R (6,4)										3	2	2	2	0	1	1									
Inning Stats	R: 0 E: 0 K: 0 S: 3	H: 0 LOB: 0 BB: 0 P: 3	R: 1 E: 0 K: 1 S: 9	H: 1 LOB: 0 BB: 0 P: 12	R: 1 E: 0 K: 1 S: 6	H: 1 LOB: 0 BB: 0 P: 6	R: 0 E: 0 K: 0 S: 3	H: 0 LOB: 0 BB: 0 P: 3	R: 1 E: 1 K: 3 S: 11	H: 1 LOB: 1 BB: 0 P: 11	R: 8 E: 2 K: 3 S: 15	H: 5 LOB: 2 BB: 3 P: 28	R: 1 E: 0 K: 2 S: 8	H: 1 LOB: 1 BB: 0 P: 10	R: 1 E: 0 K: 3 S: 11	H: 2 LOB: 1 BB: 0 P: 11		R: 0 E: 0 K: 2 S: 8	H: 1 LOB: 1 BB: 0 P: 8	1B: 8 2B: 2 3B: 0 HR: 2	SF: 0 SAC: 0 DP: 0 HBP: 1	WP: 3 PB: 0 SB: 0 CS: 0	PA: 45		
PITCHER	IP WLS BF H R ER SO BB IBB HBP BLK WP HR S P ERA WHIP	5.0 L 21 3 5 4 5 2 0 0 0 0 2 2 32 43 7.20 1.000	1.1 11 5 5 4 3 1 0 0 0 0 0 0 8 8 0.00 1.500	1.1 11 5 5 4 3 1 0 1 0 2 0 15 22 27.00 4.500	1.1 7 3 1 1 4 0 0 0 0 0 0 15 15 6.75 2.250	0.2 2 0 0 0 1 0 0 0 0 0 0 4 4 0.00 0.000																			

Batter	1	2	3	4	5	6	7	8	9	AB	R	H	RBI	BB	SO	LOB	BOTTOM						
16 Koltan Wong, L (1,4) 90 Yelson Coca, S (7,4)	K									3	0	1	1	0	2	0	Texas Rangers @ Milwaukee Brewers American Family Fields of Phoenix, Phoenix, AZ Sun Apr 03 2022, 3:11 PM - 6:37 PM CDT Att: 3,959 - Partly Cloudy - 82 F livebaseballscorecards.com						
27 Willy Adames, R (1,6) 91 Eduardo Garcia, R (7,6)	P5									3	0	0	0	0	2	1							
22 Christian Yelich, L (1,7) 5 Korry Howell, R (7,9)										2	0	0	0	1	1	0							
24 Andrew McCutchen, R (1,9) 94 Jackson Chourio, R (6,FR) (7,7)										2	0	1	0	1	1	1							
11 Rowdy Tellez, L (1,3) 95 Ashton McGee, L (6,FR) (7,3)										3	0	1	0	0	1	1							
12 Hunter Renfroe, R (1,10) 96 Felix Valerio, R (6,FR) (7,10)										2	0	2	1	1	0	0							
10 Omar Narváez, L (1,2) 41 Brent Diaz, R (8,2)										3	0	0	0	0	1	5							
20 Mike Brosseau, R (1,5) 80 Antonio Pinero, R (8,5)										1	0	0	0	0	1	1							
93 Carlos Rodriguez, L (1,8)										3	0	0	0	0	1	0							
										4	1	2	0	0	0	1							
Inning Stats	R: 0 E: 0 K: 2 S: 7	H: 0 LOB: 1 BB: 1 P: 11	R: 0 E: 0 K: 1 S: 5	H: 1 LOB: 0 BB: 0 P: 5	R: 1 E: 0 K: 2 S: 8	H: 2 LOB: 0 BB: 0 P: 9	R: 0 E: 0 K: 1 S: 6	H: 1 LOB: 2 BB: 1 P: 10	R: 0 E: 0 K: 1 S: 5	H: 0 LOB: 0 BB: 0 P: 5	R: 1 E: 0 K: 2 S: 9	H: 2 LOB: 2 BB: 1 P: 13	R: 0 E: 0 K: 1 S: 7	H: 2 LOB: 2 BB: 0 P: 7	R: 0 E: 0 K: 1 S: 5	H: 0 LOB: 1 BB: 1 P: 9	R: 0 E: 0 K: 2 S: 8	H: 1 LOB: 2 BB: 0 P: 9	1B: 8 2B: 1 3B: 0 HR: 0	SF: 0 SAC: 0 DP: 1 HBP: 1	WP: 1 PB: 0 SB: 0 CS: 1	PA: 39	
PITCHER	IP WLS BF H R ER SO BB IBB HBP BLK WP HR S P ERA WHIP	4.0 W 16 4 0 0 1 0 0 0 0 0 0 5 5 0.00 0.000	2.2 14 4 1 1 3 2 0 0 0 0 0 0 18 26 3.38 2.250	0.1 1 0 0 0 1 0 0 0 0 0 0 3 3 0.00 0.000	1.0 5 1 0 0 2 0 0 1 0 0 0 8 9 0.00 1.000																		

AB	41
R	13
H	12
RBI	11
BB	3
SO	15
LOB	19



AB	34
R	2
H	9
RBI	2
BB	4
SO	13
LOB	17



Batter	1	2	3	4	5	6	7	8	9	AB	R	H	RBI	BB	SO	LOB	TOP		
16 Koltan Wong, L OBP: 0.412, SLG: 0.448 86 Beyker Pastran, R OBP: 1.000, SLG: 1.000	4-2 22 1B 24 1B BB		1-3 K		0-3 K		0-0 92 1B 22 WP 1B	0-2 SAFE 92 S 1B		3	1	1	0	1	2	1			
27 Willy Adams, R OBP: 0.194, SLG: 0.371 92 Daniel Guiltarte, R OBP: 0.500, SLG: 0.500	0-0 F9		0-2 G4-3		1-3 K		2-1 22 E 22 WP 11 G4-3 1B	3-2 SAFE 22 S K		3	0	0	0	0	1	2			
22 Christian Velich, L OBP: 0.353, SLG: 0.333 94 Jackson Chouros, R OBP: 0.700	0-0 24 1B 11 SF7 1B		4-1 BB		1-3 K		1-1 11 G4-3 24 S 1B	0-2 SAFE 22 S K		3	1	1	0	1	1	2			
24 Andrew McCutchen, R OBP: 0.538, SLG: 0.700 97 Eduarqui Fernandez, R OBP: 0.900, SLG: 0.900	0-0 11 SF7 11 S 1B		4-0 BB		4-2 12 S 10 HR 11 G1-3 BB		1-2 SAFE 11 S K	3-3 SAFE 22 S K		2	1	1	1	2	1	2			
11 Rowdy Tellez, L OBP: 0.286, SLG: 0.467 98 Quinton Low, L	3-2 SF7		3-2 K		2-2 G1-3		0-0 G4-3	2-3 SAFE 22 S K		3	0	0	2	0	1	5			
12 Hunter Renfroe, R OBP: 0.310, SLG: 0.231	0-0 G1-3		2-3 K		0-1 F8		2-3 K	0-1 41 1B		5	0	1	0	0	2	4			
10 Omar Narváez, L OBP: 0.250, SLG: 0.250 41 Brent Diaz, R OBP: 0.250, SLG: 0.250	1-2 F7		0-1 F9		2-1 HR		0-1 G6-3	1-2 SAFE 22 S K		3	1	1	2	0	0	0			
15 Tyrone Taylor, R OBP: 0.406, SLG: 0.828 5 Jace Avina, R	1-3 K		0-3 K		0-0 G6-3		1-0 89 1B 89 S 1B	2-2 SAFE 22 S K		4	0	1	0	0	2	0			
14 Jace Peterson, L OBP: 0.321, SLG: 0.480 89 Jadhav Areinamo, R OBP: 1.000, SLG: 1.000	0-0 F6		1-0 2B		1-1 16 1B 92 1B 1B		1-2 92 S 86 1B 1B			2	0	1	0	0	0	0			
Inning Stats	R: 2 H: 2 E: 0 K: 0 S: 11	H: 2 LOB: 1 BB: 1 P: 18	R: 0 H: 0 E: 0 K: 1 S: 9	H: 0 LOB: 0 BB: 2 P: 11	R: 0 H: 0 E: 0 K: 2 S: 11	H: 0 LOB: 2 BB: 2 P: 20	R: 0 H: 1 E: 0 K: 3 S: 11	H: 1 LOB: 1 BB: 0 P: 14	R: 2 H: 1 E: 0 K: 0 S: 11	H: 3 LOB: 2 BB: 1 P: 19	R: 3 H: 3 E: 1 K: 2 S: 14	H: 3 LOB: 3 BB: 2 P: 23	R: 1 H: 3 E: 0 K: 1 S: 17	H: 3 LOB: 3 BB: 0 P: 22	R: 0 H: 2 E: 0 K: 2 S: 15	H: 2 LOB: 2 BB: 0 P: 23	1B: 10 2B: 1 HR: 1	SF: 1 SAC: 0 DP: 0 HBP: 0	WP: 1 PA: 44 CS: 6
PITCHER	IP WLS BF H R ER SO BB IBB HBP BLK WP HR S P ERA WHIP	5.0 21 3 2 2 8 3 0 0 0 0 0 51 74 3.60 1.200	6.1 5 1 2 2 0 1 0 0 0 0 1 11 19 18.00 2.000	7.1 L 7 3 3 2 2 0 0 0 0 1 14 23 18.00 3.000	8.1 6 3 1 1 1 0 0 0 0 0 17 22 9.00 3.000	9.1 5 2 0 0 2 0 0 0 0 0 15 23 0.00 2.000	PITCHER										IP WLS BF H R ER SO BB IBB HBP BLK WP HR S P ERA WHIP	5.0 21 3 2 2 8 3 0 0 0 0 0 51 74 3.60 1.200	
19 Charlie Blackmon, L OBP: 0.382, SLG: 0.500 93 Max George, R OBP: 1.000, SLG: 1.000 90 Matt Heam, L	2-2 F7		0-0 G3-1		3-3 K		1-0 HR	0-1 9 1B 2 1B L9-2 1B		4	1	1	1	0	1	4			
23 Kris Bryant, R OBP: 0.304, SLG: 0.478 2 Yonathan Daza, R OBP: 0.519, SLG: 0.480	1-3 K		2-1 1B		3-3 K		1-0 9 G5-4-3 1B	2-2 9 1B		3	1	1	2	0	2	2			
Brendan Rodgers, R OBP: 0.393, SLG: 0.542 9 Connor Joe, R OBP: 0.514, SLG: 0.688 92 Tyler Hill, R OBP: 1.000, SLG: 1.000	1-1 G4-3		1-1 1B		0-0 G6-3		1-2 G5-4-3	0-0 9 1B		3	0	1	1	0	0	0			
25 C.J. Cron, R OBP: 0.419, SLG: 0.607 Colton Welker, R OBP: 0.444, SLG: 0.375	3-2 F9		2-2 L6		3-3 K		2-2 G4-3	3-1 L9-2		3	0	0	0	0	1	1			
24 Ryan McMahon, L OBP: 0.306, SLG: 0.313 13 Alan Trejo, R OBP: 0.250, SLG: 0.357	3-2 K		0-0 E 1B		3-1 F9		0-0 F9			3	1	1	0	0	1	0			
Randal Grichuk, R OBP: 0.428, SLG: 0.640 95 Jesus Bugarin, R OBP: 0.500, SLG: 1.500	0-2 K		3-2 E9 22 1B 11 2B 1B		2-2 G4-3		1-3 K			3	1	1	0	0	1	0			
35 Elias Diaz, R OBP: 0.153 3 Dom Nunez, L OBP: 0.318, SLG: 0.455	4-2 G3-1 19 G3-1 23 2B BB		0-3 K		0-2 G3		0-1 G3			1	1	0	0	1	1	1			
22 Sam Hilliard, L OBP: 0.278, SLG: 0.281 91 Hunter Stovall, R OBP: 0.167, SLG: 0.667	1-1 F8		1-1 11 2B 1B		3-3 K		0-0 L9			3	0	1	0	0	1	2			
11 Jose Iglesias, R OBP: 0.290, SLG: 0.310 94 Isaac Collins, S OBP: 0.444, SLG: 0.167	1-0 23 2B 19 G3-1 HBP		0-0 2B		0-0 G4-3		4-2 2 1B 9 1B BB			2	1	1	1	0	0	1			
Inning Stats	R: 0 H: 0 E: 0 K: 1 S: 8	H: 0 LOB: 0 BB: 0 P: 12	R: 0 H: 0 E: 0 K: 2 S: 11	H: 0 LOB: 0 BB: 0 P: 17	R: 3 H: 2 E: 1 K: 0 S: 13	H: 4 LOB: 1 BB: 1 P: 24	R: 0 H: 0 E: 0 K: 3 S: 18	H: 0 LOB: 0 BB: 0 P: 12	R: 0 H: 1 E: 0 K: 1 S: 12	H: 2 LOB: 1 BB: 0 P: 17	R: 1 H: 2 E: 0 K: 0 S: 10	H: 2 LOB: 0 BB: 0 P: 15	R: 0 H: 0 E: 0 K: 1 S: 6	H: 0 LOB: 0 BB: 0 P: 7	R: 1 H: 3 E: 0 K: 0 S: 11	H: 3 LOB: 2 BB: 1 P: 20	1B: 9 2B: 3 HR: 1	SF: 0 SAC: 0 DP: 2 HBP: 1	WP: 0 PA: 40 CS: 0
PITCHER	IP WLS BF H R ER SO BB IBB HBP BLK WP HR S P ERA WHIP	4.1 2 0 0 0 2 1 0 0 0 0 0 7 13 0.00 0.000	5.1 6 5 5 5 1 0 1 0 0 0 0 49 80 10.38 1.615	6.1 W 4 1 0 0 1 0 0 0 0 0 12 17 0.00 1.000	7.1 H 4 2 1 1 0 0 0 0 0 1 10 15 9.00 2.000	PITCHER										IP WLS BF H R ER SO BB IBB HBP BLK WP HR S P ERA WHIP	4.1 2 0 0 0 2 1 0 0 0 0 0 7 13 0.00 0.000		
51 Freddy Peralta, R ERA: 6.28 55 Hobby Milner, L	4.1 2 0 0 0 2 1 0 0 0 0 0 7 13 0.00 0.000	5.1 6 5 5 5 1 0 1 0 0 0 0 49 80 10.38 1.615	6.1 W 4 1 0 0 1 0 0 0 0 0 12 17 0.00 1.000	7.1 H 4 2 1 1 0 0 0 0 0 1 10 15 9.00 2.000	PITCHER										IP WLS BF H R ER SO BB IBB HBP BLK WP HR S P ERA WHIP	4.1 2 0 0 0 2 1 0 0 0 0 0 7 13 0.00 0.000			
51 Freddy Peralta, R ERA: 6.28 45 Brad Boxberger, R ERA: 11.57 48 Trevor Gott, R ERA: 5.4	4.1 2 0 0 0 2 1 0 0 0 0 0 7 13 0.00 0.000	5.1 6 5 5 5 1 0 1 0 0 0 0 49 80 10.38 1.615	6.1 W 4 1 0 0 1 0 0 0 0 0 12 17 0.00 1.000	7.1 H 4 2 1 1 0 0 0 0 0 1 10 15 9.00 2.000	PITCHER										IP WLS BF H R ER SO BB IBB HBP BLK WP HR S P ERA WHIP	4.1 2 0 0 0 2 1 0 0 0 0 0 7 13 0.00 0.000			
35 Brent Suter, L ERA: 3.86 31 Jandel Gustave, R ERA: 4.15	4.1 2 0 0 0 2 1 0 0 0 0 0 7 13 0.00 0.000	5.1 6 5 5 5 1 0 1 0 0 0 0 49 80 10.38 1.615	6.1 W 4 1 0 0 1 0 0 0 0 0 12 17 0.00 1.000	7.1 H 4 2 1 1 0 0 0 0 0 1 10 15 9.00 2.000	PITCHER										IP WLS BF H R ER SO BB IBB HBP BLK WP HR S P ERA WHIP	4.1 2 0 0 0 2 1 0 0 0 0 0 7 13 0.00 0.000			

Milwaukee Brewers @ Colorado Rockies
Salt River Fields at Talking Stick, Scottsdale, AZ
Mon Apr 04 2022, 9:41 PM - 12:48 AM EDT
Att. 4,473 - Clear - 85 F

AB 39
R 8
H 12
RBI 7
BB 4
SO 13
LOB 23



Milwaukee Brewers @ Colorado Rockies
Salt River Fields at Talking Stick, Scottsdale, AZ
Mon Apr 04 2022, 9:41 PM - 12:48 AM EDT
Att. 4,473 - Clear - 85 F

AB 37
R 7
H 12
RBI 6
BB 2
SO 9
LOB 15



Batter	1	2	3	4	5	6	7	8	9	AB	R	H	RBI	BB	SO	LOB	TOP				
16 Koltan Wong, L (1,4) OBP: 0.200, SLG: 0.200	P5		K				FC3-6 27 2B 22 SF7		F8	5	1	1	0	0	1	3	Milwaukee Brewers @ Chicago Cubs Wrigley Field, Chicago, IL Thu Apr 07 2022, 1:22 PM - 4:40 PM CDT Att: 35,112 - Cloudy - 44 F				
27 Willy Adames, R (1,6) OBP: 0.400, SLG: 0.600	K		K		G5-4-3					5	0	2	1	0	2	2					
22 Christian Yelich, L (1,7) OBP: 0.400, SLG: 0.600	G3		G4-3				SF7		K	3	0	0	1	1	1	2					
24 Andrew McCutchen, R (1,10) OBP: 0.400, SLG: 0.600					L8		G5-3		G4-3	5	1	2	0	0	0	3					
11 Rowdy Tellez, L (1,3) OBP: 0.500, SLG: 0.500	K		K							4	1	2	0	0	2	2					
12 Hunter Renfroe, R (1,9) OBP: 0.250, SLG: 0.250	K		K							4	0	1	0	0	1	3					
10 Omar Narváez, L (1,2) 15 Tyrone Taylor, R (6,PH) 7 Victor Caratini, S (6,2) OBP: 1.000, SLG: 2.000										0	0	0	0	1	0	0					
6 Lorenzo Cain, R (1,8) OBP: 0.250, SLG: 0.667										1	0	0	0	0	1	0					
14 Jace Peterson, L (1,5) 20 Mike Brosseau, R (7,PH) (7,5)										1	0	0	0	1	0	2					
										1	0	0	0	1	1	1					
Inning Stats	R: 0 E: 0 K: 1 S: 5	H: 0 LOB: 0 BB: 0 P: 8	R: 0 E: 0 K: 3 S: 12	H: 1 LOB: 2 BB: 1 P: 21	R: 0 E: 0 K: 2 S: 11	H: 0 LOB: 1 BB: 1 P: 18	R: 1 E: 0 K: 1 S: 13	H: 2 LOB: 2 BB: 0 P: 19	R: 0 E: 0 K: 0 S: 5	H: 1 LOB: 0 BB: 1 P: 10	R: 2 E: 0 K: 0 S: 17	H: 2 LOB: 1 BB: 1 P: 28	R: 1 E: 0 K: 1 S: 16	H: 2 LOB: 1 BB: 0 P: 25	R: 0 E: 0 K: 1 S: 10	H: 1 LOB: 1 BB: 0 P: 14	1B: 6 2B: 4 3B: 0 HR: 0	SF: 2 SAC: 0 DP: 2 HBP: 1	WP: 0 PB: 0 SB: 1 CS: 0	PA: 40	
PITCHER	IP WLS BF H R ER SO	IP WLS BF H R ER SO	IP WLS BF H R ER SO	IP WLS BF H R ER SO	IP WLS BF H R ER SO	IP WLS BF H R ER SO	IP WLS BF H R ER SO	IP WLS BF H R ER SO	IP WLS BF H R ER SO	IP WLS BF H R ER SO	IP WLS BF H R ER SO	IP WLS BF H R ER SO	IP WLS BF H R ER SO	IP WLS BF H R ER SO	IP WLS BF H R ER SO	IP WLS BF H R ER SO	ERA WHIP	ERA WHIP	ERA WHIP		
28 Kyle Hendricks, R (1,1) ERA: 1.69	5.1 1.0 24 5 1 1 7																	1.69 1.500			
49 Daniel Norris, L (6,1) ERA: 18.0																		18.00 2.000			
58 Chris Martin, R (7,1) ERA: 0.00																		0.00 1.500			
50 Rowan Wick, R (8,1) ERA: 13.5																		13.50 3.000			
60 Mychal Givens, R (8,1) ERA: 0.00																		0.00 0.000			

AB	33
R	4
H	10
RBI	4
BB	4
SO	9
LOB	23



Batter	1	2	3	4	5	6	7	8	9	AB	R	H	RBI	BB	SO	LOB	BOTTOM				
66 Rafael Ortega, L (1,10) 77 Clint Frazier, R (7,PH) (8,10)			K		F9		G4-3 8 2B			2	0	0	0	1	1	0	Milwaukee Brewers @ Chicago Cubs Wrigley Field, Chicago, IL Thu Apr 07 2022, 1:22 PM - 4:40 PM CDT Att: 35,112 - Cloudy - 44 F				
1 Nick Madrigal, R (1,4)	F8		K2-3				G4-3			3	0	0	0	1	1	2					
40 Wilson Contreras, R (1,2)	F8				P4					3	1	0	0	0	1	2					
8 Ian Happ, S (1,7)	CS				G5-3		G6-4-3 18 2B			4	0	3	2	0	0	0					
18 Frank Schwindel, R (1,3)					G6-3		G6-4-3		F9	4	0	0	0	0	0	3					
27 Seiya Suzuki, R (1,9) OBP: 0.750, SLG: 1.250										2	1	1	0	2	1	0					
22 Jason Heyward, L (1,8) OBP: 0.500, SLG: 0.500										4	1	2	0	0	0	2					
16 Patrick Wisdom, R (1,5)										3	0	0	1	0	2	4					
2 Nico Hoerner, R (1,6) OBP: 0.333, SLG: 1.333										3	1	1	2	0	1	0					
Inning Stats	R: 0 E: 0 K: 0 S: 6	H: 0 LOB: 0 BB: 1 P: 13	R: 0 E: 0 K: 0 S: 10	H: 1 LOB: 2 BB: 1 P: 20	R: 0 E: 0 K: 3 S: 10	H: 0 LOB: 0 BB: 0 P: 13	R: 0 E: 0 K: 1 S: 11	H: 0 LOB: 0 BB: 0 P: 16	R: 3 E: 0 K: 0 S: 11	H: 3 LOB: 1 BB: 1 P: 21	R: 0 E: 0 K: 1 S: 15	H: 2 LOB: 2 BB: 1 P: 26	R: 2 E: 0 K: 0 S: 16	H: 2 LOB: 1 BB: 0 P: 29	R: 0 E: 0 K: 2 S: 9	H: 0 LOB: 0 BB: 0 P: 13	1B: 4 2B: 3 3B: 0 HR: 1	SF: 1 SAC: 0 DP: 1 HBP: 1	WP: 0 PB: 0 SB: 0 CS: 1	PA: 36	
PITCHER	IP WLS BF H R ER SO	IP WLS BF H R ER SO	IP WLS BF H R ER SO	IP WLS BF H R ER SO	IP WLS BF H R ER SO	IP WLS BF H R ER SO	IP WLS BF H R ER SO	IP WLS BF H R ER SO	IP WLS BF H R ER SO	IP WLS BF H R ER SO	IP WLS BF H R ER SO	IP WLS BF H R ER SO	IP WLS BF H R ER SO	IP WLS BF H R ER SO	IP WLS BF H R ER SO	IP WLS BF H R ER SO	ERA WHIP	ERA WHIP	ERA WHIP		
39 Corbin Burnes, R (1,1) ERA: 5.4	5.0 1.2 21 4 3 3 4																	5.40 1.400			
26 Aaron Ashby, L (6,1) ERA: 5.4																		5.40 2.400			
54 Jake Cousins, R (7,1) ERA: 6.75																		6.75 0.750			

AB	29
R	5
H	8
RBI	5
BB	4
SO	7
LOB	13



Batter	1	2	3	4	5	6	7	8	9	AB	R	H	RBI	BB	SO	LOB	TOP										
24 Andrew McCutchen, R (1, 10) OBP: 0.444, SLG: 0.500										3	0	1	0	0	1	0	Milwaukee Brewers @ Chicago Cubs Wrigley Field, Chicago, IL Sat Apr 09 2022, 1:21 PM - 4:49 PM CDT Att: 30,369 - Partly Cloudy - 44 F										
27 Willy Adames, R (1, 6) OBP: 0.333, SLG: 0.444										4	0	1	0	0	1	2											
22 Christian Yelich, L (1, 7) OBP: 0.444, SLG: 0.200										2	0	1	0	1	1	0											
12 Hunter Renfroe, R (1, 9) OBP: 0.125, SLG: 0.125										4	0	0	0	0	1	4											
18 Keston Hiura, R (1, 3)										3	0	0	0	1	2	2											
15 Tyrone Taylor, R (1, 8)										3	0	0	0	1	1	3											
16 Kolten Wong, L (1, 4) OBP: 0.250, SLG: 0.250										3	0	1	0	0	0	1											
20 Mike Brosseau, R (1, 5)										3	0	0	0	0	1	1											
7 Victor Caratini, S (1, 2)										3	0	0	0	0	2	1											
Inning Stats	R: 0 E: 0 K: 1 S: 9	H: 1 LOB: 0 BB: 0 P: 15	R: 0 E: 0 K: 0 S: 9	H: 0 LOB: 1 BB: 1 P: 17	R: 0 E: 0 K: 2 S: 8	H: 0 LOB: 0 BB: 0 P: 12	R: 0 E: 0 K: 2 S: 13	H: 2 LOB: 2 BB: 0 P: 22	R: 0 E: 0 K: 0 S: 7	H: 1 LOB: 0 BB: 0 P: 11	R: 0 E: 0 K: 2 S: 11	H: 0 LOB: 1 BB: 1 P: 20	R: 0 E: 0 K: 1 S: 8	H: 0 LOB: 0 BB: 0 P: 10	R: 0 E: 0 K: 2 S: 11	H: 0 LOB: 1 BB: 0 P: 17	R: 0 E: 0 K: 0 S: 10	H: 0 LOB: 1 BB: 1 P: 16	1B: 4 2B: 0 3B: 0 HR: 0	SF: 0 SAC: 0 DP: 3 HBP: 2	WP: 0 PB: 0 SB: 0 CS: 0	PA: 33					
PITCHER	IP	WLS	BF	H	R	ER	SO	BB	IBB	HBP	BLK	WP	HR	S	P	ERA	WHIP										
35 Justin Steele, L (1, 1) ERA:	5.0	W	18	4	0	0	5	1	0	0	0	0	0	46	77	0.00	1.000										
71 Keegan Thompson, R (1, 1) ERA:	2.2		10	0	0	0	4	1	0	1	0	0	0	26	42	0.00	0.375										
57 Scott Effross, R (1, 1) ERA:	0.1		1	0	0	0	1	0	0	0	0	0	0	4	5	0.00	0.000										
21 Ethan Roberts, R (1, 1) ERA:	1.0		4	0	0	0	0	1	0	1	0	0	0	10	16	0.00	1.000										

Batter	1	2	3	4	5	6	7	8	9	AB	R	H	RBI	BB	SO	LOB	BOTTOM										
66 Rafael Ortega, L (1, 10) OBP: 0.375, SLG: 0.333										4	2	1	0	1	1	0	Milwaukee Brewers @ Chicago Cubs Wrigley Field, Chicago, IL Sat Apr 09 2022, 1:21 PM - 4:49 PM CDT Att: 30,369 - Partly Cloudy - 44 F										
1 Nick Madrigal, R (1, 4) OBP: 0.333, SLG: 0.143										4	1	1	0	0	1	1											
40 Wilson Contreras, R (1, 2) OBP: 0.444, SLG: 0.167										3	2	1	0	1	1	1											
8 Ian Happ, S (1, 7) OBP: 0.778, SLG: 1.000										3	3	2	2	1	0	1											
77 Clint Frazier, R (7, PR) OBP: 1.000, SLG: 2.000										4	1	2	1	1	1	4											
18 Frank Schwindel, R (1, 3) OBP: 0.333, SLG: 0.250										4	1	2	1	1	1	4											
27 Seiya Suzuki, R (1, 9) OBP: 0.596, SLG: 0.400										3	0	1	3	1	2	2											
22 Jason Heyward, L (1, 8) OBP: 0.625, SLG: 0.500										2	0	1	0	2	1	2											
32 Michael Hermosillo, R (1, 8) OBP: 0.111, SLG: 0.125										5	0	1	2	0	1	7											
16 Patrick Wisdom, R (1, 5) OBP: 0.111, SLG: 0.125										4	0	0	0	0	0	2											
2 Nico Hoerner, R (1, 6) OBP: 0.143, SLG: 0.571										4	0	0	0	0	0	2											
Inning Stats	R: 3 E: 0 K: 0 S: 21	H: 1 LOB: 2 BB: 3 P: 40	R: 0 E: 0 K: 0 S: 5	H: 0 LOB: 0 BB: 0 P: 7	R: 1 E: 0 K: 2 S: 18	H: 3 LOB: 0 BB: 0 P: 26	R: 3 E: 0 K: 0 S: 13	H: 2 LOB: 3 BB: 3 P: 34	R: 0 E: 0 K: 1 S: 7	H: 0 LOB: 0 BB: 0 P: 8	R: 2 E: 0 K: 1 S: 18	H: 3 LOB: 2 BB: 1 P: 30	R: 0 E: 0 K: 3 S: 14	H: 1 LOB: 2 BB: 0 P: 24	R: 0 E: 0 K: 1 S: 9	H: 0 LOB: 0 BB: 0 P: 15	1B: 9 2B: 1 3B: 0 HR: 0	SF: 1 SAC: 0 DP: 0 HBP: 3	WP: 1 PB: 0 SB: 0 CS: 0	PA: 44							
PITCHER	IP	WLS	BF	H	R	ER	SO	BB	IBB	HBP	BLK	WP	HR	S	P	ERA	WHIP										
53 Brandon Woodruff, R (1, 1) ERA:	3.2	L	22	6	7	7	2	3	0	2	0	0	0	53	89	17.18	2.455										
32 José Ureña, R (4, 1) ERA:	1.1		7	0	0	0	1	3	0	0	0	1	0	11	26	0.00	2.250										
31 Jandel Gustave, R (1, 1) ERA:	1.0		7	3	2	2	1	1	0	0	0	0	0	18	30	18.00	4.000										
48 Trevor Gott, R (7, 1) ERA:	1.0		5	1	0	0	3	0	0	1	0	0	0	14	24	0.00	1.000										
55 Hoby Milner, L (1, 1) ERA:	1.0		3	0	0	0	1	0	0	0	0	0	0	9	15	0.00	0.000										

AB	28
R	0
H	4
RBI	0
BB	3
SO	10
LOB	14



AB	33
R	9
H	10
RBI	8
BB	7
SO	8
LOB	20



Batter	1	2	3	4	5	6	7	8	9	AB	R	H	RBI	BB	SO	LOB	TOP								
16 Koltan Wong, L (1,4) OBP: 0.167, SLG: 0.167	G3		G6-3		K		F8			4	0	0	0	0	1	0	Milwaukee Brewers @ Chicago Cubs Wrigley Field, Chicago, IL Sun Apr 10 2022, 1:21 PM - 4:23 PM CDT Att: 32,858 - Partly Cloudy - 54 F								
27 Willy Adames, R (1,6) OBP: 0.385, SLG: 0.667	K		HR			22 BB	K			3	2	1	1	1	2	0									
22 Christian Yelich, L (1,7) OBP: 0.539, SLG: 0.950	1B		BB			11 HR				3	1	2	1	1	1	0									
24 Andrew McCutchen, R (1,10) OBP: 0.308, SLG: 0.333	F9		K			L7				4	0	0	0	0	1	3									
11 Rowdy Tellez, L (1,3) OBP: 0.500, SLG: 0.857	G3-1				G3		HR			3	1	1	2	1	0	0									
12 Hunter Renfroe, R (1,9) OBP: 0.250, SLG: 0.100	10 BB		10 BB			HR				2	0	0	0	2	1	1									
10 Omar Narváez, L (1,2)	G3		L1-3							4	0	0	0	0	2	2									
6 Lorenzo Cain, R (1,8) OBP: 0.125, SLG: 0.286	G6-3				G6-3		P6			4	0	0	0	0	0	1									
14 Jace Peterson, L (1,5)					G6-3					2	0	0	0	0	0	0									
20 Mike Brosseau, R (7,PH) (7,5)			G3				HR			2	1	1	1	0	0	0									
Inning Stats	R: 0 E: 0 K: 1 S: 7	H: 1 LOB: 1 BB: 0 P: 12	R: 0 E: 0 K: 0 S: 8	H: 0 LOB: 1 BB: 1 P: 16	R: 1 E: 0 K: 1 S: 17	H: 1 LOB: 1 BB: 1 P: 31	R: 0 E: 0 K: 0 S: 2	H: 0 LOB: 0 BB: 1 P: 8	R: 0 E: 0 K: 1 S: 8	H: 0 LOB: 0 BB: 0 P: 12	R: 3 E: 0 K: 2 S: 13	H: 2 LOB: 0 BB: 1 P: 21	R: 1 E: 0 K: 1 S: 10	H: 1 LOB: 0 BB: 0 P: 19	R: 0 E: 0 K: 1 S: 10	H: 0 LOB: 1 BB: 1 P: 17	R: 0 E: 0 K: 1 S: 10	H: 0 LOB: 0 BB: 0 P: 13	1B: 1 2B: 2 3B: 0 HR: 3	SF: 0 SAC: 0 DP: 1 HBP: 0	WP: 0 PB: 0 SB: 0 CS: 0	PA: 36			
PITCHER	IP	WLS	BF	H	R	ER	SO	BB	IBB	HBP	BLK	WP	HR	S	P	ERA	WHIP								
0 Marcus Stroman, R (1,1) ERA: 1.9	5.0		19	2	1	1	3	3	0	0	0	0	1	42	79	1.80	1.000								
43 Jesse Chavez, R (6,1) ERA: 40.5	0.2	B	5	2	3	3	1	1	0	0	0	0	1	10	17	40.50	4.500								
49 Daniel Norris, L (6,1) ERA: 11.57	1.1	L	5	1	1	1	2	0	0	0	0	0	1	13	23	6.75	0.750								
37 David Robertson, R (8,1) ERA:	1.0		4	0	0	0	1	1	0	0	0	0	0	10	17	0.00	1.000								
60 Mychal Givens, R (9,1) ERA:	1.0		3	0	0	0	1	0	0	0	0	0	0	10	13	0.00	0.000								

Batter	1	2	3	4	5	6	7	8	9	AB	R	H	RBI	BB	SO	LOB	BOTTOM								
66 Rafael Ortega, L (1,7) OBP: 0.500, SLG: 0.333	24 CS				1 BB					0	0	0	0	2	0	0	Milwaukee Brewers @ Chicago Cubs Wrigley Field, Chicago, IL Sun Apr 10 2022, 1:21 PM - 4:23 PM CDT Att: 32,858 - Partly Cloudy - 54 F								
32 Michael Hermosillo, R (6,PH) (6,7) (7,8)	1 FC5-4		1 BB		1 BB					1	0	0	0	1	1	1									
1 Nick Madrigal, R (1,4) OBP: 0.231, SLG: 0.091	L4		FC5-4		G3-6-3		G4-3			4	0	0	0	0	0	5									
24 Jonathan Villar, S (1,5)	67 1B		K		G5-3		G6-3			3	1	0	0	1	1	1									
67 Alfonso Rivas III, L (1,3) OBP: 0.500, SLG: 0.375	27 HR		K							2	1	1	0	0	1	0									
18 Frank Schwindel, R (6,PH) (7,3)	27 HR		K							2	0	0	0	0	2	0									
27 Seiya Suzuki, R (1,9) OBP: 0.538, SLG: 0.750	HR		BB							3	1	1	3	1	1	0									
77 Clint Frazier, R (1,10) OBP: 0.400, SLG: 0.500			K							3	1	0	0	1	2	1									
22 Jason Heyward, L (1,8) OBP: 0.500, SLG: 0.375			K							2	0	0	0	0	2	0									
16 Patrick Wisdom, R (6,PH) (7,7)			K							2	0	0	0	0	1	1									
7 Yan Gomes, R (1,2) OBP: 0.250, SLG: 0.500			F8							4	0	1	0	0	1	1									
2 Nico Hoerner, R (1,6) OBP: 0.182, SLG: 0.455	L7				G5-3		1 1B			4	0	1	0	0	1	1									
Inning Stats	R: 3 E: 0 K: 1 S: 14	H: 2 LOB: 2 BB: 0 P: 29	R: 0 E: 0 K: 1 S: 13	H: 1 LOB: 1 BB: 1 P: 22	R: 0 E: 0 K: 3 S: 13	H: 0 LOB: 1 BB: 1 P: 25	R: 0 E: 0 K: 1 S: 6	H: 0 LOB: 0 BB: 0 P: 12	R: 0 E: 0 K: 0 S: 8	H: 0 LOB: 0 BB: 1 P: 15	R: 1 E: 0 K: 2 S: 11	H: 0 LOB: 1 BB: 1 P: 20	R: 0 E: 0 K: 1 S: 11	H: 1 LOB: 0 BB: 0 P: 15	R: 0 E: 0 K: 2 S: 9	H: 0 LOB: 0 BB: 0 P: 10	R: 0 E: 0 K: 2 S: 8	H: 0 LOB: 0 BB: 0 P: 14	1B: 2 2B: 1 3B: 0 HR: 1	SF: 0 SAC: 0 DP: 1 HBP: 0	WP: 2 PB: 0 SB: 1 CS: 1	PA: 36			
PITCHER	IP	WLS	BF	H	R	ER	SO	BB	IBB	HBP	BLK	WP	HR	S	P	ERA	WHIP								
51 Freddy Peralta, R (1,1) ERA: 6.75	4.0		18	3	3	3	6	4	0	0	0	0	0	16	29	0.00	1.200								
35 Brent Suter, L (5,1) ERA:	1.2		7	0	1	0	1	2	0	0	0	0	0	3	6	0.00	0.000								
54 Jake Cousins, R (6,1) ERA: 5.4	0.1	W	1	0	0	0	1	0	0	0	0	1	0	3	6	0.00	0.000								
45 Brad Boxberger, R (7,1) ERA:	1.0	H	4	1	0	0	1	0	0	0	0	0	0	11	15	0.00	1.000								
38 Devin Williams, R (8,1) ERA:	1.0	H	3	0	0	0	2	0	0	0	0	0	0	9	10	0.00	0.000								

AB	31
R	5
H	5
RBI	5
BB	5
SO	8
LOB	7

AB	30
R	4
H	4
RBI	3
BB	6
SO	13
LOB	11



Batter	1	2	3	4	5	6	7	8	9	AB	R	H	RBI	BB	SO	LOB	TOP										
24 Andrew McCutchen, R OBP: 0.294, SLG: 0.375	G5-3		2B		K		F8			4	0	1	0	0	1	3	Milwaukee Brewers @ Baltimore Orioles Oriole Park at Camden Yards, Baltimore, MD Mon Apr 11 2022, 3:10 PM - 6:34 PM EDT Att: 44,461 - Partly Cloudy - 55 F										
27 Willy Adames, R OBP: 0.353, SLG: 0.533	K		BB		FC6-4		L6			3	0	0	0	1	1	3											
22 Christian Yelich, L OBP: 0.529, SLG: 0.455	G3		BB		K		G6-4-3			3	0	1	0	1	1	1											
12 Hunter Renfroe, R OBP: 0.188, SLG: 0.071	K		FC5		P4		K			4	0	0	0	0	2	4											
18 Keston Hiura, R OBP: 0.333, SLG: 0.200	G5-3		1B		K		G6-4-3			2	0	1	0	0	0	0											
11 Rowdy Tellez, L OBP: 0.444, SLG: 0.750	G5-3		BB		K		K			1	0	0	0	0	1	0											
6 Lorenzo Cain, R OBP: 0.111, SLG: 0.250	G5-3		1B		F9		F9			1	0	0	0	0	0	1											
15 Tyrone Taylor, R OBP: 0.222, SLG: 0.250	2B		L8		F8		F8			4	0	1	0	0	1	1											
16 Kolten Wong, L OBP: 0.250, SLG: 0.200	K		BB		L8		24 F8, 7 1B			3	0	1	0	1	1	2											
20 Mike Brosseau, R OBP: 0.222, SLG: 0.500	K		K		F7		F8			2	0	0	0	0	1	1											
14 Jace Peterson, L OBP: 0.375, SLG: 0.429	P4		BB		F7		F8			2	0	0	0	0	0	2											
7 Victor Caratini, S OBP: 0.375, SLG: 0.429	P4		BB		P4		27 FC6-4			3	0	1	0	1	0	1											
Inning Stats	R: 0 E: 0 K: 1 S: 5	H: 0 LOB: 0 BB: 0 P: 9	R: 0 E: 0 K: 2 S: 13	H: 1 LOB: 1 BB: 0 P: 21	R: 0 E: 0 K: 1 S: 14	H: 1 LOB: 3 BB: 2 P: 24	R: 0 E: 0 K: 0 S: 10	H: 1 LOB: 1 BB: 0 P: 12	R: 0 E: 0 K: 1 S: 12	H: 0 LOB: 0 BB: 0 P: 19	R: 0 E: 0 K: 1 S: 7	H: 1 LOB: 0 BB: 0 P: 9	R: 0 E: 0 K: 1 S: 9	H: 0 LOB: 1 BB: 1 P: 15	1B: 4 2B: 2 3B: 0 HR: 0	SF: 0 SAC: 0 DP: 1 HBP: 0	WP: 0 PB: 0 SB: 1 CS: 0	PA: 36									
PITCHER	IP	WLS	BF	H	R	ER	SO	BB	IBB	HBP	BLK	WP	HR	S	P	ERA	WHIP										
50 Bruce Zimmermann, L ERA: 5.4	4.0		17	3	0	0	4	2	0	0	0	0	0	42	67	0.00	1.250										
53 Mike Baumann, R ERA: 5.4	2.1	W	9	1	0	0	3	1	0	0	0	0	0	20	37	0.00	0.857										
55 Dillon Tate, R ERA: 5.4	0.2	H	3	1	0	0	0	0	0	0	0	0	0	9	14	0.00	1.500										
58 Cionel Pérez, L ERA: 5.4	1.0	H	3	1	0	0	1	0	0	0	0	0	0	7	9	0.00	1.000										
48 Jorge López, R ERA: 5.4	1.0	S	4	0	0	0	1	1	0	0	0	0	0	9	15	0.00	1.000										

Batter	1	2	3	4	5	6	7	8	9	AB	R	H	RBI	BB	SO	LOB	BOTTOM										
31 Cedric Mullins, L OBP: 0.278, SLG: 0.188	K		1B		K		L1			5	0	1	2	0	2	5	Milwaukee Brewers @ Baltimore Orioles Oriole Park at Camden Yards, Baltimore, MD Mon Apr 11 2022, 3:10 PM - 6:34 PM EDT Att: 44,461 - Partly Cloudy - 55 F										
6 Ryan Mountcastle, R OBP: 0.375, SLG: 0.533	G5-3		P3		BB		G4-3			3	0	0	0	1	0	2											
25 Anthony Santander, S OBP: 0.587, SLG: 0.900	BB		BB		BB		G4-3			2	0	2	0	2	0	0											
26 Ryan McKenna, R OBP: 0.375, SLG: 0.533	BB		BB		BB		G4-3			0	0	0	0	0	0	0											
16 Trey Mancini, R OBP: 0.250, SLG: 0.333	F8		K		L9		L6			4	0	0	0	0	1	5											
29 Ramón Uriás, R OBP: 0.267, SLG: 0.400	G5-3		G4-6-3		G4-6-3		K			4	1	1	0	0	1	4											
12 Rougned Odor, L OBP: 0.154, SLG: 0.154	G1-3		K		K		F8			4	0	1	0	0	1	2											
21 Austin Hays, R OBP: 0.188, SLG: 0.143	L8		L1		L1		K			4	0	0	0	0	1	2											
3 Jorge Mateo, R OBP: 0.438, SLG: 0.333	BB		BB		BB		F9			3	1	1	0	1	1	2											
23 Robinson Chirinos, R OBP: 0.273, SLG: 0.111	BB		BB		F9		E5			2	0	0	0	2	0	2											
Inning Stats	R: 0 E: 0 K: 1 S: 9	H: 2 LOB: 1 BB: 1 P: 16	R: 2 E: 0 K: 0 S: 15	H: 2 LOB: 2 BB: 2 P: 30	R: 0 E: 0 K: 2 S: 12	H: 1 LOB: 1 BB: 0 P: 21	R: 0 E: 0 K: 1 S: 14	H: 1 LOB: 1 BB: 0 P: 17	R: 0 E: 0 K: 0 S: 7	H: 0 LOB: 2 BB: 2 P: 16	R: 0 E: 1 K: 2 S: 17	H: 1 LOB: 2 BB: 0 P: 23	R: 0 E: 0 K: 1 S: 12	H: 0 LOB: 1 BB: 1 P: 21	R: 0 E: 1 K: 0 S: 10	H: 0 LOB: 2 BB: 2 P: 18	1B: 5 2B: 1 3B: 0 HR: 0	SF: 0 SAC: 0 DP: 1 HBP: 0	WP: 0 PB: 0 SB: 1 CS: 0	PA: 37							
PITCHER	IP	WLS	BF	H	R	ER	SO	BB	IBB	HBP	BLK	WP	HR	S	P	ERA	WHIP										
37 Adrian Houser, R ERA: 4.91	3.2	L	18	4	2	2	3	3	0	0	0	0	0	43	76	0.00	1.909										
26 Aaron Ashby, L ERA: 1.5	3.1		14	2	0	0	4	2	0	0	0	0	0	43	68	0.00	1.200										
31 Jandel Gustave, R ERA: 10.8	0.2		4	0	0	0	0	1	0	0	0	0	0	8	14	0.00	1.500										
55 Hoby Milner, L ERA: 1.5	0.1		1	0	0	0	0	0	0	0	0	0	0	2	4	0.00	0.000										

Batter	1	2	3	4	5	6	7	8	9	AB	R	H	RBI	BB	SO	LOB	TOP										
3 Dylan Carlson, S OBP: 0.318, SLG: 0.389	G3		G1-3		L8			G3-1		4	0	0	0	0	0	2	St. Louis Cardinals @ Milwaukee Brewers American Family Field, Milwaukee, WI Thu Apr 14 2022, 4:16 PM - 7:20 PM CDT Att. 42,794 - Roof Closed - 64 F										
46 Paul Goldschmidt, R OBP: 0.381, SLG: 0.188	G5-3		CI			K		F7		3	0	0	0	0	1	0											
27 Tyler O'Neill, R OBP: 0.238, SLG: 0.353	F7		F9			G5-3		F9		4	0	0	0	0	0	3											
28 Nolan Arenado, R OBP: 0.429, SLG: 1.000		P6		P6				P6		4	0	1	0	0	0	0											
5 Albert Pujols, R OBP: 0.385, SLG: 0.583	E4					F7		G5-3		3	0	1	0	1	0	1											
11 Paul DeJong, R OBP: 0.300, SLG: 0.412	K		FC5-4			P3		K		4	0	0	0	0	2	2											
48 Harrison Bader, R OBP: 0.283, SLG: 0.333			FC4			K				3	0	1	0	0	1	1											
4 Yadier Molina, R OBP: 0.133, SLG: 0.133						F9		G6-3		3	0	1	0	0	0	0											
19 Tommy Edman, S OBP: 0.471, SLG: 0.867		SH5-3				K		HR		2	1	1	1	0	1	0											
Inning Stats	R: 0 E: 0 K: 0 S: 10	H: 0 LOB: 0 BB: 0 P: 13	R: 0 E: 1 K: 1 S: 11	H: 1 LOB: 0 BB: 0 P: 15	R: 0 E: 1 K: 0 S: 20	H: 2 LOB: 3 BB: 0 P: 26	R: 0 E: 0 K: 0 S: 10	H: 0 LOB: 1 BB: 0 P: 16	R: 0 E: 0 K: 1 S: 14	H: 1 LOB: 1 BB: 0 P: 13	R: 0 E: 0 K: 1 S: 8	H: 0 LOB: 0 BB: 0 P: 10	R: 1 E: 0 K: 0 S: 12	H: 1 LOB: 0 BB: 0 P: 18	R: 0 E: 0 K: 1 S: 10	H: 0 LOB: 0 BB: 0 P: 13	1B: 4 2B: 0 3B: 0 HR: 1	SF: 0 SAC: 1 DP: 0 HBP: 0	WP: 0 PB: 0 SB: 0 CS: 1	PA: 33							
PITCHER	IP	WLS	BF	H	R	ER	SO	BB	IBB	HBP	BLK	WP	HR	S	P	ERA	WHIP										
53 Brandon Woodruff, R ERA: 7.27	5.0	W	19	3	0	0	2	1	0	0	0	0	0	65	89	0.00	0.800										
48 Trevor Gott, R ERA:	2.0		7	1	0	0	2	0	0	0	0	0	0	16	23	0.00	0.500										
31 Jandel Gustave, R ERA: 7.36	2.0		7	1	1	1	1	0	0	0	0	0	1	22	31	4.50	0.500										

Batter	1	2	3	4	5	6	7	8	9	AB	R	H	RBI	BB	SO	LOB	BOTTOM										
16 Kolten Wong, L OBP: 0.269, SLG: 0.400	F8		P6							4	1	2	1	0	0	2	St. Louis Cardinals @ Milwaukee Brewers American Family Field, Milwaukee, WI Thu Apr 14 2022, 4:16 PM - 7:20 PM CDT Att. 42,794 - Roof Closed - 64 F										
27 Willy Adames, R OBP: 0.300, SLG: 0.407	P4		K			G5-3				4	0	0	0	0	2	3											
22 Christian Yelich, L OBP: 0.400, SLG: 0.391	K					G4-3				4	1	1	0	0	1	3											
24 Andrew McCutchen, R OBP: 0.300, SLG: 0.357			F8					G1-3		4	0	1	1	0	1	1											
11 Rowdy Tellez, L OBP: 0.381, SLG: 0.579	F8									3	1	1	0	1	1	1											
12 Hunter Renfroe, R OBP: 0.250, SLG: 0.200	K							K		4	0	1	1	0	3	1											
10 Omar Narváez, L OBP: 0.357, SLG: 0.583	HR					F8		K		4	1	2	2	0	1	1											
6 Lorenzo Cain, R OBP: 0.176, SLG: 0.250								G1-3		4	0	0	0	0	2	2											
14 Jace Peterson, L OBP: 0.313, SLG: 0.083								L4		2	1	1	0	2	0	0											
Inning Stats	R: 1 E: 0 K: 1 S: 10	H: 2 LOB: 1 BB: 0 P: 15	R: 1 E: 0 K: 2 S: 10	H: 1 LOB: 1 BB: 1 P: 20	R: 2 E: 0 K: 2 S: 17	H: 3 LOB: 2 BB: 1 P: 30	R: 0 E: 0 K: 1 S: 9	H: 1 LOB: 0 BB: 0 P: 12	R: 0 E: 0 K: 2 S: 12	H: 1 LOB: 1 BB: 0 P: 18	R: 1 E: 0 K: 0 S: 17	H: 1 LOB: 1 BB: 1 P: 26	R: 0 E: 0 K: 2 S: 8	H: 0 LOB: 0 BB: 0 P: 11	R: 0 E: 0 K: 1 S: 7	H: 0 LOB: 0 BB: 0 P: 8	1B: 5 2B: 2 3B: 1 HR: 1	SF: 0 SAC: 0 DP: 0 HBP: 0	WP: 0 PB: 0 SB: 2 CS: 0	PA: 36							
PITCHER	IP	WLS	BF	H	R	ER	SO	BB	IBB	HBP	BLK	WP	HR	S	P	ERA	WHIP										
50 Adam Wainwright, R ERA: 3.48	4.1	L	23	8	4	4	7	2	0	0	0	0	0	52	86	8.31	2.308										
34 Drew VerHagen, R ERA: 3.38	2.2		10	1	1	1	3	1	0	0	0	0	0	31	46	3.38	0.750										
67 Aaron Brooks, R ERA: 3.0	1.0		3	0	0	0	1	0	0	0	0	0	0	7	8	0.00	0.000										

Batter	1	2	3	4	5	6	7	8	9	AB	R	H	RBI	BB	SO	LOB	TOP					
13 Ke'Bryan Hayes, R (1,5) OBP: 0.405, SLG: 0.486			G5-3		G6-3		L9		F8	5	0	1	0	0	0	2						
10 Bryan Reynolds, S (1,8) OBP: 0.306, SLG: 0.432	F9					L8	K			4	0	1	0	0	1	3						
2 Michael Chavis, R (1,3) OBP: 0.500, SLG: 0.750	P2		K			F9				4	0	1	0	0	1	2						
19 Daniel Vogelbach, L (1,10) OBP: 0.400, SLG: 0.481					G5-3					3	0	2	0	1	0	0						
64 Diego Castillo, R (1,4) OBP: 0.310, SLG: 0.448	K									4	1	2	1	0	1	4						
27 Kevin Newman, R (1,6) OBP: 0.287, SLG: 0.370		P4								4	0	0	0	0	0	4						
41 Jake Marisnick, R (1,7) OBP: 0.286, SLG: 0.300		F9			B1-3					4	0	0	0	0	1	2						
55 Roberto Pérez, R (1,2) OBP: 0.333, SLG: 0.261						G5-3				2	0	0	0	1	1	0						
18 Ben Gamel, L (9,PH)										1	0	0	0	0	0	0						
3 Cole Tucker, S (1,9) OBP: 0.194, SLG: 0.258					K					4	0	1	0	0	2	0						
Inning Stats	R: 0 E: 0 K: 1 S: 11	H: 1 LOB: 2 BB: 1 P: 20	R: 0 E: 0 K: 1 S: 9	H: 0 LOB: 0 BB: 0 P: 12	R: 0 E: 0 K: 2 S: 13	H: 1 LOB: 1 BB: 0 P: 17	R: 1 E: 0 K: 0 S: 11	H: 1 LOB: 0 BB: 0 P: 12	R: 0 E: 0 K: 1 S: 9	H: 0 LOB: 0 BB: 0 P: 14	R: 0 E: 0 K: 0 S: 11	H: 2 LOB: 2 BB: 0 P: 12	R: 0 E: 0 K: 1 S: 13	H: 1 LOB: 2 BB: 1 P: 20	R: 0 E: 0 K: 1 S: 13	H: 2 LOB: 2 BB: 0 P: 22	R: 0 E: 0 K: 0 S: 8	H: 0 LOB: 0 BB: 0 P: 13	1B: 6 2B: 1 3B: 0 HR: 1	SF: 0 SAC: 0 DP: 0 HBP: 0	WP: 0 PB: 0 SB: 0 CS: 0	PA: 37
PITCHER	IP	WLS	BF	H	R	ER	SO	BB	IBB	HBP	BLK	WP	HR	S	P	ERA	WHIP					
52 Eric Lauer, L (1,1) ERA: 3.48	6.0	W	24	5	1	1	5	1	0	0	0	0	1	64	87	1.50	1.000					
31 Jandel Gustave, R (7,1) ERA: 4.75	1.0		5	1	0	0	1	1	0	0	0	0	0	13	20	0.00	2.000					
55 Hoby Milner, L (8,1) ERA:	1.0		5	2	0	0	1	0	0	0	0	0	0	13	22	0.00	2.000					
32 José Ureña, R (9,1) ERA: 3.38	1.0		3	0	0	0	0	0	0	0	0	0	0	8	13	0.00	0.000					

Pittsburgh Pirates @ Milwaukee Brewers
American Family Field, Milwaukee, WI
Mon Apr 18 2022, 6:43 PM - 9:27 PM CDT
Att: 21,512 - Roof Closed - 63 F

AB 35
R 1
H 8
RBI 1
BB 2
SO 7
LOB 17

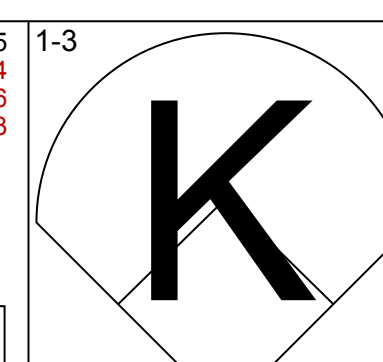
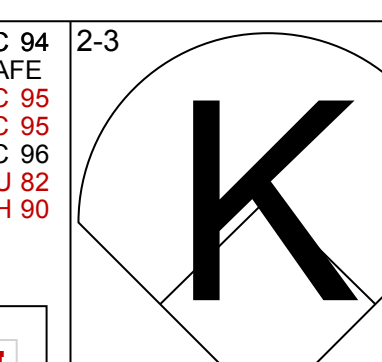
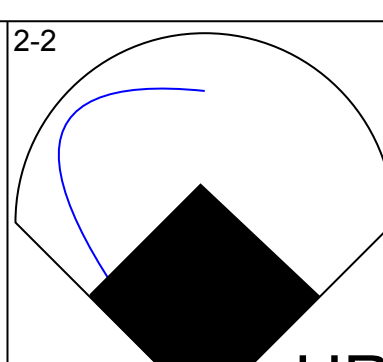
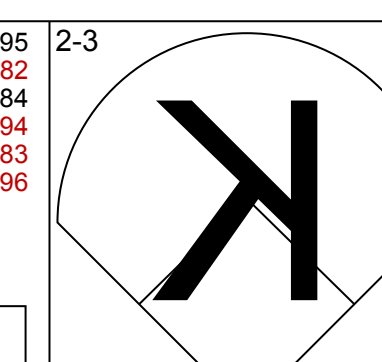
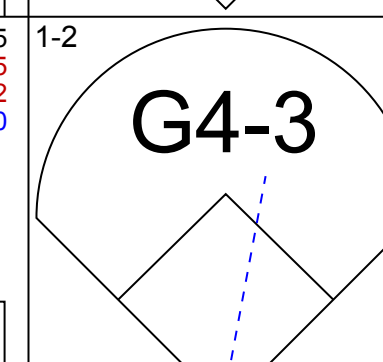
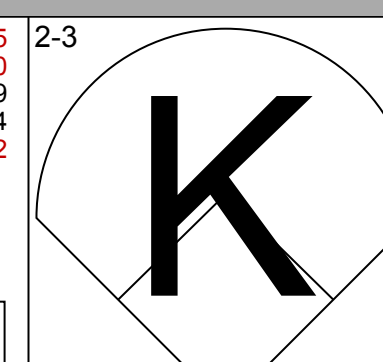
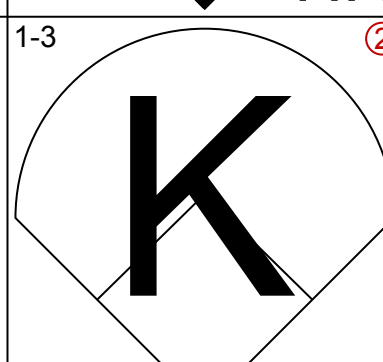
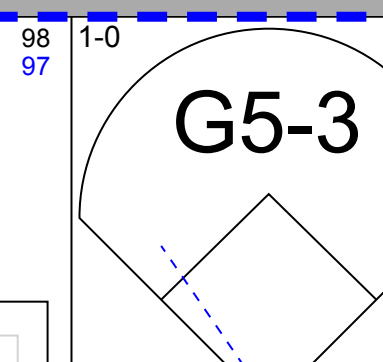
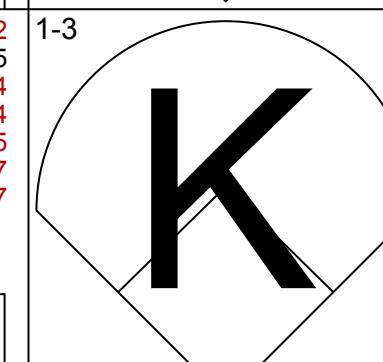
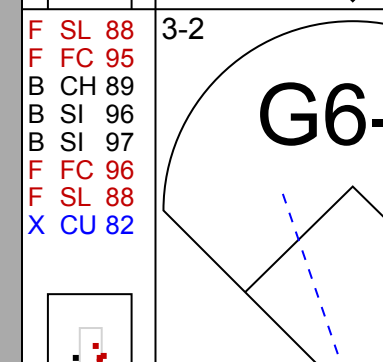
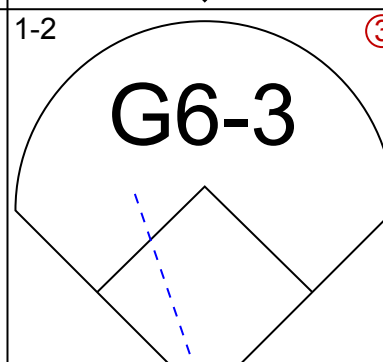
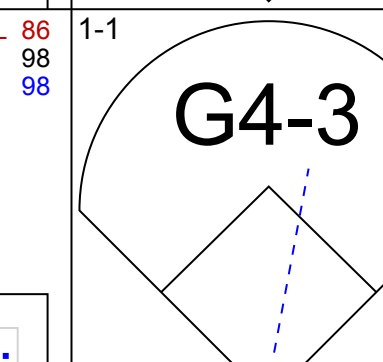
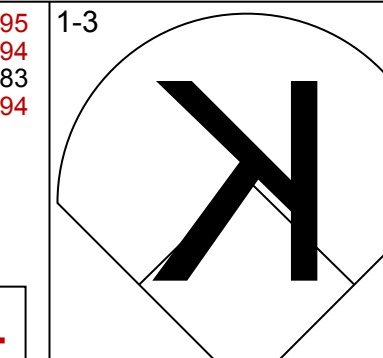
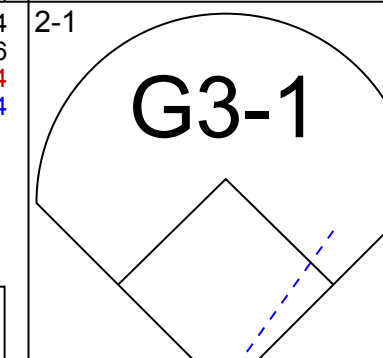
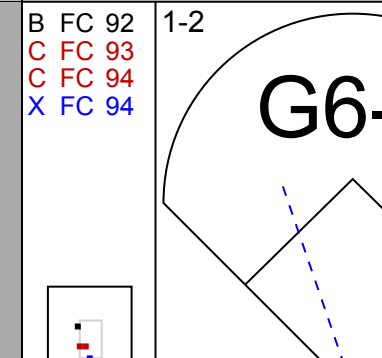
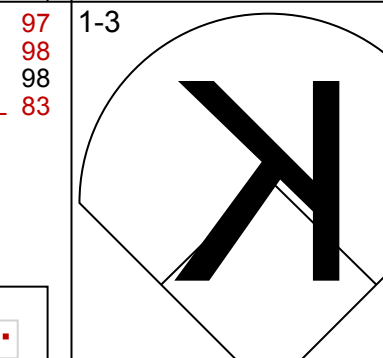
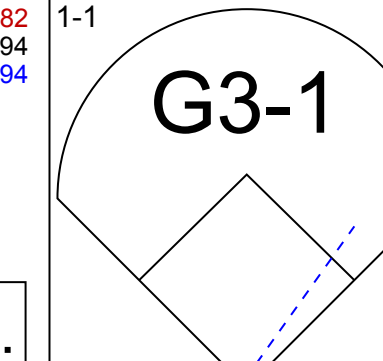
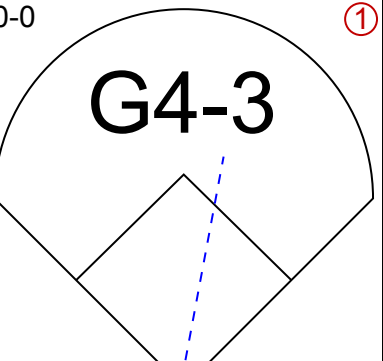
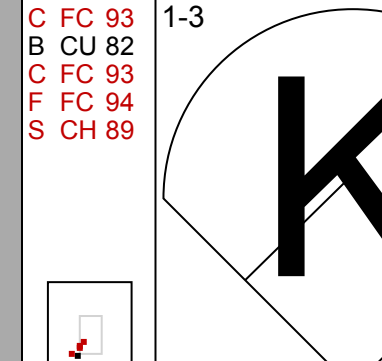
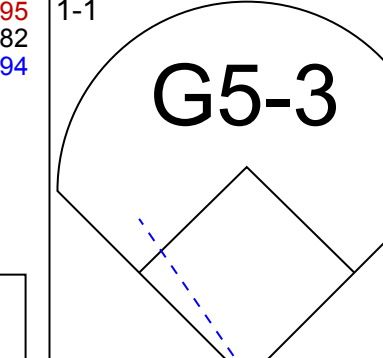
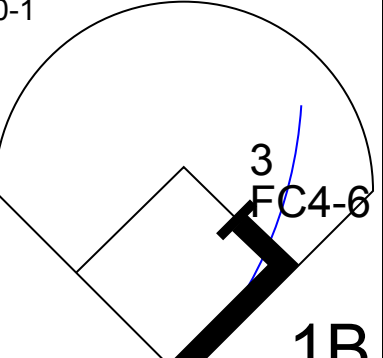
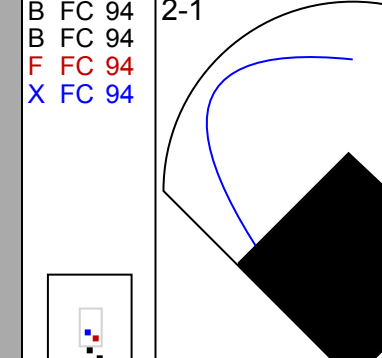
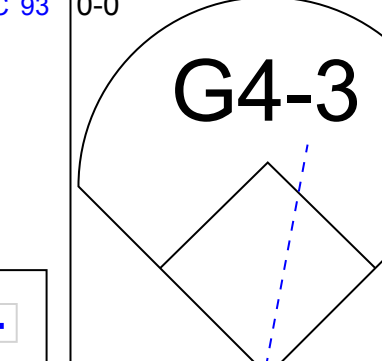
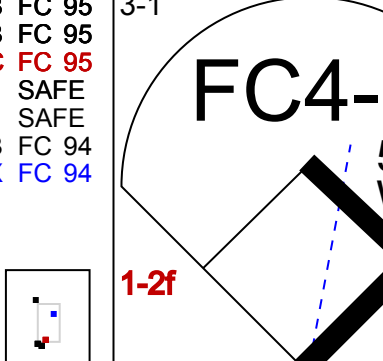
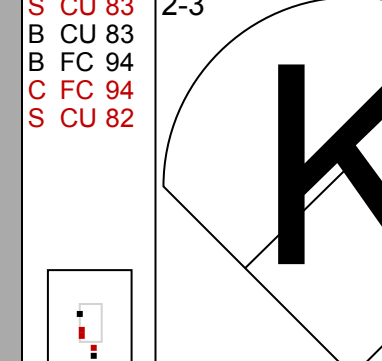
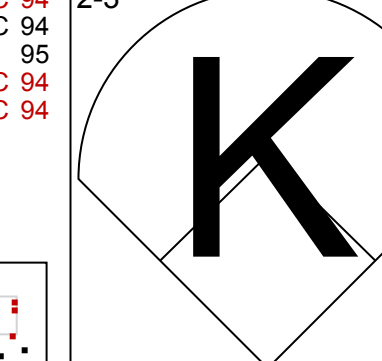
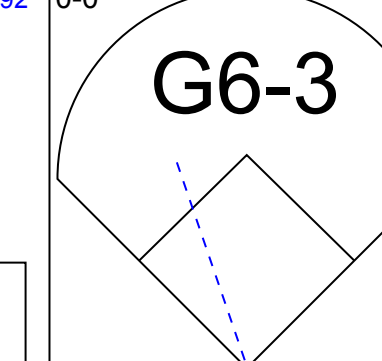
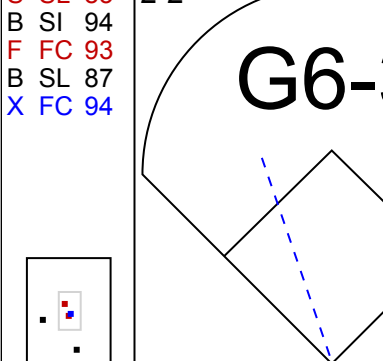
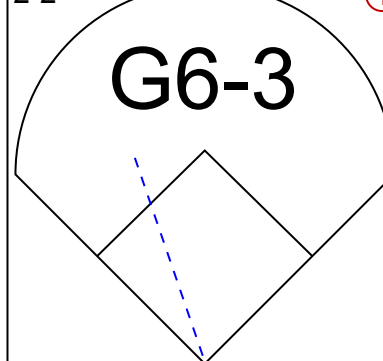


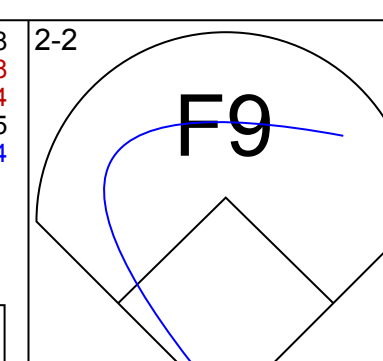
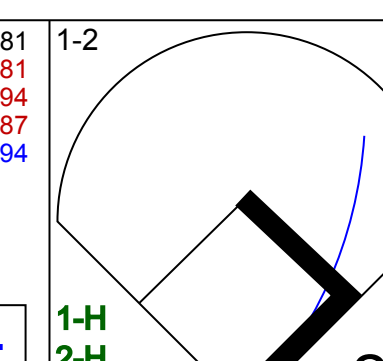
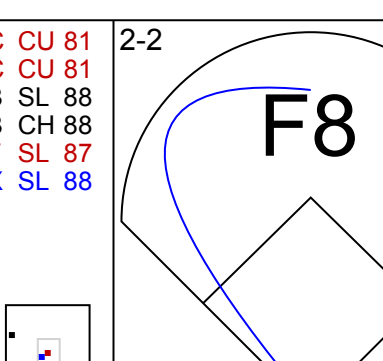
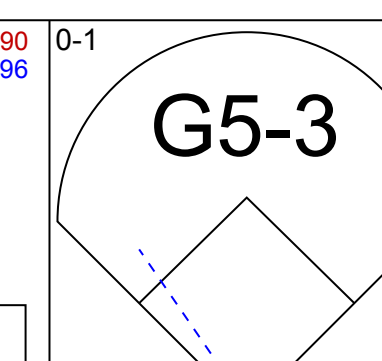
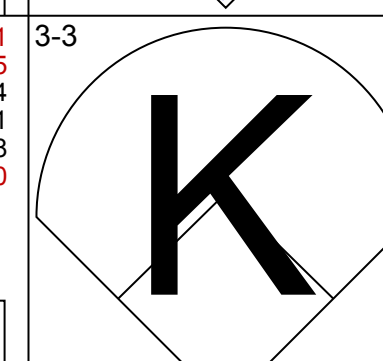
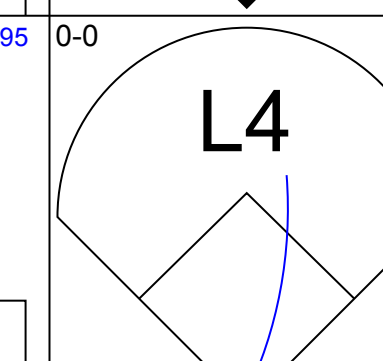
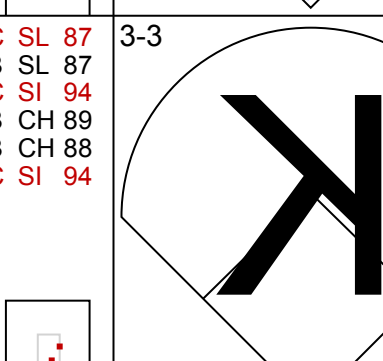
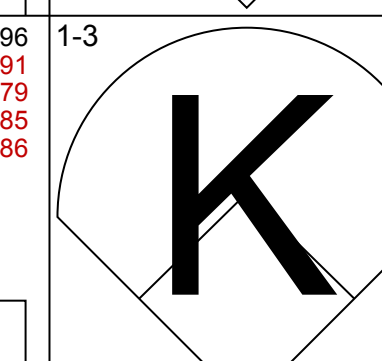
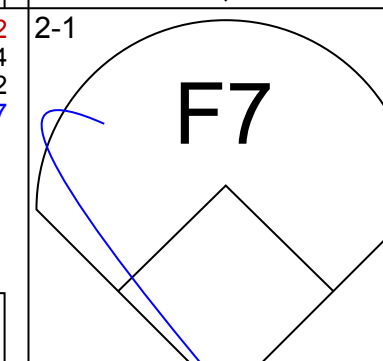
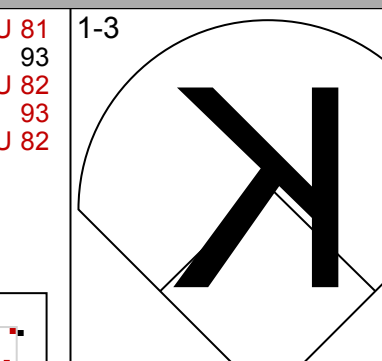
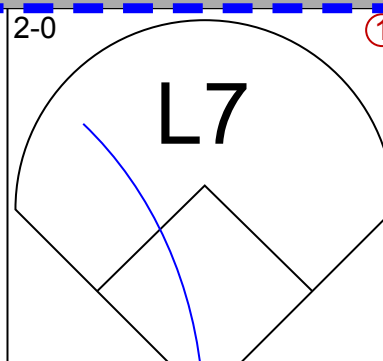
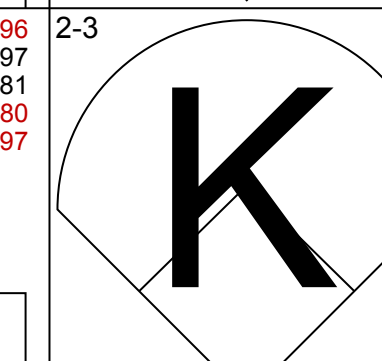
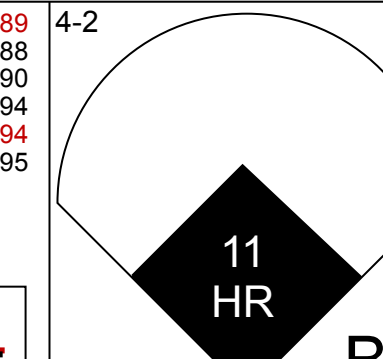
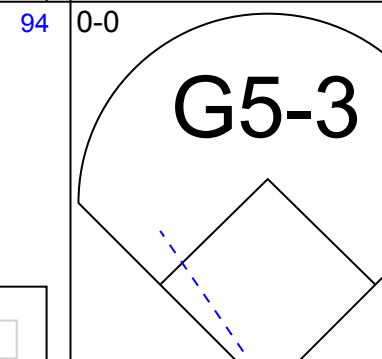
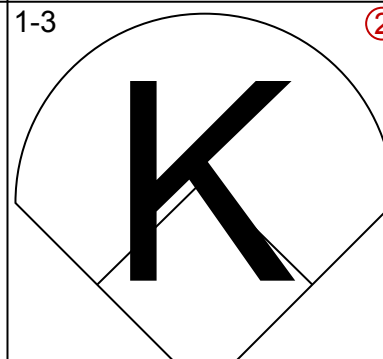

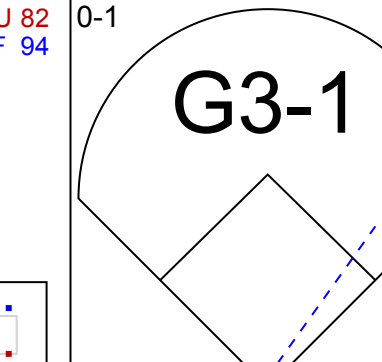
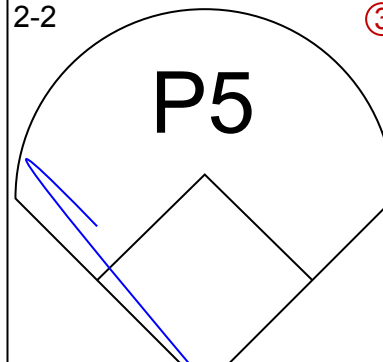

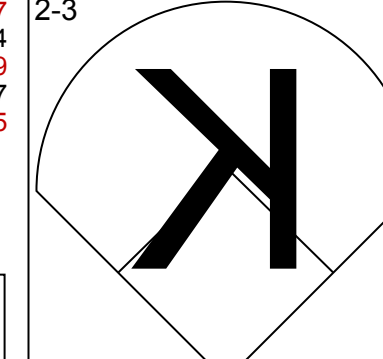
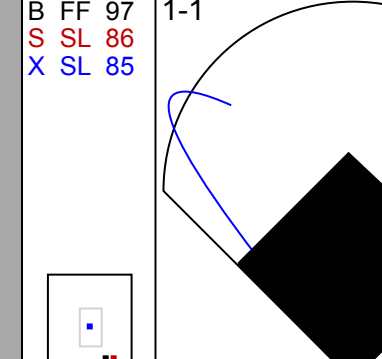

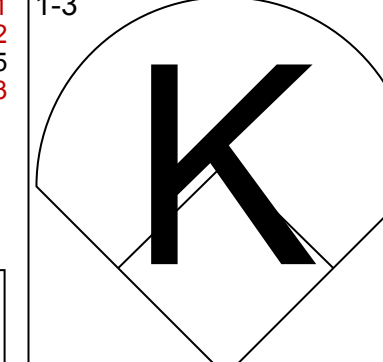
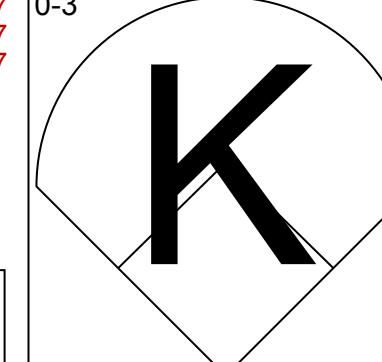
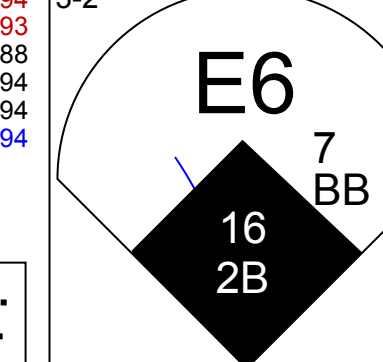
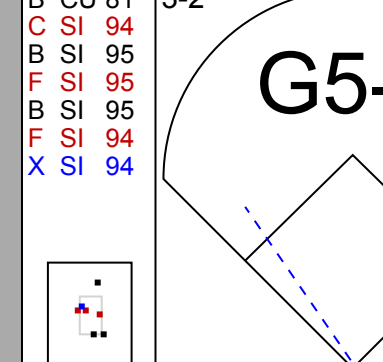
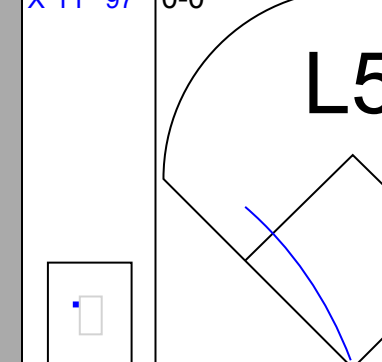
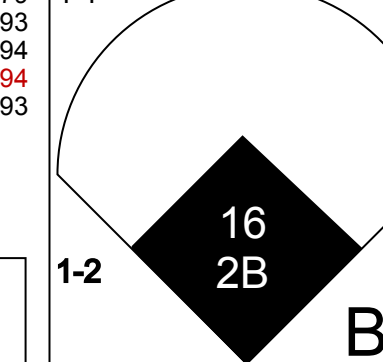
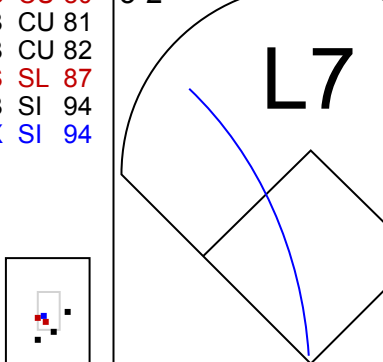
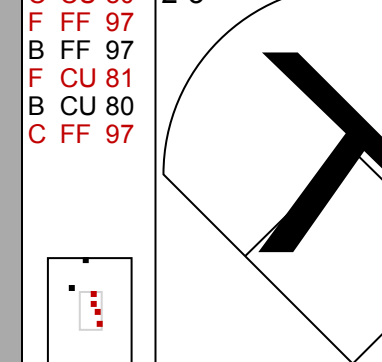
Batter	1	2	3	4	5	6	7	8	9	AB	R	H	RBI	BB	SO	LOB	BOTTOM					
16 Koltan Wong, L (1,4) OBP: 0.238, SLG: 0.308			F8	SF8		G1-3				3	1	1	1	0	0	1						
27 Willy Adames, R (1,6) OBP: 0.318, SLG: 0.325										3	1	1	0	1	1	0						
22 Christian Yelich, L (1,7) OBP: 0.385, SLG: 0.455										3	1	2	4	1	1	0						
24 Andrew McCutchen, R (1,10) OBP: 0.304, SLG: 0.333										3	0	0	0	1	2	2						
11 Rowdy Tellez, L (1,3) OBP: 0.333, SLG: 0.467										3	0	0	0	0	1	4						
18 Keston Hiura, R (8,PH)										1	0	0	0	0	1	0						
12 Hunter Renfroe, R (1,9) OBP: 0.250, SLG: 0.243										4	0	0	0	0	2	2						
10 Omar Narváez, L (1,2) OBP: 0.308, SLG: 0.391										4	1	1	0	0	2	0						
6 Lorenzo Cain, R (1,8) OBP: 0.217, SLG: 0.286										2	1	1	0	1	0	0						
14 Jace Peterson, L (1,5) OBP: 0.296, SLG: 0.095										2	1	0	0	1	0	1						
Inning Stats	R: 1 E: 0 K: 3 S: 13	H: 2 LOB: 2 BB: 1 P: 21	R: 0 E: 0 K: 1 S: 10	H: 0 LOB: 0 BB: 0 P: 18	R: 0 E: 0 K: 1 S: 12	H: 1 LOB: 2 BB: 1 P: 22	R: 5 E: 0 K: 0 S: 13	H: 3 LOB: 0 BB: 2 P: 28	R: 0 E: 0 K: 1 S: 8	H: 0 LOB: 0 BB: 1 P: 11	R: 0 E: 0 K: 0 S: 7	H: 0 LOB: 0 BB: 1 P: 12	R: 0 E: 0 K: 2 S: 8	H: 0 LOB: 0 BB: 0 P: 10	R: 0 E: 0 K: 2 S: 7	H: 0 LOB: 0 BB: 0 P: 9	1B: 3 2B: 2 3B: 0 HR: 1	SF: 1 SAC: 0 DP: 0 HBP: 0	WP: 1 PB: 0 SB: 0 CS: 1	PA: 34		
PITCHER	IP	WLS	BF	H	R	ER	SO	BB	IBB	HBP	BLK	WP	HR	S	P	ERA	WHIP					
39 Zach Thompson, R (1,1) ERA: 9.0	4.0	L	22	6	6	6	5	4	0	0	0	0	1	48	89	13.50	2.500					
38 Dillon Peters, L (5,1) ERA:	3.0		9	0	0	0	3	1	0	0	0	0	0	23	33	0.00	0.333					
35 Aaron Fletcher, L (8,1) ERA: 9.0	1.0		3	0	0	0	2	0	0	0	0	0	0	7	9	0.00	0.000					

Pittsburgh Pirates @ Milwaukee Brewers
American Family Field, Milwaukee, WI
Mon Apr 18 2022, 6:43 PM - 9:27 PM CDT
Att: 21,512 - Roof Closed - 63 F

AB 28
R 6
H 6
RBI 5
BB 5
SO 10
LOB 10



Batter	1	2	3	4	5	6	7	8	9	AB	R	H	RBI	BB	SO	LOB	TOP										
19 Daniel Vogelbach, L (1, 10) OBP: 0.382, SLG: 0.548										4	1	1	1	0	3	1	Pittsburgh Pirates @ Milwaukee Brewers American Family Field, Milwaukee, WI Tue Apr 19 2022, 6:42 PM - 9:11 PM CDT Att: 22,747 - Roof Closed - 67 F livebaseballscorecards.com										
10 Bryan Reynolds, S (1, 8) OBP: 0.279, SLG: 0.390										4	0	0	0	0	2	0											
13 Ke'Bryan Hayes, R (1, 5) OBP: 0.366, SLG: 0.436										4	0	0	0	0	1	0											
25 Yoshi Tsutsugo, L (1, 3)										4	0	0	0	0	2	0											
18 Ben Gamel, L (1, 7) OBP: 0.333, SLG: 0.333										3	0	0	0	0	1	0											
26 Josh VanMeter, L (1, 4) OBP: 0.286, SLG: 0.462										3	1	2	1	0	0	0											
3 Cole Tucker, S (1, 9) OBP: 0.176, SLG: 0.235										3	0	0	0	0	1	1											
55 Roberto Pérez, R (1, 2) OBP: 0.300, SLG: 0.231										3	0	0	0	0	2	1											
27 Kevin Newman, R (1, 6) OBP: 0.273, SLG: 0.367										3	0	1	0	0	0	0											
Inning Stats	R: 0 E: 0 K: 2 S: 12	H: 0 LOB: 0 BB: 0 P: 15	R: 0 E: 0 K: 1 S: 7	H: 0 LOB: 0 BB: 0 P: 10	R: 0 E: 0 K: 2 S: 10	H: 1 LOB: 1 BB: 0 P: 15	R: 0 E: 0 K: 1 S: 10	H: 0 LOB: 0 BB: 0 P: 17	R: 0 E: 0 K: 1 S: 8	H: 1 LOB: 1 BB: 0 P: 12	R: 1 E: 0 K: 2 S: 14	H: 1 LOB: 0 BB: 0 P: 20	R: 1 E: 0 K: 2 S: 12	H: 1 LOB: 0 BB: 0 P: 18	R: 0 E: 0 K: 1 S: 8	H: 0 LOB: 0 BB: 0 P: 11	R: 0 E: 0 K: 1 S: 6	H: 0 LOB: 0 BB: 0 P: 9	1B: 2 2B: 0 3B: 0 HR: 2	SF: 0 SAC: 0 DP: 0 HBP: 0	WP: 1 PB: 0 SB: 0 CS: 0	PA: 31					
PITCHER	IP	WLS	BF	H	R	ER	SO	BB	IBB	HBP	BLK	WP	HR	S	P	ERA	WHIP										
39 Corbin Burnes, R (1, 1) ERA: 2.37	7.0	W	25	4	2	2	10	0	0	0	0	1	2	73	107	2.57	0.571										
38 Devin Williams, R (8, 1) ERA: 9.0	1.0	H	3	0	0	0	1	0	0	0	0	0	0	8	11	0.00	0.000										
71 Josh Hader, L (9, 1) ERA:	1.0	S	3	0	0	0	1	0	0	0	0	0	0	6	9	0.00	0.000										

Batter	1	2	3	4	5	6	7	8	9	AB	R	H	RBI	BB	SO	LOB	BOTTOM										
16 Koltan Wong, L (1, 4) OBP: 0.239, SLG: 0.326										4	0	1	2	0	0	0	Pittsburgh Pirates @ Milwaukee Brewers American Family Field, Milwaukee, WI Tue Apr 19 2022, 6:42 PM - 9:11 PM CDT Att: 22,747 - Roof Closed - 67 F livebaseballscorecards.com										
27 Willy Adames, R (1, 6) OBP: 0.294, SLG: 0.295										4	0	0	0	0	3	1											
22 Christian Yelich, L (1, 7) OBP: 0.362, SLG: 0.495										4	0	0	0	0	2	0											
24 Andrew McCutchen, R (1, 10) OBP: 0.306, SLG: 0.318										2	1	0	0	1	1	0											
11 Rowdy Tellez, L (1, 3) OBP: 0.333, SLG: 0.545										3	1	1	2	0	0	0											
12 Hunter Renfroe, R (1, 9) OBP: 0.256, SLG: 0.325										3	1	1	1	0	1	0											
14 Jace Peterson, L (1, 5) OBP: 0.267, SLG: 0.083										3	0	0	0	0	3	0											
6 Lorenzo Cain, R (1, 8) OBP: 0.192, SLG: 0.250										3	1	0	0	0	0	0											
7 Victor Caratini, S (1, 2) OBP: 0.389, SLG: 0.533										2	1	0	0	1	1	0											
Inning Stats	R: 0 E: 0 K: 1 S: 8	H: 0 LOB: 0 BB: 0 P: 15	R: 4 E: 1 K: 1 S: 19	H: 2 LOB: 1 BB: 2 P: 37	R: 0 E: 0 K: 1 S: 7	H: 0 LOB: 0 BB: 0 P: 8	R: 0 E: 0 K: 2 S: 10	H: 0 LOB: 0 BB: 0 P: 16	R: 0 E: 0 K: 1 S: 10	H: 0 LOB: 0 BB: 0 P: 18	R: 0 E: 0 K: 1 S: 9	H: 0 LOB: 0 BB: 0 P: 14	R: 1 E: 0 K: 2 S: 10	H: 1 LOB: 0 BB: 0 P: 13	R: 0 E: 0 K: 2 S: 9	H: 0 LOB: 0 BB: 0 P: 12	1B: 0 2B: 1 3B: 0 HR: 2	SF: 0 SAC: 0 DP: 0 HBP: 0	WP: 0 PB: 0 SB: 0 CS: 0	PA: 30							
PITCHER	IP	WLS	BF	H	R	ER	SO	BB	IBB	HBP	BLK	WP	HR	S	P	ERA	WHIP										
34 JT Brubaker, R (1, 1) ERA: 7.3	5.0	L	20	2	4	2	6	2	0	0	0	0	1	54	94	3.60	0.800										
59 Roney Contreras, R (6, 1) ERA: 3.52	3.0		10	1	1	1	5	0	0	0	0	0	1	28	39	3.00	0.333										

Batter	1	2	3	4	5	6	7	8	9	AB	R	H	RBI	BB	SO	LOB	TOP			
19 Daniel Vogelbach, L (1, 10) OBP: 0.395, SLG: 0.529										3	0	1	0	1	0	2	Pittsburgh Pirates @ Milwaukee Brewers American Family Field, Milwaukee, WI Wed Apr 20 2022, 12:43 PM - 3:36 PM CDT Att: 20,790 - Roof Closed - 65 F			
10 Bryan Reynolds, S (1, 8) OBP: 0.277, SLG: 0.364										3	0	0	0	1	3	3				
13 Ke'Bryan Hayes, R (1, 5) OBP: 0.356, SLG: 0.419										4	0	1	2	0	1	3				
25 Yoshi Tsutsugo, L (1, 3)										3	0	0	0	1	1	3				
18 Ben Gamel, L (1, 7) OBP: 0.308, SLG: 0.303										3	0	0	0	0	2	1				
41 Jake Marisnick, R (9, PH) OBP: 0.273, SLG: 0.286										1	0	0	0	0	1	0				
64 Diego Castillo, R (1, 9) OBP: 0.273, SLG: 0.394										4	0	0	0	0	1	1				
26 Josh VanMeter, L (1, 4) OBP: 0.250, SLG: 0.400										2	0	0	0	0	2	0				
2 Michael Chavis, R (8, PH) OBP: 0.542, SLG: 0.773										2	1	2	0	0	0	0				
27 Kevin Newman, R (1, 6) OBP: 0.353										4	1	1	0	0	0	1				
31 Andrew Knapp, S (1, 2) OBP: 0.231, SLG: 0.182										1	0	0	0	1	1	0				
55 Roberto Pérez, R (8, PH) OBP: 0.290, SLG: 0.222										1	0	0	0	0	1	2				
Inning Stats	R: 0 E: 0 K: 2 S: 11	H: 0 LOB: 0 BB: 0 P: 18	R: 0 E: 0 K: 1 S: 10	H: 0 LOB: 0 BB: 0 P: 16	R: 0 E: 0 K: 2 S: 10	H: 0 LOB: 0 BB: 0 P: 14	R: 0 E: 0 K: 1 S: 10	H: 0 LOB: 1 BB: 1 P: 15	R: 0 E: 0 K: 1 S: 12	H: 1 LOB: 2 BB: 1 P: 20	R: 0 E: 0 K: 0 S: 6	H: 0 LOB: 0 BB: 1 P: 12	R: 2 E: 0 K: 2 S: 16	H: 3 LOB: 2 BB: 1 P: 26	R: 0 E: 0 K: 2 S: 11	H: 1 LOB: 1 BB: 0 P: 15	1B: 5 2B: 1 3B: 0 HR: 0	SF: 0 SAC: 0 DP: 1 HBP: 0	WP: 1 PB: 0 SB: 0 CS: 0	PA: 35
PITCHER	IP WLS BF H R ER SO BB IBB HBP BLK WP HR S P ERA WHIP	IP WLS BF H R ER SO BB IBB HBP BLK WP HR S P ERA WHIP	IP WLS BF H R ER SO BB IBB HBP BLK WP HR S P ERA WHIP	IP WLS BF H R ER SO BB IBB HBP BLK WP HR S P ERA WHIP	IP WLS BF H R ER SO BB IBB HBP BLK WP HR S P ERA WHIP	IP WLS BF H R ER SO BB IBB HBP BLK WP HR S P ERA WHIP	IP WLS BF H R ER SO BB IBB HBP BLK WP HR S P ERA WHIP	IP WLS BF H R ER SO BB IBB HBP BLK WP HR S P ERA WHIP	IP WLS BF H R ER SO BB IBB HBP BLK WP HR S P ERA WHIP	IP WLS BF H R ER SO BB IBB HBP BLK WP HR S P ERA WHIP	IP WLS BF H R ER SO BB IBB HBP BLK WP HR S P ERA WHIP	IP WLS BF H R ER SO BB IBB HBP BLK WP HR S P ERA WHIP	IP WLS BF H R ER SO BB IBB HBP BLK WP HR S P ERA WHIP	IP WLS BF H R ER SO BB IBB HBP BLK WP HR S P ERA WHIP	IP WLS BF H R ER SO BB IBB HBP BLK WP HR S P ERA WHIP	IP WLS BF H R ER SO BB IBB HBP BLK WP HR S P ERA WHIP	IP WLS BF H R ER SO BB IBB HBP BLK WP HR S P ERA WHIP			
53 Brandon Woodruff, R (1, 1) ERA: 4.3	6.0	W	21	1	0	0	9	2	0	0	0	0	0	0	61	95	0.00	0.500		
45 Brad Boxberger, R (7, 1) ERA: 10.8	1.0	H	3	0	0	0	0	1	0	0	0	0	0	0	6	12	0.00	1.000		
35 Brent Suter, L (8, 1) ERA: 10.8	0.2		4	2	2	2	1	0	0	0	0	0	0	7	9	27.00	3.000			
38 Devin Williams, R (8, 1) ERA: 8.31	0.1	H	3	1	0	0	1	1	0	0	0	0	1	0	9	17	0.00	6.000		
71 Josh Hader, L (9, 1) ERA:	1.0	S	4	1	0	0	2	0	0	0	0	0	0	0	11	15	0.00	1.000		
Batter	1	2	3	4	5	6	7	8	9	AB	R	H	RBI	BB	SO	LOB	BOTTOM			
16 Koltan Wong, L (1, 4) OBP: 0.220, SLG: 0.298										4	0	0	0	0	2	1	Pittsburgh Pirates @ Milwaukee Brewers American Family Field, Milwaukee, WI Wed Apr 20 2022, 12:43 PM - 3:36 PM CDT Att: 20,790 - Roof Closed - 65 F			
27 Willy Adames, R (1, 6) OBP: 0.273, SLG: 0.271										4	0	0	0	0	1	1				
22 Christian Yelich, L (1, 7) OBP: 0.333, SLG: 0.366										4	0	0	0	0	1	0				
11 Rowdy Tellez, L (1, 3) OBP: 0.325, SLG: 0.595										4	1	1	1	0	0	0				
12 Hunter Renfroe, R (1, 9) OBP: 0.298, SLG: 0.372										3	1	2	0	1	0	0				
10 Omar Narváez, L (1, 2) OBP: 0.367, SLG: 0.423										3	1	2	0	0	0	1				
18 Keston Hiura, R (1, 10) OBP: 0.333, SLG: 0.389										3	1	1	3	0	2	2				
14 Jace Peterson, L (1, 5) OBP: 0.273, SLG: 0.111										3	0	1	0	0	0	0				
15 Tyrone Taylor, R (1, 8) OBP: 0.259, SLG: 0.320										3	0	1	0	0	1	2				
Inning Stats	R: 0 E: 0 K: 1 S: 10	H: 0 LOB: 0 BB: 0 P: 13	R: 1 E: 0 K: 2 S: 18	H: 3 LOB: 2 BB: 0 P: 23	R: 0 E: 0 K: 1 S: 9	H: 0 LOB: 0 BB: 0 P: 12	R: 0 E: 0 K: 1 S: 9	H: 1 LOB: 1 BB: 0 P: 12	R: 0 E: 0 K: 1 S: 7	H: 0 LOB: 0 BB: 0 P: 10	R: 3 E: 0 K: 0 S: 10	H: 4 LOB: 1 BB: 0 P: 22	R: 0 E: 0 K: 0 S: 10	H: 0 LOB: 2 BB: 1 P: 20	1B: 4 2B: 2 3B: 0 HR: 2	SF: 0 SAC: 0 DP: 0 HBP: 1		WP: 0 PB: 0 SB: 0 CS: 0	PA: 34	
PITCHER	IP WLS BF H R ER SO BB IBB HBP BLK WP HR S P ERA WHIP	IP WLS BF H R ER SO BB IBB HBP BLK WP HR S P ERA WHIP	IP WLS BF H R ER SO BB IBB HBP BLK WP HR S P ERA WHIP	IP WLS BF H R ER SO BB IBB HBP BLK WP HR S P ERA WHIP	IP WLS BF H R ER SO BB IBB HBP BLK WP HR S P ERA WHIP	IP WLS BF H R ER SO BB IBB HBP BLK WP HR S P ERA WHIP	IP WLS BF H R ER SO BB IBB HBP BLK WP HR S P ERA WHIP	IP WLS BF H R ER SO BB IBB HBP BLK WP HR S P ERA WHIP	IP WLS BF H R ER SO BB IBB HBP BLK WP HR S P ERA WHIP	IP WLS BF H R ER SO BB IBB HBP BLK WP HR S P ERA WHIP	IP WLS BF H R ER SO BB IBB HBP BLK WP HR S P ERA WHIP	IP WLS BF H R ER SO BB IBB HBP BLK WP HR S P ERA WHIP	IP WLS BF H R ER SO BB IBB HBP BLK WP HR S P ERA WHIP	IP WLS BF H R ER SO BB IBB HBP BLK WP HR S P ERA WHIP	IP WLS BF H R ER SO BB IBB HBP BLK WP HR S P ERA WHIP	IP WLS BF H R ER SO BB IBB HBP BLK WP HR S P ERA WHIP				
23 Mitch Keller, R (1, 1) ERA: 6.23	5.1	L	20	4	1	1	7	0	0	0	0	0	0	0	58	75	1.69	0.750		
52 Anthony Banda, L (6, 1) ERA: 2.08	0.2		2	0	0	0	0	0	0	0	0	0	0	4	7	0.00	0.000			
89 Miguel Yajure, R (7, 1) ERA: 9.0	1.0		7	4	3	3	0	0	0	0	0	0	1	10	22	27.00	4.000			
35 Aaron Fletcher, L (8, 1) ERA: 7.71	0.2		4	0	0	0	0	1	0	1	0	0	0	8	17	0.00	1.500			
46 Chris Stratton, R (8, 1) ERA: 5.4	0.1		1	0	0	0	0	0	0	0	0	0	0	2	3	0.00	0.000			

Batter	1	2	3	4	5	6	7	8	9	AB	R	H	RBI	BB	SO	LOB	TOP										
16 Koltan Wong, L OBP: 0.200, SLG: 0.269	G4-3		F8		L6		G4-3			4	0	0	0	0	0	2	Milwaukee Brewers @ Philadelphia Phillies Citizens Bank Park, Philadelphia, PA Sat Apr 23 2022, 4:09 PM - 7:06 PM EDT Att: 30,612 - Cloudy - 64 F										
27 Willy Adames, R OBP: 0.302, SLG: 0.291	1B		K		1B		F8			4	1	2	1	0	1	0											
22 Christian Yelich, L OBP: 0.322, SLG: 0.347	F8				1B					4	0	1	1	0	1	1											
24 Andrew McCutchen, R OBP: 0.310, SLG: 0.333	1B		K		K		F9			4	0	1	0	0	2	1											
11 Rowdy Tellez, L OBP: 0.277, SLG: 0.500	F8		K		K		F8			4	0	0	0	0	2	2											
12 Hunter Renfroe, R OBP: 0.309, SLG: 0.460	G5-3				HR		1B			4	2	3	1	0	0	0											
10 Omar Narváez, L OBP: 0.324, SLG: 0.367	F8		K		P6		K			4	0	0	0	0	2	2											
6 Lorenzo Cain, R OBP: 0.206, SLG: 0.226	G6-3				BB		K			3	1	1	0	1	1	1											
14 Jace Peterson, L OBP: 0.270, SLG: 0.129	G4-3				CS		G4-3			3	1	1	1	0	0	0											
20 Mike Brosseau, R OBP: 0.222, SLG: 0.313					1B		F8			1	0	0	0	0	0	1											
Inning Stats	R: 0 H: 2 E: 0 K: 0 S: 11	H: 2 LOB: 2 BB: 0 P: 16	R: 0 H: 0 E: 0 K: 0 S: 11	H: 0 LOB: 0 BB: 0 P: 18	R: 0 H: 0 E: 0 K: 1 S: 7	H: 0 LOB: 0 BB: 0 P: 11	R: 0 H: 0 E: 0 K: 2 S: 11	H: 0 LOB: 0 BB: 0 P: 15	R: 4 H: 5 E: 0 K: 2 S: 16	H: 1 LOB: 1 BB: 0 P: 24	R: 1 H: 1 E: 0 K: 1 S: 9	H: 1 LOB: 0 BB: 1 P: 18	R: 0 H: 0 E: 0 K: 1 S: 12	H: 0 LOB: 0 BB: 0 P: 17	R: 0 H: 1 E: 0 K: 2 S: 12	H: 1 LOB: 1 BB: 0 P: 17	1B: 7 2B: 1 3B: 0 HR: 1	SF: 0 SAC: 0 DP: 0 HBP: 0	WP: 0 PB: 0 CS: 2	PA: 37							
PITCHER	IP	WLS	BF	H	R	ER	SO	BB	IBB	HBP	BLK	WP	HR	S	P	ERA	WHIP										
45 Zack Wheeler, R ERA: 8.53	5.0	L	22	7	4	4	5	0	0	0	0	0	0	56	84	7.20	1.400										
61 Cristopher Sánchez, L ERA: 5.4	2.1		8	1	1	1	2	1	0	0	0	0	1	18	30	3.86	0.857										
49 James Norwood, R ERA: 4.91	0.2		2	0	0	0	0	0	0	0	0	0	0	9	13	0.00	0.000										
64 Andrew Bellatti, R ERA:	0.2		3	1	0	0	2	0	0	0	0	0	0	9	13	0.00	1.500										
52 Brad Hand, L ERA:	0.1		1	0	0	0	0	0	0	0	0	0	0	3	4	0.00	0.000										

AB	35
R	5
H	9
RBI	4
BB	1
SO	9
LOB	10



Batter	1	2	3	4	5	6	7	8	9	AB	R	H	RBI	BB	SO	LOB	BOTTOM										
2 Jean Segura, R OBP: 0.311, SLG: 0.452	G4-3		1B		L7			K		4	1	1	1	0	1	1	Milwaukee Brewers @ Philadelphia Phillies Citizens Bank Park, Philadelphia, PA Sat Apr 23 2022, 4:09 PM - 7:06 PM EDT Att: 30,612 - Cloudy - 64 F										
17 Rhys Hoskins, R OBP: 0.373, SLG: 0.404	G4-3		BB		G5-4-3			1B		3	0	1	0	1	0	1											
3 Bryce Harper, L OBP: 0.318, SLG: 0.448	2B		P5				K			4	1	1	0	0	1	3											
8 Nick Castellanos, R OBP: 0.381, SLG: 0.571	2B		SF8		P6			G6-3		3	0	1	2	0	0	0											
10 J.T. Realmuto, R OBP: 0.345, SLG: 0.389	G4-3		L5		G6-3			K		4	0	0	0	0	1	2											
12 Kyle Schwarber, L OBP: 0.246, SLG: 0.400	K		P6				1B			4	0	1	0	0	1	0											
28 Alec Bohm, R OBP: 0.417, SLG: 0.571	G6-3		K		K			K		3	0	0	0	0	2	1											
7 Johan Camargo, S OBP: 0.372, SLG: 0.463	G6-3		P5				F8			3	0	0	0	0	0	1											
37 Odübel Herrera, L OBP: 0.400, SLG: 0.800			1B		G5-4-3		K			3	1	2	0	0	1	1											
Inning Stats	R: 1 H: 2 E: 0 K: 0 S: 14	H: 2 LOB: 1 BB: 0 P: 21	R: 0 H: 0 E: 0 K: 1 S: 9	H: 0 LOB: 0 BB: 0 P: 14	R: 2 H: 2 E: 0 K: 0 S: 15	H: 2 LOB: 1 BB: 1 P: 21	R: 0 H: 0 E: 0 K: 1 S: 7	H: 0 LOB: 0 BB: 0 P: 11	R: 0 H: 1 E: 0 K: 0 S: 7	H: 1 LOB: 1 BB: 0 P: 8	R: 0 H: 0 E: 0 K: 1 S: 6	H: 0 LOB: 0 BB: 0 P: 10	R: 0 H: 1 E: 0 K: 2 S: 9	H: 1 LOB: 1 BB: 0 P: 12	R: 0 H: 1 E: 0 K: 1 S: 6	H: 1 LOB: 0 BB: 0 P: 9	R: 0 H: 0 E: 0 K: 1 S: 8	H: 0 LOB: 0 BB: 0 P: 11	1B: 4 2B: 2 3B: 1 HR: 0	SF: 1 SAC: 0 DP: 2 HBP: 0	WP: 0 PB: 0 CS: 0	PA: 33					
PITCHER	IP	WLS	BF	H	R	ER	SO	BB	IBB	HBP	BLK	WP	HR	S	P	ERA	WHIP										
37 Adrian Houser, R ERA: 3.52	6.0		23	5	3	3	3	1	0	0	0	0	0	9	12	0.00	1.000										
48 Trevor Gott, R ERA:	1.0	H	4	1	0	0	2	0	0	0	0	0	0	9	12	0.00	1.000										
38 Devin Williams, R ERA: 6.75	1.0	H	3	1	0	0	1	0	0	0	0	0	0	6	9	0.00	1.000										
71 Josh Hader, L ERA:	1.0	S	3	0	0	0	1	0	0	0	0	0	0	8	11	0.00	0.000										

AB	31
R	3
H	7
RBI	3
BB	1
SO	7
LOB	10



Batter	1	2	3	4	5	6	7	8	9	AB R H RBI BB SO LOB	TOP									
24 Andrew McCutchen, R OBP: 0.306, SLG: 0.327										4 0 1 0 0 1 1	Milwaukee Brewers @ Philadelphia Phillies Citizens Bank Park, Philadelphia, PA Sun Apr 24 2022, 7:09 PM - 9:58 PM EDT Att: 26,175 - Clear - 62 F									
22 Christian Yelich, L OBP: 0.302, SLG: 0.337										3 0 0 1 0 2 0										
27 Willy Adames, R OBP: 0.299, SLG: 0.276										3 0 0 0 1 0 1										
11 Rowdy Tellez, L OBP: 0.260, SLG: 0.468										3 0 0 0 0 1 0										
12 Hunter Renfroe, R OBP: 0.293, SLG: 0.434										3 0 0 0 0 1 0										
10 Omar Narváez, L OBP: 0.297, SLG: 0.333										3 0 0 0 0 2 0										
18 Keston Hiura, R OBP: 0.333, SLG: 0.348										2 0 0 0 0 2 0										
16 Kolten Wong, L OBP: 0.196, SLG: 0.264										1 0 0 0 0 0 0										
14 Jace Peterson, L OBP: 0.275, SLG: 0.147										3 1 1 0 0 1 0										
15 Tyrone Taylor, R OBP: 0.267, SLG: 0.357										3 0 1 0 0 0 1										
Inning Stats	R: 0 H: 0 E: 0 K: 0 S: 6	H: 0 LOB: 0 BB: 1 P: 13	R: 0 H: 0 E: 0 K: 2 S: 7	H: 0 LOB: 0 BB: 0 P: 9	R: 0 H: 1 E: 0 K: 2 S: 12	H: 1 LOB: 1 BB: 0 P: 15	R: 0 H: 0 E: 0 K: 2 S: 11	H: 0 LOB: 0 BB: 0 P: 13	R: 0 H: 0 E: 0 K: 1 S: 8	H: 0 LOB: 0 BB: 0 P: 14	R: 0 H: 0 E: 0 K: 1 S: 7	H: 0 LOB: 0 BB: 0 P: 16	R: 0 H: 0 E: 0 K: 1 S: 7	H: 0 LOB: 0 BB: 0 P: 10	R: 1 H: 2 E: 0 K: 0 S: 8	H: 2 LOB: 1 BB: 0 P: 14	1B: 2 2B: 1 3B: 0 HR: 0	SF: 1 SAC: 0 DP: 0 HBP: 0	WP: 0 PB: 0 CS: 0	PA: 31
PITCHER	IP WLS BF H R ER SO BB IBB HBP BLK WP HR S P ERA WHIP											IP WLS BF H R ER SO BB IBB HBP BLK WP HR S P ERA WHIP								
27 Aaron Nola, R ERA: 3.74	7.0 22 1 0 0 9 1 0 0 0 0 0 0 62 89 0.00 0.286																			
31 Jeury's Familia, R ERA: 5.4	1.0 3 0 0 0 1 0 0 0 0 0 0 7 10 0.00 0.000																			
23 Corey Knebel, R ERA: 1.29	1.0 L 5 2 1 1 0 0 0 0 0 0 0 8 14 9.00 2.000																			

Batter	1	2	3	4	5	6	7	8	9	AB R H RBI BB SO LOB	BOTTOM											
2 Jean Segura, R OBP: 0.327, SLG: 0.444										3 0 1 0 1 0 3	Milwaukee Brewers @ Philadelphia Phillies Citizens Bank Park, Philadelphia, PA Sun Apr 24 2022, 7:09 PM - 9:58 PM EDT Att: 26,175 - Clear - 62 F											
17 Rhys Hoskins, R OBP: 0.349, SLG: 0.373										4 0 0 0 0 2 5												
3 Bryce Harper, L OBP: 0.300, SLG: 0.419										4 0 0 0 0 3 1												
8 Nick Castellanos, R OBP: 0.373, SLG: 0.550										4 0 1 0 0 3 1												
10 J.T. Realmuto, R OBP: 0.339, SLG: 0.397										4 0 1 0 0 1 1												
12 Kyle Schwarber, L OBP: 0.246, SLG: 0.407										4 0 1 0 0 2 2												
28 Alec Bohm, R OBP: 0.400, SLG: 0.516										3 0 0 0 1 2 1												
7 Johan Camargo, S OBP: 0.348, SLG: 0.432										3 0 0 0 0 2 2												
19 Matt Vierling, R OBP: 0.270, SLG: 0.219										2 0 1 0 0 1 0												
37 Odúbel Herrera, L OBP: 0.333, SLG: 0.667										1 0 0 0 0 0 0												
Inning Stats	R: 0 H: 0 E: 0 K: 1 S: 10	H: 1 LOB: 0 BB: 0 P: 15	R: 0 H: 1 E: 0 K: 3 S: 11	H: 1 LOB: 0 BB: 0 P: 16	R: 0 H: 1 E: 0 K: 3 S: 11	H: 1 LOB: 1 BB: 0 P: 15	R: 0 H: 0 E: 0 K: 2 S: 7	H: 0 LOB: 0 BB: 0 P: 9	R: 0 H: 2 E: 0 K: 2 S: 17	H: 2 LOB: 3 BB: 1 P: 30	R: 0 H: 1 E: 0 K: 3 S: 10	H: 1 LOB: 1 BB: 0 P: 13	R: 0 H: 0 E: 0 K: 1 S: 7	H: 0 LOB: 0 BB: 0 P: 10	R: 0 H: 0 E: 0 K: 1 S: 7	H: 0 LOB: 1 BB: 1 P: 12	R: 0 H: 0 E: 0 K: 1 S: 7	H: 0 LOB: 0 BB: 0 P: 12	1B: 3 2B: 2 3B: 0 HR: 0	SF: 0 SAC: 0 DP: 0 HBP: 0	WP: 0 PB: 0 CS: 0	PA: 34
PITCHER	IP WLS BF H R ER SO BB IBB HBP BLK WP HR S P ERA WHIP											IP WLS BF H R ER SO BB IBB HBP BLK WP HR S P ERA WHIP										
52 Eric Lauer, L ERA: 2.2	6.0 24 1 0 0 13 1 0 0 0 0 0 7 10 0.00 1.000																					
45 Brad Boxberger, R ERA: 5.68	1.0 W 4 0 0 0 1 1 0 0 0 0 0 7 12 0.00 1.000																					
71 Josh Hader, L ERA: 0.00	1.0 S 3 0 0 0 1 0 0 0 0 0 0 7 12 0.00 0.000																					

Batter	1	2	3	4	5	6	7	8	9	AB	R	H	RBI	BB	SO	LOB	TOP				
23 Joc Pederson, L (1,9) 1 Mauricio Dubón, R (8,8) OBP: 0.143, SLG: 0.200										3	1	2	1	2	0	0	San Francisco Giants @ Milwaukee Brewers American Family Field, Milwaukee, WI Mon Apr 25 2022, 5:12 PM - 8:12 PM CDT Att: 21,186 - Roof Closed - 64 F livebaseballscorecards.com				
9 Brandon Belt, L (1,3) OBP: 0.380, SLG: 0.500										3	0	1	0	0	1	0					
33 Darin Ruf, R (1,7) 13 Austin Slater, R (9,9) OBP: 0.313, SLG: 0.357										3	0	0	0	1	1	3					
35 Brandon Crawford, L (1,6) OBP: 0.288, SLG: 0.344										4	0	0	0	0	3	2					
41 Wilmer Flores, R (1,10) OBP: 0.323, SLG: 0.393										3	1	0	0	1	2	0					
51 Luis González, L (1,8) OBP: 0.286, SLG: 0.538										4	1	2	2	0	0	0					
39 Thairo Estrada, R (1,4) OBP: 0.299, SLG: 0.403										4	0	1	0	0	1	0					
32 Jason Vosler, L (1,5) OBP: 0.313, SLG: 0.333										3	0	0	0	1	2	0					
2 Curt Casali, R (1,2) OBP: 0.208, SLG: 0.261										4	1	1	0	0	2	2					
Inning Stats	R: 0 H: 1 E: 0 K: 2 S: 12	H: 1 LOB: 1 BB: 0 P: 17	R: 0 H: 0 E: 0 K: 2 S: 9	H: 0 LOB: 0 BB: 0 P: 14	R: 0 H: 0 E: 0 K: 1 S: 7	H: 0 LOB: 0 BB: 0 P: 12	R: 0 H: 0 E: 0 K: 1 S: 7	H: 0 LOB: 0 BB: 1 P: 13	R: 0 H: 0 E: 0 K: 3 S: 13	H: 0 LOB: 2 BB: 1 P: 21	R: 0 H: 1 E: 0 K: 2 S: 14	H: 1 LOB: 0 BB: 0 P: 19	R: 2 H: 2 E: 0 K: 1 S: 8	H: 2 LOB: 0 BB: 0 P: 10	R: 2 H: 2 E: 0 K: 2 S: 19	H: 2 LOB: 2 BB: 2 P: 32		1B: 2 2B: 2 3B: 0 HR: 2	SF: 0 SAC: 0 DP: 1 HBP: 1	WP: 0 PB: 0 CS: 1	PA: 37
PITCHER	IP	WLS	BF	H	R	ER	SO	BB	IBB	HBP	BLK	WP	HR	S	P	ERA	WHIP				
39 Corbin Burnes, R (1,1) ERA: 1.75	6.2		24	2	0	0	11	2	0	1	0	0	0	69	106	0.00	0.600				
48 Trevor Gott, R (7,1) ERA: 2.57	1.1	B	5	2	2	2	1	0	0	0	0	0	1	10	12	13.50	1.500				
54 Jake Cousins, R (9,1) ERA: 6.0	1.0	L	7	2	2	2	2	1	1	0	0	0	1	19	32	18.00	3.000				

Batter	1	2	3	4	5	6	7	8	9	AB	R	H	RBI	BB	SO	LOB	BOTTOM				
24 Andrew McCutchen, R (1,10) OBP: 0.289, SLG: 0.305										4	0	0	0	0	1	1	San Francisco Giants @ Milwaukee Brewers American Family Field, Milwaukee, WI Mon Apr 25 2022, 5:12 PM - 8:12 PM CDT Att: 21,186 - Roof Closed - 64 F livebaseballscorecards.com				
27 Willy Adames, R (1,6) OBP: 0.296, SLG: 0.323										4	1	1	1	0	2	1					
22 Christian Yelich, L (1,7) OBP: 0.299, SLG: 0.321										4	0	1	0	0	0	0					
12 Hunter Renfroe, R (1,9) OBP: 0.274, SLG: 0.404										4	0	0	0	0	1	1					
18 Keston Hiura, R (1,3) 11 Rowdy Tellez, L (9,PH) OBP: 0.255, SLG: 0.458										2	1	1	0	1	1	0					
6 Lorenzo Cain, R (1,8) OBP: 0.184, SLG: 0.200										1	0	0	0	0	1	0					
7 Victor Caratini, S (1,2) OBP: 0.360, SLG: 0.429										3	0	0	0	0	2	2					
20 Mike Brosseau, R (1,5) OBP: 0.286, SLG: 0.368										3	0	2	1	0	0	0					
16 Koltan Wong, L (1,4) OBP: 0.186, SLG: 0.250										3	0	0	0	0	1	2					
Inning Stats	R: 0 H: 1 E: 0 K: 1 S: 12	H: 2 LOB: 1 BB: 0 P: 18	R: 1 H: 0 E: 0 K: 1 S: 14	H: 0 LOB: 0 BB: 0 P: 21	R: 0 H: 0 E: 0 K: 2 S: 11	H: 0 LOB: 1 BB: 1 P: 20	R: 0 H: 0 E: 0 K: 3 S: 12	H: 0 LOB: 0 BB: 0 P: 11	R: 0 H: 0 E: 0 K: 0 S: 5	H: 0 LOB: 0 BB: 0 P: 8	R: 1 H: 1 E: 0 K: 0 S: 9	H: 1 LOB: 0 BB: 0 P: 15	R: 0 H: 0 E: 0 K: 1 S: 9	H: 0 LOB: 0 BB: 0 P: 15	1B: 4 2B: 0 3B: 0 HR: 1	SF: 0 SAC: 0 DP: 0 HBP: 0		WP: 0 PB: 0 CS: 0	PA: 33		
PITCHER	IP	WLS	BF	H	R	ER	SO	BB	IBB	HBP	BLK	WP	HR	S	P	ERA	WHIP				
73 Sam Long, L (1,1) ERA: 1.8	1.0		4	1	0	0	1	0	0	0	0	0	0	12	18	0.00	1.000				
52 Dominic Leone, R (2,1) ERA: 1.42	1.0		5	2	1	0	1	0	0	0	0	0	0	14	21	0.00	2.000				
59 John Brebbia, R (3,1) ERA: 1.13	2.0		7	0	0	0	2	1	0	0	0	0	0	16	29	0.00	0.500				
46 Zack Littell, R (5,1) ERA: 1.33	1.0		4	1	0	0	3	0	0	0	0	0	0	12	13	0.00	1.000				
48 Jose Alvarez, L (6,1) ERA: 1.33	1.0		3	0	0	0	1	0	0	0	0	0	0	7	11	0.00	0.000				
PITCHER	IP	WLS	BF	H	R	ER	SO	BB	IBB	HBP	BLK	WP	HR	S	P	ERA	WHIP				
74 Yunior Marte, R (7,1) ERA: 1.8	1.0		3	0	0	0	0	0	0	0	0	0	0	5	8	0.00	0.000				
17 Jake McGee, L (8,1) ERA: 3.18	1.0	W	4	1	1	1	0	0	0	0	0	0	1	9	15	9.00	1.000				
75 Camilo Doval, R (9,1) ERA: 3.24	1.0	S	3	0	0	0	0	0	0	0	0	0	0	9	15	0.00	0.000				

Batter	1	2	3	4	5	6	7	8	9	AB	R	H	RBI	BB	SO	LOB	TOP								
24 Andrew McCutchen, R (1, 10) OBP: 0.276, SLG: 0.279	G6-3		G5-3			K		P3	K	5	0	0	0	0	2	5	Milwaukee Brewers @ Pittsburgh Pirates PNC Park, Pittsburgh, PA Wed Apr 27 2022, 6:39 PM - 9:38 PM EDT Att: 8,331 - Cloudy - 40 F								
27 Willy Adams, R (1, 6) OBP: 0.313, SLG: 0.437	F7			K		K		G5-3		4	0	0	0	0	2	1									
22 Christian Velich, L (1, 7) OBP: 0.276, SLG: 0.292	F7			P6				G4-3		4	1	1	0	0	0	0									
12 Hunter Renfroe, R (1, 9) OBP: 0.273, SLG: 0.393	G6-3	G6-3		G6-3					P6	4	1	1	0	0	0	0									
11 Rowdy Tellez, L (1, 3) OBP: 0.283, SLG: 0.436	F8				L8					3	1	0	1	0	0	1									
15 Tyrone Taylor, R (1, 8) OBP: 0.256, SLG: 0.378	G4-3				G5-3					4	0	1	1	0	0	1									
10 Omar Narváez, L (1, 2) OBP: 0.326, SLG: 0.325					G6-3					2	0	0	0	2	1	2									
20 Mike Brosseau, R (1, 5) OBP: 0.280, SLG: 0.318			BB		L9					3	0	0	0	1	1	3									
16 Kolten Wong, L (1, 4) OBP: 0.235, SLG: 0.286			L9							3	0	1	1	1	0	3									
Inning Stats	R: 0 E: 0 K: 0 S: 5	H: 0 LOB: 0 BB: 0 P: 5	R: 0 E: 0 K: 0 S: 8	H: 0 LOB: 0 BB: 0 P: 11	R: 0 E: 0 K: 0 S: 12	H: 0 LOB: 1 BB: 1 P: 19	R: 0 E: 0 K: 1 S: 6	H: 0 LOB: 0 BB: 0 P: 8	R: 0 E: 0 K: 0 S: 9	H: 0 LOB: 0 BB: 0 P: 13	R: 0 E: 0 K: 3 S: 15	H: 1 LOB: 1 BB: 0 P: 24	R: 2 E: 1 K: 1 S: 15	H: 3 LOB: 2 BB: 0 P: 22	R: 0 E: 0 K: 0 S: 12	H: 0 LOB: 0 BB: 0 P: 19	R: 1 E: 0 K: 1 S: 15	H: 0 LOB: 3 BB: 3 P: 31	1B: 3 2B: 1 3B: 0 HR: 0	SF: 0 SAC: 0 DP: 0 HBP: 1	WP: 0 PB: 0 CS: 0	PA: 37			
PITCHER	IP	WLS	BF	H	R	ER	SO	BB	IBB	HBP	BLK	WP	HR	S	P	ERA	WHIP								
38 Dillon Peters, L (1, 1) ERA: 4.7	2.0		7	0	0	0	0	1	0	0	0	0	0	14	21	0.00	0.500								
32 Bryce Wilson, R (3, 1) ERA: 4.7	4.0		13	1	0	0	4	0	0	0	0	0	0	41	59	0.00	0.250								
29 Wil Crowe, R (7, 1) ERA: 0.63	1.0	L	7	3	2	1	1	0	0	0	0	0	0	15	22	9.00	3.000								
37 Chase De Jong, R (8, 1) ERA: 9.0	1.1		4	0	0	0	0	0	0	0	0	0	0	15	22	0.00	0.000								
54 Sam Howard, L (9, 1) ERA: 9.0	0.2		6	0	1	1	1	3	0	1	0	0	0	12	28	13.50	4.500								

Batter	1	2	3	4	5	6	7	8	9	AB	R	H	RBI	BB	SO	LOB	BOTTOM								
64 Diego Castillo, R (1, 6) OBP: 0.283, SLG: 0.341	K		G4-3					G2-3		2	1	0	0	1	1	0	Milwaukee Brewers @ Pittsburgh Pirates PNC Park, Pittsburgh, PA Wed Apr 27 2022, 6:39 PM - 9:38 PM EDT Att: 8,331 - Cloudy - 40 F								
26 Josh VanMeter, L (8, PH) OBP: 0.261, SLG: 0.333										1	0	0	0	0	0	0									
10 Bryan Reynolds, S (1, 8) OBP: 0.285, SLG: 0.323	K		G4-3					K		4	0	1	0	0	2	0									
13 Ke'Bryan Hayes, R (1, 5) OBP: 0.441, SLG: 0.456										2	0	0	0	2	1	1									
19 Daniel Vogelbach, L (1, 10) OBP: 0.373, SLG: 0.528										3	0	0	0	1	2	2									
2 Michael Chavis, R (1, 4) OBP: 0.313, SLG: 0.477	G5-3									3	0	0	0	1	2	1									
25 Yoshi Tsutsugo, L (1, 3) OBP: 0.299, SLG: 0.204										2	0	0	0	2	1	2									
55 Roberto Pérez, R (1, 2) OBP: 0.333, SLG: 0.326	F9									4	0	0	0	0	2	4									
65 Jack Suwinski, L (1, 9) OBP: 0.125, SLG: 0.125	F7									3	0	0	0	0	1	2									
41 Jake Marisnick, R (1, 7) OBP: 0.194, SLG: 0.200										2	0	0	0	0	1										
18 Ben Gamel, L (8, PH) OBP: 0.333, SLG: 0.327			L9					G5-3		1	0	0	0	0	0	0									
Inning Stats	R: 0 E: 0 K: 3 S: 11	H: 0 LOB: 1 BB: 1 P: 19	R: 0 E: 0 K: 0 S: 6	H: 0 LOB: 1 BB: 1 P: 15	R: 0 E: 0 K: 0 S: 8	H: 0 LOB: 0 BB: 0 P: 11	R: 0 E: 0 K: 2 S: 8	H: 0 LOB: 0 BB: 0 P: 9	R: 0 E: 0 K: 1 S: 9	H: 0 LOB: 0 BB: 0 P: 15	R: 1 E: 0 K: 1 S: 11	H: 1 LOB: 1 BB: 2 P: 22	R: 0 E: 0 K: 1 S: 6	H: 0 LOB: 0 BB: 0 P: 9	R: 0 E: 0 K: 1 S: 8	H: 0 LOB: 2 BB: 2 P: 13	R: 0 E: 0 K: 3 S: 15	H: 0 LOB: 2 BB: 2 P: 26	1B: 1 2B: 0 3B: 0 HR: 0	SF: 0 SAC: 0 DP: 1 HBP: 0	WP: 0 PB: 0 CS: 0	PA: 34			
PITCHER	IP	WLS	BF	H	R	ER	SO	BB	IBB	HBP	BLK	WP	HR	S	P	ERA	WHIP								
26 Aaron Ashby, L (1, 1) ERA: 2.65	5.2		22	1	1	1	6	5	0	0	0	0	0	3	6	0.00	1.059								
48 Trevor Gott, R (6, 1) ERA: 2.45	0.1	W	1	0	0	0	1	0	0	0	0	0	0	3	6	0.00	0.000								
45 Brad Boxberger, R (7, 1) ERA: 4.91	1.0	H	3	0	0	0	1	0	0	0	0	0	0	6	9	0.00	0.000								
38 Devin Williams, R (8, 1) ERA: 4.91	1.0	H	3	0	0	0	1	0	0	0	0	0	0	8	13	0.00	0.000								
71 Josh Hader, L (9, 1) ERA: 4.91	1.0	S	5	0	0	0	3	2	0	0	0	0	0	15	26	0.00	2.000								

AB 32
R 3
H 4
RBI 3
BB 4
SO 6
LOB 16



AB 27
R 1
H 1
RBI 0
BB 7
SO 12
LOB 13



Batter	1	2	3	4	5	6	7	8	9	AB	R	H	RBI	BB	SO	LOB	TOP										
24 Andrew McCutchen, R (1.10) OBP: 0.309, SLG: 0.347										4	1	3	3	1	1	1	Milwaukee Brewers @ Pittsburgh Pirates PNC Park, Pittsburgh, PA Thu Apr 28 2022, 12:40 PM - 3:47 PM EDT Att: 8,332 - Sunny - 43 F										
27 Willy Adams, R (1.6) OBP: 0.206, SLG: 0.413										4	0	0	0	1	2	6											
12 Hunter Renfroe, R (1.9) OBP: 0.254, SLG: 0.364										5	0	0	0	0	3	4											
18 Keston Hiura, R (1.3) OBP: 0.344, SLG: 0.333										2	0	0	0	0	1	0											
11 Rowdy Tellez, L (6.3) OBP: 0.274, SLG: 0.421										2	0	0	0	0	1	1											
15 Tyrone Taylor, R (1.7) OBP: 0.233, SLG: 0.341										4	0	0	0	0	2	1											
6 Lorenzo Cain, R (1.8) OBP: 0.174, SLG: 0.186										4	0	0	0	0	0	0											
20 Mike Brosseau, R (1.5) OBP: 0.286, SLG: 0.303										2	0	1	0	1	0	0											
22 Christian Yelich, L (9.3) OBP: 0.296, SLG: 0.303										1	1	1	0	0	0	0											
14 Jace Peterson, L (9.5) OBP: 0.273, SLG: 0.158										0	0	0	0	0	0	0											
16 Kolten Wong, L (1.4) OBP: 0.250, SLG: 0.299										4	1	2	0	0	2	1											
5 Alex Jackson, R (1.2) OBP: 0.333, SLG: 0.333										3	0	1	0	0	1	2											
10 Omar Narváez, L (9.2) OBP: 0.340, SLG: 0.341										1	0	1	0	0	0	0											
Inning Stats	R: 1 H: 1 E: 0 K: 3 S: 10	H: 1 LOB: 0 BB: 0 P: 17	R: 0 H: 0 E: 0 K: 2 S: 12	H: 1 LOB: 1 BB: 0 P: 18	R: 0 H: 1 E: 0 K: 1 S: 9	H: 1 LOB: 1 BB: 0 P: 15	R: 0 H: 0 E: 0 K: 1 S: 7	H: 0 LOB: 0 BB: 0 P: 9	R: 0 H: 1 E: 0 K: 2 S: 10	H: 0 LOB: 1 BB: 0 P: 19	R: 0 H: 0 E: 0 K: 1 S: 8	H: 0 LOB: 3 BB: 1 P: 18	R: 0 H: 1 E: 0 K: 2 S: 17	H: 1 LOB: 3 BB: 2 P: 30	R: 0 H: 0 E: 0 K: 1 S: 7	H: 0 LOB: 0 BB: 0 P: 10	R: 2 H: 4 E: 0 K: 0 S: 10	H: 4 LOB: 2 BB: 0 P: 16	1B: 8 2B: 0 3B: 0 HR: 1	SF: 0 SAC: 0 DP: 0 HBP: 0	WP: 0 PB: 0 CS: 0	PA: 39					
PITCHER	IP	WLS	BF	H	R	ER	SO	BB	IBB	HBP	BLK	WP	HR	S	P	ERA	WHIP										
62 Jose Quintana, L (1.1) ERA: 3.32	5.0		19	4	1	1	9	0	0	0	0	0	1	48	78	1.80	0.800										
89 Miguel Yajure, R (6.1) ERA: 11.7	1.2		8	1	0	0	2	2	0	0	0	0	0	20	37	0.00	1.800										
53 Heath Hembree, R (7.1) ERA: 6.14	0.1		2	0	0	0	1	1	0	0	0	0	0	5	11	0.00	3.000										
51 David Bednar, R (8.1) ERA: 5.4	1.0	H	3	0	0	0	1	0	0	0	0	0	0	7	10	0.00	0.000										
46 Chris Stratton, R (9.1) ERA: 5.4	1.0	L	7	4	2	2	0	0	0	0	0	0	0	10	16	18.00	4.000										

Batter	1	2	3	4	5	6	7	8	9	AB	R	H	RBI	BB	SO	LOB	BOTTOM										
19 Daniel Vogelbach, L (1.10) OBP: 0.365, SLG: 0.509										4	0	1	0	0	1	1	Milwaukee Brewers @ Pittsburgh Pirates PNC Park, Pittsburgh, PA Thu Apr 28 2022, 12:40 PM - 3:47 PM EDT Att: 8,332 - Sunny - 43 F										
10 Bryan Reynolds, S (1.8) OBP: 0.294, SLG: 0.318										4	0	1	0	0	3	0											
13 Ke'Bryan Hayes, R (1.5) OBP: 0.417, SLG: 0.426										4	0	0	0	0	1	2											
18 Ben Gamel, L (1.7) OBP: 0.328, SLG: 0.321										4	1	1	0	0	1	0											
2 Michael Chavis, R (1.3) OBP: 0.308, SLG: 0.479										4	1	1	0	0	2	0											
65 Jack Suwinski, L (1.9) OBP: 0.167, SLG: 0.167										4	0	1	1	0	1	0											
64 Diego Castillo, R (1.6) OBP: 0.265, SLG: 0.326										2	0	0	1	0	0	0											
26 Josh VanMeter, L (1.4) OBP: 0.269, SLG: 0.333										3	0	1	0	0	0	1											
55 Roberto Pérez, R (1.2) OBP: 0.315, SLG: 0.304										3	0	0	0	0	2	2											
Inning Stats	R: 0 H: 0 E: 0 K: 2 S: 9	H: 0 LOB: 0 BB: 0 P: 13	R: 0 H: 0 E: 0 K: 0 S: 8	H: 0 LOB: 0 BB: 0 P: 10	R: 0 H: 1 E: 0 K: 1 S: 10	H: 1 LOB: 1 BB: 0 P: 19	R: 0 H: 0 E: 0 K: 2 S: 8	H: 0 LOB: 0 BB: 0 P: 13	R: 0 H: 2 E: 0 K: 1 S: 16	H: 2 LOB: 2 BB: 0 P: 23	R: 2 H: 3 E: 0 K: 0 S: 17	H: 3 LOB: 1 BB: 0 P: 23	R: 0 H: 0 E: 0 K: 1 S: 9	H: 0 LOB: 0 BB: 0 P: 16	R: 0 H: 0 E: 0 K: 3 S: 13	H: 0 LOB: 0 BB: 0 P: 16		1B: 5 2B: 1 3B: 0 HR: 0	SF: 1 SAC: 0 DP: 0 HBP: 0	WP: 0 PB: 0 CS: 0	PA: 33						
PITCHER	IP	WLS	BF	H	R	ER	SO	BB	IBB	HBP	BLK	WP	HR	S	P	ERA	WHIP										
51 Freddy Peralta, R (1.1) ERA: 5.0	6.0		21	3	2	2	0	0	0	0	0	0	0	9	11	54.00	9.000										
45 Brad Boxberger, R (7.1) ERA: 2.35	0.1	B	4	3	2	2	0	0	0	0	0	0	0	8	12	0.00	0.000										
35 Brent Suter, L (7.1) ERA: 6.0	0.2		2	0	0	0	0	0	0	0	0	0	0	9	16	0.00	0.000										
55 Hoby Milner, L (8.1) ERA: 1.5	1.0	W	3	0	0	0	1	0	0	0	0	0	0	9	16	0.00	0.000										
38 Devin Williams, R (9.1) ERA: 4.32	1.0	S	3	0	0	0	3	0	0	0	0	0	0	13	16	0.00	0.000										

AB	36
R	3
H	9
RBI	3
BB	3
SO	13
LOB	16



Batter	1	2	3	4	5	6	7	8	9	AB	R	H	RBI	BB	SO	LOB	TOP					
66 Rafael Ortega, L (1, 10) OBP: 0.309, SLG: 0.292 18 Frank Schwindel, R (7, PH) OBP: 0.278, SLG: 0.368 (7, 10)	G4-3		FC6-4 40 BB		L9		24 WP BB			2	0	0	0	1	0	0						
24 Jonathan Villar, S (1, 4) OBP: 0.322, SLG: 0.321	K		K			G3-1	G6-3			4	0	0	0	0	2	3						
40 Wilson Contreras, R (1, 2) OBP: 0.342, SLG: 0.415	BB		FC6-4			P1		K		3	0	0	0	1	1	1						
8 Ian Happ, S (1, 7) OBP: 0.425, SLG: 0.467	F8					E4		P5		3	0	0	0	1	0	1						
27 Seiya Suzuki, R (1, 9) OBP: 0.413, SLG: 0.554	K		F8			F9		F9		4	0	0	0	0	1	2						
36 Alfonso Rivas III, L (1, 3) OBP: 0.550, SLG: 0.706	BB		G6-4-3 16 BB			G4-3		G6-3		4	0	2	0	0	0	0						
16 Patrick Wisdom, R (1, 5) OBP: 0.300, SLG: 0.468	F7		G6-4-3			18 BB 24 WP 2B		K		4	1	1	0	0	1	3						
22 Jason Heyward, L (1, 8) OBP: 0.372, SLG: 0.351 32 Michael Hermosillo, R (7, PH) OBP: 0.321, SLG: 0.143 (7, 8)	K					G5-3		K		2	0	0	0	0	1	1						
2 Nico Hoerner, R (1, 6) OBP: 0.328, SLG: 0.410			K			K		24 WP 18 BB BB		2	0	0	0	1	2	0						
Inning Stats	R: 0 H: 0 E: 0 K: 1 S: 11	H: 0 LOB: 1 BB: 1 P: 20	R: 0 H: 1 E: 0 K: 2 S: 10	H: 1 LOB: 1 BB: 0 P: 13	R: 0 H: 0 E: 0 K: 2 S: 17	H: 0 LOB: 1 BB: 1 P: 26	R: 0 H: 0 E: 0 K: 1 S: 6	H: 0 LOB: 0 BB: 0 P: 10	R: 0 H: 0 E: 1 K: 0 S: 7	H: 0 LOB: 1 BB: 2 P: 10	R: 1 H: 1 E: 0 K: 1 S: 14	H: 1 LOB: 2 BB: 2 P: 28	R: 0 H: 0 E: 0 K: 1 S: 7	H: 0 LOB: 0 BB: 0 P: 13	R: 0 H: 0 E: 0 K: 1 S: 8	H: 0 LOB: 0 BB: 0 P: 12	1B: 2 2B: 1 3B: 0 HR: 0	SF: 0 SAC: 0 DP: 1 HBP: 0	WP: 1 PB: 0 SB: 0 CS: 0	PA: 35		
PITCHER	IP WLS BF H R ER SO BB IBB HBP BLK WP HR S P ERA WHIP	IP WLS BF H R ER SO BB IBB HBP BLK WP HR S P ERA WHIP	IP WLS BF H R ER SO BB IBB HBP BLK WP HR S P ERA WHIP	IP WLS BF H R ER SO BB IBB HBP BLK WP HR S P ERA WHIP	IP WLS BF H R ER SO BB IBB HBP BLK WP HR S P ERA WHIP	IP WLS BF H R ER SO BB IBB HBP BLK WP HR S P ERA WHIP	IP WLS BF H R ER SO BB IBB HBP BLK WP HR S P ERA WHIP	IP WLS BF H R ER SO BB IBB HBP BLK WP HR S P ERA WHIP	IP WLS BF H R ER SO BB IBB HBP BLK WP HR S P ERA WHIP	IP WLS BF H R ER SO BB IBB HBP BLK WP HR S P ERA WHIP	IP WLS BF H R ER SO BB IBB HBP BLK WP HR S P ERA WHIP	IP WLS BF H R ER SO BB IBB HBP BLK WP HR S P ERA WHIP	IP WLS BF H R ER SO BB IBB HBP BLK WP HR S P ERA WHIP	IP WLS BF H R ER SO BB IBB HBP BLK WP HR S P ERA WHIP	IP WLS BF H R ER SO BB IBB HBP BLK WP HR S P ERA WHIP	IP WLS BF H R ER SO BB IBB HBP BLK WP HR S P ERA WHIP	IP WLS BF H R ER SO BB IBB HBP BLK WP HR S P ERA WHIP	IP WLS BF H R ER SO BB IBB HBP BLK WP HR S P ERA WHIP	IP WLS BF H R ER SO BB IBB HBP BLK WP HR S P ERA WHIP	IP WLS BF H R ER SO BB IBB HBP BLK WP HR S P ERA WHIP	IP WLS BF H R ER SO BB IBB HBP BLK WP HR S P ERA WHIP	
37 Adrian Houser, R (1, 1) ERA: 2.53 55 Hobby Milner, L (7, 1) ERA: 2.7 31 Jandel Gustave, R (7, 1) ERA: 3.86 54 Jake Cousins, R (9, 1) ERA: 5.14	6.0 W 23 2 0 0 6 3 0 0 0 0 0 64 101 0.00 0.833	0.2 L 4 1 1 1 1 1 0 0 0 0 0 9 18 13.50 3.000	1.1 L 5 0 0 0 1 1 0 0 0 0 1 12 23 0.00 0.750	1.0 L 3 0 0 0 1 0 0 0 0 0 8 12 0.00 0.000																		

Chicago Cubs @ Milwaukee Brewers
American Family Field, Milwaukee, WI
Fri Apr 29, 2022, 7:11 PM - 10:26 PM CDT
Att: 29,062 - Roof Closed - 63 F

AB	30
R	1
H	3
RBI	0
BB	5
SO	9
LOB	12

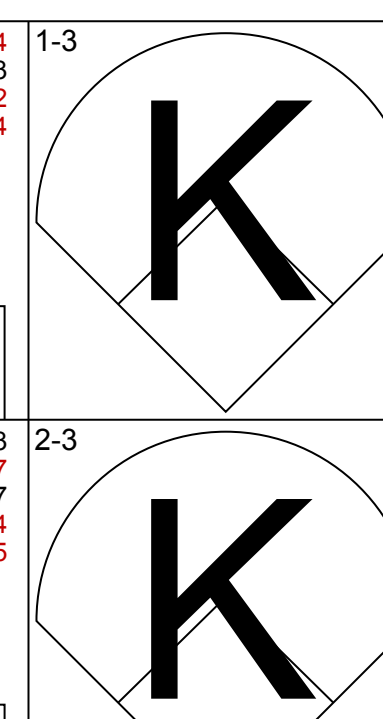
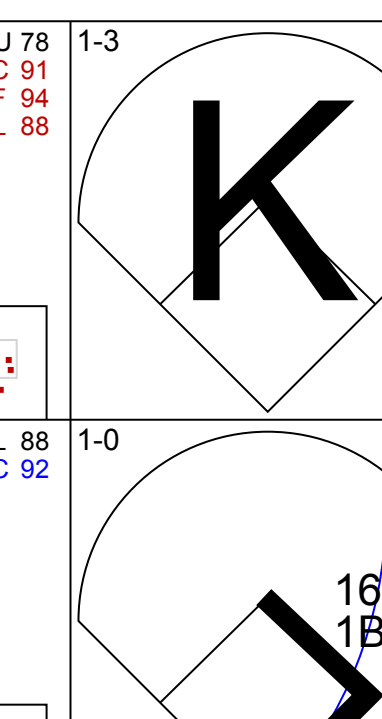
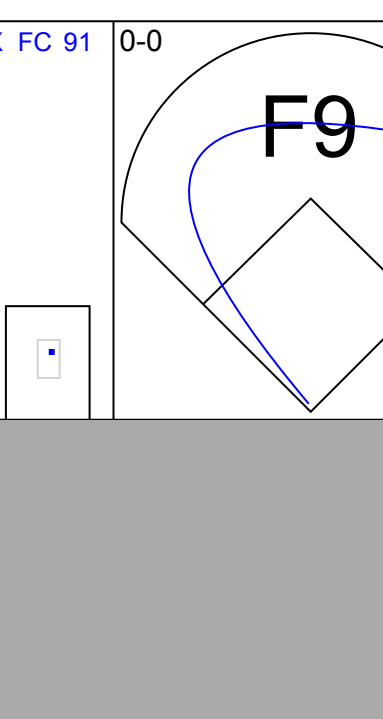
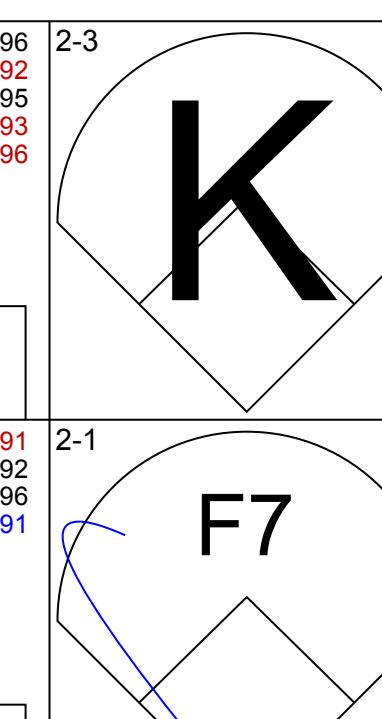
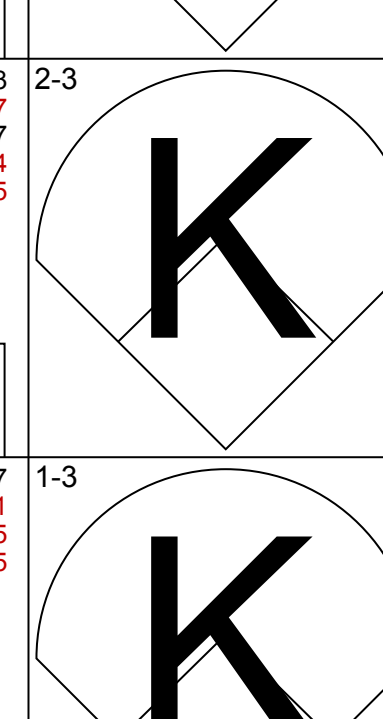
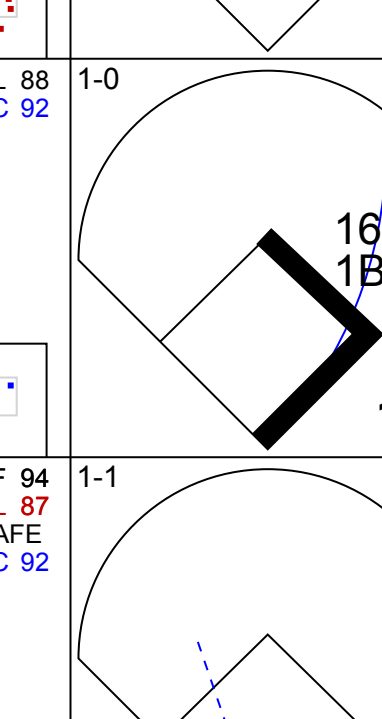

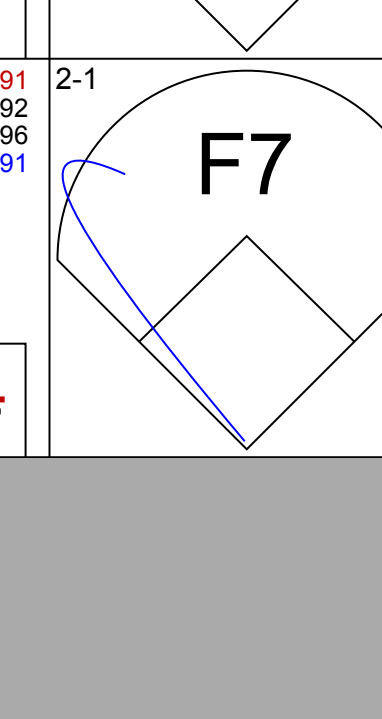
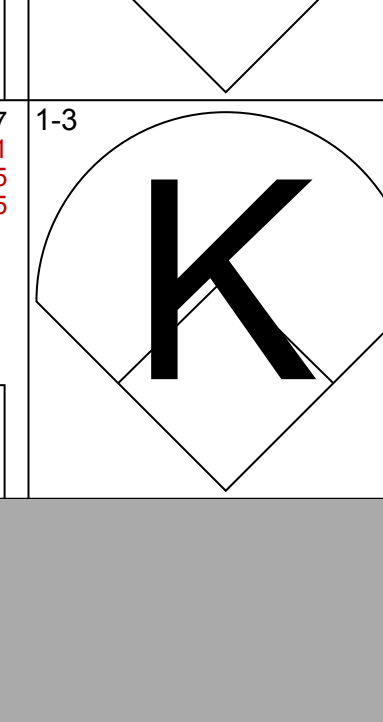
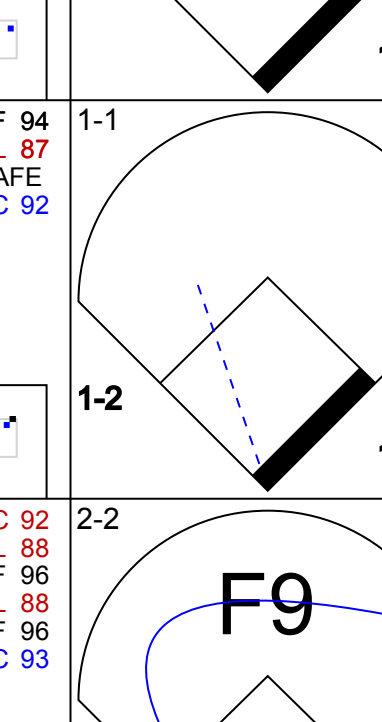



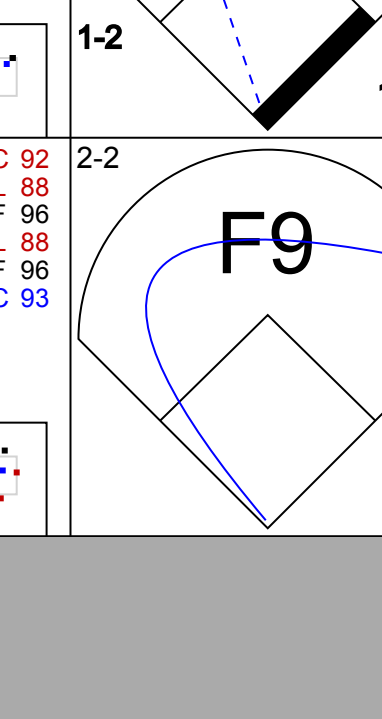
















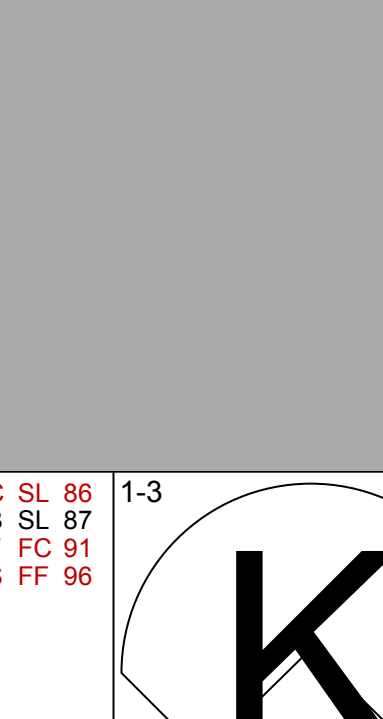


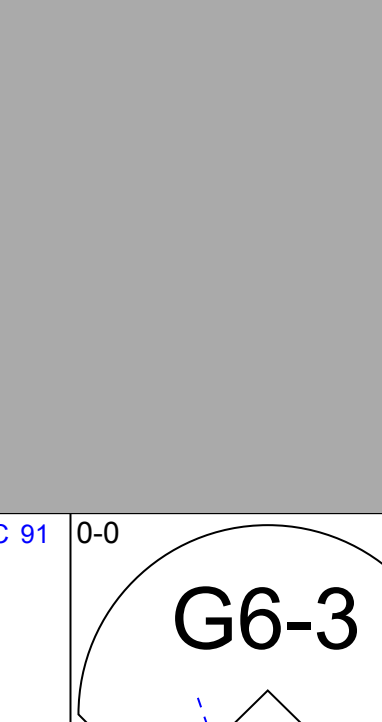
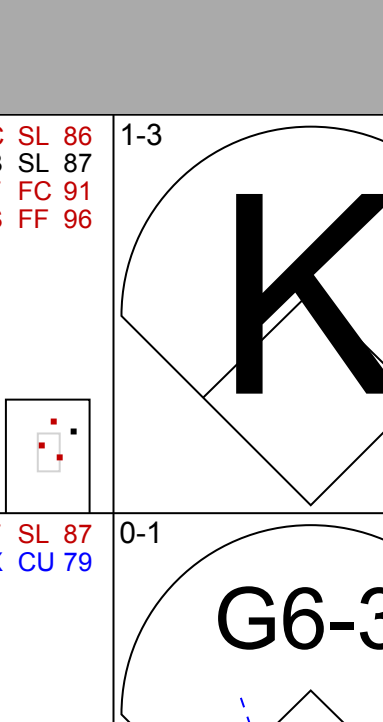
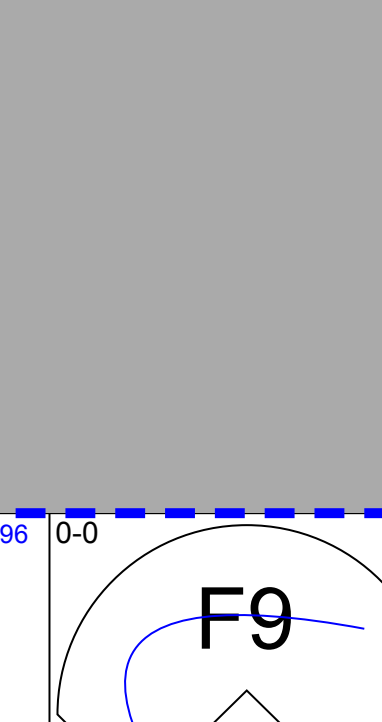

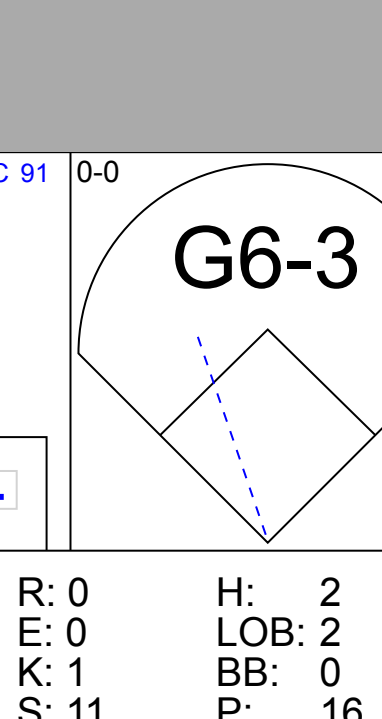
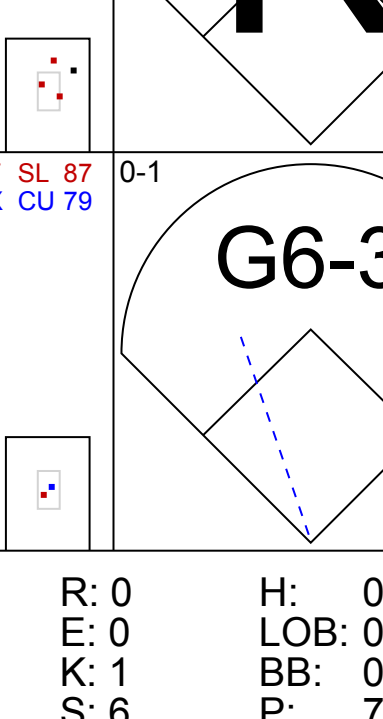
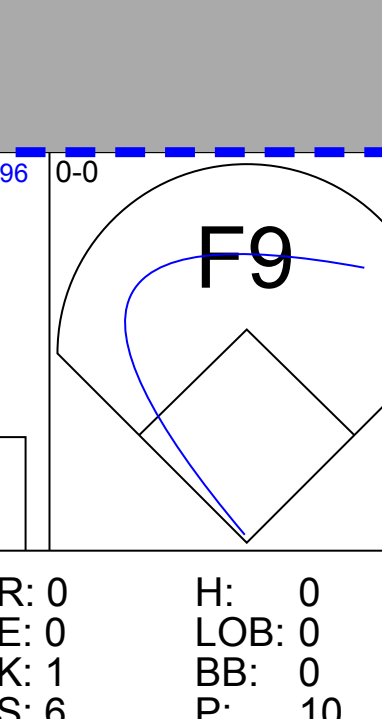
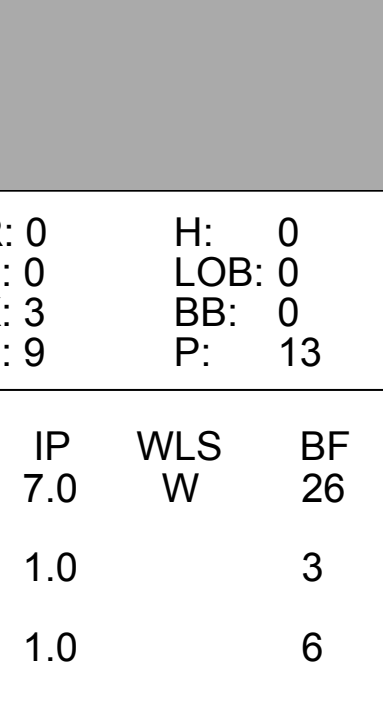
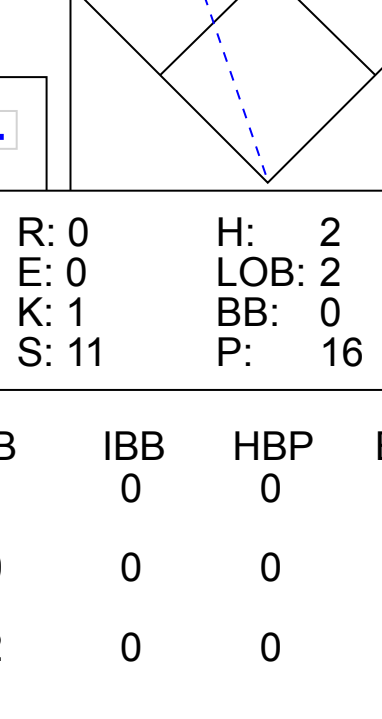
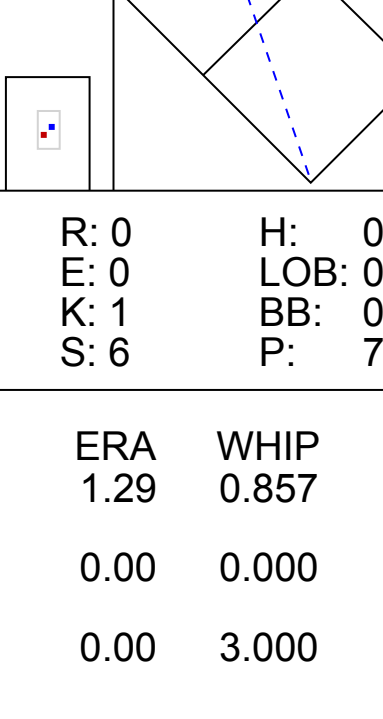
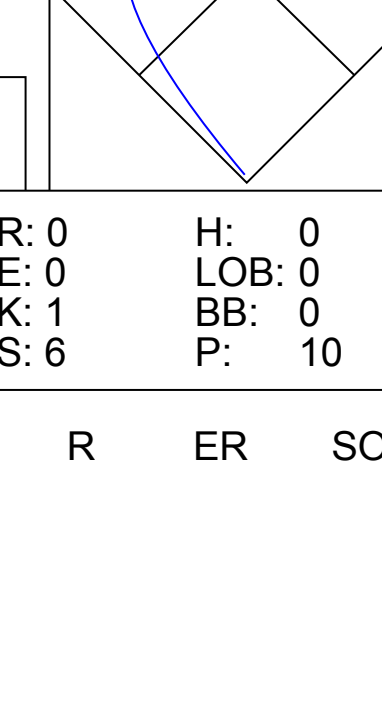


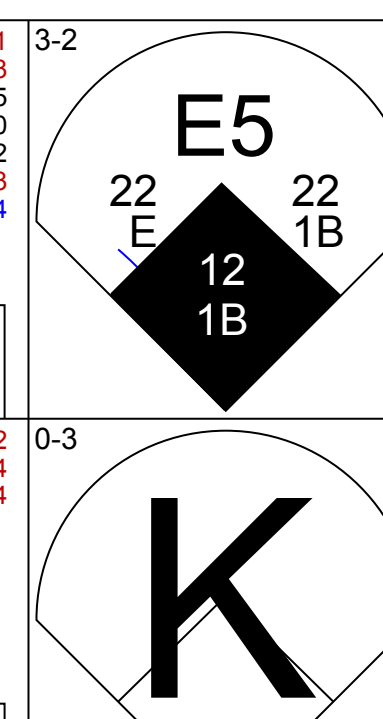
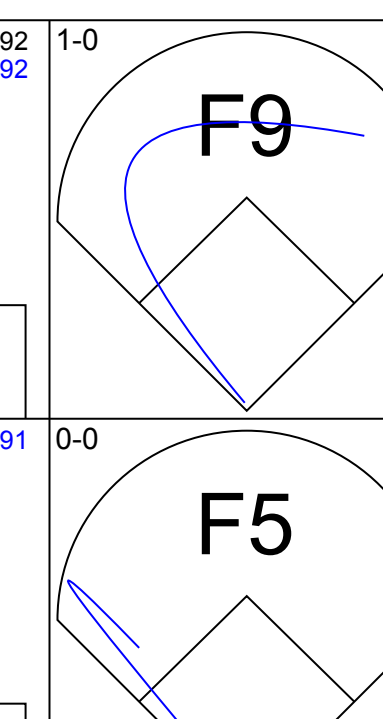
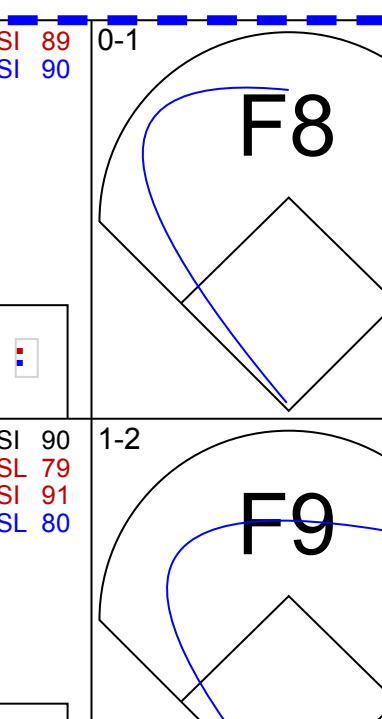
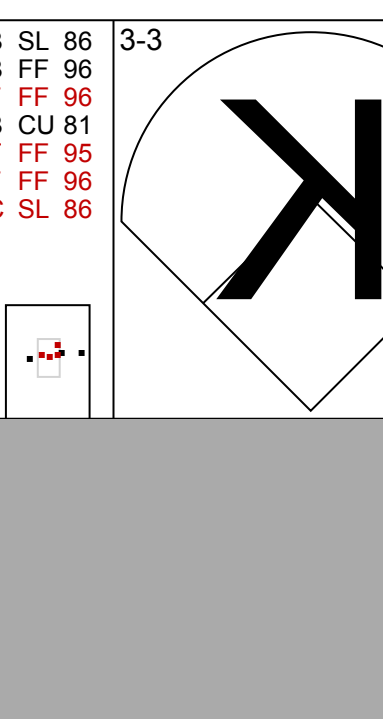
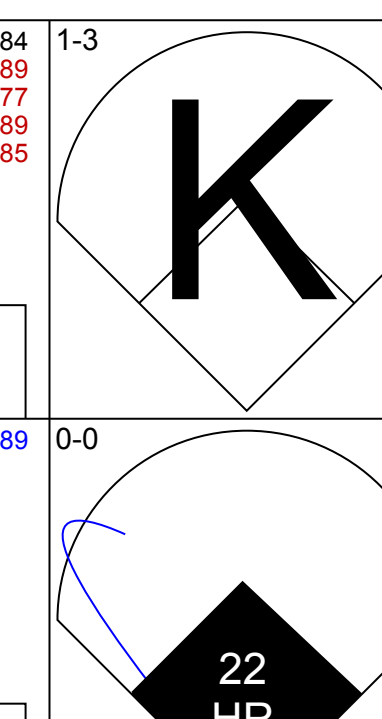
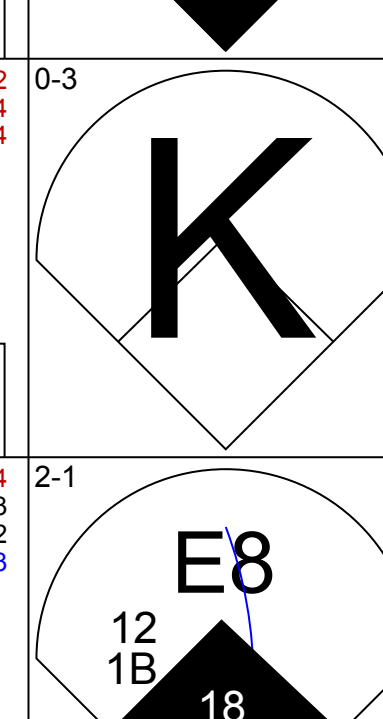
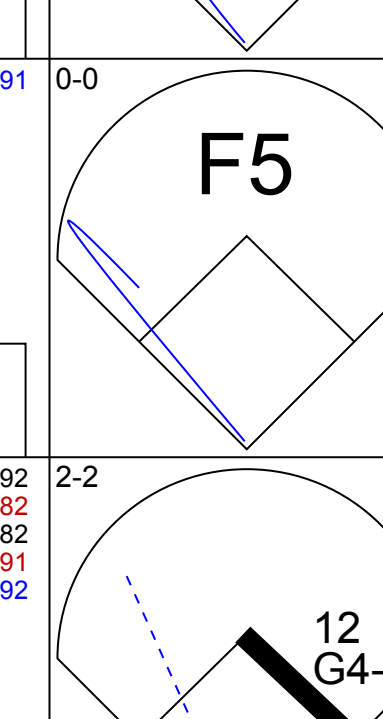
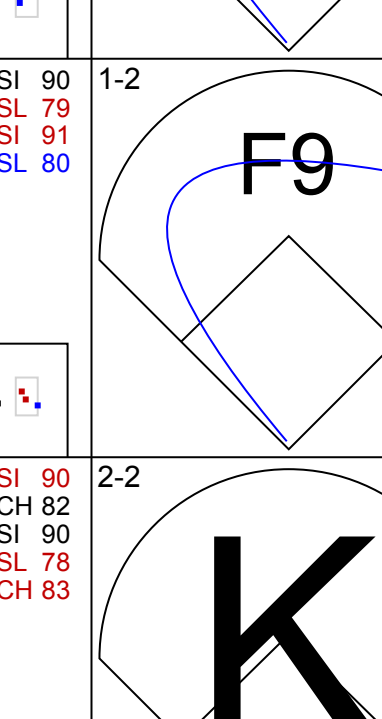
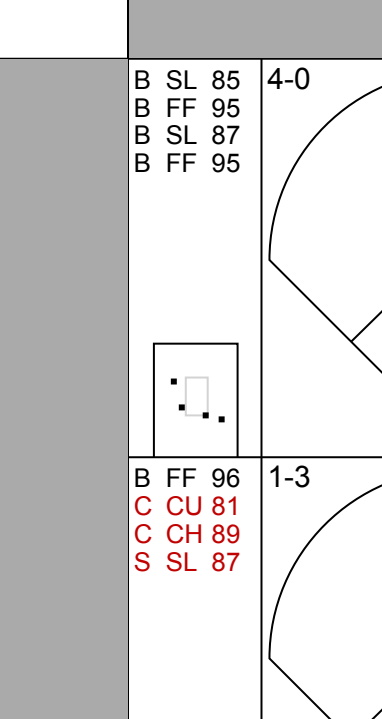
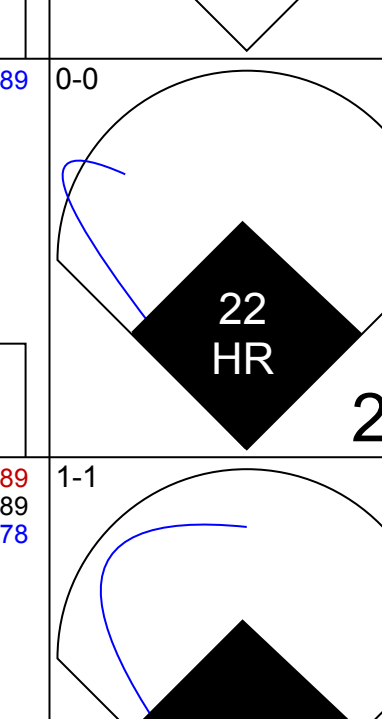
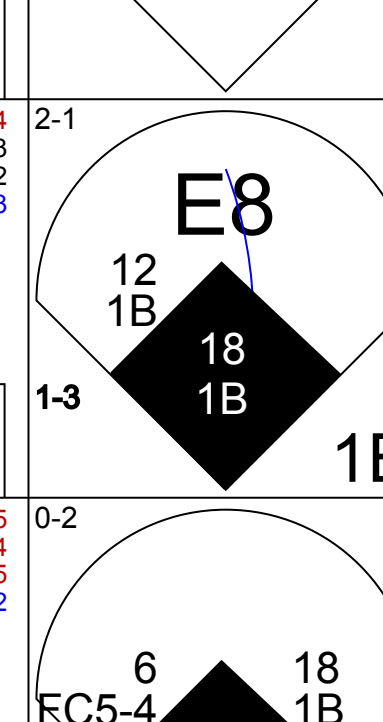
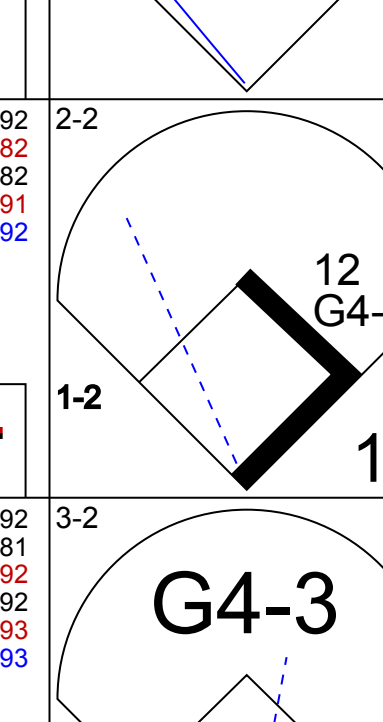

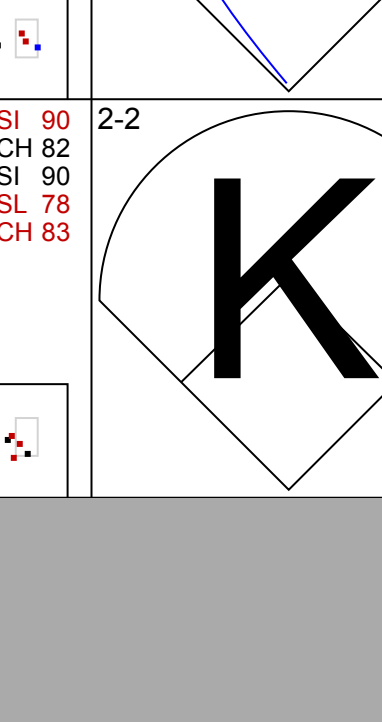
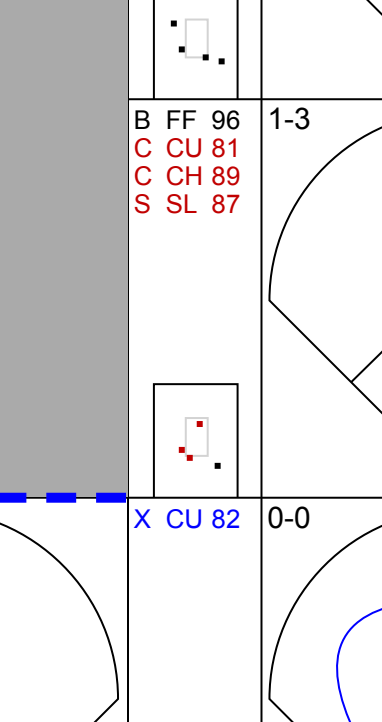
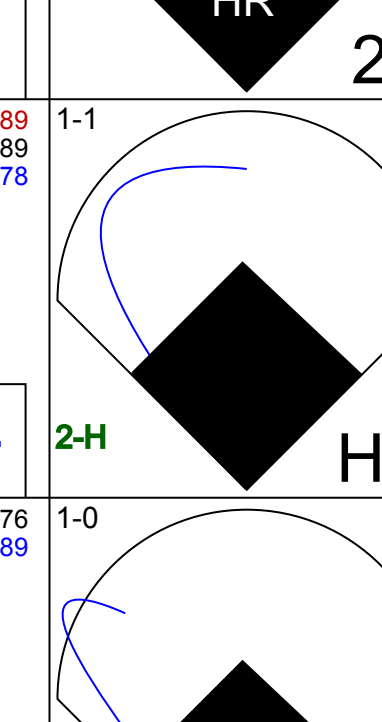
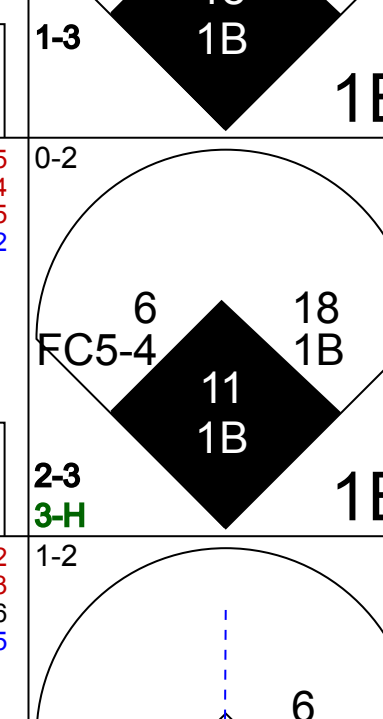
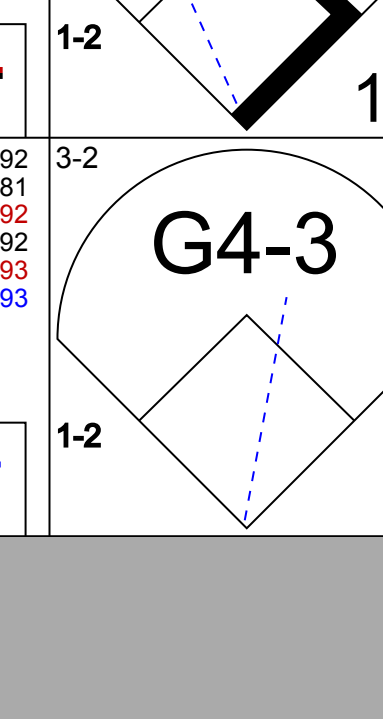


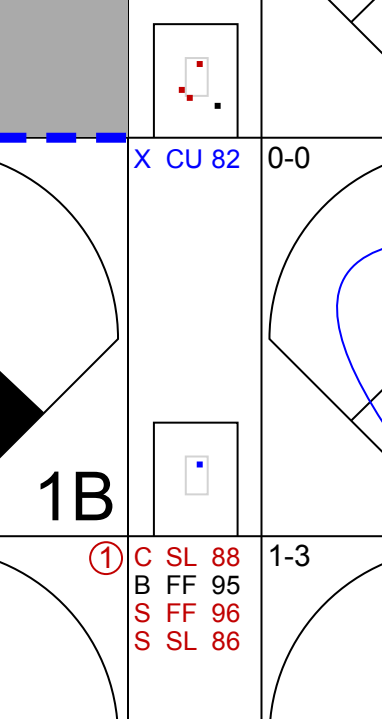
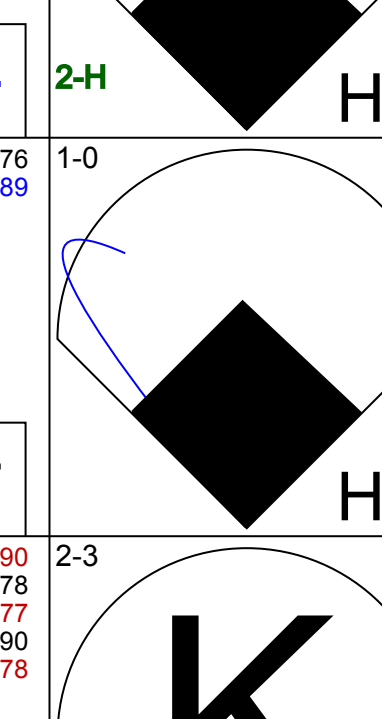
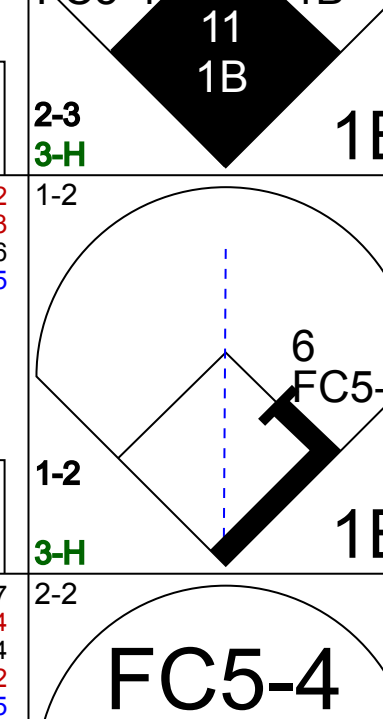

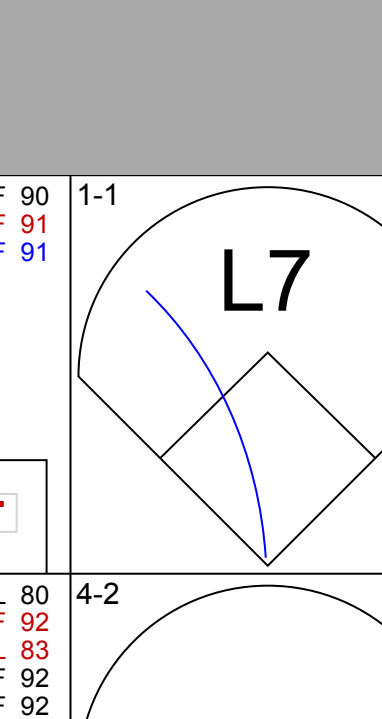
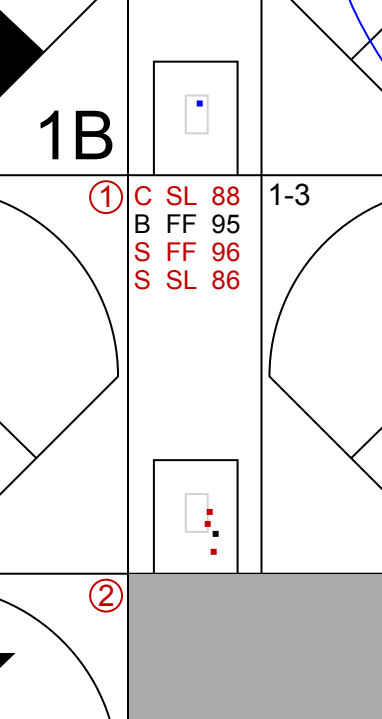
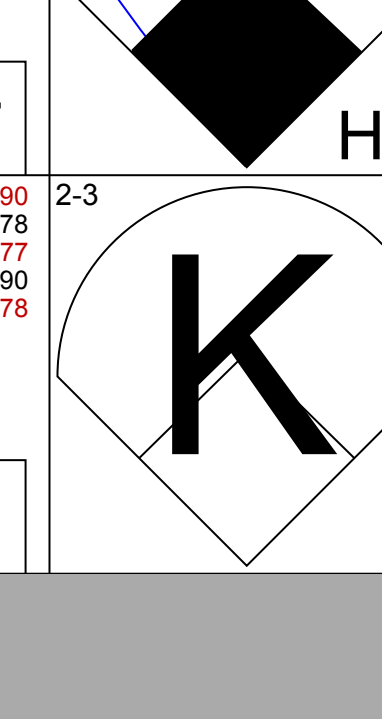
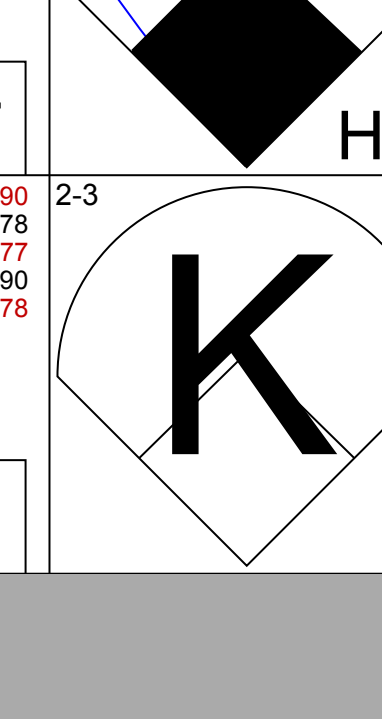
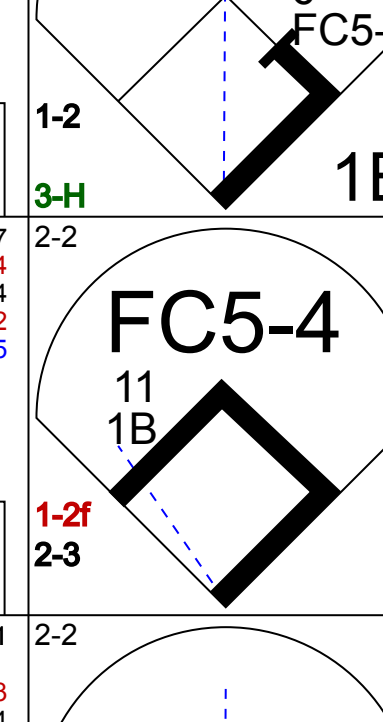

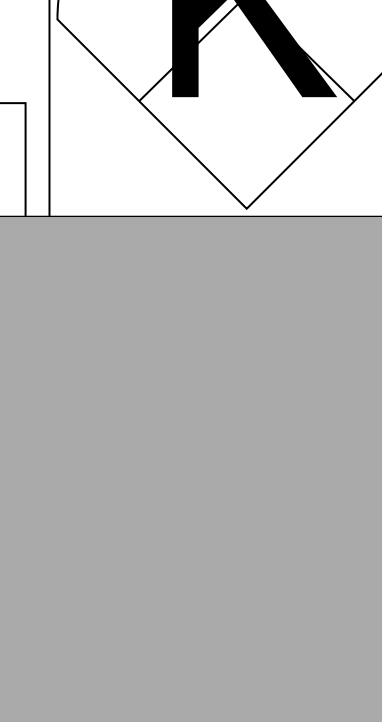
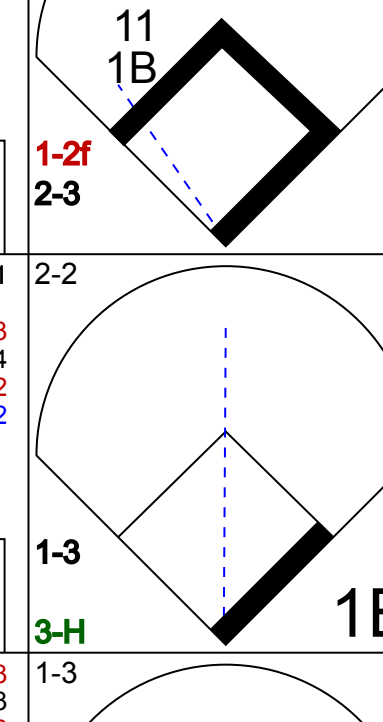
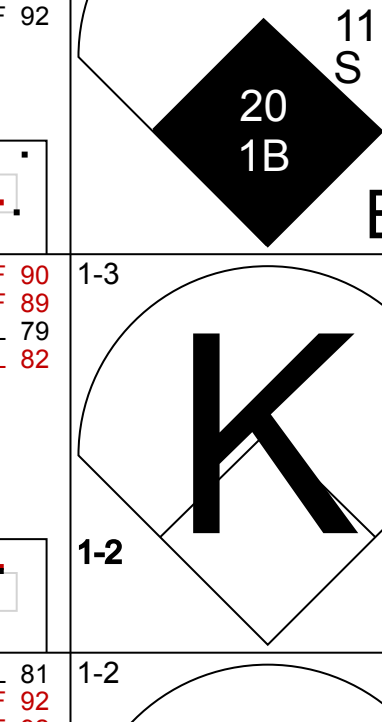
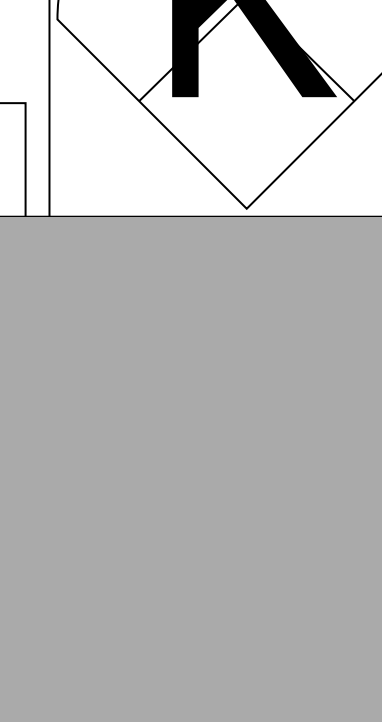

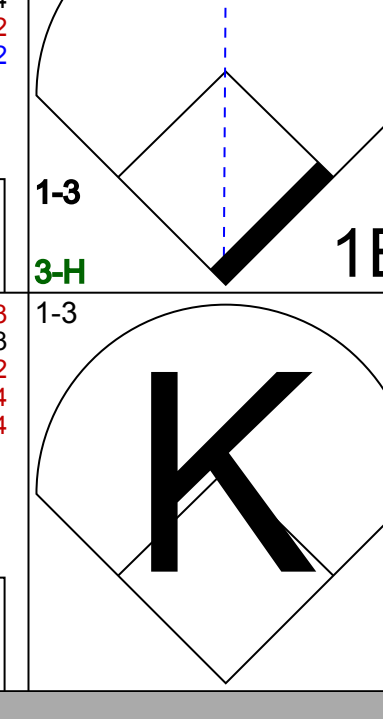
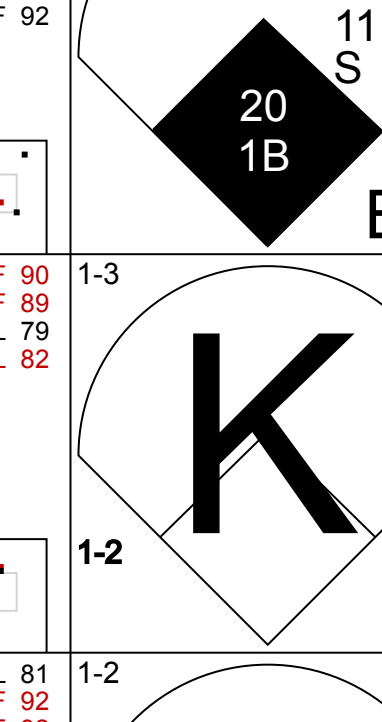



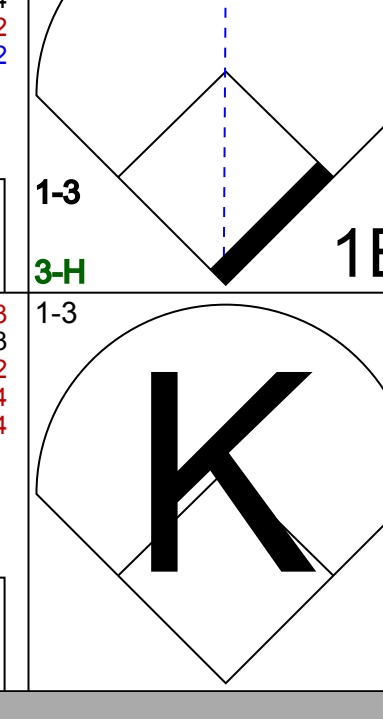

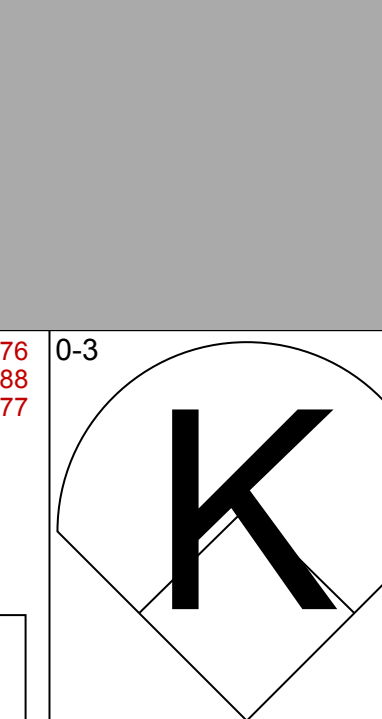
Batter	1	2	3	4	5	6	7	8	9	AB	R	H	RBI	BB	SO	LOB	BOTTOM				
16 Koltan Wong, L (1, 4) OBP: 0.260, SLG: 0.310	P5					K		FC5-4 27 HR		4	1	1	0	0	1	3					
27 Willy Adames, R (1, 6) OBP: 0.311, SLG: 0.463	F9		P3			K		HR		5	2	2	2	0	1	3					
22 Christian Yelich, L (1, 7) OBP: 0.395, SLG: 0.348	G6-4-3 24 BB		F8			2H HR		K2-3		3	1	1	2	2	1	0					
24 Andrew McCutchen, R (1, 10) OBP: 0.302, SLG: 0.377	G6-4-3		HR			F9		F9		5	1	1	1	0	0	3					
11 Rowdy Tellez, L (1, 3) OBP: 0.288, SLG: 0.433	G3-1 10 BB 6 BB 2B		P6			K		12 HR BB		3	2	1	0	1	1	0					
12 Hunter Renfroe, R (1, 9) OBP: 0.267, SLG: 0.457	P6		K			HR		HR		4	2	2	3	0	1	1					
10 Omar Narváez, L (1, 2) OBP: 0.333, SLG: 0.356	G3-1		F7			K		2B		4	0	1	0	0	1	1					
6 Lorenzo Cain, R (1, 8) OBP: 0.220, SLG: 0.217	14 HR 1B		BB			BB		G5-3		3	1	2	1	1	0	1					
14 Jace Peterson, L (1, 5) OBP: 0.277, SLG: 0.244 20 Mike Brosseau, R (8, PH) OBP: 0.345, SLG: 0.360 (9, 5)	HR		K			K		16 FC5-4 1B		3	1	1	2	0	2	2					
Inning Stats	R: 0 H: 0 E: 0 K: 0 S: 10	H: 4 LOB: 1 BB: 0 P: 22	R: 1 H: 1 E: 0 K: 1 S: 10	H: 1 LOB: 0 BB: 0 P: 19	R: 0 H: 0 E: 0 K: 1 S: 8	H: 0 LOB: 1 BB: 1 P: 16	R: 3 H: 3 E: 0 K: 2 S: 16	H: 3 LOB: 0 BB: 0 P: 26	R: 0 H: 1 E: 0 K: 3 S: 12	H: 1 LOB: 1 BB: 0 P: 19	R: 2 H: 2 E: 0 K: 1 S: 14	H: 2 LOB: 1 BB: 1 P: 24	R: 2 H: 2 E: 0 K: 0 S: 14	H: 2 LOB: 0 BB: 1 P: 26	R: 2 H: 2 E: 0 K: 0 S: 14	R: 2 H: 2 E: 0 K: 0 S: 14	1B: 3 2B: 4 3B: 0 HR: 6	SF: 0 SAC: 0 DP: 2 HBP: 1	WP: 0 PB: 0 SB: 1 CS: 0	PA: 40	
PITCHER	IP WLS BF H R ER SO BB IBB HBP BLK WP HR S P ERA WHIP	IP WLS BF H R ER SO BB IBB HBP BLK WP HR S P ERA WHIP	IP WLS BF H R ER SO BB IBB HBP BLK WP HR S P ERA WHIP	IP WLS BF H R ER SO BB IBB HBP BLK WP HR S P ERA WHIP	IP WLS BF H R ER SO BB IBB HBP BLK WP HR S P ERA WHIP	IP WLS BF H R ER SO BB IBB HBP BLK WP HR S P ERA WHIP	IP WLS BF H R ER SO BB IBB HBP BLK WP HR S P ERA WHIP	IP WLS BF H R ER SO BB IBB HBP BLK WP HR S P ERA WHIP	IP WLS BF H R ER SO BB IBB HBP BLK WP HR S P ERA WHIP	IP WLS BF H R ER SO BB IBB HBP BLK WP HR S P ERA WHIP	IP WLS BF H R ER SO BB IBB HBP BLK WP HR S P ERA WHIP	IP WLS BF H R ER SO BB IBB HBP BLK WP HR S P ERA WHIP	IP WLS BF H R ER SO BB IBB HBP BLK WP HR S P ERA WHIP	IP WLS BF H R ER SO BB IBB HBP BLK WP HR S P ERA WHIP	IP WLS BF H R ER SO BB IBB HBP BLK WP HR S P ERA WHIP	IP WLS BF H R ER SO BB IBB HBP BLK WP HR S P ERA WHIP	IP WLS BF H R ER SO BB IBB HBP BLK WP HR S P ERA WHIP	IP WLS BF H R ER SO BB IBB HBP BLK WP HR S P ERA WHIP	IP WLS BF H R ER SO BB IBB HBP BLK WP HR S P ERA WHIP	IP WLS BF H R ER SO BB IBB HBP BLK WP HR S P ERA WHIP	IP WLS BF H R ER SO BB IBB HBP BLK WP HR S P ERA WHIP
28 Kyle Hendricks, R (1, 1) ERA: 5.47 49 Daniel Norris, L (5, 1) ERA: 6.0 62 Mark Leiter Jr., R (6, 1) ERA: 7.84 15 Sean Newcomb, L (7, 1) ERA: 8.59 21 Ethan Roberts, R (8, 1) ERA: 8.22	4.1 L 22 7 1 1 2 0 0 0 0 0 1 10 16 13.50 1.500	0.2 L 3 1 1 1 2 0 0 0 0 0 1 10 16 13.50 1.500	1.0 L 4 1 0 0 3 0 0 0 0 0 1 19 34 20.25 3.000	1.1 L 8 3 3 3 1 1 0 0 0 0 1 9 16 13.50 3.000																	

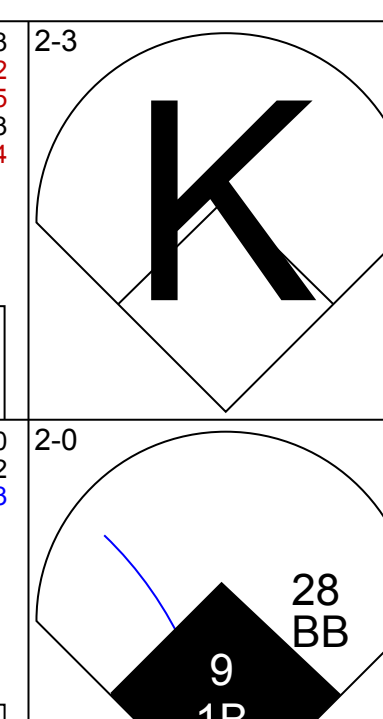
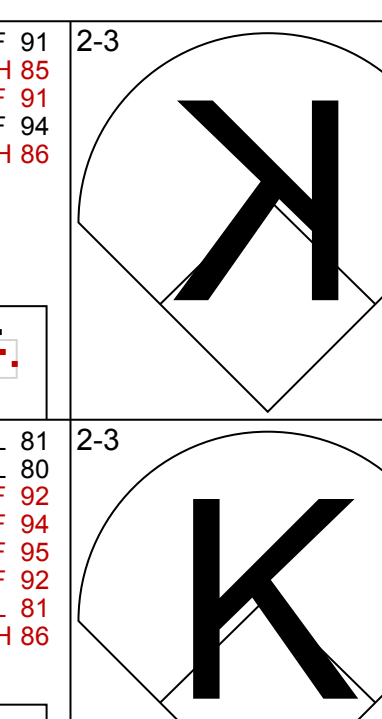
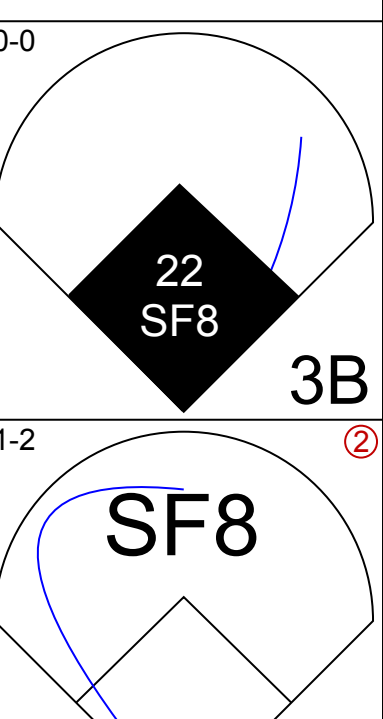
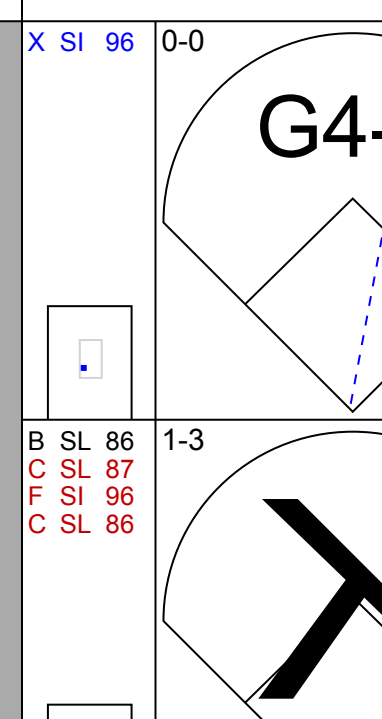
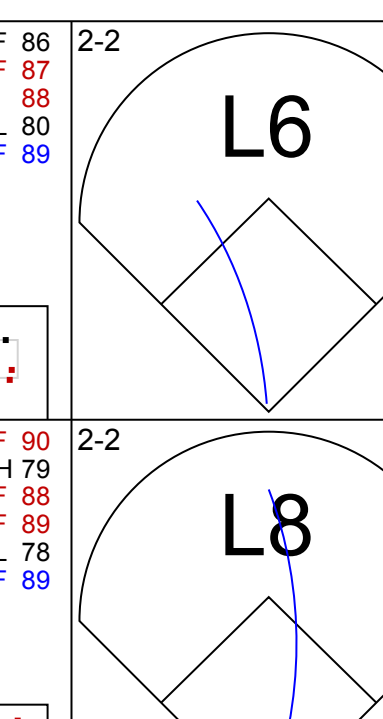
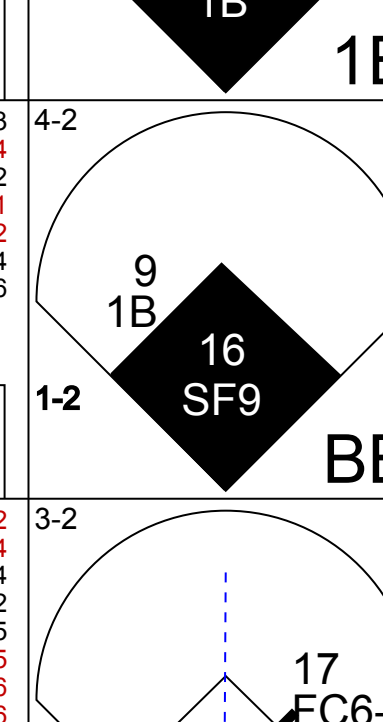
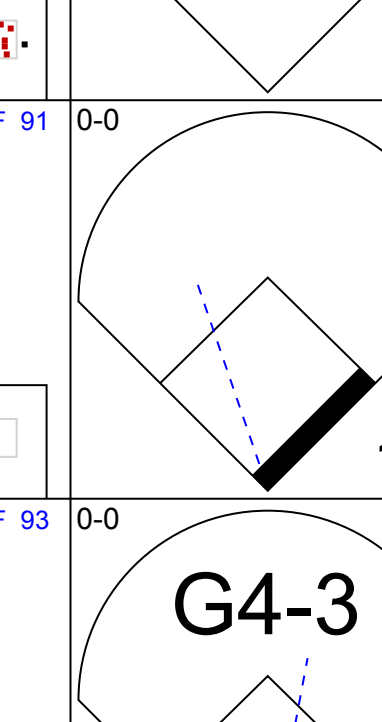



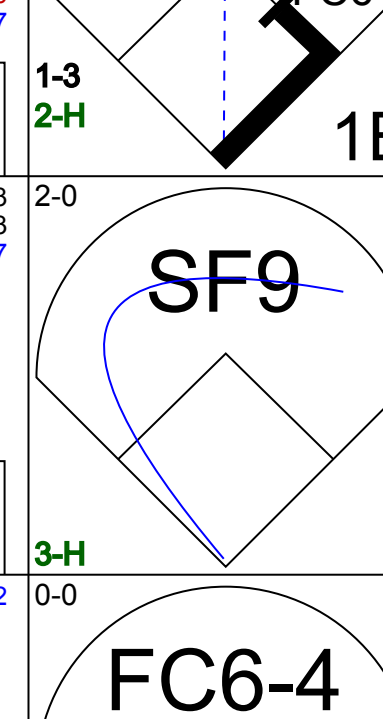



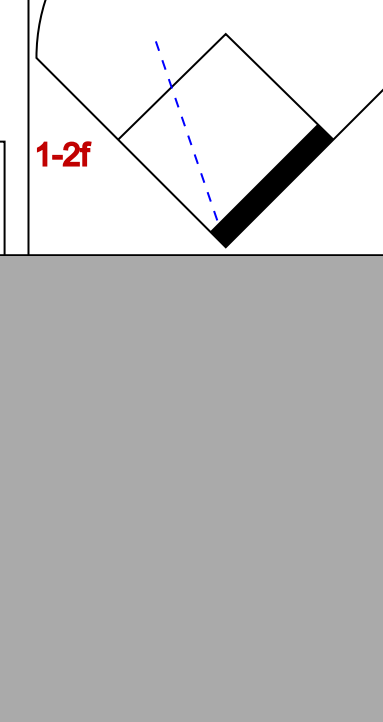


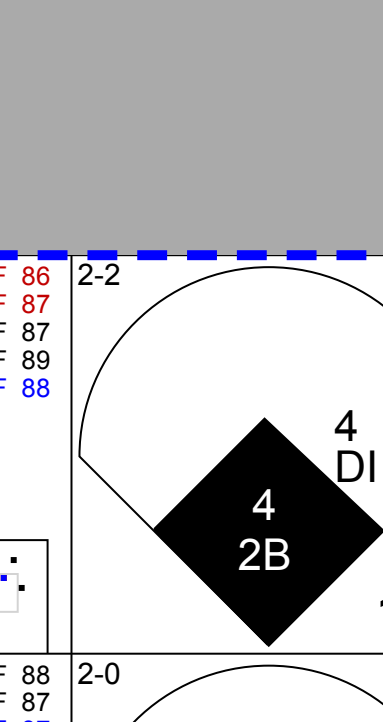


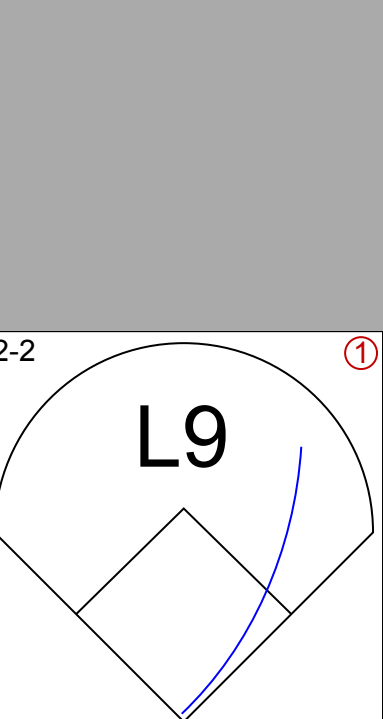
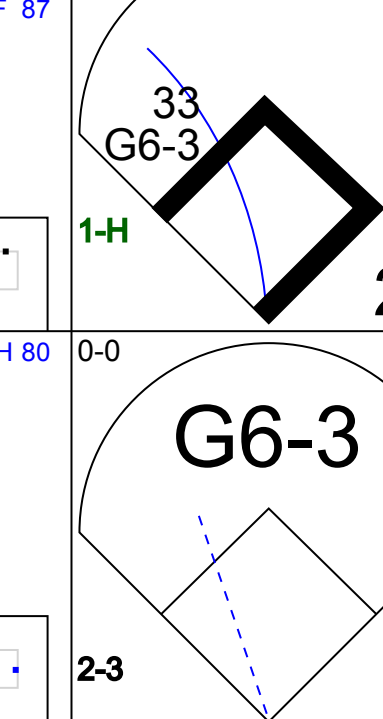
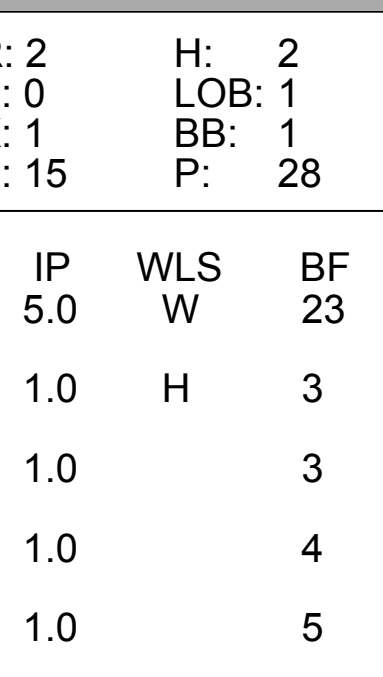
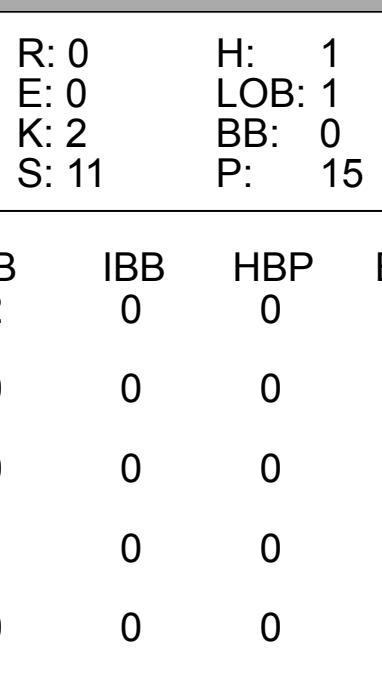
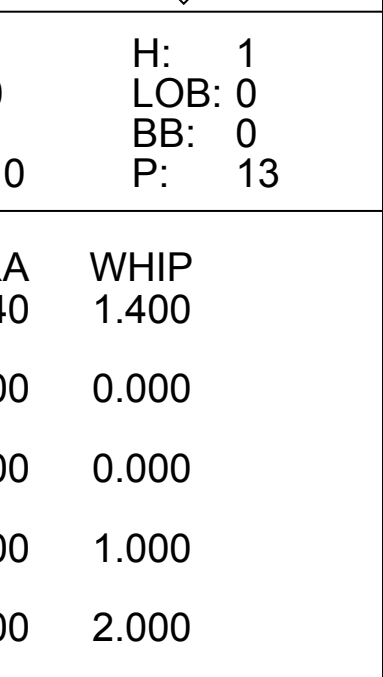
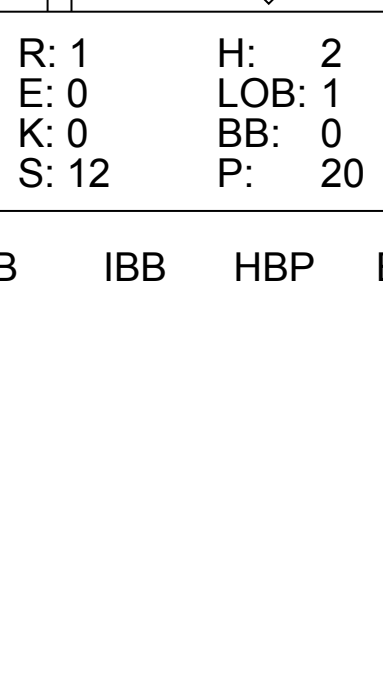
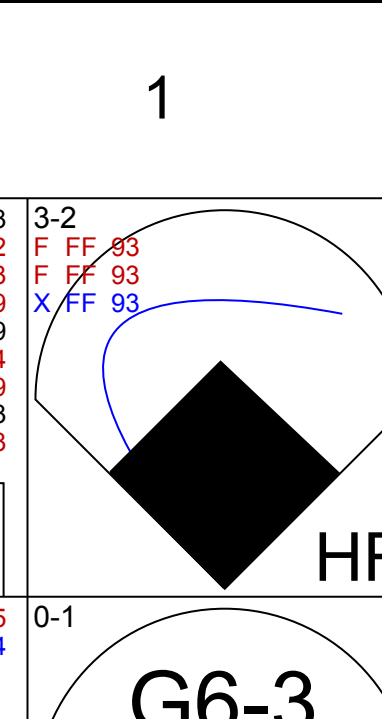

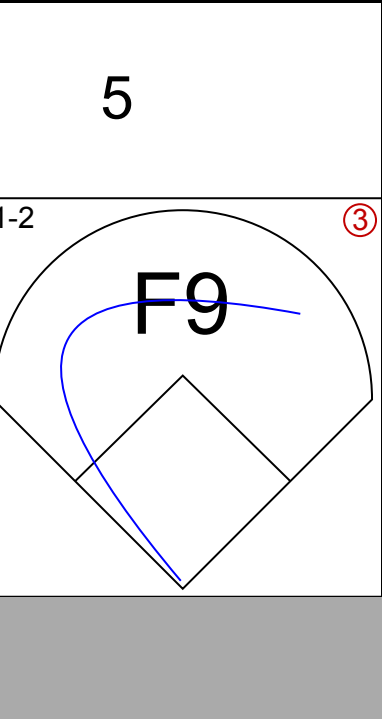

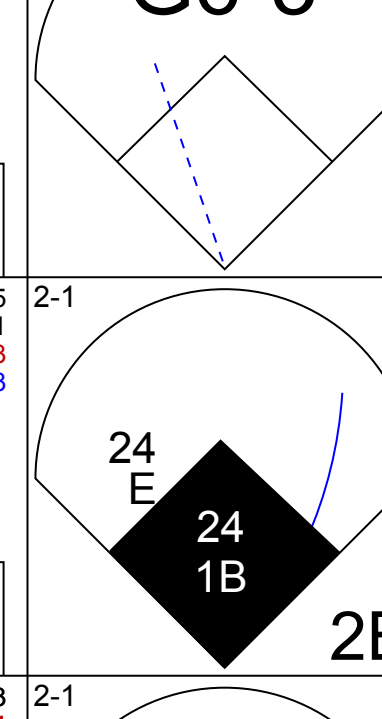
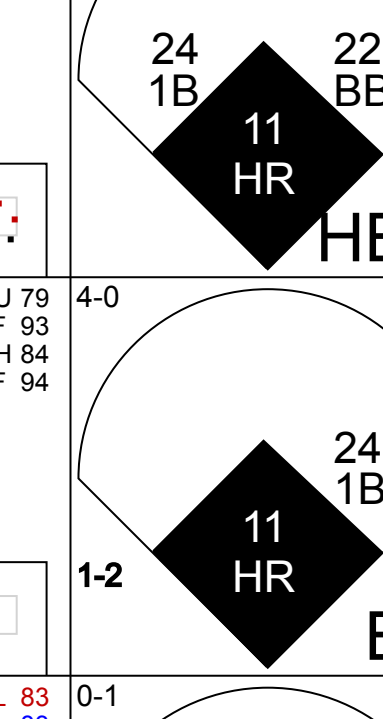


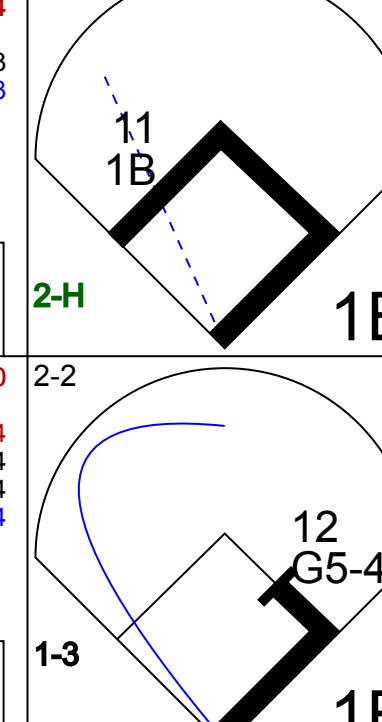
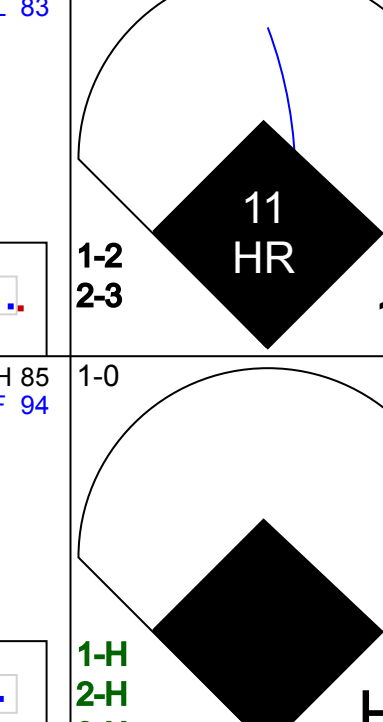
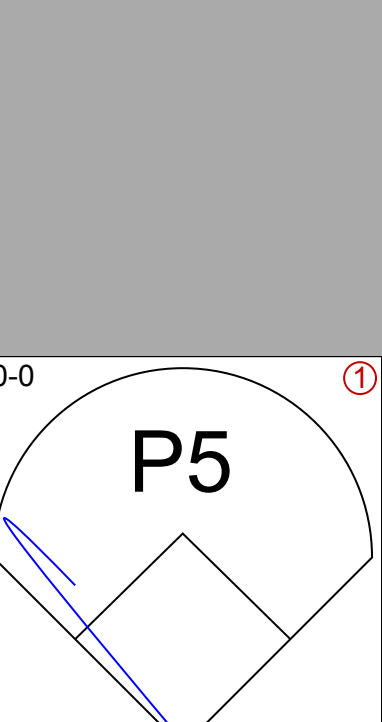

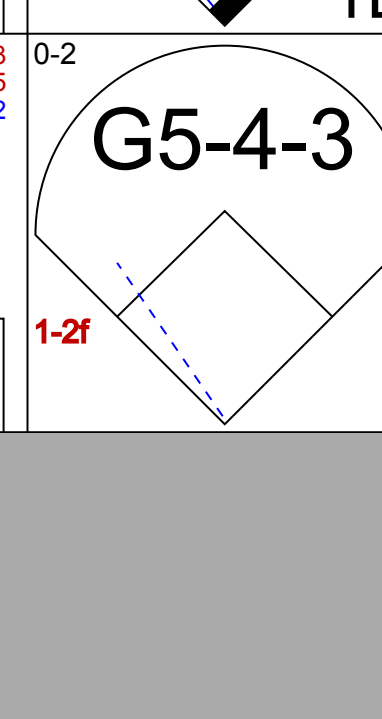
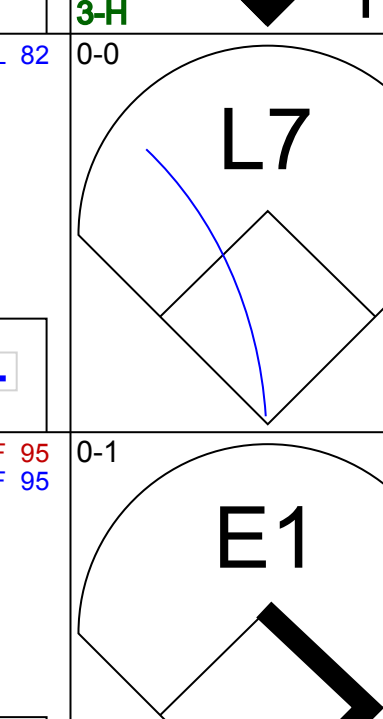
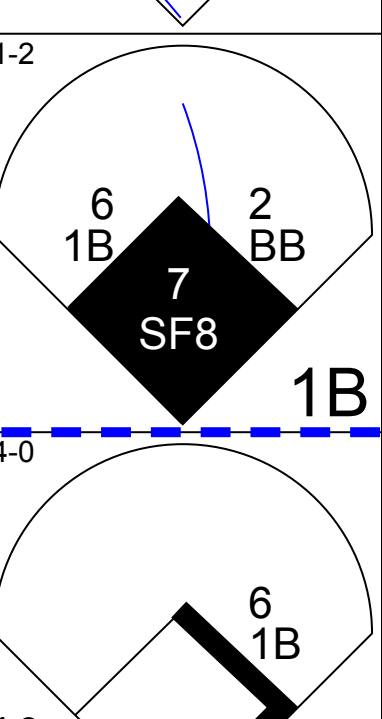

Chicago Cubs @ Milwaukee Brewers
American Family Field, Milwaukee, WI
Fri Apr 29, 2022, 7:11 PM - 10:26 PM CDT
Att: 29,062 - Roof Closed - 63 F

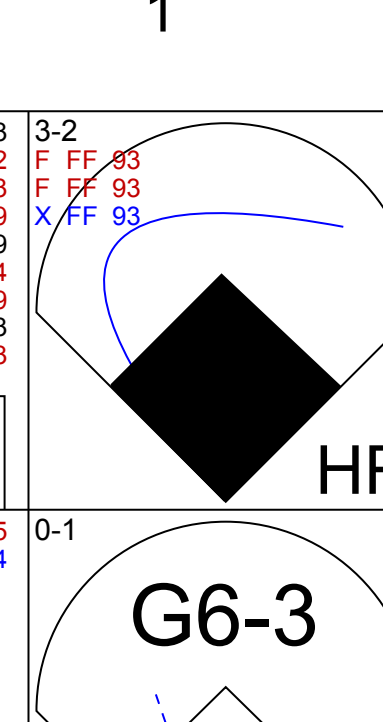
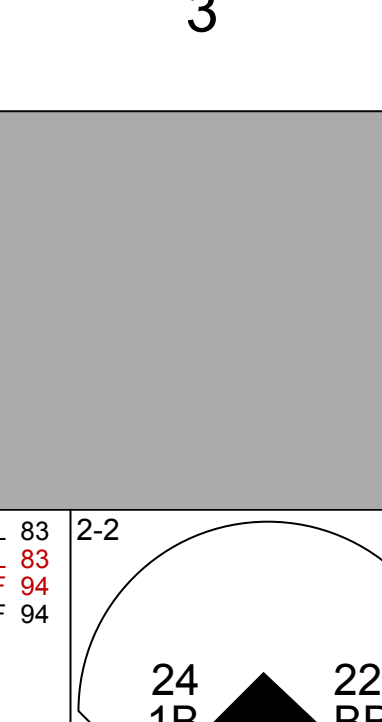
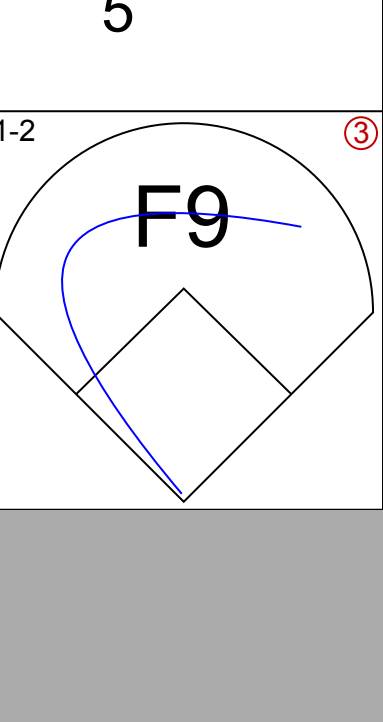
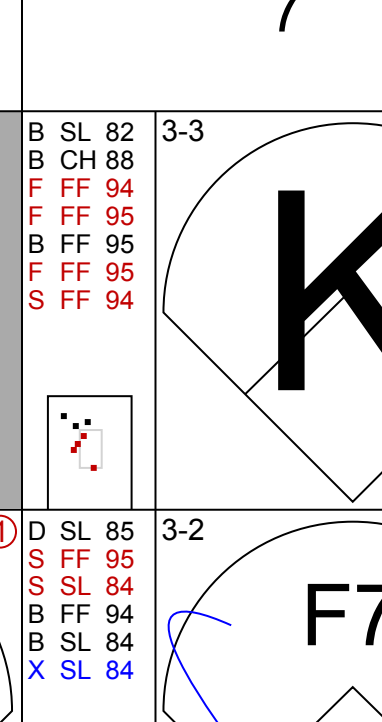

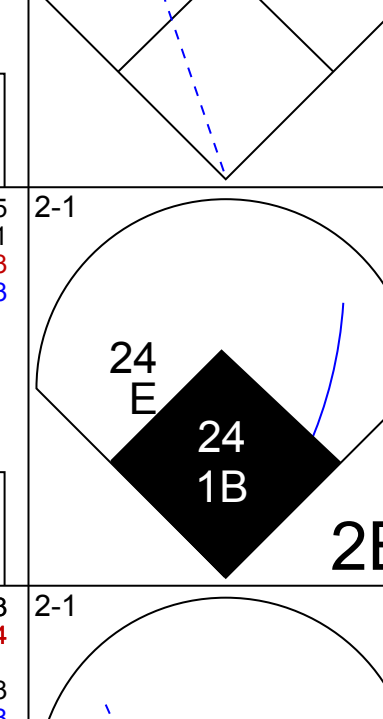
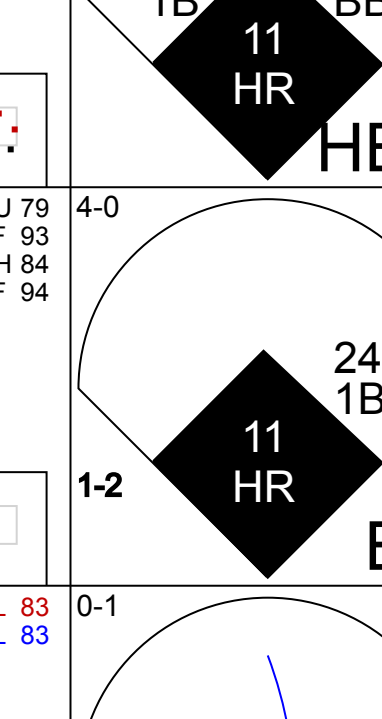

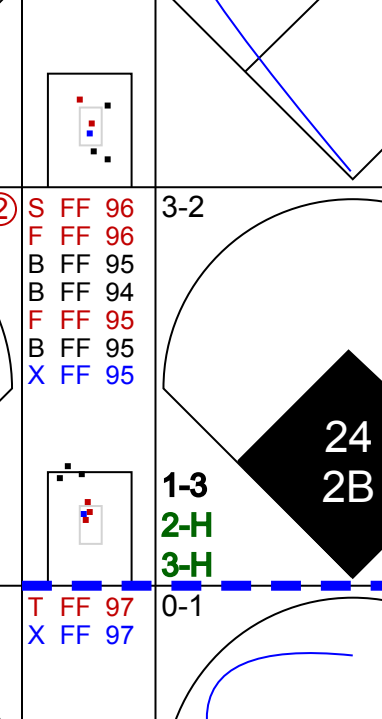

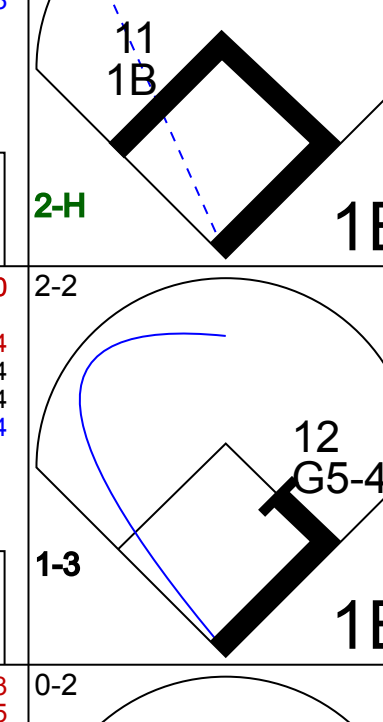
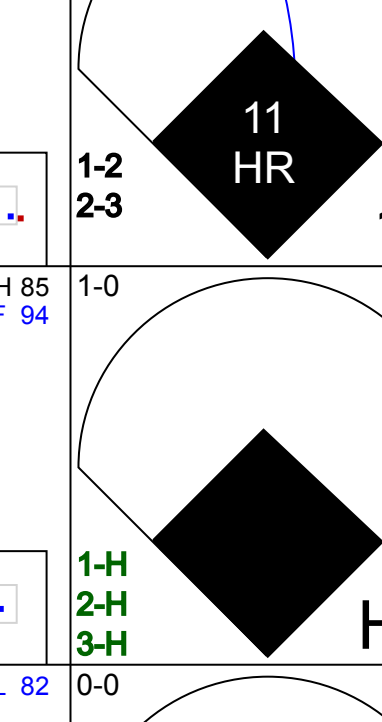
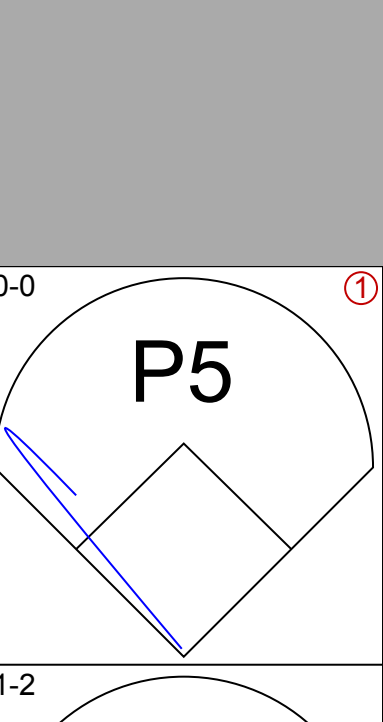
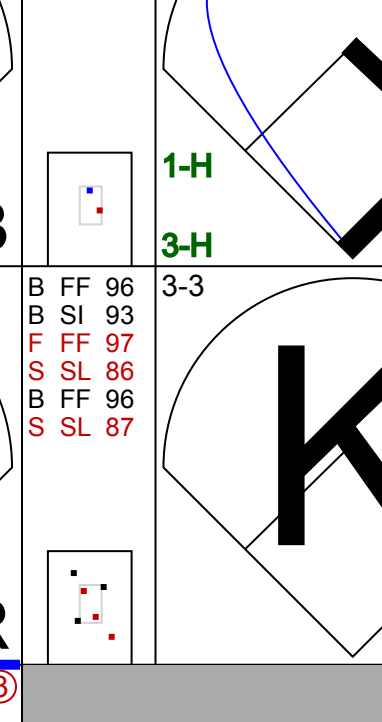

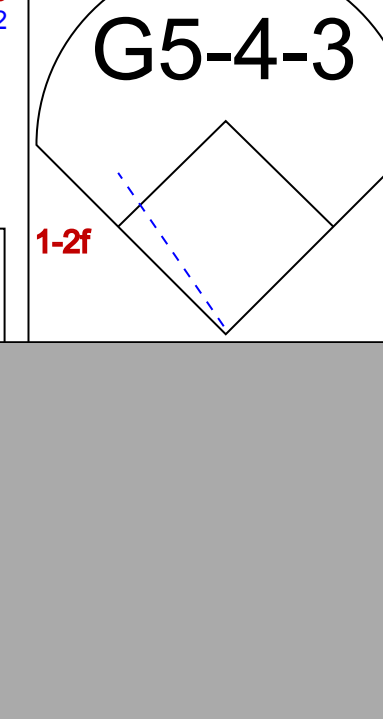
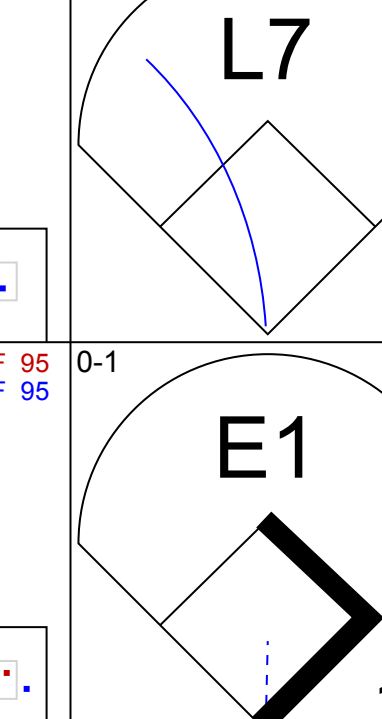
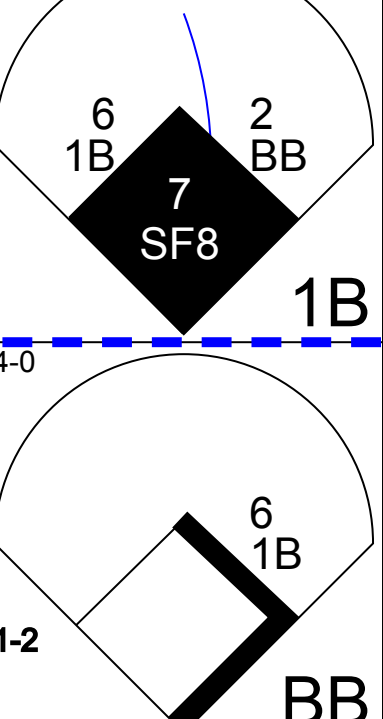
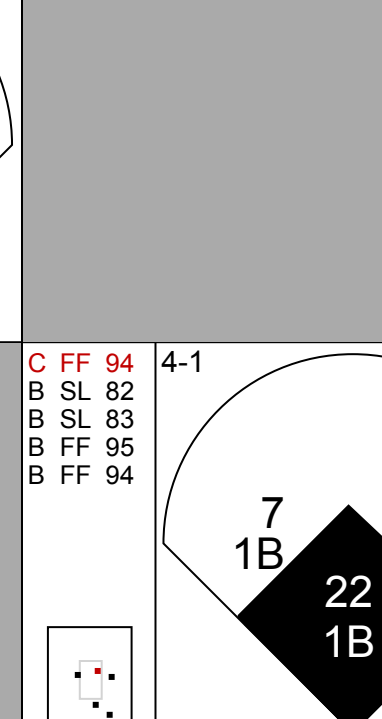


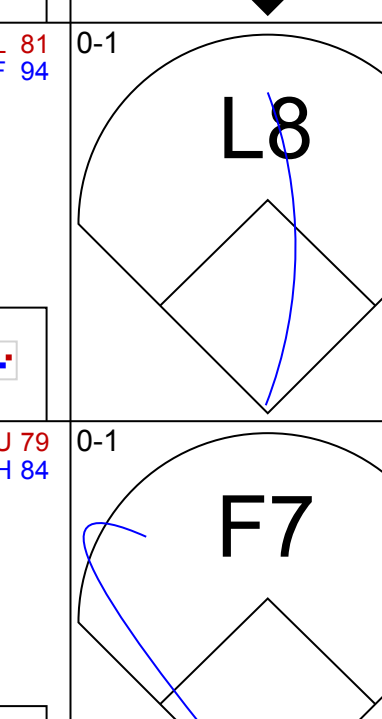
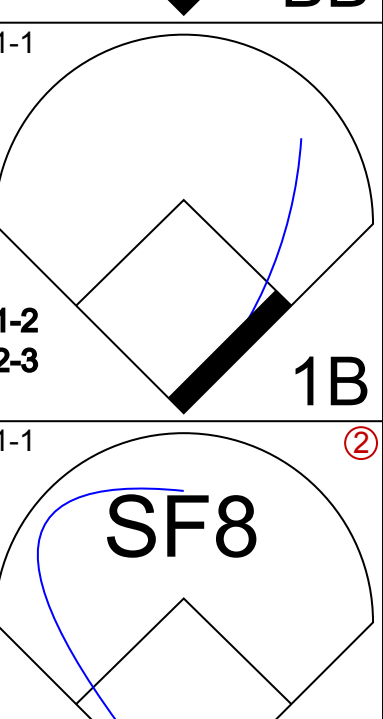
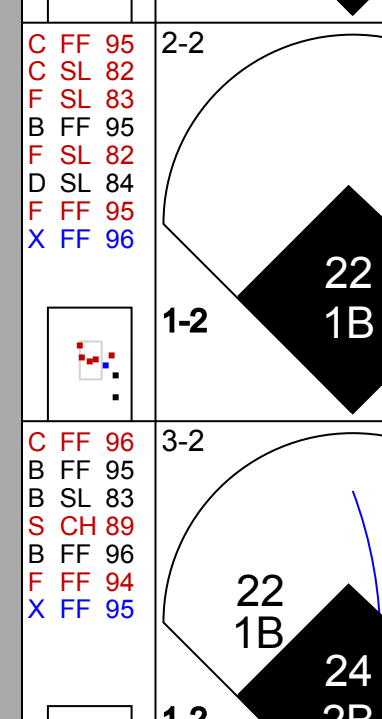

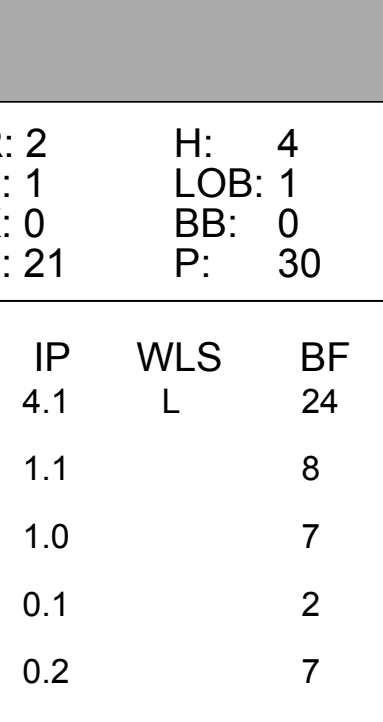
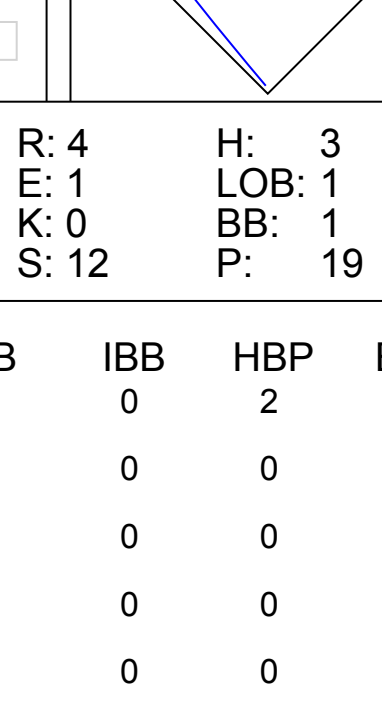
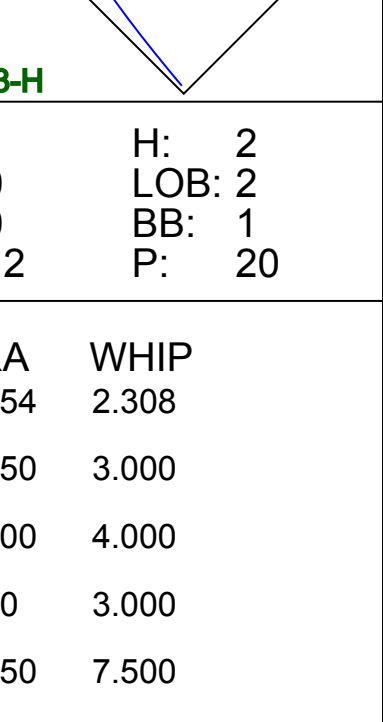
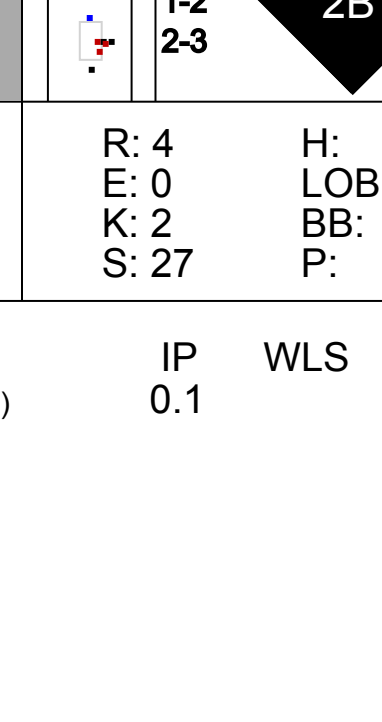






AB	35
R	11
H	13
RBI	11
BB	4
SO	8
LOB	14




Batter	1	2	3	4	5	6	7	8	9	AB	R	H	RBI	BB	SO	LOB	TOP				
1 Nick Madrigal, R OBP: 0.266, SLG: 0.254										4	0	0	0	0	3	0	Chicago Cubs @ Milwaukee Brewers American Family Field, Milwaukee, WI Sat Apr 30 2022, 6:12 PM - 9:15 PM CDT Att: 37,263 - Roof Closed - 62 F				
40 Wilson Contreras, R OBP: 0.354, SLG: 0.429										3	0	2	0	0	1	0					
36 Alfonso Rivas III, L OBP: 0.524, SLG: 0.667										1	0	0	0	0	0	0					
16 Patrick Wisdom, R OBP: 0.311, SLG: 0.485										4	0	2	0	0	2	1					
27 Seiya Suzuki, R OBP: 0.405, SLG: 0.529										3	0	0	0	1	1	3					
18 Frank Schwindel, R OBP: 0.263, SLG: 0.347										4	0	0	0	0	2	2					
7 Yan Gomes, R OBP: 0.286, SLG: 0.423										3	1	1	1	1	0	0					
8 Ian Happ, S OBP: 0.429, SLG: 0.460										3	0	1	0	1	2	3					
32 Michael Hermsillo, R OBP: 0.290, SLG: 0.125										3	0	0	0	0	3	2					
66 Rafael Ortega, L OBP: 0.304, SLG: 0.286										1	0	0	0	0	1	3					
2 Nico Hoerner, R OBP: 0.313, SLG: 0.391										3	0	0	0	0	0	0					
Inning Stats	R: 0 E: 0 K: 3 S: 9	H: 0 LOB: 0 BB: 0 P: 13	R: 1 E: 0 K: 2 S: 13	H: 2 LOB: 1 BB: 0 P: 22	R: 0 E: 0 K: 1 S: 11	H: 2 LOB: 2 BB: 0 P: 16	R: 0 E: 0 K: 1 S: 7	H: 0 LOB: 0 BB: 0 P: 11	R: 0 E: 0 K: 1 S: 6	H: 1 LOB: 0 BB: 0 P: 9	R: 0 E: 0 K: 2 S: 11	H: 0 LOB: 1 BB: 1 P: 18	R: 0 E: 0 K: 1 S: 6	H: 0 LOB: 0 BB: 0 P: 10	R: 0 E: 0 K: 3 S: 18	H: 1 LOB: 3 BB: 2 P: 30	1B: 4 2B: 1 3B: 0 HR: 1	SF: 0 SAC: 0 DP: 1 HBP: 0	WP: 0 PB: 0 SB: 0 CS: 0	PA: 35	
PITCHER	IP	WLS	BF	H	R	ER	SO	BB	IBB	HBP	BLK	WP	HR	S	P	ERA	WHIP				
52 Eric Lauer, L ERA: 1.93	7.0	W	26	5	1	1	11	1	0	0	0	0	1	65	96	1.29	0.857				
48 Trevor Gott, R ERA: 2.16	1.0		3	0	0	0	1	0	0	0	0	0	0	6	10	0.00	0.000				
54 Jake Cousins, R ERA: 4.5	1.0		6	1	0	0	3	2	0	0	0	0	0	18	30	0.00	3.000				

Batter	1	2	3	4	5	6	7	8	9	AB	R	H	RBI	BB	SO	LOB	BOTTOM				
24 Andrew McCutchen, R OBP: 0.286, SLG: 0.354										5	1	0	0	0	2	3	Chicago Cubs @ Milwaukee Brewers American Family Field, Milwaukee, WI Sat Apr 30 2022, 6:12 PM - 9:15 PM CDT Att: 37,263 - Roof Closed - 62 F				
27 Willy Adames, R OBP: 0.316, SLG: 0.464										4	1	1	0	1	1	2					
22 Christian Yelich, L OBP: 0.322, SLG: 0.495										5	2	3	2	0	2	1					
12 Hunter Renfroe, R OBP: 0.288, SLG: 0.507										5	3	3	2	0	0	3					
18 Keston Hiura, R OBP: 0.324, SLG: 0.313										5	0	1	1	0	3	2					
6 Lorenzo Cain, R OBP: 0.222, SLG: 0.204										3	1	0	0	1	1	3					
11 Rowdy Tellez, L OBP: 0.300, SLG: 0.484										4	1	2	3	0	1	1					
20 Mike Brosseau, R OBP: 0.364, SLG: 0.357										3	0	1	1	1	2	2					
5 Alex Jackson, R OBP: 0.286, SLG: 0.286										4	0	1	0	0	3	2					
Inning Stats	R: 3 E: 2 K: 2 S: 26	H: 4 LOB: 2 BB: 0 P: 37	R: 0 E: 0 K: 0 S: 9	H: 2 LOB: 0 BB: 0 P: 15	R: 1 E: 0 K: 2 S: 13	H: 1 LOB: 1 BB: 1 P: 22	R: 0 E: 0 K: 1 S: 8	H: 0 LOB: 0 BB: 0 P: 11	R: 2 E: 0 K: 4 S: 21	H: 2 LOB: 2 BB: 1 P: 38	R: 0 E: 0 K: 2 S: 7	H: 0 LOB: 1 BB: 1 P: 13	R: 0 E: 0 K: 1 S: 7	H: 0 LOB: 0 BB: 0 P: 10	R: 3 E: 0 K: 3 S: 14	H: 3 LOB: 0 BB: 0 P: 19		1B: 8 2B: 1 3B: 0 HR: 3	SF: 0 SAC: 0 DP: 0 HBP: 0	WP: 1 PB: 0 SB: 1 CS: 0	PA: 41
PITCHER	IP	WLS	BF	H	R	ER	SO	BB	IBB	HBP	BLK	WP	HR	S	P	ERA	WHIP				
35 Justin Steele, L ERA: 5.5	3.0	L	18	7	4	2	4	1	0	0	0	0	0	48	74	6.00	2.667				
57 Scott Effross, R ERA: 1.8	1.0		3	0	0	0	1	0	0	0	0	0	0	8	11	0.00	0.000				
59 Michael Rucker, R ERA: 4.5	2.0		11	2	2	2	6	2	0	0	0	1	1	28	51	9.00	2.000				
45 Locke St. John, L ERA: 13.5	2.0		9	3	3	3	4	0	0	0	0	0	2	21	29	13.50	1.500				

Batter	1	2	3	4	5	6	7	8	9	AB	R	H	RBI	BB	SO	LOB	TOP			
29 T.J. Friedl, L OBP: 0.133, SLG: 0.214										5	1	1	0	0	2	1	Cincinnati Reds @ Milwaukee Brewers American Family Field, Milwaukee, WI Wed May 04 2022, 6:42 PM - 10:28 PM CDT Att: 25,413 - Roof Closed - 65 F			
22 Brandon Drury, R OBP: 0.277, SLG: 0.500										4	1	1	1	0	2	1				
28 Tommy Pham, R OBP: 0.348, SLG: 0.468										2	1	1	0	2	1	0				
9 Mike Moustakas, L OBP: 0.259, SLG: 0.374										4	0	2	1	0	1	2				
37 Tyler Stephenson, R OBP: 0.341, SLG: 0.412										0	0	0	0	0	0	0				
16 Colin Moran, L OBP: 0.261, SLG: 0.211										2	0	0	1	1	0	1				
17 Kyle Farmer, R OBP: 0.269, SLG: 0.302										4	0	0	0	0	0	4				
35 Alejo Lopez, S OBP: 0.308, SLG: 0.250										4	1	1	0	0	3	2				
4 Matt Reynolds, R OBP: 0.583, SLG: 0.700										4	0	1	1	0	1	3				
33 Aramis Garcia, R OBP: 0.265, SLG: 0.344										4	0	0	0	0	2	1				
Inning Stats	R: 2 H: 2 K: 1 S: 15	H: 2 BB: 1 P: 28	R: 0 H: 0 K: 2 S: 12	H: 0 LOB: 0 BB: 17	R: 0 H: 1 K: 2 S: 11	H: 0 LOB: 1 BB: 0 P: 15	R: 0 H: 0 K: 1 S: 10	H: 0 LOB: 1 BB: 0 P: 15	R: 1 H: 1 K: 1 S: 10	H: 1 LOB: 0 BB: 0 P: 13	R: 0 H: 0 K: 2 S: 13	H: 0 LOB: 0 BB: 10	R: 0 H: 0 K: 1 S: 9	H: 0 LOB: 1 BB: 16	R: 1 H: 2 K: 0 S: 12	H: 2 LOB: 1 BB: 0 P: 20	1B: 5 2B: 1 3B: 1 HR: 0	SF: 2 SAC: 0 DP: 0 HBP: 0	WP: 1 PB: 0 CS: 1	PA: 38
PITCHER	IP WLS BF H R ER SO BB IBB HBP BLK WP HR S P ERA WHIP																			
51 Freddy Peralta, R ERA: 5.09	5.0 W 23 5 3 3 7 2 0 0 0 0 1 0 63 98 5.40 1.400																			
48 Trevor Gott, R ERA: 1.93	1.0 H 3 0 0 0 2 0 0 0 0 0 0 0 8 14 0.00 0.000																			
31 Jandel Gustave, R ERA: 2.89	1.0 3 0 0 0 2 0 0 0 0 0 0 0 8 10 0.00 0.000																			
55 Hoby Milner, L ERA: 2.35	1.0 4 0 0 0 1 1 0 0 0 0 0 0 9 16 0.00 1.000																			
35 Brent Suter, L ERA: 5.87	1.0 5 2 1 1 0 0 0 0 0 0 0 0 12 20 9.00 2.000																			

Batter	1	2	3	4	5	6	7	8	9	AB	R	H	RBI	BB	SO	LOB	BOTTOM			
16 Koltan Wong, L OBP: 0.267, SLG: 0.354										5	1	1	1	0	2	6	Cincinnati Reds @ Milwaukee Brewers American Family Field, Milwaukee, WI Wed May 04 2022, 6:42 PM - 10:28 PM CDT Att: 25,413 - Roof Closed - 65 F			
18 Keston Hiura, R OBP: 0.316, SLG: 0.303										1	0	0	0	0	1	2				
27 Willy Adames, R OBP: 0.330, SLG: 0.468										3	2	0	0	2	1	3				
22 Christian Yelich, L OBP: 0.330, SLG: 0.393										4	3	2	2	1	1	1				
14 Jace Peterson, L OBP: 0.275, SLG: 0.227										0	1	0	1	1	0	0				
24 Andrew McCutchen, R OBP: 0.295, SLG: 0.358										5	2	4	4	1	0	1				
11 Rowdy Tellez, L OBP: 0.337, SLG: 0.613										6	2	4	8	0	1	1				
12 Hunter Renfroe, R OBP: 0.284, SLG: 0.453										4	1	1	0	0	0	2				
15 Tyrone Taylor, R OBP: 0.250, SLG: 0.356										1	1	0	0	1	0	2				
2 Luis Urias, R OBP: 0.750, SLG: 0.600										3	2	2	0	2	0	0				
6 Lorenzo Cain, R OBP: 0.270, SLG: 0.232										3	2	2	0	1	0	1				
7 Victor Caratini, S OBP: 0.333, SLG: 0.400										4	1	1	2	0	0	4				
Inning Stats	R: 2 H: 4 K: 0 S: 21	H: 4 LOB: 1 BB: 0 P: 30	R: 0 H: 0 K: 0 S: 10	H: 0 LOB: 0 BB: 0 P: 16	R: 4 H: 3 K: 0 S: 12	H: 3 LOB: 1 BB: 1 P: 19	R: 0 H: 0 K: 2 S: 10	H: 0 LOB: 1 BB: 1 P: 16	R: 1 H: 2 K: 0 S: 12	H: 2 LOB: 2 BB: 1 P: 20	R: 2 H: 1 K: 1 S: 10	H: 1 LOB: 0 BB: 1 P: 18	R: 4 H: 4 K: 2 S: 27	H: 4 LOB: 1 BB: 48	R: 5 H: 3 K: 1 S: 19	H: 3 LOB: 2 BB: 44	1B: 11 2B: 3 3B: 0 HR: 3	SF: 1 SAC: 0 DP: 1 HBP: 2	WP: 0 PB: 0 CS: 0	PA: 51
PITCHER	IP WLS BF H R ER SO BB IBB HBP BLK WP HR S P ERA WHIP																			
Vladimir Gutierrez, R ERA: 8.88	4.1 L 24 8 2 2 2 1 2 0 0 0 0 0 2 58 87 14.54 2.308																			
55 Daulton Moreta, R ERA: 5.11	1.1 8 2 2 2 1 2 0 0 0 0 0 1 16 31 13.50 3.000																			
46 Buck Farmer, R ERA: 0.75	1.0 7 3 4 4 1 1 0 0 0 0 0 0 23 41 36.00 4.000																			
54 Hunter Strickland, R ERA: 7.45	0.1 2 1 0 0 1 0 0 0 0 0 0 0 5 8 0.00 3.000																			
39 Lucas Sims, R ERA: 15.75	0.2 7 1 5 5 1 4 0 0 0 0 0 0 12 34 67.50 7.500																			
4 Matt Reynolds, R ERA: 5.87	0.1 3 2 2 2 1 2 0 0 0 0 0 0 5 8 0.00 3.000																			

Batter	1	2	3	4	5	6	7	8	9	AB	R	H	RBI	BB	SO	LOB	TOP										
16 Koltan Wong, L (1,4) OBP: 0.294, SLG: 0.370	G4-3		1B					BB		3	1	1	0	1	0	0	Milwaukee Brewers @ Atlanta Braves Truist Park, Atlanta, GA Sun May 08, 2022, 1:39 PM - 4:30 PM EDT Att: 36,551 - Overcast - 61 F										
27 Willy Adames, R (1,6) OBP: 0.333, SLG: 0.505	K		K					1B		3	0	0	0	0	2	1											
20 Mike Brosseau, R (8,PH) OBP: 0.382, SLG: 0.379	K		K					1B		1	0	1	1	0	0	0											
22 Christian Yelich, L (1,7) OBP: 0.339, SLG: 0.436	L7		HBP					G1-6-3		3	0	0	0	0	1	1											
11 Rowdy Tellez, L (1,3) OBP: 0.317, SLG: 0.570		K	F7					L9		4	0	0	0	0	1	2											
12 Hunter Renfroe, R (1,10) OBP: 0.269, SLG: 0.455		1B	F8					F9		3	0	0	0	1	0	2											
15 Tyrone Taylor, R (1,9) OBP: 0.267, SLG: 0.393		1B						G6-3		3	0	1	0	1	1	0											
10 Omar Narváez, L (1,2) OBP: 0.343, SLG: 0.305		BB	F9					F8		3	0	0	0	1	0	1											
6 Lorenzo Cain, R (1,8) OBP: 0.233, SLG: 0.197		K	G6-4-3					G6-3		3	0	0	0	0	1	4											
14 Jace Peterson, L (1,5) OBP: 0.293, SLG: 0.275	F8							BB		3	1	1	0	0	1	3											
Inning Stats	R: 0 E: 0 K: 1 S: 11	H: 0 LOB: 0 BB: 0 P: 16	R: 0 E: 0 K: 2 S: 16	H: 1 LOB: 3 BB: 2 P: 30	R: 0 E: 0 K: 1 S: 10	H: 1 LOB: 2 BB: 0 P: 16	R: 0 E: 0 K: 0 S: 9	H: 0 LOB: 0 BB: 0 P: 1	R: 0 E: 0 K: 1 S: 9	H: 0 LOB: 0 BB: 0 P: 14	R: 0 E: 0 K: 1 S: 7	H: 0 LOB: 0 BB: 0 P: 9	R: 2 E: 0 K: 0 S: 13	H: 2 LOB: 0 BB: 1 P: 20	R: 0 E: 0 K: 0 S: 7	H: 0 LOB: 0 BB: 0 P: 11		1B: 4 2B: 0 3B: 0 HR: 0	SF: 0 SAC: 0 DP: 2 HBP: 1	WP: 0 PB: 0 SB: 0 CS: 0	PA: 34						
PITCHER	IP	WLS	BF	H	R	ER	SO	BB	IBB	HBP	BLK	WP	HR	S	P	ERA	WHIP										
50 Charlie Morton, R (1,1) ERA: 5.65	5.0	W	20	2	0	0	5	3	0	1	0	0	0	55	92	0.00	1.000										
32 Collin McHugh, R (6,1) ERA: 5.56	1.0		3	0	0	0	1	0	0	0	0	0	0	7	10	0.00	0.000										
56 Darren O'Day, R (7,1) ERA: 2.35	1.0		3	0	0	0	1	0	0	0	0	0	0	7	9	0.00	0.000										
68 Tyler Matzek, L (8,1) ERA: 5.59	1.0		5	2	2	2	0	1	0	0	0	0	0	13	20	18.00	3.000										
51 Will Smith, L (9,1) ERA: 2.39	1.0		3	0	0	0	0	0	0	0	0	0	0	7	11	0.00	0.000										

Batter	1	2	3	4	5	6	7	8	9	AB	R	H	RBI	BB	SO	LOB	BOTTOM										
13 Ronald Acuña Jr., R (1,10) OBP: 0.369, SLG: 0.500	1B	FC6-4						K		4	1	2	1	1	1	2	Milwaukee Brewers @ Atlanta Braves Truist Park, Atlanta, GA Sun May 08, 2022, 1:39 PM - 4:30 PM EDT Att: 36,551 - Overcast - 61 F										
28 Matt Olson, L (1,3) OBP: 0.379, SLG: 0.455	P4	E6						L4		5	0	1	2	0	1	5											
27 Austin Riley, R (1,5) OBP: 0.346, SLG: 0.505	1B	K						G4-3		5	0	1	0	0	2	3											
20 Marcell Ozuna, R (1,7) OBP: 0.256, SLG: 0.359	G4-3		G4-3					BB		3	0	0	0	1	0	4											
Ozzie Albies, S (1,4) OBP: 0.295, SLG: 0.419		BB	G5-3					P6		4	1	1	0	0	0	1											
14 Adam Duvall, R (1,8) OBP: 0.252, SLG: 0.308		L8	HR					K		3	2	1	1	0	1	2											
48 Travis Demeritte, R (1,9) OBP: 0.326, SLG: 0.463		BB	K					K		4	1	1	0	0	3	1											
7 Dansby Swanson, R (1,6) OBP: 0.315, SLG: 0.394		BB						G5-3		3	3	2	0	1	0	0											
24 William Contreras, R (1,2) OBP: 0.368, SLG: 0.813		BB						K		2	1	1	4	2	1	0											
Inning Stats	R: 0 E: 0 K: 0 S: 9	H: 2 LOB: 1 BB: 0 P: 13	R: 4 E: 1 K: 1 S: 13	H: 3 LOB: 1 BB: 2 P: 26	R: 1 E: 0 K: 1 S: 10	H: 1 LOB: 2 BB: 0 P: 15	R: 1 E: 0 K: 1 S: 14	H: 1 LOB: 2 BB: 2 P: 28	R: 3 E: 0 K: 2 S: 14	H: 3 LOB: 1 BB: 0 P: 21	R: 0 E: 0 K: 1 S: 13	H: 0 LOB: 1 BB: 1 P: 23	R: 0 E: 0 K: 2 S: 9	H: 0 LOB: 0 BB: 0 P: 14	R: 0 E: 0 K: 1 S: 6	H: 0 LOB: 0 BB: 0 P: 9	1B: 6 2B: 2 3B: 0 HR: 2	SF: 0 SAC: 0 DP: 1 HBP: 1	WP: 1 PB: 0 SB: 3 CS: 0	PA: 39							
PITCHER	IP	WLS	BF	H	R	ER	SO	BB	IBB	HBP	BLK	WP	HR	S	P	ERA	WHIP										
26 Aaron Ashby, L (1,1) ERA: 4.24	4.0	L	22	7	6	6	3	4	0	0	0	0	1	14	21	13.50	2.750										
31 Jandel Gustave, R (6,1) ERA: 5.56	1.0		7	3	3	3	2	0	0	1	0	0	0	14	21	27.00	3.000										
35 Brent Suter, L (6,1) ERA: 4.66	2.0		7	0	0	0	3	1	0	0	0	0	0	22	37	0.00	0.500										
55 Hoby Milner, L (8,1) ERA: 1.86	1.0		3	0	0	0	1	0	0	0	0	0	0	6	9	0.00	0.000										



Batter	1	2	3	4	5	6	7	8	9	AB	R	H	RBI	BB	SO	LOB	TOP											
16 Koltan Wong, L OBP: 0.299, SLG: 0.365										4	1	1	0	1	1	3	Milwaukee Brewers @ Cincinnati Reds Great American Ball Park, Cincinnati, OH Mon May 09 2022, 6:42 PM - 10:00 PM EDT Att. 10,046 - Clear - 78 F											
27 Willy Adames, R OBP: 0.323, SLG: 0.487									4	0	0	0	0	0	2	3												
22 Christian Yelich, L OBP: 0.336, SLG: 0.423									3	1	0	0	1	1	2													
11 Rowdy Tellez, L OBP: 0.314, SLG: 0.567									4	0	1	2	0	1	0													
2 Luis Urias, R OBP: 0.462, SLG: 0.476									4	1	1	0	0	0	1													
12 Hunter Renfroe, R OBP: 0.258, SLG: 0.438									4	0	0	0	0	3	2													
10 Omar Narváez, L OBP: 0.351, SLG: 0.365									4	2	2	1	0	0	0													
15 Tyrone Taylor, R OBP: 0.266, SLG: 0.383									4	0	1	1	0	1	0													
14 Jace Peterson, L OBP: 0.306, SLG: 0.278									3	0	1	1	1	1	0													
Inning Stats	R: 0 E: 0 K: 1 S: 8	H: 1 LOB: 0 BB: 0 P: 12	R: 0 E: 0 K: 2 S: 8	H: 0 LOB: 0 BB: 0 P: 11	R: 0 E: 0 K: 0 S: 11	H: 0 LOB: 0 BB: 0 P: 15	R: 2 E: 0 K: 1 S: 12	H: 1 LOB: 1 BB: 2 P: 24	R: 1 E: 0 K: 1 S: 12	H: 1 LOB: 2 BB: 1 P: 27	R: 2 E: 0 K: 1 S: 20	H: 4 LOB: 2 BB: 0 P: 30	R: 0 E: 0 K: 1 S: 5	H: 0 LOB: 0 BB: 0 P: 8	R: 0 E: 0 K: 2 S: 11	H: 0 LOB: 0 BB: 0 P: 15	1B: 5 2B: 1 3B: 0 HR: 1	SF: 0 SAC: 0 DP: 1 HBP: 0	WP: 0 PB: 0 SB: 3 CS: 0	PA: 37								
PITCHER	IP	WLS	BF	H	R	ER	SO	BB	IBB	HBP	BLK	WP	HR	S	P	ERA	WHIP											
58 Luis Castillo, R ERA: 5.79	4.2		20	3	3	3	5	3	0	0	0	0	0	1	50	87	5.79	1.286										
85 Luis Cessa, R ERA: 4.15	1.0	W	6	3	2	2	1	0	0	0	0	0	0	12	18	18.00	3.000											
43 Alexis Diaz, R ERA: 0.64	1.1	H	5	1	0	0	1	0	0	0	0	0	0	21	31	0.00	0.750											
23 Jeff Hoffman, R ERA: 1.62	1.0		3	0	0	0	1	0	0	0	0	0	0	5	8	0.00	0.000											
66 Joel Kuhnel, R ERA:	1.0		3	0	0	0	2	0	0	0	0	0	0	11	15	0.00	0.000											

Batter	1	2	3	4	5	6	7	8	9	AB	R	H	RBI	BB	SO	LOB	BOTTOM											
29 T.J. Friedl, L OBP: 0.216, SLG: 0.265										5	1	1	1	0	1	3	Milwaukee Brewers @ Cincinnati Reds Great American Ball Park, Cincinnati, OH Mon May 09 2022, 6:42 PM - 10:00 PM EDT Att. 10,046 - Clear - 78 F											
22 Brandon Drury, R OBP: 0.337, SLG: 0.593									5	1	2	3	0	3	2													
28 Tommy Pham, R OBP: 0.345, SLG: 0.415									4	1	2	1	1	0	0													
16 Colin Moran, L OBP: 0.269, SLG: 0.379									5	1	1	1	0	2	6													
37 Tyler Stephenson, R OBP: 0.373, SLG: 0.500									4	1	1	0	0	1	1													
12 Tyler Naquin, L OBP: 0.279, SLG: 0.367									3	1	2	0	1	1	0													
17 Kyle Farmer, R OBP: 0.257, SLG: 0.300									4	1	1	3	0	0	2													
3 Albert Almora Jr., R OBP: 0.375, SLG: 0.500									4	2	2	0	0	2	0													
4 Matt Reynolds, R OBP: 0.464, SLG: 0.435									3	1	2	0	1	1	0													
Inning Stats	R: 0 E: 0 K: 2 S: 9	H: 0 LOB: 0 BB: 0 P: 15	R: 1 E: 0 K: 2 S: 12	H: 1 LOB: 0 BB: 0 P: 17	R: 0 E: 0 K: 1 S: 12	H: 2 LOB: 3 BB: 1 P: 19	R: 0 E: 0 K: 0 S: 7	H: 1 LOB: 0 BB: 0 P: 13	R: 5 E: 0 K: 1 S: 21	H: 4 LOB: 1 BB: 2 P: 40	R: 1 E: 0 K: 2 S: 17	H: 3 LOB: 2 BB: 0 P: 25	R: 3 E: 0 K: 2 S: 13	H: 3 LOB: 0 BB: 0 P: 23	R: 0 E: 0 K: 1 S: 9	H: 0 LOB: 0 BB: 0 P: 14	1B: 9 2B: 2 3B: 0 HR: 3	SF: 0 SAC: 0 DP: 0 HBP: 0	WP: 1 PB: 1 SB: 1 CS: 1	PA: 40								
PITCHER	IP	WLS	BF	H	R	ER	SO	BB	IBB	HBP	BLK	WP	HR	S	P	ERA	WHIP											
53 Brandon Woodruff, R ERA: 5.97	4.1	L	22	8	6	5	0	2	0	0	0	0	0	2	55	92	10.38	2.308										
48 Trevor Gott, R ERA: 1.64	0.2		3	0	0	0	0	1	0	0	0	0	0	6	12	0.00	1.500											
31 Jandel Gustave, R ERA: 0.0	0.2		5	3	1	1	1	0	0	0	0	0	0	14	20	13.50	4.500											
55 Hoby Milner, L ERA: 4.09	1.1		7	3	3	3	3	0	0	0	0	1	1	16	28	20.25	2.250											
45 Brad Boxberger, R ERA: 1.74	1.0		3	0	0	0	1	0	0	0	0	0	0	9	14	0.00	0.000											

AB	34
R	5
H	7
RBI	5
BB	3
SO	10
LOB	11



AB	37
R	10
H	14
RBI	9
BB	3
SO	11
LOB	14



Batter	1	2	3	4	5	6	7	8	9	AB R H RBI BB SO LOB	TOP									
16 Koltan Wong, L OBP: 0.308, SLG: 0.369										4 1 2 0 1 1 2	Milwaukee Brewers @ Cincinnati Reds Great American Ball Park, Cincinnati, OH Wed May 11 2022, 12:37 PM - 4:03 PM EDT Att: 11,851 - Partly Cloudy - 83 F									
27 Willy Adames, R OBP: 0.317, SLG: 0.463										4 0 0 0 0 1 4										
20 Mike Brosseau, R OBP: 0.400, SLG: 0.500										1 1 1 2 0 0 0										
22 Christian Yelich, L OBP: 0.399, SLG: 0.492										5 2 4 3 0 0 0										
11 Rowdy Tellez, L OBP: 0.304, SLG: 0.528										4 1 1 1 0 1 1										
2 Luis Urias, R OBP: 0.444, SLG: 0.552										5 1 1 1 0 2 3										
12 Hunter Renfroe, R OBP: 0.285, SLG: 0.491										5 2 2 2 0 1 1										
10 Omar Narváez, L OBP: 0.367, SLG: 0.403										4 0 2 1 1 1 0										
6 Lorenzo Cain, R OBP: 0.256, SLG: 0.216										5 1 1 0 0 2 3										
14 Jace Peterson, L OBP: 0.319, SLG: 0.365										4 2 1 1 1 1 2										
Inning Stats	R: 0 E: 0 K: 2 S: 12	H: 2 LOB: 1 BB: 0 P: 17	R: 0 E: 0 K: 1 S: 8	H: 0 LOB: 0 BB: 0 P: 11	R: 3 E: 0 K: 1 S: 16	H: 2 LOB: 0 BB: 1 P: 28	R: 1 E: 0 K: 1 S: 9	H: 1 LOB: 0 BB: 0 P: 11	R: 0 E: 0 K: 2 S: 14	H: 0 LOB: 3 BB: 1 P: 24	R: 0 E: 0 K: 0 S: 5	H: 0 LOB: 0 BB: 0 P: 9	R: 1 E: 0 K: 1 S: 13	H: 2 LOB: 1 BB: 0 P: 19	R: 6 E: 0 K: 1 S: 22	H: 7 LOB: 1 BB: 0 P: 31	1B: 4 2B: 5 3B: 1 HR: 5	SF: 0 SAC: 0 DP: 0 HBP: 1	WP: 0 PB: 0 SB: 0 CS: 1	PA: 45
PITCHER	IP WLS BF H R ER SO BB IBB HBP BLK WP HR S P ERA WHIP											IP WLS BF H R ER SO BB IBB HBP BLK WP HR S P ERA WHIP								
Vladimir Gutierrez, R ERA: 8.65	(1, 1) 4.2 21 6 4 4 6 2 0 0 0 0 0 2 56 87 7.71 1.714																			
43 Alexis Diaz, R ERA: 0.59	(5, 1) 1.1 W 6 0 0 0 2 1 0 0 1 0 0 0 1 18 28 4.50 1.000																			
23 Jeff Hoffman, R ERA: 1.93	(7, 1) 2.0 8 2 1 1 1 0 0 0 0 0 0 2 11 17 = =																			
55 Dauri Moreta, R ERA: 9.88	(9, 1) 0.0 5 5 5 5 0 0 0 0 0 0 0 0 0 11 14 9.00 2.000																			
66 Joel Kuhnel, R ERA: 4.5	(9, 1) 1.0 5 2 1 1 1 0 0 0 0 0 0 0 0 11 14 9.00 2.000																			

Batter	1	2	3	4	5	6	7	8	9	AB R H RBI BB SO LOB	BOTTOM									
29 T.J. Friedl, L OBP: 0.283, SLG: 0.293										4 3 3 0 1 0 0	Milwaukee Brewers @ Cincinnati Reds Great American Ball Park, Cincinnati, OH Wed May 11 2022, 12:37 PM - 4:03 PM EDT Att: 11,851 - Partly Cloudy - 83 F									
22 Brandon Drury, R OBP: 0.354, SLG: 0.558										2 2 0 0 3 0 1										
28 Tommy Pham, R OBP: 0.358, SLG: 0.412										4 2 3 2 1 0 1										
9 Mike Moustakas, L OBP: 0.325, SLG: 0.352										5 1 1 1 0 1 7										
37 Tyler Stephenson, R OBP: 0.397, SLG: 0.559										5 2 3 4 0 0 4										
16 Colin Moran, L OBP: 0.289, SLG: 0.431										4 3 2 3 1 1 2										
12 Tyler Naquin, L OBP: 0.287, SLG: 0.402										4 0 2 3 0 1 1										
17 Kyle Farmer, R OBP: 0.254, SLG: 0.299										3 1 0 1 1 0 2										
33 Aramis Garcia, R OBP: 0.220, SLG: 0.282										4 0 0 0 0 0 1										
Inning Stats	R: 4 E: 1 K: 0 S: 13	H: 3 LOB: 1 BB: 1 P: 23	R: 3 E: 1 K: 2 S: 20	H: 2 LOB: 1 BB: 2 P: 35	R: 0 E: 0 K: 1 S: 7	H: 0 LOB: 0 BB: 0 P: 8	R: 0 E: 0 K: 0 S: 11	H: 1 LOB: 2 BB: 1 P: 24	R: 1 E: 0 K: 0 S: 9	H: 1 LOB: 0 BB: 0 P: 12		R: 0 E: 0 K: 0 S: 4	H: 2 LOB: 0 BB: 0 P: 5	R: 0 E: 0 K: 0 S: 6	H: 1 LOB: 1 BB: 0 P: 10	R: 6 E: 0 K: 0 S: 16	H: 4 LOB: 1 BB: 3 P: 31	1B: 9 2B: 3 3B: 1 HR: 1	SF: 1 SAC: 1 DP: 0 HBP: 0	WP: 0 PB: 0 SB: 1 CS: 0
PITCHER	IP WLS BF H R ER SO BB IBB HBP BLK WP HR S P ERA WHIP											IP WLS BF H R ER SO BB IBB HBP BLK WP HR S P ERA WHIP								
37 Adrian Houser, R ERA: 3.86	(1, 1) 4.0 L 23 6 7 3 3 4 0 0 0 0 0 0 0 9 12 9.00 1.000																			
55 Hoby Milner, L ERA: 4.5	(5, 1) 1.0 4 1 1 1 0 0 0 0 0 0 0 0 4 5 0.00 2.000																			
35 Brent Suter, L ERA: 4.09	(6, 1) 1.0 3 2 0 0 0 0 0 0 0 0 0 0 15 32 33.75 4.500																			
36 J.C. Mejia, R ERA: 33.75	(7, 1) 1.1 10 3 5 5 0 3 0 0 0 0 0 0 7 9 13.50 3.000																			
46 Luis Perdomo, R ERA: 6.0	(8, 1) 0.2 4 2 1 1 0 0 0 0 0 0 0 1 7 9 13.50 3.000																			

Batter	1	2	3	4	5	6	7	8	9	AB	R	H	RBI	BB	SO	LOB	TOP			
2 Luis Urias, R OBP: 0.409, SLG: 0.472 (1,4)	F4		FC4-6 22 1B		L8			22 G6-3 12 HR 27 G1-3 1B		4	1	1	0	0	0	1	Milwaukee Brewers @ Miami Marlins loanDepot park, Miami, FL Sat May 14 2022, 6:15 PM - 9:44 PM EDT Att: 12,941 - Roof Closed - 72 F			
27 Willy Adames, R OBP: 0.308, SLG: 0.465 (1,6)	HR				K			G1-3		4	1	1	1	0	2	2				
22 Christian Yelich, L OBP: 0.350, SLG: 0.467 (1,10)	K							G6-3		4	0	1	0	0	2	1				
12 Hunter Renfroe, R OBP: 0.272, SLG: 0.508 (1,9)	F9				K			HR		4	1	2	2	0	1	2				
15 Tyrone Taylor, R OBP: 0.270, SLG: 0.371 (1,7)					L6			G3		4	0	1	0	0	0	1				
11 Rowdy Tellez, L OBP: 0.295, SLG: 0.504 (1,3)	K									4	0	1	0	0	3	2				
6 Lorenzo Cain, R OBP: 0.244, SLG: 0.220 (1,8)	K				L6					4	0	0	0	0	1	2				
20 Mike Brosseau, R OBP: 0.378, SLG: 0.469 (1,5)										2	0	0	0	0	1	2				
14 Jace Peterson, L OBP: 0.321, SLG: 0.353 (7,PH) (7,5)	K				G1-3					2	0	1	0	0	1	0				
7 Victor Caratini, S OBP: 0.341, SLG: 0.351 (1,2)					G1-3					2	0	0	0	0	0	1				
Inning Stats	R: 1 E: 0 K: 1 S: 12	H: 1 LOB: 0 BB: 0 P: 19	R: 0 E: 0 K: 3 S: 13	H: 1 LOB: 1 BB: 0 P: 20	R: 0 E: 0 K: 2 S: 14	H: 1 LOB: 2 BB: 0 P: 21	R: 0 E: 0 K: 0 S: 8	H: 0 LOB: 0 BB: 0 P: 12	R: 0 E: 0 K: 2 S: 15	H: 1 LOB: 1 BB: 0 P: 22	R: 0 E: 0 K: 0 S: 9	H: 1 LOB: 0 BB: 0 P: 14	R: 2 E: 0 K: 0 S: 11	H: 2 LOB: 0 BB: 0 P: 17	R: 0 E: 0 K: 2 S: 8	H: 0 LOB: 0 BB: 0 P: 9	1B: 6 2B: 0 3B: 0 HR: 2	SF: 0 SAC: 0 DP: 1 HBP: 1	WP: 1 PB: 0 SB: 1 CS: 0	PA: 35
PITCHER	IP WLS BF H R ER SO BB IBB HBP BLK WP HR S P ERA WHIP	IP WLS BF H R ER SO BB IBB HBP BLK WP HR S P ERA WHIP	IP WLS BF H R ER SO BB IBB HBP BLK WP HR S P ERA WHIP	IP WLS BF H R ER SO BB IBB HBP BLK WP HR S P ERA WHIP	IP WLS BF H R ER SO BB IBB HBP BLK WP HR S P ERA WHIP	IP WLS BF H R ER SO BB IBB HBP BLK WP HR S P ERA WHIP	IP WLS BF H R ER SO BB IBB HBP BLK WP HR S P ERA WHIP	IP WLS BF H R ER SO BB IBB HBP BLK WP HR S P ERA WHIP	IP WLS BF H R ER SO BB IBB HBP BLK WP HR S P ERA WHIP	IP WLS BF H R ER SO BB IBB HBP BLK WP HR S P ERA WHIP	IP WLS BF H R ER SO BB IBB HBP BLK WP HR S P ERA WHIP	IP WLS BF H R ER SO BB IBB HBP BLK WP HR S P ERA WHIP	IP WLS BF H R ER SO BB IBB HBP BLK WP HR S P ERA WHIP	IP WLS BF H R ER SO BB IBB HBP BLK WP HR S P ERA WHIP	IP WLS BF H R ER SO BB IBB HBP BLK WP HR S P ERA WHIP	IP WLS BF H R ER SO BB IBB HBP BLK WP HR S P ERA WHIP	IP WLS BF H R ER SO BB IBB HBP BLK WP HR S P ERA WHIP			
28 Trevor Rogers, L ERA: 4.45 (1,1)	5.1 W	22 22	5 5	1 1	1 1	8 8	0 0	0 0	1 1	0 0	0 0	6 7	1.69 0.938							
48 Steven Okert, L ERA: 2.7 (6,1)	0.2 H	2 2	0 0	0 0	0 0	1 1	0 0	0 0	0 0	0 0	6 7	0.00 0.000								
55 Anthony Bender, R ERA: 4.15 (7,1)	1.0 3	1 1	0 0	0 0	0 0	1 1	0 0	0 0	0 0	0 0	6 7	0.00 1.000								
36 Dylan Floro, R ERA: 22.5 (8,1)	1.0 5	2 2	2 2	2 2	0 0	0 0	0 0	0 0	0 0	1 1	11 17	18.00 2.000								
51 Tommy Nance, R ERA: (9,1)	1.0 3	0 0	0 0	0 0	2 2	0 0	0 0	0 0	0 0	0 0	8 9	0.00 0.000								
Batter	1	2	3	4	5	6	7	8	9	AB	R	H	RBI	BB	SO	LOB	BOTTOM			
2 Jazz Chisholm Jr., L OBP: 0.327, SLG: 0.577 (1,4)	K		G3-1		K					5	0	2	0	0	2	1	Milwaukee Brewers @ Miami Marlins loanDepot park, Miami, FL Sat May 14 2022, 6:15 PM - 9:44 PM EDT Att: 12,941 - Roof Closed - 72 F			
99 Jesús Aguilar, R OBP: 0.344, SLG: 0.439 (1,10)	F8				K					5	1	2	2	0	2	3				
12 Jorge Soler, R OBP: 0.284, SLG: 0.371 (1,7)	F8				HR					2	1	1	1	2	0	0				
26 Garrett Cooper, R OBP: 0.350, SLG: 0.377 (1,3)										4	0	0	1	0	2	4				
9 Enk González, R OBP: 0.125, SLG: 0.125 (7,6)	K				K					1	0	0	0	0	0	2				
24 Avisail García, R OBP: 0.243, SLG: 0.291 (1,9)										5	1	2	0	0	1	5				
7 Jesús Sánchez, L OBP: 0.279, SLG: 0.357 (1,8)	K									3	2	1	0	1	1	1				
15 Brian Anderson, R OBP: 0.378, SLG: 0.420 (1,5)	K									4	2	1	2	0	1	2				
11 Miguel Rojas, R OBP: 0.236, SLG: 0.277 (7,3)										4	1	1	2	0	0	0				
58 Jacob Stallings, R OBP: 0.278, SLG: 0.259 (1,2)	F9									3	1	1	0	1	0	1				
Inning Stats	R: 0 E: 0 K: 1 S: 8	H: 0 LOB: 0 BB: 0 P: 15	R: 0 E: 0 K: 3 S: 11	H: 1 LOB: 1 BB: 0 P: 15	R: 0 E: 0 K: 0 S: 8	H: 0 LOB: 0 BB: 0 P: 10	R: 4 E: 0 K: 0 S: 11	H: 4 LOB: 0 BB: 0 P: 19	R: 0 E: 1 K: 3 S: 19	H: 1 LOB: 2 BB: 0 P: 28	R: 4 E: 1 K: 1 S: 26	H: 3 LOB: 3 BB: 2 P: 44	R: 0 E: 0 K: 0 S: 6	H: 0 LOB: 0 BB: 0 P: 12	R: 1 E: 0 K: 1 S: 15	H: 2 LOB: 2 BB: 2 P: 27	1B: 6 2B: 2 3B: 0 HR: 3	SF: 0 SAC: 0 DP: 0 HBP: 0	WP: 0 PB: 0 SB: 1 CS: 0	PA: 41
PITCHER	IP WLS BF H R ER SO BB IBB HBP BLK WP HR S P ERA WHIP	IP WLS BF H R ER SO BB IBB HBP BLK WP HR S P ERA WHIP	IP WLS BF H R ER SO BB IBB HBP BLK WP HR S P ERA WHIP	IP WLS BF H R ER SO BB IBB HBP BLK WP HR S P ERA WHIP	IP WLS BF H R ER SO BB IBB HBP BLK WP HR S P ERA WHIP	IP WLS BF H R ER SO BB IBB HBP BLK WP HR S P ERA WHIP	IP WLS BF H R ER SO BB IBB HBP BLK WP HR S P ERA WHIP	IP WLS BF H R ER SO BB IBB HBP BLK WP HR S P ERA WHIP	IP WLS BF H R ER SO BB IBB HBP BLK WP HR S P ERA WHIP	IP WLS BF H R ER SO BB IBB HBP BLK WP HR S P ERA WHIP	IP WLS BF H R ER SO BB IBB HBP BLK WP HR S P ERA WHIP	IP WLS BF H R ER SO BB IBB HBP BLK WP HR S P ERA WHIP	IP WLS BF H R ER SO BB IBB HBP BLK WP HR S P ERA WHIP	IP WLS BF H R ER SO BB IBB HBP BLK WP HR S P ERA WHIP	IP WLS BF H R ER SO BB IBB HBP BLK WP HR S P ERA WHIP	IP WLS BF H R ER SO BB IBB HBP BLK WP HR S P ERA WHIP	IP WLS BF H R ER SO BB IBB HBP BLK WP HR S P ERA WHIP			
52 Eric Lauer, L ERA: 2.6 (1,1)	5.0 L	22 22	4 4	4 4	2 2	0 0	0 0	0 0	0 0	0 0	13 21	7.20 1.200								
48 Trevor Gott, R ERA: 3.27 (6,1)	0.0 4	2 2	4 4	2 2	0 0	0 0	0 0	0 0	0 0	0 0	13 23	0.00 2.000								
31 Jandel Gustave, R ERA: 5.54 (6,1)	1.0 6	1 1	0 0	0 0	1 1	0 0	0 0	0 0	0 0	0 0	6 12	0.00 0.000								
55 Hoby Milner, L ERA: 4.15 (7,1)	1.0 3	0 0	0 0	0 0	0 0	0 0	0 0	0 0	0 0	0 0	6 12	0.00 0.000								
36 J.C. Mejia, R ERA: 23.14 (8,1)	1.0 6	2 2	1 1	1 1	1 1	2 2	0 0	0 0	0 0	0 0	15 27	9.00 4.000								

Batter	1	2	3	4	5	6	7	8	9	AB	R	H	RBI	BB	SO	LOB	TOP			
16 Koltan Wong, L (1,4) OBP: 0.333, SLG: 0.431	FC5-4 BB		G3 BB		HR	BB		20 S 1B		2	2	2	1	3	0	0	Milwaukee Brewers @ Miami Marlins loanDepot park, Miami, FL Sun May 15 2022, 1:43 PM - 5:15 PM EDT Att: 11,729 - Roof Closed - 72 F			
27 Willy Adames, R (1,6) OBP: 0.304, SLG: 0.462	FC5-4 FC5		K		E6 F9 11 1B	FC6-4 BB		2 1B		1	1	0	0	0	1					
20 Mike Brosseau, R (2,5) OBP: 0.366, SLG: 0.444	FC5-4 SF8		K		11 1B	FC6-4 BB		2 1B		4	1	1	0	0	1	2				
22 Christian Velich, L (1,7) OBP: 0.352, SLG: 0.455	FC5 S		G3		10 1B	BB		K		3	1	0	0	2	1	4				
2 Luis Urias, R (1,5) OBP: 0.282, SLG: 0.450	SF8		F8		F9	G1-3		1B		4	0	1	2	0	0	5				
11 Rowdy Tellez, L (1,10) OBP: 0.307, SLG: 0.530	F7		F7		10 1B	HR		12 G6-4-3 BB		4	1	2	2	1	0	1				
12 Hunter Renfroe, R (1,9) OBP: 0.262, SLG: 0.488	K		L1-3		F8	F9		G6-4-3		5	0	0	0	0	1	3				
10 Omar Narváez, L (1,2) ERA: 4.05	L8		L8		2B	1B		G4-3		5	0	2	1	0	0	0				
15 Tyrone Taylor, R (1,8) OBP: 0.269, SLG: 0.356	HBP		P4		K	K		G5-3		3	0	0	0	0	1	3				
14 Jace Peterson, L (1,3) OBP: 0.317, SLG: 0.389	G4-3		G4-3		HR	K		K		4	1	1	1	0	2	1				
Inning Stats	R: 1 E: 1 K: 0 S: 14	H: 0 LOB: 1 BB: 1 P: 23	R: 0 E: 0 K: 1 S: 10	H: 0 LOB: 1 BB: 0 P: 15	R: 0 E: 0 K: 1 S: 7	H: 0 LOB: 1 BB: 1 P: 14	R: 0 E: 0 K: 0 S: 12	H: 1 LOB: 1 BB: 0 P: 15	R: 4 E: 1 K: 1 S: 20	H: 4 LOB: 2 BB: 1 P: 31	R: 0 E: 0 K: 1 S: 14	H: 0 LOB: 2 BB: 2 P: 27	R: 1 E: 0 K: 0 S: 8	H: 3 LOB: 2 BB: 0 P: 27	R: 0 E: 0 K: 0 S: 8	H: 0 LOB: 0 BB: 1 P: 14	1B: 5 2B: 1 3B: 0 HR: 3	SF: 1 SAC: 0 DP: 1 HBP: 1	WP: 0 PB: 0 CS: 0	PA: 43
PITCHER	IP WLS BF H R ER SO	IP WLS BF H R ER SO	IP WLS BF H R ER SO	IP WLS BF H R ER SO	IP WLS BF H R ER SO	IP WLS BF H R ER SO	IP WLS BF H R ER SO	IP WLS BF H R ER SO	IP WLS BF H R ER SO	IP WLS BF H R ER SO	IP WLS BF H R ER SO	IP WLS BF H R ER SO	IP WLS BF H R ER SO	IP WLS BF H R ER SO	IP WLS BF H R ER SO	IP WLS BF H R ER SO	ERA WHIP	ERA WHIP		
57 Eliaser Hernández, R (1,1) ERA: 6.15	4.0 L 21 3 5 2 2	4.0 L 21 3 5 2 2	4.0 L 21 3 5 2 2	4.0 L 21 3 5 2 2	4.0 L 21 3 5 2 2	4.0 L 21 3 5 2 2	4.0 L 21 3 5 2 2	4.0 L 21 3 5 2 2	4.0 L 21 3 5 2 2	4.0 L 21 3 5 2 2	4.0 L 21 3 5 2 2	4.0 L 21 3 5 2 2	4.0 L 21 3 5 2 2	4.0 L 21 3 5 2 2	4.0 L 21 3 5 2 2	4.0 L 21 3 5 2 2	4.50 1.500	4.50 1.500		
38 Louis Head, R (5,1) ERA: 1.64	1.0 S 5 2 0 0 1	1.0 S 5 2 0 0 1	1.0 S 5 2 0 0 1	1.0 S 5 2 0 0 1	1.0 S 5 2 0 0 1	1.0 S 5 2 0 0 1	1.0 S 5 2 0 0 1	1.0 S 5 2 0 0 1	1.0 S 5 2 0 0 1	1.0 S 5 2 0 0 1	1.0 S 5 2 0 0 1	1.0 S 5 2 0 0 1	1.0 S 5 2 0 0 1	1.0 S 5 2 0 0 1	1.0 S 5 2 0 0 1	1.0 S 5 2 0 0 1	0.00 2.000	0.00 2.000		
66 Tanner Scott, L (6,1) ERA: 4.05	1.0 S 5 2 0 0 1	1.0 S 5 2 0 0 1	1.0 S 5 2 0 0 1	1.0 S 5 2 0 0 1	1.0 S 5 2 0 0 1	1.0 S 5 2 0 0 1	1.0 S 5 2 0 0 1	1.0 S 5 2 0 0 1	1.0 S 5 2 0 0 1	1.0 S 5 2 0 0 1	1.0 S 5 2 0 0 1	1.0 S 5 2 0 0 1	1.0 S 5 2 0 0 1	1.0 S 5 2 0 0 1	1.0 S 5 2 0 0 1	1.0 S 5 2 0 0 1	0.00 2.000	0.00 2.000		
51 Tommy Nance, R (7,1) ERA: 2.45	1.0 S 5 2 0 0 1	1.0 S 5 2 0 0 1	1.0 S 5 2 0 0 1	1.0 S 5 2 0 0 1	1.0 S 5 2 0 0 1	1.0 S 5 2 0 0 1	1.0 S 5 2 0 0 1	1.0 S 5 2 0 0 1	1.0 S 5 2 0 0 1	1.0 S 5 2 0 0 1	1.0 S 5 2 0 0 1	1.0 S 5 2 0 0 1	1.0 S 5 2 0 0 1	1.0 S 5 2 0 0 1	1.0 S 5 2 0 0 1	1.0 S 5 2 0 0 1	9.00 1.000	9.00 1.000		
31 Cole Sutser, R (8,1) ERA: 3.14	1.0 S 5 2 0 0 1	1.0 S 5 2 0 0 1	1.0 S 5 2 0 0 1	1.0 S 5 2 0 0 1	1.0 S 5 2 0 0 1	1.0 S 5 2 0 0 1	1.0 S 5 2 0 0 1	1.0 S 5 2 0 0 1	1.0 S 5 2 0 0 1	1.0 S 5 2 0 0 1	1.0 S 5 2 0 0 1	1.0 S 5 2 0 0 1	1.0 S 5 2 0 0 1	1.0 S 5 2 0 0 1	1.0 S 5 2 0 0 1	1.0 S 5 2 0 0 1	9.00 3.000	9.00 3.000		
PITCHER	IP WLS BF H R ER SO	IP WLS BF H R ER SO	IP WLS BF H R ER SO	IP WLS BF H R ER SO	IP WLS BF H R ER SO	IP WLS BF H R ER SO	IP WLS BF H R ER SO	IP WLS BF H R ER SO	IP WLS BF H R ER SO	IP WLS BF H R ER SO	IP WLS BF H R ER SO	IP WLS BF H R ER SO	IP WLS BF H R ER SO	IP WLS BF H R ER SO	IP WLS BF H R ER SO	IP WLS BF H R ER SO	ERA WHIP	ERA WHIP		
57 Eliaser Hernández, R (1,1) ERA: 6.15	4.0 L 21 3 5 2 2	4.0 L 21 3 5 2 2	4.0 L 21 3 5 2 2	4.0 L 21 3 5 2 2	4.0 L 21 3 5 2 2	4.0 L 21 3 5 2 2	4.0 L 21 3 5 2 2	4.0 L 21 3 5 2 2	4.0 L 21 3 5 2 2	4.0 L 21 3 5 2 2	4.0 L 21 3 5 2 2	4.0 L 21 3 5 2 2	4.0 L 21 3 5 2 2	4.0 L 21 3 5 2 2	4.0 L 21 3 5 2 2	4.0 L 21 3 5 2 2	4.50 1.500	4.50 1.500		
38 Louis Head, R (5,1) ERA: 1.64	1.0 S 5 2 0 0 1	1.0 S 5 2 0 0 1	1.0 S 5 2 0 0 1	1.0 S 5 2 0 0 1	1.0 S 5 2 0 0 1	1.0 S 5 2 0 0 1	1.0 S 5 2 0 0 1	1.0 S 5 2 0 0 1	1.0 S 5 2 0 0 1	1.0 S 5 2 0 0 1	1.0 S 5 2 0 0 1	1.0 S 5 2 0 0 1	1.0 S 5 2 0 0 1	1.0 S 5 2 0 0 1	1.0 S 5 2 0 0 1	1.0 S 5 2 0 0 1	0.00 2.000	0.00 2.000		
66 Tanner Scott, L (6,1) ERA: 4.05	1.0 S 5 2 0 0 1	1.0 S 5 2 0 0 1	1.0 S 5 2 0 0 1	1.0 S 5 2 0 0 1	1.0 S 5 2 0 0 1	1.0 S 5 2 0 0 1	1.0 S 5 2 0 0 1	1.0 S 5 2 0 0 1	1.0 S 5 2 0 0 1	1.0 S 5 2 0 0 1	1.0 S 5 2 0 0 1	1.0 S 5 2 0 0 1	1.0 S 5 2 0 0 1	1.0 S 5 2 0 0 1	1.0 S 5 2 0 0 1	1.0 S 5 2 0 0 1	0.00 2.000	0.00 2.000		
51 Tommy Nance, R (7,1) ERA: 2.45	1.0 S 5 2 0 0 1	1.0 S 5 2 0 0 1	1.0 S 5 2 0 0 1	1.0 S 5 2 0 0 1	1.0 S 5 2 0 0 1	1.0 S 5 2 0 0 1	1.0 S 5 2 0 0 1	1.0 S 5 2 0 0 1	1.0 S 5 2 0 0 1	1.0 S 5 2 0 0 1	1.0 S 5 2 0 0 1	1.0 S 5 2 0 0 1	1.0 S 5 2 0 0 1	1.0 S 5 2 0 0 1	1.0 S 5 2 0 0 1	1.0 S 5 2 0 0 1	9.00 1.000	9.00 1.000		
31 Cole Sutser, R (8,1) ERA: 3.14	1.0 S 5 2 0 0 1	1.0 S 5 2 0 0 1	1.0 S 5 2 0 0 1	1.0 S 5 2 0 0 1	1.0 S 5 2 0 0 1	1.0 S 5 2 0 0 1	1.0 S 5 2 0 0 1	1.0 S 5 2 0 0 1	1.0 S 5 2 0 0 1	1.0 S 5 2 0 0 1	1.0 S 5 2 0 0 1	1.0 S 5 2 0 0 1	1.0 S 5 2 0 0 1	1.0 S 5 2 0 0 1	1.0 S 5 2 0 0 1	1.0 S 5 2 0 0 1	9.00 3.000	9.00 3.000		

Batter	1	2	3	4	5	6	7	8	9	AB	R	H	RBI	BB	SO	LOB	BOTTOM			
7 Jesús Sánchez, L (1,8) OBP: 0.270, SLG: 0.345	K	K	K	K			K			4	0	0	0	0	4	4	Milwaukee Brewers @ Miami Marlins loanDepot park, Miami, FL Sun May 15 2022, 1:43 PM - 5:15 PM EDT Att: 11,729 - Roof Closed - 72 F			
99 Jesús Aguilar, R (1,3) OBP: 0.333, SLG: 0.424	K		K		F8		K			4	0	0	0	0	3	0				
12 Jorge Soler, R (1,7) OBP: 0.283, SLG: 0.391	K		HR		G5-3		K			4	1	1	1	0	2	0				
24 Avisail García, R (1,10) OBP: 0.244, SLG: 0.289	E5 15 2B 59 1B	G1-3			1B		F8			4	1	1	0	0	0	0				
15 Brian Anderson, R (1,5) OBP: 0.372, SLG: 0.425	F9		F9		L7		K			4	1	1	0	0	1	1				
11 Miguel Rojas, R (1,6) OBP: 0.227, SLG: 0.267	F9		G6-3		G5-3		K			4	0	0	0	0	1	3				
14 Bryan De La Cruz, R (1,9) OBP: 0.361, SLG: 0.400	P3		F9		2B		K			4	0	1	0	0	1	2				
9 Erik González, R (1,4) OBP: 0.167, SLG: 0.091	F9		F9		K		K			3	0	0	0	1	1	1				
59 Payton Henry, R (1,2) OBP: 0.281, SLG: 0.148	BB		G1-3		BB		K			3	0	1	2	1	1	0				
Inning Stats	R: 0 E: 0 K: 3 S: 12	H: 0 LOB: 0 BB: 0 P: 19	R: 2 E: 1 K: 1 S: 18	H: 2 LOB: 2 BB: 1 P: 29	R: 1 E: 0 K: 1 S: 10	H: 1 LOB: 0 BB: 0 P: 15	R: 0 E: 0 K: 1 S: 10	H: 1 LOB: 2 BB: 1 P: 18	R: 0 E: 0 K: 2 S: 10	H: 0 LOB: 0 BB: 0 P: 17	R: 0 E: 0 K: 2 S: 9	H: 0 LOB: 0 BB: 0 P: 13	R: 0 E: 0 K: 3 S: 10	H: 0 LOB: 1 BB: 0 P: 15	R: 0 E: 0 K: 1 S: 9	H: 0 LOB: 0 BB: 0 P: 10		1B: 2 2B: 2 3B: 0 HR: 1	SF: 0 SAC: 0 DP: 0 HBP: 0	WP: 1 PB: 0 SB: 0 CS: 0
PITCHER	IP WLS BF H R ER SO	IP WLS BF H R ER SO	IP WLS BF H R ER SO	IP WLS BF H R ER SO	IP WLS BF H R ER SO	IP WLS BF H R ER SO	IP WLS BF H R ER SO	IP WLS BF H R ER SO	IP WLS BF H R ER SO	IP WLS BF H R ER SO	IP WLS BF H R ER SO	IP WLS BF H R ER SO	IP WLS BF H R ER SO	IP WLS BF H R ER SO	IP WLS BF H R ER SO	IP WLS BF H R ER SO	ERA WHIP	ERA WHIP		
53 Brandon Woodruff, R (1,1) ERA: 5.35	5.0 W 23 3 3 1 6	5.0 W 23 3 3 1 6	5.0 W 23 3 3 1 6	5.0 W 23 3 3 1 6	5.0 W 23 3 3 1 6	5.0 W 23 3 3 1 6	5.0 W 23 3 3 1 6	5.0 W 23 3 3 1 6	5.0 W 23 3 3 1 6	5.0 W 23 3 3 1 6	5.0 W 23 3 3 1 6	5.0 W 23 3 3 1 6	5.0 W 23 3 3 1 6	5.0 W 23 3 3 1 6	5.0 W 23 3 3 1 6	5.0 W 23 3 3 1 6	1.80 1.400	1.80 1.400		
26 Aaron Ashby, L (6,1) ERA: 3.62	4.0 S 13 0 0 0 8	4.0 S 13 0 0 0 8	4.0 S 13 0 0 0 8	4.0 S 13 0 0 0 8	4.0 S 13 0 0 0 8	4.0 S 13 0 0 0 8	4.0 S 13 0 0 0 8	4.0 S 13 0 0 0 8	4.0 S 13 0 0 0 8	4.0 S 13 0 0 0 8	4.0 S 13 0 0 0 8	4.0 S 13 0 0 0 8	4.0 S 13 0 0 0 8	4.0 S 13 0 0 0 8	4.0 S 13 0 0 0 8	4.0 S 13 0 0 0 8	0.00 0.000	0.00 0.000		



Batter	1	2	3	4	5	6	7	8	9	AB	R	H	RBI	BB	SO	LOB	TOP										
48 Travis Demeritte, R OBP: 0.338, SLG: 0.453	F9		G5-3			K			K	4	0	0	0	0	2	0	Atlanta Braves @ Milwaukee Brewers American Family Field, Milwaukee, WI Mon May 16 2022, 6:42 PM - 9:13 PM CDT Att: 25,880 - Partly Cloudy - 75 F										
28 Matt Olson, L OBP: 0.365, SLG: 0.448	L3		G4-3			G6-3			K	4	0	0	0	0	1	0											
27 Austin Riley, R OBP: 0.333, SLG: 0.467	1B				G1-3				K	4	0	1	0	0	1	0											
20 Marcell Ozuna, R OBP: 0.260, SLG: 0.355	1B				1B			K	2	0	1	0	1	1	1	0											
16 Travis d'Arnaud, R OBP: 0.290, SLG: 0.417	L5				1B			K	3	0	0	0	0	0	2	3											
Ozzie Albies, S OBP: 0.287, SLG: 0.397	F7				K			F9	3	0	0	0	0	0	1	1											
14 Adam Duvall, R OBP: 0.259, SLG: 0.295	K				K			K	3	0	0	0	0	0	3	0											
7 Dansby Swanson, R OBP: 0.296, SLG: 0.397	K				G5-3			K	3	0	0	0	0	0	2	0											
11 Orlando Arcia, R OBP: 0.386, SLG: 0.447	K				K			K	3	0	0	0	0	0	3	0											
Inning Stats	R: 0 H: 1 E: 0 K: 0 S: 14	H: 1 LOB: 2 BB: 1 P: 21	R: 0 H: 0 E: 0 K: 2 S: 9	H: 0 LOB: 0 BB: 0 P: 14	R: 0 H: 0 E: 0 K: 1 S: 8	H: 0 LOB: 0 BB: 0 P: 11	R: 0 H: 1 E: 0 K: 2 S: 10	H: 1 LOB: 1 BB: 0 P: 13	R: 0 H: 0 E: 0 K: 2 S: 10	H: 0 LOB: 0 BB: 0 P: 15	R: 0 H: 0 E: 0 K: 1 S: 6	H: 0 LOB: 0 BB: 0 P: 11	R: 0 H: 0 E: 0 K: 2 S: 10	H: 0 LOB: 0 BB: 0 P: 17	R: 0 H: 0 E: 0 K: 3 S: 11	H: 0 LOB: 0 BB: 0 P: 16	R: 0 H: 0 E: 0 K: 3 S: 9	H: 0 LOB: 0 BB: 0 P: 15	1B: 2 2B: 0 3B: 0 HR: 0	SF: 0 SAC: 0 DP: 0 HBP: 0	WP: 0 PB: 0 CS: 0	PA: 30					
PITCHER	IP	WLS	BF	H	R	ER	SO	BB	IBB	HBP	BLK	WP	HR	S	P	ERA	WHIP										
51 Freddy Peralta, R ERA: 3.53	7.0	W	24	2	0	0	10	1	0	0	0	0	0	67	102	0.00	0.429										
38 Devin Williams, R ERA: 4.85	1.0	H	3	0	0	0	3	0	0	0	0	0	0	11	16	0.00	0.000										
71 Josh Hader, L ERA:	1.0	S	3	0	0	0	3	0	0	0	0	0	0	9	15	0.00	0.000										

Batter	1	2	3	4	5	6	7	8	9	AB	R	H	RBI	BB	SO	LOB	BOTTOM										
16 Koltan Wong, L OBP: 0.323, SLG: 0.416	P5	G5-3			G3-1		G4-6-3			4	0	0	0	0	0	2	Atlanta Braves @ Milwaukee Brewers American Family Field, Milwaukee, WI Mon May 16 2022, 6:42 PM - 9:13 PM CDT Att: 25,880 - Partly Cloudy - 75 F										
2 Luis Urias, R OBP: 0.415, SLG: 0.465	1B				BB			P4	3	0	2	0	1	0	0	0											
22 Christian Yelich, L OBP: 0.342, SLG: 0.441	E3				G3			K	4	0	0	0	0	1	3	0											
11 Rowdy Tellez, L OBP: 0.298, SLG: 0.512	K				F7			K	4	0	0	0	0	2	3	0											
12 Hunter Rentfro, R OBP: 0.271, SLG: 0.496	BB				F8				2	1	1	0	1	0	1	0											
10 Omar Narváez, L OBP: 0.356, SLG: 0.400	P6				F7		G3-1		3	0	0	0	0	0	4	0											
15 Tyrone Taylor, R OBP: 0.259, SLG: 0.342	K				F8		L4		3	0	0	0	0	1	0	0											
14 Jace Peterson, L OBP: 0.318, SLG: 0.387	G1-3				K		G4-6-3		3	0	1	0	0	1	1	0											
6 Lorenzo Cain, R OBP: 0.247, SLG: 0.224	1B				G6-3		K		3	0	1	0	0	1	1	0											
Inning Stats	R: 0 H: 1 E: 1 K: 1 S: 15	H: 1 LOB: 3 BB: 1 P: 26	R: 0 H: 1 E: 0 K: 1 S: 13	H: 1 LOB: 1 BB: 0 P: 18	R: 0 H: 1 E: 0 K: 1 S: 7	H: 1 LOB: 1 BB: 0 P: 12	R: 0 H: 0 E: 0 K: 1 S: 8	H: 0 LOB: 0 BB: 0 P: 14	R: 0 H: 0 E: 0 K: 0 S: 9	H: 0 LOB: 0 BB: 1 P: 18	R: 1 H: 1 E: 0 K: 0 S: 9	H: 1 LOB: 0 BB: 0 P: 15	R: 0 H: 1 E: 0 K: 1 S: 8	H: 1 LOB: 0 BB: 0 P: 11	R: 0 H: 0 E: 0 K: 2 S: 11	H: 0 LOB: 0 BB: 0 P: 15	R: 0 H: 0 E: 0 K: 3 S: 9	H: 0 LOB: 0 BB: 0 P: 15	1B: 4 2B: 1 3B: 0 HR: 0	SF: 0 SAC: 0 DP: 1 HBP: 0	WP: 1 PB: 0 CS: 0	PA: 31					
PITCHER	IP	WLS	BF	H	R	ER	SO	BB	IBB	HBP	BLK	WP	HR	S	P	ERA	WHIP										
36 Ian Anderson, R ERA: 3.75	6.0	L	25	4	1	1	3	2	0	0	0	0	0	61	103	1.50	1.000										
65 Spencer Strider, R ERA: 2.75	2.0		6	1	0	0	3	0	0	0	0	0	0	19	26	0.00	0.500										

Batter	1	2	3	4	5	6	7	8	9	10	11	AB	R	H	RBI	BB	SO	LOB	TOP			
13 Ronald Acuña Jr., R OBP: 0.393, SLG: 0.435	G4-3		28 HR 1B		K		K		K		27 E	4	2	0	0	0	3	0				
28 Matt Olson, L OBP: 0.373, SLG: 0.447	G6-3		27 HR 1B		K		2B				27 FC6-4 BB	4	1	2	0	1	1	0				
27 Austin Riley, R OBP: 0.327, SLG: 0.472	P6		HR		2B 1B		K				FC6-4	5	1	2	3	0	1	1				
20 Marcell Ozuna, R OBP: 0.284, SLG: 0.395	F7		HR		1B		F9				K	5	1	2	1	0	1	2				
Ozzie Albies, S OBP: 0.289, SLG: 0.400	16 G5-3 1B		P4		K						F9	5	1	2	0	0	1	3				
16 Travis d'Arnaud, R OBP: 0.236, SLG: 0.406	G5-3		P3		F9		G5-4-3				16 1B	5	0	1	1	0	0	2				
7 Dansby Swanson, R OBP: 0.306, SLG: 0.391	K		14 FC6-4 1B		HBP		L9				F8	4	0	1	0	0	1	2				
14 Adam Duval, R OBP: 0.257, SLG: 0.290	G3		FC6-4		F8		F8		K		K	5	0	0	0	0	2	3				
48 Travis Demeritte, R OBP: 0.200, SLG: 0.306	K		G6-3		F7		K		K		G4-3	4	0	0	0	0	2	2				
38 Guillermo Heredia, R OBP: 0.200, SLG: 0.306												1	0	0	0	0	0	1				
Inning Stats	R: 0 E: 0 K: 0 S: 5	H: 0 LOB: 0 BB: 0 P: 9	R: 0 E: 0 K: 1 S: 10	H: 1 LOB: 1 BB: 0 P: 15	R: 4 E: 1 K: 1 S: 21	H: 3 LOB: 0 BB: 0 P: 32	R: 0 E: 0 K: 0 S: 10	H: 1 LOB: 1 BB: 0 P: 14	R: 0 E: 0 K: 3 S: 13	H: 2 LOB: 2 BB: 0 P: 22	R: 0 E: 0 K: 2 S: 11	H: 1 LOB: 1 BB: 0 P: 15	R: 0 E: 0 K: 0 S: 7	H: 1 LOB: 0 BB: 0 P: 8	R: 0 E: 0 K: 3 S: 11	H: 0 LOB: 1 BB: 1 P: 12	R: 1 E: 0 K: 1 S: 7	H: 1 LOB: 1 BB: 0 P: 15	1B: 7 2B: 1 3B: 0 HR: 2	SF: 0 SAC: 0 DP: 1 HBP: 2	WP: 0 PB: 0 SB: 0 CS: 0	PA: 45
PITCHER	39 Corbin Burnes, R ERA: 2.28	IP: 6.0 WLS: 2 BF: 27	H: 7 R: 4 ER: 4 SO: 5	BB: 0 IBB: 0 HBP: 0 BLK: 0	WP: 0 HR: 2 S: 67 P: 105	ERA: 6.00 WHIP: 1.167	PITCHER	57 Trevor Kelley, R ERA: (11.1)	IP: 1.0 WLS: 0 BF: 4	H: 1 R: 1 ER: 0 SO: 1	BB: 0 IBB: 0 HBP: 0 BLK: 0	WP: 0 HR: 0 S: 11 P: 15	ERA: 0.00 WHIP: 1.000									

Atlanta Braves @ Milwaukee Brewers
American Family Field, Milwaukee, WI
Wed May 18 2022, 12:11 PM - 4:14 PM CDT
Att. 27,014 - Roof Closed - 62 F

livebaseballscorecards.com

AB 42
R 6
H 10
RBI 5
BB 1
SO 12
LOB 16

Braves

Batter	1	2	3	4	5	6	7	8	9	10	11	AB	R	H	RBI	BB	SO	LOB	BOTTOM							
16 Koltan Wong, L OBP: 0.321, SLG: 0.418	F8		L3		G6-3		K					5	0	1	1	0	1	1								
2 Luis Urias, R OBP: 0.403, SLG: 0.431	K				22 FC3-6 BB		K				22 1B 12 SF7	4	1	1	0	1	2	1								
22 Christian Yelich, L OBP: 0.335, SLG: 0.422	L3		15 1B		G6-3		K				15 1B	5	1	1	0	0	1	2								
12 Hunter Renfroe, R OBP: 0.289, SLG: 0.508	15 2B		11 1B		K		K				SF7	3	1	2	1	1	1	0								
15 Tyrone Taylor, R OBP: 0.267, SLG: 0.333	FC6-5-4-1 20 WP		11 1B		20 2B		1B				K	5	1	2	1	0	1	3								
11 Rowdy Tellez, L OBP: 0.307, SLG: 0.496	K		12 2H		K		K				IBB	4	0	1	1	1	2	3								
20 Mike Brosseau, R OBP: 0.354, SLG: 0.442	F9		1B		K		K					3	0	1	1	0	1	3								
14 Jace Peterson, L OBP: 0.322, SLG: 0.382											7 3B BB	1	2	0	0	1	0	2								
18 Keston Hiura, R OBP: 0.298, SLG: 0.429	F9		K		G4-3		2B				F8	5	1	1	2	0	1	4								
7 Victor Caratini, S OBP: 0.308, SLG: 0.295	16 1B		G1-3		K		K				HR	3	0	0	0	1	1	1								
Inning Stats	R: 0 E: 0 K: 1 S: 7	H: 0 LOB: 0 BB: 0 P: 10	R: 0 E: 0 K: 1 S: 13	H: 1 LOB: 1 BB: 0 P: 18	R: 0 E: 0 K: 0 S: 3	H: 0 LOB: 0 BB: 1 P: 9	R: 2 E: 0 K: 2 S: 21	H: 3 LOB: 2 BB: 1 P: 32	R: 0 E: 0 K: 0 S: 7	H: 1 LOB: 1 BB: 0 P: 10	R: 1 E: 0 K: 2 S: 11	H: 2 LOB: 1 BB: 0 P: 15	R: 0 E: 0 K: 3 S: 9	H: 0 LOB: 0 BB: 1 P: 11	R: 0 E: 0 K: 1 S: 10	H: 0 LOB: 1 BB: 1 P: 19	R: 1 E: 0 K: 0 S: 16	H: 1 LOB: 1 BB: 1 P: 27	R: 1 E: 0 K: 1 S: 11	H: 1 LOB: 2 BB: 1 P: 16	R: 2 E: 0 K: 0 S: 4	H: 1 LOB: 0 BB: 0 P: 5	1B: 6 2B: 3 3B: 1 HR: 1	SF: 1 SAC: 0 DP: 1 HBP: 0	WP: 1 PB: 0 SB: 2 CS: 0	PA: 44
PITCHER	54 Max Fried, L ERA: 3.31	IP: 6.0 WLS: 1 BF: 26	H: 7 R: 3 ER: 3 SO: 6	BB: 2 IBB: 0 HBP: 0 BLK: 0	WP: 1 HR: 0 S: 62 P: 94	ERA: 4.50 WHIP: 1.500	PITCHER	60 Jesse Chavez, R ERA: 4.4	IP: 0.1 WLS: 0 BF: 2	H: 1 R: 2 ER: 1 SO: 0	BB: 0 IBB: 0 HBP: 0 BLK: 0	WP: 0 HR: 1 S: 7 P: 11	ERA: 27.00 WHIP: 3.000													

Atlanta Braves @ Milwaukee Brewers
American Family Field, Milwaukee, WI
Wed May 18 2022, 12:11 PM - 4:14 PM CDT
Att. 27,014 - Roof Closed - 62 F

livebaseballscorecards.com

AB 38
R 7
H 10
RBI 7
BB 5
SO 11
LOB 20

Brewers

Batter	1	2	3	4	5	6	7	8	9	AB	R	H	RBI	BB	SO	LOB	TOP										
1 César Hernández, S OBP: 0.320, SLG: 0.337	G4-3		G5-3		B1-3			K		4	0	0	0	0	1	0	Washington Nationals @ Milwaukee Brewers American Family Field, Milwaukee, WI Fri May 20 2022, 7:11 PM - 9:57 PM CDT Att: 29,609 - Roof Closed - 71 F livebaseballscorecards.com										
22 Juan Soto, L OBP: 0.390, SLG: 0.472	P6		G3-1			G5-3		2B		4	0	1	0	0	0	0											
23 Nelson Cruz, R OBP: 0.275, SLG: 0.287	19 HBP 1B				7 1B 1B	F8		K		4	0	2	0	0	1	1											
19 Josh Bell, S OBP: 0.401, SLG: 0.446	1-1 1B				F9				K	3	0	0	0	0	1	1											
7 Maikel Franco, R OBP: 0.286, SLG: 0.386	1-2 HBP K				F9					4	0	1	0	0	2	2											
28 Lane Thomas, R OBP: 0.262, SLG: 0.290		P3			L5					4	0	1	0	0	0	2											
15 Riley Adams, R OBP: 0.262, SLG: 0.359		G4-3			K					3	0	1	0	0	1	2											
16 Victor Robles, R OBP: 0.286, SLG: 0.292		K			B1-3			L9		3	0	0	0	0	1	1											
3 Alcides Escobar, R OBP: 0.255, SLG: 0.253			G5-3		K			L3		3	0	0	0	0	1	0											
Inning Stats	R: 0 E: 0 K: 1 S: 11	H: 1 LOB: 2 BB: 0 P: 16	R: 0 E: 0 K: 1 S: 9	H: 0 LOB: 0 BB: 0 P: 13	R: 0 E: 0 K: 0 S: 4	H: 0 LOB: 0 BB: 0 P: 7	R: 0 E: 0 K: 1 S: 11	H: 2 LOB: 2 BB: 0 P: 18	R: 0 E: 0 K: 1 S: 6	H: 0 LOB: 0 BB: 0 P: 9	R: 0 E: 0 K: 0 S: 8	H: 0 LOB: 0 BB: 0 P: 12	R: 0 E: 0 K: 1 S: 8	H: 2 LOB: 1 BB: 0 P: 8	R: 0 E: 0 K: 2 S: 13	H: 1 LOB: 1 BB: 0 P: 19	R: 0 E: 0 K: 1 S: 7	H: 0 LOB: 0 BB: 0 P: 7	1B: 4 2B: 1 3B: 1 HR: 0	SF: 0 SAC: 0 DP: 0 HBP: 1	WP: 0 PB: 0 SB: 0 CS: 0	PA: 33					
PITCHER	IP	WLS	BF	H	R	ER	SO	BB	IBB	HBP	BLK	WP	HR	S	P	ERA	WHIP										
52 Eric Lauer, L ERA: 2.16	7.0	W	26	5	0	0	5	0	0	1	0	0	0	57	83	0.00	0.714										
36 Devin Williams, R ERA: 4.2	1.0	H	4	1	0	0	2	0	0	0	0	0	0	13	19	0.00	1.000										
26 Aaron Ashby, L ERA: 3.49	1.0		3	0	0	0	1	0	0	0	0	0	0	7	7	0.00	0.000										

Batter	1	2	3	4	5	6	7	8	9	AB	R	H	RBI	BB	SO	LOB	BOTTOM										
16 Koltan Wong, L OBP: 0.317, SLG: 0.405	F7		G3-1		G4-3			F7		4	0	0	0	1	0	0	Washington Nationals @ Milwaukee Brewers American Family Field, Milwaukee, WI Fri May 20 2022, 7:11 PM - 9:57 PM CDT Att: 29,609 - Roof Closed - 71 F livebaseballscorecards.com										
2 Luis Urias, R OBP: 0.409, SLG: 0.415	F9		BB			G5-4-3				2	0	0	0	2	0	2											
22 Christian Yelich, L OBP: 0.340, SLG: 0.432	2B		K			FC5-6 11 HR		11 2B 12 1B		4	2	2	0	0	1	2											
11 Rowdy Tellez, L OBP: 0.313, SLG: 0.527	K				G3-1		HR	12 1B 2B		4	2	2	2	0	1	1											
24 Andrew McCutchen, R OBP: 0.289, SLG: 0.340		G2-3			K		G1-3	12 1B BB		3	1	0	0	1	1	0											
12 Hunter Renfroe, R OBP: 0.308, SLG: 0.519		1B			BB		10 1B	15 HR 1B		3	1	3	2	1	0	0											
10 Omar Narváez, L OBP: 0.352, SLG: 0.392	L6				F8			F8		4	0	1	0	0	0	4											
15 Tyrone Taylor, R OBP: 0.266, SLG: 0.364	F9				L7		P6	HR		4	1	1	3	0	0	3											
14 Jace Peterson, L OBP: 0.319, SLG: 0.367			G4-3		K		G5-4-3 16 BB	K		3	0	0	0	1	2	0											
Inning Stats	R: 0 E: 0 K: 1 S: 9	H: 1 LOB: 1 BB: 0 P: 16	R: 0 E: 0 K: 0 S: 7	H: 1 LOB: 1 BB: 0 P: 11	R: 0 E: 0 K: 1 S: 8	H: 0 LOB: 1 BB: 1 P: 18	R: 0 E: 0 K: 1 S: 12	H: 0 LOB: 1 BB: 1 P: 19	R: 0 E: 0 K: 1 S: 8	H: 0 LOB: 0 BB: 0 P: 11	R: 2 E: 0 K: 0 S: 18	H: 3 LOB: 2 BB: 1 P: 26	R: 0 E: 0 K: 0 S: 4	H: 0 LOB: 0 BB: 2 P: 12	R: 5 E: 0 K: 1 S: 18	H: 4 LOB: 0 BB: 1 P: 31	1B: 5 2B: 2 3B: 1 HR: 2	SF: 0 SAC: 0 DP: 0 HBP: 0	WP: 0 PB: 0 SB: 0 CS: 0	PA: 37							
PITCHER	IP	WLS	BF	H	R	ER	SO	BB	IBB	HBP	BLK	WP	HR	S	P	ERA	WHIP										
32 Erick Fedde, R ERA: 4.88	5.2	L	24	4	2	2	4	3	0	0	0	0	0	59	97	3.18	1.235										
64 Victor Arano, R ERA: 4.24	0.1		2	1	0	0	0	0	0	0	0	0	0	3	4	0.00	3.000										
58 Carl Edwards Jr., R ERA: 0.68	1.0		3	0	0	0	0	2	0	0	0	0	0	4	12	0.00	2.000										
50 Austin Voht, R ERA: 8.44	0.1		6	4	5	5	0	1	0	0	0	0	1	13	24	135.00	15.000										
30 Paolo Espino, R ERA: 3.06	0.2		2	0	0	0	1	0	0	0	0	0	0	5	7	0.00	0.000										

Batter	1	2	3	4	5	6	7	8	9	AB	R	H	RBI	BB	SO	LOB	TOP										
1 César Hernández, S (1.4) OBP: 0.319, SLG: 0.335	L6		G1-6-3 1B		F8		K			4	0	1	0	0	1	3	Washington Nationals @ Milwaukee Brewers American Family Field, Milwaukee, WI Sat May 21 2022, 6:12 PM - 9:24 PM CDT Att: 34,837 - Roof Closed - 71 F livebaseballscorecards.com										
22 Juan Soto, L (1.9) OBP: 0.397, SLG: 0.463	G6-3		G1-6-3			L5		G4-6-3 BB		3	0	0	0	1	0	1											
23 Nelson Cruz, R (1.10) OBP: 0.276, SLG: 0.288	CI					K		G4-6-3 1-2		3	0	1	0	0	1	1											
19 Josh Bell, S (1.3) OBP: 0.392, SLG: 0.434	F6		FC5-6 20 1B			G3-1		L7		4	0	0	0	0	0	2											
29 Yadiel Hernandez, L (1.7) OBP: 0.353, SLG: 0.472	K					K		G6-3		4	0	0	0	0	2	1											
20 Keibert Ruiz, S (1.2) OBP: 0.357, SLG: 0.389	K					1B		G1-3		3	0	2	0	1	1	0											
7 Maikel Franco, R (1.5) OBP: 0.285, SLG: 0.382	P5					K		F9		4	0	1	0	0	1	3											
28 Lane Thomas, R (1.8) OBP: 0.264, SLG: 0.330			HR			G5-3		G1-3		4	1	2	1	0	0	2											
9 Dee Strange-Gordon, L (1.6) OBP: 0.212, SLG: 0.212								G1-3		3	0	2	0	0	1	0											
15 Riley Adams, R (9, PH) OBP: 0.256, SLG: 0.350			1 CS 1B			K		F9		1	0	0	0	0	0	2											
Inning Stats	R: 0 E: 1 K: 0 S: 12	H: 0 LOB: 1 BB: 0 P: 17	R: 0 E: 0 K: 2 S: 8	H: 0 LOB: 0 BB: 0 P: 10	R: 1 E: 0 K: 0 S: 13	H: 3 LOB: 0 BB: 0 P: 18	R: 0 E: 0 K: 2 S: 13	H: 2 LOB: 2 BB: 0 P: 20	R: 0 E: 0 K: 1 S: 13	H: 0 LOB: 0 BB: 0 P: 19	R: 0 E: 0 K: 1 S: 11	H: 0 LOB: 3 BB: 0 P: 16	R: 0 E: 0 K: 1 S: 19	H: 2 LOB: 3 BB: 1 P: 26	R: 0 E: 0 K: 0 S: 7	H: 0 LOB: 0 BB: 1 P: 12	R: 0 E: 0 K: 0 S: 13	H: 2 LOB: 2 BB: 0 P: 23	1B: 8 2B: 0 3B: 0 HR: 1	SF: 0 SAC: 0 DP: 2 HBP: 0	WP: 0 PB: 0 SB: 0 CS: 1	PA: 36					
PITCHER	IP	WLS	BF	H	R	ER	SO	BB	IBB	HBP	BLK	WP	HR	S	P	ERA	WHIP										
53 Brandon Woodruff, R (1.1) ERA: 4.76	6.0	W	22	5	1	1	6	0	0	0	0	0	1	70	100	1.50	0.833										
45 Brad Boxberger, R (7.1) ERA: 2.7	1.0		6	2	0	0	1	1	0	0	0	0	0	19	26	0.00	3.000										
48 Trevor Gott, R (8.1) ERA: 2.57	1.0		3	0	0	0	0	1	0	0	0	0	0	7	12	0.00	1.000										
55 Hoby Milner, L (9.1) ERA: 3.68	0.2		4	2	0	0	0	0	0	0	0	0	0	10	18	0.00	3.000										
71 Josh Hader, L (9.1) ERA:	0.1	S	1	0	0	0	0	0	0	0	0	0	0	3	5	0.00	0.000										

Batter	1	2	3	4	5	6	7	8	9	AB	R	H	RBI	BB	SO	LOB	BOTTOM										
24 Andrew McCutchen, R (1.10) OBP: 0.303, SLG: 0.389	HR				G6-3					5	1	3	1	0	1	0	Washington Nationals @ Milwaukee Brewers American Family Field, Milwaukee, WI Sat May 21 2022, 6:12 PM - 9:24 PM CDT Att: 34,837 - Roof Closed - 71 F livebaseballscorecards.com										
2 Luis Urias, R (1.6) OBP: 0.438, SLG: 0.466	12 SF8 1B		G5-3		HR	L4		P2		5	2	2	1	0	0	3											
22 Christian Yelich, L (1.7) OBP: 0.341, SLG: 0.431	16 FC5 18 S 1B		G5-3		12 1B 18 1B	P5		G4-3		5	1	2	0	0	0	3											
12 Hunter Renfroe, R (1.9) OBP: 0.307, SLG: 0.514	SF8		G3-1		20 BB 18 1B	G5-3				3	1	1	1	0	0	0											
20 Mike Brosseau, R (1.5) OBP: 0.373, SLG: 0.444	K				16 G4-3 1B	G3				2	0	1	0	1	1	1											
14 Jace Peterson, L (7, PH) OBP: 0.315, SLG: 0.363	K				18 1B	G3				1	0	0	0	0	0	0											
18 Keston Hiura, R (1.3) OBP: 0.333, SLG: 0.444					16 BB	G3				3	0	2	2	0	0	1											
16 Kolten Wong, L (1.4) OBP: 0.315, SLG: 0.395	FC5				18 BB	G3				3	0	0	0	1	0	5											
6 Lorenzo Cain, R (1.8) OBP: 0.248, SLG: 0.217	K				24 1B	K				4	0	1	0	0	2	3											
7 Victor Caratini, S (1.2) OBP: 0.286, SLG: 0.271	G5-3				G6-3	K		F8		4	0	0	0	0	1	1											
Inning Stats	R: 2 E: 0 K: 1 S: 16	H: 3 LOB: 2 BB: 0 P: 24	R: 0 E: 0 K: 2 S: 10	H: 0 LOB: 0 BB: 0 P: 14	R: 0 E: 0 K: 0 S: 5	H: 0 LOB: 0 BB: 0 P: 6	R: 0 E: 0 K: 0 S: 9	H: 1 LOB: 1 BB: 0 P: 12	R: 3 E: 0 K: 0 S: 12	H: 4 LOB: 2 BB: 1 P: 23	R: 0 E: 0 K: 1 S: 15	H: 2 LOB: 2 BB: 0 P: 20	R: 0 E: 0 K: 1 S: 14	H: 1 LOB: 2 BB: 1 P: 25	R: 0 E: 0 K: 0 S: 6	H: 1 LOB: 1 BB: 0 P: 11	1B: 9 2B: 1 3B: 0 HR: 2	SF: 1 SAC: 0 DP: 0 HBP: 1	WP: 0 PB: 0 SB: 1 CS: 0	PA: 39							
PITCHER	IP	WLS	BF	H	R	ER	SO	BB	IBB	HBP	BLK	WP	HR	S	P	ERA	WHIP										
46 Patrick Corbin, L (1.1) ERA: 6.6	5.0	L	25	8	5	5	3	1	0	1	0	0	0	15	20	9.00	1.800										
61 Erasmo Ramirez, R (6.1) ERA: 2.12	1.0		5	2	0	0	1	0	0	0	0	0	0	14	25	0.00	2.000										
33 Steve Cishek, R (7.1) ERA: 5.28	1.0		5	1	0	0	1	1	0	0	0	0	0	6	11	0.00	1.000										
13 Josh Rogers, L (8.1) ERA: 4.64	1.0		4	1	0	0	0	0	0	0	0	0	0	6	11	0.00	1.000										

Batter	1	2	3	4	5	6	7	8	9	AB	R	H	RBI	BB	SO	LOB	TOP										
24 Andrew McCutchen, R OBP: 0.388, SLG: 0.387										3	0	0	0	1	0	0											
2 Luis Urias, R OBP: 0.388, SLG: 0.433										4	1	0	0	0	1	1											
22 Christian Yelich, L OBP: 0.333, SLG: 0.410										4	1	1	0	0	2	0											
15 Tyrone Taylor, R OBP: 0.292, SLG: 0.444										4	1	1	3	0	1	0											
20 Mike Brosseau, R OBP: 0.397, SLG: 0.510										3	1	2	1	0	0	0											
14 Jace Peterson, L OBP: 0.303, SLG: 0.345										1	0	0	0	0	0	0											
18 Keston Hiura, R OBP: 0.338, SLG: 0.429										3	0	1	0	1	2	1											
11 Rowdy Tellez, L OBP: 0.320, SLG: 0.514										0	0	0	0	0	0	0											
16 Kolten Wong, L OBP: 0.302, SLG: 0.369										4	0	0	0	0	0	3											
6 Lorenzo Cain, R OBP: 0.252, SLG: 0.216										3	0	0	0	0	1	0											
7 Victor Caratini, S OBP: 0.271, SLG: 0.255										3	0	0	0	0	2	1											
Inning Stats	R: 0 E: 0 K: 1 S: 9	H: 0 LOB: 0 BB: 0 P: 13	R: 0 E: 0 K: 1 S: 14	H: 1 LOB: 1 BB: 0 P: 19	R: 0 E: 0 K: 2 S: 12	H: 0 LOB: 0 BB: 0 P: 18	R: 0 E: 0 K: 2 S: 9	H: 0 LOB: 0 BB: 0 P: 16	R: 1 E: 1 K: 1 S: 10	H: 1 LOB: 1 BB: 1 P: 21	R: 3 E: 0 K: 0 S: 21	H: 3 LOB: 1 BB: 1 P: 32	R: 0 E: 0 K: 0 S: 6	H: 0 LOB: 0 BB: 0 P: 8	R: 0 E: 0 K: 1 S: 8	H: 0 LOB: 0 BB: 0 P: 12	R: 0 E: 0 K: 1 S: 5	H: 0 LOB: 0 BB: 0 P: 10	1B: 3 2B: 0 3B: 0 HR: 2	SF: 0 SAC: 0 DP: 0 HBP: 0	WP: 0 PB: 0 SB: 1 CS: 1	PA: 34					
PITCHER	IP	WLS	BF	H	R	ER	SO	BB	IBB	HBP	BLK	WP	HR	S	P	ERA	WHIP										
4 Blake Snell, L ERA: 6.0	5.1	L	21	3	3	3	7	2	0	0	0	0	1	63	104	5.06	0.938										
34 Craig Stammen, R ERA: 2.7	1.2		7	2	1	1	0	0	0	0	0	0	1	18	23	5.40	1.200										
48 Steven Wilson, R ERA: 3.71	1.0		3	0	0	0	1	0	0	0	0	0	0	8	12	0.00	0.000										
25 Tim Hill, L ERA: 7.88	1.0		3	0	0	0	1	0	0	0	0	0	0	5	10	0.00	0.000										

Milwaukee Brewers @ San Diego Padres
Petco Park, San Diego, CA
Tue May 24 2022, 6:41 PM - 9:55 PM PDT
Att: 39,834 - Partly Cloudy - 62 F

AB	32
R	4
H	5
RBI	4
BB	2
SO	9
LOB	6




Batter	1	2	3	4	5	6	7	8	9	AB	R	H	RBI	BB	SO	LOB	BOTTOM										
9 Jake Cronenworth, L OBP: 0.303, SLG: 0.333										4	1	1	0	0	0	2											
13 Manny Machado, R OBP: 0.441, SLG: 0.601										4	0	2	0	0	0	0											
10 Jurickson Profar, S OBP: 0.324, SLG: 0.396										4	0	0	0	0	1	2											
30 Eric Hosmer, L OBP: 0.392, SLG: 0.460										3	0	2	0	1	0	0											
5 Wil Myers, R OBP: 0.282, SLG: 0.324										4	0	0	0	0	1	4											
24 Robinson Cano, L OBP: 0.212, SLG: 0.222										1	0	0	0	1	1	0											
45 Luke Voit, R OBP: 0.337, SLG: 0.313										2	0	1	0	0	1	0											
7 Ha-Seong Kim, R OBP: 0.307, SLG: 0.390										4	0	1	0	0	1	1											
2 Trent Grisham, L OBP: 0.255, SLG: 0.246										4	0	0	0	0	3	3											
26 Austin Nola, R OBP: 0.283, SLG: 0.279										3	0	1	0	0	0	1											
Inning Stats	R: 1 E: 0 K: 0 S: 11	H: 3 LOB: 1 BB: 0 P: 19	R: 0 E: 0 K: 1 S: 11	H: 1 LOB: 2 BB: 1 P: 20	R: 0 E: 0 K: 1 S: 10	H: 0 LOB: 1 BB: 1 P: 18	R: 0 E: 0 K: 3 S: 9	H: 0 LOB: 0 BB: 0 P: 15	R: 0 E: 0 K: 0 S: 12	H: 1 LOB: 0 BB: 0 P: 18	R: 0 E: 0 K: 0 S: 5	H: 0 LOB: 0 BB: 0 P: 9	R: 0 E: 0 K: 0 S: 10	H: 2 LOB: 1 BB: 0 P: 20	R: 0 E: 1 K: 1 S: 10	H: 1 LOB: 2 BB: 0 P: 18	R: 0 E: 0 K: 2 S: 8	H: 0 LOB: 0 BB: 0 P: 12	1B: 8 2B: 0 3B: 0 HR: 0	SF: 0 SAC: 0 DP: 2 HBP: 0	WP: 0 PB: 0 SB: 0 CS: 1	PA: 36					
PITCHER	IP	WLS	BF	H	R	ER	SO	BB	IBB	HBP	BLK	WP	HR	S	P	ERA	WHIP										
39 Corbin Burnes, R ERA: 2.18	6.0	W	23	5	1	1	5	2	0	0	0	0	0	58	99	1.50	1.167										
55 Hobby Milner, L ERA: 3.24	1.0	H	4	2	0	0	0	0	0	0	0	0	0	10	20	0.00	2.000										
48 Trevor Gott, R ERA: 2.25	1.0	H	5	1	0	0	1	0	0	0	0	0	0	10	18	0.00	1.000										
38 Devin Williams, R ERA: 3.71	1.0	S	3	0	0	0	2	0	0	0	0	0	0	8	12	0.00	0.000										

Milwaukee Brewers @ San Diego Padres
Petco Park, San Diego, CA
Tue May 24 2022, 6:41 PM - 9:55 PM PDT
Att: 39,834 - Partly Cloudy - 62 F

AB	33
R	1
H	8
RBI	0
BB	2
SO	8
LOB	13



Batter	1	2	3	4	5	6	7	8	9	AB	R	H	RBI	BB	SO	LOB	TOP																			
16 Koltan Wong, L (1,4) OBP: 0.307, SLG: 0.368	G1-3			FC3-6 1B		F6		BB		3	0	1	0	1	0	0	Milwaukee Brewers @ San Diego Padres Petco Park, San Diego, CA Wed May 25 2022, 1:11 PM - 4:15 PM PDT Att: 27,831 - Cloudy - 64 F																			
2 Luis Urias, R (1,6) OBP: 0.381, SLG: 0.414	F9			K			BB	K		3	1	0	0	1	2	2																				
22 Christian Yelich, L (1,7) OBP: 0.326, SLG: 0.490	L7			FC3-6 2B			F8		G2-3	4	0	0	0	0	0	2																				
24 Andrew McCutchen, R (1,10) OBP: 0.309, SLG: 0.374		G5-4-3 BB		K			BB	BB		3	1	2	0	1	1	1																				
11 Rowdy Tellez, L (1,3) OBP: 0.318, SLG: 0.514	K			K			1B		G4-6-3 1B	4	0	1	1	0	1	2																				
15 Tyrone Taylor, R (1,9) OBP: 0.284, SLG: 0.436	G5-4-3			K			2B			2	0	0	1	0	1	1																				
10 Omar Narváez, L (1,2) OBP: 0.337, SLG: 0.356				K			BB			2	0	0	0	1	2	0																				
6 Lorenzo Cain, R (1,8) OBP: 0.245, SLG: 0.210	G6-3			K			K			3	0	0	0	0	2	2																				
14 Jace Peterson, L (1,5) OBP: 0.294, SLG: 0.333	F8						F9		K	3	0	0	0	0	1	0																				
Inning Stats	R: 0 H: 0 E: 0 K: 0 S: 10	H: 0 LOB: 0 BB: 0 P: 13	R: 0 H: 0 E: 0 K: 1 S: 6	H: 0 LOB: 0 BB: 1 P: 11	R: 0 H: 0 E: 0 K: 1 S: 7	H: 0 LOB: 0 BB: 0 P: 10	R: 0 H: 1 E: 0 K: 2 S: 14	H: 1 LOB: 1 BB: 0 P: 19	R: 0 H: 0 E: 0 K: 1 S: 9	H: 0 LOB: 0 BB: 0 P: 15	R: 2 H: 2 E: 0 K: 1 S: 15	H: 2 LOB: 2 BB: 2 P: 33	R: 0 H: 0 E: 0 K: 2 S: 10	H: 0 LOB: 1 BB: 1 P: 17	R: 0 H: 1 E: 0 K: 0 S: 4	H: 1 LOB: 0 BB: 0 P: 9		1B: 3 2B: 2 3B: 0 HR: 0	SF: 1 SAC: 0 DP: 3 HBP: 0	WP: 0 PB: 0 SB: 1 CS: 1	PA: 32															
PITCHER	IP	WLS	BF	H	R	ER	SO	BB	IBB	HBP	BLK	WP	HR	S	P	ERA	WHIP	PITCHER		IP	WLS	BF	H	R	ER	SO	BB	IBB	HBP	BLK	WP	HR	S	P	ERA	WHIP
11 Yu Darvish, R (1,1) ERA: 3.76	6.2	L	24	3	2	2	7	2	0	0	0	0	0	68	108	2.70	0.750			6.2	L	24	3	2	2	7	2	0	0	0	0	0	68	108	2.70	0.750
75 Robert Suarez, R (7,1) ERA: 3.66	1.1		5	0	0	0	3	2	0	0	0	0	0	15	29	0.00	1.500			1.1		5	0	0	0	3	2	0	0	0	0	15	29	0.00	1.500	
66 Luis García, R (9,1) ERA: 3.31	1.0		3	1	0	0	0	0	0	0	0	0	0	4	9	0.00	1.000			1.0		3	1	0	0	0	0	0	0	0	4	9	0.00	1.000		

Batter	1	2	3	4	5	6	7	8	9	AB	R	H	RBI	BB	SO	LOB	BOTTOM																			
9 Jake Cronenworth, L (1,4) OBP: 0.302, SLG: 0.331	G5-3		K		FC6-4 1B		FC3-6 1B			4	0	1	0	0	1	1	Milwaukee Brewers @ San Diego Padres Petco Park, San Diego, CA Wed May 25 2022, 1:11 PM - 4:15 PM PDT Att: 27,831 - Cloudy - 64 F																			
13 Manny Machado, R (1,5) OBP: 0.437, SLG: 0.590	G4-3		BB		E5 1B		FC4-6 1B			3	0	0	0	1	0	3																				
10 Jurickson Profar, S (1,7) OBP: 0.322, SLG: 0.376	F9		BB		FC6-4		FC5-6			3	0	0	1	1	0	3																				
30 Eric Hosmer, L (1,3) OBP: 0.388, SLG: 0.455		FC1-4 1B		K		L7		K		4	0	1	0	0	2	4																				
5 Wil Myers, R (1,9) OBP: 0.273, SLG: 0.313	FC1-4 1B			G5-3		G5-3		K		4	0	0	0	0	1	1																				
45 Luke Voit, R (1,10) OBP: 0.333, SLG: 0.310	FC6-4 1B			K		K		K		4	0	1	0	0	3	0																				
7 Ha-Seong Kim, R (1,6) OBP: 0.306, SLG: 0.386	FC6-4			G6-3		FC6-4 1B				4	0	1	0	0	0	2																				
26 Austin Nola, R (1,2) OBP: 0.285, SLG: 0.274	P4					FC6-4 BB				2	1	0	0	1	0	3																				
24 Robinson Cano, L (9,PH) OBP: 0.209, SLG: 0.219								L8		1	0	0	0	0	0	0																				
2B José Azocar, R (1,8) OBP: 0.308, SLG: 0.261								P6		2	0	0	0	0	1	1																				
2 Trent Grisham, L (7,PH) OBP: 0.258, SLG: 0.250	G6-3			K						2	0	1	0	0	0	0																				
Inning Stats	R: 0 H: 0 E: 0 K: 0 S: 7	H: 2 LOB: 2 BB: 0 P: 16	R: 0 H: 0 E: 0 K: 2 S: 10	H: 0 LOB: 0 BB: 2 P: 21	R: 0 H: 0 E: 0 K: 1 S: 8	H: 0 LOB: 0 BB: 0 P: 11	R: 1 H: 1 E: 1 K: 1 S: 16	H: 1 LOB: 2 BB: 1 P: 23	R: 0 H: 1 E: 0 K: 1 S: 11	H: 1 LOB: 1 BB: 0 P: 15	R: 0 H: 1 E: 0 K: 0 S: 8	H: 1 LOB: 0 BB: 0 P: 11	R: 0 H: 0 E: 0 K: 3 S: 10	H: 0 LOB: 0 BB: 0 P: 15	R: 0 H: 0 E: 0 K: 0 S: 11	H: 0 LOB: 0 BB: 0 P: 19	1B: 5 2B: 0 3B: 0 HR: 0	SF: 0 SAC: 0 DP: 0 HBP: 0	WP: 0 PB: 1 SB: 0 CS: 0	PA: 36																
PITCHER	IP	WLS	BF	H	R	ER	SO	BB	IBB	HBP	BLK	WP	HR	S	P	ERA	WHIP	PITCHER		IP	WLS	BF	H	R	ER	SO	BB	IBB	HBP	BLK	WP	HR	S	P	ERA	WHIP
26 Aaron Ashby, L (1,1) ERA: 2.91	5.2		25	4	1	0	5	3	0	0	0	0	0	59	91	0.00	1.235			5.2		25	4	1	0	5	3	0	0	0	0	59	91	0.00	1.235	
46 Luis Perdomo, R (6,1) ERA: 2.16	1.1	W	5	1	0	0	0	0	0	0	0	0	0	11	16	0.00	0.750			1.1	W	5	1	0	0	0	0	0	0	0	11	16	0.00	0.750		
45 Brad Boxberger, R (8,1) ERA: 2.93	1.0	H	3	0	0	0	3	0	0	0	0	0	0	10	15	0.00	0.000			1.0	H	3	0	0	0	3	0	0	0	0	10	15	0.00	0.000		
38 Devin Williams, R (9,1) ERA: 3.5	1.0	S	3	0	0	0	0	0	0	0	0	0	0	11	19	0.00	0.000			1.0	S	3	0	0	0	0	0	0	0	0	11	19	0.00	0.000		

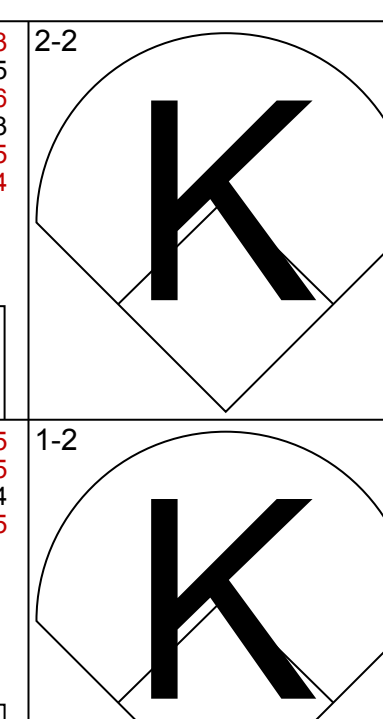
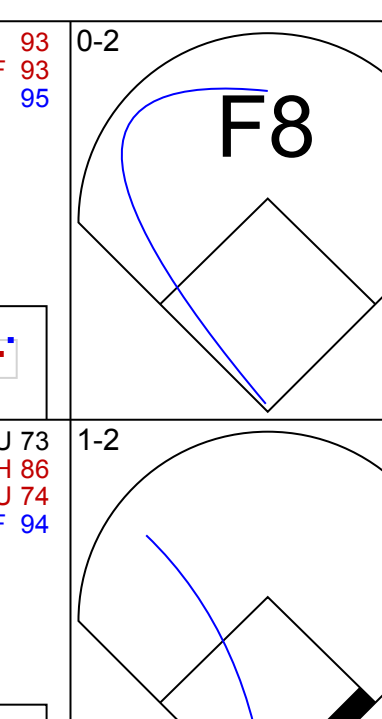
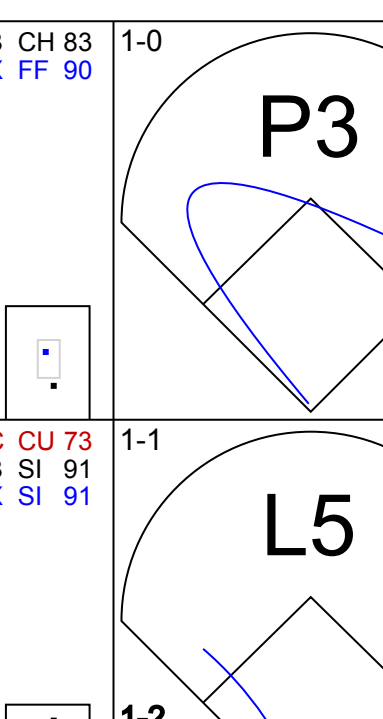
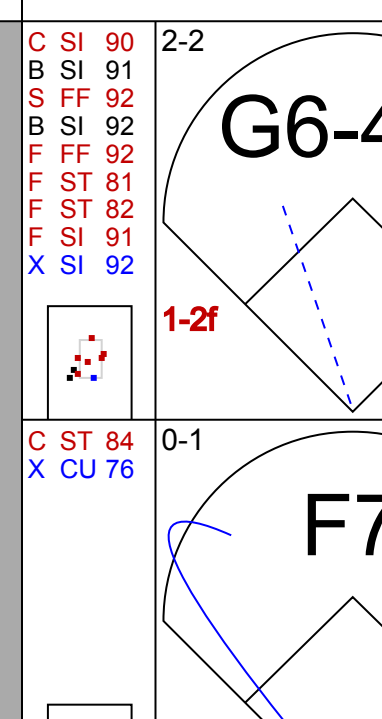
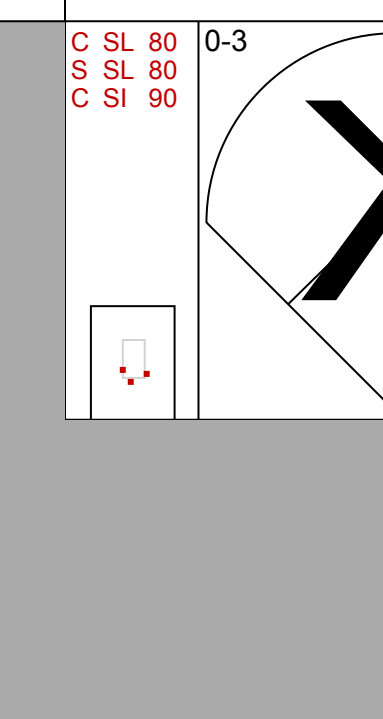
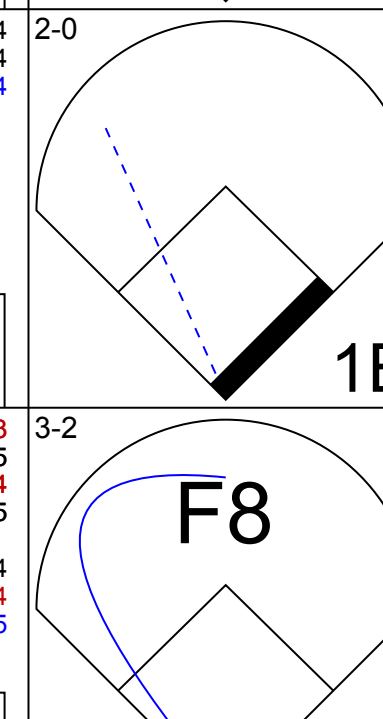
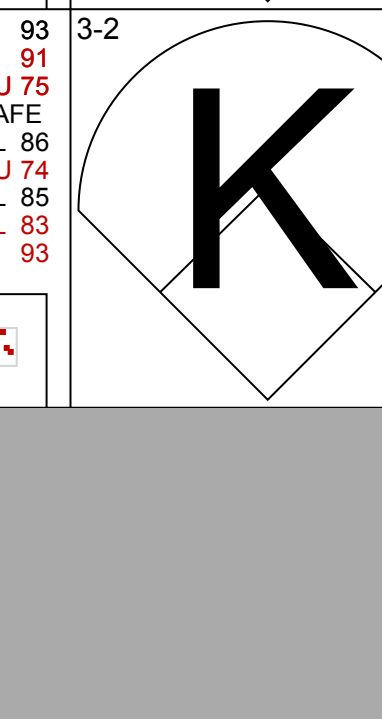
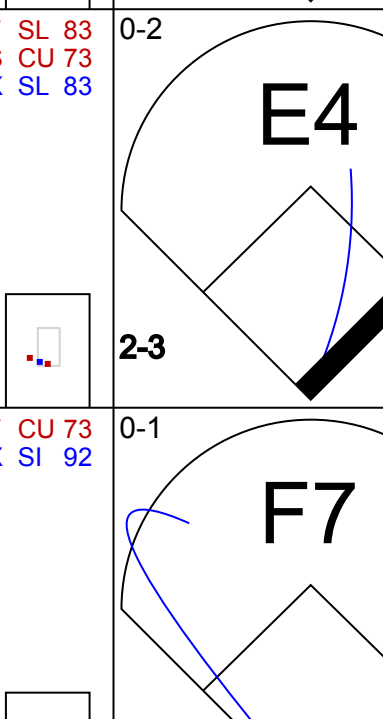




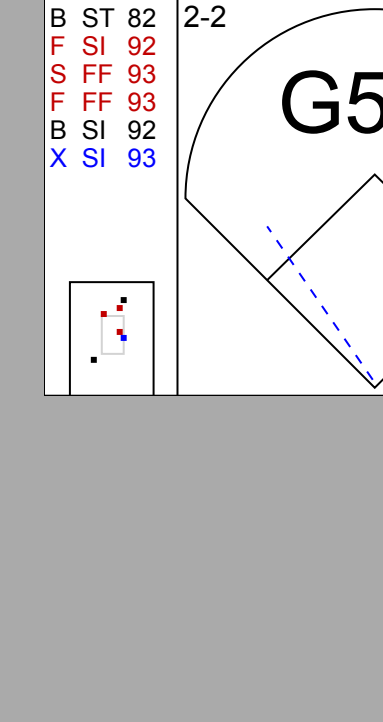

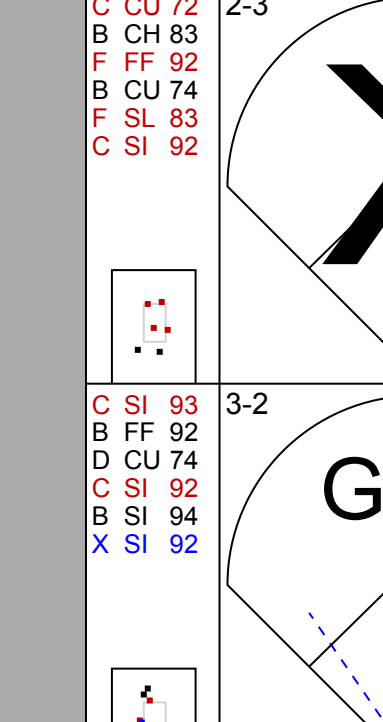




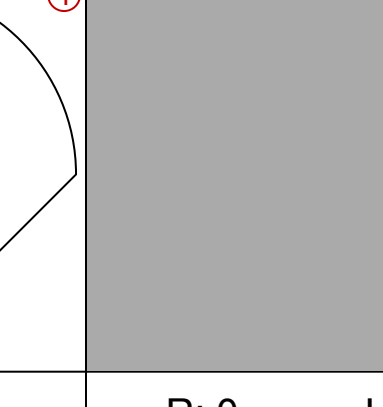
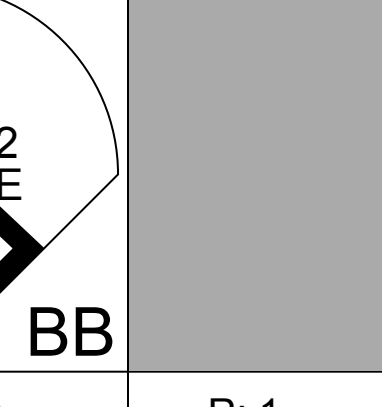
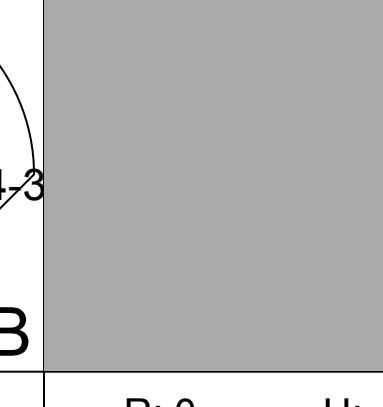
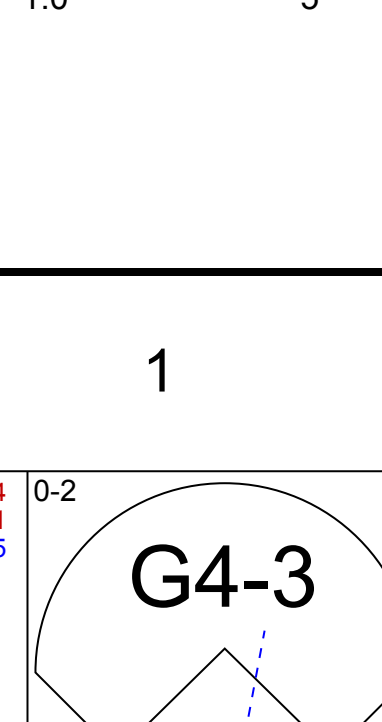
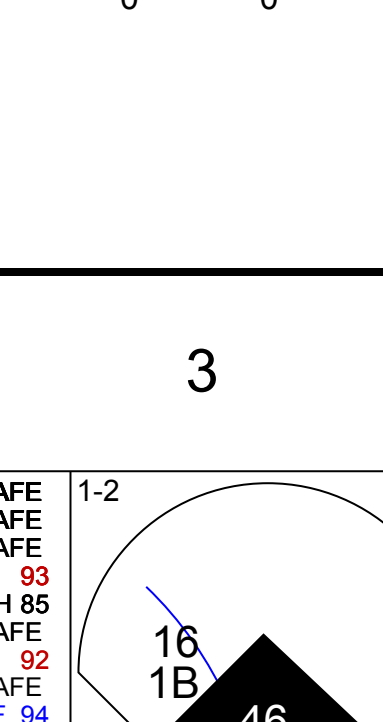
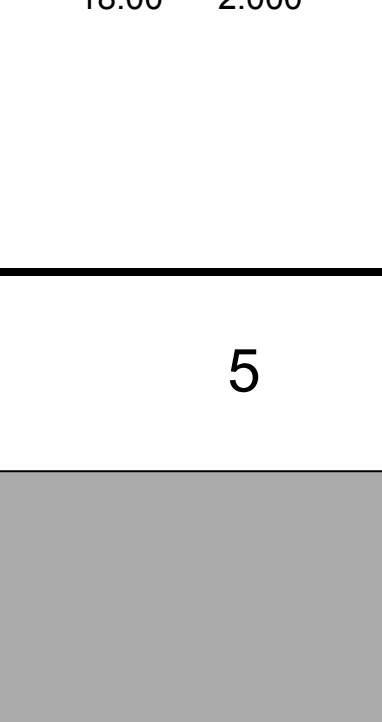
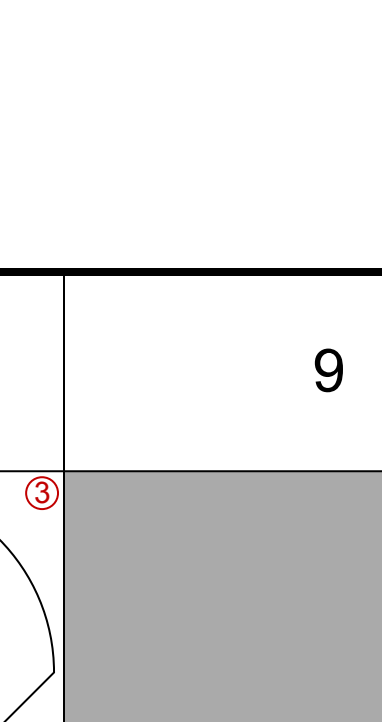
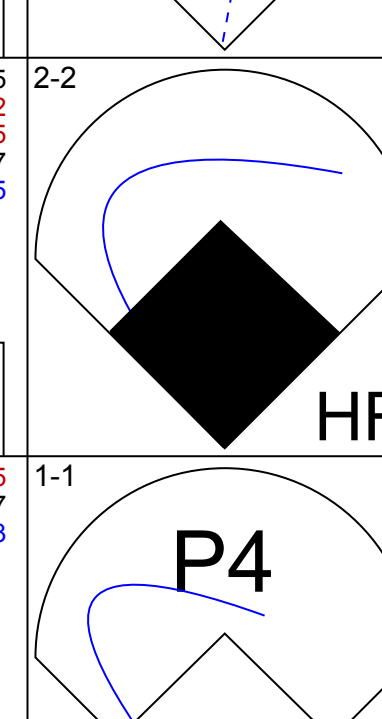
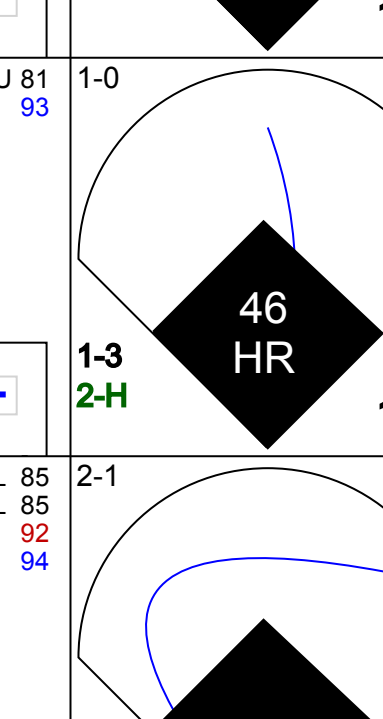



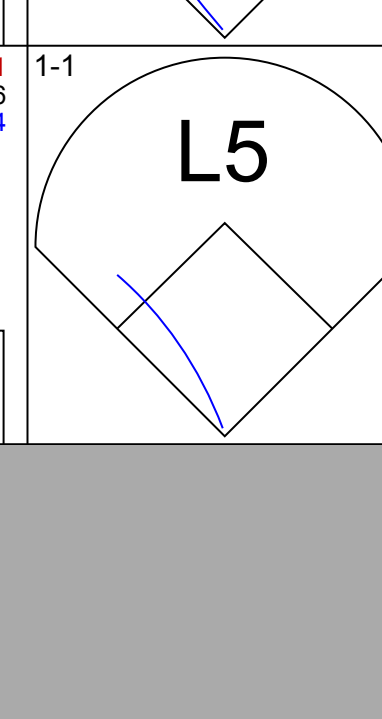
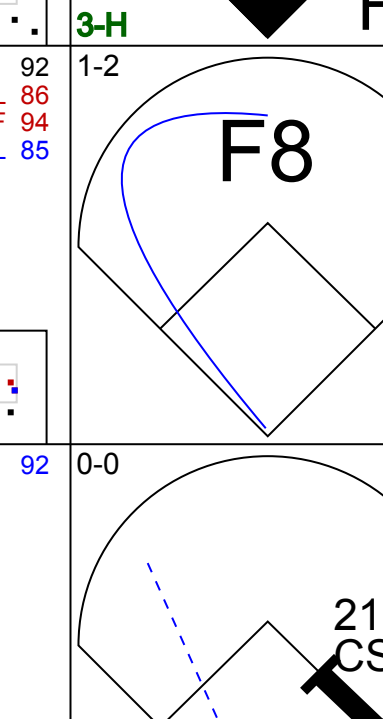
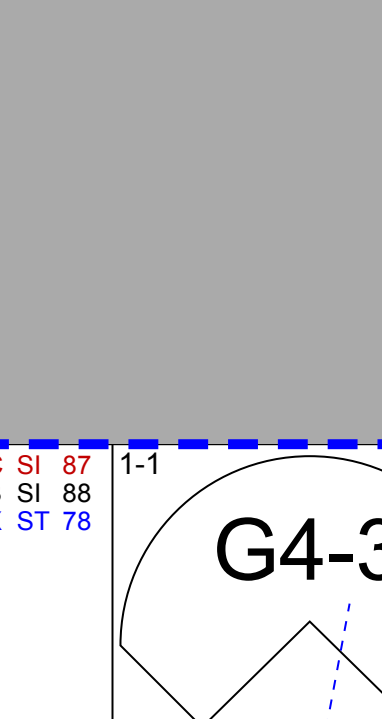


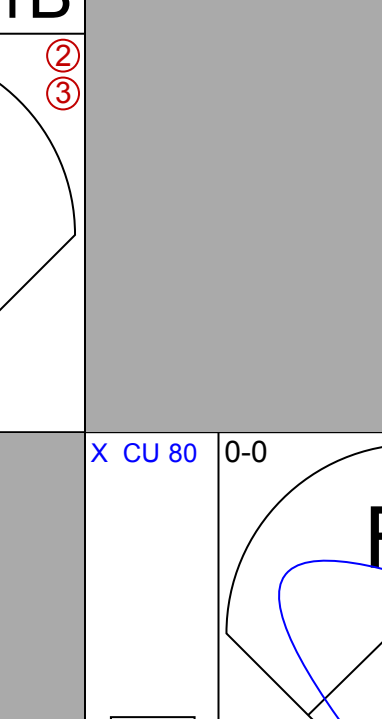
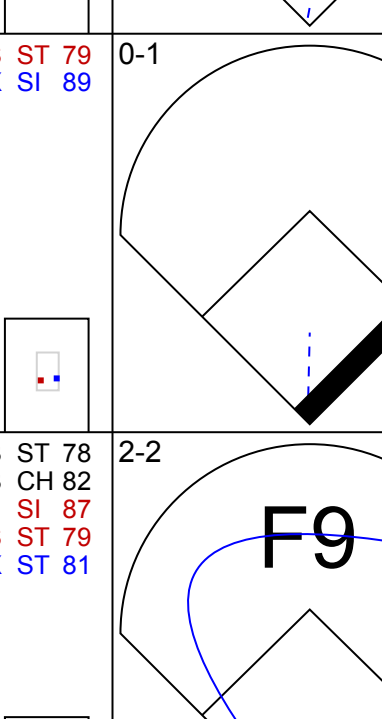
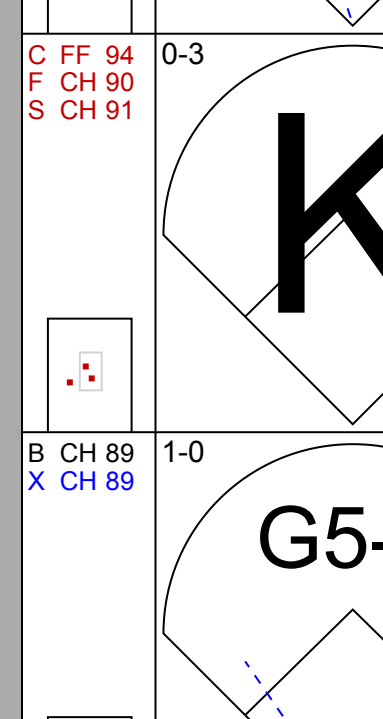

AB 27
R 2
H 4
RBI 2
BB 4
SO 10
LOB 10

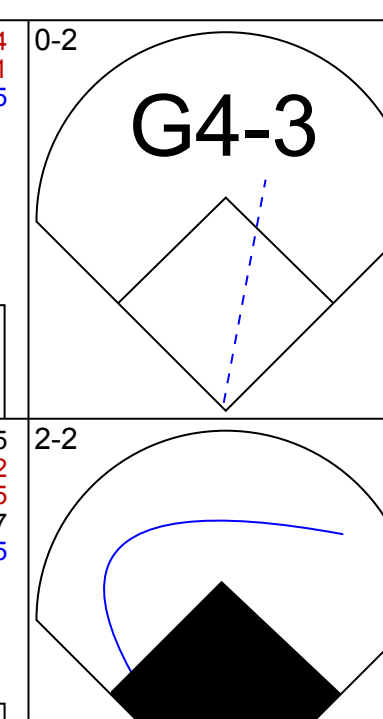
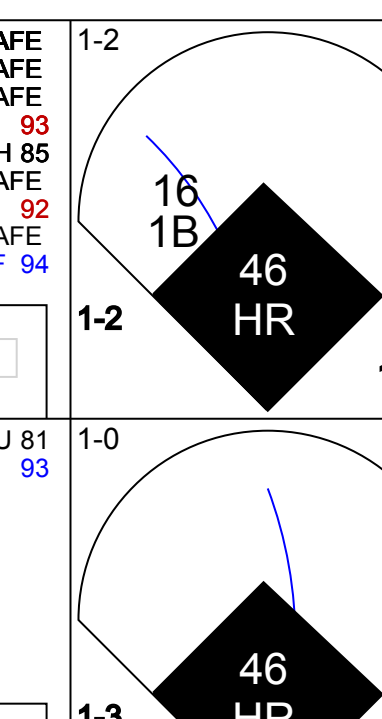
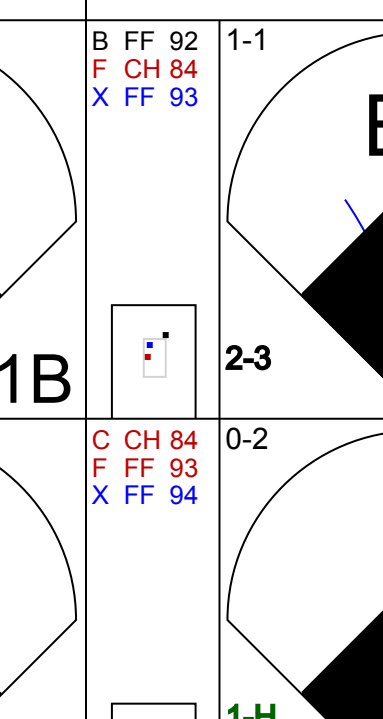
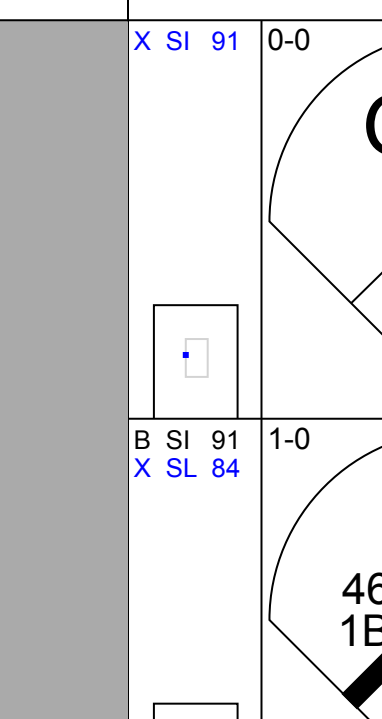
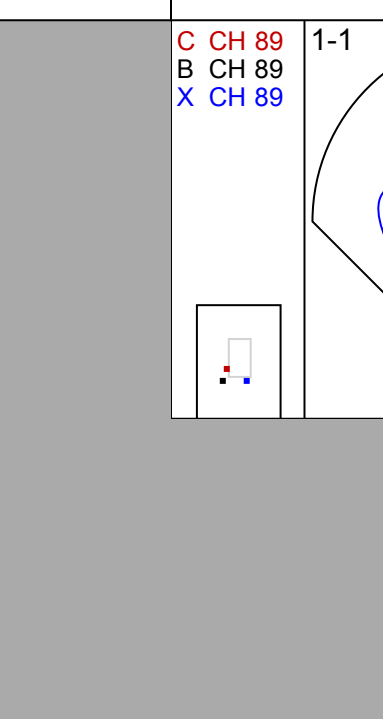
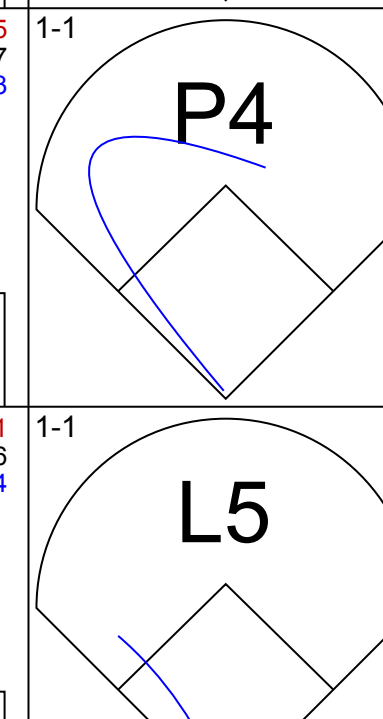
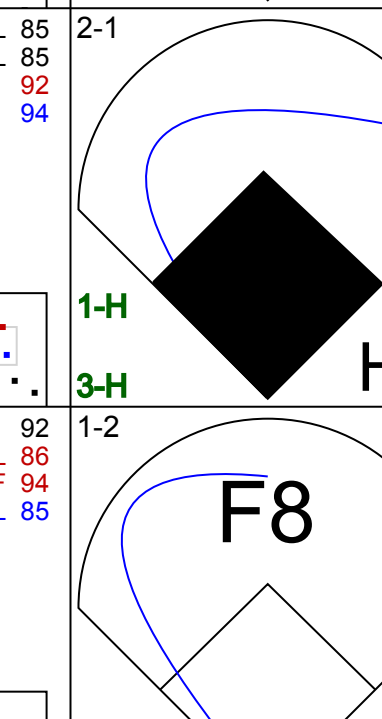
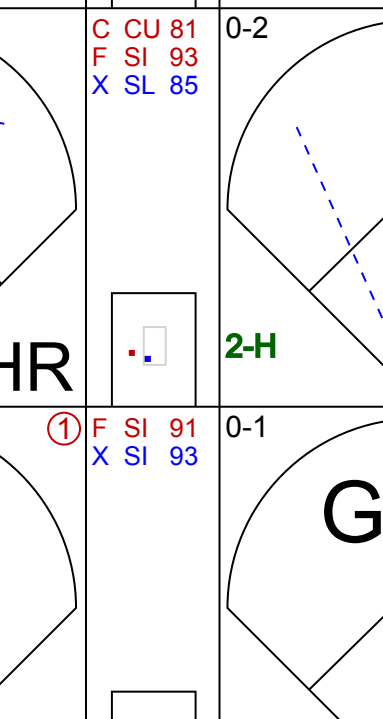
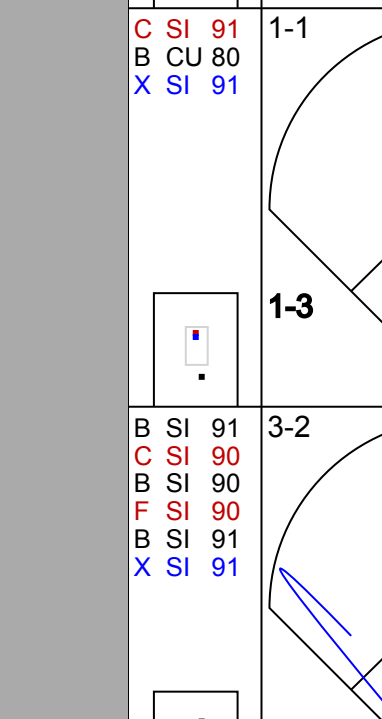

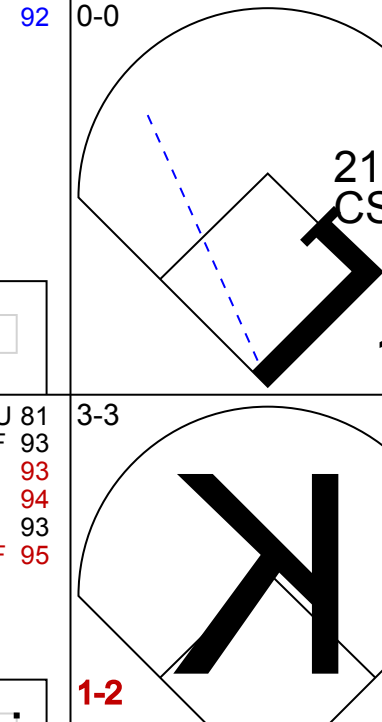
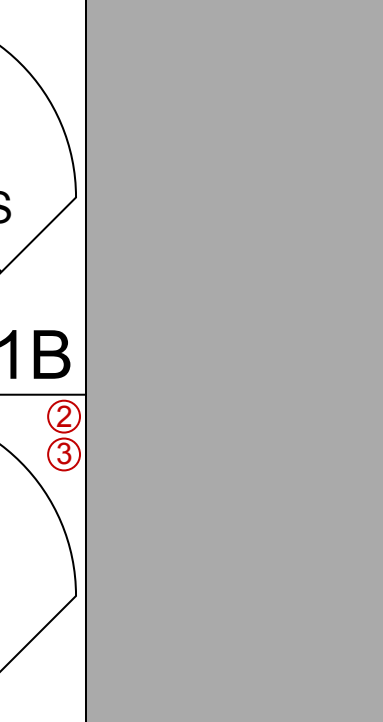
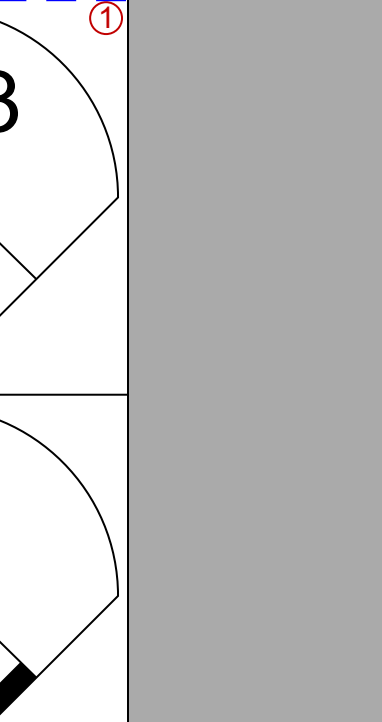


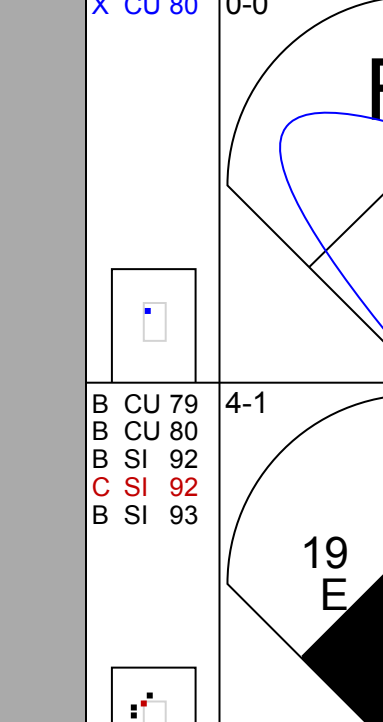
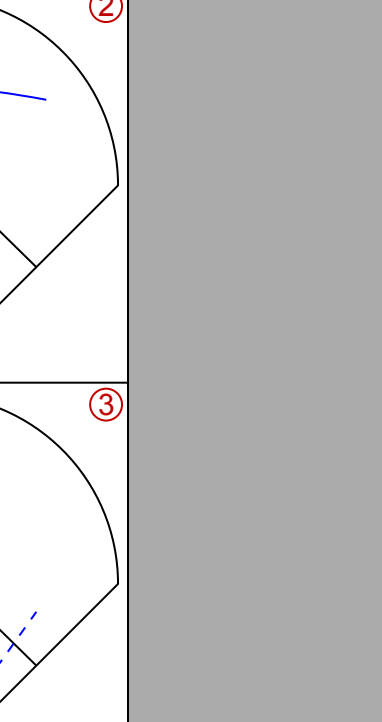

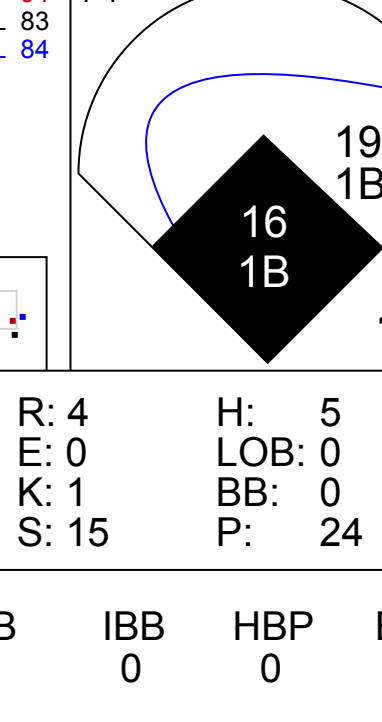
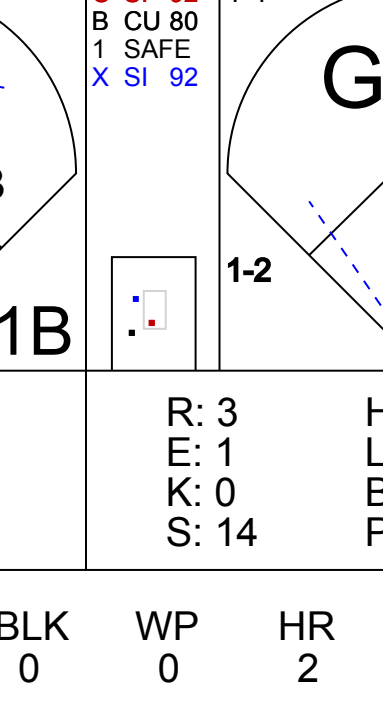
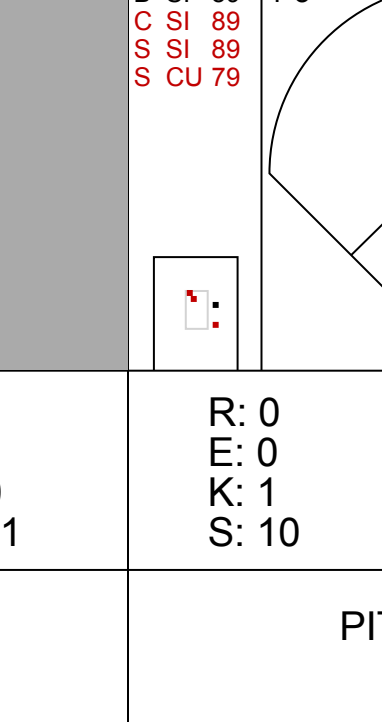




AB 33
R 1
H 5
RBI 1
BB 3
SO 8
LOB 18

Batter	1	2	3	4	5	6	7	8	9	AB R H RBI BB SO LOB	TOP									
16 Koltan Wong, L OBP: 0.304, SLG: 0.362	F9	P6		22 BB 24 1B		K		G4-3		5 1 1 0 0 1 2	Milwaukee Brewers @ St. Louis Cardinals Busch Stadium, St. Louis, MO Thu May 26 2022, 6:47 PM - 10:07 PM CDT Att: 35,107 - Overcast - 64 F livebaseballscorecards.com									
2 Luis Urias, R OBP: 0.371, SLG: 0.440	HR	E6		F8		G5-3		K	5 1 1 1 0 1 2											
22 Christian Yelich, L OBP: 0.333, SLG: 0.492	K			24 1B				K	4 0 2 1 1 2 0											
24 Andrew McCutchen, R OBP: 0.312, SLG: 0.375	1B			BB				F8	5 1 2 1 0 1 3											
11 Rowdy Tellez, L OBP: 0.317, SLG: 0.507	1B			1B				F7	4 0 1 0 0 0 3											
15 Tyrone Taylor, R OBP: 0.283, SLG: 0.429	1B			1B				FC6-4	4 0 1 1 0 0 1											
10 Omar Narváez, L OBP: 0.343, SLG: 0.374	G5-3			1B				G4-3	4 0 2 0 0 0 2											
6 Lorenzo Cain, R OBP: 0.246, SLG: 0.221		L8		F8		G5-4-3		14 G3-1	4 0 1 0 0 0 2											
14 Jace Peterson, L OBP: 0.292, SLG: 0.340		2B		F7		G5-3		G3-1	4 1 1 0 0 0 1											
Inning Stats	R: 2 H: 4 E: 0 K: 1 S: 16	L: 2 BB: 0 P: 23	R: 1 H: 2 E: 1 K: 1 S: 22	L: 2 BB: 1 P: 29	R: 0 H: 1 E: 0 K: 0 S: 9	L: 1 BB: 0 P: 12	R: 1 H: 2 E: 0 K: 0 S: 14	L: 2 BB: 1 P: 22	R: 0 H: 0 E: 0 K: 1 S: 8	L: 0 BB: 0 P: 13	R: 0 H: 1 E: 0 K: 0 S: 12	L: 1 BB: 0 P: 18	R: 0 H: 1 E: 0 K: 0 S: 6	L: 1 BB: 0 P: 13	R: 0 H: 0 E: 0 K: 2 S: 7	L: 0 BB: 0 P: 11	1B: 8 2B: 3 3B: 0 HR: 1	SF: 0 SAC: 0 DP: 1 HBP: 0	WP: 0 PB: 0 SB: 0 CS: 0	PA: 40
PITCHER	IP WLS BF H R ER SO BB IBB HBP BLK WP HR S P ERA WHIP											IP WLS BF H R ER SO BB IBB HBP BLK WP HR S P ERA WHIP								
50 Adam Wainwright, R ERA: 3.12	5.0 L 26 10 4 3 2 1 0 0 0 0 0 1 70 100 5.40 2.200																			
53 Andrés Palante, R ERA: 0.82	3.0 11 2 0 0 1 0 0 0 0 0 0 0 26 44 0.00 0.667																			
65 Giovanny Gallegos, R ERA: 3.24	1.0 3 0 0 0 2 0 0 0 0 0 0 0 7 11 0.00 0.000																			

Batter	1	2	3	4	5	6	7	8	9	AB R H RBI BB SO LOB	BOTTOM									
19 Tommy Edman, S OBP: 0.373, SLG: 0.448	F9	46 1B		F8			L6		28 BB	5 1 3 0 0 0 0	Milwaukee Brewers @ St. Louis Cardinals Busch Stadium, St. Louis, MO Thu May 26 2022, 6:47 PM - 10:07 PM CDT Att: 35,107 - Overcast - 64 F livebaseballscorecards.com									
46 Paul Goldschmidt, R OBP: 0.416, SLG: 0.591	5 1B	28 BB		G4-3				K	4 2 2 1 1 1 1											
28 Nolan Arenado, R OBP: 0.352, SLG: 0.535	F9	5 FC6-4		G4-3			F7		3 0 0 0 2 0 2											
5 Albert Pujols, R OBP: 0.346, SLG: 0.435	4 BB	FC6-4		BB				BB	3 0 1 1 1 0 5											
36 Juan Yezzer, R OBP: 0.337, SLG: 0.468	SF8			P4			P3		4 0 0 1 0 0 4											
4 Yadier Molina, R OBP: 0.250, SLG: 0.330	BB			F8				P5	2 0 0 0 2 0 0											
48 Harrison Bader, R OBP: 0.299, SLG: 0.366	P2			L5			BB		4 0 1 0 0 0 3											
63 Edmundo Sosa, R OBP: 0.293, SLG: 0.245	G4-3			P3				K	2 0 0 0 0 0 0											
16 Nolan Gorman, L OBP: 0.364, SLG: 0.368								K	2 0 0 0 0 2 2											
33 Brendan Donovan, L OBP: 0.444, SLG: 0.466	K			G6-3			G4-3		4 0 0 0 0 1 2											
Inning Stats	R: 2 H: 2 E: 0 K: 0 S: 12	L: 2 BB: 2 P: 26	R: 0 H: 2 E: 0 K: 1 S: 22	L: 2 BB: 1 P: 33	R: 0 H: 0 E: 0 K: 0 S: 9	L: 0 BB: 0 P: 12	R: 0 H: 0 E: 0 K: 0 S: 7	L: 0 BB: 1 P: 12	R: 0 H: 0 E: 0 K: 1 S: 10	L: 0 BB: 1 P: 18	R: 1 H: 1 E: 0 K: 0 S: 14	L: 1 BB: 0 P: 21	R: 0 H: 1 E: 0 K: 1 S: 8	L: 1 BB: 0 P: 11	R: 0 H: 1 E: 0 K: 1 S: 15	L: 1 BB: 2 P: 23	1B: 5 2B: 1 3B: 0 HR: 1	SF: 1 SAC: 0 DP: 0 HBP: 1	WP: 0 PB: 0 SB: 0 CS: 0	PA: 41
PITCHER	IP WLS BF H R ER SO BB IBB HBP BLK WP HR S P ERA WHIP											IP WLS BF H R ER SO BB IBB HBP BLK WP HR S P ERA WHIP								
52 Eric Lauer, L ERA: 2.31	5.0 W 23 4 2 2 2 1 0 0 0 0 0 0 10 18 0.00 1.000																			
57 Trevor Kelley, R ERA	1.0 H 4 0 0 0 1 1 0 0 0 0 0 0 10 18 0.00 1.000																			
48 Trevor Gott, R ERA: 2.65	1.0 H 5 1 1 1 0 0 0 0 1 0 0 0 1 14 21 9.00 1.000																			
45 Brad Boxberger, R ERA: 2.78	1.0 H 4 1 0 0 1 0 0 0 0 0 0 0 8 11 0.00 1.000																			
71 Josh Hader, L ERA	1.0 S 5 1 0 0 1 1 0 0 0 0 0 0 0 15 23 0.00 2.000																			

Batter	1	2	3	4	5	6	7	8	9	AB	R	H	RBI	BB	SO	LOB	TOP										
16 Koltan Wong, L (1,4) OBP: 0.307, SLG: 0.364	1-0 22 CS 1B		1-3 K		2-2 24 FC5 22 BB 1B		0-1 G4-3		0-0 G3-1	5	0	2	0	0	1	1	Milwaukee Brewers @ St. Louis Cardinals Busch Stadium, St. Louis, MO Fri May 27 2022, 7:16 PM - 10:10 PM CDT Att: 39,077 - Cloudy - 67 F										
2 Luis Urias, R (1,6) OBP: 0.398, SLG: 0.430	3-2 F8		3-2 22 BB 1B		0-0 F8		2-2 G6-3			4	0	1	0	0	0	3											
22 Christian Yelich, L (1,7) OBP: 0.337, SLG: 0.398	3-3 K		4-2 24 G5-4-3 BB		4-2 BB		2-0 G6-3			2	0	0	0	2	1	1											
24 Andrew McCutchen, R (1,9) OBP: 0.303, SLG: 0.364		1-1 G4-3	3-2 G5-4-3		1-1 FC5		0-3 K			4	0	0	0	0	1	6											
11 Rowdy Tellez, L (1,3) OBP: 0.309, SLG: 0.493	2-0 G4-3			2-1 G4-3		0-0 P5		1-3 K		4	0	0	0	0	1	0											
15 Tyrone Taylor, R (1,8) OBP: 0.291, SLG: 0.431	1-0 10 1B			0-2 G5-3		2-3 K		2-2 18 HR 1B		4	1	2	0	0	1	0											
10 Omar Narváez, L (1,2)	0-1 1B			0-0 G6-3		0-2 1B		1-2 F8		4	0	2	0	0	0	1											
18 Keston Hiura, R (1,10)	2-2 F8			4-2 22 BB 16 1B BB		3-3 K		2-0 HR		3	1	1	2	1	1	3											
14 Jace Peterson, L (1,5) OBP: 0.296, SLG: 0.337			4-1 22 BB 2 1B BB		1-3 K		2-2 G1-3		2-3 K	1	0	0	0	1	1	1											
20 Mike Brosseau, R (7,PH) OBP: 0.393, SLG: 0.491										2	0	0	0	0	1	0											
Inning Stats	R: 0 E: 0 K: 1 S: 10	H: 1 LOB: 1 BB: 0 P: 17	R: 0 E: 0 K: 0 S: 9	H: 2 LOB: 2 BB: 0 P: 15	R: 0 E: 0 K: 1 S: 16	H: 1 LOB: 2 BB: 2 P: 31	R: 0 E: 0 K: 0 S: 8	H: 0 LOB: 0 BB: 0 P: 10	R: 0 E: 0 K: 2 S: 15	H: 1 LOB: 3 BB: 2 P: 27	R: 0 E: 0 K: 2 S: 11	H: 0 LOB: 0 BB: 0 P: 16	R: 0 E: 0 K: 0 S: 9	H: 0 LOB: 0 BB: 0 P: 13	R: 0 E: 0 K: 2 S: 11	H: 0 LOB: 0 BB: 0 P: 14	R: 2 E: 0 K: 1 S: 12	H: 2 LOB: 0 BB: 0 P: 19	1B: 7 2B: 1 3B: 0 HR: 1	SF: 0 SAC: 0 DP: 2 HBP: 0	WP: 0 PB: 0 SB: 0 CS: 1	PA: 37					
PITCHER	IP	WLS	BF	H	R	ER	SO	BB	IBB	HBP	BLK	WP	HR	S	P	ERA	WHIP										
43 Dakota Hudson, R (1,1) ERA: 3.22	4.2		21	5	0	0	3	4	0	0	0	0	0	56	97	0.00	1.929										
34 Drew VerHagen, R (5,1) ERA: 3.65	0.1	W	1	0	0	0	0	0	0	0	0	0	0	2	3	0.00	0.000										
92 Génesis Cabrera, L (6,1) ERA: 2.25	2.0	H	7	1	0	0	2	0	0	0	0	0	0	20	29	0.00	0.500										
38 Kodi Whitley, R (8,1) ERA: 5.96	1.1		6	2	2	2	2	0	0	0	0	0	1	18	26	13.50	1.500										
56 Ryan Helsley, R (9,1) ERA:	0.2	S	2	0	0	0	1	0	0	0	0	0	0	5	7	0.00	0.000										
Batter	1	2	3	4	5	6	7	8	9	AB	R	H	RBI	BB	SO	LOB	BOTTOM										
19 Tommy Edman, S (1,6) OBP: 0.365, SLG: 0.437	0-1 P5		3-2 F8		0-3 K		2-2 L5			4	0	0	0	0	1	3	Milwaukee Brewers @ St. Louis Cardinals Busch Stadium, St. Louis, MO Fri May 27 2022, 7:16 PM - 10:10 PM CDT Att: 39,077 - Cloudy - 67 F										
46 Paul Goldschmidt, R (1,3) OBP: 0.413, SLG: 0.601	1-3 K		2-1 HR		3-3 K		1-3 K			4	1	1	2	0	3	0											
28 Nolan Arenado, R (1,5) OBP: 0.350, SLG: 0.525	4-2 BB		3-H L8		0-0 E1		2-1 F9			3	0	0	0	1	0	0											
5 Albert Pujols, R (1,10) OBP: 0.329, SLG: 0.411	1-2 P5			1-2 F4		0-2 P6		1-2 G5-3		4	0	0	0	0	2												
36 Juan Ypez, R (1,7) OBP: 0.337, SLG: 0.463		2-1 F8		2-1 K		2-1 63 3B 1B				3	1	1	0	0	1	0											
16 Nolan Gorman, L (1,4) OBP: 0.333, SLG: 0.333		0-2 F8		0-3 K		0-0 21 FC3 3B				2	0	0	0	0	1	0											
63 Edmundo Sosa, R (7,PH) OBP: 0.305, SLG: 0.296										1	1	1	1	0	0	0											
7 Andrew Knizner, R (1,2) OBP: 0.350, SLG: 0.343	1-2 F7				3-2 G6-3		0-1 P2			3	0	0	0	0	1												
21 Lars Nootbaar, L (1,9) OBP: 0.227, SLG: 0.105			2-3 K		0-0 G5-3		2-1 FC3 48 1B 19 L5			3	0	0	1	0	1	0											
48 Harrison Bader, R (1,8) OBP: 0.306, SLG: 0.372			1-1 19 F8 46 HR 1B		0-0 L5		3-H 19 S 1B			3	1	2	0	0	0	0											
Inning Stats	R: 0 E: 0 K: 1 S: 13	H: 0 LOB: 1 BB: 1 P: 19	R: 0 E: 0 K: 0 S: 8	H: 0 LOB: 0 BB: 0 P: 11	R: 2 E: 0 K: 1 S: 11	H: 2 LOB: 0 BB: 0 P: 19	R: 0 E: 0 K: 2 S: 9	H: 0 LOB: 0 BB: 0 P: 12	R: 0 E: 0 K: 0 S: 5	H: 0 LOB: 0 BB: 0 P: 8	R: 0 E: 1 K: 2 S: 12	H: 0 LOB: 1 BB: 0 P: 15	R: 2 E: 0 K: 0 S: 12	H: 3 LOB: 1 BB: 0 P: 18	R: 0 E: 0 K: 1 S: 8	H: 0 LOB: 0 BB: 0 P: 12	1B: 3 2B: 1 3B: 1 HR: 1	SF: 0 SAC: 0 DP: 1 HBP: 0	WP: 0 PB: 0 SB: 2 CS: 0	PA: 31							
PITCHER	IP	WLS	BF	H	R	ER	SO	BB	IBB	HBP	BLK	WP	HR	S	P	ERA	WHIP										
53 Brandon Woodruff, R (1,1) ERA: 4.74	4.0	L	15	2	2	2	4	1	0	0	0	0	0	41	61	4.50	0.750										
46 Luis Perdomo, R (5,1) ERA: 1.74	2.0		7	0	0	0	2	0	0	0	0	0	0	17	23	0.00	0.000										
35 Brent Suter, L (7,1) ERA: 5.63	2.0		9	3	2	2	1	0	0	0	0	0	0	20	30	9.00	1.500										

Batter	1	2	3	4	5	6	7	8	9	AB R H RBI BB SO LOB	TOP		
24 Andrew McCutchen, R (1, 10) OBP: 0.293, SLG: 0.350										5 0 0 0 0 2 2	Milwaukee Brewers @ St. Louis Cardinals Busch Stadium, St. Louis, MO Sat May 28 2022, 1:18 PM - 4:01 PM CDT Att: 45,594 - Sunny - 77 F		
2 Luis Urias, R (1, 6) OBP: 0.361, SLG: 0.422										4 0 1 0 0 1 1			
22 Christian Yelich, L (1, 7) OBP: 0.335, SLG: 0.394										4 0 1 0 0 1 2			
15 Tyrone Taylor, R (1, 9) OBP: 0.289, SLG: 0.420										3 0 0 0 1 0 3			
20 Mike Brosseau, R (1, 5) OBP: 0.375, SLG: 0.474										4 0 1 0 0 2 0			
18 Keston Hiura, R (1, 3) OBP: 0.344, SLG: 0.518										4 1 1 1 0 2 2			
6 Lorenzo Cain, R (1, 8) OBP: 0.246, SLG: 0.215										3 0 0 0 1 1 2			
13 Mark Mathias, R (1, 4) OBP: 0.250, SLG: 0.250										4 1 1 0 0 0 3			
7 Victor Caratini, S (1, 2) OBP: 0.302, SLG: 0.333										3 1 2 2 1 0 0			
Inning Stats	R: 0 H: 1 E: 0 K: 2 S: 12	H: 0 R: 0 ER: 0 LOB: 1 BB: 0 P: 20	R: 0 H: 1 E: 0 K: 1 S: 8	H: 1 R: 0 ER: 0 LOB: 1 BB: 0 P: 18	R: 0 H: 1 E: 2 K: 2 S: 15	H: 0 R: 0 ER: 2 LOB: 2 BB: 1 P: 26	R: 1 H: 1 E: 0 K: 1 S: 9	H: 0 R: 0 ER: 0 LOB: 0 BB: 0 P: 13	R: 0 H: 0 E: 0 K: 0 S: 9	H: 2 R: 2 ER: 0 LOB: 0 BB: 0 P: 20		1B: 5 2B: 0 3B: 0 HR: 2	SF: 0 SAC: 0 DP: 1 HBP: 0
PITCHER	IP WLS BF H R ER SO BB IBB HBP BLK WP HR S P ERA WHIP												
52 Matthew Liberatore, L (1, 1) ERA: 3.72	5.0 W 22 3 0 0 6 3 0 0 0 0 0 1 29 93 0.00 1.200												
40 Jake Woodford, R (6, 1) ERA: 2.25	3.0 H 10 2 1 1 1 0 0 0 0 0 1 15 20 3.00 0.667												
62 T.J. McFarland, L (9, 1) ERA: 7.94	1.0 5 2 2 2 2 0 0 0 0 0 1 1 15 20 18.00 2.000												


Batter	1	2	3	4	5	6	7	8	9	AB R H RBI BB SO LOB	BOTTOM		
19 Tommy Edman, S (1, 6) OBP: 0.361, SLG: 0.430										5 2 1 0 0 0 1	Milwaukee Brewers @ St. Louis Cardinals Busch Stadium, St. Louis, MO Sat May 28 2022, 1:18 PM - 4:01 PM CDT Att: 45,594 - Sunny - 77 F		
16 Nolan Gorman, L (1, 4) OBP: 0.429, SLG: 0.600										4 3 4 4 0 0 0			
46 Paul Goldschmidt, R (1, 10) OBP: 0.420, SLG: 0.622										4 1 3 4 0 0 0			
28 Nolan Arenado, R (1, 5) OBP: 0.342, SLG: 0.512										4 0 0 0 0 0 3			
36 Juan Yépez, R (8, 3) OBP: 0.337, SLG: 0.463										0 0 0 0 0 0 0			
33 Brendan Donovan, L (1, 3) OBP: 0.434, SLG: 0.452										4 0 1 0 0 0 0			
21 Lars Nootbaar, L (1, 9) OBP: 0.231, SLG: 0.130										4 0 1 0 0 2 1			
4 Yadier Molina, R (1, 2) OBP: 0.250, SLG: 0.327										4 0 1 0 0 0 1			
25 Corey Dickerson, L (1, 7) OBP: 0.237, SLG: 0.212										3 1 0 0 1 0 2			
48 Harrison Bader, R (1, 8) OBP: 0.304, SLG: 0.369										4 1 1 0 0 2 1			
Inning Stats	R: 1 H: 1 E: 0 K: 0 S: 10	H: 1 R: 0 ER: 0 LOB: 1 BB: 0 P: 15	R: 4 H: 5 E: 0 K: 1 S: 15	H: 5 R: 3 ER: 1 LOB: 1 BB: 0 P: 24	R: 3 H: 2 E: 1 K: 0 S: 14	H: 1 R: 0 ER: 0 LOB: 1 BB: 0 P: 11	R: 0 H: 2 E: 0 K: 1 S: 10	H: 0 R: 0 ER: 0 LOB: 0 BB: 0 P: 8	R: 0 H: 0 E: 0 K: 1 S: 8	H: 0 R: 0 ER: 0 LOB: 0 BB: 0 P: 11	1B: 9 2B: 1 3B: 0 HR: 2	SF: 0 SAC: 0 DP: 0 HBP: 0	WP: 0 PA: 37 PB: 0 SB: 0 CS: 1
PITCHER	IP WLS BF H R ER SO BB IBB HBP BLK WP HR S P ERA WHIP												
37 Adrian Houser, R (1, 1) ERA: 3.69	4.0 L 22 9 8 0 0 0 0 0 0 0 0 0 8 73 11.25 2.500												
55 Hobby Milner, L (5, 1) ERA: 3.06	1.0 4 1 0 0 0 0 0 0 0 0 0 0 10 16 0.00 1.000												
57 Trevor Kelley, R (6, 1) ERA:	1.0 5 2 0 0 1 0 0 0 0 0 0 0 10 16 0.00 2.000												
58 Miguel Sánchez, R (7, 1) ERA:	2.0 6 0 0 0 2 0 0 0 0 0 0 0 14 19 0.00 0.000												

livebaseballscores.com



Batter	1	2	3	4	5	6	7	8	9	AB	R	H	RBI	BB	SO	LOB	TOP																
24 Andrew McCutchen, R OBP: 0.272, SLG: 0.322										5	0	0	0	0	1	1	Milwaukee Brewers @ Chicago Cubs Wrigley Field, Chicago, IL Mon May 30 2022, 6:41 PM - 9:33 PM CDT Att: 28,620 - Partly Cloudy - 78 F																
2 Luis Urias, R OBP: 0.345, SLG: 0.421										3	0	0	0	0	1	1																	
15 Tyrone Taylor, R OBP: 0.301, SLG: 0.472										3	2	1	1	1	1	1																	
11 Rowdy Tellez, L OBP: 0.305, SLG: 0.500										4	0	1	1	0	2	0																	
18 Keston Hiura, R OBP: 0.347, SLG: 0.484										3	0	0	0	1	2	1																	
20 Mike Brosseau, R OBP: 0.389, SLG: 0.452										2	0	0	0	2	1	3																	
6 Lorenzo Cain, R OBP: 0.254, SLG: 0.252										4	0	0	0	0	0	5																	
13 Mark Mathias, R OBP: 0.167, SLG: 0.167										2	0	0	0	0	2	0																	
16 Kotten Wong, L OBP: 0.312, SLG: 0.360										0	0	0	0	0	0	0																	
14 Jace Peterson, L OBP: 0.304, SLG: 0.402										1	0	0	0	0	0	0																	
7 Victor Caratini, S OBP: 0.299, SLG: 0.379										4	1	1	1	0	1	1																	
Inning Stats	R: 0 E: 0 K: 0 S: 6	H: 0 LOB: 0 BB: 0 P: 9	R: 0 E: 0 K: 1 S: 16	H: 0 LOB: 1 BB: 1 P: 25	R: 0 E: 0 K: 2 S: 10	H: 0 LOB: 0 BB: 0 P: 15	R: 1 E: 0 K: 1 S: 11	H: 1 LOB: 2 BB: 2 P: 24	R: 1 E: 0 K: 2 S: 11	H: 1 LOB: 1 BB: 0 P: 22	R: 0 E: 0 K: 2 S: 9	H: 0 LOB: 1 BB: 1 P: 16	R: 0 E: 0 K: 1 S: 11	H: 0 LOB: 1 BB: 0 P: 22	R: 1 E: 1 K: 1 S: 9	H: 1 LOB: 1 BB: 0 P: 9	R: 0 E: 0 K: 1 S: 10	H: 0 LOB: 0 BB: 0 P: 15	1B: 0 2B: 1 3B: 0 HR: 2	SF: 0 SAC: 0 DP: 0 HBP: 2	WP: 0 PB: 0 SB: 0 CS: 0	PA: 37											
PITCHER	IP WLS BF H R ER SO BB IBB HBP BLK WP HR S P ERA WHIP																																
11 Drew Smyly, L ERA: 3.8	3.0	10	0	0	0	3	1	0	0	0	0	0	0	32	49	0.00	0.333																
51 Anderson Espinoza, R ERA: 4.5	4.0	L	19	2	2	2	6	3	0	2	0	0	1	42	84	4.50	1.250																
47 Brandon Hughes, L ERA: 3.0	2.0		8	1	1	2	0	0	0	0	0	0	0	19	24	4.50	0.500																

Batter	1	2	3	4	5	6	7	8	9	AB	R	H	RBI	BB	SO	LOB	BOTTOM																
5 Christopher Morel, R OBP: 0.386, SLG: 0.469										4	0	1	0	0	2	0	Milwaukee Brewers @ Chicago Cubs Wrigley Field, Chicago, IL Mon May 30 2022, 6:41 PM - 9:33 PM CDT Att: 28,620 - Partly Cloudy - 78 F																
40 Wilson Contreras, R OBP: 0.387, SLG: 0.466										2	1	2	1	2	0	0																	
8 Ian Happ, S OBP: 0.357, SLG: 0.399										4	0	0	0	0	3	4																	
18 Frank Schwindel, R OBP: 0.268, SLG: 0.379										4	0	0	0	0	0	3																	
16 Patrick Wisdom, R OBP: 0.297, SLG: 0.481										4	0	1	0	0	2	0																	
4 Nelson Velazquez, R OBP: 0.288, SLG: 0.286										4	0	1	0	0	2	0																	
77 Clint Frazier, R OBP: 0.287, SLG: 0.231										3	0	1	0	0	1	0																	
36 Alfonso Rivas III, L OBP: 0.316, SLG: 0.325										2	0	0	0	0	2	0																	
2 Nico Hoerner, R OBP: 0.319, SLG: 0.426										1	0	0	0	0	1	3																	
19 Andrelton Simmons, R OBP: 0.211, SLG: 0.189										3	0	0	0	0	2	3																	
Inning Stats	R: 0 E: 0 K: 2 S: 11	H: 0 LOB: 1 BB: 1 P: 18	R: 0 E: 0 K: 2 S: 9	H: 0 LOB: 0 BB: 0 P: 12	R: 0 E: 0 K: 2 S: 8	H: 0 LOB: 0 BB: 0 P: 14	R: 1 E: 0 K: 1 S: 8	H: 1 LOB: 0 BB: 0 P: 13	R: 0 E: 0 K: 3 S: 10	H: 0 LOB: 0 BB: 0 P: 17	R: 0 E: 0 K: 2 S: 10	H: 1 LOB: 2 BB: 1 P: 15	R: 0 E: 0 K: 1 S: 12	H: 3 LOB: 2 BB: 0 P: 18	R: 0 E: 0 K: 1 S: 7	H: 1 LOB: 0 BB: 0 P: 11	R: 0 E: 0 K: 1 S: 8	H: 0 LOB: 0 BB: 0 P: 13	1B: 5 2B: 0 3B: 0 HR: 1	SF: 0 SAC: 0 DP: 2 HBP: 0	WP: 0 PB: 0 SB: 1 CS: 0	PA: 33											
PITCHER	IP WLS BF H R ER SO BB IBB HBP BLK WP HR S P ERA WHIP																																
26 Aaron Ashby, L ERA: 2.7	6.0	W	25	5	1	1	12	2	0	0	0	0	0	64	100	1.50	1.167																
45 Brad Boxberger, R ERA: 2.45	2.0	H	5	1	0	0	2	0	0	0	0	0	0	11	18	0.00	0.500																
71 Josh Hader, L ERA:	1.0	S	3	0	0	0	1	0	0	0	0	0	0	8	13	0.00	0.000																



Batter	1	2	3	4	5	6	7	8	9	AB	R	H	RBI	BB	SO	LOB	TOP								
24 Andrew McCutchen, R (1, 10) OBP: 0.348, SLG: 0.512	G5-3		K	L6		F9		L8		5	0	0	0	0	1	2									
2 Luis Urias, R (1, 6) OBP: 0.378, SLG: 0.408	BB		22 1B 15 2B		G6-3		G4-3		G6-3	3	1	0	0	2	0	0									
22 Christian Yelich, L (1, 7) OBP: 0.322, SLG: 0.386	K		15 2B		K		11 1B		K	5	2	2	0	0	3	1									
15 Tyrone Taylor, R (1, 9) OBP: 0.304, SLG: 0.472	P3		15 2B		G6-3		11 1B		G5-3	4	0	1	3	1	0	1									
20 Mike Brosseau, R (1, 5) OBP: 0.378, SLG: 0.438 14 Jace Peterson, L (6, PH) OBP: 0.299, SLG: 0.394	K		L6		K		K		K	2	0	0	0	0	1	1									
11 Rowdy Tellez, L (1, 3) OBP: 0.305, SLG: 0.500	P5		K		K		18 HBP 7 HR		K	4	1	2	1	0	1	1									
18 Keston Hiura, R (1, 4) OBP: 0.355, SLG: 0.469	BB		K		K		7 HR 7 HBP		P3	2	1	0	0	1	1	2									
6 Lorenzo Cain, R (1, 8) OBP: 0.246, SLG: 0.244	F9		G4-3		G4-3		F9		L7	4	0	0	0	0	0	3									
7 Victor Caratini, S (1, 2) OBP: 0.324, SLG: 0.443			22 1B 15 2B		BB		HR		K	3	2	2	3	1	1	0									
Inning Stats	R: 0 E: 0 K: 1 S: 12	H: 0 LOB: 1 BB: 1 P: 19	R: 0 E: 0 K: 1 S: 14	H: 0 LOB: 1 BB: 1 P: 23	R: 3 E: 0 K: 2 S: 16	H: 3 LOB: 1 BB: 1 P: 27	R: 0 E: 0 K: 1 S: 11	H: 0 LOB: 0 BB: 1 P: 20	R: 0 E: 0 K: 1 S: 9	H: 0 LOB: 0 BB: 0 P: 13	R: 3 E: 0 K: 1 S: 17	H: 2 LOB: 0 BB: 2 P: 22	R: 1 E: 0 K: 1 S: 19	H: 2 LOB: 2 BB: 1 P: 31	R: 0 E: 0 K: 1 S: 7	H: 0 LOB: 0 BB: 0 P: 10	R: 0 E: 0 K: 1 S: 8	H: 0 LOB: 0 BB: 0 P: 12	1B: 4 2B: 1 3B: 1 HR: 1	SF: 0 SAC: 0 DP: 0 HBP: 1	WP: 0 PB: 0 SB: 1 CS: 0	PA: 40			
PITCHER	IP	WLS	BF	H	R	ER	SO	BB	IBB	HBP	BLK	WP	HR	S	P	ERA	WHIP								
35 Justin Steele, L (1, 1) ERA: 5.4	5.0		22	3	3	3	6	4	0	0	0	0	0	62	102	5.40	1.400								
50 Rowan Wick, R (6, 1) ERA: 3.79	1.0	B	6	2	3	3	1	0	0	1	0	0	1	17	22	27.00	2.000								
47 Brandon Hughes, L (7, 1) ERA: 3.72	0.2	B	5	2	1	1	1	0	0	0	0	0	0	17	28	13.50	4.500								
60 Mychal Givens, R (7, 1) ERA: 2.75	1.1	W	4	0	0	0	1	0	0	0	0	0	0	9	13	0.00	0.000								
37 David Robertson, R (9, 1) ERA: 1.95	1.0	S	3	0	0	0	1	0	0	0	0	0	0	8	12	0.00	0.000								

Milwaukee Brewers @ Chicago Cubs
Wrigley Field, Chicago, IL
Tue May 31 2022, 7:06 PM - 10:39 PM CDT
Att: 30,596 - Clear - 85 F


AB 34
R 7
H 7
RBI 7
BB 5
SO 10
LOB 13

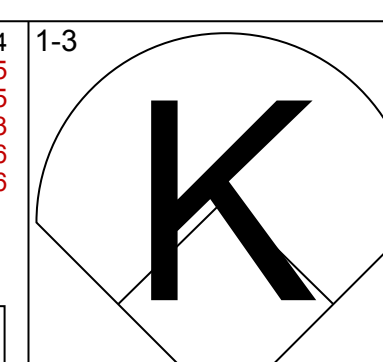
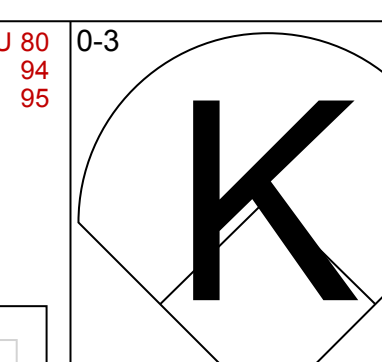
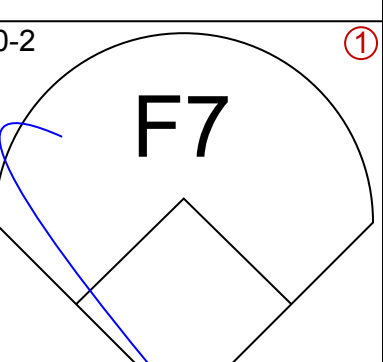
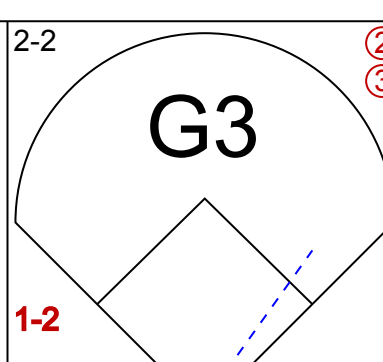
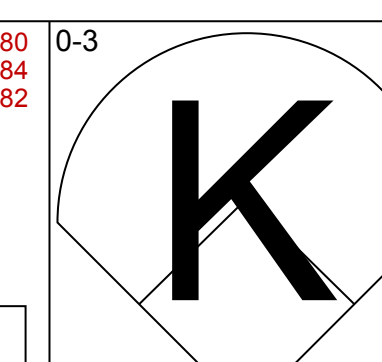
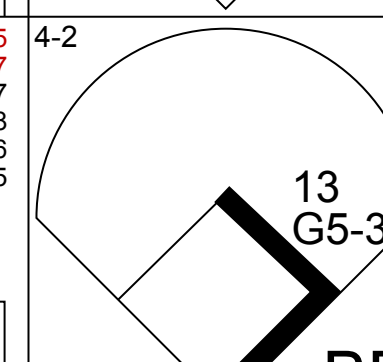
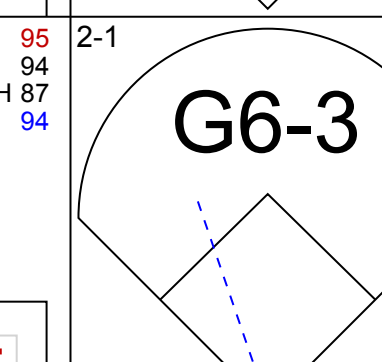
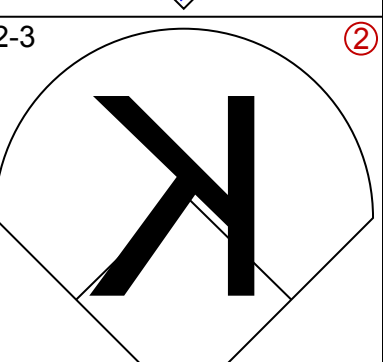
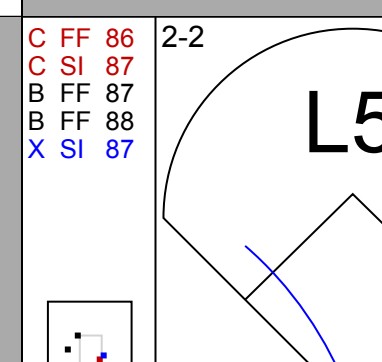
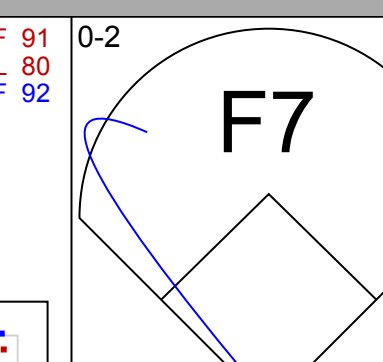
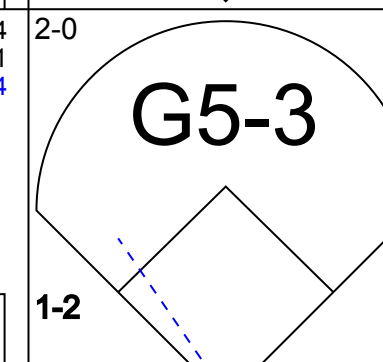
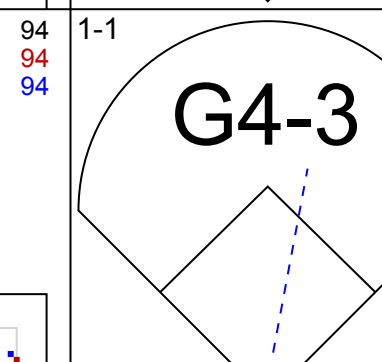
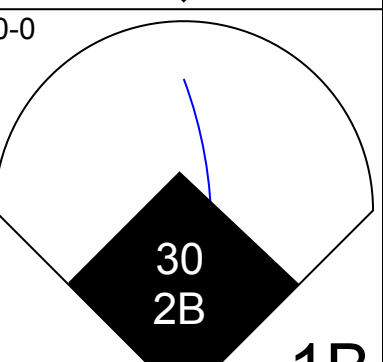
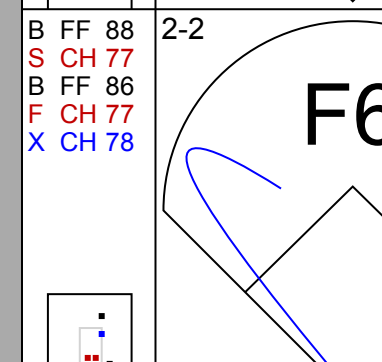
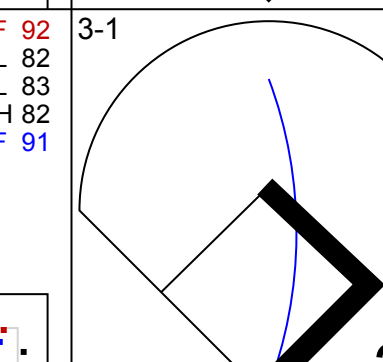
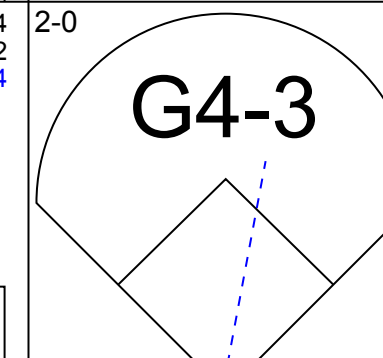
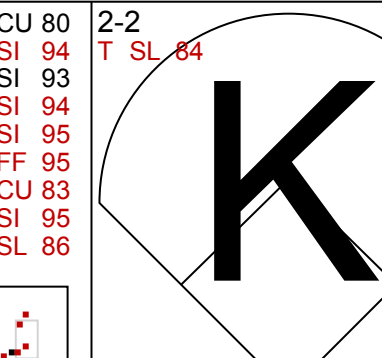
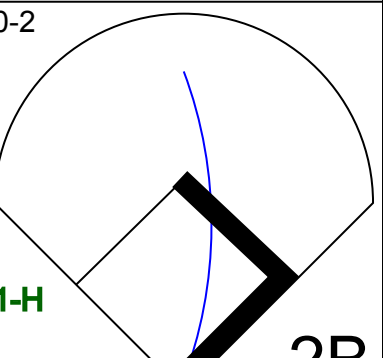
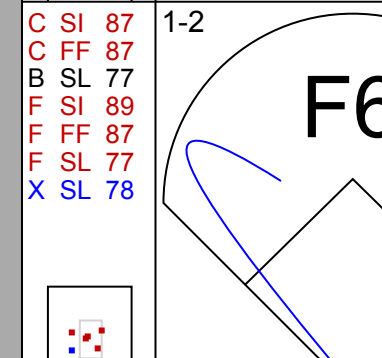
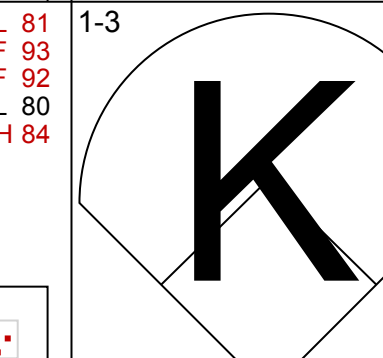
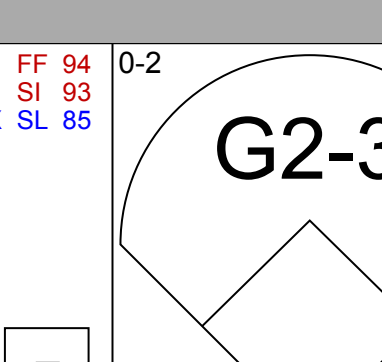
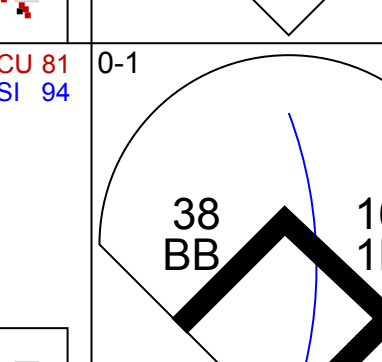
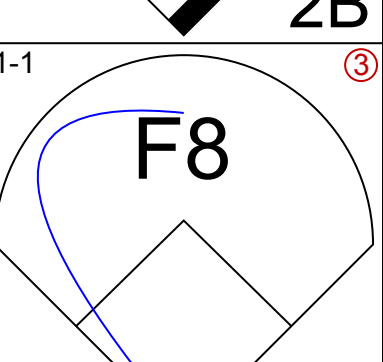
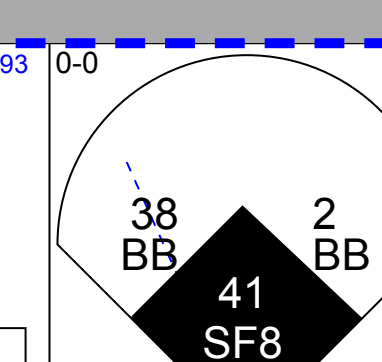
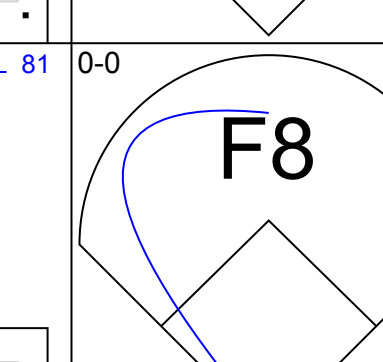
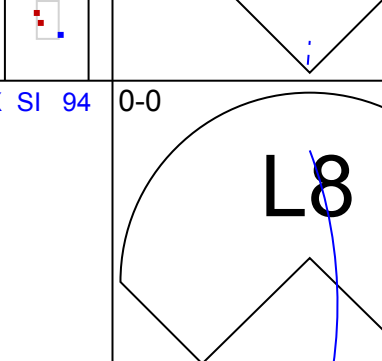
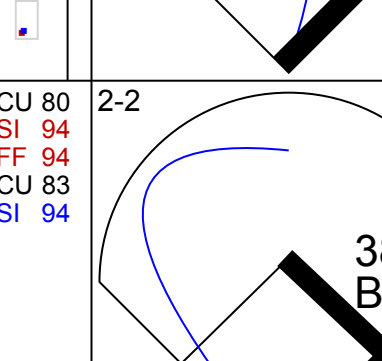
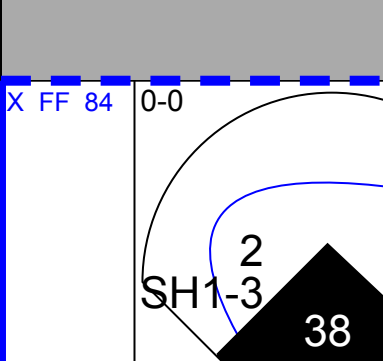
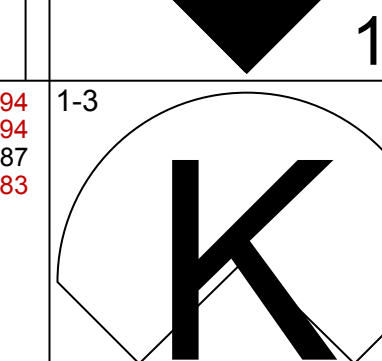
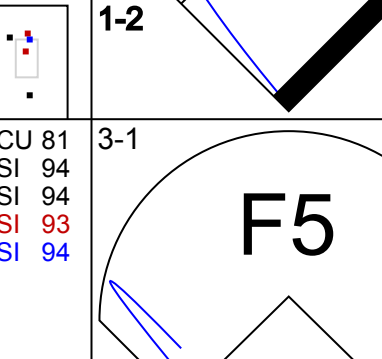
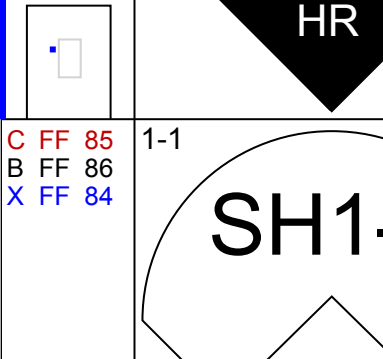
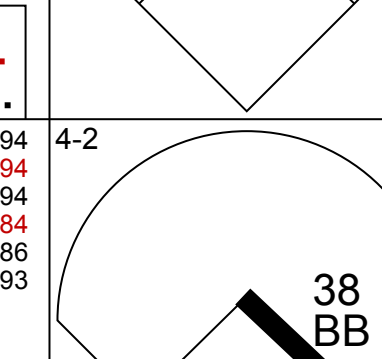
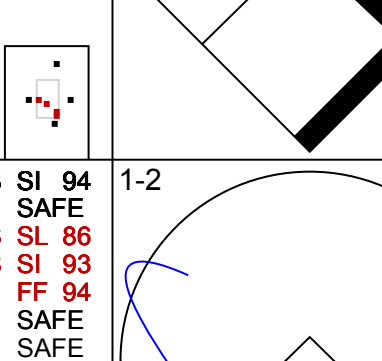
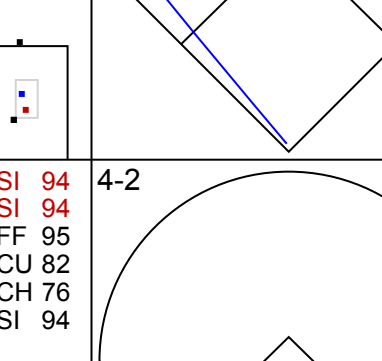
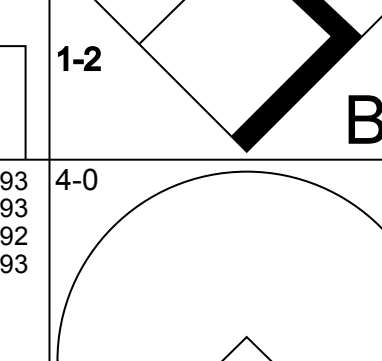
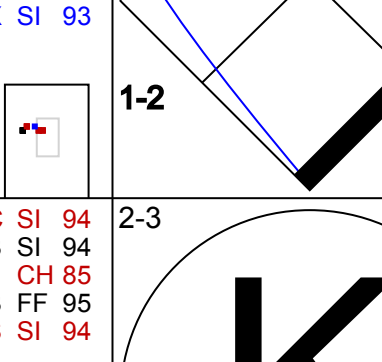
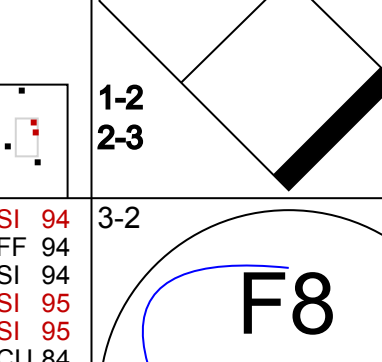
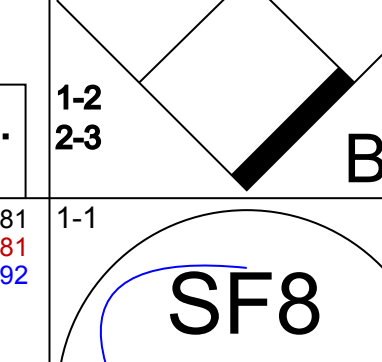
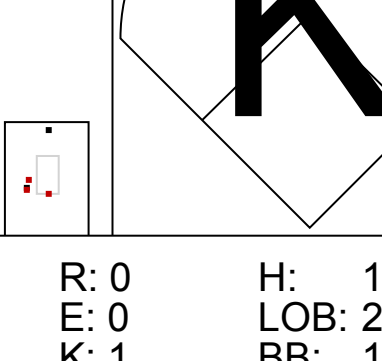
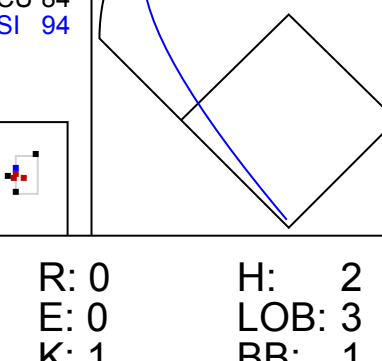
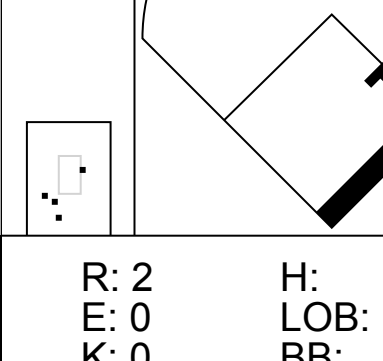
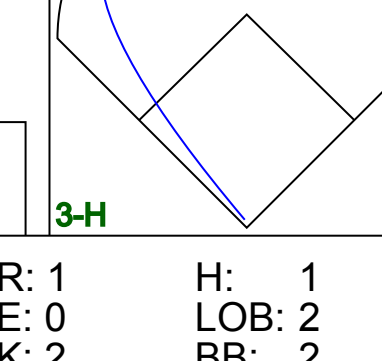


Batter	1	2	3	4	5	6	7	8	9	AB	R	H	RBI	BB	SO	LOB	BOTTOM								
5 Christopher Morel, R (1, 8) OBP: 0.387, SLG: 0.491	L9	L9		40 E BB		40 2B 3B	G4-3			4	1	1	0	1	0	3									
40 Wilson Contreras, R (1, 2) OBP: 0.363, SLG: 0.514	HR		K	16 WP HBP		18 2B 2B	L8		L8	4	2	2	2	0	1	0									
16 Patrick Wisdom, R (1, 5) OBP: 0.306, SLG: 0.500	1B		18 S BB	16 WP HBP		F8	L8		HR	4	1	2	1	1	1	3									
18 Frank Schwindel, R (1, 10) OBP: 0.266, SLG: 0.379	K		L7		G6-3	2B	K		K	5	0	1	1	0	2	2									
2 Nico Hoerner, R (1, 6) OBP: 0.306, SLG: 0.408	K		L8		L6		F9		G6-3	5	0	0	0	0	1	3									
8 Ian Happ, S (1, 7) OBP: 0.360, SLG: 0.410					F9		F7			3	0	1	0	1	0	1									
77 Clint Frazier, R (1, 9) ERA: 2.75 66 Rafael Ortega, L (9, 9) OBP: 0.346, SLG: 0.348	BB		36 G6-3 19 1B	1 PO 1B			FC6-4 BB			2	1	2	0	2	0	0									
36 Alfonso Rivas III, L (1, 3) OBP: 0.310, SLG: 0.318 1 Nick Madrigal, R (5, PH) OBP: 0.256, SLG: 0.247	K		G6-3	PO		48 HR 1B	FC6-4			2	0	0	0	0	1	3									
19 Andrelton Simmons, R (1, 4) OBP: 0.225, SLG: 0.205 48 P.J. Higgins, R (6, 3) OBP: 0.333, SLG: 0.619	K		G6-3	40 E 1B		HR	P3			2	1	1	1	0	1	2									
Inning Stats	R: 1 E: 0 K: 2 S: 21	H: 2 LOB: 1 BB: 0 P: 27	R: 0 E: 0 K: 2 S: 8	H: 1 LOB: 2 BB: 1 P: 16	R: 0 E: 0 K: 1 S: 7	H: 0 LOB: 1 BB: 1 P: 15	R: 2 E: 1 K: 1 S: 19	H: 2 LOB: 2 BB: 1 P: 31	R: 0 E: 0 K: 0 S: 10	H: 1 LOB: 1 BB: 1 P: 15	R: 4 E: 0 K: 0 S: 21	H: 5 LOB: 5 BB: 0 P: 31	R: 0 E: 1 K: 0 S: 10	H: 0 LOB: 1 BB: 1 P: 18	R: 1 E: 0 K: 1 S: 13	H: 1 LOB: 0 BB: 0 P: 21	1B: 4 2B: 3 3B: 2 HR: 3	SF: 0 SAC: 0 DP: 0 HBP: 1	WP: 1 PB: 0 SB: 2 CS: 0	PA: 42					
PITCHER	IP	WLS	BF	H	R	ER	SO	BB	IBB	HBP	BLK	WP	HR	S	P	ERA	WHIP								
52 Eric Lauer, L (1, 1) ERA: 2.49	4.0		21	5	3	2	6	3	0	0	0	0	0	10	15	0.00	2.000								
55 Hoyt Hiltner, L (5, 1) ERA: 2.75	1.0		4	1	0	0	0	1	0	0	0	0	0	10	15	0.00	2.000								
57 Trevor Kelley, R (6, 1) ERA: 12.46	0.0	B	4	4	4	4	0	0	0	0	0	0	1	11	17	∞	∞								
48 Trevor Gott, R (6, 1) ERA: 3.32	1.0		4	1	0	0	0	0	0	0	0	0	0	10	14	0.00	1.000								
35 Brent Suter, L (7, 1) ERA: 5.0	1.0		4	0	0	0	0	1	0	0	0	0	0	10	18	0.00	1.000								

Milwaukee Brewers @ Chicago Cubs
Wrigley Field, Chicago, IL
Tue May 31 2022, 7:06 PM - 10:39 PM CDT
Att: 30,596 - Clear - 85 F

AB 35
R 8
H 12
RBI 7
BB 5
SO 7
LOB 19

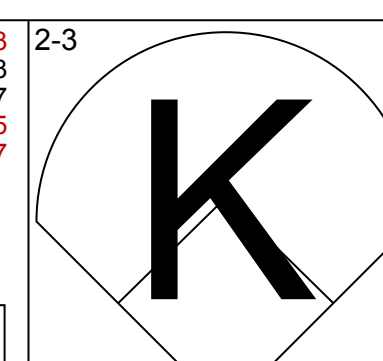
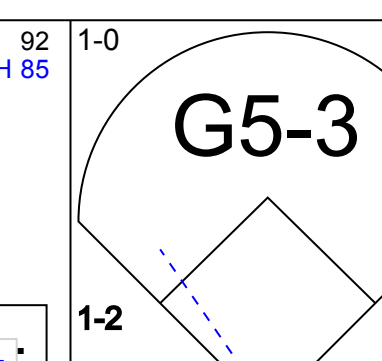
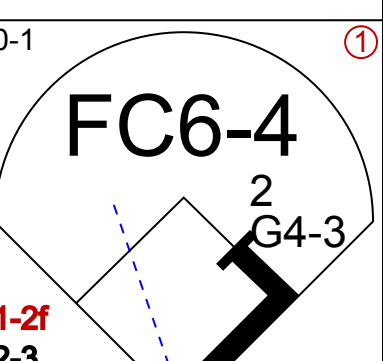
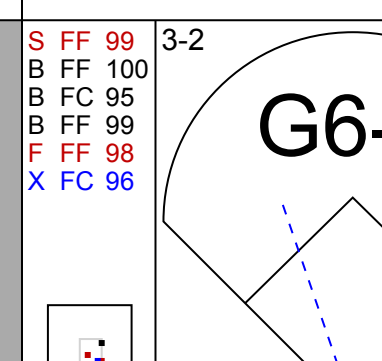
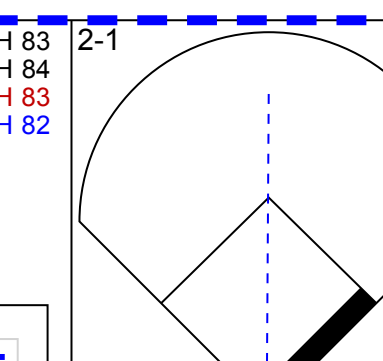
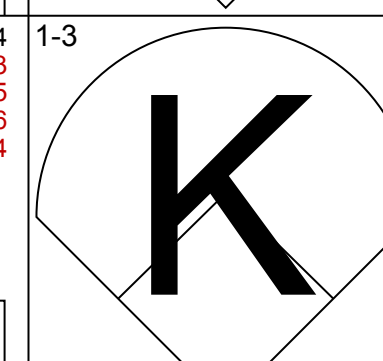
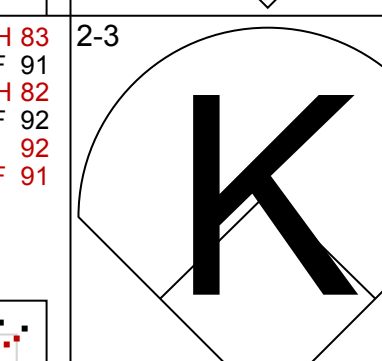
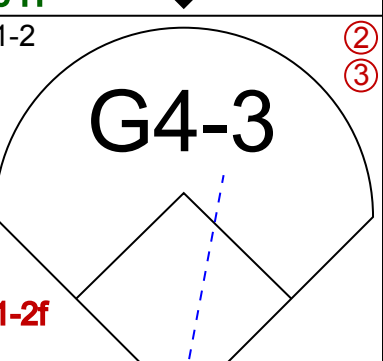
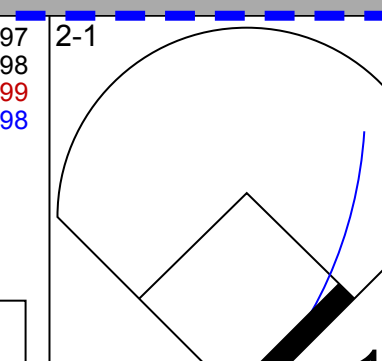
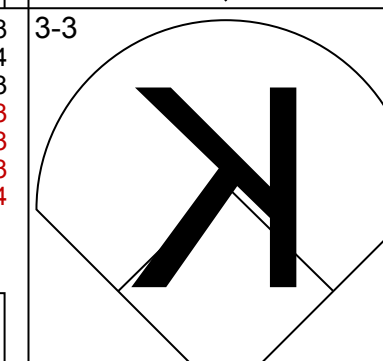
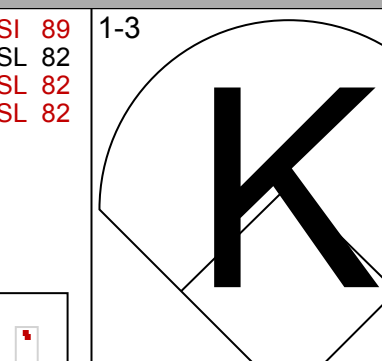
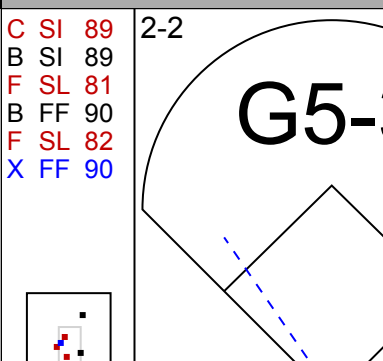
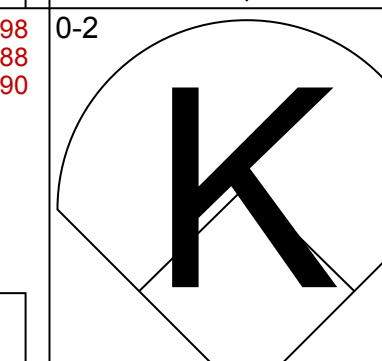
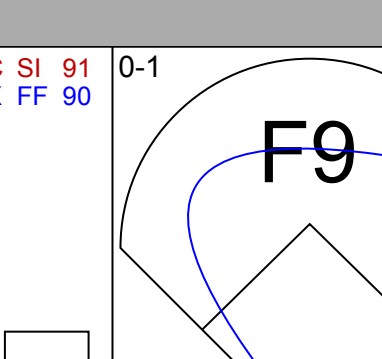
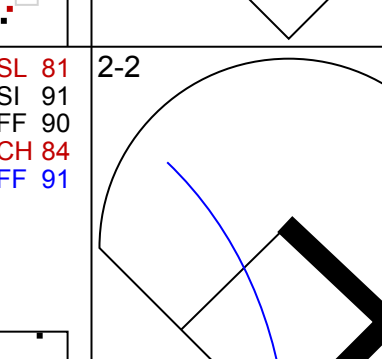
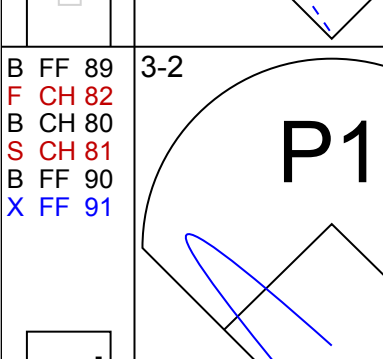
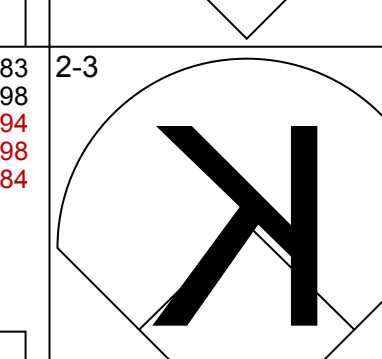
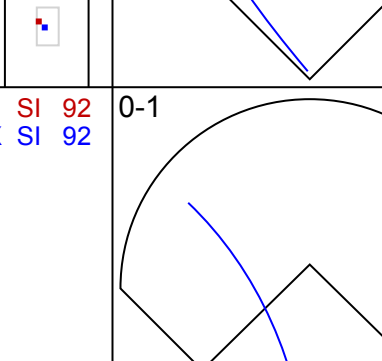
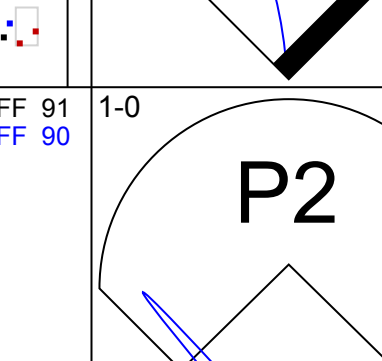
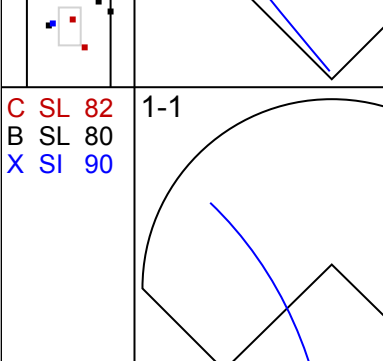
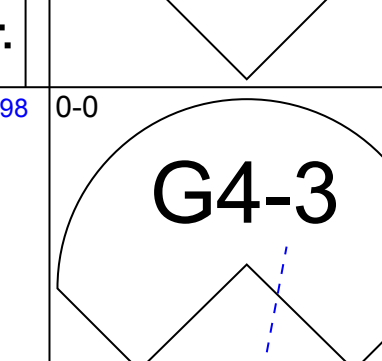
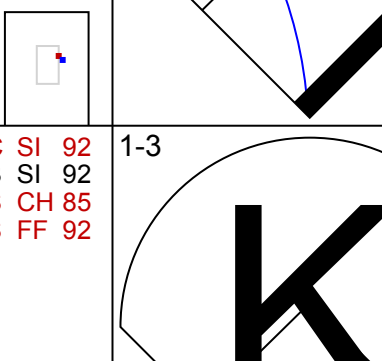
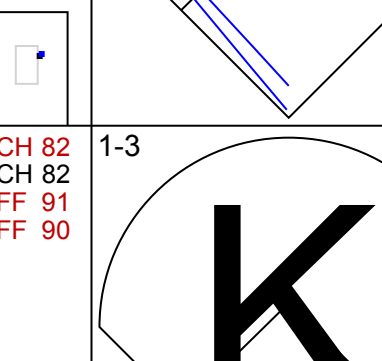
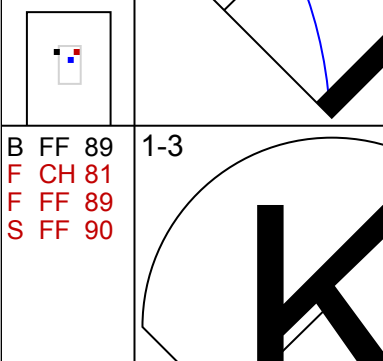
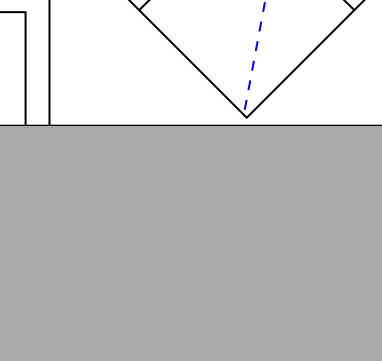
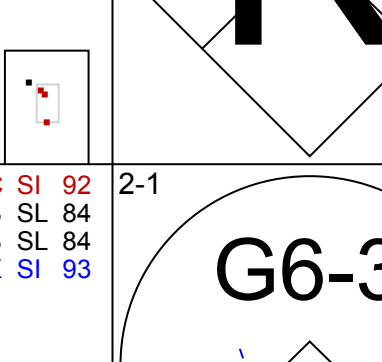
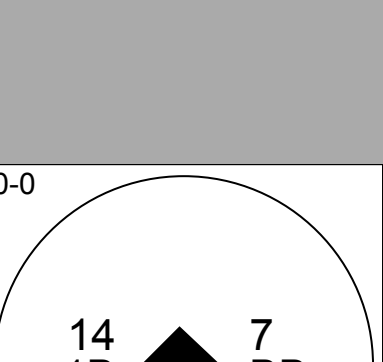
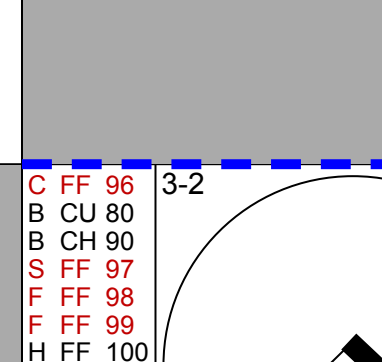
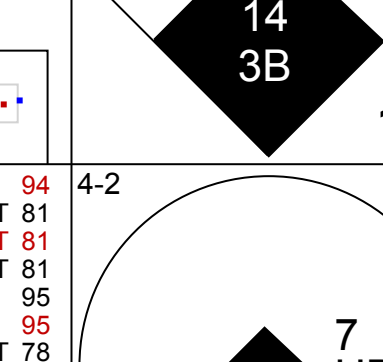
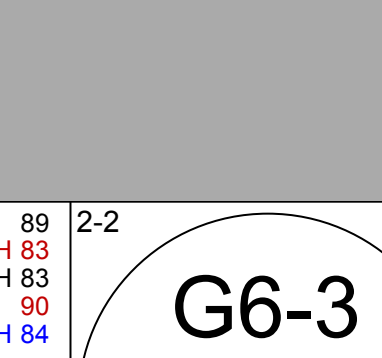
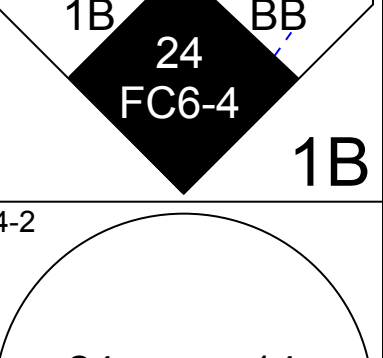
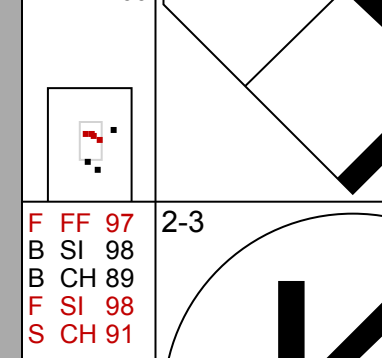
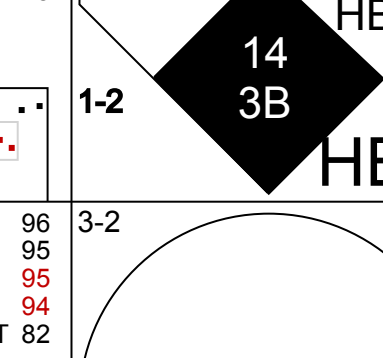
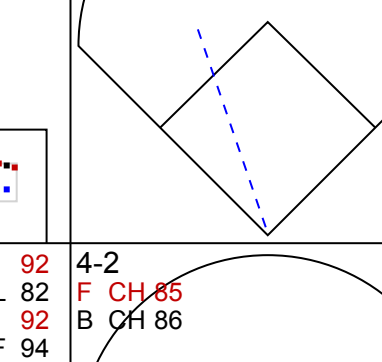
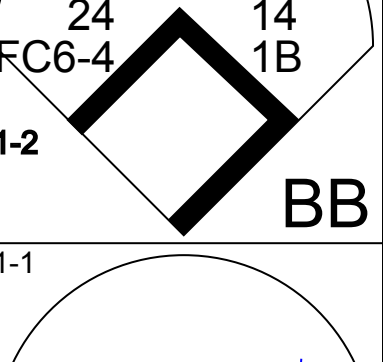
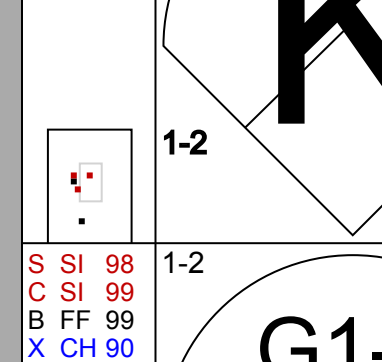
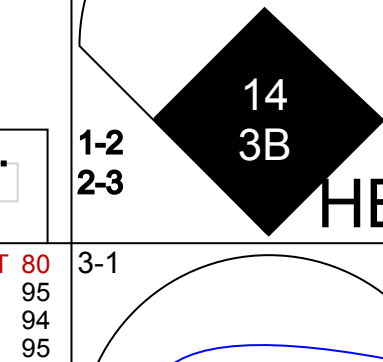


Batter	1	2	3	4	5	6	7	8	9	AB	R	H	RBI	BB	SO	LOB	TOP				
10 Jurickson Profar, S OBP: 0.328, SLG: 0.392										5	0	0	0	0	0	3					
9 Jake Cronenworth, L OBP: 0.293, SLG: 0.314										4	0	0	0	1	1	0					
13 Manny Machado, R OBP: 0.422, SLG: 0.557										5	1	2	0	0	0	1					
30 Eric Hosmer, L OBP: 0.371, SLG: 0.430										5	0	1	1	0	2	2					
45 Luke Voit, R OBP: 0.341, SLG: 0.360										5	1	2	0	0	0	2					
16 Nomar Mazara, L OBP: 0.500, SLG: 0.500										2	0	1	0	0	0	0					
28 José Azocar, R OBP: 0.318, SLG: 0.305										2	1	1	0	0	1	1					
2 Trent Grisham, L OBP: 0.275, SLG: 0.280										1	0	0	0	2	0	2					
38 Jorge Alfaro, R OBP: 0.318, SLG: 0.438										2	1	2	2	2	0	0					
41 Sergio Alcántara, S OBP: 0.197, SLG: 0.279										2	0	0	1	1	1	5					
Inning Stats	R: 0 H: 0 E: 0 K: 1 S: 9	H: 0 LOB: 1 BB: 1 P: 18	R: 0 H: 1 E: 0 K: 1 S: 15	H: 1 LOB: 2 BB: 1 P: 22	R: 0 H: 0 E: 0 K: 1 S: 7	H: 0 LOB: 0 BB: 0 P: 10	R: 0 H: 2 E: 0 K: 1 S: 21	H: 2 LOB: 3 BB: 1 P: 35	R: 1 H: 2 E: 0 K: 0 S: 12	H: 2 LOB: 0 BB: 1 P: 15	R: 0 H: 0 E: 0 K: 0 S: 12	H: 0 LOB: 0 BB: 0 P: 17	R: 1 H: 1 E: 0 K: 2 S: 11	H: 2 LOB: 1 BB: 2 P: 21	R: 0 H: 1 E: 0 K: 1 S: 10	H: 1 LOB: 0 BB: 0 P: 14	1B: 5 2B: 3 3B: 0 HR: 1	SF: 1 SAC: 1 DP: 0 HBP: 0	WP: 0 PB: 0 CS: 1	PA: 41	
PITCHER	IP WLS BF H R ER SO BB IBB HBP BLK WP HR S P ERA WHIP	IP WLS BF H R ER SO BB IBB HBP BLK WP HR S P ERA WHIP	IP WLS BF H R ER SO BB IBB HBP BLK WP HR S P ERA WHIP	IP WLS BF H R ER SO BB IBB HBP BLK WP HR S P ERA WHIP	IP WLS BF H R ER SO BB IBB HBP BLK WP HR S P ERA WHIP	IP WLS BF H R ER SO BB IBB HBP BLK WP HR S P ERA WHIP	IP WLS BF H R ER SO BB IBB HBP BLK WP HR S P ERA WHIP	IP WLS BF H R ER SO BB IBB HBP BLK WP HR S P ERA WHIP	IP WLS BF H R ER SO BB IBB HBP BLK WP HR S P ERA WHIP	IP WLS BF H R ER SO BB IBB HBP BLK WP HR S P ERA WHIP	IP WLS BF H R ER SO BB IBB HBP BLK WP HR S P ERA WHIP	IP WLS BF H R ER SO BB IBB HBP BLK WP HR S P ERA WHIP	IP WLS BF H R ER SO BB IBB HBP BLK WP HR S P ERA WHIP	IP WLS BF H R ER SO BB IBB HBP BLK WP HR S P ERA WHIP	IP WLS BF H R ER SO BB IBB HBP BLK WP HR S P ERA WHIP	IP WLS BF H R ER SO BB IBB HBP BLK WP HR S P ERA WHIP	IP WLS BF H R ER SO BB IBB HBP BLK WP HR S P ERA WHIP	IP WLS BF H R ER SO BB IBB HBP BLK WP HR S P ERA WHIP	IP WLS BF H R ER SO BB IBB HBP BLK WP HR S P ERA WHIP	IP WLS BF H R ER SO BB IBB HBP BLK WP HR S P ERA WHIP	
37 Adrian Houser, R ERA: 3.51	5.0	23	5	1	1	5	3	0	0	0	0	0	0	64	100	1.80	1.600				
35 Brent Suter, L ERA: 5.4	2.0	8	2	2	2	0	1	0	0	0	0	1	21	33	9.00	1.500					
32 Peter Strzelecki, R ERA: 4.5	2.0	W	10	2	1	1	3	2	0	0	0	0	21	35	4.50	2.000					

San Diego Padres @ Milwaukee Brewers
American Family Field, Milwaukee, WI
Thu Jun 02 2022, 6:43 PM - 10:02 PM CDT
Att: 21,451 - Clear - 75 F

AB 33
R 4
H 9
RBI 4
BB 6
SO 8
LOB 16



Batter	1	2	3	4	5	6	7	8	9	AB	R	H	RBI	BB	SO	LOB	BOTTOM					
24 Andrew McCutchen, R OBP: 0.262, SLG: 0.308										5	0	1	2	0	1	4						
2 Luis Urias, R OBP: 0.345, SLG: 0.402										4	0	1	0	0	2	3						
22 Christian Yelich, L OBP: 0.320, SLG: 0.374										4	0	0	0	0	3	1						
15 Tyrone Taylor, R OBP: 0.293, SLG: 0.456										4	0	1	0	0	1	1						
11 Rowdy Tellez, L OBP: 0.312, SLG: 0.494										4	0	2	0	0	0	2						
18 Keston Hiura, R OBP: 0.345, SLG: 0.458										4	1	1	0	0	3	3						
16 Kolten Wong, L OBP: 0.318, SLG: 0.357										2	2	1	0	0	0	1						
7 Victor Caratini, S OBP: 0.333, SLG: 0.429										2	1	0	0	1	1	1						
14 Jace Peterson, L OBP: 0.328, SLG: 0.468										3	1	2	3	1	0	1						
Inning Stats	R: 0 H: 0 E: 0 K: 3 S: 11	H: 0 LOB: 0 BB: 0 P: 17	R: 0 H: 1 E: 0 K: 1 S: 9	H: 1 LOB: 1 BB: 0 P: 12	R: 0 H: 0 E: 0 K: 1 S: 15	H: 0 LOB: 1 BB: 1 P: 24	R: 0 H: 1 E: 0 K: 2 S: 10	H: 1 LOB: 0 BB: 0 P: 15	R: 1 H: 2 E: 0 K: 0 S: 10	H: 2 LOB: 1 BB: 1 P: 16	R: 0 H: 1 E: 0 K: 1 S: 12	H: 0 LOB: 1 BB: 0 P: 19	R: 0 H: 0 E: 0 K: 1 S: 13	H: 0 LOB: 1 BB: 0 P: 22	R: 0 H: 1 E: 0 K: 2 S: 9	H: 1 LOB: 0 BB: 0 P: 13	R: 4 H: 3 E: 0 K: 0 S: 11	H: 3 LOB: 1 BB: 0 P: 24	1B: 7 2B: 1 3B: 1 HR: 0	SF: 0 SAC: 0 DP: 1 HBP: 3	WP: 1 PB: 0 SB: 1 CS: 0	PA: 37
PITCHER	IP WLS BF H R ER SO BB IBB HBP BLK WP HR S P ERA WHIP	IP WLS BF H R ER SO BB IBB HBP BLK WP HR S P ERA WHIP	IP WLS BF H R ER SO BB IBB HBP BLK WP HR S P ERA WHIP	IP WLS BF H R ER SO BB IBB HBP BLK WP HR S P ERA WHIP	IP WLS BF H R ER SO BB IBB HBP BLK WP HR S P ERA WHIP	IP WLS BF H R ER SO BB IBB HBP BLK WP HR S P ERA WHIP	IP WLS BF H R ER SO BB IBB HBP BLK WP HR S P ERA WHIP	IP WLS BF H R ER SO BB IBB HBP BLK WP HR S P ERA WHIP	IP WLS BF H R ER SO BB IBB HBP BLK WP HR S P ERA WHIP	IP WLS BF H R ER SO BB IBB HBP BLK WP HR S P ERA WHIP	IP WLS BF H R ER SO BB IBB HBP BLK WP HR S P ERA WHIP	IP WLS BF H R ER SO BB IBB HBP BLK WP HR S P ERA WHIP	IP WLS BF H R ER SO BB IBB HBP BLK WP HR S P ERA WHIP	IP WLS BF H R ER SO BB IBB HBP BLK WP HR S P ERA WHIP	IP WLS BF H R ER SO BB IBB HBP BLK WP HR S P ERA WHIP	IP WLS BF H R ER SO BB IBB HBP BLK WP HR S P ERA WHIP	IP WLS BF H R ER SO BB IBB HBP BLK WP HR S P ERA WHIP	IP WLS BF H R ER SO BB IBB HBP BLK WP HR S P ERA WHIP	IP WLS BF H R ER SO BB IBB HBP BLK WP HR S P ERA WHIP	IP WLS BF H R ER SO BB IBB HBP BLK WP HR S P ERA WHIP	IP WLS BF H R ER SO BB IBB HBP BLK WP HR S P ERA WHIP	
55 Sean Manaea, L ERA: 3.77	6.0	24	5	1	1	0	2	0	0	0	0	0	0	67	103	1.50	1.167					
75 Robert Suarez, R ERA: 3.18	1.0	H	4	0	0	0	1	0	0	1	0	13	22	0.00	0.000							
66 Luis García, R ERA: 2.66	1.0	H	4	1	0	0	2	0	0	0	0	9	13	0.00	1.000							
17 Taylor Rogers, L ERA: 3.27	0.0	L	4	2	4	4	0	0	0	2	0	0	9	20	∞	∞						
74 Nabil Crismatt, R ERA: 1.88	0.0	1	1	0	0	0	0	0	0	2	4	∞	∞									

San Diego Padres @ Milwaukee Brewers
American Family Field, Milwaukee, WI
Thu Jun 02 2022, 6:43 PM - 10:02 PM CDT
Att: 21,451 - Clear - 75 F

AB 32
R 5
H 9
RBI 5
BB 2
SO 11
LOB 17



Batter	1	2	3	4	5	6	7	8	9	AB	R	H	RBI	BB	SO	LOB	TOP										
10 Jurickson Profar, S OBP: 0.332, SLG: 0.398	F4	9 1B		13 HR			G4-3			5	1	3	2	0	0	0	San Diego Padres @ Milwaukee Brewers American Family Field, Milwaukee, WI Fri Jun 03 2022, 7:13 PM - 10:14 PM CDT Att: 30,019 - Clear - 74 F										
9 Jake Cronenworth, L OBP: 0.291, SLG: 0.312	K			K	K			F7		5	0	1	0	0	3	4											
13 Manny Machado, R OBP: 0.421, SLG: 0.566	30 1B	G5-3		HR				G6-3		4	2	1	3	1	1	4											
30 Eric Hosmer, L OBP: 0.366, SLG: 0.424	45 2B			E4			G6-3			5	0	1	0	0	1	0											
45 Luke Voit, R OBP: 0.343, SLG: 0.371	1-3 2B			28 FC6-4			G5-3			5	0	2	1	0	2	0											
16 Nomar Mazara, L OBP: 0.250, SLG: 0.250	G4-3									2	0	0	0	0	0	2											
28 José Azocar, R OBP: 0.333, SLG: 0.355										3	1	2	0	0	0	2											
7 Ha-Seong Kim, R OBP: 0.305, SLG: 0.364		F8		K			F8			5	0	1	1	0	1	2											
2 Trent Grisham, L OBP: 0.278, SLG: 0.296		10 1B								5	2	2	0	0	1	1											
26 Austin Nola, R OBP: 0.297, SLG: 0.276		K								3	1	0	0	1	2	2											
Inning Stats	R: 1 E: 0 K: 1 S: 10	H: 2 LOB: 2 BB: 1 P: 19	R: 1 E: 0 K: 1 S: 16	H: 3 LOB: 2 BB: 0 P: 22	R: 0 E: 1 K: 3 S: 13	H: 0 LOB: 1 BB: 0 P: 19	R: 3 E: 1 K: 1 S: 23	H: 3 LOB: 2 BB: 1 P: 40	R: 1 E: 0 K: 2 S: 15	H: 2 LOB: 2 BB: 0 P: 27	R: 0 E: 0 K: 0 S: 10	H: 1 LOB: 1 BB: 0 P: 19	R: 0 E: 0 K: 1 S: 6	H: 0 LOB: 0 BB: 0 P: 8	R: 0 E: 0 K: 0 S: 4	H: 0 LOB: 0 BB: 0 P: 7	R: 1 E: 0 K: 2 S: 14	H: 2 LOB: 1 BB: 0 P: 19	1B: 8 2B: 3 3B: 1 HR: 1	SF: 0 SAC: 0 DP: 0 HBP: 1	WP: 0 PB: 0 SB: 1 CS: 0	PA: 45					
PITCHER	IP	WLS	BF	H	R	ER	SO	BB	IBB	HBP	BLK	WP	HR	S	P	ERA	WHIP										
39 Corbin Burnes, R ERA: 2.5	3.2	L	23	8	5	5	6	2	0	0	0	0	1	59	95	12.27	2.727										
55 Hobby Milner, L ERA: 2.95	1.0		6	2	1	1	1	0	0	1	0	0	0	15	27	9.00	2.000										
57 Trevor Kelley, R ERA: 9.53	1.1		5	1	0	0	1	0	0	0	0	0	0	13	24	0.00	0.750										
49 Luke Barker, R ERA:	2.0		6	0	0	0	1	0	0	0	0	0	0	10	15	0.00	0.000										
58 Miguel Sánchez, R ERA: 1.35	1.0		5	2	1	1	2	0	0	0	0	0	0	14	19	9.00	2.000										

Batter	1	2	3	4	5	6	7	8	9	AB	R	H	RBI	BB	SO	LOB	BOTTOM										
16 Koltan Wong, L OBP: 0.322, SLG: 0.363	K		G4-3							3	0	1	0	1	1	1	San Diego Padres @ Milwaukee Brewers American Family Field, Milwaukee, WI Fri Jun 03 2022, 7:13 PM - 10:14 PM CDT Att: 30,019 - Clear - 74 F										
2 Luis Urias, R OBP: 0.342, SLG: 0.398	G6-3									1	0	0	0	0	0	0											
33 Pablo Reyes, R										2	0	0	0	1	0	1											
22 Christian Yelich, L OBP: 0.315, SLG: 0.365										3	0	0	0	0	1	2											
5 Alex Jackson, R OBP: 0.250, SLG: 0.250										1	0	0	0	0	1	0											
24 Andrew McCutchen, R OBP: 0.256, SLG: 0.301		G6-3								4	0	0	0	0	1	2											
11 Rowdy Tellez, L OBP: 0.311, SLG: 0.486		G6-3								3	0	0	0	1	0	0											
15 Tyrone Taylor, R OBP: 0.287, SLG: 0.446		G5-3								3	0	0	0	0	1	1											
14 Jace Peterson, L OBP: 0.320, SLG: 0.456										3	0	0	0	0	1	1											
7 Victor Caratini, S OBP: 0.333, SLG: 0.415										2	0	0	0	0	0	1											
6 Lorenzo Cain, R OBP: 0.234, SLG: 0.230										3	0	0	0	0	1	1											
Inning Stats	R: 0 E: 0 K: 2 S: 9	H: 0 LOB: 0 BB: 0 P: 12	R: 0 E: 0 K: 0 S: 8	H: 0 LOB: 0 BB: 0 P: 12	R: 0 E: 0 K: 0 S: 9	H: 0 LOB: 1 BB: 0 P: 16	R: 0 E: 0 K: 0 S: 5	H: 0 LOB: 0 BB: 0 P: 9	R: 0 E: 0 K: 0 S: 8	H: 0 LOB: 1 BB: 1 P: 14	R: 0 E: 0 K: 2 S: 12	H: 0 LOB: 2 BB: 2 P: 24	R: 0 E: 0 K: 2 S: 8	H: 0 LOB: 0 BB: 0 P: 11	R: 0 E: 0 K: 0 S: 12	H: 1 LOB: 1 BB: 0 P: 16	R: 0 E: 0 K: 1 S: 10	H: 0 LOB: 0 BB: 0 P: 14	1B: 0 2B: 1 3B: 0 HR: 0	SF: 0 SAC: 0 DP: 0 HBP: 1	WP: 1 PB: 0 SB: 0 CS: 0	PA: 32					
PITCHER	IP	WLS	BF	H	R	ER	SO	BB	IBB	HBP	BLK	WP	HR	S	P	ERA	WHIP										
44 Joe Musgrove, R ERA: 1.64	8.0	W	29	1	0	0	6	3	0	1	0	0	0	71	114	0.00	0.500										
34 Craig Stammen, R ERA: 2.41	1.0		3	0	0	0	1	0	0	0	0	0	0	10	14	0.00	0.000										



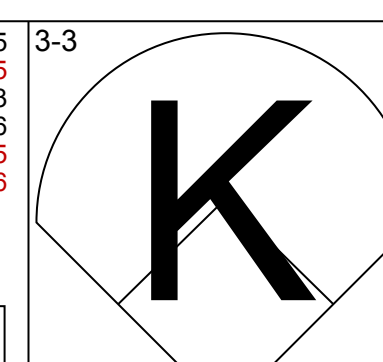
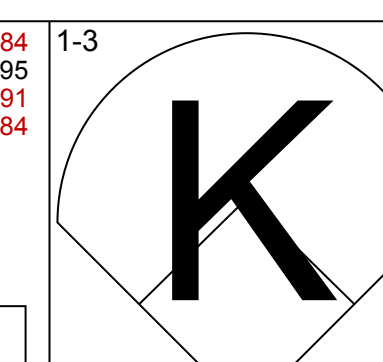
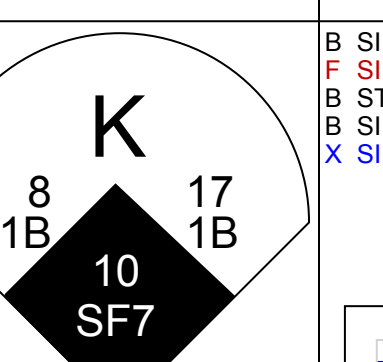
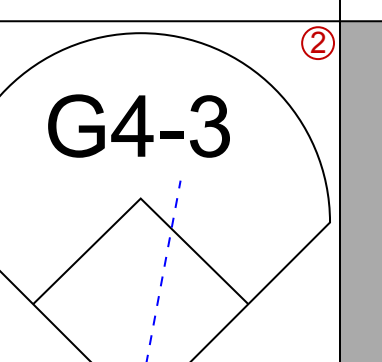
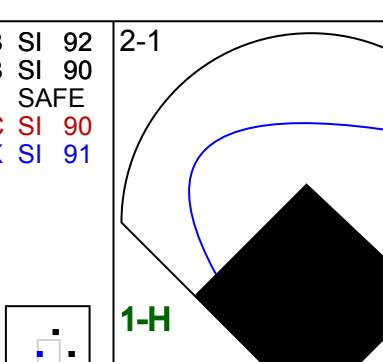
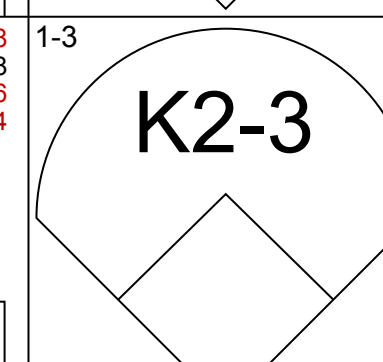
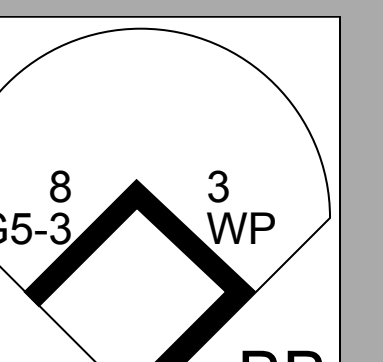
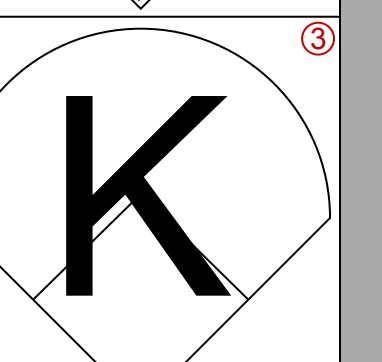
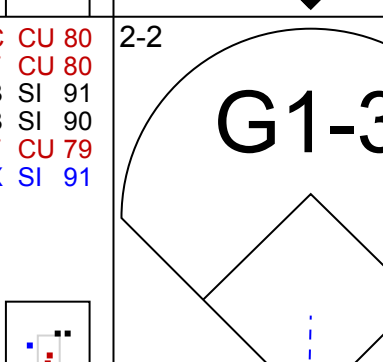
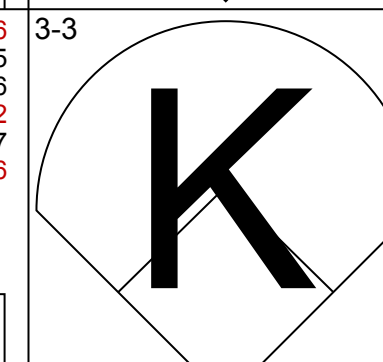
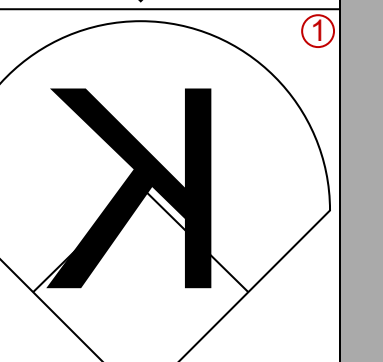
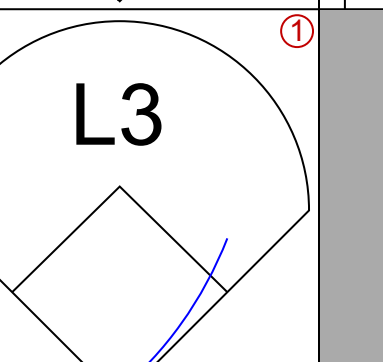

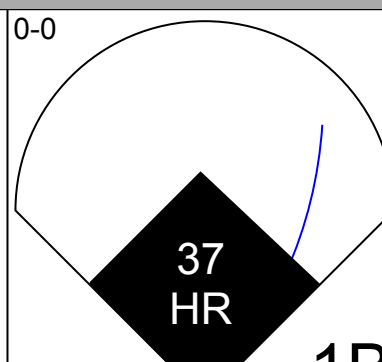
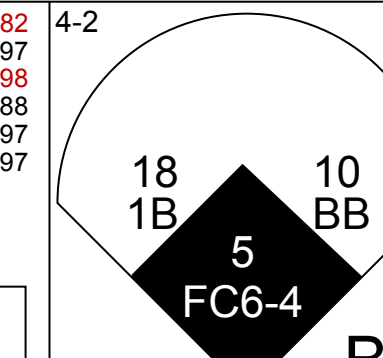
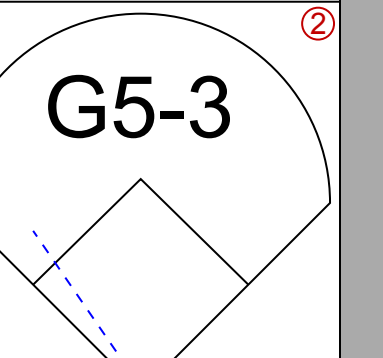
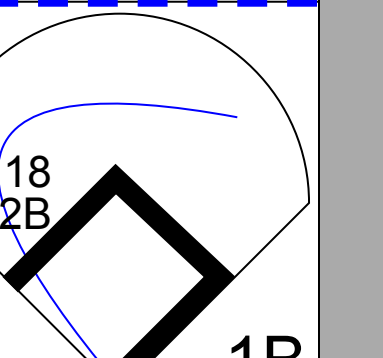


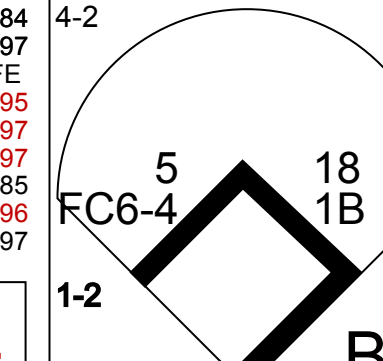
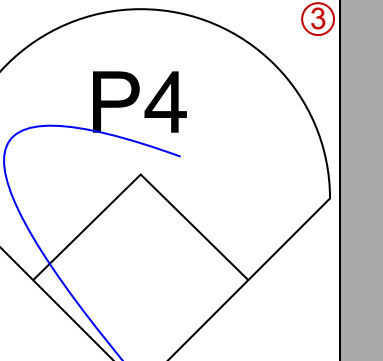
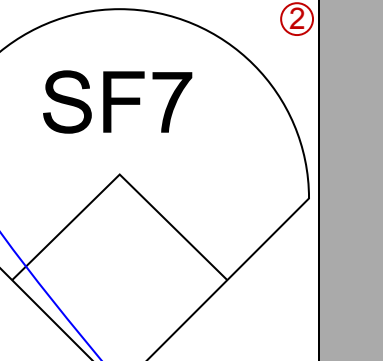


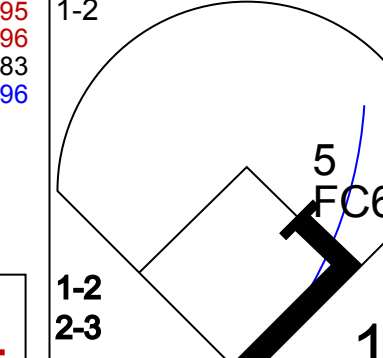

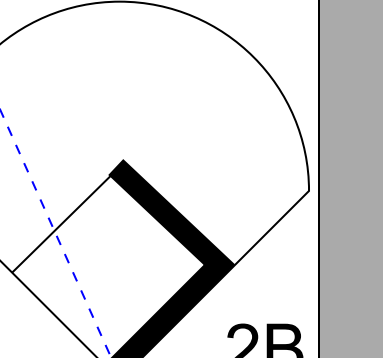


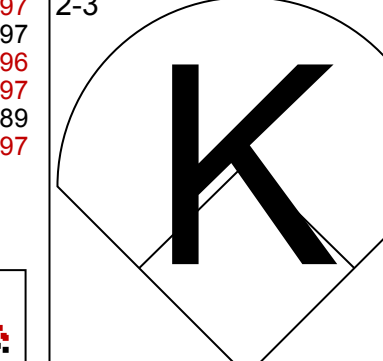

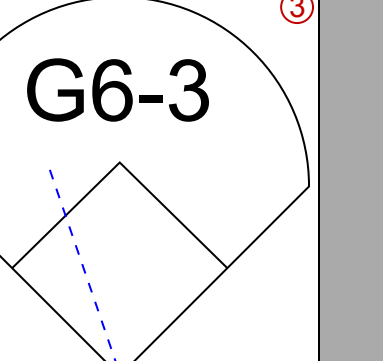

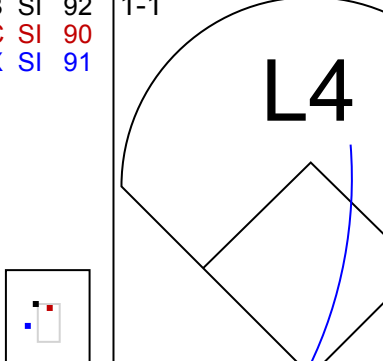
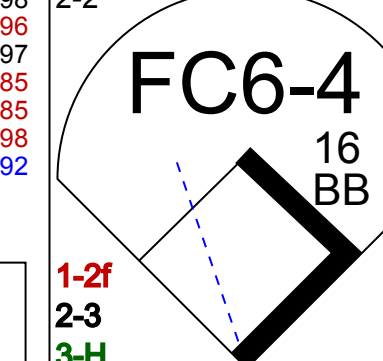


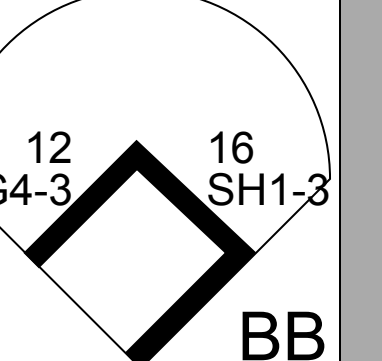
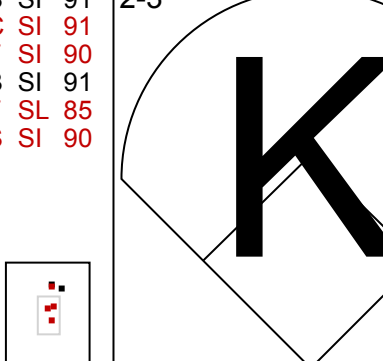
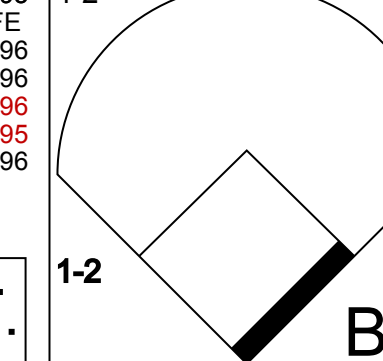


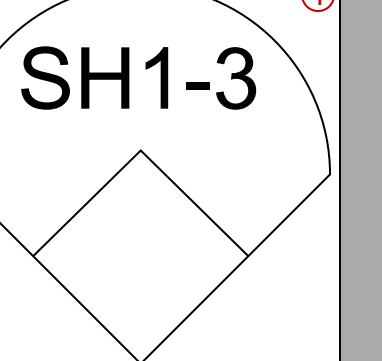
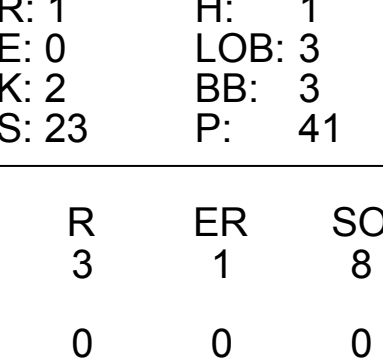
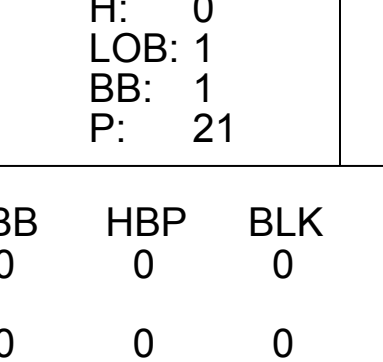
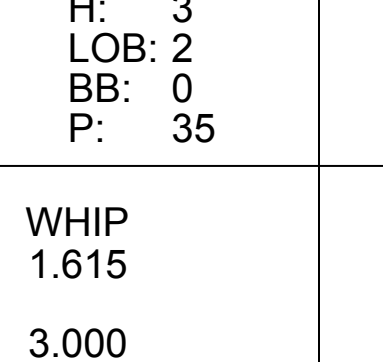
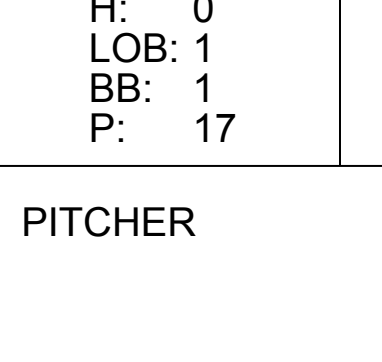
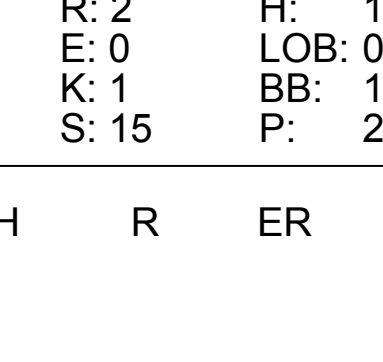
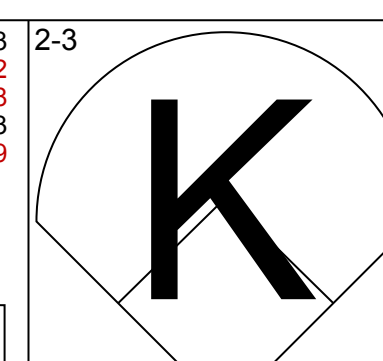
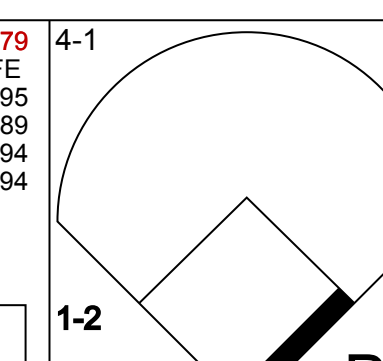
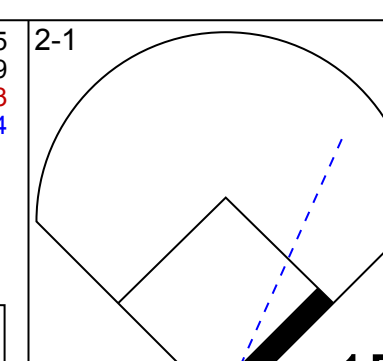
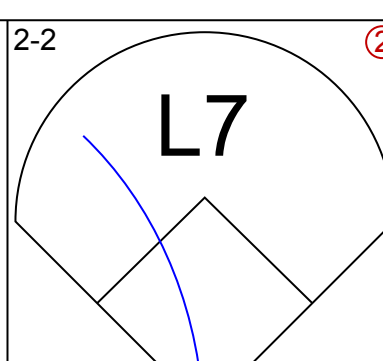
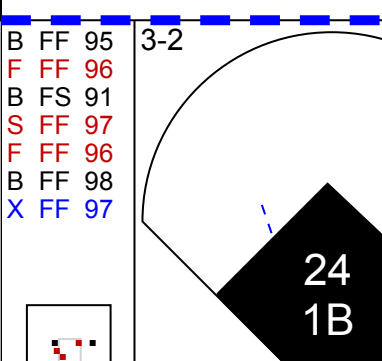
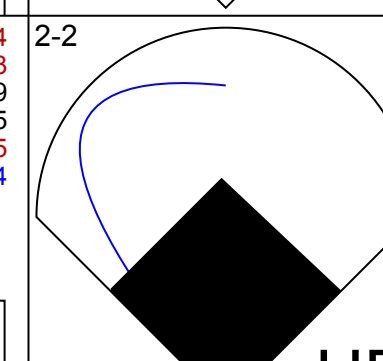
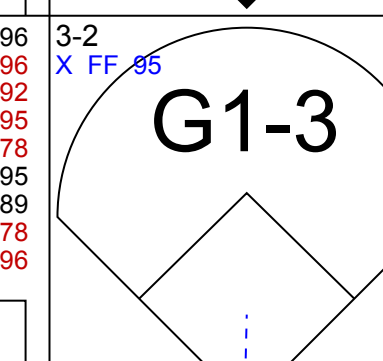
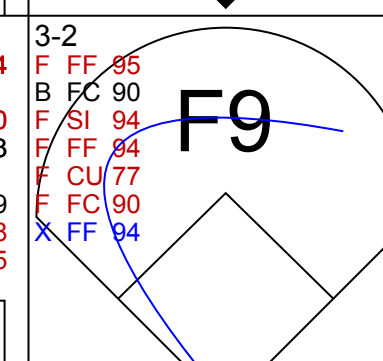
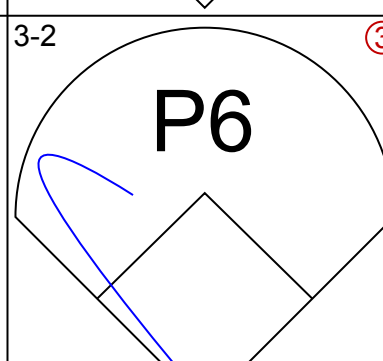
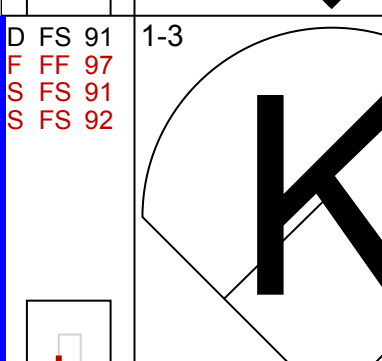
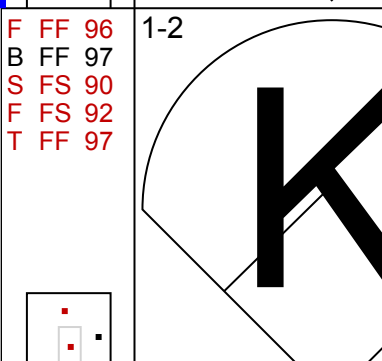
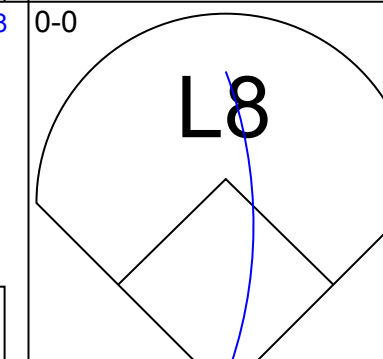
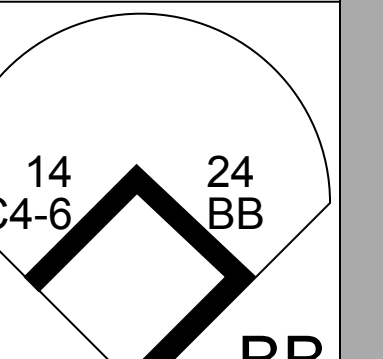
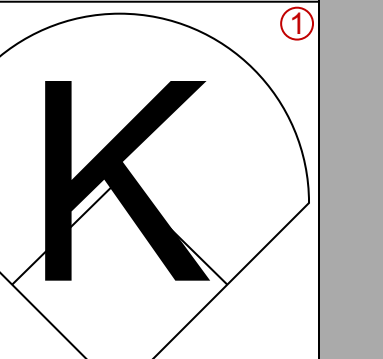

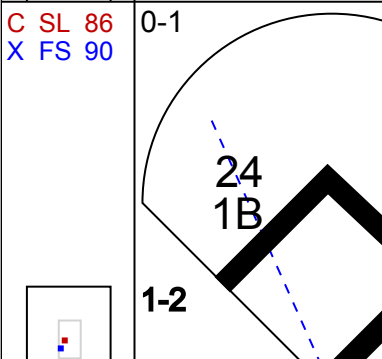
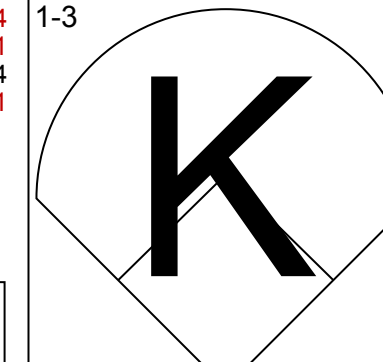
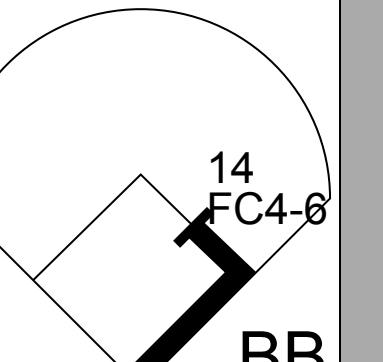
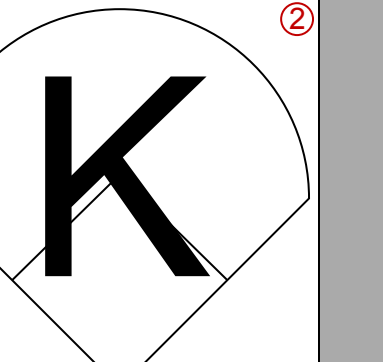
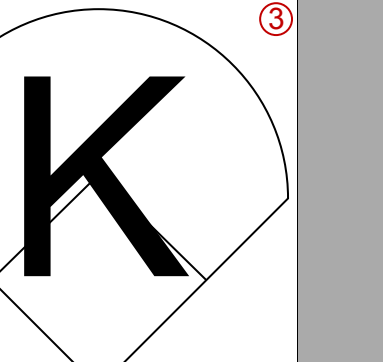
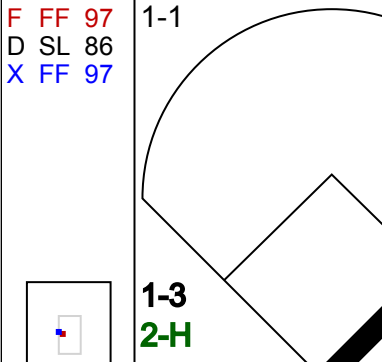

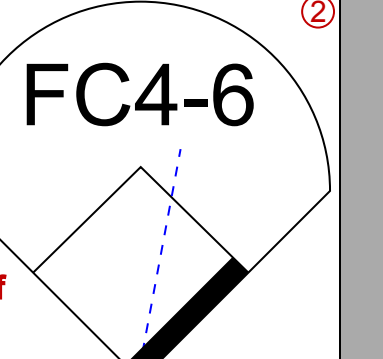
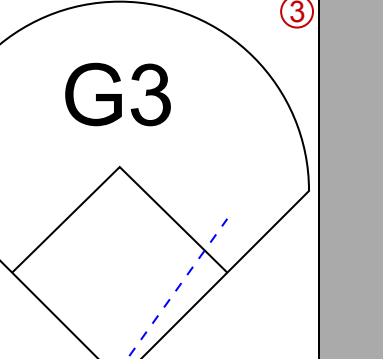
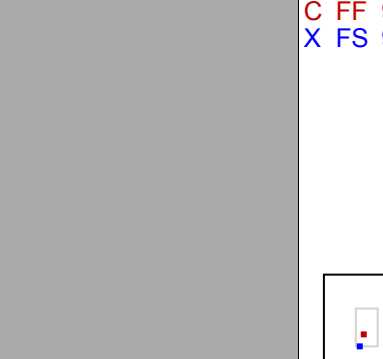
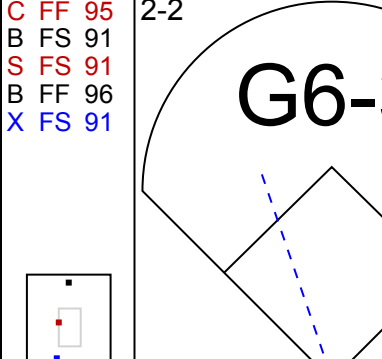

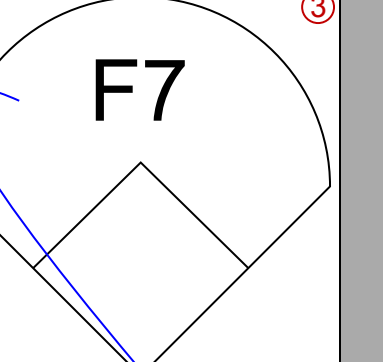

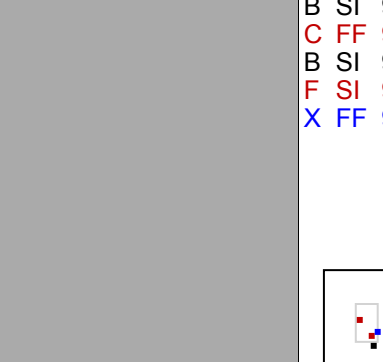



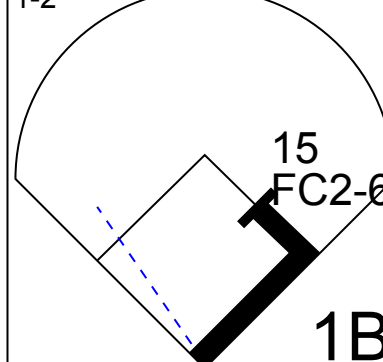




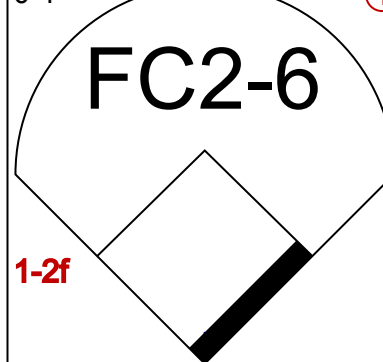

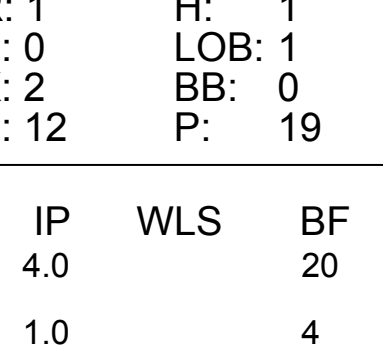
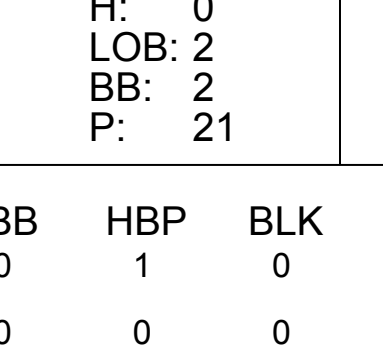
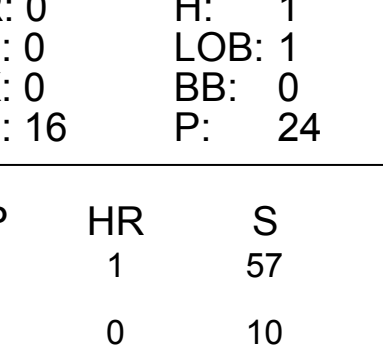
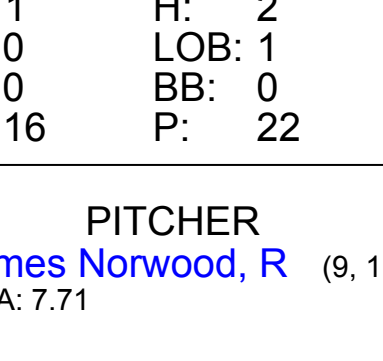
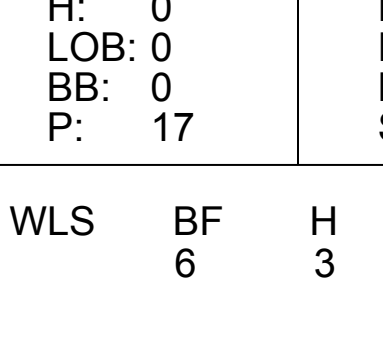
Batter	1	2	3	4	5	6	7	8	9	AB	R	H	RBI	BB	SO	LOB	TOP											
12 Kyle Schwarber, L OBP: 0.323, SLG: 0.450	4-2 FC5-4 3 17 1B		4-0 1B		1-2 F7		1-2 G3		1-3 K	3	0	0	0	2	1	0	Philadelphia Phillies @ Milwaukee Brewers American Family Field, Milwaukee, WI Tue Jun 07 2022, 7:13 PM - 10:12 PM CDT Att: 27,109 - Roof Closed - 67 F livebaseballscorecards.com											
17 Rhys Hoskins, R OBP: 0.307, SLG: 0.392	1-2 3 1B		1-1 F8		1-1 8 1B 3 1B		1-3 K		3-3 K	5	0	2	0	0	2	2												
3 Bryce Harper, L OBP: 0.367, SLG: 0.623	1-0 FC5-6-5		0-1 SF7		0-0 8 1B		0-1 G3-1			3	0	1	1	0	0	2												
8 Nick Castellanos, R OBP: 0.306, SLG: 0.411	1-0 G5-3		0-1 10 FC6-4		3-1 10 G5-4-3			2-2 F8		4	0	2	0	0	0	1												
10 J.T. Realmuto, R OBP: 0.322, SLG: 0.376	1-1 G5-3		0-0 FC6-4		3-2 G5-4-3			1-0 G6-3		4	0	0	0	0	0	5												
16 Didi Gregorius, L OBP: 0.351, SLG: 0.397	2-2 3B		1-2 E4		4-2 BB			1-2 G6-3		3	0	1	0	1	0	0												
28 Alec Bohm, R OBP: 0.303, SLG: 0.366	2-1 G4-3		2-1 FC6-4		2-3 K			1-1 HR		4	1	1	1	0	1	3												
5 Bryson Stott, L OBP: 0.212, SLG: 0.239	1-3 K		2-2 F8		0-3 K			0-1 F7		4	0	0	0	0	2	3												
16 Mickey Moniak, L OBP: 0.235, SLG: 0.188			0-0 F7		1-0 G3			1-2 HR		3	1	1	0	0	0	2												
19 Matt Vierling, R OBP: 0.273, SLG: 0.292			17 F8 12 BB 3 SF7 1B							1	1	1	1	0	0	0												
Inning Stats	R: 0 E: 0 K: 0 S: 7	H: 1 LOB: 1 BB: 1 P: 14	R: 0 E: 0 K: 1 S: 10	H: 1 LOB: 1 BB: 0 P: 16	R: 1 E: 0 K: 0 S: 8	H: 2 LOB: 2 BB: 1 P: 13	R: 0 E: 1 K: 0 S: 10	H: 0 LOB: 1 BB: 0 P: 15	R: 0 E: 0 K: 2 S: 12	H: 3 LOB: 2 BB: 0 P: 20	R: 0 E: 0 K: 1 S: 11	H: 0 LOB: 1 BB: 1 P: 18	R: 0 E: 0 K: 1 S: 9	H: 0 LOB: 0 BB: 0 P: 11	R: 0 E: 0 K: 0 S: 9	H: 0 LOB: 0 BB: 0 P: 13		R: 2 E: 0 K: 2 S: 15	H: 2 LOB: 0 BB: 0 P: 21	1B: 6 2B: 1 3B: 1 HR: 2	SF: 1 SAC: 0 DP: 2 HBP: 0	WP: 0 PB: 0 CS: 0	PA: 38					
PITCHER	IP	WLS	BF	H	R	ER	SO	BB	IBB	HBP	BLK	WP	HR	S	P	ERA		WHIP										
41 Jason Alexander, R ERA: 2.25	5.0		23	7	1	1	1	2	0	0	0	0	0	47	78	1.80		1.800										
55 Hoby Milner, L ERA: 2.92	1.0	H	4	0	0	0	2	1	0	0	0	0	0	11	18	0.00		1.000										
45 Brad Boxberger, R ERA: 2.53	1.0	H	3	0	0	0	1	0	0	0	0	0	0	9	11	0.00		0.000										
38 Devin Williams, R ERA: 2.96	1.0	H	3	0	0	0	0	0	0	0	0	0	0	9	13	0.00		0.000										
71 Josh Hader, L ERA: 0.99	1.0	L	5	2	2	2	2	0	0	0	0	0	2	15	21	18.00	2.000											

Batter	1	2	3	4	5	6	7	8	9	AB	R	H	RBI	BB	SO	LOB	BOTTOM											
2 Luis Urias, R OBP: 0.331, SLG: 0.383	0-1 F8		1-2 G6-3		1-3 K			2-3 K		4	0	0	0	0	2	1	Philadelphia Phillies @ Milwaukee Brewers American Family Field, Milwaukee, WI Tue Jun 07 2022, 7:13 PM - 10:12 PM CDT Att: 27,109 - Roof Closed - 67 F livebaseballscorecards.com											
15 Tyrone Taylor, R OBP: 0.276, SLG: 0.417	2-2 G3-1		0-0 G4-3		1-1 G4-3		2-2 P3			4	0	0	0	0	0	1												
22 Christian Yelich, L OBP: 0.316, SLG: 0.363	0-1 24 2B		1-0 11 WP 11 2B		0-1 G6-3		2-1 F7			4	2	2	0	0	0	1												
24 Andrew McCutchen, R OBP: 0.275, SLG: 0.316	1-1 2B		2-3 K		3-2 1B		4-2 14 BB 7 BB			3	0	2	1	1	1	1												
Hunter Renfro, R OBP: 0.296, SLG: 0.490	0-3 K		0-3 K		2-1 P6		2-0 F8			4	0	0	0	0	2	4												
11 Rowdy Tellez, L OBP: 0.316, SLG: 0.481	2-0 G4-3		1-1 2B		2-2 7 G5-4-3 1B		1-2 F8			4	0	2	1	0	0	1												
7 Victor Caratini, S OBP: 0.326, SLG: 0.389	0-1 G1-3		1-0 G4-3		2-0 G5-4-3		4-1 14 BB			3	0	0	0	1	0	2												
6 Lorenzo Cain, R OBP: 0.227, SLG: 0.223					1-2 BB		1-2 BB			0	0	0	0	0	0	0												
16 Kolten Wong, L OBP: 0.321, SLG: 0.389	2-1 G5-3		3-3 K		1-1 F8		4-2 BB			1	0	0	0	0	0	0												
18 Keston Hiura, R OBP: 0.330, SLG: 0.413							1-2 BB			2	0	0	0	0	1	0												
14 Jace Peterson, L OBP: 0.314, SLG: 0.434							1-2 BB			0	0	0	0	1	0	0												
33 Pablo Reyes, R OBP: 0.333, SLG: 0.286			0-1 P4		2-2 G1-3					4	0	1	0	0	1	3												
Inning Stats	R: 1 E: 0 K: 1 S: 13	H: 2 LOB: 1 BB: 0 P: 16	R: 0 E: 0 K: 0 S: 5	H: 0 LOB: 0 BB: 0 P: 9	R: 0 E: 0 K: 0 S: 6	H: 0 LOB: 0 BB: 0 P: 7	R: 1 E: 0 K: 2 S: 12	H: 2 LOB: 1 BB: 0 P: 17	R: 0 E: 0 K: 2 S: 11	H: 0 LOB: 0 BB: 0 P: 17	R: 0 E: 0 K: 0 S: 9	H: 1 LOB: 1 BB: 0 P: 15	R: 0 E: 0 K: 0 S: 6	H: 1 LOB: 0 BB: 0 P: 11	R: 0 E: 0 K: 1 S: 10	H: 1 LOB: 0 BB: 0 P: 16		R: 0 E: 0 K: 1 S: 17	H: 0 LOB: 3 BB: 3 P: 32	1B: 5 2B: 2 3B: 0 HR: 0	SF: 0 SAC: 0 DP: 1 HBP: 0	WP: 1 PB: 0 CS: 0	PA: 36					
PITCHER	IP	WLS	BF	H	R	ER	SO	BB	IBB	HBP	BLK	WP	HR	S	P	ERA		WHIP										
55 Ranger Suárez, L ERA: 4.42	7.0		26	6	2	2	5	0	0	0	0	0	0	62	92	2.57		0.857										
75 Connor Brogdon, R ERA: 2.38	1.0	W	4	1	0	0	1	0	0	0	0	0	0	10	16	0.00		1.000										
23 Corey Knebel, R ERA: 3.38	1.0	S	6	0	0	0	1	3	0	0	0	0	0	17	32	0.00	3.000											

AB	34
R	3
H	9
RBI	3
BB	3
SO	6
LOB	18

AB	33
R	2
H	7
RBI	2
BB	3
SO	7
LOB	14



Batter	1	2	3	4	5	6	7	8	9	AB	R	H	RBI	BB	SO	LOB	TOP							
12 Kyle Schwarber, L (1, 7) OBP: 0.331, SLG: 0.478										5	2	1	2	0	3	4	Philadelphia Phillies @ Milwaukee Brewers American Family Field, Milwaukee, WI Thu Jun 09 2022, 1:13 PM - 5:12 PM CDT Att: 27,306 - Sunny - 75 F livebaseballscorecards.com							
17 Rhys Hoskins, R (1, 3) OBP: 0.307, SLG: 0.399										4	1	1	0	1	2	1								
3 Bryce Harper, L (1, 10) OBP: 0.364, SLG: 0.637										5	2	2	1	0	2	3								
8 Nick Castellanos, R (1, 9) OBP: 0.311, SLG: 0.467										2	1	1	0	2	0	1								
37 Odbel Herrera, L (8, 9) OBP: 0.321, SLG: 0.529										1	1	1	2	0	0	0								
10 J.T. Realmuto, R (1, 2) OBP: 0.316, SLG: 0.366										3	0	0	1	1	0	2								
18 Didi Gregorius, L (1, 6) OBP: 0.354, SLG: 0.431										5	0	3	1	0	0	0								
28 Alec Bohm, R (1, 5) OBP: 0.295, SLG: 0.360										5	0	0	0	0	2	6								
5 Bryson Stott, L (1, 4) OBP: 0.243, SLG: 0.303										3	0	0	1	1	1	3								
16 Mickey Moniak, L (1, 8) OBP: 0.300, SLG: 0.176										1	1	0	0	2	0	1								
Inning Stats	R: 0 E: 0 K: 3 S: 9	H: 0 LOB: 0 BB: 0 P: 16	R: 1 E: 0 K: 2 S: 23	H: 1 LOB: 3 BB: 3 P: 41	R: 0 E: 0 K: 1 S: 14	H: 0 LOB: 1 BB: 1 P: 21	R: 0 E: 0 K: 1 S: 10	H: 1 LOB: 0 BB: 0 P: 17	R: 2 E: 0 K: 1 S: 22	H: 3 LOB: 2 BB: 0 P: 35	R: 0 E: 0 K: 1 S: 6	H: 0 LOB: 1 BB: 1 P: 17	R: 1 E: 0 K: 0 S: 10	H: 1 LOB: 0 BB: 1 P: 17	R: 2 E: 0 K: 1 S: 15	H: 1 LOB: 0 BB: 0 P: 26	R: 2 E: 0 K: 0 S: 14	H: 2 LOB: 0 BB: 0 P: 21	1B: 4 2B: 1 3B: 1 HR: 3	SF: 1 SAC: 1 DP: 1 HBP: 0	WP: 1 PB: 1 CS: 0	PA: 43		
PITCHER	IP WLS BF H R ER SO BB IBB HBP BLK WP HR S P ERA WHIP	IP WLS BF H R ER SO BB IBB HBP BLK WP HR S P ERA WHIP	IP WLS BF H R ER SO BB IBB HBP BLK WP HR S P ERA WHIP	IP WLS BF H R ER SO BB IBB HBP BLK WP HR S P ERA WHIP	IP WLS BF H R ER SO BB IBB HBP BLK WP HR S P ERA WHIP	IP WLS BF H R ER SO BB IBB HBP BLK WP HR S P ERA WHIP	IP WLS BF H R ER SO BB IBB HBP BLK WP HR S P ERA WHIP	IP WLS BF H R ER SO BB IBB HBP BLK WP HR S P ERA WHIP	IP WLS BF H R ER SO BB IBB HBP BLK WP HR S P ERA WHIP	IP WLS BF H R ER SO BB IBB HBP BLK WP HR S P ERA WHIP	IP WLS BF H R ER SO BB IBB HBP BLK WP HR S P ERA WHIP	IP WLS BF H R ER SO BB IBB HBP BLK WP HR S P ERA WHIP	IP WLS BF H R ER SO BB IBB HBP BLK WP HR S P ERA WHIP	IP WLS BF H R ER SO BB IBB HBP BLK WP HR S P ERA WHIP	IP WLS BF H R ER SO BB IBB HBP BLK WP HR S P ERA WHIP	IP WLS BF H R ER SO BB IBB HBP BLK WP HR S P ERA WHIP	IP WLS BF H R ER SO BB IBB HBP BLK WP HR S P ERA WHIP	IP WLS BF H R ER SO BB IBB HBP BLK WP HR S P ERA WHIP	IP WLS BF H R ER SO BB IBB HBP BLK WP HR S P ERA WHIP	IP WLS BF H R ER SO BB IBB HBP BLK WP HR S P ERA WHIP	IP WLS BF H R ER SO BB IBB HBP BLK WP HR S P ERA WHIP	IP WLS BF H R ER SO BB IBB HBP BLK WP HR S P ERA WHIP	IP WLS BF H R ER SO BB IBB HBP BLK WP HR S P ERA WHIP	IP WLS BF H R ER SO BB IBB HBP BLK WP HR S P ERA WHIP
39 Corbin Burnes, R (1, 1) ERA: 2.48	4.1	L	21	3	3	1	8	4	0	0	0	0	0	0	0	0	1	0	67	113	2.08	1.615		
58 Miguel Sánchez, R (6, 1) ERA: 1.08	0.2		4	2	0	0	0	0	0	0	0	0	0	0	0	0	0	0	11	17	0.00	3.000		
55 Hoby Milner, L (6, 1) ERA: 2.7	1.0		4	0	0	0	1	1	0	0	0	0	0	0	0	0	0	0	6	17	0.00	1.000		
45 Brad Boxberger, R (7, 1) ERA: 2.82	1.0		4	1	1	1	0	1	0	0	0	0	0	0	0	0	0	1	10	17	9.00	2.000		
57 Trevor Kelley, R (8, 1) ERA: 10.38	2.0		10	3	4	4	1	1	0	0	0	0	0	0	0	0	0	2	29	47	18.00	2.000		
Batter	1	2	3	4	5	6	7	8	9	AB	R	H	RBI	BB	SO	LOB	BOTTOM							
22 Christian Yelich, L (1, 7) OBP: 0.321, SLG: 0.364										4	1	2	0	1	1	1	Philadelphia Phillies @ Milwaukee Brewers American Family Field, Milwaukee, WI Thu Jun 09 2022, 1:13 PM - 5:12 PM CDT Att: 27,306 - Sunny - 75 F livebaseballscorecards.com							
27 Willy Adames, R (1, 6) OBP: 0.295, SLG: 0.464										4	1	1	1	0	0	5								
18 Keston Hiura, R (9, PH) OBP: 0.326, SLG: 0.407										1	0	0	0	0	1	1								
11 Rowdy Tellez, L (1, 3) OBP: 0.321, SLG: 0.482										4	0	1	0	0	1	1								
2 Luis Urias, R (1, 4) OBP: 0.323, SLG: 0.365										4	0	1	0	1	2	2								
24 Andrew McCutchen, R (1, 10) OBP: 0.274, SLG: 0.309										4	0	1	1	1	3	2								
14 Jace Peterson, L (1, 5) OBP: 0.303, SLG: 0.415										5	0	0	0	0	0	5								
Hunter Renfro, R (1, 9) OBP: 0.295, SLG: 0.500										4	1	1	1	0	0	2								
7 Victor Caratini, S (1, 2) OBP: 0.333, SLG: 0.405										4	0	3	0	0	0	0								
15 Tyrone Taylor, R (1, 8) OBP: 0.275, SLG: 0.413										4	0	1	0	0	1	2								
Inning Stats	R: 1 E: 0 K: 2 S: 12	H: 1 LOB: 1 BB: 0 P: 19	R: 0 E: 0 K: 0 S: 18	H: 2 LOB: 3 BB: 1 P: 32	R: 0 E: 0 K: 0 S: 11	H: 0 LOB: 2 BB: 2 P: 21	R: 0 E: 0 K: 0 S: 16	H: 1 LOB: 1 BB: 0 P: 24	R: 0 E: 0 K: 2 S: 10	H: 1 LOB: 1 BB: 0 P: 16	R: 1 E: 0 K: 0 S: 16	H: 2 LOB: 1 BB: 0 P: 22	R: 0 E: 0 K: 2 S: 9	H: 0 LOB: 0 BB: 0 P: 17	R: 0 E: 0 K: 1 S: 9	H: 1 LOB: 1 BB: 0 P: 12	R: 1 E: 0 K: 2 S: 18	H: 3 LOB: 2 BB: 0 P: 26	1B: 7 2B: 2 3B: 0 HR: 2	SF: 0 SAC: 0 DP: 0 HBP: 1	WP: 0 PB: 0 CS: 0	PA: 42		
PITCHER	IP WLS BF H R ER SO BB IBB HBP BLK WP HR S P ERA WHIP	IP WLS BF H R ER SO BB IBB HBP BLK WP HR S P ERA WHIP	IP WLS BF H R ER SO BB IBB HBP BLK WP HR S P ERA WHIP	IP WLS BF H R ER SO BB IBB HBP BLK WP HR S P ERA WHIP	IP WLS BF H R ER SO BB IBB HBP BLK WP HR S P ERA WHIP	IP WLS BF H R ER SO BB IBB HBP BLK WP HR S P ERA WHIP	IP WLS BF H R ER SO BB IBB HBP BLK WP HR S P ERA WHIP	IP WLS BF H R ER SO BB IBB HBP BLK WP HR S P ERA WHIP	IP WLS BF H R ER SO BB IBB HBP BLK WP HR S P ERA WHIP	IP WLS BF H R ER SO BB IBB HBP BLK WP HR S P ERA WHIP	IP WLS BF H R ER SO BB IBB HBP BLK WP HR S P ERA WHIP	IP WLS BF H R ER SO BB IBB HBP BLK WP HR S P ERA WHIP	IP WLS BF H R ER SO BB IBB HBP BLK WP HR S P ERA WHIP	IP WLS BF H R ER SO BB IBB HBP BLK WP HR S P ERA WHIP	IP WLS BF H R ER SO BB IBB HBP BLK WP HR S P ERA WHIP	IP WLS BF H R ER SO BB IBB HBP BLK WP HR S P ERA WHIP	IP WLS BF H R ER SO BB IBB HBP BLK WP HR S P ERA WHIP	IP WLS BF H R ER SO BB IBB HBP BLK WP HR S P ERA WHIP	IP WLS BF H R ER SO BB IBB HBP BLK WP HR S P ERA WHIP	IP WLS BF H R ER SO BB IBB HBP BLK WP HR S P ERA WHIP	IP WLS BF H R ER SO BB IBB HBP BLK WP HR S P ERA WHIP	IP WLS BF H R ER SO BB IBB HBP BLK WP HR S P ERA WHIP	IP WLS BF H R ER SO BB IBB HBP BLK WP HR S P ERA WHIP	IP WLS BF H R ER SO BB IBB HBP BLK WP HR S P ERA WHIP
56 Zach Eflin, R (1, 1) ERA: 3.77	4.0		20	4	1	1	2	3	0	1	0	0	0	0	0	0	0	1	57	96	2.25	1.750		
57 Nick Nelson, R (6, 1) ERA: 3.77	1.0		4	1	0	0	2	0	0	0	0	0	0	0	0	0	0	0	10	16	0.00	1.000		
75 Connor Brogdon, R (6, 1) ERA: 2.95	1.0	H	5	2	1	1	0	0	0	0	0	0	0	0	0	0	0	1	16	22	9.00	2.000		
58 Seranthony Dominguez, R (7, 1) ERA: 1.66	1.0	W	3	0	0	0	2	0	0	0	0	0	0	0	0	0	0	0	9	17	0.00	0.000		
31 Jeury Familia, R (8, 1) ERA: 3.45	1.0		4	1	0	0	1	0	0	0	0	0	0	0	0	0	0	0	9	12	0.00	1.000		

Batter	1	2	3	4	5	6	7	8	9	AB	R	H	RBI	BB	SO	LOB	TOP					
22 Christian Yelich, L (1, 10)										5	1	2	0	0	1	1	Milwaukee Brewers @ Washington Nationals Nationals Park, Washington, DC Fri Jun 10, 2022, 7:07 PM - 10:21 PM EDT Att: 26,111 - Cloudy - 79 F					
27 Willy Adams, R (1, 6)										3	1	0	0	1	0	2						
11 Rowdy Tellez, L (1, 3)										1	0	0	1	2	0	1						
2 Luis Uris, R (1, 4)										4	0	0	0	0	2	2						
24 Andrew McCutchen, R (1, 7)										4	2	3	1	0	1	1						
14 Jace Peterson, L (1, 5)										3	1	1	3	0	1	1						
Hunter Renfro, R (1, 9)										4	0	0	0	0	3	0						
10 Omar Narváez, L (1, 2)										3	0	1	0	1	0	0						
15 Tyrone Taylor, R (1, 8)										4	0	0	0	0	2	2						
Inning Stats	R: 0 E: 0 K: 10 S: 10	H: 0 LOB: 0 BB: 1 P: 17	R: 2 E: 0 K: 2 S: 14	H: 2 LOB: 0 BB: 0 P: 20	R: 0 E: 0 K: 1 S: 10	H: 1 LOB: 1 BB: 1 P: 20	R: 1 E: 0 K: 0 S: 8	H: 1 LOB: 0 BB: 0 P: 15	R: 0 E: 0 K: 2 S: 11	H: 0 LOB: 0 BB: 1 P: 17	R: 0 E: 0 K: 2 S: 14	H: 0 LOB: 1 BB: 1 P: 23	R: 2 E: 1 K: 1 S: 12	H: 2 LOB: 1 BB: 0 P: 18	R: 0 E: 0 K: 2 S: 10	H: 1 LOB: 1 BB: 0 P: 14		1B: 6 2B: 0 3B: 0 HR: 1	SF: 2 SAC: 0 DP: 1 HBP: 0	WP: 1 PB: 0 SB: 3 CS: 0	PA: 38	
PITCHER	IP WLS BF H R ER SO BB IBB HBP BLK WP HR S P ERA WHIP	IP WLS BF H R ER SO BB IBB HBP BLK WP HR S P ERA WHIP	IP WLS BF H R ER SO BB IBB HBP BLK WP HR S P ERA WHIP	IP WLS BF H R ER SO BB IBB HBP BLK WP HR S P ERA WHIP	IP WLS BF H R ER SO BB IBB HBP BLK WP HR S P ERA WHIP	IP WLS BF H R ER SO BB IBB HBP BLK WP HR S P ERA WHIP	IP WLS BF H R ER SO BB IBB HBP BLK WP HR S P ERA WHIP	IP WLS BF H R ER SO BB IBB HBP BLK WP HR S P ERA WHIP	IP WLS BF H R ER SO BB IBB HBP BLK WP HR S P ERA WHIP	IP WLS BF H R ER SO BB IBB HBP BLK WP HR S P ERA WHIP	IP WLS BF H R ER SO BB IBB HBP BLK WP HR S P ERA WHIP	IP WLS BF H R ER SO BB IBB HBP BLK WP HR S P ERA WHIP	IP WLS BF H R ER SO BB IBB HBP BLK WP HR S P ERA WHIP	IP WLS BF H R ER SO BB IBB HBP BLK WP HR S P ERA WHIP	IP WLS BF H R ER SO BB IBB HBP BLK WP HR S P ERA WHIP	IP WLS BF H R ER SO BB IBB HBP BLK WP HR S P ERA WHIP	IP WLS BF H R ER SO BB IBB HBP BLK WP HR S P ERA WHIP					
32 Erick Fedde, R (1, 1)	5.2	W	22	4	3	3	4	3	0	0	0	0	1	0	0	0	1	1	55	98	4.76	1.235
33 Steve Cishek, R (6, 1)	1.1	H	5	0	0	0	3	1	0	0	0	0	0	0	17	26	0.00	0.750				
57 Andrés Machado, R (8, 1)	2.0		10	3	2	0	3	0	0	0	0	0	0	0	22	32	0.00	1.500				

Batter	1	2	3	4	5	6	7	8	9	AB	R	H	RBI	BB	SO	LOB	BOTTOM				
28 Lane Thomas, R (1, 7)										5	3	3	0	0	0	2	Milwaukee Brewers @ Washington Nationals Nationals Park, Washington, DC Fri Jun 10, 2022, 7:07 PM - 10:21 PM EDT Att: 26,111 - Cloudy - 79 F				
1 César Hernández, S (1, 4)										5	0	2	0	0	1	1					
22 Juan Soto, L (1, 9)										4	1	1	2	1	2	3					
23 Nelson Cruz, R (1, 10)										5	2	4	3	0	0	2					
19 Josh Bell, S (1, 3)										5	2	2	3	0	1	3					
20 Keibert Ruiz, S (1, 2)										5	1	3	1	0	0	3					
7 Maikel Franco, R (1, 5)										5	1	1	1	0	1	3					
2 Luis García Jr., L (1, 6)										5	0	2	1	0	0	1					
16 Victor Robles, R (1, 8)										3	1	1	0	1	1	1					
Inning Stats	R: 1 E: 0 K: 1 S: 14	H: 2 LOB: 1 BB: 0 P: 18	R: 0 E: 0 K: 0 S: 9	H: 1 LOB: 0 BB: 0 P: 12	R: 2 E: 0 K: 0 S: 25	H: 3 LOB: 2 BB: 1 P: 35	R: 2 E: 0 K: 0 S: 17	H: 4 LOB: 0 BB: 0 P: 23	R: 1 E: 0 K: 1 S: 13	H: 3 LOB: 2 BB: 0 P: 18	R: 4 E: 0 K: 1 S: 18	H: 4 LOB: 1 BB: 1 P: 27	R: 0 E: 0 K: 2 S: 9	H: 0 LOB: 0 BB: 0 P: 14	R: 1 E: 0 K: 1 S: 12	H: 2 LOB: 1 BB: 0 P: 17		1B: 14 2B: 0 3B: 1 HR: 4	SF: 0 SAC: 0 DP: 1 HBP: 0	WP: 1 PB: 0 SB: 0 CS: 0	PA: 44
PITCHER	IP WLS BF H R ER SO BB IBB HBP BLK WP HR S P ERA WHIP	IP WLS BF H R ER SO BB IBB HBP BLK WP HR S P ERA WHIP	IP WLS BF H R ER SO BB IBB HBP BLK WP HR S P ERA WHIP	IP WLS BF H R ER SO BB IBB HBP BLK WP HR S P ERA WHIP	IP WLS BF H R ER SO BB IBB HBP BLK WP HR S P ERA WHIP	IP WLS BF H R ER SO BB IBB HBP BLK WP HR S P ERA WHIP	IP WLS BF H R ER SO BB IBB HBP BLK WP HR S P ERA WHIP	IP WLS BF H R ER SO BB IBB HBP BLK WP HR S P ERA WHIP	IP WLS BF H R ER SO BB IBB HBP BLK WP HR S P ERA WHIP	IP WLS BF H R ER SO BB IBB HBP BLK WP HR S P ERA WHIP	IP WLS BF H R ER SO BB IBB HBP BLK WP HR S P ERA WHIP	IP WLS BF H R ER SO BB IBB HBP BLK WP HR S P ERA WHIP	IP WLS BF H R ER SO BB IBB HBP BLK WP HR S P ERA WHIP	IP WLS BF H R ER SO BB IBB HBP BLK WP HR S P ERA WHIP	IP WLS BF H R ER SO BB IBB HBP BLK WP HR S P ERA WHIP	IP WLS BF H R ER SO BB IBB HBP BLK WP HR S P ERA WHIP					
26 Aaron Ashby, L (1, 1)	4.2	L	27	13	6	6	2	1	0	0	0	0	0	0	0	0	1	1	77	11.57	3.000
58 Miguel Sánchez, R (5, 1)	1.1		9	4	4	4	1	1	0	0	0	0	0	2	19	29	27.00	3.750			
35 Brent Suter, L (7, 1)	1.0		3	0	0	0	2	0	0	0	0	0	0	9	14	0.00	0.000				
49 Luke Barker, R (8, 1)	1.0		5	2	1	1	1	0	0	0	0	0	1	1	12	17	9.00	2.000			



Batter	1	2	3	4	5	6	7	8	9	AB	R	H	RBI	BB	SO	LOB	TOP					
22 Christian Yelich, L (1,7) OBP: 0.328, SLG: 0.584										5	1	3	1	0	1	2	Milwaukee Brewers @ Washington Nationals Nationals Park, Washington, DC Sat Jun 11 2022, 4:07 PM - 7:08 PM EDT Att: 25,265 - Cloudy - 74 F					
27 Willy Adames, R (1,6) OBP: 0.285, SLG: 0.438										5	0	0	0	0	1	4						
24 Andrew McCutchen, R (1,10) OBP: 0.286, SLG: 0.317										4	1	1	0	1	0	1						
Hunter Renfro, R (1,9) OBP: 0.286, SLG: 0.479										5	0	1	0	0	1	1						
2 Luis Urias, R (1,5) OBP: 0.324, SLG: 0.377										3	1	1	2	2	1	0						
11 Rowdy Tellez, L (1,3) OBP: 0.317, SLG: 0.468										5	0	0	0	0	1	4						
7 Victor Caratini, S (1,2) OBP: 0.351, SLG: 0.427										3	1	2	0	1	0	0						
6 Lorenzo Cain, R (1,8) OBP: 0.223, SLG: 0.226										4	1	1	1	0	0	2						
13 Mark Mathias, R (1,4) OBP: 0.222, SLG: 0.556										3	1	1	2	0	0	1						
14 Jace Peterson, L (8,PH) OBP: 0.307, SLG: 0.440										1	0	1	0	0	0	0						
Inning Stats	R: 1 E: 0 K: 0 S: 11	H: 1 LOB: 0 BB: 0 P: 16	R: 0 E: 0 K: 1 S: 7	H: 1 LOB: 1 BB: 0 P: 12	R: 0 E: 1 K: 0 S: 11	H: 0 LOB: 1 BB: 0 P: 14	R: 0 E: 0 K: 1 S: 8	H: 0 LOB: 0 BB: 0 P: 12	R: 0 E: 0 K: 0 S: 8	H: 1 LOB: 2 BB: 1 P: 17	R: 0 E: 0 K: 0 S: 8	H: 0 LOB: 1 BB: 0 P: 17	R: 3 E: 0 K: 0 S: 18	H: 6 LOB: 3 BB: 1 P: 31	R: 0 E: 0 K: 1 S: 10	H: 1 LOB: 1 BB: 0 P: 12	R: 2 E: 0 K: 2 S: 11	H: 1 LOB: 0 BB: 1 P: 19	1B: 6 2B: 2 3B: 0 HR: 3	SF: 0 SAC: 0 DP: 1 HBP: 0	WP: 0 PB: 0 SB: 1 CS: 0	PA: 42
PITCHER	IP WLS BF H R ER SO BB IBB HBP BLK WP HR S P ERA WHIP																					
46 Patrick Corbin, L (1,1) ERA: 6.65	6.0 W 28 7 4 4 2 2 0 0 0 0 0 2 63 103 6.00 1.500																					
61 Erasmo Ramirez, R (7,1) ERA: 3.28	0.2 3 2 0 0 0 0 0 0 0 0 0 0 4 7 0.00 3.000																					
67 Kyle Finnegan, R (7,1) ERA: 3.47	1.1 H 6 1 0 0 1 1 0 0 0 0 0 0 14 21 0.00 1.500																					
21 Tanner Rainey, R (9,1) ERA: 3.38	1.0 5 1 2 2 2 1 0 0 0 0 0 1 11 19 18.00 2.000																					

Batter	1	2	3	4	5	6	7	8	9	AB	R	H	RBI	BB	SO	LOB	BOTTOM			
28 Lane Thomas, R (1,7) OBP: 0.303, SLG: 0.420										2	2	0	0	2	0	0	Milwaukee Brewers @ Washington Nationals Nationals Park, Washington, DC Sat Jun 11 2022, 4:07 PM - 7:08 PM EDT Att: 25,265 - Cloudy - 74 F			
1 César Hernández, S (1,4) OBP: 0.319, SLG: 0.331										4	1	2	0	0	2	1				
22 Juan Soto, L (1,9) OBP: 0.374, SLG: 0.461										2	2	1	3	2	0	1				
23 Nelson Cruz, R (1,10) OBP: 0.345, SLG: 0.409										4	1	2	3	0	0	1				
19 Josh Bell, S (1,3) OBP: 0.376, SLG: 0.455										2	1	1	2	1	0	0				
7 Maikel Franco, R (1,5) OBP: 0.286, SLG: 0.394										4	0	0	0	0	0	3				
15 Riley Adams, R (1,2) OBP: 0.278, SLG: 0.348										4	0	0	0	0	1	0				
2 Luis Garcia Jr., L (1,6) OBP: 0.366, SLG: 0.487										4	1	3	0	0	0	0				
16 Victor Robles, R (1,8) OBP: 0.299, SLG: 0.303										4	0	0	0	0	0	3				
Inning Stats	R: 0 E: 0 K: 1 S: 12	H: 0 LOB: 1 BB: 1 P: 18	R: 0 E: 0 K: 0 S: 6	H: 0 LOB: 0 BB: 0 P: 8	R: 4 E: 0 K: 0 S: 17	H: 3 LOB: 1 BB: 2 P: 29	R: 0 E: 0 K: 0 S: 10	H: 1 LOB: 0 BB: 0 P: 10	R: 4 E: 0 K: 1 S: 22	H: 3 LOB: 0 BB: 1 P: 34	R: 0 E: 0 K: 0 S: 8	H: 1 LOB: 0 BB: 0 P: 13	R: 0 E: 1 K: 0 S: 6	H: 1 LOB: 2 BB: 1 P: 14	R: 0 E: 0 K: 1 S: 6	H: 0 LOB: 0 BB: 0 P: 9		1B: 5 2B: 2 3B: 0 HR: 3	SF: 1 SAC: 0 DP: 2 HBP: 0	WP: 0 PB: 0 SB: 0 CS: 1
PITCHER	IP WLS BF H R ER SO BB IBB HBP BLK WP HR S P ERA WHIP																			
52 Eric Lauer, L (1,1) ERA: 3.38	5.0 L 25 7 8 8 2 4 0 0 0 0 0 0 3 67 99 14.40 2.200																			
32 Peter Strzelecki, R (6,1) ERA: 3.0	1.0 3 1 0 0 0 0 0 0 0 0 0 0 8 13 0.00 1.000																			
55 Hoby Milner, L (7,1) ERA: 2.55	1.0 5 1 0 0 0 0 1 0 0 0 0 0 6 14 0.00 2.000																			
38 Devin Williams, R (8,1) ERA: 2.74	1.0 3 0 0 0 0 1 0 0 0 0 0 0 6 9 0.00 0.000																			

Batter	1	2	3	4	5	6	7	8	9	AB	R	H	RBI	BB	SO	LOB	TOP										
22 Christian Velich, L OBP: 0.328, SLG: 0.379										4	0	1	0	0	2	0	<p>Milwaukee Brewers @ New York Mets Citi Field, Flushing, NY Tue Jun 14 2022, 7:13 PM - 9:51 PM EDT Att: 28,495 - Clear - 81 F</p> <p>livebaseballscorecards.com</p> <p>AB 28 R 0 H 3 RBI 0 BB 1 SO 8 LOB 7</p>										
27 Willy Adames, R OBP: 0.283, SLG: 0.455										4	0	0	0	0	1	2											
11 Rowdy Tellez, L OBP: 0.312, SLG: 0.457										3	0	0	0	0	1	0											
2 Luis Urias, R OBP: 0.313, SLG: 0.362										3	0	0	0	0	1	0											
24 Andrew McCutchen, R OBP: 0.282, SLG: 0.327										3	0	0	0	0	1	1											
10 Omar Narváez, L OBP: 0.371, SLG: 0.414										3	0	1	0	0	1	0											
Hunter Renfro, R OBP: 0.275, SLG: 0.459										3	0	0	0	0	0	2											
14 Jace Peterson, L OBP: 0.306, SLG: 0.429										2	0	1	0	1	1	0											
15 Tyrone Taylor, R OBP: 0.271, SLG: 0.406										3	0	0	0	0	0	2											
Inning Stats	R: 0 E: 0 K: 1 S: 8	H: 0 LOB: 0 BB: 0 P: 9	R: 0 E: 0 K: 0 S: 8	H: 0 LOB: 0 BB: 0 P: 14	R: 0 E: 0 K: 0 S: 8	H: 1 LOB: 0 BB: 0 P: 10	R: 0 E: 0 K: 2 S: 13	H: 0 LOB: 0 BB: 0 P: 17	R: 0 E: 0 K: 0 S: 11	H: 1 LOB: 1 BB: 0 P: 16	R: 0 E: 0 K: 0 S: 11	H: 1 LOB: 1 BB: 1 P: 20	R: 0 E: 0 K: 2 S: 8	H: 0 LOB: 0 BB: 0 P: 8	R: 0 E: 0 K: 2 S: 10	H: 0 LOB: 0 BB: 0 P: 15		R: 0 E: 0 K: 1 S: 10	H: 0 LOB: 0 BB: 0 P: 16	1B: 3 2B: 0 3B: 0 HR: 0	SF: 0 SAC: 0 DP: 3 HBP: 0	WP: 0 PB: 0 SB: 0 CS: 0	PA: 29				
PITCHER	IP	WLS	BF	H	R	ER	SO	BB	IBB	HBP	BLK	WP	HR	S	P	ERA	WHIP										
40 Chris Bassitt, R ERA: 4.01	(1, 1)	8.0	W	26	3	0	0	7	1	0	0	0	0	77	109	0.00	0.500										
62 Drew Smith, R ERA: 2.28	(9, 1)	1.0		3	0	0	0	1	0	0	0	0	0	10	16	0.00	0.000										

Batter	1	2	3	4	5	6	7	8	9	AB	R	H	RBI	BB	SO	LOB	BOTTOM										
9 Brandon Nimmo, L OBP: 0.370, SLG: 0.416										4	1	2	0	0	1	0	<p>Milwaukee Brewers @ New York Mets Citi Field, Flushing, NY Tue Jun 14 2022, 7:13 PM - 9:51 PM EDT Att: 28,495 - Clear - 81 F</p> <p>livebaseballscorecards.com</p> <p>AB 30 R 4 H 8 RBI 4 BB 2 SO 4 LOB 13</p>										
6 Starling Marte, R OBP: 0.325, SLG: 0.445										3	2	1	0	1	1	1											
12 Francisco Lindor, S OBP: 0.325, SLG: 0.411										4	0	1	0	0	0	4											
20 Pete Alonso, R OBP: 0.368, SLG: 0.560										3	1	2	2	1	0	0											
1 Jeff McNeil, L OBP: 0.373, SLG: 0.445										3	0	1	1	0	0	3											
10 Eduardo Escobar, S OBP: 0.302, SLG: 0.403										3	0	0	1	0	1	1											
13 Luis Guillorme, L OBP: 0.417, SLG: 0.395										4	0	1	0	0	0	2											
18 Nick Plummer, L OBP: 0.217, SLG: 0.500										3	0	0	0	0	1	1											
3 Tomás Nido, R OBP: 0.270, SLG: 0.266										3	0	0	0	0	0	1											
Inning Stats	R: 3 E: 0 K: 0 S: 19	H: 4 LOB: 1 BB: 0 P: 37	R: 0 E: 0 K: 1 S: 10	H: 0 LOB: 0 BB: 0 P: 16	R: 0 E: 0 K: 1 S: 10	H: 1 LOB: 1 BB: 1 P: 18	R: 0 E: 0 K: 1 S: 9	H: 1 LOB: 1 BB: 0 P: 14	R: 1 E: 0 K: 0 S: 10	H: 2 LOB: 1 BB: 0 P: 16	R: 0 E: 0 K: 1 S: 5	H: 0 LOB: 0 BB: 0 P: 7	R: 0 E: 0 K: 0 S: 10	H: 0 LOB: 1 BB: 1 P: 18	R: 0 E: 0 K: 0 S: 11	H: 0 LOB: 1 BB: 0 P: 18		1B: 6 2B: 2 3B: 0 HR: 0	SF: 1 SAC: 0 DP: 0 HBP: 1	WP: 1 PB: 0 SB: 0 CS: 1	PA: 35						
PITCHER	IP	WLS	BF	H	R	ER	SO	BB	IBB	HBP	BLK	WP	HR	S	P	ERA	WHIP										
37 Adrian Houser, R ERA: 4.21	(1, 1)	4.2	L	22	8	4	0	0	1	0	0	0	0	8	12	0.00	0.000										
35 Brent Suter, L ERA: 4.51	(5, 1)	1.1		4	0	0	0	1	0	0	0	0	0	8	12	0.00	0.000										
57 Trevor Kelley, R ERA: 8.44	(7, 1)	2.0		8	0	0	0	0	1	0	1	0	0	21	36	0.00	0.500										

Batter	1	2	3	4	5	6	7	8	9	AB	R	H	RBI	BB	SO	LOB	TOP			
22 Christian Yelich, L (1,7) OBP: 0.325, SLG: 0.386										5	1	1	1	0	3	2				
27 Willy Adames, R (1,6) OBP: 0.286, SLG: 0.454										4	0	0	0	0	2	0				
11 Rowdy Tellez, L (1,3) OBP: 0.315, SLG: 0.458										4	1	2	0	0	2	0				
2 Luis Urias, R (1,4) OBP: 0.308, SLG: 0.353										4	1	1	0	0	3	1				
24 Andrew McCutchen, R (1,10) OBP: 0.293, SLG: 0.327										3	1	1	0	1	1	0				
10 Omar Narváez, L (1,2) OBP: 0.368, SLG: 0.408										4	0	1	2	0	1	2				
Hunter Renfroe, R (1,9) OBP: 0.298, SLG: 0.463										4	0	2	1	0	1	1				
14 Jace Peterson, L (1,5) OBP: 0.307, SLG: 0.432										4	0	1	0	0	1	2				
6 Lorenzo Cain, R (1,8) OBP: 0.231, SLG: 0.234										3	0	1	0	0	1	2				
15 Tyrone Taylor, R (9,PH) OBP: 0.275, SLG: 0.416										1	0	1	0	0	0	0				
Inning Stats	R: 0 E: 0 K: 2 S: 8	H: 0 LOB: 0 BB: 0 P: 13	R: 0 E: 0 K: 2 S: 13	H: 0 LOB: 0 BB: 0 P: 20	R: 0 E: 0 K: 1 S: 6	H: 1 LOB: 0 BB: 0 P: 11	R: 4 E: 0 K: 1 S: 31	H: 5 LOB: 2 BB: 1 P: 49	R: 0 E: 0 K: 2 S: 10	H: 0 LOB: 0 BB: 0 P: 16	R: 0 E: 0 K: 2 S: 12	H: 1 LOB: 1 BB: 0 P: 17	R: 0 E: 0 K: 1 S: 10	H: 2 LOB: 2 BB: 0 P: 17	R: 0 E: 0 K: 2 S: 11	H: 2 LOB: 1 BB: 0 P: 13	1B: 9 2B: 1 3B: 0 HR: 1	SF: 0 SAC: 0 DP: 1 HBP: 0	WP: 0 PB: 0 SB: 0 CS: 0	PA: 37
PITCHER	IP WLS BF H R ER SO BB IBB HBP BLK WP HR S P ERA WHIP																			
38 Tyler Megill, R (1,1) ERA: 5.01	3.1	14	4	4	4	6	1	0	0	0	0	0	0	0	1	43	71	10.80	1.500	
43 Chasen Shreve, L (4,1) ERA: 4.38	1.2	7	2	0	0	2	0	0	0	0	0	0	0	0	25	38	0.00	1.200		
67 Seth Lugo, R (6,1) ERA: 3.25	2.0	7	1	0	0	4	0	0	0	0	0	0	0	20	30	0.00	0.500			
62 Drew Smith, R (8,1) ERA: 2.2	1.0	W	5	2	0	0	0	0	0	0	0	0	0	10	17	0.00	2.000			
39 Edwin Díaz, R (9,1) ERA: 2.65	1.0	S	4	2	0	0	0	0	0	0	0	0	0	11	13	0.00	2.000			

Milwaukee Brewers @ New York Mets
Citi Field, Flushing, NY
Thu Jun 16 2022, 7:12 PM - 10:38 PM EDT
Att: 25,002 - Cloudy - 69 F

AB 36
R 4
H 11
RBI 4
BB 1
SO 15
LOB 10



Batter	1	2	3	4	5	6	7	8	9	AB	R	H	RBI	BB	SO	LOB	BOTTOM			
19 Mark Canha, R (1,7) OBP: 0.378, SLG: 0.404										3	2	1	2	1	1	2				
9 Brandon Nimmo, L (1,8) OBP: 0.370, SLG: 0.421										3	0	0	0	0	2	1				
12 Francisco Lindor, S (1,6) OBP: 0.320, SLG: 0.493										4	0	1	0	0	0	3				
20 Pete Alonso, R (1,3) OBP: 0.361, SLG: 0.544										3	0	0	0	1	0	3				
1 Jeff McNeil, L (1,4) OBP: 0.377, SLG: 0.458										3	1	1	1	1	0	3				
28 J.D. Davis, R (1,10) OBP: 0.340, SLG: 0.374										4	0	1	0	0	2	3				
6 Starling Marte, R (8,FR) OBP: 0.329, SLG: 0.446										0	1	0	0	0	0	0				
13 Luis Guillorme, L (1,5) OBP: 0.410, SLG: 0.388										4	0	2	0	0	0	1				
3 Tomás Nido, R (1,2) OBP: 0.269, SLG: 0.265										4	0	1	1	0	2	3				
18 Nick Plummer, L (1,9) OBP: 0.214, SLG: 0.423										3	1	0	1	1	1	2				
Inning Stats	R: 1 E: 0 K: 0 S: 14	H: 1 LOB: 2 BB: 1 P: 19	R: 0 E: 0 K: 2 S: 9	H: 0 LOB: 0 BB: 0 P: 12	R: 0 E: 0 K: 1 S: 10	H: 0 LOB: 0 BB: 0 P: 16	R: 1 E: 0 K: 1 S: 11	H: 2 LOB: 2 BB: 1 P: 20	R: 2 E: 0 K: 0 S: 10	H: 2 LOB: 1 BB: 1 P: 22	R: 0 E: 0 K: 1 S: 10	H: 1 LOB: 1 BB: 0 P: 14	R: 0 E: 0 K: 1 S: 13	H: 0 LOB: 2 BB: 1 P: 21	R: 1 E: 1 K: 1 S: 12	H: 1 LOB: 2 BB: 0 P: 19	1B: 6 2B: 0 3B: 0 HR: 1	SF: 0 SAC: 0 DP: 0 HBP: 2	WP: 0 PB: 0 SB: 1 CS: 0	PA: 37
PITCHER	IP WLS BF H R ER SO BB IBB HBP BLK WP HR S P ERA WHIP																			
26 Aaron Ashby, L (1,1) ERA: 4.25	4.1	20	4	4	4	5	3	0	1	0	0	0	0	0	1	49	79	8.31	1.615	
55 Hoby Milner, L (5,1) ERA: 2.3	1.2	7	2	0	0	1	0	0	0	0	0	0	0	15	24	0.00	1.200			
45 Brad Boxberger, R (7,1) ERA: 2.59	1.0	5	0	0	0	1	1	0	1	0	0	0	0	13	21	0.00	1.000			
35 Brent Suter, L (8,1) ERA: 4.62	1.0	L	5	1	1	0	0	0	0	0	0	0	0	12	19	0.00	1.000			

Milwaukee Brewers @ New York Mets
Citi Field, Flushing, NY
Thu Jun 16 2022, 7:12 PM - 10:38 PM EDT
Att: 25,002 - Cloudy - 69 F

AB 31
R 5
H 7
RBI 5
BB 4
SO 8
LOB 21



Batter	1	2	3	4	5	6	7	8	9	AB	R	H	RBI	BB	SO	LOB	TOP																
22 Christian Yelich, L (1,7) OBP: 0.381, SLG: 0.581										3	0	0	0	1	0	1																	
27 Willy Adams, R (1,6) OBP: 0.285, SLG: 0.467										4	1	1	1	0	2	2																	
11 Rowdy Tellez, L (1,3) OBP: 0.314, SLG: 0.454										4	1	1	0	0	0	1																	
24 Andrew McCutchen, R (1,10) OBP: 0.301, SLG: 0.332										3	1	2	0	1	0	1																	
Hunter Renfro, R (1,9) OBP: 0.297, SLG: 0.475										4	1	1	3	0	2	2																	
10 Omar Narváez, L (1,2) OBP: 0.357, SLG: 0.395										4	0	0	0	0	1	0																	
15 Tyrone Taylor, R (1,8) OBP: 0.275, SLG: 0.418										4	0	1	0	0	1	0																	
14 Jace Peterson, L (1,5) OBP: 0.305, SLG: 0.423										3	0	0	0	1	2	1																	
18 Keston Hiura, R (1,4) OBP: 0.320, SLG: 0.420										3	1	1	1	0	2	1																	
2 Luis Urias, R (8,4) OBP: 0.306, SLG: 0.350										1	0	0	0	0	0	1																	
Inning Stats	R: 0 E: 0 K: 1 S: 12	H: 0 LOB: 1 BB: 1 P: 20	R: 0 E: 0 K: 1 S: 10	H: 0 LOB: 0 BB: 0 P: 14	R: 0 E: 0 K: 1 S: 7	H: 0 LOB: 1 BB: 1 P: 13	R: 3 E: 0 K: 2 S: 17	H: 3 LOB: 0 BB: 0 P: 27	R: 1 E: 0 K: 1 S: 15	H: 1 LOB: 0 BB: 1 P: 23	R: 0 E: 0 K: 2 S: 10	H: 0 LOB: 0 BB: 1 P: 15	R: 1 E: 0 K: 0 S: 14	H: 1 LOB: 0 BB: 0 P: 20	R: 0 E: 1 K: 1 S: 9	H: 1 LOB: 1 BB: 0 P: 11	R: 0 E: 0 K: 1 S: 10	H: 1 LOB: 1 BB: 0 P: 11	1B: 3 2B: 1 3B: 0 HR: 3	SF: 0 SAC: 0 DP: 0 HBP: 0	WP: 0 PB: 0 SB: 1 CS: 1	PA: 36											
PITCHER	IP WLS BF H R ER SO BB IBB HBP BLK WP HR S P ERA WHIP																																
21 Hunter Greene, R (1,1) ERA: 5.26	5.0	21	4	4	4	6	2	0	0	0	0	0	2	61	97	7.20	1.200																
23 Jeff Hoffman, R (6,1) ERA: 2.87	1.1	4	0	0	0	2	1	0	0	0	0	0	1	14	22	0.00	0.750																
75 Ross Detwiler, L (7,1) ERA: 1.5	0.2	L	3	1	1	1	0	0	0	0	0	0	1	10	13	13.50	1.500																
66 Joel Kuhnelt, R (8,1) ERA: 3.12	1.0		4	1	0	0	1	0	0	0	0	0	0	9	11	0.00	1.000																
54 Hunter Strickland, R (9,1) ERA: 5.48	1.0		4	1	0	0	1	0	0	0	0	0	0	10	11	0.00	1.000																

Milwaukee Brewers @ Cincinnati Reds
Great American Ball Park, Cincinnati, OH
Fri Jun 17 2022, 6:42 PM - 9:34 PM EDT
Att: 21,147 - Partly Cloudy - 89 F

AB 33
R 5
H 7
RBI 5
BB 3
SO 10
LOB 10



Batter	1	2	3	4	5	6	7	8	9	AB	R	H	RBI	BB	SO	LOB	BOTTOM																	
6 Jonathan India, R (1,4) OBP: 0.322, SLG: 0.339										4	0	1	0	0	1	1																		
22 Brandon Drury, R (1,5) OBP: 0.336, SLG: 0.529										4	1	1	1	0	2	1																		
28 Tommy Pham, R (1,7) OBP: 0.345, SLG: 0.426										4	1	1	1	0	1	1																		
17 Kyle Farmer, R (1,10) OBP: 0.350, SLG: 0.438											3	0	2	0	1	0	0																	
29 TJ Friedl, L (9,PR) OBP: 0.253, SLG: 0.292											0	0	0	0	0	0	0																	
4 Matt Reynolds, R (1,6) OBP: 0.326, SLG: 0.384											3	0	0	0	0	1	2																	
32 Max Schrock, L (9,PH) OBP: 0.253, SLG: 0.292											1	0	0	0	0	0	1																	
15 Nick Senzel, R (1,8) OBP: 0.288, SLG: 0.257											3	0	0	0	1	1	1																	
9 Mike Moustakas, L (1,3) OBP: 0.314, SLG: 0.315											4	1	1	0	0	1	2																	
3 Albert Almora Jr., R (1,9) OBP: 0.308, SLG: 0.437											3	1	1	2	0	0	0																	
19 Joey Votto, L (9,PH) OBP: 0.340, SLG: 0.373											1	0	0	0	0	0	2																	
33 Aramis Garcia, R (1,2) OBP: 0.175, SLG: 0.205											3	0	1	0	0	1	0																	
Inning Stats	R: 0 E: 0 K: 2 S: 7	H: 0 LOB: 0 BB: 0 P: 9	R: 0 E: 0 K: 1 S: 6	H: 0 LOB: 0 BB: 0 P: 9	R: 0 E: 0 K: 1 S: 10	H: 1 LOB: 1 BB: 0 P: 17	R: 0 E: 0 K: 0 S: 14	H: 1 LOB: 0 BB: 0 P: 20	R: 2 E: 0 K: 0 S: 9	H: 2 LOB: 0 BB: 0 P: 14	R: 2 E: 0 K: 1 S: 11	H: 2 LOB: 0 BB: 1 P: 17	R: 0 E: 0 K: 1 S: 7	H: 0 LOB: 0 BB: 0 P: 11	R: 0 E: 0 K: 2 S: 10	H: 1 LOB: 0 BB: 0 P: 13	R: 0 E: 0 K: 0 S: 9	H: 1 LOB: 2 BB: 1 P: 16	1B: 5 2B: 0 3B: 0 HR: 3	SF: 0 SAC: 0 DP: 1 HBP: 0	WP: 0 PB: 0 SB: 0 CS: 1	PA: 35												
PITCHER	IP WLS BF H R ER SO BB IBB HBP BLK WP HR S P ERA WHIP																																	
52 Eric Lauer, L (1,1) ERA: 3.57	6.1	W	25	6	4	4	4	1	0	0	0	0	0	0	4	6	0.00	0.000																
58 Miguel Sánchez, R (7,1) ERA: 3.97	0.2	H	2	0	0	0	1	0	0	0	0	0	0	4	6	0.00	0.000																	
38 Devin Williams, R (8,1) ERA: 2.52	1.0	H	3	1	0	0	2	0	0	0	0	0	0	10	13	0.00	1.000																	
45 Brad Boxberger, R (9,1) ERA: 2.49	1.0	S	5	1	0	0	0	1	0	0	0	0	0	9	16	0.00	2.000																	

Milwaukee Brewers @ Cincinnati Reds
Great American Ball Park, Cincinnati, OH
Fri Jun 17 2022, 6:42 PM - 9:34 PM EDT
Att: 21,147 - Partly Cloudy - 89 F

AB 33
R 4
H 8
RBI 4
BB 2
SO 8
LOB 11



Batter	1	2	3	4	5	6	7	8	9	AB	R	H	RBI	BB	SO	LOB	TOP							
22 Christian Yelich, L OBP: 0.325, SLG: 0.381										5	2	2	0	0	1	4	Milwaukee Brewers @ Cincinnati Reds Great American Ball Park, Cincinnati, OH Sat Jun 18 2022, 4:12 PM - 7:33 PM EDT Att: 25,071 - Sunny - 79 F							
27 Willy Adams, R OBP: 0.283, SLG: 0.477										5	1	1	2	0	3	5								
11 Rowdy Tellez, L OBP: 0.282, SLG: 0.457										3	1	1	1	2	1	2								
Hunter Renfro, R OBP: 0.295, SLG: 0.484										5	1	1	1	0	2	4								
2 Luis Urrias, R OBP: 0.315, SLG: 0.357										3	0	1	1	2	0	1								
10 Omar Narváez, L OBP: 0.352, SLG: 0.383										4	1	0	0	1	2	3								
15 Tyrone Taylor, R OBP: 0.273, SLG: 0.411										5	1	1	0	0	1	3								
14 Jace Peterson, L OBP: 0.314, SLG: 0.431										4	0	2	2	1	0	1								
3 Jonathan Davis, R OBP: 0.600, SLG: 0.500										4	0	2	0	1	0	3								
Inning Stats	R: 1 H: 2 E: 1 K: 2 S: 11	H: 2 LOB: 1 BB: 0 P: 15	R: 0 H: 1 E: 0 K: 0 S: 8	H: 1 LOB: 1 BB: 0 P: 14	R: 3 H: 3 E: 0 K: 1 S: 20	LOB: 3 BB: 1 P: 30	R: 0 H: 1 E: 0 K: 1 S: 9	H: 1 LOB: 1 BB: 0 P: 14	R: 0 H: 0 E: 0 K: 0 S: 10	H: 0 LOB: 0 BB: 0 P: 17	R: 2 H: 2 E: 0 K: 2 S: 21	H: 2 LOB: 2 BB: 2 P: 36	R: 1 H: 1 E: 0 K: 1 S: 18	H: 1 LOB: 1 BB: 1 P: 26	R: 0 H: 1 E: 0 K: 1 S: 17	H: 1 LOB: 2 BB: 1 P: 25	R: 0 H: 0 E: 0 K: 2 S: 10	H: 0 LOB: 2 BB: 2 P: 15	1B: 6 2B: 3 3B: 0 HR: 2	SF: 0 SAC: 0 DP: 0 HBP: 0	WP: 1 PB: 0 SB: 1 CS: 0	PA: 45		
PITCHER	IP WLS BF H R ER SO BB IBB HBP BLK WP HR S P ERA WHIP	IP WLS BF H R ER SO BB IBB HBP BLK WP HR S P ERA WHIP	IP WLS BF H R ER SO BB IBB HBP BLK WP HR S P ERA WHIP	IP WLS BF H R ER SO BB IBB HBP BLK WP HR S P ERA WHIP	IP WLS BF H R ER SO BB IBB HBP BLK WP HR S P ERA WHIP	IP WLS BF H R ER SO BB IBB HBP BLK WP HR S P ERA WHIP	IP WLS BF H R ER SO BB IBB HBP BLK WP HR S P ERA WHIP	IP WLS BF H R ER SO BB IBB HBP BLK WP HR S P ERA WHIP	IP WLS BF H R ER SO BB IBB HBP BLK WP HR S P ERA WHIP	IP WLS BF H R ER SO BB IBB HBP BLK WP HR S P ERA WHIP	IP WLS BF H R ER SO BB IBB HBP BLK WP HR S P ERA WHIP	IP WLS BF H R ER SO BB IBB HBP BLK WP HR S P ERA WHIP	IP WLS BF H R ER SO BB IBB HBP BLK WP HR S P ERA WHIP	IP WLS BF H R ER SO BB IBB HBP BLK WP HR S P ERA WHIP	IP WLS BF H R ER SO BB IBB HBP BLK WP HR S P ERA WHIP	IP WLS BF H R ER SO BB IBB HBP BLK WP HR S P ERA WHIP	IP WLS BF H R ER SO BB IBB HBP BLK WP HR S P ERA WHIP	IP WLS BF H R ER SO BB IBB HBP BLK WP HR S P ERA WHIP	IP WLS BF H R ER SO BB IBB HBP BLK WP HR S P ERA WHIP	IP WLS BF H R ER SO BB IBB HBP BLK WP HR S P ERA WHIP	IP WLS BF H R ER SO BB IBB HBP BLK WP HR S P ERA WHIP	IP WLS BF H R ER SO BB IBB HBP BLK WP HR S P ERA WHIP	IP WLS BF H R ER SO BB IBB HBP BLK WP HR S P ERA WHIP	IP WLS BF H R ER SO BB IBB HBP BLK WP HR S P ERA WHIP
51 Graham Ashcraft, R ERA: 3.51	5.0	L	25	8	6	6	4	2	0	0	0	0	1	1	61	98	10.80	2.000						
52 Reiver Sammartin, L ERA: 12.05	1.0		5	1	0	0	2	1	0	0	0	0	0	0	18	28	0.00	2.000						
85 Luis Cessa, R ERA: 5.13	1.0		5	1	1	1	1	1	0	0	0	0	0	1	18	26	9.00	2.000						
75 Ross Detwiler, L ERA: 1.29	1.0		5	1	0	0	1	1	0	0	0	0	0	0	17	25	0.00	2.000						
77 Art Warren, R ERA: 7.33	1.0		5	0	0	0	2	1	1	0	0	0	0	0	10	15	0.00	1.000						

Batter	1	2	3	4	5	6	7	8	9	AB	R	H	RBI	BB	SO	LOB	BOTTOM							
6 Jonathan India, R OBP: 0.297, SLG: 0.311										5	0	0	0	0	1	2	Milwaukee Brewers @ Cincinnati Reds Great American Ball Park, Cincinnati, OH Sat Jun 18 2022, 4:12 PM - 7:33 PM EDT Att: 25,071 - Sunny - 79 F							
22 Brandon Drury, R OBP: 0.329, SLG: 0.517										5	0	0	0	0	1	3								
28 Tommy Pham, R OBP: 0.351, SLG: 0.430										3	1	2	0	1	0	0								
19 Joey Votto, L OBP: 0.338, SLG: 0.370										4	0	1	0	0	1	3								
17 Kyle Farmer, R OBP: 0.348, SLG: 0.434										4	1	1	0	0	1	1								
15 Nick Senzel, R OBP: 0.275, SLG: 0.264										4	1	2	0	0	1	0								
9 Mike Moustakas, L OBP: 0.318, SLG: 0.318										2	0	1	1	1	0	0								
3 Albert Almora Jr., R OBP: 0.303, SLG: 0.429										2	0	0	0	0	0	2								
32 Max Schrock, L OBP: 0.500, SLG: 0.500										1	0	1	1	0	0	0								
4 Matt Reynolds, R OBP: 0.324, SLG: 0.381										1	0	0	0	0	0	1								
33 Aramis Garcia, R OBP: 0.183, SLG: 0.225										2	0	1	0	0	0	2								
29 TJ Friedl, L OBP: 0.250, SLG: 0.289										1	0	0	0	0	0	2								
72 Chris Okey, R OBP: 0.222, SLG: 0.125										1	0	0	0	0	1	0								
Inning Stats	R: 0 H: 1 E: 0 K: 1 S: 8	H: 0 LOB: 0 BB: 0 P: 13	R: 0 H: 0 E: 0 K: 1 S: 7	H: 0 LOB: 0 BB: 0 P: 10	R: 0 H: 1 E: 0 K: 0 S: 7	H: 1 LOB: 1 BB: 0 P: 10	R: 0 H: 1 E: 0 K: 0 S: 5	H: 1 LOB: 0 BB: 0 P: 9	R: 1 H: 1 E: 1 K: 0 S: 14	H: 1 LOB: 2 BB: 1 P: 20	R: 2 H: 4 E: 0 K: 0 S: 13	H: 4 LOB: 2 BB: 0 P: 25	R: 0 H: 0 E: 0 K: 1 S: 11	H: 0 LOB: 1 BB: 1 P: 20	R: 0 H: 1 E: 0 K: 1 S: 10	H: 1 LOB: 1 BB: 0 P: 11	R: 0 H: 0 E: 0 K: 2 S: 8	H: 0 LOB: 0 BB: 0 P: 10	1B: 8 2B: 1 3B: 0 HR: 0	SF: 1 SAC: 0 DP: 1 HBP: 0	WP: 0 PB: 0 SB: 0 CS: 0	PA: 38		
PITCHER	IP WLS BF H R ER SO BB IBB HBP BLK WP HR S P ERA WHIP	IP WLS BF H R ER SO BB IBB HBP BLK WP HR S P ERA WHIP	IP WLS BF H R ER SO BB IBB HBP BLK WP HR S P ERA WHIP	IP WLS BF H R ER SO BB IBB HBP BLK WP HR S P ERA WHIP	IP WLS BF H R ER SO BB IBB HBP BLK WP HR S P ERA WHIP	IP WLS BF H R ER SO BB IBB HBP BLK WP HR S P ERA WHIP	IP WLS BF H R ER SO BB IBB HBP BLK WP HR S P ERA WHIP	IP WLS BF H R ER SO BB IBB HBP BLK WP HR S P ERA WHIP	IP WLS BF H R ER SO BB IBB HBP BLK WP HR S P ERA WHIP	IP WLS BF H R ER SO BB IBB HBP BLK WP HR S P ERA WHIP	IP WLS BF H R ER SO BB IBB HBP BLK WP HR S P ERA WHIP	IP WLS BF H R ER SO BB IBB HBP BLK WP HR S P ERA WHIP	IP WLS BF H R ER SO BB IBB HBP BLK WP HR S P ERA WHIP	IP WLS BF H R ER SO BB IBB HBP BLK WP HR S P ERA WHIP	IP WLS BF H R ER SO BB IBB HBP BLK WP HR S P ERA WHIP	IP WLS BF H R ER SO BB IBB HBP BLK WP HR S P ERA WHIP	IP WLS BF H R ER SO BB IBB HBP BLK WP HR S P ERA WHIP	IP WLS BF H R ER SO BB IBB HBP BLK WP HR S P ERA WHIP	IP WLS BF H R ER SO BB IBB HBP BLK WP HR S P ERA WHIP	IP WLS BF H R ER SO BB IBB HBP BLK WP HR S P ERA WHIP	IP WLS BF H R ER SO BB IBB HBP BLK WP HR S P ERA WHIP	IP WLS BF H R ER SO BB IBB HBP BLK WP HR S P ERA WHIP	IP WLS BF H R ER SO BB IBB HBP BLK WP HR S P ERA WHIP	IP WLS BF H R ER SO BB IBB HBP BLK WP HR S P ERA WHIP
41 Jason Alexander, R ERA: 2.42	0.1	H	1	0	0	0	0	0	0	0	0	4	7	0.00	0.000									
57 Trevor Kelley, R ERA: 7.3	1.2		6	0	0	0	2	1	0	0	0	16	26	0.00	0.600									
55 Hoby Milner, L ERA: 2.2	1.1		5	1	0	0	2	0	0	0	0	13	15	0.00	0.750									



livebaseballscorecards.com

livebaseballscorecards.com

Batter	1	2	3	4	5	6	7	8	9	AB	R	H	RBI	BB	SO	LOB	TOP					
22 Christian Yelich, L (1, 10)	G4-3		K		K	F7		BB		4	0	0	0	1	2	2	Milwaukee Brewers @ Cincinnati Reds Great American Ball Park, Cincinnati, OH Sun Jun 19 2022, 1:44 PM - 4:48 PM EDT Att: 25,001 - Sunny - 75 F					
27 Willy Adams, R (1, 6)	P3		F9		1B		G6-3	F8		5	0	1	0	0	0	2						
24 Andrew McCutchen, R (1, 7)	G5-3				2B			HR	1B	4	2	2	0	1	0	0						
Hunter Renfro, R (1, 9)		L8		K	F7			HR	1B	4	1	1	2	1	1	3						
2 Luis Urias, R (1, 5)	F9				2B		P4	F7		5	1	1	1	0	1	1						
18 Keston Hiura, R (1, 3)	7 HBP		G6-3		1B		15 BB	7 BB	K2-3	4	1	1	0	1	2	2						
7 Victor Caratini, S (1, 2)					HR			27 WP	22 BB	2	1	2	2	1	0	0						
15 Tyrone Taylor, R (1, 8)					F9			F9		3	0	0	0	1	1	3						
13 Mark Mathias, R (1, 4)			G6-3		G6-3		SF7	F7		3	0	0	1	0	0	1						
Inning Stats	R: 0 E: 0 K: 0 S: 8	H: 0 LOB: 0 BB: 0 P: 15	R: 0 E: 0 K: 1 S: 13	H: 0 LOB: 2 BB: 1 P: 20	R: 0 E: 0 K: 1 S: 8	H: 0 LOB: 0 BB: 0 P: 12	R: 3 E: 0 K: 1 S: 12	H: 3 LOB: 0 BB: 0 P: 17	R: 0 E: 0 K: 1 S: 10	H: 1 LOB: 2 BB: 1 P: 19	R: 1 E: 0 K: 0 S: 10	H: 2 LOB: 2 BB: 1 P: 16	R: 2 E: 0 K: 1 S: 10	H: 2 LOB: 0 BB: 0 P: 14	R: 0 E: 0 K: 0 S: 15	H: 0 LOB: 2 BB: 2 P: 27		R: 0 E: 0 K: 2 S: 12	H: 0 LOB: 1 BB: 1 P: 23	1B: 4 2B: 2 3B: 0 HR: 2	SF: 1 SAC: 0 DP: 0 HBP: 1	WP: 1 PB: 0 SB: 0 CS: 0
PITCHER	IP	WLS	BF	H	R	ER	SO	BB	IBB	HBP	BLK	WP	HR	S	P	ERA	WHIP					
31 Mike Minor, L (1, 1)	6.0	L	28	6	4	4	4	3	0	1	0	0	1	61	99	6.00	1.500					
66 Joel Kuhnel, R (7, 1)	1.0		5	2	2	2	1	0	0	0	0	0	1	10	14	18.00	2.000					
23 Jeff Hoffman, R (8, 1)	1.0		5	0	0	0	0	2	0	0	0	1	0	15	27	0.00	2.000					
55 Dauri Moreta, R (9, 1)	1.0		4	0	0	0	2	1	0	0	0	0	0	12	23	0.00	1.000					

Batter	1	2	3	4	5	6	7	8	9	AB	R	H	RBI	BB	SO	LOB	BOTTOM					
6 Jonathan India, R (1, 4)	L6		K		L7		FC6-4		K	5	0	0	0	0	2	3	Milwaukee Brewers @ Cincinnati Reds Great American Ball Park, Cincinnati, OH Sun Jun 19 2022, 1:44 PM - 4:48 PM EDT Att: 25,001 - Sunny - 75 F					
22 Brandon Drury, R (1, 5)	28 BB		G6-3		F7		28 BB			4	0	2	0	0	0	0						
28 Tommy Pham, R (1, 7)					19 BB	17 FC6-4				2	1	1	0	2	1	0						
19 Joey Votto, L (1, 3)	F9				17 FC6-4					4	0	1	0	0	1	5						
17 Kyle Farmer, R (1, 6)	F7		FC6-4		3 BB					4	1	0	1	0	1	3						
15 Nick Senzel, R (1, 8)			K		L9		L5		P6	4	0	0	0	0	1	1						
9 Mike Moustakas, L (1, 10)			G5-4-3		3 BB		G3		F9	3	1	1	0	1	0	0						
3 Albert Almora Jr., R (1, 9)		G5-4-3			1B		F8		G5-3	4	0	1	2	0	0	1						
33 Aramis Garcia, R (1, 2)			K				6 FC6-4		K	1	0	0	0	1	1	0						
32 Max Schrock, L (9, PH)					BB		HR			1	0	0	0	0	1	0						
Inning Stats	R: 0 E: 0 K: 0 S: 10	H: 1 LOB: 2 BB: 1 P: 20	R: 0 E: 0 K: 1 S: 8	H: 1 LOB: 0 BB: 0 P: 16	R: 0 E: 0 K: 2 S: 10	H: 0 LOB: 0 BB: 0 P: 12	R: 3 E: 0 K: 0 S: 16	H: 2 LOB: 2 BB: 3 P: 34	R: 0 E: 0 K: 1 S: 6	H: 0 LOB: 0 BB: 0 P: 8	R: 0 E: 0 K: 1 S: 8	H: 0 LOB: 0 BB: 0 P: 13	R: 0 E: 0 K: 1 S: 15	H: 2 LOB: 3 BB: 0 P: 24	R: 0 E: 0 K: 0 S: 7	H: 0 LOB: 0 BB: 0 P: 10	R: 0 E: 0 K: 2 S: 9	H: 0 LOB: 0 BB: 0 P: 9	1B: 5 2B: 1 3B: 0 HR: 0	SF: 0 SAC: 0 DP: 1 HBP: 1	WP: 0 PB: 0 SB: 0 CS: 0	PA: 37
PITCHER	IP	WLS	BF	H	R	ER	SO	BB	IBB	HBP	BLK	WP	HR	S	P	ERA	WHIP					
37 Adrian Houser, R (1, 1)	6.0		25	4	3	3	5	4	0	0	0	0	0	12	20	0.00	3.000					
57 Trevor Kelley, R (7, 1)	0.2	H	5	2	0	0	0	0	0	1	0	0	0	3	4	0.00	0.000					
55 Hoby Milner, L (7, 1)	0.1	H	1	0	0	0	1	0	0	0	0	0	0	3	4	0.00	0.000					
45 Brad Boxberger, R (8, 1)	1.0	H	3	0	0	0	0	0	0	0	0	0	0	7	10	0.00	0.000					
38 Devin Williams, R (9, 1)	1.0	S	3	0	0	0	2	0	0	0	0	0	0	9	9	0.00	0.000					

AB	34
R	6
H	8
RBI	6
BB	6
SO	7
LOB	14



livebaseballscorecards.com

livebaseballscorecards.com

Batter	1	2	3	4	5	6	7	8	9	AB	R	H	RBI	BB	SO	LOB	TOP				
19 Tommy Edman, S (1, 6) OBP: 0.356, SLG: 0.420										4	0	0	0	0	1	1					
33 Brendan Donovan, L (1, 7) OBP: 0.420, SLG: 0.429										4	0	1	0	0	1	1					
46 Paul Goldschmidt, R (1, 10) OBP: 0.417, SLG: 0.614										4	0	0	0	0	2	2					
28 Nolan Arenado, R (1, 5) OBP: 0.343, SLG: 0.488										4	0	0	0	0	1	0					
16 Nolan Gorman, L (1, 4) OBP: 0.323, SLG: 0.427										3	0	0	0	0	3	0					
36 Juan Yezzer, R (1, 3) OBP: 0.340, SLG: 0.477										3	0	2	0	0	1	0					
3 Dylan Carlson, S (1, 9) OBP: 0.314, SLG: 0.400										2	0	0	0	1	1	1					
48 Harrison Bader, R (1, 8) OBP: 0.311, SLG: 0.386										3	0	0	0	0	2	2					
7 Andrew Knizner, R (1, 2) OBP: 0.298, SLG: 0.259										1	0	0	0	1	0	0					
21 Lars Nootbaar, L (8, PH) OBP: 0.224, SLG: 0.235										1	0	0	0	0	0	0					
47 Ivan Herrera, R (8, 2)										0	0	0	0	0	0	0					
Inning Stats	R: 0 E: 0 K: 2 S: 11	H: 0 LOB: 0 BB: 0 P: 18	R: 0 E: 0 K: 2 S: 11	H: 1 LOB: 2 BB: 1 P: 19	R: 0 E: 0 K: 0 S: 7	H: 0 LOB: 0 BB: 0 P: 7	R: 0 E: 0 K: 2 S: 12	H: 0 LOB: 0 BB: 0 P: 17	R: 0 E: 0 K: 1 S: 10	H: 0 LOB: 1 BB: 1 P: 17	R: 0 E: 0 K: 2 S: 11	H: 1 LOB: 1 BB: 0 P: 16	R: 0 E: 0 K: 1 S: 11	H: 0 LOB: 0 BB: 0 P: 16	R: 0 E: 0 K: 1 S: 11	H: 1 LOB: 0 BB: 0 P: 16	1B: 2 2B: 1 3B: 0 HR: 0	SF: 0 SAC: 0 DP: 0 HBP: 0	WP: 0 PB: 0 SB: 0 CS: 0	PA: 31	
PITCHER	IP	WLS	BF	H	R	ER	SO	BB	IBB	HBP	BLK	WP	HR	S	P	ERA	WHIP				
39 Corbin Burnes, R (1, 1) ERA: 2.31	7.0	W	25	2	0	0	10	2	0	0	0	0	0	70	108	0.00	0.571				
38 Devin Williams, R (8, 1) ERA: 2.33	1.0	H	3	0	0	0	1	0	0	0	0	0	0	11	16	0.00	0.000				
71 Josh Hader, L (9, 1) ERA: 0.87	1.0	S	3	1	0	0	1	0	0	0	0	0	0	11	16	0.00	1.000				

St. Louis Cardinals @ Milwaukee Brewers
American Family Field, Milwaukee, WI
Mon Jun 20 2022, 7:12 PM - 9:57 PM CDT
Att: 28,100 - Clear - 92 F

livebaseballscorecards.com

AB 29
R 0
H 3
RBI 0
BB 2
SO 12
LOB 7

Batter	1	2	3	4	5	6	7	8	9	AB	R	H	RBI	BB	SO	LOB	BOTTOM				
22 Christian Yelich, L (1, 7) OBP: 0.318, SLG: 0.369										4	0	0	0	0	2	2					
27 Willy Adams, R (1, 6) OBP: 0.285, SLG: 0.475										4	0	2	0	0	1	0					
11 Rowdy Tellez, L (1, 3) OBP: 0.319, SLG: 0.458										4	0	1	0	0	0	2					
24 Andrew McCutchen, R (1, 10) OBP: 0.302, SLG: 0.333										4	0	0	0	0	0	3					
Hunter Renfro, R (1, 9) OBP: 0.301, SLG: 0.497										3	0	1	0	1	0	1					
10 Omar Narváez, L (1, 2) OBP: 0.342, SLG: 0.371										4	0	0	0	0	0	5					
2 Luis Urias, R (1, 5) OBP: 0.306, SLG: 0.351										3	0	0	0	0	1	0					
18 Keston Hiura, R (1, 4) OBP: 0.342, SLG: 0.419										1	1	1	0	1	0	0					
14 Jace Peterson, L (8, 5) OBP: 0.314, SLG: 0.431										0	0	0	0	0	0	0					
15 Tyrone Taylor, R (1, 8) OBP: 0.273, SLG: 0.420										3	1	1	2	0	0	2					
Inning Stats	R: 0 E: 0 K: 1 S: 12	H: 0 LOB: 0 BB: 0 P: 20	R: 0 E: 0 K: 0 S: 8	H: 0 LOB: 0 BB: 0 P: 12	R: 0 E: 0 K: 0 S: 7	H: 0 LOB: 1 BB: 1 P: 12	R: 0 E: 0 K: 0 S: 5	H: 1 LOB: 2 BB: 1 P: 13	R: 2 E: 0 K: 1 S: 16	H: 2 LOB: 0 BB: 0 P: 22	R: 0 E: 0 K: 0 S: 6	H: 1 LOB: 1 BB: 0 P: 11	R: 0 E: 0 K: 2 S: 10	H: 0 LOB: 1 BB: 0 P: 15	R: 0 E: 0 K: 0 S: 12	H: 2 LOB: 2 BB: 0 P: 18	1B: 2 2B: 3 3B: 0 HR: 1	SF: 0 SAC: 0 DP: 0 HBP: 1	WP: 0 PB: 0 SB: 0 CS: 0	PA: 33	
PITCHER	IP	WLS	BF	H	R	ER	SO	BB	IBB	HBP	BLK	WP	HR	S	P	ERA	WHIP				
39 Miles Mikolas, R (1, 1) ERA: 2.64	6.1	L	26	4	2	2	3	2	0	1	0	0	0	59	100	2.84	0.947				
59 Johan Oviedo, R (7, 1) ERA: 3.55	1.2		7	2	0	0	1	0	0	0	0	0	0	17	23	0.00	1.200				

St. Louis Cardinals @ Milwaukee Brewers
American Family Field, Milwaukee, WI
Mon Jun 20 2022, 7:12 PM - 9:57 PM CDT
Att: 28,100 - Clear - 92 F

livebaseballscorecards.com

AB 30
R 2
H 6
RBI 2
BB 2
SO 4
LOB 15

Batter	1	2	3	4	5	6	7	8	9	AB	R	H	RBI	BB	SO	LOB	TOP										
19 Tommy Edman, S OBP: 0.353, SLG: 0.416	F7		K		F3			33 1B 28 1B	K	5	1	1	0	0	2	1											
33 Brendan Donovan, L OBP: 0.245, SLG: 0.430	28 2B 36 G5-3		28 G6-4-3 BB			G4-3		16 1B	K	4	2	2	0	1	1	1											
28 Nolan Arenado, R OBP: 0.345, SLG: 0.492	16 1B		G6-4-3			P2		FC4-6 16 1B		4	1	2	1	0	0	1											
36 Juan Yezzer, R OBP: 0.331, SLG: 0.463	G5-3					K		F8		4	0	0	1	0	2	3											
16 Nolan Gorman, L OBP: 0.250, SLG: 0.516						K				4	2	4	4	0	0	0											
3 Dylan Carlson, S OBP: 0.313, SLG: 0.393	L4					F7		FC4-6 48 S		3	0	0	0	1	0	3											
48 Harrison Bader, R OBP: 0.306, SLG: 0.379		G5-3				F7		K		4	0	0	0	0	1	3											
21 Lars Nootbaar, L OBP: 0.226, SLG: 0.236		F7				F9		L8		4	0	1	0	0	0	0											
7 Andrew Knizner, R OBP: 0.297, SLG: 0.259		F7				F4		G5-4-3		4	0	1	0	0	0	2											
Inning Stats	R: 2 H: 3 E: 0 K: 0 S: 12	H: 3 LOB: 1 BB: 0 P: 20	R: 0 H: 0 E: 0 K: 0 S: 12	H: 0 LOB: 0 BB: 0 P: 18	R: 0 H: 0 E: 0 K: 1 S: 11	H: 0 LOB: 0 BB: 1 P: 17	R: 1 H: 1 E: 0 K: 1 S: 12	H: 1 LOB: 0 BB: 0 P: 18	R: 0 H: 0 E: 0 K: 1 S: 6	H: 0 LOB: 0 BB: 0 P: 10	R: 0 H: 0 E: 0 K: 1 S: 6	H: 0 LOB: 0 BB: 0 P: 10	R: 1 H: 2 E: 0 K: 0 S: 9	H: 2 LOB: 1 BB: 1 P: 18	R: 2 H: 4 E: 0 K: 1 S: 16	H: 4 LOB: 2 BB: 0 P: 23	R: 0 H: 1 E: 0 K: 2 S: 11	H: 1 LOB: 1 BB: 0 P: 14	1B: 8 2B: 1 3B: 0 HR: 2	SF: 0 SAC: 0 DP: 2 HBP: 0	WP: 0 PB: 0 SB: 1 CS: 0	PA: 38					
PITCHER	IP	WLS	BF	H	R	ER	SO	BB	IBB	HBP	BLK	WP	HR	S	P	ERA	WHIP										
21 Chi Chi González, R ERA: 7.36	4.0	L	16	4	3	3	2	1	0	0	0	0	1	47	73	6.75	1.250										
35 Brent Suter, L ERA: 4.39	1.1		4	0	0	0	0	0	0	0	0	0	0	8	12	0.00	0.000										
58 Miguel Sánchez, R ERA: 4.05	1.2		7	2	1	1	1	1	0	0	0	0	1	13	26	5.40	1.800										
32 Peter Strzelecki, R ERA: 3.86	2.0		11	5	2	2	3	0	0	0	0	0	0	27	37	9.00	2.500										

St. Louis Cardinals @ Milwaukee Brewers
American Family Field, Milwaukee, WI
Tue Jun 21 2022, 7:11 PM - 10:25 PM CDT
Att: 30,208 - Clear - 95 F

AB	36
R	6
H	11
RBI	6
BB	2
SO	6
LOB	14



Batter	1	2	3	4	5	6	7	8	9	AB	R	H	RBI	BB	SO	LOB	BOTTOM										
22 Christian Yelich, L OBP: 0.321, SLG: 0.389	27 HR			G3			G6-3			3	1	1	0	1	0	0											
27 Willy Adames, R OBP: 0.284, SLG: 0.486										4	1	1	2	0	1	2											
11 Rowdy Tellez, L OBP: 0.321, SLG: 0.454										2	0	0	0	2	1	0											
24 Andrew McCutchen, R OBP: 0.305, SLG: 0.330										2	0	0	0	2	0	1											
Hunter Renfro, R OBP: 0.300, SLG: 0.490										3	0	0	0	1	0	3											
7 Victor Caratini, S OBP: 0.354, SLG: 0.446										4	0	0	0	0	1	4											
2 Luis Urias, R OBP: 0.310, SLG: 0.362										4	0	2	0	0	0	2											
14 Jace Peterson, L OBP: 0.307, SLG: 0.420										4	0	0	0	0	1	2											
15 Tyrone Taylor, R OBP: 0.268, SLG: 0.411										4	0	0	0	0	2	2											
Inning Stats	R: 2 H: 1 E: 0 K: 0 S: 10	H: 1 LOB: 3 BB: 0 P: 26	R: 0 H: 2 E: 0 K: 0 S: 12	H: 2 LOB: 2 BB: 0 P: 20	R: 0 H: 0 E: 0 K: 1 S: 13	H: 0 LOB: 2 BB: 2 P: 25	R: 0 H: 0 E: 0 K: 0 S: 9	H: 0 LOB: 0 BB: 0 P: 11	R: 0 H: 0 E: 0 K: 2 S: 11	H: 0 LOB: 1 BB: 1 P: 18	R: 0 H: 0 E: 0 K: 0 S: 7	H: 0 LOB: 0 BB: 0 P: 10	R: 0 H: 0 E: 0 K: 1 S: 10	H: 0 LOB: 0 BB: 0 P: 12	R: 0 H: 0 E: 0 K: 0 S: 10	H: 0 LOB: 0 BB: 0 P: 12	R: 0 H: 1 E: 0 K: 2 S: 11	H: 1 LOB: 1 BB: 0 P: 19	1B: 2 2B: 1 3B: 0 HR: 1	SF: 0 SAC: 0 DP: 1 HBP: 0	WP: 0 PB: 0 SB: 0 CS: 0	PA: 36					
PITCHER	IP	WLS	BF	H	R	ER	SO	BB	IBB	HBP	BLK	WP	HR	S	P	ERA	WHIP										
22 Jack Flaherty, R ERA: 7.8	3.0		16	3	2	2	1	5	0	0	0	0	0	17	26	0.00	0.600										
57 Zack Thompson, L ERA: 3.95	1.2	W	6	0	0	0	2	1	0	0	0	0	0	3	3	0.00	0.000										
34 Drew VerHagen, R ERA: 5.85	0.1	H	1	0	0	0	0	0	0	0	0	0	0	3	3	0.00	0.000										
65 Giovanny Gallegos, R ERA: 2.7	2.0	H	6	0	0	0	1	0	0	0	0	0	0	17	22	0.00	0.000										
56 Ryan Helsley, R ERA: 0.33	2.0		7	1	0	0	2	0	0	0	0	0	0	21	31	0.00	0.500										

St. Louis Cardinals @ Milwaukee Brewers
American Family Field, Milwaukee, WI
Tue Jun 21 2022, 7:11 PM - 10:25 PM CDT
Att: 30,208 - Clear - 95 F

AB	30
R	2
H	4
RBI	2
BB	6
SO	6
LOB	16



Batter	1	2	3	4	5	6	7	8	9	AB	R	H	RBI	BB	SO	LOB	TOP								
19 Tommy Edman, S OBP: 0.351, SLG: 0.413	F7		K		K		BB			3	0	0	0	1	2	0	St. Louis Cardinals @ Milwaukee Brewers American Family Field, Milwaukee, WI Thu Jun 23 2022, 1:11 PM - 4:11 PM CDT Att: 32,550 - Sunny - 81 F								
16 Nolan Gorman, L OBP: 0.342, SLG: 0.495	E		BB		G5-3		F7			4	1	2	0	0	0	2									
46 Paul Goldschmidt, R OBP: 0.423, SLG: 0.625	E6		BB		BB		P4			2	2	1	1	2	0	2									
28 Nolan Arenado, R OBP: 0.350, SLG: 0.516	G5-3		G5-4-3		BB		G6-3			4	0	2	0	0	0	2									
33 Brendan Donovan, L (1, 5) OBP: 0.418, SLG: 0.419	HBP		F7		K2-3		G3			3	0	0	0	0	1	2									
36 Juan Yanez, R OBP: 0.328, SLG: 0.457	G5-3		G5-3		G5-3		SF7			3	0	0	1	0	1	2									
3 Dylan Carlson, S OBP: 0.311, SLG: 0.384	F7		F8		K		K			4	0	0	0	0	2	1									
21 Lars Nootbaar, L OBP: 0.242, SLG: 0.305	K		K		K		K			3	1	2	1	0	1	0									
48 Harrison Bader, R (9, PH) OBP: 0.303, SLG: 0.371	K		K		HR		BB			1	0	0	0	0	1	0									
47 Iván Herrera, R (1, 2)	G1-4-3		K		K		SH1-4			2	0	0	0	0	1	0									
5 Albert Pujols, R (9, PH) OBP: 0.295, SLG: 0.339	G1-4-3		K		K		SH1-4		L9	1	0	0	0	0	0	0									
Inning Stats	R: 2 H: 3 E: 1 K: 0 S: 14	H: 3 LOB: 1 BB: 0 P: 23	R: 0 H: 0 E: 0 K: 1 S: 8	H: 0 LOB: 0 BB: 0 P: 10	R: 0 H: 1 E: 0 K: 1 S: 5	H: 1 LOB: 1 BB: 1 P: 12	R: 0 H: 0 E: 0 K: 0 S: 4	H: 0 LOB: 0 BB: 0 P: 7	R: 1 H: 1 E: 0 K: 2 S: 12	H: 1 LOB: 0 BB: 0 P: 21	R: 1 H: 1 E: 0 K: 2 S: 11	H: 1 LOB: 1 BB: 1 P: 20	R: 0 H: 1 E: 0 K: 0 S: 12	H: 1 LOB: 2 BB: 1 P: 21	R: 0 H: 0 E: 0 K: 1 S: 10	H: 0 LOB: 0 BB: 0 P: 13	R: 0 H: 0 E: 0 K: 2 S: 8	H: 0 LOB: 0 BB: 0 P: 12	1B: 3 2B: 3 3B: 0 HR: 1	SF: 1 SAC: 1 DP: 2 HBP: 1	WP: 0 PB: 0 CS: 0	PA: 36			
PITCHER	IP WLS BF H R ER SO BB IBB HBP BLK WP HR S P ERA WHIP	IP WLS BF H R ER SO BB IBB HBP BLK WP HR S P ERA WHIP	IP WLS BF H R ER SO BB IBB HBP BLK WP HR S P ERA WHIP	IP WLS BF H R ER SO BB IBB HBP BLK WP HR S P ERA WHIP	IP WLS BF H R ER SO BB IBB HBP BLK WP HR S P ERA WHIP	IP WLS BF H R ER SO BB IBB HBP BLK WP HR S P ERA WHIP	IP WLS BF H R ER SO BB IBB HBP BLK WP HR S P ERA WHIP	IP WLS BF H R ER SO BB IBB HBP BLK WP HR S P ERA WHIP	IP WLS BF H R ER SO BB IBB HBP BLK WP HR S P ERA WHIP	IP WLS BF H R ER SO BB IBB HBP BLK WP HR S P ERA WHIP	IP WLS BF H R ER SO BB IBB HBP BLK WP HR S P ERA WHIP	IP WLS BF H R ER SO BB IBB HBP BLK WP HR S P ERA WHIP	IP WLS BF H R ER SO BB IBB HBP BLK WP HR S P ERA WHIP	IP WLS BF H R ER SO BB IBB HBP BLK WP HR S P ERA WHIP	IP WLS BF H R ER SO BB IBB HBP BLK WP HR S P ERA WHIP	IP WLS BF H R ER SO BB IBB HBP BLK WP HR S P ERA WHIP	IP WLS BF H R ER SO BB IBB HBP BLK WP HR S P ERA WHIP	IP WLS BF H R ER SO BB IBB HBP BLK WP HR S P ERA WHIP	IP WLS BF H R ER SO BB IBB HBP BLK WP HR S P ERA WHIP	IP WLS BF H R ER SO BB IBB HBP BLK WP HR S P ERA WHIP	IP WLS BF H R ER SO BB IBB HBP BLK WP HR S P ERA WHIP	IP WLS BF H R ER SO BB IBB HBP BLK WP HR S P ERA WHIP	IP WLS BF H R ER SO BB IBB HBP BLK WP HR S P ERA WHIP	IP WLS BF H R ER SO BB IBB HBP BLK WP HR S P ERA WHIP	IP WLS BF H R ER SO BB IBB HBP BLK WP HR S P ERA WHIP
22 Christian Yelich, L OBP: 0.328, SLG: 0.378	F9		G4-3		G4-3		BB			2	1	1	0	2	0	1	St. Louis Cardinals @ Milwaukee Brewers American Family Field, Milwaukee, WI Thu Jun 23 2022, 1:11 PM - 4:11 PM CDT Att: 32,550 - Sunny - 81 F								
27 Willy Adames, R OBP: 0.282, SLG: 0.495	F9		K		K		HR			4	1	1	1	0	1	5									
11 Rowdy Tellez, L OBP: 0.323, SLG: 0.459	G4-3		G4-6-3		G3		G6-3			4	0	0	1	0	0	3									
24 Andrew McCutchen, R OBP: 0.312, SLG: 0.354	G5-3		BB		BB		K			4	1	2	0	0	1	0									
2 Luis Urias, R OBP: 0.308, SLG: 0.348	L8		BB		G5-3		BB			2	1	0	0	2	0	0									
7 Victor Caratini, S OBP: 0.383, SLG: 0.447	G4-3		HR		BB		BB			2	1	1	0	2	0	0									
15 Tyrone Taylor, R OBP: 0.272, SLG: 0.422	K		HR		HR		L4			4	1	1	3	0	2	4									
14 Jace Peterson, L OBP: 0.306, SLG: 0.414	K		BB		BB		K			2	0	1	1	1	1	1									
3 Jonathan Davis, R OBP: 0.444, SLG: 0.375	BB		BB		L8		FC4			4	0	1	0	0	0	4									
Inning Stats	R: 1 H: 1 E: 0 K: 0 S: 8	H: 1 LOB: 0 BB: 0 P: 14	R: 0 H: 0 E: 0 K: 1 S: 8	H: 0 LOB: 0 BB: 0 P: 11	R: 0 H: 2 E: 0 K: 1 S: 14	H: 2 LOB: 1 BB: 1 P: 24	R: 3 H: 3 E: 0 K: 0 S: 19	H: 3 LOB: 1 BB: 2 P: 33	R: 1 H: 1 E: 0 K: 1 S: 9	H: 1 LOB: 0 BB: 0 P: 13	R: 0 H: 0 E: 0 K: 1 S: 7	H: 0 LOB: 1 BB: 1 P: 13	R: 0 H: 0 E: 0 K: 0 S: 8	H: 0 LOB: 0 BB: 1 P: 13	R: 1 H: 1 E: 0 K: 1 S: 9	H: 1 LOB: 2 BB: 2 P: 23		R: 0 H: 0 E: 0 K: 1 S: 8	H: 0 LOB: 0 BB: 0 P: 12	1B: 5 2B: 1 3B: 0 HR: 2	SF: 1 SAC: 0 DP: 2 HBP: 0	WP: 0 PB: 0 CS: 0	PA: 36		
PITCHER	IP WLS BF H R ER SO BB IBB HBP BLK WP HR S P ERA WHIP	IP WLS BF H R ER SO BB IBB HBP BLK WP HR S P ERA WHIP	IP WLS BF H R ER SO BB IBB HBP BLK WP HR S P ERA WHIP	IP WLS BF H R ER SO BB IBB HBP BLK WP HR S P ERA WHIP	IP WLS BF H R ER SO BB IBB HBP BLK WP HR S P ERA WHIP	IP WLS BF H R ER SO BB IBB HBP BLK WP HR S P ERA WHIP	IP WLS BF H R ER SO BB IBB HBP BLK WP HR S P ERA WHIP	IP WLS BF H R ER SO BB IBB HBP BLK WP HR S P ERA WHIP	IP WLS BF H R ER SO BB IBB HBP BLK WP HR S P ERA WHIP	IP WLS BF H R ER SO BB IBB HBP BLK WP HR S P ERA WHIP	IP WLS BF H R ER SO BB IBB HBP BLK WP HR S P ERA WHIP	IP WLS BF H R ER SO BB IBB HBP BLK WP HR S P ERA WHIP	IP WLS BF H R ER SO BB IBB HBP BLK WP HR S P ERA WHIP	IP WLS BF H R ER SO BB IBB HBP BLK WP HR S P ERA WHIP	IP WLS BF H R ER SO BB IBB HBP BLK WP HR S P ERA WHIP	IP WLS BF H R ER SO BB IBB HBP BLK WP HR S P ERA WHIP	IP WLS BF H R ER SO BB IBB HBP BLK WP HR S P ERA WHIP	IP WLS BF H R ER SO BB IBB HBP BLK WP HR S P ERA WHIP	IP WLS BF H R ER SO BB IBB HBP BLK WP HR S P ERA WHIP	IP WLS BF H R ER SO BB IBB HBP BLK WP HR S P ERA WHIP	IP WLS BF H R ER SO BB IBB HBP BLK WP HR S P ERA WHIP	IP WLS BF H R ER SO BB IBB HBP BLK WP HR S P ERA WHIP	IP WLS BF H R ER SO BB IBB HBP BLK WP HR S P ERA WHIP	IP WLS BF H R ER SO BB IBB HBP BLK WP HR S P ERA WHIP	IP WLS BF H R ER SO BB IBB HBP BLK WP HR S P ERA WHIP
43 Dakota Hudson, R ERA: 3.72	1.2	6	0	0	0	2	1	0	0	0	0	12	20	0.00	0.600										
57 Zack Thompson, L ERA: 3.68	1.0	3	0	0	0	0	1	0	0	0	0	8	13	0.00	1.000										
34 Drew VerHagen, R ERA: 6.3	0.0	3	1	1	1	0	2	0	0	0	0	3	14	=	=										
30 Nick Wittgren, R ERA: 5.18	1.0	3	0	0	0	1	0	0	0	0	0	6	9	0.00	0.000										

Batter	1	2	3	4	5	6	7	8	9	AB	R	H	RBI	BB	SO	LOB	TOP					
5 Santiago Espinal, R OBP: 0.316, SLG: 0.395	(1, 4) P2	(1) X SI 93 0-0 G6-4-3	(2) F SI 94 1-2 G6-3	(3) F SI 94 1-2 G6-3	(1) X SI 93 0-0 G4-3	(2) F SI 94 1-2 G6-3	(1) B CU 78 3-1 G5-3	(2) C FF 92 0-3 K	(1) C FF 92 0-3 K	5	0	0	0	0	1	4						
11 Bo Bichette, R OBP: 0.301, SLG: 0.420	(1, 6) B SI 94 1-0 G6-3	(2) F SI 94 3-1 G5-3	(3) X SI 93 0-0 G4-3	(1) X SI 93 0-0 G4-3	(2) F SI 94 1-2 G6-3	(3) X SI 93 0-0 G4-3	(2) F SI 94 0-1 F9	(1) B FF 92 1-3 K	(2) B FF 92 1-3 K	5	0	0	0	0	1	1						
27 Vladimir Guerrero Jr., R (1, 10) OBP: 0.359, SLG: 0.592	(3) B SI 95 3-1 G6-3	(3) B SI 95 3-1 G6-3	(1) C SI 92 0-1 G4-3	(2) B SI 96 2-2 G6-3	(2) B SI 96 2-2 G6-3	(1) B SI 96 2-2 G6-3	(2) B CU 78 2-2 30 HR	(3) B CU 78 2-2 30 HR	(1) B CH 92 3-2 2B	5	1	2	1	0	0	0						
30 Alejandro Kirk, R OBP: 0.406, SLG: 0.513	(1, 2)	(2) C SI 95 2-2 15 1B	(2) C CU 82 2-2 37 1B	(1) B SI 96 2-2 1B	(2) X SI 93 0-0 1B	(3) X SI 93 0-0 1B	(1) C SI 90 1-2 1B	(2) C SI 90 1-2 1B	(3) B FF 92 1-2 F9	4	2	4	2	0	0	0						
55 Gabriel Moreno, R OBP: 0.400, SLG: 0.414	(7, 2)	(2) C SI 95 2-2 15 1B	(2) C CU 82 2-2 37 1B	(1) B SI 96 2-2 1B	(2) X SI 93 0-0 1B	(3) X SI 93 0-0 1B	(1) C SI 90 1-2 1B	(2) C SI 90 1-2 1B	(3) B FF 92 1-2 F9	1	0	0	0	0	0	1						
37 Teoscar Hernández, R OBP: 0.304, SLG: 0.449	(1, 9)	(2) B SI 87 2-2 15 1B	(2) C SI 94 3-1 F8	(2) B SI 94 2-2 1B	(3) C SI 94 0-2 K	(1) C SI 94 0-2 K	(3) C SI 94 2-2 L9	(1) C SI 94 2-2 L9	(2) B FF 92 1-2 2B	4	1	1	0	0	1	2						
15 Raimel Tapia, L OBP: 0.280, SLG: 0.362	(1, 8)	(2) L SI 94 0-2 26 2B	(3) B SI 93 3-2 L8	(3) L SI 94 0-2 26 2B	(1) B SI 93 3-2 L8	(2) C CU 79 1-1 G4-3	(1) C CU 79 1-1 G4-3	(3) C FF 92 0-1 G4-3	(1) C FF 92 0-1 G4-3	4	1	1	0	0	0	1						
7 Bradley Zimmer, L OBP: 0.211, SLG: 0.222	(8, 8)	(2) L SI 94 0-2 26 2B	(3) B SI 93 3-2 L8	(3) L SI 94 0-2 26 2B	(1) B SI 93 3-2 L8	(2) C CU 79 1-1 G4-3	(1) C CU 79 1-1 G4-3	(3) C FF 92 0-1 G4-3	(1) C FF 92 0-1 G4-3	0	0	0	0	0	0	0						
26 Matt Chapman, R OBP: 0.300, SLG: 0.386	(1, 5)	(2) D SI 87 2-0 13 2B	(1) B SI 93 3-2 K	(1) B SI 93 3-2 K	(2) B SI 94 1-2 K	(3) B SI 94 1-2 K	(2) B SI 94 1-2 K	(1) B SI 94 1-2 K	(2) B SI 94 1-2 K	4	1	1	3	0	2	0						
13 Lourdes Gurriel Jr., R OBP: 0.336, SLG: 0.407	(1, 7)	(3) D CU 82 3-1 8 1B	(2) B CU 81 2-1 8 BB	(2) B CU 81 2-1 8 BB	(3) F SI 96 0-1 L7	(3) F SI 96 0-1 L7	(3) F SI 96 0-1 L7	(3) C FF 94 2-2 L4	(3) C FF 94 2-2 L4	4	1	2	1	0	0	0						
8 Cavan Biggio, L OBP: 0.373, SLG: 0.390	(1, 3)	(2) B SI 94 1-0 5 G6-4-3	(1) B SI 94 1-0 5 G6-4-3	(1) B SI 94 1-0 5 G6-4-3	(2) B SI 94 1-0 5 G6-4-3	(3) B SI 94 1-0 5 G6-4-3	(2) B SI 94 1-0 5 G6-4-3	(3) B SI 94 1-0 5 G6-4-3	(1) B SI 94 1-0 5 G6-4-3	2	2	2	1	2	0	0						
Inning Stats	R: 0 E: 0 K: 0 S: 6	H: 0 LOB: 0 BB: 0 P: 10	R: 5 E: 0 K: 0 S: 16	H: 6 LOB: 0 BB: 0 P: 29	R: 0 E: 0 K: 0 S: 13	H: 1 LOB: 1 BB: 0 P: 21	R: 0 E: 0 K: 1 S: 13	H: 1 LOB: 1 BB: 1 P: 23	R: 0 E: 0 K: 1 S: 8	H: 0 LOB: 0 BB: 0 P: 10	R: 0 E: 0 K: 1 S: 7	H: 0 LOB: 0 BB: 0 P: 9	R: 3 E: 0 K: 0 S: 18	H: 3 LOB: 0 BB: 0 P: 29	R: 0 E: 0 K: 0 S: 8	H: 0 LOB: 0 BB: 0 P: 13	R: 1 E: 0 K: 2 S: 17	H: 1 LOB: 1 BB: 1 P: 26	1B: 8 2B: 3 3B: 0 HR: 2	SF: 0 SAC: 0 DP: 2 HBP: 0	WP: 0 PB: 0 SB: 0 CS: 0	PA: 40
PITCHER	IP WLS BF H R ER SO BB IBB HBP BLK WP HR S P ERA WHIP																					
37 Adrian Houser, R (1, 1)	6.0 L 26 9 5 5 3 1 0 0 0 0 0 0 63 102 7.50 1.667																					
57 Trevor Kelley, R (7, 1)	1.0 6 3 3 3 0 0 0 0 0 0 2 18 29 27.00 3.000																					
32 Peter Strzelecki, R (8, 1)	2.0 8 1 1 1 2 1 0 0 0 0 0 0 25 39 4.50 1.000																					

Toronto Blue Jays @ Milwaukee Brewers
American Family Field, Milwaukee, WI
Fri Jun 24, 2022, 7:12 PM - 10:28 PM CDT
Att: 32,166 - Clear - 86 F

livebaseballscores.com

AB 38
R 9
H 13
RBI 8
BB 2
SO 5
LOB 9



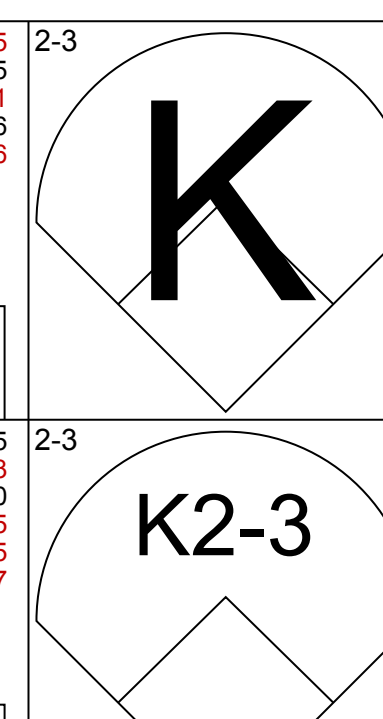
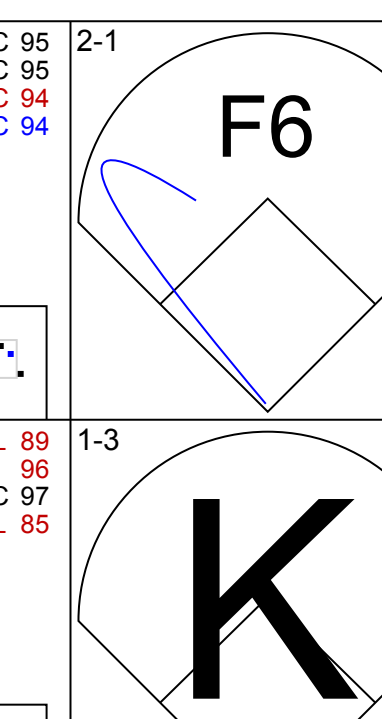
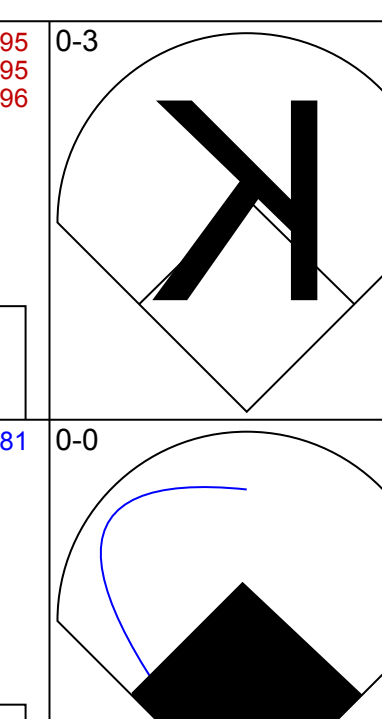
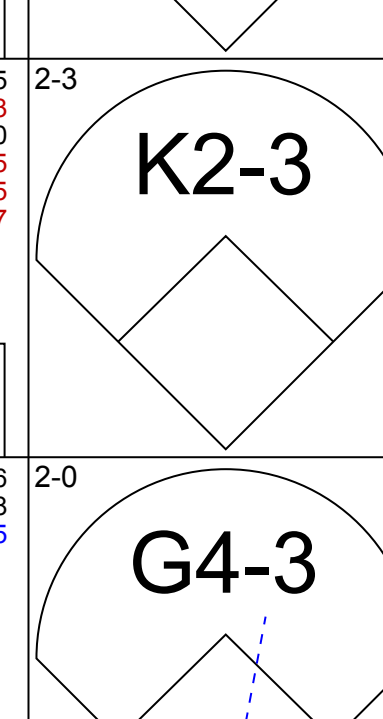
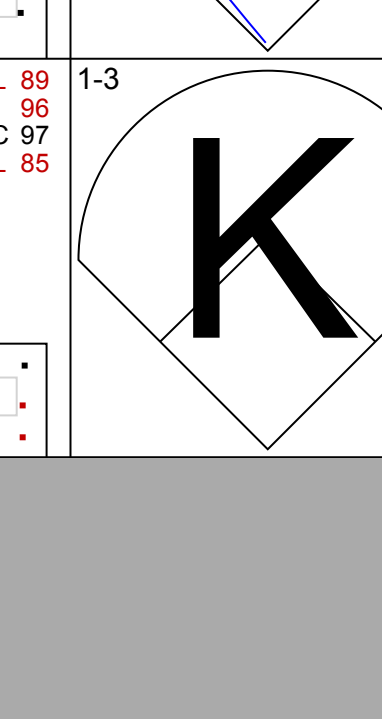
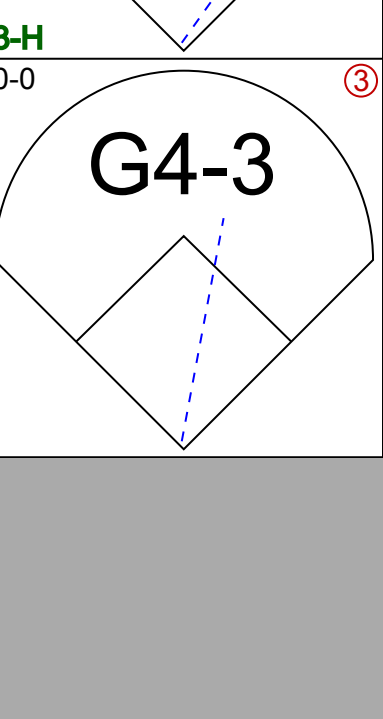
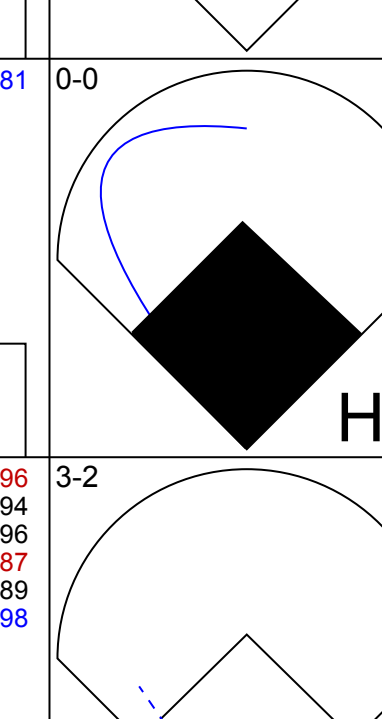
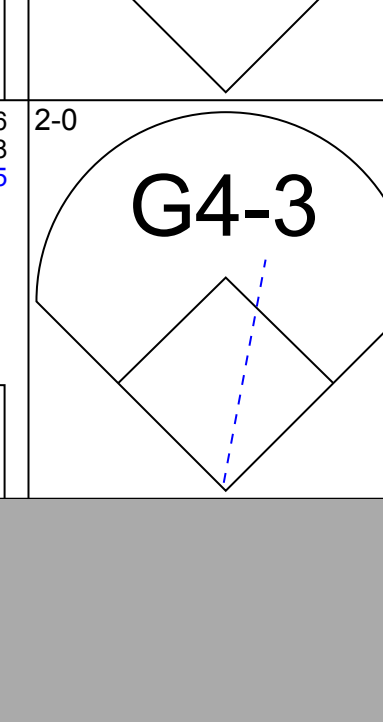
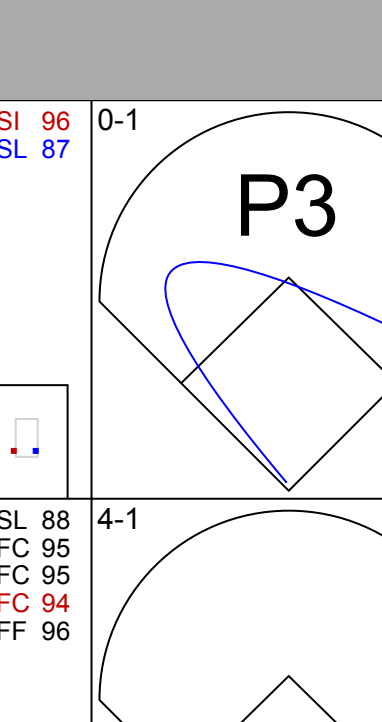
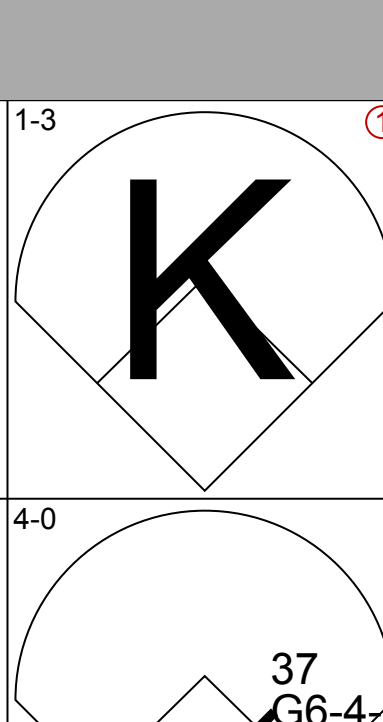
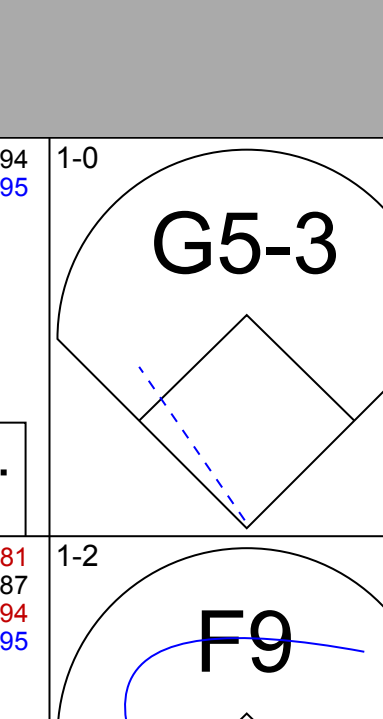
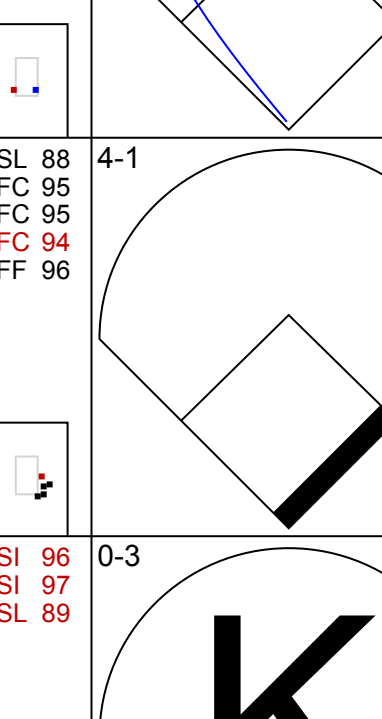
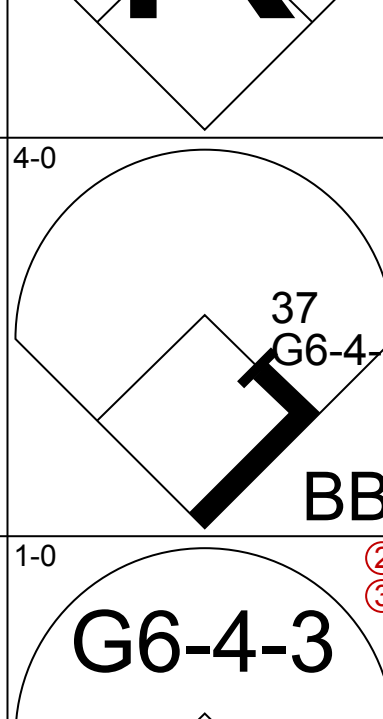
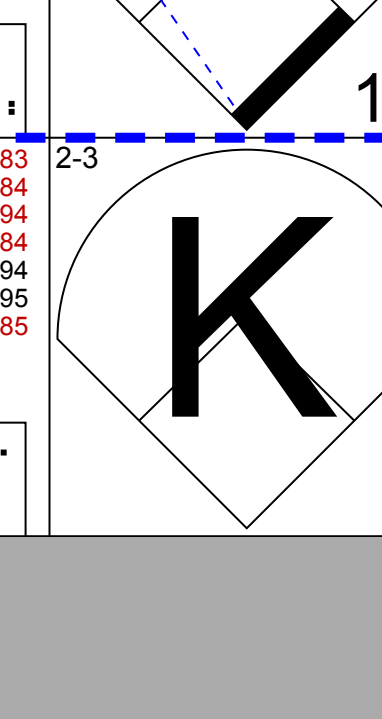
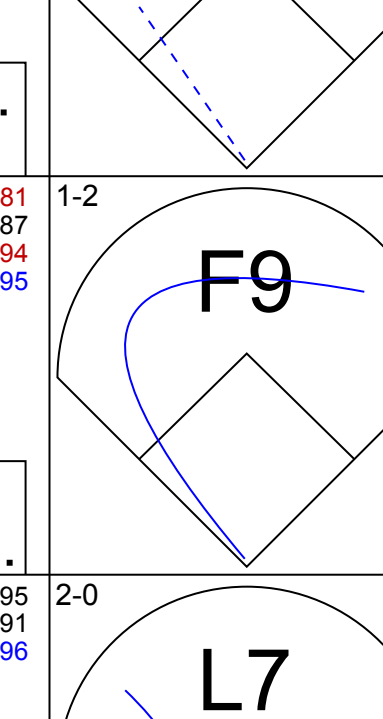
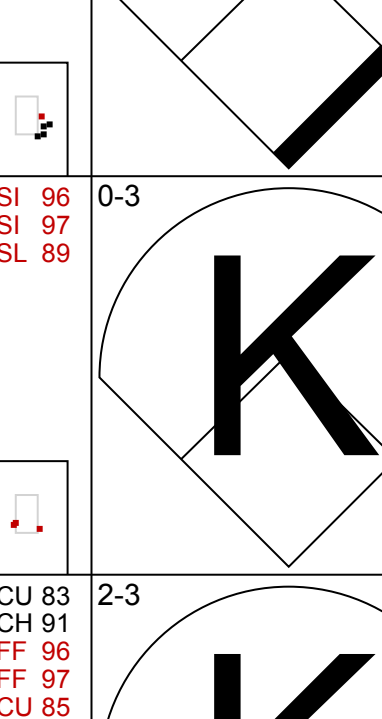
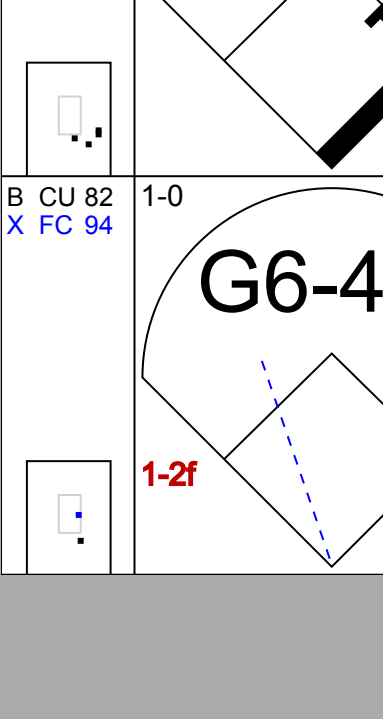
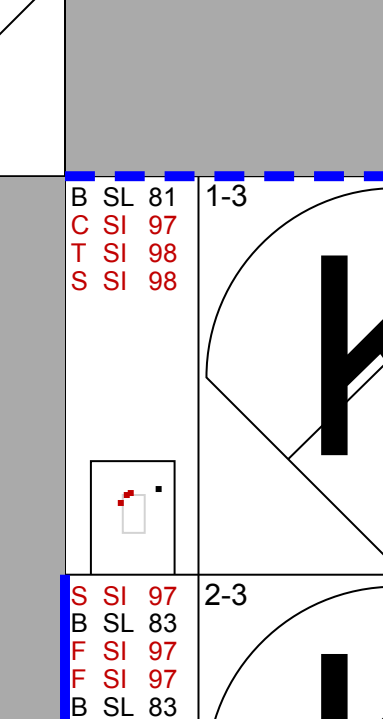
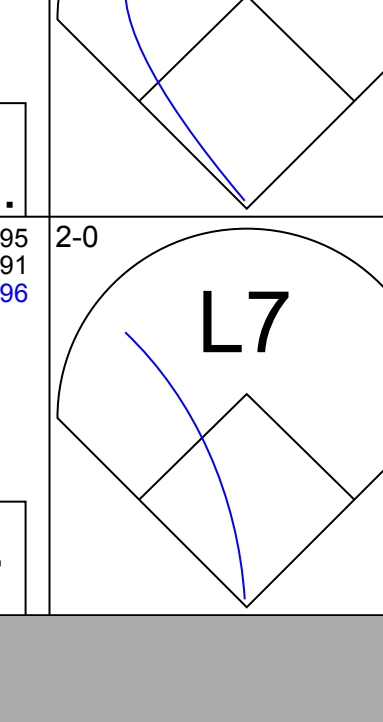
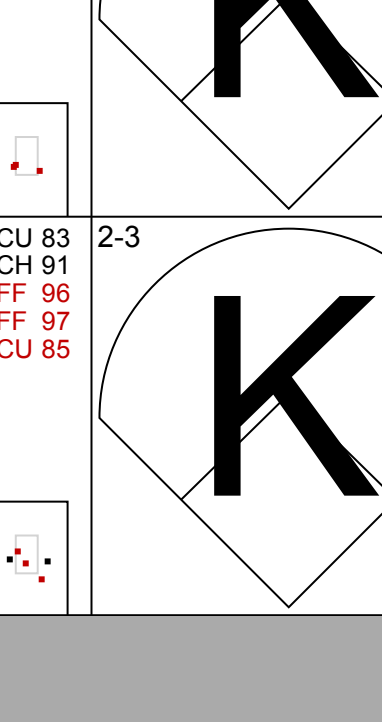
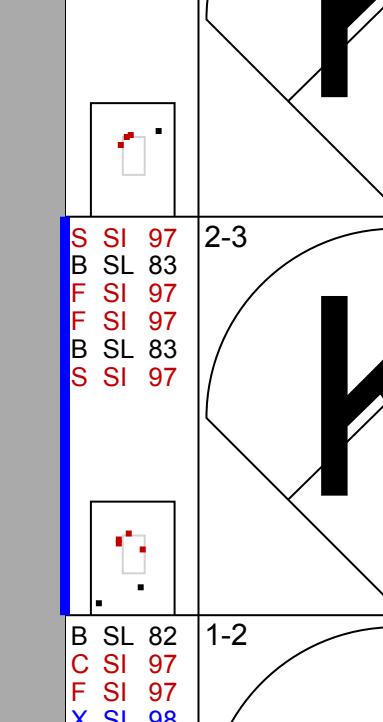
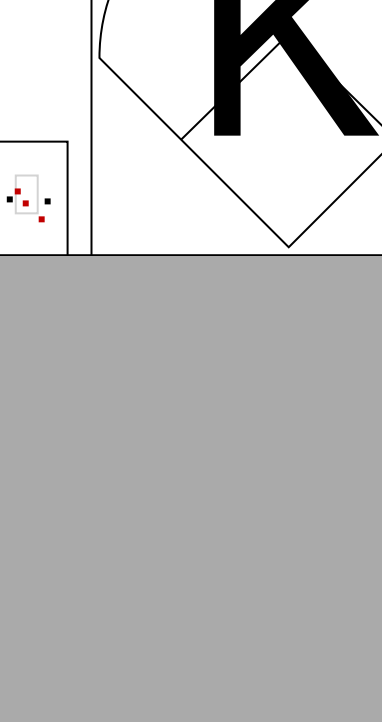
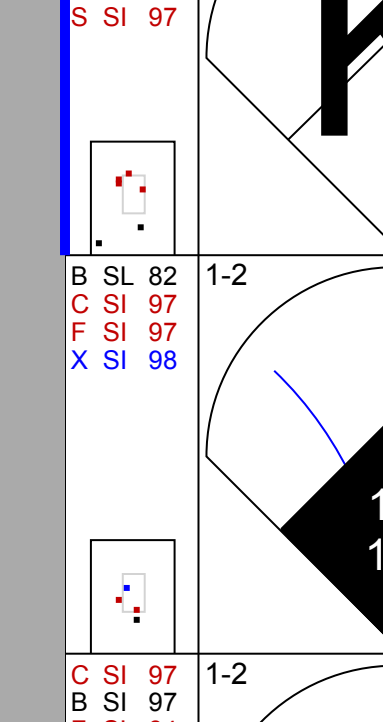
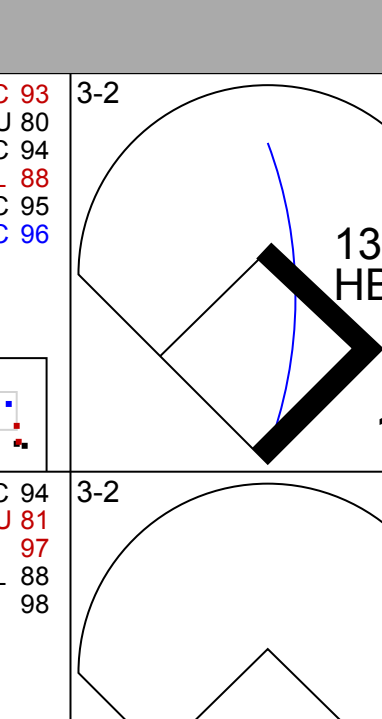
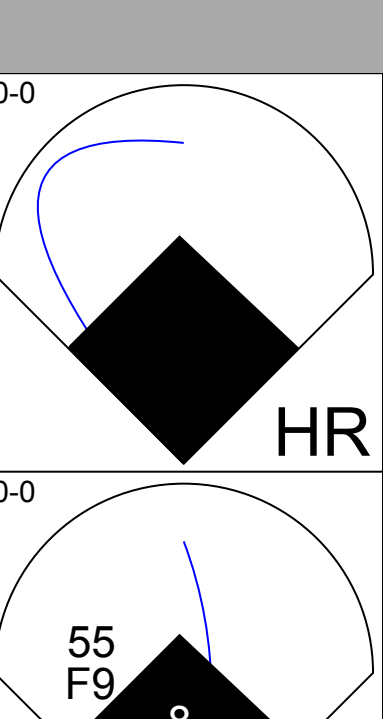
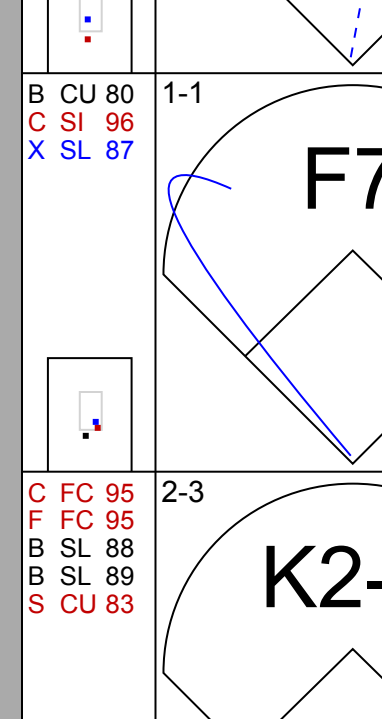
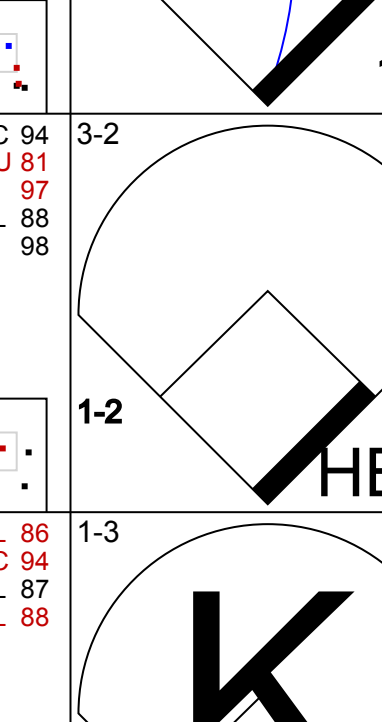
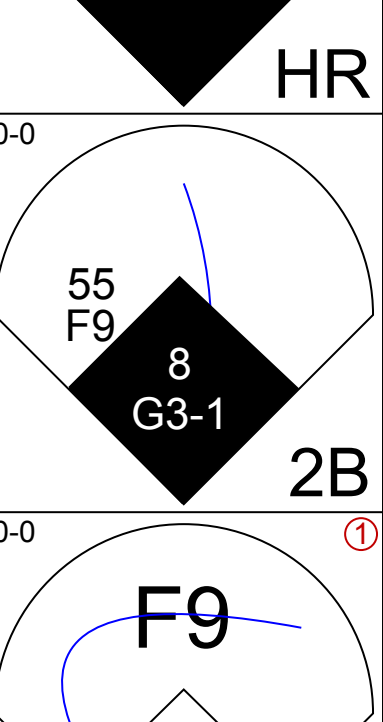
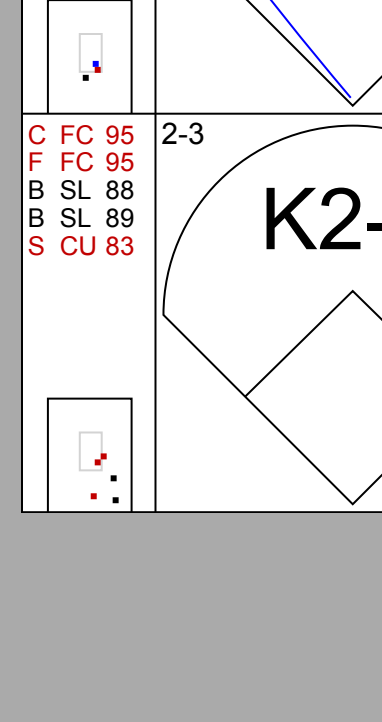
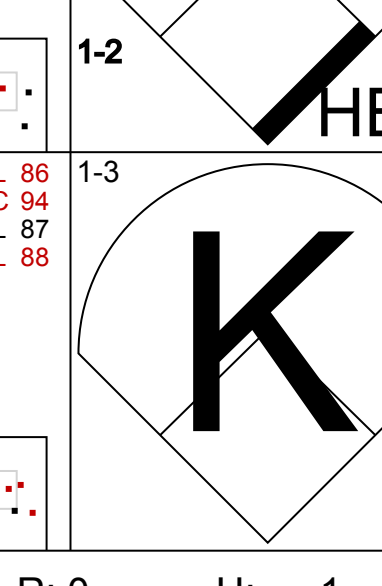
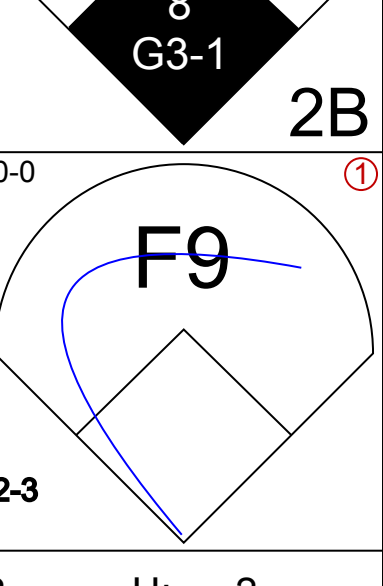
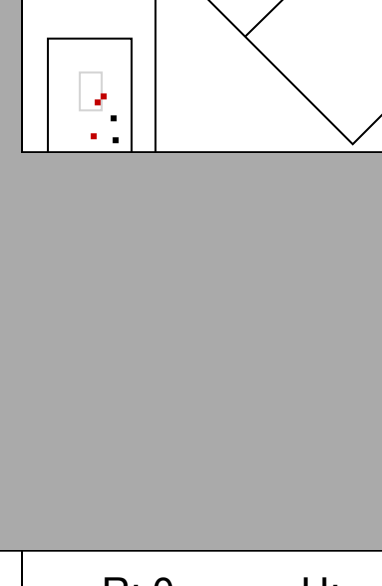
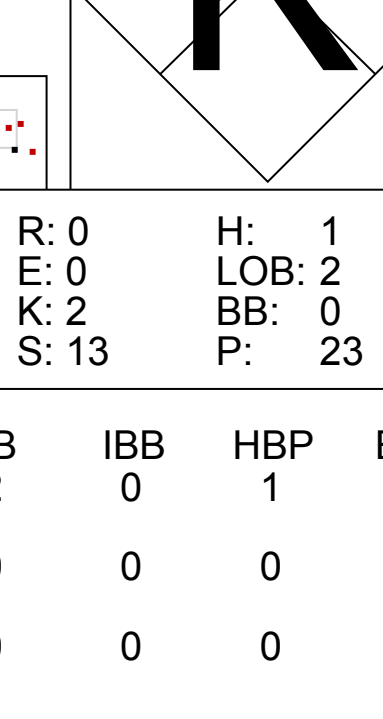
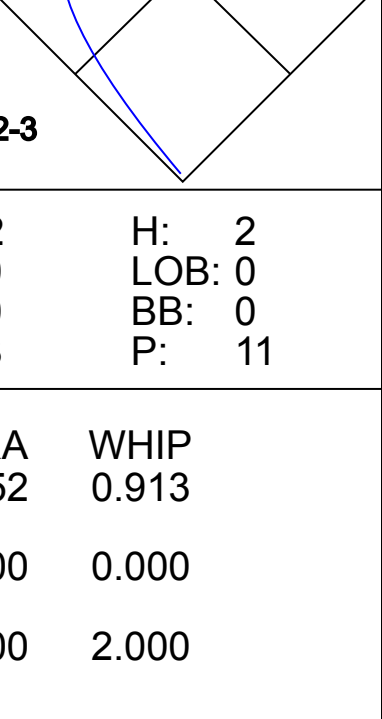
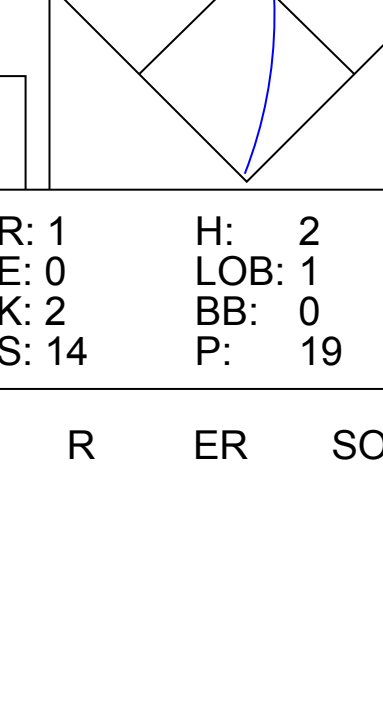
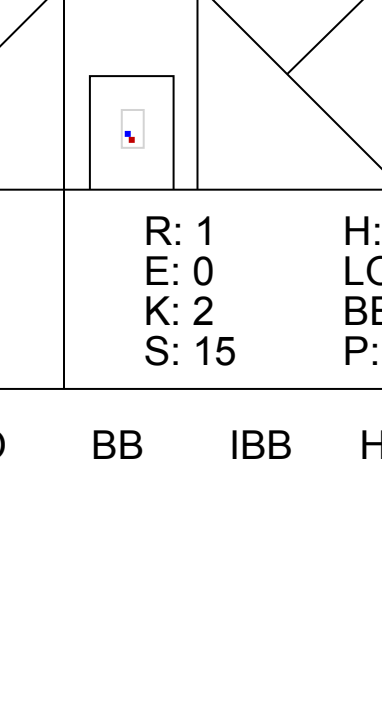
Batter	1	2	3	4	5	6	7	8	9	AB	R	H	RBI	BB	SO	LOB	BOTTOM					
22 Christian Yelich, L OBP: 0.336, SLG: 0.381	(1, 7) B SI 93 2-0 27 G6-4-3	(1) B SI 96 4-1 27 E	(1) B SI 96 4-1 27 E	(2) C SI 95 1-2 FC4-6	(2) C SI 95 1-2 FC4-6	(3) C SI 95 1-2 FC4-6	(2) B SI 96 4-2 BB	(1) C FF 97 2-2 27 FC6-4	(2) C FF 97 2-2 27 FC6-4	3	0	2	2	2	0	1						
27 Willy Adames, R OBP: 0.276, SLG: 0.482	(1, 6) C SI 94 0-2 G6-4-3	(2) B SI 94 3-2 E5	(3) B SI 94 3-2 E5	(1) 1 SAFE 1-2 P3	(2) 1 SAFE 1-2 P3	(3) 1 SAFE 1-2 P3	(2) S FC 87 1-3 K	(1) B SI 86 2-1 FC6-4	(2) B SI 86 2-1 FC6-4	5	0	0	1	0	1	7						
11 Rowdy Tellez, L OBP: 0.317, SLG: 0.450	(1, 3) B SI 94 3-3 K	(3) B SI 94 3-3 K	(3) B SI 94 3-3 K	(2) B SI 94 1-2 G6-3	(3) B SI 94 1-2 G6-3	(1) B SI 94 1-2 G6-3	(3) B SI 94 1-2 G6-3	(1) C FC 86 0-1 F9	(2) C FC 86 0-1 F9	5	0	0	0	0	1	6						
24 Andrew McCutchen, R (1, 10) OBP: 0.315, SLG: 0.354	(1, 10) C SI 93 0-1 2 G5-4-3	(2) C SI 93 0-1 2 G5-4-3	(3) X FF 93 0-0 L8	(1) X FF 93 0-0 L8	(2) X SI 92 0-0 G4-3	(3) X SI 92 0-0 G4-3	(1) C FF 96 2-2 10 CS	(2) C FF 96 2-2 10 CS	(3) C FF 96 2-2 10 CS	3	0	1	0	0	0	0						
2 Luis Urias, R OBP: 0.306, SLG: 0.342	(1, 4) C FF 93 0-1 G5-4-3	(2) C FF 93 0-1 G5-4-3	(3) C SI 82 4-1 BB	(1) C SI 82 4-1 BB	(2) C SI 82 4-1 BB	(3) C SI 82 4-1 BB	(2) C SI 82 4-1 BB	(1) B SI 96 2-3 K	(2) B SI 96 2-3 K	3	0	0	0	1	2	2						
10 Omar Narváez, L OBP: 0.333, SLG: 0.367	(1, 2) B FF 96 2-2 L3	(3) C CH 87 2-2 L3	(2) C CH 87 2-2 L3	(3) C CH 87 2-2 L3	(2) C CH 87 2-2 L3	(3) C CH 87 2-2 L3	(2) C CH 87 2-2 L3	(1) T FF 96 1-1 CS	(2) T FF 96 1-1 CS	4	1	1	0	0	1	1						
15 Tyrone Taylor, R OBP: 0.281, SLG: 0.441	(1, 9)	(3) B FF 93 4-1 27 E	(3) B FF 93 4-1 22 BB	(3) X FF 94 0-0 F8	(3) X FF 94 0-0 F8	(1) C SI 90 0-2 HR	(2) C SI 90 0-2 HR	(3) B SI 96 3-2 22 1B	(1) B SI 96 3-2 22 1B	3	2	2	1	1	0	1						
14 Jace Peterson, L OBP: 0.305, SLG: 0.410	(1, 5)	(3) C SI 93 1-3 K	(1) B SI 81 1-1 3 1B	(1) B SI 81 1-1 3 1B	(2) B SI 81 1-1 3 1B	(3) B SI 81 1-1 3 1B	(1) B SI 91 1-1 F7	(2) B SI 91 1-1 F7	(3) C SI 80 1-3 K	4	1	1	0	0	2	3						
3 Jonathan Davis, R OBP: 0.462, SLG: 0.364	(1, 8)	(2) S FF 94 1-2 K	(2) S FF 94 1-2 K	(3) S FF 94 1-2 K	(2) S FF 94 1-2 K	(3) S FF 94 1-2 K	(2) B FF 92 2-3 K	(1) B FF 92 2-3 K	(3) B FF 92 2-3 K	3	0	1	0	1	2	1						
Inning Stats	R: 0 E: 0 K: 1 S: 7	H: 1 LOB: 0 BB: 0 P: 12	R: 0 E: 0 K: 0 S: 7	H: 1 LOB: 0 BB: 0 P: 9	R: 0 E: 0 K: 2 S: 15	H: 0 LOB: 2 BB: 2 P: 29	R: 0 E: 0 K: 1 S: 7	H: 0 LOB: 1 BB: 1 P: 11	R: 1 E: 0 K: 0 S: 15	H: 2 LOB: 1 BB: 0 P: 23	R: 0 E: 0 K: 1 S: 8	H: 0 LOB: 0 BB: 0 P: 10	R: 1 E: 0 K: 2 S: 14	H: 1 LOB: 1 BB: 1 P: 22	R: 0 E: 0 K: 1 S: 9	H: 0 LOB: 0 BB: 0 P: 14	R: 2 E: 0 K: 1 S: 17	H: 3 LOB: 2 BB: 1 P: 30	1B: 6 2B: 1 3B: 0 HR: 1	SF: 0 SAC: 0 DP: 2 HBP: 1	WP: 0 PB: 0 SB: 1 CS: 1	PA: 40
PITCHER	IP WLS BF H R ER SO BB IBB HBP BLK WP HR S P ERA WHIP																					
6 Alek Manoah, R (1, 1)	6.2 W 27 9 2 2 2 0 3 0 0 0 0 0 7 12 0.00 1.200																					
91 Matt Gage, L (7, 1)	0.2 3 0 0 0 1 1 0 0 0 0 0 0 7 12 0.00 1.500																					
3B Jeremy Beasley, R (8, 1)	1.0 7 3 2 2 2 1 0 1 0 0 0 0 21 36 18.00 4.000																					
90 Adam Cimber, R (9, 1)	0.2 2 0 0 0 0 0 0 0 0 0 0 0 3 6 0.00 0.000																					

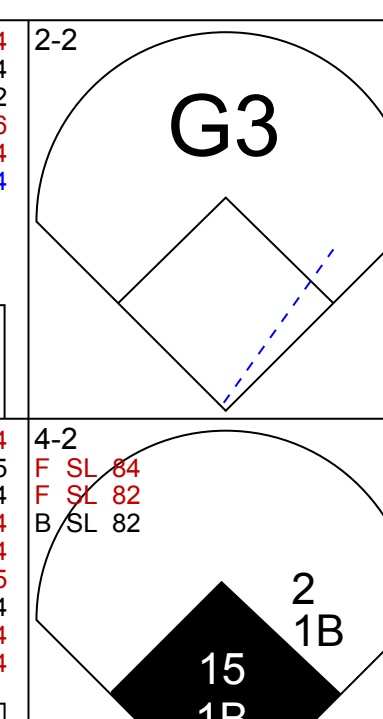
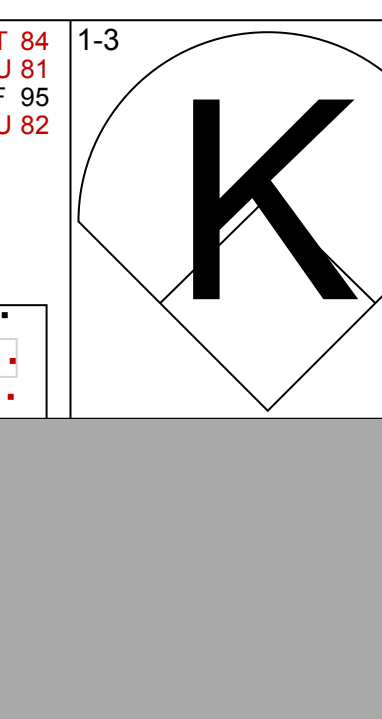
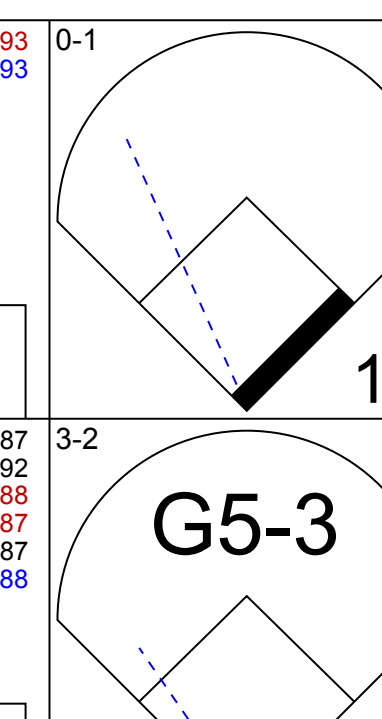
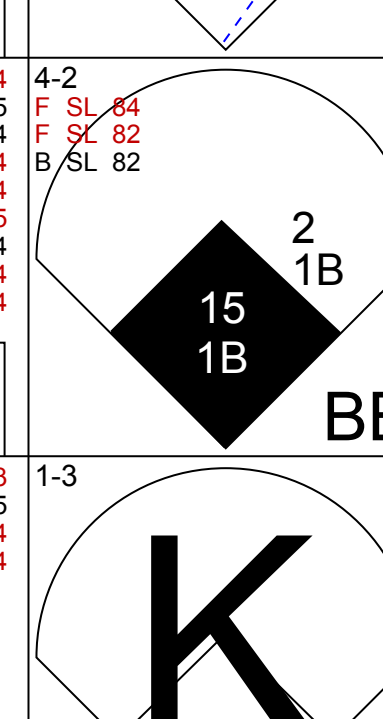
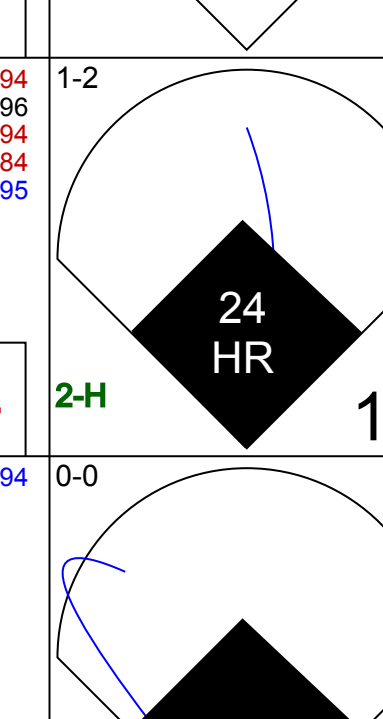
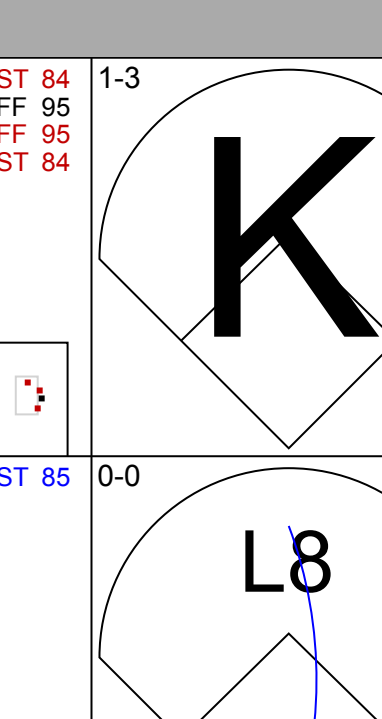
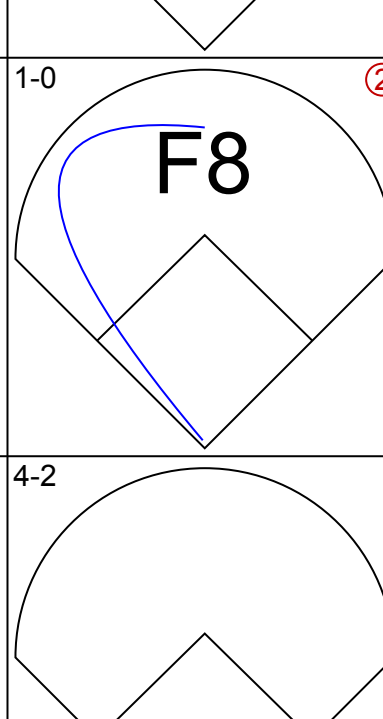
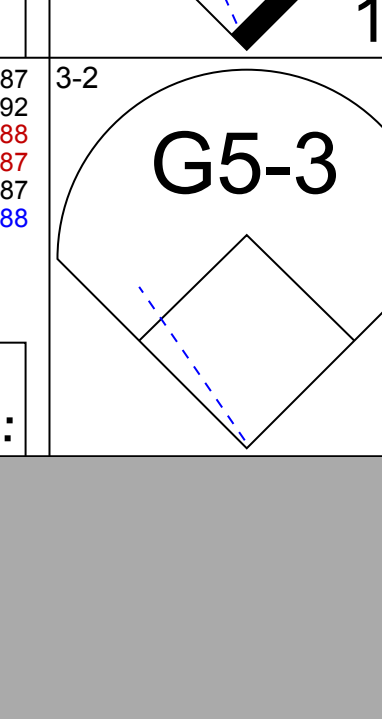
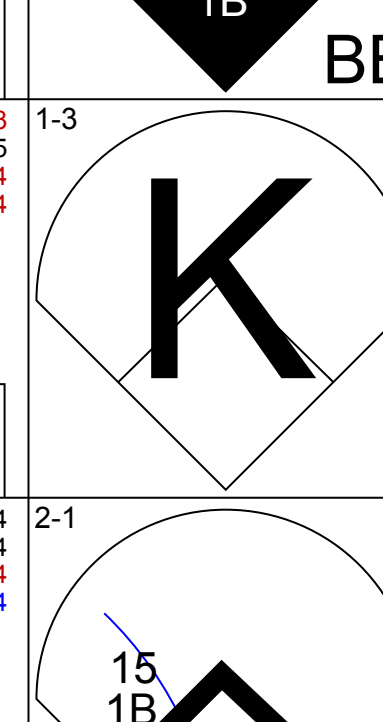
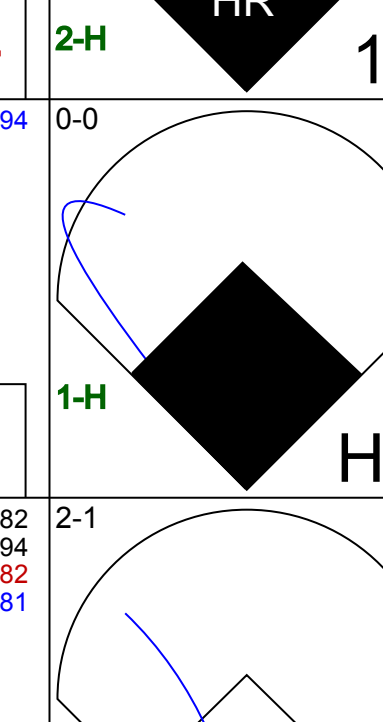
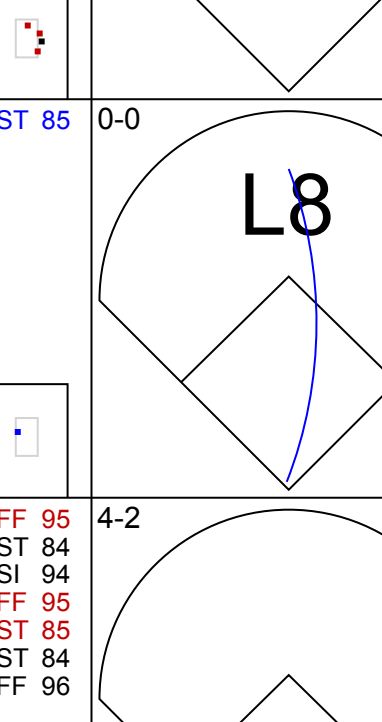
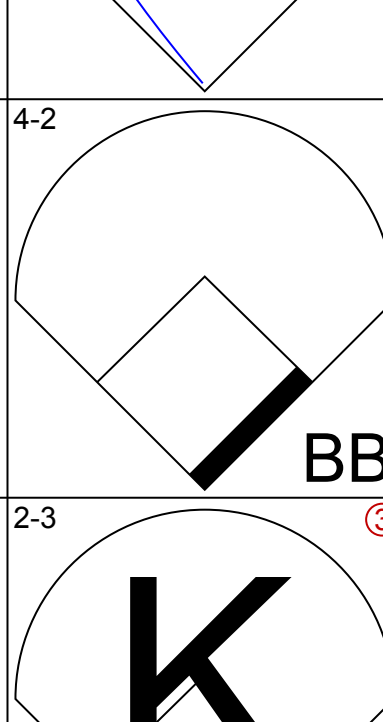

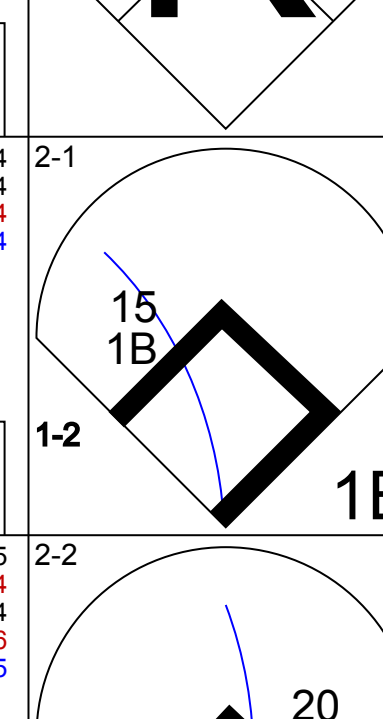
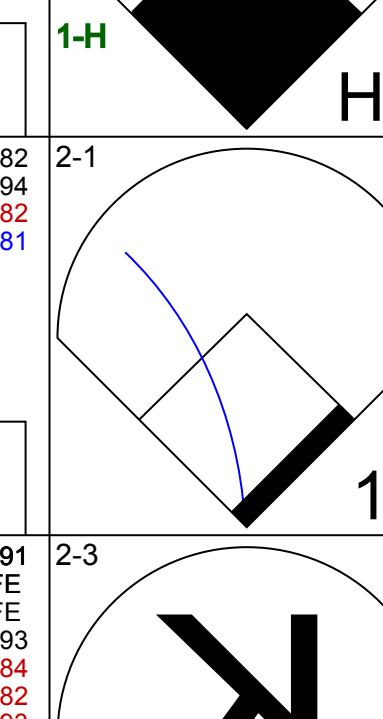
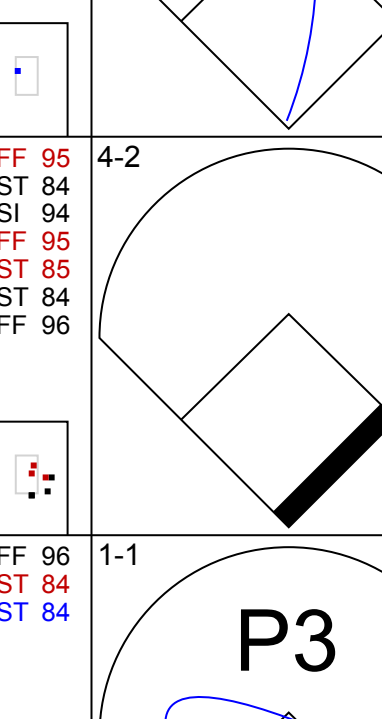


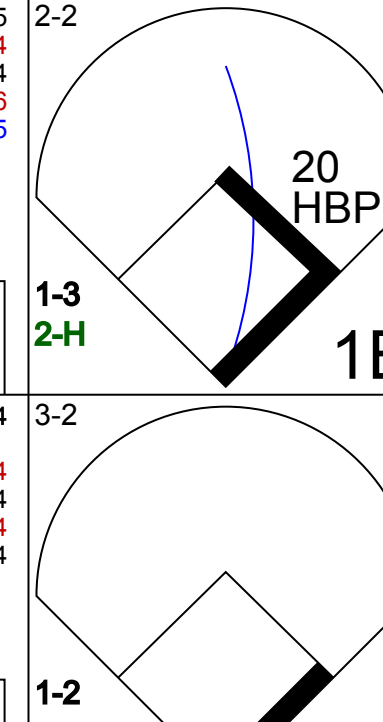
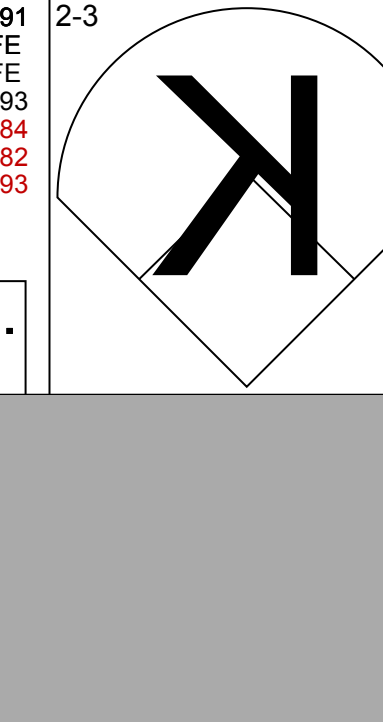
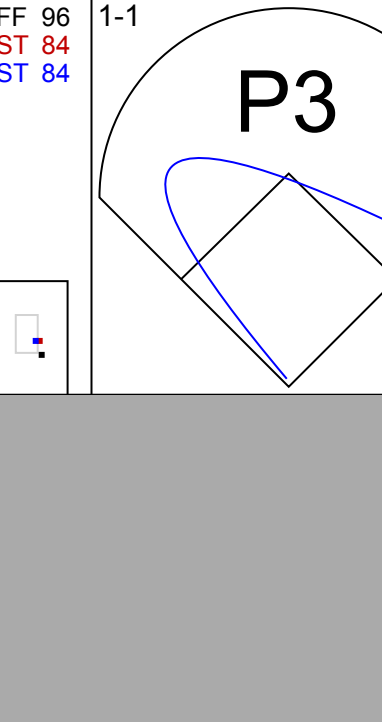

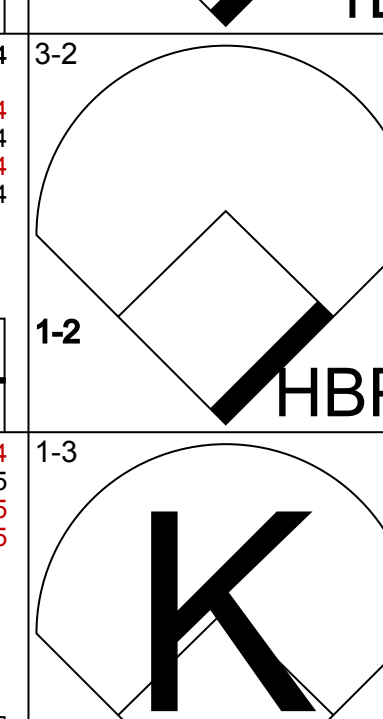
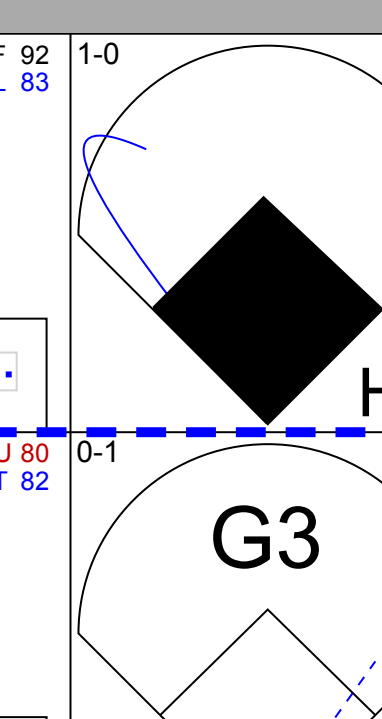
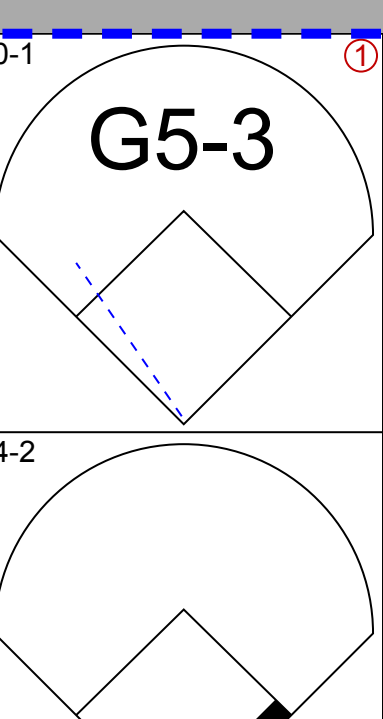
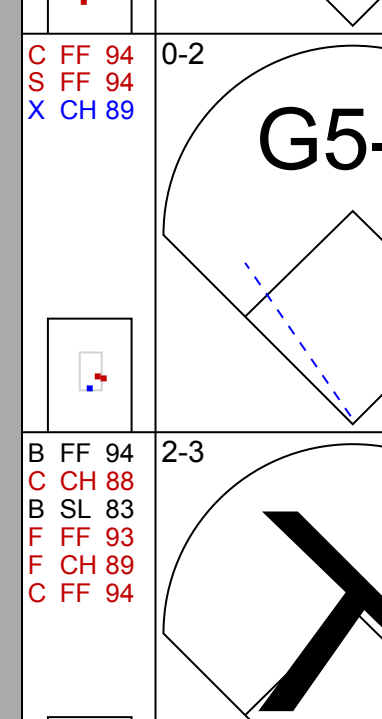

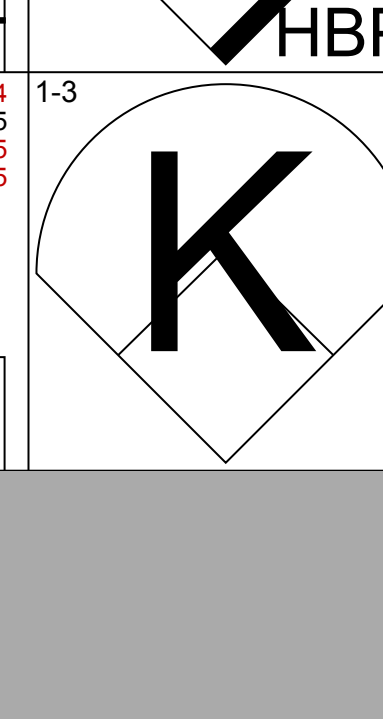
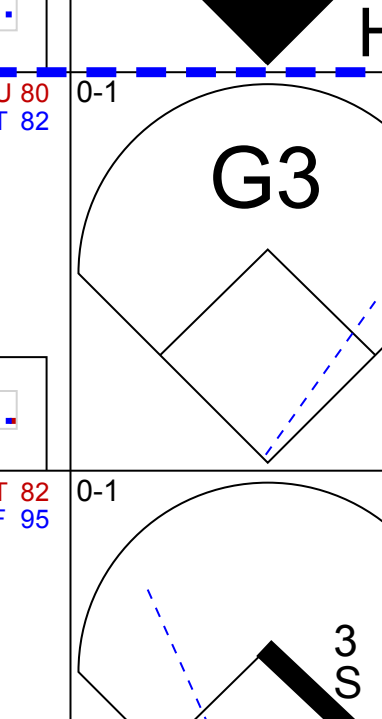
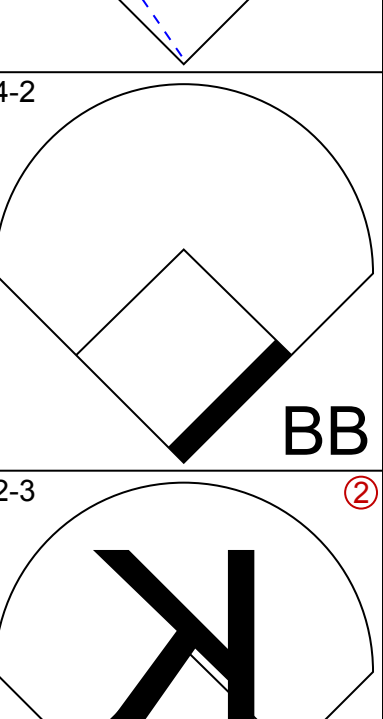
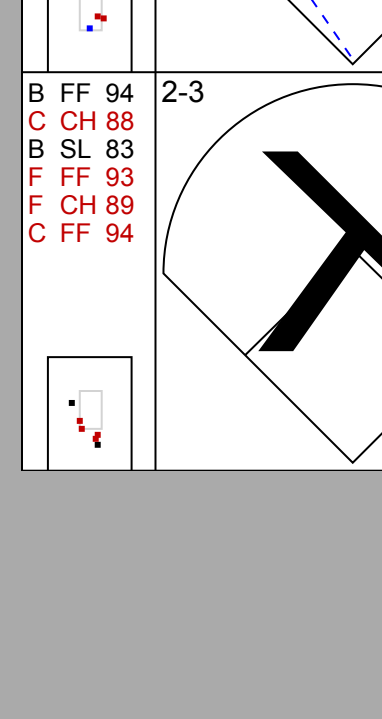
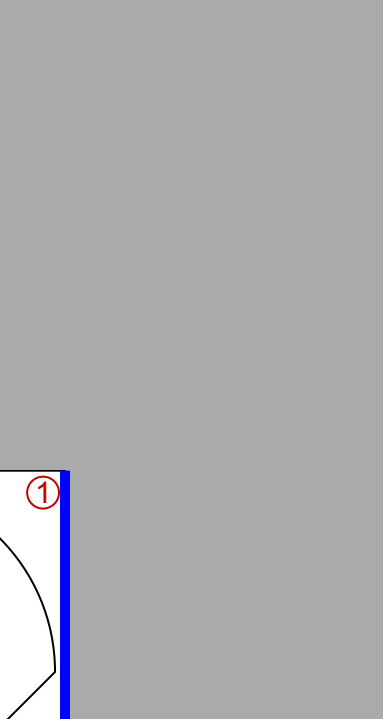
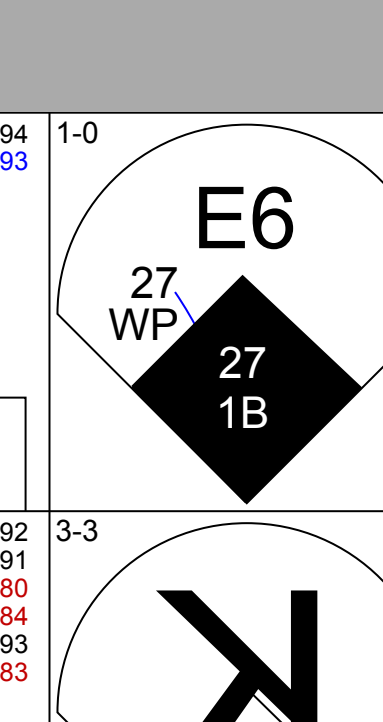


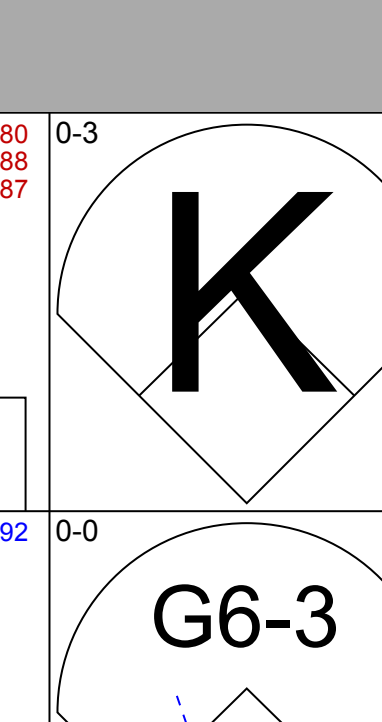
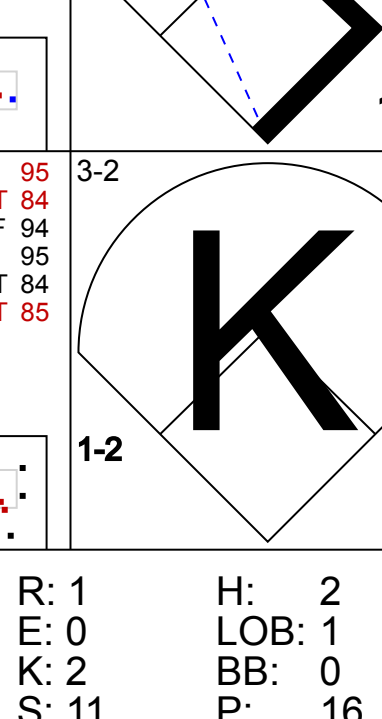
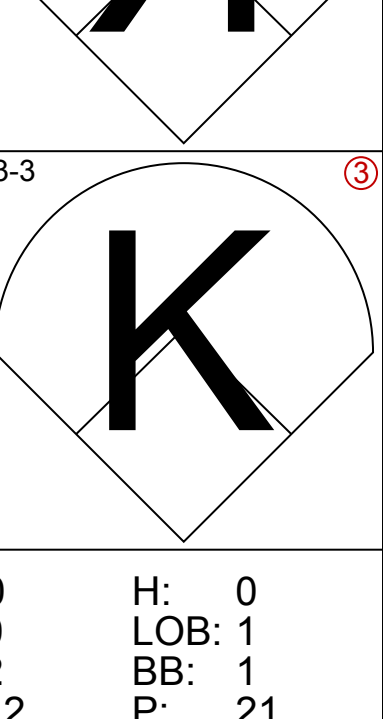

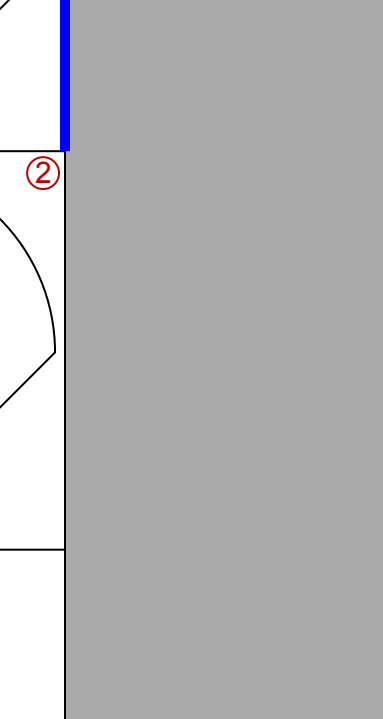
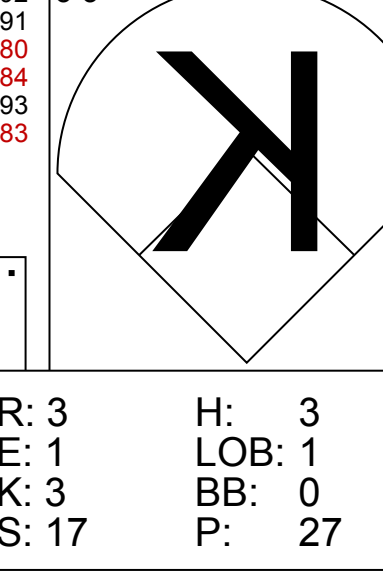
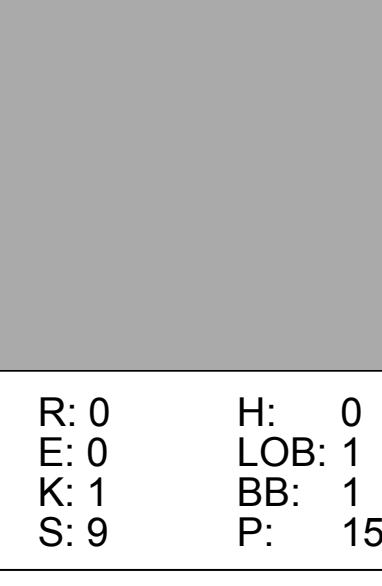
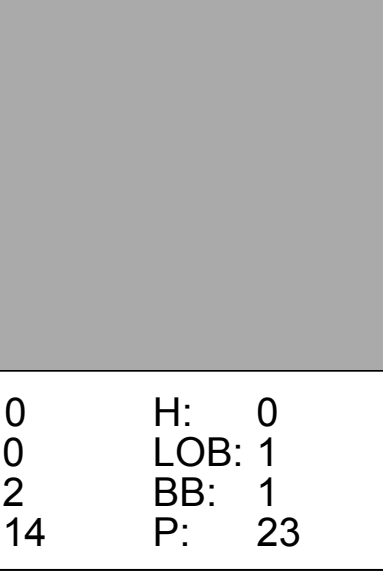
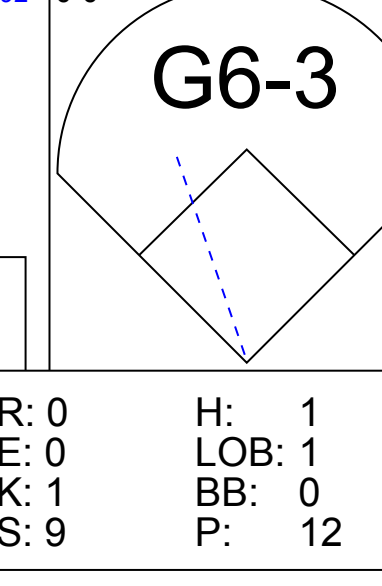
Toronto Blue Jays @ Milwaukee Brewers
American Family Field, Milwaukee, WI
Fri Jun 24, 2022, 7:12 PM - 10:28 PM CDT
Att: 32,166 - Clear - 86 F

livebaseballscores.com

AB 33
R 4
H 8
RBI 4
BB 5
SO 9
LOB 22



Batter	1	2	3	4	5	6	7	8	9	AB	R	H	RBI	BB	SO	LOB	TOP							
8 Cavan Biggio, L (1,4) OBP: 0.358, SLG: 0.372										4	0	0	1	0	2	2	Toronto Blue Jays @ Milwaukee Brewers American Family Field, Milwaukee, WI Sat Jun 25 2022, 3:12 PM - 6:21 PM CDT Att: 34,768 - Roof Closed - 71 F							
11 Bo Bichette, R (1,6) OBP: 0.301, SLG: 0.428										4	1	1	1	0	2	2								
27 Vladimir Guerrero Jr., R (1,3) OBP: 0.356, SLG: 0.496										4	0	1	0	0	1	0								
30 Alejandro Kirk, R (1,10) OBP: 0.408, SLG: 0.508										2	0	0	0	2	1	1								
37 Teoscar Hernández, R (1,9) OBP: 0.297, SLG: 0.440										4	0	0	0	0	2	2								
15 Raimel Tapia, L (1,8) OBP: 0.276, SLG: 0.356										3	0	0	0	0	1	1								
5 Santiago Espinal, R (9,PH) OBP: 0.315, SLG: 0.394										1	0	0	0	0	1	0								
26 Matt Chapman, R (1,5) OBP: 0.307, SLG: 0.409										4	2	3	1	0	0	0								
13 Lourdes Gurriel Jr., R (1,7) OBP: 0.343, SLG: 0.415										3	1	2	1	0	1	0								
7 Bradley Zimmer, L (9,PR) OBP: 0.211, SLG: 0.222										0	0	0	0	0	0	0								
55 Gabriel Moreno, R (1,2) OBP: 0.353, SLG: 0.364										4	0	0	0	0	1	4								
Inning Stats	R: 0 E: 0 K: 2 S: 8	H: 0 LOB: 0 BB: 0 P: 14	R: 0 E: 0 K: 0 S: 5	H: 0 LOB: 0 BB: 0 P: 9	R: 0 E: 0 K: 2 S: 13	H: 1 LOB: 2 BB: 0 P: 23	R: 0 E: 0 K: 2 S: 9	H: 0 LOB: 1 BB: 1 P: 15	R: 2 E: 0 K: 0 S: 8	H: 2 LOB: 0 BB: 0 P: 11	R: 0 E: 0 K: 1 S: 5	H: 0 LOB: 0 BB: 0 P: 11	R: 0 E: 0 K: 1 S: 7	H: 0 LOB: 0 BB: 0 P: 10	R: 1 E: 0 K: 2 S: 14	H: 2 LOB: 1 BB: 0 P: 19	R: 1 E: 0 K: 2 S: 15	H: 2 LOB: 1 BB: 0 P: 20	1B: 3 2B: 2 3B: 0 HR: 2	SF: 0 SAC: 0 DP: 1 HBP: 1	WP: 0 PB: 0 SB: 0 CS: 0	PA: 36		
PITCHER	IP WLS BF H R ER SO BB IBB HBP BLK WP HR S P ERA WHIP	IP WLS BF H R ER SO BB IBB HBP BLK WP HR S P ERA WHIP	IP WLS BF H R ER SO BB IBB HBP BLK WP HR S P ERA WHIP	IP WLS BF H R ER SO BB IBB HBP BLK WP HR S P ERA WHIP	IP WLS BF H R ER SO BB IBB HBP BLK WP HR S P ERA WHIP	IP WLS BF H R ER SO BB IBB HBP BLK WP HR S P ERA WHIP	IP WLS BF H R ER SO BB IBB HBP BLK WP HR S P ERA WHIP	IP WLS BF H R ER SO BB IBB HBP BLK WP HR S P ERA WHIP	IP WLS BF H R ER SO BB IBB HBP BLK WP HR S P ERA WHIP	IP WLS BF H R ER SO BB IBB HBP BLK WP HR S P ERA WHIP	IP WLS BF H R ER SO BB IBB HBP BLK WP HR S P ERA WHIP	IP WLS BF H R ER SO BB IBB HBP BLK WP HR S P ERA WHIP	IP WLS BF H R ER SO BB IBB HBP BLK WP HR S P ERA WHIP	IP WLS BF H R ER SO BB IBB HBP BLK WP HR S P ERA WHIP	IP WLS BF H R ER SO BB IBB HBP BLK WP HR S P ERA WHIP	IP WLS BF H R ER SO BB IBB HBP BLK WP HR S P ERA WHIP	IP WLS BF H R ER SO BB IBB HBP BLK WP HR S P ERA WHIP	IP WLS BF H R ER SO BB IBB HBP BLK WP HR S P ERA WHIP	IP WLS BF H R ER SO BB IBB HBP BLK WP HR S P ERA WHIP	IP WLS BF H R ER SO BB IBB HBP BLK WP HR S P ERA WHIP	IP WLS BF H R ER SO BB IBB HBP BLK WP HR S P ERA WHIP	IP WLS BF H R ER SO BB IBB HBP BLK WP HR S P ERA WHIP	IP WLS BF H R ER SO BB IBB HBP BLK WP HR S P ERA WHIP	IP WLS BF H R ER SO BB IBB HBP BLK WP HR S P ERA WHIP

Batter	1	2	3	4	5	6	7	8	9	AB	R	H	RBI	BB	SO	LOB	BOTTOM							
22 Christian Yelich, L (1,7) OBP: 0.333, SLG: 0.378										5	0	1	0	0	3	2	Toronto Blue Jays @ Milwaukee Brewers American Family Field, Milwaukee, WI Sat Jun 25 2022, 3:12 PM - 6:21 PM CDT Att: 34,768 - Roof Closed - 71 F							
27 Willy Adames, R (1,6) OBP: 0.278, SLG: 0.477										4	2	1	1	1	1	1								
24 Andrew McCutchen, R (1,10) OBP: 0.316, SLG: 0.367										3	1	1	2	1	1	1								
2 Luis Urrías, R (1,4) OBP: 0.316, SLG: 0.348										3	0	2	0	1	1	1								
15 Tyrone Taylor, R (1,9) OBP: 0.280, SLG: 0.437										4	0	1	1	0	2	2								
20 Mike Brosseau, R (1,5) OBP: 0.378, SLG: 0.465											3	1	1	1	0	0		0						
7 Victor Caratini, S (1,2) OBP: 0.378, SLG: 0.433											3	0	0	0	1	2		3						
18 Keston Hiura, R (1,3) OBP: 0.328, SLG: 0.396										4	1	1	0	0	2	1								
11 Rowdy Tellez, L (9,3) OBP: 0.317, SLG: 0.450											0	0	0	0	0	0								
3 Jonathan Davis, R (1,8) OBP: 0.353, SLG: 0.267										4	0	0	0	0	3	3								
Inning Stats	R: 1 E: 0 K: 2 S: 25	H: 2 LOB: 3 BB: 1 P: 40	R: 3 E: 1 K: 3 S: 17	H: 3 LOB: 1 BB: 0 P: 27	R: 1 E: 0 K: 2 S: 11	H: 2 LOB: 1 BB: 0 P: 16	R: 0 E: 0 K: 1 S: 9	H: 0 LOB: 1 BB: 1 P: 15	R: 0 E: 0 K: 2 S: 12	H: 0 LOB: 1 BB: 1 P: 21	R: 0 E: 0 K: 2 S: 14	H: 0 LOB: 1 BB: 1 P: 23	R: 0 E: 0 K: 2 S: 10	H: 0 LOB: 0 BB: 0 P: 13	R: 0 E: 0 K: 1 S: 9	H: 1 LOB: 1 BB: 0 P: 12	R: 0 E: 0 K: 1 S: 9	H: 1 LOB: 1 BB: 0 P: 12	1B: 6 2B: 0 3B: 0 HR: 2	SF: 0 SAC: 0 DP: 0 HBP: 1	WP: 1 PB: 0 SB: 1 CS: 0	PA: 38		
PITCHER	IP WLS BF H R ER SO BB IBB HBP BLK WP HR S P ERA WHIP	IP WLS BF H R ER SO BB IBB HBP BLK WP HR S P ERA WHIP	IP WLS BF H R ER SO BB IBB HBP BLK WP HR S P ERA WHIP	IP WLS BF H R ER SO BB IBB HBP BLK WP HR S P ERA WHIP	IP WLS BF H R ER SO BB IBB HBP BLK WP HR S P ERA WHIP	IP WLS BF H R ER SO BB IBB HBP BLK WP HR S P ERA WHIP	IP WLS BF H R ER SO BB IBB HBP BLK WP HR S P ERA WHIP	IP WLS BF H R ER SO BB IBB HBP BLK WP HR S P ERA WHIP	IP WLS BF H R ER SO BB IBB HBP BLK WP HR S P ERA WHIP	IP WLS BF H R ER SO BB IBB HBP BLK WP HR S P ERA WHIP	IP WLS BF H R ER SO BB IBB HBP BLK WP HR S P ERA WHIP	IP WLS BF H R ER SO BB IBB HBP BLK WP HR S P ERA WHIP	IP WLS BF H R ER SO BB IBB HBP BLK WP HR S P ERA WHIP	IP WLS BF H R ER SO BB IBB HBP BLK WP HR S P ERA WHIP	IP WLS BF H R ER SO BB IBB HBP BLK WP HR S P ERA WHIP	IP WLS BF H R ER SO BB IBB HBP BLK WP HR S P ERA WHIP	IP WLS BF H R ER SO BB IBB HBP BLK WP HR S P ERA WHIP	IP WLS BF H R ER SO BB IBB HBP BLK WP HR S P ERA WHIP	IP WLS BF H R ER SO BB IBB HBP BLK WP HR S P ERA WHIP	IP WLS BF H R ER SO BB IBB HBP BLK WP HR S P ERA WHIP	IP WLS BF H R ER SO BB IBB HBP BLK WP HR S P ERA WHIP	IP WLS BF H R ER SO BB IBB HBP BLK WP HR S P ERA WHIP	IP WLS BF H R ER SO BB IBB HBP BLK WP HR S P ERA WHIP	IP WLS BF H R ER SO BB IBB HBP BLK WP HR S P ERA WHIP

AB	33
R	4
H	7
RBI	4
BB	2
SO	12
LOB	12

AB	33
R	5
H	8
RBI	5
BB	4
SO	15
LOB	14



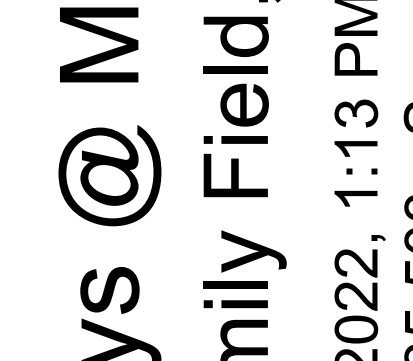
Batter	1	2	3	4	5	6	7	8	9	AB	R	H	RBI	BB	SO	LOB	TOP	
4 George Springer, R OBP: 0.332, SLG: 0.485										4	1	1	0	0	0	1	Toronto Blue Jays @ Milwaukee Brewers American Family Field, Milwaukee, WI Sun Jun 26 2022, 1:13 PM - 4:03 PM CDT Att: 35,503 - Sunny - 76 F	
11 Bo Bichette, R OBP: 0.297, SLG: 0.422										4	0	0	0	0	2	1		
27 Vladimir Guerrero Jr., R (1, 10) OBP: 0.362, SLG: 0.498										2	1	1	0	2	1	0		
30 Alejandro Kirk, R OBP: 0.409, SLG: 0.523										4	1	2	3	0	0	1		
21 Zack Collins, L OBP: 0.298, SLG: 0.455										0	0	0	0	0	0	0		
37 Teoscar Hernández, R OBP: 0.291, SLG: 0.430										4	0	0	0	0	1	2		
5 Santiago Espinal, R OBP: 0.316, SLG: 0.395										4	0	2	0	0	0	2		
26 Matt Chapman, R OBP: 0.303, SLG: 0.494										3	0	0	0	0	1	2		
7 Bradley Zimmer, L OBP: 0.208, SLG: 0.219										1	0	0	0	0	0	0		
13 Lourdes Gurriel Jr., R OBP: 0.339, SLG: 0.409										3	0	0	0	0	0	1		
8 Cavan Biggio, L OBP: 0.358, SLG: 0.364										2	0	0	0	1	1	0		
Inning Stats	R: 3 H: 3 E: 0 K: 1 S: 12	H: 3 R: 1 LOB: 1 BB: 1 P: 21	R: 0 H: 0 E: 0 K: 0 S: 4	H: 0 R: 0 LOB: 0 BB: 1 P: 11	R: 0 H: 0 E: 0 K: 2 S: 8	H: 1 R: 0 LOB: 1 BB: 0 P: 15	R: 0 H: 0 E: 0 K: 0 S: 5	H: 2 R: 0 LOB: 1 BB: 0 P: 15	R: 0 H: 0 E: 0 K: 2 S: 11	H: 0 R: 0 LOB: 0 BB: 0 P: 18	R: 0 H: 0 E: 0 K: 0 S: 5	H: 0 R: 0 LOB: 1 BB: 0 P: 14	R: 0 H: 0 E: 0 K: 1 S: 7	H: 0 R: 0 LOB: 0 BB: 0 P: 10	1B: 5 2B: 0 3B: 0 HR: 1	SF: 0 SAC: 0 DP: 2 HBP: 0	WP: 0 PB: 0 SB: 0 CS: 0	PA: 34
PITCHER	IP WLS BF H R ER SO BB IBB HBP BLK WP HR S P ERA WHIP																	
21 Chi Chi González, R ERA: 7.2	4.0	17	4	3	3	3	2	0	0	0	0	0	0	1	35	59	6.75	1.500
31 Jandel Gustave, R ERA: 4.8	2.0	W	7	2	0	0	0	0	0	0	0	0	0	16	21	0.00	1.000	
48 Trevor Gott, R ERA: 3.68	1.0		3	0	0	2	0	0	0	0	0	0	0	11	18	0.00	0.000	
35 Brent Suter, L ERA: 4.23	1.0		4	0	0	0	1	0	0	0	0	0	0	5	14	0.00	1.000	
57 Trevor Kelley, R ERA: 6.88	1.0		3	0	0	1	0	0	0	0	0	0	0	7	10	0.00	0.000	

Batter	1	2	3	4	5	6	7	8	9	AB	R	H	RBI	BB	SO	LOB	BOTTOM
22 Christian Yelich, L OBP: 0.338, SLG: 0.377										3	2	1	1	2	0	1	Toronto Blue Jays @ Milwaukee Brewers American Family Field, Milwaukee, WI Sun Jun 26 2022, 1:13 PM - 4:03 PM CDT Att: 35,503 - Sunny - 76 F
27 Willy Adames, R OBP: 0.286, SLG: 0.485										5	2	3	1	0	4		
11 Rowdy Tellez, L OBP: 0.322, SLG: 0.475										4	2	2	4	1	1		
24 Andrew McCutchen, R OBP: 0.315, SLG: 0.363										5	0	1	1	0	0	1	
2 Luis Urias, R OBP: 0.314, SLG: 0.347										3	1	1	1	0	0	0	
10 Omar Narváez, L OBP: 0.338, SLG: 0.378										4	0	2	1	0	0	2	
15 Tyrone Taylor, R OBP: 0.280, SLG: 0.438										4	1	1	0	0	2	1	
14 Jace Peterson, L OBP: 0.309, SLG: 0.408										3	1	1	0	0	1	1	
3 Jonathan Davis, R OBP: 0.381, SLG: 0.278										3	1	1	1	1	1	1	
Inning Stats	R: 3 H: 3 E: 0 K: 0 S: 14	H: 5 R: 8 LOB: 0 BB: 0 P: 23	R: 0 H: 0 E: 0 K: 1 S: 15	H: 0 R: 0 LOB: 3 BB: 2 P: 29	R: 0 H: 0 E: 0 K: 1 S: 10	H: 1 R: 0 LOB: 0 BB: 0 P: 15	R: 2 H: 3 E: 0 K: 0 S: 11	H: 0 R: 0 LOB: 0 BB: 1 P: 13	R: 0 H: 1 E: 0 K: 0 S: 8	H: 0 R: 0 LOB: 1 BB: 0 P: 11	1B: 8 2B: 3 3B: 0 HR: 2	SF: 1 SAC: 0 DP: 1 HBP: 1	WP: 0 PB: 0 SB: 2 CS: 0	PA: 40			
PITCHER	IP WLS BF H R ER SO BB IBB HBP BLK WP HR S P ERA WHIP																
17 José Berrios, R ERA: 5.86	2.2	L	18	8	8	1	2	0	0	0	0	0	0	15	24	0.00	0.750
91 Matt Gage, L ERA: 0.93	1.1		5	0	0	0	1	0	0	0	0	0	0	12	18	0.00	1.000
35 David Phelps, R ERA: 2.83	1.0		4	1	0	2	0	0	0	0	0	0	0	11	22	18.00	4.000
58 Tim Mayza, L ERA: 2.95	1.0		6	3	2	2	1	0	0	0	0	0	0	15	24	0.00	0.500
38 Jeremy Beasley, R ERA: 6.3	2.0		7	1	0	0	0	0	0	0	0	0	0	15	24	0.00	0.500

AB 31
R 3
H 6
RBI 3
BB 3
SO 6
LOB 10





AB 34
R 10
H 13
RBI 10
BB 4
SO 5
LOB 12



Batter	1	2	3	4	5	6	7	8	9	AB	R	H	RBI	BB	SO	LOB	TOP				
22 Christian Yelich, L (1, 10)										5	1	2	0	0	1	1	Milwaukee Brewers @ Tampa Bay Rays Tropicana Field, St. Petersburg, FL Tue Jun 28 2022, 7:13 PM - 10:32 PM EDT Att: 13,742 - Dome - 72 F livebaseballscorecards.com				
27 Willy Adames, R (1, 6)										3	0	1	0	1	1	2					
11 Rowdy Tellez, L (1, 3)										3	0	0	0	1	1	4					
24 Andrew McCutchen, R (1, 7)										4	1	1	2	0	0	2					
16 Kolten Wong, L (1, 4)										3	2	1	0	1	1	2					
2 Luis Urias, R (1, 5)										4	1	2	3	0	0	0					
10 Omar Narváez, L (1, 2)										3	0	1	0	1	2	0					
15 Tyrone Taylor, R (1, 8)										4	0	0	0	0	1	2					
14 Jace Peterson, L (1, 9)										4	0	1	0	0	1	0					
3 Jonathan Davis, R (9, 8)										0	0	0	0	0	0	0					
Inning Stats	R: 0 E: 0 K: 0 S: 13	H: 1 LOB: 2 BB: 1 P: 23	R: 0 E: 0 K: 2 S: 9	H: 0 LOB: 0 BB: 0 P: 12	R: 0 E: 0 K: 1 S: 10	H: 1 LOB: 1 BB: 0 P: 15	R: 0 E: 0 K: 1 S: 10	H: 0 LOB: 0 BB: 0 P: 15	R: 0 E: 0 K: 2 S: 8	H: 5 LOB: 1 BB: 1 P: 33	R: 0 E: 0 K: 1 S: 11	H: 1 LOB: 1 BB: 1 P: 17	R: 1 E: 0 K: 1 S: 10	H: 1 LOB: 0 BB: 1 P: 21	R: 0 E: 0 K: 0 S: 9	H: 0 LOB: 0 BB: 0 P: 12	1B: 5 2B: 2 HR: 2	SF: 0 SAC: 0 DP: 2 HBP: 0	WP: 0 PB: 1 CS: 1	PA: 37	
PITCHER	IP WLS BF H R ER SO BB IBB HBP BLK WP HR S P ERA WHIP	IP WLS BF H R ER SO BB IBB HBP BLK WP HR S P ERA WHIP	IP WLS BF H R ER SO BB IBB HBP BLK WP HR S P ERA WHIP	IP WLS BF H R ER SO BB IBB HBP BLK WP HR S P ERA WHIP	IP WLS BF H R ER SO BB IBB HBP BLK WP HR S P ERA WHIP	IP WLS BF H R ER SO BB IBB HBP BLK WP HR S P ERA WHIP	IP WLS BF H R ER SO BB IBB HBP BLK WP HR S P ERA WHIP	IP WLS BF H R ER SO BB IBB HBP BLK WP HR S P ERA WHIP	IP WLS BF H R ER SO BB IBB HBP BLK WP HR S P ERA WHIP	IP WLS BF H R ER SO BB IBB HBP BLK WP HR S P ERA WHIP	IP WLS BF H R ER SO BB IBB HBP BLK WP HR S P ERA WHIP	IP WLS BF H R ER SO BB IBB HBP BLK WP HR S P ERA WHIP	IP WLS BF H R ER SO BB IBB HBP BLK WP HR S P ERA WHIP	IP WLS BF H R ER SO BB IBB HBP BLK WP HR S P ERA WHIP	IP WLS BF H R ER SO BB IBB HBP BLK WP HR S P ERA WHIP	IP WLS BF H R ER SO BB IBB HBP BLK WP HR S P ERA WHIP	IP WLS BF H R ER SO BB IBB HBP BLK WP HR S P ERA WHIP	IP WLS BF H R ER SO BB IBB HBP BLK WP HR S P ERA WHIP	IP WLS BF H R ER SO BB IBB HBP BLK WP HR S P ERA WHIP	IP WLS BF H R ER SO BB IBB HBP BLK WP HR S P ERA WHIP	IP WLS BF H R ER SO BB IBB HBP BLK WP HR S P ERA WHIP
11 Shane Baz, R (1, 1)	5.2	21	3	1	1	6	2	0	0	0	0	0	0	0	0	0	1.59	0.882			
37 Matt Wisler, R (6, 1)	0.1	L	5	4	3	3	0	0	0	0	0	2	15	18	81.00	12.000					
61 Ralph Garza Jr., R (7, 1)	2.0		8	2	1	1	2	2	0	0	0	0	21	38	4.50	2.000					
64 Shawn Armstrong, R (9, 1)	1.0		3	0	0	0	0	0	0	0	0	0	9	12	0.00	0.000					

Batter	1	2	3	4	5	6	7	8	9	AB	R	H	RBI	BB	SO	LOB	BOTTOM					
2 Yandy Diaz, R (1, 5)										3	2	2	0	1	1	0	Milwaukee Brewers @ Tampa Bay Rays Tropicana Field, St. Petersburg, FL Tue Jun 28 2022, 7:13 PM - 10:32 PM EDT Att: 13,742 - Dome - 72 F livebaseballscorecards.com					
5 Wander Franco, S (1, 6)										3	0	0	1	0	0	2						
43 Harold Ramirez, R (1, 10)										4	0	1	1	0	2	1						
56 Randy Arozarena, R (1, 7)										4	0	2	1	0	0	2						
17 Isaac Paredes, R (1, 3)										3	0	0	0	1	1	1						
15 Josh Lowe, L (1, 9)										4	0	0	0	0	2	3						
6 Taylor Walls, S (1, 4)										4	0	0	0	0	2	1						
50 René Pinto, R (1, 2)										3	0	0	0	0	2	1						
7 Vidal Brujan, S (9, PH)										1	0	0	0	0	1	0						
35 Brett Phillips, L (1, 8)										2	1	0	0	1	2	0						
21 Francisco Mejia, S (9, PH)										1	0	0	0	0	1	0						
Inning Stats	R: 0 E: 0 K: 2 S: 8	H: 0 LOB: 0 BB: 0 P: 11	R: 0 E: 0 K: 2 S: 10	H: 0 LOB: 0 BB: 0 P: 18	R: 0 E: 0 K: 3 S: 10	H: 0 LOB: 0 BB: 0 P: 13	R: 1 E: 0 K: 1 S: 16	H: 2 LOB: 1 BB: 0 P: 23	R: 0 E: 0 K: 2 S: 7	H: 0 LOB: 0 BB: 0 P: 11	R: 0 E: 0 K: 1 S: 14	H: 2 LOB: 2 BB: 0 P: 19	R: 0 E: 0 K: 0 S: 15	H: 0 LOB: 1 BB: 0 P: 20	R: 2 E: 0 K: 0 S: 11	H: 1 LOB: 2 BB: 3 P: 25	R: 0 E: 0 K: 3 S: 11	H: 0 LOB: 0 BB: 0 P: 14	1B: 4 2B: 1 HR: 0	SF: 1 SAC: 0 DP: 0 HBP: 0	WP: 0 PB: 1 CS: 0	PA: 36
PITCHER	IP WLS BF H R ER SO BB IBB HBP BLK WP HR S P ERA WHIP	IP WLS BF H R ER SO BB IBB HBP BLK WP HR S P ERA WHIP	IP WLS BF H R ER SO BB IBB HBP BLK WP HR S P ERA WHIP	IP WLS BF H R ER SO BB IBB HBP BLK WP HR S P ERA WHIP	IP WLS BF H R ER SO BB IBB HBP BLK WP HR S P ERA WHIP	IP WLS BF H R ER SO BB IBB HBP BLK WP HR S P ERA WHIP	IP WLS BF H R ER SO BB IBB HBP BLK WP HR S P ERA WHIP	IP WLS BF H R ER SO BB IBB HBP BLK WP HR S P ERA WHIP	IP WLS BF H R ER SO BB IBB HBP BLK WP HR S P ERA WHIP	IP WLS BF H R ER SO BB IBB HBP BLK WP HR S P ERA WHIP	IP WLS BF H R ER SO BB IBB HBP BLK WP HR S P ERA WHIP	IP WLS BF H R ER SO BB IBB HBP BLK WP HR S P ERA WHIP	IP WLS BF H R ER SO BB IBB HBP BLK WP HR S P ERA WHIP	IP WLS BF H R ER SO BB IBB HBP BLK WP HR S P ERA WHIP	IP WLS BF H R ER SO BB IBB HBP BLK WP HR S P ERA WHIP	IP WLS BF H R ER SO BB IBB HBP BLK WP HR S P ERA WHIP	IP WLS BF H R ER SO BB IBB HBP BLK WP HR S P ERA WHIP	IP WLS BF H R ER SO BB IBB HBP BLK WP HR S P ERA WHIP	IP WLS BF H R ER SO BB IBB HBP BLK WP HR S P ERA WHIP	IP WLS BF H R ER SO BB IBB HBP BLK WP HR S P ERA WHIP	IP WLS BF H R ER SO BB IBB HBP BLK WP HR S P ERA WHIP	
53 Brandon Woodruff, R (1, 1)	5.0	W	17	2	1	1	10	0	0	0	0	0	0	0	0	0	1.80	0.400				
48 Trevor Gott, R (8, 1)	1.0	H	5	2	0	0	1	0	0	0	0	0	14	19	0.00	2.000						
45 Brad Boxberger, R (7, 1)	1.0	H	4	0	0	0	0	0	0	0	0	0	15	20	0.00	0.000						
41 Jason Alexander, R (8, 1)	0.2		5	1	2	1	0	2	0	0	0	0	8	18	13.50	4.500						
36 Devin Williams, R (8, 1)	0.1	H	2	0	0	0	0	1	0	0	0	0	3	7	0.00	3.000						

Batter	1	2	3	4	5	6	7	8	9	AB	R	H	RBI	BB	SO	LOB	TOP			
22 Christian Yelich, L (1,7) OBP: 0.341, SLG: 0.387	G3-1		G4-3 27 2H 3B		L8		G3		G4-3 27 11 1B	5	2	2	1	0	0	0	Milwaukee Brewers @ Pittsburgh Pirates PNC Park, Pittsburgh, PA Thu Jun 30 2022, 7:06 PM - 10:06 PM EDT Att: 14,134 - Clear - 88 F			
27 Willy Adams, R (1,10) OBP: 0.282, SLG: 0.470	K		G4-3		K		F9		G4-3 11 16 1B	5	1	1	2	0	2	0				
11 Rowdy Tellez, L (1,3) OBP: 0.318, SLG: 0.484	G2-3		K		G4-3		P6		G4-3	5	0	0	1	0	1	1				
24 Andrew McCutchen, R (1,9) OBP: 0.321, SLG: 0.382		F8 2B	F8						F8 16 2 G5-3 2B	4	1	3	0	1	0	0				
16 Koltan Wong, L (1,4) OBP: 0.324, SLG: 0.397	K								F9 10 2B	5	1	2	1	0	2	3				
2 Luis Urias, R (1,6) OBP: 0.329, SLG: 0.378	F8				L7				G5-3	5	0	0	1	0	1	5				
10 Omar Narváez, L (1,2) OBP: 0.351, SLG: 0.385										15 1B	2	0	1	1	2	0				
15 Tyrone Taylor, R (1,8) OBP: 0.274, SLG: 0.421		BB			P4						4	0	1	0	0	3				
14 Jace Peterson, L (1,5) OBP: 0.317, SLG: 0.430											4	2	2	0	0	2	3			
																				
Inning Stats	R: 0 H: 0 E: 0 K: 1 S: 8	H: 0 LOB: 0 BB: 0 P: 11	R: 0 H: 1 E: 0 K: 1 S: 14	LOB: 2 BB: 1 P: 21	R: 2 H: 2 E: 0 K: 1 S: 10	LOB: 0 BB: 0 P: 16	R: 1 H: 2 E: 0 K: 1 S: 14	LOB: 1 BB: 0 P: 16	R: 0 H: 0 E: 0 K: 1 S: 8	H: 0 LOB: 0 BB: 0 P: 12	R: 1 H: 2 E: 0 K: 1 S: 12	LOB: 2 BB: 1 P: 18	R: 0 H: 0 E: 0 K: 2 S: 13	H: 1 LOB: 1 BB: 0 P: 20	R: 3 H: 4 E: 0 K: 0 S: 22	LOB: 2 BB: 1 P: 35	1B: 5 2B: 6 3B: 1 HR: 0	SF: 0 SAC: 0 DP: 0 HBP: 0	WP: 0 PB: 0 CS: 0	PA: 42
PITCHER	IP WLS BF H R ER SO	IP WLS BF H R ER SO	IP WLS BF H R ER SO	IP WLS BF H R ER SO	IP WLS BF H R ER SO	IP WLS BF H R ER SO	IP WLS BF H R ER SO	IP WLS BF H R ER SO	IP WLS BF H R ER SO	IP WLS BF H R ER SO	IP WLS BF H R ER SO	IP WLS BF H R ER SO	IP WLS BF H R ER SO	IP WLS BF H R ER SO	IP WLS BF H R ER SO	IP WLS BF H R ER SO	ERA WHIP	ERA WHIP		
34 JT Brubaker, R (1,1) ERA: 4.28	6.0	W	27	7	4	4	6	2	0	0	0	0	0	0	0	0	6.00	1.500		
29 Wil Crowe, R (7,1) ERA: 3.45	1.0	H	3	0	0	0	0	0	0	0	0	0	0	0	0	0	0.00	0.000		
46 Chris Stratton, R (8,1) ERA: 5.29	1.0	H	4	1	0	0	2	0	0	0	0	0	0	0	0	0	0.00	1.000		
51 David Bednar, R (9,1) ERA: 2.5	0.2		7	4	3	3	0	1	0	0	0	0	0	0	0	0	40.50	7.500		
57 Yerry De Los Santos, R (9,1) ERA: 2.84	0.1	S	1	0	0	0	0	0	0	0	0	0	0	0	0	0	0.00	0.000		

Batter	1	2	3	4	5	6	7	8	9	AB	R	H	RBI	BB	SO	LOB	BOTTOM			
13 Ke'Bryan Hayes, R (1,5) OBP: 0.329, SLG: 0.365	L5		FC6-4 1-2F		L9		G4-3			4	0	0	0	0	0	1	Milwaukee Brewers @ Pittsburgh Pirates PNC Park, Pittsburgh, PA Thu Jun 30 2022, 7:06 PM - 10:06 PM EDT Att: 14,134 - Clear - 88 F			
10 Bryan Reynolds, S (1,8) OBP: 0.331, SLG: 0.473										4	0	1	0	0	0	1				
66 Bligh Madris, L (1,9) OBP: 0.308, SLG: 0.487										4	0	1	0	0	1	1				
19 Daniel Vogelbach, L (1,10) OBP: 0.327, SLG: 0.434										3	0	1	0	1	0	2				
26 Josh VanMeter, L (1,3) OBP: 0.268, SLG: 0.345										4	1	1	0	0	0	4				
2 Michael Chavis, R (8,3) OBP: 0.288, SLG: 0.416										0	0	0	0	0	0	0				
15 Oneil Cruz, L (1,6) OBP: 0.250, SLG: 0.429										4	1	1	2	0	2	0				
65 Jack Suwinski, L (1,7) OBP: 0.296, SLG: 0.465										3	3	2	1	1	1	0				
5 Michael Pérez, L (1,2) OBP: 0.213, SLG: 0.371										4	3	4	5	0	0	0				
44 Hoy Park, L (1,4) OBP: 0.273, SLG: 0.388										1	0	0	0	0	0	1				
64 Diego Castillo, R (4,PH) OBP: 0.232, SLG: 0.349										3	0	0	0	0	2	0				
																				
Inning Stats	R: 0 H: 1 E: 0 K: 0 S: 9	H: 4 LOB: 1 BB: 0 P: 15	R: 3 H: 4 E: 0 K: 0 S: 11	LOB: 0 BB: 0 P: 20	R: 0 H: 0 E: 0 K: 0 S: 5	LOB: 0 BB: 1 P: 10	R: 2 H: 1 E: 0 K: 2 S: 18	LOB: 0 BB: 1 P: 26	R: 0 H: 1 E: 1 K: 0 S: 10	H: 1 LOB: 0 BB: 0 P: 15	R: 2 H: 2 E: 0 K: 1 S: 11	LOB: 2 BB: 0 P: 14	R: 0 H: 1 E: 0 K: 1 S: 9	H: 1 LOB: 1 BB: 0 P: 18	R: 1 H: 1 E: 0 K: 2 S: 11	LOB: 0 BB: 0 P: 15	1B: 5 2B: 2 3B: 0 HR: 5	SF: 0 SAC: 0 DP: 2 HBP: 0	WP: 0 PB: 0 CS: 0	PA: 36
PITCHER	IP WLS BF H R ER SO	IP WLS BF H R ER SO	IP WLS BF H R ER SO	IP WLS BF H R ER SO	IP WLS BF H R ER SO	IP WLS BF H R ER SO	IP WLS BF H R ER SO	IP WLS BF H R ER SO	IP WLS BF H R ER SO	IP WLS BF H R ER SO	IP WLS BF H R ER SO	IP WLS BF H R ER SO	IP WLS BF H R ER SO	IP WLS BF H R ER SO	IP WLS BF H R ER SO	IP WLS BF H R ER SO	ERA WHIP	ERA WHIP		
37 Adrian Houser, R (1,1) ERA: 4.72	2.1		13	5	3	3	0	1	0	0	0	0	0	0	0	0	11.57	2.571		
35 Brent Suter, L (3,1) ERA: 4.45	2.2	L	10	2	2	2	2	1	0	0	0	0	0	0	0	0	6.75	1.125		
41 Jason Alexander, R (6,1) ERA: 3.82	2.0		9	3	2	2	2	0	0	0	0	0	0	0	0	0	9.00	1.500		
31 Jandel Gustave, R (8,1) ERA: 4.76	1.0		4	1	1	1	2	0	0	0	0	0	0	0	0	0	9.00	1.000		

Batter	1	2	3	4	5	6	7	8	9	AB	R	H	RBI	BB	SO	LOB	TOP										
22 Christian Velich, L OBP: 0.345, SLG: 0.396 7 Victor Caratini, S OBP: 0.379, SLG: 0.455										3	2	1	1	2	1	0											
27 Willy Adames, R OBP: 0.283, SLG: 0.480										6	3	2	4	0	0	2											
11 Rowdy Tellez, L OBP: 0.319, SLG: 0.498 15 Tyrone Taylor, R OBP: 0.277, SLG: 0.423										5	2	2	5	0	0	0											
24 Andrew McCutchen, R OBP: 0.325, SLG: 0.389										6	2	3	0	0	0	1											
16 Koltan Wong, L OBP: 0.323, SLG: 0.399 20 Mike Brosseau, R OBP: 0.379, SLG: 0.487										4	1	1	1	0	0	0											
2 Luis Urias, R OBP: 0.319, SLG: 0.402										4	2	2	2	0	1												
10 Omar Narváez, L OBP: 0.347, SLG: 0.375										4	1	0	0	1	0	3											
18 Keston Hiura, R OBP: 0.331, SLG: 0.425										5	2	2	1	0	1	3											
3 Jonathan Davis, R OBP: 0.370, SLG: 0.227										3	2	0	0	2	0	2											
Inning Stats	R: 0 E: 0 K: 1 S: 9	H: 0 LOB: 0 BB: 0 P: 11	R: 7 E: 0 K: 0 S: 22	H: 5 LOB: 0 BB: 2 P: 42	R: 0 E: 0 K: 0 S: 8	H: 0 LOB: 0 BB: 0 P: 11	R: 2 E: 0 K: 0 S: 16	H: 2 LOB: 1 BB: 1 P: 26	R: 0 E: 0 K: 0 S: 12	H: 0 LOB: 1 BB: 1 P: 21	R: 0 E: 0 K: 0 S: 4	H: 0 LOB: 0 BB: 0 P: 5	R: 0 E: 0 K: 0 S: 8	H: 0 LOB: 0 BB: 0 P: 14	R: 3 E: 1 K: 1 S: 32	H: 6 LOB: 2 BB: 3 P: 56	R: 2 E: 0 K: 0 S: 11	H: 3 LOB: 1 BB: 0 P: 18	1B: 6 2B: 5 3B: 0 HR: 5	SF: 0 SAC: 0 DP: 0 HBP: 0	WP: 1 PB: 1 SB: 2 CS: 0	PA: 51					
PITCHER	IP	WLS	BF	H	R	ER	SO	BB	IBB	HBP	BLK	WP	HR	S	P	ERA	WHIP										
59 Roansy Contreras, R ERA: 4.05	1.2	L	12	5	7	7	1	2	0	0	0	0	3	30	52	37.80	4.200										
70 Austin Brice, R ERA: 4.91	2.1		10	2	2	2	0	1	0	0	0	0	0	25	38	7.71	1.286										
35 Aaron Fletcher, L ERA: 5.94	3.0		10	0	0	0	0	1	0	0	0	1	0	24	40	0.00	0.333										
68 Cam Vieaux, L ERA: 14.4	1.0		13	6	8	7	1	3	0	0	0	0	1	32	56	63.00	9.000										
26 Josh VanMeter, R ERA: 31.5	1.0		6	3	2	2	0	0	0	0	0	0	1	11	18	18.00	3.000										

Milwaukee Brewers @ Pittsburgh Pirates
PNC Park, Pittsburgh, PA
Fri Jul 01 2022, 7:09 PM - 10:40 PM EDT
Att: 20,409 - Partly Cloudy - 86 F

AB	44
R	19
H	16
RBI	18
BB	7
SO	2
LOB	13



Batter	1	2	3	4	5	6	7	8	9	AB	R	H	RBI	BB	SO	LOB	BOTTOM										
13 Ke'Bryan Hayes, R OBP: 0.328, SLG: 0.361 64 Diego Castillo, R OBP: 0.230, SLG: 0.347										3	1	0	0	1	1	2											
10 Bryan Reynolds, S OBP: 0.331, SLG: 0.469 44 Hoy Park, L OBP: 0.281, SLG: 0.380										2	0	0	0	1	0	1											
66 Bligh Madris, L OBP: 0.326, SLG: 0.500										3	0	1	0	1	1	2											
19 Daniel Vogelbach, L OBP: 0.326, SLG: 0.430										4	0	1	0	0	1	3											
26 Josh VanMeter, L OBP: 0.276, SLG: 0.339										2	0	0	0	2	0	1											
15 Oneil Cruz, L OBP: 0.250, SLG: 0.435										4	0	1	1	0	2	3											
65 Jack Suwinski, L OBP: 0.300, SLG: 0.460										2	0	0	0	1	1	2											
5 Michael Pérez, L OBP: 0.204, SLG: 0.355										4	0	0	0	0	0	4											
30 Tucupita Marcano, L OBP: 0.300, SLG: 0.395										4	0	0	0	0	2	4											
Inning Stats	R: 0 E: 0 K: 1 S: 7	H: 0 LOB: 1 BB: 1 P: 13	R: 0 E: 0 K: 1 S: 8	H: 0 LOB: 0 BB: 0 P: 12	R: 0 E: 0 K: 1 S: 7	H: 0 LOB: 0 BB: 0 P: 11	R: 0 E: 0 K: 0 S: 9	H: 0 LOB: 0 BB: 1 P: 18	R: 0 E: 0 K: 2 S: 10	H: 0 LOB: 2 BB: 1 P: 22	R: 1 E: 0 K: 0 S: 13	H: 1 LOB: 1 BB: 1 P: 24	R: 0 E: 0 K: 1 S: 10	H: 1 LOB: 2 BB: 1 P: 19	R: 1 E: 0 K: 2 S: 18	H: 1 LOB: 2 BB: 2 P: 33	R: 0 E: 1 K: 0 S: 9	H: 0 LOB: 1 BB: 0 P: 14	1B: 1 2B: 2 3B: 0 HR: 0	SF: 0 SAC: 0 DP: 1 HBP: 1	WP: 1 PB: 0 SB: 0 CS: 0	PA: 38					
PITCHER	IP	WLS	BF	H	R	ER	SO	BB	IBB	HBP	BLK	WP	HR	S	P	ERA	WHIP										
39 Corbin Burnes, R ERA: 2.36	6.0	W	23	1	1	1	5	4	0	1	0	1	0	54	100	1.50	0.833										
57 Trevor Kelley, R ERA: 6.53	2.0		11	2	1	1	3	3	0	0	0	0	0	28	52	4.50	2.500										
20 Mike Brosseau, R ERA:	1.0		4	0	0	0	0	0	0	0	0	0	0	9	14	0.00	0.000										

Milwaukee Brewers @ Pittsburgh Pirates
PNC Park, Pittsburgh, PA
Fri Jul 01 2022, 7:09 PM - 10:40 PM EDT
Att: 20,409 - Partly Cloudy - 86 F

AB	30
R	2
H	3
RBI	1
BB	7
SO	8
LOB	23



Batter	1	2	3	4	5	6	7	8	9	AB	R	H	RBI	BB	SO	LOB	TOP								
66 Rafael Ortega, L OBP: 0.363, SLG: 0.403 5 Christopher Morel, R OBP: 0.340, SLG: 0.461										3	1	2	2	1	0	0	Chicago Cubs @ Milwaukee Brewers American Family Field, Milwaukee, WI Tue Jul 05 2022, 7:12 PM - 10:14 PM CDT Att: 30,561 - Roof Closed - 78 F								
2 Nico Hoerner, R OBP: 0.346, SLG: 0.420										5	1	1	0	0	0	3									
8 Ian Happ, S OBP: 0.382, SLG: 0.460										4	2	1	1	1	0	2									
27 Seiya Suzuki, R OBP: 0.349, SLG: 0.473										5	1	2	3	0	0	1									
16 Patrick Wisdom, R OBP: 0.321, SLG: 0.475										4	1	2	0	1	0	1									
36 Alfonso Rivas III, L OBP: 0.315, SLG: 0.319										4	0	0	0	0	2	2									
7 Yan Gomes, R OBP: 0.238, SLG: 0.326										4	1	2	0	0	1	1									
4 Nelson Velázquez, R OBP: 0.366, SLG: 0.486										4	1	1	1	1	0	0									
13 David Bote, R OBP: 0.292, SLG: 0.238 19 Andrelton Simmons, R OBP: 0.240, SLG: 0.174										3	0	0	0	0	1	4									
										1	0	0	0	0	1	0									
Inning Stats	R: 0 H: 1 E: 0 K: 0 S: 7	H: 1 LOB: 1 BB: 0 P: 12	R: 0 H: 1 E: 1 K: 1 S: 10	H: 1 LOB: 1 BB: 0 P: 13	R: 0 H: 0 E: 0 K: 0 S: 7	H: 0 LOB: 0 BB: 1 P: 14	R: 1 H: 1 E: 0 K: 0 S: 11	H: 1 LOB: 2 BB: 1 P: 18	R: 3 H: 2 E: 1 K: 0 S: 15	H: 2 LOB: 0 BB: 0 P: 22	R: 4 H: 4 E: 0 K: 1 S: 21	H: 4 LOB: 1 BB: 1 P: 33	R: 0 H: 0 E: 0 K: 2 S: 9	H: 0 LOB: 0 BB: 0 P: 11	R: 0 H: 1 E: 0 K: 2 S: 10	H: 1 LOB: 1 BB: 0 P: 15	R: 0 H: 1 E: 0 K: 0 S: 8	H: 1 LOB: 1 BB: 0 P: 15	1B: 7 2B: 2 3B: 1 HR: 1	SF: 0 SAC: 0 DP: 0 HBP: 1	WP: 0 PB: 0 SB: 2 CS: 0	PA: 42			
PITCHER	IP	WLS	BF	H	R	ER	SO	BB	IBB	HBP	BLK	WP	HR	S	P	ERA	WHIP								
41 Jason Alexander, R ERA: 4.75	5.1	L	28	8	7	6	2	2	0	1	0	0	1	60	94	10.12	1.875								
35 Brent Suter, L ERA: 4.35	2.2		10	2	1	1	4	1	0	0	0	0	0	30	44	3.38	1.125								
20 Mike Brosseau, R ERA:	1.0		4	1	0	0	0	0	0	0	0	0	0	8	15	0.00	1.000								

AB	38
R	8
H	11
RBI	7
BB	3
SO	6
LOB	17



Batter	1	2	3	4	5	6	7	8	9	AB	R	H	RBI	BB	SO	LOB	BOTTOM								
22 Christian Yelich, L OBP: 0.348, SLG: 0.386										3	1	0	0	1	1	2	Chicago Cubs @ Milwaukee Brewers American Family Field, Milwaukee, WI Tue Jul 05 2022, 7:12 PM - 10:14 PM CDT Att: 30,561 - Roof Closed - 78 F								
27 Willy Adames, R OBP: 0.282, SLG: 0.456										4	0	0	0	0	3	1									
11 Rowdy Tellez, L OBP: 0.317, SLG: 0.491										3	1	1	2	1	1	0									
24 Andrew McCutchen, R OBP: 0.315, SLG: 0.372 18 Keston Hiura, R OBP: 0.344, SLG: 0.435										3	0	0	0	1	2	0									
										0	0	0	0	0	0	0									
16 Koltan Wong, L OBP: 0.331, SLG: 0.409										3	0	1	0	1	1	0									
2 Luis Urias, R OBP: 0.317, SLG: 0.398										4	0	0	0	0	1	4									
14 Jace Peterson, L OBP: 0.322, SLG: 0.445										4	1	2	0	0	0	4									
7 Victor Caratini, S OBP: 0.365, SLG: 0.456										4	0	1	1	0	0	2									
3 Jonathan Davis, R OBP: 0.317, SLG: 0.176										3	0	0	0	1	0	1									
Inning Stats	R: 2 H: 1 E: 0 K: 2 S: 18	H: 1 LOB: 1 BB: 1 P: 29	R: 0 H: 1 E: 0 K: 1 S: 15	H: 1 LOB: 2 BB: 1 P: 25	R: 0 H: 0 E: 0 K: 1 S: 9	H: 0 LOB: 0 BB: 0 P: 15	R: 0 H: 1 E: 0 K: 0 S: 9	H: 1 LOB: 1 BB: 0 P: 12	R: 0 H: 0 E: 0 K: 1 S: 7	H: 0 LOB: 0 BB: 0 P: 13	R: 0 H: 0 E: 0 K: 0 S: 5	H: 0 LOB: 2 BB: 3 P: 20	R: 0 H: 0 E: 0 K: 1 S: 10	H: 0 LOB: 0 BB: 0 P: 13	R: 0 H: 0 E: 0 K: 3 S: 10	H: 0 LOB: 0 BB: 0 P: 13	R: 1 H: 2 E: 0 K: 0 S: 14	H: 2 LOB: 1 BB: 0 P: 20	1B: 3 2B: 1 3B: 0 HR: 1	SF: 0 SAC: 0 DP: 1 HBP: 0	WP: 0 PB: 0 SB: 2 CS: 0	PA: 36			
PITCHER	IP	WLS	BF	H	R	ER	SO	BB	IBB	HBP	BLK	WP	HR	S	P	ERA	WHIP								
28 Kyle Hendricks, R ERA: 4.8	3.0		13	2	2	2	4	2	0	0	0	0	0	17	38	0.00	2.000								
67 Matt Swarmer, R ERA: 5.01	2.0	W	10	1	0	0	1	3	0	0	0	0	0	14	20	0.00	0.000								
50 Rowan Wick, R ERA: 4.63	2.0		5	0	0	0	1	0	0	0	0	0	0	14	20	0.00	0.000								
59 Michael Rucker, R ERA: 5.4	2.0		8	2	1	1	3	0	0	0	0	0	0	24	33	4.50	1.000								

AB	31
R	3
H	5
RBI	3
BB	5
SO	9
LOB	14



Batter	1	2	3	4	5	6	7	8	9	AB	R	H	RBI	BB	SO	LOB	TOP			
66 Rafael Ortega, L OBP: 0.361, SLG: 0.400	G5-3		G3-6-1			G5-3				4	0	1	1	0	0	2	Chicago Cubs @ Milwaukee Brewers American Family Field, Milwaukee, WI Wed Jul 06 2022, 1:11 PM - 4:24 PM CDT Att: 32,696 - Overcast - 72 F			
2 Nico Hoerner, R OBP: 0.340, SLG: 0.413	K2-3			F4		K		F8		4	0	0	0	0	2	3				
8 Ian Happ, S OBP: 0.377, SLG: 0.454	K			L9		F7		P5		4	0	0	0	0	1	3				
16 Patrick Wisdom, R OBP: 0.320, SLG: 0.470		K		K			K		7 S 48 2B BB	3	1	0	0	1	3	0				
4 Nelson Velázquez, R OBP: 0.333, SLG: 0.439		K				K		K		4	0	0	0	0	4	1				
36 Alfonso Rivas III, L OBP: 0.321, SLG: 0.333										3	0	2	0	0	0	0				
7 Yan Gomes, R OBP: 0.236, SLG: 0.324										1	0	0	0	0	1	1				
48 P.J. Higgins, R OBP: 0.373, SLG: 0.522										4	0	1	1	0	1	2				
5 Christopher Morel, R OBP: 0.343, SLG: 0.489										3	1	1	0	1	0	2				
19 Adrelton Simmons, R OBP: 0.247, SLG: 0.197										2	0	1	0	0	1	1				
27 Seiya Suzuki, R OBP: 0.353, SLG: 0.473										0	0	0	0	1	0	0				
13 David Bote, R OBP: 0.292, SLG: 0.238										0	0	0	0	0	0	0				
Inning Stats	R: 0 E: 0 K: 2 S: 8	H: 0 LOB: 0 BB: 9	R: 0 E: 0 K: 2 S: 11	H: 1 LOB: 1 BB: 21	R: 0 E: 0 K: 1 S: 7	H: 0 LOB: 0 BB: 1	R: 0 E: 0 K: 1 S: 9	H: 0 LOB: 0 BB: 13	R: 0 E: 0 K: 1 S: 12	H: 1 LOB: 1 BB: 0	R: 0 E: 0 K: 1 S: 10	H: 0 LOB: 0 BB: 16	R: 1 E: 0 K: 1 S: 17	H: 2 LOB: 2 BB: 29	R: 1 E: 0 K: 2 S: 9	H: 1 LOB: 1 BB: 16	1B: 2 2B: 3 3B: 1 HR: 0	SF: 0 SAC: 0 DP: 1 HBP: 0	WP: 1 PB: 0 SB: 1 CS: 0	PA: 35
PITCHER	IP WLS BF H R ER SO BB IBB HBP BLK WP HR S P ERA WHIP																			
39 Corbin Burnes, R ERA: 2.2	7.0		24	3	0	0	10	1	0	0	0	0	1	0	65	100	0.00	0.571		
45 Brad Boxberger, R ERA: 2.25	0.1	B	4	2	1	1	1	0	0	0	0	0	0	0	14	23	27.00	9.000		
48 Trevor Gott, R ERA: 4.01	0.2		2	0	0	0	0	0	0	0	0	0	0	3	6	0.00	0.000			
71 Josh Hader, L ERA: 1.63	1.0	L	5	1	1	1	2	1	0	0	0	0	0	9	16	9.00	2.000			

Batter	1	2	3	4	5	6	7	8	9	AB	R	H	RBI	BB	SO	LOB	BOTTOM			
22 Christian Yelich, L OBP: 0.346, SLG: 0.384	G6-3			G4-5-3		K		G6-3		4	0	1	0	0	1	1	Chicago Cubs @ Milwaukee Brewers American Family Field, Milwaukee, WI Wed Jul 06 2022, 1:11 PM - 4:24 PM CDT Att: 32,696 - Overcast - 72 F			
27 Willy Adams, R OBP: 0.282, SLG: 0.456	P3							P3		4	0	1	0	0	1	2				
11 Rowdy Tellez, L OBP: 0.316, SLG: 0.485	F5			G4-5-3		F8				3	0	0	0	1	0	2				
2 Luis Uribe, R OBP: 0.312, SLG: 0.390		G5-3			F7		G1-3	K		4	0	0	0	0	1	2				
16 Koltan Wong, L OBP: 0.329, SLG: 0.406		G3			L9		10 WP 10 S 1B		K2-3	4	0	1	0	0	1	0				
18 Keston Hiura, R OBP: 0.341, SLG: 0.455									F9	4	1	1	1	0	2	1				
10 Omar Narváez, L OBP: 0.344, SLG: 0.390				G6-3					F9	4	0	1	0	0	1	1				
14 Jace Peterson, L OBP: 0.318, SLG: 0.438										3	0	0	0	0	1	3				
3 Jonathan Davis, R OBP: 0.318, SLG: 0.189										3	0	1	0	0	1	0				
Inning Stats	R: 0 E: 0 K: 0 S: 6	H: 0 LOB: 0 BB: 0	R: 0 E: 0 K: 1 S: 12	H: 0 LOB: 0 BB: 0	R: 0 E: 0 K: 2 S: 9	H: 0 LOB: 0 BB: 0	R: 0 E: 0 K: 1 S: 10	H: 1 LOB: 0 BB: 17	R: 1 E: 0 K: 0 S: 15	H: 2 LOB: 1 BB: 0	R: 0 E: 0 K: 1 S: 10	H: 1 LOB: 2 BB: 21	R: 0 E: 1 K: 1 S: 7	H: 1 LOB: 2 BB: 11	R: 0 E: 0 K: 1 S: 8	H: 0 LOB: 0 BB: 13		1B: 4 2B: 1 3B: 0 HR: 1	SF: 0 SAC: 0 DP: 1 HBP: 0	WP: 1 PB: 0 SB: 1 CS: 0
PITCHER	IP WLS BF H R ER SO BB IBB HBP BLK WP HR S P ERA WHIP																			
Adrian Sampson, R ERA: 2.91	5.2		20	4	1	1	5	0	0	0	0	0	0	0	61	98	1.59	0.706		
47 Brandon Hughes, L ERA: 3.92	0.1		1	0	0	0	0	0	0	0	0	0	0	1	2	0.00	0.000			
58 Chris Martin, R ERA: 3.42	1.0		5	1	0	0	2	0	0	0	0	1	0	15	21	0.00	1.000			
60 Mychal Givens, R ERA: 3.24	1.0	W	5	1	0	0	1	0	1	0	0	0	0	7	11	0.00	1.000			
37 David Robertson, R ERA: 1.89	1.0	S	3	0	0	0	1	0	0	0	0	0	0	8	13	0.00	0.000			

Batter	1	2	3	4	5	6	7	8	9	AB	R	H	RBI	BB	SO	LOB	TOP			
13 Ke'Bryan Hayes, R OBP: 0.322, SLG: 0.345	G6-3		L3					FC6-4 10 1B		3	0	0	0	1	0	1	Pittsburgh Pirates @ Milwaukee Brewers American Family Field, Milwaukee, WI Fri Jul 08 2022, 7:11 PM - 10:12 PM CDT Att: 29,471 - Partly Cloudy - 70 F			
10 Bryan Reynolds, S OBP: 0.342, SLG: 0.470	1B			64 HR	2B	L1		1B		4	1	3	0	0	0	1				
2 Michael Chavis, R OBP: 0.279, SLG: 0.413	K			B1			K			3	0	0	0	0	2	2				
18 Ben Gamel, L OBP: 0.343, SLG: 0.387	K							K		1	0	0	0	0	1	2				
5 Michael Pérez, L OBP: 0.193, SLG: 0.327	K							K		0	0	0	0	0	0	0				
25 Yoshi Tsutsugo, L OBP: 0.273, SLG: 0.250	G3			F4			G6-3	P5		4	0	0	0	0	0	4				
64 Diego Castillo, R OBP: 0.244, SLG: 0.385	G4-3			2H	HR		G6-3			3	2	1	2	1	0	0				
65 Jack Suwinski, L OBP: 0.299, SLG: 0.457	K			27 WP	BB		P4			3	0	0	0	1	2	1				
27 Kevin Newman, R OBP: 0.304, SLG: 0.365	G4-3			L3			G1			4	0	1	0	0	0	1				
15 Oneil Cruz, L OBP: 0.211, SLG: 0.382	K						F9			4	0	0	0	0	3	2				
61 Jason Delay, R OBP: 0.200, SLG: 0.222	L8						G5-3			2	0	0	0	0	0	0				
19 Daniel Vogelbach, L OBP: 0.343, SLG: 0.458								13 FC6-4		1	0	1	1	1	0	0				
Inning Stats	R: 0 E: 0 K: 1 S: 12	H: 1 LOB: 1 BB: 0 P: 15	R: 0 E: 0 K: 1 S: 7	H: 0 LOB: 0 BB: 0 P: 9	R: 0 E: 0 K: 1 S: 7	H: 0 LOB: 0 BB: 0 P: 12	R: 2 E: 0 K: 0 S: 12	H: 2 LOB: 1 BB: 1 P: 19	R: 0 E: 0 K: 1 S: 10	H: 0 LOB: 0 BB: 0 P: 17	R: 0 E: 0 K: 1 S: 10	H: 0 LOB: 0 BB: 0 P: 11	R: 0 E: 0 K: 1 S: 10	H: 1 LOB: 2 BB: 1 P: 22	R: 1 E: 0 K: 2 S: 14	H: 2 LOB: 3 BB: 1 P: 24	1B: 4 2B: 1 3B: 0 HR: 1	SF: 0 SAC: 0 DP: 0 HBP: 0	WP: 2 PB: 0 CS: 0	PA: 36
PITCHER	IP WLS BF H R ER SO BB IBB HBP BLK WP HR S P ERA WHIP																			
26 Aaron Ashby, L ERA: 4.52	5.0 W 20 3 2 2 3 2 0 0 0 0 1 1 48 72 3.60 1.000																			
48 Trevor Gott, R ERA: 3.89	1.0 H 3 0 0 0 1 0 0 0 0 0 0 0 10 17 0.00 0.000																			
55 Hoby Milner, L ERA: 2.25	1.0 H 3 0 0 0 1 0 0 0 0 0 0 0 9 11 0.00 0.000																			
38 Devin Williams, R ERA: 1.93	1.0 H 5 1 0 0 1 1 0 0 0 0 0 0 10 22 0.00 2.000																			
71 Josh Hader, L ERA: 1.89	1.0 S 5 2 1 1 2 1 0 0 0 0 1 0 14 24 9.00 3.000																			

Batter	1	2	3	4	5	6	7	8	9	AB	R	H	RBI	BB	SO	LOB	BOTTOM			
22 Christian Yelich, L OBP: 0.343, SLG: 0.379	G4-3		G6-3	K		K				4	0	0	0	0	2	4	Pittsburgh Pirates @ Milwaukee Brewers American Family Field, Milwaukee, WI Fri Jul 08 2022, 7:11 PM - 10:12 PM CDT Att: 29,471 - Partly Cloudy - 70 F			
27 Willy Adames, R OBP: 0.281, SLG: 0.465	K		F7	K		HR				4	1	1	1	0	2	3				
11 Rowdy Tellez, L OBP: 0.312, SLG: 0.478	F8		F8		P2		G6-3			4	0	0	0	0	0	0				
24 Andrew McCutchen, R OBP: 0.321, SLG: 0.375	K			16 3B	1B					3	1	2	0	1	1	0				
16 Koltan Wong, L OBP: 0.332, SLG: 0.417	10 BB 18 1B 2 S			14 1B 3B			K			4	2	2	1	0	2	2				
2 Luis Urias, R OBP: 0.319, SLG: 0.391	18 1B 10 BB			14 1B 10 F8	K		CS			2	0	1	0	2	1	1				
10 Omar Narváez, L OBP: 0.346, SLG: 0.388				F8				G6-3		1	0	0	0	1	0	2				
7 Victor Caratini, S OBP: 0.360, SLG: 0.448	18 1B BB						K			2	0	0	0	0	1	1				
18 Keston Hiura, R OBP: 0.353, SLG: 0.461				14 1B 3B				K		3	0	2	1	1	1	0				
14 Jace Peterson, L OBP: 0.320, SLG: 0.439										2	0	1	1	0	0	3				
3 Jonathan Davis, R OBP: 0.333, SLG: 0.189	G4-6-3									0	0	0	0	1	0	0				
Inning Stats	R: 0 E: 0 K: 1 S: 9	H: 0 LOB: 0 BB: 0 P: 12	R: 1 E: 0 K: 1 S: 15	H: 2 LOB: 2 BB: 2 P: 26	R: 0 E: 0 K: 0 S: 8	H: 0 LOB: 0 BB: 0 P: 10	R: 2 E: 0 K: 2 S: 21	H: 2 LOB: 3 BB: 3 P: 37	R: 0 E: 0 K: 2 S: 9	H: 1 LOB: 1 BB: 0 P: 15	R: 0 E: 0 K: 2 S: 13	H: 1 LOB: 0 BB: 1 P: 23	R: 1 E: 0 K: 1 S: 11	H: 2 LOB: 0 BB: 0 P: 18	R: 0 E: 0 K: 1 S: 9	H: 1 LOB: 0 BB: 0 P: 13	1B: 7 2B: 0 3B: 1 HR: 1	SF: 0 SAC: 0 DP: 0 HBP: 0	WP: 0 PB: 0 SB: 2 CS: 1	PA: 36
PITCHER	IP WLS BF H R ER SO BB IBB HBP BLK WP HR S P ERA WHIP																			
34 JT Brubaker, R ERA: 4.34	5.0 L 24 5 3 3 6 5 0 0 0 0 0 0 0 13 23 0.00 2.000																			
53 Manny Bañuelos, L ERA: 6.52	1.0 4 1 0 0 2 1 0 0 0 0 0 0 0 13 23 0.00 2.000																			
57 Yerry De Los Santos, R ERA: 3.07	2.0 7 3 1 1 2 0 0 0 0 0 0 1 20 31 4.50 1.500																			



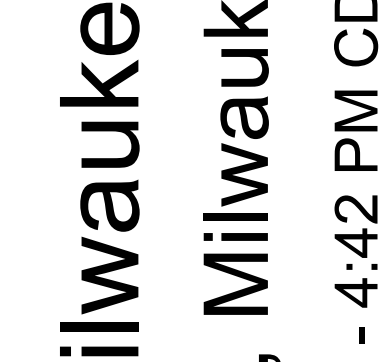
Batter	1	2	3	4	5	6	7	8	9	AB	R	H	RBI	BB	SO	LOB	TOP								
27 Kevin Newman, R OBP: 0.308, SLG: 0.361	F8	F8	G4-3		G4-3		K		L6	5	0	2	1	0	0	1	Pittsburgh Pirates @ Milwaukee Brewers American Family Field, Milwaukee, WI Sun Jul 10 2022, 1:12 PM - 4:42 PM CDT Att: 32,967 - Sunny - 81°F								
10 Bryan Reynolds, S OBP: 0.343, SLG: 0.465									G4-3	2	0	0	0	1	2										
65 Jack Suwinski, L OBP: 0.292, SLG: 0.444									G4-3	2	0	0	0	0	1										
13 Ke'Bryan Hayes, R OBP: 0.282, SLG: 0.359										4	3	3	1	1	1										
19 Daniel Vogelbach, L OBP: 0.339, SLG: 0.459										5	1	1	3	0	0	3									
2 Michael Chavis, R OBP: 0.282, SLG: 0.430										5	1	2	1	0	1	2									
64 Diego Castillo, R OBP: 0.241, SLG: 0.377										5	0	1	0	0	3	1									
18 Ben Gamel, L OBP: 0.339, SLG: 0.395										3	0	0	0	1	2	0									
15 Oneil Cruz, L OBP: 0.241, SLG: 0.440										4	2	2	1	0	1	2									
61 Jason Delay, R OBP: 0.267, SLG: 0.357										4	1	2	0	0	2	0									
Inning Stats	R: 0 E: 0 K: 0 S: 14	H: 1 LOB: 2 BB: 1 P: 26	R: 1 E: 0 K: 3 S: 21	H: 3 LOB: 2 BB: 0 P: 31	R: 1 E: 0 K: 1 S: 12	H: 1 LOB: 0 BB: 0 P: 18	R: 0 E: 0 K: 2 S: 10	H: 0 LOB: 0 BB: 0 P: 12	R: 1 E: 0 K: 1 S: 13	H: 1 LOB: 0 BB: 0 P: 15	R: 2 E: 0 K: 3 S: 19	H: 2 LOB: 0 BB: 0 P: 29	R: 0 E: 0 K: 2 S: 8	H: 1 LOB: 1 BB: 0 P: 13	R: 0 E: 1 K: 0 S: 11	H: 1 LOB: 2 BB: 1 P: 19	R: 3 E: 0 K: 1 S: 16	H: 3 LOB: 1 BB: 1 P: 28	1B: 6 2B: 4 3B: 0 HR: 4	SF: 0 SAC: 0 DP: 1 HBP: 0	WP: 0 PB: 1 SB: 0 CS: 1	PA: 42			
PITCHER	IP	WLS	BF	H	R	ER	SO	BB	IBB	HBP	BLK	WP	HR	S	P	ERA	WHIP								
52 Eric Lauer, L ERA: 3.83	5.0		22	6	3	2	7	1	0	0	0	0	1	70	102	3.60	1.400								
48 Trevor Gott, R ERA: 4.39	1.0	L	5	2	2	2	3	0	0	0	0	0	2	19	29	18.00	2.000								
31 Jandel Gustave, R ERA: 4.05	1.0		3	1	0	0	2	0	0	0	0	0	0	8	13	0.00	1.000								
35 Brent Suter, L ERA: 4.41	1.2		8	2	1	1	0	1	0	0	0	0	0	16	28	5.40	1.800								
21 Chi Chi González, R ERA: 6.87	0.1		4	2	2	2	1	1	0	0	0	0	1	11	19	54.00	9.000								

Batter	1	2	3	4	5	6	7	8	9	AB	R	H	RBI	BB	SO	LOB	BOTTOM								
24 Andrew McCutchen, R OBP: 0.319, SLG: 0.381	G5-3		K		K		G6-3			5	1	1	2	0	2	2	Pittsburgh Pirates @ Milwaukee Brewers American Family Field, Milwaukee, WI Sun Jul 10 2022, 1:12 PM - 4:42 PM CDT Att: 32,967 - Sunny - 81°F								
27 Willy Adames, R OBP: 0.289, SLG: 0.472	F8									4	2	1	1	1	1	0									
20 Mike Brosseau, R OBP: 0.376, SLG: 0.476										3	0	2	1	0	0	0									
16 Koltan Wong, L OBP: 0.324, SLG: 0.406	L6									2	0	0	0	0	1	0									
2 Luis Uribe, R OBP: 0.321, SLG: 0.404										3	0	1	2	0	0	0									
18 Keston Hiura, R OBP: 0.354, SLG: 0.451										3	0	0	0	1	2	3									
7 Victor Caratini, S OBP: 0.354, SLG: 0.454										3	0	1	0	1	0	1									
11 Rowdy Tellez, L OBP: 0.306, SLG: 0.467										4	0	0	0	0	2	3									
28 Pedro Severino, R OBP: 0.167, SLG: 0.333										3	0	0	0	0	1	1									
22 Christian Yelich, L OBP: 0.345, SLG: 0.383										1	1	1	0	0	0	0									
3 Jonathan Davis, R OBP: 0.347, SLG: 0.244										3	2	2	0	0	1	1									
14 Jace Peterson, L OBP: 0.314, SLG: 0.430										1	0	0	0	0	1	1									
Inning Stats	R: 0 E: 0 K: 0 S: 8	H: 0 LOB: 0 BB: 0 P: 10	R: 0 E: 0 K: 1 S: 11	H: 0 LOB: 1 BB: 1 P: 16	R: 2 E: 0 K: 2 S: 14	H: 3 LOB: 2 BB: 1 P: 23	R: 0 E: 0 K: 0 S: 8	H: 0 LOB: 0 BB: 0 P: 10	R: 2 E: 0 K: 2 S: 22	H: 3 LOB: 1 BB: 0 P: 32	R: 0 E: 0 K: 2 S: 15	H: 1 LOB: 0 BB: 0 P: 22	R: 0 E: 0 K: 1 S: 5	H: 0 LOB: 0 BB: 0 P: 7	R: 0 E: 0 K: 1 S: 7	H: 0 LOB: 1 BB: 1 P: 14	R: 2 E: 0 K: 2 S: 15	H: 2 LOB: 0 BB: 0 P: 21	1B: 5 2B: 3 3B: 0 HR: 1	SF: 1 SAC: 0 DP: 0 HBP: 0	WP: 0 PB: 1 SB: 0 CS: 0	PA: 39			
PITCHER	IP	WLS	BF	H	R	ER	SO	BB	IBB	HBP	BLK	WP	HR	S	P	ERA	WHIP								
62 Jose Quintana, L ERA: 3.59	4.1		21	6	4	4	4	2	0	0	0	0	0	12	18	0.00	1.500								
46 Chris Stratton, R ERA: 5.14	0.2	W	3	1	0	0	1	0	0	0	0	0	0	10	15	0.00	0.000								
53 Manny Bañuelos, L ERA: 5.91	1.0	H	3	0	0	0	2	0	0	0	0	0	0	5	7	0.00	0.000								
56 Duane Underwood Jr., R ERA: 3.63	1.0	H	3	0	0	0	1	0	0	0	0	0	0	7	14	0.00	1.000								
29 Will Crowe, R ERA: 3.26	1.0	H	4	0	0	0	1	1	0	0	0	0	0	7	14	0.00	1.000								
PITCHER	IP	WLS	BF	H	R	ER	SO	BB	IBB	HBP	BLK	WP	HR	S	P	ERA	WHIP								
51 David Bednar, R ERA: 2.63	1.0		5	2	2	2	2	0	0	0	0	0	1	15	21	18.00	2.000								

AB 39
R 8
H 13
RBI 7
BB 3
SO 13
LOB 14



AB 35
R 6
H 9
RBI 6
BB 3
SO 11
LOB 12



Batter	1	2	3	4	5	6	7	8	9	AB	R	H	RBI	BB	SO	LOB	TOP			
16 Koltan Wong, L (1.4) OBP: 0.319, SLG: 0.398	G3		L6		F7		G4-3			4	0	0	0	0	0	1	Milwaukee Brewers @ Minnesota Twins Target Field, Minneapolis, MN Tue Jul 12 2022, 6:42 PM - 11:26 PM CDT Att: 37,183 - Cloudy - 83 F			
27 Willy Adames, R (1.6) OBP: 0.292, SLG: 0.482	24 HR BB		P3		HR		F7			3	2	1	2	1	0	0				
11 Rowdy Tellez, L (1.3) OBP: 0.306, SLG: 0.464	F9		F7		G6-3					4	0	1	0	0	0	1				
24 Andrew McCutchen, R (1.10) OBP: 0.321, SLG: 0.393	1 HR				F8		14 1B 1B			4	2	2	2	0	1	1				
10 Omar Narváez, L (1.2) OBP: 0.342, SLG: 0.373	G4-3				L5		F7			4	0	0	0	0	0	2				
2 Luis Urias, R (1.5) OBP: 0.316, SLG: 0.396		K			K		K			4	0	0	0	0	4	1				
14 Jace Peterson, L (1.7) OBP: 0.322, SLG: 0.433										3	1	2	1	1	1	0				
12 Hunter Renfroe, R (1.9) OBP: 0.294, SLG: 0.480		P3			G5-3		CS			4	0	0	0	0	1	2				
3 Jonathan Davis, R (1.8) OBP: 0.346, SLG: 0.250		FC6-4					L7			3	1	1	1	0	0	1				
							L8													
Inning Stats	R: 2 E: 0 K: 0 S: 12	H: 1 LOB: 0 BB: 1 P: 21	R: 0 E: 0 K: 1 S: 11	H: 1 LOB: 1 BB: 0 P: 12	R: 0 E: 0 K: 0 S: 8	H: 0 LOB: 0 BB: 0 P: 13	R: 0 E: 0 K: 1 S: 10	H: 2 LOB: 0 BB: 1 P: 18	R: 3 E: 0 K: 0 S: 14	H: 2 LOB: 0 BB: 1 P: 21	R: 1 E: 1 K: 1 S: 15	H: 2 LOB: 0 BB: 0 P: 24	R: 0 E: 0 K: 1 S: 13	H: 1 LOB: 1 BB: 0 P: 17	R: 0 E: 0 K: 3 S: 9	H: 0 LOB: 0 BB: 0 P: 13	1B: 5 2B: 0 3B: 0 HR: 2	SF: 0 SAC: 0 DP: 0 HBP: 0	WP: 0 PB: 0 SB: 1 CS: 1	PA: 36
PITCHER	IP WLS BF H R ER SO BB IBB HBP BLK WP HR S P ERA WHIP																			
74 Josh Winder, R (1.1) ERA: 3.77	5.0 L 21 4 5 5 2 2 0 0 0 0 0 2 55 85 9.00 1.200																			
58 Trevor Megill, R (6.1) ERA: 2.5	1.2 6 2 1 0 1 0 0 0 0 0 0 20 33 0.00 1.200																			
71 Jovani Moran, L (7.1) ERA: 1.13	1.1 5 1 0 0 1 0 0 0 0 0 0 15 22 0.00 0.750																			
12 Emilio Pagán, R (9.1) ERA: 4.99	1.0 3 0 0 0 3 0 0 0 0 0 0 9 13 0.00 0.000																			

Batter	1	2	3	4	5	6	7	8	9	AB	R	H	RBI	BB	SO	LOB	BOTTOM					
2 Luis Arraez, L (1.10) OBP: 0.419, SLG: 0.450	F7		G4-3		G6-4-3 BB		25 FC5-4 2B		K	4	1	1	0	1	1	0	Milwaukee Brewers @ Minnesota Twins Target Field, Minneapolis, MN Tue Jul 12 2022, 6:42 PM - 11:26 PM CDT Att: 37,183 - Cloudy - 83 F					
4 Carlos Correa, R (1.6) OBP: 0.353, SLG: 0.450	25 FC5-4 BB		G1-3		G6-4-3		25 FC5-4 1B			3	0	1	0	1	0	1						
25 Byron Buxton, R (1.8) OBP: 0.291, SLG: 0.541	FC5-4						F9		FC5-4	4	0	0	1	0	1	2						
26 Max Kepler, L (1.9) OBP: 0.346, SLG: 0.396	G3				F9		G5-3		K	3	0	0	0	0	0	1						
67 Gilberto Celestino, R (7.7) OBP: 0.331, SLG: 0.333										1	0	0	0	0	1	1						
11 Jorge Polanco, S (1.4) OBP: 0.347, SLG: 0.436		HR			19 1B BB		30 HBP 19 HBP 1B		G3-1	3	2	2	1	1	0	0						
19 Alex Kiriloff, L (1.3) OBP: 0.304, SLG: 0.406		G1-3			1 1B		30 HBP		G4-3	3	0	1	0	0	0	0						
1 Nick Gordon, L (1.7) OBP: 0.330, SLG: 0.500		P2			1B				K	2	0	1	1	0	0	0						
30 Kyle Garlick, R (6. PH) OBP: 0.330, SLG: 0.500					1B					1	0	0	0	0	1	0						
15 Gio Urshela, R (1.5) OBP: 0.309, SLG: 0.409		G6-3			L8		G6-3		K	4	0	0	0	0	1	5						
24 Gary Sánchez, R (1.2) OBP: 0.277, SLG: 0.414					G5-3		G6-3		L7	4	0	0	0	0	1	0						
Inning Stats	R: 0 E: 0 K: 0 S: 5	H: 0 LOB: 1 BB: 1 P: 14	R: 1 E: 0 K: 0 S: 15	H: 1 LOB: 0 BB: 0 P: 20	R: 0 E: 0 K: 0 S: 9	H: 0 LOB: 0 BB: 0 P: 16	R: 1 E: 0 K: 1 S: 17	H: 2 LOB: 2 BB: 1 P: 23	R: 0 E: 0 K: 0 S: 6	H: 1 LOB: 3 BB: 0 P: 11	R: 1 E: 0 K: 1 S: 16	H: 2 LOB: 1 BB: 0 P: 29	R: 1 E: 0 K: 1 S: 10	H: 2 LOB: 0 BB: 0 P: 18	R: 0 E: 0 K: 1 S: 5	H: 0 LOB: 0 BB: 0 P: 9	R: 0 E: 0 K: 3 S: 11	H: 0 LOB: 0 BB: 0 P: 16	1B: 4 2B: 1 3B: 0 HR: 1	SF: 0 SAC: 0 DP: 1 HBP: 2	WP: 0 PB: 0 SB: 0 CS: 0	PA: 37
PITCHER	IP WLS BF H R ER SO BB IBB HBP BLK WP HR S P ERA WHIP																					
41 Jason Alexander, R (1.1) ERA: 4.73	4.0 W 3 0 0 0 0 2 0 0 0 0 0 6 11 0.00 1.000																					
31 Jandel Gustave, R (5.1) ERA: 3.66	1.0 6 1 0 0 0 0 0 0 2 0 0 0 16 29 0.00 1.000																					
55 Hoby Milner, L (6.1) ERA: 2.12	1.0 5 2 1 1 1 0 0 0 0 0 0 10 18 9.00 2.000																					
45 Brad Boxberger, R (7.1) ERA: 2.65	1.0 H 3 0 0 0 1 0 0 0 0 0 0 5 9 0.00 0.000																					
38 Devin Williams, R (8.1) ERA: 1.87																						

Batter	1	2	3	4	5	6	7	8	9	AB	R	H	RBI	BB	SO	LOB	TOP					
16 Koltan Wong, L (1,4) OBP: 0.314, SLG: 0.391	G3		P6		G6-3			G4-3		4	0	0	0	0	0	3	Milwaukee Brewers @ Minnesota Twins Target Field, Minneapolis, MN Wed Jul 13 2022, 12:14 PM - 3:31 PM CDT Att: 38,802 - Partly Cloudy - 73 F					
27 Willy Adames, R (1,6) OBP: 0.288, SLG: 0.475	L4		G1-3			P4		G6-3		4	0	0	0	0	0	1						
11 Rowdy Tellez, L (1,3) OBP: 0.302, SLG: 0.458	F7			P5		K		G3		4	0	0	0	0	1	0						
24 Andrew McCutchen, R (1,7) OBP: 0.320, SLG: 0.391		P5		K				G4-3		4	0	1	0	0	1	0						
10 Omar Narváez, L (1,10) OBP: 0.339, SLG: 0.369		K		F7						2	0	0	0	0	1	0						
28 Pedro Severino, R (6,PH) OBP: 0.375, SLG: 0.571		K								1	0	1	0	1	0	0						
20 Mike Brosseau, R (9,PR) OBP: 0.376, SLG: 0.476										0	0	0	0	0	0	0						
2 Luis Urias, R (1,5) OBP: 0.315, SLG: 0.391		K								3	0	0	0	1	1	2						
14 Jace Peterson, L (1,9) OBP: 0.325, SLG: 0.447										3	1	1	1	1	1	2						
7 Victor Caratini, S (1,2) OBP: 0.370, SLG: 0.455										2	0	1	0	1	1	0						
3 Jonathan Davis, R (1,8) OBP: 0.333, SLG: 0.239										2	0	0	0	0	1	2						
Inning Stats	R: 0 E: 0 K: 0 S: 9	H: 0 LOB: 0 BB: 0 P: 13	R: 0 E: 0 K: 2 S: 8	H: 0 LOB: 0 BB: 0 P: 12	R: 1 E: 0 K: 0 S: 12	H: 2 LOB: 1 BB: 0 P: 19	R: 0 E: 0 K: 1 S: 10	H: 0 LOB: 0 BB: 0 P: 12	R: 0 E: 0 K: 1 S: 9	H: 1 LOB: 2 BB: 2 P: 18	R: 0 E: 0 K: 3 S: 10	H: 0 LOB: 0 BB: 0 P: 13	R: 0 E: 0 K: 0 S: 6	H: 1 LOB: 1 BB: 0 P: 12	R: 0 E: 0 K: 0 S: 10	H: 1 LOB: 1 BB: 1 P: 15	1B: 2 2B: 1 3B: 0 HR: 1	SF: 0 SAC: 1 DP: 1 HBP: 0	WP: 0 PB: 0 CS: 0	PA: 34		
PITCHER	IP WLS BF H R ER SO BB IBB HBP BLK WP HR S P ERA WHIP																					
41 Joe Ryan, R (1,1) ERA: 2.99	5.1	20	2	1	1	3	2	0	0	0	0	0	0	0	1	50	78	1.69	0.750			
56 Caleb Thielbar, L (6,1) ERA: 5.13	1.1	6	1	0	0	3	1	0	0	0	0	0	0	0	18	29	0.00	1.500				
65 Griffin Jax, R (7,1) ERA: 2.7	1.1	4	0	0	0	1	0	0	0	0	0	0	0	10	16	0.00	0.000					
59 Jhoan Duran, R (9,1) ERA: 2.48	1.0	W	4	1	0	0	1	0	0	0	0	0	0	10	15	0.00	2.000					
Batter	1	2	3	4	5	6	7	8	9	AB	R	H	RBI	BB	SO	LOB	BOTTOM					
25 Byron Buxton, R (1,10) OBP: 0.286, SLG: 0.531	K	FC5-4		K		K		K		5	0	0	0	0	4	5	Milwaukee Brewers @ Minnesota Twins Target Field, Minneapolis, MN Wed Jul 13 2022, 12:14 PM - 3:31 PM CDT Att: 38,802 - Partly Cloudy - 73 F					
4 Carlos Correa, R (1,6) OBP: 0.358, SLG: 0.449				P6				FC6-4		3	0	1	0	2	0	3						
11 Jorge Polanco, S (1,4) OBP: 0.344, SLG: 0.430	F9		F9		L9		F8			4	1	0	0	1	0	3						
30 Kyle Garlick, R (1,9) OBP: 0.330, SLG: 0.494			F7							3	0	1	0	0	1	2						
26 Max Kepler, L (7,PH) OBP: 0.350, SLG: 0.404	K									2	1	2	0	0	0	0						
64 Jose Miranda, R (1,3) OBP: 0.299, SLG: 0.463		K					P6			5	1	3	3	0	1	2						
15 Gio Urshela, R (1,5) OBP: 0.307, SLG: 0.406										2	0	0	0	0	0	2						
2 Luis Arraez, L (5,PH) OBP: 0.420, SLG: 0.449		G6-3		F8						1	0	0	0	1	1	2						
27 Ryan Jeffers, R (1,2) OBP: 0.292, SLG: 0.378										3	1	1	0	1	0	5						
19 Alex Kirilloff, L (1,7) OBP: 0.319, SLG: 0.407										2	0	1	0	1	0	0						
67 Gilberto Celestino, R (1,8) OBP: 0.333, SLG: 0.336										2	0	1	1	0	1	2						
1 Nick Gordon, L (7,8) OBP: 0.318, SLG: 0.418										2	0	0	0	0	1	1						
Inning Stats	R: 0 E: 0 K: 2 S: 11	H: 1 LOB: 1 BB: 0 P: 19	R: 1 E: 0 K: 1 S: 14	H: 1 LOB: 2 BB: 1 P: 28	R: 0 E: 0 K: 0 S: 11	H: 1 LOB: 2 BB: 1 P: 19	R: 0 E: 0 K: 2 S: 15	H: 1 LOB: 2 BB: 1 P: 26	R: 0 E: 0 K: 1 S: 11	H: 2 LOB: 2 BB: 0 P: 15	R: 0 E: 0 K: 1 S: 7	H: 0 LOB: 0 BB: 0 P: 9	R: 0 E: 0 K: 0 S: 16	H: 1 LOB: 3 BB: 2 P: 25	R: 0 E: 0 K: 2 S: 11	H: 1 LOB: 0 BB: 0 P: 17	R: 3 E: 0 K: 0 S: 6	H: 2 LOB: 0 BB: 1 P: 12	1B: 8 2B: 1 3B: 0 HR: 1	SF: 0 SAC: 0 DP: 0 HBP: 1	WP: 1 PB: 0 CS: 0	PA: 41
PITCHER	IP WLS BF H R ER SO BB IBB HBP BLK WP HR S P ERA WHIP																					
26 Aaron Ashby, L (1,1) ERA: 4.37	4.1	23	6	1	1	5	3	0	0	0	0	0	0	0	11	15	0.00	0.000				
48 Trevor Gott, R (5,1) ERA: 4.13	1.2	5	0	0	0	2	0	0	0	0	0	0	0	11	15	0.00	0.000					
45 Brad Boxberger, R (7,1) ERA: 2.57	1.0	6	1	0	0	0	1	1	0	0	0	0	0	16	25	0.00	2.000					
38 Devin Williams, R (8,1) ERA: 1.82	1.0	4	1	0	0	2	0	0	0	0	0	0	0	11	17	0.00	1.000					
71 Josh Hader, L (9,1) ERA: 2.79	0.0	L	3	2	3	3	1	0	0	0	0	0	0	1	6	12	∞	∞				

Batter	1	2	3	4	5	6	7	8	9	10	AB	R	H	RBI	BB	SO	LOB	TOP									
24 Andrew McCutchen, R OBP: 0.320, SLG: 0.391											5	0	2	1	0	3	5	<p>Milwaukee Brewers @ San Francisco Giants</p> <p>Oracle Park, San Francisco, CA</p> <p>Thu Jul 14 2022, 6:47 PM - 10:39 PM PDT</p> <p>Att: 26,994 - Clear - 63 F</p> <p>livebaseballscorecards.com</p>									
27 Willy Adames, R OBP: 0.287, SLG: 0.470											5	0	1	1	0	2	6										
20 Mike Brosseau, R OBP: 0.379, SLG: 0.471											3	0	1	0	0	2	1										
14 Jacob Peterson, L OBP: 0.322, SLG: 0.442											2	0	0	0	0	0	2										
12 Hunter Renfroe, R OBP: 0.296, SLG: 0.481											4	0	1	0	1	2	3										
7 Victor Caratini, S OBP: 0.396, SLG: 0.444											5	0	1	0	0	0	4										
22 Christian Yelich, L OBP: 0.345, SLG: 0.363											0	1	0	0	0	0	0										
10 Omar Narváez, L OBP: 0.339, SLG: 0.369											0	0	0	0	0	0	0										
2 Luis Urias, R OBP: 0.317, SLG: 0.391											5	0	2	0	0	1	0										
11 Rowdy Tellez, L OBP: 0.306, SLG: 0.458											4	1	2	0	1	0	2										
28 Pedro Severino, R OBP: 0.455, SLG: 0.556											2	0	1	0	1	0	0										
16 Kolten Wong, L OBP: 0.312, SLG: 0.388											2	0	0	0	0	0	1										
3 Jonathan Davis, R OBP: 0.356, SLG: 0.280											4	1	2	1	1	1	3										
Inning Stats	R: 0 E: 0 K: 1 S: 10	H: 1 LOB: 2 BB: 1 P: 15	R: 0 E: 0 K: 3 S: 15	H: 3 LOB: 3 BB: 0 P: 21	R: 0 E: 0 K: 1 S: 7	H: 1 LOB: 0 BB: 0 P: 9	R: 1 E: 0 K: 2 S: 22	H: 1 LOB: 2 BB: 2 P: 35	R: 0 E: 0 K: 2 S: 14	H: 2 LOB: 2 BB: 0 P: 19	R: 1 E: 0 K: 0 S: 17	H: 3 LOB: 2 BB: 0 P: 21	R: 0 E: 0 K: 1 S: 9	H: 0 LOB: 0 BB: 0 P: 13	R: 0 E: 0 K: 1 S: 9	H: 0 LOB: 0 BB: 0 P: 12	R: 0 E: 0 K: 1 S: 10	H: 1 LOB: 1 BB: 0 P: 14	R: 1 E: 0 K: 1 S: 17	H: 1 LOB: 2 BB: 1 P: 27	1B: 12 2B: 1 3B: 0 HR: 0	SF: 1 SAC: 0 DP: 1 HBP: 0	WP: 1 PB: 0 SB: 2 CS: 0	PA: 46			
PITCHER	IP 5.0	WLS 2	BF 25	H 8	R 1	ER 1	SO 7	BB 3	IBB 0	HBP 0	BLK 0	WP 1	HR 0	S 68	P 99	ERA 1.80	WHIP 2.200										
16 Carlos Rodón, L ERA: 2.68	5.0	2	25	8	1	1	7	3	0	0	0	1	0	68	99	1.80	2.200										
59 John Brebbia, R ERA: 2.5	1.0	B	6	3	1	1	0	0	0	0	0	0	0	17	21	9.00	3.000										
63 Justin García, L ERA: 1.91	1.0	3	0	0	0	1	0	0	0	0	0	0	0	9	13	0.00	0.000										
52 Dominic Leone, R ERA: 3.41	1.0	3	0	0	0	1	0	0	0	0	0	0	0	9	12	0.00	0.000										
75 Camilo Doval, R ERA: 3.03	2.0	L	9	2	1	0	2	1	0	0	0	0	0	27	41	0.00	1.500										

Batter	1	2	3	4	5	6	7	8	9	10	AB	R	H	RBI	BB	SO	LOB	BOTTOM
31 LaMonte Wade Jr., L OBP: 0.286, SLG: 0.277											4	0	0	0	1	2	4	<p>Milwaukee Brewers @ San Francisco Giants</p> <p>Oracle Park, San Francisco, CA</p> <p>Thu Jul 14 2022, 6:47 PM - 10:39 PM PDT</p> <p>Att: 26,994 - Clear - 63 F</p> <p>livebaseballscorecards.com</p>
23 Joc Pederson, L OBP: 0.332, SLG: 0.522											3	0	1	1	0	1	0	
13 Justin Slater, R OBP: 0.386, SLG: 0.443											1	0	0	0	0	0	2	
39 Thairo Estrada, R OBP: 0.313, SLG: 0.421											3	0	0	0	0	0	1	
9 Brandon Belt, L OBP: 0.354, SLG: 0.414											3	0	1	0	0	1	0	
33 Darin Ruf, R OBP: 0.336, SLG: 0.352											1	0	0	0	0	0	3	
51 Luis González, L OBP: 0.349, SLG: 0.403											4	0	0	0	0	0	1	
70 David Villar, R OBP: 0.349, SLG: 0.400																		

Batter	1	2	3	4	5	6	7	8	9	AB	R	H	RBI	BB	SO	LOB	TOP				
22 Christian Yelich, L OBP: 0.345, SLG: 0.378	G1-3		G1-3			G4-3		K		4	0	0	0	0	1	1	Milwaukee Brewers @ San Francisco Giants Oracle Park, San Francisco, CA Sat Jul 16 2022, 4:16 PM - 7:04 PM PDT Att: 41,279 - Clear - 69 F livebaseballscorecards.com				
27 Willy Adams, R OBP: 0.291, SLG: 0.465	1B				K	K		1B	4	0	2	0	0	2	0						
11 Rowdy Tellez, L OBP: 0.306, SLG: 0.451	P5				K	G4-3		P4	4	0	0	0	0	1	2						
24 Andrew McCutchen, R OBP: 0.317, SLG: 0.389	F8				1B			G6-3	4	0	1	0	0	1	2						
16 Koltan Wong, L OBP: 0.313, SLG: 0.385	G4-3				L8			G4-3	4	0	0	0	0	1	2						
14 Jace Peterson, L OBP: 0.322, SLG: 0.441	G3				1B	G6-3		G6-3	3	0	1	0	0	0	0						
12 Hunter Renfroe, R OBP: 0.295, SLG: 0.477	K				F9			E9	3	1	1	0	0	1	1						
10 Omar Narváez, L OBP: 0.333, SLG: 0.365			G4-3		G6-3			SF7	2	0	0	1	0	0	1						
3 Jonathan Davis, R OBP: 0.348, SLG: 0.250			G6-3		G5-3			BB	2	0	0	0	1	0	1						
Inning Stats	R: 0 H: 1 E: 0 K: 0 S: 8	H: 1 LOB: 1 BB: 0 P: 14	R: 0 H: 0 E: 0 K: 1 S: 7	H: 0 LOB: 0 BB: 0 P: 10	R: 0 H: 0 E: 0 K: 0 S: 5	H: 0 LOB: 0 BB: 0 P: 7	R: 0 H: 1 E: 0 K: 2 S: 8	H: 1 LOB: 1 BB: 0 P: 14	R: 0 H: 0 E: 0 K: 1 S: 10	H: 0 LOB: 0 BB: 0 P: 15	R: 0 H: 0 E: 0 K: 1 S: 9	H: 0 LOB: 0 BB: 0 P: 14	R: 1 H: 1 E: 1 K: 1 S: 18	H: 1 LOB: 1 BB: 1 P: 29	R: 0 H: 1 E: 1 K: 1 S: 8	H: 1 LOB: 1 BB: 0 P: 11		1B: 4 2B: 2 HR: 0	SF: 1 SAC: 0 HBP: 0	WP: 0 PB: 0 SB: 1 CS: 1	PA: 32
PITCHER	IP	WLS	BF	H	R	ER	SO	BB	IBB	HBP	BLK	WP	HR	S	P	ERA	WHIP				
38 Alex Cobb, R ERA: 4.09	7.1		26	4	1	0	5	0	0	0	0	0	0	64	99	0.00	0.545				
59 John Brebbia, R ERA: 2.45	0.2	W	2	0	0	0	1	1	0	0	0	0	0	9	15	0.00	1.500				
52 Dominic Leone, R ERA: 3.31	1.0	S	4	1	0	0	1	0	0	0	0	0	0	8	11	0.00	1.000				

Batter	1	2	3	4	5	6	7	8	9	AB	R	H	RBI	BB	SO	LOB	BOTTOM				
13 Austin Slater, R OBP: 0.394, SLG: 0.450	G1-3		P6			L8		1B		4	0	1	0	0	0	0	Milwaukee Brewers @ San Francisco Giants Oracle Park, San Francisco, CA Sat Jul 16 2022, 4:16 PM - 7:04 PM PDT Att: 41,279 - Clear - 69 F livebaseballscorecards.com				
41 Wilmer Flores, R OBP: 0.336, SLG: 0.446	K		F8			F8		1B	4	1	1	0	0	1	0						
33 Darin Ruf, R OBP: 0.336, SLG: 0.376	F8				G5-3		HR	FC5	4	1	1	1	0	0	2						
10 Evan Longoria, R OBP: 0.329, SLG: 0.452	F8				K			F7	3	0	0	0	0	1	0						
6 Yermín Mercedes, R OBP: 0.361, SLG: 0.452	K				F9			5 BLK	3	0	0	0	0	1	0						
5 Mike Yastrzemski, L OBP: 0.334, SLG: 0.414	K							5 BLK	1	0	0	0	0	1	2						
39 Thairo Estrada, R OBP: 0.311, SLG: 0.420	2B				F8			G4-3	3	0	1	0	0	0	0						
70 David Villar, R OBP: 0.420, SLG: 0.389	BB				51 FC6-4			51 FC6	0	0	0	0	3	0	0						
51 Luis González, L OBP: 0.343, SLG: 0.414	F7				FC6-4			FC6	3	0	0	0	0	0	4						
21 Joey Bart, R OBP: 0.309, SLG: 0.365	K				G4-3			K	3	0	0	0	0	2	1						
Inning Stats	R: 0 H: 0 E: 0 K: 1 S: 8	H: 1 LOB: 0 BB: 0 P: 13	R: 0 H: 1 E: 0 K: 1 S: 14	H: 1 LOB: 2 BB: 1 P: 24	R: 0 H: 0 E: 0 K: 1 S: 9	H: 0 LOB: 0 BB: 0 P: 16	R: 0 H: 0 E: 0 K: 1 S: 7	H: 0 LOB: 0 BB: 0 P: 12	R: 0 H: 0 E: 0 K: 0 S: 6	H: 0 LOB: 1 BB: 1 P: 12	R: 1 H: 1 E: 0 K: 0 S: 12	H: 1 LOB: 0 BB: 0 P: 16	R: 0 H: 0 E: 0 K: 0 S: 10	H: 0 LOB: 1 BB: 1 P: 15	R: 1 H: 2 E: 0 K: 2 S: 16	H: 2 LOB: 2 BB: 0 P: 24	1B: 2 2B: 1 3B: 0 HR: 1	SF: 0 SAC: 0 DP: 0 HBP: 1	WP: 0 PB: 0 SB: 0 CS: 0	PA: 32	
PITCHER	IP	WLS	BF	H	R	ER	SO	BB	IBB	HBP	BLK	WP	HR	S	P	ERA	WHIP				
52 Eric Lauer, L ERA: 3.64	7.0		26	2	1	1	4	3	0	0	0	0	0	66	108	1.29	0.714				
35 Brent Suter, L ERA: 4.59	0.2	L	4	2	1	1	1	0	0	0	0	0	0	9	15	13.50	3.000				
31 Jandel Gustave, R ERA: 3.63	0.1		2	0	0	0	1	0	0	1	1	0	0	7	9	0.00	0.000				

Batter	1	2	3	4	5	6	7	8	9	10	11	12	13	AB	R	H	RBI	BB	SO	LOB	TOP																																			
9 Connor Joe, R OBP: 0.365, SLG: 0.382 1 Garrett Hampson, R OBP: 0.317, SLG: 0.363	F9		G5-3				P6		G3-1					5	0	1	0	0	0	1	1																																			
23 Kris Bryant, R OBP: 0.365, SLG: 0.450							L4							5	1	1	0	1	0	1																																				
19 Charlie Blackmon, L OBP: 0.326, SLG: 0.462														6	2	2	3	0	1	2																																				
25 C.J. Cron, R OBP: 0.347, SLG: 0.545														6	0	1	0	0	5	3																																				
Brendan Rodgers, R OBP: 0.311, SLG: 0.417														5	0	1	1	0	3	0																																				
24 Ryan McMahon, L OBP: 0.335, SLG: 0.375														6	0	0	0	0	3	2																																				
11 Jose Iglesias, R OBP: 0.340, SLG: 0.401														5	1	1	0	1	1	0																																				
35 Elias Diaz, R OBP: 0.294, SLG: 0.379														3	0	2	1	1	1	0																																				
22 Sam Hilliard, L OBP: 0.246, SLG: 0.276 Randal Grichuk, R OBP: 0.268, SLG: 0.396														3	0	0	0	0	0	4																																				
														1	0	0	0	1	0	2																																				
Inning Stats	R: 0 E: 0 K: 1 S: 11	H: 0 LOB: 1 BB: 1 P: 20	R: 0 E: 0 K: 1 S: 17	H: 1 LOB: 2 BB: 1 P: 23	R: 2 E: 1 K: 1 S: 14	H: 3 LOB: 1 BB: 0 P: 30	R: 0 E: 0 K: 0 S: 11	H: 1 LOB: 0 BB: 0 P: 17	R: 0 E: 0 K: 2 S: 11	H: 0 LOB: 0 BB: 0 P: 18	R: 0 E: 0 K: 1 S: 11	H: 0 LOB: 1 BB: 1 P: 22	R: 2 E: 1 K: 1 S: 11	H: 2 LOB: 1 BB: 0 P: 18	R: 0 E: 0 K: 1 S: 5	H: 0 LOB: 2 BB: 0 P: 14	R: 0 E: 0 K: 1 S: 5	H: 0 LOB: 1 BB: 0 P: 6	R: 0 E: 0 K: 1 S: 6	H: 0 LOB: 0 BB: 0 P: 6	1B: 6 2B: 3 3B: 0 HR: 1	SF: 1 SAC: 0 DP: 1 HBP: 1	W/P: 0 P/B: 0 SB: 0 CS: 0	PA: 52																																
PITCHER	IP ERA: 2.2	WLS BF	H R	ER ER	SO SO	BB BB	IBB IBB	HBP HBP	BLK BLK	WP WP	P P	ERA ERA	WHIP WHIP	39 Corbin Burnes, R ERA: 2.2	IP ERA: 3.91	WLS BF	H R	ER ER	SO SO	BB BB	IBB IBB	HBP HBP	BLK BLK	WP WP	P P	ERA ERA	WHIP WHIP	31 Jandel Gustave, R ERA: 3.91	IP ERA: 1.91	WLS BF	H R	ER ER	SO SO	BB BB	IBB IBB	HBP HBP	BLK BLK	WP WP	P P	ERA ERA	WHIP WHIP	55 Hobby Milner, L ERA: 1.91	IP ERA: 4.34	WLS BF	H R	ER ER	SO SO	BB BB	IBB IBB	HBP HBP	BLK BLK	WP WP	P P	ERA ERA	WHIP WHIP	35 Brent Suter, L ERA: 4.34

Colorado Rockies @ Milwaukee Brewers
American Family Field, Milwaukee, WI
Fri Jul 22 2022, 7:13 PM - 11:55 PM CDT
Att. 33,357 - Clear - 86 F

AB 46
R 5
H 9
RBI 5
BB 4
SO 15
LOB 17



Batter	1	2	3	4	5	6	7	8	9	10	11	12	13	AB	R	H	RBI	BB	SO	LOB	BOTTOM																					
22 Christian Yelich, L OBP: 0.346, SLG: 0.531	G1-3		G6-4-3											4	0	1	0	2	1	1																						
27 Willy Adams, R OBP: 0.292, SLG: 0.491														6	2	1	1	0	1	3																						
11 Rowdy Tellez, L OBP: 0.306, SLG: 0.457														5	1	1	0	1	1	1																						
24 Andrew McCutchen, R OBP: 0.320, SLG: 0.394														4	1	1	2	2	0	3																						
12 Hunter Renfroe, R OBP: 0.299, SLG: 0.489 3 Jonathan Davis, R OBP: 0.348, SLG: 0.254														5	1	2	2	0	0	4																						
16 Kolten Wong, L OBP: 0.318, SLG: 0.388														0	1	0	0	0	0	0																						
2 Luis Urias, R OBP: 0.311, SLG: 0.379														6	0	1	1	0	1	5																						
10 Omar Narváez, L OBP: 0.328, SLG: 0.358 20 Mike Brosseau, R OBP: 0.366, SLG: 0.450 7 Victor Caratini, S OBP: 0.357, SLG: 0.434														2	0	1	0	0	0	2																						
														1	0	0	0	0	1	2																						
														2	0	0	0	0	0	0																						
15 Tyrone Taylor, R OBP: 0.275, SLG: 0.418														5	0	1	0	0	3	2																						
Inning Stats	R: 0 E: 0 K: 1 S: 10	H: 0 LOB: 0 BB: 0 P: 17	R: 0 E: 0 K: 1 S: 14	H: 2 LOB: 2 BB: 0 P: 19	R: 3 E: 0 K: 0 S: 14	H: 4 LOB: 0 BB: 0 P: 21	R: 0 E: 0 K: 1 S: 7	H: 1 LOB: 1 BB: 0 P: 9	R: 0 E: 0 K: 1 S: 7	H: 0 LOB: 0 BB: 0 P: 13	R: 0 E: 0 K: 1 S: 12	H: 1 LOB: 1 BB: 1 P: 15	R: 2 E: 0 K: 1 S: 11	H: 1 LOB: 0 BB: 0 P: 15	R: 0 E: 0 K: 1 S: 10	H: 0 LOB: 1 BB: 0 P: 16	R: 0 E: 0 K: 0 S: 5	H: 0 LOB: 3 BB: 2 P: 7	R: 1 E: 0 K: 0 S: 5	H: 1 LOB: 2 BB: 1 P: 9	1B: 5 2B: 3 3B: 0 HR: 3	SF: 0 SAC: 1 DP: 2 HBP: 1	W/P: 0 P/B: 0 SB: 0 CS: 0	PA: 52																		
PITCHER	IP ERA: 4.98	WLS BF	H R	ER ER	SO SO	BB BB	IBB IBB	HBP HBP	BLK BLK	WP WP	P P	ERA ERA	WHIP WHIP	49 Antonio Senzatella, R ERA: 4.98	IP ERA: 5.01	WLS BF	H R	ER ER	SO SO	BB BB	IBB IBB	HBP HBP	BLK BLK	WP WP	P P	ERA ERA	WHIP WHIP	54 Carlos Estévez, R ERA: 5.01	IP ERA: 4.7	WLS BF	H R	ER ER	SO SO	BB BB	IBB IBB	HBP HBP	BLK BLK	WP WP	P P	ERA ERA	WHIP WHIP	59 Jake Bird, R ERA: 4.7

Colorado Rockies @ Milwaukee Brewers
American Family Field, Milwaukee, WI
Fri Jul 22 2022, 7:13 PM - 11:55 PM CDT
Att. 33,357 - Clear - 86 F

AB 44
R 6
H 11
RBI 6
BB 6
SO 9
LOB 23



Batter	1	2	3	4	5	6	7	8	9	AB	R	H	RBI	BB	SO	LOB	TOP										
19 Charlie Blackmon, L OBP: 0.325, SLG: 0.480	G6-3		F8					F7		4	0	1	0	0	0	0	Colorado Rockies @ Milwaukee Brewers American Family Field, Milwaukee, WI Sat Jul 23 2022, 6:12 PM - 9:25 PM CDT Att: 31,694 - Roof Closed - 86 F										
11 Jose Iglesias, R OBP: 0.339, SLG: 0.399 1 Garrett Hampson, R OBP: 0.317, SLG: 0.363	25 BB 1B		K					P3		4	1	1	0	0	2	2											
23 Kris Bryant, R OBP: 0.355, SLG: 0.437	P4		K					F8		4	0	0	0	0	1	1											
25 C.J. Cron, R OBP: 0.349, SLG: 0.552	1B BB		G5-3					K		3	1	1	1	1	1	1											
Brendan Rodgers, R OBP: 0.313, SLG: 0.421	2B BB		G3-1					G5-4-3		4	1	2	1	0	0	1											
24 Ryan McMahon, L OBP: 0.332, SLG: 0.370	1B		K					2 HR		4	0	0	0	0	3	3											
Randal Grichuk, R OBP: 0.288, SLG: 0.394			K					F8		4	0	1	0	0	2	1											
2 Yonathan Daza, R OBP: 0.350, SLG: 0.356	P3		L8					P6		3	1	1	2	0	0	1											
6 Brian Serven, R OBP: 0.307, SLG: 0.374	G5-3		K					HR		4	0	0	0	0	1	2											
Inning Stats	R: 1 H: 2 E: 0 K: 1 S: 17	WLS: 2 BF: 23 LOB: 2 BB: 1 P: 27	R: 0 H: 0 E: 0 K: 1 S: 12	WLS: 0 BF: 15 LOB: 0 BB: 0 P: 15	R: 0 H: 0 E: 0 K: 2 S: 8	WLS: 0 BF: 11 LOB: 0 BB: 0 P: 11	R: 0 H: 2 E: 0 K: 1 S: 10	WLS: 0 BF: 12 LOB: 2 BB: 0 P: 12	R: 0 H: 2 E: 1 K: 1 S: 15	WLS: 0 BF: 21 LOB: 0 BB: 1 P: 21	R: 0 H: 0 E: 0 K: 2 S: 10	WLS: 0 BF: 20 LOB: 1 BB: 0 P: 20	R: 0 H: 0 E: 0 K: 0 S: 7	WLS: 0 BF: 11 LOB: 0 BB: 0 P: 11	R: 3 H: 3 E: 0 K: 0 S: 14	WLS: 3 BF: 23 LOB: 0 BB: 0 P: 23	1B: 4 2B: 1 3B: 0 HR: 2	SF: 0 SAC: 0 DP: 1 HBP: 1	WP: 0 PB: 0 SB: 0 CS: 0	PA: 36							
PITCHER	IP	WLS	BF	H	R	ER	SO	BB	IBB	HBP	BLK	WP	HR	S	P	ERA	WHIP										
53 Brandon Woodruff, R ERA: 3.73	6.0	W	23	4	1	1	8	1	0	0	0	0	0	70	100	1.50	0.833										
48 Trevor Gott, R ERA: 4.06	1.0		4	0	0	0	2	0	0	1	0	0	0	10	20	0.00	0.000										
21 Jake McGee, L ERA: 6.85	1.0		3	0	0	0	0	0	0	0	0	0	0	7	11	0.00	0.000										
59 Connor Sadzeck, R ERA: 9.0	1.0		6	3	3	3	0	0	0	0	0	0	2	14	23	27.00	3.000										

Batter	1	2	3	4	5	6	7	8	9	AB	R	H	RBI	BB	SO	LOB	BOTTOM										
22 Christian Yelich, L OBP: 0.347, SLG: 0.378	K		K					K		5	0	1	1	0	4	1	Colorado Rockies @ Milwaukee Brewers American Family Field, Milwaukee, WI Sat Jul 23 2022, 6:12 PM - 9:25 PM CDT Att: 31,694 - Roof Closed - 86 F										
27 Willy Adames, R OBP: 0.293, SLG: 0.477	G1-3							P3		4	1	1	0	1	0	3											
11 Rowdy Tellez, L OBP: 0.305, SLG: 0.454	2B 1B		G6-4-3					G4-3		4	1	1	0	0	0	2											
24 Andrew McCutchen, R OBP: 0.319, SLG: 0.390	FC4-6		16 HR 12 BB					G5-3		3	1	0	0	1	0	3											
16 Koltan Wong, L OBP: 0.324, SLG: 0.394	F7		12 HR 12 BB					G4-3		4	2	3	1	0	0	0											
12 Hunter Renfroe, R OBP: 0.302, SLG: 0.502	K		HR					K		4	2	2	3	0	2	1											
7 Victor Caratini, S OBP: 0.354, SLG: 0.436	K		G4-3					P2		4	1	1	2	0	1	0											
2 Luis Urrías, R OBP: 0.315, SLG: 0.380 20 Mike Brosseau, R OBP: 0.370, SLG: 0.461	15 BB 1B		G6-4-3					15 E 1B		2	0	1	0	1	0	0											
15 Tyrone Taylor, R OBP: 0.275, SLG: 0.415	G6-4-3		G1-3					1B		4	0	1	1	0	0	3											
Inning Stats	R: 0 H: 1 E: 0 K: 1 S: 10	WLS: 1 BF: 23 LOB: 1 BB: 0 P: 16	R: 0 H: 0 E: 0 K: 2 S: 7	WLS: 0 BF: 11 LOB: 0 BB: 0 P: 11	R: 0 H: 1 E: 0 K: 1 S: 7	WLS: 1 BF: 11 LOB: 0 BB: 0 P: 11	R: 3 H: 2 E: 0 K: 0 S: 11	WLS: 2 BF: 21 LOB: 0 BB: 2 P: 21	R: 0 H: 0 E: 0 K: 1 S: 6	WLS: 0 BF: 12 LOB: 0 BB: 0 P: 12	R: 5 H: 5 E: 1 K: 0 S: 27	WLS: 5 BF: 46 LOB: 2 BB: 1 P: 46	R: 0 H: 1 E: 0 K: 1 S: 14	WLS: 1 BF: 17 LOB: 1 BB: 0 P: 17	R: 1 H: 2 E: 1 K: 1 S: 13	WLS: 2 BF: 15 LOB: 1 BB: 0 P: 15	1B: 10 2B: 1 3B: 0 HR: 1	SF: 0 SAC: 0 DP: 2 HBP: 0	WP: 1 PB: 0 SB: 0 CS: 0	PA: 38							
PITCHER	IP	WLS	BF	H	R	ER	SO	BB	IBB	HBP	BLK	WP	HR	S	P	ERA	WHIP										
51 José Ureña, R ERA: 3.13	5.1	L	23	6	6	6	5	2	0	0	0	0	1	51	87	10.12	1.500										
Jhoulys Chacin, R ERA: 7.36	1.2		10	4	2	1	1	1	0	0	0	0	1	31	47	5.40	3.000										
29 Robert Stephenson, R ERA: 5.16	1.0		5	2	1	0	1	0	0	0	0	0	0	13	15	0.00	2.000										

AB	34
R	4
H	7
RBI	4
BB	1
SO	10
LOB	12



AB	35
R	9
H	12
RBI	8
BB	3
SO	7
LOB	13



Batter	1	2	3	4	5	6	7	8	9	AB	R	H	RBI	BB	SO	LOB	TOP					
19 Charlie Blackmon, L OBP: 0.325, SLG: 0.473										4	0	0	0	0	2	2	Colorado Rockies @ Milwaukee Brewers American Family Field, Milwaukee, WI Mon Jul 25 2022, 7:13 PM - 10:02 PM CDT Att: 25,194 - Partly Cloudy - 74 F					
2 Yonathan Daza, R OBP: 0.347, SLG: 0.354										3	0	0	1	0	0	1						
25 C.J. Cron, R OBP: 0.346, SLG: 0.541										3	0	0	0	1	2	0						
Brendan Rodgers, R OBP: 0.311, SLG: 0.415										4	0	0	0	0	1	2						
11 Jose Iglesias, R OBP: 0.339, SLG: 0.397										1	0	0	0	0	0	0						
22 Sam Hilliard, L OBP: 0.255, SLG: 0.279										2	0	1	0	0	0	0						
Randal Grichuk, R OBP: 0.292, SLG: 0.395										4	0	1	0	0	1	2						
24 Ryan McMahon, L OBP: 0.329, SLG: 0.366										3	0	0	0	0	2	2						
35 Elias Diaz, R OBP: 0.297, SLG: 0.393										3	1	1	1	0	2	1						
1 Garrett Hampson, R OBP: 0.331, SLG: 0.395										3	1	2	0	0	1	0						
Inning Stats	R: 0 E: 0 K: 2 S: 8	H: 0 LOB: 0 BB: 0 P: 11	R: 0 E: 0 K: 1 S: 11	H: 1 LOB: 1 BB: 0 P: 13	R: 1 E: 0 K: 1 S: 18	H: 2 LOB: 2 BB: 1 P: 25	R: 0 E: 0 K: 3 S: 14	H: 1 LOB: 1 BB: 0 P: 20	R: 1 E: 0 K: 0 S: 10	H: 1 LOB: 0 BB: 0 P: 13	R: 0 E: 0 K: 0 S: 8	H: 0 LOB: 0 BB: 0 P: 11	R: 0 E: 0 K: 2 S: 12	H: 0 LOB: 0 BB: 0 P: 18	R: 0 E: 0 K: 1 S: 12	H: 0 LOB: 0 BB: 0 P: 16	R: 0 E: 0 K: 1 S: 6	H: 0 LOB: 0 BB: 0 P: 14	1B: 2 2B: 2 HR: 1	SF: 1 SAC: 0 DP: 0 HBP: 1	WP: 0 PB: 0 SB: 1 CS: 0	PA: 33
PITCHER	IP WLS BF H R ER SO BB IBB HBP BLK WP HR S P ERA WHIP	7.0 L 27 5 2 2 9 1 0 0 0 0 1 81 111 2.57 0.857	1.0 3 0 0 0 1 0 0 0 0 0 0 0 12 16 0.00 0.000	1.0 3 0 0 0 1 0 0 1 0 0 0 0 6 14 0.00 0.000	PITCHER										IP WLS BF H R ER SO BB IBB HBP BLK WP HR S P ERA WHIP							

Batter	1	2	3	4	5	6	7	8	9	AB	R	H	RBI	BB	SO	LOB	BOTTOM					
22 Christian Yelich, L OBP: 0.347, SLG: 0.381										4	0	1	0	0	2	2	Colorado Rockies @ Milwaukee Brewers American Family Field, Milwaukee, WI Mon Jul 25 2022, 7:13 PM - 10:02 PM CDT Att: 25,194 - Partly Cloudy - 74 F					
27 Willy Adames, R OBP: 0.291, SLG: 0.469										4	0	0	0	0	0	2						
24 Andrew McCutchen, R OBP: 0.319, SLG: 0.394										4	0	1	0	0	1	2						
12 Hunter Renfroe, R OBP: 0.305, SLG: 0.509										4	0	0	0	0	0	3						
20 Mike Brosseau, R OBP: 0.371, SLG: 0.468										3	0	1	0	0	0	0						
11 Rowdy Tellez, L OBP: 0.308, SLG: 0.453										0	0	0	0	1	0	0						
3 Jonathan Davis, R OBP: 0.352, SLG: 0.250										0	0	0	0	0	0	0						
2 Luis Urias, R OBP: 0.317, SLG: 0.381										4	0	1	0	0	2	4						
15 Tyrone Taylor, R OBP: 0.273, SLG: 0.424										3	0	0	0	0	3	1						
16 Kolten Wong, L OBP: 0.321, SLG: 0.389										3	0	0	0	0	1	0						
2B Pedro Severino, R OBP: 0.368, SLG: 0.375										2	0	1	0	1	0	0						
Inning Stats	R: 0 E: 0 K: 0 S: 5	H: 0 LOB: 0 BB: 0 P: 11	R: 0 E: 0 K: 1 S: 8	H: 0 LOB: 0 BB: 0 P: 15	R: 0 E: 0 K: 2 S: 12	H: 0 LOB: 1 BB: 1 P: 21	R: 0 E: 0 K: 0 S: 6	H: 1 LOB: 0 BB: 0 P: 9	R: 0 E: 0 K: 1 S: 8	H: 1 LOB: 0 BB: 0 P: 12	R: 0 E: 0 K: 1 S: 9	H: 1 LOB: 1 BB: 0 P: 16	R: 0 E: 0 K: 2 S: 10	H: 1 LOB: 1 BB: 0 P: 15	R: 0 E: 0 K: 2 S: 10	H: 0 LOB: 0 BB: 0 P: 14	R: 0 E: 1 K: 0 S: 12	H: 1 LOB: 3 BB: 1 P: 20	1B: 5 2B: 0 3B: 0 HR: 0	SF: 0 SAC: 0 DP: 1 HBP: 0	WP: 0 PB: 0 SB: 0 CS: 1	PA: 33
PITCHER	IP WLS BF H R ER SO BB IBB HBP BLK WP HR S P ERA WHIP	7.0 W 24 4 0 0 2 1 0 0 0 0 0 10 14 0.00 0.000	1.0 H 3 0 0 0 2 0 0 0 0 0 0 10 14 0.00 0.000	1.0 S 6 1 0 0 0 1 0 0 0 0 0 12 20 0.00 2.000	PITCHER										IP WLS BF H R ER SO BB IBB HBP BLK WP HR S P ERA WHIP							

AB	30
R	2
H	5
RBI	2
BB	1
SO	11
LOB	10



Batter	1	2	3	4	5	6	7	8	9	AB	R	H	RBI	BB	SO	LOB	TOP									
22 Christian Yelich, L OBP: 0.360, SLG: 0.396	1-0 27 PB 11 1B 2B	1-0 G4-6-3		0-0 27 S 1-3 1B		4-1 BB		2-3 K2-3 1-2-3	3-3 K	5	1	2	0	1	2	3	Milwaukee Brewers @ Boston Red Sox Fenway Park, Boston, MA Sat Jul 30 2022, 4:12 PM - 8:01 PM EDT Att: 35,867 - Partly Cloudy - 87 F									
27 Willy Adams, R OBP: 0.289, SLG: 0.457	2-3 K		2-2 P4	3-3 K		0-3 K		1-1 SF8		4	0	0	1	0	3	4										
11 Rowdy Tellez, L OBP: 0.314, SLG: 0.467	1-2 24 2B 16 FC3-2 1B		0-1 16 1B 2B		0-2 G5-3		1-0 24 2B 16 SF8 1B	0-0 24 FC6-4 IBB		4	1	3	1	1	0	0										
24 Andrew McCutchen, R OBP: 0.324, SLG: 0.395	0-1 16 FC3-2 1B		0-2 L7		4-1 16 S 12 HR BB		1-0 1-3 2B	2-1 FC6-4		4	1	2	0	1	0	3										
16 Koltan Wong, L OBP: 0.331, SLG: 0.414	1-0 FC3-2 12 S 2B		1-1 1-3 1B		2-3 K		0-0 SF8		2-2 2 2B 2B	4	1	2	1	0	1	3										
12 Hunter Renfroe, R OBP: 0.295, SLG: 0.504	3-3 K		1-2 G1-3		1-1 2H HR		3-H G5-3		2-3 K	5	1	1	2	0	2	6										
2 Luis Urias, R OBP: 0.321, SLG: 0.405		0-1 G6-3		2-2 L8		1-2 G5-3		0-0 P3	2-2 G4-3 7 WP 15 WP 2B	5	1	1	1	0	0	1										
10 Omar Narváez, L OBP: 0.329, SLG: 0.370		1-2 HR		3-2 22 1B 1B		2-2 F7		3-2 22 WP 15 BB 27 SF8 HBP	0-0 G4-3	3	1	2	1	0	0	0										
7 Victor Caratini, S OBP: 0.415				0-1 F7		0-3 K		4-2 22 WP BB	2-3 HR	1	1	0	0	0	0	1										
15 Tyrone Taylor, R OBP: 0.283, SLG: 0.441		4-2 22 G4-6-3 BB				0-3 K		1-2 BB	3-H HR	3	1	1	1	2	1	1										
Inning Stats	R: 1 E: 0 K: 2 S: 17	H: 3 LOB: 2 BB: 0 P: 25	R: 1 E: 0 K: 0 S: 8	H: 1 LOB: 0 BB: 1 P: 14	R: 0 E: 0 K: 0 S: 13	H: 2 LOB: 2 BB: 0 P: 17	R: 0 E: 0 K: 1 S: 13	H: 2 LOB: 2 BB: 0 P: 21	R: 2 E: 0 K: 1 S: 14	H: 1 LOB: 0 BB: 1 P: 22	R: 0 E: 0 K: 2 S: 11	H: 0 LOB: 1 BB: 1 P: 20	R: 1 E: 0 K: 0 S: 5	H: 2 LOB: 1 BB: 0 P: 7	R: 1 E: 0 K: 1 S: 14	H: 0 LOB: 2 BB: 2 P: 26	R: 3 E: 0 K: 2 S: 17	H: 3 LOB: 0 BB: 0 P: 27	1B: 5 2B: 6 3B: 0 HR: 3	SF: 2 SAC: 0 DP: 1 HBP: 1	WP: 2 PB: 1 SB: 3 CS: 0	PA: 46				
PITCHER	IP WLS BF H R ER SO BB IBB HBP BLK WP HR S P ERA WHIP	IP WLS BF H R ER SO BB IBB HBP BLK WP HR S P ERA WHIP	IP WLS BF H R ER SO BB IBB HBP BLK WP HR S P ERA WHIP	IP WLS BF H R ER SO BB IBB HBP BLK WP HR S P ERA WHIP	IP WLS BF H R ER SO BB IBB HBP BLK WP HR S P ERA WHIP	IP WLS BF H R ER SO BB IBB HBP BLK WP HR S P ERA WHIP	IP WLS BF H R ER SO BB IBB HBP BLK WP HR S P ERA WHIP	IP WLS BF H R ER SO BB IBB HBP BLK WP HR S P ERA WHIP	IP WLS BF H R ER SO BB IBB HBP BLK WP HR S P ERA WHIP	IP WLS BF H R ER SO BB IBB HBP BLK WP HR S P ERA WHIP	IP WLS BF H R ER SO BB IBB HBP BLK WP HR S P ERA WHIP	IP WLS BF H R ER SO BB IBB HBP BLK WP HR S P ERA WHIP	IP WLS BF H R ER SO BB IBB HBP BLK WP HR S P ERA WHIP	IP WLS BF H R ER SO BB IBB HBP BLK WP HR S P ERA WHIP	IP WLS BF H R ER SO BB IBB HBP BLK WP HR S P ERA WHIP	IP WLS BF H R ER SO BB IBB HBP BLK WP HR S P ERA WHIP	IP WLS BF H R ER SO BB IBB HBP BLK WP HR S P ERA WHIP	IP WLS BF H R ER SO BB IBB HBP BLK WP HR S P ERA WHIP	IP WLS BF H R ER SO BB IBB HBP BLK WP HR S P ERA WHIP	IP WLS BF H R ER SO BB IBB HBP BLK WP HR S P ERA WHIP	IP WLS BF H R ER SO BB IBB HBP BLK WP HR S P ERA WHIP	IP WLS BF H R ER SO BB IBB HBP BLK WP HR S P ERA WHIP	IP WLS BF H R ER SO BB IBB HBP BLK WP HR S P ERA WHIP	IP WLS BF H R ER SO BB IBB HBP BLK WP HR S P ERA WHIP	IP WLS BF H R ER SO BB IBB HBP BLK WP HR S P ERA WHIP	IP WLS BF H R ER SO BB IBB HBP BLK WP HR S P ERA WHIP

AB	38
R	9
H	14
RBI	8
BB	5
SO	9
LOB	22



Batter	1	2	3	4	5	6	7	8	9	AB	R	H	RBI	BB	SO	LOB	BOTTOM									
40 Jarren Duran, L OBP: 0.289, SLG: 0.374	4-2 7 1B BB				2-2 G6-3		3-1 7 1B 2 1B 1B		2-1 F8	4	1	1	0	1	1	1	Milwaukee Brewers @ Boston Red Sox Fenway Park, Boston, MA Sat Jul 30 2022, 4:12 PM - 8:01 PM EDT Att: 35,867 - Partly Cloudy - 87 F									
7 Christian Vázquez, R OBP: 0.336, SLG: 0.431	2-2 2 BB 1B		2-1 G4-3		0-0 G5-3		0-3 2 1B 28 SF9 1B		4-2 BB	4	1	2	1	1	0	0										
2 Xander Bogaerts, R OBP: 0.392, SLG: 0.457	4-2 BB		4-2 BB		1-2 G5-3		2-1 1-3 2H 1B		1-2 F9	3	0	1	1	2	0	1										
28 J.D. Martinez, R OBP: 0.353, SLG: 0.455	2-2 F8		3-2 F9		0-2 L4		1-2 SF9		1-1 F8	4	0	0	1	0	0	4										
99 Alex Verdugo, L OBP: 0.309, SLG: 0.375	0-3 K		3-2 F8		3-2 1B		2-1 L3			4	0	1	0	0	1	4										
29 Bobby Dalbec, R OBP: 0.276, SLG: 0.364	2-1 P4		1-1 G5-3		3-3 K		2-1 G6-3			4	0	0	0	0	1	1										
39 Christian Arroyo, R OBP: 0.292, SLG: 0.392	1-0 43 1B 3B		0-1 1B		0-2 K		3-2 1B			4	1	3	0	0	1	1										
43 Jaylin Davis, R OBP: 0.462, SLG: 0.500	3-2 1B		3-3 K		1-1 G4-3 7 1B 25 G4-3 1B		2-3 K			4	1	2	1	0	2	2										
25 Kevin Plawecki, R OBP: 0.278, SLG: 0.255	0-3 K		0-0 P4				3-3 K			3	0	0	0	0	1	3										
16 Franchy Cordero, L (& PH) OBP: 0.303, SLG: 0.370							1-2 K			1	0	0	0	0	1	1										
Inning Stats	R: 0 E: 0 K: 1 S: 17	H: 1 LOB: 2 BB: 2 P: 29	R: 1 E: 0 K: 2 S: 12	H: 2 LOB: 0 BB: 0 P: 18	R: 0 E: 0 K: 0 S: 10	H: 0 LOB: 1 BB: 1 P: 22	R: 0 E: 0 K: 1 S: 9	H: 1 LOB: 1 BB: 0 P: 13	R: 0 E: 0 K: 0 S: 9	H: 0 LOB: 0 BB: 0 P: 12	R: 0 E: 0 K: 2 S: 13	H: 1 LOB: 1 BB: 0 P: 19	R: 3 E: 0 K: 0 S: 17	H: 4 LOB: 1 BB: 0 P: 28	R: 0 E: 0 K: 2 S: 14	H: 1 LOB: 1 BB: 0 P: 24	R: 0 E: 0 K: 0 S: 12	H: 0 LOB: 1 BB: 1 P: 20	1B: 9 2B: 0 3B: 1 HR: 0	SF: 1 SAC: 0 DP: 0 HBP: 0	WP: 0 PB: 0 SB: 0 CS: 0	PA: 40				
PITCHER	IP WLS BF H R ER SO BB IBB HBP BLK WP HR S P ERA WHIP	IP WLS BF H R ER SO BB IBB HBP BLK WP HR S P ERA WHIP	IP WLS BF H R ER SO BB IBB HBP BLK WP HR S P ERA WHIP	IP WLS BF H R ER SO BB IBB HBP BLK WP HR S P ERA WHIP	IP WLS BF H R ER SO BB IBB HBP BLK WP HR S P ERA WHIP	IP WLS BF H R ER SO BB IBB HBP BLK WP HR S P ERA WHIP	IP WLS BF H R ER SO BB IBB HBP BLK WP HR S P ERA WHIP	IP WLS BF H R ER SO BB IBB HBP BLK WP HR S P ERA WHIP	IP WLS BF H R ER SO BB IBB HBP BLK WP HR S P ERA WHIP	IP WLS BF H R ER SO BB IBB HBP BLK WP HR S P ERA WHIP	IP WLS BF H R ER SO BB IBB HBP BLK WP HR S P ERA WHIP	IP WLS BF H R ER SO BB IBB HBP BLK WP HR S P ERA WHIP	IP WLS BF H R ER SO BB IBB HBP BLK WP HR S P ERA WHIP	IP WLS BF H R ER SO BB IBB HBP BLK WP HR S P ERA WHIP	IP WLS BF H R ER SO BB IBB HBP BLK WP HR S P ERA WHIP	IP WLS BF H R ER SO BB IBB HBP BLK WP HR S P ERA WHIP	IP WLS BF H R ER SO BB IBB HBP BLK WP HR S P ERA WHIP	IP WLS BF H R ER SO BB IBB HBP BLK WP HR S P ERA WHIP	IP WLS BF H R ER SO BB IBB HBP BLK WP HR S P ERA WHIP	IP WLS BF H R ER SO BB IBB HBP BLK WP HR S P ERA WHIP	IP WLS BF H R ER SO BB IBB HBP BLK WP HR S P ERA WHIP	IP WLS BF H R ER SO BB IBB HBP BLK WP HR S P ERA WHIP	IP WLS BF H R ER SO BB IBB HBP BLK WP HR S P ERA WHIP	IP WLS BF H R ER SO BB IBB HBP BLK WP HR S P ERA WHIP	IP WLS BF H R ER SO BB IBB HBP BLK WP HR S P ERA WHIP	IP WLS BF H R ER SO BB IBB HBP BLK WP HR S P ERA WHIP



Batter	1	2	3	4	5	6	7	8	9	AB	R	H	RBI	BB	SO	LOB	TOP								
22 Christian Yelich, L OBP: 0.361, SLG: 0.396										5	0	2	0	0	0	2	Milwaukee Brewers @ Boston Red Sox Fenway Park, Boston, MA Sun Jul 31 2022, 1:38 PM - 4:35 PM EDT Att: 35,231 - Partly Cloudy - 83 F								
27 Willy Adams, R OBP: 0.288, SLG: 0.457										4	0	1	0	0	1	2									
11 Rowdy Tellez, L OBP: 0.314, SLG: 0.465										2	0	0	0	1	0	2									
20 Mike Brosseau, R OBP: 0.368, SLG: 0.463										1	0	0	0	0	0	0									
24 Andrew McCutchen, R OBP: 0.323, SLG: 0.394										4	0	1	0	0	1	0									
16 Koltan Wong, L OBP: 0.331, SLG: 0.416										3	1	1	0	0	0	1									
28 Pedro Severino, R OBP: 0.350, SLG: 0.353										1	0	0	0	0	1	0									
12 Hunter Renfroe, R OBP: 0.305, SLG: 0.523										4	1	4	2	0	0	0									
2 Luis Urias, R OBP: 0.327, SLG: 0.408										3	0	2	0	0	0	0									
10 Omar Narváez, L OBP: 0.324, SLG: 0.364										3	0	0	0	0	0	5									
7 Victor Caratini, S OBP: 0.355, SLG: 0.413										1	0	0	0	0	0	2									
15 Tyrone Taylor, R OBP: 0.279, SLG: 0.434										4	0	0	0	0	1	2									
Inning Stats	R: 0 E: 0 K: 0 S: 4	H: 1 LOB: 0 BB: 0 P: 8	R: 2 E: 0 K: 0 S: 12	H: 2 LOB: 0 BB: 0 P: 18	R: 0 E: 0 K: 1 S: 11	H: 1 LOB: 1 BB: 0 P: 15	R: 0 E: 0 K: 0 S: 9	H: 2 LOB: 2 BB: 0 P: 15	R: 0 E: 0 K: 0 S: 7	H: 1 LOB: 1 BB: 1 P: 9	R: 0 E: 0 K: 0 S: 14	H: 2 LOB: 0 BB: 0 P: 21	R: 0 E: 0 K: 1 S: 10	H: 0 LOB: 0 BB: 0 P: 13	R: 0 E: 0 K: 2 S: 11	H: 0 LOB: 0 BB: 0 P: 13	R: 0 E: 0 K: 0 S: 17	H: 2 LOB: 2 BB: 0 P: 25	1B: 8 2B: 2 3B: 0 HR: 1	SF: 0 SAC: 0 DP: 2 HBP: 1	WP: 0 PB: 0 SB: 0 CS: 1	PA: 38			
PITCHER	IP WLS BF H R ER SO BB IBB HBP BLK WP HR S P ERA WHIP	IP WLS BF H R ER SO BB IBB HBP BLK WP HR S P ERA WHIP	IP WLS BF H R ER SO BB IBB HBP BLK WP HR S P ERA WHIP	IP WLS BF H R ER SO BB IBB HBP BLK WP HR S P ERA WHIP	IP WLS BF H R ER SO BB IBB HBP BLK WP HR S P ERA WHIP	IP WLS BF H R ER SO BB IBB HBP BLK WP HR S P ERA WHIP	IP WLS BF H R ER SO BB IBB HBP BLK WP HR S P ERA WHIP	IP WLS BF H R ER SO BB IBB HBP BLK WP HR S P ERA WHIP	IP WLS BF H R ER SO BB IBB HBP BLK WP HR S P ERA WHIP	IP WLS BF H R ER SO BB IBB HBP BLK WP HR S P ERA WHIP	IP WLS BF H R ER SO BB IBB HBP BLK WP HR S P ERA WHIP	IP WLS BF H R ER SO BB IBB HBP BLK WP HR S P ERA WHIP	IP WLS BF H R ER SO BB IBB HBP BLK WP HR S P ERA WHIP	IP WLS BF H R ER SO BB IBB HBP BLK WP HR S P ERA WHIP	IP WLS BF H R ER SO BB IBB HBP BLK WP HR S P ERA WHIP	IP WLS BF H R ER SO BB IBB HBP BLK WP HR S P ERA WHIP	IP WLS BF H R ER SO BB IBB HBP BLK WP HR S P ERA WHIP	IP WLS BF H R ER SO BB IBB HBP BLK WP HR S P ERA WHIP	IP WLS BF H R ER SO BB IBB HBP BLK WP HR S P ERA WHIP	IP WLS BF H R ER SO BB IBB HBP BLK WP HR S P ERA WHIP	IP WLS BF H R ER SO BB IBB HBP BLK WP HR S P ERA WHIP	IP WLS BF H R ER SO BB IBB HBP BLK WP HR S P ERA WHIP	IP WLS BF H R ER SO BB IBB HBP BLK WP HR S P ERA WHIP	IP WLS BF H R ER SO BB IBB HBP BLK WP HR S P ERA WHIP	IP WLS BF H R ER SO BB IBB HBP BLK WP HR S P ERA WHIP

AB	35
R	2
H	11
RBI	2
BB	1
SO	4
LOB	16



Batter	1	2	3	4	5	6	7	8	9	AB	R	H	RBI	BB	SO	LOB	BOTTOM								
43 Javin Davis, R OBP: 0.444, SLG: 0.438										4	0	1	1	1	2	4	Milwaukee Brewers @ Boston Red Sox Fenway Park, Boston, MA Sun Jul 31 2022, 1:38 PM - 4:35 PM EDT Att: 35,231 - Partly Cloudy - 83 F								
2 Xander Bogaerts, R OBP: 0.392, SLG: 0.459										5	1	2	2	0	2	3									
28 J.D. Martinez, R OBP: 0.354, SLG: 0.462										4	1	2	1	0	0	3									
Christian Vázquez, R OBP: 0.327, SLG: 0.432										4	1	1	1	0	0	3									
99 Alex Verdugo, L OBP: 0.308, SLG: 0.376										4	0	1	1	0	2	1									
29 Bobby Dalbec, R OBP: 0.275, SLG: 0.358										4	0	0	0	0	1	2									
39 Christian Arroyo, R OBP: 0.313, SLG: 0.410										2	1	2	0	2	0	0									
47 Yolmer Sánchez, S OBP: 0.200, SLG: 0.077										4	1	0	0	0	1	4									
19 Jackie Bradley Jr., L OBP: 0.257, SLG: 0.321										4	2	2	1	0	1	2									
Inning Stats	R: 0 E: 0 K: 0 S: 8	H: 1 LOB: 1 BB: 1 P: 14	R: 0 E: 0 K: 2 S: 11	H: 0 LOB: 1 BB: 1 P: 20	R: 0 E: 0 K: 3 S: 9	H: 0 LOB: 0 BB: 0 P: 12	R: 0 E: 0 K: 1 S: 9	H: 1 LOB: 1 BB: 0 P: 16	R: 5 E: 1 K: 0 S: 21	H: 4 LOB: 1 BB: 1 P: 35	R: 2 E: 0 K: 0 S: 10	H: 3 LOB: 1 BB: 0 P: 14	R: 0 E: 0 K: 1 S: 12	H: 0 LOB: 0 BB: 0 P: 17	R: 0 E: 0 K: 2 S: 15	H: 2 LOB: 2 BB: 0 P: 23		R: 0 E: 0 K: 0 S: 17	H: 0 LOB: 0 BB: 0 P: 17	R: 0 E: 0 K: 2 S: 15	H: 0 LOB: 0 BB: 0 P: 23	1B: 3 2B: 8 3B: 0 HR: 0	SF: 0 SAC: 0 DP: 1 HBP: 0	WP: 0 PB: 0 SB: 0 CS: 0	PA: 38
PITCHER	IP WLS BF H R ER SO BB IBB HBP BLK WP HR S P ERA WHIP	IP WLS BF H R ER SO BB IBB HBP BLK WP HR S P ERA WHIP	IP WLS BF H R ER SO BB IBB HBP BLK WP HR S P ERA WHIP	IP WLS BF H R ER SO BB IBB HBP BLK WP HR S P ERA WHIP	IP WLS BF H R ER SO BB IBB HBP BLK WP HR S P ERA WHIP	IP WLS BF H R ER SO BB IBB HBP BLK WP HR S P ERA WHIP	IP WLS BF H R ER SO BB IBB HBP BLK WP HR S P ERA WHIP	IP WLS BF H R ER SO BB IBB HBP BLK WP HR S P ERA WHIP	IP WLS BF H R ER SO BB IBB HBP BLK WP HR S P ERA WHIP	IP WLS BF H R ER SO BB IBB HBP BLK WP HR S P ERA WHIP	IP WLS BF H R ER SO BB IBB HBP BLK WP HR S P ERA WHIP	IP WLS BF H R ER SO BB IBB HBP BLK WP HR S P ERA WHIP	IP WLS BF H R ER SO BB IBB HBP BLK WP HR S P ERA WHIP	IP WLS BF H R ER SO BB IBB HBP BLK WP HR S P ERA WHIP	IP WLS BF H R ER SO BB IBB HBP BLK WP HR S P ERA WHIP	IP WLS BF H R ER SO BB IBB HBP BLK WP HR S P ERA WHIP	IP WLS BF H R ER SO BB IBB HBP BLK WP HR S P ERA WHIP	IP WLS BF H R ER SO BB IBB HBP BLK WP HR S P ERA WHIP	IP WLS BF H R ER SO BB IBB HBP BLK WP HR S P ERA WHIP	IP WLS BF H R ER SO BB IBB HBP BLK WP HR S P ERA WHIP	IP WLS BF H R ER SO BB IBB HBP BLK WP HR S P ERA WHIP	IP WLS BF H R ER SO BB IBB HBP BLK WP HR S P ERA WHIP	IP WLS BF H R ER SO BB IBB HBP BLK WP HR S P ERA WHIP	IP WLS BF H R ER SO BB IBB HBP BLK WP HR S P ERA WHIP	IP WLS BF H R ER SO BB IBB HBP BLK WP HR S P ERA WHIP

AB	35
R	7
H	11
RBI	7
BB	3
SO	9
LOB	22



Batter	1	2	3	4	5	6	7	8	9	AB	R	H	RBI	BB	SO	LOB	TOP										
6 Jonathan India, R OBP: 0.307, SLG: 0.395	G4-3	FC5-4					P4		K	5	1	1	0	0	1	3											
15 Nick Senzel, R OBP: 0.308, SLG: 0.323	7 BB 19 1B		G3				F9			4	0	2	0	0	0	0											
17 Kyle Farmer, R OBP: 0.327, SLG: 0.375	K		L9							4	0	2	1	0	1	1											
19 Joey Votto, L OBP: 0.337, SLG: 0.396	7 BB									3	0	1	0	1	0	3											
7 Donovan Solano, R OBP: 0.347, SLG: 0.416										3	0	0	0	1	1	1											
44 Aristides Aquino, R OBP: 0.230, SLG: 0.309										3	0	0	0	0	1	3											
27 Jake Fraley, L OBP: 0.279, SLG: 0.345	K		G3-1				F8			0	0	0	0	1	0	0											
3 Albert Almora Jr., R OBP: 0.265, SLG: 0.376										3	0	1	0	1	1	1											
2 Jose Barrero, R OBP: 0.293, SLG: 0.332										3	0	0	0	0	2	2											
9 Mike Moustakas, L OBP: 0.293, SLG: 0.332										0	0	0	0	1	0	0											
26 Michael Papierski, S OBP: 0.230, SLG: 0.136										3	0	0	0	0	0	1											
4 Matt Reynolds, R OBP: 0.325, SLG: 0.351										1	0	0	0	0	1	2											
Inning Stats	R: 0 E: 0 K: 2 S: 18	H: 2 LOB: 3 BB: 1 P: 27	R: 0 E: 0 K: 0 S: 6	H: 0 LOB: 1 BB: 1 P: 12	R: 0 E: 0 K: 0 S: 10	H: 0 LOB: 1 BB: 1 P: 15	R: 0 E: 0 K: 1 S: 7	H: 0 LOB: 1 BB: 0 P: 8	R: 1 E: 0 K: 0 S: 11	H: 3 LOB: 1 BB: 0 P: 15	R: 0 E: 0 K: 1 S: 10	H: 1 LOB: 1 BB: 0 P: 11	R: 0 E: 0 K: 1 S: 8	H: 1 LOB: 0 BB: 0 P: 12	R: 0 E: 0 K: 3 S: 18	H: 0 LOB: 2 BB: 2 P: 29	1B: 7 2B: 0 3B: 0 HR: 0	SF: 0 SAC: 0 DP: 2 HBP: 0	WP: 0 PB: 1 SB: 0 CS: 0	PA: 37							
PITCHER	IP	WLS	BF	H	R	ER	SO	BB	IBB	HBP	BLK	WP	HR	S	P	ERA	WHIP										
52 Eric Lauer, L ERA: 3.59	7.0	W	29	6	1	1	4	3	0	0	0	0	0	68	100	1.29	1.286										
48 Trevor Gott, R ERA: 4.25	1.1		6	1	0	0	2	2	0	0	0	0	0	18	30	0.00	2.250										
38 Devin Williams, R ERA: 1.74	0.2	S	2	0	0	0	2	0	0	0	0	0	0	8	10	0.00	0.000										

Cincinnati Reds @ Milwaukee Brewers
 American Family Field, Milwaukee, WI
 Fri Aug 05 2022, 7:33 PM - 10:47 PM CDT
 Att: 33,239 - Clear - 78 F

AB	32
R	1
H	7
RBI	1
BB	5
SO	8
LOB	17



Batter	1	2	3	4	5	6	7	8	9	AB	R	H	RBI	BB	SO	LOB	BOTTOM										
22 Christian Yelich, L OBP: 0.363, SLG: 0.391	11 HR	P5								3	1	1	0	2	0	2											
27 Willy Adames, R OBP: 0.288, SLG: 0.460	K	F9								5	0	0	0	0	1	7											
11 Rowdy Tellez, L OBP: 0.323, SLG: 0.483	HR									3	1	1	2	1	1	2											
24 Andrew McCutchen, R OBP: 0.321, SLG: 0.388	F8									4	0	0	0	0	1	1											
16 Koltan Wong, L OBP: 0.338, SLG: 0.430	G4-3									4	0	1	0	0	1	1											
12 Hunter Renfroe, R OBP: 0.301, SLG: 0.506										3	1	1	0	1	2	1											
2 Luis Urias, R OBP: 0.323, SLG: 0.399										3	1	1	0	1	1	2											
7 Victor Caratini, S OBP: 0.357, SLG: 0.422										3	0	1	0	1	0	2											
15 Tyrone Taylor, R OBP: 0.280, SLG: 0.437										3	1	1	3	1	1	3											
Inning Stats	R: 2 E: 0 K: 1 S: 12	H: 1 LOB: 0 BB: 1 P: 22	R: 3 E: 0 K: 0 S: 12	H: 2 LOB: 0 BB: 1 P: 23	R: 0 E: 0 K: 1 S: 8	H: 0 LOB: 1 BB: 1 P: 13	R: 0 E: 0 K: 0 S: 7	H: 1 LOB: 2 BB: 1 P: 15	R: 0 E: 0 K: 1 S: 12	H: 1 LOB: 2 BB: 1 P: 23	R: 0 E: 0 K: 3 S: 11	H: 0 LOB: 0 BB: 0 P: 18	R: 0 E: 0 K: 1 S: 13	H: 1 LOB: 2 BB: 1 P: 19	1B: 4 2B: 1 3B: 0 HR: 2	SF: 0 SAC: 0 DP: 0 HBP: 0	WP: 0 PB: 0 SB: 2 CS: 0	PA: 38									
PITCHER	IP	WLS	BF	H	R	ER	SO	BB	IBB	HBP	BLK	WP	HR	S	P	ERA	WHIP										
76 Robert Dugger, R ERA: 6.19	4.0	L	20	4	5	5	2	4	0	0	0	0	2	39	73	11.25	2.000										
75 Ross Detwiler, L ERA: 3.71	1.0		5	1	0	0	1	1	0	0	0	0	0	11	23	0.00	2.000										
85 Luis Cessa, R ERA: 4.27	1.0		5	1	0	0	1	1	0	0	0	0	0	11	22	0.00	2.000										
79 Ian Gibaut, R ERA: 3.95	1.2		6	1	0	0	4	0	0	0	0	0	0	21	30	0.00	0.600										
52 Reiver Sanmartin, L ERA: 7.0	0.1		2	0	0	0	0	1	0	0	0	0	0	3	7	0.00	3.000										

Cincinnati Reds @ Milwaukee Brewers
 American Family Field, Milwaukee, WI
 Fri Aug 05 2022, 7:33 PM - 10:47 PM CDT
 Att: 33,239 - Clear - 78 F

AB	31
R	5
H	7
RBI	5
BB	7
SO	8
LOB	21



Batter	1	2	3	4	5	6	7	8	9	AB	R	H	RBI	BB	SO	LOB	TOP							
6 Jonathan India, R OBP: 0.308, SLG: 0.397										4	0	1	1	1	1	0	Cincinnati Reds @ Milwaukee Brewers American Family Field, Milwaukee, WI Sat Aug 06 2022, 6:18 PM - 9:47 PM CDT Att: 35,784 - Cloudy - 88 F							
15 Nick Senzel, R OBP: 0.302, SLG: 0.317										5	0	0	0	0	0	3								
17 Kyle Farmer, R OBP: 0.328, SLG: 0.371										3	0	0	0	1	0	0								
19 Joey Votto, L OBP: 0.341, SLG: 0.406									3	1	1	1	2	1	1									
7 Donovan Solano, R OBP: 0.357, SLG: 0.444									4	1	2	1	1	2	2									
44 Aristides Aquino, R OBP: 0.210, SLG: 0.307									4	1	1	0	1	1	2									
3 Albert Almora Jr., R OBP: 0.269, SLG: 0.380									3	2	1	1	1	0	4									
2 Jose Barrero, R OBP: 0.200, SLG: 0.800									4	2	2	3	0	1	3									
28 Austin Romine, R OBP: 0.200, SLG: 0.184									4	0	0	0	0	2	1									
Inning Stats	R: 0 E: 0 K: 2 S: 11	H: 0 LOB: 2 BB: 1 P: 21	R: 2 E: 0 K: 1 S: 16	H: 2 LOB: 1 BB: 1 P: 27	R: 0 E: 0 K: 1 S: 6	H: 0 LOB: 0 BB: 0 P: 11	R: 2 E: 1 K: 1 S: 13	H: 1 LOB: 1 BB: 1 P: 22	R: 0 E: 0 K: 0 S: 10	H: 0 LOB: 2 BB: 2 P: 20	R: 1 E: 0 K: 0 S: 5	H: 1 LOB: 0 BB: 0 P: 8	R: 1 E: 0 K: 1 S: 12	H: 3 LOB: 0 BB: 0 P: 16	R: 0 E: 0 K: 0 S: 7	H: 0 LOB: 0 BB: 1 P: 13		R: 1 E: 0 K: 2 S: 10	H: 1 LOB: 0 BB: 1 P: 17	1B: 2 2B: 3 3B: 0 HR: 4	SF: 0 SAC: 0 DP: 2 HBP: 1	WP: 0 PB: 0 SB: 0 CS: 1	PA: 42	
PITCHER	IP: 4.2 ERA: 4.32	WLS: L BF: 24	H: 3 R: 4 ER: 4 SO: 5	BB: 5 IBB: 0 HBP: 1 BLK: 1	WP: 0 HR: 1 S: 53 P: 98	ERA: 7.71 WHIP: 1.714	IP: 5.1 ERA: 2.99	WLS: W BF: 3	H: 1 R: 1 ER: 1 SO: 1	BB: 0 IBB: 0 HBP: 0 BLK: 0	WP: 0 HR: 1 S: 12 P: 16	ERA: 6.75 WHIP: 0.750	IP: 7.1 ERA: 7.0	WLS: L BF: 6	H: 3 R: 1 ER: 1 SO: 1	BB: 0 IBB: 0 HBP: 0 BLK: 0	WP: 0 HR: 1 S: 16 P: 30	ERA: 9.00 WHIP: 3.000	IP: 8.1 ERA: 4.22	WLS: W BF: 7	H: 1 R: 1 ER: 1 SO: 2	BB: 2 IBB: 0 HBP: 0 BLK: 0	WP: 0 HR: 1 S: 17 P: 30	ERA: 4.50 WHIP: 1.500

AB	34
R	7
H	8
RBI	7
BB	7
SO	8
LOB	16



Batter	1	2	3	4	5	6	7	8	9	AB	R	H	RBI	BB	SO	LOB	BOTTOM					
22 Christian Yelich, L OBP: 0.368, SLG: 0.397									4	1	3	0	0	0	0	0	Cincinnati Reds @ Milwaukee Brewers American Family Field, Milwaukee, WI Sat Aug 06 2022, 6:18 PM - 9:47 PM CDT Att: 35,784 - Cloudy - 88 F					
27 Willy Adams, R OBP: 0.285, SLG: 0.456									5	0	1	1	0	2	2							
24 Andrew McCutchen, R OBP: 0.324, SLG: 0.397									2	1	1	2	2	0	0							
20 Mike Brosseau, R OBP: 0.359, SLG: 0.462									5	0	0	0	0	1	5							
12 Hunter Renfroe, R OBP: 0.303, SLG: 0.502									2	1	0	0	2	1	3							
18 Keston Hiura, R OBP: 0.354, SLG: 0.472									2	1	1	2	0	1	1							
11 Rowdy Tellez, L OBP: 0.324, SLG: 0.483									4	0	0	0	0	1	2							
2 Luis Urias, R OBP: 0.319, SLG: 0.394									4	0	1	0	0	0	2							
7 Victor Caratini, S OBP: 0.354, SLG: 0.424									2	0	0	0	1	0	0							
15 Tyrone Taylor, R OBP: 0.281, SLG: 0.434									2	0	0	0	1	0	0							
16 Koltan Wong, L OBP: 0.340, SLG: 0.432									1	1	1	0	0	0	0							
Inning Stats	R: 0 E: 0 K: 1 S: 11	H: 1 LOB: 1 BB: 1 P: 23	R: 0 E: 0 K: 2 S: 12	H: 0 LOB: 1 BB: 1 P: 21	R: 0 E: 0 K: 0 S: 5	H: 0 LOB: 0 BB: 0 P: 6	R: 3 E: 0 K: 0 S: 14	H: 2 LOB: 0 BB: 1 P: 24	R: 0 E: 0 K: 1 S: 17	H: 1 LOB: 3 BB: 1 P: 30	R: 0 E: 0 K: 0 S: 13	H: 2 LOB: 2 BB: 1 P: 21	R: 0 E: 0 K: 1 S: 12	H: 0 LOB: 0 BB: 0 P: 18	R: 0 E: 0 K: 1 S: 13	H: 1 LOB: 1 BB: 0 P: 21	R: 2 E: 0 K: 0 S: 9	H: 2 LOB: 0 BB: 0 P: 13	1B: 5 2B: 2 3B: 0 HR: 2	SF: 1 SAC: 0 DP: 0 HBP: 1	WP: 0 PB: 0 SB: 0 CS: 1	PA: 41
PITCHER	IP: 4.2 ERA: 4.4	WLS: W BF: 5	H: 3 R: 3 ER: 3 SO: 4	BB: 4 IBB: 0 HBP: 0 BLK: 0	WP: 0 HR: 2 S: 56 P: 100	ERA: 5.79 WHIP: 2.000	IP: 5.1 ERA: 5.95	WLS: W BF: 2	H: 2 R: 2 ER: 2 SO: 2	BB: 0 IBB: 0 HBP: 0 BLK: 0	WP: 0 HR: 0 S: 9 P: 13	ERA: 18.00 WHIP: 2.000	IP: 1.0 ERA: 5.95	WLS: L BF: 5	H: 2 R: 2 ER: 2 SO: 2	BB: 0 IBB: 0 HBP: 0 BLK: 0	WP: 0 HR: 0 S: 9 P: 13	ERA: 18.00 WHIP: 2.000				

AB	33
R	5
H	9
RBI	5
BB	5
SO	6
LOB	15

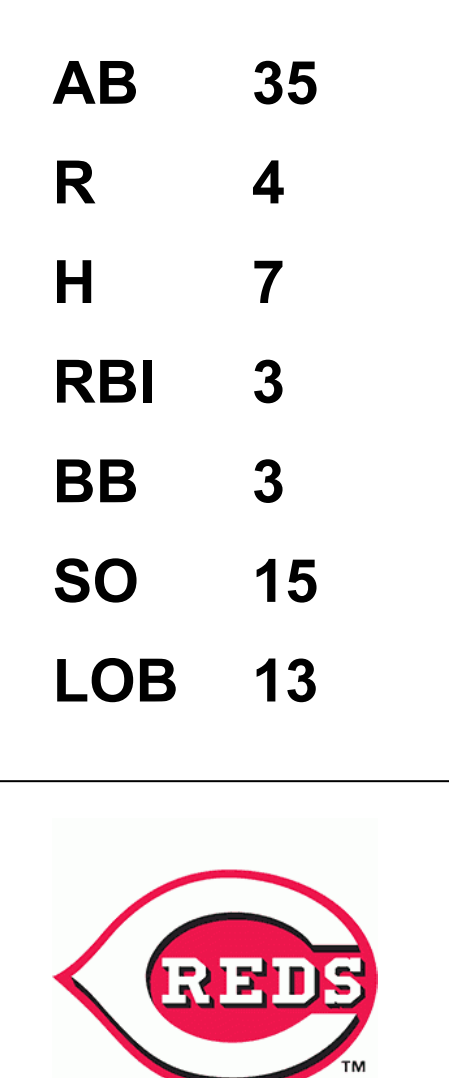


Batter	1	2	3	4	5	6	7	8	9	10	AB	R	H	RBI	BB	SO	LOB	TOP															
27 Jake Fraley, L OBP: 0.266, SLG: 0.326 44 Aristides Aquino, R OBP: 0.215, SLG: 0.311											3	0	0	0	0	2	1	Cincinnati Reds @ Milwaukee Brewers American Family Field, Milwaukee, WI Sun Aug 07 2022, 1:13 PM - 4:58 PM CDT Att: 40,063 - Roof Closed - 83 F livebaseballscorecards.com AB 35 R 4 H 7 RBI 3 BB 3 SO 15 LOB 13															
7 Donovan Solano, R OBP: 0.351, SLG: 0.446											4	0	1	2	0	1	1																
9 Mike Moustakas, L OBP: 0.287, SLG: 0.325											5	0	0	0	0	2	2																
19 Joey Votto, L OBP: 0.336, SLG: 0.399											5	0	0	0	0	3	0																
17 Kyle Farmer, R OBP: 0.327, SLG: 0.370											4	0	1	0	0	1	0																
15 Nick Senzel, R OBP: 0.309, SLG: 0.324											3	0	2	0	0	1	0																
3 Albert Almora Jr., R OBP: 0.274, SLG: 0.376											2	0	0	0	2	0	0																
2 Jose Barrero, R OBP: 0.143, SLG: 0.571											4	0	0	0	0	4	5																
26 Michael Papierski, S OBP: 0.250, SLG: 0.194 6 Jonathan India, R OBP: 0.312, SLG: 0.400 28 Austin Romine, R OBP: 0.195, SLG: 0.175											1	1	1	1	1	0	0																
											1	1	1	0	0	0	0																
											1	1	0	0	0	0	3																
Inning Stats	R: 0 E: 0 K: 1 S: 9	H: 0 LOB: 0 BB: 0 P: 15	R: 0 E: 0 K: 2 S: 16	H: 0 LOB: 2 BB: 1 P: 26	R: 0 E: 0 K: 2 S: 13	H: 0 LOB: 1 BB: 1 P: 22	R: 0 E: 0 K: 1 S: 7	H: 1 LOB: 1 BB: 0 P: 7	R: 1 E: 0 K: 1 S: 9	H: 1 LOB: 0 BB: 0 P: 12	R: 0 E: 0 K: 1 S: 11	H: 0 LOB: 0 BB: 0 P: 16	R: 0 E: 0 K: 1 S: 8	H: 0 LOB: 0 BB: 0 P: 12	R: 1 E: 0 K: 2 S: 14	H: 2 LOB: 1 BB: 0 P: 18	R: 0 E: 0 K: 2 S: 14	H: 2 LOB: 3 BB: 1 P: 25	R: 2 E: 1 K: 1 S: 13	H: 1 LOB: 0 BB: 0 P: 16	1B: 4 2B: 2 3B: 0 HR: 1	SF: 1 SAC: 0 DP: 0 HBP: 1	WP: 1 PB: 0 SB: 0 CS: 0	PA: 40									
PITCHER	IP WLS BF	H R ER	SO BB IBB HBP BLK	WP HR S P	ERA WHIP	PITCHER														IP WLS BF	H R ER SO	BB IBB HBP BLK	WP HR S P	ERA WHIP									
39 Corbin Burnes, R ERA: 2.45	6.0	2	1	9	2	0	0	0	0	0	0	0	0	0	0	8	12	0.00	0.667														
50 Matt Bush, R ERA: 3.46	1.0	3	0	0	1	0	0	0	0	0	0	0	0	0	0	8	12	0.00	0.000														
25 Taylor Rogers, L ERA: 4.36	1.0	5	2	1	1	2	0	0	0	0	1	0	14	18	9.00	2.000																	
45 Brad Boxberger, R ERA: 2.59	1.0	6	2	0	2	1	0	0	0	0	0	0	14	25	0.00	3.000																	
36 Devin Williams, R ERA: 1.7	1.0	L	4	1	2	0	1	0	0	0	0	0	13	16	0.00	1.000																	

Batter	1	2	3	4	5	6	7	8	9	10	AB	R	H	RBI	BB	SO	LOB	BOTTOM															
22 Christian Yelich, L OBP: 0.364, SLG: 0.392											5	0	0	0	0	2	3	Cincinnati Reds @ Milwaukee Brewers American Family Field, Milwaukee, WI Sun Aug 07 2022, 1:13 PM - 4:58 PM CDT Att: 40,063 - Roof Closed - 83 F livebaseballscorecards.com AB 33 R 2 H 5 RBI 2 SO 10 LOB 14															
27 Willy Adames, R OBP: 0.284, SLG: 0.481											5	1	1	1	0	2	1																
11 Rowdy Tellez, L OBP: 0.323, SLG: 0.479 24 Andrew McCutchen, R OBP: 0.323, SLG: 0.396											3	0	0	0	1	2	0																
12 Hunter Renfroe, R OBP: 0.306, SLG: 0.500											3	0	1	0	1	0	0																
16 Kolten Wong, L OBP: 0.339, SLG: 0.427											3	0	0	0	1	1	3																
18 Keston Hiura, R OBP: 0.351, SLG: 0.488											4	1	1	1	0	1	1																
2 Luis Urias, R OBP: 0.324, SLG: 0.394 3 Jonathan Davis, R OBP: 0.377, SLG: 0.266 20 Mike Brosseau, R OBP: 0.359, SLG: 0.462											2	0	0	0	0	0	0																
7 Victor Caratini, S OBP: 0.352, SLG: 0.416											3	0	0	0	0	1	3																
15 Tyrone Taylor, R OBP: 0.280, SLG: 0.431											4	0	1	0	0	0	2																
Inning Stats	R: 0 E: 0 K: 0 S: 11	H: 1 LOB: 2 BB: 1 P: 20	R: 0 E: 0 K: 1 S: 17	H: 1 LOB: 2 BB: 0 P: 26	R: 1 E: 0 K: 0 S: 8	H: 1 LOB: 0 BB: 1 P: 15	R: 0 E: 0 K: 1 S: 10	H: 1 LOB: 1 BB: 0 P: 15	R: 0 E: 0 K: 2 S: 12	H: 0 LOB: 1 BB: 1 P: 20	R: 0 E: 0 K: 1 S: 10	H: 0 LOB: 1 BB: 0 P: 14	R: 0 E: 0 K: 3 S: 16	H: 0 LOB: 1 BB: 1 P: 25	R: 1 E: 0 K: 0 S: 9	H: 1 LOB: 1 BB: 1 P: 17	R: 0 E: 0 K: 2 S: 10		H: 0 LOB: 1 BB: 0 P: 12	1B: 3 2B: 0 3B: 0 HR: 2	SF: 0 SAC: 0 DP: 1 HBP: 2	WP: 0 PB: 0 SB: 0 CS: 0	PA: 39										
PITCHER	IP WLS BF	H R ER	SO BB IBB HBP BLK	WP HR S P	ERA WHIP	PITCHER														IP WLS BF	H R ER SO	BB IBB HBP BLK	WP HR S P	ERA WHIP									
51 Graham Ashcraft, R ERA: 3.94	5.2	4	1	1	3	2	0	1	0	0	0	0	0	0	0	3	4	0.00	0.000														
46 Buck Farmer, R ERA: 5.96	0.1	1	0	0	0	1	0	0	0	0	0	0	3	4	0.00	0.000																	
66 Joel Kuhnel, R ERA: 5.39	0.2	3	0	0	0	0	0	1	0	0	0	0	7	11	0.00	0.000																	
52 Reiver Sanmartin, L ERA: 6.87	0.1	1	0	0	0	1	0	0	0	0	0	0	3	3	0.00	0.000																	
43 Alexis Diaz, R ERA: 1.94	1.0	H	4	0	0	0	3	1	0	0	0	0	16	25	0.00	1.000																	

Cincinnati Reds @ Milwaukee Brewers
 American Family Field, Milwaukee, WI
 Sun Aug 07 2022, 1:13 PM - 4:58 PM CDT
 Att: 40,063 - Roof Closed - 83 F

Cincinnati Reds @ Milwaukee Brewers
 American Family Field, Milwaukee, WI
 Sun Aug 07 2022, 1:13 PM - 4:58 PM CDT
 Att: 40,063 - Roof Closed - 83 F



Batter	1	2	3	4	5	6	7	8	9	AB	R	H	RBI	BB	SO	LOB	TOP										
2 Yandy Diaz, R OBP: 0.392, SLG: 0.393	F8		2H HR			56 FC6-4 BB		G3-1		3	1	2	1	0	0		Tampa Bay Rays @ Milwaukee Brewers American Family Field, Milwaukee, WI Tue Aug 09 2022, 7:11 PM - 9:57 PM CDT Att: 30,030 - Clear - 73 F										
8 Brandon Lowe, L OBP: 0.321, SLG: 0.447	P6		G4-3			F7			K	4	0	0	0	0	1												
56 Randy Arozarena, R (1,9) OBP: 0.317, SLG: 0.416	P2				P4	FC6-4			F8	4	0	0	0	0	1												
6 David Peralta, L OBP: 0.313, SLG: 0.450		F8		G4-3			17 G5-3 2B		K	4	1	1	0	0	1	0											
26 Ji Man Choi, L OBP: 0.351, SLG: 0.398		F9				G5-3				2	0	0	0	0	1	0											
17 Isaac Paredes, R (7,PH) OBP: 0.294, SLG: 0.465					K					1	0	0	0	0	0	1											
22 Jose Siri, R OBP: 0.231, SLG: 0.295										3	0	1	1	0	1	0											
55 Luke Raley, L OBP: 0.304, SLG: 0.276										3	0	0	0	0	2	0											
14 Christian Bethancourt, R (1,2) OBP: 0.284, SLG: 0.368										3	1	1	0	0	1	0											
0 Taylor Walls, S OBP: 0.261, SLG: 0.280										2	0	0	0	0	0	0											
Inning Stats	R: 0 E: 0 K: 0 S: 10	H: 0 LOB: 0 BB: 0 P: 13	R: 0 E: 0 K: 0 S: 6	H: 0 LOB: 0 BB: 0 P: 12	R: 2 E: 0 K: 1 S: 9	H: 2 LOB: 0 BB: 0 P: 13	R: 0 E: 0 K: 1 S: 9	H: 0 LOB: 0 BB: 0 P: 15	R: 0 E: 0 K: 2 S: 10	H: 0 LOB: 0 BB: 0 P: 12	R: 0 E: 0 K: 0 S: 10	H: 0 LOB: 0 BB: 0 P: 18	R: 1 E: 0 K: 1 S: 12	H: 2 LOB: 0 BB: 0 P: 16	R: 0 E: 0 K: 0 S: 6	H: 0 LOB: 0 BB: 0 P: 8	R: 0 E: 0 K: 2 S: 9	H: 0 LOB: 0 BB: 0 P: 11	1B: 2 2B: 1 3B: 0 HR: 1	SF: 0 SAC: 1 DP: 0 HBP: 0	WP: 0 PB: 0 CS: 0	PA: 31					
PITCHER	IP	WLS	BF	H	R	ER	SO	BB	IBB	HBP	BLK	WP	HR	S	P	ERA	WHIP										
51 Freddy Peralta, R ERA: 4.37	5.0	W	17	2	2	2	4	0	0	0	0	0	1	44	65	3.60	0.400										
48 Trevor Gott, R ERA: 4.14	1.0	H	4	0	0	0	0	1	0	0	0	0	0	10	18	0.00	1.000										
55 Hoby Milner, L ERA: 3.12	1.0	H	4	2	1	1	1	0	0	0	0	0	0	12	16	9.00	2.000										
45 Brad Boxberger, R ERA: 2.53	1.0	H	3	0	0	0	0	0	0	0	0	0	0	6	8	0.00	0.000										
50 Matt Bush, R ERA: 3.39	1.0	S	3	0	0	0	2	0	0	0	0	0	0	9	11	0.00	0.000										

Batter	1	2	3	4	5	6	7	8	9	AB	R	H	RBI	BB	SO	LOB	BOTTOM										
22 Christian Yelich, L OBP: 0.365, SLG: 0.390	24 2B		G4-3			K				2	1	0	0	2	1	1	Tampa Bay Rays @ Milwaukee Brewers American Family Field, Milwaukee, WI Tue Aug 09 2022, 7:11 PM - 9:57 PM CDT Att: 30,030 - Clear - 73 F										
27 Willy Adames, R OBP: 0.289, SLG: 0.463	L5									3	1	2	0	1	0	1											
11 Rowdy Tellez, L OBP: 0.323, SLG: 0.475	F7									3	1	0	0	1	2	4											
24 Andrew McCutchen, R (1,10) OBP: 0.325, SLG: 0.400										4	1	2	2	0	0	1											
12 Hunter Renfroe, R OBP: 0.302, SLG: 0.493	P4									4	0	0	0	0	3	3											
16 Kellen Wong, L OBP: 0.338, SLG: 0.428										4	0	1	2	0	1	0											
2 Luis Uris, R OBP: 0.326, SLG: 0.394										3	1	1	0	0	1	1											
7 Victor Caratini, S OBP: 0.350, SLG: 0.409										3	0	0	0	0	1	1											
15 Tyrone Taylor, R OBP: 0.280, SLG: 0.428										4	0	1	1	0	3	2											
Inning Stats	R: 1 E: 1 K: 0 S: 14	H: 1 LOB: 1 BB: 1 P: 21	R: 1 E: 0 K: 1 S: 10	H: 2 LOB: 1 BB: 0 P: 14	R: 0 E: 0 K: 1 S: 9	H: 1 LOB: 0 BB: 0 P: 11	R: 0 E: 0 K: 2 S: 17	H: 0 LOB: 2 BB: 0 P: 25	R: 3 E: 0 K: 2 S: 21	H: 3 LOB: 1 BB: 1 P: 32	R: 0 E: 0 K: 2 S: 8	H: 0 LOB: 2 BB: 2 P: 17	R: 0 E: 0 K: 1 S: 7	H: 0 LOB: 0 BB: 0 P: 11	R: 0 E: 0 K: 3 S: 14	H: 0 LOB: 0 BB: 0 P: 16		1B: 5 2B: 2 3B: 0 HR: 0	SF: 0 SAC: 0 DP: 1 HBP: 2	WP: 2 PB: 0 CS: 0	PA: 36						
PITCHER	IP	WLS	BF	H	R	ER	SO	BB	IBB	HBP	BLK	WP	HR	S	P	ERA	WHIP										
46 Jimmy Yacabis, R (1,1) ERA: 8.18	1.0	L	16	4	3	3	5	1	0	2	0	2	0	44	63	8.10	1.500										
48 Ryan Yarbrough, L ERA: 5.08	0.2		4	2	1	1	1	0	0	0	0	0	0	13	19	13.50	3.000										
81 Ryan Thompson, R ERA: 3.76	1.0		5	0	0	0	2	2	0	0	0	0	0	8	17	0.00	2.000										
68 Jalen Beeks, L ERA: 2.35	2.0		6	0	0	0	4	0	0	0	0	0	0	21	27	0.00	0.000										

AB	29
R	3
H	4
RBI	3
BB	1
SO	7
LOB	3

AB	30
R	5
H	7
RBI	5
BB	4
SO	12
LOB	14



Batter	1	2	3	4	5	6	7	8	9	AB	R	H	RBI	BB	SO	LOB	TOP					
22 Christian Yelich, L OBP: 0.361, SLG: 0.582										4	0	0	0	0	2	3						
27 Willy Adams, R OBP: 0.230, SLG: 0.458										3	0	1	0	1	1	2						
24 Andrew McCutchen, R OBP: 0.324, SLG: 0.398										4	0	0	0	0	1	3						
20 Mike Brosseau, R OBP: 0.352, SLG: 0.450										3	0	0	0	0	2	0						
11 Rowdy Tellez, L OBP: 0.323, SLG: 0.482										3	0	1	0	1	0	1						
12 Hunter Renfroe, R OBP: 0.310, SLG: 0.491										3	0	0	0	0	2	2						
16 Keston Hiura, R OBP: 0.346, SLG: 0.478										4	1	1	0	0	1	2						
16 Kolten Wong, L OBP: 0.338, SLG: 0.427										4	0	3	1	0	0	1						
2 Luis Urias, R OBP: 0.324, SLG: 0.397										4	0	1	0	0	1	3						
7 Victor Caratini, S OBP: 0.351, SLG: 0.413										4	0	3	1	0	0	1						
15 Tyrone Taylor, R OBP: 0.276, SLG: 0.419										4	0	1	0	0	1	3						
Inning Stats	R: 0 H: 0 E: 0 K: 1 S: 9	H: 0 LOB: 0 BB: 0 P: 13	R: 0 H: 1 E: 0 K: 0 S: 8	H: 1 LOB: 1 BB: 0 P: 14	R: 0 H: 1 E: 0 K: 1 S: 13	H: 1 LOB: 2 BB: 1 P: 18	R: 0 H: 0 E: 0 K: 2 S: 11	H: 0 LOB: 0 BB: 0 P: 17	R: 0 H: 2 E: 0 K: 2 S: 12	H: 2 LOB: 2 BB: 0 P: 23	R: 0 H: 0 E: 0 K: 2 S: 13	H: 0 LOB: 1 BB: 1 P: 23	R: 1 H: 2 E: 0 K: 0 S: 16	H: 2 LOB: 0 BB: 0 P: 24	R: 0 H: 1 E: 0 K: 2 S: 13	H: 1 LOB: 1 BB: 0 P: 16	R: 0 H: 1 E: 0 K: 1 S: 9	H: 1 LOB: 1 BB: 0 P: 13	1B: 6 2B: 1 3B: 1 HR: 0	SF: 0 SAC: 0 DP: 1 HBP: 0	WP: 0 PB: 0 SB: 0 CS: 0	PA: 36
PITCHER	IP	WLS	BF	H	R	ER	SO	BB	IBB	HBP	BLK	WP	HR	S	P	ERA	WHIP					
48 Jordan Montgomery, L ERA: 3.37	6.0	W	24	4	0	0	8	2	0	0	0	0	0	66	108	0.00	1.000					
53 Andruw Palante, R ERA: 3.03	1.0	H	4	2	1	1	0	0	0	0	0	0	0	16	24	9.00	2.000					
56 Ryan Helsley, R ERA: 0.76	2.0	S	8	2	0	0	3	0	0	0	0	0	0	22	29	0.00	1.000					

Milwaukee Brewers @ St. Louis Cardinals
 Busch Stadium, St. Louis, MO
 Fri Aug 12 2022, 7:16 PM - 10:08 PM CDT
 Att: 45,669 - Clear - 80 F

AB	34
R	1
H	8
RBI	1
BB	2
SO	11
LOB	18



Batter	1	2	3	4	5	6	7	8	9	AB	R	H	RBI	BB	SO	LOB	BOTTOM					
3 Dylan Carlson, S OBP: 0.310, SLG: 0.392										3	1	1	0	1	1	1						
27 Tyler O'Neill, R OBP: 0.286, SLG: 0.339										3	0	0	0	1	1	2						
46 Paul Goldschmidt, R OBP: 0.414, SLG: 0.619										4	1	1	2	0	1	3						
28 Nolan Arenado, R OBP: 0.370, SLG: 0.570										3	1	1	1	1	1	1						
5 Albert Pujols, R OBP: 0.324, SLG: 0.428										4	0	1	0	0	0	0						
33 Brendan Donovan, R OBP: 0.397, SLG: 0.370										0	0	0	0	0	0	0						
19 Tommy Edman, S OBP: 0.317, SLG: 0.362										4	0	0	0	0	0	2						
11 Paul DeJong, R OBP: 0.276, SLG: 0.385										3	0	1	0	0	1	0						
4 Yadier Molina, R OBP: 0.235, SLG: 0.279										3	0	0	0	0	1	1						
21 Lars Nootbaar, L OBP: 0.335, SLG: 0.426										3	0	1	0	0	0	1						
Inning Stats	R: 2 H: 1 E: 0 K: 2 S: 17	H: 1 LOB: 0 BB: 1 P: 27	R: 0 H: 1 E: 0 K: 0 S: 9	H: 1 LOB: 1 BB: 0 P: 16	R: 0 H: 1 E: 0 K: 1 S: 10	H: 1 LOB: 1 BB: 0 P: 12	R: 0 H: 0 E: 0 K: 1 S: 8	H: 0 LOB: 0 BB: 0 P: 12	R: 0 H: 1 E: 0 K: 1 S: 10	H: 1 LOB: 2 BB: 1 P: 17	R: 1 H: 1 E: 0 K: 0 S: 7	H: 1 LOB: 0 BB: 0 P: 11	R: 0 H: 0 E: 0 K: 1 S: 8	H: 0 LOB: 0 BB: 0 P: 10	R: 0 H: 1 E: 0 K: 0 S: 11	H: 1 LOB: 2 BB: 1 P: 24	R: 0 H: 1 E: 0 K: 0 S: 9	H: 1 LOB: 1 BB: 0 P: 13	1B: 4 2B: 0 3B: 0 HR: 2	SF: 0 SAC: 0 DP: 0 HBP: 0	WP: 1 PB: 0 SB: 1 CS: 0	PA: 33
PITCHER	IP	WLS	BF	H	R	ER	SO	BB	IBB	HBP	BLK	WP	HR	S	P	ERA	WHIP					
52 Eric Lauer, L ERA: 3.64	6.0	L	25	5	3	3	5	2	0	0	0	0	0	61	95	4.50	1.167					
35 Brent Suter, L ERA: 4.09	1.1		4	0	0	0	1	0	0	0	0	0	0	11	16	0.00	0.000					
41 Jason Alexander, R ERA: 5.52	0.2		4	1	0	0	0	1	0	0	0	0	0	8	18	0.00	3.000					

Milwaukee Brewers @ St. Louis Cardinals
 Busch Stadium, St. Louis, MO
 Fri Aug 12 2022, 7:16 PM - 10:08 PM CDT
 Att: 45,669 - Clear - 80 F

AB	30
R	3
H	6
RBI	3
BB	3
SO	6
LOB	11



Batter	1	2	3	4	5	6	7	8	9	AB	R	H	RBI	BB	SO	LOB	TOP				
22 Christian Yelich, L (1, 10) OBP: 0.354, SLG: 0.374	G3		G3-1			K			G6-3	4	0	0	0	0	1	0	Milwaukee Brewers @ St. Louis Cardinals Busch Stadium, St. Louis, MO Sun Aug 14 2022, 1:18 PM - 3:35 PM CDT Att: 44,142 - Cloudy - 82 F				
27 Willy Adames, R (1, 6) OBP: 0.287, SLG: 0.451	F9		G5-3			K			K	4	0	1	0	0	1	0					
11 Rowdy Tellez, L (1, 3) OBP: 0.321, SLG: 0.484	L5					G6-5-3			HR	4	1	1	1	0	0	1					
24 Andrew McCutchen, R (1, 7) OBP: 0.325, SLG: 0.397		12 HR				G5-3			1B	4	1	2	0	0	0	0					
12 Hunter Rentfro, R (1, 9) OBP: 0.309, SLG: 0.502		1-H				F8			K	4	1	1	2	0	1	1					
16 Kolten Wong, L (1, 4) OBP: 0.331, SLG: 0.419	F5					K			G3	3	0	0	0	0	1	0					
2 Luis Urias, R (1, 5) OBP: 0.324, SLG: 0.404	F9								G6-3	3	0	1	0	0	0	0					
3 Jonathan Davis, R (1, 8) OBP: 0.363, SLG: 0.254	G5-3					K			K	3	0	0	0	0	2	1					
0 Mario Feliciano, R (1, 2)						L7			K	2	0	0	0	0	0	1					
7 Victor Caratini, S (7, 2) OBP: 0.343, SLG: 0.401			G1-3						K	1	0	0	0	0	1	0					
Inning Stats	R: 0 E: 0 K: 0 S: 9	H: 0 LOB: 0 BB: 0 P: 11	R: 2 E: 0 K: 0 S: 12	H: 2 LOB: 0 BB: 0 P: 21	R: 0 E: 0 K: 0 S: 5	H: 0 LOB: 0 BB: 0 P: 8	R: 0 E: 0 K: 0 S: 6	H: 0 LOB: 0 BB: 0 P: 7	R: 0 E: 0 K: 1 S: 7	H: 1 LOB: 1 BB: 0 P: 10	R: 0 E: 0 K: 1 S: 7	H: 0 LOB: 0 BB: 0 P: 14	R: 0 E: 0 K: 2 S: 7	H: 0 LOB: 0 BB: 0 P: 12	R: 1 E: 0 K: 1 S: 12	H: 2 LOB: 1 BB: 0 P: 16	1B: 4 2B: 0 3B: 0 HR: 2	SF: 0 SAC: 0 DP: 1 HBP: 0	WP: 0 PB: 0 SB: 0 CS: 0	PA: 32	
PITCHER	IP	WLS	BF	H	R	ER	SO	BB	IBB	HBP	BLK	WP	HR	S	P	ERA	WHIP				
39 Miles Mikolas, R (1, 1) ERA: 3.44	8.0	W	27	4	2	2	6	0	0	0	0	0	1	64	99	2.25	0.500				
56 Ryan Helsley, R (9, 1) ERA: 0.92	1.0		5	2	1	1	1	0	0	0	0	0	1	12	16	9.00	2.000				

Batter	1	2	3	4	5	6	7	8	9	AB	R	H	RBI	BB	SO	LOB	BOTTOM				
3 Dylan Carlson, S (1, 8) OBP: 0.306, SLG: 0.395	G2-3		K			K			HR	4	1	1	1	0	2	0	Milwaukee Brewers @ St. Louis Cardinals Busch Stadium, St. Louis, MO Sun Aug 14 2022, 1:18 PM - 3:35 PM CDT Att: 44,142 - Cloudy - 82 F				
27 Tyler O'Neill, R (1, 7) OBP: 0.288, SLG: 0.353	G6-3		G5-3			HR			E5	4	2	2	1	0	0	0					
46 Paul Goldschmidt, R (1, 3) OBP: 0.413, SLG: 0.612	28 FC5-4		G4-3			G5-3			5 HR	2	1	0	0	2	0	0					
28 Nolan Arenado, R (1, 5) OBP: 0.364, SLG: 0.559	FC5-4					L1-3			5 HR	4	0	0	0	0	1	3					
5 Albert Pujols, R (1, 10) OBP: 0.325, SLG: 0.459		HR				G6-3			HR	4	2	2	4	0	1	0					
11 Paul DeJong, R (1, 6) OBP: 0.275, SLG: 0.376		G5-3				K			K	4	0	0	0	0	3	0					
19 Tommy Edman, S (1, 4) OBP: 0.319, SLG: 0.364						G6-4-3			BB	2	0	2	0	1	0	0					
7 Andrew Knizner, R (1, 2) OBP: 0.303, SLG: 0.288						G6-4-3			BB	2	0	0	0	0	1	2					
25 Corey Dickerson, L (7, PH) OBP: 0.277, SLG: 0.361			K			G6-4-3			K	1	0	0	0	0	1	1					
4 Yadier Molina, R (8, 2) OBP: 0.236, SLG: 0.278									K	0	0	0	0	0	0	0					
21 Lars Nootbaar, L (1, 9) OBP: 0.324, SLG: 0.408						G4-3			K	3	0	0	0	0	2	1					
Inning Stats	R: 0 E: 0 K: 0 S: 9	H: 0 LOB: 1 BB: 1 P: 14	R: 1 E: 0 K: 2 S: 12	H: 2 LOB: 1 BB: 0 P: 15	R: 0 E: 0 K: 1 S: 7	H: 0 LOB: 0 BB: 0 P: 11	R: 0 E: 0 K: 1 S: 9	H: 0 LOB: 0 BB: 0 P: 13	R: 0 E: 0 K: 0 S: 4	H: 0 LOB: 0 BB: 1 P: 10	R: 1 E: 0 K: 1 S: 10	H: 1 LOB: 0 BB: 0 P: 16	R: 0 E: 0 K: 3 S: 13	H: 1 LOB: 1 BB: 0 P: 20	R: 4 E: 1 K: 3 S: 17	H: 3 LOB: 0 BB: 1 P: 24	1B: 2 2B: 1 3B: 0 HR: 4	SF: 0 SAC: 0 DP: 1 HBP: 0	WP: 0 PB: 0 SB: 1 CS: 0	PA: 33	
PITCHER	IP	WLS	BF	H	R	ER	SO	BB	IBB	HBP	BLK	WP	HR	S	P	ERA	WHIP				
26 Aaron Ashby, L (1, 1) ERA: 4.24	6.0		22	3	2	2	5	2	0	0	0	0	0	51	79	3.00	0.833				
50 Matt Bush, R (7, 1) ERA: 3.21	1.0		4	1	0	0	3	0	0	0	0	0	0	13	20	0.00	1.000				
25 Taylor Rogers, R (8, 1) ERA: 5.0	0.2	L	6	3	4	4	2	1	0	0	0	0	2	13	19	54.00	6.000				
32 Peter Strzelecki, R (8, 1) ERA: 3.18	0.1		1	0	0	0	1	0	0	0	0	0	0	4	5	0.00	0.000				

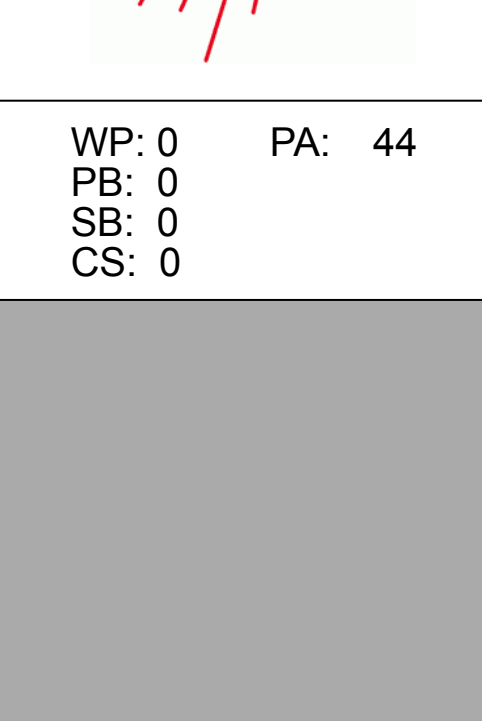


Batter	1	2	3	4	5	6	7	8	9	10	11	AB	R	H	RBI	BB	SO	LOB	TOP									
50 Mookie Betts, R OBP: 0.341, SLG: 0.536	(1, 9) K		(1, 3) K		(2, 1) HR		(3, 2) P3			(2, 2) FC6-5		5	1	1	1	0	2	0										
6 Trea Turner, R OBP: 0.344, SLG: 0.494	(1, 6) FC5-2		(2, 2) K		(0, 0) G5-3		(1, 2) G6-3			(0, 1) 1B		5	0	2	0	0	1	0										
5 Freddie Freeman, L OBP: 0.400, SLG: 0.526	(1, 3) FC5-2		(0, 0) F9		(4, 1) BB					(3, 2) G6-3		4	1	1	0	1	0	2										
16 Will Smith, R OBP: 0.388, SLG: 0.474	(1, 2) FC5-2			(3, 2) F9	(2, 2) F8					(2, 2) G3-1		5	0	0	0	0	0	3										
13 Max Muncy, L OBP: 0.325, SLG: 0.372	(1, 5) K			(2, 3) K		(1, 2) G3				(3, 3) K		4	0	0	0	1	3	2										
10 Justin Turner, R OBP: 0.341, SLG: 0.401		(4, 2) BB			(1, 2) 1B					(1, 2) G6-3		4	0	2	1	1	1	0										
9 Gavin Lux, L OBP: 0.371, SLG: 0.432		(2, 2) K								(2, 3) K		4	0	0	0	0	4	2										
17 Hanser Alberto, R OBP: 0.250, SLG: 0.374		(11, 4) K								(2, 3) K		1	0	0	0	0	1	2										
12 Joey Gallo, L OBP: 0.288, SLG: 0.371		(0, 0) F7								(1, 1) F8		4	1	1	1	0	0	1										
25 Trayce Thompson, RH OBP: 0.360, SLG: 0.483					(0, 0) HR					(0, 0) FC6-5		1	0	0	0	0	1	2										
3 Chris Taylor, R OBP: 0.317, SLG: 0.411		(1, 3) K			(0, 2) F9					(0, 3) K		4	1	1	1	0	2	1										
Inning Stats	R: 0 E: 0 K: 2 S: 20	H: 2 LOB: 2 BB: 0 P: 27	R: 0 E: 0 K: 2 S: 9	H: 0 LOB: 1 BB: 1 P: 16	R: 0 E: 0 K: 2 S: 8	H: 1 LOB: 0 BB: 0 P: 9	R: 0 E: 0 K: 2 S: 16	H: 1 LOB: 1 BB: 1 P: 22	R: 2 E: 0 K: 0 S: 11	H: 2 LOB: 1 BB: 1 P: 19	R: 0 E: 0 K: 1 S: 14	H: 0 LOB: 0 BB: 0 P: 19	R: 1 E: 0 K: 0 S: 11	H: 0 LOB: 0 BB: 0 P: 17	R: 0 E: 0 K: 1 S: 9	H: 0 LOB: 0 BB: 0 P: 13	R: 0 E: 0 K: 1 S: 8	H: 0 LOB: 2 BB: 0 P: 12	R: 0 E: 0 K: 1 S: 11	H: 1 LOB: 2 BB: 1 P: 15	R: 1 E: 0 K: 2 S: 12	H: 1 LOB: 2 BB: 1 P: 22	1B: 4 2B: 1 3B: 0 HR: 3	SF: 0 SAC: 0 DP: 0 HBP: 0	WP: 0 PB: 0 SB: 0 CS: 0	PA: 44		
PITCHER	53 Brandon Woodruff, R ERA: 3.53	IP: 5.0 WLS: 2 BF: 22	H: 5 R: 2 ER: 2 SO: 8	BB: 2 IBB: 0 HBP: 0 BLK: 0	WP: 0 HR: 2 S: 64 P: 93	ERA: 3.53 WHIP: 1.400	55 Hoby Milner, L ERA: 3.33	IP: 1.0 WLS: 4 BF: 4	H: 1 R: 0 ER: 0 SO: 1	BB: 0 IBB: 0 HBP: 0 BLK: 0	WP: 0 HR: 0 S: 15 P: 15	ERA: 0.00 WHIP: 1.000	35 Brent Suter, L ERA: 4.0	IP: 1.0 WLS: 5 BF: 1	H: 1 R: 1 ER: 0 SO: 2	BB: 1 IBB: 0 HBP: 0 BLK: 0	WP: 0 HR: 0 S: 12 P: 22	ERA: 0.00 WHIP: 2.000										

Los Angeles Dodgers @ Milwaukee Brewers
American Family Field, Milwaukee, WI
Tue Aug 16 2022, 7:14 PM - 11:03 PM CDT
Att. 32,948 - Clear - 74 F

livebaseballscores.com

AB 41
R 4
H 8
RBI 4
BB 3
SO 15
LOB 15

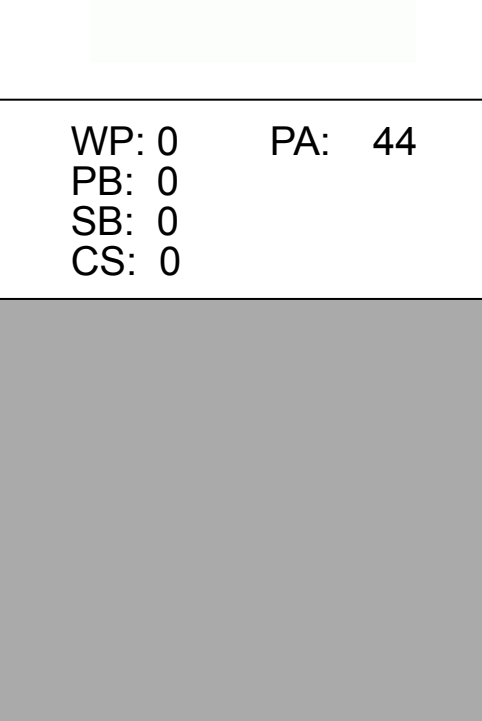


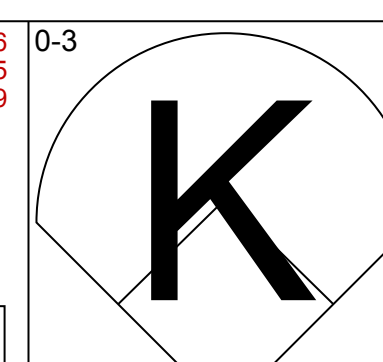
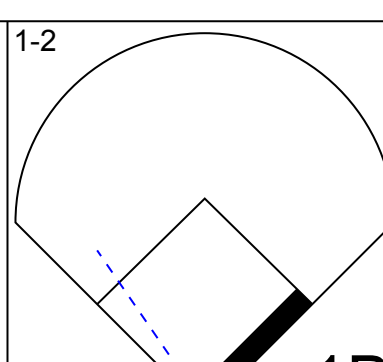
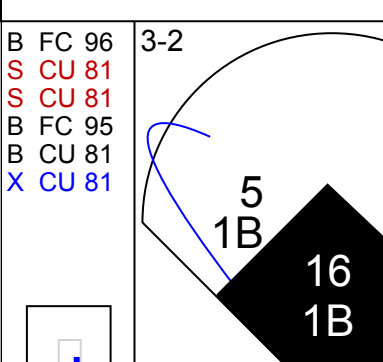
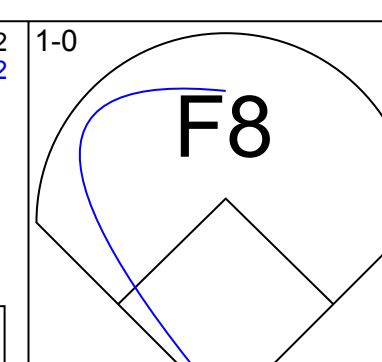
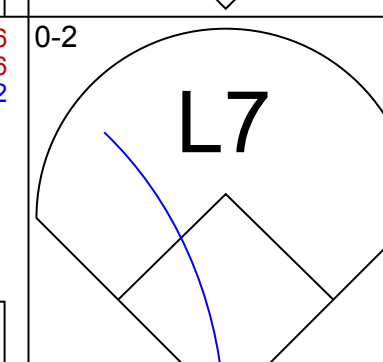
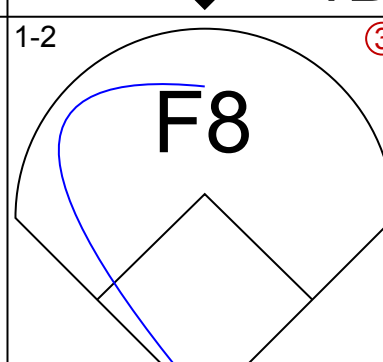
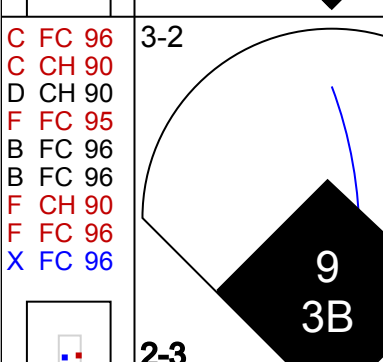
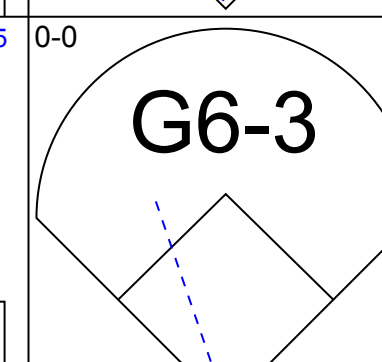
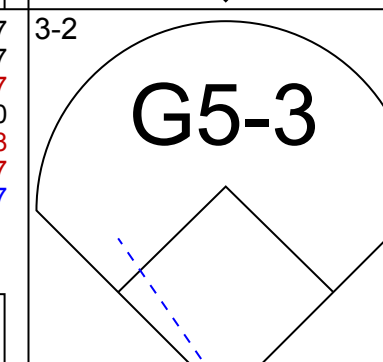
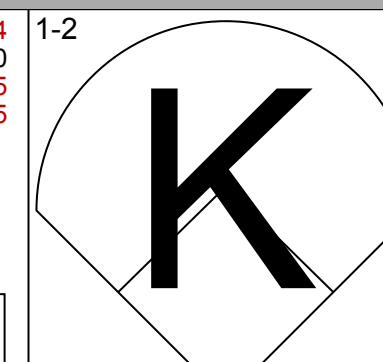
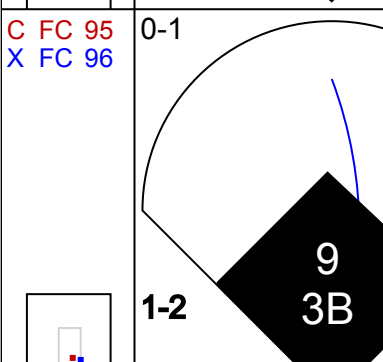
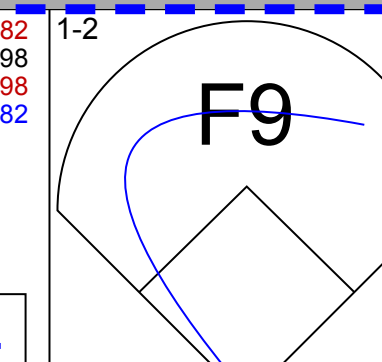
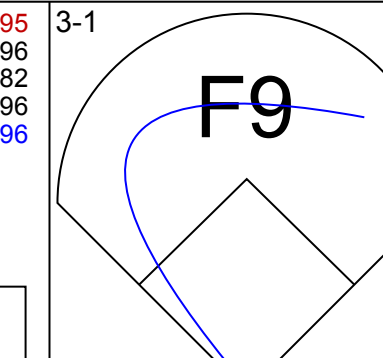
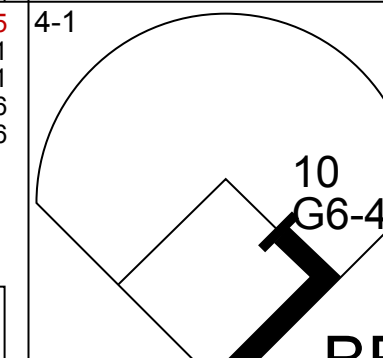
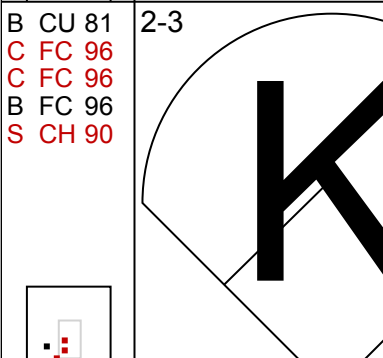
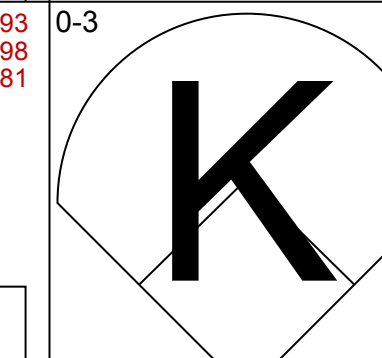


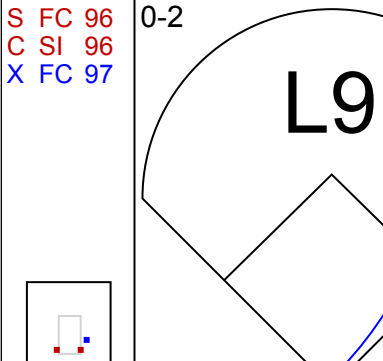
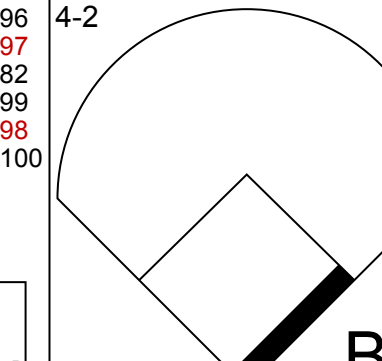

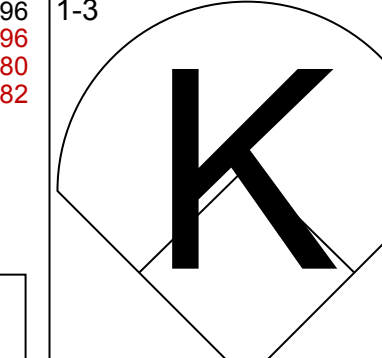
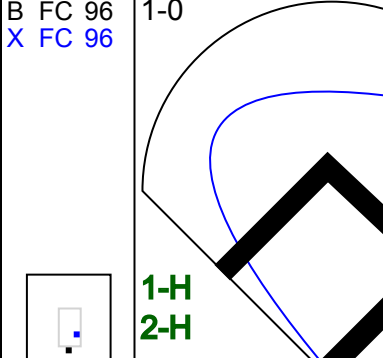
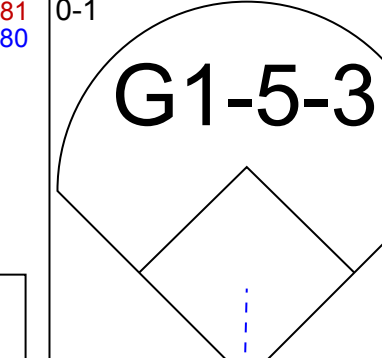

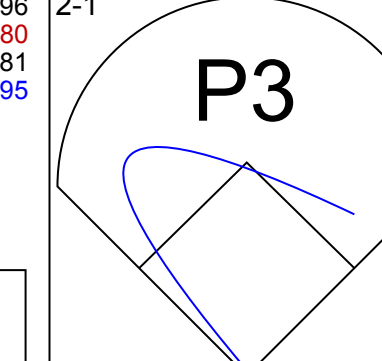
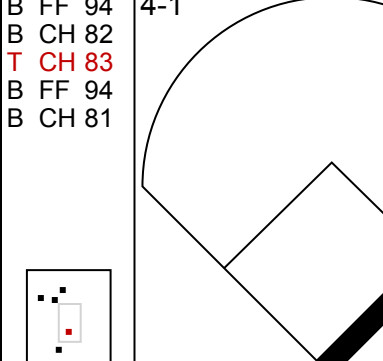

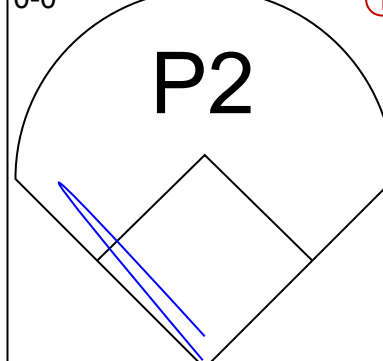
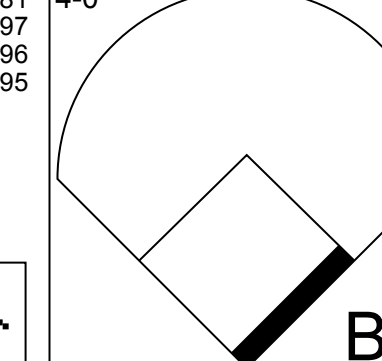
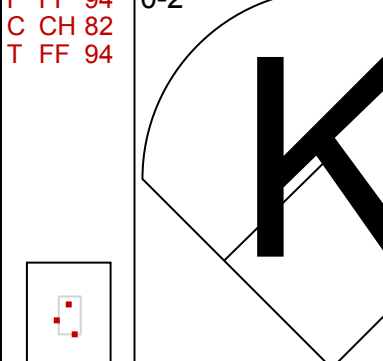


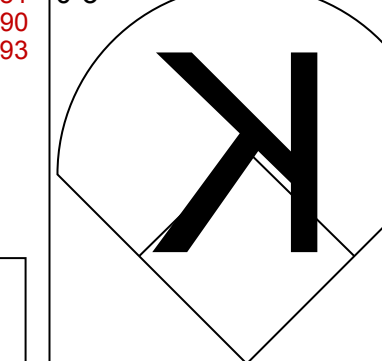


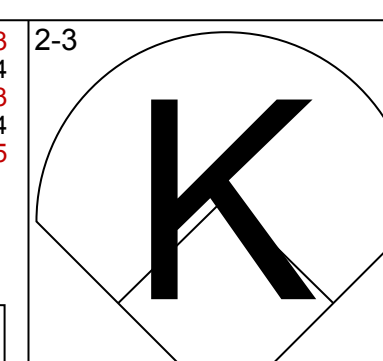
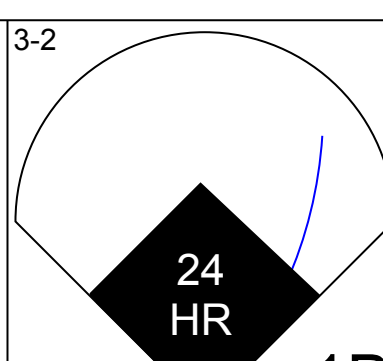
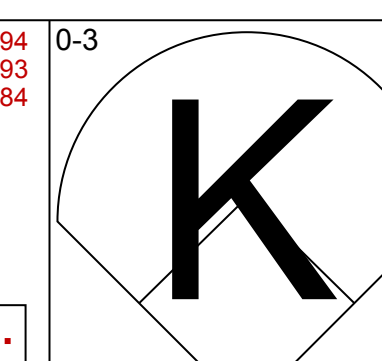
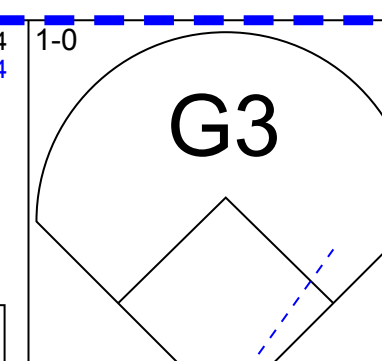
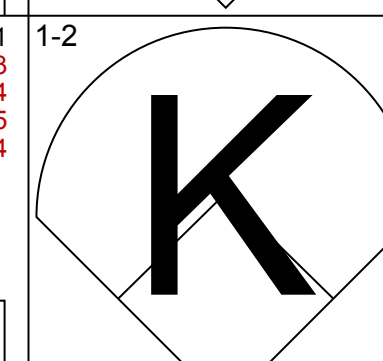
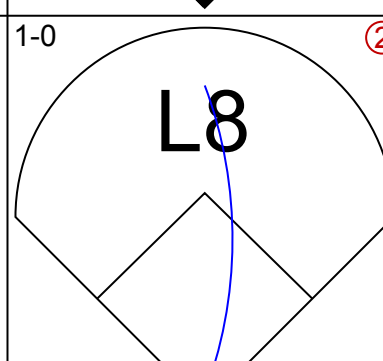
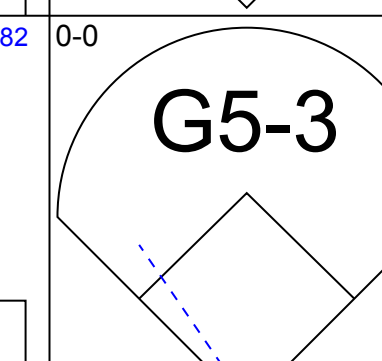
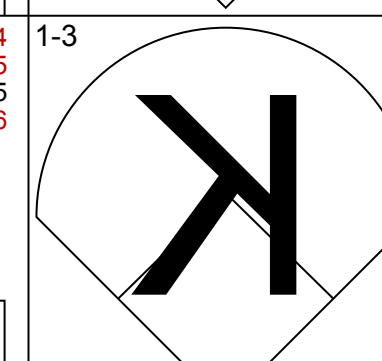
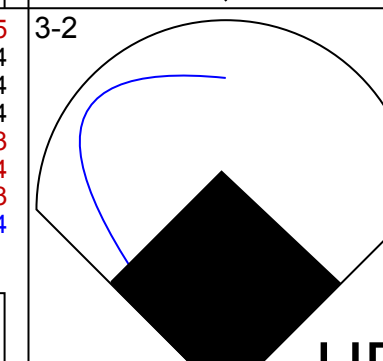
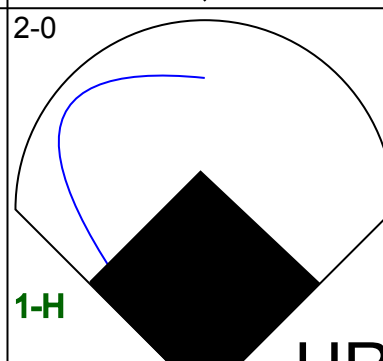
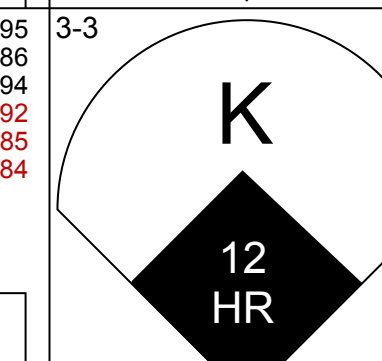
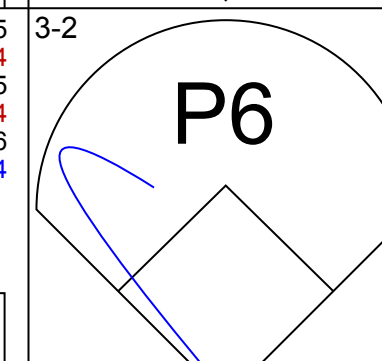
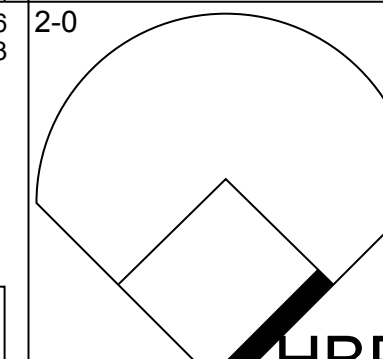
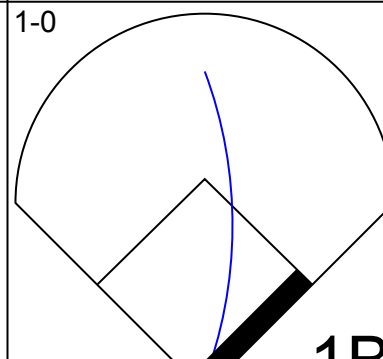
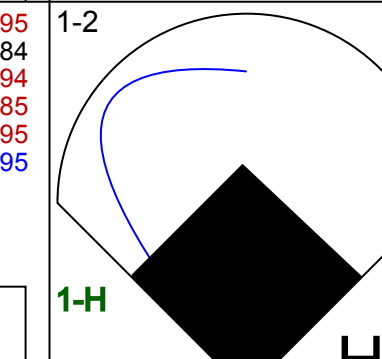

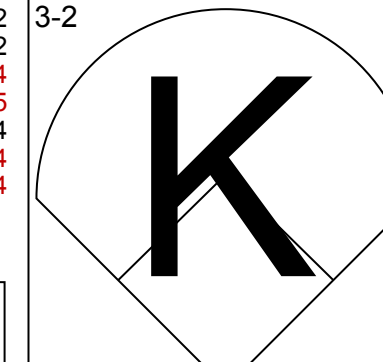
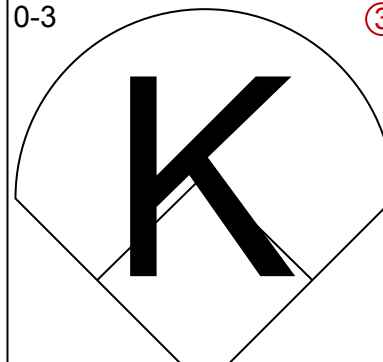
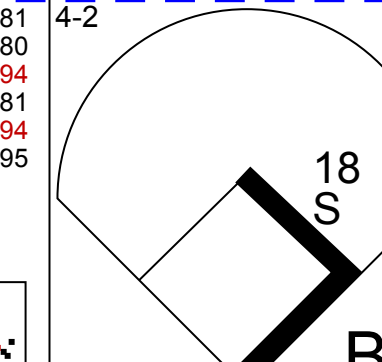



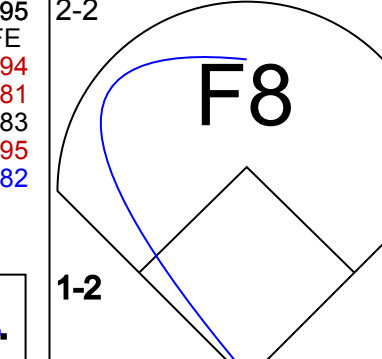










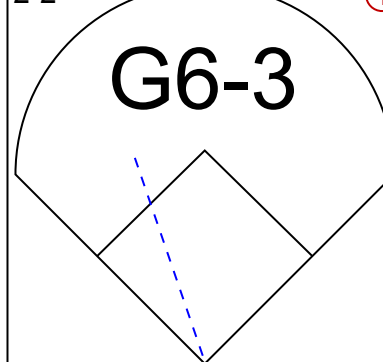


Batter	1	2	3	4	5	6	7	8	9	10	11	AB	R	H	RBI	BB	SO	LOB	BOTTOM								
22 Christian Yelich, L OBP: 0.356, SLG: 0.379	(1, 7) HR		(0, 3) K		(2, 1) HR		(1, 2) K			(0, 1) P6		4	2	1	1	1	2	0									
27 Willy Adames, R OBP: 0.295, SLG: 0.453	(1, 6) HR		(0, 1) F9		(0, 1) P3		(1, 2) F9			(1, 3) K		5	1	1	2	0	1	0									
11 Rowdy Tellez, L OBP: 0.326, SLG: 0.485	(1, 3) K		(2, 2) K		(4, 2) 24 BB					(4, 1) BB		3	0	1	0	2	1	0									
24 Andrew McCutchen, R OBP: 0.320, SLG: 0.389	(1, 9) F8		(1, 2) G6-3		(4, 2) BB					(1, 1) L8		4	1	0	0	1	1	2									
12 Hunter Renfroe, R OBP: 0.303, SLG: 0.490	(1, 10) K			(1, 2) F9	(2, 2) F9					(1, 1) K		5	1	1	0	0	2	2									
16 Kolten Wong, L OBP: 0.328, SLG: 0.410		(3, 2) F6								(0, 3) K		4	0	0	0	1	3	2									
2 Luis Urias, R OBP: 0.322, SLG: 0.396		(4, 1) BB								(0, 1) F9		3	0	0	0	2	0	1									
7 Victor Caratini, S OBP: 0.339, SLG: 0.391										(1, 3) K		4	0	1	2	1	2	2									
3 Jonathan Davis, R OBP: 0.243, SLG: 0.243		(1, 1) P5										3	0	0	0	0	1	1									
15 Tyrone Taylor, R OBP: 0.276, SLG: 0.419												1	0	0	0	0	1	1									
Inning Stats	R: 2 E: 0 K: 2 S: 15	H: 1 LOB: 0 BB: 1 P: 23	R: 0 E: 0 K: 1 S: 9	H: 0 LOB: 1 BB: 1 P: 18	R: 0 E: 0 K: 1 S: 11	H: 1 LOB: 1 BB: 0 P: 14	R: 0 E: 0 K: 1 S: 10	H: 0 LOB: 1 BB: 1 P: 15	R: 1 E: 0 K: 1 S: 14	H: 1 LOB: 2 BB: 2 P: 26	R: 0 E: 0 K: 1 S: 7	H: 0 LOB: 0 BB: 0 P: 12	R: 0 E: 0 K: 2 S: 14	H: 0 LOB: 0 BB: 0 P: 21	R: 0 E: 0 K: 2 S: 9	H: 0 LOB: 1 BB: 1 P: 15	R: 0 E: 0 K: 1 S: 8	H: 0 LOB: 1 BB: 1 P: 14	R: 2 E: 0 K: 1 S: 11	H: 2 LOB: 2 BB: 1 P: 20	1B: 2 2B: 1 3B: 0 HR: 2	SF: 0 SAC: 0 DP: 0 HBP: 0	WP: 0 PB: 0 SB: 0 CS: 0	PA: 44			
PITCHER	47 Ryan Pepiot, R ERA: 4.26	IP: 4.2 WLS: 1 BF: 4	H: 3 R: 3 ER: 3 SO: 6	BB: 0 IBB: 0 HBP: 0 BLK: 0	WP: 0 HR: 2 S: 56 P: 91	ERA: 5.79 WHIP: 1.714	51 Alex Vesia, L ERA: 2.82	IP: 1.0 WLS: 4 BF: 4	H: 0 R: 0 ER: 0 SO: 1	BB: 1 IBB: 0 HBP: 0 BLK: 0	WP: 0 HR: 0 S: 8 P: 14	ERA: 0.00 WHIP: 1.000	46 Craig Kimbrel, R ERA: 4.57	IP: 0.1 WLS: 4 BF: 2	H: 2 R: 2 ER: 1 SO: 1	BB: 1 IBB: 0 HBP: 0 BLK: 0	WP: 0 HR: 0 S: 11 P: 20	ERA: 27.00 WHIP: 9.000									

Los Angeles Dodgers @ Milwaukee Brewers
American Family Field, Milwaukee, WI
Tue Aug 16 2022, 7:14 PM - 11:03 PM CDT
Att. 32,948 - Clear - 74 F

livebaseballscores.com

AB 36
R 5
H 5
RBI 5
BB 8
SO 14
LOB 11



Batter	1	2	3	4	5	6	7	8	9	AB	R	H	RBI	BB	SO	LOB	TOP								
6 Trea Turner, R OBP: 0.344, SLG: 0.493										4	1	2	0	0	1	0	Los Angeles Dodgers @ Milwaukee Brewers American Family Field, Milwaukee, WI Thu Aug 18 2022, 1:11 PM - 4:08 PM CDT Att: 37,403 - Partly Cloudy - 82 F livebaseballscorecards.com								
5 Freddie Freeman, L OBP: 0.398, SLG: 0.621										4	1	1	0	0	0	1									
16 Will Smith, R OBP: 0.357, SLG: 0.471										4	1	1	1	0	1	0									
13 Max Muncy, L OBP: 0.323, SLG: 0.377										3	0	0	0	1	2	2									
10 Justin Turner, R OBP: 0.326, SLG: 0.393										3	0	0	0	1	0	3									
9 Gavin Lux, L OBP: 0.373, SLG: 0.439										4	0	2	2	0	1	1									
12 Joey Gallo, L OBP: 0.287, SLG: 0.367										3	0	0	0	1	2	1									
3 Chris Taylor, R OBP: 0.315, SLG: 0.408										3	0	0	0	1	2	2									
35 Cody Bellinger, L OBP: 0.259, SLG: 0.395										4	0	0	0	0	3	1									
Inning Stats	R: 0 E: 0 K: 1 S: 10	H: 0 LOB: 0 BB: 0 P: 13	R: 0 E: 0 K: 1 S: 12	H: 1 LOB: 1 BB: 0 P: 19	R: 0 E: 0 K: 0 S: 10	H: 1 LOB: 1 BB: 0 P: 15	R: 0 E: 0 K: 1 S: 7	H: 0 LOB: 0 BB: 1 P: 14	R: 0 E: 0 K: 2 S: 8	H: 0 LOB: 1 BB: 1 P: 15	R: 3 E: 0 K: 2 S: 22	H: 4 LOB: 2 BB: 1 P: 35	R: 0 E: 0 K: 1 S: 5	H: 0 LOB: 0 BB: 0 P: 7	R: 0 E: 0 K: 1 S: 10	H: 0 LOB: 1 BB: 1 P: 15		R: 0 E: 0 K: 3 S: 9	H: 0 LOB: 0 BB: 0 P: 12	1B: 4 2B: 1 HR: 0	SF: 0 SAC: 0 DP: 1 HBP: 0	WP: 0 PB: 0 CS: 0	PA: 36		
PITCHER	IP	WLS	BF	H	R	ER	SO	BB	IBB	HBP	BLK	WP	HR	S	P	ERA	WHIP	PITCHER							
39 Corbin Burnes, R ERA: 2.48	5.2	W	24	6	3	3	6	2	0	0	0	0	0	65	103	4.76	1.412								
45 Brad Boxberger, R ERA: 2.44	0.1	H	2	0	0	0	1	1	0	0	0	0	0	4	8	0.00	3.000								
25 Taylor Rogers, L ERA: 4.79	1.0	H	3	0	0	0	1	0	0	0	0	0	0	5	7	0.00	0.000								
50 Matt Bush, R ERA: 3.27	1.0	H	4	0	0	0	1	1	0	0	0	0	0	10	15	0.00	1.000								
38 Devin Williams, R ERA: 1.55	1.0	S	3	0	0	0	3	0	0	0	0	0	0	9	12	0.00	0.000								
Batter	1	2	3	4	5	6	7	8	9	AB	R	H	RBI	BB	SO	LOB	BOTTOM								
22 Christian Yelich, L OBP: 0.354, SLG: 0.376										4	1	1	0	0	2	0	Los Angeles Dodgers @ Milwaukee Brewers American Family Field, Milwaukee, WI Thu Aug 18 2022, 1:11 PM - 4:08 PM CDT Att: 37,403 - Partly Cloudy - 82 F livebaseballscorecards.com								
27 Willy Adams, R OBP: 0.282, SLG: 0.445										4	0	0	0	0	2	1									
24 Andrew McCutchen, R OBP: 0.322, SLG: 0.406										4	3	2	3	0	1	0									
12 Hunter Renfroe, R OBP: 0.308, SLG: 0.502										3	1	3	2	0	0	0									
20 Mike Brosseau, R OBP: 0.346, SLG: 0.426										3	0	0	0	1	3	3									
18 Keston Hiura, R OBP: 0.348, SLG: 0.468										3	0	0	0	1	2	2									
16 Kolten Wong, L OBP: 0.323, SLG: 0.404										3	0	0	0	0	1	1									
7 Victor Caratini, S OBP: 0.335, SLG: 0.385										3	0	0	0	0	1	1									
15 Tyrone Taylor, R OBP: 0.274, SLG: 0.412										3	0	0	0	0	2	1									
Inning Stats	R: 1 E: 0 K: 3 S: 16	H: 1 LOB: 1 BB: 0 P: 27	R: 0 E: 0 K: 2 S: 7	H: 0 LOB: 0 BB: 0 P: 11	R: 2 E: 0 K: 1 S: 13	H: 3 LOB: 1 BB: 0 P: 22	R: 0 E: 0 K: 2 S: 9	H: 0 LOB: 1 BB: 1 P: 13	R: 2 E: 0 K: 2 S: 18	H: 1 LOB: 1 BB: 1 P: 28	R: 0 E: 0 K: 1 S: 7	H: 0 LOB: 0 BB: 0 P: 12	R: 0 E: 0 K: 2 S: 11	H: 1 LOB: 1 BB: 0 P: 16	1B: 2 2B: 1 HR: 3	SF: 0 SAC: 1 DP: 0 HBP: 1		WP: 0 PB: 1 CS: 0	PA: 34						
PITCHER	IP	WLS	BF	H	R	ER	SO	BB	IBB	HBP	BLK	WP	HR	S	P	ERA	WHIP	PITCHER							
28 Andrew Heaney, L ERA: 1.77	4.2	L	22	5	5	3	10	1	0	1	0	0	0	6	12	0.00	3.000								
45 Reyes Moronta, R ERA: 4.19	0.1		2	0	0	0	0	1	0	0	0	0	0	6	12	0.00	3.000								
33 David Price, L ERA: 2.36	1.0		3	0	0	0	1	0	0	0	0	0	0	7	10	0.00	0.000								
52 Phil Bickford, R ERA: 4.78	1.1		5	1	0	0	2	0	0	0	0	0	0	14	24	0.00	0.750								
51 Alex Vesia, L ERA: 2.77	0.2		2	0	0	0	1	0	0	0	0	0	0	4	4	0.00	0.000								

Batter	1	2	3	4	5	6	7	8	9	10	11	AB	R	H	RBI	BB	SO	LOB	TOP							
22 Christian Yelich, L OBP: 0.365, SLG: 0.375	(1, 7) 4-2 BB 11 LG 27 B 24 FC5-4		(1, 1) G1-3			(1, 1) G6-3		(1, 1) 27 HR		(1, 1) K		4	2	1	0	1	1	2								
27 Willy Adams, R OBP: 0.287, SLG: 0.451	(1, 6) 1-0 BB 24 FC5-4		(1, 2) G6-3			(1, 1) G6-3		(1, 1) 1B		(1, 2) F7		4	1	2	2	1	0	2								
11 Rowdy Tellez, L OBP: 0.323, SLG: 0.481	(1, 3) 0-2 BB L9		(1, 3) G5-3			(1, 2) G6-3		(1, 1) HR		(1, 2) BB		3	0	0	0	2	1	3								
24 Andrew McCutchen, R OBP: 0.320, SLG: 0.408	(1, 10) 1-0 BB FC5-4				(1, 1) F8		(1, 3) L6		(1, 3) K		(1, 3) G5-3		5	1	0	1	0	1	6							
12 Hunter Renfroe, R OBP: 0.306, SLG: 0.503	(1, 9) 0-0 BB F9		(1, 2) G6-3			(1, 1) G5-3		(1, 1) G6-3		(1, 1) F8		5	0	0	0	0	0	1								
16 Kolten Wong, L OBP: 0.321, SLG: 0.397		(1, 4) 1-3 BB K			(1, 4) G3		(1, 3) K		(1, 2) P5		(1, 1) FC3		5	0	0	1	0	2	0							
2 Luis Urias, R OBP: 0.319, SLG: 0.383	(1, 5) 4-2 BB BB		(1, 1) G6-4-3			(1, 2) L6		(1, 1) L6		(1, 1) K		3	1	0	0	2	1	1								
10 Omar Narváez, L OBP: 0.320, SLG: 0.358	(1, 2) 1-0 BB F7		(1, 1) K			(1, 2) G4-3		(1, 1) G4-3		(1, 1) 11 BB 15 HBP		3	0	0	0	0	1	2								
20 Mike Brosseau, R OBP: 0.351, SLG: 0.431	(10, PH) 1-0 BB F7		(10, 2) K			(10, 2) L7		(10, 2) L7		(10, 2) BB		1	0	1	1	0	0	0								
7 Victor Caratini, S OBP: 0.332, SLG: 0.377	(10, 2) 1-3 BB K		(10, 2) G6-4-3			(10, 2) K		(10, 2) K		(10, 2) BB		0	0	0	0	1	0	0								
3 Jonathan Davis, R OBP: 0.345, SLG: 0.465	(1, 8) 1-3 BB K		(1, 8) G6-4-3			(1, 8) K		(1, 8) K		(1, 8) BB		2	0	0	0	0	1	2								
18 Keston Hiura, R OBP: 0.345, SLG: 0.465	(8, PH) 1-3 BB K		(8, PH) G6-4-3			(8, PH) K		(8, PH) K		(8, PH) BB		1	0	0	0	0	0	0								
15 Tyrone Taylor, R OBP: 0.275, SLG: 0.412	(8, 8) 1-2 BB K		(8, 8) G6-4-3			(8, 8) K		(8, 8) K		(8, 8) BB		1	0	0	0	0	1	2								
Inning Stats	R: 1 E: 0 K: 0 S: 9	H: 1 LOB: 1 BB: 1 P: 15	R: 0 E: 0 K: 2 S: 9	H: 0 LOB: 1 BB: 1 P: 16	R: 0 E: 0 K: 0 S: 5	H: 0 LOB: 0 BB: 0 P: 6	R: 0 E: 0 K: 0 S: 7	H: 0 LOB: 0 BB: 0 P: 9	R: 0 E: 0 K: 1 S: 5	H: 0 LOB: 0 BB: 1 P: 9	R: 0 E: 0 K: 1 S: 8	H: 0 LOB: 1 BB: 0 P: 14	R: 0 E: 0 K: 1 S: 12	H: 0 LOB: 0 BB: 0 P: 15	R: 2 E: 0 K: 1 S: 13	H: 2 LOB: 1 BB: 1 P: 26	R: 0 E: 0 K: 0 S: 4	H: 0 LOB: 0 BB: 0 P: 8	R: 1 E: 0 K: 1 S: 10	H: 1 LOB: 3 BB: 1 P: 20	R: 1 E: 0 K: 2 S: 8	H: 0 LOB: 2 BB: 1 P: 16	1B: 3 2B: 0 3B: 0 HR: 1	SF: 0 SAC: 1 DP: 1 HBP: 1	WP: 0 PB: 0 SB: 1 CS: 0	PA: 45
PITCHER	IP WLS BF 2B 3B HR S P ERA WHIP	0 Marcus Stroman, R ERA: 3.83	50 Rowan Wick, R ERA: 4.29	59 Michael Rucker, R ERA: 4.33	25 Steven Brault, L ERA:	46 Erich Uelmen, R ERA: 2.77	PITCHER															IP WLS BF H R ER SO BB IBB HBP BLK WP HR S P ERA WHIP				

Milwaukee Brewers @ Chicago Cubs
Wrigley Field, Chicago, IL
Sat Aug 20 2022, 2:03 PM - 5:52 PM CDT
Att: 35,994 - Cloudy - 70 F

AB 37
R 5
H 4
RBI 5
BB 7
SO 9
LOB 21



Batter	1	2	3	4	5	6	7	8	9	10	11	AB	R	H	RBI	BB	SO	LOB	BOTTOM							
1 Nick Madrigal, R OBP: 0.313, SLG: 0.292	(1, 4) 0-0 BB F8		(1, 4) 3-1 BB 40 FC5			(1, 4) 1-1 FC1-6-5 40 HR		(1, 4) 0-2 BB 40 FC5-4		(1, 4) 1-2 BB 40 DI		6	1	3	1	0	0	3								
40 Willson Contreras, R OBP: 0.366, SLG: 0.476	(1, 2) 0-1 BB G5-3		(1, 2) 0-1 FC5			(1, 2) 1-0 HR		(1, 2) 2-2 FC5-4		(1, 2) 1-2 BB		5	1	2	3	1	0	3								
8 Ian Happ, S OBP: 0.354, SLG: 0.447	(1, 7) 3-3 BB K		(1, 7) 1-0 G4-3			(1, 7) 1-2 K		(1, 7) 2-0 G4-3		(1, 7) 1-3 K		5	1	0	0	0	3	5								
27 Seiya Suzuki, R OBP: 0.315, SLG: 0.402		(1, 9) 0-1 G4-3				(1, 9) 2-2 P2		(1, 9) 2-3 K		(1, 9) 1-2 L8		5	0	1	0	0	1	0								
32 Franmil Reyes, R OBP: 0.266, SLG: 0.391		(1, 10) 0-0 F7				(1, 10) 4-0 FC6-4 2 BB		(1, 10) 3-3 K		(1, 10) 3-2 SF7		3	0	0	1	1	1	1								
2 Nico Hoerner, R OBP: 0.345, SLG: 0.418	(1, 6) 4-1 BB BB		(1, 6) 1-3 K			(1, 6) 0-1 FC6-4 16 S		(1, 6) 2-2 G4-3		(1, 6) 0-0 F8		4	1	0	0	1	1	2								
16 Patrick Wisdom, R OBP: 0.314, SLG: 0.444	(1, 3) 1-0 P4		(1, 3) 0-0 K			(1, 3) 3-2 G5-3		(1, 3) 1-2 BB		(1, 3) 4-2 F8		4	1	1	1	1	1	3								
6 Zach McKinstry, L OBP: 0.233, SLG: 0.255	(1, 5) 3-2 BB G6-3		(1, 5) 3-2 BB G6-3			(1, 5) 4-2 BB G6-3		(1, 5) 1-3 K		(1, 5) 1-2 F8		1	0	0	0	1	0	0								
48 P.J. Higgins, R OBP: 0.328, SLG: 0.483	(7, PH) 8, 3) 0-0 BB G6-3		(7, PH) 8, 3) 0-0 BB G6-3			(7, PH) 8, 3) 0-0 BB G6-3		(7, PH) 8, 3) 1-3 K		(7, PH) 8, 3) 1-2 F8		2	0	0	0	0	1	1								
5 Christopher Morel, R OBP: 0.326, SLG: 0.462	(1, 8) 0-0 BB FC5		(1, 8) 0-0 BB FC5			(1, 8) 3-3 BB FC5		(1, 8) 1-3 K		(1, 8) 4-0 BB		3	0	1	0	0	2	1								
66 Rafael Ortega, L OBP: 0.324, SLG: 0.350	(10, 8) 1-2 BB FC5		(10, 8) 1-2 BB FC5			(10, 8) 1-2 BB FC5		(10, 8) 1-2 BB FC5		(10, 8) 1-2 BB FC5		0	1	0	0	2	0	0								
Inning Stats	R: 0 E: 0 K: 1 S: 6	H: 0 LOB: 0 BB: 0 P: 9	R: 0 E: 0 K: 0 S: 5	H: 0 LOB: 1 BB: 1 P: 10	R: 0 E: 0 K: 0 S: 12	H: 2 LOB: 2 BB: 0 P: 19	R: 0 E: 0 K: 2 S: 13	H: 1 LOB: 1 BB: 0 P: 20	R: 2 E: 0 K: 2 S: 12	H: 1 LOB: 1 BB: 0 P: 22	R: 0 E: 0 K: 0 S: 6	H: 0 LOB: 1 BB: 1 P: 15	R: 0 E: 0 K: 2 S: 12	H: 1 LOB: 1 BB: 0 P: 16	R: 0 E: 0 K: 2 S: 8	H: 0 LOB: 0 BB: 0 P: 15	R: 1 E: 0 K: 1 S: 24	H: 1 LOB: 3 BB: 3 P: 41	R: 1 E: 0 K: 0 S: 7	H: 0 LOB: 0 BB: 0 P: 11	R: 2 E: 0 K: 0 S: 9	H: 2 LOB: 2 BB: 1 P: 14	1B: 6 2B: 1 3B: 0 HR: 1	SF: 1 SAC: 1 DP: 0 HBP: 0	WP: 0 PB: 0 SB: 4 CS: 0	PA: 47
PITCHER	IP WLS BF 2B 3B HR S P ERA WHIP	51 Freddy Peralta, R ERA: 4.08	35 Brent Suter, L ERA: 3.83	50 Matt Bush, R ERA: 3.2	38 Devin Williams, R ERA: 1.72	25 Taylor Rogers, L ERA: 4.66	PITCHER															IP WLS BF H R ER SO BB IBB HBP BLK WP HR S P ERA WHIP				

Milwaukee Brewers @ Chicago Cubs
Wrigley Field, Chicago, IL
Sat Aug 20 2022, 2:03 PM - 5:52 PM CDT
Att: 35,994 - Cloudy - 70 F

AB 38
R 6
H 8
RBI 6
BB 7
SO 10
LOB 19



Batter	1	2	3	4	5	6	7	8	9	AB	R	H	RBI	BB	SO	LOB	TOP							
20 Mike Brosseau, R OBP: 0.343, SLG: 0.420 22 Christian Yelich, L OBP: 0.337, SLG: 0.375										3	0	0	0	0	2	1	Milwaukee Brewers @ Chicago Cubs Wrigley Field, Chicago, IL Sun Aug 21 2022, 1:23 PM - 4:25 PM CDT Att: 34,525 - Partly Cloudy - 71 F							
27 Willy Adames, R OBP: 0.287, SLG: 0.450										3	0	1	1	0	1	0								
24 Andrew McCutchen, R 3 Jonathan Davis, R OBP: 0.341, SLG: 0.236										4	0	1	0	0	1	2								
12 Hunter Renfroe, R OBP: 0.305, SLG: 0.498										3	0	0	0	1	1	2								
11 Rowdy Tellez, L OBP: 0.324, SLG: 0.487										3	2	1	1	1	1	2								
18 Keston Hiura, R OBP: 0.349, SLG: 0.507										4	2	2	3	0	1	1								
2 Luis Urias, R OBP: 0.315, SLG: 0.379										4	0	0	0	0	2	0								
7 Victor Caratini, S OBP: 0.326, SLG: 0.369										4	0	0	0	0	3	1								
15 Tyrone Taylor, R 16 Kolten Wong, L OBP: 0.276, SLG: 0.412 OBP: 0.322, SLG: 0.399										2	0	1	0	0	0	0								
										1	1	1	0	0	0	0								
Inning Stats	R: 0 E: 0 K: 3 S: 10	H: 0 LOB: 0 BB: 0 P: 16	R: 0 E: 0 K: 1 S: 10	H: 0 LOB: 0 BB: 1 P: 18	R: 0 E: 0 K: 3 S: 12	H: 1 LOB: 1 BB: 0 P: 18	R: 0 E: 0 K: 1 S: 12	H: 1 LOB: 1 BB: 0 P: 21	R: 0 E: 0 K: 0 S: 6	H: 0 LOB: 0 BB: 0 P: 7	R: 0 E: 0 K: 0 S: 6	H: 0 LOB: 0 BB: 0 P: 9	R: 2 E: 0 K: 2 S: 18	H: 3 LOB: 1 BB: 0 P: 31	R: 1 E: 0 K: 0 S: 9	H: 1 LOB: 0 BB: 1 P: 14	R: 2 E: 0 K: 1 S: 16	H: 1 LOB: 0 BB: 1 P: 24	1B: 4 2B: 1 3B: 0 HR: 3	SF: 1 SAC: 0 DP: 2 HBP: 0	WP: 3 PB: 0 SB: 1 CS: 1	PA: 35		
PITCHER	IP WLS BF H R ER SO BB IBB HBP BLK WP HR S P ERA WHIP	IP WLS BF H R ER SO BB IBB HBP BLK WP HR S P ERA WHIP	IP WLS BF H R ER SO BB IBB HBP BLK WP HR S P ERA WHIP	IP WLS BF H R ER SO BB IBB HBP BLK WP HR S P ERA WHIP	IP WLS BF H R ER SO BB IBB HBP BLK WP HR S P ERA WHIP	IP WLS BF H R ER SO BB IBB HBP BLK WP HR S P ERA WHIP	IP WLS BF H R ER SO BB IBB HBP BLK WP HR S P ERA WHIP	IP WLS BF H R ER SO BB IBB HBP BLK WP HR S P ERA WHIP	IP WLS BF H R ER SO BB IBB HBP BLK WP HR S P ERA WHIP	IP WLS BF H R ER SO BB IBB HBP BLK WP HR S P ERA WHIP	IP WLS BF H R ER SO BB IBB HBP BLK WP HR S P ERA WHIP	IP WLS BF H R ER SO BB IBB HBP BLK WP HR S P ERA WHIP	IP WLS BF H R ER SO BB IBB HBP BLK WP HR S P ERA WHIP	IP WLS BF H R ER SO BB IBB HBP BLK WP HR S P ERA WHIP	IP WLS BF H R ER SO BB IBB HBP BLK WP HR S P ERA WHIP	IP WLS BF H R ER SO BB IBB HBP BLK WP HR S P ERA WHIP	IP WLS BF H R ER SO BB IBB HBP BLK WP HR S P ERA WHIP	IP WLS BF H R ER SO BB IBB HBP BLK WP HR S P ERA WHIP	IP WLS BF H R ER SO BB IBB HBP BLK WP HR S P ERA WHIP	IP WLS BF H R ER SO BB IBB HBP BLK WP HR S P ERA WHIP	IP WLS BF H R ER SO BB IBB HBP BLK WP HR S P ERA WHIP	IP WLS BF H R ER SO BB IBB HBP BLK WP HR S P ERA WHIP	IP WLS BF H R ER SO BB IBB HBP BLK WP HR S P ERA WHIP	IP WLS BF H R ER SO BB IBB HBP BLK WP HR S P ERA WHIP

AB	31
R	5
H	7
RBI	5
BB	3
SO	12
LOB	9



Batter	1	2	3	4	5	6	7	8	9	AB	R	H	RBI	BB	SO	LOB	BOTTOM							
1 Nick Madrigal, R OBP: 0.312, SLG: 0.287										3	0	0	0	1	2	0	Milwaukee Brewers @ Chicago Cubs Wrigley Field, Chicago, IL Sun Aug 21 2022, 1:23 PM - 4:25 PM CDT Att: 34,525 - Partly Cloudy - 71 F							
2 Nico Hoerner, R OBP: 0.342, SLG: 0.414										4	0	0	0	0	1	0								
8 Ian Happ, S OBP: 0.353, SLG: 0.452										4	1	1	1	0	2	0								
27 Seiya Suzuki, R OBP: 0.323, SLG: 0.422										3	1	3	1	1	0	0								
32 Franmil Reyes, R OBP: 0.266, SLG: 0.390										4	0	1	0	0	0	2								
66 Rafael Ortega, L 4 Nelson Velázquez, R OBP: 0.322, SLG: 0.348 OBP: 0.297, SLG: 0.436										2	0	0	0	0	0	2								
										2	0	0	0	0	0	1								
7 Yan Gomes, R OBP: 0.257, SLG: 0.355										3	0	0	0	0	1	0								
48 P.J. Higgins, R OBP: 0.321, SLG: 0.471										3	0	0	0	0	0	0								
5 Christopher Morel, R OBP: 0.323, SLG: 0.457										3	0	0	0	0	2	0								
Inning Stats	R: 1 E: 0 K: 0 S: 24	H: 3 LOB: 2 BB: 0 P: 36	R: 0 E: 0 K: 1 S: 10	H: 0 LOB: 0 BB: 0 P: 16	R: 0 E: 0 K: 3 S: 15	H: 0 LOB: 0 BB: 0 P: 18	R: 1 E: 0 K: 1 S: 8	H: 1 LOB: 0 BB: 0 P: 12	R: 0 E: 0 K: 0 S: 4	H: 0 LOB: 0 BB: 1 P: 8	R: 0 E: 0 K: 0 S: 10	H: 0 LOB: 1 BB: 1 P: 20	R: 0 E: 0 K: 0 S: 6	H: 0 LOB: 0 BB: 0 P: 13	R: 0 E: 0 K: 2 S: 10	H: 0 LOB: 0 BB: 0 P: 10	R: 0 E: 0 K: 1 S: 14	H: 1 LOB: 1 BB: 0 P: 18	1B: 2 2B: 1 3B: 0 HR: 2	SF: 0 SAC: 0 DP: 0 HBP: 0	WP: 0 PB: 0 SB: 0 CS: 1	PA: 34		
PITCHER	IP WLS BF H R ER SO BB IBB HBP BLK WP HR S P ERA WHIP	IP WLS BF H R ER SO BB IBB HBP BLK WP HR S P ERA WHIP	IP WLS BF H R ER SO BB IBB HBP BLK WP HR S P ERA WHIP	IP WLS BF H R ER SO BB IBB HBP BLK WP HR S P ERA WHIP	IP WLS BF H R ER SO BB IBB HBP BLK WP HR S P ERA WHIP	IP WLS BF H R ER SO BB IBB HBP BLK WP HR S P ERA WHIP	IP WLS BF H R ER SO BB IBB HBP BLK WP HR S P ERA WHIP	IP WLS BF H R ER SO BB IBB HBP BLK WP HR S P ERA WHIP	IP WLS BF H R ER SO BB IBB HBP BLK WP HR S P ERA WHIP	IP WLS BF H R ER SO BB IBB HBP BLK WP HR S P ERA WHIP	IP WLS BF H R ER SO BB IBB HBP BLK WP HR S P ERA WHIP	IP WLS BF H R ER SO BB IBB HBP BLK WP HR S P ERA WHIP	IP WLS BF H R ER SO BB IBB HBP BLK WP HR S P ERA WHIP	IP WLS BF H R ER SO BB IBB HBP BLK WP HR S P ERA WHIP	IP WLS BF H R ER SO BB IBB HBP BLK WP HR S P ERA WHIP	IP WLS BF H R ER SO BB IBB HBP BLK WP HR S P ERA WHIP	IP WLS BF H R ER SO BB IBB HBP BLK WP HR S P ERA WHIP	IP WLS BF H R ER SO BB IBB HBP BLK WP HR S P ERA WHIP	IP WLS BF H R ER SO BB IBB HBP BLK WP HR S P ERA WHIP	IP WLS BF H R ER SO BB IBB HBP BLK WP HR S P ERA WHIP	IP WLS BF H R ER SO BB IBB HBP BLK WP HR S P ERA WHIP	IP WLS BF H R ER SO BB IBB HBP BLK WP HR S P ERA WHIP	IP WLS BF H R ER SO BB IBB HBP BLK WP HR S P ERA WHIP	IP WLS BF H R ER SO BB IBB HBP BLK WP HR S P ERA WHIP

AB	31
R	2
H	5
RBI	2
BB	2
SO	8
LOB	5



Batter	1	2	3	4	5	6	7	8	9	AB	R	H	RBI	BB	SO	LOB	TOP							
24 Andrew McCutchen, R (1.10) OBP: 0.316, SLG: 0.402										4	0	0	0	0	1	0								
27 Willy Adames, R (1.6) OBP: 0.287, SLG: 0.451										4	1	1	0	0	3	0								
22 Christian Yelich, L (1.7) OBP: 0.359, SLG: 0.379										4	1	2	1	0	0	0								
12 Hunter Renfroe, R (1.9) OBP: 0.304, SLG: 0.494										3	0	0	0	1	1	2								
20 Mike Brosseau, R (1.5) OBP: 0.341, SLG: 0.417										1	0	0	0	0	1	1								
2 Luis Urias, R (3.5) OBP: 0.315, SLG: 0.389										4	1	1	1	0	2	1								
18 Keston Hiura, R (1.3) OBP: 0.347, SLG: 0.520										2	0	0	0	0	0	0								
15 Tyrone Taylor, R (1.8) OBP: 0.274, SLG: 0.410										2	0	0	0	0	0	2								
11 Rowdy Tellez, L (8.7PH) OBP: 0.324, SLG: 0.486										1	0	0	0	0	1	0								
3 Jonathan Davis, R (8.8) OBP: 0.349, SLG: 0.236										4	0	0	0	0	1	2								
10 Omar Narváez, L (1.2) OBP: 0.314, SLG: 0.350										4	0	0	0	0	1	2								
Inning Stats	R: 0 E: 0 K: 1 S: 6	H: 0 LOB: 0 BB: 0 P: 8	R: 0 E: 0 K: 2 S: 12	H: 0 LOB: 2 BB: 1 P: 21	R: 0 E: 0 K: 1 S: 9	H: 0 LOB: 0 BB: 0 P: 14	R: 1 E: 0 K: 1 S: 10	H: 1 LOB: 0 BB: 0 P: 15	R: 0 E: 0 K: 0 S: 8	H: 0 LOB: 0 BB: 0 P: 10	R: 0 E: 0 K: 2 S: 12	H: 1 LOB: 1 BB: 0 P: 16	R: 0 E: 0 K: 2 S: 9	H: 0 LOB: 0 BB: 0 P: 15	R: 0 E: 0 K: 2 S: 11	H: 0 LOB: 0 BB: 0 P: 14	R: 3 E: 0 K: 0 S: 16	H: 3 LOB: 2 BB: 1 P: 31	1B: 1 2B: 2 3B: 0 HR: 2	SF: 1 SAC: 0 DP: 0 HBP: 2	WP: 0 PB: 0 CS: 1	PA: 36		
PITCHER	IP WLS BF H R ER SO BB IBB HBP BLK WP HR S P ERA WHIP	IP WLS BF H R ER SO BB IBB HBP BLK WP HR S P ERA WHIP	IP WLS BF H R ER SO BB IBB HBP BLK WP HR S P ERA WHIP	IP WLS BF H R ER SO BB IBB HBP BLK WP HR S P ERA WHIP	IP WLS BF H R ER SO BB IBB HBP BLK WP HR S P ERA WHIP	IP WLS BF H R ER SO BB IBB HBP BLK WP HR S P ERA WHIP	IP WLS BF H R ER SO BB IBB HBP BLK WP HR S P ERA WHIP	IP WLS BF H R ER SO BB IBB HBP BLK WP HR S P ERA WHIP	IP WLS BF H R ER SO BB IBB HBP BLK WP HR S P ERA WHIP	IP WLS BF H R ER SO BB IBB HBP BLK WP HR S P ERA WHIP	IP WLS BF H R ER SO BB IBB HBP BLK WP HR S P ERA WHIP	IP WLS BF H R ER SO BB IBB HBP BLK WP HR S P ERA WHIP	IP WLS BF H R ER SO BB IBB HBP BLK WP HR S P ERA WHIP	IP WLS BF H R ER SO BB IBB HBP BLK WP HR S P ERA WHIP	IP WLS BF H R ER SO BB IBB HBP BLK WP HR S P ERA WHIP	IP WLS BF H R ER SO BB IBB HBP BLK WP HR S P ERA WHIP	IP WLS BF H R ER SO BB IBB HBP BLK WP HR S P ERA WHIP	IP WLS BF H R ER SO BB IBB HBP BLK WP HR S P ERA WHIP	IP WLS BF H R ER SO BB IBB HBP BLK WP HR S P ERA WHIP	IP WLS BF H R ER SO BB IBB HBP BLK WP HR S P ERA WHIP	IP WLS BF H R ER SO BB IBB HBP BLK WP HR S P ERA WHIP	IP WLS BF H R ER SO BB IBB HBP BLK WP HR S P ERA WHIP	IP WLS BF H R ER SO BB IBB HBP BLK WP HR S P ERA WHIP	IP WLS BF H R ER SO BB IBB HBP BLK WP HR S P ERA WHIP
7 Julio Urias, L (1.1) ERA: 2.36	6.0 L 22 2 1 1 7 1 0 1 1 0 1 57 84 1.50 0.500	7.1 Alex Vesia, L (7.1) ERA: 2.63	1.0 3 0 0 0 2 0 0 0 0 0 0 0 11 14 0.00 0.000	8.1 Brusdar Graterol, R (8.1) ERA: 3.27	1.0 3 0 0 0 2 0 0 0 0 0 0 1 16 31 27.00 4.000	9.1 Phil Bickford, R (9.1) ERA: 5.05																		

Milwaukee Brewers @ Los Angeles Dodgers
Dodger Stadium, Los Angeles, CA
 Mon Aug 22 2022, 7:12 PM - 10:14 PM PDT
 Att: 37,091 - Clear - 72 F

AB 31
 R 4
 H 5
 RBI 4
 BB 2
 SO 11
 LOB 8

Batter	1	2	3	4	5	6	7	8	9	AB	R	H	RBI	BB	SO	LOB	BOTTOM							
50 Mookie Betts, R (1.9) OBP: 0.343, SLG: 0.533										4	0	0	0	0	0	1								
6 Trea Turner, R (1.6) OBP: 0.346, SLG: 0.486										4	0	1	0	0	1	1								
5 Freddie Freeman, L (1.3) OBP: 0.397, SLG: 0.517										4	0	0	0	0	1	1								
16 Will Smith, R (1.2) OBP: 0.359, SLG: 0.476										4	0	1	0	0	1	0								
10 Justin Turner, R (1.10) OBP: 0.330, SLG: 0.401										4	0	2	0	0	0	1								
13 Max Muncy, L (1.5) OBP: 0.330, SLG: 0.386										2	0	1	0	2	0	0								
3 Chris Taylor, R (1.7) OBP: 0.310, SLG: 0.399										3	0	0	0	1	3	3								
9 Gavin Lux, L (1.4) OBP: 0.373, SLG: 0.439										4	0	2	0	0	1	3								
35 Cody Bellinger, L (1.8) OBP: 0.261, SLG: 0.402										4	0	1	0	0	0	1								
Inning Stats	R: 0 E: 0 K: 0 S: 10	H: 0 LOB: 0 BB: 0 P: 12	R: 0 E: 0 K: 1 S: 15	H: 2 LOB: 1 BB: 1 P: 24	R: 0 E: 0 K: 0 S: 8	H: 0 LOB: 0 BB: 0 P: 12	R: 0 E: 0 K: 0 S: 17	H: 2 LOB: 3 BB: 1 P: 31	R: 0 E: 0 K: 1 S: 12	H: 1 LOB: 1 BB: 0 P: 19	R: 0 E: 0 K: 2 S: 13	H: 0 LOB: 1 BB: 1 P: 23	R: 0 E: 0 K: 2 S: 8	H: 1 LOB: 0 BB: 0 P: 11	R: 0 E: 0 K: 0 S: 8	H: 1 LOB: 0 BB: 0 P: 13	R: 0 E: 0 K: 1 S: 9	H: 1 LOB: 1 BB: 0 P: 14	1B: 8 2B: 0 3B: 0 HR: 0	SF: 0 SAC: 0 DP: 1 HBP: 0	WP: 0 PB: 0 CS: 0	PA: 36		
PITCHER	IP WLS BF H R ER SO BB IBB HBP BLK WP HR S P ERA WHIP	IP WLS BF H R ER SO BB IBB HBP BLK WP HR S P ERA WHIP	IP WLS BF H R ER SO BB IBB HBP BLK WP HR S P ERA WHIP	IP WLS BF H R ER SO BB IBB HBP BLK WP HR S P ERA WHIP	IP WLS BF H R ER SO BB IBB HBP BLK WP HR S P ERA WHIP	IP WLS BF H R ER SO BB IBB HBP BLK WP HR S P ERA WHIP	IP WLS BF H R ER SO BB IBB HBP BLK WP HR S P ERA WHIP	IP WLS BF H R ER SO BB IBB HBP BLK WP HR S P ERA WHIP	IP WLS BF H R ER SO BB IBB HBP BLK WP HR S P ERA WHIP	IP WLS BF H R ER SO BB IBB HBP BLK WP HR S P ERA WHIP	IP WLS BF H R ER SO BB IBB HBP BLK WP HR S P ERA WHIP	IP WLS BF H R ER SO BB IBB HBP BLK WP HR S P ERA WHIP	IP WLS BF H R ER SO BB IBB HBP BLK WP HR S P ERA WHIP	IP WLS BF H R ER SO BB IBB HBP BLK WP HR S P ERA WHIP	IP WLS BF H R ER SO BB IBB HBP BLK WP HR S P ERA WHIP	IP WLS BF H R ER SO BB IBB HBP BLK WP HR S P ERA WHIP	IP WLS BF H R ER SO BB IBB HBP BLK WP HR S P ERA WHIP	IP WLS BF H R ER SO BB IBB HBP BLK WP HR S P ERA WHIP	IP WLS BF H R ER SO BB IBB HBP BLK WP HR S P ERA WHIP	IP WLS BF H R ER SO BB IBB HBP BLK WP HR S P ERA WHIP	IP WLS BF H R ER SO BB IBB HBP BLK WP HR S P ERA WHIP	IP WLS BF H R ER SO BB IBB HBP BLK WP HR S P ERA WHIP	IP WLS BF H R ER SO BB IBB HBP BLK WP HR S P ERA WHIP	IP WLS BF H R ER SO BB IBB HBP BLK WP HR S P ERA WHIP
52 Eric Lauer, L (1.1) ERA: 3.44	5.0 W 21 5 0 0 2 2 0 0 0 0 0 0 0 13 23 0.00 1.000	32 Peter Strzelecki, R (6.1) ERA: 2.81	1.1 H 5 1 0 0 2 0 0 0 0 0 0 0 11 16 0.00 0.750	7.1 Alex Vesia, L (7.1) ERA: 2.63	0.2 H 2 1 0 0 0 0 0 0 0 0 0 0 5 8 0.00 1.500	8.1 Brusdar Graterol, R (8.1) ERA: 3.15	1.0 4 1 0 0 1 0 0 0 0 0 0 9 14 0.00 1.000																	

Milwaukee Brewers @ Los Angeles Dodgers
Dodger Stadium, Los Angeles, CA
 Mon Aug 22 2022, 7:12 PM - 10:14 PM PDT
 Att: 37,091 - Clear - 72 F

AB 33
 R 0
 H 8
 RBI 0
 BB 3
 SO 7
 LOB 11

Batter	1	2	3	4	5	6	7	8	9	AB	R	H	RBI	BB	SO	LOB	TOP										
22 Christian Yelich, L OBP: 0.359, SLG: 0.380 15 Tyrone Taylor, R OBP: 0.274, SLG: 0.410	F8		1B		G6-3			1B		4	0	2	0	0	0	2	Milwaukee Brewers @ Los Angeles Dodgers Dodger Stadium, Los Angeles, CA Tue Aug 23 2022, 7:10 PM - 10:12 PM PDT Att: 53,222 - Clear - 74 F livebaseballscorecards.com										
27 Willy Adames, R OBP: 0.285, SLG: 0.447 33 Pablo Reyes, R OBP: 0.313, SLG: 0.267	G6-3		P2			F8		L6		3	0	0	0	0	0	1											
11 Rowdy Tellez, L OBP: 0.321, SLG: 0.481	L5				G3		F8		L9	4	0	0	0	0	0	0											
24 Andrew McCutchen, R OBP: 0.314, SLG: 0.398		G4-3			P3		K		F7	4	0	0	0	0	1	0											
18 Keston Hiura, R OBP: 0.345, SLG: 0.510		G3-1 16 WP 16 WP BB			K				F7	3	0	0	0	1	1	0											
16 Koltan Wong, L OBP: 0.322, SLG: 0.393	G3-1				G4-3					3	0	0	0	0	0	1											
2 Luis Urias, R OBP: 0.316, SLG: 0.388	L9									3	1	1	0	0	0	1											
10 Omar Narváez, L OBP: 0.314, SLG: 0.347			K					G4-3		2	0	0	0	1	1	0											
3 Jonathan Davis, R OBP: 0.348, SLG: 0.240			K					K		3	0	1	1	0	2	0											
Inning Stats	R: 0 E: 0 K: 0 S: 6	H: 0 LOB: 0 BB: 0 P: 8	R: 0 E: 0 K: 0 S: 7	H: 0 LOB: 1 BB: 1 P: 15	R: 0 E: 0 K: 2 S: 12	H: 1 LOB: 1 BB: 0 P: 20	R: 0 E: 0 K: 1 S: 10	H: 0 LOB: 0 BB: 0 P: 14	R: 1 E: 0 K: 0 S: 10	H: 2 LOB: 1 BB: 1 P: 20	R: 0 E: 0 K: 1 S: 11	H: 0 LOB: 0 BB: 0 P: 18	R: 0 E: 0 K: 0 S: 5	H: 0 LOB: 0 BB: 0 P: 9	R: 0 E: 0 K: 1 S: 12	H: 1 LOB: 1 BB: 0 P: 19		R: 0 E: 0 K: 0 S: 5	H: 0 LOB: 0 BB: 0 P: 7	1B: 4 2B: 0 3B: 0 HR: 0	SF: 0 SAC: 0 DP: 1 HBP: 0	WP: 2 PB: 0 SB: 0 CS: 0	PA: 32				
PITCHER	IP	WLS	BF	H	R	ER	SO	BB	IBB	HBP	BLK	WP	HR	S	P	ERA	WHIP										
26 Tony Gonsolin, R ERA: 2.1	5.0	W	19	3	1	1	3	2	0	0	0	2	0	45	77	1.80	1.000										
59 Evan Phillips, R ERA: 1.29	1.0		3	0	0	0	1	0	0	0	0	0	0	11	18	0.00	0.000										
33 David Price, L ERA: 2.43	1.2		6	1	0	0	1	0	0	0	0	0	0	15	25	0.00	0.600										
58 Chris Martin, R ERA: 3.73	0.1		1	0	0	0	0	0	0	0	0	0	0	2	3	0.00	0.000										
17 Hanser Alberto, R ERA: 1.8	1.0		3	0	0	0	0	0	0	0	0	0	0	5	7	0.00	0.000										

Batter	1	2	3	4	5	6	7	8	9	AB	R	H	RBI	BB	SO	LOB	BOTTOM										
50 Mookie Betts, R OBP: 0.346, SLG: 0.534	G5-3 5 1B			K		F8		2B		3	3	1	0	0	1	1	Milwaukee Brewers @ Los Angeles Dodgers Dodger Stadium, Los Angeles, CA Tue Aug 23 2022, 7:10 PM - 10:12 PM PDT Att: 53,222 - Clear - 74 F livebaseballscorecards.com										
6 Trea Turner, R OBP: 0.346, SLG: 0.489	G5-3		P5		5 1B			2B		5	1	3	2	0	0	2											
5 Freddie Freeman, L OBP: 0.399, SLG: 0.520	G6-4-3 1B		L9			F9		2B		5	0	3	4	0	0	1											
16 Will Smith, R OBP: 0.355, SLG: 0.470	G6-4-3		P6		F8		G5-3	F7		5	0	0	0	0	0	4											
13 Max Muncy, L OBP: 0.326, SLG: 0.381		K		F7		G4-3		F7		5	0	0	0	0	2	1											
12 Joey Gallo, L OBP: 0.294, SLG: 0.375 17 Hanser Alberto, R OBP: 0.260, SLG: 0.376			G5-3					G5-3		1	1	0	0	1	0	0											
3 Chris Taylor, R OBP: 0.310, SLG: 0.397				E5 G3-1 25 1B		K				4	1	1	0	0	2	2											
35 Cody Bellinger, L OBP: 0.261, SLG: 0.399				G3-1		P4				3	1	0	0	1	0	4											
25 Trave Thompson, R OBP: 0.358, SLG: 0.492						K				3	3	2	4	1	1	0											
Inning Stats	R: 1 E: 0 K: 0 S: 9	H: 2 LOB: 0 BB: 0 P: 13	R: 3 E: 0 K: 2 S: 18	H: 1 LOB: 2 BB: 2 P: 34	R: 0 E: 0 K: 0 S: 9	H: 0 LOB: 0 BB: 0 P: 11	R: 3 E: 0 K: 1 S: 23	H: 3 LOB: 2 BB: 0 P: 33	R: 0 E: 0 K: 1 S: 9	H: 1 LOB: 1 BB: 0 P: 13	R: 0 E: 0 K: 1 S: 17	H: 1 LOB: 2 BB: 0 P: 25	R: 0 E: 0 K: 1 S: 12	H: 1 LOB: 2 BB: 1 P: 22	R: 3 E: 0 K: 0 S: 7	H: 2 LOB: 1 BB: 1 P: 14		1B: 6 2B: 4 3B: 0 HR: 1	SF: 0 SAC: 0 DP: 1 HBP: 2	WP: 1 PB: 0 SB: 1 CS: 0	PA: 42						
PITCHER	IP	WLS	BF	H	R	ER	SO	BB	IBB	HBP	BLK	WP	HR	S	P	ERA	WHIP										
39 Corbin Burnes, R ERA: 2.66	3.2	L	20	5	7	4	3	2	0	0	0	0	0	17	23	0.00	1.500										
35 Brent Suter, L ERA: 3.02	1.1		6	2	0	0	1	0	0	0	0	0	0	29	47	0.00	1.500										
57 Trevor Kelley, R ERA: 6.0	2.0		9	2	0	0	2	1	0	0	0	0	0	7	14	27.00	3.000										
7 Victor Caratini, R ERA: 27.0	1.0		7	2	3	3	0	1	0	1	0	0	0	7	14	27.00	3.000										




Batter	1	2	3	4	5	6	7	8	9	AB	R	H	RBI	BB	SO	LOB	TOP	
22 Christian Yelich, L OBP: 0.356, SLG: 0.376 3 Jonathan Davis, R OBP: 0.344, SLG: 0.237	F8		K		G5-3		K		F9	4	0	0	0	0	2	2	Milwaukee Brewers @ Los Angeles Dodgers Dodger Stadium, Los Angeles, CA Wed Aug 24, 2022, 6:06 PM - 9:13 PM PDT Att: 47,216 - Partly Cloudy - 81 F	
27 Willy Adams, R OBP: 0.291, SLG: 0.460	HR		1B		BB		2B		F8	4	2	3	3	1	0	0		
24 Andrew McCutchen, R OBP: 0.312, SLG: 0.395 18 Keston Hiura, R OBP: 0.352, SLG: 0.510	K		K		F9		BB		12 HR	3	0	0	0	0	2	2		
12 Hunter Renfroe, R OBP: 0.309, SLG: 0.508	1B		2B		G6-3		K		HR	5	1	3	3	0	1	2		
11 Rowdy Tellez, L OBP: 0.317, SLG: 0.475	K		F8		K		K		P1	5	0	0	0	0	3	2		
2 Luis Urias, R OBP: 0.274, SLG: 0.383	K		P4		P6		L6			4	0	0	0	0	1	0		
7 Victor Caratini, S OBP: 0.325, SLG: 0.367	K		F9		F9		L9			4	0	1	0	0	1	0		
16 Kolten Wong, L OBP: 0.326, SLG: 0.393	HBP		K		K		15 1B 27 2B		1B	2	1	1	0	1	1	0		
15 Tyrone Taylor, R OBP: 0.274, SLG: 0.407	K		K		K		27 2B 1B		G4-3	4	1	1	0	0	2	3		
Inning Stats	R: 1 H: 2 E: 0 K: 2 S: 14	H: 2 R: 0 ER: 0 LOB: 1 BB: 0 P: 19	R: 0 H: 0 ER: 0 LOB: 1 BB: 0 P: 12	R: 1 H: 2 E: 0 K: 2 S: 16	H: 2 R: 0 ER: 0 LOB: 1 BB: 0 P: 21	R: 0 H: 0 ER: 0 LOB: 0 BB: 1 P: 13	R: 0 H: 0 ER: 0 LOB: 0 BB: 0 P: 14	R: 2 H: 2 E: 0 K: 2 S: 16	H: 2 R: 0 ER: 0 LOB: 2 BB: 0 P: 29	R: 0 H: 2 E: 0 K: 1 S: 13	H: 2 R: 0 ER: 0 LOB: 0 BB: 0 P: 10	R: 2 H: 1 E: 0 K: 0 S: 6	H: 1 R: 0 ER: 0 LOB: 0 BB: 0 P: 10	1B: 5 2B: 2 3B: 0 HR: 2	SF: 0 SAC: 0 DP: 0 HBP: 2	WP: 0 PB: 0 CS: 0		PA: 41
PITCHER	IP	WLS	BF	H	R	ER	SO	BB	IBB	HBP	BLK	WP	HR	S	P	ERA	WHIP	
28 Andrew Heaney, L ERA: 1.84	6.0	W	24	4	2	2	10	1	0	1	0	0	1	66	91	3.00	0.833	
64 Caleb Ferguson, L ERA: 1.27	0.2		6	2	2	2	1	2	0	0	0	0	0	13	26	27.00	6.000	
48 Brusdar Graterol, R ERA: 3.16	1.1		6	2	0	0	2	0	0	0	0	0	0	16	20	6.00	1.500	
17 Hanser Alberto, R ERA: 4.5	1.0		5	1	2	2	0	0	0	1	0	0	1	6	10	18.00	1.000	

Batter	1	2	3	4	5	6	7	8	9	AB	R	H	RBI	BB	SO	LOB	BOTTOM	
50 Mookie Betts, R OBP: 0.344, SLG: 0.529	5 1B 6 BB	K	F8	K		G6-3				4	1	0	0	1	2	3	Milwaukee Brewers @ Los Angeles Dodgers Dodger Stadium, Los Angeles, CA Wed Aug 24, 2022, 6:06 PM - 9:13 PM PDT Att: 47,216 - Partly Cloudy - 81 F	
6 Trea Turner, R OBP: 0.258, SLG: 0.493	5 1B 10 1B	13 E BB		5 1B 13 SF9	5 F7 13 SF8		17 G6-4-3 BB			2	3	2	0	3	0	0		
5 Freddie Freeman, L OBP: 0.400, SLG: 0.520 17 Hanser Alberto, R OBP: 0.258, SLG: 0.373	12 BB 35 2B	F8		10 2B 12 2B	F7		G6-4-3			4	2	2	1	0	0	2		
13 Max Muncy, L OBP: 0.322, SLG: 0.377	K	E6		SF9	SF8		G4-3			3	0	0	2	0	1	3		
10 Justin Turner, R OBP: 0.331, SLG: 0.403	12 BB 35 2B	K		12 2B 2B	G5-3		L9			5	2	2	1	0	1	2		
12 Joey Gallo, L OBP: 0.295, SLG: 0.377	35 2B 1-2 2B		K	3 F8 15 1B	2B		F8			4	1	1	2	1	2	0		
3 Chris Taylor, R OBP: 0.308, SLG: 0.397	F3		K	35 1B 15 FC6-4	F8		F9			5	1	1	0	0	0	4		
35 Cody Bellinger, L OBP: 0.266, SLG: 0.404 25 Trayce Thompson, R OBP: 0.382, SLG: 0.594	2B		K	15 FC6-4 1B	15 1B BB		15 WP 15 HR			2	0	2	2	1	0	0		
15 Austin Barnes, R OBP: 0.307, SLG: 0.362	G5-3		FC6-4	1B	2B		HR			4	1	2	4	0	0	3		
Inning Stats	R: 4 H: 3 E: 0 K: 1 S: 22	H: 3 R: 0 ER: 0 LOB: 2 BB: 3 P: 39	R: 0 H: 0 ER: 0 LOB: 2 BB: 1 P: 27	R: 1 H: 2 E: 0 K: 1 S: 16	H: 2 R: 0 ER: 0 LOB: 1 BB: 0 P: 22	R: 4 H: 5 E: 0 K: 1 S: 24	H: 1 R: 0 ER: 0 LOB: 0 BB: 0 P: 9	R: 2 H: 2 E: 0 K: 1 S: 10	H: 2 R: 0 ER: 0 LOB: 0 BB: 1 P: 14	R: 0 H: 0 ER: 0 LOB: 0 BB: 0 P: 9	R: 0 H: 0 ER: 0 LOB: 0 BB: 0 P: 9	R: 0 H: 0 ER: 0 LOB: 0 BB: 0 P: 9	1B: 6 2B: 6 3B: 0 HR: 1	SF: 2 SAC: 0 DP: 1 HBP: 0	WP: 1 PB: 0 CS: 0	PA: 43		
PITCHER	IP	WLS	BF	H	R	ER	SO	BB	IBB	HBP	BLK	WP	HR	S	P	ERA	WHIP	
37 Adrian Houser, R ERA: 2.7	2.1	L	17	5	5	5	4	4	0	0	0	0	0	47	81	19.29	3.857	
32 Peter Strzlecki, R ERA: 2.7	0.2		2	0	0	0	0	0	0	0	0	0	0	6	7	0.00	0.000	
55 Hoby Milner, L ERA: 4.22	0.2		8	5	4	4	0	1	0	0	0	0	0	21	33	54.00	9.000	
41 Jason Alexander, R ERA: 5.26	3.1		13	3	3	3	2	1	0	0	0	1	1	26	44	8.10	1.200	
33 Pablo Reyes, R ERA:	1.0		3	0	0	0	0	0	0	0	0	0	0	6	9	0.00	0.000	

AB	36
R	6
H	9
RBI	6
BB	3
SO	13
LOB	11

AB	35
R	12
H	13
RBI	12
BB	6
SO	6
LOB	18



Batter	1	2	3	4	5	6	7	8	9	10	AB	R	H	RBI	BB	SO	LOB	TOP		
1 Nick Madrigal, R OBP: 0.301, SLG: 0.273	(1,4) C FF 91 3-2 B SL 78 B CH 84 C FF 92 B FF 94 X FF 91			(2,1) C CU 74 2-1 B SL 79 B FF 92 X CU 76	(1) F8			(0,1) C FF 99 0-1 X FF 98	(2) E5 40 GS-3 8 HR	(1,1) B SL 87 1-1 C FF 92 X FF 94	(2) G4-3	4	1	0	0	0	0			
40 Wilson Contreras, R OBP: 0.353, SLG: 0.467	(1,2) B SL 77 2-2 T FF 96 B CH 84 X CU 75			(2,3) F FF 88 3-3 C CU 73 B CH 84 S FF 94	(2) K			(0,0) X CU 80	(1) G5-3	(2,3) B CH 83 2-3 C SL 90 B CH 83 C FF 94	(3) K	4	1	0	0	0	2	1		
8 Ian Happ, S OBP: 0.353, SLG: 0.463	(1,7) X FF 91			(1,1) B FF 90 1-1 X CH 85	(3) P6			(3,2) B FF 98 3-2 B FF 98 T FF 98 X FF 100	(2-H) HR	(1,0) B CH 83 1-0 X CH 83	(2-H) HR	4	2	2	4	0	0	0		
27 Seiya Suzuki, R OBP: 0.322, SLG: 0.410	(1,9) C CU 76 2-1 B SL 78 X FF 94			(2,2) C CU 14 2-2 F FF 91 F FF 77 F FF 93 B SL 78 X FF 90	(1) G5-3			(2,2) C CU 81 2-2 C CU 82 F FF 98 B FF 93 F FF 94 B FF 94 X FF 98	(2) F8	(4,1) B FF 94 4-1 B CH 83 C CH 83 B FF 93 B FF 94	(1) BB	3	0	0	0	1	0	0		
32 Frammil Reyes, R OBP: 0.263, SLG: 0.379	(1,10) C FF 92 4-2 B FF 72 B FF 94 C CU 76 F FF 90 F FF 93 B FF 94			(2,2) C FF 91 2-2 F FF 90 B CH 85 X FF 94	(2) G3-1			(1,0) B CU 82 1-0 X CU 81	(3) F8	(1,2) S CH 84 1-2 F FF 93 B CH 84 X FF 96	(1) F9	3	0	0	0	1	0	1		
2 Nico Hoerner, R OBP: 0.336, SLG: 0.403	(1,6) C FF 94 1-1 D CU 76 X FF 91			(1,1) C SL 77 0-1 X CU 73	(3) F7			(3,2) B SI 94 3-2 C ST 81 B ST 81 C SI 95 B SI 94 F SI 94 C SI 81 X SI 81	(1) F8	(1,0) 1 SAFE F FF 94 X CH 84	(2) F9	4	0	0	0	0	2			
6 Zach McKinstry, L OBP: 0.234, SLG: 0.282	(1,5) C FF 92 1-2 1 SAFE S CU 73 B FF 92			(3,1) C FF 89 3-1 B FF 90 B FF 90 X FF 88	(1) F7		(0,0) X CU 73	(2,3) C ST 81 3-3 B ST 80 C SI 95 B ST 94 F SI 94 C ST 80 F SI 80 C ST 79	(2) K	(0,1) C CH 84 0-1 1 SAFE X CH 84	(3) G4-3	4	0	0	0	0	1	1		
48 P.J. Higgins, R OBP: 0.297, SLG: 0.422	(1,3) C FF 91 2-3 F FF 83 B CU 76 B FF 92 S CU 75			(2,3) C FF 91 2-3 F FF 83 B CU 76 B FF 92 S CU 75	(2) K		(1,3) C FF 89 1-3 C CU 73 C FF 92 C FF 93	(2) K	(1,2) B ST 81 1-2 C SI 81 X SI 94			3	0	0	0	0	2	0		
5 Christopher Morel, R OBP: 0.316, SLG: 0.446	(1,8) B CU 74 2-3 B SL 78 C FF 92 F FF 94 S CU 74			(2,3) S FF 92 1-3 B FF 93 F FF 99 S CU 70	(3) K					(2,3) B FF 92 2-3 S FF 92 S FF 93 S FF 93	(1) K	3	0	0	0	0	3	0		
Inning Stats	R: 0 E: 0 K: 0 S: 7	H: 0 LOB: 0 BB: 0 P: 12	R: 0 E: 0 K: 0 S: 9	H: 0 LOB: 0 BB: 1 P: 17	R: 0 E: 0 K: 1 S: 9	H: 0 LOB: 0 BB: 0 P: 16	R: 0 E: 0 K: 2 S: 8	H: 0 LOB: 0 BB: 0 P: 10	R: 2 E: 1 K: 0 S: 14	H: 1 LOB: 0 BB: 0 P: 20	R: 0 E: 0 K: 2 S: 8	H: 0 LOB: 0 BB: 0 P: 13	R: 2 E: 0 K: 0 S: 9	H: 1 LOB: 1 BB: 1 P: 15	1B: 0 2B: 0 3B: 0 HR: 2	SF: 0 SAC: 0 DP: 0 HBP: 0	WP: 1 PA: 35			
PITCHER	IP WLS BF H R ER SO ERA WHIP			BB IBB HBP BLK WP HR S P ERA WHIP																
51 Freddy Peralta, R ERA: 3.69	(1,1) 6.0			1																
50 Matt Bush, R ERA: 3.26	(7,1) 1.0			0																
25 Taylor Rogers, L ERA: 4.47	(8,1) 1.0			0																
45 Brad Boxberger, R ERA: 2.28	(9,1) 1.0			0																
36 Devin Williams, R ERA: 1.89	(10,1) 1.0			0																
Batter	1	2	3	4	5	6	7	8	9	10	AB	R	H	RBI	BB	SO	LOB	BOTTOM		
22 Christian Yelich, L OBP: 0.356, SLG: 0.375	(1,7) B FF 92 1-0 X FF 91										4	1	1	0	1	1	2			
27 Willy Adames, R OBP: 0.292, SLG: 0.481	(1,6) C FF 92 1-1 F FF 92 X SL 83			(4,1) B FF 92 4-1 B FF 92 B SL 84 F FF 92 B FF 92	(1) BB			(3,3) B SL 84 3-3 B SL 84 C SL 84 F SI 94 S SL 84	(2) K	(0,3) C SI 96 0-3 S SL 88	(1) K	4	0	1	0	1	3	1		
24 Andrew McCutchen, R OBP: 0.313, SLG: 0.394	(1,10) S FF 91 2-2 B FF 93 C SL 83 X SL 83			(2,3) S SL 84 2-3 B SL 83 F FF 92 S FF 93	(1) K			(4,0) B SL 84 4-0 B SL 84 B FF 94	(3) BB	(1,0) B SI 97 1-0 X SI 96	(1) BB	4	0	1	0	1	2	4		
12 Hunter Renfroe, R OBP: 0.307, SLG: 0.503	(1,9) C FF 95 2-3 F FF 93 D SL 84 F FF 92 F FF 94			(0,0) X SL 84	(2) FC6-5			(2,2) S SI 90 2-2 B SL 82 C SL 83 F FF 91 X FF 91	(1) F7	(1,3) 1 SAFE F FF 94 X CH 84	(3) K	5	0	1	1	0	2	4		
11 Rowdy Tellez, L OBP: 0.320, SLG: 0.482	(1,3) C FF 91 4-2 B SL 83 B SL 83 B SL 84 B SL 84			(2,1) B FF 90 2-1 C SL 83 X FF 93	(3) G4-3			(1,1) C SL 82 1-1 C SL 83 X CH 85	(2) G4-3	(1,2) S SL 84 1-2 C SL 84 X SL 85	(2) HR	3	1	1	1	2	0	2		
18 Keston Hiura, R OBP: 0.350, SLG: 0.503	(1,4) B FF 93 1-0 X FF 92			(0,0) X SL 80	(1) G6-3			(1,3) B SI 94 1-3 C FF 94 C CH 87 B CH 88 S FF 94	(3) K	(1,0) B CU 74 1-0 X CU 74	(2) E6 2 BB	4	0	1	0	0	1	0		
14 Jace Peterson, L OBP: 0.324, SLG: 0.437												1	0	0	0	0	3			
2 Luis Urias, R OBP: 0.314, SLG: 0.381	(1,5) C FF 92 1-2 D CH 90 X FF 94			(4,2) B FF 91 4-2 F FF 91 F FF 92 B FF 92	(1) G5-3			(1,0) B FF 93 1-0 X FF 92	(1) F9	(4,2) B CU 73 4-2 F SI 91 B SI 91 F CU 74 D SI 84 B SI 92		2	0	0	0	2	2			
7 Victor Caratini, S OBP: 0.319, SLG: 0.360	(1,2) C SL 83 0-3 F FF 94 F FF 94 S SL 84			(0,1) C SL 82 0-1 X FF 92	(2) G3-6-3			(2,1) B SL 84 2-1 C SI 91 X FF 94	(2) G5-3	(2,2) C SI 92 2-2 2 SAFE B FS 84 X FS 84	(1) F7	4	0	0	0	0	1	5		
15 Tyrone Taylor, R OBP: 0.275, SLG: 0.417	(1,8) C SL 84 1-3 T FF 92 S SL 85			(1,2) C SL 81 1-2 B SL 82 X SL 83	(3) HR							3	1	1	1	0	2	2		
16 Kolten Wong, L OBP: 0.325, SLG: 0.392	(9,PH) C SL 84 1-1 T FF 92 S SL 85											1	0	0	0	0	2			
3 Jonathan Davis, R OBP: 0.344, SLG: 0.237	(10,8) C SL 84 1-1 T FF 92 S SL 85											0	0	0	0	0	0			
Inning Stats	R: 0 E: 0 K: 1 S: 13	H: 1 LOB: 1 BB: 0 P: 19	R: 0 E: 0 K: 2 S: 14	H: 1 LOB: 2 BB: 1 P: 21	R: 0 E: 0 K: 1 S: 9	H: 1 LOB: 2 BB: 1 P: 18	R: 0 E: 0 K: 0 S: 5	H: 0 LOB: 0 BB: 1 P: 9	R: 1 E: 0 K: 2 S: 10	H: 1 LOB: 0 BB: 1 P: 16	R: 0 E: 0 K: 1 S: 6	H: 0 LOB: 0 BB: 0 P: 12	R: 0 E: 0 K: 3 S: 14	H: 1 LOB: 1 BB: 1 P: 23	R: 1 E: 1 K: 0 S: 12	H: 2 LOB: 2 BB: 1 P: 23	1B: 4 2B: 1 3B: 0 HR: 2	SF: 0 SAC: 0 DP: 2 HBP: 0	WP: 1 PA: 42	
PITCHER	IP WLS BF H R ER SO ERA WHIP			BB IBB HBP BLK WP HR S P ERA WHIP																
35 Justin Steele, L ERA: 3.18	(1,1) 5.1			4																
46 Erich Uelmen, R ERA: 2.25	(6,1) 1.2			0																
47 Brandon Hughes, L ERA: 3.14	(8,1) 1.0			0																
62 Mark Leiter Jr., R ERA: 4.33	(9,1) 0.1			0																
15 Sean Newcomb, L ERA: 6.97	(9,1) 0.2			0																
Batter	1	2	3	4	5	6	7	8	9	10	AB	R	H	RBI	BB	SO	LOB	BOTTOM		
39 Manuel Rodriguez, R ERA: 3.18	(10,1) 1.0										4	0	0	0	0	1	5			


Chicago Cubs @ Milwaukee Brewers
American Family Field, Milwaukee, WI
Fri Aug 26 2022, 7:12 PM - 10:27 PM CDT
Att: 33,549 - Clear - 71 F

AB 32
R 4
H 2
RBI 4
BB 2
SO 8
LOB 5



Chicago Cubs @ Milwaukee Brewers
American Family Field, Milwaukee, WI
Fri Aug 26 2022, 7:12 PM - 10:27 PM CDT
Att: 33,549 - Clear - 71 F

AB 35
R 3
H 7
RBI 3
BB 7
SO 12
LOB 27



Batter	1	2	3	4	5	6	7	8	9	AB	R	H	RBI	BB	SO	LOB	TOP								
1 Nick Madrigal, R OBP: 0.300, SLG: 0.278										4	0	1	0	0	0	2	<p>Chicago Cubs @ Milwaukee Brewers American Family Field, Milwaukee, WI</p> <p>Sat Aug 27 2022, 6:12 PM - 9:16 PM CDT Att: 40,901 - Partly Cloudy - 74 F</p> <p>livebaseballscorecards.com</p> <p>AB 31 R 0 H 5 RBI 0 BB 4 SO 15 LOB 15</p>								
40 Wilson Contreras, R OBP: 0.350, SLG: 0.463										4	0	0	0	0	3	1									
8 Ian Happ, S OBP: 0.352, SLG: 0.460										3	0	0	0	1	1	1									
27 Seiya Suzuki, R OBP: 0.327, SLG: 0.419										3	0	2	0	1	0	1									
32 Franmil Reyes, R OBP: 0.260, SLG: 0.374										4	0	0	0	0	3	4									
2 Nico Hoerner, R OBP: 0.338, SLG: 0.403											3	0	1	0	1	0									
66 Rafael Ortega, L OBP: 0.330, SLG: 0.351																									
4 Nelson Velázquez, R OBP: 0.274, SLG: 0.396																									
36 Alfonso Rivas III, L OBP: 0.315, SLG: 0.318																									
48 P.J. Higgins, R OBP: 0.293, SLG: 0.416																									
5 Christopher Morel, R OBP: 0.313, SLG: 0.442																									
Inning Stats	R: 0 E: 0 K: 2 S: 17	H: 1 LOB: 1 BB: 0 P: 22	R: 0 E: 0 K: 3 S: 10	H: 0 LOB: 0 BB: 0 P: 13	R: 0 E: 0 K: 2 S: 10	H: 0 LOB: 0 BB: 0 P: 14	R: 0 E: 0 K: 1 S: 8	H: 1 LOB: 1 BB: 0 P: 11	R: 0 E: 0 K: 1 S: 10	H: 1 LOB: 2 BB: 1 P: 17	R: 0 E: 0 K: 1 S: 14	H: 0 LOB: 1 BB: 0 P: 20	R: 0 E: 0 K: 3 S: 13	H: 0 LOB: 1 BB: 1 P: 20	R: 0 E: 0 K: 2 S: 12	H: 0 LOB: 2 BB: 2 P: 24	R: 0 E: 0 K: 0 S: 8	H: 1 LOB: 0 BB: 0 P: 11	1B: 2 2B: 3 3B: 0 HR: 0	SF: 0 SAC: 0 DP: 1 HBP: 0	WP: 1 PB: 0 SB: 1 CS: 0	PA: 35			
PITCHER	IP	WLS	BF	H	R	ER	SO	BB	IBB	HBP	BLK	WP	HR	S	P	ERA	WHIP								
53 Brandon Woodruff, R ERA: 3.31	6.0		23	4	0	0	10	1	0	0	0	1	0	69	97	0.00	0.833								
25 Taylor Rogers, L ERA: 4.38	1.0	W	4	0	0	0	3	1	0	0	0	0	0	13	20	0.00	1.000								
50 Matt Bush, R ERA: 3.21	1.0		5	0	0	0	2	2	0	0	0	0	0	12	24	0.00	2.000								
35 Brent Suter, L ERA: 3.55	1.0		3	1	0	0	0	0	0	0	0	0	0	8	11	0.00	1.000								

Batter	1	2	3	4	5	6	7	8	9	AB	R	H	RBI	BB	SO	LOB	BOTTOM								
22 Christian Yelich, L OBP: 0.361, SLG: 0.387										5	2	4	3	0	1	0	<p>Chicago Cubs @ Milwaukee Brewers American Family Field, Milwaukee, WI</p> <p>Sat Aug 27 2022, 6:12 PM - 9:16 PM CDT Att: 40,901 - Partly Cloudy - 74 F</p> <p>livebaseballscorecards.com</p> <p>AB 36 R 7 H 12 RBI 6 BB 3 SO 6 LOB 17</p>								
27 Willy Adames, R OBP: 0.291, SLG: 0.465											5	1	1	2	0	1		2							
24 Andrew McCutchen, R OBP: 0.314, SLG: 0.394											5	0	2	0	0	0		2							
12 Hunter Renfroe, R OBP: 0.308, SLG: 0.500												4	0	1	0	1		1							
11 Rowdy Tellez, L OBP: 0.318, SLG: 0.477										4	0	0	0	0	1	3									
2 Luis Urias, R OBP: 0.319, SLG: 0.385											2	0	1	0	2	0		0							
5 Garrett Mitchell, L																									
7 Victor Caratini, S OBP: 0.318, SLG: 0.357												4	1	1	0	0		0	6						
16 Kolten Wong, L OBP: 0.327, SLG: 0.402												4	2	2	1	0		0	3						
15 Tyrone Taylor, R OBP: 0.273, SLG: 0.414																									
14 Jace Peterson, L OBP: 0.322, SLG: 0.435											2	0	0	0	0	1	0								
Inning Stats	R: 0 E: 0 K: 1 S: 14	H: 1 LOB: 1 BB: 0 P: 20	R: 0 E: 0 K: 0 S: 14	H: 1 LOB: 1 BB: 0 P: 16	R: 0 E: 0 K: 0 S: 10	H: 1 LOB: 1 BB: 0 P: 14	R: 0 E: 0 K: 0 S: 11	H: 1 LOB: 1 BB: 0 P: 19	R: 0 E: 0 K: 1 S: 8	H: 1 LOB: 1 BB: 0 P: 11	R: 0 E: 0 K: 0 S: 5	H: 0 LOB: 0 BB: 0 P: 6	R: 4 E: 1 K: 2 S: 24	H: 4 LOB: 3 BB: 2 P: 40	R: 3 E: 0 K: 2 S: 17	H: 3 LOB: 0 BB: 0 P: 28	1B: 8 2B: 1 3B: 0 HR: 3	SF: 0 SAC: 1 DP: 0 HBP: 0	WP: 1 PB: 0 SB: 0 CS: 0	PA: 40					
PITCHER	IP	WLS	BF	H	R	ER	SO	BB	IBB	HBP	BLK	WP	HR	S	P	ERA	WHIP								
11 Drew Smyly, L ERA: 3.24	6.0		24	5	0	0	2	1	0	0	0	0	1	62	86	0.00	1.000								
50 Rowan Wick, R ERA: 4.73	0.1	L	7	4	4	3	1	1	0	0	0	0	1	18	28	81.00	15.000								
59 Michael Rucker, R ERA: 4.5	1.2		9	3	3	3	3	1	0	0	0	0	2	23	40	16.20	2.400								

Batter	1	2	3	4	5	6	7	8	9	AB	R	H	RBI	BB	SO	LOB	TOP																
15 Oneil Cruz, L OBP: 0.261, SLG: 0.416										4	1	2	2	1	2	0																	
10 Bryan Reynolds, S OBP: 0.336, SLG: 0.459										4	0	2	0	1	2	0																	
13 Ke'Bryan Hayes, R OBP: 0.315, SLG: 0.351										4	0	0	0	1	1	7																	
18 Ben Gamel, L OBP: 0.327, SLG: 0.372										3	0	0	0	1	0	1																	
14 Rodolfo Castro, S OBP: 0.320, SLG: 0.438										3	0	1	1	1	2	0																	
65 Jack Suwinski, L OBP: 0.287, SLG: 0.419										4	0	0	0	0	1	4																	
2 Michael Chavis, R OBP: 0.276, SLG: 0.420										4	2	2	1	0	1	0																	
30 Tucupita Marcano, L OBP: 0.269, SLG: 0.326										2	1	0	0	1	1	0																	
61 Jason Delay, R OBP: 0.298, SLG: 0.302										3	0	0	0	0	2	1																	
Inning Stats	R: 0 K: 2 S: 9	H: 0 LOB: 0 P: 15	R: 0 K: 2 S: 7	H: 0 LOB: 0 P: 10	R: 1 K: 1 S: 10	H: 2 LOB: 2 P: 17	R: 0 K: 0 S: 7	H: 1 LOB: 0 P: 8	R: 0 K: 1 S: 8	H: 0 LOB: 0 P: 9	R: 0 K: 2 S: 11	H: 0 LOB: 1 P: 21	R: 1 K: 2 S: 10	H: 1 LOB: 0 P: 16	R: 1 K: 0 S: 13	H: 1 LOB: 3 P: 27	R: 1 K: 2 S: 16	H: 2 LOB: 2 P: 26	1B: 5 HR: 1	SF: 0 SAC: 1	WP: 0 PB: 0 CS: 0	PA: 39											
PITCHER	IP WLS BF H R ER SO BB IBB HBP BLK WP HR S P ERA WHIP																																
41 Jason Alexander, R ERA: 4.97	5.0	18	3	1	1	6	1	0	1	0	0	0	41	59	1.80	0.800																	
55 Hoby Milner, L ERA: 4.03	1.0	4	0	0	0	2	1	0	0	0	0	1	11	21	0.00	1.000																	
50 Matt Bush, R ERA: 3.33	1.0	4	1	1	1	2	0	0	0	0	0	1	10	16	9.00	1.000																	
45 Brad Boxberger, R ERA: 2.79	1.0	7	1	1	1	0	3	0	0	0	0	0	13	27	9.00	4.000																	
32 Peter Strzelecki, R ERA: 3.26	1.0	6	2	1	1	2	0	1	0	0	0	0	16	26	9.00	2.000																	

Pittsburgh Pirates @ Milwaukee Brewers
American Family Field, Milwaukee, WI
Tue Aug 30 2022, 7:12 PM - 9:55 PM CDT
Att: 24,764 - Clear - 76 F

AB 31
R 4
H 7
RBI 4
BB 6
SO 12
LOB 13

Batter	1	2	3	4	5	6	7	8	9	AB	R	H	RBI	BB	SO	LOB	BOTTOM																
22 Christian Yelich, L OBP: 0.359, SLG: 0.390										4	0	0	0	0	2	0																	
27 Willy Adames, R OBP: 0.293, SLG: 0.461										4	0	0	0	0	1	0																	
12 Hunter Renfroe, R OBP: 0.319, SLG: 0.507										3	1	1	0	1	1	0																	
16 Kolten Wong, L OBP: 0.337, SLG: 0.433										3	1	2	2	1	0	0																	
18 Keston Hiura, R OBP: 0.344, SLG: 0.503										4	0	1	0	0	2	2																	
24 Andrew McCutchen, R OBP: 0.313, SLG: 0.380										4	0	1	0	0	1	2																	
14 Jace Peterson, L OBP: 0.324, SLG: 0.433										2	0	1	0	0	0	0																	
2 Luis Urias, R OBP: 0.318, SLG: 0.383										2	0	1	0	0	0	2																	
7 Victor Caratini, S OBP: 0.314, SLG: 0.352										3	0	0	0	0	1	3																	
5 Garrett Mitchell, L OBP: 0.300, SLG: 0.556										2	0	0	0	0	2	2																	
15 Tyrone Taylor, R OBP: 0.272, SLG: 0.413										1	0	0	0	0	0	1																	
Inning Stats	R: 0 K: 3 S: 13	H: 0 LOB: 2 P: 24	R: 0 K: 1 S: 11	H: 0 LOB: 0 P: 13	R: 0 K: 1 S: 6	H: 0 LOB: 0 P: 11	R: 2 K: 2 S: 24	H: 4 LOB: 2 P: 34	R: 0 K: 2 S: 8	H: 0 LOB: 0 P: 9	R: 0 K: 1 S: 9	H: 0 LOB: 0 P: 14	R: 0 K: 0 S: 9	H: 1 LOB: 0 P: 14	R: 0 K: 0 S: 6	H: 0 LOB: 0 P: 9	R: 0 K: 0 S: 7	H: 2 LOB: 1 P: 13	1B: 5 HR: 1	SF: 0 SAC: 0	WP: 0 PB: 0 CS: 0	PA: 34											
PITCHER	IP WLS BF H R ER SO BB IBB HBP BLK WP HR S P ERA WHIP																																
23 Mitch Keller, R ERA: 4.43	6.0	24	4	2	2	10	0	0	0	0	0	0	12	20	0.00	0.750																	
53 Manny Bañuelos, L ERA: 3.66	1.1	4	1	0	0	0	0	0	0	0	0	0	10	16	0.00	1.200																	
37 Chase De Jong, R ERA: 1.95	1.2	6	2	0	0	0	0	0	0	0	0	0	10	16	0.00	1.200																	

Pittsburgh Pirates @ Milwaukee Brewers
American Family Field, Milwaukee, WI
Tue Aug 30 2022, 7:12 PM - 9:55 PM CDT
Att: 24,764 - Clear - 76 F

AB 32
R 2
H 7
RBI 2
BB 2
SO 10
LOB 12

Batter	1	2	3	4	5	6	7	8	9	AB	R	H	RBI	BB	SO	LOB	TOP	
15 Oneil Cruz, L OBP: 0.297, SLG: 0.408	F7		P2			K		K		4	0	0	0	0	2	0	Pittsburgh Pirates @ Milwaukee Brewers American Family Field, Milwaukee, WI Wed Aug 31 2022, 1:12 PM - 4:27 PM CDT Att: 25,240 - Sunny - 82 F	
27 Kevin Newman, R OBP: 0.322, SLG: 0.385	F7			P6			1B	2B		4	0	2	0	0	0	0		
10 Bryan Reynolds, S OBP: 0.338, SLG: 0.457				P3			K	G6-3		4	0	1	0	0	1	2		
18 Ben Gamel, L OBP: 0.326, SLG: 0.380	F7			HR		B1-3				4	1	1	1	0	0	2		
13 Ke'Bryan Hayes, R OBP: 0.313, SLG: 0.348			P3							4	0	0	0	0	1	0		
30 Tucupita Marcano, L OBP: 0.289, SLG: 0.324				G5-3						4	0	0	0	0	1	0		
2 Michael Chavis, R OBP: 0.274, SLG: 0.416										4	0	1	0	0	1	0		
24 Greg Allen, S OBP: 0.270, SLG: 0.247				F9						3	0	0	0	0	2	2		
61 Jason Delay, R OBP: 0.290, SLG: 0.293				F7						3	0	0	0	0	1	1		
Inning Stats	R: 0 H: 1 E: 0 K: 0 S: 10	H: 1 LOB: 0 BB: 0 P: 18	R: 0 H: 0 E: 0 K: 0 S: 11	H: 0 LOB: 0 BB: 0 P: 15	R: 0 H: 0 E: 0 K: 0 S: 8	H: 0 LOB: 0 BB: 0 P: 12	R: 1 H: 1 E: 0 K: 0 S: 6	H: 1 LOB: 0 BB: 0 P: 11	R: 0 H: 0 E: 0 K: 2 S: 9	H: 1 LOB: 1 BB: 0 P: 10	R: 0 H: 1 E: 0 K: 1 S: 9	H: 1 LOB: 1 BB: 0 P: 17	R: 0 H: 0 E: 0 K: 1 S: 9	H: 0 LOB: 0 BB: 0 P: 12	1B: 3 2B: 1 3B: 0 HR: 1	SF: 0 SAC: 0 DP: 0 HBP: 0	WP: 0 PB: 0 SB: 0 CS: 0	PA: 33
PITCHER	IP	WLS	BF	H	R	ER	SO	BB	IBB	HBP	BLK	WP	HR	S	P	ERA	WHIP	
51 Freddy Peralta, R ERA: 3.96	5.0		18	2	1	1	3	0	0	0	0	0	1	47	74	1.80	0.400	
25 Taylor Rogers, L ERA: 4.27	1.1	W	6	2	0	0	2	0	0	0	0	0	0	8	23	0.00	1.500	
45 Brad Boxberger, R ERA: 2.76	0.2	H	2	0	0	0	2	0	0	0	0	0	0	8	9	0.00	0.000	
37 Adrian Houser, R ERA: 5.02	2.0		7	1	0	0	2	0	0	0	0	0	0	18	29	0.00	0.500	

Batter	1	2	3	4	5	6	7	8	9	AB	R	H	RBI	BB	SO	LOB	BOTTOM			
22 Christian Yelich, L OBP: 0.361, SLG: 0.388			L5							2	0	0	1	3	0	1	Pittsburgh Pirates @ Milwaukee Brewers American Family Field, Milwaukee, WI Wed Aug 31 2022, 1:12 PM - 4:27 PM CDT Att: 25,240 - Sunny - 82 F			
27 Willy Adams, R OBP: 0.292, SLG: 0.460										5	0	1	1	0	2	6				
11 Rowdy Tellez, L OBP: 0.320, SLG: 0.471										5	0	0	0	0	3	6				
12 Hunter Renfroe, R OBP: 0.322, SLG: 0.507										4	1	2	0	1	0	1				
16 Koltan Wong, L OBP: 0.338, SLG: 0.431										4	1	1	0	1	2	3				
18 Keston Hiura, R OBP: 0.345, SLG: 0.506										5	2	2	1	0	1	2				
2 Luis Urias, R OBP: 0.319, SLG: 0.383										5	1	2	1	0	0	4				
10 Omar Narváez, L OBP: 0.315, SLG: 0.337										3	0	0	1	1	0	1				
15 Tyrone Taylor, R OBP: 0.276, SLG: 0.411										1	1	0	0	2	0	0				
5 Garrett Mitchell, L OBP: 0.364, SLG: 0.566										0	0	0	1	1	0	0				
Inning Stats	R: 0 H: 0 E: 0 K: 1 S: 8	H: 1 LOB: 1 BB: 1 P: 13	R: 0 H: 1 E: 0 K: 2 S: 13	H: 1 LOB: 0 BB: 0 P: 17	R: 0 H: 0 E: 0 K: 1 S: 7	H: 0 LOB: 0 BB: 0 P: 11	R: 0 H: 2 E: 0 K: 1 S: 14	H: 2 LOB: 2 BB: 0 P: 21	R: 1 H: 1 E: 1 K: 0 S: 17	H: 1 LOB: 3 BB: 2 P: 26	R: 1 H: 0 E: 1 K: 0 S: 15	H: 0 LOB: 2 BB: 2 P: 26	R: 4 H: 3 E: 0 K: 2 S: 28	H: 3 LOB: 3 BB: 4 P: 50	R: 0 H: 1 E: 0 K: 1 S: 11	H: 1 LOB: 1 BB: 0 P: 16	1B: 6 2B: 2 3B: 0 HR: 0	SF: 0 SAC: 0 DP: 0 HBP: 0	WP: 1 PB: 0 SB: 1 CS: 0	PA: 43
PITCHER	IP	WLS	BF	H	R	ER	SO	BB	IBB	HBP	BLK	WP	HR	S	P	ERA	WHIP			
39 Zach Thompson, R ERA: 5.13	4.0		16	3	0	0	5	1	0	0	0	0	0	42	62	0.00	1.000			
53 Manny Bañuelos, L ERA: 3.72	1.0		7	1	1	0	0	1	1	0	0	0	0	17	26	0.00	2.000			
89 Miguel Yajure, R ERA: 0.77	1.1	L	11	3	5	4	1	2	1	0	0	1	0	28	46	27.00	3.750			
46 Yohan Ramírez, R ERA: 5.91	0.2		5	0	0	0	1	3	0	0	0	0	0	15	30	0.00	4.500			
Robert Stephenson, R ERA: 5.91	1.0		4	1	0	0	1	0	0	0	0	0	0	11	16	0.00	1.000			

Batter	1	2	3	4	5	6	7	8	9	AB	R	H	RBI	BB	SO	LOB	TOP										
22 Christian Yelich, L OBP: 0.360, SLG: 0.587 15 Tyrone Taylor, R OBP: 0.294, SLG: 0.408	G4-3		K			K			K	2	0	0	0	0	1	0	Milwaukee Brewers @ Arizona Diamondbacks Chase Field, Phoenix, AZ Thu Sep 01 2022, 6:41 PM - 9:09 PM MST Att: 10,495 - Roof Closed - 104 F livebaseballscorecards.com										
27 Willy Adames, R OBP: 0.291, SLG: 0.459	1B		F9			K			F9	4	0	1	0	0	1	0											
11 Rowdy Tellez, L OBP: 0.317, SLG: 0.467	FC4-6				G5-3				F8	4	0	0	0	0	1	1											
12 Hunter Renfroe, R OBP: 0.322, SLG: 0.506	P3				1B				K	3	0	1	0	0	1	1											
16 Koltan Wong, L OBP: 0.335, SLG: 0.427	G1-3				G5-6-3				G4-3	3	0	0	0	0	0	1											
18 Keston Hiura, R OBP: 0.340, SLG: 0.497	K				G4-3				K	3	0	0	0	0	2	0											
14 Jace Peterson, L OBP: 0.329, SLG: 0.438 2 Luis Urias, R OBP: 0.318, SLG: 0.382	1B				G1				K	2	0	2	0	0	0	0											
7 Victor Caratini, S OBP: 0.310, SLG: 0.347	L8				G1				K	3	0	0	0	0	1	2											
5 Garrett Mitchell, L OBP: 0.308, SLG: 0.455 13 Estevan Ruiz, R OBP: 0.214, SLG: 0.321	F7				K				F4	2	0	0	0	0	1	1											
										1	0	0	0	0	0	0											
Inning Stats	R: 0 H: 1 E: 0 K: 0 S: 8	LOB: 1 BB: 0 P: 18	R: 0 H: 1 E: 0 K: 1 S: 7	LOB: 1 BB: 0 P: 10	R: 0 H: 0 E: 0 K: 1 S: 8	LOB: 0 BB: 0 P: 11	R: 0 H: 1 E: 0 K: 1 S: 9	LOB: 1 BB: 0 P: 13	R: 0 H: 0 E: 0 K: 2 S: 9	LOB: 0 BB: 0 P: 11	R: 0 H: 0 E: 0 K: 2 S: 12	LOB: 0 BB: 0 P: 20	R: 0 H: 0 E: 0 K: 2 S: 10	LOB: 0 BB: 0 P: 13	R: 0 H: 0 E: 0 K: 2 S: 11	LOB: 0 BB: 0 P: 13	1B: 4 2B: 0 3B: 0 HR: 0	SF: 0 SAC: 0 DP: 1 HBP: 0	WP: 0 PB: 0 SB: 0 CS: 0	PA: 30							
PITCHER	IP	WLS	BF	H	R	ER	SO	BB	IBB	HBP	BLK	WP	HR	S	P	ERA	WHIP										
29 Merrill Kelly, R ERA: 2.84 22 Caleb Smith, L ERA: 4.3	7.0	W	24	4	0	0	7	0	0	0	0	0	0	58	91	0.00	0.571										
	2.0		6	0	0	0	4	0	0	0	0	0	0	21	26	0.00	0.000										

Batter	1	2	3	4	5	6	7	8	9	AB	R	H	RBI	BB	SO	LOB	BOTTOM										
10 Josh Rojas, L OBP: 0.354, SLG: 0.402	F7				L7				G4-6-3	5	0	2	2	0	0	2	Milwaukee Brewers @ Arizona Diamondbacks Chase Field, Phoenix, AZ Thu Sep 01 2022, 6:41 PM - 9:09 PM MST Att: 10,495 - Roof Closed - 104 F livebaseballscorecards.com										
30 Jake McCarthy, L OBP: 0.346, SLG: 0.451	G1-3				G1-3				L7	3	0	0	0	0	0	1											
4 Ketel Marte, S OBP: 0.332, SLG: 0.418	2B				F7				F9	4	1	1	0	0	1	3											
53 Christian Walker, R OBP: 0.334, SLG: 0.486	HR				F9				1B	3	1	2	2	1	0	0											
12 Daulton Varsho, L OBP: 0.307, SLG: 0.424	K				G5-3				E3	4	0	0	0	0	1	2											
7 Corbin Carroll, L OBP: 0.286, SLG: 0.429	K				F7				L7	4	0	1	0	0	1	2											
18 Carson Kelly, R OBP: 0.298, SLG: 0.362	G5-3				BB				G4-6-3	3	1	1	0	1	0	2											
5 Alek Thomas, L OBP: 0.297, SLG: 0.376	2B				FC6-4				P5	4	1	1	0	0	0	3											
2 Geraldo Perdomo, S OBP: 0.288, SLG: 0.263	1B				K				FC3-2	4	1	2	1	0	1	3											
Inning Stats	R: 2 H: 2 E: 0 K: 1 S: 14	LOB: 2 BB: 0 P: 20	R: 1 H: 3 E: 0 K: 2 S: 18	LOB: 3 BB: 0 P: 27	R: 0 H: 0 E: 0 K: 0 S: 5	LOB: 0 BB: 0 P: 8	R: 0 H: 0 E: 0 K: 1 S: 9	LOB: 1 BB: 1 P: 14	R: 0 H: 0 E: 0 K: 0 S: 10	LOB: 0 BB: 1 P: 16	R: 2 H: 3 E: 0 K: 0 S: 12	LOB: 1 BB: 0 P: 15	R: 0 H: 1 E: 1 K: 0 S: 8	LOB: 2 BB: 0 P: 12	R: 0 H: 1 E: 0 K: 0 S: 7	LOB: 0 BB: 0 P: 12	1B: 6 2B: 3 3B: 0 HR: 1	SF: 0 SAC: 0 DP: 1 HBP: 1	WP: 0 PB: 0 SB: 1 CS: 0	PA: 37							
PITCHER	IP	WLS	BF	H	R	ER	SO	BB	IBB	HBP	BLK	WP	HR	S	P	ERA	WHIP										
53 Brandon Woodruff, R ERA: 3.54 35 Brent Suter, L ERA: 3.4 46 Luis Perdomo, R ERA: 1.46	5.2	L	28	8	5	5	4	2	0	1	0	0	0	65	97	7.94	1.765										
	0.1		1	0	0	0	0	0	0	0	0	0	0	3	3	0.00	0.000										
	2.0		8	2	0	0	0	0	0	0	0	0	0	15	24	0.00	1.000										

Batter	1	2	3	4	5	6	7	8	9	AB	R	H	RBI	BB	SO	LOB	TOP										
16 Kolten Wong, L OBP: 0.331, SLG: 0.421 24 Andrew McCutchen, R (8, PH) OBP: 0.312, SLG: 0.385 14 Jace Peterson, L OBP: 0.331, SLG: 0.433	L9		G5-3			F7		FC5-4		3	0	0	0	0	0	0	Milwaukee Brewers @ Arizona Diamondbacks Chase Field, Phoenix, AZ Sun Sep 04 2022, 1:13 PM - 3:52 PM MST Att: 20,274 - Roof Closed - 74 F livebaseballscores.com										
27 Willy Adames, R OBP: 0.288, SLG: 0.453	G5-3		G6-3			K			F8	4	0	0	0	0	1	0											
11 Rowdy Tellez, L OBP: 0.319, SLG: 0.471				G3					G3-1	4	0	1	0	0	0	0											
12 Hunter Renfroe, R OBP: 0.324, SLG: 0.508	L4									4	1	2	1	0	0	1											
18 Keston Hiura, R OBP: 0.338, SLG: 0.481										3	0	0	0	1	1	1											
2 Luis Urias, R OBP: 0.322, SLG: 0.383										3	0	0	0	0	2	2											
10 Omar Narváez, L OBP: 0.313, SLG: 0.333 7 Victor Caratini, S OBP: 0.310, SLG: 0.347										2	0	0	0	0	1	1											
15 Tyrone Taylor, R OBP: 0.276, SLG: 0.430										3	0	0	0	0	1	2											
13 Esteyru Ruiz, R OBP: 0.194, SLG: 0.257										3	0	0	0	0	2	1											
Inning Stats	R: 0 E: 0 K: 0 S: 10	H: 1 LOB: 1 BB: 0 P: 17	R: 0 E: 0 K: 0 S: 4	H: 0 LOB: 1 BB: 1 P: 8	R: 0 E: 0 K: 1 S: 9	H: 0 LOB: 0 BB: 0 P: 14	R: 0 E: 0 K: 1 S: 11	H: 1 LOB: 1 BB: 0 P: 19	R: 0 E: 0 K: 3 S: 13	H: 0 LOB: 2 BB: 0 P: 18	R: 0 E: 0 K: 1 S: 6	H: 0 LOB: 0 BB: 0 P: 10	R: 0 E: 0 K: 1 S: 10	H: 0 LOB: 0 BB: 0 P: 17	R: 0 E: 0 K: 0 S: 7	H: 0 LOB: 1 BB: 0 P: 12		R: 1 E: 0 K: 1 S: 8	H: 1 LOB: 0 BB: 0 P: 13	1B: 2 2B: 0 3B: 0 HR: 1	SF: 0 SAC: 0 DP: 0 HBP: 1	WP: 0 PB: 0 CS: 0	PA: 32				
PITCHER	IP	WLS	BF	H	R	ER	SO	BB	IBB	HBP	BLK	WP	HR	S	P	ERA	WHIP										
23 Zac Gallen, R ERA: 2.42 50 Kyle Nelson, L ERA: 1.51 34 Mark Melancon, R ERA: 5.2	7.0	W	24	2	0	0	7	1	0	0	0	0	0	63	103	0.00	0.429										

Batter	1	2	3	4	5	6	7	8	9	AB	R	H	RBI	BB	SO	LOB	BOTTOM										
12 Daulton Varsho, L OBP: 0.309, SLG: 0.438	P6									4	1	2	1	0	0	0	Milwaukee Brewers @ Arizona Diamondbacks Chase Field, Phoenix, AZ Sun Sep 04 2022, 1:13 PM - 3:52 PM MST Att: 20,274 - Roof Closed - 74 F livebaseballscores.com										
15 Emmanuel Rivera, R (1, 5) OBP: 0.308, SLG: 0.435	K									4	0	0	0	0	3	1											
10 Josh Rojas, L OBP: 0.355, SLG: 0.396										2	1	0	0	2	1	0											
53 Christian Walker, R OBP: 0.332, SLG: 0.481	G4-3									3	1	1	0	1	0	1											
30 Jake McCarthy, L OBP: 0.348, SLG: 0.464										4	1	2	3	0	1	0											
7 Corbin Carroll, L OBP: 0.231, SLG: 0.280										3	1	0	0	1	1	2											
18 Carson Kelly, R OBP: 0.303, SLG: 0.360										3	0	2	0	1	1	0											
5 Alek Thomas, L OBP: 0.296, SLG: 0.374										3	0	1	1	0	0	1											
2 Geraldo Perdomo, S OBP: 0.290, SLG: 0.263										4	0	0	0	0	1	4											
Inning Stats	R: 0 E: 0 K: 1 S: 8	H: 0 LOB: 1 BB: 1 P: 16	R: 1 E: 0 K: 0 S: 8	H: 1 LOB: 1 BB: 1 P: 15	R: 1 E: 0 K: 0 S: 10	H: 1 LOB: 0 BB: 0 P: 17	R: 0 E: 0 K: 1 S: 14	H: 1 LOB: 2 BB: 1 P: 24	R: 1 E: 0 K: 2 S: 11	H: 3 LOB: 2 BB: 1 P: 19	R: 0 E: 0 K: 2 S: 9	H: 0 LOB: 0 BB: 0 P: 13	R: 0 E: 0 K: 2 S: 12	H: 0 LOB: 0 BB: 0 P: 17	R: 2 E: 0 K: 0 S: 15	H: 2 LOB: 1 BB: 1 P: 23		R: 1 E: 0 K: 1 S: 8	H: 1 LOB: 0 BB: 0 P: 13	1B: 6 2B: 1 3B: 0 HR: 2	SF: 1 SAC: 0 DP: 1 HBP: 0	WP: 0 PB: 0 CS: 1	PA: 36				
PITCHER	IP	WLS	BF	H	R	ER	SO	BB	IBB	HBP	BLK	WP	HR	S	P	ERA	WHIP										
41 Jason Alexander, R ERA: 5.03 55 Hoby Milner, L ERA: 3.53 50 Matt Bush, R ERA: 3.26 35 Brent Suter, L ERA: 3.6	4.2	L	22	5	3	3	3	4	0	0	0	0	0	13	18	0.00	0.750										

AB 30
R 1
H 3
RBI 1
BB 1
SO 8
LOB 9



AB 30
R 5
H 8
RBI 5
BB 5
SO 8
LOB 9



Batter	1	2	3	4	5	6	7	8	9	AB	R	H	RBI	BB	SO	LOB	TOP					
22 Christian Yelich, L OBP: 0.358, SLG: 0.385 15 Tyrone Taylor, R OBP: 0.276, SLG: 0.430	G3-1		G6-4-3 1B		K		K		G4-3	5	0	1	0	0	2	1	Milwaukee Brewers @ Colorado Rockies Coors Field, Denver, CO Mon Sep 05 2022, 2:12 PM - 5:26 PM MDT Att: 32,627 - Sunny - 94 F					
27 Willy Adames, R OBP: 0.286, SLG: 0.448	K		G6-4-3		K		K		G6-3	5	0	0	0	0	3	3						
11 Rowdy Tellez, L OBP: 0.321, SLG: 0.474	G3-1				24 1B		24 1B		K	4	2	2	0	0	1	0						
12 Hunter Renfroe, R OBP: 0.321, SLG: 0.503	F7		G5-3				K		K	4	0	0	0	0	2	2						
16 Koltan Wong, L OBP: 0.335, SLG: 0.421	HBP		K		7 HR		24 1B		24 F7	2	1	1	0	0	1	1						
24 Andrew McCutchen, R OBP: 0.313, SLG: 0.367	F7		14 2B		7 HR		7 HR		F7	4	2	2	1	0	0	2						
14 Jace Peterson, L OBP: 0.330, SLG: 0.436	L3		2H		2H		SF7		G4-3	3	0	1	2	0	0	2						
7 Victor Caratini, S OBP: 0.317, SLG: 0.365			22 1B		L8		3H		5 FC6-4	3	1	2	3	1	0	1						
5 Garrett Mitchell, L OBP: 0.190, SLG: 0.263	K		K		K		G3		FC6-4 22 G4-3	4	0	0	0	0	2	2						
Inning Stats	R: 0 E: 0 K: 1 S: 7	H: 0 LOB: 0 BB: 0 P: 11	R: 0 E: 0 K: 0 S: 12	H: 0 LOB: 1 BB: 0 P: 17	R: 0 E: 0 K: 1 S: 6	H: 1 LOB: 1 BB: 1 P: 15	R: 2 E: 0 K: 1 S: 14	H: 3 LOB: 1 BB: 0 P: 22	R: 0 E: 0 K: 3 S: 10	H: 0 LOB: 0 BB: 0 P: 14	R: 4 E: 0 K: 1 S: 14	H: 3 LOB: 0 BB: 0 P: 25	R: 0 E: 0 K: 3 S: 9	H: 0 LOB: 0 BB: 0 P: 13	R: 0 E: 0 K: 1 S: 8	H: 1 LOB: 1 BB: 0 P: 12		R: 0 E: 0 K: 0 S: 9	H: 1 LOB: 1 BB: 0 P: 13	1B: 6 2B: 2 3B: 0 HR: 1	SF: 1 SAC: 0 DP: 1 HBP: 2	WP: 0 PB: 0 SB: 2 CS: 0
PITCHER	IP WLS BF H R ER SO BB IBB HBP BLK WP HR S P ERA WHIP	IP WLS BF H R ER SO BB IBB HBP BLK WP HR S P ERA WHIP	IP WLS BF H R ER SO BB IBB HBP BLK WP HR S P ERA WHIP	IP WLS BF H R ER SO BB IBB HBP BLK WP HR S P ERA WHIP	IP WLS BF H R ER SO BB IBB HBP BLK WP HR S P ERA WHIP	IP WLS BF H R ER SO BB IBB HBP BLK WP HR S P ERA WHIP	IP WLS BF H R ER SO BB IBB HBP BLK WP HR S P ERA WHIP	IP WLS BF H R ER SO BB IBB HBP BLK WP HR S P ERA WHIP	IP WLS BF H R ER SO BB IBB HBP BLK WP HR S P ERA WHIP	IP WLS BF H R ER SO BB IBB HBP BLK WP HR S P ERA WHIP	IP WLS BF H R ER SO BB IBB HBP BLK WP HR S P ERA WHIP	IP WLS BF H R ER SO BB IBB HBP BLK WP HR S P ERA WHIP	IP WLS BF H R ER SO BB IBB HBP BLK WP HR S P ERA WHIP	IP WLS BF H R ER SO BB IBB HBP BLK WP HR S P ERA WHIP	IP WLS BF H R ER SO BB IBB HBP BLK WP HR S P ERA WHIP	IP WLS BF H R ER SO BB IBB HBP BLK WP HR S P ERA WHIP	IP WLS BF H R ER SO BB IBB HBP BLK WP HR S P ERA WHIP					
18 Ryan Felton, R ERA: 5.85	61 Justin Lawrence, R ERA: 4.66	59 Jake Bird, R ERA: 4.24	37 Alex Colomé, R ERA: 4.63																			

Batter	1	2	3	4	5	6	7	8	9	AB	R	H	RBI	BB	SO	LOB	BOTTOM					
24 Ryan McMahon, L OBP: 0.330, SLG: 0.391	25 FC		K		F9		FC4-6		K	5	1	1	0	0	2	2	Milwaukee Brewers @ Colorado Rockies Coors Field, Denver, CO Mon Sep 05 2022, 2:12 PM - 5:26 PM MDT Att: 32,627 - Sunny - 94 F					
Brendan Rodgers, R OBP: 0.322, SLG: 0.407	25 E		L8		G6-3		K		G6-4-3	4	1	0	0	1	1	1						
25 C.J. Cron, R OBP: 0.321, SLG: 0.489	FC		G4-3		F9		F9		HR	4	2	1	1	0	0	2						
19 Charlie Blackmon, L OBP: 0.320, SLG: 0.432	29 BB		L9		L9		1B		1 BB	3	0	2	2	0	0	0						
29 Michael Toglia, S OBP: 0.308, SLG: 0.500	BB		G6-3		G6-3		K		F9	3	0	0	0	1	1	2						
12 Sean Bouchard, R OBP: 0.355, SLG: 0.292	K		G6-3		G6-3		G6-3		1 BB	4	0	1	0	0	1	4						
1 Garrett Hampson, R OBP: 0.300, SLG: 0.318	SF8		G4-3		G4-3		K		BB	2	0	0	1	1	1	0						
6 Brian Serven, R OBP: 0.277, SLG: 0.361	G5-3		G6-3		G6-3		P6		G6-3	3	0	0	0	0	0	2						
35 Elias Diaz, R OBP: 0.297, SLG: 0.371			G6-3		G6-3		G6-3		G6-3	1	0	0	0	0	0	3						
13 Alan Trejo, R OBP: 0.260, SLG: 0.319	G6-3		G6-3		G6-3		24 FC4-6		G6-4-3	2	0	0	0	0	0	0						
9 Connor Joe, R OBP: 0.344, SLG: 0.357			G6-3		G6-3		HR		BB	0	0	0	0	1	0	0						
Randal Grichuk, R OBP: 0.313, SLG: 0.419			G6-3		G6-3		HR		BB	0	0	0	0	0	0	0						
Inning Stats	R: 3 E: 1 K: 1 S: 18	H: 2 LOB: 2 BB: 2 P: 31	R: 0 E: 0 K: 1 S: 6	H: 0 LOB: 0 BB: 0 P: 10	R: 0 E: 0 K: 0 S: 8	H: 0 LOB: 0 BB: 0 P: 14	R: 0 E: 0 K: 0 S: 7	H: 0 LOB: 0 BB: 0 P: 7	R: 0 E: 0 K: 0 S: 5	H: 0 LOB: 0 BB: 0 P: 8	R: 0 E: 0 K: 1 S: 16	H: 1 LOB: 1 BB: 0 P: 24	R: 0 E: 0 K: 1 S: 8	H: 0 LOB: 0 BB: 0 P: 14	R: 1 E: 0 K: 1 S: 17	H: 2 LOB: 3 BB: 1 P: 31	R: 0 E: 0 K: 1 S: 10	H: 0 LOB: 1 BB: 1 P: 16	1B: 4 2B: 0 3B: 0 HR: 1	SF: 1 SAC: 0 DP: 1 HBP: 2	WP: 0 PB: 0 SB: 0 CS: 0	PA: 38
PITCHER	IP WLS BF H R ER SO BB IBB HBP BLK WP HR S P ERA WHIP	IP WLS BF H R ER SO BB IBB HBP BLK WP HR S P ERA WHIP	IP WLS BF H R ER SO BB IBB HBP BLK WP HR S P ERA WHIP	IP WLS BF H R ER SO BB IBB HBP BLK WP HR S P ERA WHIP	IP WLS BF H R ER SO BB IBB HBP BLK WP HR S P ERA WHIP	IP WLS BF H R ER SO BB IBB HBP BLK WP HR S P ERA WHIP	IP WLS BF H R ER SO BB IBB HBP BLK WP HR S P ERA WHIP	IP WLS BF H R ER SO BB IBB HBP BLK WP HR S P ERA WHIP	IP WLS BF H R ER SO BB IBB HBP BLK WP HR S P ERA WHIP	IP WLS BF H R ER SO BB IBB HBP BLK WP HR S P ERA WHIP	IP WLS BF H R ER SO BB IBB HBP BLK WP HR S P ERA WHIP	IP WLS BF H R ER SO BB IBB HBP BLK WP HR S P ERA WHIP	IP WLS BF H R ER SO BB IBB HBP BLK WP HR S P ERA WHIP	IP WLS BF H R ER SO BB IBB HBP BLK WP HR S P ERA WHIP	IP WLS BF H R ER SO BB IBB HBP BLK WP HR S P ERA WHIP	IP WLS BF H R ER SO BB IBB HBP BLK WP HR S P ERA WHIP						
37 Adrian Houser, R ERA: 4.83	45 Brad Boxberger, R ERA: 2.66	50 Matt Bush, R ERA: 3.2	25 Taylor Rogers, L ERA: 4.31	38 Devin Williams, R ERA: 1.72																		




Batter	1	2	3	4	5	6	7	8	9	10	AB	R	H	RBI	BB	SO	LOB	TOP							
22 Christian Yelich, L OBP: 0.359, SLG: 0.391	(1,7) 2-1 B SI 92 C SI 92 X CH 88 HR		(1,1) 1-1 B SL 88 S SL 88 X SL 89 1B		(1,0) 1-0 B FF 92 X SI 93 G4-3		(1,3) 1-3 C FF 92 B SL 95 F FF 92 1 SAFE C SL 96 K		(0,1) 0-1 C SI 96 1 SAFE X SI 97 L5-3	(0,0) 0-0 27 2B	5	2	2	1	0	1	2								
27 Willy Adames, R OBP: 0.291, SLG: 0.455	(1,6) 4-2 F SI 93 B SI 96 B SI 93 B SI 96 BB		(0,1) 0-1 S SL 89 X SL 89 G6-4-3		(3,1) 3-1 B SI 92 F SI 99 B SI 87 B SI 92 X SI 94 1B		(2,1) 2-1 B SL 96 1 SAFE C FF 96 X FF 92 2B		(2,1) 2-1 B SL 96 1 SAFE C FF 96 X SI 97 2B	(0,0) 0-0 11 G6-3 12 2B	4	1	3	2	1	0	1								
11 Rowdy Tellez, L OBP: 0.317, SLG: 0.468	(1,3) 0-1 C SL 87 X SI 94 F8		(2,1) 2-1 B KC 82 B SL 87 X SI 94 G3-1		(0,1) 0-1 F SL 81 X FF 89 F8		(3,3) 3-3 B SL 96 F FF 95 S SL 96 D SL 97 S SL 96 K		(1,0) 1-0 B SI 98 X SI 97 G6-3	(1,0) 1-0 2-3 G6-3	5	0	0	0	0	1	4								
12 Hunter Renfroe, R OBP: 0.320, SLG: 0.507	(1,9) 1-1 1 SAFE B SI 92 S SL 87 X SI 93 HR		(2,2) 2-2 B SL 86 B SL 87 B KC 80 X SI 94 G3		(2,0) 2-0 B FF 89 B CH 79 X CH 80 L7		(3,2) 3-2 F FF 94 B FF 96 B SL 96 B FF 94 F FF 94 B SI 87 X SI 97 P3		(0,0) 0-0 X SL 89 FC5-2-5-2-6	(0,0) 0-0 11 G6-3 12 2B	5	1	1	2	0	0	2								
16 Kolten Wong, L OBP: 0.323, SLG: 0.418	(1,4) 0-0 X SI 95 L8		(0,3) 0-3 B KC 81 C KC 80 B SL 86 X SI 94 K		(2,2) 2-2 B FF 87 F FF 89 C SL 83 C FF 91 X SL 84 F8		(4,2) 4-2 B SL 85 B FF 94 B FF 94 F FF 94 B SI 87 X SI 97 BB		(1,2) 1-2 S SI 97 F SL 90 D SL 90 F SL 86 X FF 98 L8	(3,3) 3-3 3 L8	3	0	0	0	0	1	0								
2 Luis Urias, R OBP: 0.323, SLG: 0.382	(6,4) 0-0 L8		(1,2) 1-2 B KC 81 B SL 87 C KC 80 X SI 84 K		(1,3) 1-3 C FF 90 C SL 81 S KC 76 S CH 82 K		(1,3) 1-3 B FF 95 C SL 86 S SL 85 X SI 97 K		(1,2) 1-2 S SI 97 F SL 90 D SL 90 F SL 86 X FF 98 L8	(3,3) 3-3 3 L8	1	0	0	0	1	0	1								
18 Keston Hiura, R OBP: 0.336, SLG: 0.482	(1,10) 2-3 C SL 87 B SL 86 B SI 96 S SL 85 K		(4,1) 4-1 B KC 79 B SL 87 C KC 80 X SI 94 2B		(1,2) 1-2 C FF 90 C SL 81 S KC 76 S CH 82 K		(3,2) 3-2 B FF 95 C SL 86 S SL 85 X SI 97 K		(1,3) 1-3 B SI 98 X SI 97 G6-3	(1,0) 1-0 2-3 G6-3	4	1	1	0	0	3	1								
14 Jace Peterson, L OBP: 0.328, SLG: 0.431	(1,5) 2-3 B SL 86 C SL 86 C CH 89 B SL 85 S SL 85 K		(4,1) 4-1 B KC 79 B SL 87 C KC 80 X SI 94 2B		(1,2) 1-2 C FF 90 C SL 81 S KC 76 S CH 82 K		(3,2) 3-2 B FF 95 C SL 86 S SL 85 X SI 97 K		(1,3) 1-3 B SI 98 X SI 97 G6-3	(1,0) 1-0 2-3 G6-3	3	1	0	0	1	2	1								
10 Omar Narváez, L OBP: 0.312, SLG: 0.336	(1,2) 0-1 F SI 94 X SL 87 F8		(0,1) 0-1 F SI 94 X SL 87 F8		(1,2) 1-2 C FF 90 C SL 81 S KC 76 S CH 82 K		(3,2) 3-2 B FF 95 C SL 86 S SL 85 X SI 97 K		(1,3) 1-3 B SI 98 X SI 97 G6-3	(1,0) 1-0 2-3 G6-3	4	0	1	2	0	0	0								
5 Garrett Mitchell, L OBP: 0.240, SLG: 0.273	(1,8) 2-3 B KC 79 B SL 86 B SI 96 S KC 81 K		(2,3) 2-3 C KC 81 B SL 87 C KC 80 X SI 84 K		(1,2) 1-2 C FF 90 C SL 81 S KC 76 S CH 82 K		(3,2) 3-2 B FF 95 C SL 86 S SL 85 X SI 97 K		(1,3) 1-3 B SI 98 X SI 97 G6-3	(1,0) 1-0 2-3 G6-3	3	1	1	0	1	2	1								
Inning Stats	R: 3 E: 0 K: 1 S: 12	H: 2 LOB: 0 BB: 1 P: 21	R: 0 E: 0 K: 2 S: 8	H: 0 LOB: 0 BB: 0 P: 12	R: 0 E: 0 K: 0 S: 6	H: 1 LOB: 0 BB: 0 P: 9	R: 2 E: 0 K: 2 S: 16	H: 2 LOB: 1 BB: 1 P: 25	R: 0 E: 0 K: 1 S: 9	H: 0 LOB: 0 BB: 0 P: 13	R: 1 E: 0 K: 2 S: 13	H: 2 LOB: 1 BB: 0 P: 23	R: 0 E: 0 K: 2 S: 11	H: 0 LOB: 1 BB: 1 P: 19	R: 0 E: 0 K: 0 S: 7	H: 0 LOB: 0 BB: 0 P: 14	R: 1 E: 0 K: 0 S: 7	H: 1 LOB: 1 BB: 0 P: 9	1B: 3 2B: 5 3B: 0 HR: 2	SF: 0 SAC: 0 DP: 2 HBP: 0	WP: 0 PB: 0 SB: 1 CS: 0	PA: 41			
PITCHER	IP 4.1	WLS 2	BF 20	H 6	R 5	ER 5	SO 5	BB 2	IBB 0	HBP 0	BLK 0	WP 0	HR 2	S 45	P 74	ERA 10.38	WHIP 1.846								
41 Chad Kuhl, R ERA: 5.38	(1,1) 4.1	2	20	6	5	5	5	2	0	0	0	0	2	45	74	10.38	1.846								
26 Austin Gomber, L ERA: 5.96	(5,1) 2.1	8	1	1	1	2	0	0	0	0	0	0	0	20	31	3.86	0.429								
32 Dinelson Lamet, R ERA: 5.92	(7,1) 1.1	6	1	0	0	3	1	0	0	0	0	0	0	16	29	0.00	1.500								
52 Daniel Bard, R ERA: 2.15	(9,1) 2.0	W	7	1	1	0	0	1	0	0	0	0	0	14	23	0.00	1.000								

Milwaukee Brewers @ Colorado Rockies
Coors Field, Denver, CO
Tue Sep 06 2022, 6:42 PM - 9:42 PM MDT
Att: 22,329 - Clear - 95 F

livebaseballscorecards.com

AB 37
R 7
H 9
RBI 7
BB 4
SO 10
LOB 13




Batter	1	2	3	4	5	6	7	8	9	10	AB	R	H	RBI	BB	SO	LOB	BOTTOM						
24 Ryan McMahon, L OBP: 0.329, SLG: 0.389	(1,4) 2-2 C SI 95 F SI 96 B SI 96 B SI 96 X FF 96 L4		(3,1) 3-1 B CH 87 B CH 96 B SI 96 X SI 96 F7		(3,2) 3-2 S CH 84 B CH 96 C CH 86 B FF 97 B FF 96 X CH 86 F8		(0,0) 0-0 X FF 88 2 HR 1B		(0,3) 0-3 1 SAFE F SI 99 1 SAFE S SI 90 S FF 99 K	(0,0) 0-0 19 FC4-6	5	2	1	0	0	1	3							
2 Yonathan Daza, R OBP: 0.349, SLG: 0.382	(1,7) 0-1 S FF 97 X FF 96 G5-3		(4,2) 4-2 B SI 97 B SI 89 C FF 96 F FF 97 B FF 96 X SI 96 FC6-4 BB		(0,0) 0-0 X SL 86 F8		(2,0) 2-0 D SI 95 B SI 95 X SI 94 HR		(0,0) 0-0 X ST 80 FC4-6 HR 2B	(0,0) 0-0 19 FC4-6	4	2	2	4	1	0	0							
25 C.J. Cron, R OBP: 0.300, SLG: 0.485	(1,3) 0-0 X SI 96 G5-3		(1,2) 1-2 B SI 96 F FF 97 X SI 96 F6		(3,3) 3-3 C SI 88 B SI 89 F FF 97 F SI 96 B SI 89 C FF 96 X SI 96 K		(1,3) 1-3 B SL 82 C FF 92 S FF 94 K		(0,0) 0-0 X ST 79 FC4-6 HR IBB	(0,0) 0-0 19 FC4-6	4	0	0	0	1	3	1							
1 Garrett Hampson, R OBP: 0.300, SLG: 0.318	(10, PR)		(1,2) 1-2 C CU 83 C CH 87 F FF 97 X SI 97 G6-3		(1,2) 1-2 B SI 96 F FF 97 C CH 86 X FF 98 F6		(1,2) 1-2 B CU 86 F FF 97 C CH 86 X FF 97 G5-3		(0,0) 0-0 X ST 79 FC4-6 HR IBB	(0,0) 0-0 19 FC4-6	5	1	0	0	0	0	3							
19 Charlie Blackmon, L OBP: 0.316, SLG: 0.427	(1,10) 1-2 C CU 83 C CH 87 F FF 97 X SI 97 G6-3		(1,2) 1-2 B SI 96 F FF 97 C CH 86 X FF 98 F6		(1,2) 1-2 B CU 86 F FF 97 C CH 86 X FF 97 G5-3		(0,0) 0-0 X ST 79 FC4-6 HR IBB		(0,0) 0-0 19 FC4-6	(0,0) 0-0 19 FC4-6	5	1	0	0	0	0	3							
Randal Grichuk, R OBP: 0.314, SLG: 0.433	(1,8) 1-1 F FF 98 B SL 89 X SI 96 G6-3		(0,0) 0-0 X SI 97 FC6-4		(1,2) 1-2 C CU 83 C CH 87 F FF 97 X SI 97 G6-3		(0,0) 0-0 X ST 79 FC4-6 HR IBB		(0,0) 0-0 19 FC4-6	(0,0) 0-0 19 FC4-6	5	2	2	4	0	0	1							
29 Michael Toglia, S OBP: 0.267, SLG: 0.429	(1,9) 1-3 C FF 98 F CH 88 B FF 96 C FF 97 K		(1,2) 1-2 B SI 96 F FF 97 C CH 86 X FF 98 F6		(1,2) 1-2 B CU 86 F FF 97 C CH 86 X FF 97 G5-3		(0,0) 0-0 X ST 79 FC4-6 HR IBB		(0,0) 0-0 19 FC4-6	(0,0) 0-0 19 FC4-6	5	2	2	4	0	0	1							
35 Elias Díaz, R OBP: 0.283, SLG: 0.366	(1,2) 1-3 S SL 87 B SL 88 C SI 97 K		(1,3) 1-3 C CU 83 C CH 87 F FF 97 X SI 97 G6-3		(1,2) 1-2 B CU 86 F FF 97 C CH 86 X FF 97 G5-3		(0,0) 0-0 X ST 79 FC4-6 HR IBB		(0,0) 0-0 19 FC4-6	(0,0) 0-0 19 FC4-6	4	0	0	0	0	1	0							
44 Elehuris Montero, R OBP: 0.279, SLG: 0.460	(1,5) 0-0 X CU 85 13 1B HR		(0,0) 0-0 X SI 97 FC6-4		(1,2) 1-2 B CU 86 F FF 97 C CH 86 X FF 97 G5-3		(0,0) 0-0 X ST 79 FC4-6 HR IBB		(0,0) 0-0 19 FC4-6	(0,0) 0-0 19 FC4-6	3	2	2	1	1	1	0							
13 Alan Trejo, R OBP: 0.298, SLG: 0.353	(1,6) 1-3 C SI 98 B SI 96 S SI 98 X SI 97 K		(1,3) 1-3 C CU 83 C CH 87 F FF 97 X SI 97 G6-3		(1,2) 1-2 B CU 86 F FF 97 C CH 86 X FF 97 G5-3		(0,0) 0-0 X ST 79 FC4-6 HR IBB		(0,0) 0-0 19 FC4-6	(0,0) 0-0 19 FC4-6	4	1	3	1	0	1	0							
Inning Stats	R: 0 E: 0 K: 0 S: 7	H: 0 LOB: 0 BB: 0 P: 9	R: 0 E: 0 K: 1 S: 10	H: 0 LOB: 0 BB: 0 P: 13	R: 1 E: 0 K: 2 S: 9	H: 1 LOB: 0 BB: 0 P: 14	R: 0 E: 0 K: 1 S: 10	H: 0 LOB: 1 BB: 1 P: 16	R: 0 E: 0 K: 0 S: 11	H: 0 LOB: 2 BB: 1 P: 21	R: 0 E: 0 K: 1 S: 9	H: 0 LOB: 0 BB: 0 P: 13	R: 5 E: 0 K: 1 S: 12	H: 5 LOB: 0 BB: 0 P: 17	R: 0 E: 0 K: 2 S: 12	H: 1 LOB: 1 BB: 0 P: 16	R: 4 E: 0 K: 0 S: 5	H: 2 LOB: 1 BB: 1 P: 8	1B: 4 2B: 2 3B: 0 HR: 4	SF: 0 SAC: 0 DP: 0 HBP: 0	WP: 0 PB: 0 SB: 0 CS: 0	PA: 41		
PITCHER	IP 7.0	WLS 2	BF 25	H 2	R 1	ER 1	SO 5	BB 2	IBB 0	HBP 0	BLK 0	WP 0	HR 1	S 60	P 91	ERA 1.29	WHIP 0.571							
53 Brandon Woodruff, R ERA: 3.41	(1,1) 7.0	2	25	2	1	1	5	2	0	0	0	0	1	60	91	1.29	0.571							
46 Luis Perdomo, R ERA: 4.35	(8,1) 0.0	4	4	4	4	4	0	0	0	0	0	0	1	5	8									
32 Peter Strzelecki, R ERA: 3.27	(8,1) 1.2	B	7	2	1	1	2	0	0	0	0	0	1	16	22	5.40	1.200							
55 Hobby Milner, L ERA: 3.81	(8,1) 0.1	1	0	0	0	1	0	0	0	0	0	0	0	3	3	0.00	0.000							
25 Taylor Rogers, L ERA: 4.77	(10,1) 0.1	L	4	2	4	3	0	0	1	0	0	0	1	5	8	81.00	6.000							

Milwaukee Brewers @ Colorado Rockies
Coors Field, Denver, CO
Tue Sep 06 2022, 6:42 PM - 9:42 PM MDT
Att: 22,329 - Clear - 95 F

livebaseballscorecards.com

AB 38
R 10
H 10
RBI 10
BB 3
SO 8
LOB 8



Batter	1	2	3	4	5	6	7	8	9	AB	R	H	RBI	BB	SO	LOB	TOP					
22 Christian Yelich, L OBP: 0.360, SLG: 0.393										3	0	1	1	1	1	0	Milwaukee Brewers @ Colorado Rockies Coors Field, Denver, CO Wed Sep 07 2022, 1:11 PM - 3:45 PM MDT Att: 20,278 - Sunny - 94 F					
27 Willy Adames, R OBP: 0.289, SLG: 0.451										4	0	0	0	0	2	3						
12 Hunter Renfroe, R OBP: 0.317, SLG: 0.501										4	0	0	0	0	1	1						
24 Andrew McCutchen, R OBP: 0.315, SLG: 0.394										4	1	2	1	0	1	0						
11 Rowdy Tellez, L OBP: 0.315, SLG: 0.464										4	0	0	0	0	2	1						
18 Keston Hiura, R OBP: 0.335, SLG: 0.487										4	1	1	0	0	2	1						
2 Luis Urias, R OBP: 0.324, SLG: 0.391										4	1	2	1	0	1	2						
7 Victor Caratini, S OBP: 0.312, SLG: 0.358										4	0	0	1	0	0	1						
15 Tyrone Taylor, R OBP: 0.277, SLG: 0.429										3	1	1	0	0	1	1						
Inning Stats	R: 0 E: 0 K: 2 S: 7	H: 0 LOB: 0 BB: 0 P: 9	R: 0 E: 0 K: 2 S: 7	H: 0 LOB: 0 BB: 13 P: 13	R: 0 E: 0 K: 0 S: 12	H: 1 LOB: 2 BB: 1 P: 22	R: 0 E: 0 K: 1 S: 9	H: 0 LOB: 0 BB: 0 P: 15	R: 1 E: 0 K: 2 S: 13	H: 1 LOB: 0 BB: 0 P: 18	R: 0 E: 0 K: 1 S: 5	H: 0 LOB: 0 BB: 0 P: 8	R: 0 E: 0 K: 2 S: 14	H: 1 LOB: 1 BB: 0 P: 20	R: 1 E: 0 K: 1 S: 15	H: 2 LOB: 1 BB: 0 P: 21		R: 2 E: 0 K: 0 S: 11	H: 2 LOB: 0 BB: 0 P: 18	1B: 3 2B: 1 3B: 1 HR: 2	SF: 0 SAC: 0 DP: 0 HBP: 0	WP: 1 PB: 0 SB: 0 CS: 0
PITCHER	IP WLS BF H R ER SO BB IBB HBP BLK WP HR S P ERA WHIP																					
21 Kyle Freeland, L ERA: 4.63	6.0 W 21 2 1 1 8 1 0 0 0 0 1 0 53 85 1.50 0.500																					
61 Justin Lawrence, R ERA: 4.55	2.0 9 3 1 1 3 0 0 0 0 0 0 0 29 41 4.50 1.500																					
59 Jake Bird, R ERA: 4.63	1.0 5 2 2 2 0 0 0 0 0 0 0 2 11 18 18.00 2.000																					

Batter	1	2	3	4	5	6	7	8	9	AB	R	H	RBI	BB	SO	LOB	BOTTOM			
Randal Grichuk, R OBP: 0.311, SLG: 0.429										4	0	0	0	0	1	2	Milwaukee Brewers @ Colorado Rockies Coors Field, Denver, CO Wed Sep 07 2022, 1:11 PM - 3:45 PM MDT Att: 20,278 - Sunny - 94 F			
2 Yonathan Daza, R OBP: 0.351, SLG: 0.388										4	2	2	0	0	1	0				
19 Charlie Blackmon, L OBP: 0.344, SLG: 0.423										4	0	0	0	0	1	2				
12 Sean Bouchard, R OBP: 0.355, SLG: 0.292										4	0	0	1	0	2	1				
25 C.J. Cron, R OBP: 0.318, SLG: 0.481										3	2	1	0	1	1	0				
Brendan Rodgers, R OBP: 0.323, SLG: 0.406										4	2	2	4	0	0	0				
29 Michael Toglia, S OBP: 0.294, SLG: 0.563										4	1	2	1	0	1	0				
35 Elias Diaz, R OBP: 0.286, SLG: 0.368										4	1	2	1	0	1	0				
44 Elehuris Montero, R OBP: 0.278, SLG: 0.461										4	0	1	0	0	2	2				
13 Alan Trejo, R OBP: 0.316, SLG: 0.415										2	1	1	2	1	0	0				
Inning Stats	R: 0 E: 0 K: 0 S: 7	H: 4 LOB: 0 BB: 0 P: 10	R: 4 E: 1 K: 2 S: 20	H: 4 LOB: 0 BB: 0 P: 30	R: 3 E: 0 K: 3 S: 17	H: 3 LOB: 1 BB: 1 P: 28	R: 0 E: 0 K: 1 S: 6	H: 0 LOB: 0 BB: 0 P: 7	R: 0 E: 0 K: 0 S: 4	H: 0 LOB: 0 BB: 0 P: 7	R: 0 E: 0 K: 2 S: 13	H: 1 LOB: 2 BB: 1 P: 21	R: 1 E: 0 K: 1 S: 7	H: 1 LOB: 0 BB: 0 P: 12	R: 0 E: 0 K: 0 S: 5	H: 0 LOB: 0 BB: 0 P: 8	1B: 4 2B: 3 3B: 0 HR: 2	SF: 0 SAC: 0 DP: 0 HBP: 0	WP: 0 PB: 0 SB: 0 CS: 0	PA: 35
PITCHER	IP WLS BF H R ER SO BB IBB HBP BLK WP HR S P ERA WHIP																			
52 Eric Lauer, L ERA: 3.91	2.2 L 15 6 1 0 0 2 1 0 0 0 0 0 14 22 0.00 0.429																			
46 Luis Perdomo, R ERA: 3.68	2.1 8 1 0 0 2 0 0 0 0 0 0 0 14 22 0.00 0.429																			
35 Brent Suter, L ERA: 3.63	2.0 9 2 1 1 3 1 0 0 0 0 0 0 20 33 4.50 1.500																			
14 Jace Peterson, R ERA:	1.0 3 0 0 0 0 0 0 0 0 0 0 0 5 8 0.00 0.000																			

AB	34
R	4
H	7
RBI	4
BB	1
SO	11
LOB	10

AB	33
R	8
H	9
RBI	8
BB	2
SO	9
LOB	7



Batter	1	2	3	4	5	6	7	8	9	AB	R	H	RBI	BB	SO	LOB	TOP			
31 LaMonte Wade Jr., L (1, 3) OBP: 0.293, SLG: 0.394	 C FC 96 B FC 97 S FC 98 X CH 99		 C FC 95 S CH 92 X CH 92			 S FC 95 B FC 96 C FC 97 X CH 98			 B FC 90 C CH 92 S CH 93 X CH 93	4	1	1	0	0	2	0	San Francisco Giants @ Milwaukee Brewers American Family Field, Milwaukee, WI Thu Sep 08 2022, 3:12 PM - 5:31 PM CDT Partly Cloudy - 84 F			
5 Mike Yastrzemski, L (1, 8) OBP: 0.310, SLG: 0.370	 B CU 81 B FC 82 F FC 83 F FC 84 B CH 85 X FC 86		 B CH 90 F FC 91 B CH 92 F FC 93 D CU 94 X FC 95			 S CH 89 B CU 90 C FC 91 X CH 92			 C CH 83 X CH 83	4	0	1	1	0	1	0				
41 Wilmer Flores, R (1, 10) OBP: 0.325, SLG: 0.416	 C FC 96 B FC 97 S FC 98 X CH 99		 F FC 96 S SL 97 X SL 98			 S SL 96 B FC 97 S FC 98 X CH 99			 S CH 82 B FC 83 S FC 84 X CH 84	4	0	0	0	0	2	1				
23 Joc Pederson, L (1, 7) OBP: 0.343, SLG: 0.514		 B CU 83 C FC 84 B FC 85 B FC 86 C CH 87 X CH 88		 S CH 93 B FC 94 C FC 95 X CH 96		 B CH 92 S FC 93 B CU 94 C FC 95 X CH 96				3	0	0	0	0	3	0				
39 Thairo Estrada, R (1, 4) OBP: 0.321, SLG: 0.405		 C FC 97 H SL 98		 S SL 89 B FC 90 C FC 91 X CH 92		 X FC 96				2	0	0	0	0	1	0				
35 Brandon Crawford, L (1, 6) OBP: 0.326, SLG: 0.347	 C FC 97 1 SAFE B FC 98 C CH 99 1 SAFE F FC 97 S CH 98		 C FC 96 B CH 91 X FC 92			 B CU 81 B CH 91 X FC 92				3	0	0	0	0	1	1				
70 David Villar, R (1, 5) OBP: 0.354, SLG: 0.420		 C FC 96 D SL 97 S FC 98		 C FC 96 B FC 97 S FC 98 X CH 99			 X FC 96		 S FC 96 B CH 97 X CH 98	3	0	1	0	0	2	1				
51 Luis González, L (1, 9) OBP: 0.321, SLG: 0.363			 C FC 97 X FC 98		 C CU 80 B CH 91 X CH 92			 S FC 96 B CH 97 X CH 98	3	0	0	0	0	0	0	1				
21 Joey Bart, R (1, 2) OBP: 0.308, SLG: 0.392			 F FC 96 S CU 97		 S CU 83 B FC 84 S SL 85			 B FC 90 B CH 91 F FC 92 X CU 93	3	0	0	0	0	2	0					
Inning Stats	R: 0 E: 0 K: 2 S: 10	H: 0 LOB: 0 BB: 0 P: 15	R: 0 E: 1 K: 3 S: 11	H: 0 LOB: 1 BB: 0 P: 17	R: 1 E: 0 K: 1 S: 14	H: 2 LOB: 1 BB: 0 P: 17	R: 0 E: 0 K: 2 S: 8	H: 0 LOB: 0 BB: 0 P: 10	R: 0 E: 0 K: 3 S: 9	H: 0 LOB: 0 BB: 0 P: 11	R: 0 E: 0 K: 1 S: 7	H: 0 LOB: 0 BB: 0 P: 12	R: 0 E: 0 K: 0 S: 6	H: 1 LOB: 0 BB: 0 P: 8	R: 0 E: 0 K: 0 S: 8	H: 0 LOB: 0 BB: 0 P: 12	1B: 2 2B: 1 3B: 0 HR: 0	SF: 0 SAC: 0 DP: 1 HBP: 1	WP: 0 PB: 0 CS: 0	PA: 30
PITCHER	IP WLS BF H R ER SO BB IBB HBP BLK WP HR S P ERA WHIP	39 Corbin Burnes, R (1, 1) ERA: 2.93 38 Devin Williams, R (9, 1) ERA: 1.99																		

AB	29
R	1
H	3
RBI	1
BB	0
SO	14
LOB	4



Batter	1	2	3	4	5	6	7	8	9	AB	R	H	RBI	BB	SO	LOB	BOTTOM			
20 Mike Brosseau, R (1, 5) OBP: 0.338, SLG: 0.413	 B SI 92 X SI 92			 B SI 92 B SI 91 F SI 92 X CH 97		 B SI 91 B SI 92 B SI 93 S SI 94		 C SI 92 X SI 92		1	0	0	0	0	0	0	San Francisco Giants @ Milwaukee Brewers American Family Field, Milwaukee, WI Thu Sep 08 2022, 3:12 PM - 5:31 PM CDT Partly Cloudy - 84 F			
14 Jace Peterson, L (4, PH) OBP: 0.328, SLG: 0.430				 F CH 86 C SI 92 B SI 93 1 SAFE B CH 88 F SI 92 B SI 93 X SI 93		 B SL 84 X SL 83				3	0	0	0	0	1					
27 Willy Adames, R (1, 6) OBP: 0.287, SLG: 0.448	 C SI 92 B CH 88 F SI 92 B SI 93 X SI 93			 F CH 86 C SI 92 B SI 93 1 SAFE B CH 88 F SI 92 B SI 93 X SI 93		 B SL 84 X SL 83				3	0	0	0	0	1					
22 Christian Yelich, L (1, 10) OBP: 0.359, SLG: 0.395	 B SI 92 B SI 91 S SI 92 X SI 93			 B CH 86 C SI 83 X SL 86		 B SI 91 B SI 92 B SI 93 S SI 94				3	1	1	1	0	2	0				
12 Hunter Renfroe, R (1, 9) OBP: 0.317, SLG: 0.503		 F SI 92 X SL 85		 B CH 86 C SI 83 X SL 86		 C SI 92 B SI 93 X CH 86				3	0	1	1	0	0	0				
24 Andrew McCutchen, R (1, 7) OBP: 0.315, SLG: 0.392		 B SI 93 C SI 93 F SI 93 B SI 94 X SI 93		 B SI 93 B SI 94 B SI 95 B SI 96		 B SI 92 C SI 93 B SI 94 S SI 95 F SI 96 B SI 97 S SI 98 X CH 99				2	0	0	0	1	1	0				
5 Garrett Mitchell, L (8, 8) OBP: 0.240, SLG: 0.273		 B SI 93 C SI 93 F SI 93 B SI 94 X SI 93		 B SI 93 B SI 94 B SI 95 B SI 96		 B SI 92 C SI 93 B SI 94 S SI 95 F SI 96 B SI 97 S SI 98 X CH 99				0	0	0	0	0	0	0				
11 Rowdy Tellez, L (1, 3) OBP: 0.315, SLG: 0.462		 X CH 86		 D SL 84 C SL 83 X CH 97		 B SI 92 C SI 93 B SI 94 S SI 95 F SI 96 B SI 97 S SI 98 X CH 99		 C SI 92 B SI 93 X CH 86		2	0	0	0	1	0	2				
2 Luis Urias, R (1, 4) OBP: 0.322, SLG: 0.388			 S SI 92 B CH 86 B SI 87 S SI 93 X SI 94		 B SI 92 C SI 92 X CH 86			 C SI 92 B SI 93 X CH 86		3	0	0	0	0	0	1				
15 Tyrone Taylor, R (1, 8) OBP: 0.275, SLG: 0.425			 F SI 93 B SI 94 X SL 96		 X SI 92			 C SI 93 B SI 94 S SI 95 X CH 86		3	0	0	0	0	1	0				
10 Omar Narváez, L (1, 2) OBP: 0.308, SLG: 0.332			 C SL 82 B CH 87 S SL 83 X SI 84		 C SI 92 B SI 93 S SI 94 X CH 86			 B SI 92 C SI 93 X CH 86		3	0	0	0	0	1	0				
Inning Stats	R: 0 E: 0 K: 1 S: 9	H: 0 LOB: 0 BB: 0 P: 14	R: 0 E: 0 K: 0 S: 7	H: 0 LOB: 0 BB: 0 P: 10	R: 0 E: 0 K: 0 S: 8	H: 0 LOB: 0 BB: 0 P: 16	R: 2 E: 0 K: 0 S: 12	H: 3 LOB: 1 BB: 1 P: 22	R: 0 E: 0 K: 1 S: 6	H: 0 LOB: 0 BB: 0 P: 7	R: 0 E: 0 K: 2 S: 7	H: 0 LOB: 0 BB: 0 P: 12	R: 0 E: 0 K: 1 S: 11	H: 0 LOB: 1 BB: 1 P: 20	R: 0 E: 0 K: 1 S: 7	H: 0 LOB: 0 BB: 0 P: 10	1B: 1 2B: 2 3B: 0 HR: 0	SF: 0 SAC: 0 DP: 1 HBP: 0	WP: 0 PB: 0 CS: 0	PA: 28
PITCHER	IP WLS BF H R ER SO BB IBB HBP BLK WP HR S P ERA WHIP	54 Scott Alexander, L (1, 1) ERA: 1.42 34 Jakob Junis, R (2, 1) ERA: 3.98 71 Tyler Rogers, R (8, 1) ERA: 4.33																		

AB	26
R	2
H	3
RBI	2
BB	2
SO	6
LOB	4



Batter	1	2	3	4	5	6	7	8	9	AB	R	H	RBI	BB	SO	LOB	TOP						
31 LaMonte Wade Jr., L OBP: 0.295, SLG: 0.392 29 Lewis Brinson, R OBP: 0.263, SLG: 0.789										1	0	0	0	1	0	1	San Francisco Giants @ Milwaukee Brewers American Family Field, Milwaukee, WI Thu Sep 08 2022, 6:18 PM - 9:24 PM CDT Att: 23,019 - Clear - 81 F						
41 Wilmer Flores, R OBP: 0.322, SLG: 0.412										4	0	0	0	0	0	2							
10 Evan Longoria, R OBP: 0.321, SLG: 0.457										4	0	1	0	0	2	1							
23 Joc Pederson, L OBP: 0.345, SLG: 0.522										3	1	1	1	1	1	1							
39 Thairo Estrada, R OBP: 0.318, SLG: 0.401										4	0	0	0	0	1	2							
5 Mike Yastrzemski, L OBP: 0.312, SLG: 0.377										4	1	2	0	0	1	0							
70 David Villar, R OBP: 0.350, SLG: 0.405										3	0	0	0	1	3	1							
8 Tommy La Stella, L OBP: 0.277, SLG: 0.350 7 J.D. Davis, R OBP: 0.332, SLG: 0.397										0	0	0	0	1	0	0							
14 Austin Wynns, R OBP: 0.280, SLG: 0.298 51 Luis González, L OBP: 0.320, SLG: 0.362 21 Joey Bart, R OBP: 0.308, SLG: 0.392										2	0	0	0	0	1	2							
										1	0	0	1	0	0	1							
										0	0	0	0	0	0	0							
Inning Stats	R: 0 E: 0 K: 2 S: 14	H: 0 LOB: 1 BB: 1 P: 24	R: 0 E: 0 K: 1 S: 8	H: 0 LOB: 0 BB: 0 P: 14	R: 0 E: 0 K: 1 S: 8	H: 0 LOB: 1 BB: 1 P: 15	R: 0 E: 0 K: 1 S: 7	H: 0 LOB: 0 BB: 0 P: 11	R: 0 E: 0 K: 0 S: 10	H: 1 LOB: 1 BB: 0 P: 15	R: 0 E: 0 K: 0 S: 13	H: 1 LOB: 2 BB: 1 P: 24	R: 1 E: 0 K: 1 S: 11	H: 1 LOB: 0 BB: 0 P: 13	R: 0 E: 0 K: 3 S: 9	H: 0 LOB: 0 BB: 0 P: 13	1B: 2 2B: 0 3B: 1 HR: 1	SF: 0 SAC: 0 DP: 0 HBP: 0	WP: 0 PB: 0 SB: 0 CS: 0	PA: 35			
PITCHER	IP: 2.0 WLS: 0 BF: 8	H: 0 R: 0 ER: 0 SO: 3	BB: 2 IBB: 0 HBP: 0 BLK: 0	WP: 0 HR: 0 S: 24 P: 44	ERA: 0.00 WHIP: 1.000	IP: 1.0 WLS: 0 BF: 3	H: 0 R: 0 ER: 0 SO: 3	BB: 0 IBB: 0 HBP: 0 BLK: 0	WP: 0 HR: 0 S: 9 P: 13	ERA: 0.00 WHIP: 0.000													
51 Freddy Peralta, R ERA: 3.45 32 Peter Strzlecki, R ERA: 3.0 55 Hoby Milner, L ERA: 3.7 45 Brad Boxberger, R ERA: 2.98 50 Matt Bush, R ERA: 3.29	(1, 1) (3, 1) (5, 1) (6, 1) (7, 1)											25 Taylor Rogers, L ERA: 4.69	(9, 1)										

AB	31
R	2
H	4
RBI	2
BB	4
SO	13
LOB	15



Batter	1	2	3	4	5	6	7	8	9	AB	R	H	RBI	BB	SO	LOB	BOTTOM				
20 Mike Brosseau, R OBP: 0.343, SLG: 0.413 14 Jace Peterson, L OBP: 0.327, SLG: 0.424										0	1	0	0	1	0	0	San Francisco Giants @ Milwaukee Brewers American Family Field, Milwaukee, WI Thu Sep 08 2022, 6:18 PM - 9:24 PM CDT Att: 23,019 - Clear - 81 F				
27 Willy Adames, R OBP: 0.287, SLG: 0.447										4	1	1	0	0	1	3					
22 Christian Yelich, L OBP: 0.360, SLG: 0.393										2	1	0	0	2	1	0					
12 Hunter Renfroe, R OBP: 0.319, SLG: 0.501										3	0	1	0	1	0	2					
11 Rowdy Tellez, L OBP: 0.314, SLG: 0.460										4	0	1	0	0	1	4					
18 Keston Hiura, R OBP: 0.329, SLG: 0.480										3	0	0	1	0	1	3					
7 Victor Caratini, S OBP: 0.311, SLG: 0.357										4	0	1	0	0	0	3					
2 Luis Urias, R OBP: 0.326, SLG: 0.389										2	1	1	0	1	0	0					
5 Garrett Mitchell, L OBP: 0.241, SLG: 0.308										4	0	1	1	0	3	3					
Inning Stats	R: 3 E: 0 K: 0 S: 13	H: 1 LOB: 2 BB: 2 P: 28	R: 0 E: 0 K: 2 S: 12	H: 1 LOB: 0 BB: 0 P: 17	R: 0 E: 0 K: 1 S: 11	H: 1 LOB: 1 BB: 1 P: 22	R: 0 E: 0 K: 1 S: 13	H: 1 LOB: 1 BB: 1 P: 22	R: 0 E: 0 K: 1 S: 11	H: 0 LOB: 1 BB: 1 P: 20	R: 1 E: 0 K: 1 S: 12	H: 1 LOB: 2 BB: 1 P: 18	R: 0 E: 0 K: 0 S: 12	H: 1 LOB: 2 BB: 1 P: 20	R: 0 E: 0 K: 1 S: 7	H: 0 LOB: 0 BB: 0 P: 7	1B: 5 2B: 1 3B: 0 HR: 0	SF: 1 SAC: 0 DP: 1 HBP: 1	WP: 0 PB: 0 SB: 1 CS: 0	PA: 37	
PITCHER	IP: 0.2 WLS: 0 BF: 1	H: 1 R: 3 ER: 1 SO: 1	BB: 2 IBB: 0 HBP: 1 BLK: 0	WP: 0 HR: 0 S: 11 P: 24	ERA: 13.50 WHIP: 4.500	IP: 5.0 WLS: 1 BF: 20	H: 3 R: 1 ER: 1 SO: 6	BB: 2 IBB: 0 HBP: 1 BLK: 0	WP: 0 HR: 0 S: 54 P: 87	ERA: 1.80 WHIP: 1.000	IP: 0.1 WLS: 0 BF: 3	H: 0 R: 0 ER: 0 SO: 1	BB: 0 IBB: 0 HBP: 0 BLK: 0	WP: 0 HR: 0 S: 7 P: 11	ERA: 0.00 WHIP: 3.000	IP: 2.0 WLS: 0 BF: 8	H: 1 R: 0 ER: 0 SO: 1	BB: 1 IBB: 0 HBP: 0 BLK: 0	WP: 0 PB: 0 SB: 1 CS: 0	PA: 37	
45 Alex Young, L ERA: 2.87 64 Sean Hjelle, R ERA: 5.73 52 Dominic Leone, R ERA: 4.01 60 Luis Ortiz, R ERA:	(1, 1) (1, 1) (6, 1) (7, 1)																				



Batter	1	2	3	4	5	6	7	8	9	AB	R	H	RBI	BB	SO	LOB	TOP										
29 TJ Friedl, L (1, 8) OBP: 0.320, SLG: 0.484										3	0	0	1	0	0	0	Cincinnati Reds @ Milwaukee Brewers American Family Field, Milwaukee, WI Sat Sep 10 2022, 6:16 PM - 8:49 PM CDT Att: 34,615 - Cloudy - 75 F										
6 Jonathan India, R (1, 4) OBP: 0.336, SLG: 0.420										3	0	0	0	1	0	0											
17 Kyle Farmer, R (1, 5) OBP: 0.327, SLG: 0.391										4	0	0	0	0	0	1											
27 Jake Fraley, L (1, 7) OBP: 0.343, SLG: 0.490										3	0	0	0	0	1	1											
7 Donovan Solano, R (1, 10) OBP: 0.353, SLG: 0.395										3	0	0	0	0	0	0											
44 Aristides Aquino, R (1, 9) OBP: 0.352, SLG: 0.361										3	0	0	0	0	1	0											
12 Spencer Steer, R (1, 3) OBP: 0.333, SLG: 0.409										3	0	0	0	0	1	0											
2 Jose Barrero, R (1, 6) OBP: 0.208, SLG: 0.237										2	1	1	0	1	1	0											
73 Chuckie Robinson, R (1, 2) OBP: 0.107, SLG: 0.214										2	0	0	0	0	0	2											
35 Alejandro Lopez, S (8, PH) OBP: 0.352, SLG: 0.365										1	0	0	0	0	1	0											
28 Austin Romine, R (8, 2) OBP: 0.191, SLG: 0.276										0	0	0	0	0	0	0											
Inning Stats	R: 0 H: 0 E: 0 K: 0 S: 6	H: 0 LOB: 1 BB: 1 P: 16	R: 0 H: 0 E: 0 K: 0 S: 5	H: 0 LOB: 0 BB: 0 P: 7	R: 1 H: 1 E: 0 K: 0 S: 15	H: 1 LOB: 0 BB: 0 P: 23	R: 0 H: 0 E: 0 K: 0 S: 8	H: 0 LOB: 0 BB: 0 P: 11	R: 0 H: 0 E: 0 K: 0 S: 10	H: 0 LOB: 1 BB: 1 P: 14	R: 0 H: 0 E: 0 K: 0 S: 7	H: 0 LOB: 0 BB: 0 P: 11	R: 0 H: 0 E: 0 K: 2 S: 11	H: 0 LOB: 0 BB: 0 P: 14	R: 0 H: 0 E: 0 K: 3 S: 10	H: 0 LOB: 0 BB: 0 P: 13	R: 0 H: 0 E: 0 K: 0 S: 6	H: 0 LOB: 0 BB: 0 P: 11	1B: 0 2B: 1 3B: 0 HR: 0	SF: 1 SAC: 0 DP: 0 HBP: 0	WP: 0 PA: 30 PB: 0 SB: 1 CS: 0						
PITCHER	IP	WLS	BF	H	R	ER	SO	BB	IBB	HBP	BLK	WP	HR	S	P	ERA	WHIP										
37 Adrian Houser, R (1, 1) ERA: 4.61	6.0	W	21	1	1	1	0	2	0	0	0	0	0	51	82	1.50	0.500										
25 Taylor Rogers, L (7, 1) ERA: 4.61	1.0	H	3	0	0	0	2	0	0	0	0	0	0	11	14	0.00	0.000										
50 Matt Bush, R (8, 1) ERA: 3.23	1.0	H	3	0	0	0	3	0	0	0	0	0	0	10	13	0.00	0.000										
45 Brad Boxberger, R (9, 1) ERA: 2.92	1.0		3	0	0	0	0	0	0	0	0	0	0	6	11	0.00	0.000										

Batter	1	2	3	4	5	6	7	8	9	AB	R	H	RBI	BB	SO	LOB	BOTTOM										
22 Christian Yelich, L (1, 7) OBP: 0.361, SLG: 0.394										3	1	2	1	1	0	1	Cincinnati Reds @ Milwaukee Brewers American Family Field, Milwaukee, WI Sat Sep 10 2022, 6:16 PM - 8:49 PM CDT Att: 34,615 - Cloudy - 75 F										
27 Willy Adames, R (1, 6) OBP: 0.288, SLG: 0.453										3	1	1	2	1	0	1											
11 Rowdy Tellez, L (1, 3) OBP: 0.314, SLG: 0.457										3	0	0	0	1	3	0											
12 Hunter Renfroe, R (1, 9) OBP: 0.316, SLG: 0.497										4	1	1	0	0	0	3											
16 Koltan Wong, L (1, 4) OBP: 0.332, SLG: 0.414										3	0	0	0	1	2	1											
24 Andrew McCutchen, R (1, 10) OBP: 0.312, SLG: 0.384										4	1	1	2	0	2	1											
14 Jace Peterson, L (1, 5) OBP: 0.323, SLG: 0.418										4	0	0	0	0	2	0											
10 Omar Narváez, L (1, 2) OBP: 0.304, SLG: 0.327										3	0	0	0	0	1	0											
15 Tyrone Taylor, R (1, 8) OBP: 0.281, SLG: 0.441										2	1	1	0	1	1	0											
Inning Stats	R: 2 H: 1 E: 0 K: 2 S: 13	H: 1 LOB: 2 BB: 2 P: 26	R: 0 H: 0 E: 0 K: 1 S: 9	H: 0 LOB: 1 BB: 1 P: 18	R: 0 H: 0 E: 0 K: 1 S: 15	H: 0 LOB: 0 BB: 0 P: 22	R: 0 H: 0 E: 0 K: 1 S: 12	H: 0 LOB: 0 BB: 0 P: 18	R: 0 H: 1 E: 0 K: 1 S: 11	H: 1 LOB: 3 BB: 2 P: 23	R: 0 H: 0 E: 0 K: 2 S: 12	H: 0 LOB: 0 BB: 0 P: 17	R: 1 H: 2 E: 0 K: 0 S: 7	H: 2 LOB: 0 BB: 0 P: 10	R: 2 H: 2 E: 0 K: 3 S: 15	H: 2 LOB: 0 BB: 0 P: 22		1B: 1 2B: 2 3B: 1 HR: 2	SF: 0 SAC: 0 DP: 1 HBP: 0	WP: 0 PA: 34 PB: 0 SB: 0 CS: 0							
PITCHER	IP	WLS	BF	H	R	ER	SO	BB	IBB	HBP	BLK	WP	HR	S	P	ERA	WHIP										
48 Chase Anderson, R (1, 1) ERA: 9.0	4.0	L	16	1	2	2	5	3	0	0	0	0	0	49	84	4.50	1.000										
52 Reiver Sanmartin, L (5, 1) ERA: 6.94	0.2		5	1	0	0	1	1	1	0	0	0	0	8	17	0.00	3.000										
63 Fernando Cruz, R (5, 1) ERA: 2.45	1.1		4	0	0	0	2	0	0	0	0	0	0	15	23	0.00	0.000										
79 Ian Gibaut, R (7, 1) ERA: 4.5	1.0		4	2	1	1	0	0	0	0	0	0	0	7	10	9.00	2.000										
66 Joel Künzel, R (8, 1) ERA: 5.81	1.0		5	2	2	2	3	0	0	0	0	0	1	15	22	18.00	2.000										

Batter	1	2	3	4	5	6	7	8	9	AB	R	H	RBI	BB	SO	LOB	TOP				
29 T.J. Friedl, L OBP: 0.311, SLG: 0.472										4	0	0	1	0	3	2					
6 Jonathan India, R OBP: 0.331, SLG: 0.413										5	0	0	0	0	0	5	1				
7 Donovan Solano, R OBP: 0.351, SLG: 0.393										4	0	1	0	0	1	0					
27 Jake Freley, L OBP: 0.343, SLG: 0.494										3	1	1	0	0	0	1					
57 Stuart Fairchild, R OBP: 0.273, SLG: 0.429										0	0	0	0	0	0	0					
44 Aristides Aquino, R OBP: 0.243, SLG: 0.354										4	0	0	0	0	3	2					
12 Spencer Steer, R OBP: 0.355, SLG: 0.462										4	2	2	0	0	1	1					
35 Alejo Lopez, S OBP: 0.385, SLG: 0.424										3	3	3	3	1	0	0					
4 Matt Reynolds, R OBP: 0.313, SLG: 0.336										4	0	1	2	0	1	2					
15 Nick Senzel, R OBP: 0.301, SLG: 0.307										0	0	0	0	0	0	0					
28 Austin Romine, R OBP: 0.196, SLG: 0.278										3	0	1	0	0	0	0					
17 Kyle Farmer, R OBP: 0.326, SLG: 0.390										1	0	0	0	0	1	2					
Inning Stats	R: 0 E: 0 K: 3 S: 10	H: 0 LOB: 0 BB: 0 P: 15	R: 2 E: 0 K: 2 S: 16	H: 4 LOB: 2 BB: 0 P: 24	R: 0 E: 0 K: 1 S: 10	H: 0 LOB: 0 BB: 0 P: 15	R: 0 E: 0 K: 2 S: 9	H: 0 LOB: 1 BB: 1 P: 17	R: 0 E: 0 K: 2 S: 9	H: 1 LOB: 0 BB: 0 P: 11	R: 2 E: 0 K: 0 S: 10	H: 2 LOB: 0 BB: 0 P: 17	R: 0 E: 0 K: 2 S: 11	H: 0 LOB: 1 BB: 0 P: 16	R: 2 E: 1 K: 2 S: 15	H: 2 LOB: 1 BB: 0 P: 21	1B: 5 2B: 3 HR: 1	SF: 1 SAC: 0 HBP: 1	WP: 0 PB: 0 SB: 0 CS: 0	PA: 38	
PITCHER	IP	WLS	BF	H	R	ER	SO	BB	IBB	HBP	BLK	WP	HR	S	P	ERA	WHIP				
53 Brandon Woodruff, R ERA: 3.39	6.0	W	23	5	2	2	11	1	0	0	0	0	0	61	95	3.00	1.000				
32 Peter Strzelecki, R ERA: 3.6	1.0		5	2	2	2	0	0	0	0	0	0	1	10	17	18.00	2.000				
25 Taylor Rogers, L ERA: 4.53	1.0	H	4	0	0	0	2	0	0	1	0	0	0	11	16	0.00	0.000				
38 Devin Williams, R ERA: 1.82	1.0	S	6	2	2	1	2	0	0	0	0	0	0	15	21	9.00	2.000				

Cincinnati Reds @ Milwaukee Brewers
American Family Field, Milwaukee, WI
Sun Sep 11 2022, 1:13 PM - 4:16 PM CDT
Att. 42,482 - Roof Closed - 73 F

AB	35
R	6
H	9
RBI	6
BB	1
SO	15
LOB	11



Batter	1	2	3	4	5	6	7	8	9	AB	R	H	RBI	BB	SO	LOB	BOTTOM				
22 Christian Yelich, L OBP: 0.361, SLG: 0.394										5	2	2	1	0	0	5					
27 Willy Adames, R OBP: 0.291, SLG: 0.459										4	2	2	2	1	2	0					
11 Rowdy Tellez, L OBP: 0.317, SLG: 0.474										5	2	3	4	0	0	3					
12 Hunter Renfroe, R OBP: 0.313, SLG: 0.492										4	0	0	0	0	0	1					
16 Koltan Wong, L OBP: 0.331, SLG: 0.412										4	0	1	0	0	0	1					
24 Andrew McCutchen, R OBP: 0.311, SLG: 0.382										3	0	0	0	0	2	2					
14 Jace Peterson, L OBP: 0.329, SLG: 0.418										2	1	1	0	2	1	0					
10 Omar Narváez, L OBP: 0.304, SLG: 0.323										3	0	0	0	1	0	3					
5 Garrett Mitchell, L OBP: 0.242, SLG: 0.276										3	0	0	0	1	1	3					
Inning Stats	R: 2 E: 0 K: 0 S: 13	H: 3 LOB: 1 BB: 0 P: 21	R: 4 E: 0 K: 1 S: 17	H: 3 LOB: 0 BB: 1 P: 29	R: 0 E: 0 K: 0 S: 10	H: 0 LOB: 3 BB: 2 P: 25	R: 1 E: 0 K: 2 S: 16	H: 2 LOB: 1 BB: 0 P: 24	R: 0 E: 0 K: 1 S: 10	H: 0 LOB: 0 BB: 0 P: 13	R: 0 E: 0 K: 1 S: 7	H: 0 LOB: 0 BB: 0 P: 8	R: 0 E: 0 K: 1 S: 7	H: 0 LOB: 0 BB: 0 P: 13	1B: 5 2B: 1 3B: 0 HR: 3	SF: 0 SAC: 0 DP: 0 HBP: 1	WP: 0 PB: 0 SB: 0 CS: 0	PA: 39			
PITCHER	IP	WLS	BF	H	R	ER	SO	BB	IBB	HBP	BLK	WP	HR	S	P	ERA	WHIP				
38 Justin Dunn, R ERA: 6.1	3.0	L	19	6	6	6	1	3	0	1	0	0	1	34	59	3.00	1.667				
32 Luke Farrell, R ERA: 3.86	3.0		14	3	1	1	3	2	0	0	0	0	0	7	8	0.00	0.000				
63 Fernando Cruz, R ERA: 1.93	1.0		3	0	0	0	1	0	0	0	0	0	0	7	13	0.00	0.000				
54 Hunter Strickland, R ERA: 5.23	1.0		3	0	0	0	1	0	0	0	0	0	0	7	13	0.00	0.000				

Cincinnati Reds @ Milwaukee Brewers
American Family Field, Milwaukee, WI
Sun Sep 11 2022, 1:13 PM - 4:16 PM CDT
Att. 42,482 - Roof Closed - 73 F

AB	33
R	7
H	9
RBI	7
BB	5
SO	6
LOB	18



Batter	1	2	3	4	5	6	7	8	9	AB	R	H	RBI	BB	SO	LOB	TOP
20 Mike Brosseau, R OBP: 0.350, SLG: 0.413 16 Kolten Wong, L OBP: 0.332, SLG: 0.463	E9 27 2B	FC6-4 22 27 1B		K	FC1-2-5 22 HBP			FC6-4 22 12 1B		2	1	0	0	1	1	0	
27 Willy Adames, R OBP: 0.328, SLG: 0.463	G3 12 24 2B	FC6-4 22 1B		K				FC6-4 22 1B		3	1	2	2	2	1	0	
22 Christian Yelich, L OBP: 0.360, SLG: 0.390	K	FC6-4		K	G3-1			FC6-4 12 1B		4	0	0	2	0	1	5	
12 Hunter Renfroe, R OBP: 0.314, SLG: 0.494	G3	P6		K	24 HR			1B		5	1	2	1	0	1	6	
24 Andrew McCutchen, R OBP: 0.312, SLG: 0.400	2B		F8		HR			G5-3	G5-3	5	1	2	3	0	0	2	
11 Rowdy Tellez, L OBP: 0.314, SLG: 0.469	K		K		F8			F4	G3-1	5	0	0	0	0	2	1	
2 Luis Urias, R OBP: 0.329, SLG: 0.394			F7					G5-3	G5-3	5	0	3	0	0	0	0	
7 Victor Caratini, S OBP: 0.305, SLG: 0.353		2B		K				G4-3	F7	5	1	1	0	0	2	2	
15 Tyrone Taylor, R OBP: 0.281, SLG: 0.437		FC5-2 27 20 1B WP 22 FC6-4		G6-3				F8		3	2	0	0	0	0	2	
Inning Stats	R: 2 H: 2 E: 1 K: 2 S: 14	H: 2 R: 0 ER: 0 LOB: 1 BB: 0 P: 17	R: 2 H: 3 E: 0 K: 0 S: 12	H: 0 R: 0 ER: 0 LOB: 0 BB: 0 P: 10	R: 0 H: 0 E: 0 K: 1 S: 6	H: 0 R: 0 ER: 0 LOB: 0 BB: 0 P: 18	R: 2 H: 2 E: 0 K: 1 S: 11	H: 2 R: 0 ER: 0 LOB: 1 BB: 0 P: 16	R: 1 H: 2 E: 0 K: 0 S: 12	H: 0 R: 0 ER: 0 LOB: 0 BB: 0 P: 11	1B: 5 RBI: 5 HR: 1	SF: 0 SAC: 0 DP: 0	WP: 1 CS: 1	PA: 44			
PITCHER	IP WLS BF H R ER SO BB IBB HBP BLK WP HR S P ERA WHIP																
48 Jordan Montgomery, L ERA: 3.2	5.0 L 24 7 6 4 6 1 0 0 0 0 1 1 55 82 7.20 1.600																
30 Chris Stratton, R ERA: 4.5	(6.1) 0.1 3 1 1 1 0 0 0 0 1 0 0 0 5 9 27.00 3.000																
70 Packy Naughton, L ERA: 4.85	(6.1) 1.2 8 1 0 0 2 0 1 1 0 0 0 0 17 27 0.00 0.600																
57 Zack Thompson, L ERA: 2.3	(8.1) 0.2 4 1 1 1 0 1 0 0 0 0 0 0 10 15 13.50 3.000																
40 Jake Woodford, R ERA: 2.8	(8.1) 1.1 5 1 0 0 0 0 0 0 0 0 0 0 8 14 0.00 0.750																
Batter	1	2	3	4	5	6	7	8	9	AB	R	H	RBI	BB	SO	LOB	BOTTOM
33 Brendan Donovan, L OBP: 0.389, SLG: 0.381	G4-3 19 1B	G4-3		HBP			G3			2	1	0	0	1	0	1	
19 Tommy Edman, S OBP: 0.327, SLG: 0.416	2B	1B		FC6			G1-3			4	1	2	1	0	0	1	
46 Paul Goldschmidt, R OBP: 0.410, SLG: 0.692	G2-3	K		P6			G5-3			4	0	0	0	0	1	4	
28 Nolan Arenado, R OBP: 0.361, SLG: 0.549	2B	G5-3		G5-3				BB		3	1	1	2	1	0	1	
25 Corey Dickerson, L OBP: 0.326, SLG: 0.442	G1-3			K			K			4	0	1	0	0	2	2	
5 Albert Pujols, R OBP: 0.337, SLG: 0.523	1B			F8			G6-3			4	0	1	1	0	0	2	
21 Lars Nootbaar, L ERA: 3.54				G1-3			L9			1	0	0	0	1	0	1	
11 Paul DeJong, R OBP: 0.254, SLG: 0.308	BB			G1-3				2-4	G5-3	2	0	0	0	0	0	0	
4 Yadier Molina, R OBP: 0.241, SLG: 0.303	K			P3			G4-3		G5-3	4	0	0	0	0	1	3	
27 Tyler O'Neill, R OBP: 0.306, SLG: 0.395		G4-3 33 19 1B		G5-3			K		F8	4	1	1	0	0	1	0	
Inning Stats	R: 3 H: 3 E: 0 K: 1 S: 20	H: 3 R: 1 ER: 0 LOB: 1 BB: 0 P: 13	R: 0 H: 1 E: 0 K: 0 S: 5	H: 0 R: 0 ER: 0 LOB: 0 BB: 0 P: 11	R: 0 H: 0 E: 0 K: 0 S: 7	H: 0 R: 0 ER: 0 LOB: 0 BB: 0 P: 9	R: 0 H: 0 E: 0 K: 1 S: 11	H: 0 R: 0 ER: 0 LOB: 0 BB: 0 P: 17	R: 0 H: 0 E: 0 K: 1 S: 8	H: 0 R: 0 ER: 0 LOB: 1 BB: 1 P: 15	1B: 4 RBI: 4 HR: 0	SF: 0 SAC: 0 DP: 0	WP: 0 CS: 0	PA: 36			
PITCHER	IP WLS BF H R ER SO BB IBB HBP BLK WP HR S P ERA WHIP																
50 Matt Bush, R ERA: 3.86	(1.1) 0.1 3 1 2 2 0 1 0 0 0 0 0 0 7 14 54.00 6.000																
32 Peter Strzizecki, R ERA: 3.86	(1.1) 0.2 5 2 1 1 1 1 0 0 0 0 0 0 13 19 13.50 4.500																
46 Luis Perdomo, R ERA: 3.95	(2.1) 3.0 W 13 3 1 1 1 0 0 0 1 0 0 0 19 35 3.00 1.000																
45 Brad Boxberger, R ERA: 2.87	(5.1) 1.0 H 3 0 0 0 1 0 0 0 0 0 0 7 9 0.00 0.000																
55 Hoby Milner, L ERA: 3.61	(6.1) 1.1 H 4 0 0 0 1 0 0 0 0 0 0 0 14 21 0.00 0.000																
PITCHER	IP WLS BF H R ER SO BB IBB HBP BLK WP HR S P ERA WHIP																
56 Justin Topa, R ERA: 4.45	(7.1) 1.0 3 0 0 0 1 0 0 0 0 0 0 0 7 12 0.00 1.500																
25 Taylor Rogers, L ERA: 3.97	(8.1) 1.0 3 0 0 0 0 0 0 0 0 0 0 0 6 9 0.00 0.000																
35 Brent Suter, L ERA: 3.97	(9.1) 1.0 3 0 0 0 0 0 0 0 0 0 0 0 6 9 0.00 0.000																

Milwaukee Brewers @ St. Louis Cardinals
 Busch Stadium, St. Louis, MO
 Tue Sep 13 2022, 6:49 PM - 9:55 PM CDT
 Att. 42,047 - Clear - 78 F

AB	39
R	8
H	11
RBI	8
BB	3
SO	8
LOB	20

Milwaukee Brewers @ St. Louis Cardinals
 Busch Stadium, St. Louis, MO
 Tue Sep 13 2022, 6:49 PM - 9:55 PM CDT
 Att. 42,047 - Clear - 78 F

AB	32
R	4
H	6
RBI	4
BB	3
SO	5
LOB	15

Milwaukee Brewers @ St. Louis Cardinals
 Busch Stadium, St. Louis, MO
 Tue Sep 13 2022, 6:49 PM - 9:55 PM CDT
 Att. 42,047 - Clear - 78 F

AB	32
R	4
H	6
RBI	4
BB	3
SO	5
LOB	15

Milwaukee Brewers @ St. Louis Cardinals
 Busch Stadium, St. Louis, MO
 Tue Sep 13 2022, 6:49 PM - 9:55 PM CDT
 Att. 42,047 - Clear - 78 F

AB	32
R	4
H	6
RBI	4
BB	3
SO	5
LOB	15

Batter	1	2	3	4	5	6	7	8	9	AB	R	H	RBI	BB	SO	LOB	TOP					
22 Christian Yelich, L (1,7) OBP: 0.360, SLG: 0.391										5	0	2	0	0	1	1						
27 Willy Adams, R (1,6) OBP: 0.297, SLG: 0.461										4	0	1	0	1	2	2						
11 Rowdy Tellez, L (1,3) OBP: 0.316, SLG: 0.469										4	0	2	0	1	0	5						
12 Hunter Renfroe, R (1,9) OBP: 0.313, SLG: 0.490										5	0	1	0	0	2	3						
16 Kolten Wong, L (1,4) OBP: 0.333, SLG: 0.412										3	0	1	0	1	0	2						
24 Andrew McCutchen, R (1,10) OBP: 0.310, SLG: 0.397										4	0	0	0	0	2	6						
14 Jace Peterson, L (1,5) OBP: 0.331, SLG: 0.417										3	1	1	0	1	0	0						
10 Omar Narváez, L (1,2) OBP: 0.303, SLG: 0.322										4	0	1	0	0	1	1						
15 Tyrone Taylor, R (1,8) OBP: 0.281, SLG: 0.436										3	0	1	1	0	2	1						
Inning Stats	R: 0 H: 2 E: 0 K: 2 S: 18	H: 2 LOB: 3 BB: 1 P: 26	R: 1 H: 3 E: 0 K: 0 S: 16	H: 3 LOB: 2 BB: 20 P: 25	R: 0 H: 1 E: 0 K: 1 S: 10	H: 1 LOB: 1 BB: 0 P: 17	R: 0 H: 2 E: 0 K: 0 S: 10	H: 2 LOB: 3 BB: 1 P: 15	R: 0 H: 0 E: 0 K: 0 S: 10	H: 0 LOB: 1 BB: 0 P: 15	R: 0 H: 0 E: 0 K: 1 S: 11	H: 0 LOB: 1 BB: 1 P: 16	R: 0 H: 1 E: 0 K: 2 S: 15	H: 1 LOB: 2 BB: 1 P: 25	R: 0 H: 0 E: 0 K: 2 S: 11	H: 0 LOB: 0 BB: 0 P: 16	R: 0 H: 1 E: 0 K: 2 S: 13	H: 1 LOB: 1 BB: 0 P: 16	1B: 10 2B: 1 3B: 0 HR: 0	SF: 1 SAC: 0 DP: 1 HBP: 0	WP: 0 PB: 0 CS: 1	PA: 40
PITCHER	IP WLS BF H R ER SO BB IBB HBP BLK WP HR S P ERA WHIP	IP WLS BF H R ER SO BB IBB HBP BLK WP HR S P ERA WHIP	IP WLS BF H R ER SO BB IBB HBP BLK WP HR S P ERA WHIP	IP WLS BF H R ER SO BB IBB HBP BLK WP HR S P ERA WHIP	IP WLS BF H R ER SO BB IBB HBP BLK WP HR S P ERA WHIP	IP WLS BF H R ER SO BB IBB HBP BLK WP HR S P ERA WHIP	IP WLS BF H R ER SO BB IBB HBP BLK WP HR S P ERA WHIP	IP WLS BF H R ER SO BB IBB HBP BLK WP HR S P ERA WHIP	IP WLS BF H R ER SO BB IBB HBP BLK WP HR S P ERA WHIP	IP WLS BF H R ER SO BB IBB HBP BLK WP HR S P ERA WHIP	IP WLS BF H R ER SO BB IBB HBP BLK WP HR S P ERA WHIP	IP WLS BF H R ER SO BB IBB HBP BLK WP HR S P ERA WHIP	IP WLS BF H R ER SO BB IBB HBP BLK WP HR S P ERA WHIP	IP WLS BF H R ER SO BB IBB HBP BLK WP HR S P ERA WHIP	IP WLS BF H R ER SO BB IBB HBP BLK WP HR S P ERA WHIP	IP WLS BF H R ER SO BB IBB HBP BLK WP HR S P ERA WHIP	IP WLS BF H R ER SO BB IBB HBP BLK WP HR S P ERA WHIP	IP WLS BF H R ER SO BB IBB HBP BLK WP HR S P ERA WHIP	1B: 7 2B: 2 3B: 0 HR: 2	SF: 0 SAC: 0 DP: 3 HBP: 1	WP: 0 PB: 0 CS: 0	PA: 35

Milwaukee Brewers @ St. Louis Cardinals
 Busch Stadium, St. Louis, MO
 Wed Sep 14, 2022, 6:47 PM - 9:56 PM CDT
 Att. 46,459 - Clear - 80 F

AB 35
 R 1
 H 10
 RBI 1
 BB 4
 SO 10
 LOB 21



Batter	1	2	3	4	5	6	7	8	9	AB	R	H	RBI	BB	SO	LOB	BOTTOM					
19 Tommy Edman, S (1,6) OBP: 0.325, SLG: 0.413										4	0	0	0	0	1	3						
25 Corey Dickerson, L (1,7) OBP: 0.325, SLG: 0.439										4	0	1	0	0	2	1						
11 Paul DeJong, R (8,6) OBP: 0.254, SLG: 0.308										0	0	0	0	0	0	0						
46 Paul Goldschmidt, R (1,3) OBP: 0.412, SLG: 0.693										3	0	2	0	1	0	0						
28 Nolan Arenado, R (1,5) OBP: 0.360, SLG: 0.553										4	1	1	1	0	0	4						
33 Brendan Donovan, L (1,4) OBP: 0.389, SLG: 0.381										3	1	1	0	0	0	1						
27 Tyler O'Neill, R (8,7) OBP: 0.308, SLG: 0.397										1	1	1	0	0	0	0						
5 Albert Pujols, R (1,10) OBP: 0.339, SLG: 0.525										3	0	1	1	0	1	1						
41 Alec Burleson, L (1,9) OBP: 0.231, SLG: 0.167										3	0	1	0	0	0	1						
26 Ben DeLuizo, R (7,8) OBP: 0.600, SLG: 0.333										0	0	0	0	1	0	0						
4 Yadier Molina, R (1,2) OBP: 0.241, SLG: 0.303										4	0	1	1	0	0	2						
21 Lars Nootbaar, L (1,8) OBP: 0.339, SLG: 0.443										3	1	1	1	0	1	2						
Inning Stats	R: 0 H: 0 E: 0 K: 2 S: 11	H: 0 LOB: 0 BB: 0 P: 15	R: 2 H: 4 E: 0 K: 2 S: 16	H: 4 LOB: 0 BB: 0 P: 20	R: 0 H: 0 E: 0 K: 1 S: 13	H: 0 LOB: 1 BB: 1 P: 19	R: 0 H: 0 E: 0 K: 0 S: 7	H: 0 LOB: 0 BB: 0 P: 10	R: 1 H: 3 E: 0 K: 0 S: 6	H: 3 LOB: 1 BB: 0 P: 10	R: 0 H: 0 E: 0 K: 0 S: 9	H: 0 LOB: 0 BB: 0 P: 16	R: 0 H: 0 E: 1 K: 0 S: 12	H: 0 LOB: 1 BB: 0 P: 17	R: 1 H: 3 E: 0 K: 0 S: 15	H: 3 LOB: 2 BB: 1 P: 26	R: 0 H: 0 E: 0 K: 0 S: 15	H: 0 LOB: 1 BB: 1 P: 26	1B: 7 2B: 2 3B: 0 HR: 2	SF: 0 SAC: 0 DP: 3 HBP: 1	WP: 0 PB: 0 CS: 0	PA: 35
PITCHER	IP WLS BF H R ER SO BB IBB HBP BLK WP HR S P ERA WHIP	IP WLS BF H R ER SO BB IBB HBP BLK WP HR S P ERA WHIP	IP WLS BF H R ER SO BB IBB HBP BLK WP HR S P ERA WHIP	IP WLS BF H R ER SO BB IBB HBP BLK WP HR S P ERA WHIP	IP WLS BF H R ER SO BB IBB HBP BLK WP HR S P ERA WHIP	IP WLS BF H R ER SO BB IBB HBP BLK WP HR S P ERA WHIP	IP WLS BF H R ER SO BB IBB HBP BLK WP HR S P ERA WHIP	IP WLS BF H R ER SO BB IBB HBP BLK WP HR S P ERA WHIP	IP WLS BF H R ER SO BB IBB HBP BLK WP HR S P ERA WHIP	IP WLS BF H R ER SO BB IBB HBP BLK WP HR S P ERA WHIP	IP WLS BF H R ER SO BB IBB HBP BLK WP HR S P ERA WHIP	IP WLS BF H R ER SO BB IBB HBP BLK WP HR S P ERA WHIP	IP WLS BF H R ER SO BB IBB HBP BLK WP HR S P ERA WHIP	IP WLS BF H R ER SO BB IBB HBP BLK WP HR S P ERA WHIP	IP WLS BF H R ER SO BB IBB HBP BLK WP HR S P ERA WHIP	IP WLS BF H R ER SO BB IBB HBP BLK WP HR S P ERA WHIP	IP WLS BF H R ER SO BB IBB HBP BLK WP HR S P ERA WHIP	IP WLS BF H R ER SO BB IBB HBP BLK WP HR S P ERA WHIP	1B: 7 2B: 2 3B: 0 HR: 2	SF: 0 SAC: 0 DP: 3 HBP: 1	WP: 0 PB: 0 CS: 0	PA: 35



Milwaukee Brewers @ St. Louis Cardinals
 Busch Stadium, St. Louis, MO
 Wed Sep 14, 2022, 6:47 PM - 9:56 PM CDT
 Att. 46,459 - Clear - 80 F

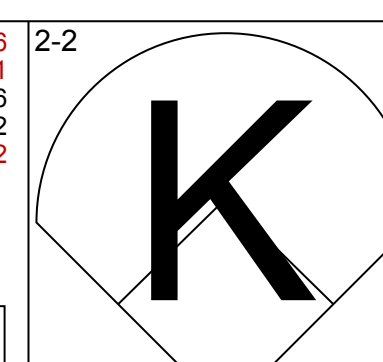
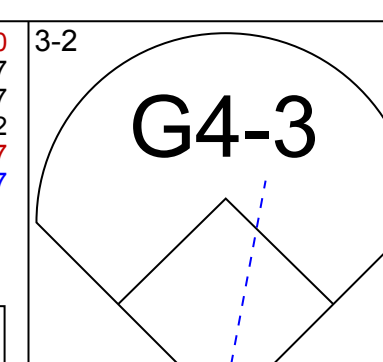
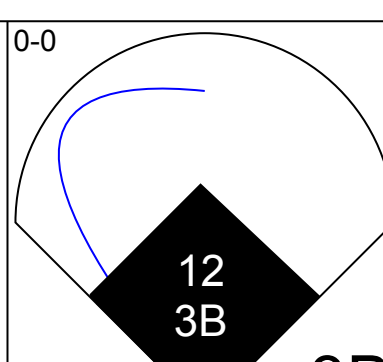
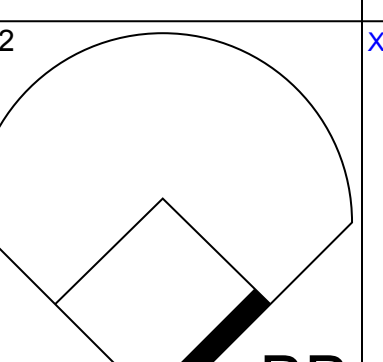
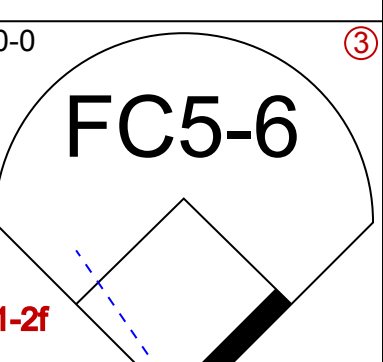
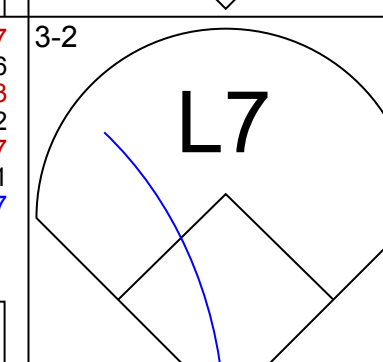
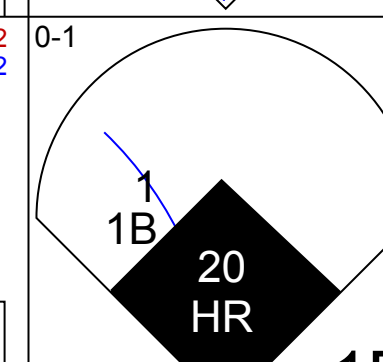
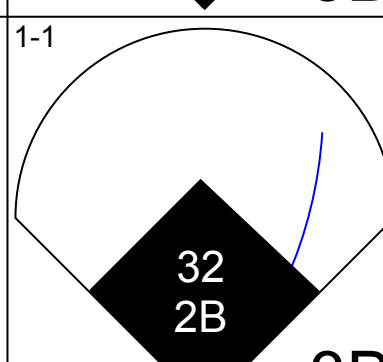
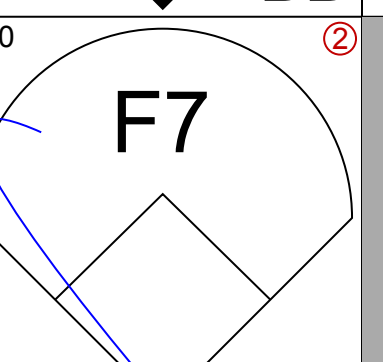
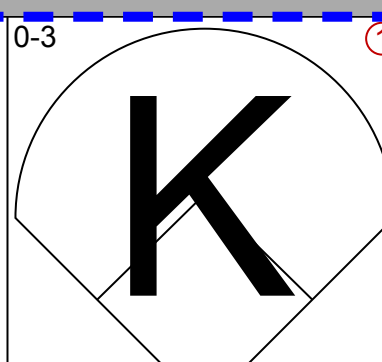
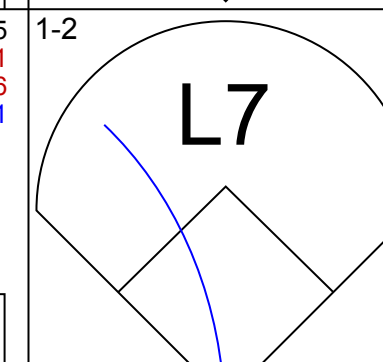
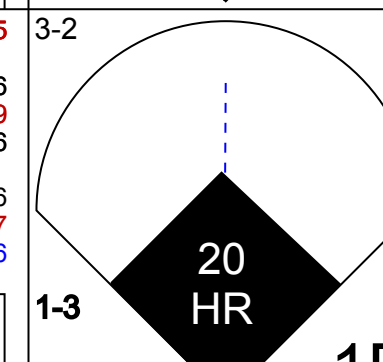
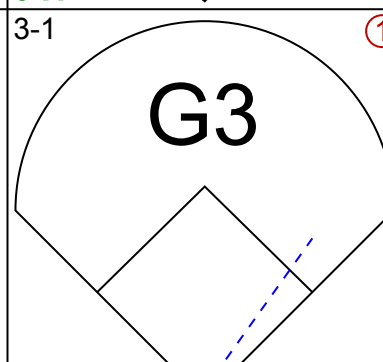
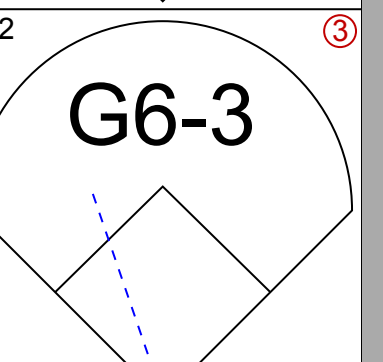
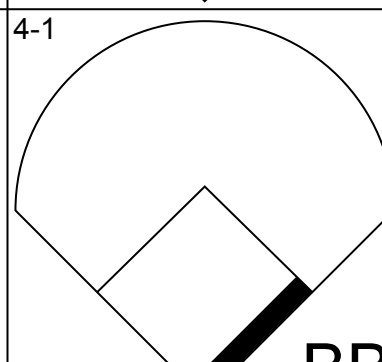
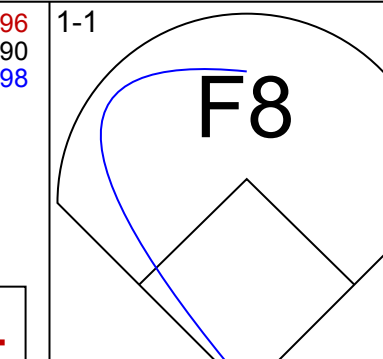
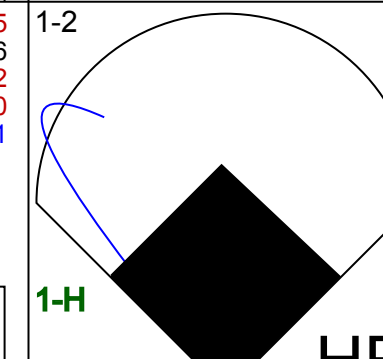
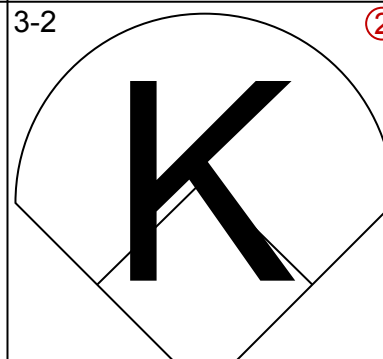
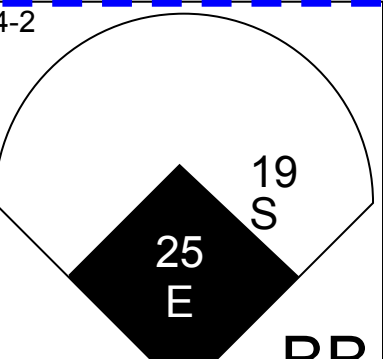
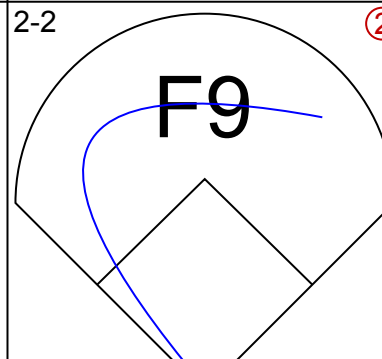

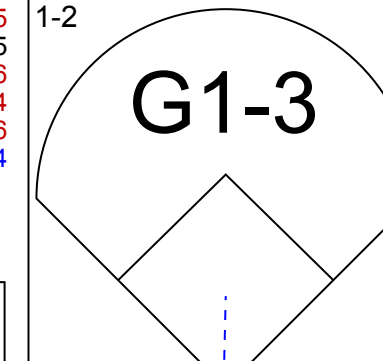
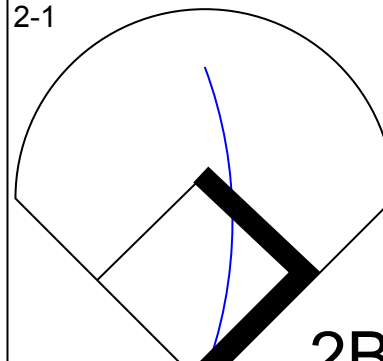
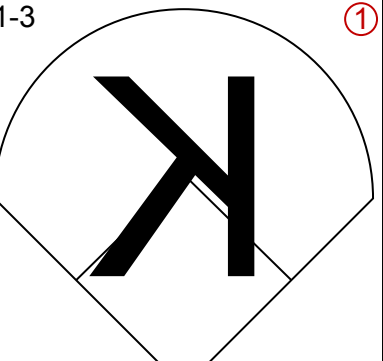
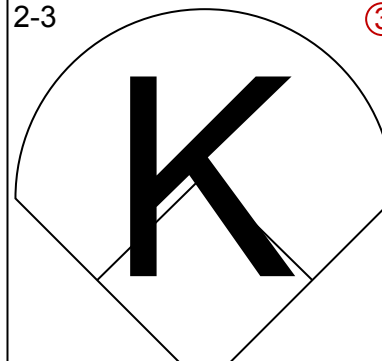

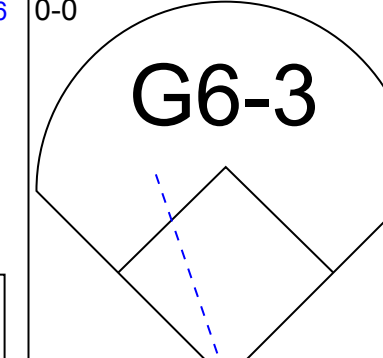
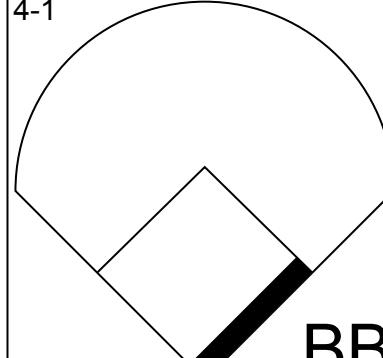
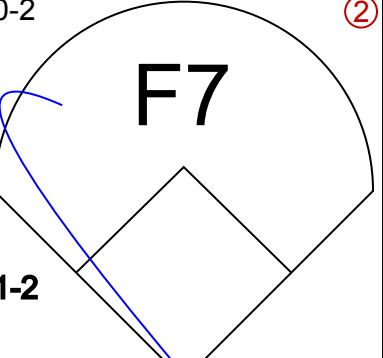
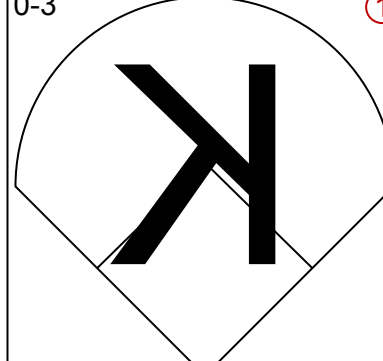
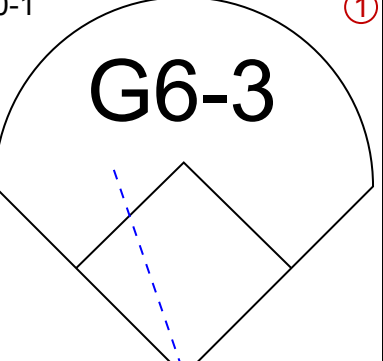
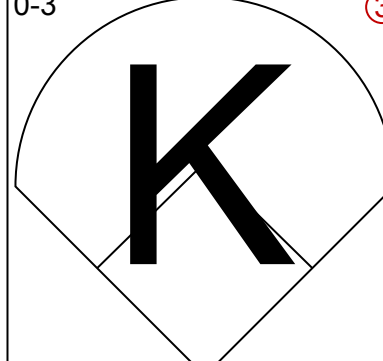
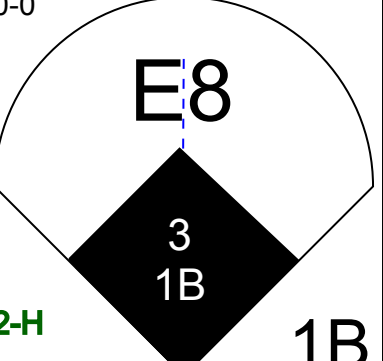
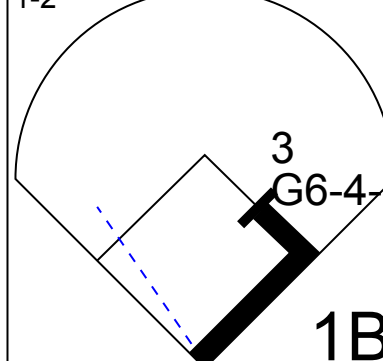
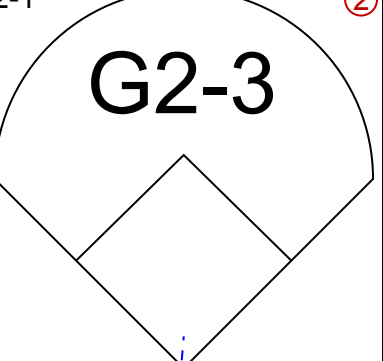
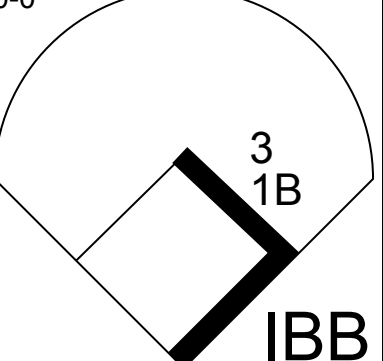

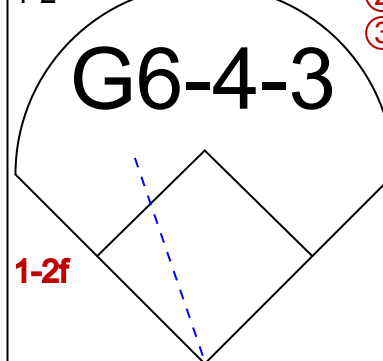
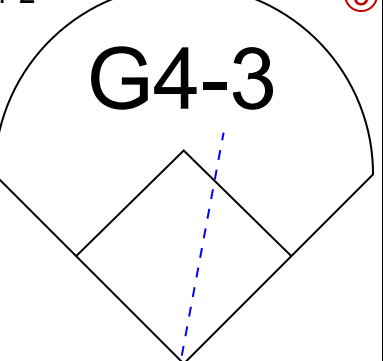

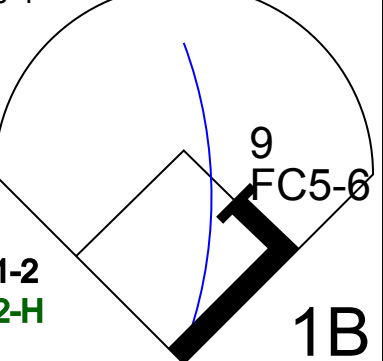
AB 32
 R 4
 H 10
 RBI 4
 BB 2
 SO 5
 LOB 15



Batter	1	2	3	4	5	6	7	8	9	AB	R	H	RBI	BB	SO	LOB	TOP										
99 Aaron Judge, R OBP: 0.415, SLG: 0.687										3	0	1	0	1	1	1	New York Yankees @ Milwaukee Brewers American Family Field, Milwaukee, WI Sat Sep 17 2022, 6:12 PM - 9:07 PM CDT Att: 41,210 - Cloudy - 78 F										
27 Giancarlo Stanton, R OBP: 0.298, SLG: 0.453										4	0	0	0	0	4	3											
25 Gleyber Torres, R OBP: 0.297, SLG: 0.435										4	0	1	0	0	1	3											
28 Josh Donaldson, R OBP: 0.309, SLG: 0.389										4	1	1	1	0	0	1											
41 Miguel Andujar, R OBP: 0.250, SLG: 0.281										4	0	0	0	0	1	0											
95 Oswaldo Cabrera, S OBP: 0.294, SLG: 0.299										4	0	0	0	0	3	1											
91 Oswald Peraza, R OBP: 0.393, SLG: 0.348										2	0	1	0	0	0	1											
66 Kyle Higashioka, R OBP: 0.241, SLG: 0.345										3	0	0	0	0	1	3											
14 Marwin Gonzalez, S OBP: 0.268, SLG: 0.329										0	0	0	0	0	0	0											
31 Aaron Hicks, S OBP: 0.326, SLG: 0.298										3	0	1	0	0	1	1											
Inning Stats	R: 0 E: 0 K: 2 S: 9	H: 1 LOB: 1 BB: 0 P: 13	R: 0 E: 0 K: 2 S: 14	H: 1 LOB: 1 BB: 0 P: 19	R: 0 E: 0 K: 2 S: 11	H: 1 LOB: 1 BB: 0 P: 16	R: 1 E: 1 K: 0 S: 6	H: 1 LOB: 1 BB: 0 P: 8	R: 0 E: 0 K: 1 S: 6	H: 0 LOB: 0 BB: 0 P: 7	R: 0 E: 0 K: 0 S: 3	H: 0 LOB: 0 BB: 0 P: 5	R: 0 E: 0 K: 1 S: 5	H: 0 LOB: 0 BB: 1 P: 10	R: 0 E: 0 K: 2 S: 8	H: 0 LOB: 0 BB: 0 P: 12	1B: 2 2B: 2 3B: 0 HR: 1	SF: 0 SAC: 0 DP: 2 HBP: 1	WP: 0 PB: 0 SB: 2 CS: 0	PA: 33							
PITCHER	IP	WLS	BF	H	R	ER	SO	BB	IBB	HBP	BLK	WP	HR	S	P	ERA	WHIP										
53 Brandon Woodruff, R ERA: 3.25	8.0	W	30	5	1	1	10	1	0	1	0	0	1	71	101	1.12	0.750										
38 Devin Williams, R ERA: 1.76	1.0	S	3	0	0	0	2	0	0	0	0	0	0	8	12	0.00	0.000										

Batter	1	2	3	4	5	6	7	8	9	AB	R	H	RBI	BB	SO	LOB	BOTTOM										
22 Christian Yelich, L OBP: 0.361, SLG: 0.392										4	1	2	1	0	1	1	New York Yankees @ Milwaukee Brewers American Family Field, Milwaukee, WI Sat Sep 17 2022, 6:12 PM - 9:07 PM CDT Att: 41,210 - Cloudy - 78 F										
27 Willy Adames, R OBP: 0.301, SLG: 0.475										3	1	1	3	1	1	1											
11 Rowdy Tellez, L OBP: 0.311, SLG: 0.461										4	0	0	0	0	1	2											
12 Hunter Renfroe, R OBP: 0.313, SLG: 0.488										3	0	0	0	1	0	1											
16 Koltan Wong, L OBP: 0.331, SLG: 0.406										3	0	0	0	0	1	0											
24 Andrew McCutchen, R OBP: 0.308, SLG: 0.391										4	0	0	0	0	2	2											
14 Jace Peterson, L OBP: 0.330, SLG: 0.409										2	0	0	0	0	0	0											
2 Luis Urias, R OBP: 0.331, SLG: 0.394										0	0	0	0	1	0	0											
7 Victor Caratini, S OBP: 0.308, SLG: 0.350										2	1	0	0	1	1	1											
5 Garrett Mitchell, L OBP: 0.300, SLG: 0.314										2	1	1	0	0	1	1											
15 Tyrone Taylor, R OBP: 0.260, SLG: 0.435										1	0	0	0	0	0	1											
Inning Stats	R: 0 E: 0 K: 0 S: 15	H: 0 LOB: 1 BB: 1 P: 25	R: 0 E: 0 K: 2 S: 8	H: 0 LOB: 0 BB: 0 P: 11	R: 3 E: 0 K: 1 S: 16	H: 2 LOB: 0 BB: 1 P: 25	R: 0 E: 0 K: 0 S: 7	H: 0 LOB: 0 BB: 0 P: 10	R: 1 E: 0 K: 1 S: 15	H: 2 LOB: 1 BB: 0 P: 23	R: 0 E: 0 K: 0 S: 7	H: 0 LOB: 0 BB: 0 P: 11	R: 0 E: 0 K: 1 S: 9	H: 0 LOB: 1 BB: 1 P: 17	R: 0 E: 0 K: 3 S: 12	H: 0 LOB: 2 BB: 1 P: 18	1B: 2 2B: 1 3B: 0 HR: 1	SF: 0 SAC: 0 DP: 0 HBP: 1	WP: 0 PB: 0 SB: 1 CS: 0	PA: 33							
PITCHER	IP	WLS	BF	H	R	ER	SO	BB	IBB	HBP	BLK	WP	HR	S	P	ERA	WHIP										
50 Jameson Taillon, R ERA: 4.04	5.0	L	21	4	4	4	4	2	0	0	0	0	0	7	11	0.00	0.000										
85 Greg Weissert, R ERA: 6.75	1.0		3	0	0	0	0	0	0	0	0	0	0	7	11	0.00	0.000										
54 Aroldis Chapman, L ERA: 4.55	1.0		4	0	0	0	1	1	0	0	0	0	0	9	17	0.00	1.000										
97 Ron Marinaccio, R ERA: 1.88	1.0		5	0	0	0	3	1	0	1	0	0	0	12	18	0.00	1.000										

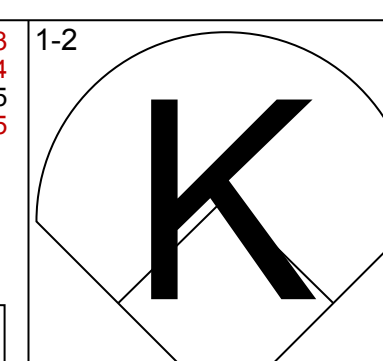
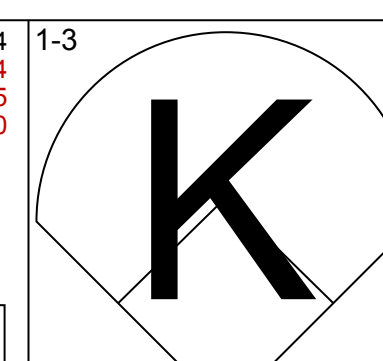

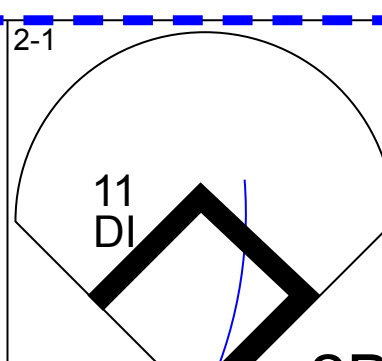
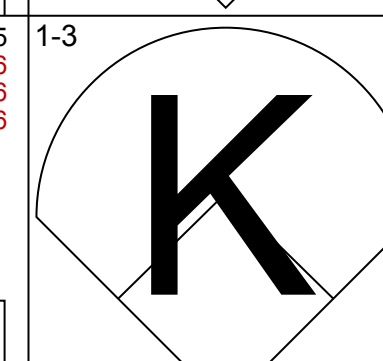
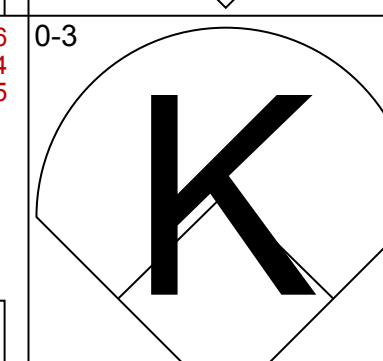

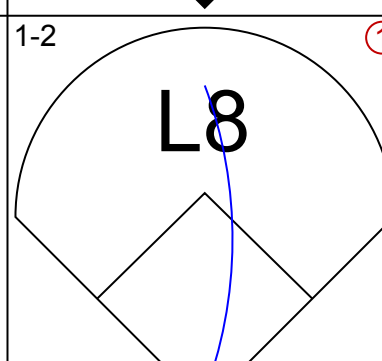
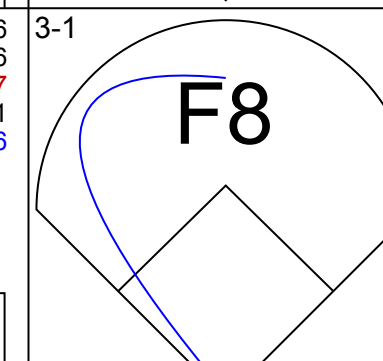
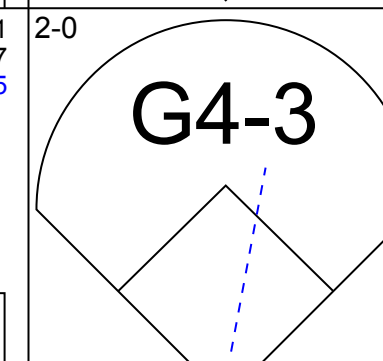

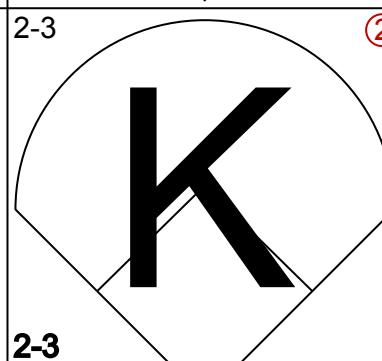
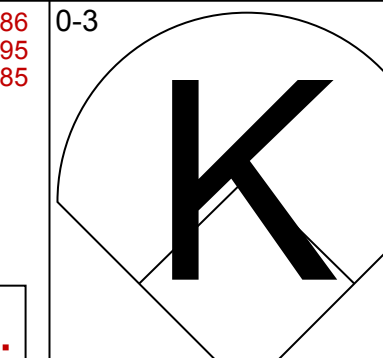



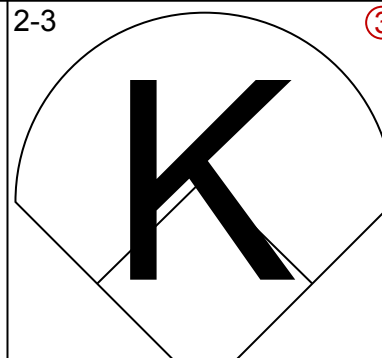
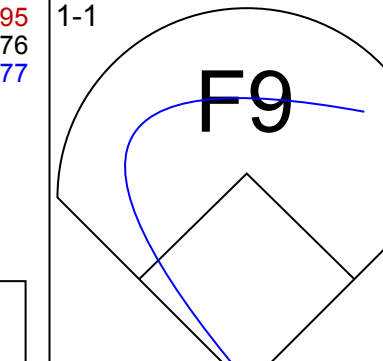



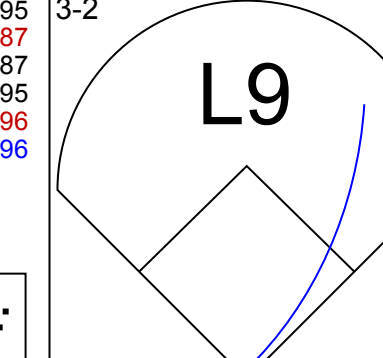


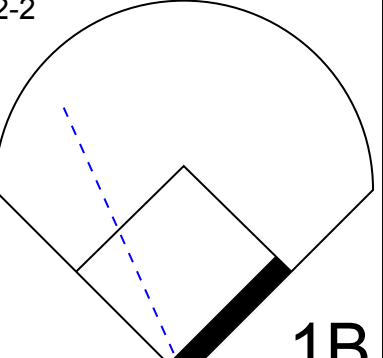
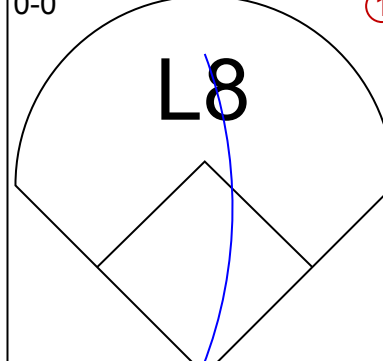

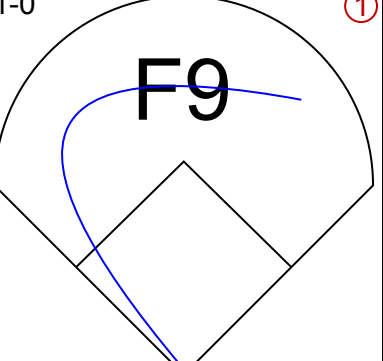
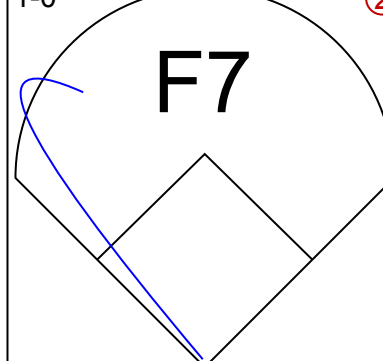

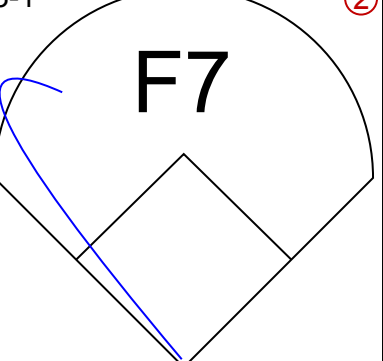
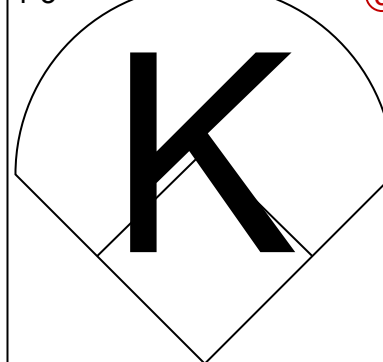

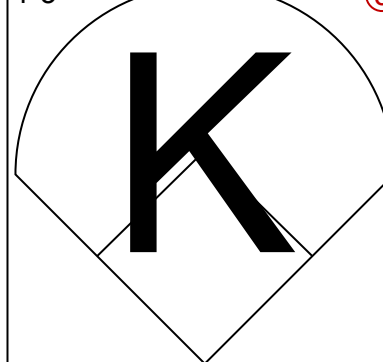

Batter	1	2	3	4	5	6	7	8	9	AB R H RBI BB SO LOB	TOP																		
99 Aaron Judge, R OBP: 0.419, SLG: 0.701	L8		HR		FC5	1B	HR		2B	5 3 4 4 1 0 0	New York Yankees @ Milwaukee Brewers American Family Field, Milwaukee, WI Sun Sep 18 2022, 1:12 PM - 4:57 PM CDT Att: 35,964 - Overcast - 81 F																		
48 Anthony Rizzo, L OBP: 0.341, SLG: 0.500	1B		HR		FC5	F7	G5-3		F4	6 2 3 1 0 0 2																			
25 Gleyber Torres, R OBP: 0.298, SLG: 0.434	1B		F8		F8			G1-3		4 0 1 0 1 0 2																			
28 Josh Donaldson, R OBP: 0.310, SLG: 0.388	K				FC5	K		G6-3		4 1 1 0 1 2 4																			
27 Giancarlo Stanton, R OBP: 0.294, SLG: 0.447	G6-3		G5-3		FC5	F8		K		5 1 0 1 0 1 5																			
95 Oswaldo Cabrera, S OBP: 0.288, SLG: 0.356	HR								K	4 2 3 2 1 1 0																			
12 Isiah Kiner-Falefa, R OBP: 0.319, SLG: 0.330	G6-3									5 1 1 0 0 1 5																			
66 Kyle Higashioka, R OBP: 0.240, SLG: 0.342	K								F9	5 0 1 3 0 2 2																			
31 Aaron Hicks, S OBP: 0.327, SLG: 0.308			K		F9	K				5 2 2 1 0 2 3																			
																													
Inning Stats	R: 0 H: 2 E: 0 K: 1 S: 11	H: 2 LOB: 2 BB: 0 P: 21	R: 1 H: 1 E: 0 K: 1 S: 11	H: 1 LOB: 0 BB: 0 P: 15	R: 2 H: 3 E: 0 K: 1 S: 17	H: 3 LOB: 1 BB: 0 P: 28	R: 0 H: 0 E: 0 K: 2 S: 11	H: 0 LOB: 1 BB: 1 P: 20	R: 4 H: 3 E: 1 K: 1 S: 21	H: 3 LOB: 2 BB: 2 P: 37	R: 0 H: 1 E: 0 K: 1 S: 12	H: 1 LOB: 2 BB: 1 P: 17	R: 3 H: 3 E: 0 K: 0 S: 12	H: 3 LOB: 0 BB: 0 P: 22	R: 0 H: 0 E: 0 K: 1 S: 8	H: 0 LOB: 0 BB: 0 P: 14	R: 2 H: 3 E: 0 K: 1 S: 11	H: 3 LOB: 1 BB: 0 P: 17	1B: 9 2B: 3 3B: 0 HR: 5	SF: 0 SAC: 0 DP: 1 HBP: 0	WP: 0 PB: 0 CS: 1	PA: 47							
PITCHER	IP WLS BF H R ER SO BB IBB HBP BLK WP HR S P ERA WHIP											PITCHER	IP WLS BF H R ER SO BB IBB HBP BLK WP HR S P ERA WHIP																
41 Jason Alexander, R ERA: 5.4	3.2		17	6	3	3	5	1	0	0	0	0	0	0	3	48	79	7.36	1.909										
55 Hobby Milner, L ERA: 3.88	4.1	0.1	L	3	1	2	2	0	1	0	0	0	0	0	6	14	54.00	6.000											
56 Justin Topa, R ERA:	5.1	0.1	B	3	0	0	0	0	1	0	0	0	0	0	5	13	0.00	3.000											
35 Brent Suter, L ERA: 3.92	5.1	0.2		4	2	2	0	1	0	0	0	0	0	0	12	15	0.00	3.000											
46 Luis Perdomo, R ERA: 4.43	6.1	1.2		10	4	3	3	1	1	0	0	0	0	2	23	38	16.20	3.000											
Batter	1	2	3	4	5	6	7	8	9	AB R H RBI BB SO LOB	BOTTOM																		
22 Christian Yelich, L OBP: 0.362, SLG: 0.391	F7	K			FC5-4		K		1B	4 1 1 0 1 2 0	New York Yankees @ Milwaukee Brewers American Family Field, Milwaukee, WI Sun Sep 18 2022, 1:12 PM - 4:57 PM CDT Att: 35,964 - Overcast - 81 F																		
27 Willy Adames, R OBP: 0.304, SLG: 0.477	16 HR		F8		FC5-4			11 HR	14 2B	4 2 2 0 1 0 2																			
11 Rowdy Tellez, L OBP: 0.311, SLG: 0.466	F9		F8		K					4 1 1 2 0 1 3																			
20 Mike Brosseau, R OBP: 0.350, SLG: 0.413					K					0 0 0 0 0 0 0																			
14 Jace Peterson, L OBP: 0.332, SLG: 0.415					K					1 0 1 2 0 0 0																			
12 Hunter Renfroe, R OBP: 0.312, SLG: 0.483	16 HR		K		K				F6	4 1 0 0 1 3 4																			
16 Koltan Wong, L OBP: 0.336, SLG: 0.420	1-H 2-H							18 G6-3	2 1B	4 1 3 3 1 1 0																			
2 Luis Urias, R OBP: 0.329, SLG: 0.391	K				F8			18 G6-3		5 0 1 0 0 2 4																			
18 Keston Hiura, R OBP: 0.318, SLG: 0.462			K		K					5 0 0 0 0 3 6																			
10 Omar Narváez, L OBP: 0.301, SLG: 0.324	L7				K					4 0 0 0 0 1 3																			
15 Tyrone Taylor, R OBP: 0.285, SLG: 0.451										4 2 3 1 0 0 0																			
																													
Inning Stats	R: 3 H: 1 E: 0 K: 1 S: 15	H: 1 LOB: 2 BB: 0 P: 29	R: 1 H: 1 E: 0 K: 2 S: 12	H: 1 LOB: 0 BB: 0 P: 18	R: 0 H: 0 E: 0 K: 1 S: 9	H: 0 LOB: 0 BB: 0 P: 14	R: 0 H: 1 E: 0 K: 2 S: 9	H: 1 LOB: 1 BB: 0 P: 12	R: 0 H: 1 E: 0 K: 2 S: 13	H: 1 LOB: 2 BB: 1 P: 21	R: 0 H: 0 E: 0 K: 2 S: 11	H: 0 LOB: 0 BB: 0 P: 14	R: 0 H: 0 E: 0 K: 1 S: 9	H: 0 LOB: 0 BB: 0 P: 11	R: 2 H: 4 E: 0 K: 1 S: 18	H: 4 LOB: 2 BB: 0 P: 23	R: 2 H: 4 E: 0 K: 1 S: 17	H: 4 LOB: 3 BB: 1 P: 28	1B: 5 2B: 4 3B: 0 HR: 3	SF: 0 SAC: 0 DP: 0 HBP: 0	WP: 0 PB: 1 CS: 0	PA: 43							
PITCHER	IP WLS BF H R ER SO BB IBB HBP BLK WP HR S P ERA WHIP											PITCHER	IP WLS BF H R ER SO BB IBB HBP BLK WP HR S P ERA WHIP																
45 Gerrit Cole, R ERA: 3.41	5.0	W	22	4	4	4	8	3	0	0	0	0	0	1	30	36	7.71	1.286											
86 Clarke Schmidt, R ERA: 2.82	6.1	H	10	3	2	2	4	0	0	0	0	0	0	0	8	12	0.00	1.500											
43 Jonathan Loáisiga, R ERA: 4.35	8.1		3	1	0	0	0	0	0	0	0	0	0	0	5	8	0.00	1.500											
58 Wendy Peralta, L ERA: 2.72	9.1		3	3	2	2	0	0	0	0	0	0	0	0	5	8	0.00	1.500											
35 Clay Holmes, R ERA: 2.55	9.1		5	1	0	0	1	1	0	0	0	0	0	0	12	20	0.00	2.000											

Batter	1	2	3	4	5	6	7	8	9	AB	R	H	RBI	BB	SO	LOB	TOP						
9 Brandon Nimmo, L (1, 8) OBP: 0.360, SLG: 0.420										4	1	1	0	1	1	2							
12 Francisco Lindor, S (1, 6) OBP: 0.343, SLG: 0.447										5	2	2	1	0	1	2							
1 Jeff McNeil, L (1, 4) OBP: 0.378, SLG: 0.444										4	1	1	0	1	0	3							
20 Pete Alonso, R (1, 3) OBP: 0.346, SLG: 0.507										4	2	1	3	1	1	2							
32 Daniel Vogelbach, L (1, 10) OBP: 0.357, SLG: 0.432										5	0	1	1	0	2	2							
19 Mark Canha, R (1, 7) OBP: 0.366, SLG: 0.403										3	0	0	0	1	1	1							
25 Tyler Naquin, L (1, 9) OBP: 0.299, SLG: 0.448										4	1	1	1	0	2	2							
10 Eduardo Escobar, S (1, 5) OBP: 0.293, SLG: 0.433										3	0	2	0	1	0	0							
3 Tomás Nido, R (1, 2) OBP: 0.285, SLG: 0.319										4	0	1	1	0	1	2							
Inning Stats	R: 0 E: 0 K: 1 S: 10	H: 0 LOB: 0 BB: 0 P: 16	R: 0 E: 0 K: 1 S: 8	H: 0 LOB: 0 BB: 0 P: 12	R: 0 E: 0 K: 1 S: 9	H: 1 LOB: 0 BB: 0 P: 11	R: 3 E: 0 K: 0 S: 19	H: 3 LOB: 0 BB: 0 P: 27	R: 0 E: 0 K: 0 S: 7	H: 0 LOB: 0 BB: 0 P: 10	R: 2 E: 0 K: 2 S: 15	H: 3 LOB: 2 BB: 1 P: 28	R: 0 E: 0 K: 1 S: 13	H: 1 LOB: 2 BB: 1 P: 24	R: 2 E: 1 K: 1 S: 12	H: 2 LOB: 2 BB: 2 P: 17	R: 0 E: 0 K: 2 S: 11	H: 0 LOB: 1 BB: 1 P: 19	1B: 5 2B: 2 3B: 2 HR: 1	SF: 0 SAC: 0 DP: 1 HBP: 0	WP: 0 PB: 0 SB: 1 CS: 0	PA: 41	
PITCHER	IP WLS BF H R ER SO BB IBB HBP BLK WP HR S P ERA WHIP	IP WLS BF H R ER SO BB IBB HBP BLK WP HR S P ERA WHIP	IP WLS BF H R ER SO BB IBB HBP BLK WP HR S P ERA WHIP	IP WLS BF H R ER SO BB IBB HBP BLK WP HR S P ERA WHIP	IP WLS BF H R ER SO BB IBB HBP BLK WP HR S P ERA WHIP	IP WLS BF H R ER SO BB IBB HBP BLK WP HR S P ERA WHIP	IP WLS BF H R ER SO BB IBB HBP BLK WP HR S P ERA WHIP	IP WLS BF H R ER SO BB IBB HBP BLK WP HR S P ERA WHIP	IP WLS BF H R ER SO BB IBB HBP BLK WP HR S P ERA WHIP	IP WLS BF H R ER SO BB IBB HBP BLK WP HR S P ERA WHIP	IP WLS BF H R ER SO BB IBB HBP BLK WP HR S P ERA WHIP	IP WLS BF H R ER SO BB IBB HBP BLK WP HR S P ERA WHIP	IP WLS BF H R ER SO BB IBB HBP BLK WP HR S P ERA WHIP	IP WLS BF H R ER SO BB IBB HBP BLK WP HR S P ERA WHIP	IP WLS BF H R ER SO BB IBB HBP BLK WP HR S P ERA WHIP	IP WLS BF H R ER SO BB IBB HBP BLK WP HR S P ERA WHIP	IP WLS BF H R ER SO BB IBB HBP BLK WP HR S P ERA WHIP	IP WLS BF H R ER SO BB IBB HBP BLK WP HR S P ERA WHIP	IP WLS BF H R ER SO BB IBB HBP BLK WP HR S P ERA WHIP	IP WLS BF H R ER SO BB IBB HBP BLK WP HR S P ERA WHIP	IP WLS BF H R ER SO BB IBB HBP BLK WP HR S P ERA WHIP	IP WLS BF H R ER SO BB IBB HBP BLK WP HR S P ERA WHIP	IP WLS BF H R ER SO BB IBB HBP BLK WP HR S P ERA WHIP

New York Mets @ Milwaukee Brewers
 American Family Field, Milwaukee, WI
 Mon Sep 19 2022, 6:42 PM - 9:31 PM CDT
 Att: 25,671 - Clear - 74 F

AB	36
R	7
H	10
RBI	7
BB	5
SO	9
LOB	16



Batter	1	2	3	4	5	6	7	8	9	AB	R	H	RBI	BB	SO	LOB	BOTTOM						
22 Christian Yelich, L (1, 7) OBP: 0.362, SLG: 0.396										4	1	2	0	0	2	0							
27 Willy Adames, R (1, 6) OBP: 0.302, SLG: 0.473										4	0	0	0	0	3	2							
11 Rowdy Tellez, L (1, 3) OBP: 0.310, SLG: 0.470										4	1	1	2	0	1	1							
12 Hunter Renfroe, R (1, 9) OBP: 0.309, SLG: 0.479										4	0	0	0	0	3	1							
16 Koltan Wong, L (1, 4) OBP: 0.334, SLG: 0.417										3	0	0	0	0	0	0							
24 Andrew McCutchen, R (1, 10) OBP: 0.368, SLG: 0.391										3	0	1	0	0	1	0							
14 Jace Peterson, L (1, 5) OBP: 0.329, SLG: 0.411										3	0	0	0	0	0	1							
7 Victor Caratini, S (1, 2) OBP: 0.305, SLG: 0.346										3	0	0	0	0	0	1							
5 Garrett Mitchell, L (1, 8) OBP: 0.279, SLG: 0.289										3	0	0	0	0	3	1							
Inning Stats	R: 0 E: 0 K: 2 S: 8	H: 0 LOB: 0 BB: 0 P: 13	R: 0 E: 0 K: 1 S: 8	H: 0 LOB: 0 BB: 0 P: 12	R: 0 E: 0 K: 1 S: 6	H: 0 LOB: 0 BB: 0 P: 8	R: 0 E: 0 K: 2 S: 7	H: 0 LOB: 0 BB: 0 P: 10	R: 0 E: 0 K: 1 S: 10	H: 0 LOB: 0 BB: 0 P: 14	R: 2 E: 0 K: 1 S: 10	H: 2 LOB: 0 BB: 0 P: 11	R: 0 E: 0 K: 1 S: 9	H: 1 LOB: 1 BB: 0 P: 17	R: 0 E: 0 K: 2 S: 11	H: 1 LOB: 1 BB: 0 P: 18	1B: 1 2B: 2 3B: 0 HR: 1	SF: 0 SAC: 0 DP: 0 HBP: 0	WP: 0 PB: 0 SB: 0 CS: 0	PA: 31			
PITCHER	IP WLS BF H R ER SO BB IBB HBP BLK WP HR S P ERA WHIP	IP WLS BF H R ER SO BB IBB HBP BLK WP HR S P ERA WHIP	IP WLS BF H R ER SO BB IBB HBP BLK WP HR S P ERA WHIP	IP WLS BF H R ER SO BB IBB HBP BLK WP HR S P ERA WHIP	IP WLS BF H R ER SO BB IBB HBP BLK WP HR S P ERA WHIP	IP WLS BF H R ER SO BB IBB HBP BLK WP HR S P ERA WHIP	IP WLS BF H R ER SO BB IBB HBP BLK WP HR S P ERA WHIP	IP WLS BF H R ER SO BB IBB HBP BLK WP HR S P ERA WHIP	IP WLS BF H R ER SO BB IBB HBP BLK WP HR S P ERA WHIP	IP WLS BF H R ER SO BB IBB HBP BLK WP HR S P ERA WHIP	IP WLS BF H R ER SO BB IBB HBP BLK WP HR S P ERA WHIP	IP WLS BF H R ER SO BB IBB HBP BLK WP HR S P ERA WHIP	IP WLS BF H R ER SO BB IBB HBP BLK WP HR S P ERA WHIP	IP WLS BF H R ER SO BB IBB HBP BLK WP HR S P ERA WHIP	IP WLS BF H R ER SO BB IBB HBP BLK WP HR S P ERA WHIP	IP WLS BF H R ER SO BB IBB HBP BLK WP HR S P ERA WHIP	IP WLS BF H R ER SO BB IBB HBP BLK WP HR S P ERA WHIP	IP WLS BF H R ER SO BB IBB HBP BLK WP HR S P ERA WHIP	IP WLS BF H R ER SO BB IBB HBP BLK WP HR S P ERA WHIP	IP WLS BF H R ER SO BB IBB HBP BLK WP HR S P ERA WHIP	IP WLS BF H R ER SO BB IBB HBP BLK WP HR S P ERA WHIP	IP WLS BF H R ER SO BB IBB HBP BLK WP HR S P ERA WHIP	IP WLS BF H R ER SO BB IBB HBP BLK WP HR S P ERA WHIP

New York Mets @ Milwaukee Brewers
 American Family Field, Milwaukee, WI
 Mon Sep 19 2022, 6:42 PM - 9:31 PM CDT
 Att: 25,671 - Clear - 74 F

AB	31
R	2
H	4
RBI	2
BB	0
SO	13
LOB	7



Batter	1	2	3	4	5	6	7	8	9	AB	R	H	RBI	BB	SO	LOB	TOP						
9 Brandon Nimmo, L (1, 8) OBP: 0.359, SLG: 0.417										4	1	0	0	1	1	0	New York Mets @ Milwaukee Brewers American Family Field, Milwaukee, WI Tue Sep 20 2022, 6:42 PM - 10:01 PM CDT Att: 26,319 - Clear - 77 F livebaseballscorecards.com						
19 Mark Canha, R (1, 7) OBP: 0.367, SLG: 0.402										3	1	1	0	0	2	3							
12 Francisco Lindor, S (1, 6) OBP: 0.345, SLG: 0.453										3	2	2	4	1	0	0							
20 Pete Alonso, R (1, 3) OBP: 0.346, SLG: 0.511										4	1	1	3	0	2	3							
10 Eduardo Escobar, S (1, 5) OBP: 0.292, SLG: 0.430										3	0	0	0	1	0	0							
1 Jeff McNeil, L (1, 9) OBP: 0.375, SLG: 0.440										4	0	0	0	0	2	3							
27 Mark Vientos, R (1, 10) OBP: 0.105, SLG: 0.056										4	0	0	0	0	1	0							
13 Luis Guillorme, L (1, 4) OBP: 0.352, SLG: 0.348										2	0	0	0	0	1	0							
28 Darin Ruf, R (7, PH) OBP: 0.308, SLG: 0.346										0	0	0	0	1	0	0							
25 Tyler Naquin, L (7, PR) OBP: 0.298, SLG: 0.447										1	1	0	0	0	0	0							
33 James McCann, R (1, 2) OBP: 0.260, SLG: 0.269										3	1	0	0	1	0	0							
Inning Stats	R: 0 H: 1 E: 0 K: 2 S: 17	H: 3 BB: 2 P: 31	R: 0 H: 0 E: 0 K: 0 S: 6	H: 0 BB: 0 P: 10	R: 0 H: 0 E: 0 K: 1 S: 9	H: 0 LOB: 0 BB: 0 P: 12	R: 0 H: 0 E: 0 K: 0 S: 8	H: 0 LOB: 0 BB: 0 P: 9	R: 0 H: 0 E: 0 K: 1 S: 8	H: 2 LOB: 0 BB: 0 P: 10	R: 3 H: 2 E: 0 K: 1 S: 12	H: 1 LOB: 1 BB: 3 P: 26	R: 0 H: 0 E: 0 K: 2 S: 10	H: 0 LOB: 0 BB: 0 P: 15	R: 0 H: 0 E: 0 K: 0 S: 5	H: 0 LOB: 0 BB: 0 P: 7	1B: 2 2B: 0 3B: 0 HR: 2	SF: 0 SAC: 0 DP: 0 HBP: 1	WP: 0 PB: 0 SB: 0 CS: 0	PA: 37			
PITCHER	IP WLS BF H R ER SO BB IBB HBP BLK WP HR S P ERA WHIP	2.0 9 1 0 0 2 2 0 0 0 0 0 0 23 41 0.00 1.500	1.2 5 0 0 0 1 0 0 0 0 0 0 0 15 18 0.00 0.000	1.2 H 5 0 0 0 1 0 0 0 0 0 0 12 16 0.00 0.000	1.0 6 2 3 3 1 0 0 1 0 0 1 13 16 27.00 2.000	0.2 L 6 1 4 4 2 3 0 0 0 0 0 1 10 23 54.00 6.000	1.0 3 0 0 0 2 0 0 0 0 0 0 0 3 4 0.00 0.000	1.0 3 0 0 0 0 0 0 0 0 0 0 0 3 4 0.00 0.000	50 Matt Bush, R ERA: 3.48	8.1 1.0 3 0 0 0 2 0 0 0 0 0 0 15 15 0.00 0.000	35 Brent Suter, L ERA: 3.66	9.1 1.0 3 0 0 0 0 0 0 0 0 0 0 5 7 0.00 0.000											
Batter	1	2	3	4	5	6	7	8	9	AB	R	H	RBI	BB	SO	LOB	BOTTOM						
22 Christian Yelich, L (1, 7) OBP: 0.361, SLG: 0.393										4	0	0	0	1	2	1	New York Mets @ Milwaukee Brewers American Family Field, Milwaukee, WI Tue Sep 20 2022, 6:42 PM - 10:01 PM CDT Att: 26,319 - Clear - 77 F livebaseballscorecards.com						
27 Willy Adames, R (1, 6) OBP: 0.306, SLG: 0.480										5	1	4	2	0	0	0							
11 Rowdy Tellez, L (1, 3) OBP: 0.307, SLG: 0.465										5	0	0	0	0	2	5							
2 Luis Urrías, R (1, 5) OBP: 0.328, SLG: 0.389										5	0	1	0	0	1	2							
16 Koltan Wong, L (1, 4) OBP: 0.335, SLG: 0.419										5	1	2	1	0	2	1							
24 Andrew McCutchen, R (1, 9) OBP: 0.313, SLG: 0.385										3	1	2	1	2	1	0							
18 Keston Hiura, R (1, 10) OBP: 0.283, SLG: 0.457										2	0	0	0	0	1	2							
14 Jace Peterson, L (7, PH) (8, 10)										1	0	0	0	0	1	2							
10 Omar Narváez, L (1, 2) OBP: 0.300, SLG: 0.322										4	0	1	1	0	0	3							
15 Tyrone Taylor, R (1, 8) OBP: 0.255, SLG: 0.308										3	1	0	0	0	1	1							
Inning Stats	R: 0 H: 1 E: 0 K: 1 S: 17	H: 4 LOB: 1 BB: 1 P: 25	R: 3 H: 4 E: 0 K: 1 S: 20	H: 0 LOB: 1 BB: 1 P: 31	R: 0 H: 0 E: 0 K: 0 S: 8	H: 0 LOB: 0 BB: 0 P: 19	R: 0 H: 0 E: 0 K: 2 S: 9	H: 0 LOB: 0 BB: 0 P: 15	R: 1 H: 2 E: 0 K: 1 S: 14	H: 2 LOB: 3 BB: 1 P: 27	R: 0 H: 0 E: 0 K: 0 S: 7	H: 0 LOB: 0 BB: 0 P: 13	R: 0 H: 2 E: 0 K: 2 S: 13	H: 2 LOB: 1 BB: 0 P: 21	R: 1 H: 2 E: 0 K: 2 S: 15	H: 2 LOB: 0 BB: 0 P: 22	R: 0 H: 0 E: 0 K: 2 S: 10	H: 0 LOB: 0 BB: 0 P: 10	1B: 7 2B: 4 3B: 0 HR: 0	SF: 0 SAC: 0 DP: 0 HBP: 1	WP: 0 PB: 0 SB: 1 CS: 0	PA: 42	
PITCHER	IP WLS BF H R ER SO BB IBB HBP BLK WP HR S P ERA WHIP	4.0 19 8 2 1 1 1 1 0 1 0 0 0 15 29 6.75 2.250	1.1 8 2 1 1 1 1 0 1 0 0 0 0 9 14 0.00 0.000	1.0 W 3 0 0 0 0 0 0 0 0 0 0 9 14 0.00 0.000	0.2 H 4 2 0 0 2 0 0 0 0 0 0 10 18 0.00 3.000	0.2 H 4 2 1 1 1 0 0 0 0 0 0 11 17 13.50 3.000	1.1 S 4 0 0 0 3 0 0 0 0 0 0 14 15 0.00 0.000	1.1 S 4 0 0 0 3 0 0 0 0 0 0 14 15 0.00 0.000	59 Carlos Carrasco, R ERA: 3.79	8.1 1.1 8 2 1 1 1 1 0 1 0 0 0 15 29 6.75 2.250	29 Trevor Williams, R ERA: 3.01	6.1 1.0 W 3 0 0 0 0 0 0 0 0 0 9 14 0.00 0.000	30 Joely Rodríguez, L ERA: 4.63	7.1 0.2 H 4 2 0 0 2 0 0 0 0 0 10 18 0.00 3.000	65 Trevor May, R ERA: 5.06	8.1 0.2 H 4 2 1 1 1 0 0 0 0 0 11 17 13.50 3.000							

Batter	1	2	3	4	5	6	7	8	9	AB	R	H	RBI	BB	SO	LOB	TOP													
9 Brandon Nimmo, L (1, 8) OBP: 0.360, SLG: 0.418 19 Mark Canha, R (1, 8) OBP: 0.368, SLG: 0.401											1	0	1	0	0	0	0	New York Mets @ Milwaukee Brewers American Family Field, Milwaukee, WI Wed Sep 21 2022, 1:12 PM - 3:58 PM CDT Att: 25,204 - Cloudy - 76 F												
12 Francisco Lindor, S (1, 6) OBP: 0.344, SLG: 0.454										4	0	1	0	0	0	3														
1 Jeff McNeil, L (1, 7) OBP: 0.372, SLG: 0.437										4	0	0	0	0	4															
20 Pete Alonso, R (1, 3) OBP: 0.344, SLG: 0.507										4	0	0	0	0	1															
32 Daniel Vogelbach, L (1, 10) OBP: 0.359, SLG: 0.432 27 Mark Vientos, R (8, PH) OBP: 0.150, SLG: 0.056										2	0	1	0	1	0	0														
25 Tyler Naquin, L (1, 9) OBP: 0.299, SLG: 0.449 28 Darin Ruf, R (8, PH) OBP: 0.307, SLG: 0.345										3	0	1	0	0	2															
10 Eduardo Escobar, S (1, 5) OBP: 0.290, SLG: 0.427										4	0	0	0	1	3															
13 Luis Guillorme, L (1, 4) OBP: 0.354, SLG: 0.345										2	0	0	0	1	0															
3 Tomás Nido, R (1, 2) OBP: 0.281, SLG: 0.314										4	0	0	0	1	2															
Inning Stats	R: 0 H: 1 E: 0 K: 0 S: 8	H: 1 LOB: 1 BB: 0 P: 14	R: 0 H: 1 E: 0 K: 0 S: 7	H: 1 LOB: 1 BB: 0 P: 12	R: 0 H: 0 E: 0 K: 0 S: 9	H: 0 LOB: 1 BB: 0 P: 15	R: 0 H: 1 E: 0 K: 0 S: 11	H: 1 LOB: 1 BB: 0 P: 18	R: 0 H: 1 E: 0 K: 0 S: 11	H: 0 LOB: 2 BB: 0 P: 21	R: 0 H: 0 E: 0 K: 2 S: 10	H: 0 LOB: 1 BB: 1 P: 15	R: 0 H: 0 E: 0 K: 1 S: 13	H: 0 LOB: 1 BB: 1 P: 18	R: 0 H: 0 E: 0 K: 1 S: 7	H: 0 LOB: 0 BB: 0 P: 12	1B: 2 2B: 2 3B: 0 HR: 0		SF: 0 SAC: 0 DP: 1 HBP: 3	WP: 0 PA: 36 CS: 1										
PITCHER	37 Adrian Houser, R (1, 1) ERA: 4.62	55 Hobby Milner, L (5, 1) ERA: 3.75	48 Trevor Gott, R (6, 1) ERA: 3.92	45 Brad Boxberger, R (7, 1) ERA: 3.32	35 Brent Suter, L (8, 1) ERA: 3.79	PITCHER	54 Jake Cousins, R (9, 1) ERA: 3.48	IP 4.2 WLS 19 BF 3 H 0 R 0 ER 0 SO 0 BB 0 IBB 0 HBP 2 BLK 0 WP 0 HR 0 S 41 P 74 ERA 0.00 WHIP 0.643	IP 1.0 WLS 3 BF 0 H 0 R 0 ER 0 SO 1 BB 0 IBB 0 HBP 1 BLK 0 WP 0 HR 0 S 7 P 12 ERA 0.00 WHIP 0.000																					
Batter	22 Christian Yelich, L (1, 10) OBP: 0.359, SLG: 0.390		27 Willy Adames, R (1, 6) OBP: 0.310, SLG: 0.486			11 Rowdy Tellez, L (1, 3) OBP: 0.308, SLG: 0.463 20 Mike Brosseau, R (7, PH) OBP: 0.354, SLG: 0.441	12 Hunter Renfroe, R (1, 9) OBP: 0.309, SLG: 0.477	16 Koltan Wong, L (1, 4) OBP: 0.332, SLG: 0.415	14 Jace Peterson, L (1, 5) OBP: 0.327, SLG: 0.404	7 Victor Caratini, S (1, 2) OBP: 0.304, SLG: 0.344	15 Tyrone Taylor, R (1, 7) OBP: 0.283, SLG: 0.446	5 Garrett Mitchell, L (1, 8) OBP: 0.328, SLG: 0.341	Inning Stats	R: 0 H: 0 E: 0 K: 0 S: 9	H: 0 LOB: 1 BB: 1 P: 16	R: 0 H: 0 E: 0 K: 0 S: 4	H: 0 LOB: 0 BB: 0 P: 6	R: 0 H: 1 E: 0 K: 1 S: 7	H: 1 LOB: 1 BB: 0 P: 12	R: 0 H: 1 E: 0 K: 0 S: 8	H: 1 LOB: 1 BB: 0 P: 12	R: 1 H: 1 E: 0 K: 1 S: 8	H: 1 LOB: 0 BB: 1 P: 16	R: 0 H: 3 E: 0 K: 1 S: 16	H: 3 LOB: 0 BB: 2 P: 26	R: 0 H: 0 E: 0 K: 0 S: 7	H: 0 LOB: 0 BB: 0 P: 11	1B: 5 2B: 0 3B: 0 HR: 2	SF: 0 SAC: 1 DP: 1 HBP: 0	WP: 0 PA: 34 CS: 0
PITCHER	99 Taijuan Walker, R (1, 1) ERA: 3.53	23 David Peterson, L (7, 1) ERA: 3.97	40 Drew Smith, R (7, 1) ERA: 3.7	38 Tylor Megill, R (8, 1) ERA: 5.19	PITCHER	IP 6.0 WLS 26 BF 4 H 4 R 4 ER 0 SO 1 BB 0 IBB 1 HBP 0 BLK 0 WP 0 HR 5 S 51 P 88 ERA 6.00 WHIP 1.500	IP 1.0 WLS 3 BF 0 H 0 R 0 ER 0 SO 1 BB 0 IBB 0 HBP 0 BLK 0 WP 0 HR 7 S 8 P 8 ERA 54.00 WHIP 3.000	IP 1.0 WLS 3 BF 0 H 0 R 0 ER 0 SO 1 BB 0 IBB 0 HBP 0 BLK 0 WP 0 HR 7 S 11 P 11 ERA 0.00 WHIP 0.000																						

Batter	1	2	3	4	5	6	7	8	9	AB	R	H	RBI	BB	SO	LOB	TOP										
22 Christian Yelich, L OBP: 0.360, SLG: 0.587										3	0	1	0	2	1	2	Milwaukee Brewers @ Cincinnati Reds Great American Ball Park, Cincinnati, OH Fri Sep 23 2022, 6:44 PM - 10:04 PM EDT Att: 16,658 - Partly Cloudy - 68 F										
27 Willy Adames, R OBP: 0.308, SLG: 0.482										5	0	1	0	0	1	6											
11 Rowdy Tellez, L OBP: 0.308, SLG: 0.459										4	1	1	0	1	1	3											
12 Hunter Renfroe, R OBP: 0.311, SLG: 0.472										4	1	1	0	1	1	4											
16 Koltan Wong, L OBP: 0.336, SLG: 0.440										5	1	2	0	0	0	3											
24 Andrew McCutchen, R OBP: 0.313, SLG: 0.393										4	1	1	3	1	0	3											
2 Luis Urias, R OBP: 0.327, SLG: 0.386										5	1	1	0	0	2	3											
7 Victor Caratini, S OBP: 0.306, SLG: 0.347										4	0	1	1	1	2	2											
5 Garrett Mitchell, L OBP: 0.340, SLG: 0.356										4	0	2	0	0	1	2											
Inning Stats	R: 0 E: 0 K: 0 S: 7	H: 0 LOB: 1 BB: 1 P: 13	R: 2 E: 0 K: 1 S: 16	H: 2 LOB: 2 BB: 2 P: 27	R: 0 E: 0 K: 1 S: 10	H: 0 LOB: 1 BB: 1 P: 16	R: 0 E: 0 K: 1 S: 12	H: 2 LOB: 2 BB: 0 P: 19	R: 1 E: 0 K: 1 S: 12	H: 2 LOB: 1 BB: 0 P: 18	R: 0 E: 0 K: 0 S: 8	H: 0 LOB: 1 BB: 1 P: 14	R: 2 E: 0 K: 2 S: 16	H: 2 LOB: 1 BB: 1 P: 30	R: 0 E: 0 K: 2 S: 14	H: 2 LOB: 2 BB: 0 P: 20		R: 0 E: 0 K: 1 S: 9	H: 1 LOB: 1 BB: 0 P: 17	1B: 9 2B: 2 3B: 0 HR: 0	SF: 0 SAC: 0 DP: 0 HBP: 0	WP: 0 PB: 0 SB: 4 CS: 0	PA: 44				
PITCHER	IP	WLS	BF	H	R	ER	SO	BB	IBB	HBP	BLK	WP	HR	S	P	ERA	WHIP										
85 Luis Cessa, R ERA: 4.78	4.2	L	24	6	3	2	3	4	0	0	0	0	0	54	88	3.86	2.143										
63 Fernando Cruz, R ERA: 0.87	1.1		5	0	0	0	1	1	0	0	0	0	0	11	19	0.00	0.750										
46 Buck Farmer, R ERA: 3.64	1.0		6	2	2	2	2	1	0	0	0	0	0	16	30	18.00	3.000										
79 Ian Gibaut, R ERA: 4.36	1.0		5	2	0	0	2	0	0	0	0	0	0	14	20	0.00	2.000										
54 Hunter Strickland, R ERA: 5.16	1.0		4	1	0	0	1	0	0	0	0	0	0	9	17	0.00	1.000										
Batter	1	2	3	4	5	6	7	8	9	AB	R	H	RBI	BB	SO	LOB	BOTTOM										
6 Jonathan India, R OBP: 0.327, SLG: 0.385										4	1	1	0	1	2	0	Milwaukee Brewers @ Cincinnati Reds Great American Ball Park, Cincinnati, OH Fri Sep 23 2022, 6:44 PM - 10:04 PM EDT Att: 16,658 - Partly Cloudy - 68 F										
12 Spencer Steer, R OBP: 0.324, SLG: 0.322										4	1	1	0	0	1	1											
28 Austin Romine, R OBP: 0.202, SLG: 0.282										0	0	0	0	0	0	0											
17 Kyle Farmer, R OBP: 0.318, SLG: 0.391										4	0	1	2	0	1	1											
44 Aristides Aquino, R OBP: 0.244, SLG: 0.360										3	1	0	0	0	1	2											
57 Stuart Fairchild, R OBP: 0.368, SLG: 0.552										3	0	2	0	1	0	0											
35 Alejo Lopez, S OBP: 0.353, SLG: 0.377										4	0	1	0	0	0	3											
4 Matt Reynolds, R OBP: 0.320, SLG: 0.341										2	0	1	0	1	1	2											
29 T.J. Friedl, L OBP: 0.320, SLG: 0.452										1	0	0	0	0	0	1											
54 Hunter Strickland, R OBP: 0.320, SLG: 0.452										0	0	0	0	0	0	0											
2 Jose Barrero, R OBP: 0.190, SLG: 0.213										4	0	0	0	0	2	6											
73 Chuckie Robinson, R OBP: 0.114, SLG: 0.205										2	0	0	0	0	1	0											
27 Jake Fraley, L OBP: 0.336, SLG: 0.455										2	0	0	0	0	2	0											
Inning Stats	R: 2 E: 0 K: 1 S: 18	H: 2 LOB: 3 BB: 3 P: 39	R: 0 E: 0 K: 1 S: 11	H: 1 LOB: 1 BB: 0 P: 17	R: 0 E: 0 K: 2 S: 10	H: 2 LOB: 2 BB: 0 P: 13	R: 0 E: 0 K: 2 S: 7	H: 0 LOB: 0 BB: 0 P: 10	R: 0 E: 0 K: 1 S: 6	H: 0 LOB: 0 BB: 0 P: 6	R: 0 E: 0 K: 0 S: 6	H: 1 LOB: 0 BB: 0 P: 8	R: 0 E: 0 K: 2 S: 8	H: 0 LOB: 0 BB: 0 P: 13	R: 1 E: 1 K: 0 S: 7	H: 1 LOB: 1 BB: 1 P: 14	R: 0 E: 0 K: 3 S: 10	H: 0 LOB: 0 BB: 0 P: 16	1B: 6 2B: 1 3B: 0 HR: 0	SF: 0 SAC: 0 DP: 1 HBP: 0	WP: 0 PB: 0 SB: 0 CS: 0	PA: 37					
PITCHER	IP	WLS	BF	H	R	ER	SO	BB	IBB	HBP	BLK	WP	HR	S	P	ERA	WHIP										
52 Eric Lauer, L ERA: 3.96	2.2		16	5	2	2	3	3	0	0	0	0	0	22	27	0.00	0.300										
46 Luis Perdomo, R ERA: 3.6	3.1	W	10	1	0	0	4	0	0	0	0	0	0	8	13	0.00	0.000										
45 Brad Boxberger, R ERA: 3.26	1.0	H	3	0	0	0	2	0	0	0	0	0	0	6	12	0.00	3.000										
50 Matt Bush, R ERA: 3.38	0.2	H	4	1	1	0	0	1	0	0	0	0	0	11	18	0.00	0.000										
38 Devin Williams, R ERA: 1.72	1.1	S	4	0	0	0	3	0	0	0	0	0	0	11	18	0.00	0.000										

Batter	1	2	3	4	5	6	7	8	9	AB	R	H	RBI	BB	SO	LOB	TOP			
24 Andrew McCutchen, R (1, 10) OBP: 0.310, SLG: 0.390										4	0	0	0	0	1	1				
27 Willy Adames, R (1, 6) OBP: 0.305, SLG: 0.477										4	0	0	0	0	2	0				
22 Christian Yelich, L (1, 7) OBP: 0.350, SLG: 0.352										4	0	0	0	0	2	0				
12 Hunter Renfroe, R (1, 9) OBP: 0.316, SLG: 0.494										4	1	1	1	0	2	0				
20 Mike Brosseau, R (1, 5) OBP: 0.356, SLG: 0.442										2	0	1	0	0	1	0				
16 Kolten Wong, L (7, PH) OBP: 0.336, SLG: 0.437										1	0	0	0	0	1	0				
2 Luis Urias, R (1, 4) OBP: 0.328, SLG: 0.385										3	0	1	0	0	0	1				
18 Keston Hiura, R (1, 3) OBP: 0.324, SLG: 0.464										1	0	1	0	1	0	0				
11 Rowdy Tellez, L (7, PH) OBP: 0.310, SLG: 0.464										1	0	0	0	0	0	1				
7 Victor Caratini, S (1, 2) OBP: 0.303, SLG: 0.343										3	0	0	0	0	1	3				
15 Tyrone Taylor, R (1, 8) OBP: 0.281, SLG: 0.439										2	0	1	0	0	0	1				
14 Jace Peterson, L (8, PH) OBP: 0.321, SLG: 0.357										1	0	0	0	0	0	0				
5 Garrett Mitchell, L (8, 8) OBP: 0.340, SLG: 0.356										0	0	0	0	0	0	0				
Inning Stats	R: 0 E: 0 K: 0 S: 7	H: 0 LOB: 0 BB: 0 P: 10	R: 1 E: 0 K: 1 S: 14	H: 4 LOB: 3 BB: 0 P: 21	R: 0 E: 0 K: 1 S: 8	H: 0 LOB: 0 BB: 0 P: 15	R: 0 E: 0 K: 1 S: 10	H: 0 LOB: 1 BB: 0 P: 17	R: 0 E: 0 K: 3 S: 10	H: 0 LOB: 0 BB: 0 P: 18	R: 0 E: 0 K: 1 S: 7	H: 1 LOB: 0 BB: 0 P: 10	R: 0 E: 0 K: 0 S: 9	H: 0 LOB: 0 BB: 0 P: 14	R: 0 E: 0 K: 3 S: 10	H: 0 LOB: 0 BB: 0 P: 14	1B: 3 2B: 1 3B: 0 HR: 1	SF: 0 SAC: 0 DP: 1 HBP: 0	WP: 0 PB: 0 SB: 0 CS: 0	PA: 31
PITCHER	IP WLS BF H R ER SO BB IBB HBP BLK WP HR S P ERA WHIP																			
40 Nick Lodolo, L (1, 1) ERA: 3.75	6.0	22	4	1	1	6	1	0	0	0	0	0	0	1	59	99	1.50	0.833		
58 Derek Law, R (7, 1) ERA: 1.13	1.0	3	1	0	0	1	0	0	0	0	0	0	0	7	10	0.00	1.000			
46 Buck Farmer, R (8, 1) ERA: 3.56	1.0	W	3	0	0	0	0	0	0	0	0	0	0	9	14	0.00	0.000			
43 Alexis Diaz, R (9, 1) ERA: 1.81	1.0	S	3	0	0	3	0	0	0	0	0	0	0	10	14	0.00	0.000			

Milwaukee Brewers @ Cincinnati Reds
Great American Ball Park, Cincinnati, OH
Sun Sep 25 2022, 1:41 PM - 4:26 PM EDT
Att: 19,952 - Partly Cloudy - 75 F

AB 30
R 1
H 5
RBI 1
BB 1
SO 10
LOB 7



Batter	1	2	3	4	5	6	7	8	9	AB	R	H	RBI	BB	SO	LOB	BOTTOM			
29 T.J. Friedl, L (1, 7) OBP: 0.322, SLG: 0.449										3	0	1	0	0	0	3				
6 Jonathan India, R (1, 4) OBP: 0.326, SLG: 0.384										4	0	1	0	0	1	5				
17 Kyle Farmer, R (1, 6) OBP: 0.315, SLG: 0.386										4	0	0	0	0	2	3				
12 Spencer Steer, R (1, 5) OBP: 0.329, SLG: 0.364										4	1	2	1	0	1	1				
57 Stuart Fairchild, R (1, 8) OBP: 0.369, SLG: 0.527										4	0	1	0	0	1	0				
35 Alejo Lopez, S (1, 10) OBP: 0.340, SLG: 0.362										4	1	0	0	0	2	1				
44 Aristides Aquino, R (1, 9) OBP: 0.249, SLG: 0.355										2	0	0	0	2	0	0				
4 Matt Reynolds, R (1, 3) OBP: 0.327, SLG: 0.342										2	0	1	0	1	0	0				
28 Austin Romine, R (1, 2) OBP: 0.205, SLG: 0.277										2	0	0	1	0	1	2				
Inning Stats	R: 0 E: 0 K: 1 S: 13	H: 1 LOB: 1 BB: 0 P: 19	R: 0 E: 0 K: 2 S: 15	H: 1 LOB: 2 BB: 1 P: 25	R: 0 E: 0 K: 0 S: 9	H: 1 LOB: 2 BB: 0 P: 13	R: 0 E: 0 K: 0 S: 17	H: 1 LOB: 3 BB: 2 P: 34	R: 0 E: 0 K: 2 S: 8	H: 0 LOB: 0 BB: 0 P: 9	R: 0 E: 0 K: 0 S: 9	H: 1 LOB: 1 BB: 0 P: 14	R: 0 E: 0 K: 1 S: 12	H: 1 LOB: 0 BB: 0 P: 19	R: 1 E: 0 K: 1 S: 12	H: 1 LOB: 0 BB: 0 P: 19	1B: 4 2B: 1 3B: 0 HR: 1	SF: 0 SAC: 0 DP: 0 HBP: 2	WP: 0 PB: 0 SB: 0 CS: 0	PA: 34
PITCHER	IP WLS BF H R ER SO BB IBB HBP BLK WP HR S P ERA WHIP																			
51 Freddy Peralta, R (1, 1) ERA: 3.58	2.0	9	2	0	0	3	1	0	0	0	0	0	0	28	44	0.00	1.500			
26 Aaron Ashby, L (3, 1) ERA: 4.5	1.2	10	2	1	1	0	2	0	2	0	0	0	0	22	40	5.40	2.400			
32 Peter Strzelecki, R (4, 1) ERA: 3.13	1.1	4	0	0	0	2	0	0	0	0	0	0	0	12	16	0.00	0.000			
48 Trevor Gott, R (6, 1) ERA: 3.76	1.0	3	0	0	0	0	0	0	0	0	0	0	0	9	14	0.00	0.000			
45 Brad Boxberger, R (7, 1) ERA: 3.2	1.0	4	1	0	0	2	0	0	0	0	0	0	0	8	14	0.00	1.000			

Milwaukee Brewers @ Cincinnati Reds
Great American Ball Park, Cincinnati, OH
Sun Sep 25 2022, 1:41 PM - 4:26 PM EDT
Att: 19,952 - Partly Cloudy - 75 F

AB 29
R 2
H 6
RBI 2
BB 3
SO 8
LOB 15



Batter	1	2	3	4	5	6	7	8	9	AB	R	H	RBI	BB	SO	LOB	TOP				
33 Brendan Donovan, L (1, 4) OBP: 0.393, SLG: 0.380										3	0	1	0	2	2	0	St. Louis Cardinals @ Milwaukee Brewers American Family Field, Milwaukee, WI Wed Sep 28 2022, 6:42 PM - 10:12 PM CDT Att: 28,835 - Roof Closed - 65 F livebaseballscorecards.com				
3 Dylan Carlson, S (1, 9) OBP: 0.309, SLG: 0.384										5	0	0	0	0	2	6					
46 Paul Goldschmidt, R (1, 10) OBP: 0.494, SLG: 0.594										3	0	1	0	0	1	2					
21 Lars Nootbaar, L (7, PH) OBP: 0.344, SLG: 0.455										1	0	0	0	1	0	0					
36 Juan Yezzer, R (1, 5) OBP: 0.302, SLG: 0.461										4	0	0	0	0	2	4					
25 Corey Dickerson, L (1, 7) OBP: 0.296, SLG: 0.392										3	0	1	0	0	1	0					
11 Paul DeJong, R (1, 6) OBP: 0.250, SLG: 0.295										4	0	1	0	0	1	1					
41 Alec Burleson, L (1, 3) OBP: 0.242, SLG: 0.290										4	0	1	0	0	2	2					
7 Andrew Knizner, R (1, 2) OBP: 0.298, SLG: 0.295										4	1	2	1	0	1	2					
26 Ben DeLuizio, R (1, 8) OBP: 0.400, SLG: 0.333										4	0	2	0	0	2	3					
Inning Stats	R: 0 E: 0 K: 3 S: 14	H: 1 LOB: 1 BB: 0 P: 19	R: 0 E: 0 K: 2 S: 10	H: 0 LOB: 0 BB: 0 P: 12	R: 0 E: 0 K: 3 S: 16	H: 2 LOB: 2 BB: 0 P: 22	R: 0 E: 0 K: 0 S: 10	H: 0 LOB: 0 BB: 0 P: 14	R: 0 E: 0 K: 2 S: 11	H: 2 LOB: 2 BB: 0 P: 15	R: 1 E: 0 K: 0 S: 15	H: 2 LOB: 2 BB: 2 P: 31	R: 0 E: 0 K: 3 S: 13	H: 1 LOB: 2 BB: 0 P: 17	R: 0 E: 0 K: 1 S: 9	H: 0 LOB: 0 BB: 0 P: 17	1B: 7 2B: 1 3B: 0 HR: 1	SF: 0 SAC: 0 DP: 1 HBP: 1	WP: 0 PB: 0 SB: 1 CS: 0	PA: 39	
PITCHER	IP WLS BF H R ER SO BB IBB HBP BLK WP HR S P ERA WHIP	IP WLS BF H R ER SO BB IBB HBP BLK WP HR S P ERA WHIP	IP WLS BF H R ER SO BB IBB HBP BLK WP HR S P ERA WHIP	IP WLS BF H R ER SO BB IBB HBP BLK WP HR S P ERA WHIP	IP WLS BF H R ER SO BB IBB HBP BLK WP HR S P ERA WHIP	IP WLS BF H R ER SO BB IBB HBP BLK WP HR S P ERA WHIP	IP WLS BF H R ER SO BB IBB HBP BLK WP HR S P ERA WHIP	IP WLS BF H R ER SO BB IBB HBP BLK WP HR S P ERA WHIP	IP WLS BF H R ER SO BB IBB HBP BLK WP HR S P ERA WHIP	IP WLS BF H R ER SO BB IBB HBP BLK WP HR S P ERA WHIP	IP WLS BF H R ER SO BB IBB HBP BLK WP HR S P ERA WHIP	IP WLS BF H R ER SO BB IBB HBP BLK WP HR S P ERA WHIP	IP WLS BF H R ER SO BB IBB HBP BLK WP HR S P ERA WHIP	IP WLS BF H R ER SO BB IBB HBP BLK WP HR S P ERA WHIP	IP WLS BF H R ER SO BB IBB HBP BLK WP HR S P ERA WHIP	IP WLS BF H R ER SO BB IBB HBP BLK WP HR S P ERA WHIP	IP WLS BF H R ER SO BB IBB HBP BLK WP HR S P ERA WHIP	IP WLS BF H R ER SO BB IBB HBP BLK WP HR S P ERA WHIP	IP WLS BF H R ER SO BB IBB HBP BLK WP HR S P ERA WHIP	IP WLS BF H R ER SO BB IBB HBP BLK WP HR S P ERA WHIP	IP WLS BF H R ER SO BB IBB HBP BLK WP HR S P ERA WHIP
53 Brandon Woodruff, R (1, 1) ERA: 3.05	6.0	W 25	4	2	1	1	0	10	1	0	0	0	0	0	0	0	0	69	98	0.00	1.167
50 Matt Bush, R (7, 1) ERA: 3.61	0.1	H 4	2	1	1	0	1	0	0	0	0	0	0	0	0	0	1	12	23	27.00	9.000
38 Devin Williams, R (7, 1) ERA: 1.67	1.2	H 7	1	0	0	3	0	1	1	0	0	0	0	0	0	0	0	16	25	0.00	0.600
45 Brad Boxberger, R (9, 1) ERA: 3.15	1.0	3	0	0	0	1	0	0	0	0	0	0	0	0	0	0	0	9	17	0.00	0.000

Batter	1	2	3	4	5	6	7	8	9	AB	R	H	RBI	BB	SO	LOB	BOTTOM						
24 Andrew McCutchen, R (1, 7) OBP: 0.311, SLG: 0.390										3	0	1	0	1	1	2	St. Louis Cardinals @ Milwaukee Brewers American Family Field, Milwaukee, WI Wed Sep 28 2022, 6:42 PM - 10:12 PM CDT Att: 28,835 - Roof Closed - 65 F livebaseballscorecards.com						
5 Garrett Mitchell, L (8, 8) OBP: 0.352, SLG: 0.388										1	0	0	0	0	1	2							
27 Willy Adames, R (1, 6) OBP: 0.302, SLG: 0.471										5	0	0	0	0	3	6							
12 Hunter Renfroe, R (1, 9) OBP: 0.317, SLG: 0.491										3	0	1	1	1	0	1							
20 Mike Brosseau, R (1, 5) OBP: 0.351, SLG: 0.435										2	0	0	0	0	1	3							
16 Kolten Wong, L (6, PH) OBP: 0.336, SLG: 0.434										1	1	0	0	1	1	0							
2 Luis Urias, R (1, 4) OBP: 0.330, SLG: 0.389										4	2	2	0	0	0	0							
11 Rowdy Tellez, L (1, 3) OBP: 0.311, SLG: 0.467										2	1	0	0	2	1	0							
18 Keston Hiura, R (1, 10) OBP: 0.323, SLG: 0.461										3	0	1	1	0	2	0							
22 Christian Yelich, L (8, PH) OBP: 0.355, SLG: 0.379										0	0	0	1	1	0	0							
7 Victor Caratini, S (1, 2) OBP: 0.305, SLG: 0.349										4	0	2	2	0	0	2							
15 Tyrone Taylor, R (1, 8) OBP: 0.283, SLG: 0.442										4	1	2	0	0	1	2							
Inning Stats	R: 0 E: 0 K: 2 S: 14	H: 0 LOB: 1 BB: 1 P: 22	R: 0 E: 0 K: 1 S: 9	H: 0 LOB: 0 BB: 0 P: 13	R: 1 E: 0 K: 1 S: 11	H: 2 LOB: 1 BB: 1 P: 24	R: 0 E: 0 K: 2 S: 10	H: 0 LOB: 0 BB: 0 P: 13	R: 0 E: 0 K: 1 S: 7	H: 2 LOB: 1 BB: 0 P: 9	R: 1 E: 0 K: 0 S: 15	H: 2 LOB: 2 BB: 1 P: 24	R: 0 E: 0 K: 0 S: 12	H: 1 LOB: 1 BB: 0 P: 16	R: 3 E: 0 K: 3 S: 18	H: 2 LOB: 2 BB: 3 P: 35	1B: 5 2B: 4 3B: 0 HR: 0	SF: 0 SAC: 0 DP: 1 HBP: 0	WP: 0 PB: 0 SB: 0 CS: 0	PA: 38			
PITCHER	IP WLS BF H R ER SO BB IBB HBP BLK WP HR S P ERA WHIP	IP WLS BF H R ER SO BB IBB HBP BLK WP HR S P ERA WHIP	IP WLS BF H R ER SO BB IBB HBP BLK WP HR S P ERA WHIP	IP WLS BF H R ER SO BB IBB HBP BLK WP HR S P ERA WHIP	IP WLS BF H R ER SO BB IBB HBP BLK WP HR S P ERA WHIP	IP WLS BF H R ER SO BB IBB HBP BLK WP HR S P ERA WHIP	IP WLS BF H R ER SO BB IBB HBP BLK WP HR S P ERA WHIP	IP WLS BF H R ER SO BB IBB HBP BLK WP HR S P ERA WHIP	IP WLS BF H R ER SO BB IBB HBP BLK WP HR S P ERA WHIP	IP WLS BF H R ER SO BB IBB HBP BLK WP HR S P ERA WHIP	IP WLS BF H R ER SO BB IBB HBP BLK WP HR S P ERA WHIP	IP WLS BF H R ER SO BB IBB HBP BLK WP HR S P ERA WHIP	IP WLS BF H R ER SO BB IBB HBP BLK WP HR S P ERA WHIP	IP WLS BF H R ER SO BB IBB HBP BLK WP HR S P ERA WHIP	IP WLS BF H R ER SO BB IBB HBP BLK WP HR S P ERA WHIP	IP WLS BF H R ER SO BB IBB HBP BLK WP HR S P ERA WHIP	IP WLS BF H R ER SO BB IBB HBP BLK WP HR S P ERA WHIP	IP WLS BF H R ER SO BB IBB HBP BLK WP HR S P ERA WHIP	IP WLS BF H R ER SO BB IBB HBP BLK WP HR S P ERA WHIP	IP WLS BF H R ER SO BB IBB HBP BLK WP HR S P ERA WHIP	IP WLS BF H R ER SO BB IBB HBP BLK WP HR S P ERA WHIP		
62 Jose Quintana, L (1, 1) ERA: 2.99	5.0	L 20	4	1	1	1	0	0	0	0	0	0	0	0	0	0	0	0	9	13	13.50	1.500	
30 Chris Stratton, R (6, 1) ERA: 4.45	0.2	3	1	1	1	1	0	0	0	0	0	0	0	0	0	0	0	0	17	25	0.00	3.000	
32 Steven Matz, L (6, 1) ERA: 5.32	1.0	6	2	0	0	0	0	0	0	0	0	0	0	0	0	0	0	0	1	2	0.00	0.000	
40 Jake Woodford, R (7, 1) ERA: 2.42	0.1	1	0	0	0	0	0	0	0	0	0	0	0	0	0	0	0	0	4	12	∞	∞	
59 Jojo Romero, L (8, 1) ERA: 6.23	0.0	3	1	3	3	0	2	0	0	0	0	0	0	0	0	0	0	0	0	4	12	∞	∞

Batter	1	2	3	4	5	6	7	8	9	AB	R	H	RBI	BB	SO	LOB	TOP					
5 Jon Berti, R OBP: 0.319, SLG: 0.330				L4		G6-4-3				3	0	0	0	1	1	1	Miami Marlins @ Milwaukee Brewers American Family Field, Milwaukee, WI Fri Sep 30 2022, 7:12 PM - 9:39 PM CDT Att: 31,945 - Roof Closed - 68 F					
18 Joey Wendle, L OBP: 0.296, SLG: 0.363										4	0	1	0	0	2	2						
14 Bryan De La Cruz, R OBP: 0.283, SLG: 0.416				F7						4	0	0	0	0	1	3						
24 Avisail Garcia, R OBP: 0.267, SLG: 0.321										3	0	0	0	1	1	1						
7 Jesús Sánchez, L OBP: 0.271, SLG: 0.385										4	0	1	0	0	2	3						
67 JJ Bleday, L OBP: 0.286, SLG: 0.311				L3						3	0	0	0	0	1	1						
11 Miguel Rojas, R OBP: 0.282, SLG: 0.324										3	0	1	0	0	1	0						
58 Jacob Stallings, R OBP: 0.291, SLG: 0.294										3	0	0	0	0	1	1						
34 Lewin Díaz, L OBP: 0.235, SLG: 0.309										3	0	2	0	0	0	0						
86 Peyton Burdick, R OBP: 0.255, SLG: 0.286										0	0	0	0	0	0	0						
Inning Stats	R: 0 E: 0 K: 1 S: 6	H: 0 LOB: 0 BB: 0 P: 9	R: 0 E: 0 K: 2 S: 9	H: 0 LOB: 0 BB: 0 P: 14	R: 0 E: 0 K: 1 S: 6	H: 1 LOB: 0 BB: 0 P: 12	R: 0 E: 0 K: 0 S: 12	H: 1 LOB: 1 BB: 0 P: 20	R: 0 E: 0 K: 0 S: 5	H: 2 LOB: 1 BB: 0 P: 8	R: 0 E: 0 K: 1 S: 10	H: 1 LOB: 0 BB: 0 P: 15	R: 0 E: 0 K: 0 S: 6	H: 0 LOB: 0 BB: 0 P: 11	R: 0 E: 0 K: 2 S: 8	H: 0 LOB: 0 BB: 0 P: 14	R: 0 E: 0 K: 3 S: 13	H: 1 LOB: 3 BB: 2 P: 27	1B: 5 2B: 1 3B: 0 HR: 0	SF: 0 SAC: 0 DP: 2 HBP: 0	WP: 0 SB: 0 CS: 0	PA: 32
PITCHER	IP WLS BF H R ER SO BB IBB HBP BLK WP HR S P ERA WHIP																					
39 Corbin Burnes, R ERA: 2.98	8.0 W 26 4 0 0 7 0 0 0 0 0 0 62 103 0.00 0.500																					
38 Devin Williams, R ERA: 1.64	1.0 S 6 1 0 0 3 2 0 0 0 0 0 0 13 27 0.00 3.000																					

Batter	1	2	3	4	5	6	7	8	9	AB	R	H	RBI	BB	SO	LOB	BOTTOM					
22 Christian Yelich, L OBP: 0.354, SLG: 0.377										4	0	0	0	0	2	3	Miami Marlins @ Milwaukee Brewers American Family Field, Milwaukee, WI Fri Sep 30 2022, 7:12 PM - 9:39 PM CDT Att: 31,945 - Roof Closed - 68 F					
15 Tyrone Taylor, R OBP: 0.294, SLG: 0.444										0	0	0	0	0	0	0						
27 Willy Adames, R OBP: 0.302, SLG: 0.468				L3						4	0	1	0	0	2	1						
11 Rowdy Tellez, L OBP: 0.309, SLG: 0.464										2	0	0	1	0	0	0						
12 Hunter Renfroe, R OBP: 0.314, SLG: 0.488										3	0	1	0	0	0	1						
16 Koltan Wong, L OBP: 0.337, SLG: 0.434										3	0	0	0	0	1	1						
18 Keston Hiura, R OBP: 0.322, SLG: 0.457										3	0	0	0	0	2	0						
14 Jace Peterson, L OBP: 0.323, SLG: 0.394										3	0	1	0	0	0	0						
10 Omar Narváez, L OBP: 0.293, SLG: 0.313										2	0	0	0	0	0	0						
5 Garrett Mitchell, L OBP: 0.368, SLG: 0.423										3	1	2	0	0	1	1						
Inning Stats	R: 0 E: 0 K: 2 S: 9	H: 0 LOB: 0 BB: 0 P: 10	R: 0 E: 0 K: 1 S: 8	H: 0 LOB: 0 BB: 0 P: 9	R: 0 E: 0 K: 1 S: 10	H: 1 LOB: 1 BB: 0 P: 16	R: 0 E: 0 K: 0 S: 11	H: 1 LOB: 0 BB: 0 P: 15	R: 0 E: 0 K: 0 S: 8	H: 0 LOB: 0 BB: 0 P: 9	R: 1 E: 0 K: 0 S: 10	H: 2 LOB: 1 BB: 0 P: 12	R: 0 E: 0 K: 2 S: 9	H: 0 LOB: 0 BB: 0 P: 15	R: 0 E: 0 K: 2 S: 10	H: 1 LOB: 1 BB: 0 P: 14	R: 0 E: 0 K: 2 S: 10	H: 1 LOB: 1 BB: 0 P: 14	1B: 3 2B: 2 3B: 0 HR: 0	SF: 1 SAC: 1 DP: 0 HBP: 0	WP: 0 SB: 0 CS: 0	PA: 29
PITCHER	IP WLS BF H R ER SO BB IBB HBP BLK WP HR S P ERA WHIP																					
22 Sandy Alcantara, R ERA: 2.28	8.0 L 29 5 1 1 8 0 0 0 0 0 0 75 100 1.12 0.625																					

Batter	1	2	3	4	5	6	7	8	9	10	11	12	AB	R	H	RBI	BB	SO	LOB	TOP						
18 Joey Wendle, L (1.6) OBP: 0.301, SLG: 0.366	F8		K			G3-1	G3-1			L6		K	5	0	3	1	1	1	0							
83 Charles Leblanc, R (1.4) OBP: 0.317, SLG: 0.408	P6					G3-1							4	0	0	0	0	2	4							
5 Jon Barot, R (9.4) OBP: 0.317, SLG: 0.326													2	0	0	0	0	1	3							
15 Brian Anderson, R (1.10) OBP: 0.314, SLG: 0.350	K					G6-3			F9				5	0	0	0	0	3	2							
24 Avisail Garcia, R (1.9) OBP: 0.269, SLG: 0.323		G5-3				G6-3			F8				4	1	1	0	1	0	0							
14 Bryan De La Cruz, R (1.8) OBP: 0.284, SLG: 0.413						G6-3			F9				5	1	2	0	0	0	1							
7 Jesús Sánchez, L (1.7) OBP: 0.289, SLG: 0.383													2	0	0	0	0	1	1							
86 Peyton Burdick, R (7. PH) OBP: 0.265, SLG: 0.330	P6												1	0	1	1	0	0	0							
67 JJ Bleday, L (9. PH) OBP: 0.279, SLG: 0.303													2	1	0	0	0	1	1							
58 Jacob Stallings, R (1.2) OBP: 0.290, SLG: 0.292	F8												3	0	0	1	0	0	1							
65 Jordan Groshans, R (1.5) OBP: 0.316, SLG: 0.333													5	1	2	0	0	1	1							
34 Lewin Díaz, L (1.3) OBP: 0.230, SLG: 0.303													3	0	0	0	0	1	3							
11 Miguel Rojas, R (10. PH) OBP: 0.282, SLG: 0.324													2	0	1	1	0	0	0							
Inning Stats	R: 0 E: 0 K: 1 S: 7	H: 0 LOB: 0 BB: 0 P: 9	R: 0 E: 0 K: 0 S: 11	H: 1 LOB: 1 BB: 0 P: 18	R: 0 E: 0 K: 1 S: 9	H: 1 LOB: 0 BB: 0 P: 14	R: 0 E: 0 K: 2 S: 8	H: 0 LOB: 0 BB: 0 P: 14	R: 0 E: 0 K: 2 S: 10	H: 0 LOB: 1 BB: 0 P: 18	R: 2 E: 0 K: 1 S: 20	H: 4 LOB: 3 BB: 1 P: 34	R: 0 E: 0 K: 1 S: 11	H: 0 LOB: 0 BB: 0 P: 17	R: 1 E: 0 K: 1 S: 8	H: 1 LOB: 1 BB: 0 P: 10	R: 0 E: 0 K: 0 S: 7	H: 0 LOB: 1 BB: 1 P: 15	R: 1 E: 0 K: 1 S: 17	H: 2 LOB: 2 BB: 0 P: 23	1B: 9 2B: 1 3B: 0 HR: 0	SF: 1 SAC: 0 DP: 2 HBP: 1	WP: 0 PB: 0 SB: 0 CS: 0	PA: 47		
PITCHER	IP WLS BF H R ER SO BB IBB HBP BLK WP HR S P ERA WHIP	51 Freddy Peralta, R (1.1) ERA: 3.58	55 Hoby Milner, L (5.1) ERA: 3.59	56 Justin Topa, R (6.1) ERA: 4.91	25 Taylor Rogers, L (7.1) ERA: 4.83	50 Matt Bush, R (7.1) ERA: 3.47	PITCHER	IP WLS BF H R ER SO BB IBB HBP BLK WP HR S P ERA WHIP	45 Brad Boxberger, R (9.1) ERA: 3.05	35 Brent Suter, L (10.1) ERA: 3.84	48 Trevor Gott, R (12.1) ERA: 3.63															

Miami Marlins @ Milwaukee Brewers
American Family Field, Milwaukee, WI
Sun Oct 02 2022, 1:12 PM - 5:24 PM CDT
Att. 31,053 - Roof Closed - 68 F

AB 43
R 4
H 10
RBI 4
BB 2
SO 11
LOB 17



Batter	1	2	3	4	5	6	7	8	9	10	11	12	AB	R	H	RBI	BB	SO	LOB	BOTTOM							
22 Christian Yelich, L (1.7) OBP: 0.396, SLG: 0.379			G3			G3-1				FC			3	0	0	1	3	0	3								
27 Willy Adames, R (1.6) OBP: 0.298, SLG: 0.460	K					P3							6	0	1	1	0	2	4								
11 Rowdy Tellez, L (1.3) OBP: 0.307, SLG: 0.459	P5												5	0	0	0	0	1	4								
18 Keston Hiura, R (11. PR) OBP: 0.320, SLG: 0.455													1	0	0	0	0	1	1								
12 Hunter Renfroe, R (1.9) OBP: 0.317, SLG: 0.490													4	1	1	0	0	1	1								
16 Kolten Wong, L (1.4) OBP: 0.338, SLG: 0.432													4	0	2	1	1	0	0								
24 Andrew McCutchen, R (1.10) OBP: 0.314, SLG: 0.388													3	0	1	0	2	2	0								
14 Jace Peterson, L (1.5) OBP: 0.320, SLG: 0.390													2	0	0	0	0	0	1								
2 Luis Uribe, R (8. PH) OBP: 0.333, SLG: 0.391													3	1	1	0	0	1	5								
10 Omar Narváez, L (1.2) OBP: 0.293, SLG: 0.310													1	0	0	0	1	0	0								
15 Tyrone Taylor, R (8. PH) OBP: 0.294, SLG: 0.442													2	1	1	0	1	0	3								
5 Garrett Mitchell, L (1.8) OBP: 0.366, SLG: 0.407													2	0	0	0	0	2	2								
20 Mike Brosseau, R (8. PH) OBP: 0.303, SLG: 0.437													1	0	0	0	0	1	2								
7 Victor Caratini, S (9.2) OBP: 0.302, SLG: 0.343													1	0	0	0	0	1	0								
Inning Stats	R: 0 E: 0 K: 2 S: 8	H: 0 LOB: 1 BB: 1 P: 15	R: 0 E: 0 K: 1 S: 12	H: 0 LOB: 0 BB: 0 P: 17	R: 0 E: 0 K: 1 S: 6	H: 0 LOB: 0 BB: 0 P: 9	R: 0 E: 0 K: 1 S: 6	H: 0 LOB: 0 BB: 0 P: 10	R: 0 E: 0 K: 1 S: 6	H: 2 LOB: 2 BB: 1 P: 22	R: 0 E: 0 K: 0 S: 6	H: 0 LOB: 0 BB: 0 P: 11	R: 1 E: 0 K: 2 S: 15	H: 2 LOB: 1 BB: 0 P: 20	R: 1 E: 0 K: 0 S: 8	H: 1 LOB: 2 BB: 1 P: 16	R: 0 E: 0 K: 1 S: 11	H: 0 LOB: 3 BB: 2 P: 18	R: 0 E: 0 K: 2 S: 11	H: 0 LOB: 1 BB: 1 P: 17	1B: 5 2B: 2 3B: 0 HR: 0	SF: 0 SAC: 2 DP: 2 HBP: 0	WP: 0 PB: 0 SB: 1 CS: 1	PA: 48			
PITCHER	IP WLS BF H R ER SO BB IBB HBP BLK WP HR S P ERA WHIP	49 Pablo López, R (1.1) ERA: 3.75	35 Richard Bleier, L (8.1) ERA: 3.62	36 Dylan Florio, R (8.1) ERA: 3.12	51 Tommy Nance, R (10.1) ERA: 4.43	81 Hycar Brazoaban, R (11.1) ERA: 3.23	PITCHER	IP WLS BF H R ER SO BB IBB HBP BLK WP HR S P ERA WHIP	66 Tanner Scott, L (12.1) ERA: 4.45																		

Miami Marlins @ Milwaukee Brewers
American Family Field, Milwaukee, WI
Sun Oct 02 2022, 1:12 PM - 5:24 PM CDT
Att. 31,053 - Roof Closed - 68 F

AB 38
R 3
H 7
RBI 3
BB 8
SO 12
LOB 26



Batter	1	2	3	4	5	6	7	8	9	AB	R	H	RBI	BB	SO	LOB	TOP										
12 Daulton Varsho, L OBP: 0.302, SLG: 0.443	G3-1			G6-3		FC4-6 26 1B E		K		4	0	0	0	0	1	1	Arizona Diamondbacks @ Milwaukee Brewers American Family Field, Milwaukee, WI Wed Oct 05 2022, 3:11 PM - 5:54 PM CDT Att: 18,765 - Cloudy - 73 F										
26 Pavin Smith, L OBP: 0.300, SLG: 0.367	K			E7 53 1B		G5-6-3 30 1B		2B		4	1	3	0	0	1	0											
30 Jake McCarthy, L OBP: 0.342, SLG: 0.427	K			K		G5-6-3 1-2		K		4	0	0	0	0	3	4											
53 Christian Walker, R OBP: 0.327, SLG: 0.477		K								4	0	3	1	0	1	0											
46 Stone Garrett, R OBP: 0.309, SLG: 0.539										0	1	0	0	0	0	0											
37 Kevin Ginkel, L										0	0	0	0	0	0	0											
10 Josh Rojas, L OBP: 0.349, SLG: 0.391	F7									4	1	2	2	0	0	1											
7 Corbin Carroll, L OBP: 0.330, SLG: 0.500	G3-1									4	1	1	1	0	1	1											
43 Sergio Alcántara, S OBP: 0.261, SLG: 0.356										4	0	1	0	0	1	1											
18 Carson Kelly, R OBP: 0.282, SLG: 0.334										4	0	0	0	0	2	3											
2 Geraldo Perdomo, S OBP: 0.285, SLG: 0.262	L3									4	0	1	0	0	1	1											
Inning Stats	R: 0 H: 0 E: 0 K: 2 S: 8	H: 0 LOB: 0 BB: 0 P: 11	R: 0 H: 0 E: 0 K: 1 S: 8	H: 0 LOB: 0 BB: 0 P: 11	R: 0 H: 0 E: 0 K: 2 S: 12	H: 0 LOB: 0 BB: 0 P: 18	R: 1 H: 3 E: 1 K: 1 S: 11	H: 3 LOB: 2 BB: 0 P: 15	R: 0 H: 2 E: 0 K: 0 S: 7	H: 1 LOB: 1 BB: 0 P: 11	R: 0 H: 2 E: 0 K: 1 S: 8	H: 2 LOB: 2 BB: 0 P: 13	R: 0 H: 1 E: 0 K: 2 S: 10	H: 1 LOB: 1 BB: 0 P: 15	R: 3 H: 3 E: 0 K: 1 S: 17	H: 3 LOB: 1 BB: 0 P: 23	1B: 7 2B: 2 3B: 0 HR: 2	SF: 0 SAC: 0 DP: 1 HBP: 0	WP: 0 PB: 0 CS: 0	PA: 36							
PITCHER	IP	WLS	BF	H	R	ER	SO	BB	IBB	HBP	BLK	WP	HR	S	P	ERA	WHIP										
39 Corbin Burnes, R ERA: 2.94	3.0		9	0	0	0	5	0	0	0	0	0	0	28	40	0.00	0.000										
26 Aaron Ashby, L ERA: 4.44	3.0		12	5	1	1	2	0	0	0	0	0	0	25	37	3.00	1.667										
45 Brad Boxberger, R ERA: 2.95	1.0		5	2	0	0	1	0	0	0	0	0	0	8	13	0.00	2.000										
55 Hoby Milner, L ERA: 3.76	1.0		4	1	0	0	2	0	0	0	0	0	0	10	15	0.00	1.000										
48 Trevor Gott, R ERA: 4.14	1.0	L	6	3	3	3	1	0	0	0	0	0	2	17	23	27.00	3.000										
Batter	1	2	3	4	5	6	7	8	9	AB	R	H	RBI	BB	SO	LOB	BOTTOM										
22 Christian Yelich, L OBP: 0.355, SLG: 0.383	BB			K		K		G6-3		3	0	0	0	1	2	1	Arizona Diamondbacks @ Milwaukee Brewers American Family Field, Milwaukee, WI Wed Oct 05 2022, 3:11 PM - 5:54 PM CDT Att: 18,765 - Cloudy - 73 F										
27 Willy Adames, R OBP: 0.298, SLG: 0.458	1B			G5-3		1B		K		4	0	2	0	0	1	0											
11 Rowdy Tellez, L OBP: 0.306, SLG: 0.461	K			F8		G3		HR		4	1	1	1	0	1	2											
2 Luis Urias, R OBP: 0.335, SLG: 0.404	G4-3			K		K		G5-3		4	0	0	0	0	2	2											
14 Jace Peterson, L OBP: 0.316, SLG: 0.382				F7				K		4	0	0	0	0	3	0											
5 Garrett Mitchell, L OBP: 0.373, SLG: 0.459	BB							K		3	0	1	0	1	2	0											
18 Keston Hiura, R OBP: 0.316, SLG: 0.449	F8							1B		4	1	2	0	0	0	2											
7 Victor Caratini, S OBP: 0.300, SLG: 0.342	G3							2B		3	0	1	0	1	0	2											
15 Tyrone Taylor, R OBP: 0.286, SLG: 0.442								BB		3	0	0	1	0	0	3											
Inning Stats	R: 0 H: 1 E: 0 K: 1 S: 12	H: 0 LOB: 1 BB: 1 P: 20	R: 0 H: 0 E: 0 K: 1 S: 11	H: 0 LOB: 1 BB: 1 P: 18	R: 0 H: 0 E: 0 K: 1 S: 8	H: 0 LOB: 0 BB: 0 P: 10	R: 0 H: 0 E: 0 K: 1 S: 7	H: 0 LOB: 0 BB: 0 P: 13	R: 1 H: 2 E: 0 K: 2 S: 14	H: 2 LOB: 1 BB: 0 P: 16	R: 0 H: 1 E: 0 K: 1 S: 5	H: 1 LOB: 1 BB: 0 P: 6	R: 0 H: 1 E: 0 K: 2 S: 14	H: 1 LOB: 2 BB: 1 P: 21	R: 1 H: 1 E: 0 K: 0 S: 12	H: 1 LOB: 0 BB: 0 P: 19		R: 0 H: 1 E: 0 K: 1 S: 9	H: 1 LOB: 1 BB: 0 P: 14	1B: 4 2B: 3 3B: 0 HR: 1	SF: 0 SAC: 0 DP: 1 HBP: 0	WP: 0 PB: 0 CS: 2	PA: 35				
PITCHER	IP	WLS	BF	H	R	ER	SO	BB	IBB	HBP	BLK	WP	HR	S	P	ERA	WHIP										
29 Merrill Kelly, R ERA: 3.37	6.0		22	4	1	1	7	2	0	0	0	0	0	20	31	0.00	1.200										
22 Caleb Smith, L ERA: 4.11	1.2		7	1	0	0	3	1	0	0	0	0	0	6	9	27.00	3.000										
64 Sean Poppen, R ERA: 4.4	0.1	W	2	1	1	1	0	0	0	0	0	0	1	6	9	27.00	3.000										
37 Kevin Ginkel, R ERA: 3.38	1.0	S	4	1	0	0	1	0	0	0	0	0	0	9	14	0.00	1.000										