Milwaukee Brewers - 2023

Batter	1	2	3	4	5	6	7	8	9	AB	R	H	RBI	BB	SO	LOB
9 Gavin Lux, L (1, 6) 84 Andy Pages, R (6, 9) OBP: 1.000, SLG: 1.000	B X 1-0 ① G4-3		X 0-0 ① FC3-6 5 HR 1-2f		C C C 0-3 ② K		X 0-0 3-H 1B			3 1	1 0	0 1	0 1	0 0	1 0	1 0
5 Freddie Freeman, L (1, 3) OBP: 0.500, SLG: 2.000 70 Devin Mann, R (4, 3)	X 0-0 ② F7		X 0-0 1-H HR		X 0-0 ③ L8		S S S 0-3 ③ K			2 2	1 0	1 0	2 0	0 0	0 1	0 1
28 J.D. Martinez, R (1, 10) OBP: 0.500, SLG: 0.500 97 Yusniel Díaz, R (6, PH) (6, 10)	X 0-0 ③ L9		X 0-0 6 FC4-6 1B			S S S 0-3 ① K		X 0-0 ① G5-3		2 2	0 0	1 0	0 0	0 0	0 1	0 0
6 David Peralta, L (1, 7) 80 Eddys Leonard, R (6, 6)		B B B 3-0 77 1B BB	X 0-0 ② FC4-6 1-2f			X 0-0 ② F8		X 0-0 ② F9		2 1	0 0	0 0	0 0	1 0	0 0	1 0
16 Will Smith, R (1, 2) 79 Jorbit Vivas, L (6, 5)		X 0-0 ① L8	X 0-0 ③ P6			X 0-0 ③ G1-3		S S S 0-3 ③ K		3 1	0 0	0 0	0 0	0 0	0 1	2 0
77 James Outman, L (1, 8) OBP: 1.000, SLG: 1.000 60 Yonny Hernández, S (6, 4) OBP: 0.500, SLG: 0.500		X 0-0 1-3 1B		B B B B 4-0 8 G6-3 BB			X 0-0 12 1B 89 G5-3 1B		C C C 0-3 ① K	1 2	0 1	1 1	0 0	1 0	0 1	0 0
37 Luke Williams, R (1, 5) 12 Bradley Zimmer, L (6, 8) OBP: 0.500, SLG: 0.500		X 0-0 ② P4	F F S 0-3 ① K				X 0-0 89 G5-3 58 F8 84 1B 1-3 1B		C F S 0-3 ② K	2 2	0 1	0 1	0 0	0 1	1 0	3 0
8 Steven Duggar, L (1, 9) 58 Patrick Mazeika, L (6, 2)		X 0-0 ③ G1-3	X 0-0 ② ③ G6-3 1-2f				X 0-0 ① F8 1-2		X 0-0 ③ G4-3	2 2	0 0	0 0	0 0	0 0	0 0	3 2
17 Miguel Vargas, R (1, 4) 89 Jonny DeLuca, R (6, 7)			B B B B 4-0 9 FC3-6 BB		C C C 0-3 ① K		X 0-0 ② 2-3 3-H G5-3			1 1	0 0	0 0	0 1	1 0	1 0	0 1
Inning Stats	R: 0 E: 0 K: 0 S: 3 H: 0 LOB: 0 BB: 0 P: 4	R: 0 E: 0 K: 0 S: 4 H: 1 LOB: 2 BB: 1 P: 7	R: 2 E: 0 K: 0 S: 5 H: 2 LOB: 1 BB: 1 P: 9	R: 0 E: 0 K: 1 S: 4 H: 0 LOB: 0 BB: 1 P: 8	R: 0 E: 0 K: 2 S: 7 H: 0 LOB: 0 BB: 0 P: 7	R: 0 E: 0 K: 1 S: 5 H: 0 LOB: 0 BB: 0 P: 5	R: 2 E: 0 K: 1 S: 8 H: 3 LOB: 1 BB: 0 P: 8	R: 0 E: 0 K: 1 S: 5 H: 0 LOB: 0 BB: 0 P: 5	R: 0 E: 0 K: 2 S: 7 H: 0 LOB: 0 BB: 0 P: 7	1B: 5 2B: 0 3B: 0 HR: 1	SF: 0 SAC: 0 DP: 1 HBP: 0			WP: 0 PB: 0 SB: 0 CS: 0	PA: 35		

PITCHER		IP	WLS	BF	H	R	ER	SO	BB	IBB	HBP	BLK	WP	HR	S	P	ERA	WHIP
64 Robert Stock, R ERA:	(1, 1)	1.0		3	0	0	0	0	0	0	0	0	0	0	3	4	0.00	0.000
58 Alex Claudio, L ERA:	(2, 1)	1.0	H	5	1	0	0	0	1	0	0	0	0	0	4	7	0.00	2.000
59 Elvis Peguero, R ERA: 18.0	(3, 1)	1.0	W	6	2	2	2	0	1	0	0	0	0	1	5	9	18.00	3.000
68 Tyson Miller, R ERA:	(4, 1)	1.0	H	3	0	0	0	1	1	0	0	0	0	0	4	8	0.00	1.000
80 Tobias Myers, R ERA:	(5, 1)	1.0	H	3	0	0	0	2	0	0	0	0	0	0	7	7	0.00	0.000
81 Caleb Boushley, R ERA:	(6, 1)	1.0	H	3	0	0	0	1	0	0	0	0	0	0	5	5	0.00	0.000
89 Justin Yeager, R ERA: 18.0	(7, 1)	1.0		6	3	2	2	1	0	0	0	0	0	0	8	8	18.00	3.000
95 Pedro Fernandez, R ERA:	(8, 1)	1.0	H	3	0	0	0	1	0	0	0	0	0	0	5	5	0.00	0.000
92 Matt Hardy, R ERA:	(9, 1)	1.0	S	3	0	0	0	2	0	0	0	0	0	0	7	7	0.00	0.000

TOP

Los Angeles Dodgers @ Milwaukee Brewers

American Family Fields of Phoenix, Phoenix, AZ

Sat Feb 25 2023, 2:12 PM - 4:31 PM CST

Att. 8,098 - Partly Cloudy - 69 F

livebaseballscorecards.com

AB	32
R	4
H	6
RBI	4
BB	3
SO	8
LOB	14

BOTTOM

Los Angeles Dodgers @ Milwaukee Brewers

American Family Fields of Phoenix, Phoenix, AZ

Sat Feb 25 2023, 2:12 PM - 4:31 PM CST

Att. 8,098 - Partly Cloudy - 69 F

livebaseballscorecards.com

Batter	1	2	3	4	5	6	7	8	9	AB	R	H	RBI	BB	SO	LOB
5 Garrett Mitchell, L (1, 8) OBP: 0.667, SLG: 2.667 3 Monte Harrison, R (6, 8)	G1-3		1-H HR		1-H HR	K				3 1	2 0	2 0	4 0	0 0	0 1	0 1
27 Willy Adames, R (1, 6) OBP: 0.333, SLG: 0.333 78 Andruw Monasterio, R (5, PR) (6, 6)	K		L5		24 FC5-4 1B		F8			3 1	0 0	1 0	0 0	0 0	1 0	0 0
11 Rowdy Tellez, L (1, 3) OBP: 0.333, SLG: 1.333 82 Zavier Warren, S (6, 3)	HR		G4-3		P5		K			3 1	1 0	1 0	1 0	0 0	0 1	1 0
24 William Contreras, R (1, 2) OBP: 0.333, SLG: 0.333 75 Brian Navarreto, R (6, 2)	G5-3			1B	FC5-4 1-2f		P5			3 1	0 0	1 0	0 0	0 0	0 0	1 0
45 Luke Voit, R (1, 10) OBP: 0.333, SLG: 0.333 94 Cam Devanney, R (6, PR) (7, 10)	G5-3			K	63 1B 16 WP 1B			P4		3 1	0 1	1 0	0 0	0 0	1 0	1 0
79 Sal Frelick, L (1, 7) 29 Skye Bolt, S (6, 7)	CI 13 CS			L4	F8			G6-3		1 2	0 0	0 0	0 0	0 0	0 0	1 1
10 Mike Brosseau, R (1, 5) 63 Eddy Alvarez, L (6, 5) OBP: 0.500, SLG: 0.500	K			F8	16 WP 16 1B 1-2 1B			K		2 2	0 1	0 1	0 0	0 0	1 1	2 0
13 Abraham Toro, S (1, 4) 16 Josh VanMeter, L (6, 4) OBP: 1.000, SLG: 1.000	CS 1-2		G5-3		G4-3	1-H 2-H 1B				2 1	0 0	0 1	0 1	0 0	0 0	0 0
88 Joey Wiemer, R (1, 9) OBP: 1.000, SLG: 1.000 67 Blake Perkins, S (6, 9)			5 S 5 HR 1B		5 HR BB	K				1 1	2 0	1 0	0 0	1 0	0 1	0 1
Inning Stats	R: 1 E: 0 K: 1 S: 6 H: 1 LOB: 0 BB: 0 P: 6	R: 0 E: 1 K: 1 S: 5 H: 0 LOB: 0 BB: 0 P: 6	R: 2 E: 0 K: 0 S: 6 H: 2 LOB: 0 BB: 0 P: 6	R: 0 E: 0 K: 1 S: 6 H: 1 LOB: 1 BB: 0 P: 6	R: 2 E: 0 K: 0 S: 5 H: 2 LOB: 1 BB: 1 P: 9	R: 2 E: 0 K: 2 S: 10 H: 3 LOB: 1 BB: 0 P: 11	R: 0 E: 0 K: 1 S: 5 H: 0 LOB: 0 BB: 0 P: 5	R: 0 E: 0 K: 1 S: 5 H: 0 LOB: 0 BB: 0 P: 5		1B: 6 2B: 0 3B: 0 HR: 3	SF: 0 SAC: 0 DP: 0 HBP: 0			WP: 1 PB: 0 SB: 1 CS: 1	PA: 35		

	AB	32
	R	7
	H	9
	RBI	6
	BB	1
	SO	7
	LOB	9

PITCHER		IP	WLS	BF	H	R	ER	SO	BB	IBB	HBP	BLK	WP	HR	S	P	ERA	WHIP
78 Michael Grove, R ERA: 9.0	(1, 1)	1.0		4	1	1	1	1	0	0	0	0	0	1	6	6	9.00	1.000
35 Matt Andriese, R ERA:	(2, 1)	1.0		3	0	0	0	1	0	0	0	0	0	0	5	6	0.00	0.000
63 Justin Bruihl, L ERA: 18.0	(3, 1)	1.0	L	5	2	2	2	0	0	0	0	0	0	1	6	6	18.00	2.000
93 Bryan Hudson, L ERA:	(4, 1)	1.0		4	1	0	0	1	0	0	0	0	0	0	6	6	0.00	1.000
57 Jordan Yamamoto, R ERA: 18.0	(5, 1)	1.0		6	2	2	2	0	1	0	0	0	0	1	5	9	18.00	3.000

PITCHER		IP	WLS	BF	H	R	ER	SO	BB	IBB	HBP	BLK	WP	HR	S	P	ERA	WHIP
91 Justin Hagenman, R ERA: 18.0	(6, 1)	1.0		6	3	2	2	2	0	0	0	0	1	0	10	11	18.00	3.000
92 Mark Washington, R ERA:	(7, 1)	1.0		3	0	0	0	1	0	0	0	0	0	0	5	5	0.00	0.000
93 Rubby De La Rosa, R ERA:	(8, 1)	1.0		3	0	0	0	1	0	0	0	0	0	0	5	5	0.00	0.000

Milwaukee Brewers @ Colorado Rockies

Salt River Fields at Talking Stick, Scottsdale, AZ

Sun Feb 26 2023, 3:10 PM - 6:08 PM EST

Att. 5,280 - Sunny - 55 F

TOP

livebaseballscorecards.com

Batter	1	2	3	4	5	6	7	8	9	AB	R	H	RBI	BB	SO	LOB
6 Owen Miller, R (1, 5) OBP: 0.667, SLG: 1.333	X SI 87 0-0 18 1B 2B		F KC 77 X FF 87 0-1 2B		C ST 83 X SI 95 0-1 ② G5-3 1-2		B SI 93 C SI 92 X SI 92 1-1 ② F7		X SI 95 0-0 ① F7	3	1	2	0	0	0	1
97 Tyler Black, L (6, 5)										2	0	0	0	0	0	1
18 Keston Hiura, R (1, 3) OBP: 0.333, SLG: 0.333	X SI 88 0-0 28 G4-6-3 2-H 1B		C CH 84 F FF 88 X KC 80 0-2 ① G5-3		S ST 85 S ST 85 B ST 85 S ST 84 1-3 ③ K		B CH 86 S CH 85 X SI 94 1-1 ③ G4-3		C SI 96 B SI 94 S FF 95 B FF 93 S SL 82 2-3 ② K	3	0	1	1	0	1	2
93 Patrick Dorrian, L (6, 3)										2	0	0	0	0	1	1
16 Josh VanMeter, L (1, 4) OBP: 0.500, SLG: 1.000	C SL 86 X FF 88 0-1 ① F9		C SL 85 S SI 88 D KC 80 B SI 88 S SL 85 2-3 ② K			C FF 91 B ST 80 F SL 80 X FF 91 1-2 88 SF8 3B		S FF 93 X CU 78 0-1 82 BB 91 2B 1B	S SL 82 B SL 82 F SI 95 F SL 81 S FF 94 1-3 ③ K	3	1	1	0	0	1	2
93 Micah Bello, R (6, 7) OBP: 0.500, SLG: 0.500										2	1	1	0	0	1	0
28 Jon Singleton, L (1, 10)	D SI 89 S SL 85 X SI 89 1-1 ②③ G4-6-3 1-2f		F KC 80 2 SAFE S SI 88 B SL 86 C SI 89 1-3 ③			B FF 90 D SL 82 C SI 90 X SI 90 2-1 ① G4-3		B CH 82 B FF 94 C CH 81 C CH 82 B FF 94 F CH 83 B SL 88 4-2 91 2B 90 G4-3 1-2 BB		3	0	0	0	0	1	3
82 Isaac Collins, S (8, PH)										0	1	0	0	1	0	0
(8, 10)																
88 Joey Wiemer, R (1, 9) OBP: 0.600, SLG: 0.667		B KC 78 B SI 87 C CH 83 C FF 87 F SL 86 F KC 81 B SI 90 X SI 90 3-2 79 1B 79 S 50 SF8 1B		C SI 97 C SL 85 B SL 91 X SL 91 1-2 ① G5-3		C FF 92 B CH 84 B CH 84 X FF 91 2-1 ② SF8 3-H		F FF 94 X FF 94 0-1 90 G4-3 1-3 2-H 2B		2	1	1	1	0	0	0
91 Hendry Mendez, L (6, 9) OBP: 1.000, SLG: 2.000										1	0	1	1	0	0	0
79 Sal Frelick, L (1, 8) OBP: 0.500, SLG: 0.500		B SL 85 S SL 85 S SL 85 X FF 89 1-2 2 S 2 1B 1-3 1B		C SI 96 C SI 96 B SV 84 F SL 90 F SL 86 X SI 94 1-2 ② G4-3		B SI 90 F FF 90 X CH 84 1-1 1B		C FF 95 X CH 84 0-1 ① G4-3 2-3 3-H		3	1	2	0	0	0	0
90 Terence Doston, L (7, 8)										1	0	0	1	0	0	1
50 Payton Henry, R (1, 2)		F KC 78 1 SAFE B FF 88 C SI 89 X SL 86 1-2 ① SF8 3-H		C SV 83 X SI 96 0-1 ③ G6-3		F SI 90 1 SAFE B CH 81 F SI 89 F SL 80 B CH 82 S CH 83 2-3 ③ K		H SL 85 1-0 HBP		2	0	0	1	0	1	1
14 Alex Jackson, R (6, 2)										0	0	0	0	0	0	0
2 Brice Turang, L (1, 6) OBP: 0.333, SLG: 0.333		1 SAFE C SL 86 X SL 84 0-1 67 P4-1 1-H 1B		C ST 85 B SI 94 C ST 83 X SI 90 1-2 ① G4-3			C SI 93 X SI 94 0-1 ① G4-3	B FF 94 C FF 92 F SL 86 C FF 94 1-3 ② K		3	0	1	1	0	0	0
81 Freddy Zamora, R (7, 6)										1	0	0	0	0	1	2
67 Blake Perkins, S (1, 7)		1 SAFE B FF 89 B CH 85 X CH 84 2-0 ②③ P4-1 1-1f		B ST 84 B ST 82 B SI 93 B SI 92 4-0 6 G5-3 BB			C SI 94 C SI 94 H CH 88 1-2 HBP	X FF 95 0-0 ③ G5-3		1	0	0	0	1	0	1
63 Eddy Alvarez, L (6, 4) OBP: 0.500, SLG: 0.333										1	0	0	0	0	0	2

Inning Stats	1	2	3	4	5	6	7	8	9	1B: 6	SF: 2	WP: 0	PA: 39
R:	1	2	0	0	0	1	0	2	0	2B: 4	SAC: 0	PB: 0	
E:	0	0	0	0	0	0	0	0	0	3B: 1	DP: 2	SB: 2	
K:	0	0	2	0	1	1	0	1	2	HR: 0	HBP: 2	CS: 0	
S:	6	14	11	10	8	13	8	13	8				
H:	2	3	1	0	0	2	0	2	0				
LOB:	0	0	1	0	1	1	1	2	0				
BB:	0	0	0	0	1	0	0	1	0				
P:	7	21	14	12	14	21	11	19	11				

	AB	33
	R	6
	H	10
	RBI	6
	BB	2
	SO	7
	LOB	17

PITCHER		IP	WLS	BF	H	R	ER	SO	BB	IBB	HBP	BLK	WP	HR	S	P	ERA	WHIP
21 Kyle Freeland, L	(1, 1)	3.0		13	6	3	3	2	0	0	0	0	0	0	31	42	9.00	2.000
ERA: 9.0																		
52 Daniel Bard, R	(4, 1)	1.0		3	0	0	0	0	0	0	0	0	0	0	10	12	0.00	0.000
ERA:																		
61 Justin Lawrence, R	(5, 1)	1.0		4	0	0	0	1	1	0	0	0	0	0	8	14	0.00	1.000
ERA:																		
37 Josh Rogers, L	(6, 1)	1.0		5	2	1	1	1	0	0	0	0	0	0	13	21	9.00	2.000
ERA: 9.0																		
71 Phillips Valdez, R	(7, 1)	1.0	W	4	0	0	0	0	0	0	1	0	0	0	8	11	0.00	0.000
ERA:																		

PITCHER		IP	WLS	BF	H	R	ER	SO	BB	IBB	HBP	BLK	WP	HR	S	P	ERA	WHIP
78 Jeff Criswell, R	(8, 1)	1.0		7	2	2	2	1	1	0	1	0	0	0	13	19	18.00	3.000
ERA: 18.0																		
64 Gavin Hollowell, R	(9, 1)	1.0		3	0	0	0	2	0	0	0	0	0	0	8	11	0.00	0.000
ERA:																		

Batter	1	2	3	4	5	6	7	8	9	AB	R	H	RBI	BB	SO	LOB
19 Charlie Blackmon, L (1, 10) 66 Hunter Goodman, R (6, PH) (7, 10)	B FF 92 B FF 92 S FF 92 S ST 84 2-2 ① K	C FF 91 X FF 91 0-1 ② P1 2-3		B SI 92 X SI 92 1-0 ① ② G4-6-3 1-2f 2-3		C SL 83 F SI 94 S CU 76 0-3 ③ K	X FF 91 0-0 ③ G3	X FF 94 0-0 ③ G6-3		3 3	0 0	0 0	0 0	0 0	1 1	3 5
7 Brendan Rodgers, R (1, 4) 3 Cole Tucker, S (5, 4) OBP: 0.500, SLG: 0.500 (7, 8)	F FC 89 C ST 84 B FF 94 B ST 84 F ST 83 B FF 94 F FF 94 B FC 91 4-2 4 1B BB	B FF 91 X CH 78 1-0 ③ F9		C SL 84 B SI 93 F SI 92 B SL 81 C SI 92 2-3 ③ K			S FC 89 B CH 86 X FC 88 1-1 83 2B 1B	C FF 94 C CU 81 B CH 88 X SI 94 1-2 ① F7		2 2	0 1	0 1	0 0	1 0	1 0	2 0
44 Elehuris Montero, R (1, 5) OBP: 0.833, SLG: 0.667 83 Julio Carreras, R (5, PR) OBP: 0.600, SLG: 0.750 (6, 5) (7, 6)	B FF 94 X FF 94 1-0 ② F8		B FC 88 B FF 90 B FC 88 B FF 90 4-0 12 G4-3 4 BB 14 G4-3 BB	B SI 98 C SI 97 C CH 90 B CH 89 F SI 98 B FC 87 3-2 4 K BB			S FF 93 1 SAFE F FF 93 B FC 87 X CU 74 1-2 85 BB 1-H 86 3B 2B	B FF 94 B SL 85 F SL 83 S SL 85 X SL 84 2-2 89 1B 86 1B 1B		1 2	1 2	0 2	0 1	2 0	0 0	1 0
4 Michael Toglia, S (1, 3) OBP: 0.500, SLG: 0.250 89 Grant Lavigne, L (6, 3) OBP: 0.500, SLG: 0.333	B ST 85 B FF 94 C FF 94 F FC 89 F ST 85 B FF 93 X FF 93 3-2 1-3 1B		D FF 90 B FC 88 B FF 89 C FF 92 B FC 88 4-1 14 G4-3 12 G4-3 1-2 BB	D SI 98 1 SAFE C SI 98 B SI 99 C CH 88 S CH 89 2-3 ① ② K 1-2			B FC 89 F FF 93 S FF 92 B FF 93 B FF 93 B SL 84 4-2 85 BB 86 3B BB	X FF 92 0-0 86 1B 22 BB 76 1B 1-3 1B		2 1	0 2	1 1	0 0	1 1	1 0	1 0
12 Sean Bouchard, R (1, 7) OBP: 0.200, SLG: 0.200 22 Nolan Jones, L (5, 7) (7, 9)	C FC 89 F FC 89 C CH 89 0-3 ③ K		X FF 91 0-0 ① G4-3 1-2 2-3	C SI 98 B CH 89 C CH 89 B FC 89 F CH 88 B CH 88 X SL 85 3-2 ③ G1			B SI 91 B SI 89 C SL 77 S SL 77 T SL 79 2-2 ① K	B SI 93 B CH 88 B FF 92 C FF 92 F FF 93 F FF 93 D FF 93 4-2 86 1B 76 1B 1-2 BB		2 2	0 1	0 0	0 1	0 1	1 1	4 3
14 Ezequiel Tovar, R (1, 6) 85 Coco Montes, R (7, 4) OBP: 0.750, SLG: 1.667		B FF 92 B FF 92 B FF 93 C FF 93 F FF 92 B CH 78 4-2 6 HR BB	S FC 88 C FC 88 F FF 91 X CH 86 0-2 ② G4-3 2-3 3-H			S FF 94 B SI 94 F CH 86 F SL 81 B FC 87 B FC 86 3-2 86 1B BB	B SI 90 F SI 91 S CH 83 B SI 90 B SL 77 B SI 89 4-2 86 3B 1-2 2-3 BB	D SL 85 B SI 93 B SI 92 C SI 92 F SI 92 C SI 93 3-3 ② K		1 1	1 1	0 0	1 0	2 1	0 1	1 3
6 Brian Serven, R (1, 2) OBP: 0.500, SLG: 2.000 86 Drew Romo, S (6, 2) OBP: 1.000, SLG: 1.667		F FF 90 B CH 77 F CH 77 B CH 77 X FF 92 2-2 1-H HR	F FC 88 S FF 90 F FC 89 F FC 89 S CU 76 0-3 ③ K			1 SAFE B FC 87 B CH 86 F FC 85 F FF 94 F FC 88 1 SAFE B SL 82 X FF 94 3-2 ① 79 1B 79 S 1-2 1B	S CH 84 B CH 86 C SL 77 B SI 92 X CH 86 2-2 76 E 1-H 2-H 3-H 3B	X SI 93 0-0 76 1B 92 E 1-2 2-3 3-H 1B		2 3	1 2	1 3	2 4	0 0	1 0	1 0
73 Zac Veen, L (1, 9) OBP: 0.667, SLG: 1.600 76 Warming Bernabel, R (7, 5) OBP: 0.500, SLG: 0.500		C FF 93 S FF 93 F CH 80 B SL 83 X FF 93 1-2 19 S 2B		F SI 91 B SI 94 H SL 84 2-1 19 G4-6-3 79 S HBP			B CH 86 X FC 86 1-0 ② F8	B SI 90 C SL 76 S SL 78 F SI 91 X SI 90 1-2 E6 3-H	X FF 93 0-0 92 E 1-2 2-H 3-H 1B	2 2	0 0	1 1	0 3	0 0	0 0	1 0
79 Brenton Doyle, R (1, 8) OBP: 0.833, SLG: 1.000 92 Jimmy Herron, R (7, 7)		C FF 92 B CH 77 S CH 77 F SL 80 F CH 79 B FF 92 S FF 92 2-3 ① K		B SI 91 F SI 92 1 SAFE B SI 91 S FC 90 B SL 86 B SI 93 4-2 19 G4-6-3 1-2 BB			1 SAFE F SL 83 1 SAFE D FC 87 B FF 94 B FC 84 C SI 95 X SI 96 3-2 1-3 1B	B SL 74 S CH 87 B CH 86 X SL 72 2-1 ② P6	F CH 86 D CH 87 B CH 88 B SI 94 F FF 95 X CH 87 3-2 E6 1-3 2-H	2 2	0 0	1 0	0 0	1 0	1 0	1 2
Inning Stats	R: 0 E: 0 K: 2 S: 14 H: 1 LOB: 2 BB: 1 P: 24	R: 2 E: 0 K: 1 S: 17 H: 2 LOB: 1 BB: 1 P: 27	R: 1 E: 0 K: 1 S: 11 H: 0 LOB: 1 BB: 2 P: 19	R: 0 E: 0 K: 1 S: 7 H: 0 LOB: 1 BB: 1 P: 16	R: 0 E: 0 K: 1 S: 10 H: 0 LOB: 1 BB: 1 P: 18	R: 0 E: 0 K: 1 S: 14 H: 2 LOB: 2 BB: 1 P: 24	R: 5 E: 1 K: 1 S: 23 H: 3 LOB: 1 BB: 2 P: 40	R: 4 E: 1 K: 1 S: 20 H: 4 LOB: 2 BB: 1 P: 33		1B: 8 2B: 2 3B: 1 HR: 1 SF: 0 SAC: 0 DP: 1 HBP: 1					WP: 0 PB: 0 SB: 3 CS: 0	PA: 46	

PITCHER		IP	WLS	BF	H	R	ER	SO	BB	IBB	HBP	BLK	WP	HR	S	P	ERA	WHIP
85 Robert Gasser, L ERA:	(1, 1)	1.0		5	1	0	0	2	1	0	0	0	0	0	14	24	0.00	2.000
43 Ethan Small, L ERA: 18.0	(2, 1)	1.0	H	6	2	2	2	1	1	0	0	0	0	1	17	27	18.00	3.000
47 Thomas Pannone, L ERA: 9.0	(3, 1)	1.0	B	5	0	1	1	1	2	0	0	0	0	0	11	19	9.00	2.000
87 Tyler Herb, R ERA:	(4, 1)	1.0		4	0	0	0	1	1	0	1	0	0	0	7	16	0.00	1.000
77 Lucas Erceg, R ERA:	(5, 1)	1.0		3	0	0	0	1	1	0	0	0	0	0	10	18	0.00	1.000

PITCHER		IP	WLS	BF	H	R	ER	SO	BB	IBB	HBP	BLK	WP	HR	S	P	ERA	WHIP
75 Carlos Rodriguez, R ERA: 27.0	(6, 1)	1.0	L	8	4	3	3	1	2	0	0	0	0	0	21	37	27.00	6.000
94 Taylor Floyd, R ERA: 27.0	(7, 1)	0.2		5	1	2	2	1	1	0	0	0	0	0	15	26	27.00	3.000
93 Kent Hasler, R ERA:	(7, 1)	0.1		1	0	0	0	0	0	0	0	0	0	0	1	1	0.00	0.000
82 Christian Mejias, R ERA: 40.5	(8, 1)	0.2		6	3	4	3	1	1	0	0	0	0	0	15	25	40.50	6.000
85 Robbie Baker, R ERA:	(8, 1)	0.1		3	1	0	0	0	0	0	0	0	0	0	5	8	0.00	3.000

BOTTOM

Milwaukee Brewers @ Colorado Rockies

Salt River Fields at Talking Stick, Scottsdale, AZ

Sun Feb 26 2023, 3:10 PM - 6:08 PM EST

Att. 5,280 - Sunny - 55 F

livebaseballscorecards.com

AB	35
R	12
H	12
RBI	11
BB	10
SO	9
LOB	28

Batter	1	2	3	4	5	6	7	8	9	AB	R	H	RBI	BB	SO	LOB
1 Esteury Ruiz, R (1, 8) 75 Denzel Clarke, R (6, 8) OBP: 1.000, SLG: 1.333	F B B B B 4-1 12 1B 23 2B BB	X 0-0 ① ② G6-4-3 1-2f		S S S 0-3 ① K		B B B 4-0 73 S 85 E BB	X 0-0 73 WP 73 HR 1-2 2-H 3-H 1B		X 0-0 1-2 1B	2 2	2 1	0 2	0 2	2 0	1 0	1 0
12 Aledmys Díaz, R (1, 6) OBP: 0.333, SLG: 0.333 73 Ryan Noda, L (5, 3) OBP: 0.400, SLG: 1.200	X 0-0 23 2B 99 1B 1-3 1B	X 0-0 ③ F9		X 0-0 ② G3		S S C 0-3 ② K 1-2	B X 1-0 1-H 2-H HR		S S S 0-3 ③ K	3 3	1 1	1 1	0 3	0 0	0 2	0 3
23 Shea Langeliers, R (1, 2) OBP: 1.000, SLG: 2.333 85 Yohel Pozo, R (6, PH) (6, 2)	X 0-0 99 1B 1-3 3-H 2B		X 0-0 HR	X 0-0 1B		X 0-0 E6 2-H	S S S 0-3 ③ K			3 2	2 0	3 0	2 0	0 0	0 1	0 0
99 Jesús Aguilar, R (1, 3) OBP: 0.667, SLG: 0.667 17 Pablo Reyes, R (5, 4)	X 0-0 25 1B 21 BB 13 G3-6-1 2-H 3-H 1B		X 0-0 13 1B 21 BB 1B	S S T 0-2 ③ K		S S S 0-3 ③ K		X 0-0 ① G6-3		3 2	1 0	2 0	2 0	0 0	1 1	1 1
21 Conner Capel, L (1, 9) OBP: 1.000, SLG: 2.000 82 Cody Thomas, L (6, 7) OBP: 0.333, SLG: 0.333	B B B B 4-0 13 G3-6-1 25 1B 1-2 BB		B B B B 4-0 13 1B 1-2 BB		X 0-0 13 G5-3 2B		S S C 0-3 ① K	S S C 0-3 ② K		1 2	0 0	1 0	0 0	2 0	0 2	0 0
25 Brent Rooker, R (1, 7) OBP: 0.333, SLG: 0.333 26 Jonah Bride, R (6, 5)	X 0-0 13 G3-6-1 1-2 2-3 1B		C S S 0-3 ① K		S S S 0-3 ① K		X 0-0 E1 44 BB 75 1B	S S C 0-3 ③ K		3 2	0 1	1 0	0 0	0 0	2 1	3 0
13 Jordan Diaz, R (1, 10) OBP: 0.333, SLG: 0.333 33 JJ Bleday, L (7, PH) (7, 10)	X 0-0 ① ② G3-6-1 1-2f 2-3 3-H	X 0-0 1-2 2-3 1B			X 0-0 ② G5-3 2-3		H 1-0 44 BB 75 1B HBP		S S C 0-3 ① K	3 1	0 1	1 1	0 0	0 0	0 1	3 0
16 Zack Gelof, R (1, 4) OBP: 0.200, SLG: 0.200 44 Ernie Clement, R (5, 6) OBP: 0.667, SLG: 0.500	X 0-0 ③ L7	X 0-0 ② P3			X 0-0 ③ G6-3	B B B B 4-0 73 WP 75 1B 73 HR 1-2 2-3 BB			X 0-0 76 FC3-6 1B	3 1	0 1	0 1	0 0	0 1	0 0	5 0
4 Kevin Smith, R (1, 5) OBP: 0.500, SLG: 0.400 76 Trenton Brooks, L (6, 9)		H 1-0 1 G6-4-3 HBP	C C C 0-3 ③ K			S S S 0-3 ① K	S S S 0-3 ② K		X 0-0 ② FC3-6 75 1B 1-2f	2 2	0 0	0 0	0 0	0 0	2 1	3 4
Inning Stats	R: 4 H: 4 E: 0 LOB: 1 K: 0 BB: 2 S: 7 P: 15	R: 0 H: 0 E: 0 LOB: 0 K: 0 BB: 0 S: 2 P: 3	R: 1 H: 3 E: 0 LOB: 3 K: 2 BB: 1 S: 10 P: 14	R: 0 H: 1 E: 0 LOB: 1 K: 2 BB: 0 S: 8 P: 8	R: 0 H: 1 E: 0 LOB: 1 K: 1 BB: 0 S: 6 P: 6	R: 1 H: 0 E: 1 LOB: 1 K: 3 BB: 1 S: 10 P: 14	R: 5 H: 2 E: 1 LOB: 0 K: 3 BB: 1 S: 12 P: 18	R: 0 H: 0 E: 0 LOB: 0 K: 2 BB: 0 S: 7 P: 7	R: 0 H: 2 E: 0 LOB: 2 K: 2 BB: 0 S: 9 P: 9	1B: 9 SF: 0 2B: 2 SAC: 0 3B: 0 DP: 2 HR: 2 HBP: 2						

PITCHER		IP	WLS	BF	H	R	ER	SO	BB	IBB	HBP	BLK	WP	HR	S	P	ERA	WHIP
66 Janson Junk, R ERA:	(1, 1)	0.0	L	6	4	4	4	0	2	0	0	0	0	0	5	13	∞	∞
96 Moises Gomez, R ERA:	(1, 1)	1.0		2	0	0	0	0	0	0	0	0	0	0	2	2	0.00	0.000
12 Javy Guerra, R ERA:	(2, 1)	1.0		3	0	0	0	0	0	0	1	0	0	0	2	3	0.00	0.000
74 Gus Varland, R ERA: 9.0	(3, 1)	1.0		7	3	1	1	2	1	0	0	0	0	1	10	14	9.00	4.000
36 J.C. Mejía, R ERA:	(4, 1)	1.0		4	1	0	0	2	0	0	0	0	0	0	8	8	0.00	1.000

PITCHER		IP	WLS	BF	H	R	ER	SO	BB	IBB	HBP	BLK	WP	HR	S	P	ERA	WHIP
49 Thyago Vieira, R ERA:	(5, 1)	1.0		4	1	0	0	1	0	0	0	0	0	0	6	6	0.00	1.000
92 Victor Castaneda, R ERA:	(6, 1)	1.0		5	0	1	0	3	1	0	0	0	0	0	10	14	0.00	1.000
82 Luis Contreras, R ERA:	(7, 1)	1.0		8	2	5	0	3	1	0	1	0	1	1	12	18	0.00	3.000
97 James Meeker, R ERA:	(8, 1)	1.0		3	0	0	0	2	0	0	0	0	0	0	7	7	0.00	0.000
92 Clayton Andrews, L ERA:	(9, 1)	1.0		5	2	0	0	2	0	0	0	0	0	0	9	9	0.00	2.000

TOP

Oakland Athletics @ Milwaukee Brewers

American Family Fields of Phoenix, Phoenix, AZ

Sun Feb 26 2023, 2:13 PM - 5:03 PM CST

Att. 2,885 - Partly Cloudy - 55 F

livebaseballscorecards.com

AB	40
R	11
H	13
RBI	9
BB	5
SO	15
LOB	24

1B: 9 SF: 0
2B: 2 SAC: 0
3B: 0 DP: 2
HR: 2 HBP: 2

WP: 1 PA: 47
PB: 0
SB: 1
CS: 0

Batter	1	2	3	4	5	6	7	8	9	AB	R	H	RBI	BB	SO	LOB
2 Luis Urías, R (1, 6) OBP: 0.333, SLG: 1.333	K		HR	G6-3 1-2		K			HR 2-H	3	1	1	1	0	1	1
91 Eric Brown Jr., R (6, 6) OBP: 0.500, SLG: 2.000										2	1	1	2	0	1	1
9 Brian Anderson, R (1, 5) OBP: 0.667, SLG: 0.500	K		7 BB 1B		7 1B BB		K		G4-3	2	0	1	0	1	1	0
54 Hedbert Perez, L (6, 7)										2	0	0	0	0	1	0
7 Victor Caratini, S (1, 2) OBP: 1.000, SLG: 1.000	45 1B BB		1-2 BB		1-2 1B		K		HR	1	0	1	0	2	0	0
94 Cam Devanney, R (5, PR) OBP: 0.333, SLG: 1.333										2	1	1	1	0	1	0
(6, 5)																
45 Luke Voit, R (1, 3) OBP: 0.400, SLG: 0.400	1-3 1B		K		K		G4-3		K	2	0	1	0	0	1	2
82 Zavier Warren, S (5, 3)										2	0	0	0	0	1	2
90 Eduardo Garcia, R (9, PH)										1	0	0	0	0	1	0
11 Rowdy Tellez, L (1, 10) OBP: 0.200, SLG: 0.800	F8		K		K			BB	G6-3	2	0	0	0	0	1	4
62 Felix Valerio, R (5, PH)										2	0	0	0	1	1	2
(6, 10)																
25 Tyler Naquin, L (1, 9) OBP: 0.333, SLG: 0.667		2B	K		K			K		3	0	1	0	0	2	4
90 Je'Von Ward, L (6, 9)										1	0	0	0	0	1	1
13 Abraham Toro, S (1, 4)		K		G3-1		G3		K		2	0	0	0	0	1	1
84 Robert Moore, S (6, 4)										2	0	0	0	0	1	1
29 Skye Bolt, S (1, 8)		K		K		1B		K		2	0	0	0	0	2	1
93 Joe Gray Jr., R (6, PH) OBP: 0.500, SLG: 0.500										2	0	1	0	0	1	1
(7, 8)																
3 Monte Harrison, R (1, 7) OBP: 0.333, SLG: 0.333	G5-3		2 S 1B		F7				91 HR 2B	2	0	1	0	0	0	1
75 Brian Navarreto, R (6, 2) OBP: 0.333, SLG: 0.667										2	1	1	0	0	0	1
Inning Stats	R: 0 E: 0 K: 2 S: 8 H: 1 LOB: 2 BB: 1 P: 11	R: 0 E: 0 K: 2 S: 8 H: 1 LOB: 1 BB: 0 P: 8	R: 1 E: 0 K: 3 S: 11 H: 2 LOB: 2 BB: 1 P: 15	R: 0 E: 0 K: 1 S: 6 H: 1 LOB: 1 BB: 0 P: 7	R: 0 E: 0 K: 3 S: 10 H: 1 LOB: 2 BB: 1 P: 14	R: 0 E: 0 K: 1 S: 6 H: 1 LOB: 1 BB: 0 P: 6	R: 0 E: 0 K: 2 S: 7 H: 0 LOB: 0 BB: 0 P: 7	R: 0 E: 0 K: 3 S: 9 H: 0 LOB: 1 BB: 1 P: 13	R: 3 E: 0 K: 1 S: 8 H: 3 LOB: 0 BB: 0 P: 8	1B: 5 2B: 2 3B: 0 HR: 3	SF: 0 SAC: 0 DP: 0 HBP: 0						

PITCHER		IP	WLS	BF	H	R	ER	SO	BB	IBB	HBP	BLK	WP	HR	S	P	ERA	WHIP
39 Kyle Muller, L ERA:	(1, 1)	2.0	W	9	2	0	0	4	1	0	0	0	0	0	16	19	0.00	1.500
36 Adam Oller, R ERA: 4.5	(3, 1)	2.0		10	3	1	1	4	1	0	0	0	0	1	17	22	4.50	2.000
68 Domingo Acevedo, R ERA:	(5, 1)	1.0		5	1	0	0	3	1	0	0	0	0	0	10	14	0.00	2.000
56 Dany Jiménez, R ERA:	(6, 1)	1.0		4	1	0	0	1	0	0	0	0	0	0	6	6	0.00	1.000
19 Drew Steckenrider, R ERA:	(7, 1)	1.0		3	0	0	0	2	0	0	0	0	0	0	7	7	0.00	0.000

PITCHER		IP	WLS	BF	H	R	ER	SO	BB	IBB	HBP	BLK	WP	HR	S	P	ERA	WHIP
70 Jorge Juan, R ERA:	(8, 1)	1.0		4	0	0	0	3	1	0	0	0	0	0	9	13	0.00	1.000
63 Trey Supak, R ERA: 27.0	(9, 1)	1.0		6	3	3	3	1	0	0	0	0	0	2	8	8	27.00	3.000

BOTTOM

Oakland Athletics @ Milwaukee Brewers

American Family Fields of Phoenix, Phoenix, AZ

Sun Feb 26 2023, 2:13 PM - 5:03 PM CST

Att. 2,885 - Partly Cloudy - 55 F

livebaseballscorecards.com

AB	37
R	4
H	10
RBI	4
BB	4
SO	18
LOB	23

1B: 5	SF: 0	WP: 0	PA: 41
2B: 2	SAC: 0	PB: 0	
3B: 0	DP: 0	SB: 1	
HR: 3	HBP: 0	CS: 0	

TOP

Milwaukee Brewers @ Kansas City Royals

Surprise Stadium, Surprise, AZ

Mon Feb 27 2023, 3:07 PM - 5:52 PM EST

Att. 3,886 - Sunny - 63 F

livebaseballscorecards.com

Batter	1	2	3	4	5	6	7	8	9	AB	R	H	RBI	BB	SO	LOB
5 Garrett Mitchell, L (1, 8) OBP: 0.500, SLG: 1.500 3 Monte Harrison, R (6, 8) OBP: 0.200, SLG: 0.200	F8		K		1-2 2-3 3-H 1B		F9	K		3 2	0 0	1 0	1 0	0 0	1 1	0 0
27 Willy Adames, R (1, 6) OBP: 0.167, SLG: 0.167 78 Andruw Monasterio, R (5, 6)	K			P5	K		F7		93 G5-3 28 1B 97 2B BB	3 1	0 1	0 1	0 0	0 1	2 0	3 0
24 William Contreras, R (1, 2) OBP: 0.167, SLG: 0.167 28 Jon Singleton, L (6, 3) OBP: 0.400, SLG: 0.400	F9			G6-3		G5-3	1B		1-2 97 2B 93 G5-3 1B	3 2	0 1	0 2	0 0	0 0	0 0	0 0
18 Keston Hiura, R (1, 10) OBP: 0.333, SLG: 0.200 93 Patrick Dorrian, L (7, PH) (7, 10)		F8		K		10 HR BB	K		1-2 2-3 G5-3	2 2	1 0	0 0	0 0	1 0	1 1	0 3
10 Mike Brosseau, R (1, 5) OBP: 0.400, SLG: 1.000 97 Tyler Black, L (6, 5) OBP: 0.500, SLG: 1.000		L3			2 G3 29 HBP 5 1B BB	1-H HR		86 2B	2-H 3-H 54 2B	2 2	2 2	1 2	2 2	1 0	0 0	0 0
6 Owen Miller, R (1, 3) OBP: 0.667, SLG: 1.167 86 Jeferson Quero, R (6, 2) OBP: 0.500, SLG: 1.000		1B			K	2 E 2B		2-H 54 HR 2B	K	3 2	1 1	2 1	0 1	0 0	1 1	1 1
29 Skye Bolt, S (1, 7) 54 Hedbert Perez, L (6, 7) OBP: 0.500, SLG: 1.500		P5			5 1B 2 G3 1-2 HBP	K		2-H HR	3-H 2B	2 2	0 1	0 2	0 3	0 0	1 0	2 0
2 Brice Turang, L (1, 4) OBP: 0.333, SLG: 0.333 82 Isaac Collins, S (6, 4)			F9		G3 1-2 2-3	E4 88 S 2-H 1B		G3-1	G4-3	3 2	0 0	1 0	0 0	0 0	0 0	2 1
88 Joey Wiemer, R (1, 9) OBP: 0.500, SLG: 0.400 93 Joe Gray Jr., R (6, 9) OBP: 0.333, SLG: 0.333			G5-3		5 1B BB	F8 1-2		K		2 1	0 0	0 0	0 0	1 0	0 1	1 0
Inning Stats	R: 0 E: 0 K: 1 S: 5 H: 0 LOB: 0 BB: 0 P: 5	R: 0 E: 0 K: 0 S: 4 H: 1 LOB: 1 BB: 0 P: 4	R: 0 E: 0 K: 1 S: 5 H: 0 LOB: 0 BB: 0 P: 5	R: 0 E: 0 K: 1 S: 5 H: 0 LOB: 0 BB: 0 P: 5	R: 1 E: 0 K: 2 S: 8 H: 1 LOB: 3 BB: 2 P: 17	R: 3 E: 1 K: 1 S: 11 H: 3 LOB: 1 BB: 1 P: 18	R: 0 E: 0 K: 1 S: 6 H: 1 LOB: 1 BB: 0 P: 6	R: 3 E: 0 K: 2 S: 11 H: 3 LOB: 0 BB: 0 P: 14	R: 3 E: 0 K: 1 S: 8 H: 3 LOB: 1 BB: 1 P: 12	1B: 5 2B: 5 3B: 0 HR: 2 SF: 0 SAC: 0 DP: 0 HBP: 1						

	AB	39
	R	10
	H	12
	RBI	9
	BB	4
	SO	10
	LOB	14

		WP: 0	PA: 44
		PB: 0	
		SB: 1	
		CS: 0	

PITCHER		IP	WLS	BF	H	R	ER	SO	BB	IBB	HBP	BLK	WP	HR	S	P	ERA	WHIP
23 Zack Greinke, R ERA:	(1, 1)	2.0		7	1	0	0	1	0	0	0	0	0	0	9	9	0.00	0.500
48 Ryan Yarbrough, L ERA:	(3, 1)	1.0		3	0	0	0	1	0	0	0	0	0	0	5	5	0.00	0.000
78 Brooks Kriske, R ERA:	(4, 1)	1.0	H	3	0	0	0	1	0	0	0	0	0	0	5	5	0.00	0.000
63 Josh Staumont, R ERA: 4.5	(5, 1)	1.0		7	1	1	1	2	2	0	1	0	0	0	8	17	9.00	3.000
64 Nick Wittgren, R ERA: 9.0	(6, 1)	1.0	B	7	3	3	2	1	1	0	0	0	0	1	11	18	18.00	4.000

PITCHER		IP	WLS	BF	H	R	ER	SO	BB	IBB	HBP	BLK	WP	HR	S	P	ERA	WHIP
74 Jose Cuas, R ERA:	(7, 1)	1.0		4	1	0	0	1	0	0	0	0	0	0	6	6	0.00	1.000
37 Jackson Kowar, R ERA: 27.0	(8, 1)	1.0	L	6	3	3	3	2	0	0	0	0	0	1	11	14	27.00	3.000
83 Andrés Núñez, R ERA: 16.2	(9, 1)	0.2		6	3	3	3	1	1	0	0	0	0	0	7	11	40.50	6.000
26 Zach Willeman, R ERA:	(9, 1)	0.1		1	0	0	0	0	0	0	0	0	0	0	1	1	0.00	0.000

BOTTOM

Milwaukee Brewers @ Kansas City Royals

Surprise Stadium, Surprise, AZ

Mon Feb 27 2023, 3:07 PM - 5:52 PM EST

Att. 3,886 - Sunny - 63 F

livebaseballscorecards.com

Batter	1	2	3	4	5	6	7	8	9	AB	R	H	RBI	BB	SO	LOB
8 Nicky Lopez, L (1, 6) 92 Tyler Tolbert, R (6, 6) OBP: 0.200, SLG: 0.800	K		1 2B BB	SF9		FC5-4 89 S			G4-3	1 2	1 0	0 0	1 0	1 0	1 0	0 2
17 Hunter Dozier, R (1, 5) OBP: 0.500, SLG: 1.000 89 Nick Loftin, R (6, 5) OBP: 0.400, SLG: 1.000	1 S 1B		L9 2-3	P4		K 1-2			34 1B 34 DI BB	3 1	0 0	1 0	0 0	0 1	0 1	4 2
1 MJ Melendez, L (1, 2) OBP: 0.333, SLG: 0.667 73 Jakson Reetz, R (6, 2) OBP: 0.250, SLG: 0.250	L7 1-2		19 1B 1-H 3-H 2B		K		P3		K	3 2	1 0	1 0	2 0	0 0	1 1	1 1
19 Michael Massey, L (1, 4) OBP: 0.167, SLG: 0.167 34 Robbie Glendinning, R (6, 4) OBP: 0.750, SLG: 0.750	P6		2-H 1B		G4-3		30 G4-6-3 1B		1-3 1B	3 2	0 0	1 2	1 0	0 0	0 0	1 0
0 Samad Taylor, R (1, 8) OBP: 0.333, SLG: 0.833 30 Jeison Guzmán, S (6, 8)	P6	L9			27 1B 2B		G4-6-3 1-2f		G4-3	3 2	0 0	1 0	0 0	0 0	0 0	1 3
27 Matt Beaty, L (1, 3) OBP: 0.333, SLG: 0.333 98 Logan Porter, R (6, 3)	94 G5-4-3 1B			P5	2-H 1B			16 FC3-6 BB		3 0	0 0	2 0	0 0	0 1	0 0	0 0
94 Tyler Gentry, R (1, 9) 16 Parker Bates, L (7, 9)	G5-4-3 1-2f			12 1B 96 BB 8 SF9 BB		F8			FC3-6 79 PB 1-2f	2 1	1 0	0 0	0 0	1 0	0 0	1 1
96 John Rave, L (1, 7) OBP: 0.500, SLG: 0.500 15 Tucker Bradley, L (6, 7) OBP: 0.600, SLG: 1.200			G6-3	8 SF9 12 1B 1-2 BB		92 FC5-4 79 BB 1B			L7	1 2	0 0	0 1	0 0	1 0	0 0	0 1
12 Luca Tresh, R (1, 10) OBP: 0.667, SLG: 1.000 79 Tyler Cropley, R (6, PH) (7, 10)			17 L9 1 2B 2B	8 SF9 1-2 2-3 1B		92 FC5-4 1-2 BB			G5-3 1-2	2 1	1 0	2 0	0 0	0 1	0 0	0 1
Inning Stats	R: 0 E: 0 K: 1 S: 7 H: 1 LOB: 1 BB: 0 P: 7	R: 0 E: 0 K: 0 S: 3 H: 1 LOB: 0 BB: 0 P: 3	R: 3 E: 0 K: 0 S: 6 H: 3 LOB: 1 BB: 1 P: 10	R: 1 E: 0 K: 0 S: 4 H: 1 LOB: 2 BB: 2 P: 12	R: 0 E: 0 K: 1 S: 6 H: 2 LOB: 2 BB: 0 P: 6	R: 0 E: 0 K: 1 S: 6 H: 1 LOB: 2 BB: 1 P: 11	R: 0 E: 0 K: 0 S: 3 H: 1 LOB: 0 BB: 0 P: 3	R: 0 E: 0 K: 0 S: 3 H: 0 LOB: 1 BB: 1 P: 8	R: 0 E: 0 K: 1 S: 6 H: 1 LOB: 2 BB: 1 P: 11	1B: 8 2B: 3 3B: 0 HR: 0	SF: 1 SAC: 0 DP: 2 HBP: 0					

	AB	34
	R	4
	H	11
	RBI	4
	BB	6
	SO	4
	LOB	19

WP: 0 PB: 1 SB: 2 CS: 0 PA: 41

PITCHER		IP	WLS	BF	H	R	ER	SO	BB	IBB	HBP	BLK	WP	HR	S	P	ERA	WHIP
37 Adrian Houser, R ERA:	(1, 1)	1.0		4	1	0	0	1	0	0	0	0	0	0	7	7	0.00	1.000
46 Bryse Wilson, R ERA:	(2, 1)	1.0		3	1	0	0	0	0	0	0	0	0	0	3	3	0.00	1.000
55 Hoby Milner, L ERA: 27.0	(3, 1)	1.0		7	3	3	3	0	1	0	0	0	0	0	6	10	27.00	4.000
32 Peter Strzelecki, R ERA: 9.0	(4, 1)	1.0		6	1	1	1	0	2	0	0	0	0	0	4	12	9.00	3.000
31 Joel Payamps, R ERA:	(5, 1)	1.0		4	2	0	0	1	0	0	0	0	0	0	6	6	0.00	2.000

PITCHER		IP	WLS	BF	H	R	ER	SO	BB	IBB	HBP	BLK	WP	HR	S	P	ERA	WHIP
54 Jake Cousins, R ERA:	(6, 1)	1.0		5	1	0	0	1	1	0	0	0	0	0	6	11	0.00	2.000
48 Colin Rea, R ERA:	(7, 1)	1.0	W	3	1	0	0	0	0	0	0	0	0	0	3	3	0.00	1.000
73 Abner Uribe, R ERA:	(8, 1)	1.0	H	4	0	0	0	0	1	0	0	0	0	0	3	8	0.00	1.000
95 Zach Vennaro, R ERA:	(9, 1)	1.0		5	1	0	0	1	1	0	0	0	0	0	6	11	0.00	2.000

Batter	1	2	3	4	5	6	7	8	9	AB	R	H	RBI	BB	SO	LOB
1 Nick Madrigal, R (1, 5) OBP: 0.167, SLG: 0.167 98 Chase Strumpf, R (6, 5)	L8		L9			K		BB		3 0	0 0	0 0	0 0	0 1	1 0	0 0
18 Tucker Barnhart, L (1, 2) 37 Dom Nuñez, L (6, 2)	G3			G4-3		K		F8		3 1	0 0	0 0	0 0	0 0	1 0	0 1
79 Matt Mervis, L (1, 3) OBP: 0.500, SLG: 0.375 74 Jared Young, L (7, 3) OBP: 0.143, SLG: 0.143	BB			K			4 HR 2B	K		2 1	1 0	1 0	0 0	1 0	1 1	0 1
5 Christopher Morel, R (1, 4) OBP: 0.200, SLG: 0.222 43 Esteban Quiroz, L (7, 4)	F9			F8			K	K		3 1	0 0	0 0	0 0	0 0	1 1	2 1
40 Mike Tauchman, L (1, 9) OBP: 0.714, SLG: 0.833 4 Nelson Velázquez, R (6, 9) OBP: 0.333, SLG: 0.833		20 G4-6-3 BB			F7		2-H HR		89 G3-6-3 60 1B 94 2B 1B	1 2	0 2	0 2	0 2	0 0	1 0	0 0
20 Miles Mastrobuoni, L (1, 6) OBP: 0.500, SLG: 0.333 60 Sergio Alcántara, S (6, 6) OBP: 0.250, SLG: 0.250		G4-6-3 1-2f			L7		K		89 G3-6-3 1-2 1B	2 2	0 0	0 1	0 0	0 0	0 1	1 0
88 Kevin Alcántara, R (1, 7) OBP: 0.667, SLG: 0.667 89 Darius Hill, L (7, 7) OBP: 0.500, SLG: 0.429		G6-3			1B		94 CI 1B		G3-6-3 1-2f 2-3	3 1	0 0	2 0	0 0	0 0	0 0	0 2
78 Ben DeLuzio, R (1, 8) OBP: 0.400, SLG: 0.250 94 Brennen Davis, R (6, 8) OBP: 0.400, SLG: 0.500			K		G5-3		CI 1-2		3-H 2B	2 1	0 0	0 1	0 1	0 0	1 0	1 0
88 James Triantos, R (1, 10)			K			G4-3	K		K	4	0	0	0	0	3	3
Inning Stats	R: 0 E: 0 K: 0 S: 3 H: 0 LOB: 1 BB: 1 P: 7	R: 0 E: 0 K: 0 S: 2 H: 0 LOB: 0 BB: 1 P: 6	R: 0 E: 0 K: 2 S: 7 H: 0 LOB: 0 BB: 0 P: 7	R: 0 E: 0 K: 1 S: 5 H: 0 LOB: 0 BB: 0 P: 5	R: 0 E: 0 K: 0 S: 4 H: 1 LOB: 1 BB: 0 P: 4	R: 0 E: 0 K: 2 S: 7 H: 0 LOB: 0 BB: 0 P: 7	R: 2 E: 1 K: 3 S: 14 H: 3 LOB: 2 BB: 0 P: 15	R: 0 E: 0 K: 2 S: 7 H: 0 LOB: 1 BB: 1 P: 10	R: 1 E: 0 K: 1 S: 7 H: 3 LOB: 1 BB: 0 P: 7	1B: 4 2B: 2 3B: 0 HR: 1 SF: 0 SAC: 0 DP: 2 HBP: 0						

PITCHER	IP	WLS	BF	H	R	ER	SO	BB	IBB	HBP	BLK	WP	HR	S	P	ERA	WHIP
64 Robert Stock, R (1, 1) ERA:	2.0	W	7	0	0	0	0	2	0	0	0	0	0	5	13	0.00	1.000
59 Elvis Peguero, R (3, 1) ERA: 9.0	1.0	H	3	0	0	0	2	0	0	0	0	0	0	7	7	0.00	0.000
58 Alex Claudio, L (4, 1) ERA:	1.0	H	3	0	0	0	1	0	0	0	0	0	0	5	5	0.00	0.000
68 Tyson Miller, R (5, 1) ERA:	2.0	H	7	1	0	0	2	0	0	0	0	0	0	11	11	0.00	0.500
80 Tobias Myers, R (7, 1) ERA: 9.0	1.0	H	7	3	2	2	3	0	0	0	0	0	1	14	15	18.00	3.000

PITCHER	IP	WLS	BF	H	R	ER	SO	BB	IBB	HBP	BLK	WP	HR	S	P	ERA	WHIP
89 Justin Yeager, R (8, 1) ERA: 9.0	1.0	H	4	0	0	0	2	1	0	0	0	0	0	7	10	0.00	1.000
95 Pedro Fernandez, R (9, 1) ERA: 4.5	1.0		5	3	1	1	1	0	0	0	0	0	0	7	7	9.00	3.000

TOP

Chicago Cubs @ Milwaukee Brewers

American Family Fields of Phoenix, Phoenix, AZ

Tue Feb 28 2023, 2:11 PM - 4:22 PM CST

Att. 4,008 - Cloudy - 61 F

livebaseballscorecards.com

AB	32
R	3
H	7
RBI	3
BB	3
SO	11
LOB	12

Batter	1	2	3	4	5	6	7	8	9	AB	R	H	RBI	BB	SO	LOB
22 Christian Yelich, L (1, 7) OBP: 0.333, SLG: 0.667 93 Joe Gray Jr., R (6, 7) OBP: 0.250, SLG: 0.250	0-0 2B	0-3 K			0-3 K		1-0 P2 1-2			3 1	0 0	1 0	0 0	0 0	2 0	2 1
27 Willy Adames, R (1, 6) OBP: 0.111, SLG: 0.111 90 Eduardo Garcia, R (6, 6)	0-0 F8	0-0 P9			0-0 G5-3		0-3 K			3 1	0 0	0 0	0 0	0 0	0 1	3 1
2 Luis Urías, R (1, 4) OBP: 0.167, SLG: 0.667 94 Cam Devanney, R (6, 5) OBP: 0.500, SLG: 1.333	0-0 P2		0-0 L9		0-0 F7			4-0 45 FC6-4 BB		3 0	0 0	0 0	0 0	0 1	0 0	1 0
11 Rowdy Tellez, L (1, 3) OBP: 0.286, SLG: 1.143 45 Luke Voit, R (6, 3) OBP: 0.429, SLG: 0.429 93 Patrick Dorrian, L (8, PR) (9, 3)	0-3 K		1-2 HR			0-0 24 G5-4-3 16 WP 1B		0-0 FC6-4 16 E 13 HR 1-2f		2 2 0	1 0 1	1 1 0	1 0 0	0 0 0	1 0 0	1 1 0
9 Brian Anderson, R (1, 5) OBP: 0.600, SLG: 1.250 16 Josh VanMeter, L (6, 4) OBP: 0.500, SLG: 0.800		0-1 HR	0-3 K			4-0 24 G5-4-3 1-2 BB		0-0 FC4 13 HR 1-2		2 1	1 1	1 0	1 0	0 1	1 0	0 1
24 William Contreras, R (1, 10) OBP: 0.111, SLG: 0.111 13 Abraham Toro, S (8, PH) OBP: 0.200, SLG: 0.800 (9, 10)	0-0 G4-3	0-0 L4				0-0 G5-4-3 1-2f 2-3		0-0 HR 1-H 2-H		3 1	0 1	0 1	0 3	0 0	0 0	2 0
25 Tyler Naquin, L (1, 9) OBP: 0.333, SLG: 0.667 91 Hendry Mendez, L (7, 9) OBP: 0.500, SLG: 1.000	0-0 7 1B 79 2B 2B			0-0 G4-3		0-0 F8		0-0 P6		3 1	1 0	1 0	0 0	0 0	0 0	1 1
7 Victor Caratini, S (1, 2) OBP: 0.800, SLG: 0.667 75 Brian Navarreto, R (6, 2) OBP: 0.200, SLG: 0.400	0-0 79 2B 2-3 1B			0-0 L7			0-3 K	0-0 F9		2 2	0 0	1 0	0 0	0 0	0 1	0 1
79 Sal Frelick, L (1, 8) OBP: 0.571, SLG: 0.714 67 Blake Perkins, S (8, 8)	0-0 1-3 3-H 2B			0-0 P3			0-0 93 S 1B			3 0	0 0	2 0	1 0	0 0	0 0	0 0
Inning Stats	R: 0 E: 0 K: 1 S: 6 H: 1 LOB: 1 BB: 0 P: 6	R: 2 E: 0 K: 1 S: 10 H: 4 LOB: 2 BB: 0 P: 10	R: 1 E: 0 K: 1 S: 8 H: 1 LOB: 0 BB: 0 P: 9	R: 0 E: 0 K: 0 S: 3 H: 0 LOB: 0 BB: 0 P: 3	R: 0 E: 0 K: 1 S: 5 H: 0 LOB: 0 BB: 0 P: 5	R: 0 E: 0 K: 0 S: 3 H: 1 LOB: 1 BB: 1 P: 7	R: 0 E: 0 K: 2 S: 8 H: 1 LOB: 1 BB: 0 P: 9	R: 3 E: 1 K: 0 S: 5 H: 1 LOB: 1 BB: 1 P: 9		1B: 3 2B: 3 3B: 0 HR: 3	SF: 0 SAC: 0 DP: 1 HBP: 0			WP: 1 PB: 0 SB: 1 CS: 0	PA: 35		

PITCHER		IP	WLS	BF	H	R	ER	SO	BB	IBB	HBP	BLK	WP	HR	S	P	ERA	WHIP
11 Drew Smyly, L ERA: 9.0	(1, 1)	2.0	L	11	5	2	2	2	0	0	0	0	0	1	16	16	9.00	2.500
86 Ben Brown, R ERA: 4.5	(3, 1)	2.0		7	1	1	1	1	0	0	0	0	0	1	11	12	4.50	0.500
38 Mark Leiter Jr., R ERA:	(5, 1)	1.0		3	0	0	0	1	0	0	0	0	0	0	5	5	0.00	0.000
97 Eric Stout, L ERA: 4.5	(6, 1)	1.0		4	1	0	0	0	1	0	0	0	1	0	3	7	0.00	2.000
91 Ben Leeper, R ERA:	(7, 1)	1.0		4	1	0	0	2	0	0	0	0	0	0	8	9	0.00	1.000

PITCHER		IP	WLS	BF	H	R	ER	SO	BB	IBB	HBP	BLK	WP	HR	S	P	ERA	WHIP
93 Danis Correa, R ERA: 18.0	(8, 1)	1.0		6	1	3	2	0	1	0	0	0	0	1	5	9	18.00	2.000

BOTTOM

Chicago Cubs @ Milwaukee Brewers
American Family Fields of Phoenix, Phoenix, AZ
Tue Feb 28 2023, 2:11 PM - 4:22 PM CST
Att. 4,008 - Cloudy - 61 F

livebaseballscorecards.com

AB	33
R	6
H	9
RBI	6
BB	2
SO	6
LOB	16

Milwaukee Brewers @ Los Angeles Angels

Tempe Diablo Stadium, Tempe, AZ

Wed Mar 01 2023, 2:12 PM - 4:51 PM EST

Att. 3,834 - Partly Cloudy - 58 F

livebaseballscorecards.com

TOP

Batter	1	2	3	4	5	6	7	8	9	AB	R	H	RBI	BB	SO	LOB
5 Garrett Mitchell, L (1, 8) OBP: 0.444, SLG: 1.222	B X 1-0 13 1B 2B	F F S 0-3 ③ K		C S S 0-3 ③ K		B B B B 4-0 97 BB BB	C C C 0-3 ① K			3	1	1	0	0	2	2
88 Joey Wiemer, R (5, 8) OBP: 0.500, SLG: 0.333										1	0	0	0	1	1	1
79 Sal Frelick, L (1, 9) OBP: 0.400, SLG: 0.500	S T S 0-3 ① K		X 0-0 ① G5-3		X 0-0 ① G6-3		X 0-0 ① F8		X 0-0 ②③ G3-6 1-2f	3	0	0	0	0	1	1
67 Blake Perkins, S (5, 9)										2	0	0	0	0	0	2
2 Luis Urías, R (1, 4) OBP: 0.222, SLG: 0.500	C C S 0-3 ② K		B B B B 4-0 18 BB 13 BB BB		X 0-0 ② F8		X 0-0 ② F7			2	0	0	0	1	1	1
63 Eddy Alvarez, L (5, 4) OBP: 0.400, SLG: 0.250										1	0	0	0	0	0	1
13 Abraham Toro, S (1, 5) OBP: 0.500, SLG: 0.857	X 0-0 2-H 1B		B B B B 4-0 18 BB 1-2 BB		X 0-0 1B		B B B D 4-0 1-2 BB			2	0	2	1	1	0	0
97 Tyler Black, L (6, 5) OBP: 0.600, SLG: 1.000										0	0	0	0	1	0	0
18 Keston Hiura, R (1, 7) OBP: 0.333, SLG: 0.143	F S S 0-3 ③ K		B B B B B 4-0 10 G5-4-3 1-2 2-3 BB		X 0-0 ③ F8		S F S 0-3 ③ K			2	0	0	0	1	1	2
29 Skye Bolt, S (6, 7)										1	0	0	0	0	1	2
10 Mike Brosseau, R (1, 3) OBP: 0.500, SLG: 1.333		B B B B 4-0 6 E 6 WP 50 1B BB	X 0-0 ②③ G5-4-3 1-2f		B F X 1-1 HR			X 0-0 ① F7		2	2	1	1	1	0	3
28 Jon Singleton, L (6, 3) OBP: 0.333, SLG: 0.333										1	0	0	0	0	0	0
6 Owen Miller, R (1, 10) OBP: 0.556, SLG: 0.889	B X 1-0 E5 2 F7 1-3		X 0-0 ① G1-3		X 0-0 50 G5-4-3 1B		C C S 0-3 ② K			3	0	1	0	0	0	1
3 Monte Harrison, R (8, PH) OBP: 0.167, SLG: 0.167										1	0	0	0	0	1	0
(8, 10)																
2 Brice Turang, L (1, 6) OBP: 0.222, SLG: 0.222	1 SAFE X 0-0 ①② F7 1-2		C C C 0-3 ② K		X 0-0 ① F7		C S S 0-3 ③ K			3	0	0	0	0	1	3
78 Andruw Monasterio, R (6, 6)										1	0	0	0	0	1	0
50 Payton Henry, R (1, 2) OBP: 0.333, SLG: 0.250	X 0-0 3-H 1B		B B B 3-0 BB		X 0-0 ②③ G5-4-3 1-2f				X 0-0 67 G3-6 1B	2	0	1	1	1	0	1
14 Alex Jackson, R (6, 2) OBP: 1.000, SLG: 1.000										1	0	1	0	0	0	0

	AB	31
	R	3
	H	7
	RBI	3
	BB	7
	SO	10
	LOB	20

Inning Stats	1	2	3	4	5	6	7	8	9
	R: 1 E: 0 K: 3 S: 11 H: 2 LOB: 1 BB: 0 P: 12	R: 1 E: 1 K: 1 S: 6 H: 1 LOB: 1 BB: 1 P: 11	R: 0 E: 0 K: 0 S: 2 H: 0 LOB: 2 BB: 3 P: 14	R: 0 E: 0 K: 2 S: 7 H: 0 LOB: 1 BB: 1 P: 10	R: 0 E: 0 K: 0 S: 4 H: 1 LOB: 1 BB: 0 P: 4	R: 1 E: 0 K: 0 S: 5 H: 2 LOB: 0 BB: 0 P: 6	R: 0 E: 0 K: 1 S: 5 H: 0 LOB: 2 BB: 2 P: 13	R: 0 E: 0 K: 2 S: 7 H: 0 LOB: 0 BB: 0 P: 7	R: 0 E: 0 K: 1 S: 5 H: 1 LOB: 0 BB: 0 P: 5

	1B: 5	SF: 0	WP: 1	PA: 38
	2B: 1	SAC: 0	PB: 0	
	3B: 0	DP: 3	SB: 0	
	HR: 1	HBP: 0	CS: 0	

PITCHER		IP	WLS	BF	H	R	ER	SO	BB	IBB	HBP	BLK	WP	HR	S	P	ERA	WHIP
63 Chase Silseth, R ERA: 9.0	(1, 1)	2.0	W	10	3	2	2	4	1	0	0	0	1	0	17	23	9.00	2.000
85 Eric Torres, L ERA:	(3, 1)	1.0	H	5	0	0	0	0	3	0	0	0	0	0	2	14	0.00	3.000
28 Aaron Loup, L ERA:	(4, 1)	1.0	H	4	0	0	0	2	1	0	0	0	0	0	7	10	0.00	1.000
52 Ryan Tepera, R ERA:	(5, 1)	1.0	H	4	1	0	0	0	0	0	0	0	0	0	4	4	0.00	1.000
55 Matt Moore, L ERA: 9.0	(6, 1)	1.0	H	4	2	1	1	0	0	0	0	0	0	1	5	6	9.00	2.000
65 José Quijada, L ERA:	(7, 1)	1.0	H	5	0	0	0	1	2	0	0	0	0	0	5	13	0.00	2.000
60 Andrew Wantz, R ERA:	(8, 1)	1.0	H	3	0	0	0	2	0	0	0	0	0	0	7	7	0.00	0.000
99 Gerardo Reyes, R ERA:	(9, 1)	1.0	S	3	1	0	0	1	0	0	0	0	0	0	5	5	0.00	1.000

Batter	1	2	3	4	5	6	7	8	9	AB	R	H	RBI	BB	SO	LOB
3 Taylor Ward, R (1, 7) OBP: 0.400, SLG: 0.600	x 0-0 20 BB 27 BB 6 1B 1B	x 0-0 ③ L8			CCT 0-2 ① K		BBBB 4-0 8 CS BB			3	1	1	0	0	1	0
93 Jordyn Adams, R (6, 7) OBP: 0.333, SLG: 0.400										0	0	0	0	1	0	0
27 Mike Trout, R (1, 8) OBP: 0.625, SLG: 0.667	BBBB 4-0 6 1B 20 BB 12 G6-4-3 1-2 BB		x 0-0 ① L3		x 0-0 20 G6-3 1B		B 1-0 ③ CS 1-2	x 0-0 ① F8		2	1	1	0	1	0	0
8 Brett Phillips, L (6, 8)										1	0	0	0	0	0	0
20 Jared Walsh, L (1, 3) OBP: 0.600, SLG: 0.750	BBBB 4-0 12 G6-4-3 6 1B 23 2B 1-2 2-3 BB		x 0-0 ② G4-3		x 0-0 ② ③ G6-3 1-2f			x 0-0 ② G5-3		2	1	0	0	1	0	1
25 Taylor Jones, R (6, 3) OBP: 0.286, SLG: 0.286										1	0	0	0	0	0	0
6 Anthony Rendon, R (1, 5) OBP: 0.750, SLG: 1.500	x 0-0 12 G6-4-3 1-2 2-3 3-H 1B		x 0-0 ③ F8			BBBB 4-0 89 PB 95 S BB		BBBB 4-0 95 CS BB		2	0	1	1	0	0	0
38 Michael Stefanic, R (4, 5) OBP: 0.556, SLG: 0.333										0	0	0	0	2	0	0
12 Hunter Renfroe, R (1, 9) OBP: 0.500, SLG: 1.250	x 0-0 ① ② G6-4-3 1-2f 2-3 3-H			x 0-0 10 1B 21 BLK 1B		SSS 0-3 ① K 1-2		D 1 SAFE 1-0 ③ CS 1-2		2	1	1	0	0	0	2
95 Bryce Teodosio, R (5, 9) OBP: 0.429, SLG: 0.200										1	0	0	0	0	1	1
23 Brandon Drury, R (1, 4) OBP: 0.750, SLG: 1.000	x 0-0 3-H 2B			x 0-0 ① F8		BSS 1-3 ② K 2-3				2	0	1	1	0	0	1
89 Jeremiah Jackson, R (6, 4)										1	0	0	0	0	1	1
10 Gio Urshela, R (1, 6) OBP: 0.222, SLG: 0.222	x 0-0 ③ G1-3			x 0-0 21 WP 21 BLK 1-3 1B		x 0-0 ③ G6-3				3	0	1	0	0	0	2
4 Andrew Velazquez, S (7, 6)										0	0	0	0	0	0	0
21 Matt Thaiss, L (1, 2) OBP: 0.500, SLG: 0.250		x 0-0 ① F8		B x 1-0 ② G3 1-3 3-H			x 0-0 ① G6-3			2	0	0	0	0	0	1
97 Edgar Quero, S (6, 2)										1	0	0	0	0	0	0
47 Anthony Mulrine, R (9, 2) OBP: 1.000, SLG: 1.000										0	0	0	0	0	0	0
37 Kevin Padlo, R (1, 10) OBP: 0.400, SLG: 0.556		x 0-0 ② F8		x 0-0 ③ P4			x 0-0 ② F7			2	0	0	0	0	0	1
19 Luis Barrera, L (7, PH) OBP: 0.333, SLG: 0.200 (8, 10)										1	0	0	0	0	0	0
Inning Stats	R: 3 H: 3 E: 0 LOB: 1 K: 0 BB: 2 S: 5 P: 13	R: 0 H: 0 E: 0 LOB: 0 K: 0 BB: 0 S: 3 P: 3	R: 0 H: 0 E: 0 LOB: 0 K: 0 BB: 0 S: 3 P: 3	R: 1 H: 2 E: 0 LOB: 1 K: 0 BB: 0 S: 5 P: 6	R: 0 H: 1 E: 0 LOB: 0 K: 1 BB: 0 S: 5 P: 5	R: 0 H: 0 E: 0 LOB: 1 K: 2 BB: 1 S: 7 P: 12	R: 0 H: 0 E: 0 LOB: 0 K: 0 BB: 1 S: 2 P: 7	R: 0 H: 0 E: 0 LOB: 0 K: 0 BB: 1 S: 2 P: 7		1B: 5 SF: 0 2B: 1 SAC: 0 3B: 0 DP: 2 HR: 0 HBP: 0						

BOTTOM

Milwaukee Brewers @ Los Angeles Angels

Tempe Diablo Stadium, Tempe, AZ

Wed Mar 01 2023, 2:12 PM - 4:51 PM EST

Att. 3,834 - Partly Cloudy - 58 F

livebaseballscorecards.com

AB	26
R	4
H	6
RBI	2
BB	5
SO	3
LOB	10

WP: 1 PA: 33
PB: 1
SB: 1
CS: 2

PITCHER	IP	WLS	BF	H	R	ER	SO	BB	IBB	HBP	BLK	WP	HR	S	P	ERA	WHIP
77 Lucas Erceg, R (1, 1) ERA: 16.2	0.2	L	5	2	3	3	0	2	0	0	0	0	0	3	11	40.50	6.000
97 James Meeker, R (1, 1) ERA:	0.1		2	1	0	0	0	0	0	0	0	0	0	2	2	0.00	3.000
38 Devin Williams, R (2, 1) ERA:	1.0		3	0	0	0	0	0	0	0	0	0	0	3	3	0.00	0.000
12 Javy Guerra, R (3, 1) ERA: 3.86	1.1		5	1	1	1	0	0	0	0	0	0	0	5	5	6.75	0.750
47 Thomas Pannone, L (4, 1) ERA: 5.4	0.2		3	1	0	0	0	0	0	0	1	1	0	3	4	0.00	1.500

PITCHER	IP	WLS	BF	H	R	ER	SO	BB	IBB	HBP	BLK	WP	HR	S	P	ERA	WHIP
74 Gus Varland, R (5, 1) ERA: 4.5	1.0		3	1	0	0	1	0	0	0	0	0	0	5	5	0.00	1.000
49 Thyago Vieira, R (6, 1) ERA:	1.0		4	0	0	0	2	1	0	0	0	0	0	7	12	0.00	1.000
36 J.C. Mejía, R (7, 1) ERA:	1.0		3	0	0	0	0	1	0	0	0	0	0	2	7	0.00	1.000
43 Ethan Small, L (8, 1) ERA: 9.0	1.0		3	0	0	0	0	1	0	0	0	0	0	2	7	0.00	1.000

Texas Rangers @ Milwaukee Brewers

American Family Fields of Phoenix, Phoenix, AZ

Thu Mar 02 2023, 2:10 PM - 4:58 PM CST

Att. 3,170 - Cloudy - 50 F

TOP

livebaseballscorecards.com

Batter	1	2	3	4	5	6	7	8	9	AB	R	H	RBI	BB	SO	LOB
8 Bubba Thompson, R (1, 7) OBP: 0.182, SLG: 0.273	G5-3		FC6-4 47 S 41 1B 1-2f	P6		F7		P4		4	1	0	0	0	0	3
80 Ryan Dorow, R (6, 5)										1	0	0	0	0	0	2
47 Josh Smith, L (1, 6) OBP: 0.357, SLG: 0.182	K		41 1B 1-2 BB	1-2 2-H 1B			K	1-2		3	0	1	1	1	2	0
74 Luisangel Acuña, R (7, 6) OBP: 0.364, SLG: 0.300										1	0	0	0	0	1	2
41 Joe McCarthy, L (1, 9) OBP: 0.429, SLG: 0.333	K		1-3 2-H 1B	K			K		87 1B 92 G6-3 BB	3	0	1	1	0	2	2
38 Elier Hernandez, R (5, 9) OBP: 0.333, SLG: 0.429										1	1	0	0	1	1	0
18 Mitch Garver, R (1, 2) OBP: 0.182, SLG: 0.455		F8	G3-1		P4		92 S BB		92 G6-3 1-3 1B	3	0	0	0	0	0	2
87 Evan Carter, L (5, 8) OBP: 0.636, SLG: 0.429										1	0	1	0	1	0	0
13 Brad Miller, L (1, 3) OBP: 0.400, SLG: 0.714		G3-1		1B 2B	77 G6-3 BB		F8 1-2		G6-3 1-2f 3-H	2	1	1	0	1	0	0
92 Blaine Crim, R (5, 3) OBP: 0.333, SLG: 0.571										2	0	0	0	0	0	2
77 Clint Frazier, R (1, 10) OBP: 0.313, SLG: 0.500		L8		K	G6-3 1-2			81 1B 75 G6-3 67 E 1B		4	0	1	0	0	1	2
88 Kellen Strahm, R (8, PR)										0	1	0	0	0	0	0
(8, 10)																
90 Davis Wendzel, R (9, PH) OBP: 1.000, SLG: 2.000										1	0	1	0	0	0	0
(9, 10)																
16 Travis Jankowski, L (1, 8) OBP: 0.417, SLG: 0.364			20 WP G5-3 20 1B BB	1B 20 1B 1B	F7			G6-3 1-2	K	2	2	1	0	1	0	1
75 David García, S (5, 2)										2	0	0	0	0	1	2
Mark Mathias, R (1, 4) OBP: 0.462, SLG: 0.300			G5-3 1-2	20 1B 47 1B 1-3 2-H 1B		K		67 E 2-3 1B		3	1	1	1	0	1	1
81 Justin Foscue, R (6, 4) OBP: 0.400, SLG: 1.111										1	0	1	0	0	0	0
20 Ezequiel Duran, R (1, 5) OBP: 0.400, SLG: 0.429			8 FC6-4 2-H 1B	47 1B 1-2 3-H 1B		F9		E2 74 WP 1-3 3-H BB		3	0	2	2	0	0	0
67 Dustin Harris, L (6, 7) OBP: 0.375, SLG: 0.571										0	0	0	0	1	0	0
Inning Stats	R: 0 E: 0 K: 2 S: 7 H: 0 LOB: 0 BB: 0 P: 7	R: 0 E: 0 K: 0 S: 3 H: 0 LOB: 0 BB: 0 P: 3	R: 2 E: 0 K: 0 S: 5 H: 2 LOB: 2 BB: 2 P: 14	R: 3 E: 0 K: 2 S: 12 H: 5 LOB: 2 BB: 0 P: 12	R: 0 E: 0 K: 0 S: 3 H: 0 LOB: 1 BB: 1 P: 7	R: 0 E: 0 K: 1 S: 5 H: 0 LOB: 0 BB: 0 P: 5	R: 0 E: 0 K: 2 S: 8 H: 0 LOB: 1 BB: 1 P: 12	R: 1 E: 2 K: 1 S: 7 H: 2 LOB: 3 BB: 1 P: 12	R: 1 E: 0 K: 1 S: 6 H: 2 LOB: 1 BB: 1 P: 10	1B: 10 2B: 1 3B: 0 HR: 0 SF: 0 SAC: 0 DP: 1 HBP: 0							

AB	37
R	7
H	11
RBI	5
BB	6
SO	9
LOB	19

WP: 2 PB: 0 SB: 2 CS: 0 PA: 43

PITCHER		IP	WLS	BF	H	R	ER	SO	BB	IBB	HBP	BLK	WP	HR	S	P	ERA	WHIP
39 Corbin Burnes, R ERA: 7.71	(1, 1)	2.1	L	9	1	2	2	2	1	0	0	0	1	0	12	17	7.71	0.857
87 Tyler Herb, R ERA:	(3, 1)	0.2		4	1	0	0	0	1	0	0	0	0	0	3	7	0.00	3.000
85 Robert Gasser, L ERA: 16.2	(4, 1)	0.2		7	5	3	3	1	0	0	0	0	0	0	9	9	40.50	7.500
92 Victor Castaneda, R ERA:	(4, 1)	0.1		1	0	0	0	1	0	0	0	0	0	0	3	3	0.00	0.000
66 Janson Junk, R ERA: 18.0	(5, 1)	2.0		7	0	0	0	1	1	0	0	0	0	0	8	12	0.00	0.500

PITCHER		IP	WLS	BF	H	R	ER	SO	BB	IBB	HBP	BLK	WP	HR	S	P	ERA	WHIP
73 Abner Uribe, R ERA:	(7, 1)	1.0		4	0	0	0	2	1	0	0	0	0	0	8	12	0.00	1.000
81 Caleb Boushley, R ERA: 3.38	(8, 1)	1.2		10	4	2	1	1	2	0	0	0	1	0	10	19	5.40	3.600
95 Zach Vennaro, R ERA:	(9, 1)	0.1		1	0	0	0	1	0	0	0	0	0	0	3	3	0.00	0.000

Texas Rangers @ Milwaukee Brewers

American Family Fields of Phoenix, Phoenix, AZ

Thu Mar 02 2023, 2:10 PM - 4:58 PM CST

Att. 3,170 - Cloudy - 50 F

livebaseballscorecards.com

BOTTOM

Batter	1	2	3	4	5	6	7	8	9	AB	R	H	RBI	BB	SO	LOB
22 Christian Yelich, L (1, 10) OBP: 0.500, SLG: 1.167 45 Luke Voit, R (6, PH) OBP: 0.556, SLG: 0.556 (7, 10) 90 Eduardo Garcia, R (8, PR) (9, 10)	HR		K		11 BB, 27 1B, 24 FC6-4, 1B	91 1B		1-2 SAFE, 91 WP, 1B		3 2 0	2 0 0	2 2 0	1 0 0	0 0 0	1 0 0	0 0 0
27 Willy Adames, R (1, 6) OBP: 0.250, SLG: 0.250 91 Eric Brown Jr., R (5, PR) OBP: 0.500, SLG: 1.250 (6, 6)	K		1B	24 FC6-4, 11 BB, 25 SF9, 1B	1-2	1-2		1-3, K		3 2	0 1	2 1	0 0	0 0	1 1	0 2
11 Rowdy Tellez, L (1, 3) OBP: 0.300, SLG: 0.889 84 Robert Moore, S (5, PR) (6, 4)	G4-3		K	24 FC6-4, BB	G5-3			K		2 2	0 0	0 0	0 0	1 0	1 1	1 5
24 William Contreras, R (1, 2) OBP: 0.250, SLG: 0.250 91 Hendry Mendez, L (5, PR) OBP: 0.250, SLG: 0.500 (6, 9)	1B			9 1B, 29 1B, 1B	FC6-4, 9 1B, 1-2f, 2-3, 3-H	P5			K	3 2	1 0	2 0	1 0	0 0	0 1	2 0
25 Tyler Naquin, L (1, 9) OBP: 0.222, SLG: 0.500 28 Jon Singleton, L (6, 3) OBP: 0.500, SLG: 0.429	L4			K	SF9, 3-H	1B			4-0, 75 FC6-4, BB	2 1	0 0	0 1	1 0	0 1	1 0	2 0
9 Brian Anderson, R (1, 5) OBP: 0.625, SLG: 1.000 3 Monte Harrison, R (6, 8) OBP: 0.125, SLG: 0.125		K		29 1B, 1-2, 1B	13 FC6-4, 1-3, 1B	K			K	3 2	0 0	2 0	0 0	0 0	1 2	0 2
13 Abraham Toro, S (1, 4) OBP: 0.364, SLG: 0.600 75 Brian Navarreto, R (6, 2) OBP: 0.143, SLG: 0.286		G4-3		K	FC6-4, 1-2f	K			FC6-4, 1-2f	3 2	0 0	0 0	0 0	0 0	1 1	4 2
29 Skye Bolt, S (1, 8) OBP: 0.200, SLG: 0.111 16 Josh VanMeter, L (6, 5) OBP: 0.500, SLG: 0.667		K		67 FC6-4, 1-2, 2-H, 1B	G4-3			91 WP, 45 1B, BB		2 1	0 0	1 0	1 0	0 1	1 0	0 0
67 Blake Perkins, S (1, 7) 54 Hedbert Perez, L (7, 7) OBP: 0.400, SLG: 1.200			G3	FC6-4, 1-2f	G4-3			K		3 1	0 0	0 0	0 0	0 0	0 1	2 1

	AB	39
	R	4
	H	13
	RBI	4
	BB	3
	SO	14
	LOB	23

Inning Stats																		
	R: 1	H: 2	R: 0	H: 0	R: 0	H: 1	R: 1	H: 3	R: 2	H: 3	R: 0	H: 2	R: 0	H: 1	R: 0	H: 1	R: 0	H: 0
	E: 0	LOB: 1	E: 0	LOB: 0	E: 0	LOB: 1	E: 0	LOB: 2	E: 0	LOB: 2	E: 0	LOB: 2	E: 0	LOB: 1	E: 0	LOB: 3	E: 0	LOB: 1
	K: 1	BB: 0	K: 2	BB: 0	K: 2	BB: 0	K: 2	BB: 0	K: 0	BB: 1	K: 0	BB: 0	K: 2	BB: 0	K: 3	BB: 1	K: 2	BB: 1
	S: 7	P: 7	S: 7	P: 7	S: 8	P: 8	S: 10	P: 10	S: 6	P: 10	S: 5	P: 5	S: 8	P: 8	S: 10	P: 16	S: 7	P: 11

1B: 12	SF: 1	WP: 1	PA: 43
2B: 0	SAC: 0	PB: 0
3B: 0	DP: 0	SB: 0
HR: 1	HBP: 0	CS: 0

PITCHER		IP	WLS	BF	H	R	ER	SO	BB	IBB	HBP	BLK	WP	HR	S	P	ERA	WHIP
33 Dane Dunning, R ERA: 12.46	(1, 1)	3.0	W	12	3	1	1	5	0	0	0	0	0	1	22	22	3.00	1.000
46 Brock Burke, L ERA: 4.5	(4, 1)	1.0		6	3	1	1	2	0	0	0	0	0	0	10	10	9.00	3.000
32 John King, L ERA: 6.0	(5, 1)	1.0	H	7	3	2	2	0	1	0	0	0	0	0	6	10	18.00	4.000
70 Ricky Vanasco, R ERA: 4.5	(6, 1)	1.0	H	5	2	0	0	0	0	0	0	0	0	0	5	5	0.00	2.000
95 Lucas Jacobsen, L ERA:	(7, 1)	1.0	H	4	1	0	0	2	0	0	0	0	0	0	8	8	0.00	1.000

PITCHER		IP	WLS	BF	H	R	ER	SO	BB	IBB	HBP	BLK	WP	HR	S	P	ERA	WHIP
60 Cole Winn, R ERA:	(8, 1)	1.0	H	5	1	0	0	3	1	0	0	0	1	0	10	16	0.00	2.000
82 Fernery Ozuna, R ERA:	(9, 1)	1.0	S	4	0	0	0	2	1	0	0	0	0	0	7	11	0.00	1.000

Milwaukee Brewers @ Cleveland Guardians

Goodyear Ballpark, Goodyear, AZ

Fri Mar 03 2023, 3:07 PM - 5:45 PM EST

Att. 1 - Partly Cloudy - 59 F

livebaseballscorecards.com

TOP

Batter	1	2	3	4	5	6	7	8	9	AB	R	H	RBI	BB	SO	LOB
5 Garrett Mitchell, L (1, 8) OBP: 0.417, SLG: 1.000 67 Blake Perkins, S (6, 8)	2-2 2 2B 1B		0-0 ① F7		1-3 ③ K		1-3 ② SAFE K		2-2 ② L8	3 2	1 0	1 0	0 0	0 0	1 1	0 1
2 Luis Urías, R (1, 4) OBP: 0.250, SLG: 0.545 28 Jon Singleton, L (6, 3) OBP: 0.500, SLG: 0.556	1-1 7 FC6-5 1-H 2B		2-1 ② G5-3			2-1 ① F9	0-0 1-H 2B		2-3 ③	3 2	0 0	1 1	1 1	0 0	0 1	0 0
7 Victor Caratini, S (1, 2) OBP: 0.556, SLG: 0.429 84 Tristen Lutz, R (7, 9)	2-0 ① FC6-5 18 BB 10 BB 2-3		0-1 ③ G4-3			3-1 18 FC5-4 10 HBP 1B	1-3 ③ K			4 0	0 0	1 0	0 0	0 0	1 0	2 0
10 Mike Brosseau, R (1, 3) OBP: 0.545, SLG: 1.143 78 Andruw Monasterio, R (6, 5) OBP: 0.400, SLG: 1.000 (7, 6)	4-0 18 BB 1-2 BB			2-3 ① K		2-1 18 FC5-4 1-2 HBP		0-0 HR		1 1	0 1	0 1	0 1	1 0	1 0	0 0
18 Keston Hiura, R (1, 7) OBP: 0.333, SLG: 0.111 3 Monte Harrison, R (6, PR) OBP: 0.111, SLG: 0.111 (6, 7)	4-2 13 G4-6-3 1-2 2-3 BB			1-1 ② F8		1-2 ② FC5-4 13 S 1-2f 2-3		1-3 ① K		2 1	0 0	0 0	0 0	1 0	0 1	2 0
13 Abraham Toro, S (1, 10) OBP: 0.357, SLG: 0.500 83 Matthew Wood, L (8, PH) (8, 10)	1-0 ②③ G4-6-3 1-2f			4-2 6 FC6-4 BB		0-3 ③ K 1-2		0-1 ② P6		2 1	0 0	0 0	0 0	1 0	1 0	5 0
6 Owen Miller, R (1, 5) OBP: 0.455, SLG: 0.727 63 Eddy Alvarez, L (6, 4) OBP: 0.571, SLG: 0.250		0-0 ① G6-3		1-2 ③ FC6-4 1-2f			4-2 2 88 E BB	4-2 BB		2 0	0 1	0 0	0 0	0 2	0 0	1 0
2 Brice Turang, L (1, 6) OBP: 0.250, SLG: 0.182 50 Payton Henry, R (7, 2) OBP: 0.286, SLG: 0.200		1-3 ② K			0-2 ① F7		4-2 88 E 1-2 BB	0-3 ③ K		2 1	0 0	0 0	0 0	1 0	1 1	0 1
88 Joey Wiemer, R (1, 9) OBP: 0.385, SLG: 0.222 82 Zavier Warren, S (7, 5)		0-1 ③ L7			0-2 ② F9		0-0 ① FC6-4 28 2B 1-2 2-H		3-3 ① K	3 1	1 0	0 0	0 0	0 0	0 1	1 0
Inning Stats	R: 1 E: 0 K: 0 S: 10 H: 2 LOB: 2 BB: 2 P: 24	R: 0 E: 0 K: 1 S: 6 H: 0 LOB: 0 BB: 0 P: 7	R: 0 E: 0 K: 0 S: 5 H: 0 LOB: 0 BB: 0 P: 7	R: 0 E: 0 K: 1 S: 14 H: 0 LOB: 1 BB: 1 P: 22	R: 0 E: 0 K: 1 S: 10 H: 0 LOB: 0 BB: 0 P: 11	R: 0 E: 0 K: 1 S: 11 H: 1 LOB: 3 BB: 0 P: 19	R: 2 E: 1 K: 2 S: 14 H: 1 LOB: 1 BB: 2 P: 24	R: 1 E: 0 K: 2 S: 12 H: 1 LOB: 1 BB: 1 P: 17	R: 0 E: 0 K: 2 S: 13 H: 0 LOB: 0 BB: 0 P: 20							

AB	31
R	4
H	5
RBI	3
BB	6
SO	10
LOB	13

1B: 2	SF: 0
2B: 2	SAC: 0
3B: 0	DP: 1
HR: 1	HBP: 1

WP: 0	PA: 38
PB: 0	
SB: 1	
CS: 0	

PITCHER		IP	WLS	BF	H	R	ER	SO	BB	IBB	HBP	BLK	WP	HR	S	P	ERA	WHIP
34 Zach Plesac, R ERA: 11.25	(1, 1)	2.1		11	2	1	1	1	2	0	0	0	0	0	20	36	3.86	1.714
38 Jordan Jones, R ERA:	(1, 1)	0.2		1	0	0	0	0	0	0	0	0	0	0	1	2	0.00	0.000
34 Zach Plesac, R ERA: 11.25	(2, 1)	2.1		11	2	1	1	1	2	0	0	0	0	0	20	36	3.86	1.714
73 Tim Herrin, L ERA: 6.0	(4, 1)	1.0		4	0	0	0	1	1	0	0	0	0	0	14	22	0.00	1.000
70 Hunter Gaddis, R ERA: 2.08	(5, 1)	2.1		11	1	2	1	2	2	0	1	0	0	0	27	44	3.86	1.286

PITCHER		IP	WLS	BF	H	R	ER	SO	BB	IBB	HBP	BLK	WP	HR	S	P	ERA	WHIP
59 Luis Oviedo, R ERA:	(7, 1)	0.2		3	1	0	0	2	0	0	0	0	0	0	8	10	0.00	1.500
90 Jason Bilous, R ERA: 4.5	(8, 1)	1.0	W	5	1	1	1	2	1	0	0	0	0	1	12	17	9.00	2.000
93 Nick Mikolajchak, R ERA: 3.0	(9, 1)	1.0	S	3	0	0	0	2	0	0	0	0	0	0	13	20	0.00	0.000

Batter	1	2	3	4	5	6	7	8	9	AB	R	H	RBI	BB	SO	LOB
7 Myles Straw, R (1, 8)	F8		G6-3		2B BB		FC6-4 66 2B	2B		2	0	0	0	0	0	1
16 Petey Halpin, L (5, 8) OBP: 0.333, SLG: 0.286										2	1	1	3	1	0	1
1 Amed Rosario, R (1, 6) OBP: 0.364, SLG: 0.333	F9		BB		2B		G3-1	K		2	0	1	1	1	0	0
66 Brayan Rocchio, S (6, 6) OBP: 0.333, SLG: 0.364			11 1B				32			2	0	1	1	0	1	1
11 José Ramírez, S (1, 10) OBP: 0.364, SLG: 0.364	K		55 S 1B		K		G3-1			3	0	1	1	0	2	2
32 Zack Collins, L (7, PH) OBP: 0.429, SLG: 1.000										1	0	0	0	0	0	1
(8, 10)																
55 Josh Bell, S (1, 3) OBP: 0.200, SLG: 0.444		K	L4		F8		G4-3			3	0	0	0	0	1	4
81 Micah Pries, L (6, 3) OBP: 0.333, SLG: 0.917										1	0	0	0	0	0	1
63 Will Brennan, L (1, 9) OBP: 0.455, SLG: 0.625		2B	G6-3	G6-3				K		3	0	1	0	0	0	0
78 Jhonkensy Noel, R (7, 9)										1	0	0	0	0	1	0
10 Mike Zunino, R (1, 2) OBP: 0.222, SLG: 0.125		K	K		G4-3			1B		2	0	0	0	0	2	1
46 Meibrys Viloria, L (5, 2) OBP: 0.667, SLG: 0.857										2	1	1	0	0	0	0
4 Roman Quinn, S (1, 7) OBP: 0.333, SLG: 1.333		K	K	K	F7			K		2	0	0	0	0	2	1
8 Gabriel Arias, R (6, 7) OBP: 0.462, SLG: 0.417										2	0	0	0	0	1	1
2 Tyler Freeman, R (1, 5) OBP: 0.273, SLG: 0.125			7 G6-3 11 1B BB		75 WP 1 2B 1B		74 BB 16 E BB	74 BB 16 2B 1B		1	2	1	0	1	0	0
79 Angel Martínez, S (6, 5) OBP: 0.333, SLG: 0.500										1	2	1	0	1	0	0
75 José Tena, L (1, 4) OBP: 0.333, SLG: 0.273			K	K	K		16 E	16 2B		2	0	0	0	0	2	2
74 Juan Brito, S (6, 4) OBP: 0.615, SLG: 0.429										0	1	0	0	2	0	0
Inning Stats	R: 0 E: 0 K: 1 S: 8 H: 0 LOB: 0 BB: 0 P: 11	R: 0 E: 0 K: 3 S: 13 H: 1 LOB: 1 BB: 0 P: 19	R: 1 E: 0 K: 1 S: 9 H: 1 LOB: 2 BB: 2 P: 23	R: 0 E: 0 K: 2 S: 8 H: 0 LOB: 0 BB: 0 P: 12	R: 1 E: 0 K: 2 S: 14 H: 2 LOB: 2 BB: 1 P: 24	R: 0 E: 0 K: 0 S: 7 H: 0 LOB: 0 BB: 0 P: 11	R: 2 E: 1 K: 0 S: 12 H: 1 LOB: 1 BB: 2 P: 26	R: 3 E: 0 K: 3 S: 19 H: 3 LOB: 1 BB: 1 P: 29		1B: 4 2B: 4 3B: 0 HR: 0	SF: 0 SAC: 0 DP: 0 HBP: 0			WP: 1 PB: 0 SB: 2 CS: 0	PA: 38		

PITCHER		IP	WLS	BF	H	R	ER	SO	BB	IBB	HBP	BLK	WP	HR	S	P	ERA	WHIP
46 Bryse Wilson, R	(1, 1)	2.0		7	1	0	0	4	0	0	0	0	0	0	21	30	0.00	0.500
ERA:																		
37 Adrian Houser, R	(3, 1)	2.0	B	9	1	1	1	3	2	0	0	0	0	0	17	35	4.50	1.500
ERA: 3.0																		
32 Peter Strzelecki, R	(5, 1)	1.0		6	2	1	1	2	1	0	0	0	1	0	14	24	9.00	3.000
ERA: 9.0																		
55 Hoby Milner, L	(6, 1)	1.0		3	0	0	0	0	0	0	0	0	0	0	7	11	0.00	0.000
ERA: 13.5																		
31 Joel Payamps, R	(7, 1)	1.0	B	6	1	2	2	0	2	0	0	0	0	0	12	26	18.00	3.000
ERA: 9.0																		

PITCHER		IP	WLS	BF	H	R	ER	SO	BB	IBB	HBP	BLK	WP	HR	S	P	ERA	WHIP
54 Jake Cousins, R	(8, 1)	0.2	L	6	3	3	3	2	1	0	0	0	0	0	16	26	40.50	6.000
ERA: 16.2																		
84 Kaleb Bowman, R	(8, 1)	0.1		1	0	0	0	1	0	0	0	0	0	0	3	3	0.00	0.000
ERA:																		

BOTTOM

Milwaukee Brewers @ Cleveland Guardians

Goodyear Ballpark, Goodyear, AZ

Fri Mar 03 2023, 3:07 PM - 5:45 PM EST

Att. 1 - Partly Cloudy - 59 F

livebaseballscorecards.com

AB	32
R	7
H	8
RBI	6
BB	6
SO	12
LOB	16

San Francisco Giants @ Milwaukee Brewers

American Family Fields of Phoenix, Phoenix, AZ

Sat Mar 04 2023, 2:10 PM - 4:54 PM CST

Att. 4,409 - Sunny - 63 F

TOP

livebaseballscorecards.com

Batter	1	2	3	4	5	6	7	8	9	AB	R	H	RBI	BB	SO	LOB
10 Isan Díaz, L (1, 4) OBP: 0.364, SLG: 0.222 78 Jimmy Glowenke, R (5, 4)	G4-3		1B		BB			G5-3		2 1	0 0	1 0	0 0	1 0	0 0	0 0
12 Heliot Ramos, R (1, 7) OBP: 0.143, SLG: 0.231 79 Carter Williams, L (5, 7) OBP: 0.500, SLG: 0.857	L8		SF8		G3-1			K		2 1	0 0	0 0	1 0	0 0	0 1	2 0
70 Brett Wisely, L (1, 6) OBP: 0.364, SLG: 0.900 85 Diego Velasquez, S (6, 6)	K		P5			K		K		3 1	0 0	0 0	0 0	0 0	2 1	1 0
32 David Villar, R (1, 5) 92 Luis Toribio, L (6, 5)		K		K		K			G6-3	3 1	0 0	0 0	0 0	0 0	3 0	0 0
2 Blake Sabol, L (1, 10) OBP: 0.538, SLG: 1.273 93 Patrick Bailey, S (9, PH) OBP: 0.143, SLG: 0.143	G3		L7		HBP				P6	2 1	0 0	0 0	0 0	0 0	0 0	0 0
14 Austin Wynns, R (1, 2) OBP: 0.111, SLG: 0.444 99 Andy Thomas, L (6, PH) OBP: 0.375, SLG: 0.167 (6, 2)	L9		L8			F9			BB	2 1	0 0	0 0	0 0	0 1	0 0	0 1
80 Clint Coulter, R (1, 9) OBP: 0.133, SLG: 0.267 88 Michael Gigliotti, L (7, 9) OBP: 0.625, SLG: 1.125			86 1B 3B		K		K		K	3 1	1 0	1 0	0 0	0 0	2 1	0 1
81 Armando Alvarez, R (1, 3) OBP: 0.333, SLG: 0.300 86 Robert Emery, R (7, 3)			K		10 BB 1B		K			3 0	0 0	1 0	0 0	0 0	2 0	1 0
86 Grant McCray, L (1, 8) OBP: 0.364, SLG: 0.500 87 Shane Matheny, L (7, 8) OBP: 0.500, SLG: 1.167			10 1B 12 SF8 10 S 1B		K		K			3 0	1 0	1 0	1 0	0 0	2 0	1 0
Inning Stats	R: 0 E: 0 K: 1 S: 5 H: 0 LOB: 0 BB: 0 P: 5	R: 0 E: 0 K: 1 S: 5 H: 0 LOB: 0 BB: 0 P: 5	R: 2 E: 0 K: 1 S: 9 H: 3 LOB: 1 BB: 0 P: 9	R: 0 E: 0 K: 1 S: 5 H: 0 LOB: 0 BB: 0 P: 5	R: 0 E: 0 K: 2 S: 8 H: 1 LOB: 2 BB: 1 P: 12	R: 0 E: 0 K: 2 S: 7 H: 0 LOB: 1 BB: 0 P: 8	R: 0 E: 0 K: 3 S: 9 H: 0 LOB: 0 BB: 0 P: 9	R: 0 E: 0 K: 2 S: 7 H: 0 LOB: 0 BB: 0 P: 7	R: 0 E: 0 K: 1 S: 5 H: 0 LOB: 1 BB: 1 P: 9	1B: 3 2B: 0 3B: 1 HR: 0 SF: 1 SAC: 0 DP: 0 HBP: 1						

	AB	30
	R	2
	H	4
	RBI	2
	BB	2
	SO	14
	LOB	7

PITCHER		IP	WLS	BF	H	R	ER	SO	BB	IBB	HBP	BLK	WP	HR	S	P	ERA	WHIP
51 Freddy Peralta, R ERA:	(1, 1)	2.0		6	0	0	0	2	0	0	0	0	0	0	10	10	0.00	0.000
48 Colin Rea, R ERA: 6.0	(3, 1)	2.0	W	9	3	2	2	2	0	0	0	0	0	0	14	14	9.00	1.500
59 Elvis Peguero, R ERA: 6.0	(5, 1)	1.0		5	1	0	0	2	1	0	0	0	0	0	8	12	0.00	2.000
68 Tyson Miller, R ERA:	(6, 1)	2.0		7	0	0	0	5	0	0	1	0	0	0	16	17	0.00	0.000
43 Ethan Small, L ERA: 4.5	(8, 1)	2.0		7	0	0	0	3	1	0	0	0	0	0	12	16	0.00	0.500

PITCHER		IP	WLS	BF	H	R	ER	SO	BB	IBB	HBP	BLK	WP	HR	S	P	ERA	WHIP

BOTTOM

Batter	1	2	3	4	5	6	7	8	9	AB	R	H	RBI	BB	SO	LOB
6 Owen Miller, R (1, 4) OBP: 0.429, SLG: 0.643 78 Andruw Monasterio, R (5, PH) OBP: 0.500, SLG: 0.800 (6, 4)	L9		FC1-6 1-2f	27 HR 1-3 2-H 1B	11 1B 27 G5-3 BB	L8		BB		3 1	1 1	1 0	1 0	0 2	0 0	1 3
27 Willy Adames, R (1, 6) OBP: 0.250, SLG: 0.438 63 Eddy Alvarez, L (7, 6) OBP: 0.444, SLG: 0.167	K		G5-3	1 SAFE 1 SAFE HR 1-H 3-H	G5-3 1-2		K	K		4 2	1 0	1 0	3 0	0 0	1 2	2 1
11 Rowdy Tellez, L (1, 3) OBP: 0.500, SLG: 1.167 96 Wes Clarke, R (7, 3) OBP: 0.500, SLG: 2.000	BB			HR 1B	2-H 1B		HR	G5-3		3 2	1 1	3 1	2 1	1 0	0 0	0 1
24 William Contreras, R (1, 2) OBP: 0.188, SLG: 0.188 54 Hedbert Perez, L (6, 7) OBP: 0.500, SLG: 1.200	G6-3			P4 G4-3	G4-3		28 1B 14 HBP 16 SF7 BB			4 0	0 1	0 0	0 0	0 1	0 0	3 0
9 Brian Anderson, R (1, 5) OBP: 0.727, SLG: 1.375 14 Alex Jackson, R (6, 2) OBP: 1.000, SLG: 1.000		3 G4-6-3 HBP		45 2B HBP	HR	91 BB 28 BB HBP	16 SF7 28 1B 1-2 HBP			1 0	1 0	1 0	1 0	0 0	0 0	0 0
45 Luke Voit, R (1, 10) OBP: 0.500, SLG: 0.583 28 Jon Singleton, L (6, PH) OBP: 0.583, SLG: 0.600 (7, 10)		K		29 2B 1-H 2B	K	91 BB 1-2 BB	1-2 2-3 1B			3 1	1 0	1 1	0 0	0 1	2 0	1 0
3 Monte Harrison, R (1, 7) OBP: 0.250, SLG: 0.100 16 Josh VanMeter, L (6, 5) OBP: 0.400, SLG: 0.571		1 SAFE G4-6-3 1-2f		29 2B BB	29 E 29 S 67 HR BB	K	SF7 2-3 3-H			1 1	2 0	0 0	0 1	2 0	0 1	1 2
29 Skye Bolt, S (1, 9) OBP: 0.231, SLG: 0.250 91 Hendry Mendez, L (6, 9) OBP: 0.333, SLG: 0.400			G3-1	6 1B 1-H 2-H 2B	E5 67 HR 1-3	1-2 2-3 BB	K			3 1	2 0	1 0	2 0	0 1	0 1	1 2
67 Blake Perkins, S (1, 8) OBP: 0.308, SLG: 0.400 93 Joe Gray Jr., R (6, 8) OBP: 0.167, SLG: 0.167			6 FC1-6 BB	6 1B 27 HR BB	1 SAFE 1-H 3-H HR	K		K		1 2	2 0	1 0	3 0	2 0	0 2	0 3
Inning Stats	R: 0 E: 0 K: 1 S: 5 H: 0 LOB: 1 BB: 1 P: 9	R: 0 E: 0 K: 1 S: 4 H: 0 LOB: 0 BB: 0 P: 5	R: 0 E: 0 K: 0 S: 3 H: 0 LOB: 1 BB: 1 P: 7	R: 7 E: 0 K: 0 S: 8 H: 6 LOB: 1 BB: 2 P: 17	R: 5 E: 1 K: 1 S: 9 H: 3 LOB: 1 BB: 2 P: 18	R: 0 E: 0 K: 2 S: 7 H: 0 LOB: 3 BB: 2 P: 16	R: 2 E: 0 K: 2 S: 9 H: 2 LOB: 2 BB: 1 P: 14	R: 0 E: 0 K: 2 S: 7 H: 0 LOB: 1 BB: 1 P: 11		1B: 4 2B: 2 3B: 0 HR: 5	SF: 1 SAC: 0 DP: 1 HBP: 4						

PITCHER		IP	WLS	BF	H	R	ER	SO	BB	IBB	HBP	BLK	WP	HR	S	P	ERA	WHIP
62 Logan Webb, R ERA: 3.6	(1, 1)	3.0		11	0	0	0	2	2	0	1	0	0	0	12	21	0.00	0.667
82 Drew Strotman, R ERA: 175.5	(4, 1)	0.2	L	9	5	7	7	0	2	0	1	0	0	2	6	15	94.50	10.500
77 Wil Jensen, R ERA:	(4, 1)	0.1		2	1	0	0	0	0	0	0	0	0	0	2	2	0.00	3.000
84 Erik Miller, L ERA: 16.88	(5, 1)	0.2		8	3	5	3	1	2	0	0	0	0	2	8	17	40.50	7.500
74 Juan Sanchez, L ERA:	(5, 1)	0.1		1	0	0	0	0	0	0	0	0	0	0	1	1	0.00	0.000

PITCHER		IP	WLS	BF	H	R	ER	SO	BB	IBB	HBP	BLK	WP	HR	S	P	ERA	WHIP
74 Jorge Guzmán, R ERA:	(6, 1)	0.2		5	0	0	0	2	2	0	1	0	0	0	6	15	0.00	3.000
56 Mat Olsen, R ERA: 13.5	(6, 1)	1.1		8	2	2	2	2	1	0	1	0	0	1	10	15	13.50	2.250
97 Blake Rivera, R ERA:	(8, 1)	1.0		4	0	0	0	2	1	0	0	0	0	0	7	11	0.00	1.000

San Francisco Giants @ Milwaukee Brewers

American Family Fields of Phoenix, Phoenix, AZ

Sat Mar 04 2023, 2:10 PM - 4:54 PM CST

Att. 4,409 - Sunny - 63 F

livebaseballscorecards.com

AB	33
R	14
H	11
RBI	14
BB	10
SO	9
LOB	21

Seattle Mariners @ Milwaukee Brewers
American Family Fields of Phoenix, Phoenix, AZ

Sun Mar 05 2023, 2:10 PM - 4:26 PM CST
Att. 6,164 - Partly Cloudy - 67 F

TOP

livebaseballscorecards.com

Batter	1	2	3	4	5	6	7	8	9	AB	R	H	RBI	BB	SO	LOB
71 Mason McCoy, R (1, 6) OBP: 0.571, SLG: 0.615	P3		BBB 4-0 10 E 35 E BB		X 0-0 F9 1		SSS 0-3 K 1		X 0-0 L1 3	2	1	0	0	1	0	0
80 Axel Sanchez, R (5, 6) OBP: 0.333, SLG: 0.333										2	0	0	0	0	1	0
10 Jarred Kelenic, L (1, 8) OBP: 0.412, SLG: 1.118	CCS 0-3 K 2		1 SAFE 1 SAFE X 0-0 E7 35 E 1-3 1B		BBX 2-0 HR		X 0-0 46 G1-3 2B			3	2	2	1	0	1	0
85 Jonatan Clase, S (5, 8) OBP: 0.300, SLG: 0.400										1	0	1	0	0	0	0
35 Teoscar Hernández, R (1, 9) OBP: 0.467, SLG: 0.692	SSS 0-3 K 3		X 0-0 E7 2-H 3-H 1B		SSS 0-3 K 2		X 0-0 G1-3 2 2-3			3	0	1	2	0	2	0
46 Alberto Rodriguez, L (5, 9) OBP: 0.333, SLG: 0.375										1	0	0	0	0	0	1
8 AJ Pollock, R (1, 7) OBP: 0.308, SLG: 0.385		X 0-0 1B	X 0-0 P3 3		X 0-0 2 S 1B		SSS 0-3 K 3			3	0	2	0	0	0	1
73 Zach DeLoach, L (5, PR) (5, 7) OBP: 0.111, SLG: 0.111										1	0	0	0	0	1	1
2 Tom Murphy, R (1, 2) OBP: 0.286, SLG: 0.571		C 1 SAFE X 0-1 F9 1		X 0-0 12 SH1-3 21 HR 2B	1 SAFE B 1 SAFE 1 SAFE SSS B S 2-3 K 3 1-2			BBBB 4-0 72 G5-4-3 BB		3	1	1	0	0	1	2
80 Harry Ford, R (6, 2) OBP: 0.800, SLG: 1.000										0	0	0	0	1	0	0
12 Evan White, R (1, 3) OBP: 0.222, SLG: 0.500		1 SAFE X 0-0 F9 2		X 0-0 SH1-3 1 2-3		SSS 0-3 K 1		X 0-0 G5-4-3 1 2 1-2f		2	0	0	0	0	1	1
72 Jake Scheiner, R (6, 3) OBP: 0.167, SLG: 0.417										1	0	0	0	0	0	1
79 Colin Moran, L (1, 5) OBP: 0.231, SLG: 0.250		X 0-0 F7 3		X 0-0 G3 2		CCC 0-3 K 2		X 0-0 F8 3		3	0	0	0	0	1	2
31 Drew Ellis, R (6, 5)										1	0	0	0	0	0	0
21 Cooper Hummel, S (1, 10) OBP: 0.333, SLG: 0.818			X 0-0 G4-3 1	BX 1-0 3-H HR		BFX 1-1 HR			X 0-0 G6-3 1	2	1	1	2	0	0	0
64 Brian O'Keefe, R (6, PH) (6, 10) OBP: 0.375, SLG: 0.750										1	1	1	1	0	0	0
89 Gabriel Gonzalez, R (9, PH) (9, 10)										1	0	0	0	0	0	0
81 Leo Rivas, S (1, 4) OBP: 0.091, SLG: 0.182			X 0-0 F9 2	X 0-0 G4-3 3		X 0-0 F8 3			CCC 0-3 K 2	2	0	0	0	0	0	0
97 Kean Wong, L (5, 4) OBP: 0.200, SLG: 0.200										2	0	0	0	0	1	0

	AB	34
	R	6
	H	9
	RBI	6
	BB	2
	SO	9
	LOB	9

Inning Stats	1	2	3	4	5	6	7	8	9
	R: 0 H: 0 E: 0 LOB: 0 K: 2 BB: 0 S: 7 P: 7	R: 0 H: 1 E: 0 LOB: 1 K: 0 BB: 0 S: 5 P: 5	R: 2 H: 2 E: 2 LOB: 1 K: 0 BB: 1 S: 5 P: 9	R: 2 H: 2 E: 0 LOB: 0 K: 0 BB: 0 S: 5 P: 6	R: 1 H: 2 E: 0 LOB: 2 K: 2 BB: 0 S: 9 P: 13	R: 1 H: 1 E: 0 LOB: 0 K: 2 BB: 0 S: 9 P: 10	R: 0 H: 1 E: 0 LOB: 1 K: 2 BB: 0 S: 8 P: 8	R: 0 H: 0 E: 0 LOB: 0 K: 0 BB: 1 S: 2 P: 6	R: 0 H: 0 E: 0 LOB: 0 K: 1 BB: 0 S: 5 P: 5

	1B: 4	SF: 0	WP: 0	PA: 37
	2B: 2	SAC: 1	PB: 0	
	3B: 0	DP: 1	SB: 1	
	HR: 3	HBP: 0	CS: 0	

PITCHER		IP	WLS	BF	H	R	ER	SO	BB	IBB	HBP	BLK	WP	HR	S	P	ERA	WHIP
53 Brandon Woodruff, R ERA:	(1, 1)	2.0		7	1	0	0	2	0	0	0	0	0	0	12	12	0.00	0.500
52 Eric Lauer, L ERA: 13.5	(3, 1)	2.0	L	11	4	4	3	0	1	0	0	0	0	1	10	15	13.50	2.500
38 Devin Williams, R ERA: 4.5	(5, 1)	1.0		5	2	1	1	2	0	0	0	0	0	1	9	13	9.00	2.000
74 Gus Varland, R ERA: 6.0	(6, 1)	1.0		4	1	1	1	2	0	0	0	0	0	1	9	10	9.00	1.000
73 Abner Uribe, R ERA:	(7, 1)	1.0		4	1	0	0	2	0	0	0	0	0	0	8	8	0.00	1.000

PITCHER		IP	WLS	BF	H	R	ER	SO	BB	IBB	HBP	BLK	WP	HR	S	P	ERA	WHIP
77 Lucas Erceg, R ERA: 10.13	(8, 1)	1.0		3	0	0	0	0	1	0	0	0	0	0	2	6	0.00	1.000
87 Tyler Herb, R ERA:	(9, 1)	1.0		3	0	0	0	1	0	0	0	0	0	0	5	5	0.00	0.000

Seattle Mariners @ Milwaukee Brewers

American Family Fields of Phoenix, Phoenix, AZ

Sun Mar 05 2023, 2:10 PM - 4:26 PM CST

Att. 6,164 - Partly Cloudy - 67 F

livebaseballscorecards.com

BOTTOM

Batter	1	2	3	4	5	6	7	8	9	AB	R	H	RBI	BB	SO	LOB
22 Christian Yelich, L (1, 7) OBP: 0.625, SLG: 1.286 67 Blake Perkins, S (6, 7) OBP: 0.267, SLG: 0.333	B B B 4-0 2 G5-4-3 BB		X 0-0 2B			S S S 0-3 ① K		C C C 0-3 ③ K 1-2		1 0 1 0 1 0 0 2 0 0 0 0 2 1						
27 Willy Adames, R (1, 6) OBP: 0.222, SLG: 0.389 2 Brice Turang, L (5, 6) OBP: 0.286, SLG: 0.308	S S S 0-3 ① K		X 0-0 ③ G6-3			X 0-0 ② G3			X 0-0 86 G1-3 96 1B 2B	2 0 0 0 0 1 2 2 1 1 0 0 0 0						
2 Luis Urías, R (1, 4) OBP: 0.200, SLG: 0.429 78 Andruw Monasterio, R (7, 4) OBP: 0.444, SLG: 0.667	X 0-0 ② ③ G5-4-3 1-2f			C C C 0-3 ① K		X 0-0 ③ G6-3			X 0-0 ① L4	3 0 0 0 0 1 1 1 0 0 0 0 0 1						
7 Victor Caratini, S (1, 2) OBP: 0.545, SLG: 0.444 75 Brian Navarreto, R (6, 2) OBP: 0.125, SLG: 0.250 86 Jeferson Quero, R (9, PH) OBP: 0.333, SLG: 0.667		X 0-0 ① F8		X 0-0 1B			X 0-0 ① G1-3		X 0-0 ② G1-3 2-3	2 0 1 0 0 0 0 1 0 0 0 0 0 0 1 0 0 0 0 0 1						
18 Keston Hiura, R (1, 10) OBP: 0.333, SLG: 0.250 96 Wes Clarke, R (9, PH) OBP: 0.667, SLG: 1.667		X 0-0 2B		X 0-0 ② L8			C C C 0-3 ② K		X 0-0 3-H 1B	3 0 1 0 0 1 1 1 0 1 1 0 0 0						
10 Mike Brosseau, R (1, 3) OBP: 0.462, SLG: 0.889 28 Jon Singleton, L (7, 3) OBP: 0.500, SLG: 0.500	2 SAFE X 0-0 ② G1-3			S S S 0-3 ③ K			S S S 0-3 ③ K		S S S 0-3 ③ K	2 0 0 0 0 1 2 2 0 0 0 0 2 1						
13 Abraham Toro, S (1, 5) OBP: 0.294, SLG: 0.400 63 Eddy Alvarez, L (9, 5) OBP: 0.444, SLG: 0.167	X 0-0 ③ L6				X 0-0 ① G3			X 0-0 ① L1		3 0 0 0 0 0 1 0 0 0 0 0 0 0						
5 Garrett Mitchell, L (1, 8) OBP: 0.357, SLG: 0.857 29 Skye Bolt, S (6, 8) OBP: 0.286, SLG: 0.308			X 0-0 ① L9		S S S 0-3 ② K			X 0-0 67 S 1B		2 0 0 0 0 1 0 1 0 1 0 0 0 0						
88 Joey Wiemer, R (1, 9) OBP: 0.333, SLG: 0.182 3 Monte Harrison, R (7, 9) OBP: 0.231, SLG: 0.091			X 0-0 ② F8		S S S 0-3 ③ K			C C C 0-3 ② K		2 0 0 0 0 1 0 1 0 0 0 0 1 1						
Inning Stats	R: 0 E: 0 K: 1 S: 4 H: 0 LOB: 0 BB: 1 P: 8	R: 0 E: 0 K: 0 S: 4 H: 1 LOB: 1 BB: 0 P: 4	R: 0 E: 0 K: 0 S: 4 H: 1 LOB: 1 BB: 0 P: 4	R: 0 E: 0 K: 2 S: 8 H: 1 LOB: 1 BB: 0 P: 8	R: 0 E: 0 K: 2 S: 7 H: 0 LOB: 0 BB: 0 P: 7	R: 0 E: 0 K: 1 S: 5 H: 0 LOB: 0 BB: 0 P: 5	R: 0 E: 0 K: 2 S: 7 H: 0 LOB: 0 BB: 0 P: 7	R: 0 E: 0 K: 2 S: 8 H: 1 LOB: 1 BB: 0 P: 8	R: 1 E: 0 K: 1 S: 7 H: 2 LOB: 1 BB: 0 P: 7	1B: 3 2B: 3 3B: 0 HR: 0 SF: 0 SAC: 0 DP: 1 HBP: 0						

	AB	32
	R	1
	H	6
	RBI	1
	BB	1
	SO	11
	LOB	12

WP: 0 PB: 0 SB: 1 CS: 0 PA: 33

PITCHER

PITCHER		IP	WLS	BF	H	R	ER	SO	BB	IBB	HBP	BLK	WP	HR	S	P	ERA	WHIP
77 Chris Flexen, R ERA:	(1, 1)	3.0	W	11	2	0	0	1	1	0	0	0	0	0	12	16	0.00	1.000
37 Paul Sewald, R ERA:	(4, 1)	1.0		4	1	0	0	2	0	0	0	0	0	0	8	8	0.00	1.000
63 Diego Castillo, R ERA: 3.0	(5, 1)	1.0		3	0	0	0	2	0	0	0	0	0	0	7	7	0.00	0.000
54 Chris Clarke, R ERA: 3.0	(6, 1)	1.0		3	0	0	0	1	0	0	0	0	0	0	5	5	0.00	0.000
70 Brennan Bernardino, L ERA: 3.0	(7, 1)	2.0		7	1	0	0	4	0	0	0	0	0	0	15	15	0.00	0.500

PITCHER		IP	WLS	BF	H	R	ER	SO	BB	IBB	HBP	BLK	WP	HR	S	P	ERA	WHIP
52 Nick Margevicius, L ERA: 15.43	(9, 1)	1.0		5	2	1	1	1	0	0	0	0	0	0	7	7	9.00	2.000

Batter	1	2	3	4	5	6	7	8	9	AB	R	H	RBI	BB	SO	LOB
22 Christian Yelich, L (1, 7) OBP: 0.545, SLG: 1.000 29 Skye Bolt, S (6, 7) OBP: 0.333, SLG: 0.308 (7, 8)	B B B B 4-0 33 G6-4-3 BB	2 SAFE S S S 0-3 ② K	X 0-0 ① F7	B B B B 4-0 67 BB 97 1B BB						2 0 0 0 1 1 2 0 0 0 0 1 0 0						
33 Jesse Winker, L (1, 10) 67 Blake Perkins, S (8, PH) OBP: 0.313, SLG: 0.333 (8, 10)	X 0-0 ① ② G6-4-3 1-2f	X 0-0 ③ FC4-6 1-2f	X 0-0 ② G1-3	1 SAFE B B B B 4-0 97 1B 1-2 BB						3 0 0 0 0 0 3 0 0 0 0 1 0 0						
24 William Contreras, R (1, 2) OBP: 0.158, SLG: 0.158 97 Tyler Black, L (8, PH) OBP: 0.667, SLG: 1.000 50 Payton Henry, R (8, 2) OBP: 0.286, SLG: 0.200	F F S 0-3 ③ K	C F S 0-3 ① K	X 0-0 ③ G6-3	B 2 SAFE X 1-0 ③ 1-2 2-H 1B						3 0 0 0 0 2 0 1 0 1 0 0 0 0 0 0 0 0 0 0 0						
45 Luke Voit, R (1, 3) OBP: 0.400, SLG: 0.467 18 Keston Hiura, R (7, 3) OBP: 0.313, SLG: 0.231		X 0-0 ① F8	X 0-0 ② L6	S S S 0-3 ① K				X 0-0 ① G6-3		3 0 0 0 0 1 0 1 0 0 0 0 0 0						
25 Tyler Naquin, L (1, 9) OBP: 0.250, SLG: 0.400 88 Joey Wiemer, R (7, 9) OBP: 0.375, SLG: 0.500		X 0-0 ② L7	S S T 0-2 ③ K	H 1-0 16 BB HBP				X 0-0 ① HR		2 0 0 0 0 1 0 1 1 1 1 0 0 0						
9 Brian Anderson, R (1, 5) OBP: 0.615, SLG: 1.100 16 Josh VanMeter, L (6, 5) OBP: 0.417, SLG: 0.500		C C C 0-3 ③ K	C C C 0-3 ① K	B B B B 4-0 5 G4-6-3 1-2 BB				X 0-0 ② P4		2 0 0 0 0 2 0 1 0 0 0 1 0 0						
5 Garrett Mitchell, L (1, 8) OBP: 0.353, SLG: 0.941 54 Hedbert Perez, L (7, 7) OBP: 0.571, SLG: 1.167		X 0-0 ① G4-3	B X 1-0 HR	X 0-0 ② ③ G4-6-3 1-2f				X 0-0 1B		3 1 1 1 0 0 2 1 0 1 0 0 0 0						
6 Owen Miller, R (1, 4) OBP: 0.438, SLG: 0.625 63 Eddy Alvarez, L (7, 4) OBP: 0.364, SLG: 0.125		X 0-0 2 1B 1B	X 0-0 ② G6-3	C C C 0-3 ① K				S S S 0-3 ③ K		2 0 1 0 0 0 0 2 0 0 0 0 2 1						
2 Brice Turang, L (1, 6) OBP: 0.294, SLG: 0.313 94 Cam Devanney, R (8, 6) OBP: 0.500, SLG: 1.333		X 0-0 33 FC4-6 1-2 1B	S S S 0-3 ③ K	X 0-0 ② F8						3 0 1 0 0 1 0 0 0 0 0 0 0 0						
Inning Stats	R: 0 H: 0 E: 0 LOB: 0 K: 1 BB: 1 S: 4 P: 8	R: 0 H: 0 E: 0 LOB: 0 K: 1 BB: 0 S: 5 P: 5	R: 0 H: 2 E: 0 LOB: 2 K: 1 BB: 0 S: 7 P: 7	R: 0 H: 0 E: 0 LOB: 0 K: 2 BB: 0 S: 7 P: 7	R: 1 H: 1 E: 0 LOB: 0 K: 2 BB: 0 S: 8 P: 9	R: 0 H: 0 E: 0 LOB: 0 K: 0 BB: 0 S: 3 P: 3	R: 0 H: 0 E: 0 LOB: 1 K: 1 BB: 1 S: 4 P: 9	R: 0 H: 1 E: 0 LOB: 2 K: 1 BB: 2 S: 5 P: 14	R: 1 H: 2 E: 0 LOB: 1 K: 1 BB: 0 S: 7 P: 7	1B: 4 SF: 0 2B: 0 SAC: 0 3B: 0 DP: 2 HR: 2 HBP: 1						

PITCHER		IP	WLS	BF	H	R	ER	SO	BB	IBB	HBP	BLK	WP	HR	S	P	ERA	WHIP
33 Lance Lynn, R ERA: 4.5	(1, 1)	4.0	W	14	2	0	0	5	1	0	0	0	0	0	23	27	0.00	0.750
40 Reynaldo López, R ERA: 3.0	(5, 1)	1.0		4	1	1	1	2	0	0	0	0	0	1	8	9	9.00	1.000
65 Davis Martin, R ERA: 3.86	(6, 1)	2.2		11	0	0	0	2	3	0	1	0	0	0	11	24	0.00	1.125
64 Nate Fisher, L ERA: 5.4	(8, 1)	1.1	S	6	3	1	1	1	0	0	0	0	0	1	8	9	6.75	2.250

PITCHER	IP	WLS	BF	H	R	ER	SO	BB	IBB	HBP	BLK	WP	HR	S	P	ERA	WHIP

TOP

Milwaukee Brewers @ Chicago White Sox

Camelback Ranch, Glendale, AZ

Tue Mar 07 2023, 3:09 PM - 5:27 PM EST

Att. 4,192 - Cloudy - 71 F

livebaseballscorecards.com

AB	30
R	2
H	6
RBI	2
BB	4
SO	10
LOB	8

1B: 4	SF: 0	WP: 0	PA: 35
2B: 0	SAC: 0	PB: 0	
3B: 0	DP: 2	SB: 0	
HR: 2	HBP: 1	CS: 0	

Batter	1	2	3	4	5	6	7	8	9	AB	R	H	RBI	BB	SO	LOB
1 Elvis Andrus, R (1, 4) OBP: 0.615, SLG: 1.182 12 Romy Gonzalez, R (5, 4) OBP: 0.222, SLG: 0.067 (8, 6)	0-0 22 BB 25 1B 1B	1 SAFE B X 1-0 ③ F8 1-2		0-0 22 E 2-H 2B		0-0 ② F9		B X 1-0 ③ G4-3 1-2		3 2 2 1 0 0 1 2 0 0 0 0 0 1						
22 Oscar Colás, L (1, 9) OBP: 0.455, SLG: 0.476 0 Billy Hamilton, S (7, 9) OBP: 0.200, SLG: 0.222 (8, 8)	1 SAFE B B B B 4-0 25 1B 24 G6-3 1-2 BB		0-0 25 E 24 SF8 25 1B 1B	0-0 E1 2-H 1B		0-0 ③ G4-3				3 2 2 0 1 0 0 0 0 0 0 0 0 0						
25 Andrew Vaughn, R (1, 10) OBP: 0.429, SLG: 0.526	0-0 32 F9 24 G6-3 1-3 2-H 1B		1 SAFE 1 SAFE X 0-0 E1 24 SF8 1-3 1B	S S S 0-3 ③ K			0-0 ① G6-3			4 0 2 1 0 1 1						
24 Yasmani Grandal, S (1, 2) OBP: 0.467, SLG: 0.750 30 Jake Burger, R (6, 5) OBP: 0.227, SLG: 0.500	0-0 ① G6-3 1-2 3-H		0-0 ① SF8 2-3 3-H		0-0 ① F7		C C C 0-3 ② K			2 0 0 2 0 0 1 1 0 0 0 0 1 0						
32 Gavin Sheets, L (1, 3) OBP: 0.235, SLG: 0.412 44 Seby Zavala, R (6, 2) OBP: 0.538, SLG: 0.667	0-0 ② F9 2-3		0-0 ② F8		S S S 0-3 ② K		0-0 1B			3 0 0 0 0 1 2 1 0 1 0 0 0 0						
26 Hanser Alberto, R (1, 5) OBP: 0.500, SLG: 0.765 81 Zach Remillard, R (5, PR) OBP: 0.357, SLG: 0.455 (6, 3)	0-0 ③ L6		0-0 ③ L6		0-0 41 1B 1B		B 1 SAFE S S S 1-3 ③ K			3 0 1 0 0 0 2 1 0 0 0 0 1 1						
41 Jake Marisnick, R (1, 8) OBP: 0.231, SLG: 0.250 22 Victor Reyes, S (8, 9) OBP: 0.357, SLG: 0.364		0-0 51 CS 1B		0-0 ① F7	0-0 1-3 1B			S S S 0-3 ① K2-3		3 0 2 0 0 0 0 1 0 0 0 0 1 0						
51 Adam Haseley, L (1, 7) OBP: 0.455, SLG: 0.600 83 Moisés Castillo, R (8, 4) OBP: 0.250, SLG: 0.250		1 SAFE S X 0-1 ①② G4-3 1-2		0-0 1 2B 2B	0-0 ③ F9			C C C 0-3 ② K		3 1 1 0 0 0 3 1 0 0 0 0 1 0						
15 Erik González, R (1, 6) OBP: 0.417, SLG: 0.500 99 Terrell Tatum, L (8, 7)		0-0 1 S 1B		S S S 0-3 ② K		0-0 ① G4-3		B B B B 4-0 12 S BB		3 0 1 0 0 1 1 0 0 0 0 1 0 0						
Inning Stats	R: 2 E: 0 K: 0 S: 5 H: 2 LOB: 1 BB: 1 P: 9	R: 0 E: 0 K: 0 S: 5 H: 2 LOB: 1 BB: 0 P: 6	R: 1 E: 1 K: 0 S: 5 H: 2 LOB: 1 BB: 0 P: 5	R: 2 E: 1 K: 2 S: 10 H: 3 LOB: 1 BB: 0 P: 10	R: 0 E: 0 K: 1 S: 7 H: 2 LOB: 2 BB: 0 P: 7	R: 0 E: 0 K: 0 S: 3 H: 0 LOB: 0 BB: 0 P: 3	R: 0 E: 0 K: 2 S: 8 H: 1 LOB: 1 BB: 0 P: 9	R: 0 E: 0 K: 2 S: 7 H: 0 LOB: 1 BB: 1 P: 12		1B: 10 2B: 2 3B: 0 HR: 0 SF: 1 SAC: 0 DP: 0 HBP: 0						

PITCHER		IP	WLS	BF	H	R	ER	SO	BB	IBB	HBP	BLK	WP	HR	S	P	ERA	WHIP
39 Corbin Burnes, R ERA: 6.75	(1, 1)	3.0	L	15	6	3	2	0	1	0	0	0	0	0	15	20	6.00	2.333
32 Peter Strzelecki, R ERA: 9.0	(4, 1)	1.0		6	3	2	1	2	0	0	0	0	0	0	10	10	9.00	3.000
55 Hoby Milner, L ERA: 9.0	(5, 1)	1.0		5	2	0	0	1	0	0	0	0	0	0	7	7	0.00	2.000
54 Jake Cousins, R ERA: 10.13	(6, 1)	1.0		3	0	0	0	0	0	0	0	0	0	0	3	3	0.00	0.000
59 Elvis Peguero, R ERA: 4.5	(7, 1)	1.0		4	1	0	0	2	0	0	0	0	0	0	8	9	0.00	1.000

PITCHER		IP	WLS	BF	H	R	ER	SO	BB	IBB	HBP	BLK	WP	HR	S	P	ERA	WHIP
76 Cam Robinson, R ERA:	(8, 1)	1.0		4	0	0	0	2	1	0	0	0	0	0	7	12	0.00	1.000

BOTTOM

Milwaukee Brewers @ Chicago White Sox

Camelback Ranch, Glendale, AZ

Tue Mar 07 2023, 3:09 PM - 5:27 PM EST

Att. 4,192 - Cloudy - 71 F

livebaseballscorecards.com

AB	34
R	5
H	12
RBI	4
BB	2
SO	7
LOB	13

WP: 0 PB: 0 SB: 2 CS: 1 PA: 37

Batter	1	2	3	4	5	6	7	8	9	AB	R	H	RBI	BB	SO	LOB
1 Harry Ford, R (1, 2) OBP: 0.250, SLG: 0.250	L4		18 FC1-6 43 1B 1B	G6-3			K		L5	4	0	1	0	0	1	1
20 Ural Forbes, R (8, 2)										1	0	0	0	0	0	0
43 Trayce Thompson, R (1, 8) OBP: 0.333, SLG: 0.333	F9		18 FC1-6 1-2 1B		K		L7		2B	3	0	1	0	0	1	0
3 Jaden Rudd, L (5, 9) OBP: 0.500, SLG: 1.000										2	0	1	0	0	0	0
4 BJ Murray Jr., S (1, 3) OBP: 0.400, SLG: 0.500	BB		K		K		2B		K	4	0	1	0	1	3	3
(6, 5)																
18 Matt Koperniak, L (1, 10)	G3		FC1-6 1-2f 2-3		L6		P4			4	0	0	0	0	0	4
5 Nick Ward, L (1, 6) OBP: 0.500, SLG: 0.750		24 1B 2 FC6-4 1B	K			F7		15 G3 2B		4	1	2	0	0	1	2
24 Darnell Sweeney, S (1, 5) OBP: 0.667, SLG: 0.667		2 FC6-4 1-3 1B		K		8 S 9 1B 1B		G3 2-3		3	0	2	0	0	1	0
15 Alex Crosby, L (6, 3)										1	0	0	0	0	0	1
2 Justin Wylie, R (1, 4)		FC6-4 1-2f 3-H		P3		F7		K		4	0	0	1	0	1	3
8 D'Shawn Knowles, S (1, 7)		K		E4 9 2B		9 1B 1-2 HBP		G3		3	1	0	0	0	1	2
9 Anfernee Seymour, S (1, 9) OBP: 0.500, SLG: 0.750		G5-3		1-H 2B		1-2 2-H 1B			F7	4	0	2	1	0	0	1
(5, 8)																

TOP

Great Britain @ Milwaukee Brewers
American Family Fields of Phoenix, Phoenix, AZ

Wed Mar 08 2023, 2:12 PM - 5:01 PM CST
Att. 2,887 - Partly Cloudy - 72 F

livebaseballscorecards.com

AB	37
R	2
H	10
RBI	2
BB	1
SO	9
LOB	17



Inning Stats	1	2	3	4	5	6	7	8	9
R	0	1	0	1	0	0	0	0	0
E	0	0	0	1	0	0	0	0	0
K	0	1	2	1	2	0	1	1	1
S	3	7	9	7	7	4	6	6	6
H	0	2	2	1	0	2	1	1	1
LOB	1	1	2	1	0	2	1	1	1
BB	1	0	0	0	0	0	0	0	0
P	7	7	9	7	7	6	6	6	6

1B	6	SF	0	WP	0	PA	39
2B	4	SAC	0	PB	0		
3B	0	DP	0	SB	1		
HR	0	HBP	1	CS	0		

PITCHER		IP	WLS	BF	H	R	ER	SO	BB	IBB	HBP	BLK	WP	HR	S	P	ERA	WHIP
37 Adrian Houser, R ERA: 3.0	(1, 1)	3.0	W	14	4	1	1	3	1	0	0	0	0	0	19	23	3.00	1.667
46 Bryse Wilson, R ERA:	(4, 1)	2.2	H	11	2	1	0	3	0	0	0	0	0	0	17	17	0.00	0.750
58 Alex Claudio, L ERA:	(6, 1)	0.1	H	2	1	0	0	0	0	0	1	0	0	0	1	3	0.00	3.000
21 Matt Bush, R ERA:	(7, 1)	1.0		4	1	0	0	1	0	0	0	0	0	0	6	6	0.00	1.000
74 Gus Varland, R ERA:	(8, 1)	1.0		4	1	0	0	1	0	0	0	0	0	0	6	6	0.00	1.000

PITCHER		IP	WLS	BF	H	R	ER	SO	BB	IBB	HBP	BLK	WP	HR	S	P	ERA	WHIP
68 Tyson Miller, R ERA:	(9, 1)	1.0		4	1	0	0	1	0	0	0	0	0	0	6	6	0.00	1.000

BOTTOM

Great Britain @ Milwaukee Brewers

American Family Fields of Phoenix, Phoenix, AZ

Wed Mar 08 2023, 2:12 PM - 5:01 PM CST

Att. 2,887 - Partly Cloudy - 72 F

livebaseballscorecards.com

Batter	1	2	3	4	5	6	7	8	9	AB	R	H	RBI	BB	SO	LOB
2 Brice Turang, L (1, 6) OBP: 0.667, SLG: 0.667 91 Eric Brown Jr., R (6, 6)	6 2B 1B	6 S 1B 2-H 3-H		G6-3		G3 2-3		P6		3 2	1 0	2 0	2 0	0 0	0 0	0 2
6 Owen Miller, R (1, 8) OBP: 0.333, SLG: 0.667 91 Hendry Mendez, L (6, PH) OBP: 0.500, SLG: 2.000 (7, 7)	16 1B 2B 1-H	G6-3 1-2			F8 SBBTTBX	3-2 3-H HR		G4-6-3 1-2f		3 2	1 1	1 1	1 2	0 0	0 0	1 1
10 Mike Brosseau, R (1, 5) 97 Tyler Black, L (5, PR) (6, 5)	G5-3	L4			18 CS BB BBBB	P5				2 1	0 0	0 0	0 0	1 0	0 0	2 0
18 Keston Hiura, R (1, 3) OBP: 0.333, SLG: 0.667 96 Wes Clarke, R (6, 3)	K	2B		E6 14 BB 16 1B 63 BB 1-2		K				3 1	1 0	1 0	0 0	0 0	1 1	2 0
16 Josh VanMeter, L (1, 10) OBP: 0.667, SLG: 0.667 83 Matthew Wood, L (7, PH) OBP: 1.000, SLG: 4.000 (8, 10)	14 S 1B 2-H	K			63 BB 14 BB 1B 1-2		HR			3 1	0 1	2 1	1 1	0 0	1 0	1 0
14 Alex Jackson, R (1, 2) 86 Jeferson Quero, R (7, 2)	F8 1-2	K			63 BB BB 1-2 2-3	P3				2 1	0 0	0 0	0 0	1 0	1 0	2 0
63 Eddy Alvarez, L (1, 4) 84 Robert Moore, S (5, PR) (6, 4)	K	F8			1-2 2-3 3-H BB	L9				2 1	0 0	0 0	1 0	1 0	1 0	1 0
88 Joey Wiemer, R (1, 9) OBP: 0.667, SLG: 0.500 80 Reece Walling, L (6, 9)	94 2B 2 1B BB			94 G5-4-3 1B	K	K				2 1	1 0	1 0	0 0	1 0	1 1	3 0
94 Jackson Chourio, R (1, 7) OBP: 0.750, SLG: 1.333 (7, 8) 54 Hedbert Perez, L (9, 8)	2 1B 2B 1-3	G5-4-3 1-2f				91 G3 91 HR 2B		91 G4-6-3 BB		3 0	2 0	2 0	0 0	1 0	0 0	1 0
Inning Stats	R: 2 E: 0 K: 1 S: 8 H: 3 LOB: 1 BB: 0 P: 9	R: 2 E: 0 K: 1 S: 7 H: 2 LOB: 1 BB: 1 P: 12	R: 0 E: 0 K: 2 S: 8 H: 1 LOB: 1 BB: 0 P: 8	R: 0 E: 0 K: 0 S: 3 H: 1 LOB: 0 BB: 0 P: 3	R: 1 E: 1 K: 1 S: 6 H: 1 LOB: 3 BB: 3 P: 19	R: 2 E: 0 K: 1 S: 10 H: 2 LOB: 0 BB: 0 P: 13	R: 1 E: 0 K: 1 S: 7 H: 1 LOB: 0 BB: 0 P: 7	R: 0 E: 0 K: 0 S: 2 H: 0 LOB: 0 BB: 1 P: 6		1B: 5 2B: 4 3B: 0 HR: 2	SF: 0 SAC: 0 DP: 2 HBP: 0			WP: 0 PB: 0 SB: 2 CS: 1	PA: 38		

	AB	33
	R	8
	H	11
	RBI	8
	BB	5
	SO	7
	LOB	16

PITCHER		IP	WLS	BF	H	R	ER	SO	BB	IBB	HBP	BLK	WP	HR	S	P	ERA	WHIP
44 Joseph King, R ERA: 18.0	(1, 1)	1.0	L	6	3	2	2	1	0	0	0	0	0	0	8	9	18.00	3.000
67 Jake Esch, R ERA: 13.5	(2, 1)	1.1		8	3	2	2	2	1	0	0	0	0	0	11	16	13.50	3.000
14 Daniel Cooper, R ERA:	(3, 1)	1.2		5	1	0	0	1	0	0	0	0	0	0	7	7	0.00	0.600
32 Alex Webb, R ERA:	(5, 1)	0.2		6	1	1	0	0	3	0	0	0	0	0	3	16	0.00	6.000
22 Michael Petersen, R ERA: 13.5	(5, 1)	1.1		6	2	2	2	2	0	0	0	0	0	1	13	16	13.50	1.500

PITCHER		IP	WLS	BF	H	R	ER	SO	BB	IBB	HBP	BLK	WP	HR	S	P	ERA	WHIP
35 Ryan Long, R ERA: 9.0	(7, 1)	1.0		4	1	1	1	1	0	0	0	0	0	1	7	7	9.00	1.000
Jack Seppings, R ERA:	(8, 1)	1.0		3	0	0	0	0	1	0	0	0	0	0	2	6	0.00	1.000

Batter	1	2	3	4	5	6	7	8	9	AB	R	H	RBI	BB	SO	LOB
22 Christian Yelich, L (1, 7) OBP: 0.571, SLG: 1.167	HR		1B		E4		K		G4-3	3	2	2	1	0	0	0
29 Skye Bolt, S (5, 7) OBP: 0.294, SLG: 0.267										2	0	0	0	0	1	0
33 Jesse Winker, L (1, 10)	G4-3		G3-1		G3-6-3		K			4	0	0	0	0	1	3
45 Luke Voit, R (1, 3) OBP: 0.333, SLG: 0.389	K		FC5-2-5		G3			75 PB 1B		3	0	0	0	0	1	3
28 Jon Singleton, L (6, 3) OBP: 0.533, SLG: 0.538										1	0	1	0	0	0	0
7 Victor Caratini, S (1, 2) OBP: 0.500, SLG: 0.417	K		G3		1B			F8		3	0	1	1	0	1	2
75 Brian Navarreto, R (7, 2) OBP: 0.111, SLG: 0.222										1	0	0	0	0	0	1
9 Brian Anderson, R (1, 5) OBP: 0.625, SLG: 1.000		5 FC3-6 1B		25 FC6-4 BB	K			K		2	0	1	0	1	1	1
3 Monte Harrison, R (6, 9) OBP: 0.214, SLG: 0.083										1	0	0	0	0	1	1
25 Tyler Naquin, L (1, 9) OBP: 0.200, SLG: 0.308		K		FC6-4 67 1B		F8			BB	3	0	0	0	0	1	2
82 Isaac Collins, S (6, 4)										0	0	0	0	1	0	0
5 Garrett Mitchell, L (1, 8) OBP: 0.333, SLG: 0.889		FC3-6				L7		K		1	0	0	0	0	0	1
67 Blake Perkins, S (3, 8) OBP: 0.316, SLG: 0.333				1B						3	0	1	0	0	1	2
78 Andruw Monasterio, R (1, 4) OBP: 0.333, SLG: 0.444		K		K		G4-3			94 G5-4-3 BB	3	0	0	0	0	2	3
80 Ethan Murray, R (6, 5)										0	0	0	0	1	0	0
63 Eddy Alvarez, L (1, 6) OBP: 0.357, SLG: 0.182			33 G3-1 22 1B 45 1B	K			K		G5-4-3	3	0	1	0	0	2	2
94 Cam Devanney, R (7, 6) OBP: 0.400, SLG: 1.000										1	0	0	0	0	0	1

TOP

Milwaukee Brewers @ San Francisco Giants

Scottsdale Stadium, Scottsdale, AZ

Thu Mar 09 2023, 3:05 PM - 5:29 PM EST

Att. 8,623 - Overcast - 69 F

livebaseballscorecards.com

AB	34
R	2
H	7
RBI	2
BB	3
SO	12
LOB	22

Inning Stats	1	2	3	4	5	6	7	8	9	1B: 6	SF: 0	WP: 0	PA: 37
	R: 1 E: 0 K: 2 S: 8 H: 1 LOB: 0 BB: 0 P: 8	R: 0 E: 0 K: 2 S: 8 H: 1 LOB: 1 BB: 0 P: 8	R: 0 E: 0 K: 0 S: 5 H: 2 LOB: 2 BB: 0 P: 5	R: 0 E: 0 K: 2 S: 8 H: 1 LOB: 2 BB: 1 P: 12	R: 1 E: 1 K: 1 S: 7 H: 1 LOB: 1 BB: 0 P: 7	R: 0 E: 0 K: 0 S: 3 H: 0 LOB: 0 BB: 0 P: 3	R: 0 E: 0 K: 3 S: 9 H: 0 LOB: 0 BB: 0 P: 9	R: 0 E: 0 K: 2 S: 8 H: 1 LOB: 2 BB: 1 P: 13	R: 0 E: 0 K: 0 S: 2 H: 0 LOB: 0 BB: 1 P: 6	2B: 0 3B: 0 HR: 1	SAC: 0 DP: 1 HBP: 0	PB: 1 SB: 0 CS: 0	

PITCHER	IP	WLS	BF	H	R	ER	SO	BB	IBB	HBP	BLK	WP	HR	S	P	ERA	WHIP
64 Sean Hjelle, R (1, 1) ERA: 2.25	3.0		13	4	1	1	4	0	0	0	0	0	1	21	21	3.00	1.333
33 Taylor Rogers, L (4, 1) ERA: 2.25	1.0	H	5	1	0	0	2	1	0	0	0	0	0	8	12	0.00	2.000
67 Keaton Winn, R (5, 1) ERA: 1.8	2.0	W	8	1	1	0	1	0	0	0	0	0	0	10	10	0.00	0.500
29 Ronald Guzmán, L (7, 1) ERA: 9.0	1.0	H	3	0	0	0	3	0	0	0	0	0	0	9	9	0.00	0.000
74 Jorge Guzmán, R (8, 1) ERA:	1.0	H	5	1	0	0	2	1	0	0	0	0	0	8	13	0.00	2.000

PITCHER	IP	WLS	BF	H	R	ER	SO	BB	IBB	HBP	BLK	WP	HR	S	P	ERA	WHIP
94 R.J. Dabovich, R (9, 1) ERA: 6.0	1.0	S	3	0	0	0	0	1	0	0	0	0	0	2	6	0.00	1.000

Batter	1	2	3	4	5	6	7	8	9	AB	R	H	RBI	BB	SO	LOB
8 Michael Conforto, L (1, 9) OBP: 0.368, SLG: 0.875 75 Victor Bericoto, R (7, 9) OBP: 0.500, SLG: 1.000	B X 1-0 HR		X 0-0 ① SF9 3-H			C C S 0-3 ② K	C C S 0-3 ③ K2-3			2 1 1 2 0 1 0 1 0 0 0 0 1 1						
7 J.D. Davis, R (1, 3) OBP: 0.333, SLG: 0.286 82 Carter Aldrete, R (6, PR) OBP: 0.273, SLG: 0.200 (7, 3)	S S S 0-3 ① K		X 0-0 ② ③ G6-4-3 1-2f			X 0-0 10 1B 6 2B 1B		X 0-0 ① G5-3		3 0 1 0 0 1 1 1 1 0 0 0 0 0						
10 Isan Díaz, L (1, 6) OBP: 0.412, SLG: 0.600 92 Will Wilson, R (7, 6) OBP: 0.429, SLG: 0.273	F C S 0-3 ② K			X 0-0 ① F7		X 0-0 1-2 6 2B 1B		F S S 0-3 ② K		3 1 1 0 0 1 0 1 0 0 0 0 1 0						
6 Stephen Piscotty, R (1, 7) OBP: 0.450, SLG: 0.556 12 Heliot Ramos, R (7, 7) OBP: 0.222, SLG: 0.250	S S S 0-3 ③ K			F F S 0-3 ② K		X 0-0 1-H 2-H 2B		B B B B 4-0 78 S BB		3 0 1 2 0 2 0 0 0 0 0 1 0 0						
49 Ford Proctor, L (1, 4) OBP: 0.188, SLG: 0.250 78 Jimmy Glowenke, R (7, 4)		X 0-0 ① G4-3		C F S 0-3 ③ K		S S C 0-3 ③ K		B H 2-0 1-2 HBP		3 0 0 0 0 2 2 0 0 0 0 0 0 0						
1 Roberto Pérez, R (1, 10) OBP: 0.273, SLG: 0.500 90 Jairo Pomares, L (8, PH) (9, 10)	C S S 0-3 ② K				C F S 0-3 ① K		X 0-0 HR	S F S 0-3 ③ K		3 1 1 1 0 2 0 1 0 0 0 0 1 2						
97 Casey Schmitt, R (1, 5) OBP: 0.389, SLG: 0.722 87 Shane Matheny, L (8, 5) OBP: 0.500, SLG: 1.000		X 0-0 ③ L8			F S S 0-3 ② K		C F S 0-3 ① K			3 0 0 0 0 2 0 0 0 0 0 0 0 0						
58 Bryce Johnson, S (1, 8) OBP: 0.357, SLG: 0.417 85 Ismael Munguia, L (7, 8) OBP: 0.400, SLG: 1.000			X 0-0 14 S 8 SF9 1B		F C S 0-3 ③ K		X 0-0 ② F7			2 1 1 0 0 1 0 1 0 0 0 0 0 0						
14 Austin Wynns, R (1, 2) OBP: 0.167, SLG: 0.364 93 Patrick Bailey, S (7, 2) OBP: 0.300, SLG: 0.300			B B B B 4-0 7 G6-4-3 1-3 BB			X 0-0 ① G6-3	X 0-0 1B			1 0 0 0 1 0 0 1 0 1 0 0 0 0						
Inning Stats	R: 1 E: 0 K: 3 S: 10 H: 1 LOB: 0 BB: 0 P: 11	R: 0 E: 0 K: 1 S: 5 H: 0 LOB: 0 BB: 0 P: 5	R: 1 E: 0 K: 0 S: 3 H: 1 LOB: 0 BB: 1 P: 7	R: 0 E: 0 K: 2 S: 7 H: 0 LOB: 0 BB: 0 P: 7	R: 0 E: 0 K: 3 S: 9 H: 0 LOB: 0 BB: 0 P: 9	R: 2 E: 0 K: 2 S: 10 H: 3 LOB: 2 BB: 0 P: 10	R: 1 E: 0 K: 2 S: 9 H: 2 LOB: 1 BB: 0 P: 9	R: 0 E: 0 K: 2 S: 7 H: 0 LOB: 2 BB: 1 P: 13		1B: 4 2B: 1 3B: 0 HR: 2	SF: 1 SAC: 0 DP: 1 HBP: 1		WP: 0 PB: 0 SB: 3 CS: 0	PA: 33		

PITCHER		IP	WLS	BF	H	R	ER	SO	BB	IBB	HBP	BLK	WP	HR	S	P	ERA	WHIP
51 Freddy Peralta, R ERA: 4.15	(1, 1)	2.1		10	2	2	2	4	1	0	0	0	0	1	17	22	7.71	1.286
36 J.C. Mejía, R ERA:	(3, 1)	0.2		1	0	0	0	0	0	0	0	0	0	0	1	1	0.00	0.000
20 Wade Miley, L ERA:	(4, 1)	2.0		6	0	0	0	5	0	0	0	0	0	0	16	16	0.00	0.000
43 Ethan Small, L ERA: 7.2	(6, 1)	1.0	L	6	3	2	2	2	0	0	0	0	0	0	10	10	18.00	3.000
48 Colin Rea, R ERA: 6.23	(7, 1)	1.1		6	2	1	1	2	0	0	0	0	0	1	10	10	6.75	1.500

PITCHER		IP	WLS	BF	H	R	ER	SO	BB	IBB	HBP	BLK	WP	HR	S	P	ERA	WHIP
89 Justin Yeager, R ERA: 6.75	(8, 1)	0.2		4	0	0	0	2	1	0	1	0	0	0	6	12	0.00	1.500

BOTTOM

Milwaukee Brewers @ San Francisco Giants

Scottsdale Stadium, Scottsdale, AZ

Thu Mar 09 2023, 3:05 PM - 5:29 PM EST

Att. 8,623 - Overcast - 69 F

livebaseballscorecards.com

AB	29
R	5
H	7
RBI	5
BB	2
SO	15
LOB	6

Cleveland Guardians @ Milwaukee Brewers

American Family Fields of Phoenix, Phoenix, AZ

Fri Mar 10 2023, 2:11 PM - 5:01 PM CST

Att. 6,210 - Cloudy - 73 F

livebaseballscorecards.com

TOP

Batter	1	2	3	4	5	6	7	8	9	AB	R	H	RBI	BB	SO	LOB
38 Steven Kwan, L (1, 10) OBP: 0.278, SLG: 0.235 75 José Tena, L (8, PH) OBP: 0.353, SLG: 0.267 (8, 10)	G3		K		BB			BB		2 0	0 0	0 0	0 0	1 1	1 0	0 0
2 Tyler Freeman, R (1, 4) OBP: 0.286, SLG: 0.176 74 Juan Brito, S (5, 4) OBP: 0.550, SLG: 0.273	E5 63 S 63 1B		G1-3		K			G4-3 1-2		3 1	1 0	0 0	0 0	0 0	1 0	2 1
63 Will Brennan, L (1, 7) OBP: 0.348, SLG: 0.500 41 Korey Holland, R (6, 7)	1-H 39 S 1B			39 G4-3 4 G3 2B		G3		K		3 1	1 0	2 0	1 0	0 0	0 1	0 1
39 Oscar Gonzalez, R (1, 9) OBP: 0.176, SLG: 0.176 9 Jorge Burgos, L (6, 9)	L7 1-2			G4-3 2-3		F8		P6		3 1	0 0	0 0	0 0	0 0	0 0	2 1
4 Roman Quinn, S (1, 8) OBP: 0.211, SLG: 0.667 2 Isaiah Greene, L (5, 8)	K			G3 3-H		G1-3			K	2 2	0 0	0 0	1 0	0 0	1 1	1 0
81 Micah Pries, L (1, 3) OBP: 0.381, SLG: 0.842 17 Will Bartlett, R (7, 3)		G4-3		G3-1			27 G4-6-3 1B		K	3 1	0 0	1 0	0 0	0 0	0 1	0 0
66 Brayan Rocchio, S (1, 6) OBP: 0.227, SLG: 0.200 12 Yordys Valdes, S (7, 6)		G4-3			E3 79 G4-3		L5		G3	3 1	0 0	0 0	0 0	0 0	0 0	1 0
35 Cam Gallagher, R (1, 2) OBP: 0.182, SLG: 0.100 27 Bryan Lavastida, R (5, 2) OBP: 0.286, SLG: 0.286		K			P5		G4-6-3 1-2f			2 1	0 0	0 0	0 0	0 0	1 0	1 1
79 Angel Martínez, S (1, 5) OBP: 0.333, SLG: 0.389 80 David Fry, R (5, 5) OBP: 0.529, SLG: 1.000			K		G4-3 1-2			HR		2 1	0 1	0 1	0 1	0 0	1 0	1 0
Inning Stats	R: 1 E: 1 K: 1 S: 8 H: 1 LOB: 1 BB: 0 P: 9	R: 0 E: 0 K: 1 S: 5 H: 0 LOB: 0 BB: 0 P: 5	R: 0 E: 0 K: 2 S: 7 H: 0 LOB: 0 BB: 0 P: 7	R: 1 E: 0 K: 0 S: 4 H: 1 LOB: 0 BB: 0 P: 4	R: 0 E: 1 K: 1 S: 6 H: 0 LOB: 2 BB: 1 P: 10	R: 0 E: 0 K: 0 S: 3 H: 0 LOB: 0 BB: 0 P: 3	R: 0 E: 0 K: 0 S: 3 H: 1 LOB: 0 BB: 0 P: 3	R: 1 E: 0 K: 1 S: 8 H: 1 LOB: 1 BB: 1 P: 14	R: 0 E: 0 K: 2 S: 7 H: 0 LOB: 0 BB: 0 P: 7	1B: 2 2B: 1 3B: 0 HR: 1 SF: 0 SAC: 0 DP: 1 HBP: 0						

AB	32
R	3
H	4
RBI	3
BB	2
SO	8
LOB	12

WP: 0 PB: 0 SB: 2 CS: 0 PA: 34

PITCHER		IP	WLS	BF	H	R	ER	SO	BB	IBB	HBP	BLK	WP	HR	S	P	ERA	WHIP
53 Brandon Woodruff, R ERA:	(1, 1)	3.0	W	11	1	1	0	4	0	0	0	0	0	0	20	21	0.00	0.333
32 Peter Strzelecki, R ERA: 9.0	(4, 1)	1.0		4	1	1	1	0	0	0	0	0	0	0	4	4	9.00	1.000
59 Elvis Peguero, R ERA: 3.6	(5, 1)	1.0		5	0	0	0	1	1	0	0	0	0	0	6	10	0.00	1.000
31 Joel Payamps, R ERA: 6.0	(6, 1)	1.0		3	0	0	0	0	0	0	0	0	0	0	3	3	0.00	0.000
55 Hoby Milner, L ERA: 6.75	(7, 1)	1.0		3	1	0	0	0	0	0	0	0	0	0	3	3	0.00	1.000

PITCHER		IP	WLS	BF	H	R	ER	SO	BB	IBB	HBP	BLK	WP	HR	S	P	ERA	WHIP
54 Jake Cousins, R ERA: 9.82	(8, 1)	1.0		5	1	1	1	1	1	0	0	0	0	1	8	14	9.00	2.000
76 Cam Robinson, R ERA:	(9, 1)	1.0		3	0	0	0	2	0	0	0	0	0	0	7	7	0.00	0.000

Batter	1	2	3	4	5	6	7	8	9	AB	R	H	RBI	BB	SO	LOB
2 Brice Turang, L (1, 6) OBP: 0.333, SLG: 0.316 91 Eric Brown Jr., R (6, 6) OBP: 0.667, SLG: 1.400	F8	G6-3 3-H	10 2B 1-2 BB		28 S 24 1B 1B		28 E 28 S 80 BB BB	1-H 3-H 2B		3 1	2 1	1 1	1 1	1 1	0 0	0 0
10 Mike Brosseau, R (1, 3) OBP: 0.563, SLG: 1.333 28 Jon Singleton, L (5, 3) OBP: 0.500, SLG: 0.467	45 F8 2B	HR	1-H 2-H 3-H 2B		F7 1-2		80 BB 50 BB 1-3 BB	F9		3 2	1 0	3 0	4 0	0 1	0 0	0 2
24 William Contreras, R (1, 2) OBP: 0.304, SLG: 0.238 50 Payton Henry, R (6, 2) OBP: 0.333, SLG: 0.167	BB	1B	BB		83 FC6-4 2-H 1B		80 BB 1-2 BB	K		2 1	0 0	2 0	1 0	2 1	0 1	0 1
45 Luke Voit, R (1, 10) OBP: 0.286, SLG: 0.333 83 Matthew Wood, L (5, PH) (6, 10)	F8 2-3	F8	G3		FC6-4 18 S 1-2f		P5			3 2	0 0	0 0	0 0	0 0	0 0	5 4
18 Keston Hiura, R (1, 7) OBP: 0.250, SLG: 0.176 80 Lamar Sparks, R (6, 7)	K		F8	K	K 1-2		1-2 2-3 3-H BB			4 0	0 0	0 0	0 1	0 1	3 0	3 0
9 Brian Anderson, R (1, 5) OBP: 0.684, SLG: 1.000 93 Patrick Dorrian, L (6, 5)		6 2B BB	6 BB 78 1B BB	6 FC5-4 BB		F9	G3			0 2	2 0	0 0	0 0	3 0	0 0	0 3
6 Owen Miller, R (1, 8) OBP: 0.474, SLG: 0.667 94 Jackson Chourio, R (5, 8) OBP: 0.500, SLG: 0.500		78 E 1-H 2B	78 1B 10 2B 1-2 BB	FC5-4 88 1B 1-2f		F8		84 L8 3 BB 91 WP 1B		2 2	2 1	1 1	1 0	1 0	0 0	1 0
88 Joey Wiemer, R (1, 9) OBP: 0.350, SLG: 0.438 3 Monte Harrison, R (8, 9) OBP: 0.267, SLG: 0.083	G6-3	K	1-2 1B		G1-3			91 WP 91 2B 1-2 BB		4 0	0 1	1 0	0 0	0 1	1 0	3 0
78 Andruw Monasterio, R (1, 4) OBP: 0.375, SLG: 0.462 84 Robert Moore, S (8, 4)	E6 2 G6-3 2-H 1B	2 S 10 2B 1-3 2-H 1B	F8		F9		L8 2-3			4 1	2 0	2 0	2 0	0 0	0 0	2 2
Inning Stats	R: 0 E: 0 K: 1 S: 6 H: 1 LOB: 2 BB: 1 P: 10	R: 4 E: 1 K: 0 S: 8 H: 4 LOB: 1 BB: 1 P: 12	R: 4 E: 0 K: 1 S: 7 H: 2 LOB: 2 BB: 4 P: 23	R: 0 E: 0 K: 1 S: 6 H: 1 LOB: 2 BB: 1 P: 10	R: 1 E: 0 K: 1 S: 7 H: 2 LOB: 1 BB: 0 P: 9	R: 0 E: 0 K: 0 S: 3 H: 0 LOB: 0 BB: 0 P: 3	R: 1 E: 0 K: 0 S: 4 H: 0 LOB: 3 BB: 4 P: 20	R: 2 E: 0 K: 1 S: 7 H: 2 LOB: 1 BB: 1 P: 12		1B: 7 2B: 4 3B: 0 HR: 1 SF: 0 SAC: 0 DP: 0 HBP: 0						

PITCHER		IP	WLS	BF	H	R	ER	SO	BB	IBB	HBP	BLK	WP	HR	S	P	ERA	WHIP
24 Triston McKenzie, R ERA: 12.0	(1, 1)	2.1	L	15	5	5	5	1	3	0	0	0	0	1	15	27	19.29	3.429
30 Mason Hickman, R ERA: 16.2	(3, 1)	0.2		7	2	3	3	1	3	0	0	0	0	0	6	18	40.50	7.500
99 James Karinchak, R ERA: 4.5	(4, 1)	1.0		5	1	0	0	1	1	0	0	0	0	0	6	10	0.00	2.000
56 Touki Toussaint, R ERA: 10.8	(5, 1)	1.0		5	2	1	1	1	0	0	0	0	0	0	7	9	9.00	2.000
59 Luis Oviedo, R ERA:	(6, 1)	1.0		3	0	0	0	0	0	0	0	0	0	0	3	3	0.00	0.000

PITCHER		IP	WLS	BF	H	R	ER	SO	BB	IBB	HBP	BLK	WP	HR	S	P	ERA	WHIP
65 Michael Kelly, R ERA: 2.7	(7, 1)	0.1		4	0	1	1	0	3	0	0	0	0	0	2	14	27.00	9.000
56 Davis Sharpe, R ERA:	(7, 1)	0.2		3	0	0	0	0	1	0	0	0	0	0	2	6	0.00	1.500
67 Caleb Simpson, R ERA: 27.0	(8, 1)	0.1		4	2	2	2	0	1	0	0	0	1	0	3	8	54.00	9.000
41 Brett Daniels, R ERA:	(8, 1)	0.2		2	0	0	0	1	0	0	0	0	0	0	4	4	0.00	0.000

BOTTOM

Cleveland Guardians @ Milwaukee Brewers

American Family Fields of Phoenix, Phoenix, AZ

Fri Mar 10 2023, 2:11 PM - 5:01 PM CST

Att. 6,210 - Cloudy - 73 F

livebaseballscorecards.com

AB	36
R	12
H	12
RBI	11
BB	12
SO	5
LOB	26

WP: 1 PA: 48
PB: 0
SB: 4
CS: 0

Kansas City Royals @ Milwaukee Brewers

American Family Fields of Phoenix, Phoenix, AZ

Sat Mar 11 2023, 2:12 PM - 5:11 PM CST

Att. 6,823 - Cloudy - 75 F

TOP

livebaseballscorecards.com

Batter	1	2	3	4	5	6	7	8	9	AB	R	H	RBI	BB	SO	LOB
28 Kyle Isbel, L (1, 8) OBP: 0.538, SLG: 0.545	18 3B 18 E 1B		G6-3			46 2B 46 S 27 2B 1B	G5-3		BBBB 46 BB 7 1B BB	3	1	1	0	0	0	5
44 Dairon Blanco, R (6, PH) OBP: 0.368, SLG: 0.500 (6, 8)	G4-3									2	2	1	0	1	0	0
18 Nate Eaton, R (1, 5) OBP: 0.333, SLG: 0.412	1 SAFE	F9		G5-3				G3	BBBB 7 1B BB	3	1	1	1	0	0	0
46 Clay Dungan, L (6, PH) OBP: 0.313, SLG: 0.200 (6, 5)	27 2B 3B					27 2B 2B				2	1	1	2	1	0	0
27 Matt Beaty, L (1, 3) OBP: 0.350, SLG: 0.474	12 1B 15 SF7 2B	K	K	K		12 G3-1 2B		K	1B	4	1	2	3	0	2	0
7 CJ Alexander, L (6, PR) OBP: 0.750, SLG: 1.385 (6, 3)										2	0	1	2	0	1	0
12 Johan Camargo, S (1, 10) OBP: 0.200, SLG: 0.250	94 BB 0 BB 98 1B 1B	F8		L8		G3-1		1B	K	4	1	1	0	0	0	1
79 Tyler Cropley, R (8, PH) OBP: 0.222, SLG: 0.125 (8, 10)										2	0	1	0	0	1	2
32 Nick Pratto, L (1, 9) OBP: 0.435, SLG: 0.556	K	K	K		G1-3	G1-4-3		1 SAFE 1 SAFE K		3	0	0	0	0	2	2
89 Nick Loftin, R (6, PH) OBP: 0.286, SLG: 0.500 (6, 4)										2	0	0	0	0	1	3
15 Matt Duffy, R (1, 6) OBP: 0.500, SLG: 0.706	SF7	F8			F9	K			G6-3	2	0	0	1	0	0	0
92 Tyler Tolbert, R (5, 6) OBP: 0.211, SLG: 0.556										2	0	0	0	0	1	2
0 Samad Taylor, R (1, 4) OBP: 0.421, SLG: 0.765	1 SAFE BBBB 98 1B 94 BB BB				E6 94 S		L3		44 BB 15 HBP 46 BB 1B	2	1	1	0	1	0	0
16 Parker Bates, L (6, 9) OBP: 0.286, SLG: 0.714		94 2B 1B								2	1	1	0	0	0	0
94 Tyler Gentry, R (1, 7) OBP: 0.368, SLG: 0.333	BBBB 98 1B BB	1 SAFE 1-H 2B			1 SAFE G6-3		K	H 46 BB 44 BB 7 1B HBP		2	0	1	1	1	0	1
15 Tucker Bradley, L (6, 7) OBP: 0.389, SLG: 0.714										1	1	0	0	0	1	0
98 Logan Porter, R (1, 2) OBP: 0.563, SLG: 0.583	1B	BB				BBBB 44 1B 46 2B BB	BFSFBBFX HR		CCC	1	0	1	1	1	0	0
73 Jakson Reetz, R (6, PH) OBP: 0.462, SLG: 0.818 (6, 2)										2	2	1	1	1	1	2
Inning Stats	R: 4 E: 0 K: 1 S: 10 H: 5 LOB: 3 BB: 2 P: 18	R: 0 E: 0 K: 1 S: 5 H: 0 LOB: 0 BB: 0 P: 5	R: 1 E: 0 K: 1 S: 7 H: 2 LOB: 2 BB: 1 P: 11	R: 0 E: 0 K: 1 S: 5 H: 0 LOB: 0 BB: 0 P: 5	R: 0 E: 1 K: 0 S: 5 H: 0 LOB: 1 BB: 0 P: 5	R: 3 E: 0 K: 1 S: 8 H: 3 LOB: 2 BB: 1 P: 13	R: 1 E: 0 K: 1 S: 10 H: 1 LOB: 0 BB: 0 P: 13	R: 0 E: 0 K: 2 S: 8 H: 1 LOB: 1 BB: 0 P: 8	R: 3 E: 0 K: 2 S: 9 H: 2 LOB: 2 BB: 2 P: 18	1B: 8 2B: 4 3B: 1 HR: 1	SF: 1 SAC: 0 DP: 0 HBP: 1						

	AB	41
	R	12
	H	14
	RBI	12
	BB	6
	SO	10
	LOB	18

WP: 0 PB: 0 SB: 2 CS: 0 PA: 49

PITCHER		IP	WLS	BF	H	R	ER	SO	BB	IBB	HBP	BLK	WP	HR	S	P	ERA	WHIP
52 Eric Lauer, L (1, 1) ERA: 16.62		2.1	L	13	5	5	5	3	1	0	0	0	0	0	18	22	19.29	2.571
92 Victor Castaneda, R (1, 1) ERA:		0.1		3	1	0	0	0	1	0	0	0	0	0	2	6	0.00	6.000
52 Eric Lauer, L (2, 1) ERA: 16.62		2.1	L	13	5	5	5	3	1	0	0	0	0	0	18	22	19.29	2.571
36 J.C. Mejía, R (3, 1) ERA:		1.1		6	1	0	0	1	1	0	0	0	0	0	7	11	0.00	1.500
58 Alex Claudio, L (5, 1) ERA:		0.1		1	0	0	0	0	0	0	0	0	0	0	1	1	0.00	0.000
49 Thyago Vieira, R (5, 1) ERA: 9.0		1.0		8	3	3	3	0	1	0	0	0	0	0	8	13	27.00	4.000
77 Lucas Erceg, R (6, 1) ERA: 8.1		0.2		2	0	0	0	1	0	0	0	0	0	0	4	4	0.00	0.000
21 Matt Bush, R (7, 1) ERA: 9.0		1.0		4	1	1	1	1	0	0	0	0	0	1	10	13	9.00	1.000

PITCHER		IP	WLS	BF	H	R	ER	SO	BB	IBB	HBP	BLK	WP	HR	S	P	ERA	WHIP
73 Abner Uribe, R (8, 1) ERA:		1.0		4	1	0	0	2	0	0	0	0	0	0	8	8	0.00	1.000
81 Harold Chirino, R (9, 1) ERA: 40.5		0.2		7	2	3	3	1	2	0	1	0	0	0	6	15	40.50	6.000
82 Luis Contreras, R (9, 1) ERA:		0.1		1	0	0	0	1	0	0	0	0	0	0	3	3	0.00	0.000

BOTTOM

Kansas City Royals @ Milwaukee Brewers

American Family Fields of Phoenix, Phoenix, AZ

Sat Mar 11 2023, 2:12 PM - 5:11 PM CST

Att. 6,823 - Cloudy - 75 F

livebaseballscorecards.com

Batter	1	2	3	4	5	6	7	8	9	AB	R	H	RBI	BB	SO	LOB
22 Christian Yelich, L (1, 10) OBP: 0.471, SLG: 0.933 28 Jon Singleton, L (8, PH) OBP: 0.474, SLG: 0.438 (9, 10)	G6-3		K		G3-1			G1-6-3		3 1	0 0	0 0	0 0	0 0	1 0	0 0
10 Mike Brosseau, R (1, 5) OBP: 0.526, SLG: 1.333 97 Tyler Black, L (7, 5) OBP: 0.714, SLG: 1.000	K		K			HR		29 G3 1B		3 1	1 0	1 1	1 0	0 0	2 0	0 0
33 Jesse Winker, L (1, 7) OBP: 0.222, SLG: 0.125 29 Skye Bolt, S (6, 7) OBP: 0.263, SLG: 0.235	18 1B BB			7 2B 6 G5-3 1B		K		G3 1-2		1 2	1 0	1 0	0 0	1 0	0 1	0 1
18 Keston Hiura, R (1, 3) OBP: 0.261, SLG: 0.200 82 Zavier Warren, S (7, 3)	1-2 1B			K		F8		G3		3 1	0 0	1 0	0 0	0 0	1 0	1 1
7 Victor Caratini, S (1, 2) OBP: 0.500, SLG: 0.500 14 Alex Jackson, R (6, 2) OBP: 0.667, SLG: 0.333	F8			1-3 2B		G4-3			P3	2 2	0 0	1 0	0 0	0 0	0 0	2 0
6 Owen Miller, R (1, 8) OBP: 0.429, SLG: 0.600 67 Blake Perkins, S (7, 8) OBP: 0.333, SLG: 0.353		G5-3		G5-3 3-H			63 G3 25 F8 1B		G3-1	2 2	0 0	0 1	1 0	0 0	0 0	1 0
25 Tyler Naquin, L (1, 9) OBP: 0.167, SLG: 0.250 88 Joey Wiemer, R (8, 9) OBP: 0.333, SLG: 0.412		F8		G3-1			F8 1-2		G6-3	3 1	0 0	0 0	0 0	0 0	0 0	2 0
63 Eddy Alvarez, L (1, 4) OBP: 0.294, SLG: 0.143 84 Robert Moore, S (8, 4)		K			L9		G3 2-3			3 0	0 0	0 0	0 0	0 0	1 0	1 0
91 Eric Brown Jr., R (1, 6) OBP: 0.444, SLG: 0.875 94 Cam Devanney, R (8, 6) OBP: 0.400, SLG: 1.000			K		G6-3		K			3 0	0 0	0 0	0 0	0 0	2 0	1 0

	AB	33
	R	2
	H	6
	RBI	2
	BB	1
	SO	8
	LOB	10

Inning Stats	1	2	3	4	5	6	7	8	9	1B: 4	SF: 0	WP: 0	PA: 34
	R: 0 H: 1 E: 0 LOB: 2 K: 1 BB: 1 S: 6 P: 10	R: 0 H: 0 E: 0 LOB: 0 K: 1 BB: 0 S: 5 P: 5	R: 0 H: 0 E: 0 LOB: 0 K: 3 BB: 0 S: 9 P: 9	R: 1 H: 2 E: 0 LOB: 1 K: 1 BB: 0 S: 7 P: 7	R: 0 H: 0 E: 0 LOB: 0 K: 0 BB: 0 S: 3 P: 3	R: 1 H: 1 E: 0 LOB: 0 K: 1 BB: 0 S: 6 P: 8	R: 0 H: 1 E: 0 LOB: 1 K: 1 BB: 0 S: 6 P: 6	R: 0 H: 1 E: 0 LOB: 1 K: 0 BB: 0 S: 4 P: 4	R: 0 H: 0 E: 0 LOB: 0 K: 0 BB: 0 S: 5 P: 5	2B: 1 3B: 0 HR: 1	SAC: 0 DP: 0 HBP: 0	PB: 0 SB: 0 CS: 0	

PITCHER		IP	WLS	BF	H	R	ER	SO	BB	IBB	HBP	BLK	WP	HR	S	P	ERA	WHIP
50 Kris Bubic, L ERA:	(1, 1)	2.0	W	8	1	0	0	2	1	0	0	0	0	0	11	15	0.00	1.000
54 Aroldis Chapman, L ERA: 4.5	(3, 1)	1.0		3	0	0	0	3	0	0	0	0	0	0	9	9	0.00	0.000
49 Jonathan Heasley, R ERA: 11.57	(4, 1)	3.0	H	12	3	2	2	2	0	0	0	0	0	1	16	18	6.00	1.000
64 Nick Wittgren, R ERA: 3.6	(7, 1)	1.0		4	1	0	0	1	0	0	0	0	0	0	6	6	0.00	1.000
40 Collin Snider, R ERA:	(8, 1)	1.0		4	1	0	0	0	0	0	0	0	0	0	4	4	0.00	1.000

PITCHER		IP	WLS	BF	H	R	ER	SO	BB	IBB	HBP	BLK	WP	HR	S	P	ERA	WHIP
85 Jacob Wallace, R ERA:	(9, 1)	1.0		3	0	0	0	0	0	0	0	0	0	0	5	5	0.00	0.000

Batter	1	2	3	4	5	6	7	8	9	AB	R	H	RBI	BB	SO	LOB
22 Christian Yelich, L (1, 7) OBP: 0.400, SLG: 0.778 63 Eddy Alvarez, L (6, 4) OBP: 0.263, SLG: 0.125	F X 0-1 G4-3	X 0-0 FC4-6 33 CS 1-2f 2-3			X 0-0 F7		S S S 0-3 K	X 0-0 F8		3 0 0 0 0 0 2 2 0 0 0 0 1 2						
33 Jesse Winker, L (1, 10) OBP: 0.250, SLG: 0.100 96 Wes Clarke, R (7, PH) OBP: 0.600, SLG: 1.250 (7, 10)	S C S 0-3 K	S 0-1 CS 1-2 3-H	X 0-0 G4-3		B B B 4-0 9 E BB		X 0-0 F7		B B B 4-0 94 1B BB	2 0 0 0 1 1 0 1 0 0 0 1 0 0						
24 William Contreras, R (1, 2) OBP: 0.346, SLG: 0.261 28 Jon Singleton, L (6, 3) OBP: 0.429, SLG: 0.389	H 1-0 HBP		X 0-0 9 1B 1B		F F S 0-3 K		X 0-0 G1-3		X 0-0 F9	2 0 1 0 0 1 1 2 0 0 0 0 0 1						
9 Brian Anderson, R (1, 5) OBP: 0.636, SLG: 0.867 94 Jackson Chourio, R (6, 8) OBP: 0.500, SLG: 0.500	X 0-0 F9		X 0-0 2 S 1-3 1B		1 SAFE X 0-0 E5 1-3			X 0-0 G5-3	X 0-0 1-2 1B	3 0 1 0 0 0 2 2 0 1 0 0 0 0						
45 Luke Voit, R (1, 3) OBP: 0.292, SLG: 0.458 75 Brian Navarreto, R (6, 2) OBP: 0.182, SLG: 0.364		X 0-0 HR	X 0-0 F8		C C S 0-3 K			X 0-0 91 1B 3 PB 2B	F S S 0-3 K	3 1 1 1 0 1 4 2 1 1 0 0 1 2						
2 Brice Turang, L (1, 6) OBP: 0.375, SLG: 0.500 91 Eric Brown Jr., R (6, 6) OBP: 0.455, SLG: 0.800		X 0-0 HR	B X 1-0 L7 1-2			X 0-0 16 S 1B		X 0-0 3 PB 3 S 94 SF9 2-3 1B	X 0-0 P3	3 1 2 1 0 0 2 2 1 1 0 0 0 2						
16 Josh VanMeter, L (1, 4) OBP: 0.333, SLG: 0.364 3 Monte Harrison, R (6, 9) OBP: 0.313, SLG: 0.083		F F C 0-3 K		C S T 0-2 K		1 SAFE B F F C 1-3 K 1-2		B B B 4-0 80 1B 1-3 3-H BB		3 0 0 0 0 3 1 0 0 0 0 1 0 0						
29 Skye Bolt, S (1, 9) OBP: 0.273, SLG: 0.250 94 Cam Devanney, R (6, 5) OBP: 0.333, SLG: 1.000		X 0-0 22 FC4-6 33 CS 67 1B 1B		X 0-0 G4-3		X 0-0 P6		X 0-0 SF9 3-H		3 1 1 0 0 0 1 0 0 0 1 0 0 0						
67 Blake Perkins, S (1, 8) OBP: 0.333, SLG: 0.350 80 Lamar Sparks, R (6, 7) OBP: 1.000, SLG: 1.000		X 0-0 22 FC4-6 1-2 1B		X 0-0 P6		X 0-0 F8		X 0-0 1-2 1B		3 0 1 0 0 0 1 1 0 1 0 0 0 0						
Inning Stats	R: 0 H: 0 E: 0 LOB: 1 K: 1 BB: 0 S: 6 P: 7	R: 3 H: 4 E: 0 LOB: 0 K: 1 BB: 0 S: 9 P: 9	R: 0 H: 2 E: 0 LOB: 2 K: 0 BB: 0 S: 5 P: 6	R: 0 H: 0 E: 0 LOB: 0 K: 1 BB: 0 S: 5 P: 5	R: 0 H: 0 E: 1 LOB: 2 K: 2 BB: 1 S: 8 P: 12	R: 0 H: 1 E: 0 LOB: 1 K: 1 BB: 0 S: 6 P: 7	R: 0 H: 0 E: 0 LOB: 0 K: 1 BB: 0 S: 5 P: 5	R: 2 H: 3 E: 0 LOB: 2 K: 0 BB: 1 S: 6 P: 10	R: 0 H: 1 E: 0 LOB: 2 K: 1 BB: 1 S: 6 P: 10	1B: 8 SF: 1 2B: 1 SAC: 0 3B: 0 DP: 0 HR: 2 HBP: 1						

TOP

Milwaukee Brewers @ Chicago Cubs

Sloan Park, Mesa, AZ

Sun Mar 12 2023, 4:06 PM - 6:34 PM EDT

Att. 15,326 - Partly Cloudy - 76 F

livebaseballscorecards.com

AB	37
R	5
H	11
RBI	3
BB	3
SO	8
LOB	21

PITCHER		IP	WLS	BF	H	R	ER	SO	BB	IBB	HBP	BLK	WP	HR	S	P	ERA	WHIP
41 Adrian Sampson, R ERA: 14.04	(1, 1)	4.0	L	18	6	3	3	3	0	0	1	0	0	2	25	27	6.75	1.500
71 Keegan Thompson, R ERA:	(5, 1)	1.0		5	0	0	0	2	1	0	0	0	0	0	8	12	0.00	1.000
32 Michael Fulmer, R ERA:	(6, 1)	1.0		4	1	0	0	1	0	0	0	0	0	0	6	7	0.00	1.000
99 Rowan Wick, R ERA: 1.93	(7, 1)	1.0		3	0	0	0	1	0	0	0	0	0	0	5	5	0.00	0.000
47 Brandon Hughes, L ERA: 6.0	(8, 1)	1.0		7	3	2	2	0	1	0	0	0	0	0	6	10	18.00	4.000

PITCHER		IP	WLS	BF	H	R	ER	SO	BB	IBB	HBP	BLK	WP	HR	S	P	ERA	WHIP
92 Manuel Rodríguez, R ERA:	(9, 1)	1.0		5	1	0	0	1	1	0	0	0	0	0	6	10	0.00	2.000

WP: 0	PA: 43		
PB: 1			
SB: 3			
CS: 2			

Milwaukee Brewers @ Chicago Cubs

Sloan Park, Mesa, AZ

Sun Mar 12 2023, 4:06 PM - 6:34 PM EDT

Att. 15,326 - Partly Cloudy - 76 F

livebaseballscorecards.com

BOTTOM

Batter	1	2	3	4	5	6	7	8	9	AB	R	H	RBI	BB	SO	LOB
2 Nico Hoerner, R (1, 4) OBP: 0.231, SLG: 0.346	L8		G6-3			8 HR 1B		F8		3	1	1	0	0	0	0
37 Dom Nuñez, L (7, 2) OBP: 0.214, SLG: 0.083										1	0	0	0	0	0	0
8 Ian Happ, S (1, 7) OBP: 0.462, SLG: 0.545	F9			E7		1-H HR		G3-1		3	1	1	2	0	0	0
40 Mike Tauchman, L (7, 8) OBP: 0.423, SLG: 0.545										1	0	0	0	0	0	0
7 Dansby Swanson, R (1, 6) OBP: 0.273, SLG: 0.059	K (C F T)			G5-3		F8			G3	3	0	0	0	0	1	1
60 Sergio Alcántara, S (7, 6) OBP: 0.400, SLG: 0.467										1	0	0	0	0	0	0
36 Trey Mancini, R (1, 10) OBP: 0.538, SLG: 0.750		K (B F F C)		K (S T S)		K (S T C)			97 2B 82 G6-3 BB (B B B B)	3	0	0	0	0	3	1
22 Luis Torrens, R (9, PH) OBP: 0.538, SLG: 1.091										0	1	0	0	1	0	0
24 Cody Bellinger, L (1, 8) OBP: 0.273, SLG: 0.250		51 FC6 1B		P5		F9			82 G6-3 2B (1-3)	3	0	1	0	0	0	1
97 Cole Roederer, L (7, 7) OBP: 0.500, SLG: 1.000										1	0	1	0	0	0	0
51 Eric Hosmer, L (1, 3) OBP: 0.286, SLG: 0.333		FC6 (1-2f)			G4-3		G3		G6-3 (2-3 3-H)	3	0	0	0	0	0	1
82 Nelson Maldonado, R (8, 3) OBP: 0.143, SLG: 0.286										1	0	0	1	0	0	1
16 Patrick Wisdom, R (1, 9) OBP: 0.438, SLG: 0.538		F8			K (S F C)		K (S T S)		L6	2	0	0	0	0	1	1
5 Christopher Morel, R (7, 9) OBP: 0.290, SLG: 0.464										2	0	0	0	0	1	1
1 Nick Madrigal, R (1, 5) OBP: 0.346, SLG: 0.360			G4-3		1B		F8			2	0	1	0	0	0	0
6 Zach McKinstry, L (7, 5) OBP: 0.240, SLG: 0.095										1	0	0	0	0	0	0
18 Tucker Barnhart, L (1, 2) OBP: 0.059, SLG: 0.063			P2		K (C F S)			G5-3		2	0	0	0	0	1	1
13 David Bote, R (7, 4) OBP: 0.577, SLG: 0.800										1	0	0	0	0	0	0
Inning Stats	R: 0 E: 0 K: 1 S: 5 H: 0 LOB: 0 BB: 0 P: 5	R: 0 E: 0 K: 1 S: 6 H: 1 LOB: 1 BB: 0 P: 7	R: 0 E: 0 K: 0 S: 3 H: 0 LOB: 0 BB: 0 P: 3	R: 0 E: 1 K: 1 S: 6 H: 0 LOB: 1 BB: 0 P: 6	R: 0 E: 0 K: 2 S: 8 H: 1 LOB: 1 BB: 0 P: 8	R: 2 E: 0 K: 1 S: 7 H: 2 LOB: 0 BB: 0 P: 7	R: 0 E: 0 K: 1 S: 5 H: 0 LOB: 0 BB: 0 P: 5	R: 0 E: 0 K: 0 S: 3 H: 0 LOB: 0 BB: 0 P: 3	R: 1 E: 0 K: 0 S: 4 H: 1 LOB: 1 BB: 1 P: 8	1B: 3 2B: 1 3B: 0 HR: 1 SF: 0 SAC: 0 DP: 0 HBP: 0							

	AB	33
	R	3
	H	5
	RBI	3
	BB	1
	SO	7
	LOB	8

WP: 0 PB: 0 SB: 0 CS: 0 PA: 34

PITCHER	IP	WLS	BF	H	R	ER	SO	BB	IBB	HBP	BLK	WP	HR	S	P	ERA	WHIP
66 Janson Junk, R (1, 1) ERA: 7.2	3.0	W	10	1	0	0	2	0	0	0	0	0	0	14	15	0.00	0.333
85 Robert Gasser, L (4, 1) ERA: 7.36	2.0	H	8	1	0	0	3	0	0	0	0	0	0	14	14	0.00	0.500
74 Gus Varland, R (6, 1) ERA: 9.0	1.0	H	5	2	2	2	1	0	0	0	0	0	1	7	7	18.00	2.000
68 Tyson Miller, R (7, 1) ERA:	1.0	H	3	0	0	0	1	0	0	0	0	0	0	5	5	0.00	0.000
55 Hoby Milner, L (8, 1) ERA: 5.4	1.0	H	3	0	0	0	0	0	0	0	0	0	0	3	3	0.00	0.000

PITCHER	IP	WLS	BF	H	R	ER	SO	BB	IBB	HBP	BLK	WP	HR	S	P	ERA	WHIP
59 Elvis Peguero, R (9, 1) ERA: 4.5	1.0	S	5	1	1	1	0	1	0	0	0	0	0	4	8	9.00	2.000

Batter	1	2	3	4	5	6	7	8	9	AB	R	H	RBI	BB	SO	LOB
10 Mike Brosseau, R (1, 4) OBP: 0.565, SLG: 1.211 50 Payton Henry, R (5, 2) OBP: 0.455, SLG: 0.286	1-0 45 2B 9 G5-3 24 1B 1B	0-0 P4		0-0 9 FC5-2 45 1B 1B 1-3	0-0 9 PB 1B 1-2 2-H 3-H		0-0 18 1B 3 BB 18 E 1B		4-0 91 WP BB	4 1	2 1	3 1	2 1	0 0	0 1	1 0
9 Brian Anderson, R (1, 5) OBP: 0.577, SLG: 0.737 3 Monte Harrison, R (5, 9) OBP: 0.333, SLG: 0.077	0-0 G5-3 1-2		0-0 24 BLK 45 BB 7 1B 1B	0-0 FC5-2 45 1B 1-2 3-H	1-0 F9 1-2 2-3		4-0 18 E 1-2 BB		0-3 K	4 1	1 0	1 0	0 0	0 1	0 1	5 1
45 Luke Voit, R (1, 3) OBP: 0.370, SLG: 0.538 18 Keston Hiura, R (5, 3) OBP: 0.269, SLG: 0.217	0-0 24 1B 2-3 2B		4-0 7 1B 24 BLK 1-2 BB	0-0 24 G6-4-3 1-2 2-H 1B		0-3 K	0-0 E8 1-2 2-H 1B		0-0 F7	2 3	1 0	2 1	1 0	1 0	0 1	0 1
24 William Contreras, R (1, 10) OBP: 0.345, SLG: 0.269 91 Hendry Mendez, L (6, PH) OBP: 0.444, SLG: 0.429 (6, 10)	0-0 2-H 3-H 1B		0-3 K 1-2 2-3	0-0 G6-4-3 1-2f		0-0 16 2B 1B	0-0 G6-3		4-0 1-2 BB	3 2	0 0	1 1	2 0	0 1	1 0	4 2
7 Victor Caratini, S (1, 2) OBP: 0.526, SLG: 0.529 78 Andruw Monasterio, R (5, 6) OBP: 0.316, SLG: 0.375	0-3 K	0-0 25 BB 2-3 3-H 1B		0-0 6 G6-4-3 1B	0-0 P4			0-0 G4-3	0-0 F7	3 3	0 0	2 0	1 0	0 0	1 0	1 3
6 Owen Miller, R (1, 8) OBP: 0.375, SLG: 0.522 16 Josh VanMeter, L (5, 4) OBP: 0.412, SLG: 0.538	0-0 G1-3	0-0 P3		0-0 G6-4-3 1-2f	0-0 1-3 2B			0-0 63 FC4-6 67 BB 94 WP 1B		3 2	0 1	0 2	0 0	0 0	0 0	4 0
25 Tyler Naquin, L (1, 9) OBP: 0.238, SLG: 0.278 67 Blake Perkins, S (5, 8) OBP: 0.346, SLG: 0.333		0-2 K	4-0 1-2 BB		0-0 2 1B 88 1B 10 1B 1B	0-0 F7		4-0 63 FC4-6 1-2 BB		2 1	1 0	1 0	0 0	1 1	1 0	0 2
88 Joey Wiemer, R (1, 7) OBP: 0.333, SLG: 0.400 63 Eddy Alvarez, L (5, 5) OBP: 0.286, SLG: 0.167		0-3 K	0-0 G5-3	1 SAFE 1 SAFE 1-2 2 1B 10 1B 1B			0-0 94 G6-4-3 1B	0-0 FC4-6 94 WP 1-2f 2-3		3 2	1 0	1 1	0 0	0 0	1 0	3 2
2 Brice Turang, L (1, 6) OBP: 0.444, SLG: 0.542 94 Jackson Chourio, R (5, 7) OBP: 0.333, SLG: 0.333		4-0 BB		0-0 10 1B 9 FC5-2 1B	0-0 9 PB 10 1B 1-2 2-3 1B		1 SAFE 0-0 G6-4-3 1-2f	1-0 F8 1-2 3-H		2 2	0 0	2 0	0 0	1 0	0 0	0 2
Inning Stats	R: 2 E: 0 K: 1 S: 8 H: 3 LOB: 1 BB: 0 P: 9	R: 0 E: 0 K: 2 S: 6 H: 0 LOB: 1 BB: 1 P: 10	R: 1 E: 0 K: 1 S: 7 H: 2 LOB: 3 BB: 2 P: 15	R: 1 E: 0 K: 0 S: 5 H: 3 LOB: 1 BB: 0 P: 5	R: 2 E: 0 K: 0 S: 7 H: 5 LOB: 2 BB: 0 P: 8	R: 0 E: 0 K: 1 S: 7 H: 2 LOB: 2 BB: 0 P: 7	R: 1 E: 1 K: 0 S: 5 H: 3 LOB: 2 BB: 1 P: 9	R: 1 E: 0 K: 0 S: 4 H: 1 LOB: 1 BB: 1 P: 9	R: 0 E: 0 K: 1 S: 5 H: 0 LOB: 2 BB: 2 P: 13	1B: 17 2B: 2 3B: 0 HR: 0	SF: 0 SAC: 0 DP: 3 HBP: 0						

TOP

Milwaukee Brewers @ Cincinnati Reds

Goodyear Ballpark, Goodyear, AZ

Mon Mar 13 2023, 4:07 PM - 7:02 PM EDT

Att. 4,353 - Sunny - 78 F

livebaseballscorecards.com

AB	43
R	8
H	19
RBI	6
BB	7
SO	6
LOB	31

		WP: 2	PA: 50
		PB: 1	
		SB: 0	
		CS: 0	

PITCHER		IP	WLS	BF	H	R	ER	SO	BB	IBB	HBP	BLK	WP	HR	S	P	ERA	WHIP
55 Brandon Williamson, L ERA: 9.0	(1, 1)	2.1	L	13	4	3	3	4	2	0	0	1	0	0	18	27	11.57	2.571
83 Spencer Stockton, R ERA:	(3, 1)	0.2		4	1	0	0	0	1	0	0	0	0	0	3	7	0.00	3.000
39 Lucas Sims, R ERA: 18.0	(4, 1)	1.0		5	3	1	1	0	0	0	0	0	0	0	5	5	9.00	3.000
33 Bennett Sousa, L ERA: 5.4	(5, 1)	1.0		7	5	2	2	0	0	0	0	0	0	0	7	8	18.00	5.000
77 Daniel Duarte, R ERA:	(6, 1)	1.0		5	2	0	0	1	0	0	0	0	0	0	7	7	0.00	2.000

PITCHER		IP	WLS	BF	H	R	ER	SO	BB	IBB	HBP	BLK	WP	HR	S	P	ERA	WHIP
31 Daniel Norris, L ERA: 7.94	(7, 1)	1.0		6	3	1	0	0	1	0	0	0	0	0	5	9	0.00	4.000
50 Tayron Guerrero, R ERA: 13.5	(8, 1)	1.0		5	1	1	1	0	1	0	0	0	1	0	4	9	9.00	2.000
74 Ricky Karcher, R ERA: 3.0	(9, 1)	1.0		5	0	0	0	1	2	0	0	0	1	0	5	13	0.00	2.000

Milwaukee Brewers @ Cincinnati Reds

Goodyear Ballpark, Goodyear, AZ

Mon Mar 13 2023, 4:07 PM - 7:02 PM EDT

Att. 4,353 - Sunny - 78 F

BOTTOM

livebaseballscorecards.com

Batter	1	2	3	4	5	6	7	8	9	AB	R	H	RBI	BB	SO	LOB
6 Jonathan India, R (1, 4) OBP: 0.412, SLG: 0.304 78 Matt McLain, R (6, 4) OBP: 0.583, SLG: 0.688	G5-3		HBP		F9-2 3-H			BB		2 0 0 0 0 0 2 0 0 0 0 1 0 0						
4 Wil Myers, R (1, 10) OBP: 0.321, SLG: 0.308 3 Eric Yang, R (8, 2)	K		1B 1-2			G6-3		K		3 0 1 0 0 1 0 1 0 0 0 0 1 2						
27 Jake Fraley, L (1, 9) OBP: 0.419, SLG: 0.593 76 Richie Martin, R (7, 5) OBP: 0.458, SLG: 0.526 (7, 8)	K		K			F9		HBP 1-2 2-3		3 0 0 0 0 2 2 0 0 0 0 0 0 0						
37 Tyler Stephenson, R (1, 3) OBP: 0.257, SLG: 0.219 2 Nick Martini, L (7, 9) OBP: 0.364, SLG: 0.600		BB		K		BB		K		1 0 0 0 2 1 0 1 0 0 0 0 1 3						
TJ Friedl, L (1, 7) OBP: 0.333, SLG: 0.500 (6, 8) 9 Jay Allen II, R (7, 8) OBP: 0.400, SLG: 0.600 44 Elly De La Cruz, S (7, 5) OBP: 0.259, SLG: 0.480 (8, 6)		K		F9		G4-3		K		3 0 0 0 0 1 2 0 0 0 0 0 0 0 1 0 0 0 0 1 3						
28 Kevin Newman, R (1, 6) OBP: 0.286, SLG: 0.269 50 Tayron Guerrero, R (8, 1) 74 Ricky Karcher, R (9, 1) 80 Allan Cerda, R (9, PH) OBP: 0.545, SLG: 1.125		FC5-4 30 E 30 S 1-2f		L6			G4-3		F8	3 0 0 0 0 0 1 0 0 0 0 0 0 0 0 0 0 0 0 0 0 1 0 0 0 0 0 0						
30 Will Benson, L (1, 8) OBP: 0.407, SLG: 0.519 35 Alejo Lopez, S (6, 7) OBP: 0.333, SLG: 0.200		F8 1-3			L3		G3-1		G4-3	2 0 0 0 0 0 1 2 0 0 0 0 0 0						
7 Spencer Steer, R (1, 5) OBP: 0.429, SLG: 0.625 32 Jason Vosler, L (6, 5) OBP: 0.259, SLG: 0.522 (7, 3)			G6-3		BB 22 2B 6 F9-2		F7		G4-3	1 0 0 0 1 0 0 2 0 0 0 0 0 0						
22 Luke Maile, R (1, 2) OBP: 0.280, SLG: 0.364 26 Austin Romine, R (6, 2) OBP: 0.200, SLG: 0.400 69 Ilvin Fernandez, R (8, 5) OBP: 1.000, SLG: 2.000			G6-3		2B 1-3			2B 76 HBP		2 0 1 0 0 0 0 0 0 0 0 0 0 0 1 0 1 0 0 0 0						
Inning Stats	R: 0 H: 0 E: 0 LOB: 0 K: 2 BB: 0 S: 7 P: 7	R: 0 H: 0 E: 0 LOB: 1 K: 1 BB: 1 S: 5 P: 10	R: 0 H: 1 E: 0 LOB: 2 K: 1 BB: 0 S: 6 P: 7	R: 0 H: 0 E: 0 LOB: 0 K: 1 BB: 0 S: 5 P: 5	R: 0 H: 1 E: 0 LOB: 1 K: 0 BB: 1 S: 3 P: 7	R: 0 H: 0 E: 0 LOB: 1 K: 0 BB: 1 S: 3 P: 7	R: 0 H: 0 E: 0 LOB: 0 K: 0 BB: 0 S: 3 P: 3	R: 0 H: 1 E: 0 LOB: 3 K: 3 BB: 1 S: 10 P: 15	R: 0 H: 0 E: 0 LOB: 0 K: 0 BB: 0 S: 3 P: 3	1B: 1 SF: 0 2B: 3 SAC: 0 3B: 0 DP: 1 HR: 0 HBP: 2				WP: 0 PA: 35 PB: 0 SB: 1 CS: 0		

	AB	29
	R	0
	H	3
	RBI	0
	BB	4
	SO	8
	LOB	16

PITCHER		IP	WLS	BF	H	R	ER	SO	BB	IBB	HBP	BLK	WP	HR	S	P	ERA	WHIP
39 Corbin Burnes, R ERA: 3.86	(1, 1)	4.0	W	15	1	0	0	5	1	0	1	0	0	0	23	29	0.00	0.500
76 Cam Robinson, R ERA:	(5, 1)	1.0		4	1	0	0	0	1	0	0	0	0	0	3	7	0.00	2.000
46 Bryse Wilson, R ERA:	(6, 1)	3.2	S	15	1	0	0	2	2	0	1	0	0	0	16	25	0.00	0.818
54 Jake Cousins, R ERA: 9.0	(8, 1)	0.1		1	0	0	0	1	0	0	0	0	0	0	3	3	0.00	0.000
46 Bryse Wilson, R ERA:	(9, 1)	3.2	S	15	1	0	0	2	2	0	1	0	0	0	16	25	0.00	0.818

PITCHER	IP	WLS	BF	H	R	ER	SO	BB	IBB	HBP	BLK	WP	HR	S	P	ERA	WHIP

Batter	1	2	3	4	5	6	7	8	9	AB	R	H	RBI	BB	SO	LOB
Inning Stats										1B: 0 2B: 0 3B: 0 HR: 0		SF: 0 SAC: 0 DP: 0 HBP: 0			WP: 0 PB: 0 SB: 0 CS: 0		PA: 0

TOP

Milwaukee Brewers @ Arizona Diamondbacks

Salt River Fields at Talking Stick, Scottsdale, AZ

Wed Mar 15 2023, 9:40 PM EDT

livebaseballscorecards.com

AB	**0**
R	**0**
H	**0**
RBI	**0**
BB	**0**
SO	**0**
LOB	**0**

PITCHER	IP	WLS	BF	H	R	ER	SO	BB	IBB	HBP	BLK	WP	HR	S	P	ERA	WHIP

PITCHER	IP	WLS	BF	H	R	ER	SO	BB	IBB	HBP	BLK	WP	HR	S	P	ERA	WHIP

Batter	1	2	3	4	5	6	7	8	9	AB	R	H	RBI	BB	SO	LOB
Inning Stats																

BOTTOM

Milwaukee Brewers @ Arizona Diamondbacks

Salt River Fields at Talking Stick, Scottsdale, AZ

Wed Mar 15 2023, 9:40 PM EDT

livebaseballscorecards.com

AB	**0**
R	**0**
H	**0**
RBI	**0**
BB	**0**
SO	**0**
LOB	**0**

1B: 0
2B: 0
3B: 0
HR: 0

SF: 0
SAC: 0
DP: 0
HBP: 0

WP: 0
PB: 0
SB: 0
CS: 0

PA: 0

PITCHER	IP	WLS	BF	H	R	ER	SO	BB	IBB	HBP	BLK	WP	HR	S	P	ERA	WHIP

PITCHER	IP	WLS	BF	H	R	ER	SO	BB	IBB	HBP	BLK	WP	HR	S	P	ERA	WHIP

Batter	1	2	3	4	5	6	7	8	9	AB	R	H	RBI	BB	SO	LOB
7 Jo Adell, R (1, 7) OBP: 0.270, SLG: 0.429	0-0 23 CS 1B	0-0 F8		1-3 K2-3 1-3			0-2 K	4-0 1-2 BB		4	0	1	0	0	2	2
8 Brett Phillips, L (7, 7) OBP: 0.172, SLG: 0.269										0	0	0	0	1	0	0
23 Brandon Drury, R (1, 5) OBP: 0.414, SLG: 0.560	1 SAFE 4-0 1-2 20 E 12 G4-3 BB		0-0 20 2B	0-3 K			0-0 L9	0-3 K		3	2	1	0	1	1	1
37 Kevin Padlo, R (7, 5) OBP: 0.323, SLG: 0.621										1	0	0	0	0	1	2
20 Jared Walsh, L (1, 3) OBP: 0.414, SLG: 0.520	0-0 E8 12 G4-3 1-3 1B		0-0 2-H 2B		0-3 K		4-0 19 E BB		0-3 K	3	0	2	1	0	1	0
75 Trey Cabbage, L (5, 3) OBP: 0.345, SLG: 0.480										1	0	0	0	1	1	0
12 Hunter Renfroe, R (1, 9) OBP: 0.346, SLG: 0.625	0-0 G4-3 2-3 3-H		0-0 F9		0-0 G5-3		1-0 E4 1-2		0-0 G3-1	3	0	0	1	0	0	2
19 Luis Barrera, L (6, 9) OBP: 0.348, SLG: 0.381										2	0	0	0	0	0	1
25 Taylor Jones, R (1, 10) OBP: 0.323, SLG: 0.276	4-0 BB		0-3 K		0-0 G5-3		0-3 K		0-0 L7	3	0	0	0	1	2	3
92 Preston Palmeiro, L (9, PH) (9, 10)										1	0	0	0	0	0	0
14 Logan O'Hoppe, R (1, 2) OBP: 0.348, SLG: 0.450	0-3 K		4-0 BB			0-0 1B		0-0 13 1B 4 SF8 1B		2	0	1	0	1	1	2
35 Chad Wallach, R (7, 2) OBP: 0.267, SLG: 0.214										1	1	1	0	0	0	0
13 Livan Soto, L (1, 4) OBP: 0.233, SLG: 0.185		0-0 G3	0-0 F6			0-0 L7		0-0 8 BB 1-3 1B		4	0	1	0	0	0	3
70 Jose Gomez, R (8, 4)										0	0	0	0	0	0	0
93 Jordyn Adams, R (1, 8) OBP: 0.464, SLG: 0.565	4-0 BB			0-0 E4 4 FC6-4		0-3 K	0-3 K			3	0	0	0	1	2	3
73 Orlando Martinez, L (8, 8)										0	0	0	0	0	0	0
4 Andrew Velazquez, S (1, 6) OBP: 0.138, SLG: 0.143	1 SAFE 0-0 F9			1 SAFE 0-0 FC6-4 7 K2-3 7 WP 1-2f				1 SAFE 1 SAFE 1 SAFE 1-0 SF8 3-H		3	0	0	1	0	1	3
41 Denzer Guzman, R (8, 6)										0	0	0	0	0	0	0
Inning Stats	R: 1 E: 1 K: 1 S: 6 H: 2 LOB: 2 BB: 2 P: 14	R: 0 E: 0 K: 0 S: 3 H: 0 LOB: 1 BB: 1 P: 7	R: 1 E: 0 K: 1 S: 7 H: 2 LOB: 2 BB: 1 P: 11	R: 0 E: 1 K: 2 S: 8 H: 0 LOB: 1 BB: 0 P: 9	R: 0 E: 0 K: 1 S: 5 H: 0 LOB: 0 BB: 0 P: 5	R: 0 E: 0 K: 2 S: 9 H: 1 LOB: 1 BB: 0 P: 9	R: 0 E: 1 K: 2 S: 7 H: 0 LOB: 2 BB: 1 P: 12	R: 1 E: 0 K: 2 S: 9 H: 2 LOB: 2 BB: 1 P: 14	R: 0 E: 0 K: 1 S: 5 H: 0 LOB: 0 BB: 0 P: 5	1B: 5 2B: 2 3B: 0 HR: 0 SF: 1 SAC: 0 DP: 0 HBP: 0							

PITCHER		IP	WLS	BF	H	R	ER	SO	BB	IBB	HBP	BLK	WP	HR	S	P	ERA	WHIP
52 Eric Lauer, L ERA: 11.74	(1, 1)	3.1		18	4	2	2	2	4	0	0	0	1	0	18	35	5.40	2.400
92 Clayton Andrews, L ERA:	(1, 1)	0.1		1	0	0	0	1	0	0	0	0	0	0	3	3	0.00	0.000
52 Eric Lauer, L ERA: 11.74	(2, 1)	3.1		18	4	2	2	2	4	0	0	0	1	0	18	35	5.40	2.400
32 Peter Strzelecki, R ERA: 6.75	(4, 1)	1.1		4	0	0	0	2	0	0	0	0	0	0	8	8	0.00	0.000
31 Joel Payamps, R ERA: 4.5	(6, 1)	1.0		4	1	0	0	2	0	0	0	0	0	0	9	9	0.00	1.000

PITCHER		IP	WLS	BF	H	R	ER	SO	BB	IBB	HBP	BLK	WP	HR	S	P	ERA	WHIP
59 Elvis Peguero, R ERA: 3.86	(7, 1)	1.0		5	0	0	0	2	1	0	0	0	0	0	7	12	0.00	1.000
54 Jake Cousins, R ERA: 9.0	(8, 1)	1.0	L	6	2	1	1	2	1	0	0	0	0	0	9	14	9.00	3.000
85 Ryan Middendorf, R ERA:	(9, 1)	1.0		3	0	0	0	1	0	0	0	0	0	0	5	5	0.00	0.000

TOP

Los Angeles Angels @ Milwaukee Brewers

American Family Fields of Phoenix, Phoenix, AZ

Thu Mar 16 2023, 3:11 PM - 5:47 PM CDT

Att. 6,943 - Partly Cloudy - 68 F

livebaseballscorecards.com

AB	34
R	3
H	7
RBI	3
BB	6
SO	12
LOB	22

1B: 5	SF: 1	WP: 1	PA: 41
2B: 2	SAC: 0	PB: 0	
3B: 0	DP: 0	SB: 0	
HR: 0	HBP: 0	CS: 1	

Batter	1	2	3	4	5	6	7	8	9	AB	R	H	RBI	BB	SO	LOB
22 Christian Yelich, L (1, 7) OBP: 0.348, SLG: 0.667 82 Zavier Warren, S (7, 3)	G1-3			G4-3		G4-3		F7		3 1	0 0	0 0	0 0	0 0	0 0	0 0
9 Brian Anderson, R (1, 5) OBP: 0.552, SLG: 0.727 97 Tyler Black, L (6, PR) OBP: 0.625, SLG: 0.857 (7, 5)	K			K		2B		P2		3 1	0 0	1 0	0 0	0 0	2 0	0 0
24 William Contreras, R (1, 2) OBP: 0.313, SLG: 0.241 75 Brian Navarreto, R (8, 2) OBP: 0.167, SLG: 0.333	F9			G6-3		K		G5-3		3 1	0 0	0 0	0 0	0 0	1 0	1 0
45 Luke Voit, R (1, 3) OBP: 0.379, SLG: 0.643 29 Skye Bolt, S (7, 7) OBP: 0.292, SLG: 0.238		F9			HR		88 G6-4-3 BB		K	2 1	1 0	1 0	1 0	0 1	0 1	0 0
88 Joey Wiemer, R (1, 8) OBP: 0.296, SLG: 0.348 94 Jackson Chourio, R (8, 8) OBP: 0.286, SLG: 0.286		K			G6-3		G6-4-3 1-2f		K	3 1	0 0	0 0	0 0	0 0	1 1	1 0
16 Josh VanMeter, L (1, 4) OBP: 0.450, SLG: 0.533 91 Eric Brown Jr., R (7, PR) OBP: 0.500, SLG: 0.800 (8, 6)		K			1B		67 1B 67 1B BB		BB	2 0	0 1	1 0	0 0	1 1	1 0	0 0
67 Blake Perkins, S (1, 9) OBP: 0.345, SLG: 0.333 3 Monte Harrison, R (8, 9) OBP: 0.316, SLG: 0.071	K				F9		28 BB 1-H		K	3 1	0 0	1 0	1 0	0 0	1 1	1 1
28 Jon Singleton, L (1, 10) OBP: 0.417, SLG: 0.350 95 Luke Adams, R (7, PR) (8, 10)	F7				G4-3		1-2 BB			2 0	0 0	0 0	0 0	1 0	0 0	1 0
78 Andruw Monasterio, R (1, 6) OBP: 0.273, SLG: 0.316 82 Isaac Collins, S (8, 4)	K					G6-3	F9			3 0	0 0	0 0	0 0	0 0	1 0	2 0
Inning Stats	R: 0 E: 0 K: 1 S: 5 H: 0 LOB: 0 BB: 0 P: 5	R: 0 E: 0 K: 2 S: 7 H: 0 LOB: 0 BB: 0 P: 7	R: 0 E: 0 K: 2 S: 7 H: 0 LOB: 0 BB: 0 P: 7	R: 0 E: 0 K: 1 S: 5 H: 0 LOB: 0 BB: 0 P: 5	R: 1 E: 0 K: 0 S: 6 H: 2 LOB: 1 BB: 0 P: 7	R: 0 E: 0 K: 1 S: 6 H: 1 LOB: 1 BB: 0 P: 6	R: 1 E: 0 K: 0 S: 3 H: 1 LOB: 2 BB: 3 P: 15	R: 0 E: 0 K: 0 S: 3 H: 0 LOB: 0 BB: 0 P: 3	R: 0 E: 0 K: 3 S: 9 H: 0 LOB: 1 BB: 1 P: 13	1B: 2 2B: 1 3B: 0 HR: 1	SF: 0 SAC: 0 DP: 1 HBP: 0			WP: 0 PB: 0 SB: 0 CS: 0	PA: 34		

PITCHER		IP	WLS	BF	H	R	ER	SO	BB	IBB	HBP	BLK	WP	HR	S	P	ERA	WHIP
48 Reid Detmers, L ERA: 2.08	(1, 1)	5.0		17	2	1	1	6	0	0	0	0	0	1	30	31	1.80	0.400
55 Matt Moore, L ERA: 7.2	(6, 1)	1.0	H	4	1	0	0	1	0	0	0	0	0	0	6	6	0.00	1.000
53 Carlos Estévez, R ERA: 19.64	(7, 1)	1.0	W	6	1	1	1	0	3	0	0	0	0	0	3	15	9.00	4.000
52 Ryan Tepera, R ERA: 2.25	(8, 1)	1.0	H	3	0	0	0	0	0	0	0	0	0	0	3	3	0.00	0.000
71 Jacob Webb, R ERA:	(9, 1)	1.0	S	4	0	0	0	3	1	0	0	0	0	0	9	13	0.00	1.000

PITCHER	IP	WLS	BF	H	R	ER	SO	BB	IBB	HBP	BLK	WP	HR	S	P	ERA	WHIP

BOTTOM

Los Angeles Angels @ Milwaukee Brewers

American Family Fields of Phoenix, Phoenix, AZ

Thu Mar 16 2023, 3:11 PM - 5:47 PM CDT

Att. 6,943 - Partly Cloudy - 68 F

livebaseballscorecards.com

AB	30
R	2
H	4
RBI	2
BB	4
SO	10
LOB	7

Batter	1	2	3	4	5	6	7	8	9	AB	R	H	RBI	BB	SO	LOB
2 Brice Turang, L (1, 6) OBP: 0.400, SLG: 0.481	C C C 0-3 ① K			X 0-0 ① G4-3		C C C 0-3 ① K		C C C 0-3 ① K		3	0	0	0	0	2	0
63 Eddy Alvarez, L (6, 5) OBP: 0.273, SLG: 0.158										1	0	0	0	0	1	0
9 Brian Anderson, R (1, 9) OBP: 0.563, SLG: 0.720	X 0-0 13 G3-6-3 1B			X 0-0 25 E 13 1B 1B		X 0-0 ② G1-3		B B S B X 3-1 HR		3	0	2	0	0	0	0
29 Skye Bolt, S (6, 9) OBP: 0.320, SLG: 0.409										1	1	1	1	0	0	0
13 Abraham Toro, S (1, 5) OBP: 0.300, SLG: 0.389	X 0-0 ② ③ G3-6-3 1-2f			X 0-0 25 E 1-2 1B		S S S 0-3 ③ K		X 0-0 2B		3	0	1	0	0	1	1
90 Eduardo Garcia, R (6, 6) OBP: 0.333, SLG: 0.667										1	0	1	0	0	0	0
25 Tyler Naquin, L (1, 10) OBP: 0.250, SLG: 0.250		S S S 0-3 ① K		X 0-0 E4 7 G6-3 1-2 2-3			B B B 4-0 7 HBP 28 2B BB	B B B O 4-0 BB		2	1	0	0	1	1	2
86 Tayden Hall, L (8, PH) (8, 10)										0	0	0	0	1	0	0
7 Victor Caratini, S (1, 2) OBP: 0.500, SLG: 0.474		X 0-0 ② G4-3		X 0-0 ② ③ G6-3 1-2f			H 1-0 28 2B 1-2 HBP	X 0-0 ② F7		2	0	0	0	0	0	3
93 Patrick Dorrian, L (7, PR) (7, 4)										1	1	0	0	0	0	2
18 Keston Hiura, R (1, 3) OBP: 0.250, SLG: 0.200		C C C 0-3 ③ K			S S S 0-3 ① K		X 0-0 1-H 2-H 2B	S S S 0-3 ③ K		2	0	0	0	0	2	0
28 Jon Singleton, L (5, 3) OBP: 0.423, SLG: 0.409										2	0	1	2	0	1	2
6 Owen Miller, R (1, 8) OBP: 0.370, SLG: 0.500			X 0-0 ① 1B		S S S 0-3 ② K		X 0-0 ① G5-3		X 0-0 ① G3-1	3	0	1	0	0	1	2
67 Blake Perkins, S (7, 8) OBP: 0.333, SLG: 0.320										1	0	0	0	0	0	0
78 Andruw Monasterio, R (1, 4) OBP: 0.240, SLG: 0.273		C C C 0-3 ② K			S S S 0-3 ③ K		X 0-0 ② G5-3		X 0-0 ② G6-3	3	0	0	0	0	2	2
50 Payton Henry, R (7, 2) OBP: 0.417, SLG: 0.250										1	0	0	0	0	0	0
88 Joey Wiemer, R (1, 7) OBP: 0.300, SLG: 0.462		S S S 0-3 ③ K				B C X 1-1 HR	X 0-0 ③ G1-3		X 0-0 ③ G2-3	3	1	1	1	0	1	2
94 Jackson Chourio, R (7, 7) OBP: 0.250, SLG: 0.250										1	0	0	0	0	0	0
Inning Stats	R: 0 E: 0 K: 1 S: 5 H: 1 LOB: 0 BB: 0 P: 5	R: 0 E: 0 K: 2 S: 7 H: 0 LOB: 0 BB: 0 P: 7	R: 0 E: 0 K: 2 S: 7 H: 1 LOB: 0 BB: 0 P: 7	R: 0 E: 1 K: 0 S: 5 H: 2 LOB: 2 BB: 0 P: 5	R: 0 E: 0 K: 3 S: 9 H: 0 LOB: 0 BB: 0 P: 9	R: 1 E: 0 K: 2 S: 9 H: 1 LOB: 0 BB: 0 P: 10	R: 2 E: 0 K: 0 S: 4 H: 1 LOB: 2 BB: 1 P: 9	R: 1 E: 0 K: 2 S: 10 H: 2 LOB: 2 BB: 1 P: 17	R: 0 E: 0 K: 0 S: 3 H: 0 LOB: 0 BB: 0 P: 3	1B: 4 2B: 2 3B: 0 HR: 2 SF: 0 SAC: 0 DP: 2 HBP: 1							

TOP

Milwaukee Brewers @ Texas Rangers

Surprise Stadium, Surprise, AZ

Fri Mar 17 2023, 4:08 PM - 6:39 PM EDT

Att. 7,303 - Partly Cloudy - 71 F

livebaseballscorecards.com

AB	33
R	4
H	8
RBI	4
BB	2
SO	12
LOB	16

PITCHER		IP	WLS	BF	H	R	ER	SO	BB	IBB	HBP	BLK	WP	HR	S	P	ERA	WHIP
17 Nathan Eovaldi, R ERA:	(1, 1)	3.1		12	4	0	0	5	0	0	0	0	0	0	22	22	0.00	1.200
35 Jacob Barnes, R ERA: 1.35	(4, 1)	0.2	H	2	0	0	0	0	0	0	0	0	0	0	2	2	0.00	0.000
50 Cole Ragans, L ERA: 4.85	(5, 1)	3.1	L	17	4	4	4	6	2	0	1	0	0	2	28	41	10.80	1.800
56 Reyes Moronta, R ERA: 15.43	(8, 1)	0.2		2	0	0	0	1	0	0	0	0	0	0	4	4	0.00	0.000
73 Jacob Latz, L ERA: 9.0	(9, 1)	1.0		3	0	0	0	0	0	0	0	0	0	0	3	3	0.00	0.000

PITCHER	IP	WLS	BF	H	R	ER	SO	BB	IBB	HBP	BLK	WP	HR	S	P	ERA	WHIP

WP: 0 PB: 0 SB: 0 CS: 0 PA: 36

Milwaukee Brewers @ Texas Rangers

Surprise Stadium, Surprise, AZ

Fri Mar 17 2023, 4:08 PM - 6:39 PM EDT

Att. 7,303 - Partly Cloudy - 71 F

BOTTOM

livebaseballscorecards.com

Batter	1	2	3	4	5	6	7	8	9	AB	R	H	RBI	BB	SO	LOB
47 Josh Smith, L (1, 6) OBP: 0.485, SLG: 0.519	HR		13 G6-4-3 1B	G3			K		G5-4-3 1-2f	3	1	2	1	0	0	3
83 Sandro Fabian, R (7, 9) OBP: 0.222, SLG: 0.143										2	0	0	0	0	1	2
13 Brad Miller, L (1, 3) OBP: 0.344, SLG: 0.407	K		G6-4-3 1-2f		P6		K			3	0	0	0	0	1	1
82 Jax Biggers, L (7, 5) OBP: 0.200, SLG: 0.400										1	0	0	0	0	1	0
20 Ezequiel Duran, R (1, 5) OBP: 0.333, SLG: 0.425	G5-3			28 HR 2B	F8			BB 89 SH1-3		3	1	1	0	0	0	0
92 Blaine Crim, R (7, 3) OBP: 0.364, SLG: 0.500										0	0	0	0	1	0	0
28 Jonah Heim, S (1, 2) OBP: 0.414, SLG: 0.591	P5			HR 2-H	P4			SH1-3 1-2		3	1	1	2	0	0	0
89 Matt Whatley, R (8, 2) OBP: 0.250, SLG: 0.143										0	0	0	0	0	0	0
41 Joe McCarthy, L (1, 10) OBP: 0.357, SLG: 0.400		G4-3		BB 16 77 WP		K		K		2	0	0	0	1	1	0
86 Diosbel Arias, R (8, PH) OBP: 0.250, SLG: 0.500 (9, 10)										1	0	0	0	0	1	1
77 Clint Frazier, R (1, 7) OBP: 0.289, SLG: 0.324		F8		1 SAFE 1 SAFE BB 16 1-2		K		K		2	0	0	0	1	1	0
90 Davis Wendzel, R (7, 6) OBP: 0.333, SLG: 0.667				BB						1	0	0	0	0	1	1
38 Elier Hernandez, R (1, 9) OBP: 0.323, SLG: 0.448				F9		3B			BB 65 1B	3	0	2	0	0	0	2
63 Nick Tanielu, R (7, 4) OBP: 0.750, SLG: 0.667										1	0	1	0	0	0	0
81 Justin Foscue, R (1, 4) OBP: 0.409, SLG: 0.889		F8		L5		K			L7	3	0	0	0	0	1	4
85 Trevor Hauver, L (7, 7)										1	0	0	0	0	0	1
16 Travis Jankowski, L (1, 8) OBP: 0.200, SLG: 0.152			G4-3	BB 1-2 2-3			K		BB 83 G5-4-3 1-2	2	0	0	0	1	0	0
65 Jayce Easley, S (8, 8)										0	0	0	0	1	0	0
Inning Stats	R: 1 H: 1 E: 0 LOB: 0 K: 1 BB: 0 S: 6 P: 6	R: 0 H: 1 E: 0 LOB: 1 K: 0 BB: 0 S: 4 P: 4	R: 0 H: 1 E: 0 LOB: 0 K: 0 BB: 0 S: 3 P: 3	R: 2 H: 2 E: 0 LOB: 3 K: 0 BB: 3 S: 8 P: 23	R: 0 H: 0 E: 0 LOB: 0 K: 0 BB: 0 S: 3 P: 3	R: 0 H: 1 E: 0 LOB: 1 K: 3 BB: 0 S: 10 P: 10	R: 0 H: 0 E: 0 LOB: 0 K: 3 BB: 0 S: 9 P: 9	R: 0 H: 0 E: 0 LOB: 1 K: 2 BB: 1 S: 7 P: 11	R: 0 H: 1 E: 0 LOB: 1 K: 0 BB: 1 S: 3 P: 7	1B: 3 SF: 0 2B: 1 SAC: 1 3B: 1 DP: 2 HR: 2 HBP: 0						

	AB	31
	R	3
	H	7
	RBI	3
	BB	5
	SO	9
	LOB	15

WP: 1 PA: 37
PB: 0
SB: 0
CS: 0

PITCHER		IP	WLS	BF	H	R	ER	SO	BB	IBB	HBP	BLK	WP	HR	S	P	ERA	WHIP
66 Janson Junk, R ERA: 5.63	(1, 1)	3.0		11	3	1	1	1	0	0	0	0	0	1	13	13	3.00	1.000
21 Matt Bush, R ERA: 20.25	(4, 1)	0.1		5	2	2	2	0	2	0	0	0	1	1	6	17	54.00	12.000
77 Lucas Erceg, R ERA: 6.75	(4, 1)	0.2		3	0	0	0	0	1	0	0	0	0	0	2	6	0.00	1.500
85 Robert Gasser, L ERA: 4.76	(5, 1)	2.0		7	1	0	0	3	0	0	0	0	0	0	13	13	0.00	0.500
74 Gus Varland, R ERA: 7.2	(7, 1)	1.0	W	3	0	0	0	3	0	0	0	0	0	0	9	9	0.00	0.000
68 Tyson Miller, R ERA:	(8, 1)	2.0	S	8	1	0	0	2	2	0	0	0	0	0	10	18	0.00	1.500

Batter	1	2	3	4	5	6	7	8	9	AB	R	H	RBI	BB	SO	LOB
25 Tyler Naquin, L (1, 9) OBP: 0.286, SLG: 0.261 94 Cam Devanney, R (6, 5) OBP: 0.286, SLG: 0.800	B B B B 4-0 33 FC6-4 BB	X 0-0 33 1B 45 1B 1-3 2-H 3-H 1B	S F C 0-3 ③ K			X 0-0 ① G1-3		B S F S 1-3 ② K 1-2		3 1	1 0	1 0	2 0	1 0	1 1	1 1
27 Willy Adames, R (1, 6) OBP: 0.182, SLG: 0.318 82 Isaac Collins, S (6, 4)	X 0-0 ① F8	X 0-0 ② F9		C F C 0-3 ① K		C S S 0-3 ② K		S F S 0-3 ③ K		4 1	0 0	0 0	0 0	0 0	2 1	3 1
33 Jesse Winker, L (1, 10) OBP: 0.375, SLG: 0.357 91 Hendry Mendez, L (9, PH) OBP: 0.400, SLG: 0.375	X 0-0 ② FC6-4 1-2f	X 0-0 24 BB 45 1B 1-3 3-H 1B		X 0-0 45 G5-3 1B		X 0-0 2B			F C C 0-3 ① K	4 1	0 0	3 0	1 0	0 0	0 1	1 0
45 Luke Voit, R (1, 3) OBP: 0.364, SLG: 0.594 92 Eduarqui Fernandez, R (6, 9) OBP: 1.000, SLG: 1.000	S C C 0-3 ③ K	X 0-0 24 BB 1-2 3-H 1B		X 0-0 ② G5-3 1-2		X 0-0 ③ F8			X 0-0 67 FC5-4 75 1B 1B	4 1	0 0	1 1	1 0	0 0	1 0	3 0
24 William Contreras, R (1, 2) OBP: 0.343, SLG: 0.233 75 Brian Navarreto, R (7, PH) OBP: 0.214, SLG: 0.357 (7, 2)	B A S E S 4-0 6 FB 10 BB 2 1B BB B A S E S 4-0 1-2 2-3 BB			C C C 0-3 ③ K			X 0-0 ① G5-3		X 0-0 67 FC5-4 1-2 1B	1 2	1 0	0 1	0 0	2 0	1 0	1 0
10 Mike Brosseau, R (1, 5) OBP: 0.577, SLG: 1.143 67 Blake Perkins, S (6, 8) OBP: 0.313, SLG: 0.296	B A S E S 4-0 88 1B 2 1B 25 1B 1-2 BB C S S 0-3 ③ K				X 0-0 6 F8 6 S 2 WP 1B		X 0-0 ② G3		X 0-0 ② FC5-4 1-2f 2-3	2 2	2 0	1 0	0 0	1 0	1 0	3 2
6 Owen Miller, R (1, 8) OBP: 0.367, SLG: 0.464 28 Jon Singleton, L (6, 3) OBP: 0.393, SLG: 0.375	X 0-0 ① F8 2-3	B B B B 4-0 88 F8 2 S BB			B X 1-0 ① F8 1-3	X 0-0 ③ G4-3			S S S 0-3 ③ K	2 2	0 0	0 0	0 0	1 0	0 1	3 2
2 Brice Turang, L (1, 4) OBP: 0.394, SLG: 0.467 29 Skye Bolt, S (6, 7) OBP: 0.308, SLG: 0.391	X 0-0 88 1B 25 1B 1-2 3-H 1B	C C S 0-3 ① K 1-2		B F C T 1-2 ② K 3-H				C F C 0-3 ① K		3 1	1 0	1 0	1 0	0 0	2 1	1 0
88 Joey Wiemer, R (1, 7) OBP: 0.303, SLG: 0.448 78 Andruw Monasterio, R (6, 6) OBP: 0.269, SLG: 0.273	2 SAFE X 0-0 25 1B 33 1B 1-2 2-3 1B	X 0-0 ② F8 2-3		C C C 0-3 ③ K				B B B B 4-0 94 WP BB		3 0	1 0	1 0	0 0	0 1	1 0	1 0
Inning Stats	R: 0 H: 0 E: 0 LOB: 1 K: 1 BB: 1 S: 5 P: 9	R: 5 H: 5 E: 0 LOB: 3 K: 1 BB: 3 S: 10 P: 22	R: 0 H: 0 E: 0 LOB: 1 K: 2 BB: 1 S: 7 P: 11	R: 0 H: 1 E: 0 LOB: 1 K: 2 BB: 0 S: 8 P: 8	R: 1 H: 1 E: 0 LOB: 0 K: 2 BB: 0 S: 8 P: 10	R: 0 H: 1 E: 0 LOB: 1 K: 1 BB: 0 S: 6 P: 6	R: 0 H: 0 E: 0 LOB: 0 K: 0 BB: 0 S: 3 P: 3	R: 0 H: 0 E: 0 LOB: 1 K: 3 BB: 1 S: 9 P: 14	R: 0 H: 2 E: 0 LOB: 2 K: 2 BB: 0 S: 9 P: 9	1B: 9 2B: 1 3B: 0 HR: 0	SF: 0 SAC: 0 DP: 0 HBP: 0			WP: 2 PB: 0 SB: 2 CS: 0	PA: 43		

TOP

Milwaukee Brewers @ San Diego Padres

Peoria Stadium, Peoria, AZ

Sat Mar 18 2023, 4:11 PM - 7:04 PM EDT

Att. 9,828 - Cloudy - 73 F

livebaseballscorecards.com

AB	37
R	6
H	10
RBI	5
BB	6
SO	14
LOB	23

PITCHER		IP	WLS	BF	H	R	ER	SO	BB	IBB	HBP	BLK	WP	HR	S	P	ERA	WHIP
45 Brent Honeywell, R ERA: 7.8	(1, 1)	3.2		20	5	5	5	5	4	0	0	0	0	0	26	42	12.27	2.455
91 Seth Mayberry, R ERA:	(2, 1)	0.1		3	1	0	0	1	1	0	0	0	0	0	4	8	0.00	6.000
45 Brent Honeywell, R ERA: 7.8	(3, 1)	3.2		20	5	5	5	5	4	0	0	0	0	0	26	42	12.27	2.455
87 Moises Lugo, R ERA: 1.29	(5, 1)	1.0	W	4	1	1	1	2	0	0	0	0	1	0	8	10	9.00	1.000
25 Tim Hill, L ERA: 4.76	(6, 1)	1.0	H	4	1	0	0	1	0	0	0	0	0	0	6	6	0.00	1.000

PITCHER		IP	WLS	BF	H	R	ER	SO	BB	IBB	HBP	BLK	WP	HR	S	P	ERA	WHIP
76 Domingo Tapia, R ERA: 3.6	(7, 1)	1.0	H	3	0	0	0	0	0	0	0	0	0	0	3	3	0.00	0.000
68 José Lopez, L ERA: 10.8	(8, 1)	1.0	H	4	0	0	0	3	1	0	0	0	1	0	9	14	0.00	1.000
56 Ray Kerr, L ERA:	(9, 1)	1.0		5	2	0	0	2	0	0	0	0	0	0	9	9	0.00	2.000

Batter	1	2	3	4	5	6	7	8	9	AB	R	H	RBI	BB	SO	LOB
Fernando Tatis Jr., R (1, 9) OBP: 0.324, SLG: 0.357	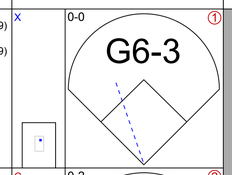		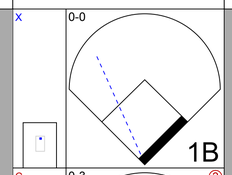		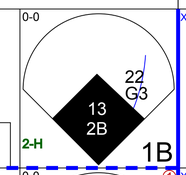	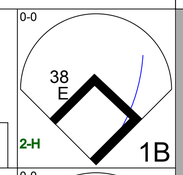		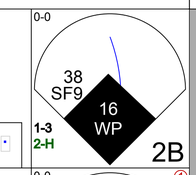		3 2	1 1	2 2	1 2	0 0	0 0	0 0
22 Juan Soto, L (1, 7) OBP: 0.600, SLG: 1.000 38 Tim Lopes, R (6, 7) OBP: 0.462, SLG: 0.618	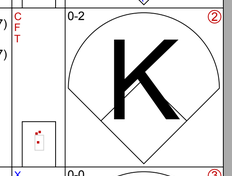		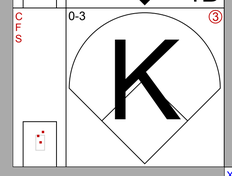		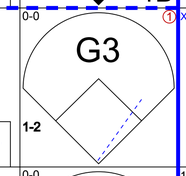	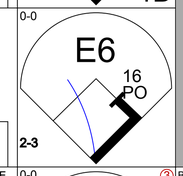		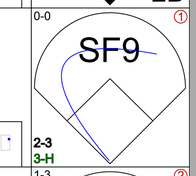		3 1	0 0	0 0	0 1	0 0	2 0	2 1
13 Manny Machado, R (1, 5) OBP: 0.364, SLG: 0.591 16 Brandon Dixon, R (5, PR) OBP: 0.311, SLG: 0.200 (6, 5)	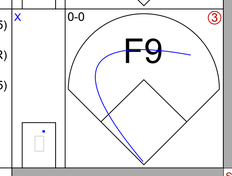			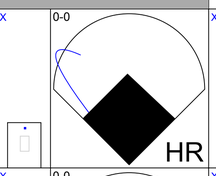	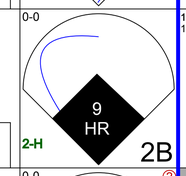	1 SAFE 1 SAFE 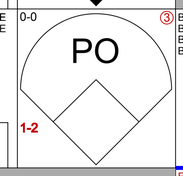	B B B B 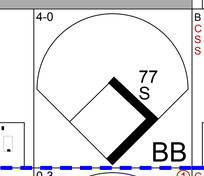	B C S S 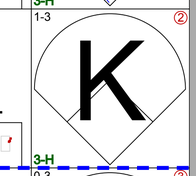	3 1	1 1	2 0	2 0	0 1	0 1	0 0
2 Xander Bogaerts, R (1, 6) OBP: 0.235, SLG: 0.188 77 Jackson Merrill, L (6, 6) OBP: 0.278, SLG: 0.273		S F S 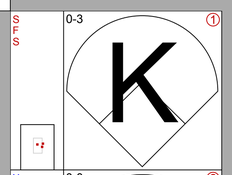		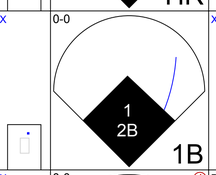	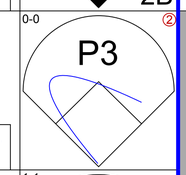		F F S 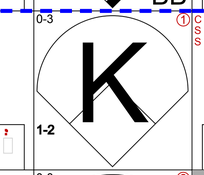	C S S 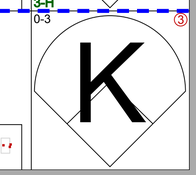	3 2	1 0	1 0	0 0	0 0	1 2	1 1
9 Jake Cronenworth, L (1, 3) OBP: 0.487, SLG: 0.735 29 Pedro Severino, R (6, 2) OBP: 0.296, SLG: 0.360		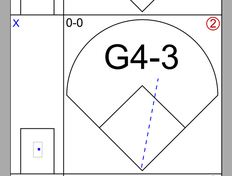		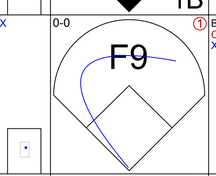	B C X 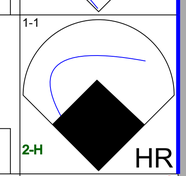		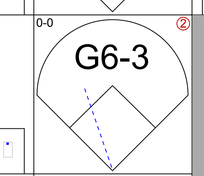			3 1	1 0	1 0	2 0	0 0	0 0	1 1
32 Nelson Cruz, R (1, 10) OBP: 0.292, SLG: 0.409 90 Rangel Ravelo, R (7, PH) OBP: 0.500, SLG: 0.591 (8, 10)		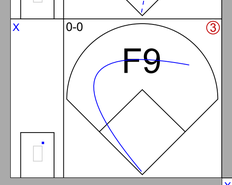		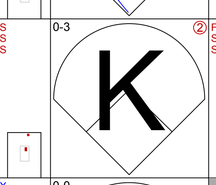	S F S 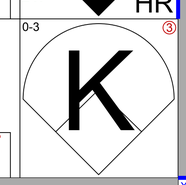		B B B B 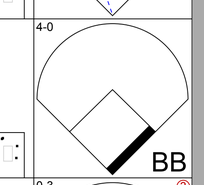			3 0	0 0	0 0	0 1	0 0	2 0	2 0
1 Trent Grisham, L (1, 8) OBP: 0.325, SLG: 0.471 28 José Azocar, R (7, 8) OBP: 0.342, SLG: 0.606			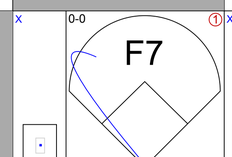	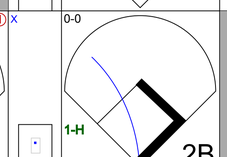		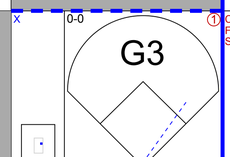	C F S 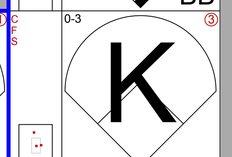			3 1	0 0	1 0	1 0	0 0	0 1	0 2
7 Ha-Seong Kim, R (1, 4) OBP: 0.467, SLG: 0.571 17 Matthew Batten, R (7, 4) OBP: 0.500, SLG: 0.571			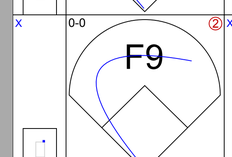	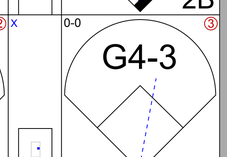		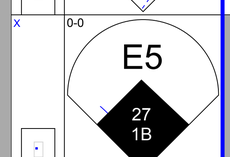		B B B B 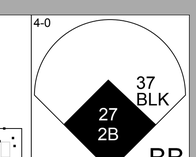		3 0	1 1	0 0	0 0	0 1	0 0	1 0
12 Luis Campusano, R (1, 2) OBP: 0.300, SLG: 0.611 37 Alfonso Rivas III, L (6, 3) OBP: 0.286, SLG: 0.400 88 Taylor Kohlwey, L (9, 3) OBP: 0.452, SLG: 0.429			F B X 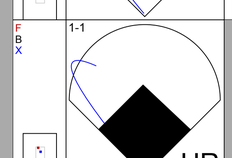		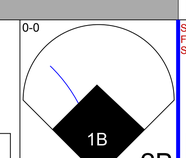	S F S 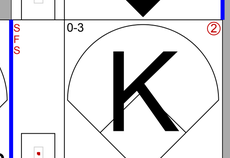		H 		2 1 0	2 1 0	2 0 0	1 0 0	0 0 0	0 1 0	0 1 0
Inning Stats	R: 0 E: 0 K: 1 S: 5 H: 0 LOB: 0 BB: 0 P: 5	R: 0 E: 0 K: 1 S: 5 H: 0 LOB: 0 BB: 0 P: 5	R: 1 E: 0 K: 1 S: 8 H: 2 LOB: 1 BB: 0 P: 9	R: 2 E: 0 K: 1 S: 8 H: 3 LOB: 1 BB: 0 P: 8	R: 4 E: 0 K: 1 S: 10 H: 4 LOB: 1 BB: 0 P: 11	R: 1 E: 2 K: 1 S: 7 H: 1 LOB: 1 BB: 0 P: 7	R: 0 E: 0 K: 2 S: 7 H: 0 LOB: 2 BB: 2 P: 15	R: 3 E: 0 K: 2 S: 8 H: 1 LOB: 0 BB: 1 P: 14		1B: 4 2B: 4 3B: 0 HR: 3	SF: 1 SAC: 0 DP: 0 HBP: 1			WP: 1 PB: 0 SB: 1 CS: 0	PA: 41	

PITCHER		IP	WLS	BF	H	R	ER	SO	BB	IBB	HBP	BLK	WP	HR	S	P	ERA	WHIP
46 Bryse Wilson, R ERA: 4.22	(1, 1)	4.0		19	7	5	5	4	0	0	0	0	0	2	28	29	11.25	1.750
54 Jake Cousins, R ERA: 10.5	(5, 1)	1.0	L	5	2	2	2	1	0	0	0	0	0	1	8	9	18.00	2.000
12 Javy Guerra, R ERA: 2.7	(6, 1)	1.0		5	1	1	0	1	0	0	0	0	0	0	7	7	0.00	1.000
32 Peter Strzelecki, R ERA: 5.68	(7, 1)	1.0		5	0	0	0	2	2	0	0	0	0	0	7	15	0.00	2.000
31 Joel Payamps, R ERA: 10.38	(8, 1)	0.1		4	1	3	3	0	1	0	1	1	0	0	2	7	81.00	6.000

PITCHER		IP	WLS	BF	H	R	ER	SO	BB	IBB	HBP	BLK	WP	HR	S	P	ERA	WHIP
59 Elvis Peguero, R ERA: 3.52	(8, 1)	0.2		2	0	0	0	2	0	0	0	0	1	0	6	7	0.00	0.000

BOTTOM

Milwaukee Brewers @ San Diego Padres

Peoria Stadium, Peoria, AZ

Sat Mar 18 2023, 4:11 PM - 7:04 PM EDT

Att. 9,828 - Cloudy - 73 F

livebaseballscorecards.com

AB	35
R	11
H	11
RBI	10
BB	3
SO	10
LOB	13

Batter	1	2	3	4	5	6	7	8	9	AB	R	H	RBI	BB	SO	LOB
6 Jonathan India, R (1, 4) OBP: 0.400, SLG: 0.441	C X 0-1 4 FC5-4 37 1B 2B		X 0-0 ① G6-3			C C X 0-2 HR		X 0-0 ② F8		4	2	2	1	0	0	0
36 Nick Quintana, R (8, 5) OBP: 0.286, SLG: 0.286										0	0	0	0	0	0	0
19 Joey Votto, L (1, 3) OBP: 0.364, SLG: 0.222	B B B B 4-0 4 FC5-4 BB		X 0-0 4 P3 1B			X 0-0 ① G6-3		X 0-0 ③ G5-3		2	0	1	0	1	0	0
32 Jason Vosler, L (6, 3) OBP: 0.294, SLG: 0.517										1	0	0	0	0	0	0
4 Wil Myers, R (1, 9) OBP: 0.286, SLG: 0.273	X 0-0 ① FC5-4 37 1B 1-2f 2-3		1 SAFE X 0-0 ②③ P3 1-2			X 0-0 ② P3			B X 1-0 HR	3	0	0	0	0	0	3
87 Henry Ramos, S (6, 9) OBP: 0.611, SLG: 1.000										1	1	1	1	0	0	0
37 Tyler Stephenson, R (1, 2) OBP: 0.289, SLG: 0.333	1 SAFE X 0-0 1-2 3-H 1B			X 0-0 ① G6-3		X 0-0 ③ F8			X 0-0 35 FC5-4 1B	3	0	1	1	0	0	0
3 Matt Reynolds, R (7, 5) (8, 4) OBP: 1.000, SLG: 1.000										1	0	1	0	0	0	0
27 Jake Fraley, L (1, 7) OBP: 0.375, SLG: 0.611	X 0-0 ② F9			B B C F B C 3-3 ② K			S S S 0-3 ① K		1 SAFE X 0-0 ① F9	1	0	0	0	0	0	2
57 Stuart Fairchild, R (4, PH) (4, 7) (7, 8) OBP: 0.417, SLG: 0.429										3	0	0	0	0	2	1
30 Will Benson, L (1, 8) OBP: 0.324, SLG: 0.405	X 0-0 ③ P5			S T 0-2 ③ K			X 0-0 ② G4-3		X 0-0 ② FC5-4 3 BB 1-2f	3	0	0	0	0	1	2
35 Alejo Lopez, S (7, 7) (8, 6) OBP: 0.314, SLG: 0.172										1	0	0	0	0	0	1
7 Spencer Steer, R (1, 5) OBP: 0.405, SLG: 0.545		X 0-0 9 FC5-4 1B			X 0-0 9 CS 1B		X 0-0 1B		B B B B 4-0 1-2 BB	3	0	3	0	0	0	0
3 Eric Yang, R (7, 2) OBP: 0.405, SLG: 0.545										0	0	0	0	1	0	0
9 Chad Pinder, R (1, 10) OBP: 0.158, SLG: 0.114		1 SAFE X 0-0 ① FC5-4 2 CS 1-2f			1 SAFE 1 SAFE C F C 0-3 ①② K 1-2		1 SAFE X 0-0 ③ F8		X 0-0 ③ F8	4	0	0	0	0	1	5
2 Jose Barrero, R (1, 6) OBP: 0.343, SLG: 0.469		1 SAFE 1 SAFE S S S 0-3 ②③ K 1-2			C C C 0-3 ③ K			X 0-0 ① L5		3	0	0	0	0	2	1
29 Austin Hendrick, L (8, 7) OBP: 0.286, SLG: 0.714										0	0	0	0	0	0	0
Inning Stats	R: 1 E: 0 K: 0 S: 6 H: 2 LOB: 2 BB: 1 P: 10	R: 0 E: 0 K: 1 S: 5 H: 1 LOB: 1 BB: 0 P: 5	R: 0 E: 0 K: 0 S: 3 H: 1 LOB: 0 BB: 0 P: 3	R: 0 E: 0 K: 2 S: 7 H: 0 LOB: 0 BB: 0 P: 10	R: 0 E: 0 K: 2 S: 8 H: 1 LOB: 0 BB: 0 P: 8	R: 1 E: 0 K: 0 S: 6 H: 1 LOB: 0 BB: 0 P: 6	R: 0 E: 0 K: 1 S: 6 H: 1 LOB: 1 BB: 0 P: 6	R: 0 E: 0 K: 0 S: 3 H: 0 LOB: 0 BB: 0 P: 3	R: 1 E: 0 K: 0 S: 5 H: 2 LOB: 2 BB: 1 P: 10	1B: 6 2B: 3 3B: 0 HR: 2 SF: 0 SAC: 0 DP: 2 HBP: 0						

PITCHER		IP	WLS	BF	H	R	ER	SO	BB	IBB	HBP	BLK	WP	HR	S	P	ERA	WHIP
39 Corbin Burnes, R ERA: 3.21	(1, 1)	4.2		17	5	1	1	4	1	0	0	0	0	0	26	33	1.93	1.286
55 Hoby Milner, L ERA: 5.06	(5, 1)	0.1	H	1	0	0	0	1	0	0	0	0	0	0	3	3	0.00	0.000
20 Wade Miley, L ERA: 3.0	(6, 1)	4.0	W	17	4	2	2	1	1	0	0	0	0	2	20	25	4.50	1.250

PITCHER	IP	WLS	BF	H	R	ER	SO	BB	IBB	HBP	BLK	WP	HR	S	P	ERA	WHIP

TOP

Cincinnati Reds @ Milwaukee Brewers

American Family Fields of Phoenix, Phoenix, AZ

Sun Mar 19 2023, 3:13 PM - 5:28 PM CDT

Att. 6,313 - Overcast - 68 F

livebaseballscorecards.com

AB	33
R	3
H	9
RBI	3
BB	2
SO	6
LOB	15

1B: 6	SF: 0	WP: 0	PA: 35
2B: 3	SAC: 0	PB: 0	
3B: 0	DP: 2	SB: 0	
HR: 2	HBP: 0	CS: 2	

Cincinnati Reds @ Milwaukee Brewers

American Family Fields of Phoenix, Phoenix, AZ

Sun Mar 19 2023, 3:13 PM - 5:28 PM CDT

Att. 6,313 - Overcast - 68 F

livebaseballscorecards.com

BOTTOM

Batter	1	2	3	4	5	6	7	8	9	AB	R	H	RBI	BB	SO	LOB
22 Christian Yelich, L (1, 7) OBP: 0.346, SLG: 0.625 94 Jackson Chourio, R (7, 7) OBP: 0.222, SLG: 0.222	0-0 27 1B 33 BB 9 G6-4-3 1B		0-3 ② K			0-0 ② G4-3		0-0 ③ L4		3 1 1 0 0 1 0 1 0 0 0 0 0 1						
33 Jesse Winker, L (1, 10) OBP: 0.421, SLG: 0.438 86 Jeferson Quero, R (9, PH) OBP: 0.250, SLG: 0.500	4-0 9 G6-4-3 27 1B 10 WP 1-2 BB		0-0 ③ P5			0-0 2B			0-0 ① G4-3	2 1 1 0 1 0 0 1 0 0 0 0 0 0						
27 Willy Adames, R (1, 6) OBP: 0.200, SLG: 0.320 78 Andruw Monasterio, R (7, 6) OBP: 0.296, SLG: 0.273	0-0 9 G6-4-3 1-2 2-3 1B			0-3 ① K		0-0 ③ G4-3			4-0 13 BB 28 1B BB	3 0 1 0 0 1 1 0 1 0 0 1 0 0						
9 Brian Anderson, R (1, 9) OBP: 0.514, SLG: 0.643 13 Abraham Toro, S (8, 5) OBP: 0.333, SLG: 0.389	0-0 ①② G6-4-3 1-2f 2-3 3-H			0-0 ② G5-3			0-0 ① G5-3		4-0 28 1B 80 E 1-2 BB	3 0 0 0 0 0 2 0 1 0 0 1 0 0						
10 Mike Brosseau, R (1, 5) OBP: 0.517, SLG: 1.000 28 Jon Singleton, L (8, 3) OBP: 0.414, SLG: 0.400	1-0 ③ G6-3 3-H			0-3 ③ K			0-3 ② K		0-0 80 E 1-3 2-H 1B	3 0 0 0 0 2 0 1 0 1 1 0 0 0						
18 Keston Hiura, R (1, 3) OBP: 0.226, SLG: 0.179 80 Lamar Sparks, R (8, 9) OBP: 0.667, SLG: 0.500		0-2 ① K			0-3 ① K		0-0 ③ L6		0-0 E5 1-2 3-H	3 0 0 0 0 2 0 1 0 0 1 0 0 1						
79 Sal Frelick, L (1, 8) OBP: 0.308, SLG: 0.385 29 Skye Bolt, S (9, 8) OBP: 0.308, SLG: 0.391		0-0 ② G4-3			0-2 ② K			0-0 ① G1-3		3 0 0 0 0 1 0 0 0 0 0 0 0 0						
7 Victor Caratini, S (1, 2) OBP: 0.440, SLG: 0.409		0-0 ③ G4-3			0-0 ③ G4-3			0-0 ② F7		3 0 0 0 0 0 0						
2 Brice Turang, L (1, 4) OBP: 0.389, SLG: 0.438 63 Eddy Alvarez, L (9, 4) OBP: 0.273, SLG: 0.158			0-0 ① F7			0-0 ① G6-3		4-0 BB		2 0 0 0 1 0 0 0 0 0 0 0 0 0						
Inning Stats	R: 2 E: 0 K: 0 S: 4 H: 2 LOB: 0 BB: 1 P: 9	R: 0 E: 0 K: 1 S: 5 H: 0 LOB: 0 BB: 0 P: 5	R: 0 E: 0 K: 1 S: 5 H: 0 LOB: 0 BB: 0 P: 5	R: 0 E: 0 K: 2 S: 7 H: 0 LOB: 0 BB: 0 P: 7	R: 0 E: 0 K: 2 S: 7 H: 0 LOB: 0 BB: 0 P: 7	R: 0 E: 0 K: 0 S: 4 H: 1 LOB: 1 BB: 0 P: 4	R: 0 E: 0 K: 1 S: 5 H: 0 LOB: 0 BB: 0 P: 5	R: 0 E: 0 K: 0 S: 3 H: 0 LOB: 1 BB: 1 P: 7	R: 2 E: 1 K: 0 S: 3 H: 1 LOB: 2 BB: 2 P: 11	1B: 3 2B: 1 3B: 0 HR: 0 SF: 0 SAC: 0 DP: 1 HBP: 0						

AB	29
R	4
H	4
RBI	2
BB	4
SO	7
LOB	5

WP: 1 PB: 0 SB: 0 CS: 0 PA: 33

PITCHER		IP	WLS	BF	H	R	ER	SO	BB	IBB	HBP	BLK	WP	HR	S	P	ERA	WHIP
85 Luis Cessa, R ERA: 4.5	(1, 1)	3.0		11	2	2	2	2	1	0	0	0	1	0	14	19	6.00	1.000
47 Derek Law, R ERA: 1.42	(4, 1)	1.0		3	0	0	0	2	0	0	0	0	0	0	7	7	0.00	0.000
41 Hunter Strickland, R ERA: 7.71	(5, 1)	1.0		3	0	0	0	2	0	0	0	0	0	0	7	7	0.00	0.000
66 Joel Kuhnel, R ERA: 3.12	(6, 1)	1.0		4	1	0	0	0	0	0	0	0	0	0	4	4	0.00	1.000
33 Bennett Sousa, L ERA: 3.38	(7, 1)	1.0		3	0	0	0	1	0	0	0	0	0	0	5	5	0.00	0.000

PITCHER		IP	WLS	BF	H	R	ER	SO	BB	IBB	HBP	BLK	WP	HR	S	P	ERA	WHIP
81 Alan Busenitz, R ERA: 23.63	(8, 1)	1.0		4	0	0	0	0	1	0	0	0	0	0	3	7	0.00	1.000
84 Jared Solomon, R ERA: 8.31	(9, 1)	0.1	L	5	1	2	2	0	2	0	0	0	0	0	3	11	54.00	9.000

Batter	1	2	3	4	5	6	7	8	9	AB	R	H	RBI	BB	SO	LOB
5 Garrett Mitchell, L (1, 8) OBP: 0.286, SLG: 0.762 79 Sal Frelick, L (6, 7) OBP: 0.357, SLG: 0.429	G1-3		G4-3		G4-3			1-2 18 2B 1B		3 0 0 0 0 0 2 1 1 1 0 0 0 0						
18 Keston Hiura, R (1, 10) OBP: 0.229, SLG: 0.219	G1-3			SFS K		FFS K		1-H 2-H 2B		4 0 1 2 0 2 0						
25 Tyler Naquin, L (1, 9) OBP: 0.258, SLG: 0.231 3 Monte Harrison, R (6, 9) OBP: 0.300, SLG: 0.067	F7			FFS K		CFS K		SSC K		3 0 0 0 0 2 0 1 0 0 0 0 1 1						
45 Luke Voit, R (1, 3) OBP: 0.361, SLG: 0.571 96 Wes Clarke, R (6, 3) OBP: 0.667, SLG: 1.250		FSC K		24 1B 1B		FFS K		BBBD BB		3 0 1 0 0 2 0 0 0 0 0 1 0 0						
24 William Contreras, R (1, 2) OBP: 0.342, SLG: 0.242 75 Brian Navarreto, R (7, 2) OBP: 0.200, SLG: 0.333		G6-3		1-2 1B			G5-3	P3		3 0 1 0 0 0 0 1 0 0 0 0 0 2						
13 Abraham Toro, S (1, 5) OBP: 0.333, SLG: 0.429 97 Tyler Black, L (7, PR) OBP: 0.556, SLG: 0.750 (7, 5)		SSC K		L7			2B	F7		3 0 1 0 0 1 2 1 0 0 0 0 0 2						
6 Owen Miller, R (1, 4) OBP: 0.364, SLG: 0.452 84 Robert Moore, S (7, 4)			F9		88 FC4 1B		CSC K		F9	3 0 1 0 0 1 1 1 0 0 0 0 0 0						
88 Joey Wiemer, R (1, 7) OBP: 0.297, SLG: 0.424 (6, 8)			63 S 1B		FC4 1-2f		CSS K		G6-3	4 0 1 0 0 1 2						
63 Eddy Alvarez, L (1, 6) OBP: 0.280, SLG: 0.143 78 Andruw Monasterio, R (8, 6) OBP: 0.286, SLG: 0.261			CSS K 1-2		CSS K			H 1-0 79 1B 18 2B HBP	CFC K	2 1 0 0 0 2 2 1 0 0 0 0 1 0						
Inning Stats	R: 0 H: 0 E: 0 LOB: 0 K: 0 BB: 0 S: 3 P: 3	R: 0 H: 0 E: 0 LOB: 0 K: 2 BB: 0 S: 7 P: 7	R: 0 H: 1 E: 0 LOB: 1 K: 1 BB: 0 S: 6 P: 6	R: 0 H: 2 E: 0 LOB: 2 K: 2 BB: 0 S: 9 P: 9	R: 0 H: 1 E: 0 LOB: 1 K: 1 BB: 0 S: 6 P: 6	R: 0 H: 0 E: 0 LOB: 0 K: 3 BB: 0 S: 9 P: 9	R: 0 H: 1 E: 0 LOB: 1 K: 2 BB: 0 S: 8 P: 8	R: 2 H: 2 E: 0 LOB: 2 K: 1 BB: 1 S: 7 P: 12	R: 0 H: 0 E: 0 LOB: 0 K: 1 BB: 0 S: 5 P: 5	1B: 5 SF: 0 2B: 2 SAC: 0 3B: 0 DP: 0 HR: 0 HBP: 1						

TOP

Milwaukee Brewers @ Seattle Mariners

Peoria Stadium, Peoria, AZ

Mon Mar 20 2023, 4:12 PM - 6:38 PM EDT

Att. 7,563 - Cloudy - 70 F

livebaseballscorecards.com

AB	34
R	2
H	7
RBI	2
BB	1
SO	13
LOB	14

WP: 0 PA: 36
PB: 0
SB: 1
CS: 0

PITCHER		IP	WLS	BF	H	R	ER	SO	BB	IBB	HBP	BLK	WP	HR	S	P	ERA	WHIP
36 Logan Gilbert, R ERA: 3.55	(1, 1)	4.0	W	15	3	0	0	5	0	0	0	0	0	0	25	25	0.00	0.750
61 Riley O'Brien, R ERA: 3.68	(5, 1)	1.0		4	1	0	0	1	0	0	0	0	0	0	6	6	0.00	1.000
Andrés Muñoz, R ERA:	(6, 1)	1.0		3	0	0	0	3	0	0	0	0	0	0	9	9	0.00	0.000
47 Matt Brash, R ERA: 13.5	(7, 1)	1.0		4	1	0	0	2	0	0	0	0	0	0	8	8	0.00	1.000
67 Matt Festa, R ERA: 7.71	(8, 1)	0.1		5	2	2	2	1	1	0	1	0	0	0	5	10	54.00	9.000

PITCHER		IP	WLS	BF	H	R	ER	SO	BB	IBB	HBP	BLK	WP	HR	S	P	ERA	WHIP
30 Trevor Gott, R ERA: 4.32	(8, 1)	1.2		5	0	0	0	1	0	0	0	0	0	0	7	7	0.00	0.000

Milwaukee Brewers @ Seattle Mariners

Peoria Stadium, Peoria, AZ

Mon Mar 20 2023, 4:12 PM - 6:38 PM EDT

Att. 7,563 - Cloudy - 70 F

BOTTOM

livebaseballscorecards.com

Batter	1	2	3	4	5	6	7	8	9	AB	R	H	RBI	BB	SO	LOB
3 J.P. Crawford, L (1, 6) OBP: 0.276, SLG: 0.192	L3		F8	K		K				3	0	0	0	0	1	3
71 Mason McCoy, R (6, 6) OBP: 0.303, SLG: 0.313										1	0	0	0	0	1	1
23 Ty France, R (1, 3) OBP: 0.310, SLG: 0.462	G4-3		1-H 2-H 2B		F8		K			3	0	1	2	0	0	0
94 Mike Ford, L (6, 3) OBP: 0.345, SLG: 0.542										1	0	0	0	0	1	0
10 Jarred Kelenic, L (1, 8) OBP: 0.439, SLG: 0.872	K		G1-3		P6		L9			1	0	0	0	0	1	0
88 Tanner Kirwer, R (3, PH) OBP: 0.250, SLG: 0.143										3	0	0	0	0	0	1
(4, 8)																
8 AJ Pollock, R (1, 7) OBP: 0.200, SLG: 0.206		P4	K		4 WP 1B		1B			3	0	1	0	0	1	1
85 Colin Davis, R (5, PR) OBP: 0.500, SLG: 0.500										1	0	1	0	0	0	0
(6, 7)																
4 Tommy La Stella, L (1, 10) OBP: 0.333, SLG: 0.364		G4-3		64 2B 79 1B 1B	G6-3 1-2		K			3	1	1	0	0	0	1
89 Gabriel Gonzalez, R (7, PH)										1	0	0	0	0	1	1
(8, 10)																
64 Brian O'Keefe, R (1, 2) OBP: 0.471, SLG: 0.938	K			79 1B 76 SF8 1-3 2B		K		K		2	1	1	0	0	1	0
27 Jacob Nottingham, R (6, 2) OBP: 0.318, SLG: 0.333										2	0	0	0	0	2	0
21 Cooper Hummel, S (1, 9) OBP: 0.389, SLG: 0.818			HR	K		79 G4-3 76 HR 2B		L8		3	1	2	1	0	1	2
73 Zach DeLoach, L (6, PR) OBP: 0.320, SLG: 0.364										1	1	0	0	0	0	0
(7, 9)																
79 Colin Moran, L (1, 5) OBP: 0.303, SLG: 0.300			76 HBP 23 2B BB	2-3 3-H 1B		G4-3 2-3		1B		2	1	1	1	1	0	1
72 Jake Scheiner, R (7, 5) OBP: 0.200, SLG: 0.483										1	0	1	0	0	0	0
76 José Caballero, R (1, 4) OBP: 0.400, SLG: 0.571			1-2 23 2B HBP	SF8 3-H		HR 3-H		G4-3		1	2	1	3	0	0	0
92 Hogan Windish, R (7, 4)										1	0	0	0	0	0	1

AB	33
R	7
H	10
RBI	7
BB	1
SO	10
LOB	12

Inning Stats	1	2	3	4	5	6	7	8	9
	R: 0 E: 0 K: 1 S: 5	H: 0 LOB: 0 BB: 0 P: 5	R: 0 E: 0 K: 1 S: 5	H: 0 LOB: 0 BB: 0 P: 5	R: 3 E: 0 K: 1 S: 9	H: 2 LOB: 1 BB: 1 P: 15	R: 2 E: 0 K: 2 S: 10	H: 3 LOB: 1 BB: 0 P: 10	R: 0 E: 0 K: 0 S: 4	H: 1 LOB: 2 BB: 0 P: 5	R: 2 E: 0 K: 2 S: 9	H: 2 LOB: 1 BB: 0 P: 9	R: 0 E: 0 K: 2 S: 8	H: 1 LOB: 1 BB: 0 P: 8	R: 0 E: 0 K: 1 S: 6	H: 1 LOB: 1 BB: 0 P: 6

1B: 5	SF: 1
2B: 3	SAC: 0
3B: 0	DP: 0
HR: 2	HBP: 1

WP: 1	PA: 36
PB: 0	
SB: 0	
CS: 0	

PITCHER		IP	WLS	BF	H	R	ER	SO	BB	IBB	HBP	BLK	WP	HR	S	P	ERA	WHIP
53 Brandon Woodruff, R ERA: 4.66	(1, 1)	4.2	L	22	6	5	5	5	1	0	1	0	0	1	32	38	9.64	1.500
Cam Robinson, R ERA:	(5, 1)	0.1		1	0	0	0	0	0	0	0	0	1	0	1	2	0.00	0.000
21 Matt Bush, R ERA: 19.29	(6, 1)	1.0		5	2	2	2	2	0	0	0	0	0	1	9	9	18.00	2.000
74 Gus Varland, R ERA: 5.68	(7, 1)	1.1		5	1	0	0	3	0	0	0	0	0	0	11	11	0.00	0.750
77 Lucas Erceg, R ERA: 5.79	(8, 1)	0.2		3	1	0	0	0	0	0	0	0	0	0	3	3	0.00	1.500

PITCHER	IP	WLS	BF	H	R	ER	SO	BB	IBB	HBP	BLK	WP	HR	S	P	ERA	WHIP

Chicago White Sox @ Milwaukee Brewers

American Family Fields of Phoenix, Phoenix, AZ

Tue Mar 21 2023, 3:10 PM - 5:45 PM CDT

Att. 4,654 - Cloudy - 63 F

TOP

livebaseballscorecards.com

Batter	1	2	3	4	5	6	7	8	9	AB	R	H	RBI	BB	SO	LOB
12 Romy Gonzalez, R (1, 4) OBP: 0.286, SLG: 0.400	HR		K			24 WP, 0 S, 30 2B, 1B	F7			3	2	2	1	0	1	0
22 Oscar Colás, L (7, PH) OBP: 0.275, SLG: 0.460										1	0	0	0	0	0	0
95 Shawn Goosenberg, R (7, 4)										0	0	0	0	0	0	0
32 Gavin Sheets, L (1, 3) OBP: 0.238, SLG: 0.400	F7			HR		1 SAFE, 1 SAFE, FFS, K	G4-3			4	1	1	1	0	1	1
80 Wes Kath, L (7, 5)										0	0	0	0	0	0	0
23 Andrew Benintendi, L (1, 7) OBP: 0.371, SLG: 0.321	K			BB		1 SAFE, BBBBB, 24 WP, 30 2B, 1-2, BB		F3		1	0	0	0	1	1	0
0 Billy Hamilton, S (5, 7) OBP: 0.179, SLG: 0.120										1	1	0	0	1	0	0
(7, 8)																
24 Yasmani Grandal, S (1, 2) OBP: 0.310, SLG: 0.421	G6-3			F8		BFFS, K, 1-2, 2-3		97 S, 1B		3	0	0	0	0	1	3
41 Jake Marisnick, R (7, 7) OBP: 0.233, SLG: 0.185										1	0	1	0	0	0	0
30 Jake Burger, R (1, 5) OBP: 0.294, SLG: 0.531		K		K		51 HR, 2-H, 3-H, 2B		K		3	1	1	2	0	2	1
48 Sebastián Rivero, R (7, 2) OBP: 0.167, SLG: 0.167										1	0	0	0	0	1	1
51 Adam Haseley, L (1, 8) OBP: 0.484, SLG: 0.700		K		G4-3		2-H, HR		K, 1-2		3	1	1	2	0	1	1
97 Tyler Neslony, L (7, 9)										1	0	0	0	0	1	1
44 Seby Zavala, R (1, 10) OBP: 0.406, SLG: 0.731		K			G6-3	1B			F9	4	0	1	0	0	1	0
15 Erik González, R (1, 6) OBP: 0.424, SLG: 0.516			81 G6-4-3, 1B		L9	F9			K	3	0	1	0	0	0	1
97 Layant Tapia, R (9, PH)										1	0	0	0	0	1	0
(9, 6)																
81 Zach Remillard, R (1, 9) OBP: 0.258, SLG: 0.296			G6-4-3, 1-2f		F8		F8		L9	3	0	0	0	0	0	1
98 Xavier Fernández, R (7, 3)										1	0	0	0	0	0	0
Inning Stats	R: 1 E: 0 K: 1 S: 6 H: 1 LOB: 0 BB: 0 P: 6	R: 0 E: 0 K: 3 S: 9 H: 0 LOB: 0 BB: 0 P: 9	R: 0 E: 0 K: 1 S: 5 H: 1 LOB: 0 BB: 0 P: 6	R: 1 E: 0 K: 1 S: 6 H: 1 LOB: 1 BB: 1 P: 10	R: 0 E: 0 K: 0 S: 3 H: 0 LOB: 0 BB: 0 P: 3	R: 4 E: 0 K: 2 S: 11 H: 4 LOB: 1 BB: 1 P: 16	R: 0 E: 0 K: 0 S: 3 H: 0 LOB: 0 BB: 0 P: 3	R: 0 E: 0 K: 2 S: 8 H: 1 LOB: 1 BB: 0 P: 9	R: 0 E: 0 K: 1 S: 5 H: 0 LOB: 0 BB: 0 P: 5	1B: 4 2B: 1 3B: 0 HR: 3 SF: 0 SAC: 0 DP: 1 HBP: 0	WP: 1 PB: 0 SB: 2 CS: 0 PA: 36					

	AB	34
	R	6
	H	8
	RBI	6
	BB	2
	SO	11
	LOB	10

PITCHER		IP	WLS	BF	H	R	ER	SO	BB	IBB	HBP	BLK	WP	HR	S	P	ERA	WHIP
51 Freddy Peralta, R ERA: 4.82	(1, 1)	5.0	L	19	4	3	3	6	1	0	0	0	0	2	30	35	5.40	1.000
12 Javy Guerra, R ERA: 9.0	(6, 1)	0.2		5	2	3	3	2	1	0	0	0	1	1	8	13	40.50	4.500
92 Matt Hardy, R ERA:	(6, 1)	0.1		2	1	0	0	0	0	0	0	0	0	0	2	2	0.00	3.000
32 Peter Strzelecki, R ERA: 4.91	(7, 1)	1.0		3	0	0	0	0	0	0	0	0	0	0	3	3	0.00	0.000
37 Adrian Houser, R ERA: 1.8	(8, 1)	2.0		7	1	0	0	3	0	0	0	0	0	0	13	14	0.00	0.500

PITCHER	IP	WLS	BF	H	R	ER	SO	BB	IBB	HBP	BLK	WP	HR	S	P	ERA	WHIP

Batter	1	2	3	4	5	6	7	8	9	AB	R	H	RBI	BB	SO	LOB
22 Christian Yelich, L (1, 10) OBP: 0.345, SLG: 0.577 86 Tayden Hall, L (8, PH) OBP: 0.667, SLG: 0.500 (9, 10)	BBBB 4-0 BB		x 0-0 ① L5		x 0-0 ③ FC4-6 1-2f			x 0-0 1B	x 0-0 ③ P6	2 0 0 0 1 0 1 2 0 1 0 0 0 2						
33 Jesse Winker, L (1, 7) OBP: 0.364, SLG: 0.368 Blake Perkins, S (7, 7) OBP: 0.303, SLG: 0.286	x 0-0 ① P5		x 0-0 ② G3			x 0-0 ① F7		x 0-0 ③ G4-3		3 0 0 0 0 0 1 1 0 0 0 0 0 1						
27 Willy Adames, R (1, 6) OBP: 0.179, SLG: 0.286 78 Andruw Monasterio, R (7, 6) OBP: 0.310, SLG: 0.261	FFS 0-3 ② K		x 0-0 ③ F9			SFS 0-3 ② K			BBBB 4-0 29 1B 88 E 16 FC4-6 BB	3 0 0 0 0 2 1 0 1 0 0 1 0 0						
45 Luke Voit, R (1, 3) OBP: 0.333, SLG: 0.526 28 Jon Singleton, L (7, 3) OBP: 0.400, SLG: 0.385	CFC 0-3 ③ K			x 0-0 E4 24 G5-4-3		x 0-0 ③ G6-3			1 SAFE x 0-0 ① L8	3 0 0 0 0 1 1 1 0 0 0 0 0 1						
24 William Contreras, R (1, 2) OBP: 0.325, SLG: 0.229 88 Joey Wiemer, R (7, 8) OBP: 0.282, SLG: 0.400		SSS 0-3 ① K		x 0-0 ①② G5-4-3 1-2f			x 0-0 ① L5		B 1 SAFE x 1-0 FC5 16 FC4-6 29 1B 82 1B 1-2	2 0 0 0 0 1 1 2 1 0 0 0 0 1						
9 Brian Anderson, R (1, 9) OBP: 0.514, SLG: 0.621 29 Skye Bolt, S (7, 9) OBP: 0.321, SLG: 0.400		BBBB 4-0 10 HR BB		SSS 0-3 ③ K			x 0-0 ② G4-3		x 0-0 16 FC4-6 1-2 2-3 1B	1 1 0 0 1 1 0 2 0 1 0 0 0 0						
10 Mike Brosseau, R (1, 5) OBP: 0.516, SLG: 1.077 16 Josh VanMeter, L (6, 5) OBP: 0.409, SLG: 0.471		x 0-0 1-H HR			x 0-0 ① F7		x 0-0 ③ F8		x 0-0 ② FC4-6 1B 82 1B 1-2f 2-3 3-H	2 1 1 2 0 0 0 2 1 0 1 0 0 2						
2 Brice Turang, L (1, 4) OBP: 0.368, SLG: 0.412 Payton Henry, R (7, 2) OBP: 0.429, SLG: 0.300 90 Terence Doston, L (9, PR)		CCC 0-3 ② K			x 0-0 ② L7			x 0-0 ① G4-3	x 0-0 82 1B 1-2 1B	2 0 0 0 0 1 0 2 0 1 0 0 0 0 0 0 0 0 0 0 0						
6 Owen Miller, R (1, 8) OBP: 0.371, SLG: 0.455 82 Isaac Collins, S (7, 4) OBP: 0.429, SLG: 0.200		CFS 0-3 ③ K			x 0-0 22 FC4-6 1B			SCS 0-3 ② K	x 0-0 1-3 2-H 3-H 1B	2 0 1 0 0 1 0 2 0 1 2 0 1 0						
Inning Stats	R: 0 H: 0 E: 0 LOB: 1 K: 2 BB: 1 S: 7 P: 11	R: 2 H: 1 E: 0 LOB: 0 K: 3 BB: 1 S: 10 P: 14	R: 0 H: 0 E: 0 LOB: 0 K: 0 BB: 0 S: 3 P: 3	R: 0 H: 0 E: 1 LOB: 0 K: 1 BB: 0 S: 5 P: 5	R: 0 H: 1 E: 0 LOB: 1 K: 0 BB: 0 S: 4 P: 4	R: 0 H: 0 E: 0 LOB: 0 K: 1 BB: 0 S: 5 P: 5	R: 0 H: 0 E: 0 LOB: 0 K: 0 BB: 0 S: 3 P: 3	R: 0 H: 1 E: 0 LOB: 1 K: 1 BB: 0 S: 6 P: 6	R: 3 H: 3 E: 1 LOB: 2 K: 0 BB: 1 S: 7 P: 12	1B: 5 SF: 0 2B: 0 SAC: 0 3B: 0 DP: 1 HR: 1 HBP: 0						

PITCHER	IP	WLS	BF	H	R	ER	SO	BB	IBB	HBP	BLK	WP	HR	S	P	ERA	WHIP
27 Lucas Giolito, R (1, 1) ERA: 3.86	4.1		16	1	2	2	6	2	0	0	0	0	1	26	34	4.15	0.692
55 Jake Diekman, L (5, 1) ERA: 4.5	0.2	W	3	1	0	0	0	0	0	0	0	0	0	3	3	0.00	1.500
17 Joe Kelly, R (6, 1) ERA: 3.0	1.0		3	0	0	0	1	0	0	0	0	0	0	5	5	0.00	0.000
99 Keynan Middleton, R (7, 1) ERA: 6.75	2.0		7	1	0	0	1	0	0	0	0	0	0	9	9	0.00	0.500
90 Tristan Stivors, R (9, 1) ERA:	0.2		6	2	3	0	0	1	0	0	0	0	0	5	10	0.00	4.500

PITCHER	IP	WLS	BF	H	R	ER	SO	BB	IBB	HBP	BLK	WP	HR	S	P	ERA	WHIP
82 Mike Morin, R (9, 1) ERA: 4.5	0.1	S	2	1	0	0	0	0	0	0	0	0	0	2	2	0.00	3.000

BOTTOM

Chicago White Sox @ Milwaukee Brewers

American Family Fields of Phoenix, Phoenix, AZ

Tue Mar 21 2023, 3:10 PM - 5:45 PM CDT

Att. 4,654 - Cloudy - 63 F

livebaseballscorecards.com

AB	34
R	5
H	6
RBI	5
BB	3
SO	8
LOB	12

WP: 0 PA: 37
PB: 0
SB: 0
CS: 0

Batter	1	2	3	4	5	6	7	8	9	AB	R	H	RBI	BB	SO	LOB
1 Trent Grisham, L (1, 8) OBP: 0.319, SLG: 0.488	F F S 0-3 ① K		1 SAFE S S S 0-3 ② ③ K 1-2		X 0-0 2B			X 0-0 99 G4-3 8 1B 2B		4	0	2	0	0	2	1
91 Evan Mendoza, R (8, PR) OBP: 0.500, SLG: 0.778 (8, 6)										0	1	0	0	0	0	0
38 Tim Lopes, R (1, 6) OBP: 0.408, SLG: 0.512	S S S 0-3 ② K			X 0-0 ① G6-3	X 0-0 ③ G5-3			S S S 0-3 ① K		4	0	0	0	0	2	2
79 Tirso Ornelas, L (8, 9) OBP: 0.154, SLG: 0.083										0	0	0	0	0	0	0
9 Jake Cronenworth, L (1, 3) OBP: 0.489, SLG: 0.750	S S S 0-3 ③ K			X 0-0 8 1B 2B		X 0-0 ① F9		X 0-0 ② G4-3 2-3		3	1	1	0	0	1	0
99 Pedro Castellanos, R (6, 3) OBP: 0.500, SLG: 0.500										1	0	0	0	0	0	1
8 Rougned Odor, L (1, 4) OBP: 0.412, SLG: 0.517		X 0-0 88 1B 1B		X 0-0 88 1B 2-H 1B		X 0-0 ② G3		X 0-0 3-H 1B		4	0	3	2	0	0	0
64 Rosman Verdugo, R (8, PR)										0	0	0	0	0	0	0
(8, 4)																
16 Brandon Dixon, R (1, 5) OBP: 0.340, SLG: 0.238	S S S 0-3 ① K		1 SAFE 1 SAFE C C C 0-3 ② K		B B B 3-0 88 E BB			X 0-0 ③ G4-3		2	0	0	0	1	2	2
83 Connor Hollis, R (6, PR) OBP: 0.429, SLG: 0.429										1	0	0	0	0	0	2
(6, 5)																
88 Taylor Kohlwey, L (1, 7) OBP: 0.415, SLG: 0.421	1 SAFE X 0-0 ② 1-2 1B		X 0-0 1-3 1B		1 SAFE X 0-0 ③ G3 1-3		X 0-0 ① G4-3		3	0	2	0	0	0	1
82 Kai Murphy, L (6, 7)										1	0	0	0	0	0	0
90 Rangel Ravelo, R (1, 10) OBP: 0.405, SLG: 0.448	X 0-0 ③ P4		X 0-0 ③ G1-3			X 0-0 ① L7		C C C 0-3 ② K		4	0	0	0	0	1	3
29 Pedro Severino, R (1, 2) OBP: 0.333, SLG: 0.387		X 0-0 ① 1B		X 0-0 ① P4		X 0-0 ② F7		X 0-0 41 DI 1B		4	0	2	0	0	0	0
28 José Azocar, R (1, 9) OBP: 0.300, SLG: 0.489		X 0-0 1 K 1B		X 0-0 ② G3		X 0-0 ③ G6-3		B X 1-0 ③ F9 1-2		3	0	1	0	0	0	0
41 Luis Liberato, L (7, 9) OBP: 0.237, SLG: 0.333 (8, 8)										1	0	0	0	0	0	1
Inning Stats	R: 0 E: 0 K: 3 S: 9 H: 0 LOB: 0 BB: 0 P: 9	R: 0 E: 0 K: 1 S: 6 H: 2 LOB: 1 BB: 0 P: 6	R: 0 E: 0 K: 1 S: 5 H: 2 LOB: 0 BB: 0 P: 5	R: 1 E: 0 K: 1 S: 8 H: 3 LOB: 2 BB: 0 P: 8	R: 0 E: 0 K: 0 S: 4 H: 1 LOB: 1 BB: 0 P: 4	R: 0 E: 1 K: 0 S: 3 H: 0 LOB: 2 BB: 1 P: 6	R: 0 E: 0 K: 0 S: 3 H: 0 LOB: 0 BB: 0 P: 3	R: 1 E: 0 K: 1 S: 7 H: 2 LOB: 2 BB: 0 P: 7	R: 0 E: 0 K: 1 S: 6 H: 1 LOB: 1 BB: 0 P: 7	1B: 8 2B: 3 3B: 0 HR: 0 SF: 0 SAC: 0 DP: 0 HBP: 0						

PITCHER	IP	WLS	BF	H	R	ER	SO	BB	IBB	HBP	BLK	WP	HR	S	P	ERA	WHIP
74 Gus Varland, R (1, 1) ERA: 4.91	1.0		3	0	0	0	3	0	0	0	0	0	0	9	9	0.00	0.000
55 Hoby Milner, L (2, 1) ERA: 4.26	1.0	W	4	2	0	0	1	0	0	0	0	0	0	6	6	0.00	2.000
12 Javy Guerra, R (3, 1) ERA: 7.2	1.0	H	3	2	0	0	1	0	0	0	0	0	0	5	5	0.00	2.000
46 Bryse Wilson, R (4, 1) ERA: 4.26	2.0		10	4	1	1	1	0	0	0	0	0	0	12	12	4.50	2.000
Abner Uribe, R (6, 1) ERA:	1.0	H	4	0	0	0	0	1	0	0	0	0	0	3	6	0.00	1.000

PITCHER	IP	WLS	BF	H	R	ER	SO	BB	IBB	HBP	BLK	WP	HR	S	P	ERA	WHIP
Cam Robinson, R (7, 1) ERA:	1.0	H	3	0	0	0	0	0	0	0	0	0	0	3	3	0.00	0.000
89 Justin Yeager, R (8, 1) ERA: 7.36	1.0	H	5	2	1	1	1	0	0	0	0	0	0	7	7	9.00	2.000
85 Ryan Middendorf, R (9, 1) ERA:	1.0	S	4	1	0	0	1	0	0	0	0	0	0	6	7	0.00	1.000

TOP

San Diego Padres @ Milwaukee Brewers

American Family Fields of Phoenix, Phoenix, AZ

Thu Mar 23 2023, 3:13 PM - 5:46 PM CDT

Att. 4,659 - Partly Cloudy - 66 F

livebaseballscorecards.com

AB	35
R	2
H	11
RBI	2
BB	1
SO	8
LOB	13

WP: 0 PA: 36
PB: 0
SB: 0
CS: 0

Batter	1	2	3	4	5	6	7	8	9	AB	R	H	RBI	BB	SO	LOB
22 Christian Yelich, L (1, 7) OBP: 0.313, SLG: 0.517 79 Sal Frelick, L (6, 9) OBP: 0.313, SLG: 0.375	G4-3	FC6 2 BB 1-3 2-H 3-H	L7			G5-3		G1-3		3 2	0 0	0 0	1 0	0 0	0 0	3 0
27 Willy Adames, R (1, 6) OBP: 0.188, SLG: 0.281 94 Cam Devanney, R (6, PR) OBP: 0.375, SLG: 0.833 (7, 6)	K	K	G1-3			13 BB 86 1B 1B		86 G1-3 1B		4 1	0 0	1 1	0 0	0 0	2 0	4 0
33 Jesse Winker, L (1, 10) OBP: 0.400, SLG: 0.350 86 Tayden Hall, L (6, PH) OBP: 0.600, SLG: 0.500 (7, 10)	2 BB BB	2 BB BB		P6		13 BB 1-2 1B		G1-3 1-2		1 2	0 0	0 1	0 0	2 0	0 0	0 1
2 Luis Urías, R (1, 4) OBP: 0.333, SLG: 0.429 13 Abraham Toro, S (6, 5) OBP: 0.346, SLG: 0.409	1-2 BB	1-2 2-3 3-H BB		11 G4-6-3 BB		SAFE 1-2 2-3 BB		G6-3		0 1	0 0	0 0	1 0	3 1	0 0	0 1
11 Rowdy Tellez, L (1, 3) OBP: 0.412, SLG: 0.933 75 Brian Navarreto, R (6, 2) OBP: 0.188, SLG: 0.313	G4-3	L9		G4-6-3 1-2f		P3				3 1	0 0	0 0	0 0	0 0	0 0	6 3
7 Victor Caratini, S (1, 2) OBP: 0.500, SLG: 0.565 90 Terence Doston, L (5, PR) (6, 8)		5 1B 25 1B 22 FC6 HBP	HR		4-0 BB	0-3 K				1 1	2 0	1 0	1 0	1 0	0 1	0 3
9 Brian Anderson, R (1, 5) OBP: 0.475, SLG: 0.563 84 Robert Moore, S (6, 4)	K	K		F8			P1-3			3 1	0 0	0 0	0 0	0 0	2 0	2 0
25 Tyler Naquin, L (1, 9) OBP: 0.294, SLG: 0.276 92 Eduarqui Fernandez, R (6, 7) OBP: 0.500, SLG: 0.500	5 1B 1-2 22 FC6 1B	5 1B 1B		F7			G6-3			3 1	1 0	2 0	0 0	0 0	0 0	1 0
5 Garrett Mitchell, L (1, 8) OBP: 0.333, SLG: 0.750 95 Luke Adams, R (6, 3)	22 E 22 FC6 2 BB 1-2 2-3 1B	1-2 1B		K			K			3 1	1 0	2 0	0 0	0 0	1 1	1 0
Inning Stats	R: 0 E: 0 K: 1 S: 5 H: 0 LOB: 2 BB: 2 P: 12	R: 3 E: 1 K: 2 S: 10 H: 2 LOB: 3 BB: 2 P: 19	R: 1 E: 0 K: 1 S: 8 H: 3 LOB: 2 BB: 0 P: 8	R: 0 E: 0 K: 0 S: 2 H: 0 LOB: 0 BB: 1 P: 6	R: 0 E: 0 K: 1 S: 5 H: 0 LOB: 1 BB: 1 P: 9	R: 0 E: 0 K: 1 S: 7 H: 2 LOB: 3 BB: 1 P: 11	R: 0 E: 0 K: 1 S: 5 H: 0 LOB: 0 BB: 0 P: 5	R: 0 E: 0 K: 0 S: 4 H: 1 LOB: 1 BB: 0 P: 4		1B: 7 2B: 0 3B: 0 HR: 1	SF: 0 SAC: 0 DP: 1 HBP: 1					WP: 0 PB: 0 SB: 0 CS: 0	PA: 40

PITCHER		IP	WLS	BF	H	R	ER	SO	BB	IBB	HBP	BLK	WP	HR	S	P	ERA	WHIP
55 Jay Groome, L ERA: 1.29	(1, 1)	3.1	L	19	5	4	2	3	3	0	1	0	0	1	21	33	5.40	2.400
91 Lake Bachar, R ERA: 5.4	(2, 1)	0.2		4	0	0	0	1	2	0	0	0	0	0	4	12	0.00	3.000
55 Jay Groome, L ERA: 1.29	(3, 1)	3.1	L	19	5	4	2	3	3	0	1	0	0	1	21	33	5.40	2.400
62 Aaron Brooks, R ERA: 15.0	(5, 1)	1.0		4	0	0	0	1	1	0	0	0	0	0	5	9	0.00	1.000
56 Ray Kerr, L ERA: 3.86	(6, 1)	1.0		6	2	0	0	1	1	0	0	0	0	0	7	11	0.00	3.000

PITCHER		IP	WLS	BF	H	R	ER	SO	BB	IBB	HBP	BLK	WP	HR	S	P	ERA	WHIP
63 Sean Poppen, R ERA: 2.45	(7, 1)	1.0		3	0	0	0	1	0	0	0	0	0	0	5	5	0.00	0.000
79 Jared Koenig, L ERA:	(8, 1)	1.0		4	1	0	0	0	0	0	0	0	0	0	4	4	0.00	1.000

BOTTOM

San Diego Padres @ Milwaukee Brewers

American Family Fields of Phoenix, Phoenix, AZ

Thu Mar 23 2023, 3:13 PM - 5:46 PM CDT

Att. 4,659 - Partly Cloudy - 66 F

livebaseballscorecards.com

AB	32
R	4
H	8
RBI	3
BB	7
SO	7
LOB	25

Batter	1	2	3	4	5	6	7	8	9	AB	R	H	RBI	BB	SO	LOB
2 Yonathan Daza, R (1, 8) OBP: 0.370, SLG: 0.373	B X 1-0 23 HR 1B	X 0-0 23 S 1B		C C S 0-3 ② K		1 SAFE 1 SAFE X 0-0 ② F9 1-3		X 0-0 98 BB 94 BB 90 BB 1-2 2-H 1B		4	1	2	0	0	1	2
85 Coco Montes, R (7, 4) OBP: 0.415, SLG: 0.583										1	1	1	1	0	0	0
23 Kris Bryant, R (1, 9) OBP: 0.447, SLG: 0.781	X 0-0 1-H HR	1 SAFE 1 SAFE B T T S 1-3 ③ K 1-2		X 0-0 1-H 2B		X 0-0 ③ G6-3		B B B B 4-0 90 BB 98 BB 81 SF8 1-2 2-3 BB		4	1	2	3	0	1	2
94 Bret Boswell, L (6, 9)										0	1	0	0	1	0	0
(7, 7)																
24 Ryan McMahon, L (1, 4) OBP: 0.385, SLG: 0.523	X 0-0 44 1B 2B		X 0-0 ① F7	B B B B 4-0 BB			X 0-0 ① F7	B B B B 4-0 90 BB 1-2 2-3 3-H BB		3	1	1	0	1	0	0
98 Yanquiel Fernandez, L (7, 9) OBP: 0.400, SLG: 0.556										0	0	0	1	1	0	0
44 Elehuris Montero, R (1, 5) OBP: 0.383, SLG: 0.582	X 0-0 11 G3-6-1 2-H 1B		X 0-0 ② G4-3	X 0-0 ③ F8			X 0-0 1B	B B B B 4-0 1-2 2-3 3-H BB		4	0	2	1	0	0	2
90 LJ Hatch, R (8, PH)										0	0	0	1	1	0	0
(8, 5)																
11 Mike Moustakas, L (1, 3) OBP: 0.387, SLG: 0.700	X 0-0 ① ② G3-6-1 1-2f		C X 0-1 HR		X 0-0 ① P4		X 0-0 ② F8	X 0-0 ② SF8 3-H		4	1	1	1	0	0	2
81 Jonathan Morales, R (7, 2) OBP: 0.393, SLG: 0.435										0	0	0	1	0	0	0
35 Elias Díaz, R (1, 2) OBP: 0.421, SLG: 0.576	X 0-0 2B		X 0-0 1B		X 0-0 ② G6-3		1 SAFE S S S 0-3 ③ K	X 0-0 ③ F7		4	0	2	0	0	1	1
92 Bladimir Restituyo, R (7, 8)										1	0	0	0	0	0	2
30 Harold Castro, L (1, 7) OBP: 0.318, SLG: 0.395	X 0-0 ③ G4-3		X 0-0 ③ G4-3		C S S 0-3 ③ K			S S S 0-3 ① K	B B B B 4-0 13 G6-4-3 BB	3	0	0	0	0	1	2
4 Michael Toglia, S (7, 3) OBP: 0.343, SLG: 0.426										1	0	0	0	1	1	0
13 Alan Trejo, R (1, 10) OBP: 0.333, SLG: 0.400		S T S 0-3 ① K		X 0-0 ① P4		C T S 0-3 ① K		B B B B 4-0 14 BB 85 1B BB	X 0-0 ① ② G6-4-3 1-2f	4	1	0	0	1	2	1
(8, 6)																
14 Ezequiel Tovar, R (1, 6) OBP: 0.354, SLG: 0.455		F S S 0-3 ② K		X 0-0 23 2B 1B		X 0-0 2 F9 1B		B B B B 4-0 94 BB 85 1B 98 BB 1-2 BB	X 0-0 ③ G1-3	3	2	2	0	1	1	0
59 Jake Bird, R (8, 1)										0	0	0	0	0	0	0
54 Matt Koch, L (8, 1)										0	0	0	0	0	0	0
96 Robby Martin Jr., L (9, PH)										1	0	0	0	0	0	0
64 Gavin Hollowell, R (9, 1)										0	0	0	0	0	0	0
Inning Stats	R: 3 E: 0 K: 0 S: 7 H: 5 LOB: 1 BB: 0 P: 8	R: 0 E: 0 K: 3 S: 10 H: 1 LOB: 1 BB: 0 P: 11	R: 1 E: 0 K: 0 S: 6 H: 2 LOB: 0 BB: 0 P: 6	R: 1 E: 0 K: 1 S: 7 H: 2 LOB: 2 BB: 1 P: 11	R: 0 E: 0 K: 1 S: 5 H: 0 LOB: 0 BB: 0 P: 5	R: 0 E: 0 K: 1 S: 6 H: 1 LOB: 1 BB: 0 P: 6	R: 0 E: 0 K: 1 S: 6 H: 1 LOB: 1 BB: 0 P: 6	R: 4 E: 0 K: 1 S: 6 H: 1 LOB: 2 BB: 5 P: 26	R: 0 E: 0 K: 0 S: 2 H: 0 LOB: 0 BB: 1 P: 6	1B: 8 2B: 3 3B: 0 HR: 2 SF: 1 SAC: 0 DP: 2 HBP: 0						

PITCHER		IP	WLS	BF	H	R	ER	SO	BB	IBB	HBP	BLK	WP	HR	S	P	ERA	WHIP
39 Corbin Burnes, R ERA: 4.74	(1, 1)	5.0	L	25	10	5	5	5	1	0	0	0	0	2	35	41	9.00	2.200
21 Matt Bush, R ERA: 13.5	(6, 1)	1.0		4	1	0	0	1	0	0	0	0	0	0	6	6	0.00	1.000
38 Devin Williams, R ERA: 3.0	(7, 1)	1.0		4	1	0	0	1	0	0	0	0	0	0	6	6	0.00	1.000
Ethan Small, L ERA: 13.5	(8, 1)	0.1		5	1	4	4	1	3	0	0	0	0	0	4	16	108.00	12.000
58 Alex Claudio, L ERA:	(8, 1)	0.2		4	0	0	0	0	2	0	0	0	0	0	2	10	0.00	3.000

PITCHER		IP	WLS	BF	H	R	ER	SO	BB	IBB	HBP	BLK	WP	HR	S	P	ERA	WHIP
36 J.C. Mejía, R ERA:	(9, 1)	1.0		3	0	0	0	0	1	0	0	0	0	0	2	6	0.00	1.000

TOP

Colorado Rockies @ Milwaukee Brewers

American Family Fields of Phoenix, Phoenix, AZ

Fri Mar 24 2023, 3:10 PM - 5:55 PM CDT

Att. 4,507 - Sunny - 66 F

livebaseballscorecards.com

AB	37
R	9
H	13
RBI	9
BB	7
SO	8
LOB	14

WP	0
PB	0
SB	1
CS	0
PA	45

Batter	1	2	3	4	5	6	7	8	9	AB	R	H	RBI	BB	SO	LOB
22 Christian Yelich, L (1, 7) OBP: 0.286, SLG: 0.469 83 Noah Campbell, S (7, 7)	G4-3		K			K		3 HBP 93 E 1-2 BB	F7	3 1	0 1	0 0	0 0	0 1	2 0	0 0
5 Garrett Mitchell, L (1, 8) OBP: 0.333, SLG: 0.815 3 Monte Harrison, R (7, 8) OBP: 0.333, SLG: 0.067	HR			F7		G4-3		93 E 82 1B 1-2 2-3 HBP		3 0	1 1	1 0	1 0	0 0	0 0	0 0
27 Willy Adames, R (1, 6) OBP: 0.200, SLG: 0.286 93 Gregory Barrios, R (7, 6) OBP: 1.000, SLG: 1.000	K			1B		K		E9 82 1B 1-3 2-H 3-H 1B		3 1	0 0	1 1	0 2	0 0	2 0	0 0
11 Rowdy Tellez, L (1, 3) OBP: 0.400, SLG: 0.833 82 Zavier Warren, S (7, PR) OBP: 0.143, SLG: 0.143 (8, 3)	F7			K			80 FC5-4 1B	75 G1-3 2-3 3-H 1B		3 1	0 0	1 1	0 1	0 0	1 0	1 0
24 William Contreras, R (1, 2) OBP: 0.302, SLG: 0.211 75 Brian Navarreto, R (8, 2) OBP: 0.176, SLG: 0.294		G4-3		G1-3			K	G1-3 1-2		3 1	0 0	0 0	0 0	0 0	1 0	2 2
25 Tyler Naquin, L (1, 9) OBP: 0.278, SLG: 0.258 80 Lamar Sparks, R (7, 9) OBP: 0.600, SLG: 0.333		G4-3			P6		FC5-4 1-2f	4-0 BB		2 1	0 0	0 0	0 0	0 1	0 0	0 1
94 Cam Devanney, R (1, 5) OBP: 0.333, SLG: 0.600		K			13 BLK 1B		K	K		4	0	1	0	0	3	4
13 Abraham Toro, S (1, 10) OBP: 0.310, SLG: 0.360 91 Hendry Mendez, L (9, PH) OBP: 0.364, SLG: 0.333			K		F7 1-2			K	K	3 1	0 0	0 0	0 0	0 0	2 1	1 0
2 Brice Turang, L (1, 4) OBP: 0.350, SLG: 0.389 84 Robert Moore, S (8, 4) OBP: 0.111, SLG: 0.111			F7		F7			3 HBP 83 WP 93 E 1B	F8	2 2	0 1	0 1	0 0	0 0	0 0	1 0
Inning Stats	R: 1 H: 1 E: 0 LOB: 0 K: 1 BB: 0 S: 6 P: 7	R: 0 H: 0 E: 0 LOB: 0 K: 1 BB: 0 S: 5 P: 5	R: 0 H: 0 E: 0 LOB: 0 K: 2 BB: 0 S: 7 P: 7	R: 0 H: 1 E: 0 LOB: 1 K: 1 BB: 0 S: 6 P: 6	R: 0 H: 1 E: 0 LOB: 1 K: 0 BB: 0 S: 4 P: 4	R: 0 H: 0 E: 0 LOB: 0 K: 2 BB: 0 S: 7 P: 7	R: 0 H: 1 E: 0 LOB: 1 K: 2 BB: 0 S: 8 P: 8	R: 3 H: 3 E: 1 LOB: 3 K: 2 BB: 2 S: 10 P: 19	R: 0 H: 0 E: 0 LOB: 0 K: 1 BB: 0 S: 4 P: 4	1B: 6 2B: 0 3B: 0 HR: 1	SF: 0 SAC: 0 DP: 0 HBP: 1						

PITCHER	IP	WLS	BF	H	R	ER	SO	BB	IBB	HBP	BLK	WP	HR	S	P	ERA	WHIP
48 Germán Márquez, R (1, 1) ERA: 0.53	6.0	W	21	3	1	1	7	0	0	0	1	0	1	35	36	1.50	0.500
43 Connor Seabold, R (7, 1) ERA: 4.35	1.0		4	1	0	0	2	0	0	0	0	0	0	8	8	0.00	1.000
59 Jake Bird, R (8, 1) ERA: 16.2	0.2		8	3	3	3	1	2	0	1	0	1	0	7	16	40.50	7.500
54 Matt Koch, R (8, 1) ERA: 3.0	0.1	H	1	0	0	0	1	0	0	0	0	0	0	3	3	0.00	0.000
64 Gavin Hollowell, R (9, 1) ERA:	1.0		3	0	0	0	1	0	0	0	0	0	0	4	4	0.00	0.000

PITCHER	IP	WLS	BF	H	R	ER	SO	BB	IBB	HBP	BLK	WP	HR	S	P	ERA	WHIP

BOTTOM

Colorado Rockies @ Milwaukee Brewers

American Family Fields of Phoenix, Phoenix, AZ

Fri Mar 24 2023, 3:10 PM - 5:55 PM CDT

Att. 4,507 - Sunny - 66 F

livebaseballscorecards.com

AB	34
R	4
H	7
RBI	4
BB	2
SO	12
LOB	12

WP: 1 PA: 37
PB: 0
SB: 0
CS: 0

Batter	1	2	3	4	5	6	7	8	9	AB	R	H	RBI	BB	SO	LOB
10 Mike Brosseau, R (1, 5) OBP: 0.514, SLG: 1.103 93 Patrick Dorrian, L (6, 5) OBP: 0.125, SLG: 0.125	BBBB 4-0 33 FC4-6 6 1B 9 E BB		X 0-0 ② G6-3		F X 0-1 HR	X 0-0 ② G1-4-3 1-2 3-H			X 0-0 95 FC1-5 96 S 1B	3 2 1 2 1 0 1 1 0 1 0 0 0 0						
6 Owen Miller, R (1, 4) OBP: 0.436, SLG: 0.500 96 Wes Clarke, R (6, 3) OBP: 0.714, SLG: 1.250	X 0-0 33 FC4-6 1-2 1B		BBBB 4-0 BB		X 0-0 9 BB 7 1B 1B	X 0-0 2-H 1B			BBBB 4-0 94 FC6-4 95 FC1-5 1-2 BB	3 1 3 1 1 0 0 0 0 0 0 1 0 0						
33 Jesse Winker, L (1, 10) OBP: 0.345, SLG: 0.292 95 Carlos Rodriguez, L (9, PH) (9, 10)	X 0-0 ① FC4-6 9 E 1-2f 2-3		X 0-0 ③ G4-3		X 0-0 ② F7	C F S 0-3 ③ K			X 0-0 ① FC1-5 94 FC6-4 1-2 2-3f	4 0 0 0 0 1 5 1 0 0 0 0 0 2						
9 Brian Anderson, R (1, 9) OBP: 0.488, SLG: 0.559 94 Jackson Chourio, R (6, 9) OBP: 0.182, SLG: 0.182	X 0-0 E5 7 G6-4-3 1-2 3-H			X 0-0 7 G5-4-3 1B	BBBB 4-0 7 1B 1-2 BB		X 0-0 ① G6-3		X 0-0 ② FC6-4 86 S 1-2f 2-3	2 0 1 1 1 0 1 2 0 0 0 0 0 2						
7 Victor Caratini, S (1, 2) OBP: 0.484, SLG: 0.538 86 Jeferson Quero, R (6, 2) OBP: 0.167, SLG: 0.333	X 0-0 ② ③ G6-4-3 1-2f			X 0-0 ① ② G5-4-3 1-2f	X 0-0 88 FC6-4 1-2 2-H 1B		X 0-0 ② G5-3		C T C 0-3 ③ K 1-2	3 0 1 1 0 0 3 2 0 0 0 0 1 2						
88 Joey Wiemer, R (1, 8) OBP: 0.286, SLG: 0.395 Blake Perkins, S (6, 8) OBP: 0.294, SLG: 0.276		X 0-0 ① P6		X 0-0 1B	X 0-0 ③ FC6-4 1-2f		X 0-0 ③ G3			3 0 1 0 0 0 2 1 0 0 0 0 0 0						
79 Sal Frelick, L (1, 7) OBP: 0.368, SLG: 0.421 29 Skye Bolt, S (6, 7) OBP: 0.310, SLG: 0.385		X 0-0 63 F9 1B		X 0-0 ③ F8		X 0-0 16 F7 63 BB 10 G1-4-3 1B		X 0-0 ① G4-3		3 1 2 0 0 0 1 1 0 0 0 0 0 0						
63 Eddy Alvarez, L (1, 6) OBP: 0.286, SLG: 0.130 78 Andruw Monasterio, R (6, PR) OBP: 0.300, SLG: 0.250 (6, 6)	1 SAFE X 0-0 ② ③ F9 1-2				F C S 0-3 ① K	BBBB 4-0 10 G1-4-3 6 1B 1-2 BB		X 0-0 ② F6		2 0 0 0 1 1 1 1 1 0 0 0 0 0						
16 Josh VanMeter, L (1, 3) OBP: 0.385, SLG: 0.571 (6, 4) 41 Jadher Areinamo, R (8, 4)			X 0-0 ① L4		C F X 0-2 HR	X 0-0 ① F7 2-3		C C S 0-3 ③ K		4 1 1 1 0 1 2 0 0 0 0 0 0 0						

TOP

Milwaukee Brewers @ Los Angeles Dodgers

Camelback Ranch, Glendale, AZ

Fri Mar 24 2023, 4:06 PM - 6:42 PM EDT

Att. 9,326 - Sunny - 65 F

livebaseballscorecards.com

AB	36
R	6
H	11
RBI	6
BB	5
SO	4
LOB	22

Inning Stats	1	2	3	4	5	6	7	8	9	
	R: 1 E: 1 K: 0 S: 4	H: 1 LOB: 1 BB: 1 P: 8	R: 0 E: 0 K: 0 S: 3	H: 1 LOB: 0 BB: 0 P: 3	R: 0 E: 0 K: 0 S: 3	H: 0 LOB: 1 BB: 1 P: 7	R: 0 E: 0 K: 0 S: 4	H: 2 LOB: 1 BB: 0 P: 4	R: 3 E: 0 K: 1 S: 12	H: 4 LOB: 2 BB: 1 P: 16
	R: 2 E: 0 K: 1 S: 7	H: 2 LOB: 1 BB: 1 P: 11	R: 0 E: 0 K: 0 S: 3	H: 0 LOB: 0 BB: 0 P: 3	R: 0 E: 0 K: 1 S: 5	H: 0 LOB: 0 BB: 0 P: 5	R: 0 E: 0 K: 1 S: 6	H: 1 LOB: 2 BB: 1 P: 10	1B: 9 2B: 0 3B: 0 HR: 2	SF: 0 SAC: 0 DP: 2 HBP: 0
										WP: 0 PB: 0 SB: 2 CS: 0
										PA: 41

PITCHER		IP	WLS	BF	H	R	ER	SO	BB	IBB	HBP	BLK	WP	HR	S	P	ERA	WHIP
7 Julio Urías, L ERA: 3.86	(1, 1)	5.0		24	8	4	4	1	3	0	0	0	0	2	26	38	7.20	2.200
51 Alex Vesia, L ERA: 7.94	(6, 1)	0.1	H	3	1	2	2	0	1	0	0	0	0	0	2	6	54.00	6.000
64 Caleb Ferguson, L ERA: 3.0	(6, 1)	0.2	B	3	1	0	0	1	0	0	0	0	0	0	5	5	0.00	1.500
59 Evan Phillips, R ERA:	(7, 1)	1.0		3	0	0	0	0	0	0	0	0	0	0	3	3	0.00	0.000
18 Shelby Miller, R ERA: 7.5	(8, 1)	1.0		3	0	0	0	1	0	0	0	0	0	0	5	5	0.00	0.000

PITCHER		IP	WLS	BF	H	R	ER	SO	BB	IBB	HBP	BLK	WP	HR	S	P	ERA	WHIP
92 Mark Washington, R ERA:	(9, 1)	1.0		5	1	0	0	1	1	0	0	0	0	0	6	10	0.00	2.000

BOTTOM

Batter	1	2	3	4	5	6	7	8	9	AB	R	H	RBI	BB	SO	LOB
50 Mookie Betts, R (1, 9) OBP: 0.313, SLG: 0.615	F4		G5-3		F9	F7			BB	2	0	0	0	0	0	0
77 James Outman, L (5, 9) OBP: 0.382, SLG: 0.522 (6, 8)										2	0	0	0	1	0	1
5 Freddie Freeman, L (1, 3) OBP: 0.412, SLG: 0.724	K		G3-1		G3		1B		K	3	0	0	0	0	1	0
94 Brandon Lewis, R (6, 3) OBP: 0.375, SLG: 0.500										2	1	1	0	0	1	1
28 J.D. Martinez, R (1, 10) OBP: 0.260, SLG: 0.362	BB			F9	HR		1B		BB	2	2	1	1	1	0	0
90 Drew Avans, L (7, PH) OBP: 0.371, SLG: 0.333 (8, 10) (9, 7)										1	0	1	0	1	0	0
13 Max Muncy, L (1, 5) OBP: 0.404, SLG: 0.538	HR			G3	2B		SF7		K	3	2	2	2	0	0	0
8 Steven Duggar, L (6, 9) OBP: 0.311, SLG: 0.278										1	0	0	1	0	1	2
25 Trayce Thompson, R (1, 8) OBP: 0.278, SLG: 0.172	F8			BB	2B		L9		K	2	1	1	1	1	0	0
37 Luke Williams, R (6, 5) OBP: 0.214, SLG: 0.359										2	0	0	0	0	1	2
3 Chris Taylor, R (1, 7) OBP: 0.263, SLG: 0.188		K		BB	F9			G6-3		3	0	0	0	1	1	1
92 Mark Washington, R (9, 1)										0	0	0	0	0	0	0
17 Miguel Vargas, R (1, 4) OBP: 0.400, SLG: 0.400	L9			1B		BB		2B		2	0	1	0	1	0	0
67 Hunter Feduccia, L (7, 2) OBP: 0.538, SLG: 0.800										1	0	1	0	0	0	0
15 Austin Barnes, R (1, 2) OBP: 0.263, SLG: 0.235	G6-3			HBP		L9		K		2	0	0	1	0	0	1
80 Sean McLain, R (7, 4)										1	0	0	0	0	1	1
11 Miguel Rojas, R (1, 6) OBP: 0.326, SLG: 0.410			F9	F7		L5		K		3	0	0	0	0	0	4
81 Bryson Brigman, R (7, 6)										1	0	0	0	0	1	1
Inning Stats	R: 2 E: 0 K: 1 S: 6 H: 1 LOB: 0 BB: 1 P: 11	R: 0 E: 0 K: 1 S: 5 H: 0 LOB: 0 BB: 0 P: 5	R: 0 E: 0 K: 0 S: 3 H: 0 LOB: 0 BB: 0 P: 3	R: 1 E: 0 K: 0 S: 4 H: 1 LOB: 3 BB: 2 P: 13	R: 2 E: 0 K: 0 S: 8 H: 3 LOB: 1 BB: 0 P: 10	R: 0 E: 0 K: 0 S: 3 H: 0 LOB: 1 BB: 1 P: 7	R: 1 E: 0 K: 0 S: 4 H: 2 LOB: 0 BB: 0 P: 4	R: 0 E: 0 K: 2 S: 8 H: 1 LOB: 1 BB: 0 P: 8	R: 0 E: 0 K: 3 S: 9 H: 0 LOB: 2 BB: 2 P: 17	1B: 3 2B: 3 3B: 0 HR: 2	SF: 1 SAC: 0 DP: 0 HBP: 1						

PITCHER	IP	WLS	BF	H	R	ER	SO	BB	IBB	HBP	BLK	WP	HR	S	P	ERA	WHIP
20 Wade Miley, L (1, 1) ERA: 4.22	4.2		20	2	3	3	2	3	0	1	0	0	1	20	34	5.79	1.071
Elvis Peguero, R (5, 1) ERA: 5.63	0.1	B	4	3	2	2	0	0	0	0	0	0	1	6	8	54.00	9.000
68 Tyson Miller, R (6, 1) ERA: 0.9	2.0	B	8	2	1	1	0	1	0	0	0	0	0	7	11	4.50	1.500
87 Tyler Herb, R (8, 1) ERA:	1.0		4	1	0	0	2	0	0	0	0	0	0	8	8	0.00	1.000
92 Clayton Andrews, L (9, 1) ERA:	1.0		5	0	0	0	3	2	0	0	0	1	0	9	17	0.00	2.000

PITCHER	IP	WLS	BF	H	R	ER	SO	BB	IBB	HBP	BLK	WP	HR	S	P	ERA	WHIP

Milwaukee Brewers @ Los Angeles Dodgers

Camelback Ranch, Glendale, AZ

Fri Mar 24 2023, 4:06 PM - 6:42 PM EDT

Att. 9,326 - Sunny - 65 F

livebaseballscorecards.com

AB	33
R	6
H	8
RBI	6
BB	6
SO	7
LOB	14

WP: 1	PA: 41		
PB: 1			
SB: 1			
CS: 0			

Batter	1	2	3	4	5	6	7	8	9	AB	R	H	RBI	BB	SO	LOB
79 Sal Frelick, L (1, 9) OBP: 0.348, SLG: 0.391 93 Kay-Lan Nicasia, S (7, PR) OBP: 1.000, SLG: 1.000 (7, 7)	P5		F8 1-2		G4-3		1B 1-2 3-H 1B		FC4-6 1B	4 1	0 0	1 1	1 0	0 0	0 0	1 0
33 Jesse Winker, L (1, 7) OBP: 0.355, SLG: 0.280 Blake Perkins, S (5, 7) OBP: 0.297, SLG: 0.281 (7, 8)	F8			10 BB 13 WP BB		P6	1B 1-2 2-H 1B		FC4-6 96 2B 1-2f	1 3	1 1	0 1	0 1	1 0	0 0	0 1
10 Mike Brosseau, R (1, 3) OBP: 0.500, SLG: 1.032 96 Wes Clarke, R (6, 3) OBP: 0.667, SLG: 1.167	G1-3			13 WP 9 G6-4-3 1-2 BB		G5-3	G5-3		1-H 2B	2 2	1 0	0 1	0 1	1 0	0 0	0 2
13 Abraham Toro, S (1, 5) OBP: 0.313, SLG: 0.333 86 Jeferson Quero, R (7, 2) OBP: 0.250, SLG: 0.286		F7		9 G6-4-3 1-3 2-H BB		F8		92 BB BB	G5-3	2 1	0 0	0 0	0 0	0 1	0 0	0 1
9 Brian Anderson, R (1, 10) OBP: 0.467, SLG: 0.528 92 Jace Avina, R (7, PH) (7, 10)		K		G6-4-3 1-2f 3-H			F8 C S S	K		2 2	0 0	0 0	0 0	0 0	1 1	1 1
88 Joey Wiemer, R (1, 8) OBP: 0.311, SLG: 0.400 92 Eduarqui Fernandez, R (7, PR) OBP: 0.667, SLG: 0.500 (7, 9)		K		BB			75 BB 2 1B 78 SF9 1B	1-2 BB		2 0	0 1	1 0	0 0	1 1	1 0	0 0
2 Brice Turang, L (1, 4) OBP: 0.349, SLG: 0.385 82 Isaac Collins, S (7, PR) OBP: 0.375, SLG: 0.167 (7, 4)			L8	L8			78 SF9 75 BB 79 1B 1-2 1B	K		3 1	0 1	1 1	0 0	0 0	0 1	1 2
75 Brian Navarreto, R (1, 2) OBP: 0.250, SLG: 0.278 91 Alexander Perez, R (7, PR) (7, 5)			79 WP HBP	K			79 1B 1B 1-2 2-3 BB	G5-3		1 1	0 1	0 1	0 0	1 0	1 0	0 2
78 Andruw Monasterio, R (1, 6) OBP: 0.273, SLG: 0.231 41 Jadher Areinamo, R (7, 6)			F7	L7			SF9 2-3 3-H		K	2 1	0 0	0 0	1 0	0 0	0 1	1 0
Inning Stats	R: 0 E: 0 K: 0 S: 3 H: 0 LOB: 0 BB: 0 P: 3	R: 0 E: 0 K: 2 S: 7 H: 0 LOB: 0 BB: 0 P: 7	R: 0 E: 0 K: 0 S: 4 H: 0 LOB: 1 BB: 0 P: 5	R: 2 E: 0 K: 0 S: 2 H: 0 LOB: 1 BB: 4 P: 18	R: 0 E: 0 K: 1 S: 5 H: 0 LOB: 0 BB: 0 P: 5	R: 0 E: 0 K: 0 S: 3 H: 0 LOB: 0 BB: 0 P: 3	R: 3 E: 0 K: 0 S: 7 H: 4 LOB: 2 BB: 1 P: 11	R: 0 E: 0 K: 2 S: 7 H: 0 LOB: 2 BB: 2 P: 15	R: 1 E: 0 K: 1 S: 7 H: 2 LOB: 1 BB: 0 P: 7	1B: 5 2B: 1 3B: 0 HR: 0 SF: 1 SAC: 0 DP: 1 HBP: 1						

PITCHER		IP	WLS	BF	H	R	ER	SO	BB	IBB	HBP	BLK	WP	HR	S	P	ERA	WHIP
11 Shintaro Fujinami, R ERA: 3.86	(1, 1)	6.0		22	0	2	2	3	4	0	1	0	2	0	24	41	3.00	0.667
87 Charles Hall, R ERA: 13.5	(7, 1)	0.2		5	2	3	3	0	1	0	0	0	0	0	4	8	40.50	4.500
67 Jake Fishman, L ERA: 7.36	(7, 1)	0.1		3	2	0	0	0	0	0	0	0	0	0	3	3	0.00	6.000
88 Garrett Acton, R ERA: 3.38	(8, 1)	1.0		5	0	0	0	2	2	0	0	0	0	0	7	15	0.00	2.000
96 Hunter Breault, R ERA: 13.5	(9, 1)	1.0	L	5	2	1	1	1	0	0	0	0	0	0	7	7	9.00	2.000

PITCHER	IP	WLS	BF	H	R	ER	SO	BB	IBB	HBP	BLK	WP	HR	S	P	ERA	WHIP

TOP

Milwaukee Brewers @ Oakland Athletics

Hohokam Stadium, Mesa, AZ

Sat Mar 25 2023, 3:09 PM - 5:48 PM EDT

Att. 7,122 - Sunny - 66 F

livebaseballscorecards.com

AB	31
R	6
H	6
RBI	4
BB	7
SO	6
LOB	13

WP: 3 PA: 40
PB: 0
SB: 0
CS: 0

Batter	1	2	3	4	5	6	7	8	9	AB	R	H	RBI	BB	SO	LOB
2 Nick Allen, R (1, 10) OBP: 0.400, SLG: 0.406 75 Denzel Clarke, R (7, PH) OBP: 0.667, SLG: 0.714 (8, 10)	CST 0-2 ① K		FCS 0-3 ① K		X 0-0 ① P2		X 0-0 85 G5-3 45 2B 1B 1-2 2-3		BBBB 4-0 66 S 85 S BB	3 0 0 0 0 2 0 1 1 1 0 1 0 0						
21 Conner Capel, L (1, 9) OBP: 0.420, SLG: 0.462 85 Cooper Bowman, R (6, 4)	FCS 0-3 ② K		X 0-0 ② G3		X 0-0 ② F7		X 0-0 ② G5-3 1-2 2-3 3-H		CCS 0-3 ② K 1-2	3 0 0 0 0 1 0 2 0 0 1 0 1 3						
53 Kyle McCann, L (1, 2) OBP: 0.385, SLG: 0.350 45 Carlos Pérez, R (5, PH) OBP: 0.333, SLG: 0.500 (6, 2) 66 Cooper Uhl, R (9, 2)	X 0-0 ③ G3-1		X 0-0 ③ 2B		X 0-0 ③ F9		X 0-0 ② 2B 2-H 3-H		BX 1-0 ③ F9 2-3	2 0 1 0 0 0 0 2 0 1 2 0 0 0 1 0 0 0 0 0 1						
25 Brent Rooker, R (1, 7) OBP: 0.511, SLG: 0.486 49 Logan Davidson, S (6, 6)		X 0-0 73 BB 4 1B 1B	X 0-0 ③ G5-3			SST 0-2 ① K	SCC 0-3 ③ K			2 1 1 0 0 0 1 2 0 0 0 0 2 1						
73 Ryan Noda, L (1, 3) OBP: 0.339, SLG: 0.283 76 Trenton Brooks, L (5, 3) OBP: 0.263, SLG: 0.389		BBBB 4-0 4 1B 8 FC4-6 1-2 BB		H 1-0 8 G3 20 BB HBP		X 0-0 78 G6-4-3 1B		X 0-0 ① F7		0 1 0 0 1 0 0 2 0 1 0 0 0 0						
4 Kevin Smith, R (1, 6) OBP: 0.468, SLG: 0.610 78 Michael Guldberg, R (6, 8) OBP: 0.571, SLG: 0.600		X 0-0 8 FC4-6 1-3 2-H 1B		X 0-0 ① L9		X 0-0 ②③ G6-4-3 1-2f		X 0-0 82 WP 1B		2 0 1 1 0 0 1 2 0 1 0 0 0 1						
20 Cristian Pache, R (1, 8) OBP: 0.356, SLG: 0.429 82 Cody Thomas, L (6, 7) OBP: 0.208, SLG: 0.364		LCS 0-3 ① K		BBBB 4-0 8 G3 1-2 BB			X 0-0 ① G4-3	BBBB 4-0 74 G6-4-3 1-2 BB		1 0 0 0 1 1 2 1 0 0 0 1 0 0						
8 Tyler Wade, L (1, 5) OBP: 0.400, SLG: 0.395 74 Brett Harris, R (6, 5)		X 0-0 ② FC4-6 17 S 1-2f 3-H		X 0-0 ② G3 1-2 2-3			BBBB 4-0 75 1B 72 WP 85 G5-3 BB	X 0-0 ②③ G6-4-3 1-2f		2 0 0 1 0 0 3 1 1 0 0 1 0 2						
17 Pablo Reyes, R (1, 4) OBP: 0.270, SLG: 0.333 72 Greg Deichmann, L (6, 9)		1B SAFE X 1-0 ③ L8 1-2		X 0-0 ③ G4-3			BBBB 4-0 85 G5-3 75 1B 45 2B 1-2 BB		X 0-0 ① G1	2 0 0 0 0 0 3 1 1 0 0 1 0 0						
Inning Stats	R: 0 H: 0 E: 0 LOB: 0 K: 2 BB: 0 S: 7 P: 7	R: 2 H: 2 E: 0 LOB: 1 K: 1 BB: 1 S: 7 P: 12	R: 0 H: 1 E: 0 LOB: 1 K: 1 BB: 0 S: 6 P: 6	R: 0 H: 0 E: 0 LOB: 2 K: 0 BB: 1 S: 3 P: 8	R: 0 H: 0 E: 0 LOB: 0 K: 0 BB: 0 S: 3 P: 3	R: 0 H: 1 E: 0 LOB: 0 K: 1 BB: 0 S: 5 P: 5	R: 3 H: 2 E: 0 LOB: 1 K: 1 BB: 2 S: 7 P: 15	R: 0 H: 1 E: 0 LOB: 1 K: 0 BB: 1 S: 3 P: 7	R: 0 H: 0 E: 0 LOB: 1 K: 1 BB: 1 S: 5 P: 10	1B: 5 SF: 0 2B: 2 SAC: 0 3B: 0 DP: 2 HR: 0 HBP: 1						

PITCHER		IP	WLS	BF	H	R	ER	SO	BB	IBB	HBP	BLK	WP	HR	S	P	ERA	WHIP
37 Adrian Houser, R ERA: 4.05	(1, 1)	1.2		8	2	2	2	3	1	0	0	0	0	0	13	17	10.80	1.800
95 Zach Vennaro, R ERA:	(2, 1)	0.1		1	0	0	0	0	0	0	0	0	0	0	1	2	0.00	0.000
55 Hoby Milner, L ERA: 3.68	(3, 1)	1.0		4	1	0	0	1	0	0	0	0	0	0	6	6	0.00	1.000
31 Joel Payamps, R ERA: 8.44	(4, 1)	1.0		5	0	0	0	0	1	0	1	0	0	0	3	8	0.00	1.000
32 Peter Strzelecki, R ERA: 4.32	(5, 1)	1.0		3	0	0	0	0	0	0	0	0	0	0	3	3	0.00	0.000

PITCHER		IP	WLS	BF	H	R	ER	SO	BB	IBB	HBP	BLK	WP	HR	S	P	ERA	WHIP
85 Ryan Middendorf, R ERA:	(6, 1)	1.0		3	1	0	0	1	0	0	0	0	0	0	5	5	0.00	1.000
64 Robert Stock, R ERA: 5.4	(7, 1)	2.0	W	11	3	3	3	1	3	0	0	0	2	0	10	22	13.50	3.000
Cam Robinson, R ERA:	(9, 1)	1.0	S	4	0	0	0	1	1	0	0	0	0	0	5	10	0.00	1.000

BOTTOM

Milwaukee Brewers @ Oakland Athletics

Hohokam Stadium, Mesa, AZ

Sat Mar 25 2023, 3:09 PM - 5:48 PM EDT

Att. 7,122 - Sunny - 66 F

livebaseballscorecards.com

AB	32
R	5
H	7
RBI	5
BB	6
SO	7
LOB	18

WP: 2 PA: 39
PB: 0
SB: 3
CS: 0

Batter	1	2	3	4	5	6	7	8	9	AB	R	H	RBI	BB	SO	LOB
10 Josh Rojas, L (1, 5) OBP: 0.372, SLG: 0.361	x 0-0 ① G4-3			CCS 0-3 ① K	x 0-0 ③ F8			x 0-0 ② F9		4	0	0	0	0	1	1
9 Jake Hager, R (8, 5) OBP: 0.208, SLG: 0.326										0	0	0	0	0	0	0
(8, 6)																
4 Ketel Marte, S (1, 4) OBP: 0.226, SLG: 0.296	FCC 0-3 ② K			x 0-0 ② G4-3		x 0-0 ① G4-3		CSC 0-3 ③ K		4	0	0	0	0	2	0
1 Channy Ortiz, S (8, 4) OBP: 0.333, SLG: 0.333										0	0	0	0	0	0	0
Kyle Lewis, R (1, 7) OBP: 0.529, SLG: 0.857	CSC 0-3 ③ K			x 0-0 ③ L5		CFS 0-3 ② K			x 0-0 ① P4	3	0	0	0	0	2	0
2 Geraldo Perdomo, S (7, 6) OBP: 0.422, SLG: 0.389										1	0	0	0	0	0	0
(8, 5)																
53 Christian Walker, R (1, 3) OBP: 0.333, SLG: 0.439		x 0-0 ① L7			x 0-0 ③ 31 2B 2B	x 0-0 ③ G5-3			x 0-0 HR	3	1	1	0	0	0	0
96 P.J. Higgins, R (7, 2) OBP: 0.392, SLG: 0.609										1	1	1	1	0	0	0
7 Corbin Carroll, L (1, 9) OBP: 0.500, SLG: 0.628		CCT 0-2 ② K			BBBB 4-0 31 2B 14 WP BB		x 0-0 ① L8		x 0-0 ② G1-3	2	1	0	0	1	1	0
80 Dominic Canzone, L (7, 9) OBP: 0.316, SLG: 0.543										1	0	0	0	0	0	0
13 Nick Ahmed, R (1, 6) OBP: 0.300, SLG: 0.474		x 0-0 ③ F8			x 0-0 ① L8		CCS 0-3 ② K		x 0-0 ③ F9	3	0	0	0	0	1	2
86 Phillip Evans, R (7, 3) OBP: 0.286, SLG: 0.318										1	0	0	0	0	0	0
31 Jake McCarthy, L (1, 10) OBP: 0.325, SLG: 0.286			x 0-0 ① F7		x 0-0 1-3 2-H 14 E 2B		x 0-0 14 S 2B			3	1	2	1	0	0	0
14 Gabriel Moreno, R (1, 2) OBP: 0.452, SLG: 0.741			x 0-0 ② F8		BCFT 1-2 ② K 2-H 3-H		CX 0-1 ③ L3 2-3			3	0	0	0	0	1	1
16 Jacen Roberson, L (7, 7) OBP: 0.750, SLG: 0.750										0	0	0	0	0	0	0
5 Alek Thomas, L (1, 8) OBP: 0.323, SLG: 0.429			x 0-0 ③ G4-3		x 0-0 1B			CSS 0-3 ① K		3	0	1	0	0	1	0
16 Brett Johnson, L (8, 8) OBP: 0.571, SLG: 0.600										0	0	0	0	0	0	0
Inning Stats	R: 0 E: 0 K: 2 S: 7 H: 0 LOB: 0 BB: 0 P: 7	R: 0 E: 0 K: 1 S: 5 H: 0 LOB: 0 BB: 0 P: 5	R: 0 E: 0 K: 0 S: 3 H: 0 LOB: 0 BB: 0 P: 3	R: 0 E: 0 K: 1 S: 5 H: 0 LOB: 0 BB: 0 P: 5	R: 3 E: 0 K: 1 S: 8 H: 3 LOB: 1 BB: 1 P: 13	R: 0 E: 0 K: 1 S: 5 H: 0 LOB: 0 BB: 0 P: 5	R: 0 E: 0 K: 1 S: 7 H: 1 LOB: 1 BB: 0 P: 7	R: 0 E: 0 K: 2 S: 7 H: 0 LOB: 0 BB: 0 P: 7	R: 1 E: 0 K: 0 S: 4 H: 1 LOB: 0 BB: 0 P: 4	1B: 1 2B: 3 3B: 0 HR: 1	SF: 0 SAC: 0 DP: 0 HBP: 0						

TOP

Arizona Diamondbacks @ Milwaukee Brewers

American Family Fields of Phoenix, Phoenix, AZ

Sun Mar 26 2023, 3:08 PM - 5:32 PM CDT

Att. 6,640 - Sunny - 66 F

livebaseballscorecards.com

AB	32
R	4
H	5
RBI	2
BB	1
SO	9
LOB	4

WP: 1 PB: 0 SB: 1 CS: 0 PA: 33

PITCHER		IP	WLS	BF	H	R	ER	SO	BB	IBB	HBP	BLK	WP	HR	S	P	ERA	WHIP
53 Brandon Woodruff, R ERA: 4.6	(1, 1)	6.0		22	3	3	3	6	1	0	0	0	1	0	33	38	4.50	0.667
74 Gus Varland, R ERA: 4.15	(7, 1)	1.1		5	1	0	0	2	0	0	0	0	0	0	10	10	0.00	0.750
21 Matt Bush, R ERA: 11.25	(8, 1)	0.2		2	0	0	0	1	0	0	0	0	0	0	4	4	0.00	0.000
92 Clayton Andrews, L ERA: 2.7	(9, 1)	1.0		4	1	1	1	0	0	0	0	0	0	1	4	4	9.00	1.000

PITCHER		IP	WLS	BF	H	R	ER	SO	BB	IBB	HBP	BLK	WP	HR	S	P	ERA	WHIP

BOTTOM

Arizona Diamondbacks @ Milwaukee Brewers

American Family Fields of Phoenix, Phoenix, AZ

Sun Mar 26 2023, 3:08 PM - 5:32 PM CDT

Att. 6,640 - Sunny - 66 F

livebaseballscorecards.com

Batter	1	2	3	4	5	6	7	8	9	AB	R	H	RBI	BB	SO	LOB
22 Christian Yelich, L (1, 7) OBP: 0.289, SLG: 0.543 94 Jackson Chourio, R (7, 7) OBP: 0.231, SLG: 0.167 (8, 8)	F9		F9		2-H HR			K	83 BB 1-2 BB	3 1	1 0	1 0	2 0	0 1	0 1	1 0
5 Garrett Mitchell, L (1, 10) OBP: 0.300, SLG: 0.733 83 Noah Campbell, S (8, PH) (9, 10)	F7		K 1-2		F7			95 BB BB	1-2 2-3 3-H BB	3 0	0 0	0 0	0 1	0 2	1 0	1 0
27 Willy Adames, R (1, 6) OBP: 0.184, SLG: 0.263 97 Tyler Black, L (7, 5) OBP: 0.455, SLG: 0.600	G2-3			G5-3		G6-3		1 SAFE	F7	3 2	0 0	0 0	0 0	0 0	0 0	0 4
11 Rowdy Tellez, L (1, 3) OBP: 0.391, SLG: 0.750 95 Luke Adams, R (7, 3)		K		2 G4-6-3 BB		G3		93 FC6-4 1-2 BB		2 0	0 0	0 0	0 0	1 1	1 0	0 0
2 Luis Urías, R (1, 5) OBP: 0.381, SLG: 0.438 93 Gregory Barrios, R (6, PR) OBP: 0.500, SLG: 0.500 (7, 6)		24 BB 1B		G4-6-3 1-2f		24 PO BB		FC6-4 1-2f		2 1	0 0	1 0	0 0	1 0	0 0	1 2
24 William Contreras, R (1, 2) OBP: 0.326, SLG: 0.250 Payton Henry, R (8, 2) OBP: 0.467, SLG: 0.364 93 Kay-Lan Nicasia, S (9, PR) OBP: 1.000, SLG: 1.000	1 SAFE 1-2 BB				88 2B 2B	1 SAFE 1-2 PO	P3		90 FC6-4 90 1B 83 BB 1B	2 1 0	1 0 1	1 1 0	0 0 0	1 0 0	0 0 0	0 0 0
6 Owen Miller, R (1, 4) OBP: 0.429, SLG: 0.487 (6, 8) 90 Luis Lara, S (7, PR) OBP: 1.000, SLG: 1.000 (8, 7)		G5-3			K		79 1B 1B		90 FC6-4 1-2 1B	3 1	0 0	1 1	0 0	0 0	1 0	2 0
79 Sal Frelick, L (1, 9) OBP: 0.385, SLG: 0.423 91 Hendry Mendez, L (8, 9) OBP: 0.333, SLG: 0.300			5 S 1B		K		1-3 1B		K	3 1	0 0	2 0	0 0	0 0	1 1	1 2
88 Joey Wiemer, R (1, 8) OBP: 0.319, SLG: 0.429 90 Daniel Guilarte, R (6, 4)			K		22 HR 2-H 2B		G6-3		FC6-4 83 BB 94 BB 1-2f 2-3	2 2	1 0	1 0	1 0	0 0	1 0	1 4
Inning Stats	R: 0 E: 0 K: 0 S: 3 H: 0 LOB: 0 BB: 0 P: 3	R: 0 E: 0 K: 1 S: 5 H: 1 LOB: 1 BB: 1 P: 9	R: 0 E: 0 K: 2 S: 8 H: 1 LOB: 1 BB: 0 P: 8	R: 0 E: 0 K: 0 S: 2 H: 0 LOB: 0 BB: 1 P: 6	R: 3 E: 0 K: 2 S: 10 H: 3 LOB: 0 BB: 0 P: 13	R: 0 E: 0 K: 0 S: 2 H: 0 LOB: 1 BB: 1 P: 6	R: 0 E: 0 K: 0 S: 4 H: 2 LOB: 2 BB: 0 P: 4	R: 0 E: 0 K: 1 S: 5 H: 0 LOB: 2 BB: 2 P: 14	R: 1 E: 0 K: 1 S: 7 H: 2 LOB: 3 BB: 2 P: 15	1B: 6 2B: 2 3B: 0 HR: 1	SF: 0 SAC: 0 DP: 1 HBP: 0					

	AB	32
	R	4
	H	9
	RBI	4
	BB	7
	SO	7
	LOB	19

WP: 0 PB: 0 SB: 1 CS: 0 PA: 40

PITCHER		IP	WLS	BF	H	R	ER	SO	BB	IBB	HBP	BLK	WP	HR	S	P	ERA	WHIP
29 Merrill Kelly, R ERA: 3.86	(1, 1)	4.2		18	4	2	2	5	2	0	0	0	0	0	26	34	3.86	1.286
54 Cole Sulser, R ERA: 2.0	(5, 1)	1.1	B	5	1	1	1	0	1	0	0	0	0	1	4	11	6.75	1.500
35 Tyler Ferguson, R ERA:	(7, 1)	1.1		5	2	0	0	1	0	0	0	0	0	0	7	7	0.00	1.500
31 Andrew Saalfrank, L ERA: 3.86	(8, 1)	0.2		4	0	0	0	0	2	0	0	0	0	0	2	11	0.00	3.000
40 Raffi Vizcaíno, R ERA: 1.8	(9, 1)	1.0	B	7	2	1	1	1	2	0	0	0	0	0	7	15	9.00	4.000

PITCHER	IP	WLS	BF	H	R	ER	SO	BB	IBB	HBP	BLK	WP	HR	S	P	ERA	WHIP

Colorado Rockies @ Milwaukee Brewers

American Family Fields of Phoenix, Phoenix, AZ

Mon Mar 27 2023, 3:12 PM - 6:41 PM CDT

Att. 5,425 - Sunny - 68 F

TOP

livebaseballscorecards.com

Batter	1	2	3	4	5	6	7	8	9	AB	R	H	RBI	BB	SO	LOB
19 Charlie Blackmon, L (1, 10) OBP: 0.364, SLG: 0.333	CH 1-1 2 WP HBP	X 0-0 2 1B 1-2 3-H 1B		X 0-0 ① F9	X 0-0 44 S 1-2 2-3 1B	BBBB 4-0 73 1B 1-2 BB		X 0-0 ① F7		3	0	2	1	1	0	0
97 Daniel Montano, L (6, PR) (6, 10)										1	0	0	0	0	0	0
2 Yonathan Daza, R (1, 8) OBP: 0.344, SLG: 0.339	SBBB 3-1 1-2 BB	X 0-0 24 S 1-3 2-H 1B		X 0-0 ② F8	X 0-0 ① SF9 2-3 3-H	X 0-0 1-2 2-H 1B		X 0-0 ② F8		2	0	1	2	1	0	0
73 Zac Veen, L (6, PH) OBP: 0.321, SLG: 0.380 (6, 7)										2	0	1	1	0	0	0
24 Ryan McMahon, L (1, 4) OBP: 0.393, SLG: 0.547	SSS 0-3 ① K	TST 0-2 ③ K 1-2		X 0-0 1B	SSS 0-3 ② K	X 0-0 ③ G4-3		SSS 0-3 ③ K		4	0	1	0	0	3	6
98 Yanquiel Fernandez, L (6, PH) OBP: 0.333, SLG: 0.455 (6, 9)										2	0	0	0	0	1	2
44 Elehuris Montero, R (1, 5) OBP: 0.358, SLG: 0.581	X 0-0 ② F8		SSS 0-3 ① K	X 0-0 ③ P2	BSST 1-2 ③ K 1-2 3-H		X 0-0 13 BB 2B		SSS 0-3 ① K	4	0	0	0	0	2	4
66 Hunter Goodman, R (6, 3) OBP: 0.286, SLG: 0.308										2	0	1	0	0	1	0
11 Mike Moustakas, L (1, 3) OBP: 0.375, SLG: 0.615	SSS 0-3 ③ K	X 0-0 4 2B 1B			X 0-0 4 2B 30 1B 1B	X 0-0 4 HR 1B	X 0-0 ① L7		X 0-0 ② G6-3	4	2	3	0	0	1	2
Julio Carreras, R (6, PR) OBP: 0.321, SLG: 0.370 (6, 5)										2	1	0	0	0	0	1
4 Michael Toglia, S (1, 9) OBP: 0.366, SLG: 0.534		X 0-0 6 FC5-4 30 1B 19 1B 1B	X 0-0 1-H 30 SF9 2B		X 0-0 30 1B 1-3 14 2B 2B	X 0-0 1-H HR	X 0-0 ② L8		BBBD 4-0 BB	4	4	4	3	0	0	0
91 Hunter Stovall, R (6, 4) OBP: 0.200, SLG: 0.111										1	0	0	0	1	0	1
30 Harold Castro, L (1, 7) OBP: 0.346, SLG: 0.429	X 0-0 6 FC5-4 1-2 1B	X 0-0 ② SF9 3-H			X 0-0 14 2B 2-3 3-H 1B	X 0-0 6 BB 1B	BBBB 4-0 13 BB BB		X 0-0 ③ L7	3	1	3	2	0	0	0
3 Cole Tucker, S (6, PR) OBP: 0.295, SLG: 0.351 (6, 8)										1	0	0	0	1	0	1
14 Ezequiel Tovar, R (1, 6) OBP: 0.368, SLG: 0.462	X 0-0 ① F8	X 0-0 1B			X 0-0 19 1B 2 SF9 1-H 3-H 2B	X 0-0 ① P3	BBBBB 4-0 1-2 2-3 BB			3	1	2	2	0	0	2
13 Alan Trejo, R (6, PH) OBP: 0.333, SLG: 0.357 (6, 6)										1	0	0	0	1	0	1
6 Brian Serven, R (1, 2) OBP: 0.273, SLG: 0.360	X 0-0 ② FC5-4 19 1B 2 1B 1-2f 2-3	X 0-0 ③ F7			BBBD 4-0 2 SF9 19 1B 44 S BB	1 SAFE BBBB 4-0 ② 19 BB 73 1B 1-2 BB	SSS 0-3 ③ K			3	3	0	0	2	1	6
82 Ronaiker Palma, R (9, 2) OBP: 0.500, SLG: 0.500										0	0	0	0	0	0	0

	AB	42
	R	12
	H	18
	RBI	11
	BB	7
	SO	9
	LOB	26

Inning Stats	1	2	3	4	5	6	7	8	9
	R: 0 E: 0 K: 2 S: 9 H: 0 LOB: 2 BB: 1 P: 13	R: 2 E: 0 K: 1 S: 9 H: 4 LOB: 2 BB: 0 P: 9	R: 2 E: 0 K: 1 S: 8 H: 3 LOB: 1 BB: 0 P: 8	R: 0 E: 0 K: 0 S: 4 H: 1 LOB: 1 BB: 0 P: 4	R: 5 E: 0 K: 2 S: 12 H: 5 LOB: 1 BB: 1 P: 17	R: 3 E: 0 K: 0 S: 6 H: 4 LOB: 2 BB: 2 P: 14	R: 0 E: 0 K: 1 S: 6 H: 1 LOB: 3 BB: 2 P: 14	R: 0 E: 0 K: 1 S: 5 H: 0 LOB: 0 BB: 0 P: 5	R: 0 E: 0 K: 1 S: 5 H: 0 LOB: 1 BB: 1 P: 9

1B: 13 SF: 2
2B: 4 SAC: 0
3B: 0 DP: 0
HR: 1 HBP: 1

WP: 1 PA: 52
PB: 0
SB: 3
CS: 0

PITCHER		IP	WLS	BF	H	R	ER	SO	BB	IBB	HBP	BLK	WP	HR	S	P	ERA	WHIP
52 Eric Lauer, L ERA: 11.57	(1, 1)	4.0	L	23	9	5	5	4	1	0	1	0	1	0	31	35	11.25	2.500
46 Bryse Wilson, R ERA: 6.59	(5, 1)	1.0		8	4	4	4	2	1	0	0	0	0	0	11	16	36.00	5.000
12 Javy Guerra, R ERA: 11.12	(6, 1)	0.2		6	3	3	3	0	2	0	0	0	0	1	4	12	40.50	7.500
58 Alex Claudio, L ERA:	(6, 1)	0.1		2	1	0	0	0	0	0	0	0	0	0	2	2	0.00	3.000
38 Devin Williams, R ERA: 2.25	(7, 1)	1.0		6	1	0	0	1	2	0	0	0	0	0	6	14	0.00	3.000

PITCHER		IP	WLS	BF	H	R	ER	SO	BB	IBB	HBP	BLK	WP	HR	S	P	ERA	WHIP
89 Justin Yeager, R ERA: 5.79	(8, 1)	1.0		3	0	0	0	1	0	0	0	0	0	0	5	5	0.00	0.000
49 Thyago Vieira, R ERA: 6.75	(9, 1)	1.0		4	0	0	0	1	1	0	0	0	0	0	5	9	0.00	1.000

BOTTOM

Batter	1	2	3	4	5	6	7	8	9	AB	R	H	RBI	BB	SO	LOB
22 Christian Yelich, L (1, 7) OBP: 0.293, SLG: 0.526 80 Lamar Sparks, R (5, PH) OBP: 0.625, SLG: 0.400 (6, 9)	F8		K	1B	F9			95 1B 93 1B BB	1B	3 2	0 1	1 1	0 0	0 1	1 0	0 1
Luke Voit, R (1, 10) OBP: 0.349, SLG: 0.500 95 Carlos Rodriguez, L (8, PH) OBP: 0.333, SLG: 0.333 (9, 10)	27 FC5-4 BB		27 BB 24 HR BB	K		P4		86 BB 93 1B 1B	G1-3	2 2	1 0	0 1	0 0	2 0	1 0	2 2
27 Willy Adames, R (1, 6) OBP: 0.220, SLG: 0.275 93 Gregory Barrios, R (5, PR) OBP: 0.500, SLG: 0.500 (6, 6)	FC5-4 11 BB		24 HR BB		11 1B 24 HR 1B	G6-3		86 BB 1B		2 2	1 1	1 1	0 1	1 0	0 0	1 0
11 Rowdy Tellez, L (1, 3) OBP: 0.423, SLG: 0.727 86 Tayden Hall, L (5, PR) OBP: 0.571, SLG: 0.400 (6, 3)	BB		P2		24 HR 1B	G5-3		BB		2 1	0 1	1 0	0 0	1 1	0 0	2 0
24 William Contreras, R (1, 2) OBP: 0.347, SLG: 0.419 75 Brian Navarreto, R (6, 2) OBP: 0.227, SLG: 0.250	K		HR		HR		F7	K		3 2	2 0	2 0	6 0	0 0	1 1	2 3
5 Garrett Mitchell, L (1, 8) OBP: 0.303, SLG: 0.727 92 Eduarqui Fernandez, R (6, 8) OBP: 0.600, SLG: 0.333		9 S 2B	G4-3		K		90 FC6 BB	P2		3 1	0 0	1 0	0 0	0 1	1 0	1 3
2 Luis Urías, R (1, 5) OBP: 0.375, SLG: 0.389 90 Daniel Guilarte, R (6, 5)	L6			22 1B HBP	L8		FC6	L9		2 2	0 0	0 0	0 0	0 0	0 0	2 1
9 Brian Anderson, R (1, 9) OBP: 0.458, SLG: 0.590 93 Kay-Lan Nicasia, S (6, 7) OBP: 0.667, SLG: 0.667	K			K	HR		K	80 1B 1B		3 2	1 0	1 1	1 0	0 0	2 1	2 1
2 Brice Turang, L (1, 4) OBP: 0.348, SLG: 0.381 84 Robert Moore, S (5, PR) OBP: 0.091, SLG: 0.091 (6, 4)	G4-3			K	80 S 1B			K2-3	F8	3 2	0 0	1 0	0 0	0 0	1 1	2 1
Inning Stats	R: 0 H: 0 E: 0 LOB: 2 K: 1 BB: 2 S: 5 P: 13	R: 0 H: 1 E: 0 LOB: 1 K: 1 BB: 0 S: 6 P: 7	R: 3 H: 1 E: 0 LOB: 0 K: 1 BB: 2 S: 6 P: 14	R: 0 H: 1 E: 0 LOB: 2 K: 3 BB: 0 S: 10 P: 11	R: 4 H: 5 E: 0 LOB: 2 K: 1 BB: 0 S: 14 P: 20	R: 0 H: 0 E: 0 LOB: 0 K: 0 BB: 0 S: 3 P: 3	R: 0 H: 0 E: 0 LOB: 1 K: 1 BB: 1 S: 5 P: 8	R: 1 H: 2 E: 0 LOB: 3 K: 2 BB: 2 S: 9 P: 17	R: 0 H: 2 E: 0 LOB: 2 K: 0 BB: 0 S: 5 P: 5	1B: 8 SF: 0 2B: 1 SAC: 0 3B: 0 DP: 0 HR: 3 HBP: 1							WP: 0 PA: 47 PB: 0 SB: 2 CS: 0

PITCHER		IP	WLS	BF	H	R	ER	SO	BB	IBB	HBP	BLK	WP	HR	S	P	ERA	WHIP
51 José Ureña, R ERA: 6.52	(1, 1)	3.0	W	15	2	3	3	3	4	0	0	0	0	1	17	34	9.00	2.000
43 Connor Seabold, R ERA: 6.17	(4, 1)	1.1	H	9	4	4	4	4	0	0	1	0	0	1	18	22	27.00	3.000
39 Brent Suter, L ERA: 3.52	(5, 1)	0.2	H	4	2	0	0	0	0	0	0	0	0	1	6	9	0.00	3.000
32 Dinelson Lamet, R ERA: 1.0	(6, 1)	1.0		3	0	0	0	0	0	0	0	0	0	0	3	3	0.00	0.000
55 Brad Hand, L ERA: 7.5	(7, 1)	1.0		4	0	0	0	1	1	0	0	0	0	0	5	8	0.00	1.000

PITCHER		IP	WLS	BF	H	R	ER	SO	BB	IBB	HBP	BLK	WP	HR	S	P	ERA	WHIP
52 Daniel Bard, R ERA: 5.4	(8, 1)	0.2		6	2	1	1	2	2	0	0	0	0	0	8	16	13.50	6.000
94 Dugan Darnell, R ERA:	(8, 1)	0.1	H	1	0	0	0	0	0	0	0	0	0	0	1	1	0.00	0.000
92 PJ Poulin, L ERA:	(9, 1)	1.0		5	2	0	0	0	0	0	0	0	0	0	5	5	0.00	2.000

Colorado Rockies @ Milwaukee Brewers

American Family Fields of Phoenix, Phoenix, AZ

Mon Mar 27 2023, 3:12 PM - 6:41 PM CDT

Att. 5,425 - Sunny - 68 F

livebaseballscorecards.com

AB	39
R	8
H	12
RBI	8
BB	7
SO	10
LOB	26

Milwaukee Brewers @ Colorado Rockies

Salt River Fields at Talking Stick, Scottsdale, AZ

Tue Mar 28 2023, 3:11 PM - 5:58 PM EDT

Att. 8,992 - Sunny - 76 F

TOP

livebaseballscorecards.com

Batter	1	2	3	4	5	6	7	8	9	AB	R	H	RBI	BB	SO	LOB
10 Mike Brosseau, R (1, 3) OBP: 0.512, SLG: 1.000	B FF 95 F SI 95 B SL 88 B SI 95 B SI 94 4-1 27 CS 33 S BB		S SL 88 S SL 88 D CU 80 F SL 87 F FF 96 D CU 80 X SI 96 2-2 ② G6-3 1-2 2-3		C SI 95 C SL 88 H FF 96 1-2 33 HR HBP	F SI 96 X FC 88 0-1 3-H 2B		C SI 92 S SI 92 B FF 95 F FF 94 F SL 83 B FF 96 C FF 96 2-3 ① K 2-3		1	0	0	0	1	0	2
96 Wes Clarke, R (5, PR) OBP: 0.636, SLG: 1.125										2	1	1	1	0	1	2
(5, 3)																
33 Jesse Winker, L (1, 9) OBP: 0.382, SLG: 0.407	B FF 95 C CH 84 1 SAFE B FF 95 B SL 89 B SI 95 4-1 2 PO 1-2 BB		X FF 96 0-0 ③ G6-3		X SI 94 0-0 1-H HR	C CU 83 B SI 96 C CU 83 B CU 84 X SI 94 2-2 ③ G4-3		B SL 85 T SI 93 F SI 93 B FF 95 B SL 86 X FF 95 3-2 E6 82 F9 1-H 3-H		2	1	1	2	1	0	2
80 Lamar Sparks, R (5, 7) OBP: 0.500, SLG: 0.286										2	0	0	0	0	0	2
27 Willy Adames, R (1, 6) OBP: 0.250, SLG: 0.326	B SI 96 2 SAFE X SI 95 1-0 F8 2-3 ①②			C SL 86 X SI 94 0-1 48 HR 2B	B CU 80 B SL 88 B SL 88 S SI 95 F SI 96 X SL 88 3-2 2 BB 1B		C ST 83 S SI 96 S ST 85 0-3 ① K	F SL 85 H SI 93 1-1 58 FC6 HBP		3	1	2	0	0	0	2
93 Gregory Barrios, R (5, PR) OBP: 0.500, SLG: 0.400										1	0	0	0	0	1	0
(5, 6)																
2 Luis Urías, R (1, 5) OBP: 0.370, SLG: 0.350	C FF 95 1 SAFE 0-1 ③ PO 1-2	S SI 95 C SI 95 F FF 96 X CU 80 0-2 ① F9		B SL 87 B SL 88 F SI 94 F SI 94 D CU 79 X SI 94 3-2 ① P4	B SI 95 S CH 85 B CH 84 S SL 87 B SL 88 B SI 95 4-2 1-2 BB		C ST 85 B SI 97 X SI 94 1-1 86 E 2B	F FF 94 B CH 90 X FF 94 1-1 ② F9 2-3		2	0	0	0	1	0	1
82 Zavier Warren, S (5, PR) OBP: 0.222, SLG: 0.333										2	1	1	0	0	0	2
(5, 5)																
48 Luke Voit, R (1, 10) OBP: 0.356, SLG: 0.571		C SI 96 F SL 89 F FF 97 B CU 82 B SI 97 S SI 97 2-3 ② K		C CU 77 B FF 95 X FF 96 1-1 2-H HR	S FF 92 C FF 92 B SL 79 S FF 93 1-3 ② K		F ST 86 B ST 86 B SI 96 C SI 85 S ST 86 2-3 ② K	C FF 94 S CH 89 F FF 95 F FF 97 F FF 96 F CH 88 X FF 96 0-2 ③ FC6 1-2f		2	1	1	2	0	1	0
54 Hedbert Perez, L (5, PH) OBP: 0.444, SLG: 0.875										2	0	0	0	0	2	3
(5, 10)																
58 Dylan O'Rae, L (8, PH)										1	0	0	0	0	0	2
(8, 10)																
7 Victor Caratini, S (1, 2) OBP: 0.471, SLG: 0.517		B FF 97 F SI 96 B FF 96 C SL 90 X CH 86 2-2 ③ G6-3		X CH 86 0-0 1B	B CH 82 F FF 93 B SL 79 S FF 93 B FF 92 F FF 94 F FF 94 X SL 81 3-2 ③ P4		X SI 96 0-0 2-H E9 1B		F SI 92 C CU 73 B CU 75 F CH 84 C SI 92 1-3 ① K	3	0	1	0	0	0	2
86 Jeferson Quero, R (6, 2) OBP: 0.300, SLG: 0.333										2	0	1	1	0	1	0
6 Owen Miller, R (1, 8) OBP: 0.435, SLG: 0.500			B SI 95 C SL 87 B SL 88 B SI 94 B SI 95 4-1 2 FC6-4 BB	C SL 88 F SL 88 C CH 85 0-3 ② K		B SI 95 X SI 95 1-0 2 1B 96 2B 2B	T ST 85 C ST 86 S ST 86 0-3 ③ K		B CU 75 F SI 92 X SI 93 1-1 41 G4-3 1B	3	1	1	0	1	2	2
(5, 9)																
83 Noah Campbell, S (9, PH) OBP: 0.800, SLG: 0.500										1	0	1	0	0	0	0
(9, 9)																
2 Brice Turang, L (1, 4) OBP: 0.347, SLG: 0.378			D CH 84 X FF 95 1-0 ① FC6-4 10 G6-3 94 1B 1-2f	C SL 89 B CH 83 B SI 96 F SI 94 S SL 88 2-3 ③ K		C FC 91 C FC 90 X CU 81 0-2 94 L1-3 2-3 1B		C FF 93 B SL 84 B SL 84 B SI 93 T FF 92 X FF 94 3-2 96 WP 90 1B 80 E 1B	D SI 91 F CH 85 X SI 91 1-1 ② G4-3 1-2	3	0	1	0	0	1	2
41 Jadher Areinamo, R (6, PR) OBP: 0.333, SLG: 0.333										2	1	1	0	0	0	1
(6, 4)																
94 Jackson Chourio, R (1, 7) OBP: 0.250, SLG: 0.200			C SL 88 X SI 94 0-1 10 G6-3 1-2 1B		C SI 94 B CU 79 C SL 87 S CU 79 1-3 ① K	B SI 94 B CU 82 F SI 94 S FC 90 X FC 89 2-2 ①② L1-3 1-1		B FF 94 X FF 93 1-0 80 S 80 E 1-2 1B	C SI 92 B CH 83 C SI 92 B CU 75 F SI 92 B SI 93 F SI 92 X SI 93 3-2 ③ G6-3	3	0	1	0	0	1	2
(5, 8)																
90 Luis Lara, S (6, 8) OBP: 0.667, SLG: 0.667										2	1	1	0	0	0	1

	AB	39
	R	8
	H	14
	RBI	6
	BB	4
	SO	10
	LOB	28

Inning Stats	1	2	3	4	5	6	7	8	9	1B: 8	SF: 0	WP: 1	PA: 46
R:	0	0	0	2	2	1	1	2	0	2B: 5	SAC: 0	PB: 0	
E:	0	0	0	0	0	0	1	0	0	3B: 0	DP: 1	SB: 3	
K:	0	1	0	2	2	0	3	1	1	HR: 2	HBP: 2	CS: 1	
S:	4	11	10	14	19	12	12	22	13				
H:	0	0	1	3	2	3	2	2	1				
LOB:	0	0	2	1	2	2	2	2	1				
BB:	2	0	1	0	1	0	0	0	0				
P:	13	15	17	20	32	17	15	33	19				

PITCHER		IP	WLS	BF	H	R	ER	SO	BB	IBB	HBP	BLK	WP	HR	S	P	ERA	WHIP
18 Ryan Feltner, R	(1, 1)	4.1	L	22	6	4	4	4	4	0	1	0	0	2	50	85	8.31	2.308
ERA: 9.92																		
Gavin Hollowell, R	(5, 1)	0.2		2	0	0	0	1	0	0	0	0	0	0	8	12	0.00	0.000
ERA: 3.18																		
Jake Bird, R	(6, 1)	1.0		5	3	1	1	0	0	0	0	0	0	0	12	17	9.00	3.000
ERA: 7.71																		
61 Justin Lawrence, R	(7, 1)	1.0		5	2	1	1	3	0	0	0	0	0	0	12	15	9.00	2.000
ERA: 2.45																		
87 Stephen Jones, R	(8, 1)	1.0		7	2	2	0	1	0	0	1	0	1	0	22	33	0.00	2.000
ERA: 1.93																		

PITCHER		IP	WLS	BF	H	R	ER	SO	BB	IBB	HBP	BLK	WP	HR	S	P	ERA	WHIP
93 Austin Kitchen, L	(9, 1)	1.0		4	1	0	0	1	0	0	0	0	0	0	13	19	0.00	1.000
ERA:																		

BOTTOM

Batter	1	2	3	4	5	6	7	8	9	AB	R	H	RBI	BB	SO	LOB
2 Yonathan Daza, R (1, 8) OBP: 0.348, SLG: 0.344	X FF 96 0-0 ① G6-3		B FF 96 1 SAFE X SL 82 1-0 19 1B 1-2 1B		C FF 93 1 SAFE B FF 93 X SL 82 1-1 ①② G6-4-3 1-2f		B SI 97 B SI 98 B FC 85 C SI 97 F SI 98 X SI 98 3-2 ③ G5-3		X SI 95 0-0 ③ G4-3	2	0	1	0	0	0	0
13 Alan Trejo, R (5, 5) OBP: 0.314, SLG: 0.333										2	0	0	0	0	0	2
91 Hunter Stovall, R (8, 5) OBP: 0.182, SLG: 0.100										1	0	0	0	0	0	1
19 Charlie Blackmon, L (1, 10) OBP: 0.371, SLG: 0.345	C FF 94 X CU 78 0-1 ② F8		F FF 96 X FF 96 0-1 1-2 2-3 1B		C ST 78 B SI 86 X SI 87 1-1 ③ G3			C FF 92 T FF 93 B FF 92 B SL 79 X FF 93 2-2 ① L9		2	0	1	0	0	0	0
11 Mike Moustakas, L (5, PH) OBP: 0.366, SLG: 0.600										1	0	0	0	0	0	0
(6, 10)																
92 Jimmy Herron, R (8, PH) OBP: 0.455, SLG: 0.333										1	0	0	0	0	0	0
(9, 10)																
23 Kris Bryant, R (1, 9) OBP: 0.391, SLG: 0.641	C FF 95 S SL 81 B FF 93 B FF 94 F SL 83 F CH 90 B FF 96 F SL 82 F SL 80 3-3 ③ K		S FF 97 B FF 96 S SL 83 S SL 83 1-3 ② K			C SI 93 B SI 94 B CU 78 S SI 94 S SL 80 2-3 ① K		B SL 81 X SI 93 1-0 2B 85 SF9 1B		2	0	0	0	0	2	3
Brenton Doyle, R (4, 9) OBP: 0.407, SLG: 0.458										2	1	1	0	0	1	0
(5, 8)																
25 C.J. Cron, R (1, 3) OBP: 0.297, SLG: 0.394		F FF 96 C SL 81 B FF 94 X SL 82 1-2 44 WP 2B	D CH 92 C FF 97 F FF 96 B FF 97 X SL 82 2-2 ③ L6			S SI 94 S CH 86 X SI 95 0-2 85 FC6-4 1B		C FF 92 1 SAFE F SL 79 B SL 77 X SI 92 1-2 1-3 2B		2	0	1	0	0	0	3
Michael Toglia, S (5, 3) OBP: 0.381, SLG: 0.560										2	0	2	0	0	0	0
24 Ryan McMahon, L (1, 4) OBP: 0.397, SLG: 0.564		F FF 96 F FF 94 B FF 96 F CH 90 B CH 90 F FF 95 T SL 82 2-2 ① K		B CH 90 B CU 77 B FF 93 F FF 93 S FF 94 F FF 95 X FF 96 3-2 30 F8 2B		B SI 93 F SI 94 B CU 79 X CU 80 2-1 ② FC6-4 1-2f		F SL 79 F SL 78 B FF 92 B FF 92 X SL 78 2-2 ② SF9 3-H		2	0	1	0	0	1	1
85 Coco Montes, R (4, PR) OBP: 0.367, SLG: 0.512										1	0	0	1	0	0	1
(5, 4)																
44 Elehuris Montero, R (1, 5) OBP: 0.348, SLG: 0.563		B CU 76 C SL 82 F FF 96 S SL 83 1-3 ② K 2-3		X SL 82 0-0 ① G6-3		C CU 80 X SI 94 0-1 ③ G4-3		B SL 79 B SL 79 S FF 93 F SI 93 S SL 80 2-3 ③ K		2	0	0	0	0	1	2
Nolan Jones, L (5, 9) OBP: 0.259, SLG: 0.231										2	0	0	0	0	1	2
30 Harold Castro, L (1, 7) OBP: 0.333, SLG: 0.412		C CU 78 F FF 96 S FF 97 0-3 ③ K		B CH 88 F FF 95 B CH 76 B CH 89 S FF 94 F FF 94 X FF 95 3-2 ② F8 2-3			C SI 97 B FC 86 C SI 97 B SI 98 S SL 85 2-3 ① K		S SI 96 B SI 95 X SI 95 1-1 E5 99 G6-3	2	0	0	0	0	1	2
90 Jameson Hannah, L (5, 7) OBP: 0.500, SLG: 0.417										2	0	0	0	0	1	0
35 Elias Díaz, R (1, 2) OBP: 0.381, SLG: 0.514			B CU 76 X CH 88 1-0 ① G5-3	X CU 80 0-0 ③ G5-3			X SI 98 0-0 ② G5-3		C SI 94 F CU 80 X FF 97 0-2 ① G6-3 1-3	2	0	0	0	0	0	2
99 Grayson Greiner, R (6, 2) OBP: 0.211, SLG: 0.235										2	0	0	0	0	0	1
14 Ezequiel Tovar, R (1, 6) OBP: 0.373, SLG: 0.453			S SL 82 B FF 94 X SL 82 1-1 E6 19 1B 2 1B		B CU 75 B SL 79 C FF 92 F FF 93 B SL 82 B SL 81 4-2 13 G6-4-3 BB		B FC 84 B SI 97 B SI 97 C SI 97 B SI 97 4-1 BB		S CU 83 B CU 83 F SI 97 B CU 84 S SI 96 2-3 ② K	1	0	0	0	1	0	0
95 Connor Kaiser, R (6, 6)										1	0	0	0	1	1	1
Inning Stats	R: 0 E: 0 K: 1 S: 14 H: 0 LOB: 0 BB: 0 P: 17	R: 0 E: 0 K: 3 S: 14 H: 1 LOB: 1 BB: 0 P: 18	R: 0 E: 1 K: 1 S: 12 H: 2 LOB: 3 BB: 0 P: 18	R: 0 E: 0 K: 0 S: 10 H: 1 LOB: 2 BB: 0 P: 16	R: 0 E: 0 K: 0 S: 6 H: 0 LOB: 0 BB: 1 P: 12	R: 0 E: 0 K: 1 S: 10 H: 1 LOB: 1 BB: 0 P: 14	R: 0 E: 0 K: 1 S: 8 H: 0 LOB: 1 BB: 1 P: 17	R: 1 E: 0 K: 1 S: 13 H: 2 LOB: 1 BB: 0 P: 21	R: 0 E: 1 K: 1 S: 9 H: 0 LOB: 1 BB: 0 P: 12	1B: 4 2B: 3 3B: 0 HR: 0 SF: 1 SAC: 0 DP: 1 HBP: 0						

PITCHER		IP	WLS	BF	H	R	ER	SO	BB	IBB	HBP	BLK	WP	HR	S	P	ERA	WHIP
51 Freddy Peralta, R ERA: 3.21	(1, 1)	4.2	W	19	4	0	0	5	1	0	0	0	1	0	54	78	0.00	1.071
55 Hoby Milner, L ERA: 3.52	(5, 1)	0.1		1	0	0	0	0	0	0	0	0	0	0	2	3	0.00	0.000
85 Ryan Middendorf, R ERA:	(6, 1)	1.0		4	1	0	0	1	0	0	0	0	0	0	10	14	0.00	1.000
95 Zach Vennaro, R ERA:	(7, 1)	1.0		4	0	0	0	1	1	0	0	0	0	0	8	17	0.00	1.000
91 Darrell Thompson, L ERA: 9.0	(8, 1)	1.0		5	2	1	1	1	0	0	0	0	0	0	13	21	9.00	2.000

PITCHER		IP	WLS	BF	H	R	ER	SO	BB	IBB	HBP	BLK	WP	HR	S	P	ERA	WHIP
81 Harold Chirino, R ERA: 16.2	(9, 1)	1.0		4	0	0	0	1	0	0	0	0	0	0	9	12	0.00	0.000

Milwaukee Brewers @ Colorado Rockies

Salt River Fields at Talking Stick, Scottsdale, AZ

Tue Mar 28 2023, 3:11 PM - 5:58 PM EDT

Att. 8,992 - Sunny - 76 F

livebaseballscorecards.com

AB	34
R	1
H	7
RBI	1
BB	2
SO	9
LOB	21

1B: 4	SF: 1
2B: 3	SAC: 0
3B: 0	DP: 1
HR: 0	HBP: 0

WP: 1	PA: 37
PB: 0	
SB: 0	
CS: 0	

Batter	1	2	3	4	5	6	7	8	9	AB	R	H	RBI	BB	SO	LOB
22 Christian Yelich, L (1, 7)	B SI 92 T SI 90 S SI 90 C SI 91 1-3 ① K		F SI 91 D FS 87 C FC 88 D SL 86 B SI 90 3-2 27 PB BB		X SI 91 0-0 ② G3-1 1-2			B FF 92 C FF 92 B CH 82 B FF 91 B FF 92 4-1 27 G5-4-3 BB		2	0	0	0	2	1	1
33 Jesse Winker, L (1, 10)	C SV 83 S SI 91 B SI 92 S SV 84 1-3 ② K		S FC 89 S FS 85 D FS 86 S FC 89 1-3 ① K		B SI 91 S FS 86 B FF 92 B FS 84 X FC 89 3-1 ③ G4-3 2-3			C FF 92 B SL 88 S SL 88 B FF 94 F SL 87 F FF 93 B FF 92 S SL 88 3-3 ① K		4	0	0	0	0	3	4
27 Willy Adames, R (1, 6) OBP: 0.500, SLG: 0.333	C SI 91 B SV 85 X SI 91 1-1 11 PB 1B		B SI 91 B SV 85 B SI 91 S SI 90 S SV 84 B SI 91 4-2 11 G4-6-3 1-2 2-3 BB			B SI 90 X SI 90 1-0 ① G6-3		X SL 87 0-0 ②③ G5-4-3 1-2f		3	0	1	0	1	0	1
11 Rowdy Tellez, L (1, 3)	C SI 91 B SI 91 B FS 88 B SI 91 B SI 92 4-1 1-2 BB		C SI 90 C SV 84 D FS 84 X SV 83 1-2 ②③ G4-6-3 1-2f			C FF 91 B FF 91 S FC 89 S SL 85 1-3 ② K2-3			C FF 94 F FC 91 S CH 89 0-3 ① K	3	0	0	0	1	2	3
24 William Contreras, R (1, 2) OBP: 0.250, SLG: 0.250	C SV 85 C SV 84 D SV 85 B SV 85 S SI 91 2-3 ③ K			B SI 90 C SL 84 F SV 84 B SI 91 C SV 85 2-3 ① K		C SV 84 S SV 84 F SV 84 B FF 89 S SV 84 1-3 ③ K			S FC 89 X ST 84 0-1 2 G1-3 1B	4	0	1	0	0	3	2
2 Luis Urías, R (1, 5)		B SI 91 X SI 92 1-0 ① G5-3		C SV 85 C SV 85 B SV 86 B SI 91 X FF 91 2-2 ② P3			C FF 92 S FC 89 X ST 83 0-2 ① P3		S FC 88 B SI 95 F FC 89 F ST 82 X FC 88 1-2 ② G1-3 1-2	4	0	0	0	0	0	1
5 Garrett Mitchell, L (1, 8)		B FF 92 B SI 91 F FC 90 F SI 91 B SV 85 F SI 90 X FC 87 3-2 ② L1-3		B SI 91 X FS 85 1-0 ③ G3			C CU 81 C FF 93 T FF 95 0-2 ② K		F FF 94 F CH 89 F FF 95 F FF 95 S CH 88 0-3 ③ K2-3	4	0	0	0	0	2	1
9 Brian Anderson, R (1, 9) OBP: 0.667, SLG: 0.500		C SI 90 F SI 90 B SV 85 B SV 85 C SI 91 2-3 ③ K			B SI 91 X SI 91 1-0 2 FC4-6 1B		B CU 81 B FF 92 B FC 87 B FF 92 4-0 BB			2	0	1	0	1	1	0
2 Brice Turang, L (1, 4) OBP: 0.333, SLG: 0.333			X SI 90 0-0 E4 27 PB 1B		B FS 85 F FF 92 F SI 91 X FC 90 1-2 ① FC4-6 33 WP 22 G3-1 1-2f		B FF 93 F FF 92 B CU 80 X FF 93 2-1 ③ F7			3	0	1	0	0	0	2
Inning Stats	R: 0 E: 0 K: 3 S: 12 H: 1 LOB: 2 BB: 1 P: 21	R: 0 E: 0 K: 1 S: 8 H: 0 LOB: 0 BB: 0 P: 14	R: 0 E: 1 K: 1 S: 11 H: 1 LOB: 2 BB: 2 P: 20	R: 0 E: 0 K: 1 S: 7 H: 0 LOB: 0 BB: 0 P: 12	R: 0 E: 0 K: 0 S: 7 H: 1 LOB: 1 BB: 0 P: 12	R: 0 E: 0 K: 2 S: 8 H: 0 LOB: 0 BB: 0 P: 11	R: 0 E: 0 K: 1 S: 8 H: 0 LOB: 1 BB: 1 P: 14	R: 0 E: 0 K: 1 S: 7 H: 0 LOB: 0 BB: 1 P: 14	R: 0 E: 0 K: 2 S: 14 H: 1 LOB: 1 BB: 0 P: 15	1B: 4 2B: 0 3B: 0 HR: 0 SF: 0 SAC: 0 DP: 2 HBP: 0						

PITCHER	IP	WLS	BF	H	R	ER	SO	BB	IBB	HBP	BLK	WP	HR	S	P	ERA	WHIP
0 Marcus Stroman, R (1, 1)	6.0	W	23	3	0	0	8	3	0	0	0	1	0	53	90	0.00	1.000
ERA:																	
71 Keegan Thompson, R (7, 1)	1.0		4	0	0	0	1	1	0	0	0	0	0	8	14	0.00	1.000
ERA:																	
25 Brad Boxberger, R (8, 1)	1.0		3	0	0	0	1	1	0	0	0	0	0	7	14	0.00	1.000
ERA:																	
32 Michael Fulmer, R (9, 1)	1.0		4	1	0	0	2	0	0	0	0	0	0	14	15	0.00	1.000
ERA:																	

PITCHER	IP	WLS	BF	H	R	ER	SO	BB	IBB	HBP	BLK	WP	HR	S	P	ERA	WHIP

TOP

Milwaukee Brewers @ Chicago Cubs

Wrigley Field, Chicago, IL

Thu Mar 30 2023, 1:21 PM - 3:42 PM CDT

Att. 36,054 - Sunny - 42 F

livebaseballscorecards.com

AB	29
R	0
H	4
RBI	0
BB	5
SO	12
LOB	15

Milwaukee Brewers @ Chicago Cubs

Wrigley Field, Chicago, IL

Thu Mar 30 2023, 1:21 PM - 3:42 PM CDT

Att. 36,054 - Sunny - 42 F

livebaseballscorecards.com

BOTTOM

Batter	1	2	3	4	5	6	7	8	9	AB	R	H	RBI	BB	SO	LOB
2 Nico Hoerner, R (1, 4) OBP: 0.250, SLG: 0.250	C FC 94 B FC 95 F SL 89 X FC 96 1-2 ① F9		X FC 93 0-0 7 1B 1-3 7 E 1B	B CU 80 F CU 79 X FC 94 1-1 ③ F8			C FF 96 X FF 97 0-1 ② G6-3			4	1	1	0	0	0	0
7 Dansby Swanson, R (1, 6) OBP: 0.750, SLG: 0.750	B SL 88 C SL 89 X FC 95 1-1 ② L8		C SI 96 X SL 86 0-1 8 BB 1-H 36 1B 3-H 1B		C CU 79 X SI 92 0-1 1B		C SL 88 X SL 88 0-1 24 BB 8 1B 1B			4	1	3	1	0	0	0
8 Ian Happ, S (1, 7) OBP: 0.750, SLG: 0.500	B FC 94 B FC 95 B FC 96 B FC 95 4-0 BB		C FC 94 T CH 87 B FC 96 1 SAFE F FC 93 D SL 82 B FC 95 1 SAFE B FC 95 4-2 36 1B 15 FC6 1-2 BB		C FC 92 B CH 88 1 SAFE B FC 92 S FC 92 F FC 95 S CH 88 2-3 ① K		B FF 96 S FF 96 X FF 96 1-1 24 BB 1-2 1B			2	1	1	0	2	1	1
24 Cody Bellinger, L (1, 8)	S FC 94 1 SAFE X CH 89 0-1 ③ G6-3		C FC 94 F CH 88 S SL 83 0-3 ② K		F FC 92 B CH 87 F CH 88 B FC 94 F CU 81 1 SAFE B FC 94 F CH 88 1 SAFE 3-2 X FC 94 ② F8		B SL 90 C FF 96 T FF 96 B CH 89 B FF 97 D SL 89 4-2 1-2 2-3 BB			3	0	0	0	1	1	4
36 Trey Mancini, R (1, 10) OBP: 0.500, SLG: 0.333		B FC 93 S FC 94 S SL 87 B SL 88 F SL 88 H SI 97 3-2 15 G5-4-3 HBP	T SL 86 C FC 95 B SL 88 X CH 89 1-2 15 FC6 1-3 2-H 1B		F FC 94 C FC 94 D SL 88 S CU 81 1-3 ③ K		F SL 88 B SL 88 X FF 96 1-1 ③ G3			3	0	1	1	0	1	4
15 Yan Gomes, R (1, 2)		B SI 96 C SL 87 B FC 95 F SI 96 X SL 86 2-2 ①② G5-4-3 1-2f	X FC 94 0-0 FC6 51 FC4-6 1-2 3-H			C SL 76 C SI 88 B FF 90 B SL 79 X FF 90 2-2 ① G6-3		X SI 98 0-0 ① P4		4	0	0	1	0	0	2
51 Eric Hosmer, L (1, 3)		C FC 94 B CH 88 B CH 89 F FC 95 F CU 81 F CH 89 X FC 93 2-2 ③ G1-3	C FC 94 X FC 94 0-1 ③ FC4-6 1-2f			X SI 90 0-0 ② G5-3		F FF 99 B ST 85 B ST 84 X FF 98 2-1 ② F7		4	0	0	0	0	0	2
16 Patrick Wisdom, R (1, 5)			B FC 93 B SL 87 F FC 94 B SI 96 B FC 94 4-1 20 FC6-4 BB	X SL 86 0-0 ① G4-3		B SL 80 C SL 78 C FF 92 X SL 80 1-2 ③ G6-3		F SI 98 S ST 83 S ST 83 0-3 ③ K		3	0	0	0	1	1	0
20 Miles Mastrobuoni, L (1, 9)			C CU 80 B FC 93 X FC 94 1-1 ① FC6-4 2 1B 7 E 1-2f	B FC 92 B CU 79 C FC 91 X FC 94 2-1 ② G6-3			C SL 88 F FF 96 S FF 96 0-3 ① K			3	1	0	0	0	1	1
Inning Stats	R: 0 E: 0 K: 0 S: 7 H: 0 LOB: 1 BB: 1 P: 13	R: 0 E: 0 K: 0 S: 11 H: 0 LOB: 0 BB: 0 P: 18	R: 4 E: 1 K: 1 S: 18 H: 3 LOB: 2 BB: 2 P: 28	R: 0 E: 0 K: 0 S: 5 H: 0 LOB: 0 BB: 0 P: 8	R: 0 E: 0 K: 2 S: 14 H: 1 LOB: 1 BB: 0 P: 20	R: 0 E: 0 K: 0 S: 7 H: 0 LOB: 0 BB: 0 P: 10	R: 0 E: 0 K: 1 S: 13 H: 2 LOB: 3 BB: 1 P: 19	R: 0 E: 0 K: 1 S: 6 H: 0 LOB: 0 BB: 0 P: 8		1B: 6 2B: 0 3B: 0 HR: 0 SF: 0 SAC: 0 DP: 1 HBP: 1				WP: 0 PB: 0 SB: 0 CS: 0 PA: 35		

	AB	30
	R	4
	H	6
	RBI	3
	BB	4
	SO	5
	LOB	14

PITCHER		IP	WLS	BF	H	R	ER	SO	BB	IBB	HBP	BLK	WP	HR	S	P	ERA	WHIP
39 Corbin Burnes, R ERA: 7.2	(1, 1)	5.0	L	23	4	4	4	3	3	0	1	0	0	0	55	87	7.20	1.400
32 Peter Strzelecki, R ERA:	(6, 1)	1.0		3	0	0	0	0	0	0	0	0	0	0	7	10	0.00	0.000
47 Gus Varland, R ERA:	(7, 1)	1.0		6	2	0	0	1	1	0	0	0	0	0	13	19	0.00	3.000
12 Javy Guerra, R ERA:	(8, 1)	1.0		3	0	0	0	1	0	0	0	0	0	0	6	8	0.00	0.000

PITCHER	IP	WLS	BF	H	R	ER	SO	BB	IBB	HBP	BLK	WP	HR	S	P	ERA	WHIP

Batter	1	2	3	4	5	6	7	8	9	AB	R	H	RBI	BB	SO	LOB
10 Mike Brosseau, R (1, 5)	B FF 91 B FF 91 B FF 91 B FF 92 4-0 22 1B BB		B FF 91 C SL 81 X SL 83 1-1 ② L5			B SL 82 C SL 82 X SL 82 1-1 ① G6-3		C FC 92 D SL 82 X SL 82 1-1 ① G6-3 1-2		3	0	0	0	1	0	3
27 Willy Adames, R (1, 6) OBP: 0.375, SLG: 0.167	B FF 92 C SL 82 B SL 83 F FF 93 F SL 84 F SL 82 B FF 91 S FF 92 3-3 ① K		C SL 82 F FF 93 X SL 83 0-2 ③ G5-3			B SL 83 F FF 92 F FF 91 B SL 84 B FF 93 C FF 91 3-3 ② K		B FC 91 B FC 91 C SI 94 B FC 90 B FC 90 4-1 24 1B BB		3	0	0	0	1	2	2
22 Christian Yelich, L (1, 7) OBP: 0.375, SLG: 0.167	C SL 83 S SL 82 D SL 84 X SI 91 1-2 24 G6-4-3 1B 1-2			C FF 92 F SL 84 F SL 83 S SL 85 0-3 ① K		C SL 83 B SL 82 C FF 92 B SL 83 F SL 82 T FF 93 2-2 ③ K		S FC 90 F FC 90 F ST 85 S CH 88 0-3 ② K		4	0	1	0	0	3	3
24 William Contreras, R (1, 2) OBP: 0.250, SLG: 0.250	B FF 90 B FF 92 X SI 92 2-0 ②③ G6-4-3 1-2f			B SL 84 F FF 92 X SL 83 1-1 ② G6-3			C FC 89 C SL 81 S SL 80 0-3 ① K	F FC 89 X ST 84 0-1 45 FC6-4 1B 1-3 2-H 3-H		4	0	1	2	0	1	2
45 Luke Voit, R (1, 10)		B FF 91 F FF 90 C SL 83 B SL 84 F FF 92 S FF 93 2-3 ① K		C SL 81 B CH 87 S FF 92 S SL 84 1-3 ③ K			B FC 90 B FF 94 B FC 90 C FF 94 F SI 94 X FC 89 3-2 ② G5-3	X FC 88 0-0 ③ FC6-4 1-2f		4	0	0	0	0	2	2
11 Rowdy Tellez, L (1, 3)		C FF 92 B SL 82 S SL 84 C SL 83 1-3 ② K			B SL 81 B SL 80 S FF 91 S SL 83 S SL 82 2-3 ① K		C SI 94 B CH 86 C CH 87 B FC 91 S CH 87 2-3 ③ K		C SI 91 F SI 90 S FS 84 0-3 ① K	4	0	0	0	0	4	0
9 Brian Anderson, R (1, 9) OBP: 0.571, SLG: 0.400		C FF 93 S CU 80 F SL 83 B SL 81 X FF 94 1-2 ③ G4-3			B CU 82 S FF 91 S SL 82 B FF 92 X SL 82 2-2 ② G6-3			X FC 90 0-0 5 BB 33 1B 1B	B SI 93 F CU 74 B SI 92 B SI 91 B SI 90 4-1 BB	3	1	1	0	1	0	0
6 Owen Miller, R (1, 4) OBP: 0.500, SLG: 0.500 5 Garrett Mitchell, L (8, PH) (8, 8)			C SL 81 X FF 91 0-1 ① G3-1		C FF 93 F FF 92 F SL 84 X FF 93 0-2 1B			B CU 77 B CH 86 B FC 87 B FF 92 4-0 33 1B 24 1B 1-2 BB	C SI 90 B FS 85 B SI 90 B SI 89 C SI 91 1 SAFE X SI 90 3-2 ② F6	2 1	0 1	1 0	0 0	0 1	0 0	0 1
28 Joey Wiemer, R (1, 8) OBP: 0.500, SLG: 1.000 33 Jesse Winker, L (8, PH) OBP: 0.200, SLG: 0.200 2 Brice Turang, L (8, PR) OBP: 0.250, SLG: 0.250 (8, 4)			X FF 91 0-0 2B		1 SAFE X SL 83 0-0 ③ F8			F FC 90 B FC 89 B CH 86 B FF 94 F FF 94 X FF 94 3-2 10 S 24 1B 1B 1-3 2-H	C FF 91 D FS 84 D FS 84 F FF 90 D FS 84 S FS 84 3-3 ③ K	2 1 1	0 0 1	1 1 0	0 1 0	0 0 1	0 0 1	1 0 1
Inning Stats	R: 0 E: 0 K: 1 S: 9 H: 1 LOB: 1 BB: 1 P: 19	R: 0 E: 0 K: 2 S: 11 H: 0 LOB: 0 BB: 0 P: 15	R: 0 E: 0 K: 0 S: 8 H: 1 LOB: 1 BB: 0 P: 9	R: 0 E: 0 K: 2 S: 9 H: 0 LOB: 0 BB: 0 P: 11	R: 0 E: 0 K: 1 S: 11 H: 1 LOB: 1 BB: 0 P: 15	R: 0 E: 0 K: 2 S: 9 H: 0 LOB: 0 BB: 0 P: 15	R: 0 E: 0 K: 2 S: 9 H: 0 LOB: 0 BB: 0 P: 14	R: 3 E: 0 K: 1 S: 14 H: 3 LOB: 2 BB: 2 P: 26	R: 0 E: 0 K: 2 S: 10 H: 0 LOB: 1 BB: 1 P: 20	1B: 5 2B: 1 3B: 0 HR: 0 SF: 0 SAC: 0 DP: 1 HBP: 0						WP: 0 PB: 0 SB: 1 CS: 0 PA: 36	

TOP

Milwaukee Brewers @ Chicago Cubs

Wrigley Field, Chicago, IL

Sat Apr 01 2023, 1:20 PM - 3:51 PM CDT

Att. 31,363 - Cloudy - 39 F

livebaseballscorecards.com

AB	32
R	3
H	6
RBI	3
BB	4
SO	13
LOB	15

PITCHER		IP	WLS	BF	H	R	ER	SO	BB	IBB	HBP	BLK	WP	HR	S	P	ERA	WHIP
Justin Steele, L ERA:	(1, 1)	6.0		21	3	0	0	8	1	0	0	0	0	0	57	84	0.00	0.667
72 Javier Assad, R ERA: 20.25	(7, 1)	1.1	L	7	2	3	3	2	1	0	0	0	0	0	15	28	20.25	2.250
32 Michael Fulmer, R ERA:	(8, 1)	0.1		3	1	0	0	1	1	0	0	0	0	0	7	11	0.00	6.000
59 Michael Rucker, R ERA:	(8, 1)	0.1		1	0	0	0	0	0	0	0	0	0	0	1	1	0.00	0.000
38 Mark Leiter Jr., R ERA:	(9, 1)	1.0		4	0	0	0	2	1	0	0	0	0	0	10	20	0.00	1.000

PITCHER	IP	WLS	BF	H	R	ER	SO	BB	IBB	HBP	BLK	WP	HR	S	P	ERA	WHIP

Batter	1	2	3	4	5	6	7	8	9	AB	R	H	RBI	BB	SO	LOB
2 Nico Hoerner, R (1, 4) OBP: 0.125, SLG: 0.125	C FF 95 B SL 87 X SL 87 1-1 ① G6-3		B FF 97 C FF 96 F FF 96 F SI 96 X CH 88 1-2 ③ F4			C CU 82 F SI 96 F SL 89 F FF 96 X CH 86 0-2 ① G3		C CU 77 B CU 79 S CU 76 B CU 77 X FF 95 2-2 ③ G1-3		4	0	0	0	0	0	0
7 Dansby Swanson, R (1, 6) OBP: 0.750, SLG: 0.875	C FF 97 S FF 96 X FF 97 0-2 1B			C CU 84 C SL 88 F SI 96 B SI 96 X FF 96 1-2 2B		C SL 89 B SI 96 X SI 95 1-1 ② G6-3			B FF 93 B FF 92 B FF 92 C FF 91 X FF 92 3-1 24 G4-6-3 8 1B 1B	4	0	3	0	0	0	0
8 Ian Happ, S (1, 7) OBP: 0.625, SLG: 1.000	C SL 88 C FF 95 D CH 87 B CH 86 S CH 86 2-3 ② K			C FF 96 S CH 86 B FF 97 F FF 97 S CH 87 1-3 ① K		C FF 95 C SI 96 B FF 96 F FF 96 B CH 86 F CU 84 F FF 96 B CH 86 X FF 96 3-2 HR			S FF 92 D CH 86 X CH 83 1-1 24 G4-6-3 1-2 1B	4	1	2	1	0	2	2
24 Cody Bellinger, L (1, 8)	C SI 95 B FF 96 B CH 86 B FF 95 S FF 96 S FF 96 3-3 ③ K			S FF 95 S CH 87 B FF 96 F FF 95 B CH 86 C FF 96 2-3 ② K		C FF 96 B CH 88 X CH 87 1-1 ③ F4			D CH 84 X CH 84 1-0 ① ② G4-6-3 1-2f 2-3	4	0	0	0	0	2	4
36 Trey Mancini, R (1, 9) OBP: 0.286, SLG: 0.167 20 Miles Mastrobuoni, L (8, 9)		B SL 88 X SI 94 1-0 ① G6-3		S FF 96 X SI 96 0-1 ③ G6-3			B SL 79 C SL 79 F SI 90 T FF 91 1-2 ① K		B FF 92 C CH 85 C CH 84 D CH 84 D CH 85 S CH 84 3-3 ③ K	3 1	0 0	0 0	0 0	0 0	1 1	1 1
30 Edwin Ríos, L (1, 10)		C SI 95 S CH 86 B CH 86 F FF 96 S CH 86 1-3 ② K			B CU 83 B SI 94 C FF 95 B FF 94 F FF 95 D CH 85 4-2 1 FC6-4 BB		S FF 93 B CH 84 C CH 84 X FF 92 1-2 ② F8			2	0	0	0	1	1	0
51 Eric Hosmer, L (1, 3)		S CU 85 F SI 97 B CH 87 F FF 97 F FF 97 S CH 86 1-3 ③ K			S FF 95 B FF 95 F SI 95 S CH 86 1-3 ① K		C SL 82 F FF 93 F CH 84 B FF 94 F SL 82 B CH 85 F FF 93 B SL 80 X CH 84 3-2 ③ G3			3	0	0	0	0	2	1
1 Nick Madrigal, R (1, 5)			X SI 94 0-0 ① G5-3		C FF 95 B FF 95 C SI 94 X SI 96 1-2 ② FC6-4 1-2f			C CU 78 F FF 95 X CU 79 0-2 ① L6		3	0	0	0	0	0	1
18 Tucker Barnhart, L (1, 2) 22 Luis Torrens, R (8, PH) (9, 2)			C FF 96 S FF 96 B CH 88 F FF 97 B CU 86 F FF 96 B CH 85 S FF 96 3-3 ② K		X FF 95 0-0 ③ F7			C FF 96 B FF 95 B CU 79 B FF 95 X SI 94 3-1 ② G4-3		2 1	0 0	0 0	0 0	0 0	1 0	1 0
Inning Stats	R: 0 E: 0 K: 2 S: 11 H: 1 LOB: 1 BB: 0 P: 17	R: 0 E: 0 K: 2 S: 10 H: 0 LOB: 0 BB: 0 P: 13	R: 0 E: 0 K: 1 S: 10 H: 0 LOB: 0 BB: 0 P: 14	R: 0 E: 0 K: 2 S: 14 H: 1 LOB: 1 BB: 0 P: 18	R: 0 E: 0 K: 1 S: 9 H: 0 LOB: 1 BB: 1 P: 15	R: 1 E: 0 K: 0 S: 15 H: 1 LOB: 0 BB: 0 P: 20	R: 0 E: 0 K: 1 S: 12 H: 0 LOB: 0 BB: 0 P: 17	R: 0 E: 0 K: 0 S: 8 H: 0 LOB: 0 BB: 0 P: 13	R: 0 E: 0 K: 1 S: 8 H: 2 LOB: 1 BB: 0 P: 16	1B: 3 2B: 1 3B: 0 HR: 1 SF: 0 SAC: 0 DP: 1 HBP: 0						

PITCHER		IP	WLS	BF	H	R	ER	SO	BB	IBB	HBP	BLK	WP	HR	S	P	ERA	WHIP
53 Brandon Woodruff, R ERA: 1.5	(1, 1)	6.0		22	3	1	1	8	1	0	0	0	0	1	69	97	1.50	0.667
32 Peter Strzelecki, R ERA:	(7, 1)	1.0	W	3	0	0	0	1	0	0	0	0	0	0	12	17	0.00	0.000
21 Matt Bush, R ERA:	(8, 1)	1.0	H	3	0	0	0	0	0	0	0	0	0	0	8	13	0.00	0.000
38 Devin Williams, R ERA:	(9, 1)	1.0	S	4	2	0	0	1	0	0	0	0	0	0	8	16	0.00	2.000

PITCHER	IP	WLS	BF	H	R	ER	SO	BB	IBB	HBP	BLK	WP	HR	S	P	ERA	WHIP

BOTTOM

Milwaukee Brewers @ Chicago Cubs

Wrigley Field, Chicago, IL

Sat Apr 01 2023, 1:20 PM - 3:51 PM CDT

Att. 31,363 - Cloudy - 39 F

livebaseballscorecards.com

AB	31
R	1
H	5
RBI	1
BB	1
SO	10
LOB	11

WP: 0	PA: 32		
PB: 0			
SB: 0			
CS: 0			

Batter	1	2	3	4	5	6	7	8	9	AB	R	H	RBI	BB	SO	LOB
22 Christian Yelich, L (1, 7) OBP: 0.429, SLG: 0.364	F FF 94 B FC 90 X FC 90 1-1 ① P6		B SI 93 B FF 93 C CU 80 X FC 90 2-1 33 1B / 27 SF8 1B	1 SAFE S CU 79 B FC 91 B FF 95 B CH 87 X FC 91 3-1 ③ L7		B CH 83 C FF 97 B CH 84 B FF 96 B FF 96 4-1 33 1B / 27 1B 1-2 2-3 BB	D CU 80 1 SAFE S FF 94 B CH 91 X FF 95 2-1 1-3 2B		C SL 86 B CH 88 F FC 92 S SL 89 1-3 ③ K	5	2	2	0	1	1	2
33 Jesse Winker, L (1, 10) OBP: 0.400, SLG: 0.375	B CU 80 F FC 90 B CH 88 B SI 93 T FC 92 X SI 94 3-2 ② L3		1 SAFE X FC 91 0-0 ① 1-3 1B		B CU 72 B CU 74 C SI 90 F FF 92 B FF 90 B FS 84 4-2 9 BB / BB	X FF 97 0-0 1-3 11 1B / 27 1B / 9 SF8 2-H 3-H 1B	B FF 96 X FF 95 1-0 ② SF8 3-H			3	1	2	3	1	0	0
27 Willy Adames, R (1, 6) OBP: 0.308, SLG: 0.200	X SI 94 0-0 ③ F7		B SI 95 D SL 82 S FC 91 X SI 95 2-1 ② SF8 3-H		B SI 89 C SI 90 D FS 84 F SI 90 B FS 84 1 SAFE S FC 85 3-3 ① K	X SL 87 0-0 9 SF8 / 11 1B / 5 1B 1-2 3-H 1B	C FC 91 F CU 79 B FF 96 B FF 96 D SL 87 T FC 89 3-2 ③ K			4	1	1	2	0	2	2
11 Rowdy Tellez, L (1, 3) OBP: 0.231, SLG: 0.091		B FF 92 F FC 90 B FF 93 F CH 86 B FC 92 B FC 91 4-2 7 1B / 2 2B / BB	B FC 91 X CH 87 1-0 ③ F8		B SI 89 C SI 90 D FS 85 X FC 85 2-1 ② L8	C FF 95 B FF 96 S CH 82 X CH 82 1-2 5 1B 1-2 2-3 1B		X SI 96 0-0 ① G6-3		4	1	1	0	1	0	1
9 Brian Anderson, R (1, 5) OBP: 0.500, SLG: 0.375		C SI 95 S FC 90 S ST 82 0-3 ① K		B ST 79 X FF 94 1-0 5 3B / 1B	B CU 72 B FF 90 F SI 90 S SI 90 F FS 85 F FS 84 F CU 73 F FS 84 B FF 90 4-2 B SI 89 1-2 BB	X FF 96 0-0 ② SF8 2-3 3-H		B FF 97 B FF 96 X SI 96 2-0 ② G5-3		3	1	1	1	1	1	1
5 Garrett Mitchell, L (1, 8) OBP: 0.273, SLG: 0.400		C FF 94 S FC 92 B FF 94 S CU 80 1-3 ② K		X CU 80 0-0 7 FC6-2 1-H 3B	C SI 91 S SI 90 B FF 89 S FS 84 1-3 ③ K	S CH 83 B CH 82 B FF 95 T FF 96 X FF 95 2-2 1-3 3-H 1B		X SI 97 0-0 E2		5	0	2	2	0	2	3
7 Victor Caratini, S (1, 2) OBP: 0.200, SLG: 0.200		D FC 91 X FC 90 1-0 2 2B 1-3 1B		X FF 94 0-0 ① FC6-2 28 FC6-4 / 2 1B 3-H		G4-3 C CU 80 F FF 96 B CU 80 1 SAFE F CU 73 S CU 82 1-3 ③ K		F FF 96 F FC 92 B SL 86 S SL 87 1-3 ③ K		5	0	1	0	0	2	4
2 Brice Turang, L (1, 4) OBP: 0.556, SLG: 0.571		B FF 94 B CU 79 X FC 91 2-0 1-3 3-H 2B		L CH 87 B FC 90 B CH 86 C FF 94 B FC 91 F FF 94 F FF 95 X FC 91 3-2 28 FC6-4 1-2 1B		T FF 96 B CH 83 B FF 96 B FF 95 B FF 96 4-1 22 WP / 28 1B / 33 1B / BB B CU 79 C FF 94 B CH 90 B FF 94 F FF 95 B FF 96 4-2 22 2B / 33 SF8 / BB		B SI 96 C FF 96 F SL 88 B SI 96 B CH 88 X SL 87 3-2 ① L8		3	2	2	1	2	0	0
28 Joey Wiemer, R (1, 9) OBP: 0.286, SLG: 0.429		S FC 91 S ST 80 F ST 80 X FF 94 0-2 ③ F8		B SI 95 B SI 94 X FC 91 2-0 ② FC6-4 1-2f 2-3		X FF 97 0-0 22 WP / 33 1B 1-2 1B	F FC 92 1 SAFE F FF 96 B FC 90 S CU 82 1-3 ① K		C FC 91 C SL 88 S ST 85 0-3 ② K	5	1	1	0	0	2	5
Inning Stats	R: 0 E: 0 K: 0 S: 6 H: 0 LOB: 0 BB: 0 P: 10	R: 1 E: 0 K: 2 S: 14 H: 2 LOB: 2 BB: 1 P: 22	R: 1 E: 0 K: 0 S: 6 H: 2 LOB: 0 BB: 0 P: 11	R: 1 E: 0 K: 0 S: 11 H: 3 LOB: 2 BB: 0 P: 20	R: 0 E: 0 K: 2 S: 16 H: 0 LOB: 2 BB: 2 P: 30	R: 5 E: 0 K: 1 S: 18 H: 5 LOB: 2 BB: 2 P: 31	R: 1 E: 0 K: 2 S: 11 H: 1 LOB: 1 BB: 1 P: 22	R: 0 E: 1 K: 1 S: 6 H: 0 LOB: 1 BB: 0 P: 9	R: 0 E: 0 K: 2 S: 9 H: 0 LOB: 0 BB: 0 P: 13	1B: 10 2B: 2 3B: 1 HR: 0 SF: 3 SAC: 0 DP: 0 HBP: 0	WP: 1 PB: 0 SB: 0 CS: 0 PA: 46					

PITCHER		IP	WLS	BF	H	R	ER	SO	BB	IBB	HBP	BLK	WP	HR	S	P	ERA	WHIP
50 Jameson Taillon, R ERA: 6.75	(1, 1)	4.0	L	19	7	3	3	2	1	0	0	0	0	0	37	63	6.75	2.000
38 Mark Leiter Jr., R ERA:	(5, 1)	1.0		5	0	0	0	2	2	0	0	0	0	0	16	30	0.00	2.000
66 Julian Merryweather, R ERA: 67.5	(6, 1)	0.2		9	5	5	5	0	2	0	0	0	1	0	13	25	67.50	10.500
59 Michael Rucker, R ERA: 5.4	(6, 1)	1.1		6	1	1	1	3	1	0	0	0	0	0	16	28	6.75	1.500
73 Adbert Alzolay, R ERA:	(8, 1)	2.0		7	0	0	0	3	0	0	0	0	0	0	15	22	0.00	0.000

PITCHER	IP	WLS	BF	H	R	ER	SO	BB	IBB	HBP	BLK	WP	HR	S	P	ERA	WHIP

TOP

Milwaukee Brewers @ Chicago Cubs

Wrigley Field, Chicago, IL

Sun Apr 02 2023, 1:20 PM - 4:17 PM CDT

Att. 33,266 - Sunny - 47 F

livebaseballscorecards.com

AB	37
R	9
H	13
RBI	9
BB	6
SO	10
LOB	18

Milwaukee Brewers @ Chicago Cubs

Wrigley Field, Chicago, IL

Sun Apr 02 2023, 1:20 PM - 4:17 PM CDT

Att. 33,266 - Sunny - 47 F

BOTTOM

livebaseballscorecards.com

Batter	1	2	3	4	5	6	7	8	9	AB	R	H	RBI	BB	SO	LOB
2 Nico Hoerner, R (1, 4) OBP: 0.231, SLG: 0.308	C FF 91 X CU 77 0-1 7 S 7 1B 1B	B FC 85 C FC 85 X FF 90 1-1 ③ F9			B FC 85 C CU 74 F FC 86 F CH 83 B FF 92 X FF 90 2-2 ② G3		C SL 83 B SL 84 X SI 94 1-1 ③ FC6-4 1-2f		X FF 96 0-0 2B	5	1	2	0	0	0	3
7 Dansby Swanson, R (1, 6) OBP: 0.615, SLG: 0.667	B CU 76 F FF 92 S FF 92 2 SAFE B FC 87 B FF 92 X FC 87 3-2 36 CS 1-H 1B		C FC 84 X FF 88 0-1 ① P7		X FC 86 0-0 ③ G5-3			B SI 99 B SI 98 B SI 98 C SI 98 B SI 98 4-1 36 8 1B WP 15 SF9 BB	B SL 86 C FF 96 D SL 88 X FF 96 2-1 ③ G5-3	4	1	1	1	1	0	1
8 Ian Happ, S (1, 7) OBP: 0.583, SLG: 0.750	F FF 92 B CH 84 B FF 92 F FC 86 1 SAFE F FF 91 B FF 91 S FC 87 3-3 ① K		B FF 88 B CH 82 B FC 84 B FF 88 4-0 36 G6-4-3 BB			B FF 87 B CU 75 S FF 88 F FF 90 B FF 91 F FC 86 F SL 84 C FF 92 3-3 ① K		B ST 83 S ST 85 B SI 98 B ST 86 B SI 98 4-1 15 36 SF9 1B 24 FC4-6 1-2 BB		2	1	0	0	2	2	1
36 Trey Mancini, R (1, 3) OBP: 0.273, SLG: 0.200	B FC 86 B FF 91 C FC 86 F FF 91 1 SAFE D SL 84 S FC 87 3-3 ②③ K 1-2		B CU 74 F FF 89 S FC 87 X FF 91 1-2 ②③ G6-4-3 1-2f			C SL 82 C SI 94 B SL 83 B FF 95 B SL 84 S SI 94 3-3 ② K		C SI 99 X SI 99 0-1 24 FC4-6 1-2 2-3 1B		4	0	1	0	0	2	2
15 Yan Gomes, R (1, 2) OBP: 0.125, SLG: 0.143		C CU 75 C CU 74 B SL 83 B FF 90 F FC 86 X FF 91 2-2 ① G4-3		B FC 84 X FF 89 1-0 1B		X SI 95 0-0 ③ F6		B ST 84 B SI 98 X SI 100 2-0 ① SF9 2-3 3-H		3	0	1	1	0	0	0
24 Cody Bellinger, L (1, 8)		F FF 91 X FF 90 0-1 ② L9		B FC 84 B FC 84 C CU 75 F FF 89 S FC 84 2-3 ① K			X CH 88 0-0 ① G5-3	C SI 87 B ST 77 B ST 77 F SI 87 B SI 87 F ST 78 X ST 78 3-2 ② FC4-6 16 FC6-4 1-2f 3-H		4	0	0	1	0	1	2
16 Patrick Wisdom, R (1, 9) OBP: 0.375, SLG: 1.143		C FF 89 B FF 91 X CU 75 1-1 HR		S FF 90 S FC 85 B FF 90 B FF 91 C FF 91 2-3 ② K			B FF 95 B SI 95 B SI 94 C FF 94 F SI 92 X SI 95 3-2 HR	B CH 82 B SI 87 X CH 80 2-0 ③ FC6-4 1-2f		4	2	2	2	0	1	2
22 Luis Torrens, R (1, 10) OBP: 0.250, SLG: 0.250 20 Miles Mastrobuoni, L (9, PH)		B FF 89 F FC 85 B SL 82 B FF 90 S FC 84 X FC 85 3-2 1 BB 1B		F FC 86 D CU 76 C FF 91 S FF 91 1-3 ③ K			B SL 83 X SI 94 1-0 ② L3		C FF 96 S FF 96 B SL 88 B FF 96 S FF 96 2-3 ① K	3 1	0 0	1 0	0 0	0 0	1 1	1 0
1 Nick Madrigal, R (1, 5) OBP: 0.286, SLG: 0.167		B FF 91 B FF 90 B CU 76 C FF 90 B FF 90 4-1 1-2 BB			C CU 74 X FF 88 0-1 ① L8		B SI 94 C FF 94 B SL 85 X FF 94 2-1 2 FC6-4 1B		C FF 96 X FF 96 0-1 ② G6-3	3	0	1	0	1	0	0
Inning Stats	R: 1 H: 2 E: 0 LOB: 1 K: 2 BB: 0 S: 12 P: 21	R: 1 H: 2 E: 0 LOB: 2 K: 0 BB: 1 S: 14 P: 25	R: 0 H: 0 E: 0 LOB: 0 K: 0 BB: 1 S: 5 P: 10	R: 0 H: 1 E: 0 LOB: 1 K: 3 BB: 0 S: 10 P: 16	R: 0 H: 0 E: 0 LOB: 0 K: 0 BB: 0 S: 7 P: 9	R: 0 H: 0 E: 0 LOB: 0 K: 2 BB: 0 S: 9 P: 15	R: 1 H: 2 E: 0 LOB: 1 K: 0 BB: 0 S: 9 P: 16	R: 2 H: 1 E: 0 LOB: 1 K: 0 BB: 2 S: 10 P: 25	R: 0 H: 1 E: 0 LOB: 1 K: 1 BB: 0 S: 8 P: 12	1B: 6 2B: 2 3B: 0 HR: 2	SF: 1 SAC: 0 DP: 2 HBP: 0					

	AB	33
	R	5
	H	9
	RBI	5
	BB	4
	SO	8
	LOB	12

WP: 1 PA: 38
PB: 0
SB: 1
CS: 1

PITCHER		IP	WLS	BF	H	R	ER	SO	BB	IBB	HBP	BLK	WP	HR	S	P	ERA	WHIP
52 Eric Lauer, L ERA: 3.38	(1, 1)	5.1	W	21	5	2	2	6	2	0	0	0	0	1	53	89	3.38	1.312
31 Joel Payamps, R ERA: 5.4	(6, 1)	1.2		7	2	1	1	1	0	0	0	0	0	1	13	23	5.40	1.200
12 Javy Guerra, R ERA: 13.5	(8, 1)	0.1		4	1	2	2	0	2	0	0	0	1	0	5	15	54.00	9.000
55 Hoby Milner, L ERA:	(8, 1)	0.2		2	0	0	0	0	0	0	0	0	0	0	5	10	0.00	0.000
47 Gus Varland, R ERA:	(9, 1)	1.0		4	1	0	0	1	0	0	0	0	0	0	8	12	0.00	1.000

PITCHER		IP	WLS	BF	H	R	ER	SO	BB	IBB	HBP	BLK	WP	HR	S	P	ERA	WHIP

New York Mets @ Milwaukee Brewers

American Family Field, Milwaukee, WI

Mon Apr 03 2023, 1:12 PM - 3:49 PM CDT

Att. 42,017 - Roof Closed - 65 F

TOP

livebaseballscorecards.com

Batter	1	2	3	4	5	6	7	8	9	AB	R	H	RBI	BB	SO	LOB
9 Brandon Nimmo, L (1, 8) OBP: 0.421, SLG: 0.250	B FF 94 B FF 94 B FF 92 B FF 92 4-0 20 G6-3 12 BB BB		C FF 94 X CH 90 0-1 ① FC4-6 1-2f			C FF 92 B CH 90 C FF 94 B CH 90 F SL 81 B FF 95 S FF 93 3-3 ① K		B SI 91 B FC 86 B FC 86 B FF 92 4-0 6 FC6-4 1-2 BB		2	0	0	0	2	1	1
6 Starling Marte, R (1, 9) OBP: 0.316, SLG: 0.333	C FF 94 F FF 93 1 SAFE X SL 82 0-2 ① F8		S SL 83 C FF 93 B FF 96 D SL 82 S FF 94 1-3 ② K			B CU 76 S FF 96 B SL 83 F FF 94 F CH 89 X FF 94 2-2 ② P4		C CU 76 X FC 86 0-1 ② FC6-4 10 BB 1-2f 2-3		4	0	0	0	0	1	4
12 Francisco Lindor, S (1, 6) OBP: 0.381, SLG: 0.214 10 Eduardo Escobar, S (7, 5) OBP: 0.118, SLG: 0.063 (8, 4)	B FF 94 B SL 81 B FF 93 C FF 93 F FF 93 B FF 96 4-2 20 G6-3 1-2 BB		B FF 94 S SL 81 B FF 95 C CH 90 B CU 74 S SL 82 3-3 ③ K			B SL 80 B FF 94 F FF 93 B FF 93 B FF 94 4-1 BB		B FF 92 B FC 85 F SI 92 D SI 92 B FF 92 4-1 1-2 BB		1 0	0 0	0 0	0 0	2 1	1 0	1 0
20 Pete Alonso, R (1, 3) OBP: 0.318, SLG: 0.389	B FF 94 X SL 81 1-0 ② G6-3 1-2 2-3			B CU 76 X SL 82 1-0 ① F9		B FF 92 C FF 95 B SL 84 B FF 93 1 SAFE S FF 96 T FF 96 3-2 ③ K		S SI 91 S FC 87 B FF 92 F CU 80 X SI 92 1-2 ③ F9		4	0	0	0	0	1	6
1 Jeff McNeil, L (1, 4) OBP: 0.190, SLG: 0.238 (8, 6)	X FF 95 0-0 ③ P5			C FF 94 F FF 94 S CU 74 0-3 ② K			X SI 92 0-0 ① G6-3		X FC 87 0-0 ① L7	4	0	0	0	0	1	2
19 Mark Canha, R (1, 7) OBP: 0.381, SLG: 0.471 (8, 5)		C SL 79 B FF 92 X FF 92 1-1 ① G5-3		B SL 80 S FF 94 B FF 93 C SL 81 S SL 81 2-3 ③ K			C SI 92 B CU 79 B FC 87 B CH 86 F SI 93 X SI 93 3-2 ② P2		B FC 87 B FC 88 F SI 93 C FC 86 2-2 ② K	4	0	0	0	0	2	0
32 Daniel Vogelbach, L (1, 10) OBP: 0.300, SLG: 0.333 26 Tim Locastro, R (8, 7)		B SL 80 B FF 94 C FF 92 B SL 81 F FF 92 F FF 94 X FF 93 3-2 ② 1B		B SL 81 C SL 80 X FF 93 1-1 ① G4-3			C FC 88 F SI 93 B CH 87 S CU 79 1-3 ③ K		H SI 92 1-0 2 BB HBP	3 0	0 0	1 0	0 0	0 0	1 0	0 0
2 Omar Narváez, L (1, 2) OBP: 0.385, SLG: 0.300		X FF 93 0-0 ③ F9		C SL 80 C CU 75 S FF 93 0-3 ② K				F FC 84 X FF 92 0-1 ① F7	B SI 91 B FF 92 B FF 92 B SI 93 4-0 1-2 BB	3	0	0	0	1	1	0
13 Luis Guillorme, L (1, 5) OBP: 0.333, SLG: 0.250 (7, 6) (8, 1)			C CU 78 B FF 94 X FF 94 1-1 9 FC4-6 1B	F FF 93 X CH 90 0-1 ③ G4-3				B SI 91 B FC 86 X SI 91 2-0 6 FC6-4 9 BB 1B	B SI 92 B CU 78 F FF 93 B FF 92 F FF 92 X FF 93 3-2 ③ L7	4	0	2	0	0	0	2
Inning Stats	R: 0 E: 0 K: 0 S: 7 H: 0 LOB: 2 BB: 2 P: 16	R: 0 E: 0 K: 0 S: 7 H: 1 LOB: 0 BB: 0 P: 11	R: 0 E: 0 K: 2 S: 11 H: 1 LOB: 1 BB: 0 P: 16	R: 0 E: 0 K: 2 S: 7 H: 0 LOB: 0 BB: 0 P: 10	R: 0 E: 0 K: 1 S: 7 H: 0 LOB: 0 BB: 0 P: 8	R: 0 E: 0 K: 2 S: 12 H: 0 LOB: 1 BB: 1 P: 24	R: 0 E: 0 K: 1 S: 8 H: 0 LOB: 0 BB: 0 P: 12	R: 0 E: 0 K: 0 S: 10 H: 1 LOB: 3 BB: 2 P: 21	R: 0 E: 0 K: 1 S: 6 H: 0 LOB: 2 BB: 1 P: 16	1B: 3 2B: 0 3B: 0 HR: 0	SF: 0 SAC: 0 DP: 0 HBP: 1					

	AB	29
	R	0
	H	3
	RBI	0
	BB	6
	SO	9
	LOB	16

WP: 0 PB: 0 SB: 0 CS: 0 PA: 36

PITCHER		IP	WLS	BF	H	R	ER	SO	BB	IBB	HBP	BLK	WP	HR	S	P	ERA	WHIP
51 Freddy Peralta, R ERA:	(1, 1)	6.0	W	22	2	0	0	7	3	0	0	0	0	0	51	85	0.00	0.833
46 Bryse Wilson, R ERA:	(7, 1)	3.0	S	14	1	0	0	2	3	0	1	0	0	0	24	49	0.00	1.333

PITCHER		IP	WLS	BF	H	R	ER	SO	BB	IBB	HBP	BLK	WP	HR	S	P	ERA	WHIP

BOTTOM

Batter	1	2	3	4	5	6	7	8	9	AB	R	H	RBI	BB	SO	LOB
22 Christian Yelich, L (1, 7) OBP: 0.368, SLG: 0.267	B FF 92 C FF 92 C CU 79 B CH 87 F CU 79 S CH 86 2-3 **K** ①		C CU 80 S CH 87 B CH 87 B FF 92 F CH 87 S SL 85 2-3 **K** ②		B CU 81 4-2 B FF 89 B CU 78 F FF 90 F CH 86 S CH 86 27 1B 33 S **BB** B FC 90 3-3 X FC 91 **K** ②		C FF 93 C FF 94 F FF 94 F SL 82 C SL 83 0-3 **K** ②			4	1	0	0	1	4	4
33 Jesse Winker, L (1, 10) OBP: 0.467, SLG: 0.364	B CU 79 B FF 91 B CH 86 B FF 93 4-0 **BB**		B CH 86 B FF 91 C CH 87 C SL 82 X CH 86 2-2 **1B** 2-H		1 SAFE 4-1 S FF 89 S CU 78 S FF 92 S FC 91 S CU 78 11 BB 27 1B 24 G4-3 1-2 **BB** B FC 90 1-0 X FC 91 **G3** ③		F CH 86 B CH 85 B SL 83 F FF 93 F SL 82 X CH 86 2-2 **F9** ③			3	1	1	1	2	0	3
27 Willy Adames, R (1, 6) OBP: 0.278, SLG: 0.200	C FF 93 F FF 92 X SL 85 0-2 **P3** ②		B FF 91 B CH 86 C FF 92 F FF 91 S CH 86 2-3 **K** ③		X CU 85 0-0 24 G4-3 11 BB 9 1B 1-2 2-H **1B**	C SI 89 F FC 90 B FC 90 F SI 92 F CU 84 X CU 83 1-2 **G1-3** ①		B FA 67 B FA 67 C FA 64 X FA 64 2-1 **P6** ①		5	1	1	1	0	1	2
11 Rowdy Tellez, L (1, 3) OBP: 0.278, SLG: 0.133	S CH 86 B CH 87 X FF 92 1-1 **F8** ③			B FF 90 B CH 85 C CU 77 B FF 91 S CH 85 X CH 86 3-2 **G3** ①	B CH 85 B FC 90 B FC 90 C FC 91 F CH 86 F CH 86 F FC 92 B CU 84 4-2 9 1B 24 G4-3 2 HR 1-2 2-3 **BB**	B FC 89 B FC 89 X SI 91 2-0 **G3-1** ②		X FA 72 0-0 **1B**		4	1	1	0	1	0	1
24 William Contreras, R (1, 2) OBP: 0.231, SLG: 0.231		B FF 93 C CU 80 X SL 84 1-1 **G5-3** ①		F CU 78 B FF 89 F CH 84 X SL 83 1-2 **G6-3** ②	X SI 92 0-0 **G4-3** ① 1-2 2-3 3-H	C CU 83 X CU 82 0-1 **1B**		B FA 71 X FA 72 1-0 **F7** ②		5	0	1	1	0	0	3
5 Garrett Mitchell, L (1, 8) OBP: 0.313, SLG: 0.357		S FF 93 B FF 93 B FF 92 X CH 87 2-1 **G3** ②		B FF 92 B CU 79 B FF 90 C FF 91 C FF 89 X CH 85 3-2 9 HR **1B**	B FC 92 B FC 91 F SI 92 S FC 91 B FC 92 F FC 92 D CH 86 4-2 9 1B 2 HR **BB**	B FC 90 X FC 90 1-0 **F7** ③		B FA 78 C FA 66 B FA 66 B FA 67 X FA 74 3-1 **F8** ③		4	2	1	0	1	0	2
9 Brian Anderson, R (1, 5) OBP: 0.533, SLG: 0.727 6 Owen Miller, R (7, PH) OBP: 0.667, SLG: 0.500 (8, 5)		B CH 88 C FF 92 C CU 80 F CH 88 B FF 93 S CH 88 2-3 **K** ③		1 SAFE C FF 89 B SL 84 S FF 89 B CH 84 F FF 90 1 SAFE X FF 89 2-2 **HR** 1-H	X SI 92 0-0 2 HR 1-2 2-3 3-H **1B**		B SI 94 F SI 92 S SL 83 B SL 84 B FF 94 D SL 83 4-2 28 BB **BB**			3 0	2 0	2 0	3 0	0 1	1 0	0 0
2 Brice Turang, L (1, 4) OBP: 0.615, SLG: 0.900			C CU 81 B FF 92 S CH 86 B CH 87 B FF 91 4-2 28 S 33 1B **BB**	B FF 91 C CU 78 B CU 79 X FF 91 2-1 **1B**	F CH 85 X CH 86 0-1 **HR** 1-H 2-H 3-H		B FF 95 T FF 93 T FF 95 B SL 83 X FF 93 2-2 **F7** ①			3	2	2	4	1	0	1
28 Joey Wiemer, R (1, 9) OBP: 0.364, SLG: 0.400			C SL 85 C SL 85 B CH 88 F SL 85 X CH 88 1-2 **G5-3** ① 1-2	1 SAFE C SL 81 B SL 80 X CH 84 1-1 **G5-3** ③	B SI 92 B SI 93 X FC 91 2-0 **1B**		F SI 93 D SL 82 S SL 84 D SL 82 B SI 94 B SL 83 4-2 **BB** 1-2			3	0	1	0	1	0	2
Inning Stats	R: 0 E: 0 K: 1 S: 9 H: 0 LOB: 1 BB: 1 P: 16	R: 0 E: 0 K: 1 S: 8 H: 0 LOB: 0 BB: 0 P: 13	R: 1 E: 0 K: 2 S: 16 H: 1 LOB: 1 BB: 1 P: 27	R: 2 E: 0 K: 0 S: 17 H: 3 LOB: 1 BB: 0 P: 29	R: 7 E: 0 K: 1 S: 20 H: 4 LOB: 1 BB: 4 P: 42	R: 0 E: 0 K: 0 S: 9 H: 1 LOB: 1 BB: 0 P: 13	R: 0 E: 0 K: 1 S: 16 H: 0 LOB: 2 BB: 2 P: 28	R: 0 E: 0 K: 0 S: 6 H: 1 LOB: 1 BB: 0 P: 12		1B: 8 2B: 0 3B: 0 HR: 2 SF: 0 SAC: 0 DP: 0 HBP: 0			WP: 0 PB: 0 SB: 2 CS: 0 PA: 42			

PITCHER		IP	WLS	BF	H	R	ER	SO	BB	IBB	HBP	BLK	WP	HR	S	P	ERA	WHIP
59 Carlos Carrasco, R ERA: 11.25	(1, 1)	4.0	L	20	4	5	5	4	4	0	0	0	0	1	53	96	11.25	2.000
29 Tommy Hunter, R ERA: 11.25	(5, 1)	2.0		13	5	5	5	1	2	0	0	0	0	1	26	44	22.50	3.500
Dennis Santana, R ERA:	(7, 1)	1.0		5	0	0	0	1	2	0	0	0	0	0	16	28	0.00	2.000
13 Luis Guillorme, R ERA:	(8, 1)	1.0		4	1	0	0	0	0	0	0	0	0	0	6	12	0.00	1.000

PITCHER	IP	WLS	BF	H	R	ER	SO	BB	IBB	HBP	BLK	WP	HR	S	P	ERA	WHIP

New York Mets @ Milwaukee Brewers

American Family Field, Milwaukee, WI

Mon Apr 03 2023, 1:12 PM - 3:49 PM CDT

Att. 42,017 - Roof Closed - 65 F

livebaseballscorecards.com

AB	34
R	10
H	10
RBI	10
BB	8
SO	6
LOB	18

New York Mets @ Milwaukee Brewers

American Family Field, Milwaukee, WI

Tue Apr 04 2023, 6:40 PM - 8:57 PM CDT

Att. 19,412 - Roof Closed - 63 F

TOP

livebaseballscorecards.com

Batter	1	2	3	4	5	6	7	8	9	AB	R	H	RBI	BB	SO	LOB
9 Brandon Nimmo, L (1, 8) OBP: 0.478, SLG: 0.375	C FF 88 S FC 87 F FC 88 X SL 79 0-2 20 FC4-6 1B		B CU 75 F FC 87 X SI 89 1-1 12 G5-3 6 1B 1B		B FC 87 S SL 80 D SL 80 T FC 86 X FC 87 2-2 ② FC6-4 1-2f 2-3			C ST 78 B SI 86 X ST 76 1-1 6 FC6-4 1B		4	0	3	0	0	0	2
6 Starling Marte, R (1, 9) OBP: 0.304, SLG: 0.318 26 Tim Locastro, R (8, 7)	1 SAFE L FC 86 X CH 81 0-1 ① F9		D FC 87 F FF 90 F FC 87 B FC 86 X CH 82 2-2 1-2 1B		B CH 82 S CH 82 D CH 83 B FC 88 X CH 83 3-1 ③ G6-3			B ST 78 X CH 80 1-0 ① FC6-4 12 F8 1-2f		4 0	0 0	1 0	0 0	0 0	0 0	4 0
12 Francisco Lindor, S (1, 6) OBP: 0.320, SLG: 0.167 13 Luis Guillorme, L (8, 6) OBP: 0.333, SLG: 0.250	D FC 86 B CH 82 F FC 86 1 SAFE X FC 86 2-1 ② F9		D FC 87 F CH 83 X FF 90 1-1 ② ③ G5-3 2-3f			B CU 74 X FC 86 1-0 ① L7		C SI 87 D CH 80 F SI 87 B ST 79 X CH 80 2-2 ② F8 1-2		4 0	0 0	0 0	0 0	0 0	0 0	4 0
20 Pete Alonso, R (1, 3) OBP: 0.269, SLG: 0.318	C FF 89 X CH 82 0-1 ③ FC4-6 1-2f			B FC 85 C FF 89 C FC 85 B CH 82 X FF 90 2-2 ① P2		C CH 81 B CH 81 X FF 90 1-1 ② F9		C ST 78 F CH 80 B SI 87 X ST 79 1-2 ③ G5-3		4	0	0	0	0	0	2
28 Tommy Pham, R (1, 10) OBP: 0.357, SLG: 0.615		B CH 81 B CH 81 F FF 88 F CH 82 B CH 83 S FC 87 3-3 ① K		B FC 84 X FC 85 1-0 ② F8		X FF 89 0-0 ③ P4			C SI 98 B ST 85 B ST 83 X SI 97 2-1 ① G6-3	4	0	0	0	0	1	0
19 Mark Canha, R (1, 7) OBP: 0.320, SLG: 0.381 (8, 9)		B CU 75 C CH 82 X FC 87 1-1 ② F8		B FF 90 B FF 90 X CH 84 2-0 ③ F8			B FF 92 B SL 80 C SI 89 C SL 79 F SL 81 X SL 82 2-2 ① L7		C SI 97 B ST 85 F SI 97 B ST 82 B ST 83 X SI 96 3-2 ② F8	4	0	0	0	0	0	0
1 Jeff McNeil, L (1, 4) OBP: 0.320, SLG: 0.333		X FC 88 0-0 1B			C CH 87 H CH 86 1-1 9 FC6-4 10 1B HBP		B CH 83 B FF 91 F CH 81 X CH 82 2-1 1B		B SI 98 B SI 99 F FF 98 X FF 99 2-1 1B	3	0	3	0	0	0	0
10 Eduardo Escobar, S (1, 5) OBP: 0.143, SLG: 0.100		1 SAFE C FF 89 F FC 87 B FF 91 X CH 80 1-2 ③ F8			B FC 85 F FF 88 F FF 88 D CH 82 X CH 82 2-2 9 FC6-4 1-2 1B		B SL 79 B FF 92 C FF 91 X SL 80 2-1 ② F5		B FF 98 C ST 83 C ST 83 F ST 85 X FF 98 1-2 ③ L4	4	0	1	0	0	0	3
3 Tomás Nido, R (1, 2)			C FF 88 F FC 86 F CU 74 S CH 82 0-3 ① K		B CH 82 S FC 87 F FC 88 B FC 87 S CH 83 2-3 ① K		F SI 91 X SI 92 0-1 ③ G1-3			3	0	0	0	0	2	3
Inning Stats	R: 0 E: 0 K: 0 S: 10 H: 1 LOB: 1 BB: 0 P: 12	R: 0 E: 0 K: 1 S: 9 H: 1 LOB: 1 BB: 0 P: 14	R: 0 E: 0 K: 1 S: 11 H: 2 LOB: 0 BB: 0 P: 15	R: 0 E: 0 K: 0 S: 5 H: 0 LOB: 0 BB: 0 P: 10	R: 0 E: 0 K: 1 S: 12 H: 1 LOB: 2 BB: 0 P: 22	R: 0 E: 0 K: 0 S: 4 H: 0 LOB: 0 BB: 0 P: 6	R: 0 E: 0 K: 0 S: 10 H: 1 LOB: 1 BB: 0 P: 16	R: 0 E: 0 K: 0 S: 9 H: 1 LOB: 1 BB: 0 P: 14	R: 0 E: 0 K: 0 S: 11 H: 1 LOB: 1 BB: 0 P: 19	1B: 8 2B: 0 3B: 0 HR: 0 SF: 0 SAC: 0 DP: 1 HBP: 1						

	AB	34
	R	0
	H	8
	RBI	0
	BB	0
	SO	3
	LOB	18

WP: 0 PA: 35
PB: 0
SB: 0
CS: 0

PITCHER		IP	WLS	BF	H	R	ER	SO	BB	IBB	HBP	BLK	WP	HR	S	P	ERA	WHIP
20 Wade Miley, L ERA:	(1, 1)	6.0	W	23	5	0	0	3	0	0	1	0	0	0	51	79	0.00	0.833
32 Peter Strzelecki, R ERA:	(7, 1)	1.0		4	1	0	0	0	0	0	0	0	0	0	10	16	0.00	1.000
55 Hoby Milner, L ERA:	(8, 1)	1.0		4	1	0	0	0	0	0	0	0	0	0	9	14	0.00	1.000
12 Javy Guerra, R ERA: 7.71	(9, 1)	1.0		4	1	0	0	0	0	0	0	0	0	0	11	19	0.00	1.000

PITCHER		IP	WLS	BF	H	R	ER	SO	BB	IBB	HBP	BLK	WP	HR	S	P	ERA	WHIP

Batter	1	2	3	4	5	6	7	8	9	AB	R	H	RBI	BB	SO	LOB
22 Christian Yelich, L (1, 7) OBP: 0.375, SLG: 0.300	X FF 92 0-0 27 1B 9 2B 1B	B FC 88 F FF 93 X CH 84 1-1 ③ G3-1 1-2			B CU 74 1 SAFE F FF 93 X CU 75 1-1 ①② L9-3 1-1		C SI 88 B ST 82 B SI 90 X SI 90 2-1 27 1B 9 HR 1B	B FC 89 B SI 91 F FC 88 C SI 93 B SI 94 X FC 88 3-2 ②③ G6-3 1-2f		5	2	2	0	0	0	3
33 Jesse Winker, L (1, 10) OBP: 0.389, SLG: 0.286 45 Luke Voit, R (7, PH) (8, 10)	B FC 88 C FF 92 X FF 93 1-1 ① F7	C CH 83 B FF 93 B CH 84 S FF 93 T FC 89 2-2 ① K			C CU 75 S FC 86 B CH 83 B FF 95 X CH 84 2-2 ③ G3		S SI 88 S FC 87 B ST 82 F FC 88 B CH 83 X FC 87 2-2 ① F6			3 1	0 0	0 0	0 0	0 0	1 0	1 1
27 Willy Adames, R (1, 6) OBP: 0.318, SLG: 0.263	S FF 93 B SL 84 X FF 93 1-1 9 2B 1-3 1B	F SL 84 X FF 94 0-1 ② P2		C FF 92 S CU 74 B SL 83 F CH 82 F FF 94 B CH 84 X FC 90 2-2 ① F7	B SI 89 F FC 86 F FC 86 D ST 81 X FC 88 2-2 9 HR 1-2 1B					4	2	2	0	0	0	0
11 Rowdy Tellez, L (1, 3) OBP: 0.273, SLG: 0.316	X CU 76 0-0 ② P2	B FF 94 B CH 84 B FF 94 C FF 93 X FC 89 3-1 ③ F9		C FF 94 X CU 75 0-1 HR	F SI 90 B SI 89 C ST 82 S ST 81 1-3 ② K					4	1	1	1	0	1	4
9 Brian Anderson, R (1, 5) OBP: 0.579, SLG: 1.200	B SL 86 C FF 94 F SL 85 X FF 95 1-2 2-H 3-H 2B			C FF 92 T SL 84 B SL 84 B CH 84 F CH 84 S SL 85 2-3 ① K	F SL 83 C CH 82 B SL 83 F FF 94 F CU 72 B FF 94 X SL 83 2-2 HR	C FC 88 X FC 87 0-1 1-H 2-H HR				4	2	3	6	0	1	0
5 Garrett Mitchell, L (1, 8) OBP: 0.350, SLG: 0.722	X FF 95 0-0 ③ F7			B FF 94 B CU 76 S FF 93 S FC 88 X CH 84 2-2 ② F7	B FF 93 S CU 75 S FF 93 X FC 88 1-2 HR	B SI 89 B SI 90 X SI 90 2-0 HR				4	2	2	2	0	0	1
7 Victor Caratini, S (1, 2) OBP: 0.333, SLG: 0.250		C CU 74 F FF 93 F CH 84 X CH 84 0-2 ① G6-3		C FF 94 B CH 84 X FF 94 1-1 1B	S CH 82 B FF 94 C CU 76 B CH 82 F FC 87 B FF 93 F CH 83 F FF 94 B CU 76 4-2 BB	C SI 90 B CH 85 X CH 85 1-1 ③ G4-3				3	0	1	0	1	0	0
2 Brice Turang, L (1, 4) OBP: 0.471, SLG: 0.643		S FF 94 X FC 89 0-1 ② P3		X FF 94 0-0 ③ L7	X FF 91 0-0 ② L8		B SI 92 S FC 88 F CH 86 F FC 87 B ST 81 X SI 94 2-2 ① F7			4	0	0	0	0	0	2
28 Joey Wiemer, R (1, 9) OBP: 0.467, SLG: 0.462		B FF 93 F FF 93 B SL 84 C SL 83 B SL 83 B SL 84 4-2 22 S BB		S SL 82 B FF 93 X FF 93 1-1 22 L9-3 1B	C FF 93 X SL 79 0-1 ③ F8		F ST 80 B FC 89 B SI 92 F SI 94 F SI 94 F ST 81 X SI 92 2-2 22 G6-3 1B			3	0	2	0	1	0	1
Inning Stats	R: 2 E: 0 K: 0 S: 10 H: 3 LOB: 1 BB: 0 P: 13	R: 0 E: 0 K: 0 S: 10 H: 0 LOB: 1 BB: 1 P: 15	R: 0 E: 0 K: 1 S: 7 H: 0 LOB: 0 BB: 0 P: 12	R: 0 E: 0 K: 1 S: 10 H: 1 LOB: 1 BB: 0 P: 15	R: 0 E: 0 K: 0 S: 7 H: 1 LOB: 0 BB: 0 P: 11	R: 3 E: 0 K: 0 S: 23 H: 3 LOB: 1 BB: 1 P: 32	R: 4 E: 0 K: 1 S: 17 H: 4 LOB: 0 BB: 0 P: 27	R: 0 E: 0 K: 0 S: 12 H: 1 LOB: 0 BB: 0 P: 19		1B: 7 2B: 2 3B: 0 HR: 5 SF: 0 SAC: 0 DP: 2 HBP: 0				WP: 0 PB: 0 SB: 1 CS: 0 PA: 37		

PITCHER		IP	WLS	BF	H	R	ER	SO	BB	IBB	HBP	BLK	WP	HR	S	P	ERA	WHIP
21 Max Scherzer, R ERA: 6.35	(1, 1)	5.1	L	25	8	5	5	2	2	0	0	0	0	3	64	95	8.44	1.875
72 Denyi Reyes, R ERA:	(6, 1)	0.2		2	0	0	0	0	0	0	0	0	0	0	3	3	0.00	0.000
25 Brooks Raley, L ERA: 15.43	(7, 1)	1.0		7	4	4	4	1	0	0	0	0	0	2	17	27	36.00	4.000
0 Adam Ottavino, R ERA:	(8, 1)	1.0		3	1	0	0	0	0	0	0	0	0	0	12	19	0.00	1.000

PITCHER	IP	WLS	BF	H	R	ER	SO	BB	IBB	HBP	BLK	WP	HR	S	P	ERA	WHIP

BOTTOM

New York Mets @ Milwaukee Brewers

American Family Field, Milwaukee, WI

Tue Apr 04 2023, 6:40 PM - 8:57 PM CDT

Att. 19,412 - Roof Closed - 63 F

livebaseballscorecards.com

AB	35
R	9
H	13
RBI	9
BB	2
SO	3
LOB	13

Batter	1	2	3	4	5	6	7	8	9	AB	R	H	RBI	BB	SO	LOB
9 Brandon Nimmo, L (1, 8) OBP: 0.393, SLG: 0.286	C FC 93 F FC 93 B CH 91 X CH 91 1-2 ① G3-1		C FC 94 C CH 89 B FC 92 S CU 81 1-3 ① K	B FC 93 B FC 93 X CH 90 2-0 ③ G6-3			X CH 81 0-0 ① G4-3		C FF 93 B FF 92 X CH 84 1-1 ③ F6	5	0	0	0	0	1	1
6 Starling Marte, R (1, 9) OBP: 0.333, SLG: 0.360	S FC 94 H SI 95 1-1 12 S 12 2B HBP		C SL 86 S FC 94 X FC 91 0-2 12 1B 2B		S FC 92 F SL 87 B FC 92 F FC 92 B CU 80 F CH 88 F SL 85 X FC 94 2-2 ① L8		C SL 80 B SL 79 B FF 92 X SI 90 2-1 ② G3-1			3	2	1	0	0	0	0
12 Francisco Lindor, S (1, 6) OBP: 0.379, SLG: 0.364	C CU 81 D FC 93 B FC 95 X FC 92 2-1 1-H 2B		D CH 91 D CH 92 X FC 93 2-0 2-H 20 HR 1B		C CU 79 C CH 90 F CH 91 B FC 91 X FC 93 1-2 20 HR 2B		C SI 92 T FF 92 B CH 85 F CH 84 B SL 80 B FF 92 X SI 90 3-2 ③ G4-3			4	2	3	2	0	0	0
20 Pete Alonso, R (1, 3) OBP: 0.300, SLG: 0.577	B CU 81 F FC 94 C SL 86 T SL 86 1-2 ② K		X SI 95 0-0 1-H HR		B FC 92 C SL 86 D SL 86 C FC 93 X SL 86 2-2 2-H HR			C CU 76 X FF 94 0-1 ① G5-3		4	2	2	4	0	1	1
32 Daniel Vogelbach, L (1, 10) OBP: 0.429, SLG: 0.300 26 Tim Locastro, R (8, PR) (8, 10)	B FC 94 B FC 93 B FC 92 C FC 95 C FC 93 B CU 81 4-2 BB		B FC 96 C CU 80 F FC 95 B CH 92 B FC 92 X FC 93 3-2 ② G3		B CU 80 C CU 81 B CH 89 F FC 93 B FC 93 F FC 94 B FC 92 4-2 1 G3-6-1 BB			B FF 93 B FF 94 C SI 95 B CU 76 B SI 95 4-1 1 S BB		1 0	0 0	0 0	0 0	3 0	0 0	0 0
1 Jeff McNeil, L (1, 4) OBP: 0.276, SLG: 0.286	B CU 81 B FC 94 X FC 94 2-0 ③ L7		C FC 94 B CH 90 B CU 82 F FC 92 X FC 91 2-2 ③ G3-1		F SI 86 X SI 87 0-1 ② ③ G3-6-1 1-2f			1 SAFE F FF 95 S CU 76 F FF 95 S CU 76 0-3 ② K 1-2		4	0	0	0	0	1	4
19 Mark Canha, R (1, 7) OBP: 0.276, SLG: 0.320		C CU 80 F SL 87 F FC 94 C CU 81 0-3 ① K		X FC 94 0-0 ① G4-3		C ST 78 C SI 86 B CH 80 X ST 78 1-2 ① F9		S CU 77 C CU 78 D CU 79 X FF 95 1-2 ③ F9		4	0	0	0	0	1	2
2 Omar Narváez, L (1, 2) OBP: 0.353, SLG: 0.286 3 Tomás Nido, R (9, 2)		C FC 94 X CH 90 0-1 ② G4-3		B FC 94 C FC 94 B CU 80 X FC 94 2-1 13 G4-3 1B		C ST 79 B SI 87 F ST 77 B FF 88 S SI 86 2-3 ② K			B FF 93 B CH 82 X FF 92 2-0 ① F8	4 0	0 0	1 0	0 0	0 0	1 0	0 0
13 Luis Guillorme, L (1, 5) OBP: 0.231, SLG: 0.167		B CU 80 F FC 93 X CH 90 1-1 ③ G4-3		B CH 89 C FC 94 B FC 94 B FC 93 C FC 93 X FC 94 3-2 ② G4-3 1-2		C ST 79 C SI 87 X ST 78 0-2 ③ G4-3			C CH 84 B FC 90 X CH 85 1-1 ② G4-3	4	0	0	0	0	0	1
Inning Stats	R: 1 E: 0 K: 1 S: 12 H: 1 LOB: 2 BB: 1 P: 23	R: 0 E: 0 K: 1 S: 8 H: 0 LOB: 0 BB: 0 P: 9	R: 3 E: 0 K: 1 S: 14 H: 3 LOB: 0 BB: 0 P: 22	R: 0 E: 0 K: 0 S: 7 H: 1 LOB: 1 BB: 0 P: 14	R: 2 E: 0 K: 0 S: 18 H: 2 LOB: 0 BB: 1 P: 27	R: 0 E: 0 K: 1 S: 9 H: 0 LOB: 0 BB: 0 P: 12	R: 0 E: 0 K: 0 S: 7 H: 0 LOB: 0 BB: 0 P: 12	R: 0 E: 0 K: 1 S: 10 H: 0 LOB: 2 BB: 1 P: 15	R: 0 E: 0 K: 0 S: 5 H: 0 LOB: 0 BB: 0 P: 9	1B: 2 2B: 3 3B: 0 HR: 2 SF: 0 SAC: 0 DP: 1 HBP: 1						

TOP

New York Mets @ Milwaukee Brewers

American Family Field, Milwaukee, WI

Wed Apr 05 2023, 12:41 PM - 3:26 PM CDT

Att. 18,387 - Roof Closed - 66 F

livebaseballscorecards.com

AB	33
R	6
H	7
RBI	6
BB	3
SO	5
LOB	9

PITCHER		IP	WLS	BF	H	R	ER	SO	BB	IBB	HBP	BLK	WP	HR	S	P	ERA	WHIP
39 Corbin Burnes, R ERA: 9.64	(1, 1)	4.1		23	7	6	6	3	2	0	1	0	0	2	57	93	12.46	2.077
55 Hoby Milner, L ERA:	(5, 1)	1.2		4	0	0	0	1	0	0	0	0	0	0	11	14	0.00	0.000
32 Peter Strzelecki, R ERA:	(7, 1)	1.0		3	0	0	0	0	0	0	0	0	0	0	7	12	0.00	0.000
21 Matt Bush, R ERA:	(8, 1)	1.0		4	0	0	0	1	1	0	0	0	0	0	10	15	0.00	1.000
38 Devin Williams, R ERA:	(9, 1)	1.0	W	3	0	0	0	0	0	0	0	0	0	0	5	9	0.00	0.000

PITCHER	IP	WLS	BF	H	R	ER	SO	BB	IBB	HBP	BLK	WP	HR	S	P	ERA	WHIP

Batter	1	2	3	4	5	6	7	8	9	AB	R	H	RBI	BB	SO	LOB
10 Mike Brosseau, R (1, 5) OBP: 0.286, SLG: 0.167 5 Garrett Mitchell, L (6, PH) (7, 8) OBP: 0.364, SLG: 0.850	B FF 91 F FF 92 B FF 92 S CH 85 X SL 85 2-2 ① L5	C CU 77 F SI 92 B FF 93 F CH 85 B FF 94 F CH 86 S SL 86 2-3 ② K		C FF 93 X SL 85 0-1 1B		F FF 95 S FF 94 S FF 95 0-3 ② K			B CH 86 F FC 88 C SI 92 B ST 80 F FC 89 B FC 90 X FC 89 3-2 HR	3 2	0 1	1 1	0 1	0 0	1 1	0 0
27 Willy Adames, R (1, 6) OBP: 0.346, SLG: 0.238	C FF 94 B FF 94 B CH 86 B CH 87 B FF 93 4-1 BB	F CH 87 B FF 95 F FF 93 B FF 94 B SL 85 B CH 85 4-2 22 CS BB		1 SAFE B FF 92 T FF 92 B FF 93 1 SAFE S CH 84 F FF 93 B FF 93 S CH 85 3-3 ③ K		C FF 95 X FF 94 0-1 ③ G5-3				2	0	0	0	2	1	1
22 Christian Yelich, L (1, 7) OBP: 0.357, SLG: 0.261	C FF 93 D SL 85 B SL 86 F FF 93 B FF 94 1 SAFE S FF 95 3-3 ② K	1 SAFE 0-0 ③ CS 1-2	C CU 75 B FF 91 S SL 84 S SL 85 1-3 ① K		B SL 82 C FF 90 B SL 84 B FF 92 B FF 92 4-1 45 1B 33 2B BB		S SL 86 S SL 88 X FF 95 0-2 ① F7			3	1	0	0	1	2	1
24 William Contreras, R (1, 2) OBP: 0.294, SLG: 0.250	B CH 86 S CH 86 F FF 94 X CH 85 1-2 ③ G1-3		B CU 78 B FF 92 B CH 84 B FF 91 4-0 45 1B BB		C FF 95 B FF 94 D SL 85 C FF 95 B FF 94 F SL 83 X FF 94 3-2 ① F9		B SL 87 B SL 87 B FF 94 X FF 93 3-0 9 1B			3	0	1	0	1	0	2
45 Luke Voit, R (1, 3) OBP: 0.222, SLG: 0.222		B SL 84 S FF 92 B FF 94 F FF 94 S CH 86 2-3 ① K	X FF 92 0-0 1-2 1B		D SL 84 X FF 95 1-0 1-3 33 S 33 2B 1B		B SL 85 F FF 93 B SL 84 1 SAFE B SL 85 F FF 93 S FF 93 3-3 ② K			4	1	2	0	0	2	1
9 Brian Anderson, R (1, 9) OBP: 0.565, SLG: 1.056 (7, 5)		B FF 94 B FF 93 C CH 87 B CH 86 C FF 94 F CH 87 B FF 96 4-2 33 2B 6 1B BB	B CH 84 B CH 84 C FF 93 B FF 92 S CH 85 X CH 87 3-2 ② F9		S SL 85 B SL 86 B FF 95 F SL 84 B SL 83 C SL 85 3-3 ② K		F FF 94 B SL 87 1 SAFE B SL 86 X FF 94 2-1 ③ 1-2 1B			3	1	1	0	1	1	4
33 Jesse Winker, L (1, 10) OBP: 0.409, SLG: 0.444		F FF 93 F FF 95 B FF 94 X SL 86 1-2 6 1B 28 HR 1-3 2B	C FF 93 D SL 86 B SL 86 B FF 94 X FF 93 3-1 ③ L6		C CH 84 B FF 94 F FF 95 B CH 85 F SL 84 B FF 95 F FF 95 X CH 84 3-2 1-H 3-H 2B				C FC 94 X FC 93 0-1 ① F8	4	1	2	2	0	0	2
6 Owen Miller, R (1, 4) OBP: 0.600, SLG: 0.500 2 Brice Turang, L (5, PH) (6, 4) OBP: 0.421, SLG: 0.563		X CH 86 0-0 28 HR 2-3 3-H 1B		C FF 89 B FF 91 B CH 85 F FF 91 X FF 92 2-2 ① G3-1	C FF 95 B FF 94 B FF 95 B CU 77 T FF 95 C FF 95 3-3 ③ K				C FC 94 B KC 86 B FC 94 S FC 95 B FC 95 X FC 93 3-2 ② F8	2 2	1 0	1 0	1 0	0 1	0 1	0 1
28 Joey Wiemer, R (1, 8) OBP: 0.421, SLG: 0.588 (7, 9)		X FF 93 0-0 1-H 3-H HR		C CU 77 X CH 84 0-1 ② G6-3		S SL 87 B SL 87 F SL 88 C FF 96 1-3 ① K			B SL 88 B SL 84 C SL 84 X KC 85 2-1 ③ G1-3	4	1	1	3	0	1	0
Inning Stats	R: 0 E: 0 K: 1 S: 10 H: 0 LOB: 1 BB: 1 P: 20	R: 4 E: 0 K: 2 S: 18 H: 3 LOB: 0 BB: 2 P: 31	R: 0 E: 0 K: 1 S: 9 H: 1 LOB: 2 BB: 1 P: 20	R: 0 E: 0 K: 1 S: 11 H: 1 LOB: 1 BB: 0 P: 16	R: 2 E: 0 K: 2 S: 17 H: 2 LOB: 1 BB: 1 P: 34	R: 0 E: 0 K: 2 S: 8 H: 0 LOB: 0 BB: 0 P: 9	R: 0 E: 0 K: 1 S: 9 H: 2 LOB: 1 BB: 1 P: 17	R: 0 E: 0 K: 0 S: 7 H: 0 LOB: 0 BB: 0 P: 12	R: 1 E: 0 K: 0 S: 4 H: 1 LOB: 0 BB: 0 P: 7	1B: 6 2B: 2 3B: 0 HR: 2 SF: 0 SAC: 0 DP: 0 HBP: 0						

PITCHER		IP	WLS	BF	H	R	ER	SO	BB	IBB	HBP	BLK	WP	HR	S	P	ERA	WHIP
23 David Peterson, L ERA: 6.0	(1, 1)	4.0		21	5	5	5	5	5	0	0	0	0	1	49	92	11.25	2.500
40 Drew Smith, R ERA: 3.38	(5, 1)	1.0		5	2	1	1	2	0	0	0	0	0	0	16	29	9.00	2.000
46 John Curtiss, R ERA: 2.25	(6, 1)	2.0		7	2	0	0	3	0	0	0	0	0	0	17	26	0.00	1.000
30 David Robertson, R ERA:	(8, 1)	1.0		3	0	0	0	0	0	0	0	0	0	0	7	12	0.00	0.000
0 Adam Ottavino, R ERA: 4.5	(9, 1)	0.0	L	1	1	1	1	0	0	0	0	0	0	1	4	7	∞	∞

PITCHER	IP	WLS	BF	H	R	ER	SO	BB	IBB	HBP	BLK	WP	HR	S	P	ERA	WHIP

BOTTOM

New York Mets @ Milwaukee Brewers

American Family Field, Milwaukee, WI

Wed Apr 05 2023, 12:41 PM - 3:26 PM CDT

Att. 18,387 - Roof Closed - 66 F

livebaseballscorecards.com

AB	32
R	7
H	10
RBI	7
BB	5
SO	10
LOB	12

St. Louis Cardinals @ Milwaukee Brewers

American Family Field, Milwaukee, WI

Fri Apr 07 2023, 7:11 PM - 9:56 PM CDT

Att. 28,459 - Roof Closed - 64 F

TOP

livebaseballscorecards.com

Batter	1	2	3	4	5	6	7	8	9	AB	R	H	RBI	BB	SO	LOB
33 Brendan Donovan, L (1, 4) OBP: 0.310, SLG: 0.500	B FF 96 S FF 96 F SI 97 S CH 88 1-3 ① K		T FF 95 D CH 86 C FF 96 1-2 ③ CS 1-2	C FF 94 B CH 86 F FF 96 X CU 84 1-2 28 1B 41 1B 1B		C SL 86 B CH 85 X SI 95 1-1 ① G4-3	C SI 87 B SI 89 B ST 78 B SI 88 C SI 88 F FF 89 X SI 88 3-2 ③ G3			4	0	1	0	0	1	1
41 Alec Burleson, L (1, 7) OBP: 0.350, SLG: 0.579	F FF 98 F CH 87 B CH 87 B CU 88 X CH 87 2-2 ② L9			S FF 95 X SI 95 0-1 28 1B 1B 1-2		C CU 83 B CU 84 B CH 85 B CH 86 B SI 93 4-1 28 1B 46 PB BB		C CU 77 F CU 77 X FF 93 0-2 ① L4		3	0	1	0	1	0	0
46 Paul Goldschmidt, R (1, 3) OBP: 0.548, SLG: 0.565	F FF 97 S FF 98 X FF 98 0-2 ③ P3			B SI 95 C SL 88 B FF 95 S SI 95 S FF 97 2-3 ① K		D SL 83 B SL 82 B FF 94 C SI 94 C SL 82 S SI 95 3-3 ② K 1-2		B FF 94 B SI 93 B SI 92 C FF 96 C SI 95 D CU 80 4-2 BB		3	0	0	0	1	2	3
28 Nolan Arenado, R (1, 5) OBP: 0.355, SLG: 0.367		C SL 88 F FF 98 F FF 97 F CU 86 F FF 98 B SL 90 B SL 90 X FF 98 2-2 ① P2		F SI 96 S SI 96 F SI 95 X SL 90 0-2 40 G6-4-3 1-2 2-3 1B		C SI 95 B SL 85 D SL 84 S FF 95 D SL 84 X SL 83 3-2 40 BB 2-3 1B		C CU 77 B FF 94 1 SAFE C SI 95 X CU 78 1-2 ② L5		4	0	2	0	0	0	1
40 Willson Contreras, R (1, 2) OBP: 0.318, SLG: 0.333		S CU 86 B FF 98 X SI 97 1-1 ② F9		B SL 88 X SI 95 1-0 ② ③ G6-4-3 1-2f		D SL 84 B SI 95 B SI 94 S SI 94 B SI 95 4-1 1-2 BB		D CU 78 S CU 78 B FF 95 B FF 95 X CU 78 3-1 ③ F8		3	0	0	0	1	0	4
27 Tyler O'Neill, R (1, 8) OBP: 0.261, SLG: 0.364		B FF 97 B SL 89 B FF 97 S FF 96 C SI 95 S FF 97 3-3 ③ K			B SI 95 F FF 96 B SL 88 X SI 95 2-1 ① G6-3	C SI 95 D SL 83 B SL 83 B SI 93 X SI 93 3-1 ③ G4-3			B FC 88 C FC 86 F SI 93 B FF 95 F FC 86 S SI 94 2-3 ① K	4	0	0	0	0	2	3
16 Nolan Gorman, L (1, 10) OBP: 0.480, SLG: 0.700			C CU 83 T FF 97 B CH 86 B CH 87 X FF 97 2-2 ① F7		B CU 84 X CU 84 1-0 ② G4-1		B SL 89 C FF 96 X CH 89 1-1 ① G4-3		F SI 93 B FC 88 B CH 87 F SI 94 C SI 95 2-3 ② K	4	0	0	0	0	1	0
18 Jordan Walker, R (1, 9) OBP: 0.345, SLG: 0.500			C FF 96 B SL 90 S SL 89 F FF 97 B FF 97 F CU 86 S SL 89 2-3 ② K		X SL 87 0-0 1B		S SL 88 C FF 96 B FF 96 S CH 90 1-3 ② K		X FC 89 0-0 ③ G6-3	4	0	1	0	0	2	0
19 Tommy Edman, S (1, 6) OBP: 0.333, SLG: 0.250			B FF 96 S CH 86 B FF 96 B FF 96 B FF 95 4-1 33 CS BB		B FF 96 B CH 84 X SI 94 2-0 ③ F8		C FF 96 B CH 91 B CH 89 B FF 96 B FF 95 4-1 BB			1	0	0	0	2	0	1
Inning Stats	R: 0 E: 0 K: 1 S: 9 H: 0 LOB: 0 BB: 0 P: 12	R: 0 E: 0 K: 1 S: 11 H: 0 LOB: 0 BB: 0 P: 17	R: 0 E: 0 K: 1 S: 11 H: 0 LOB: 0 BB: 1 P: 20	R: 0 E: 0 K: 1 S: 13 H: 3 LOB: 2 BB: 0 P: 17	R: 0 E: 0 K: 0 S: 5 H: 1 LOB: 1 BB: 0 P: 10	R: 0 E: 0 K: 1 S: 12 H: 1 LOB: 3 BB: 2 P: 30	R: 0 E: 0 K: 1 S: 10 H: 0 LOB: 1 BB: 1 P: 19	R: 0 E: 0 K: 0 S: 10 H: 0 LOB: 1 BB: 1 P: 18	R: 0 E: 0 K: 2 S: 8 H: 0 LOB: 0 BB: 0 P: 12	1B: 5 2B: 0 3B: 0 HR: 0	SF: 0 SAC: 0 DP: 1 HBP: 0					

	AB	30
	R	0
	H	5
	RBI	0
	BB	5
	SO	8
	LOB	13

WP: 0 PB: 1 SB: 0 CS: 1 PA: 36

PITCHER		IP	WLS	BF	H	R	ER	SO	BB	IBB	HBP	BLK	WP	HR	S	P	ERA	WHIP
53 Brandon Woodruff, R ERA: 0.79	(1, 1)	5.1	W	20	4	0	0	4	2	0	0	0	0	0	52	84	0.00	1.125
31 Joel Payamps, R ERA: 3.86	(6, 1)	0.2	H	4	1	0	0	1	1	0	0	0	0	0	9	22	0.00	3.000
47 Gus Varland, R ERA:	(7, 1)	0.2	H	3	0	0	0	1	1	0	0	0	0	0	6	12	0.00	1.500
55 Hoby Milner, L ERA:	(7, 1)	0.1	H	1	0	0	0	0	0	0	0	0	0	0	4	7	0.00	0.000
21 Matt Bush, R ERA:	(8, 1)	1.0		4	0	0	0	0	1	0	0	0	0	0	10	18	0.00	1.000

PITCHER		IP	WLS	BF	H	R	ER	SO	BB	IBB	HBP	BLK	WP	HR	S	P	ERA	WHIP
46 Bryse Wilson, R ERA:	(9, 1)	1.0		3	0	0	0	2	0	0	0	0	0	0	8	12	0.00	0.000

Batter	1	2	3	4	5	6	7	8	9	AB	R	H	RBI	BB	SO	LOB
22 Christian Yelich, L (1, 7) OBP: 0.364, SLG: 0.231	B FF 92 C FF 90 F FC 86 F FF 94 B SL 84 S SL 84 2-3 K ①		C FC 89 F KC 78 B SL 82 B FC 89 B KC 76 B SL 82 4-2 27 FC6-4 33 1B 11 SF7 BB	B SL 85 S FC 88 C FF 91 X FF 95 1-2 G1-6-3 ①② 1-2f		C FF 98 B FF 97 C FF 96 B FF 98 F FF 98 B SL 86 X FF 96 3-2 G3-1 ② 1-2 2-3 3-H		B FF 95 C FC 89 B CH 85 S FC 88 B FC 89 F SI 92 B FC 87 4-2 BB	3	1	0	1	2	1	3
33 Jesse Winker, L (1, 10) OBP: 0.370, SLG: 0.391	X FF 90 0-0 F9 ②		S FC 88 B FF 94 C FC 88 1 SAFE F FF 95 F SL 85 X FF 95 1-2 27 FC6-4 1-2 1B	C KC 74 X FC 88 0-1 P4 ③		C FF 97 X FF 96 0-1 G6-3 ③		X FF 91 0-0 F8 ③		5	0	1	0	0	0	3
27 Willy Adames, R (1, 6) OBP: 0.367, SLG: 0.400	B FF 94 B SI 89 X SL 85 2-0 1B		X SL 85 0-0 FC6-4 ① 24 1B 5 1B 1-2f 2-3		X FC 87 0-0 G1-3 ①		B SI 97 C SI 97 B SI 98 X SI 98 2-1 HR			4	2	2	1	0	0	2
11 Rowdy Tellez, L (1, 3) OBP: 0.269, SLG: 0.286	B FF 92 C FC 88 X FF 94 1-1 F7 ③		B SI 92 1 SAFE C FF 96 B FC 89 X FF 92 2-1 SF7 ② 3-H		B FC 90 B FF 92 C SL 83 F FF 94 B KC 75 B FF 93 4-2 24 G6-4-3 BB		B SI 100 C SI 100 B FS 88 X SI 100 2-1 G5-3 ①			2	0	0	1	1	0	1
24 William Contreras, R (1, 2) OBP: 0.333, SLG: 0.263		F SL 81 B SL 85 B FC 88 B SI 90 B FF 94 4-1 2 BB BB	F FF 94 F FF 94 X FF 96 0-2 9 BB 5 1B 1-3 1B		S SL 82 F KC 74 D KC 76 B FC 87 B FF 93 X SL 83 3-2 G6-4-3 ②③ 1-2f		C SI 102 B SL 87 B SI 100 B SL 85 S SI 100 F SL 88 S SI 101 3-3 K ②			3	0	1	0	1	1	1
5 Garrett Mitchell, L (1, 8) OBP: 0.385, SLG: 0.833		B FF 95 S KC 74 D KC 75 C FC 88 C FF 94 2-3 K ①	C FF 96 B FF 96 X FF 95 1-1 9 BB 1-2 3-H 1B			C SI 95 F FF 95 B CU 76 S FF 95 1-3 K ①	X SI 101 0-0 9 WP 2B			4	0	2	1	0	2	1
9 Brian Anderson, R (1, 5) OBP: 0.593, SLG: 1.000		C FF 95 B FC 88 B SI 90 B FF 94 S SL 84 S FF 95 3-3 K ②	B KC 78 B SL 86 B FF 96 B FF 96 4-0 1-2 2-3 BB			C FF 96 B FF 96 B SI 95 D SL 88 X FF 94 3-1 28 1B 2 1B 22 G3-1 1B	B SL 87 C SL 87 C SI 101 D FS 91 B FS 91 B SL 88 4-2 2 CS 2-3 BB			2	1	1	0	2	1	1
2 Brice Turang, L (1, 4) OBP: 0.435, SLG: 0.526		B FF 93 B FF 93 B FF 93 B FF 93 4-0 1-2 BB	C KC 76 F FC 89 F KC 79 D KC 80 D KC 79 X FF 94 2-2 G5-3 ③			S FF 95 B FF 96 1 SAFE F FF 96 F FF 96 X CU 76 1-2 22 G3-1 28 1B 1-2 1B	B SI 102 B SI 100 2-0 CS 1-2	C FC 87 B FC 88 T FF 93 B FC 88 B FF 94 C FF 93 3-3 K ①		3	0	1	0	1	1	3
28 Joey Wiemer, R (1, 9) OBP: 0.435, SLG: 0.550		S KC 75 X SL 85 0-1 G4-3 ③		B SL 83 B SI 88 B FF 93 C FF 92 F SL 84 F FF 94 B SL 84 4-2 22 G1-6-3 BB		D SL 88 B CU 75 B SL 84 X FF 94 3-0 22 G3-1 1-2 2-3 1B		F CH 87 X CH 86 0-1 L9 ②		3	0	1	0	1	0	2
Inning Stats	R: 0 E: 0 K: 1 S: 8 H: 1 LOB: 1 BB: 0 P: 13	R: 0 E: 0 K: 2 S: 9 H: 0 LOB: 2 BB: 2 P: 22	R: 2 E: 0 K: 0 S: 19 H: 3 LOB: 3 BB: 2 P: 33	R: 0 E: 0 K: 0 S: 8 H: 0 LOB: 0 BB: 1 P: 13	R: 0 E: 0 K: 0 S: 6 H: 0 LOB: 0 BB: 1 P: 13	R: 1 E: 0 K: 1 S: 16 H: 3 LOB: 2 BB: 0 P: 27	R: 1 E: 0 K: 1 S: 11 H: 2 LOB: 1 BB: 1 P: 24	R: 0 E: 0 K: 1 S: 9 H: 0 LOB: 1 BB: 1 P: 16								

PITCHER		IP	WLS	BF	H	R	ER	SO	BB	IBB	HBP	BLK	WP	HR	S	P	ERA	WHIP
22 Jack Flaherty, R ERA: 1.8	(1, 1)	5.0	L	23	4	2	2	3	6	0	0	0	0	0	50	94	3.60	2.000
53 Andre Pallante, R ERA: 4.15	(6, 1)	1.0		6	3	1	1	1	0	0	0	0	0	0	16	27	9.00	3.000
12 Jordan Hicks, R ERA: 12.46	(7, 1)	1.0		5	2	1	1	1	1	0	0	0	1	1	11	24	9.00	3.000
70 Packy Naughton, L ERA:	(8, 1)	0.2		3	0	0	0	1	1	0	0	0	0	0	8	15	0.00	1.500
30 Chris Stratton, R ERA: 2.25	(8, 1)	0.1		1	0	0	0	0	0	0	0	0	0	0	1	1	0.00	0.000

PITCHER	IP	WLS	BF	H	R	ER	SO	BB	IBB	HBP	BLK	WP	HR	S	P	ERA	WHIP

BOTTOM

St. Louis Cardinals @ Milwaukee Brewers

American Family Field, Milwaukee, WI

Fri Apr 07 2023, 7:11 PM - 9:56 PM CDT

Att. 28,459 - Roof Closed - 64 F

livebaseballscorecards.com

AB	29
R	4
H	9
RBI	4
BB	8
SO	6
LOB	17

1B: 7	SF: 1	WP: 1	PA: 39
2B: 1	SAC: 0	PB: 0	
3B: 0	DP: 2	SB: 0	
HR: 1	HBP: 0	CS: 1	

TOP

St. Louis Cardinals @ Milwaukee Brewers

American Family Field, Milwaukee, WI

Sat Apr 08 2023, 6:12 PM - 8:44 PM CDT

Att. 43,077 - Roof Closed - 65 F

livebaseballscorecards.com

Batter	1	2	3	4	5	6	7	8	9	AB	R	H	RBI	BB	SO	LOB
19 Tommy Edman, S (1, 6) OBP: 0.344, SLG: 0.276	F FF 91 C FC 88 X FF 92 0-2 46 F9 3 1B 28 SF8 1B	X FF 91 0-0 1-2 1B		C FC 85 B SL 80 C FF 89 F FF 89 F CU 74 X FF 90 1-2 ① F8		B FF 94 B CH 86 F FF 96 C SL 87 F SL 88 C FF 95 2-3 ① K		B ST 85 C SI 98 S FF 98 S FF 98 1-3 ② K		5	1	2	0	0	2	2
3 Dylan Carlson, S (1, 7) OBP: 0.389, SLG: 0.412	1 SAFE F FF 92 S FF 92 B FC 88 X SL 82 1-2 28 SF8 40 1B 1-2 1B	B CU 77 C SL 85 B FF 91 F FC 85 B FF 92 T FC 87 3-2 ③ K		B FC 86 F FF 90 B CU 74 B FF 89 B FF 88 4-1 28 FC6-4 BB		B SL 86 B CH 88 F FF 95 B FF 94 C SL 85 X SL 86 3-2 ② G3		C SI 98 C ST 83 S FF 98 0-3 ③ K		4	1	1	0	1	2	4
46 Paul Goldschmidt, R (1, 3) OBP: 0.500, SLG: 0.536	B CU 76 C FF 91 F FF 92 X FF 92 1-2 ① F9 2-3		C FC 84 B FF 90 C CH 83 F SL 83 X FF 91 1-2 28 HR 2B	B FC 85 C SL 79 S FC 83 X CU 76 1-2 ② F9		C FF 94 X FF 94 0-1 ③ G4-3			B SI 94 S SI 94 B SL 83 X SL 83 2-1 ① G1-3	5	1	1	0	0	0	3
28 Nolan Arenado, R (1, 5) OBP: 0.389, SLG: 0.485	F FC 87 S FF 92 F FF 92 F FF 93 B SL 84 X FF 93 1-2 ② SF8 1-2 3-H		B CU 78 X CH 84 1-0 2-H HR	C CU 74 F FF 89 F FF 90 F FF 91 B FF 91 D SL 82 X FF 90 2-2 ③ FC6-4 1-2f			B SI 98 B ST 83 B ST 83 B SI 97 4-0 40 G6-4-3 BB		B SL 84 X SL 83 1-0 27 E 27 1B 1B	3	1	2	3	1	0	1
40 Willson Contreras, R (1, 2) OBP: 0.296, SLG: 0.308	B FC 87 S FF 91 F FF 91 X FC 85 1-2 2-H 1B		C FF 91 C FF 90 S FC 85 0-3 ① K		C FF 95 X FF 95 0-1 ① L8		B SI 97 F SI 97 X SI 97 1-1 ①② G6-4-3 1-2f		B SI 95 C CH 92 C SL 83 B SL 84 B SI 95 S FF 95 3-3 ② K	5	0	1	1	0	2	2
27 Tyler O'Neill, R (1, 8) OBP: 0.286, SLG: 0.346	B FC 87 B FF 90 S FF 91 F FC 85 F FF 93 C FF 93 2-3 ③ K		B FF 90 B FC 85 C SL 83 B FF 90 B FC 85 4-1 18 HR BB		S SL 88 C SL 88 F FF 95 B SL 88 X FF 96 2-2 ② L8		B ST 84 F SI 96 B SI 97 B ST 82 X SI 96 3-1 ③ L4		B SL 82 X SI 95 1-0 1-3 E5 1B	4	1	1	0	1	1	1
55 Taylor Motter, R (1, 4) OBP: 0.429, SLG: 0.500		B CU 75 F FF 90 B SL 83 B SL 83 F FF 89 B FF 91 4-2 19 1B BB	C FF 90 F CU 77 1 SAFE B SL 81 F FF 90 X FC 87 1-2 ② F8		F SL 87 B FF 95 X SL 87 1-1 18 1B 1B			B ST 82 C SI 98 B ST 83 F SI 97 X ST 84 2-2 ① F6	C SL 84 F SL 84 C FF 95 0-3 ③ K	4	0	1	0	1	1	3
18 Jordan Walker, R (1, 9) OBP: 0.394, SLG: 0.613		B SL 84 C CU 76 1 SAFE F FF 92 D SL 84 B FF 92 S FC 86 3-3 ① K	X FF 91 0-0 1-H HR		C FF 94 B FF 95 B SL 85 X FF 95 2-1 1-2 1B			S SI 98 F SI 98 H ST 83 1-2 13 1B HBP		3	1	2	2	0	1	1
13 Juan Yepez, R (1, 10) OBP: 0.250, SLG: 0.250		B CU 76 C CU 77 X SL 83 1-1 ② F7	X FC 86 0-0 ③ G5-3		C FF 95 D SL 88 X SL 86 1-1 ③ L9			X SI 97 0-0 1-2 1B		4	0	1	0	0	0	3
Inning Stats	R: 2 E: 0 K: 1 S: 21 H: 3 LOB: 1 BB: 0 P: 27	R: 0 E: 0 K: 2 S: 11 H: 1 LOB: 2 BB: 1 P: 22	R: 4 E: 0 K: 1 S: 15 H: 3 LOB: 0 BB: 1 P: 22	R: 0 E: 0 K: 0 S: 14 H: 0 LOB: 1 BB: 1 P: 22	R: 0 E: 0 K: 0 S: 12 H: 2 LOB: 2 BB: 0 P: 18	R: 0 E: 0 K: 1 S: 9 H: 0 LOB: 0 BB: 0 P: 14	R: 0 E: 0 K: 0 S: 4 H: 0 LOB: 0 BB: 1 P: 12	R: 0 E: 0 K: 2 S: 12 H: 1 LOB: 2 BB: 0 P: 16	R: 0 E: 1 K: 2 S: 10 H: 2 LOB: 2 BB: 0 P: 17	1B: 9 2B: 1 3B: 0 HR: 2 SF: 1 SAC: 0 DP: 1 HBP: 1						

AB	37
R	6
H	12
RBI	6
BB	4
SO	9
LOB	20

WP: 0 PB: 0 SB: 0 CS: 0 PA: 43

PITCHER		IP	WLS	BF	H	R	ER	SO	BB	IBB	HBP	BLK	WP	HR	S	P	ERA	WHIP
52 Eric Lauer, L ERA: 7.71	(1, 1)	4.0	L	22	7	6	6	4	3	0	0	0	0	2	61	93	13.50	2.500
47 Gus Varland, R ERA:	(5, 1)	2.0		8	2	0	0	1	0	0	0	0	0	0	21	32	0.00	1.000
12 Javy Guerra, R ERA: 4.15	(7, 1)	2.0		8	1	0	0	2	1	0	1	0	0	0	16	28	0.00	1.000
31 Joel Payamps, R ERA: 2.7	(9, 1)	1.0		5	2	0	0	2	0	0	0	0	0	0	10	17	0.00	2.000

PITCHER	IP	WLS	BF	H	R	ER	SO	BB	IBB	HBP	BLK	WP	HR	S	P	ERA	WHIP

Batter	1	2	3	4	5	6	7	8	9	AB	R	H	RBI	BB	SO	LOB
10 Mike Brosseau, R (1, 5) OBP: 0.273, SLG: 0.200	B SI 92 X FF 92 1-0 ① F6		X CU 81 0-0 27 BB, 2-3 1B		C CU 81 B CH 83 F CU 81 B SI 92 S SI 94 2-3 ③ K			B FF 94 F FF 96 B FF 96 C FF 95 X CU 77 2-2 ② G2-3		4	0	1	0	0	1	1
27 Willy Adames, R (1, 6) OBP: 0.382, SLG: 0.393	B SI 93 C FF 93 B CU 80 C FF 93 X CH 84 2-2 ② F7		B FF 94 B FF 94 C FF 92 B FF 94 F FF 93 D CU 82 4-2 1-2 BB			B CU 78 F FC 88 S FC 87 F FF 93 C SI 94 1-3 ① K		B CU 76 X FF 94 1-0 24 BB, 22 1B, 1B		3	0	1	0	1	1	0
22 Christian Yelich, L (1, 7) OBP: 0.351, SLG: 0.233 2 Brice Turang, L (9, 4) OBP: 0.435, SLG: 0.526	B FF 94 S FF 94 S FF 95 F FF 94 X SI 94 1-2 ③ G6-3		D SI 94 B FF 94 F SI 94 X SI 94 2-1 ③ G4-3			C SI 93 B FF 94 X SI 92 1-1 ② P1		C FF 94 B CU 76 B CU 76 C FF 94 X FF 97 2-2 24 BB, 1-2 1B		4 0	0 0	1 0	0 0	0 0	0 0	3 0
24 William Contreras, R (1, 10) OBP: 0.360, SLG: 0.273		C SI 92 C FF 93 B SI 93 S CU 81 1-3 ① K		B CU 79 S CU 79 F FF 92 B FF 93 F CH 84 S CH 84 2-3 ① K		X FF 93 0-0 1B		B CU 76 B CU 76 C FF 94 F FF 94 F CU 77 B FF 96 F FF 96 B CU 78 4-2 1-2, 2-3 BB		3	0	1	0	1	2	0
45 Luke Voit, R (1, 3) OBP: 0.154, SLG: 0.154		B SI 94 X SI 94 1-0 ② F9		F SI 93 S FF 93 B CU 82 B CH 85 S CH 84 2-3 ② K		F CH 84 F CU 81 S CH 84 0-3 ③ K		F CU 79 F FF 95 S CU 78 0-3 ③ K		4	0	0	0	0	3	4
9 Brian Anderson, R (1, 9) OBP: 0.516, SLG: 0.833		B SI 94 X SI 93 1-0 ③ G6-3		F SI 94 B FF 94 S CH 84 F SI 95 B CU 82 S CH 86 2-3 ③ K			B SI 91 B SI 92 C SI 91 F FF 91 X SI 92 2-2 ① G3-1		C SI 93 F CH 89 B FF 95 S FF 96 1-3 ① K	4	0	0	0	0	2	0
6 Owen Miller, R (1, 4) OBP: 0.333, SLG: 0.250 (9, 7)			C SI 91 S CH 84 B CU 81 C SI 94 1-3 ① K		C CU 79 F CU 79 B CU 80 B CH 84 X SI 92 2-2 ① G1-3		B CH 84 X FF 92 1-0 ② G4-3		B FF 97 X FF 95 1-0 ② F9	4	0	0	0	0	1	0
28 Joey Wiemer, R (1, 8) OBP: 0.407, SLG: 0.542			B CH 85 B CH 84 B FF 94 C FF 93 X SI 94 3-1 10 1B, 2B		X FF 93 0-0 ② P2		B FF 94 X FF 93 1-0 ③ F9		X SI 95 0-0 ③ G3	4	0	1	0	0	0	0
7 Victor Caratini, S (1, 2) OBP: 0.333, SLG: 0.200			B CU 80 C CH 83 B FF 94 F FF 93 S SI 94 2-3 ② K		B SI 92 B CH 84 C FF 92 B SI 93 F FF 94 B FF 94 4-2 BB			C FF 94 B CU 76 X FF 95 1-1 ① L6		2	0	0	0	1	1	1
Inning Stats	R: 0 E: 0 K: 0 S: 8 H: 0 LOB: 0 BB: 0 P: 12	R: 0 E: 0 K: 1 S: 5 H: 0 LOB: 0 BB: 0 P: 8	R: 0 E: 0 K: 2 S: 13 H: 2 LOB: 3 BB: 1 P: 25	R: 0 E: 0 K: 3 S: 11 H: 0 LOB: 0 BB: 0 P: 17	R: 0 E: 0 K: 1 S: 9 H: 0 LOB: 1 BB: 1 P: 17	R: 0 E: 0 K: 2 S: 10 H: 1 LOB: 1 BB: 0 P: 12	R: 0 E: 0 K: 0 S: 5 H: 0 LOB: 0 BB: 0 P: 9	R: 0 E: 0 K: 1 S: 16 H: 2 LOB: 3 BB: 1 P: 26	R: 0 E: 0 K: 1 S: 5 H: 0 LOB: 0 BB: 0 P: 7	1B: 4 2B: 1 3B: 0 HR: 0 SF: 0 SAC: 0 DP: 0 HBP: 0						

PITCHER		IP	WLS	BF	H	R	ER	SO	BB	IBB	HBP	BLK	WP	HR	S	P	ERA	WHIP
47 Jordan Montgomery, L ERA: 2.25	(1, 1)	7.0	W	26	3	0	0	9	2	0	0	0	0	0	61	100	0.00	0.714
57 Zack Thompson, L ERA:	(8, 1)	1.0		6	2	0	0	1	1	0	0	0	0	0	16	26	0.00	3.000
34 Drew VerHagen, R ERA:	(9, 1)	1.0		3	0	0	0	1	0	0	0	0	0	0	5	7	0.00	0.000

PITCHER	IP	WLS	BF	H	R	ER	SO	BB	IBB	HBP	BLK	WP	HR	S	P	ERA	WHIP

BOTTOM

St. Louis Cardinals @ Milwaukee Brewers

American Family Field, Milwaukee, WI

Sat Apr 08 2023, 6:12 PM - 8:44 PM CDT

Att. 43,077 - Roof Closed - 65 F

livebaseballscorecards.com

AB	32
R	0
H	5
RBI	0
BB	3
SO	11
LOB	9

Batter	1	2	3	4	5	6	7	8	9	AB	R	H	RBI	BB	SO	LOB
33 Brendan Donovan, L (1, 4) OBP: 0.273, SLG: 0.433	C FF 93 B FF 94 X CH 90 1-1 ① G4-3		C FF 93 F CH 89 1 SAFE S FF 95 0-3 ② K		F CU 76 S CH 89 X CU 72 0-2 ① G4-3		C SL 79 B CH 82 S CH 82 B SL 80 X SL 78 2-2 ② G1-3	C ST 78 F SI 87 B FF 88 B SI 88 S CH 79 2-3 ③ K		4	0	0	0	0	1	1
55 Taylor Motter, R (8, PH) OBP: 0.375, SLG: 0.429 (8, 4)										1	0	0	0	0	1	3
41 Alec Burleson, L (1, 7) OBP: 0.375, SLG: 0.591	C CU 78 X FF 93 0-1 ② F8		F SL 81 T FF 96 B CH 89 D CU 77 F SL 81 F CU 77 F FF 97 B SL 80 F FF 95 3-2 F FF 86 F FF 96 CI 46 FC6-4 1-2		F FF 94 B FF 96 X CH 91 1-1 46 F8 2B		B FF 92 B SI 89 B FF 92 C SI 89 C SI 89 B CH 80 4-2 46 1B BB		C CH 84 F CH 85 B FC 92 X CH 85 1-2 ① L9	3	0	1	0	1	0	0
46 Paul Goldschmidt, R (1, 3) OBP: 0.463, SLG: 0.485	B FF 96 B SL 81 F FF 95 F FF 96 X SL 81 2-2 ③ P6		B SL 84 B CH 90 X SL 83 2-0 ③ FC6-4 1-2f		C FF 96 B FF 95 C SL 82 X FF 96 1-2 ② F8 2-3		B FF 91 X SL 80 1-0 1-2 1B		B FF 95 B FF 95 C CH 84 B CH 85 C FF 93 S FF 94 3-3 ② K	5	0	1	0	0	1	3
28 Nolan Arenado, R (1, 10) OBP: 0.390, SLG: 0.459		C CU 79 F SL 82 X SL 81 0-2 ① F7		X SL 81 0-0 16 BB 18 1B 1B	B SL 82 B CH 89 B CH 90 C SL 82 B FF 95 4-1 BB		B FF 92 C SI 91 S CH 84 B FF 93 S SL 80 2-3 ③ K		B FF 94 C FF 94 C CH 86 X FF 94 1-2 ③ F9	4	1	1	0	1	1	2
27 Tyler O'Neill, R (1, 8) OBP: 0.313, SLG: 0.367		C SL 80 B FF 94 X FF 95 1-1 1B		C FF 97 C FF 96 D SL 81 S SL 82 1-3 ① K	C FF 98 S FF 95 F FF 96 B CH 88 B FF 96 S SL 82 2-3 ③ K			B CU 77 S FF 94 X FF 94 1-1 18 BB 16 BB 1B		4	0	2	0	0	2	3
16 Nolan Gorman, L (1, 5) OBP: 0.483, SLG: 0.636		X FF 94 0-0 ② L7		B FF 96 S SL 82 B FF 96 B CH 90 B FF 95 4-1 18 1B 1-2 BB		X FF 95 0-0 ① L7		B FF 94 B CU 77 1 SAFE C FF 94 B FF 94 C FF 95 F CU 78 B FF 94 4-2 18 BB 1-2 BB		2	0	0	0	2	0	1
18 Jordan Walker, R (1, 9) OBP: 0.405, SLG: 0.588		B FF 97 C FF 94 B SL 82 C SL 81 X FF 97 2-2 ③ G5-3		B FF 98 X SL 82 1-0 1-2 2-H 1B		B CU 77 C SL 82 F CU 76 B FF 97 F FF 97 F CH 89 B SL 81 C FF 96 3-3 ② K		C FF 95 S FF 96 B CU 78 F FF 95 F FF 95 B CU 79 B FF 95 B FF 96 4-2 1-2 2-3 BB		3	0	1	1	1	1	1
7 Andrew Knizner, R (1, 2) OBP: 0.100, SLG: 0.100 40 Willson Contreras, R (8, PH) OBP: 0.286, SLG: 0.296 (8, 2)			C FF 96 B SL 82 S FF 94 B FF 94 S SL 82 2-3 ① K	B CU 79 C SL 81 C FF 96 B SL 83 S CH 91 2-3 ② K		C FF 96 F FF 95 B FF 96 C SL 80 1-3 ③ K		B FF 94 B FF 94 C SI 94 S CU 78 F FF 95 S FF 94 2-3 ① K		3	0	0	0	0	3	2
										1	0	0	0	0	1	3
19 Tommy Edman, S (1, 6) OBP: 0.333, SLG: 0.250			C CU 77 F CH 91 B CU 77 B FF 94 B CH 90 B FF 93 4-2 41 CI BB	X CU 78 0-0 ③ L7			C FF 90 X SI 89 0-1 ① G5-3	B SI 94 B FF 94 C FF 95 B CU 78 X FF 95 3-1 ② F7		3	0	0	0	1	0	5
Inning Stats	R: 0 H: 0 E: 0 LOB: 0 K: 0 BB: 0 S: 7 P: 10	R: 0 H: 1 E: 0 LOB: 1 K: 0 BB: 0 S: 9 P: 12	R: 0 H: 0 E: 1 LOB: 2 K: 2 BB: 1 S: 17 P: 28	R: 1 H: 2 E: 0 LOB: 2 K: 2 BB: 1 S: 10 P: 18	R: 0 H: 1 E: 0 LOB: 2 K: 1 BB: 1 S: 13 P: 21	R: 0 H: 0 E: 0 LOB: 0 K: 2 BB: 0 S: 9 P: 13	R: 0 H: 1 E: 0 LOB: 2 K: 1 BB: 1 S: 11 P: 20	R: 0 H: 1 E: 0 LOB: 3 K: 2 BB: 2 S: 18 P: 34	R: 0 H: 0 E: 0 LOB: 0 K: 1 BB: 0 S: 9 P: 14	1B: 5 SF: 0 2B: 1 SAC: 0 3B: 0 DP: 0 HR: 0 HBP: 0						

TOP

St. Louis Cardinals @ Milwaukee Brewers

American Family Field, Milwaukee, WI

Sun Apr 09 2023, 1:11 PM - 4:00 PM CDT

Att. 27,701 - Sunny - 63 F

livebaseballscorecards.com

AB	33
R	1
H	6
RBI	1
BB	6
SO	11
LOB	24

PITCHER		IP	WLS	BF	H	R	ER	SO	BB	IBB	HBP	BLK	WP	HR	S	P	ERA	WHIP
51 Freddy Peralta, R ERA: 0.75	(1, 1)	6.0	W	26	4	1	1	7	3	0	0	0	0	0	65	102	1.50	1.167
32 Peter Strzelecki, R ERA:	(7, 1)	1.0	H	5	1	0	0	1	1	0	0	0	0	0	11	20	0.00	2.000
21 Matt Bush, R ERA:	(8, 1)	0.2		5	1	0	0	1	2	0	0	0	0	0	15	29	0.00	4.500
55 Hoby Milner, L ERA:	(8, 1)	0.1	H	1	0	0	0	1	0	0	0	0	0	0	3	5	0.00	0.000
38 Devin Williams, R ERA:	(9, 1)	1.0		3	0	0	0	1	0	0	0	0	0	0	9	14	0.00	0.000

PITCHER	IP	WLS	BF	H	R	ER	SO	BB	IBB	HBP	BLK	WP	HR	S	P	ERA	WHIP

Batter	1	2	3	4	5	6	7	8	9	AB	R	H	RBI	BB	SO	LOB
22 Christian Yelich, L (1, 7) OBP: 0.381, SLG: 0.371	C SI 91 B CU 76 S ST 82 F SI 93 F ST 82 B CH 87 X FF 94 2-2 33 HBP 1B		B FF 91 C FF 92 X CH 85 1-1 27 2B 1-2 1B		C SI 92 F FF 90 C SI 92 0-3 ① K		X FF 96 0-0 HR	X FF 98 0-0 ③ F8		5	2	3	1	0	1	1
33 Jesse Winker, L (1, 10) OBP: 0.387, SLG: 0.385	C SI 92 B SI 91 S CH 85 B ST 82 H ST 81 3-2 11 G5-6-3 1-2 HBP		B CU 75 C CU 74 S FF 92 D CU 76 F SI 92 F FF 94 B CH 86 X SI 93 3-2 ② F9 2-3		C ST 82 B FF 93 X SI 91 1-1 ② G3		C CU 76 B CU 75 F FF 96 F SL 85 X CU 75 1-2 11 WP 27 1B 11 2B 1B			3	1	1	0	0	0	2
27 Willy Adames, R (1, 6) OBP: 0.421, SLG: 0.563	C SI 91 B SI 92 B ST 82 F SI 92 F SI 92 T ST 82 2-2 ① K		F SL 84 X SI 92 0-1 1-H 3-H 2B		S SI 92 B CU 76 B ST 82 X SI 93 2-1 HR		B FF 94 X CU 73 1-0 11 WP 11 2B 1-2 1B			4	2	3	3	0	1	2
11 Rowdy Tellez, L (1, 3) OBP: 0.267, SLG: 0.320	C CU 74 X SI 91 0-1 ②③ G5-6-3 1-2f		B CH 86 X SI 92 1-0 ③ L8		S FF 94 B FC 87 B CU 78 C SI 95 B FC 88 X FC 85 3-2 ③ G3		C FF 95 B CU 75 B CU 75 B FF 95 X FF 96 3-1 1-H 2-H 2B			4	0	1	2	0	0	3
24 William Contreras, R (1, 2) OBP: 0.379, SLG: 0.346		C ST 81 B SI 90 B SI 92 X SI 92 2-1 ① G5-3		C SI 91 B SI 91 X ST 82 1-1 2 1B 1B		C CU 78 X FF 94 0-1 5 G3 2B	B SI 97 B SL 82 X SI 95 2-0 ② F7			4	0	2	0	0	0	1
5 Garrett Mitchell, L (1, 8) OBP: 0.333, SLG: 0.714		C FF 92 C FF 91 F CU 75 B CH 86 S FF 94 1-3 ② K		S ST 82 C SI 91 B CU 74 1 SAFE C SI 92 1-3 ① K		B FF 94 C CU 77 X CU 77 1-1 ① G3 2-3	C SL 83 C SL 81 B FS 90 S FF 99 1-3 ③ K			4	0	0	0	0	3	3
9 Brian Anderson, R (1, 5) OBP: 0.486, SLG: 0.741		B SI 93 S SI 91 B SI 92 C SI 91 B CH 86 X SI 92 3-2 ③ G6-3		C SI 92 F ST 83 B SI 92 F CU 73 F ST 82 S ST 82 1-3 ② K		F FF 96 B CU 75 F CU 78 S FF 96 1-3 ② K		B FF 98 B FF 99 S FF 99 B FF 98 F FF 100 F FF 99 B FF 100 4-2 BB		3	0	0	0	1	2	2
2 Brice Turang, L (1, 4) OBP: 0.407, SLG: 0.478			C SI 90 B CU 75 F SI 92 X CU 76 1-2 ① G6-3	F SI 92 B CU 74 C SI 91 1 SAFE X FF 94 1-2 1-3 1B		C CU 77 X FF 96 0-1 ③ G6-3		T FF 99 S FF 100 C FF 101 0-3 ① K		4	0	1	0	0	1	2
28 Joey Wiemer, R (1, 9) OBP: 0.387, SLG: 0.481			B SI 93 C ST 82 B ST 81 B CU 75 B SI 92 4-1 33 F9 22 1B 27 2B BB	X ST 83 0-0 ③ G6-3			C FF 96 F CU 76 B SL 88 S FF 95 1-3 ① K	F FF 100 B FF 99 C FF 100 B SL 90 S SL 89 2-3 ② K		3	1	0	0	1	2	3
Inning Stats	R: 0 E: 0 K: 1 S: 13 H: 1 LOB: 1 BB: 0 P: 20	R: 0 E: 0 K: 1 S: 9 H: 0 LOB: 0 BB: 0 P: 15	R: 2 E: 0 K: 0 S: 14 H: 2 LOB: 1 BB: 1 P: 24	R: 0 E: 0 K: 2 S: 14 H: 2 LOB: 2 BB: 0 P: 18	R: 1 E: 0 K: 1 S: 10 H: 1 LOB: 0 BB: 0 P: 16	R: 0 E: 0 K: 1 S: 9 H: 1 LOB: 1 BB: 0 P: 11	R: 3 E: 0 K: 2 S: 15 H: 4 LOB: 1 BB: 0 P: 24	R: 0 E: 0 K: 2 S: 10 H: 0 LOB: 1 BB: 1 P: 16		1B: 6 2B: 3 3B: 0 HR: 2 SF: 0 SAC: 0 DP: 1 HBP: 1		WP: 1 PB: 0 SB: 0 CS: 0 PA: 37		

PITCHER		IP	WLS	BF	H	R	ER	SO	BB	IBB	HBP	BLK	WP	HR	S	P	ERA	WHIP
44 Jake Woodford, R ERA: 9.0	(1, 1)	4.2	L	21	6	3	3	5	1	0	1	0	0	1	57	87	5.79	1.500
92 Génesis Cabrera, L ERA:	(5, 1)	0.2		3	1	0	0	0	0	0	0	0	0	0	7	11	0.00	1.500
53 Andre Pallante, R ERA: 8.44	(6, 1)	1.0		7	4	3	3	2	0	0	0	0	1	1	16	23	27.00	4.000
12 Jordan Hicks, R ERA: 10.8	(7, 1)	0.2		2	0	0	0	1	0	0	0	0	0	0	4	7	0.00	0.000
56 Ryan Helsley, R ERA: 4.91	(8, 1)	1.0		4	0	0	0	2	1	0	0	0	0	0	10	16	0.00	1.000

PITCHER	IP	WLS	BF	H	R	ER	SO	BB	IBB	HBP	BLK	WP	HR	S	P	ERA	WHIP

BOTTOM

St. Louis Cardinals @ Milwaukee Brewers

American Family Field, Milwaukee, WI

Sun Apr 09 2023, 1:11 PM - 4:00 PM CDT

Att. 27,701 - Sunny - 63 F

livebaseballscorecards.com

AB	34
R	6
H	11
RBI	6
BB	2
SO	10
LOB	19

Batter	1	2	3	4	5	6	7	8	9	AB	R	H	RBI	BB	SO	LOB
22 Christian Yelich, L (1, 7) OBP: 0.348, SLG: 0.333	F FF 94 S CH 87 B KC 82 X CH 86 1-2 ① G4-3		C FF 94 B CH 86 C CH 87 S KC 82 1-3 ② K2-3			S FC 89 B CH 86 F KC 82 B KC 81 F KC 81 B KC 82 S CH 85 3-3 ② K			C FF 92 F SI 92 B FF 93 F SL 84 B SL 86 S SL 84 2-3 ② K	4	0	0	0	0	3	0
27 Willy Adames, R (1, 6) OBP: 0.381, SLG: 0.500	F FF 94 F CH 88 X CH 87 0-2 ② G6-3		X FF 93 0-0 ③ F8			C KC 82 X FF 93 0-1 ③ F9			B FF 92 B SI 91 S CH 86 S SL 85 S SL 84 2-3 ③ K	4	0	0	0	0	1	0
11 Rowdy Tellez, L (1, 3) OBP: 0.242, SLG: 0.286	C FF 95 B FF 95 F KC 83 B KC 83 X CH 87 2-2 ③ G4-3			C FF 92 B FF 92 B FF 93 F KC 81 S KC 81 2-3 ① K			S CH 84 B CH 84 B FF 93 C FF 92 2-2 ① K			3	0	0	0	0	2	0
24 William Contreras, R (1, 2) OBP: 0.375, SLG: 0.345		B KC 80 B FF 93 B KC 81 C FF 93 X FF 94 3-1 45 WP 5 BB 1B		C FC 89 X KC 81 0-1 ② G4-3			C FC 88 B KC 81 C FC 89 S CH 86 1-3 ② K			3	0	1	0	0	1	0
9 Brian Anderson, R (1, 5) OBP: 0.447, SLG: 0.667		B FC 88 1 SAFE C FF 94 B CH 86 B KC 81 C KC 82 C KC 81 3-3 ① K		C FF 92 B FC 89 F CH 87 B CH 87 C FC 90 2-3 ③ K			X FF 92 0-0 ③ P3			3	0	0	0	0	2	1
5 Garrett Mitchell, L (1, 8) OBP: 0.364, SLG: 0.700		1 SAFE B CH 87 C FF 94 S KC 82 1 SAFE D KC 83 B KC 83 F FF 94 B FF 95 4-2 45 WP 1-2 BB			C FF 91 B CH 84 B FC 88 X FF 93 2-1 45 G6-4-3 1B			C FF 94 F FS 87 B FS 89 B FF 94 B SL 87 C SL 87 3-3 ① K		2	0	1	0	1	1	0
45 Luke Voit, R (1, 10) OBP: 0.125, SLG: 0.125		S FC 90 S KC 82 B KC 82 B CH 88 S KC 83 2-3 ② K 1-2 2-3			C FC 89 X KC 80 0-1 ①② G6-4-3 1-2f			S SL 87 B FF 95 B FS 87 X SL 87 2-1 ② G1-3		3	0	0	0	0	1	3
2 Brice Turang, L (1, 4) OBP: 0.400, SLG: 0.462		C KC 82 S CH 87 D KC 82 S KC 83 1-3 ③ K			X FF 92 0-0 28 CS 1B			S SL 88 B SL 89 S FS 87 B FS 88 B SL 86 X FF 95 3-2 ③ F7		3	0	1	0	0	1	2
28 Joey Wiemer, R (1, 9) OBP: 0.353, SLG: 0.433			C KC 81 B FC 89 S KC 82 S KC 82 1-3 ① K		D FC 89 1 SAFE S KC 82 C KC 81 1-2 ③ CS 1-2	B KC 81 S KC 80 F KC 80 B KC 81 F KC 80 F KC 81 B CH 86 C KC 81 3-3 ① K			C SI 90 C SI 92 S SL 84 0-3 ① K	3	0	0	0	0	3	0
Inning Stats	R: 0 E: 0 K: 0 S: 9 H: 0 LOB: 0 BB: 0 P: 12	R: 0 E: 0 K: 3 S: 14 H: 1 LOB: 2 BB: 1 P: 27	R: 0 E: 0 K: 2 S: 7 H: 0 LOB: 0 BB: 0 P: 9	R: 0 E: 0 K: 2 S: 8 H: 0 LOB: 0 BB: 0 P: 12	R: 0 E: 0 K: 0 S: 7 H: 2 LOB: 0 BB: 0 P: 10	R: 0 E: 0 K: 2 S: 11 H: 0 LOB: 0 BB: 0 P: 17	R: 0 E: 0 K: 2 S: 6 H: 0 LOB: 0 BB: 0 P: 9	R: 0 E: 0 K: 1 S: 8 H: 0 LOB: 0 BB: 0 P: 16	R: 0 E: 0 K: 3 S: 10 H: 0 LOB: 0 BB: 0 P: 14	1B: 3 2B: 0 3B: 0 HR: 0	SF: 0 SAC: 0 DP: 1 HBP: 0	WP: 1 PB: 0 SB: 0 CS: 1	PA: 30			

TOP

Milwaukee Brewers @ Arizona Diamondbacks

Chase Field, Phoenix, AZ

Mon Apr 10 2023, 6:42 PM - 8:53 PM MST

Att. 12,681 - Clear - 94 F

livebaseballscorecards.com

AB	28
R	0
H	3
RBI	0
BB	1
SO	15
LOB	6

PITCHER		IP	WLS	BF	H	R	ER	SO	BB	IBB	HBP	BLK	WP	HR	S	P	ERA	WHIP
23 Zac Gallen, R ERA: 4.58	(1, 1)	7.0	W	23	3	0	0	11	1	0	0	0	1	0	62	96	0.00	0.571
30 Scott McGough, R ERA: 8.1	(8, 1)	1.0	H	3	0	0	0	1	0	0	0	0	0	0	8	16	0.00	0.000
57 Andrew Chafin, L ERA:	(9, 1)	1.0	S	3	0	0	0	3	0	0	0	0	0	0	10	14	0.00	0.000

PITCHER	IP	WLS	BF	H	R	ER	SO	BB	IBB	HBP	BLK	WP	HR	S	P	ERA	WHIP

BOTTOM

Milwaukee Brewers @ Arizona Diamondbacks
Chase Field, Phoenix, AZ
Mon Apr 10 2023, 6:42 PM - 8:53 PM MST
Att. 12,681 - Clear - 94 F

livebaseballscorecards.com

Batter	1	2	3	4	5	6	7	8	9	AB	R	H	RBI	BB	SO	LOB
4 Ketel Marte, S (1, 4) OBP: 0.310, SLG: 0.500	C FF 88 B CH 82 B CH 82 C FC 84 X FF 91 2-2 10 1B 2B		S CH 82 F CH 82 B CH 83 X CH 82 1-2 10 BB 1B		B FC 84 C FC 83 B FC 86 B FF 90 C FC 85 B CH 82 4-2 53 HR BB		B FC 86 F SI 93 B FC 86 F FC 87 C FF 95 2-3 ①			3	2	2	0	1	1	0
10 Josh Rojas, L (1, 10) OBP: 0.433, SLG: 0.519	X FC 86 0-0 53 G6-4-3 12 E 2-H 1B		1 SAFE B FF 90 B FC 86 B FC 87 B FC 87 4-0 1-2 BB		C FC 87 S SL 78 C FF 91 0-3 ①		B SI 94 F FC 87 C SI 93 B CU 79 S CU 78 2-3 ②			3	0	1	1	1	2	1
12 Lourdes Gurriel Jr., R (1, 7) OBP: 0.238, SLG: 0.282 7 Corbin Carroll, L (9, 7) OBP: 0.268, SLG: 0.425	B FC 87 C FC 86 X CH 83 1-1 FC6 53 G6-4-3 1-2		B FC 85 C FC 87 X CH 83 1-1 ② L9		B FC 86 B FC 83 S CH 82 C FF 90 B CH 83 X FF 91 3-2 ② F8		C FC 87 B SI 94 S CU 79 X FF 95 1-2 ③ G3-1			4 0	0 0	0 0	0 0	0 0	0 0	4 0
53 Christian Walker, R (1, 3) OBP: 0.244, SLG: 0.366	C FC 85 X CH 84 0-1 ① ② G6-4-3 1-2f 2-3		B FC 87 F FC 85 B CH 84 X CH 83 2-1 ③ G5-3		B FF 90 S FC 85 X FC 85 1-1 1-H HR			T ST 82 S FF 98 B ST 82 B ST 84 F FF 98 B ST 85 X ST 83 3-2 ① P2		4	1	1	2	0	0	4
3 Evan Longoria, R (1, 5) OBP: 0.474, SLG: 0.882	C FC 85 C FC 86 B CH 83 F FC 85 B FF 92 F FC 85 X CH 83 2-2 ③ G6-3			C FF 89 B CH 83 B CH 83 F FC 86 F FF 92 B CH 83 3-2 14 13 FC4-6 1B BB	C FC 87 X CH 83 0-1 ③ F4			F SI 98 C FF 98 B ST 83 X ST 84 1-2 13 1B 1B		3	0	1	0	1	0	1
31 Jake McCarthy, L (1, 9) OBP: 0.289, SLG: 0.294		B FC 85 X FC 85 1-0 ① G5-3		B SL 80 B SL 80 C FF 90 F FC 88 S SL 78 2-3 ① K		C FC 87 B FC 87 B SI 94 F SI 93 S CU 79 2-3 ① K		B SL 90 X SI 96 1-0 ② L9		4	0	0	0	0	2	2
13 Nick Ahmed, R (1, 6) OBP: 0.400, SLG: 0.480		B FC 84 C CH 82 X CH 82 1-1 ② G5-3		F FF 90 F CH 82 X CH 82 0-2 14 FC4-6 1-2 1B		C SI 93 B FC 89 C FC 88 F SI 94 B FF 95 X SI 95 2-2 14 G4-3 2B		C ST 83 X ST 83 0-1 14 FC1-4 1-2 1B		4	0	3	0	0	0	0
14 Gabriel Moreno, R (1, 2) OBP: 0.200, SLG: 0.310		C FC 84 C FF 90 F FC 85 S FF 90 0-3 ③ K		C FC 85 B FF 90 F FF 90 F FF 91 F FF 90 D CH 84 X CH 84 2-2 ② FC4-6 1-2f 2-3		S FF 94 B FF 95 X FC 87 1-1 ② G4-3 2-3		F FF 97 B ST 82 F ST 82 D ST 82 X SI 98 2-2 ③ FC1-4 1-2f		4	0	0	0	0	1	5
5 Alek Thomas, L (1, 8) OBP: 0.281, SLG: 0.250			B FF 89 F FC 85 S SL 78 X SL 78 1-2 ① G3	F SL 80 X SL 80 1-1 ③ F8		C SI 94 B FC 88 B FC 89 T FC 87 F CU 80 X SI 94 2-2 ③ F7				3	0	0	0	0	0	3
Inning Stats	R: 1 E: 1 K: 0 S: 13 H: 2 LOB: 1 BB: 0 P: 18	R: 0 E: 0 K: 1 S: 7 H: 0 LOB: 0 BB: 0 P: 9	R: 0 E: 0 K: 0 S: 10 H: 1 LOB: 2 BB: 1 P: 19	R: 0 E: 0 K: 1 S: 16 H: 1 LOB: 2 BB: 1 P: 24	R: 2 E: 0 K: 1 S: 12 H: 1 LOB: 0 BB: 1 P: 20	R: 0 E: 0 K: 1 S: 13 H: 1 LOB: 1 BB: 0 P: 20	R: 0 E: 0 K: 2 S: 9 H: 0 LOB: 0 BB: 0 P: 14	R: 0 E: 0 K: 0 S: 13 H: 2 LOB: 2 BB: 0 P: 20		1B: 5 2B: 2 3B: 0 HR: 1 SF: 0 SAC: 0 DP: 1 HBP: 0				WP: 0 PB: 0 SB: 0 CS: 0 PA: 35		

	AB	32
	R	3
	H	8
	RBI	3
	BB	3
	SO	6
	LOB	20

PITCHER		IP	WLS	BF	H	R	ER	SO	BB	IBB	HBP	BLK	WP	HR	S	P	ERA	WHIP
20 Wade Miley, L ERA: 2.45	(1, 1)	5.0	L	23	5	3	3	3	3	0	0	0	0	1	58	90	5.40	1.600
46 Bryse Wilson, R ERA:	(6, 1)	2.0		7	1	0	0	3	0	0	0	0	0	0	22	34	0.00	0.500
12 Javy Guerra, R ERA: 3.38	(8, 1)	1.0		5	2	0	0	0	0	0	0	0	0	0	13	20	0.00	2.000

PITCHER	IP	WLS	BF	H	R	ER	SO	BB	IBB	HBP	BLK	WP	HR	S	P	ERA	WHIP

Batter	1	2	3	4	5	6	7	8	9	AB	R	H	RBI	BB	SO	LOB
22 Christian Yelich, L (1, 10) OBP: 0.333, SLG: 0.318	C FF 92 B FF 92 B CH 90 F FC 91 F FC 92 B FF 94 C FF 94 3-3 ① K		S CH 89 S CH 89 B CU 83 B FF 94 S CH 89 2-3 ③ K			F FC 92 C FF 93 B CH 90 S CU 84 1-3 ③ K	C SL 85 B SL 85 X FF 92 1-1 ③ G4-3		X SI 99 0-0 27 G4-3 1B	5	0	1	0	0	3	1
27 Willy Adames, R (1, 6) OBP: 0.383, SLG: 0.550	B FC 94 F FC 92 B SI 94 B SI 94 F FF 93 B FF 94 4-2 11 G1-3 BB			X SI 92 0-0 ① G5-3			C FC 91 X SI 92 0-1 HR	S CU 85 B CU 84 C CU 85 B CU 85 B CH 88 X FF 96 3-2 ① G6-3	D FC 94 X SI 97 1-0 ②③ G4-3 1-2f	4	1	1	1	1	0	1
11 Rowdy Tellez, L (1, 3) OBP: 0.270, SLG: 0.387	C CU 83 X CH 89 0-1 ② G1-3 1-2			C FF 91 F FC 91 B CH 88 X FF 92 1-2 ② L8			F CU 82 B CH 88 B FC 91 B CH 88 B FC 92 4-1 5 1B 9 BB 7 BB BB	C FF 95 B CH 89 X CH 89 1-1 HR		3	2	1	1	1	0	1
9 Brian Anderson, R (1, 9) OBP: 0.429, SLG: 0.606	B FF 94 F FC 92 X SI 94 1-1 ③ G4-3			C FC 91 S CH 89 X FC 92 0-2 ③ F9			F FC 89 B FC 89 B CU 83 F CU 82 B CU 82 B FC 89 4-2 7 BB 5 1B 28 G4-3 1-2 BB	C FF 96 T FF 96 X CU 86 0-2 ② G4-3		3	1	0	0	1	0	1
5 Garrett Mitchell, L (1, 8) OBP: 0.378, SLG: 0.676		B CH 88 S CH 88 B CH 88 F CU 83 B CH 89 C FC 93 3-3 ① K			C FF 91 F FC 90 B CH 88 X CU 81 1-2 ① G3-1		F SI 96 X CH 91 0-1 28 G4-3 7 BB 10 2B 1B 1-2 2-3	B CU 85 S CU 86 X CU 86 1-1 7 1B 1B		4	1	2	0	0	1	0
7 Victor Caratini, S (1, 2) OBP: 0.438, SLG: 0.250		C FF 92 C FC 92 B FC 93 X FF 94 1-2 ② G5-3			B CH 88 H FC 92 2-0 2 G4-6-3 HBP		B SL 85 B CH 92 B CH 91 C SI 97 B SI 96 4-1 28 G4-3 10 2B BB 1-2 2-3 3-H	C FF 95 X FF 96 0-1 1-2 1B		2	1	1	1	1	0	0
2 Brice Turang, L (1, 4) OBP: 0.353, SLG: 0.400		C CU 83 B CH 88 T CH 89 B CU 85 B CH 89 S CU 84 3-3 ③ K			C CH 88 X CH 88 0-1 ②③ G4-6-3 1-2f		F SI 98 B CH 90 X CH 92 1-1 ① P5	B CU 86 C FF 96 B CH 89 B CU 86 F FF 96 T FF 96 3-2 ③ K		4	0	0	0	0	2	6
28 Joey Wiemer, R (1, 7) OBP: 0.342, SLG: 0.394			C FC 90 B FC 91 T CU 82 F CU 83 B FC 91 B SI 93 3-2 10 CS 10 S BB			F CU 79 F FC 90 B CH 88 F CU 81 X SI 92 1-2 ① G5-3	S SL 83 B SL 85 X SI 96 1-1 ② G4-3 1-2 2-3 3-H		F SI 98 C FC 93 F FC 92 S FC 93 0-3 ① K	3	0	0	1	1	1	2
10 Mike Brosseau, R (1, 5) OBP: 0.333, SLG: 0.571			B FC 91 S SI 92 B FC 91 C CU 83 B CH 89 S CU 83 3-3 ①② K 1-3			B FC 91 B CU 82 B SI 92 C FC 91 S CU 84 F CH 89 F FF 94 F SI 90 S CU 84 3-3 ② K	C SI 97 B SL 85 D SL 83 B SI 97 C SI 96 F SI 97 X SI 97 3-2 2-H 3-H 2B		C SI 98 B FC 93 X FC 91 1-1 HR	4	1	2	3	0	2	1
Inning Stats	R: 0 E: 0 K: 1 S: 10 H: 0 LOB: 1 BB: 1 P: 18	R: 0 E: 0 K: 2 S: 9 H: 0 LOB: 0 BB: 0 P: 16	R: 0 E: 0 K: 2 S: 9 H: 0 LOB: 1 BB: 1 P: 17	R: 0 E: 0 K: 0 S: 7 H: 0 LOB: 0 BB: 0 P: 8	R: 0 E: 0 K: 0 S: 5 H: 0 LOB: 0 BB: 0 P: 8	R: 0 E: 0 K: 2 S: 13 H: 0 LOB: 0 BB: 0 P: 18	R: 5 E: 0 K: 0 S: 18 H: 3 LOB: 1 BB: 3 P: 36	R: 1 E: 0 K: 1 S: 15 H: 3 LOB: 2 BB: 0 P: 23	R: 1 E: 0 K: 1 S: 8 H: 2 LOB: 0 BB: 0 P: 10	1B: 4 2B: 1 3B: 0 HR: 3	SF: 0 SAC: 0 DP: 2 HBP: 1		WP: 0 PB: 0 SB: 1 CS: 1		PA: 38		

PITCHER		IP	WLS	BF	H	R	ER	SO	BB	IBB	HBP	BLK	WP	HR	S	P	ERA	WHIP
29 Merrill Kelly, R ERA: 2.93	(1, 1)	6.0	L	22	1	3	3	7	4	0	1	0	0	1	58	98	4.50	0.833
50 Miguel Castro, R ERA: 4.15	(7, 1)	0.2		5	2	2	2	0	1	0	0	0	0	0	11	20	27.00	4.500
24 Kyle Nelson, L ERA: 2.08	(7, 1)	0.1		1	0	0	0	0	0	0	0	0	0	0	2	3	0.00	0.000
66 José Ruiz, R ERA: 19.29	(8, 1)	1.0		6	3	1	1	1	0	0	0	0	0	1	15	23	9.00	3.000
45 Carlos Vargas, R ERA: 5.79	(9, 1)	1.0		4	2	1	1	1	0	0	0	0	0	1	8	10	9.00	2.000

PITCHER	IP	WLS	BF	H	R	ER	SO	BB	IBB	HBP	BLK	WP	HR	S	P	ERA	WHIP

TOP

Milwaukee Brewers @ Arizona Diamondbacks

Chase Field, Phoenix, AZ

Tue Apr 11 2023, 6:42 PM - 8:59 PM MST

Att. 17,069 - Clear - 93 F

livebaseballscorecards.com

AB	32
R	7
H	8
RBI	7
BB	5
SO	9
LOB	13

Batter	1	2	3	4	5	6	7	8	9	AB	R	H	RBI	BB	SO	LOB
10 Josh Rojas, L (1, 5) OBP: 0.412, SLG: 0.467	C FC 94 B CU 80 X FC 94 1-1 ① F9			F CU 81 S CH 91 F FC 92 B CH 90 S CH 90 1-3 ① K			C FC 95 B FC 94 X CU 80 1-1 ① G6-3		C FF 96 B CH 89 C CH 89 B FF 96 B SL 83 F CH 88 F FF 96 D SL 83 4-2 4 FC3-6 BB	3	0	0	0	1	1	0
4 Ketel Marte, S (1, 4) OBP: 0.283, SLG: 0.455	B CU 81 S FC 95 X CH 90 1-1 ② G4-3			B FC 94 X CH 90 1-0 ② L8			B CU 80 B CU 80 B CH 89 C FC 94 X FC 95 3-1 ② G6-3		F FF 95 B CH 90 B CH 89 X FF 95 2-1 ② FC3-6 26 DI 26 1B 1-2f	4	1	0	0	0	0	1
26 Pavin Smith, L (1, 3) OBP: 0.444, SLG: 0.625	C FC 94 S FC 94 B CH 92 S CH 91 1-3 ③ K			B FC 95 B FC 95 B CH 89 C FC 95 S CH 90 S CH 90 3-3 ③ K			X FC 94 0-0 ③ G4-3		C CH 89 B CH 90 F FF 96 X CH 90 1-2 3 DI 1-H 1B	4	0	1	1	0	2	0
3 Evan Longoria, R (1, 10) OBP: 0.391, SLG: 0.714		C FC 95 X FC 95 0-1 ① F9			C CU 80 S SL 88 F SL 87 B SI 96 S CU 79 1-3 ① K			C FC 93 F FC 94 B SL 87 X FC 95 1-2 ① F8	B SI 96 B SI 95 B FF 95 S SI 95 F SI 95 X FF 95 3-2 ③ P2 1-2	4	0	0	0	0	1	1
7 Corbin Carroll, L (1, 7) OBP: 0.250, SLG: 0.395		C CU 80 S CU 81 X FC 94 0-2 ② F9			B CU 80 C CH 90 F CH 90 F CU 81 B SI 97 F CH 90 F FC 94 F SL 86 C FC 94 2-3 ② K			B FC 93 F CH 88 F CH 90 X SI 96 1-2 ② F8		3	0	0	0	0	1	0
31 Jake McCarthy, L (1, 9) OBP: 0.293, SLG: 0.297		L FC 95 S FC 94 B FC 93 C CH 91 1-3 ③ K			X FC 93 0-0 ③ G3			X CU 80 0-0 14 1B 1B		3	0	1	0	0	1	0
14 Gabriel Moreno, R (1, 2) OBP: 0.242, SLG: 0.344			S FC 94 X FC 96 0-1 5 G1-4-3 1B			B CU 79 B SI 95 C FC 94 X SL 85 2-1 ① G5-3		X SI 94 0-0 1-3 1B		3	0	2	0	0	0	0
5 Alek Thomas, L (1, 8) OBP: 0.257, SLG: 0.226			B FC 94 C CU 80 X CH 90 1-1 ① ② G1-4-3 1-2f			C CH 88 X FC 94 0-1 ② G4-3		S FC 95 S FC 95 X FC 94 0-2 ③ G4-1		3	0	0	0	0	0	3
2 Geraldo Perdomo, S (1, 6) OBP: 0.500, SLG: 0.684			C FC 95 B CU 82 C FC 96 B SI 98 S FC 94 2-3 ③ K			C FC 93 S FC 95 B CU 80 C SI 96 1-3 ③ K			X SI 95 0-0 ① L7	3	0	0	0	0	2	0
Inning Stats	R: 0 E: 0 K: 1 S: 7 H: 0 LOB: 0 BB: 0 P: 10	R: 0 E: 0 K: 1 S: 8 H: 0 LOB: 0 BB: 0 P: 9	R: 0 E: 0 K: 1 S: 7 H: 1 LOB: 0 BB: 0 P: 10	R: 0 E: 0 K: 2 S: 8 H: 0 LOB: 0 BB: 0 P: 13	R: 0 E: 0 K: 2 S: 12 H: 0 LOB: 0 BB: 0 P: 15	R: 0 E: 0 K: 1 S: 7 H: 0 LOB: 0 BB: 0 P: 10	R: 0 E: 0 K: 0 S: 5 H: 0 LOB: 0 BB: 0 P: 9	R: 0 E: 0 K: 0 S: 11 H: 2 LOB: 2 BB: 0 P: 13	R: 1 E: 0 K: 0 S: 13 H: 1 LOB: 1 BB: 1 P: 23	1B: 4 2B: 0 3B: 0 HR: 0 SF: 0 SAC: 0 DP: 1 HBP: 0						

PITCHER		IP	WLS	BF	H	R	ER	SO	BB	IBB	HBP	BLK	WP	HR	S	P	ERA	WHIP
39 Corbin Burnes, R ERA: 5.19	(1, 1)	8.0	W	26	3	0	0	8	0	0	0	0	0	0	65	89	0.00	0.375
31 Joel Payamps, R ERA: 4.15	(9, 1)	1.0		5	1	1	1	0	1	0	0	0	0	0	13	23	9.00	2.000

PITCHER	IP	WLS	BF	H	R	ER	SO	BB	IBB	HBP	BLK	WP	HR	S	P	ERA	WHIP

BOTTOM

Milwaukee Brewers @ Arizona Diamondbacks

Chase Field, Phoenix, AZ

Tue Apr 11 2023, 6:42 PM - 8:59 PM MST

Att. 17,069 - Clear - 93 F

livebaseballscorecards.com

AB	30
R	1
H	4
RBI	1
BB	1
SO	8
LOB	5

Batter	1	2	3	4	5	6	7	8	9	AB	R	H	RBI	BB	SO	LOB
22 Christian Yelich, L (1, 7) OBP: 0.339, SLG: 0.327	B SI 94 B SI 94 C SI 94 B SI 94 X FF 96 3-1 11 G4-6-3 1B		C SI 95 F CH 90 B FF 97 S SL 91 1-3 ③ K		C FF 92 C SL 85 B SL 84 B SL 84 C FF 92 2-3 ③ K		S SL 83 X SI 92 0-1 27 G3-6-1 1-2 2-H 3-H 1B		C FF 94 X FS 87 0-1 ② G4-3	5	0	2	2	0	2	2
27 Willy Adames, R (1, 6) OBP: 0.365, SLG: 0.500	B SL 86 B SI 95 X SI 94 2-0 ① P5			C SI 95 B SI 95 S SL 85 S FF 97 1-3 ① K		C FF 93 F FC 89 F SL 85 B FF 93 F FC 88 S SL 86 1-3 ① K	C SI 91 X SI 92 0-1 ① ② G3-6-1 1-2f 2-3		F SL 87 S FF 95 B FS 86 F SL 86 B FS 86 B FF 94 B FS 85 4-2 BB	4	0	0	0	1	2	3
11 Rowdy Tellez, L (1, 10) OBP: 0.250, SLG: 0.353 9 Brian Anderson, R (7, PH) OBP: 0.409, SLG: 0.571 (7, 10)	C SI 94 B CH 90 X SI 96 1-1 ② ③ G4-6-3 1-2f			C SI 95 S CH 91 B FF 98 B SI 92 X CH 91 2-2 ② P5		C SL 86 X FF 92 0-1 ② G3-1	X SI 92 0-0 ③ L1		F FF 94 B FF 94 S SL 86 F FS 87 S FS 87 1-3 ③ K	3 2	0 0	0 0	0 0	0 1	0 2	1 2
24 William Contreras, R (1, 2) OBP: 0.417, SLG: 0.424		C SI 95 C SL 90 X FF 98 0-2 ① G4-3		C SI 96 X FF 97 0-1 2B	X SL 84 0-0 5 WP 1B			C SI 97 B SL 85 B SI 97 C SL 85 B SL 85 X SI 97 3-2 45 F7 5 1B 1B		4	0	3	0	0	0	0
5 Garrett Mitchell, L (1, 8) OBP: 0.366, SLG: 0.632		F SI 95 F SI 97 S SL 87 0-3 ② K		B SI 94 F CH 88 X SI 96 1-1 ③ G3-1		F FF 92 S SL 85 B SL 84 S SL 85 1-3 ③ K 1-2		T SI 97 X CH 92 0-1 45 F7 1-2 1B		4	0	1	0	0	2	2
45 Luke Voit, R (1, 3) OBP: 0.200, SLG: 0.200		B SL 85 B SI 96 B SI 94 S SI 94 T SL 87 X SL 87 3-2 2 FC4 1B			C SI 94 X SL 84 0-1 ① G3		B FF 96 X FF 96 1-0 28 BB 2 1B 10 1B 1B		S SL 84 B SL 85 F SI 97 X SL 85 1-2 ① F7 1-2 2-3	4	1	2	0	0	0	2
2 Brice Turang, L (1, 4) OBP: 0.368, SLG: 0.412		B SI 96 X SI 95 1-0 ③ FC4 1-2f			C FF 97 B SL 87 X SL 84 1-1 10 WP 1B		F FF 98 B SL 85 C SL 85 X FC 91 1-2 10 1B 28 BB 22 1B 1-2 1B		B CH 93 B SI 97 C SI 96 X CH 91 2-1 ② G1-3	4	1	2	0	0	0	3
28 Joey Wiemer, R (1, 9) OBP: 0.333, SLG: 0.361			C SL 86 B SL 85 S SL 86 S SL 84 F SL 87 X SI 97 2-2 ① G5-3		S SL 86 B SI 95 S SL 86 B SL 86 B SI 95 F SL 85 C FF 96 3-3 ② K		B FC 93 B FC 92 B FF 98 C FF 98 B FF 98 4-1 10 1B 22 1B 1-2 2-3 BB		C SL 84 D SL 85 X SL 83 1-1 ③ F8	3	1	0	0	1	1	3
10 Mike Brosseau, R (1, 5) OBP: 0.368, SLG: 0.529			B SI 94 C SI 96 F FF 98 F FF 99 S SL 86 1-3 ② K		B SI 95 F SI 95 B FF 96 B SL 86 B SI 96 4-1 1-2 BB		B FC 95 C FF 98 B FC 94 C FF 99 F FF 98 F FC 95 X FC 94 2-2 27 G3-6-1 22 1B 1-2 2-3 3-H 1B		C FF 94 B SL 86 X FF 94 1-1 ① P3	3	0	1	1	1	1	0
Inning Stats	R: 0 E: 0 K: 0 S: 5 H: 1 LOB: 0 BB: 0 P: 11	R: 0 E: 0 K: 1 S: 10 H: 1 LOB: 1 BB: 0 P: 14	R: 0 E: 0 K: 2 S: 11 H: 0 LOB: 0 BB: 0 P: 15	R: 0 E: 0 K: 1 S: 10 H: 1 LOB: 1 BB: 0 P: 14	R: 0 E: 0 K: 2 S: 12 H: 1 LOB: 2 BB: 1 P: 22	R: 0 E: 0 K: 2 S: 11 H: 1 LOB: 1 BB: 0 P: 13	R: 3 E: 0 K: 0 S: 15 H: 4 LOB: 1 BB: 1 P: 23	R: 0 E: 0 K: 0 S: 12 H: 2 LOB: 2 BB: 0 P: 19	R: 0 E: 0 K: 1 S: 11 H: 0 LOB: 1 BB: 1 P: 17	1B: 10 2B: 1 3B: 0 HR: 0 SF: 0 SAC: 0 DP: 2 HBP: 0						

PITCHER		IP	WLS	BF	H	R	ER	SO	BB	IBB	HBP	BLK	WP	HR	S	P	ERA	WHIP
99 Drey Jameson, R ERA: 1.46	(1, 1)	4.0		14	3	0	0	4	0	0	0	0	0	0	36	54	0.00	0.750
37 Kevin Ginkel, R ERA: 6.75	(5, 1)	0.2		4	1	0	0	1	1	0	0	0	1	0	9	17	0.00	3.000
24 Kyle Nelson, L ERA: 1.59	(5, 1)	1.1	W	5	1	0	0	3	0	0	0	0	1	0	14	18	0.00	0.750
65 Luis Frías, R ERA: 21.6	(7, 1)	0.0		4	3	3	3	0	1	0	0	0	0	0	10	18	∞	∞
57 Andrew Chafin, L ERA:	(7, 1)	1.0	H	3	1	0	0	0	0	0	0	0	0	0	5	5	0.00	1.000
50 Miguel Castro, R ERA: 3.38	(8, 1)	1.0		5	2	0	0	0	0	0	0	0	0	0	12	19	0.00	2.000
30 Scott McGough, R ERA: 6.23	(9, 1)	1.0		4	0	0	0	1	1	0	0	0	0	0	11	17	0.00	1.000

TOP

Milwaukee Brewers @ Arizona Diamondbacks

Chase Field, Phoenix, AZ

Wed Apr 12 2023, 12:41 PM - 3:21 PM MST

Att. 13,136 - Roof Closed - 72 F

livebaseballscorecards.com

AB	36
R	3
H	11
RBI	3
BB	3
SO	9
LOB	18

WP: 2	PA: 39		
PB: 0			
SB: 0			
CS: 0			

Batter	1	2	3	4	5	6	7	8	9	AB	R	H	RBI	BB	SO	LOB
10 Josh Rojas, L (1, 5) OBP: 0.447, SLG: 0.559	C FF 91 C FF 92 X FS 86 0-2 CI 12 2B 53 G4-3		X CU 78 0-0 4 BB 12 HR 1B	X FS 84 0-0 4 G4-3 3-H 2B		X SI 88 0-0 ② F9		C SL 92 B ST 86 X FF 98 1-1 4 G3-1 2B		4	2	3	1	0	0	1
4 Ketel Marte, S (1, 4) OBP: 0.275, SLG: 0.417	C ST 80 B FF 91 F FF 90 C FF 94 1-3 K ①		C FF 90 B FF 90 1 SAFE F FF 91 B FS 85 B FF 92 F ST 80 B FF 93 4-2 12 HR 1-2 BB	B FF 91 C FS 83 F FF 91 X FF 92 1-2 ② G4-3 2-3		X FF 96 0-0 ③ F7		C ST 85 F SL 92 X FF 99 0-2 ② G3-1 2-3		4	1	0	0	1	1	4
12 Lourdes Gurriel Jr., R (1, 10) OBP: 0.277, SLG: 0.409	B FF 93 C SI 93 X FF 92 1-1 53 G4-3 1-3 2B		X ST 79 0-0 1-H 2-H HR	C SI 92 B FF 92 F SI 91 B FF 92 X ST 80 2-2 ③ F7			B SL 88 B FF 96 C FF 94 C FF 95 B SL 88 X FF 94 3-2 7 HR 1B	X ST 83 0-0 ③ G6-3		5	2	3	3	0	0	2
53 Christian Walker, R (1, 3) OBP: 0.224, SLG: 0.333	B ST 79 F ST 80 X SI 92 1-1 ② G4-3 2-3 3-H		X ST 79 0-0 ① P2		B ST 79 X SI 90 1-0 ① G5-3		C SL 87 B SL 84 C FF 95 X SL 86 1-2 ① L8			4	0	0	1	0	0	2
7 Corbin Carroll, L (1, 7) OBP: 0.271, SLG: 0.468	F ST 80 F FS 86 F FF 94 B FF 94 F ST 81 C FF 94 1-3 ③ K		X CU 79 0-0 31 FC6 1B		B ST 77 X FS 84 1-0 ② G3-1		C FF 96 S FF 97 F FF 96 X SL 87 0-2 1-H HR			4	1	2	2	0	1	1
31 Jake McCarthy, L (1, 9) OBP: 0.267, SLG: 0.268		C ST 80 B FS 84 F FS 85 F FF 93 X ST 80 1-2 ① G4-3	B FF 90 1 SAFE C FF 91 X FS 84 1-1 ② FC6 5 2B 1-2f		X FF 92 0-0 E5		C FF 97 F FF 96 F FF 96 F SL 88 F FF 96 X CH 90 0-2 ② G3			4	0	0	0	0	0	1
5 Alek Thomas, L (1, 8) OBP: 0.282, SLG: 0.314		B ST 79 F ST 78 B FF 92 F FS 85 F FF 93 B ST 81 X FF 93 3-2 ② G4-3	C FF 92 1 SAFE F FF 93 D CU 81 X FF 92 1-2 ③ 1-H 2B		1 SAFE B SI 88 B SI 88 C SI 88 F SI 88 B ST 79 X ST 78 3-2 ③ G4-3		B FF 97 F SL 87 F SL 87 B FF 97 F CH 88 B FF 95 X FF 95 3-2 2B			4	0	2	0	0	0	1
2 Geraldo Perdomo, S (1, 6) OBP: 0.536, SLG: 0.682		C ST 80 X FF 93 0-1 1B	B FF 91 C FS 84 B ST 79 C FF 91 B FS 84 B ST 79 4-2 11 G3 11 E 10 2B BB			C ST 78 B SI 86 X SI 87 1-1 1B	F FF 96 B CH 90 X CH 90 1-1 ③ G4-3			3	1	2	0	1	0	1
11 Jose Herrera, S (1, 2) OBP: 0.375, SLG: 0.286		B FF 92 1 SAFE B FF 91 X FF 92 2-0 ③ G3	B FF 90 C FS 84 B FF 90 X ST 79 2-1 ① G3 1-3			B SI 87 B ST 78 C CH 81 S ST 79 C ST 78 2-3 ① K		B FF 99 C ST 84 X FF 99 1-1 ① L8		4	0	0	0	0	1	3
Inning Stats	R: 1 E: 1 K: 2 S: 15 H: 1 LOB: 1 BB: 0 P: 19	R: 0 E: 0 K: 0 S: 11 H: 1 LOB: 1 BB: 0 P: 17	R: 3 E: 0 K: 0 S: 12 H: 4 LOB: 2 BB: 1 P: 18	R: 1 E: 0 K: 0 S: 11 H: 1 LOB: 1 BB: 1 P: 20	R: 0 E: 1 K: 0 S: 6 H: 0 LOB: 1 BB: 0 P: 11	R: 0 E: 0 K: 1 S: 7 H: 1 LOB: 1 BB: 0 P: 10	R: 2 E: 0 K: 0 S: 22 H: 3 LOB: 1 BB: 0 P: 30	R: 0 E: 0 K: 0 S: 8 H: 1 LOB: 1 BB: 0 P: 10		1B: 5 2B: 5 3B: 0 HR: 2 SF: 0 SAC: 0 DP: 0 HBP: 0					WP: 0 PB: 0 SB: 0 CS: 0 PA: 39	

PITCHER		IP	WLS	BF	H	R	ER	SO	BB	IBB	HBP	BLK	WP	HR	S	P	ERA	WHIP
56 Janson Junk, R ERA: 7.71	(1, 1)	4.2	L	24	7	5	4	2	2	0	0	0	0	1	52	79	7.71	1.929
55 Hoby Milner, L ERA:	(5, 1)	1.0		4	1	0	0	1	0	0	0	0	0	0	9	15	0.00	1.000
47 Gus Varland, R ERA: 3.0	(6, 1)	1.1		7	3	2	2	0	0	0	0	0	0	1	23	31	13.50	2.250
12 Javy Guerra, R ERA: 2.84	(8, 1)	1.0		4	1	0	0	0	0	0	0	0	0	0	8	10	0.00	1.000

PITCHER	IP	WLS	BF	H	R	ER	SO	BB	IBB	HBP	BLK	WP	HR	S	P	ERA	WHIP

BOTTOM

Milwaukee Brewers @ Arizona Diamondbacks

Chase Field, Phoenix, AZ

Wed Apr 12 2023, 12:41 PM - 3:21 PM MST

Att. 13,136 - Roof Closed - 72 F

livebaseballscorecards.com

AB	36
R	7
H	12
RBI	7
BB	2
SO	3
LOB	16

Batter	1	2	3	4	5	6	7	8	9	10	AB	R	H	RBI	BB	SO	LOB
22 Christian Yelich, L (1, 7) OBP: 0.328, SLG: 0.302	B FF 92 S FF 92 B CU 81 B FC 90 C FF 92 B FF 93 4-2 11 HR BB		B CU 79 X CH 80 1-0 ① G3		C FC 88 F CH 82 B FF 92 X CU 80 1-2 ① G1-3		X ST 82 0-0 ② L4		S SI 96 B SL 87 B SL 86 X SI 97 2-1 ③ F7	0-0 11 S 11 SF9	4	2	0	0	1	0	0
27 Willy Adames, R (1, 6) OBP: 0.368, SLG: 0.468	C SI 92 X SI 92 0-1 ① P3		B FC 84 B CH 80 S CH 80 B SI 91 B CH 80 4-1 11 S BB		B CH 79 B SI 91 X FC 86 2-0 ② L8		B FF 93 B ST 81 B ST 80 C ST 81 X FF 94 3-1 ③ F9			B ST 80 F ST 81 S ST 80 F ST 81 B SI 97 D ST 82 B ST 83 4-2 11 SF9 11 S BB	3	0	0	0	2	0	1
11 Rowdy Tellez, L (1, 3) OBP: 0.289, SLG: 0.459	C FF 92 X CU 81 0-1 1-H HR		C CU 80 B FF 92 S CH 79 B FF 92 B CH 80 B CH 80 4-2 1-2 BB		B CH 82 C FC 88 B CH 81 X CH 82 2-1 24 1B 1B			C FF 89 C FF 89 B FF 88 F FF 89 X FF 91 1-2 ① G4-3		2 SAFE B SI 96 B FS 88 C ST 81 X ST 80 2-1 ① SF9 1-3 2-H	3	1	2	3	1	0	0
24 William Contreras, R (1, 2) OBP: 0.415, SLG: 0.405	S FC 86 F FC 87 X FC 86 0-2 ② F8		S CU 81 2 SAFE D SI 91 F SI 91 F CH 80 F SI 91 D CU 82 D CH 80 X SI 92 3-2 ② P3		C FC 87 X SI 90 0-1 1-2 1B			B FC 87 B FF 90 C SI 87 F FC 87 F FF 91 F FF 90 B SI 88 F SI 88 B SI 86 4-2 9 1B BB		C ST 81 F SI 96 S ST 82 0-3 ② K	4	0	1	0	1	1	3
5 Garrett Mitchell, L (1, 8) OBP: 0.326, SLG: 0.558	F FC 88 S CU 81 B FF 92 S CH 82 1-3 ③ K2-3		S CH 80 X CH 80 0-1 ③ G3		X CH 80 0-0 ③ G4-3			B FF 90 C SI 87 B FF 89 B SI 87 F SI 86 F FF 89 C FF 90 3-3 ② K		D SI 97 X SI 97 1-0 ③ G4-3	5	0	0	0	0	2	6
9 Brian Anderson, R (1, 9) OBP: 0.396, SLG: 0.538 (7, 5)		F FC 86 B CH 81 B SI 91 C SI 92 B CH 82 X CH 80 3-2 ① G5-3		B FC 89 C SI 92 B SI 91 X FC 90 2-1 ① G4-3		B CH 80 B CH 80 C SI 91 B FC 88 C SI 92 X SI 92 3-2 ① G4-3		S FF 89 S FF 90 B FF 92 X SL 86 1-2 1-2 1B			4	0	1	0	0	0	0
45 Luke Voit, R (1, 10) OBP: 0.208, SLG: 0.208		C CH 81 X FC 90 0-1 1B		C CU 80 S CH 81 B CH 80 B FF 92 X CH 81 2-2 ② G5-3		B CU 80 X CU 80 1-0 ② G6-3		F SI 88 C FF 90 F FF 92 B FF 91 X SI 88 1-2 ③ G6-3			4	0	1	0	0	0	2
2 Brice Turang, L (1, 4) OBP: 0.341, SLG: 0.378 6 Owen Miller, R (9, PH) OBP: 0.300, SLG: 0.222 (9, 4)		B FF 92 S CH 80 S CH 80 S CH 80 1-3 ② K		X CH 80 0-0 ③ G4-3		C FC 87 X CH 81 0-1 ③ G3-1			B SI 96 X SI 95 1-0 ① F8	3 1	0 0	0 0	0 0	1 0	1 0	1 0
10 Mike Brosseau, R (1, 5) OBP: 0.364, SLG: 0.650 28 Joey Wiemer, R (7, 9) OBP: 0.326, SLG: 0.351		B SI 90 C FF 92 D FC 86 X SI 91 2-1 ③ L4		C CU 79 X SI 90 0-1 HR			B FF 94 C ST 80 X ST 81 1-1 ① G5-3		B SI 96 B SI 95 S SI 94 F SI 96 B SI 97 F SI 96 S SI 97 3-3 ② K		3 1	1 0	1 0	1 0	0 0	0 1	1 0
Inning Stats	R: 2 E: 0 K: 1 S: 12 H: 1 LOB: 0 BB: 1 P: 17	R: 0 E: 0 K: 1 S: 10 H: 1 LOB: 1 BB: 0 P: 16	R: 0 E: 0 K: 0 S: 11 H: 0 LOB: 2 BB: 2 P: 23	R: 0 E: 0 K: 0 S: 6 H: 0 LOB: 0 BB: 0 P: 10	R: 1 E: 0 K: 0 S: 11 H: 3 LOB: 2 BB: 0 P: 16	R: 0 E: 0 K: 0 S: 6 H: 0 LOB: 0 BB: 0 P: 10	R: 0 E: 0 K: 0 S: 5 H: 0 LOB: 0 BB: 0 P: 9	R: 0 E: 0 K: 1 S: 20 H: 1 LOB: 2 BB: 1 P: 30	R: 0 E: 0 K: 1 S: 7 H: 0 LOB: 0 BB: 0 P: 13	R: 1 E: 0 K: 1 S: 9 H: 0 LOB: 1 BB: 1 P: 16	1B: 4 2B: 0 3B: 0 HR: 2 SF: 1 SAC: 0 DP: 0 HBP: 0						

PITCHER		IP	WLS	BF	H	R	ER	SO	BB	IBB	HBP	BLK	WP	HR	S	P	ERA	WHIP
21 Nick Martinez, R ERA: 5.6	(1, 1)	6.0		26	5	3	3	2	3	0	0	0	0	2	56	92	4.50	1.333
36 Steven Wilson, R ERA: 1.08	(7, 1)	1.0		3	0	0	0	0	0	0	0	0	0	0	5	9	0.00	0.000
25 Tim Hill, L ERA: 2.7	(8, 1)	1.0		5	1	0	0	1	1	0	0	0	0	0	20	30	0.00	2.000
71 Josh Hader, L ERA: 1.5	(9, 1)	1.0		3	0	0	0	1	0	0	0	0	0	0	7	13	0.00	0.000
66 Luis Garcia, R ERA: 6.75	(10, 1)	1.0	L	4	0	1	0	1	1	0	0	0	0	0	9	16	0.00	1.000

PITCHER	IP	WLS	BF	H	R	ER	SO	BB	IBB	HBP	BLK	WP	HR	S	P	ERA	WHIP

TOP

Milwaukee Brewers @ San Diego Padres

Petco Park, San Diego, CA

Thu Apr 13 2023, 6:43 PM - 9:33 PM PDT

Att. 43,296 - Cloudy - 55 F

livebaseballscorecards.com

AB	35
R	4
H	6
RBI	4
BB	5
SO	5
LOB	14

WP: 0	PA: 41				
PB: 0					
SB: 3					
CS: 0					

Milwaukee Brewers @ San Diego Padres

Petco Park, San Diego, CA

Thu Apr 13 2023, 6:43 PM - 9:33 PM PDT

Att. 43,296 - Cloudy - 55 F

livebaseballscorecards.com

Batter	1	2	3	4	5	6	7	8	9	10	AB	R	H	RBI	BB	SO	LOB
1 Trent Grisham, L (1, 8) OBP: 0.322, SLG: 0.480	G3-1		P5			F7		HR			4	1	1	2	0	0	1
13 Manny Machado, R (1, 5) OBP: 0.283, SLG: 0.357	HR		G6-4-3			K		K			4	1	1	1	0	2	1
22 Juan Soto, L (1, 7) OBP: 0.344, SLG: 0.440	G1			K			F7		K		4	0	0	0	0	2	0
2 Xander Bogaerts, R (1, 6) OBP: 0.419, SLG: 0.623	1B			G4-3			1B		K		4	0	2	0	0	1	0
32 Nelson Cruz, R (1, 10) OBP: 0.333, SLG: 0.586 16 Brandon Dixon, R (10, PR) OBP: 0.167, SLG: 0.167	F8			G4-3			G4-6-3		K	FC6-5	4 0	0 0	1 0	0 0	0 0	1 0	1 0
9 Jake Cronenworth, L (1, 3) OBP: 0.321, SLG: 0.326		K	K		K		G4-6-3			FC6-5	4	0	0	0	0	2	2
7 Ha-Seong Kim, R (1, 4) OBP: 0.326, SLG: 0.500		K	F9					G5-3		L8	4	0	0	0	0	1	1
24 Rougned Odor, L (1, 9) OBP: 0.250, SLG: 0.200 28 José Azocar, R (9, 9) OBP: 0.286, SLG: 0.300		F8			K			K		1B	3 1	0 0	0 1	0 0	0 0	2 0	0 0
26 Austin Nola, R (1, 2) OBP: 0.206, SLG: 0.100 14 Matt Carpenter, L (8, PH) OBP: 0.375, SLG: 0.360 12 Luis Campusano, R (9, 2) OBP: 0.222, SLG: 0.294			BB			K		HR		K	1 0 1	0 1 0	0 0 0	0 0 0	1 1 0	1 0 1	0 0 2
Inning Stats	R: 1 H: 2 E: 0 LOB: 1 K: 0 BB: 0 S: 13 P: 20	R: 0 H: 0 E: 0 LOB: 0 K: 2 BB: 0 S: 7 P: 13	R: 0 H: 0 E: 0 LOB: 0 K: 0 BB: 1 S: 6 P: 14	R: 0 H: 0 E: 0 LOB: 0 K: 1 BB: 0 S: 6 P: 8	R: 0 H: 0 E: 0 LOB: 0 K: 2 BB: 0 S: 11 P: 18	R: 0 H: 0 E: 0 LOB: 0 K: 2 BB: 0 S: 10 P: 15	R: 0 H: 2 E: 0 LOB: 1 K: 0 BB: 0 S: 13 P: 17	R: 2 H: 1 E: 0 LOB: 0 K: 2 BB: 1 S: 17 P: 27	R: 0 H: 0 E: 0 LOB: 0 K: 3 BB: 0 S: 9 P: 16	R: 0 H: 1 E: 0 LOB: 2 K: 1 BB: 0 S: 11 P: 15	1B: 4 SF: 0 2B: 0 SAC: 0 3B: 0 DP: 2 HR: 2 HBP: 0						

PITCHER		IP	WLS	BF	H	R	ER	SO	BB	IBB	HBP	BLK	WP	HR	S	P	ERA	WHIP
48 Colin Rea, R ERA: 1.59	(1, 1)	5.2		19	2	1	1	6	1	0	0	0	0	1	49	83	1.59	0.529
32 Peter Strzelecki, R ERA:	(6, 1)	1.1	H	5	2	0	0	1	0	0	0	0	0	0	17	22	0.00	1.500
21 Matt Bush, R ERA: 3.86	(8, 1)	1.0	B	5	1	2	2	2	1	0	0	0	0	1	17	27	18.00	2.000
38 Devin Williams, R ERA:	(9, 1)	1.0	W	3	0	0	0	3	0	0	0	0	0	0	9	16	0.00	0.000
31 Joel Payamps, R ERA: 3.38	(10, 1)	1.0	S	4	1	0	0	1	0	0	0	0	0	0	11	15	0.00	1.000

PITCHER	IP	WLS	BF	H	R	ER	SO	BB	IBB	HBP	BLK	WP	HR	S	P	ERA	WHIP

BOTTOM

AB	34
R	3
H	6
RBI	3
BB	2
SO	13
LOB	8

WP: 0 PA: 36
PB: 0
SB: 0
CS: 0

Batter	1	2	3	4	5	6	7	8	9	AB	R	H	RBI	BB	SO	LOB
22 Christian Yelich, L (1, 7) OBP: 0.333, SLG: 0.379	F FF 92 C FC 88 B FF 93 B CH 83 F CH 83 X FF 93 2-2 27 2B 2B	B CH 81 B FC 87 X FC 86 2-0 HR		C FF 92 B CU 75 S CH 82 B CH 82 B CH 81 X CH 84 3-2 ② FC3-2-5-3 2-H	C CH 82 B CH 82 B CU 73 D CH 82 X FF 91 3-1 ③ G3-1		F SL 84 B CH 82 B CH 80 F CH 81 F CH 81 B SL 83 X CH 81 3-2 ③ G1-3			5	2	2	1	0	0	4
27 Willy Adames, R (1, 6) OBP: 0.403, SLG: 0.500	X FC 89 0-0 9 2B 2-H 2B	B CU 74 B CU 75 C CH 81 X SI 92 2-1 ② 1B		B SI 92 D CH 83 X SI 92 2-0 ③ F8		B CU 74 B CU 73 C FF 90 S CH 82 B FF 90 B CH 83 4-2 24 1B 11 HR BB		B FF 96 B SI 95 B SI 97 C FF 96 B FF 97 4-1 11 G4-3 24 BB 9 G5-3 BB		3	3	2	1	2	0	1
24 William Contreras, R (1, 2) OBP: 0.435, SLG: 0.400	F FF 92 F CU 75 B SI 93 F CH 82 D CH 82 X CH 84 2-2 ① G5-3	B SI 91 B SI 92 C FC 87 B CH 82 C FC 87 D FC 88 4-2 BB			B FC 87 B FC 87 B CU 75 C SI 91 C FC 88 X CH 83 3-2 ① F9	B FF 88 S CH 81 1 SAFE S CH 81 X CH 81 1-2 11 HR 1-2 1B		B SI 96 B FF 97 C FF 97 C SI 95 D SL 86 B FF 96 4-2 11 G4-3 1-2 BB		3	1	1	0	2	0	1
11 Rowdy Tellez, L (1, 10) OBP: 0.300, SLG: 0.595	C CH 82 B CH 81 S FC 89 F FF 92 X FF 94 1-2 ② F7	B CH 82 D FC 88 C FF 92 S CH 82 B CH 83 S CH 82 3-3 ③ K			X CU 75 0-0 HR	B SI 88 C CH 81 X FF 87 1-1 1-H 2-H HR		B FF 97 C FF 98 C CH 89 X CH 89 1-2 ① G4-3 1-2 2-3		5	2	2	4	0	1	4
9 Brian Anderson, R (1, 9) OBP: 0.396, SLG: 0.568	F SI 92 B FC 88 X CH 81 1-1 45 1B 2-H 2B		C FF 90 B CU 74 F SI 90 B FF 91 B CH 83 T CH 82 3-2 ① K		B FC 87 B SI 91 C FC 88 X FC 88 2-1 45 1B 2B	C FF 91 X CU 73 0-1 ① L9		B SI 97 B SI 97 S FF 96 C FF 97 X SL 86 2-2 ② G5-3 3-H		5	2	2	2	0	1	1
45 Luke Voit, R (1, 3) OBP: 0.276, SLG: 0.276	B CU 74 C CU 75 T SI 92 B FF 94 X FF 93 2-2 10 2B 2-H 1B		S CU 75 X SI 91 0-1 10 G5-4-3 1B		F CU 71 B CH 82 B CH 81 B CH 81 X SI 89 3-1 10 FC5-4 2-H 1B	S CH 82 S CH 82 C CH 80 0-3 ② K		B SL 89 F SL 89 B SI 98 F SI 96 D SL 88 X FF 97 3-2 ③ F9		5	1	3	2	0	1	1
10 Mike Brosseau, R (1, 5) OBP: 0.333, SLG: 0.600	B FF 93 B CH 82 S CH 83 F SI 92 F CU 75 X CH 82 2-2 1-H 2B		C SI 91 F CH 82 B FC 86 F SI 92 X CU 75 1-2 ② ③ G5-4-3 1-2f		C CU 72 C FF 88 X SI 88 0-2 ② FC5-4 6 E 6 1B 1-2f	B FF 90 X CU 73 1-0 ③ G4-3			C FA 48 B FA 48 X FA 49 1-1 ① F9	5	0	1	1	0	0	2
6 Owen Miller, R (1, 4) OBP: 0.333, SLG: 0.357	C FF 92 F SI 92 S CH 83 0-3 ③ K		B FF 90 F FC 87 X CH 81 1-1 22 WP 22 FC3-2-5-3 2B		C CH 82 X SI 88 0-1 E5 28 S 1-3 1B		B FF 88 F FF 89 C CU 72 B CH 82 B CH 81 F FF 90 X FF 90 3-2 ① G6-3		X FA 50 0-0 ② G6-3	5	0	2	0	0	1	1
28 Joey Wiemer, R (1, 8) OBP: 0.313, SLG: 0.317		C CU 75 X SI 90 0-1 ① G5-3		X CU 74 0-0 ① F7	B CU 73 S CU 72 S CH 82 F CH 82 D CH 82 F CH 83 B FF 90 B CH 82 4-2 1-2 BB		F FF 90 B CH 80 X FF 89 1-1 ② F9		B FA 51 B FA 51 X FA 49 2-0 ③ F8	4	0	0	0	1	0	1
Inning Stats	R: 4 E: 0 K: 1 S: 25 H: 5 LOB: 1 BB: 0 P: 35	R: 1 E: 0 K: 1 S: 10 H: 2 LOB: 1 BB: 1 P: 21	R: 0 E: 0 K: 1 S: 9 H: 1 LOB: 0 BB: 0 P: 13	R: 0 E: 0 K: 0 S: 7 H: 1 LOB: 1 BB: 0 P: 13	R: 2 E: 1 K: 0 S: 19 H: 4 LOB: 3 BB: 1 P: 34	R: 3 E: 0 K: 1 S: 13 H: 2 LOB: 0 BB: 1 P: 20	R: 0 E: 0 K: 0 S: 10 H: 0 LOB: 0 BB: 0 P: 17	R: 1 E: 0 K: 0 S: 12 H: 0 LOB: 1 BB: 2 P: 26	R: 0 E: 0 K: 0 S: 4 H: 0 LOB: 0 BB: 0 P: 7	1B: 6 2B: 6 3B: 0 HR: 3 SF: 0 SAC: 0 DP: 1 HBP: 0						

PITCHER		IP	WLS	BF	H	R	ER	SO	BB	IBB	HBP	BLK	WP	HR	S	P	ERA	WHIP
52 Michael Wacha, R ERA: 6.06	(1, 1)	4.1	L	23	11	7	7	3	1	0	0	0	1	2	57	93	14.54	2.769
74 Nabil Crismatt, R ERA: 10.13	(5, 1)	2.2		14	4	3	3	1	2	0	0	0	0	1	36	60	10.12	2.250
76 Domingo Tapia, R ERA: 4.91	(8, 1)	1.0		5	0	1	1	0	2	0	0	0	0	0	12	26	9.00	2.000
16 Brandon Dixon, R ERA:	(9, 1)	1.0		3	0	0	0	0	0	0	0	0	0	0	4	7	0.00	0.000

PITCHER	IP	WLS	BF	H	R	ER	SO	BB	IBB	HBP	BLK	WP	HR	S	P	ERA	WHIP

TOP

Milwaukee Brewers @ San Diego Padres

Petco Park, San Diego, CA

Fri Apr 14 2023, 6:44 PM - 9:24 PM PDT

Att. 43,822 - Partly Cloudy - 59 F

livebaseballscorecards.com

AB	40
R	11
H	15
RBI	11
BB	5
SO	4
LOB	16

WP: 1	PA: 45		
PB: 0			
SB: 1			
CS: 0			

Batter	1	2	3	4	5	6	7	8	9	AB	R	H	RBI	BB	SO	LOB
2 Xander Bogaerts, R (1, 6) OBP: 0.409, SLG: 0.596	B FF 90 C FC 90 X FC 86 1-1 G6-3		C FF 91 T FF 91 D SL 80 S FC 87 1-3 K ③		C CU 76 D CU 76 B FC 85 B FF 91 X FC 87 3-1 G5-3 ③			C SI 91 X FC 87 0-1 24 1B 1-2 1B		4	0	1	0	0	1	2
13 Manny Machado, R (1, 5) OBP: 0.302, SLG: 0.362 24 Rougned Odor, L (8, 4) OBP: 0.280, SLG: 0.238	C FC 87 B FC 87 B CU 76 B FF 91 S FF 91 F FF 92 X FC 89 3-2 F9 ②			B FC 86 B CU 74 B FC 84 C FF 90 C FC 86 B CU 75 4-2 7 L4-6 22 BB BB		C FF 89 C FC 86 F FF 90 B SL 81 X FC 88 1-2 22 G3-6-4 1B		B SI 93 S FC 88 B FF 93 F SI 93 F CU 78 B FF 93 X SI 92 3-2 1-2 2-H 1B		2 1	0 0	1 1	0 1	1 0	0 0	0 0
22 Juan Soto, L (1, 7) OBP: 0.338, SLG: 0.415	C FC 87 F SL 82 F FF 92 B FC 84 X FC 88 1-2 G6-3 ③			1 SAFE B FC 84 B FF 91 F FC 88 D FF 92 C FF 92 B FC 87 4-2 1-2 BB		B FF 91 B FF 91 F FF 91 F FC 87 F FF 91 X SL 81 2-2 G3-6-4 ①② 1-2f		B FC 87 X FC 87 1-0 F8 ①		3	0	0	0	1	0	3
32 Nelson Cruz, R (1, 10) OBP: 0.324, SLG: 0.576 (9, 3)		B CU 75 B FF 89 C FC 86 C FF 90 X FF 91 2-2 F8 ①		B FC 87 F FC 86 B FF 92 C FF 93 S FC 88 2-3 K ①		X FF 91 0-0 2B		B SI 92 X FF 94 1-0 L7 ②		4	0	1	0	0	1	4
7 Ha-Seong Kim, R (1, 4) OBP: 0.300, SLG: 0.457 (8, 5)		B FF 90 C FC 87 X CU 75 1-1 G6-3 ②		B CU 77 X FC 88 1-0 L4-6 ②③ 2-2		C CU 74 S FC 86 B FF 91 S FF 92 1-3 K ③		F FC 89 C SI 91 B FF 93 F FF 93 X CU 78 1-2 P6 ③		4	0	0	0	0	1	5
12 Luis Campusano, R (1, 2) OBP: 0.227, SLG: 0.429		F FF 91 X CU 76 0-1 F9 ③			F FF 88 X CU 74 0-1 HR		B FC 87 S FC 88 F FC 87 X CU 78 1-2 F8 ①		B FF 93 F SI 92 F CU 78 F FF 93 B FS 86 X FC 86 2-2 G4-3 ①	4	1	1	1	0	0	0
16 Brandon Dixon, R (1, 3) OBP: 0.100, SLG: 0.100 (9, 1)			S FC 86 B FC 86 F FF 90 C CU 76 1-3 K ①		B CU 74 T FC 86 S FF 90 C FF 92 1-3 K ①		T SI 93 C SI 93 S FF 93 0-3 K ②		C CU 76 B FF 93 F FF 92 C SI 93 1-3 K ②	4	0	0	0	0	4	0
1 Trent Grisham, L (1, 8) OBP: 0.333, SLG: 0.500			C FC 87 B SL 80 X FF 91 1-1 G4-3 ②		B FC 87 X FC 87 1-0 2B		B SI 94 B FC 89 B SI 93 C FC 88 F FF 94 X FC 90 3-2 P3 ③		X SI 93 0-0 1B	4	0	2	0	0	0	0
28 José Azocar, R (1, 9) OBP: 0.320, SLG: 0.375			B CU 76 X FC 86 1-0 2B		C FF 89 B FC 86 F FC 86 F FF 91 F FC 88 B FF 91 B FF 92 X SL 80 3-2 F9 ②			C SI 91 B CU 78 B FC 86 B SI 92 X SI 92 3-1 2 1B 24 1B 1B	S FC 87 C FF 94 X FF 92 0-2 F8 ③	4	1	2	0	0	0	2
Inning Stats	R: 0 E: 0 K: 0 S: 10 H: 0 LOB: 0 BB: 0 P: 15	R: 0 E: 0 K: 0 S: 7 H: 0 LOB: 0 BB: 0 P: 10	R: 0 E: 0 K: 2 S: 9 H: 1 LOB: 1 BB: 0 P: 13	R: 0 E: 0 K: 1 S: 8 H: 0 LOB: 1 BB: 2 P: 19	R: 1 E: 0 K: 1 S: 13 H: 2 LOB: 1 BB: 0 P: 21	R: 0 E: 0 K: 1 S: 12 H: 2 LOB: 1 BB: 0 P: 16	R: 0 E: 0 K: 1 S: 9 H: 0 LOB: 0 BB: 0 P: 13	R: 1 E: 0 K: 0 S: 14 H: 3 LOB: 2 BB: 0 P: 23	R: 0 E: 0 K: 1 S: 11 H: 1 LOB: 1 BB: 0 P: 14	1B: 5 2B: 4 3B: 0 HR: 1	SF: 0 SAC: 0 DP: 2 HBP: 0			WP: 0 PB: 0 SB: 0 CS: 0	PA: 36		

PITCHER		IP	WLS	BF	H	R	ER	SO	BB	IBB	HBP	BLK	WP	HR	S	P	ERA	WHIP
52 Eric Lauer, L ERA: 5.28	(1, 1)	6.0	W	23	5	1	1	5	2	0	0	0	0	1	59	94	1.50	1.167
46 Bryse Wilson, R ERA: 1.0	(7, 1)	3.0	S	13	4	1	1	2	0	0	0	0	0	0	34	50	3.00	1.333

PITCHER	IP	WLS	BF	H	R	ER	SO	BB	IBB	HBP	BLK	WP	HR	S	P	ERA	WHIP

BOTTOM

Milwaukee Brewers @ San Diego Padres

Petco Park, San Diego, CA

Fri Apr 14 2023, 6:44 PM - 9:24 PM PDT

Att. 43,822 - Partly Cloudy - 59 F

livebaseballscorecards.com

AB	34
R	2
H	9
RBI	2
BB	2
SO	7
LOB	16

Milwaukee Brewers @ San Diego Padres

Petco Park, San Diego, CA

Sat Apr 15 2023, 1:07 PM - 4:17 PM PDT

Att. 42,284 - Sunny - 64 F

TOP

livebaseballscorecards.com

Batter	1	2	3	4	5	6	7	8	9	AB	R	H	RBI	BB	SO	LOB
22 Christian Yelich, L (1, 7) OBP: 0.338, SLG: 0.371	B FF 92 F FF 93 B CU 78 B CU 77 F FF 94 F FF 95 F SI 95 B FF 94 4-2 33 2B BB	B CH 88 C FF 93 F CU 78 B CU 81 F FF 94 T CU 79 2-2 ③ K		D CU 78 B CU 78 F FF 92 C CU 78 S CU 80 2-3 ② K		C FF 94 B CH 86 B CH 88 X CH 87 2-1 33 S 1-3 1B		B FF 92 S SI 88 F FF 91 X SI 90 1-2 ③ FC6-4 1-2f		4	1	1	0	1	2	6
33 Jesse Winker, L (1, 10) OBP: 0.389, SLG: 0.400	B FF 92 C CU 78 D CU 78 X FF 93 2-1 27 G4-3 9 1B 1-H 2B		C SL 78 B CU 76 B FF 92 C FF 93 B CU 80 S CU 78 3-3 ① K	S CU 78 S CU 76 F CU 82 H FF 94 1-2 1-2 2-3 3-H HBP		1 SAFE B CH 87 S CH 87 B FF 95 S CH 88 D SC 82 F CH 88 X FF 96 3-2 ③ G4-3 1-2			B FF 95 B FF 95 X FF 95 2-0 ① L4	4	1	1	2	0	1	2
27 Willy Adames, R (1, 6) OBP: 0.388, SLG: 0.473	B SI 94 C SI 92 X SI 93 1-1 ① G4-3 2-3		X CU 80 0-0 11 1B 1B	C ST 80 X FF 93 0-1 ③ F9			X SI 97 0-0 ① G5-3		B SI 94 C FF 96 B SI 96 X FF 95 2-1 ② F7	5	0	1	0	0	0	4
11 Rowdy Tellez, L (1, 3) OBP: 0.327, SLG: 0.587	F CU 78 X FF 94 0-1 ② P5		1 SAFE C FF 92 P CH 84 D CU 78 B CU 75 F CU 78 X FF 92 3-2 9 G5-4-3 1-3 1B		C ST 80 C ST 81 B ST 83 B FF 94 X ST 82 2-2 9 G6-4-3 1B		C SI 98 B SI 98 C SI 98 B ST 83 B FS 88 S SI 98 3-3 ② K		T FF 98 B FF 98 B SI 98 B FF 98 S FF 98 B FF 97 4-2 9 DI BB	4	0	2	0	1	1	1
9 Brian Anderson, R (1, 5) OBP: 0.379, SLG: 0.531 (8, 9)	C SL 88 F SI 93 X CU 81 0-2 3-H 1B		X SI 92 0-0 ② ③ G5-4-3 1-2f		B FF 95 B ST 81 B ST 77 C FF 92 X ST 78 3-1 ① ② G6-4-3 1-2f		S SI 96 X SI 99 0-1 ③ G6-3		C SI 97 F SI 96 X SL 87 0-2 ③ G6-3 1-2	5	0	1	1	0	0	4
5 Garrett Mitchell, L (1, 8) OBP: 0.306, SLG: 0.522 10 Mike Brosseau, R (8, PH) OBP: 0.357, SLG: 0.600 (8, 5)	C CU 80 B FF 95 B CU 79 S FF 93 1 SAFE F CU 81 D CU 77 C FF 94 3-3 ③ K			B SL 78 C CU 78 C FF 92 S FF 93 1-3 ① K	T ST 80 B FF 94 F ST 80 B FF 94 B ST 80 T ST 79 3-2 ③ K			B SI 87 B SI 87 C FF 90 S FF 90 B FF 91 B SI 87 4-2 7 1B BB	3 0	0 0	0 0	0 0	0 1	3 0	1 0
7 Victor Caratini, S (1, 2) OBP: 0.550, SLG: 0.438		S FF 90 B CU 77 F CU 77 F FF 94 B FF 93 F CU 79 X FF 94 2-2 1B		C SI 93 B FF 92 B CU 78 F CU 78 X SI 93 2-2 28 1B 2 1B 33 HBP 1B		X FF 95 0-0 22 1B 1B		B SI 88 B SI 88 X FF 90 2-0 22 FC6-4 1-2 1B	4	1	4	0	0	0	0
2 Brice Turang, L (1, 4) OBP: 0.341, SLG: 0.375 6 Owen Miller, R (8, PH) OBP: 0.313, SLG: 0.333 (8, 4)		B CU 77 B CU 78 B SI 93 C FF 92 F SI 92 X FF 93 3-2 ① L8		C CU 78 F FF 93 B CU 80 F CU 77 F CU 81 F FF 95 F FF 93 B CU 79 X CU 78 2-2 33 HBP 28 1B 1-2 1B		B CH 88 C CH 87 C CH 87 B SC 80 S CH 88 2-3 ① K		C SI 88 S FC 87 B FF 90 F FF 91 C FC 89 1-3 ① K	3 1	0 0	1 0	0 0	0 0	1 1	2 2
28 Joey Wiemer, R (1, 9) OBP: 0.308, SLG: 0.311 (8, 8)		B SL 81 X SI 93 1-0 ② F9		B SL 87 C SL 77 F SI 92 X SI 93 1-2 33 HBP 1-2 2-3 1B		C ST 81 F CH 88 S ST 79 0-3 ② K		C FF 91 F FC 88 F FF 91 X FF 91 0-2 ② P3	4	0	1	0	0	1	4

	AB	37
	R	3
	H	12
	RBI	3
	BB	3
	SO	10
	LOB	26

Inning Stats																																		
	R: 2 E: 0 K: 1 S: 17		H: 2 LOB: 1 BB: 1 P: 27		R: 0 E: 0 K: 1 S: 13		H: 1 LOB: 1 BB: 0 P: 21		R: 0 E: 0 K: 1 S: 9		H: 2 LOB: 1 BB: 0 P: 14		R: 1 E: 0 K: 2 S: 24		H: 3 LOB: 3 BB: 0 P: 33		R: 0 E: 0 K: 1 S: 8		H: 1 LOB: 0 BB: 0 P: 16		R: 0 E: 0 K: 2 S: 13		H: 2 LOB: 2 BB: 0 P: 20		R: 0 E: 0 K: 1 S: 6		H: 0 LOB: 0 BB: 0 P: 9		R: 0 E: 0 K: 1 S: 14		H: 1 LOB: 2 BB: 1 P: 22		R: 0 E: 0 K: 0 S: 8		H: 0 LOB: 1 BB: 1 P: 16		1B: 11 2B: 1 3B: 0 HR: 0		SF: 0 SAC: 0 DP: 2 HBP: 1		WP: 0 PB: 0 SB: 1 CS: 0		PA: 41

PITCHER		IP	WLS	BF	H	R	ER	SO	BB	IBB	HBP	BLK	WP	HR	S	P	ERA	WHIP
67 Seth Lugo, R ERA: 2.7	(1, 1)	3.2		20	8	3	3	5	1	0	1	0	0	0	61	93	7.36	2.455
36 Steven Wilson, R ERA: 0.93	(4, 1)	1.1	W	4	1	0	0	1	0	0	0	0	0	0	10	18	0.00	0.750
45 Brent Honeywell, R ERA: 1.93	(6, 1)	1.0	H	5	2	0	0	2	0	0	0	0	0	0	13	20	0.00	2.000
66 Luis García, R ERA: 5.87	(7, 1)	1.0	H	3	0	0	0	1	0	0	0	0	0	0	6	9	0.00	0.000
25 Tim Hill, L ERA: 2.35	(8, 1)	1.0		5	1	0	0	1	1	0	0	0	0	0	14	22	0.00	2.000

PITCHER		IP	WLS	BF	H	R	ER	SO	BB	IBB	HBP	BLK	WP	HR	S	P	ERA	WHIP
76 Domingo Tapia, R ERA: 4.32	(9, 1)	1.0		4	0	0	0	0	1	0	0	0	0	0	8	16	0.00	1.000

Batter	1	2	3	4	5	6	7	8	9	AB	R	H	RBI	BB	SO	LOB
1 Trent Grisham, L (1, 8) OBP: 0.338, SLG: 0.508	B FF 94 F FF 92 X FF 93 1-1 ① F9	B CU 75 B CH 90 C FF 93 F FF 95 X SL 81 2-2 13 1B 2B		C CH 89 B FF 94 S CH 90 B FF 96 C CU 71 2-3 ② K		1 SAFE F SI 95 B CH 87 S CH 88 X SI 95 1-2 13 G6-4-3 1-3 1B		F SL 87 S FF 96 D SL 88 B FF 96 1 SAFE F SL 88 X FF 96 2-2 ① F8		5	1	2	0	0	1	2
13 Manny Machado, R (1, 5) OBP: 0.294, SLG: 0.349	C CU 78 B FF 93 X SL 83 1-1 ② G6-3	X SL 82 0-0 2-H 1B		B FF 97 B FF 97 S CU 75 D CH 89 C CU 78 S FF 97 3-3 ③ K		X SI 95 0-0 ② ③ G6-4-3 1-2f		D SL 88 C FF 96 B FF 95 X SL 87 2-1 ② L1-6-3 1-3		5	0	1	1	0	1	4
22 Juan Soto, L (1, 7) OBP: 0.357, SLG: 0.400	B FF 94 C CU 77 B CH 90 B SL 82 F SL 81 F FF 97 D CH 90 4-2 2 1B 2 WP 32 1B BB	B CH 90 B FF 96 C CH 89 S CU 79 S FF 95 2-3 ③ K			B CU 76 B CH 88 B FF 94 X FF 92 3-0 ① F6		B SI 88 B ST 79 C SI 87 S SI 87 B SI 88 B SI 87 4-2 2 1B 32 SF9 BB		0-0 32 BB 2 HBP 9 BB IBB	2	3	0	0	3	1	1
2 Xander Bogaerts, R (1, 6) OBP: 0.437, SLG: 0.607	C SL 81 F FF 97 B SL 83 B FF 96 F FF 98 F FF 97 B FF 98 X SL 83 3-2 32 1B 9 1B 1-3 1B		C FF 95 F FF 93 B FF 96 B CH 88 X SL 82 2-2 9 G4-3 1B		B FF 93 C FF 95 B CH 90 B FF 95 X FF 93 3-1 ② F9		B CH 81 C SI 87 F CH 80 1 SAFE F SI 87 X CH 81 1-2 9 HR 1-3 1B	H SI 98 1-0 9 BB 32 BB 1-2 HBP		4	2	3	0	0	0	0
32 Nelson Cruz, R (1, 10) OBP: 0.359, SLG: 0.583	B FF 95 B FF 95 B SL 84 C FF 95 F FF 95 F FF 97 X FF 96 3-2 9 1B 1-3 3-H 1B		X CU 77 0-0 ① F7		F FF 96 C FF 97 X FF 93 0-2 9 HR 1B		B ST 78 F CH 80 X SI 88 1-1 ① SF9 3-H	B FF 99 B SI 97 B FF 98 C FF 98 B FF 98 4-1 9 BB 1-2 2-3 3-H BB		3	1	2	3	1	0	1
9 Jake Cronenworth, L (1, 4) OBP: 0.361, SLG: 0.480 (8, 3)	X CU 78 0-0 1-3 3-H 1B		B FF 94 C FF 93 D CH 90 B FF 93 F FF 93 F FF 96 1 SAFE X CH 89 3-2 ② G4-3 1-2		X CH 90 0-0 1-H HR		C ST 78 B ST 78 X SI 87 1-1 1-H HR	B SI 98 B FF 99 B FF 98 B FF 98 4-0 1-2 2-3 3-H BB		4	2	3	6	1	0	1
14 Matt Carpenter, L (1, 3) OBP: 0.333, SLG: 0.310 7 Ha-Seong Kim, R (8, 4) OBP: 0.294, SLG: 0.447	B FF 95 S CH 90 S FF 95 S FF 96 1-3 ③ K		C CU 77 X FF 94 0-1 ③ P4		B FF 94 B CU 78 C FF 93 B FF 93 X FF 92 3-1 ③ F9		C SI 87 B ST 78 F SI 87 B FF 87 X ST 78 2-2 ② G6-3	B ST 84 C FF 96 B FF 98 B SI 97 F FF 99 F FF 99 F FF 99 F FF 99 X FF 99 3-2 ③ P2		4 1	0 0	0 0	0 0	0 0	1 0	3 3
26 Austin Nola, R (1, 2) OBP: 0.237, SLG: 0.121		C FF 94 C FF 94 B FF 96 B SL 83 C FF 93 2-3 ① K		B CU 76 X FF 93 1-0 1B		C SI 94 B SI 94 F SL 82 B SL 82 F SI 94 B FF 94 3-2 28 FC1-4 BB	C ST 77 S CH 80 B ST 77 B SI 86 X CH 81 2-2 ③ L7			3	0	1	0	1	1	0
28 José Azocar, R (1, 9) OBP: 0.276, SLG: 0.321		X SL 83 0-0 ② B2		C FF 93 X SL 81 0-1 ① P5		X SI 94 0-0 ① FC1-4 1 1B 1-2f		B FF 94 C FF 95 F SL 86 F SL 88 X FF 96 1-2 E6 13 L1-6-3 13 S 32 BB		4	1	0	0	0	0	2
Inning Stats	R: 2 E: 0 K: 1 S: 20 H: 3 LOB: 2 BB: 1 P: 33	R: 1 E: 0 K: 2 S: 11 H: 2 LOB: 1 BB: 0 P: 17	R: 0 E: 0 K: 0 S: 10 H: 1 LOB: 1 BB: 0 P: 15	R: 0 E: 0 K: 2 S: 9 H: 1 LOB: 1 BB: 0 P: 15	R: 2 E: 0 K: 0 S: 9 H: 2 LOB: 0 BB: 0 P: 18	R: 0 E: 0 K: 0 S: 8 H: 1 LOB: 1 BB: 1 P: 12	R: 3 E: 0 K: 0 S: 16 H: 2 LOB: 0 BB: 1 P: 27	R: 2 E: 1 K: 0 S: 17 H: 0 LOB: 3 BB: 3 P: 34		1B: 9 2B: 1 3B: 0 HR: 2	SF: 1 SAC: 0 DP: 1 HBP: 1			WP: 1 PB: 0 SB: 1 CS: 0	PA: 43	

PITCHER		IP	WLS	BF	H	R	ER	SO	BB	IBB	HBP	BLK	WP	HR	S	P	ERA	WHIP
51 Freddy Peralta, R ERA: 3.18	(1, 1)	5.0	L	25	9	5	5	5	1	0	0	0	1	1	59	98	9.00	2.000
31 Joel Payamps, R ERA: 2.84	(6, 1)	1.0		4	1	0	0	0	1	0	0	0	0	0	8	12	0.00	2.000
55 Hoby Milner, L ERA: 4.5	(7, 1)	1.0		6	2	3	3	0	1	0	0	0	0	1	16	27	27.00	3.000
47 Gus Varland, R ERA: 2.7	(8, 1)	0.2		3	0	1	1	0	0	0	0	0	0	0	10	15	13.50	0.000
12 Javy Guerra, R ERA: 4.05	(8, 1)	0.1		5	0	1	0	0	2	1	1	0	0	0	7	19	0.00	6.000

PITCHER	IP	WLS	BF	H	R	ER	SO	BB	IBB	HBP	BLK	WP	HR	S	P	ERA	WHIP

BOTTOM

Milwaukee Brewers @ San Diego Padres

Petco Park, San Diego, CA

Sat Apr 15 2023, 1:07 PM - 4:17 PM PDT

Att. 42,284 - Sunny - 64 F

livebaseballscorecards.com

AB	35
R	10
H	12
RBI	10
BB	6
SO	5
LOB	17

Batter	1	2	3	4	5	6	7	8	9	AB	R	H	RBI	BB	SO	LOB
22 Christian Yelich, L (1, 7) OBP: 0.320, SLG: 0.348	C SL 83 C CU 72 S FS 89 0-3 ① K		F SL 88 B FS 89 B FS 90 C ST 82 F SI 94 1 SAFE F SL 85 S CU 73 2-3 ② K		B ST 79 B ST 82 C SL 85 C SL 86 S FS 90 2-3 ③ K			F ST 81 B ST 82 S ST 79 B FF 94 X ST 79 2-2 ① G4-3		4	0	0	0	0	3	2
27 Willy Adames, R (1, 6) OBP: 0.380, SLG: 0.448	B ST 81 F ST 81 C ST 83 S FS 88 1-3 ② K		F ST 80 C FF 95 S FC 90 0-3 ③ K			F ST 82 C FC 91 B FS 89 S FF 94 1-3 ① K		S FF 96 F FF 94 B FF 94 B ST 80 F ST 79 F FF 96 B ST 81 F ST 79 F ST 80 4-2 B ST 80 BB		3	0	0	0	1	3	1
11 Rowdy Tellez, L (1, 3) OBP: 0.322, SLG: 0.560	C SI 94 S FS 89 S FS 88 0-3 ③ K			B SI 93 C SI 92 S SI 92 S FS 91 1-3 ① K		F SI 94 B FS 90 B SI 93 C SI 93 X SI 94 2-2 5 1B 1B		C ST 80 T FF 94 F FF 94 X ST 80 0-2 ② F9		4	0	1	0	0	2	1
24 William Contreras, R (1, 2) OBP: 0.400, SLG: 0.364		X ST 80 0-0 ① G4-3		S SI 93 B SI 94 X ST 83 1-1 ② G4-3		C ST 82 X SI 93 0-1 ② L8		C ST 83 B FF 94 B ST 80 C ST 81 1 SAFE B ST 82 X ST 81 3-2 ③ F7		4	0	0	0	0	0	2
5 Garrett Mitchell, L (1, 8) OBP: 0.340, SLG: 0.531		X ST 80 0-0 9 S 9 SF7 9 SF7 1B		B ST 81 C SL 86 B FF 94 B SI 93 B ST 81 4-1 BB		X SL 84 0-0 1-2 1B			C SI 95 T SI 95 T SI 96 0-2 ① K	3	1	2	0	1	1	0
9 Brian Anderson, R (1, 10) OBP: 0.355, SLG: 0.500		B SI 93 1 SAFE C SI 93 1 SAFE B SI 94 F ST 82 B FF 94 F SI 94 X ST 83 3-2 ② SF7 1-H		C ST 81 C FF 94 D FS 91 X FF 94 1-2 ③ L9		S FF 94 S FF 95 S FS 88 0-3 ③ K			B SI 97 F SI 97 S SL 85 X SI 97 1-2 ② G1-3	3	0	0	1	0	1	3
2 Brice Turang, L (1, 4) OBP: 0.333, SLG: 0.364		C ST 83 F FF 94 B FS 91 S FS 90 1-3 ③ K			B SL 84 C ST 80 B ST 79 X SL 84 2-1 10 S 1B		F SI 91 C FF 93 B FS 88 F FS 89 S FS 88 1-3 ① K		B SI 97 F SI 97 B SI 97 C SI 96 B SI 97 S SI 97 3-3 ③ K	4	0	1	0	0	3	0
10 Mike Brosseau, R (1, 5) OBP: 0.355, SLG: 0.556			C ST 81 B FF 95 B FF 94 B ST 82 B ST 82 4-1 BB		1 SAFE C ST 82 T ST 82 D SL 84 F FF 95 B FF 95 S ST 84 2-3 ① K 1-2		B ST 83 S SL 85 X SL 87 1-1 ② P3			2	0	0	0	1	1	1
28 Joey Wiemer, R (1, 9) OBP: 0.291, SLG: 0.292			B ST 82 C ST 82 X ST 80 1-1 ① F8		F ST 82 B SL 87 B ST 81 X ST 81 2-1 ② P6		X ST 82 0-0 ③ F9			3	0	0	0	0	0	2
Inning Stats	R: 0 E: 0 K: 3 S: 9 H: 0 LOB: 0 BB: 0 P: 10	R: 1 E: 0 K: 1 S: 9 H: 1 LOB: 0 BB: 0 P: 13	R: 0 E: 0 K: 2 S: 11 H: 0 LOB: 1 BB: 1 P: 18	R: 0 E: 0 K: 1 S: 9 H: 0 LOB: 1 BB: 1 P: 16	R: 0 E: 0 K: 2 S: 11 H: 1 LOB: 1 BB: 0 P: 19	R: 0 E: 0 K: 2 S: 12 H: 2 LOB: 2 BB: 0 P: 15	R: 0 E: 0 K: 1 S: 7 H: 0 LOB: 0 BB: 0 P: 9	R: 0 E: 0 K: 0 S: 16 H: 0 LOB: 1 BB: 1 P: 25	R: 0 E: 0 K: 2 S: 9 H: 0 LOB: 0 BB: 0 P: 13	1B: 4 2B: 0 3B: 0 HR: 0	SF: 1 SAC: 0 DP: 0 HBP: 0					

PITCHER		IP	WLS	BF	H	R	ER	SO	BB	IBB	HBP	BLK	WP	HR	S	P	ERA	WHIP
11 Yu Darvish, R ERA: 3.44	(1, 1)	7.0	L	27	4	1	1	12	2	0	0	0	0	0	68	100	1.29	0.857
36 Steven Wilson, R ERA: 0.84	(8, 1)	1.0		4	0	0	0	0	1	0	0	0	0	0	16	25	0.00	1.000
71 Josh Hader, L ERA: 1.29	(9, 1)	1.0		3	0	0	0	2	0	0	0	0	0	0	9	13	0.00	0.000

PITCHER	IP	WLS	BF	H	R	ER	SO	BB	IBB	HBP	BLK	WP	HR	S	P	ERA	WHIP

TOP

Milwaukee Brewers @ San Diego Padres

Petco Park, San Diego, CA

Sun Apr 16 2023, 1:11 PM - 3:33 PM PDT

Att. 43,875 - Overcast - 62 F

livebaseballscorecards.com

AB	30
R	1
H	4
RBI	1
BB	3
SO	14
LOB	12

WP: 0	PB: 0	SB: 2	CS: 0	PA:	34

Batter	1	2	3	4	5	6	7	8	9	AB	R	H	RBI	BB	SO	LOB
2 Xander Bogaerts, R (1, 6) OBP: 0.427, SLG: 0.585	C FC 84 B FC 85 X CH 82 1-1 13 1B 1B		C FC 85 B FF 88 F FF 88 B CH 81 B CH 82 X FF 90 3-2 ① F9		C CH 82 S CH 81 X CH 81 0-2 ③ G5-3			C SL 81 X FF 93 0-1 ② F9		4	0	1	0	0	0	0
13 Manny Machado, R (1, 5) OBP: 0.292, SLG: 0.343	C FF 88 X FC 84 0-1 1-3 1B		C CH 83 F FC 85 S CH 82 0-3 ② K			B FC 85 B FC 84 C FF 87 B CH 82 C FC 83 S CH 82 3-3 ① K		F SI 92 B SL 81 B SI 93 X SI 93 2-1 ③ G6-3		4	0	1	0	0	2	0
22 Juan Soto, L (1, 7) OBP: 0.351, SLG: 0.379	D FC 86 S FC 86 F FF 88 B FC 87 C SL 79 2-3 ① K		C SL 79 X FC 88 0-1 ③ G4-3			C FC 86 B FF 90 C FF 87 B SL 78 T FF 88 2-2 ② K			C FF 94 B CH 83 C CH 84 B CH 85 B CH 83 B CH 84 4-2 26 BB 7 1B BB	3	0	0	0	1	2	2
32 Nelson Cruz, R (1, 10) OBP: 0.326, SLG: 0.525	C CH 83 S FC 86 S CH 83 0-3 ② K			C CH 81 B CH 81 X FF 88 1-1 ① G6-3		B CH 81 S FF 89 B CH 81 F CH 82 B CH 83 X CH 82 3-2 ③ G5-3			F FF 93 D CH 85 S CH 84 B FF 92 F CH 86 B CH 86 C FF 94 3-3 ① K	4	0	0	0	0	2	3
9 Jake Cronenworth, L (1, 3) OBP: 0.338, SLG: 0.444	C FC 87 X FC 87 0-1 ③ F7			B FC 87 X FC 88 1-0 ② G5-3			B FF 88 X FC 85 1-0 ① L9		S CH 86 F FF 94 B CH 86 S CH 86 1-3 ② K	4	0	0	0	0	1	3
7 Ha-Seong Kim, R (1, 4) OBP: 0.309, SLG: 0.451		B FC 84 C CH 81 X CH 82 1-1 ① G6-3		B CU 75 C FC 85 F CH 82 X FC 85 1-2 ② 1B			L FC 86 B FC 85 X FF 87 1-1 ② F9		S CH 85 B FF 93 B FF 93 X CH 85 2-1 26 BB 1-2 1B	4	0	2	0	0	0	0
26 Austin Nola, R (1, 2) OBP: 0.262, SLG: 0.167		B FF 88 X FC 86 1-0 1 WP 2B		1 SAFE B CH 82 X FF 89 1-0 ③ F9			B CH 81 B CH 81 B CH 83 C FF 89 X CH 83 3-1 E5		D CH 86 S FF 94 D CH 85 F CH 86 B FF 93 B FF 94 4-2 1-2 2-3 BB	3	0	1	0	1	0	1
1 Trent Grisham, L (1, 8) OBP: 0.319, SLG: 0.476		F FF 88 B SL 77 S FC 88 B FC 89 S SL 80 2-3 ② K 2-3			S FC 86 B FF 88 S SL 77 F FF 88 B SL 79 B FF 88 S FC 86 3-3 ① K		X FC 86 0-0 ③ F8		D CH 84 S FF 93 B FF 94 D CH 86 F FF 95 C FF 94 3-3 ③ K	4	0	0	0	0	3	5
28 José Azocar, R (1, 9) OBP: 0.258, SLG: 0.300 14 Matt Carpenter, L (8, PH) OBP: 0.324, SLG: 0.300 24 Rougned Odor, L (9, 9) OBP: 0.280, SLG: 0.238		C CH 84 F FF 91 S CH 83 0-3 ③ K			X CU 74 0-0 ② F8			C SI 91 X CH 83 0-1 ① G5-3		2 1 0	0 0 0	0 0 0	0 0 0	0 0 0	1 0 0	1 0 0
Inning Stats	R: 0 E: 0 K: 2 S: 12 H: 2 LOB: 2 BB: 0 P: 15	R: 0 E: 0 K: 2 S: 9 H: 1 LOB: 1 BB: 0 P: 13	R: 0 E: 0 K: 1 S: 8 H: 0 LOB: 0 BB: 0 P: 11	R: 0 E: 0 K: 0 S: 7 H: 1 LOB: 1 BB: 0 P: 11	R: 0 E: 0 K: 1 S: 8 H: 0 LOB: 0 BB: 0 P: 11	R: 0 E: 0 K: 2 S: 9 H: 0 LOB: 0 BB: 0 P: 17	R: 0 E: 1 K: 0 S: 6 H: 0 LOB: 1 BB: 0 P: 11	R: 0 E: 0 K: 0 S: 6 H: 0 LOB: 0 BB: 0 P: 8	R: 0 E: 0 K: 3 S: 16 H: 1 LOB: 3 BB: 2 P: 33	1B: 4 2B: 1 3B: 0 HR: 0 SF: 0 SAC: 0 DP: 0 HBP: 0						

PITCHER		IP	WLS	BF	H	R	ER	SO	BB	IBB	HBP	BLK	WP	HR	S	P	ERA	WHIP
20 Wade Miley, L ERA: 1.5	(1, 1)	7.0	W	26	4	0	0	8	0	0	0	0	1	0	59	89	0.00	0.571
32 Peter Strzelecki, R ERA:	(8, 1)	1.0	H	3	0	0	0	0	0	0	0	0	0	0	6	8	0.00	0.000
38 Devin Williams, R ERA:	(9, 1)	1.0	S	6	1	0	0	3	2	0	0	0	0	0	16	33	0.00	3.000

PITCHER	IP	WLS	BF	H	R	ER	SO	BB	IBB	HBP	BLK	WP	HR	S	P	ERA	WHIP

BOTTOM

Milwaukee Brewers @ San Diego Padres

Petco Park, San Diego, CA

Sun Apr 16 2023, 1:11 PM - 3:33 PM PDT

Att. 43,875 - Overcast - 62 F

livebaseballscorecards.com

AB	33
R	0
H	5
RBI	0
BB	2
SO	11
LOB	15

WP: 1 PA: 35
PB: 0
SB: 0
CS: 0

Batter	1	2	3	4	5	6	7	8	9	AB	R	H	RBI	BB	SO	LOB
22 Christian Yelich, L (1, 7) OBP: 0.313, SLG: 0.329	X FF 92 0-0 ① G4-3	1 SAFE D CH 81 B CH 82 B CH 82 1 SAFE C FC 87 X FC 88 3-1 ③ F7			B ST 78 X FC 88 1-0 ③ G1-3		C ST 78 C ST 79 B ST 79 F ST 78 F ST 80 B FF 87 B ST 79 B ST 80 4-2 27 E 27 S 24 1B BB	B SL 85 B CH 87 C SI 92 C FF 93 X FF 94 2-2 ③ F9		4	1	0	0	1	0	4
27 Willy Adames, R (1, 6) OBP: 0.368, SLG: 0.429	C FF 91 X ST 81 0-1 ② G5-3		T FC 88 C CH 80 S ST 79 0-3 ① K			B FF 90 S CH 80 C FC 88 X ST 79 1-2 24 BB 9 1B 1B	1 SAFE B ST 77 T ST 78 S FF 85 1 SAFE S ST 77 1-3 ② K 1-3		B ST 80 C ST 80 B SI 88 S ST 79 B ST 80 S SI 89 3-3 ① K	5	1	1	0	0	3	1
24 William Contreras, R (1, 2) OBP: 0.400, SLG: 0.354	C FF 92 X ST 79 0-1 ③ G4-3		B FF 91 C CH 81 S FC 89 B FF 93 B ST 81 F FC 90 S CH 81 3-3 ② K			B FF 91 C CU 76 D FC 87 1 SAFE F CH 80 B ST 79 B FF 91 4-2 9 1B 1-2 BB	B ST 77 B ST 78 C ST 78 B FF 86 X ST 78 3-1 3-H 1B		C SI 90 C ST 79 B ST 81 X ST 80 1-2 ② G4-3	4	0	1	1	1	1	0
11 Rowdy Tellez, L (1, 3) OBP: 0.328, SLG: 0.537		C FF 91 B CH 79 B CH 81 C FC 88 B CH 82 X FC 89 3-2 9 1B 45 2B 1B	C FC 88 B ST 79 C FC 88 X CH 83 1-2 ③ G4-3			C CH 80 C FC 88 D CH 81 S CH 80 1-3 ① K	B SI 93 B SL 84 X SI 92 2-0 ③ G3		B CH 80 B ST 77 C FF 88 B ST 80 F SI 88 4-2 9 1B 45 E BB	4	2	1	0	1	1	3
9 Brian Anderson, R (1, 5) OBP: 0.373, SLG: 0.509		C FC 87 B FF 91 F ST 80 X FF 91 1-2 45 2B 6 1B 1-2 1B		S FF 91 F FC 88 B ST 80 C CH 81 1-3 ① K		X ST 80 0-0 ① 1-2 2-H 1B		X SL 85 0-0 ① G5-3	X SI 87 0-0 45 E 1-2 1B	5	1	3	1	0	1	0
45 Luke Voit, R (1, 10) OBP: 0.294, SLG: 0.303		X ST 79 0-0 6 1B 28 FC6-4 1-3 2-H 2B		X ST 81 0-0 ② G1-3		B FF 91 D CH 81 X CH 82 2-0 ② L5		B SI 93 F SL 87 B SL 88 B SL 87 D SL 86 4-1 2 FC3-6 5 1B BB	C ST 78 S CH 78 X FF 88 0-2 E6 1-2 2-H	4	1	1	1	1	0	3
5 Garrett Mitchell, L (1, 8) OBP: 0.328, SLG: 0.500		C CH 81 B FC 89 F FF 92 F FF 92 X CH 80 1-2 ① P6		C FC 88 C FF 93 B FF 93 S FF 94 1-3 ③ K		C CH 80 X FC 88 0-1 ③ F8		X CH 87 0-0 2 FC3-6 1-2 1B	X FF 89 0-0 ③ G4-3	5	0	1	0	0	1	6
6 Owen Miller, R (1, 4) OBP: 0.333, SLG: 0.353 2 Brice Turang, L (7, PH) OBP: 0.340, SLG: 0.435 (7, 4)		X FC 89 0-0 28 FC6-4 2-3 3-H 1B			C ST 80 X FF 91 0-1 ① F9		X FF 88 0-0 HR	B SL 84 B CH 87 C FF 92 T FF 92 F FF 93 F SL 86 B SI 93 X SL 87 3-2 ② FC3-6 28 BB 1-2f 2-3		2 2	0 1	1 1	1 1	0 0	0 2	0 2
28 Joey Wiemer, R (1, 9) OBP: 0.288, SLG: 0.275		F ST 78 X ST 78 0-1 ② FC6-4 1-2f 3-H			C FC 88 X ST 80 0-1 ② G4-3		X ST 78 0-0 ① G6-3	F SL 86 B SL 87 D SL 85 B SL 85 C SI 91 F SL 86 F SL 86 F SL 86 F SI 92 4-2 D SL 86 1-2 BB		3	0	0	1	1	0	1
Inning Stats	R: 0 E: 0 K: 0 S: 5 H: 0 LOB: 0 BB: 0 P: 5	R: 3 E: 0 K: 0 S: 16 H: 4 LOB: 1 BB: 0 P: 24	R: 0 E: 0 K: 2 S: 10 H: 0 LOB: 0 BB: 0 P: 14	R: 0 E: 0 K: 2 S: 7 H: 0 LOB: 0 BB: 0 P: 9	R: 0 E: 0 K: 0 S: 5 H: 0 LOB: 0 BB: 0 P: 6	R: 1 E: 0 K: 1 S: 12 H: 2 LOB: 2 BB: 1 P: 20	R: 2 E: 1 K: 1 S: 12 H: 2 LOB: 1 BB: 1 P: 22	R: 0 E: 0 K: 0 S: 17 H: 1 LOB: 3 BB: 2 P: 30	R: 1 E: 1 K: 1 S: 13 H: 1 LOB: 2 BB: 1 P: 21	1B: 8 2B: 1 3B: 0 HR: 1 SF: 0 SAC: 0 DP: 0 HBP: 0						

PITCHER		IP	WLS	BF	H	R	ER	SO	BB	IBB	HBP	BLK	WP	HR	S	P	ERA	WHIP
77 Chris Flexen, R ERA: 7.79	(1, 1)	6.0	L	25	6	4	4	5	1	0	0	0	0	0	55	78	6.00	1.167
56 Penn Murfee, R ERA: 2.45	(7, 1)	0.2		5	2	2	2	1	1	0	0	0	0	1	11	19	27.00	4.500
55 Gabe Speier, L ERA:	(7, 1)	0.1		1	0	0	0	0	0	0	0	0	0	0	1	3	0.00	0.000
63 Diego Castillo, R ERA: 6.75	(8, 1)	1.0		6	1	0	0	0	2	0	0	0	0	0	17	30	0.00	3.000
26 Darren McCaughan, R ERA:	(9, 1)	1.0		6	1	1	0	1	1	0	0	0	0	0	13	21	0.00	2.000

PITCHER	IP	WLS	BF	H	R	ER	SO	BB	IBB	HBP	BLK	WP	HR	S	P	ERA	WHIP

TOP

Milwaukee Brewers @ Seattle Mariners

T-Mobile Park, Seattle, WA

Mon Apr 17 2023, 6:40 PM - 9:23 PM PDT

Att. 14,276 - Cloudy - 48 F

livebaseballscorecards.com

AB	38
R	7
H	10
RBI	6
BB	5
SO	7
LOB	20

Batter	1	2	3	4	5	6	7	8	9	AB	R	H	RBI	BB	SO	LOB
44 Julio Rodríguez, R (1, 8) OBP: 0.296, SLG: 0.453	B FC 96 F FC 96 F CU 83 F CU 83 B SI 98 F FC 95 X CU 81 2-2 ① F7		S FC 96 B SI 97 F FC 95 F CU 81 C FC 96 1-3 ③ K			B SI 95 1 SAFE F FC 95 D CU 81 F SI 94 X SL 85 2-2 ① F8		C FF 95 X ST 82 0-1 HR		4	1	1	1	0	1	1
23 Ty France, R (1, 3) OBP: 0.418, SLG: 0.485	B SI 97 F CU 81 S FC 96 F CU 81 C SI 97 1-3 ② K			X SI 96 0-0 ① G5-3		B FF 90 F FF 90 S SI 89 X SL 79 1-2 1-H 2B		X CU 76 0-0 ③ L5		4	0	1	1	0	1	0
28 Eugenio Suárez, R (1, 5) OBP: 0.333, SLG: 0.420	S FC 94 X FC 94 0-1 ③ L7			C FC 94 S SL 86 B FC 95 B CU 81 F SI 96 F SL 86 X FC 94 2-2 ① 10 CS 29 BB 1B		B SL 79 F FF 92 C SI 91 S FF 91 1-3 ② K			C SL 80 B FF 93 B SL 83 F SI 93 X SL 82 2-2 ① G5-3	4	0	1	0	0	1	1
29 Cal Raleigh, S (1, 2) OBP: 0.328, SLG: 0.415		B FC 95 F FC 95 X CH 91 1-1 HR		D CU 81 B FC 94 B CH 89 C FC 94 1 SAFE B FC 94 4-1 1-2 BB		C SI 91 F CH 84 B FF 91 B FF 92 X SL 78 2-2 ③ L7			B FF 93 B SL 81 B FF 93 C FF 91 F CH 86 C FF 94 3-3 ② K	3	1	1	1	1	1	1
35 Teoscar Hernández, R (1, 9) OBP: 0.296, SLG: 0.418		C FC 96 X SL 88 0-1 10 G3-6-3 1B		C FC 94 C SI 95 D CU 81 F FC 96 X SL 86 1-2 ② L8			C ST 78 B SI 87 C CH 81 B FF 88 F CH 80 F FF 88 S ST 80 2-3 ① K		B SL 83 C SL 82 X FF 94 1-1 1B	4	0	2	0	0	1	2
10 Jarred Kelenic, L (1, 7) OBP: 0.393, SLG: 0.667		B CU 82 1 SAFE X FC 94 1-0 ① ② G3-6-3 1-2f		B FC 95 S CU 81 B CH 90 B FC 94 F FC 94 3-2 ③ CS 2-3	B CH 90 C FC 95 F FC 94 X CU 80 1-2 ① G3-1		F SI 87 B ST 79 C ST 78 B FF 87 F SI 87 B FF 88 F SI 87 X ST 78 3-2 ② G6-3		X CH 87 0-0 ③ G1-3	4	0	0	0	0	0	2
21 Cooper Hummel, S (1, 10) OBP: 0.174, SLG: 0.143		F FC 94 F FC 95 B FC 94 X CU 82 1-2 ③ G3-1			B CH 88 C FC 95 B CU 80 S FC 92 B CH 88 S FC 95 3-3 ② K		B CH 81 S CH 82 B FF 87 B ST 78 X SI 86 3-1 ③ G5-3			3	0	0	0	0	1	0
16 Kolten Wong, L (1, 4) OBP: 0.204, SLG: 0.106			B FC 94 C CU 81 T CH 89 B FC 95 B CU 79 X FC 95 3-2 ① F9		B CH 88 B FC 94 C FC 94 X FC 95 2-1 ③ G6-3			B FF 95 B CU 76 C FF 94 X SI 95 2-1 ① F7		3	0	0	0	0	0	0
3 J.P. Crawford, L (1, 6) OBP: 0.391, SLG: 0.346			B FC 95 S CH 89 X FC 96 1-1 ② G1-3			B FC 94 B CH 89 B FC 92 B FC 94 4-0 23 2B BB		B CU 77 C CU 76 C FF 94 T CU 78 1-2 ② K		2	1	0	0	1	1	0
Inning Stats	R: 0 E: 0 K: 1 S: 11 H: 0 LOB: 0 BB: 0 P: 14	R: 1 E: 0 K: 0 S: 8 H: 2 LOB: 0 BB: 0 P: 11	R: 0 E: 0 K: 1 S: 9 H: 0 LOB: 0 BB: 0 P: 14	R: 0 E: 0 K: 0 S: 13 H: 1 LOB: 1 BB: 1 P: 23	R: 0 E: 0 K: 1 S: 8 H: 0 LOB: 0 BB: 0 P: 14	R: 1 E: 0 K: 1 S: 12 H: 1 LOB: 1 BB: 1 P: 22	R: 0 E: 0 K: 1 S: 12 H: 0 LOB: 0 BB: 0 P: 20	R: 1 E: 0 K: 1 S: 8 H: 1 LOB: 0 BB: 0 P: 11	R: 0 E: 0 K: 1 S: 9 H: 1 LOB: 1 BB: 0 P: 15	1B: 3 2B: 1 3B: 0 HR: 2 SF: 0 SAC: 0 DP: 1 HBP: 0						

PITCHER		IP	WLS	BF	H	R	ER	SO	BB	IBB	HBP	BLK	WP	HR	S	P	ERA	WHIP
39 Corbin Burnes, R ERA: 4.76	(1, 1)	5.1	W	19	3	2	2	3	2	0	0	0	0	1	52	85	3.38	0.938
32 Peter Strzelecki, R ERA:	(6, 1)	0.2	H	3	1	0	0	1	0	0	0	0	0	0	9	13	0.00	1.500
55 Hoby Milner, L ERA: 3.86	(7, 1)	1.0		3	0	0	0	1	0	0	0	0	0	0	12	20	0.00	0.000
21 Matt Bush, R ERA: 4.76	(8, 1)	1.0		4	1	1	1	1	0	0	0	0	0	1	8	11	9.00	1.000
31 Joel Payamps, R ERA: 2.45	(9, 1)	1.0		4	1	0	0	1	0	0	0	0	0	0	9	15	0.00	1.000

PITCHER	IP	WLS	BF	H	R	ER	SO	BB	IBB	HBP	BLK	WP	HR	S	P	ERA	WHIP

BOTTOM

Milwaukee Brewers @ Seattle Mariners

T-Mobile Park, Seattle, WA

Mon Apr 17 2023, 6:40 PM - 9:23 PM PDT

Att. 14,276 - Cloudy - 48 F

livebaseballscorecards.com

AB	31
R	3
H	6
RBI	3
BB	2
SO	7
LOB	7

Batter	1	2	3	4	5	6	7	8	9	10	11	AB	R	H	RBI	BB	SO	LOB
22 Christian Yelich, L (1, 7) OBP: 0.329, SLG: 0.387	B FF 96 C SL 90 S FF 96 B KC 82 B SL 90 X FF 96 3-2 HR		C KC 84 X FS 85 0-1 27 2B 2-H 1B		F SL 88 X KC 82 0-1 G3			B SI 93 C SI 92 B SI 93 X SL 84 2-1 24 G6-4-3 1B			B SL 83 B SL 82 F FC 90 B CH 86 X SL 83 3-1 G3-1 2-3	5	2	3	2	0	0	0
33 Jesse Winker, L (1, 10) OBP: 0.359, SLG: 0.364 24 William Contreras, R (8, PH) OBP: 0.404, SLG: 0.347 (8, 10)	B FF 97 F FF 96 F FF 96 F FF 97 B KC 83 F FF 97 B KC 83 F FF 96 C FF 96 3-3 K		F FF 94 B FF 94 X FF 94 1-1 P5			B FF 94 X FF 94 1-0 P3		B SL 86 X SL 84 1-0 G6-4-3 1-2f			B SI 94 B SL 82 B SI 95 S SI 94 S SI 95 F SI 95 F SI 94 B SI 95 4-2 27 G6-3 BB	3 1	0 0	0 0	0 0	0 1	1 0	1 1
27 Willy Adames, R (1, 6) OBP: 0.370, SLG: 0.485	S FF 96 B FS 86 B SL 91 F SL 90 F FF 96 B FS 84 F FF 96 X SL 90 3-2 F7		B KC 80 1 SAFE B KC 81 F FF 94 X SL 88 2-1 1-H 2B			S SL 89 X FF 94 0-1 HR		C SI 93 F SL 84 S FF 95 0-3 K			F SL 83 X SI 94 0-1 G6-3 1-2 3-H	5	1	2	3	0	1	1
11 Rowdy Tellez, L (1, 3) OBP: 0.319, SLG: 0.500	B KC 83 C FS 86 C FF 96 F SL 86 C FS 85 1-3 K		C FS 84 F FF 94 B FS 84 C FS 86 1-3 K			B FS 86 B SL 88 C SL 89 C FS 85 X FS 84 2-2 G4-3			B ST 80 B FF 90 B ST 82 C FF 92 F FF 91 C FF 91 3-3 K		0-0 IBB	4	0	0	0	1	3	1
9 Brian Anderson, R (1, 5) OBP: 0.347, SLG: 0.468 (10, 9)		C FF 94 B KC 81 B KC 83 B SL 89 C FF 95 F FF 95 X FF 96 3-2 F3		C FF 94 F FS 84 S SL 88 0-3 K		C SL 88 S SL 89 B SL 89 B SL 90 C FS 85 2-3 K			C ST 83 C FF 92 B ST 84 X ST 83 1-2 G6-3		C SI 94 S SI 93 F SI 94 S SL 82 0-3 K	5	0	0	0	0	3	2
5 Garrett Mitchell, L (1, 8) OBP: 0.306, SLG: 0.466 10 Mike Brosseau, R (10, 5) OBP: 0.355, SLG: 0.556		B FF 96 B FF 95 B FF 95 C FF 96 C FF 96 X FF 95 3-2 F8		B KC 81 C FF 94 C FS 84 S FF 95 1-3 K			S FF 97 B FF 97 S FF 96 S FF 97 1-3 K		S FF 92 B FF 91 B FF 91 C ST 82 C FF 92 2-3 K	0-0 7 FC3 2 G4-6-3		4 0	1 0	0 0	0 0	0 0	3 0	0 0
7 Victor Caratini, S (1, 2) OBP: 0.458, SLG: 0.350	F FF 95 C FS 86 B SL 90 B FF 95 B FF 95 F FF 95 X FF 95 3-2 F7			X FF 94 0-0 G3-1			C FF 98 C SL 90 S SL 89 0-3 K			X FC 86 0-0 FC3 2 G4-6-3 2-3		4	0	0	0	0	1	0
2 Brice Turang, L (1, 4) OBP: 0.333, SLG: 0.408			F FF 93 C SL 89 B FS 83 B FS 85 C FF 95 2-3 K	S FS 84 C FF 94 S FS 86 0-3 K			C SL 87 B CH 87 B SL 88 B FF 97 C SL 87 B FF 98 4-2 BB			B FC 88 B CH 86 X SI 93 2-0 G4-6-3 1-2f 3-H		3	0	0	0	1	2	1
6 Owen Miller, R (1, 9) OBP: 0.333, SLG: 0.400 28 Joey Wiemer, R (7, 9) OBP: 0.283, SLG: 0.269 (10, 8)			C FF 95 B SL 90 X FF 94 1-1 22 1B 2B	B FS 85 C SL 88 X SL 88 1-1 G6-3			C SL 88 X SL 89 0-1 L8			B CU 81 B FC 88 C FC 90 F FF 93 S CU 81 2-3 K	0-0 22 G3-1 27 G6-3	3 1	1 1	1 0	0 0	0 0	0 1	1 0
Inning Stats	R: 1 H: 1 E: 0 LOB: 0 K: 2 BB: 0 S: 18 P: 28	R: 0 H: 0 E: 0 LOB: 0 K: 0 BB: 0 S: 11 P: 20	R: 2 H: 3 E: 0 LOB: 1 K: 2 BB: 0 S: 14 P: 21	R: 0 H: 0 E: 0 LOB: 0 K: 2 BB: 0 S: 7 P: 8	R: 0 H: 0 E: 0 LOB: 0 K: 1 BB: 0 S: 7 P: 8	R: 1 H: 1 E: 0 LOB: 0 K: 1 BB: 0 S: 9 P: 14	R: 0 H: 0 E: 0 LOB: 1 K: 2 BB: 1 S: 10 P: 15	R: 0 H: 1 E: 0 LOB: 0 K: 1 BB: 0 S: 6 P: 9	R: 0 H: 0 E: 0 LOB: 0 K: 2 BB: 0 S: 9 P: 15	R: 1 H: 0 E: 0 LOB: 0 K: 1 BB: 0 S: 5 P: 9	R: 1 H: 0 E: 0 LOB: 2 K: 1 BB: 2 S: 12 P: 19	1B: 2 SF: 0 2B: 2 SAC: 0 3B: 0 DP: 2 HR: 2 HBP: 0						

PITCHER		IP	WLS	BF	H	R	ER	SO	BB	IBB	HBP	BLK	WP	HR	S	P	ERA	WHIP
36 Logan Gilbert, R ERA: 3.57	(1, 1)	6.0		23	5	4	4	8	0	0	0	0	0	2	66	99	6.00	0.833
47 Matt Brash, R ERA: 3.52	(7, 1)	1.0		4	0	0	0	2	1	0	0	0	0	0	10	15	0.00	1.000
55 Gabe Speier, L ERA:	(8, 1)	1.0		3	1	0	0	1	0	0	0	0	0	0	6	9	0.00	1.000
37 Paul Sewald, R ERA: 2.7	(9, 1)	1.0		3	0	0	0	2	0	0	0	0	0	0	9	15	0.00	0.000
30 Trevor Gott, R ERA: 2.79	(10, 1)	1.0		3	0	1	0	1	0	0	0	0	0	0	5	9	0.00	0.000

PITCHER		IP	WLS	BF	H	R	ER	SO	BB	IBB	HBP	BLK	WP	HR	S	P	ERA	WHIP
48 Justin Topa, R ERA:	(11, 1)	1.0	L	5	0	1	0	1	1	1	0	0	0	0	12	19	0.00	1.000

TOP

Milwaukee Brewers @ Seattle Mariners

T-Mobile Park, Seattle, WA

Tue Apr 18 2023, 6:41 PM - 9:47 PM PDT

Att. 18,206 - Roof Closed - 46 F

livebaseballscorecards.com

AB	38
R	6
H	6
RBI	5
BB	3
SO	15
LOB	8

WP: 0 PA: 41
PB: 0
SB: 0
CS: 0

Batter	1	2	3	4	5	6	7	8	9	10	11	AB	R	H	RBI	BB	SO	LOB
44 Julio Rodríguez, R (1, 8) OBP: 0.299, SLG: 0.444	B SI 93 X SI 92 1-0 23 G6-3 1B		X CU 80 0-0 28 HBP 29 2B 23 1B 1B	B SI 92 B FC 87 C SI 92 X SI 93 2-1 ② G3			X SL 82 0-0 ② F8			F SI 92 D CU 79 B SI 93 F SI 92 B CH 88 X SI 94 3-2 ① G6-3 2-3	B FC 87 X SI 93 1-0 ③ FC6-4 1-2f	6	1	2	0	0	0	3
23 Ty France, R (1, 3) OBP: 0.405, SLG: 0.472	B FC 89 1 SAFE C SI 93 B SI 93 1 SAFE F FC 87 X SI 93 2-2 ① G6-3 1-2		1 SAFE F SI 92 X SI 92 0-1 28 HBP 29 2B 1-2 1B	C CU 79 B FC 86 B CU 81 X SI 93 2-1 ③ G6-3			X SI 94 0-0 ③ L4			C SI 93 B SI 94 F SI 93 B FF 94 X SI 93 2-2 ② SF8 3-H		4	1	1	1	0	0	1
28 Eugenio Suárez, R (1, 5) OBP: 0.338, SLG: 0.411	X FC 89 0-0 ② G5-3		C CU 80 C ST 83 D SI 92 H SI 91 2-2 29 2B 35 SF8 1-2 2-3 HBP		C SI 90 X ST 82 0-1 ① F9			S CU 74 B FF 93 F CU 76 S FF 94 1-3 ① K		C CU 78 B CH 86 B SI 93 S SI 93 F SI 93 B CU 80 X SI 93 3-2 29 1B 1B		4	1	1	0	0	1	1
29 Cal Raleigh, S (1, 2) OBP: 0.333, SLG: 0.431	C CU 80 F FC 88 B CU 81 X FF 94 1-2 ③ G4-3		C SI 91 F FC 87 X FS 86 0-2 35 SF8 4 1B 1-3 2-H 3-H 2B		X FS 86 0-0 ② F4			B CU 76 C CU 76 B FF 93 S CU 76 B CU 76 C FF 93 3-3 ② K		B SI 93 X SI 93 1-0 1-2 1B		5	1	2	2	0	1	1
35 Teoscar Hernández, R (1, 9) OBP: 0.276, SLG: 0.394		C ST 81 S FC 88 S FC 87 0-3 ① K	B FC 88 F ST 82 B SI 94 S FC 86 X FC 86 2-2 ② SF8 2-3 3-H		C SI 91 X CU 79 0-1 ③ F8			S CU 77 B FF 93 B FF 93 S CU 77 F CU 77 C FF 93 2-3 ③ K		S FC 88 C SI 93 C FC 89 0-3 ③ K	0-0 76 FC5-4	4	0	0	1	0	3	2
10 Jarred Kelenic, L (1, 7) OBP: 0.393, SLG: 0.630		F FC 87 F CU 78 X CU 80 0-2 ② G1-3	B FC 87 F SI 93 F FC 89 D CU 81 B FC 86 F CU 79 B SI 92 4-2 4 1B BB	B SI 86 B ST 78 B ST 79 C SI 85 B SI 86 4-1 21 G5-4-3 BB					S FF 92 B CH 82 C FF 92 B FF 94 S CH 83 2-3 ① K		X SI 92 0-0 ① L9	3	0	0	0	2	1	0
4 Tommy La Stella, L (1, 10) OBP: 0.294, SLG: 0.267 21 Cooper Hummel, S (6, PH) OBP: 0.192, SLG: 0.130 (7, 10)		B FF 92 B CU 78 B FC 86 C FF 91 B SI 92 4-1 BB	C CU 79 X FC 88 0-1 1-3 3-H 1B	C ST 78 D CH 80 X CH 81 1-1 ①② G5-4-3 1-2f					S FF 92 S FF 94 B FF 93 S CH 84 1-3 ② K		B CU 76 B CU 76 B SI 92 C SI 92 B SI 92 4-1 76 FC5-4 BB	1 2	0 0	1 0	1 0	1 1	0 1	0 1
76 José Caballero, R (1, 6)		C SI 92 X FC 86 0-1 ③ L8	B ST 82 C SI 92 X SI 92 1-1 ③ L8	X SI 87 0-0 ③ L7					B FF 92 B CH 84 S CH 83 B CH 84 S CH 83 B CH 85 4-2 BB	F FC 87 C SI 93 D FC 88 X SI 92 1-2 ② FC5-4 3 S 1-2f 2-3	4	0	0	0	1	0	4
16 Kolten Wong, L (1, 4) OBP: 0.190, SLG: 0.098 3 J.P. Crawford, L (11, PH) OBP: 0.400, SLG: 0.346			B FC 86 B SI 91 X SI 91 2-0 ① F7	C CU 77 B FS 86 B FC 86 C SI 91 C CU 80 2-3 ① K			C SI 87 C SI 87 B ST 78 B SI 86 B ST 78 F SI 86 S SI 86 3-3 ① K		B FF 92 S CH 84 1 SAFE F CH 84 C FF 94 1-3 ③ K	0-0 44 WP 23 SF8	B SI 93 C FC 90 B FC 90 B SI 93 B FC 88 4-1 44 FC6-4 1-2 BB	4 0	1 0	0 0	0 0	0 1	3 0	1 0
Inning Stats	R: 0 E: 0 K: 0 S: 8 H: 1 LOB: 1 BB: 0 P: 12	R: 0 E: 0 K: 1 S: 9 H: 0 LOB: 1 BB: 1 P: 13	R: 4 E: 0 K: 0 S: 19 H: 4 LOB: 2 BB: 1 P: 30	R: 0 E: 0 K: 1 S: 7 H: 0 LOB: 0 BB: 0 P: 13	R: 0 E: 0 K: 0 S: 5 H: 0 LOB: 0 BB: 0 P: 5	R: 0 E: 0 K: 0 S: 4 H: 0 LOB: 0 BB: 1 P: 9	R: 0 E: 0 K: 1 S: 6 H: 0 LOB: 0 BB: 0 P: 9	R: 0 E: 0 K: 3 S: 10 H: 0 LOB: 0 BB: 0 P: 16	R: 0 E: 0 K: 3 S: 11 H: 0 LOB: 1 BB: 1 P: 19	R: 1 E: 0 K: 1 S: 14 H: 2 LOB: 2 BB: 0 P: 23	R: 0 E: 0 K: 0 S: 7 H: 0 LOB: 3 BB: 2 P: 17	1B: 6 2B: 1 3B: 0 HR: 0 SF: 2 SAC: 0 DP: 1 HBP: 1	WP: 1 PB: 0 SB: 1 CS: 0 PA: 46						

PITCHER		IP	WLS	BF	H	R	ER	SO	BB	IBB	HBP	BLK	WP	HR	S	P	ERA	WHIP
48 Colin Rea, R ERA: 4.22	(1, 1)	5.0		23	5	4	4	2	2	0	1	0	0	0	48	73	7.20	1.400
55 Hoby Milner, L ERA: 3.24	(6, 1)	1.1		4	0	0	0	1	1	0	0	0	0	0	8	16	0.00	0.750
31 Joel Payamps, R ERA: 2.25	(7, 1)	0.2		2	0	0	0	0	0	0	0	0	0	0	2	2	0.00	0.000
21 Matt Bush, R ERA: 4.05	(8, 1)	1.0		3	0	0	0	3	0	0	0	0	0	0	10	16	0.00	0.000
38 Devin Williams, R ERA:	(9, 1)	1.0		4	0	0	0	3	1	0	0	0	0	0	11	19	0.00	1.000

PITCHER		IP	WLS	BF	H	R	ER	SO	BB	IBB	HBP	BLK	WP	HR	S	P	ERA	WHIP
46 Bryse Wilson, R ERA: 0.82	(10, 1)	2.0	W	10	2	1	0	1	2	0	0	0	1	0	21	40	0.00	2.000

BOTTOM

Milwaukee Brewers @ Seattle Mariners

T-Mobile Park, Seattle, WA

Tue Apr 18 2023, 6:41 PM - 9:47 PM PDT

Att. 18,206 - Roof Closed - 46 F

livebaseballscorecards.com

AB	37
R	5
H	7
RBI	5
BB	6
SO	10
LOB	14

Batter	1	2	3	4	5	6	7	8	9	AB	R	H	RBI	BB	SO	LOB
10 Mike Brosseau, R (1, 5) OBP: 0.324, SLG: 0.500 11 Rowdy Tellez, L (7, PH) OBP: 0.329, SLG: 0.508 16 Blake Perkins, S (7, PR) (7, 8)	C FF 88 B CH 80 B FC 84 B FF 89 S FF 89 X CH 80 3-2 ① L7		C FF 87 C FF 87 1 SAFE S CH 79 0-3 ③ K			B FF 88 F CH 78 S FF 88 S CH 78 1-3 ② K	C KC 87 C SL 86 D KC 87 X FF 97 1-2 2-H 3-H 1B			3	0	0	0	0	2	2
										1	0	1	2	0	0	0
										0	0	0	0	0	0	0
27 Willy Adames, R (1, 6) OBP: 0.365, SLG: 0.465	B FF 88 B FC 85 C CH 80 C CH 79 B CU 80 F CH 79 F FF 88 F CH 79 B CU 80 4-2 24 G5-4-3 BB			B FF 87 C CU 79 B CU 79 C CH 79 X CH 79 2-2 ① P4		F CU 79 C CU 80 T FF 87 0-2 ③ K	B FF 98 C FF 98 X SL 90 1-1 ③ G5-3			3	0	0	0	1	1	2
24 William Contreras, R (1, 2) OBP: 0.393, SLG: 0.340	C CH 79 S CU 78 F CU 78 B CH 80 F FF 88 B CH 78 X CU 78 2-2 ②③ G5-4-3 1-2f			F CU 79 B FF 88 B CU 78 X CH 79 2-1 ② F6			X CU 79 0-0 9 1B 33 1B 45 1B 1B	F SI 93 X FC 87 0-1 ① L3		4	1	1	0	0	0	1
33 Jesse Winker, L (1, 10) OBP: 0.349, SLG: 0.351		F FF 87 F FF 88 S CU 79 0-3 ① K		C FF 88 F CU 80 B CU 79 B CU 80 F FF 88 C FF 88 2-3 ③ K			F CU 79 F FF 88 X FF 88 0-2 45 1B 9 1B 2 1B 1-2 1B	B FF 93 X SI 94 1-0 ② G6-3		4	1	1	0	0	2	0
9 Brian Anderson, R (1, 9) OBP: 0.342, SLG: 0.455 (7, 5)		B CU 79 B CH 79 F FF 88 X CH 78 2-1 ② G5-3			C CU 79 F CH 79 B CU 79 S CH 78 1-3 ① K		S FF 96 T SL 88 B SL 89 X SL 88 1-2 45 1B 2 1B 1-2 2-3 1B	C FF 93 F FC 88 B FF 92 S FF 92 1-3 ③ K		4	1	1	0	0	2	0
45 Luke Voit, R (1, 3) OBP: 0.289, SLG: 0.297		C FF 88 F FF 88 S CH 79 0-3 ③ K			B CU 79 B CH 78 S CH 80 B CU 78 X CH 79 3-1 ② G6-3		B SL 88 X FF 96 1-0 2 1B 11 1B 1-2 2-3 3-H 1B		C SL 80 S CH 87 S CH 86 0-3 ① K	4	1	1	1	0	2	0
6 Owen Miller, R (1, 7) OBP: 0.320, SLG: 0.375 (7, 9)			B FF 88 F CH 78 C FF 87 B FF 88 T CU 79 2-2 ① K		C FF 88 C FF 88 B CH 79 X CH 79 1-2 ③ G5-3		B SL 88 X SL 87 1-0 ① F9		C SL 80 B SL 80 X CH 87 1-1 22 S 1B	4	0	1	0	0	1	3
28 Joey Wiemer, R (1, 8) OBP: 0.306, SLG: 0.315 22 Christian Yelich, L (7, PH) OBP: 0.322, SLG: 0.377 (7, 7)			C CU 79 B CH 78 B CH 78 X CU 79 2-1 1B			S CH 79 X CH 79 0-1 2B	B KC 86 B SL 88 F FF 96 B FF 96 F FF 96 S FF 97 3-3 ② K		B SI 92 X SI 90 1-0 ② L7 1-2	2	0	2	0	0	0	0
										2	0	0	0	0	1	4
2 Brice Turang, L (1, 4) OBP: 0.328, SLG: 0.396			F FF 87 C CU 79 B CU 79 S FF 88 1-3 ② K			X FF 88 0-0 ① B1	S FF 97 X SL 90 0-1 11 1B 1-3 2-H 3-H 1B		F SI 91 X SI 92 0-1 ③ G4-3	4	1	1	2	0	1	3

TOP

Milwaukee Brewers @ Seattle Mariners

T-Mobile Park, Seattle, WA

Wed Apr 19 2023, 1:11 PM - 3:30 PM PDT

Att. 17,461 - Roof Closed - 48 F

livebaseballscorecards.com

AB	35
R	5
H	9
RBI	5
BB	1
SO	12
LOB	15

Inning Stats	1	2	3	4	5	6	7	8	9	1B: 8	SF: 0	WP: 0	PA: 36
	R: 0 E: 0 K: 0 S: 13	H: 0 LOB: 0 BB: 1 P: 22	R: 0 E: 0 K: 2 S: 8	H: 0 LOB: 0 BB: 0 P: 10	R: 0 E: 0 K: 3 S: 11	H: 1 LOB: 1 BB: 0 P: 16	R: 0 E: 0 K: 1 S: 9	H: 0 LOB: 0 BB: 0 P: 15	R: 0 E: 0 K: 1 S: 8	H: 0 LOB: 0 BB: 0 P: 13	R: 0 E: 0 K: 2 S: 9	H: 1 LOB: 1 BB: 0 P: 10	R: 5 E: 0 K: 1 S: 19	H: 6 LOB: 1 BB: 0 P: 27	R: 0 E: 0 K: 1 S: 6	H: 0 LOB: 0 BB: 0 P: 8	R: 0 E: 0 K: 1 S: 8	H: 1 LOB: 1 BB: 0 P: 10	2B: 1 3B: 0 HR: 0	SAC: 0 DP: 1 HBP: 0	PB: 0 SB: 1 CS: 0	

PITCHER		IP	WLS	BF	H	R	ER	SO	BB	IBB	HBP	BLK	WP	HR	S	P	ERA	WHIP
7 Marco Gonzales, L ERA: 3.78	(1, 1)	6.0		22	4	2	2	9	1	0	0	0	0	0	62	90	3.00	0.833
47 Matt Brash, R ERA: 6.23	(7, 1)	1.0	L	7	4	3	3	1	0	0	0	0	0	0	15	23	27.00	4.000
30 Trevor Gott, R ERA: 2.53	(8, 1)	1.0		3	0	0	0	1	0	0	0	0	0	0	6	8	0.00	0.000
60 Tayler Saucedo, L ERA:	(9, 1)	1.0		4	1	0	0	1	0	0	0	0	0	0	8	10	0.00	1.000

PITCHER	IP	WLS	BF	H	R	ER	SO	BB	IBB	HBP	BLK	WP	HR	S	P	ERA	WHIP

Batter	1	2	3	4	5	6	7	8	9	AB	R	H	RBI	BB	SO	LOB
44 Julio Rodríguez, R (1, 8) OBP: 0.308, SLG: 0.482	F FF 88 F FC 86 B CU 74 F CU 74 X FF 90 1-2 28 CS 1B		B FF 91 S CU 74 X FC 86 1-1 2-H HR			F FF 89 F FC 84 B FF 90 S FC 86 1-3 ① K		B SI 91 C FF 92 S CH 85 S FF 92 1-3 ③ K		4	1	2	2	0	2	1
23 Ty France, R (1, 3) OBP: 0.398, SLG: 0.474	C FF 89 F FF 90 F FF 91 D CU 77 1 SAFE T FC 87 1-2 ① K		C CU 74 X SL 81 0-1 ③ G6-3			F FF 91 B CU 75 X SL 84 1-1 ② F8			B SL 79 F FF 92 B FF 90 F FF 91 F SL 80 X FF 92 2-2 35 1B 10 1B 2B	4	1	1	0	0	1	1
28 Eugenio Suárez, R (1, 5) OBP: 0.345, SLG: 0.400	D FC 86 1 SAFE C CU 75 F FC 85 B CU 75 S FF 90 2-3 ② ③ K 1-2			B FF 87 B SL 80 F FC 84 B FF 89 B FF 89 4-1 BB		B CU 74 T FF 89 C FC 86 B FF 91 B FF 90 F FC 87 X FF 90 3-2 ③ F9			C SL 80 S FF 91 F FF 92 B FF 92 B FF 92 H SI 90 3-2 10 1B 35 1B HBP	2	0	0	0	1	1	1
35 Teoscar Hernández, R (1, 9) OBP: 0.275, SLG: 0.387		C FC 85 B CU 76 B CU 74 F FF 90 X SL 81 2-2 ① G5-3		X FC 85 0-0 ① F9			T FC 86 B FF 89 B CU 74 X FC 85 2-1 ① G5-3		C SI 92 X SI 92 0-1 1-2 2-3 10 1B 1B	4	0	1	0	0	0	1
8 AJ Pollock, R (1, 10) OBP: 0.194, SLG: 0.333 29 Cal Raleigh, S (9, PH) OBP: 0.328, SLG: 0.424		X CU 74 0-0 ② G5-3		C FC 86 B FF 89 F CU 74 X FF 91 1-2 ② P4			X FC 86 0-0 ② G5-3		C FF 93 S SI 91 S SI 92 0-3 ① K	3 1	0 0	0 0	0 0	0 1	0 3	1 3
10 Jarred Kelenic, L (1, 7) OBP: 0.385, SLG: 0.603		B FF 90 C FF 89 B FC 83 X FC 86 2-1 ③ G4-3		F FF 89 X FC 87 0-1 ③ F8			X FC 86 0-0 ③ G4-3		B SI 93 B CH 86 X SI 91 2-0 1-2 2-3 3-H 1B	4	0	1	1	0	0	1
2 Tom Murphy, R (1, 2) OBP: 0.087, SLG: 0.130 4 Tommy La Stella, L (9, PH) OBP: 0.278, SLG: 0.250			B FC 86 F FC 85 S CU 74 X FF 89 1-2 ① F8		X FC 84 0-0 ① P2			C FC 84 B CU 74 B FF 89 B FC 86 F FF 89 X FC 86 3-2 1B	B FF 92 C CU 76 F FF 94 B FF 94 X CU 77 2-2 ② P4	3 1	0 0	1 0	0 0	0 0	0 3	0 3
76 José Caballero, R (1, 4) OBP: 0.222, SLG: 0.250			C SL 80 C CU 74 B FF 90 X CU 74 1-2 44 HR 2B		C FF 88 B FF 89 B CU 74 T FF 89 C FF 90 2-3 ② K			B FF 88 X FC 86 1-0 ① F7	B FF 94 X FF 93 1-0 ③ P5	4	1	1	0	0	1	4
3 J.P. Crawford, L (1, 6) OBP: 0.382, SLG: 0.327			C FF 90 F FF 90 F FF 91 D FC 85 B FC 87 X FC 86 2-2 ② F8		B FC 84 X FC 84 1-0 ③ P2			X CU 74 0-0 ② F9		3	0	0	0	0	0	2
Inning Stats	R: 0 H: 1 E: 0 LOB: 0 K: 2 BB: 0 S: 11 P: 15	R: 0 H: 0 E: 0 LOB: 0 K: 0 BB: 0 S: 6 P: 10	R: 2 H: 2 E: 0 LOB: 0 K: 0 BB: 0 S: 14 P: 19	R: 0 H: 0 E: 0 LOB: 1 K: 0 BB: 1 S: 7 P: 12	R: 0 H: 0 E: 0 LOB: 0 K: 1 BB: 0 S: 5 P: 8	R: 0 H: 0 E: 0 LOB: 0 K: 1 BB: 0 S: 9 P: 14	R: 0 H: 0 E: 0 LOB: 0 K: 0 BB: 0 S: 4 P: 6	R: 0 H: 1 E: 0 LOB: 1 K: 1 BB: 0 S: 8 P: 13	R: 1 H: 3 E: 0 LOB: 3 K: 1 BB: 0 S: 17 P: 27	1B: 4 SF: 0 2B: 2 SAC: 0 3B: 0 DP: 0 HR: 1 HBP: 1						WP: 0 PA: 35 PB: 0 SB: 0 CS: 1

PITCHER		IP	WLS	BF	H	R	ER	SO	BB	IBB	HBP	BLK	WP	HR	S	P	ERA	WHIP
52 Eric Lauer, L ERA: 4.3	(1, 1)	7.2	W	27	4	2	2	4	1	0	0	0	0	1	61	93	2.35	0.652
32 Peter Strzelecki, R ERA: 1.04	(8, 1)	0.2	H	6	3	1	1	2	0	0	1	0	0	0	16	24	13.50	4.500
21 Matt Bush, R ERA: 3.68	(9, 1)	0.2	S	2	0	0	0	0	0	0	0	0	0	0	4	7	0.00	0.000

PITCHER	IP	WLS	BF	H	R	ER	SO	BB	IBB	HBP	BLK	WP	HR	S	P	ERA	WHIP

BOTTOM

Milwaukee Brewers @ Seattle Mariners

T-Mobile Park, Seattle, WA

Wed Apr 19 2023, 1:11 PM - 3:30 PM PDT
Att. 17,461 - Roof Closed - 48 F

livebaseballscorecards.com

AB	33
R	3
H	7
RBI	3
BB	1
SO	6
LOB	18

Boston Red Sox @ Milwaukee Brewers

American Family Field, Milwaukee, WI

Fri Apr 21 2023, 7:13 PM - 9:50 PM CDT

Att. 24,976 - Roof Closed - 62 F

livebaseballscorecards.com

TOP

Batter	1	2	3	4	5	6	7	8	9	AB	R	H	RBI	BB	SO	LOB
99 Alex Verdugo, L (1, 9) OBP: 0.407, SLG: 0.524	C FF 93 F CU 77 F FF 95 B FF 94 F SL 81 S SL 81 1-3 ① K		B FF 93 C FF 95 B CU 76 X SL 83 2-1 2-H HR		F CU 76 C CH 88 F FF 96 F FF 95 F CH 87 B CU 68 B SL 80 F FF 93 F FF 95 2-2 F FF 95 X CU 75 2B		C SI 87 C SI 86 X SI 87 0-2 ① G5-3		B FC 87 C SI 92 B CU 77 F SI 92 X FF 94 2-2 ② G4-3	5	1	2	2	0	1	0
11 Rafael Devers, L (1, 5) OBP: 0.295, SLG: 0.578	C FF 93 S FF 94 B FF 93 S FF 93 1-3 ② K		S FF 93 F CU 77 B CU 74 X FF 95 1-2 ② G6-3		X CH 88 0-0 ③ G4-3		C SI 88 B ST 80 B FF 88 B SI 88 F SI 88 X FF 88 3-2 ② F8		B FC 87 S SI 93 F FF 93 F FF 93 B CH 88 X SI 93 2-2 ③ F9	5	0	0	0	0	1	1
2 Justin Turner, R (1, 10) OBP: 0.363, SLG: 0.351	B FF 93 F FF 93 B FF 94 X SL 82 2-1 ③ F8		C FF 92 B SL 82 B FF 96 X FF 95 2-1 1B			C CU 76 S FF 93 B SL 82 X FF 94 1-2 ① F4	B FC 88 B SI 92 B FC 88 B FC 87 4-0 7 2B BB			3	1	1	0	1	0	0
7 Masataka Yoshida, L (1, 7) OBP: 0.313, SLG: 0.281		C FF 92 C CH 89 B FF 92 S CU 74 1-3 ① K	B SL 80 B FF 94 X FF 93 2-0 ③ P3			B CH 88 B FF 93 C FF 92 F CH 89 F CU 75 F FF 94 F FF 94 S CH 89 2-3 ② K	X SI 93 0-0 1-H 2B			4	0	1	1	0	2	1
5 Enrique Hernández, R (1, 4) OBP: 0.321, SLG: 0.411		B SL 81 B FF 94 X FF 93 2-0 2B		B FF 93 S SL 82 X SL 82 1-1 ① P2		B SL 82 B FF 96 B CH 90 C FF 94 F SL 81 B SL 81 4-2 36 BB 30 1B BB	B FF 94 C SI 92 F SI 94 S CU 79 1-3 ③ K			3	1	1	0	1	1	1
36 Triston Casas, L (1, 3) OBP: 0.268, SLG: 0.288		B FF 94 T SL 80 F SL 81 B FF 95 X FF 94 2-2 ② G1-3		C FF 94 B CH 87 B CU 75 B FF 94 X FF 92 3-1 ② P5		F FF 96 S FF 97 B FF 97 B FF 96 1 SAFE F FF 96 B CH 88 B CU 76 4-2 30 1B 16 1B 1-2 BB		B FC 86 S FF 93 B SI 93 F FC 88 B CU 80 S FC 89 3-3 ① K		3	1	0	0	1	1	1
3 Reese McGuire, L (1, 2) OBP: 0.400, SLG: 0.500 30 Rob Refsnyder, R (6, PH) OBP: 0.347, SLG: 0.317 12 Connor Wong, R (6, 2) OBP: 0.250, SLG: 0.275		B FF 93 C SL 81 T FF 95 X CU 73 1-2 ③ P3		S CU 77 X FF 92 0-1 ③ G1-3		C ST 79 C SI 87 B ST 79 X CH 82 1-2 16 1B 1-3 2-H 1B		S SI 92 X FC 88 0-1 ② P3		2 1 1	0 0 0	0 1 0	0 1 0	0 0 0	0 0 0	1 0 0
16 Jarren Duran, L (1, 8) OBP: 0.429, SLG: 0.647			S CU 75 X CH 89 0-1 20 SH5-3 99 HR 1B		B CH 86 X FF 92 1-0 ① F7	F ST 80 B SI 89 X SI 88 1-1 1-2 3-H 1B		C CU 78 C SI 94 S FC 88 0-3 ③ K		4	1	2	1	0	1	0
20 Yu Chang, R (1, 6) OBP: 0.143, SLG: 0.273			X FF 94 0-0 ① SH5-3 1-2		C SL 80 X FF 93 0-1 ② L9	C ST 80 X SI 88 0-1 ③ F8			C SI 92 X FC 85 0-1 ① L7	3	0	0	0	0	0	2

Inning Stats	1	2	3	4	5	6	7	8	9	1B	SF	WP	PA
	R: 0 E: 0 K: 2 S: 10 H: 0 LOB: 0 BB: 0 P: 14	R: 0 E: 0 K: 1 S: 10 H: 1 LOB: 1 BB: 0 P: 16	R: 2 E: 0 K: 0 S: 11 H: 3 LOB: 1 BB: 0 P: 18	R: 0 E: 0 K: 0 S: 6 H: 0 LOB: 0 BB: 0 P: 10	R: 0 E: 0 K: 0 S: 13 H: 1 LOB: 1 BB: 0 P: 16	R: 2 E: 0 K: 1 S: 21 H: 2 LOB: 2 BB: 2 P: 34	R: 1 E: 0 K: 1 S: 10 H: 1 LOB: 1 BB: 1 P: 18	R: 0 E: 0 K: 2 S: 8 H: 0 LOB: 0 BB: 0 P: 11	R: 0 E: 0 K: 0 S: 9 H: 0 LOB: 0 BB: 0 P: 13	1B: 4 2B: 3 3B: 0 HR: 1 SF: 0 SAC: 1 DP: 0 HBP: 0	WP: 0 PB: 0 SB: 0 CS: 0 PA: 38

PITCHER		IP	WLS	BF	H	R	ER	SO	BB	IBB	HBP	BLK	WP	HR	S	P	ERA	WHIP
51 Freddy Peralta, R ERA: 3.97	(1, 1)	5.2	L	24	5	4	4	4	2	0	0	0	0	1	64	99	6.35	1.235
55 Hoby Milner, L ERA: 2.89	(6, 1)	1.0	B	5	2	0	0	0	0	0	0	0	0	0	13	18	0.00	2.000
46 Bryse Wilson, R ERA: 1.35	(7, 1)	2.1		9	1	1	1	3	1	0	0	0	0	0	21	33	3.86	0.857

PITCHER	IP	WLS	BF	H	R	ER	SO	BB	IBB	HBP	BLK	WP	HR	S	P	ERA	WHIP

AB	34
R	5
H	8
RBI	5
BB	3
SO	7
LOB	7

BOTTOM

Boston Red Sox @ Milwaukee Brewers

American Family Field, Milwaukee, WI

Fri Apr 21 2023, 7:13 PM - 9:50 PM CDT

Att. 24,976 - Roof Closed - 62 F

livebaseballscorecards.com

Batter	1	2	3	4	5	6	7	8	9	AB	R	H	RBI	BB	SO	LOB
22 Christian Yelich, L (1, 7) OBP: 0.319, SLG: 0.370	B FF 93 C FF 93 B CU 78 F FF 93 F SL 87 F FF 94 S CU 78 2-3 ① K		S FF 94 B FF 95 X SL 87 1-1 1-H 1B		B CU 78 B FF 94 B CU 78 C FF 95 S CU 78 X CU 78 3-2 ① L7 1-2		B SI 96 B SI 96 S SL 86 B CH 91 F SL 88 S SI 95 3-3 ③ K			4	0	1	1	0	2	1
33 Jesse Winker, L (1, 10) OBP: 0.319, SLG: 0.317	C CU 79 B FF 95 X SL 87 1-1 ② G3-1		C FF 92 F CU 80 1 SAFE T FF 95 0-2 ③ K		X CU 78 0-0 ② L8			B SL 86 F SL 84 F CH 92 C SL 86 1-3 ① K		4	0	0	0	0	2	2
27 Willy Adames, R (1, 6) OBP: 0.360, SLG: 0.467	B CU 77 S CU 78 X FF 94 1-1 11 2-6-5-4 2B			S SL 86 F CU 78 B FF 93 X FF 94 1-2 ① F9	F FF 95 B CU 82 F FF 95 X FF 96 1-2 ③ L7			C SL 84 B FC 87 S SI 96 B FC 89 F SL 84 T SI 96 2-2 ② K		4	0	1	0	0	1	1
11 Rowdy Tellez, L (1, 3) OBP: 0.338, SLG: 0.548	B CU 79 C FF 94 S FF 95 D CU 81 2-2 ③ 2-6-5-4 2-3	C CU 77 B CU 78 B FF 93 F FF 94 B SL 84 X FF 94 3-2 ① G5-3		C FF 93 B FS 84 X FF 94 1-1 HR		B CU 76 B CU 78 B FF 92 C FF 92 F FF 94 C FF 93 3-3 ① K		B SL 87 B CH 93 C SL 86 F FC 88 B FF 96 D CH 92 4-2 24 1B BB		3	1	1	1	1	1	0
24 William Contreras, R (1, 2) OBP: 0.400, SLG: 0.368 16 Blake Perkins, S (8, PR) 7 Victor Caratini, S (9, 2) OBP: 0.458, SLG: 0.350		C FF 93 C FF 94 B SL 87 S FF 93 1-3 ② K		C CU 78 B SL 85 X SL 85 1-1 2 1B 2B		C SL 87 C FF 94 B FF 94 F FF 94 C CU 82 1-3 ② K		C SI 95 B SL 86 X FC 89 1-1 1-3 1B		4 0 0	1 0 0	2 0 0	0 0 0	0 0 0	2 0 0	0 0 0
9 Brian Anderson, R (1, 9) OBP: 0.338, SLG: 0.435		S CU 77 B CU 79 X FF 93 1-1 ③ L8		X CU 77 0-0 ② G5-3		B SL 85 B CU 79 B FF 94 B FF 93 4-0 BB		C SI 94 C SI 94 B FC 90 S FF 95 1-3 ③ K		3	0	0	0	1	1	3
2 Brice Turang, L (1, 4) OBP: 0.323, SLG: 0.386			C FF 92 B FF 93 F SL 88 B FF 94 F CU 77 S FF 93 2-3 ① K	B CU 78 F FF 94 S FF 95 F FF 95 X CU 78 1-2 6 FC5-4 2-H 1B		B FC 88 B FC 87 B FC 88 C SI 94 F FC 88 X FC 89 3-2 ③ F7			B FC 94 T FC 94 T FC 93 T FC 96 1-2 ① K	4	0	1	1	0	2	1
6 Owen Miller, R (1, 5) OBP: 0.310, SLG: 0.357			C FF 93 X CU 78 0-1 22 S 22 1B 1B	S FF 94 1 SAFE X FF 92 0-1 ③ FC5-4 1-2f			B SI 95 B FC 89 C SI 95 F FC 87 X SI 95 2-2 ① F7		C FC 95 F FC 95 F FC 96 B SL 87 S FC 97 1-3 ② K	4	1	1	0	0	1	1
28 Joey Wiemer, R (1, 8) OBP: 0.303, SLG: 0.310			B CU 78 F CU 77 B FF 95 F CU 77 C CU 80 2-3 ② K		C FF 93 B FF 94 B CU 78 B SL 86 C FF 94 F FF 94 X CU 78 3-2 22 WP 1B		X SL 86 0-0 ② F9		B FC 93 B FC 93 X FC 92 2-0 ③ P5	4	0	1	0	0	1	1
Inning Stats	R: 0 E: 0 K: 1 S: 11 H: 1 LOB: 1 BB: 0 P: 17	R: 0 E: 0 K: 1 S: 8 H: 0 LOB: 0 BB: 0 P: 13	R: 1 E: 0 K: 3 S: 14 H: 2 LOB: 1 BB: 0 P: 19	R: 2 E: 0 K: 0 S: 14 H: 3 LOB: 1 BB: 0 P: 18	R: 0 E: 0 K: 0 S: 11 H: 1 LOB: 1 BB: 0 P: 18	R: 0 E: 0 K: 2 S: 10 H: 0 LOB: 1 BB: 1 P: 21	R: 0 E: 0 K: 1 S: 7 H: 0 LOB: 0 BB: 0 P: 12	R: 0 E: 0 K: 3 S: 14 H: 1 LOB: 2 BB: 1 P: 23	R: 0 E: 0 K: 2 S: 8 H: 0 LOB: 0 BB: 0 P: 12	1B: 5 2B: 2 3B: 0 HR: 1 SF: 0 SAC: 0 DP: 0 HBP: 0						

	AB	34
	R	3
	H	8
	RBI	3
	BB	2
	SO	13
	LOB	10

WP: 1 PA: 36
PB: 0
SB: 1
CS: 0

PITCHER	IP	WLS	BF	H	R	ER	SO	BB	IBB	HBP	BLK	WP	HR	S	P	ERA	WHIP
37 Nick Pivetta, R (1, 1) ERA: 4.58	5.2	W	25	7	3	3	7	1	0	0	0	1	1	65	100	4.76	1.412
25 Josh Winckowski, R (6, 1) ERA: 1.65	2.1	H	9	1	0	0	4	1	0	0	0	0	0	24	41	0.00	0.857
74 Kenley Jansen, R (9, 1) ERA:	1.0	S	3	0	0	0	2	0	0	0	0	0	0	8	12	0.00	0.000

PITCHER	IP	WLS	BF	H	R	ER	SO	BB	IBB	HBP	BLK	WP	HR	S	P	ERA	WHIP

Batter	1	2	3	4	5	6	7	8	9	AB	R	H	RBI	BB	SO	LOB
99 Alex Verdugo, L (1, 9) OBP: 0.389, SLG: 0.500	C FC 87 F FC 87 X SL 77 0-2 ① P6		B SL 78 B SL 77 C FC 87 B FF 90 X FC 87 3-1 ② L9		B FC 88 C FF 90 B SL 80 F CH 83 B FC 89 X FF 90 3-2 ③ F8			C SI 90 C SI 91 X FF 92 0-2 ① L8		4	0	0	0	0	0	0
2 Justin Turner, R (1, 3) OBP: 0.368, SLG: 0.370	F FF 89 B FF 89 C CH 82 B FC 86 B CH 83 X FC 87 3-2 ② L8		C CU 75 X FF 89 0-1 ③ F8			C SI 94 B SI 94 F FF 94 F SI 95 B SL 83 B FF 94 F SI 93 X SI 94 3-2 11 HR 1B		B FF 92 B FF 92 X SI 89 2-0 2B		4	1	2	0	0	0	0
30 Rob Refsnyder, R (1, 7) OBP: 0.353, SLG: 0.310 16 Jarren Duran, L (6, PH) OBP: 0.391, SLG: 0.579 (6, 7) (7, 8)	B FC 86 B CH 83 F FF 89 B FF 89 B CH 84 4-1 11 2B BB			F FC 85 F CH 81 B FF 90 B FC 84 B CH 81 X CH 82 3-2 ① G5-3		S SI 95 D CH 89 F CH 88 F FF 95 B SL 84 S CH 89 2-3 ① K		B SI 87 C FF 87 S ST 77 B SI 89 S FF 88 2-3 ② K		1 2	0 0	0 0	0 0	1 0	0 2	0 2
11 Rafael Devers, L (1, 5) OBP: 0.304, SLG: 0.621	B FC 88 C FF 90 B FC 87 F FC 88 X FF 91 2-2 1-3 2B			C FC 86 X CH 81 0-1 ② F8		D CH 90 B FF 94 S FF 95 C FF 96 B CH 90 F SL 83 F FF 95 X FF 93 3-2 1-H HR		F ST 79 F SI 88 B ST 80 B SI 87 S SI 89 2-3 ③ K		4	1	2	2	0	1	1
5 Enrique Hernández, R (1, 8) OBP: 0.307, SLG: 0.390 (7, 4)	B FC 86 F FC 86 B CH 84 F CH 84 X CH 83 2-2 ③ G4-3			C CH 82 B FC 85 B CH 81 S CH 82 X FC 87 2-2 ③ G5-3		X SI 94 0-0 ② P6			B FF 93 F FF 92 C FF 93 F CH 85 S CH 84 1-3 ① K	4	0	0	0	0	1	2
7 Masataka Yoshida, L (1, 10) OBP: 0.324, SLG: 0.295		B FC 85 C FC 86 X SL 78 1-1 39 F8 1B			C SL 77 F CH 82 B FC 86 F SL 78 B CH 82 F FC 87 C FF 90 2-3 ① K	C FF 94 B CH 89 B CH 90 C FF 94 X FF 94 2-2 ③ L7			F FF 93 B CH 85 X CH 84 1-1 17 G5-3 1B	4	0	2	0	0	1	0
39 Christian Arroyo, R (1, 4) OBP: 0.218, SLG: 0.245 17 Raimel Tapia, L (7, PH) OBP: 0.280, SLG: 0.318 (7, 7)		1 SAFE B CH 82 X FC 87 1-0 ① ② F8 1-2			B FC 87 C CH 83 X CH 83 1-1 20 HR 1B		C CH 81 X CH 82 0-1 ① G3		S CH 84 F FF 93 B CH 85 X CH 84 1-2 ② G5-3 1-2	2 2	1 0	1 0	0 0	0 0	0 0	1 1
12 Connor Wong, R (1, 2) OBP: 0.239, SLG: 0.262 3 Reese McGuire, L (7, PH) OBP: 0.378, SLG: 0.472 (7, 2)		C FF 90 B CH 83 S FC 86 S FF 91 1-3 ③ K			B FC 85 D FC 86 B CH 83 C FC 87 X FF 89 3-1 ② F7		C CH 82 F FF 91 B CH 82 B SL 80 X CH 83 2-2 ② G3		B CH 83 X CH 84 1-0 ③ F7	2 2	0 0	0 0	0 0	0 0	1 0	1 1
20 Yu Chang, R (1, 6) OBP: 0.158, SLG: 0.361			C FC 86 F CU 73 F FF 89 C CH 82 0-3 ① K		D FC 85 X FC 87 1-0 1-H HR		X SL 80 0-0 ③ F8			3	1	1	2	0	1	0
Inning Stats	R: 0 E: 0 K: 0 S: 13 H: 1 LOB: 2 BB: 1 P: 24	R: 0 E: 0 K: 1 S: 6 H: 1 LOB: 0 BB: 0 P: 9	R: 0 E: 0 K: 1 S: 8 H: 0 LOB: 0 BB: 0 P: 11	R: 0 E: 0 K: 0 S: 8 H: 0 LOB: 0 BB: 0 P: 13	R: 2 E: 0 K: 1 S: 13 H: 2 LOB: 0 BB: 0 P: 23	R: 2 E: 0 K: 1 S: 18 H: 2 LOB: 0 BB: 0 P: 28	R: 0 E: 0 K: 0 S: 6 H: 0 LOB: 0 BB: 0 P: 8	R: 0 E: 0 K: 2 S: 10 H: 1 LOB: 1 BB: 0 P: 16	R: 0 E: 0 K: 1 S: 10 H: 1 LOB: 1 BB: 0 P: 14	1B: 4 2B: 2 3B: 0 HR: 2 SF: 0 SAC: 0 DP: 0 HBP: 0						

TOP

Boston Red Sox @ Milwaukee Brewers

American Family Field, Milwaukee, WI

Sat Apr 22 2023, 6:11 PM - 8:34 PM CDT

Att. 31,965 - Roof Closed - 62 F

livebaseballscorecards.com

AB	34
R	4
H	8
RBI	4
BB	1
SO	7
LOB	9

PITCHER		IP	WLS	BF	H	R	ER	SO	BB	IBB	HBP	BLK	WP	HR	S	P	ERA	WHIP
20 Wade Miley, L ERA: 1.96	(1, 1)	5.0	W	19	4	2	2	3	1	0	0	0	0	1	48	80	3.60	1.000
31 Joel Payamps, R ERA: 4.0	(6, 1)	1.0	H	5	2	2	2	1	0	0	0	0	0	1	18	28	18.00	2.000
32 Peter Strzelecki, R ERA: 0.9	(7, 1)	1.1	H	5	1	0	0	0	0	0	0	0	0	0	10	14	0.00	0.750
55 Hoby Milner, L ERA: 2.7	(8, 1)	0.2	H	2	0	0	0	2	0	0	0	0	0	0	6	10	0.00	0.000
38 Devin Williams, R ERA:	(9, 1)	1.0	S	4	1	0	0	1	0	0	0	0	0	0	10	14	0.00	1.000

PITCHER	IP	WLS	BF	H	R	ER	SO	BB	IBB	HBP	BLK	WP	HR	S	P	ERA	WHIP

BOTTOM

Boston Red Sox @ Milwaukee Brewers

American Family Field, Milwaukee, WI

Sat Apr 22 2023, 6:11 PM - 8:34 PM CDT

Att. 31,965 - Roof Closed - 62 F

livebaseballscorecards.com

Batter	1	2	3	4	5	6	7	8	9	AB	R	H	RBI	BB	SO	LOB
22 Christian Yelich, L (1, 7) OBP: 0.326, SLG: 0.388	C SI 92 B CH 84 X CH 84 1-1 ① G6-3	C ST 78 B SI 94 F SI 93 X SI 95 1-2 11 S 11 HR 1B	B SI 91 B CH 81 F SI 92 1 SAFE F SI 93 X CH 84 2-2 27 1B 11 G3-6-1 1-H 2B	B KC 81 X FC 90 1-0 ② P5				4	2	2	1	0	0	0
33 Jesse Winker, L (1, 10) OBP: 0.314, SLG: 0.295	S ST 79 F SI 94 X ST 81 0-2 ② G3	B SI 92 F SI 93 F ST 80 B SI 94 X SI 94 2-2 ① P5	B SI 93 F SI 92 B SI 92 F CH 83 H ST 79 3-2 11 G3-6-1 27 1B HBP	X FC 91 0-0 ③ P5				3	0	0	0	0	0	1
27 Willy Adames, R (1, 6) OBP: 0.376, SLG: 0.481	B SI 93 C SI 93 X ST 79 1-1 1B	1 SAFE C SI 92 B SI 94 X SI 93 1-1 ② F9	S CH 83 B SI 92 C SI 91 X SI 93 1-2 11 G3-6-1 1-2 2-3 1B		C FF 95 S FC 90 B SL 86 B FF 96 F FS 84 F FC 89 F SL 87 F KC 82 X FF 96 2-2 1B			4	0	3	0	0	0	1
11 Rowdy Tellez, L (1, 3) OBP: 0.333, SLG: 0.576	C SI 94 X SI 94 0-1 ③ F7	C CH 84 B SI 94 F SI 94 1 SAFE F SI 95 D CH 86 F SI 95 D ST 80 X CH 85 3-2 1-H HR	C SI 88 X SI 87 0-1 ① ② G3-6-1 1-2f 2-3 3-H		C KC 81 B FF 95 S FF 94 F FF 95 D FS 83 1 SAFE B FC 89 F FF 95 F KC 82 3-2 ① P6 X FF 86			4	1	1	2	0	0	4
24 William Contreras, R (1, 2) OBP: 0.391, SLG: 0.377		C ST 78 B SI 93 C SI 92 B CH 85 B ST 81 X SI 94 3-2 9 2B 2B C SI 93 S SI 93 X SI 94 0-2 ③ G6-3	S FC 87 X FC 85 0-1 ③ G6-3		B FC 88 B FF 95 S FC 89 F FF 95 X FS 82 2-2 ② F8			4	1	1	0	0	0	2
9 Brian Anderson, R (1, 5) OBP: 0.345, SLG: 0.444		S SI 94 F CH 85 F SI 95 F SI 94 B SI 96 B CH 85 X CH 84 2-2 2 G4-3 28 FC6-2 2-H 2B	B SI 90 B CH 82 B CH 83 B SI 92 4-0 28 G5-4-3 BB	C SI 93 X ST 81 0-1 ① L8	S FC 89 B FF 96 F FC 88 F FF 95 S SL 86 1-3 ③ K			3	0	1	1	1	1	1
2 Brice Turang, L (1, 4) OBP: 0.308, SLG: 0.367		X ST 80 0-0 ① G4-3 2-3	C SI 93 C SI 94 T CH 84 0-2 ① K	C ST 82 F SI 93 F FF 94 B FF 94 S CH 89 1-3 ② K				3	0	0	0	0	2	2
28 Joey Wiemer, R (1, 8) OBP: 0.290, SLG: 0.295		B ST 80 S ST 79 B ST 80 X SI 94 2-1 ② FC6-2 3-H	B SI 92 S SI 93 C CH 84 X ST 79 1-2 ② ③ G5-4-3 1-2f	C ST 82 X ST 82 0-1 ③ G6-3				3	0	0	0	0	0	2
16 Blake Perkins, S (1, 9) OBP: 0.333, SLG: 0.333		S SI 93 X SI 93 0-1 ③ G4-3	C SI 90 X SI 90 0-1 22 2B 1B	C FF 95 S FC 90 S FF 96 0-3 ① K				3	1	1	0	0	1	1
Inning Stats	R: 0 E: 0 K: 0 S: 9 H: 1 LOB: 1 BB: 0 P: 11	R: 1 E: 0 K: 0 S: 13 H: 2 LOB: 1 BB: 0 P: 20	R: 2 E: 0 K: 0 S: 16 H: 2 LOB: 0 BB: 0 P: 23	R: 0 E: 0 K: 1 S: 6 H: 0 LOB: 0 BB: 1 P: 11	R: 2 E: 0 K: 0 S: 14 H: 3 LOB: 1 BB: 0 P: 20	R: 0 E: 0 K: 1 S: 8 H: 0 LOB: 0 BB: 0 P: 9	R: 0 E: 0 K: 1 S: 5 H: 0 LOB: 0 BB: 0 P: 6	R: 0 E: 0 K: 1 S: 20 H: 1 LOB: 1 BB: 0 P: 28		1B: 5 2B: 3 3B: 0 HR: 1 SF: 0 SAC: 0 DP: 2 HBP: 1				WP: 0 PB: 0 SB: 1 CS: 0 PA: 33	

	AB	31
	R	5
	H	9
	RBI	4
	BB	1
	SO	4
	LOB	14

PITCHER		IP	WLS	BF	H	R	ER	SO	BB	IBB	HBP	BLK	WP	HR	S	P	ERA	WHIP
22 Garrett Whitlock, R ERA: 6.19	(1, 1)	4.0	L	21	8	5	5	1	1	0	1	0	0	1	54	81	11.25	2.250
Richard Bleier, L ERA: 7.56	(5, 1)	1.0		2	0	0	0	0	0	0	0	0	0	0	4	4	0.00	0.000
46 John Schreiber, R ERA: 1.8	(6, 1)	1.0		3	0	0	0	1	0	0	0	0	0	0	8	9	0.00	0.000
50 Kutter Crawford, R ERA: 3.98	(7, 1)	2.0		7	1	0	0	2	0	0	0	0	0	0	25	34	0.00	0.500

PITCHER	IP	WLS	BF	H	R	ER	SO	BB	IBB	HBP	BLK	WP	HR	S	P	ERA	WHIP

Batter	1	2	3	4	5	6	7	8	9	AB	R	H	RBI	BB	SO	LOB
99 Alex Verdugo, L (1, 9) OBP: 0.396, SLG: 0.489	C FC 93 S FC 92 B CU 81 B FC 94 X CH 91 2-2 2 E 2 1B 7 SF9 1B	B CU 79 D CH 89 F FC 94 B FC 94 C CH 89 B FC 94 4-2 1-2 2-3 3-H BB			C FC 93 S FC 93 B CU 80 C FC 93 1-3 ① K		B SI 87 C SI 87 B ST 77 B SI 86 F SI 87 H ST 78 4-2 11 G4-6-3 1-2 HBP	1 SAFE F SI 98 B FF 98 C SI 98 X ST 83 1-2 ② F8 1-2	C ST 84 F FF 98 B FF 98 F SI 98 B ST 85 C FF 98 2-3 ③ K 1-2	4	1	1	1	1	2	4
11 Rafael Devers, L (1, 5) OBP: 0.299, SLG: 0.600	S CU 80 B SI 96 1 SAFE F FC 93 1 SAFE C FC 92 1-3 ① K	B CH 88 B CH 90 X FC 94 2-0 ② ③ SF9-3-5 2-3 3-H			X CU 79 0-0 ② G3-1		S SI 87 F SI 87 B FF 88 F ST 79 B SI 87 B SI 88 X SI 88 3-2 ② ③ G4-6-3 1-2f	0-0 2 BB 7 HR IBB		3	1	0	1	1	1	3
2 Justin Turner, R (1, 10) OBP: 0.390, SLG: 0.417	C SI 96 C SI 96 1 SAFE D CU 81 B FC 95 F FC 93 D SI 97 1 SAFE X FC 94 3-2 E9 1-3 1B	C FC 93 C FC 93 B FC 93 B CU 79 X SI 95 2-2 ① F9			B CU 78 B FC 92 C FC 93 C FC 93 B FC 93 B SI 95 4-2 BB			X FF 94 0-1 HR B ST 84 4-0 S SI 98 S SI 98 S SI 97 7 HR 1-2 2-3 3-H BB		3	2	2	2	2	0	0
7 Masataka Yoshida, L (1, 7) OBP: 0.329, SLG: 0.400	B FC 93 C CH 88 F FC 93 F CH 90 B FC 94 X CU 79 2-2 ② SF9 3-H	C FC 94 B FC 94 B CU 79 C FC 94 S FC 91 2-3 ② K			S CH 88 S CH 88 D CH 90 X SI 94 1-2 ③ G3			C CU 74 B FF 94 C CU 76 X CU 76 1-2 HR C ST 84 0-2 C SI 98 F FF 98 X ST 84 HR		4	2	2	6	0	1	1
5 Enrique Hernández, R (1, 4) OBP: 0.312, SLG: 0.415	S FC 96 B FC 95 S SL 86 B CU 79 X FC 95 2-2 ③ L8	C SI 94 C FC 92 B CU 80 F SI 95 X CU 84 1-2 2B				B SL 89 F SI 95 C SL 91 C SL 90 1-3 ① K		B FF 96 1-0 X FF 96 36 L9 12 1B 2B C FF 97 1-2 ③ S FF 97 R ST 82 X ST 82 P2		5	1	2	0	0	1	1
36 Triston Casas, L (1, 3) OBP: 0.276, SLG: 0.274		B CU 79 B FC 94 B FC 92 B FC 92 4-0 12 1B 16 1B 99 BB BB S FC 92 S CU 78 S CU 77 0-3 ③ K				X SI 95 0-0 ② F9		D FF 95 F CU 76 F FF 95 F FF 94 X CU 76 1-2 ① L9 2-3	B FF 96 B ST 85 F FF 97 B FF 98 B FF 97 4-1 20 F9 16 1B BB	3	1	0	0	2	1	2
16 Jarren Duran, L (1, 8) OBP: 0.429, SLG: 0.565		B CU 78 F CH 88 B FC 93 B CH 87 X FC 93 3-1 99 BB 12 1B 11 SF9-3-5 1-2 1B		S CU 79 B SI 94 C CU 78 B CH 88 S FC 91 2-3 ① K		B SI 95 B SL 90 C SI 94 C SI 95 B SI 95 S SL 90 3-3 ③ K		B CU 77 F FF 94 C FF 94 D CU 78 B FF 95 D FF 95 4-2 12 S 12 1B BB	B SI 97 T FF 98 B ST 83 X ST 84 2-1 99 WP 1-2 1B	4	2	2	0	1	2	0
12 Connor Wong, R (1, 2) OBP: 0.255, SLG: 0.277		X SI 93 0-0 11 99 BB SF9-3-5 1-2 2-3 1B		X FC 93 0-0 ② G5-3			B SL 88 X SI 94 1-0 ① G5-3	D SI 97 C SI 97 B ST 83 X SI 97 2-1 20 1B 2 BB 1-H 3-H 1B	S FF 96 S FF 96 S FF 98 0-3 ① K	5	1	2	2	0	1	2
20 Yu Chang, R (1, 6) OBP: 0.186, SLG: 0.366		B FC 95 X SL 87 1-0 ① L4		C SI 94 F FC 93 B CH 88 X FC 93 1-2 ③ L5			X SI 95 0-0 99 HBP 1B	B ST 84 B SI 96 X SI 95 2-0 2 BB 99 S 7 HR 2-3 1B	C FF 98 B ST 83 X FF 97 1-1 ② F9 2-3	5	1	2	0	0	0	5
Inning Stats	R: 1 H: 2 E: 1 LOB: 1 K: 1 BB: 0 S: 17 P: 27	R: 2 H: 2 E: 0 LOB: 1 K: 0 BB: 2 S: 7 P: 21	R: 0 H: 1 E: 0 LOB: 1 K: 2 BB: 0 S: 13 P: 18	R: 0 H: 0 E: 0 LOB: 0 K: 1 BB: 0 S: 7 P: 10	R: 0 H: 0 E: 0 LOB: 1 K: 1 BB: 1 S: 9 P: 15	R: 0 H: 0 E: 0 LOB: 0 K: 2 BB: 0 S: 7 P: 11	R: 0 H: 1 E: 0 LOB: 1 K: 0 BB: 0 S: 8 P: 16	R: 9 H: 6 E: 0 LOB: 0 K: 0 BB: 3 S: 25 P: 42	R: 0 H: 1 E: 0 LOB: 2 K: 2 BB: 1 S: 12 P: 21	1B: 8 SF: 2 2B: 3 SAC: 0 3B: 0 DP: 2 HR: 3 HBP: 1						

TOP

Boston Red Sox @ Milwaukee Brewers

American Family Field, Milwaukee, WI

Sun Apr 23 2023, 1:13 PM - 4:14 PM CDT

Att. 26,939 - Roof Closed - 61 F

livebaseballscorecards.com

AB	36
R	12
H	13
RBI	12
BB	7
SO	9
LOB	18

WP: 1 PA: 46
PB: 0
SB: 2
CS: 0

PITCHER		IP	WLS	BF	H	R	ER	SO	BB	IBB	HBP	BLK	WP	HR	S	P	ERA	WHIP
39 Corbin Burnes, R ERA: 4.55	(1, 1)	5.0		22	5	3	2	5	3	0	0	0	0	0	53	91	3.60	1.600
59 Elvis Peguero, R ERA:	(6, 1)	1.1		5	1	0	0	2	0	0	0	0	0	0	9	14	0.00	0.750
55 Hoby Milner, L ERA: 2.53	(7, 1)	0.2		2	0	0	0	0	0	0	1	0	0	0	6	13	0.00	0.000
21 Matt Bush, R ERA: 8.22	(8, 1)	0.1	L	5	3	4	4	0	1	0	0	0	0	2	12	19	108.00	12.000
12 Javy Guerra, R ERA: 8.64	(8, 1)	1.2		12	4	5	5	2	2	1	0	0	1	1	25	44	27.00	3.600

PITCHER		IP	WLS	BF	H	R	ER	SO	BB	IBB	HBP	BLK	WP	HR	S	P	ERA	WHIP

Boston Red Sox @ Milwaukee Brewers

American Family Field, Milwaukee, WI

Sun Apr 23 2023, 1:13 PM - 4:14 PM CDT

Att. 26,939 - Roof Closed - 61 F

BOTTOM

livebaseballscorecards.com

Batter	1	2	3	4	5	6	7	8	9	AB	R	H	RBI	BB	SO	LOB
22 Christian Yelich, L (1, 7) OBP: 0.333, SLG: 0.386 10 Mike Brosseau, R (9, PH) OBP: 0.314, SLG: 0.484	C FF 96 B SI 96 B SI 96 B CH 88 X SI 96 3-1 G4-3 ①		C SI 96 B SL 87 B SI 96 S SL 86 X SI 96 2-2 G6-3 ①		F SL 84 F FF 96 F FF 97 B SI 96 D CH 90 X CH 88 2-2 33 1B 27 SF8 1B 3-H		B SL 84 C FF 96 B FF 96 B FF 96 F FF 96 F FF 96 B FF 96 4-2 33 WP BB		S SL 84 S SL 86 X SL 86 0-2 P4 ②	3 1	1 0	1 0	1 0	1 0	0 0	0 0
33 Jesse Winker, L (1, 10) OBP: 0.321, SLG: 0.292	B FF 97 X SI 96 1-0 G6-3 ②		B SI 96 X CH 88 1-0 F6 ②		S FF 97 B FF 96 T CH 88 B CH 88 1 SAFE B FF 96 X CH 87 3-2 1-3 1B		F FF 95 F FF 96 D CH 91 B FF 97 F FF 97 B SL 84 F FF 96 B FF 97 4-2 1-2 3-H BB		B FF 97 B FF 96 X FF 97 2-0 G4-3 ③	4	0	1	0	1	0	0
27 Willy Adames, R (1, 6) OBP: 0.371, SLG: 0.469 6 Owen Miller, R (9, 4) OBP: 0.310, SLG: 0.357	C SI 96 B SI 96 C CH 88 B CH 89 B CH 88 B SI 97 4-2 11 WP BB		C SI 95 T SL 86 F FF 97 F CH 88 X SL 86 0-2 G6-3 ③		F SI 95 S CH 87 X FF 95 0-2 SF8 ② 3-H		B FF 97 X SL 83 1-0 P5 ②			2 0	0 0	0 0	1 0	1 0	0 0	2 0
11 Rowdy Tellez, L (1, 3) OBP: 0.329, SLG: 0.551	B SI 97 C SI 96 F CH 89 B FF 96 B FF 97 F SI 96 B SI 96 4-2 1-2 BB			B SI 96 C CH 87 B SL 85 C FF 96 B SL 85 C SI 96 3-3 K ①	C SI 88 B SI 89 C SI 88 S SI 88 1-3 K ③		B FF 98 X FF 97 1-0 G3 ③			3	0	0	0	1	2	3
9 Brian Anderson, R (1, 5) OBP: 0.364, SLG: 0.533	S SL 85 B CH 87 B SI 96 S SL 85 F SL 86 S SI 96 2-3 K ③			X SL 85 0-0 HR		B FC 86 B FC 86 C SI 88 B SI 88 T FC 85 B SI 86 4-2 7 G5-4-3 BB		C SI 92 B FF 92 B ST 80 X SI 91 2-1 HR		3	2	2	2	1	1	2
7 Victor Caratini, S (1, 2) OBP: 0.393, SLG: 0.292		C SL 86 S CH 89 X FF 96 0-2 G6-3 ①		S CH 88 B CH 88 S CH 88 S CH 89 1-3 K ②		C FC 86 X SI 88 0-1 G5-4-3 ①② 1-2f		C SI 92 X CH 88 0-1 G3-1 ①		4	0	0	0	0	1	1
2 Brice Turang, L (1, 4) OBP: 0.290, SLG: 0.344 (9, 6)		B SI 96 C CH 87 F CH 88 B SI 97 X SI 96 2-2 L5 ②		X CH 88 0-0 G6-3 ③		C SI 89 C SL 77 B SL 79 F SI 88 B SL 77 C SI 88 2-3 K ③		B ST 81 F SI 92 C CH 88 F FF 94 S FF 93 1-3 K ②		4	0	0	0	0	2	0
28 Joey Wiemer, R (1, 8) OBP: 0.315, SLG: 0.328		F SL 87 B SL 87 X SL 86 1-1 1B			C SI 95 F SL 86 X SL 85 0-2 16 SH2-3 22 1B 2B		B SL 83 B FF 96 B FF 96 B FF 95 4-0 16 SH5-4 16 S 33 WP BB	C SI 92 B ST 82 B ST 81 S SI 93 S FF 94 2-3 K ③		3	2	2	0	1	1	0
16 Blake Perkins, S (1, 9) OBP: 0.200, SLG: 0.200		X SI 95 0-0 G2-3 ③			B FF 96 X SI 95 1-0 SH2-3 ① 2-3		B FF 95 B FF 95 X FF 95 2-0 SH5-4 ① 1-3		C FF 95 C FF 96 F FF 96 F SL 87 F FF 96 F FF 96 C SL 88 0-3 K ①	2	0	0	0	0	1	1

Inning Stats	1	2	3	4	5	6	7	8	9
	R: 0 E: 0 K: 1 S: 12 H: 0 LOB: 2 BB: 2 P: 26	R: 0 E: 0 K: 0 S: 9 H: 1 LOB: 1 BB: 0 P: 12	R: 0 E: 0 K: 0 S: 9 H: 0 LOB: 0 BB: 0 P: 12	R: 1 E: 0 K: 2 S: 8 H: 1 LOB: 0 BB: 0 P: 12	R: 2 E: 0 K: 1 S: 17 H: 3 LOB: 1 BB: 0 P: 24	R: 0 E: 0 K: 1 S: 8 H: 0 LOB: 0 BB: 1 P: 14	R: 1 E: 0 K: 0 S: 10 H: 0 LOB: 2 BB: 3 P: 26	R: 1 E: 0 K: 2 S: 11 H: 1 LOB: 0 BB: 0 P: 16	R: 0 E: 0 K: 1 S: 11 H: 0 LOB: 0 BB: 0 P: 13

	AB	29
	R	5
	H	6
	RBI	4
	BB	6
	SO	8
	LOB	9

	1B: 3	SF: 1
	2B: 1	SAC: 2
	3B: 0	DP: 1
	HR: 2	HBP: 0

	WP: 2	PA: 38
	PB: 0	
	SB: 1	
	CS: 0	

PITCHER		IP	WLS	BF	H	R	ER	SO	BB	IBB	HBP	BLK	WP	HR	S	P	ERA	WHIP
66 Brayan Bello, R ERA: 9.82	(1, 1)	4.2		21	5	3	3	3	2	0	0	0	1	1	52	82	5.79	1.500
Richard Bleier, L ERA: 6.52	(5, 1)	1.1		4	0	0	0	2	1	0	0	0	0	0	11	18	0.00	0.750
61 Kaleb Ort, R ERA: 4.5	(7, 1)	1.0	W	6	0	1	1	0	3	0	0	0	1	0	10	26	9.00	3.000
46 John Schreiber, R ERA: 2.45	(8, 1)	1.0		4	1	1	1	2	0	0	0	0	0	1	11	16	9.00	1.000
70 Ryan Brasier, R ERA: 7.3	(9, 1)	1.0		3	0	0	0	1	0	0	0	0	0	0	11	13	0.00	0.000

PITCHER	IP	WLS	BF	H	R	ER	SO	BB	IBB	HBP	BLK	WP	HR	S	P	ERA	WHIP

Detroit Tigers @ Milwaukee Brewers

American Family Field, Milwaukee, WI

Mon Apr 24 2023, 6:42 PM - 9:07 PM CDT

Att. 23,201 - Roof Closed - 62 F

TOP

livebaseballscorecards.com

Batter	1	2	3	4	5	6	7	8	9	AB	R	H	RBI	BB	SO	LOB
60 Akil Baddoo, L (1, 7) OBP: 0.326, SLG: 0.231	C FF 94 X FC 86 0-1 G6-3		B FF 93 S SI 92 B SI 91 C FC 85 B ST 83 B FC 86 4-2 28 1B 31 BB 9 HR 1-2 BB		B FF 92 F FF 92 D CU 77 X FC 86 2-1 G4-3 2-3		F FF 95 C FC 89 B FF 94 C SI 93 1-3 K		B FF 94 C FF 96 C SL 83 F FF 95 B FF 95 B SL 82 F FF 96 B FF 96 4-2 BB	3	1	0	0	2	1	2
31 Riley Greene, L (1, 8) OBP: 0.283, SLG: 0.341	B FC 88 B FC 87 C FF 94 S FF 94 B FC 86 X FF 94 3-2 G4-3		B FF 91 F SI 92 F FC 87 F FF 93 1 SAFE 1 SAFE D CU 80 B SI 93 B FC 86 4-2 28 1B 1-2 BB		X SI 92 0-0 FC4 28 G6-4-3 3-H			X SI 83 0-0 L7	C SL 82 F FF 95 F SL 82 B SL 82 S FF 94 1-3 K	4	0	0	1	1	1	2
28 Javier Báez, R (1, 6) OBP: 0.278, SLG: 0.264	B FC 89 C SI 93 B ST 83 B SI 94 B FF 94 4-1 9 1B BB		X SI 92 0-0 9 HR 1-3 2-3 1B		B FF 94 B FC 86 X SI 92 2-0 G6-4-3 1-2f			C SI 84 X CH 72 0-1 7 1B 1B		3	1	2	0	1	0	1
9 Nick Maton, L (1, 5) OBP: 0.257, SLG: 0.369 7 Jonathan Schoop, R (8, PH) OBP: 0.297, SLG: 0.212 (8, 4)	X SI 93 0-0 1-2 1B		B FF 93 B FC 84 B FF 94 F SI 92 X FF 93 3-1 1-H 3-H HR			C FC 89 C FF 95 B CH 88 B FF 95 F FF 95 C SI 94 2-3 S FC 90 F FF 96 B CU 81 C SI 94 1-3		X SI 84 0-0 1-2 1B		3 1	1 0	2 1	3 0	0 0	1 0	0 0
30 Kerry Carpenter, L (1, 9) OBP: 0.281, SLG: 0.431 8 Matt Vierling, R (8, PH) OBP: 0.277, SLG: 0.328 (8, 9)	C FC 87 B FS 87 B FF 94 C FF 95 S ST 83 2-3 K		X FC 87 0-0 G4-3			B FC 89 C FC 91 F SI 94 X FF 96 1-2 P3		B SL 83 C SL 81 B SI 95 C FF 94 B SL 81 S FF 95 3-3 K		3 1	0 0	0 0	0 0	0 0	2 1	2 2
20 Spencer Torkelson, R (1, 3) OBP: 0.256, SLG: 0.346		B FC 85 B SI 92 X SI 93 2-0 24 G5-4-3 1B		F ST 80 B ST 82 F FC 84 B SI 92 X SI 92 2-2 F9				B FF 95 C SL 83 C SL 81 C SL 82 B SL 82 X SL 82 3-2 G5-3		4	0	1	0	0	0	2
24 Miguel Cabrera, R (1, 10) OBP: 0.233, SLG: 0.250 34 Jake Rogers, R (9, PR) OBP: 0.395, SLG: 0.516 (9, 10)		B SI 92 B SI 94 C FF 93 X SI 93 2-1 G5-4-3 1-2f	C FF 93 X FC 86 0-1 G4-3				X SI 92 0-0 G6-3		B SL 81 S SL 82 S SL 82 B FF 96 B FF 94 B FF 96 4-2 13 G5-3 BB	3 0	0 0	0 0	0 0	1 0	0 0	1 0
39 Zach McKinstry, L (1, 4) OBP: 0.304, SLG: 0.465 (8, 5)		S FC 88 B FS 86 B FS 86 C FC 87 X FF 94 2-2 G4-3	X FF 93 0-0 F8				B FC 89 X FC 90 1-0 13 S 1B		B SL 82 S FF 95 F FF 94 C SL 82 1-3 K	4	0	1	0	0	1	1
13 Eric Haase, R (1, 2) OBP: 0.309, SLG: 0.314			B SI 93 S FC 87 B FC 87 F SI 93 F ST 82 F FF 94 B FS 84 B FC 86 4-2 60 CS BB		B CU 74 S FC 85 B SI 90 X FC 84 2-1 60 G4-3 31 FC4 2B		B SI 92 B FF 95 S FF 94 D FC 89 S SI 93 F SI 94 1 SAFE S FC 90 3-3 K 1-2		B FF 95 X SL 82 1-0 G5-3 1-2	3	1	1	0	1	1	2
Inning Stats	R: 0 E: 0 K: 1 S: 10 H: 1 LOB: 2 BB: 1 P: 19	R: 0 E: 0 K: 0 S: 6 H: 1 LOB: 0 BB: 0 P: 12	R: 3 E: 0 K: 0 S: 13 H: 2 LOB: 0 BB: 3 P: 28	R: 0 E: 0 K: 0 S: 6 H: 0 LOB: 0 BB: 0 P: 8	R: 1 E: 0 K: 0 S: 6 H: 1 LOB: 0 BB: 0 P: 12	R: 0 E: 0 K: 2 S: 10 H: 0 LOB: 0 BB: 0 P: 14	R: 0 E: 0 K: 2 S: 9 H: 1 LOB: 1 BB: 0 P: 14	R: 0 E: 0 K: 1 S: 10 H: 2 LOB: 2 BB: 0 P: 16	R: 0 E: 0 K: 2 S: 15 H: 0 LOB: 2 BB: 2 P: 26	1B: 6 2B: 1 3B: 0 HR: 1 SF: 0 SAC: 0 DP: 2 HBP: 0						

	AB	32
	R	4
	H	8
	RBI	4
	BB	6
	SO	8
	LOB	15

WP: 0 PA: 38
PB: 0
SB: 1
CS: 1

PITCHER		IP	WLS	BF	H	R	ER	SO	BB	IBB	HBP	BLK	WP	HR	S	P	ERA	WHIP
48 Colin Rea, R ERA: 5.17	(1, 1)	5.0	L	21	5	4	4	1	4	0	0	0	0	1	41	79	7.20	1.800
46 Bryse Wilson, R ERA: 1.17	(6, 1)	2.0		7	1	0	0	4	0	0	0	0	0	0	19	28	0.00	0.500
58 Alex Claudio, L ERA:	(8, 1)	0.1		3	2	0	0	0	0	0	0	0	0	0	4	4	0.00	6.000
54 Jake Cousins, R ERA:	(8, 1)	1.2		7	0	0	0	3	2	0	0	0	0	0	21	38	0.00	1.200

PITCHER	IP	WLS	BF	H	R	ER	SO	BB	IBB	HBP	BLK	WP	HR	S	P	ERA	WHIP

Batter	1	2	3	4	5	6	7	8	9	AB	R	H	RBI	BB	SO	LOB
10 Mike Brosseau, R (1, 5) OBP: 0.308, SLG: 0.543	S FF 92 B FF 92 C CU 75 F FF 93 F SL 78 F SL 80 S FF 94 1-3 ① K		B SL 81 X FF 92 1-0 HR		C FF 91 X CH 81 0-1 ② F8		C FC 88 X CH 81 0-1 ③ G1-3			4	1	1	1	0	1	0
27 Willy Adames, R (1, 10) OBP: 0.366, SLG: 0.452	C CU 74 B FF 92 S FF 93 F SL 80 C FF 94 1-3 ② K		C SL 82 S CH 80 B SL 81 S FF 94 1-3 ③ K		B CU 75 S CH 79 F FF 91 B SL 79 B CH 80 B FF 92 4-2 24 FC6-4 BB			C SI 96 F SI 97 X SL 89 0-2 ① L8		3	0	0	0	1	2	0
24 William Contreras, R (1, 2) OBP: 0.397, SLG: 0.431	B FF 93 S FF 92 C CU 74 X FF 93 1-2 HR			S SL 79 B CH 81 S CH 81 F FF 93 X CH 81 1-2 6 1B 9 1B 1B	1 SAFE F FF 91 C SL 80 X FF 91 0-2 ③ FC6-4 1-2f			B SL 88 C SL 87 X SI 97 1-1 ② G4-3		4	1	2	1	0	0	1
9 Brian Anderson, R (1, 9) OBP: 0.359, SLG: 0.519	F CU 74 C CH 81 S FF 93 0-3 ③ K			S CH 81 C FF 92 F SL 81 F FF 93 F SL 82 F FF 93 X CU 76 0-2 6 1B 1-2 1B		X SI 95 0-0 ① P3		B SL 88 C SI 97 X SI 98 1-1 ③ G3-1		4	0	1	0	0	1	0
45 Luke Voit, R (1, 3) OBP: 0.293, SLG: 0.282 22 Christian Yelich, L (9, PH) OBP: 0.330, SLG: 0.382		C CU 73 S CH 81 B FF 93 X FF 93 1-2 ① F7		S SL 82 B FF 93 B SL 80 B CH 82 F SL 82 S FF 93 3-3 ① K		C FF 97 H SI 97 1-1 6 FC1-4 HBP			B SI 95 B KC 86 C KC 87 S KC 86 X KC 87 2-2 ① F9	2 1	0 0	0 0	0 0	0 0	1 0	2 0
6 Owen Miller, R (1, 4) OBP: 0.313, SLG: 0.355 11 Rowdy Tellez, L (9, PH) OBP: 0.325, SLG: 0.543		F FF 92 B FF 93 C CU 74 F CH 81 B FF 92 X SL 80 2-2 ② F8		F CU 75 X CH 82 0-1 1-2 2-3 1B		C SL 83 X SI 96 0-1 ② FC1-4 28 FC6-4 1-2f			B SI 96 B KC 86 B KC 87 C SI 96 C KC 87 S KC 88 3-3 ② K	3 1	0 0	1 0	0 0	0 0	0 1	1 0
28 Joey Wiemer, R (1, 8) OBP: 0.299, SLG: 0.309		S CU 74 C FF 94 B FF 94 X CU 76 1-2 ③ L7		F SL 82 B FF 93 X FF 91 1-1 ② F8		B SI 96 C SI 97 1 SAFE S SL 85 X FC 88 1-2 ③ FC6-4 1-2f			C SI 96 S KC 88 S KC 88 0-3 ③ K	4	0	0	0	0	1	4
16 Blake Perkins, S (1, 7) OBP: 0.125, SLG: 0.125			C FF 91 F FF 92 B SL 80 B SL 78 T FF 92 2-2 ① K	B FF 92 C CU 75 C SL 82 S FF 92 1-3 ③ K			X FF 91 0-0 ① G5-3			3	0	0	0	0	2	3
2 Brice Turang, L (1, 6) OBP: 0.278, SLG: 0.328			C SL 79 S FF 92 T FF 92 0-2 ② K		X SI 88 0-0 ① F7		C FF 91 X SI 91 0-1 ② G4-3			3	0	0	0	0	1	0
Inning Stats	R: 1 E: 0 K: 3 S: 16 H: 1 LOB: 0 BB: 0 P: 19	R: 0 E: 0 K: 0 S: 10 H: 0 LOB: 0 BB: 0 P: 14	R: 1 E: 0 K: 3 S: 11 H: 1 LOB: 0 BB: 0 P: 15	R: 0 E: 0 K: 2 S: 21 H: 3 LOB: 3 BB: 0 P: 27	R: 0 E: 0 K: 0 S: 8 H: 0 LOB: 1 BB: 1 P: 12	R: 0 E: 0 K: 0 S: 7 H: 0 LOB: 1 BB: 0 P: 9	R: 0 E: 0 K: 0 S: 5 H: 0 LOB: 0 BB: 0 P: 5	R: 0 E: 0 K: 0 S: 7 H: 0 LOB: 0 BB: 0 P: 9	R: 0 E: 0 K: 2 S: 9 H: 0 LOB: 0 BB: 0 P: 14	1B: 3 2B: 0 3B: 0 HR: 2	SF: 0 SAC: 0 DP: 0 HBP: 1			WP: 0 PB: 0 SB: 0 CS: 0	PA: 34	

BOTTOM

Detroit Tigers @ Milwaukee Brewers

American Family Field, Milwaukee, WI

Mon Apr 24 2023, 6:42 PM - 9:07 PM CDT

Att. 23,201 - Roof Closed - 62 F

livebaseballscorecards.com

AB	32
R	2
H	5
RBI	2
BB	1
SO	10
LOB	11

PITCHER		IP	WLS	BF	H	R	ER	SO	BB	IBB	HBP	BLK	WP	HR	S	P	ERA	WHIP
48 Matthew Boyd, L ERA: 4.26	(1, 1)	5.0	W	21	5	2	2	8	1	0	0	0	0	2	66	87	3.60	1.200
67 José Cisnero, R	(6, 1)	1.0	H	4	0	0	0	0	0	0	1	0	0	0	7	9	0.00	0.000
87 Tyler Holton, L ERA:	(7, 1)	1.0	H	3	0	0	0	0	0	0	0	0	0	0	5	5	0.00	0.000
68 Jason Foley, R ERA: 2.0	(8, 1)	1.0	H	3	0	0	0	0	0	0	0	0	0	0	7	9	0.00	0.000
55 Alex Lange, R ERA: 1.64	(9, 1)	1.0	S	3	0	0	0	2	0	0	0	0	0	0	9	14	0.00	0.000

PITCHER	IP	WLS	BF	H	R	ER	SO	BB	IBB	HBP	BLK	WP	HR	S	P	ERA	WHIP

Batter	1	2	3	4	5	6	7	8	9	AB	R	H	RBI	BB	SO	LOB
8 Matt Vierling, R (1, 8) (8, 7) OBP: 0.300, SLG: 0.348	C FF 90 B FF 90 F CU 75 F FF 92 X FC 88 1-2 20 1B 1B	C CU 76 S SL 84 C SL 84 0-3 ② K	B FF 91 D SL 84 X FC 87 2-0 ③ F7			B SL 91 X SI 96 1-0 28 1B 1B		B FF 95 C SL 83 X SI 94 1-1 28 S 1B		5	0	3	0	0	1	2
28 Javier Báez, R (1, 6) OBP: 0.286, SLG: 0.286	F FC 88 B FF 91 F FF 91 F FF 93 X CU 77 1-2 ① F7	C SL 84 F FF 91 B CU 79 F SL 85 X FC 87 1-2 13 1B 20 1B 2B		C SI 93 B SL 90 B SL 90 S SL 89 F SI 96 X SL 90 2-2 ① G6-3		X SL 89 0-0 1-2 1B		F SL 84 D SL 83 S SL 83 B SI 95 X SL 85 2-2 ③ G1-3 1-2		5	1	2	0	0	0	2
13 Eric Haase, R (1, 7) OBP: 0.305, SLG: 0.309 31 Riley Greene, L (8, 8) OBP: 0.280, SLG: 0.337	C FF 91 B FC 87 B FC 88 S FF 91 1 SAFE S FF 92 2-3 ② K	F SL 85 S FF 91 D SL 85 F FF 92 X SL 84 1-2 20 1B 2-3 1B		X SL 90 0-0 ② F7		C SL 90 F SI 95 S SL 90 0-3 ③ K			B SL 78 C FF 90 X CH 81 1-1 ① G4-3	4 1	0 0	1 0	0 0	0 0	2 0	3 0
20 Spencer Torkelson, R (1, 3) OBP: 0.264, SLG: 0.349	B FF 92 C FC 88 B FF 92 S FF 92 F FF 93 X FC 89 2-2 18 FC6-4 1-3 1B	X SL 85 0-0 1-3 3-H 1B		B SI 95 F SI 96 B SL 91 X SL 91 2-1 ③ L6			C SL 82 X SI 94 0-1 ① G5-3		B CH 82 C SL 80 F FF 93 X SL 81 1-2 ② F8	5	0	2	1	0	0	0
18 Tyler Nevin, R (1, 5) OBP: 0.182, SLG: 0.056 9 Nick Maton, L (5, PH) (5, 5) OBP: 0.247, SLG: 0.353	B CU 76 B FC 88 X FF 91 2-0 ③ FC6-4 1-2f	X FF 91 0-0 ③ F9			S SL 89 S SL 89 F SI 94 B SL 89 F SL 90 X SL 89 1-2 ① P4		X FF 95 0-0 ② F8		C CH 84 F FF 92 X FF 94 0-2 ③ F8	2 3	0 0	0 0	0 0	0 0	0 0	4 0
24 Miguel Cabrera, R (1, 10) OBP: 0.255, SLG: 0.273		C FC 87 F FF 90 B CU 77 F FF 90 B SL 83 F FF 92 F CU 76 T FF 93 2-2 ① K	C SL 83 B FF 89 B CU 75 X FF 90 2-1 7 BB 1B		X SI 95 0-0 ② G6-3		C SI 95 B SL 84 S SL 84 B SL 84 X SL 82 2-2 7 FC5-4 1B			4	0	2	0	0	1	0
7 Jonathan Schoop, R (1, 4) OBP: 0.317, SLG: 0.222		F FF 93 B CU 76 B FC 88 B FC 86 F FF 91 X FC 89 3-2 34 BB 30 HR 1B	B FC 86 F SL 83 B FF 91 B SL 84 B FC 86 4-1 1-2 BB		C SI 96 S SL 89 B SL 91 B SL 90 S SL 90 2-3 ③ K		F SI 95 B SL 84 X SL 83 1-1 ③ FC5-4 1-2f			3	1	1	0	1	1	1
34 Jake Rogers, R (1, 2) OBP: 0.381, SLG: 0.471		F FF 91 D CU 78 F FF 92 F FC 88 F FF 94 B SL 84 D SL 83 B FC 88 4-2 30 HR 1-2 BB	D CU 77 F FF 90 X FF 90 1-1 ① L8			S SL 90 C SI 96 X SL 90 0-2 ① G4-3		C SL 82 B SL 83 B SL 82 C FF 95 B SL 84 S FF 95 3-3 ① K		3	1	0	0	1	1	2
30 Kerry Carpenter, L (1, 9) OBP: 0.279, SLG: 0.468		B FF 92 S FC 87 X FF 92 1-1 1-H 2-H HR	B SL 85 B FC 87 S FC 87 F FC 87 F FC 88 C FF 91 2-3 ② K			B SI 96 X SI 97 1-0 ② F7		B CH 90 B CH 89 F FF 95 F CH 90 B FF 94 C SL 83 3-3 ② K		4	1	1	3	0	2	2

Detroit Tigers @ Milwaukee Brewers

American Family Field, Milwaukee, WI

Tue Apr 25 2023, 6:43 PM - 9:22 PM CDT

Att. 24,924 - Roof Closed - 64 F

TOP

livebaseballscorecards.com

AB	39
R	4
H	12
RBI	4
BB	2
SO	8
LOB	16

Inning Stats	1	2	3	4	5	6	7	8	9
	R: 0 E: 0 K: 1 S: 16	R: 4 E: 0 K: 2 S: 28	R: 0 E: 0 K: 1 S: 10	R: 0 E: 0 K: 0 S: 7	R: 0 E: 0 K: 1 S: 9	R: 0 E: 0 K: 1 S: 9	R: 0 E: 0 K: 0 S: 8	R: 0 E: 0 K: 2 S: 11	R: 0 E: 0 K: 0 S: 8
	H: 2 LOB: 2 BB: 0 P: 24	H: 5 LOB: 2 BB: 1 P: 40	H: 1 LOB: 2 BB: 1 P: 21	H: 0 LOB: 0 BB: 0 P: 11	H: 0 LOB: 0 BB: 0 P: 12	H: 2 LOB: 2 BB: 0 P: 11	H: 1 LOB: 1 BB: 0 P: 11	H: 1 LOB: 1 BB: 0 P: 20	H: 0 LOB: 0 BB: 0 P: 10

1B: 10	SF: 0
2B: 1	SAC: 0
3B: 0	DP: 0
HR: 1	HBP: 0

WP: 0	PA: 41
PB: 0	
SB: 1	
CS: 0	

PITCHER		IP	WLS	BF	H	R	ER	SO	BB	IBB	HBP	BLK	WP	HR	S	P	ERA	WHIP
52 Eric Lauer, L ERA: 5.19	(1, 1)	3.0	L	19	8	4	4	4	2	0	0	0	0	1	54	85	12.00	3.333
59 Elvis Peguero, R ERA:	(4, 1)	3.0		11	2	0	0	2	0	0	0	0	0	0	25	34	0.00	0.667
31 Joel Payamps, R ERA: 3.27	(7, 1)	2.0		8	2	0	0	2	0	0	0	0	0	0	19	31	0.00	1.000
32 Peter Strzelecki, R ERA: 0.82	(9, 1)	1.0		3	0	0	0	0	0	0	0	0	0	0	8	10	0.00	0.000

PITCHER	IP	WLS	BF	H	R	ER	SO	BB	IBB	HBP	BLK	WP	HR	S	P	ERA	WHIP

Batter	1	2	3	4	5	6	7	8	9	AB	R	H	RBI	BB	SO	LOB
22 Christian Yelich, L (1, 7) OBP: 0.317, SLG: 0.366	C FF 91 B SL 83 B SL 81 B FF 92 X FF 91 3-1 ① G4-3		B FF 93 B SL 87 X FF 95 2-0 ① FC6-5 27 BB 1-3 2-H		B FF 89 X FC 85 1-0 ① G3-1		F CH 84 S CH 85 B CH 84 F SL 87 B FF 92 S CU 81 2-3 ③ K			4	0	0	1	0	1	1
33 Jesse Winker, L (1, 10) OBP: 0.310, SLG: 0.280 45 Luke Voit, R (5, PH) OBP: 0.302, SLG: 0.317 (6, 10) 16 Blake Perkins, S (8, PR) OBP: 0.125, SLG: 0.125 (9, 10)	C FF 91 B FF 93 B FF 93 C FF 92 B CH 88 C FF 94 3-3 ② K		B SL 85 1 SAFE F CH 84 F FF 94 X FF 96 1-2 ② F9		B FC 85 S CH 81 F FC 86 B CH 82 B FF 89 C FC 85 3-3 ② K			B CU 81 S SL 85 X SL 85 1-1 2B		2 2 0	0 0 0	0 1 0	0 0 0	1 1 0	1 0 0
27 Willy Adames, R (1, 6) OBP: 0.371, SLG: 0.442	B FF 94 S SL 86 B SI 95 B FF 94 B FF 94 4-1 BB		1 SAFE C SL 85 B SL 83 1 SAFE F FF 93 F FF 94 B SL 84 F SI 94 D SL 84 4-2 F FF 94 B FF 93 1-2 BB		B CH 83 C FF 89 B FC 85 C FC 85 F FF 90 S FF 89 2-3 ③ K			B CH 84 C FF 92 S SL 86 S CH 84 1-3 ① K		2	0	0	0	2	2	1
11 Rowdy Tellez, L (1, 3) OBP: 0.322, SLG: 0.568	B FF 93 C FF 93 S SL 85 B CH 85 B FF 95 X FF 94 3-2 ③ F8		C FF 94 C SI 94 B SI 96 X CU 78 1-2 ③ G3			B FF 88 F FC 87 F SL 81 B SI 89 F FC 85 F FF 90 X FC 84 2-2 HR		C CH 84 C CH 84 D CH 85 D CH 84 B SL 88 F FF 93 F CH 84 S CU 82 3-3 ② K		4	1	1	1	0	1	4
24 William Contreras, R (1, 2) OBP: 0.390, SLG: 0.412		C FF 91 X SL 82 0-1 ① G6-3		C SI 92 F SI 92 B CU 78 B SL 85 B SL 85 B SI 93 4-2 2 2B 6 G4-3 BB		X SL 86 0-0 ① G1-3		F SI 96 B SI 96 B SI 95 F SI 97 F SI 98 B SL 87 C SI 98 3-3 ③ K		3	1	0	0	1	1	1
9 Brian Anderson, R (1, 9) OBP: 0.344, SLG: 0.494		B FF 92 B SI 93 C SI 93 B SL 84 S FF 93 X FF 93 3-2 ② F4		D SL 86 F FF 92 B SI 93 B FF 92 F FF 92 S SL 84 3-3 ① K		C SL 87 C SL 87 B CH 84 B CH 85 B SL 87 S SL 86 3-3 ② K			B SI 96 X SI 97 1-0 ① G6-3	4	0	0	0	0	2	1
2 Brice Turang, L (1, 4) OBP: 0.276, SLG: 0.338	C FF 92 X CU 79 0-1 ③ G4-3			B CH 86 F FF 91 X CU 78 1-1 6 G4-3 1-3 2B		S FF 93 B CU 83 B CH 84 S SL 86 B CH 84 X FF 92 3-2 ③ F7			F SI 97 S SI 97 B CH 93 S SI 97 1-3 ② K	4	0	1	0	0	1	0
6 Owen Miller, R (1, 5) OBP: 0.306, SLG: 0.343			C CH 90 X FF 91 0-1 22 WP 28 1B 22 FC6-5 1B	B SI 94 X SL 83 1-0 ② G4-3 2-3 3-H			C FF 91 B SL 87 X CH 84 1-1 ① F8		F SI 98 X SI 97 0-1 ③ G5-3	4	1	1	1	0	0	1
28 Joey Wiemer, R (1, 8) OBP: 0.300, SLG: 0.310			X SL 84 0-0 22 FC6-5 22 WP 1-2 1B	F SI 94 F SI 94 X FF 94 0-2 ③ F9			C SL 87 S CU 83 X CU 82 0-2 ② F8			3	0	1	0	0	0	1
Inning Stats	R: 0 E: 0 K: 1 S: 9 H: 0 LOB: 1 BB: 1 P: 22	R: 0 E: 0 K: 0 S: 7 H: 0 LOB: 0 BB: 0 P: 10	R: 1 E: 0 K: 0 S: 15 H: 2 LOB: 2 BB: 1 P: 23	R: 1 E: 0 K: 1 S: 11 H: 1 LOB: 1 BB: 1 P: 20	R: 0 E: 0 K: 2 S: 8 H: 0 LOB: 0 BB: 0 P: 14	R: 1 E: 0 K: 1 S: 12 H: 1 LOB: 0 BB: 0 P: 20	R: 0 E: 0 K: 1 S: 9 H: 0 LOB: 0 BB: 0 P: 12	R: 0 E: 0 K: 3 S: 14 H: 1 LOB: 1 BB: 0 P: 22	R: 0 E: 0 K: 1 S: 6 H: 0 LOB: 0 BB: 0 P: 8	1B: 2 2B: 2 3B: 0 HR: 1	SF: 0 SAC: 0 DP: 0 HBP: 0			WP: 1 PB: 0 SB: 0 CS: 0	PA: 35		

PITCHER		IP	WLS	BF	H	R	ER	SO	BB	IBB	HBP	BLK	WP	HR	S	P	ERA	WHIP
56 Spencer Turnbull, R ERA: 7.25	(1, 1)	4.0		18	3	2	2	2	3	0	0	0	1	0	42	75	4.50	1.500
70 Tyler Alexander, L ERA: 5.65	(5, 1)	1.0		4	1	1	1	2	0	0	0	0	0	1	13	21	9.00	1.000
53 Mason Englert, R ERA: 3.94	(6, 1)	2.2	W	9	1	0	0	4	0	0	0	0	0	0	26	40	0.00	0.375
68 Jason Foley, R ERA: 1.74	(8, 1)	1.1	S	4	0	0	0	2	0	0	0	0	0	0	10	15	0.00	0.000

PITCHER	IP	WLS	BF	H	R	ER	SO	BB	IBB	HBP	BLK	WP	HR	S	P	ERA	WHIP

BOTTOM

Detroit Tigers @ Milwaukee Brewers

American Family Field, Milwaukee, WI

Tue Apr 25 2023, 6:43 PM - 9:22 PM CDT

Att. 24,924 - Roof Closed - 64 F

livebaseballscorecards.com

AB	32
R	3
H	5
RBI	3
BB	3
SO	10
LOB	11

Batter	1	2	3	4	5	6	7	8	9	AB	R	H	RBI	BB	SO	LOB
39 Zach McKinstry, L (1, 4) OBP: 0.286, SLG: 0.435	T FF 93 C CU 74 X FF 93 0-2 ① L8		C FF 94 S SL 81 B FF 94 B CH 89 F FF 95 S SL 81 2-3 ② K		C SL 81 S FF 92 B CU 75 B FF 96 B SL 81 X FF 92 3-2 ① F6		C ST 78 F SI 87 X CH 78 0-2 ③ F9			3	0	0	0	0	1	1
(1, 6) 13 Eric Haase, R (7, PH) OBP: 0.300, SLG: 0.304 (7, 7)										1	0	0	0	0	0	1
31 Riley Greene, L (1, 8) OBP: 0.278, SLG: 0.333	B CU 75 X CH 89 1-0 ② G3-1		B FF 94 X CU 77 1-0 2-3 1B		C CU 77 B SL 82 X FF 94 1-1 ② G6-3			C SI 86 B SI 87 C ST 79 B ST 78 F SI 88 X SI 88 2-2 ① G1-3		4	0	1	0	0	0	0
28 Javier Báez, R (1, 6) OBP: 0.294, SLG: 0.286 7 Jonathan Schoop, R (1, PR) OBP: 0.318, SLG: 0.256 (1, 4) (8, 6)	C FF 96 B SL 82 S SL 81 H FF 93 2-2 HBP		B CU 76 S SL 83 B SL 82 S FF 96 B FF 97 F FF 96 F FF 96 S FF 97 3-3 ③ K		X FF 97 0-0 ③ F9			C SI 86 B CH 80 X CH 80 1-1 2B		0	0	0	0	0	0	0
										3	0	1	0	0	1	2
9 Nick Maton, L (1, 5) OBP: 0.250, SLG: 0.366 (7, 6) 18 Tyler Nevin, R (8, PH) OBP: 0.174, SLG: 0.053 (8, 5)	C SL 81 S CH 89 F FF 94 F FF 96 S CU 72 0-3 ③ K			B CH 89 X FF 95 1-0 30 G4-3 60 2B 2B	B FF 94 C CH 90 S CH 90 X FF 95 1-2 ① F6			C FF 91 F SL 80 T FF 92 0-2 ② K		3	1	1	0	0	1	1
										1	0	0	0	0	1	1
30 Kerry Carpenter, L (1, 10) OBP: 0.264, SLG: 0.439		C FF 93 S FF 93 F CU 74 S CH 89 0-3 ① K		B SL 81 F CH 90 B FF 94 S FF 94 F FF 96 X SL 82 2-2 ① G4-3 2-3	B CU 77 S SL 82 F CH 90 B FF 96 S CH 90 2-3 ② K			B SL 78 X CH 82 1-0 ③ G4-3		4	0	0	0	0	2	2
20 Spencer Torkelson, R (1, 3) OBP: 0.253, SLG: 0.333		C SL 81 T SL 82 B FF 93 B SL 82 F FF 94 S CU 75 2-3 ② K		T FF 95 F FF 95 B FF 95 X SL 82 1-2 ② P6	C FF 97 F FF 96 B CH 89 B SL 82 B SL 82 X FF 96 3-2 ③ L6				B FF 93 B FF 94 F CH 82 S CH 83 B CH 84 S FF 94 3-3 ① K	4	0	0	0	0	2	1
60 Akil Baddoo, L (1, 7) OBP: 0.340, SLG: 0.302 (7, 9)		F FF 92 B CH 89 F FF 92 F FF 95 S CU 72 1-3 ③ K		F FF 94 C FF 96 X FF 96 0-2 34 1B 3-H 2B			X SI 93 0-0 34 F8 2B		F CH 84 X FF 94 0-1 ② F8	4	1	2	1	0	1	0
34 Jake Rogers, R (1, 2) OBP: 0.370, SLG: 0.447			B SL 82 C FF 94 X FF 94 1-1 ① G4-3	X CU 78 0-0 2-H 1B			S FC 89 B SI 94 T SI 94 X FC 89 1-2 ① F8 2-3		X FF 93 0-0 ③ G1-3	4	0	1	1	0	0	1
8 Matt Vierling, R (1, 9) OBP: 0.301, SLG: 0.362 (7, 5) (8, 4)			C FF 95 B CU 78 B SL 82 X FF 94 2-1 31 1B 2B	C FF 94 B SL 82 S SL 82 F FF 95 S SL 84 1-3 ③ K			F SI 95 C FC 90 F FC 91 F SI 95 B FF 94 C SI 94 1-3 ② K			3	0	1	0	0	2	2

Inning Stats																						
	R: 0	H: 0	R: 0	H: 0	R: 0	H: 2	R: 2	H: 3	R: 0	H: 0	R: 0	H: 0	R: 0	H: 1	R: 0	H: 1	R: 0	H: 0	1B: 2	SF: 0	WP: 0	PA: 35
	E: 0	LOB: 1	E: 0	LOB: 0	E: 0	LOB: 2	E: 0	LOB: 1	E: 0	LOB: 0	E: 0	LOB: 0	E: 0	LOB: 1	E: 0	LOB: 1	E: 0	LOB: 0	2B: 5	SAC: 0	PB: 0	
	K: 1	BB: 0	K: 3	BB: 0	K: 2	BB: 0	K: 1	BB: 0	K: 0	BB: 0	K: 1	BB: 0	K: 1	BB: 0	K: 1	BB: 0	K: 1	BB: 0	3B: 0	DP: 0	SB: 0	
	S: 11	P: 14	S: 12	P: 15	S: 14	P: 23	S: 16	P: 21	S: 6	P: 10	S: 9	P: 15	S: 12	P: 14	S: 10	P: 14	S: 6	P: 9	HR: 0	HBP: 1	CS: 0	

PITCHER		IP	WLS	BF	H	R	ER	SO	BB	IBB	HBP	BLK	WP	HR	S	P	ERA	WHIP
51 Freddy Peralta, R ERA: 3.77	(1, 1)	6.0	W	24	5	2	2	8	0	0	1	0	0	0	68	98	3.00	0.833
46 Bryse Wilson, R ERA: 1.13	(7, 1)	0.2	H	3	1	0	0	1	0	0	0	0	0	0	9	11	0.00	1.500
55 Hoby Milner, L ERA: 2.38	(7, 1)	0.2	H	3	1	0	0	0	0	0	0	0	0	0	9	12	0.00	1.500
32 Peter Strzelecki, R ERA: 0.77	(8, 1)	0.2	H	2	0	0	0	1	0	0	0	0	0	0	4	5	0.00	0.000
38 Devin Williams, R ERA:	(9, 1)	1.0		3	0	0	0	1	0	0	0	0	0	0	6	9	0.00	0.000

PITCHER	IP	WLS	BF	H	R	ER	SO	BB	IBB	HBP	BLK	WP	HR	S	P	ERA	WHIP

TOP

Detroit Tigers @ Milwaukee Brewers

American Family Field, Milwaukee, WI

Wed Apr 26 2023, 12:41 PM - 3:07 PM CDT

Att. 25,847 - Roof Closed - 63 F

livebaseballscorecards.com

AB	34
R	2
H	7
RBI	2
BB	0
SO	11
LOB	12

BOTTOM

Detroit Tigers @ Milwaukee Brewers

American Family Field, Milwaukee, WI

Wed Apr 26 2023, 12:41 PM - 3:07 PM CDT

Att. 25,847 - Roof Closed - 63 F

livebaseballscorecards.com

Batter	1	2	3	4	5	6	7	8	9	AB	R	H	RBI	BB	SO	LOB
22 Christian Yelich, L (1, 7) OBP: 0.321, SLG: 0.354	C FF 94 B CH 86 H FC 89 2-1 33 BB 11 2B HBP	C FF 94 S CU 82 F FF 95 B FF 95 X FC 90 1-2 ② G5-3	F FF 94 C FF 95 S FF 96 0-3 ③ K			F FF 94 B SL 86 C SL 85 B SL 87 B FF 95 B SL 84 4-2 BB		C SL 83 F FF 91 B CH 84 B SL 83 B SL 84 F FF 92 S CH 84 3-3 ③ K		3	1	0	0	1	2	2
33 Jesse Winker, L (1, 10) OBP: 0.323, SLG: 0.269	S FF 95 F FC 92 D CU 82 F SI 96 B CH 86 F FC 91 B FF 95 B FF 95 4-2 11 2B 9 1B 1-2 BB	B CH 85 B FC 90 B FF 95 C SI 93 B FC 90 4-1 27 CI BB		X CH 82 0-0 ① G4-3		C FF 94 B SL 86 F CH 86 C FF 95 1-3 ② K				2	1	0	0	2	1	1
27 Willy Adames, R (1, 6) OBP: 0.361, SLG: 0.427	C SL 85 F SL 86 X SI 95 0-2 ① L5	F SI 95 0-1 CI 1-2 2-3		C SL 84 B ST 83 C SI 94 B CH 85 X CH 85 2-2 G5-3		1 SAFE B SL 86 S FF 94 T FF 95 F FF 95 S SL 87 1-3 ③ K				3	0	0	0	0	1	3
11 Rowdy Tellez, L (1, 3) OBP: 0.319, SLG: 0.564	B FF 95 B SI 94 B SI 94 C SI 94 S CH 84 F SI 95 X CH 84 3-2 9 1B 1-3 2-H 2B	B CU 80 B SI 93 C SI 93 F FF 94 F CH 85 C FF 95 2-3 ③ K		B FF 94 B SI 93 B SI 93 C FF 93 X SI 92 3-1 ③ F8			C FF 90 C CH 82 S CH 81 0-3 ① K			4	1	1	1	0	2	3
9 Brian Anderson, R (1, 9) OBP: 0.350, SLG: 0.494 (9, 5)	B FF 95 X SL 85 1-0 2-H 3-H 1B		B SL 86 C SI 93 X ST 82 1-1 7 HR 1B		B SI 92 X SI 94 1-0 ① G5-3		C CH 81 B FC 87 S CH 82 F FF 91 F CU 78 F CH 82 F CH 84 X CH 82 1-2 ② G6-3			4	1	2	2	0	0	0
7 Victor Caratini, S (1, 2) OBP: 0.406, SLG: 0.429	C FF 94 C FC 90 B CH 86 F CH 85 T CH 86 1-2 ② K		X FC 88 0-0 1-H HR		B FF 95 F FF 93 B FF 93 B CH 83 F FF 93 X FF 93 3-2 1B		B FF 92 B FF 91 S CH 84 C FF 92 B CU 80 X FF 92 3-2 ③ F8			4	1	2	2	0	1	1
2 Brice Turang, L (1, 4) OBP: 0.263, SLG: 0.320	B FC 89 X CH 85 1-0 ③ G4-3		C SI 93 B CU 82 B SI 94 C CH 84 X CH 83 2-2 ① L7		F FF 94 B CU 83 D CH 84 B CH 84 F SI 92 F FF 93 C FF 95 3-3 ② K			B SL 82 C FF 90 S FF 90 B FF 91 X SL 82 2-2 ① P5		4	0	0	0	0	1	2
10 Mike Brosseau, R (1, 5) OBP: 0.302, SLG: 0.513 16 Blake Perkins, S (9, 9) OBP: 0.125, SLG: 0.125		C FF 94 B SI 94 X SI 94 1-1 ① G5-3	C SI 94 X SI 93 0-1 1B		X SL 86 0-0 ③ F8			C FF 90 X CH 82 0-1 ② G2-3		4 0	0 0	1 0	0 0	0 0	0 0	1 0
28 Joey Wiemer, R (1, 8) OBP: 0.310, SLG: 0.373		B SI 94 X SL 85 1-0 27 CI 2B	S SI 93 S SI 93 F ST 83 F SI 94 F FF 95 D CU 82 S ST 84 1-3 ② K			F FF 95 B FF 95 C FF 95 S SL 87 1-3 ① K		B CH 83 X CH 83 1-0 HR		4	1	2	1	0	2	1
Inning Stats	R: 3 E: 0 K: 1 S: 18 H: 2 LOB: 1 BB: 1 P: 30	R: 0 E: 1 K: 1 S: 13 H: 1 LOB: 3 BB: 1 P: 22	R: 2 E: 0 K: 2 S: 17 H: 3 LOB: 1 BB: 0 P: 21	R: 0 E: 0 K: 0 S: 6 H: 0 LOB: 0 BB: 0 P: 11	R: 0 E: 0 K: 1 S: 9 H: 1 LOB: 1 BB: 0 P: 16	R: 0 E: 0 K: 3 S: 13 H: 0 LOB: 1 BB: 1 P: 20	R: 0 E: 0 K: 1 S: 13 H: 0 LOB: 0 BB: 0 P: 17	R: 1 E: 0 K: 1 S: 10 H: 1 LOB: 0 BB: 0 P: 16		1B: 4 2B: 2 3B: 0 HR: 2	SF: 0 SAC: 0 DP: 0 HBP: 1		WP: 0 PB: 0 SB: 0 CS: 0	PA: 37		

	AB	32
	R	6
	H	8
	RBI	6
	BB	3
	SO	10
	LOB	14

PITCHER		IP	WLS	BF	H	R	ER	SO	BB	IBB	HBP	BLK	WP	HR	S	P	ERA	WHIP
21 Michael Lorenzen, R ERA: 7.07	(1, 1)	5.0	L	26	7	5	5	5	2	0	1	0	0	1	63	100	9.00	1.800
19 Will Vest, R ERA:	(6, 1)	1.0		4	0	0	0	3	1	0	0	0	0	0	13	20	0.00	1.000
87 Tyler Holton, L ERA: 1.23	(7, 1)	2.0		7	1	1	1	2	0	0	0	0	0	1	23	33	4.50	0.500

PITCHER	IP	WLS	BF	H	R	ER	SO	BB	IBB	HBP	BLK	WP	HR	S	P	ERA	WHIP

Los Angeles Angels @ Milwaukee Brewers

American Family Field, Milwaukee, WI

Fri Apr 28 2023, 7:10 PM - 9:24 PM CDT

Att. 24,787 - Roof Closed - 65 F

livebaseballscorecards.com

TOP

Batter	1	2	3	4	5	6	7	8	9	AB	R	H	RBI	BB	SO	LOB
3 Taylor Ward, R (1, 7) OBP: 0.325, SLG: 0.324	B FF 89 C FC 87 B FF 90 X FC 87 2-1 ① G6-3		B CU 76 F FF 88 B FC 87 X CH 82 2-1 ② F9		X FF 88 0-0 ① B3			C SL 78 X SI 90 0-1 E5 17 1B		4	0	0	0	0	0	2
27 Mike Trout, R (1, 8) OBP: 0.400, SLG: 0.545	B FF 90 F FF 90 C CU 75 X FC 88 1-2 17 FC3-6 1B		C FF 89 F FC 87 B FF 91 X FF 90 1-2 ③ FC6-4 1-2f		B FC 86 F FC 86 X FF 90 1-1 ② F9			F FF 91 F SL 79 X FF 92 0-2 ① F9		4	0	1	0	0	0	3
17 Shohei Ohtani, L (1, 10) OBP: 0.339, SLG: 0.515	B FC 86 X FC 86 1-0 ② FC3-6 1-2f			B FC 87 F CH 82 F FC 86 X SL 78 1-2 ① G4-3	X SL 78 0-0 ③ F7			D FF 94 B SI 91 X FF 92 2-0 1-3 1B		4	0	1	0	0	0	2
6 Anthony Rendon, R (1, 5) OBP: 0.366, SLG: 0.303	B CU 74 X FC 86 1-0 ③ F8			C FF 88 X CH 83 0-1 23 1B 10 1B 1B		B FF 87 F FC 85 B FC 84 X FF 89 2-1 ① F9		F SL 81 X SI 90 0-1 ② F8		4	1	1	0	0	0	3
12 Hunter Renfroe, R (1, 9) OBP: 0.339, SLG: 0.550		C FC 85 F FF 89 B CH 82 B FF 89 S CH 84 2-3 ① K		B FF 89 C FF 89 F FC 86 X FC 88 1-2 ② P6		C FF 88 B FC 86 F FF 89 B FC 84 C FC 87 2-3 ② K		B FF 91 B SI 90 C FF 92 B SI 90 X FF 92 3-1 ③ G5-3		4	0	0	0	0	2	3
23 Brandon Drury, R (1, 4) OBP: 0.298, SLG: 0.512		B CU 75 S FC 87 C FF 89 F FF 91 F FF 90 X FF 91 1-2 ② G4-3		C FC 87 S FC 86 B FC 88 B FF 91 B FC 86 X FF 91 3-2 10 1B 1-3 1B		B FF 88 B FC 86 F FC 86 X FC 87 2-1 ③ L7			C FF 92 B FF 94 F CH 85 B FF 94 X CH 86 2-2 ① G5-3	4	0	1	0	0	0	0
10 Gio Urshela, R (1, 3) OBP: 0.319, SLG: 0.352		C FC 84 F FF 89 B CH 84 X CH 84 1-2 35 CS 1B		1 SAFE X FF 90 0-0 1-2 3-H 1B			C SI 93 X SL 83 0-1 35 G6-4-3 1B		S CH 84 S CH 84 S CH 84 0-3 ② K	4	0	3	1	0	1	0
35 Chad Wallach, R (1, 2) OBP: 0.235, SLG: 0.563 21 Matt Thaiss, L (9, PH) OBP: 0.367, SLG: 0.417		1 SAFE 0-0 ③ CS 1-2	X FC 86 0-0 ① L8	B FC 88 C CH 84 F FF 91 B CH 82 X CH 83 2-2 ③ F8			B SL 83 C SI 94 L SI 93 F SL 84 B SL 84 F SL 82 B SI 96 X SI 95 3-2 ① ② G6-4-3 1-2f		S FF 94 B CH 86 C CH 84 B CH 84 X CH 84 2-2 ③ G6-3	3 1	0 0	0 0	0 0	0 0	0 0	3 0
9 Zach Neto, R (1, 6) OBP: 0.333, SLG: 0.333			B FC 85 C CH 82 B FF 88 X FC 86 2-1 27 FC6-4 1B		B FC 84 F FC 85 B CH 82 X CH 83 2-1 1B		F SI 94 C SL 84 B SL 84 X SL 85 1-2 ③ G6-3			3	0	2	0	0	0	0

Inning Stats																																	
	R: 0	E: 1	K: 0	S: 7	H: 1	LOB: 1	BB: 0	P: 12	R: 0	E: 0	K: 1	S: 11	H: 1	LOB: 0	BB: 0	P: 15	R: 0	E: 0	K: 0	S: 8	H: 1	LOB: 1	BB: 0	P: 13	R: 1	E: 0	K: 0	S: 15	H: 3	LOB: 2	BB: 0	P: 22
	R: 0	E: 0	K: 0	S: 6	H: 1	LOB: 1	BB: 0	P: 9	R: 0	E: 0	K: 1	S: 7	H: 0	LOB: 0	BB: 0	P: 13	R: 0	E: 0	K: 0	S: 10	H: 1	LOB: 0	BB: 0	P: 14	R: 0	E: 1	K: 0	S: 10	H: 1	LOB: 2	BB: 0	P: 15
	R: 0	E: 0	K: 1	S: 9	H: 0	LOB: 0	BB: 0	P: 13	1B: 9	2B: 0	3B: 0	HR: 0	SF: 0	SAC: 0	DP: 1	HBP: 0	WP: 0	PB: 0	SB: 0	CS: 1	PA: 36											

PITCHER		IP	WLS	BF	H	R	ER	SO	BB	IBB	HBP	BLK	WP	HR	S	P	ERA	WHIP
20 Wade Miley, L ERA: 1.86	(1, 1)	6.0		24	7	1	1	2	0	0	0	0	0	0	54	84	1.50	1.167
31 Joel Payamps, R ERA: 3.0	(7, 1)	1.0		3	1	0	0	0	0	0	0	0	0	0	10	14	0.00	1.000
32 Peter Strzelecki, R ERA: 0.71	(8, 1)	1.0	W	5	1	0	0	0	0	0	0	0	0	0	10	15	0.00	1.000
38 Devin Williams, R ERA:	(9, 1)	1.0	S	3	0	0	0	1	0	0	0	0	0	0	9	13	0.00	0.000

PITCHER		IP	WLS	BF	H	R	ER	SO	BB	IBB	HBP	BLK	WP	HR	S	P	ERA	WHIP

Batter	1	2	3	4	5	6	7	8	9	AB	R	H	RBI	BB	SO	LOB
22 Christian Yelich, L (1, 7) OBP: 0.327, SLG: 0.354	B FC 85 S FC 85 F SI 87 X SL 78 1-2 F9 ①	C SI 89 S CH 80 D FC 85 B FC 83 F SI 89 D CH 81 X FC 85 3-2 1-2 2-3 1B		S CH 82 S CH 82 B FF 94 S FF 93 1-3 K ③			B FC 86 B FC 86 S CH 81 B CH 81 B SI 88 4-1 27 FC5-4 BB			3	0	1	0	1	1	2
27 Willy Adames, R (1, 6) OBP: 0.357, SLG: 0.452	B FF 90 X FF 90 1-0 HR	B FC 86 S CH 81 B FC 88 S CH 80 B FC 87 S CH 83 3-3 K ③			B FF 90 F FC 87 F FC 87 S CH 83 1-3 K ①		B FC 82 X CH 79 1-0 1-2f FC5-4 ③			4	1	1	1	0	2	4
24 William Contreras, R (1, 2) OBP: 0.383, SLG: 0.403	C CH 79 F FC 88 B CH 80 X FF 91 1-2 G6-3 ②		B FC 86 B CH 79 S CH 82 X FC 86 2-1 G6-3 ①		C CH 81 X FC 88 0-1 L9 ②			B SI 90 C CH 78 B SI 91 F FC 84 X CH 77 2-2 9 FC5-4 10 1B 11 1B 1B		4	1	1	0	0	0	0
10 Mike Brosseau, R (1, 5) OBP: 0.319, SLG: 0.512 16 Blake Perkins, S (8, PR) OBP: 0.125, SLG: 0.125 (9, 9)	C CH 80 X CH 80 0-1 1B		C FF 89 X CH 81 0-1 G4-3 ②		X CH 81 0-0 F7 ③			C FF 91 X CH 79 0-1 1-2 9 FC5-4 1B		4 0	0 0	2 0	0 0	0 0	0 0	0 0
9 Brian Anderson, R (1, 9) OBP: 0.337, SLG: 0.473 (9, 5)	C CH 79 B FC 86 F FC 86 1 SAFE S FF 90 1-3 K ③		X FC 86 0-0 F8 ③			F FC 85 S CH 80 S CH 81 0-3 K ①		F CH 78 S FC 82 B FF 90 B FF 90 F FC 82 X CH 81 2-2 FC5-4 ① 11 1B 1-2f 2-3		4	0	0	0	0	2	3
45 Luke Voit, R (1, 3) OBP: 0.277, SLG: 0.289		X FC 87 0-0 G5-3 ①		B CH 79 B CH 79 X FF 88 2-0 L6 ①		B FF 93 F CH 81 B FC 88 B FC 86 C CH 82 X FF 93 3-2 F9 ②		B FC 82 S CH 79 S CH 80 B FC 81 C SI 92 2-3 K ②		4	0	0	0	0	1	2
11 Rowdy Tellez, L (1, 10) OBP: 0.337, SLG: 0.568		C FF 90 X SI 90 0-1 22 1B 28 BB 1B		B SI 90 C FC 86 B CH 80 B SI 89 B FC 87 4-1 28 G6-3 6 1B BB		C FF 92 B FF 93 X CH 81 1-1 P6 ③		B SI 91 X SI 91 1-0 1-2 3-H 1B		3	0	2	1	1	0	0
6 Owen Miller, R (1, 4) OBP: 0.300, SLG: 0.333 2 Brice Turang, L (9, 4) OBP: 0.263, SLG: 0.320		S FF 91 C FF 91 F CH 81 C CH 78 0-3 K ②		F FF 89 B FC 85 S CH 79 F FF 92 B CH 78 F FC 85 X CH 79 2-2 28 G6-3 1-2 1B			C CH 80 S FC 87 F CH 81 F CH 80 B FF 92 X FC 86 1-2 F7 ①	X CH 80 0-0 G1-3 ③		4 0	0 0	1 0	0 0	1 0	3 0	3 0
28 Joey Wiemer, R (1, 8) OBP: 0.310, SLG: 0.364		B CH 81 B CH 80 B FC 86 B FC 85 4-0 22 1B 1-2 BB		S CH 80 B CH 81 F FC 86 F FF 94 X CH 82 1-2 G6-3 ② 1-2 2-3			C CH 83 B FF 93 S FC 87 F CH 82 B FF 92 F CH 82 F CH 82 S FC 87 2-3 K ②			2	0	0	0	1	1	2
Inning Stats	R: 1 E: 0 K: 1 S: 12 H: 2 LOB: 1 BB: 0 P: 16	R: 0 E: 0 K: 2 S: 14 H: 2 LOB: 3 BB: 1 P: 24	R: 0 E: 0 K: 0 S: 5 H: 0 LOB: 0 BB: 0 P: 7	R: 0 E: 0 K: 1 S: 14 H: 1 LOB: 2 BB: 1 P: 24	R: 0 E: 0 K: 1 S: 6 H: 0 LOB: 0 BB: 0 P: 7	R: 0 E: 0 K: 1 S: 8 H: 0 LOB: 0 BB: 0 P: 12	R: 0 E: 0 K: 1 S: 13 H: 0 LOB: 1 BB: 1 P: 21	R: 1 E: 0 K: 1 S: 14 H: 3 LOB: 2 BB: 0 P: 21		1B: 7 2B: 0 3B: 0 HR: 1 SF: 0 SAC: 0 DP: 0 HBP: 0						

PITCHER		IP	WLS	BF	H	R	ER	SO	BB	IBB	HBP	BLK	WP	HR	S	P	ERA	WHIP
31 Tyler Anderson, L ERA: 5.74	(1, 1)	6.2		28	5	1	1	7	3	0	0	0	0	1	71	109	1.35	1.200
28 Aaron Loup, L ERA: 5.4	(7, 1)	1.1	L	7	3	1	1	1	0	0	0	0	0	0	15	23	6.75	2.250

PITCHER	IP	WLS	BF	H	R	ER	SO	BB	IBB	HBP	BLK	WP	HR	S	P	ERA	WHIP

BOTTOM

Los Angeles Angels @ Milwaukee Brewers

American Family Field, Milwaukee, WI

Fri Apr 28 2023, 7:10 PM - 9:24 PM CDT

Att. 24,787 - Roof Closed - 65 F

livebaseballscorecards.com

AB	32
R	2
H	8
RBI	2
BB	3
SO	8
LOB	16

WP: 0	PB: 0	SB: 0	CS: 0
PA: 35			

Los Angeles Angels @ Milwaukee Brewers

American Family Field, Milwaukee, WI

Sat Apr 29 2023, 6:10 PM - 8:53 PM CDT

Att. 39,198 - Roof Closed - 66 F

livebaseballscorecards.com

TOP

Batter	1	2	3	4	5	6	7	8	9	AB	R	H	RBI	BB	SO	LOB
9 Zach Neto, R (1, 6) OBP: 0.357, SLG: 0.347	X FC 95 0-0 17 G3-6-1 27 1B 1B		C FC 93 H SI 95 1-1 17 1B HBP		D SL 88 S FC 94 D SL 87 X FC 94 2-1 ① FC4-6 1-2f 2-3			X SI 96 0-0 27 HR 1B	B FC 88 X SI 93 1-0 ② L1-3 1-2	4	1	2	0	0	0	3
27 Mike Trout, R (1, 8) OBP: 0.408, SLG: 0.612	D CU 81 B SI 95 S FC 94 1 SAFE F FC 95 1 SAFE F FC 94 X SL 89 2-2 17 G3-6-1 1-2 1B		B CU 77 F FC 94 X FC 93 1-1 ② F8		B SI 94 X FC 93 1-0 ② SF7 3-H			C SL 90 B SI 96 X SL 90 1-1 1-H HR	D CU 78 X FC 89 1-0 2-H HR	4	2	3	5	0	0	1
17 Shohei Ohtani, L (1, 10) OBP: 0.350, SLG: 0.519	S FC 95 S FC 94 D CH 90 X FC 95 1-2 ① ② G3-6-1 1-2f 2-3		B CH 89 1 SAFE X FC 95 1-0 1-3 1B		C FC 94 1 SAFE B CH 89 D CU 82 1 SAFE X FC 92 2-1 ③ G4-3			X SL 91 0-0 23 S 6 S 1B	X FF 91 0-0 1B	5	0	3	0	0	0	3
6 Anthony Rendon, R (1, 5) OBP: 0.368, SLG: 0.290	S FC 95 B CU 82 S SI 96 B FC 96 B SI 97 D CU 82 4-2 BB		F FC 95 B SL 88 F SI 95 F FC 96 X CU 80 1-2 ③ L7			C FC 94 B FC 94 B SL 89 X FC 94 2-1 ① P3		B SI 94 B SI 96 F SI 96 B SI 95 B SL 91 4-1 23 S 1-2 BB	B CH 84 F CH 82 X FF 92 1-1 ③ L9	3	0	0	0	2	0	3
12 Hunter Renfroe, R (1, 9) OBP: 0.328, SLG: 0.529	B SI 96 S FC 96 C FC 94 B FC 96 B FC 96 X FC 96 3-2 ③ P2			B FC 92 F SL 87 B SI 93 F FC 94 S SL 88 2-3 ① K		S FC 93 C SI 95 F CU 80 X FC 94 0-2 ② G5-3		F SI 89 B SL 81 F FF 91 B SL 81 F SI 92 S CH 83 2-3 ① K		4	0	0	0	0	2	4
23 Brandon Drury, R (1, 4) OBP: 0.286, SLG: 0.489		X FC 94 0-0 ① F8		B SL 87 F FC 94 C FC 94 B SL 89 F FC 94 F FC 94 S CU 81 2-3 ② K		B SI 96 B FC 93 C FC 94 B SL 90 X FC 94 3-1 ③ L8		C SL 81 S SL 82 B FF 91 B FF 93 S SL 82 2-3 ② 1-2 2-3 K		4	0	0	0	0	2	2
3 Taylor Ward, R (1, 7) OBP: 0.315, SLG: 0.311		C FC 95 F FC 95 S FC 94 0-3 ② K		B CU 78 C CU 78 S FC 93 C SL 87 1-3 ③ K			C SI 95 C SL 90 B SL 91 X SL 90 1-2 ① G5-3	X SL 81 0-0 ③ L9		4	0	0	0	0	2	2
10 Gio Urshela, R (1, 3) OBP: 0.323, SLG: 0.355 18 Jake Lamb, L (7, PH) OBP: 0.256, SLG: 0.225 (7, 3)		S FC 94 F FC 94 B SL 90 S SL 89 1-3 ③ K			F CU 78 X SL 86 0-1 9 35 FC4-6 1B 27 SF7 1B		B SL 92 C SI 96 B SI 96 B SL 90 T SI 96 F SI 96 X SL 91 3-2 ② P5		C CU 76 X FC 88 0-1 ① F7	2 2	1 0	1 0	0 0	0 0	1 0	0 0
35 Chad Wallach, R (1, 2) OBP: 0.250, SLG: 0.526 21 Matt Thaiss, L (9, PH) OBP: 0.387, SLG: 0.440			C FC 94 B CU 80 C CU 78 X SL 88 1-2 ① G4-3		D SI 95 S FC 92 X FC 92 1-1 9 FC4-6 1-2 1B		B SI 97 X SL 92 1-0 ③ G6-3		X CU 78 0-0 9 L1-3 27 HR 1B	3 1	0 1	1 1	0 0	0 0	0 0	0 0
Inning Stats	R: 0 H: 2 E: 0 LOB: 2 K: 0 BB: 1 S: 13 P: 23	R: 0 H: 0 E: 0 LOB: 0 K: 2 BB: 0 S: 7 P: 8	R: 0 H: 1 E: 0 LOB: 2 K: 0 BB: 0 S: 11 P: 16	R: 0 H: 0 E: 0 LOB: 0 K: 3 BB: 0 S: 11 P: 16	R: 1 H: 2 E: 0 LOB: 1 K: 0 BB: 0 S: 9 P: 15	R: 0 H: 0 E: 0 LOB: 0 K: 0 BB: 0 S: 8 P: 13	R: 0 H: 0 E: 0 LOB: 0 K: 0 BB: 0 S: 8 P: 13	R: 2 H: 3 E: 0 LOB: 2 K: 2 BB: 1 S: 13 P: 22	R: 2 H: 3 E: 0 LOB: 1 K: 0 BB: 0 S: 8 P: 11	1B: 9 SF: 1 2B: 0 SAC: 0 3B: 0 DP: 1 HR: 2 HBP: 1						

	AB	36
	R	5
	H	11
	RBI	5
	BB	2
	SO	7
	LOB	18

PITCHER		IP	WLS	BF	H	R	ER	SO	BB	IBB	HBP	BLK	WP	HR	S	P	ERA	WHIP
39 Corbin Burnes, R ERA: 4.01	(1, 1)	6.0	W	24	5	1	1	5	1	0	1	0	0	0	59	91	1.50	1.000
59 Elvis Peguero, R ERA: 3.38	(7, 1)	1.0		7	3	2	2	0	1	0	0	0	0	1	13	23	18.00	4.000
32 Peter Strzelecki, R ERA: 0.66	(8, 1)	1.0	H	3	0	0	0	2	0	0	0	0	0	0	8	12	0.00	0.000
46 Bryse Wilson, R ERA: 2.16	(9, 1)	0.2		4	2	2	2	0	0	0	0	0	0	1	5	7	27.00	3.000
38 Devin Williams, R ERA:	(9, 1)	0.1	S	2	1	0	0	0	0	0	0	0	0	0	3	4	0.00	3.000

PITCHER		IP	WLS	BF	H	R	ER	SO	BB	IBB	HBP	BLK	WP	HR	S	P	ERA	WHIP

BOTTOM

Los Angeles Angels @ Milwaukee Brewers
American Family Field, Milwaukee, WI
Sat Apr 29 2023, 6:10 PM - 8:53 PM CDT
Att. 39,198 - Roof Closed - 66 F

livebaseballscorecards.com

Batter	1	2	3	4	5	6	7	8	9	AB	R	H	RBI	BB	SO	LOB
22 Christian Yelich, L (1, 7) OBP: 0.316, SLG: 0.340	F FF 95 B CU 77 F FF 95 B CU 78 S SL 90 2-3 K ①		C CU 77 X SL 92 0-1 G4-3 ② 2-3		B FF 94 2 SAFE D SL 89 C FF 93 X FF 94 2-1 FC5 24 BB 33 1B 1-2 2-3	C FF 93 X CH 86 0-1 G4-3 ②				4	1	0	0	0	1	3
27 Willy Adames, R (1, 6) OBP: 0.353, SLG: 0.443 2 Brice Turang, L (7, 6) OBP: 0.263, SLG: 0.320	S SL 90 F SL 91 S SL 90 0-3 K ②		C CU 76 S SL 91 X SL 91 0-2 24 PB 24 2B 1B 3-H		C CU 74 B FF 94 S SL 89 B FF 95 C CU 77 2-3 K ①	B SL 85 C SL 82 S SL 86 1-2 K ③				4 0	1 0	1 0	1 0	0 0	3 0	3 0
24 William Contreras, R (1, 10) OBP: 0.388, SLG: 0.413	B FF 96 B CH 87 S SL 92 S SL 92 B FF 96 C SL 91 3-3 K ③		B FF 94 C SL 90 F SL 91 B FF 95 F CU 78 B CU 76 X SL 91 3-2 2B 1-H		B SL 89 B FF 94 B FF 95 C SL 90 D SL 91 4-1 9 HBP 33 1B 7 BB BB 1-2 2-3 3-H		C SL 86 B SL 85 C SI 93 S SL 86 1-3 K ①			3	1	1	2	1	2	0
10 Mike Brosseau, R (1, 5) OBP: 0.306, SLG: 0.489 33 Jesse Winker, L (5, PH) OBP: 0.333, SLG: 0.283 16 Blake Perkins, S (5, PR) OBP: 0.111, SLG: 0.111 (6, 9)		S SL 89 F FF 96 X CU 78 0-2 F7 ①	B FF 95 F SL 91 B FF 95 S FF 95 X CU 78 2-2 F9 ③		C FC 91 F ST 85 X FF 95 0-2 7 BB 9 HBP 1B 1-2 2-H 3-H		C SL 85 X CH 85 0-1 F7 ②			2 1 1	0 0 0	0 1 0	0 2 0	0 0 0	0 0 0	1 0 0
9 Brian Anderson, R (1, 9) OBP: 0.333, SLG: 0.457 (6, 5)		C CU 77 F SL 91 F SL 91 B FF 96 F SL 91 F CU 78 S SL 91 1-3 K ②		B FF 92 F CH 84 X CH 84 1-1 F7 ① H ST 84 1-0 7 BB HBP 1-2 2-3			C SL 85 F SL 87 S SL 86 0-3 K ③			3	0	0	0	0	2	0
45 Luke Voit, R (1, 3) OBP: 0.255, SLG: 0.265		B CU 77 S SL 91 S SL 91 B FF 95 C SL 92 2-3 K ③		F FF 94 B FF 94 X SL 88 1-1 G4-3 ② C ST 85 D ST 86 B FF 94 F ST 85 F ST 85 F FF 95 X FC 89 2-2 F9 ②				X SI 92 0-0 G5-3 ①		4	0	0	0	0	1	3
7 Victor Caratini, S (1, 2) OBP: 0.444, SLG: 0.414			C FF 94 F SL 90 B SL 91 B FF 96 B CU 78 F SL 90 F FF 96 B SL 90 4-2 6 2B 28 G6-3 BB	X FF 94 0-0 F9 ③	C FC 89 F ST 84 D CH 88 B FF 95 B ST 86 B FC 90 4-2 1-2 2-3 3-H BB			C SL 86 C CH 82 B CH 86 F FF 93 B CH 85 B SL 84 B SL 84 4-2 BB		1	1	0	1	3	0	0
6 Owen Miller, R (1, 4) OBP: 0.318, SLG: 0.357			B FF 95 F FF 96 B CU 75 X SL 90 2-1 22 G4-3 27 1B 1-3 2B	B FC 90 1-2 F8 ③	B FF 92 4-2 22 FC5 28 1B 24 BB BB			B FF 93 F SL 86 X SI 92 1-1 F9 ②		3	2	1	0	1	0	4
28 Joey Wiemer, R (1, 8) OBP: 0.308, SLG: 0.358			X SL 90 0-0 G6-3 ① 3-H		B SL 89 S SL 88 S SL 89 F FF 94 X SL 89 1-2 24 BB 22 E 33 1B 1B	B SI 92 C SL 83 B SL 84 S SI 92 B SL 84 C SL 84 3-3 K ①		B SL 85 C SL 86 S SL 86 F SL 86 F FF 93 B SL 86 F SL 87 S SL 87 2-3 K ③		4	1	1	1	0	2	2
Inning Stats	R: 0 E: 0 K: 3 S: 9 H: 0 LOB: 0 BB: 0 P: 14	R: 0 E: 0 K: 2 S: 12 H: 0 LOB: 0 BB: 0 P: 15	R: 3 E: 0 K: 0 S: 19 H: 3 LOB: 1 BB: 1 P: 30	R: 0 E: 0 K: 0 S: 5 H: 0 LOB: 0 BB: 0 P: 7	R: 4 E: 1 K: 1 S: 26 H: 2 LOB: 3 BB: 3 P: 47	R: 0 E: 0 K: 2 S: 7 H: 0 LOB: 0 BB: 0 P: 11	R: 0 E: 0 K: 2 S: 8 H: 0 LOB: 0 BB: 0 P: 9	R: 0 E: 0 K: 1 S: 12 H: 0 LOB: 1 BB: 1 P: 19		1B: 3 2B: 2 3B: 0 HR: 0	SF: 0 SAC: 0 DP: 0 HBP: 1			WP: 0 PB: 1 SB: 0 CS: 0	PA: 36	

	AB	30
	R	7
	H	5
	RBI	7
	BB	5
	SO	11
	LOB	16

PITCHER		IP	WLS	BF	H	R	ER	SO	BB	IBB	HBP	BLK	WP	HR	S	P	ERA	WHIP
48 Reid Detmers, L ERA: 4.85	(1, 1)	4.1	L	21	4	7	4	6	3	0	0	0	0	0	57	91	8.31	1.615
60 Andrew Wantz, R ERA: 0.79	(5, 1)	0.2		5	1	0	0	0	1	0	1	0	0	0	14	22	0.00	3.000
51 Jaime Barria, R ERA: 2.76	(6, 1)	3.0		10	0	0	0	5	1	0	0	0	0	0	27	39	0.00	0.333

PITCHER	IP	WLS	BF	H	R	ER	SO	BB	IBB	HBP	BLK	WP	HR	S	P	ERA	WHIP

Batter	1	2	3	4	5	6	7	8	9	AB	R	H	RBI	BB	SO	LOB
9 Zach Neto, R (1, 6) OBP: 0.350, SLG: 0.327	B FC 86 S FC 87 B SI 94 C SI 93 B ST 84 F SI 93 B FC 86 4-2 12 1B 12 S BB		B FC 85 S ST 82 B SI 93 C SI 92 F ST 84 S FF 94 2-3 ① K		C CU 79 F FF 94 B SI 94 X ST 84 1-2 ③ G6-3		D SL 82 F FF 94 C SI 96 D SL 84 X FF 94 2-2 ③ P5			3	0	0	0	1	1	2
27 Mike Trout, R (1, 8) OBP: 0.395, SLG: 0.589	C ST 84 B FF 95 S FF 94 B FF 94 F FF 95 T SI 94 2-2 ① K		F SI 93 C FF 94 B ST 84 B FF 95 B FF 95 F SI 93 T FF 95 3-2 ② K			S SL 81 B FF 93 X SI 94 1-1 ① G5-3		C FF 90 S FF 90 F FF 89 B FF 92 S SL 84 1-3 ① K		4	0	0	0	0	3	1
17 Shohei Ohtani, L (1, 10) OBP: 0.355, SLG: 0.541	B FF 95 1 SAFE S FC 88 F FC 87 F ST 84 F FF 95 S FS 87 1-3 ② K		X FC 86 0-0 HR			B FF 95 S SL 82 B SI 95 B SI 94 C SL 82 D SL 82 4-2 23 CS BB		X FF 91 0-0 ② G4-3		3	1	1	1	1	1	1
12 Hunter Renfroe, R (1, 9) OBP: 0.325, SLG: 0.519	B FC 88 S FF 95 C ST 86 F FF 95 X SI 95 1-2 1-3 1B		F ST 84 B SI 93 X SI 92 1-1 ③ G5-3			D SL 83 1 SAFE C SL 82 X SI 96 1-1 ② F8		C FF 91 B SL 83 B FF 90 F FF 91 B SL 82 F SL 82 X FF 89 3-2 ③ F8		4	0	1	0	0	0	1
23 Brandon Drury, R (1, 4) (7, 3) OBP: 0.275, SLG: 0.468	C SI 93 B FC 87 T SI 93 F FF 94 B ST 84 T ST 84 2-2 ③ K			F SI 91 B ST 82 B FC 87 F FF 93 F FS 85 T ST 84 2-2 ① K		B SL 83 C SI 95 1 SAFE 1-1 ③ CS 1-2	S SL 83 X SI 95 0-1 ① G2-3		X SI 90 0-0 ① L4	4	0	0	0	0	2	2
21 Matt Thaiss, L (1, 2) OBP: 0.343, SLG: 0.379		C ST 81 C FS 86 S SI 93 0-3 ① K		C FF 94 C FS 87 B FF 94 S FF 93 1-3 ② K			B ST 79 X SI 87 1-0 ② L7		C SL 82 B FF 88 B FF 89 X FF 90 2-1 ② P6	4	0	0	0	0	2	0
10 Gio Urshela, R (1, 5) OBP: 0.320, SLG: 0.351		B FC 87 B SI 94 X SI 92 2-0 ② G6-3		S ST 84 B ST 84 B FF 94 X SI 93 2-1 ③ G5-3			C ST 78 S FF 88 B ST 78 B CH 80 F ST 79 B FF 88 F FF 88 X ST 80 3-2 3 BB 2 1B 1B		X SI 90 0-0 ③ G6-3	4	1	1	0	0	0	0
18 Jake Lamb, L (1, 3) OBP: 0.267, SLG: 0.310 3 Taylor Ward, R (7, PH) OBP: 0.320, SLG: 0.311 (7, 7)		X CU 78 0-0 HR			F FF 91 B FS 84 B FC 85 F FF 93 F ST 82 B SI 93 F FS 86 C FF 93 3-3 ① K		B ST 80 C ST 80 F SI 88 B FF 89 B SI 87 B SI 88 1-2 4-2 2 1B BB			2 0	1 0	1 0	1 0	0 1	1 0	0 0
2 Luis Rengifo, S (1, 7) OBP: 0.333, SLG: 0.257 (7, 4)		X FC 85 0-0 ③ P6			B FS 84 F FF 93 B ST 82 C FC 86 X FF 94 2-2 ② G4-3		B ST 79 F SI 88 X CH 81 1-1 1-2 2-H 1B			3	0	1	1	0	0	0
Inning Stats	R: 0 E: 0 K: 3 S: 20 H: 1 LOB: 2 BB: 1 P: 30	R: 1 E: 0 K: 1 S: 6 H: 1 LOB: 0 BB: 0 P: 8	R: 1 E: 0 K: 2 S: 11 H: 1 LOB: 0 BB: 0 P: 17	R: 0 E: 0 K: 2 S: 9 H: 0 LOB: 0 BB: 0 P: 14	R: 0 E: 0 K: 1 S: 11 H: 0 LOB: 0 BB: 0 P: 17	R: 0 E: 0 K: 0 S: 7 H: 0 LOB: 0 BB: 1 P: 14	R: 1 E: 0 K: 0 S: 15 H: 2 LOB: 2 BB: 1 P: 26	R: 0 E: 0 K: 1 S: 9 H: 0 LOB: 0 BB: 0 P: 13	R: 0 E: 0 K: 0 S: 4 H: 0 LOB: 0 BB: 0 P: 6	1B: 3 2B: 0 3B: 0 HR: 2	SF: 0 SAC: 0 DP: 0 HBP: 0			WP: 0 PB: 0 SB: 1 CS: 1	PA: 35		

TOP

Los Angeles Angels @ Milwaukee Brewers

American Family Field, Milwaukee, WI

Sun Apr 30 2023, 1:13 PM - 3:41 PM CDT

Att. 33,557 - Roof Closed - 64 F

livebaseballscorecards.com

AB	31
R	3
H	5
RBI	3
BB	3
SO	10
LOB	7

PITCHER		IP	WLS	BF	H	R	ER	SO	BB	IBB	HBP	BLK	WP	HR	S	P	ERA	WHIP
48 Colin Rea, R ERA: 4.79	(1, 1)	5.0	L	19	3	2	2	9	1	0	0	0	0	2	57	86	3.60	0.800
54 Jake Cousins, R ERA:	(6, 1)	1.1		4	0	0	0	0	1	0	0	0	0	0	9	16	0.00	0.750
55 Hoby Milner, L ERA: 3.09	(7, 1)	0.1		4	2	1	1	0	1	0	0	0	0	0	10	19	27.00	9.000
31 Joel Payamps, R ERA: 2.92	(7, 1)	0.1		1	0	0	0	0	0	0	0	0	0	0	3	5	0.00	0.000
50 Tyson Miller, R ERA:	(8, 1)	2.0		6	0	0	0	1	0	0	0	0	0	0	13	19	0.00	0.000

PITCHER	IP	WLS	BF	H	R	ER	SO	BB	IBB	HBP	BLK	WP	HR	S	P	ERA	WHIP

Batter	1	2	3	4	5	6	7	8	9	AB	R	H	RBI	BB	SO	LOB
10 Mike Brosseau, R (1, 5) OBP: 0.283, SLG: 0.449	C FF 91 B CH 81 S CH 82 S FF 93 1-3 K ①		X ST 76 0-0 F9 ①		C FF 92 B CH 81 C ST 77 F CH 79 X CH 80 1-2 F7 ③			C FF 94 F KC 85 T CH 85 0-2 K ②		4	0	0	0	0	2	1
27 Willy Adames, R (1, 6) OBP: 0.350, SLG: 0.430	C FC 89 C CH 83 C FC 89 0-3 K ②		B ST 77 B SL 88 B SL 88 C FF 92 S FF 94 B FF 93 4-2 24 G6-4-3 BB			C ST 79 B FF 89 F CH 83 B CH 83 F ST 80 X CH 84 2-2 G5-3 ①		X KC 85 0-0 F8 ③		3	0	0	0	1	1	1
24 William Contreras, R (1, 2) OBP: 0.382, SLG: 0.397	C FF 93 B CH 82 B CH 84 S SL 88 B FF 93 B FF 94 4-2 BB		C SL 88 1 SAFE S FF 91 B FF 93 D CH 82 B CH 82 X CH 82 3-2 G6-4-3 ② ③ 1-2f			B ST 79 C FF 95 S CH 84 B CH 84 X FF 95 2-2 F8 ②			C SL 87 C SL 89 B SL 90 B SL 91 S FF 96 2-3 K ①	3	0	0	0	1	1	1
9 Brian Anderson, R (1, 9) OBP: 0.330, SLG: 0.459	C FF 94 S CH 82 S CH 82 0-3 K ③			C ST 79 X CH 81 0-1 11 G6-3 2B		C FF 96 B CH 85 F FF 95 B CH 85 B ST 81 S ST 80 3-3 K ③			F FF 97 B FF 98 F SL 90 B FF 97 T FF 97 2-2 K ②	4	0	1	0	0	3	1
11 Rowdy Tellez, L (1, 3) OBP: 0.333, SLG: 0.553		C SI 92 S ST 77 B ST 79 X SL 86 1-2 6 BB 1B		X SI 91 0-0 G6-3 ① 2-3			C FF 96 F FS 87 B FS 90 F FF 97 X FS 89 1-2 G4-3 ①		F FF 98 B FF 98 B CH 89 X FF 98 2-1 P6 ③	4	0	1	0	0	0	1
45 Luke Voit, R (1, 10) OBP: 0.259, SLG: 0.255		C CH 81 S CH 81 S SL 89 0-3 K ①		D CH 82 B CH 82 C FF 93 C SL 87 F FF 94 C SL 87 2-3 K ②			S ST 85 C ST 86 B ST 86 B FS 89 B ST 85 B FF 97 4-2 6 G5-4-3 BB			2	0	0	0	1	2	2
6 Owen Miller, R (1, 4) OBP: 0.319, SLG: 0.341		B FF 94 B FF 92 C FF 93 B CH 82 F FF 93 B FF 92 4-2 1-2 BB		B FF 94 B FF 94 C FF 92 X FF 92 2-1 F9 ③			F FF 96 C SI 95 F ST 84 X FS 86 0-2 G5-4-3 ② ③ 1-2f			2	0	0	0	1	0	2
28 Joey Wiemer, R (1, 8) OBP: 0.309, SLG: 0.369		C SL 85 S CH 83 X CH 82 0-2 P3 ②			B FC 87 B CH 81 S CH 80 B FF 92 X SL 84 3-1 G6-3 ①			C CH 83 S CH 84 F CH 84 X FF 95 0-2 16 FC6-5-4 2B		3	0	1	0	0	0	2
16 Blake Perkins, S (1, 7) OBP: 0.083, SLG: 0.083		B FF 92 B FF 92 2 SAFE C FF 92 B CH 82 F FF 92 F FF 94 2 SAFE S CH 81 3-3 K ③			B CH 79 X FF 92 1-0 F7 ②			C FF 94 D CH 85 B CH 85 X FF 94 2-1 FC6-5-4 ① 2-3		3	0	0	0	0	1	3
Inning Stats	R: 0 H: 0 E: 0 LOB: 1 K: 3 BB: 1 S: 11 P: 16	R: 0 H: 1 E: 0 LOB: 2 K: 2 BB: 1 S: 15 P: 23	R: 0 H: 0 E: 0 LOB: 0 K: 0 BB: 1 S: 6 P: 13	R: 0 H: 1 E: 0 LOB: 1 K: 1 BB: 0 S: 9 P: 13	R: 0 H: 0 E: 0 LOB: 0 K: 0 BB: 0 S: 7 P: 12	R: 0 H: 0 E: 0 LOB: 0 K: 0 BB: 0 S: 10 P: 17	R: 0 H: 0 E: 0 LOB: 0 K: 0 BB: 1 S: 10 P: 15	R: 0 H: 1 E: 0 LOB: 1 K: 1 BB: 0 S: 10 P: 12	R: 0 H: 0 E: 0 LOB: 0 K: 2 BB: 0 S: 8 P: 14	1B: 1 SF: 0 2B: 2 SAC: 0 3B: 0 DP: 2 HR: 0 HBP: 0					WP: 0 PA: 32 PB: 0 SB: 0 CS: 0	

PITCHER	IP	WLS	BF	H	R	ER	SO	BB	IBB	HBP	BLK	WP	HR	S	P	ERA	WHIP
54 José Suarez, L (1, 1) ERA: 7.89	5.0	W	19	2	0	0	6	3	0	0	0	0	0	48	77	0.00	1.000
49 Chris Devenski, R (6, 1) ERA:	1.0	H	3	0	0	0	1	0	0	0	0	0	0	10	17	0.00	0.000
63 Chase Silseth, R (7, 1) ERA:	1.0	H	3	0	0	0	0	1	0	0	0	0	0	10	15	0.00	1.000
55 Matt Moore, L (8, 1) ERA: 1.26	1.0	H	4	1	0	0	1	0	0	0	0	0	0	10	12	0.00	1.000
53 Carlos Estévez, R (9, 1) ERA: 1.32	1.0	S	3	0	0	0	2	0	0	0	0	0	0	8	14	0.00	0.000

PITCHER	IP	WLS	BF	H	R	ER	SO	BB	IBB	HBP	BLK	WP	HR	S	P	ERA	WHIP

BOTTOM

Los Angeles Angels @ Milwaukee Brewers
American Family Field, Milwaukee, WI
Sun Apr 30 2023, 1:13 PM - 3:41 PM CDT
Att. 33,557 - Roof Closed - 64 F

livebaseballscorecards.com

AB	28
R	0
H	3
RBI	0
BB	4
SO	10
LOB	14

Batter	1	2	3	4	5	6	7	8	9	AB	R	H	RBI	BB	SO	LOB
22 Christian Yelich, L (1, 7) OBP: 0.314, SLG: 0.346	C FF 94 B SL 89 S SI 93 X CH 84 1-2 ① F7		B SL 88 S CH 84 X CH 84 1-1 ① G3			X SI 92 0-0 27 FC4-6 11 2B 2B		C SI 94 B ST 85 X ST 82 1-1 ① F7		4	1	1	0	0	0	0
33 Jesse Winker, L (1, 10) OBP: 0.358, SLG: 0.304 6 Owen Miller, R (8, PR) OBP: 0.319, SLG: 0.341 (8, 10)	X FF 94 0-0 11 2B 1B		B CH 84 B CH 85 B SL 89 C FF 94 C SL 89 F SL 89 F CH 84 3-2 ② K			C SL 88 B CH 82 D CH 84 B SL 86 C SL 87 B SL 87 4-2 27 FC4-6 BB		C ST 85 F ST 84 B ST 87 B SI 98 B ST 85 X ST 86 3-2 27 G4-6-3 1B		3 0	0 0	2 0	0 0	1 0	1 0	0 0
27 Willy Adames, R (1, 6) OBP: 0.339, SLG: 0.413	C SI 93 S SI 94 C SL 88 0-3 ② K		B SI 94 X CU 81 1-0 ③ G5-3			B SL 88 X SI 93 1-0 ① FC4-6 11 2B 24 G6-3 1-2f 2-3		F SI 94 X SI 97 0-1 ②③ G4-6-3 1-2f		4	1	0	0	0	1	4
11 Rowdy Tellez, L (1, 3) OBP: 0.340, SLG: 0.573	1 SAFE X SL 90 0-0 1-3 2B			B FF 94 C CH 82 X FF 93 1-1 ① F7		X FF 94 0-0 24 G6-3 1-3 3-H 2B			B CU 84 C CU 84 F FF 96 B CU 86 B CU 86 X CU 86 3-2 ① L6	4	0	2	1	0	0	0
24 William Contreras, R (1, 2) OBP: 0.376, SLG: 0.402 10 Mike Brosseau, R (9, PR) OBP: 0.283, SLG: 0.449	F SL 89 B SL 88 X SI 94 1-1 ③ G4-3			X SI 93 0-0 ② L8		C SI 94 X CU 81 0-1 ② G6-3 2-3 3-H			X FF 96 0-0 9 G6-3 2B	4 0	0 0	1 0	1 0	0 0	0 0	3 0
9 Brian Anderson, R (1, 5) OBP: 0.319, SLG: 0.441		C FF 93 B FF 94 X SL 88 1-1 ① G4-1		C SL 87 S SI 94 B FF 94 B SI 94 B SL 89 F FF 95 X SI 95 3-2 ③ G6-3		B SI 95 B FC 89 X SI 94 2-0 ③ F9			D CU 86 X CU 85 1-0 ② G6-3 2-3	4	0	0	0	0	0	2
2 Brice Turang, L (1, 4) OBP: 0.274, SLG: 0.329		B SL 91 X SI 94 1-0 15 S 1B			C FF 93 B CH 84 X CH 84 1-1 15 G4-6-3 1B		C SI 94 S CU 81 S CU 83 0-3 ① K		S CU 87 C CU 86 S CU 86 0-3 ③ K	4	0	2	0	0	2	2
15 Tyrone Taylor, R (1, 9)		B SL 88 F SL 88 1 SAFE B CH 84 F SL 88 F FF 95 F SL 89 C SI 94 2-3 ② K 1-2			X SI 93 0-0 ①② G4-6-3 1-2f		B FC 90 C FC 90 B SI 94 S FC 90 B FC 89 F FC 91 X SI 95 3-2 ② G6-3			3	0	0	0	0	1	2
28 Joey Wiemer, R (1, 8) OBP: 0.299, SLG: 0.356		S SL 90 F SL 89 D CU 82 F SL 88 D CH 85 F SL 87 X FF 96 2-2 ③ P3			B SI 94 B FF 94 B SL 89 C SI 92 F SL 89 X FF 95 3-2 ③ G5-3		B SI 96 X FC 90 1-0 ③ G6-3			3	0	0	0	0	0	1

Inning Stats	1	2	3	4	5	6	7	8	9
	R: 0 E: 0 K: 1 S: 10	H: 2 LOB: 2 BB: 0 P: 12	R: 0 E: 0 K: 1 S: 13	H: 1 LOB: 1 BB: 0 P: 19	R: 0 E: 0 K: 1 S: 7	H: 0 LOB: 0 BB: 0 P: 12	R: 0 E: 0 K: 0 S: 7	H: 0 LOB: 0 BB: 0 P: 11	R: 0 E: 0 K: 0 S: 6	H: 1 LOB: 0 BB: 0 P: 10	R: 2 E: 0 K: 0 S: 8	H: 2 LOB: 1 BB: 1 P: 15	R: 0 E: 0 K: 1 S: 8	H: 0 LOB: 0 BB: 0 P: 12	R: 0 E: 0 K: 0 S: 7	H: 1 LOB: 1 BB: 0 P: 11	R: 0 E: 0 K: 1 S: 8	H: 1 LOB: 2 BB: 0 P: 12

PITCHER		IP	WLS	BF	H	R	ER	SO	BB	IBB	HBP	BLK	WP	HR	S	P	ERA	WHIP
18 Ryan Feltner, R ERA: 4.45	(1, 1)	5.1		22	6	2	2	3	1	0	0	0	0	0	48	74	3.38	1.312
59 Jake Bird, R ERA: 3.38	(6, 1)	1.2	B	5	0	0	0	1	0	0	0	0	0	0	11	17	0.00	0.000
61 Justin Lawrence, R ERA: 1.8	(8, 1)	1.0	W	3	1	0	0	0	0	0	0	0	0	0	7	11	0.00	1.000
36 Pierce Johnson, R ERA: 3.97	(9, 1)	1.0	S	4	1	0	0	1	0	0	0	0	0	0	8	12	0.00	1.000

PITCHER	IP	WLS	BF	H	R	ER	SO	BB	IBB	HBP	BLK	WP	HR	S	P	ERA	WHIP

TOP

Milwaukee Brewers @ Colorado Rockies

Coors Field, Denver, CO

Tue May 02 2023, 6:42 PM - 8:53 PM MDT

Att. 19,517 - Cloudy - 66 F

livebaseballscorecards.com

AB	33
R	2
H	8
RBI	2
BB	1
SO	5
LOB	14

1B: 4	SF: 0	WP: 0	PA: 34
2B: 4	SAC: 0	PB: 0	
3B: 0	DP: 2	SB: 1	
HR: 0	HBP: 0	CS: 0	

BOTTOM

Milwaukee Brewers @ Colorado Rockies

Coors Field, Denver, CO

Tue May 02 2023, 6:42 PM - 8:53 PM MDT

Att. 19,517 - Cloudy - 66 F

livebaseballscorecards.com

Batter	1	2	3	4	5	6	7	8	9	AB	R	H	RBI	BB	SO	LOB
29 Jurickson Profar, S (1, 7) OBP: 0.298, SLG: 0.340	B FF 94 C FF 94 X CU 77 1-1 ① F8		B CU 76 X CH 90 1-0 24 BB 1B		X CH 90 0-0 ① F3		X CH 89 0-0 ② G4-3			4	0	1	0	0	0	0
23 Kris Bryant, R (1, 10) OBP: 0.374, SLG: 0.427	B SL 81 S FF 92 B CH 90 F SL 81 F FF 96 B FF 95 B CU 75 4-2 BB		S FF 96 S SL 82 1 SAFE F FF 93 C FF 97 0-3 ② K		S CU 75 X FF 95 0-1 25 BB 1B		B SL 82 H SI 95 2-0 HBP			2	0	1	0	1	1	1
24 Ryan McMahon, L (1, 5) OBP: 0.302, SLG: 0.417	B FF 94 S FF 94 F CH 90 F FF 95 T FF 96 1-2 ② K		B FF 94 B FF 93 B FF 94 C FF 93 F FF 93 B SL 83 4-2 1-2 BB		F FF 92 F CH 90 S CU 73 0-3 ② K		C FF 96 D CH 90 C CH 89 B SL 83 B FF 95 S CH 87 3-3 ③ K			3	0	0	0	1	3	3
25 C.J. Cron, R (1, 3) OBP: 0.280, SLG: 0.480 2 Yonathan Daza, R (8, PR) OBP: 0.304, SLG: 0.351 (9, 8)	S SL 82 B FF 94 C FF 97 X SL 82 1-2 ③ G6-3		S SL 82 S FF 93 F FF 95 B SL 83 D SL 82 S SL 81 2-3 ③ K		B FF 94 B FF 93 B SL 82 B SL 81 4-0 1-2 BB			C FF 92 B SL 81 X SI 91 1-1 35 1B 2B		3 0	0 1	1 0	0 0	1 0	1 0	3 0
35 Elias Díaz, R (1, 2) OBP: 0.385, SLG: 0.500		C SL 81 S SL 82 B SL 81 F FF 96 B FF 95 S CU 75 2-3 ① K		F FF 95 X SL 80 0-1 HR	F FF 93 S SL 81 B FF 98 S CU 76 1-3 ③ K			C SL 80 B FF 92 X SI 90 1-1 30 G4-6-3 2-H 1B		4	1	2	2	0	2	2
15 Randal Grichuk, R (1, 9) OBP: 0.500, SLG: 0.667		C FF 96 S FF 94 S SL 82 0-3 ② K		C SL 81 X SL 80 0-1 30 2B 14 F9-2 1B		B SL 82 B SL 80 X FF 91 2-0 30 G4-6-3 1B		B SI 91 C SL 81 X SL 82 1-1 ① F7		4	0	2	0	0	1	2
30 Harold Castro, L (1, 4) OBP: 0.208, SLG: 0.261		S FF 94 S CH 90 B CH 90 S FF 94 1-3 ③ K		X FF 92 0-0 1-3 2B		C FF 92 D CH 90 S FF 93 X CH 90 1-2 ① ② G4-6-3 1-2f		X CH 84 0-0 ② ③ G4-6-3 1-2f		4	0	1	0	0	1	3
9 Brenton Doyle, R (1, 8) OBP: 0.227, SLG: 0.200 11 Mike Moustakas, L (9, 3) OBP: 0.321, SLG: 0.378			X SL 81 0-0 ① F8	B FF 91 S FF 93 D SL 82 F FF 94 B FF 93 S FF 92 3-3 ① K		F FF 94 B FF 96 B SL 83 B FF 92 F FF 94 S SL 82 3-3 ③ K				3 0	0 0	0 0	0 0	0 0	2 0	2 0
14 Ezequiel Tovar, R (1, 6) OBP: 0.265, SLG: 0.337			B FF 93 B FF 92 X FF 93 2-0 HR	S SL 82 X FF 93 0-1 ② ③ F9-2 3-H			B SL 82 S SI 94 F SI 95 F SL 83 S SL 82 1-3 ① K			3	1	1	1	0	1	2
Inning Stats	R: 0 E: 0 K: 1 S: 12 H: 0 LOB: 1 BB: 1 P: 19	R: 0 E: 0 K: 3 S: 10 H: 0 LOB: 0 BB: 0 P: 13	R: 1 E: 0 K: 2 S: 13 H: 2 LOB: 2 BB: 1 P: 22	R: 1 E: 0 K: 1 S: 10 H: 3 LOB: 1 BB: 0 P: 13	R: 0 E: 0 K: 2 S: 9 H: 1 LOB: 2 BB: 1 P: 14	R: 0 E: 0 K: 1 S: 7 H: 1 LOB: 0 BB: 0 P: 13	R: 0 E: 0 K: 2 S: 8 H: 0 LOB: 1 BB: 0 P: 14	R: 1 E: 0 K: 0 S: 7 H: 2 LOB: 1 BB: 0 P: 10		1B: 5 2B: 3 3B: 0 HR: 2 SF: 0 SAC: 0 DP: 3 HBP: 1				WP: 0 PB: 0 SB: 0 CS: 0 PA: 34		

	AB	30
	R	3
	H	9
	RBI	3
	BB	3
	SO	12
	LOB	18

PITCHER		IP	WLS	BF	H	R	ER	SO	BB	IBB	HBP	BLK	WP	HR	S	P	ERA	WHIP
51 Freddy Peralta, R ERA: 3.63	(1, 1)	6.0		26	7	2	2	10	3	0	0	0	0	2	61	94	3.00	1.667
31 Joel Payamps, R ERA: 2.7	(7, 1)	1.0		4	0	0	0	2	0	0	1	0	0	0	8	14	0.00	0.000
32 Peter Strzelecki, R ERA: 1.23	(8, 1)	1.0	L	4	2	1	1	0	0	0	0	0	0	0	7	10	9.00	2.000

PITCHER	IP	WLS	BF	H	R	ER	SO	BB	IBB	HBP	BLK	WP	HR	S	P	ERA	WHIP

Batter	1	2	3	4	5	6	7	8	9	AB	R	H	RBI	BB	SO	LOB
22 Christian Yelich, L (1, 7) OBP: 0.320, SLG: 0.345	X FF 88 0-0 ① G3			B SL 84 B SI 88 F SL 84 X FF 90 2-1 10 WP 24 G5-3 1B		B FF 85 F SI 86 1 SAFE 1 SAFE X FF 85 1-1 ② L8		B ST 86 B ST 84 B SI 96 C SI 94 F SI 95 F SI 96 B SI 95 4-2 BB		3	0	1	0	1	0	1
27 Willy Adames, R (1, 6) OBP: 0.328, SLG: 0.398	C SI 88 B CH 83 T FF 88 C FF 89 1-3 ② K			B CH 85 B SL 84 X CH 84 2-0 ① F8		F SI 88 F FF 86 D CH 75 B FF 86 F CH 75 X SI 89 2-2 ③ F9		X ST 84 0-0 ③ P6		4	0	0	0	0	1	3
24 William Contreras, R (1, 2) OBP: 0.371, SLG: 0.388	C SI 89 C KC 80 S KC 81 0-3 ③ K			B SI 90 X SL 84 1-0 ② G5-3 1-2			C SI 94 S SL 86 X SL 88 0-2 ① L9		B SL 82 B FF 92 B FF 94 4-0 11 G1 2 BB 15 SF8 BB	3	1	0	0	1	1	1
10 Mike Brosseau, R (1, 5) OBP: 0.273, SLG: 0.431 2 Brice Turang, L (7, PH) OBP: 0.291, SLG: 0.350 (7, 4)		B SI 89 X CH 84 1-0 ① F4		B KC 80 C KC 82 B FF 91 S SI 87 X KC 83 2-2 ③ G1-3 2-3			B SI 97 S SI 95 F SI 95 X SL 85 1-2 11 WP 2B		B FF 94 C FF 93 C FF 93 D SL 87 B FF 95 B FF 95 4-2 15 SF8 11 G1 1-2 BB	2 1	0 0	0 1	0 0	0 1	0 0	1 0
11 Rowdy Tellez, L (1, 10) OBP: 0.336, SLG: 0.559		C SI 89 C SL 86 F KC 80 B SL 86 X FF 90 1-2 45 G6-4-3 1B			B FF 88 B SL 84 C FF 89 B SI 89 F FF 90 T SL 87 3-2 ① K		F SI 96 F SI 96 B FF 94 F SL 85 F SI 96 F SL 84 F SL 84 X SL 85 1-2 ② F6 2-3		D SL 86 B FF 95 T FF 96 X FF 95 2-1 ① G1 1-2 2-3	4	0	1	0	0	1	3
45 Luke Voit, R (1, 3) OBP: 0.276, SLG: 0.245		X SI 90 0-0 ②③ G6-4-3 1-2f			S CH 85 F KC 82 B SI 90 S SI 90 1-3 ② K		F SI 94 B SI 95 F SL 85 B FF 95 H SL 85 3-2 HBP		D SL 87 S SL 88 B SL 86 B FF 94 4-1 BB	2	0	0	0	1	1	1
15 Tyrone Taylor, R (1, 9) (8, 8)			B SI 88 F SL 84 F SI 88 B KC 81 F KC 81 X FF 90 2-2 ① F9		B SI 90 B CH 85 B SI 91 C SI 90 F FF 91 F SI 92 S KC 83 3-3 ③ K		S ST 83 C ST 84 B ST 85 X ST 86 1-2 ③ L6		F SI 94 B SI 93 X CU 80 1-1 ② SF8 2-3 3-H	3	0	0	1	0	1	2
6 Owen Miller, R (1, 4) OBP: 0.333, SLG: 0.354 (7, 5)			B SI 89 B KC 81 F SI 88 X SI 90 2-1 28 CS 1B			C SI 87 F FF 86 B FF 88 B CH 77 X SI 88 2-2 1B		C SI 94 B ST 83 X SI 95 1-1 ① G6-3	X FC 89 0-0 ③ P6	4	0	2	0	0	0	2
28 Joey Wiemer, R (1, 8) OBP: 0.293, SLG: 0.348 33 Jesse Winker, L (8, PH) OBP: 0.353, SLG: 0.298 (8, 9)			F CH 85 1 SAFE B FF 90 B KC 81 S CH 86 X KC 82 2-2 ②③ G4-3 1-2			B FF 88 1 SAFE C CH 77 F FF 87 B CH 76 F FF 87 S CH 76 2-3 ① K		F SI 96 B SI 97 B SI 94 X ST 83 2-1 ② L8		2 1	0 0	0 0	0 0	0 0	1 0	2 0
Inning Stats	R: 0 H: 0 E: 0 LOB: 0 K: 2 BB: 0 S: 7 P: 8	R: 0 H: 1 E: 0 LOB: 0 K: 0 BB: 0 S: 6 P: 8	R: 0 H: 1 E: 0 LOB: 0 K: 0 BB: 0 S: 9 P: 15	R: 0 H: 1 E: 0 LOB: 1 K: 0 BB: 0 S: 7 P: 14	R: 0 H: 0 E: 0 LOB: 0 K: 3 BB: 0 S: 10 P: 17	R: 0 H: 1 E: 0 LOB: 1 K: 1 BB: 0 S: 13 P: 20	R: 0 H: 1 E: 0 LOB: 2 K: 0 BB: 0 S: 18 P: 24	R: 0 H: 0 E: 0 LOB: 1 K: 0 BB: 1 S: 8 P: 15	R: 1 H: 0 E: 0 LOB: 2 K: 0 BB: 3 S: 8 P: 23	1B: 4 SF: 1 2B: 1 SAC: 0 3B: 0 DP: 1 HR: 0 HBP: 1						

PITCHER		IP	WLS	BF	H	R	ER	SO	BB	IBB	HBP	BLK	WP	HR	S	P	ERA	WHIP
21 Kyle Freeland, L ERA: 3.76	(1, 1)	5.0	W	16	3	0	0	5	0	0	0	0	1	0	39	62	0.00	0.600
39 Brent Suter, L ERA: 0.98	(6, 1)	1.0		4	1	0	0	1	0	0	0	0	0	0	13	20	0.00	1.000
52 Daniel Bard, R ERA:	(7, 1)	0.2		4	1	0	0	0	0	0	1	0	1	0	15	20	0.00	1.500
61 Justin Lawrence, R ERA: 1.65	(7, 1)	1.1	H	5	0	0	0	0	1	0	0	0	0	0	11	19	0.00	0.750
32 Dinelson Lamet, R ERA: 12.66	(9, 1)	0.1		4	0	1	1	0	3	0	0	0	0	0	5	19	27.00	9.000

PITCHER		IP	WLS	BF	H	R	ER	SO	BB	IBB	HBP	BLK	WP	HR	S	P	ERA	WHIP
59 Jake Bird, R ERA: 3.27	(9, 1)	0.2		2	0	0	0	0	0	0	0	0	0	0	3	4	0.00	0.000

TOP

Milwaukee Brewers @ Colorado Rockies

Coors Field, Denver, CO

Wed May 03 2023, 6:40 PM - 9:21 PM MDT

Att. 20,640 - Cloudy - 77 F

livebaseballscorecards.com

AB	29
R	1
H	5
RBI	1
BB	4
SO	6
LOB	16

PA: 35

WP: 2
PB: 0
SB: 0
CS: 1

Batter	1	2	3	4	5	6	7	8	9	AB	R	H	RBI	BB	SO	LOB
19 Charlie Blackmon, L (1, 10) OBP: 0.385, SLG: 0.431	B FF 91 T FF 91 B FC 88 X FC 88 2-1 ① L4		B FC 86 B FF 92 C FC 87 X FC 88 2-1 ②③ F9 1-2		B SL 81 B FC 85 B FF 90 C FF 89 B FC 86 4-1 25 BB BB		B ST 80 B ST 77 B SI 87 C SI 87 C SI 88 X ST 78 3-2 ① G4-3	B SL 81 F FF 94 B SL 82 B FF 94 X SL 82 3-1 HR		4	1	1	1	1	0	1
29 Jurickson Profar, S (1, 7) OBP: 0.294, SLG: 0.343	B FF 92 C CU 77 C FC 87 B FF 92 F FC 85 F FC 89 S FF 93 2-3 ② K			C FC 86 S FF 91 S FF 91 0-3 ① K	F FF 91 X FC 86 0-1 ① P5		B ST 80 C SI 88 B FF 88 X SI 87 2-1 23 HR 2B	B FF 94 B SI 94 F FF 94 B SL 82 X SI 94 3-1 ③ G4-3		5	1	1	0	0	2	1
23 Kris Bryant, R (1, 9) OBP: 0.370, SLG: 0.449	S FC 89 B FC 88 X FF 92 1-1 ③ F9			C SL 83 B FC 86 B FF 91 S FC 87 B FF 92 X FC 86 3-2 E5 25 2B 35 1B	S FF 91 1 SAFE C FC 87 0-2 ② L8		B ST 79 2 SAFE X SI 89 1-0 2-H HR			4	2	1	2	0	0	1
25 C.J. Cron, R (1, 3) OBP: 0.297, SLG: 0.490		F CU 76 B FF 92 F FC 87 F FF 93 C FC 88 1-3 ① K		X FC 88 0-0 35 1B 13 2B 1-3 2B	B FF 91 1 SAFE B FF 91 B FC 86 B FF 90 4-0 1-2 BB		B SL 82 B SL 81 F SI 93 B SL 81 F SL 81 B SL 81 4-2 15 1B 35 1B 24 F9-2 BB			2	1	1	0	2	1	0
35 Elias Díaz, R (1, 2) OBP: 0.390, SLG: 0.500		B FF 92 B FC 88 X FC 87 2-0 ② F9		F FF 92 F FC 87 D CU 76 X FF 93 1-2 15 BB 13 2B 2-3 3-H 1B	B SL 90 F SI 95 X SL 90 1-1 ③ L7		X SI 95 0-0 15 1B 1-2 1B			4	1	2	1	0	0	2
15 Randal Grichuk, R (1, 8) OBP: 0.563, SLG: 0.643		C CU 76 B FF 92 S FF 92 B FC 87 B SL 81 F FF 92 B FC 88 4-2 BB		B FC 88 D CU 76 B FF 92 B FC 87 4-0 13 2B 1-2 BB	B SI 94 S SL 90 X SL 89 1-1 ① G5-3		B SI 94 F SL 81 S SL 82 B FF 94 X SL 82 2-2 1-2 2-3 1B			2	1	1	0	2	0	0
24 Ryan McMahon, L (1, 5) OBP: 0.292, SLG: 0.402	1 SAFE B FF 92 S SL 84 F FF 93 B FC 88 S SL 83 2-3 ③ K			B FC 88 B FC 86 B FC 85 C FF 91 S FF 91 S FC 87 3-3 ② K	S SI 96 F SI 96 B SL 89 S SL 91 1-3 ② K		F FF 93 B SL 82 B SL 82 X FF 94 2-1 ②③ F9-2 3-H			4	0	0	0	0	3	7
13 Alan Trejo, R (1, 4) OBP: 0.258, SLG: 0.300			C CU 75 X FF 90 0-1 ① F7	X FC 87 0-0 1-H 2-H 3-H 2B	X SI 95 0-0 1B			C SL 82 S SL 81 B SL 82 S SL 82 1-3 ① K		4	0	2	3	0	1	0
14 Ezequiel Tovar, R (1, 6) OBP: 0.265, SLG: 0.333			B FF 91 X FC 87 1-0 19 CS 1B	F FF 92 F SL 81 S FF 92 0-3 ③ K	B SL 91 S SL 90 B SL 90 1 SAFE S SL 90 X SL 91 2-2 ③ F8			B FF 95 B SI 94 X SI 95 2-0 ② L9		4	0	1	0	0	1	2
Inning Stats	R: 0 E: 0 K: 1 S: 9 H: 0 LOB: 0 BB: 0 P: 14	R: 0 E: 0 K: 2 S: 11 H: 0 LOB: 1 BB: 1 P: 20	R: 0 E: 0 K: 0 S: 5 H: 1 LOB: 0 BB: 0 P: 8	R: 4 E: 1 K: 3 S: 17 H: 3 LOB: 1 BB: 1 P: 28	R: 0 E: 0 K: 0 S: 8 H: 0 LOB: 2 BB: 2 P: 17	R: 0 E: 0 K: 1 S: 9 H: 1 LOB: 1 BB: 0 P: 13	R: 2 E: 0 K: 0 S: 14 H: 4 LOB: 2 BB: 1 P: 28	R: 1 E: 0 K: 1 S: 8 H: 1 LOB: 0 BB: 0 P: 17		1B: 5 2B: 4 3B: 0 HR: 2 SF: 0 SAC: 0 DP: 1 HBP: 0				WP: 0 PB: 0 SB: 0 CS: 1 PA: 38		

BOTTOM

Milwaukee Brewers @ Colorado Rockies

Coors Field, Denver, CO

Wed May 03 2023, 6:40 PM - 9:21 PM MDT

Att. 20,640 - Cloudy - 77 F

livebaseballscorecards.com

AB	33
R	7
H	10
RBI	7
BB	5
SO	8
LOB	14

PITCHER		IP	WLS	BF	H	R	ER	SO	BB	IBB	HBP	BLK	WP	HR	S	P	ERA	WHIP
52 Eric Lauer, L ERA: 4.4	(1, 1)	4.2	L	22	4	4	0	6	4	0	0	0	0	0	48	84	0.00	1.714
59 Elvis Peguero, R ERA: 2.7	(5, 1)	1.1		5	1	0	0	1	0	0	0	0	0	0	11	16	0.00	0.750
55 Hoby Milner, L ERA: 4.5	(7, 1)	0.1		3	2	2	2	0	0	0	0	0	0	1	6	12	54.00	6.000
54 Jake Cousins, R ERA: 1.93	(7, 1)	1.2		8	3	1	1	1	1	0	0	0	0	1	16	33	5.40	2.400

PITCHER	IP	WLS	BF	H	R	ER	SO	BB	IBB	HBP	BLK	WP	HR	S	P	ERA	WHIP

Batter	1	2	3	4	5	6	7	8	9	AB	R	H	RBI	BB	SO	LOB
22 Christian Yelich, L (1, 7) OBP: 0.331, SLG: 0.383	B FF 91 C FF 91 F CH 82 B FF 92 F CH 82 F FF 93 F FF 92 B CH 82 X FF 91 3-2 HR		F FF 90 B CH 82 X CH 82 1-1 27 G1-3 33 1B 1B		B SL 85 B FF 91 F SL 83 B CH 81 C FF 92 X FF 92 3-2 ② G4-3		C CU 79 X FF 95 0-1 ② G5-3		B CU 84 S CU 84 B CU 85 F CU 85 X CU 86 2-2 33 DI 33 1B 1-H 1B	5	2	3	2	0	0	0
33 Jesse Winker, L (1, 10) OBP: 0.356, SLG: 0.306	X SL 83 0-0 ① L7		B CH 80 C FF 90 F FF 91 F CH 81 B FF 91 X CH 81 2-2 27 G1-3 1-2 1B		B FF 92 X FF 92 1-0 ③ P6		C FF 94 C SL 83 C CU 79 0-3 ③		B FF 96 F FF 96 X CU 86 1-1 1-H 1B	5	0	2	1	0	1	0
27 Willy Adames, R (1, 6) OBP: 0.316, SLG: 0.381	B FF 92 B SL 84 S SL 84 F SL 83 X FF 92 2-2 ② G6-3		B SL 86 S SL 85 F FF 92 B CU 80 X SL 85 2-2 ①② 1-2 2-3 G1-3			C FF 94 B FF 96 B CU 79 F FF 97 F CU 80 S CU 81 2-3 ① K		B FF 93 X FF 92 1-0 ① G6-3	B SL 88 C SL 87 B FF 96 S CU 86 F CU 86 D CU 87 X CU 87 3-2 ③ G4-3	5	0	0	0	0	1	3
11 Rowdy Tellez, L (1, 3) OBP: 0.333, SLG: 0.577	B FF 90 B CH 83 C SL 84 B CH 84 X SL 83 3-1 HR		B FF 93 C FF 91 X CH 82 1-1 ③ G3-1			C FF 96 B CU 81 C CU 80 B CU 82 S CU 81 2-3 ② K		C ST 80 B ST 81 B FF 93 S ST 82 C ST 82 2-3 ② K		4	1	1	1	0	2	1
9 Brian Anderson, R (1, 5) OBP: 0.333, SLG: 0.472	C SL 86 S FF 92 X SL 85 0-2 ③ G5-3			F FF 92 F FF 93 F CU 78 B FF 92 X SL 84 1-2 7 G6-4-3 1B		B FF 97 X FF 97 1-0 7 1B 3B		F FF 93 B ST 81 F ST 81 B ST 81 X FF 92 2-2 1B		4	1	3	0	0	0	0
7 Victor Caratini, S (1, 2) OBP: 0.450, SLG: 0.424		B CU 78 X FF 91 1-0 1B		X FF 91 0-0 ①② G6-4-3 1-2f		X FF 96 0-0 2 1B 3-H 1B		C ST 81 B ST 81 B FF 93 B ST 81 C FF 94 F ST 82 F ST 82 X FF 93 3-2 ③ G5-3		4	0	2	1	0	0	2
2 Brice Turang, L (1, 4) OBP: 0.300, SLG: 0.349		X FF 91 0-0 ① F7		B CH 81 B FF 92 X FF 92 2-0 ③ F7		C CU 80 X FF 97 0-1 1-2 1B			B FF 96 F FF 96 B FF 94 B CU 86 B FF 95 4-1 22 DI 22 1B BB	3	1	1	0	1	0	1
15 Tyrone Taylor, R (1, 9) OBP: 0.091, SLG: 0.400		S SL 84 S SL 84 X SL 86 0-2 ② L5			B FF 92 C SL 83 X SL 85 1-1 HR	C CU 80 X FF 96 0-1 ③ F8			F FF 96 C SL 88 F CU 85 B SL 89 B FF 96 X SL 88 2-2 ① P6	4	1	1	1	0	0	4
28 Joey Wiemer, R (1, 8) OBP: 0.284, SLG: 0.337 45 Luke Voit, R (9, PH) OBP: 0.271, SLG: 0.241		B SL 85 C SL 83 F SL 86 B FF 93 X SL 84 2-2 ③ F8			B SL 84 S FF 93 F FF 92 S SL 85 1-3 ① K		B CU 81 F CU 79 B FF 96 C CU 79 F CU 79 C FF 97 2-3 ① K		B FF 97 F SL 90 C SL 88 B FF 95 S SL 89 2-3 ② K	3 1	0 0	0 0	0 0	0 0	2 1	1 1
Inning Stats	R: 2 E: 0 K: 0 S: 15 H: 2 LOB: 0 BB: 0 P: 23	R: 0 E: 0 K: 0 S: 8 H: 1 LOB: 1 BB: 0 P: 11	R: 0 E: 0 K: 0 S: 11 H: 2 LOB: 1 BB: 0 P: 17	R: 0 E: 0 K: 0 S: 6 H: 1 LOB: 0 BB: 0 P: 9	R: 1 E: 0 K: 1 S: 9 H: 1 LOB: 0 BB: 0 P: 15	R: 1 E: 0 K: 2 S: 13 H: 3 LOB: 2 BB: 0 P: 18	R: 0 E: 0 K: 2 S: 9 H: 0 LOB: 0 BB: 0 P: 11	R: 0 E: 0 K: 1 S: 12 H: 1 LOB: 1 BB: 0 P: 20	R: 2 E: 0 K: 1 S: 17 H: 2 LOB: 1 BB: 1 P: 31	1B: 9 2B: 0 3B: 1 HR: 3 SF: 0 SAC: 0 DP: 1 HBP: 0						

TOP

Milwaukee Brewers @ Colorado Rockies

Coors Field, Denver, CO

Thu May 04 2023, 1:13 PM - 3:53 PM MDT

Att. 30,647 - Cloudy - 70 F

livebaseballscorecards.com

AB	38
R	6
H	13
RBI	6
BB	1
SO	7
LOB	13

PITCHER		IP	WLS	BF	H	R	ER	SO	BB	IBB	HBP	BLK	WP	HR	S	P	ERA	WHIP
43 Connor Seabold, R ERA: 5.3	(1, 1)	5.0		20	7	3	3	1	0	0	0	0	0	3	49	75	5.40	1.400
46 Nick Mears, R ERA: 6.0	(6, 1)	2.0		9	3	1	1	4	0	0	0	0	0	0	22	29	4.50	1.500
55 Brad Hand, L ERA: 3.86	(8, 1)	1.0	W	4	1	0	0	1	0	0	0	0	0	0	12	20	0.00	1.000
36 Pierce Johnson, R ERA: 5.11	(9, 1)	1.0		6	2	2	2	1	1	0	0	0	0	0	17	31	18.00	3.000

PITCHER	IP	WLS	BF	H	R	ER	SO	BB	IBB	HBP	BLK	WP	HR	S	P	ERA	WHIP

BOTTOM

Milwaukee Brewers @ Colorado Rockies

Coors Field, Denver, CO

Thu May 04 2023, 1:13 PM - 3:53 PM MDT

Att. 30,647 - Cloudy - 70 F

livebaseballscorecards.com

Batter	1	2	3	4	5	6	7	8	9	AB	R	H	RBI	BB	SO	LOB
19 Charlie Blackmon, L (1, 10) OBP: 0.386, SLG: 0.430	B FF 89 X FC 87 1-0 ① F7		B SL 79 B SI 89 X FC 88 2-0 ③ F7			B SL 77 F FC 86 C FF 89 F FC 84 X SL 78 1-2 29 G6-4-3 1B	B SI 96 B SL 82 F CH 88 S SI 96 F CH 90 F SI 97 S SL 85 2-3 ② K	T FF 88 B FF 89 D CH 86 C FF 89 B FF 91 X FF 90 3-2 29 WP 1B 2-H 3-H		5	0	2	2	0	1	0
29 Jurickson Profar, S (1, 7) OBP: 0.290, SLG: 0.330	C FF 88 B FC 86 F CH 82 B FC 86 X CH 83 2-2 ② P2			F FC 85 B CH 82 B FC 88 B FC 84 B FC 86 4-1 13 FC5 23 BB BB		B CH 81 F FC 85 X FF 88 1-1 ①② G6-4-3 1-2f	B SL 85 B CH 90 X CH 88 2-0 ③ P3	1 SAFE B CH 87 X FF 88 1-0 ③ L7 1-2		4	0	0	0	1	0	2
23 Kris Bryant, R (1, 9) OBP: 0.382, SLG: 0.464	B FF 88 B FC 86 X CH 82 2-0 1B			B FC 86 B FF 88 D CH 82 C FC 87 B CH 83 4-1 1-2 BB		B SL 79 X FF 90 1-0 2B		B SL 82 B FF 92 S SL 80 S SL 81 S FF 93 2-3 ① K		3	0	2	0	1	1	0
25 C.J. Cron, R (1, 3) OBP: 0.296, SLG: 0.481 24 Ryan McMahon, L (8, PR) OBP: 0.292, SLG: 0.402 (9, 5)	C FF 88 B FC 87 C FC 86 X FC 88 1-2 ③ G5-3			F FC 86 C FF 90 X FC 86 0-2 ① P3		B CH 82 X FC 87 1-0 ③ P6		B SI 91 C SL 82 F SL 80 F FF 90 B FF 94 X SL 82 2-2 11 2B 30 1B 1B		4 0	0 1	1 0	0 0	0 0	0 0	4 0
11 Mike Moustakas, L (1, 5) OBP: 0.333, SLG: 0.408 (9, 3)		B FC 87 C SL 79 B FF 90 S FC 87 F FC 88 F SL 78 F FC 87 B FC 88 F FC 88 3-3 ① K		X FC 87 0-0 ② L8			C FC 86 B FF 87 F FC 86 B SL 79 F SL 79 F FF 88 F FF 90 X FC 87 2-2 13 1B 14 2B 1B	S FF 93 X CH 85 0-1 30 1B 2B 1-3		4	2	2	0	0	1	2
13 Alan Trejo, R (1, 4) OBP: 0.262, SLG: 0.302 30 Harold Castro, L (8, PH) OBP: 0.224, SLG: 0.277 (9, 4)		B FF 90 B FC 85 X FC 87 2-0 ② F9	C CH 83 T FF 89 B FF 91 X FC 88 1-2 ③ FC5 2-3f				X FC 86 0-0 14 2B 1B 1-2	F FF 92 F CH 84 F FF 93 B FF 92 B SL 80 F FF 92 F FF 92 X CH 84 2-2 9 BB 14 HBP 35 SF9 1B 2-H 3-H		3 1	1 1	1 1	0 2	0 0	0 0	2 0
14 Ezequiel Tovar, R (1, 6) OBP: 0.274, SLG: 0.343		C FC 85 F FF 90 X CH 84 0-2 ③ G1-3			F FF 87 F FC 86 X CH 81 0-2 ① G5-3		F FC 87 X FC 86 0-1 9 1B 35 BLK 2B 1-H 2-H	B FF 92 H SI 90 2-0 35 SF9 9 BB 19 1B HBP 1-2		3	2	1	2	0	0	0
9 Brenton Doyle, R (1, 8) OBP: 0.269, SLG: 0.217			C FC 85 F FF 88 X FC 86 0-2 ① P4		B FC 85 C CH 82 F FF 89 X CH 82 1-2 ② G4-3		B SL 83 L SI 92 B SI 95 B SL 81 X SI 95 3-1 35 BLK 35 S 35 SF9 1B 2-3	B SL 80 B SL 79 B FC 90 B FC 91 4-0 35 SF9 19 1B BB 1-2 2-3		3	2	1	0	1	0	0
6 Brian Serven, R (1, 2) OBP: 0.130, SLG: 0.174 35 Elias Díaz, R (7, PH) OBP: 0.382, SLG: 0.500 (8, 2)			B FC 86 X FF 88 1-0 ② P4		B FF 89 F FC 86 S CH 83 S CH 82 1-3 ③ K		B FF 95 S SL 84 B SL 84 F FF 93 D SL 85 X SL 84 3-2 ① SF9 1-H 3-H	F FF 89 B SL 81 F FF 88 X FF 90 1-2 ② SF9 1-2 2-3 3-H		2 0	0 0	0 0	0 2	0 0	1 0	0 0
Inning Stats	R: 0 H: 1 E: 0 LOB: 1 K: 0 BB: 0 S: 8 P: 14	R: 0 H: 0 E: 0 LOB: 0 K: 1 BB: 0 S: 11 P: 16	R: 0 H: 0 E: 0 LOB: 0 K: 0 BB: 0 S: 5 P: 8	R: 0 H: 0 E: 0 LOB: 2 K: 0 BB: 0 S: 9 P: 18	R: 0 H: 0 E: 0 LOB: 0 K: 1 BB: 0 S: 9 P: 11	R: 0 H: 2 E: 0 LOB: 1 K: 0 BB: 0 S: 8 P: 12	R: 4 H: 4 E: 0 LOB: 0 K: 1 BB: 0 S: 20 P: 32	R: 5 H: 4 E: 0 LOB: 2 K: 1 BB: 1 S: 22 P: 39		1B: 8 SF: 2 2B: 3 SAC: 0 3B: 0 DP: 1 HR: 0 HBP: 1				WP: 1 PA: 38 PB: 0 SB: 1 CS: 0		

	AB	32
	R	9
	H	11
	RBI	8
	BB	3
	SO	4
	LOB	10

PITCHER		IP	WLS	BF	H	R	ER	SO	BB	IBB	HBP	BLK	WP	HR	S	P	ERA	WHIP
20 Wade Miley, L ERA: 2.31	(1, 1)	6.0		25	6	3	3	2	2	0	0	0	0	0	59	90	4.50	1.333
31 Joel Payamps, R ERA: 3.14	(7, 1)	1.0	B	4	1	1	1	1	0	0	0	1	0	0	11	21	9.00	1.000
32 Peter Strzelecki, R ERA: 4.2	(8, 1)	0.1	L	6	3	5	5	1	1	0	1	0	0	0	15	27	135.00	12.000
50 Tyson Miller, R ERA:	(8, 1)	0.2		3	1	0	0	0	0	0	0	0	1	0	7	12	0.00	1.500

PITCHER	IP	WLS	BF	H	R	ER	SO	BB	IBB	HBP	BLK	WP	HR	S	P	ERA	WHIP

Batter	1	2	3	4	5	6	7	8	9	AB	R	H	RBI	BB	SO	LOB
24 William Contreras, R (1, 10) OBP: 0.366, SLG: 0.393	B FF 93 S FF 92 B SL 84 X FF 93 2-1 6 1B 27 1B 2B	D SL 86 S CH 85 S CH 85 S SL 87 1-3 ③ K			S CH 84 B SL 84 C CH 85 B FF 92 F SL 85 C CH 86 2-3 ① K 1-2 2-3		B SL 73 C SL 73 B SI 84 X SL 73 2-1 ③ L7			4	1	1	0	0	2	4
6 Owen Miller, R (1, 4) OBP: 0.327, SLG: 0.353	B SL 83 B FF 93 F FF 94 F SL 85 F FF 95 X FF 93 2-2 22 G4-6-3 27 1B 45 CS 2-3 1B		C FF 91 F CH 85 F FF 93 B SL 86 F SL 86 B FF 93 X CH 84 2-2 ① P3		B SL 85 F FF 91 S FF 91 3 SAFE X FF 92 1-2 ② SF8 2-H 3-H			B SI 82 B SL 72 B SI 82 C SI 82 C SI 82 X SI 83 3-2 ① G5-3		3	1	1	1	0	0	0
27 Willy Adames, R (1, 6) OBP: 0.328, SLG: 0.388	C FF 93 S SL 86 F SL 87 F FF 93 F SL 85 D SL 87 X FF 93 1-2 22 G4-6-3 1-2 3-H 1B		B SL 85 C CH 84 F FF 93 B CH 85 X SL 85 2-2 ② G6-3		B SL 82 B CH 84 C CH 84 F CH 82 B SL 85 B CH 83 4-2 BB			B SL 73 C SI 83 C SI 74 X SI 84 1-2 1B		3	0	2	1	1	0	0
22 Christian Yelich, L (1, 7) OBP: 0.321, SLG: 0.370	B SL 86 F SL 85 X FF 94 1-1 ① ② G4-6-3 1-2f 2-3		F CH 84 X CH 85 0-1 ③ G4-3		1 SAFE C FF 90 F CH 84 B SL 86 1 SAFE F FF 92 S FF 91 1-3 ③ K			F SL 73 C SI 83 F SI 82 F SI 83 F SL 74 B SL 73 F SI 83 D SI 82 S SI 82 2-3 ② K		4	0	0	0	0	2	4
9 Brian Anderson, R (1, 5) OBP: 0.331, SLG: 0.459	B CH 86 B CH 86 C FF 94 C CH 87 F FF 94 B SL 85 F SL 87 B FF 93 4-2 45 CS BB			X SL 84 0-0 ① G5-3		C SL 82 B SL 82 B SL 83 S SL 82 F FF 96 F SL 82 B SL 83 F SL 81 F SL 80 3-3 ① K		S SL 72 S SL 73 F SL 73 S SL 74 0-3 ③ K		3	0	0	0	1	2	1
45 Luke Voit, R (1, 3) OBP: 0.270, SLG: 0.241	C CH 86 S CH 85 1 SAFE 1 SAFE 0-2 ③ CS 1-2 3-H	X CH 85 0-0 15 E 1B		C FF 92 S CH 86 B CH 86 S SL 84 1-3 ② K		X SL 82 0-0 ② F9			S SL 88 B SL 90 B SL 89 B SI 98 F FC 99 S SL 88 3-3 ① K	4	0	1	0	0	2	0
7 Victor Caratini, S (1, 2) OBP: 0.409, SLG: 0.378		X FF 92 0-0 ① L9		C CH 84 F SL 84 B FF 92 B CH 85 S CH 83 2-3 ③ K		B FF 94 F FF 95 F SL 84 F FF 96 F FF 95 C FF 96 1-3 ③ K			X FC 100 0-0 ② G6-3	4	0	0	0	0	2	1
15 Tyrone Taylor, R (1, 9) OBP: 0.143, SLG: 0.385 33 Jesse Winker, L (9, PH) OBP: 0.365, SLG: 0.306		C FF 91 X SL 85 0-1 FC6 1-2			C CH 84 X SL 85 0-1 24 S 28 1B 6 E 1B		C SI 83 S SL 73 X SL 73 0-2 ① F8		B FC 101 B FC 100 C SI 98 F SI 98 B SL 90 B FC 102 4-2 BB	3 0	1 0	1 0	0 0	0 1	0 0	1 0
28 Joey Wiemer, R (1, 8) OBP: 0.286, SLG: 0.337 11 Rowdy Tellez, L (9, PH) OBP: 0.330, SLG: 0.571		B SL 84 S SL 86 S FF 92 S SL 86 1-3 ② K			B CH 83 X CH 81 1-0 6 E 24 S 6 SF8 1-2 1B		B SL 74 C SL 73 X SI 83 1-1 ② G4-3		F SL 91 B SL 88 F FC 98 S SL 90 1-3 ③ K	3 1	1 0	1 0	0 0	0 0	1 1	2 1
Inning Stats	R: 2 E: 0 K: 0 S: 20 H: 3 LOB: 0 BB: 1 P: 30	R: 0 E: 1 K: 2 S: 10 H: 1 LOB: 2 BB: 0 P: 12	R: 0 E: 0 K: 0 S: 10 H: 0 LOB: 0 BB: 0 P: 14	R: 0 E: 0 K: 2 S: 7 H: 0 LOB: 0 BB: 0 P: 10	R: 2 E: 0 K: 2 S: 16 H: 2 LOB: 1 BB: 1 P: 25	R: 0 E: 0 K: 2 S: 13 H: 0 LOB: 0 BB: 0 P: 17	R: 0 E: 0 K: 0 S: 7 H: 0 LOB: 0 BB: 0 P: 10	R: 0 E: 0 K: 2 S: 17 H: 1 LOB: 1 BB: 0 P: 23	R: 0 E: 0 K: 2 S: 9 H: 0 LOB: 1 BB: 1 P: 17	1B: 6 2B: 1 3B: 0 HR: 0 SF: 1 SAC: 0 DP: 1 HBP: 0					WP: 0 PB: 0 SB: 2 CS: 2	PA: 37	

TOP

Milwaukee Brewers @ San Francisco Giants

Oracle Park, San Francisco, CA

Fri May 05 2023, 7:21 PM - 9:57 PM PDT

Att. 28,614 - Cloudy - 55 F

livebaseballscorecards.com

AB	32
R	4
H	7
RBI	2
BB	3
SO	12
LOB	14

PITCHER		IP	WLS	BF	H	R	ER	SO	BB	IBB	HBP	BLK	WP	HR	S	P	ERA	WHIP
52 Sean Manaea, L ERA: 7.33	(1, 1)	5.0	W	22	6	4	3	6	2	0	0	0	0	0	63	91	5.40	1.600
59 John Brebbia, R ERA: 5.4	(6, 1)	1.0	H	3	0	0	0	2	0	0	0	0	0	0	13	17	0.00	0.000
71 Tyler Rogers, R ERA: 2.6	(7, 1)	2.0	H	7	1	0	0	2	0	0	0	0	0	0	24	33	0.00	0.500
75 Camilo Doval, R ERA: 2.57	(9, 1)	1.0	S	4	0	0	0	2	1	0	0	0	0	0	9	17	0.00	1.000

PITCHER	IP	WLS	BF	H	R	ER	SO	BB	IBB	HBP	BLK	WP	HR	S	P	ERA	WHIP

Batter	1	2	3	4	5	6	7	8	9	AB	R	H	RBI	BB	SO	LOB
31 LaMonte Wade Jr., L (1, 3) OBP: 0.444, SLG: 0.538	B FC 94 B FC 95 B FC 94 B FC 94 4-0 7 HR BB		C CU 78 X FC 93 0-1 ① L9		C CH 89 D FC 94 S CH 90 D CH 90 C FC 94 2-3 ② K		B FF 92 1 SAFE B SI 92 F SI 93 B CU 80 B SI 92 4-1 1-2 BB			2	1	0	0	2	1	2
39 Thairo Estrada, R (1, 6) OBP: 0.395, SLG: 0.500	B FC 93 1 SAFE C FC 94 C SI 94 X FC 95 1-2 ① L7		C SI 94 B SI 95 B SL 88 B FC 94 X FC 94 3-1 ② G6-3		D CU 81 C FC 94 F FC 94 B SL 87 X FC 94 2-2 7 BB 23 1B 2-3 3-H 1B		X FC 88 0-0 ② L7			4	1	1	1	0	0	3
7 J.D. Davis, R (1, 5) OBP: 0.352, SLG: 0.527	X FC 95 0-0 1-H HR		F CU 80 B SI 95 C FC 95 S SL 90 1-3 ③ K		F FC 92 B SI 94 B SL 87 B FC 92 1 SAFE B FC 93 4-1 23 1B 1-2 BB		B SI 92 X FC 89 1-0 ③ G6-3			3	1	1	2	1	1	2
23 Joc Pederson, L (1, 10) OBP: 0.351, SLG: 0.476 41 Wilmer Flores, R (8, PH) OBP: 0.311, SLG: 0.512 (9, 10)	C CU 79 X FC 95 0-1 ② G3-1			B FC 94 C CH 89 X FC 94 1-1 ① F8	D CH 89 C CH 90 S CU 80 D CH 89 X FC 94 2-2 ③ 1-3 2-H 3-H 1B			B CH 81 S SI 88 B CH 82 F CH 82 B SI 89 X SI 89 3-2 HR		3 1	0 1	1 1	2 1	0 0	0 0	0 0
17 Mitch Haniger, R (1, 7) OBP: 0.258, SLG: 0.464	B SL 89 X FC 95 1-0 ③ P4			B FC 94 C FC 94 S CU 80 F CH 88 B FC 94 S SL 90 2-3 ② K		X SI 94 0-0 ① G5-3		C ST 80 B SI 88 C CH 82 B ST 79 X CH 80 2-2 ① G6-3		4	0	0	0	0	1	0
8 Michael Conforto, L (1, 9) OBP: 0.308, SLG: 0.330		C FC 93 S FC 93 B CU 80 X FC 94 1-2 ① P5		C FC 93 S CH 90 C CH 89 0-3 ③ K		B FC 92 C CU 76 X FC 92 1-1 ② F8		C ST 79 B SI 88 B SI 88 B ST 79 S SI 88 B SI 88 4-2 BB		3	0	0	0	1	1	0
21 Joey Bart, R (1, 2) OBP: 0.346, SLG: 0.340		M CU 79 S SL 88 X SL 90 0-2 ② G2-3			B FC 94 B FC 93 X FC 93 2-0 ① F9	C FC 92 B SL 86 C FC 92 B FC 93 B CU 78 X FC 92 3-2 ③ F8		C SI 94 B SI 93 B SL 91 S SI 96 S SI 95 2-3 ② K		4	0	0	0	0	1	1
70 Brett Wisely, L (1, 4) OBP: 0.107, SLG: 0.074		B FC 94 B FC 94 B FC 94 F FC 93 B FC 94 4-1 37 S BB			C CU 78 S CH 89 X SI 95 0-2 37 E 37 S 39 1B 1B		B CU 78 B SI 92 S FC 88 S FC 89 S FC 88 2-3 ① K		B SI 95 B SL 90 C SI 95 F SI 97 B SL 90 S SI 96 3-3 ③ K	3	1	1	0	1	2	1
37 Cal Stevenson, L (1, 8)		1 SAFE B CU 78 C FC 95 S CH 90 S CH 89 1-3 ③ K 1-2			1 SAFE D FC 93 C FC 92 1 SAFE F FC 94 B CH 89 B FC 93 X FC 93 3-2 E6 39 1B 23 1B 1-3		B SI 93 B FC 89 B FC 89 C SI 93 B SI 93 4-1 31 BB BB			2	1	0	0	1	1	2
Inning Stats	R: 2 E: 0 K: 0 S: 7 H: 1 LOB: 0 BB: 1 P: 13	R: 0 E: 0 K: 1 S: 10 H: 0 LOB: 1 BB: 1 P: 16	R: 0 E: 0 K: 1 S: 7 H: 0 LOB: 0 BB: 0 P: 11	R: 0 E: 0 K: 2 S: 9 H: 0 LOB: 0 BB: 0 P: 12	R: 3 E: 1 K: 1 S: 17 H: 3 LOB: 2 BB: 1 P: 32	R: 0 E: 0 K: 0 S: 6 H: 0 LOB: 0 BB: 0 P: 10	R: 0 E: 0 K: 1 S: 7 H: 0 LOB: 2 BB: 2 P: 18	R: 1 E: 0 K: 2 S: 14 H: 1 LOB: 1 BB: 1 P: 28		1B: 3 2B: 0 3B: 0 HR: 2	SF: 0 SAC: 0 DP: 0 HBP: 0			WP: 0 PB: 0 SB: 2 CS: 0	PA: 35	

PITCHER		IP	WLS	BF	H	R	ER	SO	BB	IBB	HBP	BLK	WP	HR	S	P	ERA	WHIP
39 Corbin Burnes, R ERA: 3.86	(1, 1)	6.0	L	25	4	5	2	5	3	0	0	0	0	1	56	94	3.00	1.167
46 Bryse Wilson, R ERA: 2.04	(7, 1)	1.0		5	0	0	0	1	2	0	0	0	0	0	7	18	0.00	2.000
55 Hoby Milner, L ERA: 5.11	(8, 1)	0.1		3	1	1	1	0	1	0	0	0	0	1	8	17	27.00	6.000
59 Elvis Peguero, R ERA: 2.45	(8, 1)	0.2		2	0	0	0	2	0	0	0	0	0	0	6	11	0.00	0.000

PITCHER	IP	WLS	BF	H	R	ER	SO	BB	IBB	HBP	BLK	WP	HR	S	P	ERA	WHIP

BOTTOM

Milwaukee Brewers @ San Francisco Giants

Oracle Park, San Francisco, CA

Fri May 05 2023, 7:21 PM - 9:57 PM PDT

Att. 28,614 - Cloudy - 55 F

livebaseballscorecards.com

AB	29
R	6
H	5
RBI	6
BB	6
SO	8
LOB	11

Milwaukee Brewers @ San Francisco Giants

Oracle Park, San Francisco, CA

Sat May 06 2023, 4:17 PM - 6:46 PM PDT

Att. 26,387 - Cloudy - 59 F

livebaseballscorecards.com

Batter	1	2	3	4	5	6	7	8	9	AB	R	H	RBI	BB	SO	LOB
22 Christian Yelich, L (1, 7) OBP: 0.317, SLG: 0.363	B SI 94 B SI 94 X SI 93 2-0 F7		1 SAFE F FS 88 B FS 89 C FS 89 1 SAFE F SI 93 B FS 88 X FS 89 2-2 G1-3 1-2		C KC 82 B KC 82 X FS 88 1-1 33 G4-3 1B			C SI 92 X ST 79 0-1 F8	B FC 99 S FC 99 X SL 89 1-1 F8 1-2	5	0	1	0	0	0	3
33 Jesse Winker, L (1, 10) OBP: 0.359, SLG: 0.292	C SI 94 X FS 89 0-1 G3		C SI 94 B FS 90 X FS 89 1-1 G4-3		F SI 94 C FS 90 D FS 89 B SI 93 B SI 93 1 SAFE X SI 94 3-2 G4-3 1-2			B ST 79 C SI 93 B SI 93 B SI 93 S SI 93 B ST 80 4-2 BB		3	0	0	0	1	0	2
27 Willy Adames, R (1, 6) OBP: 0.326, SLG: 0.383	C SI 93 B FS 90 B FS 89 F SI 94 F FS 91 S FS 90 2-3 K			C KC 83 S FS 90 X SL 86 0-2 24 FC5 11 BB 1B	B FS 90 B FS 90 F SI 95 F FS 89 F FS 89 F FS 89 B SI 94 F FS 89 X SI 95 3-2 G4-3			B ST 80 C ST 80 F ST 81 F SI 93 F ST 80 X ST 78 1-2 P4		4	0	1	0	0	1	2
11 Rowdy Tellez, L (1, 3) OBP: 0.328, SLG: 0.554		B KC 81 B KC 82 C SI 93 C SI 93 X SI 92 2-2 G4-3		B SI 94 B FS 89 1 SAFE 1 SAFE B SI 94 C SI 95 B SI 94 4-1 2 1B 24 FC5 1-2 BB		C SI 94 F FS 90 C SI 94 0-3 K		B SI 94 S ST 79 C ST 78 C SI 94 1-3 K		3	0	0	0	1	2	1
24 William Contreras, R (1, 2) OBP: 0.362, SLG: 0.380		C KC 83 F SI 94 S SI 94 0-3 K		S SI 94 S SI 95 B SI 95 B SI 94 B SI 95 X SI 96 3-2 FC5 2 1B 1-2 2-3f		C KC 84 B FS 90 C KC 84 B SL 88 B SI 94 X SI 94 3-2 G4-3			C SL 83 S SL 84 B FF 94 B SL 80 B SL 82 B SL 84 4-2 9 BB 6 1B BB	3	1	0	0	1	1	2
9 Brian Anderson, R (1, 9) OBP: 0.336, SLG: 0.450		C SI 94 B SL 87 B SI 94 B SI 93 B SI 93 4-1 BB		B SI 95 C FS 90 C SI 95 F FS 90 B SI 93 S FS 90 2-3 K		S KC 84 B SI 95 X FS 90 1-1 G6-3			D SL 81 B FF 93 B FF 92 B CH 90 4-0 15 F8 6 1B 1-2 BB	2	0	0	0	2	1	2
2 Brice Turang, L (1, 4) OBP: 0.309, SLG: 0.356		B KC 82 1 SAFE B FS 89 X SI 93 2-0 L5		X FS 89 0-0 1-2 2-3 1B			C KC 82 X FS 89 0-1 6 G4-6-3 1B		B FF 92 B FF 92 C FF 91 C FF 91 B FF 92 C FF 91 3-3 K	4	0	2	0	0	1	3
6 Owen Miller, R (1, 5) OBP: 0.322, SLG: 0.345			C KC 82 C SI 93 S SL 85 0-3 K	C SI 96 B SI 95 X FS 90 1-1 G5-3			X SI 94 0-0 G4-6-3 1-2f		B SL 83 X SL 79 1-0 22 DI 1-2 2-H 1B	4	0	1	1	0	1	4
28 Joey Wiemer, R (1, 8) OBP: 0.287, SLG: 0.337 15 Tyrone Taylor, R (9, PH) OBP: 0.133, SLG: 0.357			X KC 84 0-0 22 G1-3 1B		C FS 91 S FS 90 X FS 90 0-2 G5-3		B KC 84 B SI 96 B SI 95 C SI 94 C SI 93 F FS 88 X FS 88 3-2 F8		B SI 97 X SI 97 1-0 F8 2-3	3 1	0 0	1 0	0 0	0 0	0 0	0 2
Inning Stats	R: 0 E: 0 K: 1 S: 7 H: 0 LOB: 0 BB: 0 P: 11	R: 0 E: 0 K: 1 S: 8 H: 0 LOB: 1 BB: 1 P: 16	R: 0 E: 0 K: 1 S: 10 H: 1 LOB: 1 BB: 0 P: 13	R: 0 E: 0 K: 1 S: 14 H: 2 LOB: 3 BB: 1 P: 24	R: 0 E: 0 K: 0 S: 14 H: 1 LOB: 1 BB: 0 P: 21	R: 0 E: 0 K: 1 S: 8 H: 0 LOB: 0 BB: 0 P: 12	R: 0 E: 0 K: 0 S: 7 H: 1 LOB: 0 BB: 0 P: 10	R: 0 E: 0 K: 1 S: 12 H: 0 LOB: 1 BB: 1 P: 18	R: 1 E: 0 K: 1 S: 9 H: 1 LOB: 2 BB: 2 P: 23	1B: 6 2B: 0 3B: 0 HR: 0 SF: 0 SAC: 0 DP: 1 HBP: 0						WP: 0 PB: 0 SB: 0 CS: 0 PA: 37	

TOP	
AB	32
R	1
H	6
RBI	1
BB	5
SO	7
LOB	21

PITCHER		IP	WLS	BF	H	R	ER	SO	BB	IBB	HBP	BLK	WP	HR	S	P	ERA	WHIP
38 Alex Cobb, R ERA: 2.01	(1, 1)	7.0	W	27	5	0	0	5	2	0	0	0	0	0	68	107	0.00	1.000
33 Taylor Rogers, L ERA: 5.91	(8, 1)	1.0		4	0	0	0	1	1	0	0	0	0	0	12	18	0.00	1.000
59 John Brebbia, R ERA: 5.93	(9, 1)	0.1		4	1	1	1	1	2	0	0	0	0	0	6	18	27.00	9.000
75 Camilo Doval, R ERA: 2.45	(9, 1)	0.2	S	2	0	0	0	0	0	0	0	0	0	0	3	5	0.00	0.000

PITCHER	IP	WLS	BF	H	R	ER	SO	BB	IBB	HBP	BLK	WP	HR	S	P	ERA	WHIP

Batter	1	2	3	4	5	6	7	8	9	AB	R	H	RBI	BB	SO	LOB
31 LaMonte Wade Jr., L (1, 3) OBP: 0.438, SLG: 0.524	C FF 93 S FF 93 B ST 84 F FC 88 B FS 86 S FS 86 2-3 ① K		F FF 93 C ST 83 B FF 94 X FS 87 1-2 39 HR 1B		B FC 86 C FF 93 B ST 82 C ST 83 F FF 92 X ST 83 2-2 ② G4-1			B FF 89 B FF 89 X FF 90 2-0 ① F9		4	1	1	0	0	1	0
39 Thairo Estrada, R (1, 6) OBP: 0.391, SLG: 0.516	B SI 92 F FC 86 X FC 88 1-1 ② G6-3		F FC 87 F SI 92 B SI 93 X ST 83 1-2 1-H HR		C SI 92 X FC 86 0-1 ③ G6-3			B SI 90 B FF 90 C SI 91 X FF 91 2-1 ② F8		4	1	1	2	0	0	0
7 J.D. Davis, R (1, 5) OBP: 0.358, SLG: 0.526	C SI 94 B ST 84 C ST 84 B SI 94 S ST 84 2-3 ③ K		X ST 84 0-0 1B			F SI 92 S ST 82 B SI 92 X ST 83 1-2 ① G5-3		S SL 83 B SL 83 B FF 89 B SL 82 F SI 90 F SL 81 X FF 90 3-2 1B		4	0	2	0	0	1	0
23 Joc Pederson, L (1, 10) OBP: 0.333, SLG: 0.448		B FF 92 F FC 87 X FS 86 1-1 ① G6-3	S FS 85 B FF 93 X FC 87 1-1 ② F8			S FS 86 B FS 87 F FF 93 B ST 82 X FF 93 2-2 ② P6		S FF 90 T FF 89 D CU 79 D SL 81 B FF 89 F FF 90 S FF 89 3-3 ③ K		4	0	0	0	0	1	2
17 Mitch Haniger, R (1, 7) OBP: 0.235, SLG: 0.419		C FC 87 X SI 93 0-1 ② F9	X FC 87 0-0 ③ F9			B ST 84 B SI 92 B FC 86 C SI 91 C FC 85 C ST 82 3-3 ③ K				3	0	0	0	0	1	1
8 Michael Conforto, L (1, 9) OBP: 0.309, SLG: 0.323		F CU 78 B FC 88 B FC 88 F FF 93 B FS 86 B FC 86 4-2 21 2B BB		F FC 85 B FF 92 B FS 85 X FC 87 2-1 ① G4-3			F FF 90 X FF 91 0-1 ① F7			2	1	0	0	1	0	0
21 Joey Bart, R (1, 2) OBP: 0.345, SLG: 0.360		F ST 82 X ST 84 0-1 1-H 2B	S ST 83 B SI 91 F SI 91 C SI 92 1-3 ② K				C SI 92 C SL 81 B FF 91 B SL 82 X SL 82 2-2 ② G5-3			3	0	1	1	0	1	0
70 Brett Wisely, L (1, 4) OBP: 0.129, SLG: 0.200		B SI 92 F FC 87 S FC 86 F FF 93 X ST 84 1-2 ③ P2		B FS 84 C FF 92 B FC 86 X FC 87 2-1 ③ P5			F FF 90 X CH 88 0-1 HR			3	1	1	1	0	0	1
37 Cal Stevenson, L (1, 8)			F FF 92 F FF 93 B FS 86 B FF 94 F FC 87 X SI 92 2-2 ① G3		C FC 84 B FF 92 X FF 91 1-1 ① P2		X FF 90 0-0 ③ P6			3	0	0	0	0	0	0
Inning Stats	R: 0 E: 0 K: 2 S: 9 H: 0 LOB: 0 BB: 0 P: 14	R: 1 E: 0 K: 0 S: 12 H: 1 LOB: 1 BB: 1 P: 18	R: 2 E: 0 K: 0 S: 14 H: 3 LOB: 1 BB: 0 P: 19	R: 0 E: 0 K: 1 S: 7 H: 0 LOB: 0 BB: 0 P: 12	R: 0 E: 0 K: 0 S: 8 H: 0 LOB: 0 BB: 0 P: 11	R: 0 E: 0 K: 1 S: 9 H: 0 LOB: 0 BB: 0 P: 15	R: 1 E: 0 K: 0 S: 8 H: 1 LOB: 0 BB: 0 P: 10	R: 0 E: 0 K: 1 S: 11 H: 1 LOB: 1 BB: 0 P: 21		1B: 3 2B: 1 3B: 0 HR: 2 SF: 0 SAC: 0 DP: 0 HBP: 0				WP: 0 PB: 0 SB: 0 CS: 0 PA: 31	

PITCHER		IP	WLS	BF	H	R	ER	SO	BB	IBB	HBP	BLK	WP	HR	S	P	ERA	WHIP
48 Colin Rea, R ERA: 4.73	(1, 1)	6.0	L	23	4	3	3	4	1	0	0	0	0	1	59	89	4.50	0.833
50 Tyson Miller, R ERA: 1.93	(7, 1)	2.0		8	2	1	1	1	0	0	0	0	0	1	19	31	4.50	1.000

PITCHER	IP	WLS	BF	H	R	ER	SO	BB	IBB	HBP	BLK	WP	HR	S	P	ERA	WHIP

BOTTOM

Milwaukee Brewers @ San Francisco Giants

Oracle Park, San Francisco, CA

Sat May 06 2023, 4:17 PM - 6:46 PM PDT

Att. 26,387 - Cloudy - 59 F

livebaseballscorecards.com

AB	30
R	4
H	6
RBI	4
BB	1
SO	5
LOB	4

Milwaukee Brewers @ San Francisco Giants

Oracle Park, San Francisco, CA

Sun May 07 2023, 1:06 PM - 3:56 PM PDT

Att. 34,603 - Partly Cloudy - 60 F

livebaseballscorecards.com

Batter	1	2	3	4	5	6	7	8	9	AB	R	H	RBI	BB	SO	LOB
22 Christian Yelich, L (1, 7) OBP: 0.319, SLG: 0.364	C FF 90 C SL 86 B CH 83 X SL 86 1-2 ① G4-3		B KC 73 C SL 84 F FF 90 X CH 83 1-2 33 1B 27 SF7 1B		B FF 90 B CH 83 S KC 75 X SL 86 2-1 ② F9	X SI 96 0-0 ③ G2-3			D SL 85 F FF 97 B FF 96 X FF 95 2-1 33 G6-3 33 S 1-H 27 1B 1B	5	2	2	1	0	0	2
33 Jesse Winker, L (1, 10) OBP: 0.361, SLG: 0.290	S FF 90 B CH 83 F SL 86 B FF 92 B KC 77 T FF 91 3-2 ② K		B CH 82 C SL 85 X CH 82 1-1 1-3 1B		B KC 75 C KC 76 B FF 91 B CH 83 B FF 91 4-1 27 HR BB		B SI 94 F SL 82 C SI 94 F SL 84 C SL 84 1-3 ① K		C SL 85 1 SAFE B SL 84 X FF 95 1-1 ① G6-3 1-3	4	1	1	0	1	2	1
27 Willy Adames, R (1, 6) OBP: 0.336, SLG: 0.415	X SL 88 0-0 ③ G5-3		B FF 90 B CH 83 X SI 90 2-0 ① SF7 3-H		F FF 89 B CH 83 X CH 85 1-1 1-H HR		H SI 94 1-0 11 G4-6-3 HBP		B SL 84 F SL 84 D SL 85 B SL 82 S FF 96 F FF 97 F FF 98 X FF 97 3-2 24 1B 3-H 1B	3	1	2	4	0	0	0
11 Rowdy Tellez, L (1, 3) OBP: 0.331, SLG: 0.543		C KC 74 F FF 91 B SI 90 B CH 84 B SL 87 F SL 87 F FF 93 F CH 84 B SL 88 4-2 24 HR BB	C SI 91 D CH 84 S CH 82 D SI 92 B SL 88 X FF 93 3-2 ② L8		C SI 92 B SL 87 F SI 92 X FF 94 1-2 1B		1 SAFE C SL 85 F SL 84 X SI 95 0-2 ② ③ G4-6-3 1-2f		C SL 83 1 SAFE F SL 85 X FF 96 0-2 ② F7	4	1	1	0	1	0	3
24 William Contreras, R (1, 2) OBP: 0.373, SLG: 0.423		B SI 90 F SI 90 C SL 87 B CH 85 X SL 87 2-2 1-H HR	B KC 76 F SI 90 F CH 82 C FF 93 1-3 ③ K		C KC 77 D CH 84 X CH 84 1-1 ③ G1-3			C SI 94 X SL 82 0-1 9 BB 1B	S SL 84 F FF 97 F SL 85 B FF 97 X SL 84 1-2 1B	5	1	3	2	0	1	2
9 Brian Anderson, R (1, 5) OBP: 0.338, SLG: 0.443		C FF 91 F CH 85 S FF 92 0-3 ① K		X KC 72 0-0 ① L3		C SL 79 X SL 82 0-1 2 CS 1B		C SI 94 C SI 94 B SL 85 1 SAFE B SI 94 B SL 83 B SL 83 4-2 15 G6-4-3 1-2 BB	C FF 96 S FF 97 S FF 98 0-3 ③ K	4	0	1	0	1	2	2
2 Brice Turang, L (1, 4) OBP: 0.316, SLG: 0.356		C KC 77 C CH 84 B SI 91 B SL 86 F FF 93 F CH 86 F KC 78 X CH 84 2-2 ② G1-3		C FF 91 F KC 76 F FF 92 X FF 92 0-2 15 G5-4-3 1B		B SL 82 B SI 94 1 SAFE S SI 93 B SL 77 B SI 92 4-1 ① 28 S 1-2 BB		F SI 94 F SI 95 C SL 85 0-3 ① K		3	0	1	0	1	1	2
15 Tyrone Taylor, R (1, 9) OBP: 0.158, SLG: 0.333		F FF 91 B SL 88 X SL 86 1-1 1B		1 SAFE X SL 86 0-0 ② ③ G5-4-3 1-2f		C SL 84 1 SAFE T SL 84 F SI 95 B SL 87 1 SAFE X SI 95 1-2 ② F9		X SL 84 0-0 ② ③ G6-4-3 1-2f		4	0	1	0	0	0	4
28 Joey Wiemer, R (1, 8) OBP: 0.286, SLG: 0.327		B SL 86 X SL 87 1-0 ③ G4-3			C KC 75 F CH 82 B CH 83 X CH 83 1-2 ① G5-3	F SL 84 B SL 87 B SL 86 B SI 94 B SI 93 4-1 1-2 BB			C FF 95 X SL 84 0-1 E6 22 S 22 1B	3	1	0	0	1	0	1

Inning Stats	1	2	3	4	5	6	7	8	9
	R: 0 E: 0 K: 1 S: 7 H: 0 LOB: 0 BB: 0 P: 11	R: 2 E: 0 K: 1 S: 20 H: 2 LOB: 1 BB: 1 P: 30	R: 1 E: 0 K: 1 S: 12 H: 2 LOB: 1 BB: 0 P: 20	R: 0 E: 0 K: 0 S: 6 H: 1 LOB: 0 BB: 0 P: 6	R: 2 E: 0 K: 0 S: 13 H: 2 LOB: 1 BB: 1 P: 23	R: 0 E: 0 K: 0 S: 9 H: 1 LOB: 2 BB: 2 P: 18	R: 0 E: 0 K: 1 S: 7 H: 0 LOB: 0 BB: 0 P: 9	R: 0 E: 0 K: 1 S: 8 H: 1 LOB: 1 BB: 1 P: 12	R: 2 E: 1 K: 1 S: 21 H: 3 LOB: 2 BB: 0 P: 28

| | | |

Batter	1	2	3	4	5	6	7	8	9	AB	R	H	RBI	BB	SO	LOB
31 LaMonte Wade Jr., L (1, 3) OBP: 0.436, SLG: 0.517	C FF 94 B FF 94 C CH 85 B FF 94 F FF 95 F SL 86 X CH 85 2-2 39 FC5-4 1B	C FF 94 B CH 84 X SI 93 1-1 1-2 3-H 1B			C SL 83 B FF 94 B SI 93 C FF 93 F SL 85 C SI 93 2-3 ② K		C SL 85 F FF 96 B CH 92 X FF 96 1-2 ① G6-3		F FF 93 B FC 91 X CH 84 1-1 ① L8	5	0	2	1	0	1	0
39 Thairo Estrada, R (1, 6) OBP: 0.399, SLG: 0.543	C SI 94 X SI 93 0-1 ① FC5-4 17 1B 1-2f	C CU 80 F SI 93 F SI 93 D SL 85 C SI 93 1-3 ③ K			B FF 94 X SI 93 1-0 17 1B		C SL 85 X SI 97 0-1 23 BLK 1B		B FF 94 F FF 94 X CH 86 1-1 HR	5	1	3	1	0	1	3
17 Mitch Haniger, R (1, 7) OBP: 0.256, SLG: 0.417	B FF 95 F SI 94 B SL 86 X SI 94 2-1 23 G4-6-3 1-3 1B		C SI 91 X SL 83 0-1 ① G6-3		D SI 93 S FF 94 C SI 92 B FF 94 X FF 94 2-2 1-2 1B		C SI 96 B FF 97 B SL 86 C SL 85 D SL 85 S FF 96 3-3 ② K		F FF 94 F FF 94 F FF 95 B FF 95 F CH 87 S FF 95 1-3 ② K	5	0	2	0	0	2	1
23 Joc Pederson, L (1, 10) OBP: 0.313, SLG: 0.417	B CH 85 B FF 94 B SI 94 1 SAFE X FF 95 3-0 ② G4-6-3 1-2f ③		B FF 93 F SI 93 F SL 83 B CH 84 S FF 93 2-3 ② K		B ST 79 C SI 87 F FF 88 B FF 89 B ST 78 S FF 89 3-3 ③ K		B FF 97 F CH 91 S FF 97 F FF 97 B FF 96 B SL 85 S SL 85 3-3 ③ K 1-2		S FF 97 X FF 96 0-1 ③ G3-1	5	0	0	0	0	3	5
41 Wilmer Flores, R (1, 5) OBP: 0.319, SLG: 0.523		F SI 93 C SI 93 B CU 80 B SL 82 C SI 95 2-3 ① K	C CU 80 X SL 83 0-1 ③ F8			B ST 78 C ST 78 B SI 86 B FF 86 C SI 86 X ST 79 3-2 2 1B 2B		B FF 92 B FF 92 C SI 91 B SL 79 C FF 92 F SI 92 F FF 92 F SL 82 F SL 81 3-2 X FF 94 2 2B 1B		4	0	2	0	0	1	0
8 Michael Conforto, L (1, 9) OBP: 0.298, SLG: 0.309		C CU 81 B FF 94 S CH 85 B SI 93 F CH 86 X FF 95 2-2 ② G4-3		F FF 92 S CH 84 B FF 93 B SL 84 B FF 94 X SI 93 3-2 ① G1		B FF 88 B ST 78 C SI 86 C SI 87 S FF 88 2-3 ① K		C SL 81 F SI 92 S CH 85 0-3 ① K	4	0	0	0	0	2	2
2 Blake Sabol, L (1, 2) OBP: 0.312, SLG: 0.500		F FF 96 B CH 86 S SI 94 B CU 83 B CH 85 X CH 85 3-2 13 WP 70 1B 1B		C CU 79 B FF 93 F SI 94 F SL 83 C FF 95 1-3 ② K		X SI 88 0-0 2-3 1B		X CH 86 0-0 1-3 2B	4	1	3	0	0	1	0
13 Austin Slater, R (1, 8) OBP: 0.500, SLG: 0.500 7 J.D. Davis, R (8, PH) OBP: 0.355, SLG: 0.520 37 Cal Stevenson, L (9, 8)		B SL 86 B FF 94 F SI 93 B SI 94 B SI 93 4-1 70 1B 31 1B 1-2 BB		M CU 81 B SI 94 X SL 84 1-1 ③ P5		S FF 94 1 SAFE C SL 83 S FF 94 0-3 ② K		C FF 92 S SL 82 C FF 93 0-3 ② K	2 1 0	1 0 0	0 0 0	0 0 0	1 0 0	1 1 0	2 2 0
70 Brett Wisely, L (1, 4) OBP: 0.143, SLG: 0.206		B FF 94 X FF 93 1-0 31 1B 1-3 2-H 1B			B CU 78 X SI 92 1-0 ① F9	B FF 96 X CH 89 1-0 ③ P3		C FF 95 C SL 82 B FF 94 S FF 93 1-3 ③ K		4	0	1	1	0	1	4
Inning Stats	R: 0 E: 0 K: 0 S: 10 H: 2 LOB: 1 BB: 0 P: 17	R: 2 E: 0 K: 2 S: 18 H: 3 LOB: 2 BB: 1 P: 32	R: 0 E: 0 K: 1 S: 7 H: 0 LOB: 0 BB: 0 P: 9	R: 0 E: 0 K: 1 S: 9 H: 0 LOB: 0 BB: 0 P: 14	R: 0 E: 0 K: 2 S: 12 H: 2 LOB: 2 BB: 0 P: 21	R: 0 E: 0 K: 2 S: 11 H: 2 LOB: 2 BB: 0 P: 17	R: 0 E: 0 K: 2 S: 12 H: 1 LOB: 1 BB: 0 P: 19	R: 0 E: 0 K: 3 S: 17 H: 2 LOB: 2 BB: 0 P: 21	R: 1 E: 0 K: 1 S: 11 H: 1 LOB: 0 BB: 0 P: 14	1B: 10 2B: 2 3B: 0 HR: 1	SF: 0 SAC: 0 DP: 1 HBP: 0			WP: 1 PB: 0 SB: 0 CS: 0	PA: 40	

PITCHER		IP	WLS	BF	H	R	ER	SO	BB	IBB	HBP	BLK	WP	HR	S	P	ERA	WHIP
37 Adrian Houser, R ERA: 3.86	(1, 1)	4.2		21	7	2	2	5	1	0	0	0	1	0	53	87	3.86	1.714
55 Hoby Milner, L ERA: 4.85	(5, 1)	0.2		4	2	0	0	2	0	0	0	0	0	0	10	18	0.00	3.000
31 Joel Payamps, R ERA: 2.81	(6, 1)	1.2	W	6	1	0	0	3	0	0	0	1	0	0	16	24	0.00	0.600
32 Peter Strzelecki, R ERA: 3.94	(8, 1)	1.0	H	5	2	0	0	3	0	0	0	0	0	0	17	21	0.00	2.000
38 Devin Williams, R ERA: 0.87	(9, 1)	1.0		4	1	1	1	1	0	0	0	0	0	1	11	14	9.00	1.000

PITCHER	IP	WLS	BF	H	R	ER	SO	BB	IBB	HBP	BLK	WP	HR	S	P	ERA	WHIP

BOTTOM

Milwaukee Brewers @ San Francisco Giants

Oracle Park, San Francisco, CA

Sun May 07 2023, 1:06 PM - 3:56 PM PDT

Att. 34,603 - Partly Cloudy - 60 F

livebaseballscorecards.com

AB	39
R	3
H	13
RBI	3
BB	1
SO	14
LOB	19

Batter	1	2	3	4	5	6	7	8	9	AB	R	H	RBI	BB	SO	LOB
50 Mookie Betts, R (1, 4) OBP: 0.358, SLG: 0.469	C FF 96 B FF 95 S FF 96 X FF 96 1-2 ① F7		B FF 96 F FF 94 C SL 83 X SL 82 1-2 ② L7		D SL 83 X FF 96 1-0 ③ G6-3			B SI 95 S SI 96 F SI 96 X SL 90 1-2 2B		4	0	1	0	0	0	1
5 Freddie Freeman, L (1, 3) OBP: 0.364, SLG: 0.476	B FF 95 F CU 77 B CH 90 T FF 94 X CU 76 2-2 ② L9		B FF 96 B FF 95 X FF 96 2-0 ③ G4-3			X SL 81 0-0 23 G3 13 G3-1 2B		F FF 95 B SL 88 C FF 96 B SL 90 B SL 89 S SL 88 3-3 ② K		4	1	1	0	0	1	1
23 Jason Heyward, L (1, 9) OBP: 0.338, SLG: 0.492 25 Trayce Thompson, R (8, PH) OBP: 0.271, SLG: 0.380 (8, 9)	X FF 95 0-0 ③ G4-3			B FF 94 C FF 93 F CU 76 B FF 95 B CH 91 B FF 94 4-2 BB		X FF 95 0-0 ① G3 2-3		B FF 96 B SL 87 T FF 95 B FF 94 B FF 95 4-1 BB		2 0	0 0	0 0	0 0	1 1	0 0	1 0
13 Max Muncy, L (1, 10) OBP: 0.373, SLG: 0.562		B FF 94 B FF 96 F FF 95 B CU 77 F FF 95 X FF 96 3-2 ① F8		F FF 94 B FF 94 S SL 81 B FF 94 S FF 95 2-3 ① K		B FF 93 X CH 90 1-0 ② G3-1 3-H		X FF 95 0-0 ③ P6		4	0	0	1	0	1	3
33 James Outman, L (1, 8) OBP: 0.367, SLG: 0.570		B FF 96 C CU 78 S SL 82 B FF 95 X CU 78 2-2 ② G1-3		D CH 91 1 SAFE T FF 95 S CU 78 B FF 95 S SL 82 2-3 ② K		T FF 95 C FF 96 B CU 75 B CU 76 B FF 95 S FF 95 3-3 ③ K			F SL 86 F FF 94 F FF 94 F SL 88 X SL 88 0-2 3 HR 1B	4	1	1	0	0	2	1
6 David Peralta, L (1, 7) OBP: 0.233, SLG: 0.296 17 Miguel Vargas, R (9, PH) OBP: 0.341, SLG: 0.390		F FF 95 B CH 89 B CU 76 X FF 95 2-1 2B		F CU 76 S FF 95 F FF 97 F CH 89 D CU 77 F FF 95 X FF 97 1-2 ③ G4-3			S SL 89 X SI 96 0-1 ① G4-3		B FF 94 C FF 94 B SL 87 X FF 93 2-1 ① P4	3 1	0 0	1 0	0 0	0 0	0 0	1 1
83 Michael Busch, L (1, 5) OBP: 0.348, SLG: 0.211 3 Chris Taylor, R (9, PH) OBP: 0.275, SLG: 0.530		B SL 82 F FF 95 D CU 76 B CH 90 T FF 95 F FF 96 B CU 78 4-2 BB			F FF 94 C CU 76 B CH 90 S FF 94 1-3 ① K		B SI 96 X SI 96 1-0 ② G4-3		X FF 94 0-0 1-H HR	2 1	0 1	0 1	0 2	1 0	1 0	0 0
11 Miguel Rojas, R (1, 6) OBP: 0.222, SLG: 0.180		X FF 95 0-0 ③ G3			C FF 96 B SL 83 F FF 93 B CU 76 B SL 83 X FF 96 3-2 ② G6-3		B SL 90 X SL 91 1-0 ③ L8		F FF 93 B SL 86 X SL 87 1-1 ② G6-3	4	0	0	0	0	0	2
15 Austin Barnes, R (1, 2) OBP: 0.186, SLG: 0.115			C FF 95 S SL 82 B CU 78 C SL 82 1-3 ① K		F CU 78 B SL 82 F FF 96 B FF 95 X CU 74 2-2 2B			S SL 90 B SL 91 B SL 90 C SI 95 B SL 90 X SI 96 3-2 ① G5-3	S SL 86 B SL 88 B FF 94 S SL 87 C FF 94 2-3 ③ K	4	0	1	0	0	2	0
Inning Stats	R: 0 E: 0 K: 0 S: 7 H: 0 LOB: 0 BB: 0 P: 10	R: 0 E: 0 K: 0 S: 12 H: 1 LOB: 2 BB: 1 P: 23	R: 0 E: 0 K: 1 S: 7 H: 0 LOB: 0 BB: 0 P: 11	R: 0 E: 0 K: 2 S: 14 H: 0 LOB: 1 BB: 1 P: 23	R: 0 E: 0 K: 1 S: 10 H: 1 LOB: 1 BB: 0 P: 17	R: 1 E: 0 K: 1 S: 6 H: 1 LOB: 0 BB: 0 P: 10	R: 0 E: 0 K: 0 S: 4 H: 0 LOB: 0 BB: 0 P: 6	R: 0 E: 0 K: 1 S: 11 H: 1 LOB: 2 BB: 1 P: 22	R: 2 E: 0 K: 1 S: 13 H: 2 LOB: 0 BB: 0 P: 18	1B: 1 2B: 4 3B: 0 HR: 1 SF: 0 SAC: 0 DP: 0 HBP: 0						

PITCHER	IP	WLS	BF	H	R	ER	SO	BB	IBB	HBP	BLK	WP	HR	S	P	ERA	WHIP
51 Freddy Peralta, R (1, 1) ERA: 3.32	6.0	W	23	3	1	1	5	2	0	0	0	0	0	56	94	1.50	0.833
59 Elvis Peguero, R (7, 1) ERA: 2.08	1.1	H	5	1	0	0	0	0	0	0	0	0	0	10	16	0.00	0.750
57 Bennett Sousa, L (8, 1) ERA: 10.8	1.2		8	2	2	2	2	1	0	0	0	0	1	18	30	10.80	1.800

PITCHER	IP	WLS	BF	H	R	ER	SO	BB	IBB	HBP	BLK	WP	HR	S	P	ERA	WHIP

TOP

Los Angeles Dodgers @ Milwaukee Brewers

American Family Field, Milwaukee, WI

Mon May 08 2023, 6:43 PM - 9:00 PM CDT

Att. 22,847 - Roof Closed - 64 F

livebaseballscorecards.com

AB	33
R	3
H	6
RBI	3
BB	3
SO	7
LOB	11

WP: 0	PA: 36		
PB: 0			
SB: 0			
CS: 0			

BOTTOM

Angeles Dodgers @ Milwaukee Brewers

American Family Field, Milwaukee, WI

Mon May 08 2023, 6:43 PM - 9:00 PM CDT

Att. 22,847 - Roof Closed - 64 F

livebaseballscorecards.com

Batter	1	2	3	4	5	6	7	8	9	AB	R	H	RBI	BB	SO	LOB
22 Christian Yelich, L (1, 7) OBP: 0.324, SLG: 0.364	X FF 92 0-0 ① F9		C CU 83 B FS 84 B CU 84 F FS 83 C SL 86 2-3 ③ K 1-2		H CU 84 1-0 33 FC4-6 HBP		C FF 94 B SL 85 S FF 95 X FF 96 1-2 33 S 27 HR 1B 2-H 3-H			3	1	1	2	0	1	1
33 Jesse Winker, L (1, 10) OBP: 0.356, SLG: 0.278	C FF 92 B CU 82 F CU 82 F FS 84 B FF 93 X FS 83 2-2 ② F8			B CU 82 B CU 81 C CU 80 B FS 83 C FF 93 F CU 82 C FS 85 3-3 ① K	X CU 82 0-0 ③ FC4-6 1-2f		B FC 90 C FC 89 F FC 90 B CH 87 B FC 91 3-2 27 HR BB 1-2			3	1	0	0	1	1	1
27 Willy Adames, R (1, 6) OBP: 0.333, SLG: 0.433	C FF 93 X SL 88 0-1 ③ G6-3			S SL 88 X FS 84 0-1 ② G5-3		C FF 94 B SL 88 S FS 83 B FS 84 F FF 94 X SL 88 2-2 ① G6-3	B FC 91 B CU 76 C FC 91 F FC 91 B CH 88 X FC 91 3-2 1-H 2-H HR			4	1	1	3	0	0	0
11 Rowdy Tellez, L (1, 3) OBP: 0.320, SLG: 0.523		B CU 82 B FS 84 C CU 80 X FF 93 2-1 ① F8		C FS 85 F FF 93 B FS 85 S SL 88 1-3 ③ K		B FF 92 C FS 83 F FF 94 B FS 85 X SL 86 2-2 ② F8	B CH 86 C CH 84 X FC 91 1-1 ② F7			4	0	0	0	0	1	0
24 William Contreras, R (1, 2) OBP: 0.360, SLG: 0.406		X CU 81 0-0 ② L8			C SL 87 X FS 84 0-1 E5 2 FC4-6	B SL 87 S SL 88 X FF 93 1-1 ③ F9	B FC 90 X CH 86 1-0 ③ G5-3			4	0	0	0	0	0	0
9 Brian Anderson, R (1, 5) OBP: 0.336, SLG: 0.437		B FF 93 X FF 93 1-0 ③ F8			C FF 94 F FS 84 B FS 85 S SL 88 1-3 ① K		C SL 82 B FF 95 S SL 85 X SL 83 1-2 2 1B 28 2B 1B	B FC 90 F FC 90 B CH 85 X FC 90 2-1 ① P4		4	1	1	0	0	1	1
2 Brice Turang, L (1, 4) OBP: 0.314, SLG: 0.351			S FF 93 B FS 83 B FF 93 F FF 93 B FS 84 F CU 82 S FS 83 3-3 ① K		B FF 94 F FF 94 F FS 84 X FS 84 1-2 ② FC4-6 15 1B 28 HR 1-2f		B FF 93 C FF 95 B FF 94 B FF 93 X FF 93 3-1 28 2B 22 1B 1B 1-2	X CH 85 0-0 ② G1-3		4	2	1	0	0	1	1
15 Tyrone Taylor, R (1, 9) OBP: 0.217, SLG: 0.364			S FF 94 C FS 85 B SL 88 B FS 84 X FF 94 2-2 22 S 1B		X SL 88 0-0 28 HR 1B 1-2		X FF 94 0-0 ① F7	B FC 91 B CH 85 X FC 89 2-0 ③ G6-3		4	1	2	0	0	0	2
28 Joey Wiemer, R (1, 8) OBP: 0.296, SLG: 0.375			S SL 88 S FS 84 D FS 84 C SL 87 1-3 ② K		S SL 88 D FS 85 X FS 84 1-1 1-H 2-H HR		C SL 83 X SL 84 0-1 1-3 2-H 22 1B 2B			3	2	2	4	0	1	1
Inning Stats	R: 0 E: 0 K: 0 S: 7 H: 0 LOB: 0 BB: 0 P: 9	R: 0 E: 0 K: 0 S: 4 H: 0 LOB: 0 BB: 0 P: 7	R: 0 E: 0 K: 3 S: 13 H: 1 LOB: 1 BB: 0 P: 21	R: 0 E: 0 K: 2 S: 9 H: 0 LOB: 0 BB: 0 P: 13	R: 3 E: 1 K: 1 S: 12 H: 2 LOB: 1 BB: 0 P: 16	R: 0 E: 0 K: 0 S: 9 H: 0 LOB: 0 BB: 0 P: 14	R: 6 E: 0 K: 0 S: 19 H: 5 LOB: 0 BB: 1 P: 32	R: 0 E: 0 K: 0 S: 4 H: 0 LOB: 0 BB: 0 P: 8		1B: 5 2B: 1 3B: 0 HR: 2	SF: 0 SAC: 0 DP: 0 HBP: 1		WP: 0 PB: 0 SB: 2 CS: 0	PA: 35		

	AB	33
	R	9
	H	8
	RBI	9
	BB	1
	SO	6
	LOB	7

PITCHER		IP	WLS	BF	H	R	ER	SO	BB	IBB	HBP	BLK	WP	HR	S	P	ERA	WHIP
26 Tony Gonsolin, R ERA: 1.93	(1, 1)	6.0	L	23	3	3	0	6	0	0	1	0	0	1	54	80	0.00	0.500
52 Phil Bickford, R ERA: 5.87	(7, 1)	0.1		5	4	4	4	0	0	0	0	0	0	0	11	16	108.00	12.000
46 Wander Suero, R ERA: 10.13	(7, 1)	1.2		7	1	2	2	0	1	0	0	0	0	1	12	24	10.80	1.200

PITCHER	IP	WLS	BF	H	R	ER	SO	BB	IBB	HBP	BLK	WP	HR	S	P	ERA	WHIP

Batter	1	2	3	4	5	6	7	8	9	AB	R	H	RBI	BB	SO	LOB
50 Mookie Betts, R (1, 9) OBP: 0.359, SLG: 0.485	C FC 86 X FF 91 0-1 HR	C CU 77 F FC 89 B FF 93 X SL 83 1-2 ③ L7			C FC 90 F FC 89 F SI 94 C SI 94 0-3 ① K		C SL 88 C FF 96 B FF 97 B SL 89 F SL 87 B FF 96 B FF 95 4-2 16 1B BB	C SI 95 X SI 94 0-1 ② F8		4	1	1	1	1	1	4
5 Freddie Freeman, L (1, 3) OBP: 0.359, SLG: 0.463	C FF 91 B FC 84 B FC 87 B FF 91 B FC 87 4-1 16 E 16 S 16 SF8 BB		F FC 88 C FF 91 B FF 92 B SL 83 X FC 87 2-2 ① L7		B CU 78 X SI 95 1-0 ② G6-3		C FF 96 B FF 95 C SL 88 T FF 96 1-2 ② K	X SI 94 0-0 ③ F7		4	1	0	0	1	1	4
16 Will Smith, R (1, 2) OBP: 0.421, SLG: 0.605	B FC 87 B CU 75 B FC 87 2 SAFE F FF 91 F FC 89 F FC 84 X FC 87 3-2 ① SF8 1-H		B FC 87 C FC 88 X FC 88 1-1 HR		C FC 89 B SI 95 X FC 91 1-1 ③ L3		C FF 96 B SL 87 1 SAFE F FF 95 B SL 89 F FF 94 B FF 96 X SL 88 3-2 3 BB 1-3 1B		C SL 89 B SL 91 C SL 90 F SL 92 X SI 94 1-2 13 G4-6-3 3 FC5 1B	4	1	3	2	0	0	0
3 Chris Taylor, R (1, 7) OBP: 0.271, SLG: 0.506	B CU 76 S FC 87 F FF 91 X SL 80 1-2 ② L6		X FF 91 0-0 ② F9			F FC 89 C SI 93 B FF 94 B FC 90 X SI 93 2-2 ① F8	C FF 96 B FF 96 F FF 95 B FF 95 B SL 88 B FF 95 4-2 1-2 BB		X SL 90 0-0 FC5 13 G4-6-3 1-2	4	0	0	0	1	0	1
13 Max Muncy, L (1, 5) OBP: 0.367, SLG: 0.545	S FF 91 B FF 91 X FC 88 1-1 ③ F7		C FC 88 F FF 92 C FF 93 0-3 ③ K			B SI 94 B FC 89 B SI 95 C SI 94 C FC 91 F FC 91 X SI 95 3-2 17 HR 1B	D CH 91 C FF 95 C SL 88 X SL 89 1-2 ③ G3		X SI 95 0-0 ①② G4-6-3 1-2f 2-3	5	1	1	0	0	1	5
17 Miguel Vargas, R (1, 4) OBP: 0.344, SLG: 0.413		C FC 86 S FF 90 B SL 82 S FF 91 1-3 ① K		B FF 90 C FC 85 X SL 81 1-1 ① F9		C FC 90 F FC 90 B FC 90 X SI 95 1-2 1-H HR		B FF 96 C SL 87 B SL 88 F FF 94 F SL 88 B FF 96 B FF 94 4-2 25 F8 33 HBP BB	B SL 90 X SL 90 1-0 ③ G5-3	4	1	1	2	1	1	1
33 James Outman, L (1, 10) OBP: 0.371, SLG: 0.573		C FC 87 X CU 76 0-1 11 1B 2B		S FF 90 B FF 90 F SL 83 B FF 92 T FC 88 2-2 ② K		C CU 79 X FF 95 0-1 ② G4-3		C CH 89 B FF 94 1 SAFE H SL 89 2-1 25 F8 1-2 HBP		3	1	1	0	0	1	0
25 Trayce Thompson, R (1, 8) OBP: 0.270, SLG: 0.358		C FF 91 B FC 88 S FC 87 S FF 92 1-3 ② K		F FC 88 F FF 92 B FF 92 B FC 87 B FC 86 B FC 87 4-2 BB		S SI 94 C FC 90 S CU 82 0-3 ③ K		B SL 89 B FF 95 X FF 95 2-0 ① F8 1-2 2-3		3	0	0	0	1	2	3
11 Miguel Rojas, R (1, 6) OBP: 0.241, SLG: 0.189		C FC 88 F FF 92 F FF 93 B FC 90 F SL 82 X FF 93 1-2 2-H 1B		C SI 92 F FC 90 F FC 89 1 SAFE D SI 94 X SI 93 1-2 ③ G5-3			C FF 95 S SL 88 X SL 89 0-2 ① G6-3	B SI 94 F SI 95 B SI 95 S SL 90 D SL 90 B SI 94 4-2 BB		3	0	1	1	1	0	1
Inning Stats	R: 2 E: 1 K: 0 S: 12 H: 1 LOB: 0 BB: 1 P: 21	R: 1 E: 0 K: 2 S: 16 H: 2 LOB: 1 BB: 0 P: 20	R: 1 E: 0 K: 1 S: 9 H: 1 LOB: 0 BB: 0 P: 12	R: 0 E: 0 K: 1 S: 11 H: 0 LOB: 1 BB: 1 P: 19	R: 0 E: 0 K: 1 S: 7 H: 0 LOB: 0 BB: 0 P: 9	R: 2 E: 0 K: 1 S: 15 H: 2 LOB: 0 BB: 0 P: 21	R: 0 E: 0 K: 1 S: 18 H: 1 LOB: 3 BB: 2 P: 31	R: 0 E: 0 K: 0 S: 10 H: 0 LOB: 3 BB: 2 P: 22	R: 0 E: 0 K: 0 S: 8 H: 1 LOB: 1 BB: 0 P: 10	1B: 4 2B: 1 3B: 0 HR: 3 SF: 1 SAC: 0 DP: 1 HBP: 1	WP: 0 PB: 0 SB: 1 CS: 0 PA: 42					

TOP

Los Angeles Dodgers @ Milwaukee Brewers

American Family Field, Milwaukee, WI

Tue May 09 2023, 6:42 PM - 9:35 PM CDT

Att. 23,874 - Roof Closed - 67 F

livebaseballscorecards.com

AB	34
R	6
H	8
RBI	6
BB	6
SO	7
LOB	19

PITCHER		IP	WLS	BF	H	R	ER	SO	BB	IBB	HBP	BLK	WP	HR	S	P	ERA	WHIP
52 Eric Lauer, L ERA: 4.72	(1, 1)	3.2	L	17	4	4	3	4	2	0	0	0	0	2	44	67	7.36	1.636
46 Bryse Wilson, R ERA: 2.7	(4, 1)	2.1		9	2	2	2	2	0	0	0	0	0	1	26	35	7.71	0.857
47 Gus Varland, R ERA: 2.25	(7, 1)	1.1		9	1	0	0	1	3	0	1	0	0	0	23	44	0.00	3.000
59 Elvis Peguero, R ERA: 1.74	(8, 1)	1.2		7	1	0	0	0	1	0	0	0	0	0	13	19	0.00	1.200

PITCHER	IP	WLS	BF	H	R	ER	SO	BB	IBB	HBP	BLK	WP	HR	S	P	ERA	WHIP

Batter	1	2	3	4	5	6	7	8	9	AB	R	H	RBI	BB	SO	LOB
22 Christian Yelich, L (1, 7) OBP: 0.329, SLG: 0.363	B SI 92 S FC 91 B CH 87 C FC 91 F SI 93 X CH 87 2-2 33 BB 1B		B SI 88 F FC 87 F SI 89 F SI 90 B ST 80 X SI 90 2-2 ② L7			B SI 97 B SI 95 X SI 96 2-0 ② G4-3		B ST 83 B ST 81 C FF 94 B FF 92 B FF 92 4-1 45 1B BB		3	0	1	0	1	0	1
33 Jesse Winker, L (1, 10) OBP: 0.360, SLG: 0.274 45 Luke Voit, R (6, PH) OBP: 0.277, SLG: 0.250 (7, 10)	B SI 92 C FF 91 S FC 89 B FC 88 1 SAFE B CH 84 B FC 88 4-2 11 G4-6-3 1-2 BB		B FC 88 S FC 88 S FC 88 B FC 88 C SI 91 2-3 ③ K			C SL 87 C SI 96 C SI 94 0-3 ③ K		B SL 87 C SI 98 B SL 86 X SI 98 2-1 1-2 1B		1 2	0 0	0 1	0 0	1 0	1 0	1 0
27 Willy Adames, R (1, 6) OBP: 0.325, SLG: 0.420	C FC 88 B SI 92 D CH 87 B FC 89 X FC 88 3-1 ① F7			B FC 87 B FC 86 C SI 87 F SI 88 B ST 79 X SI 88 3-2 ① G6-3			B FF 92 B ST 79 X FF 92 2-0 ① G6-3	C SL 86 F SL 83 F SI 98 B SI 98 S SL 86 1-3 ③ K		4	0	0	0	0	1	4
11 Rowdy Tellez, L (1, 3) OBP: 0.318, SLG: 0.540	F SI 92 S SI 92 X SI 92 0-2 ②③ G4-6-3 1-2f			C SI 88 B ST 80 C SI 90 X ST 79 1-2 ② G3-1			C FF 94 X FS 86 0-1 HR		B SI 97 C SI 98 C FC 94 B SL 86 B SL 86 C SI 97 3-3 ① K	4	1	1	1	0	1	2
9 Brian Anderson, R (1, 5) OBP: 0.326, SLG: 0.423		C FF 94 B SL 86 B FF 95 X FF 95 2-1 ① G6-3		F SI 88 F ST 78 B ST 77 S SI 90 1-3 ③ K			S FF 93 C FF 94 F FS 87 B FF 94 B ST 82 B FF 95 X FF 94 3-2 ② G6-3		C SI 98 B SI 99 F SL 87 F SI 98 X SI 98 1-2 E4 2 FC4-6 7 BB	4	0	0	0	0	1	0
7 Victor Caratini, S (1, 2) OBP: 0.417, SLG: 0.450		B FF 94 C FF 95 F SL 82 B FF 95 X FF 95 2-2 ② G5-3			B CH 86 C SI 94 X SI 94 1-1 ① G4-3		X FF 95 0-0 HR		C FC 96 B SL 87 B SI 98 F FC 95 B SL 86 F FC 95 B FC 95 4-2 2 FC4-6 1-2 BB	3	1	1	1	1	0	0
2 Brice Turang, L (1, 4) OBP: 0.302, SLG: 0.337		F FF 96 B FF 94 X SL 83 1-1 ③ P6			C SI 93 C FF 94 B CH 87 F FF 94 F FF 95 B CH 88 X ST 81 2-2 ② F9		B FS 88 C FF 94 B FS 87 C FF 95 T FF 95 2-2 ③ K		F FC 96 F FC 95 F FF 99 X FC 95 0-2 ② FC4-6 15 DI 1-2f 2-3	4	0	0	0	0	1	2
15 Tyrone Taylor, R (1, 9) OBP: 0.222, SLG: 0.346			C FF 94 X SL 85 0-1 28 S 1B		B ST 82 B ST 83 X SI 96 2-0 ③ F9			C FF 92 F ST 80 X FF 94 0-2 ① G6-3	B ST 85 S ST 86 B ST 85 F SI 97 B ST 87 X SI 96 3-2 ③ G4-3 1-2	4	0	1	0	0	0	2
28 Joey Wiemer, R (1, 8) OBP: 0.288, SLG: 0.364			F SL 84 S FF 95 1 SAFE B FF 95 C FF 96 1-3 ① K 1-2			C SI 96 F SL 86 B SL 88 X CH 88 1-2 ① F7		B FF 94 S FS 86 S FF 93 S ST 82 1-3 ② K		3	0	0	0	0	2	1
Inning Stats	R: 0 E: 0 K: 0 S: 11 H: 1 LOB: 1 BB: 1 P: 20	R: 0 E: 0 K: 0 S: 7 H: 0 LOB: 0 BB: 0 P: 12	R: 0 E: 0 K: 2 S: 12 H: 1 LOB: 1 BB: 0 P: 17	R: 0 E: 0 K: 1 S: 9 H: 0 LOB: 0 BB: 0 P: 14	R: 0 E: 0 K: 0 S: 8 H: 0 LOB: 0 BB: 0 P: 13	R: 0 E: 0 K: 1 S: 7 H: 0 LOB: 0 BB: 0 P: 10	R: 2 E: 0 K: 1 S: 11 H: 2 LOB: 0 BB: 0 P: 18	R: 0 E: 0 K: 2 S: 13 H: 1 LOB: 2 BB: 1 P: 21	R: 0 E: 1 K: 1 S: 17 H: 0 LOB: 2 BB: 1 P: 28	1B: 3 2B: 0 3B: 0 HR: 2	SF: 0 SAC: 0 DP: 1 HBP: 0		WP: 0 PB: 0 SB: 1 CS: 0	PA: 35			

PITCHER		IP	WLS	BF	H	R	ER	SO	BB	IBB	HBP	BLK	WP	HR	S	P	ERA	WHIP
43 Noah Syndergaard, R ERA: 6.12	(1, 1)	1.0		4	1	0	0	0	1	0	0	0	0	0	11	20	0.00	2.000
52 Phil Bickford, R ERA: 5.4	(2, 1)	1.1		5	1	0	0	1	0	0	0	0	0	0	12	18	0.00	0.750
63 Justin Bruihl, L ERA: 1.35	(3, 1)	1.2	W	5	0	0	0	2	0	0	0	0	0	0	16	25	0.00	0.000
38 Yency Almonte, R ERA: 6.46	(5, 1)	1.0		3	0	0	0	0	0	0	0	0	0	0	8	13	0.00	0.000
81 Victor González, L ERA:	(6, 1)	1.0		3	0	0	0	1	0	0	0	0	0	0	7	10	0.00	0.000

PITCHER		IP	WLS	BF	H	R	ER	SO	BB	IBB	HBP	BLK	WP	HR	S	P	ERA	WHIP
18 Shelby Miller, R ERA: 2.2	(7, 1)	1.2		8	2	2	2	2	1	0	0	0	0	2	18	30	10.80	1.800
48 Brusdar Graterol, R ERA: 3.0	(8, 1)	1.0		6	1	0	0	2	1	0	0	0	0	0	20	31	0.00	2.000
59 Evan Phillips, R ERA: 2.19	(9, 1)	0.1	S	1	0	0	0	0	0	0	0	0	0	0	3	6	0.00	0.000

BOTTOM

Los Angeles Dodgers @ Milwaukee Brewers

American Family Field, Milwaukee, WI

Tue May 09 2023, 6:42 PM - 9:35 PM CDT

Att. 23,874 - Roof Closed - 67 F

livebaseballscorecards.com

AB	32
R	2
H	5
RBI	2
BB	3
SO	8
LOB	13

Batter	1	2	3	4	5	6	7	8	9	AB	R	H	RBI	BB	SO	LOB
50 Mookie Betts, R (1, 9) OBP: 0.348, SLG: 0.471	C FF 90 B FC 88 B FC 87 X FF 90 2-1 F8 ①			C CU 74 X FC 86 0-1 G5-3 ①	B FF 90 C FF 91 B FF 90 X FC 88 2-1 F3 ②	B SI 93 B SI 92 S FC 88 X SI 92 2-1 SF8 ① 3-H		B FF 88 X ST 79 1-0 P4 ②		4	0	0	1	0	0	3
5 Freddie Freeman, L (1, 3) OBP: 0.360, SLG: 0.480	B SL 79 C FC 87 F FC 87 B SL 79 C CH 84 2-3 K ②			C FC 87 X SL 78 0-1 HR	B FC 88 X CH 85 1-0 1B 1-2 2-H 3-H	B FF 94 F SI 93 X FC 88 1-1 F7 ②		S FF 88 B ST 79 X FF 87 1-1 L9 ③		5	1	2	3	0	1	2
16 Will Smith, R (1, 10) OBP: 0.420, SLG: 0.625	C FC 86 S FF 91 F FF 91 F FF 92 B CH 83 B FC 86 B FF 91 X FC 86 3-2 F9 ③			B FF 89 X FC 87 1-0 HR	B FF 90 D CH 84 C FC 86 X FF 91 2-1 F9 ③	C FF 94 F SI 94 B FC 88 F SI 95 B FF 95 B FC 85 F FF 95 F FC 88 B SI 93 4-2 BB 1-2 2-3			B FF 94 S FF 94 B FF 95 C FF 95 X CH 86 2-2 G5-3 ①	4	1	1	1	1	0	2
3 Chris Taylor, R (1, 5) OBP: 0.267, SLG: 0.484		F FC 86 B FF 90 F FF 89 S CH 84 1-3 K ①		B FF 90 X FF 90 1-0 F9 ②		C FC 86 17 HR HBP B SI 93 B SL 84 S SL 84 S SL 84 1-3 K ③			B FF 95 S FF 94 X FF 94 1-1 L8 ②	4	1	0	0	0	2	3
17 Miguel Vargas, R (1, 4) OBP: 0.338, SLG: 0.430		B CH 84 X FC 86 1-0 F8 ②		F FC 88 C CH 84 B CH 83 X CH 84 1-2 L5 ③		C FF 89 B CH 82 B FC 86 F FC 84 F FF 90 B FF 90 X FC 85 3-2 HR 1-H	C SL 82 X SL 83 0-2 G5-3 ①		C FF 95 S FF 95 B CH 86 B CH 86 F CH 84 F FF 95 S CH 85 2-3 K ③	5	1	1	2	0	1	0
33 James Outman, L (1, 8) OBP: 0.374, SLG: 0.578		B FF 90 C FC 88 F SL 79 B FF 92 S SL 79 2-3 K ③			B SL 78 C SL 79 B FC 86 X FC 87 2-1 P6 ①	S SL 79 B SL 78 X FC 88 1-1 6 1B 11 1B 1B	B FF 94 X CH 88 1-0 2B			4	1	2	0	0	1	0
11 Miguel Rojas, R (1, 6) OBP: 0.258, SLG: 0.211			C FC 86 C FF 90 X FC 86 0-2 G1-3 ①		C FC 86 X FF 90 0-1 25 E 25 S 5 1B 1B	C SI 93 C FC 88 X FC 84 0-2 15 BB 6 1B 50 SF8 1B 1-2	X SI 96 0-0 L4 ②			4	2	2	0	0	0	1
25 Trayce Thompson, R (1, 7) OBP: 0.277, SLG: 0.352 6 David Peralta, L (6, PH) OBP: 0.239, SLG: 0.301 (6, 7)			C FF 89 B FC 85 F FC 86 B CH 84 B FC 88 X FC 88 3-2 P4 ②		1 SAFE B FC 87 F FF 89 B CH 83 C CH 83 F FF 90 B FF 91 D CH 84 4-2 15 BB 5 1B BB 1-3	X FC 89 0-0 16 WP 15 BB 1B 1-2 2-H	X CH 90 0-0 G4-3 ③			1 2	1 0	0 1	0 1	1 0	0 0	0 1
15 Austin Barnes, R (1, 2) OBP: 0.206, SLG: 0.111			C FF 90 B CH 83 F FC 87 X CH 84 1-2 G6-3 ③		D FC 87 L FC 84 B FF 90 D CH 84 F FC 88 B CH 84 4-2 5 1B BB 1-2	F SI 93 S FC 87 F FF 94 D ST 84 B SI 95 B SI 94 B FC 88 4-2 16 WP BB 1-2 2-3		C SI 86 B ST 79 C ST 78 B FF 87 S FF 86 2-3 K ①		2	0	0	0	2	1	0
Inning Stats	R: 0 E: 0 K: 1 S: 10 H: 0 LOB: 0 BB: 0 P: 17	R: 0 E: 0 K: 2 S: 7 H: 0 LOB: 0 BB: 0 P: 11	R: 0 E: 0 K: 0 S: 9 H: 0 LOB: 0 BB: 0 P: 13	R: 2 E: 0 K: 0 S: 9 H: 2 LOB: 0 BB: 0 P: 12	R: 2 E: 0 K: 0 S: 14 H: 2 LOB: 2 BB: 2 P: 29	R: 4 E: 0 K: 1 S: 26 H: 4 LOB: 3 BB: 2 P: 43	R: 0 E: 0 K: 0 S: 6 H: 1 LOB: 1 BB: 0 P: 7	R: 0 E: 0 K: 1 S: 6 H: 0 LOB: 0 BB: 0 P: 10	R: 0 E: 0 K: 1 S: 10 H: 0 LOB: 0 BB: 0 P: 15	1B: 5 2B: 1 3B: 0 HR: 3 SF: 1 SAC: 0 DP: 0 HBP: 1						

PITCHER		IP	WLS	BF	H	R	ER	SO	BB	IBB	HBP	BLK	WP	HR	S	P	ERA	WHIP
20 Wade Miley, L ERA: 3.6	(1, 1)	5.0	L	24	6	7	7	3	2	0	1	0	0	3	56	94	12.60	1.600
48 Colin Rea, R ERA: 4.94	(6, 1)	0.2		6	2	1	1	0	2	0	0	0	1	0	16	27	13.50	6.000
31 Joel Payamps, R ERA: 2.6	(6, 1)	1.1		5	1	0	0	1	0	0	0	0	0	0	9	11	0.00	0.750
55 Hoby Milner, L ERA: 4.5	(8, 1)	1.0		3	0	0	0	1	0	0	0	0	0	0	6	10	0.00	0.000
38 Devin Williams, R ERA: 0.79	(9, 1)	1.0		3	0	0	0	1	0	0	0	0	0	0	10	15	0.00	0.000

PITCHER	IP	WLS	BF	H	R	ER	SO	BB	IBB	HBP	BLK	WP	HR	S	P	ERA	WHIP

TOP

Los Angeles Dodgers @ Milwaukee Brewers

American Family Field, Milwaukee, WI

Wed May 10 2023, 12:41 PM - 2:52 PM CDT

Att. 30,112 - Partly Cloudy - 71 F

livebaseballscorecards.com

AB	35
R	8
H	9
RBI	8
BB	4
SO	6
LOB	12

Batter	1	2	3	4	5	6	7	8	9	AB	R	H	RBI	BB	SO	LOB
6 Owen Miller, R (1, 4) OBP: 0.323, SLG: 0.345 2 Brice Turang, L (9, PH) OBP: 0.299, SLG: 0.333	C FF 92 S CU 73 S SL 88 0-3 ① K		S FF 92 F SL 87 B CU 75 B FF 92 X SL 87 2-2 ③ P4			C FF 88 B CU 74 F CU 73 X SL 85 1-2 27 G6-4-3 1B			S CH 84 B FC 92 B CH 84 B FC 90 S FC 89 C FC 92 3-3 ① K	3 1	0 0	1 0	0 0	0 0	1 1	0 0
24 William Contreras, R (1, 2) OBP: 0.356, SLG: 0.429	B SL 87 B SL 87 C FF 91 X SL 88 2-1 ② P3			B SL 88 C FF 91 F FF 92 F SL 88 X SL 88 1-2 HR		C FF 91 B CU 73 B FF 91 F FF 92 F SL 88 F FF 91 B CU 74 S SL 88 3-3 ① K			C FC 90 X CH 84 0-1 ② F7	4	1	1	1	0	1	1
27 Willy Adames, R (1, 6) OBP: 0.323, SLG: 0.415	C FF 92 C CU 74 X CU 76 0-2 1B			C FF 92 X SL 87 0-1 ① P3		S SL 88 X FF 92 0-1 ②③ G6-4-3 1-2f			B CH 84 F FC 90 F CH 85 X CU 78 1-2 ③ P6	4	0	1	0	0	0	1
22 Christian Yelich, L (1, 7) OBP: 0.323, SLG: 0.355	D SL 89 X SL 88 1-0 ③ P5			S FF 92 F CU 75 B SL 87 F FF 92 X SL 87 1-2 ② G6-3			F FF 90 C FF 90 F SL 87 F CU 73 X FF 89 0-2 ① L9			3	0	0	0	0	0	1
10 Mike Brosseau, R (1, 10) OBP: 0.276, SLG: 0.426		B SL 88 B SL 87 F FF 92 S SL 86 X CU 74 2-2 9 G6-4-3 1B		F FF 92 C FF 92 S FF 93 0-3 ③ K			S SL 87 S CU 74 B FF 92 F SL 87 B FF 91 S SL 87 2-3 ② K			3	0	1	0	0	2	0
9 Brian Anderson, R (1, 5) OBP: 0.319, SLG: 0.413		X FF 91 0-0 ①② G6-4-3 1-2f			C SL 87 F CU 74 B SL 88 C FF 92 1-3 ① K		S SL 86 X CH 87 0-1 ③ G1-3			3	0	0	0	0	1	1
45 Luke Voit, R (1, 3) OBP: 0.279, SLG: 0.270		C FF 92 F SL 87 B FF 92 F SL 86 C FF 91 1-3 ③ K			S SL 87 B FF 92 C CU 74 B SL 88 X FF 92 2-2 2B			F FC 89 F CH 86 S CH 87 0-3 ① K		3	0	1	0	0	2	0
15 Tyrone Taylor, R (1, 9) OBP: 0.200, SLG: 0.310 (9, 8)			S SL 87 B CU 74 F FF 92 S SL 88 1-3 ① K		S SL 89 B CU 75 X FF 93 1-1 ② G5-3			B FC 89 B CH 83 F FC 89 B CH 84 C FC 90 F FC 90 X FC 91 3-2 ② F7		3	0	0	0	0	1	1
28 Joey Wiemer, R (1, 8) OBP: 0.283, SLG: 0.358 33 Jesse Winker, L (8, PH) OBP: 0.356, SLG: 0.270 (9, 9)			B FF 92 F SL 88 X CU 74 1-1 ② F9		F SL 89 S FF 93 S FF 93 0-3 ③ K			C FC 91 B CH 85 C CH 84 B CH 86 C FC 91 2-3 ③ K		2 1	0 0	0 0	0 0	0 0	1 1	1 0
Inning Stats	R: 0 E: 0 K: 1 S: 9 H: 1 LOB: 1 BB: 0 P: 12	R: 0 E: 0 K: 1 S: 8 H: 1 LOB: 0 BB: 0 P: 11	R: 0 E: 0 K: 1 S: 8 H: 0 LOB: 0 BB: 0 P: 12	R: 1 E: 0 K: 1 S: 13 H: 1 LOB: 0 BB: 0 P: 15	R: 0 E: 0 K: 2 S: 11 H: 1 LOB: 1 BB: 0 P: 15	R: 0 E: 0 K: 1 S: 10 H: 1 LOB: 0 BB: 0 P: 14	R: 0 E: 0 K: 1 S: 11 H: 0 LOB: 0 BB: 0 P: 13	R: 0 E: 0 K: 2 S: 10 H: 0 LOB: 0 BB: 0 P: 15	R: 0 E: 0 K: 1 S: 8 H: 0 LOB: 0 BB: 0 P: 12	1B: 3 2B: 1 3B: 0 HR: 1 SF: 0 SAC: 0 DP: 2 HBP: 0						

PITCHER	IP	WLS	BF	H	R	ER	SO	BB	IBB	HBP	BLK	WP	HR	S	P	ERA	WHIP
22 Clayton Kershaw, L (1, 1) ERA: 2.36	7.0	W	24	5	1	1	8	0	0	0	0	0	1	70	92	1.29	0.714
46 Wander Suero, R (8, 1) ERA: 5.79	2.0		6	0	0	0	3	0	0	0	0	0	0	18	27	0.00	0.000

PITCHER	IP	WLS	BF	H	R	ER	SO	BB	IBB	HBP	BLK	WP	HR	S	P	ERA	WHIP

BOTTOM

Los Angeles Dodgers @ Milwaukee Brewers

American Family Field, Milwaukee, WI

Wed May 10 2023, 12:41 PM - 2:52 PM CDT

Att. 30,112 - Partly Cloudy - 71 F

livebaseballscorecards.com

AB	30
R	1
H	5
RBI	1
BB	0
SO	11
LOB	6

Kansas City Royals @ Milwaukee Brewers

American Family Field, Milwaukee, WI

Fri May 12 2023, 7:11 PM - 9:55 PM CDT

Att. 24,900 - Roof Closed - 70 F

TOP

livebaseballscorecards.com

Batter	1	2	3	4	5	6	7	8	9	AB	R	H	RBI	BB	SO	LOB
7 Bobby Witt Jr., R (1, 6) OBP: 0.263, SLG: 0.414	C FC 94 S FC 94 B FC 94 S SL 90 1-3 ① K		F SL 90 F SI 93 S CU 80 0-3 ① K		C FC 93 F FC 94 B SL 90 B SL 89 B FC 94 F CU 79 F SI 95 X FC 94 3-2 ① L8		X SL 85 0-0 ③ L7			4	0	0	0	0	2	0
9 Vinnie Pasquantino, L (1, 10) OBP: 0.371, SLG: 0.514	B FC 95 B FC 94 F FC 96 F FC 95 B CH 90 B FC 95 4-2 BB		C FC 94 F CH 89 B CU 80 X FC 94 1-2 ② F7		F FC 92 B FC 94 B CH 89 X FC 94 2-1 ② G3			C FF 92 S CH 84 B CH 84 X SL 81 1-2 ① P5		3	0	0	0	1	0	0
14 Edward Olivares, R (1, 7) OBP: 0.306, SLG: 0.407	B SI 94 B FC 94 X FC 95 2-0 ② F7		C SI 94 C FC 95 B CU 81 B SL 91 B SI 96 B FC 93 4-2 1 BB		B CU 80 X FC 93 1-0 ③ G3-1			C FF 94 F SI 93 F SL 81 B FF 92 B FF 93 B SL 81 X SI 92 3-2 ② F8		3	0	0	0	1	0	1
1 MJ Melendez, L (1, 9) OBP: 0.291, SLG: 0.366	B FC 94 B FC 95 S FC 95 F FC 95 D CU 80 X CH 89 3-2 ③ F7		S FC 94 B FC 94 1 SAFE D CU 80 B FC 94 B FC 94 4-1 1-2 BB			S FC 93 F FC 92 B FC 93 B FC 93 C CU 79 2-3 ① K		F FF 93 B CH 83 B CH 84 X FF 93 2-1 ③ L9		3	0	0	0	1	1	1
11 Maikel Garcia, R (1, 4) OBP: 0.279, SLG: 0.316		B FC 95 S FC 95 C FC 95 S SL 91 1-3 ① K	F FC 93 B SL 87 C SI 95 B FC 94 S SL 90 2-3 ③ K			B FC 94 F FC 94 X FC 92 1-1 ② F8			B SI 95 F SI 96 C SL 91 F SL 91 B SL 91 X SL 92 2-2 ① G4-3	4	0	0	0	0	2	2
32 Nick Pratto, L (1, 3) OBP: 0.426, SLG: 0.509		C CU 79 X FC 96 0-1 FC4-6 17 BB 1B		C FC 93 B CU 80 F CH 89 B FC 93 B CU 79 X FC 94 3-2 ① F8		C CU 78 C FC 93 C FC 94 0-3 ③ K			B SI 97 F SI 96 C SL 91 B SI 95 B SL 91 S SL 90 3-3 ② K	4	0	1	0	0	2	0
17 Hunter Dozier, R (1, 5) OBP: 0.272, SLG: 0.288 19 Michael Massey, L (9, PH) OBP: 0.272, SLG: 0.311		B FC 96 D SL 91 1 SAFE B FC 93 C FC 94 B FC 95 4-1 FC4-6 1-2 BB		C FC 94 S SL 89 B SL 89 X SI 94 1-2 1B			F SI 96 B SL 84 B SL 84 B SL 84 F FF 96 C SL 83 3-3 ① K		C SL 92 B SI 98 F SI 98 F SL 92 F SL 90 F SL 92 F SI 97 S SL 91 1-3 ③ K	2 1	0 0	1 0	0 0	1 0	1 1	0 0
Jackie Bradley Jr., L (1, 8) OBP: 0.257, SLG: 0.254		S FC 94 B CH 89 X CH 89 1-1 ② FC4-6 1-2f 2-3		C FC 93 C FC 94 D CH 89 S CU 79 1-3 ② K			S CH 90 C CH 90 X FF 96 0-2 ② P2			3	0	0	0	0	1	3
34 Freddy Fermin, R (1, 2) OBP: 0.379, SLG: 0.741		S FC 95 1 SAFE B SL 90 S SL 90 F FC 95 B SL 92 D CU 80 X SL 90 3-2 ③ F8		F FC 93 X SI 94 0-1 ③ L8			B SI 96 B SL 84 X SI 94 2-0 HR			3	1	1	1	0	0	3

| Inning Stats | | |

BOTTOM

Kansas City Royals @ Milwaukee Brewers

American Family Field, Milwaukee, WI

Fri May 12 2023, 7:11 PM - 9:55 PM CDT

Att. 24,900 - Roof Closed - 70 F

livebaseballscorecards.com

Batter	1	2	3	4	5	6	7	8	9	AB	R	H	RBI	BB	SO	LOB
6 Owen Miller, R (1, 4) OBP: 0.348, SLG: 0.435 2 Brice Turang, L (8, 4) OBP: 0.296, SLG: 0.330	F FF 93 C FF 94 B FF 93 F SL 87 B SL 87 B SL 86 F FF 94 C SI 93 3-3 ① K		C FF 92 F SL 84 X SL 84 0-2 HR		F FF 93 X FF 94 0-1 27 G6-3 9 G1-2-3 2B		C FF 94 B SL 85 B SL 85 X FF 94 2-1 27 WP 24 BB 22 1B 1B	X SI 95 0-0 ② FC3-6 24 BB 1-2f 2-3		4 1	2 0	3 0	1 0	0 0	1 0	0 2
24 William Contreras, R (1, 2) OBP: 0.366, SLG: 0.421	C SI 94 B SI 94 S SI 94 S CU 81 1-3 ② K		X SL 85 0-0 ① G5-3		B SL 81 B CH 88 B CH 87 B CH 88 4-0 27 G6-3 BB		S SL 84 B FF 96 B SL 85 B SL 85 B FF 94 4-1 22 1B 27 WP 9 1B BB 1-2	S SL 87 B SL 87 1 SAFE B SI 97 B SI 96 B SI 96 4-1 ① BB 1-2		2	1	0	0	3	1	0
27 Willy Adames, R (1, 6) OBP: 0.321, SLG: 0.406	B FF 93 C SI 92 C SI 93 B SL 87 B SL 86 B SI 93 4-2 22 E 22 S 22 1B BB		B FF 93 B CH 87 B CH 88 S FF 93 S FF 93 C FF 94 3-3 ② K		C FF 93 B CH 88 X CH 87 1-1 ① G6-3 1-2 2-3		B SL 86 F SL 86 S SI 98 1-2 CI 22 1B 1-2 2-3	F SL 88 S SL 88 S SL 89 0-3 ③ K		3	1	0	0	1	2	5
22 Christian Yelich, L (1, 7) OBP: 0.333, SLG: 0.362	C FF 93 B SI 93 B SI 93 X SI 92 2-1 9 S 1-H 1B		B FF 94 X FF 93 1-0 ③ L1-3		B SL 86 B CH 88 B SL 87 3-0 IBB		C CU 82 D CU 82 B SL 86 X FF 95 2-1 ① 9 1B 1-2 2-3 3-H 1B			3	0	2	2	1	0	0
9 Brian Anderson, R (1, 5) OBP: 0.324, SLG: 0.415	B SI 94 1 SAFE C SI 93 X CU 77 1-1 ③ G3 1-2			C FF 93 F FF 93 B FF 93 X SL 84 1-2 11 G1-3 15 1B 1B	F CH 87 X SL 85 0-1 ②③ G1-2-3 3-Hf		C SL 85 X CU 81 0-1 45 G4-3 1-2 3-H 1B			4	1	2	1	0	0	4
45 Luke Voit, R (1, 10) OBP: 0.292, SLG: 0.273		B FF 93 B FF 94 F FF 93 B FF 92 F FF 94 B FF 95 4-2 15 G6-4-3 11 1B BB	S SL 84 C FF 93 S FF 93 0-3 ① K			B SL 84 B FF 93 F FF 92 F FF 94 F SL 83 B FF 94 X SL 85 3-2 11 S 1B	X FF 94 0-0 ②③ G4-3 1-2f			3	0	1	0	1	1	3
11 Rowdy Tellez, L (1, 3) OBP: 0.323, SLG: 0.534		C FF 93 X CH 87 0-1 15 G6-4-3 1-2 1B	C FF 93 1 SAFE B FF 95 X CH 87 1-1 ② G1-3 1-2			B FF 93 B FF 93 C FF 94 F CH 87 F CH 88 F CH 88 B CH 87 F CH 87 F FF 94 3-3 ① K S SL 84 1-2		B SL 85 B SL 86 B SI 94 B SI 94 4-0 2 FC3-6 28 1B BB		3	0	1	0	1	1	2
15 Tyrone Taylor, R (1, 9) OBP: 0.206, SLG: 0.303		B SL 85 B FF 94 C SL 84 B SL 83 X SL 84 3-1 ①② G6-4-3 1-2f 2-3	B SL 85 X SL 85 1-0 ② 2-H 1B			B SI 94 F SI 93 C SI 93 F SL 82 S FF 94 1-3 ② K		C SI 95 F FF 95 C FF 96 0-3 ① K		4	0	1	1	0	2	4
28 Joey Wiemer, R (1, 8) OBP: 0.282, SLG: 0.354		D SL 85 T SL 84 X SL 84 1-1 ③ P5	S FF 93 B FF 92 C FF 94 F FF 94 F CH 87 F CH 87 F FF 94 B SL 85 S SL 84 2-3 ③ K			C SI 94 X SL 83 0-1 ③ F9		C SI 96 C SI 94 X FF 96 0-2 2 FC3-6 1-2 1B		4	0	1	0	0	1	3
Inning Stats	R: 1 E: 0 K: 2 S: 14 H: 1 LOB: 1 BB: 1 P: 25	R: 0 E: 0 K: 0 S: 8 H: 1 LOB: 1 BB: 1 P: 16	R: 1 E: 0 K: 1 S: 8 H: 1 LOB: 0 BB: 0 P: 12	R: 1 E: 0 K: 2 S: 16 H: 2 LOB: 1 BB: 0 P: 21	R: 0 E: 0 K: 0 S: 6 H: 1 LOB: 2 BB: 2 P: 14	R: 0 E: 0 K: 0 S: 17 H: 1 LOB: 1 BB: 0 P: 24	R: 2 E: 1 K: 0 S: 10 H: 3 LOB: 1 BB: 1 P: 19	R: 0 E: 0 K: 2 S: 11 H: 1 LOB: 3 BB: 2 P: 19		1B: 9 2B: 1 3B: 0 HR: 1 SF: 0 SAC: 0 DP: 3 HBP: 0					

	AB	31
	R	5
	H	11
	RBI	5
	BB	7
	SO	9
	LOB	23

WP: 1 PA: 39
PB: 0
SB: 3
CS: 0

PITCHER		IP	WLS	BF	H	R	ER	SO	BB	IBB	HBP	BLK	WP	HR	S	P	ERA	WHIP
38 Josh Taylor, L ERA: 6.0	(1, 1)	1.0	L	5	1	1	0	2	1	0	0	0	0	0	14	25	0.00	2.000
60 Max Castillo, R ERA: 3.86	(2, 1)	4.1		20	6	2	2	4	2	1	0	0	0	1	49	80	4.15	1.846
74 Jose Cuas, R ERA: 4.96	(6, 1)	0.2		2	0	0	0	1	0	0	0	0	0	0	6	7	0.00	0.000
63 Josh Staumont, R ERA: 3.27	(7, 1)	1.0		6	3	2	2	0	1	0	0	0	1	0	10	19	18.00	4.000
22 Amir Garrett, L ERA: 3.24	(8, 1)	1.0		6	1	0	0	2	2	0	0	0	0	0	11	19	0.00	3.000

PITCHER	IP	WLS	BF	H	R	ER	SO	BB	IBB	HBP	BLK	WP	HR	S	P	ERA	WHIP

Kansas City Royals @ Milwaukee Brewers

American Family Field, Milwaukee, WI

Sat May 13 2023, 6:11 PM - 8:53 PM CDT

Att. 35,766 - Roof Closed - 68 F

livebaseballscorecards.com

Batter	1	2	3	4	5	6	7	8	9	AB	R	H	RBI	BB	SO	LOB
7 Bobby Witt Jr., R (1, 6) OBP: 0.267, SLG: 0.419	C SI 94 C SI 93 X CU 81 0-2 13 1B 1 SF7 2B	C SI 94 B SI 93 F SI 94 X SI 94 1-2 ③ FC5-4 1-2f		C SL 84 F SI 94 B FF 94 F SI 93 B SL 85 B SI 93 1 SAFE X SI 92 3-2 1-2 1B		C ST 78 B FF 88 S CH 81 F FF 89 F ST 79 X CH 80 1-2 ③ L7			C FF 94 C CH 87 S FF 93 0-3 ② K	5	1	2	0	0	1	2
9 Vinnie Pasquantino, L (1, 10) OBP: 0.366, SLG: 0.500	B FF 95 C FF 95 X CH 86 1-1 ① P4		F FF 93 S CH 85 B CH 85 B SI 92 X CH 84 2-2 ① G4-3	C SI 93 X CH 85 0-1 ③ P5			B CH 89 F CH 87 H SL 85 2-1 HBP		B CH 87 B CH 84 C FF 94 F CH 85 F FF 94 X CH 86 2-2 ③ G4-3	4	0	0	0	0	0	3
13 Salvador Perez, R (1, 2) OBP: 0.342, SLG: 0.532	2 SAFE F SI 93 B FF 95 X SI 94 1-1 2-3 1B		X SI 93 0-0 ② G6-3		B SL 82 X SL 81 1-0 HR		B SL 84 B SI 96 F SI 96 F SI 95 S SL 84 2-3 ① K			4	1	2	1	0	1	1
1 MJ Melendez, L (1, 9) OBP: 0.290, SLG: 0.372	F FF 95 B FF 95 C FF 95 F SI 94 F CU 82 B SI 93 F SL 86 B FF 95 F CH 86 3-2 X FF 86 ② SF7 3-H		C CH 84 C FF 95 F FF 95 F FF 94 B SL 84 B CH 85 X FF 95 2-2 32 2B 2B		C ST 79 X SI 88 0-1 ① L8		F FF 96 B SL 85 C SL 84 F FF 96 B SL 86 B CH 91 F SL 84 F FF 95 S SL 84 3-3 ② K			3	1	1	1	0	1	1
32 Nick Pratto, L (1, 3) OBP: 0.431, SLG: 0.544	B CH 86 F FF 95 B SI 93 S SL 84 C SI 94 2-3 ③ K		B FF 94 X SI 93 1-0 2-H 2B		B SI 88 C FF 88 F SI 88 B FF 89 X ST 79 2-2 15 G6-3 2B		D CH 90 X FF 96 1-0 ③ P6			4	0	2	1	0	1	2
15 Matt Duffy, R (1, 5) OBP: 0.373, SLG: 0.444 14 Edward Olivares, R (8, PH) OBP: 0.304, SLG: 0.404 (8, 7)		S SL 82 B SL 81 C SI 92 B SL 86 F SI 93 B FF 95 X SI 93 3-2 ① G6-3	B SI 92 C SL 84 B SI 92 C SI 93 S SL 84 2-3 ③ K		X CH 82 0-0 ② G6-3 2-3			C FF 91 C SL 81 F SL 81 S FF 92 0-3 ① K		3 1	0 0	0 0	0 0	1 1	2 0
19 Michael Massey, L (1, 4) OBP: 0.271, SLG: 0.308		C CU 80 S FF 95 X CH 85 0-2 FC4-6 18 BB 1B	B SI 91 C SI 93 C SL 84 F FF 94 X CU 82 1-2 ① F7	C ST 80 F SI 88 F FF 89 B FF 89 B ST 80 X ST 78 2-2 ③ P5				F SI 92 B FF 92 B CH 84 S SL 82 S FF 93 2-3 ② K		4	0	1	0	0	1	1
18 Nate Eaton, R (1, 7) OBP: 0.100, SLG: 0.053 (8, 5)		B FF 94 B SI 93 C FF 95 B SI 93 C SI 93 B SI 93 4-2 FC4-6 1-2 BB	C SL 81 X SI 92 0-1 7 1B 1B		B ST 78 C ST 79 X SI 87 1-1 ① L9			B SI 92 S FF 93 B FF 93 S SL 83 S SL 83 2-3 ③ K		3	0	1	0	1	1	0
Jackie Bradley Jr., L (1, 8) OBP: 0.244, SLG: 0.239		D CH 86 B FF 94 C SI 93 X SI 93 2-1 ② FC4-6 7 FC5-4 1-2f 2-3	F FF 94 X CH 83 0-1 ② F8		C SI 88 S FF 87 B ST 78 S ST 78 1-3 ② K				X FF 95 0-0 ① F7	4	0	0	0	0	1	3
Inning Stats	R: 1 E: 0 K: 1 S: 17 H: 2 LOB: 1 BB: 0 P: 24	R: 0 E: 0 K: 0 S: 14 H: 1 LOB: 2 BB: 1 P: 24	R: 1 E: 0 K: 1 S: 13 H: 2 LOB: 1 BB: 0 P: 20	R: 0 E: 0 K: 0 S: 14 H: 2 LOB: 2 BB: 0 P: 18	R: 1 E: 0 K: 0 S: 11 H: 2 LOB: 1 BB: 0 P: 16	R: 0 E: 0 K: 1 S: 10 H: 0 LOB: 0 BB: 0 P: 13	R: 0 E: 0 K: 2 S: 11 H: 0 LOB: 1 BB: 0 P: 19	R: 0 E: 0 K: 3 S: 10 H: 0 LOB: 0 BB: 0 P: 14	R: 0 E: 0 K: 1 S: 8 H: 0 LOB: 0 BB: 0 P: 10	1B: 4 2B: 4 3B: 0 HR: 1 SF: 1 SAC: 0 DP: 0 HBP: 1	WP: 0 PB: 0 SB: 0 CS: 0 PA: 38					

TOP

AB	35
R	3
H	9
RBI	3
BB	1
SO	9
LOB	15

PITCHER		IP	WLS	BF	H	R	ER	SO	BB	IBB	HBP	BLK	WP	HR	S	P	ERA	WHIP
37 Adrian Houser, R ERA: 5.19	(1, 1)	4.0		21	8	3	3	2	1	0	0	0	0	1	59	88	6.75	2.250
55 Hoby Milner, L ERA: 3.94	(5, 1)	2.0		7	1	0	0	1	0	0	0	0	0	0	20	27	0.00	0.500
31 Joel Payamps, R ERA: 2.79	(7, 1)	1.0		4	0	0	0	2	0	0	1	0	0	0	11	19	0.00	0.000
32 Peter Strzelecki, R ERA: 3.5	(8, 1)	1.0		3	0	0	0	3	0	0	0	0	0	0	10	14	0.00	0.000
38 Devin Williams, R ERA: 0.73	(9, 1)	1.0	W	3	0	0	0	1	0	0	0	0	0	0	8	10	0.00	0.000

PITCHER	IP	WLS	BF	H	R	ER	SO	BB	IBB	HBP	BLK	WP	HR	S	P	ERA	WHIP

Kansas City Royals @ Milwaukee Brewers

American Family Field, Milwaukee, WI

Sat May 13 2023, 6:11 PM - 8:53 PM CDT

Att. 35,766 - Roof Closed - 68 F

livebaseballscorecards.com

BOTTOM

Batter	1	2	3	4	5	6	7	8	9	AB	R	H	RBI	BB	SO	LOB
22 Christian Yelich, L (1, 7) OBP: 0.337, SLG: 0.407	B CU 74 C FF 89 F FC 86 F SI 91 T FC 88 1-2 ① K		B CU 73 1 SAFE B CH 87 X FC 86 2-0 1-H HR			B SL 86 C SI 93 B SL 87 X SI 92 2-1 HR	B ST 85 B CH 90 B ST 86 C FF 95 C SL 88 F SL 89 S SL 88 3-3 ③ K			4	2	2	3	0	2	0
33 Jesse Winker, L (1, 10) OBP: 0.348, SLG: 0.263 45 Luke Voit, R (6, PH) OBP: 0.284, SLG: 0.265 (7, 10)	B FF 90 C CU 75 F FF 91 B SI 91 F CU 72 C FC 88 2-3 ② K		X CU 74 0-0 ③ P4			C FF 94 B SL 88 S SL 86 B SL 86 B CU 80 C FF 93 3-3 ① K		C SL 88 S FS 91 B SI 101 S FF 101 1-3 ① K		2 2	0 0	0 0	0 0	0 0	1 2	0 0
27 Willy Adames, R (1, 6) OBP: 0.319, SLG: 0.401	B FF 90 B SI 89 C FC 87 F SL 80 B CH 89 X SL 80 3-2 ③ G5-3			S SL 79 X CU 70 0-1 11 G4-6-3 1B		C SL 85 B SL 85 X CU 78 1-1 ② G6-3		F FF 102 C FS 92 S SI 103 0-3 ② K		4	0	1	0	0	1	0
11 Rowdy Tellez, L (1, 3) OBP: 0.328, SLG: 0.529 15 Tyrone Taylor, R (8, PR) OBP: 0.206, SLG: 0.303 (9, 9)		C FF 87 B SI 89 B FF 89 C FF 90 S CU 74 2-3 ① K		C CH 86 B FF 89 B CH 87 B FF 89 F CH 87 X SI 91 3-2 ① ② G4-6-3 1-2f		C SL 86 X SL 87 0-1 9 BB 24 BB 1B		C FF 102 B SL 91 F FF 101 F FF 104 B FF 103 B SL 91 B SL 89 4-2 24 S BB		3 0	0 0	1 0	0 0	1 0	1 0	1 0
24 William Contreras, R (1, 2) OBP: 0.370, SLG: 0.413		B SI 91 C FC 86 X SL 80 1-1 ② G6-3		C SI 90 B SL 82 H FF 90 2-1 HBP		S SL 86 D SL 84 C FF 94 B FF 94 D SL 87 B FF 92 4-2 9 BB 1-2 BB		1 SAFE B FF 98 B SL 88 B FF 100 C FF 101 X FF 98 3-1 ③ F9 1-2		2	0	0	0	1	0	1
9 Brian Anderson, R (1, 9) OBP: 0.329, SLG: 0.414 (9, 5)		B FF 90 F FF 89 B SL 81 F FC 86 X CH 88 2-2 ③ G5-3		S SL 80 S SL 80 X SL 78 0-2 ③ P4		F SL 88 B SL 88 B SL 88 C ST 84 B FF 95 F SL 89 F SL 89 B ST 84 4-2 1-2 2-3 BB			B SL 88 F FF 99 S SL 90 B SL 90 X SL 90 2-2 6 2B 28 SF8 1B	3	1	1	0	1	0	1
2 Brice Turang, L (1, 4) OBP: 0.295, SLG: 0.327			C SL 77 S CH 87 X CH 87 0-2 22 HR 1B		F CU 73 B FF 89 S FF 89 B CH 87 C FF 90 2-3 ① K	T ST 85 F FF 96 S SL 88 0-3 ③ K			B SL 85 S FF 97 1 SAFE X KC 83 1-1 ① F8	4	1	1	0	0	2	4
6 Owen Miller, R (1, 5) OBP: 0.343, SLG: 0.439 (9, 3)			B SI 90 S SL 79 1 SAFE C SI 90 B SL 80 X SI 90 2-2 ① F9		C CU 75 X SL 80 0-1 ② G6-3		C FF 94 B SL 89 S SL 89 B SL 89 B FF 96 S SL 90 3-3 ① K		C FF 100 F FF 100 X SL 90 0-2 1-3 2B	4	0	1	0	0	1	1
28 Joey Wiemer, R (1, 8) OBP: 0.273, SLG: 0.345			X SL 80 0-0 ② F6		B FF 90 F SL 79 S SL 82 B FF 91 F SL 81 B FF 90 C FF 90 3-3 ③ K		B SL 90 X SL 89 1-0 ② G6-3		S SL 90 X SL 91 0-1 ② SF8 3-H	3	0	0	1	0	1	1

	AB	R	H	RBI	BB	SO	LOB
	31	4	7	4	3	11	9

Inning Stats	1	2	3	4	5	6	7	8	9
R	0	0	2	0	0	1	0	0	1
H	0	0	2	1	0	2	0	0	2
E	0	0	0	0	0	0	0	0	0
LOB	0	0	0	1	0	3	0	2	1
K	2	1	0	0	0	2	2	2	0
BB	0	0	0	0	0	2	0	1	2
S	11	8	9	9	9	18	8	11	10
P	17	13	13	14	14	32	15	19	13

	1B	4
	2B	1
	3B	0
	HR	2
	SF	1
	SAC	0
	DP	1
	HBP	1

WP	0
PB	0
SB	1
CS	0
PA	36

PITCHER		IP	WLS	BF	H	R	ER	SO	BB	IBB	HBP	BLK	WP	HR	S	P	ERA	WHIP
23 Zack Greinke, R ERA: 5.01	(1, 1)	5.0		18	3	2	2	5	0	0	1	0	0	1	46	71	3.60	0.600
38 Josh Taylor, L ERA: 6.39	(6, 1)	0.2	B	5	2	1	1	1	1	0	0	0	0	1	11	21	13.50	4.500
45 Taylor Clarke, R ERA: 4.19	(6, 1)	1.1		5	0	0	0	3	1	0	0	0	0	0	15	26	0.00	0.750
54 Aroldis Chapman, L ERA: 3.68	(8, 1)	1.0		4	0	0	0	2	1	0	0	0	0	0	11	19	0.00	1.000
43 Carlos Hernández, R ERA: 4.74	(9, 1)	0.2	L	4	2	1	1	0	0	0	0	0	0	0	10	13	13.50	3.000

PITCHER	IP	WLS	BF	H	R	ER	SO	BB	IBB	HBP	BLK	WP	HR	S	P	ERA	WHIP

Batter	1	2	3	4	5	6	7	8	9	AB	R	H	RBI	BB	SO	LOB
7 Bobby Witt Jr., R (1, 10) OBP: 0.271, SLG: 0.442	S FF 92 B SI 92 B FC 88 F SI 93 S FF 94 2-3 ① **K**	F FC 88 B ST 84 B SI 92 X FC 87 2-1 **2B** 2-H 3-H		B CU 77 C FF 91 F FC 85 B FF 91 C SI 90 2-3 ② **K**			X FC 88 0-0 ② **P6**		F FF 90 X FC 86 0-1 **HR**	5	1	2	3	0	2	0
9 Vinnie Pasquantino, L (1, 3) OBP: 0.361, SLG: 0.487	X FC 88 0-0 ② **P4**	2 SAFE B ST 83 B FC 89 C SI 93 X FS 87 2-1 ③ **G3-1**		G FC 88 B SL 82 B FC 88 C FF 92 B FF 92 F FC 87 X SL 85 3-2 ③ **F7**			B CU 74 B FF 92 B FF 91 C FF 90 B FC 86 4-1 **BB**		C FF 90 B FC 85 X FF 90 1-1 ③ **G3-1**	4	0	0	0	1	0	1
13 Salvador Perez, R (1, 2) OBP: 0.346, SLG: 0.552	B ST 84 B ST 84 F SI 94 X SI 93 2-1 **HR**		B FF 94 F FC 86 S ST 83 B FF 93 X SI 92 2-2 11 E, 1 1B, 17 SF8 **1B**		C FC 88 B FF 91 B SL 82 F FC 88 S FF 92 2-3 ① **K**		S FC 88 B FF 92 F FC 87 B FF 92 F FC 88 F FF 92 B FF 93 F FC 88 F SL 84 3-2 ③ **K**			4	2	2	1	0	2	1
1 MJ Melendez, L (1, 9) OBP: 0.302, SLG: 0.379	C FC 86 C FF 94 B FS 86 F FC 88 X FS 87 1-2 11 FC5-4 **1B**		F FC 87 C ST 83 B SI 94 F CU 79 F CU 80 X SI 93 1-2 17 SF8, 32 BB **1B** 1-2		B FF 92 B FC 88 B FF 92 B FF 91 4-0 11 CS **BB**			X FF 88 0-0 ① **G5-3**		3	0	2	0	1	0	0
11 Maikel Garcia, R (1, 6) OBP: 0.255, SLG: 0.286	C SI 92 X FC 88 0-1 ③ **FC5-4** 1-2f		X ST 84 0-0 ① **L6** 2-3		B FC 88 C FF 92 1 SAFE C FF 93 F FF 93 X SL 83 1-2 ②③ **P4** 1-2			C FC 84 F FF 89 B SL 79 X FF 91 1-2 ② **L9**		4	0	0	0	0	0	4
32 Nick Pratto, L (1, 7) OBP: 0.435, SLG: 0.533		C FC 86 X FS 86 0-1 17 FC5-4 **1B**	B SI 92 B SI 92 C FC 87 B ST 81 B FC 86 4-1 17 SF8 **BB** 1-2			C FF 90 F FC 88 B SL 81 F FF 92 F FC 86 F FF 94 B CU 77 B FF 93 S FC 88 3-3 ① **K**		B FF 89 S FC 85 B FC 84 X FF 90 2-1 ③ **G4-3**		3	0	1	0	1	1	0
17 Hunter Dozier, R (1, 5) OBP: 0.271, SLG: 0.329		C SI 93 B FC 88 S ST 83 D SI 93 D ST 84 X SI 93 3-2 ① FC5-4 18 G5-3, 19 BB, 7 2B 1-2f	B CU 79 B FC 88 X FC 86 2-0 ② **SF8** 1-2 2-3 3-H			B FC 87 F FF 92 B FF 92 B FC 87 F FC 87 C CH 82 3-3 ② **K**			B CU 74 F FC 84 X FF 90 1-1 **HR**	3	2	1	2	0	1	1
19 Michael Massey, L (1, 4) OBP: 0.270, SLG: 0.300		S FC 87 B FC 87 B SI 93 F ST 83 B FC 87 1 SAFE B ST 82 4-2 18 G5-3, 7 2B **BB** 1-2	C FC 86 B SI 92 S FF 92 D ST 81 B FC 88 F FC 86 F FS 86 S FS 87 3-3 ③ **K**			C CU 75 X CU 78 0-1 ③ **F8**			B FC 86 B CU 78 C FF 90 C FF 90 S FF 92 2-3 ① **K**	3	1	0	0	1	2	2
18 Nate Eaton, R (1, 8) OBP: 0.091, SLG: 0.048		C SI 92 B SI 94 B ST 84 S SI 92 X SI 93 2-2 ② **G5-3** 1-2 2-3		C FS 86 B FS 88 B FC 84 X SI 89 2-1 ① **G6-3**			S FF 90 F FC 86 F FF 92 F FF 91 B SL 80 B FC 87 F FF 92 F FF 92 C FF 93 2-3 ① **K**		F FC 86 X FF 91 0-1 ② **L4**	4	0	0	0	0	1	2
Inning Stats	R: 1 E: 0 K: 1 S: 12 H: 2 LOB: 1 BB: 0 P: 17	R: 2 E: 0 K: 0 S: 14 H: 2 LOB: 1 BB: 1 P: 27	R: 1 E: 1 K: 1 S: 16 H: 2 LOB: 2 BB: 1 P: 28	R: 0 E: 0 K: 1 S: 9 H: 0 LOB: 0 BB: 0 P: 16	R: 0 E: 0 K: 1 S: 7 H: 0 LOB: 0 BB: 1 P: 14	R: 0 E: 0 K: 2 S: 11 H: 0 LOB: 0 BB: 0 P: 17	R: 0 E: 0 K: 2 S: 16 H: 0 LOB: 1 BB: 1 P: 25	R: 0 E: 0 K: 0 S: 6 H: 0 LOB: 0 BB: 0 P: 9	R: 2 E: 0 K: 1 S: 11 H: 2 LOB: 0 BB: 0 P: 15	1B: 4 2B: 1 3B: 0 HR: 3 SF: 1 SAC: 0 DP: 0 HBP: 0	WP: 0 PB: 0 SB: 0 CS: 1 PA: 38					

PITCHER		IP	WLS	BF	H	R	ER	SO	BB	IBB	HBP	BLK	WP	HR	S	P	ERA	WHIP
48 Colin Rea, R ERA: 5.52	(1, 1)	3.2		19	6	4	4	3	2	0	0	0	0	1	47	81	9.82	2.182
52 Eric Lauer, L ERA: 4.54	(4, 1)	5.1	W	19	2	2	2	6	2	0	0	0	0	2	55	87	3.38	0.750

PITCHER	IP	WLS	BF	H	R	ER	SO	BB	IBB	HBP	BLK	WP	HR	S	P	ERA	WHIP

TOP

Kansas City Royals @ Milwaukee Brewers

American Family Field, Milwaukee, WI

Sun May 14 2023, 1:14 PM - 3:55 PM CDT

Att. 33,188 - Roof Closed - 65 F

livebaseballscorecards.com

AB	33
R	6
H	8
RBI	6
BB	4
SO	9
LOB	11

Batter	1	2	3	4	5	6	7	8	9	AB	R	H	RBI	BB	SO	LOB
22 Christian Yelich, L (1, 7) OBP: 0.341, SLG: 0.430	C SI 86 X FF 87 0-1 HR		B SI 87 B CH 85 X CH 86 2-0 33 S / 33 E 1B 1-3 2-H	B SI 94 B SL 82 C SL 82 C SI 93 S SL 82 2-3 K ②			C SL 87 B SL 87 B SL 87 F SL 86 X SL 88 2-2 G6-3 ②			4	2	2	2	0	1	0
33 Jesse Winker, L (1, 10) OBP: 0.347, SLG: 0.256 10 Mike Brosseau, R (7, PH) OBP: 0.288, SLG: 0.491 (8, 10)	F FF 87 X CH 83 0-1 F9 ①		1 SAFE C CU 77 B FC 84 B CU 77 S FC 84 B CU 77 B FF 88 4-2 6 2B / 11 1B BB 1-H 3-H	B FF 93 F FF 92 S FF 91 B FF 90 B SL 82 F SL 82 S FF 92 3-3 K ③			B FF 95 C FF 94 F SL 87 B SL 88 B SL 86 X SL 87 3-2 HR			2 1	1 1	0 1	0 1	1 0	1 0	0 0
27 Willy Adames, R (1, 6) OBP: 0.312, SLG: 0.390	B ST 79 C ST 80 S ST 79 T ST 80 1-2 K ②		B SI 87 S ST 78 F ST 79 X ST 80 1-2 F8 ①		C FF 96 S SL 86 F SL 88 B CU 82 S FF 96 1-3 K ①		B SI 95 F SI 95 S SL 87 X SL 87 1-2 F8 ③			4	0	0	0	0	2	1
11 Rowdy Tellez, L (1, 3) OBP: 0.326, SLG: 0.520	C FF 88 B CH 85 X CH 84 1-1 G4-3 ③		B CH 85 B CH 85 C FC 85 B CH 84 F FF 88 X CH 86 3-2 6 2B / 2 HR 1B 1-2		B FF 97 B FF 96 F FF 96 B CU 80 C FF 96 F CU 81 C CU 82 3-3 K ②			S FF 92 S CU 77 C CU 78 0-3 K ①		4	1	1	0	0	2	0
6 Owen Miller, R (1, 5) OBP: 0.338, SLG: 0.443		B FF 87 C FF 87 X ST 78 1-1 P6 ①	B FF 88 B FC 84 S FF 87 B FF 88 X FF 88 3-1 2 HR 2B 1-3 2-H		B FF 96 X FF 94 1-0 L9 ③			C FF 94 B SL 82 X SL 81 1-1 G1-3 ②		4	1	1	1	0	0	0
7 Victor Caratini, S (1, 2) OBP: 0.385, SLG: 0.409		F CH 84 C FC 85 B CU 78 C CH 84 1-3 K ②	F FF 90 C CH 85 X FF 91 0-2 P5 ②			B FF 95 B FS 86 C FF 96 B FS 87 X FF 97 3-1 P4 ①		B CU 79 B SL 83 F FF 92 B SL 82 C SL 84 C SL 84 3-3 K ③		4	0	0	0	0	2	2
2 Brice Turang, L (1, 4) OBP: 0.296, SLG: 0.355		B CU 76 F CH 84 B CH 85 B CU 77 X FF 87 3-1 P6 ③	B CH 88 B CH 87 C CH 87 F SI 91 X CH 87 2-2 2-H 3-H HR			C KC 82 B FF 98 C KC 80 F FF 100 B FF 99 B FS 90 S FF 98 3-3 K ②				3	1	1	3	0	1	0
15 Tyrone Taylor, R (1, 9) OBP: 0.216, SLG: 0.286			C ST 76 B SI 86 F ST 79 F ST 78 B FF 88 B SI 86 A ST 79 B FF 88 4-2 28 BB / 22 1B BB F SL 81 C SI 92 B SI 91 X SL 82 1-2 L7 ③		S FF 99 S FF 99 B FF 99 S SL 89 1-3 K ③					2	1	0	0	1	1	0
28 Joey Wiemer, R (1, 8) OBP: 0.275, SLG: 0.339			B ST 80 B FF 89 C ST 78 D SI 88 B FF 89 4-1 22 1B / 33 E BB 1-2	C SI 92 B SL 81 C SI 93 B SL 82 X SL 82 2-2 F8 ①			B SI 94 S SL 87 B SL 86 C SL 86 F SL 87 B SL 88 S SL 87 3-3 K ①			2	1	0	0	1	1	0
Inning Stats	R: 1 E: 0 K: 1 S: 9 H: 1 LOB: 0 BB: 0 P: 11	R: 0 E: 0 K: 1 S: 7 H: 0 LOB: 0 BB: 0 P: 12	R: 7 E: 0 K: 0 S: 25 H: 4 LOB: 0 BB: 3 P: 49	R: 0 E: 0 K: 2 S: 10 H: 0 LOB: 0 BB: 0 P: 17	R: 0 E: 0 K: 2 S: 9 H: 0 LOB: 0 BB: 0 P: 14	R: 0 E: 0 K: 2 S: 9 H: 0 LOB: 0 BB: 0 P: 16	R: 1 E: 0 K: 1 S: 13 H: 1 LOB: 0 BB: 0 P: 22	R: 0 E: 0 K: 2 S: 8 H: 0 LOB: 0 BB: 0 P: 12		1B: 2 2B: 1 3B: 0 HR: 3	SF: 0 SAC: 0 DP: 0 HBP: 0		WP: 0 PB: 0 SB: 1 CS: 0	PA: 33		

PITCHER		IP	WLS	BF	H	R	ER	SO	BB	IBB	HBP	BLK	WP	HR	S	P	ERA	WHIP
24 Jordan Lyles, R ERA: 7.14	(1, 1)	2.1	L	14	4	7	7	2	3	0	0	0	0	1	32	60	27.00	3.000
74 Jose Cuas, R ERA: 5.0	(3, 1)	1.2		6	1	1	1	2	0	0	0	0	0	1	19	29	5.40	0.600
63 Josh Staumont, R ERA: 3.0	(5, 1)	1.0		3	0	0	0	2	0	0	0	0	0	0	9	14	0.00	0.000
43 Carlos Hernández, R ERA: 4.5	(6, 1)	1.0		3	0	0	0	2	0	0	0	0	0	0	9	16	0.00	0.000
22 Amir Garrett, L ERA: 3.57	(7, 1)	1.0		4	1	1	1	1	0	0	0	0	0	1	13	22	9.00	1.000

PITCHER		IP	WLS	BF	H	R	ER	SO	BB	IBB	HBP	BLK	WP	HR	S	P	ERA	WHIP
58 Scott Barlow, R ERA: 4.11	(8, 1)	1.0		3	0	0	0	2	0	0	0	0	0	0	8	12	0.00	0.000

BOTTOM

Kansas City Royals @ Milwaukee Brewers

American Family Field, Milwaukee, WI

Sun May 14 2023, 1:14 PM - 3:55 PM CDT

Att. 33,188 - Roof Closed - 65 F

livebaseballscorecards.com

AB	30
R	9
H	6
RBI	7
BB	3
SO	11
LOB	3

Batter	1	2	3	4	5	6	7	8	9	AB	R	H	RBI	BB	SO	LOB
22 Christian Yelich, L (1, 7) OBP: 0.341, SLG: 0.424 6 Owen Miller, R (7, 7) OBP: 0.347, SLG: 0.451 (8, 4)	B FF 93 B FF 92 B FF 92 B FF 92 4-0 11 BB 33 1B BB		C FF 94 C FF 95 S KC 80 0-3 ② K			B FF 93 X FF 94 1-0 ① G5-3		C CU 83 X SI 92 0-1 27 FC4-6 33 1B 1-2 1B		2 1	0 0	0 1	0 0	1 0	1 0	0 0
33 Jesse Winker, L (1, 10) OBP: 0.354, SLG: 0.268 (8, 7)	B CH 85 C FF 92 X FC 90 1-1 11 BB 1-2 1B		B FF 95 C FF 94 B KC 75 F FF 94 B CH 86 X KC 76 3-2 ③ L4			B KC 74 F CH 84 B FF 91 F FF 94 C KC 75 2-3 ② K		B CU 82 F CU 83 X CU 83 1-1 27 FC4-6 1-2 2-H 1B		4	0	2	1	0	1	0
27 Willy Adames, R (1, 6) OBP: 0.305, SLG: 0.380 10 Mike Brosseau, R (8, 4) OBP: 0.288, SLG: 0.491 (8, 1)	C KC 74 F FC 88 D KC 75 F FF 95 S CH 84 1-3 ① K			T FC 88 S SL 84 B FF 95 B CH 86 S FF 96 2-3 ① K		F FF 94 F FC 89 B KC 78 F FF 95 F FC 86 F CH 86 F SL 86 C FF 94 1-3 ③ K		B SI 93 X SI 92 1-0 ② FC4-6 11 BB 1-2f 2-3		4 0	0 0	0 0	0 0	0 0	3 0	4 0
11 Rowdy Tellez, L (1, 3) OBP: 0.345, SLG: 0.528	B KC 77 B CH 84 B KC 75 C FF 93 B SL 84 4-1 24 G5-4-3 1-2 2-3 BB			C FF 94 C CH 86 X SL 86 0-2 24 FC6-4 1B			C FF 93 B FC 87 B CH 84 C FF 93 B CH 83 X FF 94 3-2 1B	B SI 92 B SI 92 C CU 83 F CU 82 B SI 92 B CU 83 4-2 24 FC6-4 1-2 BB		2	0	2	0	2	0	0
24 William Contreras, R (1, 2) OBP: 0.359, SLG: 0.398	C SL 82 D SI 88 S KC 77 X SL 83 1-2 ② G5-4-3 ③ 1-2f			C SL 85 S KC 76 B SL 84 F FF 92 X KC 77 1-2 ② FC6-4 9 FC6-4 1-2f			X KC 71 0-0 ① F8	C CU 83 B SI 91 B SI 91 B CU 82 X SI 91 3-1 ③ FC6-4 1-2f		4	0	0	0	0	0	8
9 Brian Anderson, R (1, 5) OBP: 0.323, SLG: 0.404 25 Darin Ruf, R (9, PH) OBP: 0.357, SLG: 0.333		C FF 93 X KC 75 0-1 ① F9		B FF 93 S FF 93 B SL 86 X SL 85 2-1 ③ FC6-4 1-2f			B FF 93 S KC 72 T FF 94 F FF 94 B SL 84 T SL 85 2-2 ② K		C SI 91 B CU 84 S SI 92 X SI 91 1-2 ① G4-3	3 1	0 0	0 0	0 0	0 0	1 0	2 0
2 Brice Turang, L (1, 4) OBP: 0.286, SLG: 0.342 (8, 6)		C FF 93 S FF 95 F KC 77 F FF 95 B SL 85 B KC 78 F FF 95 S KC 75 2-3 ② K			B KC 72 B FF 92 C FF 93 C FF 94 B KC 76 X FF 94 3-2 ① G6-3		X FF 93 0-0 ③ F8		C CU 81 B CU 83 B SI 91 B SI 89 C SI 90 F SI 90 F SI 90 T SI 90 3-2 ② K	4	0	0	0	0	2	1
15 Tyrone Taylor, R (1, 9) OBP: 0.195, SLG: 0.256		C FF 94 C FF 95 S FF 95 0-3 ③ K			X FF 95 0-0 ② F7			C SI 92 X CU 84 0-1 ① F9	F CU 80 X CU 82 0-1 ③ F8	4	0	0	0	0	1	0
28 Joey Wiemer, R (1, 8) OBP: 0.276, SLG: 0.339			C FF 93 F KC 76 B SL 84 S SL 84 1-3 ① K		B FC 90 C FF 94 S KC 76 F SL 86 S KC 77 1-3 ③ K			X SI 92 0-0 6 1B 33 1B 1B		3	1	1	0	0	2	0
Inning Stats	R: 0 E: 0 K: 1 S: 10 H: 1 LOB: 2 BB: 2 P: 21	R: 0 E: 0 K: 2 S: 11 H: 0 LOB: 0 BB: 0 P: 13	R: 0 E: 0 K: 2 S: 9 H: 0 LOB: 0 BB: 0 P: 13	R: 0 E: 0 K: 1 S: 12 H: 1 LOB: 1 BB: 0 P: 17	R: 0 E: 0 K: 1 S: 8 H: 0 LOB: 0 BB: 0 P: 12	R: 0 E: 0 K: 2 S: 11 H: 0 LOB: 0 BB: 0 P: 15	R: 0 E: 0 K: 1 S: 9 H: 1 LOB: 1 BB: 0 P: 14	R: 1 E: 0 K: 0 S: 12 H: 3 LOB: 3 BB: 1 P: 21	R: 0 E: 0 K: 1 S: 10 H: 0 LOB: 0 BB: 0 P: 14	1B: 6 2B: 0 3B: 0 HR: 0	SF: 0 SAC: 0 DP: 1 HBP: 0	WP: 0 PB: 0 SB: 0 CS: 0	PA: 35			

PITCHER		IP	WLS	BF	H	R	ER	SO	BB	IBB	HBP	BLK	WP	HR	S	P	ERA	WHIP
22 Jack Flaherty, R ERA: 5.24	(1, 1)	7.0	W	25	3	0	0	10	2	0	0	0	0	0	70	105	0.00	0.714
68 James Naile, R ERA: 4.15	(8, 1)	2.0		10	3	1	1	1	1	0	0	0	0	0	22	35	4.50	2.000

PITCHER	IP	WLS	BF	H	R	ER	SO	BB	IBB	HBP	BLK	WP	HR	S	P	ERA	WHIP

TOP

Milwaukee Brewers @ St. Louis Cardinals

Busch Stadium, St. Louis, MO

Mon May 15 2023, 6:47 PM - 9:22 PM CDT

Att. 34,548 - Overcast - 74 F

livebaseballscorecards.com

AB	32
R	1
H	6
RBI	1
BB	3
SO	11
LOB	15

Batter	1	2	3	4	5	6	7	8	9	AB	R	H	RBI	BB	SO	LOB
21 Lars Nootbaar, L (1, 8) OBP: 0.444, SLG: 0.450	B FF 93 F FF 92 C FF 94 B SL 77 B FF 93 F FF 94 F FF 93 B FF 93 4-2 16 1B 28 HR BB	C FF 93 S FF 94 S CH 89 0-3 ② K	C CH 86 B FF 92 F FF 93 S CU 74 1-3 ③ K	C FC 89 B SI 93 B FF 93 D FC 91 X FF 94 3-1 46 1B 16 2B 1-2 2-3 1B	0-1 46 BB 16 HR 1B 4-1 7 HR 1-2 2-3 BB			4	4	2	0	2	2	1
46 Paul Goldschmidt, R (1, 3) OBP: 0.403, SLG: 0.546 7 Andrew Knizner, R (8, PR) OBP: 0.250, SLG: 0.435 (9, 3)	C FF 93 B FF 95 D SL 80 X FF 94 2-1 ① F9	B SL 80 B FF 91 F FF 92 C FF 98 D SL 82 X FF 93 3-2 1-H 2B	C CU 76 B FF 96 B FF 96 B CU 78 B SL 82 4-1 16 BB BB	S SI 94 B FC 90 C FC 89 B SI 93 X CU 81 2-2 16 2B 28 SF7 1-2 2-3 3-H 1B	4-2 16 HR 1-2 BB 4-1 1-H 2-H 3-H HR			3 1	1 2	2 1	2 4	2 0	0 0	1 0
16 Nolan Gorman, L (1, 10) OBP: 0.379, SLG: 0.600	C FF 94 X FF 94 0-1 28 HR 1-2 1B	B CU 76 B CU 78 X FF 94 2-0 ③ P5	B CH 87 1 SAFE B CH 88 S FF 91 S FF 93 D CU 76 F FF 92 B FF 94 4-2 1-2 BB	B FF 95 F FC 91 S SI 93 B FF 94 B FC 90 X FC 90 3-2 1-3 2-H 3-H 2B	1-2 HR 0-0 G3			5	2	3	5	1	0	2
28 Nolan Arenado, R (1, 5) OBP: 0.307, SLG: 0.429 13 Juan Yepez, R (8, PH) OBP: 0.269, SLG: 0.360 (9, 9)	X SL 80 0-0 1-H 2-H HR	B SL 82 X FF 94 1-0 33 F7 40 BB 1B	X FF 96 0-0 ① P3	B FC 90 B SI 93 X FC 91 2-0 ② SF7 3-H	C FF 96 S FF 96 C FF 96 0-3 ① K			3 1	1 0	2 0	4 0	0 1	0 1	2 1
40 Willson Contreras, R (1, 2) OBP: 0.329, SLG: 0.382	C FF 94 F SL 79 B SL 78 S SL 81 1-3 ② K	B CH 88 B FF 96 B CH 89 C FF 94 B SL 80 4-1 11 G5-4-3 1-2 BB	X SL 83 0-0 ② F8	X FC 89 0-0 ③ F4	X FF 96 0-0 ② L9			4	0	0	0	1	1	4
33 Brendan Donovan, L (1, 9) OBP: 0.333, SLG: 0.360 (9, 5)	B CU 76 B FF 93 B FF 93 C FF 92 B FF 93 4-1 BB	B CH 88 B CH 88 C FF 91 B FF 94 X FF 93 3-1 ① F7 2-3	C CU 76 C CH 90 B FF 96 B CH 90 F FF 96 X CU 74 2-2 ③ G1-3	B FC 91 C FC 88 F CU 78 S FC 88 1-3 ① K	B SL 90 B SL 86 B FF 94 B FF 95 4-0 11 1B 41 1B BB			3	1	0	0	2	1	4
11 Paul DeJong, R (1, 6) OBP: 0.369, SLG: 0.559	S SL 80 B SL 81 F FF 95 F CU 74 F FF 93 S SL 79 1-3 ③ K	B FF 92 X CH 87 1-0 ②③ G5-4-3 1-2f	S SL 81 H CH 88 1-1 21 1B 19 1B 46 1B HBP	C CU 80 B CU 80 S SI 93 S CU 81 1-3 ② K2-3	X SL 87 0-0 41 1B 19 1B 1-2 1B			4	2	1	0	0	2	3
41 Alec Burleson, L (1, 7) OBP: 0.269, SLG: 0.388	X FF 94 0-0 ① G1-4-3	F FF 92 B CH 87 B CU 76 X FF 93 2-1 ① P5	X FF 94 0-0 ① L9	B CU 79 B FC 88 B SI 92 C FF 93 X FF 93 3-1 ③ L6	D SL 89 C SL 88 X FF 95 1-1 21 BB 19 1B 7 HR 1-3 2-H 1B			5	1	1	1	0	0	1
19 Tommy Edman, S (1, 4) OBP: 0.321, SLG: 0.457	C FF 93 C CH 90 X CU 76 0-2 46 WP 46 2B 1B	X CH 88 0-0 ② G4-3	B FF 94 X CH 88 1-0 46 1B 21 1B 16 2B 1-2 1B		HR 0-1 21 BB 7 HR 1-2 3-H 1B			5	4	4	2	0	0	0
Inning Stats	R: 3 E: 0 K: 2 S: 18 H: 2 LOB: 1 BB: 2 P: 30	R: 1 E: 0 K: 1 S: 11 H: 2 LOB: 1 BB: 0 P: 16	R: 0 E: 0 K: 0 S: 5 H: 1 LOB: 1 BB: 1 P: 14	R: 0 E: 0 K: 1 S: 6 H: 0 LOB: 0 BB: 0 P: 9	R: 0 E: 0 K: 0 S: 10 H: 0 LOB: 2 BB: 2 P: 20	R: 4 E: 0 K: 0 S: 13 H: 4 LOB: 1 BB: 0 P: 25	R: 0 E: 0 K: 2 S: 8 H: 0 LOB: 0 BB: 0 P: 13	R: 10 E: 0 K: 1 S: 21 H: 7 LOB: 1 BB: 3 P: 38		1B: 10 2B: 2 3B: 0 HR: 4 SF: 1 SAC: 0 DP: 1 HBP: 1				

PITCHER		IP	WLS	BF	H	R	ER	SO	BB	IBB	HBP	BLK	WP	HR	S	P	ERA	WHIP
51 Freddy Peralta, R ERA: 4.11	(1, 1)	5.1	L	27	6	6	6	4	5	0	1	0	1	1	53	94	10.12	2.062
46 Bryse Wilson, R ERA: 3.32	(6, 1)	1.2		8	3	2	2	2	0	0	0	0	0	0	18	33	10.80	1.800
47 Gus Varland, R ERA: 11.42	(8, 1)	0.2		11	6	9	9	1	3	0	0	0	0	2	18	33	121.50	13.500
10 Mike Brosseau, R ERA: 27.0	(8, 1)	0.1		2	1	1	1	0	0	0	0	0	0	1	3	5	27.00	3.000

PITCHER	IP	WLS	BF	H	R	ER	SO	BB	IBB	HBP	BLK	WP	HR	S	P	ERA	WHIP

BOTTOM

Milwaukee Brewers @ St. Louis Cardinals

Busch Stadium, St. Louis, MO

Mon May 15 2023, 6:47 PM - 9:22 PM CDT

Att. 34,548 - Overcast - 74 F

livebaseballscorecards.com

AB	38
R	18
H	16
RBI	18
BB	8
SO	7
LOB	19

Milwaukee Brewers @ St. Louis Cardinals

Busch Stadium, St. Louis, MO

Tue May 16 2023, 6:47 PM - 9:40 PM CDT

Att. 34,655 - Overcast - 69 F

TOP

livebaseballscorecards.com

Batter	1	2	3	4	5	6	7	8	9	AB	R	H	RBI	BB	SO	LOB
6 Owen Miller, R (1, 7) OBP: 0.350, SLG: 0.461	C SI 93 B SI 94 F CU 80 F SI 95 X CU 81 1-2 27 2B 2B		X SI 90 0-0 ① F8		C CU 81 B CH 84 F SI 93 B SI 95 F SI 95 B CH 84 X SI 94 3-2 27 BB 24 1B 1B		B SI 98 F SI 98 B ST 89 B SI 98 X SI 100 3-1 ① G4-3		C FF 94 B SI 95 X ST 83 1-1 ③ G6-3	5	1	2	0	0	0	1
24 William Contreras, R (1, 2) OBP: 0.356, SLG: 0.393	B SI 94 C CU 81 B SI 93 C SI 94 S CU 82 2-3 ① K2-3		C SI 94 C SI 93 S CU 81 0-3 ② K		B CH 83 C CH 83 S SI 93 X SI 93 1-2 27 BB 1-2 1B		B SI 100 B SI 100 X SI 100 2-0 ② G6-3			4	0	1	0	0	2	1
27 Willy Adames, R (1, 6) OBP: 0.309, SLG: 0.386	C SI 94 B CH 82 S CH 84 F SI 94 B CH 84 F CH 85 B CU 82 X SI 93 3-2 25 S 2-H 2B		B CH 83 X SI 93 1-0 ③ G6-3		B CU 81 B SI 93 C CH 84 B CH 85 B SI 92 4-1 1-2 2-3 BB		B SI 102 B SI 100 S SI 102 S ST 90 B ST 90 S ST 90 3-3 ③ K			3	0	1	1	1	1	0
10 Mike Brosseau, R (1, 3) OBP: 0.274, SLG: 0.466 11 Rowdy Tellez, L (8, PH) OBP: 0.342, SLG: 0.524 (8, 3)	C CU 80 F SI 93 S CU 81 0-3 ② K			C SI 92 B SI 93 S CU 79 X SI 94 1-2 ① G5-3	D CU 82 S SI 93 F SI 93 C SI 94 1-3 ② K			B FF 95 B FF 95 C FF 96 F FF 96 F FF 97 S CU 79 2-3 ① K		3 1	0 0	0 0	0 0	0 0	2 1	4 0
25 Darin Ruf, R (1, 10) OBP: 0.323, SLG: 0.296 33 Jesse Winker, L (8, PH) OBP: 0.350, SLG: 0.265 (8, 10)	F SI 93 B SI 94 C SI 93 D CU 81 D CU 82 C SI 94 3-3 ③ K 2-3			B CU 80 C CU 80 B CH 84 B SI 93 X SI 92 3-1 ② F8	X CU 81 0-0 ③ F9			B CU 78 F FF 96 X FF 97 1-1 ② G4-3		3 1	0 0	0 0	0 0	1 0	4 0
9 Brian Anderson, R (1, 5) OBP: 0.327, SLG: 0.424		C FF 91 S SI 93 B SI 94 X CU 80 1-2 ① G5-3		S CH 84 C CH 84 H CU 81 1-2 HBP	X CU 80 0-0 HR			B FF 96 B FF 97 C FF 95 X FF 95 2-1 ③ G4-3		3	1	1	1	0	0	0
15 Tyrone Taylor, R (1, 9) OBP: 0.178, SLG: 0.233		C CU 79 S SI 92 S CU 81 0-3 ② K		X SI 92 0-0 ③ L8	F SI 94 B SI 94 B CU 79 B SI 93 X CH 83 3-1 ① G5-3				C FF 93 B FC 88 B ST 81 X FC 89 2-1 ① L5	4	0	0	0	0	1	1
2 Brice Turang, L (1, 4) OBP: 0.301, SLG: 0.357		X SI 94 0-0 1B			C SI 92 C CU 78 B CU 81 B CU 81 F SI 94 B CU 82 X SI 94 3-2 ① G3-1	C SI 93 X SI 94 0-1 28 CS 1B			X SI 94 0-0 28 S 1B	4	0	3	0	0	0	0
28 Joey Wiemer, R (1, 8) OBP: 0.275, SLG: 0.360		B SI 92 B SI 91 C CU 79 F SI 92 1 SAFE B CU 80 F SI 93 S CH 84 3-3 ③ K			X SI 93 0-0 HR	B SI 100 B SI 99 C SI 99 B ST 88 F SI 102 S SL 90 3-3 ②③ K 1-2			D ST 82 S FC 92 D FC 90 B FF 95 F FC 91 C ST 83 3-3 ② K 1-2	4	1	1	1	0	3	3

	AB	35
	R	3
	H	9
	RBI	3
	BB	1
	SO	11
	LOB	14

Inning Stats																																		
	R: 1	H: 2	R: 0	H: 1	R: 0	H: 0	R: 0	H: 0	R: 1	H: 3	R: 1	H: 2	R: 0	H: 0	R: 0	H: 0	R: 0	H: 1	1B: 5	SF: 0	WP: 0	PA: 37
	E: 0	LOB: 1	E: 0	LOB: 1	E: 0	LOB: 0	E: 0	LOB: 1	E: 0	LOB: 3	E: 0	LOB: 0	E: 0	LOB: 0	E: 0	LOB: 0	E: 0	LOB: 1	2B: 2	SAC: 0	PB: 0	
	K: 3	BB: 0	K: 2	BB: 0	K: 1	BB: 0	K: 0	BB: 0	K: 1	BB: 1	K: 1	BB: 0	K: 1	BB: 0	K: 1	BB: 0	K: 1	BB: 0	3B: 0	DP: 0	SB: 2	
	S: 18	P: 27	S: 11	P: 15	S: 5	P: 6	S: 8	P: 13	S: 17	P: 29	S: 8	P: 14	S: 6	P: 14	S: 8	P: 13	S: 8	P: 14	HR: 2	HBP: 1	CS: 1	

PITCHER		IP	WLS	BF	H	R	ER	SO	BB	IBB	HBP	BLK	WP	HR	S	P	ERA	WHIP
47 Jordan Montgomery, L ERA: 4.21	(1, 1)	5.1	L	26	8	3	3	7	1	0	1	0	0	2	64	98	5.06	1.688
12 Jordan Hicks, R ERA: 5.6	(6, 1)	1.2		4	0	0	0	2	0	0	0	0	0	0	9	20	0.00	0.000
53 Andre Pallante, R ERA: 5.27	(8, 1)	1.0		3	0	0	0	1	0	0	0	0	0	0	8	13	0.00	0.000
34 Drew VerHagen, R ERA: 4.15	(9, 1)	1.0		4	1	0	0	1	0	0	0	0	0	0	8	14	0.00	1.000

PITCHER	IP	WLS	BF	H	R	ER	SO	BB	IBB	HBP	BLK	WP	HR	S	P	ERA	WHIP

Batter	1	2	3	4	5	6	7	8	9	AB	R	H	RBI	BB	SO	LOB
21 Lars Nootbaar, L (1, 8) OBP: 0.434, SLG: 0.433	C FF 87 X SL 77 0-1 ① G4-3		B SI 95 B SI 94 B SI 95 C SI 95 B SI 95 4-1 40 G6-3 46 BB BB		B ST 79 F ST 78 B ST 79 F FF 88 F SI 88 C SI 89 2-3 ① K		C SI 91 F CH 83 B SL 81 B FF 93 X CH 85 2-2 ① F8		B CH 82 B CH 82 F FF 92 F FF 94 B FF 94 X CH 85 3-2 ① F9	4	0	0	0	1	1	0
46 Paul Goldschmidt, R (1, 3) OBP: 0.398, SLG: 0.533	C FF 88 X FF 89 0-1 ② F9		B SI 95 B SL 90 D SL 89 B SI 94 4-0 40 G6-3 1-2 BB		C SL 82 S FF 96 B SL 83 B SL 84 C FF 96 2-3 ② K		B SL 80 S FF 92 F SI 94 X FF 93 1-2 ② F9		S CH 86 F CH 85 F FF 95 B FF 94 B CH 86 B FF 94 S CH 86 3-3 ② K	4	0	0	0	1	2	0
40 Willson Contreras, R (1, 10) OBP: 0.337, SLG: 0.388	C FF 89 B SL 83 B FC 87 F FF 90 X SL 81 2-2 ③ G6-3		X SI 94 0-0 ② G6-3 1-2 2-3		B SL 85 B SI 96 B SI 96 B SI 95 4-0 28 S BB		B FF 93 S FF 93 B SL 83 B SL 83 F FF 94 B FF 93 4-2 BB		C FF 94 B CH 86 S CH 86 X FF 94 1-2 11 FC5 2B	3	0	1	0	2	0	2
28 Nolan Arenado, R (1, 5) OBP: 0.309, SLG: 0.443		C FF 88 X FF 88 0-1 HR	S SI 95 B SI 95 B SI 97 F SL 92 X SI 97 2-2 ③ G6-3		C SL 85 F SI 97 B SL 85 S SL 84 1-3 ③ K 1-2		B SI 93 C FF 93 C FF 94 F SI 93 X SL 82 1-2 ③ P3		B FF 92 D CH 86 2-0 IBB	4	1	1	1	1	1	4
11 Paul DeJong, R (1, 6) OBP: 0.357, SLG: 0.524		B FC 86 B FF 90 B FC 86 C FC 87 B FF 89 4-1 16 FC4-6 BB		C ST 79 F FF 88 B CH 78 B CH 80 S FF 89 2-3 ① K		C SL 83 B SI 94 S SI 94 B SL 85 C SL 84 2-3 ① K		S SL 80 X SL 81 0-1 ① F7	C FF 94 X CH 86 0-1 ③ FC5 2-3f	4	0	0	0	1	2	2
16 Nolan Gorman, L (1, 4) OBP: 0.382, SLG: 0.593		S FC 86 D SL 77 S SL 78 B FF 90 X FC 84 2-2 ① FC4-6 1-2f		C FF 89 F ST 80 C FF 89 0-3 ② K		B CH 90 X CH 90 1-0 33 L8 19 1B 1B		B FF 92 B CH 83 S CH 83 S FF 92 F SL 82 B FF 92 B FF 93 4-2 19 1B BB		3	0	1	0	1	1	1
19 Tommy Edman, S (1, 9) OBP: 0.333, SLG: 0.473	X FF 87 0-0 ② F9			C FF 88 C ST 81 X FF 88 0-2 33 1B 2B		B FF 96 F CH 89 C SL 83 X FF 96 1-2 7 S 1-2 1B		X FF 92 0-0 33 S 1-3 1B		4	1	3	0	0	0	1
33 Brendan Donovan, L (1, 7) OBP: 0.331, SLG: 0.356	C SI 94 B SI 95 X SL 90 1-1 ③ F8			C FF 90 B ST 80 X SI 88 1-1 7 FC5-4 2-H 1B		C SL 84 B FF 96 B FF 96 B CH 90 S FF 96 F SL 84 X FF 94 3-2 ② L8 2-3		C FF 95 B FF 94 C FF 94 C FF 96 1-3 ② K 1-2		4	0	1	1	0	1	5
7 Andrew Knizner, R (1, 2) OBP: 0.239, SLG: 0.415 41 Alec Burleson, L (8, PH) OBP: 0.267, SLG: 0.384 63 Tres Barrera, R (9, 2)			F SI 95 B SL 92 S SL 89 B SI 95 X SI 96 2-2 ① G4-3	B ST 80 X ST 79 1-0 ③ FC5-4 1-2f		C SL 84 F SI 96 S SL 85 0-3 ③ K 1-2		B CH 83 X CH 83 1-0 ③ G1-3		3 1 0	0 0 0	0 0 0	0 0 0	0 0 0	1 0 0	3 2 0
Inning Stats	R: 0 E: 0 K: 0 S: 7 H: 0 LOB: 0 BB: 0 P: 9	R: 1 E: 0 K: 0 S: 9 H: 1 LOB: 1 BB: 1 P: 16	R: 0 E: 0 K: 0 S: 8 H: 0 LOB: 2 BB: 2 P: 20	R: 1 E: 0 K: 2 S: 12 H: 2 LOB: 1 BB: 0 P: 16	R: 0 E: 0 K: 3 S: 10 H: 0 LOB: 1 BB: 1 P: 19	R: 0 E: 0 K: 0 S: 14 H: 2 LOB: 2 BB: 0 P: 21	R: 0 E: 0 K: 0 S: 12 H: 0 LOB: 1 BB: 1 P: 20	R: 0 E: 0 K: 1 S: 10 H: 1 LOB: 2 BB: 1 P: 16	R: 0 E: 0 K: 1 S: 12 H: 1 LOB: 2 BB: 1 P: 21	1B: 4 2B: 2 3B: 0 HR: 1	SF: 0 SAC: 0 DP: 0 HBP: 0			WP: 0 PB: 0 SB: 3 CS: 0	PA: 41		

PITCHER		IP	WLS	BF	H	R	ER	SO	BB	IBB	HBP	BLK	WP	HR	S	P	ERA	WHIP
20 Wade Miley, L ERA: 3.67	(1, 1)	1.2		7	1	1	1	0	1	0	0	0	0	1	14	22	5.40	1.200
59 Elvis Peguero, R ERA: 1.42	(2, 1)	1.1		6	0	0	0	0	2	0	0	0	0	0	10	23	0.00	1.500
55 Hoby Milner, L ERA: 4.15	(4, 1)	1.1		6	2	1	1	3	0	0	0	0	0	0	16	22	6.75	1.500
31 Joel Payamps, R ERA: 2.57	(5, 1)	1.2	W	8	2	0	0	4	1	0	0	0	0	0	20	34	0.00	1.800
32 Peter Strzelecki, R ERA: 3.26	(7, 1)	1.1	H	7	1	0	0	0	2	0	0	0	0	0	18	30	0.00	2.250

PITCHER		IP	WLS	BF	H	R	ER	SO	BB	IBB	HBP	BLK	WP	HR	S	P	ERA	WHIP
38 Devin Williams, R ERA: 0.64	(8, 1)	1.2	S	7	1	0	0	2	0	1	0	0	0	0	16	27	0.00	0.600

BOTTOM

Milwaukee Brewers @ St. Louis Cardinals

Busch Stadium, St. Louis, MO

Tue May 16 2023, 6:47 PM - 9:40 PM CDT

Att. 34,655 - Overcast - 69 F

livebaseballscorecards.com

AB	34
R	2
H	7
RBI	2
BB	7
SO	9
LOB	20

Batter	1	2	3	4	5	6	7	8	9	AB	R	H	RBI	BB	SO	LOB
6 Owen Miller, R (1, 7) OBP: 0.376, SLG: 0.488	B FF 94 C CU 76 B FF 95 S FF 95 C FF 96 2-3 ① K		B CU 77 X FF 95 1-0 24 G4-3 2B		B FF 96 B FF 96 B CU 75 B FF 95 4-0 BB		B FF 95 X FF 94 1-0 1-2 1B		X FF 99 0-0 1-2 1B	4	0	3	0	1	1	0
24 William Contreras, R (1, 10) OBP: 0.343, SLG: 0.377	T FF 96 F FF 97 X CU 78 0-2 ② G6-3		F CU 77 B CU 79 C CU 78 D CU 78 X FF 96 2-2 ② G4-3 2-3		B FF 94 X SI 95 1-0 ③ G1-3		D SL 86 B SL 87 C SL 87 X FF 93 2-1 ② P3		C FF 100 B SL 87 C SL 90 C SL 89 1-3 ② K	5	0	0	0	0	1	6
27 Willy Adames, R (1, 6) OBP: 0.306, SLG: 0.376	C FF 96 B FF 97 F FF 97 S FF 98 1-3 ③ K		B FF 95 B FF 95 C CU 77 X CU 78 2-1 ③ G4-3			B FF 94 B FF 94 B SL 86 C SI 94 C CU 76 F CU 78 F SI 96 B CU 78 4-2 11 G6-3 BB	C FF 94 B FF 95 S SL 86 S SL 86 1-3 ③ K		B FF 101 X SL 88 1-0 ③ L6	4	0	0	0	1	2	5
25 Darin Ruf, R (1, 3) OBP: 0.303, SLG: 0.276 11 Rowdy Tellez, L (6, PH) OBP: 0.338, SLG: 0.516 (6, 3)		C FF 95 B FF 95 S FF 96 B CU 79 X FF 97 2-2 ① L9		C FF 94 B SL 87 F CU 76 F CU 77 X FF 96 2-2 ① F8		C FF 96 C FF 95 B FF 97 X FF 97 1-2 ①② G6-3 1-2f		C FF 93 C SL 84 B CH 87 B FF 93 S SL 85 2-3 ① K		2 2	0 0	0 0	0 0	0 0	0 1	0 1
9 Brian Anderson, R (1, 5) OBP: 0.331, SLG: 0.418		S FF 96 B FF 96 F SL 90 B CU 78 F FF 96 B CH 90 B CU 77 4-2 7 1B BB		B FF 96 B FF 95 C SI 95 B FF 90 C SL 87 F FF 95 F SI 96 S CU 78 3-3 ② K		F FF 96 B FF 96 B FF 96 F FF 96 B FF 95 F CU 77 D FF 97 4-2 15 1B BB		S SL 86 C FF 95 B SL 85 F FF 93 C FF 94 1-3 ② K		2	0	0	0	2	2	0
15 Tyrone Taylor, R (1, 9) OBP: 0.224, SLG: 0.283 (7, 8)		S FF 95 X FF 96 0-1 ② F7		X FF 95 0-0 2B		C CU 76 F FF 94 D CU 77 1 SAFE B FF 96 D CU 76 X FF 96 3-2 1-3 1B		C FF 94 B SL 86 S SL 86 B SL 86 F FF 94 B SL 86 B SL 84 4-2 BB		3	0	2	0	1	0	1
7 Victor Caratini, S (1, 2) OBP: 0.375, SLG: 0.396		B CU 76 B FF 95 X FF 94 2-0 1-2 1B		C CU 76 D CU 79 T FF 95 D CU 80 C CU 78 2-3 ③ K		C FF 98 C FF 96 S FF 97 0-3 ③ K		C CU 79 C CU 81 D CU 83 X FF 100 1-2 ③ L4		4	0	1	0	0	2	4
28 Joey Wiemer, R (1, 8) OBP: 0.271, SLG: 0.354 33 Jesse Winker, L (7, PH) OBP: 0.363, SLG: 0.274 (7, 9)		C CU 77 B FF 96 S CU 78 S CU 80 1-3 ③ K			F CU 76 S CU 76 F CU 76 B FF 95 C FF 94 1-3 ① K		F SL 85 C FF 93 B SL 86 B FF 94 F SL 84 B FF 93 F FF 93 X FF 93 3-2 6 1B 1B		B FF 99 C CU 78 T SL 89 B FF 102 B CU 83 F SL 88 B FF 101 4-2 2 FC5-6 BB		2 1	0 0	0 1	0 0	0 1	2 0	2 0
2 Brice Turang, L (1, 4) OBP: 0.291, SLG: 0.345			B FF 95 X FF 94 1-0 ① F7		B CU 76 B SL 89 F FF 95 S FF 96 F FF 96 F CU 75 B CU 78 F SI 96 F FF 95 3-2 ② X SI 97 G4-3		X FF 94 0-0 ① F8		C FF 100 D CU 82 F FF 100 B SL 90 F FF 100 X SL 90 2-2 ① FC5-6 6 1B 1-2f	4	0	0	0	0	0	2
Inning Stats	R: 0 E: 0 K: 2 S: 9 H: 0 LOB: 0 BB: 0 P: 12	R: 0 E: 0 K: 1 S: 12 H: 1 LOB: 2 BB: 1 P: 21	R: 0 E: 0 K: 0 S: 7 H: 1 LOB: 1 BB: 0 P: 13	R: 0 E: 0 K: 2 S: 13 H: 1 LOB: 1 BB: 0 P: 20	R: 0 E: 0 K: 1 S: 12 H: 0 LOB: 1 BB: 1 P: 21	R: 0 E: 0 K: 1 S: 16 H: 1 LOB: 2 BB: 2 P: 28	R: 0 E: 0 K: 1 S: 12 H: 2 LOB: 2 BB: 0 P: 19	R: 0 E: 0 K: 2 S: 13 H: 0 LOB: 1 BB: 1 P: 21	R: 0 E: 0 K: 1 S: 12 H: 1 LOB: 2 BB: 1 P: 20	1B: 5 2B: 2 3B: 0 HR: 0 SF: 0 SAC: 0 DP: 1 HBP: 0						

PITCHER		IP	WLS	BF	H	R	ER	SO	BB	IBB	HBP	BLK	WP	HR	S	P	ERA	WHIP
52 Matthew Liberatore, L ERA:	(1, 1)	5.0	W	21	3	0	0	6	3	0	0	0	0	0	57	95	0.00	1.200
53 Andre Pallante, R ERA: 4.91	(6, 1)	1.0	H	4	1	0	0	1	1	0	0	0	0	0	12	20	0.00	2.000
65 Giovanny Gallegos, R ERA: 2.2	(7, 1)	1.2	H	8	2	0	0	3	1	0	0	0	0	0	22	36	0.00	1.800
56 Ryan Helsley, R ERA: 2.55	(8, 1)	1.1	S	6	1	0	0	1	1	0	0	0	0	0	15	24	0.00	1.500

PITCHER		IP	WLS	BF	H	R	ER	SO	BB	IBB	HBP	BLK	WP	HR	S	P	ERA	WHIP

TOP

Milwaukee Brewers @ St. Louis Cardinals

Busch Stadium, St. Louis, MO

Wed May 17 2023, 6:47 PM - 9:20 PM CDT

Att. 35,433 - Partly Cloudy - 78 F

livebaseballscorecards.com

AB	33
R	0
H	7
RBI	0
BB	6
SO	11
LOB	21

1B: 5	SF: 0	WP: 0	PA: 39
2B: 2	SAC: 0	PB: 0	
3B: 0	DP: 1	SB: 0	
HR: 0	HBP: 0	CS: 0	

Milwaukee Brewers @ St. Louis Cardinals

Busch Stadium, St. Louis, MO

Wed May 17 2023, 6:47 PM - 9:20 PM CDT

Att. 35,433 - Partly Cloudy - 78 F

livebaseballscorecards.com

BOTTOM

Batter	1	2	3	4	5	6	7	8	9	AB	R	H	RBI	BB	SO	LOB
21 Lars Nootbaar, L (1, 8) OBP: 0.421, SLG: 0.417	B FC 94 X FC 94 1-0 F8 ①	1 SAFE D CH 89 C FC 95 B CU 82 X CH 89 2-1 G4-3 ③ 1-2		C CU 80 F FC 95 X CH 90 0-2 G2-3 ③			X FF 98 0-0 G4-3 ①			4	0	0	0	0	0	4
46 Paul Goldschmidt, R (1, 10) OBP: 0.395, SLG: 0.524	C FC 95 C CU 80 B SL 91 B CU 80 B SI 96 B FC 96 4-2 16 1B 28 1B BB	C FC 95 S FC 95 S FC 94 0-3 K ①		C CU 80 F SL 91 S CU 80 0-3 K ①			B FF 98 S KC 85 B KC 85 F FF 99 T FF 98 2-2 K ②			3	1	0	0	1	3	0
16 Nolan Gorman, L (1, 4) OBP: 0.378, SLG: 0.583	B FC 93 1 SAFE X FC 95 1-0 28 1B 1-3 1B	B CU 82 B CH 90 S CH 89 X FC 96 2-1 F9 ②			B FC 95 F CU 80 F CH 90 C FC 95 1-3 K ②		B KC 85 B FF 97 C FF 98 C FF 99 B FF 98 S FF 98 3-3 K ③			4	0	1	0	0	2	0
28 Nolan Arenado, R (1, 5) OBP: 0.308, SLG: 0.439	B FC 95 X CU 80 1-0 1-2 3-H 1B	B FC 96 B FC 95 F CU 79 X CU 80 2-1 P5 ③			C SI 96 B FC 95 X SI 96 1-1 F9 ③			C SL 82 B SI 95 C SI 95 B SL 84 X SL 83 2-2 G5-3 ①		4	0	1	1	0	0	0
40 Willson Contreras, R (1, 2) OBP: 0.335, SLG: 0.384	S FC 95 B SI 96 S CU 80 S FC 96 1-3 K ②			C FC 94 B SI 95 X FC 94 1-1 41 1B 33 1B 1B		B SI 95 S CU 80 B CU 80 F SI 96 S CU 81 2-3 K ①		B SI 95 C SL 83 X SL 82 1-1 G6-3 ②		4	0	1	0	0	2	2
33 Brendan Donovan, L (1, 3) OBP: 0.336, SLG: 0.361	B FC 96 X CH 90 1-0 G4-3 ③			C FC 94 1 SAFE B FC 94 F CU 80 X CH 88 1-2 41 1B 1-2 1B		S CU 81 B FC 94 C CU 80 B CU 80 B CU 79 X CH 89 3-2 41 G3 11 HR 1B		C SL 82 F SL 82 B FF 96 X SL 82 1-2 F7 ③		4	1	2	0	0	0	2
41 Alec Burleson, L (1, 7) OBP: 0.269, SLG: 0.382 54 Óscar Mercado, R (7, 7)		C CU 80 B CU 80 X FC 94 1-1 G4-3 ①		X FC 94 0-0 1-2 2-3 1B		X FC 94 0-0 G3 ② 1-2				3 0	0 0	1 0	0 0	0 0	0 0	1 0
11 Paul DeJong, R (1, 6) OBP: 0.356, SLG: 0.561		X FC 94 0-0 P3 ②		B FC 95 D SI 96 T FC 96 S FC 96 C FC 96 2-3 K ①		F SI 96 D CU 80 X FC 94 1-1 2-H HR				3	1	1	2	0	1	3
19 Tommy Edman, S (1, 9) OBP: 0.333, SLG: 0.470		C FC 95 F SL 91 B CU 80 X FC 95 1-2 21 S 1B		C SI 97 D CU 81 S CU 80 S CU 80 1-3 K ②		F CU 81 B CU 80 X SI 94 1-1 G4-3 ③				3	0	1	0	0	1	3
Inning Stats	R: 1 E: 0 K: 1 S: 9 H: 2 LOB: 2 BB: 1 P: 18	R: 0 E: 0 K: 0 S: 8 H: 1 LOB: 1 BB: 0 P: 12	R: 0 E: 0 K: 1 S: 7 H: 0 LOB: 0 BB: 0 P: 11	R: 0 E: 0 K: 2 S: 15 H: 3 LOB: 3 BB: 0 P: 20	R: 0 E: 0 K: 1 S: 8 H: 0 LOB: 0 BB: 0 P: 10	R: 2 E: 0 K: 1 S: 11 H: 2 LOB: 0 BB: 0 P: 18	R: 0 E: 0 K: 2 S: 7 H: 0 LOB: 0 BB: 0 P: 12	R: 0 E: 0 K: 0 S: 8 H: 0 LOB: 0 BB: 0 P: 12		1B: 7 2B: 0 3B: 0 HR: 1 SF: 0 SAC: 0 DP: 0 HBP: 0				WP: 0 PB: 0 SB: 1 CS: 0 PA: 33		

	AB	32
	R	3
	H	8
	RBI	3
	BB	1
	SO	9
	LOB	15

PITCHER		IP	WLS	BF	H	R	ER	SO	BB	IBB	HBP	BLK	WP	HR	S	P	ERA	WHIP
39 Corbin Burnes, R ERA: 3.48	(1, 1)	6.0	L	27	8	3	3	7	1	0	0	0	0	1	58	89	4.50	1.500
29 Trevor Megill, R ERA:	(7, 1)	1.0		3	0	0	0	2	0	0	0	0	0	0	7	12	0.00	0.000
54 Jake Cousins, R ERA: 1.59	(8, 1)	1.0		3	0	0	0	0	0	0	0	0	0	0	8	12	0.00	0.000

PITCHER	IP	WLS	BF	H	R	ER	SO	BB	IBB	HBP	BLK	WP	HR	S	P	ERA	WHIP

Batter	1	2	3	4	5	6	7	8	9	AB	R	H	RBI	BB	SO	LOB
6 Owen Miller, R (1, 4) OBP: 0.371, SLG: 0.476	C FF 97 F FF 97 S FF 98 0-3 K		S CH 85 S CH 86 D CH 87 X SL 91 1-2 FC5-4 1-2f			C SL 87 B FF 95 S CH 85 F CH 86 X FF 97 1-2 G6-3		F FF 94 B ST 77 X CH 90 1-1 22 G4-3 22 S 1B		4	0	1	0	0	1	1
24 William Contreras, R (1, 2) OBP: 0.340, SLG: 0.381	B FF 97 C FF 95 B CU 83 F FF 96 S CH 87 2-3 K		X CU 83 0-0 F8			S CH 84 B SL 88 X SL 87 1-1 2B		B CH 89 B CH 88 B CH 88 C FF 95 S FF 95 S CH 88 3-3 K		4	0	1	0	0	2	2
22 Christian Yelich, L (1, 7) OBP: 0.333, SLG: 0.413	F FF 97 X FF 98 0-1 G6-3			B CU 83 X SL 87 1-0 G4-3		D CU 81 X FF 95 1-0 F7		S ST 77 B FF 94 F ST 77 X CH 90 1-2 G4-3 1-3		4	0	0	0	0	0	2
27 Willy Adames, R (1, 6) OBP: 0.305, SLG: 0.373		F SL 88 X CH 87 0-1 9 L9-5 25 1B 1B		C FF 97 S FF 97 F FF 98 S FF 97 0-3 K		X CH 85 0-0 G5-3		C FF 96 F FF 95 F FF 95 F ST 80 B FF 96 F CH 92 S ST 79 1-3 K		4	0	1	0	0	2	2
25 Darin Ruf, R (1, 10) OBP: 0.361, SLG: 0.323 33 Jesse Winker, L (9, PH) OBP: 0.369, SLG: 0.282 2 Brice Turang, L (9, PR) OBP: 0.291, SLG: 0.345		B CU 82 C FF 95 X CU 83 1-1 1-2 1B		B SL 90 B FF 95 C SL 88 B SL 89 B FF 95 4-1 9 FC4 BB			C FF 94 B CU 85 X FF 96 1-1 10 1B 1B		C SL 88 B FF 99 B FF 99 F SL 85 F FF 99 X SL 87 2-2 15 WP 11 S 1B	2 1 0	0 0 0	2 1 0	0 0 0	1 0 0	0 0 0	0 0 0
9 Brian Anderson, R (1, 5) OBP: 0.323, SLG: 0.407		X CH 86 0-0 L9-5 2-3		B FF 97 F SL 90 C CH 86 X FF 97 1-2 FC4 1-2f			X CH 85 0-0 F8		X FF 98 0-0 F8	4	0	0	0	0	0	5
10 Mike Brosseau, R (1, 3) OBP: 0.277, SLG: 0.459 11 Rowdy Tellez, L (9, PH) OBP: 0.336, SLG: 0.512		C FF 96 B CH 87 S CH 87 S FF 98 1-3 K			F CU 82 B CH 86 B SL 88 C CH 85 T FF 97 2-2 K		B FF 95 B FF 95 C SL 89 F SL 89 F CH 86 X FF 96 2-2 1-2 1B		C SL 86 C SL 87 S SL 86 0-3 1-2 K	3 1	0 0	1 0	0 0	0 0	2 1	1 1
15 Tyrone Taylor, R (1, 9) OBP: 0.208, SLG: 0.260			C SL 87 B CH 87 X CU 84 1-1 L9		X FF 96 0-0 F8		C CU 83 C CH 87 S CH 87 0-3 K		B FF 98 X SL 88 1-0 G1-3 2-3	4	0	0	0	0	1	4
28 Joey Wiemer, R (1, 8) OBP: 0.273, SLG: 0.354			S FF 96 C FF 97 X CH 88 0-2 6 FC5-4 1B		B CH 86 X CH 86 1-0 P4		B CU 82 B CH 84 T FF 96 C FF 97 S FF 98 2-3 K			3	0	1	0	0	1	2
Inning Stats	R: 0 E: 0 K: 2 S: 8 H: 0 LOB: 0 BB: 0 P: 10	R: 0 E: 0 K: 1 S: 8 H: 2 LOB: 1 BB: 0 P: 10	R: 0 E: 0 K: 0 S: 9 H: 1 LOB: 1 BB: 0 P: 11	R: 0 E: 0 K: 1 S: 9 H: 0 LOB: 1 BB: 1 P: 15	R: 0 E: 0 K: 1 S: 5 H: 0 LOB: 0 BB: 0 P: 8	R: 0 E: 0 K: 0 S: 8 H: 1 LOB: 1 BB: 0 P: 11	R: 0 E: 0 K: 2 S: 13 H: 2 LOB: 2 BB: 0 P: 18	R: 0 E: 0 K: 2 S: 14 H: 1 LOB: 1 BB: 0 P: 20	R: 0 E: 0 K: 1 S: 9 H: 1 LOB: 2 BB: 0 P: 12	1B: 7 2B: 2 3B: 0 HR: 0 SF: 0 SAC: 0 DP: 1 HBP: 0						

PITCHER		IP	WLS	BF	H	R	ER	SO	BB	IBB	HBP	BLK	WP	HR	S	P	ERA	WHIP
18 Shane McClanahan, L ERA: 2.05	(1, 1)	7.0		27	6	0	0	7	1	0	0	0	0	0	60	83	0.00	1.000
47 Jason Adam, R ERA: 2.84	(8, 1)	1.0	W	4	1	0	0	2	0	0	0	0	0	0	14	20	0.00	1.000
29 Pete Fairbanks, R ERA: 2.0	(9, 1)	1.0	S	4	1	0	0	1	0	0	0	0	1	0	9	12	0.00	1.000

PITCHER	IP	WLS	BF	H	R	ER	SO	BB	IBB	HBP	BLK	WP	HR	S	P	ERA	WHIP

TOP

Milwaukee Brewers @ Tampa Bay Rays

Tropicana Field, St. Petersburg, FL

Fri May 19 2023, 6:42 PM - 8:47 PM EDT

Att. 18,961 - Dome - 72 F

livebaseballscorecards.com

AB	34
R	0
H	8
RBI	0
BB	1
SO	10
LOB	20

WP: 1	PA: 35																	
PB: 0																		
SB: 2																		
CS: 0																		

Batter	1	2	3	4	5	6	7	8	9	AB	R	H	RBI	BB	SO	LOB
15 Josh Lowe, L (1, 9) OBP: 0.364, SLG: 0.625	B FF 94 X FF 94 1-0 ① F7		F SL 85 F FF 95 X CU 81 0-2 ②③ FC3-6-2 1-2 3-H			B CH 85 B FF 94 X FF 94 2-0 ① G3-1		B CH 84 X CH 84 1-0 5 S 1B		4	0	1	0	0	0	2
5 Wander Franco, S (1, 6) OBP: 0.347, SLG: 0.491	C FF 95 B CH 85 X SL 84 1-1 ② G4-3			C FF 93 B CU 81 B CU 81 X SI 93 2-1 ① G3-1		C CU 81 F CH 85 B SL 82 F FF 95 F SI 94 X CH 86 1-2 ② G4-3		F SL 82 1 SAFE B CH 85 C SI 93 X FF 93 1-2 ③ F8 1-2		4	0	0	0	0	0	1
56 Randy Arozarena, R (1, 7) OBP: 0.401, SLG: 0.546	C SI 94 B SI 93 B SI 93 B FF 94 F SI 94 F SI 94 F FF 96 F SI 94 F FF 95 3-2 ③ G1-3 X SI 85			B SL 85 B SI 94 B SI 93 C SI 93 F SI 92 F SI 94 B FF 96 4-2 8 1B BB		F FF 95 F SL 84 B SL 85 B SI 94 C CU 81 2-3 ③ K				2	0	0	0	1	1	0
8 Brandon Lowe, L (1, 4) OBP: 0.304, SLG: 0.431		C SI 94 B FF 94 F CH 85 F SL 83 S FF 95 1-3 ① K		S FF 95 C SL 86 B FF 95 B FF 95 1 SAFE X FF 94 2-2 ② 1-3 1B			F CH 87 B SL 83 F CH 89 C FF 96 1-3 ① K			3	0	1	0	0	2	0
87 Harold Ramírez, R (1, 10) OBP: 0.367, SLG: 0.529		B FF 95 B SI 93 T SI 93 X SI 94 2-1 ② G6-3		S SI 91 B SI 93 X SI 92 1-1 ③ L5			B SL 85 S SL 85 F SI 96 B SL 84 X SL 85 2-2 ② F7			3	0	0	0	0	0	1
17 Isaac Paredes, R (1, 5) OBP: 0.355, SLG: 0.475 (9, 3)		C FF 94 S SI 94 F FF 95 B SL 84 T FF 95 1-2 ③ K			X SL 85 0-0 ① G1-3		B SL 85 C SI 96 B SL 84 F SL 84 S FF 96 2-3 ③ K			3	0	0	0	0	2	0
55 Luke Raley, L (1, 3) OBP: 0.319, SLG: 0.535 6 Taylor Walls, S (9, 5) OBP: 0.356, SLG: 0.548			B CH 84 X FF 94 1-0 ① G3		B FF 94 F FF 94 C CU 80 S CH 86 1-3 ② K			S CH 83 B CH 83 F FF 92 H SL 83 2-2 21 E 21 S 21 SF7 HBP		2 0	1 0	0 0	0 0	0 0	1 0	0 0
22 Jose Siri, R (1, 8) OBP: 0.298, SLG: 0.533			B SI 93 C SI 94 B SI 93 X FF 95 2-1 21 1B 15 FC3-6-2 1B		B CU 80 S SL 85 X SI 93 1-1 1B			S SL 82 S SL 83 F SL 81 S SL 82 0-3 ① K		3	0	2	0	0	1	1
21 Francisco Mejía, S (1, 2) OBP: 0.276, SLG: 0.338			B FF 94 1 SAFE X FF 95 1-0 15 FC3-6-2 1-3 1B		D SL 83 B SI 93 X FF 94 2-0 ③ P5			S FF 92 F FF 93 F CH 86 X FF 94 0-2 ② SF7 1-H		2	0	1	1	0	0	1
Inning Stats	R: 0 E: 0 K: 0 S: 10 H: 0 LOB: 0 BB: 0 P: 15	R: 0 E: 0 K: 2 S: 10 H: 0 LOB: 0 BB: 0 P: 14	R: 0 E: 0 K: 0 S: 7 H: 2 LOB: 1 BB: 0 P: 11	R: 0 E: 0 K: 0 S: 10 H: 1 LOB: 1 BB: 1 P: 19	R: 0 E: 0 K: 1 S: 7 H: 1 LOB: 1 BB: 0 P: 11	R: 0 E: 0 K: 1 S: 9 H: 0 LOB: 0 BB: 0 P: 14	R: 0 E: 0 K: 2 S: 9 H: 0 LOB: 0 BB: 0 P: 14	R: 1 E: 0 K: 1 S: 14 H: 1 LOB: 1 BB: 0 P: 18		1B: 5 2B: 1 3B: 0 HR: 0 SF: 1 SAC: 0 DP: 1 HBP: 1						

PITCHER		IP	WLS	BF	H	R	ER	SO	BB	IBB	HBP	BLK	WP	HR	S	P	ERA	WHIP
37 Adrian Houser, R ERA: 3.07	(1, 1)	6.0		21	4	0	0	4	1	0	0	0	0	0	53	84	0.00	0.833
31 Joel Payamps, R ERA: 2.45	(7, 1)	1.0		3	0	0	0	2	0	0	0	0	0	0	9	14	0.00	0.000
32 Peter Strzelecki, R ERA: 3.54	(8, 1)	1.0	L	5	1	1	1	1	0	0	1	0	0	0	14	18	9.00	1.000

PITCHER	IP	WLS	BF	H	R	ER	SO	BB	IBB	HBP	BLK	WP	HR	S	P	ERA	WHIP

BOTTOM

Milwaukee Brewers @ Tampa Bay Rays

Tropicana Field, St. Petersburg, FL

Fri May 19 2023, 6:42 PM - 8:47 PM EDT

Att. 18,961 - Dome - 72 F

livebaseballscorecards.com

AB	26
R	1
H	5
RBI	1
BB	1
SO	7
LOB	6

WP: 0 PA: 29
PB: 0
SB: 2
CS: 0

Batter	1	2	3	4	5	6	7	8	9	AB	R	H	RBI	BB	SO	LOB
22 Christian Yelich, L (1, 7) OBP: 0.331, SLG: 0.409	C SI 93 X CU 79 0-1 ① F8		S FC 89 S FC 89 B CH 90 X CH 88 1-2 ③ G3-1			C SI 92 X CH 88 0-1 ① G4-3		C SL 79 B SL 79 F SL 79 B FF 91 F FF 92 F FF 92 B SL 78 X SL 79 3-2 33 WP 3-H 1B		4	0	1	1	0	0	0
33 Jesse Winker, L (1, 10) OBP: 0.355, SLG: 0.270	C SI 93 B FC 89 C CU 80 S CH 88 1-3 ② K			F CU 78 X FC 89 0-1 ① F9		S CU 80 S SI 94 B FF 93 B CH 89 X SI 92 2-2 ② G3-1		F SI 91 B FF 91 B SL 78 B SI 90 F SI 90 C SI 90 3-3 ③ K 1-2		4	0	0	0	0	2	1
27 Willy Adames, R (1, 6) OBP: 0.304, SLG: 0.370	F FC 88 S FC 87 B CU 80 F CU 80 F SI 94 X FF 93 1-2 ③ F8			C CU 79 B FC 87 X SI 93 1-1 9 HR 1B		C FC 88 S FC 88 B FF 91 X CH 88 1-2 ③ F9			B SI 91 C SI 90 B ST 76 B SI 90 C SI 90 X SI 91 3-2 ① G6-3	4	1	1	0	0	0	0
11 Rowdy Tellez, L (1, 3) OBP: 0.333, SLG: 0.500		C SI 92 X CU 79 0-1 ① G3		F CU 80 X FC 90 0-1 ② P5			C FC 89 F FC 88 B SI 92 S CU 80 1-3 ① K		B SI 92 C SI 90 C FC 91 B ST 77 B FC 89 F FC 88 F FC 88 B ST 78 4-2 9 BB BB	3	0	0	0	1	1	1
9 Brian Anderson, R (1, 9) OBP: 0.327, SLG: 0.426		C FC 88 S FC 88 X FC 88 0-2 ② G1-3		T FC 90 F FC 89 D CU 81 X CU 80 1-2 1-H HR			B SI 93 X FC 88 1-0 ② F8		B ST 77 B FC 88 C SI 91 S FC 88 B ST 78 B SI 91 4-2 1-2 BB	3	1	1	2	1	0	0
7 Victor Caratini, S (1, 2) OBP: 0.350, SLG: 0.365		B SI 93 F SI 92 B CU 81 S FC 90 C FC 90 2-3 ③ K		B SI 94 C CU 80 B FC 89 F CU 79 S FC 88 2-3 ③ K			C CU 79 S CH 87 B FF 92 F CH 87 B SI 92 S FC 89 2-3 ③ K		X FF 95 0-0 ② F5	4	0	0	0	0	3	2
6 Owen Miller, R (1, 5) OBP: 0.366, SLG: 0.500			C FC 86 B FC 88 F SI 93 X CU 80 1-2 HR		C FC 85 F SI 91 B FF 91 B FC 89 C SI 92 2-3 ① K			B SI 90 X SI 91 1-0 ① G5-3	B FF 95 S FF 95 B ST 79 F CH 90 F FF 95 C ST 80 2-3 ③ K	4	1	1	1	0	2	2
2 Brice Turang, L (1, 4) OBP: 0.300, SLG: 0.361			X SI 93 0-0 15 CS 1B		X CU 79 0-0 ② P6			B SI 90 X SI 91 1-0 15 G1-3 22 1B 2B		3	1	2	0	0	0	0
15 Tyrone Taylor, R (1, 8) OBP: 0.196, SLG: 0.245			C FC 87 B FC 88 B SI 91 F SI 92 F FF 94 S CU 79 2-3 ① ② K 1-2		C FC 88 C SI 92 S FF 92 0-3 ③ K			B SL 78 X SI 91 1-0 ② G1-3 2-3		3	0	0	0	0	2	2
Inning Stats	R: 0 E: 0 K: 1 S: 10 H: 0 LOB: 0 BB: 0 P: 12	R: 0 E: 0 K: 1 S: 8 H: 0 LOB: 0 BB: 0 P: 10	R: 1 E: 0 K: 1 S: 11 H: 2 LOB: 0 BB: 0 P: 15	R: 2 E: 0 K: 1 S: 12 H: 2 LOB: 0 BB: 0 P: 16	R: 0 E: 0 K: 2 S: 7 H: 0 LOB: 0 BB: 0 P: 9	R: 0 E: 0 K: 0 S: 8 H: 0 LOB: 0 BB: 0 P: 11	R: 0 E: 0 K: 2 S: 8 H: 0 LOB: 0 BB: 0 P: 12	R: 1 E: 0 K: 1 S: 11 H: 2 LOB: 1 BB: 0 P: 20	R: 0 E: 0 K: 1 S: 14 H: 0 LOB: 2 BB: 2 P: 27	1B: 3 2B: 1 3B: 0 HR: 2 SF: 0 SAC: 0 DP: 0 HBP: 0						

PITCHER		IP	WLS	BF	H	R	ER	SO	BB	IBB	HBP	BLK	WP	HR	S	P	ERA	WHIP
24 Zach Eflin, R ERA: 3.45	(1, 1)	7.0	W	24	4	3	3	8	0	0	0	0	0	2	64	85	3.86	0.571
81 Ryan Thompson, R ERA: 6.6	(8, 1)	1.0		5	2	1	1	1	0	0	0	0	1	0	11	20	9.00	2.000
49 Kevin Kelly, R ERA: 4.76	(9, 1)	0.1		3	0	0	0	0	2	0	0	0	0	0	9	20	0.00	6.000
47 Jason Adam, R ERA: 2.75	(9, 1)	0.2	S	2	0	0	0	1	0	0	0	0	0	0	5	7	0.00	0.000

PITCHER	IP	WLS	BF	H	R	ER	SO	BB	IBB	HBP	BLK	WP	HR	S	P	ERA	WHIP

TOP

Milwaukee Brewers @ Tampa Bay Rays

Tropicana Field, St. Petersburg, FL

Sat May 20 2023, 4:10 PM - 6:49 PM EDT

Att. 19,954 - Dome - 72 F

livebaseballscorecards.com

AB	32
R	4
H	6
RBI	4
BB	2
SO	10
LOB	8

PA: 34

WP: 1
PB: 0
SB: 0
CS: 1

Batter	1	2	3	4	5	6	7	8	9	AB	R	H	RBI	BB	SO	LOB
2 Yandy Díaz, R (1, 3) OBP: 0.436, SLG: 0.618	B FF 91 C FC 88 B FC 88 C FF 92 X FF 89 2-2 ① G6-3	S CU 76 B FC 88 X CU 76 1-1 1-H 2-H HR		B FC 88 B SI 94 C FC 88 B SI 93 F SI 93 X SI 94 3-2 5 G3-6-3 2-3 1B			B SL 82 C SL 82 X SI 94 1-1 56 BB 5 1B 17 BB 1B	F FF 98 C KC 85 B KC 86 X FF 99 1-2 ② P6		4	1	3	3	0	0	0
55 Luke Raley, L (7, PR) OBP: 0.316, SLG: 0.529 (8, 3)										1	1	0	0	0	0	0
5 Wander Franco, S (1, 6) OBP: 0.343, SLG: 0.483	B FF 92 B FC 88 X FC 87 2-0 ② G5-3	X FC 88 0-0 ③ F8		C FC 91 D SI 93 X FF 93 1-1 ②③ G3-6-3 1-2f			C SL 81 B SI 93 B SI 94 B SL 80 1 SAFE X SL 82 3-1 17 BB 56 BB 6 BB 1-2 1B	X KC 85 0-0 ③ G6-3		5	1	1	0	0	0	2
87 Harold Ramírez, R (1, 10) OBP: 0.364, SLG: 0.545	B CU 75 B FC 87 B FC 87 C FF 91 X FF 92 3-1 HR	B FC 85 F FC 84 B CU 75 C FF 90 X FC 84 2-2 ① F7			C SI 94 X SI 94 0-1 ① G5-6-3		B SI 95 S SL 82 S SL 82 S SL 82 1-3 ① K			4	1	1	1	0	1	2
56 Randy Arozarena, R (1, 7) OBP: 0.403, SLG: 0.539	B FC 87 B FC 88 S FF 92 B FF 93 F FC 88 B FF 93 4-2 BB	B FF 90 C FC 86 B FC 85 S FF 91 S FF 92 2-3 ② K			C FF 96 B SI 95 B FC 91 F SI 95 X FC 91 2-2 ② P6		C SI 96 B SI 95 D SL 82 B SL 81 B SI 95 4-1 6 BB 17 BB 1-2 2-3 BB			2	0	0	0	2	1	0
17 Isaac Paredes, R (1, 5) OBP: 0.352, SLG: 0.465	1 SAFE B FF 89 X FF 92 1-0 ③ P6	B CU 76 B FC 86 F FC 87 C FC 87 B FF 90 F FC 86 F FF 92 X FC 87 3-2 ③ G5-3			B SI 94 S FF 95 B SI 95 F SI 95 F FC 92 X FC 91 2-2 ③ F7		B SL 82 C SI 96 B SL 83 S SL 82 D SL 83 B SI 96 4-2 6 BB 1-2 2-3 3-H BB			3	0	0	1	1	0	1
14 Christian Bethancourt, R (1, 2) OBP: 0.267, SLG: 0.505		C CU 74 X FC 86 0-1 ① F8		S FC 84 F FF 89 B FF 90 X CU 75 1-2 HR		X FC 90 0-0 6 FC4-6 1B	S SL 82 B SL 82 B FF 96 F SI 96 F SL 83 F SI 95 S SI 95 2-3 ② K			4	1	2	1	0	1	3
6 Taylor Walls, S (1, 4) OBP: 0.369, SLG: 0.557		B FF 90 B FF 88 B FF 91 C FF 90 B FF 90 4-1 13 1B 2 HR BB		B FF 90 C FC 86 B FF 90 B FC 86 X FF 90 3-1 13 1B 2B		B SI 93 1 SAFE B FC 91 B SI 94 C SI 94 X SI 94 3-1 ① FC4-6 1-2f	C SL 82 B SL 81 F SI 95 B FF 94 B SL 80 B FF 94 4-2 1-2 2-3 3-H BB			2	2	1	1	2	0	1
13 Manuel Margot, R (1, 9) OBP: 0.322, SLG: 0.340	C FF 91 1 SAFE X FC 87 0-1 2 HR 1-2 1B			B FC 86 C FF 90 T FC 90 D FC 86 F FC 86 X FF 90 2-2 2 1B 22 G1-3 2-H 1B		1 SAFE B SI 94 F FC 91 D SI 93 S FC 90 X FC 90 2-2 ② F8	C FF 98 B FF 98 C FF 98 F FF 99 B KC 86 F FF 99 F FF 99 S KC 86 2-3 ③ K			4	1	2	1	0	1	4
22 Jose Siri, R (1, 8) OBP: 0.284, SLG: 0.506		B FF 92 S FC 87 F FC 89 S CU 77 1-3 ② K		F SI 92 X FC 88 0-1 ① G1-3 1-2		S SI 93 1 SAFE F FC 90 S FF 94 0-3 ③ K		X FF 98 0-0 ① F7		4	0	0	0	0	2	4
Inning Stats	R: 1 H: 1 E: 0 LOB: 1 K: 0 BB: 1 S: 9 P: 21	R: 3 H: 2 E: 0 LOB: 0 K: 1 BB: 1 S: 11 P: 17	R: 0 H: 0 E: 0 LOB: 0 K: 1 BB: 0 S: 11 P: 18	R: 2 H: 4 E: 0 LOB: 1 K: 0 BB: 0 S: 16 P: 26	R: 0 H: 0 E: 0 LOB: 0 K: 0 BB: 0 S: 10 P: 14	R: 0 H: 1 E: 0 LOB: 1 K: 1 BB: 0 S: 9 P: 14	R: 2 H: 2 E: 0 LOB: 3 K: 3 BB: 3 S: 23 P: 44	R: 0 H: 0 E: 0 LOB: 0 K: 0 BB: 0 S: 5 P: 6		1B: 6 SF: 0 2B: 1 SAC: 0 3B: 0 DP: 1 HR: 3 HBP: 0						

BOTTOM

Milwaukee Brewers @ Tampa Bay Rays

Tropicana Field, St. Petersburg, FL

Sat May 20 2023, 4:10 PM - 6:49 PM EDT

Att. 19,954 - Dome - 72 F

livebaseballscorecards.com

AB	33
R	8
H	10
RBI	8
BB	5
SO	6
LOB	17

PITCHER		IP	WLS	BF	H	R	ER	SO	BB	IBB	HBP	BLK	WP	HR	S	P	ERA	WHIP
52 Eric Lauer, L ERA: 5.48	(1, 1)	3.0	L	17	6	6	6	2	2	0	0	0	0	3	40	71	18.00	2.667
46 Bryse Wilson, R ERA: 2.92	(4, 1)	3.0		10	2	0	0	1	0	0	0	0	0	0	26	39	0.00	0.667
54 Jake Cousins, R ERA: 4.26	(7, 1)	0.2		7	2	2	2	2	3	0	0	0	0	0	17	36	27.00	7.500
29 Trevor Megill, R ERA:	(7, 1)	1.1		4	0	0	0	1	0	0	0	0	0	0	11	14	0.00	0.000

PITCHER	IP	WLS	BF	H	R	ER	SO	BB	IBB	HBP	BLK	WP	HR	S	P	ERA	WHIP

Batter	1	2	3	4	5	6	7	8	9	AB	R	H	RBI	BB	SO	LOB
6 Owen Miller, R (1, 5) OBP: 0.367, SLG: 0.505 15 Tyrone Taylor, R (9, 9) OBP: 0.196, SLG: 0.245	B FF 94 S FF 93 B CH 88 X FF 94 2-1 ① F9		C SI 89 B FC 86 X SI 90 1-1 ① G6-3		C FC 82 X SI 87 0-1 24 HR 1B	B ST 76 S SL 80 F FC 83 B SI 88 X ST 78 2-2 ② F7			B SL 88 F FF 94 C FF 94 X FS 85 1-2 24 G4-3 22 FCS-2-5 2B	5 0	1 0	2 0	0 0	0 0	0 0	0 0
24 William Contreras, R (1, 2) OBP: 0.342, SLG: 0.405	C CH 89 F CH 89 B FF 95 T CH 90 1-2 ② K		F SI 89 B ST 76 B FC 86 B SI 88 X SI 89 3-1 22 HBP 1B		B FC 84 B ST 75 X SI 86 2-0 1-H HR	F ST 76 C CH 83 B ST 76 C ST 75 1-3 ③ K			X SL 89 0-0 ① G4-3 2-3	5	1	2	2	0	2	1
22 Christian Yelich, L (1, 7) OBP: 0.339, SLG: 0.417	B FC 87 C FF 95 T FF 95 S CH 91 1-3 ③ K		C SI 90 B CH 85 H FC 86 2-1 27 G5-4-3 HBP 1-2		B SI 88 C ST 75 B CH 82 X CH 83 2-1 9 1B 2B		B ST 75 F ST 75 C SI 87 X CH 83 1-2 11 S 1B		C SL 90 X SL 89 0-1 ② FC6-2-5 3-H	4	1	2	0	0	1	1
27 Willy Adames, R (1, 6) OBP: 0.301, SLG: 0.382		C CH 89 X CH 90 0-1 HR	C FC 84 C SI 90 B ST 78 F ST 78 B SI 90 X ST 78 2-2 ② ③ G5-4-3 1-2f		S ST 74 B FC 82 F SI 86 S ST 76 1-3 ① K		X FC 82 0-0 ① F8		F SL 88 B SL 90 F FF 96 B FF 94 F FF 95 X FS 84 2-2 ③ L8	5	1	1	1	0	1	5
25 Darin Ruf, R (1, 10) OBP: 0.350, SLG: 0.343		B FF 94 B FF 95 X FF 94 2-0 ① G6-3		C FC 83 B SI 89 X SI 89 1-1 11 HR 2B	C ST 74 B ST 75 F SI 88 F SI 87 F ST 76 B SI 88 F ST 76 X CH 83 2-2 ② G5-3		B SI 86 C FC 82 F FC 83 F SI 87 B ST 76 F SI 88 S CH 81 2-3 ② K			4	1	1	0	0	1	2
11 Rowdy Tellez, L (1, 3) OBP: 0.344, SLG: 0.522		B FF 95 B CH 90 B CH 90 C FF 95 F FF 95 F CH 92 F FF 95 B CH 91 4-2 9 BB BB		D ST 77 C SI 90 B CH 85 B FC 85 X FC 86 3-1 2-H HR		0-0 9 1B IBB	B FF 95 C FF 96 B FF 95 B FF 95 C FF 96 X FF 96 3-2 ③ G6-3 1-2			2	1	1	2	2	0	1
9 Brian Anderson, R (1, 9) OBP: 0.337, SLG: 0.427 (9, 5)		C CH 91 B FF 96 B FF 96 B CH 90 B CH 91 4-1 1-2 BB BB		S SI 88 S SI 90 B SI 90 X SI 90 1-2 ① G6-3	X ST 75 0-0 28 FC4 1-2 2-H 1B			B CH 87 B CH 87 C FF 96 C FF 95 B CH 89 B FF 96 4-2 28 G6-4-3 BB		2	0	1	1	2	0	0
28 Joey Wiemer, R (1, 8) OBP: 0.265, SLG: 0.343		B CH 90 F CH 90 S CH 91 X CH 92 1-2 ② F9		S SI 88 S ST 76 B ST 77 X ST 76 1-2 ② G6-3	F SI 87 B ST 76 X SI 87 1-1 ③ FC4 1-2f			C CH 88 D ST 84 B CH 88 B FF 95 X SI 94 3-1 ① ② G6-4-3 1-2f		4	0	0	0	0	0	5
2 Brice Turang, L (1, 4) OBP: 0.291, SLG: 0.349		C CH 90 F FF 95 S FF 96 0-3 ③ K		C CH 83 B CH 86 C ST 76 B CH 84 F SI 89 X SI 88 2-2 ③ F7		X CH 83 0-0 ① L8		B ST 83 B ST 83 X SI 96 2-0 ③ G3-1		4	0	0	0	0	1	2
Inning Stats	R: 0 E: 0 K: 2 S: 8 H: 0 LOB: 0 BB: 0 P: 12	R: 1 E: 0 K: 1 S: 14 H: 1 LOB: 2 BB: 2 P: 25	R: 0 E: 0 K: 0 S: 9 H: 1 LOB: 1 BB: 0 P: 17	R: 2 E: 0 K: 0 S: 14 H: 2 LOB: 0 BB: 0 P: 22	R: 3 E: 0 K: 1 S: 17 H: 4 LOB: 2 BB: 1 P: 25	R: 0 E: 0 K: 1 S: 7 H: 0 LOB: 0 BB: 0 P: 10	R: 0 E: 0 K: 1 S: 12 H: 1 LOB: 1 BB: 0 P: 18	R: 0 E: 0 K: 0 S: 5 H: 0 LOB: 0 BB: 1 P: 14	R: 0 E: 0 K: 0 S: 10 H: 1 LOB: 1 BB: 0 P: 13	1B: 4 2B: 3 3B: 0 HR: 3 SF: 0 SAC: 0 DP: 2 HBP: 1						

PITCHER		IP	WLS	BF	H	R	ER	SO	BB	IBB	HBP	BLK	WP	HR	S	P	ERA	WHIP
68 Jalen Beeks, L ERA: 4.68	(1, 1)	2.0		9	1	1	1	3	2	0	0	0	0	1	22	37	4.50	1.500
71 Cooper Criswell, R ERA: 7.94	(3, 1)	4.2	L	23	8	5	5	3	0	1	1	0	0	2	56	86	9.64	1.714
30 Jake Diekman, L ERA: 7.2	(7, 1)	1.1		4	0	0	0	0	1	0	0	0	0	0	8	20	0.00	0.750
52 Zack Littell, R ERA: 6.0	(9, 1)	1.0		4	1	0	0	0	0	0	0	0	0	0	10	13	0.00	1.000

PITCHER	IP	WLS	BF	H	R	ER	SO	BB	IBB	HBP	BLK	WP	HR	S	P	ERA	WHIP

TOP

Milwaukee Brewers @ Tampa Bay Rays

Tropicana Field, St. Petersburg, FL

Sun May 21 2023, 1:41 PM - 4:25 PM EDT

Att. 20,193 - Dome - 72 F

livebaseballscorecards.com

AB	35
R	6
H	10
RBI	6
BB	4
SO	6
LOB	17

WP: 0	PB: 0	SB: 1	CS: 0	PA: 40				

BOTTOM

Batter	1	2	3	4	5	6	7	8	9	AB	R	H	RBI	BB	SO	LOB
2 Yandy Díaz, R (1, 3) OBP: 0.429, SLG: 0.611	B FF 94 F FF 95 F CH 89 F SL 81 F FF 94 B SL 82 S SL 82 2-3 K ①		X SL 81 0-0 P4 ②		C CU 76 X SL 81 0-1 F8 ①		B SI 96 F SI 97 B SL 85 B SL 83 F SI 96 X SL 84 3-2 2B		C CH 83 C FF 94 X CH 84 0-2 G5-3 ①	5	0	1	0	0	1	0
5 Wander Franco, S (1, 6) OBP: 0.340, SLG: 0.473	X CU 78 0-0 F9 ②		C FF 96 B FF 96 B FF 94 B SL 82 S FF 95 X CU 78 3-2 G3-1 ③		C FF 96 C CH 90 X FF 94 0-2 G5-3 ②		B CH 89 F CH 89 F SI 96 F CH 89 B FF 96 D SL 84 X FF 96 3-2 F7 ③		C FF 94 B FC 90 B FF 95 B CH 85 B FF 94 4-1 8 FC4-6 BB	4	0	0	0	1	0	1
8 Brandon Lowe, L (1, 4) OBP: 0.301, SLG: 0.423	X FF 95 0-0 F7 ③			F CH 88 S CU 74 B CH 88 S FF 97 1-3 K ①	F FF 96 B CU 76 S CU 77 B FF 94 F FF 94 X CU 76 2-2 1B			C SL 80 B FF 92 B CH 84 X FF 92 2-1 F8 ① S FF 94 B CH 83 X CH 82 1-1 FC4-6 ② 1-2f	5	0	1	0	0	1	1
56 Randy Arozarena, R (1, 7) OBP: 0.403, SLG: 0.530		C FF 97 X SL 82 0-1 G6-3 ①		B SL 82 C FF 96 B CH 90 C SL 81 B SL 80 F FF 96 B CU 77 4-2 87 BB 15 HR BB	D SL 83 F FF 96 S SL 83 X FF 96 1-2 L7 ③			B SI 92 C SL 82 F FF 92 B SL 82 H SI 92 3-2 15 S 15 1B HBP	B CH 84 X FF 95 1-0 L8 ③	3	2	0	0	1	0	2
87 Harold Ramírez, R (1, 10) OBP: 0.368, SLG: 0.548		C FF 96 X FF 95 0-1 2B		B FF 98 B SL 83 B FF 94 C FF 94 C FF 98 B SL 83 4-2 15 HR 1-2 BB		C SL 81 X SL 81 0-1 G3-1 ①		1 SAFE C SL 81 B SL 80 B SI 90 F SL 81 S FF 92 2-3 K ②		3	1	1	0	1	1	1
15 Josh Lowe, L (1, 9) OBP: 0.375, SLG: 0.652		B FF 95 S CH 90 F FF 95 D CU 74 B CH 90 X FF 97 3-2 G5-3 ②		B CH 89 F FF 95 B CH 91 X SL 82 2-1 1-H 2-H HR		F FF 96 S CU 75 B CH 89 X FF 97 1-2 6 P5-3 1B		B SI 92 B CH 84 C SI 91 S FF 93 B FF 93 F FF 93 2 SAFE F FF 94 X CH 84 3-2 13 S 55 HBP 1-H 1B		4	1	3	4	0	0	1
6 Taylor Walls, S (1, 5) OBP: 0.368, SLG: 0.546 55 Luke Raley, L (8, PH) OBP: 0.322, SLG: 0.529 14 Christian Bethancourt, R (9, 2) OBP: 0.267, SLG: 0.505		B FF 96 B CU 77 F FF 96 B CH 90 B FF 96 4-1 BB		F FF 96 C CU 78 B CH 90 C CU 77 1-3 K ②		B CU 77 X FF 93 1-0 P5-3 ②③ 1-1f		F CH 84 H FF 93 1-1 13 S 1-2 HBP		2 0 0 0 1 1 1 0 0 0 0 0 0 0 0 0 0 0 0 0 0						
13 Manuel Margot, R (1, 8) OBP: 0.328, SLG: 0.339		B FF 97 C FF 98 B SL 84 B FF 95 F FF 97 F FF 96 S SL 83 3-3 K ③		S SL 82 B FF 97 B FF 97 F FF 96 B CU 75 X SL 81 3-2 1B			F SI 96 B SL 83 X SL 84 1-1 L8 ①	C FF 94 B FF 92 B CH 84 S CH 82 B CH 84 3-2 17 FC5-4 1-2 2-3 BB		3	0	1	0	1	1	2
21 Francisco Mejía, S (1, 2) OBP: 0.266, SLG: 0.324 17 Isaac Paredes, R (8, PH) OBP: 0.350, SLG: 0.462 (9, 5)			C FF 95 X CH 90 0-1 G3-1 ①	X CU 77 0-0 G4-3 ③			X FF 96 0-0 F7 ②	C FF 94 X CH 84 0-1 FC5-4 ③ 1-2f		3 0 0 0 0 0 1 1 0 0 0 0 0 3						
Inning Stats	R: 0 E: 0 K: 1 S: 7 H: 0 LOB: 0 BB: 0 P: 9	R: 0 E: 0 K: 1 S: 12 H: 1 LOB: 2 BB: 1 P: 22	R: 0 E: 0 K: 0 S: 6 H: 0 LOB: 0 BB: 0 P: 9	R: 3 E: 0 K: 2 S: 17 H: 2 LOB: 1 BB: 2 P: 32	R: 0 E: 0 K: 0 S: 12 H: 1 LOB: 1 BB: 0 P: 15	R: 0 E: 0 K: 0 S: 6 H: 1 LOB: 0 BB: 0 P: 8	R: 0 E: 0 K: 0 S: 10 H: 1 LOB: 1 BB: 0 P: 17	R: 1 E: 0 K: 1 S: 17 H: 1 LOB: 3 BB: 1 P: 31	R: 0 E: 0 K: 0 S: 7 H: 0 LOB: 1 BB: 1 P: 13	1B: 4 2B: 3 3B: 0 HR: 1 SF: 0 SAC: 0 DP: 1 HBP: 2	WP: 0 PB: 0 SB: 3 CS: 0 PA: 40					

PITCHER		IP	WLS	BF	H	R	ER	SO	BB	IBB	HBP	BLK	WP	HR	S	P	ERA	WHIP
51 Freddy Peralta, R ERA: 4.15	(1, 1)	6.0	W	25	5	3	3	4	3	0	0	0	0	1	60	95	4.50	1.333
31 Joel Payamps, R ERA: 2.35	(7, 1)	1.0	H	4	1	0	0	0	0	0	0	0	0	0	10	17	0.00	1.000
32 Peter Strzelecki, R ERA: 3.86	(8, 1)	0.2	H	5	1	1	1	1	0	0	2	0	0	0	13	24	13.50	1.500
38 Devin Williams, R ERA: 0.59	(8, 1)	1.1	S	6	0	0	0	0	2	0	0	0	0	0	11	20	0.00	1.500

PITCHER	IP	WLS	BF	H	R	ER	SO	BB	IBB	HBP	BLK	WP	HR	S	P	ERA	WHIP

Milwaukee Brewers @ Tampa Bay Rays

Tropicana Field, St. Petersburg, FL

Sun May 21 2023, 1:41 PM - 4:25 PM EDT

Att. 20,193 - Dome - 72 F

livebaseballscorecards.com

AB	33
R	4
H	7
RBI	4
BB	5
SO	5
LOB	13

Batter	1	2	3	4	5	6	7	8	9	AB	R	H	RBI	BB	SO	LOB
14 Mauricio Dubón, R (1, 4) OBP: 0.340, SLG: 0.405	B FC 92 F FC 95 F SI 96 X CU 82 1-2 F7 ①	X SL 90 0-0 G6-3 ③			B SL 90 X SL 86 1-0 HR	D SL 89 B SI 95 B SI 94 C SI 94 B SI 95 4-1 2 1B 44 HR 1-2 2-3 BB	C SL 81 X SI 96 0-1 G1-3 ③		F FA 58 B FA 61 B FA 65 B FA 76 B FA 65 4-1 BB	4	2	1	1	2	0	2
2 Alex Bregman, R (1, 5) OBP: 0.329, SLG: 0.361	C FC 95 B FC 94 B CU 80 B FC 94 X FC 94 3-1 F8 ②	C CU 78 B FC 94 B FC 93 B FC 93 X FC 93 3-1 P4 ①			B FC 93 B CU 79 C FC 93 X FC 93 2-1 F8 ①	C SI 95 B SI 95 X SL 90 1-1 44 HR 1-2 2-3 3-H 1B		C KC 85 X FF 98 0-1 3 HBP 44 1B 9 2B 1B	X FA 61 0-0 L8 ②	6	2	2	1	0	0	1
44 Yordan Alvarez, L (1, 10) OBP: 0.399, SLG: 0.616 21 Yainer Diaz, R (9, PH) OBP: 0.263, SLG: 0.353 (9, 10)	B FC 94 B FC 95 B FC 96 B FC 95 4-0 30 BB BB	C FC 94 X CH 89 0-1 G3 ②			B FC 93 X FC 93 1-0 HR	X SI 89 0-0 1-H 2-H 3-H HR		C FF 98 X FF 99 0-1 3 HBP 9 2B 1-2 1B	B FA 64 S FA 61 C FA 63 F FA 77 B EP 51 B EP 46 X FA 60 3-2 G4-3 ③	4 1	3 0	3 0	5 0	1 0	0 0	0 1
30 Kyle Tucker, L (1, 9) OBP: 0.361, SLG: 0.458 20 Chas McCormick, R (8, PH) OBP: 0.324, SLG: 0.424 (8, 9)	D CU 82 C FC 94 B CH 90 B FC 95 B FC 95 4-1 1-2 BB	F CU 79 B FC 94 F FC 95 S CU 80 1-3 K ③			F CH 87 B FC 94 S CU 79 S CH 89 1-3 K ②	C SI 89 X ST 81 0-1 79 G6-4-3 1B		S FF 99 D KC 86 F KC 86 X FF 99 1-2 F8 ①		3 1	0 0	1 0	0 0	1 0	2 0	0 2
79 José Abreu, R (1, 3) OBP: 0.281, SLG: 0.260	S FC 96 B SI 96 F FC 96 X SL 91 1-2 F9 ③			B SL 87 X FC 93 1-0 6 WP 9 1B 6 G5-3 1B	F CU 78 F SI 94 X CU 79 0-2 1B	C FF 89 F CH 82 B ST 80 B SI 89 F SI 89 X ST 81 3-2 G6-4-3 ②③ 1-2f		S FF 99 B FF 99 T KC 86 C FF 99 1-3 K ②		5	1	2	0	0	1	5
3 Jeremy Peña, R (1, 6) OBP: 0.287, SLG: 0.407		F FC 94 F CU 80 B CU 81 F FC 93 C SI 96 1-3 K ①		C FC 92 C SL 90 X FC 94 0-2 L9 ①	F FC 92 B SI 95 S CU 78 F CU 80 F SL 89 D CU 80 S CU 78 2-3 K ③		C SI 94 S SL 81 B SL 81 X SL 80 1-2 G5-3 ①	B FF 99 H FF 99 2-0 9 2B 1-2 2-3 HBP		4	0	0	0	0	2	2
9 Corey Julks, R (1, 7) OBP: 0.285, SLG: 0.395		B SL 90 B FC 94 C FC 95 X SI 96 2-1 HR		D CU 80 F FC 94 S SL 88 D CU 79 X FC 95 2-2 6 WP 1-2 1B		C SI 95 C SL 90 X SL 90 0-2 G4-3 ①	B SL 81 B SL 80 C SI 94 X SI 96 2-1 G6-3 ②	C KC 86 F FF 99 F KC 86 F FF 100 X FF 100 0-2 1-3 2-H 3-H 2B		5	1	3	3	0	0	0
6 Jake Meyers, R (1, 8) OBP: 0.351, SLG: 0.415		F FC 94 F FC 94 B CU 81 X CU 80 1-2 F9 ②		B SL 95 X SL 88 1-0 G5-3 ② 1-2 2-H		S SL 89 H SI 96 1-1 14 BB 15 1B 2 1B HBP	C SI 95 B SL 82 B SL 82 B SL 82 X SI 95 3-1 3B	C KC 85 S KC 84 B FF 99 S FF 98 1-3 K ③		4	1	1	1	0	1	3
15 Martín Maldonado, R (1, 2) OBP: 0.303, SLG: 0.333 18 César Salazar, L (8, 2) OBP: 0.250, SLG: 0.182		B FC 94 C FC 94 B SL 90 X FC 94 2-1 HR		B FC 94 D SL 90 S FC 94 F FC 94 D CU 80 C CU 79 3-3 K ③		C SI 95 B SL 88 B SL 90 F SI 96 X SL 90 2-2 2 1B 14 BB 44 HR 1-2 1B	B SL 81 B SI 94 B SI 95 C SI 95 F SI 95 B SL 82 4-2 BB		C FA 61 X FA 60 0-1 F7 ①	3 1	2 0	2 0	1 0	1 0	1 0	1 0

Inning Stats	1	2	3	4	5	6	7	8	9
	R: 0 E: 0 K: 0 S: 9	H: 0 LOB: 2 BB: 2 P: 22	R: 2 E: 0 K: 1 S: 12	H: 2 LOB: 0 BB: 0 P: 18	R: 0 E: 0 K: 1 S: 7	H: 0 LOB: 0 BB: 0 P: 11	R: 1 E: 0 K: 1 S: 11	H: 2 LOB: 1 BB: 0 P: 18	R: 2 E: 0 K: 2 S: 15	H: 3 LOB: 1 BB: 0 P: 22	R: 5 E: 0 K: 0 S: 16	H: 4 LOB: 0 BB: 1 P: 27	R: 0 E: 0 K: 0 S: 11	H: 1 LOB: 2 BB: 1 P: 21	R: 2 E: 0 K: 2 S: 18	H: 3 LOB: 2 BB: 0 P: 23	R: 0 E: 0 K: 0 S: 8	H: 0 LOB: 1 BB: 1 P: 15

1B: 8	SF: 0	WP: 1	PA: 48
2B: 1	SAC: 0	PB: 0	
3B: 1	DP: 1	SB: 0	
HR: 5	HBP: 2	CS: 0	

PITCHER		IP	WLS	BF	H	R	ER	SO	BB	IBB	HBP	BLK	WP	HR	S	P	ERA	WHIP
39 Corbin Burnes, R ERA: 3.97	(1, 1)	5.0	L	24	7	5	5	5	2	0	0	0	1	4	54	91	9.00	1.800
59 Elvis Peguero, R ERA: 4.15	(6, 1)	0.1		5	2	4	4	0	1	0	1	0	0	0	10	18	108.00	9.000
55 Hoby Milner, L ERA: 4.5	(6, 1)	0.2		3	2	1	1	0	0	0	0	0	0	1	6	9	13.50	3.000
54 Jake Cousins, R ERA: 3.68	(7, 1)	1.0		5	1	0	0	0	1	0	0	0	0	0	11	21	0.00	2.000
29 Trevor Megill, R ERA: 5.4	(8, 1)	1.0		7	3	2	2	2	0	0	1	0	0	0	18	23	18.00	3.000

PITCHER		IP	WLS	BF	H	R	ER	SO	BB	IBB	HBP	BLK	WP	HR	S	P	ERA	WHIP
10 Mike Brosseau, R ERA: 6.75	(9, 1)	1.0		4	0	0	0	0	1	0	0	0	0	0	8	15	0.00	1.000

TOP

Houston Astros @ Milwaukee Brewers

American Family Field, Milwaukee, WI

Mon May 22 2023, 6:43 PM - 9:23 PM CDT

Att. 22,583 - Partly Cloudy - 69 F

livebaseballscorecards.com

AB	41
R	12
H	15
RBI	12
BB	5
SO	7
LOB	17

Batter	1	2	3	4	5	6	7	8	9	AB	R	H	RBI	BB	SO	LOB
22 Christian Yelich, L (1, 7) OBP: 0.337, SLG: 0.413 28 Joey Wiemer, R (8, 8) OBP: 0.265, SLG: 0.343	C FF 91 B FF 91 B SL 79 T FF 92 F SL 79 B FF 92 X FF 91 3-2 ① F7		B KC 77 B SL 81 X FF 94 2-0 ② L7		B FF 91 B FF 93 X FF 92 2-0 1B		B ST 80 C SI 90 B SI 90 S ST 79 X ST 80 2-2 ③ L7			4 0	0 0	1 0	0 0	0 0	0 0	1 0
33 Jesse Winker, L (1, 10) OBP: 0.351, SLG: 0.261 (9, 9)	B FF 92 X FF 92 1-0 ② F8		B FF 93 C FF 93 F FF 93 B FF 92 B FF 92 B FF 92 4-2 BB		X FF 92 0-0 ③ F8			C FC 88 F ST 82 B FF 92 B FF 92 F FC 89 B CU 81 F FC 88 F FC 89 C ST 80 3-3 ① K		3	0	0	0	1	1	1
27 Willy Adames, R (1, 6) OBP: 0.296, SLG: 0.376 10 Mike Brosseau, R (8, 5) OBP: 0.273, SLG: 0.452 (9, 1)	B FF 92 S FF 92 B FF 93 C FF 92 B SL 80 F FF 93 S FF 92 3-3 ③ K		S SL 82 F FF 93 D SL 83 B FF 94 X SL 82 2-2 ③ P6			C FF 91 S FF 91 B FF 92 S SL 81 1-3 ① K		B CU 80 F FC 88 F FC 88 X CU 81 1-2 ② G6-3		3 1	0 0	0 0	0 0	0 0	2 0	1 0
11 Rowdy Tellez, L (1, 3) OBP: 0.350, SLG: 0.547 25 Darin Ruf, R (8, PH) OBP: 0.366, SLG: 0.361 (9, 3)		C SL 79 B FF 92 X FF 91 1-1 HR		C FF 91 X CH 81 0-1 1B		B SL 80 C SL 80 B CH 80 F SL 79 X FF 92 2-2 ② G6-3		B CU 80 B FF 92 C FC 87 X FC 88 2-1 24 FC5-4 1B		3 1	1 0	2 1	1 0	0 0	0 0	0 0
24 William Contreras, R (1, 2) OBP: 0.340, SLG: 0.400		B FF 93 C FF 92 C FF 93 B SL 81 X SL 81 2-2 1B		D SL 80 B FF 93 B FF 93 X FF 92 3-0 ① P3		C FF 93 B FF 93 B SL 82 C SL 81 X SL 82 2-2 ③ F7		X FF 92 0-0 ③ FC5-4 1-2f		4	0	1	0	0	0	2
9 Brian Anderson, R (1, 9) OBP: 0.330, SLG: 0.416 (9, 5)		B FF 93 B FF 92 X FF 93 2-0 ① F7		B FF 92 S SL 81 B SL 81 B FF 92 X FF 92 3-1 ② P4			C FF 91 B ST 78 B SI 89 S SI 90 F SI 90 B ST 79 S FF 90 3-3 ① K		B FF 98 C FF 97 S FF 99 F FF 98 B SL 91 S FS 90 2-3 ① K	4	0	0	0	0	2	2
2 Brice Turang, L (1, 4) OBP: 0.290, SLG: 0.341 (8, 6)	C KC 76 S FF 93 B FF 92 S FF 92 1-3 ② K		S SL 81 F FF 93 B FF 92 X SL 80 1-2 ③ F7				F ST 80 B FF 90 F FF 92 B CH 86 B CH 87 B FF 91 4-2 15 2B BB		T FS 90 B FF 98 F FF 98 B FS 90 X FS 89 2-2 ② L9	3	1	0	0	1	1	2
6 Owen Miller, R (1, 5) OBP: 0.353, SLG: 0.485 (8, 4)	B SL 81 B SL 80 C FF 93 1 SAFE F FF 92 X SL 80 2-2 ③ F8				C FF 92 B FF 92 S SL 80 S SL 82 1-3 ① K		F ST 80 C SI 89 B CH 85 C FF 90 1-3 ② K		F FF 97 X FF 98 0-1 ③ G5-3	4	0	0	0	0	2	2
15 Tyrone Taylor, R (1, 8) OBP: 0.203, SLG: 0.268 (8, 7)			S FF 94 B FF 92 F SL 80 C SL 81 1-3 ① K		B SL 82 S FF 93 F FF 92 B SL 81 X FF 92 2-2 ② L6		T FF 91 B FF 90 X SI 90 1-1 1-H 2B			3	0	1	1	0	1	0
Inning Stats	R: 0 E: 0 K: 1 S: 9 H: 0 LOB: 0 BB: 0 P: 16	R: 1 E: 0 K: 1 S: 12 H: 2 LOB: 1 BB: 0 P: 20	R: 0 E: 0 K: 1 S: 9 H: 0 LOB: 1 BB: 1 P: 18	R: 0 E: 0 K: 0 S: 8 H: 1 LOB: 1 BB: 0 P: 15	R: 0 E: 0 K: 1 S: 8 H: 1 LOB: 1 BB: 0 P: 13	R: 0 E: 0 K: 1 S: 9 H: 0 LOB: 0 BB: 0 P: 14	R: 1 E: 0 K: 2 S: 14 H: 1 LOB: 1 BB: 1 P: 25	R: 0 E: 0 K: 1 S: 12 H: 1 LOB: 1 BB: 0 P: 18	R: 0 E: 0 K: 1 S: 9 H: 0 LOB: 0 BB: 0 P: 13	1B: 4 2B: 1 3B: 0 HR: 1	SF: 0 SAC: 0 DP: 0 HBP: 0			WP: 0 PB: 0 SB: 0 CS: 0	PA: 35		

PITCHER		IP	WLS	BF	H	R	ER	SO	BB	IBB	HBP	BLK	WP	HR	S	P	ERA	WHIP
53 Cristian Javier, R ERA: 3.07	(1, 1)	6.0	W	23	4	1	1	5	1	0	0	0	0	1	55	96	1.50	0.833
61 Seth Martinez, R ERA: 4.34	(7, 1)	1.0		5	1	1	1	2	1	0	0	0	0	0	14	25	9.00	2.000
67 Parker Mushinski, L ERA:	(8, 1)	1.0		4	1	0	0	1	0	0	0	0	0	0	12	18	0.00	1.000
45 Ryne Stanek, R ERA: 3.86	(9, 1)	1.0		3	0	0	0	1	0	0	0	0	0	0	9	13	0.00	0.000

PITCHER	IP	WLS	BF	H	R	ER	SO	BB	IBB	HBP	BLK	WP	HR	S	P	ERA	WHIP

BOTTOM

Houston Astros @ Milwaukee Brewers

American Family Field, Milwaukee, WI

Mon May 22 2023, 6:43 PM - 9:23 PM CDT

Att. 22,583 - Partly Cloudy - 69 F

livebaseballscorecards.com

AB	33
R	2
H	6
RBI	2
BB	2
SO	9
LOB	11

Batter	1	2	3	4	5	6	7	8	9	AB	R	H	RBI	BB	SO	LOB
27 Jose Altuve, R (1, 4) OBP: 0.438, SLG: 0.333 14 Mauricio Dubón, R (6, 4) OBP: 0.337, SLG: 0.403	C FF 92 C SI 92 S FC 84 0-3 ① K		B CU 80 C FC 86 B FF 94 S FC 87 X SI 93 2-2 2 BB 1B		B FC 87 B SI 90 C FC 86 T FF 92 X FF 92 2-2 ③ G4-3			B SL 80 S FF 90 B SI 89 S SL 80 T SL 81 2-2 ① K		3 1	0 0	1 0	0 0	0 0	1 1	0 0
2 Alex Bregman, R (1, 5) OBP: 0.327, SLG: 0.355	C FC 87 B FC 85 B SI 92 S FC 86 S FF 95 2-3 ② K		B FC 86 C SI 92 B SI 92 B FF 92 1 SAFE B SI 91 4-1 1-2 BB			C FC 85 B CU 79 F FC 85 X FF 91 1-2 ① F8		F FF 92 B FF 91 F SL 82 C SL 81 1-3 ② K		3	0	0	0	1	2	0
44 Yordan Alvarez, L (1, 7) OBP: 0.407, SLG: 0.612	C CU 78 H FF 93 1-1 30 FC3-6 HBP		B FC 88 B FS 86 B CU 79 C FC 86 X FC 87 3-1 ③ F7			B FS 85 C FF 92 B FS 85 B FC 86 3-1 3 WP 30 1B BB		B FF 92 F CH 83 B FF 92 B SL 80 B CH 83 4-1 BB		1	0	0	0	2	0	2
30 Kyle Tucker, L (1, 9) OBP: 0.359, SLG: 0.453	X FC 86 0-0 ③ FC3-6 1-2f			B FF 92 F FS 84 F FC 86 C FF 94 1-3 ① K		B FC 85 F FS 85 X FC 87 1-1 3 WP 1-2 1B		B SL 81 B FF 92 X CH 81 2-0 ③ P5		4	0	1	0	0	1	2
79 José Abreu, R (1, 3) OBP: 0.281, SLG: 0.260		C CU 79 X SI 91 0-1 ① G6-3		C SI 92 B CU 80 S FC 87 X ST 81 1-2 21 FC6-4 1B		C SI 96 S SI 96 D SL 85 B FF 97 B SL 85 S FF 97 3-3 ② K			B SI 94 C FC 90 B CU 80 X SI 94 2-1 ① G1-3	4	0	1	0	0	1	2
3 Jeremy Peña, R (1, 6) OBP: 0.291, SLG: 0.414		B FF 94 B SI 92 C SI 92 X FC 86 2-1 ② 21 G6-4-3 1B		B SI 91 B FC 86 F SI 92 X FF 93 2-1 ② F8		B SI 98 F FF 96 C SL 85 B SL 87 F SI 96 F SL 86 B SL 85 S SL 86 3-3 ③ K 1-2 2-3			B SI 94 F FC 90 B FC 91 B SI 95 X SI 95 3-1 ③ 21 F9 2B	4	0	2	0	0	1	3
21 Yainer Diaz, R (1, 2) OBP: 0.246, SLG: 0.327		B SI 92 X SI 91 1-0 ②③ G6-4-3 1-2f		C CU 79 S FC 87 X FF 92 0-2 ③ FC6-4 1-2f			B SL 91 B SI 94 C SI 95 X SI 95 2-1 ① F9		X SI 92 0-0 ② F9 2-3	4	0	0	0	0	0	3
20 Chas McCormick, R (1, 8) OBP: 0.308, SLG: 0.400			S FF 92 X FC 86 0-1 ① G6-3		C FF 92 F CU 79 F FF 93 B SI 91 B CU 81 F FC 86 X SI 92 2-2 ① L4		B SI 95 C SL 89 X SL 90 1-1 ② F8		S FC 88 D SI 95 B SI 94 X FC 91 2-1 ③ L4	4	0	0	0	0	0	1
9 Corey Julks, R (1, 10) OBP: 0.278, SLG: 0.385			B SI 92 F FF 93 B SI 91 F FC 85 C FF 94 2-3 ② K		C FF 93 B FC 86 X SI 91 1-1 ② G5-3		C SI 96 S SL 92 S SL 91 0-3 ③ K			3	0	0	0	0	2	0
Inning Stats	R: 0 E: 0 K: 2 S: 8 H: 0 LOB: 1 BB: 0 P: 11	R: 0 E: 0 K: 0 S: 5 H: 1 LOB: 0 BB: 0 P: 8	R: 0 E: 0 K: 1 S: 11 H: 1 LOB: 2 BB: 1 P: 22	R: 0 E: 0 K: 1 S: 11 H: 1 LOB: 1 BB: 0 P: 15	R: 0 E: 0 K: 0 S: 10 H: 0 LOB: 0 BB: 0 P: 15	R: 0 E: 0 K: 2 S: 14 H: 1 LOB: 2 BB: 1 P: 25	R: 0 E: 0 K: 1 S: 7 H: 0 LOB: 0 BB: 0 P: 10	R: 0 E: 0 K: 2 S: 8 H: 0 LOB: 1 BB: 1 P: 17	R: 0 E: 0 K: 0 S: 7 H: 1 LOB: 1 BB: 0 P: 14	1B: 4 2B: 1 3B: 0 HR: 0 SF: 0 SAC: 0 DP: 1 HBP: 1						

PITCHER		IP	WLS	BF	H	R	ER	SO	BB	IBB	HBP	BLK	WP	HR	S	P	ERA	WHIP
48 Colin Rea, R ERA: 4.71	(1, 1)	5.1	W	22	4	0	0	4	2	0	1	0	0	0	51	82	0.00	1.125
31 Joel Payamps, R ERA: 2.28	(6, 1)	0.2	H	2	0	0	0	2	0	0	0	0	1	0	8	14	0.00	0.000
59 Elvis Peguero, R ERA: 3.86	(7, 1)	1.0	H	3	0	0	0	1	0	0	0	0	0	0	7	10	0.00	0.000
32 Peter Strzelecki, R ERA: 3.68	(8, 1)	1.0	H	4	0	0	0	2	1	0	0	0	0	0	8	17	0.00	1.000
46 Bryse Wilson, R ERA: 2.81	(9, 1)	1.0		4	1	0	0	0	0	0	0	0	0	0	7	14	0.00	1.000

PITCHER	IP	WLS	BF	H	R	ER	SO	BB	IBB	HBP	BLK	WP	HR	S	P	ERA	WHIP

TOP

Houston Astros @ Milwaukee Brewers

American Family Field, Milwaukee, WI

Tue May 23 2023, 6:41 PM - 9:17 PM CDT

Att. 23,062 - Clear - 73 F

livebaseballscorecards.com

AB	31
R	0
H	5
RBI	0
BB	3
SO	9
LOB	13

Batter	1	2	3	4	5	6	7	8	9	AB	R	H	RBI	BB	SO	LOB
22 Christian Yelich, L (1, 7) OBP: 0.340, SLG: 0.412	C FF 94 X FF 94 0-1 27 WP 1B		B CU 76 B FF 92 C FC 84 B CU 75 C FF 92 D ST 81 4-2 33 FC3-6 BB		F FF 94 B CU 76 B FC 86 C FF 92 S CU 75 2-3 ② K			B FF 97 C FF 95 X CH 91 1-1 ① G6-3		3	0	1	0	1	1	0
33 Jesse Winker, L (1, 10) OBP: 0.348, SLG: 0.260	B FF 95 F FF 94 S CU 76 B FF 95 S CU 78 2-3 ① K		F FF 93 B FF 94 S CU 75 D CU 78 B FF 93 X FF 93 3-2 ① FC3-6 1-2f		C FF 93 C CH 83 B CU 78 S CU 75 1-3 ③ K			C FF 96 B FF 96 X CH 92 1-1 11 1B 9 2B 1B		4	1	1	0	0	2	2
27 Willy Adames, R (1, 6) OBP: 0.291, SLG: 0.367	C FF 95 B ST 83 X ST 81 1-1 ② F7 1-2		S FF 94 F FF 94 B FF 94 F FC 86 B FF 94 C FF 94 2-3 ② K			B FF 92 F FF 92 F FF 92 F FF 93 B FC 87 X FF 93 2-2 ① F8		S FF 96 S FF 96 B FF 96 X FF 96 1-2 ② F7		4	0	0	0	0	1	3
11 Rowdy Tellez, L (1, 3) OBP: 0.348, SLG: 0.539 15 Tyrone Taylor, R (8, PR) OBP: 0.203, SLG: 0.268 (9, 9)	B FF 96 B CU 78 C FF 95 C CH 85 X CU 77 2-2 ③ G6-3		D ST 83 X FF 95 1-0 ③ G4-3			B CU 76 B FF 93 C FC 85 X CH 82 2-1 ② G4-3		B FF 96 C FF 97 B SL 90 B FF 97 S CH 92 X CH 90 3-2 9 2B 1-3 1B		4 0	0 1	1 0	0 0	0 0	0 0	2 0
9 Brian Anderson, R (1, 9) OBP: 0.333, SLG: 0.424 (9, 5)		C FC 86 S ST 83 B ST 83 S ST 82 1-3 ① K		C FF 93 F FC 87 B FF 92 B ST 83 B FC 86 S FF 92 3-3 ① K		B FC 86 S FF 93 B FF 93 X FC 86 2-1 1B		X SI 96 0-0 6 HR 1-H 3-H 2B		4	1	2	2	0	2	0
6 Owen Miller, R (1, 5) OBP: 0.368, SLG: 0.525 (9, 3)		B FF 94 B FC 87 B FF 94 C FF 94 C FC 86 X FC 86 3-2 1B		B FF 94 F FF 94 X FF 92 1-1 7 S 7 E 1B		1 SAFE B SI 87 F SI 88 F SI 89 F CU 72 F CU 74 X ST 80 1-2 ③ F8		S FF 97 S SL 90 B FF 97 B SL 90 X SI 96 2-2 2-H HR		4	2	3	2	0	0	1
2 Brice Turang, L (1, 4) OBP: 0.289, SLG: 0.333		B FF 95 C CH 85 B CU 78 1 SAFE X CH 84 2-1 ② F7		X CH 83 0-0 ② P5			C ST 79 C CU 74 T FC 91 0-2 ① K	S CH 92 B CH 92 B SL 90 S FF 96 B CH 92 B FF 96 4-2 BB		3	0	0	0	1	1	2
7 Victor Caratini, S (1, 2) OBP: 0.328, SLG: 0.339	D CU 78 B FF 94 X FF 94 2-0 ③ G4-3		B FF 94 B CH 83 C FF 94 C CH 83 2 SAFE C FF 94 2-3 ③ K 1-H				C CU 75 F FC 90 F CU 75 B CU 76 S CU 78 1-3 ② K	1 SAFE F SL 90 S FF 97 F FF 97 B CH 92 F FF 96 S CH 92 1-3 ③ K		4	0	0	0	0	3	2
28 Joey Wiemer, R (1, 8) OBP: 0.267, SLG: 0.365			C FC 85 X ST 82 0-1 HR		F FF 93 B FF 92 S FC 86 B FF 93 S FF 94 2-3 ① K		C FC 90 C SI 90 S FC 90 0-3 ③ K			3	1	1	1	0	2	0
Inning Stats	R: 0 E: 0 K: 1 S: 10 H: 1 LOB: 1 BB: 0 P: 15	R: 0 E: 0 K: 1 S: 9 H: 1 LOB: 1 BB: 0 P: 17	R: 1 E: 0 K: 1 S: 12 H: 1 LOB: 1 BB: 1 P: 22	R: 1 E: 1 K: 2 S: 9 H: 1 LOB: 0 BB: 0 P: 15	R: 0 E: 0 K: 3 S: 9 H: 0 LOB: 0 BB: 0 P: 14	R: 0 E: 0 K: 0 S: 13 H: 1 LOB: 1 BB: 0 P: 20	R: 0 E: 0 K: 3 S: 10 H: 0 LOB: 0 BB: 0 P: 11	R: 4 E: 0 K: 1 S: 21 H: 4 LOB: 1 BB: 1 P: 34		1B: 6 2B: 1 3B: 0 HR: 2 SF: 0 SAC: 0 DP: 0 HBP: 0						

PITCHER		IP	WLS	BF	H	R	ER	SO	BB	IBB	HBP	BLK	WP	HR	S	P	ERA	WHIP
68 J.P. France, R ERA: 3.43	(1, 1)	5.2	L	23	5	2	1	8	1	0	0	0	1	1	57	97	1.59	1.059
88 Phil Maton, R ERA: 0.77	(6, 1)	1.1		4	0	0	0	3	0	0	0	0	0	0	15	17	0.00	0.000
47 Rafael Montero, R ERA: 7.32	(8, 1)	1.0		8	4	4	4	1	1	0	0	0	0	1	21	34	36.00	5.000

PITCHER	IP	WLS	BF	H	R	ER	SO	BB	IBB	HBP	BLK	WP	HR	S	P	ERA	WHIP

BOTTOM

Houston Astros @ Milwaukee Brewers

American Family Field, Milwaukee, WI

Tue May 23 2023, 6:41 PM - 9:17 PM CDT

Att. 23,062 - Clear - 73 F

livebaseballscorecards.com

AB	33
R	6
H	9
RBI	5
BB	2
SO	12
LOB	12

Houston Astros @ Milwaukee Brewers

American Family Field, Milwaukee, WI

Wed May 24 2023, 12:11 PM - 2:19 PM CDT

Att. 28,262 - Roof Closed - 65 F

TOP

livebaseballscorecards.com

Batter	1	2	3	4	5	6	7	8	9	AB	R	H	RBI	BB	SO	LOB
14 Mauricio Dubón, R (1, 4) OBP: 0.329, SLG: 0.392	B FF 94 T SI 93 F FF 94 B SI 94 B FF 96 C SI 94 3-3 ① K		S FF 95 B SI 94 F SL 86 B FF 95 F FF 95 F CU 81 B SI 94 X SI 93 3-2 ② G5-3			C SI 92 F SL 83 X FF 94 0-2 E3 2 2B		F SI 94 F SI 95 X SL 82 0-2 ② FC5-4 2 WP 1-2f		4	0	0	0	0	1	1
2 Alex Bregman, R (1, 5) OBP: 0.326, SLG: 0.358	B FF 95 C SI 94 B SL 87 X SI 94 2-1 ② F9		B CU 82 C CU 82 F SI 94 B FF 95 X FF 94 2-2 ③ F8			B SI 93 X FF 94 1-0 1-3 2B		B SL 82 C SI 95 F SI 95 B SL 83 B SL 83 X SI 96 3-2 ③ G6-3 1-2		4	0	1	0	0	0	1
44 Yordan Alvarez, L (1, 10) OBP: 0.403, SLG: 0.600	S FF 95 B CH 85 B FF 95 B SI 94 B FF 95 4-1 30 1B BB			S SI 92 X SI 92 0-1 ① L8		F SI 96 B CH 89 B SL 83 F CH 88 C SL 84 2-3 ② K			B ST 80 B SI 88 B SI 87 C SI 89 X FF 89 3-1 ① L8	3	0	0	0	1	1	2
30 Kyle Tucker, L (1, 9) OBP: 0.356, SLG: 0.448	X SI 94 0-0 1-2 1B			B SI 93 S FF 94 B SI 93 X SI 93 2-1 ② G3-1		F FF 96 D CH 90 X CH 91 1-1 ③ L8			B FF 89 X SI 88 1-0 ② G3-1	4	0	1	0	0	0	2
79 José Abreu, R (1, 3) OBP: 0.280, SLG: 0.259	C SI 93 B FF 95 X SI 93 1-1 ③ G6-3			B SL 84 S SL 84 B SI 93 F FF 94 X SL 87 2-2 ③ L4			C FF 94 B FC 88 S FC 90 B SI 94 F FF 95 X CU 80 2-2 ① L8		C SI 89 C ST 79 B ST 80 F FF 89 F ST 80 B SI 89 X ST 80 2-2 1B	4	0	1	0	0	0	2
3 Jeremy Peña, R (1, 6) OBP: 0.286, SLG: 0.405		F SL 84 S FF 94 X CU 80 0-2 ① L6			B SI 92 F SI 92 X SI 92 1-1 ① G1-3		X FC 89 0-0 ② F9		T SI 88 B ST 81 F FF 89 C ST 81 1-3 ③ K	4	0	0	0	0	1	1
20 Chas McCormick, R (1, 7) OBP: 0.296, SLG: 0.384		F SI 93 C SI 93 X SL 86 0-2 ② G6-3			M CU 80 S FF 94 B FF 95 S SI 93 1-3 ② K		B SI 93 C FC 90 F FF 94 F CU 80 X SI 93 1-2 ③ G6-3			3	0	0	0	0	1	0
6 Jake Meyers, R (1, 8) OBP: 0.343, SLG: 0.405		X FF 95 0-0 ③ G4-3			B SL 84 C SI 93 F SI 93 B FF 95 C SI 93 2-3 ③ K			F SL 80 S SL 81 C SL 81 0-3 ① K		3	0	0	0	0	2	0
15 Martín Maldonado, R (1, 2) OBP: 0.304, SLG: 0.333			B SI 93 B FF 93 F SI 93 C SI 94 X CU 80 2-2 ① G5-3			X SI 91 0-0 ① G5-3		B SI 94 C SL 81 B SL 81 B FF 94 C SI 96 F SI 95 X SL 82 3-2 14 FC5-4 1B		3	0	1	0	0	0	0
Inning Stats	R: 0 E: 0 K: 1 S: 9 H: 1 LOB: 2 BB: 1 P: 19	R: 0 E: 0 K: 0 S: 7 H: 0 LOB: 0 BB: 0 P: 7	R: 0 E: 0 K: 0 S: 11 H: 0 LOB: 0 BB: 0 P: 18	R: 0 E: 0 K: 0 S: 7 H: 0 LOB: 0 BB: 0 P: 11	R: 0 E: 0 K: 2 S: 8 H: 0 LOB: 0 BB: 0 P: 12	R: 0 E: 1 K: 1 S: 10 H: 1 LOB: 2 BB: 0 P: 14	R: 0 E: 0 K: 0 S: 9 H: 0 LOB: 0 BB: 0 P: 12	R: 0 E: 0 K: 1 S: 13 H: 1 LOB: 1 BB: 0 P: 19	R: 0 E: 0 K: 1 S: 11 H: 1 LOB: 1 BB: 0 P: 18	1B: 3 2B: 1 3B: 0 HR: 0 SF: 0 SAC: 0 DP: 0 HBP: 0	WP: 1 PB: 0 SB: 0 CS: 0 PA: 33					

	AB	32
	R	0
	H	4
	RBI	0
	BB	1
	SO	6
	LOB	9

PITCHER		IP	WLS	BF	H	R	ER	SO	BB	IBB	HBP	BLK	WP	HR	S	P	ERA	WHIP
37 Adrian Houser, R ERA: 2.25	(1, 1)	5.1	W	20	2	0	0	3	1	0	0	0	0	0	47	73	0.00	0.562
31 Joel Payamps, R ERA: 2.22	(6, 1)	0.2	H	2	0	0	0	1	0	0	0	0	0	0	5	8	0.00	0.000
46 Bryse Wilson, R ERA: 2.7	(7, 1)	1.0	H	3	0	0	0	0	0	0	0	0	0	0	9	12	0.00	0.000
54 Jake Cousins, R ERA: 3.24	(8, 1)	1.0		4	1	0	0	1	0	0	0	0	1	0	13	19	0.00	1.000
55 Hoby Milner, L ERA: 4.26	(9, 1)	1.0		4	1	0	0	1	0	0	0	0	0	0	11	18	0.00	1.000

PITCHER	IP	WLS	BF	H	R	ER	SO	BB	IBB	HBP	BLK	WP	HR	S	P	ERA	WHIP

BOTTOM

Houston Astros @ Milwaukee Brewers

American Family Field, Milwaukee, WI

Wed May 24 2023, 12:11 PM - 2:19 PM CDT

Att. 28,262 - Roof Closed - 65 F

Batter	1	2	3	4	5	6	7	8	9	AB	R	H	RBI	BB	SO	LOB
22 Christian Yelich, L (1, 7) OBP: 0.338, SLG: 0.414	B FF 91 B FF 90 S CH 86 B SI 91 X FF 91 3-1 27 HR 2B		B CU 78 X CH 87 1-0 ② G5-3			B CU 77 B CH 89 X CH 86 2-0 ① F7		C SL 86 B SL 86 B SL 86 F SL 87 F SL 88 F FF 97 F FF 98 X SL 85 2-2 ② G3-1		4	1	1	0	0	0	0
27 Willy Adames, R (1, 6) OBP: 0.290, SLG: 0.381	B SL 82 X FF 92 1-0 2-H HR		C FF 91 B CH 87 F CH 88 B CH 87 F CH 87 X SI 94 2-2 ③ G5-3			C SL 82 X SL 82 0-1 ② F9		B SL 88 S SL 88 S SL 88 S FF 99 1-3 ③ K		4	1	1	2	0	1	0
11 Rowdy Tellez, L (1, 3) OBP: 0.347, SLG: 0.535	B FF 92 B CU 79 C FF 92 B CH 87 S CH 87 S CH 88 3-3 ① K			C CU 78 B CH 87 B FF 93 X CH 87 2-1 6 G6-4-3 1B		B SL 80 C FF 91 C FF 92 B FF 94 X CH 87 2-2 ③ G6-3				3	0	1	0	0	1	0
6 Owen Miller, R (1, 5) OBP: 0.367, SLG: 0.548	B FF 92 S SL 82 C SL 82 X FF 93 1-2 ② F8			X SI 92 0-0 ①② G6-4-3 1-2f			C SL 82 F SL 82 B FF 92 F CH 86 F FF 93 X SI 93 1-2 HR			3	1	1	1	0	0	1
24 William Contreras, R (1, 2) OBP: 0.340, SLG: 0.394	C FF 93 F SI 93 B SI 94 F CH 87 F FF 93 B SL 82 F CH 88 S CH 88 2-3 ③ K			B SI 92 C SI 92 B SI 92 B CH 87 B SI 92 4-1 BB			B SL 82 X SL 82 1-0 ① G5-3			2	0	0	0	1	1	0
33 Jesse Winker, L (1, 10) OBP: 0.339, SLG: 0.253		B CU 79 X FF 91 1-0 ① L8		C FF 92 X FF 92 0-1 ③ P5			C FF 92 F FF 92 B CU 79 B CU 80 X FF 92 2-2 ② F8			3	0	0	0	0	0	1
9 Brian Anderson, R (1, 9) OBP: 0.333, SLG: 0.441		C FF 92 B SL 82 X SI 92 1-1 ② G5-3		B SL 83 B FF 91 C FF 91 F FF 92 F CH 87 T CH 88 2-2 ① K			B SL 83 X FF 92 1-0 HR			3	1	1	1	0	1	0
2 Brice Turang, L (1, 4) OBP: 0.283, SLG: 0.326		X FF 92 0-0 ③ L8		B CH 88 B FF 92 C FF 92 X FF 93 2-1 ② L7			C SL 83 B FF 97 F FF 96 F SL 89 F FF 99 B SL 84 F FF 98 S FF 98 2-3 ③ K			3	0	0	0	0	1	0
28 Joey Wiemer, R (1, 8) OBP: 0.261, SLG: 0.357			S SI 92 S SI 92 X FF 92 0-2 ① G5-3		X SI 92 0-0 ③ F6			X FF 97 0-0 ① F8		3	0	0	0	0	0	0
Inning Stats	R: 2 E: 0 K: 2 S: 15 H: 2 LOB: 0 BB: 0 P: 25	R: 0 E: 0 K: 0 S: 4 H: 0 LOB: 0 BB: 0 P: 6	R: 0 E: 0 K: 0 S: 8 H: 0 LOB: 0 BB: 0 P: 11	R: 0 E: 0 K: 0 S: 6 H: 1 LOB: 1 BB: 1 P: 12	R: 0 E: 0 K: 1 S: 7 H: 0 LOB: 0 BB: 0 P: 11	R: 0 E: 0 K: 0 S: 6 H: 0 LOB: 0 BB: 0 P: 10	R: 2 E: 0 K: 1 S: 16 H: 2 LOB: 0 BB: 0 P: 23	R: 0 E: 0 K: 1 S: 10 H: 0 LOB: 0 BB: 0 P: 13		1B: 1 2B: 1 3B: 0 HR: 3 SF: 0 SAC: 0 DP: 1 HBP: 0					

livebaseballscorecards.com

AB	28
R	4
H	5
RBI	4
BB	1
SO	5
LOB	2

WP: 0 PA: 29
PB: 0
SB: 0
CS: 0

PITCHER		IP	WLS	BF	H	R	ER	SO	BB	IBB	HBP	BLK	WP	HR	S	P	ERA	WHIP
64 Brandon Bielak, R ERA: 3.55	(1, 1)	6.2	L	25	5	4	4	3	1	0	0	0	0	3	56	90	5.40	0.900
52 Bryan Abreu, R ERA: 1.14	(7, 1)	1.1		4	0	0	0	2	0	0	0	0	0	0	16	21	0.00	0.000

PITCHER	IP	WLS	BF	H	R	ER	SO	BB	IBB	HBP	BLK	WP	HR	S	P	ERA	WHIP

Batter	1	2	3	4	5	6	7	8	9	AB	R	H	RBI	BB	SO	LOB
31 LaMonte Wade Jr., L (1, 3) OBP: 0.430, SLG: 0.468	B SI 90 C SI 89 X FF 91 1-1 39 FC6-4 1B		L SI 90 B CH 81 X FC 85 1-1 ② F8		B FF 89 C CH 83 F FC 86 F FF 90 B CH 85 B FF 91 X SI 90 3-2 39 S 2-H 1B		C KC 85 S FF 98 B FF 100 B KC 87 X FF 98 2-2 1B	C CU 81 S FF 91 B CU 81 X CH 88 1-2 ③ G1-3		5	0	3	1	0	0	1
39 Thairo Estrada, R (1, 4) OBP: 0.345, SLG: 0.466	C SI 91 X SI 92 0-1 ① FC6-4 8 S 1-2f		F FC 86 B FF 91 B SI 90 C FC 87 F FF 88 S CU 79 2-3 ③ K		F SI 91 B FC 87 F SI 90 B SI 91 B FC 87 X SI 90 3-2 ③ G1-3 1-2		1 SAFE S FF 98 F FF 98 X FF 99 0-2 ③ F4		C FF 90 F SL 80 T FF 92 0-2 ① K	5	0	0	0	0	2	3
8 Michael Conforto, L (1, 9) OBP: 0.339, SLG: 0.471	C CH 90 B CH 82 B FF 90 S SI 90 F FF 92 B SI 90 B CH 81 4-2 1-2 BB			C FC 84 C FF 90 B FF 90 F CH 84 X SI 90 1-2 1B		C ST 81 X ST 80 0-1 17 WP 17 S 1B		X FF 91 0-0 HR	C SL 79 X CH 87 0-1 1B	4	1	4	1	1	0	0
7 J.D. Davis, R (1, 5) OBP: 0.345, SLG: 0.467	C SI 90 F FC 87 S CU 80 0-3 ② K			B FC 87 F SI 90 F FC 86 F SI 89 B CU 80 C SI 91 2-3 ① K		S CH 81 F SI 89 B SI 89 S CH 81 1-3 ① K		X CU 80 0-0 ① F8	F SI 93 B SI 92 S FF 91 F SI 92 B FF 91 S SL 82 2-3 ② K	5	0	0	0	0	4	5
5 Mike Yastrzemski, L (1, 8) OBP: 0.306, SLG: 0.435	B FF 91 C FC 86 B CH 83 B SI 91 C FC 86 X SI 91 3-2 ③ F7			S CH 84 B FF 89 C FC 86 S FF 89 1-3 ② K		C ST 81 C FF 89 X ST 80 0-2 ② F7		C FF 91 B CU 82 C FF 91 X FF 91 1-2 2 HBP 6 2B 1B	D CH 88 T FF 91 B CU 81 D CH 87 X FF 91 3-1 ③ F8	5	1	1	0	0	1	5
17 Mitch Haniger, R (1, 7) OBP: 0.226, SLG: 0.295 58 Bryce Johnson, S (8, 7) OBP: 0.216, SLG: 0.294		C FC 85 X SI 90 0-1 ① F8		X FC 87 0-0 ③ F8		C KC 85 F FF 98 B FF 100 F KC 85 B KC 86 B FF 99 F FF 99 F KC 85 D KC 86 4-2 1-3 BB		C FF 92 S SI 92 1 SAFE S FF 92 0-3 ② K		3 0	0 0	0 0	0 0	1 0	1 0	2 0
2 Blake Sabol, L (1, 10) OBP: 0.342, SLG: 0.457		C FC 85 B FF 90 F FC 86 X CU 78 1-2 ② L9			S CH 81 B FC 85 B SI 90 C FC 85 S FF 90 2-3 ① K	C FF 99 C FF 97 B FF 99 S FF 100 1-3 ③ K		H CU 81 1-0 6 2B 1-2 HBP		3	1	0	0	0	2	2
6 Casey Schmitt, R (1, 6) OBP: 0.339, SLG: 0.516		C SI 91 B CU 79 B SI 91 X FC 87 2-1 ③ P3			F SI 90 X FC 85 0-1 14 S 31 1B 1B		X FF 96 0-0 ① G6-3	B FF 91 X SI 91 1-0 14 2B 1-H 2-H 2B		4	2	2	2	0	0	0
14 Patrick Bailey, S (1, 2) OBP: 0.278, SLG: 0.471			C FC 84 B SI 89 C FF 90 X SI 89 1-2 ① F7		B FC 85 1 SAFE B SI 89 X FC 84 2-0 ② L4 1-2		S FF 99 F FF 98 F FF 99 F KC 86 B KC 85 F FF 99 C FF 100 1-3 ② K	X FF 90 0-0 2-H 2B		4	0	1	1	0	1	1

Inning Stats	1	2	3	4	5	6	7	8	9
	R: 0 E: 0 K: 1 S: 13 H: 1 LOB: 2 BB: 1 P: 21	R: 0 E: 0 K: 0 S: 7 H: 0 LOB: 0 BB: 0 P: 10	R: 0 E: 0 K: 1 S: 9 H: 0 LOB: 0 BB: 0 P: 13	R: 0 E: 0 K: 2 S: 12 H: 1 LOB: 1 BB: 0 P: 16	R: 1 E: 0 K: 1 S: 13 H: 2 LOB: 1 BB: 0 P: 23	R: 0 E: 0 K: 2 S: 16 H: 1 LOB: 2 BB: 1 P: 22	R: 0 E: 0 K: 1 S: 13 H: 1 LOB: 1 BB: 0 P: 16	R: 4 E: 0 K: 1 S: 13 H: 4 LOB: 1 BB: 0 P: 17	R: 0 E: 0 K: 2 S: 11 H: 1 LOB: 1 BB: 0 P: 16

1B: 8	SF: 0	WP: 1	PA: 41
2B: 2	SAC: 0	PB: 0	
3B: 0	DP: 0	SB: 4	
HR: 1	HBP: 1	CS: 0	

PITCHER		IP	WLS	BF	H	R	ER	SO	BB	IBB	HBP	BLK	WP	HR	S	P	ERA	WHIP
49 Julio Teheran, R ERA: 1.8	(1, 1)	5.0	L	20	4	1	1	5	1	0	0	0	0	0	54	83	1.80	1.000
55 Hoby Milner, L ERA: 4.12	(6, 1)	0.2		3	1	0	0	1	0	0	0	0	0	0	8	9	0.00	1.500
29 Trevor Megill, R ERA: 3.86	(6, 1)	1.1		6	1	0	0	2	1	0	0	0	1	0	21	29	0.00	1.500
50 Tyson Miller, R ERA: 6.75	(8, 1)	2.0		12	5	4	4	3	0	0	1	0	0	1	24	33	18.00	2.500

PITCHER	IP	WLS	BF	H	R	ER	SO	BB	IBB	HBP	BLK	WP	HR	S	P	ERA	WHIP

TOP

San Francisco Giants @ Milwaukee Brewers

American Family Field, Milwaukee, WI

Thu May 25 2023, 6:42 PM - 9:27 PM CDT

Att. 24,536 - Roof Closed - 65 F

livebaseballscorecards.com

AB	38
R	5
H	11
RBI	5
BB	2
SO	11
LOB	19

Batter	1	2	3	4	5	6	7	8	9	AB	R	H	RBI	BB	SO	LOB
6 Owen Miller, R (1, 5) (6, 4) OBP: 0.354, SLG: 0.528	B SI 92 S SI 93 C SI 92 S SL 84 1-3 K ①			B SL 82 F SI 94 B SL 83 F SL 82 S SL 85 2-3 K ①		B SL 84 F FF 92 B FF 92 C FF 92 X FF 93 2-2 G4-3 ①		C FF 94 D SL 83 B FF 95 C FF 94 F FF 96 B SL 84 X SL 82 3-2 F4 ③		4	0	0	0	0	2	1
25 Darin Ruf, R (1, 10) OBP: 0.357, SLG: 0.351 33 Jesse Winker, L (4, PH) (5, 10) OBP: 0.331, SLG: 0.245	C SI 92 X SI 92 0-1 F8 ②			B SL 85 X SL 84 1-0 G3 ②		C FF 92 B SL 87 F FF 93 F FF 94 B SL 86 F FF 94 B FF 94 C SL 84 3-3 K ②			C FF 94 X SL 84 0-1 L7 ①	1 3	0 0	0 0	0 0	0 0	0 1	0 0
27 Willy Adames, R (1, 6) OBP: 0.289, SLG: 0.384	B SL 82 X SI 93 1-0 G5-3 ③			B SI 94 B SL 84 S SL 85 B SL 85 X SL 84 3-1 9 CS 2B		F FF 93 B SL 85 F SL 84 S FF 94 1-3 K ③			F FF 94 B FF 94 B FF 93 X SL 84 2-1 G5-3 ②	4	0	1	0	0	1	0
22 Christian Yelich, L (1, 7) OBP: 0.342, SLG: 0.418		C SI 94 B ST 80 S ST 79 C SI 94 1-3 K ①		B CH 88 B SL 84 B SL 86 3-0 IBB			S SL 72 F SL 72 F SI 83 F SI 83 C SI 84 0-3 K ①		X SL 84 0-0 2B	3	0	1	0	1	2	0
9 Brian Anderson, R (1, 9) (6, 5) OBP: 0.326, SLG: 0.430		C ST 79 F ST 80 B SI 93 S ST 79 1-3 K ②		B SL 84 F SL 84 1-1 CS ③ 2-3	B SI 93 C SI 94 F SL 84 B CH 86 S SL 85 2-3 K ①		S SL 71 C SI 82 F SL 72 B SL 72 X SL 72 1-2 P4 ②		C FF 93 B FF 93 F SL 82 F FF 95 B FF 96 S SL 82 2-3 K ③	4	0	0	0	0	3	1
7 Victor Caratini, S (1, 2) OBP: 0.313, SLG: 0.322		X SI 94 0-0 G4-3 ③			B CH 86 S CH 87 C SL 84 C SL 86 1-3 K ②		B SL 72 T SI 82 B SI 82 F SL 71 F SL 72 B SI 83 X SL 72 3-2 G3 ③			3	0	0	0	0	1	0
11 Rowdy Tellez, L (1, 3) OBP: 0.347, SLG: 0.531		C SI 92 C SI 93 B ST 79 B SI 93 F ST 77 S ST 77 2-3 K ①			C SL 84 B CH 88 B CH 88 C SL 84 F SL 86 X SI 96 2-2 28 BB 1B			B FF 93 C SL 83 X SL 82 1-1 P5 ①		3	0	1	0	0	1	0
28 Joey Wiemer, R (1, 8) OBP: 0.263, SLG: 0.352		F SL 82 C SL 84 S SL 85 0-3 K ②			B SL 86 S SL 87 B SL 86 C SL 85 B SL 88 B SL 87 4-2 1-2 BB			F SL 83 F FF 94 X SL 84 0-2 F8 ②		2	0	0	0	1	1	0
2 Brice Turang, L (1, 4) OBP: 0.281, SLG: 0.324 15 Tyrone Taylor, R (5, PH) (6, 9) OBP: 0.213, SLG: 0.293		F SI 94 B SL 85 X CH 87 1-1 G3-1 ③			B FF 95 B FF 96 F FF 95 C FF 96 S FF 96 2-3 K ③			S SL 83 X SL 82 0-1 2B		1 2	0 0	0 1	0 0	0 0	0 1	0 2
Inning Stats	R: 0 E: 0 K: 1 S: 6 H: 0 LOB: 0 BB: 0 P: 8	R: 0 E: 0 K: 2 S: 7 H: 0 LOB: 0 BB: 0 P: 9	R: 0 E: 0 K: 2 S: 9 H: 0 LOB: 0 BB: 0 P: 12	R: 0 E: 0 K: 1 S: 7 H: 1 LOB: 1 BB: 1 P: 17	R: 0 E: 0 K: 3 S: 15 H: 1 LOB: 2 BB: 1 P: 26	R: 0 E: 0 K: 2 S: 11 H: 0 LOB: 0 BB: 0 P: 17	R: 0 E: 0 K: 1 S: 13 H: 0 LOB: 0 BB: 0 P: 17	R: 0 E: 0 K: 0 S: 11 H: 1 LOB: 1 BB: 0 P: 15	R: 0 E: 0 K: 1 S: 9 H: 1 LOB: 1 BB: 0 P: 13	1B: 1 2B: 3 3B: 0 HR: 0	SF: 0 SAC: 0 DP: 0 HBP: 0			WP: 0 PB: 0 SB: 0 CS: 1		PA: 33	

PITCHER	IP	WLS	BF	H	R	ER	SO	BB	IBB	HBP	BLK	WP	HR	S	P	ERA	WHIP
54 Scott Alexander, L (1, 1) ERA: 4.19	1.0		3	0	0	0	1	0	0	0	0	0	0	6	8	0.00	0.000
33 Taylor Rogers, L (2, 1) ERA: 4.41	1.1		4	0	0	0	3	0	0	0	0	0	0	11	15	0.00	0.000
34 Jakob Junis, R (3, 1) ERA: 4.13	2.1	W	10	2	0	0	4	1	1	0	0	0	0	24	44	0.00	1.286
52 Sean Manaea, L (5, 1) ERA: 6.61	1.1	H	4	0	0	0	3	0	0	0	0	0	0	14	22	0.00	0.000
71 Tyler Rogers, R (7, 1) ERA: 2.08	1.0	H	3	0	0	0	1	0	0	0	0	0	0	13	17	0.00	0.000

PITCHER	IP	WLS	BF	H	R	ER	SO	BB	IBB	HBP	BLK	WP	HR	S	P	ERA	WHIP
59 John Brebbia, R (8, 1) ERA: 3.68	2.0		8	2	0	0	1	0	0	0	0	0	0	20	28	0.00	1.000

BOTTOM

San Francisco Giants @ Milwaukee Brewers

American Family Field, Milwaukee, WI

Thu May 25 2023, 6:42 PM - 9:27 PM CDT

Att. 24,536 - Roof Closed - 65 F

livebaseballscorecards.com

AB	30
R	0
H	4
RBI	0
BB	2
SO	13
LOB	4

Batter	1	2	3	4	5	6	7	8	9	AB	R	H	RBI	BB	SO	LOB
31 LaMonte Wade Jr., L (1, 3) OBP: 0.416, SLG: 0.449	F FF 95 B FF 94 C CU 75 B FF 96 B FF 94 F FF 96 F FF 95 F FF 94 C FF 94 3-3 ① K	F CU 76 B CH 90 C FF 95 B FF 96 C CH 89 2-3 ③ K	C SL 89 B SL 90 S SL 92 B SI 96 S SL 91 2-3 ② K		S SL 90 B SL 89 D SL 91 X SI 96 2-1 ③ G4-3		C FF 92 S FF 92 B FF 92 S FF 92 1-3 ① K	C FF 91 F CH 81 B FF 91 S FF 92 1-3 ③ K		6	0	0	0	0	5	5
2 Blake Sabol, L (1, 10) OBP: 0.325, SLG: 0.432	F FF 95 F CU 75 B CU 72 B CU 76 C CH 90 2-3 ② K		X CH 88 0-0 E4 7 2B B SL 90 B SL 90 B SI 96 S SL 92 C SL 89 S SL 91 3-3 ③ K			F FF 93 S CH 81 S CH 82 0-3 ① K	F FF 90 T CH 81 B FF 93 B FF 92 C CH 81 2-3 ② K		C FA 68 X FA 65 0-1 ① F8	6	1	0	0	0	4	1
7 J.D. Davis, R (1, 5) OBP: 0.350, SLG: 0.500	S FF 96 X FF 95 0-1 ③ F7		B SL 80 S SL 81 B SL 82 B FF 94 F FF 92 X SL 81 3-2 ① 8 E 17 2B 1-H 2B	B SL 90 B SL 91 C SI 96 F SI 97 X SI 96 2-2 ① G4-3		B CH 79 B CH 81 B FF 93 C FF 92 X FF 93 3-1 8 1B 2B	X FF 92 0-0 2-H HR		F FA 66 F FA 63 B FA 61 F FA 64 X FA 67 1-2 ② G6-3	6	3	3	3	0	0	0
8 Michael Conforto, L (1, 9) OBP: 0.342, SLG: 0.468 58 Bryce Johnson, S (6, 8) OBP: 0.231, SLG: 0.306		C CU 76 B CH 91 B CH 90 B FF 96 B FF 95 4-1 17 HR BB	S FF 94 F FF 94 B CH 90 B CU 76 X CU 76 2-2 FC1 17 2B 2-3	X SI 96 0-0 ② L7		B CH 82 C FF 92 C FF 93 F FF 93 B CH 82 B CH 80 F FF 94 X FF 94 3-2 17 1B 6 1B 2-H 1B	B CH 79 T FF 90 F FF 91 X CH 82 1-2 1B		F FA 70 B FA 74 X FA 69 1-1 ③ G3	3 2	3 0	1 1	1 0	1 0	0 0	1 0
17 Mitch Haniger, R (1, 7) OBP: 0.245, SLG: 0.355		B FF 95 F CH 89 B FF 95 S FF 96 B SL 81 X FF 96 3-2 1-H HR	B CH 88 C SL 80 C FF 95 B FF 97 X FF 96 2-2 6 1B 14 1B 1-H 3-H 2B	C SI 96 C SL 91 B SI 97 B SL 92 S SL 91 3-3 ③ K		B FF 93 C FF 92 B CH 80 X FF 93 2-1 6 1B 1-2 1B	C CH 81 F FF 91 X CH 83 0-2 ③ G6-3			5	2	3	4	0	1	1
5 Mike Yastrzemski, L (1, 8) OBP: 0.317, SLG: 0.450 (6, 9)		B SL 79 C CH 90 C CU 77 B FF 95 X FF 93 2-2 14 1B 2B	X CU 77 0-0 ① F6	C SI 96 C SL 89 X SI 97 0-2 6 FC5-4 1B	C FF 93 B FF 93 C FF 92 B SL 80 X FF 94 2-2 ② L7			B FF 90 F FF 89 X CH 81 1-1 14 WP 14 2B 1B		5	2	3	0	0	0	3
6 Casey Schmitt, R (1, 6) OBP: 0.343, SLG: 0.507		B SL 81 F SL 82 F CU 77 S FF 96 1-3 ① K	S SL 81 S SL 81 B CU 74 X SL 81 1-2 14 1B 70 HR 2-3 1B	C SL 91 X SI 97 0-1 ① FC5-4 14 1B 1-2f	B FF 92 X FF 92 1-0 1-2 2-H 1B			B CH 81 C CH 80 X FF 91 1-1 ① F9		5	1	2	1	0	1	3
14 Patrick Bailey, S (1, 2) OBP: 0.391, SLG: 0.591		F FF 94 F FF 96 X CU 73 0-2 2-H 1B	B CU 75 C CH 88 B FF 93 X CH 88 2-1 70 HR 1-2 3-H 1B	X SI 96 0-0 1-2 1B	F FF 92 X CH 81 0-1 ③ G4-3			B FF 91 B CH 81 B CH 81 C FF 90 X FF 91 3-1 1-H 2B		5	1	4	3	0	0	2
70 Brett Wisely, L (1, 4) OBP: 0.217, SLG: 0.328		B CH 90 X FF 94 1-0 ② F7	C CU 76 S FF 94 F CH 90 F FF 94 D CU 77 X FF 94 1-2 1-H 2-H HR	B SL 89 S SL 91 C SL 89 S SL 91 1-3 ② K		C FF 90 B SL 81 F FF 91 X SL 80 1-2 7 HR 2B	F CH 80 B CH 81 T FF 90 S CH 81 1-3 ② K		5	2	2	3	0	2	4
Inning Stats	R: 0 E: 0 K: 2 S: 11 H: 0 LOB: 0 BB: 0 P: 16	R: 3 E: 0 K: 2 S: 17 H: 3 LOB: 1 BB: 1 P: 30	R: 7 E: 2 K: 2 S: 27 H: 5 LOB: 0 BB: 0 P: 43	R: 0 E: 0 K: 1 S: 7 H: 0 LOB: 0 BB: 0 P: 12	R: 0 E: 0 K: 1 S: 11 H: 2 LOB: 2 BB: 0 P: 14	R: 2 E: 0 K: 1 S: 18 H: 4 LOB: 2 BB: 0 P: 29	R: 2 E: 0 K: 2 S: 16 H: 3 LOB: 1 BB: 0 P: 21	R: 1 E: 0 K: 2 S: 12 H: 2 LOB: 1 BB: 0 P: 19	R: 0 E: 0 K: 0 S: 8 H: 0 LOB: 0 BB: 0 P: 10	1B: 10 2B: 6 3B: 0 HR: 3 SF: 0 SAC: 0 DP: 0 HBP: 0						

PITCHER		IP	WLS	BF	H	R	ER	SO	BB	IBB	HBP	BLK	WP	HR	S	P	ERA	WHIP
51 Freddy Peralta, R ERA: 4.64	(1, 1)	2.1	L	18	8	10	4	4	1	0	0	0	0	2	49	78	15.43	3.857
59 Elvis Peguero, R ERA: 3.24	(3, 1)	2.2		10	2	0	0	4	0	0	0	0	0	0	24	37	0.00	0.750
Ethan Small, L ERA: 15.0	(6, 1)	3.0		18	9	5	5	5	0	0	0	0	1	1	46	69	15.00	3.000
10 Mike Brosseau, R ERA: 3.86	(9, 1)	1.0		3	0	0	0	0	0	0	0	0	0	0	8	10	0.00	0.000

PITCHER	IP	WLS	BF	H	R	ER	SO	BB	IBB	HBP	BLK	WP	HR	S	P	ERA	WHIP

TOP

San Francisco Giants @ Milwaukee Brewers

American Family Field, Milwaukee, WI

Fri May 26 2023, 7:12 PM - 9:53 PM CDT

Att. 30,347 - Roof Closed - 67 F

livebaseballscorecards.com

AB	48
R	15
H	19
RBI	15
BB	1
SO	13
LOB	20

WP: 1 PA: 49
PB: 0
SB: 0
CS: 0

BOTTOM

Batter	1	2	3	4	5	6	7	8	9	AB	R	H	RBI	BB	SO	LOB
25 Darin Ruf, R (1, 10) (9, 3) OBP: 0.370, SLG: 0.350	C SI 92 B SI 92 C SI 92 X SL 84 1-2 27 BB 24 BB 22 G6-3 1B	C SI 92 B CH 86 B SI 91 F SI 92 F SI 92 X SI 93 2-2 ② L8	B SL 83 B SI 91 B SI 91 C SI 92 B SI 92 4-1 1-2 2-3 BB	X FF 96 0-0 ② F8					3	1	1	0	1	0	1
24 William Contreras, R (1, 2) OBP: 0.338, SLG: 0.386	S CH 85 B CH 85 B SI 92 S SI 92 B SI 93 D CH 86 4-2 22 G6-3 27 BB 1-2 BB	F SI 92 X CH 86 0-1 ③ G3-1	F CH 86 X CH 86 0-1 ③ G1-3	C SL 88 B ST 82 F SL 87 B ST 85 X ST 83 2-2 ③ G5-3					3	0	0	0	1	0	4
27 Willy Adames, R (1, 6) OBP: 0.292, SLG: 0.384 2 Brice Turang, L (3, 6) OBP: 0.275, SLG: 0.317	B SI 92 C SI 93 S SL 84 B SI 93 B SL 83 B SI 93 4-2 22 G6-3 1-2 2-3 BB	C SI 90 B SL 82 B SI 90 X SL 81 2-1 ① L7	C SI 90 C CH 83 F CH 83 S SL 83 0-3 ① K	F SL 89 X CU 83 0-1 ① L3					0 3	0 0	0 0	0 0	1 0	0 1	0 0
22 Christian Yelich, L (1, 7) OBP: 0.338, SLG: 0.413 33 Jesse Winker, L (6, PH) (7, 7) OBP: 0.325, SLG: 0.240	F CH 86 X CH 86 0-1 ① ② G6-3 1-2f 2-3 3-H	C SI 90 B SL 83 B CH 84 F SI 90 B SL 83 F SI 92 F SL 83 X CH 86 3-2 ② G3-1	C SI 90 X CH 84 0-1 ② G4-3	C FF 94 B ST 83 C CU 82 S FF 95 1-3 ② K					2 2	0 0	0 0	0 0	0 1	0 0	2 0
6 Owen Miller, R (1, 4) OBP: 0.350, SLG: 0.514	B SI 92 X CH 86 1-0 ③ F9	B SI 91 B CH 85 X SI 91 2-0 ③ L8	B SI 89 B CH 84 B SI 91 B SI 90 4-0 9 F 9 1B BB	C SL 88 F SL 89 X FF 96 0-2 ③ G6-3					3	0	0	0	1	0	1
9 Brian Anderson, R (1, 5) OBP: 0.330, SLG: 0.429		C SI 91 F CH 84 F SI 91 B SL 84 B SL 84 X SI 91 2-2 ① G6-3	B SI 90 F SL 83 B CH 85 B SI 91 B SI 91 4-1 25 BB 10 1B BB	X CH 84 0-0 E5 1-3 1B			X SL 86 0-0 E4 10 G4-3		3	0	1	0	1	0	0
10 Mike Brosseau, R (1, 3) (9, 1) OBP: 0.271, SLG: 0.439		B SI 92 C SI 92 C SI 91 S SI 92 1-3 ② K	C SI 91 X SL 83 0-1 25 BB 1-2 1B	F SL 88 B FF 95 F ST 82 F FF 97 X FF 96 1-2 ③ F9			D FF 96 F SL 87 F FF 95 X FF 96 1-2 ① ② G4-3 1-2f		4	0	1	0	0	1	3
15 Tyrone Taylor, R (1, 9) OBP: 0.215, SLG: 0.290		S SI 92 X SL 83 0-1 ③ F7	F SI 91 F SI 92 B SI 92 C CH 85 1-3 ① K	X FF 95 0-0 1B			C SL 88 F ST 81 S ST 84 0-3 ③ K		4	0	1	0	0	2	2
28 Joey Wiemer, R (1, 8) OBP: 0.258, SLG: 0.345			C SI 91 B SI 90 B SL 83 T SI 91 B SL 83 C SI 93 3-3 ① K	S SI 92 C SI 92 S SI 92 0-3 ② K		B CU 80 B SL 88 S SL 87 X SL 87 2-1 ① F7			3	0	0	0	0	2	3
Inning Stats	R: 1 H: 1 E: 0 LOB: 1 K: 0 BB: 2 S: 10 P: 20	R: 0 H: 0 E: 0 LOB: 0 K: 1 BB: 0 S: 9 P: 12	R: 0 H: 0 E: 0 LOB: 0 K: 1 BB: 0 S: 9 P: 14	R: 0 H: 0 E: 0 LOB: 0 K: 0 BB: 0 S: 8 P: 15	R: 0 H: 1 E: 0 LOB: 3 K: 2 BB: 2 S: 12 P: 21	R: 0 H: 1 E: 1 LOB: 2 K: 1 BB: 1 S: 11 P: 16	R: 0 H: 1 E: 0 LOB: 1 K: 0 BB: 0 S: 7 P: 11	R: 0 H: 0 E: 0 LOB: 0 K: 1 BB: 0 S: 8 P: 9	R: 0 H: 0 E: 1 LOB: 0 K: 1 BB: 0 S: 7 P: 8	1B: 4 SF: 0 2B: 0 SAC: 0 3B: 0 DP: 2 HR: 0 HBP: 0						

PITCHER	IP	WLS	BF	H	R	ER	SO	BB	IBB	HBP	BLK	WP	HR	S	P	ERA	WHIP
57 Alex Wood, L (1, 1) ERA: 3.51	5.2	W	24	3	1	1	5	5	0	0	0	0	0	55	93	1.59	1.412
43 Tristan Beck, R (6, 1) ERA: 4.63	3.1	S	11	1	0	0	2	0	0	0	0	0	0	26	33	0.00	0.300

PITCHER	IP	WLS	BF	H	R	ER	SO	BB	IBB	HBP	BLK	WP	HR	S	P	ERA	WHIP

San Francisco Giants @ Milwaukee Brewers

American Family Field, Milwaukee, WI

Fri May 26 2023, 7:12 PM - 9:53 PM CDT

Att. 30,347 - Roof Closed - 67 F

livebaseballscorecards.com

AB	30
R	1
H	4
RBI	0
BB	5
SO	7
LOB	16

Batter	1	2	3	4	5	6	7	8	9	AB	R	H	RBI	BB	SO	LOB
31 LaMonte Wade Jr., L (1, 3) OBP: 0.413, SLG: 0.444	C FC 96 S CH 91 B FC 96 F CU 81 B CH 91 X FC 97 2-2 8 E 2 G5-3 8 SF9 1B		X FC 94 0-0 ① F9		B CH 88 C CH 88 X CH 89 1-1 ② P5		F FC 94 X FC 94 0-1 ③ F9			4	1	1	0	0	0	2
2 Blake Sabol, L (1, 10) OBP: 0.315, SLG: 0.417	F FC 95 C FC 96 X CH 90 0-2 ① G5-3 1-2		B FC 94 S CU 79 C CU 79 F CU 80 B FC 94 X CH 90 2-2 ② L7		X CH 89 0-0 ③ G3-1			B SL 79 S FF 91 X CH 81 1-1 ① G1-3		4	0	0	0	0	0	1
7 J.D. Davis, R (1, 5) OBP: 0.353, SLG: 0.497	B SI 97 F CU 80 B SI 97 B FC 97 S FC 96 D FC 97 4-2 17 1B BB		S CU 80 B FC 93 F FC 94 F CU 78 B FC 93 F FC 96 B FC 94 S CH 88 3-3 ③ K			C FC 94 C FC 95 T FC 95 0-2 ① K		X SL 81 0-0 17 HR 1B		3	1	1	0	1	2	0
8 Michael Conforto, L (1, 9) OBP: 0.335, SLG: 0.460	B FC 94 2 SAFE B CH 90 X CH 91 2-0 ② SF9 2-H			F CU 76 F CU 79 B CU 78 S FC 94 1-3 ① K		F FC 96 B FC 94 S CH 90 F CH 90 X CH 90 1-2 ② G5-3		B CH 83 B CH 81 C FF 92 F FF 92 S FF 93 2-3 ② K		3	0	0	1	0	2	1
17 Mitch Haniger, R (1, 7) OBP: 0.265, SLG: 0.402	C FC 96 D SI 96 1 SAFE S FC 97 X FC 97 1-2 1-2 1B			X FC 94 0-0 6 BB 1B		F FC 95 X FC 95 0-1 ③ F9		X FF 93 0-0 1-H HR		4	1	3	2	0	0	0
5 Mike Yastrzemski, L (1, 8) OBP: 0.315, SLG: 0.444	D FC 96 B FC 96 B FC 95 C FC 95 F FC 96 F FC 96 C CH 91 3-3 ③ K			F FC 94 F FC 93 F CU 79 1 SAFE S CH 88 0-3 ② K			S CU 77 B CU 78 B FC 94 X FC 94 2-1 70 BB 1B	C SL 80 B CH 83 X FF 93 1-1 ③ G4-3		4	0	1	0	0	2	3
6 Casey Schmitt, R (1, 6) OBP: 0.338, SLG: 0.486		B FC 94 S FC 94 B SL 90 X FC 95 2-1 ① L8		D CU 79 1 SAFE B FC 95 B FC 96 B FC 95 4-0 1-2 BB			F FC 95 X SI 96 0-1 ① L9		C FF 98 S KC 86 S KC 85 0-3 ① K	3	0	0	0	1	1	1
14 Patrick Bailey, S (1, 2) OBP: 0.333, SLG: 0.500		C FC 95 C FC 95 B CU 80 S FC 95 1-3 ② K		B CH 89 C FC 95 C FC 95 S FC 96 1-3 ③ K			S FC 95 1 SAFE X FC 94 0-1 ② L4		S FF 99 B FF 99 C FF 98 B FF 100 F KC 86 S FF 99 2-3 ② K	4	0	0	0	0	3	3
70 Brett Wisely, L (1, 4) OBP: 0.219, SLG: 0.314		F FC 95 B CH 90 S FC 96 X CH 90 1-2 ③ G4-3			C FC 94 B FC 94 F CH 88 F FC 94 B CU 79 S CH 90 2-3 ① K		B FC 95 1 SAFE B CH 89 C FC 95 1 SAFE B FC 95 C CH 88 F FC 96 B CH 88 4-2 1-2 BB		B FF 98 F FF 98 B FF 98 S FF 99 C FF 100 2-3 ③ K	3	0	0	0	1	2	0
Inning Stats	R: 1 H: 2 E: 1 LOB: 2 K: 1 BB: 1 S: 17 P: 29	R: 0 H: 0 E: 0 LOB: 0 K: 1 BB: 0 S: 8 P: 12	R: 0 H: 0 E: 0 LOB: 0 K: 1 BB: 0 S: 10 P: 15	R: 0 H: 1 E: 0 LOB: 2 K: 3 BB: 1 S: 11 P: 17	R: 0 H: 0 E: 0 LOB: 0 K: 1 BB: 0 S: 7 P: 10	R: 0 H: 0 E: 0 LOB: 0 K: 1 BB: 0 S: 9 P: 10	R: 0 H: 1 E: 0 LOB: 2 K: 0 BB: 1 S: 11 P: 17	R: 2 H: 2 E: 0 LOB: 0 K: 1 BB: 0 S: 9 P: 13	R: 0 H: 0 E: 0 LOB: 0 K: 3 BB: 0 S: 10 P: 14	1B: 5 SF: 1 2B: 0 SAC: 0 3B: 0 DP: 0 HR: 1 HBP: 0						WP: 0 PA: 36 PB: 0 SB: 0 CS: 0

PITCHER		IP	WLS	BF	H	R	ER	SO	BB	IBB	HBP	BLK	WP	HR	S	P	ERA	WHIP
39 Corbin Burnes, R ERA: 3.68	(1, 1)	7.0		28	4	1	1	8	3	0	0	0	0	0	73	110	1.29	1.000
32 Peter Strzelecki, R ERA: 4.3	(8, 1)	1.0	L	5	2	2	2	1	0	0	0	0	0	1	9	13	18.00	2.000
29 Trevor Megill, R ERA: 3.18	(9, 1)	1.0		3	0	0	0	3	0	0	0	0	0	0	10	14	0.00	0.000

PITCHER	IP	WLS	BF	H	R	ER	SO	BB	IBB	HBP	BLK	WP	HR	S	P	ERA	WHIP

TOP

San Francisco Giants @ Milwaukee Brewers

American Family Field, Milwaukee, WI

Sat May 27 2023, 3:12 PM - 5:45 PM CDT

Att. 39,269 - Sunny - 70 F

livebaseballscorecards.com

AB	32
R	3
H	6
RBI	3
BB	3
SO	12
LOB	11

Batter	1	2	3	4	5	6	7	8	9	AB	R	H	RBI	BB	SO	LOB
22 Christian Yelich, L (1, 7) OBP: 0.332, SLG: 0.404	B SI 93 B SI 92 X SI 93 2-0 G3-1 ①		S SI 92 1 SAFE S CH 86 S CH 87 0-3 K ③ 1-2			C CH 87 F SI 92 S CH 87 0-3 K ①		S SI 84 B SL 72 B SL 72 X SL 72 2-1 G3-1 ②		4	0	0	0	0	2	1
6 Owen Miller, R (1, 4) OBP: 0.355, SLG: 0.504	C SI 94 C SI 94 C ST 86 0-3 K ②			F SI 92 X CH 87 0-1 P3 ①		C SI 93 B ST 84 B CH 87 F SI 93 B SI 93 B CH 87 4-2 11 S BB		B SL 71 F SI 82 F SI 83 H SI 82 2-2 HBP		2	0	0	0	1	1	0
11 Rowdy Tellez, L (1, 3) OBP: 0.345, SLG: 0.523	C SI 94 B CH 88 X SI 93 1-1 G6-3 ③			B CH 87 C SI 93 F CH 87 F CH 87 B SI 93 X CH 87 2-2 15 FC5 9 1B 1B		C SI 92 1 SAFE B SI 92 F CH 88 B CH 87 X CH 87 2-2 F7 ② 1-2		C SI 82 B SI 81 F SI 82 S SL 72 1-3 K ③		4	0	1	0	0	1	2
9 Brian Anderson, R (1, 5) OBP: 0.333, SLG: 0.436		F SI 93 C SI 93 B CH 87 X CH 88 1-2 G1-3 ①		C CH 86 X SI 93 0-1 1-2 1B		S ST 85 S CH 87 F CH 87 F CH 86 B CH 87 B ST 83 B CH 86 C CH 87 3-3 K ③			S SL 89 B SL 90 X SL 90 1-1 33 G3 2B	4	0	2	0	0	1	1
33 Jesse Winker, L (1, 10) OBP: 0.315, SLG: 0.231		C SI 92 X SI 94 0-1 L7 ②		C SI 92 D CH 87 F SI 92 B CH 87 B CH 87 S CH 87 3-3 K ②			C SI 92 B ST 84 F SI 93 B ST 85 S CH 87 2-3 K ①		F SL 90 C FC 101 F FC 101 F FC 102 B FC 102 D SL 92 F FC 102 F SL 90 F SI 99 3-2 F FC 101 D SL 92 X SL 91 G3 ① 2-3	4	0	0	0	0	2	3
15 Tyrone Taylor, R (1, 9) OBP: 0.203, SLG: 0.273		F SI 94 B ST 87 S CH 88 F ST 85 F SI 94 F CH 88 S ST 85 1-3 K ③		S CH 87 X CH 86 0-1 FC5 ③ 2-3f			X SI 94 0-0 G5-3 ②		S SI 98 F FC 100 F SI 99 B SL 91 S SL 91 1-3 K ②	4	0	0	0	0	2	3
2 Brice Turang, L (1, 6) OBP: 0.275, SLG: 0.329			B SI 92 F SI 92 S CH 88 B FF 92 X CH 86 2-2 G4-3 ①		B ST 83 C SI 94 C SI 93 F CH 87 S FF 94 1-3 K ①		B CH 86 X SI 91 1-0 7 1B 3B		S FC 100 F FC 100 F FC 100 B FC 100 F FC 100 D SL 93 F SL 92 B SI 100 X SL 90 3-2 G4-3 ③	4	1	1	0	0	1	1
7 Victor Caratini, S (1, 2) OBP: 0.314, SLG: 0.323			C SI 93 C CH 88 B CH 88 B CH 86 B ST 85 S CH 86 3-3 K ②		F SI 93 S CH 87 S FF 93 0-3 K ②		B CH 87 C SI 94 D CH 88 X CH 87 2-1 1B ③ 3-H			3	0	1	1	0	2	0
28 Joey Wiemer, R (1, 8) OBP: 0.253, SLG: 0.338			C CH 85 B SI 94 C ST 85 B CH 89 S CH 88 2-3 K 22 S		C CH 85 C SI 93 B CH 87 S CH 86 X ST 85 2-2 P4 ③			B SL 71 F SI 81 S SL 71 X SL 73 1-2 F7 ①		3	0	0	0	0	1	0
Inning Stats	R: 0 E: 0 K: 1 S: 6 H: 0 LOB: 0 BB: 0 P: 9	R: 0 E: 0 K: 1 S: 11 H: 0 LOB: 0 BB: 0 P: 13	R: 0 E: 0 K: 3 S: 12 H: 0 LOB: 1 BB: 0 P: 19	R: 0 E: 0 K: 1 S: 13 H: 2 LOB: 2 BB: 0 P: 18	R: 0 E: 0 K: 2 S: 10 H: 0 LOB: 0 BB: 0 P: 13	R: 0 E: 0 K: 2 S: 14 H: 0 LOB: 1 BB: 1 P: 23	R: 1 E: 0 K: 1 S: 7 H: 2 LOB: 2 BB: 0 P: 12	R: 0 E: 0 K: 1 S: 10 H: 0 LOB: 1 BB: 0 P: 16	R: 0 E: 0 K: 1 S: 21 H: 1 LOB: 1 BB: 0 P: 29	1B: 3 2B: 1 3B: 1 HR: 0 SF: 0 SAC: 0 DP: 0 HBP: 1						

PITCHER	IP	WLS	BF	H	R	ER	SO	BB	IBB	HBP	BLK	WP	HR	S	P	ERA	WHIP
62 Logan Webb, R (1, 1) ERA: 2.75	7.0	W	26	4	1	1	11	1	0	0	0	0	0	73	107	1.29	0.714
71 Tyler Rogers, R (8, 1) ERA: 2.0	1.0	H	4	0	0	0	1	0	0	1	0	0	0	10	16	0.00	0.000
75 Camilo Doval, R (9, 1) ERA: 1.9	1.0	S	4	1	0	0	1	0	0	0	0	0	0	21	29	0.00	1.000

PITCHER	IP	WLS	BF	H	R	ER	SO	BB	IBB	HBP	BLK	WP	HR	S	P	ERA	WHIP

BOTTOM

San Francisco Giants @ Milwaukee Brewers

American Family Field, Milwaukee, WI

Sat May 27 2023, 3:12 PM - 5:45 PM CDT

Att. 39,269 - Sunny - 70 F

livebaseballscorecards.com

AB	32
R	1
H	5
RBI	1
BB	1
SO	13
LOB	11

WP: 0	PA: 34		
PB: 1			
SB: 2			
CS: 0			

Batter	1	2	3	4	5	6	7	8	9	AB	R	H	RBI	BB	SO	LOB
31 LaMonte Wade Jr., L (1, 3) OBP: 0.409, SLG: 0.439	C FF 93 B FF 94 X FC 87 1-1 5 SH5-3 1B		F FC 85 B SI 92 F FF 93 B CU 80 B CU 81 C SI 91 3-3 ② K			C SI 90 X FF 92 0-1 ① L3	C SL 85 B CH 91 C CH 91 F FF 96 B SL 86 B SL 85 S FF 96 3-3 ③ K			4	0	1	0	0	2	0
5 Mike Yastrzemski, L (1, 8) OBP: 0.315, SLG: 0.463	X FF 94 0-0 ① SH5-3 1-2		C CU 78 B FF 93 F FF 93 X FS 87 1-2 HR			C SI 90 C CU 78 F CU 78 C SI 91 0-3 ② K		B SL 78 B SI 90 X FF 90 2-0 ① F9		3	1	1	1	0	1	0
7 J.D. Davis, R (1, 10) OBP: 0.346, SLG: 0.485	S SI 93 F ST 84 B FC 84 D FC 85 S FF 94 2-3 ② K		X ST 83 0-0 ③ P3			F CU 78 B FF 92 B FF 92 S FF 94 F ST 83 B SI 93 F FF 94 C SI 92 3-3 ③ K		S FF 92 B FF 92 B SI 90 F FF 91 B SL 80 F FF 93 S FF 92 3-3 ② K		4	0	0	0	0	3	1
8 Michael Conforto, L (1, 9) OBP: 0.344, SLG: 0.463	B FF 94 F FF 94 B FS 87 F SI 94 F FF 94 H SI 94 3-2 HBP			C CU 78 B SI 92 F FS 85 F FF 93 B SI 92 B CU 80 X SI 93 3-2 ① G4-3			S CU 77 X SI 92 0-1 17 1B 2 HR 1B	B CH 83 B CH 84 B FF 92 C SI 90 C FF 91 X FF 93 3-2 1B		3	1	2	0	0	0	0
17 Mitch Haniger, R (1, 7) OBP: 0.264, SLG: 0.396	C SI 94 D ST 84 B FF 95 X SI 93 2-1 ③ L3			C CU 79 B ST 83 B ST 83 X SI 92 2-1 ② G5-3			C SI 90 D ST 82 S FC 86 X SI 92 1-2 2 HR 1B	B FF 94 C FF 95 S CH 84 D CH 85 S CH 84 2-3 ③ K		4	1	1	0	0	1	3
2 Blake Sabol, L (1, 2) OBP: 0.313, SLG: 0.437		C SI 91 B FS 85 S FS 85 X FF 94 1-2 ① F6		B FS 85 S CU 79 X SI 93 1-1 ③ F7			F SI 90 S FF 93 X CU 78 0-2 1-H 2-H HR		S CH 83 B CH 84 X CH 84 1-1 ① G3-1	4	1	1	3	0	0	0
32 David Villar, R (1, 5) OBP: 0.233, SLG: 0.308 6 Casey Schmitt, R (9, PH) OBP: 0.333, SLG: 0.479		B SI 93 C SI 93 B FC 87 X FC 85 2-1 ② G1-3			C SI 91 B FC 87 F ST 82 B FF 93 X CU 78 2-2 ① P4		C SI 97 X SL 85 0-1 ① L4		B CH 86 C CH 86 S FF 94 B FF 95 F FF 95 S CH 87 2-3 ② K	3 1	0 0	0 0	0 0	0 0	0 1	0 0
35 Brandon Crawford, L (1, 6) OBP: 0.262, SLG: 0.333		B FC 86 C SI 92 F FF 93 S CU 82 1-3 ③ K			X SI 91 0-0 ② G4-3		B SL 84 X FF 98 1-0 70 PB 70 SF9 2B		B FF 95 C FF 94 B FF 95 S CH 85 B CH 85 F FF 95 B CH 86 4-2 BB	3	1	1	0	1	1	0
70 Brett Wisely, L (1, 4) OBP: 0.211, SLG: 0.306 41 Wilmer Flores, R (9, PH) OBP: 0.288, SLG: 0.434			S SI 91 C FS 84 S FF 93 0-3 ① K		C SI 91 X CU 79 0-1 ③ G3-1		B FF 96 B FF 97 S FF 97 X CH 91 2-1 ② SF9 2-H		B CH 84 C CH 84 C FF 94 B FF 95 S FF 95 2-3 ③ K	2 1	0 0	0 0	1 0	0 0	1 1	0 1
Inning Stats	R: 0 E: 0 K: 1 S: 11 H: 1 LOB: 2 BB: 0 P: 19	R: 0 E: 0 K: 1 S: 8 H: 0 LOB: 0 BB: 0 P: 12	R: 1 E: 0 K: 2 S: 10 H: 1 LOB: 0 BB: 0 P: 14	R: 0 E: 0 K: 0 S: 8 H: 0 LOB: 0 BB: 0 P: 14	R: 0 E: 0 K: 0 S: 6 H: 0 LOB: 0 BB: 0 P: 8	R: 0 E: 0 K: 2 S: 11 H: 0 LOB: 0 BB: 0 P: 14	R: 4 E: 0 K: 1 S: 17 H: 4 LOB: 0 BB: 0 P: 24	R: 0 E: 0 K: 2 S: 11 H: 1 LOB: 1 BB: 0 P: 21	R: 0 E: 0 K: 2 S: 12 H: 0 LOB: 1 BB: 1 P: 21	1B: 4 2B: 1 3B: 0 HR: 2 SF: 1 SAC: 1 DP: 0 HBP: 1						

PITCHER		IP	WLS	BF	H	R	ER	SO	BB	IBB	HBP	BLK	WP	HR	S	P	ERA	WHIP
48 Colin Rea, R ERA: 4.89	(1, 1)	6.0	W	24	5	4	4	6	0	0	1	0	0	2	62	90	6.00	0.833
31 Joel Payamps, R ERA: 2.13	(7, 1)	1.0	H	4	1	1	0	1	0	0	0	0	0	0	9	15	0.00	1.000
32 Peter Strzelecki, R ERA: 4.18	(8, 1)	0.2	H	3	1	0	0	1	0	0	0	0	0	0	8	16	0.00	1.500
38 Devin Williams, R ERA: 0.54	(8, 1)	1.1	S	5	0	0	0	3	1	0	0	0	0	0	15	26	0.00	0.750

PITCHER	IP	WLS	BF	H	R	ER	SO	BB	IBB	HBP	BLK	WP	HR	S	P	ERA	WHIP

TOP

San Francisco Giants @ Milwaukee Brewers

American Family Field, Milwaukee, WI

Sun May 28 2023, 1:12 PM - 3:59 PM CDT

Att. 34,581 - Sunny - 74 F

livebaseballscorecards.com

AB	32
R	5
H	7
RBI	5
BB	1
SO	11
LOB	5

Batter	1	2	3	4	5	6	7	8	9	AB	R	H	RBI	BB	SO	LOB
22 Christian Yelich, L (1, 7) OBP: 0.340, SLG: 0.405	B SI 94 C SI 94 B FS 90 B FS 90 B SI 94 4-1 6 1B 24 1B BB	1 SAFE 1 SAFE D FS 90 D SI 95 C SI 95 F FS 90 D FS 91 3-2 6 S 6 1B 1-2 BB		X KC 84 0-0 24 G6-3 6 HBP 1B		C FF 94 B SL 91 X CU 80 1-1 ① G3				2	2	1	0	2	0	0
6 Owen Miller, R (1, 4) OBP: 0.371, SLG: 0.513 14 Andruw Monasterio, R (6, 4)	C SI 94 B FS 90 X SI 94 1-1 11 F8 24 1B 9 2B 1-2 1B	B SI 96 C SI 96 F KC 84 B FS 90 X SI 95 2-2 24 HR 1-H 2-H 1B		H SI 94 1-0 24 G6-3 1-2 HBP		B CU 80 F FF 95 B SL 89 F SL 88 B ST 86 F SL 86 C FF 96 3-3 ② K				2 1	2 0	2 0	2 0	0 0	0 1	0 0
24 William Contreras, R (1, 2) OBP: 0.341, SLG: 0.410	C SI 96 C KC 85 B SI 96 X KC 85 1-2 9 2B 1-2 2-H 1B	C KC 82 F SI 95 F FS 89 X FS 89 0-2 1-H HR		X KC 83 0-0 ① G6-3 1-2 2-3		C FF 95 C FF 96 F ST 82 S FF 96 0-3 ③ K				4	2	2	3	0	1	2
11 Rowdy Tellez, L (1, 3) OBP: 0.343, SLG: 0.513	C KC 84 D FS 91 B SI 95 X FS 89 2-1 ① F8 2-3	B SI 94 B SI 94 C SI 94 X SI 94 2-1 ② G4-3		B KC 83 B FS 91 B SI 95 B SI 95 4-0 BB			C CU 80 B FF 95 X SL 89 1-1 ① F8			3	0	0	0	1	0	2
9 Brian Anderson, R (1, 5) OBP: 0.332, SLG: 0.438	B SI 96 S SI 95 1 SAFE 1 SAFE S SI 95 B SI 94 X SI 95 2-2 15 WP 15 FC6-2 1-H 3-H 2B	F KC 83 X SI 94 0-1 ③ G6-3		S SI 95 F SI 96 D FS 90 F FS 91 S KC 85 1-3 ② K			C FF 95 B ST 82 C SL 89 X FF 96 1-2 ② G6-3			4	0	1	2	0	1	3
15 Tyrone Taylor, R (1, 9) OBP: 0.192, SLG: 0.257	C KC 84 F SI 96 B FS 90 F FS 91 B KC 86 X SI 96 2-2 ② FC6-2 2-H		S FS 90 T FS 90 S FS 90 0-3 ① K	B SI 96 D FS 91 C SI 95 F FS 90 B SI 96 S FS 90 3-3 ③ K			C SL 88 B ST 79 B SL 88 B FF 94 F FF 94 C SL 88 3-3 ③ K			4	0	0	0	0	3	4
2 Brice Turang, L (1, 6) OBP: 0.268, SLG: 0.320	1 SAFE L KC 83 B FS 89 F FS 89 1 SAFE S FS 90 1-3 ③ K		B FS 90 F FS 90 C SI 95 F SI 95 B FS 90 B FS 89 X SI 95 3-2 ② L8		B FF 95 B SL 90 S FF 95 F SL 89 B FF 97 X SL 88 3-2 ① G5-3			F SI 95 B SI 94 F SL 84 F SI 95 F SL 83 S SI 97 1-3 ① K		4	0	0	0	0	2	1
25 Darin Ruf, R (1, 10) OBP: 0.360, SLG: 0.326		C SI 95 C KC 85 B SI 96 C KC 85 1-3 ① K	S KC 84 C FS 90 B FS 91 B SI 95 B FS 90 F FS 90 B SI 95 4-2 28 FC5-4 BB		B CU 80 F SL 89 B SL 88 F SL 84 X SL 84 2-2 ② G5-3			C SI 97 B SL 83 S SL 83 B SL 83 B SI 95 X SI 96 3-2 ② G6-3		3	0	0	0	1	1	0
28 Joey Wiemer, R (1, 8) OBP: 0.253, SLG: 0.336		B KC 84 C SI 96 X KC 84 1-1 6 S 22 BB 6 1B 1B	X SI 94 0-0 ③ FC5-4 1-2f		F ST 82 B SL 83 F CU 79 B FF 96 F SL 84 C FF 94 2-3 ③ K			B SL 84 C SL 83 C SI 97 X SL 84 1-2 ③ G5-3		4	1	1	0	0	1	1
Inning Stats	R: 3 E: 0 K: 1 S: 18 H: 3 LOB: 1 BB: 1 P: 31	R: 4 E: 0 K: 1 S: 19 H: 3 LOB: 0 BB: 1 P: 28	R: 0 E: 0 K: 1 S: 11 H: 0 LOB: 1 BB: 1 P: 18	R: 0 E: 0 K: 2 S: 9 H: 1 LOB: 3 BB: 1 P: 18	R: 0 E: 0 K: 1 S: 10 H: 0 LOB: 0 BB: 0 P: 17	R: 0 E: 0 K: 2 S: 10 H: 0 LOB: 0 BB: 0 P: 14	R: 0 E: 0 K: 1 S: 8 H: 0 LOB: 0 BB: 0 P: 13	R: 0 E: 0 K: 1 S: 11 H: 0 LOB: 0 BB: 0 P: 16		1B: 5 2B: 1 3B: 0 HR: 1	SF: 0 SAC: 0 DP: 0 HBP: 1		WP: 1 PB: 0 SB: 2 CS: 0	PA: 36		

PITCHER		IP	WLS	BF	H	R	ER	SO	BB	IBB	HBP	BLK	WP	HR	S	P	ERA	WHIP
38 Alex Cobb, R ERA: 3.05	(1, 1)	4.0	L	24	7	7	7	5	4	0	1	0	1	1	57	95	15.75	2.750
43 Tristan Beck, R ERA: 4.1	(5, 1)	3.0		9	0	0	0	4	0	0	0	0	0	0	28	44	0.00	0.000
74 Ryan Walker, R ERA:	(8, 1)	1.0		3	0	0	0	1	0	0	0	0	0	0	11	16	0.00	0.000

PITCHER	IP	WLS	BF	H	R	ER	SO	BB	IBB	HBP	BLK	WP	HR	S	P	ERA	WHIP

BOTTOM

San Francisco Giants @ Milwaukee Brewers

American Family Field, Milwaukee, WI

Sun May 28 2023, 1:12 PM - 3:59 PM CDT

Att. 34,581 - Sunny - 74 F

livebaseballscorecards.com

AB	31
R	7
H	7
RBI	7
BB	4
SO	10
LOB	13

Batter	1	2	3	4	5	6	7	8	9	AB	R	H	RBI	BB	SO	LOB
25 Darin Ruf, R (1, 10) OBP: 0.327, SLG: 0.292	C FF 96 C FF 96 X CH 91 0-2 G5-3	B FF 96 C CU 86 B CH 87 C FF 95 B FF 96 S CU 87 3-3 K			S FF 96 F FF 96 B FF 97 F CU 87 C FF 97 1-3 K		C SL 90 B SL 88 F FF 100 F SL 90 B CU 83 S CU 82 2-3 K		C CU 83 B CU 83 X CU 83 1-1 G6-3	5	0	0	0	0	3	3
6 Owen Miller, R (1, 4) OBP: 0.367, SLG: 0.504 (7, 5)	B FF 95 B FF 95 X SL 88 2-0 24 HR 1B		B FF 96 C FF 95 F FF 94 F FF 96 X CU 87 1-2 L5		F SL 89 B FF 96 X FF 96 1-1 F9			C SI 84 B SI 85 X SI 86 1-1 G6-3		4	1	1	0	0	0	1
24 William Contreras, R (1, 2) OBP: 0.351, SLG: 0.432	B CU 86 1 SAFE B FF 89 C FF 96 X SL 88 2-1 1-H HR		B FF 96 B FF 96 B CU 87 B FF 96 4-0 22 G4-6-3 BB		S CU 88 D SL 88 B FF 95 B FF 97 C SL 88 D SL 90 4-2 1-2 BB			B SL 74 C SI 86 F SI 86 B SL 75 B FF 86 X SI 86 3-2 G4-3		2	1	1	2	2	0	0
22 Christian Yelich, L (1, 7) OBP: 0.343, SLG: 0.401	S FF 95 B FF 96 B FF 94 C CU 87 B CU 84 F FF 95 B FF 94 4-2 BB		C CU 88 S CU 88 X CU 87 0-2 G4-6-3 1-2f		F CU 88 F FF 98 B FF 97 C CU 86 1-3 K			S SL 75 B SL 75 B SL 74 B FF 85 B FF 85 4-1 9 HBP BB		2	0	0	0	2	1	3
9 Brian Anderson, R (1, 5) OBP: 0.335, SLG: 0.433 (7, 9)	F FF 95 X FF 94 0-1 P4			B FF 96 F FF 96 B CU 86 B FF 95 C SL 89 F SL 89 D SL 90 4-2 10 FC5-4 BB		B FF 98 F FF 98 B SL 86 X FF 97 2-1 F8		S SI 86 H SI 86 1-1 1-2 HBP		2	0	0	0	1	0	1
10 Mike Brosseau, R (1, 3) OBP: 0.264, SLG: 0.426 11 Rowdy Tellez, L (6, PH) OBP: 0.339, SLG: 0.506 (6, 3)	C CU 85 1 SAFE X CH 89 0-1 L9			C FF 96 B FF 95 B FF 96 X SL 88 2-1 1-2f FC5-4		C SL 90 C CU 81 B CU 82 C CU 83 1-3 K		C SI 92 X SI 94 0-1 G4-3		2 2	0 0	0 0	0 0	0 0	0 1	2 2
28 Joey Wiemer, R (1, 8) OBP: 0.249, SLG: 0.329 13 Abraham Toro, S (9, PH)		B FF 96 B FF 95 C CU 86 F CU 84 X CU 85 2-2 G5-3		C FF 97 D CH 90 C SL 89 B CU 87 S FF 96 2-3 K		B FF 100 F FF 99 X SL 88 1-1 G1-3			H FF 94 1-0 2 G4-6-3 HBP	3 0	0 0	0 0	0 0	1 0	1 0	1 0
15 Tyrone Taylor, R (1, 9) OBP: 0.187, SLG: 0.250 2 Brice Turang, L (7, PH) OBP: 0.264, SLG: 0.315 (7, 6)		B CU 86 B FF 96 X CU 86 2-0 G5-3		B FF 97 S FF 96 S FF 96 B FF 97 X SL 88 2-2 F7			S FF 98 S FF 99 F FF 100 S FF 100 0-3 K		C CU 83 X FF 96 0-1 G4-6-3 1-2f	2 2	0 0	0 0	0 0	0 1	0 1	1 1
14 Andruw Monasterio, R (1, 6) OBP: 0.600, SLG: 0.500 (7, 4)		B FF 95 C CU 86 B FF 96 X CU 87 2-1 1B			C FF 95 B FF 96 F FF 96 B FF 96 F CU 86 F FF 96 B SL 88 B FF 96 4-2 24 BB BB		B FF 99 C SL 87 C SL 88 1-3 K		B FF 95 X SI 95 1-0 1B	3	0	2	0	1	1	0
Inning Stats	R: 2 E: 0 K: 0 S: 13 H: 2 LOB: 1 BB: 1 P: 21	R: 0 E: 0 K: 1 S: 9 H: 1 LOB: 1 BB: 0 P: 18	R: 0 E: 0 K: 0 S: 7 H: 0 LOB: 0 BB: 1 P: 12	R: 0 E: 0 K: 1 S: 11 H: 0 LOB: 1 BB: 1 P: 21	R: 0 E: 0 K: 2 S: 15 H: 0 LOB: 2 BB: 2 P: 26	R: 0 E: 0 K: 1 S: 7 H: 0 LOB: 0 BB: 0 P: 11	R: 0 E: 0 K: 3 S: 11 H: 0 LOB: 0 BB: 0 P: 14	R: 0 E: 0 K: 0 S: 9 H: 0 LOB: 2 BB: 1 P: 18	R: 0 E: 0 K: 0 S: 5 H: 1 LOB: 1 BB: 0 P: 8	1B: 3 2B: 0 3B: 0 HR: 1	SF: 0 SAC: 0 DP: 2 HBP: 2					

PITCHER		IP	WLS	BF	H	R	ER	SO	BB	IBB	HBP	BLK	WP	HR	S	P	ERA	WHIP
16 Yusei Kikuchi, L ERA: 4.47	(1, 1)	5.0	W	22	3	2	2	4	5	0	0	0	0	1	55	98	3.60	1.600
24 Nate Pearson, R ERA: 1.69	(6, 1)	2.0		6	0	0	0	4	0	0	0	0	0	0	18	25	0.00	0.000
90 Adam Cimber, R ERA: 4.61	(8, 1)	0.2		4	0	0	0	0	1	0	1	0	0	0	7	16	0.00	1.500
58 Tim Mayza, L ERA: 0.95	(8, 1)	0.1		1	0	0	0	0	0	0	0	0	0	0	2	2	0.00	0.000
93 Yimi García, R ERA: 6.2	(9, 1)	1.0		4	1	0	0	0	0	0	1	0	0	0	5	8	0.00	1.000

PITCHER	IP	WLS	BF	H	R	ER	SO	BB	IBB	HBP	BLK	WP	HR	S	P	ERA	WHIP

TOP

Milwaukee Brewers @ Toronto Blue Jays

Rogers Centre, Toronto, ON

Tue May 30 2023, 7:08 PM - 9:38 PM EDT

Att. 32,930 - Clear - 73 F

livebaseballscorecards.com

AB	29
R	2
H	4
RBI	2
BB	6
SO	8
LOB	15

Batter	1	2	3	4	5	6	7	8	9	AB	R	H	RBI	BB	SO	LOB
4 George Springer, R (1, 9) OBP: 0.330, SLG: 0.394	B FF 94 B SI 92 X SI 92 2-0 11 WP 27 1B 1B	T FF 93 C SL 85 B FF 94 B SI 94 B SI 94 X SI 92 3-2 E5 11 FC6-4 1-2 2-3	S SL 84 C SI 90 F SI 91 F FF 92 S SI 91 0-3 ② K		X FC 87 0-0 ② FC5-4 11 WP 1-2f 2-3			C SI 94 B SL 81 S SL 82 B SL 82 B SL 81 B SL 82 4-2 11 G4-3 BB		4	1	1	0	1	1	6
11 Bo Bichette, R (1, 6) OBP: 0.372, SLG: 0.530	B SI 92 C SI 92 C SI 92 B CU 80 F FF 94 X SI 93 2-2 ① G6-3 1-2	X SI 94 0-0 ① FC6-4 13 1B 1-2f 2-3 3-H	F SL 84 T FF 93 B SI 91 X SL 83 1-2 ③ G4-3		B SI 93 C FF 93 F SI 92 X FF 93 1-2 ③ L9 1-2			C SL 81 X SI 94 0-1 ①② G4-3 1-2f		5	0	0	1	0	0	8
27 Vladimir Guerrero Jr., R (1, 3) OBP: 0.355, SLG: 0.466	X SI 94 0-0 13 BB 26 1B 2-H 1B	C FF 94 T SI 93 S FF 94 0-3 ② K		B CU 78 B SI 91 X FF 92 2-0 ① F3		X SI 92 0-0 1B		B SL 82 B SI 94 C SI 95 F SL 81 B SL 82 F SL 82 X SI 95 3-2 1B		5	1	3	1	0	1	2
13 Brandon Belt, L (1, 10) OBP: 0.372, SLG: 0.384 38 Nathan Lukes, L (8, PH) OBP: 0.313, SLG: 0.357 (9, 10)	B FF 94 B FF 94 B SI 91 F SI 93 B FF 93 4-1 26 1B 15 2B 1-2 BB	B CH 86 B FF 93 B FF 93 X SI 91 3-0 1-3 3-H 1B		B CU 80 B SI 90 B CU 82 F SI 91 B SL 84 4-2 BB		B SI 92 B FF 92 C FF 89 X FF 92 2-1 ① F8		X SL 82 0-0 ③ F8		2 1	1 0	1 0	1 0	2 0	0 0	1 1
26 Matt Chapman, R (1, 5) OBP: 0.364, SLG: 0.480	B SL 84 X SI 91 1-0 15 2B 1-2 2-H 1B	C SL 86 C SI 91 S FF 93 0-3 ③ K		B SL 82 X SI 91 1-0 ② F9		B FC 88 C FC 90 S FF 94 X FF 93 1-2 ② F7				4	1	1	1	0	1	4
15 Whit Merrifield, R (1, 7) OBP: 0.339, SLG: 0.386	D SL 86 X SL 83 1-0 25 CS 1-H 2-H 2B		C SL 82 C SI 91 F SI 92 X FF 93 0-2 30 1B 8 1B 1B	C FF 92 F SL 83 X SL 82 0-2 ③ G5-3		X FC 88 0-0 ③ P3				4	1	2	2	0	0	2
25 Daulton Varsho, L (1, 8) OBP: 0.277, SLG: 0.369	B CU 80 B CU 80 C SI 92 X FF 93 2-1 ②③ F7 2-3		F FF 93 1 SAFE D CH 84 B FF 92 X SI 91 2-1 ① F8		B CU 80 B SI 90 X FF 90 2-0 ① F9		C SI 89 X SI 88 0-1 30 G6-3 1B			4	0	1	0	0	0	2
30 Alejandro Kirk, R (1, 2) OBP: 0.362, SLG: 0.338		F SI 92 B SI 93 X SL 83 1-1 4 E 8 1B 11 FC6-4 1B	F SI 91 B FF 93 B SI 91 X SI 91 2-1 8 1B 1-3 1B		B SI 90 C SL 80 X SL 81 1-1 4 FC5-4 8 BB 1B		C SI 89 B FF 89 C ST 81 B FF 89 X CH 82 2-2 ①② G6-3 1-2f			4	1	3	0	0	0	1
8 Cavan Biggio, L (1, 4) OBP: 0.247, SLG: 0.346		X SI 92 0-0 11 FC6-4 4 E 13 1B 1-2 1B	X FF 93 0-0 1-2 3-H 1B		C CH 82 B CH 82 B FF 92 S SL 83 D CH 85 F SL 81 F SI 90 B FF 91 4-2 4 FC5-4 1-2 BB		C ST 82 B ST 81 B SI 89 C ST 80 B FF 89 C ST 80 3-3 ③ K			3	1	2	1	1	1	0
Inning Stats	R: 4 E: 0 K: 0 S: 11 H: 4 LOB: 0 BB: 1 P: 23	R: 2 E: 1 K: 2 S: 14 H: 3 LOB: 2 BB: 0 P: 21	R: 1 E: 0 K: 1 S: 17 H: 3 LOB: 2 BB: 0 P: 22	R: 0 E: 0 K: 0 S: 8 H: 0 LOB: 1 BB: 1 P: 15	R: 0 E: 0 K: 0 S: 11 H: 1 LOB: 2 BB: 1 P: 19	R: 0 E: 0 K: 0 S: 7 H: 1 LOB: 1 BB: 0 P: 10	R: 0 E: 0 K: 1 S: 8 H: 1 LOB: 0 BB: 0 P: 13	R: 0 E: 0 K: 0 S: 9 H: 1 LOB: 1 BB: 1 P: 16		1B: 13 2B: 1 3B: 0 HR: 0 SF: 0 SAC: 0 DP: 2 HBP: 0					

PITCHER	IP	WLS	BF	H	R	ER	SO	BB	IBB	HBP	BLK	WP	HR	S	P	ERA	WHIP
37 Adrian Houser, R (1, 1) ERA: 4.07	4.1	L	27	11	7	6	3	3	0	0	0	1	0	57	95	12.46	3.231
46 Bryse Wilson, R (5, 1) ERA: 2.54	1.2		6	1	0	0	0	0	0	0	0	1	0	11	15	0.00	0.600
55 Hoby Milner, L (7, 1) ERA: 3.92	1.0		3	1	0	0	1	0	0	0	0	0	0	8	13	0.00	1.000
54 Jake Cousins, R (8, 1) ERA: 2.89	1.0		4	1	0	0	0	1	0	0	0	0	0	9	16	0.00	2.000

PITCHER	IP	WLS	BF	H	R	ER	SO	BB	IBB	HBP	BLK	WP	HR	S	P	ERA	WHIP

BOTTOM

Milwaukee Brewers @ Toronto Blue Jays

Rogers Centre, Toronto, ON

Tue May 30 2023, 7:08 PM - 9:38 PM EDT

Att. 32,930 - Clear - 73 F

livebaseballscorecards.com

AB	36
R	7
H	14
RBI	7
BB	4
SO	4
LOB	27

WP: 2	PA: 40		
PB: 0			
SB: 0			
CS: 1			

Batter	1	2	3	4	5	6	7	8	9	AB	R	H	RBI	BB	SO	LOB
22 Christian Yelich, L (1, 7) OBP: 0.344, SLG: 0.398	B FF 91 B FF 92 S CH 86 F CH 87 B SI 93 B FF 93 4-2 24 FC6-4 BB	T SI 93 B FF 92 B FF 93 D CH 87 C SI 94 X SL 82 3-2 ③ F8			F FF 93 B FF 93 S CH 82 B CH 83 X CH 82 2-2 ① G3-1		C SI 91 T SI 93 F SI 94 1 SAFE B SI 94 F SI 94 X SI 94 1-2 6 S 6 2B 1B		S FF 95 C SL 86 D SL 86 S SL 87 1-3 ② K	4	1	1	0	1	1	2
6 Owen Miller, R (1, 4) OBP: 0.368, SLG: 0.508	C SI 92 C SL 80 F SL 81 1 SAFE X SL 80 0-2 ① P4	C SI 90 S CH 85 B SL 82 F FF 90 B SL 80 X SL 81 2-2 ① G5-3			F FF 93 B CH 84 S CH 83 B CH 83 X FF 94 2-2 1B		D SI 93 F SI 92 T SI 94 B SI 94 X SL 86 2-2 11 G4-3 1-H 2-H 2B		B SI 96 C SI 95 F SL 86 B SL 87 X SL 85 2-2 ③ G5-3	5	0	2	2	0	0	2
11 Rowdy Tellez, L (1, 3) OBP: 0.332, SLG: 0.494	F FF 93 C SI 93 1 SAFE F FF 94 F SL 81 F SI 92 D SL 82 X CH 85 1-2 ② P5	C CH 86 B CH 88 S SL 82 F FF 92 B SI 92 B CH 88 X SL 80 3-2 ② F9			C CH 82 X CH 82 0-1 ② P4		B SI 94 B SI 95 X SI 93 2-0 ② G4-3 2-3			4	0	0	0	0	0	3
24 William Contreras, R (1, 10) OBP: 0.343, SLG: 0.420	D SL 82 C SL 80 C SL 79 F SL 81 X SI 93 1-2 ③ FC6-4 1-2f		F SL 80 F FF 92 F SL 79 S SI 93 0-3 ③ K		C CH 82 1 SAFE D CH 84 S CH 82 S CH 82 1-3 ③ K		B SI 85 B SI 85 F SI 86 C SI 86 F FF 87 X FF 87 2-2 ③ P4			4	0	0	0	0	2	3
9 Brian Anderson, R (1, 9) (8, 5) OBP: 0.338, SLG: 0.428		B SL 78 C SI 92 B SL 81 T FF 92 B CH 87 B SI 93 4-2 13 HR BB		C SI 91 B SI 91 C SI 91 F CH 87 B SI 93 B FF 93 4-2 13 1B BB		C CH 82 B CH 82 B CH 83 S CH 83 C CH 84 2-3 ① K		C SI 83 T SI 84 B FF 85 X FF 84 1-2 ① G6-3		2	1	0	0	2	1	0
13 Abraham Toro, S (1, 5) OBP: 0.600, SLG: 1.250 15 Tyrone Taylor, R (8, 9) OBP: 0.187, SLG: 0.250		C FF 93 F CH 86 X FF 92 0-2 1-H HR		C CH 85 C CH 86 X SL 81 0-2 1-2 1B		C FF 93 C FF 94 S CH 83 0-3 ② K		B SL 75 B SL 74 C FF 85 S FF 84 S FF 86 2-3 ② K		4 0	1 0	2 0	2 0	0 0	2 0	0 0
2 Brice Turang, L (1, 6) OBP: 0.258, SLG: 0.307		X FF 92 0-0 ① F7		F FF 92 B FF 92 F CH 87 B CH 87 F FF 93 X FF 93 2-2 ① F7		X FF 94 0-0 ③ F7		C FF 85 C FF 86 F FF 87 X FF 86 0-2 ③ L8		4	0	0	0	0	0	2
7 Victor Caratini, S (1, 2) OBP: 0.311, SLG: 0.308		B SL 81 S FF 93 B FF 93 C SI 92 B CH 88 X FF 93 3-2 ② G3		B SL 80 F CH 86 X CH 87 1-1 ② F9			B SI 91 B SI 89 X SI 89 2-0 ① G6-3		B SL 83 B SL 84 C SL 83 B SL 84 B SI 95 4-1 BB	3	0	0	0	1	0	2
28 Joey Wiemer, R (1, 8) OBP: 0.254, SLG: 0.340		C SI 91 B SL 80 C SI 93 X FF 93 1-2 2B		S SL 81 D SL 82 S SL 80 C SI 94 1-3 ③ K			C SL 84 X SL 86 0-1 6 S 22 1B 6 2B 1B		B SL 85 C SI 94 F SL 86 X SL 86 1-2 ① P5	4	1	2	0	0	1	3
Inning Stats	R: 0 E: 0 K: 0 S: 16 H: 0 LOB: 1 BB: 1 P: 22	R: 2 E: 0 K: 0 S: 15 H: 2 LOB: 1 BB: 1 P: 26	R: 0 E: 0 K: 1 S: 12 H: 0 LOB: 0 BB: 0 P: 17	R: 0 E: 0 K: 1 S: 16 H: 1 LOB: 2 BB: 1 P: 24	R: 0 E: 0 K: 1 S: 11 H: 1 LOB: 1 BB: 0 P: 16	R: 0 E: 0 K: 2 S: 7 H: 0 LOB: 0 BB: 0 P: 9	R: 2 E: 0 K: 0 S: 16 H: 3 LOB: 1 BB: 0 P: 25	R: 0 E: 0 K: 1 S: 10 H: 0 LOB: 0 BB: 0 P: 13	R: 0 E: 0 K: 1 S: 10 H: 0 LOB: 1 BB: 1 P: 18	1B: 4 2B: 2 3B: 0 HR: 1 SF: 0 SAC: 0 DP: 0 HBP: 0				WP: 0 PB: 0 SB: 2 CS: 0		PA: 38	

PITCHER		IP	WLS	BF	H	R	ER	SO	BB	IBB	HBP	BLK	WP	HR	S	P	ERA	WHIP
6 Alek Manoah, R ERA: 5.46	(1, 1)	4.0	L	18	3	2	2	2	3	0	0	0	0	1	59	89	4.50	1.500
33 Trevor Richards, R ERA: 3.38	(5, 1)	2.0		7	1	0	0	3	0	0	0	0	0	0	18	25	0.00	0.500
58 Tim Mayza, L ERA: 1.83	(7, 1)	0.2		5	3	2	2	0	0	0	0	0	0	0	12	19	27.00	4.500
90 Adam Cimber, R ERA: 4.2	(7, 1)	1.1		4	0	0	0	1	0	0	0	0	0	0	14	19	0.00	0.000
52 Anthony Bass, R ERA: 4.26	(9, 1)	1.0		4	0	0	0	1	1	0	0	0	0	0	10	18	0.00	1.000

PITCHER	IP	WLS	BF	H	R	ER	SO	BB	IBB	HBP	BLK	WP	HR	S	P	ERA	WHIP

TOP

Milwaukee Brewers @ Toronto Blue Jays

Rogers Centre, Toronto, ON

Wed May 31 2023, 7:09 PM - 9:52 PM EDT

Att. 42,205 - Clear - 75 F

livebaseballscorecards.com

AB	34
R	4
H	7
RBI	4
BB	4
SO	7
LOB	17

Batter	1	2	3	4	5	6	7	8	9	AB	R	H	RBI	BB	SO	LOB
4 George Springer, R (1, 10) OBP: 0.325, SLG: 0.387	B FC 84 C SI 89 B CU 79 B SI 90 F SI 89 X SI 90 3-2 G1-3 ①		B SI 89 B FC 87 B SI 90 C SI 90 X SI 92 3-1 G4-3 ②		X SI 90 0-0 G4-3 ③			B SI 90 X SL 79 1-0 F7 ①		4	0	0	0	0	0	2
11 Bo Bichette, R (1, 6) OBP: 0.370, SLG: 0.525	B SI 89 B CU 78 F SI 90 X FC 86 2-1 27 G4-6-3 1B		X SI 91 0-0 G4-3 ③			B CU 74 X SI 89 1-0 L9 ①		C SL 82 X SI 92 0-1 G6-3 ②		4	0	1	0	0	0	1
27 Vladimir Guerrero Jr., R (1, 3) OBP: 0.349, SLG: 0.457	C SI 90 X SI 91 0-1 G4-6-3 ② ③ 1-2f			C SI 89 B FF 90 X SI 89 1-1 L8 ①		F SI 90 B SI 90 F CU 76 X FF 89 1-2 F9 ②		B SI 91 F SL 83 F FF 93 F FF 91 B FF 93 B SI 91 X CH 83 3-2 G5-3 ③		4	0	0	0	0	0	1
25 Daulton Varsho, L (1, 7) OBP: 0.276, SLG: 0.372		C SI 88 B FF 89 B FC 85 X FC 86 2-1 F9 ①		M CH 83 F SI 90 F FF 90 B CH 82 B SI 90 F CH 83 F FF 90 X FF 90 2-2 F7 ②		B CU 73 C SI 90 F CH 82 F CU 76 B CH 82 X CH 82 2-2 F8 ③			B FF 95 B CH 82 X CH 82 2-0 2B	4	0	1	0	0	0	0
26 Matt Chapman, R (1, 5) OBP: 0.366, SLG: 0.490		C CU 77 X SI 90 0-1 2B		S FF 91 B FF 90 F FC 87 B CU 79 F SI 91 F CH 84 X SI 91 2-2 F9 ③			B SL 84 C SL 83 C SI 96 B SL 85 X SI 97 2-2 15 1B 8 G6-3 2B		B FF 94 B FF 94 B CH 83 C FF 93 T FF 96 X FF 94 3-2 F8 ①	4	1	2	0	0	0	1
15 Whit Merrifield, R (1, 4) OBP: 0.337, SLG: 0.383		C FC 86 X CU 78 0-1 P4 ②			B FC 85 X SI 89 1-0 E5 39 3B		B SI 96 F SI 96 X SL 85 1-1 8 G6-3 30 G1-3 2-3 1B		S CH 85 X CH 86 0-1 G5-3 ②	4	1	1	0	0	0	2
30 Alejandro Kirk, R (1, 2) OBP: 0.353, SLG: 0.328		C CU 76 F SI 89 B SI 90 B CU 79 X SI 91 2-2 G6-3 ③			1 SAFE F SI 89 X FC 86 0-1 L9 ①		1 SAFE C SL 94 B SI 96 F SI 95 1 SAFE X SL 85 1-2 G1-3 ① 1-2		F FF 95 B CH 85 B CH 85 X FF 94 2-1 L1 ③	4	0	0	0	0	0	5
8 Cavan Biggio, L (1, 9) OBP: 0.250, SLG: 0.358			S CH 82 C CH 85 B FF 89 X FC 86 1-2 39 G4-3 2B		1 SAFE C SI 89 B SI 89 F FF 90 X CH 82 1-2 F7 ②		D CH 90 F SI 96 X SI 97 1-1 G6-3 ② 2-3 3-H			3	0	1	1	0	0	2
39 Kevin Kiermaier, L (1, 8) OBP: 0.365, SLG: 0.521			B FC 86 B CH 84 X CH 84 2-0 G4-3 ① 2-3		B SI 89 X FF 90 1-0 1-H 3B		C SI 97 D SL 85 D CH 92 D SI 98 F SI 96 X SL 84 3-2 G4-3 ③			3	0	1	1	0	0	2
Inning Stats	R: 0 E: 0 K: 0 S: 7 H: 1 LOB: 0 BB: 0 P: 12	R: 0 E: 0 K: 0 S: 9 H: 1 LOB: 1 BB: 0 P: 13	R: 0 E: 0 K: 0 S: 7 H: 1 LOB: 1 BB: 0 P: 13	R: 0 E: 0 K: 0 S: 13 H: 0 LOB: 0 BB: 0 P: 18	R: 1 E: 1 K: 0 S: 8 H: 1 LOB: 1 BB: 0 P: 11	R: 0 E: 0 K: 0 S: 8 H: 0 LOB: 0 BB: 0 P: 12	R: 1 E: 0 K: 0 S: 13 H: 2 LOB: 1 BB: 0 P: 21	R: 0 E: 0 K: 0 S: 7 H: 0 LOB: 0 BB: 0 P: 11	R: 0 E: 0 K: 0 S: 8 H: 1 LOB: 1 BB: 0 P: 15	1B: 2 2B: 4 3B: 1 HR: 0 SF: 0 SAC: 0 DP: 1 HBP: 0						WP: 0 PB: 0 SB: 0 CS: 0 PA: 34

PITCHER		IP	WLS	BF	H	R	ER	SO	BB	IBB	HBP	BLK	WP	HR	S	P	ERA	WHIP
49 Julio Teheran, R ERA: 0.82	(1, 1)	6.0	W	22	4	1	0	0	0	0	0	0	0	0	52	79	0.00	0.667
31 Joel Payamps, R ERA: 2.39	(7, 1)	1.0	H	5	2	1	1	0	0	0	0	0	0	0	13	21	9.00	2.000
32 Peter Strzelecki, R ERA: 4.01	(8, 1)	1.0	H	3	0	0	0	0	0	0	0	0	0	0	7	11	0.00	0.000
38 Devin Williams, R ERA: 0.51	(9, 1)	1.0	S	4	1	0	0	0	0	0	0	0	0	0	8	15	0.00	1.000

PITCHER	IP	WLS	BF	H	R	ER	SO	BB	IBB	HBP	BLK	WP	HR	S	P	ERA	WHIP

BOTTOM

Milwaukee Brewers @ Toronto Blue Jays

Rogers Centre, Toronto, ON

Wed May 31 2023, 7:09 PM - 9:52 PM EDT

Att. 42,205 - Clear - 75 F

livebaseballscorecards.com

AB	34
R	2
H	7
RBI	2
BB	0
SO	0
LOB	16

Batter	1	2	3	4	5	6	7	8	9	AB	R	H	RBI	BB	SO	LOB
22 Christian Yelich, L (1, 10) OBP: 0.347, SLG: 0.397	B ST 81 F FF 95 B FF 96 C FS 86 F FF 96 B FS 88 X FF 94 3-2 11 CS 1B		D FS 88 B FF 97 B FF 98 C FF 96 B FF 96 4-1 6 FC4 BB		B FF 95 F FF 97 F FF 98 F FF 99 F FF 99 D FS 90 X FS 88 2-2 ③ G3 1-2			B FF 94 X FF 93 1-0 ② G4-3		3	0	1	0	1	0	1
6 Owen Miller, R (1, 5) OBP: 0.365, SLG: 0.500	B FF 96 C SL 84 F FF 95 F FF 96 F FF 96 S FS 88 1-3 ① K		F FF 96 X FF 98 0-1 ③ FC4 1-2f			C FS 86 F FS 88 X FF 95 0-2 9 S 1B		B SL 87 B FF 94 X FF 93 2-0 ③ F8		4	0	1	0	0	1	3
11 Rowdy Tellez, L (1, 3) OBP: 0.330, SLG: 0.500	B FS 88 B FF 96 F FF 96 C FF 97 S FS 88 2-3 ②③ K 1-2			C ST 80 F FS 87 F FF 95 B FS 88 S FS 88 1-3 ① K		C FF 97 F FF 96 F FS 89 D FS 89 C FF 97 1-3 ① K			X SL 86 0-0 9 G6-4-3 3B	4	1	1	0	0	3	2
24 William Contreras, R (1, 2) OBP: 0.341, SLG: 0.412		C FF 94 C SL 85 T FS 89 0-2 ① K		B FS 86 B FS 88 B FF 96 C FF 94 C FF 96 S FS 88 3-3 ② K		C FF 97 1 SAFE B FS 89 D FS 89 C FF 97 F FS 88 T FS 89 2-2 ② K			B SL 88 C SL 87 S FF 96 B FF 98 B FF 96 B SL 87 4-2 9 G6-4-3 BB	3	0	0	0	1	3	1
9 Brian Anderson, R (1, 9) OBP: 0.336, SLG: 0.424		B SL 85 F FF 96 C FF 96 B FS 89 T FF 98 2-2 ② K		X FF 96 0-0 1B		F SL 86 S FF 97 1 SAFE D FS 92 B FS 90 S FF 99 2-3 ③ K 1-2			X SL 87 0-0 ①② G6-4-3 1-2f 3-H	4	0	1	0	0	2	2
14 Andruw Monasterio, R (1, 4) OBP: 0.444, SLG: 0.375		B FS 87 B FF 96 B FF 95 C FF 95 F FF 95 X FF 96 3-2 ③ F8		B FF 96 S FF 95 B FS 89 X FF 96 2-1 ③ F8			F FF 94 B FS 88 B FS 87 B FF 94 F FF 93 F FF 96 F FF 96 X FF 96 3-2 2 G3-6-3 1B		F FF 97 B FF 99 S SL 87 C SL 87 1-3 ③ K	4	0	1	0	0	1	1
2 Brice Turang, L (1, 6) OBP: 0.253, SLG: 0.301			F FF 95 S FF 96 S FF 96 0-3 ① K		B ST 78 S FS 85 B FF 94 C FF 96 X FF 97 2-2 ① P5		B FS 88 C FF 95 B FS 95 F FF 95 F FF 97 F FF 97 X FS 89 2-2 ①② G3-6-3 1-2f			3	0	0	0	0	1	1
15 Tyrone Taylor, R (1, 7) OBP: 0.179, SLG: 0.240			B SL 84 S SL 84 S FS 88 B FS 90 S FS 88 2-3 ② K		X FF 96 0-0 ② L8		F FF 93 C FS 86 B FS 86 B FS 87 F FF 94 X FS 85 2-2 ③ F7			3	0	0	0	0	1	0
28 Joey Wiemer, R (1, 8) OBP: 0.261, SLG: 0.348			X FF 97 0-0 2B		B FS 89 B FF 97 B SL 85 B FF 94 4-0 22 S BB			B SL 86 B FS 85 T FF 93 F FF 94 F FS 85 F FS 85 X FS 85 2-2 ① F7		2	0	1	0	1	0	0
Inning Stats	R: 0 E: 0 K: 2 S: 12 H: 1 LOB: 0 BB: 0 P: 18	R: 0 E: 0 K: 2 S: 9 H: 0 LOB: 0 BB: 0 P: 14	R: 0 E: 0 K: 2 S: 10 H: 1 LOB: 2 BB: 1 P: 16	R: 0 E: 0 K: 2 S: 10 H: 1 LOB: 1 BB: 0 P: 16	R: 0 E: 0 K: 0 S: 9 H: 0 LOB: 1 BB: 1 P: 17	R: 0 E: 0 K: 3 S: 14 H: 1 LOB: 1 BB: 0 P: 19	R: 0 E: 0 K: 0 S: 14 H: 1 LOB: 0 BB: 0 P: 21	R: 0 E: 0 K: 0 S: 7 H: 0 LOB: 0 BB: 0 P: 12	R: 1 E: 0 K: 1 S: 7 H: 1 LOB: 0 BB: 1 P: 12	1B: 4 2B: 1 3B: 1 HR: 0 SF: 0 SAC: 0 DP: 2 HBP: 0						

TOP

Milwaukee Brewers @ Toronto Blue Jays

Rogers Centre, Toronto, ON

Thu Jun 01 2023, 1:10 PM - 3:28 PM EDT

Att. 42,059 - Sunny - 75 F

livebaseballscorecards.com

AB	30
R	1
H	6
RBI	0
BB	3
SO	12
LOB	11

WP: 0 PA: 33
PB: 0
SB: 2
CS: 1

PITCHER		IP	WLS	BF	H	R	ER	SO	BB	IBB	HBP	BLK	WP	HR	S	P	ERA	WHIP
34 Kevin Gausman, R ERA: 2.76	(1, 1)	6.2	W	25	5	0	0	11	2	0	0	0	0	0	74	115	0.00	1.050
50 Erik Swanson, R ERA: 3.04	(7, 1)	1.1	H	4	0	0	0	0	0	0	0	0	0	0	11	18	0.00	0.000
68 Jordan Romano, R ERA: 3.27	(9, 1)	1.0	S	4	1	1	1	1	1	0	0	0	0	0	7	12	9.00	2.000

PITCHER	IP	WLS	BF	H	R	ER	SO	BB	IBB	HBP	BLK	WP	HR	S	P	ERA	WHIP

Batter	1	2	3	4	5	6	7	8	9	AB	R	H	RBI	BB	SO	LOB
4 George Springer, R (1, 9) OBP: 0.328, SLG: 0.389	X FF 95 0-0 ① G6-3	X SL 83 0-0 ① G5-3			C FF 92 B SL 82 X CH 88 1-1 11 G5-4-3 1B		B KC 85 C KC 85 X KC 84 1-1 11 S 1B			4	0	2	0	0	0	1
11 Bo Bichette, R (1, 6) OBP: 0.368, SLG: 0.533	B FF 94 B FF 95 X FF 93 2-0 HR	F FF 95 X SL 83 0-1 ② P6			X SL 84 0-0 ①② G5-4-3 1-2f		1 SAFE B FF 98 C FF 100 C KC 85 C FF 99 1-3 ③ K 1-2			4	1	1	1	0	1	3
27 Vladimir Guerrero Jr., R (1, 10) OBP: 0.347, SLG: 0.453	F SL 82 X SL 83 0-1 ② G6-3	B SL 84 X CH 90 1-0 ③ F8			C FF 92 B SL 82 X CU 74 1-1 ③ F7			X SI 97 0-0 25 G4-6-3 1B		4	0	1	0	0	0	1
25 Daulton Varsho, L (1, 7) OBP: 0.276, SLG: 0.370	C SL 79 B FF 94 X FF 93 1-1 26 HR 1B		B SL 80 C SL 80 S FF 93 B CU 76 F CH 88 X CU 77 2-2 ① G3-1			S FF 93 X FF 93 0-1 ① F7		X SL 91 0-0 ①② G4-6-3 1-2f		4	1	1	0	0	0	1
26 Matt Chapman, R (1, 5) OBP: 0.368, SLG: 0.502	C SL 84 B FF 96 C SL 83 F FF 96 X FF 96 1-2 1-H HR		B SL 82 S SL 82 C FF 93 F SL 82 B CU 74 X SL 82 2-2 ② G5-3			C SL 82 B FF 92 T FF 93 B SL 82 B SL 84 F CU 76 X FF 94 3-2 ② F8		C SL 91 B SL 92 B SL 91 B SI 97 C SI 96 F SL 90 F SL 92 B SL 91 4-2 15 1B BB		3	1	1	2	1	0	0
15 Whit Merrifield, R (1, 4) OBP: 0.345, SLG: 0.388	B SL 81 C SL 82 X SL 82 1-1 8 BB 1B		F CU 76 B FF 96 F FF 97 B SL 82 T CU 75 2-2 ③ K			C SL 83 B SL 83 C SL 83 B CU 74 B FF 92 F FF 96 B FF 96 4-2 BB		X SL 91 0-0 8 S 1-3 1B		3	0	2	0	1	1	0
8 Cavan Biggio, L (1, 3) OBP: 0.261, SLG: 0.349	C SL 81 F CH 89 D CU 76 B FF 96 B CH 88 B FF 96 4-2 1-2 BB			C SL 81 B FF 95 X CU 77 1-1 ① F9		B CU 76 X FF 94 1-0 ③ G3		B SL 92 C SI 96 B SL 92 B SI 98 S SI 96 B SL 91 4-2 1-2 BB		2	0	0	0	2	0	1
39 Kevin Kiermaier, L (1, 8) OBP: 0.356, SLG: 0.507	C FF 96 S SL 83 F CH 90 F FF 96 T CU 77 0-2 ③ K			C FF 95 F CU 75 B CU 71 S FF 94 1-3 ② K			F KC 84 X FF 97 0-1 ① F8	C SL 91 D SL 92 S SL 93 B SL 92 B SI 97 T SL 91 3-2 ③ K		4	0	0	0	0	3	5
55 Tyler Heineman, S (1, 2) OBP: 0.267, SLG: 0.231		C CU 77 X CH 89 0-1 2B		X FF 95 0-0 ③ L9			B FF 98 B FF 99 C FF 99 X FF 98 2-1 ② L7			3	0	1	0	0	0	0
Inning Stats	R: 3 E: 0 K: 1 S: 19 H: 4 LOB: 2 BB: 1 P: 28	R: 0 E: 0 K: 0 S: 6 H: 1 LOB: 1 BB: 0 P: 7	R: 0 E: 0 K: 1 S: 11 H: 0 LOB: 0 BB: 0 P: 17	R: 0 E: 0 K: 1 S: 6 H: 0 LOB: 0 BB: 0 P: 8	R: 0 E: 0 K: 0 S: 5 H: 1 LOB: 0 BB: 0 P: 7	R: 0 E: 0 K: 0 S: 10 H: 0 LOB: 1 BB: 1 P: 18	R: 0 E: 0 K: 1 S: 9 H: 1 LOB: 1 BB: 0 P: 13	R: 0 E: 0 K: 1 S: 12 H: 2 LOB: 3 BB: 2 P: 23		1B: 6 2B: 1 3B: 0 HR: 2	SF: 0 SAC: 0 DP: 2 HBP: 0					

PITCHER		IP	WLS	BF	H	R	ER	SO	BB	IBB	HBP	BLK	WP	HR	S	P	ERA	WHIP
51 Freddy Peralta, R ERA: 4.62	(1, 1)	6.0	L	25	6	3	3	3	2	0	0	0	0	2	57	85	4.50	1.333
29 Trevor Megill, R ERA: 2.7	(7, 1)	1.0		4	1	0	0	1	0	0	0	0	0	0	9	13	0.00	1.000
59 Elvis Peguero, R ERA: 3.06	(8, 1)	1.0		6	2	0	0	1	2	0	0	0	0	0	12	23	0.00	4.000

PITCHER	IP	WLS	BF	H	R	ER	SO	BB	IBB	HBP	BLK	WP	HR	S	P	ERA	WHIP

BOTTOM

Milwaukee Brewers @ Toronto Blue Jays

Rogers Centre, Toronto, ON

Thu Jun 01 2023, 1:10 PM - 3:28 PM EDT

Att. 42,059 - Sunny - 75 F

livebaseballscorecards.com

AB	31
R	3
H	9
RBI	3
BB	4
SO	5
LOB	12

Batter	1	2	3	4	5	6	7	8	9	10	11	AB	R	H	RBI	BB	SO	LOB
25 Darin Ruf, R (1, 3) OBP: 0.333, SLG: 0.286	C FF 92 B FC 90 B CU 74 B FF 91 B FF 92 4-1 24 G5-4-3 BB		B CU 73 B ST 81 C FF 91 F FC 89 S CH 84 2-3 ② K		B ST 80 X FC 87 1-0 ① G1-3		B ST 77 S FC 87 X SL 83 1-1 ② F9			C SI 92 F CU 81 F CH 87 F CH 87 C SI 92 0-3 ① K	1 SAFE C FF 94 F FC 86 S FS 81 0-3 ③ K	1	0	0	0	1	1	0
11 Rowdy Tellez, L (3, 3) OBP: 0.323, SLG: 0.488												4	0	0	0	0	2	2
6 Owen Miller, R (1, 4) OBP: 0.366, SLG: 0.496 (7, 5)	C CH 84 X FF 92 0-1 ① F9		X FC 87 0-0 24 FC6-4 1B		C FF 93 C CU 72 F ST 77 B FF 94 S CH 85 1-3 ② K		C SL 82 1 SAFE S CH 88 1 SAFE B FF 94 F CH 89 D SL 83 X FF 95 2-2 ③ F9 1-2			S CH 87 C CH 86 B CU 83 X SI 92 1-2 22 BB 2-3 1B		5	0	2	0	0	1	2
24 William Contreras, R (1, 10) OBP: 0.331, SLG: 0.399	B SL 81 X FC 89 1-0 ②③ G5-4-3 1-2f		1 SAFE D CH 83 B FC 86 C FC 87 X FC 87 2-1 ③ FC6-4 1-2f		C CU 72 X ST 79 0-1 ③ G5-3			C SL 82 B FF 93 X SL 82 1-1 ① P3		S CH 87 F CH 87 T CH 88 0-2 ② K		5	0	0	0	0	1	4
22 Christian Yelich, L (1, 7) OBP: 0.352, SLG: 0.399		B ST 81 X FC 88 1-0 9 E 28 HR 1B		C ST 81 X FF 93 0-1 14 E 7 G3 14 FC6 1B		B CU 72 F ST 80 F CU 73 S CH 84 1-3 ① K		C FF 93 C CU 77 B FF 93 B FF 96 S SL 83 2-3 ② K		B CH 87 B SI 92 B CH 88 B CH 85 4-0 1-2 BB		4	2	2	0	1	2	0
9 Brian Anderson, R (1, 9) OBP: 0.329, SLG: 0.413		T FC 88 D CH 85 F FC 88 S FF 93 1-3 ① K 1-2		C CU 71 C FC 88 S ST 82 0-3 ① K		B FC 87 X FC 88 1-0 ② F9		C SL 81 B SL 84 B SL 83 F FF 95 B FF 94 S SL 81 3-3 ③ K		F CH 87 S FS 81 B FS 81 F FF 96 X FS 82 1-2 ③ P2	0-0 14 1B 7 FC4-6	5	1	0	0	0	3	5
14 Andruw Monasterio, R (1, 6) OBP: 0.500, SLG: 0.500 (7, 4)	C FC 87 F CU 74 B ST 83 B FF 93 X FF 92 2-2 ② G5-3		D CU 71 C CH 84 1 SAFE X FC 90 1-1 FC6 7 G3 1-3		B FF 94 F FF 93 B FC 89 C FF 93 F SL 85 B CH 85 X FC 89 3-2 2B		B FF 95 B FF 95 F FF 94 B SL 86 F FF 96 4-2 2 S BB		C FC 87 C FC 88 D FS 82 X FF 95 1-2 7 FC4-6 28 BB 2 FC1-6 2-3 1B		4	1	2	0	1	0	2
28 Joey Wiemer, R (1, 8) OBP: 0.271, SLG: 0.366	X FC 88 0-0 2-H HR		S CH 86 D CH 87 B FF 94 B ST 80 D CH 84 4-1 7 G3 BB		C FF 93 B CU 74 X CH 85 1-1 ③ G5-3				X SL 86 0-0 ① P6		B FF 94 B FC 87 B FC 86 C FC 87 B FS 80 4-1 7 FC4-6 1-2 BB	3	1	1	2	2	0	2
7 Victor Caratini, S (1, 2) OBP: 0.291, SLG: 0.286	C CU 73 F FF 93 X CH 84 0-2 ③ G6-3		X FC 90 0-0 ② G3 1-2 2-3 3-H				C CU 73 C FF 92 X CU 74 0-2 ① G6-3		B FF 95 X FF 95 1-0 ② P5		B FC 89 C FS 81 X FC 88 1-1 ① FC4-6 2 FC1-6 1-2f 2-3 3-H	5	0	0	2	0	0	5
10 Mike Brosseau, R (1, 5) OBP: 0.267, SLG: 0.414			C CU 72 S CH 83 B CU 74 X FF 92 1-2 ① F9	B SL 81 F FC 87 S FC 87 T ST 82 1-2 ③ K			B CH 84 H CH 84 2-0 6 S HBP		B FF 95 B SL 88 L SL 90 X SL 88 2-1 ③ F7 1-2	0-0 6 1B	B FC 87 B FF 94 X FC 87 2-0 ② FC1-6 1-2f 3-H	2	0	0	0	0	1	2
2 Brice Turang, L (7, PR) OBP: 0.250, SLG: 0.297 (7, 6)												2	0	0	1	0	0	2
Inning Stats	R: 0 H: 0 E: 0 LOB: 0 K: 0 BB: 1 S: 4 P: 9	R: 2 H: 2 E: 0 LOB: 0 K: 1 BB: 0 S: 11 P: 15	R: 0 H: 1 E: 0 LOB: 1 K: 1 BB: 0 S: 10 P: 15	R: 1 H: 1 E: 1 LOB: 2 K: 2 BB: 1 S: 12 P: 18	R: 0 H: 0 E: 0 LOB: 0 K: 1 BB: 0 S: 7 P: 9	R: 0 H: 1 E: 0 LOB: 1 K: 1 BB: 0 S: 10 P: 16	R: 0 H: 0 E: 0 LOB: 2 K: 0 BB: 0 S: 9 P: 14	R: 0 H: 0 E: 0 LOB: 0 K: 2 BB: 0 S: 8 P: 14	R: 0 H: 0 E: 0 LOB: 1 K: 0 BB: 1 S: 6 P: 13	R: 0 H: 1 E: 0 LOB: 3 K: 2 BB: 1 S: 15 P: 21	R: 2 H: 1 E: 0 LOB: 1 K: 1 BB: 1 S: 10 P: 18	1B: 5 SF: 0 2B: 1 SAC: 0 3B: 0 DP: 1 HR: 1 HBP: 1						

PITCHER		IP	WLS	BF	H	R	ER	SO	BB	IBB	HBP	BLK	WP	HR	S	P	ERA	WHIP
55 Brandon Williamson, L ERA: 4.29	(1, 1)	6.2		28	5	3	2	6	2	0	1	0	0	1	59	90	2.70	1.050
46 Buck Farmer, R ERA: 2.57	(7, 1)	0.1		1	0	0	0	0	0	0	0	0	0	0	4	6	0.00	0.000
39 Lucas Sims, R ERA: 3.93	(8, 1)	1.0		3	0	0	0	2	0	0	0	0	0	0	8	14	0.00	0.000
43 Alexis Díaz, R ERA: 1.61	(9, 1)	1.0		4	0	0	0	0	1	0	0	0	0	0	6	13	0.00	1.000
48 Alex Young, L ERA: 2.78	(10, 1)	0.2		4	1	0	0	2	1	0	0	0	0	0	11	16	0.00	3.000

PITCHER		IP	WLS	BF	H	R	ER	SO	BB	IBB	HBP	BLK	WP	HR	S	P	ERA	WHIP
63 Fernando Cruz, R ERA: 7.41	(10, 1)	1.1	L	6	1	2	1	1	1	0	0	0	0	0	14	23	6.75	1.500

TOP

Milwaukee Brewers @ Cincinnati Reds

Great American Ball Park, Cincinnati, OH

Fri Jun 02 2023, 5:13 PM - 8:43 PM EDT

Att. 44,073 - Clear - 92 F

livebaseballscorecards.com

AB	40
R	5
H	7
RBI	5
BB	5
SO	11
LOB	26

1B: 5	SF: 0	WP: 0	PA: 46
2B: 1	SAC: 0	PB: 0	
3B: 0	DP: 1	SB: 2	
HR: 1	HBP: 1	CS: 0	

Batter	1	2	3	4	5	6	7	8	9	10	11	AB	R	H	RBI	BB	SO	LOB
28 Kevin Newman, R (1, 3) (10, 5) OBP: 0.349, SLG: 0.382	B FC 96 F FC 95 X SI 95 1-1 F7		D CU 79 F FC 94 X FC 95 1-1 L8	C FC 94 2 SAFE X FC 95 0-1 F9			C SL 86 C SI 97 B SL 86 B SL 86 B FF 97 3-2 BB		B FF 94 D CH 86 C CH 82 X CH 84 2-1 G5-3	0-0 37 S		4	0	0	0	1	0	3
9 Matt McLain, R (1, 6) OBP: 0.390, SLG: 0.486	X FC 95 0-0 L7		C CU 79 B CU 78 C FC 95 B SI 96 S FC 96 2-3 K		C FC 94 S FC 95 X FC 95 0-2 F9		C SI 97 1 SAFE C SL 86 X FF 97 0-2 F9			B SI 95 F SI 96 D SL 90 X SI 96 2-1 L8		5	0	0	0	0	1	2
6 Jonathan India, R (1, 4) OBP: 0.368, SLG: 0.431	S FC 96 B CU 78 C SI 96 B FC 93 X CH 90 2-2 G6-3		X FC 96 0-0 1-H HR		C FC 94 S FC 95 X FC 95 F SI 93 X SI 94 0-1 G5-3			H SL 80 1-0 27 S HBP		C SL 91 S SI 96 B SI 98 B SL 93 F SI 97 B SL 93 H SI 96 4-2 37 S HBP		3	1	1	2	0	0	0
27 Jake Fraley, L (1, 9) OBP: 0.335, SLG: 0.390		B FC 94 B CU 78 B FC 94 C FC 94 B FC 93 4-1 37 G4-3 37 S 15 FC4 BB	X FC 94 0-0 37 BB 1B		S CH 88 B CH 88 S FC 95 B CH 88 C CH 87 2-3 K			B CH 82 B FF 91 C CH 80 B FF 92 1 SAFE C CH 83 S FF 92 3-3 K 1-2		X SI 96 0-0 F8		4	1	1	0	1	2	2
37 Tyler Stephenson, R (1, 10) OBP: 0.332, SLG: 0.337		C SI 95 B SI 94 1 SAFE B CU 77 S SI 95 1 SAFE B FC 96 X FC 97 3-2 G4-3 1-3	B SL 91 C SI 95 B FC 95 1 SAFE S CU 79 B CH 88 1 SAFE B FC 96 4-2 1-2 BB			B FC 94 B CU 78 B FC 93 C FC 94 F FC 94 X FC 95 3-2 L6		B SI 91 B SL 82 F SI 91 C SI 92 B FF 93 S SI 91 3-3 K		C SI 95 B SI 97 F SI 96 S SI 97 1-3 K 1-2 2-3	0-0 17 G4-3 12 2B	4	1	0	0	1	2	3
15 Nick Senzel, R (1, 5) OBP: 0.335, SLG: 0.387 (10, 7)		F SI 97 X FC 96 0-1 FC4 3-H	B CU 79 C CU 79 B FC 95 F SI 95 B CU 78 S FC 95 3-3 K			F FC 95 F SL 90 B FC 95 B CH 88 S FC 95 2-3 K		X SL 82 0-0 P4		F SI 92 B SI 92 B FC 91 C SI 94 B SI 94 X SI 93 3-2 F9		5	0	0	1	0	2	3
17 Stuart Fairchild, R (1, 8) OBP: 0.326, SLG: 0.364		S FC 95 C CU 79 B FC 96 S SI 96 1-3 K		C CU 78 F SI 95 T SL 90 0-2 K		S CU 80 B FC 93 S FC 96 X FC 95 1-2 P1			S CH 82 C FF 94 S FF 93 0-3 K		F FC 90 B SI 95 X SI 94 1-1 G4-3 2-3	5	0	0	0	0	3	1
30 Will Benson, L (1, 7) OBP: 0.184, SLG: 0.194 12 Curt Casali, R (10, 2) OBP: 0.270, SLG: 0.214 2 Jose Barrero, R (11, PR) OBP: 0.305, SLG: 0.336		B CU 80 S CH 89 C CH 88 S CH 90 1-3 K		B FC 94 C FC 94 C CU 80 B CH 88 F FC 94 B FC 93 B CH 89 4-2 22 S BB			C SL 84 B FF 96 S SI 96 S FF 98 1-3 K		X CH 85 0-0 E5 7 S		B CU 80 X SI 94 1-0 3-H 2B	3	0	0	0	1	2	1
22 Luke Maile, R (1, 2) OBP: 0.311, SLG: 0.464 7 Spencer Steer, R (9, PH) OBP: 0.355, SLG: 0.495 (10, 3)			B FC 94 B FC 92 F FC 94 B FC 94 B FC 94 4-1 6 HR BB	B SI 96 B FC 94 C FC 95 F FC 94 B CU 79 X FC 95 3-2 P3 1-2			B SL 85 C SL 85 F SI 97 B SL 86 S FF 96 2-3 K		D CH 84 C FF 95 S FF 84 B CH 84 B FF 95 X CH 86 3-2 P4 1-2		B SI 95 B FF 91 F SI 93 B SI 94 C FF 91 X SI 94 3-2 G4-3	2	1	0	0	1	1	1
												2	0	0	0	0	0	2

Inning Stats																														
	R: 0	E: 0	K: 0	S: 6	H: 0	LOB: 0	BB: 0	P: 9	R: 1	E: 0	K: 2	S: 12	H: 0	LOB: 1	BB: 1	P: 21	R: 2	E: 0	K: 2	S: 13	H: 2	LOB: 2	BB: 2	P: 27	R: 0	E: 0	K: 1	S: 11	H: 0	LOB: 1	BB: 1	P: 18
	R: 0	E: 0	K: 1	S: 8	H: 0	LOB: 0	BB: 0	P: 10	R: 0	E: 0	K: 1	S: 9	H: 0	LOB: 0	BB: 0	P: 15	R: 0	E: 0	K: 2	S: 11	H: 0	LOB: 1	BB: 1	P: 17	R: 0	E: 0	K: 2	S: 7	H: 0	LOB: 1	BB: 0	P: 14
	R: 0	E: 1	K: 1	S: 9	H: 0	LOB: 1	BB: 0	P: 14	R: 0	E: 0	K: 1	S: 9	H: 0	LOB: 2	BB: 0	P: 16	R: 1	E: 0	K: 0	S: 9	H: 1	LOB: 1	BB: 0	P: 17	1B: 1	2B: 1	3B: 0	HR: 1	SF: 0	SAC: 0	DP: 0	HBP: 2	WP: 0	PB: 0	SB: 6	CS: 0	PA: 45

PITCHER	IP	WLS	BF	H	R	ER	SO	BB	IBB	HBP	BLK	WP	HR	S	P	ERA	WHIP
39 Corbin Burnes, R (1, 1) ERA: 3.75	6.0		25	2	3	3	7	4	0	0	0	0	1	59	100	4.50	1.000
31 Joel Payamps, R (7, 1) ERA: 2.3	1.0		4	0	0	0	2	1	0	0	0	0	0	11	17	0.00	1.000
32 Peter Strzelecki, R (8, 1) ERA: 3.86	1.0		4	0	0	0	2	0	0	1	0	0	0	7	14	0.00	0.000
38 Devin Williams, R (9, 1) ERA: 0.48	1.0		4	0	0	0	1	0	0	0	0	0	0	9	14	0.00	0.000
59 Elvis Peguero, R (10, 1) ERA: 2.89	1.0	W	4	0	0	0	1	0	0	1	0	0	0	9	16	0.00	0.000

PITCHER	IP	WLS	BF	H	R	ER	SO	BB	IBB	HBP	BLK	WP	HR	S	P	ERA	WHIP
46 Bryse Wilson, R (11, 1) ERA: 2.45	1.0	S	4	1	1	0	0	0	0	0	0	0	0	9	17	0.00	1.000

BOTTOM

Milwaukee Brewers @ Cincinnati Reds

Great American Ball Park, Cincinnati, OH

Fri Jun 02 2023, 5:13 PM - 8:43 PM EDT

Att. 44,073 - Clear - 92 F

livebaseballscorecards.com

AB	38
R	4
H	3
RBI	4
BB	5
SO	13
LOB	18

TOP

Milwaukee Brewers @ Cincinnati Reds

Great American Ball Park, Cincinnati, OH

Sat Jun 03 2023, 4:17 PM - 7:13 PM EDT

Att. 25,485 - Cloudy - 91 F

livebaseballscorecards.com

Batter	1	2	3	4	5	6	7	8	9	AB	R	H	RBI	BB	SO	LOB
22 Christian Yelich, L (1, 7) OBP: 0.353, SLG: 0.396	C FC 97 B FC 98 B FC 97 F FC 96 F SL 88 F FC 98 B FC 98 B FC 97 4-2 6 S 11 1B BB	S FC 97 B SI 98 B FC 95 B SI 97 X FC 96 3-1 6 FC5-4 1-3 2-H 1B	C FC 96 X SL 88 0-1 G4-3		1 SAFE B SL 86 X SI 93 1-0 G5-3 1-2			B CU 77 B CU 77 X FF 92 2-0 F8		4	1	1	1	1	0	1
6 Owen Miller, R (1, 4) OBP: 0.354, SLG: 0.478 2 Brice Turang, L (8, 6) OBP: 0.250, SLG: 0.297	B SI 98 D SL 90 C FC 96 B SL 87 C FC 94 S FC 97 3-3 K 1-2	B SL 87 F FC 95 1 SAFE F SL 88 X FC 98 1-2 FC5-4 1-2f 3-H	C SL 89 S SL 88 X SL 86 0-2 G5-3			C SI 92 B SI 92 S SL 87 T FF 93 1-2 K		F FF 92 B SL 84 B SL 83 B CH 84 X FF 93 3-1 G6-3		5 0	0 0	0 0	1 0	0 0	2 0	2 0
11 Rowdy Tellez, L (1, 10) OBP: 0.325, SLG: 0.486	D SL 89 C FC 97 B SI 97 B SI 97 F FC 96 X FC 98 3-2 2-H 1B	X SI 97 0-0 F7		C SL 87 F FC 94 C FC 97 0-3 K		B CH 87 C SI 93 X SL 88 1-1 G4-3			B FF 92 C CU 75 S ST 79 F ST 81 B CH 84 F FF 92 X FF 92 2-2 24 G4-3 1B	5	0	2	1	0	1	1
24 William Contreras, R (1, 2) OBP: 0.339, SLG: 0.420	B SL 88 T FC 97 X SL 88 1-1 L8		B FC 96 X FC 96 1-0 12 1B 9 BB 28 BB 1B	X SL 86 0-0 HR		B SI 94 B SI 92 C SI 92 H SI 92 3-1 9 FC6-4 HBP			C FF 92 F CH 84 D CH 84 B FF 93 X FF 92 2-2 G4-3 1-2f	4	2	2	1	0	0	2
9 Brian Anderson, R (1, 5) OBP: 0.330, SLG: 0.409	S SL 89 C SL 90 F SL 90 X FC 98 0-2 G6-3		B FC 96 B SL 85 B FC 97 B FC 95 4-0 28 BB 12 1B 16 HR 1-2 BB	B FC 94 X FC 93 1-0 1B		C SI 94 X SI 94 0-1 FC6-4 1-2f			S ST 82 S ST 81 X ST 81 0-2 G1-3	4	1	1	0	1	0	2
12 Jon Singleton, L (1, 3) OBP: 0.250, SLG: 0.250		X FC 96 0-0 G3-1	B SI 97 B SI 95 F FC 93 X SI 96 2-1 28 BB 16 HR 1-2 2-3 1B	X SI 96 0-0 F8			B SI 91 B SI 92 B SI 91 C FF 91 X SI 91 3-1 F9			4	1	1	0	0	0	1
14 Andruw Monasterio, R (1, 6) OBP: 0.444, SLG: 0.438 (8, 4)		C FC 95 B SI 98 B SL 86 X SI 98 2-1 28 BB 16 1B 1B	C SL 89 S SL 89 D SL 88 X SL 86 1-2 F3	B SI 97 C FC 96 X SL 88 1-1 F7			C SL 86 S SL 85 B SL 87 B SI 94 X SL 85 2-2 G5-3			4	1	1	0	0	0	4
28 Joey Wiemer, R (1, 8) OBP: 0.281, SLG: 0.367		1 SAFE B SL 88 B SL 88 B SL 88 C FC 96 B SL 88 4-1 16 1B 22 1B 1-2 BB	B SI 98 C SL 87 D SI 97 B FC 95 B FC 95 4-1 16 HR 1-2 2-3 3-H BB		F SL 85 B SI 92 S SI 91 X SL 87 1-2 22 G5-3 1B		B SI 92 C SI 93 F SL 85 B FF 92 X SI 92 2-2 F9			2	2	1	1	2	0	0
16 Blake Perkins, S (1, 9) OBP: 0.188, SLG: 0.375		C SI 98 F FC 96 X SL 90 0-2 22 1B 6 FC5-4 1-2 2-H 1B	C SI 97 X SL 88 0-1 1-H 2-H 3-H HR		C SI 92 C SI 94 B FF 93 F SI 94 X CH 88 1-2 L7			F FF 92 B CH 84 C FF 93 X FF 94 1-2 F8		4	2	2	5	0	0	1
Inning Stats	R: 1 E: 0 K: 1 S: 16 H: 1 LOB: 1 BB: 1 P: 27	R: 3 E: 0 K: 0 S: 13 H: 3 LOB: 1 BB: 1 P: 23	R: 5 E: 0 K: 0 S: 14 H: 3 LOB: 0 BB: 2 P: 26	R: 1 E: 0 K: 1 S: 8 H: 2 LOB: 1 BB: 0 P: 10	R: 0 E: 0 K: 0 S: 8 H: 1 LOB: 0 BB: 0 P: 11	R: 0 E: 0 K: 1 S: 8 H: 0 LOB: 1 BB: 0 P: 13	R: 0 E: 0 K: 0 S: 8 H: 0 LOB: 0 BB: 0 P: 15	R: 0 E: 0 K: 0 S: 6 H: 0 LOB: 0 BB: 0 P: 12	R: 0 E: 0 K: 0 S: 11 H: 1 LOB: 0 BB: 0 P: 15	1B: 9 2B: 0 3B: 0 HR: 2 SF: 0 SAC: 0 DP: 1 HBP: 1						

	AB	36
	R	10
	H	11
	RBI	10
	BB	4
	SO	3
	LOB	14

WP: 0 PA: 41
PB: 0
SB: 1
CS: 0

PITCHER		IP	WLS	BF	H	R	ER	SO	BB	IBB	HBP	BLK	WP	HR	S	P	ERA	WHIP
51 Graham Ashcraft, R ERA: 6.64	(1, 1)	4.0	L	25	9	10	10	2	4	0	0	0	0	2	51	86	22.50	3.250
81 Eduardo Salazar, R ERA: 8.53	(5, 1)	3.0		10	1	0	0	1	0	0	1	0	0	0	24	39	0.00	0.333
57 Kevin Herget, R ERA: 4.79	(8, 1)	2.0		6	1	0	0	0	0	0	0	0	0	0	17	27	0.00	0.500

PITCHER	IP	WLS	BF	H	R	ER	SO	BB	IBB	HBP	BLK	WP	HR	S	P	ERA	WHIP

Batter	1	2	3	4	5	6	7	8	9	AB	R	H	RBI	BB	SO	LOB
28 Kevin Newman, R (1, 4) OBP: 0.342, SLG: 0.375	C SI 92 X SI 93 0-1 ① L9		C SI 91 B SI 94 X FC 86 1-1 ① G5-3 C CU 80 S FC 86 X SI 94 0-2 ③ G3			C FF 99 D KC 86 B KC 86 X FF 100 2-1 ① SF9 2-3 3-H		C SI 94 B CU 80 B CU 80 F FC 90 X FF 95 2-2 9 1B 1B	B FF 93 C FF 93 B CH 85 F CH 84 S FF 94 2-3 ② K	5	0	1	1	0	1	5
9 Matt McLain, R (1, 6) OBP: 0.398, SLG: 0.507	C SI 93 B FC 88 B FC 88 B SI 95 B SI 94 4-1 27 1B 7 1B BB		C FC 86 S CU 80 B FF 94 F CU 79 B SI 94 F FC 87 X SI 94 2-2 6 G6-3 3B		C CU 77 B FS 86 B FC 86 X FC 86 2-1 ① G5-3	B FF 99 C FF 97 B FF 99 X FF 98 2-1 ② FC1-5-2-6 6 1B 1-3 3-H		D SI 93 F FC 90 B FF 93 X SI 94 2-1 1-2 1B	C CH 84 B FF 94 S FF 95 S CH 86 1-3 ③ K	5	3	2	0	1	1	5
6 Jonathan India, R (1, 10) OBP: 0.364, SLG: 0.425	B ST 83 F SI 93 1 SAFE X FC 86 1-1 ② L7		B SI 94 F FC 89 X SI 94 1-1 ② G6-3 3-H		B SI 93 C CU 78 F ST 83 C SI 94 1-3 ② K	B FF 99 C KC 85 F KC 85 B FF 99 X FF 98 2-2 27 S 1B 2-H 3-H		C FC 91 X SI 94 0-1 ③ P4		5	0	1	3	0	1	3
27 Jake Fraley, L (1, 9) OBP: 0.348, SLG: 0.417	C FS 87 C FF 95 1 SAFE X FF 95 0-2 7 1B 7 S 1B 1-3		S CU 79 S FS 89 B FS 89 X FS 88 1-2 HR		X SI 93 0-0 15 S 7 S 1B	C KC 85 B FF 97 B FF 98 B FF 98 X FF 98 3-1 ③ L4 1-3			B SL 81 B FF 93 B SI 94 B SI 94 4-0 7 WP 7 1B BB	4	2	3	1	1	0	1
7 Spencer Steer, R (1, 3) OBP: 0.364, SLG: 0.498	B SI 95 C SI 94 X ST 84 1-1 15 S 1B 1-3 3-H		B ST 83 X SI 93 1-0 ③ F9		B FC 88 B SI 92 B SI 94 C SI 93 C FC 86 F CU 79 B FF 93 4-2 15 S BB 1-2		C SI 92 B FC 89 B FC 90 B FF 94 B SI 93 4-1 15 G6-4-3 BB		B SL 82 1 SAFE C SI 94 B SL 81 C SL 82 X SI 95 2-2 30 BB 15 1B 26 BB 1B 1-H	3	1	2	2	2	0	0
15 Nick Senzel, R (1, 5) OBP: 0.331, SLG: 0.381	C SI 94 B CU 78 F SI 95 C FF 95 1-3 ③ K 1-2			F SI 92 B SI 94 S CU 79 B CU 79 F FF 94 S ST 82 2-3 ① K	C FC 87 B CU 80 D CU 80 C SI 94 X CU 80 2-2 ③ G5-3 1-2 2-3		X SI 93 0-0 ①② G6-4-3 1-2f		F SI 94 X SI 95 0-1 26 BB 30 BB 1B 1-2	5	0	1	0	0	2	5
17 Stuart Fairchild, R (1, 8) OBP: 0.324, SLG: 0.355 37 Tyler Stephenson, R (9, PH) OBP: 0.330, SLG: 0.335		B SI 93 S FC 86 B CU 78 F SI 93 X SI 95 2-2 ① G5-3		T CU 78 S FF 94 F FF 94 F FS 87 S CU 81 0-3 ② K		B FF 99 B FF 98 C FF 98 B FF 98 B FF 97 4-1 12 BB 30 S 28 SF9 BB	F FC 90 B CU 80 X CU 81 1-1 ③ P3		C CH 85 C CH 84 B FF 93 S CH 86 1-3 ① K	3 1	1 0	0 0	0 0	1 0	1 1	0 2
30 Will Benson, L (1, 7) OBP: 0.233, SLG: 0.205		C FS 86 C CU 80 C FF 95 0-3 ② K		T CU 80 B SI 94 X FS 88 1-1 12 S 1B		C KC 86 F FF 98 B FF 99 F FF 99 B KC 87 B FF 99 B KC 86 4-2 28 SF9 12 BB 9 FC1-5-2-6 1-2 BB		B FC 88 S FC 89 X SI 93 1-1 ① G3-1	B FF 95 B CH 85 F CH 82 F CH 84 F FF 95 B CH 84 B CH 84 4-2 26 BB 1-2 2-3 BB	3	0	1	0	2	1	0
12 Curt Casali, R (1, 2) OBP: 0.284, SLG: 0.207 26 TJ Hopkins, R (9, PH)		C CU 79 X SI 95 0-1 ③ G4-3		S FC 88 B FF 94 T SI 93 D CU 81 B FF 94 B SI 93 4-2 1-2 BB		D KC 85 B FF 99 B FF 97 C FF 98 B FF 98 4-1 9 FC1-5-2-6 6 1B 1-2 2-3 BB		X SI 92 0-0 ② F8	B CH 84 C FF 94 B FF 94 S CH 86 B CH 85 B FF 95 4-2 1-2 2-3 3-H BB	2 0	1 0	0 0	0 1	2 1	0 0	0 0
Inning Stats	R: 1 E: 0 K: 1 S: 13 H: 2 LOB: 2 BB: 1 P: 20	R: 0 E: 0 K: 1 S: 8 H: 0 LOB: 0 BB: 0 P: 10	R: 2 E: 0 K: 0 S: 13 H: 2 LOB: 0 BB: 0 P: 19	R: 0 E: 0 K: 2 S: 16 H: 1 LOB: 2 BB: 1 P: 23	R: 0 E: 0 K: 1 S: 12 H: 1 LOB: 2 BB: 1 P: 21	R: 3 E: 0 K: 0 S: 14 H: 1 LOB: 1 BB: 3 P: 35	R: 0 E: 0 K: 0 S: 4 H: 0 LOB: 0 BB: 1 P: 9	R: 0 E: 0 K: 0 S: 10 H: 2 LOB: 2 BB: 0 P: 15	R: 2 E: 0 K: 3 S: 19 H: 2 LOB: 3 BB: 3 P: 37	1B: 9 2B: 0 3B: 1 HR: 1 SF: 1 SAC: 0 DP: 1 HBP: 0						

PITCHER		IP	WLS	BF	H	R	ER	SO	BB	IBB	HBP	BLK	WP	HR	S	P	ERA	WHIP
48 Colin Rea, R ERA: 4.94	(1, 1)	5.0	W	24	6	3	3	5	3	0	0	0	0	1	62	93	5.40	1.800
29 Trevor Megill, R ERA: 5.87	(6, 1)	1.0		7	1	3	3	0	3	0	0	0	0	0	14	35	27.00	4.000
46 Bryse Wilson, R ERA: 2.3	(7, 1)	2.0		8	2	0	0	0	1	0	0	0	0	0	14	24	0.00	1.500
54 Jake Cousins, R ERA: 4.82	(9, 1)	0.0		3	2	2	2	0	1	0	0	0	1	0	5	11	∞	∞
38 Devin Williams, R ERA: 0.46	(9, 1)	1.0	S	5	0	0	0	3	2	0	0	0	0	0	14	26	0.00	2.000

PITCHER	IP	WLS	BF	H	R	ER	SO	BB	IBB	HBP	BLK	WP	HR	S	P	ERA	WHIP

BOTTOM

Milwaukee Brewers @ Cincinnati Reds

Great American Ball Park, Cincinnati, OH

Sat Jun 03 2023, 4:17 PM - 7:13 PM EDT

Att. 25,485 - Cloudy - 91 F

livebaseballscorecards.com

AB	36
R	8
H	11
RBI	8
BB	10
SO	8
LOB	21

WP: 1 PA: 47
PB: 0
SB: 9
CS: 0

Milwaukee Brewers @ Cincinnati Reds

Great American Ball Park, Cincinnati, OH

Sun Jun 04 2023, 1:43 PM - 3:59 PM EDT

Att. 17,780 - Partly Cloudy - 81 F

TOP

livebaseballscorecards.com

Batter	1	2	3	4	5	6	7	8	9	AB	R	H	RBI	BB	SO	LOB
22 Christian Yelich, L (1, 7) OBP: 0.352, SLG: 0.390	C FF 91 B SI 90 B FF 90 X CH 85 2-1 G4-3 ①		X CU 75 0-0 G4-3 ①		B CU 74 B FF 88 B SI 90 B FF 90 4-0 12 S 6 1B 1-2 BB		X SI 91 0-0 F7 ②			3	0	0	0	1	0	0
6 Owen Miller, R (1, 5) (4, 4) OBP: 0.358, SLG: 0.475	B FF 91 B ST 80 B SI 92 B FF 91 4-0 12 BB 14 HR BB		B ST 80 X FF 90 1-0 F9 ②		X SI 91 0-0 10 S 1-2 2-H 1B		C ST 77 B ST 79 B SI 92 F FF 91 B SI 93 S ST 80 3-3 K ③			3	1	1	1	1	1	0
11 Rowdy Tellez, L (1, 3) OBP: 0.328, SLG: 0.486	C FF 91 F FF 89 F ST 80 S CU 77 0-3 K ②		C SI 92 B CH 85 B CH 84 X FF 90 2-1 1B		S CU 76 X CU 76 0-1 F5 ①			B FC 87 S FS 80 X FF 93 1-1 1B		4	0	2	0	0	1	3
12 Jon Singleton, L (1, 10) OBP: 0.250, SLG: 0.143	B ST 79 1 SAFE B FF 90 B CH 84 1 SAFE B FF 89 4-0 14 HR 1-2 BB		B FF 89 B CH 85 B FF 89 C FF 90 X FF 90 3-1 G3-1 ③		F CU 77 B CH 85 B FF 90 F CH 86 C SI 92 2-3 K ② 2-3			B FF 94 B FC 89 S FC 89 1 SAFE F FC 87 F FS 81 S FS 81 2-3 K ①		3	1	0	0	1	2	4
14 Andruw Monasterio, R (1, 4) OBP: 0.474, SLG: 0.647 10 Mike Brosseau, R (4, PH) OBP: 0.256, SLG: 0.397 (4, 5) 9 Brian Anderson, R (8, 5) OBP: 0.330, SLG: 0.409	B ST 78 X FF 90 1-0 1-H 2-H HR			C FF 90 B ST 78 B ST 78 B SI 91 S FF 91 X SI 91 3-2 G3-1 ① B ST 80 F ST 80 F FF 90 X SI 91 1-2 L8 ②	B ST 80 F ST 80 S FF 91 B SI 92 S FF 92 2-3 K ③ 1-2			B FC 87 X FC 87 1-0 F8 ②		1 3 0	1 0 0	1 0 0	3 0 0	0 0 0	0 1 0	0 3 0
16 Blake Perkins, S (1, 9) OBP: 0.150, SLG: 0.300	C FF 91 F FF 89 B SI 93 S ST 80 1-3 K ③			B CU 76 B CH 85 X FF 89 2-0 F9 ③		C CU 74 F CH 84 X FF 90 0-2 G6-3 ① C ST 80 B CH 84 F FF 89 B CU 77 B SI 92 F CU 75 X FF 90 3-2 L9 ②		B FF 93 F FC 88 C FS 81 B FS 80 B FS 81 S FC 88 3-3 K ③		4	0	0	0	0	2	1
2 Brice Turang, L (1, 6) OBP: 0.244, SLG: 0.290		C FF 90 B FF 90 X CH 84 1-1 L8 ①							C ST 83 B CH 84 C FF 95 F FF 96 B FC 92 X ST 85 2-2 P2 ①	4	0	0	0	0	0	0
7 Victor Caratini, S (1, 2) OBP: 0.301, SLG: 0.338		C CU 76 X FF 90 0-1 28 G6-4-3 1B			B FF 89 B CU 75 F FF 88 B FF 90 X SI 90 3-1 HR	B ST 79 F FF 89 X CH 84 1-1 F7 ③			C FF 96 B CH 86 C FF 94 X FF 96 1-2 G1-3 ②	4	1	2	1	0	0	0
28 Joey Wiemer, R (1, 8) OBP: 0.280, SLG: 0.365		X ST 80 0-0 G6-4-3 ② ③ 1-2f			B ST 80 B SI 90 F ST 79 B FF 90 X FF 88 3-1 22 BB 6 1B 1B		S FF 90 B FF 88 S ST 77 X CU 75 1-2 G6-3 ①		S ST 83 F ST 83 S FF 96 0-3 K ③	4	1	1	0	0	1	1

	AB	33
	R	5
	H	7
	RBI	5
	BB	3
	SO	8
	LOB	12

Inning Stats																		
	R: 3	H: 1	R: 0	H: 1	R: 0	H: 1	R: 0	H: 0	R: 2	H: 3	R: 0	H: 0	R: 0	H: 0	R: 0	H: 1	R: 0	H: 0
	E: 0	LOB: 0	E: 0	LOB: 0	E: 0	LOB: 1	E: 0	LOB: 0	E: 0	LOB: 2	E: 0	LOB: 0	E: 0	LOB: 1	E: 0	LOB: 0	E: 0	LOB: 0
	K: 2	BB: 2	K: 0	BB: 0	K: 0	BB: 0	K: 0	BB: 0	K: 2	BB: 1	K: 0	BB: 0	K: 1	BB: 0	K: 2	BB: 0	K: 1	BB: 0
	S: 10	P: 22	S: 5	P: 6	S: 6	P: 12	S: 7	P: 13	S: 13	P: 27	S: 9	P: 13	S: 7	P: 11	S: 10	P: 17	S: 10	P: 13

	1B: 5	SF: 0	WP: 0	PA: 36
	2B: 0	SAC: 0	PB: 0	
	3B: 0	DP: 1	SB: 2	
	HR: 2	HBP: 0	CS: 0	

PITCHER		IP	WLS	BF	H	R	ER	SO	BB	IBB	HBP	BLK	WP	HR	S	P	ERA	WHIP
59 Ben Lively, R ERA: 3.03	(1, 1)	7.0	L	29	6	5	5	5	3	0	0	0	0	2	57	104	6.43	1.286
63 Fernando Cruz, R ERA: 7.0	(8, 1)	1.0		4	1	0	0	2	0	0	0	0	0	0	10	17	0.00	1.000
79 Ian Gibaut, R ERA: 3.62	(9, 1)	1.0		3	0	0	0	1	0	0	0	0	0	0	10	13	0.00	0.000

PITCHER		IP	WLS	BF	H	R	ER	SO	BB	IBB	HBP	BLK	WP	HR	S	P	ERA	WHIP

Batter	1	2	3	4	5	6	7	8	9	AB	R	H	RBI	BB	SO	LOB
28 Kevin Newman, R (1, 10) OBP: 0.333, SLG: 0.364	X SI 93 0-0 ① L3		2 SAFE C SI 92 X SI 91 0-1 ③ F9			F SI 93 X SI 94 0-1 ② G6-3		B SI 98 B SI 96 C SI 95 X SL 92 2-1 ③ G3-1		4	0	0	0	0	0	1
9 Matt McLain, R (1, 6) OBP: 0.402, SLG: 0.519	C SI 93 B FF 94 F SI 91 C SI 94 1-3 ② K			B SI 93 C FF 94 C SI 93 F SI 93 X FF 95 1-2 2B		C CU 80 B CU 82 F SI 94 X SI 94 1-2 1B			C SL 80 B SL 81 S SI 92 B SL 81 X FF 93 2-2 ① F9	4	0	2	0	0	1	0
6 Jonathan India, R (1, 4) OBP: 0.363, SLG: 0.422	B FF 95 F SI 94 B CU 81 F SI 93 F SI 93 X CH 86 2-2 ③ G4-3			B SI 93 C SI 93 B SI 92 B SL 87 F SI 94 B SI 93 X SI 93 3-2 7 G5-4-3 1B		1 SAFE C SI 93 B SI 94 B SI 93 S SI 94 B SI 94 X FF 96 3-2 ③ F7			C FF 93 B FF 93 X SI 92 1-1 ② L8	4	0	1	0	0	0	1
27 Jake Fraley, L (1, 9) OBP: 0.346, SLG: 0.431		C SI 93 B FF 93 F CU 81 B SI 93 X CH 84 2-2 ① G4-3		B FF 94 S CH 85 F SI 93 X SI 94 1-2 ① F7			B SI 92 B CH 84 C SI 93 X SI 94 2-1 HR		B SL 82 B CH 84 X CH 84 2-0 ③ F7	4	1	1	1	0	0	2
7 Spencer Steer, R (1, 3) OBP: 0.360, SLG: 0.491		C SI 94 B SL 86 X SI 93 1-1 ② G5-3		C SI 93 X SI 94 0-1 ② ③ G5-4-3 1-2f			B CU 81 X SI 93 1-0 ① P3			3	0	0	0	0	0	2
37 Tyler Stephenson, R (1, 2) OBP: 0.326, SLG: 0.330		X SI 94 0-0 ③ G5-3			B SI 92 F SI 93 B SL 85 B SI 93 C SI 93 X SI 93 3-2 ① G4-3		B SI 92 C SI 93 F CH 84 X SI 93 1-2 ② G5-3			3	0	0	0	0	0	0
15 Nick Senzel, R (1, 5) OBP: 0.332, SLG: 0.380			B SI 94 F SI 92 F SI 94 F SI 93 B FF 96 X SI 94 2-2 ① G6-3		X SI 93 0-0 30 G4-6-3 1B		F SI 91 B CH 84 B SI 93 X SI 93 2-1 ③ F9			3	0	1	0	0	0	0
30 Will Benson, L (1, 8) OBP: 0.239, SLG: 0.214			B CU 80 F SI 93 C CH 86 B SI 94 X FF 96 2-2 26 G5-3 1B		B CH 85 X SI 93 1-0 ② ③ G4-6-3 1-2f			S SL 89 B SL 92 X SI 96 1-1 ① F7		3	0	1	0	0	0	1
26 TJ Hopkins, R (1, 7)			F SI 93 X SI 93 0-1 ② G5-3 1-2			S SI 92 F SI 94 B SI 92 B CU 82 T SI 94 2-2 ① K		B SI 97 C SL 90 B SL 89 S SI 97 F SL 87 B SI 96 S SL 90 3-3 ② K		3	0	0	0	0	2	1
Inning Stats	R: 0 E: 0 K: 1 S: 8 H: 0 LOB: 0 BB: 0 P: 11	R: 0 E: 0 K: 0 S: 6 H: 0 LOB: 0 BB: 0 P: 9	R: 0 E: 0 K: 0 S: 11 H: 1 LOB: 1 BB: 0 P: 15	R: 0 E: 0 K: 0 S: 12 H: 2 LOB: 1 BB: 0 P: 17	R: 0 E: 0 K: 0 S: 5 H: 1 LOB: 0 BB: 0 P: 9	R: 0 E: 0 K: 1 S: 11 H: 1 LOB: 1 BB: 0 P: 17	R: 1 E: 0 K: 0 S: 8 H: 1 LOB: 0 BB: 0 P: 14	R: 0 E: 0 K: 1 S: 8 H: 0 LOB: 0 BB: 0 P: 14	R: 0 E: 0 K: 0 S: 6 H: 0 LOB: 0 BB: 0 P: 11	1B: 4 2B: 1 3B: 0 HR: 1	SF: 0 SAC: 0 DP: 2 HBP: 0				WP: 0 PB: 0 SB: 0 CS: 0	PA: 31	

PITCHER		IP	WLS	BF	H	R	ER	SO	BB	IBB	HBP	BLK	WP	HR	S	P	ERA	WHIP
37 Adrian Houser, R ERA: 3.45	(1, 1)	7.0	W	25	6	1	1	2	0	0	0	0	0	1	61	92	1.29	0.857
59 Elvis Peguero, R ERA: 2.75	(8, 1)	1.0		3	0	0	0	1	0	0	0	0	0	0	8	14	0.00	0.000
32 Peter Strzelecki, R ERA: 3.71	(9, 1)	1.0		3	0	0	0	0	0	0	0	0	0	0	6	11	0.00	0.000

PITCHER	IP	WLS	BF	H	R	ER	SO	BB	IBB	HBP	BLK	WP	HR	S	P	ERA	WHIP

BOTTOM

Milwaukee Brewers @ Cincinnati Reds

Great American Ball Park, Cincinnati, OH

Sun Jun 04 2023, 1:43 PM - 3:59 PM EDT

Att. 17,780 - Partly Cloudy - 81 F

livebaseballscorecards.com

AB	31
R	1
H	6
RBI	1
BB	0
SO	3
LOB	8

Milwaukee Brewers @ Cincinnati Reds

Great American Ball Park, Cincinnati, OH

Mon Jun 05 2023, 7:12 PM - 9:22 PM EDT

Att. 13,687 - Partly Cloudy - 80 F

TOP

livebaseballscorecards.com

Batter	1	2	3	4	5	6	7	8	9	AB	R	H	RBI	BB	SO	LOB
6 Owen Miller, R (1, 4) (7, 7) OBP: 0.355, SLG: 0.469	B FF 94 F FF 93 B CU 80 B FF 94 X FF 95 3-1 ① F9		C CU 78 C CU 80 B FF 91 F FF 92 B ST 81 X FF 93 2-2 ① G4-3		B FF 91 C CU 78 B CU 78 X FF 92 2-1 ③ L4			B FF 92 S SL 83 C SL 84 X FF 94 1-2 24 G5-4-3 1B		4	0	1	0	0	0	1
14 Andruw Monasterio, R (1, 6) OBP: 0.435, SLG: 0.550	C FF 95 B FF 95 S FF 95 F FF 94 B CU 81 X CU 80 2-2 ② F8		X CU 80 0-0 ② F9			B CH 85 B FF 91 B FF 91 C FF 91 B FF 91 4-1 BB		C SL 84 X SL 84 0-1 ① F9		3	0	0	0	1	0	1
24 William Contreras, R (1, 2) OBP: 0.337, SLG: 0.412	C CH 88 B CH 88 S FF 94 F FF 95 F CU 81 B ST 83 B CH 88 F FF 94 4-2 B FF 94 BB		X FF 92 0-0 ③ G1-3			C CU 79 B FF 92 B CU 80 B FF 92 F FF 92 1 SAFE C CU 80 3-3 ① K		X SL 84 0-0 ②③ G5-4-3 1-2f		3	0	0	0	1	1	2
22 Christian Yelich, L (1, 10) OBP: 0.346, SLG: 0.383	C CU 80 B FF 94 S FF 94 B ST 83 F FF 94 F ST 84 T FF 94 2-2 ③ K			F ST 80 B ST 83 F FF 92 F FF 92 X CU 80 1-2 ① G3-1		1 SAFE F FF 92 F ST 82 F FF 93 F FF 92 F ST 83 S FF 93 0-3 ② K			B FF 94 F FF 93 B FF 95 S SL 86 C FF 94 2-3 ① K	4	0	0	0	0	3	2
9 Brian Anderson, R (1, 9) OBP: 0.329, SLG: 0.403		C CU 79 B FF 94 F CU 78 B ST 83 F FF 94 B FF 94 F FF 94 B FF 93 4-2 11 F7 2 BB BB		F CU 79 F CU 79 B FF 91 B CH 86 C FF 93 2-3 ② K		1 SAFE B CU 79 S FF 92 S CH 87 1 SAFE X FF 93 1-2 ③ F9			S SL 87 B FF 95 S SL 87 S SL 88 1-3 ② K	3	0	0	0	1	2	1
2 Luis Urías, R (1, 5) (7, 4)		C FF 93 D CH 88 1 SAFE B FF 93 B FF 93 F FF 93 B FF 93 4-2 1-2 BB		X FF 92 0-0 ③ G5-3			B FF 93 X SL 80 1-0 ① P5		C FF 94 F SL 87 S FF 94 0-3 ③ K	3	0	0	0	1	1	0
11 Rowdy Tellez, L (1, 3) OBP: 0.324, SLG: 0.478		T FF 94 X FF 93 0-1 ① F7 2-3			B CU 80 X FF 92 1-0 ① L8		C FF 94 C FF 93 X FF 93 0-2 ② F8			3	0	0	0	0	0	2
28 Joey Wiemer, R (1, 8) OBP: 0.286, SLG: 0.382		F CH 87 B FF 93 F CU 79 S CU 80 1-3 ② K			B FF 92 S CH 86 B FF 92 B FF 92 X FF 91 3-1 2B		B SL 82 B CH 89 F SL 82 C FF 94 B CH 89 X FF 94 3-2 2B			3	0	2	0	0	1	2
16 Blake Perkins, S (1, 7) OBP: 0.136, SLG: 0.273 12 Jon Singleton, L (7, PH) OBP: 0.222, SLG: 0.125 13 Abraham Toro, S (7, 5) OBP: 0.600, SLG: 1.250		B FF 92 C FF 92 B FF 92 C CU 79 C FF 93 2-3 ③ K			X FF 92 0-0 ② F9		C CH 89 B FF 94 X CH 88 1-1 ③ F8			2 1 0	0 0 0	0 0 0	0 0 0	0 0 0	1 0 0	3 1 0
Inning Stats	R: 0 H: 0 E: 0 LOB: 1 K: 1 BB: 1 S: 17 P: 28	R: 0 H: 0 E: 0 LOB: 2 K: 2 BB: 2 S: 14 P: 25	R: 0 H: 0 E: 0 LOB: 0 K: 0 BB: 0 S: 6 P: 8	R: 0 H: 0 E: 0 LOB: 0 K: 1 BB: 0 S: 8 P: 11	R: 0 H: 1 E: 0 LOB: 1 K: 0 BB: 0 S: 6 P: 12	R: 0 H: 0 E: 0 LOB: 1 K: 2 BB: 1 S: 13 P: 21	R: 0 H: 1 E: 0 LOB: 1 K: 0 BB: 1 S: 9 P: 14	R: 0 H: 1 E: 0 LOB: 0 K: 0 BB: 0 S: 6 P: 7	R: 0 H: 0 E: 0 LOB: 0 K: 3 BB: 0 S: 9 P: 12	1B: 1 SF: 0 2B: 2 SAC: 0 3B: 0 DP: 1 HR: 0 HBP: 0						

AB	29
R	0
H	3
RBI	0
BB	4
SO	9
LOB	15

WP: 0 PA: 33
PB: 0
SB: 0
CS: 0

PITCHER		IP	WLS	BF	H	R	ER	SO	BB	IBB	HBP	BLK	WP	HR	S	P	ERA	WHIP
41 Andrew Abbott, L ERA:	(1, 1)	6.0	W	23	1	0	0	6	4	0	0	0	0	0	64	105	0.00	0.833
46 Buck Farmer, R ERA: 2.48	(7, 1)	1.0	H	4	1	0	0	0	0	0	0	0	0	0	9	14	0.00	1.000
39 Lucas Sims, R ERA: 3.72	(8, 1)	1.0	H	3	1	0	0	0	0	0	0	0	0	0	6	7	0.00	1.000
43 Alexis Díaz, R ERA: 1.54	(9, 1)	1.0	S	3	0	0	0	3	0	0	0	0	0	0	9	12	0.00	0.000

PITCHER		IP	WLS	BF	H	R	ER	SO	BB	IBB	HBP	BLK	WP	HR	S	P	ERA	WHIP

Milwaukee Brewers @ Cincinnati Reds

Great American Ball Park, Cincinnati, OH

Mon Jun 05 2023, 7:12 PM - 9:22 PM EDT

Att. 13,687 - Partly Cloudy - 80 F

livebaseballscorecards.com

BOTTOM

Batter	1	2	3	4	5	6	7	8	9	AB	R	H	RBI	BB	SO	LOB
28 Kevin Newman, R (1, 5) OBP: 0.338, SLG: 0.364	C SI 88 X SI 88 0-1 9 FC5-4 1B		B CU 78 B FC 87 B SI 91 C SI 90 F SI 91 B FF 90 4-2 BB			C FC 85 F FC 85 B CU 78 F SI 89 X CH 83 1-2 ① G5-3		C FF 98 C KC 85 B KC 85 F KC 83 S FF 99 1-3 ③ K		3	0	1	0	1	1	0
9 Matt McLain, R (1, 6) (8, 4) OBP: 0.389, SLG: 0.500	B SI 88 1 SAFE B FC 80 X SI 88 2-0 ① FC5-4 7 CS 1-2f		C FC 85 F CU 79 F FC 86 X SI 90 0-2 ③ L9			C SI 89 S FC 86 B CU 79 B CU 78 F FF 90 F SI 89 C SI 90 2-3 ② K				3	0	0	0	0	1	2
6 Jonathan India, R (1, 4) OBP: 0.362, SLG: 0.421 2 Jose Barrero, R (8, 6) OBP: 0.305, SLG: 0.336	C SI 88 S FF 89 B CU 79 F SI 90 S FF 89 1-3 ② K			B SI 88 X SI 89 1-0 ① F8		B CU 77 C FC 86 B SI 90 F SI 90 B FF 89 F FC 86 X SI 90 3-2 7 2B 1B				3 0	0 0	1 0	0 0	0 0	1 0	1 0
7 Spencer Steer, R (1, 3) OBP: 0.360, SLG: 0.493	C FC 86 1 SAFE B SI 89 1-1 ③ CS 1-2	C CU 75 F SI 88 T FF 88 0-2 ① K		C FC 87 B CU 78 X CU 78 1-1 ② G1-3		X SI 90 0-0 ③ 1-H 2B				3	0	1	0	0	1	0
37 Tyler Stephenson, R (1, 10) OBP: 0.326, SLG: 0.345		C FC 86 F FC 86 B CU 78 C SI 89 1-3 ② K		B SI 89 B SI 90 F FC 86 X FF 90 2-1 HR			X SI 89 0-0 ① F8			3	1	1	1	0	1	0
30 Will Benson, L (1, 9) OBP: 0.224, SLG: 0.200		X FC 87 0-0 ③ P5		B FF 89 C CH 81 B FC 87 B FC 86 F FF 91 C SI 90 3-3 ③ K			B SI 88 X ST 80 1-0 ② P6			3	0	0	0	0	1	0
17 Stuart Fairchild, R (1, 8) OBP: 0.324, SLG: 0.378			S FC 84 C SI 90 F SI 90 X FF 88 0-2 HR		F SI 89 B CU 78 X CU 76 1-1 ① F8		S CH 81 B CH 81 C ST 80 B FF 89 S CH 80 2-3 ③ K			3	1	1	1	0	1	0
26 TJ Hopkins, R (1, 7) OBP: 0.286, SLG: 0.167			C FC 87 S CU 77 X SI 91 0-2 22 G6-4-3 1B		X SI 89 0-0 ② G4-3			B KC 84 X FF 97 1-0 ① G5-3		3	0	1	0	0	0	0
22 Luke Maile, R (1, 2) OBP: 0.297, SLG: 0.441			B SI 89 B FC 86 F SI 89 B SI 89 1 SAFE C FC 86 F FF 91 X SI 89 3-2 ① ② G6-4-3 1-2f		C FC 85 X SI 89 0-1 ③ G6-3			C FF 98 C FF 98 F FF 98 S KC 86 0-3 ② K		3	0	0	0	0	1	1
Inning Stats	R: 0 E: 0 K: 1 S: 8 H: 1 LOB: 0 BB: 0 P: 12	R: 0 E: 0 K: 2 S: 7 H: 0 LOB: 0 BB: 0 P: 8	R: 1 E: 0 K: 0 S: 17 H: 2 LOB: 1 BB: 1 P: 24	R: 1 E: 0 K: 1 S: 8 H: 1 LOB: 0 BB: 0 P: 15	R: 0 E: 0 K: 0 S: 5 H: 0 LOB: 0 BB: 0 P: 6	R: 0 E: 0 K: 1 S: 14 H: 2 LOB: 2 BB: 0 P: 20	R: 0 E: 0 K: 1 S: 5 H: 0 LOB: 0 BB: 0 P: 8	R: 0 E: 0 K: 2 S: 9 H: 0 LOB: 0 BB: 0 P: 11		1B: 3 2B: 1 3B: 0 HR: 2 SF: 0 SAC: 0 DP: 1 HBP: 0						

	AB	27
	R	2
	H	6
	RBI	2
	BB	1
	SO	8
	LOB	4

PITCHER		IP	WLS	BF	H	R	ER	SO	BB	IBB	HBP	BLK	WP	HR	S	P	ERA	WHIP
49 Julio Teheran, R ERA: 1.56	(1, 1)	6.1	L	23	6	2	2	5	1	0	0	0	0	2	60	86	2.84	1.105
55 Hoby Milner, L ERA: 3.8	(7, 1)	0.2		2	0	0	0	1	0	0	0	0	0	0	4	7	0.00	0.000
29 Trevor Megill, R ERA: 5.19	(8, 1)	1.0		3	0	0	0	2	0	0	0	0	0	0	9	11	0.00	0.000

PITCHER		IP	WLS	BF	H	R	ER	SO	BB	IBB	HBP	BLK	WP	HR	S	P	ERA	WHIP

Baltimore Orioles @ Milwaukee Brewers

American Family Field, Milwaukee, WI

Tue Jun 06 2023, 6:42 PM - 10:02 PM CDT

Att. 22,535 - Roof Closed - 71 F

livebaseballscorecards.com

TOP

Batter	1	2	3	4	5	6	7	8	9	10	AB	R	H	RBI	BB	SO	LOB
12 Adam Frazier, L (1, 4) OBP: 0.303, SLG: 0.396	B FF 92 F FF 92 B FF 93 B FF 93 X FF 91 3-1 ① P6		B SL 82 C FF 92 X FF 92 1-1 21 1B 1B		B CU 78 C FF 95 S FF 93 F FF 93 X FF 96 1-2 35 F8 2B		C SL 83 B CH 90 B FF 96 F FF 96 X SL 85 2-2 ③ G4-3			B SL 80 B FF 91 C FF 90 X CH 82 2-1 ② F9	5	0	2	0	0	0	0
35 Adley Rutschman, S (1, 2) OBP: 0.402, SLG: 0.431	C FF 93 X CH 89 0-1 ② F7		C FF 93 S FF 93 S FF 96 0-3 ① K		B CH 89 B FF 93 D SL 84 X FF 93 3-0 ② F8 2-3			B KC 86 B FF 98 X FF 99 2-0 1B		0-0 IBB	4	0	1	0	1	1	2
25 Anthony Santander, S (1, 9) OBP: 0.333, SLG: 0.467 26 Ryan McKenna, R (8, 9) OBP: 0.286, SLG: 0.369 49 Josh Lester, L (10, PH) OBP: 0.250, SLG: 0.250 (10, 9)	B FF 93 B FF 93 S SL 82 C FF 93 F CU 74 T CU 73 2-2 ③ K		C CH 90 B FF 96 C FF 94 B FF 96 1 SAFE S FF 94 2-3 ② K		B SL 83 S FF 94 S FF 95 B FF 95 S FF 95 2-3 ③ K			D FF 99 C FF 98 B FF 99 X FF 99 2-1 ① F7		B SL 81 F SL 80 C CH 84 S FF 93 1-3 ③ K	4 0 1	0 0 0	0 0 0	0 0 0	0 0 1	3 0 1	3 0 1
21 Austin Hays, R (1, 7) OBP: 0.344, SLG: 0.492		C FF 93 X SL 82 0-1 34 HR 2B	C FF 95 B FF 95 B FF 96 D SL 84 S FF 92 F FF 94 X FF 96 3-2 1-3 1B			S SL 89 B SI 95 S SI 94 B SI 95 B SL 90 X SI 94 3-2 ① G5-3		C FF 99 F FF 99 T FF 100 0-2 ② K			4	1	2	0	0	1	1
34 Aaron Hicks, S (1, 8) OBP: 0.309, SLG: 0.345		B FF 93 C CU 78 C FF 93 F FF 96 X CU 73 1-2 2-H HR	B FF 95 B FF 94 1 SAFE X FF 96 2-0 ③ L8			C SI 95 F SL 89 S SL 91 0-3 ② K		D FF 99 F FF 98 B FF 100 S FF 98 F FF 99 B FF 100 X FF 100 3-2 ③ L4			4	1	1	2	0	1	3
6 Ryan Mountcastle, R (1, 3) OBP: 0.268, SLG: 0.429		B FF 94 C FF 95 F CU 78 B FF 95 F SL 82 F FF 93 X CH 89 2-2 ① G5-3		S FF 94 S FF 94 S FF 93 0-3 ① K		S SL 90 B SL 92 F SI 96 F SL 91 B SL 91 X SI 97 2-2 ③ G5-3			C CH 84 C FF 94 B FF 94 S CH 86 1-3 ① K		4	0	0	0	0	2	0
29 Ramón Urías, R (1, 5) OBP: 0.326, SLG: 0.336		C FF 95 B FF 94 S SL 83 B SL 83 S SL 81 2-3 ② K		B SL 84 S SL 83 B FF 94 S FF 94 B SL 83 S FF 93 3-3 ② K			B SL 85 S FF 96 B SL 85 S FF 96 S SL 85 2-3 ① K		S FF 95 S CH 86 B CH 86 F CH 86 T CH 85 1-2 ② K		4	0	0	0	0	4	0
32 Ryan O'Hearn, L (1, 10) OBP: 0.345, SLG: 0.566		C FF 93 B CH 90 C CH 89 B FF 93 B CU 78 X FF 93 3-2 1B		F FF 94 S FF 96 B CH 88 F FF 98 B SL 82 C CU 75 2-3 ③ K			S FF 96 B CH 89 B CH 91 B CH 90 X SI 96 3-1 HR		B CH 85 X CH 85 1-0 ③ F7	0-0	4	1	2	1	0	1	0
3 Jorge Mateo, R (1, 6) OBP: 0.270, SLG: 0.380		B FF 92 C FF 94 B FF 95 F SL 82 X FF 96 2-2 ③ G4-3			F SL 82 C FF 96 B FF 94 F FF 94 S FF 97 1-3 ① K		S SL 85 S SL 85 X FF 96 0-2 ② L8			B FF 90 L SI 87 L FF 90 F FF 92 B SL 80 F FF 92 F SI 90 S SL 80 2-3 ① K	4	0	0	0	0	2	1
Inning Stats	R: 0 H: 0 E: 0 LOB: 0 K: 1 BB: 0 S: 8 P: 13	R: 2 H: 3 E: 0 LOB: 1 K: 1 BB: 0 S: 20 P: 30	R: 0 H: 2 E: 0 LOB: 2 K: 2 BB: 0 S: 13 P: 21	R: 0 H: 0 E: 0 LOB: 0 K: 3 BB: 0 S: 10 P: 15	R: 0 H: 1 E: 0 LOB: 1 K: 2 BB: 0 S: 12 P: 19	R: 0 H: 0 E: 0 LOB: 0 K: 1 BB: 0 S: 10 P: 15	R: 1 H: 1 E: 0 LOB: 0 K: 1 BB: 0 S: 11 P: 18	R: 0 H: 1 E: 0 LOB: 1 K: 1 BB: 0 S: 10 P: 17	R: 0 H: 0 E: 0 LOB: 0 K: 2 BB: 0 S: 8 P: 11	R: 0 H: 0 E: 0 LOB: 1 K: 2 BB: 1 S: 11 P: 16	1B: 4 2B: 2 3B: 0 HR: 2	SF: 0 SAC: 0 DP: 0 HBP: 0	WP: 0 PB: 0 SB: 0 CS: 0	PA: 39			

	AB	38
	R	3
	H	8
	RBI	3
	BB	1
	SO	16
	LOB	11

PITCHER		IP	WLS	BF	H	R	ER	SO	BB	IBB	HBP	BLK	WP	HR	S	P	ERA	WHIP
51 Freddy Peralta, R ERA: 4.55	(1, 1)	5.0		21	6	2	2	9	0	0	0	0	0	1	63	98	3.60	1.200
59 Elvis Peguero, R ERA: 2.61	(6, 1)	1.0		3	0	0	0	1	0	0	0	0	0	0	10	15	0.00	0.000
31 Joel Payamps, R ERA: 2.54	(7, 1)	1.0		4	1	1	1	1	0	0	0	0	0	1	11	18	9.00	1.000
29 Trevor Megill, R ERA: 4.66	(8, 1)	1.0		4	1	0	0	1	0	0	0	0	0	0	10	17	0.00	1.000
38 Devin Williams, R ERA: 0.44	(9, 1)	1.0		3	0	0	0	2	0	0	0	0	0	0	8	11	0.00	0.000

PITCHER		IP	WLS	BF	H	R	ER	SO	BB	IBB	HBP	BLK	WP	HR	S	P	ERA	WHIP
32 Peter Strzelecki, R ERA: 3.58	(10, 1)	1.0	W	4	0	0	0	2	0	1	0	0	0	0	11	16	0.00	0.000

Baltimore Orioles @ Milwaukee Brewers

American Family Field, Milwaukee, WI

Tue Jun 06 2023, 6:42 PM - 10:02 PM CDT

Att. 22,535 - Roof Closed - 71 F

livebaseballscorecards.com

BOTTOM

Batter	1	2	3	4	5	6	7	8	9	10	AB	R	H	RBI	BB	SO	LOB
22 Christian Yelich, L (1, 7) OBP: 0.355, SLG: 0.399	C SI 91 B SI 91 X CH 86 1-1 9 1B 2B	C CU 80 S SI 92 B SI 91 B SI 91 B ST 81 F SI 93 F FC 88 X SI 91 3-2 2B		B FC 89 X FC 90 1-0 ③ G6-3			C SI 91 B ST 79 X FC 86 1-1 11 S 24 S 1B	0-0 IBB			4	1	3	0	1	0	1
12 Jon Singleton, L (1, 3) OBP: 0.167, SLG: 0.091 6 Owen Miller, R (7, PH) OBP: 0.350, SLG: 0.463 (8, 3)	B CU 79 X SI 92 1-0 ① L7	B FC 90 F SI 91 F SI 92 D ST 80 S CH 86 2-3 ② K			C FC 87 F FC 88 B CH 84 C SI 89 1-3 ① K		C SI 92 B ST 81 1 SAFE D ST 82 B FC 87 F FC 87 1 SAFE S ST 82 3-3 ① K	C SI 96 X SI 96 0-1 ③ G1-3			3 2	0 0	0 0	0 0	0 0	2 1	2 3
24 William Contreras, R (1, 2) OBP: 0.333, SLG: 0.402	S FC 89 D ST 81 S ST 82 B ST 82 B SI 93 F SI 94 B SI 93 4-2 9 1B 13 1B BB	C SI 93 B FC 90 D ST 83 X SI 92 2-1 ③ G6-3			B ST 82 C SI 92 C SI 91 B CH 84 B ST 82 T SI 92 3-2 ② K		D ST 82 1 SAFE F FC 88 B SI 91 C ST 82 D KC 82 X KC 80 3-2 ② G5-3 1-2		B FF 98 C SL 87 C FF 100 S FF 101 1-3 ① K		4	1	0	0	1	2	2
11 Rowdy Tellez, L (1, 10) OBP: 0.321, SLG: 0.467	C SI 92 B SI 94 F SI 92 B SI 94 B FF 92 X SI 92 3-2 ② F8		C SI 90 B FC 87 F CH 84 T CU 80 1-2 ① K		B CH 85 C SI 92 C FC 89 S ST 81 1-3 ③ K		C ST 82 B ST 83 B SI 91 B ST 81 S FC 88 F ST 82 B FC 87 4-2 2-3 BB		B FF 99 C FF 100 S FS 89 S FF 102 1-3 ② K		4	0	0	0	1	3	2
9 Brian Anderson, R (1, 9) OBP: 0.330, SLG: 0.400 (7, 5) 14 Andruw Monasterio, R (10, PR) OBP: 0.435, SLG: 0.550	B SI 93 B FF 94 B FC 92 C FF 93 S ST 82 X ST 83 3-2 2 HBP 13 1B 1-3 2-H 1B		X FF 93 0-0 ② G3			B SI 90 C FC 88 C ST 80 B ST 81 B CH 86 F SI 92 B SI 91 4-2 13 FC5-6 1 BB	C SI 96 B SI 96 C SI 96 F SI 97 F CH 90 C SI 97 1-3 ③ K		S FF 100 S FF 101 S FF 100 0-3 ③ K	0-0 28 1B	4 0	0 1	1 0	1 0	1 0	2 0	2 0
13 Abraham Toro, S (1, 5) OBP: 0.500, SLG: 0.857 16 Blake Perkins, S (6, PR) OBP: 0.167, SLG: 0.261 (7, 9)	S SI 93 X CH 87 0-1 2 HBP 1-2 3-H 1B		C FF 92 C FC 89 S CU 80 0-3 ③ K2-3			C KC 89 X FF 96 0-1 ① FC5-6 2 BB 1-2f		C SI 94 B SI 95 B CH 89 B SI 95 B SI 96 4-1 2 S 2 1B BB		B FC 88 B FF 92 L FF 92 L FF 92 X CU 77 2-2 ① P5	3 1	0 1	1 1	1 0	0 1	1 0	1 0
2 Luis Urías, R (1, 4)	B SI 93 B SI 92 S FC 91 C FC 90 H SI 92 3-2 1-2 2-3 HBP			B SI 90 B ST 80 C SI 91 X ST 80 2-1 ① G6-3		B FF 97 1 SAFE S SL 93 S FF 97 T FF 96 1-2 ② K		C SI 96 F SI 95 C SI 96 0-3 ① K		D CU 78 C FF 92 B CU 78 F FC 90 B FF 93 B ST 82 4-2 28 1B BB	3	0	0	0	1	2	2
2 Brice Turang, L (1, 6) OBP: 0.254, SLG: 0.307	C CU 80 S FC 90 F FF 93 S CU 81 0-3 ③ K			C FF 92 X CU 80 0-1 3B		C FF 97 B FF 97 F FF 98 F FF 97 D KC 90 D KC 90 F SL 90 B FF 98 4-2 28 FC4 1-2 BB		C SI 96 C SI 96 F SI 96 X CH 92 0-2 28 S 1-H 1B		C FF 93 F FF 94 F FF 94 D CU 79 F CU 78 S FF 94 1-3 ② K	4	0	2	1	1	2	4
28 Joey Wiemer, R (1, 8) OBP: 0.284, SLG: 0.376		C ST 79 B ST 82 S ST 81 B ST 81 B SI 92 X SI 92 3-2 ① F8		X ST 81 0-0 ② F7		B KC 89 B SL 93 X FF 98 2-0 ③ FC4 1-2f		1 SAFE B SI 96 C SI 96 B SI 97 C SI 97 S SI 97 2-3 ② K 1-2		B CU 78 S CU 78 F CU 76 X CU 77 1-2 1-2 2-H 1B	5	0	1	1	0	1	4

Inning Stats																						
	R: 2	H: 3	R: 0	H: 1	R: 0	H: 0	R: 0	H: 1	R: 0	H: 0	R: 0	H: 0	R: 0	H: 1	R: 1	H: 1	R: 0	H: 0	R: 1	H: 1	1B: 5	SF: 0	WP: 0	PA: 45
	E: 0	LOB: 3	E: 0	LOB: 1	E: 0	LOB: 0	E: 0	LOB: 1	E: 0	LOB: 0	E: 0	LOB: 2	E: 0	LOB: 2	E: 0	LOB: 2	E: 0	LOB: 0	E: 0	LOB: 2	2B: 2	SAC: 0	PB: 0	
	K: 1	BB: 1	K: 1	BB: 0	K: 2	BB: 0	K: 0	BB: 0	K: 3	BB: 0	K: 1	BB: 2	K: 2	BB: 1	K: 2	BB: 2	K: 3	BB: 0	K: 1	BB: 1	3B: 1	DP: 0	SB: 4	
	S: 20	P: 35	S: 13	P: 23	S: 7	P: 8	S: 6	P: 9	S: 9	P: 14	S: 13	P: 24	S: 16	P: 28	S: 13	P: 19	S: 9	P: 11	S: 13	P: 21	HR: 0	HBP: 1	CS: 0	

PITCHER	IP	WLS	BF	H	R	ER	SO	BB	IBB	HBP	BLK	WP	HR	S	P	ERA	WHIP
48 Kyle Gibson, R (1, 1) ERA: 3.87	5.0		23	5	2	2	7	2	0	1	0	0	0	58	96	3.60	1.400
53 Mike Baumann, R (6, 1) ERA: 4.13	1.0		4	0	0	0	1	1	0	0	0	0	0	10	17	0.00	1.000
54 Danny Coulombe, L (7, 1) ERA: 2.01	0.2	H	4	1	0	0	1	1	0	0	0	0	0	11	22	0.00	3.000
78 Yennier Cano, R (7, 1) ERA: 1.11	1.1	B	7	1	1	1	3	1	1	0	0	0	0	18	25	6.75	1.500
74 Félix Bautista, R (9, 1) ERA: 1.24	1.0		3	0	0	0	3	0	0	0	0	0	0	9	11	0.00	0.000

PITCHER	IP	WLS	BF	H	R	ER	SO	BB	IBB	HBP	BLK	WP	HR	S	P	ERA	WHIP
51 Austin Voth, R (10, 1) ERA: 4.45	0.2	L	4	1	1	0	1	1	0	0	0	0	0	13	21	0.00	3.000

AB	37
R	4
H	8
RBI	4
BB	7
SO	16
LOB	23

Batter	1	2	3	4	5	6	7	8	9	AB	R	H	RBI	BB	SO	LOB
12 Adam Frazier, L (1, 4) OBP: 0.299, SLG: 0.390	C FC 94 S FC 95 S FC 95 0-3 K		S CU 82 X CH 89 0-1 G3			B FC 93 C FC 95 X FC 94 1-1 P5			B FF 95 B SL 87 X FF 95 2-0 21 1B 35 BB 26 G6-4-3 1-2 1B	3	0	0	0	0	1	1
29 Ramón Urías, R (8, 4) OBP: 0.331, SLG: 0.341										1	1	1	0	0	0	0
35 Adley Rutschman, S (1, 2) OBP: 0.399, SLG: 0.425	C FC 95 F FC 95 F FC 94 B CU 82 F CH 90 X CH 91 1-2 G5-3			C FC 94 X FC 95 0-1 G4-3		C CU 80 C CU 79 C FC 94 0-3 K			B SL 86 C FF 95 D SL 87 F FF 94 B FF 96 B FF 94 4-2 26 G6-4-3 21 1B 1-2 2-3 BB	3	0	0	0	1	1	0
21 Austin Hays, R (1, 7) OBP: 0.343, SLG: 0.488	C FC 96 C FC 96 S FC 95 0-3 K			B FC 95 B FC 95 X FC 94 2-0 F8			C FC 94 X FC 94 0-1 G6-3		S SL 88 C SL 88 D SL 89 F SL 87 B FF 95 D SL 87 X FF 95 3-2 26 G6-4-3 1-2 2-3 3-H 1B	4	0	1	1	0	1	0
25 Anthony Santander, S (1, 9) OBP: 0.329, SLG: 0.460 26 Ryan McKenna, R (8, 9) OBP: 0.282, SLG: 0.364		B FC 95 F FC 95 X CH 90 1-1 G6-3		B CH 89 F FC 95 X FC 95 1-1 P3			C CU 79 C FC 94 S CU 80 0-3 K		S SI 93 F SI 94 F SL 86 X SI 93 0-2 G6-4-3 1-2f 2-3 3-H	3	0	0	0	0	1	0
										1	0	0	0	0	0	2
34 Aaron Hicks, S (1, 8) OBP: 0.306, SLG: 0.341		B FC 95 C FC 95 S FC 95 X CH 90 1-2 2 L6-3 1B			C FC 93 F FC 94 B CU 80 C FC 94 1-3 K		C CU 78 F FC 93 B SI 96 S CU 80 1-3 K		D SI 94 X SI 94 1-0 G1-3	4	0	1	0	0	2	1
2 Gunnar Henderson, L (1, 5) OBP: 0.328, SLG: 0.383		B FC 95 B CH 89 X FC 95 2-0 L6-3 1-1			B FC 95 C FC 95 C FC 95 F FC 95 B CH 90 F FC 94 X CH 89 2-2 1B			B FC 93 C FC 94 X FC 95 1-1 L8		3	0	1	0	0	0	1
32 Ryan O'Hearn, L (1, 3) OBP: 0.328, SLG: 0.536			B FC 93 C FC 94 B CH 88 S CH 89 B FC 95 S FC 95 3-3 K		B FC 94 1 SAFE S CH 88 1 SAFE F FC 93 D CU 80 F FC 94 C FC 95 2-3 K			B CU 79 B FC 93 S FC 93 X FC 94 2-1 G3-1		3	0	0	0	0	2	1
49 Josh Lester, L (1, 10) OBP: 0.143, SLG: 0.143			F FC 96 X FC 96 0-1 F7		D CU 80 F FC 94 1 SAFE S FC 93 F FC 94 F CH 89 D FC 96 F CU 80 S FC 95 2-3 K			B FC 93 C FC 93 S CH 89 X CH 90 1-2 G3-1		3	0	0	0	0	1	2
3 Jorge Mateo, R (1, 6) OBP: 0.271, SLG: 0.379			X FC 93 0-0 F8			C FC 94 C FC 93 F FC 95 X SL 86 0-2 G5-3			C FF 95 S SL 87 X SL 90 0-2 35 BB 29 1B 21 1B	3	1	1	0	0	0	1
Inning Stats	R: 0 E: 0 K: 2 S: 11 H: 0 LOB: 0 BB: 0 P: 12	R: 0 E: 0 K: 0 S: 6 H: 1 LOB: 0 BB: 0 P: 10	R: 0 E: 0 K: 1 S: 8 H: 0 LOB: 0 BB: 0 P: 11	R: 0 E: 0 K: 0 S: 5 H: 0 LOB: 0 BB: 0 P: 8	R: 0 E: 0 K: 3 S: 18 H: 1 LOB: 1 BB: 0 P: 25	R: 0 E: 0 K: 1 S: 9 H: 0 LOB: 0 BB: 0 P: 10	R: 0 E: 0 K: 2 S: 8 H: 0 LOB: 0 BB: 0 P: 9	R: 0 E: 0 K: 0 S: 7 H: 0 LOB: 0 BB: 0 P: 11	R: 2 E: 0 K: 0 S: 15 H: 3 LOB: 1 BB: 1 P: 25	1B: 5 2B: 1 3B: 0 HR: 0 SF: 0 SAC: 0 DP: 2 HBP: 0						

PITCHER		IP	WLS	BF	H	R	ER	SO	BB	IBB	HBP	BLK	WP	HR	S	P	ERA	WHIP
39 Corbin Burnes, R ERA: 3.36	(1, 1)	8.0	W	26	2	0	0	9	0	0	0	0	1	0	72	96	0.00	0.250
57 Bennett Sousa, L ERA: 13.5	(9, 1)	1.0		6	3	2	2	0	1	0	0	0	0	0	15	25	18.00	4.000

PITCHER	IP	WLS	BF	H	R	ER	SO	BB	IBB	HBP	BLK	WP	HR	S	P	ERA	WHIP

TOP

Baltimore Orioles @ Milwaukee Brewers

American Family Field, Milwaukee, WI

Wed Jun 07 2023, 6:42 PM - 9:12 PM CDT

Att. 22,320 - Roof Closed - 70 F

livebaseballscorecards.com

AB	31
R	2
H	5
RBI	1
BB	1
SO	9
LOB	9

BOTTOM

Baltimore Orioles @ Milwaukee Brewers

American Family Field, Milwaukee, WI

Wed Jun 07 2023, 6:42 PM - 9:12 PM CDT

Att. 22,320 - Roof Closed - 70 F

livebaseballscorecards.com

Batter	1	2	3	4	5	6	7	8	9	AB	R	H	RBI	BB	SO	LOB
22 Christian Yelich, L (1, 7) OBP: 0.352, SLG: 0.394 16 Blake Perkins, S (7, PR) OBP: 0.167, SLG: 0.261 (8, 7)	C FF 94 S FF 95 B FF 95 F FF 95 B CH 85 F FF 95 S FC 90 2-3 K ①		C CU 78 F SI 93 X FC 88 0-2 F7 ①	D SI 94 F SI 93 B FC 88 C FF 95 1 SAFE S FF 95 2-3 K ③		S SL 84 C SI 90 F SL 86 S SL 86 0-3 K ①	S SL 85 X SL 84 0-1 1B			5 0	0 0	1 0	0 0	0 0	3 0	4 0
27 Willy Adames, R (1, 6) OBP: 0.295, SLG: 0.405	B FC 89 B FC 87 B FF 94 C FF 93 X FF 93 3-1 HR		S FC 89 X FC 89 0-1 2B		C CU 77 C SI 90 B FF 92 S CU 78 1-3 K ①	F CH 85 C CU 83 B CH 85 S SL 85 1-3 K ②	S SL 85 S CH 85 B SL 85 F CH 85 X CU 83 1-2 G6-3 ③			5	1	2	1	0	2	3
11 Rowdy Tellez, L (1, 3) OBP: 0.313, SLG: 0.455	B FF 94 B CH 84 F SI 93 B SI 92 X SI 93 3-1 L8 ②		C SI 94 B CH 86 C CH 85 X FF 96 1-2 F7 ②		B SI 94 B CH 86 C SI 91 B FC 87 F SI 92 X SI 93 3-2 G6-3 ②	C FF 90 D SL 86 B SL 86 B SL 85 F SL 86 F CH 85 X SL 86 3-2 G4-3 ③		B SL 84 B SL 84 X SI 90 2-0 E1 24 1B		5	0	0	0	0	0	3
6 Owen Miller, R (1, 5) OBP: 0.346, SLG: 0.454	C FC 89 B FC 90 X SI 91 1-1 G5-3 ③		B FC 88 F FC 88 S FF 95 X FC 89 1-2 G1 ③		X SI 93 0-0 12 2B 1B		C CH 84 X CU 80 0-1 F9 ① B CH 85 X SI 90	F SL 84 B CH 83 F CH 85 B FF 90 C SL 85 2-3 K ①		5	1	1	0	0	1	2
12 Jon Singleton, L (1, 10) OBP: 0.200, SLG: 0.214 24 William Contreras, R (7, PH) OBP: 0.340, SLG: 0.409 (8, 10)		C SI 93 X FF 95 0-1 G6-3 ①	C CU 77 B FC 88 B CH 86 C FF 94 B FC 89 X SI 92 3-2 F8 ①	B CH 87 B FF 96 C SI 93 X SI 93 2-1 9 1B 1-H 2B				C SL 84 B FF 90 B CH 84 X CH 85 2-1 1-2 1B		3 2	1 1	1 2	1 0	0 0	0 0	0 0
9 Brian Anderson, R (1, 9) OBP: 0.336, SLG: 0.402		C SI 92 S FC 88 B FC 88 B FC 86 B FF 96 S FC 88 3-3 K ②	C SI 92 B CU 79 F FC 88 H CH 86 2-2 7 1B 28 1B HBP	F FC 89 X CU 77 0-1 2-H 1B			X CH 85 0-0 14 2B 1-3 7 SF9 1B	B SL 84 X SL 84 1-0 F9 ②		4	2	2	1	0	1	2
14 Andruw Monasterio, R (1, 4) OBP: 0.393, SLG: 0.520		B SI 93 B FC 88 C FC 87 B SI 92 X SI 91 3-1 G5-3 ③	B SI 93 B FC 88 C SI 92 1 SAFE F SI 92 S FF 94 2-3 K ②	D FC 88 B FC 88 F SI 92 X SI 93 2-1 G5-3 ③			D SL 84 C SL 84 B CH 85 X CU 80 2-1 7 SF9 28 HR 1-3 3-H 2B	C CH 84 B CH 85 B SL 85 F CH 85 S SL 85 2-3 K ③		5	1	1	1	0	2	4
7 Victor Caratini, S (1, 2) OBP: 0.322, SLG: 0.355			X FF 94 0-0 28 HR 1B	X FF 95 0-0 28 1B 1-2 1B		S SL 83 C CH 84 B CU 82 H FF 90 2-2 28 2B HBP	B CH 84 B SL 84 X SI 90 2-0 SF9 ② 2-3 3-H			2	1	2	1	0	0	0
28 Joey Wiemer, R (1, 8) OBP: 0.299, SLG: 0.429			X FC 87 0-0 1-H HR	C SI 92 B SI 94 X SI 91 1-1 1-3 2-H 1B		X FF 89 0-0 1-3 2B	S CH 84 B CU 82 X CU 82 1-1 3-H HR			4	2	4	5	0	0	0

	AB	40
	R	10
	H	16
	RBI	10
	BB	0
	SO	9
	LOB	18

Inning Stats																				
	R: 1	H: 1	R: 0	H: 0	R: 2	H: 3	R: 1	H: 2	R: 2	H: 3	R: 0	H: 1	R: 4	H: 5	R: 0	H: 1	1B: 9	SF: 1	WP: 0	PA: 43
	E: 0	LOB: 0	E: 0	LOB: 0	E: 0	LOB: 1	E: 0	LOB: 2	E: 0	LOB: 1	E: 0	LOB: 2	E: 0	LOB: 1	E: 1	LOB: 2	2B: 4	SAC: 0	PB: 0	
	K: 1	BB: 0	K: 1	BB: 0	K: 0	BB: 0	K: 2	BB: 0	K: 1	BB: 0	K: 2	BB: 0	K: 0	BB: 0	K: 2	BB: 0	3B: 0	DP: 0	SB: 0	
	S: 11	P: 20	S: 7	P: 13	S: 13	P: 15	S: 14	P: 24	S: 13	P: 21	S: 14	P: 20	S: 15	P: 22	S: 10	P: 19	HR: 3	HBP: 2	CS: 0	

PITCHER		IP	WLS	BF	H	R	ER	SO	BB	IBB	HBP	BLK	WP	HR	S	P	ERA	WHIP
64 Dean Kremer, R ERA: 4.89	(1, 1)	5.0	L	25	9	6	6	5	0	0	1	0	0	2	58	93	10.80	1.800
50 Bruce Zimmermann, L ERA: 7.2	(6, 1)	3.0		18	7	4	4	4	0	0	1	0	0	1	39	61	12.00	2.333

PITCHER	IP	WLS	BF	H	R	ER	SO	BB	IBB	HBP	BLK	WP	HR	S	P	ERA	WHIP

Batter	1	2	3	4	5	6	7	8	9	AB	R	H	RBI	BB	SO	LOB
12 Adam Frazier, L (1, 4) OBP: 0.297, SLG: 0.390	X FF 92 0-0 ① L6		C SI 93 X FF 93 0-1 ② F8		B FF 92 C FC 85 F FS 86 F FC 87 F FF 92 F FS 87 S FC 86 1-3 ③ K			B CH 83 B CH 83 F FF 92 S FF 91 S CH 84 2-3 ① K	C SI 94 B FF 94 F SI 93 B FF 94 X FC 91 2-2 2-H 3-H 2B	5	0	1	2	0	2	2
35 Adley Rutschman, S (1, 10) OBP: 0.399, SLG: 0.425	C FF 92 C FS 86 X CU 79 0-2 ② L8		C FC 87 B SI 94 D FS 88 F FC 90 B FC 89 F FF 95 T SI 94 3-2 ③ K 2-3			C SL 90 X SI 95 0-1 1B		C SL 81 X CH 84 0-1 E5 25 2B 1B	C CU 79 B FF 94 X FF 95 1-1 ② F7	5	1	2	0	0	1	3
25 Anthony Santander, S (1, 9) OBP: 0.327, SLG: 0.459 26 Ryan McKenna, R (9, 9) OBP: 0.282, SLG: 0.364	C FC 87 C FF 94 F FF 94 B CU 80 X FF 94 1-2 ③ L4			B CU 76 C FC 86 C SI 93 F FF 93 X FF 93 1-2 ① L9	B SI 95 X SI 95 1-0 ① F8			F FF 93 F FF 93 F CH 85 B FF 94 2 SAFE X SL 82 1-2 2-H 2 HR 2B	F FC 90 X FF 94 0-1 ③ P5	5 0	1 0	1 0	1 0	0 0	0 0	3 0
21 Austin Hays, R (1, 8) OBP: 0.341, SLG: 0.483 (8, 7)		B SI 92 X SI 92 1-0 1B		B FC 86 S FC 86 S SI 93 B SI 93 B SI 93 F FF 93 X SI 93 3-2 ② G6-3		X SI 96 0-0 ② F7		C SL 82 S SL 81 F SI 93 B CH 86 C SI 92 1-3 ② K		4	0	1	0	0	1	2
2 Gunnar Henderson, L (1, 6) OBP: 0.332, SLG: 0.400 (9, 5)		C FC 85 C FF 93 F FF 94 B FS 86 1 SAFE S SI 93 1-3 ① K		B CU 80 C FC 87 B FS 87 B FC 84 B FC 85 4-1 BB		C SL 91 B SL 90 X SL 91 1-1 ③ G4-3		X FF 94 0-0 2-H HR		3	1	1	2	1	1	2
6 Ryan Mountcastle, R (1, 3) OBP: 0.264, SLG: 0.421		T SI 92 S FF 94 B SI 93 S FF 94 1-3 ② K		B ST 83 C FF 93 F SI 91 F FF 93 B SI 93 F SI 92 T FF 93 2-2 ③ K			C SL 82 B FF 96 B SI 95 X SL 84 2-1 ① G3-1	S SI 94 C SL 83 T FF 94 0-2 ③ K		4	0	0	0	0	3	2
32 Ryan O'Hearn, L (1, 7) OBP: 0.313, SLG: 0.508 34 Aaron Hicks, S (8, 8) OBP: 0.313, SLG: 0.341		C FF 93 1 SAFE F SI 94 B CU 78 1 SAFE C FC 88 1-3 ③ K			C FC 84 F FS 85 B FF 91 S ST 82 1-3 ① K		C SL 84 X CH 88 0-1 ② F7		B FF 94 B FC 89 C FF 94 B FF 94 C SI 94 F FF 94 B SI 94 4-2 27 SH5-4 29 1B 12 2B BB	3 0	0 1	0 0	0 0	0 1	2 0	1 0
29 Ramón Urías, R (1, 5) OBP: 0.343, SLG: 0.386 3 Jorge Mateo, R (9, PR) OBP: 0.271, SLG: 0.379 (9, 6)			C SI 92 X FC 85 0-1 35 S 2B		C SI 91 F SI 92 F FF 93 B CU 80 B CU 79 B FF 93 X SI 92 3-2 ② G5-3		C SL 84 X FF 96 0-1 HR		X FC 90 0-0 27 SH5-4 12 2B 1-2 1B	4 0	1 1	3 0	1 0	0 0	0 0	0 0
27 James McCann, R (1, 2) OBP: 0.247, SLG: 0.375			D FC 87 C SI 92 S FF 94 S FF 94 1-3 ① K		B ST 82 S FC 87 X SI 92 1-1 2B		B FF 97 F SL 85 B SL 84 F SI 97 F SL 85 S SL 84 2-3 ③ K		B SI 92 X SI 93 1-0 ① SH5-4 1-2 2-3	3	0	1	0	0	2	1
Inning Stats	R: 0 E: 0 K: 0 S: 8 H: 0 LOB: 0 BB: 0 P: 9	R: 0 E: 0 K: 3 S: 11 H: 1 LOB: 1 BB: 0 P: 15	R: 0 E: 0 K: 2 S: 11 H: 1 LOB: 1 BB: 0 P: 15	R: 0 E: 0 K: 1 S: 14 H: 0 LOB: 1 BB: 1 P: 24	R: 0 E: 0 K: 2 S: 15 H: 1 LOB: 1 BB: 0 P: 21	R: 0 E: 0 K: 0 S: 6 H: 1 LOB: 1 BB: 0 P: 8	R: 1 E: 0 K: 1 S: 10 H: 1 LOB: 0 BB: 0 P: 14	R: 3 E: 1 K: 3 S: 17 H: 3 LOB: 0 BB: 0 P: 21	R: 2 E: 0 K: 0 S: 12 H: 2 LOB: 2 BB: 1 P: 20	1B: 4 2B: 4 3B: 0 HR: 2 SF: 0 SAC: 1 DP: 0 HBP: 0						

PITCHER		IP	WLS	BF	H	R	ER	SO	BB	IBB	HBP	BLK	WP	HR	S	P	ERA	WHIP
48 Colin Rea, R ERA: 4.47	(1, 1)	5.0		19	3	0	0	8	1	0	0	0	0	0	59	84	0.00	0.800
59 Elvis Peguero, R ERA: 2.49	(6, 1)	1.0	H	4	1	0	0	0	0	0	0	0	0	0	6	8	0.00	1.000
31 Joel Payamps, R ERA: 2.76	(7, 1)	1.0	H	4	1	1	1	1	0	0	0	0	0	1	10	14	9.00	1.000
32 Peter Strzelecki, R ERA: 4.4	(8, 1)	1.0	L	6	3	3	3	3	0	0	0	0	0	1	17	21	27.00	3.000
46 Bryse Wilson, R ERA: 2.78	(9, 1)	1.0		6	2	2	2	0	1	0	0	0	0	0	12	20	18.00	3.000

PITCHER	IP	WLS	BF	H	R	ER	SO	BB	IBB	HBP	BLK	WP	HR	S	P	ERA	WHIP

TOP

Baltimore Orioles @ Milwaukee Brewers

American Family Field, Milwaukee, WI

Thu Jun 08 2023, 1:11 PM - 3:54 PM CDT

Att. 27,318 - Sunny - 70 F

livebaseballscorecards.com

AB	36
R	6
H	10
RBI	6
BB	2
SO	12
LOB	16

WP: 0	PA: 39		
PB: 0			
SB: 1			
CS: 0			

Batter	1	2	3	4	5	6	7	8	9	AB	R	H	RBI	BB	SO	LOB
22 Christian Yelich, L (1, 7) OBP: 0.354, SLG: 0.398	C FF 95 S CU 85 B FF 94 B CH 93 B CH 91 B FF 95 4-2 27 1B 11 G3 BB	B CU 85 B CU 82 F SI 96 C SL 89 C SI 96 2-3 ② K			B CH 92 B FF 94 F SL 88 X SI 95 2-1 2B		B FF 94 C FF 93 X FF 94 1-1 ② F7			3	1	1	0	1	1	1
27 Willy Adames, R (1, 6) OBP: 0.294, SLG: 0.402	X SI 95 0-0 24 1B 11 G3 6 1B 1-3 1B	S CU 85 C SI 95 S SI 96 0-3 ③ K			C SL 88 S SL 88 S SL 89 0-3 ② K		F FF 94 B FF 94 C FF 94 F FF 94 S FF 94 1-3 ③ K			4	1	1	0	0	3	2
11 Rowdy Tellez, L (1, 10) OBP: 0.307, SLG: 0.446	B SI 96 X CH 90 1-0 ① G3 1-2 3-H		B SI 95 C FF 94 B FF 95 F SI 94 F SI 95 T SL 89 2-2 ① K		C FF 94 B SI 95 C FF 94 B SL 89 S SL 88 2-3 ③ K			C SL 85 B SL 86 B FF 94 F FF 94 F FF 95 X SL 85 2-2 ① P5		4	0	0	1	0	2	2
24 William Contreras, R (1, 2) OBP: 0.343, SLG: 0.417	F SL 88 S SI 95 B FF 95 B SI 96 B SL 89 X SI 96 3-2 6 1B 12 1B 2-3 1B		C SI 95 B CU 84 X CU 82 1-1 ② G6-3			B SL 87 F SL 86 B SL 87 C SL 86 F SI 95 F FF 94 B SL 89 X SL 89 3-2 6 F9 2B			C SL 88 C SI 96 B FF 96 X SI 96 1-2 ② G4-3	4	1	2	0	0	0	0
6 Owen Miller, R (1, 4) OBP: 0.343, SLG: 0.449	F SL 88 D SL 89 F SL 87 D SL 88 F SI 95 X FF 95 2-2 12 1B 1-2 3-H 1B		C SI 95 X SI 94 0-1 ③ G6-3			C FF 95 B SL 85 X FF 95 1-1 ① F9 2-3		C SI 95 X SL 88 0-1 ③ F7		4	0	1	1	0	0	1
12 Jon Singleton, L (1, 3) OBP: 0.211, SLG: 0.222	B CU 84 X CH 90 1-0 1-2 2-H 1B			C SI 94 F FF 94 F SI 94 B SL 89 S SL 87 1-3 ① K		B FF 96 F FF 96 B FF 96 S FF 95 B FF 96 F FF 94 S FF 95 3-3 ② K			C FF 99 X FF 100 0-1 ① F7	4	0	1	1	0	2	1
9 Brian Anderson, R (1, 9) OBP: 0.335, SLG: 0.399	F SL 89 F SI 96 T FF 96 0-2 ② K			C CU 84 X SL 87 0-1 ② G6-3		C SL 85 X FF 96 0-1 ③ L8			B FF 100 C FF 100 B SL 89 F FF 99 B FF 100 X FF 99 3-2 2 WP 1B	4	0	1	0	0	1	3
2 Luis Urías, R (1, 5)	B SL 89 C SL 88 B FF 95 F FF 95 B SL 88 X SL 88 3-2 ③ G6-3			C CU 83 C CU 85 B CU 85 B SI 95 F SI 95 B FF 94 F SI 95 S SI 96 3-3 ③ K			C FF 94 S SL 87 X SL 86 0-2 ① G5-3		F FF 99 B SL 86 B SL 87 C FF 99 F FF 100 F FF 100 F FF 99 S FS 88 2-3 ② K 1-2	4	0	0	0	0	2	3
28 Joey Wiemer, R (1, 8) OBP: 0.298, SLG: 0.425		B SI 94 S SL 88 B SL 87 C SL 89 F SL 88 B FF 96 S FF 96 3-3 ① K			B CU 84 C SI 93 B CH 89 S SL 88 S SL 90 2-3 ① K		X SL 86 0-0 1B		B FF 100 B FF 99 C FF 99 F FF 97 C FS 87 2-3 ③ K	4	0	1	0	0	3	1
Inning Stats	R: 3 E: 0 K: 1 S: 18 H: 4 LOB: 2 BB: 1 P: 32	R: 0 E: 0 K: 3 S: 10 H: 0 LOB: 0 BB: 0 P: 15	R: 0 E: 0 K: 1 S: 8 H: 0 LOB: 0 BB: 0 P: 11	R: 0 E: 0 K: 2 S: 11 H: 0 LOB: 0 BB: 0 P: 15	R: 0 E: 0 K: 3 S: 11 H: 1 LOB: 1 BB: 0 P: 17	R: 0 E: 0 K: 1 S: 13 H: 1 LOB: 1 BB: 0 P: 20	R: 0 E: 0 K: 1 S: 10 H: 1 LOB: 1 BB: 0 P: 12	R: 0 E: 0 K: 0 S: 9 H: 0 LOB: 0 BB: 0 P: 12	R: 0 E: 0 K: 2 S: 14 H: 1 LOB: 1 BB: 0 P: 21	1B: 6 2B: 2 3B: 0 HR: 0 SF: 0 SAC: 0 DP: 0 HBP: 0						

PITCHER		IP	WLS	BF	H	R	ER	SO	BB	IBB	HBP	BLK	WP	HR	S	P	ERA	WHIP
Kyle Bradish, R ERA: 4.25	(1, 1)	5.0		22	6	3	3	10	1	0	0	0	0	0	63	98	5.40	1.400
43 Bryan Baker, R ERA: 3.67	(6, 1)	1.0		3	0	0	0	1	0	0	0	0	0	0	8	12	0.00	0.000
45 Keegan Akin, L ERA: 4.5	(7, 1)	1.1	W	5	1	0	0	1	0	0	0	0	0	0	14	18	0.00	0.750
78 Yennier Cano, R ERA: 1.09	(8, 1)	0.2	H	2	0	0	0	0	0	0	0	0	0	0	5	6	0.00	0.000
74 Félix Bautista, R ERA: 1.2	(9, 1)	1.0	S	4	1	0	0	2	0	0	0	0	1	0	14	21	0.00	1.000

PITCHER	IP	WLS	BF	H	R	ER	SO	BB	IBB	HBP	BLK	WP	HR	S	P	ERA	WHIP

BOTTOM

Baltimore Orioles @ Milwaukee Brewers

American Family Field, Milwaukee, WI

Thu Jun 08 2023, 1:11 PM - 3:54 PM CDT

Att. 27,318 - Sunny - 70 F

livebaseballscorecards.com

AB	35
R	3
H	8
RBI	3
BB	1
SO	14
LOB	14

WP: 1	PA: 36							
PB: 0								
SB: 0								
CS: 0								

Batter	1	2	3	4	5	6	7	8	9	AB	R	H	RBI	BB	SO	LOB
1 Esteury Ruiz, R (1, 8) OBP: 0.322, SLG: 0.339	X SI 93 0-0 49 E 49 S 22 3B 1B	S SI 91 B SL 84 F FF 93 X CU 79 1-2 3-H 1B		B SL 84 F SI 92 C SI 92 B FF 94 B FF 93 X SI 91 3-2 ② F8 2-3		C CH 81 L CH 80 B ST 81 S FF 90 1-3 ① K		C CU 79 S FC 89 B FF 93 B FF 92 B CU 81 F SI 93 X FC 90 3-2 ③ L9		5	1	2	1	0	1	2
49 Ryan Noda, L (1, 3) OBP: 0.410, SLG: 0.462	C FF 94 1 SAFE B FF 93 F CH 84 B FF 94 B SI 93 B SL 82 4-2 1-3 22 3B BB	1 SAFE B FF 92 B SL 82 C SI 92 1 SAFE F CH 84 S FF 92 2-3 ② K		D CH 85 X SI 92 1-0 ③ F9		C ST 82 S FF 90 B ST 78 F FF 91 X ST 80 1-2 ② G6-3			F FF 93 X FF 92 0-1 ① L4	4	1	0	0	1	1	3
15 Seth Brown, L (1, 10) OBP: 0.287, SLG: 0.361	B CH 84 C FF 94 F FF 94 D CH 86 T SI 92 2-2 ① K	C SI 90 1 SAFE X FF 93 0-1 ③ F9			F FF 92 B CH 83 B CU 81 B SI 92 F FF 94 B CU 82 4-2 6 BB 22 1B 26 SF8 BB	B ST 80 C ST 80 B ST 80 S FF 89 B FF 90 B SI 90 4-2 22 FC5-4 BB			C FF 93 B SL 83 X FF 92 1-1 ② G3	3	1	0	0	2	1	3
22 Ramón Laureano, R (1, 9) OBP: 0.287, SLG: 0.402	F SI 93 C SI 94 F SI 94 D CU 81 X FF 95 1-2 1-H 26 1B 3B 3-H		C SL 82 B SI 91 X SI 92 1-1 ① G6-3		S SL 84 X SI 93 0-1 26 SF8 6 BB 1-2 1B	B FF 89 X ST 80 1-0 ③ FC5-4 1-2f			B SL 84 B SL 83 C FF 92 S FF 92 S CU 81 2-3 ③ K	5	1	2	2	0	1	1
6 Jace Peterson, L (1, 4) OBP: 0.318, SLG: 0.337	F FF 94 F SI 92 B FF 93 D CU 81 C SI 93 2-3 ② K		C CU 80 B CH 84 X SI 92 1-1 ② F8		B FF 99 C KC 83 B FF 99 C FF 100 D KC 85 F FF 100 B FF 98 4-2 33 S 1-2 2-3 BB		B SI 88 C SI 88 B FF 88 B ST 80 C SI 88 X SI 88 3-2 ① G5-3			3	0	0	0	1	1	1
26 Jonah Bride, R (1, 5) OBP: 0.387, SLG: 0.346	C SI 93 B SI 94 C CU 80 B SI 92 B SI 93 X SI 93 3-2 3-H 1B		B SL 81 C SL 82 F SI 92 B SI 93 F FF 93 B SI 92 F SI 92 S SI 92 3-3 ③ K		C KC 85 B KC 85 B FF 99 S FF 99 X FF 100 2-2 ① SF8 2-3 3-H		C ST 78 C CH 82 B FF 89 B ST 79 X CH 80 2-2 ② L9			3	0	1	2	0	1	0
33 JJ Bleday, L (1, 7) OBP: 0.324, SLG: 0.386	C CU 80 B FF 94 B SI 92 S FF 94 B FF 94 X CU 80 3-2 ③ F7			B CU 80 F CU 79 B CH 81 B FF 93 B FF 94 4-1 1 F8 23 BB BB	B FF 99 B KC 84 B FF 99 C FF 98 B FF 98 4-1 1-2 BB		S FF 90 C FF 89 F FF 90 C ST 79 0-3 ③ K			2	0	0	0	2	1	1
23 Shea Langeliers, R (1, 2) OBP: 0.294, SLG: 0.396		B SI 91 F SI 90 B SL 84 X SI 92 2-1 4 F9 1 1B 2B		B SL 82 B SI 92 F SI 92 B SI 92 B SI 93 4-1 1-2 BB	B FF 100 B FF 99 C FF 100 C FF 100 B FF 100 S FF 100 3-3 ② K			C FC 90 F SI 92 B CU 80 F CU 79 B FF 93 B SI 93 S FF 93 3-3 ① K		3	1	1	0	1	2	3
4 Kevin Smith, R (1, 6) OBP: 0.205, SLG: 0.302		X SI 92 0-0 ① F9 2-3		F SI 92 L SL 82 X SL 84 0-2 ① F9	S FF 101 D KC 88 B FF 100 X FF 100 2-1 ③ P3			F SI 92 B FC 88 C CU 78 S FF 93 1-3 ② K		4	0	0	0	0	1	6
Inning Stats	R: 3 H: 3 E: 0 LOB: 1 K: 2 BB: 1 S: 19 P: 34	R: 1 H: 2 E: 0 LOB: 1 K: 1 BB: 0 S: 11 P: 16	R: 0 H: 0 E: 0 LOB: 0 K: 1 BB: 0 S: 9 P: 14	R: 0 H: 0 E: 0 LOB: 2 K: 0 BB: 2 S: 9 P: 21	R: 1 H: 1 E: 0 LOB: 3 K: 1 BB: 3 S: 16 P: 35	R: 0 H: 0 E: 0 LOB: 1 K: 1 BB: 1 S: 10 P: 17	R: 0 H: 0 E: 0 LOB: 0 K: 1 BB: 0 S: 10 P: 15	R: 0 H: 0 E: 0 LOB: 0 K: 2 BB: 0 S: 11 P: 18	R: 0 H: 0 E: 0 LOB: 0 K: 1 BB: 0 S: 7 P: 10	1B: 4 SF: 1 2B: 1 SAC: 0 3B: 1 DP: 0 HR: 0 HBP: 0						

TOP

Oakland Athletics @ Milwaukee Brewers

American Family Field, Milwaukee, WI

Fri Jun 09 2023, 7:11 PM - 10:12 PM CDT

Att. 30,657 - Clear - 74 F

livebaseballscorecards.com

AB	32
R	5
H	6
RBI	5
BB	7
SO	10
LOB	20

WP: 0	PA: 40																	
PB: 0																		
SB: 2																		
CS: 0																		

PITCHER		IP	WLS	BF	H	R	ER	SO	BB	IBB	HBP	BLK	WP	HR	S	P	ERA	WHIP
37 Adrian Houser, R ERA: 4.33	(1, 1)	4.0	L	22	6	5	5	4	4	0	0	0	0	0	52	93	11.25	2.500
29 Trevor Megill, R ERA: 4.22	(5, 1)	1.0		5	0	0	0	1	2	0	0	0	0	0	12	27	0.00	2.000
55 Hoby Milner, L ERA: 3.47	(6, 1)	2.0		7	0	0	0	2	1	0	0	0	0	0	20	32	0.00	0.500
46 Bryse Wilson, R ERA: 2.7	(8, 1)	1.0		3	0	0	0	2	0	0	0	0	0	0	11	18	0.00	0.000
50 Tyson Miller, R ERA: 5.87	(9, 1)	1.0		3	0	0	0	1	0	0	0	0	0	0	7	10	0.00	0.000

PITCHER	IP	WLS	BF	H	R	ER	SO	BB	IBB	HBP	BLK	WP	HR	S	P	ERA	WHIP

Batter	1	2	3	4	5	6	7	8	9	AB	R	H	RBI	BB	SO	LOB
6 Owen Miller, R (1, 3) (8, 4) OBP: 0.353, SLG: 0.453	C SI 93 B FF 94 B SI 93 F SI 94 F FF 95 X FF 95 2-2 24 S 1B	B FF 97 D CU 82 C FF 98 C FF 97 B SL 88 X FF 98 3-2 2-3 27 FC5-4 1B			C FF 96 B SL 86 C FF 96 B SL 86 X FF 97 2-2 ② F9			B SI 98 B CH 90 B SI 98 B SI 98 4-0 22 WP BB		3	0	2	0	1	0	0
27 Willy Adames, R (1, 6) OBP: 0.289, SLG: 0.394	B ST 82 C FF 94 1 SAFE C ST 82 F FF 95 S ST 83 1-3 ① K	C FF 97 X FF 96 0-1 ③ FC5-4 1-2f			C CH 87 F SL 85 S SL 85 0-3 ③ K			B SI 98 1 SAFE B SI 98 X SI 97 2-0 ① L5		4	0	0	0	0	2	4
24 William Contreras, R (1, 2) OBP: 0.337, SLG: 0.408	B SI 95 1 SAFE C SI 96 S CH 87 F FF 96 1 SAFE B CH 89 F FF 95 T ST 84 2-2 ② K 1-2		B CU 78 C CH 85 C FF 96 S SL 85 1-3 ① K			C FF 96 B FF 97 B CH 85 X FF 94 2-1 ① F8		D SL 89 1 SAFE X SI 98 1-0 ② F8		4	0	0	0	0	2	2
22 Christian Yelich, L (1, 7) OBP: 0.353, SLG: 0.393	C SI 95 C SI 95 B FF 95 D ST 83 S FF 95 2-3 ③ K		B FF 96 C CU 78 C FF 95 B FF 97 B SL 88 S SL 86 3-3 ② K			C CH 85 F FF 98 B FF 99 B CU 80 B FF 96 D SL 86 4-2 9 WP 28 E BB		F FF 98 B CH 90 C CH 90 B FF 98 F FF 97 S FF 99 2-3 ③ K 1-2		3	0	0	0	1	3	2
28 Joey Wiemer, R (1, 8) OBP: 0.297, SLG: 0.418		B CU 77 B FF 97 B CH 90 B FF 97 4-0 16 S 16 2B BB	B SL 85 C FF 95 C FF 95 X FF 98 1-2 ③ L9			D CU 75 C CH 87 1 SAFE S FF 96 F FF 97 D SL 84 S SL 84 2-3 ② K 1-2			B SL 84 F SL 84 C FF 95 B ST 80 B ST 80 C FF 94 3-3 ① K	3	1	0	0	1	2	1
9 Brian Anderson, R (1, 10) OBP: 0.329, SLG: 0.392		B FF 95 B FF 96 B FF 95 C FF 97 C FF 97 X FF 96 3-2 ① F9		C CU 77 S SL 85 B SL 86 S FF 96 1-3 ① K		B FF 95 B CH 87 C FF 96 F FF 95 X FF 97 2-2 ③ G4-3 2-3			B FF 95 B CH 87 F CH 88 F SL 84 F ST 81 S FF 95 2-3 ② K	4	0	0	0	0	2	2
16 Blake Perkins, S (1, 9) OBP: 0.222, SLG: 0.320 12 Jon Singleton, L (9, PH) OBP: 0.200, SLG: 0.211	B FF 95 C CH 89 C FF 97 X CU 78 1-2 14 G6-3 2 2B 1-H 2B			B FF 94 B CH 86 B CH 87 B FF 94 4-0 14 CS BB			B FF 98 B CH 91 C FF 98 C FF 99 X FF 99 2-2 ① G4-3	C SL 84 B CH 90 B CH 88 B FF 96 F FF 94 X FF 96 3-2 ③ P3	2 1	1 0	1 0	1 0	1 0	0 0	0 0
14 Andruw Monasterio, R (1, 4) OBP: 0.367, SLG: 0.481 11 Rowdy Tellez, L (7, PH) OBP: 0.306, SLG: 0.443 (8, 3)	B FF 96 C CH 89 S FF 98 F FF 98 D CU 82 X CU 82 2-2 ② G6-3 2-3		B FF 93 B FF 92 C FF 94 1 SAFE B FF 94 C FF 96 S FF 95 3-3 ②③ K 1-2			F CH 90 S CH 91 B CH 90 F FF 99 X CH 90 1-2 ② G1-3				2 1	0 0	0 0	0 0	0 0	1 0	2 0
2 Luis Urías, R (1, 5) OBP: 0.200, SLG: 0.118		B FF 97 F FF 98 F FF 97 D CU 81 B FF 98 X FF 98 3-2 6 1B 3-H 2B			X FF 92 0-0 ① P3			B SI 100 C SL 88 B SL 88 X SI 98 2-1 ③ G5-3		3	0	1	1	0	0	0
Inning Stats	R: 0 E: 0 K: 3 S: 16 H: 1 LOB: 1 BB: 0 P: 23	R: 2 E: 0 K: 0 S: 18 H: 3 LOB: 2 BB: 1 P: 34	R: 0 E: 0 K: 2 S: 9 H: 0 LOB: 0 BB: 0 P: 14	R: 0 E: 0 K: 2 S: 6 H: 0 LOB: 0 BB: 1 P: 14	R: 0 E: 0 K: 1 S: 7 H: 0 LOB: 0 BB: 0 P: 9	R: 0 E: 1 K: 1 S: 11 H: 0 LOB: 1 BB: 1 P: 21	R: 0 E: 0 K: 0 S: 9 H: 0 LOB: 0 BB: 0 P: 14	R: 0 E: 0 K: 1 S: 6 H: 0 LOB: 1 BB: 1 P: 15	R: 0 E: 0 K: 2 S: 10 H: 0 LOB: 0 BB: 0 P: 18	1B: 2 2B: 2 3B: 0 HR: 0 SF: 0 SAC: 0 DP: 0 HBP: 0						WP: 2 PB: 0 SB: 2 CS: 1 PA: 34	

PITCHER		IP	WLS	BF	H	R	ER	SO	BB	IBB	HBP	BLK	WP	HR	S	P	ERA	WHIP
60 Sam Moll, L ERA: 4.37	(1, 1)	1.0		4	1	0	0	3	0	0	0	0	0	0	16	23	0.00	1.000
46 Luis Medina, R ERA: 7.53	(2, 1)	5.0	W	20	3	2	2	6	3	0	0	0	1	0	51	92	3.60	1.200
70 Lucas Erceg, R ERA: 3.75	(7, 1)	2.0	H	7	0	0	0	1	1	0	0	0	1	0	15	29	0.00	0.500
65 Trevor May, R ERA: 5.52	(9, 1)	1.0	S	3	0	0	0	2	0	0	0	0	0	0	10	18	0.00	0.000

PITCHER	IP	WLS	BF	H	R	ER	SO	BB	IBB	HBP	BLK	WP	HR	S	P	ERA	WHIP

BOTTOM

Oakland Athletics @ Milwaukee Brewers

American Family Field, Milwaukee, WI

Fri Jun 09 2023, 7:11 PM - 10:12 PM CDT

Att. 30,657 - Clear - 74 F

livebaseballscorecards.com

AB	30
R	2
H	4
RBI	2
BB	4
SO	12
LOB	13

Batter	1	2	3	4	5	6	7	8	9	10	AB	R	H	RBI	BB	SO	LOB
1 Esteury Ruiz, R (1, 8) OBP: 0.325, SLG: 0.339	S FC 84 L SI 90 B FF 90 S CU 79 1-3 ① **K**		C SI 90 B SI 90 B FC 86 B SI 90 X SI 90 3-1 **49 PO 1B**			S FC 84 F FC 85 X FC 86 0-2 ① **G1-3**		B SL 92 C SI 97 B SI 98 B SL 91 D SI 96 4-1 **49 S BB**		C SI 96 F SI 97 B FF 97 B SL 86 S SL 85 2-3 **CI** 1-2	3	0	1	0	1	1	0
49 Ryan Noda, L (1, 3) OBP: 0.401, SLG: 0.448	X FC 85 0-0 ② **G3**		1 SAFE F SI 89 B FF 88 B FC 84 1 SAFE 2-1 ③ **PO** 1-2	F CH 82 C FF 87 C SI 88 0-3 ① **K**		C CU 74 F FF 90 B FF 90 B CH 84 B FC 86 F SI 90 X SI 90 3-2 ② **L7**		B SI 96 1 SAFE F SL 89 1 SAFE F SL 91 B SL 89 X SL 90 2-2 ③ **F8** 1-2		X CH 89 0-0 ③ **G3-1**	5	0	0	0	0	1	3
15 Seth Brown, L (1, 7) OBP: 0.286, SLG: 0.356	C SI 90 S FC 84 B FF 90 X CH 84 1-2 ③ **L9**			C CU 74 X FF 88 0-1 ② **G4-3**		B CH 83 S SI 89 X SI 91 1-1 **22 CS 1B**			C FF 94 B CH 83 S CH 84 B CH 84 F FF 95 B FF 95 S CH 86 3-3 ① **K**		4	0	1	0	0	1	0
22 Ramón Laureano, R (1, 9) OBP: 0.286, SLG: 0.399		B SI 88 C FC 86 X SI 89 1-1 ① **1B**		C SI 89 X SI 89 0-1 ③ **G4-3**		C FC 86 1 SAFE 0-1 ③ **CS** 1-2	B CU 75 S FC 86 F FC 87 B FC 86 B SI 90 X FC 87 3-2 ① **F8**		B CH 84 C CH 84 F CH 84 F CH 83 C FF 96 1-3 ② **K**		4	0	1	0	0	1	0
6 Jace Peterson, L (1, 4) OBP: 0.322, SLG: 0.337 (10, 5)		B SI 89 C FC 84 C SI 89 F FF 89 S CH 83 1-3 ② **K**			C FC 84 B FC 85 S CH 82 B SI 90 X FC 87 2-2 **12 1B 33 FC4-6 1B**		F FC 86 C FF 89 X CH 80 0-2 ② **G3-1**		B CH 86 S FF 95 B FF 94 B FF 96 S CH 85 B CH 86 4-2 **26 S BB**		3	1	1	0	1	1	0
26 Jonah Bride, R (1, 5) OBP: 0.400, SLG: 0.321 5 Tony Kemp, L (10, PR) OBP: 0.244, SLG: 0.203 (10, 4)		B SI 89 B SI 90 C SI 90 B SI 91 F SI 91 H SI 90 4-2 **12 2B HBP**			B SI 89 F SI 90 1 SAFE S FC 86 B SI 90 C SI 89 2-3 ① **K**		F FC 86 B FC 87 B SI 90 B FC 87 B FC 86 4-1 **BB**		B FF 95 C CH 86 D CH 85 B FF 94 X CH 85 3-1 ③ **G5-3** 1-2	0-0 **12 1B**	2 0	0 1	0 0	0 0	1 0	1 0	2 0
12 Aledmys Díaz, R (1, 6) OBP: 0.258, SLG: 0.271 4 Kevin Smith, R (10, PR) OBP: 0.205, SLG: 0.302 (10, 6)	C FC 85 S SI 90 F FC 87 X CU 78 0-2 ③ **1-H 2B**		B SI 89 X SI 89 1-0 **33 FC4-6 1-3 1B**			B FC 87 B SI 90 X SI 90 2-0 ③ **L5**				C SI 97 B SI 96 D SL 85 S SI 96 X SL 86 2-2 **25 G6-4-3 2-H 1B**	4 0	0 0	3 0	1 0	0 0	0 0	1 0
33 JJ Bleday, L (1, 10) OBP: 0.314, SLG: 0.374 25 Brent Rooker, R (10, PH) OBP: 0.362, SLG: 0.503 (10, 10)			C CU 73 S SI 89 F FF 89 F CH 84 S SI 90 0-3 ① **K**		F FF 90 B SI 90 X SI 90 1-1 ② **FC4-6 1-2f 3-H**			B SI 94 F SL 90 S SL 91 B SL 90 F SI 96 S SL 91 2-3 ① **K**		C FF 97 X SI 96 0-1 ① ② **G6-4-3 1-2f**	3 1	0 0	0 0	1 0	0 0	2 0	1 1
23 Shea Langeliers, R (1, 2) OBP: 0.294, SLG: 0.390			B CU 78 X FC 85 1-0 ② **P5**		F SI 90 1 SAFE C FC 85 C FC 87 0-3 ③ **K**			B SL 91 S SI 97 F SI 97 F SL 90 B SL 90 F SI 96 S SL 89 2-3 ② **K**		B FF 98 B SL 86 C SL 84 C SL 85 B FF 96 D SL 86 4-2 **1 CI BB**	3	0	0	0	1	2	1
Inning Stats	R: 0 H: 0 E: 0 LOB: 0 K: 1 BB: 0 S: 7 P: 9	R: 0 H: 2 E: 0 LOB: 2 K: 1 BB: 0 S: 12 P: 18	R: 0 H: 1 E: 0 LOB: 0 K: 1 BB: 0 S: 9 P: 15	R: 0 H: 0 E: 0 LOB: 0 K: 1 BB: 0 S: 7 P: 7	R: 1 H: 2 E: 0 LOB: 1 K: 2 BB: 0 S: 12 P: 18	R: 0 H: 1 E: 0 LOB: 0 K: 0 BB: 0 S: 10 P: 14	R: 0 H: 0 E: 0 LOB: 1 K: 0 BB: 1 S: 8 P: 17	R: 0 H: 0 E: 0 LOB: 1 K: 2 BB: 1 S: 13 P: 23	R: 0 H: 0 E: 0 LOB: 1 K: 2 BB: 1 S: 12 P: 23	R: 1 H: 1 E: 1 LOB: 2 K: 0 BB: 1 S: 11 P: 19	1B: 6 SF: 0 2B: 1 SAC: 0 3B: 0 DP: 1 HR: 0 HBP: 1						

PITCHER	IP	WLS	BF	H	R	ER	SO	BB	IBB	HBP	BLK	WP	HR	S	P	ERA	WHIP
49 Julio Teheran, R (1, 1) ERA: 1.48	7.0		25	6	1	1	6	1	0	1	0	0	0	65	98	1.29	1.000
59 Elvis Peguero, R (8, 1) ERA: 2.38	1.0		4	0	0	0	2	1	0	0	0	0	0	13	23	0.00	1.000
38 Devin Williams, R (9, 1) ERA: 0.42	1.0		4	0	0	0	2	1	0	0	0	0	0	12	23	0.00	1.000
31 Joel Payamps, R (10, 1) ERA: 2.67	1.0	L	5	1	1	0	0	1	0	0	0	0	0	11	19	0.00	2.000

PITCHER	IP	WLS	BF	H	R	ER	SO	BB	IBB	HBP	BLK	WP	HR	S	P	ERA	WHIP

TOP

Oakland Athletics @ Milwaukee Brewers

American Family Field, Milwaukee, WI

Sat Jun 10 2023, 3:12 PM - 6:18 PM CDT

Att. 35,157 - Cloudy - 81 F

livebaseballscorecards.com

AB	32
R	2
H	7
RBI	2
BB	4
SO	10
LOB	9

WP: 0	PA: 40		
PB: 0			
SB: 2			
CS: 1			

Batter	1	2	3	4	5	6	7	8	9	10	AB	R	H	RBI	BB	SO	LOB
22 Christian Yelich, L (1, 7) OBP: 0.350, SLG: 0.389	C FF 93 C CH 86 S FC 90 0-3 ① K		F FC 88 B CU 78 B FF 92 B CU 78 X FC 88 3-1 27 CS 1B			C CH 83 X SI 90 0-1 ① F9		C SI 91 B FF 93 B FF 92 S SL 87 F SI 92 F FF 92 X SL 86 2-2 ① F7		C SL 86 B FF 96 B CU 76 C SL 82 F FF 95 X CU 78 2-2 ② G6-3 2-3	5	0	1	0	0	1	0
27 Willy Adames, R (1, 6) OBP: 0.287, SLG: 0.386	C CU 79 X SI 92 0-1 ② P5		C SI 92 B SI 92 1 SAFE S CU 78 1 SAFE B SL 80 F SL 80 F SI 92 1 SAFE 2-2 ① ② P6 F SL 81 X SI 92 1-2			C SI 91 S FC 87 B SL 80 F SI 91 B CH 86 B FC 85 B SI 92 4-2 BB		F SL 87 B SI 92 B FF 91 B SL 85 X SL 87 3-1 ② F4		S FF 96 B FF 96 D CU 80 F FF 94 X SL 86 2-2 ③ F8	4	0	0	0	1	0	2
11 Rowdy Tellez, L (1, 10) OBP: 0.306, SLG: 0.442 24 William Contreras, R (8, PH) OBP: 0.340, SLG: 0.428 (9, 10)	C FF 93 F FC 90 X CU 81 0-2 6 1B 1B		B CU 78 C CH 86 B SI 92 F FC 90 F CH 87 F FF 92 S SL 81 2-3 ③ K			B FC 87 C SI 92 F CH 84 1 SAFE F SI 91 X CU 78 1-2 ② F7		C SI 92 X SL 87 0-1 HR			3 1	0 1	1 1	0 1	0 0	1 0	1 0
6 Owen Miller, R (1, 5) OBP: 0.351, SLG: 0.448 (10, 3)	C SI 93 B FF 93 X SI 93 1-1 12 FC6 1-3 1B			C SL 80 B SL 80 C SI 91 B SL 80 F FF 92 B FC 87 S SI 92 3-3 ① K		X FC 84 0-0 ③ F9		C SL 88 B SL 87 F FF 93 F FF 91 B SL 87 S SL 86 2-3 ③ K			4	0	1	0	0	2	1
12 Jon Singleton, L (1, 3) OBP: 0.174, SLG: 0.182 2 Luis Urías, R (9, PH) OBP: 0.190, SLG: 0.111 (10, 5)	B FC 88 S CH 86 F SL 80 1 SAFE B FF 93 F FC 89 X CU 80 2-2 ③ FC6 1-2f			S CH 87 B CH 87 C FC 87 B CH 86 X SI 92 2-2 ② G3-1			B SL 88 B CH 87 F CU 81 B FF 93 F SL 89 X CH 88 3-2 ① G4-3		C FF 100 X FF 100 0-1 ① L4		3 1	0 0	0 0	0 0	0 0	0 0	2 0
9 Brian Anderson, R (1, 9) OBP: 0.332, SLG: 0.391 16 Blake Perkins, S (9, PR) OBP: 0.222, SLG: 0.320 (10, 9)		F CU 78 B SL 79 X FF 91 1-1 28 FC5-4 1B		B SI 90 S FC 86 F SL 80 X FF 91 1-2 ③ L1			B CU 83 S SL 90 S SI 93 B CU 84 F FF 94 F SI 94 X SL 89 2-2 ② G4-3		B FF 101 B FC 88 B FF 100 B FF 100 4-0 BB		3 0	0 0	1 0	0 0	1 0	0 0	0 0
28 Joey Wiemer, R (1, 8) OBP: 0.296, SLG: 0.411		B SI 91 B SL 79 C SI 91 F SL 79 F FF 93 X SI 93 2-2 ① FC5-4 7 G4-3 1-2f			C FC 85 B SL 78 C SI 91 B SI 90 S SL 80 2-3 ① K		F SI 94 B CU 82 B SL 90 C CH 88 B FF 94 D CU 84 4-2 7 1B BB		C FF 99 C FF 100 B FF 99 D FC 88 F FF 99 S FF 101 2-3 ② K		3	0	0	0	1	2	2
7 Victor Caratini, S (1, 2) OBP: 0.319, SLG: 0.350		X FF 94 0-0 ② G4-3 1-2			B CU 76 C CH 84 F FC 86 C SI 91 1-3 ② K		1 SAFE B SL 90 B SL 89 X FF 93 2-0 14 S 1-3 1B		S FF 99 S FF 101 X FF 100 0-2 ③ P5	0-0 22 G6-3	4	0	1	0	0	1	2
14 Andruw Monasterio, R (1, 4) OBP: 0.324, SLG: 0.419		B FF 93 B SI 92 X SI 92 2-0 ③ P4			C FF 91 B FC 87 S SL 80 B SI 92 X CU 78 2-2 ③ G6-3		S CU 84 F SI 93 B FF 93 C SL 90 1-3 ③ K 1-2			B FF 93 F FF 94 F FS 86 X FF 95 1-2 ① G6-3	4	0	0	0	0	1	3
Inning Stats	R: 0 H: 2 E: 0 LOB: 2 K: 1 BB: 0 S: 14 P: 17	R: 0 H: 1 E: 0 LOB: 1 K: 0 BB: 0 S: 8 P: 13	R: 0 H: 1 E: 0 LOB: 0 K: 1 BB: 0 S: 13 P: 20	R: 0 H: 0 E: 0 LOB: 0 K: 1 BB: 0 S: 10 P: 16	R: 0 H: 0 E: 0 LOB: 0 K: 2 BB: 0 S: 9 P: 14	R: 0 H: 0 E: 0 LOB: 1 K: 0 BB: 1 S: 10 P: 15	R: 0 H: 1 E: 0 LOB: 2 K: 1 BB: 1 S: 14 P: 26	R: 1 H: 1 E: 0 LOB: 0 K: 1 BB: 0 S: 13 P: 20	R: 0 H: 0 E: 0 LOB: 1 K: 1 BB: 1 S: 9 P: 15	R: 0 H: 0 E: 0 LOB: 1 K: 0 BB: 0 S: 10 P: 15	1B: 5 2B: 0 3B: 0 HR: 1	SF: 0 SAC: 0 DP: 0 HBP: 0	WP: 0 PB: 0 SB: 1 CS: 1	PA: 38			

PITCHER		IP	WLS	BF	H	R	ER	SO	BB	IBB	HBP	BLK	WP	HR	S	P	ERA	WHIP
58 Paul Blackburn, R ERA: 3.6	(1, 1)	6.0		22	4	0	0	5	1	0	0	0	0	0	64	95	0.00	0.833
29 Austin Pruitt, R ERA: 3.57	(7, 1)	1.0	H	5	1	0	0	1	1	0	0	0	0	0	14	26	0.00	2.000
45 Richard Lovelady, L ERA: 4.19	(8, 1)	1.0	B	4	1	1	1	1	0	0	0	0	0	1	13	20	9.00	1.000
11 Shintaro Fujinami, R ERA: 11.23	(9, 1)	1.0	W	4	0	0	0	1	1	0	0	0	0	0	9	15	0.00	1.000
66 Sam Long, L ERA: 3.0	(10, 1)	1.0	S	3	0	0	0	0	0	0	0	0	0	0	10	15	0.00	0.000

PITCHER	IP	WLS	BF	H	R	ER	SO	BB	IBB	HBP	BLK	WP	HR	S	P	ERA	WHIP

BOTTOM

Oakland Athletics @ Milwaukee Brewers

American Family Field, Milwaukee, WI

Sat Jun 10 2023, 3:12 PM - 6:18 PM CDT

Att. 35,157 - Cloudy - 81 F

livebaseballscorecards.com

AB	35
R	1
H	6
RBI	1
BB	3
SO	8
LOB	13

Batter	1	2	3	4	5	6	7	8	9	AB	R	H	RBI	BB	SO	LOB
1 Esteury Ruiz, R (1, 8) OBP: 0.323, SLG: 0.340	L FF 93 X SL 84 0-1 F7		F CU 78 B FF 94 C FF 94 B SL 83 F FF 97 X FF 96 2-2 G5-3		C FF 94 B FF 94 F FF 93 B SL 82 X FF 96 2-2 G3-1		X FC 88 0-0 F8		B FF 92 X SL 80 1-0 49 1B 2B 2-H 3-H	5	1	1	2	0	0	0
49 Ryan Noda, L (1, 3) OBP: 0.410, SLG: 0.452	B FF 93 B FF 95 F FF 94 B FF 94 C FF 93 B FF 94 4-2 BB			C SL 83 X CH 90 0-1 E8 15 HR 1B	C FF 95 B CU 77 B FF 94 X CH 90 2-1 L4		C SI 87 F ST 78 B FF 89 B SI 88 B SI 88 B SI 89 4-2 BB		C FF 98 X FF 98 0-1 2-H 1B	3	1	2	1	2	0	0
22 Ramón Laureano, R (1, 9) OBP: 0.289, SLG: 0.392	B SL 83 S SL 84 F FF 95 D SL 84 F FF 97 F FF 96 S CU 76 2-3 K			C SL 84 B SL 84 B FF 94 F FF 98 B FF 96 H FF 97 4-2 15 HR HBP		C FF 96 B SL 85 F FF 92 B CU 77 B CU 76 F FF 96 B SL 82 4-2 25 S 15 G3 BB	C FF 89 B CH 81 C ST 80 1-3 K		B FF 98 F FF 98 F KC 86 X FF 98 1-2 L9	3	1	0	0	1	2	2
15 Seth Brown, L (1, 7) OBP: 0.284, SLG: 0.385	B CU 78 F CH 90 X CH 90 1-1 L7			F FF 95 S FF 97 F FF 95 D CU 76 B FF 97 F FF 96 D SL 85 F FF 96 F FF 97 3-2 F FF 96 X FF 96 1-H 2-H HR		C SL 88 D SL 88 S SI 93 B SL 89 1 SAFE X SI 93 2-2 G3 1-2		X FF 87 0-0 F9		4	1	1	3	0	0	2
25 Brent Rooker, R (1, 10) OBP: 0.360, SLG: 0.513		F FF 95 B CH 89 X FF 94 1-1 G3		B CU 77 C SL 83 X FF 92 1-1 HR		C SL 88 S SL 94 X SL 90 0-2 P3 2-3		B CH 83 C SL 80 F FF 91 B SL 82 S SL 80 2-3 K		4	1	1	1	0	1	1
12 Aledmys Díaz, R (1, 5) OBP: 0.258, SLG: 0.265 6 Jace Peterson, L (9, 5) OBP: 0.322, SLG: 0.337		B FF 95 T FF 95 S FF 95 S SL 83 1-3 K		F FF 95 S SL 84 B FF 95 S FF 96 1-3 K		D SL 90 B SI 95 B SI 94 C SI 94 F SI 95 B SI 94 4-2 44 FC6-4 BB		C SL 81 B SL 82 C SI 92 B SL 83 S FF 93 2-3 K		3 0	0 0	0 0	0 0	1 0	3 0	0 0
44 Carlos Pérez, R (1, 2) OBP: 0.314, SLG: 0.367		C FF 96 B CU 77 F FF 93 X SL 82 1-2 L7		B SL 84 T FF 96 X CH 89 1-1 G5-3		C SL 88 B SL 89 X SL 90 1-1 FC6-4 1-2f			B FF 92 B FF 90 B FF 90 B SI 90 4-0 4 SH1-4 5 HBP 1 2B BB	3	1	0	0	1	0	2
5 Tony Kemp, L (1, 4) OBP: 0.244, SLG: 0.199			B SL 82 B FF 93 C FF 92 X FF 93 2-1 G6-3	C FF 94 X CU 79 0-1 G3-1			C SI 90 F FC 88 F CU 79 B FF 92 B FC 87 B SI 91 S SI 91 3-3 K		S SL 79 H FF 92 1-1 4 SH1-4 1-2 1 2B HBP	3	1	0	0	0	1	0
4 Kevin Smith, R (1, 6) OBP: 0.209, SLG: 0.337			C SL 83 B CU 76 B FF 96 S FF 94 F FF 94 S FF 96 2-3 K		S SL 83 F SL 84 S SL 82 0-3 K		B FC 88 F FC 88 C CU 79 X FF 92 1-2 HR		C SI 91 X SL 80 0-1 SH1-4 1-2 2-3	3	1	1	1	0	2	0
Inning Stats	R: 0 E: 0 K: 1 S: 11 H: 0 LOB: 1 BB: 1 P: 18	R: 0 E: 0 K: 1 S: 8 H: 0 LOB: 0 BB: 0 P: 11	R: 0 E: 0 K: 1 S: 10 H: 0 LOB: 0 BB: 0 P: 16	R: 4 E: 1 K: 1 S: 21 H: 3 LOB: 0 BB: 0 P: 31	R: 0 E: 0 K: 1 S: 8 H: 0 LOB: 0 BB: 0 P: 12	R: 0 E: 0 K: 0 S: 13 H: 0 LOB: 2 BB: 2 P: 24	R: 1 E: 0 K: 2 S: 13 H: 1 LOB: 1 BB: 1 P: 22	R: 0 E: 0 K: 2 S: 7 H: 0 LOB: 0 BB: 0 P: 11	R: 3 E: 0 K: 0 S: 9 H: 2 LOB: 0 BB: 1 P: 16	1B: 2 2B: 1 3B: 0 HR: 3 SF: 0 SAC: 1 DP: 0 HBP: 2						

PITCHER		IP	WLS	BF	H	R	ER	SO	BB	IBB	HBP	BLK	WP	HR	S	P	ERA	WHIP
51 Freddy Peralta, R ERA: 4.73	(1, 1)	5.0	L	21	3	4	4	5	2	0	1	0	0	2	61	95	7.20	1.000
59 Elvis Peguero, R ERA: 2.28	(6, 1)	1.0		4	0	0	0	0	1	0	0	0	0	0	10	17	0.00	1.000
46 Bryse Wilson, R ERA: 2.91	(7, 1)	0.2		3	1	1	1	1	0	0	0	0	0	1	8	12	13.50	1.500
55 Hoby Milner, L ERA: 3.38	(7, 1)	0.2		3	0	0	0	1	1	0	0	0	0	0	6	11	0.00	1.500
32 Peter Strzelecki, R ERA: 5.16	(8, 1)	1.0		6	1	3	3	2	1	0	1	0	0	0	10	20	27.00	2.000

PITCHER		IP	WLS	BF	H	R	ER	SO	BB	IBB	HBP	BLK	WP	HR	S	P	ERA	WHIP
29 Trevor Megill, R ERA: 3.97	(9, 1)	0.2		2	1	0	0	0	0	0	0	0	0	0	5	6	0.00	1.500

TOP

Oakland Athletics @ Milwaukee Brewers

American Family Field, Milwaukee, WI

Sun Jun 11 2023, 1:11 PM - 4:30 PM CDT

Att. 31,363 - Roof Closed - 66 F

livebaseballscorecards.com

AB	31
R	8
H	6
RBI	8
BB	5
SO	9
LOB	7

WP: 0 PA: 39
PB: 0
SB: 1
CS: 0

Batter	1	2	3	4	5	6	7	8	9	AB	R	H	RBI	BB	SO	LOB
6 Owen Miller, R (1, 3) (7, 4) (9, 7) OBP: 0.352, SLG: 0.452	B FF 92 F FF 92 B CH 82 F FF 93 C FF 93 2-3 ① K		B SL 83 1 SAFE C CH 84 B FF 92 C FF 93 F FF 92 X SL 83 2-2 1-H 2B		B SL 81 B CH 83 C FF 92 F FF 92 X FF 93 2-2 27 CS 1B		C SI 97 C SL 87 B CH 90 S SI 99 1-3 ① K		C FF 94 F SL 85 X FF 96 0-2 ① G4-3	5	0	2	1	0	2	0
28 Joey Wiemer, R (1, 8) OBP: 0.294, SLG: 0.403	C FF 92 B SL 84 S SL 83 F FF 93 B FF 94 S FF 92 2-3 ② K		S CH 82 C FF 92 S FF 92 0-3 ① K		C FF 92 F FF 93 F FF 94 B CH 85 1 SAFE X CH 85 1-2 ① L7		C SL 86 B FC 92 B SI 98 B SI 98 B SI 98 4-1 BB		B SL 85 B FF 94 C FF 94 C CH 88 S ST 83 2-3 ② K	4	0	0	0	1	3	2
24 William Contreras, R (1, 2) OBP: 0.336, SLG: 0.418	B CH 85 C CH 85 F CH 84 B FF 93 B FF 93 X FF 93 3-2 ③ L8		C FF 92 F FF 92 B CH 81 F FF 93 X CH 82 1-2 ② G5-3		B CH 82 1 SAFE B CH 83 X SL 83 2-0 ② F9		C FF 98 S SI 97 X SL 88 0-2 ② P5		F FF 95 B FF 95 F CH 87 B ST 80 B ST 81 B FF 95 4-2 27 1B 7 BB BB	4	1	0	0	1	0	3
27 Willy Adames, R (1, 6) OBP: 0.289, SLG: 0.386		B FF 91 B CH 83 F CH 83 F FF 93 C SL 84 2-3 ① K	F SL 83 X CH 84 0-1 ③ F7		B CH 83 1-0 ③ CS 1-2	B SI 93 C FF 93 X ST 81 1-1 2 HBP 16 E 1B	S SL 86 1 SAFE B SL 86 F SI 96 D CH 90 X SI 98 2-2 ③ G6-3		B CH 87 S FF 94 B FF 95 F CH 86 B CH 87 X CH 87 3-2 7 BB 22 DI 13 1B 1-3 1B	5	2	2	0	0	1	2
22 Christian Yelich, L (1, 10) OBP: 0.354, SLG: 0.403		B FF 92 F FF 93 X FF 92 1-1 HR		B FF 91 X ST 81 1-0 16 1B 1B		B SI 93 S SI 94 C SI 95 1 SAFE S ST 84 1-3 ① K		B FF 99 X FF 98 1-0 ① G4-3	B SL 83 F SL 86 B FF 95 B FF 95 S CH 88 F CH 88 B FF 95 4-2 7 BB 13 1B 1-2 BB	4	2	2	1	1	1	1
2 Luis Urías, R (1, 5) OBP: 0.280, SLG: 0.105 (9, 4) 7 Victor Caratini, S (9, PH) OBP: 0.326, SLG: 0.350		C CH 84 C FF 93 B FF 92 H ST 82 2-2 HBP	C FF 92 C FF 91 B FF 92 C CH 84 1-3 ① K		B SI 94 F FF 93 S CH 86 H FF 95 2-2 16 E 16 1B 1-2 HBP			C FC 88 S ST 84 F ST 85 B FF 98 B FF 98 B FC 90 B FF 99 4-2 12 BB BB	B FF 96 B CH 89 B FF 96 B FF 95 4-0 13 1B 1-2 2-3 3-H BB	1 0	0 0	0 0	1 1	1 0	1 0
9 Brian Anderson, R (1, 9) OBP: 0.328, SLG: 0.385 12 Jon Singleton, L (8, PH) OBP: 0.208, SLG: 0.182 13 Abraham Toro, S (8, PR) OBP: 0.556, SLG: 0.875 (9, 5)	F FF 93 C FF 92 X FF 92 0-2 ② P4		1 SAFE B ST 83 X CH 83 1-0 ② F8		F SI 92 F SI 95 X FF 95 0-2 ② F9			B FF 99 D FC 88 B FF 98 C FF 99 B FF 98 4-1 1-2 BB	B FF 93 B FF 93 C FF 94 S FF 93 X FF 95 2-2 1-3 2-H 3-H 1B	3 0 1	0 0 0	0 0 1	0 0 2	0 1 0	0 0 0	4 0 0
16 Blake Perkins, S (1, 7) OBP: 0.250, SLG: 0.333 (9, 9)	B CH 83 X FF 93 1-0 ③ L8		C FF 92 F FF 92 F FF 92 X CH 85 0-2 1-2 1B		C SI 94 X FF 95 0-1 E9 1-3 2-H 1B			B FF 90 B FF 91 C SL 86 X FF 91 2-1 ② F6	C FF 94 D CU 78 C CU 78 B FF 96 F CU 79 F FF 95 X CU 79 2-2 ③ G5-3	5	0	2	1	0	0	5
14 Andruw Monasterio, R (1, 4) OBP: 0.333, SLG: 0.424 11 Rowdy Tellez, L (6, PH) OBP: 0.304, SLG: 0.437 (7, 3)			B FF 91 F FF 92 B FF 92 B SL 82 C FF 92 X FF 92 3-2 6 S 6 2B 1B	B CH 85 B FF 92 C ST 82 B SL 82 F FF 93 X ST 82 3-2 ③ P4		B CH 90 B CH 88 1 SAFE X CH 90 2-0 ③ G4-3		B SL 87 C SI 92 F SI 91 B SL 87 X SL 88 2-2 ③ F8		2 2	1 0	1 0	0 0	0 0	0 0	2 4

Inning Stats	1	2	3	4	5	6	7	8	9	1B: 8	SF: 0	WP: 0	PA: 45
	R: 0 E: 0 K: 2 S: 10 H: 0 LOB: 0 BB: 0 P: 17	R: 1 E: 0 K: 1 S: 11 H: 1 LOB: 1 BB: 0 P: 17	R: 1 E: 0 K: 1 S: 16 H: 2 LOB: 1 BB: 0 P: 22	R: 0 E: 0 K: 1 S: 12 H: 2 LOB: 2 BB: 0 P: 18	R: 0 E: 0 K: 0 S: 8 H: 1 LOB: 0 BB: 0 P: 14	R: 1 E: 1 K: 1 S: 13 H: 2 LOB: 2 BB: 0 P: 19	R: 0 E: 0 K: 1 S: 10 H: 0 LOB: 1 BB: 1 P: 17	R: 0 E: 0 K: 0 S: 10 H: 0 LOB: 2 BB: 2 P: 23	R: 3 E: 0 K: 1 S: 22 H: 2 LOB: 2 BB: 3 P: 43	2B: 1 3B: 0 HR: 1	SAC: 0 DP: 0 HBP: 2	PB: 0 SB: 1 CS: 1	

PITCHER		IP	WLS	BF	H	R	ER	SO	BB	IBB	HBP	BLK	WP	HR	S	P	ERA	WHIP
38 JP Sears, L ERA: 4.15	(1, 1)	5.0	W	21	6	2	2	5	0	0	1	0	0	1	57	88	3.60	1.200
60 Sam Moll, L ERA: 4.63	(6, 1)	0.2	H	5	2	1	1	1	0	0	1	0	0	0	12	16	13.50	3.000
70 Lucas Erceg, R ERA: 3.38	(6, 1)	1.1	H	5	0	0	0	1	1	0	0	0	0	0	11	20	0.00	0.750
11 Shintaro Fujinami, R ERA: 11.12	(8, 1)	0.1	H	3	0	0	0	0	2	0	0	0	0	0	5	14	0.00	6.000
45 Richard Lovelady, L ERA: 4.05	(8, 1)	0.2	H	2	0	0	0	0	0	0	0	0	0	0	5	9	0.00	0.000

PITCHER		IP	WLS	BF	H	R	ER	SO	BB	IBB	HBP	BLK	WP	HR	S	P	ERA	WHIP
65 Trevor May, R ERA: 7.04	(9, 1)	0.2		6	1	3	3	1	3	0	0	0	0	0	14	31	40.50	6.000
66 Sam Long, L ERA: 2.96	(9, 1)	0.1	S	2	1	0	0	0	0	0	0	0	0	0	8	12	0.00	3.000

BOTTOM

Oakland Athletics @ Milwaukee Brewers

American Family Field, Milwaukee, WI

Sun Jun 11 2023, 1:11 PM - 4:30 PM CDT

Att. 31,363 - Roof Closed - 66 F

livebaseballscorecards.com

AB	36
R	6
H	10
RBI	6
BB	6
SO	8
LOB	24

Batter	1	2	3	4	5	6	7	8	9	AB	R	H	RBI	BB	SO	LOB
22 Christian Yelich, L (1, 7) OBP: 0.359, SLG: 0.424	C FF 96 X CU 84 0-1 ① F7		S CU 83 S ST 84 B CH 89 D ST 86 B CU 83 X FF 95 3-2 11 1B 1-H 2-H 2B		B FF 95 S CU 83 B CU 83 S CU 82 B CU 84 X CH 90 3-2 E5		B CH 85 C FF 94 B SL 80 B CH 86 X CH 85 3-1 1-H HR		B FF 94 C CU 80 C CU 80 X CU 80 1-2 ① 1-2 1B	5	2	3	4	0	0	0
27 Willy Adames, R (1, 6) OBP: 0.288, SLG: 0.382	C ST 87 B ST 88 F FF 96 F ST 86 F CH 90 F ST 85 S CH 90 1-3 ② K		D ST 87 X FF 96 1-0 ② G6-3		X ST 83 0-0 ③ P6		S SL 78 X SL 78 0-1 1B		F SL 84 B SL 83 S SL 85 S SL 84 1-3 ② K	5	0	1	0	0	2	4
11 Rowdy Tellez, L (1, 3) OBP: 0.306, SLG: 0.436 16 Blake Perkins, S (9, 9) OBP: 0.250, SLG: 0.333	B FF 96 C FF 96 B CH 90 X SI 95 2-1 ③ F8		C SI 94 B CH 89 X CH 90 1-1 2-H 1B			B SI 94 C FF 95 B ST 84 X SI 94 2-1 6 FC4-6 1B	C FC 87 B FF 94 X CH 85 1-1 ③ P5		C SL 84 F SL 83 D CU 82 F CU 82 B FF 95 D CH 89 S CH 90 3-3 ③ K	5 0	0 0	2 0	1 0	0 0	1 0	3 0
6 Owen Miller, R (1, 4) OBP: 0.344, SLG: 0.442 (9, 3)		C FF 95 F ST 85 B ST 85 S ST 86 1-3 ① K	X ST 86 0-0 ③ F8			C SI 92 C SI 94 B CH 89 X SI 93 1-2 ① FC4-6 1-2f		C SL 86 S CH 90 F SL 85 B SL 86 S CH 90 1-3 ① K2-3		4	0	0	0	0	2	2
12 Jon Singleton, L (1, 10) OBP: 0.179, SLG: 0.154		C FF 94 B FF 93 S CU 83 B CH 89 F CU 83 F CH 90 B CH 90 C FF 96 3-3 ② K	C CU 82 F FF 94 F FF 94 C CH 91 0-3 ① K			C FF 95 F FF 94 D CH 88 B FF 95 D CU 83 S FF 95 3-3 ② K		S SL 86 B FF 94 X SL 86 1-1 ② P6		4	0	0	0	0	3	1
9 Brian Anderson, R (1, 9) OBP: 0.327, SLG: 0.387 (9, 5)		C SI 96 C CH 90 B ST 87 F CH 88 S ST 86 1-3 ③ K	C FF 96 F ST 84 B CH 91 S CH 90 1-3 ② K			S CH 88 S CU 84 F CU 83 X ST 84 0-2 ③ G4-3		B SL 86 X SL 85 1-0 2B		4	0	1	0	0	2	1
2 Luis Urías, R (1, 5) OBP: 0.276, SLG: 0.091 (9, 4)			B SI 94 B ST 84 B SI 94 C FF 94 B FF 94 4-1 7 1B 22 2B BB C SI 95 F ST 85 B CH 89 X FF 96 1-2 ③ G1-3				C FF 93 C SL 78 B CH 86 B CH 86 T FF 93 2-2 ① K	B FF 94 S SL 84 B SL 85 C CH 89 F CH 90 S SL 86 2-3 ③ K		3	1	0	0	1	2	1
7 Victor Caratini, S (1, 2) OBP: 0.344, SLG: 0.369			X CH 88 0-0 22 2B 1-2 1B		B CU 82 B CU 82 X FF 95 2-0 ① G1-3		S FC 88 C CH 86 F CH 85 F SL 78 B FF 93 X CH 84 1-2 22 HR 1B		B CH 87 B CU 79 F CH 88 B CH 89 C CH 90 X FF 94 3-2 22 1B 1B	4	2	3	0	0	0	0
28 Joey Wiemer, R (1, 8) OBP: 0.288, SLG: 0.395			B SI 94 C SI 95 C ST 85 B ST 86 S CH 89 2-3 ① K		C CU 82 B SI 96 F SI 95 S CU 84 1-3 ② K		B FF 93 C FF 94 X FF 94 1-1 ② P3		X CU 80 0-0 ① F8	4	0	0	0	0	2	4
Inning Stats	R: 0 E: 0 K: 1 S: 10 H: 0 LOB: 0 BB: 0 P: 13	R: 0 E: 0 K: 3 S: 12 H: 0 LOB: 0 BB: 0 P: 17	R: 3 E: 0 K: 1 S: 12 H: 3 LOB: 1 BB: 1 P: 23	R: 0 E: 0 K: 2 S: 10 H: 0 LOB: 0 BB: 0 P: 12	R: 0 E: 1 K: 1 S: 8 H: 0 LOB: 1 BB: 0 P: 14	R: 0 E: 0 K: 1 S: 12 H: 1 LOB: 1 BB: 0 P: 18	R: 2 E: 0 K: 1 S: 16 H: 3 LOB: 1 BB: 0 P: 24	R: 0 E: 0 K: 2 S: 11 H: 1 LOB: 1 BB: 0 P: 16	R: 0 E: 0 K: 2 S: 14 H: 2 LOB: 2 BB: 0 P: 22	1B: 7 2B: 2 3B: 0 HR: 1 SF: 0 SAC: 0 DP: 0 HBP: 0						

PITCHER		IP	WLS	BF	H	R	ER	SO	BB	IBB	HBP	BLK	WP	HR	S	P	ERA	WHIP
49 Pablo López, R ERA: 4.27	(1, 1)	6.0		24	4	3	3	9	1	0	0	0	0	0	64	97	4.50	0.833
87 José De León, R ERA: 3.86	(7, 1)	1.0		6	3	2	2	1	0	0	0	0	0	1	16	24	18.00	3.000
74 Josh Winder, R ERA: 6.75	(8, 1)	2.0	W	9	3	0	0	4	0	0	0	0	0	0	25	38	0.00	1.500

PITCHER	IP	WLS	BF	H	R	ER	SO	BB	IBB	HBP	BLK	WP	HR	S	P	ERA	WHIP

TOP

Milwaukee Brewers @ Minnesota Twins

Target Field, Minneapolis, MN

Tue Jun 13 2023, 6:42 PM - 9:34 PM CDT

Att. 34,514 - Partly Cloudy - 84 F

livebaseballscorecards.com

AB	38
R	5
H	10
RBI	5
BB	1
SO	14
LOB	16

BOTTOM

Milwaukee Brewers @ Minnesota Twins

Target Field, Minneapolis, MN

Tue Jun 13 2023, 6:42 PM - 9:34 PM CDT

Att. 34,514 - Partly Cloudy - 84 F

livebaseballscorecards.com

Batter	1	2	3	4	5	6	7	8	9	AB	R	H	RBI	BB	SO	LOB
47 Edouard Julien, L (1, 10) OBP: 0.353, SLG: 0.493 50 Willi Castro, S (9, PR) OBP: 0.300, SLG: 0.394	B FC 96 X FC 94 1-0 1B		B CU 79 T FC 95 1 SAFE B FC 94 F CH 89 B FC 96 F FC 97 1 SAFE X FC 96 3-2 39 1B 4 FC5-4 1-3 2B		C FC 94 C FC 94 S SL 87 0-3 ① K		C FF 90 X SI 89 0-1 ② G3-1 2-3		B CH 85 B CH 83 B FF 93 C FF 94 F CH 84 B CH 83 4-2 39 S 39 1B BB	4 0	1 1	2 0	0 0	1 0	1 0	1 0
39 Donovan Solano, R (1, 3) OBP: 0.371, SLG: 0.389 (9, 4)	C FC 95 F SI 96 D SL 90 1 SAFE B SI 96 F FC 96 F SL 90 S FC 97 2-3 K ①		C SI 95 X SI 96 0-1 4 FC5-4 2-3 3-H 1B		C CU 78 B FC 94 X FC 94 1-1 ② L5		C SI 95 C SL 91 D SL 93 F SL 91 B SL 92 T SI 97 2-2 ③ K		B CH 83 1 SAFE B FF 93 X CH 85 2-0 1-H 4 HR 1B	5	1	2	2	0	2	2
4 Carlos Correa, R (1, 6) OBP: 0.302, SLG: 0.415	1 SAFE C FC 96 B SI 96 F SI 96 T FC 96 1-2 ② K		B FC 96 F FC 96 X SI 98 1-1 ① FC5-4 1-2f 3-H		B SI 95 S FC 94 B CU 79 X FC 94 2-1 ③ G6-3			C SL 83 X SI 95 0-1 ① F9	1 SAFE C CH 84 B FF 92 X CH 86 1-1 1-H HR	5	1	1	3	0	1	2
19 Alex Kirilloff, L (1, 9) OBP: 0.408, SLG: 0.442 (9, 3)	B FC 97 B CH 88 C FC 96 1 SAFE S FC 95 C CH 90 2-3 ③ K		C CU 81 C CU 79 C FC 94 0-3 ② K			C CH 88 X FC 94 0-1 ① G6-3		C SI 96 C CH 90 B SL 85 X SI 96 1-2 9 FC1-4-6 26 BB 1B		4	0	1	0	0	2	2
23 Royce Lewis, R (1, 5) OBP: 0.318, SLG: 0.477 26 Max Kepler, L (8, PH) OBP: 0.266, SLG: 0.376 (9, 9)		B FC 95 X FC 94 1-0 ① 1B	C CU 79 B FC 95 F FC 96 S SL 88 1-3 ③ K			C CU 79 B SI 95 B SI 95 F FC 94 X SL 89 2-2 ② G5-3		C SL 82 B SL 85 B SI 97 B CH 86 1 SAFE C SL 85 F SL 85 B FF 96 4-2 9 FC1-4-6 1-2 BB		3 0	0 0	1 0	0 0	0 1	1 0	1 0
27 Ryan Jeffers, R (1, 2) OBP: 0.362, SLG: 0.396 9 Trevor Larnach, L (8, PH) OBP: 0.309, SLG: 0.380 (9, 7)		B FC 96 S FC 95 F FC 96 S CU 79 1-3 ② K	C CU 78 S SL 89 B SL 90 B FC 95 S FC 95 2-3 ① K			T SI 95 X SI 94 0-1 ③ F7		B SI 96 F SL 85 B CH 90 B CH 89 X FF 96 3-1 ② FC1-4-6 12 HBP 1-2f 2-3		3 1	0 0	0 0	0 0	0 0	2 0	0 2
12 Kyle Farmer, R (1, 4) OBP: 0.328, SLG: 0.393 (9, 5)		B FC 95 C SI 96 F SI 96 F SI 97 X CU 79 1-2 2B	C FC 96 F FC 95 B FC 95 F SL 90 X SI 97 1-2 ② L4				B CU 77 B CU 77 C FC 94 X FC 94 2-1 HR	H SI 96 1-0 1-2 HBP		3 1	1 2	2 1	1 0	0 0	0 0	0 0
13 Joey Gallo, L (1, 7) OBP: 0.325, SLG: 0.482 8 Christian Vázquez, R (9, 2) OBP: 0.300, SLG: 0.261		B FC 95 F FC 95 X FC 96 1-1 ③ F8	C CU 78 S CH 88 F CH 89 B FC 95 F FC 95 F CH 89 F FC 96 B CU 80 D CH 90 4-2 BB				B ST 80 B ST 80 X SI 89 2-0 47 G3-1 2B	S CH 90 S FF 95 B SL 86 D CH 90 B SL 86 C SL 84 3-3 ③ K		3 0	0 0	1 0	0 0	1 0	1 0	4 0
2 Michael Taylor, R (1, 8) OBP: 0.281, SLG: 0.451			S FC 95 F SI 96 X FC 97 0-2 47 2B 39 1B 1B	C CU 79 B FC 96 X CU 79 1-1 ③ L5			B ST 80 B CH 82 B CH 82 C SI 88 S SI 88 S SI 90 3-3 ① K		F FF 94 X FF 94 0-1 HR	4	2	2	1	0	1	2
Inning Stats	R: 0 E: 0 K: 3 S: 12 H: 1 LOB: 1 BB: 0 P: 18	R: 0 E: 0 K: 1 S: 10 H: 2 LOB: 1 BB: 0 P: 14	R: 2 E: 0 K: 2 S: 17 H: 3 LOB: 1 BB: 0 P: 22	R: 0 E: 0 K: 1 S: 14 H: 0 LOB: 1 BB: 1 P: 22	R: 0 E: 0 K: 1 S: 7 H: 0 LOB: 0 BB: 0 P: 10	R: 0 E: 0 K: 0 S: 7 H: 0 LOB: 0 BB: 0 P: 9	R: 1 E: 0 K: 2 S: 12 H: 2 LOB: 1 BB: 0 P: 21	R: 0 E: 0 K: 1 S: 13 H: 1 LOB: 3 BB: 1 P: 25	R: 4 E: 0 K: 0 S: 7 H: 3 LOB: 1 BB: 1 P: 14	1B: 6 2B: 3 3B: 0 HR: 3	SF: 0 SAC: 0 DP: 0 HBP: 1			WP: 0 PB: 0 SB: 1 CS: 0	PA: 39		

PITCHER		IP	WLS	BF	H	R	ER	SO	BB	IBB	HBP	BLK	WP	HR	S	P	ERA	WHIP
39 Corbin Burnes, R ERA: 3.44	(1, 1)	6.0		25	7	3	3	8	1	0	0	0	0	1	69	99	4.50	1.333
55 Hoby Milner, L ERA: 3.28	(7, 1)	0.2	H	3	1	0	0	1	0	0	0	0	0	0	6	11	0.00	1.500
59 Elvis Peguero, R ERA: 2.25	(7, 1)	0.1	H	1	0	0	0	1	0	0	0	0	0	0	4	6	0.00	0.000
31 Joel Payamps, R ERA: 2.59	(8, 1)	1.0	H	6	1	0	0	1	1	0	1	0	0	0	13	25	0.00	2.000
38 Devin Williams, R ERA: 2.08	(9, 1)	0.0	L	4	3	4	4	0	1	0	0	0	0	2	7	14	∞	∞

PITCHER	IP	WLS	BF	H	R	ER	SO	BB	IBB	HBP	BLK	WP	HR	S	P	ERA	WHIP

AB	35
R	7
H	12
RBI	7
BB	3
SO	11
LOB	16

Batter	1	2	3	4	5	6	7	8	9	AB	R	H	RBI	BB	SO	LOB
22 Christian Yelich, L (1, 7) OBP: 0.361, SLG: 0.430	S FF 91 X CU 79 0-1 11 1B 1B	B CH 83 F FF 92 B CH 85 S CH 83 B SL 81 F FF 91 X FF 91 3-2 2B			B CH 83 X FF 91 1-0 ② F7			C CU 86 B FS 99 X FS 99 1-1 ① G1-3		4	0	2	0	0	0	0
27 Willy Adames, R (1, 6) OBP: 0.283, SLG: 0.375	S SL 80 X FF 91 0-1 ① L7	B SL 80 S SL 80 X SL 80 1-1 ③ F7			B CH 82 S CH 84 F SL 81 F CH 82 F CH 83 B FF 91 X SL 80 2-2 ③ L5			S FF 102 S FF 103 B FF 104 S FF 103 1-3 ② K		4	0	0	0	0	1	2
11 Rowdy Tellez, L (1, 10) OBP: 0.305, SLG: 0.433	B FF 92 1 SAFE C CH 84 F FF 91 X CH 84 1-2 1B	C FF 90 S CU 78 B CU 78 F FF 89 S CH 84 1-3 ① K				B CU 75 S CH 82 C CU 78 X CU 76 1-2 ① G4-3		C CU 85 B FS 100 C FS 100 B CU 89 X FF 103 2-2 ③ G1-3		4	0	1	0	0	1	0
6 Owen Miller, R (1, 4) OBP: 0.337, SLG: 0.432	C SL 80 B SL 80 X SL 79 1-1 ② F8	C SL 80 F FF 91 S CH 83 0-3 ② K				X SL 79 0-0 ② G5-3			B ST 87 B SI 96 C ST 86 F ST 86 X ST 86 2-2 ① G4-3	4	0	0	0	0	1	2
24 William Contreras, R (1, 2) OBP: 0.335, SLG: 0.415	F FF 92 F FF 92 S CH 84 0-3 ③ K	F FF 91 F CH 81 B FF 91 F CH 81 X FF 92 1-2 ③ G3				X FF 90 0-0 1B			C ST 87 B SI 97 F SI 97 C FF 98 1-3 ② K	4	0	1	0	0	2	2
12 Jon Singleton, L (1, 3) OBP: 0.188, SLG: 0.138		C FF 90 B SL 81 S FF 90 B FF 91 S FF 91 2-3 ① K		C FF 89 S FF 89 B CH 82 B FF 90 F CH 83 B FF 90 F FF 90 F FF 91 F CH 82 4-2 B CH 83 9 G6-4-3 BB		C CU 76 F FF 90 D SL 79 S CH 81 1-3 ③ K			C ST 86 X ST 86 0-1 ③ G3-1	3	0	0	0	1	2	1
9 Brian Anderson, R (1, 9) OBP: 0.327, SLG: 0.400		C FF 92 B SL 81 X SL 80 1-1 HR		F FF 90 X CH 82 0-1 ①② G6-4-3 1-2f			C FF 98 C SI 96 B ST 86 B SI 97 B FF 97 F SI 97 C FF 98 3-3 ① K			3	1	1	1	0	1	1
2 Luis Urías, R (1, 5) OBP: 0.281, SLG: 0.240		B FF 91 C SL 80 B FF 91 X FF 91 2-1 HR		C SL 81 C SL 79 X SL 80 0-2 ③ F9			C SI 99 B ST 87 S SI 97 S ST 86 1-3 ② K			3	1	1	1	0	1	0
28 Joey Wiemer, R (1, 8) OBP: 0.286, SLG: 0.391 3 Raimel Tapia, L (7, PH) OBP: 0.330, SLG: 0.364 (7, 8)		F CU 77 C CU 77 B FF 90 S CU 77 1-3 ② K			F CU 78 B FF 90 B FF 90 F CU 77 F FF 90 S CH 84 2-3 ① K		C FF 98 F FF 97 S FF 98 0-3 ③ K			2 1	0 0	0 0	0 0	0 0	2 1	0 0
Inning Stats	R: 0 E: 0 K: 1 S: 12 H: 2 LOB: 2 BB: 0 P: 14	R: 2 E: 0 K: 2 S: 16 H: 3 LOB: 1 BB: 0 P: 26	R: 0 E: 0 K: 2 S: 11 H: 0 LOB: 0 BB: 0 P: 13	R: 0 E: 0 K: 0 S: 11 H: 0 LOB: 0 BB: 1 P: 15	R: 0 E: 0 K: 1 S: 10 H: 0 LOB: 0 BB: 0 P: 15	R: 0 E: 0 K: 1 S: 8 H: 1 LOB: 1 BB: 0 P: 10	R: 0 E: 0 K: 3 S: 10 H: 0 LOB: 0 BB: 0 P: 14	R: 0 E: 0 K: 1 S: 8 H: 0 LOB: 0 BB: 0 P: 12	R: 0 E: 0 K: 1 S: 8 H: 0 LOB: 0 BB: 0 P: 11	1B: 3 2B: 1 3B: 0 HR: 2	SF: 0 SAC: 0 DP: 1 HBP: 0			WP: 0 PB: 0 SB: 0 CS: 0	PA: 33		

PITCHER		IP	WLS	BF	H	R	ER	SO	BB	IBB	HBP	BLK	WP	HR	S	P	ERA	WHIP
17 Bailey Ober, R ERA: 2.65	(1, 1)	6.0	W	24	6	2	2	7	1	0	0	0	0	2	68	93	3.00	1.167
61 Brock Stewart, R ERA: 0.86	(7, 1)	1.0	H	3	0	0	0	3	0	0	0	0	0	0	10	14	0.00	0.000
59 Jhoan Duran, R ERA: 1.38	(8, 1)	1.0	H	3	0	0	0	1	0	0	0	0	0	0	8	12	0.00	0.000
22 Griffin Jax, R ERA: 3.72	(9, 1)	1.0	S	3	0	0	0	1	0	0	0	0	0	0	8	11	0.00	0.000

PITCHER	IP	WLS	BF	H	R	ER	SO	BB	IBB	HBP	BLK	WP	HR	S	P	ERA	WHIP

TOP

Milwaukee Brewers @ Minnesota Twins

Target Field, Minneapolis, MN

Wed Jun 14 2023, 12:11 PM - 2:34 PM CDT

Att. 32,222 - Overcast - 83 F

livebaseballscorecards.com

AB	32
R	2
H	6
RBI	2
BB	1
SO	12
LOB	8

BOTTOM

Milwaukee Brewers @ Minnesota Twins

Target Field, Minneapolis, MN

Wed Jun 14 2023, 12:11 PM - 2:34 PM CDT

Att. 32,222 - Overcast - 83 F

livebaseballscorecards.com

Batter	1	2	3	4	5	6	7	8	9	AB	R	H	RBI	BB	SO	LOB
47 Edouard Julien, L (1, 4) OBP: 0.360, SLG: 0.500 50 Willi Castro, S (7, PR) OBP: 0.300, SLG: 0.394 (8, 5)	F FF 92 B FS 85 B FF 92 F SI 92 S CU 78 2-3 K ①		B FS 84 B FS 85 X SI 91 2-0 19 F7 4 3B 2B		C CU 76 C FC 84 F FF 92 B FF 92 F CU 77 B CU 77 B FF 92 X FF 92 3-2 G4-3 ①		L CU 77 B CU 80 B FC 88 C FF 92 B CU 79 B FF 93 4-2 39 BB BB			3 1 1 0 1 1 0 0 0 0 0 0 0 0						
39 Donovan Solano, R (1, 5) OBP: 0.374, SLG: 0.384 12 Kyle Farmer, R (8, 4) OBP: 0.328, SLG: 0.393	B FF 93 C FF 92 B FC 86 B SI 93 X SI 93 3-1 F8 ②		B FC 86 B FC 86 B SI 92 D FC 86 4-0 4 3B BB		B CU 77 C SI 92 F FF 92 C CU 78 1-3 K ②		B FF 93 B FF 94 B FC 88 C FF 92 1 SAFE D SI 93 4-1 1-2 BB			2 1 0 0 2 1 0 0 0 0 0 0 0 0						
19 Alex Kirilloff, L (1, 3) OBP: 0.411, SLG: 0.434	B FC 86 F FF 92 B FF 93 B FC 86 B FF 93 4-1 BB		C CU 76 X SI 92 0-1 F7 ② 2-3		B FC 86 B FC 85 B FF 92 C FF 92 C FF 92 D CU 77 4-2 BB		C FC 89 T FC 90 B SI 94 F CU 81 F FF 93 B CU 80 X FC 89 2-2 L3 ③			2 0 0 0 2 0 4						
4 Carlos Correa, R (1, 6) OBP: 0.305, SLG: 0.423	B FF 93 C FF 93 B FC 85 S SI 93 C FF 94 2-3 K ③		C FC 87 B SI 94 X FF 94 1-1 2B 1-H 3-H 3B		S ST 81 X FF 93 0-1 L8 ③			B SL 82 B SI 92 C FF 91 B FF 90 F SI 91 B FF 91 4-2 BB		3 1 1 2 1 1 2						
Trevor Larnach, L (1, 10) OBP: 0.311, SLG: 0.388 23 Royce Lewis, R (6, PH) OBP: 0.304, SLG: 0.457 (7, 10)		C CU 78 C FF 92 B FS 85 F FF 93 X FC 85 1-2 E3 26 FC4-6	B CU 77 F FF 92 S FC 86 D FS 88 F CU 80 B FF 94 F FC 86 X SI 91 3-2 13 1B 3-H 2B			C ST 80 C CH 81 B FF 88 S FF 88 1-3 K ①			S SI 92 X FF 91 0-1 L9 ①	2 1 1 1 0 0 0 2 0 0 0 0 1 1					
13 Joey Gallo, L (1, 7) OBP: 0.329, SLG: 0.479		F FF 94 B FF 93 F FF 93 F CU 79 1 SAFE X FF 93 1-2 L9 ① D FS 86 S FF 94 X FF 93 1-1 2-H 1B ③				B FF 89 B FF 89 C SI 89 F SI 88 B FF 89 B ST 78 4-2 26 G3-6-3 BB			S CU 78 X FF 92 0-1 P6 ②	3 0 1 1 1 0 2					
26 Max Kepler, L (1, 9) OBP: 0.265, SLG: 0.372		X FC 86 0-0 FC4-6 ② 1-2f	C FF 90 B FF 91 X FS 84 1-1 2 G6-4-3 1B			B SI 88 X SI 88 1-0 G3-6-3 ②③ 1-2f			S CU 80 B FF 90 F FF 92 S CU 82 1-3 K ③	4 0 1 0 0 1 3					
8 Christian Vázquez, R (1, 2) OBP: 0.294, SLG: 0.255		B SI 92 C FC 86 S SI 92 S FC 86 1-3 K ③		F SI 90 1 SAFE S SI 89 F FC 84 X ST 80 0-2 P5 ①			B FF 91 X SI 92 1-0 F9 ①			3 0 0 0 0 1 2					
2 Michael Taylor, R (1, 8) OBP: 0.277, SLG: 0.443			F SI 91 C ST 83 X CU 80 0-2 F9 ①	S FC 86 X SI 91 0-1 G6-4-3 ②③ 1-2f			S FC 90 C SI 92 S CU 78 0-3 K ②			3 0 0 0 0 1 1					
Inning Stats	R: 0 E: 0 K: 2 S: 9 H: 0 LOB: 1 BB: 1 P: 20	R: 0 E: 1 K: 1 S: 12 H: 0 LOB: 1 BB: 0 P: 15	R: 4 E: 0 K: 0 S: 15 H: 4 LOB: 2 BB: 1 P: 26	R: 0 E: 0 K: 0 S: 8 H: 1 LOB: 0 BB: 0 P: 9	R: 0 E: 0 K: 1 S: 12 H: 0 LOB: 1 BB: 1 P: 20	R: 0 E: 0 K: 1 S: 6 H: 0 LOB: 0 BB: 1 P: 12	R: 0 E: 0 K: 1 S: 12 H: 0 LOB: 2 BB: 2 P: 23	R: 0 E: 0 K: 1 S: 9 H: 0 LOB: 1 BB: 1 P: 14		1B: 2 2B: 2 3B: 1 HR: 0 SF: 0 SAC: 0 DP: 2 HBP: 0						

	AB	27
	R	4
	H	5
	RBI	4
	BB	7
	SO	7
	LOB	15

WP: 0 PB: 0 SB: 0 CS: 0 PA: 34

PITCHER		IP	WLS	BF	H	R	ER	SO	BB	IBB	HBP	BLK	WP	HR	S	P	ERA	WHIP
48 Colin Rea, R ERA: 4.71	(1, 1)	5.0	L	22	5	4	4	4	3	0	0	0	0	0	56	90	7.20	1.600
55 Hoby Milner, L ERA: 3.16	(6, 1)	1.0		3	0	0	0	1	1	0	0	0	0	0	6	12	0.00	1.000
46 Bryse Wilson, R ERA: 2.83	(7, 1)	1.0		5	0	0	0	1	2	0	0	0	0	0	12	23	0.00	2.000
50 Tyson Miller, R ERA: 5.19	(8, 1)	1.0		4	0	0	0	1	1	0	0	0	0	0	9	14	0.00	1.000

PITCHER	IP	WLS	BF	H	R	ER	SO	BB	IBB	HBP	BLK	WP	HR	S	P	ERA	WHIP

Batter	1	2	3	4	5	6	7	8	9	AB	R	H	RBI	BB	SO	LOB
30 Tucupita Marcano, L (1, 6) OBP: 0.297, SLG: 0.410	C FC 85 B FC 86 X SI 90 1-1 G4-3		F SI 90 B CH 84 F FC 84 X CU 78 1-2 F8 ③			X FF 88 0-0 SF8 ② 3-H		C FF 96 X CH 89 0-1 F8 ②		3	0	0	1	0	0	0
10 Bryan Reynolds, S (1, 7) OBP: 0.348, SLG: 0.464	S CU 74 B FF 89 C FC 86 B SI 90 F FC 86 S FF 90 2-3 K ②			B FC 83 X CH 82 1-0 L9 ①		F SI 89 C FC 84 B CH 84 C SI 88 1-3 K ③		F CH 90 S SL 84 F FF 95 B SL 84 F FF 95 B SL 84 B SL 84 B FF 96 4-2 22 FC6-4 BB		3	0	0	0	1	2	0
22 Andrew McCutchen, R (1, 10) OBP: 0.381, SLG: 0.427	C FC 86 S CU 79 X CU 79 0-2 G5-3 ③			C SI 88 C FC 85 B CU 78 X SI 88 1-2 G5-3 ②			B SL 90 B SI 95 C SI 95 B SI 95 3-1 41 1B 54 FC5-2 BB	C SL 84 X SL 84 0-1 FC6-4 ③ 1-2f		3	0	0	0	1	0	1
41 Carlos Santana, S (1, 3) OBP: 0.316, SLG: 0.377		C FC 81 B CH 83 C CH 82 B FF 87 B FF 89 X SI 89 3-2 HR		B FF 87 C FC 84 F FC 84 X CU 77 1-2 G3 ③			B SI 94 X SL 91 1-0 54 FC5-2 65 HBP 13 1B 1-3 1B		S FF 94 S CH 84 B CH 84 X CH 84 1-2 L9 ①	4	2	2	1	0	0	0
65 Jack Suwinski, L (1, 8) OBP: 0.360, SLG: 0.530		S CU 74 B FF 88 B FC 85 S CH 83 B FF 88 X FC 85 3-2 P5 ①			C FC 82 F CH 84 B CH 82 F FF 87 B CU 76 S CH 84 2-3 K ①		B SI 96 C SL 89 H SL 91 2-1 54 FC5-2 13 1B 1-2 HBP		B CH 84 B CH 84 C FF 93 F CH 83 B FF 94 B CH 85 4-2 54 2B BB	2	1	0	0	1	1	0
54 Joshua Palacios, L (1, 9) OBP: 0.327, SLG: 0.431		B FC 84 X CH 83 1-0 G3-1 ②			C CH 83 F FF 87 X CU 76 0-2 F7 ②		X SL 89 0-0 FC5-2 ① 13 1B 1-2 2-3 3-Hf		C FF 94 X CH 84 0-1 2B 1-3	4	0	1	0	0	0	3
13 Ke'Bryan Hayes, R (1, 5) OBP: 0.297, SLG: 0.401		B CU 77 F SI 88 X FC 86 1-1 P4 ③			C FF 88 B FC 84 C SI 89 B CH 85 B SI 90 S FC 86 3-3 K ③		F SL 89 X SI 95 0-1 3 S 1B 1-3 2-H 3-H		D CH 84 F CH 85 F FF 93 C FF 94 1-3 K ②	4	0	1	2	0	2	2
3 Ji Hwan Bae, L (1, 4) OBP: 0.330, SLG: 0.352			B FC 83 F CH 84 F CH 84 B FC 86 X SI 89 2-2 F7 ①			S CH 82 B FF 88 C FC 84 F SI 88 B CH 83 F CU 76 B SI 88 F FC 84 B SI 89 4-2 18 G1-3 18 S 30 SF8 BB	B SL 91 B SI 95 C SL 90 M SL 91 S SL 89 2-3 K ③ 2-3		B CH 86 B FF 94 B CH 85 4-0 BB	2	1	0	0	2	1	1
18 Austin Hedges, R (1, 2) OBP: 0.236, SLG: 0.248 2 Connor Joe, R (8, PH) OBP: 0.343, SLG: 0.463 55 Jason Delay, R (8, 2) OBP: 0.371, SLG: 0.418			C CU 77 C SI 88 B FF 89 X FC 86 1-2 L7 ②			B SI 88 1 SAFE C SI 88 F CU 78 2 SAFE X SI 89 1-2 G1-3 ① 1-3		X SI 96 0-0 G6-3 ① 1-3	C CH 86 S FF 94 S CH 86 0-3 K ③	2 1 1	0 0 0	0 0 0	0 0 0	0 0 0	0 0 0	1 0 3
Inning Stats	R: 0 E: 0 K: 1 S: 9 H: 0 LOB: 0 BB: 0 P: 12	R: 1 E: 0 K: 0 S: 9 H: 1 LOB: 0 BB: 0 P: 17	R: 0 E: 0 K: 0 S: 9 H: 0 LOB: 0 BB: 0 P: 13	R: 0 E: 0 K: 0 S: 7 H: 0 LOB: 0 BB: 0 P: 10	R: 0 E: 0 K: 2 S: 10 H: 0 LOB: 0 BB: 0 P: 15	R: 1 E: 0 K: 1 S: 12 H: 0 LOB: 0 BB: 1 P: 18	R: 2 E: 0 K: 1 S: 9 H: 2 LOB: 1 BB: 1 P: 17	R: 0 E: 0 K: 0 S: 9 H: 0 LOB: 1 BB: 1 P: 13	R: 0 E: 0 K: 2 S: 13 H: 1 LOB: 3 BB: 2 P: 23	1B: 2 2B: 1 3B: 0 HR: 1 SF: 1 SAC: 0 DP: 0 HBP: 1						

TOP

Pittsburgh Pirates @ Milwaukee Brewers

American Family Field, Milwaukee, WI

Fri Jun 16 2023, 7:11 PM - 9:47 PM CDT

Att. 25,586 - Clear - 64 F

livebaseballscorecards.com

AB	29
R	4
H	4
RBI	4
BB	5
SO	7
LOB	11

WP: 0 PB: 0 SB: 2 CS: 0 PA: 36

PITCHER		IP	WLS	BF	H	R	ER	SO	BB	IBB	HBP	BLK	WP	HR	S	P	ERA	WHIP
49 Julio Teheran, R ERA: 1.78	(1, 1)	6.0	W	20	1	2	2	4	1	0	0	0	0	1	56	85	3.00	0.333
59 Elvis Peguero, R ERA: 2.88	(7, 1)	1.0	H	6	2	2	2	1	1	0	1	0	0	0	9	17	18.00	3.000
31 Joel Payamps, R ERA: 2.51	(8, 1)	1.0	H	4	0	0	0	0	1	0	0	0	0	0	9	13	0.00	1.000
38 Devin Williams, R ERA: 1.99	(9, 1)	1.0	S	6	1	0	0	2	2	0	0	0	0	0	13	23	0.00	3.000

PITCHER	IP	WLS	BF	H	R	ER	SO	BB	IBB	HBP	BLK	WP	HR	S	P	ERA	WHIP

BOTTOM

Pittsburgh Pirates @ Milwaukee Brewers

American Family Field, Milwaukee, WI

Fri Jun 16 2023, 7:11 PM - 9:47 PM CDT

Att. 25,586 - Clear - 64 F

livebaseballscorecards.com

Batter	1	2	3	4	5	6	7	8	9	AB	R	H	RBI	BB	SO	LOB
6 Owen Miller, R (1, 3) OBP: 0.335, SLG: 0.425	B FF 88 B FF 88 T FC 83 F FC 82 B CU 70 B FC 80 4-2 24 G5-4-3 BB	C FC 84 X CU 73 0-1 ② F9		C CU 74 F FF 89 B CU 73 S FF 89 1-3 ② K		C ST 84 B ST 83 1 SAFE C FF 95 F ST 84 S FF 96 1-3 ② K				3	0	0	0	1	2	3
24 William Contreras, R (1, 2) OBP: 0.333, SLG: 0.417	B FC 82 B CU 72 B FC 82 C FF 89 X FC 82 3-1 ① ② G5-4-3 1-2f	C CU 73 S FF 90 X CU 72 0-2 ③ G5-3		X CU 73 0-0 1-3 2-H 2B		S FF 95 1 SAFE F ST 84 F FF 96 X ST 84 0-2 ③ G1-3				4	0	1	1	0	0	2
22 Christian Yelich, L (1, 7) OBP: 0.359, SLG: 0.424	B FF 89 B CU 73 B FF 89 B FF 87 4-0 2 CI 27 BB 9 BB BB	C CU 70 B SI 83 B ST 68 F CU 72 B ST 70 C SI 84 3-3 ① K	C FF 90 F FC 85 X ST 71 0-2 ③ P5				B ST 83 F FC 92 B ST 83 X FC 93 2-1 ① G4-3			3	1	0	0	1	1	2
27 Willy Adames, R (1, 6) OBP: 0.282, SLG: 0.370	C CU 72 B SL 82 F FC 83 1 SAFE B ST 70 B CU 72 3-2 9 BB 2 CI 16 1B 1-2 BB	F FC 83 S FF 90 X FF 89 0-2 ② F8			C FF 88 F FC 83 F CU 72 B CU 72 F ST 70 X CU 73 1-2 ① G1-3		S SL 82 B SL 84 B SL 84 S SL 84 B SL 85 S SL 84 3-3 ② K			3	1	0	0	1	1	0
2 Luis Urías, R (1, 5) OBP: 0.286, SLG: 0.250	C CU 72 C FF 89 F FF 88 0-2 CI 9 BB 16 1B 1-2 2-3	B FF 90 B CU 72 C FC 82 C CU 73 X FF 89 2-2 1B			F FC 84 C FC 84 X CU 73 0-2 ② F9		C SL 85 F SL 85 B FF 96 B SL 85 F SL 85 X SL 85 2-2 ③ F7			3	1	1	0	0	0	0
9 Brian Anderson, R (1, 10) OBP: 0.326, SLG: 0.395	B FF 89 B CU 72 C FC 82 B CU 71 F FC 82 B CU 72 4-2 16 1B 1-2 2-3 3-H BB	T FF 88 B FF 90 F CU 72 X FF 90 1-2 ③ F8			B FF 89 C FF 89 B FC 84 C CU 72 S FF 89 2-3 ③ K			X SL 84 0-0 ① F8		3	0	0	1	1	1	1
16 Blake Perkins, S (1, 9) OBP: 0.306, SLG: 0.364	C FF 88 X CU 72 0-1 1-2 2-H 3-H 1B			B CU 71 B FC 82 C FC 82 B CU 71 B FC 82 4-1 14 BB 24 2B BB		C FF 97 F FC 94 C FF 97 0-3 ① K		C FF 95 X CH 86 0-1 1B		3	1	2	2	1	1	0
28 Joey Wiemer, R (1, 8) OBP: 0.285, SLG: 0.403	C FF 89 B FC 83 S CU 72 F CU 73 S CU 73 1-3 ③ K			C FF 88 1 SAFE C CU 72 S CU 72 0-3 ① K		B ST 84 C ST 84 S ST 83 X FF 98 1-2 HR		B SL 83 X SL 83 1-0 ② F8		4	1	1	1	0	2	4
14 Andruw Monasterio, R (1, 4) OBP: 0.350, SLG: 0.400		B FF 88 C FF 88 F CU 72 X FF 88 1-2 ① G4-3		T CU 71 1 SAFE B FC 83 B FC 81 B CU 74 B FC 84 4-1 24 2B 1-2 BB		C FF 97 B ST 83 S ST 84 B ST 85 B ST 85 B FF 96 4-2 BB		C FF 95 C SL 86 S SL 85 0-3 ③ K		2	0	0	0	2	1	1
Inning Stats	R: 3 E: 1 K: 1 S: 17 H: 1 LOB: 2 BB: 4 P: 36	R: 0 E: 0 K: 0 S: 8 H: 0 LOB: 0 BB: 0 P: 9	R: 0 E: 0 K: 1 S: 12 H: 1 LOB: 1 BB: 0 P: 18	R: 1 E: 0 K: 2 S: 12 H: 1 LOB: 2 BB: 2 P: 21	R: 0 E: 0 K: 1 S: 11 H: 0 LOB: 0 BB: 0 P: 14	R: 1 E: 0 K: 2 S: 16 H: 1 LOB: 1 BB: 1 P: 22	R: 0 E: 0 K: 1 S: 9 H: 0 LOB: 0 BB: 0 P: 16	R: 0 E: 0 K: 1 S: 7 H: 1 LOB: 1 BB: 0 P: 8								

AB	28
R	5
H	5
RBI	5
BB	7
SO	9
LOB	13

1B: 3 SF: 0 WP: 0 PA: 36
2B: 1 SAC: 0 PB: 0
3B: 0 DP: 1 SB: 0
HR: 1 HBP: 0 CS: 0

PITCHER		IP	WLS	BF	H	R	ER	SO	BB	IBB	HBP	BLK	WP	HR	S	P	ERA	WHIP
44 Rich Hill, L ERA: 4.31	(1, 1)	5.0	L	24	3	4	3	5	6	0	0	0	0	0	60	98	5.40	1.800
50 Carmen Mlodzinski, R ERA: 6.75	(6, 1)	1.1		6	1	1	1	2	1	0	0	0	0	1	18	26	6.75	1.500
36 Dauri Moreta, R ERA: 1.71	(7, 1)	1.2		6	1	0	0	2	0	0	0	0	0	0	14	20	0.00	0.600

PITCHER	IP	WLS	BF	H	R	ER	SO	BB	IBB	HBP	BLK	WP	HR	S	P	ERA	WHIP

Batter	1	2	3	4	5	6	7	8	9	AB	R	H	RBI	BB	SO	LOB
22 Andrew McCutchen, R (1, 10) OBP: 0.379, SLG: 0.424	C FF 92 F FC 89 B FC 87 B FF 91 F FC 89 B CH 86 S FC 89 3-3 ① **K**		C CU 78 C FC 88 B CH 84 X SI 93 1-2 ② L9			B SL 81 C FF 92 F SI 91 B SL 83 X CH 85 2-2 ① G6-3		S SI 96 X SI 97 0-1 2 G6-4-3 1B		4	0	1	0	0	1	0
10 Bryan Reynolds, S (1, 7) OBP: 0.346, SLG: 0.464	B FC 89 C FC 89 B FC 89 B CH 86 F FC 89 X FC 89 3-2 2B		C FC 86 B FF 92 B FC 89 B CH 86 T FC 88 X CH 86 3-2 ③ G6-3			C SL 82 B CH 86 F CH 84 B FF 93 B FF 94 S CH 85 3-3 ② **K**		C SI 90 F SI 96 D SL 90 D SL 90 1 SAFE X SI 95 2-2 ① F8		4	0	1	0	0	1	1
2 Connor Joe, R (1, 9) OBP: 0.336, SLG: 0.454	C CH 86 F FC 88 D CH 86 B FC 88 C CH 86 2-3 ② **K**			C FC 87 B FC 88 X FC 87 1-1 ① F8		C SI 93 F SI 93 B SL 84 X CH 86 1-2 ③ F8		X SI 96 0-0 ②③ G6-4-3 1-2f		4	0	0	0	0	1	2
41 Carlos Santana, S (1, 3) OBP: 0.323, SLG: 0.381	B FC 87 B FC 89 D CH 86 C FF 92 B FC 89 4-1 BB			C FC 85 C FF 92 X FC 89 0-2 ② G6-3			B CH 85 F FF 92 X FF 93 1-1 6 BB 3 1B 1B		B FF 100 B FF 99 B FF 100 C FF 98 C FF 99 X FF 99 3-2 1B	3	0	2	0	1	0	0
13 Ke'Bryan Hayes, R (1, 5) OBP: 0.296, SLG: 0.398	B FC 88 B FF 92 B FC 89 C FF 92 X FC 90 3-1 ③ F9			S FF 90 F FC 89 X SI 92 0-2 14 FC5-4 1B			X SI 91 0-0 ① F6		B KC 85 C FF 99 F FF 100 D KC 87 B FF 99 F FF 100 C FF 101 3-3 ① **K**	4	0	1	0	0	1	4
14 Rodolfo Castro, S (1, 6) OBP: 0.348, SLG: 0.418 65 Jack Suwinski, L (9, PH) OBP: 0.359, SLG: 0.527		C FF 90 F FC 88 X FF 93 0-2 ① G6-3		1 SAFE B FC 87 F CH 84 D CH 84 X FC 89 2-1 ③ FC5-4 1-2f			B SL 82 X SI 91 1-0 ② F8		C FF 99 B FF 100 C FF 100 C FF 100 1-3 ② **K**	3 1	0 0	0 0	0 0	0 0	0 1	2 1
3 Ji Hwan Bae, L (1, 8) OBP: 0.328, SLG: 0.349		S FC 89 B FC 91 B SL 80 C SI 92 F FC 88 X SI 93 2-2 ② G5-3			X FC 87 0-0 ① B1-3		C SI 86 F SI 87 X SI 88 0-2 6 BB 1-2 1B		F FF 99 S FF 99 B FF 100 F FF 99 C KC 86 1-3 ③ **K**	4	0	1	0	0	1	1
6 Mark Mathias, R (1, 4) OBP: 0.355, SLG: 0.269		C FC 86 B FF 92 F FC 89 B CH 86 B CH 86 C FC 87 3-3 ③ **K**			B FC 86 B CH 85 C FC 87 B CH 85 B FC 86 4-1 18 G5-4-3 BB		F SI 87 2 SAFE B FF 89 S CH 81 F CH 80 B FF 89 D CH 81 B SI 88 4-2 1-2 2-3 BB			1	0	0	0	2	1	0
18 Austin Hedges, R (1, 2) OBP: 0.231, SLG: 0.242			F FF 90 S CH 84 S CH 86 0-3 ① **K**		F FC 88 X FC 89 0-1 ②③ G5-4-3 1-2f		B ST 79 X SI 87 1-0 ③ P2			3	0	0	0	0	1	4
Inning Stats	R: 0 E: 0 K: 2 S: 13 H: 1 LOB: 2 BB: 1 P: 28	R: 0 E: 0 K: 1 S: 10 H: 0 LOB: 0 BB: 0 P: 15	R: 0 E: 0 K: 1 S: 9 H: 0 LOB: 0 BB: 0 P: 13	R: 0 E: 0 K: 0 S: 10 H: 1 LOB: 1 BB: 0 P: 13	R: 0 E: 0 K: 0 S: 4 H: 0 LOB: 0 BB: 1 P: 8	R: 0 E: 0 K: 1 S: 9 H: 0 LOB: 0 BB: 0 P: 15	R: 0 E: 0 K: 0 S: 11 H: 2 LOB: 3 BB: 1 P: 18	R: 0 E: 0 K: 0 S: 6 H: 1 LOB: 0 BB: 0 P: 8	R: 0 E: 0 K: 3 S: 14 H: 1 LOB: 1 BB: 0 P: 22	1B: 5 2B: 1 3B: 0 HR: 0	SF: 0 SAC: 0 DP: 2 HBP: 0	WP: 0 PB: 0 SB: 0 CS: 0	PA: 34				

TOP

Pittsburgh Pirates @ Milwaukee Brewers

American Family Field, Milwaukee, WI

Sat Jun 17 2023, 3:12 PM - 5:25 PM CDT

Att. 37,283 - Sunny - 77 F

livebaseballscorecards.com

AB	31
R	0
H	6
RBI	0
BB	3
SO	8
LOB	15

PITCHER		IP	WLS	BF	H	R	ER	SO	BB	IBB	HBP	BLK	WP	HR	S	P	ERA	WHIP
20 Wade Miley, L ERA: 3.28	(1, 1)	5.0	W	18	2	0	0	4	2	0	0	0	0	0	46	77	0.00	0.800
32 Peter Strzelecki, R ERA: 4.88	(6, 1)	1.2		6	1	0	0	1	0	0	0	0	0	0	13	21	0.00	0.600
55 Hoby Milner, L ERA: 3.12	(7, 1)	0.1		3	1	0	0	0	1	0	0	0	0	0	7	12	0.00	6.000
59 Elvis Peguero, R ERA: 2.77	(8, 1)	1.0		3	1	0	0	0	0	0	0	0	0	0	6	8	0.00	1.000
29 Trevor Megill, R ERA: 3.65	(9, 1)	1.0		4	1	0	0	3	0	0	0	0	0	0	14	22	0.00	1.000

PITCHER	IP	WLS	BF	H	R	ER	SO	BB	IBB	HBP	BLK	WP	HR	S	P	ERA	WHIP

Batter	1	2	3	4	5	6	7	8	9	AB	R	H	RBI	BB	SO	LOB
22 Christian Yelich, L (1, 7) OBP: 0.361, SLG: 0.423	X SI 94 0-0 ① G4-3		B FC 90 C FC 90 B ST 83 X FC 90 2-1 1B		B CU 77 B FC 91 T FC 89 T FF 96 B ST 84 F ST 82 B FF 97 4-2 27 1B 11 2B BB		C CU 75 S SL 83 F ST 82 S CU 78 0-3 ① K			3	1	1	0	1	1	0
33 Jesse Winker, L (1, 10) OBP: 0.305, SLG: 0.223	B SI 95 F FF 94 B FC 90 B FC 91 C FF 96 F FC 92 S FF 96 3-3 ② K		C CU 79 S FC 92 F FF 96 F FF 96 S CU 79 0-3 ① K		T FC 90 T FF 96 F FF 97 S ST 84 0-3 ② K		S FF 95 X CU 78 0-1 ② L9			4	0	0	0	0	3	2
27 Willy Adames, R (1, 6) OBP: 0.286, SLG: 0.369	B SI 94 B FC 90 B SI 94 C FF 95 B SI 94 4-1 BB		B FC 88 1 SAFE X SI 94 1-0 ② F9		F SI 95 C ST 82 B FF 97 1 SAFE X ST 83 1-2 11 2B 1-2 1B		S SL 85 C SL 83 B ST 83 B CU 79 X ST 82 2-2 ③ F8			3	1	1	0	1	0	1
11 Rowdy Tellez, L (1, 3) OBP: 0.305, SLG: 0.436 6 Owen Miller, R (8, PH) OBP: 0.333, SLG: 0.422 (9, 3)	B CU 78 C FF 95 C CH 91 B FF 96 F FF 96 C ST 83 2-3 ③ K		X FF 96 0-0 ③ F7		D CH 93 B CU 79 B ST 84 C FC 91 C FF 97 F FF 98 F ST 85 X FF 98 3-2 1-H 2-H 2B			B CH 86 F FF 92 C FF 94 F SL 83 C SL 83 1-3 ① K		3 1	0 0	1 0	2 0	0 0	1 1	2 0
2 Luis Urías, R (1, 4) OBP: 0.282, SLG: 0.226		C FC 87 C SI 94 F ST 85 B ST 85 X FC 89 1-2 ① G6-3		B SI 93 X SI 94 1-0 ① G5-3	H SI 94 1-0 3 FC4 HBP			C SL 83 F SL 83 F SL 86 S FF 93 0-3 ② K		3	0	0	0	0	1	0
3 Raimel Tapia, L (1, 9) OBP: 0.320, SLG: 0.352 16 Blake Perkins, S (8, PH) OBP: 0.324, SLG: 0.471 (9, 9)		C FC 90 B CU 80 B FF 96 X FC 90 2-1 ② G4-3		C CU 78 T FC 90 B FF 96 S ST 84 1-3 ② K	X FC 90 0-0 ③ FC4 1-2f			T FF 93 B CH 88 X CH 89 1-1 HR		3 1	0 1	0 1	0 1	0 0	1 0	2 0
9 Brian Anderson, R (1, 5) OBP: 0.325, SLG: 0.390		B SI 96 C SI 95 B SI 95 F FC 89 C FF 98 2-3 ③ K		B SI 96 B SI 95 F SI 96 B SI 95 S FF 96 B FF 96 4-2 BB		S ST 83 X FF 96 0-1 ① G1-6-3		B SL 83 C SL 84 F SL 83 B FF 93 S SL 84 2-3 ③ K		3	0	0	0	1	2	0
7 Victor Caratini, S (1, 2) OBP: 0.343, SLG: 0.368			B FC 89 B SI 94 T FC 90 F FF 96 X SI 95 2-2 28 HR 1B	B FC 90 B FF 95 S FC 91 S FC 92 C FF 97 2-3 ③ K		B CH 88 B SL 83 X FF 96 2-0 ② G5-3				3	1	1	0	0	1	1
28 Joey Wiemer, R (1, 8) OBP: 0.286, SLG: 0.416			B SI 95 X FC 90 1-0 1-H HR		B SI 92 C SI 93 C ST 82 F ST 83 X ST 83 1-2 ① F8	X ST 84 0-0 ③ G5-3				3	1	1	2	0	0	0
Inning Stats	R: 0 E: 0 K: 2 S: 10 H: 0 LOB: 1 BB: 1 P: 19	R: 0 E: 0 K: 1 S: 9 H: 0 LOB: 0 BB: 0 P: 14	R: 2 E: 0 K: 1 S: 13 H: 3 LOB: 1 BB: 0 P: 19	R: 0 E: 0 K: 2 S: 9 H: 0 LOB: 1 BB: 1 P: 17	R: 2 E: 0 K: 1 S: 20 H: 2 LOB: 2 BB: 1 P: 30	R: 0 E: 0 K: 0 S: 4 H: 0 LOB: 0 BB: 0 P: 6	R: 0 E: 0 K: 1 S: 9 H: 0 LOB: 0 BB: 0 P: 11	R: 1 E: 0 K: 3 S: 13 H: 1 LOB: 0 BB: 0 P: 17		1B: 3 2B: 1 3B: 0 HR: 2 SF: 0 SAC: 0 DP: 0 HBP: 1						

PITCHER		IP	WLS	BF	H	R	ER	SO	BB	IBB	HBP	BLK	WP	HR	S	P	ERA	WHIP
23 Mitch Keller, R ERA: 3.62	(1, 1)	5.0	L	24	5	4	4	7	3	0	1	0	0	1	61	99	7.20	1.600
59 Roansy Contreras, R ERA: 6.34	(6, 1)	2.0		6	0	0	0	1	0	0	0	0	0	0	13	17	0.00	0.000
61 Jose Hernandez, L ERA: 2.63	(8, 1)	1.0		4	1	1	1	3	0	0	0	0	0	1	13	17	9.00	1.000

PITCHER	IP	WLS	BF	H	R	ER	SO	BB	IBB	HBP	BLK	WP	HR	S	P	ERA	WHIP

BOTTOM

Pittsburgh Pirates @ Milwaukee Brewers

American Family Field, Milwaukee, WI

Sat Jun 17 2023, 3:12 PM - 5:25 PM CDT

Att. 37,283 - Sunny - 77 F

livebaseballscorecards.com

AB	30
R	5
H	6
RBI	5
BB	3
SO	11
LOB	8

Batter	1	2	3	4	5	6	7	8	9	AB	R	H	RBI	BB	SO	LOB
3 Ji Hwan Bae, L (1, 4) (7, 8) OBP: 0.327, SLG: 0.344	F FF 93 B FF 94 X FF 93 1-1 ① F7		B FF 94 S FF 93 B SL 83 B FF 91 B FF 91 4-1 10 HR BB		C CU 77 X CU 75 0-1 ② F7			B FF 98 C FF 97 X FF 98 1-1 ① G5-3		3	1	0	0	1	0	0
10 Bryan Reynolds, S (1, 10) OBP: 0.345, SLG: 0.473	C SL 82 B FF 94 C FF 95 C CH 90 1-3 ② K		S FF 96 B CH 89 B FF 94 F CH 88 B FF 95 F SL 83 F FF 95 1 SAFE X FF 95 3-2 1-H HR		C SL 81 F CU 72 B CU 77 B FF 96 B SL 80 S SL 81 3-3 ③ K			B KC 85 X FF 99 1-0 ② G4-3		4	1	1	2	0	2	0
65 Jack Suwinski, L (1, 8) (7, 9) OBP: 0.352, SLG: 0.516	S CU 78 B CH 91 F CH 90 B FF 98 S FF 97 2-3 ③ K		B SL 82 C CH 88 B CU 78 B FF 95 C FF 92 X FF 91 3-2 ① P4			B CH 85 X CU 76 1-0 ① F8		C KC 85 X FF 98 0-1 ③ F8		4	0	0	0	0	1	0
41 Carlos Santana, S (1, 3) OBP: 0.322, SLG: 0.383		C CH 89 S CU 75 B FF 95 B CH 89 X FF 96 2-2 14 BB 2B	C CU 78 B SL 80 B FF 94 B FF 93 X CH 88 3-1 ② G4-3			B CH 87 B CH 88 B CU 76 C FF 92 X FF 91 3-1 ② L3			F CH 83 C FF 93 S FF 96 0-3 ① K	4	0	1	0	0	1	0
2 Connor Joe, R (1, 7) OBP: 0.330, SLG: 0.444		X SL 83 0-0 ① B2	C SL 82 C FF 96 B CU 77 S FF 97 1-3 ③ K			F FF 95 B FF 97 B FF 95 C SL 82 C FF 96 2-3 ③ K			B FF 96 B FF 96 B FF 95 C FF 94 C FF 95 S CH 85 3-3 ② K	4	0	0	0	0	3	1
30 Tucupita Marcano, L (1, 6) OBP: 0.302, SLG: 0.409		B CH 89 F FF 94 B CH 90 C CU 78 B FF 97 B CU 77 4-2 14 BB BB		C CU 77 X CU 76 0-1 ① F8			X SI 88 0-0 14 1B 1B		F FF 96 X FC 92 0-1 ③ F7	3	0	1	0	1	0	0
54 Joshua Palacios, L (1, 9) OBP: 0.316, SLG: 0.415 13 Ke'Bryan Hayes, R (7, PH) OBP: 0.295, SLG: 0.397 (7, 5)		B FF 94 S FF 95 S FF 95 B FF 95 S FF 96 2-3 ② K		C FF 93 S CU 76 X FF 93 0-2 ② F8			B FF 88 C CH 81 X SI 89 1-1 ① F8			2	0	0	0	0	1	2
										1	0	0	0	0	0	1
14 Rodolfo Castro, S (1, 5) (7, 4) OBP: 0.353, SLG: 0.419		B CH 90 S CU 81 B FF 94 S FF 94 D CU 78 B CH 90 4-2 1-2 2-3 BB		B CH 87 C CH 88 B SL 83 B CU 78 F FF 93 C FF 95 3-3 ③ K			C SI 88 B ST 80 B FF 88 X CH 82 2-1 55 G6-4-3 1-2 1B			2	0	1	0	1	1	0
55 Jason Delay, R (1, 2) OBP: 0.359, SLG: 0.402		C FF 97 C FF 97 D SL 84 B FF 95 B FF 98 C FF 96 3-3 ③ K			C CU 77 F SL 81 S SL 82 0-3 ① K		X CH 81 0-0 ② ③ G6-4-3 1-2f			3	0	0	0	0	2	5
Inning Stats	R: 0 E: 0 K: 2 S: 8 H: 0 LOB: 0 BB: 0 P: 12	R: 0 E: 0 K: 2 S: 14 H: 1 LOB: 3 BB: 2 P: 29	R: 2 E: 0 K: 1 S: 14 H: 1 LOB: 1 BB: 1 P: 28	R: 0 E: 0 K: 1 S: 8 H: 0 LOB: 0 BB: 0 P: 11	R: 0 E: 0 K: 2 S: 8 H: 0 LOB: 0 BB: 0 P: 11	R: 0 E: 0 K: 1 S: 6 H: 0 LOB: 0 BB: 0 P: 12	R: 0 E: 0 K: 0 S: 6 H: 2 LOB: 1 BB: 0 P: 9	R: 0 E: 0 K: 0 S: 5 H: 0 LOB: 0 BB: 0 P: 7	R: 0 E: 0 K: 2 S: 8 H: 0 LOB: 0 BB: 0 P: 11	1B: 2 2B: 1 3B: 0 HR: 1	SF: 0 SAC: 0 DP: 1 HBP: 0			WP: 0 PB: 0 SB: 0 CS: 0	PA: 33		

PITCHER		IP	WLS	BF	H	R	ER	SO	BB	IBB	HBP	BLK	WP	HR	S	P	ERA	WHIP
51 Freddy Peralta, R ERA: 4.6	(1, 1)	6.0		23	2	2	2	9	3	0	0	0	0	1	58	103	3.00	0.833
55 Hoby Milner, L ERA: 3.0	(7, 1)	1.0		4	2	0	0	0	0	0	0	0	0	0	6	9	0.00	2.000
29 Trevor Megill, R ERA: 3.38	(8, 1)	1.0	W	3	0	0	0	0	0	0	0	0	0	0	5	7	0.00	0.000
38 Devin Williams, R ERA: 1.9	(9, 1)	1.0	S	3	0	0	0	2	0	0	0	0	0	0	8	11	0.00	0.000

PITCHER	IP	WLS	BF	H	R	ER	SO	BB	IBB	HBP	BLK	WP	HR	S	P	ERA	WHIP

TOP

Pittsburgh Pirates @ Milwaukee Brewers

American Family Field, Milwaukee, WI

Sun Jun 18 2023, 1:11 PM - 3:40 PM CDT

Att. 38,073 - Overcast - 73 F

livebaseballscorecards.com

AB	30
R	2
H	4
RBI	2
BB	3
SO	11
LOB	9

BOTTOM

Pittsburgh Pirates @ Milwaukee Brewers

American Family Field, Milwaukee, WI

Sun Jun 18 2023, 1:11 PM - 3:40 PM CDT

Att. 38,073 - Overcast - 73 F

livebaseballscorecards.com

Batter	1	2	3	4	5	6	7	8	9	AB	R	H	RBI	BB	SO	LOB
22 Christian Yelich, L (1, 7) OBP: 0.367, SLG: 0.434	B SI 95 B SI 95 C SI 96 B SL 85 F SI 96 X SL 85 3-2 33 G3 2B		C SL 86 B CH 90 B SL 88 B SI 97 B SI 97 4-1 33 E BB		X SI 96 0-0 33 1B 2B		C SL 84 B SL 84 C FF 95 B FF 95 S SL 84 2-3 ③ K			3	1	2	0	1	1	0
33 Jesse Winker, L (1, 10) OBP: 0.319, SLG: 0.228 14 Andruw Monasterio, R (8, PR) OBP: 0.350, SLG: 0.400 (9, 10)	X FF 96 0-0 ① G3 2-3		B SL 86 1 SAFE B FF 96 B SL 84 C FF 95 B SL 86 4-1 1-2 BB		S SL 87 D CH 90 B SL 86 B SL 87 X FF 97 3-1 27 FC1-4 2-H 1B			C SL 83 B SL 84 B FF 92 C FF 92 B SL 82 B CH 90 4-2 27 BB 24 1B BB		2 0	0 1	1 0	1 0	2 0	0 0	1 0
27 Willy Adames, R (1, 6) OBP: 0.285, SLG: 0.364	C SI 96 S CH 90 S CH 90 0-3 ② K		C SL 96 B CH 89 S SL 85 S CH 90 1-3 ② K		X SI 95 0-0 ② FC1-4 1-2f			F SL 85 B CH 86 B SL 84 C FF 95 F FF 95 F SL 86 B SL 86 F SL 85 B FF 96 4-2 24 1B 3 SF8 1-2 BB		3	1	0	0	1	2	4
11 Rowdy Tellez, L (1, 3) OBP: 0.300, SLG: 0.428	C SL 86 B CH 88 B SI 96 S CH 89 F FF 97 X CH 89 2-2 ③ F8		C SL 86 B CH 90 X CH 90 1-1 ③ F8		D CH 87 F FF 94 F FF 95 X FF 95 1-2 ③ L8			B SL 85 C SL 84 B SL 84 X SL 85 2-1 ① F9		4	0	0	0	0	0	6
24 William Contreras, R (1, 2) OBP: 0.341, SLG: 0.431		B SI 96 C SL 85 B SL 85 B SI 96 B SI 98 4-1 6 FC6-4 BB		B SI 97 B FF 96 X SI 97 2-0 3B		B FF 94 B FF 95 X FF 95 2-0 ① G6-3		X SL 84 0-0 3 SF8 6 BB 2 1B 1-3 2-H 1B		3	1	2	1	1	0	0
6 Owen Miller, R (1, 4) OBP: 0.332, SLG: 0.415		C SI 96 F SI 96 X SL 85 0-2 ① FC6-4 1-2f	F SL 86 C SI 98 B SL 88 F FF 98 X CH 91 1-2 ① F8		X ST 82 0-0 ② L8			B FF 96 B SL 86 B FF 95 C FF 95 B SL 85 4-1 3 SF8 2 1B 1-2 BB		3	1	0	0	1	0	2
3 Raimel Tapia, L (1, 9) OBP: 0.308, SLG: 0.340		C SL 84 F CH 88 1 SAFE F FF 96 F CH 88 F SL 85 F SI 97 D CH 88 S SL 86 1-3 ② K	B CH 89 F SL 86 F FF 98 S SL 87 1-3 ② K		C SI 94 X CH 88 0-1 ③ G4-3		X FS 91 0-0 ② SF8 1-2 2-3 3-H			3	0	0	1	0	2	2
2 Luis Urías, R (1, 5) OBP: 0.279, SLG: 0.229		C SI 96 C SL 85 C SL 86 0-3 ③ K	S SL 86 B SL 87 X SI 97 1-1 ③ G1-4-3				C FF 93 X FF 93 0-1 ① P4	B FF 96 F FF 96 S FF 97 B FF 97 B CU 78 X FF 97 3-2 ③ 2-H 3-H 1B		4	0	1	2	0	1	2
28 Joey Wiemer, R (1, 8) OBP: 0.282, SLG: 0.410			C SL 86 F SL 85 B SL 86 B CH 91 F SL 88 S SL 86 2-3 ① K		C SI 96 B SI 96 X SL 86 2-1 ① G5-3		B SL 84 C FF 96 B CH 92 F SL 84 B FF 96 F SL 84 C FF 95 3-3 ② K			3	0	0	0	0	2	0

	AB	28
	R	5
	H	6
	RBI	5
	BB	6
	SO	8
	LOB	17

Inning Stats																				
	R: 0 E: 0 K: 1 S: 11	H: 1 LOB: 1 BB: 0 P: 16	R: 0 E: 0 K: 2 S: 14	H: 0 LOB: 1 BB: 1 P: 19	R: 0 E: 1 K: 2 S: 11	H: 0 LOB: 2 BB: 2 P: 23	R: 0 E: 0 K: 1 S: 10	H: 1 LOB: 1 BB: 0 P: 15	R: 1 E: 0 K: 0 S: 9	H: 2 LOB: 1 BB: 0 P: 15	R: 0 E: 0 K: 0 S: 4	H: 0 LOB: 0 BB: 0 P: 6	R: 0 E: 0 K: 2 S: 9	H: 0 LOB: 0 BB: 0 P: 14	R: 4 E: 0 K: 0 S: 15	H: 2 LOB: 2 BB: 3 P: 32	1B: 3 2B: 2 3B: 1 HR: 0	SF: 1 SAC: 0 DP: 0 HBP: 0	WP: 0 PB: 0 SB: 0 CS: 0	PA: 35

PITCHER		IP	WLS	BF	H	R	ER	SO	BB	IBB	HBP	BLK	WP	HR	S	P	ERA	WHIP
48 Luis Ortiz, R ERA: 4.3	(1, 1)	4.2		21	4	1	1	6	3	0	0	0	0	0	52	84	1.93	1.500
50 Carmen Mlodzinski, R ERA: 3.38	(5, 1)	1.1		4	0	0	0	0	0	0	0	0	0	0	7	10	0.00	0.000
68 Angel Perdomo, L ERA: 2.25	(7, 1)	1.0	H	4	0	1	1	2	1	0	0	0	0	0	11	20	9.00	1.000
36 Dauri Moreta, R ERA: 2.53	(8, 1)	0.1	L	4	1	0	0	0	2	0	0	0	0	0	9	19	0.00	9.000
51 David Bednar, R ERA: 1.73	(8, 1)	0.2		2	1	3	3	0	0	0	0	0	0	0	4	7	40.50	1.500

PITCHER	IP	WLS	BF	H	R	ER	SO	BB	IBB	HBP	BLK	WP	HR	S	P	ERA	WHIP

Batter	1	2	3	4	5	6	7	8	9	AB	R	H	RBI	BB	SO	LOB
2 Geraldo Perdomo, S (1, 6) OBP: 0.406, SLG: 0.476	X FC 95 0-0 4 1B 53 1B 2B	B CU 78 B CH 88 C FC 94 F FC 94 X CH 90 2-2 ① F9		B FC 94 B CU 79 B FC 94 C FC 94 B FC 94 4-1 4 G4-3 1-2 2-3 BB		B SI 93 F SI 92 C CU 81 B SI 93 1 SAFE F SI 93 B FF 94 F SI 93 1 SAFE 4-2 F SI 93 B FF 94 4 FC6-4 1-2 BB		X SI 92 0-0 1-2 1B		3	1	2	0	2	0	0
4 Ketel Marte, S (1, 4) OBP: 0.362, SLG: 0.481	X FC 96 0-0 53 1B 7 BB 12 1B 2-3 1B	B FC 94 X FC 95 1-0 ② F9		F CU 80 B FC 95 X CH 89 1-1 ② G4-3 1-2 2-3 3-H		B SI 93 C CU 81 S CH 85 B SI 92 X SI 93 2-2 ② FC6-4 1-2f 2-H		C CU 79 B SI 92 B SI 92 X CH 83 2-1 ③ F9		5	1	1	1	0	0	5
7 Corbin Carroll, L (1, 7) OBP: 0.386, SLG: 0.596	B CU 81 F CU 81 B FC 96 D CH 92 1 SAFE B FC 97 4-1 53 1B 12 1B 1-2 BB	B FC 93 X CU 79 1-0 ③ G6-3		B FC 96 C FC 95 F FC 95 X CH 90 1-2 ③ F7		C CU 80 X CU 80 0-1 ③ G4-3			X SI 90 0-0 HR	4	2	1	1	1	0	3
53 Christian Walker, R (1, 3) OBP: 0.336, SLG: 0.521	C SI 97 B SI 97 S SL 91 X SL 92 1-2 12 1B 15 FC 1-2 2-3 3-H 1B		F FC 94 F FC 94 B FC 95 B CU 81 F SI 95 B FC 96 X FC 96 3-2 ① L7		B SI 94 S CU 79 B SI 95 X FC 95 2-1 12 FC6-5 2B		C SI 90 S FF 94 B FF 94 F SL 84 F SI 92 X SI 93 1-2 ① G4-3		C SI 90 B SI 90 X SI 91 1-1 ① G5-3	5	1	2	1	0	0	0
12 Lourdes Gurriel Jr., R (1, 10) OBP: 0.329, SLG: 0.506	F FC 96 X FC 95 0-1 15 FC 1-3 2-H 3-H 1B		B CU 82 X SI 94 1-0 ② F7		C SL 88 C FC 94 X SL 90 0-2 ① FC6-5 2-3		F SI 92 B SI 93 F CU 82 F SI 93 B SI 93 B FF 94 X SI 92 3-2 ② G3-1		B CU 79 F SI 90 F SI 91 B SI 92 F SI 92 B SI 91 F SI 91 F SI 90 F SI 91 3-3 ② C SI 91 K	5	0	1	2	0	1	1
15 Emmanuel Rivera, R (1, 5) OBP: 0.341, SLG: 0.406	C CU 80 F SI 94 B FC 96 F SI 96 D SL 91 F FC 96 B CH 90 1 SAFE F FC 95 3-2 ① X FC 95 FC 5 HR 1-2f 3-H		F SI 96 X SI 95 0-1 ③ G6-3		F FC 95 B SI 94 B FC 94 F FC 95 S FC 95 2-3 ② K		C SI 93 C SI 92 B SI 93 B SI 92 F SI 92 B SL 83 X SI 93 3-2 ③ G4-3		S CU 79 X SI 91 0-1 ③ G5-3	5	1	0	1	0	1	2
14 Gabriel Moreno, R (1, 2) OBP: 0.306, SLG: 0.344	C FC 95 C FC 96 C FC 96 0-3 ② K			S FC 94 B SL 88 B FC 94 X SI 94 2-1 ① F8	B FC 95 S FC 95 B FC 95 F FC 95 S FC 96 2-3 ③ K			B SI 92 F SI 90 B SI 92 X SI 91 2-1 ① F9		4	0	0	0	0	2	2
5 Alek Thomas, L (1, 8) OBP: 0.260, SLG: 0.359	B FC 95 C CU 80 X FC 94 1-1 1-H HR			B FC 94 X CH 90 1-0 2 BB 31 1B 4 G4-3 1B		C SI 92 C FF 94 B CH 84 X FF 95 1-2 ① F7		C CU 80 F SI 92 F CU 80 B SI 92 X CH 83 1-2 ② G1-3		4	2	2	2	0	0	0
31 Jake McCarthy, L (1, 9) OBP: 0.300, SLG: 0.353	B CU 79 X CU 79 1-0 ③ G3-1			X CH 89 0-0 4 G4-3 2 BB 1-2 1B		X SI 92 0-0 2 BB 4 E 1B		B SI 91 F CH 83 B FF 93 B SI 92 S SI 92 B SI 92 4-2 2 1B BB		3	1	2	0	1	0	0
Inning Stats	R: 6 E: 0 K: 1 S: 20 H: 5 LOB: 0 BB: 1 P: 30	R: 0 E: 0 K: 0 S: 5 H: 0 LOB: 0 BB: 0 P: 9	R: 0 E: 0 K: 0 S: 7 H: 0 LOB: 0 BB: 0 P: 11	R: 1 E: 0 K: 0 S: 10 H: 2 LOB: 2 BB: 1 P: 19	R: 0 E: 0 K: 2 S: 11 H: 1 LOB: 1 BB: 0 P: 17	R: 1 E: 1 K: 0 S: 14 H: 1 LOB: 1 BB: 1 P: 21	R: 0 E: 0 K: 0 S: 13 H: 0 LOB: 0 BB: 0 P: 20	R: 0 E: 0 K: 0 S: 11 H: 1 LOB: 2 BB: 1 P: 20	R: 1 E: 0 K: 1 S: 12 H: 1 LOB: 0 BB: 0 P: 16	1B: 7 2B: 2 3B: 0 HR: 2 SF: 0 SAC: 0 DP: 0 HBP: 0						

TOP

Arizona Diamondbacks @ Milwaukee Brewers

American Family Field, Milwaukee, WI

Mon Jun 19 2023, 7:11 PM - 9:38 PM CDT

Att. 24,257 - Clear - 79 F

livebaseballscorecards.com

AB	38
R	9
H	11
RBI	8
BB	4
SO	4
LOB	13

WP: 0 PB: 0 SB: 0 CS: 0 PA: 42

PITCHER		IP	WLS	BF	H	R	ER	SO	BB	IBB	HBP	BLK	WP	HR	S	P	ERA	WHIP
39 Corbin Burnes, R ERA: 3.96	(1, 1)	5.0	L	25	8	7	7	3	2	0	0	0	0	1	53	86	12.60	2.000
37 Adrian Houser, R ERA: 4.12	(6, 1)	4.0		17	3	2	1	1	2	0	0	0	0	1	50	77	2.25	1.250

PITCHER	IP	WLS	BF	H	R	ER	SO	BB	IBB	HBP	BLK	WP	HR	S	P	ERA	WHIP

Batter	1	2	3	4	5	6	7	8	9	AB	R	H	RBI	BB	SO	LOB
22 Christian Yelich, L (1, 7) OBP: 0.366, SLG: 0.441 16 Blake Perkins, S (9, PH) OBP: 0.316, SLG: 0.457	B FF 92 C FF 93 S FC 91 F FF 94 B CU 83 S FF 94 2-3 ① K		S CU 83 1 SAFE X FF 92 0-1 ① 1-H 3B			B CU 82 B CU 82 F FF 92 B CH 89 F FF 92 X SI 94 3-2 ② G6-3			C SI 89 B SI 89 X CH 81 1-1 ② G1-3	3 1	0 0	1 0	1 0	0 0	1 0	0 0
33 Jesse Winker, L (1, 10) OBP: 0.312, SLG: 0.222 14 Andruw Monasterio, R (9, PH) OBP: 0.341, SLG: 0.389	F SI 93 B CH 90 S CH 89 B FF 95 F CH 91 B FC 93 C FF 95 3-3 ② K		B CU 82 X CH 89 1-0 ③ G4-3			B SI 92 F FF 92 T FF 92 C FF 93 1-3 ③ K			C SI 88 F SI 88 F SI 91 S CH 81 0-3 ③ K	3 1	0 0	0 0	0 0	0 0	2 1	1 0
27 Willy Adames, R (1, 6) OBP: 0.286, SLG: 0.364	S SL 89 B SL 88 B CH 92 B SI 96 F FF 93 X FF 95 3-2 ③ F9			C FF 92 C FC 91 F CH 89 B SL 87 T CH 90 1-2 ① K			F SL 84 X FF 91 0-1 11 G3-6-3 1B			3	0	1	0	0	1	0
11 Rowdy Tellez, L (1, 3) OBP: 0.296, SLG: 0.422		B FF 93 B FF 93 C FC 92 F CH 90 F CH 90 B FF 94 X CH 90 3-2 ① L8		C FF 92 S FF 92 S CU 84 0-3 ② K			D CH 88 C FF 91 1 SAFE X CH 88 1-1 ①② G3-6-3 1-2f			3	0	0	0	0	1	1
6 Owen Miller, R (1, 4) OBP: 0.327, SLG: 0.409		C FF 94 X FC 92 0-1 ② L8		C FF 94 F FF 93 X SL 86 0-2 ③ F9			B FC 91 F SI 92 S FF 93 B SL 87 X CH 90 2-2 ③ L5			3	0	0	0	0	0	0
3 Raimel Tapia, L (1, 9) OBP: 0.299, SLG: 0.330		C FF 93 F CH 90 S FF 94 0-3 ③ K			C CU 80 X CH 88 0-1 ① F8			S SI 98 S SI 98 X SI 98 0-2 ① L7		3	0	0	0	0	1	0
9 Brian Anderson, R (1, 5) OBP: 0.332, SLG: 0.392			B FF 92 B FC 91 C SI 93 S CH 89 B FF 94 B FF 94 4-2 22 3B BB		B FF 91 X SI 92 1-0 7 G4-6-3 1B			B SI 98 B SL 83 B SI 97 C SI 97 B SI 97 4-1 7 G6-4-3 BB		1	1	1	0	2	0	0
7 Victor Caratini, S (1, 2) OBP: 0.333, SLG: 0.356			B CH 88 X FC 92 1-0 ① F9		C CH 88 F CH 88 F CH 89 X CU 83 0-2 ②③ G4-6-3 1-2f			X SI 98 0-0 ②③ G6-4-3 1-2f		3	0	0	0	0	0	3
28 Joey Wiemer, R (1, 8) OBP: 0.278, SLG: 0.405			B FC 91 C CH 89 X SL 86 1-1 ② F8			C SL 84 F FF 91 S FF 92 0-3 ① K			C SI 88 B CH 82 X CH 82 1-1 ① G5-3	3	0	0	0	0	1	1
Inning Stats	R: 0 E: 0 K: 2 S: 11 H: 0 LOB: 0 BB: 0 P: 19	R: 0 E: 0 K: 1 S: 9 H: 0 LOB: 0 BB: 0 P: 12	R: 1 E: 0 K: 0 S: 8 H: 1 LOB: 1 BB: 1 P: 15	R: 0 E: 0 K: 2 S: 10 H: 0 LOB: 0 BB: 0 P: 11	R: 0 E: 0 K: 0 S: 7 H: 1 LOB: 0 BB: 0 P: 8	R: 0 E: 0 K: 2 S: 9 H: 0 LOB: 0 BB: 0 P: 13	R: 0 E: 0 K: 0 S: 7 H: 1 LOB: 0 BB: 0 P: 10	R: 0 E: 0 K: 0 S: 5 H: 0 LOB: 0 BB: 1 P: 9	R: 0 E: 0 K: 1 S: 8 H: 0 LOB: 0 BB: 0 P: 10	1B: 2 2B: 0 3B: 1 HR: 0	SF: 0 SAC: 0 DP: 3 HBP: 0	WP: 0 PB: 0 SB: 0 CS: 0	PA: 29			

PITCHER		IP	WLS	BF	H	R	ER	SO	BB	IBB	HBP	BLK	WP	HR	S	P	ERA	WHIP
29 Merrill Kelly, R ERA: 2.9	(1, 1)	7.0	W	23	3	1	1	7	1	0	0	0	0	0	61	88	1.29	0.571
50 Miguel Castro, R ERA: 3.6	(8, 1)	1.0		3	0	0	0	0	1	0	0	0	0	0	5	9	0.00	1.000
35 Joe Mantiply, L ERA: 4.05	(9, 1)	1.0		3	0	0	0	1	0	0	0	0	0	0	8	10	0.00	0.000

PITCHER	IP	WLS	BF	H	R	ER	SO	BB	IBB	HBP	BLK	WP	HR	S	P	ERA	WHIP

BOTTOM

Arizona Diamondbacks @ Milwaukee Brewers

American Family Field, Milwaukee, WI

Mon Jun 19 2023, 7:11 PM - 9:38 PM CDT

Att. 24,257 - Clear - 79 F

livebaseballscorecards.com

AB	27
R	1
H	3
RBI	1
BB	2
SO	8
LOB	6

Batter	1	2	3	4	5	6	7	8	9	AB	R	H	RBI	BB	SO	LOB
2 Geraldo Perdomo, S (1, 6) OBP: 0.401, SLG: 0.466	B FC 84 B SI 92 C SI 92 X FC 87 2-1 F8 ①	B FS 86 F FF 93 F ST 82 F FF 94 B CU 78 C FF 92 2-3 K ②			B FC 82 C FF 91 X FS 82 1-1 P6 ①	X SI 90 0-0 FC6-4 ③ 1-2f			B CH 85 C CH 85 B FC 92 S FF 95 B CH 87 B FF 95 4-2 4 G3-6 BB	4	0	0	0	1	1	4
4 Ketel Marte, S (1, 4) OBP: 0.366, SLG: 0.498	C FC 86 B ST 82 X SI 93 1-1 7 1B 2B	B FF 93 D FC 87 X SI 93 2-0 1-H 2-H HR			C FC 84 X FS 86 0-1 1B		C ST 80 B FF 88 B CH 82 F CH 82 S FF 90 2-3 K ①		B CH 83 T FF 95 B CH 84 B CH 84 X CH 84 3-1 G3-6 ②③ 1-2f	5	2	3	3	0	1	1
7 Corbin Carroll, L (1, 7) OBP: 0.384, SLG: 0.591	F FF 94 F FC 87 X FS 87 0-2 53 1B 2-H 1B	X FC 87 0-0 F9 ③			B FC 84 C SI 91 1 SAFE X ST 81 1-1 F9 ②		X SI 90 0-0 G5-3 ②			4	0	1	1	0	0	1
53 Christian Walker, R (1, 3) OBP: 0.334, SLG: 0.517	C SI 93 C FF 95 X SI 93 0-2 3 S 1-3 1B		C ST 80 X SI 90 0-1 G5-3 ①		X SI 92 0-0 F7 ③		B FC 89 F SI 93 X SI 93 1-1 F8 ③			4	0	1	0	0	0	1
12 Lourdes Gurriel Jr., R (1, 10) OBP: 0.324, SLG: 0.498	B SI 93 B SI 94 S FC 87 X SI 92 2-1 P3 ②		B FC 85 S FC 85 F SI 90 X ST 81 1-2 P6 ②			X FC 84 0-0 P3 ①		C SI 95 C SI 96 B SL 86 C SL 86 1-3 K ①		4	0	0	0	0	1	2
3 Evan Longoria, R (1, 5) OBP: 0.282, SLG: 0.535	B FF 94 B SI 93 F FC 88 C SI 94 X SI 94 2-2 G6-3 ③ 1-2		X FF 92 0-0 F8 ③			C FF 91 B CU 77 F SI 93 B FF 94 X CU 79 2-2 5 FC4-6 1B		C SL 85 S SL 85 F SI 95 B SL 86 B SL 86 T SI 96 2-2 K ②		4	0	1	0	0	1	2
5 Alek Thomas, L (1, 8) OBP: 0.260, SLG: 0.355		B CU 78 X FC 86 1-0 G4-3 ①		X FS 83 0-0 F7 ①		F FF 89 F ST 80 B FF 88 B FF 89 X ST 80 2-2 FC4-6 18 E 18 31 1B 1B ② 1-2f		C CH 92 X CH 90 0-1 1B		4	1	1	0	0	0	1
18 Carson Kelly, R (1, 2) OBP: 0.167, SLG: 0.176 26 Pavin Smith, L (8, PH) OBP: 0.315, SLG: 0.355 14 Gabriel Moreno, R (8, 2) OBP: 0.306, SLG: 0.344		B SI 92 X SI 92 1-0 4 HR 2B		B FC 85 C FF 92 B FC 85 S FC 85 S FF 93 2-3 K ②		F FF 88 B ST 80 X CH 82 1-1 E6 31 1B 1-3 1B		B SL 84 S CH 88 F FF 97 S SL 85 1-3 K ③		3 1 0	1 0 0	2 0 0	0 0 0	0 0 0	1 1 0	0 1 0
31 Jake McCarthy, L (1, 9) OBP: 0.305, SLG: 0.353		S SI 92 B FC 87 S SI 93 F SI 92 B CU 81 B FF 94 B FC 86 4-2 4 HR BB		B FS 84 T FC 84 X FF 92 1-1 F8 ③		B SI 90 X SI 89 1-0 2 FC6-4 1-2 3-H 1B			M CH 84 F FC 90 T CH 85 0-2 K ①	3	1	1	1	1	1	0
Inning Stats	R: 1 E: 0 K: 0 S: 15 H: 3 LOB: 2 BB: 0 P: 22	R: 3 E: 0 K: 1 S: 11 H: 2 LOB: 0 BB: 1 P: 21	R: 0 E: 0 K: 0 S: 6 H: 0 LOB: 0 BB: 0 P: 7	R: 0 E: 0 K: 1 S: 6 H: 0 LOB: 0 BB: 0 P: 9	R: 0 E: 0 K: 0 S: 7 H: 1 LOB: 1 BB: 0 P: 9	R: 1 E: 1 K: 0 S: 11 H: 3 LOB: 2 BB: 0 P: 17	R: 0 E: 0 K: 1 S: 6 H: 0 LOB: 0 BB: 0 P: 9	R: 0 E: 0 K: 3 S: 12 H: 1 LOB: 1 BB: 0 P: 16	R: 0 E: 0 K: 1 S: 7 H: 0 LOB: 0 BB: 1 P: 14	1B: 7 2B: 2 3B: 0 HR: 1	SF: 0 SAC: 0 DP: 1 HBP: 0			WP: 0 PB: 0 SB: 1 CS: 0	PA: 38		

PITCHER		IP	WLS	BF	H	R	ER	SO	BB	IBB	HBP	BLK	WP	HR	S	P	ERA	WHIP
48 Colin Rea, R ERA: 4.88	(1, 1)	5.1		24	7	5	4	2	1	0	0	0	0	1	49	74	6.75	1.500
55 Hoby Milner, L ERA: 2.86	(6, 1)	1.1		6	2	0	0	1	0	0	0	0	0	0	11	17	0.00	1.500
46 Bryse Wilson, R ERA: 2.8	(7, 1)	0.1	W	1	0	0	0	0	0	0	0	0	0	0	2	3	0.00	0.000
31 Joel Payamps, R ERA: 2.43	(8, 1)	1.0	H	4	1	0	0	3	0	0	0	0	0	0	12	16	0.00	1.000
38 Devin Williams, R ERA: 1.82	(9, 1)	1.0	S	3	0	0	0	1	1	0	0	0	0	0	7	14	0.00	1.000

PITCHER	IP	WLS	BF	H	R	ER	SO	BB	IBB	HBP	BLK	WP	HR	S	P	ERA	WHIP

TOP

Arizona Diamondbacks @ Milwaukee Brewers

American Family Field, Milwaukee, WI

Tue Jun 20 2023, 7:11 PM - 9:40 PM CDT

Att. 27,048 - Clear - 74 F

livebaseballscorecards.com

AB	36
R	5
H	10
RBI	5
BB	2
SO	7
LOB	13

Batter	1	2	3	4	5	6	7	8	9	AB	R	H	RBI	BB	SO	LOB
22 Christian Yelich, L (1, 7) OBP: 0.361, SLG: 0.434	B FF 93 F FF 94 X CH 84 1-1 ① G4-3		B CH 84 F CH 84 C FF 93 B CU 79 X FF 94 2-2 ① G5-3		C CU 75 S FF 93 B FF 93 F FF 94 F CH 85 T FF 94 1-2 ① K		X SL 85 0-0 ① G1-3 1-2 2-3 3-H			4	0	0	1	0	1	2
24 William Contreras, R (1, 2) OBP: 0.339, SLG: 0.432	B FF 95 B FF 93 F FF 93 X CU 76 2-1 ② F9		C CU 76 F FF 94 S FF 94 0-3 ② K		B FC 86 X CH 83 1-0 ② G5-3		X SL 86 0-0 6 1B 27 FC5-4 2B 2-H 3-H			4	1	1	2	0	1	0
11 Rowdy Tellez, L (1, 3) OBP: 0.293, SLG: 0.416 6 Owen Miller, R (7, PH) OBP: 0.330, SLG: 0.412 (8, 3)	X FF 95 0-0 ③ F7		C FF 94 B CH 86 X CH 85 1-1 ③ G4-3		B FF 94 B CH 85 B CH 85 X FF 92 3-0 ③ P5		F FC 89 S FC 89 X SL 88 0-2 27 FC5-4 1B 2-3			3 1	0 0	0 1	0 0	0 0	0 0	0 0
27 Willy Adames, R (1, 6) OBP: 0.289, SLG: 0.366		C FF 92 X FC 86 0-1 9 2B 2 2B 1B		F FF 93 B SL 82 X FC 86 1-1 ① 33 HR 1B		B SL 86 S SL 86 X SL 88 1-1 ① G1-3	F FF 94 X SL 87 0-1 ② FC5-4 1-2f 3-H			4	2	2	1	0	0	1
33 Jesse Winker, L (1, 10) OBP: 0.312, SLG: 0.250 14 Andruw Monasterio, R (7, PH) OBP: 0.333, SLG: 0.378 (8, 10)		B CU 76 T CH 84 S FF 94 S FF 95 1-3 ① K		B FF 92 F CH 84 B FF 93 C FF 92 F FF 94 B CH 85 X FF 93 3-2 1-H HR		C SL 88 S SL 88 F SL 90 B FF 95 B SL 89 S SL 90 2-3 ② K	C CU 86 B SI 96 C CU 85 B CU 87 1 SAFE S FF 96 2-3 ③ K			3 1	1 0	1 0	2 0	0 0	2 1	1 1
9 Brian Anderson, R (1, 5) OBP: 0.331, SLG: 0.394		C FF 94 X FF 94 0-1 2 2B 1-3 2B		C CH 85 F FF 94 B FF 94 B FF 93 B CH 85 F FC 86 F FF 92 X FC 86 3-2 ① P3		C SL 88 F SL 89 S SL 88 1-3 ③ K		X CU 86 0-0 ① G5-3		4	0	1	0	0	1	0
2 Luis Urías, R (1, 4) OBP: 0.319, SLG: 0.289		C FC 87 X CU 78 0-1 2B 2-3 3-H		B FF 93 C SL 83 F FC 84 F SL 83 F SL 83 B FC 86 X FC 84 2-2 1B			C SL 88 B SL 88 B SL 89 C SL 88 F SL 88 B SL 90 F SL 89 B SL 88 4-2 28 1B 16 1B 22 G1-3 BB	B FF 97 B CU 85 S FF 96 B SI 96 X FF 96 3-1 ② F9		3	1	2	1	1	0	0
16 Blake Perkins, S (1, 9) OBP: 0.310, SLG: 0.436		B FC 86 T FF 93 C FF 94 F FF 94 D CU 78 B CH 85 X FF 94 3-2 ② P6		1 SAFE C CH 85 S FF 93 F FF 94 C FF 95 0-3 ② K			C SL 88 S SL 88 F SL 88 B FF 94 B SL 87 X SL 87 2-2 22 G1-3 28 1B 24 2B 1B 1-2	C FF 96 S FF 96 B FF 97 B CU 87 S FF 97 2-3 ③ K		4	1	1	0	0	2	3
28 Joey Wiemer, R (1, 8) OBP: 0.279, SLG: 0.404		F FC 87 B FF 94 C FC 86 S FC 86 1-3 ③ K		F FC 85 F SL 83 S FF 95 0-3 ③ K			B SL 88 S SL 88 F SL 88 F SL 88 X SL 88 1-2 22 G1-3 24 2B 1B 1-2 2-3			3	1	1	0	0	2	3
Inning Stats	R: 0 E: 0 K: 0 S: 5 H: 0 LOB: 0 BB: 0 P: 8	R: 1 E: 0 K: 2 S: 16 H: 3 LOB: 2 BB: 0 P: 21	R: 0 E: 0 K: 1 S: 8 H: 0 LOB: 0 BB: 0 P: 11	R: 2 E: 0 K: 2 S: 23 H: 3 LOB: 1 BB: 0 P: 32	R: 0 E: 0 K: 1 S: 7 H: 0 LOB: 0 BB: 0 P: 12	R: 0 E: 0 K: 2 S: 9 H: 0 LOB: 0 BB: 0 P: 13	R: 4 E: 0 K: 1 S: 22 H: 4 LOB: 1 BB: 1 P: 31	R: 0 E: 0 K: 1 S: 6 H: 0 LOB: 0 BB: 0 P: 11		1B: 6 2B: 3 3B: 0 HR: 1 SF: 0 SAC: 0 DP: 0 HBP: 0						

BOTTOM

Arizona Diamondbacks @ Milwaukee Brewers

American Family Field, Milwaukee, WI

Tue Jun 20 2023, 7:11 PM - 9:40 PM CDT

Att. 27,048 - Clear - 74 F

livebaseballscorecards.com

AB	34
R	7
H	10
RBI	7
BB	1
SO	10
LOB	11

WP: 0 PB: 0 SB: 0 CS: 0 PA: 35

PITCHER		IP	WLS	BF	H	R	ER	SO	BB	IBB	HBP	BLK	WP	HR	S	P	ERA	WHIP
19 Ryne Nelson, R ERA: 5.31	(1, 1)	5.0		21	6	3	3	6	0	0	0	0	0	1	59	84	5.40	1.200
55 Austin Adams, R ERA: 3.86	(6, 1)	1.0	L	6	2	3	3	2	1	0	0	0	0	0	21	32	27.00	3.000
24 Kyle Nelson, L ERA: 3.04	(7, 1)	0.2	B	4	2	1	1	0	0	0	0	0	0	0	7	7	13.50	3.000
66 José Ruiz, R ERA: 5.88	(7, 1)	1.1		4	0	0	0	2	0	0	0	0	0	0	9	16	0.00	0.000

PITCHER	IP	WLS	BF	H	R	ER	SO	BB	IBB	HBP	BLK	WP	HR	S	P	ERA	WHIP

Arizona Diamondbacks @ Milwaukee Brewers

American Family Field, Milwaukee, WI

Wed Jun 21 2023, 1:13 PM - 3:58 PM CDT

Att. 31,397 - Sunny - 78 F

TOP

livebaseballscorecards.com

Batter	1	2	3	4	5	6	7	8	9	AB	R	H	RBI	BB	SO	LOB
2 Geraldo Perdomo, S (1, 6) OBP: 0.396, SLG: 0.458	B FC 85 F FC 86 B CH 83 X FC 85 2-1 ① F8		B CU 74 B SI 89 B FC 85 C SI 88 C SI 91 X SI 91 3-2 ① G3-1		1 SAFE B FC 84 B SI 90 B FC 86 C SI 88 S CH 84 F FC 87 S CH 83 3-3 ② K 1-2		B SI 93 C CH 84 B FF 92 B FF 93 C SI 92 X CH 84 3-2 ① G3	B KC 84 B KC 85 X FF 97 2-0 4 S 1B 2-H		5	0	1	1	0	1	1
4 Ketel Marte, S (1, 4) OBP: 0.370, SLG: 0.494	B FC 84 B CH 83 C FC 86 C SI 89 B FF 89 B CU 77 4-2 53 1B BB		F CU 76 B SI 90 C FC 87 H SI 90 2-2 7 G4-6-3 HBP		B FC 86 B SI 89 B CH 83 B SI 87 4-0 BB		B SL 82 B FF 94 X CH 85 2-0 ② G3	F FF 97 1 SAFE B FF 96 C KC 85 C FF 100 1-3 ② K 1-3		2	0	0	0	2	1	1
7 Corbin Carroll, L (1, 7) OBP: 0.381, SLG: 0.581	C FC 85 C SI 88 F FC 87 X CU 79 0-2 ② F9		B SI 90 X SI 90 1-0 ② ③ G4-6-3 1-2f		S FF 88 X FC 87 0-1 ③ P5		B SL 82 B CH 86 B CH 86 B SI 92 4-0 26 S 53 S BB	B KC 84 C FF 99 S FF 99 F FF 99 F FF 98 S KC 85 1-3 ③ K		4	0	0	0	1	1	5
53 Christian Walker, R (1, 3) OBP: 0.336, SLG: 0.513	X SI 90 0-0 26 BB 1-3 1B			C SI 88 F CH 83 X CU 78 0-2 ① G5-3		C SL 89 B SI 95 B SL 91 C SI 96 X SL 90 2-2 ① F8	B FF 93 C SI 92 F FF 94 B SL 84 B SL 84 B SI 93 4-2 26 S 1-2 BB		C FF 98 X FF 98 0-1 ① P3	4	0	1	0	1	0	0
26 Pavin Smith, L (1, 10) OBP: 0.327, SLG: 0.353	B FC 86 B FF 89 C FC 86 B SI 90 B SI 87 4-1 1-2 BB			X SI 89 0-0 ② P6		B SL 90 B SI 95 S SL 90 F SL 91 B SL 92 B SL 89 4-2 15 1B 15 E BB	B SL 82 C CH 84 B CH 87 B CH 83 B SI 93 4-1 1-2 2-3 BB		B KC 84 B FF 99 B FF 97 B FF 100 4-0 15 S 15 1B BB	1	2	0	0	4	0	0
15 Emmanuel Rivera, R (1, 5) OBP: 0.350, SLG: 0.414	B FC 88 B SI 90 X SI 91 2-0 ③ G1-3			B FC 85 C SI 90 C SI 90 B CU 79 X SI 91 2-2 1B		C SL 90 S SI 96 F SI 94 F SI 96 B SL 91 X SI 97 1-2 E8 5 1B 1-H 1B	B SI 93 F SL 82 T SI 93 B SL 84 S FF 94 2-3 ③ K		C FF 100 F FF 99 X KC 85 0-2 31 WP 5 1B 1-H 1B	5	1	3	1	0	1	6
5 Alek Thomas, L (1, 8) OBP: 0.272, SLG: 0.373		S CU 75 F CH 84 B SI 89 B CU 77 F FC 86 B SI 89 X SI 90 3-2 ① G3-1		S SI 89 B CU 76 F CH 82 X FC 86 1-2 ③ F7		D SI 94 B SL 90 S SL 91 X SL 91 2-1 2-H 1B		B KC 83 B FF 96 X FF 97 2-0 14 2B 2B	D FF 99 C FF 99 C FF 100 F FF 99 X KC 84 1-2 31 WP 1B 1-2	5	1	3	1	0	0	1
14 Gabriel Moreno, R (1, 2) OBP: 0.303, SLG: 0.346		T CU 76 B SI 90 F FC 86 S SI 89 1-3 ② K			C FC 85 F CU 76 B SI 90 B SI 89 F FC 87 X SI 89 2-2 ① G6-3	C SI 96 F SL 91 S SI 96 0-3 ② K		C FF 97 X FF 98 0-1 2-H 2 1B 2B	B FC 87 F SI 91 F SI 92 F CU 78 X SI 92 1-2 ② L8	5	1	1	1	0	2	3
31 Jake McCarthy, L (1, 9) OBP: 0.302, SLG: 0.343		F CU 74 F FF 89 B CH 84 C FC 87 1-3 ③ K			B CH 82 B FC 86 F SI 90 F SI 89 F FC 86 B SI 89 3-2 2 S BB	B ST 80 B ST 78 X SI 88 2-0 ③ L7		C KC 84 X FF 98 0-1 ① F7	F SI 93 B FC 88 C FC 89 D CU 80 X SI 92 2-2 ③ F7 1-2 2-3	4	0	0	0	1	1	4
Inning Stats	R: 0 E: 0 K: 0 S: 11 H: 1 LOB: 3 BB: 2 P: 23	R: 0 E: 0 K: 2 S: 10 H: 0 LOB: 0 BB: 0 P: 15	R: 0 E: 0 K: 0 S: 6 H: 0 LOB: 0 BB: 0 P: 12	R: 0 E: 0 K: 0 S: 10 H: 1 LOB: 1 BB: 0 P: 13	R: 0 E: 0 K: 1 S: 13 H: 0 LOB: 2 BB: 2 P: 25	R: 2 E: 1 K: 1 S: 16 H: 2 LOB: 1 BB: 1 P: 27	R: 0 E: 0 K: 1 S: 10 H: 0 LOB: 3 BB: 3 P: 29	R: 2 E: 0 K: 2 S: 14 H: 3 LOB: 1 BB: 0 P: 20	R: 1 E: 0 K: 0 S: 16 H: 2 LOB: 2 BB: 1 P: 24	1B: 7 2B: 2 3B: 0 HR: 0 SF: 0 SAC: 0 DP: 1 HBP: 1						

	AB	35
	R	5
	H	9
	RBI	4
	BB	9
	SO	7
	LOB	21

WP: 1 PB: 0 SB: 7 CS: 0 PA: 45

PITCHER		IP	WLS	BF	H	R	ER	SO	BB	IBB	HBP	BLK	WP	HR	S	P	ERA	WHIP
49 Julio Teheran, R ERA: 1.53	(1, 1)	5.0		21	2	0	0	3	4	0	1	0	0	0	50	88	0.00	1.200
59 Elvis Peguero, R ERA: 3.04	(6, 1)	0.2	L	5	2	2	1	1	1	0	0	0	0	0	15	24	13.50	4.500
55 Hoby Milner, L ERA: 2.83	(6, 1)	0.1		1	0	0	0	0	0	0	0	0	0	0	1	3	0.00	0.000
32 Peter Strzelecki, R ERA: 4.73	(7, 1)	1.0		6	0	0	0	1	3	0	0	0	0	0	10	29	0.00	3.000
29 Trevor Megill, R ERA: 4.91	(8, 1)	1.1		10	5	3	3	2	1	0	0	0	0	0	23	34	20.25	4.500

PITCHER		IP	WLS	BF	H	R	ER	SO	BB	IBB	HBP	BLK	WP	HR	S	P	ERA	WHIP
46 Bryse Wilson, R ERA: 2.75	(9, 1)	0.2		2	0	0	0	0	0	0	0	0	1	0	7	10	0.00	0.000

BOTTOM

Arizona Diamondbacks @ Milwaukee Brewers

American Family Field, Milwaukee, WI

Wed Jun 21 2023, 1:13 PM - 3:58 PM CDT

Att. 31,397 - Sunny - 78 F

livebaseballscorecards.com

Batter	1	2	3	4	5	6	7	8	9	AB	R	H	RBI	BB	SO	LOB
22 Christian Yelich, L (1, 7) OBP: 0.360, SLG: 0.431	F FF 91 X KC 81 0-1 1B		B CH 88 F FF 94 B CH 87 S CH 87 S KC 83 2-3 ② K			B FF 91 X CH 86 1-0 ① L8			C FS 86 T FF 92 F FF 92 B FS 84 S FS 85 1-3 ① K	4	0	1	0	0	2	1
24 William Contreras, R (1, 2) OBP: 0.333, SLG: 0.424	S FF 93 C FF 93 1 SAFE B FF 92 1 SAFE X FF 93 1-2 ① F8		S FF 93 B KC 83 B FF 94 X KC 83 2-1 ③ F9			B FF 93 B CH 86 C FF 93 C FF 94 F CH 87 X KC 83 2-2 ② G5-3			B FF 93 X FF 94 1-0 ② G6-3	4	0	0	0	0	0	2
27 Willy Adames, R (1, 6) OBP: 0.285, SLG: 0.360	B FC 90 1 SAFE X FC 89 1-0 ② F8			F KC 80 F KC 82 S KC 82 0-3 ① K		C CH 87 B FC 88 B SL 87 X SL 86 2-1 ③ F8			C FF 94 B FF 93 F FS 86 X FF 94 1-2 ③ L9	4	0	0	0	0	1	1
11 Rowdy Tellez, L (1, 10) OBP: 0.293, SLG: 0.413	C FF 93 C FF 92 X KC 81 0-2 ③ F7			B FF 93 B FC 91 C CH 86 X CH 87 2-1 ② F9			S FF 93 B FF 92 B KC 82 B FF 92 B FF 93 4-1 6 G6-4-3 BB			2	0	0	0	1	0	1
6 Owen Miller, R (1, 3) OBP: 0.325, SLG: 0.405		B FF 92 S FF 92 C FF 92 F FC 88 X FF 91 1-2 ① F9		B FF 94 F FF 92 B FF 93 F FF 93 X FF 93 2-2 ③ F9			F FC 89 F KC 82 X FF 94 0-2 ①② G6-4-3 1-2f			3	0	0	0	0	0	1
9 Brian Anderson, R (1, 5) OBP: 0.327, SLG: 0.389		F FF 92 F FF 93 F FF 92 S CH 87 0-3 ② K			C FF 90 B FF 91 B FF 92 X FF 92 2-1 ① L7		B FF 93 X FF 93 1-0 ③ F8			3	0	0	0	0	1	0
3 Raimel Tapia, L (1, 9) OBP: 0.300, SLG: 0.360		B FF 92 S FF 92 B FF 94 T FF 93 X FF 95 2-2 ③ G3-1			B KC 82 X FF 92 1-0 HR			C FF 93 F FF 93 C FF 94 0-3 ① K		3	1	1	1	0	1	0
2 Luis Urías, R (1, 4) OBP: 0.300, SLG: 0.268			C FC 88 C FF 91 S FC 88 0-3 ① K		B KC 81 F KC 81 X KC 81 1-1 ② L6			S SL 90 F FF 94 S FS 86 0-3 ② K		3	0	0	0	0	2	0
28 Joey Wiemer, R (1, 8) OBP: 0.280, SLG: 0.407			F FF 92 B FF 93 B CH 86 C FF 94 B CH 88 X FF 94 3-2 2B		B FF 93 B FC 89 S KC 82 S KC 82 X KC 82 2-2 ③ F8			B FF 94 S FF 94 B FF 94 S FS 85 S FS 86 2-3 ③ K		3	0	1	0	0	1	0
Inning Stats	R: 0 E: 0 K: 0 S: 9 H: 1 LOB: 1 BB: 0 P: 11	R: 0 E: 0 K: 1 S: 11 H: 0 LOB: 0 BB: 0 P: 14	R: 0 E: 0 K: 2 S: 11 H: 1 LOB: 1 BB: 0 P: 18	R: 0 E: 0 K: 1 S: 8 H: 0 LOB: 0 BB: 0 P: 12	R: 1 E: 0 K: 0 S: 8 H: 1 LOB: 0 BB: 0 P: 14	R: 0 E: 0 K: 0 S: 7 H: 0 LOB: 0 BB: 0 P: 12	R: 0 E: 0 K: 0 S: 5 H: 0 LOB: 0 BB: 1 P: 10	R: 0 E: 0 K: 3 S: 9 H: 0 LOB: 0 BB: 0 P: 11	R: 0 E: 0 K: 1 S: 8 H: 0 LOB: 0 BB: 0 P: 11	1B: 1 2B: 1 3B: 0 HR: 1 SF: 0 SAC: 0 DP: 1 HBP: 0						

	AB	29
	R	1
	H	3
	RBI	1
	BB	1
	SO	8
	LOB	6

PITCHER		IP	WLS	BF	H	R	ER	SO	BB	IBB	HBP	BLK	WP	HR	S	P	ERA	WHIP
23 Zac Gallen, R ERA: 2.84	(1, 1)	7.0	W	24	3	1	1	4	1	0	0	0	0	1	59	91	1.29	0.571
30 Scott McGough, R ERA: 2.54	(8, 1)	2.0	S	6	0	0	0	4	0	0	0	0	0	0	17	22	0.00	0.000

PITCHER	IP	WLS	BF	H	R	ER	SO	BB	IBB	HBP	BLK	WP	HR	S	P	ERA	WHIP

Milwaukee Brewers @ Cleveland Guardians

Progressive Field, Cleveland, OH

Fri Jun 23 2023, 7:12 PM - 9:32 PM EDT

Att. 30,056 - Cloudy - 68 F

livebaseballscorecards.com

TOP

Batter	1	2	3	4	5	6	7	8	9	AB	R	H	RBI	BB	SO	LOB
22 Christian Yelich, L (1, 7) OBP: 0.357, SLG: 0.427	F FF 91 B FC 86 C FF 91 F KC 83 S SL 85 1-3 ① K		B KC 84 X FC 87 1-0 ② G6-3		C CH 87 B FF 92 B FC 87 C FF 92 X FF 93 2-2 ③ G1-3	S CU 82 S CU 82 X CU 83 0-2 1-3 2-H 1B		1 SAFE C FF 92 C FF 91 B SL 86 C FF 93 1-3 ③ K		5	0	1	1	0	2	1
24 William Contreras, R (1, 2) OBP: 0.339, SLG: 0.430	X FF 92 0-0 27 1B 2B		B FC 88 C KC 82 B SL 85 B FC 86 D KC 83 4-1 BB			B FC 86 X FF 91 1-0 11 2B 27 HR 1B B FF 96 F SL 90 C FF 84 X CU 87 1-2 ③ G5-3			B SL 84 X SL 84 1-0 ① G6-3	4	2	2	0	1	0	2
11 Rowdy Tellez, L (1, 3) OBP: 0.291, SLG: 0.412	C FF 90 X KC 81 0-1 ② F8		C FC 87 F FF 92 D SL 85 S KC 83 1-3 ③ K			D KC 84 F FC 87 X FF 91 1-1 1-3 27 HR 2B	C CU 74 X SL 85 0-1 ① F8		B FF 92 B FF 92 B FF 93 C FF 91 F FF 93 F SL 86 F FF 93 X CU 76 3-2 ② F7	5	1	1	0	0	1	2
27 Willy Adames, R (1, 6) OBP: 0.294, SLG: 0.398	B SL 85 B FC 86 S SL 84 X FF 91 2-1 2-H 1B			F FC 87 S KC 82 B SL 85 F KC 83 B FF 92 S SL 85 2-3 ① K		X SL 84 0-0 2-H 3-H HR	C FF 93 B SL 85 S SL 83 X FF 93 1-2 2B		C SL 85 B FF 94 X FF 91 1-1 HR	5	2	4	5	0	1	0
33 Jesse Winker, L (1, 10) OBP: 0.308, SLG: 0.246 6 Owen Miller, R (6, PH) OBP: 0.320, SLG: 0.399 (6, 10)	F FF 91 S FC 88 D SL 85 S KC 82 1-3 ③ K			S FC 87 S FF 92 S KC 84 F KC 84 S KC 83 1-3 ② K		B FF 96 T SL 89 B FF 96 F FF 96 F CU 84 F FF 96 B FF 96 F SL 88 F SL 90 3-2 ① G6-3 X CU 83	X FF 90 0-0 ② F8		B SL 84 S SL 85 F SL 84 X FF 92 1-2 ③ F9	2 3	0 0	0 0	0 0	0 0	2 0	1 1
9 Brian Anderson, R (1, 5) OBP: 0.326, SLG: 0.384		X FC 87 0-0 ① G1-3		B FF 92 B FC 86 B SL 84 B FF 91 4-0 BB		B SL 88 S SL 88 C FF 96 S CU 84 1-3 ② K	F SL 85 D CU 74 B SL 80 T SL 83 X FF 91 2-2 ③ G6-3			3	0	0	0	1	1	1
3 Raimel Tapia, L (1, 9) OBP: 0.295, SLG: 0.353 16 Blake Perkins, S (6, PH) OBP: 0.318, SLG: 0.439 (6, 9)		B FF 89 X FF 90 1-0 ② G4-3		C FF 91 C KC 83 S SL 84 0-3 ③ K		B FF 96 C FF 96 S CU 83 X FF 96 1-2 2 HBP 28 1B 1B		C FF 91 F CU 75 B FF 92 C FF 93 1-3 ① K		2 2	0 1	0 1	0 0	0 0	1 1	1 0
2 Luis Urías, R (1, 4) OBP: 0.296, SLG: 0.250		C FF 90 B FC 87 B FC 87 C SL 84 S SL 84 2-3 ③ K			C FF 90 C FC 86 B KC 82 F SL 83 B SL 85 F FF 92 B SL 85 X FC 87 3-2 ① L4	B SL 88 F SL 88 H FF 95 2-1 28 1B 1-2 22 1B HBP		S SL 85 B SL 85 X SL 82 1-1 ② F9		3	1	0	0	0	1	0
28 Joey Wiemer, R (1, 8) OBP: 0.283, SLG: 0.406			S SL 83 B KC 82 C SL 85 B FF 91 S SL 86 2-3 ① K		B KC 84 B FF 92 C FF 91 S SL 85 X FF 92 2-2 ② G5-3	C FF 96 D CU 82 S FF 95 F FF 95 B CU 84 X FF 96 2-2 22 1B 1-2 2-H 1B		B SL 84 S FF 91 B FF 91 B SL 86 B FF 91 4-1 BB		3	0	1	1	1	1	0
Inning Stats	R: 1 E: 0 K: 2 S: 12 H: 2 LOB: 1 BB: 0 P: 16	R: 0 E: 0 K: 1 S: 5 H: 0 LOB: 0 BB: 0 P: 8	R: 0 E: 0 K: 2 S: 8 H: 0 LOB: 1 BB: 1 P: 16	R: 0 E: 0 K: 3 S: 11 H: 0 LOB: 1 BB: 1 P: 18	R: 0 E: 0 K: 0 S: 11 H: 0 LOB: 0 BB: 0 P: 18	R: 5 E: 0 K: 1 S: 28 H: 6 LOB: 2 BB: 0 P: 40	R: 0 E: 0 K: 0 S: 9 H: 1 LOB: 1 BB: 0 P: 12	R: 0 E: 0 K: 2 S: 9 H: 0 LOB: 1 BB: 1 P: 16	R: 1 E: 0 K: 0 S: 11 H: 1 LOB: 0 BB: 0 P: 17	1B: 5 2B: 3 3B: 0 HR: 2 SF: 0 SAC: 0 DP: 0 HBP: 1						

	AB	37
	R	7
	H	10
	RBI	7
	BB	3
	SO	11
	LOB	9

WP: 0 PB: 0 SB: 0 CS: 0 PA: 41

PITCHER		IP	WLS	BF	H	R	ER	SO	BB	IBB	HBP	BLK	WP	HR	S	P	ERA	WHIP
57 Shane Bieber, R ERA: 3.69	(1, 1)	5.0	L	22	5	4	4	8	2	0	0	0	0	1	51	82	7.20	1.400
29 Tim Herrin, L ERA: 6.75	(6, 1)	1.0		7	3	2	2	1	0	0	1	0	0	0	24	34	18.00	3.000
44 Xzavion Curry, R ERA: 2.93	(7, 1)	3.0		12	2	1	1	2	1	0	0	0	0	1	29	45	3.00	1.000

PITCHER	IP	WLS	BF	H	R	ER	SO	BB	IBB	HBP	BLK	WP	HR	S	P	ERA	WHIP

Batter	1	2	3	4	5	6	7	8	9	AB	R	H	RBI	BB	SO	LOB
38 Steven Kwan, L (1, 7) OBP: 0.341, SLG: 0.357	C FC 87 B SL 80 C FC 88 F FF 92 X SL 80 1-2 ① L7		B SI 91 F FC 89 X FC 90 1-1 ② G6-3			C FC 87 B FC 89 F FC 87 B FC 89 S SI 91 2-3 ② K		D SI 91 X FF 92 1-0 1-2 1B		4	0	1	0	0	1	1
1 Amed Rosario, R (1, 6) OBP: 0.303, SLG: 0.342	F FC 88 C FC 88 F FC 87 X CH 84 0-2 ③ 11 G5-4-3 1B		C FF 91 B FF 93 X FC 89 1-1 ③ L8			B FC 85 B CH 83 X FC 88 2-0 ③ L5		F SI 89 F SL 79 X SL 80 0-2 ③ P3		4	0	1	0	0	0	3
11 José Ramírez, S (1, 5) OBP: 0.355, SLG: 0.519	C FC 88 B FC 87 B FC 88 X FF 92 2-1 ② ③ G5-4-3 1-2f			F FC 88 B CH 84 C FC 87 B CH 83 X FF 91 2-2 ① F9			C SI 90 B CH 83 X FF 91 1-1 HR		S FF 96 F CU 80 X CU 78 0-2 ① G4-1	4	1	1	1	0	0	1
22 Josh Naylor, L (1, 3) OBP: 0.332, SLG: 0.457		X FC 87 0-0 55 L8 2B		C FC 90 X SI 92 0-1 ② P6			C SL 79 X CH 83 0-1 ① F8		X CU 77 0-0 ② F7	4	0	1	0	0	0	0
55 Josh Bell, S (1, 10) OBP: 0.322, SLG: 0.375		S FC 88 X FC 89 0-1 ① L8 2-3		B FC 87 S FC 88 X FC 88 1-1 ③ L5			C CH 84 S FF 92 B FF 92 B FF 92 F FF 93 B CH 86 C CH 84 3-3 ② K		B FF 95 S FF 95 F FF 96 B CU 78 S FF 95 2-3 ③ K	4	0	0	0	0	2	1
2 Tyler Freeman, R (1, 4) OBP: 0.296, SLG: 0.373	C FC 86 B FC 90 X FF 92 1-1 ② G1-3				X CH 83 0-0 ① P3		C SI 92 B SL 83 C SL 82 F FF 92 B SL 82 F CH 87 B FF 92 X SI 90 3-2 ③ G6-3			3	0	0	0	0	0	1
13 Gabriel Arias, R (1, 9) OBP: 0.306, SLG: 0.331	B FF 92 F FC 89 F FF 94 F FF 93 F FF 93 S FC 88 1-3 ③ K				C FF 90 F FF 91 B FC 87 X FF 92 1-2 ② L8			C SI 91 B SL 80 S SL 83 F FF 93 S CU 79 1-3 ① K		3	0	0	0	0	2	1
7 Myles Straw, R (1, 8) OBP: 0.314, SLG: 0.309			C FF 90 C SI 89 B FC 87 T FC 90 1-2 ① K		F FC 88 X CH 85 0-1 ③ G5-3			B FF 93 X SI 90 1-0 ② L5		3	0	0	0	0	1	0
35 Cam Gallagher, R (1, 2) OBP: 0.180, SLG: 0.190 12 David Fry, R (8, PH) OBP: 0.296, SLG: 0.423 (9, 2)			C FF 91 F CH 85 X FC 90 0-2 2B			C FC 85 B CU 76 B CU 76 X CH 83 2-1 ① L7		S SI 92 F SI 92 F CU 77 B FF 94 B SL 80 F CU 78 X SI 91 2-2 38 1B 1B		2 1	0 0	1 1	0 0	0 0	0 0	0 0
Inning Stats	R: 0 E: 0 K: 0 S: 10 H: 1 LOB: 0 BB: 0 P: 13	R: 0 E: 0 K: 1 S: 10 H: 1 LOB: 1 BB: 0 P: 12	R: 0 E: 0 K: 1 S: 10 H: 1 LOB: 1 BB: 0 P: 13	R: 0 E: 0 K: 0 S: 7 H: 0 LOB: 0 BB: 0 P: 10	R: 0 E: 0 K: 0 S: 6 H: 0 LOB: 0 BB: 0 P: 7	R: 0 E: 0 K: 1 S: 6 H: 0 LOB: 0 BB: 0 P: 12	R: 1 E: 0 K: 1 S: 13 H: 1 LOB: 0 BB: 0 P: 20	R: 0 E: 0 K: 1 S: 14 H: 2 LOB: 2 BB: 0 P: 19	R: 0 E: 0 K: 1 S: 7 H: 0 LOB: 0 BB: 0 P: 9	1B: 3 2B: 2 3B: 0 HR: 1 SF: 0 SAC: 0 DP: 1 HBP: 0						

BOTTOM

Milwaukee Brewers @ Cleveland Guardians

Progressive Field, Cleveland, OH

Fri Jun 23 2023, 7:12 PM - 9:32 PM EDT

Att. 30,056 - Cloudy - 68 F

livebaseballscorecards.com

AB	32
R	1
H	6
RBI	1
BB	0
SO	6
LOB	8

PITCHER		IP	WLS	BF	H	R	ER	SO	BB	IBB	HBP	BLK	WP	HR	S	P	ERA	WHIP
20 Wade Miley, L ERA: 2.91	(1, 1)	6.0	W	20	3	0	0	3	0	0	0	0	0	0	49	67	0.00	0.500
32 Peter Strzelecki, R ERA: 4.86	(7, 1)	1.0		4	1	1	1	1	0	0	0	0	0	1	13	20	9.00	1.000
37 Adrian Houser, R ERA: 4.02	(8, 1)	1.0		5	2	0	0	1	0	0	0	0	0	0	14	19	0.00	2.000
21 Matt Bush, R ERA: 7.27	(9, 1)	1.0		3	0	0	0	1	0	0	0	0	0	0	7	9	0.00	0.000

PITCHER	IP	WLS	BF	H	R	ER	SO	BB	IBB	HBP	BLK	WP	HR	S	P	ERA	WHIP

Batter	1	2	3	4	5	6	7	8	9	AB	R	H	RBI	BB	SO	LOB
22 Christian Yelich, L (1, 7) OBP: 0.362, SLG: 0.428	B FF 93 X FF 92 1-0 24 WP 11 E 1B		B FF 94 B CU 78 B CH 83 C FF 95 B FF 95 4-1 24 S 24 1B BB		B CU 78 B FF 95 C FF 95 B FF 95 F FF 95 F SL 86 B FF 96 4-2 BB		S FF 94 S CH 81 X CH 80 0-2 ③ L7			2	2	1	0	2	0	0
24 William Contreras, R (1, 2) OBP: 0.338, SLG: 0.427	T FF 94 C SL 83 S SL 86 0-3 ① K 1-2		S SL 86 B FF 96 C SL 86 X FF 97 1-2 1-H 1B		1 SAFE X CH 85 0-0 ③ G6-3			C FF 95 B SL 85 C FF 95 F FS 87 S FS 87 1-3 ① K		4	0	1	1	0	2	2
11 Rowdy Tellez, L (1, 3) OBP: 0.287, SLG: 0.405	B FF 95 C FF 95 X CU 79 1-1 E9 2-H		C CU 80 B CH 84 B FF 95 B FF 95 C FF 95 X SL 88 3-2 ② F7			S FF 93 X FF 95 0-1 ① G5-3		B FS 87 B FF 95 F FF 95 X FF 96 2-1 ② F7		4	0	0	0	0	0	1
27 Willy Adames, R (1, 6) OBP: 0.293, SLG: 0.393	B SL 86 B SL 86 C FF 94 B SL 85 C CH 83 T SL 86 3-2 ② K		S CH 85 X SL 86 0-1 ③ G5-3			B CH 84 B FF 95 B CH 83 C FF 94 B FF 94 4-1 33 BB BB		C FF 96 C FF 96 F FF 95 B FS 87 S FS 89 1-3 ③ K		3	0	0	0	1	2	2
33 Jesse Winker, L (1, 10) OBP: 0.306, SLG: 0.240	B FF 95 S FF 95 C CU 79 T FF 96 1-2 ③ K			F SL 83 F SL 87 B FF 95 B CU 77 B CU 78 X FF 96 3-2 ① G6-3		B FF 94 B CU 77 C FF 94 F FF 93 B SL 86 1 SAFE 1 SAFE F SL 88 B CH 84 4-2 1-2 BB			C SL 92 C FC 99 B FC 96 F FC 98 C SL 91 1-3 ① K	3	0	0	0	1	2	1
9 Brian Anderson, R (1, 5) OBP: 0.325, SLG: 0.382		C FF 94 B SL 85 C FF 95 S FF 96 1-3 ① K		C CH 85 X SL 86 0-1 ② P4		B SL 85 F SL 85 F FF 96 F SL 85 S FF 96 1-3 ② K			C FC 99 F SL 91 B FC 99 X FC 98 1-2 1B	4	0	1	0	0	2	2
3 Raimel Tapia, L (1, 9) OBP: 0.284, SLG: 0.340		C FF 95 S FF 96 F FF 97 B FF 96 F CU 79 S FF 97 1-3 ② K		C FF 95 B FF 95 S CH 85 B CH 84 X FF 97 2-2 ③ G5-3		S CH 84 S CH 84 B FF 98 F FF 98 D CH 86 B FF 96 F FF 98 S CH 83 3-3 ③ K			D FC 99 B FC 99 S FC 99 S FC 99 B FC 99 S FC 99 3-3 ② K	4	0	0	0	0	3	3
2 Luis Urías, R (1, 4) OBP: 0.293, SLG: 0.250		C SL 85 X FF 96 0-1 ③ F9			C FF 93 B FF 94 C SL 85 X SL 86 1-2 28 G6-3 1B		C FF 92 B FF 91 B SL 86 C CH 78 X SL 87 2-2 ① L3		C FC 101 X SL 92 0-1 ③ F9	4	0	1	0	0	0	1
28 Joey Wiemer, R (1, 8) OBP: 0.280, SLG: 0.401			C FF 95 B FF 96 B SL 85 X FF 96 2-1 ① F9		B SL 86 1 SAFE X SL 86 1-0 ①② G6-3 1-2		S CU 85 C CH 78 X FF 93 0-2 ② F8			3	0	0	0	0	0	1
Inning Stats	R: 1 E: 1 K: 3 S: 12 H: 1 LOB: 1 BB: 0 P: 18	R: 0 E: 0 K: 2 S: 10 H: 0 LOB: 0 BB: 0 P: 12	R: 1 E: 0 K: 0 S: 11 H: 1 LOB: 1 BB: 1 P: 21	R: 0 E: 0 K: 0 S: 8 H: 0 LOB: 0 BB: 0 P: 13	R: 0 E: 0 K: 0 S: 8 H: 1 LOB: 1 BB: 1 P: 14	R: 0 E: 0 K: 2 S: 15 H: 0 LOB: 2 BB: 2 P: 27	R: 0 E: 0 K: 0 S: 9 H: 0 LOB: 0 BB: 0 P: 11	R: 0 E: 0 K: 2 S: 10 H: 0 LOB: 0 BB: 0 P: 14	R: 0 E: 0 K: 2 S: 12 H: 1 LOB: 1 BB: 0 P: 17	1B: 4 2B: 0 3B: 0 HR: 0 SF: 0 SAC: 0 DP: 0 HBP: 0						

PITCHER	IP	WLS	BF	H	R	ER	SO	BB	IBB	HBP	BLK	WP	HR	S	P	ERA	WHIP
61 Tanner Bibee, R (1, 1) ERA: 3.79	6.0	W	25	3	2	1	7	4	0	0	0	1	0	64	105	1.50	1.167
49 Eli Morgan, R (7, 1) ERA: 1.67	1.0	H	3	0	0	0	0	0	0	0	0	0	0	9	11	0.00	0.000
37 Trevor Stephan, R (8, 1) ERA: 2.25	1.0	H	3	0	0	0	2	0	0	0	0	0	0	10	14	0.00	0.000
48 Emmanuel Clase, R (9, 1) ERA: 2.48	1.0	S	4	1	0	0	2	0	0	0	0	0	0	12	17	0.00	1.000

PITCHER	IP	WLS	BF	H	R	ER	SO	BB	IBB	HBP	BLK	WP	HR	S	P	ERA	WHIP

TOP

Milwaukee Brewers @ Cleveland Guardians

Progressive Field, Cleveland, OH

Sat Jun 24 2023, 4:12 PM - 6:51 PM EDT

Att. 32,349 - Partly Cloudy - 74 F

livebaseballscorecards.com

AB	31
R	2
H	4
RBI	1
BB	4
SO	11
LOB	13

WP: 1	PA: 35		
PB: 0			
SB: 1			
CS: 0			

Batter	1	2	3	4	5	6	7	8	9	AB	R	H	RBI	BB	SO	LOB
38 Steven Kwan, L (1, 7) OBP: 0.340, SLG: 0.355	B FF 91 B FF 91 C FF 91 X FF 91 2-1 L7 ①			C CU 76 B CH 87 B SL 81 C FF 93 F CU 77 F FF 92 B FF 93 F FF 93 X FF 92 3-2 11 BB 1 S 22 G6-3 1B	X CU 77 0-0 F7 ③		B CH 85 B CH 85 B SI 90 C FF 90 X SI 89 3-1 F8 ②			4	1	1	0	0	0	0
1 Amed Rosario, R (1, 6) OBP: 0.309, SLG: 0.343	B FF 91 B SL 81 S FF 93 C SL 80 F FF 96 B SL 81 F FF 94 F FF 94 S SL 81 3-3 K ②			S FF 91 1 SAFE S FF 93 B SL 82 F SL 82 B FF 97 D SL 81 B SL 81 4-2 22 G6-3 11 BB 1-2 BB		C FF 90 B CH 85 F CU 73 B SL 81 F FF 97 B SL 82 X FF 92 3-2 11 1B 22 1B 1B	B SL 82 C SI 92 H FF 92 2-1 11 1B HBP			2	1	1	0	1	1	0
11 José Ramírez, S (1, 5) OBP: 0.360, SLG: 0.521	B SL 81 C FF 94 X SL 81 1-1 F8 ③			B FF 93 B CU 78 B SL 82 B FF 92 4-0 22 G6-3 1-2 2-3 BB		X FF 93 0-0 22 1B 12 1B 1-2 1B	1 SAFE C SL 81 S SI 90 B SI 91 X SI 91 1-2 1-2 1B			3	1	2	0	1	0	0
22 Josh Naylor, L (1, 3) OBP: 0.331, SLG: 0.454		B CU 77 B CU 78 X FF 93 2-0 F7 ①		B FF 94 F SL 82 X FF 94 1-1 G6-3 ①② 1-2f 2-3 3-H		C SI 89 F SI 89 X FF 90 0-2 12 1B 1-2 2-H 1B	C SI 91 B SI 92 S SI 92 C CH 86 1-3 K ③			4	0	1	1	0	1	4
55 Josh Bell, S (1, 10) OBP: 0.325, SLG: 0.379 2 Tyler Freeman, R (8, PR) OBP: 0.296, SLG: 0.373 (9, 10)		S FF 94 X FF 93 0-1 F7 ②		B CH 87 B FF 94 B FF 93 B FF 95 4-0 0 HBP BB		C FF 90 B FF 90 B SI 90 F CH 81 X FF 90 2-2 F9 ①		X FF 94 0-0 0 E 2B		3 0	0 1	1 0	0 0	1 0	0 0	2 0
0 Andrés Giménez, L (1, 4) OBP: 0.308, SLG: 0.369		B FF 93 C FF 94 F CU 76 B SL 80 F FF 95 F CH 88 F FF 93 F CU 76 B FF 95 3-2 X FF 94 P6 ③		B CH 88 C FF 95 F FF 94 D CU 77 F FF 96 H SL 82 3-2 1-2 HBP		C ST 80 F SI 90 F SI 91 B ST 81 B FF 91 S ST 81 2-3 K ②		B FF 94 C FF 94 L FF 94 X CU 78 1-2 E7 17 G3 2-H 1B		3	0	1	1	0	1	2
12 David Fry, R (1, 9) OBP: 0.333, SLG: 0.448 17 Will Brennan, L (7, 9) OBP: 0.298, SLG: 0.394			C SL 81 X FF 95 0-1 7 G5-4-3 1B	F FF 97 S FF 97 B FF 94 S SL 82 1-3 K ③		C SL 90 X SL 91 0-1 1-2 2-H 1B		S FF 94 D CU 78 X CU 78 1-1 G3 ① 2-3		3 1	0 0	2 0	1 0	0 0	1 0	3 1
23 Bo Naylor, L (1, 2) OBP: 0.167, SLG: 0.063			B CU 78 C CH 88 C FF 93 B FF 94 B FF 96 1 SAFE S FF 93 3-3 K ①		B FF 92 F FF 91 S FF 92 F CU 78 B FF 93 T FF 92 2-2 K ①	X SI 96 0-0 G4-3 ③		B CU 77 S FF 95 B FF 96 F FF 94 S FF 94 2-3 K ②		4	0	0	0	0	3	5
7 Myles Straw, R (1, 8) OBP: 0.309, SLG: 0.304			C FF 95 F FF 92 B FF 92 X SL 82 1-2 G5-4-3 ②③ 1-2f		S CU 77 C FF 96 S FF 97 0-3 K ②		S SI 90 C SI 92 B SL 82 F SL 82 F SL 80 S FF 92 1-3 K ①	B ST 81 C FF 95 D CU 78 B ST 80 S FF 95 X FF 95 3-2 L8 ③		4	0	0	0	0	2	3
Inning Stats	R: 0 E: 0 K: 1 S: 10 H: 0 LOB: 0 BB: 0 P: 16	R: 0 E: 0 K: 0 S: 10 H: 0 LOB: 0 BB: 0 P: 15	R: 0 E: 0 K: 1 S: 8 H: 1 LOB: 0 BB: 0 P: 12	R: 1 E: 0 K: 1 S: 17 H: 1 LOB: 3 BB: 3 P: 37	R: 0 E: 0 K: 2 S: 8 H: 0 LOB: 0 BB: 0 P: 10	R: 2 E: 0 K: 2 S: 18 H: 4 LOB: 2 BB: 0 P: 25	R: 0 E: 0 K: 2 S: 14 H: 1 LOB: 2 BB: 0 P: 22	R: 1 E: 1 K: 1 S: 12 H: 2 LOB: 2 BB: 0 P: 19			1B: 8 2B: 1 3B: 0 HR: 0	SF: 0 SAC: 0 DP: 2 HBP: 2			WP: 0 PB: 0 SB: 1 CS: 0	PA: 36	

PITCHER		IP	WLS	BF	H	R	ER	SO	BB	IBB	HBP	BLK	WP	HR	S	P	ERA	WHIP
51 Freddy Peralta, R ERA: 4.65	(1, 1)	5.0	L	21	4	3	3	5	3	0	1	0	0	0	58	98	5.40	1.400
55 Hoby Milner, L ERA: 2.76	(6, 1)	0.2	B	3	1	0	0	1	0	0	0	0	0	0	10	14	0.00	1.500
59 Elvis Peguero, R ERA: 3.0	(6, 1)	0.1		2	1	0	0	0	0	0	0	0	0	0	3	3	0.00	3.000
32 Peter Strzelecki, R ERA: 4.72	(7, 1)	1.0		5	1	0	0	2	0	0	1	0	0	0	14	22	0.00	1.000
21 Matt Bush, R ERA: 7.45	(8, 1)	1.0		5	2	1	1	1	0	0	0	0	0	0	12	19	9.00	2.000

PITCHER	IP	WLS	BF	H	R	ER	SO	BB	IBB	HBP	BLK	WP	HR	S	P	ERA	WHIP

BOTTOM

Milwaukee Brewers @ Cleveland Guardians

Progressive Field, Cleveland, OH

Sat Jun 24 2023, 4:12 PM - 6:51 PM EDT

Att. 32,349 - Partly Cloudy - 74 F

livebaseballscorecards.com

AB	31
R	4
H	9
RBI	3
BB	3
SO	9
LOB	20

Batter	1	2	3	4	5	6	7	8	9	10	AB	R	H	RBI	BB	SO	LOB
22 Christian Yelich, L (1, 10) OBP: 0.363, SLG: 0.431	C FC 91 X FC 90 0-1 11 BB 1B		X SI 93 0-0 6 2B 1-H 2B	C CU 80 B FC 90 F CU 78 F FC 90 B FC 90 X CU 80 2-2 ③ F7			F FF 96 F FF 96 B FF 97 X FF 96 1-2 ③ G6-3			C FF 95 B FF 95 S FF 94 S FS 87 1-3 ① K	5	1	2	1	0	1	0
6 Owen Miller, R (1, 5) OBP: 0.322, SLG: 0.409 (8, 3)	C FF 92 X SL 84 0-1 ① F8		X FC 90 0-0 11 1B 2-H 2B		C FF 92 B SL 84 F FF 93 S CU 79 1-3 ① K			C FF 97 B FF 97 X FF 97 1-1 ① G4-3		X FF 95 0-0 2-H 2B	5	1	2	2	0	1	1
27 Willy Adames, R (1, 6) OBP: 0.288, SLG: 0.386	X SL 85 0-0 ② F8		C SI 93 B CU 81 B SI 93 B SL 84 X FC 90 3-1 ① P4		C SL 84 B SI 93 S CU 80 B CU 79 B SL 85 X FF 94 3-2 ② F4			C CU 81 F FF 98 F CU 83 F CU 83 B FF 98 B CU 82 F SL 88 S CU 82 2-3 ② K		B FF 94 S FF 95 X SL 87 1-1 ② P4	5	0	0	0	0	1	3
11 Rowdy Tellez, L (1, 3) OBP: 0.291, SLG: 0.406 2 Luis Urías, R (8, PH) OBP: 0.305, SLG: 0.250 3 Raimel Tapia, L (8, PR) OBP: 0.291, SLG: 0.340 (8, 9)	B SI 93 B SI 93 C FC 90 D CU 80 B FC 89 4-1 1-2 BB		F SI 93 S CU 80 X CU 80 0-2 2-H 1B	C CU 80 C FC 90 X SI 94 0-2 G6-3				B FF 97 B FF 97 C FF 98 C FF 97 B CU 83 D CU 82 4-2 9 FC4-6 BB		B FF 95 B FF 95 B FF 95 C FF 94 B FF 94 4-1 BB	2 0 0	0 0 0	1 0 0	1 0 0	1 0 0	0 0 0	0 0 0
9 Brian Anderson, R (1, 9) OBP: 0.320, SLG: 0.375 (8, 5)	S FC 89 B SL 84 C FF 92 S SL 84 1-3 ③ K		B SL 84 C SI 93 S CU 80 B SI 94 X CU 80 2-2 ② F8			C FC 88 F FF 92 F FF 92 F CU 78 B CU 78 F SI 94 S CU 79 1-3 ① K		B FF 96 B FF 96 X FF 97 2-0 ③ FC4-6 1-2f		F SL 86 S FF 95 D FS 85 S FS 87 1-3 ③ K	5	0	0	0	0	3	6
7 Victor Caratini, S (1, 2) OBP: 0.321, SLG: 0.340		B FC 90 F FC 90 X FC 90 1-1 ① L6	B CU 79 B FC 89 B FC 90 C FC 89 X FC 90 3-1 ③ G4-3			C SI 93 X FC 89 0-1 ② G4-3			S FC 99 S FC 99 B SL 92 B FC 98 T FC 100 2-2 ① K		4	0	0	0	0	1	1
14 Andruw Monasterio, R (1, 4) OBP: 0.326, SLG: 0.350		B FC 89 C SI 94 C SL 83 S CU 80 1-3 ② K	B SI 92 F SI 92 C CU 79 B CU 79 B SI 93 B CU 79 4-2 16 1B 28 SF7 BB			X FC 88 0-0 ③ P3			B FC 100 S SL 91 F SL 91 B FC 100 X SL 90 2-2 ② G5-3		3	1	0	0	1	1	0
16 Blake Perkins, S (1, 7) OBP: 0.354, SLG: 0.455		B FF 93 F FF 93 B CU 81 C FF 94 S CU 80 2-3 ③ K		C FC 90 1 SAFE X CU 80 0-1 28 CS 1-3 1B			B FF 94 B FF 94 C FF 96 S FF 96 X FF 96 2-2 28 G6-3 1B		B FC 99 B FC 98 B SL 90 B FC 99 4-0 28 S BB		3	0	2	0	1	1	0
28 Joey Wiemer, R (1, 8) OBP: 0.280, SLG: 0.400			B FF 92 B FF 93 C SL 85 B SI 94 X FF 92 3-1 22 2B 1B	B SL 84 F SL 86 S CU 78 B FF 93 B FF 92 X SL 85 3-2 ①② SF7 1-2 3-H			1 SAFE C FF 97 B SL 84 X FF 97 1-1 ①② G6-3 1-2		C FC 99 S SL 92 X FC 97 0-2 ③ G4-3 1-2	0-0 6 2B	3	2	1	1	0	0	2
Inning Stats	R: 0 H: 1 E: 0 LOB: 2 K: 1 BB: 1 S: 9 P: 14	R: 0 H: 0 E: 0 LOB: 0 K: 2 BB: 0 S: 8 P: 12	R: 3 H: 4 E: 0 LOB: 1 K: 0 BB: 0 S: 14 P: 25	R: 1 H: 1 E: 0 LOB: 0 K: 0 BB: 1 S: 11 P: 20	R: 0 H: 0 E: 0 LOB: 0 K: 1 BB: 0 S: 9 P: 13	R: 0 H: 0 E: 0 LOB: 0 K: 1 BB: 0 S: 9 P: 10	R: 0 H: 1 E: 0 LOB: 0 K: 0 BB: 0 S: 8 P: 12	R: 0 H: 0 E: 0 LOB: 1 K: 1 BB: 1 S: 11 P: 20	R: 0 H: 0 E: 0 LOB: 1 K: 1 BB: 1 S: 9 P: 17	R: 1 H: 1 E: 0 LOB: 2 K: 2 BB: 1 S: 10 P: 17	1B: 5 SF: 1 2B: 3 SAC: 0 3B: 0 DP: 0 HR: 0 HBP: 0						

PITCHER		IP	WLS	BF	H	R	ER	SO	BB	IBB	HBP	BLK	WP	HR	S	P	ERA	WHIP
43 Aaron Civale, R ERA: 3.18	(1, 1)	6.0		25	6	4	4	5	2	0	0	0	0	0	60	94	6.00	1.333
62 Enyel De Los Santos, R ERA: 2.81	(7, 1)	1.0		3	1	0	0	0	0	0	0	0	0	0	8	12	0.00	1.000
31 Sam Hentges, L ERA: 3.5	(8, 1)	1.0		4	0	0	0	1	1	0	0	0	0	0	11	20	0.00	1.000
48 Emmanuel Clase, R ERA: 2.41	(9, 1)	1.0		4	0	0	0	1	1	0	0	0	0	0	9	17	0.00	1.000
37 Trevor Stephan, R ERA: 2.18	(10, 1)	1.0	L	5	1	1	0	2	1	0	0	0	0	0	10	17	0.00	2.000

PITCHER	IP	WLS	BF	H	R	ER	SO	BB	IBB	HBP	BLK	WP	HR	S	P	ERA	WHIP

TOP

Milwaukee Brewers @ Cleveland Guardians

Progressive Field, Cleveland, OH

Sun Jun 25 2023, 1:42 PM - 4:43 PM EDT

Att. 24,701 - Sunny - 86 F

livebaseballscorecards.com

AB	35
R	5
H	8
RBI	5
BB	5
SO	9
LOB	13

WP: 0 PA: 41
PB: 0
SB: 1
CS: 1

Batter	1	2	3	4	5	6	7	8	9	10	AB	R	H	RBI	BB	SO	LOB
38 Steven Kwan, L (1, 7) OBP: 0.335, SLG: 0.350	C FC 95 B FC 96 C FC 96 B CU 80 B FC 96 X FC 96 3-2 G3-1 ①		C FC 95 S FC 96 F FC 95 B CH 91 B CH 92 X FC 96 2-2 G3-1 ②		C CU 80 D CU 80 B FC 94 F FC 94 S FC 94 2-3 K ②	C ST 79 B ST 79 X SI 88 1-1 G4-3 ③			B CH 86 B FF 95 C CH 85 S CH 85 F CH 86 X FF 95 2-2 L9 ②		5	0	0	0	0	1	3
1 Amed Rosario, R (1, 6) OBP: 0.307, SLG: 0.344	S FC 96 X SI 96 0-1 E4 ②		C FC 96 F SI 96 X CH 90 0-2 2B		X FC 95 0-0 G4-3 ③		B SL 84 F SL 84 B SI 97 X SL 85 2-1 G3 ①		F FF 94 B FF 95 B CH 86 F CH 85 X CH 86 2-2 L7 ③	0-0	5	0	1	0	0	0	1
11 José Ramírez, S (1, 10) OBP: 0.358, SLG: 0.514	B FC 97 F CH 91 F FC 96 B CH 92 F CH 90 X FC 97 2-2 F8 ③		C FC 95 X FC 96 0-1 L4 ③			B FC 94 B CH 87 F FC 94 B CH 89 B FC 94 4-1 0 3B BB	C SL 84 X CH 90 0-1 F7 ②			B SI 95 D SL 92 F SI 95 B SI 93 F SI 95 F SI 94 S SI 94 3-3 K2-3 ①	4	1	0	0	1	1	1
22 Josh Naylor, L (1, 3) OBP: 0.332, SLG: 0.469		B FC 96 F FC 96 B FC 97 F CU 81 F CU 82 F FC 97 F CH 91 X SI 97 2-2 HR		C CU 79 X FC 94 0-1 P5 ①		C CH 86 B CH 88 1 SAFE X FC 94 1-1 P4 ①	X CH 90 0-0 2B			B SI 95 T SL 91 F SI 95 F SI 96 B SL 92 S SL 92 2-3 K ②	5	1	2	1	0	1	1
0 Andrés Giménez, L (1, 4) OBP: 0.313, SLG: 0.379		C FC 97 X FC 96 0-1 2 G5-3 1B		B CU 81 C FC 94 B FC 95 S CU 81 X CU 80 2-2 G3 ②		B FC 93 X FC 92 1-0 17 WP 1-H 3B	B FF 96 S FF 96 F SL 86 T FF 96 1-2 K ③			D SI 95 S SI 95 F SI 88 H SL 92 2-2 HBP	4	1	2	1	0	1	1
2 Tyler Freeman, R (1, 5) OBP: 0.328, SLG: 0.407 7 Myles Straw, R (8, PR) OBP: 0.308, SLG: 0.302 (9, 8)		B FC 97 C SI 97 1 SAFE X FC 95 1-1 G5-3 ① 1-2		C FC 95 S CU 80 X SL 88 0-2 2B		D CU 80 B SI 94 F FC 94 B SI 95 B CU 79 4-1 17 WP 17 1B BB		C SL 84 F SL 84 B FF 96 X SI 95 1-2 13 CS 1B		B SI 94 X SI 96 1-0 P2 ③	3 1	1 0	2 0	0 0	1 0	0 0	1 1
17 Will Brennan, L (1, 8) OBP: 0.297, SLG: 0.391 (9, 9)		T FC 95 B FC 97 F CH 90 C FC 96 1-3 K ②		S FC 96 S CH 89 X CH 90 0-2 G3-1 ③		B CH 90 T FC 94 X FC 95 1-1 23 1B 1-H 3-H 1B		C SL 84 1 SAFE B FF 96 F SL 85 F FF 96 X SL 84 1-2 F7 ①			4	0	1	1	0	1	3
13 Gabriel Arias, R (1, 9) OBP: 0.298, SLG: 0.321 (9, 5)		B FC 96 F FC 95 X SI 96 1-1 G1-3 ③			C CU 79 B SI 93 B SI 95 B FC 95 X FC 95 3-1 G4-3 ①	S FC 94 B FC 95 X SI 94 1-1 P6 ②		1 SAFE B SI 94 B SI 96 F SL 84 B SL 86 T SI 96 1 SAFE S SL 86 3-3 K ②③ 1-2			4	0	0	0	0	1	3
23 Bo Naylor, L (1, 2) OBP: 0.227, SLG: 0.150			C FC 94 B FC 95 S CU 81 C CU 80 1-3 K ①		X FC 96 0-0 1B	C FC 94 F FC 94 B CU 78 X CH 88 1-2 1-2 1B			S CH 84 B CH 86 F FF 95 F CH 84 X CH 86 1-2 G3 ①		4	0	2	0	0	1	0
Inning Stats	R: 0 E: 1 K: 0 S: 9 H: 0 LOB: 0 BB: 0 P: 14	R: 1 E: 0 K: 1 S: 15 H: 2 LOB: 1 BB: 0 P: 20	R: 0 E: 0 K: 1 S: 12 H: 1 LOB: 1 BB: 0 P: 15	R: 0 E: 0 K: 0 S: 11 H: 1 LOB: 1 BB: 0 P: 13	R: 0 E: 0 K: 1 S: 7 H: 1 LOB: 1 BB: 0 P: 12	R: 3 E: 0 K: 0 S: 14 H: 3 LOB: 2 BB: 2 P: 28	R: 0 E: 0 K: 1 S: 8 H: 1 LOB: 1 BB: 0 P: 11	R: 0 E: 0 K: 1 S: 10 H: 1 LOB: 1 BB: 0 P: 15	R: 0 E: 0 K: 0 S: 11 H: 0 LOB: 0 BB: 0 P: 16	R: 0 E: 0 K: 2 S: 11 H: 0 LOB: 1 BB: 0 P: 19	1B: 5 2B: 4 3B: 1 HR: 1	SF: 0 SAC: 0 DP: 1 HBP: 1	WP: 1 PB: 0 SB: 0 CS: 1	PA: 42					

PITCHER		IP	WLS	BF	H	R	ER	SO	BB	IBB	HBP	BLK	WP	HR	S	P	ERA	WHIP
39 Corbin Burnes, R ERA: 4.1	(1, 1)	5.2		27	8	4	4	3	2	0	0	0	1	1	66	99	6.35	1.765
55 Hoby Milner, L ERA: 2.73	(6, 1)	0.1		1	0	0	0	0	0	0	0	0	0	0	2	3	0.00	0.000
31 Joel Payamps, R ERA: 2.29	(7, 1)	2.0		7	2	0	0	2	0	0	0	0	0	0	18	26	0.00	1.000
38 Devin Williams, R ERA: 1.75	(9, 1)	1.0	W	3	0	0	0	0	0	0	0	0	0	0	11	16	0.00	0.000
59 Elvis Peguero, R ERA: 2.89	(10, 1)	1.0	S	4	0	0	0	2	0	0	1	0	0	0	11	19	0.00	0.000

PITCHER	IP	WLS	BF	H	R	ER	SO	BB	IBB	HBP	BLK	WP	HR	S	P	ERA	WHIP

BOTTOM

Milwaukee Brewers @ Cleveland Guardians

Progressive Field, Cleveland, OH

Sun Jun 25 2023, 1:42 PM - 4:43 PM EDT

Att. 24,701 - Sunny - 86 F

livebaseballscorecards.com

AB	39
R	4
H	10
RBI	3
BB	2
SO	7
LOB	15

Batter	1	2	3	4	5	6	7	8	9	AB	R	H	RBI	BB	SO	LOB
22 Christian Yelich, L (1, 7) OBP: 0.367, SLG: 0.432	B FF 94 B FF 93 C FF 93 B CH 84 X FF 94 3-1 11 2B 6 FC1-2 1B	B CU 78 B CU 78 B FF 95 B FF 94 4-0 1-2 BB			C CU 78 B SL 86 F SL 85 B CH 84 F FF 94 B CH 84 F SL 86 X FF 94 3-2 27 F9 24 HBP 1B	B FF 95 C FF 95 B SL 83 X FF 95 2-1 ③ G1-3		B ST 83 C ST 82 C ST 82 B ST 82 F SI 90 F ST 84 T ST 81 2-2 ③ K		4	0	2	0	1	1	1
24 William Contreras, R (1, 2) OBP: 0.335, SLG: 0.419	C FF 94 1 SAFE X FF 93 0-1 ① F8	B FF 96 C FF 95 F FF 95 S CH 87 1-3 ③ K			H FF 93 1-0 6 S 1-2 HBP		B ST 79 B ST 77 X SI 91 2-0 ① G6-3		F KC 83 B FC 92 X FC 92 1-1 ① F9	4	0	0	0	0	1	3
11 Rowdy Tellez, L (1, 3) OBP: 0.293, SLG: 0.408	F FF 94 C SL 85 X SL 87 0-2 6 FC1-2 1-3 2B		B FF 93 F FF 93 F FF 94 S CU 79 1-3 ① K		D FF 93 F FF 93 B CH 84 F FF 93 F CU 78 X SL 86 2-2 ① F9		B SI 92 B ST 78 B SI 92 C FF 91 B SI 92 4-1 33 PB 27 WP BB		C FC 94 B FC 93 F SL 88 B FC 94 X KC 86 2-2 ② G3-1	4	0	1	0	1	1	2
27 Willy Adames, R (1, 6) OBP: 0.287, SLG: 0.379	B SL 88 C SL 88 B FF 95 T FF 94 B FF 95 D SL 88 4-2 6 FC1-2 BB		F SL 86 B CH 84 B CH 85 X FF 94 2-1 ② G6-3		B FF 94 D SL 86 C SL 84 X FF 93 2-1 ② F9 2-3		C SI 92 B ST 82 B ST 80 C SI 93 F CH 88 S ST 80 2-3 ② K 1-2		B SL 84 F FC 92 B FC 91 B FC 91 C FC 93 S KC 84 3-3 ③ K	4	0	0	0	1	2	3
6 Owen Miller, R (1, 4) OBP: 0.321, SLG: 0.403	C FF 95 D CU 80 B FF 95 F FF 95 F FF 96 X CU 80 2-2 ② FC1-2 1-2 2-3 3-Hf		C FF 94 S SL 88 B SL 87 B SL 88 B CH 86 F SL 86 F SL 88 C CU 78 3-3 ③ K		F FF 94 D CU 79 S CU 79 B FF 95 S CU 79 2-3 ③ K 1-2		B SI 81 B SI 93 B ST 80 C SI 93 B ST 80 4-1 33 PB BB			3	0	0	0	1	2	5
33 Jesse Winker, L (1, 10) OBP: 0.305, SLG: 0.240	B FF 96 B FF 95 B FF 94 C FF 94 X FF 95 3-1 ③ G3-1			B FF 93 C FF 93 X FF 93 1-1 ① G3-1		B CU 76 B FF 95 C FF 96 X FF 95 2-1 28 HR 1B	F FC 89 B CH 89 S FF 94 X ST 81 1-2 ③ P6 1-2 2-3			4	1	1	0	0	0	5
2 Luis Urías, R (1, 5) OBP: 0.317, SLG: 0.255		B SL 85 B SL 87 B FF 94 C FF 94 X FF 95 3-1 ① G6-3		C SL 88 X SL 87 0-1 16 1B 1B		B SL 85 B FF 95 B SL 86 C FF 95 X FF 95 3-1 ① F9		C FC 88 B CH 84 S CH 84 B CH 85 B ST 82 F SI 90 B FC 88 4-2 16 G5-3 BB		3	0	1	0	1	0	1
16 Blake Perkins, S (1, 9) OBP: 0.346, SLG: 0.438		B CU 76 C FF 95 S FF 94 F SL 88 B CH 85 C SL 86 2-3 ② K		C SL 85 C FF 93 X CU 79 0-2 28 P6 1-2 1B		B FF 95 B FF 94 B FF 95 C FF 95 S FF 96 3-3 ② K		B SI 90 F FC 88 B FC 89 B FC 87 1 SAFE X SI 91 3-1 ① G5-3 1-2		4	0	1	0	0	2	2
28 Joey Wiemer, R (1, 8) OBP: 0.279, SLG: 0.410		X FF 94 0-0 E5 22 BB		B FF 96 C FF 94 1 SAFE D CH 86 X FF 94 2-1 ② ③ P6 1-2		F SL 84 B SL 81 B FF 96 T FF 96 X FF 96 2-2 1-H HR		B CH 84 S SI 89 B CH 83 X SI 89 2-1 ② F8		4	1	1	2	0	0	3
Inning Stats	R: 0 E: 0 K: 0 S: 15 H: 2 LOB: 3 BB: 1 P: 27	R: 0 E: 1 K: 2 S: 10 H: 0 LOB: 2 BB: 1 P: 20	R: 0 E: 0 K: 2 S: 10 H: 0 LOB: 0 BB: 0 P: 16	R: 0 E: 0 K: 0 S: 9 H: 2 LOB: 1 BB: 0 P: 12	R: 0 E: 0 K: 1 S: 15 H: 1 LOB: 2 BB: 0 P: 25	R: 2 E: 0 K: 1 S: 12 H: 2 LOB: 0 BB: 0 P: 24	R: 0 E: 0 K: 1 S: 10 H: 0 LOB: 2 BB: 2 P: 23	R: 0 E: 0 K: 1 S: 12 H: 0 LOB: 1 BB: 1 P: 23	R: 0 E: 0 K: 1 S: 8 H: 0 LOB: 0 BB: 0 P: 14	1B: 5 2B: 1 3B: 0 HR: 1 SF: 0 SAC: 0 DP: 0 HBP: 1						

PITCHER		IP	WLS	BF	H	R	ER	SO	BB	IBB	HBP	BLK	WP	HR	S	P	ERA	WHIP
35 Justin Verlander, R ERA: 4.11	(1, 1)	5.0		23	5	0	0	5	2	0	1	0	0	0	59	100	0.00	1.400
40 Drew Smith, R ERA: 4.74	(6, 1)	1.0	L	5	2	2	2	1	0	0	0	0	0	1	12	24	18.00	2.000
0 Adam Ottavino, R ERA: 3.66	(7, 1)	1.0		5	0	0	0	1	2	0	0	0	1	0	10	23	0.00	2.000
25 Brooks Raley, L ERA: 2.67	(8, 1)	1.0		4	0	0	0	1	1	0	0	0	0	0	12	23	0.00	1.000
30 David Robertson, R ERA: 1.59	(9, 1)	1.0		3	0	0	0	1	0	0	0	0	0	0	8	14	0.00	0.000

PITCHER	IP	WLS	BF	H	R	ER	SO	BB	IBB	HBP	BLK	WP	HR	S	P	ERA	WHIP

TOP

Milwaukee Brewers @ New York Mets

Citi Field, Flushing, NY

Mon Jun 26 2023, 7:11 PM - 9:55 PM EDT

Att. 34,384 - Cloudy - 74 F

livebaseballscorecards.com

AB	34
R	2
H	7
RBI	2
BB	5
SO	9
LOB	25

Batter	1	2	3	4	5	6	7	8	9	AB	R	H	RBI	BB	SO	LOB
9 Brandon Nimmo, L (1, 8) OBP: 0.369, SLG: 0.428	C FF 93 B FC 86 S FC 89 X CU 79 1-2 G6-3 ①		F FC 87 B FC 87 F FS 86 C FF 94 1-3 K2-3 ③		F FF 92 1 SAFE B FF 92 X FC 87 1-1 F9 ③			S ST 80 X SI 89 0-1 L6 ②		4	0	0	0	0	1	2
6 Starling Marte, R (1, 9) OBP: 0.312, SLG: 0.337	C FC 87 B FC 89 C SI 94 B FF 96 F FC 85 F SI 94 X FF 95 2-2 L9 ②			X ST 82 0-0 12 E 12 S 12 SF9 1B		B CU 77 S FC 86 B SI 92 X SI 91 2-1 G1 ①		C SI 94 S SI 90 B SI 96 F SL 91 F SL 90 S SI 96 1-3 K ③		4	1	1	0	0	1	0
12 Francisco Lindor, S (1, 6) OBP: 0.305, SLG: 0.442	B FC 87 B FF 93 X SI 93 2-0 P5 ③			B SI 92 C FF 93 C SI 94 F FC 88 X FF 94 1-2 SF9 ① 1-H		C ST 83 F SI 93 F FS 86 F ST 84 X FF 93 0-2 1B			C FF 94 X CH 85 0-1 G4-3 ①	3	0	1	1	0	0	0
20 Pete Alonso, R (1, 3) OBP: 0.314, SLG: 0.529		C SI 93 C CU 79 B FF 94 X SI 93 1-2 G5-3 ①		B CU 79 B SI 94 S SI 93 X SI 93 2-1 G6-3 ②		C SI 92 F FF 93 1 SAFE X SI 93 0-2 L7 ②			B CH 85 X CH 86 1-0 G6-3 ②	4	0	0	0	0	0	1
32 Daniel Vogelbach, L (1, 10) OBP: 0.331, SLG: 0.336		C FC 87 X ST 83 0-1 G4-3 ②		B CU 78 B CU 79 C FC 86 C FF 94 S ST 85 2-3 K		C FF 92 1 SAFE C FC 86 X FF 94 0-2 L7 ③			C CH 84 X FF 94 0-1 P2 ③	4	0	0	0	0	1	1
28 Tommy Pham, R (1, 7) OBP: 0.328, SLG: 0.460		X FC 87 0-0 G5-3 ③		B SI 94 B FC 88 S FC 87 B SI 93 S FF 93 C FF 93 3-3 K ③			B SI 91 F SI 91 X FC 85 1-1 L5 ①			3	0	0	0	0	1	1
1 Jeff McNeil, L (1, 4) OBP: 0.337, SLG: 0.326			F FC 85 X CU 79 0-1 P6 ①		B SI 90 X FC 85 1-0 P4 ①		C ST 80 B ST 80 B ST 80 F SI 89 F ST 81 B FF 90 X SI 90 3-2 L9 ②			3	0	0	0	0	0	0
4 Francisco Alvarez, R (1, 2) OBP: 0.274, SLG: 0.468			X FC 87 0-0 G6-3 ②		B FC 87 C SI 92 B FF 93 X FC 85 2-1 P6 ②		B SI 89 C CH 83 F ST 81 S FF 90 1-3 K ③			3	0	0	0	0	1	0
22 Brett Baty, L (1, 5) OBP: 0.322, SLG: 0.354 19 Mark Canha, R (8, PH) OBP: 0.335, SLG: 0.383 13 Luis Guillorme, L (9, 5) OBP: 0.333, SLG: 0.372			B ST 82 C FC 84 T SI 94 B CU 80 F SI 94 B ST 85 D FC 87 4-2 BB		C FF 91 B FS 86 X ST 82 1-1 1B			C ST 80 X SI 88 0-1 G3 ①		1 1 0	0 0 0	1 0 0	0 0 0	1 0 0	0 0 0	0 0 0
Inning Stats	R: 0 E: 0 K: 0 S: 9 H: 0 LOB: 0 BB: 0 P: 14	R: 0 E: 0 K: 0 S: 6 H: 0 LOB: 0 BB: 0 P: 7	R: 0 E: 0 K: 1 S: 9 H: 0 LOB: 1 BB: 1 P: 14	R: 1 E: 0 K: 2 S: 13 H: 1 LOB: 1 BB: 0 P: 21	R: 0 E: 0 K: 0 S: 7 H: 1 LOB: 1 BB: 0 P: 12	R: 0 E: 0 K: 0 S: 13 H: 1 LOB: 1 BB: 0 P: 15	R: 0 E: 0 K: 1 S: 9 H: 0 LOB: 0 BB: 0 P: 14	R: 0 E: 0 K: 1 S: 9 H: 0 LOB: 0 BB: 0 P: 10	R: 0 E: 0 K: 0 S: 5 H: 0 LOB: 0 BB: 0 P: 6	1B: 3 2B: 0 3B: 0 HR: 0	SF: 1 SAC: 0 DP: 0 HBP: 0					

PITCHER		IP	WLS	BF	H	R	ER	SO	BB	IBB	HBP	BLK	WP	HR	S	P	ERA	WHIP
48 Colin Rea, R ERA: 4.57	(1, 1)	6.1	W	24	3	1	1	3	1	0	0	0	1	0	59	86	1.42	0.632
55 Hoby Milner, L ERA: 2.61	(7, 1)	1.1	H	4	0	0	0	1	0	0	0	0	0	0	11	15	0.00	0.000
59 Elvis Peguero, R ERA: 2.86	(8, 1)	0.1	H	1	0	0	0	1	0	0	0	0	0	0	5	6	0.00	0.000
38 Devin Williams, R ERA: 1.69	(9, 1)	1.0	S	3	0	0	0	0	0	0	0	0	0	0	5	6	0.00	0.000

PITCHER	IP	WLS	BF	H	R	ER	SO	BB	IBB	HBP	BLK	WP	HR	S	P	ERA	WHIP

BOTTOM

Milwaukee Brewers @ New York Mets

Citi Field, Flushing, NY

Mon Jun 26 2023, 7:11 PM - 9:55 PM EDT

Att. 34,384 - Cloudy - 74 F

livebaseballscorecards.com

AB	30
R	1
H	3
RBI	1
BB	1
SO	5
LOB	5

WP: 1 PA: 32
PB: 0
SB: 1
CS: 0

Batter	1	2	3	4	5	6	7	8	9	AB	R	H	RBI	BB	SO	LOB
16 Blake Perkins, S (1, 9) OBP: 0.316, SLG: 0.396	B FF 91 B FF 92 C SI 91 B SI 90 C SI 92 X SI 92 3-2 G4-3		C CU 78 B CH 83 C CH 83 B FF 92 X SI 89 2-2 G6-3		B CH 85 1 SAFE C CH 84 B SI 89 F CH 84 F SI 91 S SL 84 2-3 K		B FF 94 C CH 84 D CH 84 F FF 94 C FF 94 2-3 K		B FC 94 C FF 96 F FF 97 B FF 95 B FC 93 C FF 96 3-3 K	5	0	0	0	0	3	2
24 William Contreras, R (1, 2) OBP: 0.336, SLG: 0.418	B CU 78 C SI 90 X SL 84 1-1 27 BB 22 BB 1B		B CH 84 X CH 84 1-0 G5-3		X SI 90 0-0 G4-3			B FF 93 F FF 94 B ST 81 X FF 94 2-1 11 BB 22 BB 9 1B 1B	F FF 97 S SL 86 B SL 86 F FF 96 S FC 93 1-3 K	5	1	2	0	0	1	1
22 Christian Yelich, L (1, 7) OBP: 0.368, SLG: 0.429	F FF 92 F SI 92 B FF 93 F SL 84 F SI 92 B FF 93 D SL 85 F SI 91 1 SAFE 4-2 B SI 92 27 BB 1-2 BB		B FF 93 F FF 91 S CU 79 B SL 86 X SI 93 2-2 G1-3		C SL 82 F SI 91 S CU 79 S FF 93 0-3 K			B FC 90 B FC 90 T FF 94 B FF 94 F FF 94 F FC 90 B FC 89 4-2 11 BB 9 1B 1-2 BB		2	1	0	0	2	1	0
27 Willy Adames, R (1, 10) OBP: 0.290, SLG: 0.376	B CH 85 F SI 91 F SL 84 B FF 92 F SL 85 B SI 90 F FF 92 B CH 85 4-2 6 G6-4-3 1-2 2-3 BB			B FF 90 B SI 89 B CH 84 C SI 90 C SI 90 B CH 86 4-2 2 6 G6-4-3 1B BB		B CH 85 F SL 84 S SL 84 S FF 92 1-3 K		B FC 91 B FF 94 X FF 94 2-0 L7		2	0	0	0	2	1	2
6 Owen Miller, R (1, 3) OBP: 0.324, SLG: 0.405 (8, 4)	X CU 80 0-0 G6-4-3 1-2f			C SI 90 X FF 91 0-1 2 G6-4-3 1-2 1B		B CU 79 B SI 91 B SI 89 C SI 91 F SI 91 X SI 92 3-2 1B		C ST 82 F ST 82 D ST 83 B FF 94 C FF 95 2-3 K		4	0	2	0	0	1	5
2 Luis Urías, R (1, 4) OBP: 0.303, SLG: 0.241 11 Rowdy Tellez, L (8, PH) OBP: 0.296, SLG: 0.408 (8, 3)		C SI 90 C CH 83 X FF 91 0-2 G5-3		B CH 85 B CH 85 F SI 91 X FF 92 2-1 G6-4-3 1-2f 2-3		B FF 90 C CH 84 B CH 82 F FF 92 1 SAFE D SL 85 F FF 92 F CH 85 X CU 80 3-2 G6-3		S FC 91 B FF 94 F FC 91 B ST 82 B ST 83 B FF 95 4-2 9 1B 1-2 2-3 BB		3 0	0 0	0 0	0 0	0 1	0 0	3 0
9 Brian Anderson, R (1, 5) OBP: 0.319, SLG: 0.373		B FF 92 S FF 91 B SL 83 B FF 90 F SI 89 F SI 92 X CH 84 3-2 P4		B FF 93 B CH 85 C FF 92 B FF 90 S CH 84 S SL 86 3-3 K			T FF 95 B FF 95 B SL 85 F FF 95 B FF 95 S FF 95 3-3 K	F ST 82 C ST 81 B FF 94 X ST 82 1-2 1-3 2-H 3-H 1B		4	0	1	2	0	2	1
28 Joey Wiemer, R (1, 8) OBP: 0.282, SLG: 0.414		B CU 79 X CH 84 1-0 2B			C CU 78 B FF 91 S FF 92 F FF 92 S SL 82 1-3 K		B FF 96 B CU 77 C FF 96 C FF 96 B FF 96 B FF 96 4-2 14 CS BB	C FF 98 B SL 87 S FF 98 X FF 97 1-2 G6-3		3	0	1	0	1	1	2
14 Andruw Monasterio, R (1, 6) OBP: 0.340, SLG: 0.349		C SI 90 B FF 91 S CH 85 B CH 84 X SI 92 2-2 G4-3			L SI 91 X CH 84 0-1 1B		C CU 77 B FF 95 B CU 76 B FF 93 C FF 94 B FF 94 4-2 1-2 BB		C FF 96 F SL 86 B SL 86 S FF 97 1-3 K	3	0	1	0	1	1	1
Inning Stats	R: 0 E: 0 K: 0 S: 15 H: 1 LOB: 2 BB: 2 P: 27	R: 0 E: 0 K: 0 S: 11 H: 1 LOB: 1 BB: 0 P: 17	R: 0 E: 0 K: 0 S: 7 H: 0 LOB: 0 BB: 0 P: 12	R: 0 E: 0 K: 1 S: 9 H: 1 LOB: 1 BB: 1 P: 18	R: 0 E: 0 K: 2 S: 11 H: 1 LOB: 1 BB: 0 P: 14	R: 0 E: 0 K: 2 S: 15 H: 1 LOB: 1 BB: 0 P: 22	R: 0 E: 0 K: 2 S: 10 H: 0 LOB: 1 BB: 2 P: 23	R: 2 E: 0 K: 1 S: 17 H: 2 LOB: 2 BB: 2 P: 33	R: 0 E: 0 K: 3 S: 10 H: 0 LOB: 0 BB: 0 P: 15	1B: 6 2B: 1 3B: 0 HR: 0 SF: 0 SAC: 0 DP: 2 HBP: 0						

PITCHER		IP	WLS	BF	H	R	ER	SO	BB	IBB	HBP	BLK	WP	HR	S	P	ERA	WHIP
23 David Peterson, L ERA: 7.0	(1, 1)	6.0	W	24	5	0	0	5	3	0	0	0	0	0	68	110	0.00	1.333
40 Drew Smith, R ERA: 4.56	(7, 1)	1.0		4	0	0	0	2	2	0	0	0	0	0	10	23	0.00	2.000
43 Jeff Brigham, R ERA: 4.5	(8, 1)	0.2		6	2	2	2	1	2	0	0	0	0	0	14	29	27.00	6.000
50 Dominic Leone, R ERA: 5.32	(8, 1)	1.1		4	0	0	0	3	0	0	0	0	0	0	13	19	0.00	0.000

PITCHER	IP	WLS	BF	H	R	ER	SO	BB	IBB	HBP	BLK	WP	HR	S	P	ERA	WHIP

TOP

Milwaukee Brewers @ New York Mets

Citi Field, Flushing, NY

Tue Jun 27 2023, 7:11 PM - 9:51 PM EDT

Att. 35,295 - Cloudy - 76 F

livebaseballscorecards.com

AB	31
R	2
H	7
RBI	2
BB	7
SO	11
LOB	17

WP: 0	PB: 0	SB: 0	CS: 1
PA: 38			

Milwaukee Brewers @ New York Mets

Citi Field, Flushing, NY

Tue Jun 27 2023, 7:11 PM - 9:51 PM EDT

Att. 35,295 - Cloudy - 76 F

livebaseballscorecards.com

BOTTOM

Batter	1	2	3	4	5	6	7	8	9	AB	R	H	RBI	BB	SO	LOB
9 Brandon Nimmo, L (1, 8) OBP: 0.371, SLG: 0.449	C FF 88 B FC 84 C FC 85 S CH 84 1-3 ① K			F CU 73 F FF 88 B CH 82 X FC 86 1-2 HR	B FF 89 S FF 89 X CH 82 1-1 1-H HR		B CH 85 B CH 86 S FF 92 B CH 84 F SI 91 S FF 94 3-3 ② K			4	2	2	3	0	2	0
6 Starling Marte, R (1, 9) OBP: 0.311, SLG: 0.336	C CU 75 F SI 90 F CH 83 X SI 89 0-2 ② G1-3			F FC 85 L CH 84 B SI 88 X CU 78 1-2 ① G6-3	C CU 77 B SI 89 F CH 84 X SI 90 1-2 ③ G1-3		B FF 94 C SI 92 S CH 85 F FF 94 X SL 83 1-2 12 1B 1B			4	0	1	0	0	0	0
12 Francisco Lindor, S (1, 6) OBP: 0.308, SLG: 0.453	C FC 84 B SI 89 X FC 86 1-1 ③ G4-3			X SI 88 0-0 HR		S CU 75 B FF 88 B FF 88 S FC 86 B SI 89 F FC 86 X FC 88 3-2 ① P5	B SI 90 B FF 91 C SI 89 T SI 90 F FF 93 X CH 85 2-2 1-2 1B			4	1	2	1	0	0	0
20 Pete Alonso, R (1, 3) OBP: 0.313, SLG: 0.523		B SI 88 B SI 89 C FC 85 B SI 90 X SI 90 3-1 ① F8		B SI 91 F FC 88 X SI 90 1-1 ② G5-3		H FC 87 1-0 1 S 28 2B HBP	C SL 82 B SI 93 F SL 83 X CH 87 1-2 ③ F8			3	1	0	0	0	0	2
1 Jeff McNeil, L (1, 4) OBP: 0.335, SLG: 0.325		C FC 84 B CU 76 S CH 82 X CH 83 1-2 ② G3		X CH 83 0-0 28 BLK 1B		F FF 89 B CU 76 S FF 88 T SI 88 1-2 ② K 1-2		B SI 93 F FC 90 S FF 94 F FF 94 F CU 81 X SI 94 2-2 ① G3		4	0	1	0	0	1	1
28 Tommy Pham, R (1, 7) OBP: 0.326, SLG: 0.461		C SI 90 C CU 77 B FC 86 F FC 87 F FF 89 B CU 78 X SI 90 2-2 ③ F9		B FF 87 C FF 88 C SI 90 B CU 80 X SI 90 2-2 ③ F9 1-2		X SI 89 0-0 32 HR 2-H 2B		S FC 89 F CU 80 B FF 95 C SI 94 1-3 ② K		4	1	1	1	0	1	1
32 Daniel Vogelbach, L (1, 10) OBP: 0.335, SLG: 0.360			B CU 73 C FC 84 X FC 85 1-1 ① F8		C FC 85 B FC 85 X SI 89 1-1 9 HR 1B	B FF 89 C FC 85 X FF 88 1-1 2-H HR		S SI 94 F FC 91 X FF 95 0-2 ③ L9		4	2	2	2	0	0	0
22 Brett Baty, L (1, 5) OBP: 0.317, SLG: 0.348			C SI 89 X CH 82 0-1 ② G4-3		B FF 87 S FC 85 S CH 84 X CU 77 1-2 ① F9	B SI 91 B CH 83 X SI 90 2-0 ③ L3				3	0	0	0	0	0	1
2 Omar Narváez, L (1, 2) OBP: 0.293, SLG: 0.200			B SI 88 X FC 85 1-0 ③ L1		B CH 82 C FC 86 B SI 89 B FC 86 X SI 88 3-1 ② F7		C CH 82 F FF 91 F CH 86 F SL 80 B SI 91 F SI 93 X FF 93 1-2 ① P5			3	0	0	0	0	0	1
Inning Stats	R: 0 E: 0 K: 1 S: 9 H: 0 LOB: 0 BB: 0 P: 11	R: 0 E: 0 K: 0 S: 10 H: 0 LOB: 0 BB: 0 P: 16	R: 0 E: 0 K: 0 S: 5 H: 0 LOB: 0 BB: 0 P: 7	R: 2 E: 0 K: 0 S: 13 H: 3 LOB: 1 BB: 0 P: 18	R: 2 E: 0 K: 0 S: 12 H: 2 LOB: 0 BB: 0 P: 19	R: 3 E: 0 K: 1 S: 11 H: 2 LOB: 0 BB: 0 P: 19	R: 0 E: 0 K: 1 S: 20 H: 2 LOB: 2 BB: 0 P: 28	R: 0 E: 0 K: 1 S: 11 H: 0 LOB: 0 BB: 0 P: 14		1B: 4 2B: 1 3B: 0 HR: 4 SF: 0 SAC: 0 DP: 0 HBP: 1					

	AB	33
	R	7
	H	9
	RBI	7
	BB	0
	SO	4
	LOB	6

WP: 0 PB: 0 SB: 1 CS: 0 PA: 34

PITCHER		IP	WLS	BF	H	R	ER	SO	BB	IBB	HBP	BLK	WP	HR	S	P	ERA	WHIP
49 Julio Teheran, R ERA: 2.85	(1, 1)	5.2	L	25	7	7	7	2	0	0	1	1	0	4	59	87	11.12	1.235
32 Peter Strzelecki, R ERA: 4.54	(6, 1)	1.1		6	2	0	0	1	0	0	0	0	0	0	21	31	0.00	1.500
46 Bryse Wilson, R ERA: 2.68	(8, 1)	1.0		3	0	0	0	1	0	0	0	0	0	0	11	14	0.00	0.000

PITCHER	IP	WLS	BF	H	R	ER	SO	BB	IBB	HBP	BLK	WP	HR	S	P	ERA	WHIP

Batter	1	2	3	4	5	6	7	8	9	AB	R	H	RBI	BB	SO	LOB
22 Christian Yelich, L (1, 7) OBP: 0.372, SLG: 0.435	B FF 96 B FF 96 X FF 96 2-0 33 2B 2B	1 SAFE F FF 96 D FO 81 B SL 83 X FC 92 2-1 ③ G3		C FC 91 B FO 83 B FO 83 C FC 92 X FF 96 2-2 24 FC6-4 1B		F FC 92 1 SAFE B ST 82 C FC 93 1 SAFE C ST 82 1-3 ③ K		C FC 88 B FF 93 X FC 89 1-1 24 S 1-3 2-H 3-H 1B		5	1	3	2	0	1	2
24 William Contreras, R (1, 2) OBP: 0.333, SLG: 0.413	F FF 95 B FF 96 C FF 96 D FO 81 F FO 81 D FO 80 S FO 84 3-3 ① K		B FF 95 C FF 95 S FO 81 X FF 95 1-2 6 BB 33 1B 1B	X FF 95 0-0 ③ FC6-4 1-2f			C ST 82 S CH 87 F ST 83 X ST 82 0-2 ① G3	B FC 88 C SI 92 B ST 78 C ST 80 S ST 80 2-3 ③ K 1-2		5	0	1	0	0	2	4
11 Rowdy Tellez, L (1, 3) OBP: 0.292, SLG: 0.401 2 Luis Urías, R (9, PH) OBP: 0.299, SLG: 0.236 (9, 4)	B FF 97 C FF 95 B FF 96 F FC 91 S FO 82 2-3 ② K		B FF 92 B FC 89 X FC 91 2-0 ① P4		C FF 95 B FO 83 F SL 83 B FC 88 F FO 82 F FF 96 C FF 98 2-3 ① K		C ST 82 B ST 83 B SI 91 B ST 82 F SI 90 3-2 ② K		C CH 80 S ST 77 B ST 78 B SI 88 S SI 88 2-3 ① K	4 1	0 0	0 0	0 0	0 0	3 1	2 0
27 Willy Adames, R (1, 6) OBP: 0.288, SLG: 0.371	B FF 97 B FF 96 F FF 97 S FO 82 D FO 84 B FF 96 4-2 33 2B BB		D FO 82 C FF 95 C FO 81 S SL 83 1-3 ② K		S SL 84 B FF 95 B FO 84 X FC 92 2-1 ② G5-3		B FC 86 X FC 87 1-0 ③ P6		B ST 78 B CH 82 F CH 82 C SI 87 F ST 78 B SI 87 X SI 88 3-2 ② G5-3	4	1	0	0	1	1	1
33 Jesse Winker, L (1, 10) OBP: 0.308, SLG: 0.254	B ST 78 X FF 96 1-0 1-H 2-H 2B		B FC 90 C ST 78 D FO 82 F FF 95 X FO 82 2-2 6 BB 1-2 1B		C FO 82 S FC 93 F SL 83 B FO 84 F FC 92 B FO 84 X FC 91 2-2 ③ G4-3			C FC 88 B SI 89 B ST 83 F SI 90 X ST 81 3-2 ① F7	B ST 78 X SI 88 1-0 ③ G4-1	5	0	2	2	0	0	0
6 Owen Miller, R (1, 4) OBP: 0.327, SLG: 0.409 (9, 3)	X FF 95 0-0 ③ P6		D CU 73 B FC 89 F FC 91 B FF 94 F FC 92 D FO 83 4-2 1-2 2-3 BB			B FC 92 C SI 95 B SI 95 X SI 94 2-1 16 1B 2B		B ST 80 C SI 91 F ST 79 B ST 80 X SI 92 2-2 ② G5-3		3	1	1	0	1	0	1
9 Brian Anderson, R (1, 5) OBP: 0.318, SLG: 0.375		C CU 68 S FO 80 B FO 81 S FO 83 1-3 ① K	F FC 93 S FC 92 B FF 97 D FO 84 S FF 97 2-3 ③ K			B SI 95 B SI 94 F SI 94 X ST 81 2-1 ① L5		C SI 92 X ST 80 0-1 28 HBP 22 1B 2B		4	1	1	0	0	2	4
16 Blake Perkins, S (1, 9) OBP: 0.328, SLG: 0.393		C ST 77 S FC 92 F FF 97 B FF 95 B FF 97 F FO 82 B FO 84 S FC 92 3-3 ② K		B FC 87 X FF 94 1-0 ① F9		C FC 94 B FC 93 X CH 88 1-1 28 FC5-4 2-H 1B		B FC 90 F FC 89 T FF 94 B FF 94 B FC 89 F ST 82 B SI 94 4-2 28 HBP 22 1B BB		3	1	1	1	1	1	0
28 Joey Wiemer, R (1, 8) OBP: 0.286, SLG: 0.410		C FO 83 S FO 83 B FO 84 H CU 76 2-2 HBP		B FC 88 C FF 94 B FF 94 C FC 88 C FF 95 2-3 ② K		1 SAFE C FC 94 X ST 82 0-1 ② FC5-4 1-2f		F ST 80 H SI 93 1-1 22 1B 1-2 2-3 HBP		2	0	0	0	0	1	1
Inning Stats	R: 2 E: 0 K: 2 S: 12 H: 2 LOB: 1 BB: 1 P: 24	R: 0 E: 0 K: 2 S: 12 H: 0 LOB: 1 BB: 0 P: 20	R: 0 E: 0 K: 2 S: 15 H: 2 LOB: 3 BB: 1 P: 27	R: 0 E: 0 K: 1 S: 8 H: 1 LOB: 1 BB: 0 P: 13	R: 0 E: 0 K: 1 S: 12 H: 0 LOB: 0 BB: 0 P: 18	R: 1 E: 0 K: 1 S: 11 H: 2 LOB: 1 BB: 0 P: 17	R: 0 E: 0 K: 1 S: 7 H: 0 LOB: 0 BB: 0 P: 11	R: 2 E: 0 K: 1 S: 17 H: 2 LOB: 2 BB: 1 P: 30	R: 0 E: 0 K: 1 S: 8 H: 0 LOB: 0 BB: 0 P: 14	1B: 5 2B: 4 3B: 0 HR: 0 SF: 0 SAC: 0 DP: 0 HBP: 2						

PITCHER	IP	WLS	BF	H	R	ER	SO	BB	IBB	HBP	BLK	WP	HR	S	P	ERA	WHIP
34 Kodai Senga, R (1, 1) ERA: 3.53	5.0		23	5	2	2	8	2	0	1	0	0	0	59	102	3.60	1.400
93 Grant Hartwig, R (6, 1) ERA: 1.59	1.1	L	6	2	1	1	1	0	0	0	0	0	0	15	21	6.75	1.500
25 Brooks Raley, L (7, 1) ERA: 2.57	1.0		3	0	0	0	1	0	0	0	0	0	0	6	13	0.00	0.000
0 Adam Ottavino, R (8, 1) ERA: 4.13	0.2		6	2	2	2	1	1	0	1	0	0	0	14	24	27.00	4.500
44 T.J. McFarland, L (9, 1) ERA:	1.0		3	0	0	0	1	0	0	0	0	0	0	8	14	0.00	0.000

PITCHER	IP	WLS	BF	H	R	ER	SO	BB	IBB	HBP	BLK	WP	HR	S	P	ERA	WHIP

TOP

Milwaukee Brewers @ New York Mets

Citi Field, Flushing, NY

Wed Jun 28 2023, 7:12 PM - 10:07 PM EDT

Att. 28,440 - Overcast - 78 F

livebaseballscorecards.com

AB	36
R	5
H	9
RBI	5
BB	3
SO	12
LOB	15

PA: 41

WP: 0
PB: 0
SB: 1
CS: 0

BOTTOM

Milwaukee Brewers @ New York Mets

Citi Field, Flushing, NY

Wed Jun 28 2023, 7:12 PM - 10:07 PM EDT

Att. 28,440 - Overcast - 78 F

livebaseballscorecards.com

Batter	1	2	3	4	5	6	7	8	9	AB	R	H	RBI	BB	SO	LOB
9 Brandon Nimmo, L (1, 8) OBP: 0.369, SLG: 0.449	C FC 86 C FF 91 B FC 87 B SL 80 B SI 90 X FC 89 3-2 ① L7		S SI 91 B FC 88 S FC 89 B SI 92 F SI 91 F FF 93 C FF 93 2-3 ② K		B FF 95 S FC 90 X SI 94 1-1 2B		S SL 91 B SI 95 F SI 96 X SL 90 1-2 ② F8			4	0	1	0	0	1	1
6 Starling Marte, R (1, 9) OBP: 0.307, SLG: 0.331	C FC 87 B FC 88 B FC 87 C CH 85 C FF 93 2-3 ② K		B CH 84 X CH 84 1-0 ③ L6		X FC 90 0-0 ② F9		F SL 90 X SI 96 0-1 ③ G5-3			4	0	0	0	0	1	2
12 Francisco Lindor, S (1, 6) OBP: 0.307, SLG: 0.448	C FC 88 C FC 86 B FF 92 X FF 93 1-2 ③ G4-3			B FF 89 B FC 87 B CH 83 B FC 87 4-0 28 BB 20 1B 4 BB BB	B FC 90 B FF 94 B FC 91 C SI 94 X FF 94 3-1 ③ F8			B SI 96 C FF 96 X SL 86 1-1 ① L9		3	1	0	0	1	0	1
20 Pete Alonso, R (1, 3) OBP: 0.313, SLG: 0.519		B FC 86 C FC 87 F FF 90 B FF 92 X FF 92 2-2 ① G6-3		C CH 84 B FC 88 X FF 91 1-1 4 BB 28 BB 1-2 1B		X SI 93 0-0 ① P4		C SL 85 B SL 84 X SI 96 1-1 ② G4-3		4	0	1	0	0	0	0
28 Tommy Pham, R (1, 7) OBP: 0.340, SLG: 0.488		C CH 84 B CH 82 B CH 84 X FF 92 2-1 HR		C CH 84 B FC 88 B CH 86 B CH 85 B FC 88 4-1 4 BB 1-2 2-3 BB		X SI 94 0-0 1B		C SL 86 C SL 85 B SL 86 B SL 86 X SL 85 2-2 4 S 1B		3	1	3	1	1	0	0
4 Francisco Alvarez, R (1, 2) OBP: 0.274, SLG: 0.460		X FC 87 0-0 ② G6-3		B FC 89 B CH 86 B FC 88 C FC 89 C FF 92 B FF 93 4-2 19 G5-4-3 1-2 2-3 3-H BB		F FC 90 C FF 93 B SI 92 F FF 93 1 SAFE B FC 91 C SI 94 2-3 ② K		B SL 85 B SI 96 B SL 84 C SI 95 S FF 96 C FF 96 3-3 ③ K 1-2		3	0	0	1	1	2	2
22 Brett Baty, L (1, 5) OBP: 0.316, SLG: 0.351		X FC 88 0-0 2B		C SI 92 C FC 89 B SI 91 D SI 92 C FF 94 2-3 ① K		F SI 88 B FF 89 B ST 79 S SI 89 S FF 90 2-3 ③ K			C FF 94 T FC 90 B CH 85 S FF 95 1-3 ① K	4	0	1	0	0	3	4
19 Mark Canha, R (1, 10) OBP: 0.335, SLG: 0.382 32 Daniel Vogelbach, L (9, PH) OBP: 0.333, SLG: 0.358		B FC 89 C FC 86 B FC 89 F FC 87 B FF 92 F CH 85 X FF 92 3-2 ③ G6-3		F FC 89 D FF 92 B FC 90 C FC 88 X FC 88 2-2 ② ③ G5-4-3 1-2f			C SI 96 X SI 96 0-1 1 FC4-6 1B		C FF 94 C CH 85 F FF 96 X FF 94 0-2 ② G5-3	3 1	0 0	1 0	0 0	0 0	0 0	4 0
15 Danny Mendick, R (1, 4) 1 Jeff McNeil, L (7, PH) OBP: 0.333, SLG: 0.323 (8, 4)			C FC 86 B CH 84 C CH 84 X FC 89 1-2 ① G6-3		B FC 90 S FC 91 C SI 93 X FF 94 1-2 ① F9		1 SAFE X SI 95 0-0 ① FC4-6 1-2f		B CH 86 C CH 84 F FC 90 B FF 95 S CH 88 2-3 ③ K2-3	2 2	0 0	0 0	0 0	0 1	0 1	0 1

Inning Stats	1	2	3	4	5	6	7	8	9
	R: 0 E: 0 K: 1 S: 9	R: 1 E: 0 K: 0 S: 11	R: 0 E: 0 K: 1 S: 9	R: 1 E: 0 K: 1 S: 11	R: 0 E: 0 K: 0 S: 8	R: 0 E: 0 K: 2 S: 9	R: 0 E: 0 K: 0 S: 8	R: 0 E: 0 K: 1 S: 10	R: 0 E: 0 K: 2 S: 10
	H: 0 LOB: 0 BB: 0 P: 15	H: 2 LOB: 1 BB: 0 P: 18	H: 0 LOB: 0 BB: 0 P: 13	H: 1 LOB: 2 BB: 3 P: 28	H: 1 LOB: 1 BB: 0 P: 13	H: 1 LOB: 1 BB: 0 P: 13	H: 1 LOB: 1 BB: 0 P: 9	H: 1 LOB: 1 BB: 0 P: 17	H: 0 LOB: 0 BB: 0 P: 13

	AB	33
	R	2
	H	7
	RBI	2
	BB	3
	SO	8
	LOB	15

	1B: 4	SF: 0	WP: 0	PA: 36
	2B: 2	SAC: 0	PB: 0	
	3B: 0	DP: 1	SB: 1	
	HR: 1	HBP: 0	CS: 0	

PITCHER		IP	WLS	BF	H	R	ER	SO	BB	IBB	HBP	BLK	WP	HR	S	P	ERA	WHIP
20 Wade Miley, L ERA: 3.02	(1, 1)	4.0		17	3	2	2	3	3	0	0	0	0	1	40	74	4.50	1.500
46 Bryse Wilson, R ERA: 2.56	(5, 1)	1.2	W	7	2	0	0	1	0	0	0	0	0	0	14	21	0.00	1.200
55 Hoby Milner, L ERA: 2.59	(6, 1)	0.1	H	1	0	0	0	1	0	0	0	0	0	0	3	5	0.00	0.000
59 Elvis Peguero, R ERA: 2.76	(7, 1)	1.0	H	4	1	0	0	0	0	0	0	0	0	0	8	9	0.00	1.000
31 Joel Payamps, R ERA: 2.23	(8, 1)	1.0	H	4	1	0	0	1	0	0	0	0	0	0	10	17	0.00	1.000

PITCHER		IP	WLS	BF	H	R	ER	SO	BB	IBB	HBP	BLK	WP	HR	S	P	ERA	WHIP
38 Devin Williams, R ERA: 1.63	(9, 1)	1.0	S	3	0	0	0	2	0	0	0	0	0	0	10	13	0.00	0.000

Batter	1	2	3	4	5	6	7	8	9	AB	R	H	RBI	BB	SO	LOB
22 Christian Yelich, L (1, 7) OBP: 0.369, SLG: 0.429	C CU 77 F FF 94 F FF 94 B FC 87 B CH 84 X FF 95 2-2 ① L6		F FF 94 B CH 84 C CH 84 B CH 85 B CU 75 F FF 95 F FC 90 B CU 75 4-2 33 BB BB		C CH 83 B CH 83 B FF 94 X CU 75 2-1 ② G3-1		S ST 79 B ST 79 X SI 88 1-1 ① G1-3	B CU 75 S SL 85 B FF 95 C FF 96 S SL 85 2-3 ③ K		4	0	0	0	1	1	0
33 Jesse Winker, L (1, 10) OBP: 0.314, SLG: 0.257 24 William Contreras, R (7, PH) OBP: 0.339, SLG: 0.416 (7, 10)	X FF 94 0-0 ② P5		F FF 94 B CU 75 B FC 87 1 SAFE C CU 75 B FF 94 B FC 88 4-2 1-2 BB		X FC 87 0-0 1B		C ST 78 B ST 79 S CH 82 F SI 89 B ST 77 X SI 88 2-2 6 1B 27 HBP 9 SF8 1B		C FC 93 F SL 86 B FC 94 B KC 83 B SL 85 F FC 93 D KC 85 4-2 27 G6-4-3 BB	2 1	0 1	1 1	0 1	1 0	0 0	0 0
27 Willy Adames, R (1, 6) OBP: 0.287, SLG: 0.365	C FF 94 B SL 85 C FF 94 S FF 96 1-3 ③ K		F SL 84 S CH 83 B SL 84 B SL 85 C CU 74 2-3 ② K		X SL 84 0-0 ③ P4		F CH 82 S SI 89 H ST 78 1-2 9 SF8 6 1B 1-2 HBP		C FC 92 S FC 94 X KC 84 0-2 ① ② G6-4-3 1-2f	4	0	0	0	0	2	4
11 Rowdy Tellez, L (1, 3) OBP: 0.292, SLG: 0.400 6 Owen Miller, R (7, PH) OBP: 0.329, SLG: 0.410 (7, 3)		C FF 93 X FF 94 0-1 ① F7	C CH 84 B FC 88 X FF 95 1-1 ③ G4-3			B CU 74 C CU 75 F FF 93 X FC 88 1-2 7 HR 1B	B FC 92 X FC 92 1-0 9 SF8 1-2 2-3 1B		B FC 93 B KC 84 X FC 93 2-0 ③ F9	3 2	1 0	1 1	0 0	0 0	0 0	2 0
9 Brian Anderson, R (1, 5) OBP: 0.317, SLG: 0.374		C FF 94 X FF 93 0-1 7 1B 1B		C SL 85 C CH 83 B SL 83 B SL 83 F CH 83 B FF 94 C FF 94 3-3 ① K		B FF 93 B CH 82 B CH 84 C FF 94 F FF 94 C SL 84 3-3 ① K	S FF 97 S FF 97 X FF 97 0-2 ② SF8 1-2 2-3 3-H			3	0	1	1	0	2	1
7 Victor Caratini, S (1, 2) OBP: 0.336, SLG: 0.381		B CU 76 X FF 93 1-0 1-3 1B		B FF 94 C CU 76 F FF 94 S FC 87 1-3 ② K		X FF 92 0-0 1-H HR	B FC 91 B FC 92 B SL 84 B FF 96 4-0 BB			3	1	2	2	1	1	0
0 Brice Turang, L (1, 4) OBP: 0.254, SLG: 0.312		B CU 76 X FF 94 1-0 ② L6	B FF 94 X FF 93 1-0 2B			C FF 93 B CU 75 X FC 88 1-1 ② G4-3	B FF 95 S FC 91 X FC 92 1-1 ③ G3-1			4	0	1	0	0	0	5
16 Blake Perkins, S (1, 9) OBP: 0.323, SLG: 0.383		C FC 89 C FF 94 X FF 96 0-2 ③ F7	C CH 84 B FC 89 F CU 76 F FF 96 B FC 89 F FC 89 B FF 95 T CU 75 3-2 ③ K			B CH 81 X CH 83 1-0 1B		L FF 95 B FF 94 B FF 95 S FF 95 X SL 87 2-2 ① P5		4	0	1	0	0	1	3
28 Joey Wiemer, R (1, 8) OBP: 0.281, SLG: 0.403			F CU 76 B FF 94 F FF 95 B CH 83 S CH 85 2-3 ① K		C SL 84 B CH 83 S SL 84 F SL 83 F FF 95 T CU 74 1-2 ① K	B CU 74 S CU 74 C FF 94 S SL 82 1-3 ③ K		B SL 83 X CU 75 1-0 ② F7		4	0	0	0	0	3	1

Inning Stats	1	2	3	4	5	6	7	8	9
	R: 0 E: 0 K: 1 S: 8	R: 0 E: 0 K: 0 S: 9	R: 0 E: 0 K: 2 S: 14	R: 0 E: 0 K: 3 S: 13	R: 0 E: 0 K: 1 S: 9	R: 2 E: 0 K: 2 S: 13	R: 1 E: 0 K: 0 S: 14	R: 0 E: 0 K: 1 S: 7	R: 0 E: 0 K: 0 S: 7
	H: 0 LOB: 0 BB: 0 P: 11	H: 2 LOB: 2 BB: 0 P: 11	H: 0 LOB: 2 BB: 2 P: 27	H: 1 LOB: 1 BB: 0 P: 21	H: 1 LOB: 1 BB: 0 P: 12	H: 3 LOB: 1 BB: 0 P: 20	H: 2 LOB: 3 BB: 1 P: 24	H: 0 LOB: 0 BB: 0 P: 12	H: 0 LOB: 0 BB: 1 P: 13

1B: 7 SF: 1
2B: 1 SAC: 0
3B: 0 DP: 1
HR: 1 HBP: 1

WP: 0 PA: 40
PB: 0
SB: 0
CS: 0

PITCHER		IP	WLS	BF	H	R	ER	SO	BB	IBB	HBP	BLK	WP	HR	S	P	ERA	WHIP
21 Max Scherzer, R ERA: 3.87	(1, 1)	6.0		27	7	2	2	9	2	0	0	0	0	1	66	102	3.00	1.500
44 T.J. McFarland, L ERA: 6.75	(7, 1)	0.1	L	3	1	1	1	0	0	0	1	0	0	0	8	12	27.00	3.000
50 Dominic Leone, R ERA: 5.16	(7, 1)	0.2		4	1	0	0	0	1	0	0	0	0	0	6	12	0.00	3.000
40 Drew Smith, R ERA: 4.39	(8, 1)	1.0		3	0	0	0	1	0	0	0	0	0	0	7	12	0.00	0.000
30 David Robertson, R ERA: 1.54	(9, 1)	1.0		3	0	0	0	0	1	0	0	0	0	0	7	13	0.00	1.000

PITCHER	IP	WLS	BF	H	R	ER	SO	BB	IBB	HBP	BLK	WP	HR	S	P	ERA	WHIP

TOP

Milwaukee Brewers @ New York Mets

Citi Field, Flushing, NY

Thu Jun 29 2023, 7:11 PM - 10:04 PM EDT

Att. 30,282 - Partly Cloudy - 77 F

livebaseballscorecards.com

AB	34
R	3
H	9
RBI	3
BB	4
SO	10
LOB	16

Milwaukee Brewers @ New York Mets

Citi Field, Flushing, NY

Thu Jun 29 2023, 7:11 PM - 10:04 PM EDT

Att. 30,282 - Partly Cloudy - 77 F

livebaseballscorecards.com

BOTTOM

Batter	1	2	3	4	5	6	7	8	9	AB	R	H	RBI	BB	SO	LOB
9 Brandon Nimmo, L (1, 8) OBP: 0.375, SLG: 0.459	B SI 92 B FF 93 C SI 91 B SI 92 F SI 93 B SI 93 4-2 6 G6-4-3 BB		B SI 92 X SI 92 1-0 HR		B CU 80 F FF 93 S SL 84 X SI 93 1-2 ② G4-3		C ST 80 1 SAFE B SI 90 F SI 90 H SI 91 2-2 6 G4-3 1-2 HBP		B CH 84 C FF 94 B FF 95 B CH 86 S CH 85 F CH 85 B FF 94 4-2 BB	2	1	1	1	2	0	0
6 Starling Marte, R (1, 9) OBP: 0.305, SLG: 0.329	F SI 92 B FF 94 X SI 93 1-1 ①② G6-4-3 1-2f		B CU 79 B SI 92 B SI 93 C SI 92 X SI 93 3-1 1B		B SL 84 S SI 92 F SI 92 B SI 92 S SI 94 2-3 ③ K		S SL 91 B SI 98 X SI 98 1-1 ②③ G4-3 1-2f		S CH 84 F CH 85 S CH 85 0-3 ③ K	5	0	1	0	0	2	7
12 Francisco Lindor, S (1, 6) OBP: 0.303, SLG: 0.442	B FF 94 C SI 93 B CU 81 S SI 93 F SI 94 X FF 95 2-2 ③ F8		1 SAFE B SL 84 C SI 91 X FF 92 1-1 ② F8			C CU 79 B SI 93 F CU 81 B FF 93 F CU 80 C SI 93 2-3 ① K		C SL 84 S SI 95 S FF 94 0-3 ① K		4	0	0	0	0	2	1
20 Pete Alonso, R (1, 3) OBP: 0.312, SLG: 0.515		B CU 79 X SI 92 1-0 ① 1B	1 SAFE X SI 92 0-0 ③ G5-3			C SL 82 X SL 83 0-1 ② L5		B SI 95 C SL 85 C SL 84 B SL 84 F SI 96 F SL 84 B FF 96 F SL 85 X SL 86 3-2 ② F7		4	0	1	0	0	0	1
28 Tommy Pham, R (1, 7) OBP: 0.344, SLG: 0.488		C SI 92 S SI 93 F FF 95 B SL 84 F SI 92 F SI 93 C SI 93 1-3 ② K		C SL 83 B SI 90 C SI 92 X SI 93 1-2 1B		X SI 93 0-0 1B		C SI 94 B SI 94 B SL 86 F SL 85 B FF 96 X SI 95 3-2 ③ G4-3		4	0	2	0	0	1	0
1 Jeff McNeil, L (1, 4) OBP: 0.332, SLG: 0.325		C SI 94 B FF 94 B CH 86 X SI 94 2-1 2B		B FF 93 1 SAFE C SI 92 F SI 91 F FF 94 T SI 92 1-2 ① K		C SI 92 B SI 92 1 SAFE D CU 81 B SI 93 X SI 93 3-1 ③ F8			X CH 85 0-0 ① F9	4	0	1	0	0	1	2
32 Daniel Vogelbach, L (1, 10) OBP: 0.330, SLG: 0.353 19 Mark Canha, R (7, PH) OBP: 0.340, SLG: 0.385 (8, 10)		C CU 81 B FF 94 X SI 94 1-1 ③ G4-3		B FF 94 C CU 80 1 SAFE F SI 92 X SL 84 1-2 ② L9			F SI 89 B SI 89 F CH 82 F CH 80 B FF 90 X SI 90 2-2 15 E 1B		B FF 95 C CH 85 S CH 86 B CH 86 B FF 95 B CH 85 4-2 13 S 4 1B BB	2 1	0 0	0 1	0 0	0 1	0 0	2 0
4 Francisco Alvarez, R (1, 2) OBP: 0.273, SLG: 0.456			B SI 91 F SI 92 X SI 92 1-1 ① G6-3	X SI 92 0-0 ③ G4-3			B SI 90 X SI 90 1-0 ① F8		X CH 85 0-0 13 G3 1-2 1B	4	0	1	0	0	0	2
22 Brett Baty, L (1, 5) OBP: 0.317, SLG: 0.369 15 Danny Mendick, R (7, PH) (8, 5) 13 Luis Guillorme, L (9, PH) OBP: 0.330, SLG: 0.367			T FF 93 B SI 92 X CH 84 1-1 HR		C CU 79 F SL 80 B FF 93 C SI 92 1-3 ① K		C ST 81 1 SAFE B FF 90 X CH 82 1-1 FC5 9 HBP 1-3		B CH 84 S CH 83 C CH 84 D CH 84 B FF 95 F CH 85 F CH 84 X CH 86 3-2 ② G3 1-2 2-3	2 1 1	1 0 0	1 0 0	1 0 0	0 0 0	1 0 0	0 1 2
Inning Stats	R: 0 E: 0 K: 0 S: 8 H: 0 LOB: 0 BB: 1 P: 15	R: 0 E: 0 K: 1 S: 11 H: 2 LOB: 1 BB: 0 P: 16	R: 2 E: 0 K: 0 S: 10 H: 3 LOB: 1 BB: 0 P: 17	R: 0 E: 0 K: 1 S: 11 H: 1 LOB: 1 BB: 0 P: 14	R: 0 E: 0 K: 2 S: 9 H: 0 LOB: 0 BB: 0 P: 13	R: 0 E: 0 K: 1 S: 9 H: 1 LOB: 1 BB: 0 P: 14	R: 0 E: 1 K: 0 S: 11 H: 1 LOB: 2 BB: 0 P: 18	R: 0 E: 0 K: 1 S: 12 H: 0 LOB: 0 BB: 0 P: 18	R: 0 E: 0 K: 1 S: 15 H: 1 LOB: 3 BB: 2 P: 26	1B: 6 2B: 1 3B: 0 HR: 2	SF: 0 SAC: 0 DP: 2 HBP: 1			WP: 0 PB: 0 SB: 1 CS: 0	PA: 38		

	AB	34
	R	2
	H	9
	RBI	2
	BB	3
	SO	7
	LOB	18

PITCHER		IP	WLS	BF	H	R	ER	SO	BB	IBB	HBP	BLK	WP	HR	S	P	ERA	WHIP
37 Adrian Houser, R ERA: 3.88	(1, 1)	6.0	W	24	7	2	2	5	1	0	0	0	0	2	58	89	3.00	1.333
55 Hoby Milner, L ERA: 2.56	(7, 1)	0.1	H	4	1	0	0	0	0	0	1	0	0	0	9	15	0.00	3.000
59 Elvis Peguero, R ERA: 2.7	(7, 1)	0.2	H	1	0	0	0	0	0	0	0	0	0	0	2	3	0.00	0.000
31 Joel Payamps, R ERA: 2.17	(8, 1)	1.0	H	3	0	0	0	1	0	0	0	0	0	0	12	18	0.00	0.000
38 Devin Williams, R ERA: 1.57	(9, 1)	1.0	S	6	1	0	0	1	2	0	0	0	0	0	15	26	0.00	3.000

PITCHER	IP	WLS	BF	H	R	ER	SO	BB	IBB	HBP	BLK	WP	HR	S	P	ERA	WHIP

Batter	1	2	3	4	5	6	7	8	9	AB	R	H	RBI	BB	SO	LOB
22 Christian Yelich, L (1, 10) OBP: 0.370, SLG: 0.432	C FF 94 B CH 89 B SL 84 F FF 94 X SL 83 2-2 G3-1		B SL 86 B FF 92 F SL 86 X SL 85 2-1 11 1B 1-3 2-H 2B	C SI 93 1 SAFE B SL 89 F SL 89 X ST 85 1-2 FC4-6 1-2f			B SL 83 X FF 94 1-0 24 HBP 6 2B 1B	C FC 95 B FC 93 B FF 96 X CH 89 2-1 G3 1-2		5	2	2	1	0	0	2
24 William Contreras, R (1, 2) OBP: 0.336, SLG: 0.409	B SI 95 B SI 93 F SI 92 F SI 95 X FF 94 2-2 F7		C SL 86 B SI 94 X SL 83 1-1 FC5 11 1B 27 SF8 3-H	B SI 94 X SL 86 1-0 G1-3			C FF 94 H CH 90 1-1 6 2B 0 2B HBP 1-2	C ST 84 S CH 89 S FF 96 0-3 K		4	2	0	1	0	1	3
11 Rowdy Tellez, L (1, 3) OBP: 0.292, SLG: 0.399 9 Brian Anderson, R (7, PH) OBP: 0.315, SLG: 0.371 (7, 5)	F FF 96 C CH 90 X CH 90 0-2 L9		C SI 94 B SL 85 B CH 88 B SL 84 C SL 84 F SL 85 X SL 84 3-2 0 FC4-6 6 1B 1-3 2-H 1B		C SI 93 B SL 87 F SI 94 X ST 83 1-2 F8		F SL 82 C FF 94 X SL 84 0-2 F4		C FF 96 B CH 89 B ST 84 F FF 96 B ST 82 X FF 96 3-2 L3	3 2	0 0	1 0	1 0	0 0	0 0	0 2
27 Willy Adames, R (1, 6) OBP: 0.289, SLG: 0.368		F SI 94 C SI 95 B SL 84 F SL 84 H CH 89 2-2 HBP	B SI 93 X SL 84 1-0 SF8 3-H		S SL 88 X SL 87 0-1 2B		F FF 95 B SL 84 F FF 95 S SL 86 1-3 K		F FF 94 B FF 97 X CH 89 1-1 F7	3	0	1	1	0	1	2
6 Owen Miller, R (1, 5) OBP: 0.335, SLG: 0.419 (7, 3)	C SL 85 B SI 95 C SI 95 B SL 86 X SI 95 2-2 F9	C SL 85 C SI 94 F SI 83 F FF 95 X SL 85 0-2 0 FC4-6 1-2 1B	C SI 94 X SI 95 0-1 G6-3			B SL 85 S SL 84 X SL 85 1-1 0 2B 1-3 2-H 2B		X ST 84 0-0 1B		5	1	3	1	0	0	2
0 Brice Turang, L (1, 4) OBP: 0.253, SLG: 0.314	X SI 94 0-0 F7	C SI 95 B CH 90 F SL 85 F FF 95 B CH 89 D SL 86 X SL 84 3-2 FC4-6 1-2f 2-3	B CH 88 F SI 95 B CH 89 X CH 90 2-1 L6			X CH 87 0-0 2-H 3-H 2B	F CH 89 T FC 94 T FF 96 0-2 K		5	0	1	2	0	1	5
16 Blake Perkins, S (1, 7) OBP: 0.304, SLG: 0.359	B FF 95 C FF 94 B SL 85 C SL 85 X SL 87 2-2 G4-3	B SL 86 F FF 95 B FF 94 B SL 84 X FF 94 3-1 G3				C SL 86 B SI 96 F CH 89 X SI 97 1-2 G4-3	B FF 95 C SL 84 X SL 84 1-1 G4-3			4	0	0	0	0	0	4
28 Joey Wiemer, R (1, 8) OBP: 0.285, SLG: 0.400			H SI 93 1-0 3 1B 22 2B HBP	X SL 85 0-0 F4		B SI 96 C SI 96 B SI 96 B SI 96 B SI 96 4-1 3 CS BB		B ST 83 B FF 95 C FF 96 B CH 89 X FF 96 3-1 L4		2	1	0	0	1	0	0
3 Raimel Tapia, L (1, 9) OBP: 0.306, SLG: 0.343			X FF 94 0-0 22 2B 24 FC5 1-2 1B	B FF 95 F SL 87 B SL 85 S FF 94 F SL 84 B CH 88 F SL 84 B FF 94 4-2 22 FC4-6 BB		B FF 95 S FF 94 S FF 94 C FF 95 1-3 K 1-2		C CH 89 B FF 97 B CH 90 B FF 96 F FF 96 B CH 90 4-2 22 G3 BB		2	1	1	0	2	1	1
Inning Stats	R: 0 E: 0 K: 0 S: 9 H: 0 LOB: 0 BB: 0 P: 13	R: 0 E: 0 K: 0 S: 10 H: 0 LOB: 1 BB: 0 P: 16	R: 4 E: 0 K: 0 S: 21 H: 4 LOB: 2 BB: 0 P: 35	R: 0 E: 0 K: 0 S: 9 H: 0 LOB: 1 BB: 1 P: 15	R: 0 E: 0 K: 0 S: 9 H: 1 LOB: 1 BB: 0 P: 12	R: 0 E: 0 K: 1 S: 7 H: 0 LOB: 0 BB: 1 P: 13	R: 3 E: 0 K: 1 S: 13 H: 3 LOB: 1 BB: 0 P: 18	R: 0 E: 0 K: 1 S: 9 H: 0 LOB: 1 BB: 1 P: 18	R: 0 E: 0 K: 1 S: 9 H: 1 LOB: 1 BB: 0 P: 13	1B: 5 2B: 4 3B: 0 HR: 0 SF: 1 SAC: 0 DP: 0 HBP: 3						

PITCHER		IP	WLS	BF	H	R	ER	SO	BB	IBB	HBP	BLK	WP	HR	S	P	ERA	WHIP
70 Osvaldo Bido, R ERA: 4.74	(1, 1)	3.1		18	4	4	4	0	1	0	2	0	0	0	45	73	10.80	1.500
43 Ryan Borucki, L ERA: 9.0	(4, 1)	1.0		4	1	0	0	0	0	0	0	0	0	0	9	12	0.00	1.000
57 Yerry De Los Santos, R ERA: 1.29	(5, 1)	1.0		4	0	0	0	0	1	0	0	0	0	0	8	15	0.00	1.000
68 Angel Perdomo, L ERA: 4.76	(6, 1)	0.2		3	1	2	2	1	0	0	1	0	0	0	5	8	27.00	1.500
36 Dauri Moreta, R ERA: 3.86	(7, 1)	1.0		5	2	1	1	1	0	0	0	0	0	0	11	14	9.00	2.000

PITCHER		IP	WLS	BF	H	R	ER	SO	BB	IBB	HBP	BLK	WP	HR	S	P	ERA	WHIP
50 Carmen Mlodzinski, R ERA: 3.24	(8, 1)	2.0	W	8	1	0	0	2	1	0	0	0	0	0	18	31	0.00	1.000

TOP

Milwaukee Brewers @ Pittsburgh Pirates

PNC Park, Pittsburgh, PA

Fri Jun 30 2023, 7:07 PM - 10:17 PM EDT

Att. 29,179 - Partly Cloudy - 83 F

livebaseballscorecards.com

AB	35
R	7
H	9
RBI	7
BB	3
SO	4
LOB	21

WP	0
PB	0
SB	0
CS	1
PA	42

Milwaukee Brewers @ Pittsburgh Pirates

PNC Park, Pittsburgh, PA

Fri Jun 30 2023, 7:07 PM - 10:17 PM EDT

Att. 29,179 - Partly Cloudy - 83 F

livebaseballscorecards.com

BOTTOM

Batter	1	2	3	4	5	6	7	8	9	AB	R	H	RBI	BB	SO	LOB
54 Joshua Palacios, L (1, 7) OBP: 0.284, SLG: 0.349	B FF 92 X FF 94 1-0 ① G4-3		B CH 88 C SL 83 B FF 93 S CU 78 B FF 94 S SL 83 3-3 ③ K2-3		B FF 94 C CH 87 X FF 94 1-1 ② G4-3		B FF 90 B FC 89 B FF 89 C FF 90 F FC 87 F FC 89 B FC 88 4-2 1-2 22 1B BB		C FF 96 X CU 77 0-1 ① 1-2 G3-1	4	0	0	0	1	1	1
22 Andrew McCutchen, R (1, 10) OBP: 0.399, SLG: 0.455	F FF 95 C FF 96 B SL 83 B SL 84 B CH 88 F FF 94 F FF 94 S SL 83 3-3 ② K			S CU 77 B SL 85 T SL 85 X CU 72 1-2 HR	B FF 96 C SL 84 F CH 88 F SL 82 X FF 96 1-2 ③ G5-3		X FC 89 0-0 1-2 2-H 1B		S FF 95 F ST 79 X FF 95 0-2 2-H 41 HR 2B	5	2	3	3	0	1	0
32 Henry Davis, R (1, 9) OBP: 0.391, SLG: 0.439	S FF 94 B FF 94 S CU 76 F FF 95 B SL 82 C SL 84 2-3 ③ K			B FF 94 C SL 82 S SL 83 B FF 96 B FF 95 B FF 94 4-2 41 WP 39 2B BB		F FF 95 F FF 95 B SL 82 B SL 82 F SL 83 F FF 95 F CU 75 B SL 83 S FF 93 3-3 ① K	C FC 88 C FF 91 B CU 76 S FC 88 1-3 ③ K		C CU 76 X FF 96 0-1 ② G5-3	4	1	0	0	1	3	3
41 Carlos Santana, S (1, 3) OBP: 0.326, SLG: 0.421		B FF 95 B CU 78 X FF 95 2-0 2B		S CH 88 B CH 88 F CH 88 B FF 95 S CU 78 2-3 ① 1-2 K		B FF 91 S FC 89 X CU 76 1-1 ② G6-3		C CU 74 X CH 84 0-1 65 1B 2B	X FF 95 0-0 2-H HR	5	2	3	2	0	1	1
65 Jack Suwinski, L (1, 8) OBP: 0.349, SLG: 0.484		C FF 93 B FF 95 B CH 88 S CH 88 B CH 89 C FF 95 3-3 ① K		F FF 94 B CH 89 C CH 88 B FF 97 F CH 88 B FF 96 F SL 84 B SL 82 4-2 39 2B BB		B FC 89 F FC 89 C FF 91 F CU 75 B CU 76 X FF 90 2-2 39 WP 1B		B FC 87 C FC 87 B CU 76 X FF 90 2-1 2-H 19 WP 1B		3	1	2	1	1	1	1
39 Nick Gonzales, R (1, 4) OBP: 0.240, SLG: 0.455		C CU 76 B FF 95 X FF 93 1-1 ② G5-3		B SL 83 C SL 84 B FF 93 B FF 96 S FF 94 F FF 92 F SL 84 X FF 94 3-2 1-H 2-H 2B		B FC 89 C FC 89 S FF 90 B CU 77 X FF 90 2-2 ③ F8 1-2		B FC 85 C FC 87 B FC 87 C FC 86 B FF 89 S FC 88 3-3 ① K		4	0	1	2	0	1	3
30 Tucupita Marcano, L (1, 6) OBP: 0.292, SLG: 0.386		B FF 94 B CH 89 C CU 78 F FF 96 B CH 89 X FF 98 3-2 ③ F7		B SL 82 X CH 88 1-0 ② L9			F CU 75 F FC 87 X FF 90 0-2 54 BB 22 1B 1B	B FC 86 B FC 89 F FF 89 S FC 86 X CU 75 2-2 ② F9		4	1	1	0	0	0	3
19 Jared Triolo, R (1, 5) OBP: 0.364, SLG: 0.300			C FF 93 B CH 87 S SL 82 B FF 96 S SL 83 2-3 ① K	F SL 83 F FF 95 D SL 84 B SL 84 B SL 84 X FF 93 3-2 ③ G1-3			C FF 90 B FC 88 X FC 88 1-1 ① P4	C FC 86 B FC 87 B FF 90 S FF 89 B CU 77 C FC 86 3-3 ③ 1-2		4	0	0	0	0	2	3
18 Austin Hedges, R (1, 2) OBP: 0.223, SLG: 0.226 2 Connor Joe, R (7, PH) OBP: 0.326, SLG: 0.417 55 Jason Delay, R (8, 2) OBP: 0.327, SLG: 0.372 3 Ji Hwan Bae, L (9, PH) OBP: 0.300, SLG: 0.311			C FF 95 C FF 95 X SL 82 0-2 ② G5-3		B FF 94 F SL 82 F SL 82 S FF 96 1-3 ① K		C FC 88 F FF 89 B FC 87 S CU 76 1-3 ② K		B FF 94 B FF 94 X FF 95 2-0 54 G3-1 22 2B 1B	2 1 0 1	0 0 0 1	0 0 0 1	0 0 0 0	0 1 0 0	1 1 0 0	0 1 0 0
Inning Stats	R: 0 E: 0 K: 2 S: 10 H: 0 LOB: 0 BB: 0 P: 16	R: 0 E: 0 K: 1 S: 9 H: 1 LOB: 1 BB: 0 P: 18	R: 0 E: 0 K: 2 S: 9 H: 0 LOB: 0 BB: 0 P: 14	R: 3 E: 0 K: 1 S: 21 H: 2 LOB: 1 BB: 2 P: 39	R: 0 E: 0 K: 1 S: 9 H: 0 LOB: 0 BB: 0 P: 12	R: 0 E: 0 K: 1 S: 15 H: 1 LOB: 1 BB: 0 P: 23	R: 1 E: 0 K: 2 S: 15 H: 2 LOB: 2 BB: 1 P: 22	R: 1 E: 0 K: 2 S: 13 H: 2 LOB: 1 BB: 0 P: 23	R: 3 E: 0 K: 0 S: 9 H: 3 LOB: 0 BB: 0 P: 11	1B: 5 2B: 4 3B: 0 HR: 2 SF: 0 SAC: 0 DP: 0 HBP: 0						

	AB	37
	R	8
	H	11
	RBI	8
	BB	3
	SO	12
	LOB	16

PITCHER		IP	WLS	BF	H	R	ER	SO	BB	IBB	HBP	BLK	WP	HR	S	P	ERA	WHIP
51 Freddy Peralta, R ERA: 4.67	(1, 1)	5.1		21	3	3	3	8	2	0	0	0	1	1	64	108	5.06	0.938
45 Thomas Pannone, L ERA: 6.75	(6, 1)	2.2	H	14	5	2	2	4	1	0	0	0	2	0	37	59	6.75	2.250
21 Matt Bush, R ERA: 9.58	(9, 1)	0.2	L	5	3	3	3	0	0	0	0	0	0	1	9	11	40.50	4.500

PITCHER	IP	WLS	BF	H	R	ER	SO	BB	IBB	HBP	BLK	WP	HR	S	P	ERA	WHIP

Milwaukee Brewers @ Pittsburgh Pirates

PNC Park, Pittsburgh, PA

Sat Jul 01 2023, 4:48 PM - 8:09 PM EDT

Att. 35,246 - Cloudy - 80 F

livebaseballscorecards.com

TOP

Batter	1	2	3	4	5	6	7	8	9	AB	R	H	RBI	BB	SO	LOB
22 Christian Yelich, L (1, 7) OBP: 0.373, SLG: 0.441	S FF 97 B CU 81 C CU 80 B FF 98 F CU 82 D SL 88 3-2 27 1B 11 SF7 BB	B SL 88 X SL 88 1-0 1-H 2-H HR		F FF 97 B FF 97 B CU 82 X FF 96 2-1 ① G4-3		B SL 84 D CU 77 1 SAFE B SL 82 C FF 95 C SL 82 B SL 83 4-2 33 2B 1-2 BB	X FF 96 0-0 ③ G4-3			3	3	1	3	2	0	0
33 Jesse Winker, L (1, 10) OBP: 0.317, SLG: 0.264	X SI 97 0-0 ① F7	B FF 97 B SL 88 B FF 96 C FF 96 B SL 86 4-1 27 2B 11 G4-6-3 BB		B CU 79 B FF 97 C SL 86 X SL 86 2-1 ② F8		X FF 95 0-0 7 1B 1-H 2-H 3-H 2B		C FF 94 F FF 94 X FF 94 0-2 ① F7		4	2	1	3	1	0	1
27 Willy Adames, R (1, 6) OBP: 0.290, SLG: 0.373	B SL 87 S FF 96 X CU 80 1-1 1-3 1B	B FF 95 B FF 96 F FF 99 F FF 97 X SL 86 2-2 1-3 2B		X SI 97 0-0 ③ L8		C SL 83 D SL 84 F FF 96 X SL 83 1-2 ① P4		X FC 93 0-0 ② G5-3		5	0	2	0	0	0	1
11 Rowdy Tellez, L (1, 3) OBP: 0.287, SLG: 0.393	B FF 97 B CH 88 F FF 98 F SL 87 X FF 99 2-2 ② SF7 3-H	B CU 81 F SL 88 X FF 98 1-1 ② G4-6-3 3-H			B CU 78 C CU 79 S CU 82 B SL 86 B FF 97 X SL 87 3-2 ① F7	C CH 90 B CU 76 B FF 95 F FF 94 X SL 84 2-2 ② P6		C FC 95 F FC 92 B FC 89 X SI 100 1-2 ③ G6-3		4	0	0	2	0	0	2
7 Victor Caratini, S (1, 2) OBP: 0.330, SLG: 0.373	B CU 80 X FF 96 1-0 ③ G4-3	C FF 98 D SL 86 F SL 87 X CU 78 1-2 ③ F9			C SL 87 X FF 97 0-1 ② G1-3	X SL 85 0-0 2-H 1B			C SI 94 B CH 88 X SI 94 1-1 ① F8	5	0	1	1	0	0	2
9 Brian Anderson, R (1, 5) OBP: 0.316, SLG: 0.372		B FF 95 S SL 88 B FF 96 F FF 97 X FF 97 2-2 0 1B 16 FC 1B	C SL 84 B SL 87 F FF 94 T SL 88 1-2 ① K		X SL 88 0-0 1B	F FF 94 F CU 78 S FF 96 0-3 ③ K			C SI 94 F SI 94 B SL 88 F SI 95 S SI 95 1-3 ② K	5	1	2	0	0	3	1
0 Brice Turang, L (1, 4) OBP: 0.257, SLG: 0.313		X FF 97 0-0 16 FC 1-3 1B	B FF 95 C SL 86 C FF 95 F CU 79 B FF 96 X SL 87 2-2 ② G4-3		C CU 81 X SL 88 0-1 ③ F8		C FF 92 X SL 83 0-1 ① F8		B CH 88 F SI 95 B SI 95 B CH 88 T SI 96 B SI 96 4-2 BB	4	0	1	0	1	0	1
16 Blake Perkins, S (1, 8) OBP: 0.311, SLG: 0.377 (9, 9)		X SL 86 0-0 ① FC 3 WP 22 HR 1-2f 3-H	B CH 88 B CU 81 C FF 97 C SL 87 X FF 97 2-2 2B			B CH 86 B CU 81 B FF 94 C FF 94 X SL 86 3-1 3 1B 33 2B 1B	B FF 95 C CU 77 B CH 90 F FF 94 F SL 82 F FF 94 S CU 77 2-3 ② K		B SI 95 X SI 95 1-0 ③ G3	5	2	2	1	0	1	2
3 Raimel Tapia, L (1, 9) OBP: 0.320, SLG: 0.378 28 Joey Wiemer, R (9, 8) OBP: 0.285, SLG: 0.400		B CH 86 B FF 97 T FF 97 B CU 80 B FF 97 4-1 22 HR 1-2 BB	C CU 82 F SL 87 X SL 85 0-2 ③ G3-1			B FF 95 B SL 86 S SL 86 F SL 88 B CU 78 X SL 87 3-2 22 BB 33 2B 1-3 1B	C CH 91 S CH 90 F FF 94 F SL 83 F CH 91 B CU 78 F CU 77 F ST 82 F FF 94 2-2 B CH 91 X CU 79 HR			3 0	3 0	2 0	1 0	1 0	0 0	1 0

	AB	38
	R	11
	H	12
	RBI	11
	BB	5
	SO	4
	LOB	11

Inning Stats	1	2	3	4	5	6	7	8	9			
	R: 1 E: 0 K: 0 S: 10	H: 1 LOB: 1 BB: 1 P: 17	R: 5 E: 0 K: 0 S: 16	H: 4 LOB: 1 BB: 2 P: 31	R: 0 E: 0 K: 0 S: 13	H: 1 LOB: 1 BB: 0 P: 18	R: 0 E: 0 K: 0 S: 5	H: 0 LOB: 0 BB: 0 P: 9	R: 0 E: 0 K: 0 S: 8	H: 1 LOB: 1 BB: 0 P: 11	R: 4 E: 0 K: 1 S: 18	H: 4 LOB: 1 BB: 1 P: 31
	R: 1 E: 0 K: 1 S: 17	H: 1 LOB: 0 BB: 0 P: 21	R: 0 E: 0 K: 0 S: 7	H: 0 LOB: 0 BB: 0 P: 8	R: 0 E: 0 K: 1 S: 9	H: 0 LOB: 1 BB: 1 P: 16	1B: 7 2B: 3 3B: 0 HR: 2	SF: 1 SAC: 0 DP: 0 HBP: 0	WP: 1 PB: 0 SB: 0 CS: 0	PA: 44		

PITCHER		IP	WLS	BF	H	R	ER	SO	BB	IBB	HBP	BLK	WP	HR	S	P	ERA	WHIP
24 Johan Oviedo, R ERA: 4.61	(1, 1)	5.0	L	27	9	8	8	1	3	0	0	0	1	1	57	97	14.40	2.400
59 Roansy Contreras, R ERA: 6.15	(6, 1)	2.1		11	3	3	3	2	1	0	0	0	0	1	33	44	11.57	1.714
35 Colin Holderman, R ERA: 3.91	(8, 1)	0.2		2	0	0	0	0	0	0	0	0	0	0	4	5	0.00	0.000
57 Yerry De Los Santos, R ERA: 1.13	(9, 1)	1.0		4	0	0	0	1	1	0	0	0	0	0	9	16	0.00	1.000

PITCHER		IP	WLS	BF	H	R	ER	SO	BB	IBB	HBP	BLK	WP	HR	S	P	ERA	WHIP

Batter	1	2	3	4	5	6	7	8	9	AB	R	H	RBI	BB	SO	LOB
54 Joshua Palacios, L (1, 7) OBP: 0.280, SLG: 0.341	B FC 93 C FC 93 S CU 79 B CU 80 X FC 93 2-2 ① L4			C FC 94 S CH 89 X CH 90 0-2 ① G3		B CH 90 F CH 89 F CH 89 F CH 90 F FC 94 X CU 81 1-2 ② G3-1 1-2 2-3		F FF 95 F FF 96 F SL 84 D SL 85 X FF 96 1-2 22 G5-3 65 HR 2-H 1B	B SL 83 B FF 95 C FF 95 X FF 96 2-1 ② G4-3	5	1	1	1	0	0	2
22 Andrew McCutchen, R (1, 10) OBP: 0.395, SLG: 0.448	F FC 92 B SL 86 X FC 94 1-1 ② L6			C CU 80 C FC 93 X SL 86 0-2 ② L8		C FC 94 F FC 93 B CH 89 H FC 92 2-2 65 1B HBP		C FF 96 X SL 85 0-1 ② G5-3 1-2	B SL 86 B SL 86 B SI 96 C FF 94 C FF 96 S FF 97 3-3 ③ K	4	0	0	0	0	1	1
65 Jack Suwinski, L (1, 8) OBP: 0.351, SLG: 0.498	B FC 94 C CH 90 B FC 94 S FC 94 B FC 93 S CU 81 3-3 ③ K2-3			B CH 90 B FC 94 C FC 94 C FC 94 C SL 87 2-3 ③ K		B CH 88 D FC 94 B CH 89 C FC 94 C FC 93 X FC 94 3-2 1-3 2-H 3-H 1B		B SL 83 B CH 83 X FF 95 2-0 2-H HR		4	1	2	4	0	2	0
41 Carlos Santana, S (1, 3) OBP: 0.323, SLG: 0.416 2 Connor Joe, R (8, 3) OBP: 0.328, SLG: 0.417		B FC 92 C FC 94 B FC 95 F FC 95 B CU 81 F FC 96 X CU 79 3-2 ① F8			S CH 89 S CH 88 C CH 88 0-3 ① K	C CU 80 B FC 94 X CH 88 1-1 ③ G6-3		C FF 96 B FF 97 B CH 83 B CH 83 B FF 94 4-1 32 1B 30 3B BB		3 0	0 1	0 0	0 0	0 1	1 0	2 0
32 Henry Davis, R (1, 9) OBP: 0.380, SLG: 0.422		X FC 95 0-0 ② L4			B CU 80 F CU 79 S FC 94 X SL 85 1-2 ② L5		X FC 93 0-0 ① G5-3	B SL 82 B CH 85 C FF 96 C FF 95 X CH 83 2-2 30 WP 30 3B 1-3 1B		4	1	1	0	0	0	0
30 Tucupita Marcano, L (1, 6) OBP: 0.291, SLG: 0.395		S FC 94 F FC 94 C SL 85 0-3 ③ K			C CU 80 F CH 89 B SL 86 B FC 94 F CH 90 F CU 81 S CU 81 2-3 ③ K		F FC 93 T FC 94 F SL 86 B FC 93 S FC 93 1-3 ② K	B FC 91 X SI 93 1-0 1-H 3-H 19 2B 3B		4	1	1	2	0	3	0
19 Jared Triolo, R (1, 5) OBP: 0.400, SLG: 0.385			F FC 95 B SL 86 B FC 95 F FC 94 S SL 87 2-3 ① K			B FC 93 B FC 94 B FC 94 B FC 93 4-0 54 G3-1 3 BB 65 1B BB	C CU 80 X FC 94 0-1 ③ L9	C SI 93 B FC 91 X SI 93 1-1 3-H 2B		3	1	1	1	1	1	0
3 Ji Hwan Bae, L (1, 4) OBP: 0.301, SLG: 0.308 14 Rodolfo Castro, S (8, PH) OBP: 0.319, SLG: 0.367 (9, 4)			B CU 80 X FC 94 1-0 ② G3-1			B FC 94 D CU 79 B FC 95 C FC 95 F FC 94 B FC 94 4-2 54 G3-1 65 1B 1-2 BB		G4-3 3-3 ③ K		2 1	1 0	0 0	0 0	1 0	0 1	0 1
55 Jason Delay, R (1, 2) OBP: 0.327, SLG: 0.381 39 Nick Gonzales, R (9, PH) OBP: 0.231, SLG: 0.435			X FC 94 0-0 ③ G6-3			B CU 80 F FC 94 F FC 94 X SL 85 1-2 ① F3		S CH 84 F CH 82 F FF 95 B CH 81 X CH 85 1-2 54 1B 2B	B SL 84 S SI 94 X SI 95 1-1 ① G5-3	3 1	1 0	1 0	0 0	0 0	0 0	2 0
Inning Stats	R: 0 H: 0 E: 0 LOB: 0 K: 1 BB: 0 S: 8 P: 14	R: 0 H: 0 E: 0 LOB: 0 K: 1 BB: 0 S: 8 P: 11	R: 0 H: 0 E: 0 LOB: 0 K: 1 BB: 0 S: 5 P: 8	R: 0 H: 0 E: 0 LOB: 0 K: 1 BB: 0 S: 9 P: 11	R: 0 H: 0 E: 0 LOB: 0 K: 2 BB: 0 S: 11 P: 14	R: 2 H: 1 E: 0 LOB: 2 K: 0 BB: 2 S: 17 P: 33	R: 0 H: 0 E: 0 LOB: 0 K: 1 BB: 0 S: 7 P: 8	R: 6 H: 6 E: 0 LOB: 1 K: 1 BB: 1 S: 24 P: 41	R: 0 H: 0 E: 0 LOB: 0 K: 1 BB: 0 S: 7 P: 13	1B: 3 SF: 0 2B: 2 SAC: 0 3B: 1 DP: 0 HR: 1 HBP: 1						WP: 1 PA: 38 PB: 0 SB: 0 CS: 0

PITCHER		IP	WLS	BF	H	R	ER	SO	BB	IBB	HBP	BLK	WP	HR	S	P	ERA	WHIP
39 Corbin Burnes, R ERA: 4.0	(1, 1)	7.0	W	25	1	2	2	7	2	0	1	0	0	0	65	99	2.57	0.429
47 Clayton Andrews, L ERA: 67.5	(8, 1)	0.2		7	4	5	5	0	1	0	0	0	0	1	18	30	67.50	7.500
46 Bryse Wilson, R ERA: 2.77	(8, 1)	0.1		3	2	1	1	1	0	0	0	0	1	0	6	11	27.00	6.000
31 Joel Payamps, R ERA: 2.11	(9, 1)	1.0	S	3	0	0	0	1	0	0	0	0	0	0	7	13	0.00	0.000

PITCHER	IP	WLS	BF	H	R	ER	SO	BB	IBB	HBP	BLK	WP	HR	S	P	ERA	WHIP

BOTTOM

Milwaukee Brewers @ Pittsburgh Pirates

PNC Park, Pittsburgh, PA

Sat Jul 01 2023, 4:48 PM - 8:09 PM EDT

Att. 35,246 - Cloudy - 80 F

livebaseballscorecards.com

AB	34
R	8
H	7
RBI	8
BB	3
SO	9
LOB	8

Milwaukee Brewers @ Pittsburgh Pirates

PNC Park, Pittsburgh, PA

Sun Jul 02 2023, 1:37 PM - 4:15 PM EDT

Att. 21,884 - Drizzle - 73 F

TOP

livebaseballscorecards.com

Batter	1	2	3	4	5	6	7	8	9	AB	R	H	RBI	BB	SO	LOB
14 Andruw Monasterio, R (1, 10) OBP: 0.364, SLG: 0.383	B FF 88 C FF 87 C FC 83 F FF 89 S CU 73 1-3 ① K		B FC 83 B CU 72 B FF 88 C FF 89 B FC 84 4-1 24 HR 1-2 BB		B FF 89 B FF 88 C FC 84 C CU 71 B CU 74 X CU 71 3-2 ② F7		B FF 95 B FF 94 C FF 94 B FF 94 X FF 93 3-1 1B		X SL 87 0-0 24 1B 2-H 2B	4	1	2	1	1	1	0
24 William Contreras, R (1, 2) OBP: 0.337, SLG: 0.421	B FF 89 C FF 89 C FC 84 F FF 89 T FF 90 1-2 ② K		B FC 84 B FF 89 C FF 88 B FC 83 X FF 89 3-1 1-H 2-H HR		C FF 88 C CU 72 B CH 84 F FF 90 F CU 74 X CS 66 1-2 27 2B E5		B ST 84 B FF 94 C ST 84 B FF 94 X FF 96 3-1 ③ L9		X FF 95 0-0 2-3 1B	5	1	2	3	0	1	1
27 Willy Adames, R (1, 6) OBP: 0.289, SLG: 0.373	B FF 89 X FF 89 1-0 ③ F8		F FF 89 B CU 72 F CU 72 B FF 88 F CU 72 B FF 89 C FF 89 3-3 ② K		S CU 73 X CU 73 0-1 1-3 2B			B FF 94 X CH 88 1-0 ① F8	X SL 85 0-0 ② P4	5	0	1	0	0	1	2
6 Owen Miller, R (1, 3) OBP: 0.328, SLG: 0.409		B FF 87 B FF 87 B FF 87 C FF 88 F FC 84 T FF 88 3-2 ① K	C FC 85 B FF 88 B CH 84 F FC 85 B CU 71 C CU 72 3-3 ③ K		B FC 86 F FF 90 F CU 72 B FF 89 X FF 88 2-2 ③ G3-1			F FF 95 B ST 83 X ST 84 1-1 ② G5-3	F FF 94 B SL 85 S SL 85 C FF 96 1-3 ③ K	5	0	0	0	0	3	4
16 Blake Perkins, S (1, 7) OBP: 0.321, SLG: 0.366		C FF 89 X CH 83 0-1 ② F8		B CU 71 B FF 87 C FF 87 B FC 83 B FF 87 4-1 0 FC3-6 BB		C FF 94 C FF 94 F FF 95 S FF 94 0-3 ① K		B CH 88 F FF 96 C FF 96 B FF 95 B CH 89 B CH 89 4-2 9 1B 0 E BB		2	1	0	0	2	1	0
9 Brian Anderson, R (1, 5) OBP: 0.318, SLG: 0.374		B FF 89 S FF 88 X FC 84 1-1 1B		C FC 83 S FC 83 S FF 89 0-3 ① K	X CH 91 0-0 ② G5-3			B FF 96 T FF 96 1 SAFE B FF 96 X FF 95 2-1 0 E 1-3 0 E 1B		4	1	2	0	0	1	1
0 Brice Turang, L (1, 4) OBP: 0.251, SLG: 0.306		X FF 88 0-0 ③ G4-3		1 SAFE L CU 71 B FF 88 C CU 71 X CU 73 1-2 ② FC3-6 1-2f	C FF 94 S SL 83 B SL 83 X FF 93 1-2 ③ G4-3			C SL 86 S SL 88 X SL 89 0-2 ③ E1 1-H 3-H		4	0	0	0	0	0	2
28 Joey Wiemer, R (1, 8) OBP: 0.284, SLG: 0.398			C FF 88 F FC 83 B CU 72 F CU 72 F FF 89 B CU 73 F CU 74 B CS 68 F FC 84 3-2 X CU 71 ① G6-3	C CU 72 B FF 89 C FF 88 D CU 71 1 SAFE 1 SAFE S FF 90 2-3 ③ K			B FF 93 X FF 93 1-0 ① F8		S SL 87 X CH 83 0-1 3 SH5-3 14 2B 1B	4	1	1	0	0	1	1
3 Raimel Tapia, L (1, 9) OBP: 0.320, SLG: 0.372			C FF 89 H ST 70 1-1 14 BB 24 HR HBP		L FF 87 B CU 69 F CU 70 B CH 83 F CU 69 B FF 88 C CU 71 3-3 ① K		B SL 82 C FF 93 S FF 92 B FF 94 F FF 95 F FF 96 S SL 82 2-3 ② K		B SL 88 1 SAFE X SI 94 1-0 ① SH5-3 1-2	2	1	0	0	0	2	0
Inning Stats	R: 0 E: 0 K: 2 S: 9 H: 0 LOB: 0 BB: 0 P: 12	R: 0 E: 0 K: 1 S: 8 H: 1 LOB: 1 BB: 0 P: 12	R: 3 E: 0 K: 2 S: 18 H: 1 LOB: 0 BB: 1 P: 35	R: 0 E: 0 K: 2 S: 10 H: 0 LOB: 1 BB: 1 P: 17	R: 0 E: 1 K: 1 S: 17 H: 1 LOB: 2 BB: 0 P: 26	R: 0 E: 0 K: 1 S: 8 H: 0 LOB: 0 BB: 0 P: 9	R: 0 E: 0 K: 1 S: 10 H: 1 LOB: 1 BB: 0 P: 19	R: 2 E: 1 K: 0 S: 10 H: 1 LOB: 1 BB: 1 P: 18	R: 1 E: 0 K: 1 S: 9 H: 3 LOB: 2 BB: 0 P: 11	1B: 5 2B: 2 3B: 0 HR: 1 SF: 0 SAC: 1 DP: 0 HBP: 1						WP: 0 PB: 0 SB: 0 CS: 0 PA: 40

	AB	35
	R	6
	H	8
	RBI	4
	BB	3
	SO	11
	LOB	11

PITCHER		IP	WLS	BF	H	R	ER	SO	BB	IBB	HBP	BLK	WP	HR	S	P	ERA	WHIP
44 Rich Hill, L ERA: 4.5	(1, 1)	5.0	L	22	3	3	3	8	2	0	1	0	0	1	62	102	5.40	1.000
68 Angel Perdomo, L ERA: 4.15	(6, 1)	1.2		6	1	0	0	2	0	0	0	0	0	0	16	23	0.00	0.600
50 Carmen Mlodzinski, R ERA: 2.89	(7, 1)	1.0		5	1	2	0	0	1	0	0	0	0	0	9	20	0.00	2.000
43 Ryan Borucki, L ERA: 9.82	(8, 1)	0.2		4	2	1	1	0	0	0	0	0	0	0	7	8	13.50	3.000
36 Dauri Moreta, R ERA: 3.79	(9, 1)	0.2		3	1	0	0	1	0	0	0	0	0	0	5	6	0.00	1.500

PITCHER		IP	WLS	BF	H	R	ER	SO	BB	IBB	HBP	BLK	WP	HR	S	P	ERA	WHIP

BOTTOM

Milwaukee Brewers @ Pittsburgh Pirates

PNC Park, Pittsburgh, PA

Sun Jul 02 2023, 1:37 PM - 4:15 PM EDT

Att. 21,884 - Drizzle - 73 F

livebaseballscorecards.com

Batter	1	2	3	4	5	6	7	8	9	AB	R	H	RBI	BB	SO	LOB
65 Jack Suwinski, L (1, 8) OBP: 0.354, SLG: 0.502 2 Connor Joe, R (7, PH) OBP: 0.327, SLG: 0.415 (8, 9)	C FF 92 B FC 87 X FC 85 1-1 10 G3 2B		X FF 92 0-0 ① G6-3		C SI 93 B FF 94 B FS 85 B SI 94 D FC 89 4-1 10 G4-3 BB		X ST 79 0-0 ③ F7			2 1	0 0	1 0	0 0	1 0	0 0	0 1
10 Bryan Reynolds, S (1, 7) OBP: 0.346, SLG: 0.466	C FF 93 B FC 87 B SI 93 X FF 93 2-1 ① G3 2-3		B FF 93 B SI 93 C FC 86 F FF 94 C SI 93 2-3 ② K		B FS 87 C SI 92 X FF 94 1-1 ② G4-3 1-2 2-3			F SI 94 B SI 95 F SL 90 X SI 96 1-2 ① P5		4	0	0	0	0	1	3
22 Andrew McCutchen, R (1, 10) OBP: 0.390, SLG: 0.440	C SI 93 F FC 86 F FF 94 B SI 94 F SI 94 X CU 80 1-2 ② P2		B CU 80 B ST 83 F SI 93 C FC 86 F ST 83 S FF 94 2-3 ③ K		X SI 94 0-0 ③ G6-3			B SL 90 S SI 96 X SL 91 1-1 ② G4-3		4	0	0	0	0	1	3
41 Carlos Santana, S (1, 3) OBP: 0.322, SLG: 0.414	S FC 88 X SI 94 0-1 ③ F8			B SI 91 X FC 87 1-0 ① G3		C SI 91 B FS 84 C FS 85 X SI 93 1-2 ① L1-3		B SI 97 B SI 95 X SI 95 2-0 54 2B 1B		4	1	1	0	0	0	1
54 Joshua Palacios, L (1, 9) OBP: 0.289, SLG: 0.370 (8, 8)		F SI 91 B FF 93 X CU 77 1-1 39 HR 2B		X FS 85 0-0 ② G4-3		C ST 83 B FS 86 F FC 88 X SI 93 1-2 ② G4-3		B SL 90 T SL 90 F SI 96 F SL 91 F SL 91 D SI 96 X SI 97 2-2 1-H 2B		4	1	2	1	0	0	0
39 Nick Gonzales, R (1, 4) OBP: 0.267, SLG: 0.556		X FC 88 0-0 2-H HR		C FC 88 F SI 92 F ST 83 B FF 94 B CU 81 X SI 94 2-2 1B		B ST 82 B SI 92 B SI 92 C SI 91 X FC 87 3-1 ③ G5-3		B SI 96 S SI 96 X SI 96 1-1 ③ G4-3		4	1	2	2	0	0	1
30 Tucupita Marcano, L (1, 6) OBP: 0.285, SLG: 0.386		X FC 87 0-0 ① L7		C FS 84 X FF 93 0-1 ③ L7			C FC 83 B SI 90 F FF 92 F FS 84 X CU 77 1-2 ① P5		X FF 93 0-0 ① G4-3	4	0	0	0	0	0	1
19 Jared Triolo, R (1, 5) OBP: 0.316, SLG: 0.294		S CU 78 C SI 93 X SI 94 0-2 ② G6-3			B ST 81 B ST 82 S FC 85 X SI 92 2-1 E5 10 G4-3 18 SH1-3		C SI 92 B ST 83 S ST 84 X SI 92 1-2 ② G6-3		B FF 94 C CH 84 B CH 84 S CH 86 B FF 95 C CH 86 3-3 ② K	4	0	0	0	0	1	0
18 Austin Hedges, R (1, 2) OBP: 0.227, SLG: 0.230 32 Henry Davis, R (9, PH) OBP: 0.373, SLG: 0.413		F FC 88 B FF 94 B SI 93 S FC 86 F SI 93 S FF 93 2-3 ③ K			X SI 91 0-0 ① SH1-3 1-2		X FC 89 0-0 1B		C CH 84 X FF 94 0-1 ③ F8	2 1	0 0	1 0	0 0	0 0	1 0	0 0
Inning Stats	R: 0 E: 0 K: 0 S: 11 H: 1 LOB: 1 BB: 0 P: 15	R: 2 E: 0 K: 1 S: 11 H: 2 LOB: 0 BB: 0 P: 14	R: 0 E: 0 K: 2 S: 8 H: 0 LOB: 0 BB: 0 P: 12	R: 0 E: 0 K: 0 S: 8 H: 1 LOB: 1 BB: 0 P: 11	R: 0 E: 1 K: 0 S: 7 H: 0 LOB: 2 BB: 1 P: 14	R: 0 E: 0 K: 0 S: 8 H: 0 LOB: 0 BB: 0 P: 13	R: 0 E: 0 K: 0 S: 9 H: 1 LOB: 1 BB: 0 P: 11	R: 1 E: 0 K: 0 S: 13 H: 2 LOB: 1 BB: 0 P: 20	R: 0 E: 0 K: 1 S: 6 H: 0 LOB: 0 BB: 0 P: 9	1B: 3 2B: 3 3B: 0 HR: 1 SF: 0 SAC: 1 DP: 0 HBP: 0						WP: 0 PB: 0 SB: 0 CS: 0 PA: 36	

	AB	34
	R	3
	H	7
	RBI	3
	BB	1
	SO	4
	LOB	10

PITCHER		IP	WLS	BF	H	R	ER	SO	BB	IBB	HBP	BLK	WP	HR	S	P	ERA	WHIP
48 Colin Rea, R ERA: 4.4	(1, 1)	6.2	W	27	5	2	2	3	1	0	0	0	0	1	61	89	2.70	0.900
55 Hoby Milner, L ERA: 2.53	(7, 1)	0.1	H	1	0	0	0	0	0	0	0	0	0	0	1	1	0.00	0.000
59 Elvis Peguero, R ERA: 2.9	(8, 1)	1.0	H	5	2	1	1	0	0	0	0	0	0	0	13	20	9.00	2.000
38 Devin Williams, R ERA: 1.52	(9, 1)	1.0	S	3	0	0	0	1	0	0	0	0	0	0	6	9	0.00	0.000

PITCHER	IP	WLS	BF	H	R	ER	SO	BB	IBB	HBP	BLK	WP	HR	S	P	ERA	WHIP

Batter	1	2	3	4	5	6	7	8	9	AB	R	H	RBI	BB	SO	LOB
40 Mike Tauchman, L (1, 9) (7, 8) OBP: 0.361, SLG: 0.333	X SI 89 0-0 ① G1-3	B CU 73 B FC 84 C SI 89 1 SAFE B SI 89 B FC 86 4-1 1-2 BB	S FF 89 B FC 86 F SI 90 B FF 90 X FC 86 2-2 ③ G4-3 1-2			B FF 88 C CH 81 F SI 89 B FF 89 S SI 88 2-3 ② K			B FF 95 C CH 82 X CH 82 1-1 ① G3-1	4	0	0	0	1	1	1
2 Nico Hoerner, R (1, 4) OBP: 0.330, SLG: 0.396	C SI 88 X SI 89 0-1 ② G1-3	B CU 79 C SI 91 B FC 88 X SI 91 2-1 ② F4		C SI 88 F CH 82 S FC 86 0-3 ① K		B FC 86 X SI 89 1-0 ③ L8			B CH 83 C CH 81 X CH 82 1-1 2B	5	0	1	0	0	1	2
74 Jared Young, L (1, 3) OBP: 0.350, SLG: 0.647	C SI 89 X FC 85 0-1 E3 8 S	S CU 76 B FC 87 S SI 90 F SI 92 X CH 86 1-2 ③ F7		B SI 89 X CH 82 1-0 ② G3-1			B SL 84 H SL 85 2-0 8 G4-3 HBP		C CH 84 B FF 96 X CH 83 1-1 ② G6-3	4	0	0	0	0	0	3
8 Ian Happ, S (1, 7) OBP: 0.380, SLG: 0.404	C FC 86 1 SAFE F CH 83 F FF 89 B CH 84 C FC 88 1-3 ③ K 1-2		F CU 74 X SI 89 0-1 ① F7	S CH 83 B FC 86 F CH 82 B FF 90 X FC 87 2-2 1B			X SI 94 0-0 ① ② G4-3 1-2f		B FC 90 B FF 94 B CH 84 C CH 83 B CH 82 4-1 BB	4	0	1	0	1	1	2
7 Dansby Swanson, R (1, 6) OBP: 0.346, SLG: 0.405		S SI 88 S FC 86 B CU 78 B SI 90 B FC 87 F SI 90 X SI 90 3-2 24 1B 2B	X SI 90 0-0 5 1B 1 2B 1B	F FC 88 1 SAFE F CH 84 S CU 78 0-3 ③ K			C SL 85 B SL 85 B SL 85 B SI 95 B SL 84 4-1 BB		B FF 94 C CH 84 B CH 84 F FF 94 C FF 95 2-3 ③ K	4	2	2	0	1	2	3
24 Cody Bellinger, L (1, 8) OBP: 0.332, SLG: 0.454		C FC 86 B FC 86 X CH 83 1-1 5 2B 2-H 1B	B SI 90 1 SAFE C FC 86 X FF 90 1-1 ② P6		C CU 73 B FC 87 B SI 88 C SI 90 S FF 89 2-3 ① K		B SI 94 F SI 95 X SI 95 1-1 ③ L7			4	1	1	1	0	1	2
5 Christopher Morel, R (1, 10) (4, 5) OBP: 0.331, SLG: 0.620		1 SAFE X SI 90 0-0 18 1B 1-H 2B	1 SAFE C FC 87 B FC 86 B SI 91 X SI 91 2-1 1 2B 1-3 1B		B CH 82 X SI 90 1-0 ② G5-3			B SI 95 B SL 84 S FF 95 B SL 84 X SI 94 3-1 ① G6-3		4	2	2	1	0	0	0
1 Nick Madrigal, R (1, 5) OBP: 0.335, SLG: 0.364 32 Michael Fulmer, R (4, 1) 66 Julian Merryweather, R (7, 1) 46 Anthony Kay, L (7, 1) 27 Seiya Suzuki, R (7, 9) OBP: 0.333, SLG: 0.384 38 Mark Leiter Jr., R (7, 1)		B FC 86 X SI 90 1-0 ① F7	B SI 90 X FC 87 1-0 18 1B 1-H 3-H 2B		C SI 88 F SI 88 F FC 86 F CU 76 S FC 89 0-3 ③ K			B SI 94 B SL 83 S SL 84 C SL 85 F SL 86 B SL 85 S FF 95 3-3 ② K		2 1 0 0 1 0	1 0 0 0 0 0	1 0 0 0 0 0	2 0 0 0 1 0	0 1 0 0 0 0	0 0 0 0 0 0	1 0 0 0 0 0
18 Tucker Barnhart, L (1, 2) OBP: 0.280, SLG: 0.239		X FC 86 0-0 40 BB 2-H 1B	T SI 91 X CH 83 0-1 40 BLK 2-H 1B			C SI 87 M FF 87 F SI 89 S CU 75 0-3 ① K		B SL 83 B CH 88 X FF 95 2-0 ③ L8		4	0	2	2	0	1	0
Inning Stats	R: 0 E: 1 K: 1 S: 9 H: 0 LOB: 1 BB: 0 P: 10	R: 3 E: 0 K: 0 S: 16 H: 4 LOB: 2 BB: 1 P: 28	R: 3 E: 0 K: 0 S: 13 H: 4 LOB: 1 BB: 0 P: 19	R: 0 E: 0 K: 2 S: 10 H: 1 LOB: 1 BB: 0 P: 13	R: 0 E: 0 K: 2 S: 9 H: 0 LOB: 0 BB: 0 P: 12	R: 0 E: 0 K: 2 S: 8 H: 0 LOB: 0 BB: 0 P: 11	R: 0 E: 0 K: 0 S: 4 H: 0 LOB: 1 BB: 1 P: 11	R: 0 E: 0 K: 1 S: 7 H: 0 LOB: 0 BB: 0 P: 15	R: 0 E: 0 K: 1 S: 10 H: 1 LOB: 2 BB: 1 P: 19	1B: 6 2B: 4 3B: 0 HR: 0 SF: 0 SAC: 0 DP: 1 HBP: 1							

TOP

Chicago Cubs @ Milwaukee Brewers

American Family Field, Milwaukee, WI

Mon Jul 03 2023, 1:11 PM - 4:07 PM CDT

Att. 43,209 - Sunny - 83 F

livebaseballscorecards.com

AB	37
R	6
H	10
RBI	6
BB	3
SO	9
LOB	14

PITCHER		IP	WLS	BF	H	R	ER	SO	BB	IBB	HBP	BLK	WP	HR	S	P	ERA	WHIP
49 Julio Teheran, R ERA: 3.64	(1, 1)	6.0		29	9	6	6	7	1	0	0	1	0	0	65	93	9.00	1.667
36 J.B. Bukauskas, R ERA: 4.5	(7, 1)	1.0		4	0	0	0	0	1	0	1	0	0	0	4	11	0.00	1.000
31 Joel Payamps, R ERA: 2.06	(8, 1)	1.0	W	3	0	0	0	1	0	0	0	0	0	0	7	15	0.00	0.000
38 Devin Williams, R ERA: 1.47	(9, 1)	1.0	S	5	1	0	0	1	1	0	0	0	0	0	10	19	0.00	2.000

PITCHER	IP	WLS	BF	H	R	ER	SO	BB	IBB	HBP	BLK	WP	HR	S	P	ERA	WHIP

Batter	1	2	3	4	5	6	7	8	9	AB	R	H	RBI	BB	SO	LOB
24 William Contreras, R (1, 10) OBP: 0.338, SLG: 0.425	S SI 90 S KC 75 B KC 76 B SI 92 S SI 92 2-3 ① K		1 SAFE C KC 77 B FC 88 X KC 77 1-1 22 E 1-H 2B	B ST 84 B ST 85 C FC 91 S ST 84 X ST 84 2-2 ③ G1-3			B SL 86 F SL 88 B SL 86 C FF 98 F SL 87 X SL 88 2-2 ① P3	F FC 89 F FS 85 F FS 86 X FF 92 0-2 22 1B 27 1B 1B		5	2	2	1	0	1	2
22 Christian Yelich, L (1, 7) OBP: 0.376, SLG: 0.442	C SI 92 B SI 91 X SI 91 1-1 ② F8		D KC 77 F KC 77 C KC 77 X KC 78 1-2 E3 27 1B 2-H		B FF 94 C FF 93 C CH 89 B FC 91 F FF 95 B ST 82 B FF 95 4-2 16 BB BB		F FF 99 C CH 81 B CH 82 B SL 89 X FF 100 2-2 3 BB 6 BB 12 2B 1B	B FC 89 B FS 86 B SI 91 F SI 92 X SI 92 3-1 27 1B 27 S 6 SF9 1-3 1B		4	3	2	0	1	0	0
27 Willy Adames, R (1, 6) OBP: 0.291, SLG: 0.374	X SI 92 0-0 ③ L5		C SI 92 C SI 93 X SI 92 0-2 3-H 1B		S FC 91 X ST 84 0-1 P6 ①		B SL 87 S SL 86 B SL 86 F FF 98 F SL 87 X FF 97 2-2 ② F7	B FC 88 B FC 88 F SI 92 X SI 92 2-1 1-3 3-H 1B		5	0	2	2	0	0	2
6 Owen Miller, R (1, 3) OBP: 0.325, SLG: 0.404 (8, 5)		B SI 90 B SI 91 F SI 91 C SI 92 F SI 92 2-2 ① K	C SI 93 D KC 78 F SI 92 B KC 78 S KC 78 2-3 ② K		F FC 91 F ST 84 X ST 84 0-2 P6 ②		B SL 87 B SL 86 B FF 98 B FF 98 4-0 3 BB 12 2B 1-2 BB	X FC 88 0-0 ① SF9 3-H		3	1	0	1	1	2	2
16 Blake Perkins, S (1, 9) OBP: 0.321, SLG: 0.356 3 Raimel Tapia, L (7, PH) OBP: 0.323, SLG: 0.368 (8, 9)		C SI 92 F SI 93 B KC 79 B KC 77 X SI 93 2-2 ② P3	C KC 77 D KC 77 S KC 77 B KC 79 S KC 79 2-3 ③ K		C FF 96 B CH 90 S KC 77 B FF 94 B FF 93 4-1 1-2 BB		B FF 98 B FF 98 B FF 98 B FF 99 4-0 12 2B 1-2 2-3 BB	1 SAFE B FC 88 F SI 90 F FS 85 S FS 84 1-3 ② K		2 1	0 1	0 0	0 0	1 1	1 1	1 1
14 Andruw Monasterio, R (1, 5) OBP: 0.379, SLG: 0.388 33 Jesse Winker, L (7, PH) OBP: 0.317, SLG: 0.264 12 Jahmai Jones, R (7, PH) OBP: 1.000, SLG: 2.000 11 Rowdy Tellez, L (8, 3) OBP: 0.286, SLG: 0.391	C SI 92 B SI 92 X SI 92 1-1 28 FC5-4 1B		B KC 76 C KC 76 B KC 76 F SI 91 B KC 78 B KC 77 4-2 7 S 28 BB BB	B FC 90 C FC 90 C ST 84 X ST 85 1-2 ③ F9		X FF 95 0-0 7 HBP 1-H 2-H 3-H 2B	X FC 89 0-0 ③ L4		2 0 1 1	0 0 0 0	1 0 1 0	0 0 3 0	1 0 0 0	0 0 0 0	2 0 0 1
28 Joey Wiemer, R (1, 8) OBP: 0.287, SLG: 0.394		B KC 77 B SI 92 X FC 88 2-0 ③ FC5-4 1-2f	B FC 88 B SI 93 B FC 88 C SI 92 S SI 92 B SI 93 4-2 7 S 1-2 BB	S ST 84 X ST 84 0-1 ① L4	B FF 94 B FF 95 B SL 88 B FF 95 4-0 7 HBP BB					2	0	0	0	2	0	1
7 Victor Caratini, S (1, 2) OBP: 0.328, SLG: 0.362			B SI 91 F SI 92 B KC 77 F KC 77 B SI 92 F FC 88 C KC 79 3-3 ① K	B FC 89 X FC 89 1-0 ① G1-3 1-2 2-3	B FF 96 X FF 95 1-0 ② G6-3	H SL 89 1-0 1-2 2-3 HBP				3	0	0	0	0	1	2
0 Brice Turang, L (1, 4) OBP: 0.251, SLG: 0.301			B FC 88 B SI 91 B SI 90 B SI 91 4-0 24 2B BB	F KC 79 D KC 78 X SI 92 1-1 ② P5	B FF 95 B FF 95 S SI 94 B SI 97 X SI 96 3-1 ③ F7	B FC 88 B FC 88 B SI 91 C SI 91 S SI 92 C SI 91 3-3 ③ K				3	1	0	0	1	1	5
Inning Stats	R: 0 E: 0 K: 1 S: 6 H: 0 LOB: 0 BB: 0 P: 9	R: 0 E: 0 K: 1 S: 9 H: 1 LOB: 1 BB: 0 P: 16	R: 3 E: 1 K: 3 S: 18 H: 2 LOB: 1 BB: 1 P: 31	R: 0 E: 0 K: 0 S: 10 H: 0 LOB: 2 BB: 2 P: 22	R: 0 E: 0 K: 0 S: 12 H: 0 LOB: 2 BB: 2 P: 21	R: 0 E: 0 K: 0 S: 5 H: 0 LOB: 0 BB: 0 P: 9	R: 3 E: 0 K: 1 S: 15 H: 2 LOB: 3 BB: 3 P: 37	R: 2 E: 0 K: 1 S: 13 H: 3 LOB: 1 BB: 0 P: 19		1B: 6 2B: 2 3B: 0 HR: 0 SF: 1 SAC: 0 DP: 0 HBP: 1					

PITCHER		IP	WLS	BF	H	R	ER	SO	BB	IBB	HBP	BLK	WP	HR	S	P	ERA	WHIP
11 Drew Smyly, L ERA: 4.0	(1, 1)	3.2		18	3	3	2	5	3	0	0	0	0	0	40	73	4.91	1.636
32 Michael Fulmer, R ERA: 4.5	(4, 1)	2.1		9	0	0	0	0	2	0	0	0	0	0	20	35	0.00	0.857
66 Julian Merryweather, R ERA: 3.57	(7, 1)	0.2	H	5	1	3	3	0	2	0	0	0	0	0	11	25	40.50	4.500
46 Anthony Kay, L ERA: 1.59	(7, 1)	0.0	B	3	1	0	0	0	1	0	1	0	0	0	1	6	∞	∞
38 Mark Leiter Jr., R ERA: 2.83	(7, 1)	1.1	L	7	3	2	2	2	0	0	0	0	0	0	16	25	13.50	2.250

PITCHER	IP	WLS	BF	H	R	ER	SO	BB	IBB	HBP	BLK	WP	HR	S	P	ERA	WHIP

BOTTOM

Chicago Cubs @ Milwaukee Brewers

American Family Field, Milwaukee, WI

Mon Jul 03 2023, 1:11 PM - 4:07 PM CDT

Att. 43,209 - Sunny - 83 F

livebaseballscorecards.com

AB	32
R	8
H	8
RBI	7
BB	8
SO	7
LOB	19

Batter	1	2	3	4	5	6	7	8	9	10	11	AB	R	H	RBI	BB	SO	LOB
2 Nico Hoerner, R (1, 4) OBP: 0.330, SLG: 0.394	C FC 87 B FC 86 B CH 85 F CH 86 X FC 88 2-2 G6-3	B FC 89 X FC 89 1-0 FC6-4 1-2f		B CH 85 T CH 85 X FC 89 1-1 7 FC6-4 1-2 1B		C FF 95 F FC 91 X CU 81 0-2 L3		C ST 80 B ST 80 S CH 81 F ST 80 C CH 81 1-3 K			B FF 96 X FF 95 1-0 3-H 1B	6	0	2	1	0	1	4
7 Dansby Swanson, R (1, 6) OBP: 0.346, SLG: 0.413	B FC 87 B FC 87 C FC 87 X FC 88 2-1 1B		B CU 74 F FC 88 F CH 86 X FF 92 1-2 HR	C CH 86 F FC 88 X FC 90 0-2 FC6-4 1-2f			B FC 88 C CU 80 S SI 93 F FF 95 T CU 82 1-2 K		C SI 93 S SL 85 B SL 85 F SI 95 B SL 86 F SL 85 S SL 85 2-3 K		C FF 95 B CH 84 B FF 95 C FF 95 S CH 84 2-3 K	6	1	2	1	0	3	3
8 Ian Happ, S (1, 7) OBP: 0.377, SLG: 0.401	B FC 87 T CH 85 S CH 85 D FC 88 F SI 92 D CH 85 C FC 88 3-3 K		C FC 87 B SI 90 B CH 85 X CH 86 2-1 G5-3		B FC 85 C FC 86 S CH 84 F FC 87 X FF 92 1-2 5 2B 36 SF8 1B		F CU 82 B FF 95 B FC 89 B SI 94 X FC 91 3-1 G3		X SI 95 0-0 G4-3			5	1	1	0	0	1	1
5 Christopher Morel, R (1, 5) OBP: 0.328, SLG: 0.613	X FC 89 0-0 P4		S FC 87 S FC 89 S FF 93 0-3 K		X FC 88 0-0 24 1B 1-3 2B		F CU 80 C FC 89 X CU 81 0-2 G4-3		C SI 96 S SL 86 0-2 K	0-0 74 L6-4		5	1	1	0	0	2	1
27 Seiya Suzuki, R (1, 9) OBP: 0.338, SLG: 0.394		C FC 88 X CH 85 0-1 15 2B 3B	X FC 88 0-0 1B		C SI 92 X FC 89 0-1 L4			C CU 79 X SI 93 0-1 F8		B SL 89 S SL 90 B SL 92 B SI 95 B SL 90 4-1 BB		4	1	2	0	1	0	2
36 Trey Mancini, R (1, 3) OBP: 0.308, SLG: 0.354 74 Jared Young, L (8, PR) OBP: 0.333, SLG: 0.611 (8, 3)		C FC 88 S CH 86 B CH 85 F FC 89 T FC 87 1-2 K	1 SAFE B FC 88 B CH 85 S CH 86 S FC 89 B CH 86 C FC 88 3-3 K		X FC 88 0-0 SF8 3-H			X SI 94 0-0 24 1B 9 2B 1B		S SL 90 D SI 96 B SL 89 S SI 96 X SL 90 2-2 L6-4 2-2		3 1	0 1	1 0	1 0	0 0	2 1	2 1
24 Cody Bellinger, L (1, 8) OBP: 0.338, SLG: 0.455	X FC 89 0-0 P5			C FC 88 B SI 90 B SI 89 F SL 81 B FC 89 B SI 92 4-2 2 1B BB	X FC 89 0-0 15 CS 2-H 1B			F SI 89 B FF 90 S ST 80 F FF 90 X FF 91 1-2 9 2B 1B		B SI 96 X SI 96 1-0 F8	0-0 9 WP 2 1B	4	2	2	1	1	0	2
15 Yan Gomes, R (1, 10) OBP: 0.311, SLG: 0.417 40 Mike Tauchman, L (6, PH) OBP: 0.359, SLG: 0.331 (6, 10) 16 Patrick Wisdom, R (8, PH) OBP: 0.282, SLG: 0.462 (8, 10)	B FC 89 T FC 90 B FC 88 S FF 94 F FF 94 X CH 86 2-2 3-H 2B			F SI 90 X FC 88 0-1 F9	C FC 89 0-1 CS 1-2	B FC 89 C FF 94 C FC 90 B FF 94 F CU 80 B FF 95 F SI 94 F FC 89 F FF 95 3-3 C CU 80 K		B CH 82 B CH 81 S ST 80 F FF 90 B FF 90 C ST 80 3-3 K		C CH 82 X FF 94 0-1 G5-3	2 1 2	0 0 0	1 0 0	1 0 0	0 1 1	0 0 2	1 0 2
9 Miguel Amaya, R (1, 2) OBP: 0.391, SLG: 0.442	B FC 88 B FC 89 S FC 89 B CH 86 C FC 88 B FC 90 4-2 2 FC6-4 BB			B FC 87 F FC 89 S CH 86 F FF 93 X FC 86 1-2 F8		F FC 90 X SI 94 0-1 L5		B CH 82 S CH 81 X FF 89 1-1 1-H 2-H 2B			F FF 94 C FF 96 B CH 82 S CH 83 1-3 2-3 K	4	0	1	2	1	1	1
Inning Stats	R: 0 E: 0 K: 1 S: 10 H: 1 LOB: 1 BB: 0 P: 17	R: 1 E: 0 K: 1 S: 14 H: 2 LOB: 2 BB: 1 P: 22	R: 1 E: 0 K: 2 S: 12 H: 2 LOB: 1 BB: 0 P: 18	R: 0 E: 0 K: 0 S: 13 H: 1 LOB: 2 BB: 1 P: 19	R: 2 E: 0 K: 0 S: 10 H: 3 LOB: 0 BB: 0 P: 11	R: 0 E: 0 K: 1 S: 12 H: 0 LOB: 0 BB: 0 P: 15	R: 0 E: 0 K: 1 S: 9 H: 0 LOB: 0 BB: 0 P: 13	R: 2 E: 0 K: 2 S: 16 H: 3 LOB: 2 BB: 0 P: 22	R: 0 E: 0 K: 2 S: 8 H: 0 LOB: 0 BB: 0 P: 10	R: 0 E: 0 K: 0 S: 5 H: 0 LOB: 1 BB: 1 P: 12	R: 1 E: 0 K: 2 S: 9 H: 1 LOB: 1 BB: 0 P: 13	1B: 8 2B: 4 3B: 1 HR: 1	SF: 1 SAC: 0 DP: 1 HBP: 0	WP: 1 PB: 0 SB: 0 CS: 1	PA: 48					

PITCHER		IP	WLS	BF	H	R	ER	SO	BB	IBB	HBP	BLK	WP	HR	S	P	ERA	WHIP
20 Wade Miley, L ERA: 3.36	(1, 1)	5.0		25	9	4	4	4	2	0	0	0	0	1	59	87	7.20	2.200
46 Bryse Wilson, R ERA: 2.83	(6, 1)	2.1		8	1	1	1	2	0	0	0	0	0	0	24	31	3.86	0.429
55 Hoby Milner, L ERA: 2.76	(8, 1)	0.2		4	2	1	1	2	0	0	0	0	0	0	13	19	13.50	3.000
36 J.B. Bukauskas, R ERA: 3.0	(9, 1)	1.0		3	0	0	0	2	0	0	0	0	0	0	8	10	0.00	0.000
59 Elvis Peguero, R ERA: 2.81	(10, 1)	1.0		3	0	0	0	0	1	0	0	0	0	0	5	12	0.00	1.000

PITCHER		IP	WLS	BF	H	R	ER	SO	BB	IBB	HBP	BLK	WP	HR	S	P	ERA	WHIP
47 Clayton Andrews, L ERA: 27.0	(11, 1)	1.0	L	4	1	1	0	2	0	0	0	0	1	0	9	13	0.00	1.000

TOP

Chicago Cubs @ Milwaukee Brewers

American Family Field, Milwaukee, WI

Tue Jul 04 2023, 3:10 PM - 6:25 PM CDT

Att. 41,133 - Partly Cloudy - 86 F

livebaseballscorecards.com

AB	43
R	7
H	13
RBI	7
BB	3
SO	12
LOB	20

Batter	1	2	3	4	5	6	7	8	9	10	11	AB	R	H	RBI	BB	SO	LOB
22 Christian Yelich, L (1, 7) OBP: 0.377, SLG: 0.441	C FF 87 B FF 88 B FF 88 C FF 87 X FF 88 2-2 G5-3 ①			B CU 72 X FF 88 1-0 G4-3 ①		B SI 86 C FF 88 X FF 88 1-1 24 E 33 S 1B		X CU 73 0-0 F9 ①	S SL 87 S SL 87 B FF 96 X SL 88 1-2 33 HBP 1B 1-2 2-H			5	1	2	1	0	0	1
33 Jesse Winker, L (1, 10) OBP: 0.320, SLG: 0.259 12 Jahmai Jones, R (9, PR) OBP: 1.000, SLG: 2.000 (10, 10)	B FF 88 F FF 87 T CH 81 X CH 81 1-2 G3 ②			C SI 86 S FF 88 B FF 90 B CH 82 B CH 82 B SI 88 4-2 BB		F CH 80 B CH 80 1 SAFE B CH 80 B FF 86 F FF 87 F SI 88 C SI 88 3-3 K ② 1-2		1 SAFE D CU 74 B SI 90 C SI 90 X SI 91 2-1 F7 ②	C SL 87 H FF 96 1-1 HBP 1-2 2-3			3	0	0	0	1	1	2
												0	0	0	0	0	0	0
24 William Contreras, R (1, 2) OBP: 0.339, SLG: 0.426	C SI 88 B SI 88 X SI 88 1-1 G5-3 ③			B SI 88 B SI 88 C SI 88 X SI 88 2-1 F8 ②		C FF 88 B CH 80 B SI 88 F SI 88 F CH 81 X CH 80 2-2 E2 2-H 1B		B SI 91 X SI 92 1-0 11 1B 27 2B 1B 1-2	X SL 89 0-0 SF7 ② 3-H			4	1	2	1	0	0	1
11 Rowdy Tellez, L (1, 3) OBP: 0.285, SLG: 0.388 14 Andruw Monasterio, R (10, PR) OBP: 0.379, SLG: 0.388 (11, 5)		C FF 87 C FF 88 B CH 81 S CH 82 1-3 K ①		1 SAFE B FF 88 B FF 89 C FF 89 X FF 90 2-2 G4-3 ③		C FF 88 B CH 80 B SI 88 F FF 87 F SI 88 S CH 81 2-3 K ③		B SI 93 B SI 92 B SI 92 C SI 92 X SI 92 3-1 27 2B 1B 1-3 2-H	C FF 96 D SL 88 B SL 88 F SL 87 S SL 87 2-3 K ③		0-0 6 1B	5	0	1	1	0	3	4
												0	0	0	0	0	0	0
27 Willy Adames, R (1, 6) OBP: 0.292, SLG: 0.375		C SI 88 X SI 88 0-1 G6-3 ②			C SI 88 B SI 88 F SI 88 B CH 80 B SI 89 F CH 81 F FF 89 F SI 88 S CH 81 3-3 K ①		B SL 87 S SL 86 S SL 87 B SL 87 F FF 98 B SL 86 B FF 97 4-2 6 FC6-4 BB	S SL 87 S SL 88 D SL 87 X SL 89 1-2 1-3 3-H 2B		T SL 89 C FF 99 X FF 100 0-2 F9 ①		4	0	1	1	1	0
6 Owen Miller, R (1, 5) OBP: 0.327, SLG: 0.404 (11, 3)	C SI 87 F SI 88 B CH 81 B SI 89 X CH 81 2-2 L1 ③				X SI 87 0-0 16 G4-3 0 1B 16 S 1B	C SL 86 B FF 97 C FF 96 F SL 86 F FF 98 1 SAFE X SL 89 1-2 FC6-4 ① 1-2f	C SI 96 F SL 88 C FF 97 0-3 K ③		B FF 100 C FF 99 F FF 99 X SL 89 1-2 ②③ 2-H 1B	0-0 3 G1-3 0 F7-2		5	1	2	0	0	1	3
16 Blake Perkins, S (1, 9) OBP: 0.313, SLG: 0.347 3 Raimel Tapia, L (7, PH) OBP: 0.323, SLG: 0.368 (8, 9)			X FF 86 0-0 B1-3 ①		1 SAFE C FF 87 B CH 80 C FF 88 X CH 81 1-2 G4-3 ② 1-3	B FF 96 C FF 97 D SL 87 F FF 97 F FF 97 S CH 80 2-3 K ②		F FF 96 X FF 96 0-1 0 1B 22 1B 1B		B FF 96 B FF 95 X FF 99 2-0 G1-3 ① 2-3		2	0	0	0	0	0	1
												3	1	1	0	0	1	1
0 Brice Turang, L (1, 4) OBP: 0.255, SLG: 0.304			B CU 73 C FF 88 B CH 82 B FF 89 F FF 88 X FF 88 3-2 G4-3 ②		B CH 80 S CH 80 X FF 89 1-1 28 CS 1B 3-H	S SL 87 C SL 86 S CH 82 0-3 K ③		B FC 92 X FC 90 1-0 33 HBP 24 SF7 22 1B 1B 1-2		S SL 90 X SL 89 0-1 F7-2 ②③ 3-H		5	1	2	1	0	1	2
28 Joey Wiemer, R (1, 8) OBP: 0.287, SLG: 0.390			C SI 88 F SI 89 B CH 82 C CH 83 1-3 K ③		1 SAFE C SI 88 S SI 88 0-2 CS ③ 1-2	F SI 87 F CH 79 X FF 87 0-2 G4-3 ①		H SI 91 1-0 24 1B 11 1B HBP	C SI 96 B SL 88 S SI 96 F SI 96 S SL 89 1-3 K ①			3	1	0	0	0	2	2
Inning Stats	R: 0 H: 0 E: 0 LOB: 0 K: 0 BB: 0 S: 8 P: 12	R: 0 H: 0 E: 0 LOB: 0 K: 1 BB: 0 S: 8 P: 11	R: 0 H: 0 E: 0 LOB: 0 K: 1 BB: 0 S: 7 P: 11	R: 0 H: 0 E: 0 LOB: 1 K: 0 BB: 1 S: 8 P: 17	R: 1 H: 2 E: 0 LOB: 0 K: 1 BB: 0 S: 14 P: 19	R: 1 H: 2 E: 1 LOB: 1 K: 2 BB: 0 S: 17 P: 25	R: 0 H: 0 E: 0 LOB: 1 K: 2 BB: 1 S: 15 P: 22	R: 2 H: 3 E: 0 LOB: 2 K: 1 BB: 0 S: 12 P: 20	R: 2 H: 3 E: 0 LOB: 2 K: 2 BB: 0 S: 15 P: 21	R: 0 H: 1 E: 0 LOB: 1 K: 0 BB: 0 S: 6 P: 7	R: 0 H: 0 E: 0 LOB: 0 K: 0 BB: 0 S: 3 P: 5	1B: 10 SF: 1 2B: 2 SAC: 0 3B: 0 DP: 1 HR: 0 HBP: 2					WP: 0 PB: 0 SB: 2 CS: 1	PA: 45

PITCHER		IP	WLS	BF	H	R	ER	SO	BB	IBB	HBP	BLK	WP	HR	S	P	ERA	WHIP
28 Kyle Hendricks, R ERA: 2.64	(1, 1)	6.0		22	4	2	1	5	1	0	0	0	0	0	62	95	1.50	0.833
66 Julian Merryweather, R ERA: 3.47	(7, 1)	1.0	H	4	0	0	0	2	1	0	0	0	0	0	15	22	0.00	1.000
38 Mark Leiter Jr., R ERA: 3.28	(8, 1)	0.2		5	2	2	2	0	0	0	1	0	0	0	6	13	27.00	3.000
73 Adbert Alzolay, R ERA: 2.48	(8, 1)	1.1	B	9	4	2	2	3	0	0	1	0	0	0	21	28	13.50	3.000
48 Daniel Palencia, R ERA:	(10, 1)	2.0	W	4	1	0	0	0	0	0	0	0	0	0	9	12	0.00	0.500

PITCHER	IP	WLS	BF	H	R	ER	SO	BB	IBB	HBP	BLK	WP	HR	S	P	ERA	WHIP

BOTTOM

Chicago Cubs @ Milwaukee Brewers
American Family Field, Milwaukee, WI
Tue Jul 04 2023, 3:10 PM - 6:25 PM CDT
Att. 41,133 - Partly Cloudy - 86 F

livebaseballscorecards.com

AB	39
R	6
H	11
RBI	5
BB	2
SO	10
LOB	17

Batter	1	2	3	4	5	6	7	8	9	AB	R	H	RBI	BB	SO	LOB
40 Mike Tauchman, L (1, 10) OBP: 0.367, SLG: 0.339	B FF 93 C FF 93 B SI 92 B FF 94 X SI 92 3-1 ① L8		C SI 92 B CH 86 H SL 86 2-1 27 1B 27 E 8 1B HBP		B CU 78 B SL 84 B FF 93 C FF 92 F SI 92 F FF 94 B SI 92 4-2 27 1B BB		B ST 80 C SI 89 B SI 89 C FF 89 X ST 81 2-2 ② G5-3		S CH 85 B CH 84 B FF 94 T FF 94 F CH 85 F FF 96 F CH 85 X FF 95 2-2 2 E 2-H 3-H 2B	3	2	1	2	1	0	0
2 Nico Hoerner, R (1, 4) OBP: 0.326, SLG: 0.388 (7, 6)	B SL 85 F SI 94 C FF 95 X CU 82 1-2 ② G6-3		B SI 92 F FF 94 B SI 92 B SI 92 X FF 93 3-1 ① F7		C SI 91 F FF 94 B SI 94 F SI 93 B CU 81 T SI 92 2-2 ① K		B SL 85 F SI 96 B SI 97 X SI 97 2-1 ③ G5-3		S CH 84 X CH 84 0-1 ③ E5 2-H	5	0	0	0	0	1	2
27 Seiya Suzuki, R (1, 9) OBP: 0.344, SLG: 0.400	C CU 80 F SL 83 B FF 94 B FF 94 B SI 93 X CU 80 3-2 8 BB 1B		1 SAFE D SL 87 F FF 93 X SI 92 1-1 8 1B 1-3 1B		B SI 93 F SI 92 B FF 94 F SI 92 X SI 92 2-2 8 BB 1-3 1B			C FF 96 B SL 86 B SL 86 S FF 95 F SL 86 F SI 96 B FF 96 C SL 84 3-3 ① K		4	0	3	0	0	1	0
8 Ian Happ, S (1, 7) OBP: 0.382, SLG: 0.401	C CU 80 B FF 94 B SI 93 B SL 83 F FF 93 F SI 93 B SI 93 4-2 1-2 BB		T SI 93 B FF 93 X SI 93 1-1 7 G4-6-3 1-2 3-H 1B		C FF 94 D CH 86 F SI 91 B FF 93 B FF 95 F FF 93 F FF 94 B SI 93 4-2 7 G5-4-3 1-2 BB			S FF 97 X FF 96 0-1 ② G4-3		2	0	1	1	2	0	0
7 Dansby Swanson, R (1, 6) OBP: 0.343, SLG: 0.409 16 Patrick Wisdom, R (7, 5) OBP: 0.281, SLG: 0.460	X SI 93 0-0 ③ F9		F CU 79 C SI 93 F SI 92 X SI 92 0-2 ② ③ G4-6-3 1-2f		C FF 93 X SI 93 0-1 ② ③ G5-4-3 1-2f			S FF 97 F FF 97 B SL 86 X SL 87 1-2 ③ F8		3 1	0 0	0 0	0 0	0 0	0 0	7 0
24 Cody Bellinger, L (1, 8) OBP: 0.341, SLG: 0.456		B CU 78 F SL 82 X SI 93 1-1 1B	X CU 79 0-0 ① F8			B ST 82 C ST 81 S ST 80 X ST 80 1-2 ① G3-1			S FF 94 X FF 95 0-1 15 G4-3 74 1B 40 2B 1B	4	1	2	0	0	0	0
5 Christopher Morel, R (1, 5) OBP: 0.326, SLG: 0.605 (7, 4)		B SI 92 F SI 92 C SI 93 B FF 94 X SI 93 2-2 ① F9	B SL 83 C SL 82 B SI 92 X SI 92 2-1 1B			S CH 82 B CH 81 B FF 90 C ST 81 B ST 81 X CH 82 3-2 ② G6-3			B CH 85 F FF 94 S FF 94 S CH 85 1-3 ① K	4	0	1	0	0	1	2
74 Jared Young, L (1, 3) OBP: 0.320, SLG: 0.545		B SI 92 F SI 93 S FF 94 B FF 95 B SI 94 F FF 94 S FF 94 3-3 ② K	B FF 92 B SI 92 S FF 93 C SI 92 S FF 93 2-3 ② K			X SI 89 0-0 ③ G5-3			B FF 95 S FF 95 B FF 94 F CH 83 X FF 95 2-2 15 G4-3 1-2 40 2B 1B	4	1	1	0	0	2	2
18 Tucker Barnhart, L (1, 2) OBP: 0.275, SLG: 0.233 15 Yan Gomes, R (7, PH) OBP: 0.308, SLG: 0.412 (7, 2)		C SI 93 B SL 84 C SI 94 D CU 81 B FF 94 X FF 94 3-2 ③ F9	C FF 93 B SL 84 T FF 94 C SI 93 1-3 ③ K				B ST 80 F CH 82 B CH 81 X SI 88 2-1 ① L9		S CH 84 B FF 95 B FF 94 X CH 84 2-1 ② G4-3 1-2 2-3	2 2	0 0	0 0	0 0	0 0	1 0	2 2
Inning Stats	R: 0 E: 0 K: 0 S: 12 H: 1 LOB: 2 BB: 1 P: 23	R: 0 E: 0 K: 1 S: 12 H: 1 LOB: 1 BB: 0 P: 21	R: 1 E: 1 K: 0 S: 11 H: 2 LOB: 1 BB: 0 P: 18	R: 0 E: 0 K: 2 S: 9 H: 1 LOB: 1 BB: 0 P: 14	R: 0 E: 0 K: 1 S: 16 H: 1 LOB: 2 BB: 2 P: 28	R: 0 E: 0 K: 0 S: 7 H: 0 LOB: 0 BB: 0 P: 11	R: 0 E: 0 K: 0 S: 7 H: 0 LOB: 0 BB: 0 P: 13	R: 0 E: 0 K: 1 S: 10 H: 0 LOB: 0 BB: 0 P: 14	R: 3 E: 1 K: 1 S: 18 H: 3 LOB: 1 BB: 0 P: 25	1B: 8 2B: 1 3B: 0 HR: 0	SF: 0 SAC: 0 DP: 2 HBP: 1					

PITCHER		IP	WLS	BF	H	R	ER	SO	BB	IBB	HBP	BLK	WP	HR	S	P	ERA	WHIP
37 Adrian Houser, R ERA: 3.68	(1, 1)	5.0		23	6	1	1	4	3	0	1	0	0	0	60	104	1.80	1.800
55 Hoby Milner, L ERA: 2.62	(6, 1)	1.2		5	0	0	0	0	0	0	0	0	0	0	12	20	0.00	0.000
36 J.C. Mejía, R ERA:	(7, 1)	0.1	H	1	0	0	0	0	0	0	0	0	0	0	2	4	0.00	0.000
31 Joel Payamps, R ERA: 2.01	(8, 1)	1.0	H	3	0	0	0	1	0	0	0	0	0	0	10	14	0.00	0.000
38 Devin Williams, R ERA: 1.99	(9, 1)	1.0	L	6	3	3	2	1	0	0	0	0	0	0	18	25	18.00	3.000

PITCHER	IP	WLS	BF	H	R	ER	SO	BB	IBB	HBP	BLK	WP	HR	S	P	ERA	WHIP

TOP

Chicago Cubs @ Milwaukee Brewers

American Family Field, Milwaukee, WI

Wed Jul 05 2023, 7:11 PM - 9:54 PM CDT

Att. 31,285 - Roof Closed - 81 F

livebaseballscorecards.com

AB	34
R	4
H	9
RBI	3
BB	3
SO	6
LOB	17

WP: 0 PA: 38
PB: 0
SB: 0
CS: 0

Batter	1	2	3	4	5	6	7	8	9	AB	R	H	RBI	BB	SO	LOB
22 Christian Yelich, L (1, 7) OBP: 0.377, SLG: 0.441	C FF 90 X SL 82 0-1 1B		B SI 92 B SI 91 T FF 93 X SL 85 2-1 ② G4-3 1-2		C FF 92 X SL 84 0-1 1-2 1B		C FC 90 B FF 94 B SL 86 C FF 95 B SL 85 X FF 94 3-2 ① L7		X FF 97 0-0 ③ L7	5	0	2	0	0	0	1
24 William Contreras, R (1, 2) OBP: 0.342, SLG: 0.425	C FF 91 F FF 94 T SL 85 0-2 ① K		B SL 85 B FF 93 F FF 93 B FF 93 S FF 94 X FF 95 3-2 2-H 1B		F FF 93 X SL 84 0-1 ③ F8		S FF 95 S SL 87 B SL 86 F FF 96 B FF 96 B SI 94 B FF 96 4-2 27 G5-4-3 BB			3	0	1	1	1	1	3
27 Willy Adames, R (1, 6) OBP: 0.292, SLG: 0.384	X FF 93 0-0 ② L7		S FF 92 B SL 84 B FF 93 C FF 94 D SL 84 T SL 82 3-2 ③ K			C SL 82 X SL 83 0-1 HR	S FC 91 B SL 87 B SL 87 F FF 96 D SL 87 X FC 89 3-2 ②③ G5-4-3 1-2f			4	1	1	1	0	1	3
6 Owen Miller, R (1, 3) OBP: 0.321, SLG: 0.397	C FF 93 F FF 93 B FF 94 F FF 95 1 SAFE D SL 86 X SL 84 2-2 ③ L5			C FF 90 B FF 92 X FF 91 1-1 ① F7		F FF 92 F FF 93 B SL 83 B SL 84 S FF 93 2-3 ① K		X FC 89 0-0 ① F7		4	0	0	0	0	1	1
12 Jahmai Jones, R (1, 10) OBP: 0.600, SLG: 0.750		X FF 90 0-0 ① F7		B SL 81 B FF 91 F FF 92 B FF 92 X FF 92 3-1 ② F7		C FF 94 F SL 85 B FF 93 X SL 84 1-2 16 S 9 1B 1B		C FF 95 B CU 81 B FC 89 B SL 86 S SI 95 F SI 95 B SL 87 4-2 9 G5-3 16 BB BB		3	1	1	0	1	0	0
16 Blake Perkins, S (1, 9) OBP: 0.310, SLG: 0.333		C FF 91 B FF 92 F FF 93 X SL 84 1-2 ② G6-3		C FF 92 B FF 92 X SL 83 1-1 ③ G5-3		B FF 92 F FF 92 1 SAFE B FF 93 T FF 92 S FF 93 2-3 ② K 1-2		C FF 94 B FF 94 S CH 90 1 SAFE B FF 95 B SL 87 F FF 95 B FF 94 4-2 1-2 BB		3	0	0	0	1	1	1
9 Brian Anderson, R (1, 5) OBP: 0.321, SLG: 0.375		S FF 92 T FF 92 S SL 84 0-3 ③ K			B FF 90 X FF 92 1-0 22 1B 1B	X SL 85 0-0 14 1B 2-H 1B		X FC 90 0-0 ②③ G5-3 2-3f		4	0	2	1	0	1	2
14 Andruw Monasterio, R (1, 4) OBP: 0.393, SLG: 0.404 0 Brice Turang, L (9, 4) OBP: 0.254, SLG: 0.302			C FF 91 B FF 92 B FF 92 X FF 91 2-1 22 G4-3 24 1B 1B		C FF 91 X SL 82 0-1 ① F9	B FF 93 C FF 92 X FF 94 1-1 1-2 1B			C FF 95 B SL 89 F FF 96 F FF 97 F SL 89 S FF 97 1-3 ① K	3 1	1 0	2 0	0 0	0 0	0 1	1 0
28 Joey Wiemer, R (1, 8) OBP: 0.284, SLG: 0.385 33 Jesse Winker, L (9, PH) OBP: 0.318, SLG: 0.257			F FF 93 F SL 84 B FF 93 B FF 93 F SL 86 F SL 84 X FF 94 2-2 ① F7		X FF 91 0-0 ② P6	X FF 94 0-0 ③ F8			C FF 96 F SL 87 S FF 98 0-3 ② K	3 1	0 0	0 0	0 0	0 0	0 1	4 0
Inning Stats	R: 0 E: 0 K: 1 S: 10 H: 1 LOB: 1 BB: 0 P: 12	R: 0 E: 0 K: 1 S: 7 H: 0 LOB: 0 BB: 0 P: 8	R: 1 E: 0 K: 1 S: 15 H: 2 LOB: 1 BB: 0 P: 27	R: 0 E: 0 K: 0 S: 6 H: 0 LOB: 0 BB: 0 P: 11	R: 0 E: 0 K: 0 S: 8 H: 2 LOB: 2 BB: 0 P: 9	R: 2 E: 0 K: 2 S: 15 H: 4 LOB: 2 BB: 0 P: 21	R: 0 E: 0 K: 0 S: 9 H: 0 LOB: 0 BB: 1 P: 19	R: 0 E: 0 K: 0 S: 8 H: 0 LOB: 1 BB: 2 P: 16	R: 0 E: 0 K: 2 S: 9 H: 0 LOB: 0 BB: 0 P: 10	1B: 8 2B: 0 3B: 0 HR: 1	SF: 0 SAC: 0 DP: 2 HBP: 0					

PITCHER	IP	WLS	BF	H	R	ER	SO	BB	IBB	HBP	BLK	WP	HR	S	P	ERA	WHIP
35 Justin Steele, L (1, 1) ERA: 2.56	6.0		27	9	3	3	5	0	0	0	0	0	1	61	88	4.50	1.500
59 Michael Rucker, R (7, 1) ERA: 3.93	2.0	W	7	0	0	0	0	3	0	0	0	0	0	17	35	0.00	1.500
73 Adbert Alzolay, R (9, 1) ERA: 2.41	1.0	S	3	0	0	0	2	0	0	0	0	0	0	9	10	0.00	0.000

PITCHER	IP	WLS	BF	H	R	ER	SO	BB	IBB	HBP	BLK	WP	HR	S	P	ERA	WHIP

BOTTOM

Chicago Cubs @ Milwaukee Brewers
American Family Field, Milwaukee, WI
Wed Jul 05 2023, 7:11 PM - 9:54 PM CDT
Att. 31,285 - Roof Closed - 81 F

livebaseballscorecards.com

AB	34
R	3
H	9
RBI	3
BB	3
SO	7
LOB	16

1B: 8	SF: 0	WP: 0	PA: 37
2B: 0	SAC: 0	PB: 0	
3B: 0	DP: 2	SB: 1	
HR: 1	HBP: 0	CS: 0	

Chicago Cubs @ Milwaukee Brewers

American Family Field, Milwaukee, WI

Thu Jul 06 2023, 1:11 PM - 4:05 PM CDT

Att. 33,366 - Partly Cloudy - 76 F

livebaseballscorecards.com

Batter	1	2	3	4	5	6	7	8	9	AB	R	H	RBI	BB	SO	LOB
40 Mike Tauchman, L (1, 10) OBP: 0.355, SLG: 0.326	B FF 95 C FF 94 F FF 94 B FF 96 T FF 95 2-2 ① K		C CU 78 B FF 95 T CU 78 T FF 95 1-2 ① K		B FF 93 S FF 95 B FF 95 X CU 79 2-1 ① F7		B SI 96 B SI 96 B SL 90 C SI 96 X SI 95 3-1 ① G1-3		C SL 84 C SI 96 X SL 85 0-2 ① F7	5	0	0	0	0	2	1
2 Nico Hoerner, R (1, 6) OBP: 0.324, SLG: 0.384	F FF 98 X FF 94 0-1 ② F9		H FF 94 1-0 27 S 8 BB HBP		B SL 84 B CH 88 S SL 83 X SL 84 2-1 ② G6-3		B SL 90 B SI 96 C SI 96 C SL 91 B SL 91 S SL 90 3-3 ② K		B SL 85 C SL 85 F SI 96 B FF 96 S SI 96 2-3 ② K	4	0	0	0	0	2	1
8 Ian Happ, S (1, 7) OBP: 0.382, SLG: 0.397	S CU 79 B CH 89 C FF 96 B FF 96 F CH 90 B FF 98 F FF 95 F FF 96 B CU 80 4-2 BB		1 SAFE B CH 89 B FF 96 S FF 96 B FF 95 B FF 95 4-1 27 S 1-2 BB		S SL 83 B CH 88 S CH 89 C FF 97 1-3 ③ K		B SI 96 F SL 91 T SL 89 F SL 90 C SI 96 1-3 ③ K		X FF 96 0-0 ③ P6	3	0	0	0	2	2	1
27 Seiya Suzuki, R (1, 9) OBP: 0.346, SLG: 0.399	B FF 98 C SL 85 B FF 95 S FF 97 1 SAFE S FF 97 2-3 ③ K		B SL 85 S SL 84 B FF 98 F FF 96 S FF 99 2-3 ② K 1-2 2-3			C FF 94 S SL 84 B FF 97 B SL 83 B SL 82 F FF 94 F FF 94 F FF 94 B SL 81 4-2 24 HR BB		C SI 96 X SI 97 0-1 5 G6-4-3 1B		3	1	1	0	1	2	3
5 Christopher Morel, R (1, 4) OBP: 0.324, SLG: 0.602		B FF 97 S SL 85 B FF 94 X FF 97 2-1 24 2B 2B	S SL 84 D SL 84 T SL 84 D SL 84 S SL 83 2-3 ③ K			B FF 98 S CH 89 S SL 84 C FF 98 1-3 ① K		B SI 95 T SI 97 C SL 85 X SI 97 1-2 ① ② G6-4-3 1-2f		4	1	1	0	0	2	4
24 Cody Bellinger, L (1, 8) OBP: 0.352, SLG: 0.486		B CU 80 B CH 89 F FF 95 F FF 96 X FF 96 2-2 15 G6-3 2B 2-H	F CH 88 S FF 97 F SL 83 F FF 96 X FF 95 0-2 74 E 74 G3 1B		B CU 76 X CH 89 1-0 1-H HR		B SI 96 S SL 87 F SL 87 X SL 85 1-2 15 HR 1B		4	2	4	3	0	0	0
15 Yan Gomes, R (1, 2) OBP: 0.307, SLG: 0.425		C SL 83 B FF 95 X SL 85 1-1 ① G6-3 2-3	S FF 97 B FF 96 F SL 85 S FF 95 1-3 ① K		X SI 94 0-0 E5		B SL 88 X SI 96 1-0 1-H HR		4	1	1	2	0	1	2
74 Jared Young, L (1, 3) OBP: 0.276, SLG: 0.462		C SL 84 S FF 96 F FF 97 S FF 96 0-3 ② K	B FF 95 X CU 78 1-0 ② G3 1-3			C FC 90 F FF 94 F FF 94 S FC 90 0-3 ② K		C SL 86 C SL 86 B SL 86 B SI 97 S SL 86 2-3 ③ K		4	0	0	0	0	3	3
16 Patrick Wisdom, R (1, 5) OBP: 0.277, SLG: 0.453 36 Trey Mancini, R (9, PH) OBP: 0.311, SLG: 0.357		B SL 84 B FF 96 S SL 86 S SL 86 F FF 98 B FF 97 S SL 84 3-3 ③ K	B FF 95 X FF 98 1-0 ③ P3			F FC 90 B FC 89 F SI 94 F SI 94 S FC 90 1-3 ③ K			C SL 85 B SL 85 S SI 94 B FF 95 X SL 86 2-2 1B	3 1	0 0	0 1	0 0	0 0	2 0	3 0
Inning Stats	R: 0 E: 0 K: 2 S: 13 H: 0 LOB: 1 BB: 1 P: 21	R: 1 E: 0 K: 2 S: 15 H: 2 LOB: 1 BB: 0 P: 23	R: 0 E: 0 K: 3 S: 10 H: 0 LOB: 2 BB: 1 P: 20	R: 0 E: 1 K: 1 S: 10 H: 1 LOB: 1 BB: 0 P: 13	R: 0 E: 0 K: 1 S: 7 H: 0 LOB: 0 BB: 0 P: 12	R: 2 E: 1 K: 3 S: 18 H: 1 LOB: 1 BB: 1 P: 25	R: 0 E: 0 K: 2 S: 9 H: 0 LOB: 0 BB: 0 P: 16	R: 2 E: 0 K: 1 S: 12 H: 3 LOB: 0 BB: 0 P: 17	R: 0 E: 0 K: 1 S: 10 H: 1 LOB: 1 BB: 0 P: 14	1B: 4 2B: 2 3B: 0 HR: 2 SF: 0 SAC: 0 DP: 1 HBP: 1						

TOP

AB	35
R	5
H	8
RBI	5
BB	3
SO	16
LOB	18

PITCHER		IP	WLS	BF	H	R	ER	SO	BB	IBB	HBP	BLK	WP	HR	S	P	ERA	WHIP
51 Freddy Peralta, R ERA: 4.7	(1, 1)	5.1		24	4	3	3	10	3	0	1	0	0	1	64	104	5.06	1.312
46 Bryse Wilson, R ERA: 2.79	(6, 1)	0.2	H	3	0	0	0	2	0	0	0	0	0	0	9	10	0.00	0.000
59 Elvis Peguero, R ERA: 2.73	(7, 1)	1.0	H	3	0	0	0	2	0	0	0	0	0	0	9	16	0.00	0.000
36 J.C. Mejía, R ERA: 13.5	(8, 1)	1.0	W	5	3	2	2	1	0	0	0	0	0	1	12	17	18.00	3.000
31 Joel Payamps, R ERA: 1.96	(9, 1)	1.0	S	4	1	0	0	1	0	0	0	0	0	0	10	14	0.00	1.000

PITCHER	IP	WLS	BF	H	R	ER	SO	BB	IBB	HBP	BLK	WP	HR	S	P	ERA	WHIP

BOTTOM

Chicago Cubs @ Milwaukee Brewers

American Family Field, Milwaukee, WI

Thu Jul 06 2023, 1:11 PM - 4:05 PM CDT

Att. 33,366 - Partly Cloudy - 76 F

livebaseballscorecards.com

Batter	1	2	3	4	5	6	7	8	9	AB	R	H	RBI	BB	SO	LOB
22 Christian Yelich, L (1, 7) OBP: 0.378, SLG: 0.449	C SI 92 B SI 92 B FS 85 B SI 90 X SI 92 3-1 ① G4-3	B SI 93 F FC 89 B SI 92 1 SAFE F SI 93 X SI 92 2-2 ②③ G4-6-3 1-2f	B SI 91 X SI 92 1-0 1-H 2-H HR	C FC 89 T CU 74 B FS 86 B FS 84 B FS 83 B FS 86 4-2 27 E 27 S 27 SF7 BB					3	2	1	3	1	0	1
27 Willy Adames, R (1, 6) OBP: 0.291, SLG: 0.381	F SI 93 B FS 87 F SV 86 B FF 93 B SV 86 F SV 85 S SI 92 3-3 ② K	B SV 85 C SV 85 F FS 88 X SV 87 1-2 ① L8	B SI 93 F SV 86 F SI 92 B SI 92 B FF 93 B SV 86 4-2 33 WP BB	B SI 91 1 SAFE C FC 87 D FS 85 X SI 91 2-1 ① SF7 1-H					2	0	0	1	1	1	0
33 Jesse Winker, L (1, 10) OBP: 0.322, SLG: 0.253 12 Jahmai Jones, R (7, PR) OBP: 0.600, SLG: 0.750 (8, 10)	F SI 92 C SI 92 X SL 86 0-2 ③ G1-3	C SI 93 S FC 90 S FF 93 0-3 ② K	B FC 91 B SI 92 B FC 90 C SI 93 F SI 92 F SI 92 B FF 92 4-2 1-2 BB	C CU 74 S FS 85 B FS 85 B FS 84 B FS 85 F FC 88 B FS 83 4-2 BB					2 0	0 0	0 0	0 0	2 0	1 0	0 0
6 Owen Miller, R (1, 3) OBP: 0.320, SLG: 0.394		F SI 92 X SI 92 0-1 9 S 1B	B SI 92 F SI 92 B FF 93 C SV 85 B SV 85 S SI 92 3-3 ③ K	S SI 92 B SV 86 T SI 92 B SI 93 S SV 86 2-3 ③ K	C SI 91 1 SAFE B FF 91 1 SAFE F SI 91 S FS 84 1-3 ② K			4	0	1	0	0	3	3
3 Raimel Tapia, L (1, 9) OBP: 0.321, SLG: 0.364 16 Blake Perkins, S (8, 9) OBP: 0.310, SLG: 0.333		C SI 92 B SI 92 1 SAFE X FS 85 1-1 ① L9	C SI 92 B FS 88 B SI 92 F FF 93 B SV 85 X SI 92 3-2 9 S 28 1B 1B	C FF 100 F FF 99 B FF 100 S CU 85 1-3 ① K2-3	1 SAFE C FC 87 1 SAFE F FS 84 F FS 84 B FS 84 D FS 86 F FS 84 B FS 84 3-3 S FF 91 ③ K			4 0	1 0	1 0	0 0	0 0	2 0	2 0
9 Brian Anderson, R (1, 5) OBP: 0.317, SLG: 0.370		1 SAFE C SV 85 C SI 93 S FF 93 0-3 ② K 1-2	F SI 92 1 SAFE S FF 94 F SV 87 C SI 93 0-3 ① K 1-2	S SL 89 S SL 89 B SL 90 B FF 99 F FF 99 B SL 87 C FF 100 3-3 ② K		B FC 91 X SI 95 1-0 ① L7		4	0	0	0	0	3	2
7 Victor Caratini, S (1, 2) OBP: 0.341, SLG: 0.393		C SI 92 F SI 92 D SI 92 X SL 87 1-2 ③ G4-3	B SI 92 F SI 92 C FC 92 B FF 93 F SI 94 B FS 87 B SI 92 4-2 28 1B 22 HR BB	C CU 84 B CU 83 B FF 99 B FF 99 F FF 98 B FF 101 4-2 0 2B BB		C FF 96 F FF 97 B ST 86 X CH 92 1-2 HR		2	2	1	1	2	0	1
0 Brice Turang, L (1, 4) OBP: 0.254, SLG: 0.306			C SI 92 B SI 92 B FS 87 C SI 92 X FS 87 2-2 ① G6-3	X FS 90 0-0 ② F7	C FF 98 D FF 100 S FF 98 F FF 99 X SL 88 1-2 1-3 2B	C FF 94 C FF 95 B FF 95 F FF 95 B ST 85 F FF 95 B ST 85 X FF 95 3-2 ② F8		4	0	1	0	0	0	2
28 Joey Wiemer, R (1, 8) OBP: 0.287, SLG: 0.385			B SV 88 B SI 93 F SI 93 B SI 93 B SV 85 4-1 22 G4-6-3 BB	X SV 86 0-0 22 HR 1-2 2-H 1B	F FF 99 F FF 99 B FF 99 F FF 100 X SL 92 1-2 ③ L5	S ST 84 C ST 84 B ST 85 B ST 84 S ST 85 2-3 ③ K		3	1	1	1	1	1	2
Inning Stats	R: 0 E: 0 K: 1 S: 9 H: 0 LOB: 0 BB: 0 P: 15	R: 0 E: 0 K: 1 S: 10 H: 1 LOB: 1 BB: 0 P: 12	R: 0 E: 0 K: 0 S: 7 H: 0 LOB: 0 BB: 1 P: 15	R: 0 E: 0 K: 2 S: 9 H: 0 LOB: 0 BB: 0 P: 13	R: 4 E: 0 K: 2 S: 21 H: 3 LOB: 2 BB: 3 P: 39	R: 0 E: 0 K: 2 S: 17 H: 1 LOB: 2 BB: 1 P: 27	R: 1 E: 0 K: 2 S: 15 H: 0 LOB: 1 BB: 2 P: 29	R: 1 E: 0 K: 1 S: 12 H: 1 LOB: 0 BB: 0 P: 19		1B: 3 2B: 1 3B: 0 HR: 2	SF: 1 SAC: 0 DP: 1 HBP: 0		WP: 1 PB: 0 SB: 3 CS: 0	PA: 36	

	AB	28
	R	6
	H	6
	RBI	6
	BB	7
	SO	11
	LOB	13

PITCHER		IP	WLS	BF	H	R	ER	SO	BB	IBB	HBP	BLK	WP	HR	S	P	ERA	WHIP
0 Marcus Stroman, R ERA: 2.96	(1, 1)	5.0		22	4	4	4	6	4	0	0	0	1	1	56	94	7.20	1.600
48 Daniel Palencia, R ERA:	(6, 1)	1.0		5	1	0	0	2	1	0	0	0	0	0	17	27	0.00	2.000
38 Mark Leiter Jr., R ERA: 3.19	(7, 1)	1.0		5	0	1	0	2	2	0	0	0	0	0	15	29	0.00	2.000
32 Michael Fulmer, R ERA: 4.62	(8, 1)	1.0	L	4	1	1	1	1	0	0	0	0	0	1	12	19	9.00	1.000

PITCHER	IP	WLS	BF	H	R	ER	SO	BB	IBB	HBP	BLK	WP	HR	S	P	ERA	WHIP

Cincinnati Reds @ Milwaukee Brewers

American Family Field, Milwaukee, WI

Fri Jul 07 2023, 7:11 PM - 10:08 PM CDT

Att. 30,970 - Roof Closed - 77 F

TOP

livebaseballscorecards.com

Batter	1	2	3	4	5	6	7	8	9	AB	R	H	RBI	BB	SO	LOB
29 TJ Friedl, L (1, 8) OBP: 0.380, SLG: 0.464	C FC 94 X FC 94 0-1 P6			B FC 94 B FC 94 B FC 94 B FC 95 4-0 9 FC6-4 BB	D CU 80 D CH 91 X FC 94 2-0 G3-1			B ST 80 C ST 80 F SI 88 C ST 80 1-3 K		3	0	0	0	1	1	2
9 Matt McLain, R (1, 6) OBP: 0.363, SLG: 0.510	T FC 95 C FC 94 S FC 96 0-3 K			F FC 95 C SI 96 D FC 95 X SI 96 1-2 FC6-4 6 K 1-2f		B SI 94 C FC 94 S SL 85 B SL 85 B FC 95 X FC 94 3-2 6 G6-4-3 1B		C FF 92 B FF 93 B CU 81 B SI 91 X FF 92 3-1 G6-3		4	0	1	0	0	1	1
6 Jonathan India, R (1, 4) OBP: 0.342, SLG: 0.415	B FC 95 B FC 94 C FC 96 S FC 95 C FC 96 2-3 K			B SI 97 1 SAFE 1 SAFE C FC 96 1 SAFE B SI 96 F FC 95 B SI 95 S FC 96 3-3 K 1-2		C FC 95 F SL 85 X SI 96 0-2 G6-4-3 1-2f			B FF 92 B FF 91 B SI 92 C FF 90 B FF 93 4-1 44 G4-3 19 2B BB	3	1	0	0	1	2	2
44 Elly De La Cruz, S (1, 5) OBP: 0.365, SLG: 0.538		X FC 95 0-0 G4-3			B FC 96 C FC 94 S FC 94 X FC 96 1-2 19 S 19 HR 1B	B CU 80 B CH 90 C CH 90 B CH 90 B FC 94 4-1 BB			C FF 93 C CU 81 X CU 81 0-2 G4-3 1-2	3	1	1	0	1	0	1
27 Jake Fraley, L (1, 9) OBP: 0.365, SLG: 0.468		C FC 95 B FC 95 F CH 90 S FC 95 1-3 K			F FC 94 1 SAFE B FC 93 S CH 89 C FC 95 1-3 K	B CU 79 X CH 88 1-0 F9			B CU 79 B FF 92 B FF 90 C FF 92 F FF 91 F FF 92 F FF 92 B CU 80 4-2 19 2B BB	3	0	0	0	1	2	2
19 Joey Votto, L (1, 3) OBP: 0.356, SLG: 0.620		F FC 96 F FC 95 B CU 82 T FC 96 1-2 K			1 SAFE S CH 90 X FC 94 0-1 1-H HR		C ST 80 B ST 80 C ST 79 S ST 79 1-3 K		X FF 92 0-0 1-3 2-H 2B	4	1	2	3	0	2	0
7 Spencer Steer, R (1, 7) OBP: 0.375, SLG: 0.489			S FC 94 B FC 96 B FC 95 F FC 95 X FC 95 2-2 G5-3		C FC 94 B SI 94 B FC 94 B SI 94 B FC 95 4-1 30 BB BB		C SI 89 C ST 80 F CH 82 B CH 82 C ST 82 1-3 K		C FF 93 C FF 93 B CH 84 F CH 85 S CH 86 1-3 K	3	0	0	0	1	2	2
30 Will Benson, L (1, 10) OBP: 0.385, SLG: 0.455 37 Tyler Stephenson, R (7, PH) OBP: 0.344, SLG: 0.380 (7, 10)			C FC 96 B FC 95 B CU 80 X FC 95 2-1 G3		C CU 80 B FC 94 1 SAFE D CH 90 C FC 95 B FC 95 B FC 96 4-2 1-2 BB		C CH 83 B SI 90 F CH 82 B ST 81 B ST 81 S FF 90 3-3 K		B CH 85 S CH 83 D CH 85 C FF 95 B CH 86 B CH 87 4-2 BB	1 1	0 0	0 0	0 0	1 1	0 1	0 0
22 Luke Maile, R (1, 2) OBP: 0.273, SLG: 0.391 15 Nick Senzel, R (9, PH) OBP: 0.313, SLG: 0.385			B FC 94 B FC 95 X FC 95 2-0 F8		B FC 95 F SI 95 B CU 79 F FC 95 X CU 80 2-2 F7			B SI 87 C ST 79 F ST 79 X SI 87 1-2 G4-3	C FF 94 B FF 94 S CH 86 S CH 86 1-3 K	3 1	0 0	0 0	0 0	0 0	0 1	2 3
Inning Stats	R: 0 E: 0 K: 2 S: 8 H: 0 LOB: 0 BB: 0 P: 10	R: 0 E: 0 K: 2 S: 7 H: 0 LOB: 0 BB: 0 P: 9	R: 0 E: 0 K: 0 S: 6 H: 0 LOB: 0 BB: 0 P: 12	R: 0 E: 0 K: 1 S: 6 H: 0 LOB: 0 BB: 1 P: 14	R: 2 E: 0 K: 1 S: 15 H: 2 LOB: 2 BB: 2 P: 29	R: 0 E: 0 K: 0 S: 8 H: 1 LOB: 1 BB: 1 P: 16	R: 0 E: 0 K: 3 S: 10 H: 0 LOB: 0 BB: 0 P: 15	R: 0 E: 0 K: 1 S: 8 H: 0 LOB: 0 BB: 0 P: 13	R: 1 E: 0 K: 2 S: 18 H: 1 LOB: 3 BB: 3 P: 32	1B: 2 2B: 1 3B: 0 HR: 1 SF: 0 SAC: 0 DP: 1 HBP: 0						WP: 0 PB: 0 SB: 1 CS: 0 PA: 36	

	AB	29
	R	3
	H	4
	RBI	3
	BB	7
	SO	12
	LOB	15

PITCHER		IP	WLS	BF	H	R	ER	SO	BB	IBB	HBP	BLK	WP	HR	S	P	ERA	WHIP
39 Corbin Burnes, R ERA: 3.94	(1, 1)	6.0	W	23	3	2	2	6	4	0	0	0	0	1	50	90	3.00	1.167
55 Hoby Milner, L ERA: 2.5	(7, 1)	1.2		5	0	0	0	4	0	0	0	0	0	0	16	23	0.00	0.000
50 Tyson Miller, R ERA: 5.79	(8, 1)	0.2		5	1	1	1	0	2	0	0	0	0	0	11	22	13.50	4.500
38 Devin Williams, R ERA: 1.95	(9, 1)	0.2	S	3	0	0	0	2	1	0	0	0	0	0	9	15	0.00	1.500

PITCHER		IP	WLS	BF	H	R	ER	SO	BB	IBB	HBP	BLK	WP	HR	S	P	ERA	WHIP

BOTTOM

Batter	1	2	3	4	5	6	7	8	9	AB	R	H	RBI	BB	SO	LOB
22 Christian Yelich, L (1, 7) OBP: 0.379, SLG: 0.447	C FF 92 F FF 93 B FF 94 B ST 85 C FF 93 2-3 K ①	C CU 82 S ST 83 F ST 84 X FF 92 0-2 G4-3 ②		F FF 93 B FF 93 F ST 83 S FF 93 1-3 K ③		1 SAFE B FC 89 F SI 95 B FC 92 1 SAFE S FC 90 D CU 78 X FC 89 3-2 24 BB 1-2 1B	D SI 91 C SI 91 B SI 91 B CU 82 C CU 82 D CH 87 4-2 BB 1-2			4	0	1	0	1	2	1
24 William Contreras, R (1, 10) OBP: 0.346, SLG: 0.430	C CU 81 F FF 94 X CU 82 0-2 27 2B 2B	C FF 93 B CH 88 X CH 87 1-1 G2-3 ③			C CH 84 B FF 92 X CH 86 1-1 27 HR 1B	B SL 84 B SL 85 B FC 90 C FF 95 C FC 89 D FC 88 4-2 BB 1-2 2-3	B FF 91 C SI 91 B FF 92 F CH 86 X SI 91 2-2 G6-3 ③			4	2	2	0	1	0	3
27 Willy Adames, R (1, 6) OBP: 0.293, SLG: 0.395	B CH 86 X FF 94 1-0 6 2B 2B 2-H		F FF 92 B ST 84 X CU 81 1-1 F9 ①		B CU 81 B CH 86 F FF 92 B CU 81 X FF 93 3-1 HR 1-H	X SL 85 0-0 P2 ②		B SL 85 C FF 96 S SL 84 X FF 96 1-2 L9 ①		5	2	2	3	0	0	3
6 Owen Miller, R (1, 3) OBP: 0.329, SLG: 0.404	2 SAFE F FF 93 F FF 94 F CU 83 D CH 87 X CH 86 1-2 2B 2-H		B CU 81 B CU 80 F FF 92 F CU 81 X FF 92 2-2 1B		C FF 92 X FF 92 0-1 0 1B 1B	X FF 96 0-0 F9 ③		B SL 84 B SL 84 F SL 84 B FF 97 B FF 97 4-1 16 2B BB		4	0	3	1	1	0	3
16 Blake Perkins, S (1, 9) OBP: 0.315, SLG: 0.341	X FF 92 0-0 P3 ②		C CH 86 X FF 93 0-1 F8 ②		C CU 82 B CU 79 B CH 86 B CU 81 F FF 93 1 SAFE S CH 85 3-3 K ①		B FC 89 B FF 95 F FF 95 B FC 89 B FF 95 4-1 0 BB 7 1B BB	C FF 95 X SL 85 0-1 1-3 2B		4	1	1	0	1	1	3
14 Andruw Monasterio, R (1, 4) OBP: 0.381, SLG: 0.389 0 Brice Turang, L (5, PH) OBP: 0.264, SLG: 0.310 (6, 4)	C FF 92 B FF 93 S ST 84 B FF 93 S FF 92 2-3 K ③		B CU 82 1 SAFE B FF 92 X FF 92 2-0 P3 ③		C FC 93 C FC 92 F FF 95 B FC 94 1 SAFE X FC 94 1-2 9 G6-4-3 1-2 1B		F FC 88 B FS 80 S FF 93 1 SAFE B FS 81 B FF 94 F FC 90 B FS 81 4-2 7 1B BB 1-2	0-0 9 G5-4-3 IBB		2 1	0 0	0 1	0 0	0 2	1 0	2 0
9 Brian Anderson, R (1, 5) OBP: 0.315, SLG: 0.374		C CU 80 B CU 81 B CH 87 X FF 92 2-1 F9 ①		X FF 92 0-0 3B	X FC 93 0-0 G6-4-3 ②③ 1-2f		F SL 84 S FS 82 D FS 82 S FS 83 1-3 K ①	B SL 86 X SL 86 1-0 G5-4-3 ②③ 1-2f		5	0	1	0	0	1	7
7 Victor Caratini, S (1, 2) OBP: 0.346, SLG: 0.391		B FF 93 C CU 80 B CH 87 B FF 92 B FF 92 4-1 28 HR BB		C ST 82 B FF 92 S FF 93 D CU 82 F FF 92 D ST 84 S CH 86 3-3 K ①		B SL 85 F SL 86 B CH 89 F FC 91 S FF 96 2-3 K ①	X CH 84 0-0 22 BB 1B 1-3 2-H			3	1	1	1	1	2	1
28 Joey Wiemer, R (1, 8) OBP: 0.290, SLG: 0.398		D CH 87 C CU 82 X FF 93 1-1 1-H HR		C FF 93 S FF 94 B FF 93 S FF 93 1-3 K ②		F FF 94 B FF 96 X SI 96 1-1 24 BB 22 1B 1B	B FF 92 S CU 81 B CH 85 S CU 81 B CU 82 S CU 82 3-3 K ②			4	1	2	2	0	2	3
Inning Stats	R: 2 E: 0 K: 2 S: 15 H: 3 LOB: 1 BB: 0 P: 21	R: 2 E: 0 K: 0 S: 11 H: 1 LOB: 0 BB: 1 P: 19	R: 0 E: 0 K: 0 S: 8 H: 1 LOB: 1 BB: 0 P: 13	R: 0 E: 0 K: 3 S: 11 H: 1 LOB: 1 BB: 0 P: 16	R: 2 E: 0 K: 1 S: 14 H: 4 LOB: 1 BB: 0 P: 22	R: 0 E: 0 K: 1 S: 12 H: 2 LOB: 3 BB: 1 P: 22	R: 1 E: 0 K: 2 S: 16 H: 1 LOB: 3 BB: 3 P: 34	R: 0 E: 0 K: 0 S: 7 H: 1 LOB: 2 BB: 2 P: 13		1B: 7 2B: 4 3B: 1 HR: 2	SF: 0 SAC: 0 DP: 2 HBP: 0			WP: 0 PB: 0 SB: 0 CS: 0	PA: 43	

PITCHER		IP	WLS	BF	H	R	ER	SO	BB	IBB	HBP	BLK	WP	HR	S	P	ERA	WHIP
41 Andrew Abbott, L ERA: 2.38	(1, 1)	4.1	L	23	9	6	6	6	1	0	0	0	0	2	54	85	12.46	2.308
47 Derek Law, R ERA: 2.63	(5, 1)	1.0		5	3	0	0	1	0	0	0	0	0	0	13	20	0.00	3.000
63 Fernando Cruz, R ERA: 4.76	(6, 1)	1.0		6	0	1	1	1	3	0	0	0	0	0	11	24	9.00	3.000
48 Alex Young, L ERA: 2.55	(7, 1)	0.2		4	1	0	0	1	1	0	0	0	0	0	9	18	0.00	3.000
64 Tony Santillan, R ERA:	(8, 1)	1.0		5	1	0	0	0	1	1	0	0	0	0	7	13	0.00	2.000

PITCHER	IP	WLS	BF	H	R	ER	SO	BB	IBB	HBP	BLK	WP	HR	S	P	ERA	WHIP

Cincinnati Reds @ Milwaukee Brewers

American Family Field, Milwaukee, WI

Fri Jul 07 2023, 7:11 PM - 10:08 PM CDT

Att. 30,970 - Roof Closed - 77 F

livebaseballscorecards.com

AB	36
R	7
H	14
RBI	7
BB	7
SO	9
LOB	26

Cincinnati Reds @ Milwaukee Brewers

American Family Field, Milwaukee, WI

Sat Jul 08 2023, 3:11 PM - 6:13 PM CDT

Att. 39,124 - Partly Cloudy - 75 F

livebaseballscorecards.com

Batter	1	2	3	4	5	6	7	8	9	AB	R	H	RBI	BB	SO	LOB
29 TJ Friedl, L (1, 8) OBP: 0.381, SLG: 0.462	C FF 93 F CU 79 B FC 89 X SI 94 1-2 ① G6-3		C CU 76 X FC 88 0-1 ① F8	C SI 92 B FC 89 F FC 87 F SI 92 X CU 79 1-2 ③ G4-3			C SL 91 C SI 97 X SL 92 0-2 6 G4-3 9 1B 44 1B 1B		F SL 88 B SI 98 X SI 97 1-1 9 1B 9 BLK 6 SF9 1B	5	2	2	0	0	0	1
9 Matt McLain, R (1, 4) OBP: 0.368, SLG: 0.512	C FC 87 S FC 89 B SI 96 B CU 81 S SI 95 2-3 ② K		C FF 94 B FC 86 B CU 79 C FC 87 F CU 80 B SI 94 C SI 95 3-3 ② K		C CU 76 B SI 91 S FC 86 B SI 92 B FC 86 X SI 91 3-2 44 S 27 2B 1B		C SL 92 X SI 97 0-1 6 G4-3 1-2 1B		C SL 89 X SL 89 0-1 27 S 1-3 1B	5	1	3	0	0	2	0
6 Jonathan India, R (1, 10) OBP: 0.340, SLG: 0.413	B CU 79 F SI 89 F ST 82 X FC 87 1-2 44 FC6 1B		B CU 80 B FC 87 C FC 86 F SI 93 X FC 84 2-2 ③ L8		B SI 91 1 SAFE F FC 85 C SI 91 F CU 78 D FC 88 F FC 86 S FF 93 2-3 ① K		L SI 97 X SI 96 0-1 ① ② G4-3 1-2f 2-3		X SI 99 0-0 ① SF9 3-H	4	0	1	1	0	1	3
44 Elly De La Cruz, S (1, 6) OBP: 0.366, SLG: 0.533	B SI 94 X FC 86 1-0 ③ FC6 1-2f			C SI 91 B FC 87 X FC 86 1-1 E6 27 BLK 19 HR 1B	1 SAFE C FC 86 F SI 92 B FC 84 B SI 92 B FC 86 S ST 83 3-3 ② K 1-2		C SI 98 F SI 99 F SL 93 X SL 93 0-2 27 S 1B 3-H		F SI 98 F SI 100 F SI 100 X SI 100 0-2 ② L4	5	2	2	1	0	1	3
27 Jake Fraley, L (1, 9) OBP: 0.369, SLG: 0.471		C SI 92 S FC 86 B SI 93 S CU 79 1-3 ① K		B FC 88 B FF 93 B SI 93 C SI 92 S FC 88 B FC 88 4-2 19 HR BB 2-3	X FC 90 0-0 2B 2-H		B SI 98 C SL 92 S SL 92 B SI 99 B SL 94 B SL 93 4-2 BB 1-H		B SL 90 F SI 98 F SL 89 X SL 88 1-2 ③ F9 1-2	3	1	1	1	2	1	1
19 Joey Votto, L (1, 3) OBP: 0.365, SLG: 0.685		X SI 93 0-0 2B		X FF 94 0-0 HR 1-H 3-H	C SI 94 C CU 81 B FF 95 F FC 91 F CU 82 B FF 95 B SI 94 X CU 81 3-2 ③ L3		B SL 91 X SI 98 1-0 ③ G4-3			4	1	2	3	0	0	2
7 Spencer Steer, R (1, 5) OBP: 0.371, SLG: 0.483		B FC 89 B FC 86 F SI 92 S FC 86 F ST 83 C SI 93 2-3 ② K		F SI 92 B FC 88 F FC 87 F CU 79 B SI 93 X SI 92 2-2 ① G6-3		C SI 93 X FC 90 0-1 ① G4-3		B SI 98 B SI 98 F SI 98 X SI 99 2-1 ① P5		4	0	0	0	0	1	1
37 Tyler Stephenson, R (1, 2) OBP: 0.340, SLG: 0.375		C SI 93 C CU 79 B FF 94 X SI 94 1-2 ③ G5-3		C FC 84 C ST 83 B ST 84 S SI 92 1-3 ② K		F FC 90 X CU 80 0-1 ② F7		C SI 100 S SL 89 B SL 90 B SL 88 T SI 100 2-2 ② K		4	0	0	0	0	2	1
30 Will Benson, L (1, 7) OBP: 0.388, SLG: 0.500			C FC 85 X FS 86 0-1 HR	X FC 88 0-0 3B		B CU 81 B CU 81 C SI 94 X FC 90 2-1 ③ F7		C SL 88 S SI 99 F SI 100 B SL 90 C SL 88 1-3 ③ K		4	1	2	1	0	1	0
Inning Stats	R: 0 E: 0 K: 1 S: 10 H: 1 LOB: 1 BB: 0 P: 15	R: 0 E: 0 K: 2 S: 11 H: 1 LOB: 1 BB: 0 P: 15	R: 1 E: 0 K: 1 S: 11 H: 1 LOB: 0 BB: 0 P: 16	R: 3 E: 1 K: 1 S: 17 H: 3 LOB: 1 BB: 1 P: 26	R: 1 E: 0 K: 2 S: 17 H: 2 LOB: 1 BB: 0 P: 28	R: 0 E: 0 K: 0 S: 6 H: 0 LOB: 0 BB: 0 P: 8	R: 2 E: 0 K: 0 S: 14 H: 3 LOB: 1 BB: 1 P: 19	R: 0 E: 0 K: 2 S: 9 H: 0 LOB: 0 BB: 0 P: 14	R: 1 E: 0 K: 0 S: 12 H: 2 LOB: 1 BB: 0 P: 14	1B: 8 2B: 2 3B: 1 HR: 2	SF: 1 SAC: 0 DP: 1 HBP: 0						

TOP	
AB	38
R	8
H	13
RBI	7
BB	2
SO	9
LOB	12

WP: 0 PB: 0 SB: 5 CS: 0 PA: 41

PITCHER		IP	WLS	BF	H	R	ER	SO	BB	IBB	HBP	BLK	WP	HR	S	P	ERA	WHIP
48 Colin Rea, R ERA: 4.71	(1, 1)	4.2		22	7	5	5	7	1	0	0	1	0	2	60	91	9.64	1.714
46 Bryse Wilson, R ERA: 2.7	(5, 1)	1.1		5	1	0	0	0	0	0	0	0	0	0	12	17	0.00	0.750
59 Elvis Peguero, R ERA: 3.18	(7, 1)	1.0	L	6	3	2	2	0	1	0	0	0	0	0	14	19	18.00	4.000
45 Abner Uribe, R ERA: 4.5	(8, 1)	2.0		8	2	1	1	2	0	0	0	1	0	0	21	28	4.50	1.000

PITCHER		IP	WLS	BF	H	R	ER	SO	BB	IBB	HBP	BLK	WP	HR	S	P	ERA	WHIP

Batter	1	2	3	4	5	6	7	8	9	AB	R	H	RBI	BB	SO	LOB
22 Christian Yelich, L (1, 10) OBP: 0.376, SLG: 0.446	B FF 93 X FF 93 1-0 G4-3 ①		1 SAFE B KC 80 B FF 93 B KC 80 C FF 94 X CH 86 3-1 24 WP 27 HR 1-H 2B	C FF 95 B FC 92 X FC 94 1-1 G4-3 ③		S SL 85 B FF 95 X FF 95 1-1 G3-1 ③			C SL 88 B FF 97 S FF 96 S FF 96 1-3 K ②	5	1	1	1	0	1	4
24 William Contreras, R (1, 2) OBP: 0.344, SLG: 0.426	C FF 94 B SL 86 X SL 86 1-1 G6-3 ②		B FF 94 C SL 88 B FF 94 2 SAFE B SL 88 X CH 86 3-1 G5-3 ① 2-3		C FC 90 S FF 97 C FF 96 0-3 K ①		C FF 93 B SL 85 C SL 84 F FF 94 B SL 85 B FF 95 S FF 92 3-3 K ①		B FF 96 C SL 89 C SL 90 X FF 95 1-2 27 FC6-4 1B	5	0	1	0	0	2	1
27 Willy Adames, R (1, 6) OBP: 0.294, SLG: 0.415	B KC 79 F SL 86 X FF 92 1-1 HR		F KC 82 F SL 87 B CH 87 X KC 82 1-2 3-H HR		B ST 88 B FF 96 B FC 91 X FF 95 3-0 F8 ②		C SL 85 B FF 94 F FF 94 B SL 85 B SL 85 F FF 94 S SL 83 3-3 K ②		T FF 95 F SL 89 F SL 88 D SL 91 X SL 89 1-2 FC6-4 ③ 1-2f	5	2	2	3	0	1	1
6 Owen Miller, R (1, 3) OBP: 0.324, SLG: 0.398	F FF 93 B SL 87 X CH 84 1-1 F7 ③		F FF 94 B FF 93 F SL 87 B SL 88 B FF 94 X FF 94 3-2 G4-3 ②		C ST 84 F ST 84 B FF 96 X FC 92 1-2 G3 ③		C SL 83 S SL 82 X FF 94 0-2 G6-3 ③			4	0	0	0	0	0	0
3 Raimel Tapia, L (1, 7) OBP: 0.326, SLG: 0.363		B KC 80 B FF 93 B CH 85 C FF 92 B FF 93 4-1 9 CS BB	C KC 80 X FF 93 0-1 G5-3 ③			F FF 96 T FF 95 B FF 96 F SL 85 X FF 96 1-2 G4-3 ①		C SL 83 F CH 88 F SL 84 B FF 95 B FF 95 X CH 88 2-2 1B		3	0	1	0	1	0	0
16 Blake Perkins, S (1, 9) OBP: 0.302, SLG: 0.326		B FF 93 C FF 93 F KC 79 1 SAFE B CH 85 F FF 94 C CH 86 2-3 K ①		C KC 80 B KC 80 C CH 84 F FF 93 F CH 85 F FF 94 X KC 81 1-2 F7 ①		C SL 84 F FC 92 B CH 92 B FF 96 S SI 94 2-3 K ②		B FF 94 1 SAFE B CH 88 B FF 94 C FF 95 S FF 95 S FF 95 3-3 K ①		4	0	0	0	0	3	2
9 Brian Anderson, R (1, 5) OBP: 0.320, SLG: 0.377 14 Andruw Monasterio, R (9, 5) OBP: 0.381, SLG: 0.389		C KC 80 B SL 86 1 SAFE C FF 94 B SL 88 F FF 94 F FF 95 B CH 86 B KC 82 4-2 1-2 BB	C FF 94 B SL 88 X SL 86 1-1 0 3B 1B		F FF 96 C SL 85 X FF 96 0-2 28 BB 0 BB 1B		1 SAFE F FF 94 B FF 96 F FF 96 D CH 89 X FF 95 2-2 L9 ②		3 0	1 0	2 0	0 0	1 0	0 0	1 0
0 Brice Turang, L (1, 4) OBP: 0.269, SLG: 0.320		C FF 93 X KC 81 0-1 P5 ③		F FF 93 B FF 93 T CH 85 F FF 94 X KC 81 1-2 1-H 3B		B FC 92 C FF 96 C FC 91 B SI 96 B CH 91 F FF 97 F FC 93 B SI 96 4-2 28 BB 1-2 BB		F FF 95 X FF 94 0-1 P6 ③		3	0	1	1	1	0	2
28 Joey Wiemer, R (1, 8) OBP: 0.293, SLG: 0.398 33 Jesse Winker, L (9, PH) OBP: 0.320, SLG: 0.252			S KC 78 C FF 92 X SL 86 0-2 22 2B 1B	D KC 82 B CH 86 S CH 86 X FF 94 2-1 G6-3 ②		B SL 84 B FF 93 C SL 84 B SL 85 B FF 93 4-1 1-2 2-3 BB			B FF 95 S SL 88 C SL 90 B FF 97 B SL 88 T SL 89 3-2 K ①	2 1	1 0	1 0	0 0	1 1	0 0	1 0
Inning Stats	R: 1 E: 0 K: 0 S: 7 H: 1 LOB: 0 BB: 0 P: 11	R: 0 E: 0 K: 1 S: 11 H: 0 LOB: 1 BB: 2 P: 21	R: 3 E: 0 K: 0 S: 15 H: 3 LOB: 0 BB: 0 P: 25	R: 1 E: 0 K: 0 S: 16 H: 2 LOB: 1 BB: 0 P: 22	R: 0 E: 0 K: 1 S: 7 H: 0 LOB: 0 BB: 0 P: 11	R: 0 E: 0 K: 1 S: 17 H: 1 LOB: 3 BB: 2 P: 29	R: 0 E: 0 K: 2 S: 11 H: 0 LOB: 0 BB: 0 P: 17	R: 0 E: 0 K: 1 S: 12 H: 1 LOB: 1 BB: 0 P: 19	R: 0 E: 0 K: 2 S: 13 H: 1 LOB: 1 BB: 0 P: 19	1B: 5 2B: 1 3B: 1 HR: 2 SF: 0 SAC: 0 DP: 0 HBP: 0						

PITCHER		IP	WLS	BF	H	R	ER	SO	BB	IBB	HBP	BLK	WP	HR	S	P	ERA	WHIP
34 Luke Weaver, R ERA: 7.0	(1, 1)	3.2		18	6	5	5	1	2	0	0	0	1	2	47	76	12.27	2.182
79 Ian Gibaut, R ERA: 3.35	(4, 1)	1.1		4	0	0	0	1	0	0	0	0	0	0	9	14	0.00	0.000
77 Daniel Duarte, R ERA: 3.38	(6, 1)	0.2		4	1	0	0	1	1	0	0	0	0	0	14	21	0.00	3.000
39 Lucas Sims, R ERA: 3.09	(6, 1)	1.1	W	5	0	0	0	2	1	0	0	0	0	0	14	25	0.00	0.750
46 Buck Farmer, R ERA: 3.65	(8, 1)	1.0	H	4	1	0	0	1	0	0	0	0	0	0	12	19	0.00	1.000

PITCHER		IP	WLS	BF	H	R	ER	SO	BB	IBB	HBP	BLK	WP	HR	S	P	ERA	WHIP
43 Alexis Díaz, R ERA: 2.03	(9, 1)	1.0	S	4	1	0	0	2	0	0	0	0	0	0	13	19	0.00	1.000

BOTTOM

Cincinnati Reds @ Milwaukee Brewers

American Family Field, Milwaukee, WI

Sat Jul 08 2023, 3:11 PM - 6:13 PM CDT

Att. 39,124 - Partly Cloudy - 75 F

livebaseballscorecards.com

AB	35
R	5
H	9
RBI	5
BB	4
SO	8
LOB	12

WP: 1 PA: 39
PB: 0
SB: 0
CS: 1

Batter	1	2	3	4	5	6	7	8	9	AB	R	H	RBI	BB	SO	LOB
28 Kevin Newman, R (1, 10) OBP: 0.318, SLG: 0.375 30 Will Benson, L (8, PH) OBP: 0.385, SLG: 0.496 (8, 10)	C FC 89 X FC 91 0-1 6 L9 2B		C FC 89 B SI 93 C FC 88 X SI 93 1-2 ③ L8		C CU 79 F FF 93 T FF 94 0-2 ③ K			C SL 84 F FF 95 B SL 84 S SL 85 1-3 ① K		3 1	0 0	1 0	0 0	0 0	1 1	2 0
9 Matt McLain, R (1, 6) OBP: 0.366, SLG: 0.512	B FC 86 B FC 88 X FC 89 2-0 ① G5-3			C CU 78 B FF 92 C FC 87 B CH 86 X FC 88 2-2 2B		B FF 92 F FC 87 C FC 89 C FF 93 1-3 ① K		C SL 85 B SL 84 F SI 96 B FF 97 B SL 85 C SL 85 3-3 ② K		4	0	1	0	0	2	1
6 Jonathan India, R (1, 4) OBP: 0.339, SLG: 0.411	C CU 77 B FC 90 X FC 90 1-1 ② L9 2-3			C FC 89 F FF 93 S FF 93 0-3 ① K		B CU 80 X FF 92 1-0 44 1B		X SI 97 0-0 ③ F9		4	0	1	0	0	1	2
44 Elly De La Cruz, S (1, 5) OBP: 0.363, SLG: 0.524	B FC 89 B FC 90 S SI 93 F FC 90 B SI 93 X CH 87 3-2 ③ L4			S FC 91 S FF 93 S FF 93 0-3 ② K		B FC 90 X FC 90 1-0 1-2 1B			C CH 82 X CH 80 0-1 ① G3	4	0	1	0	0	1	2
7 Spencer Steer, R (1, 7) OBP: 0.367, SLG: 0.477		C FC 87 B CH 84 F FC 90 X SI 92 1-2 ① G6-3		C SI 93 S FC 90 S FF 92 0-3 ③ K		C CU 79 D SI 92 F FC 90 F FF 93 S FC 88 1-3 ② K			B FF 95 F CH 83 S FF 94 B FF 96 F CH 86 B FF 94 F FF 95 F CH 86 S CH 85 3-3 ② K	4	0	0	0	0	3	3
19 Joey Votto, L (1, 3) OBP: 0.358, SLG: 0.649		S CU 79 B SI 92 B FC 91 F FC 90 C FF 94 2-3 ② K			B FC 89 B FC 90 B FC 89 F FF 92 C FC 89 B FF 93 4-2 15 G5-4-3 BB	B FC 91 B SI 91 X FC 90 2-0 ③ G6-3			B CH 83 F FC 89 C FF 95 S CH 85 1-3 ③ K	3	0	0	0	1	2	2
15 Nick Senzel, R (1, 9) OBP: 0.310, SLG: 0.381 27 Jake Fraley, L (7, PH) OBP: 0.368, SLG: 0.469 (7, 9)		F FC 88 B FF 93 F FC 90 F SI 94 B CH 86 F FC 91 C SI 92 2-3 ③ K			B FF 92 X FC 89 1-0 ①② G5-4-3 1-2f		B SI 93 S SI 96 B SI 97 S SI 95 S SL 92 2-3 ① K			2 1	0 0	0 0	0 0	0 0	1 1	1 0
37 Tyler Stephenson, R (1, 2) OBP: 0.340, SLG: 0.373			B FC 87 B FC 89 S FC 89 X FC 89 2-1 ① G5-3		B CU 78 F FC 89 B FC 88 C SI 92 B FC 91 B FC 88 4-2 29 BB BB		F SI 96 B SI 96 F SI 97 X SL 91 1-2 ② G4-3			2	0	0	0	1	0	0
29 TJ Friedl, L (1, 8) OBP: 0.380, SLG: 0.458			X CU 78 0-0 ② F8		C FC 90 B FF 94 B FC 91 B FC 90 F FC 90 F FF 93 F FC 90 F SI 93 B FF 93 4-2 1-2 BB		C SL 91 T SI 97 S SI 98 0-3 ③ K			2	0	0	0	1	1	0
Inning Stats	R: 0 E: 0 K: 0 S: 8 H: 1 LOB: 1 BB: 0 P: 14	R: 0 E: 0 K: 2 S: 11 H: 0 LOB: 0 BB: 0 P: 16	R: 0 E: 0 K: 0 S: 6 H: 0 LOB: 0 BB: 0 P: 9	R: 0 E: 0 K: 3 S: 12 H: 1 LOB: 1 BB: 0 P: 14	R: 0 E: 0 K: 1 S: 13 H: 0 LOB: 2 BB: 3 P: 26	R: 0 E: 0 K: 2 S: 10 H: 2 LOB: 2 BB: 0 P: 16	R: 0 E: 0 K: 2 S: 9 H: 0 LOB: 0 BB: 0 P: 12	R: 0 E: 0 K: 2 S: 7 H: 0 LOB: 0 BB: 0 P: 11	R: 0 E: 0 K: 2 S: 11 H: 0 LOB: 0 BB: 0 P: 15	1B: 2 2B: 2 3B: 0 HR: 0	SF: 0 SAC: 0 DP: 1 HBP: 0					

PITCHER	IP	WLS	BF	H	R	ER	SO	BB	IBB	HBP	BLK	WP	HR	S	P	ERA	WHIP
20 Wade Miley, L (1, 1) ERA: 3.06	6.0	W	24	4	0	0	8	3	0	0	0	0	0	60	95	0.00	1.167
59 Elvis Peguero, R (7, 1) ERA: 3.09	1.0	H	3	0	0	0	2	0	0	0	0	0	0	9	12	0.00	0.000
31 Joel Payamps, R (8, 1) ERA: 1.91	1.0	H	3	0	0	0	2	0	0	0	0	0	0	7	11	0.00	0.000
38 Devin Williams, R (9, 1) ERA: 1.89	1.0	S	3	0	0	0	2	0	0	0	0	0	0	11	15	0.00	0.000

PITCHER	IP	WLS	BF	H	R	ER	SO	BB	IBB	HBP	BLK	WP	HR	S	P	ERA	WHIP

TOP

Cincinnati Reds @ Milwaukee Brewers

American Family Field, Milwaukee, WI

Sun Jul 09 2023, 1:11 PM - 3:15 PM CDT

Att. 32,848 - Partly Cloudy - 75 F

livebaseballscorecards.com

AB	30
R	0
H	4
RBI	0
BB	3
SO	14
LOB	13

BOTTOM

Cincinnati Reds @ Milwaukee Brewers

American Family Field, Milwaukee, WI

Sun Jul 09 2023, 1:11 PM - 3:15 PM CDT

Att. 32,848 - Partly Cloudy - 75 F

livebaseballscorecards.com

Batter	1	2	3	4	5	6	7	8	9	AB	R	H	RBI	BB	SO	LOB
22 Christian Yelich, L (1, 7) OBP: 0.375, SLG: 0.446	B FF 92 X FF 90 1-0 33 1B 2B		C CU 78 C CU 78 C SI 94 0-3 ①		B SI 93 F CU 78 X FF 92 1-1 ③ F7		X FC 92 0-0 ②③ G6-3 1-2f			4	1	1	0	0	1	2
24 William Contreras, R (1, 2) OBP: 0.346, SLG: 0.427	F FF 91 B SI 92 F ST 82 B FF 91 F SI 92 F SI 93 F ST 80 X FF 93 2-2 ① P3		X ST 82 0-0 ② L3			B FF 92 X SI 92 1-0 6 1B 1B		C ST 83 X FC 93 0-1 27 2B 1B		4	0	2	0	0	0	1
27 Willy Adames, R (1, 6) OBP: 0.294, SLG: 0.416	B SI 92 F SI 92 X SI 93 1-1 ② F9		C FF 94 S ST 84 C SI 95 0-3 ③			X SI 92 0-0 ① L7		B FC 92 X ST 84 1-0 1-3 2B		4	0	1	0	0	1	2
33 Jesse Winker, L (1, 10) OBP: 0.324, SLG: 0.253	B FF 91 F SI 92 X FF 91 1-1 6 BB 2-H 1B			B CU 76 B CH 85 B CU 76 B FF 94 4-0 BB		S FF 92 X FF 93 0-1 ② F8		S FF 98 S FF 97 X FF 97 0-2 ① P5		3	0	1	1	1	0	3
6 Owen Miller, R (1, 3) OBP: 0.331, SLG: 0.398	B SI 94 C FF 93 B FF 92 B ST 84 S SI 93 B SI 93 4-2 1-2 BB			C FF 92 C SI 92 X SI 94 0-2 ① F9		X FF 94 0-0 1-3 1B		0-0 16 G4-3 IBB		2	0	1	0	2	0	1
3 Raimel Tapia, L (1, 9) OBP: 0.322, SLG: 0.357 16 Blake Perkins, S (6, PH) OBP: 0.296, SLG: 0.318 (7, 9)	C FF 93 B FF 91 X CH 86 1-1 ③ L8			B FF 94 F SI 93 B SI 93 C CU 77 B SI 95 1 SAFE F SI 94 S CU 78 3-3 ② K		B SI 90 X SI 90 1-0 ③ F7		C FF 97 B FC 94 F FF 96 B FF 96 X FF 96 2-2 ②③ G4-3 1-2f		2 2	0 0	0 0	0 0	1 0	3 5
9 Brian Anderson, R (1, 5) OBP: 0.317, SLG: 0.373		B FF 92 C SI 92 X ST 82 1-1 ① G6-3		B FF 95 F SI 92 F FF 92 F SI 94 S ST 82 1-3 ③ K			B FF 98 X FF 96 1-0 ① G6-3			3	0	0	0	0	1	1
0 Brice Turang, L (1, 4) OBP: 0.265, SLG: 0.315		C SI 93 S FF 92 X CU 78 0-2 ② G3-1			C CU 76 X FF 92 0-1 ① L7		F FF 96 B FF 97 F FC 95 X CH 91 1-2 E4 28 1B			3	0	0	0	0	0	0
28 Joey Wiemer, R (1, 8) OBP: 0.294, SLG: 0.398		C SI 93 B SI 93 X FF 92 1-1 ③ L6			C ST 82 C FF 91 B CU 77 C SI 93 1-3 ② K		B FF 95 B FF 94 X FC 91 2-0 22 G6-3 1-3 1B			3	0	1	0	0	1	0
Inning Stats	R: 1 E: 0 K: 0 S: 15 H: 2 LOB: 2 BB: 1 P: 25	R: 0 E: 0 K: 0 S: 7 H: 0 LOB: 0 BB: 0 P: 9	R: 0 E: 0 K: 2 S: 7 H: 0 LOB: 0 BB: 0 P: 7	R: 0 E: 0 K: 2 S: 11 H: 0 LOB: 1 BB: 1 P: 19	R: 0 E: 0 K: 1 S: 7 H: 0 LOB: 0 BB: 0 P: 9	R: 0 E: 0 K: 0 S: 6 H: 2 LOB: 2 BB: 0 P: 8	R: 0 E: 1 K: 0 S: 6 H: 1 LOB: 1 BB: 0 P: 10	R: 0 E: 0 K: 0 S: 9 H: 2 LOB: 2 BB: 1 P: 12		1B: 5 2B: 2 3B: 0 HR: 0 SF: 0 SAC: 0 DP: 2 HBP: 0						

	AB	30
	R	1
	H	7
	RBI	1
	BB	3
	SO	5
	LOB	18

PITCHER		IP	WLS	BF	H	R	ER	SO	BB	IBB	HBP	BLK	WP	HR	S	P	ERA	WHIP
59 Ben Lively, R ERA: 3.83	(1, 1)	5.2	L	23	4	1	1	5	2	0	0	0	0	0	52	75	1.59	1.059
48 Alex Young, L ERA: 2.52	(6, 1)	0.1		1	0	0	0	0	0	0	0	0	0	0	1	2	0.00	0.000
47 Derek Law, R ERA: 2.52	(7, 1)	1.0		4	1	0	0	0	0	0	0	0	0	0	6	10	0.00	1.000
79 Ian Gibaut, R ERA: 3.27	(8, 1)	1.0		5	2	0	0	0	0	1	0	0	0	0	9	12	0.00	2.000

PITCHER	IP	WLS	BF	H	R	ER	SO	BB	IBB	HBP	BLK	WP	HR	S	P	ERA	WHIP

Batter	1	2	3	4	5	6	7	8	9	AB	R	H	RBI	BB	SO	LOB
22 Christian Yelich, L (1, 7) OBP: 0.371, SLG: 0.441	C SI 97 F FC 98 B FC 97 X SI 98 1-2 G6-3		1 SAFE B SL 87 X SI 95 1-0 G3 1-2			F FC 94 1 SAFE F FC 95 B SI 96 S SL 89 1-3 K		B SI 94 X FC 92 1-0 P5		4	0	0	0	0	1	2
24 William Contreras, R (1, 10) OBP: 0.348, SLG: 0.432	B FC 97 X SI 97 1-0 27 F8 2B		D SL 88 B FC 94 T FC 94 B FC 95 2 SAFE X FC 95 3-1 2-H 1B			C SL 88 D SL 90 X FC 96 1-1 G4-6-3 1-2f		S CH 88 S SL 86 B SI 96 B SL 88 B CH 89 F FF 98 X FF 96 3-2 G4-3		4	0	2	0	0	0	1
27 Willy Adames, R (1, 6) OBP: 0.293, SLG: 0.417	X SI 97 0-0 F8 2-3			C SL 87 X SL 88 0-1 P4			F SI 95 F SI 97 X SL 88 0-2 6 1B 7 1B 2B	C CU 77 S SI 96 F FF 97 S CH 90 0-3 K		4	1	1	0	0	1	1
6 Owen Miller, R (1, 3) OBP: 0.330, SLG: 0.396	B FC 97 C SL 89 S SL 91 C SL 89 1-3 K			B FC 94 X SL 88 1-0 G6-3			B FC 94 B SI 95 S FC 93 F SI 95 F FC 96 X FC 94 2-2 7 1B 7 S 2-3 1B		C FC 89 B SL 83 F FF 94 S FS 81 1-3 K	4	0	1	0	0	2	1
7 Victor Caratini, S (1, 2) OBP: 0.351, SLG: 0.389		F FC 96 B FC 96 B SL 89 B SI 96 D FC 95 4-1 14 G4-6-3 BB		B FC 96 S SI 96 B SL 89 X FC 94 2-1 L6			B SL 84 B SL 82 C SL 84 B FF 94 X SL 83 3-1 33 BB 1-3 3-H 1B		B FC 90 C FF 95 B FF 94 X FF 95 2-1 G4-3	3	0	1	1	1	0	0
14 Andruw Monasterio, R (1, 5) OBP: 0.358, SLG: 0.362		C FC 94 S FC 96 X FC 97 0-2 G4-6-3 1-2f			B SL 89 S FC 94 F FC 95 X FC 96 1-2 G5-3		C FF 94 B SL 83 C FF 94 T FF 94 1-2 K		C FF 94 C SL 84 X FS 81 0-2 G5-3	4	0	0	0	0	1	3
0 Brice Turang, L (1, 4) OBP: 0.261, SLG: 0.311		C SL 88 X FC 96 0-1 G3-1			B SI 96 B FC 93 C FC 94 C FC 95 F FC 95 X SL 89 2-2 F8		S FF 94 S FF 94 B FF 94 B FF 94 F SL 84 S FF 94 2-3 K			3	0	0	0	0	1	2
15 Tyrone Taylor, R (1, 9) OBP: 0.175, SLG: 0.234 33 Jesse Winker, L (7, PH) OBP: 0.328, SLG: 0.253 16 Blake Perkins, S (7, PR) OBP: 0.296, SLG: 0.318 (7, 9)			X FC 96 0-0 F9		C SL 88 B SL 86 X SL 86 1-1 L7		B FF 93 F SL 83 B FF 93 B FF 94 B SL 83 4-1 1-2 BB			2 0 0	0 0 0	0 0 0	0 0 0	0 1 0	0 0 0	0 0 0
28 Joey Wiemer, R (1, 8) OBP: 0.297, SLG: 0.399			B SL 88 B SI 95 B SI 95 B FC 95 4-0 22 G3 24 1B BB			C SI 96 S SL 87 F SL 89 X FC 95 0-2 24 G4-6-3 1B	X SL 83 0-0 P3			2	0	1	0	1	0	3
Inning Stats	R: 0 E: 0 K: 1 S: 8 H: 1 LOB: 1 BB: 0 P: 11	R: 0 E: 0 K: 0 S: 6 H: 0 LOB: 0 BB: 1 P: 10	R: 0 E: 0 K: 0 S: 4 H: 1 LOB: 2 BB: 1 P: 12	R: 0 E: 0 K: 0 S: 5 H: 0 LOB: 0 BB: 0 P: 8	R: 0 E: 0 K: 0 S: 9 H: 0 LOB: 0 BB: 0 P: 13	R: 0 E: 0 K: 1 S: 9 H: 1 LOB: 0 BB: 0 P: 11	R: 1 E: 0 K: 2 S: 18 H: 3 LOB: 3 BB: 1 P: 30	R: 0 E: 0 K: 1 S: 9 H: 0 LOB: 0 BB: 0 P: 13	R: 0 E: 0 K: 1 S: 8 H: 0 LOB: 0 BB: 0 P: 11	1B: 4 2B: 2 3B: 0 HR: 0 SF: 0 SAC: 0 DP: 2 HBP: 0						

PITCHER		IP	WLS	BF	H	R	ER	SO	BB	IBB	HBP	BLK	WP	HR	S	P	ERA	WHIP
51 Graham Ashcraft, R ERA: 5.95	(1, 1)	6.0	L	22	5	1	1	2	2	0	0	0	0	0	48	74	1.50	1.167
39 Lucas Sims, R ERA: 3.0	(7, 1)	1.0		5	1	0	0	2	1	0	0	0	0	0	11	21	0.00	2.000
47 Derek Law, R ERA: 2.42	(8, 1)	1.0		3	0	0	0	1	0	0	0	0	0	0	9	13	0.00	0.000
63 Fernando Cruz, R ERA: 4.63	(9, 1)	1.0		3	0	0	0	1	0	0	0	0	0	0	8	11	0.00	0.000

PITCHER	IP	WLS	BF	H	R	ER	SO	BB	IBB	HBP	BLK	WP	HR	S	P	ERA	WHIP

TOP

Milwaukee Brewers @ Cincinnati Reds

Great American Ball Park, Cincinnati, OH

Fri Jul 14 2023, 7:12 PM - 9:43 PM EDT

Att. 41,516 - Partly Cloudy - 91 F

livebaseballscorecards.com

AB	30
R	1
H	6
RBI	1
BB	3
SO	6
LOB	13

Batter	1	2	3	4	5	6	7	8	9	AB	R	H	RBI	BB	SO	LOB
29 TJ Friedl, L (1, 8) OBP: 0.378, SLG: 0.455	C FC 93 S CU 80 B CU 81 X CH 90 1-2 ① L6		B CH 89 B FC 96 X FC 94 2-0 27 HBP 1B		F FC 94 B FC 93 F CH 88 C FC 94 1-3 ② K			C FF 97 B CH 88 B SL 85 F SL 83 F SL 84 S FF 96 2-3 ② K		4	0	1	0	0	2	1
9 Matt McLain, R (1, 6) OBP: 0.364, SLG: 0.505	C FC 94 B SI 96 B SI 96 F FC 94 B CU 81 F FC 95 F FC 95 B FC 96 4-2 44 WP BB		1 SAFE F FC 95 1 SAFE S SI 95 D SI 94 F CU 80 B FC 95 C SI 96 2-3 ② K		C CU 78 F SI 95 D CU 79 D CU 81 B FC 92 X CU 79 3-2 ③ P6			C SL 86 B SL 85 S SL 86 F FF 97 S SI 97 1-3 ③ K		3	0	0	0	1	2	2
27 Jake Fraley, L (1, 10) OBP: 0.366, SLG: 0.463	1 SAFE C FC 94 C FC 95 D FC 95 S CU 80 1-3 ② K		F FC 95 F CH 89 B CH 88 H FC 94 2-2 1-2 HBP			S CH 88 T CH 89 B CH 88 S CH 90 1-3 ① K			C FC 90 B CH 82 B CH 82 B CH 80 S FF 94 S CH 82 3-3 ① K	3	0	0	0	0	3	1
44 Elly De La Cruz, S (1, 5) OBP: 0.353, SLG: 0.508	F FC 96 S CU 80 S CU 82 0-3 ③ K 1-2		B CU 80 F CH 90 C FC 95 S CU 80 1-3 ③ K			B FC 95 C CH 88 B FC 94 F FC 95 F FC 94 F CU 80 S CU 80 2-3 ② K2-3			F CH 82 X CH 83 0-1 ② L8	4	0	0	0	0	3	3
6 Jonathan India, R (1, 4) OBP: 0.336, SLG: 0.406		B FC 95 C CU 79 C CU 80 S SL 86 1-3 ① K		X FC 95 0-0 ① P4		C CU 78 B SI 96 C SL 85 S FC 94 1-3 ③ K			C FF 93 B FF 94 F CH 84 B FF 95 B CH 84 S CH 84 3-3 ③ K	4	0	0	0	0	3	0
19 Joey Votto, L (1, 3) OBP: 0.343, SLG: 0.617		S FC 94 B CU 81 S CU 81 B CH 90 B CU 82 T CU 80 3-2 ② K		C FC 94 B CH 89 S FC 94 B SL 87 F FC 94 X CH 90 2-2 ② G6-3			S SL 91 B SL 93 C SI 97 F SI 98 X SL 92 1-2 ① G4-3			3	0	0	0	0	1	0
7 Spencer Steer, R (1, 7) OBP: 0.367, SLG: 0.474		B SI 96 B FC 95 B FC 95 B FC 94 4-0 37 FC6-4 BB		B FC 95 S CU 80 F CU 79 S FC 94 1-3 ③ K			B SI 96 B SL 91 C SI 95 X SI 97 2-1 ② G6-3			2	0	0	0	1	1	0
37 Tyler Stephenson, R (1, 2) OBP: 0.337, SLG: 0.369		B FC 96 X CU 80 1-0 ③ FC6-4 1-2f			C FC 94 S CU 87 C FC 93 0-3 ① K			C SI 98 F SI 97 B SL 92 S SL 92 1-3 ③ K		3	0	0	0	0	2	1
30 Will Benson, L (1, 9) OBP: 0.384, SLG: 0.492			B FC 94 S FC 94 B FC 95 C CU 80 B CU 81 F CU 80 S FC 94 3-3 ① K		B CU 79 C FC 93 B FC 94 X CU 79 2-1 1B			X SL 83 0-0 ① F8		3	0	1	0	0	1	0
Inning Stats	R: 0 E: 0 K: 2 S: 13 H: 0 LOB: 1 BB: 1 P: 19	R: 0 E: 0 K: 2 S: 7 H: 0 LOB: 1 BB: 1 P: 16	R: 0 E: 0 K: 3 S: 14 H: 1 LOB: 2 BB: 0 P: 24	R: 0 E: 0 K: 1 S: 8 H: 0 LOB: 0 BB: 0 P: 11	R: 0 E: 0 K: 2 S: 11 H: 1 LOB: 1 BB: 0 P: 17	R: 0 E: 0 K: 3 S: 11 H: 0 LOB: 0 BB: 0 P: 15	R: 0 E: 0 K: 1 S: 9 H: 0 LOB: 0 BB: 0 P: 13	R: 0 E: 0 K: 2 S: 9 H: 0 LOB: 0 BB: 0 P: 12	R: 0 E: 0 K: 2 S: 8 H: 0 LOB: 0 BB: 0 P: 14	1B: 2 2B: 0 3B: 0 HR: 0 SF: 0 SAC: 0 DP: 0 HBP: 1					WP: 1 PB: 0 SB: 0 CS: 0		PA: 32

PITCHER		IP	WLS	BF	H	R	ER	SO	BB	IBB	HBP	BLK	WP	HR	S	P	ERA	WHIP
39 Corbin Burnes, R ERA: 3.73	(1, 1)	6.0	W	23	2	0	0	13	2	0	1	0	1	0	64	102	0.00	0.667
59 Elvis Peguero, R ERA: 3.0	(7, 1)	1.0	H	3	0	0	0	1	0	0	0	0	0	0	9	13	0.00	0.000
31 Joel Payamps, R ERA: 1.87	(8, 1)	1.0	H	3	0	0	0	2	0	0	0	0	0	0	9	12	0.00	0.000
38 Devin Williams, R ERA: 1.83	(9, 1)	1.0	S	3	0	0	0	2	0	0	0	0	0	0	8	14	0.00	0.000

PITCHER	IP	WLS	BF	H	R	ER	SO	BB	IBB	HBP	BLK	WP	HR	S	P	ERA	WHIP

BOTTOM

Milwaukee Brewers @ Cincinnati Reds

Great American Ball Park, Cincinnati, OH

Fri Jul 14 2023, 7:12 PM - 9:43 PM EDT

Att. 41,516 - Partly Cloudy - 91 F

livebaseballscorecards.com

AB	29
R	0
H	2
RBI	0
BB	2
SO	18
LOB	8

Batter	1	2	3	4	5	6	7	8	9	AB	R	H	RBI	BB	SO	LOB
22 Christian Yelich, L (1, 10) OBP: 0.370, SLG: 0.448	X FF 92 0-0 HR		B FF 94 C FF 94 B FF 94 S ST 85 B ST 84 F ST 82 S CH 86 3-3 K			B FF 91 F ST 82 S ST 82 B FF 92 B ST 84 X FF 92 3-2 G6-3		F SI 90 S CH 86 S CU 82 0-3 K		4	1	1	1	0	2	0
24 William Contreras, R (1, 2) OBP: 0.353, SLG: 0.448	X FF 93 0-0 27 G4-6-3 1B			B CH 87 B FF 92 B CH 87 C FF 93 X FF 92 3-1 HR		F ST 83 B FF 92 S CH 88 S FF 92 1-3 K		X FF 95 0-0 27 E 1B		4	1	3	1	0	1	0
27 Willy Adames, R (1, 6) OBP: 0.293, SLG: 0.413	F FF 94 B FF 93 F ST 83 X FF 94 1-2 G4-6-3 1-2f			B CU 81 B CU 81 C CH 87 B CU 81 F FF 93 B FF 93 4-2 15 CS BB		F CH 87 B ST 82 F ST 81 F FF 92 B ST 84 B CH 87 F FF 92 X ST 81 3-2 L6		S FC 90 B FF 96 X SI 94 1-1 E5 6 G4-6-3 1-2		3	0	0	0	1	0	2
6 Owen Miller, R (1, 3) OBP: 0.328, SLG: 0.406	B CU 83 C CU 81 S ST 83 F ST 84 B FF 95 F FF 94 X ST 84 2-2 F7			1 SAFE X ST 84 0-0 F9			C SL 82 X CH 86 0-1 HR	F SL 84 X SI 94 0-1 G4-6-3 1-2f		4	1	1	1	0	0	3
15 Tyrone Taylor, R (1, 9) OBP: 0.179, SLG: 0.235		B CU 80 X CH 87 1-0 F7		1 SAFE C CU 81 B FF 92 C ST 84 F ST 83 S FF 92 1-3 K 1-2			C SL 83 S SL 84 F FF 94 B SL 83 B SL 84 X FF 94 2-2 P5		C SL 82 F SI 92 B SL 85 X FF 95 1-2 14 S 1B	4	0	1	0	0	1	1
16 Blake Perkins, S (1, 7) OBP: 0.294, SLG: 0.308		B CU 81 S CU 82 X CU 81 1-1 P4			C CU 81 S FF 93 B FF 93 B FF 93 B CU 81 F FF 92 F ST 82 X CH 86 3-2 L7		B FF 94 C CH 88 F CH 89 B FF 94 B FF 94 B CH 87 4-2 0 1B 14 S BB		B FC 91 S FF 94 S FC 92 F SL 83 F FF 95 S CH 90 1-3 K	3	0	0	0	1	1	1
14 Andruw Monasterio, R (1, 5) OBP: 0.352, SLG: 0.344		B FF 93 F FF 93 X ST 85 1-1 P4			B CH 86 C ST 84 F FF 92 B FF 92 B FF 92 F ST 83 F CH 86 B FF 93 4-2 BB		B FF 94 B SL 84 B FF 94 C FF 93 F FF 94 1 SAFE S SL 82 3-3 K 1-2		F SI 93 1 SAFE T SI 92 B FC 92 F SI 93 B SL 85 B FF 95 F SI 93 S FC 92 3-3 K 1-2	3	0	0	0	1	2	2
0 Brice Turang, L (1, 4) OBP: 0.261, SLG: 0.310			M ST 83 B FF 93 S ST 83 X FF 93 1-2 G5-3		C FF 93 B FF 93 1 SAFE X ST 84 1-1 F9		S CU 81 C SI 91 B CU 81 X SI 91 1-2 28 S 1B 2-3		B FF 94 F FC 90 F FF 94 F CH 89 F FF 94 B SL 84 B FF 94 S FC 91 3-3 K	4	0	1	0	0	1	2
28 Joey Wiemer, R (1, 8) OBP: 0.294, SLG: 0.394			S ST 84 B ST 84 X CU 81 1-1 G5-3		X FF 92 0-0 F7		C SI 91 S CU 82 D CU 83 F SI 92 X CH 87 1-2 F9 1-2			3	0	0	0	0	0	3
Inning Stats	R: 1 E: 0 K: 0 S: 10 H: 2 LOB: 0 BB: 0 P: 13	R: 0 E: 0 K: 0 S: 5 H: 0 LOB: 0 BB: 0 P: 8	R: 0 E: 0 K: 1 S: 9 H: 0 LOB: 0 BB: 0 P: 14	R: 1 E: 0 K: 1 S: 9 H: 1 LOB: 0 BB: 1 P: 17	R: 0 E: 0 K: 0 S: 12 H: 0 LOB: 1 BB: 1 P: 20	R: 0 E: 0 K: 1 S: 11 H: 0 LOB: 0 BB: 0 P: 18	R: 1 E: 0 K: 1 S: 19 H: 2 LOB: 2 BB: 1 P: 30	R: 0 E: 1 K: 1 S: 8 H: 1 LOB: 1 BB: 0 P: 9	R: 0 E: 0 K: 3 S: 18 H: 1 LOB: 1 BB: 0 P: 26	1B: 4 2B: 0 3B: 0 HR: 3 SF: 0 SAC: 0 DP: 2 HBP: 0						

PITCHER		IP	WLS	BF	H	R	ER	SO	BB	IBB	HBP	BLK	WP	HR	S	P	ERA	WHIP
41 Andrew Abbott, L ERA: 2.45	(1, 1)	6.0	L	21	3	2	2	3	2	0	0	0	0	2	56	90	3.00	0.833
46 Buck Farmer, R ERA: 3.8	(7, 1)	0.2		4	1	1	1	1	1	0	0	0	0	1	12	21	13.50	3.000
48 Alex Young, L ERA: 2.48	(7, 1)	0.2		3	1	0	0	1	0	0	0	0	0	0	10	12	0.00	1.500
77 Daniel Duarte, R ERA: 2.92	(8, 1)	1.2		7	2	0	0	3	0	0	0	0	0	0	23	32	0.00	1.200

PITCHER	IP	WLS	BF	H	R	ER	SO	BB	IBB	HBP	BLK	WP	HR	S	P	ERA	WHIP

TOP

Milwaukee Brewers @ Cincinnati Reds

Great American Ball Park, Cincinnati, OH

Sat Jul 15 2023, 8:26 PM - 10:59 PM EDT

Att. 39,897 - Cloudy - 75 F

livebaseballscorecards.com

AB	32
R	3
H	7
RBI	3
BB	3
SO	8
LOB	14

WP: 0	PA: 35		
PB: 0			
SB: 3			
CS: 1			

BOTTOM

Milwaukee Brewers @ Cincinnati Reds

Great American Ball Park, Cincinnati, OH

Sat Jul 15 2023, 8:26 PM - 10:59 PM EDT

Att. 39,897 - Cloudy - 75 F

livebaseballscorecards.com

Batter	1	2	3	4	5	6	7	8	9	AB	R	H	RBI	BB	SO	LOB
29 TJ Friedl, L (1, 8) OBP: 0.373, SLG: 0.448	B FF 93 F FF 93 T SL 81 B FF 95 X FF 94 2-2 G6-3 ①		C SL 84 S FF 96 F FF 96 D CU 79 B FF 96 F FF 94 F FF 97 S CH 89 2-3 K ③			F CH 88 S SL 81 B SL 80 F FF 95 X CH 88 1-2 L8 ①		C SL 83 B CH 90 F CH 89 S SL 85 1-3 K ③		4	0	0	0	0	2	1
9 Matt McLain, R (1, 6) OBP: 0.358, SLG: 0.495	B SL 80 C SL 80 B SL 81 F FF 94 C FF 97 2-3 K ②			C SL 83 X FF 95 0-1 P3 ①		B FF 96 C SL 83 S CH 88 B SL 84 S FF 95 2-3 K ②			C FF 94 B FF 94 C FF 94 S CH 83 1-3 K ①	4	0	0	0	0	3	0
27 Jake Fraley, L (1, 9) OBP: 0.364, SLG: 0.459	C CU 79 B CH 87 S SL 80 X FF 96 1-2 G6-3 ③			C FF 94 C CH 89 B FF 95 F FF 94 F CH 88 B SL 81 B CU 78 X FF 94 3-2 44 G1-3 1B		B CU 78 X FF 93 1-0 F8 ③			C CH 82 F FF 94 S FF 95 0-3 K ②	4	0	1	0	0	1	0
44 Elly De La Cruz, S (1, 5) OBP: 0.343, SLG: 0.493		F SL 82 F FF 94 B FF 94 X CU 78 1-2 L4 ①		B CH 88 S CH 88 X FF 94 1-1 G1-3 ② 1-2			B SL 90 C SL 91 B SI 98 B SI 98 C SI 98 S SL 93 3-3 K ①		X FC 91 0-0 G5-3 ③	4	0	0	0	0	1	1
6 Jonathan India, R (1, 4) OBP: 0.333, SLG: 0.403		B SL 81 C SL 82 C CH 88 B SL 82 B FF 97 F SL 81 X FF 96 3-2 L3 ②		C SL 85 B FF 92 F FF 96 D SL 84 X SL 82 2-2 G5-3 ③			B SL 93 C SL 92 S SL 92 B SL 87 T SI 98 2-2 K ②			3	0	0	0	0	1	1
19 Joey Votto, L (1, 3) OBP: 0.342, SLG: 0.597		X SL 82 0-0 L3 ③			X FF 94 0-0 F7 ①		B SI 97 B SI 97 B SI 98 B SI 96 4-0 BB			2	0	0	0	1	0	0
7 Spencer Steer, R (1, 7) OBP: 0.364, SLG: 0.470			C FF 96 F SL 83 B SL 83 C FF 95 1-3 K ①		C FF 91 B CH 87 C FF 95 B SL 82 T SL 82 2-2 K ②		B SL 89 F SL 91 X SL 91 1-1 F7 ③			3	0	0	0	0	2	1
30 Will Benson, L (1, 10) OBP: 0.390, SLG: 0.488			C SL 81 B FF 94 B FF 94 B SL 82 B FF 94 4-1 22 S BB		B CU 76 C CH 88 B CH 88 B SL 84 C FF 94 B SL 82 4-2 22 FC6-4 BB			B FF 96 C FF 95 F CH 88 C SL 84 1-3 K ①		1	0	0	0	2	1	0
22 Luke Maile, R (1, 2) OBP: 0.265, SLG: 0.379			1 SAFE C FF 96 B FF 97 B FF 96 F FF 96 F FF 97 S SL 82 2-3 K ② 1-2		D SL 84 X FF 94 1-0 FC6-4 ③ 1-2f			S SI 96 X SL 86 0-1 G5-3 ②		3	0	0	0	0	1	2
Inning Stats	R: 0 E: 0 K: 1 S: 9 H: 0 LOB: 0 BB: 0 P: 14	R: 0 E: 0 K: 0 S: 8 H: 0 LOB: 0 BB: 0 P: 12	R: 0 E: 0 K: 3 S: 14 H: 0 LOB: 1 BB: 1 P: 23	R: 0 E: 0 K: 0 S: 12 H: 1 LOB: 1 BB: 0 P: 18	R: 0 E: 0 K: 1 S: 7 H: 0 LOB: 1 BB: 1 P: 14	R: 0 E: 0 K: 1 S: 8 H: 0 LOB: 0 BB: 0 P: 12	R: 0 E: 0 K: 2 S: 8 H: 0 LOB: 1 BB: 1 P: 18	R: 0 E: 0 K: 2 S: 8 H: 0 LOB: 0 BB: 0 P: 10	R: 0 E: 0 K: 2 S: 7 H: 0 LOB: 0 BB: 0 P: 8	1B: 1 2B: 0 3B: 0 HR: 0	SF: 0 SAC: 0 DP: 0 HBP: 0					

	AB	28
	R	0
	H	1
	RBI	0
	BB	3
	SO	12
	LOB	6

WP: 0 PB: 0 SB: 1 CS: 0 PA: 31

PITCHER		IP	WLS	BF	H	R	ER	SO	BB	IBB	HBP	BLK	WP	HR	S	P	ERA	WHIP
51 Freddy Peralta, R ERA: 4.41	(1, 1)	6.0	W	21	1	0	0	6	2	0	0	0	0	0	58	93	0.00	0.500
59 Elvis Peguero, R ERA: 2.92	(7, 1)	1.0	H	4	0	0	0	2	1	0	0	0	0	0	8	18	0.00	1.000
31 Joel Payamps, R ERA: 1.83	(8, 1)	1.0	H	3	0	0	0	2	0	0	0	0	0	0	8	10	0.00	0.000
38 Devin Williams, R ERA: 1.78	(9, 1)	1.0	S	3	0	0	0	2	0	0	0	0	0	0	7	8	0.00	0.000

PITCHER	IP	WLS	BF	H	R	ER	SO	BB	IBB	HBP	BLK	WP	HR	S	P	ERA	WHIP

Batter	1	2	3	4	5	6	7	8	9	AB	R	H	RBI	BB	SO	LOB
22 Christian Yelich, L (1, 7) OBP: 0.375, SLG: 0.463	C FF 91 S FF 91 B SI 92 F CU 79 B FF 92 F CU 78 B SI 93 X FF 92 3-2 ① G4-3		X CU 76 0-0 HR		X SI 92 0-0 1-2 2-H 1B		B FF 93 B FF 93 B FC 90 F FF 94 1 SAFE C FC 88 F SI 94 F FS 81 B FS 82 4-2 1-2 BB		B FF 93 B FF 93 B CH 87 X FF 93 3-0 27 F8 2B	4	1	3	2	1	0	0
24 William Contreras, R (1, 2) OBP: 0.354, SLG: 0.445	C ST 81 X ST 81 0-1 27 FC6-4 1B		F FF 91 B CH 84 B ST 80 F SI 90 B SI 92 C ST 80 3-3 ② K		B ST 85 D ST 83 S FC 90 X FF 95 2-1 ②③ L3-4 2-2		X SL 85 0-0 ③ F7		C FF 94 S SL 83 B SL 84 B FF 93 B FF 93 D SL 84 4-2 BB	4	0	1	0	1	1	4
27 Willy Adames, R (1, 6) OBP: 0.294, SLG: 0.411	C SI 91 B ST 82 S ST 81 X SI 92 1-2 ② FC6-4 1-2f		S ST 80 B ST 81 F CH 83 X SI 93 1-2 ③ G3-1			F FC 92 F FF 95 X ST 86 0-2 1B		B SL 83 F FF 93 B SL 85 B FF 94 S SL 83 B SL 85 4-2 33 1B 6 SF8 BB	S SL 84 S SL 83 X SL 83 0-2 ② F8 2-3	4	1	1	0	1	0	3
33 Jesse Winker, L (1, 10) OBP: 0.326, SLG: 0.253 15 Tyrone Taylor, R (8, PR) OBP: 0.179, SLG: 0.235 (8, 10) 7 Victor Caratini, S (9, PH) OBP: 0.348, SLG: 0.386 (9, 10)	C FF 92 D CH 85 1 SAFE 1 SAFE C CH 84 B FF 92 C SI 92 2-3 ③ K			B FF 89 F CH 83 X ST 80 1-1 ① F9		B FC 94 C FF 95 D ST 84 T FC 93 S FF 96 2-3 ① K		X FF 93 0-0 6 SF8 14 1B 1-3 1B	B FF 94 F FF 94 S FF 94 S FF 95 1-3 ③ K	4 0 1	0 1 0	1 0 0	0 0 0	0 0 0	2 0 1	2 0 2
6 Owen Miller, R (1, 3) OBP: 0.324, SLG: 0.401		C CU 76 B FF 91 X ST 80 1-1 ① G5-3		S SI 92 C SI 91 B FF 91 B ST 82 C SI 92 2-3 ② K		B FC 89 B ST 84 S FF 95 1 SAFE F FF 94 C FF 96 2-3 ② K		S SL 83 B SL 81 F FF 95 1 SAFE X FF 94 1-2 ① SF8 1-2 3-H		3	0	0	1	0	2	1
3 Raimel Tapia, L (1, 9) OBP: 0.320, SLG: 0.354 16 Blake Perkins, S (8, 9) OBP: 0.294, SLG: 0.308		B SI 92 X CH 83 1-0 14 G6-3 1B		B FF 90 C SI 92 C FF 91 F FF 91 F FF 90 X ST 81 1-2 ③ F7		1 SAFE T FC 91 F FF 96 S FF 97 0-3 ③ K		S SL 86 X SL 85 0-1 ② F7		4 0	0 0	1 0	0 0	1 0	3 0	3 0
14 Andruw Monasterio, R (1, 5) OBP: 0.360, SLG: 0.354		F FF 90 X SI 90 0-1 ② G6-3 1-2			B FF 87 B FC 89 C FC 90 F CU 76 B FF 94 X SI 93 3-2 0 BB 22 1B		B FC 89 B FF 94 C FF 94 F FF 95 S FS 82 2-3 ① K		S FF 94 B FF 94 2 SAFE B FF 94 B FF 96 X FF 94 3-1 2-H 1B	4	1	2	1	0	1	1
0 Brice Turang, L (1, 4) OBP: 0.261, SLG: 0.305		B FF 91 B FF 89 X FF 90 2-0 ③ F7			1 SAFE C SL 87 F FC 87 B FF 92 F FF 92 1 SAFE D SL 84 B CU 82 B FC 90 4-2 24 L3-4 22 1B 1-2 BB		X FF 95 0-0 ② F8		C SL 88 S SL 88 S SL 87 0-3 ③ K	3	0	0	0	1	1	3
28 Joey Wiemer, R (1, 8) OBP: 0.294, SLG: 0.390			B CU 73 S ST 79 X SI 89 1-1 ① G5-3		B SI 93 X SI 92 1-0 ① L8		B SL 86 C FC 89 B FF 96 B SL 85 D SL 86 4-1 22 BB BB		X SL 82 0-0 ① G4-3	3	0	0	0	1	0	2
Inning Stats	R: 0 E: 0 K: 1 S: 13 H: 1 LOB: 1 BB: 0 P: 19	R: 0 E: 0 K: 0 S: 6 H: 1 LOB: 1 BB: 0 P: 10	R: 1 E: 0 K: 1 S: 9 H: 1 LOB: 0 BB: 0 P: 14	R: 0 E: 0 K: 1 S: 10 H: 0 LOB: 0 BB: 0 P: 14	R: 1 E: 0 K: 0 S: 10 H: 2 LOB: 1 BB: 1 P: 20	R: 0 E: 0 K: 3 S: 12 H: 1 LOB: 1 BB: 0 P: 16	R: 0 E: 0 K: 1 S: 10 H: 0 LOB: 2 BB: 2 P: 20	R: 2 E: 0 K: 1 S: 13 H: 2 LOB: 2 BB: 1 P: 21	R: 0 E: 0 K: 1 S: 10 H: 1 LOB: 2 BB: 1 P: 18	1B: 7 2B: 2 3B: 0 HR: 1 SF: 1 SAC: 0 DP: 1 HBP: 0						

PITCHER		IP	WLS	BF	H	R	ER	SO	BB	IBB	HBP	BLK	WP	HR	S	P	ERA	WHIP
59 Ben Lively, R ERA: 3.72	(1, 1)	4.0		15	3	1	1	3	0	0	0	0	0	1	38	57	2.25	0.750
47 Derek Law, R ERA: 2.73	(5, 1)	0.1		4	2	1	1	0	1	0	0	0	0	0	8	16	27.00	9.000
79 Ian Gibaut, R ERA: 3.15	(5, 1)	1.2	H	5	1	0	0	3	0	0	0	0	0	0	14	20	0.00	0.600
63 Fernando Cruz, R ERA: 4.54	(7, 1)	0.2	H	4	0	0	0	1	2	0	0	0	0	0	9	19	0.00	3.000
39 Lucas Sims, R ERA: 3.44	(7, 1)	0.2	L	4	1	2	2	0	1	0	0	0	0	0	7	12	27.00	3.000

PITCHER		IP	WLS	BF	H	R	ER	SO	BB	IBB	HBP	BLK	WP	HR	S	P	ERA	WHIP
43 Alexis Díaz, R ERA: 1.99	(8, 1)	0.2		3	1	0	0	1	0	0	0	0	0	0	7	10	0.00	1.500
46 Buck Farmer, R ERA: 3.72	(9, 1)	1.0		5	1	0	0	1	1	0	0	0	0	0	10	18	0.00	2.000

TOP

Milwaukee Brewers @ Cincinnati Reds

Great American Ball Park, Cincinnati, OH

Sun Jul 16 2023, 1:44 PM - 4:33 PM EDT

Att. 30,927 - Overcast - 83 F

livebaseballscorecards.com

AB	34
R	4
H	9
RBI	4
BB	5
SO	9
LOB	21

Batter	1	2	3	4	5	6	7	8	9	AB	R	H	RBI	BB	SO	LOB
29 TJ Friedl, L (1, 8) OBP: 0.367, SLG: 0.440	C FF 93 L SL 83 F FF 93 S CU 79 0-3 ① K	B CU 80 F FF 92 C SI 93 X FF 94 1-2 ③ G4-3			B SI 90 X SL 82 1-0 ① F8		X FF 89 0-0 ① B3			4	0	0	0	0	1	3
9 Matt McLain, R (1, 6) OBP: 0.364, SLG: 0.504	B FF 95 X SL 82 1-0 2B	B CU 76 C SI 92 B FF 93 X SI 92 2-1 27 HR 1B			B SI 92 C FF 92 F SL 82 S SI 93 1-3 ② K		C FF 89 B ST 82 C FF 90 B CH 82 X ST 81 2-2 ② 1-2 1B			4	1	3	0	0	1	0
27 Jake Fraley, L (1, 9) OBP: 0.363, SLG: 0.468	B SI 94 F FF 94 F SI 93 C SI 94 1-3 ② K		C SI 93 B FF 93 X CU 79 1-1 1-H HR		B SI 93 X SL 81 1-0 ③ P6		F SI 89 F FF 89 1 SAFE B ST 81 B FF 89 X SI 90 2-2 ③ G1-3			4	1	1	2	0	1	2
44 Elly De La Cruz, S (1, 5) OBP: 0.333, SLG: 0.478	B FF 94 B SI 93 F SI 94 S FF 94 F FF 94 D CU 78 T FF 95 3-2 ③ K		S SL 80 B FF 94 B FF 93 S SL 83 B SI 93 X FF 94 3-2 ① G4-3			F SL 80 X FF 93 0-1 ① F7		C FF 88 B ST 80 X CH 82 1-1 ① L9		4	0	0	0	0	1	1
6 Jonathan India, R (1, 4) OBP: 0.333, SLG: 0.401		B SI 92 C SI 92 S SI 94 F FF 95 F CU 78 B SI 94 B SI 94 X SI 94 3-2 19 2B 1B	C SL 80 X SL 81 0-1 ② L4			X SI 92 0-0 ② F8		C CH 82 B FF 89 B FF 88 C ST 80 T FF 89 2-2 ② K		4	1	1	0	0	1	0
19 Joey Votto, L (1, 10) OBP: 0.351, SLG: 0.600		X SI 93 0-0 37 F8 1-H 2B	B SI 92 B SL 80 F SL 80 B SI 92 X FF 93 3-1 ③ F8			B SL 84 B SI 91 B SI 92 B FF 92 4-0 7 1B BB		B ST 80 B FF 89 C ST 80 F SI 89 X FF 90 2-2 ③ G6-3		3	0	1	1	1	0	0
7 Spencer Steer, R (1, 3) OBP: 0.363, SLG: 0.467		C SL 83 C SI 92 F FF 94 C SI 93 0-3 ① K		B SI 92 F SL 80 S SL 82 B SI 93 B SI 94 X FF 94 3-2 ① L7		T SI 91 C SI 91 X SL 83 0-2 1-2 1B			F CH 81 X CH 81 0-1 ① G2-3	4	0	1	0	0	1	1
37 Tyler Stephenson, R (1, 2) OBP: 0.333, SLG: 0.365		B SI 91 C SI 92 F SI 92 X SI 92 1-2 ② F8 2-3		B CU 78 C SL 82 X SI 93 1-1 ② G6-3		B SI 94 S FC 90 X SI 94 1-1 ③ F8			X CH 82 0-0 ② G4-3	4	0	0	0	0	0	3
30 Will Benson, L (1, 7) OBP: 0.392, SLG: 0.484 15 Nick Senzel, R (7, PH) OBP: 0.311, SLG: 0.379 (8, 7)		B FF 94 B FF 93 F SI 93 F FF 94 D CU 81 B SI 93 4-2 BB	C SL 81 B FF 93 B SL 82 B SI 92 X SI 92 3-1 ③ L8				F ST 81 B CH 82 S FF 89 B ST 80 B CH 80 B ST 81 4-2 9 CS BB		F FF 93 S FF 95 B CH 83 B CH 84 B FF 95 S CH 83 3-3 ③ K	1 1	0 0	0 0	0 0	1 1	0 1	0 0
Inning Stats	R: 0 H: 1 E: 0 LOB: 1 K: 3 BB: 0 S: 12 P: 17	R: 1 H: 2 E: 0 LOB: 2 K: 1 BB: 1 S: 18 P: 27	R: 2 H: 2 E: 0 LOB: 0 K: 0 BB: 0 S: 11 P: 20	R: 0 H: 0 E: 0 LOB: 0 K: 0 BB: 0 S: 7 P: 14	R: 0 H: 0 E: 0 LOB: 0 K: 1 BB: 0 S: 5 P: 8	R: 0 H: 1 E: 0 LOB: 2 K: 0 BB: 1 S: 8 P: 13	R: 0 H: 1 E: 0 LOB: 1 K: 0 BB: 1 S: 9 P: 17	R: 0 H: 0 E: 0 LOB: 0 K: 1 BB: 0 S: 8 P: 13	R: 0 H: 0 E: 0 LOB: 0 K: 1 BB: 0 S: 6 P: 9	1B: 4 SF: 0 2B: 2 SAC: 0 3B: 0 DP: 0 HR: 1 HBP: 0					WP: 0 PA: 36 PB: 0 SB: 0 CS: 1	

PITCHER		IP	WLS	BF	H	R	ER	SO	BB	IBB	HBP	BLK	WP	HR	S	P	ERA	WHIP
37 Adrian Houser, R ERA: 3.79	(1, 1)	5.2		25	6	3	3	5	2	0	0	0	0	1	59	96	4.76	1.412
46 Bryse Wilson, R ERA: 2.68	(6, 1)	0.1		1	0	0	0	0	0	0	0	0	0	0	2	3	0.00	0.000
55 Hoby Milner, L ERA: 2.37	(7, 1)	2.0	W	7	1	0	0	1	1	0	0	0	0	0	17	30	0.00	1.000
38 Devin Williams, R ERA: 1.73	(9, 1)	1.0	S	3	0	0	0	1	0	0	0	0	0	0	6	9	0.00	0.000

PITCHER	IP	WLS	BF	H	R	ER	SO	BB	IBB	HBP	BLK	WP	HR	S	P	ERA	WHIP

BOTTOM

Milwaukee Brewers @ Cincinnati Reds

Great American Ball Park, Cincinnati, OH

Sun Jul 16 2023, 1:44 PM - 4:33 PM EDT

Att. 30,927 - Overcast - 83 F

livebaseballscorecards.com

AB	33
R	3
H	7
RBI	3
BB	3
SO	7
LOB	10

Batter	1	2	3	4	5	6	7	8	9	AB	R	H	RBI	BB	SO	LOB
22 Christian Yelich, L (1, 7) OBP: 0.372, SLG: 0.458	B FF 94 C FF 95 X KC 80 1-1 G1-3			B FF 92 C CH 86 B SI 92 F KC 80 F FF 94 X KC 80 2-2 F7		C SI 92 F FF 93 F SI 93 B FF 94 B CH 88 X SI 94 2-2 L8		B SI 100 B SI 99 F SI 98 X SL 89 2-1 FC4-6 24 FC4 1-2f 3-H		4	0	0	1	0	0	1
24 William Contreras, R (1, 2) OBP: 0.349, SLG: 0.438	C SI 94 B SI 92 B KC 81 F SI 92 S CH 88 2-3 K			S KC 80 S FC 88 B KC 80 X FC 88 1-2 G6-3		C SI 94 S CH 87 X FF 93 0-2 G6-3		X SL 88 0-0 FC4 1-2f		4	0	0	0	0	1	1
27 Willy Adames, R (1, 6) OBP: 0.291, SLG: 0.406	T FC 88 S SI 94 F FC 89 B FF 92 F SI 93 S CH 87 1-3 K			S SI 91 S CH 87 C SI 93 0-3 K		B SI 92 F CH 87 F SI 92 S FC 89 1-3 K			X FF 94 0-0 L4	4	0	0	0	0	3	0
33 Jesse Winker, L (1, 10) OBP: 0.319, SLG: 0.247 16 Blake Perkins, S (9, PR) OBP: 0.294, SLG: 0.308		C FF 94 B KC 80 F FF 94 X KC 80 1-2 G3-1			C KC 79 S KC 79 X KC 80 0-2 G3		B CH 85 X FF 93 1-0 P5		C FF 95 C KC 86 X KC 85 0-2 E4 6 3	4 0	0 0	0 0	0 0	0 0	0 0	0 0
6 Owen Miller, R (1, 3) OBP: 0.319, SLG: 0.395		C KC 79 X FF 94 0-1 L8			X FF 94 0-0 F7		C SI 92 X KC 80 0-1 G6-3		1 SAFE F FF 95 B FF 95 T FF 96 1 SAFE B FF 96 F FF 97 S KC 88 2-3 K 1-2	4	0	0	0	0	1	1
3 Raimel Tapia, L (1, 9) OBP: 0.318, SLG: 0.351		B FF 93 B FF 94 X FF 94 2-0 G6-3			X FF 93 0-0 14 S 14 2B 1B		C KC 79 F FF 94 X KC 78 0-2 G3		C KC 87 X FF 97 0-1 L8	4	1	1	0	0	0	2
14 Andruw Monasterio, R (1, 5) OBP: 0.372, SLG: 0.382			C FF 93 S KC 80 X KC 80 0-2 L7		B KC 79 B FF 93 X KC 80 2-0 0 E 1-H 2B			C SI 93 B FC 88 B FC 88 C SI 93 B KC 81 X SI 94 3-2 28 FC6-4 0 1B 22 FC4-6 1B		3	2	2	1	0	0	0
0 Brice Turang, L (1, 4) OBP: 0.262, SLG: 0.306			F FF 94 B CH 88 S KC 81 X SI 94 1-2 F7		X CH 87 0-0 E3 28 S 2-H			1 SAFE 1 SAFE B FF 92 C KC 80 B KC 81 F KC 80 F CH 88 X FF 94 2-2 28 FC6-4 1-2 1B		3	0	1	0	0	0	0
28 Joey Wiemer, R (1, 8) OBP: 0.291, SLG: 0.386			B FF 94 F FC 89 B SI 92 S KC 80 S KC 81 2-3 K		1 SAFE C SI 93 S KC 80 S KC 80 0-3 K 1-2			C KC 80 B SI 94 B SI 89 B KC 79 S KC 80 X KC 81 3-2 FC6-4 22 FC4-6 1-2f 2-3		3	0	0	0	0	2	3
Inning Stats	R: 0 E: 0 K: 2 S: 10 H: 0 LOB: 0 BB: 0 P: 14	R: 0 E: 0 K: 0 S: 6 H: 0 LOB: 0 BB: 0 P: 9	R: 0 E: 0 K: 1 S: 9 H: 0 LOB: 0 BB: 0 P: 12	R: 0 E: 0 K: 1 S: 10 H: 0 LOB: 0 BB: 0 P: 13	R: 2 E: 1 K: 1 S: 10 H: 2 LOB: 1 BB: 0 P: 12	R: 0 E: 0 K: 1 S: 10 H: 0 LOB: 0 BB: 0 P: 13	R: 0 E: 0 K: 0 S: 6 H: 0 LOB: 0 BB: 0 P: 7	R: 1 E: 0 K: 0 S: 13 H: 2 LOB: 1 BB: 0 P: 23	R: 0 E: 2 K: 1 S: 10 H: 0 LOB: 2 BB: 0 P: 12	1B: 3 2B: 1 3B: 0 HR: 0 SF: 0 SAC: 0 DP: 0 HBP: 0						

PITCHER		IP	WLS	BF	H	R	ER	SO	BB	IBB	HBP	BLK	WP	HR	S	P	ERA	WHIP
27 Aaron Nola, R ERA: 4.27	(1, 1)	7.1	W	27	4	3	2	6	0	0	0	0	0	0	71	98	2.46	0.545
30 Gregory Soto, L ERA: 4.79	(8, 1)	0.2	H	2	0	0	0	0	0	0	0	0	0	0	3	5	0.00	0.000
31 Craig Kimbrel, R ERA: 3.15	(9, 1)	1.0	S	4	0	0	0	1	0	0	0	0	0	0	10	12	0.00	0.000

PITCHER	IP	WLS	BF	H	R	ER	SO	BB	IBB	HBP	BLK	WP	HR	S	P	ERA	WHIP

TOP

Milwaukee Brewers @ Philadelphia Phillies

Citizens Bank Park, Philadelphia, PA

Tue Jul 18 2023, 6:44 PM - 9:18 PM EDT

Att. 35,302 - Cloudy - 89 F

livebaseballscorecards.com

AB	33
R	3
H	4
RBI	2
BB	0
SO	7
LOB	8

WP: 0	PA: 33		
PB: 0			
SB: 2			
CS: 0			

Batter	1	2	3	4	5	6	7	8	9	AB	R	H	RBI	BB	SO	LOB
12 Kyle Schwarber, L (1, 7) OBP: 0.313, SLG: 0.449	X SI 91 0-0 HR		B FC 86 B CH 85 F FC 87 F FC 87 X FF 91 2-2 ① F9	B SI 90 C SI 90 B SI 91 X FC 86 2-1 ③ G4-3		X FF 98 0-0 ② F8		B SI 95 C SI 95 B SI 95 S SL 85 B FF 96 C SI 95 3-3 ③ K		5	1	1	1	0	1	3
18 Johan Rojas, R (9, 8) OBP: 0.273, SLG: 0.273										0	0	0	0	0	0	0
7 Trea Turner, R (1, 6) OBP: 0.303, SLG: 0.392	C FC 86 B SI 90 B SI 91 S FC 88 X SI 91 2-2 ① L9		S FC 86 F FF 91 X CU 81 0-2 8 1B 3B		B SI 88 S FC 86 X SI 91 1-1 3 1B 5 1B 1B	F SI 99 C SL 90 B SL 90 S SL 91 1-3 ③ K 1-2				4	2	2	0	0	1	1
8 Nick Castellanos, R (1, 9) OBP: 0.332, SLG: 0.474	B SI 91 C FC 88 B FC 82 F SI 91 X CU 80 2-2 ② F8		F SI 92 F FC 88 X SI 92 0-2 3 BB 3-H 1B		1 SAFE X FC 85 0-0 ① F9		S SL 88 X SI 99 0-1 ① L6			4	0	1	1	0	0	1
3 Bryce Harper, L (1, 10) OBP: 0.396, SLG: 0.425	X FC 86 0-0 ③ G4-3		F CU 79 S FC 87 B SI 90 B SI 92 F FC 88 B SI 91 F CH 85 B FF 91 4-2 1-2 BB		1 SAFE X SI 90 0-0 28 WP 5 1B 1-2 1B		C SI 100 B SI 101 F SI 100 F FF 102 S SL 90 1-3 ② K			3	0	1	0	1	1	0
10 J.T. Realmuto, R (1, 2) OBP: 0.306, SLG: 0.460		C SI 91 F CU 78 B FC 87 B SI 90 B FC 87 B FC 87 4-2 5 2B 28 G4-3 BB	C FC 87 B FC 87 F SI 91 S FC 88 1-3 ② K		B FC 88 B FC 87 S SI 90 F SI 90 S FC 88 2-3 ② K		C SI 101 X SI 100 0-1 1B			3	1	1	0	1	2	4
5 Bryson Stott, L (1, 4) OBP: 0.342, SLG: 0.434		C FC 87 X SI 91 0-1 28 G4-3 1-3 2B	B SI 90 C FC 87 B FC 87 B CH 85 C FC 87 X CH 85 3-2 ③ G4-3		B FF 97 C FF 98 C KC 84 X FF 100 1-2 28 WP 1-2 2-H 1B		S SI 100 F SI 99 B FF 100 F SL 89 1 SAFE X FF 100 1-2 ③ G4-3			4	0	2	1	0	0	3
28 Alec Bohm, R (1, 5) OBP: 0.338, SLG: 0.426 (9, 3)		C CU 80 X SI 92 0-1 ① G4-3 2-3 3-H	F FF 90 C FC 87 F SI 90 B CU 79 X FC 87 1-2 1B		C FF 100 C FF 100 F FF 100 B KC 87 B KC 86 X FF 100 2-2 ③ G3 1-2 2-3			C SL 84 F SI 95 B SL 84 B SI 95 X SI 96 2-2 16 G4-3 1B		4	0	2	1	0	0	3
16 Brandon Marsh, L (1, 8) OBP: 0.356, SLG: 0.456 (9, 7)		X FC 87 0-0 ② G6-3		1 SAFE B FC 89 X CH 83 1-0 ① F8		C KC 83 B KC 85 B KC 84 F FF 100 X KC 86 2-2 7 S 1B		L SL 86 S SI 96 X SI 95 0-2 ① ② G4-3 1-2f		4	0	1	0	0	0	3
24 Darick Hall, L (1, 3) OBP: 0.212, SLG: 0.260 33 Edmundo Sosa, R (8, PR) OBP: 0.271, SLG: 0.405 (9, 5)		C CU 78 F SI 91 B CH 87 D FC 86 B FC 87 C FC 88 3-3 ③ K		1 SAFE X CH 84 0-0 ② P5		1 SAFE S FF 99 B FF 98 T FF 99 1 SAFE C FF 100 1-3 ① K			B SL 84 X SI 96 1-0 1B	4 0	0 0	1 0	0 0	0 0	2 0	3 0
Inning Stats	R: 1 E: 0 K: 0 S: 8 H: 1 LOB: 0 BB: 0 P: 12	R: 1 E: 0 K: 1 S: 10 H: 1 LOB: 1 BB: 1 P: 17	R: 1 E: 0 K: 1 S: 19 H: 2 LOB: 2 BB: 1 P: 29	R: 0 E: 0 K: 0 S: 8 H: 1 LOB: 1 BB: 0 P: 12	R: 1 E: 0 K: 1 S: 14 H: 3 LOB: 2 BB: 0 P: 20	R: 0 E: 0 K: 2 S: 10 H: 1 LOB: 1 BB: 0 P: 14	R: 0 E: 0 K: 1 S: 12 H: 1 LOB: 1 BB: 0 P: 14	R: 0 E: 0 K: 1 S: 10 H: 2 LOB: 1 BB: 0 P: 16		1B: 9 2B: 1 3B: 1 HR: 1 SF: 0 SAC: 0 DP: 1 HBP: 0					WP: 1 PB: 0 SB: 1 CS: 0 PA: 37	

PITCHER		IP	WLS	BF	H	R	ER	SO	BB	IBB	HBP	BLK	WP	HR	S	P	ERA	WHIP
49 Julio Teheran, R ERA: 4.01	(1, 1)	4.2	L	23	7	4	4	3	2	0	0	0	0	1	52	80	7.71	1.929
29 Trevor Megill, R ERA: 4.6	(5, 1)	1.0		5	2	0	0	1	0	0	0	0	1	0	14	20	0.00	2.000
45 Abner Uribe, R ERA: 2.7	(6, 1)	1.1		5	1	0	0	2	0	0	0	0	0	0	15	18	0.00	0.750
36 J.C. Mejía, R ERA: 7.71	(8, 1)	1.0		4	2	0	0	1	0	0	0	0	0	0	10	16	0.00	2.000

PITCHER	IP	WLS	BF	H	R	ER	SO	BB	IBB	HBP	BLK	WP	HR	S	P	ERA	WHIP

BOTTOM

Milwaukee Brewers @ Philadelphia Phillies

Citizens Bank Park, Philadelphia, PA

Tue Jul 18 2023, 6:44 PM - 9:18 PM EDT

Att. 35,302 - Cloudy - 89 F

livebaseballscorecards.com

AB	35
R	4
H	12
RBI	4
BB	2
SO	7
LOB	21

Milwaukee Brewers @ Philadelphia Phillies

Citizens Bank Park, Philadelphia, PA

Wed Jul 19 2023, 6:45 PM - 9:24 PM EDT

Att. 33,753 - Cloudy - 82 F

TOP

livebaseballscorecards.com

Batter	1	2	3	4	5	6	7	8	9	AB	R	H	RBI	BB	SO	LOB
22 Christian Yelich, L (1, 10) OBP: 0.369, SLG: 0.457	B SI 92 C SI 92 C SI 92 B SI 93 S SL 82 2-3 ① **K**	C SI 91 X SI 91 0-1 **2B** 2-H			F SL 81 F CH 80 B SL 82 B SI 92 F CH 80 F SI 92 F SI 92 X SI 91 2-2 ① **G4-3**		C SL 85 X SI 93 0-1 ② **L5**		C SL 86 S SL 86 S FF 95 0-3 ① **K**	5	0	1	1	0	2	2
24 William Contreras, R (1, 2) OBP: 0.353, SLG: 0.448	X SI 94 0-0 6 FC4 **1B**	B CH 81 B SI 92 S CH 80 C CH 80 D CH 82 X SI 92 3-2 ③ **F9**			B CH 80 F SI 91 C SI 92 X CH 81 1-2 ② **G5-3**		C FF 93 F SI 94 F FF 94 X FC 85 0-2 **2B** 2-H		X SL 87 0-0 **2B** 2-H	5	0	3	2	0	0	1
27 Willy Adames, R (1, 6) OBP: 0.293, SLG: 0.404	B SL 82 F SI 91 C CH 80 F CH 81 F SL 84 F SI 93 S CH 82 1-3 ② **K**		C CH 80 X CH 81 0-1 15 G1-4-3 **1B**		C SL 82 B SI 92 B CH 80 S CH 80 B SI 93 B CH 80 4-2 **BB**		S SL 84 S FF 93 F FF 94 B SL 83 D SL 85 X FF 92 2-2 ③ **G6-3**		S FF 94 S SL 87 B CH 89 X FF 94 1-2 ② **F7**	4	0	1	0	1	1	3
6 Owen Miller, R (1, 3) OBP: 0.314, SLG: 0.387	C SL 84 X SI 93 0-1 ③ **FC4** 1-2f		F SI 91 X CH 82 0-1 ① **F9**		B CH 80 X SI 90 1-0 ③ **F8**			X SI 94 0-0 ① **G5-3**	C FF 95 B FF 95 C FF 94 B SL 87 X SL 87 2-2 ③ **F8**	5	0	0	0	0	0	4
15 Tyrone Taylor, R (1, 9) OBP: 0.170, SLG: 0.224		B SL 82 C SI 92 C SI 92 B CH 82 B SI 92 X SL 81 3-2 ① **G6-3**	F CH 82 F SI 92 X CH 79 0-2 ②③ **G1-4-3** 1-2f			C SL 86 B SL 88 F FF 97 F FS 91 F FS 90 B SL 88 X FF 98 2-2 ① **G6-3**		C SL 85 X SI 97 0-1 ② **G5-3**		4	0	0	0	0	0	1
12 Jahmai Jones, R (1, 4) OBP: 0.429, SLG: 0.500 0 Brice Turang, L (6, PH) OBP: 0.264, SLG: 0.304 (6, 4)		B SI 92 B SI 91 C SI 90 C CH 81 B CH 81 F SI 90 X SI 92 3-2 **E5** 14 1B 16 2B		F SI 91 F CH 82 F SI 94 B CH 82 S CH 81 1-3 ① **K**		B FS 90 S FS 90 C FF 98 B FF 98 X FS 90 2-2 ② **P4**		C SL 84 B SI 98 S SI 97 F SL 86 B SI 98 B SI 97 B SL 85 4-2 14 1B **BB**		2 1	1 0	0 0	0 0	0 1	1 0	0 0
14 Andruw Monasterio, R (1, 5) OBP: 0.378, SLG: 0.389		B SL 82 B SI 91 F SI 90 B SI 91 X SI 91 3-1 16 2B **1B** 1-2		C SL 82 X CH 82 0-1 ② **F7**		C SL 87 B SL 89 F SL 88 B FF 98 X FS 90 2-2 ③ **G6-3**		1 SAFE B SI 97 C SI 97 C SL 87 X SI 99 1-2 **1B** 1-3		4	1	2	0	0	0	0
16 Blake Perkins, S (1, 7) OBP: 0.311, SLG: 0.330		C SI 91 X SL 83 0-1 22 2B **2B** 1-H 2-H		C SI 91 B SI 93 X SI 92 1-1 28 FC5-4 **1B**			B FF 98 B FS 90 B FF 98 C FF 97 F FF 96 B FF 98 4-2 28 S 24 2B **BB**	C SL 86 X SI 100 0-1 ③ **F7**		3	2	2	2	1	0	2
28 Joey Wiemer, R (1, 8) OBP: 0.291, SLG: 0.387		B CH 80 S CH 81 F SI 91 X CH 81 1-2 ② **G5-3**		1 SAFE S SL 80 X CH 80 0-1 ③ **FC5-4** 1-2f			B SL 87 1 SAFE C SL 87 B FF 97 B FS 91 S SL 87 1 SAFE F SL 87 T SL 89 3-2 ① **K** 1-2		B FF 93 X SL 86 1-0 24 2B **2B**	4	1	1	0	0	1	3
Inning Stats	R: 0 E: 0 K: 2 S: 12 H: 1 LOB: 1 BB: 0 P: 15	R: 3 E: 1 K: 0 S: 19 H: 3 LOB: 1 BB: 0 P: 32	R: 0 E: 0 K: 0 S: 7 H: 1 LOB: 0 BB: 0 P: 7	R: 0 E: 0 K: 1 S: 10 H: 1 LOB: 1 BB: 0 P: 12	R: 0 E: 0 K: 0 S: 12 H: 0 LOB: 1 BB: 1 P: 20	R: 0 E: 0 K: 0 S: 11 H: 0 LOB: 0 BB: 0 P: 17	R: 1 E: 0 K: 1 S: 16 H: 1 LOB: 1 BB: 1 P: 25	R: 0 E: 0 K: 0 S: 11 H: 1 LOB: 2 BB: 1 P: 16	R: 1 E: 0 K: 1 S: 11 H: 2 LOB: 1 BB: 0 P: 15	1B: 5 2B: 5 3B: 0 HR: 0 SF: 0 SAC: 0 DP: 1 HBP: 0						

	AB	37
	R	5
	H	10
	RBI	5
	BB	3
	SO	5
	LOB	16

WP: 0 PB: 0 SB: 1 CS: 0 PA: 40

PITCHER		IP	WLS	BF	H	R	ER	SO	BB	IBB	HBP	BLK	WP	HR	S	P	ERA	WHIP
61 Cristopher Sánchez, L ERA: 3.06	(1, 1)	5.0		22	6	3	1	3	1	0	0	0	0	0	60	86	1.80	1.400
68 Jeff Hoffman, R ERA: 2.81	(6, 1)	1.1	L	5	0	1	1	1	1	0	0	0	0	0	17	30	6.75	0.750
25 Matt Strahm, L ERA: 3.7	(7, 1)	0.2		3	1	0	0	0	0	0	0	0	0	0	10	12	0.00	1.500
43 Yunior Marte, R ERA: 4.91	(8, 1)	1.0		5	1	0	0	0	1	0	0	0	0	0	11	16	0.00	2.000
64 Andrew Bellatti, R ERA: 5.4	(9, 1)	1.0		5	2	1	1	1	0	0	0	0	0	0	11	15	9.00	2.000

PITCHER	IP	WLS	BF	H	R	ER	SO	BB	IBB	HBP	BLK	WP	HR	S	P	ERA	WHIP

Milwaukee Brewers @ Philadelphia Phillies

Citizens Bank Park, Philadelphia, PA

Wed Jul 19 2023, 6:45 PM - 9:24 PM EDT

Att. 33,753 - Cloudy - 82 F

livebaseballscorecards.com

BOTTOM

Batter	1	2	3	4	5	6	7	8	9	AB	R	H	RBI	BB	SO	LOB
12 Kyle Schwarber, L (1, 7) OBP: 0.312, SLG: 0.447	B FC 86 B FC 87 C SI 94 B FC 86 F FC 87 X SI 93 3-2 ① F8		B FC 85 X SI 93 1-0 ② L8		C FF 92 1 SAFE F FC 87 X FF 92 0-2 1-H 3-H 1B			C SI 97 C SL 84 S FF 97 0-3 ① K		4	0	1	2	0	1	1
7 Trea Turner, R (1, 6) OBP: 0.300, SLG: 0.388	C FC 88 S ST 84 B SI 94 F FF 94 B ST 84 B FC 87 X SI 94 3-2 ② G5-3		S FC 87 X SI 92 0-1 ③ F9		X SI 91 0-0 ② F7			C SL 85 B SL 86 X FF 97 1-1 ② F9		4	0	0	0	0	0	2
8 Nick Castellanos, R (1, 9) OBP: 0.331, SLG: 0.480	X CU 77 0-0 ③ F8			B FC 86 X ST 81 1-0 HR	B SI 92 S FC 87 B SI 92 F SI 92 S FF 92 2-3 ③ K			F SI 97 S SL 85 S SL 85 0-3 ③ K		4	1	1	1	0	2	1
3 Bryce Harper, L (1, 10) OBP: 0.394, SLG: 0.422		C FF 92 C FC 86 B FF 93 F ST 83 F FC 86 X CU 78 1-2 ① G3		F SI 92 B FS 86 B SI 91 C FC 85 X FF 93 2-2 ① L3		C FF 89 B ST 81 B ST 81 B FF 90 C SI 88 C SI 89 3-3 ① K			S FC 90 S CH 85 X CH 83 0-2 5 1B 1B	4	0	1	0	0	1	0
10 J.T. Realmuto, R (1, 2) OBP: 0.305, SLG: 0.457		S SI 92 F FC 87 B ST 84 B SI 93 X CU 79 2-2 5 S 1B		S CU 78 F SI 92 B ST 84 T ST 84 1-2 ② K		B ST 81 C SI 90 F CH 82 F FF 91 B FF 91 F FF 91 B ST 82 S FF 91 3-3 ② K			S CH 84 S FF 95 S CH 84 0-3 ① K	4	0	1	0	0	3	1
5 Bryson Stott, L (1, 4) OBP: 0.341, SLG: 0.432		B FC 87 B FC 84 C FC 87 C FC 87 F FF 93 F FS 85 X SI 93 2-2 ② G5-3 1-2		X FC 87 0-0 ③ L8		F ST 82 F SI 90 B ST 82 F ST 80 F SI 90 B FF 90 X FF 90 2-2 ③ G6-3			C FF 95 X FC 89 0-1 28 CS 1-3 1B	4	0	1	0	0	0	1
28 Alec Bohm, R (1, 3) OBP: 0.334, SLG: 0.421 (8, 5)		F SI 93 C FC 88 F FF 94 D FC 86 X SI 92 1-2 ③ F8			F FC 85 C FC 84 X ST 80 0-2 E6 33 F8 16 1B 12 1B		X SL 91 0-0 ① F7		F FF 95 C FF 96 T CH 86 0-2 ② ③ K 1-2	4	1	0	0	0	1	3
16 Brandon Marsh, L (1, 8) OBP: 0.359, SLG: 0.462			C FC 84 X FF 92 0-1 2B		X FF 92 0-0 12 1B 12 1B 1-2 1B		C SI 97 F SL 92 F SL 91 B SI 98 S SI 98 1-3 ② K			3	1	2	0	0	1	0
33 Edmundo Sosa, R (1, 5) 24 Darick Hall, L (7, PH) OBP: 0.208, SLG: 0.255 (8, 3)			C ST 82 B SI 91 F FC 87 S FF 93 1-3 ① K		F SI 91 X FF 93 0-1 ① F8 2-3		B SI 98 B SI 98 F SI 97 F SL 92 F SI 98 X SI 98 2-2 ③ G3			2 1	0 0	0 0	0 0	0 0	1 0	3 0
Inning Stats	R: 0 E: 0 K: 0 S: 8 H: 0 LOB: 0 BB: 0 P: 14	R: 0 E: 0 K: 0 S: 17 H: 1 LOB: 1 BB: 0 P: 23	R: 0 E: 0 K: 1 S: 8 H: 1 LOB: 1 BB: 0 P: 10	R: 1 E: 0 K: 1 S: 8 H: 1 LOB: 0 BB: 0 P: 12	R: 2 E: 1 K: 1 S: 13 H: 2 LOB: 1 BB: 0 P: 15	R: 0 E: 0 K: 2 S: 13 H: 0 LOB: 0 BB: 0 P: 21	R: 0 E: 0 K: 1 S: 9 H: 0 LOB: 0 BB: 0 P: 12	R: 0 E: 0 K: 2 S: 8 H: 0 LOB: 0 BB: 0 P: 9	R: 0 E: 0 K: 2 S: 11 H: 2 LOB: 1 BB: 0 P: 11	1B: 5 2B: 1 3B: 0 HR: 1	SF: 0 SAC: 0 DP: 0 HBP: 0			WP: 0 PB: 0 SB: 1 CS: 1	PA: 34		

	AB	34
	R	3
	H	7
	RBI	3
	BB	0
	SO	10
	LOB	12

PITCHER		IP	WLS	BF	H	R	ER	SO	BB	IBB	HBP	BLK	WP	HR	S	P	ERA	WHIP
48 Colin Rea, R ERA: 4.64	(1, 1)	5.0		21	5	3	2	3	0	0	0	0	0	1	54	74	3.60	1.000
55 Hoby Milner, L ERA: 2.31	(6, 1)	1.0	W	3	0	0	0	2	0	0	0	0	0	0	13	21	0.00	0.000
59 Elvis Peguero, R ERA: 2.84	(7, 1)	1.0	H	3	0	0	0	1	0	0	0	0	0	0	9	12	0.00	0.000
31 Joel Payamps, R ERA: 1.79	(8, 1)	1.0	H	3	0	0	0	2	0	0	0	0	0	0	8	9	0.00	0.000
38 Devin Williams, R ERA: 1.69	(9, 1)	1.0	S	4	2	0	0	2	0	0	0	0	0	0	11	11	0.00	2.000

PITCHER	IP	WLS	BF	H	R	ER	SO	BB	IBB	HBP	BLK	WP	HR	S	P	ERA	WHIP

Batter	1	2	3	4	5	6	7	8	9	AB	R	H	RBI	BB	SO	LOB
22 Christian Yelich, L (1, 7) OBP: 0.373, SLG: 0.472	X FF 94 0-0 27 K 1B		X FS 89 0-0 1-H 2-H HR		C SI 93 B FC 89 X FC 89 1-1 2B		X SL 81 0-0 ② F7			4	1	3	3	0	0	2
24 William Contreras, R (1, 10) OBP: 0.352, SLG: 0.446	X SI 94 0-0 ① P6		C FC 88 F FC 88 B FC 89 B SI 95 S FC 90 2-3 ② K		C FC 88 F SI 94 D FC 89 X FC 89 1-2 ③ G6-3		F FF 90 S SL 81 F SL 81 X SL 82 0-2 1-2 2-H 1B			4	0	1	1	0	1	2
27 Willy Adames, R (1, 6) OBP: 0.292, SLG: 0.402	1 SAFE B SI 93 F FS 88 F FC 86 F FF 96 B FF 96 B FS 90 F FS 90 S FS 88 3-3 ② ③ K 1-2		X FS 90 0-0 1B			C SI 93 B FC 88 F FC 88 B FF 95 B SI 95 F SI 94 F FS 89 X FS 88 3-2 ① P1	F SL 82 B SL 82 F SL 81 F SL 82 B SL 80 F SL 82 S SL 82 2-3 ③ K			4	0	1	0	0	2	3
6 Owen Miller, R (1, 3) OBP: 0.313, SLG: 0.385		B SI 92 C SI 93 X FS 89 1-1 ① G5-3	C SI 94 1 SAFE F SI 94 S FC 88 0-3 ③ K			C SI 94 B FS 90 X FC 88 1-1 ② G5-3		B SI 96 B SI 94 X FC 94 2-0 7 G6-3 1B		4	0	1	0	0	1	1
7 Victor Caratini, S (1, 2) OBP: 0.346, SLG: 0.376		F SI 92 X FC 89 0-1 ② P6		C CU 74 X FS 88 0-1 ① G6-3		B CU 75 B FC 89 B FC 88 C SI 92 F FC 88 F CU 77 B SI 95 4-2 BB		B FC 93 X FC 94 1-0 ① ② 1-2f G6-3		3	0	0	0	1	0	1
3 Raimel Tapia, L (1, 9) OBP: 0.310, SLG: 0.341 28 Joey Wiemer, R (8, 8) OBP: 0.291, SLG: 0.387		B SI 93 T SI 92 B FF 94 B FS 86 S SI 93 X FS 89 3-2 ③ F8		S SI 92 F SI 93 B FC 90 F FC 88 F FF 95 F FC 89 S FS 88 1-3 ② K		B SI 94 F SI 94 S SI 95 X FS 89 1-2 ③ L9		X SI 95 0-0 ③ G6-3		4 0	0 0	0 0	0 0	0 0	1 0	1 0
14 Andruw Monasterio, R (1, 5) OBP: 0.384, SLG: 0.408			F SI 92 B FC 86 F FC 88 B FS 88 X FS 88 2-2 22 HR 2B	C FC 91 F SI 94 B FC 89 C FC 88 1-3 ③ K			C FC 88 C FC 86 B SI 94 X FC 88 1-2 0 BB 24 1B 1B		F SI 94 C SI 96 B FC 93 B SL 88 C SL 88 2-3 ① K	4	2	2	0	0	2	0
0 Brice Turang, L (1, 4) OBP: 0.268, SLG: 0.301			B FC 90 B FS 87 B SI 90 C SI 92 B SI 92 4-1 22 HR BB		C CU 72 F FC 89 B SI 93 B FC 88 X FS 87 2-2 ① L6		B SL 80 B SL 79 C SL 80 B SL 80 C SL 80 F SL 80 B SL 80 4-2 1-2 24 1B BB		C SI 96 B FC 93 B FC 93 C FC 94 F SL 89 F FC 93 X SI 95 2-2 ② F7	2	1	0	0	2	0	0
16 Blake Perkins, S (1, 8) (8, 9) OBP: 0.300, SLG: 0.316			B SI 91 L FF 91 C FF 92 L FS 87 1-3 ① K		C CU 75 B FC 90 B FS 88 B FC 89 C SI 93 X SI 93 3-2 ② F9		B SL 82 B SL 81 C SL 80 F SL 81 C SL 81 2-3 ① K		C FC 94 X SI 94 0-1 ③ F7	4	0	0	0	0	2	4
Inning Stats	R: 0 E: 0 K: 1 S: 7 H: 1 LOB: 0 BB: 0 P: 10	R: 0 E: 0 K: 0 S: 7 H: 0 LOB: 0 BB: 0 P: 11	R: 3 E: 0 K: 3 S: 15 H: 3 LOB: 1 BB: 1 P: 24	R: 0 E: 0 K: 2 S: 11 H: 0 LOB: 0 BB: 0 P: 13	R: 0 E: 0 K: 0 S: 11 H: 1 LOB: 1 BB: 0 P: 18	R: 0 E: 0 K: 0 S: 13 H: 0 LOB: 1 BB: 1 P: 22	R: 1 E: 0 K: 2 S: 19 H: 2 LOB: 2 BB: 1 P: 28	R: 0 E: 0 K: 0 S: 3 H: 1 LOB: 0 BB: 0 P: 6	R: 0 E: 0 K: 1 S: 10 H: 0 LOB: 0 BB: 0 P: 14	1B: 5 2B: 2 3B: 0 HR: 1 SF: 0 SAC: 0 DP: 1 HBP: 0						

PITCHER		IP	WLS	BF	H	R	ER	SO	BB	IBB	HBP	BLK	WP	HR	S	P	ERA	WHIP
99 Taijuan Walker, R ERA: 4.02	(1, 1)	6.0	L	25	6	4	4	6	2	0	0	0	0	1	67	102	6.00	1.333
37 Andrew Vasquez, L ERA: 2.04	(7, 1)	1.0		5	1	0	0	2	1	0	0	0	0	0	16	24	0.00	2.000
54 Dylan Covey, R ERA: 5.48	(8, 1)	2.0		6	1	0	0	1	0	0	0	0	0	0	13	20	0.00	0.500

PITCHER	IP	WLS	BF	H	R	ER	SO	BB	IBB	HBP	BLK	WP	HR	S	P	ERA	WHIP

TOP

Milwaukee Brewers @ Philadelphia Phillies

Citizens Bank Park, Philadelphia, PA

Thu Jul 20 2023, 12:39 PM - 3:02 PM EDT

Att. 38,276 - Partly Cloudy - 84 F

livebaseballscorecards.com

AB	33
R	4
H	8
RBI	4
BB	3
SO	9
LOB	14

WP: 0	PA: 36								
PB: 0									
SB: 0									
CS: 0									

Milwaukee Brewers @ Philadelphia Phillies

Citizens Bank Park, Philadelphia, PA

Thu Jul 20 2023, 12:39 PM - 3:02 PM EDT

Att. 38,276 - Partly Cloudy - 84 F

livebaseballscorecards.com

BOTTOM

Batter	1	2	3	4	5	6	7	8	9	AB	R	H	RBI	BB	SO	LOB
12 Kyle Schwarber, L (1, 7) OBP: 0.311, SLG: 0.443	C FC 94 B FC 94 C CU 79 C CU 80 1-3 ① K			C CU 79 B FC 93 B CH 90 B FC 93 F FC 94 F CU 79 B CU 78 4-2 7 G4-3 BB		C FC 94 C FC 95 X FC 93 0-2 ② G4-3		C FC 94 F CU 79 S CU 80 0-3 ③ K2-3		3	0	0	0	1	2	1
7 Trea Turner, R (1, 6) OBP: 0.300, SLG: 0.385	C FC 96 B FC 96 S FC 95 X FC 95 1-2 ② P4			X SI 95 0-0 ①② G4-3 1-2f		B CU 79 B SI 96 F FC 94 X SI 94 2-1 ③ G6-3			C SI 99 B SL 89 F SI 99 B FF 101 F SI 100 B SL 90 B SL 90 4-2 28 DI BB	3	0	0	0	1	0	1
8 Nick Castellanos, R (1, 9) OBP: 0.333, SLG: 0.478	X SI 96 0-0 ③ G1-3			B FC 93 F FC 94 S SL 86 B SL 85 B FC 94 X FC 95 3-2 1B			B SI 94 S CU 78 B SI 94 H SI 94 3-1 3 G3 HBP		F SI 99 F SI 100 S SI 100 0-3 ① K	3	0	1	0	0	1	1
3 Bryce Harper, L (1, 10) OBP: 0.388, SLG: 0.415		B FC 94 S CH 90 C FC 94 S CU 80 1-3 ① K		D FC 94 B CU 78 1 SAFE C FC 94 X FC 94 2-1 ③ G5-3			C FC 95 X CH 89 0-1 ① G3 1-2		S SI 99 B SI 98 F SI 100 S SI 100 1-3 ② K	4	0	0	0	0	2	3
28 Alec Bohm, R (1, 5) OBP: 0.330, SLG: 0.415		B SI 96 F FC 94 X FC 95 1-1 ② F9			F FC 93 X SI 95 0-1 ① G5-3		C CU 79 B CU 77 F FC 94 X CU 79 1-2 ② F8		C SI 100 D SL 90 S SL 88 B SI 99 S SL 90 2-3 ③ K 1-2	4	0	0	0	0	1	2
5 Bryson Stott, L (1, 4) OBP: 0.341, SLG: 0.431		C FC 95 C CU 81 S CU 80 0-3 ③ K2-3			B FC 94 C FC 94 S FC 93 B CH 89 B CU 78 X FC 94 3-2 1B		C CU 79 F FC 94 S CU 80 0-3 ③ K			3	0	1	0	0	2	1
16 Brandon Marsh, L (1, 8) OBP: 0.356, SLG: 0.457			C FC 93 F FC 95 B FC 94 S CU 81 1-3 ① K	C CU 78 1 SAFE B FC 93 B CH 89 F FC 95 B FC 95 F FC 94 S FC 94 3-3 ② K				S CU 78 F FC 94 S CU 80 0-3 K		3	0	0	0	0	3	1
Darick Hall, L (1, 3) OBP: 0.196, SLG: 0.241			F FC 95 F FC 94 F CU 81 S CH 90 0-3 ② K	1 SAFE X CH 88 0-0 ③ L3				C FC 94 C FC 93 F FC 93 S CU 78 0-3 ① K		3	0	0	0	0	2	2
21 Garrett Stubbs, L (1, 2) OBP: 0.305, SLG: 0.283			B FC 95 L FC 95 B CU 79 F FC 95 B SL 86 X FC 95 3-2 ③ F7			B FC 93 X FC 92 1-0 ① G3		1 SAFE X FC 94 0-0 ② P4		3	0	0	0	0	0	1

	AB	29
	R	0
	H	2
	RBI	0
	BB	2
	SO	13
	LOB	13

Inning Stats	1	2	3	4	5	6	7	8	9
	R: 0 E: 0 K: 1 S: 7	H: 0 LOB: 0 BB: 0 P: 9	R: 0 E: 0 K: 2 S: 8	H: 0 LOB: 0 BB: 0 P: 10	R: 0 E: 0 K: 2 S: 10	H: 0 LOB: 0 BB: 0 P: 14	R: 0 E: 0 K: 0 S: 9	H: 1 LOB: 1 BB: 1 P: 18	R: 0 E: 0 K: 1 S: 10	H: 1 LOB: 1 BB: 0 P: 16	R: 0 E: 0 K: 0 S: 6	H: 0 LOB: 0 BB: 0 P: 9	R: 0 E: 0 K: 1 S: 9	H: 0 LOB: 1 BB: 0 P: 13	R: 0 E: 0 K: 3 S: 11	H: 0 LOB: 1 BB: 0 P: 11	R: 0 E: 0 K: 3 S: 12	H: 0 LOB: 1 BB: 1 P: 19

1B: 2	SF: 0
2B: 0	SAC: 0
3B: 0	DP: 1
HR: 0	HBP: 1

WP: 1	PA: 32
PB: 0	
SB: 0	
CS: 0	

PITCHER		IP	WLS	BF	H	R	ER	SO	BB	IBB	HBP	BLK	WP	HR	S	P	ERA	WHIP
39 Corbin Burnes, R ERA: 3.49	(1, 1)	8.0	W	28	2	0	0	10	1	0	1	0	1	0	70	100	0.00	0.375
45 Abner Uribe, R ERA: 2.08	(9, 1)	1.0		4	0	0	0	3	1	0	0	0	0	0	12	19	0.00	1.000

PITCHER	IP	WLS	BF	H	R	ER	SO	BB	IBB	HBP	BLK	WP	HR	S	P	ERA	WHIP

Batter	1	2	3	4	5	6	7	8	9	AB	R	H	RBI	BB	SO	LOB
13 Ronald Acuña Jr., R (1, 9) OBP: 0.406, SLG: 0.579	S FF 93 B FF 97 X FF 97 1-1 ① G6-3	S FF 96 F FF 95 D SL 82 B CH 88 S SL 83 2-3 ③ K		X SL 82 0-0 ③ G5-3		C SI 95 X FC 91 0-1 ③ F9			B SI 96 B SL 85 C SI 96 C SI 97 B SI 97 X SI 98 3-2 ③ G6-3	5	0	0	0	0	1	2
1 Ozzie Albies, S (1, 4) OBP: 0.319, SLG: 0.501	B SL 83 B FF 95 X FF 95 2-0 ② G3-1		B CU 78 B CU 78 B FF 94 B FF 92 4-0 27 HR BB		C CH 88 C SL 82 B FF 94 X CU 77 1-2 ① F7		C FC 88 B FF 94 B CU 80 F SI 94 S CU 81 2-3 ① K			3	1	0	0	1	1	0
27 Austin Riley, R (1, 5) OBP: 0.332, SLG: 0.486	B FF 94 B FF 95 X FF 93 2-0 ③ P6		B SL 83 B SL 83 X FF 95 2-0 1-H HR		C CU 76 F FF 92 B SL 83 B CH 87 B SL 83 X SL 81 3-2 28 2B 20 FC6-4 1B		B CU 82 C SI 93 S FC 88 F SI 94 F SI 95 S CU 82 1-3 ② K			4	2	2	2	0	1	0
28 Matt Olson, L (1, 3) OBP: 0.364, SLG: 0.582		C SL 80 B FF 93 B FF 93 B CH 88 B FF 95 4-1 12 1B 20 SF9 BB	S CU 79 X FF 94 0-1 ① F7		B FF 94 1 SAFE F CH 89 C CH 88 1 SAFE B SL 83 X SL 83 2-2 20 FC6-4 1-3 2B		C FC 92 B SI 95 F SI 95 B FC 91 B CU 82 S CU 82 3-3 ③ K			3	1	1	0	1	1	0
12 Sean Murphy, R (1, 2) OBP: 0.386, SLG: 0.563		F FF 96 B FF 98 F FF 92 B SL 82 F SL 82 B CU 77 X FF 98 3-2 1-3 11 HR 1B	F CU 78 S SL 83 S FF 95 0-3 ② K		F SL 85 H FF 94 1-1 20 FC6-4 HBP			X FC 87 0-0 ① F9		3	1	1	0	0	1	0
20 Marcell Ozuna, R (1, 10) OBP: 0.309, SLG: 0.451	X FF 93 0-0 ① SF9 3-H		C SL 82 T CH 88 F FF 97 B SL 82 B SL 83 S SL 83 2-3 ③ K		B FF 93 D CH 88 C SL 83 F FF 97 X SL 84 2-2 ② FC6-4 1-2f 2-3 3-H			C SI 93 C SI 94 X CU 81 0-2 ② L8		3	0	0	2	0	1	2
8 Eddie Rosario, L (1, 7) OBP: 0.298, SLG: 0.470		C FF 96 S CH 90 S FF 95 0-3 ② K		S CH 88 F FF 93 B CU 77 S CH 88 1-3 ① K	B FF 94 C FF 96 1 SAFE B FF 94 S SL 82 B FF 94 X CH 88 3-2 ③ G6-3			S FC 90 F FC 90 S FF 94 0-3 ③ K		4	0	0	0	0	3	3
11 Orlando Arcia, R (1, 6) OBP: 0.345, SLG: 0.448		F FF 95 C FF 97 B FF 98 D SL 84 B SL 84 X FF 97 3-2 1-H HR	B CU 78 S SL 81 B FF 97 B SL 83 B SL 83 4-1 23 G3 BB			B FC 89 F SI 94 B FC 90 F FC 91 B SI 94 X FC 91 3-2 ① F7			B SL 86 C SL 85 F SI 95 B SL 88 F SL 85 B SL 87 S SL 86 3-3 ① K	3	1	1	2	1	1	0
23 Michael Harris II, L (1, 8) OBP: 0.316, SLG: 0.441		B FF 95 X SL 83 1-0 1B	F FF 95 B CH 88 X CH 89 1-1 ② G3 1-2			C CU 80 F FF 94 B FF 95 F FC 90 C SI 95 1-3 ② K			B SL 85 F SI 96 C SI 97 X SL 87 1-2 ② G3	4	0	1	0	0	1	1
Inning Stats	R: 0 E: 0 K: 0 S: 4 H: 0 LOB: 0 BB: 0 P: 9	R: 3 E: 0 K: 2 S: 16 H: 3 LOB: 1 BB: 1 P: 29	R: 2 E: 0 K: 2 S: 10 H: 1 LOB: 0 BB: 1 P: 18	R: 0 E: 0 K: 1 S: 7 H: 0 LOB: 1 BB: 1 P: 13	R: 1 E: 0 K: 0 S: 16 H: 2 LOB: 2 BB: 0 P: 28	R: 0 E: 0 K: 1 S: 9 H: 0 LOB: 0 BB: 0 P: 13	R: 0 E: 0 K: 3 S: 11 H: 0 LOB: 0 BB: 0 P: 17	R: 0 E: 0 K: 1 S: 7 H: 0 LOB: 0 BB: 0 P: 7	R: 0 E: 0 K: 1 S: 10 H: 0 LOB: 0 BB: 0 P: 17	1B: 3 2B: 1 3B: 0 HR: 2 SF: 1 SAC: 0 DP: 0 HBP: 1						

PITCHER		IP	WLS	BF	H	R	ER	SO	BB	IBB	HBP	BLK	WP	HR	S	P	ERA	WHIP
51 Freddy Peralta, R ERA: 4.72	(1, 1)	5.0	L	25	6	6	6	5	3	0	1	0	0	2	53	97	10.80	1.800
46 Bryse Wilson, R ERA: 2.51	(6, 1)	3.0		9	0	0	0	5	0	0	0	0	0	0	27	37	0.00	0.000
36 J.C. Mejía, R ERA: 5.4	(9, 1)	1.0		3	0	0	0	1	0	0	0	0	0	0	10	17	0.00	0.000

PITCHER	IP	WLS	BF	H	R	ER	SO	BB	IBB	HBP	BLK	WP	HR	S	P	ERA	WHIP

TOP

Atlanta Braves @ Milwaukee Brewers

American Family Field, Milwaukee, WI

Fri Jul 21 2023, 7:12 PM - 9:43 PM CDT

Att. 37,698 - Clear - 79 F

livebaseballscorecards.com

AB	32
R	6
H	6
RBI	6
BB	3
SO	11
LOB	8

WP: 0	PA: 37		
PB: 0			
SB: 0			
CS: 0			

Batter	1	2	3	4	5	6	7	8	9	AB	R	H	RBI	BB	SO	LOB
22 Christian Yelich, L (1, 7) OBP: 0.372, SLG: 0.472	C FF 93 B SI 92 B CH 83 X FF 93 2-1 24 2B 2B		C SL 83 B CH 83 B FF 94 C SL 84 B SL 85 S FF 94 3-3 ① K		X FF 93 0-0 ② ③ G4-6-3 1-2f			S FF 95 S SL 86 B SL 87 B FF 96 X CH 91 2-2 ① L7		4	1	1	0	0	1	3
24 William Contreras, R (1, 2) OBP: 0.354, SLG: 0.450	X SL 86 0-0 33 1B 2-H 2B		X SI 95 0-0 ② F9			S SI 91 B CH 81 X SI 92 1-1 27 HR 1B		C FF 96 B SL 86 B SL 86 C FF 97 B FF 97 F FF 97 F SL 85 S FF 96 3-3 ② K		4	2	2	1	0	1	1
27 Willy Adames, R (1, 6) OBP: 0.292, SLG: 0.410	S SI 93 B CH 83 S SL 87 S SL 86 1-3 ① K		1 SAFE X SI 93 0-0 ③ G5-3			S FF 93 X FF 92 0-1 1-H HR		S SL 86 S SL 86 B SL 87 S SL 87 1-3 ③ K		4	1	1	2	0	2	2
33 Jesse Winker, L (1, 10) OBP: 0.318, SLG: 0.247	C FF 94 X SI 93 0-1 ② 2-H 1B			B SL 82 F FF 91 F FF 92 B FF 94 X CH 84 2-2 ① G3		B SL 83 C CH 84 X FF 92 1-1 ① L6			B FF 93 S FF 94 F FF 94 S FS 86 1-3 ① K	4	0	1	1	0	1	0
7 Victor Caratini, S (1, 3) OBP: 0.336, SLG: 0.364	X FF 94 0-0 ③ G4-3			B SL 82 X FF 93 1-0 ② G4-3		B FF 93 C FF 93 C SL 81 B CH 83 F FF 93 S SL 82 2-3 ② K			B FF 95 F FF 95 S FF 94 F FS 87 S FS 87 1-3 ② K	4	0	0	0	0	2	0
14 Andruw Monasterio, R (1, 5) OBP: 0.378, SLG: 0.392		B SL 85 C SL 84 F FF 93 B SL 85 F FF 94 F FF 95 B SL 84 X SI 94 3-2 ① L8		B FF 92 X FF 92 1-0 ③ P3		B SL 82 F FF 93 B SL 82 B FF 92 X FF 93 3-1 ③ P3			C FF 95 S FS 87 B FS 88 B FS 87 F FF 94 B FF 94 B FS 87 4-2 0 DI BB	3	0	0	0	1	0	0
0 Brice Turang, L (1, 4) OBP: 0.272, SLG: 0.302		B FF 94 S CH 86 B CH 84 F SL 85 X CH 83 2-2 ② G4-3			B CH 82 B SL 83 C SI 91 F FF 93 X FF 95 2-2 16 BB 1B		C FC 90 F FC 89 F FF 96 F CH 85 B CH 84 F FC 90 S ST 78 1-3 ① K		B FS 87 B FF 94 B FF 94 C FF 94 D FS 88 4-1 1-2 BB	3	0	1	0	1	1	0
16 Blake Perkins, S (1, 9) OBP: 0.307, SLG: 0.310 (8, 8)		B FF 94 F FF 94 S FF 94 B CH 83 B SL 84 S CH 85 3-3 ③ K			C FF 92 B CH 82 D CH 82 S FF 92 B SL 83 B CH 82 4-2 22 G4-6-3 1-2 BB		B SI 94 B CH 84 B FC 89 B SI 93 4-0 3 G4-6-3 BB		C FF 95 B FF 95 D FS 88 F FF 95 F FS 88 F FF 95 F FS 88 F FS 88 F FF 94 2-3 ③ F FF 96 C SI 78 K	2	0	0	0	2	2	2
28 Joey Wiemer, R (1, 8) OBP: 0.292, SLG: 0.386 3 Raimel Tapia, L (7, PH) OBP: 0.308, SLG: 0.338 (8, 9)			B FF 92 C SL 83 B SL 81 B SL 84 B SL 85 4-1 BB		C SI 92 C SI 93 X SL 85 0-2 ① F7		C SI 94 X SI 94 0-1 ② ③ G4-6-3 1-2f			1	0	0	0	1	0	2
										1	0	0	0	0	0	1
Inning Stats	R: 2 E: 0 K: 1 S: 9 H: 3 LOB: 0 BB: 0 P: 12	R: 0 E: 0 K: 1 S: 11 H: 0 LOB: 0 BB: 0 P: 19	R: 0 E: 0 K: 1 S: 6 H: 0 LOB: 1 BB: 1 P: 13	R: 0 E: 0 K: 0 S: 5 H: 0 LOB: 0 BB: 0 P: 9	R: 0 E: 0 K: 0 S: 9 H: 1 LOB: 1 BB: 1 P: 15	R: 2 E: 0 K: 1 S: 12 H: 2 LOB: 0 BB: 0 P: 19	R: 0 E: 0 K: 1 S: 8 H: 0 LOB: 0 BB: 1 P: 13	R: 0 E: 0 K: 2 S: 11 H: 0 LOB: 0 BB: 0 P: 17	R: 0 E: 0 K: 3 S: 20 H: 0 LOB: 2 BB: 2 P: 32	1B: 3 2B: 2 3B: 0 HR: 1 SF: 0 SAC: 0 DP: 2 HBP: 0						

PITCHER	IP	WLS	BF	H	R	ER	SO	BB	IBB	HBP	BLK	WP	HR	S	P	ERA	WHIP
40 Michael Soroka, R (1, 1) ERA: 5.52	6.0	W	24	6	4	4	4	2	0	0	0	0	1	52	87	6.00	1.333
71 Ben Heller, R (7, 1) ERA: 2.77	1.0	H	3	0	0	0	1	1	0	0	0	0	0	8	13	0.00	1.000
77 Joe Jiménez, R (8, 1) ERA: 2.94	1.0	H	3	0	0	0	2	0	0	0	0	0	0	11	17	0.00	0.000
22 Kirby Yates, R (9, 1) ERA: 3.38	1.0	S	5	0	0	0	3	2	0	0	0	0	0	20	32	0.00	2.000

PITCHER	IP	WLS	BF	H	R	ER	SO	BB	IBB	HBP	BLK	WP	HR	S	P	ERA	WHIP

BOTTOM

Atlanta Braves @ Milwaukee Brewers

American Family Field, Milwaukee, WI

Fri Jul 21 2023, 7:12 PM - 9:43 PM CDT

Att. 37,698 - Clear - 79 F

livebaseballscorecards.com

AB	30
R	4
H	6
RBI	4
BB	5
SO	10
LOB	11

Atlanta Braves @ Milwaukee Brewers

American Family Field, Milwaukee, WI

Sat Jul 22 2023, 6:15 PM - 8:47 PM CDT

Att. 39,707 - Roof Closed - 78 F

TOP

livebaseballscorecards.com

Batter	1	2	3	4	5	6	7	8	9	AB	R	H	RBI	BB	SO	LOB
13 Ronald Acuña Jr., R (1, 9) OBP: 0.408, SLG: 0.578	B SI 93 X SI 92 1-0 27 S 1B		X SI 92 0-0 1 BB 27 HR 1B	C SI 92 F SL 82 B FF 93 F SI 92 S SI 92 1-3 ③ K			B SI 98 X SI 96 1-0 ①② L6-3 1-2		B CH 85 B FF 95 B CH 86 C CH 85 B FF 95 4-1 1-2 BB	4	1	2	0	1	1	2
1 Ozzie Albies, S (1, 4) OBP: 0.317, SLG: 0.496	X FF 94 0-0 ① F8		B SI 93 F SL 84 F FF 93 F FF 94 B SL 83 F SI 93 B FF 93 B SL 84 4-2 27 HR 1-2 BB		B CH 84 C SL 80 C SI 91 F CU 81 B SI 93 S SL 81 2-3 ① K		C SI 97 X SI 98 0-1 ③ G4-3		C FF 95 F CH 85 F FF 95 F CH 85 D CH 85 S CH 84 1-3 ③ K	4	1	0	0	1	2	4
27 Austin Riley, R (1, 5) OBP: 0.333, SLG: 0.494	B SI 93 F SI 93 F FF 94 B SI 94 S SI 94 2-3 ② K 1-2		C SL 82 X SI 93 0-1 1-H 2-H HR		C SI 92 B SL 84 X SL 81 1-1 1B			B FF 97 F SI 95 F SL 85 B SL 86 X SI 96 2-2 ① P5		4	1	2	3	0	1	1
28 Matt Olson, L (1, 3) OBP: 0.363, SLG: 0.577	B FF 94 B SL 83 S SL 83 B FF 94 B SI 93 4-1 BB		B SL 82 B SI 93 F SI 93 F FF 92 X SI 92 2-2 ① G4-3		S SL 82 S FF 93 S SI 93 0-3 ② K			C SI 96 B FF 96 S FF 96 B SL 86 F CH 90 C SL 85 2-3 ② K		3	0	0	0	1	2	1
12 Sean Murphy, R (1, 2) OBP: 0.380, SLG: 0.555	C CU 80 C SI 94 B FF 95 S SI 94 1-3 ③ K		X SI 92 0-0 ② G5-3		B SL 83 B SI 92 C SI 92 C SI 92 S FF 94 2-3 ③ K			B FF 96 C SL 84 B SL 85 S SL 86 B FF 96 X SL 84 3-2 ③ L7		4	0	0	0	0	2	3
20 Marcell Ozuna, R (1, 10) OBP: 0.306, SLG: 0.445		F SL 82 C SI 92 F SI 93 F SI 94 S FF 95 0-3 ① K	C SI 92 X SI 93 0-1 ③ F8			C SL 82 C SL 83 X SI 93 0-2 ① F9			C CH 84 B FF 95 S FF 96 F CH 83 F CH 84 S CH 83 1-3 ① K	4	0	0	0	0	2	0
8 Eddie Rosario, L (1, 7) OBP: 0.300, SLG: 0.471 73 Forrest Wall, L (9, PR)	X SI 94 0-0 1B			B CU 78 B SI 92 X FF 92 2-0 ① G3-1		B SL 81 F SL 82 F SI 92 S FF 94 1-3 ② K			B FF 95 X CH 84 1-0 11 S 1B	4 0	0 0	2 0	0 0	0 0	1 0	0 0
11 Orlando Arcia, R (1, 6) OBP: 0.340, SLG: 0.441	C SI 93 B SL 84 F SI 93 C SI 93 1-3 ② K			B SI 92 X FF 92 1-0 ② F9		X SI 92 0-0 ③ F9			S CH 84 B CH 84 F FF 93 B CH 85 B FF 96 S CH 85 3-3 ② K 1-3	4	0	0	0	0	2	2
23 Michael Harris II, L (1, 8) OBP: 0.323, SLG: 0.441	D SI 93 S SI 93 F FF 94 F SI 93 C SI 93 1-3 ③ K			F FF 93 B CH 84 X CU 80 1-1 1B			B SL 92 B SL 91 B SI 97 C SI 96 S SI 96 B SL 90 4-2 13 L6-3 BB		B FC 91 B CH 85 B FF 95 B CH 84 4-0 13 BB BB	2	0	1	0	2	1	1

	AB	33
	R	3
	H	7
	RBI	3
	BB	5
	SO	14
	LOB	14

Inning Stats																				
	R: 0	H: 1	R: 0	H: 1	R: 3	H: 2	R: 0	H: 1	R: 0	H: 1	R: 0	H: 0	R: 0	H: 0	R: 0	H: 0	R: 0	H: 1	1B: 6	SF: 0	WP: 0	PA: 38
	E: 0	LOB: 2	E: 0	LOB: 1	E: 0	LOB: 0	E: 0	LOB: 1	E: 0	LOB: 0	E: 0	LOB: 0	E: 0	LOB: 0	E: 0	LOB: 0	E: 0	LOB: 3	2B: 1	SAC: 0	PB: 0	
	K: 2	BB: 1	K: 3	BB: 0	K: 0	BB: 1	K: 1	BB: 0	K: 3	BB: 0	K: 1	BB: 0	K: 0	BB: 1	K: 1	BB: 0	K: 3	BB: 2	3B: 0	DP: 1	SB: 3	
	S: 9	P: 17	S: 13	P: 15	S: 13	P: 19	S: 8	P: 13	S: 12	P: 17	S: 7	P: 8	S: 5	P: 10	S: 10	P: 17	S: 15	P: 29	HR: 1	HBP: 0	CS: 0	

PITCHER		IP	WLS	BF	H	R	ER	SO	BB	IBB	HBP	BLK	WP	HR	S	P	ERA	WHIP
37 Adrian Houser, R ERA: 3.86	(1, 1)	6.0		26	6	3	3	10	2	0	0	0	0	1	62	89	4.50	1.333
59 Elvis Peguero, R ERA: 2.77	(7, 1)	1.0		3	0	0	0	0	1	0	0	0	0	0	5	10	0.00	1.000
31 Joel Payamps, R ERA: 1.75	(8, 1)	1.0	W	3	0	0	0	1	0	0	0	0	0	0	10	17	0.00	0.000
38 Devin Williams, R ERA: 1.64	(9, 1)	1.0	S	6	1	0	0	3	2	0	0	0	0	0	15	29	0.00	3.000

PITCHER	IP	WLS	BF	H	R	ER	SO	BB	IBB	HBP	BLK	WP	HR	S	P	ERA	WHIP

BOTTOM

Batter	1	2	3	4	5	6	7	8	9	AB	R	H	RBI	BB	SO	LOB
22 Christian Yelich, L (1, 7) OBP: 0.371, SLG: 0.469	B SI 90 B SI 90 S CH 82 F SL 80 B CH 84 X FF 91 3-2 ① G4-3		F CH 83 B CH 84 B FF 91 X CH 83 2-1 24 G4-3 1-2 1B		C SI 93 C SI 93 B SI 94 1 SAFE D SL 84 F SL 82 X SI 93 2-2 ② F8		B FC 88 F FC 90 C ST 77 B CU 74 B ST 78 X FC 89 3-2 ② F8			4	0	1	0	0	0	1
24 William Contreras, R (1, 2) OBP: 0.350, SLG: 0.444	S SI 90 F SI 91 S CH 84 0-3 ② K		B CH 82 C SL 80 F SI 90 B SI 91 X CH 83 2-2 ②③ G4-3 1-2f		B SL 84 S SI 94 C SI 93 S SL 84 1-3 ③ K		F FC 90 S ST 80 B ST 79 B ST 80 X FC 90 2-2 ③ F8			4	0	0	0	0	2	3
27 Willy Adames, R (1, 6) OBP: 0.291, SLG: 0.411	B SL 81 X SI 91 1-0 ③ F8			F SI 89 T SL 78 T SL 79 0-2 ① K		F SI 92 B SL 84 S SL 84 B SL 84 X SI 94 2-2 ① P3		B FF 95 X SL 83 1-0 14 E 10 E 2B		4	1	1	0	0	1	0
33 Jesse Winker, L (1, 10) OBP: 0.316, SLG: 0.242		B SI 90 C FF 90 C FF 91 B CH 83 B CH 83 C FF 91 3-3 ① K		B SL 80 C SI 89 B CH 83 X FF 90 2-1 ② F7		C SL 84 C SL 84 B SL 85 B SI 94 B SL 82 B SI 94 4-2 14 1B 10 1B BB		C FF 96 S FF 96 T FF 95 0-2 ① K		3	1	0	0	1	2	1
14 Andruw Monasterio, R (1, 5) OBP: 0.372, SLG: 0.386		S SL 81 S SL 81 S SL 81 0-3 ② K		B SI 90 C CH 83 C FF 90 S SL 79 1-3 ③ K		F SI 93 X SI 93 0-1 10 1B 1-2 1B		C SL 85 B SL 86 X SL 85 1-1 FC6 10 E 2-3		4	0	1	0	0	2	1
10 Sal Frelick, L (1, 9) OBP: 0.750, SLG: 1.000		C SI 91 B SI 91 S CH 83 X CH 83 1-2 1B			C SL 78 C SL 79 B CH 82 X SI 89 1-2 6 2B 0 SF8 1B	C SI 95 B SI 95 X SL 83 1-1 1-2 2-H 1B		B FF 96 1 SAFE X CH 90 1-0 ② SF9 1-2 3-H		3	1	3	2	0	0	0
6 Owen Miller, R (1, 3) OBP: 0.312, SLG: 0.387		B SL 80 F FF 91 1 SAFE X SI 90 1-1 ③ G6-3			B SI 90 B SL 79 X SI 90 2-0 0 SF8 16 1B 1-3 2B	X SL 84 0-0 ② L7		C FF 95 X FF 94 0-1 ③ G6-3		4	1	1	0	0	0	4
0 Brice Turang, L (1, 4) OBP: 0.272, SLG: 0.300			C SL 79 B SI 90 B FF 90 B CH 82 B CH 83 4-1 22 1B BB		F CH 84 B FF 91 B SL 80 X CH 83 2-1 ① SF8 2-3 3-H	C SI 94 F SI 95 T SI 95 0-2 ③ K				1	0	0	1	1	1	2
16 Blake Perkins, S (1, 8) OBP: 0.308, SLG: 0.311			B SI 90 C FF 90 B SL 79 B FF 89 X SI 90 3-1 ① L7		B FF 90 S FF 90 X SL 79 1-1 3-H 1B		C FC 88 X FC 89 0-1 ① G3			3	0	1	1	0	0	1
Inning Stats	R: 0 E: 0 K: 1 S: 7 H: 0 LOB: 0 BB: 0 P: 11	R: 0 E: 0 K: 2 S: 11 H: 1 LOB: 1 BB: 0 P: 16	R: 0 E: 0 K: 0 S: 8 H: 1 LOB: 1 BB: 1 P: 19	R: 0 E: 0 K: 2 S: 8 H: 0 LOB: 0 BB: 0 P: 11	R: 2 E: 0 K: 1 S: 15 H: 3 LOB: 1 BB: 0 P: 24	R: 1 E: 0 K: 1 S: 13 H: 2 LOB: 2 BB: 1 P: 20	R: 0 E: 0 K: 0 S: 8 H: 0 LOB: 0 BB: 0 P: 13	R: 1 E: 2 K: 1 S: 9 H: 1 LOB: 1 BB: 0 P: 12		1B: 6 2B: 2 3B: 0 HR: 0 SF: 2 SAC: 0 DP: 1 HBP: 0				WP: 0 PB: 0 SB: 0 CS: 0 PA: 34		

PITCHER		IP	WLS	BF	H	R	ER	SO	BB	IBB	HBP	BLK	WP	HR	S	P	ERA	WHIP
Allan Winans, R ERA: 4.15	(1, 1)	4.1		18	5	2	2	5	1	0	0	0	0	0	42	71	4.15	1.385
51 Michael Tonkin, R ERA: 3.22	(5, 1)	1.2		8	2	1	1	2	1	0	0	0	0	0	20	30	5.40	1.800
32 Collin McHugh, R ERA: 3.54	(7, 1)	1.0		3	0	0	0	0	0	0	0	0	0	0	8	13	0.00	0.000
77 Joe Jiménez, R ERA: 2.86	(8, 1)	1.0	L	5	1	1	0	1	0	0	0	0	0	0	9	12	0.00	1.000

PITCHER	IP	WLS	BF	H	R	ER	SO	BB	IBB	HBP	BLK	WP	HR	S	P	ERA	WHIP

Atlanta Braves @ Milwaukee Brewers

American Family Field, Milwaukee, WI

Sat Jul 22 2023, 6:15 PM - 8:47 PM CDT

Att. 39,707 - Roof Closed - 78 F

livebaseballscorecards.com

AB	30
R	4
H	8
RBI	4
BB	2
SO	8
LOB	13

Batter	1	2	3	4	5	6	7	8	9	AB	R	H	RBI	BB	SO	LOB
13 Ronald Acuña Jr., R (1, 9) OBP: 0.409, SLG: 0.577	B FC 88 F SI 91 X FC 88 1-1 28 CS 1 S 1B		B SI 90 F CU 81 F SI 91 B FF 91 X SI 91 2-2 ② G5-3			B SI 88 S SI 88 B SI 90 X SI 90 2-1 ① F9		F SI 97 1 SAFE F SL 92 X SI 97 0-2 1 HR 1-2 1B		4	1	2	0	0	0	1
1 Ozzie Albies, S (1, 4) OBP: 0.319, SLG: 0.503	1 SAFE B SI 90 1 SAFE S CH 84 B FC 87 B FC 86 F SI 91 F SI 92 S CH 85 3-3 ① K 1-2		H FC 88 1-0 HBP			B FC 86 F SI 90 X CH 83 1-1 ② P6		X SI 95 0-0 1-H 2-H HR		3	1	1	3	0	1	1
27 Austin Riley, R (1, 5) OBP: 0.330, SLG: 0.488	S CU 80 B FC 88 X SI 92 1-1 ② G4-3		F FC 88 B FC 88 F SI 91 B CH 85 B FC 88 C SI 93 3-3 ③ K			B CU 78 B FC 86 X SI 90 2-0 ③ G5-3		B SL 91 X SL 92 1-0 ② G6-3		4	0	0	0	0	1	3
28 Matt Olson, L (1, 3) OBP: 0.360, SLG: 0.571	2 SAFE 0-0 ③ CS 2-3	B CU 75 X SI 90 1-0 ① G4-3		F FC 86 B CH 83 B FF 90 S SI 90 S FC 87 2-3 ① K			S ST 80 B ST 80 F SI 88 F SI 90 X ST 80 1-2 ① G4-3	B SL 92 X SI 97 1-0 ③ G4-3		4	0	0	0	0	1	0
16 Travis d'Arnaud, R (1, 2) OBP: 0.333, SLG: 0.493		S SI 90 B CU 77 B FC 87 S SI 90 X SI 92 2-2 HR		F SI 91 S CH 79 B SI 90 T FC 88 1-2 ② K			X CH 82 0-0 2B		C SI 96 B SI 96 B SL 85 B SL 88 F SI 95 X SI 97 3-2 ① G4-3	4	1	2	1	0	1	0
20 Marcell Ozuna, R (1, 10) OBP: 0.302, SLG: 0.439		B SI 91 S SI 92 C FC 88 B FF 91 X SI 91 2-2 ② G5-3		S FC 88 B FC 88 S FC 88 F SI 92 C SI 91 1-3 ③ K			F ST 81 C SI 90 B SI 89 D ST 81 B FF 90 S CH 81 3-3 ② K		B SL 86 S SI 96 S SI 96 X SI 96 1-2 ② F9	4	0	0	0	0	2	1
8 Eddie Rosario, L (1, 7) OBP: 0.298, SLG: 0.468 17 Kevin Pillar, R (7, PH) OBP: 0.271, SLG: 0.464 (7, 7)		C SI 91 X FC 88 0-1 ③ F8			X FC 86 0-0 ① F7		B SL 89 B SI 99 X SI 99 2-0 ③ F4		T SI 97 F SI 96 B SL 86 B SL 87 B SL 86 F SI 97 F SI 97 F SI 97 C SL 85 3-3 ③ K	2 2	0 0	0 0	0 0	0 0	0 1	0 1
11 Orlando Arcia, R (1, 6) OBP: 0.340, SLG: 0.440			C SI 89 X CU 79 0-1 ① G6-3		C SI 89 B SI 89 B FC 88 X SI 90 2-1 ② G6-3			C SL 91 X SL 92 0-1 23 FC4-6 1B		3	0	1	0	0	0	0
23 Michael Harris II, L (1, 8) OBP: 0.323, SLG: 0.444			B SI 90 B CH 84 C SI 91 X SI 91 2-1 2B		B CU 75 C SI 89 F CH 82 X SI 89 1-2 ③ G4-3			C SI 96 B SI 95 F SL 92 X SI 97 1-2 ① FC4-6 13 1B 1-2f 1 HR		3	1	1	0	0	0	1
Inning Stats	R: 0 E: 0 K: 1 S: 8 H: 1 LOB: 0 BB: 0 P: 13	R: 1 E: 0 K: 0 S: 9 H: 1 LOB: 0 BB: 0 P: 14	R: 0 E: 0 K: 1 S: 10 H: 1 LOB: 2 BB: 0 P: 18	R: 0 E: 0 K: 3 S: 10 H: 0 LOB: 0 BB: 0 P: 14	R: 0 E: 0 K: 0 S: 6 H: 0 LOB: 0 BB: 0 P: 9	R: 0 E: 0 K: 0 S: 5 H: 0 LOB: 0 BB: 0 P: 10	R: 0 E: 0 K: 1 S: 9 H: 1 LOB: 1 BB: 0 P: 15	R: 3 E: 0 K: 0 S: 11 H: 3 LOB: 0 BB: 0 P: 14	R: 0 E: 0 K: 1 S: 12 H: 0 LOB: 0 BB: 0 P: 19	1B: 3 2B: 2 3B: 0 HR: 2 SF: 0 SAC: 0 DP: 0 HBP: 1						

PITCHER		IP	WLS	BF	H	R	ER	SO	BB	IBB	HBP	BLK	WP	HR	S	P	ERA	WHIP
49 Julio Teheran, R ERA: 3.75	(1, 1)	6.0		21	3	1	1	5	0	0	1	0	0	1	48	78	1.50	0.500
55 Hoby Milner, L ERA: 2.27	(7, 1)	0.2	H	3	1	0	0	1	0	0	0	0	0	0	8	12	0.00	1.500
45 Abner Uribe, R ERA: 1.93	(7, 1)	0.1	H	1	0	0	0	0	0	0	0	0	0	0	1	3	0.00	0.000
59 Elvis Peguero, R ERA: 3.38	(8, 1)	1.0	L	6	3	3	3	0	0	0	0	0	0	1	11	14	27.00	3.000
36 J.C. Mejía, R ERA: 4.15	(9, 1)	1.0		3	0	0	0	1	0	0	0	0	0	0	12	19	0.00	0.000

PITCHER	IP	WLS	BF	H	R	ER	SO	BB	IBB	HBP	BLK	WP	HR	S	P	ERA	WHIP

TOP

Atlanta Braves @ Milwaukee Brewers

American Family Field, Milwaukee, WI

Sun Jul 23 2023, 1:12 PM - 3:46 PM CDT

Att. 38,605 - Partly Cloudy - 80 F

livebaseballscorecards.com

AB	33
R	4
H	7
RBI	4
BB	0
SO	7
LOB	8

Batter	1	2	3	4	5	6	7	8	9	AB	R	H	RBI	BB	SO	LOB
22 Christian Yelich, L (1, 7) OBP: 0.372, SLG: 0.470	B FF 91 B FF 91 B FF 91 C SI 90 X SI 91 3-1 G6-3 ①		C SI 92 B CH 87 B CH 87 F SI 91 B SI 91 F CH 87 X SI 91 3-2 24 G5-3 1B		C SL 83 X CH 86 0-1 G3-6-3 ①② 1-2f			B FC 92 F FC 91 X CH 84 1-1 24 G6-4-3 1B		4	0	2	0	0	0	1
24 William Contreras, R (1, 10) OBP: 0.345, SLG: 0.438	C SI 91 B CH 87 X CH 86 1-1 F7 ②		X SI 91 0-0 G5-3 ② 1-2		B SI 90 S CH 86 B SL 84 X SI 91 2-1 G6-3 ③			X SI 93 0-0 G6-4-3 ①② 1-2f		4	0	0	0	0	0	2
27 Willy Adames, R (1, 6) OBP: 0.294, SLG: 0.408	C SI 91 B CH 86 F CH 86 B SL 85 F SL 84 F CH 87 B SI 92 B SL 85 4-2 BB		C SL 83 X SL 84 0-1 G6-3 ③			S SL 83 B SL 84 F SI 91 F CH 86 B CH 87 F SI 91 F SL 84 F SL 84 S SI 92 2-3 K ①		B SI 94 S FC 90 B ST 77 B FC 89 F FC 90 B ST 78 4-2 10 1B BB		2	0	0	0	2	1	1
10 Sal Frelick, L (1, 9) OBP: 0.625, SLG: 0.667	B SI 90 X SI 90 1-0 G4-3 ③			B SI 89 B SI 90 C SL 82 S CH 86 B SI 91 B SI 91 4-2 7 1B 6 SF8 BB		C SL 82 B CH 87 X CH 86 1-1 P5 ②		C SI 94 B SI 95 D CH 84 C FC 89 X SI 94 2-2 1-2 1B		3	1	1	0	1	0	1
14 Andruw Monasterio, R (1, 5) OBP: 0.357, SLG: 0.368		B SI 90 C SI 91 B SL 84 B SI 91 C SI 91 X SI 92 3-2 L8 ①		C SL 84 F SL 83 F SL 83 D SI 91 F SL 84 1 SAFE B SL 84 D SI 92 X SL 84 3-2 F9 ①		C SL 83 F SL 83 B SI 92 X SI 91 1-2 G4-3 ③		F SI 95 B FC 89 F FC 90 S ST 80 1-3 K ③		4	0	0	0	0	1	3
7 Victor Caratini, S (1, 2) OBP: 0.333, SLG: 0.360		C SL 82 X SL 83 0-1 F9 ②		B SI 90 D SI 91 F SI 90 F SI 90 1 SAFE B CH 85 X SI 90 3-2 0 FC4-6 1-3 1B			F SL 88 B SL 87 C FF 97 C FF 96 1-3 K ①		S CH 88 F CH 90 F CH 89 S FF 95 0-3 K ①	4	0	1	0	0	2	0
6 Owen Miller, R (1, 3) OBP: 0.311, SLG: 0.386		B SI 91 C SL 82 F SL 83 B SI 92 F SL 84 F SI 92 F SI 92 F CH 87 B SI 92 3-3 S SL 85 K ③		B SI 91 F SI 91 B SL 83 X SI 91 2-1 SF8 ② 3-H			B FF 96 F SL 89 B SL 87 F FF 96 F SL 87 X SL 87 2-2 16 S 1B		S FF 96 C SI 98 B SL 86 S FF 97 1-3 K ②	3	0	1	1	0	2	0
0 Brice Turang, L (1, 4) OBP: 0.272, SLG: 0.313		C SL 81 X FF 90 0-1 HR		C SL 83 B CH 86 B CH 87 C SI 90 F CH 87 F SL 83 X CH 86 2-2 FC4-6 ③ 1-2f			F SL 88 S SL 88 D SL 89 T FF 96 1-2 K ②		C SL 84 C CH 91 B FF 96 F FF 96 B CH 92 S CH 91 2-3 K ③	4	1	1	1	0	2	2
16 Blake Perkins, S (1, 8) OBP: 0.308, SLG: 0.311			X SI 90 0-0 G4-3 ①		C SI 90 B CH 86 X CH 86 1-1 22 G3-6-3 1B		C FF 96 B SL 86 B FF 96 S FF 96 F FF 97 S FF 96 2-3 K ③ 1-2			3	0	1	0	0	1	1
Inning Stats	R: 0 E: 0 K: 0 S: 9 H: 0 LOB: 1 BB: 1 P: 18	R: 0 E: 0 K: 1 S: 12 H: 0 LOB: 0 BB: 0 P: 18	R: 1 E: 0 K: 0 S: 10 H: 2 LOB: 1 BB: 0 P: 13	R: 1 E: 0 K: 0 S: 17 H: 1 LOB: 1 BB: 1 P: 31	R: 0 E: 0 K: 0 S: 6 H: 1 LOB: 0 BB: 0 P: 9	R: 0 E: 0 K: 1 S: 12 H: 0 LOB: 0 BB: 0 P: 16	R: 0 E: 0 K: 3 S: 14 H: 1 LOB: 1 BB: 0 P: 20	R: 0 E: 0 K: 1 S: 11 H: 2 LOB: 2 BB: 1 P: 19	R: 0 E: 0 K: 3 S: 11 H: 0 LOB: 0 BB: 0 P: 14	1B: 6 2B: 0 3B: 0 HR: 1 SF: 1 SAC: 0 DP: 2 HBP: 0						

BOTTOM

Atlanta Braves @ Milwaukee Brewers

American Family Field, Milwaukee, WI

Sun Jul 23 2023, 1:12 PM - 3:46 PM CDT

Att. 38,605 - Partly Cloudy - 80 F

livebaseballscorecards.com

AB	31
R	2
H	7
RBI	2
BB	3
SO	9
LOB	11

PITCHER		IP	WLS	BF	H	R	ER	SO	BB	IBB	HBP	BLK	WP	HR	S	P	ERA	WHIP
55 Bryce Elder, R ERA: 3.3	(1, 1)	6.0		23	4	2	2	2	2	0	0	0	0	1	66	105	3.00	1.000
75 Daysbel Hernández, R ERA:	(7, 1)	1.0	W	4	1	0	0	3	0	0	0	0	0	0	14	20	0.00	1.000
71 Ben Heller, R ERA: 2.57	(8, 1)	1.0	H	5	2	0	0	1	1	0	0	0	0	0	11	19	0.00	3.000
26 Raisel Iglesias, R ERA: 3.94	(9, 1)	1.0	S	3	0	0	0	3	0	0	0	0	0	0	11	14	0.00	0.000

PITCHER	IP	WLS	BF	H	R	ER	SO	BB	IBB	HBP	BLK	WP	HR	S	P	ERA	WHIP

Cincinnati Reds @ Milwaukee Brewers

American Family Field, Milwaukee, WI

Mon Jul 24 2023, 7:11 PM - 10:02 PM CDT

Att. 29,216 - Overcast - 78 F

TOP

livebaseballscorecards.com

Batter	1	2	3	4	5	6	7	8	9	AB	R	H	RBI	BB	SO	LOB
44 Elly De La Cruz, S (1, 6) OBP: 0.320, SLG: 0.461	B FC 88 F FC 88 X SI 93 1-1 ① F8		X FC 88 0-0 1-H HR		C FF 93 B FF 94 F FF 93 F FC 88 B SI 93 C SI 93 2-3 ③ K 1-2			X SI 97 0-0 ① G6-3		4	1	1	2	0	1	1
29 TJ Friedl, L (1, 8) OBP: 0.356, SLG: 0.438	B FF 94 X FC 88 1-0 ② F9		C FF 94 B FS 86 X FC 87 1-1 ② F7			C CU 74 F FS 84 B FC 85 F FF 92 B SI 92 X FC 87 2-2 ① F8		B SI 97 X SI 96 1-0 ② L8		4	0	0	0	0	0	0
9 Matt McLain, R (1, 4) OBP: 0.370, SLG: 0.522	X FC 88 0-0 ③ G6-3		B CU 79 C FC 88 B ST 83 C SI 94 X FC 86 2-2 ③ G4-3			B FC 86 C SI 92 S FC 87 B SI 92 F SI 92 B FC 87 B SI 93 4-2 7 G5-3 27 1B BB		C SI 96 X SL 86 0-1 ③ L9		3	0	0	0	1	0	0
27 Jake Fraley, L (1, 9) OBP: 0.356, SLG: 0.479		S FC 89 B FF 94 F FC 88 F SI 94 B ST 82 B SI 94 X FC 86 3-2 ① P5		X SI 91 0-0 ① G4-3		C SI 91 S FF 92 1 SAFE F FC 86 B FF 92 X FC 86 1-2 1B			F FF 94 X CH 83 0-1 ① L9	4	0	1	0	0	0	0
7 Spencer Steer, R (1, 5) (9, 3) OBP: 0.361, SLG: 0.459		B CU 79 B SI 94 B FC 87 C SI 92 F FC 86 X SI 95 3-2 1B		B SI 92 B FC 86 S FC 85 F FC 85 X ST 82 2-2 ② L8		F CU 76 X SI 92 0-1 ②③ G5-3 2-3f			S CH 84 B FF 95 S FF 94 B CH 84 F CH 84 B FF 96 T FF 94 3-2 ② K	4	0	1	0	0	1	2
19 Joey Votto, L (1, 3) OBP: 0.302, SLG: 0.478 15 Nick Senzel, R (9, 5) OBP: 0.309, SLG: 0.386		F FC 87 F FC 89 F FF 94 C FC 88 0-3 ② K		X ST 81 0-0 ③ F8			C FF 89 X ST 80 0-1 ① G4-3		S FF 94 B CH 85 S CH 84 B FF 94 S CH 85 2-3 ③ K	4 0	0 0	0 0	0 0	0 0	2 0	1 0
33 Christian Encarnacion-Strand (1, 10) OBP: 0.296, SLG: 0.385		F FC 87 C FF 94 S FF 94 0-3 ③ K			X ST 81 0-0 ① G5-3		C CH 81 F ST 80 S FF 90 0-3 ② K			3	0	0	0	0	2	1
37 Tyler Stephenson, R (1, 2) OBP: 0.334, SLG: 0.365			C FC 86 F SI 93 B FF 94 B SI 94 F FC 87 X SI 94 2-2 44 HR 1B		T FF 93 S FC 85 B FC 87 C SI 93 1-3 ② K		F ST 80 B ST 80 B FF 89 X CH 82 2-1 1B			3	1	2	0	0	1	0
30 Will Benson, L (1, 7) OBP: 0.389, SLG: 0.517			C FC 86 F FF 94 B FC 87 B FF 94 B ST 79 F FC 87 F SI 92 F FC 86 F ST 81 3-3 ① K F FF 93 C FF 93		X SI 92 0-0 44 S 1B		C SI 88 X ST 81 0-1 ③ F9			3	0	1	0	0	1	2
Inning Stats	R: 0 E: 0 K: 0 S: 4 H: 0 LOB: 0 BB: 0 P: 6	R: 0 E: 0 K: 2 S: 14 H: 1 LOB: 1 BB: 0 P: 20	R: 2 E: 0 K: 1 S: 18 H: 2 LOB: 0 BB: 0 P: 26	R: 0 E: 0 K: 0 S: 5 H: 0 LOB: 0 BB: 0 P: 7	R: 0 E: 0 K: 2 S: 9 H: 1 LOB: 1 BB: 0 P: 12	R: 0 E: 0 K: 0 S: 13 H: 1 LOB: 1 BB: 1 P: 20	R: 0 E: 0 K: 1 S: 9 H: 1 LOB: 1 BB: 0 P: 11	R: 0 E: 0 K: 0 S: 4 H: 0 LOB: 0 BB: 0 P: 5	R: 0 E: 0 K: 2 S: 9 H: 0 LOB: 0 BB: 0 P: 14	1B: 5 2B: 0 3B: 0 HR: 1 SF: 0 SAC: 0 DP: 1 HBP: 0						

	AB	32
	R	2
	H	6
	RBI	2
	BB	1
	SO	8
	LOB	7

WP: 0 PB: 0 SB: 1 CS: 0 PA: 33

PITCHER		IP	WLS	BF	H	R	ER	SO	BB	IBB	HBP	BLK	WP	HR	S	P	ERA	WHIP
48 Colin Rea, R ERA: 4.53	(1, 1)	6.0		23	5	2	2	5	1	0	0	0	0	1	63	91	3.00	1.000
55 Hoby Milner, L ERA: 2.21	(7, 1)	1.0		4	1	0	0	1	0	0	0	0	0	0	9	11	0.00	1.000
31 Joel Payamps, R ERA: 1.71	(8, 1)	1.0		3	0	0	0	0	0	0	0	0	0	0	4	5	0.00	0.000
38 Devin Williams, R ERA: 1.6	(9, 1)	1.0	W	3	0	0	0	2	0	0	0	0	0	0	9	14	0.00	0.000

PITCHER	IP	WLS	BF	H	R	ER	SO	BB	IBB	HBP	BLK	WP	HR	S	P	ERA	WHIP

BOTTOM

Batter	1	2	3	4	5	6	7	8	9	AB	R	H	RBI	BB	SO	LOB
22 Christian Yelich, L (1, 7) OBP: 0.375, SLG: 0.469	C FC 96 C SL 88 B SL 90 F FC 97 B FC 97 B SL 89 B FC 98 4-2 24 S 24 1B BB		B SI 96 S FC 96 S FC 97 F SI 99 S FC 97 1-3 ① K		B SL 89 B SI 95 F FC 95 F FC 95 B SI 96 B FC 96 4-2 24 G6-4-3 BB		C CU 83 B CU 83 B SI 92 X SI 92 2-1 ② F7		B FF 95 X SL 86 1-0 1-2 2-H 1B	3	1	1	1	2	1	1
24 William Contreras, R (1, 2) OBP: 0.347, SLG: 0.437	C SL 87 1 SAFE C SL 88 D SL 90 X FC 96 1-2 10 G4-6-3 1-H 1B		B FC 98 B SI 97 B SL 87 B FC 96 4-0 27 E 10 CS BB		B SI 96 D SL 88 X FC 93 2-0 ②③ G6-4-3 1-2f		B FF 94 T FC 88 S FS 82 D FS 83 B FS 82 F FF 95 X FS 82 3-2 ③ F7			3	0	1	1	1	0	2
27 Willy Adames, R (1, 6) OBP: 0.290, SLG: 0.404	F FC 97 C FC 97 F SL 90 1 SAFE B SL 89 C FC 96 1-3 ① K		F SI 96 F FC 96 D SL 88 F SL 87 B FC 96 X SI 98 2-2 FC5 1-3			S SL 88 B SL 88 C SL 86 B FC 95 S SL 89 2-3 ① K		B FC 93 B FC 94 F FF 96 B FC 95 S FF 97 S SL 87 3-3 ① K		4	0	0	0	0	3	2
10 Sal Frelick, L (1, 9) OBP: 0.583, SLG: 0.889	C FC 96 S SL 89 X SL 89 0-2 ②③ G4-6-3 1-2f		C FC 95 1 SAFE B FC 95 B SL 88 F FC 96 F FC 95 B FC 97 F FC 96 C FC 95 3-3 ②③ K 3-H			C SL 86 B SL 87 C FC 95 F SL 88 X FC 97 1-2 HR		B FC 94 B FC 91 C FC 94 C FC 92 B SL 84 F FC 93 B FC 92 4-2 6 WP 14 BB 6 FC5-2 BB		3	1	1	1	1	1	3
14 Andruw Monasterio, R (1, 5) OBP: 0.382, SLG: 0.393		B FC 94 C SL 87 B SL 85 F FC 94 X FC 96 2-2 0 F9 6 1B 1B		C FC 95 B FC 96 B SL 87 X FC 95 2-1 6 F8 2B		B FC 96 B SL 87 B FC 94 C FC 93 B SI 95 4-1 0 WP 6 S BB		C CU 77 D SL 85 1 SAFE B FC 92 B FC 93 F SI 95 F FC 93 B SI 97 4-2 6 FC5-2 6 WP 1-2 BB		2	0	2	0	2	0	0
6 Owen Miller, R (1, 3) OBP: 0.310, SLG: 0.384		C SL 87 X SL 89 0-1 0 F9 1-2 1B		C FC 96 F SL 88 F FC 95 F SL 87 F SL 88 F FC 95 F SL 88 X FC 97 0-2 ① F8 2-3		B FF 96 1 SAFE 1 SAFE C FF 94 S SL 84 S SL 84 1-3 ② K 1-2		B SL 87 S CU 79 S FF 97 X SL 86 1-2 ② FC5-2 1-3 2-H		4	0	1	0	0	1	4
0 Brice Turang, L (1, 4) OBP: 0.268, SLG: 0.307		L FC 95 D FC 97 C FC 97 X SL 88 1-2 ① F9 1-2 2-3		C FC 95 F FC 95 F SL 90 B FC 97 S FC 97 1-3 ② K		L FF 95 B CH 90 S FF 95 F FF 95 B FF 96 S FF 95 2-3 ③ K 2-3		F FF 96 B FF 97 F FF 97 X FF 97 1-2 ③ L9		4	0	0	0	0	2	6
12 Jahmai Jones, R (1, 10) OBP: 0.333, SLG: 0.375 16 Blake Perkins, S (7, PH) OBP: 0.320, SLG: 0.311 (8, 10)		B FC 97 F FC 96 C FC 96 F SL 90 S FC 96 1-3 ② K		S FC 97 C FC 98 B FC 98 D SL 90 S SL 86 2-3 ③ K			B CU 82 B SI 92 C SI 91 C CH 86 B CH 87 F SI 92 F SI 92 B CH 88 4-2 28 S BB		B FF 97 B SL 88 B SL 86 B FF 96 4-0 33 1B 22 1B BB	2 0	0 1	0 0	0 2	0 0	2 0	3 0
28 Joey Wiemer, R (1, 8) OBP: 0.289, SLG: 0.382 33 Jesse Winker, L (9, PH) OBP: 0.320, SLG: 0.247 15 Tyrone Taylor, R (9, PR) OBP: 0.170, SLG: 0.224		C SL 88 F FC 97 F FC 97 D SL 91 S SL 89 1-3 ③ K			X SL 88 0-0 ① F8		F SI 91 B SI 92 B CH 87 F CH 87 X CH 88 2-2 ① L7 1-2		1 SAFE X FF 94 0-0 22 1B 1-2 1B	3 1 0	0 0 0	0 1 0	0 0 0	0 0 0	1 0 0	3 0 0
Inning Stats	R: 1 H: 1 E: 0 LOB: 0 K: 1 BB: 1 S: 13 P: 19	R: 0 H: 2 E: 0 LOB: 2 K: 2 BB: 0 S: 16 P: 21	R: 0 H: 0 E: 1 LOB: 2 K: 2 BB: 1 S: 13 P: 23	R: 0 H: 1 E: 0 LOB: 1 K: 2 BB: 0 S: 17 P: 22	R: 0 H: 0 E: 0 LOB: 0 K: 0 BB: 1 S: 4 P: 10	R: 1 H: 1 E: 0 LOB: 1 K: 3 BB: 1 S: 15 P: 25	R: 0 H: 0 E: 0 LOB: 1 K: 0 BB: 1 S: 13 P: 24	R: 0 H: 0 E: 0 LOB: 2 K: 1 BB: 2 S: 15 P: 28	R: 1 H: 2 E: 0 LOB: 2 K: 0 BB: 1 S: 2 P: 7	1B: 5 SF: 0 2B: 2 SAC: 0 3B: 0 DP: 3 HR: 1 HBP: 0						WP: 2 PA: 37 PB: 0 SB: 3 CS: 1	

PITCHER		IP	WLS	BF	H	R	ER	SO	BB	IBB	HBP	BLK	WP	HR	S	P	ERA	WHIP
51 Graham Ashcraft, R ERA: 5.64	(1, 1)	5.1		23	5	2	2	8	4	0	0	0	0	1	71	110	3.38	1.688
46 Buck Farmer, R ERA: 3.78	(6, 1)	0.2		2	0	0	0	2	0	0	0	0	1	0	7	10	0.00	0.000
48 Alex Young, L ERA: 2.27	(7, 1)	0.2		3	0	0	0	0	1	0	0	0	0	0	9	17	0.00	1.500
63 Fernando Cruz, R ERA: 4.73	(7, 1)	0.1		1	0	0	0	0	0	0	0	0	0	0	4	7	0.00	0.000
47 Derek Law, R ERA: 3.6	(8, 1)	1.0		5	0	0	0	1	2	0	0	0	1	0	15	28	0.00	2.000

PITCHER		IP	WLS	BF	H	R	ER	SO	BB	IBB	HBP	BLK	WP	HR	S	P	ERA	WHIP
43 Alexis Díaz, R ERA: 2.22	(9, 1)	0.0	L	3	2	1	1	0	1	0	0	0	0	0	2	7	∞	∞

Cincinnati Reds @ Milwaukee Brewers

American Family Field, Milwaukee, WI

Mon Jul 24 2023, 7:11 PM - 10:02 PM CDT

Att. 29,216 - Overcast - 78 F

livebaseballscorecards.com

AB	29
R	3
H	7
RBI	3
BB	8
SO	11
LOB	24

Cincinnati Reds @ Milwaukee Brewers

American Family Field, Milwaukee, WI

Tue Jul 25 2023, 7:12 PM - 10:24 PM CDT

Att. 27,551 - Clear - 85 F

TOP

livebaseballscorecards.com

Batter	1	2	3	4	5	6	7	8	9	AB	R	H	RBI	BB	SO	LOB
44 Elly De La Cruz, S (1, 5) OBP: 0.311, SLG: 0.447	B FC 95 F FC 95 F CH 91 S CH 90 1-3 ① K		B CU 79 C CU 79 X FC 94 1-1 ③ F9		C FC 95 S CH 89 B CU 81 X CH 89 1-2 ② F8		F SL 90 B SL 93 S SL 91 F SL 92 F FF 102 F SL 91 F SI 100 X FF 101 1-2 ③ L6		B CU 82 B CU 81 C SI 94 B SI 94 F FC 90 F FC 90 F CU 82 F FC 90 S SI 94 3-3 ② K	5	0	0	0	0	2	2
29 TJ Friedl, L (1, 8) OBP: 0.353, SLG: 0.432	C FC 97 B FC 96 B CU 81 X FC 96 2-1 ② G5-6-3			B FC 95 C FC 94 B CU 79 S CH 90 H SL 84 3-2 9 BB 6 1B HBP	B FC 95 C FC 96 F FC 94 B FC 95 X CH 89 2-2 ③ G3-1			C CU 79 X FC 90 0-1 ① L8	X FC 89 0-0 ③ F8	4	1	0	0	0	0	0
9 Matt McLain, R (1, 6) OBP: 0.375, SLG: 0.524	T FC 95 X FC 96 0-1 1B			B FC 94 B FC 95 1 SAFE B FC 94 C FC 96 D FC 95 4-1 6 1B 19 1B 1-2 BB		C SI 95 F SL 84 B FC 93 B SL 82 X SI 96 2-2 ① G6-3		B FF 92 X SI 93 1-0 27 1B 1B		3	1	2	0	1	0	0
27 Jake Fraley, L (1, 10) OBP: 0.354, SLG: 0.475	B CU 78 1 SAFE C FC 94 X FC 95 1-1 ③ G4-3			B CH 91 S FC 95 F FC 96 B FC 96 B FC 96 F FC 97 S CH 90 3-3 ① K		F FC 94 S CU 81 B CU 79 F FC 94 S CH 90 1-3 ② K		X FC 88 0-0 19 S 1-3 1B		4	0	1	0	0	2	3
6 Jonathan India, R (1, 4) OBP: 0.337, SLG: 0.409		B FC 96 C FC 96 S SL 86 S SL 86 1-3 ① K		C SI 97 X SI 96 0-1 19 1B 1-3 2-H 1B	S SL 84 B FC 95 X FC 95 1-1 ③ F9			F FC 89 S FC 90 B SI 94 X CU 81 1-2 ② F7		4	0	1	1	0	1	2
19 Joey Votto, L (1, 3) OBP: 0.300, SLG: 0.468 15 Nick Senzel, R (8, 7) OBP: 0.309, SLG: 0.386		B CU 80 B FC 96 C FC 95 B FC 95 X FC 95 3-1 ② G3		B CH 90 F CH 90 F FC 95 X CH 89 1-2 3-H 1B			C SI 99 B SI 99 S SL 92 C SL 90 1-3 ① K	C CU 80 B FC 90 F FC 90 F FC 94 F CU 82 X CU 81 1-2 ③ F8 1-2		4	0	1	1	0	1	2
										0	0	0	0	0	0	0
7 Spencer Steer, R (1, 7) OBP: 0.360, SLG: 0.455 (8, 3)		F FC 96 X SL 85 0-1 ③ G5-3		C SI 95 C SI 96 C SI 95 0-3 ② K			B SL 91 B FF 100 S SI 99 B SI 99 C SI 99 X SI 99 3-2 ② G4-3		C SI 93 F FC 89 F FC 89 F SI 93 F CU 83 H SI 94 1-2 30 HR HBP	3	1	0	0	0	1	2
30 Will Benson, L (1, 9) OBP: 0.392, SLG: 0.534			B FC 95 B CU 78 B FC 94 C FC 94 C FC 95 C FC 96 3-3 ① K	C CU 80 F CU 80 X FC 95 0-2 ③ G1-3			B SI 100 B SI 100 C SI 100 B SI 99 D SI 98 4-1 22 BB BB		F SI 93 S FC 89 X FC 90 0-2 1-H HR	3	1	1	2	1	1	2
22 Luke Maile, R (1, 2) OBP: 0.292, SLG: 0.419			C FC 96 B FC 95 C SL 85 B CU 79 X SL 85 2-2 ② G6-3		F FC 94 B CU 80 B CU 77 X FC 94 2-1 ① F9		B SI 100 B SI 100 1 SAFE C SI 99 B SI 98 C SI 98 D SI 100 4-2 1-2 BB		B SI 94 X SI 94 1-0 ① G4-3	3	0	0	0	1	0	0
Inning Stats	R: 0 E: 0 K: 1 S: 9 H: 1 LOB: 1 BB: 0 P: 13	R: 0 E: 0 K: 1 S: 7 H: 0 LOB: 0 BB: 0 P: 11	R: 0 E: 0 K: 1 S: 8 H: 0 LOB: 0 BB: 0 P: 14	R: 2 E: 0 K: 2 S: 18 H: 2 LOB: 2 BB: 1 P: 29	R: 0 E: 0 K: 0 S: 8 H: 0 LOB: 0 BB: 0 P: 13	R: 0 E: 0 K: 1 S: 9 H: 0 LOB: 0 BB: 0 P: 13	R: 0 E: 0 K: 1 S: 16 H: 0 LOB: 2 BB: 2 P: 29	R: 0 E: 0 K: 0 S: 12 H: 2 LOB: 2 BB: 0 P: 15	R: 2 E: 0 K: 1 S: 16 H: 1 LOB: 0 BB: 0 P: 21	1B: 5 2B: 0 3B: 0 HR: 1 SF: 0 SAC: 0 DP: 0 HBP: 2	WP: 0 PB: 0 SB: 1 CS: 0 PA: 38					

	AB	33
	R	4
	H	6
	RBI	4
	BB	3
	SO	8
	LOB	13

PITCHER		IP	WLS	BF	H	R	ER	SO	BB	IBB	HBP	BLK	WP	HR	S	P	ERA	WHIP
39 Corbin Burnes, R ERA: 3.46	(1, 1)	6.0	L	23	3	2	2	6	1	0	1	0	0	0	59	93	3.00	0.667
45 Abner Uribe, R ERA: 1.59	(7, 1)	1.0		5	0	0	0	1	2	0	0	0	0	0	16	29	0.00	2.000
46 Bryse Wilson, R ERA: 2.77	(8, 1)	2.0		10	3	2	2	1	0	0	1	0	0	1	28	36	9.00	1.500

PITCHER	IP	WLS	BF	H	R	ER	SO	BB	IBB	HBP	BLK	WP	HR	S	P	ERA	WHIP

Cincinnati Reds @ Milwaukee Brewers

American Family Field, Milwaukee, WI

Tue Jul 25 2023, 7:12 PM - 10:24 PM CDT

Att. 27,551 - Clear - 85 F

livebaseballscorecards.com

BOTTOM

Batter	1	2	3	4	5	6	7	8	9	AB	R	H	RBI	BB	SO	LOB
22 Christian Yelich, L (1, 7) OBP: 0.377, SLG: 0.478	X FF 92 0-0 ① G6-3		C FF 93 B FF 92 F FF 92 B ST 83 X FF 93 2-2 24 G5-3 1B		B ST 82 C ST 82 S CH 86 F FF 92 X CU 82 1-2 1B		C FF 96 B FF 96 B FC 94 F FF 96 B ST 87 X FF 94 3-2 ③ F7		X FF 96 0-0 1-H 3-H HR	5	1	3	3	0	0	1
24 William Contreras, R (1, 10) OBP: 0.351, SLG: 0.438 15 Tyrone Taylor, R (9, PR) OBP: 0.170, SLG: 0.224	C FF 93 S CU 82 F FF 93 X CU 82 0-2 1B		1 SAFE C FF 93 F CH 86 F ST 84 B FF 93 F FF 93 X CU 82 1-2 ② G5-3 1-2		S CU 81 B FF 92 B FF 92 F FF 92 S FF 92 2-3 ③ K			S SL 84 B FF 94 C SL 83 F FF 95 F FF 94 B CU 76 B SL 84 4-2 BB	C SL 89 X SL 90 0-1 27 S 1B	4 0	0 0	2 0	0 0	1 0	1 0	2 0
27 Willy Adames, R (1, 6) OBP: 0.292, SLG: 0.400	B CU 81 F CH 85 F FF 93 C FF 93 1-3 ② K		F FF 94 B FF 92 F FF 93 B CU 82 F CH 87 S FF 94 2-3 ③ K			B CU 82 B CU 81 B FF 90 C FF 91 C FF 91 B FF 93 4-2 28 G5-3 14 G5-3 BB		S SL 84 C FF 95 F SL 84 B FF 94 F FF 96 X SL 84 1-2 ① F7	F SL 90 B FF 96 F SL 89 B FF 97 B SL 91 F SL 91 F SL 90 F SL 89 H FF 96 4-2 1-2 HBP	3	0	0	0	1	2	3
14 Andruw Monasterio, R (1, 5) OBP: 0.374, SLG: 0.383	1 SAFE C FF 92 S ST 84 S CU 81 0-3 ③ K			B CH 85 C FF 91 C FF 92 X ST 82 1-2 7 2B 1B		S ST 81 F CH 86 1 SAFE F FF 92 X CH 86 0-2 ① G5-3 1-2		C SL 83 S FF 95 F SL 84 B SL 86 X SL 85 1-2 ② P5	B FF 95 B FF 96 X SL 88 2-0 ③ F8	5	0	1	0	0	1	5
28 Joey Wiemer, R (1, 8) OBP: 0.290, SLG: 0.381 0 Brice Turang, L (8, 4) OBP: 0.267, SLG: 0.306		C CU 81 X CU 81 0-1 7 1B 7 BLK 1B		C FF 92 F FF 92 1 SAFE S CU 81 0-3 ① K		F ST 83 B ST 83 B FF 92 B CU 82 F FF 93 D ST 82 X FF 92 3-2 ② G5-3 2-3		S FF 95 F CU 78 F FF 95 B CU 80 S FF 95 1-3 ③ K		3 1	0 0	1 0	0 0	0 0	1 1	2 1
6 Owen Miller, R (1, 3) OBP: 0.306, SLG: 0.379		B FF 92 X CU 83 1-0 ① L9		B FF 92 S FF 92 B FF 92 1 SAFE X ST 83 2-1 ② P3		C FF 93 B FF 93 C ST 82 B FF 92 F FF 93 F FF 92 F ST 82 X FF 93 2-2 ③ G1-3			C SI 94 B SL 86 S SI 95 F FC 92 X SL 84 1-2 ① P4	4	0	0	0	0	0	3
7 Victor Caratini, S (1, 2) OBP: 0.338, SLG: 0.372		F FF 93 1 SAFE B ST 84 2 SAFE F FF 93 B CH 87 B FF 93 X FF 92 3-2 16 CS 1-3 1B		1 SAFE B CH 86 B CU 82 S CH 85 F FF 92 X FF 92 2-2 ③ 1-H 2B			C FF 96 B ST 84 F FC 92 F FF 96 F FF 97 B CH 85 B FC 92 F FC 92 X FF 96 3-2 ① L9		X FF 96 0-0 ② P5	4	0	2	0	0	0	0
12 Jahmai Jones, R (1, 4) OBP: 0.273, SLG: 0.300 10 Sal Frelick, L (7, PH) OBP: 0.643, SLG: 0.889 (8, 9)		B CU 81 F ST 83 F FF 93 S FF 93 1-3 ② K			B CU 83 B CH 86 C FF 92 S ST 83 C FF 92 2-3 ① K		B ST 84 F FC 92 F FF 97 B ST 86 B CH 85 F FF 96 B FC 94 4-2 16 FC3-6 BB		B FC 92 B SI 95 C FF 96 B FF 96 F FF 95 D FC 93 4-2 16 1B 16 DI 22 HR BB	2 0	0 1	0 0	0 0	0 2	2 0	2 0
16 Blake Perkins, S (1, 9) OBP: 0.317, SLG: 0.309 (8, 8)		B FF 93 C CU 82 C ST 83 F FF 93 1 SAFE 1-2 ③ CS 1-2	B FF 91 C CU 81 B CH 87 C FF 92 T FF 91 2-2 ① K		B CH 86 F FF 92 L FF 92 B CU 83 S CH 86 2-3 ② K		L FF 96 S FF 95 B FF 96 X FC 93 1-2 ② FC3-6 1-2f		C FF 97 S FF 96 B FF 96 X CH 92 1-2 22 HR 1-3 1B	4	1	1	0	0	2	1

Inning Stats										
	R: 0 E: 0 K: 2 S: 11	H: 1 LOB: 1 BB: 0 P: 12	R: 0 E: 0 K: 1 S: 12	H: 2 LOB: 1 BB: 0 P: 18	R: 0 E: 0 K: 2 S: 15	H: 1 LOB: 1 BB: 0 P: 22	R: 0 E: 0 K: 1 S: 11	H: 2 LOB: 2 BB: 0 P: 16	R: 0 E: 0 K: 3 S: 13	H: 1 LOB: 1 BB: 0 P: 20
	R: 0 E: 0 K: 0 S: 16	H: 0 LOB: 1 BB: 1 P: 25	R: 0 E: 0 K: 0 S: 15	H: 0 LOB: 1 BB: 1 P: 26	R: 0 E: 0 K: 1 S: 17	H: 0 LOB: 1 BB: 1 P: 24	R: 3 E: 0 K: 0 S: 19	H: 3 LOB: 2 BB: 1 P: 31	1B: 8 2B: 1 3B: 0 HR: 1	SF: 0 SAC: 0 DP: 0 HBP: 1

	AB	35
	R	3
	H	10
	RBI	3
	BB	4
	SO	10
	LOB	20

WP: 0 PB: 0 SB: 1 CS: 1 PA: 41

PITCHER		IP	WLS	BF	H	R	ER	SO	BB	IBB	HBP	BLK	WP	HR	S	P	ERA	WHIP
41 Andrew Abbott, L ERA: 1.9	(1, 1)	6.0	W	24	7	0	0	9	1	0	0	1	0	0	78	113	0.00	1.333
79 Ian Gibaut, R ERA: 3.0	(7, 1)	1.0	H	4	0	0	0	0	1	0	0	0	0	0	15	26	0.00	1.000
39 Lucas Sims, R ERA: 3.07	(8, 1)	1.0	H	4	0	0	0	1	1	0	0	0	0	0	17	24	0.00	1.000
77 Daniel Duarte, R ERA: 4.61	(9, 1)	0.2		5	2	3	3	0	1	0	0	0	0	1	11	17	40.50	4.500
43 Alexis Díaz, R ERA: 2.2	(9, 1)	0.1	S	3	1	0	0	0	0	0	1	0	0	0	8	14	0.00	3.000

PITCHER	IP	WLS	BF	H	R	ER	SO	BB	IBB	HBP	BLK	WP	HR	S	P	ERA	WHIP

Cincinnati Reds @ Milwaukee Brewers

American Family Field, Milwaukee, WI

Wed Jul 26 2023, 1:11 PM - 3:20 PM CDT

Att. 38,596 - Roof Closed - 80 F

TOP

livebaseballscorecards.com

Batter	1	2	3	4	5	6	7	8	9	AB	R	H	RBI	BB	SO	LOB
44 Elly De La Cruz, S (1, 5) OBP: 0.310, SLG: 0.443	C SL 81 B FF 93 S CH 88 T FF 94 1-2 ① K		B FF 94 B CH 89 F CH 89 F SL 82 F FF 96 F CH 89 S CU 74 2-3 ③ K			C CH 89 F FF 93 B FF 95 S FF 94 1-3 ② K		F SL 85 C CH 89 B FF 95 X FF 94 1-2 1B		4	0	1	0	0	3	0
29 TJ Friedl, L (1, 8) OBP: 0.355, SLG: 0.436	C FF 92 B CH 88 C SL 82 S CH 88 1-3 ② K			B SL 82 S CH 86 B FF 92 F SL 81 X CH 87 2-2 27 G4-6-3 1B		X CH 87 0-0 9 WP 2B		C FF 95 B SL 86 X SL 84 1-1 ③ G3		4	0	2	0	0	1	1
9 Matt McLain, R (1, 6) OBP: 0.370, SLG: 0.516	C CU 78 S SL 84 S SL 84 0-3 ③ K			C SL 85 1 SAFE B FF 93 F FF 96 F FF 96 B SL 82 C SL 81 2-3 ① K		B CU 78 S CU 80 C FF 98 B SL 84 S SL 84 2-3 ③ K 2-3			S CH 84 S CH 82 S CH 83 0-3 ① K	4	0	0	0	0	4	2
27 Jake Fraley, L (1, 9) OBP: 0.350, SLG: 0.468		F SL 81 S FF 96 S FF 95 0-3 ① K		S FF 94 X CH 88 0-1 ②③ G4-6-3 1-2f			F SI 97 X SI 97 0-1 E4 6 CS		B FC 92 X FC 92 1-0 ② G3-1	4	0	0	0	0	1	1
6 Jonathan India, R (1, 4) OBP: 0.336, SLG: 0.410		C CU 78 B FF 92 C FF 97 S FF 96 1-3 ② K			B CU 78 S SL 83 S SL 83 B SL 81 B FF 94 F SL 82 X FF 94 3-2 19 G4-3 2B		B SL 92 C SL 90 S SL 91 S SL 90 1-3 ①② K 1-2		B FF 96 C CH 84 B FF 95 S FF 94 S CH 85 2-3 ③ K	4	0	1	0	0	3	1
19 Joey Votto, L (1, 10) OBP: 0.310, SLG: 0.474		B FF 95 B CH 90 X FF 94 2-0 33 FC6-4 1B			T FF 95 B CH 90 B CH 90 B CH 88 S SL 83 X FF 95 3-2 ① G4-3 2-3		B SI 97 B SL 91 S SL 91 X SI 97 2-1 1B			3	0	2	0	0	0	1
33 Christian Encarnacion-Strand (1, 3) OBP: 0.267, SLG: 0.345		C SL 83 B FF 93 B FF 98 X SL 84 2-1 ③ FC6-4 1-2f			S FF 97 S FF 96 D SL 84 S FF 96 1-3 ② K		F SI 97 F SL 92 D SL 93 S SL 91 1-3 ③ K			3	0	0	0	0	2	3
37 Tyler Stephenson, R (1, 2) OBP: 0.332, SLG: 0.362			B FF 93 B SL 81 S FF 95 X FF 94 2-1 ① G4-3		F SL 82 S SL 83 B FF 98 C FF 97 1-3 ③ K			X SI 96 0-0 ① G5-3		3	0	0	0	0	1	1
30 Will Benson, L (1, 7) OBP: 0.385, SLG: 0.523			B FF 94 F SL 82 B CH 88 F CH 88 C FF 96 2-3 ② K			F CH 87 B CH 87 S FF 93 C CU 76 1-3 ① K		B FF 97 F SL 85 B FF 96 F SI 96 S SL 86 2-3 ② K		3	0	0	0	0	3	0
Inning Stats	R: 0 E: 0 K: 3 S: 9 H: 0 LOB: 0 BB: 0 P: 11	R: 0 E: 0 K: 2 S: 9 H: 1 LOB: 1 BB: 0 P: 14	R: 0 E: 0 K: 2 S: 10 H: 0 LOB: 0 BB: 0 P: 16	R: 0 E: 0 K: 1 S: 9 H: 1 LOB: 0 BB: 0 P: 13	R: 0 E: 0 K: 2 S: 13 H: 1 LOB: 1 BB: 0 P: 21	R: 0 E: 0 K: 3 S: 10 H: 1 LOB: 1 BB: 0 P: 14	R: 0 E: 1 K: 2 S: 10 H: 1 LOB: 1 BB: 0 P: 14	R: 0 E: 0 K: 1 S: 9 H: 1 LOB: 1 BB: 0 P: 13	R: 0 E: 0 K: 2 S: 7 H: 0 LOB: 0 BB: 0 P: 10	1B: 4 2B: 2 3B: 0 HR: 0 SF: 0 SAC: 0 DP: 1 HBP: 0						

	AB	32
	R	0
	H	6
	RBI	0
	BB	0
	SO	18
	LOB	10

WP: 1 PA: 32
PB: 0
SB: 0
CS: 1

PITCHER		IP	WLS	BF	H	R	ER	SO	BB	IBB	HBP	BLK	WP	HR	S	P	ERA	WHIP
51 Freddy Peralta, R ERA: 4.46	(1, 1)	6.0		21	4	0	0	13	0	0	0	0	1	0	60	89	0.00	0.667
59 Elvis Peguero, R ERA: 3.29	(7, 1)	1.0	W	4	1	0	0	2	0	0	0	0	0	0	10	14	0.00	1.000
31 Joel Payamps, R ERA: 1.68	(8, 1)	1.0	H	4	1	0	0	1	0	0	0	0	0	0	9	13	0.00	1.000
38 Devin Williams, R ERA: 1.56	(9, 1)	1.0	S	3	0	0	0	2	0	0	0	0	0	0	7	10	0.00	0.000

PITCHER	IP	WLS	BF	H	R	ER	SO	BB	IBB	HBP	BLK	WP	HR	S	P	ERA	WHIP

Batter	1	2	3	4	5	6	7	8	9	AB	R	H	RBI	BB	SO	LOB
22 Christian Yelich, L (1, 10) OBP: 0.376, SLG: 0.479	B FF 91 X FF 89 1-0 L9 ①		B SI 91 B FF 89 X SI 91 2-0 24 FC6-2 1-3 2B		C ST 79 S ST 79 X FF 90 0-2 L5 ③		1 SAFE F SI 90 S CH 84 F CU 82 B SI 91 B CU 82 X CH 86 2-2 G4-3 ③			4	0	1	0	0	0	2
24 William Contreras, R (1, 2) OBP: 0.347, SLG: 0.432	C SI 93 F FF 89 X SI 93 0-2 F9 ②		B SI 91 X SI 92 1-0 FC6-2 ② 2-3 3-H			C ST 80 X SI 89 0-1 F9 ①		S FC 89 S FS 82 F FF 96 F FS 82 X FS 83 0-2 G3-1 ①		4	0	0	0	0	0	2
27 Willy Adames, R (1, 6) OBP: 0.291, SLG: 0.398	B FF 90 X ST 81 1-0 G5-3 ③		C SI 91 F ST 80 B SI 93 S SI 93 1-3 K ③			S FF 92 X FF 90 0-1 10 G4-6-3 1B		B FF 95 B FC 88 S FF 95 X FF 95 2-1 L4 ②		4	0	1	0	0	1	2
10 Sal Frelick, L (1, 9) OBP: 0.556, SLG: 0.667		C FF 90 C CH 84 B FF 90 C FF 92 1-3 K ①		B CU 77 B CH 82 X FF 91 2-0 G4-3 ①		C FF 91 D CH 84 F FF 90 X FF 92 1-2 G4-6-3 ② ③ 1-2f		B SL 82 B FC 90 B FF 95 B FF 94 4-0 14 2B BB		3	1	0	0	1	1	1
14 Andruw Monasterio, R (1, 5) OBP: 0.378, SLG: 0.408		B ST 82 B SI 93 C ST 82 F ST 81 B SI 93 X ST 80 3-2 13 G3 2B		B FF 92 X SI 92 1-0 G5-3 ②			C FF 92 C SI 92 B FF 92 F ST 82 B SI 93 X ST 80 2-2 L7 ①	C FF 93 S FS 81 F FF 82 X FS 81 0-2 1-H 2B		4	0	2	1	0	0	0
13 Abraham Toro, S (1, 3) OBP: 0.500, SLG: 0.727 6 Owen Miller, R (8, 3) OBP: 0.305, SLG: 0.378		B FF 90 B CU 77 X SI 91 2-0 G3 ② 2-3		C ST 79 B FF 90 F FF 88 C SI 93 1-3 K ③			C FF 91 F CU 76 B SI 93 B FF 92 X ST 82 2-2 15 HR 1B	F FF 96 B FF 96 S FS 82 D FS 83 B FF 96 F FC 88 C FF 95 3-3 K ③		3 1	1 0	1 0	0 0	0 0	1 1	1 1
15 Tyrone Taylor, R (1, 7) OBP: 0.176, SLG: 0.261		B SI 92 C ST 80 S FF 91 B SI 92 F FF 93 F SI 92 X ST 81 2-2 G5-3 ③			B ST 80 X SI 90 1-0 F7 ①		X ST 81 0-0 1-H HR			3	1	1	2	0	0	1
0 Brice Turang, L (1, 4) OBP: 0.271, SLG: 0.315			F SL 81 B CH 81 B FF 90 B SI 91 X FF 90 3-1 28 FC4-6 1B		B CH 83 X FF 89 1-0 2B		B FF 92 T FF 92 C FF 92 F FF 92 B FF 90 F CU 76 X CU 76 2-2 F8 ②			3	0	2	0	0	0	0
28 Joey Wiemer, R (1, 8) OBP: 0.290, SLG: 0.381			F SI 91 C SI 90 X SI 91 0-2 FC4-6 22 2B 24 FC6-2 ① 1-2f		X ST 80 0-0 G5-3 ②		X SI 91 0-0 1B			3	0	1	0	0	0	2
Inning Stats	R: 0 E: 0 K: 0 S: 5 H: 0 LOB: 0 BB: 0 P: 7	R: 0 E: 0 K: 1 S: 12 H: 1 LOB: 1 BB: 0 P: 20	R: 0 E: 0 K: 1 S: 10 H: 2 LOB: 2 BB: 0 P: 17	R: 0 E: 0 K: 1 S: 5 H: 0 LOB: 0 BB: 0 P: 9	R: 0 E: 0 K: 0 S: 6 H: 1 LOB: 1 BB: 0 P: 8	R: 0 E: 0 K: 0 S: 7 H: 1 LOB: 0 BB: 0 P: 8	R: 2 E: 0 K: 0 S: 18 H: 3 LOB: 1 BB: 0 P: 26	R: 1 E: 0 K: 1 S: 15 H: 1 LOB: 1 BB: 1 P: 24		1B: 4 2B: 4 3B: 0 HR: 1 SF: 0 SAC: 0 DP: 1 HBP: 0				WP: 0 PB: 0 SB: 0 CS: 0 PA: 33		

BOTTOM

Cincinnati Reds @ Milwaukee Brewers

American Family Field, Milwaukee, WI

Wed Jul 26 2023, 1:11 PM - 3:20 PM CDT

Att. 38,596 - Roof Closed - 80 F

livebaseballscorecards.com

AB	32
R	3
H	9
RBI	3
BB	1
SO	4
LOB	12

PITCHER		IP	WLS	BF	H	R	ER	SO	BB	IBB	HBP	BLK	WP	HR	S	P	ERA	WHIP
59 Ben Lively, R ERA: 3.76	(1, 1)	6.2	L	27	8	2	2	3	0	0	0	0	0	1	59	89	2.70	1.200
48 Alex Young, L ERA: 2.25	(7, 1)	0.1		1	0	0	0	0	0	0	0	0	0	0	4	6	0.00	0.000
63 Fernando Cruz, R ERA: 4.83	(8, 1)	1.0		5	1	1	1	1	1	0	0	0	0	0	15	24	9.00	2.000

PITCHER	IP	WLS	BF	H	R	ER	SO	BB	IBB	HBP	BLK	WP	HR	S	P	ERA	WHIP

Batter	1	2	3	4	5	6	7	8	9	AB	R	H	RBI	BB	SO	LOB
22 Christian Yelich, L (1, 10) OBP: 0.372, SLG: 0.472	C SI 91 C SI 93 B SI 88 B FS 86 B FS 86 X SI 93 3-2 G4-3 ①		B SL 87 X FS 84 1-0 G4-3 ①	F FC 89 F FC 88 B FC 92 S ST 80 1-3 K ③			C FF 95 S SL 86 B SL 86 X CH 90 1-2 G1-3 ②	X FS 85 0-0 G4-3 ③		5	0	0	0	0	1	3
24 William Contreras, R (1, 2) OBP: 0.348, SLG: 0.435	B SI 94 S SI 93 B FS 86 S SI 93 S SI 94 2-3 K ②		C FS 84 B FS 86 S SI 93 X FS 86 1-2 G5-3 ②		C ST 78 X FC 88 0-1 27 G4-3 1B		B FF 95 X FF 95 1-0 2B		B SI 94 C CH 85 S SL 85 B SL 85 F FF 95 F CH 89 S SL 85 2-3 K ①	5	0	2	0	0	2	0
27 Willy Adames, R (1, 6) OBP: 0.288, SLG: 0.393	S FS 86 S FS 87 B FS 88 F FS 87 X SI 95 1-2 G5-3 ③		C SL 90 B SI 94 B SI 92 X SI 93 2-1 P3 ③		C FC 89 X FC 90 0-1 G4-3 ① 1-2		B FF 96 F SL 84 F FF 95 X SL 87 1-2 G6-3 ③		B FF 96 C SL 85 C FF 96 X FF 96 1-2 F8 ②	5	0	0	0	0	0	2
10 Sal Frelick, L (1, 9) OBP: 0.565, SLG: 0.688		B SI 92 X SI 93 1-0 14 1B 13 G4-3 2B	B SL 88 X SI 91 1-0 13 1B 14 WP 28 2B 1B	B ST 78 T FC 89 S ST 79 X FC 90 1-2 L8 ②			C FC 91 B SI 96 B FF 96 B FC 89 3-1 14 1B 13 HR BB	C FF 95 C FF 95 B FF 96 X CH 90 1-2 G4-3 ③		4	3	2	0	1	0	1
14 Andruw Monasterio, R (1, 5) OBP: 0.391, SLG: 0.416		X SI 92 0-0 13 G4-3 15 1B 2-3 1B	B FS 82 B FS 84 B SL 88 C SI 91 B SI 92 4-1 13 1B 28 2B 1-2 BB	B ST 80 B ST 80 B ST 79 C ST 79 C FC 90 C ST 80 3-3 K ③			C SI 96 X CH 86 0-1 13 HR 1-2 1B			3	3	2	0	1	1	1
13 Abraham Toro, S (1, 3) OBP: 0.563, SLG: 0.933		S FS 84 X FS 84 0-1 G4-3 ① 1-2 3-H	C SI 94 S FS 86 B FS 86 X FS 86 1-2 28 2B 1-2 2-3 1B		C CU 86 S CU 86 X CU 86 0-2 0 G4-6-3 1B			B FF 96 C SI 95 X CH 85 1-1 1-H 2-H HR		4	1	3	4	0	0	1
15 Tyrone Taylor, R (1, 7) OBP: 0.179, SLG: 0.261		C SI 92 B FS 85 B FS 85 X SI 93 2-1 28 FC6-4 2-H 1B	B FS 86 F SI 92 F FS 86 F FS 87 S FS 86 1-3 K ①		F FF 95 D CU 87 F CU 85 B CU 86 F FF 96 S CU 87 2-3 K ①			C FC 90 B SI 97 B ST 79 X SI 95 2-1 G5-3 ①		4	0	1	1	0	2	4
0 Brice Turang, L (1, 4) OBP: 0.271, SLG: 0.311		B SI 90 B FS 84 C SI 92 S SI 92 C SI 92 2-3 K ②	F FS 87 F FS 86 X FS 86 0-2 F5 ②		S CU 87 F CU 87 B FF 95 X FF 96 1-2 G4-6-3 1-2f ② ③			F FC 90 F FC 88 B ST 77 B ST 78 B FF 95 B SI 94 4-2 28 FC5-4 BB		3	0	0	0	1	1	5
28 Joey Wiemer, R (1, 8) OBP: 0.290, SLG: 0.383		X SI 92 0-0 FC6-4 ③ 1-2f	X SI 93 0-0 1-3 2-H 3-H 2B				B SL 84 X SL 85 1-0 G5-3 ①	B FS 85 1 SAFE C FF 92 X FS 86 1-1 FC5-4 ② 1-2f		4	0	1	2	0	0	2
Inning Stats	R: 0 E: 0 K: 1 S: 10 H: 0 LOB: 0 BB: 0 P: 16	R: 2 E: 0 K: 1 S: 10 H: 3 LOB: 1 BB: 0 P: 15	R: 0 E: 0 K: 0 S: 6 H: 0 LOB: 0 BB: 0 P: 10	R: 2 E: 0 K: 2 S: 16 H: 3 LOB: 2 BB: 1 P: 24	R: 0 E: 0 K: 1 S: 10 H: 1 LOB: 1 BB: 0 P: 14	R: 0 E: 0 K: 1 S: 10 H: 1 LOB: 0 BB: 0 P: 13	R: 0 E: 0 K: 0 S: 8 H: 1 LOB: 1 BB: 0 P: 12	R: 3 E: 0 K: 0 S: 12 H: 2 LOB: 1 BB: 2 P: 23	R: 0 E: 0 K: 1 S: 11 H: 0 LOB: 0 BB: 0 P: 15	1B: 7 2B: 3 3B: 0 HR: 1 SF: 0 SAC: 0 DP: 1 HBP: 0						

TOP

Milwaukee Brewers @ Atlanta Braves

Truist Park, Atlanta, GA

Fri Jul 28 2023, 7:54 PM - 10:47 PM EDT

Att. 42,502 - Partly Cloudy - 80 F

livebaseballscorecards.com

AB	37
R	7
H	11
RBI	7
BB	3
SO	7
LOB	19

PITCHER		IP	WLS	BF	H	R	ER	SO	BB	IBB	HBP	BLK	WP	HR	S	P	ERA	WHIP
56 Yonny Chirinos, R ERA: 4.34	(1, 1)	3.2		18	6	4	4	3	1	0	0	0	1	0	39	61	9.82	1.909
32 Collin McHugh, R ERA: 3.43	(4, 1)	1.1	W	5	1	0	0	2	0	0	0	0	0	0	13	18	0.00	0.750
76 Pierce Johnson, R ERA: 5.75	(6, 1)	1.0	H	3	1	0	0	1	0	0	0	0	0	0	10	13	0.00	1.000
77 Joe Jiménez, R ERA: 2.7	(7, 1)	1.0	H	4	1	0	0	0	0	0	0	0	0	0	8	12	0.00	1.000
71 Ben Heller, R ERA: 4.4	(8, 1)	0.1		5	2	3	3	0	2	0	0	0	0	1	9	19	81.00	12.000

PITCHER		IP	WLS	BF	H	R	ER	SO	BB	IBB	HBP	BLK	WP	HR	S	P	ERA	WHIP
22 Kirby Yates, R ERA: 3.46	(8, 1)	0.2	H	2	0	0	0	0	0	0	0	0	0	0	3	4	0.00	0.000
26 Raisel Iglesias, R ERA: 3.82	(9, 1)	1.0	S	3	0	0	0	1	0	0	0	0	0	0	11	15	0.00	0.000

Batter	1	2	3	4	5	6	7	8	9	AB	R	H	RBI	BB	SO	LOB
13 Ronald Acuña Jr., R (1, 9) OBP: 0.412, SLG: 0.569	C SI 92 B SI 92 B SL 85 B SI 92 F FF 94 B SI 93 4-2 27 P3-1-5 1 F9 BB	X SI 92 0-0 1-3 2-H 1B			B CU 76 X SI 90 1-0 1 S 1 1B 1B	F SI 93 C SI 93 T FC 90 0-2 ② K	C SL 86 D SI 96 B SI 97 S SI 97 B SL 86 B SI 97 4-2 BB			3	1	2	1	2	1	1
1 Ozzie Albies, S (1, 4) OBP: 0.318, SLG: 0.501	X FF 93 0-0 ① F9 1-2	D CU 79 F SL 81 B SL 81 F SI 91 X FF 92 2-2 ③ F7			B FF 91 1 SAFE F FF 91 C SL 81 B FF 92 F CU 79 B SI 91 X SL 80 3-2 27 1B 28 SF7 1-H 1B	C FC 90 B CU 80 X CU 80 1-1 ③ G4-3	F SI 96 B SI 96 F SL 84 B FF 97 X SL 86 2-2 ③ G1-3			5	1	1	1	0	0	6
27 Austin Riley, R (1, 5) OBP: 0.332, SLG: 0.491	C SI 93 B FF 93 C SI 93 X FF 94 1-2 ② ③ P3-1-5 2-3f		B CU 76 B SL 80 C SI 91 F FF 91 S SI 91 B SI 91 X SL 81 3-2 ① G5-3		B SL 81 C SI 90 B FF 91 S SI 91 B SI 91 X SL 81 3-2 12 BB 1-3 1B		B CU 80 S FC 89 B SI 92 B FC 89 X FC 89 3-1 HR	B SL 83 B SL 84 F SI 95 B SL 85 B SI 95 4-2 28 1B BB		4	1	2	1	1	0	1
28 Matt Olson, L (1, 3) OBP: 0.361, SLG: 0.573		B SL 80 F SL 82 F FF 92 B SI 93 S SL 84 2-3 ① K	B SI 91 C SI 91 C SL 80 F SL 81 F FF 93 S SL 81 1-3 ② K		C SI 88 B SI 89 F FF 90 X SI 91 1-2 ① SF7 3-H		B FC 89 S SI 94 F FF 94 X CU 82 1-2 HR	S SI 95 C SI 95 B FF 95 F SI 95 B SL 85 B SL 85 F SI 95 X SI 96 3-2 20 G6-4-3 1-3 1B		4	1	2	2	0	2	0
12 Sean Murphy, R (1, 2) OBP: 0.381, SLG: 0.541		B CU 80 C SI 92 B SI 92 S SL 80 X FF 94 2-2 ② G6-3	B CU 78 C SI 91 B SI 91 X SI 92 2-1 ③ G5-3		C SI 90 S ST 81 B FF 91 B FF 90 D CH 82 B ST 81 4-2 1-2 BB		B CU 81 B CU 81 X FC 88 2-0 20 2B 8 1B 1B	T SI 94 F SL 84 S FF 95 0-3 ① K		4	1	1	0	1	1	2
20 Marcell Ozuna, R (1, 10) OBP: 0.302, SLG: 0.444		C SI 94 B SL 82 C SL 80 B SL 81 F SI 94 B SL 83 F FF 94 F SI 93 B SL 80 4-2 8 2B 11 1B BB	B SI 91 F SI 91 B SL 81 B SL 82 X FF 92 3-1 HR		F SI 90 B FF 89 D ST 80 C ST 80 S FF 90 2-3 ② K		F SI 92 X SI 92 0-1 1-3 8 1B 2B	F SI 95 B SL 85 C SL 85 X SI 96 1-2 ② ③ G6-4-3 1-2f		4	3	2	1	1	1	4
8 Eddie Rosario, L (1, 7) OBP: 0.299, SLG: 0.467		X SI 92 0-0 11 1B 1-3 2B	X SL 80 0-0 ① F8		C ST 81 B FF 90 S SI 89 S ST 79 1-3 ③ K		C SI 95 X SI 95 0-1 23 G2-3 2-H 3-H 1B			4	1	2	2	0	1	2
11 Orlando Arcia, R (1, 6) OBP: 0.343, SLG: 0.437		C SI 93 X SI 92 0-1 23 1B 13 1B 2-H 3-H 1B	C SI 91 B SL 80 F SL 81 1-2 ② K		C SI 92 B SI 94 F FC 89 X SI 94 1-2 1B		B SL 84 C SI 96 B SI 95 B SI 97 S SI 96 T SI 96 3-2 ① K			4	1	2	2	0	2	1
23 Michael Harris II, L (1, 8) OBP: 0.324, SLG: 0.444		C SL 82 C FF 93 X FF 94 0-2 13 1B 1-2 1B	S SI 91 F SI 91 B CH 86 B CH 84 F SL 82 B SI 91 F SI 90 X SL 79 3-2 ③ F8		S FC 91 X FC 90 0-1 ① L7		B SI 95 S SI 96 X SI 96 1-1 ② G2-3 1-2			4	0	1	0	0	0	2
Inning Stats	R: 0 E: 0 K: 0 S: 6 H: 0 LOB: 0 BB: 1 P: 11	R: 3 E: 0 K: 1 S: 21 H: 4 LOB: 2 BB: 1 P: 31	R: 0 E: 0 K: 1 S: 10 H: 0 LOB: 0 BB: 0 P: 16	R: 1 E: 0 K: 1 S: 10 H: 1 LOB: 0 BB: 0 P: 17	R: 2 E: 0 K: 2 S: 19 H: 3 LOB: 2 BB: 1 P: 34	R: 0 E: 0 K: 1 S: 10 H: 1 LOB: 1 BB: 0 P: 12	R: 4 E: 0 K: 1 S: 20 H: 5 LOB: 2 BB: 1 P: 36	R: 0 E: 0 K: 1 S: 13 H: 1 LOB: 1 BB: 1 P: 21		1B: 10 2B: 3 3B: 0 HR: 3 SF: 1 SAC: 0 DP: 2 HBP: 0						

PITCHER		IP	WLS	BF	H	R	ER	SO	BB	IBB	HBP	BLK	WP	HR	S	P	ERA	WHIP
37 Adrian Houser, R ERA: 4.43	(1, 1)	4.0	L	21	8	6	6	3	2	0	0	0	0	1	55	90	13.50	2.500
55 Hoby Milner, L ERA: 2.16	(5, 1)	1.0		4	0	0	0	2	1	0	0	0	0	0	11	19	0.00	1.000
46 Bryse Wilson, R ERA: 3.44	(6, 1)	1.0		8	5	4	4	1	0	0	0	0	0	2	18	26	36.00	5.000
36 J.C. Mejía, R ERA: 2.84	(7, 1)	2.0		9	2	0	0	2	2	0	0	0	0	0	25	43	0.00	2.000

PITCHER	IP	WLS	BF	H	R	ER	SO	BB	IBB	HBP	BLK	WP	HR	S	P	ERA	WHIP

BOTTOM

Milwaukee Brewers @ Atlanta Braves

Truist Park, Atlanta, GA

Fri Jul 28 2023, 7:54 PM - 10:47 PM EDT

Att. 42,502 - Partly Cloudy - 80 F

livebaseballscorecards.com

AB	36
R	10
H	15
RBI	10
BB	5
SO	8
LOB	19

WP: 0 PA: 42
PB: 0
SB: 1
CS: 0

Batter	1	2	3	4	5	6	7	8	9	AB	R	H	RBI	BB	SO	LOB
22 Christian Yelich, L (1, 7) OBP: 0.372, SLG: 0.471 15 Tyrone Taylor, R (8, PH) OBP: 0.177, SLG: 0.258 (8, 7)	B SI 90 B FF 90 X SI 89 2-0 1B		S SL 82 B FF 91 B CH 86 F SI 90 X SI 90 2-2 ③ F7			B SI 88 B CH 84 B SI 89 C SI 89 C SI 89 X SI 89 3-2 ① G6-3		S FF 97 B FF 95 F FF 96 X FF 97 1-2 ① P3		3 1	0 0	1 0	0 0	0 0	0 0	0 2
24 William Contreras, R (1, 10) OBP: 0.349, SLG: 0.448	B SI 91 C SI 90 B SI 90 C SI 90 F SI 90 1 SAFE C SI 91 2-3 ① K			X SL 81 0-0 41 G3 10 SF7 2B		X SI 90 0-0 ② G4-3		F FF 96 S FF 97 X FF 96 0-2 1-H 3-H HR		4	2	2	3	0	1	1
41 Carlos Santana, S (1, 3) OBP: 0.320, SLG: 0.408	C SI 89 B SI 90 X SL 82 1-1 ② L9			X SI 88 0-0 ① G3 2-3		B SI 88 X SI 88 1-0 ③ G4-3		B SL 90 S SL 89 S SL 89 B FF 97 B SL 88 F SL 90 B SL 87 4-2 27 1B BB		3	0	0	0	1	0	2
10 Sal Frelick, L (1, 9) OBP: 0.481, SLG: 0.579	C SL 81 F SL 82 X SL 83 0-2 ③ G4-3			C SI 88 X SI 89 0-1 ② SF7 3-H			C SI 88 B SL 82 F SL 82 B SI 89 F SI 88 X SI 89 2-2 ① F8	B SL 89 F FF 96 S FF 97 F SL 89 S SL 89 1-3 ② K		3	0	0	1	0	1	2
27 Willy Adames, R (1, 6) OBP: 0.287, SLG: 0.391		C CH 86 B SI 89 X SI 89 1-1 ① G5-3		C SL 82 S SL 82 B SL 83 C SI 90 1-3 ③ K			C SI 89 F SL 82 B SL 83 B SI 91 C SI 89 2-3 ② K	F SL 91 C FF 97 F FF 97 X SL 88 0-2 1-3 1B		4	0	1	0	0	2	0
14 Andruw Monasterio, R (1, 5) OBP: 0.378, SLG: 0.400		C SI 89 C SL 83 B SL 83 X SI 90 1-2 ② F9			C SI 88 S SL 83 X SI 88 0-2 ① L9		F SL 82 F SL 82 X SL 83 0-2 ③ G6-3	B FF 97 B SL 90 X FF 95 2-0 ③ F9		4	0	0	0	0	0	2
7 Victor Caratini, S (1, 2) OBP: 0.342, SLG: 0.371		C SI 90 B SL 83 B SL 83 S SL 82 B CH 86 X SI 89 3-2 ③ F7			C SI 88 C CH 85 X SL 83 0-2 28 G5-3 0 1B 1B			C FF 96 C FF 96 B FF 97 F FF 97 B FF 97 B FF 96 B FF 96 4-2 28 WP 0 BB 28 1B BB	C SL 83 S SL 83 B SL 84 B SI 95 F SI 93 C SL 83 2-3 ① K	3	1	1	0	1	1	0
0 Brice Turang, L (1, 4) OBP: 0.274, SLG: 0.311			B SI 87 F SI 88 X SI 89 1-1 ① F7		C SI 89 B CH 84 B CH 85 F SI 89 X SI 90 2-2 1-2 1B			B SL 86 D FF 95 C FF 96 B FF 96 B FF 96 4-1 28 1B 28 WP 24 HR 1-2 BB	S SI 94 F SI 94 B SL 85 F SI 96 B SI 94 S SL 83 2-3 ② K	3	1	1	0	1	1	0
28 Joey Wiemer, R (1, 8) OBP: 0.289, SLG: 0.381			B SL 80 S SL 82 S SL 83 B SL 83 B SI 90 X SI 91 3-2 ② P3		C SI 90 X SI 90 0-1 ② ③ G5-3 2-3f			C FF 97 F FF 96 B FF 97 B SL 89 X SL 90 2-2 24 HR 1-3 2-H 1B	C ST 80 B SL 83 X SL 83 1-1 ③ G4-3	4	1	1	1	0	0	2
Inning Stats	R: 0 E: 0 K: 1 S: 10 H: 1 LOB: 1 BB: 0 P: 15	R: 0 E: 0 K: 0 S: 8 H: 0 LOB: 0 BB: 0 P: 13	R: 0 E: 0 K: 0 S: 8 H: 0 LOB: 0 BB: 0 P: 14	R: 1 E: 0 K: 1 S: 7 H: 1 LOB: 0 BB: 0 P: 8	R: 0 E: 0 K: 0 S: 11 H: 2 LOB: 1 BB: 0 P: 13	R: 0 E: 0 K: 0 S: 5 H: 0 LOB: 0 BB: 0 P: 9	R: 0 E: 0 K: 1 S: 10 H: 0 LOB: 0 BB: 0 P: 14	R: 4 E: 0 K: 1 S: 25 H: 3 LOB: 2 BB: 3 P: 43	R: 0 E: 0 K: 2 S: 10 H: 0 LOB: 0 BB: 0 P: 15	1B: 5 2B: 1 3B: 0 HR: 1 SF: 1 SAC: 0 DP: 1 HBP: 0						

PITCHER		IP	WLS	BF	H	R	ER	SO	BB	IBB	HBP	BLK	WP	HR	S	P	ERA	WHIP
55 Bryce Elder, R ERA: 3.18	(1, 1)	7.0	W	24	4	1	1	3	0	0	0	0	0	0	59	86	1.29	0.571
78 Taylor Hearn, L ERA: 14.73	(8, 1)	0.1		5	2	4	4	0	2	0	0	0	1	1	13	24	108.00	12.000
75 Daysbel Hernández, R ERA: 6.75	(8, 1)	0.2		4	1	0	0	1	1	0	0	0	0	0	12	19	0.00	3.000
51 Michael Tonkin, R ERA: 3.19	(9, 1)	1.0		3	0	0	0	2	0	0	0	0	0	0	10	15	0.00	0.000

PITCHER	IP	WLS	BF	H	R	ER	SO	BB	IBB	HBP	BLK	WP	HR	S	P	ERA	WHIP

TOP

Milwaukee Brewers @ Atlanta Braves

Truist Park, Atlanta, GA

Sat Jul 29 2023, 7:22 PM - 9:57 PM EDT

Att. 43,276 - Partly Cloudy - 89 F

livebaseballscorecards.com

AB	32
R	5
H	7
RBI	5
BB	3
SO	6
LOB	11

Milwaukee Brewers @ Atlanta Braves

Truist Park, Atlanta, GA

Sat Jul 29 2023, 7:22 PM - 9:57 PM EDT

Att. 43,276 - Partly Cloudy - 89 F

livebaseballscorecards.com

BOTTOM

Batter	1	2	3	4	5	6	7	8	9	AB	R	H	RBI	BB	SO	LOB
13 Ronald Acuña Jr., R (1, 9) OBP: 0.416, SLG: 0.578	X FC 87 0-0: 1 S, 1 1B — 1B	B SI 90 C SI 91 X SI 90 1-1: 1 K — 1B		C FC 88 B CH 84 X FC 88 1-1: 2-H — HR		S KC 86 B FF 100 B FF 100 B KC 85 X FF 100 3-1 ①②: G4-3 1-2f 2-3		B SI 100 B SL 89 B SL 89 C SI 98 D SI 100 4-1: 1 1B — BB		4	2	3	2	1	0	2
1 Ozzie Albies, S (1, 4) OBP: 0.319, SLG: 0.500	C CH 84 B SI 90 X CH 85 1-1: 27 1B, 28 1B, 1-H — 1B	1 SAFE C SI 90 B FC 87 B FC 87 F SI 91 F SI 90 S CH 80 2-3 ①②: K, 1-2		B CH 83 B FC 86 S SI 90 F FC 87 F FC 87 S SI 89 2-3 ②: K		F FF 97 B FF 98 B FF 99 F KC 86 F FF 98 D KC 86 F KC 86 F FF 97 S FF 100 3-3 ③: K		X SI 99 0-0 ③: 1-3 — 1B		5	1	2	1	0	3	2
27 Austin Riley, R (1, 5) OBP: 0.333, SLG: 0.494	C SI 90 1 SAFE 1 SAFE F CH 86 X SI 90 0-2: 28 1B, 16 SF9, 1-3 — 1B	B FC 88 C SI 90 X CH 81 1-1 — 2B		C SI 90 X SI 89 0-1 ③: L7			B FF 96 B FF 96 C FF 97 X FF 98 2-1 ①: P3			4	1	2	0	0	0	0
28 Matt Olson, L (1, 3) OBP: 0.360, SLG: 0.569	X FF 90 0-0: 20 WP, 20 2B, 1-3, 3-H — 1B	C CU 74 B FC 87 F FC 88 B SI 91 C FC 88 2-3 ③: K			B FC 85 B CH 80 B SI 90 C SI 89 X SI 90 3-1 ①: F8		F KC 84 S KC 83 B KC 83 B FF 98 F FF 98 B FF 98 S KC 84 3-3 ②: K2-3			4	1	1	1	0	2	1
16 Travis d'Arnaud, R (1, 2) OBP: 0.331, SLG: 0.497	B SI 90 C CU 80 B FC 88 C SI 91 F FC 89 X SI 91 2-2 ①: SF9, 3-H	B CU 76 S CU 76 B FC 88 X SI 90 2-1 ①: L8			S FC 87 X FC 88 0-1 ②: F8		B KC 84 B FF 97 X FF 98 2-0: 20 HR — 2B			3	1	1	1	0	0	0
20 Marcell Ozuna, R (1, 10) OBP: 0.307, SLG: 0.471	B CU 81 C FC 88 X FC 88 1-1: 8 HR, 1-H — 2B	B SI 90 X SI 90 1-0 ②: L5			C CU 77 X SI 92 0-1: HR		C FF 97 B FF 98 C KC 84 X FF 98 1-2: 2-H — HR			4	3	3	4	0	0	0
8 Eddie Rosario, L (1, 7) OBP: 0.299, SLG: 0.474	B CU 77 X CH 86 1-0: 2-H — HR	B FC 88 C SI 90 X FC 87 1-1 ③: G3			S FC 88 B SI 90 T CU 77 S FF 89 1-3 ③: K		C KC 84 S KC 83 S KC 85 0-3 ③: K			4	1	1	2	0	2	0
11 Orlando Arcia, R (1, 6) OBP: 0.348, SLG: 0.445	B SI 90 C SI 90 X CU 79 1-1 ②: G3			B SI 88 B CU 77 B SI 89 X SI 89 3-0: 23 SH1-3, 13 HR — 1B		F FF 98 X KC 85 0-1: 13 G4-3, 23 1B — 1B		B SI 100 B SL 89 B SI 98 C SI 98 X SI 99 3-1 ①: 7 — 2B		4	1	3	0	0	0	0
23 Michael Harris II, L (1, 8) OBP: 0.324, SLG: 0.443	C FC 87 C SI 90 F CU 77 B FF 90 X SI 91 1-2 ③: L4			X SI 88 0-0 ①: SH1-3, 1-2		F FF 98 X FF 98 0-1: 13 G4-3, 1-2 — 1B		B SL 88 C SL 90 F SL 90 B SL 92 X SI 100 2-2 ②: G6-3		3	0	1	0	0	0	0
Inning Stats	R: 6 E: 0 K: 0 S: 20 H: 6 LOB: 0 BB: 0 P: 27	R: 0 E: 0 K: 2 S: 11 H: 2 LOB: 1 BB: 0 P: 17	R: 0 E: 0 K: 0 S: 5 H: 0 LOB: 0 BB: 0 P: 9	R: 2 E: 0 K: 1 S: 10 H: 2 LOB: 0 BB: 0 P: 16	R: 1 E: 0 K: 1 S: 9 H: 1 LOB: 0 BB: 0 P: 13	R: 0 E: 0 K: 1 S: 12 H: 2 LOB: 1 BB: 0 P: 18	R: 2 E: 0 K: 2 S: 13 H: 2 LOB: 0 BB: 0 P: 21	R: 0 E: 0 K: 0 S: 7 H: 2 LOB: 2 BB: 1 P: 16		1B: 9 2B: 4 3B: 0 HR: 4	SF: 1 SAC: 1 DP: 1 HBP: 0	WP: 1 PB: 0 SB: 1 CS: 0	PA: 38			

	AB	35
	R	11
	H	17
	RBI	11
	BB	1
	SO	7
	LOB	5

PITCHER		IP	WLS	BF	H	R	ER	SO	BB	IBB	HBP	BLK	WP	HR	S	P	ERA	WHIP
49 Julio Teheran, R ERA: 4.74	(1, 1)	5.0	L	25	11	9	9	4	0	0	0	0	1	3	55	82	16.20	2.200
29 Trevor Megill, R ERA: 5.09	(6, 1)	2.0		9	4	2	2	3	0	0	0	0	0	1	25	39	9.00	2.000
45 Abner Uribe, R ERA: 1.35	(8, 1)	1.0		4	2	0	0	0	1	0	0	0	0	0	7	16	0.00	3.000

PITCHER		IP	WLS	BF	H	R	ER	SO	BB	IBB	HBP	BLK	WP	HR	S	P	ERA	WHIP

Batter	1	2	3	4	5	6	7	8	9	AB	R	H	RBI	BB	SO	LOB
22 Christian Yelich, L (1, 7) OBP: 0.372, SLG: 0.477	B FF 96 B FF 97 S SL 87 B FF 97 F FF 96 B FF 98 4-2 24 1B 27 WP BB		B CU 77 S CH 86 B CH 88 X FF 96 2-1 HR	C FF 93 X CU 75 0-1 ③ L3		X ST 79 0-0 ② G3-4-3 1-2 2-3 3-H		B FF 93 X FF 93 1-0 ③ G6-3		4	2	1	2	1	0	3
24 William Contreras, R (1, 2) OBP: 0.350, SLG: 0.450	C FF 94 C FF 96 D FF 98 F CU 78 D SL 88 X CU 77 2-2 27 E 1-3 1B		B SL 83 B FF 95 X FF 94 2-0 ① P3		B FF 91 X FF 93 1-0 ① G5-3	X ST 81 0-0 2-H 3-H 2B			S SI 95 B CH 90 F SL 86 F FF 96 S CH 90 1-3 ① K	5	0	2	2	0	1	0
41 Carlos Santana, S (1, 3) OBP: 0.321, SLG: 0.415	B SL 87 X FF 96 1-0 ① F8		C CH 87 B SL 86 X FF 95 1-1 HR		B CU 74 F FF 93 B CH 85 C CH 84 B FF 96 B SL 83 4-2 BB	B FC 89 B ST 79 C FC 88 X FC 89 2-1 ③ G4-3			B SI 96 B SI 96 S CH 89 F CH 89 B CH 90 F CH 88 F CH 89 S FF 96 3-3 ② K	4	1	1	1	1	1	3
10 Sal Frelick, L (1, 9) OBP: 0.438, SLG: 0.478	C FF 97 X SL 88 0-1 ② P6		B FF 96 B FF 95 C FF 94 C SL 85 B SL 86 B SL 83 4-2 BB		B SL 82 S FF 92 T FF 93 B FF 95 X CU 76 2-2 ② L8		C SL 84 S FF 95 C FF 95 0-3 ① K		F SI 95 B CH 90 B SI 95 S CH 89 F CH 91 F CH 91 S SL 86 2-3 ③ K	4	0	0	0	1	2	3
27 Willy Adames, R (1, 6) OBP: 0.287, SLG: 0.388	C FF 97 B SL 87 F SL 87 S FF 97 1-3 ③ K 1-2 3-H		B FF 95 F FF 94 F SL 84 S SL 84 1-3 ② K		D SL 84 F FF 92 X FF 93 1-1 ③ G4-3		B FF 97 B SL 83 F FF 95 B FF 96 B FF 94 4-1 BB			3	0	0	0	1	2	3
14 Andruw Monasterio, R (1, 5) OBP: 0.374, SLG: 0.394		B FF 94 B SL 85 F FF 94 B SL 85 F FF 94 X FF 94 3-2 ① G5-3	1 SAFE D SL 85 C FF 94 B SL 84 D SL 86 C FF 94 X FF 92 3-2 ③ G6-3			X FC 88 0-0 13 FC3-6 1B	B SL 83 F SL 84 S SL 84 S SL 86 1-3 ② K			4	0	1	0	0	1	2
13 Abraham Toro, S (1, 10) OBP: 0.500, SLG: 0.778		B FF 96 B FF 95 B FF 96 B FF 96 4-0 BB		C FF 93 B FF 94 X FF 95 1-1 ① F4		X FC 88 0-0 ① FC3-6 16 BB 0 1B 22 G3-4-3 1-2f	C FF 95 S FF 96 B FF 94 F FF 96 F SL 85 S FF 95 1-3 ③ K			3	1	0	0	1	1	2
0 Brice Turang, L (1, 4) OBP: 0.278, SLG: 0.314		B SL 86 F SL 87 C FF 95 X FF 96 1-2 ② L9		B CH 85 B FF 94 F FF 93 X FF 93 2-1 16 WP 1B		C FC 88 B ST 78 B ST 78 C FC 88 X FC 89 2-2 22 G3-4-3 16 BB 24 2B 1-2 1B		B FF 92 C FF 93 X FS 85 1-1 ① F9		4	1	2	0	0	0	1
16 Blake Perkins, S (1, 8) OBP: 0.315, SLG: 0.301		B SL 85 X FF 95 1-0 ③ P5		B SL 84 C FF 90 B CH 86 B FF 91 C FF 92 S FF 93 3-3 ② K 1-2		B FC 89 B ST 80 C ST 80 B ST 80 B FC 89 4-1 22 G3-4-3 24 2B 1-2 2-3 BB		C FS 85 F FF 93 S FF 93 0-3 ② K		3	1	0	0	1	2	2
Inning Stats	R: 1 E: 0 K: 1 S: 12 H: 1 LOB: 1 BB: 1 P: 20	R: 0 E: 0 K: 0 S: 7 H: 0 LOB: 1 BB: 1 P: 16	R: 2 E: 0 K: 1 S: 13 H: 2 LOB: 1 BB: 1 P: 26	R: 0 E: 0 K: 1 S: 9 H: 1 LOB: 1 BB: 0 P: 15	R: 0 E: 0 K: 0 S: 8 H: 0 LOB: 1 BB: 1 P: 16	R: 3 E: 0 K: 0 S: 10 H: 3 LOB: 1 BB: 1 P: 18	R: 0 E: 0 K: 3 S: 12 H: 0 LOB: 1 BB: 1 P: 18	R: 0 E: 0 K: 1 S: 6 H: 0 LOB: 0 BB: 0 P: 8	R: 0 E: 0 K: 3 S: 14 H: 0 LOB: 0 BB: 0 P: 20	1B: 4 2B: 1 3B: 0 HR: 2 SF: 0 SAC: 0 DP: 0 HBP: 0						

PITCHER		IP	WLS	BF	H	R	ER	SO	BB	IBB	HBP	BLK	WP	HR	S	P	ERA	WHIP
AJ Smith-Shawver, R ERA: 4.57	(1, 1)	5.0		23	4	3	3	3	4	0	0	0	2	2	49	93	5.40	1.600
32 Collin McHugh, R ERA: 3.98	(6, 1)	1.0	B	7	3	3	3	0	1	0	0	0	0	0	10	18	27.00	4.000
77 Joe Jiménez, R ERA: 2.63	(7, 1)	1.0		4	0	0	0	3	1	0	0	0	0	0	12	18	0.00	1.000
22 Kirby Yates, R ERA: 3.38	(8, 1)	1.0	W	3	0	0	0	1	0	0	0	0	0	0	6	8	0.00	0.000
26 Raisel Iglesias, R ERA: 3.69	(9, 1)	1.0	S	3	0	0	0	3	0	0	0	0	0	0	14	20	0.00	0.000

PITCHER	IP	WLS	BF	H	R	ER	SO	BB	IBB	HBP	BLK	WP	HR	S	P	ERA	WHIP

TOP

Milwaukee Brewers @ Atlanta Braves

Truist Park, Atlanta, GA

Sun Jul 30 2023, 1:38 PM - 4:06 PM EDT

Att. 40,262 - Partly Cloudy - 87 F

livebaseballscorecards.com

AB	34
R	6
H	7
RBI	5
BB	6
SO	10
LOB	19

Batter	1	2	3	4	5	6	7	8	9	AB	R	H	RBI	BB	SO	LOB
13 Ronald Acuña Jr., R (1, 9) OBP: 0.416, SLG: 0.578	F FC 86 X FC 89 0-1 27 HR 1B		B SI 94 X SI 94 1-0 27 S 28 HR 1B		S ST 83 C ST 84 B FF 93 X FF 93 1-2 ① G3-1		B SL 92 B SL 90 X SI 96 2-0 ②③ G5-4-3 1-2f			4	2	2	0	0	0	1
1 Ozzie Albies, S (1, 4) OBP: 0.318, SLG: 0.500	F SI 93 1 SAFE X FC 88 0-1 ① F7		C CU 78 1 SAFE B FF 95 F FF 95 S FF 96 1-3 ② K		C FC 88 B FF 94 X FS 87 1-1 ② G3			X SL 82 0-0 28 HR 2B		4	1	1	0	0	1	2
27 Austin Riley, R (1, 5) OBP: 0.335, SLG: 0.500	X SI 94 0-0 1-H HR		C FF 94 S ST 85 B FF 94 B SI 95 B FF 95 F ST 86 F FF 94 F FC 89 B SI 95 4-2 28 1-2 BB		S FC 87 C SI 94 B FF 94 B ST 85 S ST 84 2-3 ③ K			F SL 83 F SI 95 S FF 94 0-3 ① K		3	2	1	2	1	2	1
28 Matt Olson, L (1, 3) OBP: 0.361, SLG: 0.584	C SI 94 F ST 84 F FF 95 B FC 90 B FC 88 F SI 95 S ST 84 2-3 ② K		F FF 95 B FC 88 B FC 89 S ST 84 X SI 94 2-2 1-H 2-H HR			B SI 88 C ST 79 B ST 79 F FF 88 X ST 78 2-2 ① G3		C FF 96 B SL 84 X SI 95 1-1 2-H HR		4	2	2	5	0	1	0
12 Sean Murphy, R (1, 2) OBP: 0.376, SLG: 0.533	C SI 95 B ST 82 S ST 86 S FF 95 1-3 ③ K		C SI 92 S ST 85 S ST 85 0-3 ③ K			C ST 80 C SI 88 F FF 89 B FF 88 B FF 89 B FF 89 X CH 81 3-2 ② F7		B FF 94 B SL 84 S SL 84 F SI 95 S SL 84 2-3 ② K		4	0	0	0	0	3	0
20 Marcell Ozuna, R (1, 10) OBP: 0.309, SLG: 0.479		S ST 83 B SI 94 T ST 85 S ST 85 1-3 ① K		B ST 83 B FC 86 F FC 86 F FC 86 B ST 85 B SI 94 4-2 11 1B BB		X ST 81 0-0 HR		C SL 85 B SL 85 C SL 84 B SL 84 X SL 84 2-2 ③ F6		3	1	1	1	1	1	0
8 Eddie Rosario, L (1, 7) OBP: 0.296, SLG: 0.469		C FF 94 S ST 85 S FF 95 0-3 ② K		F SI 93 B FC 87 F FF 93 F FF 93 F ST 81 B FF 93 B ST 84 S FF 92 3-3 ① K		C FF 90 X ST 80 0-1 ③ F8				3	0	0	0	0	2	1
11 Orlando Arcia, R (1, 6) OBP: 0.351, SLG: 0.445		X CU 80 0-0 ③ F7		C SI 93 C FC 87 X SI 94 0-2 23 G3-6-1 1-2 1B			C SI 96 F SI 95 B SL 92 F SI 96 B SL 92 B SL 92 B SI 96 4-2 23 1B BB			2	0	1	0	1	0	0
23 Michael Harris II, L (1, 8) OBP: 0.324, SLG: 0.442			S FC 88 C SI 93 X FC 88 0-2 ① G4-3	X FC 88 0-0 ②③ G3-6-1 1-2f			C SI 96 F SI 96 X SL 92 0-2 ① 13 G5-4-3 1-3 1B			3	0	1	0	0	0	2
Inning Stats	R: 2 H: 2 E: 0 LOB: 0 K: 2 BB: 0 S: 13 P: 16	R: 0 H: 0 E: 0 LOB: 0 K: 2 BB: 0 S: 7 P: 8	R: 3 H: 2 E: 0 LOB: 0 K: 2 BB: 1 S: 18 P: 26	R: 0 H: 1 E: 0 LOB: 1 K: 1 BB: 1 S: 11 P: 18	R: 0 H: 0 E: 0 LOB: 0 K: 1 BB: 0 S: 8 P: 12	R: 1 H: 1 E: 0 LOB: 0 K: 0 BB: 0 S: 10 P: 15	R: 0 H: 1 E: 0 LOB: 0 K: 0 BB: 1 S: 7 P: 13	R: 2 H: 2 E: 0 LOB: 0 K: 2 BB: 0 S: 12 P: 17		1B: 4 SF: 0 2B: 1 SAC: 0 3B: 0 DP: 2 HR: 4 HBP: 0						

PITCHER		IP	WLS	BF	H	R	ER	SO	BB	IBB	HBP	BLK	WP	HR	S	P	ERA	WHIP
48 Colin Rea, R ERA: 4.76	(1, 1)	5.0		21	5	5	5	8	2	0	0	0	0	2	57	80	9.00	1.400
55 Hoby Milner, L ERA: 2.32	(6, 1)	1.0	B	4	1	1	1	0	0	0	0	0	0	1	10	15	9.00	1.000
59 Elvis Peguero, R ERA: 3.21	(7, 1)	1.0		3	1	0	0	0	1	0	0	0	0	0	7	13	0.00	2.000
31 Joel Payamps, R ERA: 2.01	(8, 1)	1.0	L	5	2	2	2	2	0	0	0	0	0	1	12	17	18.00	2.000

PITCHER	IP	WLS	BF	H	R	ER	SO	BB	IBB	HBP	BLK	WP	HR	S	P	ERA	WHIP

BOTTOM

Milwaukee Brewers @ Atlanta Braves

Truist Park, Atlanta, GA

Sun Jul 30 2023, 1:38 PM - 4:06 PM EDT

Att. 40,262 - Partly Cloudy - 87 F

livebaseballscorecards.com

AB	30
R	8
H	9
RBI	8
BB	3
SO	10
LOB	7

Batter	1	2	3	4	5	6	7	8	9	AB	R	H	RBI	BB	SO	LOB
22 Christian Yelich, L (1, 7) OBP: 0.374, SLG: 0.481	B FF 95 X FF 95 1-0 1B		C CU 82 X FF 95 0-1 24 2B 2B		X CU 81 0-0 24 FC6-4 1-2 1B		C FF 96 F FF 95 X FF 95 0-2 ② G5-3		C FF 98 S FF 98 F FF 98 S FS 93 0-3 ③ K	5	1	3	0	0	1	0
24 William Contreras, R (1, 10) OBP: 0.352, SLG: 0.454	C FF 95 1 SAFE D CU 83 C SI 95 S CU 82 1-3 ① K		B CU 83 F SI 90 F FF 95 B SI 92 F FF 95 X SI 95 2-2 2-H 2B		D CU 83 B CU 82 C SI 94 X SI 94 2-1 ③ FC6-4 1-2f		C SL 88 S SL 88 X SL 86 0-2 41 1B 1B			4	0	2	1	0	1	3
41 Carlos Santana, S (1, 3) OBP: 0.320, SLG: 0.413	B CU 81 F FF 94 X FF 96 1-1 ② P4		C CU 80 B SI 91 F SI 90 B FF 95 S CU 82 2-3 ③ K			B CU 78 C CH 87 F CH 86 B CH 87 X FF 95 2-2 ① G4-3	T FF 96 C FF 96 X CH 89 0-2 1-2 1B			4	0	1	0	0	1	2
10 Sal Frelick, L (1, 9) OBP: 0.417, SLG: 0.423	1 SAFE F FF 96 B FF 95 C FF 95 B FF 96 X CU 83 2-2 ③ G4-3			B FF 92 B FF 94 F FF 93 C FF 92 F FF 93 X CU 81 2-2 ① P5		B FF 94 B CU 79 B CH 84 C FF 93 C FF 92 B FF 93 4-2 27 1B 14 1B BB	B FF 97 X SL 88 1-0 ③ P3			3	1	0	0	1	0	3
27 Willy Adames, R (1, 6) OBP: 0.289, SLG: 0.389		C FF 95 B FF 95 F CU 83 B CU 82 B SI 96 F FF 95 F CU 82 X SI 95 3-2 ① G4-3		S CU 81 C CU 82 B CU 78 X FF 94 1-2 ② F9		B SI 91 F SI 92 X SI 94 1-1 14 1B 1-2 1B		B SI 96 X SI 95 1-0 14 G4-3 1B		4	0	2	0	0	0	0
14 Andruw Monasterio, R (1, 5) OBP: 0.370, SLG: 0.389		C FF 95 X CU 83 0-1 ② F7		B SI 95 B CU 82 C SI 94 C CU 82 F CU 83 B CU 83 X CU 82 3-2 ③ F9		X SI 92 0-0 7 G1-4-3 1-2 2-H 1B		X SI 96 0-0 ①② G4-3 1-2f		4	0	1	1	0	0	1
7 Victor Caratini, S (1, 2) OBP: 0.340, SLG: 0.363		X FF 94 0-0 ③ F9			B CU 82 B CU 81 B FF 95 C FF 93 B FF 93 4-1 22 1B BB	X FF 93 0-0 ②③ G1-4-3 1-2f		B SL 85 X SI 96 1-0 ③ G4-3		3	0	0	0	1	0	2
0 Brice Turang, L (1, 4) OBP: 0.276, SLG: 0.312 6 Owen Miller, R (7, PH) OBP: 0.303, SLG: 0.375 (7, 4)			C FF 95 F FF 95 F FF 95 X CU 82 0-2 ① F8		F FF 92 L FF 92 X FF 93 0-2 ① F8		B FF 91 B FF 92 F FF 94 X FF 94 2-1 ① F8		C FF 96 B FF 99 F FS 89 B FF 98 X FF 96 2-2 ① L6	2 2	0 0	0 0	0 0	0 0	0 0	1 0
28 Joey Wiemer, R (1, 8) OBP: 0.289, SLG: 0.389			B SI 95 C SI 95 B SI 95 X SI 95 2-1 ② G6-3		X SI 92 0-0 ② L7		B CH 83 B FF 94 X FF 94 2-0 HR		F FF 98 B FS 90 C FF 98 B SL 92 F FF 98 X FF 97 2-2 ② F7	4	1	1	1	0	0	1
Inning Stats	R: 0 E: 0 K: 1 S: 9 H: 1 LOB: 1 BB: 0 P: 14	R: 0 E: 0 K: 0 S: 8 H: 0 LOB: 0 BB: 0 P: 11	R: 1 E: 0 K: 1 S: 15 H: 2 LOB: 1 BB: 0 P: 21	R: 0 E: 0 K: 0 S: 11 H: 0 LOB: 0 BB: 0 P: 17	R: 0 E: 0 K: 0 S: 8 H: 1 LOB: 1 BB: 1 P: 14	R: 1 E: 0 K: 0 S: 9 H: 2 LOB: 1 BB: 1 P: 16	R: 1 E: 0 K: 0 S: 13 H: 3 LOB: 2 BB: 0 P: 18	R: 0 E: 0 K: 0 S: 3 H: 1 LOB: 0 BB: 0 P: 5	R: 0 E: 0 K: 1 S: 11 H: 0 LOB: 0 BB: 0 P: 15	1B: 7 2B: 2 3B: 0 HR: 1 SF: 0 SAC: 0 DP: 2 HBP: 0						

PITCHER		IP	WLS	BF	H	R	ER	SO	BB	IBB	HBP	BLK	WP	HR	S	P	ERA	WHIP
74 Jake Irvin, R ERA: 4.86	(1, 1)	5.1		24	6	2	2	2	2	0	0	0	0	0	59	92	3.38	1.500
Jose Ferrer, L ERA: 5.56	(6, 1)	1.1		4	1	1	1	0	0	0	0	0	0	1	7	11	6.75	0.750
51 Jordan Weems, R ERA: 3.1	(7, 1)	0.1	W	3	2	0	0	0	0	0	0	0	0	0	7	8	0.00	6.000
71 Mason Thompson, R ERA: 4.56	(8, 1)	1.0	H	3	1	0	0	0	0	0	0	0	0	0	3	5	0.00	1.000
67 Kyle Finnegan, R ERA: 3.0	(9, 1)	1.0	S	3	0	0	0	1	0	0	0	0	0	0	11	15	0.00	0.000

PITCHER	IP	WLS	BF	H	R	ER	SO	BB	IBB	HBP	BLK	WP	HR	S	P	ERA	WHIP

TOP

Milwaukee Brewers @ Washington Nationals

Nationals Park, Washington, DC

Mon Jul 31 2023, 7:05 PM - 9:35 PM EDT

Att. 19,290 - Clear - 84 F

livebaseballscorecards.com

AB	35
R	3
H	10
RBI	3
BB	2
SO	3
LOB	13

Batter	1	2	3	4	5	6	7	8	9	AB	R	H	RBI	BB	SO	LOB
5 CJ Abrams, L (1, 6) OBP: 0.310, SLG: 0.417	B FC 94 F FC 94 C CU 79 B CU 80 X CH 90 2-2 G4-3 ①		X CH 88 0-0 1-2 1B		1 SAFE S FC 93 1 SAFE B FC 94 B CH 90 C FC 95 B FC 95 B FC 96 4-2 28 S 28 E BB ①		C SI 95 C SI 96 X SI 97 0-2 F7 ① 2-3			3	1	1	0	1	0	2
28 Lane Thomas, R (1, 9) OBP: 0.334, SLG: 0.473	B SI 95 X FC 95 1-0 G6-3 ②		C FC 95 C SI 95 B SI 96 C FC 95 1-3 K ②		D FC 96 F FC 94 B CU 78 B FC 95 X FC 94 3-1 E5 1-H 1B		B SL 92 D SI 96 X SL 92 2-0 20 G3 45 1B 1-2 3-H 1B			4	1	2	2	0	1	2
20 Keibert Ruiz, S (1, 2) OBP: 0.294, SLG: 0.383	B CU 80 C FC 95 C CU 79 X CH 92 1-2 G4-3 ③		F FC 95 D CH 92 F CH 91 F CH 91 F FC 94 S CU 80 1-3 K ③		X CH 90 0-0 G4-3 ②		C SI 96 X SI 96 0-1 G3 ② 1-2 2-3			4	0	0	0	0	1	5
45 Joey Meneses, R (1, 10) OBP: 0.324, SLG: 0.409		B FC 94 B SI 95 X SI 95 2-0 HR	C FC 95 C CU 79 B FC 94 X CU 79 1-2 2 G3 2B		S FC 96 F FC 96 T FC 95 0-2 K ③		C SI 96 F SI 97 F SI 96 X SL 91 0-2 2-H 3-H 1B			4	1	3	3	0	1	1
22 Dominic Smith, L (1, 3) OBP: 0.334, SLG: 0.344		B FC 96 F FC 95 S FC 95 B CH 90 X FC 94 2-2 G3 ①	B FC 95 B CU 79 F FC 94 D FC 96 C FC 95 B FC 94 4-2 2 G3 BB		B FC 94 X FC 94 1-0 L6 ①		X SI 87 0-0 G5-3 ③			3	0	0	0	1	0	1
2 Luis García Jr., L (1, 4) OBP: 0.297, SLG: 0.367		B FC 94 F CU 80 X FC 95 1-1 G4-3 ②	X CU 80 0-0 G3 ① 1-2 2-3		C FC 94 X FC 93 0-1 F8 ②			C FC 87 X CU 79 0-1 G3-1 ①		4	0	0	0	0	0	2
14 Ildemaro Vargas, S (1, 5) OBP: 0.294, SLG: 0.381		X FC 95 0-0 G3-1 ③	C CU 80 B CU 79 B FC 94 F FC 95 S FC 94 2-3 K ②		C FC 94 B CU 79 B CU 79 X FC 94 1-2 G4-3 ③			B CU 77 B FC 87 X SI 92 2-0 G4-3 ②		4	0	0	0	0	1	2
23 Corey Dickerson, L (1, 7) OBP: 0.279, SLG: 0.343 36 Stone Garrett, R (8, 7) OBP: 0.333, SLG: 0.429			F FC 95 F FC 95 B CU 81 F FC 94 X CH 90 1-2 F4 ①	C FC 95 F FC 94 F FC 94 S CH 89 0-3 K ③			S SI 94 X SI 96 0-1 5 F7 28 1B 2B	B CU 79 B FC 88 B SI 93 D SI 93 4-0 BB		3 0	1 0	1 0	0 0	0 1	1 0	2 0
17 Alex Call, R (1, 8) OBP: 0.307, SLG: 0.316			B FC 96 B SL 85 C FC 96 C FC 95 F CU 79 F FC 95 B SL 86 B SL 86 4-2 5 1B BB		C SI 94 F FC 94 B SI 95 B CH 88 X FC 95 2-2 E6 5 CS		B SL 90 L SI 95 L SI 95 B SI 95 B SL 91 B SI 96 4-2 20 G3 28 1B 45 1B BB	B SI 92 B FC 89 C SI 92 F SI 92 C SI 92 2-3 K ③		2	1	0	0	2	1	1
Inning Stats	R: 0 E: 0 K: 0 S: 7 H: 0 LOB: 0 BB: 0 P: 11	R: 1 E: 0 K: 0 S: 7 H: 1 LOB: 0 BB: 0 P: 12	R: 0 E: 0 K: 2 S: 17 H: 1 LOB: 2 BB: 1 P: 24	R: 0 E: 0 K: 2 S: 13 H: 1 LOB: 2 BB: 1 P: 20	R: 1 E: 2 K: 1 S: 11 H: 1 LOB: 1 BB: 1 P: 20	R: 0 E: 0 K: 0 S: 6 H: 0 LOB: 0 BB: 0 P: 8	R: 3 E: 0 K: 0 S: 15 H: 3 LOB: 1 BB: 1 P: 21	R: 0 E: 0 K: 1 S: 6 H: 0 LOB: 1 BB: 1 P: 14		1B: 4 2B: 2 3B: 0 HR: 1 SF: 0 SAC: 0 DP: 0 HBP: 0				WP: 0 PB: 0 SB: 1 CS: 1 PA: 36		

BOTTOM

Milwaukee Brewers @ Washington Nationals

Nationals Park, Washington, DC

Mon Jul 31 2023, 7:05 PM - 9:35 PM EDT

Att. 19,290 - Clear - 84 F

livebaseballscorecards.com

AB	31
R	5
H	7
RBI	5
BB	5
SO	6
LOB	18

PITCHER		IP	WLS	BF	H	R	ER	SO	BB	IBB	HBP	BLK	WP	HR	S	P	ERA	WHIP
39 Corbin Burnes, R ERA: 3.44	(1, 1)	6.0		25	4	2	2	5	3	0	0	0	0	1	61	95	3.00	1.167
59 Elvis Peguero, R ERA: 3.8	(7, 1)	0.2	L	6	3	3	3	0	1	0	0	0	0	0	14	20	40.50	6.000
55 Hoby Milner, L ERA: 2.3	(7, 1)	0.1		1	0	0	0	0	0	0	0	0	0	0	1	1	0.00	0.000
46 Bryse Wilson, R ERA: 3.38	(8, 1)	1.0		4	0	0	0	1	1	0	0	0	0	0	6	14	0.00	1.000

PITCHER	IP	WLS	BF	H	R	ER	SO	BB	IBB	HBP	BLK	WP	HR	S	P	ERA	WHIP

Batter	1	2	3	4	5	6	7	8	9	AB	R	H	RBI	BB	SO	LOB
22 Christian Yelich, L (1, 7) OBP: 0.370, SLG: 0.475	X FF 92 0-0 ① F7		C SL 85 B CU 82 F FC 89 B FC 88 B SL 85 C FC 90 3-3 ② K	F FF 95 B FF 95 B FF 96 C CH 89 B FF 96 F FF 96 C CH 89 3-3 ③ K			B SL 84 X FF 96 1-0 ② G4-3 1-2		B SL 76 S SL 76 X SL 77 1-1 ③ G3-1	5	0	0	0	0	2	2
24 William Contreras, R (1, 2) OBP: 0.351, SLG: 0.455	B SI 92 C FF 92 C ST 82 S ST 82 1-3 ② K		C SL 93 C SI 93 B CU 82 B SI 95 F SI 94 X CU 83 2-2 ③ G6-3		C SL 88 F SL 89 F SL 90 B FF 98 X SL 90 1-2 ① F9		X SL 84 0-0 2-H 2B			4	0	1	1	0	1	0
41 Carlos Santana, S (1, 3) OBP: 0.317, SLG: 0.408	C CU 81 F SL 85 B CU 81 B ST 82 X SI 93 2-2 ③ G4-3			B SI 93 X SL 85 1-0 ① F7	X CH 91 0-0 ② G3-1		B FF 95 F FF 94 B FF 96 S SL 84 F FF 96 F FF 96 B SL 84 X CH 88 3-2 ③ F8			4	0	0	0	0	0	1
27 Willy Adames, R (1, 6) OBP: 0.291, SLG: 0.391		C SI 91 F SI 91 B CU 82 B CU 82 F SL 86 X SL 87 2-2 14 1B 2B		B SI 93 B SI 93 B SL 86 B FF 92 4-0 21 FC5-4 10 BB 0 1B BB	B SL 89 S SI 97 S SL 90 X FF 97 1-2 ③ L8			B FS 84 B FS 86 B FF 94 C FF 94 X FF 93 3-1 ① F9		3	2	1	0	1	0	0
10 Sal Frelick, L (1, 9) OBP: 0.400, SLG: 0.379		B SI 92 S FC 88 F FC 88 X FC 89 1-2 ① P3		B SI 93 F FC 89 S SI 93 B FC 88 F FC 88 F SI 93 B FC 89 B SL 86 4-2 21 FC5-4 1-2 BB		S SL 84 C SL 85 B SL 84 B FF 97 F FF 96 F SL 84 B CH 88 C FF 96 3-3 ① K		B FF 95 B FS 86 B FF 94 C FF 94 X FF 93 3-1 ② L9		3	0	0	0	1	1	1
21 Mark Canha, R (1, 10) OBP: 0.342, SLG: 0.377		C ST 83 X ST 82 0-1 ② L7		C SI 92 C SI 91 X SI 91 0-2 ② FC5-4 14 BB 0 1B 1-2f 2-3		C FF 97 S SL 85 X FF 98 0-2 ② G4-3		F FC 89 B FC 88 F FS 85 B FS 86 B FF 95 F FS 85 B FF 95 4-2 BB		3	1	0	0	1	0	3
14 Andruw Monasterio, R (1, 5) OBP: 0.374, SLG: 0.388		D CU 83 C CU 83 B CU 84 X CU 84 2-1 2-H 1B		C SI 92 B FF 91 B CU 83 D CU 83 1 SAFE B FC 90 4-1 0 1B 28 1B 1-2 BB		B FF 92 B SL 85 C FF 96 B FF 97 C FF 96 F FF 96 X FF 96 3-2 ③ G1-3		B FF 94 C FF 93 X FC 87 1-1 ③ L8		3	1	1	1	1	0	1
0 Brice Turang, L (1, 4) OBP: 0.279, SLG: 0.315		F FC 89 1 SAFE X FC 89 0-1 ③ F7		F FC 89 F FC 88 B FC 87 B FC 89 X SL 86 2-2 28 S 28 1B 1-3 2-H 3-H 1B			X SL 83 0-0 22 G4-3 24 2B 1B		C SI 88 B SI 87 B SL 73 X SI 88 2-1 ① G1	4	2	2	2	0	0	1
28 Joey Wiemer, R (1, 8) OBP: 0.288, SLG: 0.387			B SL 84 C SL 86 C FF 92 S CU 82 1-3 ① K	S CU 83 B CU 83 C SI 93 B ST 83 F SI 94 F SI 94 F ST 83 F ST 82 B SI 94 3-2 X SI 84 1-H 3-H 1B			1 SAFE C SL 83 B SL 83 B FF 95 D FF 95 C SL 84 S SL 84 3-3 ① K		B SI 89 F SL 76 F SL 76 X SI 90 1-2 ② G1-3	4	0	1	2	0	2	1
Inning Stats	R: 0 E: 0 K: 1 S: 7 H: 0 LOB: 0 BB: 0 P: 10	R: 1 E: 0 K: 0 S: 13 H: 2 LOB: 1 BB: 0 P: 18	R: 0 E: 0 K: 2 S: 10 H: 0 LOB: 0 BB: 0 P: 16	R: 4 E: 0 K: 1 S: 23 H: 2 LOB: 1 BB: 3 P: 44	R: 0 E: 0 K: 0 S: 8 H: 0 LOB: 0 BB: 0 P: 10	R: 0 E: 0 K: 1 S: 12 H: 0 LOB: 0 BB: 0 P: 18	R: 1 E: 0 K: 1 S: 11 H: 2 LOB: 1 BB: 0 P: 18	R: 0 E: 0 K: 0 S: 9 H: 0 LOB: 1 BB: 1 P: 20	R: 0 E: 0 K: 0 S: 7 H: 0 LOB: 0 BB: 0 P: 11	1B: 4 2B: 2 3B: 0 HR: 0 SF: 0 SAC: 0 DP: 0 HBP: 0						

PITCHER	IP	WLS	BF	H	R	ER	SO	BB	IBB	HBP	BLK	WP	HR	S	P	ERA	WHIP
40 Josiah Gray, R (1, 1) ERA: 3.54	3.2	L	18	4	5	5	3	3	0	0	0	0	0	49	81	12.27	1.909
57 Andrés Machado, R (4, 1) ERA: 7.59	1.1		4	0	0	0	1	0	0	0	0	0	0	12	17	0.00	0.000
54 Amos Willingham, R (6, 1) ERA: 9.0	2.0		8	2	1	1	2	0	0	0	0	0	0	23	36	4.50	1.000
75 Hobie Harris, R (8, 1) ERA: 5.12	1.0		4	0	0	0	0	1	0	0	0	0	0	9	20	0.00	1.000
53 Joe La Sorsa, L (9, 1) ERA: 5.4	1.0		3	0	0	0	0	0	0	0	0	0	0	7	11	0.00	0.000

PITCHER	IP	WLS	BF	H	R	ER	SO	BB	IBB	HBP	BLK	WP	HR	S	P	ERA	WHIP

TOP

Milwaukee Brewers @ Washington Nationals

Nationals Park, Washington, DC

Tue Aug 01 2023, 7:06 PM - 9:47 PM EDT

Att. 19,847 - Cloudy - 79 F

livebaseballscorecards.com

AB	33
R	6
H	6
RBI	6
BB	4
SO	6
LOB	10

BOTTOM

Milwaukee Brewers @ Washington Nationals

Nationals Park, Washington, DC

Tue Aug 01 2023, 7:06 PM - 9:47 PM EDT

Att. 19,847 - Cloudy - 79 F

livebaseballscorecards.com

Batter	1	2	3	4	5	6	7	8	9	AB	R	H	RBI	BB	SO	LOB
5 CJ Abrams, L (1, 6) OBP: 0.312, SLG: 0.421	C FF 94 B FF 94 B CH 89 F SL 82 C FF 95 2-3 ① K	B CH 90 D CH 89 X FF 94 2-0 ③ 1-3 2-H 3-H 1B			B CU 80 S FF 95 F FF 94 X SL 82 1-2 2B		B SI 100 C SL 88 B SI 99 B SI 98 F SI 99 X FF 100 3-2 ③ G1-4-3			4	0	2	2	0	1	0
28 Lane Thomas, R (1, 9) OBP: 0.331, SLG: 0.468	B FF 95 T FF 94 B FF 96 T FF 94 B SL 83 F FF 96 S SL 82 3-3 ② K		B SL 82 C FF 94 B FF 95 B SL 82 X FF 92 3-1 ① F7		C FF 97 F FF 97 F FF 95 B FF 98 S FF 97 1-3 ② K			F SI 95 C SL 84 S SL 84 0-3 ① K		4	0	0	0	0	3	1
45 Joey Meneses, R (1, 10) OBP: 0.321, SLG: 0.404	B CU 79 B SL 83 X SL 83 2-0 ③ G5-3		C CU 79 B SL 83 X SL 82 1-1 ② P4		C FF 95 B SL 85 F FF 94 D SL 84 X FF 97 2-2 ③ F9			B SL 84 X SL 84 1-0 ② F9		4	0	0	0	0	0	1
22 Dominic Smith, L (1, 3) OBP: 0.336, SLG: 0.346		C SL 80 C FF 92 B CU 78 X CU 78 1-2 23 S 23 WP 39 1B 1B	X CU 79 0-0 20 WP 20 1B 1B			B FF 94 B FF 93 B FF 92 C FF 92 C FF 92 S FF 92 3-3 ① K		C SL 84 X CH 89 0-1 ③ G4-3		4	1	2	0	0	1	0
20 Keibert Ruiz, S (1, 2) OBP: 0.293, SLG: 0.382		B FF 94 X FF 94 1-0 ① F7	B SL 82 F SL 82 B SL 83 S CH 89 X FF 94 2-2 ③ 1-H 1B			C FF 96 B CH 88 B CH 90 C FF 95 X CU 78 2-2 ② P5			F FC 89 F CH 84 X CH 83 0-2 ① G3-1	4	0	1	0	0	0	1
2 Luis García Jr., L (1, 4) OBP: 0.294, SLG: 0.363		T FF 94 S CH 89 C FF 96 0-3 ② K	C FF 91 X CH 86 0-1 ① G3-1			X CH 88 0-0 ③ G3-1			B CH 82 B CH 82 F FC 90 B CH 83 F FF 94 X CH 84 3-2 ② P5	4	0	0	0	0	1	1
23 Corey Dickerson, L (1, 7) OBP: 0.285, SLG: 0.357		B SL 83 B FF 94 F SL 83 F FF 95 B CH 90 F FF 97 B CH 90 4-2 39 1B 5 1B 1-3 BB	X FF 93 0-0 ② F7				B SI 99 F SI 100 S SI 99 B SL 88 B SL 91 X SL 90 3-2 17 G6-3 3B		B FF 93 B FF 94 C FC 93 S CH 84 S FF 94 2-3 ③ K	3	2	1	0	1	1	0
39 Jake Alu, L (1, 5) OBP: 0.278, SLG: 0.235		B FF 95 X FF 95 1-0 17 S 5 1B 1-3 3-H 1B	B FF 93 C FF 93 F SL 82 F FF 95 S FF 95 1-3 ③ K				B SI 99 C SI 98 C SI 98 B SI 99 S SI 99 2-3 ① K			3	1	1	1	0	2	1
17 Alex Call, R (1, 8) OBP: 0.307, SLG: 0.314		B SL 84 C SL 84 F FF 96 B SL 83 B SL 83 B SL 84 4-2 5 1B 1-2 BB			T FF 92 B FF 93 C FF 96 T FF 96 1-2 ① K		S SI 99 C SI 99 F SI 100 B FF 101 X SI 99 1-2 ② G6-3 3-H			2	0	0	1	1	1	0
Inning Stats	R: 0 E: 0 K: 2 S: 8 H: 0 LOB: 0 BB: 0 P: 15	R: 3 E: 0 K: 1 S: 14 H: 3 LOB: 2 BB: 2 P: 27	R: 0 E: 0 K: 0 S: 8 H: 2 LOB: 2 BB: 0 P: 14	R: 0 E: 0 K: 1 S: 7 H: 0 LOB: 0 BB: 0 P: 8	R: 0 E: 0 K: 2 S: 13 H: 1 LOB: 1 BB: 0 P: 18	R: 0 E: 0 K: 1 S: 7 H: 0 LOB: 0 BB: 0 P: 12	R: 1 E: 0 K: 1 S: 13 H: 1 LOB: 0 BB: 0 P: 22	R: 0 E: 0 K: 1 S: 6 H: 0 LOB: 0 BB: 0 P: 7	R: 0 E: 0 K: 1 S: 9 H: 0 LOB: 0 BB: 0 P: 14	1B: 5 2B: 1 3B: 1 HR: 0 SF: 0 SAC: 0 DP: 0 HBP: 0						

	AB	32
	R	4
	H	7
	RBI	4
	BB	2
	SO	10
	LOB	5

PITCHER		IP	WLS	BF	H	R	ER	SO	BB	IBB	HBP	BLK	WP	HR	S	P	ERA	WHIP
51 Freddy Peralta, R ERA: 4.46	(1, 1)	6.0	W	24	6	3	3	7	2	0	0	0	2	0	57	94	4.50	1.333
45 Abner Uribe, R ERA: 2.35	(7, 1)	1.0	H	4	1	1	1	1	0	0	0	0	0	0	13	22	9.00	1.000
31 Joel Payamps, R ERA: 1.97	(8, 1)	1.0	H	3	0	0	0	1	0	0	0	0	0	0	6	7	0.00	0.000
38 Devin Williams, R ERA: 1.52	(9, 1)	1.0	S	3	0	0	0	1	0	0	0	0	0	0	9	14	0.00	0.000

PITCHER	IP	WLS	BF	H	R	ER	SO	BB	IBB	HBP	BLK	WP	HR	S	P	ERA	WHIP

Milwaukee Brewers @ Washington Nationals

Nationals Park, Washington, DC

Wed Aug 02 2023, 1:05 PM - 3:25 PM EDT

Att. 17,312 - Partly Cloudy - 81 F

livebaseballscorecards.com

TOP

Batter	1	2	3	4	5	6	7	8	9	AB	R	H	RBI	BB	SO	LOB
22 Christian Yelich, L (1, 10) OBP: 0.369, SLG: 0.475	B FF 94 S FF 94 X FF 94 1-1 ① L7		B SL 88 C SL 89 F CU 81 S SL 89 1-3 ③ K			F FF 94 X FF 94 0-1 1-3 2-H 2B		F FF 95 X FF 95 0-1 ②③ G3-6-3 1-2r		4	0	1	1	0	1	1
24 William Contreras, R (1, 2) OBP: 0.347, SLG: 0.449	B FF 95 C CU 82 X SL 89 1-1 ② F7			B FF 94 X CH 85 1-0 ① G4-3		C CH 85 C FF 95 B FF 94 F CH 86 S FF 94 1-3 ① K			C FF 97 X FF 97 0-1 ① F8	4	0	0	0	0	1	2
41 Carlos Santana, S (1, 3) OBP: 0.314, SLG: 0.404	C FF 94 B FF 95 B CU 83 X SL 88 2-1 ③ L4			B CU 83 X FF 95 1-0 ② G4-3		F FF 94 D SL 90 B FF 94 C FF 93 F SL 89 S FF 92 2-3 ② K			B FF 98 B FF 98 X FF 98 2-0 ② F8	4	0	0	0	0	1	2
27 Willy Adames, R (1, 6) OBP: 0.288, SLG: 0.387		F FF 93 B FF 94 F CH 86 T FF 95 1-2 ① K		C CU 80 F FF 95 X CU 83 0-2 ③ P3		B CU 82 D CU 84 F FF 94 S FF 94 F FF 96 S FF 94 2-3 ③ K			B FF 98 F FF 98 X FF 97 1-1 ③ F7	4	0	0	0	0	2	2
21 Mark Canha, R (1, 7) OBP: 0.339, SLG: 0.373 16 Blake Perkins, S (9, 7) OBP: 0.315, SLG: 0.301		S SL 88 B FF 94 B CH 87 C SL 88 B FF 95 X FF 94 3-2 ② L7			B FF 93 C SL 87 C CU 81 X FF 93 1-2 ① G5-3		B SL 89 F FF 95 X FF 95 1-1 ① G5-3			3 0	0 0	0 0	0 0	0 0	0 0	0 0
15 Tyrone Taylor, R (1, 9) OBP: 0.184, SLG: 0.295 10 Sal Frelick, L (7, PH) OBP: 0.390, SLG: 0.367 (7, 9)		B FF 95 F FF 94 B FF 95 X FF 93 2-1 HR			C CU 82 X SL 89 0-1 ② F8		B FF 96 C FF 96 X CH 88 1-1 ② G6-3			2 1	1 0	1 0	1 0	0 0	0 0	0 0
14 Andruw Monasterio, R (1, 5) OBP: 0.373, SLG: 0.381		B SL 88 C CU 82 F FF 95 B SL 88 X CU 84 2-2 ③ L3			C FF 94 B FF 94 F FF 93 B CU 83 F CU 83 B CH 86 B CU 80 4-2 0 CS BB		B FF 96 B FF 95 X FF 95 2-0 ③ F8			2	0	0	0	1	0	0
0 Brice Turang, L (1, 4) OBP: 0.283, SLG: 0.316			B SL 87 X FF 92 1-0 ① F8		F FF 92 1 SAFE 0-1 ③ CS 1-2	B SL 88 B SL 87 B FF 92 C FF 92 C FF 92 F FF 94 B FF 93 4-2 28 WP 22 2B BB		F FF 95 F FF 95 B CH 89 X SL 87 2-2 22 G3-6-3 1B		2	1	1	0	1	0	0
28 Joey Wiemer, R (1, 8) OBP: 0.289, SLG: 0.387			B FF 94 S FF 94 B SL 89 B FF 94 X FF 92 3-1 ② P5			B SL 87 X FF 94 1-0 22 2B 1-2 1B		B FF 96 1 SAFE S SL 89 S FF 93 B SL 88 B SL 87 X SL 89 3-2 ① F7		3	0	1	0	0	0	1
Inning Stats	R: 0 E: 0 K: 0 S: 6 H: 0 LOB: 0 BB: 0 P: 10	R: 1 E: 0 K: 1 S: 11 H: 1 LOB: 0 BB: 0 P: 19	R: 0 E: 0 K: 1 S: 6 H: 0 LOB: 0 BB: 0 P: 11	R: 0 E: 0 K: 0 S: 5 H: 0 LOB: 0 BB: 0 P: 7	R: 0 E: 0 K: 0 S: 9 H: 0 LOB: 0 BB: 1 P: 14	R: 1 E: 0 K: 3 S: 18 H: 2 LOB: 2 BB: 1 P: 28	R: 0 E: 0 K: 0 S: 5 H: 0 LOB: 0 BB: 0 P: 9	R: 0 E: 0 K: 0 S: 8 H: 1 LOB: 0 BB: 0 P: 13	R: 0 E: 0 K: 0 S: 5 H: 0 LOB: 0 BB: 0 P: 8	1B: 2 2B: 1 3B: 0 HR: 1 SF: 0 SAC: 0 DP: 1 HBP: 0						

	AB	29
	R	2
	H	4
	RBI	2
	BB	2
	SO	5
	LOB	8

PITCHER		IP	WLS	BF	H	R	ER	SO	BB	IBB	HBP	BLK	WP	HR	S	P	ERA	WHIP
1 MacKenzie Gore, L ERA: 4.34	(1, 1)	6.0		22	3	2	2	5	2	0	0	0	1	1	55	89	3.00	0.833
51 Jordan Weems, R ERA: 2.97	(7, 1)	1.1		5	1	0	0	0	0	0	0	0	0	0	11	20	0.00	0.750
Jose Ferrer, L ERA: 5.25	(8, 1)	0.2		1	0	0	0	0	0	0	0	0	0	0	2	2	0.00	0.000
67 Kyle Finnegan, R ERA: 2.93	(9, 1)	1.0	W	3	0	0	0	0	0	0	0	0	0	0	5	8	0.00	0.000

PITCHER	IP	WLS	BF	H	R	ER	SO	BB	IBB	HBP	BLK	WP	HR	S	P	ERA	WHIP

WP: 1	PA: 32					
PB: 0						
SB: 0						
CS: 1						

Batter	1	2	3	4	5	6	7	8	9	AB	R	H	RBI	BB	SO	LOB
5 CJ Abrams, L (1, 6) OBP: 0.308, SLG: 0.416	B FF 89 S FC 88 B FC 88 S FC 88 C SI 91 2-3 K ①		F FC 90 S SL 80 S FF 92 0-3 K ③		F SI 88 S ST 79 F FF 88 X FF 89 0-2 FC4-6 ② 1-2f			B SL 82 X FF 95 1-0 G4-3 ①		4	0	0	0	0	2	1
28 Lane Thomas, R (1, 9) OBP: 0.328, SLG: 0.464	X FC 88 0-0 L7 ②			B CU 75 C FC 83 F FC 86 S FF 91 1-3 K ①	B SI 92 D SI 92 X SI 92 2-0 L8 ③			C SL 85 C FF 95 S SL 86 0-3 K2-3 ②		4	0	0	0	0	2	1
45 Joey Meneses, R (1, 10) OBP: 0.320, SLG: 0.403	C FF 92 B FC 86 X CH 85 1-1 G6-3 ③			C FC 85 B CH 84 B CH 84 F CH 85 F FF 92 F CH 85 X FC 87 2-2 15 BB 36 WP 1B		C CU 76 F FC 85 B SI 92 X CU 78 1-2 L8 ①		B SL 85 B SI 96 C SL 84 C SI 94 B SL 86 X SL 84 3-2 F8 ③		4	0	1	0	0	0	0
36 Stone Garrett, R (1, 7) OBP: 0.330, SLG: 0.425 Corey Dickerson, L (9, PH) OBP: 0.283, SLG: 0.354		F FC 84 0-1 CI 15 G5-4-3		1 SAFE F FC 85 F FF 91 B CH 84 B CH 84 S CH 84 2-3 K ② 1-2		F SI 92 B SI 91 F FC 87 B FF 93 B CU 79 X FC 88 3-2 P3 ②			S CH 82 S CH 81 B CH 82 F CH 82 B FF 95 B CH 83 X CH 82 3-2 E3 20 BB 22 1B 17 E	2 1	0 1	0 0	0 0	1 0	1 0	1 0
22 Dominic Smith, L (1, 3) OBP: 0.340, SLG: 0.347 14 Ildemaro Vargas, S (9, PR) OBP: 0.294, SLG: 0.381		1 SAFE C FF 90 X FC 87 0-1 F9 ①		F FC 89 D SL 80 B SI 90 F FC 88 B FF 92 D SL 80 4-2 15 BB BB		S FC 87 B CU 78 B CU 78 C FC 87 B SI 92 B FC 87 4-2 BB			C FF 95 F FF 94 D CH 84 X FC 90 1-2 20 BB 17 E 1B	2 0	0 1	1 0	0 0	2 0	0 0	1 0
15 Riley Adams, R (1, 2) OBP: 0.353, SLG: 0.553 20 Keibert Ruiz, S (9, PH) OBP: 0.295, SLG: 0.382	B FC 85 B FF 89 S CH 84 C CH 85 X CH 84 2-2 G5-4-3 ② ③ 1-2f			B FC 88 F FC 88 B CH 85 F CH 86 F FF 92 D CH 85 B CH 85 4-2 1-2 2-3 BB	B FC 87 X FC 88 1-0 L8 ③			B CH 83 B FF 95 F CH 82 F FF 95 D CH 84 B CH 84 4-2 17 E 1-2 2-3 BB		2 0	0 0	0 0	0 0	1 1	0 0	2 0
17 Alex Call, R (1, 8) OBP: 0.307, SLG: 0.316			C FC 84 C FF 89 X SI 91 0-2 39 1B 2B	B FC 89 S FC 88 C CH 85 F CH 86 S FF 92 1-3 K ③			C SL 92 B SL 93 X SI 96 1-1 L9 ①	S FF 93 F FF 93 B FF 94 X CH 85 1-2 FC5 2-H 3-H		4	1	1	0	0	1	4
39 Jake Alu, L (1, 5) OBP: 0.286, SLG: 0.250			X FC 88 0-0 6 G5-4-3 2-H 1B		B SI 87 B SI 87 B FF 87 C FF 87 X SI 87 3-1 G3-1 ①		B SI 98 X SI 97 1-0 G4-3 ②			3	0	1	1	0	0	0
6 Michael Chavis, R (1, 4) OBP: 0.306, SLG: 0.345 2 Luis García Jr., L (7, PH) OBP: 0.293, SLG: 0.362 (8, 4)			D CH 84 X FC 86 1-0 G5-4-3 ① ② 1-2f		C ST 79 X FF 87 0-1 5 FC4-6 1B		C SI 97 B SL 94 X SL 94 1-1 G6-3 ③			2 1	0 0	1 0	0 0	0 0	0 0	1 0
Inning Stats	R: 0 E: 0 K: 1 S: 6 H: 0 LOB: 0 BB: 0 P: 9	R: 0 E: 1 K: 0 S: 6 H: 0 LOB: 0 BB: 0 P: 8	R: 1 E: 0 K: 1 S: 8 H: 2 LOB: 0 BB: 0 P: 9	R: 0 E: 0 K: 3 S: 20 H: 1 LOB: 3 BB: 2 P: 34	R: 0 E: 0 K: 0 S: 9 H: 1 LOB: 1 BB: 0 P: 14	R: 0 E: 0 K: 0 S: 9 H: 0 LOB: 1 BB: 1 P: 18	R: 0 E: 0 K: 0 S: 5 H: 0 LOB: 0 BB: 0 P: 8	R: 0 E: 0 K: 1 S: 7 H: 0 LOB: 0 BB: 0 P: 11	R: 2 E: 2 K: 0 S: 12 H: 1 LOB: 2 BB: 1 P: 21	1B: 4 2B: 1 3B: 0 HR: 0 SF: 0 SAC: 0 DP: 2 HBP: 0						WP: 1 PB: 0 SB: 0 CS: 0 PA: 34	

PITCHER		IP	WLS	BF	H	R	ER	SO	BB	IBB	HBP	BLK	WP	HR	S	P	ERA	WHIP
20 Wade Miley, L ERA: 3.01	(1, 1)	4.0		16	3	1	1	5	2	0	0	0	1	0	40	60	2.25	1.250
55 Hoby Milner, L ERA: 2.27	(5, 1)	0.2		3	1	0	0	0	0	0	0	0	0	0	8	11	0.00	1.500
46 Bryse Wilson, R ERA: 3.29	(5, 1)	1.1		5	0	0	0	0	1	0	0	0	0	0	10	21	0.00	0.750
59 Elvis Peguero, R ERA: 3.71	(7, 1)	1.0	H	3	0	0	0	0	0	0	0	0	0	0	5	8	0.00	0.000
31 Joel Payamps, R ERA: 1.93	(8, 1)	1.0	H	3	0	0	0	1	0	0	0	0	0	0	7	11	0.00	0.000

PITCHER		IP	WLS	BF	H	R	ER	SO	BB	IBB	HBP	BLK	WP	HR	S	P	ERA	WHIP
38 Devin Williams, R ERA: 1.52	(9, 1)	0.0	L	4	1	2	0	0	1	0	0	0	0	0	12	21	∞	∞

BOTTOM

Milwaukee Brewers @ Washington Nationals

Nationals Park, Washington, DC

Wed Aug 02 2023, 1:05 PM - 3:25 PM EDT

Att. 17,312 - Partly Cloudy - 81 F

livebaseballscorecards.com

AB	29
R	3
H	5
RBI	1
BB	4
SO	6
LOB	11

Batter	1	2	3	4	5	6	7	8	9	AB	R	H	RBI	BB	SO	LOB
6 Alfonso Rivas III, L (1, 3) (8, 7) OBP: 0.286, SLG: 0.278	B FF 94 C FF 93 S SL 81 B SI 93 B SL 82 B SI 93 4-2 22 FC5-4 10 1B 65 G6-3 BB		B SL 80 X SI 92 1-0 ② G3-1		C SI 92 S FF 93 F FF 94 F FF 94 D SL 85 S FF 93 1-3 ② K			F SI 95 B SI 94 F SI 95 C SI 95 1-3 ① K		3	1	0	0	1	2	1
10 Bryan Reynolds, S (1, 7) OBP: 0.325, SLG: 0.436 54 Joshua Palacios, L (7, 7) OBP: 0.279, SLG: 0.388 (8, 9)	C FF 93 B FF 94 C SI 93 F FF 94 F SL 82 X SI 93 1-2 22 FC5-4 1-2 1B		B FF 93 C SL 80 X SI 91 1-1 ③ F7		1 SAFE S FF 93 S SI 92 F FF 94 C SI 93 0-3 ③ K			F SI 96 F SL 85 X FF 96 0-2 19 1B 1B		3 1	0 0	1 1	0 0	0 0	1 0	1 0
22 Andrew McCutchen, R (1, 10) OBP: 0.383, SLG: 0.404 19 Jared Triolo, R (8, PH) OBP: 0.333, SLG: 0.296 (8, 10)	X SI 92 0-0 ① FC5-4 65 G6-3 1-2f 2-3			B SL 82 B SL 82 C SI 91 B SI 91 C SI 92 X SI 92 3-2 ① G6-3		C SI 91 S FF 92 B SL 83 X FF 93 1-2 32 G1-3 1B		C SI 96 B SL 85 X SI 96 1-1 1-2 1B		3 1	0 0	1 1	0 0	0 0	0 0	2 0
65 Jack Suwinski, L (1, 8) OBP: 0.339, SLG: 0.486	C SI 94 F FF 93 B FF 93 B SL 82 F SI 93 B SI 93 X SI 92 3-2 ② G6-3 1-2 3-H			B CU 76 B SL 80 B FF 92 C SI 92 F FF 93 B SL 82 4-2 13 1B BB		F SI 90 B CU 79 B FF 93 F SI 92 C FF 94 2-3 ① K		B SI 97 F SI 96 F SI 96 B SL 86 S SL 87 2-3 ② K		3	0	0	1	1	2	4
32 Henry Davis, R (1, 9) OBP: 0.327, SLG: 0.361 (8, 2)	C SI 92 X SL 82 0-1 ③ F7			X SI 91 0-0 ② F8		F SI 92 X SI 92 0-1 ② G1-3 1-2		S SL 85 C SL 84 X SL 85 0-2 ③ L6		4	0	0	0	0	0	5
13 Ke'Bryan Hayes, R (1, 5) OBP: 0.286, SLG: 0.387 71 Vinny Capra, R (8, 5)		C SI 91 C CU 78 B SI 91 F SL 81 S FF 94 1-3 ① K		C SI 92 X SI 92 0-1 1-2 1B		F SI 91 X SI 92 0-1 ③ G5-3			B FF 91 C SI 92 X SI 91 1-1 ① P3	3 1	0 0	1 0	0 0	0 0	1 0	1 0
25 Endy Rodríguez, S (1, 2) OBP: 0.250, SLG: 0.400 (8, 3)		B SI 94 S SL 82 B FF 94 C SI 93 B SL 81 C SI 93 3-3 ② K		C SL 83 2 SAFE B SI 91 B SI 92 B FF 93 X SI 92 3-1 ③ G3			C SI 96 S SL 84 B SL 85 C SL 84 1-3 ① K		B SI 92 B SI 93 X SI 92 2-0 ② G1-3	4	0	0	0	0	2	2
60 Liover Peguero, R (1, 4) OBP: 0.265, SLG: 0.531		F CU 79 B FF 92 B SI 93 F SL 79 B FF 93 X SI 92 3-2 ③ G5-3			X SI 91 0-0 ① G6-3		C SL 85 C SI 96 B SL 86 B SL 85 C SL 85 2-3 ② K		C SI 92 B SI 93 B SI 93 B SI 92 F SI 93 F SI 94 S SI 93 3-3 ③ K	4	0	0	0	0	2	0
75 Alika Williams, R (1, 6) OBP: 0.300, SLG: 0.316			F SI 91 B SL 82 B SL 80 X SI 91 2-1 ① G5-3		C SI 92 C SI 92 X SI 93 0-2 1B		X SI 96 0-0 ③ G5-3			3	0	1	0	0	0	0
Inning Stats	R: 1 E: 0 K: 0 S: 14 H: 1 LOB: 1 BB: 1 P: 22	R: 0 E: 0 K: 2 S: 10 H: 0 LOB: 0 BB: 0 P: 17	R: 0 E: 0 K: 0 S: 5 H: 0 LOB: 0 BB: 0 P: 9	R: 0 E: 0 K: 0 S: 10 H: 1 LOB: 2 BB: 1 P: 20	R: 0 E: 0 K: 2 S: 13 H: 1 LOB: 1 BB: 0 P: 14	R: 0 E: 0 K: 1 S: 10 H: 1 LOB: 1 BB: 0 P: 13	R: 0 E: 0 K: 2 S: 7 H: 0 LOB: 0 BB: 0 P: 10	R: 0 E: 0 K: 2 S: 14 H: 2 LOB: 2 BB: 0 P: 18	R: 0 E: 0 K: 1 S: 7 H: 0 LOB: 0 BB: 0 P: 13	1B: 6 2B: 0 3B: 0 HR: 0		SF: 0 SAC: 0 DP: 0 HBP: 0				

PITCHER		IP	WLS	BF	H	R	ER	SO	BB	IBB	HBP	BLK	WP	HR	S	P	ERA	WHIP
37 Adrian Houser, R ERA: 4.19	(1, 1)	6.0	W	24	4	1	1	5	2	0	0	0	0	0	62	95	1.50	1.000
36 J.C. Mejía, R ERA: 2.16	(7, 1)	2.0		8	2	0	0	4	0	0	0	0	0	0	21	28	0.00	1.000
32 Andrew Chafin, L ERA: 4.08	(9, 1)	1.0		3	0	0	0	1	0	0	0	0	0	0	7	13	0.00	0.000

PITCHER	IP	WLS	BF	H	R	ER	SO	BB	IBB	HBP	BLK	WP	HR	S	P	ERA	WHIP

TOP

Pittsburgh Pirates @ Milwaukee Brewers

American Family Field, Milwaukee, WI

Thu Aug 03 2023, 6:17 PM - 8:54 PM CDT

Att. 25,930 - Clear - 88 F

livebaseballscorecards.com

AB	33
R	1
H	6
RBI	1
BB	2
SO	10
LOB	16

Batter	1	2	3	4	5	6	7	8	9	AB	R	H	RBI	BB	SO	LOB
22 Christian Yelich, L (1, 7) OBP: 0.374, SLG: 0.478 16 Blake Perkins, S (7, PR) OBP: 0.313, SLG: 0.298 (8, 7)	C FF 94 S FF 94 B FF 94 B FF 96 F CU 79 F FF 96 B FF 96 B FF 96 4-2 24 FC5-4 BB	F FF 95 B ST 83 X FF 96 1-1 24 G5-4-3 2-3 3-H 1B	C ST 79 X FF 95 0-1 1-2 1B	B SL 83 C SL 83 X FF 95 1-1 ① G6-3	B SL 85 C SL 85 B SL 86 X SL 85 2-1 24 2B 1-2 3-H 1B	C FC 94 S ST 85 B ST 86 B FC 91 S ST 85 2-3 ③ K		4 0 3 2 1 0 0 1 1 0 0 0 1 2						
24 William Contreras, R (1, 2) OBP: 0.347, SLG: 0.451	C SI 94 X SI 93 0-1 ① FC5-4 27 1B 10 2B 1-2f	B ST 81 B ST 80 B SI 94 X SI 94 3-0 ①② G5-4-3 1-2f 3-H		D FC 86 C SI 92 C ST 81 D ST 82 F FF 96 X ST 82 2-2 ② L8		F CH 90 C SL 81 F CH 91 B SL 81 X CH 89 1-2 41 1B 10 HR 1B	C SL 87 F SL 87 B FF 98 F SL 88 F SL 87 X FF 98 1-2 41 G1-3 1-H 2-H 2B			5 2 2 2 0 0 4						
41 Carlos Santana, S (1, 3) OBP: 0.313, SLG: 0.401	S FC 86 B FC 86 F FF 96 X FF 95 1-2 ② P5	F FF 96 F FC 87 S FF 98 0-3 ③ K		B SI 95 C FC 90 X FC 92 1-1 ③ F7		B FF 94 X FF 95 1-0 10 HR 1-2 1B	B SL 85 X FF 95 1-0 ② G1-3 2-3			5 1 1 0 0 1 5						
27 Willy Adames, R (1, 6) OBP: 0.290, SLG: 0.386 9 Brian Anderson, R (8, 5) OBP: 0.317, SLG: 0.373	C SI 95 X SI 94 0-1 10 2B 1-3 1B	B ST 81 B SI 93 B SI 92 C SI 93 X ST 83 3-1 ① F9	S FC 85 F FC 87 C ST 83 0-3 ① K	B SL 82 C SL 82 S SL 83 S SL 83 1-3 ② K	B CH 88 B SL 86 B CH 87 B FF 95 4-0 BB					4 1 1 0 1 2 2 0 0 0 0 0 0 0						
10 Sal Frelick, L (1, 9) OBP: 0.435, SLG: 0.515	X FC 87 0-0 1-H 3-H 2B	B CU 77 T FC 90 B CU 76 F FC 89 B FF 97 B FF 95 4-2 BB	B SI 92 B FC 90 C FC 90 B CU 77 B FC 90 4-1 21 HBP 0 HR BB	B SL 81 X FF 94 1-0 1-H 2-H HR	C CH 88 B CH 87 C CH 86 B SL 86 X CH 87 2-2 ③ L9					3 2 2 5 2 0 2						
21 Mark Canha, R (1, 10) OBP: 0.337, SLG: 0.367	C SI 93 S ST 82 B ST 83 T FF 95 1-2 ③ K	C SI 93 B ST 82 X SI 93 1-1 ② L5	C SI 92 H SI 92 1-1 0 HR 1-2 HBP	B FF 95 X FF 95 1-0 ③ F8				C SI 99 X SI 100 0-1 ① G6-3		4 1 0 0 0 1 2						
14 Andruw Monasterio, R (1, 5) OBP: 0.374, SLG: 0.390 (8, 4)		X SI 93 0-0 0 1B 28 2B 1B	C SI 82 F SI 93 D ST 84 1 SAFE S FF 96 1-3 ③ K	D FC 86 C FC 86 F SI 93 X ST 82 1-2 ② L7			X FF 95 0-0 0 G5-3 22 1B 2B	X SI 101 0-0 ② G4-3		5 2 2 0 0 1 3						
0 Brice Turang, L (1, 4) OBP: 0.289, SLG: 0.333 (8, 6)		X FC 88 0-0 28 2B 22 1B 1-2 1B	C FC 84 C CU 77 X FF 94 0-2 ① G6-3	X FC 91 0-0 1-H 2-H HR			B SL 84 S SL 84 B SL 84 C SL 85 F SL 86 F FF 96 B SL 86 X SL 85 3-2 ① G5-3 2-3	F FC 94 S SI 99 B ST 85 X SI 100 1-2 28 BB 1B		5 2 3 3 0 0 1						
28 Joey Wiemer, R (1, 8) OBP: 0.296, SLG: 0.392		B SI 94 C ST 83 F ST 83 X FF 96 1-2 22 1B 24 G5-4-3 1-3 2-H 2B		X ST 81 0-0 22 1B 1B	B SI 95 C SI 93 F FC 88 B ST 83 S ST 84 2-3 ③ K		B SL 86 B SL 87 D SL 86 C FF 95 B SL 86 4-1 22 1B 24 2B BB	B SI 101 B ST 86 B SI 98 C SI 99 F SI 98 F SI 100 B ST 87 4-2 1-2 BB		3 2 2 1 2 1 0						
Inning Stats	R: 2 E: 0 K: 1 S: 15 H: 2 LOB: 1 BB: 1 P: 21	R: 3 E: 0 K: 1 S: 11 H: 4 LOB: 0 BB: 0 P: 16	R: 0 E: 0 K: 1 S: 9 H: 0 LOB: 1 BB: 1 P: 18	R: 0 E: 0 K: 0 S: 12 H: 2 LOB: 2 BB: 0 P: 15	R: 3 E: 0 K: 2 S: 12 H: 1 LOB: 0 BB: 1 P: 20	R: 3 E: 0 K: 1 S: 12 H: 3 LOB: 0 BB: 0 P: 18	R: 3 E: 0 K: 0 S: 18 H: 3 LOB: 2 BB: 2 P: 35	R: 0 E: 0 K: 1 S: 12 H: 1 LOB: 2 BB: 1 P: 19		1B: 10 2B: 4 3B: 0 HR: 2 SF: 0 SAC: 0 DP: 1 HBP: 1						

PITCHER	IP	WLS	BF	H	R	ER	SO	BB	IBB	HBP	BLK	WP	HR	S	P	ERA	WHIP
23 Mitch Keller, R (1, 1) ERA: 4.35	5.0	L	27	9	8	8	5	3	0	1	0	0	1	59	90	14.40	2.400
61 Jose Hernandez, L (6, 1) ERA: 4.41	1.0		6	3	3	3	1	0	0	0	0	0	1	12	18	27.00	3.000
36 Dauri Moreta, R (7, 1) ERA: 4.1	1.0		8	3	3	3	0	2	0	0	0	0	0	18	35	27.00	5.000
35 Colin Holderman, R (8, 1) ERA: 3.47	1.0		5	1	0	0	1	1	0	0	0	0	0	12	19	0.00	2.000

PITCHER	IP	WLS	BF	H	R	ER	SO	BB	IBB	HBP	BLK	WP	HR	S	P	ERA	WHIP

BOTTOM

Pittsburgh Pirates @ Milwaukee Brewers

American Family Field, Milwaukee, WI

Thu Aug 03 2023, 6:17 PM - 8:54 PM CDT

Att. 25,930 - Clear - 88 F

livebaseballscorecards.com

AB	39
R	14
H	16
RBI	13
BB	6
SO	7
LOB	21

WP: 0 PA: 46
PB: 0
SB: 0
CS: 0

Pittsburgh Pirates @ Milwaukee Brewers

American Family Field, Milwaukee, WI

Fri Aug 04 2023, 7:12 PM - 10:08 PM CDT

Att. 35,438 - Partly Cloudy - 75 F

livebaseballscorecards.com

Batter	1	2	3	4	5	6	7	8	9	AB	R	H	RBI	BB	SO	LOB
54 Joshua Palacios, L (1, 7) OBP: 0.278, SLG: 0.408	C SI 93 B FC 87 B FC 90 X FF 94 2-1 G4-3	X SI 92 0-0 SH3 1-2	B CU 78 C SI 91 D FS 85 X FF 92 2-1 L9			C SI 93 F FC 88 B FF 94 X CU 80 1-2 HR		B SI 99 C SI 98 F SI 99 F FF 101 C SI 99 1-3 K		4	1	1	1	0	1	1
10 Bryan Reynolds, S (1, 10) OBP: 0.328, SLG: 0.449	F FC 87 B SI 94 S ST 84 B SI 95 S ST 84 2-3 K	X FC 88 0-0 65 G1 32 HR 2B 2-H		F FF 90 X FF 92 0-1 1B		B CU 79 B FC 91 X SI 94 2-0 HR		S SI 99 B SL 91 S SI 98 X SL 89 1-2 F9		5	2	3	2	0	1	0
65 Jack Suwinski, L (1, 8) OBP: 0.337, SLG: 0.480	C FC 89 B ST 86 B ST 85 B FF 95 B FC 89 4-1 32 1B 6 HR BB	B CU 78 C SI 92 X FC 87 1-1 G1 2-3		C SI 91 F FF 92 B FF 92 D ST 82 F FF 92 B SI 91 F FF 92 F FC 86 1 SAFE 3-2 P5		C FF 95 B FF 94 F SI 94 B FF 94 F SI 94 B FC 89 X CU 82 3-2 F8		B SL 88 X SI 100 1-0 P5		4	1	0	0	1	0	2
32 Henry Davis, R (1, 9) OBP: 0.329, SLG: 0.384	C SI 95 X SI 94 0-1 6 HR 1-3 1B	B FC 86 X SI 93 1-0 3-H HR		B SI 92 S FF 92 S ST 82 S FF 91 1-3 K		C CU 80 F FC 90 C FF 95 0-3 K			B FF 89 F FF 89 B ST 81 X CH 81 2-1 P4	5	2	2	2	0	2	1
6 Alfonso Rivas III, L (1, 3) OBP: 0.346, SLG: 0.565	B FF 95 B FC 89 F SI 94 1 SAFE S FC 88 F SI 94 X FC 88 2-2 1-H 3-H HR	C CU 79 C FF 94 B FF 93 B FF 94 F CU 80 X SI 93 2-2 1B		B FF 91 1 SAFE X SI 90 1-0 F7		F FF 95 B CU 82 C FC 90 F FF 94 F SI 94 X FF 94 1-2 3B			X ST 81 0-0 F7	5	1	3	3	0	0	1
19 Jared Triolo, R (1, 5) OBP: 0.327, SLG: 0.291	C ST 84 X SI 94 0-1 25 S 1B	D ST 84 S FC 86 F SI 91 B ST 84 X SI 93 2-2 G4-3			B CU 78 X FC 90 1-0 G6-3	B FC 89 B FF 93 S FC 90 X FC 90 2-1 F9			C ST 80 X ST 81 0-1 G5-3	5	0	1	0	0	0	2
25 Endy Rodríguez, S (1, 2) OBP: 0.250, SLG: 0.375	C FC 86 C SI 93 B FF 94 F FC 88 F SI 93 B ST 84 F SI 94 B CU 80 B FC 89 4-2 1-2 BB		F FF 91 X CU 78 0-1 F7		C CU 79 C SI 93 S CU 81 0-3 K		X SI 99 0-0 G4-3			3	0	0	0	1	1	0
75 Alika Williams, R (1, 6) OBP: 0.333, SLG: 0.391	B SI 93 X FC 86 1-0 L5		C FC 84 C SI 92 X ST 82 0-2 71 FC1-4-5 2B		F SI 94 C CU 79 X CU 82 0-2 1B		C SI 98 X SI 99 0-1 G4-3			4	0	2	0	0	0	2
71 Vinny Capra, R (1, 4)		C ST 81 B ST 83 B FC 88 F SI 92 B SI 91 F FC 84 B SI 91 4-2 54 SH3 10 2B BB	C SI 91 B SI 90 X FC 85 1-1 FC1-4-5 2-3		B FF 94 C SI 93 F FF 94 X FF 94 1-2 F9		B SI 99 B SI 99 X SI 99 2-0 L5			3	1	0	0	1	0	2
Inning Stats	R: 3 E: 0 K: 1 S: 20 H: 3 LOB: 2 BB: 2 P: 35	R: 3 E: 0 K: 0 S: 15 H: 3 LOB: 1 BB: 1 P: 25	R: 0 E: 0 K: 0 S: 9 H: 1 LOB: 1 BB: 0 P: 12	R: 0 E: 0 K: 1 S: 13 H: 1 LOB: 1 BB: 0 P: 18	R: 0 E: 0 K: 1 S: 10 H: 1 LOB: 1 BB: 0 P: 12	R: 2 E: 0 K: 1 S: 18 H: 3 LOB: 1 BB: 0 P: 27	R: 0 E: 0 K: 0 S: 4 H: 0 LOB: 0 BB: 0 P: 6	R: 0 E: 0 K: 1 S: 8 H: 0 LOB: 0 BB: 0 P: 11	R: 0 E: 0 K: 0 S: 5 H: 0 LOB: 0 BB: 0 P: 7	1B: 5 2B: 2 3B: 1 HR: 4 SF: 0 SAC: 1 DP: 0 HBP: 0						

TOP	
AB	38
R	8
H	12
RBI	8
BB	3
SO	5
LOB	11

WP: 0 PA: 42
PB: 0
SB: 1
CS: 0

PITCHER		IP	WLS	BF	H	R	ER	SO	BB	IBB	HBP	BLK	WP	HR	S	P	ERA	WHIP
48 Colin Rea, R ERA: 5.11	(1, 1)	4.0	L	23	8	6	6	2	3	0	0	0	0	2	57	90	13.50	2.750
46 Bryse Wilson, R ERA: 3.5	(5, 1)	2.0		10	4	2	2	2	0	0	0	0	0	2	28	39	9.00	2.000
45 Abner Uribe, R ERA: 1.86	(7, 1)	2.0		6	0	0	0	1	0	0	0	0	0	0	12	17	0.00	0.000
55 Hoby Milner, L ERA: 2.22	(9, 1)	1.0		3	0	0	0	0	0	0	0	0	0	0	5	7	0.00	0.000

PITCHER	IP	WLS	BF	H	R	ER	SO	BB	IBB	HBP	BLK	WP	HR	S	P	ERA	WHIP

Batter	1	2	3	4	5	6	7	8	9	AB	R	H	RBI	BB	SO	LOB
22 Christian Yelich, L (1, 7) OBP: 0.376, SLG: 0.480	C FF 93 X FF 92 0-1 24 1B 41 E 2B	D CU 80 B FF 92 B SI 93 B SI 94 4-0 24 WP 1-2 BB		S CH 89 D CH 90 B CU 80 B FF 94 F SI 92 C SI 92 3-3 K ②		X SL 89 0-0 1B		F SI 97 B FC 92 B SI 97 B SI 96 F SI 97 S ST 85 3-3 K ①		4	1	2	0	1	2	3
24 William Contreras, R (1, 2) OBP: 0.346, SLG: 0.448	C SL 85 S SL 85 D CU 81 D CH 89 X SL 86 2-2 41 E 10 SF7 2-3 1B	C SI 93 B SI 94 F SI 93 X CH 89 1-2 G5-3 ③ 1-2 2-3		D CH 89 F SI 94 X SI 93 1-1 FC5-4 ③ 1-2f		S CH 84 D CH 85 S SI 95 X CH 85 1-2 G5-3 ③		S SI 99 X SI 100 0-1 G2-3 ②		5	1	1	0	0	0	6
41 Carlos Santana, S (1, 3) OBP: 0.314, SLG: 0.409	C SI 93 B SI 93 D SL 87 F SI 93 X SL 86 2-2 E8 1-3 3-H 1B	B FF 91 C FF 90 S FF 91 B SL 85 F SL 85 X CH 89 2-2 G1 ①	B FF 88 X SI 92 1-0 HR			C FF 96 B CH 89 F CH 91 C ST 84 1-3 K ①	C ST 86 B FC 92 S SI 98 B SI 98 F ST 85 B ST 85 S SI 97 3-3 K ③			5	1	2	2	0	2	0
27 Willy Adames, R (1, 6) OBP: 0.289, SLG: 0.382	B SL 86 B SI 93 B SI 94 F SI 93 F SI 94 X SL 86 3-2 P6 ①	C SI 92 F SL 86 B SL 84 S CH 88 1-3 K ②	C SI 93 S SI 94 B CH 88 S CH 89 1-3 K ①			B CH 91 B FF 96 B ST 85 B FF 96 4-0 10 BB 21 1B BB			C FF 96 S FF 96 F CU 78 F FF 97 B CU 78 F FF 97 B FS 91 F FF 97 X FS 91 2-2 G6-3 ①	4	1	0	0	1	2	2
10 Sal Frelick, L (1, 9) OBP: 0.412, SLG: 0.472	B CU 80 X FF 92 1-0 SF7 ② 3-H	C CU 81 B FF 92 B CH 90 B CU 80 C SI 91 F CU 80 S CU 80 3-3 K ③	C SI 94 C CH 90 F SI 95 B SI 95 B SL 85 C SI 95 2-3 K ②			B FC 91 S FF 97 C CH 90 F SI 97 B FF 97 B FF 97 F ST 86 B CH 91 B FF 97 4-2 21 E 21 1B 1-2 BB			C FF 97 X FS 91 0-1 F7 ②	3	0	0	1	1	2	0
21 Mark Canha, R (1, 10) OBP: 0.341, SLG: 0.371	B SI 92 X SI 93 1-0 G6-3 ③			C SI 92 B SI 92 S SL 84 X SI 93 1-2 0 BB 9 BB 1B	C SI 95 C CH 90 F SI 96 B SL 85 F CH 90 F SI 97 B SI 95 B SI 95 F CH 91 3-2 F SI 86 X SI 95 1B	D CH 90 F FF 96 C ST 86 X ST 85 1-2 E7 1-3 2-H 1B			B FF 97 F FF 97 B CU 79 B FF 97 C FF 97 F FF 97 X FF 97 3-2 F8 ③	5	0	3	1	0	0	1
9 Brian Anderson, R (1, 5) OBP: 0.317, SLG: 0.369		C SI 92 X SI 94 0-1 G3 ①		B SI 92 S SI 92 B SI 92 F SI 92 B SL 85 B SI 93 4-2 0 BB 1-2 BB	C SI 95 B SI 95 S CH 90 F SI 95 X SL 87 1-2 G4-3 ③		S ST 86 F ST 86 B FF 98 S FF 97 1-3 K ②			3	0	0	0	1	1	3
0 Brice Turang, L (1, 4) OBP: 0.290, SLG: 0.332 14 Andruw Monasterio, R (6, PH) OBP: 0.376, SLG: 0.387 (7, 4)		B CU 80 B CH 89 C SL 85 B CH 91 X SI 92 3-1 L9 ②		B CH 88 B FF 91 B CU 79 B SI 92 4-0 24 FC5-4 1-2 2-3 BB		C SL 87 B SL 90 S SI 94 S SL 88 1-3 K ①	C FF 97 B FF 98 S ST 86 B ST 84 F FF 97 B FF 97 B ST 85 4-2 BB			1 1	0 0	0 0	0 0	1 1	0 1	0 0
28 Joey Wiemer, R (1, 8) OBP: 0.292, SLG: 0.388		C SL 86 X SI 92 0-1 E6 24 WP 22 BB		B SL 86 D SL 88 B SI 92 C SI 92 S SI 92 F SI 93 X SI 93 3-2 P2 ①		B CH 84 B SL 90 C SL 89 S CH 85 T CH 86 2-2 K ②	C ST 85 F FF 97 F FF 98 X ST 85 0-2 G5-3 ③			4	0	0	0	0	1	6
Inning Stats	R: 2 E: 1 K: 0 S: 13 H: 3 LOB: 1 BB: 0 P: 22	R: 0 E: 1 K: 0 S: 9 H: 0 LOB: 2 BB: 1 P: 17	R: 0 E: 0 K: 2 S: 11 H: 0 LOB: 0 BB: 0 P: 17	R: 0 E: 0 K: 1 S: 14 H: 1 LOB: 3 BB: 2 P: 30	R: 1 E: 0 K: 2 S: 20 H: 2 LOB: 1 BB: 0 P: 28	R: 0 E: 0 K: 2 S: 10 H: 1 LOB: 1 BB: 0 P: 14	R: 1 E: 1 K: 2 S: 20 H: 1 LOB: 3 BB: 3 P: 35	R: 0 E: 0 K: 2 S: 9 H: 0 LOB: 0 BB: 0 P: 15	R: 0 E: 0 K: 0 S: 13 H: 0 LOB: 0 BB: 0 P: 18	1B: 6 2B: 1 3B: 0 HR: 1 SF: 1 SAC: 0 DP: 0 HBP: 0	WP: 1 PB: 0 SB: 0 CS: 0 PA: 42					

PITCHER		IP	WLS	BF	H	R	ER	SO	BB	IBB	HBP	BLK	WP	HR	S	P	ERA	WHIP
64 Quinn Priester, R ERA: 8.69	(1, 1)	4.0		21	5	3	3	3	3	0	0	0	1	1	48	88	6.75	2.000
57 Yerry De Los Santos, R ERA: 3.18	(5, 1)	1.0	W	4	1	0	0	2	0	0	0	0	0	0	19	26	0.00	1.000
43 Ryan Borucki, L ERA: 2.79	(6, 1)	1.0		4	1	0	0	2	0	0	0	0	0	0	10	14	0.00	1.000
50 Carmen Mlodzinski, R ERA: 2.21	(7, 1)	1.0		7	1	1	1	2	3	0	0	0	0	0	20	35	9.00	4.000
35 Colin Holderman, R ERA: 3.38	(8, 1)	1.0		3	0	0	0	2	0	0	0	0	0	0	9	15	0.00	0.000

PITCHER		IP	WLS	BF	H	R	ER	SO	BB	IBB	HBP	BLK	WP	HR	S	P	ERA	WHIP
51 David Bednar, R ERA: 1.21	(9, 1)	1.0		3	0	0	0	0	0	0	0	0	0	0	13	18	0.00	0.000

BOTTOM

Pittsburgh Pirates @ Milwaukee Brewers

American Family Field, Milwaukee, WI

Fri Aug 04 2023, 7:12 PM - 10:08 PM CDT

Att. 35,438 - Partly Cloudy - 75 F

livebaseballscorecards.com

AB	35
R	4
H	8
RBI	4
BB	6
SO	11
LOB	21

TOP

Pittsburgh Pirates @ Milwaukee Brewers
American Family Field, Milwaukee, WI

Sat Aug 05 2023, 6:13 PM - 9:10 PM CDT
Att. 35,250 - Partly Cloudy - 75 F

livebaseballscorecards.com

Batter	1	2	3	4	5	6	7	8	9	10	AB	R	H	RBI	BB	SO	LOB
54 Joshua Palacios, L (1, 8) (9, 9) OBP: 0.275, SLG: 0.395	B FC 94 B FC 94 C FC 95 F FC 95 F CH 90 X FC 96 2-2 G1 ①		F CU 80 1 SAFE X FC 94 0-1 G6-3 ③		F CH 89 X FC 94 0-1 G4-3 ③			B FF 90 B SI 90 B FF 91 C FF 92 C FF 91 F FF 93 D SL 84 4-2 22 BB BB		F CH 84 D CH 83 F CH 83 B FF 97 C FF 96 2-3 K ①	4	0	0	0	1	1	2
10 Bryan Reynolds, S (1, 7) OBP: 0.327, SLG: 0.444	C FC 95 B FC 95 C FC 96 F FC 96 S CU 81 1-3 K ②			F FC 94 C FC 94 F CH 91 X FC 96 0-2 L9 ①		B CH 88 B FC 94 F FC 94 B FC 94 F FC 94 B FC 94 4-2 6 S BB		C SL 81 1 SAFE C FF 91 B FF 92 S SL 83 1-3 K ①		B FF 96 S CH 84 F CH 85 X CH 84 1-2 G4-3 ② 2-3	4	0	0	0	1	2	1
22 Andrew McCutchen, R (1, 10) OBP: 0.381, SLG: 0.399	C FC 95 F FC 96 B FC 96 B SI 98 B CU 81 X FC 96 3-2 G6-3 ③			B FC 95 S CU 78 F SL 84 X SI 97 1-2 G5-3 ②		B FC 95 B SI 94 S FC 95 C FC 95 1 SAFE F FC 94 X SI 95 2-2 L7 ①		1 SAFE B FF 91 D SL 83 D SI 92 1 SAFE C SI 91 B SI 91 4-1 1-2 BB		C FF 96 B FF 95 C CH 86 D CH 86 S FF 95 2-3 K ③	4	0	0	0	1	1	2
32 Henry Davis, R (1, 9) OBP: 0.321, SLG: 0.373 65 Jack Suwinski, L (9, 8) OBP: 0.337, SLG: 0.480		F FC 95 B CU 80 S CU 79 X FC 95 1-2 P3 ①		B CU 80 B SI 95 F FC 95 F FC 95 B CU 81 X FC 94 3-2 L7 ③		X FC 93 0-0 L7 ②		X SI 91 0-0 F7 ②			4 0	0 0	0 0	0 0	0 0	0 0	3 0
6 Alfonso Rivas III, L (1, 3) OBP: 0.333, SLG: 0.500		F FC 95 X FC 95 0-1 G4-3 ②			C CU 79 B CH 90 S CH 89 B CH 90 X FC 94 2-2 L6 ①	D CH 90 C CU 79 1 SAFE B CU 78 S FC 94 F FC 94 D CH 90 B FC 95 4-2 1-2 BB		C FF 91 D SL 82 S FF 92 F SL 83 S SL 83 1-3 K2-3 ③			3	0	0	0	1	1	2
13 Ke'Bryan Hayes, R (1, 5) OBP: 0.282, SLG: 0.382		F FC 96 B SL 83 X FC 96 1-1 F9 ③			S SI 95 C SI 95 B SI 95 S SL 84 1-3 K ②	D CU 80 B FC 94 C FC 94 T FC 95 B FC 95 C FC 95 3-3 K ③			C SL 83 B SL 84 F SI 96 F SL 84 X SL 85 1-2 L8 ①		4	0	0	0	0	2	2
60 Liover Peguero, R (1, 4) OBP: 0.263, SLG: 0.500			C FC 95 F FC 95 B CU 81 S CU 81 1-3 K ①		C FC 95 B SI 96 B SL 84 X FC 95 2-1 75 S 55 2B 1B		S SI 97 C SI 97 S SL 90 0-3 K ①			C SL 84 X SI 95 0-1 G3 ②	4	1	1	0	0	2	0
75 Alika Williams, R (1, 6) OBP: 0.429, SLG: 0.417			C FC 96 B FC 96 S SI 96 F SI 97 B CU 82 B CU 78 B FC 96 4-2 BB		F FC 94 1 SAFE F FC 95 B FC 96 D CU 80 F FC 95 D CH 91 B FC 95 4-2 1-2 55 2B BB		B SI 97 B SI 97 B SI 97 B SI 97 4-0 55 G6-4-3 BB			B SI 97 B SL 85 X SI 97 2-0 1B	1	1	1	0	3	0	0
55 Jason Delay, R (1, 2) OBP: 0.328, SLG: 0.382 25 Endy Rodríguez, S (10, PR) OBP: 0.250, SLG: 0.375 (10, 2)			C FC 96 1 SAFE F FC 95 1 SAFE B FC 95 D SL 84 S FC 96 2-3 K ②		X FC 94 0-0 1-H 2-H 2B		B SL 93 X SI 96 1-0 G6-4-3 ②③ 1-2f		C SL 85 X SL 86 0-1 P4 ③	0-0 10 G4-3	4 0	0 0	1 0	2 0	0 0	1 0	3 0
Inning Stats	R: 0 H: 0 E: 0 LOB: 0 K: 1 BB: 0 S: 11 P: 17	R: 0 H: 0 E: 0 LOB: 0 K: 0 BB: 0 S: 7 P: 9	R: 0 H: 0 E: 0 LOB: 1 K: 2 BB: 1 S: 11 P: 18	R: 0 H: 0 E: 0 LOB: 0 K: 0 BB: 0 S: 10 P: 14	R: 2 H: 2 E: 0 LOB: 1 K: 1 BB: 1 S: 14 P: 23	R: 0 H: 0 E: 0 LOB: 2 K: 1 BB: 2 S: 13 P: 26	R: 0 H: 0 E: 0 LOB: 0 K: 1 BB: 1 S: 4 P: 9	R: 0 H: 0 E: 0 LOB: 2 K: 2 BB: 2 S: 12 P: 22	R: 0 H: 1 E: 0 LOB: 1 K: 0 BB: 0 S: 9 P: 12	R: 0 H: 0 E: 0 LOB: 1 K: 2 BB: 0 S: 9 P: 14	1B: 2 2B: 1 3B: 0 HR: 0	SF: 0 SAC: 0 DP: 1 HBP: 0						

AB	32
R	2
H	3
RBI	2
BB	7
SO	10
LOB	15

WP: 0 PA: 39
PB: 0
SB: 2
CS: 0

PITCHER	IP	WLS	BF	H	R	ER	SO	BB	IBB	HBP	BLK	WP	HR	S	P	ERA	WHIP
39 Corbin Burnes, R (1, 1) ERA: 3.42	6.0		24	2	2	2	5	4	0	0	0	0	0	66	107	3.00	1.000
59 Elvis Peguero, R (7, 1) ERA: 3.63	1.0		3	0	0	0	1	1	0	0	0	0	0	4	9	0.00	1.000
32 Andrew Chafin, L (8, 1) ERA: 3.96	1.0		5	0	0	0	2	2	0	0	0	0	0	12	22	0.00	2.000
31 Joel Payamps, R (9, 1) ERA: 1.89	1.0		4	1	0	0	0	0	0	0	0	0	0	9	12	0.00	1.000
38 Devin Williams, R (10, 1) ERA: 1.49	1.0	W	3	0	0	0	2	0	0	0	0	0	0	9	14	0.00	0.000

PITCHER	IP	WLS	BF	H	R	ER	SO	BB	IBB	HBP	BLK	WP	HR	S	P	ERA	WHIP

Batter	1	2	3	4	5	6	7	8	9	10	AB	R	H	RBI	BB	SO	LOB
22 Christian Yelich, L (1, 7) OBP: 0.374, SLG: 0.476	B FF 91 B FF 91 B SL 86 C FF 91 B SL 84 4-1 41 S BB		F SI 92 C CU 77 B FF 92 F CU 79 F SL 86 B FF 92 F CU 74 1 SAFE S FF 92 2-3 ① K		D CH 88 X FF 96 1-0 ② G4-3 2-3 3-H			S SI 96 B SI 95 X CH 90 1-1 ② F8		B SL 86 S FF 96 D SL 86 X SL 86 2-1 ② G3 1-2 2-3	4	0	0	1	1	1	3
24 William Contreras, R (1, 10) OBP: 0.344, SLG: 0.443	C CU 76 S FF 90 D CU 78 1 SAFE S FF 93 1-3 ① K		S SL 87 B FF 92 1 SAFE D CU 79 B FF 91 X SL 86 3-1 ② ③ G5-4-3 1-2f		C FF 96 S CH 87 B CH 86 F FF 96 F CH 86 S FF 96 1-3 ③ K			F SI 94 F SI 96 B SL 86 X SI 96 1-2 ③ G4-3		0-0 16 1B IBB	4	0	0	0	1	2	3
41 Carlos Santana, S (1, 3) OBP: 0.313, SLG: 0.407 16 Blake Perkins, S (9, PR) OBP: 0.318, SLG: 0.304 (10, 8)	B CU 78 X SL 85 1-0 ② L9 1-2			C CU 77 B CU 76 X SL 87 1-1 ① F8		B CH 87 B FF 94 X FF 96 2-0 ① F7			B FS 90 F FF 96 X FS 91 1-1 10 WP 27 F9 10 1B 1B	B FF 95 B CH 92 C FF 94 X CH 92 2-1 1-2 2-3 3-H 1B	4 1	0 1	1 1	0 1	0 0	0 0	1 0
27 Willy Adames, R (1, 6) OBP: 0.288, SLG: 0.380	C CU 76 B FF 92 C FF 92 D CU 79 B FF 91 F CU 75 F SL 87 X FF 92 3-2 ③ F7			X FF 92 0-0 14 FC5-4 1B		B SL 87 X FF 96 1-0 ② G5-3			X FF 95 0-0 ① F9 1-2		4	0	1	0	0	0	2
15 Tyrone Taylor, R (1, 9) OBP: 0.190, SLG: 0.299 10 Sal Frelick, L (6, PH) OBP: 0.415, SLG: 0.474 (7, 9) (9, 8) (10, 9)		B CU 77 F FF 91 X SL 84 1-1 14 G4-3 1B	B SL 87 F FF 92 X FF 92 1-1 ② P3			C SL 86 B FF 96 F CH 89 B FF 97 T FF 96 2-2 ③ K			B CU 79 F FF 96 B CU 77 D CU 79 X FF 97 3-1 7 S 2-H 1B		2	0	1	0	0	0	1
14 Andruw Monasterio, R (1, 5) OBP: 0.366, SLG: 0.375		F FF 92 X FF 92 0-1 ① ② G4-3 1-2f	C FF 92 D SL 87 C CU 78 F SI 94 1 SAFE X CU 79 1-2 ③ FC5-4 1-2f				B FF 95 S SL 88 C SL 87 X CH 88 1-2 ① G5-3		1 SAFE B CU 78 F FF 95 X FF 96 1-1 ② F9		2	0	2	0	0	0	2
7 Victor Caratini, S (1, 2) OBP: 0.344, SLG: 0.374		B FF 92 B CU 76 X FF 91 2-0 2B	C SL 86 S CU 78 B CU 80 B FF 92 X CU 78 2-2 28 WP 0 1B 22 G4-3 1B				B CH 88 C FF 97 X SL 87 1-1 ② G4-3		C CU 78 X FF 97 0-1 ③ L7 1-2	0-0 22 G3 16 1B	4	2	2	0	0	0	1
0 Brice Turang, L (1, 4) OBP: 0.291, SLG: 0.332 9 Brian Anderson, R (10, PH) OBP: 0.316, SLG: 0.368		C CU 77 X SL 85 0-1 ③ L4	S FF 91 F FF 92 X CU 79 0-2 22 G4-3 28 WP 1-2 1B				X SL 87 0-0 ③ F7		F FF 94 B CH 91 S CH 92 C FF 96 1-3 ① K		3 1	0 0	1 0	0 0	0 0	0 1	1 0
28 Joey Wiemer, R (1, 8) OBP: 0.294, SLG: 0.388 21 Mark Canha, R (8, PH) OBP: 0.342, SLG: 0.370 (9, 9) (10, 3)			X CU 76 0-0 24 G5-4-3 1B	S CH 87 B CH 87 C FF 96 D SL 87 F FF 96 S CH 87 2-3 ① K 1-2 2-3				C SI 94 B SL 87 F SI 95 F SL 87 B CH 90 B SL 87 X SI 96 3-2 ① G5-3		0-0 16 1B 22 G3 IBB	2 1	0 0	1 0	0 0	0 1	1 0	2 0
Inning Stats	R: 0 E: 0 K: 1 S: 10 H: 0 LOB: 1 BB: 1 P: 19	R: 0 E: 0 K: 0 S: 7 H: 2 LOB: 1 BB: 0 P: 10	R: 0 E: 0 K: 1 S: 9 H: 1 LOB: 0 BB: 0 P: 14	R: 0 E: 0 K: 0 S: 9 H: 1 LOB: 1 BB: 0 P: 12	R: 1 E: 0 K: 2 S: 16 H: 2 LOB: 1 BB: 0 P: 22	R: 0 E: 0 K: 1 S: 5 H: 0 LOB: 0 BB: 0 P: 10	R: 0 E: 0 K: 0 S: 6 H: 0 LOB: 0 BB: 0 P: 8	R: 0 E: 0 K: 0 S: 9 H: 0 LOB: 0 BB: 0 P: 14	R: 1 E: 0 K: 0 S: 9 H: 2 LOB: 2 BB: 0 P: 14	R: 1 E: 0 K: 1 S: 7 H: 1 LOB: 3 BB: 2 P: 12	1B: 8 2B: 1 3B: 0 HR: 0	SF: 0 SAC: 0 DP: 2 HBP: 0		WP: 2 PB: 0 SB: 2 CS: 0	PA: 39			

PITCHER		IP	WLS	BF	H	R	ER	SO	BB	IBB	HBP	BLK	WP	HR	S	P	ERA	WHIP
44 Bailey Falter, L ERA: 4.87	(1, 1)	4.0		17	6	1	1	2	1	0	0	0	0	0	41	63	2.25	1.750
41 Andre Jackson, R ERA: 5.66	(5, 1)	3.0		9	0	0	0	3	0	0	0	0	1	0	21	32	0.00	0.000
57 Yerry De Los Santos, R ERA: 3.04	(8, 1)	1.0	H	3	0	0	0	0	0	0	0	0	0	0	9	14	0.00	0.000
51 David Bednar, R ERA: 1.38	(9, 1)	1.0	B	5	2	1	1	0	0	0	0	0	1	0	9	14	9.00	2.000
68 Angel Perdomo, L ERA: 3.47	(10, 1)	0.2	L	5	1	1	0	1	0	2	0	0	0	0	7	12	0.00	1.500

PITCHER	IP	WLS	BF	H	R	ER	SO	BB	IBB	HBP	BLK	WP	HR	S	P	ERA	WHIP

BOTTOM

Pittsburgh Pirates @ Milwaukee Brewers

American Family Field, Milwaukee, WI

Sat Aug 05 2023, 6:13 PM - 9:10 PM CDT

Att. 35,250 - Partly Cloudy - 75 F

livebaseballscorecards.com

AB	36
R	3
H	9
RBI	3
BB	3
SO	6
LOB	17

Batter	1	2	3	4	5	6	7	8	9	AB	R	H	RBI	BB	SO	LOB
54 Joshua Palacios, L (1, 7) OBP: 0.267, SLG: 0.383	S SI 94 B FF 96 C FF 95 F CH 86 B CH 87 F FF 95 F FF 97 S SI 96 2-3 ① K		S SL 90 B FF 95 S FF 97 S FF 96 1-3 ③ K			X SI 88 0-0 ① B1		C SI 98 S SL 87 B SI 97 F SI 97 B SL 87 F SL 85 X SL 86 2-2 ② G6-3		4	0	0	0	0	2	0
2 Connor Joe, R (1, 10) OBP: 0.330, SLG: 0.424	B SI 97 F SI 95 B FF 96 B FF 95 F SI 94 F FF 96 C FF 96 3-3 ② K			C CU 79 B FF 95 B SL 88 X SL 89 2-1 HR		B SI 89 C ST 80 B FF 88 C CH 81 X FF 90 2-2 ② G3		C SL 85 C SL 86 B SL 84 S SI 96 1-3 ③ K		4	1	1	1	0	2	0
6 Alfonso Rivas III, L (1, 3) OBP: 0.353, SLG: 0.517	F FF 96 B CH 85 C CH 86 S FF 97 1-3 ③ K			B FF 96 B CH 85 S SI 94 C SI 94 B FF 96 X FF 95 3-2 2B		B SI 88 X SI 88 1-0 ③ G3-1			B SL 84 C SL 85 B SL 84 S SL 84 H SL 86 3-2 13 E 65 BB HBP	3	0	1	0	0	1	0
32 Henry Davis, R (1, 9) OBP: 0.313, SLG: 0.363		B FF 94 S SI 94 B FF 95 F FF 96 F CH 86 F FF 97 F SL 90 C SL 88 2-3 ① K		F SI 93 D SI 94 C CU 82 B FF 95 F FF 95 X SI 95 2-2 ① L5			C SL 87 B SI 97 F SI 97 B FF 101 S SL 90 2-3 ① K		X SL 84 0-0 ① F9	4	0	0	0	0	2	2
65 Jack Suwinski, L (1, 8) OBP: 0.336, SLG: 0.475		C FF 96 S FF 96 S FF 97 0-3 ② K		C SI 94 X CH 85 0-1 ② P3			F SI 99 B SI 99 S SI 98 X SI 99 1-2 ② F9		B SI 96 S SL 84 B SI 96 F SI 96 D SL 88 B SL 85 4-2 13 E 1-2 BB	3	0	0	0	1	1	1
13 Ke'Bryan Hayes, R (1, 5) OBP: 0.279, SLG: 0.377		X SI 96 0-0 ③ F7		C FF 95 S SI 95 F FF 96 B CH 86 S FF 96 1-3 ③ K			B SL 89 B SL 89 C SI 98 C SI 98 B SL 90 S SL 88 3-3 ③ K		F SI 95 X SI 95 0-1 ② L8 1-2 2-3	4	0	0	0	0	2	3
25 Endy Rodríguez, S (1, 2) OBP: 0.286, SLG: 0.462			B SI 94 B FF 93 S FF 95 F FF 95 B FF 96 X FF 95 3-2 HR	C CH 82 X CH 86 0-1 60 G6-4-3 1B				X SI 95 0-0 10 HR 1B	C SL 86 B SL 86 F SL 85 S SL 86 1-3 ③ K	4	2	3	1	0	1	2
60 Liover Peguero, R (1, 6) OBP: 0.244, SLG: 0.462 (8, 4)			F SL 89 S SL 89 F FF 96 B SL 89 X SL 90 1-2 ① F8	B SI 95 X SI 93 1-0 ①② G6-4-3 1-2f				B SL 87 C SI 95 B SI 96 B SI 96 C SI 96 F SI 97 S SI 96 3-3 ① K		3	0	0	0	0	1	2
19 Jared Triolo, R (1, 4) OBP: 0.322, SLG: 0.286 10 Bryan Reynolds, S (8, PH) OBP: 0.329, SLG: 0.453 75 Alika Williams, R (8, 6) OBP: 0.429, SLG: 0.417			C CU 83 F SI 95 S FF 96 0-3 ② K	F SL 89 C FF 96 F FF 97 B CH 86 B FF 97 F SL 88 F FF 96 F FF 97 S FF 96 2-3 ③ K				B SI 98 C SL 86 X SI 97 1-1 1-H HR		2 1 0	0 1 0	0 1 0	0 2 0	0 0 0	2 0 0	0 0 0
Inning Stats	R: 0 E: 0 K: 3 S: 13 H: 0 LOB: 0 BB: 0 P: 19	R: 0 E: 0 K: 2 S: 10 H: 0 LOB: 0 BB: 0 P: 12	R: 1 E: 0 K: 2 S: 13 H: 1 LOB: 0 BB: 0 P: 18	R: 1 E: 0 K: 1 S: 15 H: 2 LOB: 1 BB: 0 P: 23	R: 0 E: 0 K: 1 S: 10 H: 1 LOB: 0 BB: 0 P: 13	R: 0 E: 0 K: 0 S: 5 H: 0 LOB: 0 BB: 0 P: 8	R: 0 E: 0 K: 2 S: 9 H: 0 LOB: 0 BB: 0 P: 15	R: 2 E: 0 K: 2 S: 15 H: 2 LOB: 0 BB: 0 P: 22	R: 0 E: 1 K: 1 S: 10 H: 0 LOB: 2 BB: 1 P: 18	1B: 2 2B: 1 3B: 0 HR: 3 SF: 0 SAC: 0 DP: 1 HBP: 1						

PITCHER		IP	WLS	BF	H	R	ER	SO	BB	IBB	HBP	BLK	WP	HR	S	P	ERA	WHIP
53 Brandon Woodruff, R ERA: 1.65	(1, 1)	5.0	L	18	4	2	2	9	0	0	0	0	0	2	61	85	3.60	0.800
55 Hoby Milner, L ERA: 2.17	(6, 1)	1.0		3	0	0	0	0	0	0	0	0	0	0	5	8	0.00	0.000
45 Abner Uribe, R ERA: 1.69	(7, 1)	1.0		3	0	0	0	2	0	0	0	0	0	0	9	15	0.00	0.000
36 J.C. Mejía, R ERA: 3.48	(8, 1)	2.0		10	2	2	2	3	1	0	1	0	0	1	25	40	9.00	1.500

PITCHER	IP	WLS	BF	H	R	ER	SO	BB	IBB	HBP	BLK	WP	HR	S	P	ERA	WHIP

TOP

Pittsburgh Pirates @ Milwaukee Brewers

American Family Field, Milwaukee, WI

Sun Aug 06 2023, 1:13 PM - 3:41 PM CDT

Att. 33,144 - Cloudy - 74 F

livebaseballscorecards.com

AB	32
R	4
H	6
RBI	4
BB	1
SO	14
LOB	10

Batter	1	2	3	4	5	6	7	8	9	AB	R	H	RBI	BB	SO	LOB
22 Christian Yelich, L (1, 10) OBP: 0.371, SLG: 0.471	X SI 92 0-0 ① F9		F SI 97 F CU 81 D SL 85 S FF 97 1-3 ③ K			B CH 88 C SL 86 X CU 80 1-1 ② P5		B SI 99 X FC 94 1-0 ③ P5		4	0	0	0	0	1	2
24 William Contreras, R (1, 2) OBP: 0.348, SLG: 0.447	B SI 92 C CH 91 B SI 93 C SL 87 X SL 88 2-2 41 L3 1B			C CU 80 B SL 89 B SI 95 S FF 96 F FF 96 X CU 80 2-2 ① P3		B CH 88 C SL 87 C FF 96 X CU 82 1-2 ③ 2B			B CH 89 B FF 95 C FF 96 B CH 88 B FF 94 4-1 27 FC5-4 41 1B 21 E BB	3	1	2	0	1	0	0
41 Carlos Santana, S (1, 3) OBP: 0.313, SLG: 0.406	B SI 93 F SI 95 B SI 93 X FF 95 2-1 ② ③ L3 1-1			B SI 94 F FF 96 C CU 81 B SL 88 S FF 97 2-3 ② K			B SI 94 X FF 94 1-0 ① G3		F FC 91 F FF 94 F FF 95 F FC 91 F CH 90 X FF 96 0-2 27 FC5-4 1-2 1B	4	0	1	0	0	1	1
27 Willy Adames, R (1, 6) OBP: 0.286, SLG: 0.376		B SL 87 B SI 94 C SL 88 F SI 95 F FF 95 X FF 95 2-2 ① P4		F FF 95 S CU 82 X FF 97 0-2 ③ P2			S CH 84 S SL 89 S FF 94 0-3 ② K		X CH 89 0-0 ① FC5-4 21 E 1-2f 2-3	4	0	0	0	0	1	2
10 Sal Frelick, L (1, 9) OBP: 0.404, SLG: 0.439		X FF 95 0-0 ② G5-3			X CU 81 0-0 ① F7		B SL 87 F FF 94 F FF 94 F SL 88 B FF 95 B SL 88 B FF 96 4-2 BB		F FC 93 F FC 92 S FC 91 0-3 ② K	3	0	0	0	1	1	2
21 Mark Canha, R (1, 7) OBP: 0.337, SLG: 0.365		B SI 95 S SI 95 B FF 95 C SL 89 C FF 96 2-3 ③ K			B SL 87 C SL 82 B FF 96 C SL 84 B SL 89 S FF 97 3-3 ② K		F CU 82 S CH 88 B SL 88 X FF 96 1-2 ③ P2		B FF 96 B FF 95 F FF 95 X CH 89 2-1 E5 1-3 3-H	4	0	0	0	0	2	2
14 Andruw Monasterio, R (1, 5) OBP: 0.362, SLG: 0.366			B CU 79 B FF 95 X FF 95 2-0 ① F8		B CH 86 B SL 88 C FF 97 B SL 84 S SL 89 B FF 96 4-2 BB			B SI 98 C SI 97 B SI 99 B ST 85 X SI 98 3-1 ① F9	C FF 96 T FF 95 F FF 97 X FF 96 0-2 ③ F9	3	0	0	0	1	0	2
0 Brice Turang, L (1, 4) OBP: 0.295, SLG: 0.333			B SI 95 S CU 82 B CH 88 F SL 87 F FF 96 B CU 81 B CU 80 4-2 28 S BB		1 SAFE B FF 97 B CU 83 S SL 90 F CU 83 X SL 88 2-2 ③ P5			B FC 94 X FC 93 1-0 1B		2	0	1	0	1	0	1
28 Joey Wiemer, R (1, 8) OBP: 0.291, SLG: 0.385			B SI 95 B FF 95 C SL 89 S SL 88 B FF 95 F SL 90 S SL 87 3-3 ② K 1-2			C FF 94 C FF 95 X FF 96 0-2 ① G6-3		F SI 98 C SI 99 S SI 100 0-3 ② K		3	0	0	0	0	2	2
Inning Stats	R: 0 E: 0 K: 0 S: 6 H: 1 LOB: 0 BB: 0 P: 10	R: 0 E: 0 K: 1 S: 8 H: 0 LOB: 0 BB: 0 P: 12	R: 0 E: 0 K: 2 S: 11 H: 0 LOB: 1 BB: 1 P: 21	R: 0 E: 0 K: 1 S: 10 H: 0 LOB: 0 BB: 0 P: 14	R: 0 E: 0 K: 1 S: 9 H: 0 LOB: 1 BB: 1 P: 18	R: 0 E: 0 K: 0 S: 8 H: 1 LOB: 1 BB: 0 P: 10	R: 0 E: 0 K: 1 S: 10 H: 0 LOB: 1 BB: 1 P: 16	R: 0 E: 0 K: 1 S: 7 H: 1 LOB: 1 BB: 0 P: 12	R: 1 E: 1 K: 1 S: 17 H: 1 LOB: 2 BB: 1 P: 23	1B: 3 2B: 2 3B: 0 HR: 0 SF: 0 SAC: 0 DP: 1 HBP: 0						

PITCHER		IP	WLS	BF	H	R	ER	SO	BB	IBB	HBP	BLK	WP	HR	S	P	ERA	WHIP
24 Johan Oviedo, R ERA: 4.18	(1, 1)	7.0	W	24	2	0	0	6	3	0	0	0	0	0	62	101	0.00	0.714
35 Colin Holderman, R ERA: 3.29	(8, 1)	1.0		4	1	0	0	1	0	0	0	0	0	0	7	12	0.00	1.000
50 Carmen Mlodzinski, R ERA: 2.11	(9, 1)	1.0		6	1	1	0	1	1	0	0	0	0	0	17	23	0.00	2.000

PITCHER	IP	WLS	BF	H	R	ER	SO	BB	IBB	HBP	BLK	WP	HR	S	P	ERA	WHIP

BOTTOM

Pittsburgh Pirates @ Milwaukee Brewers

American Family Field, Milwaukee, WI

Sun Aug 06 2023, 1:13 PM - 3:41 PM CDT

Att. 33,144 - Cloudy - 74 F

livebaseballscorecards.com

AB	30
R	1
H	4
RBI	0
BB	4
SO	8
LOB	14

Colorado Rockies @ Milwaukee Brewers

American Family Field, Milwaukee, WI

Mon Aug 07 2023, 7:12 PM - 9:35 PM CDT

Att. 24,759 - Partly Cloudy - 74 F

TOP

livebaseballscorecards.com

Batter	1	2	3	4	5	6	7	8	9	AB	R	H	RBI	BB	SO	LOB
29 Jurickson Profar, S (1, 10) OBP: 0.324, SLG: 0.368	B FF 95 F FF 93 S FF 96 F FF 95 B FF 96 F FF 96 S CU 79 2-3 ① K		B SL 84 S CU 79 B CH 89 S FF 95 X FF 97 2-2 ③ F7			X CU 80 0-0 ③ P5			X SI 93 0-0 ③ G1-3	4	0	0	0	0	1	0
14 Ezequiel Tovar, R (1, 6) OBP: 0.286, SLG: 0.416	S SL 83 S SL 85 B FF 95 B FF 97 X SL 83 2-2 HR			S CU 78 S CU 78 B SL 82 F FF 96 B FF 95 B CH 88 S FF 95 3-3 ① K			C SL 84 S CH 86 B SL 84 S CU 77 1-3 ① K			3	1	1	1	0	2	0
24 Ryan McMahon, L (1, 5) OBP: 0.340, SLG: 0.477	S FF 95 S FF 94 C FF 97 0-3 ② K			X CH 89 0-0 ② G4-3			F CH 88 X CU 78 0-1 ② F9			3	0	0	0	0	1	0
7 Brendan Rodgers, R (1, 4) OBP: 0.240, SLG: 0.208	S SL 84 C FF 96 B SL 85 X SL 85 1-2 ③ G6-3			B CU 80 C SL 85 F FF 96 B CU 77 B FF 96 F FF 94 C FF 95 3-3 ③ K			X FF 96 0-0 ③ L8			3	0	0	0	0	1	0
35 Elias Díaz, R (1, 2) OBP: 0.326, SLG: 0.420		S FF 96 S SL 84 B FF 94 F FF 97 B FF 96 F FF 96 B SL 83 S FF 94 3-3 ① K			C CU 78 B CH 86 B CU 77 B FF 94 S FF 92 X FF 93 3-2 ① F9			S SI 97 F SL 92 B SL 92 F SL 92 C SI 98 1-3 ① K		3	0	0	0	0	2	0
22 Nolan Jones, L (1, 7) OBP: 0.362, SLG: 0.476		C CU 80 S FF 94 B FF 95 S FF 95 1-3 ② K			C CU 79 B CH 88 B FF 93 B FF 93 F FF 93 S FF 93 3-3 ② K			B SI 97 C SI 97 F SI 98 S SL 94 1-3 ② K		3	0	0	0	0	3	0
44 Elehuris Montero, R (1, 3) OBP: 0.233, SLG: 0.331		B SL 84 F SL 85 F FF 96 B SL 84 S SL 84 2-3 ③ K			B CU 79 S CU 80 F SL 85 T FF 96 1-2 ③ K			X SI 99 0-0 ③ G5-3		3	0	0	0	0	2	0
4 Michael Toglia, S (1, 9) OBP: 0.236, SLG: 0.277			T FF 94 S CH 88 B FF 94 S FF 95 1-3 ① K			B FF 93 X CH 87 1-0 ① F9			B SI 92 S SI 90 B SL 83 X SI 92 2-1 ① G6-3	3	0	0	0	0	1	0
9 Brenton Doyle, R (1, 8) OBP: 0.265, SLG: 0.339			C SL 84 B SL 85 S CH 88 B FF 92 S FF 97 2-3 ② K			S FF 96 C FF 96 S FF 95 0-3 ② K			S SL 85 F SL 83 B SL 85 F SI 92 F SL 83 S SL 85 1-3 ② K	3	0	0	0	0	3	0

	AB	28
	R	1
	H	1
	RBI	1
	BB	0
	SO	16
	LOB	0

Inning Stats	1	2	3	4	5	6	7	8	9	1B	SF	WP	PA	28
R	1	0	0	0	0	0	0	0	0	0	0	0		
E	0	0	0	0	0	0	0	0	0	2B 0	SAC 0	PB 0		
K	2	3	2	2	2	1	1	2	1	3B 0	DP 0	SB 0		
S	14	11	9	9	9	5	6	8	8	HR 1	HBP 0	CS 0		
H	1	0	0	0	0	0	0	0	0					
LOB	0	0	0	0	0	0	0	0	0					
BB	0	0	0	0	0	0	0	0	0					
P	19	17	14	15	16	6	7	10	11					

PITCHER		IP	WLS	BF	H	R	ER	SO	BB	IBB	HBP	BLK	WP	HR	S	P	ERA	WHIP
51 Freddy Peralta, R ERA: 4.28	(1, 1)	7.0	W	22	1	1	1	13	0	0	0	0	0	1	63	94	1.29	0.143
59 Elvis Peguero, R ERA: 3.55	(8, 1)	1.0		3	0	0	0	2	0	0	0	0	0	0	8	10	0.00	0.000
32 Andrew Chafin, L ERA: 3.86	(9, 1)	1.0		3	0	0	0	1	0	0	0	0	0	0	8	11	0.00	0.000

PITCHER	IP	WLS	BF	H	R	ER	SO	BB	IBB	HBP	BLK	WP	HR	S	P	ERA	WHIP

Batter	1	2	3	4	5	6	7	8	9	AB	R	H	RBI	BB	SO	LOB
22 Christian Yelich, L (1, 7) OBP: 0.376, SLG: 0.473 16 Blake Perkins, S (9, 8) OBP: 0.318, SLG: 0.304	B FF 91 C FF 92 B SL 89 B FF 93 B FF 93 4-1 41 F9 24 G4-3 BB		C FF 92 S CU 78 F CH 86 B FF 93 X CU 80 1-2 ① G4-3	B CH 87 D CH 88 S FF 93 X FF 93 2-1 1-3 24 1B 1B			F FF 92 S FF 93 F FF 93 X CH 78 0-2 24 2B 1B	B CH 80 B CH 80 B SL 86 B FF 92 4-0 24 1B 10 HR BB		3 0	3 0	2 0	0 0	2 0	0 0	0 0
24 William Contreras, R (1, 2) OBP: 0.351, SLG: 0.452 7 Victor Caratini, S (9, 2) OBP: 0.344, SLG: 0.374	B SL 88 C SL 89 X FF 94 1-1 ① G4-3 1-2		C ST 82 S SL 86 F ST 83 F CH 88 F FF 94 B ST 83 F FF 94 B CU 80 B CH 88 3-2 ② K	C SL 87 B SI 94 B SI 94 F SL 87 F CU 80 X FC 89 2-2 41 FC4 2-H 3-H 1B			C FF 94 S SL 86 B SL 88 X FF 94 1-2 10 WP 10 2B 1-H 2B	X FF 93 0-0 10 HR 1-3 1B		5 0	2 0	3 0	3 0	0 0	1 0	1 0
41 Carlos Santana, S (1, 3) OBP: 0.309, SLG: 0.401	C FF 91 X CH 87 0-1 ② F9 2-3		B FF 94 C CU 77 F FF 94 X CU 80 1-2 ③ L4	B SI 94 B SI 94 S SI 94 X SI 94 2-1 ③ FC4 1-2f			S FF 94 F FF 94 X FF 94 0-2 ① P3	X FF 92 0-0 ② P5		5	0	0	0	0	0	5
10 Sal Frelick, L (1, 8) OBP: 0.435, SLG: 0.545 (9, 9)	B CH 87 H SL 90 2-0 HBP			B CU 76 B CH 84 B FF 91 C FF 90 B SL 88 4-1 21 G5-3 0 HR BB	B SI 93 B SI 94 C SI 93 F FC 89 C SI 94 2-3 ① K		B FF 93 F FF 94 F FF 95 F FF 94 F SL 87 B CH 80 F FF 94 X FF 94 2-2 14 1B 2-H 2B	C CH 79 X FF 92 0-1 1-H 3-H HR		3	3	2	4	1	1	0
21 Mark Canha, R (1, 10) OBP: 0.335, SLG: 0.362	X ST 82 0-0 ③ P3			B SL 87 F SL 89 X FF 94 1-1 ① G5-3 1-2	X SI 93 0-0 ② F7		D SL 86 X SL 85 1-0 ② F7	C SL 86 F SL 85 X SL 86 0-2 1B		5	0	1	0	0	0	4
14 Andruw Monasterio, R (1, 4) OBP: 0.357, SLG: 0.360		S FF 92 B SL 86 B SL 87 F FF 94 S SL 91 2-3 ① K		B ST 82 C SL 87 B SL 87 C SL 89 D ST 83 S SL 89 3-3 ② K	C SI 95 B SI 94 X CU 81 1-1 ③ F9		C SL 86 D SL 86 X FF 94 1-1 2-H 1B	X SL 86 0-0 ③ L6		5	0	1	1	0	2	2
0 Brice Turang, L (1, 6) OBP: 0.297, SLG: 0.345		B FF 93 B CH 86 B FF 93 B FF 93 4-0 15 S BB	C CU 78 D CH 88 S SL 89 X ST 82 1-2 2-H HR		X SL 85 0-0 ① L9	C FF 94 F FF 94 B FF 93 S CH 78 2-3 ③ K			3 0	1 0	1 0	2 0	1 0	1 0	1 0
9 Brian Anderson, R (1, 5) OBP: 0.315, SLG: 0.373		F SL 89 X FF 94 0-1 ② F9	B FF 94 B FF 93 F SL 89 B FF 94 X FF 93 3-1 15 1B 3B		B FF 94 C SI 94 F SL 87 B SL 86 F SL 89 F SI 96 F SV 82 F SI 96 S SL 87 2-3 ② K		S FF 92 B SL 85 S FF 92 X FF 94 1-2 ① G4-3		4 0	1 0	1 0	0 0	0 0	1 0	1 0
15 Tyrone Taylor, R (1, 9) OBP: 0.202, SLG: 0.337 (9, 7)		1 SAFE B SL 86 B SL 89 S SL 88 C FF 95 S ST 84 2-3 ③ K 1-2	F ST 83 B SL 88 F ST 82 X CH 87 1-2 22 1B 24 1B 3-H 1B		B SI 94 F SI 95 C SL 87 S SL 85 1-3 ③ K			X FF 93 0-0 HR		4 0	2 0	2 0	2 0	0 0	2 0	1 0
Inning Stats	R: 0 E: 0 K: 0 S: 6 H: 0 LOB: 2 BB: 1 P: 13	R: 0 E: 0 K: 2 S: 8 H: 0 LOB: 1 BB: 1 P: 16	R: 0 E: 0 K: 1 S: 16 H: 0 LOB: 0 BB: 0 P: 21	R: 5 E: 0 K: 1 S: 22 H: 5 LOB: 1 BB: 1 P: 41	R: 0 E: 0 K: 1 S: 6 H: 0 LOB: 0 BB: 0 P: 9	R: 0 E: 0 K: 2 S: 11 H: 0 LOB: 0 BB: 0 P: 14	R: 3 E: 0 K: 1 S: 22 H: 4 LOB: 1 BB: 0 P: 29	R: 4 E: 0 K: 0 S: 12 H: 4 LOB: 1 BB: 1 P: 17		1B: 7 2B: 2 3B: 1 HR: 3 SF: 0 SAC: 0 DP: 0 HBP: 1						

PITCHER	IP	WLS	BF	H	R	ER	SO	BB	IBB	HBP	BLK	WP	HR	S	P	ERA	WHIP
20 Peter Lambert, R (1, 1) ERA: 5.57	3.2	L	19	4	5	5	4	3	0	1	0	0	1	46	81	12.27	1.909
59 Jake Bird, R (4, 1) ERA: 4.19	1.1		5	1	0	0	1	0	0	0	0	0	0	12	19	0.00	0.750
52 Daniel Bard, R (6, 1) ERA: 3.69	1.0		3	0	0	0	2	0	0	0	0	0	0	11	14	0.00	0.000
43 Connor Seabold, R (7, 1) ERA: 7.65	2.0		15	8	7	7	1	1	0	0	0	1	2	34	46	31.50	4.500

PITCHER	IP	WLS	BF	H	R	ER	SO	BB	IBB	HBP	BLK	WP	HR	S	P	ERA	WHIP

BOTTOM

Colorado Rockies @ Milwaukee Brewers

American Family Field, Milwaukee, WI

Mon Aug 07 2023, 7:12 PM - 9:35 PM CDT

Att. 24,759 - Partly Cloudy - 74 F

livebaseballscorecards.com

AB	37
R	12
H	13
RBI	12
BB	4
SO	8
LOB	15

Batter	1	2	3	4	5	6	7	8	9	10	AB	R	H	RBI	BB	SO	LOB
29 Jurickson Profar, S (1, 10) OBP: 0.323, SLG: 0.366 11 Cole Tucker, S (8, PR) (8, 10)	C FF 90 B CH 84 X CH 85 1-1 ① P4	C CU 76 C FC 86 F FF 91 F FF 91 B FC 88 B CH 84 B FC 87 X FF 91 3-2 ② P2	C CH 83 S CH 82 B CH 82 B FC 88 B CH 83 X FC 86 3-2 ① G1-3	C SL 84 B FF 96 C CH 88 H SL 86 2-2 14 G4-3 HBP	B SL 84 B SI 92 B SI 93 B SI 92 4-0 24 BB 14 BB 22 SF7 1-2 2-3 3-H BB	3 0 0 0 0 0 0 0 1 0 1 1 0 0										
14 Ezequiel Tovar, R (1, 6) OBP: 0.290, SLG: 0.418	C FC 87 X FC 88 0-1 35 S 2B	S CH 85 X CH 84 0-1 ③ F9	F FF 89 B CH 84 S FC 85 F SI 89 B CH 83 B FF 91 B FC 85 4-2 24 G4-6-3 BB	X SI 96 0-0 ① ② G4-3 1-2f	B SI 99 B SI 99 B SI 98 3-0 24 BB 1-2 2-3 3-H BB	3 0 1 1 2 0 1										
24 Ryan McMahon, L (1, 5) OBP: 0.338, SLG: 0.473	S FF 92 C FC 89 S SL 82 0-3 ② K	X SL 79 0-0 ① G3	F FC 87 B SI 88 B FC 86 S SL 80 X FC 88 2-2 ② ③ G4-6-3 1-2f	B SL 84 C CH 89 B CH 90 X CH 90 2-1 ③ G4-3	B SL 90 B SI 100 B SI 98 B FF 99 4-0 1-2 2-3 3-H BB	4 0 0 1 1 1 3										
35 Elias Díaz, R (1, 2) OBP: 0.328, SLG: 0.428 16 Austin Wynns, R (9, PR) (9, 2) OBP: 0.247, SLG: 0.270	F CU 77 B FC 88 F FF 92 F FC 86 B FF 92 F FC 88 F FF 92 X CH 85 2-2 ③ F9 2-3	C FC 85 X FF 89 0-1 ② F8	S SL 90 B SL 91 X SI 96 1-1 HR	F FF 94 B CH 84 F CH 82 B CH 82 B CH 84 F CH 82 B FF 95 4-2 BB	C SI 99 S SI 100 S SI 99 0-3 ① K	3 1 1 1 1 0 1 1 0 0 0 0 1 3										
22 Nolan Jones, L (1, 7) OBP: 0.363, SLG: 0.508	S FC 88 B FC 88 X SL 81 1-1 ① G4-3	B FF 90 B FC 87 B FC 88 C FF 90 C FC 88 X FC 89 3-2 HR	B SI 96 X SL 93 1-0 HR	C CH 82 X CH 82 0-1 ① F8	C SI 99 S SL 89 D SI 100 B SI 100 F SI 99 X FF 101 2-2 ② SF7 3-H	4 2 2 3 0 0 1										
44 Elehuris Montero, R (1, 3) OBP: 0.226, SLG: 0.320	F FF 90 C CH 85 B FC 88 S CH 84 1-3 ② K	X CH 84 0-0 ③ G3	B SI 97 F SI 97 S SL 90 S SL 92 1-3 ① K	B CH 84 F CH 84 F FF 95 S CH 84 1-3 ② K	B SL 90 C SI 99 F SL 89 S SL 90 1-3 ③ K	5 0 0 0 0 4 3										
13 Alan Trejo, R (1, 4) OBP: 0.288, SLG: 0.333 30 Harold Castro, L (9, PH) (9, 4) OBP: 0.282, SLG: 0.333	B FC 88 B CH 85 S FC 89 B FC 89 F FC 88 F FF 93 B CH 85 4-2 BB	B SI 89 C FF 90 B FC 86 S CH 85 B FC 86 B FF 91 4-2 4 G6-4-3 BB	C SL 92 X SL 91 0-1 ② G1-3	D CH 83 X CH 83 1-0 ③ P5	0-0 9 1B 11 BB	1 0 0 0 2 0 0 1 1 0 0 0 0 1										
4 Michael Toglia, S (1, 9) OBP: 0.247, SLG: 0.279	1 SAFE B FC 89 C FC 86 X FF 91 1-1 ③ F8	C FC 85 F FC 87 B FF 91 X CH 83 1-2 ① ② G6-4-3 1-2f	S SL 92 F SI 97 X SL 93 0-2 1B	B SL 83 B FF 91 S SL 82 D SL 83 F SL 83 B SI 93 4-2 11 BB 9 1B 14 BB BB	3 1 1 0 1 0 2											
9 Brenton Doyle, R (1, 8) OBP: 0.265, SLG: 0.338	B FC 85 X FC 87 1-0 ① G5-3	C CU 75 X FC 87 0-1 ③ P6	F SL 91 S SL 91 B SL 90 S SL 92 1-3 ③ K	X SI 92 0-0 14 BB 11 BB 24 BB 1-2 2-3 1B	4 1 1 0 0 1 1											
Inning Stats	R: 0 E: 0 K: 1 S: 13 H: 1 LOB: 1 BB: 0 P: 16	R: 0 E: 0 K: 1 S: 10 H: 0 LOB: 1 BB: 1 P: 17	R: 0 E: 0 K: 0 S: 8 H: 0 LOB: 0 BB: 0 P: 12	R: 1 E: 0 K: 0 S: 7 H: 1 LOB: 0 BB: 0 P: 10	R: 0 E: 0 K: 0 S: 7 H: 0 LOB: 0 BB: 1 P: 12	R: 0 E: 0 K: 0 S: 9 H: 0 LOB: 0 BB: 1 P: 18	R: 2 E: 0 K: 2 S: 14 H: 3 LOB: 1 BB: 0 P: 18	R: 0 E: 0 K: 0 S: 5 H: 0 LOB: 1 BB: 0 P: 9	R: 0 E: 0 K: 1 S: 9 H: 0 LOB: 1 BB: 1 P: 15	R: 4 E: 0 K: 2 S: 13 H: 1 LOB: 2 BB: 4 P: 31	1B: 2 2B: 1 3B: 0 HR: 3 SF: 1 SAC: 0 DP: 3 HBP: 1						

PITCHER		IP	WLS	BF	H	R	ER	SO	BB	IBB	HBP	BLK	WP	HR	S	P	ERA	WHIP
20 Wade Miley, L ERA: 2.9	(1, 1)	6.0		21	2	1	1	2	3	0	0	0	0	1	54	85	1.50	0.833
59 Elvis Peguero, R ERA: 3.86	(7, 1)	1.0	B	6	3	2	2	2	0	0	0	0	0	2	14	18	18.00	3.000
31 Joel Payamps, R ERA: 1.86	(8, 1)	1.0		3	0	0	0	0	0	0	1	0	0	0	5	9	0.00	0.000
38 Devin Williams, R ERA: 1.45	(9, 1)	1.0		4	0	0	0	1	1	0	0	0	0	0	9	15	0.00	1.000
32 Andrew Chafin, L ERA: 4.58	(10, 1)	0.0	L	3	1	1	0	0	2	0	0	0	0	0	3	11	∞	∞

PITCHER		IP	WLS	BF	H	R	ER	SO	BB	IBB	HBP	BLK	WP	HR	S	P	ERA	WHIP
45 Abner Uribe, R ERA: 1.54	(10, 1)	1.0		5	0	3	3	2	2	0	0	0	0	0	10	20	27.00	2.000

TOP

Colorado Rockies @ Milwaukee Brewers

American Family Field, Milwaukee, WI

Tue Aug 08 2023, 7:10 PM - 9:57 PM CDT

Att. 25,365 - Partly Cloudy - 82 F

livebaseballscorecards.com

AB	32
R	7
H	6
RBI	7
BB	8
SO	7
LOB	16

WP: 0 PB: 0 SB: 1 CS: 0

PA: 42

Batter	1	2	3	4	5	6	7	8	9	10	AB	R	H	RBI	BB	SO	LOB
22 Christian Yelich, L (1, 7) OBP: 0.374, SLG: 0.469	B FF 88 X SI 89 1-0 G4-3 ①		C SL 85 F KC 82 S KC 82 0-3 K ③			B SL 86 F SI 90 F SL 86 X SI 91 1-2 24 G4-6-3 1-2 1B		C SI 86 B SL 79 C FF 88 B SL 77 F SI 88 X CH 76 2-2 G3-1 ①		B ST 85 B SI 97 S ST 85 F SI 98 X SI 98 2-2 G6-3 ③	5	0	1	0	0	1	1
24 William Contreras, R (1, 10) OBP: 0.350, SLG: 0.458	X SI 87 0-0 F9 ②			B SL 85 B CH 85 X SL 85 2-0 HR		B KC 82 X FF 90 1-0 G4-6-3 ①② 1-2f 2-3		C FC 93 B FC 92 B SL 85 X FC 92 2-1 G4-3 ②			4	1	1	1	0	0	2
21 Mark Canha, R (1, 3) OBP: 0.334, SLG: 0.364	C CH 84 C SL 85 B KC 81 B SL 84 X SI 90 2-2 G5-3 ③			B SI 90 X CH 85 1-0 P4 ①		C KC 83 F FF 91 F KC 81 B FF 91 X KC 83 1-2 3-H 2B		C FC 90 B SL 83 F FF 95 X FC 91 1-2 F9 ③			4	0	1	1	0	0	0
15 Tyrone Taylor, R (1, 9) OBP: 0.196, SLG: 0.327 10 Sal Frelick, L (9, PH) OBP: 0.429, SLG: 0.533 (10, 9)		X SL 84 0-0 P6 ①		X KC 81 0-0 G6-3 ②		B KC 81 B SL 85 X CH 84 2-0 L8 ③			B FF 94 B FC 91 C FF 95 X FF 94 2-1 F7 ①		3 1	0 0	0 0	0 0	0 0	0 0	1 0
14 Andruw Monasterio, R (1, 4) OBP: 0.367, SLG: 0.393		C SI 89 F CH 85 X KC 80 0-2 7 S 1B		C SI 90 C SL 84 S FF 90 0-3 K ③			C SI 87 B FF 88 X SL 84 1-1 HR		X FC 90 0-0 1B		4	1	3	1	0	1	0
28 Joey Wiemer, R (1, 8) OBP: 0.293, SLG: 0.386		F SI 89 B SL 84 S FF 90 B FF 91 T KC 82 2-2 K ②			C KC 78 B CH 84 X CH 84 1-1 0 CS 1B		B KC 78 F FF 90 B FF 90 F KC 81 F FF 90 F KC 81 B SL 84 X KC 82 3-2 7 FC 1B		B FF 94 B FC 91 F FF 94 C FC 91 1-3 K ②		4	0	2	0	0	2	2
7 Victor Caratini, S (1, 2) OBP: 0.335, SLG: 0.364	C CH 85 1 SAFE C SL 85 S KC 81 0-3 K ③ 1-2				1 SAFE X SL 84 0-0 L5 ①		B SI 88 1 SAFE C CH 78 X FF 86 1-1 FC 0 G1-3 1-2f		C FF 95 B FC 90 F FF 95 X FF 95 1-2 F7 ③	0-0 9 G3	4	0	0	0	0	1	4
0 Brice Turang, L (1, 6) OBP: 0.293, SLG: 0.339			C FF 89 B SL 86 SI 89 X KC 82 1-2 G4-3 ①		C FF 89 B SL 85 S SI 90 X SL 88 1-2 G4-3 ②③ 1-2		C FF 84 B SI 85 F SL 79 F SI 90 X SL 76 1-2 G1-3 ② 1-2			B SI 95 B SI 96 B SI 96 C SI 94 F SI 96 C SI 97 3-3 K ①	4	0	0	0	0	1	2
9 Brian Anderson, R (1, 5) OBP: 0.314, SLG: 0.372			F CH 85 S SL 85 B FF 90 B SL 87 F FF 91 F KC 82 X SL 86 2-2 L7 ②			T KC 80 B FF 90 X FF 91 1-1 24 G4-6-3 22 1B 21 2B 1B	B CH 76 F FF 87 S FF 87 S CH 79 1-3 K ③			X ST 84 0-0 G3 ② 2-3	4	1	1	0	0	1	1
Inning Stats	R: 0 E: 0 K: 0 S: 5 H: 0 LOB: 0 BB: 0 P: 8	R: 0 E: 0 K: 2 S: 10 H: 1 LOB: 1 BB: 0 P: 12	R: 0 E: 0 K: 1 S: 11 H: 0 LOB: 0 BB: 0 P: 14	R: 1 E: 0 K: 1 S: 6 H: 1 LOB: 0 BB: 0 P: 9	R: 0 E: 0 K: 0 S: 6 H: 1 LOB: 0 BB: 0 P: 8	R: 1 E: 0 K: 0 S: 11 H: 3 LOB: 1 BB: 0 P: 17	R: 1 E: 0 K: 1 S: 16 H: 2 LOB: 0 BB: 0 P: 23	R: 0 E: 0 K: 0 S: 9 H: 0 LOB: 0 BB: 0 P: 14	R: 0 E: 0 K: 1 S: 9 H: 1 LOB: 0 BB: 0 P: 13	R: 0 E: 0 K: 1 S: 7 H: 0 LOB: 1 BB: 0 P: 12	1B: 6 2B: 1 3B: 0 HR: 2 SF: 0 SAC: 0 DP: 1 HBP: 0	WP: 0 PB: 0 SB: 1 CS: 1 PA: 37					

PITCHER		IP	WLS	BF	H	R	ER	SO	BB	IBB	HBP	BLK	WP	HR	S	P	ERA	WHIP
21 Kyle Freeland, L ERA: 4.84	(1, 1)	6.0		24	8	3	3	4	0	0	0	0	0	2	56	79	4.50	1.333
39 Brent Suter, L ERA: 2.61	(7, 1)	1.1		4	0	0	0	1	0	0	0	0	0	0	13	18	0.00	0.000
54 Matt Koch, R ERA: 1.42	(8, 1)	1.2	W	6	1	0	0	1	0	0	0	0	0	0	14	21	0.00	0.600
61 Justin Lawrence, R ERA: 2.84	(10, 1)	1.0		3	0	0	0	1	0	0	0	0	0	0	7	12	0.00	0.000

PITCHER	IP	WLS	BF	H	R	ER	SO	BB	IBB	HBP	BLK	WP	HR	S	P	ERA	WHIP

BOTTOM

Colorado Rockies @ Milwaukee Brewers

American Family Field, Milwaukee, WI

Tue Aug 08 2023, 7:10 PM - 9:57 PM CDT

Att. 25,365 - Partly Cloudy - 82 F

livebaseballscorecards.com

AB	37
R	3
H	9
RBI	3
BB	0
SO	7
LOB	13

Batter	1	2	3	4	5	6	7	8	9	10	AB	R	H	RBI	BB	SO	LOB
29 Jurickson Profar, S (1, 10) OBP: 0.322, SLG: 0.371	X SI 92 0-0 ① F9			B SI 90 C SL 80 F SL 81 B FF 92 B SI 92 X SL 81 3-2 HR	X SI 91 0-0 ① L8		F SI 99 B SI 99 X SI 99 1-1 E4 1-2 3-H			C SI 93 F FC 90 B FF 95 F SI 95 X FC 92 1-2 ② FC3-2 14 2B 14 E 3-H	5	2	1	1	0	0	3
14 Ezequiel Tovar, R (1, 6) OBP: 0.291, SLG: 0.420	C FF 93 C SI 93 F SL 83 S FF 93 0-3 ② K			F CU 77 X SI 92 0-1 24 BB 22 2B 1B	S SI 92 X SI 91 0-1 ②③ G4-6-3 1-2f		F SI 100 X SI 99 0-1 ③ G5-3			F FC 90 X SI 94 0-1 E7 1-H 2B	5	1	2	0	0	1	3
24 Ryan McMahon, L (1, 5) OBP: 0.339, SLG: 0.469	C FF 93 F SL 83 S FF 94 0-3 ③ K			B SI 92 B FF 92 B FF 92 T SI 91 F FF 93 B FF 92 4-2 22 2B 30 1B 1-2 BB		X ST 78 0-0 ① B4		C SL 83 B FF 95 B CH 89 F CH 90 B FF 96 B SL 84 4-2 30 CS BB		B FC 91 B FC 92 C SI 93 F FF 94 B FC 91 X FF 94 3-2 ③ G6-3	3	1	0	0	2	1	1
22 Nolan Jones, L (1, 7) OBP: 0.361, SLG: 0.508		B SL 81 C SL 80 S FF 92 C FF 93 1-3 ① K		X SI 92 0-0 30 1B 1-3 2-H 2B		C FF 88 F FF 88 B ST 79 X ST 78 1-2 ② F7		C SL 85 S FF 95 B FF 97 S FF 96 1-3 ① K			4	1	1	1	0	2	1
4 Michael Toglia, S (1, 3) OBP: 0.237, SLG: 0.267		X SL 82 0-0 ② F8		B FF 92 C SI 91 X SI 92 1-1 ① G6-3		B ST 79 C ST 78 X CH 80 1-1 ③ L5		C SL 84 S CH 88 C SL 85 0-3 ② K			4	0	0	0	0	1	3
30 Harold Castro, L (1, 4) OBP: 0.281, SLG: 0.332 (9, 9)		C SL 79 F SI 91 X FF 93 0-2 ③ F8		B SL 83 B FF 92 X SL 80 2-0 2-H 3-H 1B			B ST 79 F SI 88 C SI 88 S ST 79 1-3 K 11 1B 16 FC5-2	B CH 90 S CH 89 F FF 96 B SL 84 B FF 95 3-2 ③ CS 1-2	X CH 82 0-0 ① F7		4	0	1	2	0	1	0
9 Brenton Doyle, R (1, 8) OBP: 0.262, SLG: 0.333 35 Elías Díaz, R (9, PH) OBP: 0.327, SLG: 0.427 13 Alan Trejo, R (9, 4) OBP: 0.288, SLG: 0.333			B CU 78 F SL 80 F SI 92 B FF 92 S FF 94 2-3 ① K	S SI 92 S FF 92 X FF 92 0-2 ② P3			C FF 88 B CH 82 F FF 89 S ST 80 1-3 ① K		C FF 92 F CH 83 C FF 94 0-3 ② K		3 1 0	0 0 0	0 0 0	0 0 0	2 1 0	2 0 0	2 0 0
11 Cole Tucker, S (1, 9) OBP: 0.400, SLG: 0.250 (9, 8)			C SI 92 B SI 92 S SL 82 F FF 93 B CU 79 X SL 80 2-2 ② G4-3	F SI 90 C FF 91 B SI 92 B FF 92 B SL 84 C SI 91 3-3 ③ K			B ST 79 X FF 88 1-0 16 FC5-2 29 E 1-3 1B		B CH 82 F FC 89 F CH 82 B CH 82 X FF 93 2-2 ③ F8	0-0 16 SH5-3 29 FC3-2	4	1	1	0	0	1	1
16 Austin Wynns, R (1, 2) OBP: 0.250, SLG: 0.273			C SI 92 X SI 92 0-1 ③ G5-3		C SL 81 B SL 79 F SL 79 B SI 92 X SL 81 2-2 14 G4-6-3 1B		C SI 98 F SI 99 X SI 99 0-2 ② FC5-2 29 E 2-3 3-H			X FF 93 0-0 ① SH5-3 2-3	3	0	1	0	0	0	2
Inning Stats	R: 0 E: 0 K: 2 S: 8 H: 0 LOB: 0 BB: 0 P: 8	R: 0 E: 0 K: 1 S: 7 H: 0 LOB: 0 BB: 0 P: 8	R: 0 E: 0 K: 1 S: 9 H: 0 LOB: 0 BB: 0 P: 13	R: 4 E: 0 K: 1 S: 17 H: 4 LOB: 1 BB: 1 P: 30	R: 0 E: 0 K: 0 S: 6 H: 1 LOB: 0 BB: 0 P: 8	R: 0 E: 0 K: 0 S: 6 H: 0 LOB: 0 BB: 0 P: 8	R: 1 E: 1 K: 2 S: 14 H: 1 LOB: 2 BB: 0 P: 18	R: 0 E: 0 K: 2 S: 10 H: 0 LOB: 0 BB: 1 P: 18	R: 0 E: 0 K: 1 S: 7 H: 0 LOB: 0 BB: 0 P: 9	R: 1 E: 1 K: 0 S: 10 H: 1 LOB: 1 BB: 0 P: 14	1B: 4 2B: 2 3B: 0 HR: 1	SF: 0 SAC: 1 DP: 1 HBP: 0					

PITCHER		IP	WLS	BF	H	R	ER	SO	BB	IBB	HBP	BLK	WP	HR	S	P	ERA	WHIP
37 Adrian Houser, R ERA: 4.38	(1, 1)	5.0		20	5	4	4	5	1	0	0	0	0	1	47	67	7.20	1.200
55 Hoby Milner, L ERA: 2.11	(6, 1)	1.1	H	6	1	1	0	2	0	0	0	0	1	0	13	18	0.00	0.750
45 Abner Uribe, R ERA: 1.46	(7, 1)	0.2	B	3	0	0	0	0	0	0	0	0	0	0	7	8	0.00	0.000
31 Joel Payamps, R ERA: 1.82	(8, 1)	1.0		3	0	0	0	2	1	0	0	0	0	0	10	18	0.00	1.000
38 Devin Williams, R ERA: 1.42	(9, 1)	1.0		3	0	0	0	1	0	0	0	0	0	0	7	9	0.00	0.000

PITCHER		IP	WLS	BF	H	R	ER	SO	BB	IBB	HBP	BLK	WP	HR	S	P	ERA	WHIP
46 Bryse Wilson, R ERA: 3.44	(10, 1)	1.0	W	4	1	1	0	0	0	0	0	0	0	0	10	14	0.00	1.000

TOP

Colorado Rockies @ Milwaukee Brewers

American Family Field, Milwaukee, WI

Wed Aug 09 2023, 1:11 PM - 4:03 PM CDT

Att. 35,173 - Overcast - 82 F

livebaseballscorecards.com

AB	36
R	6
H	7
RBI	4
BB	2
SO	10
LOB	16

WP: 1	PA: 40		
PB: 0			
SB: 0			
CS: 1			

Batter	1	2	3	4	5	6	7	8	9	10	AB	R	H	RBI	BB	SO	LOB
22 Christian Yelich, L (1, 10) OBP: 0.374, SLG: 0.469	B FF 92 F FF 91 F CH 81 F FC 89 S SL 80 1-3 ① **K**		B FF 91 X CH 80 1-0 **1B**	C FC 88 C SL 81 X SL 82 0-2 2-H **1B**		C SI 96 C SI 96 B SL 84 B SL 90 S SI 96 2-3 ③ **K**			S FF 95 S FF 94 S FC 92 0-3 ② **K**		5	0	2	1	0	3	0
24 William Contreras, R (1, 2) OBP: 0.346, SLG: 0.452	F FC 88 S FF 92 B SL 81 B CH 82 S FF 94 2-3 ② **K**		B FC 87 B FC 88 F FF 92 X CH 82 2-1 ① **F8**	X FC 87 0-0 ③ **L9**			C SL 88 F SL 88 B SL 90 B SL 90 B FF 96 F FF 96 C FF 96 3-3 ① **K**		S FC 89 S FF 96 B FC 91 S SL 84 1-3 ③ **K**	0-0 21 2B	5	1	0	0	0	3	2
21 Mark Canha, R (1, 3) (10, 7) OBP: 0.332, SLG: 0.364	B FF 93 B FF 92 X FF 94 2-0 ③ **P4**		C FF 91 F FF 90 B FF 91 F CH 82 B FC 85 F FF 91 X FC 89 2-2 ② **L9**		C FF 91 B FF 90 B FC 91 B FF 92 C FF 92 X FF 93 3-2 ① **F8**		C SI 95 F FF 96 B FF 97 B SL 91 B SL 92 S SL 92 3-3 ② **K**			X ST 85 0-0 10 G1-3 14 E 2-H 2B	5	1	1	1	0	1	1
10 Sal Frelick, L (1, 9) (10, 8) OBP: 0.412, SLG: 0.520		C FF 91 X FC 88 0-1 0 1B **2B**	B FF 91 1 SAFE S FF 91 X FC 88 1-1 ③ **G3-1**		F FF 93 S FF 92 B SL 82 B CH 80 B FF 93 X FF 93 3-2 ② **L6**		F FF 95 B SL 90 F CH 86 F FF 97 C SL 88 1-3 ③ **K**			S ST 87 X SI 97 0-1 2-3 ① **G1-3**	5	0	1	0	0	1	2
27 Willy Adames, R (1, 6) OBP: 0.287, SLG: 0.383		B FC 88 B FF 90 B FC 87 B FF 91 4-0 0 1B **BB**		C FF 90 F FF 90 B SL 80 B CH 82 B FC 90 X FC 89 3-2 ① **G4-3**	B FF 92 X FC 87 1-0 **HR**			C FF 86 B FF 87 S CH 76 X CH 76 1-2 ① **F8**		S ST 86 B ST 86 X ST 86 1-1 ② **F7**	4	1	1	1	1	0	1
14 Andruw Monasterio, R (1, 5) OBP: 0.368, SLG: 0.414	F FF 91 D CH 82 D FC 88 F FC 87 S FF 92 2-3 ① **K**			C FF 92 B CU 71 B FF 91 B FF 92 F FF 93 F FF 94 X FC 89 3-2 0 BB 15 2B **1B**	C CU 71 X FF 91 0-1 **HR**			X SL 76 0-0 ② **B1**		X SI 98 0-0 3-H **E6**	5	2	2	1	0	1	2
0 Brice Turang, L (1, 4) OBP: 0.299, SLG: 0.343	B FC 86 B FF 90 X FF 92 2-0 1-2 2-3 **1B**			1 SAFE 1 SAFE B FC 88 B FF 90 B FF 92 C FF 91 B FC 87 4-1 1-2 15 2B **BB**	B FF 91 F FF 92 B FC 89 B CH 82 F FF 93 F FF 93 X FF 92 3-2 ③ **F7**			C FF 87 B SL 79 B SL 78 X SI 86 2-1 **1B**			3	1	2	0	1	0	0
15 Tyrone Taylor, R (1, 7) (10, 9) OBP: 0.198, SLG: 0.333	F FF 92 D FC 88 C CH 82 F SL 83 F FF 92 F SL 81 F FC 89 X FF 92 1-2 ② **F6**			B FC 87 X FF 90 1-0 22 1B 1-H 2-H **2B**		B SI 96 C SI 94 C SI 95 F SL 88 T SV 83 1-2 ① **K**		X CH 77 0-0 ③ **G5-3**			4	1	1	2	0	1	4
16 Blake Perkins, S (1, 8) OBP: 0.311, SLG: 0.297 41 Carlos Santana, S (9, PH) OBP: 0.308, SLG: 0.399 (10, 3)	C FC 89 X CH 82 0-1 ③ **P3**			C FF 91 B CH 80 B FF 91 C FC 89 F FF 92 C SL 80 2-3 ② **K**		C SI 95 F SL 90 S FF 96 0-3 ② **K**			B FF 94 B FF 93 B FC 90 C FF 94 C FC 91 F FF 94 X FF 94 3-2 ① **L3**		3 1	0 0	0 0	0 0	0 0	2 0	4 0
Inning Stats	R: 0 H: 0 E: 0 LOB: 0 K: 2 BB: 0 S: 8 P: 13	R: 0 H: 2 E: 0 LOB: 3 K: 1 BB: 1 S: 15 P: 24	R: 0 H: 1 E: 0 LOB: 1 K: 0 BB: 0 S: 10 P: 16	R: 3 H: 3 E: 0 LOB: 1 K: 1 BB: 1 S: 17 P: 30	R: 2 H: 2 E: 0 LOB: 0 K: 0 BB: 0 S: 13 P: 23	R: 0 H: 0 E: 0 LOB: 0 K: 3 BB: 0 S: 10 P: 13	R: 0 H: 0 E: 0 LOB: 0 K: 3 BB: 0 S: 11 P: 18	R: 0 H: 1 E: 0 LOB: 1 K: 0 BB: 0 S: 7 P: 10	R: 0 H: 0 E: 0 LOB: 0 K: 2 BB: 0 S: 10 P: 14	R: 2 H: 1 E: 1 LOB: 1 K: 0 BB: 0 S: 6 P: 7	1B: 5 2B: 3 3B: 0 HR: 2	SF: 0 SAC: 0 DP: 0 HBP: 0	WP: 0 PB: 0 SB: 0 CS: 0	PA: 42			

PITCHER		IP	WLS	BF	H	R	ER	SO	BB	IBB	HBP	BLK	WP	HR	S	P	ERA	WHIP
32 Chris Flexen, R ERA: 7.92	(1, 1)	5.0		25	8	5	5	4	2	0	0	0	0	2	63	106	9.00	2.000
52 Daniel Bard, R ERA: 3.6	(6, 1)	1.0		3	0	0	0	3	0	0	0	0	0	0	10	13	0.00	0.000
40 Tyler Kinley, R ERA: 2.45	(7, 1)	1.0		3	0	0	0	3	0	0	0	0	0	0	11	18	0.00	0.000
39 Brent Suter, L ERA: 2.56	(8, 1)	1.0		4	1	0	0	0	0	0	0	0	0	0	7	10	0.00	1.000
54 Matt Koch, R ERA: 1.35	(9, 1)	1.0		3	0	0	0	2	0	0	0	0	0	0	10	14	0.00	0.000

PITCHER		IP	WLS	BF	H	R	ER	SO	BB	IBB	HBP	BLK	WP	HR	S	P	ERA	WHIP
61 Justin Lawrence, R ERA: 2.81	(10, 1)	0.2	L	4	1	2	0	0	0	0	0	0	0	0	6	7	0.00	1.500

BOTTOM

Colorado Rockies @ Milwaukee Brewers

American Family Field, Milwaukee, WI

Wed Aug 09 2023, 1:11 PM - 4:03 PM CDT

Att. 35,173 - Overcast - 82 F

livebaseballscorecards.com

AB	40
R	7
H	10
RBI	6
BB	2
SO	12
LOB	16

Batter	1	2	3	4	5	6	7	8	9	10	AB	R	H	RBI	BB	SO	LOB
22 Christian Yelich, L (1, 7) OBP: 0.376, SLG: 0.467	B FF 92 B FF 93 B FF 92 B FF 94 4-0 24 S 24 1B BB	B FF 94 B SL 84 F FF 95 X CH 87 2-1 ② L7		B FF 95 X FF 95 1-0 ③ G4-3		C ST 82 B ST 83 B SI 93 C SI 94 D ST 83 X SI 95 3-2 24 E 1-2 2-3 1B		B SL 91 S SL 91 B SI 98 X SL 90 2-1 ① G4-3		0-0 IBB	4	1	1	0	2	0	1
24 William Contreras, R (1, 10) OBP: 0.345, SLG: 0.450	B FF 92 C FF 94 B SL 82 X FF 94 2-1 41 G4-3 41 WP 1-H 1B	S SL 85 C SL 81 B SL 83 F FF 95 S FF 95 1-3 ③ K	B FF 92 C SL 84 T FF 93 B FF 94 B FF 94 S SL 85 3-3 ① K			F ST 82 X ST 82 0-1 E1 1-3 2-H 3-H 1B		F SI 99 C SI 99 X SL 90 0-2 ② F7		C FF 96 S KC 78 S SL 85 0-3 ② K	6	0	2	2	0	3	2
41 Carlos Santana, S (1, 3) OBP: 0.309, SLG: 0.398	B FF 93 C FF 92 B FF 92 X FF 92 2-1 ① G4-3 1-3		B SL 84 C SL 84 C FF 95 F CH 87 X FF 96 1-2 ① P5		S CH 88 B CH 88 B FF 95 X SL 86 2-1 10 1B 27 1B 1B	C ST 82 S ST 83 D ST 83 X ST 83 1-2 ① G4-3		S SL 92 B SL 90 X FF 97 1-1 1B		B FF 94 B KC 77 C KC 77 C CH 85 F SL 86 D SL 84 S FF 94 3-3 ③ K	6	1	2	0	0	1	5
10 Sal Frelick, L (1, 9) OBP: 0.425, SLG: 0.509 (10, 8)	D SL 82 B FF 92 X FF 91 2-0 ② P5		C CH 88 B FF 94 B FF 95 B CH 90 B FF 94 4-1 14 S BB		B SL 83 X FF 92 1-0 27 1B 1-3 1B	C SI 95 B ST 83 B SI 94 B ST 83 B SI 94 4-1 BB		C SL 91 X SL 90 0-1 ③ G3			3	1	1	0	2	0	2
27 Willy Adames, R (1, 6) OBP: 0.288, SLG: 0.381	B FF 92 B FF 94 B FF 92 C FF 93 B FF 93 4-1 14 BB BB		B SL 84 X FF 94 1-0 ② F9		F SL 84 C SL 86 B SL 87 B FF 96 F FF 96 X SL 86 2-2 2-H 3-H 1B	C SI 95 S SI 94 S ST 84 0-3 ② K			X SL 88 0-0 ① G5-3		4	0	1	2	1	1	4
14 Andruw Monasterio, R (1, 5) OBP: 0.363, SLG: 0.403	B FF 94 B FF 92 B FF 92 C FF 92 B FF 94 4-1 1-2 BB		1 SAFE C FF 93 B FF 92 F SL 85 X SL 82 1-2 ③ P5 1-2		B SL 83 B FC 94 F FC 93 F CU 81 X SI 94 2-2 ② G6-3	C ST 83 B SI 95 F ST 83 F ST 84 S FF 95 1-3 ③ K			C FF 94 S KC 78 B SL 86 F SL 85 C SL 85 1-3 ② K		4	0	0	0	1	2	5
0 Brice Turang, L (1, 4) OBP: 0.294, SLG: 0.337	C FF 94 F SL 83 F FF 95 D SL 84 S SL 83 1-3 ③ K			B FF 92 F FF 92 X CH 87 1-1 ① G4-3	B FC 95 X CU 83 1-0 ③ G3-1		B SI 93 X SI 93 1-0 ① G4-3		X FF 95 0-0 ③ F7	0-0 21 2B	5	1	0	0	0	1	4
7 Victor Caratini, S (1, 2) OBP: 0.343, SLG: 0.388		B FF 91 X FF 92 1-0 HR		F SL 85 S CH 87 B FF 94 B SL 86 B FF 95 B FF 95 4-2 BB		F FC 95 B SI 95 B CU 83 X FC 96 2-1 22 1B 28 1B 24 E 1B	B SI 94 C ST 81 S FC 88 S ST 83 1-3 ② K			B KC 76 C KC 76 D CH 85 X FF 95 2-1 ① L6	4	2	2	1	1	1	0
28 Joey Wiemer, R (1, 8) OBP: 0.293, SLG: 0.384 21 Mark Canha, R (10, PH) OBP: 0.334, SLG: 0.370 15 Tyrone Taylor, R (10, PR) OBP: 0.198, SLG: 0.333 (10, 9)		B FF 94 C SL 83 S SL 85 B SL 85 F FF 94 S FF 94 2-3 ① K		S FF 94 C FF 94 D SL 83 X FF 94 1-2 ② F8		C FC 94 S FC 95 F FC 97 X CU 82 0-2 24 1B 22 1B 24 E 1-2 1B	C SI 95 C SI 94 B SI 95 S ST 84 1-3 ③ K			C SL 88 B SL 85 B KC 77 B SL 86 F SL 87 F KC 78 X SL 84 3-2 2-H 2B	4 1 0	1 0 0	1 1 0	0 1 0	0 0 0	2 0 0	1 0 0
Inning Stats	R: 1 E: 0 K: 1 S: 11 H: 1 LOB: 3 BB: 3 P: 30	R: 1 E: 0 K: 2 S: 11 H: 1 LOB: 0 BB: 0 P: 17	R: 0 E: 0 K: 0 S: 9 H: 0 LOB: 1 BB: 1 P: 16	R: 0 E: 0 K: 0 S: 8 H: 0 LOB: 1 BB: 1 P: 15	R: 2 E: 0 K: 1 S: 14 H: 3 LOB: 1 BB: 0 P: 25	R: 2 E: 1 K: 2 S: 22 H: 4 LOB: 3 BB: 1 P: 33	R: 0 E: 0 K: 2 S: 7 H: 0 LOB: 0 BB: 0 P: 10	R: 0 E: 0 K: 0 S: 9 H: 1 LOB: 1 BB: 0 P: 12	R: 0 E: 0 K: 1 S: 6 H: 0 LOB: 0 BB: 0 P: 7	R: 1 E: 0 K: 2 S: 13 H: 1 LOB: 2 BB: 1 P: 21	1B: 9 2B: 1 3B: 0 HR: 1	SF: 0 SAC: 0 DP: 0 HBP: 0	WP: 1 PB: 0 SB: 2 CS: 0	PA: 48				

PITCHER	IP	WLS	BF	H	R	ER	SO	BB	IBB	HBP	BLK	WP	HR	S	P	ERA	WHIP
34 Michael Kopech, R (1, 1) ERA: 4.58	4.1		23	5	4	4	4	5	0	0	0	1	1	49	96	8.31	2.308
41 Bryan Shaw, R (5, 1) ERA: 6.19	0.2		4	2	2	2	0	0	0	0	0	0	0	10	15	27.00	3.000
39 Aaron Bummer, L (6, 1) ERA: 6.07	2.0	B	9	2	0	0	4	1	0	0	0	0	0	23	35	0.00	1.500
60 Gregory Santos, R (8, 1) ERA: 2.6	1.0		4	1	0	0	0	0	0	0	0	0	0	9	12	0.00	1.000
58 Jimmy Lambert, R (9, 1) ERA: 5.52	2.0	L	8	1	1	0	3	0	1	0	0	0	0	19	28	0.00	0.500

PITCHER	IP	WLS	BF	H	R	ER	SO	BB	IBB	HBP	BLK	WP	HR	S	P	ERA	WHIP

TOP

Milwaukee Brewers @ Chicago White Sox

Guaranteed Rate Field, Chicago, IL

Fri Aug 11 2023, 7:12 PM - 10:34 PM CDT
Att. 30,059 - Partly Cloudy - 83 F

livebaseballscorecards.com

AB	41
R	7
H	11
RBI	6
BB	7
SO	11
LOB	24

Milwaukee Brewers @ Chicago White Sox

Guaranteed Rate Field, Chicago, IL

Fri Aug 11 2023, 7:12 PM - 10:34 PM CDT

Att. 30,059 - Partly Cloudy - 83 F

livebaseballscorecards.com

Batter	1	2	3	4	5	6	7	8	9	10	AB	R	H	RBI	BB	SO	LOB
7 Tim Anderson, R (1, 6) OBP: 0.285, SLG: 0.288	B FC 93 T FC 94 F CU 78 X SL 84 1-2 G6-3 ①	B SI 96 F FC 95 F FC 94 C FC 94 1-3 K ③		C FC 93 B SL 84 F FC 95 B FC 95 F CU 81 B SI 96 X FC 94 3-2 2-H 1B		D SI 96 B SI 96 X SI 96 2-0 G1-3 ③		B SL 87 T SI 96 D SL 87 S SL 86 D SL 87 B SL 84 4-2 BB		4	0	1	1	1	1	1
23 Andrew Benintendi, L (1, 7) OBP: 0.338, SLG: 0.353	B FC 93 B FC 93 B FC 94 C FC 94 B FC 94 4-1 74 1B 10 1B BB		B FC 94 F CH 89 B FC 93 F FC 94 B CU 80 F CU 79 F FC 94 X CH 90 3-2 74 HR 1B	B CU 78 1 SAFE X FC 94 1-0 F8 ②			B SL 91 C SI 97 B SI 96 S SL 92 B SL 92 F SI 96 X SL 91 3-2 F8 ①	F SL 84 F FF 95 S FF 94 0-3 K ③		4	2	1	0	1	1	3
74 Eloy Jiménez, R (1, 10) OBP: 0.322, SLG: 0.463	B SI 95 1 SAFE X FC 96 1-0 25 1B 10 1B 24 SF7 1-3 1B		S CU 80 C FC 94 B SI 95 1 SAFE D CU 81 X FC 94 2-2 1-H HR	X FC 93 0-0 F9 ③			F SI 97 X SL 91 0-1 10 2B 25 G4-3 1B		B CH 82 S CH 80 S CH 83 B CH 82 C FF 94 2-3 K ①		5	3	3	2	0	1	1
10 Yoán Moncada, S (1, 5) OBP: 0.279, SLG: 0.342	B CH 90 F CH 90 B FC 96 X CH 90 2-1 43 WP 25 1B 1-2 3-H 1B		C FC 94 B FC 95 S CU 80 B CU 81 S FC 93 2-3 K ①		B FC 92 S CU 78 B CU 76 F FC 94 B FC 93 S FC 95 3-3 K ①		F SI 96 X SI 97 0-1 1-3 2B		B FF 95 B CH 82 F CH 82 F CH 83 S FF 95 2-3 K ②		5	0	2	1	0	3	0
25 Andrew Vaughn, R (1, 3) OBP: 0.317, SLG: 0.433 88 Luis Robert Jr., R (10, PR) OBP: 0.325, SLG: 0.563	B FC 96 D CU 80 X FC 95 2-0 43 WP 1-2 2-3 1B		B SI 93 X FC 94 1-0 24 WP 1B		B CU 80 B FC 94 C FC 94 X FC 94 2-1 F8 ②		C SL 92 D SL 92 X SI 96 1-1 G4-3 ② 3-H		C CH 84 B CH 84 S CH 82 S CH 84 1-3 K ③	0-0 32 G3	5 0	0 0	2 0	1 0	0 0	1 0	1 0
24 Yasmani Grandal, S (1, 2) OBP: 0.320, SLG: 0.366	D CU 81 C CH 90 F FC 95 X FC 96 1-2 SF7 ② 3-H		B FC 94 B CU 79 B FC 94 B FC 94 4-0 43 G5-4-3 1-2 BB		X FC 94 0-0 G3-1 ③		B SI 96 C SL 90 C SI 97 X SL 91 1-2 F7 ③			C SI 100 C SI 99 F SI 101 B SL 92 X SI 100 1-2 F7 ①	3	0	0	1	1	0	1
43 Trayce Thompson, R (1, 8) OBP: 0.311, SLG: 0.333 32 Gavin Sheets, L (10, PH) OBP: 0.286, SLG: 0.350	S CU 81 S SI 96 D CU 81 S FC 95 1-3 K ③ 1-2 2-3		C FC 95 D CU 80 X FC 94 1-1 G5-4-3 ②③ 1-2f			C FC 93 X FC 95 0-1 P1 ①		B SL 84 B SL 83 C SI 95 B SL 84 B SL 83 4-1 1 F9 22 SH5-3 BB		D SI 99 F SI 100 S SI 101 X SI 100 1-2 G3 ② 2-3	3 1	0 0	0 0	0 0	1 0	1 0	4 0
22 Oscar Colás, L (1, 9) OBP: 0.258, SLG: 0.295		S FC 95 C CU 80 X CH 90 0-2 G4-3 ①		B CH 88 B CH 88 C FC 94 B FC 93 C FC 94 F FC 94 B FC 93 4-2 1 G3 7 1B BB		C FC 94 S CU 79 F CU 78 B FC 93 S CU 79 1-3 K ②		X SL 82 0-0 SH5-3 ① 1-2		X SI 100 0-0 G1 ③	3	1	0	0	1	1	1
1 Elvis Andrus, R (1, 4) OBP: 0.292, SLG: 0.319		C FC 94 B SL 84 B FC 95 F FC 95 B FC 95 X FC 95 3-2 G6-3 ②		X FC 94 0-0 G3 ① 1-2		S FC 94 B SI 92 S SL 82 B SL 85 X FC 94 2-2 1B		C SI 96 F SL 85 X FF 96 0-2 F9 ② 2-3			4	0	1	0	0	0	2
Inning Stats	R: 2 H: 3 E: 0 LOB: 2 K: 1 BB: 1 S: 14 P: 26	R: 0 H: 0 E: 0 LOB: 0 K: 1 BB: 0 S: 9 P: 13	R: 2 H: 3 E: 0 LOB: 1 K: 1 BB: 1 S: 14 P: 27	R: 1 H: 1 E: 0 LOB: 1 K: 0 BB: 1 S: 10 P: 18	R: 0 H: 1 E: 0 LOB: 0 K: 1 BB: 0 S: 6 P: 11	R: 0 H: 1 E: 0 LOB: 1 K: 1 BB: 1 S: 10 P: 15	R: 1 H: 2 E: 0 LOB: 1 K: 0 BB: 0 S: 13 P: 18	R: 0 H: 0 E: 0 LOB: 2 K: 1 BB: 2 S: 10 P: 18	R: 0 H: 0 E: 0 LOB: 0 K: 3 BB: 0 S: 9 P: 14	R: 0 H: 0 E: 0 LOB: 1 K: 0 BB: 0 S: 8 P: 10	1B: 8 SF: 1 2B: 1 SAC: 1 3B: 0 DP: 1 HR: 1 HBP: 0						

PITCHER	IP	WLS	BF	H	R	ER	SO	BB	IBB	HBP	BLK	WP	HR	S	P	ERA	WHIP
39 Corbin Burnes, R (1, 1) ERA: 3.6	5.2		27	8	5	5	5	3	0	0	0	2	1	62	107	7.94	1.941
59 Elvis Peguero, R (6, 1) ERA: 3.94	1.1	B	6	2	1	1	0	0	0	0	0	0	0	14	21	6.75	1.500
31 Joel Payamps, R (8, 1) ERA: 1.79	1.0		5	0	0	0	1	2	0	0	0	0	0	10	18	0.00	2.000
38 Devin Williams, R (9, 1) ERA: 1.39	1.0	W	3	0	0	0	3	0	0	0	0	0	0	9	14	0.00	0.000
45 Abner Uribe, R (10, 1) ERA: 1.35	1.0	S	3	0	0	0	0	0	0	0	0	0	0	8	10	0.00	0.000

PITCHER	IP	WLS	BF	H	R	ER	SO	BB	IBB	HBP	BLK	WP	HR	S	P	ERA	WHIP

AB	37
R	6
H	10
RBI	6
BB	5
SO	9
LOB	14

WP: 2 PA: 44
PB: 0
SB: 0
CS: 0

Batter	1	2	3	4	5	6	7	8	9	AB	R	H	RBI	BB	SO	LOB
22 Christian Yelich, L (1, 7) OBP: 0.375, SLG: 0.465	C FF 92 B CU 74 B FF 93 S SL 85 F SL 83 F FF 95 S SL 86 2-3 K ①		C CU 73 C SL 85 X SL 82 0-2 24 FC5-4 1B		B FF 92 C CH 84 S CH 85 B CH 85 B FF 93 F CU 75 S SL 86 3-3 K ③		C FC 95 B SI 94 B CH 82 F FC 95 B FC 95 S CU 81 3-3 K ②			4	0	1	0	0	3	1
24 William Contreras, R (1, 2) OBP: 0.347, SLG: 0.449	S FF 93 B SL 84 S SL 85 S SL 84 1-3 K ②		C CU 73 X SL 83 0-1 FC5-4 41 FC4-6 1-2f ②			C CU 72 S SL 83 B SL 82 B FF 93 B SL 82 B CU 75 4-2 41 G3-6-3 BB	B SI 94 B FC 94 B FC 94 C FC 92 X SL 84 3-1 2-H 1B			3	0	1	1	1	1	1
41 Carlos Santana, S (1, 3) OBP: 0.306, SLG: 0.394	B FF 93 C CU 75 B SL 84 B FF 94 S SL 85 C SL 85 3-3 K ③		B FF 92 B FF 93 C CU 74 X FF 93 2-1 FC4-6 ③ 1-2f			F SL 83 B CH 84 1 SAFE X FF 92 1-1 G3-6-3 ①② 1-2f	C FC 94 B CU 83 C CU 81 X CU 82 1-2 F9 ③			4	0	0	0	0	1	3
10 Sal Frelick, L (1, 8) OBP: 0.416, SLG: 0.491		B FF 91 X FF 92 1-0 F7 ①		B CU 72 C CU 73 B SL 86 X FF 93 2-1 G1-3 ①		C SL 83 F SL 84 X FF 93 0-2 1B		B FF 95 F FF 94 B SL 85 X FF 93 2-1 P5 ①		4	0	1	0	0	0	0
27 Willy Adames, R (1, 6) OBP: 0.288, SLG: 0.380		B SL 87 B SL 86 X FF 93 2-0 F9 ②		X FF 93 0-0 21 G6-3 1B		1 SAFE X FF 92 0-0 L7 ③		C FF 96 C SL 89 S SL 88 0-3 K ②		4	0	1	0	0	1	1
21 Mark Canha, R (1, 10) OBP: 0.336, SLG: 0.367		C FF 92 B FF 93 B SL 86 B FF 93 B FF 93 4-1 14 1B BB		F FF 91 D CU 73 X FF 93 1-1 G6-3 ② 1-2			B FF 91 B FF 91 C SL 84 B FF 91 C SL 84 B FF 93 4-2 0 F8 14 1B 15 2B BB	C FF 97 F SL 88 F FF 96 X SL 88 0-2 F8 ③		2	1	0	0	2	0	1
14 Andruw Monasterio, R (1, 5) OBP: 0.366, SLG: 0.405		X FF 92 0-0 1-2 1B		C CU 73 B SL 82 B SL 84 F FF 94 B FF 94 X CU 75 3-2 F4 ③			B SL 84 X SL 83 1-0 0 F8 15 2B 1-2 1B		B FF 94 F FF 93 X SL 86 1-1 F8 ①	4	1	2	0	0	0	1
0 Brice Turang, L (1, 4) OBP: 0.291, SLG: 0.332		C CU 74 F SL 87 T SL 85 0-2 K ③			B FF 92 C CU 74 X FF 94 1-1 L7 ①		L CH 84 X SL 84 0-1 F8 ① 1-2 2-3		B SL 87 B FF 93 F FF 93 X FF 92 2-1 L8 ②	4	0	0	0	0	1	4
15 Tyrone Taylor, R (1, 9) OBP: 0.200, SLG: 0.339			X FF 92 0-0 F4 ①		B SL 84 B FF 93 B FF 93 C FF 91 X CU 74 3-1 F8 ②		F CU 73 B FF 93 F CU 73 X CU 75 1-2 24 1B 2-H 3-H 2B		S FF 95 B FF 95 F FF 94 B SL 87 B SL 87 X SL 87 3-2 F7 ③	4	1	1	2	0	0	0
Inning Stats	R: 0 E: 0 K: 3 S: 11 H: 0 LOB: 0 BB: 0 P: 17	R: 0 E: 0 K: 1 S: 7 H: 1 LOB: 2 BB: 1 P: 14	R: 0 E: 0 K: 0 S: 8 H: 1 LOB: 1 BB: 0 P: 10	R: 0 E: 0 K: 0 S: 8 H: 1 LOB: 1 BB: 0 P: 14	R: 0 E: 0 K: 1 S: 8 H: 0 LOB: 0 BB: 0 P: 15	R: 0 E: 0 K: 0 S: 8 H: 1 LOB: 1 BB: 1 P: 13	R: 3 E: 0 K: 1 S: 16 H: 3 LOB: 1 BB: 1 P: 29	R: 0 E: 0 K: 1 S: 9 H: 0 LOB: 0 BB: 0 P: 11	R: 0 E: 0 K: 0 S: 7 H: 0 LOB: 0 BB: 0 P: 13	1B: 6 2B: 1 3B: 0 HR: 0	SF: 0 SAC: 0 DP: 1 HBP: 0					WP: 0 PB: 0 SB: 0 CS: 0	PA: 36

TOP

Milwaukee Brewers @ Chicago White Sox

Guaranteed Rate Field, Chicago, IL

Sat Aug 12 2023, 6:17 PM - 8:48 PM CDT

Att. 29,851 - Clear - 81 F

livebaseballscorecards.com

AB	33
R	3
H	7
RBI	3
BB	3
SO	7
LOB	12

PITCHER		IP	WLS	BF	H	R	ER	SO	BB	IBB	HBP	BLK	WP	HR	S	P	ERA	WHIP
62 Jesse Scholtens, R ERA: 3.2	(1, 1)	6.1	L	27	6	3	3	5	3	0	0	0	0	0	58	97	4.26	1.421
41 Bryan Shaw, R ERA: 5.94	(7, 1)	0.2		3	1	0	0	1	0	0	0	0	0	0	8	15	0.00	1.500
68 Lane Ramsey, R ERA: 2.08	(8, 1)	2.0		6	0	0	0	1	0	0	0	0	0	0	16	24	0.00	0.000

PITCHER		IP	WLS	BF	H	R	ER	SO	BB	IBB	HBP	BLK	WP	HR	S	P	ERA	WHIP

Batter	1	2	3	4	5	6	7	8	9	AB	R	H	RBI	BB	SO	LOB
7 Tim Anderson, R (1, 6) OBP: 0.285, SLG: 0.286	F SI 93 S FF 95 B FF 95 B SI 96 F FF 96 S FF 96 2-3 K ①		F SL 87 B SI 95 H SI 93 2-1 HBP		B FF 96 S FF 97 S SI 95 B FF 95 S FF 96 2-3 K ③			C ST 80 X CH 81 0-1 P4 ①		3	0	0	0	0	2	1
23 Andrew Benintendi, L (1, 7) OBP: 0.335, SLG: 0.350	F FF 95 B FF 96 B CH 85 C CH 85 X FF 96 2-2 L6 ②		F SL 86 B CH 86 F CH 85 S FF 97 1-3 K ②			B SI 94 X CH 84 1-0 P5 ①		C ST 80 X SI 87 0-1 F7 ②		4	0	0	0	0	1	2
74 Eloy Jiménez, R (1, 10) OBP: 0.318, SLG: 0.457	B SI 95 B SI 96 X SI 94 2-0 G5-3 ③		S SL 87 B SI 95 X SI 95 1-1 F8 ③			C FF 96 B SI 96 B SL 87 F FF 96 X FF 96 2-2 F4 ②		B SI 95 B SI 96 C SI 95 X SL 92 2-1 G1-3 ③		4	0	0	0	0	0	2
10 Yoán Moncada, S (1, 5) OBP: 0.283, SLG: 0.360		B FF 94 S FF 94 X CH 84 1-1 F9 ①		B CH 84 F CH 84 C FF 96 S CU 85 1-3 K ①		B CU 84 B FF 96 X FF 95 2-0 HR			C CH 82 S CH 81 X FF 94 0-2 1B	4	1	2	1	0	1	0
25 Andrew Vaughn, R (1, 3) OBP: 0.314, SLG: 0.429		B FF 96 B FF 95 C SI 93 X SI 94 2-1 G6-3 ②		C CU 83 F FF 96 B SI 96 X SL 88 1-2 L7 ②		B CU 84 C CU 84 F SI 96 X CH 87 1-2 F7 ③			S FF 95 F CH 83 D CH 84 S CH 83 1-3 K ①	4	0	0	0	0	1	1
24 Yasmani Grandal, S (1, 2) OBP: 0.317, SLG: 0.361		C FF 97 F FF 97 X CH 85 0-2 F7 ③		C CU 83 X CH 86 0-1 G4-3 ③			B SL 86 C SL 85 F FF 94 S CH 85 1-3 K ①		C FF 95 B FF 95 F CH 83 S CH 83 1-3 K ②	4	0	0	0	0	2	1
32 Gavin Sheets, L (1, 9) OBP: 0.295, SLG: 0.361 43 Trayce Thompson, R (K, PR) OBP: 0.308, SLG: 0.330 (8, 8)			B CU 81 X FF 95 1-0 22 1B 1 G3-4-3 2B		B CH 83 F CU 84 F CH 84 B FF 97 B CU 83 X CH 85 3-2 22 FC6-4 1B		F FF 96 B CH 85 B CH 86 B CH 85 B SI 95 4-1 BB		B CH 84 S FF 93 S CH 84 S CH 84 1-3 K ③	2 1	1 0	2 0	0 0	1 1	0 1	0 1
22 Oscar Colás, L (1, 8) OBP: 0.260, SLG: 0.296 (8, 9)			S FF 94 X SI 94 0-1 1 G3-4-3 2-3 1B		X CH 85 0-0 FC6-4 1 G1-3 1-2f		B SI 88 C SI 88 C FF 89 S SI 89 1-3 K ②			3	0	1	0	0	1	2
1 Elvis Andrus, R (1, 4) OBP: 0.289, SLG: 0.315			X SI 94 0-0 G3-4-3 ① 1-2 3-H		B SI 95 1 SAFE X SI 94 1-0 G1-3 ② 1-2		B FF 88 C FF 89 B ST 80 F CH 82 F FF 89 B FF 90 F ST 80 F FF 90 X CH 80 3-2 G6-3 ③			3	0	0	1	0	0	3
Inning Stats	R: 0 E: 0 K: 1 S: 8 H: 0 LOB: 0 BB: 0 P: 14	R: 0 E: 0 K: 0 S: 7 H: 0 LOB: 0 BB: 0 P: 10	R: 1 E: 0 K: 1 S: 10 H: 2 LOB: 2 BB: 0 P: 15	R: 0 E: 0 K: 1 S: 8 H: 0 LOB: 0 BB: 0 P: 10	R: 0 E: 0 K: 1 S: 8 H: 1 LOB: 1 BB: 0 P: 14	R: 1 E: 0 K: 0 S: 8 H: 1 LOB: 0 BB: 0 P: 14	R: 0 E: 0 K: 2 S: 13 H: 0 LOB: 1 BB: 1 P: 22	R: 0 E: 0 K: 0 S: 6 H: 0 LOB: 0 BB: 0 P: 8	R: 0 E: 0 K: 3 S: 12 H: 1 LOB: 1 BB: 0 P: 15	1B: 3 2B: 1 3B: 0 HR: 1 SF: 0 SAC: 0 DP: 0 HBP: 1						

PITCHER		IP	WLS	BF	H	R	ER	SO	BB	IBB	HBP	BLK	WP	HR	S	P	ERA	WHIP
53 Brandon Woodruff, R ERA: 1.99	(1, 1)	6.1	W	25	4	2	2	5	1	0	1	0	0	1	53	86	2.84	0.789
55 Hoby Milner, L ERA: 2.05	(7, 1)	1.1	H	4	0	0	0	1	0	0	0	0	0	0	13	17	0.00	0.000
59 Elvis Peguero, R ERA: 3.91	(8, 1)	0.1	H	1	0	0	0	0	0	0	0	0	0	0	2	4	0.00	0.000
38 Devin Williams, R ERA: 1.36	(9, 1)	1.0	S	4	1	0	0	3	0	0	0	0	0	0	12	15	0.00	1.000

PITCHER	IP	WLS	BF	H	R	ER	SO	BB	IBB	HBP	BLK	WP	HR	S	P	ERA	WHIP

BOTTOM

Milwaukee Brewers @ Chicago White Sox

Guaranteed Rate Field, Chicago, IL

Sat Aug 12 2023, 6:17 PM - 8:48 PM CDT

Att. 29,851 - Clear - 81 F

livebaseballscorecards.com

AB	32
R	2
H	5
RBI	2
BB	1
SO	9
LOB	13

TOP

Milwaukee Brewers @ Chicago White Sox

Guaranteed Rate Field, Chicago, IL

Sun Aug 13 2023, 1:10 PM - 3:51 PM CDT

Att. 24,495 - Cloudy - 75 F

livebaseballscorecards.com

Batter	1	2	3	4	5	6	7	8	9	AB	R	H	RBI	BB	SO	LOB
22 Christian Yelich, L (1, 10) OBP: 0.377, SLG: 0.464	C FF 94 B KC 80 X KC 80 1-1 G3		S SL 84 S SL 86 B FF 96 S SL 86 1-3 K		B SL 86 D SL 86 2-0 IBB			C ST 82 B ST 82 F ST 82 B SI 94 F SI 95 B SI 93 F ST 84 B SI 94 4-2 41 WP 24 S 41 HR BB	X SL 86 0-0 41 G3 1-2 2-H 3-H 1B	3	1	1	2	2	1	0
24 William Contreras, R (1, 2) OBP: 0.345, SLG: 0.444	B FF 94 B SL 85 C SL 84 C FF 94 X KC 81 2-2 G5-3			B KC 78 S SL 85 B SL 85 C SL 85 S SL 85 2-3 K	C FF 97 S FF 96 T FF 96 0-2 K			D FC 89 B SI 94 B ST 84 B SI 94 4-0 41 WP 1-2 41 HR BB	B SI 93 B SI 92 C SL 85 X SL 85 2-1 F8	4	1	0	0	1	2	5
41 Carlos Santana, S (1, 3) OBP: 0.305, SLG: 0.400	X FF 94 0-0 G5-3			C SL 86 B KC 81 F SL 86 B SL 85 X SL 86 2-2 F8		C FF 95 X FF 95 0-1 G3-1		C ST 83 C FF 96 F FF 94 B ST 84 B ST 84 X FC 88 2-2 1-H 2-H HR	B SL 87 B SL 86 X SI 92 2-0 G3 1-2 2-3	5	1	1	3	0	0	2
10 Sal Frelick, L (1, 8) (8, 9) OBP: 0.402, SLG: 0.468		C SL 84 X FF 94 0-1 27 1B 21 SF9 1B		B KC 78 C SL 86 C FF 97 B KC 81 X SL 86 2-2 G1-3		S SL 86 B SL 86 B SL 85 C SL 86 C SL 86 2-3 K		C FF 93 X ST 81 0-1 G3-1	C SL 86 C SL 86 F SI 95 B SI 92 X SL 87 1-2 G1-3	5	1	1	0	0	1	2
27 Willy Adames, R (1, 6) OBP: 0.290, SLG: 0.380		C SL 84 F SL 84 X SL 84 0-2 14 G6-4-3 1-3 1B			B FF 96 C FF 95 B FF 96 B SL 85 B SL 85 4-1 21 1B 14 2B BB	C KC 82 F FF 96 B SL 87 C SL 85 1-3 K		S ST 80 B ST 79 S FF 94 F SC 81 F SC 79 X FF 95 1-2 G6-3		3	1	1	0	1	1	0
21 Mark Canha, R (1, 7) OBP: 0.338, SLG: 0.370 28 Joey Wiemer, R (8, 8) OBP: 0.293, SLG: 0.384		B FF 94 C SL 84 X FF 94 1-1 SF9 3-H			X SL 86 0-0 14 2B 1-2 1B		C KC 78 S FF 97 F FF 96 B SL 89 B SL 86 F SL 86 X FF 97 2-2 1B	F CH 87 B ST 80 X FF 94 1-1 G6-3		3 0	0 0	2 0	1 0	0 0	0 0	0 0
14 Andruw Monasterio, R (1, 5) OBP: 0.369, SLG: 0.410		B SL 85 C SL 85 C SL 84 X SL 83 1-2 G6-4-3 1-2f			B FF 95 F FF 95 X KC 78 1-1 1-3 2-H 2B		C SL 84 B SL 86 X SL 85 1-1 F9		B ST 83 H SI 93 2-0 15 HBP 0 BB 22 1B HBP	3	1	1	1	0	0	2
0 Brice Turang, L (1, 4) OBP: 0.290, SLG: 0.329			C FF 94 B SL 83 X FF 95 1-1 P3		C FF 96 F FF 96 X FF 96 0-2 P6		F FF 96 F FF 96 S SL 86 0-3 K		B SL 83 B SI 95 C SL 85 F SL 85 F SL 86 F SI 93 B SI 94 F SL 86 B SL 86 4-2 15 HBP 22 1B 1-2 BB	3	1	0	0	1	1	3
15 Tyrone Taylor, R (1, 9) (8, 7) OBP: 0.202, SLG: 0.330			C SL 83 S SL 85 B SL 85 X FF 95 1-2 F8		B KC 82 C FF 96 X FF 95 1-1 P3		D SL 87 B SL 87 C SL 85 F FF 96 F SL 88 S SL 88 2-3 K		H SI 93 1-0 41 G3 22 1B 1-2 2-3 HBP	3	0	0	0	0	1	3

Inning Stats	1	2	3	4	5	6	7	8	9
	R: 0 E: 0 K: 0 S: 6 H: 0 LOB: 0 BB: 0 P: 9	R: 1 E: 0 K: 0 S: 10 H: 2 LOB: 0 BB: 0 P: 12	R: 0 E: 0 K: 1 S: 8 H: 0 LOB: 0 BB: 0 P: 11	R: 0 E: 0 K: 1 S: 9 H: 0 LOB: 0 BB: 0 P: 15	R: 1 E: 0 K: 1 S: 12 H: 2 LOB: 3 BB: 2 P: 20	R: 0 E: 0 K: 2 S: 8 H: 0 LOB: 0 BB: 0 P: 11	R: 0 E: 0 K: 2 S: 14 H: 1 LOB: 1 BB: 0 P: 19	R: 3 E: 0 K: 0 S: 17 H: 1 LOB: 0 BB: 2 P: 29	R: 2 E: 0 K: 0 S: 13 H: 1 LOB: 2 BB: 1 P: 25

1B: 5	SF: 1
2B: 1	SAC: 0
3B: 0	DP: 1
HR: 1	HBP: 2

WP: 1	PA: 40
PB: 0	
SB: 1	
CS: 0	

PITCHER		IP	WLS	BF	H	R	ER	SO	BB	IBB	HBP	BLK	WP	HR	S	P	ERA	WHIP
84 Dylan Cease, R ERA: 4.32	(1, 1)	7.0	L	27	5	2	2	7	1	1	0	0	0	0	67	97	2.57	0.857
39 Aaron Bummer, L ERA: 6.7	(8, 1)	0.0		3	1	3	3	0	2	0	0	0	1	1	8	18	∞	∞
46 Brent Honeywell, R ERA: 3.91	(8, 1)	1.0		3	0	0	0	0	0	0	0	0	0	0	9	11	0.00	0.000
59 Declan Cronin, R ERA: 7.5	(9, 1)	1.0		7	1	2	2	0	1	0	2	0	0	0	13	25	18.00	2.000

PITCHER		IP	WLS	BF	H	R	ER	SO	BB	IBB	HBP	BLK	WP	HR	S	P	ERA	WHIP

Batter	1	2	3	4	5	6	7	8	9	AB	R	H	RBI	BB	SO	LOB
1 Elvis Andrus, R (1, 6) OBP: 0.291, SLG: 0.317	F FF 94 B SL 81 S SL 83 B SL 84 F SL 83 F FF 96 F CU 79 B SL 84 F FF 94 3-2 F FF 96 X FF 94 G6-3 ①		C FF 95 B FF 95 B CU 79 B CH 90 X FF 95 3-1 1B		C CH 88 B SL 84 F SL 84 F FF 96 B SL 84 S SL 83 2-3 K ②		F SI 100 B SI 100 X SI 99 1-1 ② ③ G6-4-3 1-2f		B SI 95 C SI 95 B SI 94 X SI 95 2-1 1-H 3-H 1B	5	0	2	2	0	1	1
23 Andrew Benintendi, L (1, 7) OBP: 0.333, SLG: 0.348	C FF 93 S CU 77 B FF 94 X CH 89 1-2 G1-3 ②		X CU 80 0-0 P5 ②		C FF 93 X CH 89 0-1 74 BB 1B			F FF 91 B SI 82 X FF 91 1-1 F8 ①	B SL 82 C SL 83 B SI 94 F SL 84 X SI 94 2-2 L5 ③	5	0	1	0	0	0	2
74 Eloy Jiménez, R (1, 10) OBP: 0.321, SLG: 0.454	B FF 92 S SL 84 B CH 89 B CH 90 D SL 84 4-1 10 FC4-6 BB		B FF 96 D CH 90 X CU 77 2-0 P5 ③		B FF 97 1 SAFE B FF 93 D SL 83 C SL 84 S SL 85 B FF 97 4-2 1-2 BB			C SI 92 B FF 92 C SI 92 F SL 83 X SI 93 1-2 P3 ②		2	0	0	0	2	0	1
10 Yoán Moncada, S (1, 5) OBP: 0.278, SLG: 0.353	F CU 80 B FF 94 X CH 90 1-1 FC4-6 ③ 1-2f			F CH 88 C CH 88 X FF 94 0-2 G6-3 ①	S FF 95 S FF 96 S SL 81 0-3 K ③			S SI 92 F SI 93 B SL 83 B SL 83 F SI 92 B SL 84 X FF 91 3-2 L7 ③		4	0	0	0	0	1	3
25 Andrew Vaughn, R (1, 3) OBP: 0.318, SLG: 0.432		C CU 78 X CH 87 0-1 32 FC4-6 1B		B SL 82 F SL 82 F SL 83 B CU 79 X SL 82 2-2 32 FC4-6 1B		F CU 78 F FF 96 B FF 95 T FF 97 1-2 K ①			X SI 94 0-0 32 G4-3 32 WP 36 2B 1B	4	1	3	0	0	1	0
32 Gavin Sheets, L (1, 9) OBP: 0.290, SLG: 0.355		T FF 93 F FF 93 B FF 95 F CH 89 D CU 80 X CH 88 2-2 FC4-6 ① 1-2f		D SL 84 X CH 89 1-0 FC4-6 ② 22 BB 1-2f		B CU 78 C CH 88 B FF 94 T FF 94 B CH 89 X CU 78 3-2 F9 ②			C SI 93 F SI 95 B FF 94 X SI 95 1-2 G4-3 ① 1-3	4	0	0	0	0	0	3
22 Oscar Colás, L (1, 8) OBP: 0.259, SLG: 0.291		F CH 89 S FF 94 D CU 79 F FF 95 S FF 93 1-3 K ②		C FF 94 B CU 80 D CU 78 B CH 90 B FF 93 4-1 1-2 BB		X CH 88 0-0 F8 ③			S SL 85 C SI 95 X SL 84 0-2 F8 ②	3	0	0	0	1	1	2
36 Carlos Pérez, R (1, 2) OBP: 0.227, SLG: 0.286		B FF 95 B SL 85 C FF 94 S FF 95 S FF 95 2-3 K ③		X FF 95 0-0 P3 ③			B SL 88 F SI 99 F SI 99 X SI 100 1-2 1 G6-4-3 1B		C SL 85 S SI 94 D SL 85 F SL 84 F SL 85 B SI 95 F SI 95 X SL 85 2-2 28 1B 1 1B 3-H 2B	4	1	2	1	0	1	3
28 Zach Remillard, R (1, 4) OBP: 0.314, SLG: 0.330			C CU 78 S SL 82 X FF 95 0-2 P3 ①		S SL 83 S FF 94 B FF 94 F FF 95 B SL 84 C SL 83 2-3 K ①		C SI 99 C SI 99 S SI 100 0-3 K ①		B SI 96 F SI 95 C SL 83 D SL 86 X SI 96 2-2 1 DI 1 1B 2-3 1B	4	1	1	0	0	2	1
Inning Stats	R: 0 E: 0 K: 0 S: 14 H: 0 LOB: 1 BB: 1 P: 23	R: 0 E: 0 K: 2 S: 13 H: 1 LOB: 1 BB: 0 P: 18	R: 0 E: 0 K: 0 S: 7 H: 1 LOB: 1 BB: 0 P: 12	R: 0 E: 0 K: 0 S: 9 H: 1 LOB: 2 BB: 1 P: 16	R: 0 E: 0 K: 3 S: 15 H: 1 LOB: 2 BB: 1 P: 23	R: 0 E: 0 K: 1 S: 7 H: 0 LOB: 0 BB: 0 P: 11	R: 0 E: 0 K: 1 S: 8 H: 1 LOB: 0 BB: 0 P: 10	R: 0 E: 0 K: 0 S: 10 H: 0 LOB: 0 BB: 0 P: 15	R: 3 E: 0 K: 0 S: 21 H: 4 LOB: 1 BB: 0 P: 30	1B: 8 2B: 1 3B: 0 HR: 0	SF: 0 SAC: 0 DP: 1 HBP: 0	WP: 1 PB: 0 SB: 0 CS: 0	PA: 38				

PITCHER		IP	WLS	BF	H	R	ER	SO	BB	IBB	HBP	BLK	WP	HR	S	P	ERA	WHIP
51 Freddy Peralta, R ERA: 4.08	(1, 1)	6.0	W	25	4	0	0	6	3	0	0	0	0	0	65	103	0.00	1.167
45 Abner Uribe, R ERA: 1.26	(7, 1)	1.0	H	3	1	0	0	1	0	0	0	0	0	0	8	10	0.00	1.000
32 Andrew Chafin, L ERA: 4.46	(8, 1)	1.0		3	0	0	0	0	0	0	0	0	0	0	10	15	0.00	0.000
36 J.C. Mejía, R ERA: 5.56	(9, 1)	1.0		7	4	3	3	0	0	0	0	0	1	0	21	30	27.00	4.000

PITCHER	IP	WLS	BF	H	R	ER	SO	BB	IBB	HBP	BLK	WP	HR	S	P	ERA	WHIP

BOTTOM

Milwaukee Brewers @ Chicago White Sox

Guaranteed Rate Field, Chicago, IL

Sun Aug 13 2023, 1:10 PM - 3:51 PM CDT

Att. 24,495 - Cloudy - 75 F

livebaseballscorecards.com

AB	35
R	3
H	9
RBI	3
BB	3
SO	7
LOB	16

Milwaukee Brewers @ Los Angeles Dodgers

Dodger Stadium, Los Angeles, CA

Tue Aug 15 2023, 7:10 PM - 9:20 PM PDT

Att. 46,050 - Clear - 77 F

livebaseballscorecards.com

TOP

Batter	1	2	3	4	5	6	7	8	9	AB	R	H	RBI	BB	SO	LOB
22 Christian Yelich, L (1, 7) OBP: 0.376, SLG: 0.462	X FF 99 0-0 41 F8 · 24 BB · 10 FC4-6 · 1B		C FF 100 C CU 82 B CU 81 B SL 86 B FF 99 X CU 80 3-2 ② G6-3			B CU 82 C CU 83 X FF 100 1-1 ② G6-3			C FF 87 X CU 73 0-1 ① F7	4	1	1	0	0	0	0
24 William Contreras, R (1, 2) OBP: 0.344, SLG: 0.441	B SI 98 C SI 99 F CU 80 B SL 87 B SL 86 D SI 100 4-2 10 FC4-6 · 1-2 · BB		B CU 83 B FF 100 F FF 100 C CU 81 F SL 88 B CH 90 C FF 100 3-3 ③ K			B CU 81 C SI 100 F SL 88 S CH 90 1-3 ③ K			C FC 85 X CH 78 0-1 ② G6-3	3	0	0	0	1	2	0
41 Carlos Santana, S (1, 3) OBP: 0.304, SLG: 0.405	B FF 99 X CU 81 1-0 ① F8 · 2-3			X FF 99 0-0 ① G4-3			B FC 84 B FC 84 X FF 86 2-0 HR		C FC 85 S CU 73 T CU 72 0-2 ③ K	4	1	1	1	0	1	2
10 Sal Frelick, L (1, 8) OBP: 0.388, SLG: 0.446	C CU 81 F CU 81 X SL 86 0-2 ② FC4-6 · 1-2f · 3-H			C FF 99 S CU 81 F CU 82 F FF 99 B SI 101 F CU 82 C CH 91 1-3 ② K			C FF 87 S CU 72 B CU 71 F CU 70 X CU 73 1-2 ① P4			3	0	0	1	0	1	1
27 Willy Adames, R (1, 6) OBP: 0.288, SLG: 0.377	D SI 100 D CH 88 S SI 99 X SL 88 2-1 ③ G5-3			C SI 99 B CH 91 S CH 90 B SL 86 S FF 101 2-3 ③ K			B FC 85 B CU 75 F FC 85 S FC 84 T FC 85 2-2 ② K			3	0	0	0	0	2	1
21 Mark Canha, R (1, 10) OBP: 0.335, SLG: 0.367		B FF 98 S FF 98 S FF 99 B FF 100 B FF 100 X FF 99 3-2 ① F9			B FF 99 B FF 99 F FF 100 C CU 80 X FF 100 2-2 ① G5-3		C CU 72 B FC 84 F CU 74 B CH 79 X FC 85 2-2 ③ P3			3	0	0	0	0	0	0
14 Andruw Monasterio, R (1, 5) OBP: 0.363, SLG: 0.403 (8, 4)		B SI 100 C FF 99 X SL 89 1-1 ② F8			S FF 99 B FF 99 C SI 99 X FF 99 1-2 ② L4			B FF 86 C FF 86 F CU 73 X FF 87 1-2 ① F9		3	0	0	0	0	0	0
0 Brice Turang, L (1, 4) OBP: 0.288, SLG: 0.326 9 Brian Anderson, R (8, PH) OBP: 0.313, SLG: 0.370 (8, 5)		B FF 99 B FF 99 X CU 82 2-0 ③ G3-1			X CU 81 0-0 ③ G3-1			C CU 73 S CH 79 B FF 88 F CU 74 B CH 79 X FF 88 2-2 ② F9		2 1	0 0	0 0	0 0	0 0	0 0	0 0
15 Tyrone Taylor, R (1, 9) OBP: 0.197, SLG: 0.322			X SI 98 0-0 ① G1-3			B SI 99 X SI 99 1-0 ① L8		C FC 86 B FC 86 F CU 73 F FF 88 B CH 80 B FC 85 X FC 86 3-2 ③ G5-3		3	0	0	0	0	0	0
Inning Stats	R: 1 E: 0 K: 0 S: 9 H: 1 LOB: 1 BB: 1 P: 16	R: 0 E: 0 K: 0 S: 6 H: 0 LOB: 0 BB: 0 P: 12	R: 0 E: 0 K: 1 S: 8 H: 0 LOB: 0 BB: 0 P: 14	R: 0 E: 0 K: 2 S: 10 H: 0 LOB: 0 BB: 0 P: 13	R: 0 E: 0 K: 0 S: 7 H: 0 LOB: 0 BB: 0 P: 10	R: 0 E: 0 K: 1 S: 6 H: 0 LOB: 0 BB: 0 P: 9	R: 1 E: 0 K: 1 S: 11 H: 1 LOB: 0 BB: 0 P: 18	R: 0 E: 0 K: 0 S: 11 H: 0 LOB: 0 BB: 0 P: 17	R: 0 E: 0 K: 1 S: 7 H: 0 LOB: 0 BB: 0 P: 7	1B: 1 2B: 0 3B: 0 HR: 1	SF: 0 SAC: 0 DP: 0 HBP: 0					

AB	29
R	2
H	2
RBI	2
BB	1
SO	6
LOB	4

WP: 0 PB: 0 SB: 0 CS: 0 PA: 30

PITCHER		IP	WLS	BF	H	R	ER	SO	BB	IBB	HBP	BLK	WP	HR	S	P	ERA	WHIP
28 Bobby Miller, R ERA: 3.7	(1, 1)	6.0	W	20	1	1	1	4	1	0	0	0	0	0	46	74	1.50	0.333
56 Ryan Yarbrough, L ERA: 3.82	(7, 1)	3.0	S	10	1	1	1	2	0	0	0	0	0	1	29	42	3.00	0.333

PITCHER	IP	WLS	BF	H	R	ER	SO	BB	IBB	HBP	BLK	WP	HR	S	P	ERA	WHIP

Batter	1	2	3	4	5	6	7	8	9	AB	R	H	RBI	BB	SO	LOB
50 Mookie Betts, R (1, 4) (7, 9) OBP: 0.389, SLG: 0.579	C SI 91 B CU 80 X CU 80 1-1 ① G5-3			C CU 76 B SI 90 X SI 91 1-1 5 E 1B	C SI 92 B FF 92 B FF 92 B SL 82 S SI 92 X FF 92 3-2 ③ F8	X SI 94 0-0 1-2 2-H 1B				4	0	2	1	0	0	1
5 Freddie Freeman, L (1, 3) OBP: 0.414, SLG: 0.583	C SI 91 X SL 83 0-1 ② G3-1			F SL 84 F FF 93 X SI 93 0-2 FC4 1-2		C CU 78 B SI 92 X FF 92 2-0 ④ P5 F FF 94 C FF 94 B SI 94 S FF 94 1-3 ③ K				4	0	0	0	0	1	3
16 Will Smith, R (1, 2) OBP: 0.376, SLG: 0.466	C SI 92 B SI 92 X FF 93 1-1 ③ F9			B SI 93 T SI 92 F FF 93 X SI 91 1-2 ① P2		C CU 79 B SL 81 X SL 82 1-1 E5 13 1B 28 2B	B CU 78 B SI 93 C FC 90 F SI 92 X FC 90 2-2 ① L9			4	1	0	0	0	0	2
13 Max Muncy, L (1, 5) OBP: 0.336, SLG: 0.476		B FF 92 C SI 91 C FF 92 B FF 93 F FF 94 B CU 80 F FF 94 C SI 93 3-3 ① K		C SI 92 F FF 93 F FF 95 C SL 84 0-3 ② K		C SI 91 S CU 80 X FF 92 0-2 28 2B 8 1B 1-2 1B	B CU 79 B CU 80 X SI 94 2-0 1B			4	1	2	0	0	2	2
28 J.D. Martinez, R (1, 10) OBP: 0.311, SLG: 0.557		C SI 92 F SI 93 B SL 83 S SL 83 1-3 ② K		F CU 80 S SL 84 B SI 94 F SI 93 C SL 83 1-3 ③ K		S SL 82 X SI 92 0-1 8 1B 1-3 2-H 2B	B FC 90 D FC 91 S FC 90 X SI 92 2-1 ② F8			4	1	1	1	0	2	3
6 David Peralta, L (1, 7) OBP: 0.313, SLG: 0.414 8 Enrique Hernández, R (6, PH) OBP: 0.292, SLG: 0.348 (7, 7)		C SL 80 B CU 80 S FF 93 B SI 93 X FF 94 2-2 ③ G4-3			F CU 78 X SI 91 0-1 23 2B 11 G6-3 1B	C FF 88 F ST 80 F SI 90 B FF 91 B FF 90 F CH 80 F FF 90 F ST 82 X CH 82 2-2 33 1B 11 1B 2-H 3-H 1B	C FC 90 F SI 92 S SI 93 0-3 ③ K			2	1	1	0	0	0	0
										2	1	1	2	0	1	1
23 Jason Heyward, L (1, 9) OBP: 0.343, SLG: 0.465 31 Amed Rosario, R (6, PH) OBP: 0.304, SLG: 0.387 (7, 4)			X SI 91 0-0 ① F8		B SI 92 X FF 92 1-0 11 G6-3 1-3 2B	B FF 90 S ST 81 F SI 90 F FF 90 B ST 81 X FF 90 2-2 ② P3		F CU 77 S FF 93 X FC 89 0-2 ① G6-3		2	0	1	0	0	0	0
										2	0	0	0	0	0	1
33 James Outman, L (1, 8) OBP: 0.359, SLG: 0.434			C FF 93 C CU 79 C SI 92 0-3 ② K		C SI 92 F FF 93 C SI 92 0-3 ① K	1 SAFE C ST 81 F FF 90 B FF 90 X SI 90 1-2 11 1B 50 1B 1-2 1B		B CU 79 C SI 94 F FC 89 F SI 94 X FC 91 1-2 ② F8		4	1	1	0	0	2	2
11 Miguel Rojas, R (1, 6) OBP: 0.271, SLG: 0.286			C SI 92 X SI 92 0-1 ③ G5-3		X SI 93 0-0 ② G6-3 2-3 3-H	B ST 81 S CH 81 X CH 82 1-1 50 1B 1-2 2-H 1B		X FC 89 0-0 ③ F7		4	0	1	2	0	0	1
Inning Stats	R: 0 E: 0 K: 0 S: 6 H: 0 LOB: 0 BB: 0 P: 8	R: 0 E: 0 K: 2 S: 11 H: 0 LOB: 0 BB: 0 P: 17	R: 0 E: 0 K: 1 S: 6 H: 0 LOB: 0 BB: 0 P: 6	R: 0 E: 1 K: 2 S: 16 H: 1 LOB: 2 BB: 0 P: 19	R: 1 E: 0 K: 1 S: 10 H: 2 LOB: 1 BB: 0 P: 14	R: 5 E: 1 K: 1 S: 28 H: 6 LOB: 2 BB: 0 P: 38	R: 0 E: 0 K: 1 S: 9 H: 1 LOB: 1 BB: 0 P: 15	R: 0 E: 0 K: 0 S: 8 H: 0 LOB: 0 BB: 0 P: 9		1B: 8 2B: 2 3B: 0 HR: 0 SF: 0 SAC: 0 DP: 0 HBP: 0						

PITCHER		IP	WLS	BF	H	R	ER	SO	BB	IBB	HBP	BLK	WP	HR	S	P	ERA	WHIP
37 Adrian Houser, R ERA: 4.43	(1, 1)	5.1	L	23	5	4	3	6	0	0	0	0	0	0	57	75	5.06	0.938
55 Hoby Milner, L ERA: 2.4	(6, 1)	0.1		4	3	1	1	0	0	0	0	0	0	0	16	22	27.00	9.000
46 Bryse Wilson, R ERA: 3.3	(6, 1)	2.1		9	2	1	1	2	0	0	0	0	0	0	21	29	3.86	0.857

PITCHER	IP	WLS	BF	H	R	ER	SO	BB	IBB	HBP	BLK	WP	HR	S	P	ERA	WHIP

BOTTOM

Milwaukee Brewers @ Los Angeles Dodgers

Dodger Stadium, Los Angeles, CA

Tue Aug 15 2023, 7:10 PM - 9:20 PM PDT

Att. 46,050 - Clear - 77 F

livebaseballscorecards.com

AB	36
R	6
H	10
RBI	6
BB	0
SO	8
LOB	16

Batter	1	2	3	4	5	6	7	8	9	AB	R	H	RBI	BB	SO	LOB
22 Christian Yelich, L (1, 7) OBP: 0.373, SLG: 0.458	B FF 90 C FF 90 X SL 87 1-1 ① G1-3		B CU 71 S SL 87 F FF 91 X SL 87 1-2 ② G5-3		B SI 90 X FF 90 1-0 ③ L9			S SL 89 S SL 90 B SL 92 F FF 96 B SL 91 F SL 89 S FF 98 2-3 ③ K		4	0	0	0	0	1	0
24 William Contreras, R (1, 2) OBP: 0.346, SLG: 0.443	C FF 90 S CH 86 B CU 73 X FF 91 1-2 ② F9		B FF 92 B CH 86 X SL 88 2-0 2B			C SI 96 H SI 96 1-1 41 G4-6-3 HBP			B FF 96 F SL 89 S SL 90 S SL 90 1-3 ① K	3	0	1	0	0	1	0
41 Carlos Santana, S (1, 3) OBP: 0.302, SLG: 0.401	F SL 86 F SL 85 B CU 72 F SL 87 X FS 85 1-2 ③ F9		B SL 86 F SL 88 D CU 74 F SL 88 X SL 87 2-2 ③ G3			X FC 94 0-0 ①② G4-6-3 1-2f			C SL 88 B SL 89 F FF 95 S SL 90 1-3 ② K	4	0	0	0	0	1	2
21 Mark Canha, R (1, 10) OBP: 0.334, SLG: 0.375		C FF 89 X FF 90 0-1 HR		C SL 86 X CU 74 0-1 ① F7		C SI 99 C SL 91 B SL 90 X SL 92 1-2 ③ G6-3			X SL 89 0-0 ③ G5-3	4	1	1	1	0	0	0
27 Willy Adames, R (1, 6) OBP: 0.288, SLG: 0.379		X SL 86 0-0 ① F7		B SL 86 S SL 87 X FF 90 1-1 2B			C SI 96 S SL 86 F SL 85 S SL 85 0-3 ① K			3	0	1	0	0	1	0
14 Andruw Monasterio, R (1, 4) OBP: 0.368, SLG: 0.400		B FF 90 B CH 85 B FF 91 B FF 90 4-0 BB		B CU 72 B FF 92 C FF 91 D SL 88 C SL 87 F FF 93 B SL 87 4-2 10 L3 BB			S FF 97 S FF 97 B SL 86 S SL 85 1-3 ② K			1	0	0	0	2	1	0
10 Sal Frelick, L (1, 9) OBP: 0.375, SLG: 0.426 (8, 8)		F SL 87 B SL 88 1 SAFE B SL 88 F FF 92 B SL 87 F SL 89 X SL 88 3-2 ② F8		B FF 91 L SL 87 X SL 89 1-1 ②③ L3 1-1			F FC 92 B FC 93 F SL 85 X FC 90 1-2 ③ G4-3			3	0	0	0	0	0	3
28 Joey Wiemer, R (1, 8) OBP: 0.291, SLG: 0.382 13 Abraham Toro, S (8, PH) OBP: 0.524, SLG: 0.778 15 Tyrone Taylor, R (8, 9) OBP: 0.197, SLG: 0.322		X FF 92 0-0 ③ F7			B SL 85 S SL 86 B CU 74 F SL 86 F FF 90 X SL 88 2-2 ① G5-3			B FF 96 B FF 97 B FF 96 B FF 96 4-0 9 G1-4-3 BB		2 0 0	0 0 0	0 0 0	0 0 0	0 1 0	0 0 0	1 0 0
9 Brian Anderson, R (1, 5) OBP: 0.311, SLG: 0.367			B FF 90 F FF 90 S SL 86 B CU 74 S SL 85 2-3 ① K		S FF 91 B CH 86 S SL 87 S SL 88 1-3 ② K			C SL 89 B FF 96 S FF 97 X FF 96 1-2 ①② G1-4-3 1-2f		3	0	0	0	0	2	1
Inning Stats	R: 0 E: 0 K: 0 S: 9 H: 0 LOB: 0 BB: 0 P: 12	R: 1 E: 0 K: 0 S: 8 H: 1 LOB: 1 BB: 1 P: 15	R: 0 E: 0 K: 1 S: 10 H: 1 LOB: 1 BB: 0 P: 17	R: 0 E: 0 K: 0 S: 9 H: 1 LOB: 1 BB: 1 P: 15	R: 0 E: 0 K: 1 S: 8 H: 0 LOB: 0 BB: 0 P: 12	R: 0 E: 0 K: 0 S: 5 H: 0 LOB: 0 BB: 0 P: 7	R: 0 E: 0 K: 2 S: 10 H: 0 LOB: 0 BB: 0 P: 12	R: 0 E: 0 K: 1 S: 8 H: 0 LOB: 0 BB: 1 P: 15	R: 0 E: 0 K: 2 S: 7 H: 0 LOB: 0 BB: 0 P: 9	1B: 0 2B: 3 3B: 0 HR: 1	SF: 0 SAC: 0 DP: 3 HBP: 1			WP: 0 PB: 0 SB: 0 CS: 0	PA: 31	

TOP

Milwaukee Brewers @ Los Angeles Dodgers

Dodger Stadium, Los Angeles, CA

Wed Aug 16 2023, 7:10 PM - 9:20 PM PDT

Att. 41,413 - Clear - 78 F

livebaseballscorecards.com

AB	27
R	1
H	3
RBI	1
BB	3
SO	7
LOB	7

PITCHER		IP	WLS	BF	H	R	ER	SO	BB	IBB	HBP	BLK	WP	HR	S	P	ERA	WHIP
22 Clayton Kershaw, L ERA: 2.48	(1, 1)	5.0	W	19	3	1	1	2	2	0	0	0	0	1	44	71	1.80	1.000
48 Brusdar Graterol, R ERA: 1.56	(6, 1)	1.0	H	3	0	0	0	0	0	0	1	0	0	0	5	7	0.00	0.000
57 Ryan Brasier, R ERA: 4.06	(7, 1)	1.0		3	0	0	0	2	0	0	0	0	0	0	10	12	0.00	0.000
58 Gus Varland, R ERA: 9.28	(8, 1)	2.0		6	0	0	0	3	1	0	0	0	0	0	15	24	0.00	0.500

PITCHER	IP	WLS	BF	H	R	ER	SO	BB	IBB	HBP	BLK	WP	HR	S	P	ERA	WHIP

Milwaukee Brewers @ Los Angeles Dodgers

Dodger Stadium, Los Angeles, CA

Wed Aug 16 2023, 7:10 PM - 9:20 PM PDT

Att. 41,413 - Clear - 78 F

livebaseballscorecards.com

BOTTOM

Batter	1	2	3	4	5	6	7	8	9	AB	R	H	RBI	BB	SO	LOB
50 Mookie Betts, R (1, 9) OBP: 0.393, SLG: 0.580	BB	1B		1B		1B	K			4	4	3	0	1	1	1
5 Freddie Freeman, L (1, 3) OBP: 0.414, SLG: 0.583	F7	2B		1B		E8		G6-3		5	1	2	0	0	0	1
16 Will Smith, R (1, 2) OBP: 0.378, SLG: 0.469	1B	1B		SF8		1B		K		4	0	3	2	0	1	0
28 J.D. Martinez, R (1, 10) OBP: 0.312, SLG: 0.554	CI	CI		G5-4-3		BB		K		2	0	0	1	1	1	1
31 Amed Rosario, R (1, 4) OBP: 0.302, SLG: 0.383	G5-3	G4-3			G5-3	P4				4	0	0	1	0	0	7
13 Max Muncy, L (1, 5) OBP: 0.333, SLG: 0.470	G3		K		P2		G4-3			4	0	0	0	0	1	2
8 Enrique Hernández, R (1, 8) OBP: 0.289, SLG: 0.345		G5-3	F9		F9		L6			4	0	0	0	0	0	0
3 Chris Taylor, R (1, 7) OBP: 0.309, SLG: 0.426		K	BB			K	HR			3	1	1	1	1	2	0
11 Miguel Rojas, R (1, 6) OBP: 0.274, SLG: 0.297		HR	G6-3			G6-3	BB			3	1	1	1	1	0	1
Inning Stats	R: 1 E: 1 K: 0 S: 14 H: 1 LOB: 2 BB: 1 P: 19	R: 2 E: 1 K: 1 S: 16 H: 4 LOB: 3 BB: 0 P: 19	R: 0 E: 0 K: 1 S: 11 H: 0 LOB: 1 BB: 1 P: 21	R: 1 E: 0 K: 0 S: 9 H: 2 LOB: 0 BB: 0 P: 15	R: 0 E: 0 K: 0 S: 5 H: 0 LOB: 0 BB: 0 P: 9	R: 2 E: 1 K: 1 S: 12 H: 2 LOB: 2 BB: 1 P: 20	R: 1 E: 0 K: 1 S: 12 H: 1 LOB: 1 BB: 1 P: 22	R: 0 E: 0 K: 2 S: 12 H: 0 LOB: 0 BB: 0 P: 17		1B: 7 2B: 1 3B: 0 HR: 2	SF: 1 SAC: 0 DP: 1 HBP: 0					

	AB	33
	R	7
	H	10
	RBI	6
	BB	4
	SO	6
	LOB	13

PITCHER		IP	WLS	BF	H	R	ER	SO	BB	IBB	HBP	BLK	WP	HR	S	P	ERA	WHIP
20 Wade Miley, L ERA: 3.05	(1, 1)	5.0	L	25	7	4	3	2	2	0	0	0	0	1	55	83	5.40	1.800
45 Abner Uribe, R ERA: 1.17	(6, 1)	1.0		7	2	2	0	1	1	0	0	0	0	0	12	20	0.00	3.000
32 Andrew Chafin, L ERA: 4.58	(7, 1)	1.0		5	1	1	1	1	1	0	0	0	0	1	12	22	9.00	2.000
29 Trevor Megill, R ERA: 4.82	(8, 1)	1.0		3	0	0	0	2	0	0	0	0	0	0	12	17	0.00	0.000

PITCHER		IP	WLS	BF	H	R	ER	SO	BB	IBB	HBP	BLK	WP	HR	S	P	ERA	WHIP

Batter	1	2	3	4	5	6	7	8	9	AB	R	H	RBI	BB	SO	LOB
22 Christian Yelich, L (1, 7) OBP: 0.372, SLG: 0.456	C FF 92 B FC 89 X FF 92 1-1 G4-3		F SL 84 X FC 91 0-1 G4-6-3 1-2f			B FC 91 1 SAFE C SL 83 X FF 93 1-1 24 FC1-2 1-3 1B		B FC 89 S FC 85 B ST 80 B FF 94 X FC 86 3-1 L9		4	0	1	0	0	0	1
24 William Contreras, R (1, 10) OBP: 0.343, SLG: 0.438	B FF 92 S FF 92 B SI 92 X FF 92 2-1 F9			B FF 92 C FF 92 B SI 92 X FF 92 2-1 G6-3		S FF 93 F CU 81 D CU 83 1 SAFE F FF 94 B CU 82 B FF 94 F FF 93 X CU 80 3-2 FC1-2 1-2 3-H			B SI 96 C SI 96 B ST 85 F FF 96 B ST 85 S ST 86 3-3 K	4	0	0	0	0	1	2
41 Carlos Santana, S (1, 3) OBP: 0.299, SLG: 0.398	B FC 90 F FC 91 S CH 86 B CH 85 B FF 93 X FC 90 3-2 F9			F SI 90 F FF 93 F SL 84 X CU 80 0-2 L9		F CH 86 B FF 93 S SL 83 D SL 82 B FC 93 X CU 81 3-2 L3			B FC 93 B FC 91 F FC 92 X ST 85 2-1 F9	4	0	0	0	0	0	2
10 Sal Frelick, L (1, 8) OBP: 0.391, SLG: 0.429		X FF 91 0-0 14 L8 27 S 1B		C FF 93 C FF 94 B FF 93 B CH 87 B FF 92 B FF 92 4-2 27 S BB		B FF 94 X FF 92 1-0 P6			B FC 93 B FC 94 B FC 93 B FF 96 4-0 27 S BB	2	0	1	0	2	0	2
27 Willy Adames, R (1, 6) OBP: 0.286, SLG: 0.375		F SI 92 B FF 92 D SI 92 B FC 90 F SI 93 C FF 93 3-3 K 1-2		C FC 90 S CU 82 F FF 93 B CU 83 S CU 82 1-3 K 1-2			C SL 82 F SI 90 F CU 83 B FF 90 S SL 83 1-3 K		B SI 95 B ST 84 1 SAFE F SI 95 F SI 95 B ST 86 F ST 86 S ST 86 3-3 K 1-2	4	0	0	0	0	4	3
14 Andruw Monasterio, R (1, 5) OBP: 0.362, SLG: 0.393		F FF 93 X FF 94 0-1 L8 2-3			B CU 77 X FF 92 1-0 P3		B CU 82 C CU 82 B CU 81 X FF 91 2-1 G3			3	0	0	0	0	0	1
7 Victor Caratini, S (1, 2) OBP: 0.337, SLG: 0.380		C FF 94 X FC 92 0-1 G4-3			X FF 92 0-0 G4-3		X FC 89 0-0 G6-3			3	0	0	0	0	0	1
0 Brice Turang, L (1, 4) OBP: 0.289, SLG: 0.326			X FF 92 0-0 L9		C FF 92 B SL 83 B FF 93 X FF 92 2-1 G4-3			C FF 96 B FF 96 B FF 96 X FF 97 2-1 15 G5-4-3 1B		3	0	1	0	0	0	0
15 Tyrone Taylor, R (1, 9) OBP: 0.208, SLG: 0.331			C FF 92 X FF 93 0-1 22 G4-6-3 1B			B CU 81 B SI 91 X SI 91 2-0 22 1B 24 FC1-2 1B		B FC 88 S FF 96 X FF 97 1-1 G5-4-3 1-2f		3	0	2	0	0	0	1
Inning Stats	R: 0 E: 0 K: 0 S: 7 H: 0 LOB: 0 BB: 0 P: 13	R: 0 E: 0 K: 1 S: 8 H: 1 LOB: 1 BB: 0 P: 11	R: 0 E: 0 K: 0 S: 5 H: 1 LOB: 0 BB: 0 P: 5	R: 0 E: 0 K: 1 S: 12 H: 0 LOB: 1 BB: 1 P: 19	R: 0 E: 0 K: 0 S: 4 H: 0 LOB: 0 BB: 0 P: 7	R: 0 E: 0 K: 0 S: 12 H: 2 LOB: 2 BB: 0 P: 22	R: 0 E: 0 K: 1 S: 7 H: 0 LOB: 0 BB: 0 P: 10	R: 0 E: 0 K: 0 S: 6 H: 1 LOB: 0 BB: 0 P: 12	R: 0 E: 0 K: 2 S: 9 H: 0 LOB: 1 BB: 1 P: 21	1B: 5 2B: 0 3B: 0 HR: 0	SF: 0 SAC: 0 DP: 2 HBP: 0			WP: 0 PB: 0 SB: 3 CS: 0	PA: 32	

PITCHER		IP	WLS	BF	H	R	ER	SO	BB	IBB	HBP	BLK	WP	HR	S	P	ERA	WHIP
35 Lance Lynn, R ERA: 5.6	(1, 1)	7.0		25	4	0	0	3	1	0	0	0	0	0	55	87	0.00	0.714
64 Caleb Ferguson, L ERA: 2.38	(8, 1)	1.0	W	3	1	0	0	0	0	0	0	0	0	0	6	12	0.00	1.000
59 Evan Phillips, R ERA: 2.54	(9, 1)	1.0	S	4	0	0	0	2	1	0	0	0	0	0	9	21	0.00	1.000

PITCHER	IP	WLS	BF	H	R	ER	SO	BB	IBB	HBP	BLK	WP	HR	S	P	ERA	WHIP

TOP

Milwaukee Brewers @ Los Angeles Dodgers

Dodger Stadium, Los Angeles, CA

Thu Aug 17 2023, 7:11 PM - 9:23 PM PDT

Att. 43,195 - Clear - 74 F

livebaseballscorecards.com

AB	30
R	0
H	5
RBI	0
BB	2
SO	5
LOB	13

Batter	1	2	3	4	5	6	7	8	9	AB	R	H	RBI	BB	SO	LOB
50 Mookie Betts, R (1, 4) OBP: 0.394, SLG: 0.579	C FC 94 X SL 85 0-1 13 WP 5 BB 1B		D SI 95 F FC 95 S SI 95 F FC 96 S SL 85 1-3 ① K			B CU 78 B CU 78 F FC 94 X FC 95 2-1 ① L7		B SI 95 B SL 83 C SI 95 B FF 96 X SL 83 3-1 5 G6-3 1B		4	0	2	0	0	1	1
5 Freddie Freeman, L (1, 3) OBP: 0.415, SLG: 0.581	D FC 95 B CH 90 F CH 90 1 SAFE B FC 96 B CH 91 4-1 13 WP 1-2 BB		F FC 95 D CU 81 C FC 95 1 SAFE S FC 95 1-3 ② K			F CU 81 B CH 89 B CH 89 S FC 95 B FC 95 B CU 80 4-2 6 FC5-4 BB		S FF 94 B FF 95 B SL 84 C CH 89 D CH 90 1 SAFE X SL 83 3-2 ② G6-3 1-2		2	0	0	0	2	1	2
6 David Peralta, L (1, 7) OBP: 0.309, SLG: 0.409	B FC 96 C FC 95 C FC 96 D FC 95 S FC 96 2-3 ① K		D CU 80 F FC 96 S FC 95 F FC 95 F FC 95 S CU 81 1-3 ③ K 1-2			B FC 94 1 SAFE F FC 94 X FC 94 1-1 ② FC5-4 1-2f		B SL 83 S SL 83 S FF 95 C SL 83 1-3 ③ K		4	0	0	0	0	3	5
16 Will Smith, R (1, 10) OBP: 0.376, SLG: 0.465	C FC 95 S FC 95 B FC 97 D FC 96 D CU 81 S FC 94 3-3 ② K			C CU 77 B SL 83 F SI 94 B SL 85 F FC 94 S FC 95 2-3 ① K		C SL 83 X FC 95 0-1 ③ F9				3	0	0	0	0	2	3
13 Max Muncy, L (1, 5) OBP: 0.330, SLG: 0.466	B CU 82 B CH 89 X CH 89 2-0 ③ F9 1-2 2-3			F FC 95 B FC 94 B CH 90 X CH 89 2-1 ② G4-3			C FC 94 B FC 95 S CU 80 B FC 95 S CU 81 2-3 ① K			3	0	0	0	0	1	2
23 Jason Heyward, L (1, 9) OBP: 0.340, SLG: 0.459		X FC 94 0-0 ① L8		C FC 95 B CU 82 B FC 94 C FC 95 S CH 90 2-3 ③ K			B CU 81 X CH 88 1-0 ② F8			3	0	0	0	0	1	0
33 James Outman, L (1, 8) OBP: 0.357, SLG: 0.431		B FC 95 X FC 94 1-0 ② G3			F FC 93 S FC 93 F FC 94 S CU 82 0-3 ① K		B CH 88 C CH 88 S CH 89 B CH 89 B FC 95 X CH 89 3-2 ③ G1-3			3	0	0	0	0	1	0
8 Enrique Hernández, R (1, 6) OBP: 0.286, SLG: 0.342		C FC 95 B SL 83 F FC 95 B CU 81 X FC 95 2-2 ③ F9			X FC 95 0-0 ② G6-3			C SL 83 X SL 83 0-1 ① G5-3		3	0	0	0	0	0	0
15 Austin Barnes, R (1, 2) OBP: 0.221, SLG: 0.183			B FC 94 B SI 94 X FC 94 2-0 6 BLK 1B		C FC 93 S FC 94 X FC 95 0-2 ③ F9			C SL 82 X SL 84 0-1 HR		3	1	2	1	0	0	0
Inning Stats	R: 0 H: 1 E: 0 LOB: 2 K: 2 BB: 1 S: 10 P: 21	R: 0 H: 0 E: 0 LOB: 0 K: 0 BB: 0 S: 5 P: 8	R: 0 H: 1 E: 0 LOB: 1 K: 3 BB: 0 S: 13 P: 18	R: 0 H: 0 E: 0 LOB: 0 K: 2 BB: 0 S: 9 P: 15	R: 0 H: 0 E: 0 LOB: 0 K: 1 BB: 0 S: 8 P: 8	R: 0 H: 0 E: 0 LOB: 1 K: 0 BB: 1 S: 8 P: 15	R: 0 H: 0 E: 0 LOB: 0 K: 1 BB: 0 S: 7 P: 13	R: 1 H: 2 E: 0 LOB: 1 K: 1 BB: 0 S: 12 P: 19		1B: 3 SF: 0 2B: 0 SAC: 0 3B: 0 DP: 0 HR: 1 HBP: 0						

PITCHER	IP	WLS	BF	H	R	ER	SO	BB	IBB	HBP	BLK	WP	HR	S	P	ERA	WHIP
39 Corbin Burnes, R (1, 1) ERA: 3.43	7.0		25	2	0	0	9	2	0	0	1	1	0	60	98	0.00	0.571
31 Joel Payamps, R (8, 1) ERA: 1.92	1.0	L	5	2	1	1	1	0	0	0	0	0	1	12	19	9.00	2.000

PITCHER	IP	WLS	BF	H	R	ER	SO	BB	IBB	HBP	BLK	WP	HR	S	P	ERA	WHIP

BOTTOM

Milwaukee Brewers @ Los Angeles Dodgers

Dodger Stadium, Los Angeles, CA

Thu Aug 17 2023, 7:11 PM - 9:23 PM PDT

Att. 43,195 - Clear - 74 F

livebaseballscorecards.com

AB	28
R	1
H	4
RBI	1
BB	2
SO	10
LOB	13



1B: 3 SF: 0
2B: 0 SAC: 0
3B: 0 DP: 0
HR: 1 HBP: 0

WP: 1 PA: 30
PB: 0
SB: 0
CS: 0

Milwaukee Brewers @ Texas Rangers

Globe Life Field, Arlington, TX

Fri Aug 18 2023, 7:08 PM - 10:14 PM CDT

Att. 33,797 - Roof Closed - 74 F

TOP

livebaseballscorecards.com

Batter	1	2	3	4	5	6	7	8	9	AB	R	H	RBI	BB	SO	LOB
22 Christian Yelich, L (1, 10) OBP: 0.376, SLG: 0.460	1-2 24 G5-3 1B		1-1 24 2B 2B	1-2 ② P6			4-1 24 1B 41 HR BB	0-0 41 BB 24 1B 21 FC6-4 IBB		3	3	2	0	2	0	1
24 William Contreras, R (1, 2) OBP: 0.346, SLG: 0.443	1-1 ① G5-3 1-2		1-1 41 G4-3 21 2B 2-H 2B	0-0 ③ F9			0-1 41 HR 1-2 1B	2-2 21 FC6-4 41 BB 1-2 2-H 3-H 1B		5	2	3	3	0	0	2
41 Carlos Santana, S (1, 3) OBP: 0.300, SLG: 0.403	2-3 ② K		2-2 ① G4-3 2-3		0-1 ① F8		2-2 1-H 2-H HR	4-2 21 FC6-4 1-2 2-3 BB		4	1	1	3	1	1	2
21 Mark Canha, R (1, 7) OBP: 0.332, SLG: 0.375	0-1 ③ G6-3		0-1 27 1B 3-H 2B		2-2 ② K		3-3 ① K	1-2 ② FC6-4 27 CS 1-2f 2-3 3-H		5	1	1	2	0	2	3
27 Willy Adames, R (1, 6) OBP: 0.289, SLG: 0.378	C CH 82 F CH 85 B SL 81 B FF 92 F SL 81 X CH 84 2-2 0 1B 1B		B FF 92 2 SAFE B CH 83 B CH 84 C FF 92 X CH 84 3-1 2-H 1B		0-2 ③ F9		2-1 14 G5-4-3 1B	1-2 ③ CS 1-2	X FF 94 0-0 ① P2	5	0	3	1	0	0	0
14 Andruw Monasterio, R (1, 5) OBP: 0.353, SLG: 0.381	B FF 92 B FF 91 C FF 91 B FF 92 S FF 92 S FF 91 3-3 ① K		F FF 92 S FF 90 X FF 92 0-2 ② F8			B SL 87 B SL 86 X FF 92 2-0 ① L7	B FF 94 X FF 94 1-0 ②③ G5-4-3 1-2f		B FF 95 S SL 83 B SL 81 B FF 95 C FF 95 X FC 91 3-2 ② F8	5	0	0	0	0	1	3
28 Joey Wiemer, R (1, 8) OBP: 0.290, SLG: 0.380 10 Sal Frelick, L (6, PH) OBP: 0.379, SLG: 0.411 (6, 8)	B FF 92 1 SAFE B FF 92 S FF 92 B CU 80 S FF 93 S FF 93 3-3 ② K		S SL 80 X SL 80 0-1 ③ G4-3			C CU 80 X SL 87 0-1 ② F9		C SL 85 B FF 96 C FF 95 X SL 88 1-2 ① G6-3	B SL 82 F CH 88 B SL 83 X FC 92 2-1 ③ G3-1	2 3	0 0	0 0	0 0	0 0	1 0	2 0
0 Brice Turang, L (1, 4) OBP: 0.298, SLG: 0.333	B CU 80 C FF 93 B FF 93 B FF 93 C FF 93 X FF 93 3-2 15 FC5-4 1-2 1B			C SL 80 B SL 80 B FF 92 B FF 90 C FF 90 B SL 80 4-2 BB		B CU 79 C CH 86 F CH 86 X CU 80 1-2 15 S 1B		F FF 95 C SL 87 F FF 97 X SL 87 0-2 15 2B 24 1B 1B		3	1	3	0	1	0	0
15 Tyrone Taylor, R (1, 9) OBP: 0.209, SLG: 0.336	S CH 84 C FF 93 X CH 84 0-2 ③ FC5-4 1-2f			C FF 90 F CH 83 B FF 90 B FF 91 1 SAFE F CH 83 X FF 91 2-2 ① F8		B FF 94 1 SAFE B FF 93 B FF 93 C FF 93 X FF 94 3-1 ③ F9 1-2		F FF 94 C FF 94 X FF 94 0-2 24 1B 1-3 2B		4	1	1	0	0	0	4
Inning Stats	R: 0 E: 0 K: 1 S: 12 H: 1 LOB: 1 BB: 0 P: 16	R: 0 E: 0 K: 2 S: 16 H: 2 LOB: 2 BB: 0 P: 27	R: 3 E: 0 K: 0 S: 18 H: 4 LOB: 1 BB: 0 P: 25	R: 0 E: 0 K: 0 S: 10 H: 0 LOB: 1 BB: 1 P: 17	R: 0 E: 0 K: 1 S: 10 H: 0 LOB: 0 BB: 0 P: 12	R: 0 E: 0 K: 0 S: 8 H: 1 LOB: 1 BB: 0 P: 14	R: 3 E: 0 K: 1 S: 12 H: 3 LOB: 0 BB: 1 P: 24	R: 3 E: 0 K: 0 S: 20 H: 3 LOB: 1 BB: 2 P: 29	R: 0 E: 0 K: 0 S: 6 H: 0 LOB: 0 BB: 0 P: 11	1B: 9 2B: 4 3B: 0 HR: 1	SF: 0 SAC: 0 DP: 1 HBP: 0					

	AB	39
	R	9
	H	14
	RBI	9
	BB	4
	SO	5
	LOB	17

WP: 0 PB: 0 SB: 1 CS: 1 PA: 44

PITCHER		IP	WLS	BF	H	R	ER	SO	BB	IBB	HBP	BLK	WP	HR	S	P	ERA	WHIP
44 Andrew Heaney, L ERA: 4.27	(1, 1)	3.2		19	7	3	3	3	1	0	0	0	0	0	55	84	7.36	2.182
35 Chris Stratton, R ERA: 3.66	(4, 1)	2.1		8	1	0	0	1	0	0	0	0	0	0	19	27	0.00	0.429
66 Josh Sborz, R ERA: 4.5	(7, 1)	0.1	L	5	3	3	3	1	1	0	0	0	0	1	11	22	81.00	12.000
46 Brock Burke, L ERA: 3.38	(7, 1)	1.0		5	2	3	3	0	0	1	0	0	0	0	11	13	27.00	2.000
65 Grant Anderson, R ERA: 4.64	(8, 1)	0.2		3	1	0	0	0	1	0	0	0	0	0	10	18	0.00	3.000

PITCHER		IP	WLS	BF	H	R	ER	SO	BB	IBB	HBP	BLK	WP	HR	S	P	ERA	WHIP
25 José Leclerc, R ERA: 2.89	(9, 1)	1.0		3	0	0	0	0	0	0	0	0	0	0	6	11	0.00	0.000

Milwaukee Brewers @ Texas Rangers

Globe Life Field, Arlington, TX

Fri Aug 18 2023, 7:08 PM - 10:14 PM CDT

Att. 33,797 - Roof Closed - 74 F

livebaseballscorecards.com

BOTTOM

Batter	1	2	3	4	5	6	7	8	9	AB	R	H	RBI	BB	SO	LOB
2 Marcus Semien, R (1, 4) OBP: 0.352, SLG: 0.468	B FF 93 C FF 95 B SI 93 B FF 94 B FF 94 4-1 30 F9 30 S BB		B FF 96 S FF 96 C FF 96 F FF 98 B FF 98 F FF 97 X FF 97 2-2 ③ F8		C SL 87 B SL 87 B SL 87 F SI 95 F FF 96 S CH 86 2-3 ③ K		B SL 88 B SL 88 X SI 100 2-0 ② ③ G5-4-3 1-2f		F FF 94 B CH 83 B CH 84 X CH 82 2-1 ② G5-3 2-H	4	0	0	1	1	1	1
5 Corey Seager, L (1, 6) OBP: 0.411, SLG: 0.659	C FF 94 X FF 95 0-1 ① F9			B SI 95 F CH 84 F FF 97 B CH 86 F FF 97 F FF 97 B CH 85 F FF 97 F FF 96 4-2 F FF 96 F FF 97 B FF 98 30 HR BB		B CU 82 B CU 81 B CH 84 S FF 93 X SI 95 3-1 53 1B 2B		X ST 80 0-0 ① P6	C CH 83 X CH 82 0-1 ③ F8	4	2	1	0	1	0	1
30 Nathaniel Lowe, L (1, 3) OBP: 0.365, SLG: 0.449	B FF 93 B CH 82 F CH 84 F CH 83 B FF 95 X CU 82 3-2 ② F9 1-3			C SI 95 B FF 97 D CH 85 X FF 95 2-1 1-H HR		B CH 84 B CH 84 C CH 84 X CH 84 2-1 ① P6		C ST 80 B SI 88 F SI 88 S ST 80 1-3 ② K		4	1	1	2	0	1	2
53 Adolis García, R (1, 9) OBP: 0.337, SLG: 0.509	X SI 94 0-0 ③ P6			B SI 95 B SL 86 S SL 87 F SI 96 S FF 96 2-3 ① K		C SI 96 S SL 90 F SL 92 B SL 90 X SL 91 1-2 18 WP 18 S 2-H 1B		C CH 83 B FF 89 B FF 89 X ST 80 2-1 ③ G6-3		4	0	1	1	0	1	1
18 Mitch Garver, R (1, 10) OBP: 0.379, SLG: 0.515		C CU 79 X SI 93 0-1 ① F8		C SI 96 X CU 85 0-1 HR		B SL 90 C SI 96 B SI 97 B SI 96 X SI 96 3-1 ② G5-3 1-3			B SI 92 F SI 91 B FF 92 C FF 92 B SL 84 B FF 92 4-2 4 2B 50 G4-3 BB	3	2	1	1	1	0	1
28 Jonah Heim, S (1, 2) OBP: 0.334, SLG: 0.467 4 Robbie Grossman, S (9, PH) OBP: 0.318, SLG: 0.396		C FF 94 B CH 84 B CH 84 C CH 83 B FF 95 F FF 95 X FF 96 3-2 ② G5-3		C FF 97 S CH 86 F FF 96 X CH 85 0-2 ② P6		B SL 93 B SI 96 B SI 96 B SI 96 4-0 BB			B SI 92 F SI 92 C FF 92 F SI 92 B FF 93 X FF 93 2-2 50 G4-3 1-3 20 2B 2B	2 1	0 1	0 1	0 0	1 0	0 0	0 0
50 J.P. Martínez, L (1, 8) OBP: 0.370, SLG: 0.391		C CU 80 X CH 85 0-1 ③ F9		B CH 86 F CH 86 F CH 86 F FF 97 S FF 96 1-3 ③ K		C SL 90 S SL 91 C SI 97 0-3 ③ K			B SL 82 B SL 82 C SI 91 X FF 91 2-1 ① G4-3 2-3 3-H	4	0	0	1	0	2	3
47 Josh Smith, L (1, 5) OBP: 0.326, SLG: 0.329 20 Ezequiel Duran, R (9, PH) OBP: 0.332, SLG: 0.479			C FF 96 F CH 84 X FF 95 0-2 ① L5		B CU 81 C CH 84 S CH 85 F FF 95 T FF 96 1-2 ① K		F SI 99 B SI 98 B SL 87 B SI 98 X SI 99 3-1 ① G3		B FF 91 B FF 91 X SI 91 2-0 16 2B 2B 3-H	3 1	0 1	0 1	0 1	0 0	1 0	0 0
16 Travis Jankowski, L (1, 7) OBP: 0.380, SLG: 0.369			C CU 82 C FF 96 X FF 96 0-2 ② F7		C FF 96 X FF 96 0-1 ② G4-3		X SI 99 0-0 2 G5-4-3 1B		F FC 91 B CH 83 X FF 96 1-1 2 WP 2 G5-3 2-H 2B	4	1	2	1	0	0	0

| Inning Stats | | |

Batter	1	2	3	4	5	6	7	8	9	AB	R	H	RBI	BB	SO	LOB
22 Christian Yelich, L (1, 7) OBP: 0.373, SLG: 0.455	B FC 90 B CH 85 X FC 90 2-0 ① G1-3		C FC 90 S SL 82 B SL 81 X SI 92 1-2 ① G4-3	T FC 88 S FC 89 F FC 89 X CH 84 0-2 ③ G4-3		C SI 93 X SI 94 0-1 ③ G1-3		X SI 93 0-0 ③ G3		5	0	0	0	0	0	3
24 William Contreras, R (1, 2) OBP: 0.344, SLG: 0.442	C SI 91 S CH 86 B CH 85 F SI 92 B SL 82 B SL 83 C SI 93 3-3 ② K		B FC 90 X SI 92 1-0 ② G5-3		X FC 87 0-0 ① F4		B SI 92 S CH 84 F FC 91 F CH 84 F CU 80 F CH 85 B SI 94 X FC 91 2-2 41 2B 2B		F SI 91 C FC 89 B CH 83 B FC 89 X CH 83 2-2 ① G4-3	5	1	1	0	0	1	0
41 Carlos Santana, S (1, 3) OBP: 0.303, SLG: 0.414	F FC 90 S SL 82 B CH 86 F SI 92 B SL 82 X SL 82 2-2 HR		B FC 89 C CH 85 S CH 86 B FC 90 B FC 90 F CH 86 B FC 89 4-2 10 27 1B BB		C FC 88 B CH 85 C SL 81 F FF 90 B CH 85 T FC 90 2-2 ② K		B FC 91 C SI 93 X CH 84 1-1 28 F9 2-H 2B		X CU 78 0-0 ② F9	4	2	2	2	1	1	0
10 Sal Frelick, L (1, 8) OBP: 0.388, SLG: 0.421 28 Joey Wiemer, R (7, PH) OBP: 0.291, SLG: 0.381 (7, 8)	B KC 76 F SI 92 F SL 82 F SI 92 X FC 90 1-2 27 1B 1B		X FC 88 0-0 27 1B 1-2 1B		B SL 79 X SI 90 1-0 ③ G3	X CU 79 0-0 ① F9 2-3			X SI 92 0-0 27 1B 21 1B 1B	3 2	0 1	2 1	0 0	0 0	0 0	0 1
27 Willy Adames, R (1, 6) OBP: 0.296, SLG: 0.391	B SI 90 F SI 91 T CH 85 X CH 85 1-2 1B		B SI 90 F SI 91 S SL 81 B SI 91 X SI 90 2-2 1-2 2-H 1B			B SL 80 F SI 89 S CH 85 B SI 91 B SL 81 X SI 91 3-2 HR	B FC 91 C SI 93 B FC 94 F FC 91 B CH 85 F FC 90 B SI 93 4-2 21 G6-4-3 BB		C CH 83 T SI 90 D CH 84 X SI 91 1-2 21 1B 1-3 1B	4	1	4	2	1	0	0
11 Rowdy Tellez, L (1, 10) OBP: 0.283, SLG: 0.385 21 Mark Canha, R (6, PH) OBP: 0.335, SLG: 0.381 (6, 10)	X KC 76 0-0 ③ G4-3		C SI 91 X CH 86 0-1 ③ G4-3			C SI 92 X CH 84 0-1 14 1B 2B	B CU 79 F SI 92 F SI 93 1 SAFE X SI 94 1-2 ②③ G6-4-3 1-2f		F SI 93 B FC 90 D CH 83 X FC 91 2-1 1-2 3-H 1B	2 3	0 1	0 2	0 1	0 0	0 0	4 2
14 Andruw Monasterio, R (1, 5) OBP: 0.349, SLG: 0.376		B SI 91 B SI 91 B FC 90 C SI 92 F SI 91 S FC 89 3-3 ① K		C SL 78 B SL 80 B SI 90 X SI 90 2-1 ① G6-3		B SI 93 S SI 93 X FC 91 1-1 0 G4-6-3 2-H 1B		B SI 92 B SI 93 C SI 92 B CH 84 F SI 91 C SI 93 3-3 ① K	C CH 84 D CH 83 B SI 89 X CH 82 2-1 ③ P5	5	0	1	1	0	2	2
0 Brice Turang, L (1, 4) OBP: 0.294, SLG: 0.329		C SI 92 B CH 86 B FC 88 F SI 91 C SI 92 2-3 ② K		C KC 75 C CH 84 B SI 91 F SL 81 B CH 86 F SI 90 X SL 81 2-2 ② P3		L SI 93 X SI 91 0-1 ①② G4-6-3 1-2f		C CU 78 F SI 92 X CU 78 0-2 ② F9		4	0	0	0	0	1	1
15 Tyrone Taylor, R (1, 9) OBP: 0.226, SLG: 0.344		C SI 91 B SL 83 S SL 82 B SL 82 X SI 91 2-2 ③ G5-3		C SL 80 B SL 82 F SI 90 B SL 82 F SI 91 X SL 81 2-2 1B		S CU 80 B CH 84 B SI 93 B FC 89 C SI 93 D FC 90 4-2 BB		B SI 93 B CH 83 X SI 92 2-0 1B		3	0	2	0	1	0	0

| Inning Stats | | |

Milwaukee Brewers @ Texas Rangers

Globe Life Field, Arlington, TX

Sat Aug 19 2023, 3:07 PM - 5:52 PM CDT

Att. 39,578 - Roof Closed - 74 F

BOTTOM

Batter	1	2	3	4	5	6	7	8	9	AB	R	H	RBI	BB	SO	LOB
2 Marcus Semien, R (1, 4) OBP: 0.350, SLG: 0.465	B FF 93 X FF 93 1-0 ① F8		B FF 95 C CH 88 F FF 96 B SL 83 S CU 75 2-3 ② K		B CU 79 B CU 79 X FF 95 2-0 ② G6-3		F SI 100 B SL 89 S SL 89 S SL 90 1-3 ③ K			4	0	0	0	0	2	2
5 Corey Seager, L (1, 6) OBP: 0.412, SLG: 0.656	S FF 94 B FF 92 F CH 88 S CU 78 1-3 ② K		S CH 90 1 SAFE D CH 89 B CH 89 B FF 94 C CU 78 F CU 78 F FF 96 F CU 80 4-2 D CU 79 30 BB 1-2 BB		B CH 89 B FF 96 S CU 77 B CU 79 S CU 76 2-3 ③ K			X SL 81 0-0 1B		3	0	1	0	1	2	0
30 Nathaniel Lowe, L (1, 3) OBP: 0.366, SLG: 0.449	B CU 79 C CH 88 T FF 92 B FF 94 C FF 93 2-3 ③ K		B FF 94 S FF 95 B FF 94 D CH 90 B FF 94 4-1 1-2 2-3 BB			C FF 93 F CU 78 B FF 94 B FF 94 F FF 95 X FF 93 2-2 1B		B CH 85 C CH 86 F FF 94 S SL 84 1-3 ① K		3	0	1	0	1	2	1
53 Adolis García, R (1, 9) OBP: 0.334, SLG: 0.504		C FF 96 B CU 79 B SL 83 S SL 82 B FF 94 S FF 94 3-3 ① K	S FF 94 S FF 96 F FF 95 D SL 83 B FF 94 B FF 95 X FF 96 3-2 ③ P3			F SL 84 B FF 92 S FF 95 S FF 94 1-3 ① K		B SI 96 F SI 95 C SL 83 S FF 95 1-3 ② K		4	0	0	0	0	3	5
18 Mitch Garver, R (1, 10) OBP: 0.371, SLG: 0.503		B SL 82 C CU 79 C CU 78 S SL 84 1-3 ② K		C FF 95 S SL 83 B FF 96 C FF 97 1-3 ① K		S CU 79 S SL 84 B FF 95 D CH 88 X CU 74 2-2 ② P3		B SL 85 B SL 84 B SI 94 X SI 95 3-0 ③ L8		4	0	0	0	0	2	2
28 Jonah Heim, S (1, 2) OBP: 0.335, SLG: 0.468 4 Robbie Grossman, S (6, PH) OBP: 0.317, SLG: 0.394 11 Austin Hedges, R (7, 2) OBP: 0.231, SLG: 0.223 50 J.P. Martínez, L (9, PH) OBP: 0.357, SLG: 0.375		C FF 94 C CU 77 B FF 92 S FF 94 1-3 ③ K		B CH 89 X SL 83 1-0 1B		B ST 79 C CH 81 C ST 80 X CH 79 1-2 ③ G5-3			C FF 98 S FF 101 B KC 89 B FF 100 S FF 100 2-3 ① K	2 1 0 1	0 0 0 0	1 0 0 0	0 0 0 0	0 0 0 0	1 0 0 1	0 1 0 0
16 Travis Jankowski, L (1, 7) OBP: 0.382, SLG: 0.369			C CH 87 C CU 78 B CH 88 F FF 95 F FF 95 F CU 79 X FF 94 1-2 20 1B 3 FC6 1B	C CU 79 B CH 89 F CH 89 B FF 94 X CU 78 2-2 ② F6			B ST 78 B FF 87 C SI 86 F SI 87 B ST 80 B ST 79 4-2 BB		B KC 87 S KC 87 X FF 98 1-1 ② L8	3	1	1	0	1	0	1
20 Ezequiel Duran, R (1, 5) OBP: 0.332, SLG: 0.476			C FF 95 B SL 82 B CH 88 X CH 90 2-1 3 FC6 1-3 1B	F CU 78 B FF 95 S FF 95 F FF 96 C FF 97 1-3 ③ K			B CH 81 T CH 81 C ST 80 F FF 89 F CH 81 S FF 90 1-3 ① K		C FF 100 F FF 100 F FF 101 F FF 100 S KC 88 0-3 ③ K	4	0	1	0	0	3	2
3 Leody Taveras, S (1, 8) OBP: 0.300, SLG: 0.419			B FF 94 C CH 90 X CH 90 1-1 ① FC6 30 BB 5 BLK 1-2f 3-H		C CU 79 B CH 88 S CU 78 B FF 94 C FF 96 2-3 ① K		B CH 81 B CH 81 C FF 89 F CH 80 F ST 79 C FF 90 2-3 ② K			3	0	0	1	0	2	2
Inning Stats	R: 0 E: 0 K: 2 S: 7 H: 0 LOB: 0 BB: 0 P: 11	R: 0 E: 0 K: 3 S: 9 H: 0 LOB: 0 BB: 0 P: 14	R: 1 E: 0 K: 1 S: 23 H: 2 LOB: 3 BB: 2 P: 40	R: 0 E: 0 K: 2 S: 11 H: 1 LOB: 1 BB: 0 P: 16	R: 0 E: 0 K: 2 S: 7 H: 0 LOB: 0 BB: 0 P: 13	R: 0 E: 0 K: 1 S: 13 H: 1 LOB: 1 BB: 0 P: 19	R: 0 E: 0 K: 3 S: 14 H: 0 LOB: 1 BB: 1 P: 22	R: 0 E: 0 K: 2 S: 8 H: 1 LOB: 1 BB: 0 P: 13	R: 0 E: 0 K: 2 S: 10 H: 0 LOB: 0 BB: 0 P: 13	1B: 5 2B: 0 3B: 0 HR: 0 SF: 0 SAC: 0 DP: 0 HBP: 0						

livebaseballscorecards.com

AB	32
R	1
H	5
RBI	1
BB	3
SO	18
LOB	16

WP: 0 PB: 0 SB: 0 CS: 0 PA: 35

PITCHER		IP	WLS	BF	H	R	ER	SO	BB	IBB	HBP	BLK	WP	HR	S	P	ERA	WHIP
51 Freddy Peralta, R ERA: 3.97	(1, 1)	5.2	W	23	4	1	1	11	2	0	0	1	0	0	67	109	1.59	1.059
55 Hoby Milner, L ERA: 2.31	(6, 1)	1.0	H	4	0	0	0	2	1	0	0	0	0	0	14	22	0.00	1.000
45 Abner Uribe, R ERA: 1.08	(7, 1)	0.1		1	0	0	0	1	0	0	0	0	0	0	3	4	0.00	0.000
31 Joel Payamps, R ERA: 1.88	(8, 1)	1.0		4	1	0	0	2	0	0	0	0	0	0	8	13	0.00	1.000
29 Trevor Megill, R ERA: 4.58	(9, 1)	1.0		3	0	0	0	2	0	0	0	0	0	0	10	13	0.00	0.000

PITCHER	IP	WLS	BF	H	R	ER	SO	BB	IBB	HBP	BLK	WP	HR	S	P	ERA	WHIP

Milwaukee Brewers @ Texas Rangers

Globe Life Field, Arlington, TX

Sun Aug 20 2023, 1:38 PM - 4:45 PM CDT

Att. 37,138 - Roof Closed - 74 F

livebaseballscorecards.com

Batter	1	2	3	4	5	6	7	8	9	AB	R	H	RBI	BB	SO	LOB
22 Christian Yelich, L (1, 7) OBP: 0.373, SLG: 0.456	C FF 93 B FF 93 C FC 89 F FF 95 X CU 76 1-2 G4-3 ①		X FC 89 0-0 27 HBP, 21 BB, 11 BB 1-2 1B	B CU 74 B FF 93 C CH 83 F FF 94 X CH 84 2-2 2-H 2B		B FF 95 B SL 86 X SL 84 2-0 G3 ③		C FF 92 B FF 90 X SL 81 1-1 G4-3 ①		5	1	2	1	0	0	2
21 Mark Canha, R (1, 9) OBP: 0.337, SLG: 0.379 28 Joey Wiemer, R (7, 8) OBP: 0.290, SLG: 0.379	C FF 94 F FF 95 X SL 85 0-2 G6-3 ②		C FF 95 S SL 86 B SL 84 D CU 76 F FF 95 B CH 84 B CH 83 4-2 11 BB, 27 HBP 1-2 2-3 BB	X SI 92 0-0 G4-3 ③			B SL 82 B FC 90 B FF 94 B FF 95 4-0 27 E BB	F CU 74 F SL 81 S SL 80 0-3 K ②		2	0	0	0	2	0	1
										1	0	0	0	0	1	1
41 Carlos Santana, S (1, 3) OBP: 0.302, SLG: 0.411	C CU 75 B FF 95 B FC 89 X FF 95 2-1 P5 ③		C FF 95 S FC 91 S FC 89 0-3 K ②		C SL 84 B SL 75 B SI 93 X SL 86 2-1 F8 ①		S FF 95 D CH 89 F CH 88 B SL 83 B FC 90 F CH 89 F CH 90 C FF 96 3-3 K ①	C FF 92 D SL 80 B FF 91 S SL 79 X CU 78 2-2 3-H 1B		5	0	1	1	0	2	4
27 Willy Adames, R (1, 6) OBP: 0.295, SLG: 0.387		C FF 93 B FF 94 S SL 85 B SL 86 F SL 84 F FF 95 B CH 84 S FF 95 3-3 K ①	C SL 85 C FF 96 D SL 84 H FF 96 2-2 11 BB 1-2 2-3 3-H HBP		B SI 94 C SI 92 B FF 93 C SL 85 F SL 87 S SI 93 2-3 K ②		B FF 97 1 SAFE F SL 84 F CH 88 B FF 96 X SL 83 2-2 1-2 FC5	B FF 93 B SL 87 S FF 94 F FF 94 S CH 86 2-3 K ③		4	0	0	1	0	3	2
11 Rowdy Tellez, L (1, 10) OBP: 0.288, SLG: 0.382		B FF 94 B FC 90 B FF 95 B FF 94 4-0 BB	B CH 83 S FC 90 B FF 94 B CH 83 B FF 96 4-1 1-2 2-3 3-H BB		B FF 94 B SL 86 B SI 93 B SI 94 4-0 BB		B FF 97 C FC 89 S SL 82 B CH 88 B CH 89 S FF 96 3-3 K ②		C CU 80 F CU 81 B CH 87 B FF 94 X SL 87 2-2 F6 ①	2	0	0	1	3	1	2
14 Andruw Monasterio, R (1, 5) OBP: 0.340, SLG: 0.365		C FF 95 B SL 84 C FF 95 B FF 95 D SL 85 X CU 76 3-2 P6 ②	C FF 95 D SL 85 F FF 95 B SL 84 F SL 83 F FF 94 F FF 94 F CU 74 B SL 83 3-2 X FF 93 P6 ③		C SL 86 X SL 86 0-1 L8 ③		B FF 96 B FF 96 B FF 96 C FF 95 C FC 91 F FF 96 S SL 84 3-3 K ③		C FF 94 F FF 93 X SL 87 0-2 F9 ②	5	0	0	0	0	1	7
7 Victor Caratini, S (1, 2) OBP: 0.333, SLG: 0.374		C CU 74 B FF 95 B FF 94 S CU 75 F FC 88 F FF 95 F FC 88 S CH 84 2-3 K ③		C CU 72 X FF 91 0-1 P6 ①		X FF 94 0-0 E5		C CU 72 B SL 77 B FF 90 X SL 78 2-1 E5 0 1B 15 3B 1B	C CU 80 X CU 80 0-1 F9 ③	5	1	1	0	0	1	1
0 Brice Turang, L (1, 4) OBP: 0.293, SLG: 0.328			C FF 92 B FF 94 F CU 75 B CH 84 S FF 95 2-3 K ①	C CH 82 C CH 82 F FF 93 B FC 87 F FF 93 F FC 89 B CH 84 F CH 84 F FF 94 2-2 F CU 76 X FC 88 F9 ②		C FF 94 C SL 88 B SL 87 X SL 86 1-2 F7 ①		L SL 79 B SL 80 X SL 79 1-1 15 S 15 3B 2-3 1B		4	1	1	0	0	1	1
15 Tyrone Taylor, R (1, 8) OBP: 0.241, SLG: 0.374 (7, 9)			C FF 93 B FF 94 B FF 94 F FF 94 B CH 85 F SL 85 B FF 94 4-2 21 BB, 22 1B, 27 HBP BB	X FF 92 0-0 22 2B		B SL 86 S CH 88 X FF 95 1-1 F8 ②		C SL 80 B SL 80 F SL 80 X FF 92 1-2 41 1-H 3-H 1B 3B		3	3	2	2	1	0	1

Inning Stats	1	2	3	4	5	6	7	8	9
	R: 0 E: 0 K: 0 S: 9	R: 0 E: 0 K: 2 S: 14	R: 2 E: 0 K: 2 S: 23	R: 1 E: 0 K: 0 S: 16	R: 0 E: 0 K: 1 S: 8	R: 0 E: 1 K: 0 S: 7	R: 0 E: 1 K: 3 S: 15	R: 3 E: 1 K: 2 S: 18	R: 0 E: 0 K: 0 S: 8
	H: 0 LOB: 0 BB: 0 P: 12	H: 0 LOB: 1 BB: 1 P: 26	H: 1 LOB: 3 BB: 3 P: 42	H: 2 LOB: 1 BB: 0 P: 20	H: 0 LOB: 1 BB: 1 P: 16	H: 0 LOB: 1 BB: 0 P: 11	H: 0 LOB: 2 BB: 1 P: 30	H: 4 LOB: 1 BB: 0 P: 27	H: 0 LOB: 0 BB: 0 P: 10

TOP	
AB	36
R	6
H	7
RBI	6
BB	6
SO	10
LOB	22

1B: 4	SF: 0	WP: 0	PA: 43
2B: 2	SAC: 0	PB: 0	
3B: 1	DP: 0	SB: 1	
HR: 0	HBP: 1	CS: 0	

PITCHER		IP	WLS	BF	H	R	ER	SO	BB	IBB	HBP	BLK	WP	HR	S	P	ERA	WHIP
31 Max Scherzer, R ERA: 3.77	(1, 1)	3.2	L	19	3	3	3	4	4	0	1	0	0	0	61	99	7.36	1.909
65 Grant Anderson, R ERA: 4.46	(4, 1)	1.1		5	0	0	0	1	1	0	0	0	0	0	9	17	0.00	0.750
46 Brock Burke, L ERA: 3.31	(6, 1)	1.0		4	0	0	0	0	0	0	0	0	0	0	7	11	0.00	0.000
25 José Leclerc, R ERA: 2.82	(7, 1)	1.0		5	0	0	0	3	1	0	0	0	0	0	15	30	0.00	1.000
51 Will Smith, L ERA: 3.83	(8, 1)	0.2		6	4	3	3	1	0	0	0	0	0	0	15	22	40.50	6.000

PITCHER		IP	WLS	BF	H	R	ER	SO	BB	IBB	HBP	BLK	WP	HR	S	P	ERA	WHIP
35 Chris Stratton, R ERA: 3.59	(8, 1)	1.1		4	0	0	0	1	0	0	0	0	0	0	11	15	0.00	0.000

Batter	1	2	3	4	5	6	7	8	9	AB	R	H	RBI	BB	SO	LOB
2 Marcus Semien, R (1, 4) OBP: 0.348, SLG: 0.462	C SI 90 B SI 92 B SI 91 C SL 81 S SI 91 2-3 ① **K**		C SI 89 B FF 92 B SI 91 F SI 91 X SI 92 2-2 ① F9		B SL 78 C SL 81 X SI 91 1-1 1B		C SL 90 B SI 96 S SI 96 B SL 93 D SL 93 F SI 97 T SI 96 3-2 ② **K**		C CU 78 F SI 93 X FC 87 0-2 E5 5 WP 5 DI	5	0	1	0	0	2	1
5 Corey Seager, L (1, 6) OBP: 0.414, SLG: 0.664	B SL 81 B CU 79 B SI 92 S SI 92 X SI 92 3-1 30 1B 1B		B SI 92 X CU 80 1-0 HR		B SI 92 X SI 91 1-0 ① L9		X SI 98 0-0 ③ FC4-6 1-2f		F FC 89 B SI 94 B FC 88 B FC 90 D FC 91 4-1 1-3 BB	4	1	2	1	1	0	2
30 Nathaniel Lowe, L (1, 3) OBP: 0.368, SLG: 0.451	B SI 93 X SI 92 1-0 1-2 1B		C SL 81 B CH 84 X FF 92 1-1 2B		C SL 82 B SL 80 1 SAFE B SL 81 F SI 92 S SI 92 2-3 ② **K**			B SL 92 C SI 96 B SI 97 C SI 91 B SL 92 F SL 91 B SI 98 4-2 BB	C FF 95 T FF 96 X FF 95 0-2 ③ L7	4	0	2	0	1	1	3
18 Mitch Garver, R (1, 2) OBP: 0.364, SLG: 0.491	C SL 83 C SI 91 F SI 92 B SI 90 D SL 83 X SI 92 2-2 ② F8		C SI 92 B SI 92 S SL 81 X FF 93 1-2 ② P3		B SI 92 X SI 92 1-0 ③ L8			C SL 91 B SL 92 B SI 97 C SL 90 T SL 90 2-2 ① **K**		4	0	0	0	0	1	5
16 Travis Jankowski, L (1, 7) OBP: 0.376, SLG: 0.362	F SI 91 B SI 92 X CU 79 1-1 ③ P5		B SI 92 B SI 92 C SL 79 X SI 92 2-1 ③ G4-3			C FF 98 S KC 87 B FF 99 C KC 86 1-3 ① **K**		B SI 95 C SL 91 C SL 92 F SL 91 X SL 90 1-2 ② F9		4	0	0	0	0	1	4
50 J.P. Martínez, L (1, 9) OBP: 0.313, SLG: 0.321		B SI 91 M SI 90 C CU 78 F FF 91 S SL 82 1-3 ① **K**		X SL 81 0-0 ① P4		B KC 87 B KC 86 B FF 98 C FF 100 C FF 100 X FF 98 3-2 ② F8		B SI 97 C SL 91 C SL 92 S SL 92 1-3 ③ **K**		4	0	0	0	0	2	1
20 Ezequiel Duran, R (1, 5) OBP: 0.336, SLG: 0.478		B SI 92 B FF 93 B SI 92 D SI 92 4-0 BB		C SI 90 F SI 92 X FF 93 0-2 1B		C FF 100 B FF 99 S KC 88 X KC 86 1-2 ③ G5-3			F FC 88 F CU 79 F CU 79 X SI 92 0-2 E4 4 G4-3 3 G4-3 1B	3	1	2	0	1	0	0
4 Robbie Grossman, S (1, 10) OBP: 0.316, SLG: 0.392		C SL 82 C FF 92 F CU 79 C SI 91 0-3 ② **K**		B SI 92 F SI 92 F SL 80 B SI 91 C SL 83 2-3 ② **K**			B FF 98 B FF 99 F FF 99 C KC 86 B KC 88 X FF 100 3-2 5 FC4-6 1B		X SI 93 0-0 ① G4-3 2-3	4	0	1	0	0	2	3
3 Leody Taveras, S (1, 8) OBP: 0.297, SLG: 0.414		C SI 92 F FF 93 B FF 93 F SL 82 S SI 92 1-3 ③ **K**		F SI 92 F CU 79 F SI 92 T SL 83 0-2 ③ **K**			C FF 98 T FF 100 B FF 100 X KC 88 1-2 ① P5		F FC 89 F SI 92 B CU 79 F CU 79 X FF 93 1-2 ② G4-3 3-H	4	0	0	1	0	2	3
Inning Stats	R: 0 E: 0 K: 1 S: 12 H: 2 LOB: 2 BB: 0 P: 21	R: 0 E: 0 K: 3 S: 12 H: 0 LOB: 1 BB: 1 P: 18	R: 1 E: 0 K: 0 S: 11 H: 2 LOB: 1 BB: 0 P: 18	R: 0 E: 0 K: 2 S: 11 H: 1 LOB: 1 BB: 0 P: 13	R: 0 E: 0 K: 1 S: 7 H: 1 LOB: 1 BB: 0 P: 12	R: 0 E: 0 K: 1 S: 9 H: 0 LOB: 0 BB: 0 P: 14	R: 0 E: 0 K: 1 S: 11 H: 1 LOB: 1 BB: 0 P: 18	R: 0 E: 0 K: 2 S: 13 H: 0 LOB: 1 BB: 1 P: 21	R: 1 E: 2 K: 0 S: 16 H: 1 LOB: 2 BB: 1 P: 21	1B: 6 2B: 1 3B: 0 HR: 1	SF: 0 SAC: 0 DP: 0 HBP: 0					

PITCHER		IP	WLS	BF	H	R	ER	SO	BB	IBB	HBP	BLK	WP	HR	S	P	ERA	WHIP
37 Adrian Houser, R ERA: 4.28	(1, 1)	5.0	W	22	6	1	1	7	1	0	0	0	0	1	53	82	1.80	1.400
29 Trevor Megill, R ERA: 4.29	(6, 1)	1.1	H	5	1	0	0	1	0	0	0	0	0	0	15	24	0.00	0.750
59 Elvis Peguero, R ERA: 3.73	(7, 1)	1.2	H	6	0	0	0	3	1	0	0	0	0	0	18	29	0.00	0.600
46 Bryse Wilson, R ERA: 3.26	(9, 1)	0.2		5	1	1	0	0	1	0	0	0	1	0	13	18	0.00	3.000
38 Devin Williams, R ERA: 1.52	(9, 1)	0.1	S	1	0	0	0	0	0	0	0	0	0	0	3	3	0.00	0.000

PITCHER	IP	WLS	BF	H	R	ER	SO	BB	IBB	HBP	BLK	WP	HR	S	P	ERA	WHIP

BOTTOM

Milwaukee Brewers @ Texas Rangers

Globe Life Field, Arlington, TX

Sun Aug 20 2023, 1:38 PM - 4:45 PM CDT

Att. 37,138 - Roof Closed - 74 F

livebaseballscorecards.com

AB	36
R	2
H	8
RBI	2
BB	3
SO	11
LOB	22

1B: 6	SF: 0	WP: 1	PA: 39
2B: 1	SAC: 0	PB: 0	
3B: 0	DP: 0	SB: 0	
HR: 1	HBP: 0	CS: 0	

Minnesota Twins @ Milwaukee Brewers

American Family Field, Milwaukee, WI

Tue Aug 22 2023, 7:11 PM - 9:44 PM CDT

Att. 38,688 - Clear - 76 F

livebaseballscorecards.com

Batter	1	2	3	4	5	6	7	8	9	AB	R	H	RBI	BB	SO	LOB
39 Donovan Solano, R (1, 3) OBP: 0.372, SLG: 0.400	C FF 89 F FC 86 X FF 91 0-2 G6-3		S FC 85 F FF 90 B FF 91 X CH 85 1-2 F8		1 SAFE B FF 90 C FF 90 B FF 90 X FC 87 2-1 L6			B ST 81 C ST 80 C SI 89 S SI 89 1-3 K		3	0	0	0	0	0	1
47 Edouard Julien, L (8, PH) OBP: 0.384, SLG: 0.481 (8, 3)										1	0	0	0	0	1	0
11 Jorge Polanco, S (1, 4) OBP: 0.314, SLG: 0.426	B FC 88 C FF 90 C CH 85 T FC 85 1-2 K		B FC 85 C CH 84 X FF 90 1-1 G6-3		C FC 85 F FF 91 B SI 90 B FF 92 X FF 91 2-2 F9			C ST 82 B CH 82 X CH 82 1-1 4 FC6-4 1B		4	0	1	0	0	1	1
16 Jordan Luplow, R (1, 7) OBP: 0.378, SLG: 0.395	B CU 75 C FC 85 S FF 91 B FF 90 S FF 91 2-3 K			C CH 82 B FC 84 F CH 84 B FF 91 X FC 86 2-2 12 1B 2B	C FC 85 X CH 82 0-1 P3			X CH 82 0-0 F8		4	1	1	0	0	1	2
4 Carlos Correa, R (1, 6) OBP: 0.309, SLG: 0.401		F FC 86 C CH 83 F FF 89 B CH 84 F CH 85 X FC 85 1-2 G6-3		F FC 87 2 SAFE B FF 90 S CH 84 F FF 91 B FF 92 F CH 85 B FF 91 F FC 86 4-2 B FF 91 12 1B BB		C FC 88 F SI 94 B FC 87 S CU 81 1-3 K		B CH 82 1 SAFE S FF 90 C ST 81 X FF 89 1-2 1-2f FC6-4		3	0	0	0	1	1	1
23 Royce Lewis, R (1, 10) OBP: 0.355, SLG: 0.453		B CH 84 C FF 90 X FC 86 1-1 P4		B CH 84 X CH 84 1-0 F8		X FC 89 0-0 F9			B FF 100 C FF 100 C FF 99 X FF 101 1-2 1B	4	0	1	0	0	0	2
12 Kyle Farmer, R (1, 5) OBP: 0.305, SLG: 0.371 26 Max Kepler, L (9, PH) OBP: 0.302, SLG: 0.470	B FF 90 B FF 91 X CH 85 2-0 8 HR 1B			C FC 88 X CH 84 0-1 1-2 2-H 1B		B CU 79 B SI 95 X FC 90 2-0 G6-3			C FF 100 S FF 100 C FF 101 0-3	3	1	2	1	0	0	0
										1	0	0	0	0	1	0
8 Christian Vázquez, R (1, 2) OBP: 0.289, SLG: 0.322	F FF 92 F FC 86 F FF 92 D CH 83 X FF 93 1-2 1-H HR			C SI 90 F FC 87 D CH 84 F SI 90 C SI 90 1-3 K			B SI 92 X FC 88 1-0 G4-3		F FF 101 X FF 101 0-1 P4	4	1	1	2	0	1	2
38 Matt Wallner, L (1, 9) OBP: 0.333, SLG: 0.504	S FC 89 B SI 90 B SL 80 B SI 91 S FC 89 C SI 91 3-3 K			B FC 88 F SI 90 B SI 90 B FC 88 X SI 90 3-1 G4-3			C SI 92 B FC 89 F FF 93 B FF 92 F SI 94 B CU 79 F FF 94 S FC 90 3-3 K			3	0	0	0	0	2	2
2 Michael Taylor, R (1, 8) OBP: 0.274, SLG: 0.423			C CH 83 X FF 90 0-1 L8		F FC 87 B CH 84 B FC 86 B FF 90 C CH 83 X CH 84 3-2 1B		F FC 89 F FC 89 B FF 93 B SI 94 F SI 95 F SI 95 S FF 95 2-3 K			3	0	1	0	0	1	0

TOP	
AB	33
R	3
H	7
RBI	3
BB	1
SO	9
LOB	11

Inning Stats	1	2	3	4	5	6	7	8	9	1B	SF	WP	PA
R	0	2	0	1	0	0	0	0	0	5	0	0	34
E	0	0	0	0	0	0	0	0	0	2B 1	SAC 0	PB 0	
K	2	1	0	1	0	1	2	1	1	3B 0	DP 0	SB 0	
S	9	15	7	17	10	5	11	9	8	HR 1	HBP 0	CS 0	
H	0	2	0	2	1	0	0	1	1				
LOB	0	0	0	2	1	0	0	1	1				
BB	0	0	0	1	0	0	0	0	0				
P	12	23	9	28	17	8	17	12	9				

PITCHER		IP	WLS	BF	H	R	ER	SO	BB	IBB	HBP	BLK	WP	HR	S	P	ERA	WHIP
20 Wade Miley, L ERA: 3.18	(1, 1)	5.0		21	5	3	3	4	1	0	0	0	0	1	58	89	5.40	1.200
46 Bryse Wilson, R ERA: 3.15	(6, 1)	2.0	W	6	0	0	0	3	0	0	0	0	0	0	16	25	0.00	0.000
55 Hoby Milner, L ERA: 2.26	(8, 1)	1.0		4	1	0	0	1	0	0	0	0	0	0	9	12	0.00	1.000
29 Trevor Megill, R ERA: 4.09	(9, 1)	1.0		3	1	0	0	1	0	0	0	0	0	0	8	9	0.00	1.000

PITCHER	IP	WLS	BF	H	R	ER	SO	BB	IBB	HBP	BLK	WP	HR	S	P	ERA	WHIP

BOTTOM

Batter	1	2	3	4	5	6	7	8	9	AB	R	H	RBI	BB	SO	LOB
22 Christian Yelich, L (1, 7) OBP: 0.371, SLG: 0.456	B FF 92 X FF 92 1-0 ① F8		B SL 82 F FF 92 X SL 81 1-1 41 G4-6-3 2B		C CH 86 F FF 92 F SL 82 B SL 83 S SL 82 1-3 ③ K	C FF 94 B SL 84 F FF 93 F SL 84 F FF 92 B FF 93 T SL 83 2-2 ③ K		C FS 87 F CU 81 T FF 96 0-2 ② K		5	0	1	0	0	3	2
24 William Contreras, R (1, 2) OBP: 0.349, SLG: 0.443	B CH 84 B FF 93 S CH 85 B FF 92 B FF 92 4-1 27 HR BB		S FF 92 F CH 85 B FF 92 B CH 86 B SL 82 B CH 86 4-2 41 G4-6-3 BB			X SI 93 0-0 41 21 E 1B 1B	C SI 95 S CU 83 B CU 82 B FF 96 B FF 96 D SI 96 4-2 15 BB 27 G2-3 BB	C FF 95 C SI 93 X CU 83 0-2 ③ F8		2	2	1	0	3	0	1
41 Carlos Santana, S (1, 3) OBP: 0.302, SLG: 0.410	C CH 85 F SL 82 F FF 93 F FF 94 X CH 86 0-2 ② P4		C CU 76 C CH 85 B FF 92 F CU 79 B SL 82 B FF 91 X CH 86 3-2 ① ② G4-6-3 1-2f 2-3			B CH 86 X SL 84 1-0 21 E 15 1B 1-2 1B	S SL 85 B SL 84 B CU 83 X SL 84 2-1 ① F8			4	1	1	0	0	0	4
27 Willy Adames, R (1, 6) OBP: 0.295, SLG: 0.393	C SL 82 F CH 86 B FF 93 1 SAFE X CH 86 1-2 1-H HR		S SL 82 D SL 83 B FF 92 X SL 83 2-1 ③ L5			C SI 93 B SL 84 S SL 83 S FF 93 1-3 ① K	S SL 85 S SL 85 B SL 84 B SL 85 X SL 86 2-2 ② G2-3 1-2			4	1	1	2	0	1	4
21 Mark Canha, R (1, 10) OBP: 0.341, SLG: 0.380	C FF 93 B FF 94 S FF 94 B FF 93 B FF 94 B FF 94 4-2 BB			C FF 91 S FF 92 B CH 85 X FF 93 1-2 ① L9		C SI 93 F SL 84 B FF 93 X SI 94 1-2 E9 15 1B 0 1B 1-3 2-H 1B	B SI 96 D SI 95 B FF 97 C SI 96 F SI 96 F SL 86 D SI 97 4-2 15 BB BB			2	1	1	1	2	0	0
15 Tyrone Taylor, R (1, 9) OBP: 0.248, SLG: 0.373	X FF 92 0-0 ③ F7			B CH 84 X CH 85 1-0 ② G4-3		F SI 92 X SI 93 0-1 0 1B 9 1B 2-3 3-H 1B	B SI 97 B SL 85 D SL 86 B FF 93 4-0 1-2 2-3 BB			3	1	1	1	1	0	1
0 Brice Turang, L (1, 4) OBP: 0.293, SLG: 0.327		C FF 91 F FF 93 X CH 86 0-2 ① P5		F FF 92 B FF 92 S FF 91 X FF 92 1-2 ③ F7		D CH 86 B FF 93 C FF 92 F FF 93 D CH 86 1 SAFE X CH 85 3-2 9 S 9 1B 1-3 3-H 1B	S FF 94 F FF 95 X FS 88 0-2 ③ G1			4	1	1	1	0	0	3
9 Brian Anderson, R (1, 5) OBP: 0.310, SLG: 0.365		S FF 92 S CH 86 B FF 93 S FF 93 1-3 ② K			S CU 76 S FF 91 F CH 84 F CH 85 B FF 92 S CH 85 1-3 ① K	B SI 92 S CH 85 B CH 86 X SI 93 2-1 1-H 3-H 1B		C SI 93 X FS 86 0-1 ① F9		4	0	1	2	0	2	0
28 Joey Wiemer, R (1, 8) OBP: 0.290, SLG: 0.376		C FF 93 B FF 93 B SL 84 X FF 94 2-1 ③ G5-3			C SL 82 F SL 81 X CH 86 0-2 ② G6-3	X SL 84 0-0 ② F8		C CU 81 B CU 82 S CU 82 B FS 87 B CU 81 B FS 88 4-2 BB		3	0	0	0	1	0	1
Inning Stats	R: 2 H: 1 E: 0 LOB: 1 K: 0 BB: 2 S: 13 P: 23	R: 0 H: 0 E: 0 LOB: 0 K: 1 BB: 0 S: 8 P: 11	R: 0 H: 1 E: 0 LOB: 1 K: 0 BB: 1 S: 10 P: 20	R: 0 H: 0 E: 0 LOB: 0 K: 0 BB: 0 S: 7 P: 10	R: 0 H: 0 E: 0 LOB: 0 K: 2 BB: 0 S: 12 P: 14	R: 5 H: 6 E: 1 LOB: 1 K: 2 BB: 0 S: 21 P: 31	R: 0 H: 0 E: 0 LOB: 3 K: 0 BB: 3 S: 13 P: 29	R: 0 H: 0 E: 0 LOB: 1 K: 1 BB: 1 S: 10 P: 14		1B: 6 SF: 0 2B: 1 SAC: 0 3B: 0 DP: 1 HR: 1 HBP: 0					WP: 0 PA: 38 PB: 0 SB: 1 CS: 0	

PITCHER		IP	WLS	BF	H	R	ER	SO	BB	IBB	HBP	BLK	WP	HR	S	P	ERA	WHIP
17 Bailey Ober, R ERA: 3.41	(1, 1)	5.0		19	2	2	2	3	3	0	0	0	0	1	50	78	3.60	1.000
58 Dylan Floro, R ERA: 5.06	(6, 1)	1.0	L	9	6	5	5	2	0	0	0	0	0	0	21	31	45.00	6.000
62 Oliver Ortega, R ERA: 4.3	(7, 1)	0.2		4	0	0	0	0	2	0	0	0	0	0	10	22	0.00	3.000
77 Cole Sands, R ERA: 4.02	(7, 1)	1.1		6	0	0	0	1	2	0	0	0	0	0	13	21	0.00	1.500

PITCHER	IP	WLS	BF	H	R	ER	SO	BB	IBB	HBP	BLK	WP	HR	S	P	ERA	WHIP

Minnesota Twins @ Milwaukee Brewers

American Family Field, Milwaukee, WI

Tue Aug 22 2023, 7:11 PM - 9:44 PM CDT

Att. 38,688 - Clear - 76 F

livebaseballscorecards.com

AB	31
R	7
H	8
RBI	7
BB	7
SO	6
LOB	16

Batter	1	2	3	4	5	6	7	8	9	10	AB	R	H	RBI	BB	SO	LOB
47 Edouard Julien, L (1, 10) OBP: 0.380, SLG: 0.475	C FC 95 C CU 79 B CU 80 F FC 94 X CH 89 1-2 39 E 4 SF8 39 1B 1B	X FC 94 0-0 ① G6-3	C FC 95 B FC 95 C CH 89 B FC 96 C SL 83 2-3 ③ K				C SI 102 C SL 91 B FF 103 B SL 92 C SL 90 2-3 ② K		X CH 82 0-0 ② F7		5	1	1	0	0	2	2
39 Donovan Solano, R (1, 3) OBP: 0.369, SLG: 0.397 13 Joey Gallo, L (10, PR) OBP: 0.304, SLG: 0.447 (10, 3)	X SI 94 0-0 E7 26 1B 1-3 1B	C FC 94 F FC 95 X CH 89 0-2 ② F8	S FC 95 S SI 94 X SL 84 0-2 ① G6-3				S SL 89 F SI 101 S FF 102 0-3 ③ K		C CH 83 F CH 84 D CH 84 B FF 95 F CH 84 B FF 95 S CH 84 3-3 ③ K	0-0 23 G6-4-3 27 1B	5 0	0 1	1 0	0 0	0 0	2 0	2 0
4 Carlos Correa, R (1, 6) OBP: 0.310, SLG: 0.400	B FC 95 B FC 95 X FC 96 2-0 ① SF8 3-H	B SL 83 C FC 95 S FC 96 B CU 83 B FC 96 X FC 96 3-2 23 HR 1B	S FC 95 B SI 94 S SL 84 F FC 95 F SL 84 B FC 93 C FC 95 2-3 ② K				C SI 96 B SI 96 B SL 86 X SL 84 2-1 ① P3		D SI 96 B SL 90 B SL 92 C SI 96 B SI 95 4-1 23 G6-4-3 BB		3	1	1	1	1	1	0
23 Royce Lewis, R (1, 5) OBP: 0.349, SLG: 0.467	B SI 95 1 SAFE F FC 95 B CU 80 X FC 94 2-1 ② P2	F FC 95 B SI 96 B SL 86 X FC 95 2-1 1-H HR	X SL 85 0-0 ③ G6-3				C SL 85 B FF 97 X SL 84 1-1 ② F9		B SI 97 S SI 95 C SI 96 F SL 92 F SL 90 X SL 93 1-2 ① ② G6-4-3 1-2f 2-3		5	1	1	2	0	0	2
26 Max Kepler, L (1, 9) OBP: 0.306, SLG: 0.474	B CU 80 B FC 95 C FC 95 X FC 96 2-1 1-2 1B	B CH 91 B CH 90 X FC 96 2-0 ③ F8				B FC 93 B CU 80 F FC 93 X FC 94 2-1 ① L6		B SL 84 C SL 83 X CH 89 1-1 2B	B SL 91 C SL 91 B SI 97 B SL 90 B SL 92 4-1 27 1B BB		4	0	2	0	1	0	0
27 Ryan Jeffers, R (1, 2) OBP: 0.378, SLG: 0.476	B CU 81 S CU 81 B SL 84 S FC 95 S FC 95 2-3 ③ K		B SI 94 B CU 79 F FC 94 S FC 94 X FC 95 2-2 16 G4-3 2 HR 2B			B FC 94 C SL 83 C FC 94 B SL 83 X SI 95 2-2 ② L5		C SI 97 F SL 85 F FF 97 D SL 86 S SL 87 1-3 ③ K		C SL 93 F SI 97 X SL 91 0-2 1-2 3-H 1B	5	1	2	1	0	2	3
12 Kyle Farmer, R (1, 4) OBP: 0.309, SLG: 0.383 11 Jorge Polanco, S (9, PH) OBP: 0.315, SLG: 0.424 (9, 4)		B FC 94 C FC 95 B FC 95 F FC 95 B SL 84 X FC 96 3-2 ① L9	B CU 79 B SI 95 D SI 95 C FC 93 B FC 95 4-1 16 G4-3 BB		X FC 93 0-0 HR			B CH 81 B CH 79 B FF 95 B FF 93 4-0 38 HBP BB	X SI 95 0-0 ③ G4-3	2 1	1 0	1 0	1 1	1 0	0 2	0 2
16 Jordan Luplow, R (1, 7) OBP: 0.354, SLG: 0.366 38 Matt Wallner, L (9, PH) OBP: 0.338, SLG: 0.504 (9, 7)		S FC 95 B CU 80 T CU 80 B CU 82 S FC 96 2-3 ② K	D CU 79 D SI 95 S FC 94 X SI 95 2-1 ① ② G4-3 1-2f 2-3		C SL 84 F FC 94 B SI 95 S CU 80 1-3 ③ K			B FF 95 C CH 81 F CH 81 H FF 95 2-2 1-2 HBP		3 0	0 0	0 0	0 0	0 0	2 0	2 0
2 Michael Taylor, R (1, 8) OBP: 0.274, SLG: 0.430		X SI 96 0-0 ③ L6	F FC 96 B FC 95 F SI 95 D CU 82 X SI 96 2-2 3-H HR				C SI 100 X SI 99 0-1 ① B5-3		M CH 82 M CH 83 S CH 83 0-3 ① K		4	1	1	2	0	1	2
Inning Stats	R: 1 E: 1 K: 1 S: 13 H: 3 LOB: 2 BB: 0 P: 22	R: 0 E: 0 K: 1 S: 7 H: 0 LOB: 0 BB: 0 P: 12	R: 2 E: 0 K: 0 S: 10 H: 2 LOB: 0 BB: 0 P: 17	R: 2 E: 0 K: 1 S: 12 H: 2 LOB: 0 BB: 1 P: 24	R: 0 E: 0 K: 1 S: 8 H: 0 LOB: 0 BB: 0 P: 10	R: 1 E: 0 K: 1 S: 9 H: 1 LOB: 0 BB: 0 P: 14	R: 0 E: 0 K: 2 S: 8 H: 0 LOB: 0 BB: 0 P: 10	R: 0 E: 0 K: 1 S: 10 H: 1 LOB: 1 BB: 0 P: 15	R: 0 E: 0 K: 2 S: 10 H: 0 LOB: 2 BB: 1 P: 19	R: 1 E: 0 K: 0 S: 11 H: 1 LOB: 2 BB: 2 P: 20	1B: 5 2B: 2 3B: 0 HR: 3 SF: 1 SAC: 0 DP: 2 HBP: 1						

PITCHER		IP	WLS	BF	H	R	ER	SO	BB	IBB	HBP	BLK	WP	HR	S	P	ERA	WHIP
39 Corbin Burnes, R ERA: 3.65	(1, 1)	6.0		26	8	6	6	5	1	0	0	0	0	3	59	99	9.00	1.500
45 Abner Uribe, R ERA: 1.02	(7, 1)	1.0		3	0	0	0	2	0	0	0	0	0	0	8	10	0.00	0.000
31 Joel Payamps, R ERA: 1.85	(8, 1)	1.0		4	1	0	0	1	0	0	0	0	0	0	10	15	0.00	1.000
38 Devin Williams, R ERA: 1.49	(9, 1)	1.0		5	0	0	0	2	1	0	1	0	0	0	10	19	0.00	1.000
59 Elvis Peguero, R ERA: 3.66	(10, 1)	1.0	W	5	1	1	0	0	2	0	0	0	0	0	11	20	0.00	3.000

PITCHER	IP	WLS	BF	H	R	ER	SO	BB	IBB	HBP	BLK	WP	HR	S	P	ERA	WHIP

TOP

Minnesota Twins @ Milwaukee Brewers

American Family Field, Milwaukee, WI

Wed Aug 23 2023, 1:13 PM - 4:42 PM CDT

Att. 38,164 - Sunny - 97 F

livebaseballscorecards.com

AB	37
R	7
H	10
RBI	7
BB	4
SO	10
LOB	15

1B: 5	SF: 1	WP: 0	PA: 43
2B: 2	SAC: 0	PB: 0	
3B: 0	DP: 2	SB: 0	
HR: 3	HBP: 1	CS: 0	

Batter	1	2	3	4	5	6	7	8	9	10	AB	R	H	RBI	BB	SO	LOB
22 Christian Yelich, L (1, 7) OBP: 0.372, SLG: 0.454	B SL 81 S SL 83 X FF 92 1-1 41 F8 24 S 14 1B 1B	B SL 84 F SL 82 B SL 82 C FS 84 C SL 83 2-3 ③ K			F FF 93 B FF 92 F FS 86 F FS 85 S SL 82 1-3 ② K		X ST 81 0-0 ② F8		B FF 102 B FF 102 F FS 98 B FF 102 B FS 99 4-1 24 S BB		4	1	1	0	1	2	1
24 William Contreras, R (1, 10) OBP: 0.352, SLG: 0.449	C SI 91 D FS 85 B FS 84 1 SAFE C SI 91 D SL 83 D SL 84 4-2 21 HBP 14 1B 1-2 BB		F FF 92 B FS 85 B SI 91 F SI 91 F FS 85 B SL 83 F FF 93 X SI 92 3-2 HR		C FS 87 B FS 86 B FS 87 X SI 93 2-1 ③ G5-3		C CU 74 B FF 93 C FF 93 B CU 74 F FF 93 B CU 75 B FF 93 4-2 41 1B BB		1 SAFE C FS 95 X CU 86 0-1 ② G6-3 1-2		3	2	1	1	2	0	1
41 Carlos Santana, S (1, 3) OBP: 0.305, SLG: 0.411	C FS 83 B FS 83 X SL 82 1-1 ① F8 2-3		B ST 81 B FF 92 C FS 83 C FS 84 F FF 92 B FS 86 F ST 80 B FF 92 4-2 27 G6-4-3 BB			C FS 85 C FS 86 F FF 98 F FF 98 X FF 98 0-2 27 HR 1B	B CU 74 B CU 73 B FF 92 C FF 93 X FF 94 3-1 1-2 1B		C CU 85 F FS 98 S CU 87 0-3 ③ K	0-0 27 E	4	2	2	0	1	1	3
27 Willy Adames, R (1, 6) OBP: 0.296, SLG: 0.400	C SL 84 B SL 83 F FS 85 D SL 84 S FF 92 2-3 ② K		C SI 91 X SL 83 0-1 ① ② G6-4-3 1-2f			C FC 90 D FC 89 F FC 89 X FF 97 1-2 1-H HR	F CU 74 C ST 79 B CU 74 S FF 93 1-3 ③ K			D CU 85 B FS 96 B FS 96 C FS 98 X FS 96 3-1 E8 14 F9 0 1B 2-H 1B	5	2	2	3	0	2	5
21 Mark Canha, R (1, 9) OBP: 0.340, SLG: 0.376 28 Joey Wiemer, R (9, 8) OBP: 0.289, SLG: 0.375	B FF 93 C FF 93 B SL 84 F FS 87 H FS 85 3-2 14 1B 1-2 HBP		C FF 92 B FS 85 S FF 92 B FS 84 X FF 92 2-2 ③ G4-3			S FF 97 C FF 98 B FF 98 X FF 97 1-2 ① F9		B FF 96 X SI 97 1-0 ① F7		B CU 85 X FS 95 1-0 ① G6-3	3 1	0 0	0 0	0 0	0 0	0 0	0 1
14 Andruw Monasterio, R (1, 5) OBP: 0.337, SLG: 0.361	D SL 82 X SL 83 1-0 ③ 1-3 2-H 3-H 1B			C SL 80 C SI 91 B SL 82 B SL 83 F FF 93 X SL 82 2-2 ① F7		C FF 97 F FF 98 F FC 89 B FF 97 F FC 89 B FC 87 S FC 88 2-3 ② K		X SI 96 0-0 ② G6-3		B FF 101 S FF 101 X FS 98 1-1 ② F9 2-3	5	0	1	2	0	1	1
0 Brice Turang, L (1, 4) OBP: 0.294, SLG: 0.328		C FS 83 F FF 91 S FS 84 0-3 ① K		F FF 92 B FS 85 F FF 93 B FS 86 X FS 85 2-2 ② F8		X FF 98 0-0 ③ L7		B FF 97 S CH 92 T CH 92 X CH 93 1-2 1B		T FF 101 T FF 102 F FF 102 B FF 102 B CU 87 X FF 102 2-2 3-H 1B	5	0	2	1	0	1	0
7 Victor Caratini, S (1, 2) OBP: 0.326, SLG: 0.365		B CU 75 F SL 82 C SL 82 B FS 84 F SL 82 F FS 86 F SL 83 C FF 93 2-3 ② K		S SL 82 X FF 92 0-1 ③ G4-3			B FF 92 B FF 92 X FF 92 2-0 ① F8	C ST 86 1 SAFE F ST 87 F ST 85 1 SAFE D ST 89 F FF 97 F ST 86 X FF 98 1-2 ③ F9			4	0	0	0	0	1	1
15 Tyrone Taylor, R (1, 8) OBP: 0.255, SLG: 0.406 (9, 9)		C FS 86 X SI 93 0-1 2B			B SI 91 S FS 85 S FS 85 F FS 85 S FS 86 1-3 ① K			C CU 72 X SL 89 0-1 HR	C FS 98 F FS 98 B FF 102 B CU 89 F FS 99 F FF 102 X FF 102 2-2 ① L4		4	1	2	1	0	1	0
Inning Stats	R: 2 E: 0 K: 1 S: 12 H: 2 LOB: 2 BB: 1 P: 24	R: 0 E: 0 K: 3 S: 14 H: 1 LOB: 1 BB: 0 P: 18	R: 1 E: 0 K: 0 S: 14 H: 1 LOB: 0 BB: 1 P: 23	R: 0 E: 0 K: 0 S: 9 H: 0 LOB: 0 BB: 0 P: 13	R: 0 E: 0 K: 2 S: 10 H: 0 LOB: 0 BB: 0 P: 14	R: 2 E: 0 K: 1 S: 17 H: 2 LOB: 0 BB: 0 P: 21	R: 1 E: 0 K: 1 S: 12 H: 2 LOB: 2 BB: 1 P: 22	R: 0 E: 0 K: 0 S: 11 H: 1 LOB: 1 BB: 0 P: 14	R: 0 E: 0 K: 1 S: 11 H: 0 LOB: 1 BB: 1 P: 17	R: 2 E: 1 K: 0 S: 9 H: 2 LOB: 1 BB: 0 P: 16	1B: 7 2B: 1 3B: 0 HR: 3 SF: 0 SAC: 0 DP: 1 HBP: 1	WP: 0 PB: 0 SB: 2 CS: 0 PA: 43					

PITCHER		IP	WLS	BF	H	R	ER	SO	BB	IBB	HBP	BLK	WP	HR	S	P	ERA	WHIP
18 Kenta Maeda, R ERA: 4.22	(1, 1)	5.0		20	4	3	3	6	2	0	1	0	0	1	59	92	5.40	1.200
15 Emilio Pagán, R ERA: 3.29	(6, 1)	1.0	H	5	2	2	2	1	0	0	0	0	0	1	17	21	18.00	2.000
56 Caleb Thielbar, L ERA: 2.41	(7, 1)	1.0	B	6	2	1	1	1	1	0	0	0	0	1	12	22	9.00	3.000
22 Griffin Jax, R ERA: 3.44	(8, 1)	1.0		4	1	0	0	0	0	0	0	0	0	0	11	14	0.00	1.000
59 Jhoan Duran, R ERA: 2.68	(9, 1)	1.2	L	8	2	2	0	1	1	0	0	0	0	0	20	33	0.00	1.800

PITCHER	IP	WLS	BF	H	R	ER	SO	BB	IBB	HBP	BLK	WP	HR	S	P	ERA	WHIP

BOTTOM

Minnesota Twins @ Milwaukee Brewers

American Family Field, Milwaukee, WI

Wed Aug 23 2023, 1:13 PM - 4:42 PM CDT

Att. 38,164 - Sunny - 97 F

livebaseballscorecards.com

AB	38
R	8
H	11
RBI	8
BB	4
SO	9
LOB	13

Batter	1	2	3	4	5	6	7	8	9	AB	R	H	RBI	BB	SO	LOB
7 Ha-Seong Kim, R (1, 4) OBP: 0.369, SLG: 0.445	B FF 95 X FF 95 1-0 ① G4-3		B SL 86 B SL 88 B FF 94 C FF 94 B FF 94 4-1 23 1B BB		B SL 86 C SL 87 F FF 96 F CH 87 B SI 96 B FF 97 F SL 87 B FF 96 4-2 23 E 23 S BB		C SL 90 F SI 100 S SL 91 0-3 ③ K		F SI 93 S SL 84 B FF 93 X SL 85 1-2 ③ FC5-4 1-2f	3	0	0	0	2	1	3
23 Fernando Tatis Jr., R (1, 9) OBP: 0.326, SLG: 0.463	B SI 94 B SI 94 F FF 95 S FF 96 X FF 97 2-2 2B		1 SAFE B SI 94 C SL 86 X SI 94 1-1 22 G1-6-3 1-2 1B		C FF 96 B CH 87 S CH 87 B FF 96 S FF 98 2-3 ③ K 1-3			S FF 99 S FF 100 S FF 100 0-3 ① K		4	0	2	0	0	2	1
22 Juan Soto, L (1, 7) OBP: 0.396, SLG: 0.478	S FF 95 C CH 86 C FF 96 0-3 ② K		C CH 85 B SI 96 F SI 96 D CH 88 X FF 96 2-2 ②③ G1-6-3 1-2f			C CU 82 B CH 86 B CH 85 C CH 86 B FF 97 T FF 96 3-2 ① K		B FF 100 C FF 101 X KC 87 1-1 ② G3-1		4	0	0	0	0	2	3
13 Manny Machado, R (1, 5) OBP: 0.320, SLG: 0.464	B SI 95 B SI 95 F SI 95 B FF 96 B SI 95 4-1 BB			C FF 96 X SI 96 0-1 HR		C SL 86 S CH 87 F FF 97 S FF 97 0-3 ② K		B FF 100 C FF 100 B KC 89 B FF 100 F FF 100 F FF 99 F FF 102 C FF 101 3-3 ③ K		3	1	1	1	1	2	0
2 Xander Bogaerts, R (1, 6) OBP: 0.333, SLG: 0.393	B SI 95 C SL 86 C SL 86 B FF 96 S FF 96 2-3 ③ K			C SL 86 B CH 87 C SL 88 X SL 85 1-2 ① L7		B CU 83 C CU 83 S CH 87 B FF 97 C FF 96 2-3 ③ K			C SI 92 B SL 83 B SL 84 C FF 92 B SL 84 C SI 94 3-3 ① K	4	0	0	0	0	3	2
9 Jake Cronenworth, L (1, 3) OBP: 0.312, SLG: 0.378 28 José Azocar, R (9, PR) OBP: 0.250, SLG: 0.291		C FF 95 X SI 93 0-1 ① F7		B CU 81 S CU 83 B CH 87 X CH 86 2-1 ② G3			C SI 100 B SI 101 X SI 100 1-1 24 1B 1B		B FF 93 C FF 93 H SI 93 2-1 99 HR HBP	3 0	0 1	1 0	0 0	0 0	0 0	0 0
99 Gary Sánchez, R (1, 2) OBP: 0.285, SLG: 0.481		F SI 95 F SI 94 F FF 96 B CH 88 S CH 88 1-3 ② K		F SL 86 F CH 87 B CH 87 C FF 97 1-3 ③ K			C SI 100 F SI 101 B SI 101 S SI 100 1-3 ① K		B SI 93 B FF 93 X FF 93 2-0 1-H HR	4	1	1	2	0	3	1
24 Garrett Cooper, R (1, 10) OBP: 0.306, SLG: 0.431		C SL 87 F SL 88 C SI 97 0-3 ③ K			B SL 85 F SI 95 F FF 96 S SL 86 1-3 ① K		B SL 92 B SI 100 T SI 100 F SL 90 X FF 102 2-2 1-3 1B		S SI 93 B SI 94 B SI 94 B SI 93 X SI 94 3-1 1 FC1-6 1B	4	0	2	0	0	2	0
1 Trent Grisham, L (1, 8) OBP: 0.316, SLG: 0.368			L SI 93 B FF 96 B CH 83 C CH 84 F CH 84 F FF 96 F FF 96 F SL 87 F SL 87 3-3 ① K		C CU 84 X CH 86 0-1 ② G3-1		C SL 91 D SL 91 S SL 91 C SI 99 1-3 ② K		C SL 84 B SI 92 B SI 93 F SI 93 X SI 93 2-2 ② FC1-6 7 FC5-4 1-2f	4	0	0	0	0	2	3
Inning Stats	R: 0 E: 0 K: 2 S: 11 H: 1 LOB: 2 BB: 1 P: 20	R: 0 E: 0 K: 2 S: 9 H: 0 LOB: 0 BB: 0 P: 10	R: 0 E: 0 K: 1 S: 19 H: 1 LOB: 1 BB: 1 P: 29	R: 1 E: 0 K: 1 S: 10 H: 1 LOB: 0 BB: 0 P: 14	R: 0 E: 0 K: 2 S: 12 H: 0 LOB: 1 BB: 1 P: 19	R: 0 E: 0 K: 3 S: 10 H: 0 LOB: 0 BB: 0 P: 15	R: 0 E: 0 K: 3 S: 14 H: 2 LOB: 2 BB: 0 P: 19	R: 0 E: 0 K: 2 S: 10 H: 0 LOB: 0 BB: 0 P: 14	R: 2 E: 0 K: 1 S: 13 H: 2 LOB: 1 BB: 0 P: 26	1B: 4 2B: 1 3B: 0 HR: 2 SF: 0 SAC: 0 DP: 1 HBP: 1						

PITCHER		IP	WLS	BF	H	R	ER	SO	BB	IBB	HBP	BLK	WP	HR	S	P	ERA	WHIP
53 Brandon Woodruff, R ERA: 2.65	(1, 1)	6.0	W	23	3	1	1	11	3	0	0	0	0	1	71	107	1.50	1.000
45 Abner Uribe, R ERA: 0.96	(7, 1)	1.0		5	2	0	0	3	0	0	0	0	0	0	14	19	0.00	2.000
29 Trevor Megill, R ERA: 3.91	(8, 1)	1.0		3	0	0	0	2	0	0	0	0	0	0	10	14	0.00	0.000
32 Andrew Chafin, L ERA: 5.53	(9, 1)	1.0		6	2	2	2	1	0	0	1	0	0	1	13	26	18.00	2.000

PITCHER	IP	WLS	BF	H	R	ER	SO	BB	IBB	HBP	BLK	WP	HR	S	P	ERA	WHIP

TOP

San Diego Padres @ Milwaukee Brewers

American Family Field, Milwaukee, WI

Fri Aug 25 2023, 7:11 PM - 9:56 PM CDT
Att. 33,089 - Partly Cloudy - 75 F

livebaseballscorecards.com

AB	33
R	3
H	7
RBI	3
BB	3
SO	17
LOB	13

WP: 0 PA: 37
PB: 0
SB: 1
CS: 0

Batter	1	2	3	4	5	6	7	8	9	AB	R	H	RBI	BB	SO	LOB
22 Christian Yelich, L (1, 7) OBP: 0.371, SLG: 0.451	C SL 86 B CU 73 B FC 89 B SL 86 S FF 95 F SI 95 B SL 83 4-2 24 G5-4-3 BB		X KC 78 0-0 ① G3 1-2 2-3	C FS 88 S FS 88 S FS 90 0-3 ③ K			X CU 72 0-0 ① G4-3			3	0	0	0	1	1	2
24 William Contreras, R (1, 2) OBP: 0.353, SLG: 0.448	X SI 95 0-0 ① ② G5-4-3 1-2f		C SI 96 B SI 94 C KC 77 B SL 83 X SI 96 2-2 27 1B 11 HR 2-3 3-H 1B		B CU 74 S FF 89 S FC 83 B ST 71 B FF 90 B FC 84 4-2 27 FC6-4 41 1B BB		C SI 85 B ST 72 X SI 85 1-1 ② G4-3			3	1	1	1	1	0	1
41 Carlos Santana, S (1, 3) OBP: 0.306, SLG: 0.411	C FF 96 B FF 96 B FS 91 C FS 89 S FS 89 2-3 ③ K		S KC 78 X FC 93 0-1 ② P6		X FF 89 0-0 27 FC6-4 1-2 1B		B CU 72 X FC 83 1-0 27 1B 27 E 1B			4	1	2	0	0	1	2
27 Willy Adames, R (1, 6) OBP: 0.298, SLG: 0.401		C FF 94 S FS 88 B FS 90 F ST 83 F FS 88 X FF 96 1-2 ① F9	C SL 88 F SI 95 F FS 91 X SL 89 0-2 11 HR 1-3 3-H 1B		C CU 72 X CU 72 0-1 ① FC6-4 11 G4-6-3 1-2f 2-3		B ST 69 C CU 72 S FF 90 X FF 89 1-2 E9 11 1B 1-H 1B			4	2	2	1	0	0	2
11 Rowdy Tellez, L (1, 10) OBP: 0.291, SLG: 0.395		C FF 96 B FS 90 F SI 95 C FS 90 1-3 ② K	B SI 96 C SI 96 X CU 72 1-1 1-H 3-H HR		C FF 89 B ST 71 X CU 74 1-1 ② ③ G4-6-3 1-2f		B ST 71 B SI 85 C CU 73 B ST 70 X CU 74 3-1 21 WP 2-H 1B			4	1	2	4	0	1	2
21 Mark Canha, R (1, 9) OBP: 0.342, SLG: 0.378 28 Joey Wiemer, R (8, 8) OBP: 0.289, SLG: 0.375		C SI 95 B SI 95 B FC 92 C SL 86 F FF 95 X KC 82 2-2 1B	B SI 94 X SL 87 1-0 1B		C SI 84 X SI 84 0-1 ① G6-3		B SI 94 T SI 96 F FS 87 B FS 90 D ST 81 X SI 98 3-2 ③ G6-3 1-2			4 0	0 0	2 0	0 0	0 0	0 0	1 0
14 Andruw Monasterio, R (1, 5) OBP: 0.335, SLG: 0.355		C FF 95 C SL 88 X FF 95 0-2 ③ P4	D FF 95 1 SAFE C SL 88 B CU 69 X SL 88 2-1 ③ G4-3		C FF 88 F CU 75 F FF 89 B ST 72 F ST 71 B FF 89 B FC 83 B ST 69 4-2 0 FC4-6 BB			B SI 97 X SI 98 1-0 ① F9		3	0	0	0	1	0	2
0 Brice Turang, L (1, 4) OBP: 0.297, SLG: 0.328			C FF 94 X FS 89 0-1 22 G3 15 HBP 24 1B 1B	B FF 93 C ST 80 B FF 94 F FF 93 B FF 94 F FS 88 F KC 81 F FF 94 X FS 89 3-2 ① G3-1	B CU 71 C CU 72 B ST 70 B FF 89 C FF 89 X CU 73 3-2 ② FC4-6 1-2f		B SI 97 B FS 88 B ST 97 B SI 97 4-0 15 G5-4-3 BB			3	1	1	0	1	0	1
15 Tyrone Taylor, R (1, 8) OBP: 0.255, SLG: 0.397 (8, 9)			1 SAFE P FF 93 F SI 95 H FS 90 2-1 24 1B 22 G3 27 1B 1-2 HBP	F FS 88 B KC 76 S FS 88 B FS 89 F ST 81 X FS 89 2-2 ② L6	C CU 73 X CU 74 0-1 ③ G5-3		C SI 97 F FS 89 D ST 82 X FS 88 1-2 ② ③ G5-4-3 1-2f			3	1	0	0	0	0	2
Inning Stats	R: 0 E: 0 K: 1 S: 7 H: 0 LOB: 0 BB: 1 P: 13	R: 0 E: 0 K: 1 S: 15 H: 1 LOB: 1 BB: 0 P: 19	R: 5 E: 0 K: 0 S: 19 H: 5 LOB: 1 BB: 0 P: 26	R: 0 E: 0 K: 1 S: 13 H: 0 LOB: 0 BB: 0 P: 18	R: 0 E: 0 K: 0 S: 7 H: 1 LOB: 1 BB: 1 P: 12	R: 0 E: 0 K: 0 S: 11 H: 0 LOB: 1 BB: 1 P: 18	R: 2 E: 1 K: 0 S: 12 H: 3 LOB: 1 BB: 0 P: 21	R: 0 E: 0 K: 0 S: 4 H: 0 LOB: 0 BB: 1 P: 10		1B: 9 2B: 0 3B: 0 HR: 1 SF: 0 SAC: 0 DP: 3 HBP: 1			WP: 1 PB: 0 SB: 0 CS: 0 PA: 36	

PITCHER		IP	WLS	BF	H	R	ER	SO	BB	IBB	HBP	BLK	WP	HR	S	P	ERA	WHIP
11 Yu Darvish, R ERA: 4.56	(1, 1)	4.0	L	19	6	5	5	3	1	0	1	0	0	1	54	76	11.25	1.750
41 Rich Hill, L ERA: 5.21	(5, 1)	2.2		13	4	2	2	0	2	0	0	0	0	0	27	45	6.75	2.250
66 Luis García, R ERA: 4.6	(7, 1)	1.1		4	0	0	0	0	1	0	0	0	1	0	7	16	0.00	0.750

PITCHER	IP	WLS	BF	H	R	ER	SO	BB	IBB	HBP	BLK	WP	HR	S	P	ERA	WHIP

BOTTOM

San Diego Padres @ Milwaukee Brewers

American Family Field, Milwaukee, WI

Fri Aug 25 2023, 7:11 PM - 9:56 PM CDT

Att. 33,089 - Partly Cloudy - 75 F

livebaseballscorecards.com

AB	31
R	7
H	10
RBI	6
BB	4
SO	3
LOB	15

Batter	1	2	3	4	5	6	7	8	9	AB	R	H	RBI	BB	SO	LOB
7 Ha-Seong Kim, R (1, 4) OBP: 0.368, SLG: 0.442	S FF 93 B FF 94 F FF 93 F FF 96 X SL 83 1-2 ① P5		C CH 87 C SL 84 B SL 84 F FF 95 B FF 95 X CU 79 2-2 ② G5-3			B FF 93 C FF 91 B FF 93 B FF 91 F FF 90 F FF 92 B FF 92 4-2 22 BB 13 1B BB	C SL 90 X SI 97 0-1 ③ G1-3			3	1	0	0	1	0	2
23 Fernando Tatis Jr., R (1, 9) OBP: 0.325, SLG: 0.461	B CU 78 C FF 97 C CH 88 S FF 94 1-3 ② K		B FF 96 F SL 85 S CH 89 S SL 82 1-3 ③ K			S CH 88 D CH 88 F SL 81 B FF 93 B FF 94 S FF 96 3-3 ① K		B SI 95 B SI 95 B SI 95 C SI 95 X SI 95 3-1 22 HR 1B		4	1	1	0	0	3	1
22 Juan Soto, L (1, 10) OBP: 0.399, SLG: 0.485	B FF 95 S FF 95 B CU 80 B CH 89 B FF 95 4-1 BB			X CU 78 0-0 ① F6		B CH 89 C CH 89 C CU 77 B FF 96 F FF 95 F CU 76 B CH 89 B CH 89 4-2 13 1B 1-2 BB		C CH 88 X SL 82 0-1 1-H HR		2	1	1	2	2	0	0
13 Manny Machado, R (1, 5) OBP: 0.319, SLG: 0.462	F CH 88 C FF 96 F FF 94 F FF 95 B SL 83 B SL 84 S CU 78 2-3 ③ K			C SL 82 X SL 84 0-1 ② P4		F SL 89 D SL 90 X SI 96 1-1 2 G5-4-3 1-2 2-H 1B		C SL 83 B CH 90 B CH 90 B SL 83 X SL 82 3-1 ① G6-3		4	0	1	1	0	1	1
2 Xander Bogaerts, R (1, 6) OBP: 0.332, SLG: 0.398		C FF 94 F CU 79 B FF 98 B FF 97 B CH 89 X CU 78 3-2 HR		C CU 79 B FF 94 C SL 82 S CH 88 1-3 ③ K		C SL 91 X SI 98 0-1 ②③ G5-4-3 1-2f		C SI 95 X SL 83 0-1 ② P4		4	1	1	1	0	1	2
12 Luis Campusano, R (1, 2) OBP: 0.323, SLG: 0.457		X SL 82 0-0 ① L7			C CU 76 B CH 87 S FF 95 S FF 93 1-3 ① K		B SL 90 B SL 91 C SI 96 B SL 90 B SI 98 4-1 24 F7 16 E BB	X SI 95 0-0 ③ G4-3		3	0	0	0	1	1	0
16 Ben Gamel, L (1, 7) OBP: 0.200, SLG: 0.267		C FF 93 F FF 94 B FF 93 X CH 89 1-2 ② G6-3			T CH 88 F CH 89 B CU 79 B CU 78 X CH 88 2-2 ② G4-3		B SL 89 X SL 90 1-0 FC3 1-2		C CH 82 B CH 82 F CH 84 B FF 96 X CH 83 2-2 ① G4-3	4	0	0	0	0	0	1
24 Garrett Cooper, R (1, 3) OBP: 0.305, SLG: 0.429		S CH 88 C FF 95 B FF 94 S SL 84 1-3 ③ K			X FF 96 0-0 1B		S SL 90 C SI 98 B SL 92 X SL 92 1-2 ① F7 2-3		B FF 95 S CH 84 C CH 83 S CH 85 1-3 ② K	4	0	1	0	0	2	2
1 Trent Grisham, L (1, 8) OBP: 0.314, SLG: 0.365 99 Gary Sánchez, R (9, PH) OBP: 0.283, SLG: 0.479			B FF 93 C CH 88 C FF 93 B FF 94 T CH 89 2-2 ① K		F CU 77 B FF 93 B FF 94 S CH 89 1 SAFE S CU 72 2-3 ③ K		B SI 96 B SL 90 S SL 90 F SI 97 T SL 92 2-2 ② K		B CH 84 F CH 84 C FF 96 B CH 85 S CH 85 2-3 ③ K	3 1	0 0	0 0	0 0	0 0	3 1	3 0
Inning Stats	R: 0 E: 0 K: 2 S: 13 H: 0 LOB: 1 BB: 1 P: 21	R: 1 E: 0 K: 1 S: 10 H: 1 LOB: 0 BB: 0 P: 15	R: 0 E: 0 K: 2 S: 10 H: 0 LOB: 0 BB: 0 P: 15	R: 0 E: 0 K: 1 S: 6 H: 0 LOB: 0 BB: 0 P: 7	R: 0 E: 0 K: 2 S: 10 H: 1 LOB: 1 BB: 0 P: 15	R: 1 E: 0 K: 1 S: 14 H: 1 LOB: 1 BB: 2 P: 26	R: 0 E: 1 K: 1 S: 10 H: 0 LOB: 2 BB: 1 P: 18	R: 2 E: 0 K: 0 S: 9 H: 2 LOB: 0 BB: 0 P: 15	R: 0 E: 0 K: 2 S: 9 H: 0 LOB: 0 BB: 0 P: 14	1B: 3 2B: 0 3B: 0 HR: 2 SF: 0 SAC: 0 DP: 1 HBP: 0						

PITCHER		IP	WLS	BF	H	R	ER	SO	BB	IBB	HBP	BLK	WP	HR	S	P	ERA	WHIP
51 Freddy Peralta, R ERA: 3.95	(1, 1)	5.1	W	21	2	2	2	9	3	0	0	0	0	1	59	94	3.38	0.938
59 Elvis Peguero, R ERA: 3.54	(6, 1)	1.2	H	7	1	0	0	1	1	0	0	0	0	0	14	23	0.00	1.200
31 Joel Payamps, R ERA: 2.12	(8, 1)	1.0	H	5	2	2	2	0	0	0	0	0	0	1	9	15	18.00	2.000
38 Devin Williams, R ERA: 1.46	(9, 1)	1.0	S	3	0	0	0	2	0	0	0	0	0	0	9	14	0.00	0.000

PITCHER	IP	WLS	BF	H	R	ER	SO	BB	IBB	HBP	BLK	WP	HR	S	P	ERA	WHIP

TOP

San Diego Padres @ Milwaukee Brewers

American Family Field, Milwaukee, WI

Sat Aug 26 2023, 6:12 PM - 8:42 PM CDT

Att. 39,945 - Roof Closed - 67 F

livebaseballscorecards.com

AB	32
R	4
H	5
RBI	4
BB	4
SO	12
LOB	12

WP: 0 PA: 36
PB: 0
SB: 0
CS: 0

Batter	1	2	3	4	5	6	7	8	9	AB	R	H	RBI	BB	SO	LOB
22 Christian Yelich, L (1, 7) OBP: 0.370, SLG: 0.448	B SI 94 B FF 94 F FF 92 C SI 93 S CH 83 2-3 ① **K**		C SI 95 F SI 93 X CH 85 0-2 ①② **G4-6-3** 1-2f 2-3		B SI 96 B SI 95 B SI 94 B FF 95 4-0 24 E 1-2 2-H **BB**	S SI 89 B ST 74 F FF 91 F ST 75 F ST 74 X ST 76 1-2 ③ **P6**				3	1	0	0	1	1	2
24 William Contreras, R (1, 2) OBP: 0.352, SLG: 0.449	S SI 93 C SI 94 C CH 84 0-3 ② **K**		C CU 78 S SI 95 B FF 96 F FF 97 X CH 86 1-2 ③ **G5-3**		F SI 94 B SI 94 X CH 84 1-1 **E7** 41 2B 1-H 2-H **2B**		B SI 88 B SI 91 C ST 76 X ST 76 2-1 ① **F8**			4	1	1	2	0	1	1
41 Carlos Santana, S (1, 3) OBP: 0.308, SLG: 0.413	B CH 83 F CH 84 B FF 94 B FF 94 S FF 93 B FF 95 4-2 **BB**			B FF 95 S FF 96 B FF 95 B SI 95 X FF 94 3-1 ① **G3-1**	B CU 79 B CU 79 X CU 78 2-0 10 G6-3 3-H **2B**		F SI 90 C ST 76 X ST 74 0-2 ② **G6-3**			3	0	1	1	1	0	0
10 Sal Frelick, L (1, 8) OBP: 0.373, SLG: 0.400	C SI 93 B CH 83 X CH 83 1-1 ③ **G3**			C CU 77 B SI 94 X CH 83 1-1 ② **G1-3**	C FF 94 X CU 78 0-1 ② **G6-3** 2-3		C ST 75 B ST 76 X SI 90 1-1 ③ **G3**			4	0	0	0	0	0	2
27 Willy Adames, R (1, 6) OBP: 0.297, SLG: 0.398		B SI 92 F SI 94 B CH 84 S CH 84 S CH 85 2-3 ① **K**		B SI 96 S SI 93 B FF 95 B FF 94 X SI 93 3-1 ③ **G5-3**	B SI 94 B CU 79 B CU 78 B FF 94 4-0 21 BB **BB**			C FF 95 F SI 94 B SL 87 B SL 87 F CH 87 X FF 97 2-2 ① **F9**		3	0	0	0	1	1	0
21 Mark Canha, R (1, 10) OBP: 0.344, SLG: 0.377		C FF 95 B CU 78 B CU 78 S CH 83 S FF 95 2-3 ② **K**			C SI 93 F SI 93 B CU 78 B CU 78 X SI 95 3-2 0 1B 14 1B 1B			S FF 96 C SI 96 B FF 97 C SL 87 1-3 ② **K**		3	1	1	0	1	2	0
0 Brice Turang, L (1, 4) OBP: 0.296, SLG: 0.327	C CU 78 B CH 84 X CH 83 1-1 ③ **F9**				X SI 93 0-0 15 FC6-5 14 1B 1-2 1B			C FF 97 B CH 89 B CH 89 B FF 97 S FF 98 C FF 98 3-3 ③ **K**		4	0	1	0	0	1	3
14 Andruw Monasterio, R (1, 5) OBP: 0.340, SLG: 0.360			C SI 94 B SI 94 S CU 78 B FF 96 B CH 85 X CH 85 3-2 22 G4-6-3 15 HBP 1B		X SI 95 0-0 22 S 15 FC6-5 22 E 1-2 2-H 1B	B SL 82 B SL 83 C FF 93 C CU 77 B SL 82 F CU 77 X FF 93 3-2 ① **G6-3**				3	1	2	1	0	0	0
15 Tyrone Taylor, R (1, 9) OBP: 0.257, SLG: 0.392			L SI 93 H SI 92 1-1 22 G4-6-3 1-2 HBP		F SI 94 S SI 93 D CH 83 X CH 84 1-2 ① **FC6-5** 22 S 24 E 1-2 2-3f	B SI 94 C CU 78 F SL 82 X CU 77 1-2 ② **P4**				2	1	0	0	0	0	2
Inning Stats	R: 0 E: 0 K: 2 S: 10 H: 0 LOB: 1 BB: 1 P: 17	R: 0 E: 0 K: 2 S: 8 H: 0 LOB: 0 BB: 0 P: 13	R: 0 E: 0 K: 0 S: 11 H: 1 LOB: 1 BB: 0 P: 16	R: 0 E: 0 K: 0 S: 6 H: 0 LOB: 0 BB: 0 P: 13	R: 5 E: 1 K: 0 S: 16 H: 5 LOB: 3 BB: 3 P: 36	R: 0 E: 0 K: 0 S: 12 H: 0 LOB: 0 BB: 0 P: 17	R: 0 E: 0 K: 0 S: 7 H: 0 LOB: 0 BB: 0 P: 10	R: 0 E: 0 K: 2 S: 10 H: 0 LOB: 0 BB: 0 P: 16		1B: 4 2B: 2 3B: 0 HR: 0 SF: 0 SAC: 0 DP: 1 HBP: 1					

PITCHER		IP	WLS	BF	H	R	ER	SO	BB	IBB	HBP	BLK	WP	HR	S	P	ERA	WHIP
60 Pedro Avila, R ERA: 2.63	(1, 1)	4.1	L	20	5	5	5	4	2	0	1	0	0	0	45	78	10.38	1.615
58 Scott Barlow, R ERA: 5.23	(5, 1)	1.1		7	1	0	0	0	2	0	0	0	0	0	13	28	0.00	2.250
59 Tom Cosgrove, L ERA: 1.63	(6, 1)	1.1		4	0	0	0	0	0	0	0	0	0	0	12	16	0.00	0.000
75 Robert Suarez, R ERA: 4.4	(8, 1)	1.0		3	0	0	0	2	0	0	0	0	0	0	10	16	0.00	0.000

PITCHER	IP	WLS	BF	H	R	ER	SO	BB	IBB	HBP	BLK	WP	HR	S	P	ERA	WHIP

BOTTOM

San Diego Padres @ Milwaukee Brewers

American Family Field, Milwaukee, WI

Sat Aug 26 2023, 6:12 PM - 8:42 PM CDT

Att. 39,945 - Roof Closed - 67 F

livebaseballscorecards.com

AB	29
R	5
H	6
RBI	4
BB	4
SO	6
LOB	10

WP: 0 PB: 0 SB: 2 CS: 0 PA: 34

San Diego Padres @ Milwaukee Brewers

American Family Field, Milwaukee, WI

Sun Aug 27 2023, 1:12 PM - 4:17 PM CDT

Att. 36,528 - Sunny - 71 F

TOP

livebaseballscorecards.com

Batter	1	2	3	4	5	6	7	8	9	AB	R	H	RBI	BB	SO	LOB
7 Ha-Seong Kim, R (1, 6) OBP: 0.368, SLG: 0.439	C SI 91 B CU 77 C SI 91 B FF 92 B FF 92 D SI 92 4-2 22 1B 13 FC6-4 BB	C SI 90 X SI 90 0-1 ② F8			B FC 88 B SI 93 X FC 90 2-0 ① G5-3		B SL 89 B SL 87 B SI 98 C SI 98 C SI 98 B SI 99 4-2 23 WP 1-2 2-3 BB	F FF 100 S FF 101 C KC 86 0-3 ③ K		3	1	0	0	2	1	2
23 Fernando Tatis Jr., R (1, 9) OBP: 0.324, SLG: 0.457	C SI 92 F SI 91 F FF 94 S FF 94 0-3 ① K	B SI 91 F CU 77 X CH 84 1-1 ③ G6-3			F FC 90 S FC 89 B FF 94 S FF 94 1-3 ② K		C SI 100 B SL 90 B SI 100 B SI 99 B SI 99 4-1 1-3 2-H 3-H BB		C FF 99 S FF 99 B FF 100 S FF 99 1-3 ① K	4	0	0	0	1	3	1
22 Juan Soto, L (1, 7) OBP: 0.400, SLG: 0.485	B SI 92 B CH 74 B SI 92 C SI 92 X FF 93 3-1 13 FC6-4 1-3 1B		F SI 92 B FC 88 F SI 94 B FF 94 B CU 79 F SI 94 B CU 79 4-2 2 1B BB		C CU 80 F SI 93 C FF 94 0-3 ③ K		C ST 80 B FF 89 C ST 80 X SI 89 1-2 ① F6		S FF 100 C FF 101 B FF 100 X FF 100 1-2 2 DI 1B	4	0	2	0	1	1	2
13 Manny Machado, R (1, 5) OBP: 0.318, SLG: 0.462	C SI 93 C SI 92 B FF 93 B SL 85 F FF 93 X SI 92 2-2 ② FC6-4 1-2f 3-H		F SI 92 C FC 89 F CU 80 F FF 93 C SI 92 0-3 ① K			X SI 92 0-0 24 F8 2B	B FF 89 C ST 80 B FF 89 F FF 89 X CH 81 2-2 ② P3		S KC 88 X FF 100 0-1 ② L8	5	0	1	1	0	1	5
2 Xander Bogaerts, R (1, 10) OBP: 0.331, SLG: 0.396	F SI 91 F SI 91 F FF 92 B SI 93 S SI 91 1-3 ③ K		C SI 92 F FC 88 B FF 94 X FF 94 1-2 24 G6-4-3 1-2 1B			C FC 91 B FF 92 X FF 93 0-2 ① P2	B CH 80 C ST 81 S CH 80 X FF 91 1-2 ③ G4-3		B FF 100 F FF 100 S FF 101 F FF 98 T FF 101 1-2 ③ K 1-2	5	0	1	0	0	2	5
24 Garrett Cooper, R (1, 3) OBP: 0.307, SLG: 0.430		C SI 91 F SI 92 B FF 92 B SI 93 X SL 81 2-2 99 HR 1B	C SI 93 B SI 93 X FC 89 1-1 ②③ G6-4-3 1-2f			C FC 90 B FF 92 F FC 89 B FF 92 F FC 90 X FF 93 2-2 ② F8 2-3		B FF 99 F FF 100 X FF 100 1-1 99 1B 1B		4	1	2	0	0	0	3
99 Gary Sánchez, R (1, 2) OBP: 0.287, SLG: 0.493		C SI 92 B SL 82 X SI 92 1-1 1-H HR		B FC 89 C FC 89 S FC 88 X FF 94 1-2 ① P3		B FC 90 F FC 90 B SI 93 F SI 92 X FC 91 2-2 ③ G4-3		F FF 101 S KC 90 D KC 89 X FF 100 1-2 1-2 1B		4	1	2	2	0	0	1
1 Trent Grisham, L (1, 8) OBP: 0.313, SLG: 0.363		X CU 78 0-0 ① B2-3		C SI 93 S FC 89 C SI 93 0-3 ② K			C SI 99 H SL 89 1-1 7 BB 17 WP 23 WP HBP	S FF 100 F FF 100 S KC 87 0-3 ① K		3	1	0	0	0	2	2
17 Matthew Batten, R (1, 4) OBP: 0.345, SLG: 0.500		C SL 81 C SI 91 X SL 81 0-2 HR		C SI 94 X FC 89 0-1 ③ L3			B SI 98 B SI 97 B SI 97 C SI 98 B SI 98 4-1 7 BB 1-2 23 WP BB	C FF 100 C FF 101 F FF 101 S FF 101 0-3 ② K		3	2	1	1	1	1	2
Inning Stats	R: 1 E: 0 K: 2 S: 16 H: 1 LOB: 1 BB: 1 P: 26	R: 3 E: 0 K: 0 S: 13 H: 3 LOB: 0 BB: 0 P: 17	R: 0 E: 0 K: 1 S: 13 H: 1 LOB: 1 BB: 1 P: 19	R: 0 E: 0 K: 1 S: 8 H: 0 LOB: 0 BB: 0 P: 9	R: 0 E: 0 K: 2 S: 7 H: 0 LOB: 0 BB: 0 P: 10	R: 0 E: 0 K: 0 S: 11 H: 1 LOB: 1 BB: 0 P: 15	R: 2 E: 0 K: 0 S: 14 H: 0 LOB: 2 BB: 3 P: 31	R: 0 E: 0 K: 3 S: 15 H: 2 LOB: 2 BB: 0 P: 17	R: 0 E: 0 K: 2 S: 12 H: 1 LOB: 1 BB: 0 P: 15	1B: 6 2B: 1 3B: 0 HR: 2 SF: 0 SAC: 0 DP: 1 HBP: 1						

	AB	35
	R	6
	H	9
	RBI	4
	BB	5
	SO	11
	LOB	23

WP: 3 PB: 0 SB: 0 CS: 0 PA: 41

PITCHER		IP	WLS	BF	H	R	ER	SO	BB	IBB	HBP	BLK	WP	HR	S	P	ERA	WHIP
37 Adrian Houser, R ERA: 4.58	(1, 1)	2.0		11	4	4	4	2	1	0	0	0	0	2	29	43	18.00	2.500
46 Bryse Wilson, R ERA: 2.95	(3, 1)	4.0	W	14	2	0	0	4	1	0	0	0	0	0	39	53	0.00	0.750
45 Abner Uribe, R ERA: 1.93	(7, 1)	0.0		4	0	2	2	0	3	0	1	0	2	0	5	18	∞	∞
55 Hoby Milner, L ERA: 2.22	(7, 1)	1.0	H	3	0	0	0	0	0	0	0	0	0	0	9	13	0.00	0.000
29 Trevor Megill, R ERA: 3.6	(8, 1)	2.0		9	3	0	0	5	0	0	0	0	0	0	27	32	0.00	1.500

PITCHER	IP	WLS	BF	H	R	ER	SO	BB	IBB	HBP	BLK	WP	HR	S	P	ERA	WHIP

BOTTOM

San Diego Padres @ Milwaukee Brewers

American Family Field, Milwaukee, WI

Sun Aug 27 2023, 1:12 PM - 4:17 PM CDT

Att. 36,528 - Sunny - 71 F

livebaseballscorecards.com

Batter	1	2	3	4	5	6	7	8	9	AB	R	H	RBI	BB	SO	LOB
22 Christian Yelich, L (1, 10) OBP: 0.370, SLG: 0.445	F FF 91 X CU 72 0-1 ① F7		C CH 80 B FF 91 B FC 87 B CH 82 B FF 92 4-1 41 BB, 24 BB, 10 BB BB		C CU 73 B FF 92 C FF 93 T SI 93 1-2 ① K	0-0 41 BB, 10 2B IBB	F FF 93 F FC 89 X FF 93 0-2 ② G6-3 2-3			3	2	0	0	2	1	1
24 William Contreras, R (1, 2) OBP: 0.355, SLG: 0.459	C FC 84 B CU 74 F FF 90 X SI 91 1-2 HR		B CU 74 B CH 81 C FC 87 B FC 86 B CH 82 4-1 10 BB, 41 BB 1-2 BB		X SI 94 0-0 ② G5-3	D ST 82 B ST 81 B FF 95 C FF 95 C ST 83 X FF 94 3-2 ② F9	C SI 93 X CH 80 0-1 3-H 2B			4	1	2	2	1	0	3
41 Carlos Santana, S (1, 3) OBP: 0.311, SLG: 0.415	X FF 91 0-0 10 G4-3 2B		S CH 82 B CH 82 B FC 88 B CH 82 B FF 94 4-1 10 BB 1-2 2-3 BB		B CH 83 X FC 89 1-0 E3	B ST 81 S FF 94 B FF 95 B ST 82 B FF 94 4-1 10 2B, 21 1B 1-2 2-3 3-H BB	B FC 89 F CH 80 B FC 90 B FC 89 X CH 80 3-1 ③ G3-1			3	1	1	1	2	0	1
10 Sal Frelick, L (1, 8) (7, 9) OBP: 0.374, SLG: 0.405	C CU 73 X CH 80 0-1 ② G4-3 2-3		B CU 75 B CH 82 C FF 94 F FF 93 B CH 82 B FF 94 4-2 27 G6-4-3 1-2 2-3 3-H BB		C CH 82 B FF 93 C CU 74 1 SAFE F FF 94 B SI 94 S CH 83 2-3 ③ K	X CU 81 0-0 21 1B 1-3 2-H 3-H 2B		S FF 96 B FS 89 X SI 98 1-1 ① L8		4	1	1	3	1	1	2
27 Willy Adames, R (1, 6) OBP: 0.298, SLG: 0.397	C CH 80 S CH 80 F CH 82 F CH 82 F SI 94 X CH 82 0-2 1B		B CH 83 C FF 95 X SI 94 1-1 ①② G6-4-3 1-2f			F4 4-2 21 1B BB		X SI 97 0-0 ② F9		4	0	1	0	1	0	3
21 Mark Canha, R (1, 7) OBP: 0.347, SLG: 0.381	C CH 81 B CU 76 F FF 92 F CH 82 F CH 82 B SI 93 F SI 94 C FF 93 2-3 ③ K		X FF 94 0-0 ③ P4			1-0 14 BB, 9 BB, 11 2B 1B 3-2 1-3 2-H 3-H 1B		C SI 99 B ST 81 F SI 98 B ST 84 X SI 99 2-2 1B		5	1	3	2	0	1	4
0 Brice Turang, L (1, 4) OBP: 0.295, SLG: 0.323		C CU 72 F CH 80 S FF 93 0-3 ① K		C FF 92 F FF 92 B SI 92 X CH 82 1-2 ① G4-3		4-2 14 BB, 11 2B 1-2 BB 0-3 ③ K		X SI 98 0-0 ③ G5-3		4	1	0	0	1	2	4
14 Andruw Monasterio, R (1, 5) OBP: 0.343, SLG: 0.359		C FF 92 B CU 74 S CH 82 B CH 83 B SI 93 F CH 83 X CH 81 3-2 ② P6		C FC 85 F FC 86 F FF 91 S FF 93 0-3 ② K		B ST 80 B ST 80 B ST 79 C FF 94 B FF 94 4-1 11 2B, 41 BB 1-2 2-3 BB	B FF 93 F SI 93 B CU 81 C SI 92 B CH 79 X SI 93 3-2 22 G6-3, 28 S, 24 2B 1B			3	2	1	0	1	1	0
15 Tyrone Taylor, R (1, 9) OBP: 0.253, SLG: 0.386 11 Rowdy Tellez, L (6, PH) OBP: 0.293, SLG: 0.401 28 Joey Wiemer, R (6, PR) OBP: 0.288, SLG: 0.374 (7, 8)		C FC 86 S CH 81 F CH 83 X SI 93 0-2 ③ G6-3		X FC 87 0-0 ③ G6-3		D ST 79 B FF 94 C ST 81 X CH 83 2-1 41 BB, 10 2B 1-3 2-H 3-H 2B	D CH 79 B SI 92 C CH 79 B CH 78 F CH 79 F SI 92 S CH 79 3-3 ① K 1-2			2 1 1	0 0 1	0 1 0	0 2 0	0 0 0	0 0 1	0 0 1
Inning Stats	R: 1 E: 0 K: 1 S: 20 H: 3 LOB: 2 BB: 0 P: 23	R: 0 E: 0 K: 1 S: 11 H: 0 LOB: 0 BB: 0 P: 14	R: 1 E: 0 K: 0 S: 8 H: 0 LOB: 2 BB: 4 P: 25	R: 0 E: 0 K: 1 S: 8 H: 0 LOB: 0 BB: 0 P: 9	R: 0 E: 1 K: 2 S: 9 H: 0 LOB: 1 BB: 0 P: 13	R: 7 E: 0 K: 1 S: 22 H: 4 LOB: 3 BB: 5 P: 49	R: 1 E: 0 K: 1 S: 14 H: 2 LOB: 1 BB: 0 P: 23	R: 0 E: 0 K: 0 S: 7 H: 1 LOB: 1 BB: 0 P: 10		1B: 5 2B: 5 3B: 0 HR: 1 SF: 0 SAC: 0 DP: 1 HBP: 0						

	AB	34
	R	10
	H	10
	RBI	10
	BB	9
	SO	7
	LOB	19

PITCHER	IP	WLS	BF	H	R	ER	SO	BB	IBB	HBP	BLK	WP	HR	S	P	ERA	WHIP
52 Michael Wacha, R (1, 1) ERA: 2.84	5.1		25	4	4	4	5	5	0	0	0	0	1	62	97	6.75	1.688
36 Steven Wilson, R (6, 1) ERA: 3.91	0.1	L	5	1	1	1	0	2	1	0	0	0	0	7	20	27.00	9.000
21 Nick Martinez, R (6, 1) ERA: 4.08	1.1		9	4	5	5	2	1	0	0	0	0	0	23	39	33.75	3.750
66 Luis García, R (8, 1) ERA: 4.5	1.0		4	1	0	0	0	0	0	0	0	0	0	7	10	0.00	1.000

PITCHER	IP	WLS	BF	H	R	ER	SO	BB	IBB	HBP	BLK	WP	HR	S	P	ERA	WHIP

Batter	1	2	3	4	5	6	7	8	9	AB	R	H	RBI	BB	SO	LOB
22 Christian Yelich, L (1, 7) OBP: 0.370, SLG: 0.451	B FF 94 B FF 95 X FF 95 2-0 HR	C FC 89 X FC 91 0-1 E4 24 1B 1B		S FC 90 F CH 88 B FF 95 X CU 81 1-2 ③ G5-3			B KC 79 F KC 78 F KC 81 T SI 94 1-2 ① K		B FF 93 F FF 93 S CH 88 S FF 94 1-3 ② K	5	2	2	1	0	2	0
24 William Contreras, R (1, 2) OBP: 0.355, SLG: 0.461	C FC 88 S SI 95 S ST 82 0-3 ① K	F SI 95 B ST 82 X SI 95 1-1 2-H 1B			B CU 81 X FC 87 1-0 ① P6		X FC 92 0-0 10 G4-3 27 2B 2B		B ST 82 B SI 92 B SI 93 C SI 93 F SI 93 X FF 92 3-2 ③ L5	5	1	2	1	0	1	0
10 Sal Frelick, L (1, 8) OBP: 0.378, SLG: 0.409	B FF 95 X FC 88 1-0 27 E 27 FC6 11 SF8 1B	C FC 89 C CU 81 F CU 81 S FF 95 0-3 ③ K			C FC 87 F CU 82 B FF 95 F FC 88 F FF 95 X CU 82 1-2 1B		B KC 82 X KC 80 1-0 ② G4-3 2-3			4	1	2	0	0	1	2
27 Willy Adames, R (1, 6) OBP: 0.298, SLG: 0.398	1 SAFE S FC 88 B ST 81 X FC 89 1-1 FC6 11 SF8 21 HR 1-3		S ST 81 C ST 81 X ST 82 0-2 ① L7		C FC 86 S FF 95 D ST 82 1 SAFE F ST 81 F ST 81 T FC 88 1-2 ② K		B KC 80 B KC 80 X KC 80 2-0 3-H 2B			4	1	1	1	0	1	2
11 Rowdy Tellez, L (1, 3) OBP: 0.293, SLG: 0.400	C CU 81 S FF 95 B FF 95 X CU 82 1-2 ② SF8 2-3 3-H		B FF 94 B CU 80 B SI 95 C FF 95 C FC 90 F FF 96 X CU 82 3-2 1B		1 SAFE B FC 87 X CH 86 1-0 ③ G4-3		C KC 80 C KC 80 F KC 81 D KC 82 F KC 81 S SI 94 1-3 ③ K			3	0	1	1	0	1	2
21 Mark Canha, R (1, 10) OBP: 0.346, SLG: 0.388	B SI 94 B ST 79 X FF 95 2-0 3-H HR		B FC 88 T ST 80 X FC 86 1-1 ② L7			X ST 80 0-0 ① F7		C SI 94 B FF 92 C SI 94 B ST 84 X SI 93 2-2 ① L1		4	1	1	2	0	0	1
14 Andruw Monasterio, R (1, 5) OBP: 0.341, SLG: 0.357	C FC 89 B ST 82 X FC 87 1-1 ③ L8		F SI 94 F ST 82 F FF 95 S ST 82 0-3 ③ K			C FC 88 B ST 79 B ST 81 C SI 95 X ST 80 2-2 0 G6-3 1B		B FF 92 C SI 93 B SI 93 F SI 94 F SI 93 B FF 93 F SI 93 F SI 93 X SI 94 3-2 ② G5-3		4	0	1	0	0	1	1
0 Brice Turang, L (1, 4) OBP: 0.292, SLG: 0.319		C CU 81 X CU 80 0-1 ① L8		C FC 87 B CH 86 X CH 87 1-1 ① G4-3		B FF 94 C FC 87 1 SAFE 1 SAFE C CU 80 X FF 95 1-2 ② G6-3 1-2		B CH 89 B SI 93 B SI 94 C SI 93 X SI 93 3-1 ③ G3		4	0	0	0	0	0	1
15 Tyrone Taylor, R (1, 9) OBP: 0.247, SLG: 0.376		B FF 95 B SI 95 F FC 87 B ST 82 C FF 95 F FF 96 S FC 88 3-3 ② K		F FF 94 X CU 80 0-1 ② G5-3		B FC 88 C SI 95 B ST 83 F FC 87 F ST 82 B FF 96 F FC 88 S SI 96 3-3 ③ K			S SI 94 B ST 81 X SI 93 1-1 ① G6-3	4	0	0	0	0	2	1

Inning Stats	1	2	3	4	5	6	7	8	9
	R: 4 E: 1 K: 1 S: 13 H: 3 LOB: 0 BB: 0 P: 21	R: 1 E: 1 K: 2 S: 14 H: 2 LOB: 1 BB: 0 P: 18	R: 0 E: 0 K: 1 S: 13 H: 1 LOB: 1 BB: 0 P: 17	R: 0 E: 0 K: 0 S: 7 H: 0 LOB: 0 BB: 0 P: 9	R: 0 E: 0 K: 1 S: 12 H: 1 LOB: 1 BB: 0 P: 16	R: 0 E: 0 K: 1 S: 12 H: 1 LOB: 1 BB: 0 P: 18	R: 1 E: 0 K: 2 S: 11 H: 2 LOB: 1 BB: 0 P: 16	R: 0 E: 0 K: 0 S: 11 H: 0 LOB: 0 BB: 0 P: 19	R: 0 E: 0 K: 1 S: 8 H: 0 LOB: 0 BB: 0 P: 13

	AB	R	H	RBI	BB	SO	LOB
TOP	37	6	10	6	0	9	10

	1B	SF	HBP
	6	1	0
	2B	SAC	PA
	2	0	38
	3B	DP	WP
	0	0	0
	HR	HBP	PB
	2	0	0
			SB
			0
			CS
			0

Milwaukee Brewers @ Chicago Cubs

Wrigley Field, Chicago, IL

Mon Aug 28 2023, 7:06 PM - 9:23 PM CDT

Att. 35,097 - Clear - 73 F

livebaseballscorecards.com

PITCHER		IP	WLS	BF	H	R	ER	SO	BB	IBB	HBP	BLK	WP	HR	S	P	ERA	WHIP
50 Jameson Taillon, R ERA: 5.4	(1, 1)	6.0	L	27	8	5	1	6	0	0	0	0	0	2	71	99	1.50	1.333
11 Drew Smyly, L ERA: 5.27	(7, 1)	1.0		5	2	1	1	2	0	0	0	0	0	0	11	16	9.00	2.000
74 Jose Cuas, R ERA: 3.69	(8, 1)	2.0		6	0	0	0	1	0	0	0	0	0	0	19	32	0.00	0.000

PITCHER	IP	WLS	BF	H	R	ER	SO	BB	IBB	HBP	BLK	WP	HR	S	P	ERA	WHIP

BOTTOM

Milwaukee Brewers @ Chicago Cubs

Wrigley Field, Chicago, IL

Mon Aug 28 2023, 7:06 PM - 9:23 PM CDT

Att. 35,097 - Clear - 73 F

livebaseballscorecards.com

Batter	1	2	3	4	5	6	7	8	9	AB	R	H	RBI	BB	SO	LOB
2 Nico Hoerner, R (1, 4) OBP: 0.338, SLG: 0.396	C FC 85 S FC 88 B FC 88 X FC 87 1-2 ① L5		F FC 87 B CH 85 X CH 85 1-1 ③ G6-3			C CH 83 X CH 83 0-1 ① G1-3		B SI 96 B SL 84 C SL 83 C SL 84 B FF 95 X SI 94 3-2 1B		4	0	1	0	0	0	0
7 Dansby Swanson, R (1, 6) OBP: 0.331, SLG: 0.424	B FC 88 X FC 87 1-0 ② F8			S FC 87 B FC 86 X CH 85 1-1 ① G6-3		F FC 87 B CH 83 B CH 83 X CH 83 2-1 1B		B SI 95 C SI 96 F SL 84 C FF 96 1-3 ② K		4	0	1	0	0	1	1
8 Ian Happ, S (1, 7) OBP: 0.359, SLG: 0.415	B FC 87 X FC 86 1-0 HR			B FC 87 C CH 84 B CH 85 X CH 84 2-1 ② G6-3		S FC 86 D FC 87 B CH 84 X CH 84 2-1 ② F8		F SI 96 C CH 88 X SL 84 0-2 ③ G6-3		4	1	1	1	0	0	2
24 Cody Bellinger, L (1, 8) OBP: 0.366, SLG: 0.543	C FC 88 B SL 78 F SL 78 B SL 80 S FC 88 2-3 ③ K			F SL 80 B SI 91 B FC 88 X SI 90 2-1 1B		1 SAFE B FC 88 B FC 89 X FC 87 2-0 ③ G4-3			C ST 80 C SI 89 B ST 81 B ST 81 X CH 82 2-2 ① P6	4	0	1	0	0	1	1
27 Seiya Suzuki, R (1, 9) OBP: 0.339, SLG: 0.439		B SI 88 C SI 89 B FF 90 F CH 84 X CH 85 2-2 ① G3-1		C CH 84 B FC 88 F FC 88 F FF 91 X FC 86 1-2 ③ L1			B SI 96 X SI 95 1-0 ① G5-3		F CH 82 B CH 82 C CH 82 F ST 81 B CH 81 T CH 81 2-2 ② K	4	0	0	0	0	1	1
15 Yan Gomes, R (1, 2) OBP: 0.310, SLG: 0.419		B FC 88 X FC 86 1-0 ② G4-3			C CH 83 X FC 86 0-1 ① G6-3		B SI 95 B SI 96 C SI 96 B SL 90 B SI 96 4-1 16 FC6-4 BB		B CH 82 C ST 81 F CH 82 F CH 81 F FF 91 B ST 81 X CH 82 2-2 ③ F9	3	0	0	0	1	0	0
9 Jeimer Candelario, S (1, 3) OBP: 0.345, SLG: 0.486		B FC 86 C FC 86 C CH 84 B FF 92 B CH 83 X CH 85 3-2 ③ G4-3			B CH 83 F CH 84 B FF 90 X FC 87 2-1 ② G5-3		S SL 89 S SL 90 D SL 89 F SL 90 B SL 91 S SL 90 2-3 ② K			3	0	0	0	0	1	1
16 Patrick Wisdom, R (1, 10) OBP: 0.290, SLG: 0.504			B FC 88 B CH 84 B FC 87 C FC 87 F FC 88 F FC 87 X CH 84 3-2 ① F8		F CU 75 X FC 88 0-1 HR		X SI 97 0-0 ③ FC6-4 1-2f			3	1	1	1	0	0	1
1 Nick Madrigal, R (1, 5) OBP: 0.328, SLG: 0.372			C FC 88 F FC 88 X FF 91 0-2 ② G4-3		B CH 84 B FC 86 B FC 85 C FC 86 F FC 87 X FC 87 3-2 ③ F7			C SL 82 B SI 94 X SI 95 1-1 ① G4-3		3	0	0	0	0	0	0
Inning Stats	R: 1 E: 0 K: 1 S: 8 H: 1 LOB: 0 BB: 0 P: 13	R: 0 E: 0 K: 0 S: 7 H: 0 LOB: 0 BB: 0 P: 13	R: 0 E: 0 K: 0 S: 9 H: 0 LOB: 0 BB: 0 P: 13	R: 0 E: 0 K: 0 S: 10 H: 1 LOB: 1 BB: 0 P: 16	R: 1 E: 0 K: 0 S: 9 H: 1 LOB: 0 BB: 0 P: 14	R: 0 E: 0 K: 0 S: 7 H: 1 LOB: 1 BB: 0 P: 13	R: 0 E: 0 K: 1 S: 7 H: 0 LOB: 1 BB: 1 P: 14	R: 0 E: 0 K: 1 S: 11 H: 1 LOB: 1 BB: 0 P: 16	R: 0 E: 0 K: 1 S: 12 H: 0 LOB: 0 BB: 0 P: 18	1B: 3 2B: 0 3B: 0 HR: 2 SF: 0 SAC: 0 DP: 0 HBP: 0						

	AB	32
	R	2
	H	5
	RBI	2
	BB	1
	SO	4
	LOB	7

WP: 0 PA: 33
PB: 0
SB: 0
CS: 0

PITCHER		IP	WLS	BF	H	R	ER	SO	BB	IBB	HBP	BLK	WP	HR	S	P	ERA	WHIP
20 Wade Miley, L ERA: 3.17	(1, 1)	6.0	W	22	4	2	2	1	0	0	0	0	0	2	50	82	3.00	0.667
59 Elvis Peguero, R ERA: 3.48	(7, 1)	1.0		4	0	0	0	1	1	0	0	0	0	0	7	14	0.00	1.000
31 Joel Payamps, R ERA: 2.09	(8, 1)	1.0		4	1	0	0	1	0	0	0	0	0	0	11	16	0.00	1.000
55 Hoby Milner, L ERA: 2.18	(9, 1)	1.0		3	0	0	0	1	0	0	0	0	0	0	12	18	0.00	0.000

PITCHER	IP	WLS	BF	H	R	ER	SO	BB	IBB	HBP	BLK	WP	HR	S	P	ERA	WHIP

Batter	1	2	3	4	5	6	7	8	9	AB	R	H	RBI	BB	SO	LOB
22 Christian Yelich, L (1, 7) OBP: 0.371, SLG: 0.450	B FF 91 B SL 82 B FF 92 C FF 93 F SI 93 B FF 93 4-2 27 WP 21 1B BB		B SL 84 C FF 91 T FF 91 B SL 83 B FF 93 X SL 84 3-2 ① L8		S SL 83 F FF 92 F FF 93 F SL 84 F FF 92 B SL 84 S SL 84 1-3 ② K			X FF 99 0-0 21 CS 1B		3	0	1	0	1	1	0
24 William Contreras, R (1, 10) OBP: 0.354, SLG: 0.459	B FF 93 B FF 92 X FF 93 2-0 ① P4		C SL 83 X FF 94 0-1 21 1B 1B		C FF 91 B FF 91 S SL 86 B SL 84 F SL 85 B SL 83 X FF 93 3-2 ③ G6-3			C FF 99 C SL 86 B SL 87 1 SAFE X FF 99 1-2 ① F8		4	0	1	0	0	0	2
21 Mark Canha, R (1, 3) OBP: 0.348, SLG: 0.389	C FF 93 B FF 93 C SL 82 F SL 85 X SL 83 1-2 27 WP 1B		B SL 82 C FF 93 B FF 92 C SL 84 F FF 93 F SL 84 X FF 92 2-2 1-2 1B			C FF 88 B SL 82 F SL 82 F FF 90 F SL 83 X FF 92 1-2 ① G6-3		C SL 89 C SL 88 S SL 87 0-3 ②③ K 1-2		4	0	2	0	0	1	1
27 Willy Adames, R (1, 6) OBP: 0.296, SLG: 0.394	F FF 92 S SL 83 F FF 94 F FF 94 B FF 94 F SL 83 F SL 84 B CU 79 X SL 83 2-2 ② L4 1-2 2-3		C SL 83 B FF 90 F SL 84 S FF 94 1-3 ② K			F FF 93 F FF 92 S FF 91 0-3 ② K			B SL 87 F FC 90 B SL 88 X FC 90 2-1 ① F8	4	0	0	0	0	2	4
14 Andruw Monasterio, R (1, 5) OBP: 0.341, SLG: 0.357 10 Sal Frelick, L (9, PH) OBP: 0.375, SLG: 0.404	T FF 91 C FF 93 F FF 94 B SL 83 F SL 84 S SL 83 1-3 ③ K		S FF 92 F FF 93 D SL 84 S SL 84 1-3 ③ K			C SL 81 F FF 90 X SL 84 0-2 1B			C SL 86 T SI 96 S SL 90 0-3 ② K	3 1	0 0	1 0	0 0	0 0	2 1	4 0
28 Joey Wiemer, R (1, 8) OBP: 0.286, SLG: 0.371 11 Rowdy Tellez, L (9, PH) OBP: 0.292, SLG: 0.399		C FF 92 C FF 93 S SL 83 0-3 ① K2-3		X SL 84 0-0 ① G6-3		C FF 90 F SL 82 F FF 93 B SL 82 S FF 91 1-3 ③ K			C SL 88 B SI 96 S SL 88 X SI 96 1-2 ③ L7	3 1	0 0	0 0	0 0	0 0	2 0	1 0
7 Victor Caratini, S (1, 2) OBP: 0.326, SLG: 0.364		B FF 93 X SL 84 1-0 0 1B 1B		B FF 92 B FF 91 F FF 92 S FF 90 F FF 93 F SL 85 S SL 83 2-3 ② K			B FC 89 B FC 90 C FF 91 F FC 90 S FS 85 2-3 ① K			3	0	1	0	0	2	0
0 Brice Turang, L (1, 4) OBP: 0.292, SLG: 0.319		B FF 92 C FF 93 B FF 92 X FF 93 2-1 15 G5-4-3 1-2 1B		C SL 82 X SL 83 0-1 ③ F8			X CU 74 0-0 ② F4			3	0	1	0	0	0	0
15 Tyrone Taylor, R (1, 9) OBP: 0.242, SLG: 0.368		F FF 93 C FF 94 D SL 83 B SL 83 F FF 94 X FF 94 2-2 ②③ G5-4-3 1-2f			B SL 81 F FF 90 X FF 92 1-1 ① F7			C FC 91 B FS 85 B CU 72 X SI 92 2-1 ③ P6		3	0	0	0	0	0	2
Inning Stats	R: 0 H: 1 E: 0 LOB: 2 K: 1 BB: 1 S: 19 P: 29	R: 0 H: 2 E: 0 LOB: 1 K: 1 BB: 0 S: 10 P: 15	R: 0 H: 2 E: 0 LOB: 2 K: 2 BB: 0 S: 16 P: 23	R: 0 H: 0 E: 0 LOB: 0 K: 1 BB: 0 S: 8 P: 10	R: 0 H: 0 E: 0 LOB: 0 K: 1 BB: 0 S: 12 P: 17	R: 0 H: 1 E: 0 LOB: 1 K: 2 BB: 0 S: 15 P: 17	R: 0 H: 0 E: 0 LOB: 0 K: 1 BB: 0 S: 6 P: 10	R: 0 H: 1 E: 0 LOB: 0 K: 1 BB: 0 S: 7 P: 8	R: 0 H: 0 E: 0 LOB: 0 K: 1 BB: 0 S: 8 P: 11	1B: 7 SF: 0 2B: 0 SAC: 0 3B: 0 DP: 1 HR: 0 HBP: 0					WP: 1 PA: 33 PB: 0 SB: 0 CS: 1	

PITCHER		IP	WLS	BF	H	R	ER	SO	BB	IBB	HBP	BLK	WP	HR	S	P	ERA	WHIP
35 Justin Steele, L ERA: 2.69	(1, 1)	6.0	W	24	6	0	0	8	1	0	0	0	1	0	80	111	0.00	1.167
38 Mark Leiter Jr., R ERA: 2.7	(7, 1)	1.0	H	3	0	0	0	1	0	0	0	0	0	0	6	10	0.00	0.000
66 Julian Merryweather, R ERA: 3.38	(8, 1)	1.0	H	3	1	0	0	1	0	0	0	0	0	0	7	8	0.00	1.000
73 Adbert Alzolay, R ERA: 2.59	(9, 1)	1.0	S	3	0	0	0	1	0	0	0	0	0	0	8	11	0.00	0.000

PITCHER	IP	WLS	BF	H	R	ER	SO	BB	IBB	HBP	BLK	WP	HR	S	P	ERA	WHIP

TOP

Milwaukee Brewers @ Chicago Cubs

Wrigley Field, Chicago, IL

Tue Aug 29 2023, 7:09 PM - 9:38 PM CDT

Att. 33,294 - Cloudy - 70 F

livebaseballscorecards.com

AB	32
R	0
H	7
RBI	0
BB	1
SO	11
LOB	14

Batter	1	2	3	4	5	6	7	8	9	AB	R	H	RBI	BB	SO	LOB
40 Mike Tauchman, L (1, 8) OBP: 0.358, SLG: 0.389	C FC 94 X FC 94 0-1 ① G5-3		C FC 94 B CU 80 X CU 79 1-1 ① G4-3		B FC 94 B CU 80 C FC 95 B FC 95 B FC 96 4-1 1-2 BB		B FC 94 S FC 94 B FC 95 C FC 94 F FC 95 X CH 89 2-2 1-2 1B			3	0	1	0	1	0	0
2 Nico Hoerner, R (1, 4) OBP: 0.337, SLG: 0.393	H SI 94 1-0 8 2B 24 G4-3 HBP		S FC 94 B SL 83 S CU 79 F FC 95 X CU 80 1-2 ② G4-3		B SL 86 S SL 84 C FC 95 X SL 84 1-2 ② ③ L5 3-3		B FC 96 B FC 95 X FC 95 2-0 ② P3			3	1	0	0	0	0	5
8 Ian Happ, S (1, 7) OBP: 0.360, SLG: 0.418	1 SAFE X FC 93 0-0 24 G4-3 1-3 2B		B CH 90 C FC 95 S CU 81 S FC 94 1-3 ③ K			B FC 93 C CH 88 B CH 89 X CH 90 2-1 24 FC4-6 1B	B FC 95 F FC 96 C CU 79 S CU 80 1-3 ③ K2-3			4	0	2	0	0	2	2
24 Cody Bellinger, L (1, 3) OBP: 0.363, SLG: 0.538	B FC 93 B FC 93 S CH 90 S FC 94 X FC 92 2-2 ② G4-3 2-3 3-H			B FC 96 C CU 78 S CU 80 X SL 82 1-2 ① L9		X FC 95 0-0 ① FC4-6 7 1B 1-2f		B SI 100 S SL 90 B SL 90 S SI 100 X SI 100 2-2 ① G3-1		4	0	0	1	0	0	2
7 Dansby Swanson, R (1, 6) OBP: 0.333, SLG: 0.425	X FC 94 0-0 ③ G1-4-3			C CU 78 B SL 84 X FC 94 1-1 27 G5-4-3 1B		C FC 95 B SL 84 1 SAFE F FC 95 X CU 80 1-2 1-2 1B		B SL 90 C SL 88 S SL 88 B FF 101 B SL 89 F SL 90 F SI 100 X SI 99 3-2 ② F9		4	0	2	0	0	0	1
27 Seiya Suzuki, R (1, 9) OBP: 0.338, SLG: 0.436		B FC 93 B SL 82 C FC 95 B FC 94 F FC 94 F FC 95 B FC 94 4-2 BB		F FC 95 X CU 79 0-1 ② ③ G5-4-3 1-2f		D SI 94 F SL 84 D SI 96 B FC 94 C FC 95 C FC 95 3-3 ② K		B SI 100 C SI 99 S SL 90 S SL 90 1-3 ③ K		3	0	0	0	1	2	3
9 Jeimer Candelario, S (1, 5) OBP: 0.343, SLG: 0.482		D CU 81 F CH 89 1 SAFE 1 SAFE F FC 94 T CH 89 1-2 ① K			B FC 95 C CU 80 B CU 79 B FC 94 X FC 94 3-1 ① G5-3	C FC 95 F FC 95 S CU 78 0-3 ③ K				3	0	0	0	0	2	3
5 Christopher Morel, R (1, 10) OBP: 0.315, SLG: 0.490		S SL 83 1 SAFE B SL 82 F FC 95 S SL 82 1-3 ② K			X FC 95 0-0 15 1B 2 L5 1B		S CU 79 B CU 80 F SL 82 F CH 88 B SL 83 C FC 94 2-3 ① K			3	0	1	0	0	2	1
15 Yan Gomes, R (1, 2) OBP: 0.313, SLG: 0.421		F FC 96 1 SAFE S SL 84 D SL 82 1 SAFE B FC 94 X SL 83 2-2 ③ G5-3			B CU 81 X SI 96 1-0 40 BB 1-3 1B		F FC 95 F FC 94 X FC 95 0-2 40 1B 1B			3	0	2	0	0	0	1
Inning Stats	R: 1 H: 1 E: 0 LOB: 1 K: 0 BB: 0 S: 7 P: 10	R: 0 H: 0 E: 0 LOB: 1 K: 2 BB: 1 S: 12 P: 20	R: 0 H: 0 E: 0 LOB: 0 K: 1 BB: 0 S: 9 P: 12	R: 0 H: 1 E: 0 LOB: 0 K: 0 BB: 0 S: 7 P: 9	R: 0 H: 2 E: 0 LOB: 2 K: 0 BB: 1 S: 8 P: 17	R: 0 H: 2 E: 0 LOB: 2 K: 2 BB: 0 S: 12 P: 18	R: 0 H: 2 E: 0 LOB: 2 K: 2 BB: 0 S: 15 P: 22	R: 0 H: 0 E: 0 LOB: 0 K: 1 BB: 0 S: 11 P: 17		1B: 7 SF: 0 2B: 2 SAC: 0 3B: 0 DP: 2 HR: 0 HBP: 1					WP: 0 PA: 33 PB: 0 SB: 0 CS: 0	

PITCHER		IP	WLS	BF	H	R	ER	SO	BB	IBB	HBP	BLK	WP	HR	S	P	ERA	WHIP
39 Corbin Burnes, R ERA: 3.55	(1, 1)	7.0	L	30	8	1	1	7	2	0	1	0	0	0	70	108	1.29	1.429
45 Abner Uribe, R ERA: 1.83	(8, 1)	1.0		3	0	0	0	1	0	0	0	0	0	0	11	17	0.00	0.000

PITCHER	IP	WLS	BF	H	R	ER	SO	BB	IBB	HBP	BLK	WP	HR	S	P	ERA	WHIP

BOTTOM

Milwaukee Brewers @ Chicago Cubs

Wrigley Field, Chicago, IL

Tue Aug 29 2023, 7:09 PM - 9:38 PM CDT

Att. 33,294 - Cloudy - 70 F

livebaseballscorecards.com

AB	30
R	1
H	8
RBI	1
BB	2
SO	8
LOB	18

Batter	1	2	3	4	5	6	7	8	9	AB	R	H	RBI	BB	SO	LOB
22 Christian Yelich, L (1, 7) OBP: 0.370, SLG: 0.448	X FF 87 0-0 10 FC5-4 41 BB 1B		C FF 86 B FF 86 B CH 81 F CH 80 B CH 82 X CH 81 3-2 E1 24 1B		C SI 87 B CU 75 S CH 82 S CH 81 1-3 ② K		F FF 99 F FF 100 B FF 100 B FF 98 T SL 86 2-2 ③ K		X SL 87 0-0 ①② G4-6-3 1-2f	5	1	1	0	0	2	1
24 William Contreras, R (1, 2) OBP: 0.357, SLG: 0.458 15 Tyrone Taylor, R (9, PR) OBP: 0.242, SLG: 0.368	C SI 86 F CH 77 B CH 78 F SI 88 1 SAFE B CH 80 B SI 87 S CH 80 3-3 ① K		C CH 79 F CH 80 B SI 88 X SI 88 1-2 41 FC4-6 2-H 1B		C SI 88 B CU 75 B CH 81 C CH 81 B CH 81 B SI 89 4-2 41 1B 41 S BB			X SL 86 0-0 ① G5-3	B FC 90 B FC 90 S SL 89 B SL 89 B SL 89 4-1 41 FC6 BB	3 0	0 0	1 0	1 0	2 0	1 0	1 0
41 Carlos Santana, S (1, 10) OBP: 0.312, SLG: 0.413	1 SAFE B FF 87 S SI 85 B CH 80 F CH 81 F CH 81 B SI 88 B CH 81 4-2 10 FC5-4 1-2 BB		B FF 88 B SI 87 X SI 86 2-0 ① FC4-6 1-2f		C SI 87 B CH 81 S CH 80 D CH 81 X CH 82 2-2 1-3 1B			C FC 89 B CU 74 F SI 92 B FS 83 X FS 84 2-2 ② P3	C SI 95 B SI 96 X SL 89 1-1 ③ FC6 1-2f	4	0	1	0	1	0	2
10 Sal Frelick, L (1, 8) OBP: 0.371, SLG: 0.398 (8, 9)	F FF 88 X CH 82 0-1 ② FC5-4 1-2f 2-3		C FF 88 D CH 82 S CH 82 C FF 89 1-3 ② K		C CH 81 F CH 81 F CH 82 S CH 82 0-3 ③ K			S CU 73 B FS 85 B FS 83 F FC 90 B SI 91 X FC 88 3-2 11 BB 27 S 21 HBP 1B		4	1	1	0	0	2	5
27 Willy Adames, R (1, 6) OBP: 0.295, SLG: 0.392	1 SAFE X CH 79 0-0 ③ P6		C SI 87 B CH 81 B CH 80 S SI 89 B CH 81 X SI 90 3-2 ③ G4-3			B SI 88 B SI 88 S CH 80 B SI 88 S CH 81 X CH 81 3-2 ① P3		B CU 73 B FC 89 F SI 91 1 SAFE B SI 90 F CU 72 D FS 85 4-2 21 HBP 11 BB 1-2 BB		3	0	0	0	1	0	3
11 Rowdy Tellez, L (1, 3) OBP: 0.294, SLG: 0.398		C FF 86 B FF 86 X SI 86 1-1 21 G1-3 1B		C FF 88 S CH 79 X CH 80 0-2 ① F8		C FF 88 B CH 81 B CH 82 B FF 88 C FF 88 S CH 82 3-3 ② K		C FC 89 B FS 86 B FS 85 F CU 72 B SI 92 F FF 91 B FS 84 4-2 21 HBP 1-2 2-3 BB		3	0	1	0	1	1	0
21 Mark Canha, R (1, 9) OBP: 0.347, SLG: 0.386 28 Joey Wiemer, R (8, 8) OBP: 0.286, SLG: 0.371		C SI 86 C CH 79 X SI 89 0-2 ① G1-3 1-2		C SI 87 X SI 88 0-1 ② L6		C SI 88 F CH 81 X CH 81 0-2 ③ G5-3		C SL 89 H SI 95 1-1 1-2 2-3 3-H HBP		3 0	0 0	0 0	1 0	0 0	0 0	1 0
0 Brice Turang, L (1, 4) OBP: 0.289, SLG: 0.315		C FF 88 B CH 80 B CH 80 S CH 81 C FF 90 2-3 ② K		X SI 86 0-0 ③ G4-3			C FF 98 B CH 80 X SL 86 1-1 ① G3	B SL 89 X SL 88 1-0 ③ F8		4	0	0	0	0	1	4
14 Andruw Monasterio, R (1, 5) OBP: 0.335, SLG: 0.350		B SI 87 X CH 81 1-0 ③ L4			B CH 79 B SI 88 C CH 80 X SI 88 2-1 ① L5		C SL 87 S SL 86 B SL 86 F SL 88 F FF 99 S CH 79 1-3 ② K		C SL 89 F SI 95 X FC 91 0-2 E3 22 G4-6-3	4	0	0	0	0	1	1
Inning Stats	R: 0 H: 1 E: 0 LOB: 2 K: 1 BB: 1 S: 11 P: 18	R: 0 H: 1 E: 0 LOB: 1 K: 1 BB: 0 S: 9 P: 13	R: 1 H: 1 E: 1 LOB: 1 K: 1 BB: 0 S: 13 P: 23	R: 0 H: 0 E: 0 LOB: 0 K: 0 BB: 0 S: 6 P: 6	R: 0 H: 1 E: 0 LOB: 2 K: 2 BB: 1 S: 14 P: 23	R: 0 H: 0 E: 0 LOB: 0 K: 1 BB: 0 S: 9 P: 15	R: 0 H: 0 E: 0 LOB: 0 K: 2 BB: 0 S: 10 P: 14	R: 1 H: 1 E: 0 LOB: 3 K: 0 BB: 2 S: 14 P: 29	R: 0 H: 0 E: 1 LOB: 1 K: 0 BB: 1 S: 7 P: 12	1B: 5 SF: 0 2B: 0 SAC: 0 3B: 0 DP: 1 HR: 0 HBP: 1						

PITCHER		IP	WLS	BF	H	R	ER	SO	BB	IBB	HBP	BLK	WP	HR	S	P	ERA	WHIP
28 Kyle Hendricks, R ERA: 3.59	(1, 1)	6.0		25	4	1	0	6	2	0	0	0	0	0	62	98	0.00	1.000
66 Julian Merryweather, R ERA: 3.3	(7, 1)	1.1	H	4	0	0	0	2	0	0	0	0	0	0	11	15	0.00	0.000
38 Mark Leiter Jr., R ERA: 2.84	(8, 1)	0.1	H	4	1	0	0	0	2	0	0	0	0	0	11	24	0.00	9.000
73 Adbert Alzolay, R ERA: 2.54	(8, 1)	1.1	W	6	0	1	1	0	1	0	1	0	0	0	9	16	6.75	0.750

PITCHER	IP	WLS	BF	H	R	ER	SO	BB	IBB	HBP	BLK	WP	HR	S	P	ERA	WHIP

TOP

Milwaukee Brewers @ Chicago Cubs

Wrigley Field, Chicago, IL

Wed Aug 30 2023, 1:21 PM - 3:52 PM CDT

Att. 31,769 - Partly Cloudy - 67 F

livebaseballscorecards.com

AB	33
R	2
H	5
RBI	2
BB	5
SO	8
LOB	18

Batter	1	2	3	4	5	6	7	8	9	AB	R	H	RBI	BB	SO	LOB
40 Mike Tauchman, L (1, 8) OBP: 0.360, SLG: 0.386	B FF 94 B FF 95 B SI 94 C FF 94 B FF 95 4-1 2 HBP 8 2B BB		S FF 95 B CH 84 S CH 84 X FF 95 1-2 ① G4-3		B CU 82 S CH 84 F FF 94 B CU 84 F CH 86 B FF 96 F FF 96 S FF 95 3-3 ② K			B SL 83 F CH 86 B FF 93 B CH 88 B SL 82 4-1 8 FC3-2 2 SH1-4 24 1B 1-2 BB		2	2	0	0	2	1	0
2 Nico Hoerner, R (1, 4) OBP: 0.339, SLG: 0.394	C SI 94 S FF 96 H FF 96 1-2 8 2B 7 SF7 1-2 HBP		C CU 83 S CH 86 B SI 97 X FF 97 1-2 8 HBP 1B		B SL 86 C SI 95 B CH 88 X CH 86 2-1 ③ P5			L SI 94 B FF 94 X SI 94 1-1 ① SH1-4 1-2 2-3		2	1	1	0	0	0	0
8 Ian Happ, S (1, 7) OBP: 0.361, SLG: 0.419	B FF 96 S FF 96 B CH 86 X CH 87 2-1 1-3 2-H 2B		C FF 96 S CH 88 H FF 96 1-2 1-2 HBP			C SI 92 C FF 94 B CH 86 F FF 97 X CU 84 1-2 ① G3-1		B FF 95 B FF 94 X CH 89 2-0 ② FC3-2 24 1B 2-3 3-3		3	0	1	1	0	0	2
24 Cody Bellinger, L (1, 3) OBP: 0.362, SLG: 0.535	S CH 85 F CH 87 F FF 97 F CH 87 S FF 97 0-3 ① K		C FF 96 S FF 95 F FF 97 F FF 96 B CU 84 B CH 87 B CH 86 X FF 97 3-2 ② P3			B FF 94 F CH 84 S CH 86 C FF 96 1-3 ② K		X CH 90 0-0 1-2 3-H 1B		4	0	1	1	0	2	4
7 Dansby Swanson, R (1, 6) OBP: 0.330, SLG: 0.422	X SI 95 0-0 ② SF7 3-H		B SI 95 T FF 95 S CH 88 S FF 96 1-3 ③ K			B FF 96 F SI 96 X CH 88 1-1 ③ G5-3		F SL 85 S FF 95 T SL 84 0-2 ③ K		3	0	0	1	0	2	4
27 Seiya Suzuki, R (1, 9) OBP: 0.336, SLG: 0.432	C FF 95 C FF 97 X SL 86 0-2 ③ F9			X SI 94 0-0 ① L8			B SL 88 B SL 88 X SI 95 2-0 ① G5-3			3	0	0	0	0	0	1
9 Jeimer Candelario, S (1, 10) OBP: 0.341, SLG: 0.479		C FF 95 B SL 85 S SL 86 X CH 87 1-2 ① G4-3		C CH 85 C CU 82 C FF 96 0-3 ② K			B SI 94 X SL 90 1-0 ② G3			3	0	0	0	0	1	0
1 Nick Madrigal, R (1, 5) OBP: 0.324, SLG: 0.367		C CU 82 B SI 96 C SI 95 B FF 97 C SI 97 2-3 ② K		B SL 86 B CU 84 B FF 94 C FF 93 X FF 95 3-1 ③ F9			C SL 89 X SI 96 0-1 ③ G4-3			3	0	0	0	0	1	0
9 Miguel Amaya, R (1, 2) OBP: 0.357, SLG: 0.385 5 Christopher Morel, R (8, PH) OBP: 0.315, SLG: 0.489 15 Yan Gomes, R (9, 2) OBP: 0.313, SLG: 0.421		B FF 96 S SL 87 B SI 95 B FF 97 F FF 96 S FF 96 3-3 ③ K			C FF 94 F CH 86 B SL 86 T FF 96 1-2 ① K			B SI 95 X SL 83 1-0 E6 2 SH1-4 40 BB 8 FC3-2		2 1 0	0 0 0	0 0 0	0 0 0	0 0 0	2 0 0	0 0 0
Inning Stats	R: 2 E: 0 K: 1 S: 14 H: 1 LOB: 1 BB: 1 P: 21	R: 0 E: 0 K: 2 S: 9 H: 0 LOB: 0 BB: 0 P: 15	R: 0 E: 0 K: 1 S: 16 H: 1 LOB: 2 BB: 0 P: 23	R: 0 E: 0 K: 1 S: 6 H: 0 LOB: 0 BB: 0 P: 9	R: 0 E: 0 K: 2 S: 10 H: 0 LOB: 0 BB: 0 P: 16	R: 0 E: 0 K: 1 S: 9 H: 0 LOB: 0 BB: 0 P: 12	R: 0 E: 0 K: 0 S: 4 H: 0 LOB: 0 BB: 0 P: 7	R: 1 E: 1 K: 1 S: 9 H: 1 LOB: 2 BB: 1 P: 17		1B: 2 2B: 1 3B: 0 HR: 0 SF: 1 SAC: 1 DP: 0 HBP: 2					WP: 0 PB: 0 SB: 0 CS: 0 PA: 32	

PITCHER		IP	WLS	BF	H	R	ER	SO	BB	IBB	HBP	BLK	WP	HR	S	P	ERA	WHIP
53 Brandon Woodruff, R ERA: 2.7	(1, 1)	6.0		23	2	2	2	8	1	0	2	0	0	0	64	96	3.00	0.500
59 Elvis Peguero, R ERA: 3.42	(7, 1)	1.0		3	0	0	0	0	0	0	0	0	0	0	4	7	0.00	0.000
31 Joel Payamps, R ERA: 2.05	(8, 1)	1.0	L	6	1	1	0	1	1	0	0	0	0	0	9	17	0.00	2.000

PITCHER	IP	WLS	BF	H	R	ER	SO	BB	IBB	HBP	BLK	WP	HR	S	P	ERA	WHIP

BOTTOM

Milwaukee Brewers @ Chicago Cubs

Wrigley Field, Chicago, IL

Wed Aug 30 2023, 1:21 PM - 3:52 PM CDT

Att. 31,769 - Partly Cloudy - 67 F

livebaseballscorecards.com

AB	26
R	3
H	3
RBI	3
BB	2
SO	9
LOB	11

Batter	1	2	3	4	5	6	7	8	9	AB	R	H	RBI	BB	SO	LOB
12 Kyle Schwarber, L (1, 10) OBP: 0.333, SLG: 0.459	C CU 79 F CU 78 B CH 88 B CH 90 F FF 96 F FF 95 F CH 89 X CU 77 2-2 HR		C CH 88 B FF 94 F FF 94 B FF 94 1 SAFE S CH 90 2-3 ② K			C FF 94 B SL 82 S SL 82 X FF 94 1-2 ② G4-3		C CH 89 S FF 95 B SL 84 X FF 95 1-2 ② F9		4	1	1	1	0	1	3
7 Trea Turner, R (1, 6) OBP: 0.311, SLG: 0.443	B FF 95 F SL 82 X FF 95 1-1 ① F8		B FF 97 C FF 96 F FF 96 D SL 84 S CH 88 2-3 ③ K			T CH 89 B FF 96 F SL 85 B FF 93 F SL 82 S CH 89 2-3 ③ K		B FF 94 F CH 81 X CH 82 1-1 1-H 2-H HR		4	1	1	3	0	2	1
3 Bryce Harper, L (1, 3) OBP: 0.398, SLG: 0.497	S FF 94 S FF 93 B CH 89 S FF 94 1-3 ② K			S FF 93 S CH 88 F FF 95 B FF 93 B CU 79 B FF 95 S FF 93 3-3 ① K			F ST 80 B ST 80 X SI 89 1-1 ① F8	S FC 91 B FF 95 X CH 82 1-1 ③ G1-3		4	0	0	0	0	2	0
8 Nick Castellanos, R (1, 9) OBP: 0.312, SLG: 0.464	F FF 95 C CH 88 B FF 94 F FF 94 S SL 83 1-3 ③ K			B SL 84 S SL 83 S CH 88 B CH 88 B SL 85 F FF 95 C FF 95 3-3 ② K			F CH 81 B CH 82 F ST 80 B CH 80 F FF 90 X CH 81 2-2 ② F9		S CH 80 F FF 92 B FF 94 S CH 83 1-3 ① K	4	0	0	0	0	3	0
5 Bryson Stott, L (1, 4) OBP: 0.338, SLG: 0.442		B FF 93 C FF 92 F CH 88 F FF 93 S CU 78 1-3 ① K		X CH 87 0-0 ③ G4-3			C ST 81 C ST 80 B ST 79 B FF 89 C CH 80 2-3 ③ K		B FF 93 B FF 93 C FF 93 B FF 94 X FF 93 3-1 ② F7	4	0	0	0	0	2	0
28 Alec Bohm, R (1, 5) OBP: 0.337, SLG: 0.433		C SL 84 X SL 83 0-1 ② G5-3			B FF 94 C FF 93 C FF 94 F FF 96 X SL 84 1-2 ① G5-3			C SL 82 B SI 94 B SL 84 B SL 83 C FF 95 B FF 96 4-2 10 1B 16 1B BB	C FF 95 B CH 84 B CH 83 F CH 81 X CH 82 2-2 ③ G5-3	3	1	0	0	1	0	0
10 J.T. Realmuto, R (1, 2) OBP: 0.313, SLG: 0.452		B FF 94 B CH 88 X FF 95 2-0 ③ G6-3			B CU 78 X SL 82 1-0 ② G2-3			C SL 84 X SI 96 0-1 1-2 16 1B 7 HR 1B		3	1	1	0	0	0	0
16 Brandon Marsh, L (1, 8) OBP: 0.381, SLG: 0.469			B CH 87 C FF 93 B FF 92 F CH 88 F FF 93 B FF 94 C FF 92 3-3 ① K		F FF 93 F CU 76 B FF 95 B FF 92 B CH 89 F FF 93 F FF 94 F FF 94 X CU 79 3-2 ③ F9			B SL 82 X CH 88 1-0 1-2 2-H 7 HR 1B		3	1	1	1	0	1	0
44 Jake Cave, L (1, 7) OBP: 0.292, SLG: 0.404			C FF 93 B FF 92 X CU 78 1-1 1B			C FF 94 S FF 94 T CH 88 0-2 ① K		L CH 88 L FF 94 S SL 82 0-3 ① K		3	0	1	0	0	2	2
Inning Stats	R: 1 E: 0 K: 2 S: 15 H: 1 LOB: 0 BB: 0 P: 20	R: 0 E: 0 K: 1 S: 7 H: 0 LOB: 0 BB: 0 P: 10	R: 0 E: 0 K: 3 S: 12 H: 1 LOB: 1 BB: 0 P: 20	R: 0 E: 0 K: 2 S: 9 H: 0 LOB: 0 BB: 0 P: 15	R: 0 E: 0 K: 0 S: 11 H: 0 LOB: 0 BB: 0 P: 16	R: 0 E: 0 K: 2 S: 10 H: 0 LOB: 0 BB: 0 P: 13	R: 0 E: 0 K: 1 S: 9 H: 0 LOB: 0 BB: 0 P: 14	R: 4 E: 0 K: 1 S: 15 H: 3 LOB: 0 BB: 1 P: 23	R: 0 E: 0 K: 1 S: 8 H: 0 LOB: 0 BB: 0 P: 14	1B: 3 2B: 0 3B: 0 HR: 2 SF: 0 SAC: 0 DP: 0 HBP: 0						

TOP

Philadelphia Phillies @ Milwaukee Brewers

American Family Field, Milwaukee, WI

Fri Sep 01 2023, 7:13 PM - 9:45 PM CDT

Att. 32,519 - Clear - 77 F

livebaseballscorecards.com

AB	32
R	5
H	5
RBI	5
BB	1
SO	13
LOB	6

PITCHER		IP	WLS	BF	H	R	ER	SO	BB	IBB	HBP	BLK	WP	HR	S	P	ERA	WHIP
51 Freddy Peralta, R ERA: 3.85	(1, 1)	6.0		20	2	1	1	10	0	0	0	0	0	1	64	94	1.50	0.333
55 Hoby Milner, L ERA: 2.14	(7, 1)	1.0	H	3	0	0	0	1	0	0	0	0	0	0	9	14	0.00	0.000
31 Joel Payamps, R ERA: 2.47	(8, 1)	0.2	H	5	2	3	3	1	1	0	0	0	0	0	11	17	40.50	4.500
38 Devin Williams, R ERA: 1.6	(8, 1)	1.1	W	5	1	1	1	1	0	0	0	0	0	1	12	20	6.75	0.750

PITCHER	IP	WLS	BF	H	R	ER	SO	BB	IBB	HBP	BLK	WP	HR	S	P	ERA	WHIP

BOTTOM

Philadelphia Phillies @ Milwaukee Brewers
American Family Field, Milwaukee, WI
Fri Sep 01 2023, 7:13 PM - 9:45 PM CDT
Att. 32,519 - Clear - 77 F

livebaseballscorecards.com

Batter	1	2	3	4	5	6	7	8	9	AB	R	H	RBI	BB	SO	LOB
22 Christian Yelich, L (1, 7) OBP: 0.367, SLG: 0.444	G6-3		K		K			FC6 41 BB, 24 1B, 15 BB 1-2f		4	1	0	0	0	2	1
24 William Contreras, R (1, 2) OBP: 0.358, SLG: 0.458	K			27 HR, 41 1B 1B	K			6 E, 15 BB, 41 BB 1-2 1B		4	2	2	0	0	2	0
41 Carlos Santana, S (1, 3) OBP: 0.315, SLG: 0.415	1B			27 HR 1-2 1B		K		6 E, 15 BB 1-2 2-3 BB		3	2	2	0	1	1	0
10 Sal Frelick, L (1, 8) OBP: 0.361, SLG: 0.385 (8, 9) 15 Tyrone Taylor, R (8, PH) OBP: 0.247, SLG: 0.368 (9, 9)	G5-3			F8		K		6 E, 6 E 1-2 2-3 3-H BB		3 0	0 1	0 0	0 1	0 1	1 0	3 0
27 Willy Adames, R (1, 6) OBP: 0.295, SLG: 0.397		F9		HR 1-H 2-H	G6-3			K		4	1	1	3	0	1	3
11 Rowdy Tellez, L (1, 10) OBP: 0.293, SLG: 0.395 6 Owen Miller, R (7, PH) OBP: 0.301, SLG: 0.372 (8, 10)		K		F7			P6	E5 1-H 2-H 3-H		2 2	0 0	0 0	0 0	0 0	1 0	0 0
21 Mark Canha, R (1, 9) OBP: 0.347, SLG: 0.386 28 Joey Wiemer, R (8, 8) OBP: 0.288, SLG: 0.371		K		1B			K	BB		3 0	0 0	1 0	0 0	0 1	2 0	0 0
0 Brice Turang, L (1, 4) OBP: 0.286, SLG: 0.312		G4-3		F9			K	K		4	0	0	0	0	2	3
14 Andruw Monasterio, R (1, 5) OBP: 0.335, SLG: 0.350		K	K					22 FC6 1B		3	0	1	0	0	2	0

	AB	32
	R	7
	H	7
	RBI	4
	BB	3
	SO	14
	LOB	10

Inning Stats	1	2	3	4	5	6	7	8	9
	R: 0 E: 0 K: 1 S: 13	H: 1 LOB: 1 BB: 0 P: 20	R: 0 E: 0 K: 2 S: 8	H: 0 LOB: 0 BB: 0 P: 12	R: 0 E: 0 K: 2 S: 12	H: 0 LOB: 0 BB: 0 P: 18	R: 3 E: 0 K: 0 S: 17	H: 4 LOB: 1 BB: 0 P: 27	R: 0 E: 0 K: 3 S: 10	H: 0 LOB: 0 BB: 0 P: 15	R: 0 E: 0 K: 2 S: 8	H: 0 LOB: 0 BB: 0 P: 10	R: 0 E: 0 K: 2 S: 10	H: 0 LOB: 0 BB: 0 P: 15	R: 4 E: 1 K: 2 S: 24	H: 2 LOB: 2 BB: 3 P: 45

	1B: 6	SF: 0	WP: 0	PA: 35
	2B: 0	SAC: 0	PB: 0	
	3B: 0	DP: 0	SB: 0	
	HR: 1	HBP: 0	CS: 0	

PITCHER		IP	WLS	BF	H	R	ER	SO	BB	IBB	HBP	BLK	WP	HR	S	P	ERA	WHIP
45 Zack Wheeler, R ERA: 3.62	(1, 1)	6.0		23	5	3	3	10	0	0	0	0	0	1	68	102	4.50	0.833
30 Gregory Soto, L ERA: 4.76	(7, 1)	1.0		3	0	0	0	2	0	0	0	0	0	0	10	15	0.00	0.000
46 José Alvarado, L ERA: 1.78	(8, 1)	0.1	L	5	2	4	1	0	2	0	0	0	0	0	12	23	27.00	12.000
68 Jeff Hoffman, R ERA: 2.59	(8, 1)	0.2	B	4	0	0	0	2	1	0	0	0	0	0	12	22	0.00	1.500

PITCHER		IP	WLS	BF	H	R	ER	SO	BB	IBB	HBP	BLK	WP	HR	S	P	ERA	WHIP

Batter	1	2	3	4	5	6	7	8	9	AB	R	H	RBI	BB	SO	LOB
12 Kyle Schwarber, L (1, 7) OBP: 0.335, SLG: 0.465 18 Johan Rojas, R (9, PR) OBP: 0.330, SLG: 0.402	C FC 87 B FF 93 B FC 87 X FC 85 2-1 HR		B SI 93 C SI 91 C ST 83 B SI 93 S FF 93 2-3 ① K			L SI 90 B SI 92 C SL 82 X SI 91 1-2 ① P4		B SI 89 B ST 80 B SI 88 C SI 89 B SI 88 4-1 7 FC6-4 BB	B FF 94 C CH 83 F FF 94 B CH 84 B CH 85 X FF 94 3-2 7 S 2-3 3-H 1B	4 0	1 0	2 0	2 0	1 0	1 0	0 0
7 Trea Turner, R (1, 6) OBP: 0.312, SLG: 0.448	X SI 91 0-0 8 S 3 S 1B		B SI 93 B ST 83 B FC 85 C SI 92 S FF 93 S SI 92 3-3 ② K			X FF 99 0-0 HR		S CH 82 B FF 90 B SI 89 F SI 89 X CH 81 2-2 ① FC6-4 3 E 8 SF9 1-2f	F CH 85 S CH 85 D CH 86 B FF 95 F CH 85 B CH 87 S FF 95 3-3 ③ K 1-2	5	2	2	1	0	2	3
3 Bryce Harper, L (1, 10) OBP: 0.395, SLG: 0.492	B FF 92 B FC 86 S SI 91 S FF 92 X FF 92 2-2 ① P3 1-2		X SI 93 0-0 ③ G6-3			F FF 101 B FF 100 T KC 88 S FF 101 1-3 ② K		S SI 89 S ST 79 F FF 90 B FF 89 F ST 80 X SI 89 1-2 E1 8 SF9 1-3		4	0	0	0	0	1	2
8 Nick Castellanos, R (1, 9) OBP: 0.310, SLG: 0.462	C SI 92 T FF 93 S FF 93 0-3 ② K 2-3			F SI 91 S FF 93 F SI 93 X FS 87 0-2 ① G5-3		F FF 100 B FF 100 S KC 87 B FF 100 S KC 87 2-3 ③ K		B SL 89 B SL 89 X SL 89 2-0 ② SF9 2-3 3-H		3	0	0	1	0	2	1
5 Bryson Stott, L (1, 4) OBP: 0.335, SLG: 0.438	C SI 92 B FC 89 S SI 93 X SI 93 1-2 ③ F8			B ST 82 B ST 82 C FF 92 B SI 92 F FC 87 F FF 94 F SI 93 F SI 92 S FC 86 3-3 ② K			B KC 85 F FF 99 F FF 100 B KC 87 S KC 87 2-3 ① K	B SI 95 D SL 89 C SI 94 B SL 88 X SI 96 3-1 ③ G4-3		4	0	0	0	0	2	2
28 Alec Bohm, R (1, 5) OBP: 0.336, SLG: 0.434		S SI 91 S FC 87 F ST 83 C SI 93 0-3 ① K		B ST 83 C SI 94 F FF 93 B FC 88 X SI 93 2-2 ③ L3			F KC 86 X KC 85 0-1 2B		B CH 82 F FF 94 C FF 94 X CH 85 1-2 ① L9	4	0	1	0	0	1	0
10 J.T. Realmuto, R (1, 2) OBP: 0.314, SLG: 0.460		X FC 86 0-0 HR			B FC 85 B SI 93 X SI 91 2-0 ① L8		F FF 99 F FF 99 B FF 100 S KC 87 1-3 ② K		X FF 95 0-0 44 G3 16 BB 12 1B 1B	4	2	2	1	0	1	1
16 Brandon Marsh, L (1, 8) OBP: 0.382, SLG: 0.466		C CU 77 F SI 92 B FC 88 F FF 93 X FF 94 1-2 ② F7			B FF 91 X SI 92 1-0 ② G5-3		B FF 98 B FF 99 C FF 98 S FF 99 B FF 99 B FF 99 4-2 BB		B FC 91 B FF 95 B FF 94 C FF 94 B CH 84 4-1 12 1B 44 G3 1-2 BB	2	0	0	0	2	0	0
44 Jake Cave, L (1, 3) OBP: 0.285, SLG: 0.393		B SI 93 S FC 86 F FF 93 B FS 87 F SI 93 S FF 94 2-3 ③ K			C FF 92 B FF 93 B SL 83 C SI 92 C SI 92 2-3 ③ K		C FF 100 B FF 99 S KC 86 S FF 99 1-3 ③ K		X CH 82 0-0 ② G3 1-2 2-3	4	0	0	0	0	3	4

| Inning Stats | | |

Batter	1	2	3	4	5	6	7	8	9	AB	R	H	RBI	BB	SO	LOB
22 Christian Yelich, L (1, 10) OBP: 0.366, SLG: 0.442	C FF 94 C KC 79 F FF 95 S KC 81 0-3 K ①	C SI 93 B FC 89 F CH 87 B FF 93 F KC 80 B SI 94 X CH 86 3-2 2-H 1B			F FC 86 X KC 78 0-1 G4-3 ①	B FF 93 C FF 94 B CH 88 C SL 86 B CH 89 S FF 94 3-3 K ①		S FC 94 F FC 94 F FS 87 S SI 95 0-3 K ②		5	0	1	1	0	3	1
24 William Contreras, R (1, 2) OBP: 0.359, SLG: 0.460	S FF 93 C FF 95 S KC 81 0-3 K ②	B CH 86 B SI 91 S FF 94 S SI 92 F CH 88 F FF 94 X SI 92 2-2 G6-3 ③			X CH 85 0-0 41 HR 2B	B SL 87 X FF 93 1-0 41 FC4-6 1B		B SI 95 X SL 87 1-0 FC5-4 ③ 1-2f		5	1	2	0	0	1	2
41 Carlos Santana, S (1, 3) OBP: 0.317, SLG: 0.421	C FF 94 S FF 94 B FF 95 F KC 80 F KC 80 B FF 95 B CH 87 F FF 94 F FF 94 4-2 B FF 84 BB		X SI 91 0-0 L3 ①		B FF 91 F FC 87 B KC 78 C KC 80 B KC 79 X KC 79 3-2 2-H HR	S FF 94 C SL 86 F FF 94 B CH 89 X FF 95 1-2 FC4-6 ② 1-2f				3	1	1	2	1	0	1
10 Sal Frelick, L (1, 8) OBP: 0.350, SLG: 0.370	B KC 80 C KC 81 B FF 93 C FF 94 B KC 80 C KC 81 3-3 K ③		C FF 93 X CH 86 0-1 G4-3 ②		X CH 86 0-0 P5 ②	C SL 86 X CH 89 0-1 F6 ③				4	0	0	0	0	1	2
27 Willy Adames, R (1, 6) OBP: 0.295, SLG: 0.394		F FF 93 B FC 86 X SI 90 1-1 G5-3 ① C SI 90 S KC 82 B CH 86 B FF 93 F CH 87 S KC 81 2-3 K ③			B FF 92 B SI 90 B CH 86 B FF 91 4-0 21 2B BB		B SI 95 C FF 97 S FF 97 B FF 97 B SL 90 S SI 97 3-3 K ①			3	1	0	0	1	2	0
21 Mark Canha, R (1, 7) OBP: 0.350, SLG: 0.394		X FF 92 0-0 0 1B 2B		B KC 79 F SI 90 S SI 90 F FF 93 B CH 86 B SI 90 F KC 81 B FF 95 4-2 14 1B BB	C KC 78 X FF 91 0-1 0 1B 1-H 2B		B SI 97 F FF 98 B SL 89 F SI 97 C FF 98 2-3 ②			3	2	2	1	1	1	0
0 Brice Turang, L (1, 4) OBP: 0.288, SLG: 0.314	B KC 79 C CH 87 B KC 80 C FF 93 X KC 80 2-2 15 S 15 2B 2-H 1B		B SI 91 1 SAFE F FF 92 B CH 84 B FF 92 1 SAFE C KC 81 C SI 93 3-3 K ①		S FF 94 C FF 94 B FF 94 X SL 86 1-2 14 1B 2-H 1B		C SI 98 C CH 90 C FF 98 0-3 K ③			4	1	2	2	0	2	1
14 Andruw Monasterio, R (1, 5) OBP: 0.342, SLG: 0.357	X CH 87 0-0 L8 ②				F CH 85 X SI 88 0-1 15 G6-4-3 1-2 1B	C FF 94 S FF 94 F FF 94 F FF 94 F FF 93 X SL 85 0-2 1-3 1B		C SI 95 F SL 88 B SL 88 B SI 96 F SI 96 B SL 87 F SI 95 X FC 93 3-2 15 FC6-4 1B		4	0	3	0	0	0	1
15 Tyrone Taylor, R (1, 9) OBP: 0.247, SLG: 0.372	B FF 91 F SI 90 B KC 81 S CH 86 X KC 81 2-2 22 1B 1-H 2B		B CH 89 B SI 89 C SI 91 X CH 86 2-1 G6-4-3 ② ③ 1-2f		T FF 94 S SL 86 C FF 94 0-3 K ③			B SI 96 F SI 96 B SI 95 X SI 95 2-1 FC6-4 ① 24 FC5-4 1-2f		4	1	1	1	0	1	5
Inning Stats	R: 0 E: 0 K: 3 S: 16 H: 0 LOB: 1 BB: 1 P: 23	R: 3 E: 0 K: 0 S: 19 H: 4 LOB: 1 BB: 0 P: 29	R: 0 E: 0 K: 1 S: 7 H: 0 LOB: 0 BB: 0 P: 9	R: 0 E: 0 K: 1 S: 11 H: 1 LOB: 1 BB: 1 P: 20	R: 4 E: 0 K: 1 S: 21 H: 5 LOB: 2 BB: 1 P: 29	R: 0 E: 0 K: 1 S: 10 H: 1 LOB: 1 BB: 0 P: 15	R: 0 E: 0 K: 3 S: 9 H: 0 LOB: 0 BB: 0 P: 14	R: 0 E: 0 K: 1 S: 12 H: 1 LOB: 1 BB: 0 P: 18		1B: 7 2B: 4 3B: 0 HR: 1 SF: 0 SAC: 0 DP: 1 HBP: 0					

PITCHER	IP	WLS	BF	H	R	ER	SO	BB	IBB	HBP	BLK	WP	HR	S	P	ERA	WHIP
27 Aaron Nola, R (1, 1) ERA: 4.55	4.2	L	24	8	7	7	5	3	0	0	0	0	1	62	97	13.50	2.357
64 Andrew Bellatti, R (5, 1) ERA: 4.64	1.1		7	3	0	0	2	0	0	0	0	0	0	22	28	0.00	2.250
58 Seranthony Domínguez, R (7, 1) ERA: 3.72	1.0		3	0	0	0	3	0	0	0	0	0	0	9	14	0.00	0.000
54 Dylan Covey, R (8, 1) ERA: 4.64	1.0		4	1	0	0	1	0	0	0	0	0	0	12	18	0.00	1.000

PITCHER	IP	WLS	BF	H	R	ER	SO	BB	IBB	HBP	BLK	WP	HR	S	P	ERA	WHIP

BOTTOM

Philadelphia Phillies @ Milwaukee Brewers

American Family Field, Milwaukee, WI

Sat Sep 02 2023, 6:17 PM - 9:18 PM CDT

Att. 35,253 - Cloudy - 85 F

livebaseballscorecards.com

AB	35
R	7
H	12
RBI	7
BB	3
SO	11
LOB	13

WP: 0 PA: 38
PB: 0
SB: 1
CS: 0

Batter	1	2	3	4	5	6	7	8	9	AB	R	H	RBI	BB	SO	LOB
12 Kyle Schwarber, L (1, 7) OBP: 0.337, SLG: 0.464 18 Johan Rojas, R (9, PR) OBP: 0.330, SLG: 0.402 (9, 8)	B FC 88 C FC 86 C FC 88 B SL 78 F SL 80 X FC 89 2-2 ① G3			C FC 86 B FC 88 C SL 79 B SI 90 F FC 87 F FF 91 B CH 84 C FC 90 3-3 ① K		C SI 90 B SL 81 B SI 90 B FC 87 B FC 88 4-1 7 1B 8 2B BB	C SI 100 D SI 98 B SI 98 D SL 90 B SI 100 4-1 7 1B 1-2 BB		B FC 90 B FC 92 B FC 90 C SI 94 C SI 93 B SI 94 4-2 8 S BB	2	1	0	0	3	1	0
										0	0	0	0	0	0	0
7 Trea Turner, R (1, 6) OBP: 0.313, SLG: 0.448	B FF 90 F FC 86 C FF 90 X FF 91 1-2 ② F8			C CH 85 F CH 85 B FC 85 S FC 87 1-3 ② K		S FC 86 B FC 86 X CH 84 1-1 8 2B 1-2 1B	S SI 100 B SI 100 B SL 90 X SI 99 2-1 1-2 2-H 1B		X CU 80 0-0 ② F7	5	0	2	1	0	1	2
8 Nick Castellanos, R (1, 9) OBP: 0.309, SLG: 0.461	C CH 85 S FC 88 B FC 86 X CH 85 1-2 ③ G5-3			S CU 76 B CH 84 B CH 85 X FC 87 2-1 ③ G6-3		B FC 87 X FC 87 1-0 1-3 2-H 2B	S SL 90 S SL 89 B SL 90 F SL 89 B FF 102 S SL 90 2-3 ③ K		C CU 81 D SI 92 T FC 90 B SI 94 F SI 93 B FC 92 S FC 90 3-3 ③ K 1-2	5	0	1	1	0	2	4
3 Bryce Harper, L (1, 10) OBP: 0.391, SLG: 0.487		C FC 87 X SL 79 0-1 ① P3			B FC 87 S FC 86 S CH 85 B CH 85 X FC 89 2-2 ① P6	B FC 88 X FC 88 1-0 ③ G3		S SL 83 S SI 92 F SI 92 X SL 83 0-2 ① G6-3		4	0	0	0	0	0	2
28 Alec Bohm, R (1, 3) OBP: 0.335, SLG: 0.438		C FC 86 X FF 89 0-1 ② G6-3			B FC 84 X CH 85 1-0 ② G5-3		F CH 83 B FC 86 B CH 84 X CH 83 2-1 HR	C SI 93 X SL 84 0-1 ② F8		4	1	1	1	0	0	0
10 J.T. Realmuto, R (1, 2) OBP: 0.318, SLG: 0.467		C FF 91 C CH 84 X CH 85 0-2 ③ L9			C FC 87 F CU 76 H FC 84 1-2 HBP		B FC 87 X FC 86 1-0 HR	B SI 94 B SI 94 B SI 93 B SI 93 4-0 5 S BB		2	1	1	1	1	0	0
5 Bryson Stott, L (1, 4) OBP: 0.333, SLG: 0.435			B FC 87 C FC 88 X SI 90 1-1 ① G4-3		C FC 87 X SL 79 0-1 ③ G3		C SL 81 F FC 87 S SL 82 0-3 ① K	C SL 82 S SL 83 1 SAFE B SL 84 F SI 93 D SI 93 X SL 83 2-2 ③ L7 1-2		4	0	0	0	0	1	2
19 Cristian Pache, R (1, 8) OBP: 0.382, SLG: 0.580 16 Brandon Marsh, L (9, PH) OBP: 0.384, SLG: 0.471 (9, 7)			S FC 86 B FC 88 B CH 85 B CH 85 B CH 86 4-1 33 CS BB		C CH 83 C CH 84 S FC 88 0-3 ① K	B FC 87 B FC 88 T CH 83 C FC 86 B FC 86 B CH 84 4-2 33 FC6-4 BB			C FC 89 B CU 79 X FC 89 1-1 33 SH1-3 2B	1	0	0	0	2	1	0
										1	0	1	0	0	0	0
33 Edmundo Sosa, R (1, 5) OBP: 0.291, SLG: 0.422			1 SAFE X FF 90 0-0 ② ③ F8 1-2		X FC 85 0-0 ② F7	B SI 99 X SI 100 1-0 ② FC6-4 12 BB 7 1B 1-2f			X SI 92 0-0 ① SH1-3 2-3	3	1	0	0	0	0	2
Inning Stats	R: 0 E: 0 K: 0 S: 10 H: 0 LOB: 0 BB: 0 P: 14	R: 0 E: 0 K: 0 S: 7 H: 0 LOB: 0 BB: 0 P: 7	R: 0 E: 0 K: 0 S: 4 H: 0 LOB: 0 BB: 1 P: 9	R: 0 E: 0 K: 2 S: 10 H: 0 LOB: 0 BB: 0 P: 16	R: 0 E: 0 K: 0 S: 8 H: 0 LOB: 1 BB: 0 P: 12	R: 1 E: 0 K: 1 S: 9 H: 2 LOB: 2 BB: 1 P: 16	R: 3 E: 0 K: 2 S: 16 H: 3 LOB: 2 BB: 2 P: 32	R: 0 E: 0 K: 0 S: 10 H: 0 LOB: 1 BB: 1 P: 16	R: 0 E: 0 K: 1 S: 10 H: 1 LOB: 3 BB: 1 P: 18	1B: 2 2B: 2 3B: 0 HR: 2 SF: 0 SAC: 1 DP: 0 HBP: 1						

PITCHER		IP	WLS	BF	H	R	ER	SO	BB	IBB	HBP	BLK	WP	HR	S	P	ERA	WHIP
20 Wade Miley, L ERA: 3.33	(1, 1)	6.1	L	26	4	4	4	4	3	0	1	0	0	2	56	89	5.68	1.105
45 Abner Uribe, R ERA: 1.77	(7, 1)	0.2		4	1	0	0	1	1	0	0	0	0	0	8	17	0.00	3.000
32 Andrew Chafin, L ERA: 5.27	(8, 1)	1.0		4	0	0	0	0	1	0	0	0	0	0	10	16	0.00	1.000
46 Bryse Wilson, R ERA: 2.91	(9, 1)	1.0		5	1	0	0	1	1	0	0	0	0	0	10	18	0.00	2.000

PITCHER	IP	WLS	BF	H	R	ER	SO	BB	IBB	HBP	BLK	WP	HR	S	P	ERA	WHIP

TOP

Philadelphia Phillies @ Milwaukee Brewers

American Family Field, Milwaukee, WI

Sun Sep 03 2023, 12:06 PM - 2:47 PM CDT

Att. 33,473 - Sunny - 89 F

livebaseballscorecards.com

AB	31
R	4
H	6
RBI	4
BB	6
SO	6
LOB	12

Batter	1	2	3	4	5	6	7	8	9	AB	R	H	RBI	BB	SO	LOB
21 Mark Canha, R (1, 7) OBP: 0.354, SLG: 0.403	B SI 92 F SI 93 B FC 89 F FF 93 F SI 93 X CU 77 2-2 ① P4		C FC 88 X FF 93 0-1 HR	F FC 91 B FC 90 B CU 78 B CH 84 F FC 88 F SI 94 X CU 78 3-2 ③ F9			B FC 90 B SI 93 F SI 92 B FF 93 B FC 88 4-1 27 S 1-2 BB		C FF 96 B KC 87 S FF 97 X FF 96 1-2 1B	4	1	2	1	1	0	0
24 William Contreras, R (1, 10) OBP: 0.357, SLG: 0.464	F SI 94 X CH 85 0-1 HR		C SI 92 B FC 89 C FC 88 B CU 76 S FF 94 2-3 ① K		C FF 96 F FF 97 B FS 92 B SL 88 S SL 88 2-3 ① K		X FC 88 0-0 ① F8 2-3		B KC 87 B KC 87 X FF 95 2-0 ② F9	5	1	1	1	0	2	3
41 Carlos Santana, S (1, 3) OBP: 0.315, SLG: 0.419	B SI 94 C FF 94 C FC 87 B FC 87 C SI 94 2-3 ② K		B FC 89 B FC 88 X CH 84 2-0 28 BB 27 BB 1B		B FF 98 C SL 86 B SL 87 F FF 97 X FS 92 2-2 ② G3		C FC 89 B SL 83 B FF 93 S FF 93 F FF 94 C SL 84 2-3 ② K		C FF 96 F KC 86 S KC 88 0-3 ③ K	5	0	1	0	0	3	3
27 Willy Adames, R (1, 6) OBP: 0.294, SLG: 0.392	C FC 88 B FF 94 S FF 94 B FF 94 B CU 78 X FC 88 3-2 E5 15 1B		D CH 84 B CH 84 B FF 95 C SI 93 B FC 89 4-1 28 BB 1-2 BB		S SL 86 B FS 91 F FF 97 B FS 91 S SL 86 2-3 ③ K		B FF 93 B FF 93 B FF 93 C FF 93 F FF 92 X FF 93 3-2 ③ P3 1-2			3	0	0	0	1	1	2
15 Tyrone Taylor, R (1, 9) OBP: 0.247, SLG: 0.369	X FF 94 0-0 1-2 1B		C CU 77 D CH 83 F CU 77 T FF 94 1-2 ② K			C SL 89 B SI 96 X SI 97 1-1 ① P3		S FC 90 F SI 98 B FC 90 F FC 90 F FC 92 B SI 97 S FC 91 2-3 ① K		4	0	1	0	0	2	2
28 Joey Wiemer, R (1, 8) OBP: 0.288, SLG: 0.368	F CU 78 B FF 94 B FF 95 D CU 78 F FC 88 X CU 77 3-2 ③ L7		B FF 95 S FF 94 B FF 95 D CH 84 B FF 95 4-1 1-2 2-3 BB			C SI 98 B SI 97 B SI 98 X FF 97 2-1 ② F9		C SI 96 X FC 91 0-1 E6 7 FC5-4		3	0	0	0	1	0	2
7 Victor Caratini, S (1, 2) OBP: 0.330, SLG: 0.367		C FF 94 X FF 93 0-1 0 G1-6-3 1B	F FF 94 C CU 76 S CU 76 0-3 ③ K			C SL 87 B FF 97 F FF 97 X SL 89 1-2 1B		S FC 91 X FC 90 0-1 ② FC5-4 1-2f		4	0	2	0	0	1	4
14 Andruw Monasterio, R (1, 5) OBP: 0.336, SLG: 0.350		B CU 75 S FF 94 D CH 86 F FF 94 X CU 76 2-2 ① P4		C CU 78 B CH 83 X CH 84 1-1 ① G1-3		C SL 88 D SL 90 B SI 98 X FF 97 2-1 ③ F9		D SI 98 S FC 91 B SI 97 F FC 92 B FC 91 S FC 91 3-3 ③ K		4	0	0	0	0	1	3
0 Brice Turang, L (1, 4) OBP: 0.286, SLG: 0.312 6 Owen Miller, R (7, PH) OBP: 0.304, SLG: 0.372 (8, 4) 22 Christian Yelich, L (9, PH) OBP: 0.365, SLG: 0.441		C SI 94 X SI 94 0-1 ② ③ G1-6-3 1-2f		C SI 93 F SL 83 C SI 94 0-3 ② K			B FF 93 C FF 92 B SL 83 B SI 94 S FF 92 B FF 95 4-2 24 F8 21 BB BB		B KC 87 F FF 95 B FF 95 T FF 95 F FF 97 S KC 87 2-3 ① K	2 0 1	0 0 0	0 0 0	0 0 0	0 1 0	1 0 1	1 0 0
Inning Stats	R: 1 H: 2 E: 1 LOB: 2 K: 1 BB: 0 S: 16 P: 26	R: 0 H: 1 E: 0 LOB: 0 K: 0 BB: 0 S: 7 P: 9	R: 1 H: 2 E: 0 LOB: 3 K: 3 BB: 2 S: 14 P: 27	R: 0 H: 0 E: 0 LOB: 0 K: 1 BB: 0 S: 9 P: 13	R: 0 H: 0 E: 0 LOB: 0 K: 2 BB: 0 S: 9 P: 15	R: 0 H: 1 E: 0 LOB: 1 K: 0 BB: 0 S: 9 P: 15	R: 0 H: 0 E: 0 LOB: 2 K: 1 BB: 2 S: 11 P: 24	R: 0 H: 0 E: 1 LOB: 1 K: 2 BB: 0 S: 12 P: 17	R: 0 H: 1 E: 0 LOB: 1 K: 2 BB: 0 S: 11 P: 16	1B: 5 SF: 0 2B: 0 SAC: 0 3B: 0 DP: 1 HR: 2 HBP: 0						WP: 0 PA: 39 PB: 0 SB: 1 CS: 0	

PITCHER		IP	WLS	BF	H	R	ER	SO	BB	IBB	HBP	BLK	WP	HR	S	P	ERA	WHIP
55 Ranger Suárez, L ERA: 3.91	(1, 1)	4.0		19	5	2	2	5	2	0	0	0	0	2	46	75	4.50	1.750
68 Jeff Hoffman, R ERA: 2.53	(5, 1)	1.0		3	0	0	0	2	0	0	0	0	0	0	9	15	0.00	0.000
58 Seranthony Domínguez, R ERA: 3.63	(6, 1)	1.0	W	4	1	0	0	0	0	0	0	0	0	0	9	15	0.00	1.000
25 Matt Strahm, L ERA: 3.23	(7, 1)	1.0	H	5	0	0	0	1	2	0	0	0	0	0	11	24	0.00	2.000
46 José Alvarado, L ERA: 1.72	(8, 1)	1.0	H	4	0	0	0	2	0	0	0	0	0	0	12	17	0.00	0.000

PITCHER		IP	WLS	BF	H	R	ER	SO	BB	IBB	HBP	BLK	WP	HR	S	P	ERA	WHIP
31 Craig Kimbrel, R ERA: 3.57	(9, 1)	1.0	S	4	1	0	0	2	0	0	0	0	0	0	11	16	0.00	1.000

BOTTOM

Philadelphia Phillies @ Milwaukee Brewers

American Family Field, Milwaukee, WI

Sun Sep 03 2023, 12:06 PM - 2:47 PM CDT

Att. 33,473 - Sunny - 89 F

livebaseballscorecards.com

AB	35
R	2
H	7
RBI	2
BB	4
SO	12
LOB	20

Milwaukee Brewers @ Pittsburgh Pirates

PNC Park, Pittsburgh, PA

Mon Sep 04 2023, 6:36 PM - 8:57 PM EDT

Att. 10,831 - Partly Cloudy - 86 F

TOP

livebaseballscorecards.com

Batter	1	2	3	4	5	6	7	8	9	AB	R	H	RBI	BB	SO	LOB
22 Christian Yelich, L (1, 7) OBP: 0.364, SLG: 0.438	C FF 96 F FF 94 B FF 97 S CH 90 1-3 ① K	B CH 89 F CH 90 S SL 87 X FF 98 1-2 ③ G4-3		F SL 86 X CH 90 0-1 ②③ G1-6-3 1-2f			C FF 95 B CH 90 S ST 84 B FF 96 B FC 92 B FF 97 4-2 24 1B BB			3	0	0	0	1	1	4
24 William Contreras, R (1, 10) OBP: 0.356, SLG: 0.462	B SI 96 F FF 97 S SI 96 X FF 97 1-2 ② P4	S CH 94 B CH 95 B SL 86 X FF 96 2-1 ① G6-3		B SL 84 B SI 96 C SI 95 B FF 96 C SL 85 F SI 96 S SI 97 3-3 ① K			C FF 96 B ST 84 X FF 96 1-1 1-2 1B			4	0	1	0	0	1	0
41 Carlos Santana, S (1, 3) OBP: 0.313, SLG: 0.415	B SI 96 C SI 97 F FF 97 F FF 98 B CH 90 B CH 89 F FF 97 C SL 86 3-3 ③ K	X SI 96 0-0 ② L5			X FF 97 0-0 ② P5		B FC 94 B FC 93 B FF 96 F FF 96 S FC 92 S FC 92 3-3 ③ K			4	0	0	0	0	2	2
10 Sal Frelick, L (1, 8) OBP: 0.354, SLG: 0.369		F FF 95 B SL 86 C FF 95 B SL 86 B FF 97 F FF 96 B SL 85 4-2 21 HBP 27 BB 7 SF9 BB	B SL 87 B FF 96 C FF 96 X SL 86 2-1 27 BB 1B		B SI 97 C SL 87 X SL 85 1-1 ③ G4-3			X SI 98 0-0 ① G4-3		3	1	1	0	1	0	0
27 Willy Adames, R (1, 6) OBP: 0.296, SLG: 0.390		B SI 96 D SI 96 B CH 89 B FF 95 4-0 7 SF9 21 HBP 0 SF7 1-2 BB	B FF 97 B FF 95 C FF 95 D SL 87 B FF 95 4-1 1-2 BB			B CH 88 C FF 94 S CH 89 S CH 90 1-3 ① K		B SI 97 C SI 98 S ST 81 X SI 100 1-2 ② G4-3		2	1	0	0	2	1	0
21 Mark Canha, R (1, 9) OBP: 0.355, SLG: 0.403		B SI 95 C SL 85 H SL 84 2-1 14 1B 1-2 2-3 HBP	X FF 96 0-0 ③ F8			B FF 96 C SI 95 B SL 86 S SI 95 X SI 95 2-2 7 G5-6-3 1B		C SI 99 S SI 98 S SI 99 0-3 ③ K		3	0	1	0	0	1	2
7 Victor Caratini, S (1, 2) OBP: 0.328, SLG: 0.373		X FF 95 0-0 ① SF9 2-3 3-H		X FF 94 0-0 14 1B 2B		B SL 86 C CH 88 X SI 96 1-1 ②③ G5-6-3 1-2f			X FF 96 0-0 ① G3-1	3	0	1	1	0	0	1
0 Brice Turang, L (1, 4) OBP: 0.283, SLG: 0.309		X SL 85 0-0 ② SF7 3-H		X SL 84 0-0 ① F8			B ST 83 B FF 96 F FF 96 X ST 84 2-1 ① G4-1		B FF 97 F FF 96 C FF 97 F CU 78 B FF 98 F FF 96 X FS 91 2-2 ② G3	3	0	0	1	0	0	1
14 Andruw Monasterio, R (1, 5) OBP: 0.340, SLG: 0.355 11 Rowdy Tellez, L (9, PH) OBP: 0.292, SLG: 0.394		C SI 96 X SI 95 0-1 1-2 1B		F SI 94 D SL 87 C SI 95 X FF 96 1-2 22 G1-6-3 2-3 1B			B FF 96 B ST 84 C FF 96 F FF 96 X FF 96 2-2 ② G5-3		B FF 98 C FF 98 C FF 97 F FF 97 X FF 98 1-2 ③ G6-3	3 1	0 0	2 0	0 0	0 0	0 0	0 0

Inning Stats																								
	R: 0	H: 0	R: 2	H: 1	R: 0	H: 1	R: 0	H: 2	R: 0	H: 0	R: 0	H: 1	R: 0	H: 1	R: 0	H: 0	R: 0	H: 0	1B: 5	SF: 2	WP: 0	PA: 36
	E: 0	LOB: 0	E: 0	LOB: 1	E: 0	LOB: 2	E: 0	LOB: 1	E: 0	LOB: 0	E: 0	LOB: 0	E: 0	LOB: 2	E: 0	LOB: 0	E: 0	LOB: 0	2B: 1	SAC: 0	PB: 0	
	K: 2	BB: 0	K: 0	BB: 2	K: 0	BB: 1	K: 0	BB: 0	K: 1	BB: 0	K: 1	BB: 0	K: 1	BB: 1	K: 1	BB: 0	K: 0	BB: 0	3B: 0	DP: 2	SB: 0	
	S: 11	P: 16	S: 11	P: 22	S: 7	P: 15	S: 7	P: 8	S: 7	P: 11	S: 8	P: 12	S: 12	P: 24	S: 7	P: 8	S: 10	P: 13	HR: 0	HBP: 1	CS: 0	

PITCHER		IP	WLS	BF	H	R	ER	SO	BB	IBB	HBP	BLK	WP	HR	S	P	ERA	WHIP
48 Luis Ortiz, R ERA: 4.9	(1, 1)	6.0	W	25	5	2	2	4	3	0	1	0	0	0	51	84	3.00	1.333
50 Carmen Mlodzinski, R ERA: 2.1	(7, 1)	1.0	H	5	1	0	0	1	1	0	0	0	0	0	12	24	0.00	2.000
35 Colin Holderman, R ERA: 2.94	(8, 1)	1.0	H	3	0	0	0	1	0	0	0	0	0	0	7	8	0.00	0.000
51 David Bednar, R ERA: 2.02	(9, 1)	1.0	S	3	0	0	0	0	0	0	0	0	0	0	10	13	0.00	0.000

PITCHER		IP	WLS	BF	H	R	ER	SO	BB	IBB	HBP	BLK	WP	HR	S	P	ERA	WHIP

AB	29
R	2
H	6
RBI	2
BB	4
SO	6
LOB	10

Batter	1	2	3	4	5	6	7	8	9	AB	R	H	RBI	BB	SO	LOB
13 Ke'Bryan Hayes, R (1, 5) OBP: 0.309, SLG: 0.446	X FC 96 0-0 ① G4-3		S CU 81 F CU 81 D CU 83 B FC 95 S SL 85 2-3 ② K		F FC 94 B SL 84 B FC 95 S CU 80 B FC 95 F FC 95 X CU 80 3-2 HR		C CH 81 X SI 89 0-1 3B			4	1	2	1	0	1	1
10 Bryan Reynolds, S (1, 7) OBP: 0.323, SLG: 0.461	C FC 96 B FC 96 X FC 96 1-1 ② G3		C CH 88 S CH 90 B FC 96 B CH 89 B FC 95 S CU 81 3-3 ③ K2-3		S FC 95 B FC 95 F CH 90 X CU 81 1-2 22 2B		S CH 80 B CH 81 C CH 81 C SI 89 1-3 ③			4	1	1	0	0	2	2
22 Andrew McCutchen, R (1, 10) OBP: 0.378, SLG: 0.397 54 Joshua Palacios, L (8, PH) OBP: 0.259, SLG: 0.386 (9, 10)	C FC 96 B FC 96 S SL 86 F CU 85 B FC 96 F FC 96 B SL 86 X FC 95 3-2 ③ F8			F CU 80 F FC 94 X CH 88 0-2 2 F9 65 HR 2B	S CU 82 C SI 95 B SL 84 F SI 96 F FC 95 X CU 83 1-2 2-H 2B			B FC 89 X SI 93 1-0 ① G6-3		3 1	1 0	2 0	1 0	0 0	0 0	0 0
2 Connor Joe, R (1, 9) OBP: 0.337, SLG: 0.417 75 Alika Williams, R (9, 6) OBP: 0.283, SLG: 0.265		B FC 95 B FC 96 C FC 96 F FC 96 F SL 84 B SL 85 S FC 96 3-3 ① K		X FC 95 0-0 ① F9 2-3	C FC 93 X FC 94 0-1 ③ L8			B SI 93 C FC 90 B CU 80 X FC 90 2-1 ② F9		4 0	0 0	0 0	0 0	0 0	1 0	2 0
65 Jack Suwinski, L (1, 8) OBP: 0.332, SLG: 0.446 (9, 9)		C FC 96 B CU 81 F FC 96 S CU 81 1-3 ② K		B CH 89 X FC 95 1-0 3-H HR		F FC 94 C FC 94 B FC 94 B CU 80 F FC 93 B CH 90 S FC 93 3-3 ① K		C CU 80 X CU 80 0-1 1B		4	1	2	2	0	2	0
25 Endy Rodríguez, S (1, 2) OBP: 0.291, SLG: 0.358		S FC 97 B CU 81 B CU 80 X FC 96 2-1 2B		B FC 96 B CH 91 B FC 95 C FC 94 S FC 94 C FC 95 3-3 ② K		F FC 94 X CH 89 0-1 ② G3		B FC 89 L SI 92 B SI 93 F FC 90 C SI 93 2-3 ③ K		4	0	1	0	0	2	1
60 Liover Peguero, R (1, 6) OBP: 0.315, SLG: 0.450 (9, 4)		C CU 81 B FC 96 S CU 83 S FC 96 1-3 ③ K		F FC 95 C FC 95 B CU 80 B CU 81 X FC 95 2-2 ③ G4-3		B SL 84 B FC 95 C FC 95 X FC 94 2-1 ③ G6-3				3	0	0	0	0	1	1
6 Alfonso Rivas III, L (1, 3) OBP: 0.303, SLG: 0.403			B CH 90 B FC 95 C FC 95 F FC 94 X CU 80 2-2 E4 3 WP 1B		C FC 94 S CU 81 X CU 82 0-2 ① G5-3		B ST 79 C ST 80 X SI 87 1-1 ① G4-3			3	0	1	0	0	0	0
3 Ji Hwan Bae, L (1, 4) OBP: 0.307, SLG: 0.313 (9, 8)			C FC 96 B FC 97 B CU 82 X FC 96 2-1 ① G5-3 2-3		B FC 93 X FC 94 1-0 ② G6-3		F SI 88 B SI 89 F ST 79 F SI 89 C ST 77 1-3 ② K			3	0	0	0	0	1	1
Inning Stats	R: 0 E: 0 K: 0 S: 8 H: 0 LOB: 0 BB: 0 P: 12	R: 0 E: 0 K: 3 S: 12 H: 1 LOB: 1 BB: 0 P: 19	R: 0 E: 1 K: 2 S: 11 H: 1 LOB: 1 BB: 0 P: 20	R: 2 E: 0 K: 1 S: 11 H: 2 LOB: 0 BB: 0 P: 17	R: 2 E: 0 K: 0 S: 18 H: 3 LOB: 1 BB: 0 P: 24	R: 0 E: 0 K: 1 S: 8 H: 0 LOB: 0 BB: 0 P: 13	R: 0 E: 0 K: 2 S: 11 H: 1 LOB: 1 BB: 0 P: 14	R: 0 E: 0 K: 1 S: 8 H: 1 LOB: 1 BB: 0 P: 13		1B: 2 2B: 4 3B: 1 HR: 2 SF: 0 SAC: 0 DP: 0 HBP: 0						

PITCHER		IP	WLS	BF	H	R	ER	SO	BB	IBB	HBP	BLK	WP	HR	S	P	ERA	WHIP
39 Corbin Burnes, R ERA: 3.63	(1, 1)	6.0	L	25	7	4	4	7	0	0	0	0	1	2	68	105	6.00	1.167
55 Hoby Milner, L ERA: 2.09	(7, 1)	1.0		4	1	0	0	2	0	0	0	0	0	0	11	14	0.00	1.000
46 Bryse Wilson, R ERA: 2.86	(8, 1)	1.0		4	1	0	0	1	0	0	0	0	0	0	8	13	0.00	1.000

PITCHER	IP	WLS	BF	H	R	ER	SO	BB	IBB	HBP	BLK	WP	HR	S	P	ERA	WHIP

BOTTOM

Milwaukee Brewers @ Pittsburgh Pirates

PNC Park, Pittsburgh, PA

Mon Sep 04 2023, 6:36 PM - 8:57 PM EDT

Att. 10,831 - Partly Cloudy - 86 F

livebaseballscorecards.com

AB	33
R	4
H	9
RBI	4
BB	0
SO	10
LOB	8

WP: 1 PA: 33
PB: 0
SB: 0
CS: 0

Batter	1	2	3	4	5	6	7	8	9	AB	R	H	RBI	BB	SO	LOB
22 Christian Yelich, L (1, 7) OBP: 0.363, SLG: 0.436	F FF 95 T FF 95 F FF 95 B CU 82 X CH 88 1-2 ① G3-1			C CH 86 F CH 87 B FF 95 B CH 86 F FF 95 B FF 95 F CH 88 B CU 81 4-2 41 BB 24 PB 21 G4-6-3 BB	X FF 93 0-0 ① SF7 3-H		C CH 84 C FC 86 S FC 86 0-3 ① K		F SL 85 X FF 96 0-1 ① G4-3	3	1	0	1	1	1	0
24 William Contreras, R (1, 2) OBP: 0.357, SLG: 0.459	C FF 95 S CH 87 B CH 87 X FF 96 1-2 ② G6-3			B CH 87 1 SAFE C FF 95 C FF 95 F FF 95 D CH 87 F CH 88 B FF 95 B CH 87 4-2 21 G4-6-3 41 BB 1-2 BB	D FF 94 B CH 86 B FF 94 B FF 94 4-0 41 2B 21 1B 1-2 BB		C SI 94 S SI 95 S SI 95 0-3 ② K		S FF 96 B FF 97 S SL 84 T FC 93 1-2 ② K	3	1	0	0	2	2	0
41 Carlos Santana, S (1, 3) OBP: 0.314, SLG: 0.417 11 Rowdy Tellez, L (9, PH) OBP: 0.291, SLG: 0.392 (9, 3)	B FF 96 S CH 88 F FF 95 X FF 96 1-2 ③ F8			D SL 90 F FF 95 B SL 88 D CH 87 B FF 95 4-1 21 G4-6-3 1-2 2-3 BB	X SI 94 0-0 21 E 1-3 2-H 2B		S FC 91 B FC 91 B SI 95 F FC 91 X FC 92 2-2 ③ G3-1		B FF 96 T FF 95 B FF 96 X FF 97 2-1 ③ P5	3 1	1 0	1 0	1 0	1 0	0 0	0 0
21 Mark Canha, R (1, 10) OBP: 0.354, SLG: 0.401		B FF 94 C FF 94 C CH 86 X FF 95 1-2 ① G4-3		F FF 94 C FF 95 D SL 90 F CH 87 F CH 86 X FF 95 1-2 ① G4-6-3 ② 1-2f 2-3 3-H	B FC 88 F SI 95 B FC 88 C FC 88 F FF 94 X CH 86 2-2 ② E7 2-H 3-H 1B			S FF 97 B FC 94 X FF 96 1-1 ① P6		4	0	1	1	0	0	2
27 Willy Adames, R (1, 6) OBP: 0.294, SLG: 0.387		B FF 95 C FF 94 C SL 87 S CH 87 1-3 ② K		C FF 95 X SL 88 0-1 ③ F8	X SI 96 0-0 ③ G4-3			C FF 96 S FC 92 X FF 97 0-2 ② F7		4	0	0	0	0	1	1
10 Sal Frelick, L (1, 8) OBP: 0.366, SLG: 0.406		B SL 87 F SL 88 X SL 88 1-1 ③ F7			B FF 93 B FF 94 C FF 94 B SL 89 C FF 94 B CH 88 4-2 14 3B BB	X FF 94 0-0 2B		X FC 93 0-0 3B		3	1	2	0	1	0	0
14 Andruw Monasterio, R (1, 5) OBP: 0.343, SLG: 0.364			C FF 94 X SL 88 0-1 ① G6-3	C FF 94 D SL 89 B FF 94 S CH 87 X CH 87 2-2 0 1B 1-H 3B	B SI 95 C FC 86 F SI 94 S FF 95 1-3 ① K			S FF 98 B FF 98 F FC 93 B FF 97 B FF 98 F FC 94 B FC 88 4-2 0 HBP BB		3	1	1	1	1	1	1
0 Brice Turang, L (1, 4) OBP: 0.286, SLG: 0.309			B SL 88 B FF 94 F FF 94 X CH 88 2-1 ② G4-3	X CH 87 0-0 15 1B 22 SF7 3-H 1B	B CH 86 F SI 94 F CH 85 X FF 95 1-2 ② F8			F FF 96 T FC 92 F FF 98 H FC 91 1-2 1-2 HBP		3	1	1	1	0	0	1
15 Tyrone Taylor, R (1, 9) OBP: 0.247, SLG: 0.366			C CH 86 F CH 87 F CH 86 B CU 83 S FF 95 1-3 ③ K	F FF 94 X CH 86 0-1 24 BB 41 2B 1-3 1B	C SI 96 B FC 88 S SI 96 D FC 89 B FF 95 S SI 95 3-3 ③ K			C FC 92 C FC 92 S FC 93 0-3 ③ K		4	1	1	0	0	3	4
Inning Stats	R: 0 E: 0 K: 0 S: 10 H: 0 LOB: 0 BB: 0 P: 13	R: 0 E: 0 K: 1 S: 8 H: 0 LOB: 0 BB: 0 P: 11	R: 0 E: 0 K: 1 S: 8 H: 0 LOB: 0 BB: 0 P: 11	R: 1 E: 0 K: 0 S: 16 H: 0 LOB: 1 BB: 3 P: 29	R: 6 E: 1 K: 0 S: 15 H: 5 LOB: 0 BB: 2 P: 27	R: 0 E: 0 K: 2 S: 10 H: 1 LOB: 1 BB: 0 P: 15	R: 0 E: 0 K: 2 S: 9 H: 0 LOB: 0 BB: 0 P: 11	R: 0 E: 0 K: 1 S: 15 H: 1 LOB: 3 BB: 1 P: 21	R: 0 E: 0 K: 1 S: 7 H: 0 LOB: 0 BB: 0 P: 10	1B: 3 2B: 2 3B: 2 HR: 0 SF: 1 SAC: 0 DP: 1 HBP: 1						

TOP

Milwaukee Brewers @ Pittsburgh Pirates

PNC Park, Pittsburgh, PA

Tue Sep 05 2023, 6:38 PM - 9:19 PM EDT

Att. 9,324 - Partly Cloudy - 90 F

livebaseballscorecards.com

AB	31
R	7
H	7
RBI	5
BB	6
SO	8
LOB	9

PITCHER		IP	WLS	BF	H	R	ER	SO	BB	IBB	HBP	BLK	WP	HR	S	P	ERA	WHIP
41 Andre Jackson, R ERA: 5.21	(1, 1)	4.1	L	20	3	6	6	2	5	0	0	0	0	0	51	83	12.46	1.846
38 Thomas Hatch, R ERA: 3.65	(5, 1)	2.2		10	3	1	0	4	0	0	0	0	0	0	25	34	0.00	1.125
63 Hunter Stratton, R ERA:	(8, 1)	2.0		9	1	0	0	2	1	0	1	0	0	0	22	31	0.00	1.000

PITCHER		IP	WLS	BF	H	R	ER	SO	BB	IBB	HBP	BLK	WP	HR	S	P	ERA	WHIP

Batter	1	2	3	4	5	6	7	8	9	AB	R	H	RBI	BB	SO	LOB
3 Ji Hwan Bae, L (1, 4) OBP: 0.306, SLG: 0.312	F FF 95 B FF 95 B CH 86 F FF 95 F FF 95 B CH 87 X FF 95 3-2 10 CS 1B		F CH 88 B CU 84 X CH 88 1-1 ③ G4-3			B CU 84 C CH 86 B FF 96 C FF 96 T FF 96 2-2 ② K		B SI 92 C SI 92 C FF 93 B FF 93 F SL 82 X FF 94 2-2 ③ G4-3		4	0	1	0	0	1	1
10 Bryan Reynolds, S (1, 10) OBP: 0.324, SLG: 0.460	F FF 96 S CH 86 F FF 96 B FF 96 B CH 87 B CH 87 X FF 96 3-2 ①② G3 1-2			X SI 95 0-0 ① L7		B FF 97 B CH 87 B SI 94 C FF 94 B SI 95 4-1 BB			X FF 94 0-0 13 1B 2 HR 1B	3	1	1	0	1	0	1
13 Ke'Bryan Hayes, R (1, 5) OBP: 0.308, SLG: 0.444	C SL 86 S SL 85 B SI 97 X SL 87 1-2 ③ G6-3			C FF 97 F CH 88 B SI 98 T FF 97 1-2 ② K		F SI 95 B SI 96 B FF 96 C SI 96 X SI 96 2-2 ③ F9			C FF 93 X CH 83 0-1 1-2 2 HR 1B	4	1	1	0	0	1	1
2 Connor Joe, R (1, 3) OBP: 0.337, SLG: 0.424		C CU 82 C SI 96 B FF 96 X FF 96 1-2 ① F7		C SI 96 F FF 96 B CH 88 F SI 98 S FF 96 1-3 ③ K			C CU 81 C SL 84 B SI 96 B SI 95 X FF 96 2-2 ① G6-3		B CH 84 X FF 94 1-0 1-H 2-H HR	4	1	1	3	0	1	0
65 Jack Suwinski, L (1, 8) OBP: 0.332, SLG: 0.443 71 Vinny Capra, R (9, PH) OBP: 0.250, SLG: 0.222 6 Alfonso Rivas III, L (9, PH) OBP: 0.300, SLG: 0.397		B CU 82 C CU 83 B CH 88 B FF 96 F FF 95 F FF 97 B FF 97 4-2 60 FC5-4 BB			T SI 94 F FF 97 X CU 83 0-2 ① F7		F CH 86 B CH 85 C CH 86 C FF 96 1-3 ② K		C SI 96 B SL 92 B SL 90 C SL 90 X SL 90 2-2 ① L8	2 0 1	0 0 0	0 0 0	0 0 0	1 0 0	1 0 0	0 0 0
25 Endy Rodríguez, S (1, 2) OBP: 0.290, SLG: 0.354		B SI 95 X SI 94 1-0 ② P6			B CH 86 B CU 83 X SI 94 2-0 1B		F FF 96 F FF 96 S FF 95 0-3 ③ K2-3		F SL 91 B SI 98 C SI 97 X SL 93 1-2 ② F9	4	0	1	0	0	1	1
60 Liover Peguero, R (1, 6) OBP: 0.313, SLG: 0.444		X SI 94 0-0 ③ FC5-4 1-2f			C SL 85 X SL 85 0-1 ② L7			B SI 90 X SI 93 1-0 ① F8	C SI 97 X SI 97 0-1 54 1B 1B	4	0	1	0	0	0	2
54 Joshua Palacios, L (1, 7) OBP: 0.264, SLG: 0.388			C SL 85 X FF 97 0-1 ① F8		F SI 94 B FF 96 T FF 96 S FF 96 1-3 ③ K			X FF 92 0-0 26 WP 1B	F SI 96 B SI 97 S SL 93 X SI 97 1-2 26 FC6-4 1-2 1B	4	0	2	0	0	1	1
26 Miguel Andujar, R (1, 9) OBP: 0.217, SLG: 0.432			F SI 96 B SL 86 F SI 96 F FF 97 B CH 87 X CH 88 2-2 ② G5-3			B SL 84 C SL 84 C SL 84 B SI 97 X FF 96 2-2 ① F9		C SI 92 S SI 93 F FF 94 F FF 93 B SL 85 S SL 85 1-3 ② K 1-2	X SL 90 0-0 ③ FC6-4 1-2f	4	0	0	0	0	1	3
Inning Stats	R: 0 E: 0 K: 0 S: 11 H: 1 LOB: 0 BB: 0 P: 18	R: 0 E: 0 K: 0 S: 8 H: 0 LOB: 1 BB: 1 P: 14	R: 0 E: 0 K: 0 S: 8 H: 0 LOB: 0 BB: 0 P: 11	R: 0 E: 0 K: 2 S: 8 H: 0 LOB: 0 BB: 0 P: 10	R: 0 E: 0 K: 1 S: 9 H: 1 LOB: 1 BB: 0 P: 12	R: 0 E: 0 K: 1 S: 10 H: 0 LOB: 1 BB: 1 P: 20	R: 0 E: 0 K: 2 S: 9 H: 0 LOB: 0 BB: 0 P: 12	R: 0 E: 0 K: 1 S: 11 H: 1 LOB: 1 BB: 0 P: 15	R: 3 E: 0 K: 0 S: 16 H: 5 LOB: 2 BB: 0 P: 21	1B: 7 2B: 0 3B: 0 HR: 1 SF: 0 SAC: 0 DP: 0 HBP: 0						

PITCHER		IP	WLS	BF	H	R	ER	SO	BB	IBB	HBP	BLK	WP	HR	S	P	ERA	WHIP
53 Brandon Woodruff, R ERA: 2.3	(1, 1)	7.0	W	24	2	0	0	6	2	0	0	0	0	0	63	97	0.00	0.571
32 Andrew Chafin, L ERA: 5.15	(8, 1)	1.0		4	1	0	0	1	0	0	0	0	1	0	11	15	0.00	1.000
47 Clayton Andrews, L ERA: 43.2	(9, 1)	0.0		3	3	3	3	0	0	0	0	0	0	1	4	5	∞	∞
59 Elvis Peguero, R ERA: 3.32	(9, 1)	1.0		5	2	0	0	0	0	0	0	0	0	0	12	16	0.00	2.000

PITCHER	IP	WLS	BF	H	R	ER	SO	BB	IBB	HBP	BLK	WP	HR	S	P	ERA	WHIP

BOTTOM

Milwaukee Brewers @ Pittsburgh Pirates

PNC Park, Pittsburgh, PA

Tue Sep 05 2023, 6:38 PM - 9:19 PM EDT

Att. 9,324 - Partly Cloudy - 90 F

livebaseballscorecards.com

AB	34
R	3
H	8
RBI	3
BB	2
SO	7
LOB	10

WP: 1 PA: 36
PB: 0
SB: 0
CS: 1

Batter	1	2	3	4	5	6	7	8	9	AB	R	H	RBI	BB	SO	LOB
22 Christian Yelich, L (1, 10) OBP: 0.363, SLG: 0.436	B SI 97 S SL 89 B SL 89 B SI 97 F SL 90 B SL 88 4-2 41 F8 24 BB 27 HR BB	X SI 91 0-0 2B			B SL 86 B SI 90 B SL 84 C FF 90 S SL 83 F CU 77 S FF 92 3-3 ② K		X FC 91 0-0 ② G3-1		S CU 78 S FS 90 D CU 79 B FF 97 F FS 91 S CU 78 2-3 ② K	4	1	1	0	1	2	1
24 William Contreras, R (1, 2) OBP: 0.357, SLG: 0.457	C SI 97 B SI 97 B SI 98 C SI 96 B SL 90 B SL 90 4-2 41 F8 27 HR 1-2 BB	D FS 85 F CU 77 B FF 92 S CU 77 X FF 92 2-2 ③ L4			B FF 93 B FF 94 F FF 94 B FF 95 S FF 94 X FF 94 3-2 41 S 1B		B FF 95 B FF 95 C FF 96 X FC 92 2-1 ③ G4-3		B FF 97 B FF 97 B CU 78 F FF 97 S FF 98 F FF 98 C FF 98 3-3 ③ K	4	1	1	0	1	1	2
41 Carlos Santana, S (1, 3) OBP: 0.312, SLG: 0.413	C SI 97 D SI 97 B SL 89 X SI 97 2-1 ① F8 1-2 2-3		B SL 84 F SL 84 X FF 92 1-1 ① L6		B ST 83 C ST 83 B FF 97 X ST 82 2-1 ③ F9 1-2			B FC 93 B FC 91 X SI 96 2-0 ① G3		4	0	0	0	0	0	3
10 Sal Frelick, L (1, 8) OBP: 0.363, SLG: 0.400	C SL 88 F SL 88 S SL 89 0-3 ② K		F SL 84 C CU 77 X CU 77 0-2 ② G4-3			B ST 82 B FF 92 B FF 94 C FF 94 F FF 94 F ST 83 S ST 83 3-3 ① K		C ST 82 X ST 83 0-1 27 1B 21 1B 1B		4	1	1	0	0	2	2
27 Willy Adames, R (1, 6) OBP: 0.295, SLG: 0.394	C SI 98 F SI 98 X SL 89 0-2 2-H 3-H HR		F SL 85 F SL 85 F CU 78 B FF 92 B SL 86 B FF 91 X SL 85 3-2 ③ P3			B FF 95 B CH 92 S FF 94 F ST 84 B CH 92 S FF 96 3-3 ② K		C SI 98 T SI 99 X SI 98 0-2 21 1B 1-3 1B		4	1	2	3	0	1	0
21 Mark Canha, R (1, 9) OBP: 0.358, SLG: 0.403	B SI 97 B SI 97 S SL 88 B SL 89 B SI 97 4-1 0 WP BB			C SL 85 C CU 77 S CU 77 0-3 ① K		C FF 96 F CH 92 B CH 94 X FF 96 1-2 0 BB 1B		B SI 98 X SI 97 1-0 11 G4-6-3 1-3 3-H 1B		3	0	2	1	1	1	0
0 Brice Turang, L (1, 4) OBP: 0.286, SLG: 0.308 11 Rowdy Tellez, L (8, PH) OBP: 0.290, SLG: 0.391 6 Owen Miller, R (8, 4) OBP: 0.304, SLG: 0.372	F SI 98 C SL 87 B CU 82 B SI 97 F SL 88 F CU 82 F CU 82 S SL 87 2-3 ③ K 1-2			B FF 90 C SL 84 X FF 92 1-1 ② G4-3		B FF 95 S FF 95 C FF 96 B FF 96 B CH 93 B FF 96 4-2 1-2 BB		B SI 100 X SI 98 1-0 ②③ G4-6-3 1-2f		2	0	0	0	1	1	1
										1	0	0	0	0	0	2
										0	0	0	0	0	0	0
14 Andruw Monasterio, R (1, 5) OBP: 0.341, SLG: 0.362		B FF 90 F FF 89 B FS 84 X FF 90 2-1 ① F8		C CU 77 F FF 90 X CU 76 0-2 ③ L8		S ST 84 X ST 84 0-1 ③ F7			C FF 96 F FF 97 X FF 98 0-2 1B	4	0	1	0	0	0	2
15 Tyrone Taylor, R (1, 7) OBP: 0.242, SLG: 0.357		S CU 78 F CU 77 S FF 92 0-3 ② K			F SL 84 X CU 78 0-1 ① B1-3		C FF 95 F CH 88 B FF 95 F FF 95 B FC 92 X FF 95 2-2 ① G6-3		C FS 91 F FS 91 F FF 96 X FS 92 0-2 ① L9	4	0	0	0	0	1	1
Inning Stats	R: 3 E: 0 K: 2 S: 19 H: 1 LOB: 1 BB: 3 P: 35	R: 0 E: 0 K: 1 S: 9 H: 1 LOB: 1 BB: 0 P: 13	R: 0 E: 0 K: 0 S: 9 H: 0 LOB: 0 BB: 0 P: 13	R: 0 E: 0 K: 1 S: 8 H: 0 LOB: 0 BB: 0 P: 9	R: 0 E: 0 K: 1 S: 11 H: 1 LOB: 1 BB: 0 P: 19	R: 0 E: 0 K: 2 S: 14 H: 1 LOB: 2 BB: 1 P: 25	R: 0 E: 0 K: 0 S: 7 H: 0 LOB: 0 BB: 0 P: 11	R: 1 E: 0 K: 0 S: 8 H: 3 LOB: 1 BB: 0 P: 12	R: 0 E: 0 K: 2 S: 16 H: 1 LOB: 1 BB: 0 P: 21	1B: 6 2B: 1 3B: 0 HR: 1 SF: 0 SAC: 0 DP: 1 HBP: 0						

PITCHER		IP	WLS	BF	H	R	ER	SO	BB	IBB	HBP	BLK	WP	HR	S	P	ERA	WHIP
52 Colin Selby, R ERA: 7.2	(1, 1)	1.0		7	1	3	3	2	3	0	0	0	1	1	19	35	27.00	4.000
44 Bailey Falter, L ERA: 4.65	(2, 1)	3.2		12	1	0	0	3	0	0	0	0	0	0	32	44	0.00	0.273
67 Cody Bolton, R ERA: 6.75	(5, 1)	1.1		7	2	0	0	2	1	0	0	0	0	0	19	35	0.00	2.250
50 Carmen Mlodzinski, R ERA: 2.03	(7, 1)	1.0	W	3	0	0	0	0	0	0	0	0	0	0	7	11	0.00	0.000
35 Colin Holderman, R ERA: 3.06	(8, 1)	1.0	H	5	3	1	1	0	0	0	0	0	0	0	8	12	9.00	3.000

PITCHER		IP	WLS	BF	H	R	ER	SO	BB	IBB	HBP	BLK	WP	HR	S	P	ERA	WHIP
51 David Bednar, R ERA: 1.98	(9, 1)	1.0	S	4	1	0	0	2	0	0	0	0	0	0	16	21	0.00	1.000

TOP

Milwaukee Brewers @ Pittsburgh Pirates

PNC Park, Pittsburgh, PA

Wed Sep 06 2023, 12:38 PM - 3:23 PM EDT

Att. 8,594 - Sunny - 87 F

livebaseballscorecards.com

AB	34
R	4
H	8
RBI	4
BB	4
SO	9
LOB	14

WP: 1	PA: 38
PB: 0	
SB: 1	
CS: 0	

Batter	1	2	3	4	5	6	7	8	9	AB	R	H	RBI	BB	SO	LOB
3 Ji Hwan Bae, L (1, 8) (8, 4) OBP: 0.305, SLG: 0.319	F FF 92 X CH 88 0-1 ① G5-3		F FF 93 B FF 93 F CH 88 B FF 93 F CH 89 F CU 77 X FF 94 2-2 ② FC6-4 10 FC6 1-2f			F CH 88 B SL 82 F FF 94 X CU 77 1-2 ① P5	B SL 88 B SL 89 X SL 88 2-0 26 1B 3B 1-H			4	1	1	1	0	0	1
10 Bryan Reynolds, S (1, 7) OBP: 0.325, SLG: 0.460	F CH 87 B FF 94 B FF 93 F CH 88 S SL 84 2-3 ② K		X FF 94 0-0 ③ FC6 1-2f			B SL 83 B SL 82 S CH 88 C FF 93 X CU 75 2-2 13 BB 65 2B 1B	0-0 26 1B IBB			3	1	1	0	1	1	1
13 Ke'Bryan Hayes, R (1, 5) OBP: 0.310, SLG: 0.450	C FF 94 X CH 87 0-1 HR			B FF 93 B SL 82 X FF 93 2-0 ① P4		D SL 84 C SL 82 B FF 91 B FF 96 B SL 83 4-1 65 2B 54 1B BB 1-2	S SL 89 F SL 91 S SL 90 0-3 ② K			3	2	1	1	1	1	2
65 Jack Suwinski, L (1, 10) OBP: 0.332, SLG: 0.445 26 Miguel Andujar, R (7, PH) OBP: 0.234, SLG: 0.444 (8, 10)	X CH 89 0-0 ③ L8			B FF 93 B CH 89 X CH 89 2-0 E3 60 FC5-4		B CH 89 D CH 89 C CH 89 X CH 88 2-1 54 1B 2B 1-3 2-H	B CH 80 B CH 80 C ST 79 X CH 80 2-1 1B 1-2 3-H			3 1	0 0	1 1	1 1	0 0	0 0	0 0
54 Joshua Palacios, L (1, 9) OBP: 0.263, SLG: 0.385 (8, 8)		B FF 93 B SL 81 C FF 92 B CH 87 T FF 91 X FF 90 3-2 ① F7		B CU 78 1 SAFE B FF 92 X CH 89 2-0 ② F8		B FF 98 C KC 86 F FF 99 F FF 99 F FF 100 X FF 100 1-2 6 S 1B 2-3 3-H	B ST 78 C SI 88 F SI 88 B ST 78 S SI 88 2-3 ③ K			4	0	1	1	0	1	3
60 Liover Peguero, R (1, 4) OBP: 0.304, SLG: 0.430 (8, 6)		C FF 94 B FF 94 B FF 95 S SL 82 F FF 93 S SL 84 2-3 ② K		X SL 84 0-0 ③ FC5-4 1-2f		F KC 86 F FF 99 S KC 86 0-3 ② K		B SI 101 B SI 101 C SL 89 B SL 90 S SL 89 S SL 89 3-3 ① K		4	0	0	0	0	3	3
6 Alfonso Rivas III, L (1, 3) OBP: 0.287, SLG: 0.378		B FF 93 B FF 93 F CH 88 C FF 93 F CU 78 F CU 76 F FF 93 B FF 94 X FF 92 3-2 ③ G4-3			B CH 87 B CH 88 C FF 94 T FF 93 F FF 95 B FF 94 X FF 94 3-2 ① F7	C FF 99 D KC 87 F FF 100 B KC 87 F KC 85 F FF 100 B FF 100 S KC 86 3-3 ③ K 1-2		C SL 88 F SI 101 B SI 101 B SI 99 C SI 100 2-3 ② K		4	0	0	0	0	2	2
75 Alika Williams, R (1, 6) OBP: 0.287, SLG: 0.271 2 Connor Joe, R (7, PH) OBP: 0.335, SLG: 0.421 (8, 9)			C SL 82 F SL 83 X FF 94 0-2 3 FC6-4 1B		C CU 79 B FF 95 F FF 95 F SL 83 B CU 74 F FF 95 F FF 97 S CU 77 2-3 ② K		B SL 87 B SI 93 C SI 94 X SL 90 2-1 ① G6-3	C SL 90 B SL 90 B SL 90 B SI 100 C SI 99 S SL 91 3-3 ③ K		2 2	0 0	1 0	0 0	0 0	1 1	0 0
55 Jason Delay, R (1, 2) OBP: 0.325, SLG: 0.366			S FF 92 F SL 82 F FF 95 B CH 88 F FF 94 B SL 82 S FF 95 2-3 ① K		X SL 83 0-0 ③ P3		F SL 88 X SI 96 0-1 3 3B 1B			3	1	1	0	0	1	1
Inning Stats	R: 1 H: 1 E: 0 LOB: 0 K: 1 BB: 0 S: 8 P: 10	R: 0 H: 0 E: 0 LOB: 0 K: 1 BB: 0 S: 13 P: 21	R: 0 H: 1 E: 0 LOB: 1 K: 1 BB: 0 S: 14 P: 18	R: 0 H: 0 E: 1 LOB: 1 K: 0 BB: 0 S: 4 P: 10	R: 0 H: 0 E: 0 LOB: 0 K: 1 BB: 0 S: 11 P: 16	R: 2 H: 3 E: 0 LOB: 2 K: 2 BB: 1 S: 22 P: 35	R: 2 H: 3 E: 0 LOB: 2 K: 2 BB: 1 S: 13 P: 21	R: 0 H: 0 E: 0 LOB: 0 K: 3 BB: 0 S: 9 P: 17		1B: 5 SF: 0 2B: 1 SAC: 0 3B: 1 DP: 0 HR: 1 HBP: 0				WP: 0 PA: 35 PB: 0 SB: 1 CS: 0		

PITCHER		IP	WLS	BF	H	R	ER	SO	BB	IBB	HBP	BLK	WP	HR	S	P	ERA	WHIP
51 Freddy Peralta, R ERA: 3.89	(1, 1)	5.1		22	4	3	3	4	1	0	0	0	0	1	59	93	5.06	0.938
29 Trevor Megill, R ERA: 3.62	(6, 1)	0.2	B	3	1	0	0	2	0	0	0	0	0	0	13	17	0.00	1.500
59 Elvis Peguero, R ERA: 3.59	(7, 1)	0.2	L	5	2	2	2	1	0	1	0	0	0	0	8	12	27.00	3.000
55 Hoby Milner, L ERA: 2.08	(7, 1)	0.1		2	1	0	0	1	0	0	0	0	0	0	5	9	0.00	3.000
45 Abner Uribe, R ERA: 1.69	(8, 1)	1.0		3	0	0	0	3	0	0	0	0	0	0	9	17	0.00	0.000

PITCHER	IP	WLS	BF	H	R	ER	SO	BB	IBB	HBP	BLK	WP	HR	S	P	ERA	WHIP

BOTTOM

Milwaukee Brewers @ Pittsburgh Pirates

PNC Park, Pittsburgh, PA

Wed Sep 06 2023, 12:38 PM - 3:23 PM EDT

Att. 8,594 - Sunny - 87 F

livebaseballscorecards.com

AB	33
R	5
H	8
RBI	5
BB	2
SO	11
LOB	13

Milwaukee Brewers @ New York Yankees

Yankee Stadium, Bronx, NY

Fri Sep 08 2023, 7:21 PM - 10:22 PM EDT

Att. 37,115 - Partly Cloudy - 75 F

livebaseballscorecards.com

Batter	1	2	3	4	5	6	7	8	9	AB	R	H	RBI	BB	SO	LOB
22 Christian Yelich, L (1, 7) OBP: 0.363, SLG: 0.435	C FF 94 B FF 95 B FF 95 F FF 95 S FF 97 2-3 ① K		S SL 82 S SL 83 F FF 97 F SL 82 B FC 91 X SL 90 1-2 24 G6-4-3 1B		B SI 94 F CH 87 B SI 94 B KC 80 B CH 88 4-1 BB		B CH 88 X CH 89 1-0 ① G3 2-3	C ST 81 T CH 86 C FF 96 0-3 ① K		4	0	1	0	1	2	3
24 William Contreras, R (1, 2) OBP: 0.357, SLG: 0.456	B SI 95 C SL 85 B SI 94 B SI 95 F SI 96 S FC 88 3-3 ② K		C SL 83 X SI 94 0-1 ②③ G6-4-3 1-2f		C SI 95 X SI 94 0-1 ② F8		B SI 98 S SI 97 S SI 98 B SI 98 F SI 98 F SI 98 X CH 91 2-2 41 S 41 E 1B 3-H	C SI 96 C SI 95 X FF 94 0-2 41 1B 2-3 1B		5	1	2	1	0	1	3
41 Carlos Santana, S (1, 3) OBP: 0.315, SLG: 0.415	X FC 91 0-0 ③ G3			B FC 90 B CH 86 F FF 95 B FF 97 F FC 92 F FF 98 X FF 98 3-2 27 HR 1B	C SI 96 S CH 88 S CH 88 0-3 ③ K		F SI 99 B FF 99 B SI 98 1 SAFE B SI 98 C SI 98 X SI 98 3-2 E9 10 G6-3 27 2B 1B 1-H	C SI 96 F ST 82 B CH 86 X SI 95 2-2 1B 1-3 3-H		5	2	3	2	0	1	2
10 Sal Frelick, L (1, 8) OBP: 0.357, SLG: 0.391 (8, 9)		C FF 93 B CH 86 F FF 94 B FF 95 X FF 96 2-2 ① G4-3		B FF 96 F FF 96 C SL 84 F SL 86 B FF 99 S FF 99 2-3 ① K	B SI 94 X SI 94 1-0 11 1B 1B		F SI 98 B CU 86 C SI 98 F FF 97 X CH 89 1-2 ② G6-3 2-3	S SI 96 C ST 82 S CH 86 0-3 ② K		5	0	1	0	0	2	4
27 Willy Adames, R (1, 6) OBP: 0.298, SLG: 0.403		C SI 94 H CH 86 1-1 11 E HBP		S CH 88 F CH 88 X FF 98 0-2 1-H HR	B ST 82 X SI 95 1-0 ① F9	B SI 98 X SI 98 1-0 2B 3-H	C ST 81 X SI 95 0-1 ③ G6-3			4	1	2	3	0	0	3
11 Rowdy Tellez, L (1, 10) OBP: 0.288, SLG: 0.387		C FF 95 B CH 86 1 SAFE F FC 92 S FF 97 1-3 ② K 1-3		B SL 81 X CH 86 1-0 ② F9	F SI 94 1 SAFE 1 SAFE B FF 95 X CH 88 1-1 1-3 1B	X SI 98 0-0 ③ F7			C CH 89 C SI 95 B CH 89 F CH 89 S SI 96 1-3 ① K	5	0	1	0	0	2	2
21 Mark Canha, R (1, 9) OBP: 0.359, SLG: 0.403 28 Joey Wiemer, R (8, PR) OBP: 0.287, SLG: 0.366 (8, 8)		S FC 89 B FF 97 D FC 89 B FF 96 F SI 96 B FC 90 4-2 BB		B SI 95 B SI 94 X FC 89 2-0 ③ G5-3	C SI 96 F CH 90 B SI 94 S ST 83 1-3 ② K			B ST 79 B ST 81 X SI 94 2-0 0 1B 0 BLK 14 2B 1B	C SL 84 X SI 94 0-1 ② G6-3	3 1	0 1	1 0	0 0	1 0	1 0	2 0
0 Brice Turang, L (1, 4) OBP: 0.290, SLG: 0.312		C FF 98 F FF 97 F FF 97 F SL 86 S SL 88 0-3 ③ K			B SL 79 X FF 92 1-0 14 S 1B	X CH 89 0-0 ③ F6		C ST 83 B CH 82 B ST 81 1 SAFE L SI 92 X FF 94 2-2 14 S 14 2B 1B 1-3	C FF 96 F FF 96 X CH 89 0-2 1B	5	1	3	0	0	1	4
14 Andruw Monasterio, R (1, 5) OBP: 0.343, SLG: 0.371			B SL 82 C FC 88 F FF 95 B FF 96 X SL 84 2-2 ① G5-3		1 SAFE C SI 93 B SI 94 F SI 93 B FF 94 S ST 82 2-3 ① K 1-2		B FF 94 B ST 81 C SI 94 X SI 94 2-1 22 G3 24 1B 2B	C SI 94 X ST 83 0-1 24 1B 41 1B 2B 1-H 3-H	B FF 94 B FF 94 B CH 89 C FF 94 F SI 94 X CH 88 3-2 ③ F8	5	2	2	2	0	1	2

	AB	42
	R	8
	H	16
	RBI	8
	BB	2
	SO	11
	LOB	25

Inning Stats	1	2	3	4	5	6	7	8	9
	R: 0 E: 0 K: 2 S: 7	R: 0 E: 1 K: 2 S: 14	R: 0 E: 0 K: 0 S: 10	R: 2 E: 0 K: 1 S: 13	R: 0 E: 0 K: 2 S: 10	R: 0 E: 0 K: 1 S: 8	R: 3 E: 1 K: 0 S: 17	R: 3 E: 0 K: 2 S: 20	R: 0 E: 0 K: 1 S: 12
	H: 0 LOB: 0 BB: 0 P: 12	H: 0 LOB: 2 BB: 1 P: 22	H: 1 LOB: 0 BB: 0 P: 13	H: 2 LOB: 0 BB: 0 P: 21	H: 1 LOB: 2 BB: 1 P: 17	H: 2 LOB: 2 BB: 0 P: 12	H: 4 LOB: 1 BB: 0 P: 27	H: 5 LOB: 2 BB: 0 P: 26	H: 1 LOB: 1 BB: 0 P: 16

	1B: 12	SF: 0	WP: 0	PA: 45
	2B: 3	SAC: 0	PB: 0	
	3B: 0	DP: 1	SB: 3	
	HR: 1	HBP: 1	CS: 0	

PITCHER		IP	WLS	BF	H	R	ER	SO	BB	IBB	HBP	BLK	WP	HR	S	P	ERA	WHIP
40 Luis Severino, R ERA: 6.65	(1, 1)	4.0		17	4	2	2	5	1	0	1	0	0	1	45	70	4.50	1.250
76 Jhony Brito, R ERA: 4.83	(5, 1)	2.1	L	11	3	1	1	3	1	0	0	0	0	0	20	33	3.86	1.714
43 Jonathan Loáisiga, R ERA: 1.62	(7, 1)	0.2		5	3	2	2	0	0	0	0	0	0	0	14	21	27.00	4.500
85 Greg Weissert, R ERA: 6.3	(8, 1)	1.0		8	5	3	3	2	0	0	0	1	0	0	20	26	27.00	5.000
41 Tommy Kahnle, R ERA: 2.5	(9, 1)	1.0		4	1	0	0	1	0	0	0	0	0	0	12	16	0.00	1.000

PITCHER		IP	WLS	BF	H	R	ER	SO	BB	IBB	HBP	BLK	WP	HR	S	P	ERA	WHIP

Batter	1	2	3	4	5	6	7	8	9	AB	R	H	RBI	BB	SO	LOB
26 DJ LeMahieu, R (1, 3) OBP: 0.324, SLG: 0.401	C SI 93 B SI 94 F FC 90 F FF 95 B FC 85 B SI 94 B SI 93 4-2 99 BB BB		B CU 75 B FC 89 C FC 85 C SI 92 F CU 79 F FF 94 X SI 92 2-2 ① L9		B ST 81 C SI 90 C SI 91 S ST 84 1-3 ② K		F FF 100 B FF 98 F FF 100 X KC 84 1-2 ③ F9			3	0	0	0	1	1	0
99 Aaron Judge, R (1, 10) OBP: 0.397, SLG: 0.613	F SI 94 F SI 95 B ST 85 B ST 84 F SI 94 F FF 94 B SI 92 F SI 92 B SI 93 4-2 1-2 BB		C ST 84 X ST 84 0-1 89 HR 1B		B SL 90 C SL 89 S SI 101 B SI 101 S SI 100 2-3 ③ K			B CH 90 B FC 90 B FC 89 C SI 92 B SI 92 4-1 25 G6-3 89 G3-1 BB		2	1	1	0	2	1	0
89 Jasson Domínguez, S (1, 8) OBP: 0.345, SLG: 0.776	B FC 88 F SI 92 C FC 88 S FF 94 1-3 ① K		T FC 88 T SI 92 B SI 92 B SI 93 X FC 87 2-2 1-H HR			B SI 100 B SI 99 C SL 88 S SI 99 B SI 101 B SL 88 4-2 28 S BB		D SI 92 F FF 92 D FC 90 X SI 92 2-1 ① G3-1 1-2		3	1	1	2	1	1	3
25 Gleyber Torres, R (1, 4) OBP: 0.341, SLG: 0.468	T FC 88 B SI 94 F ST 83 S SI 93 1-3 ② K		B SI 92 C SI 92 X SI 92 1-1 ② L8			C SL 90 X SI 99 0-1 ① F7		B FC 89 F FC 88 F SI 92 X FC 89 1-2 ② G6-3 2-3		4	0	0	0	0	1	4
28 Austin Wells, L (1, 2) OBP: 0.200, SLG: 0.176	B FC 87 F FC 89 C SI 92 B FC 87 X FC 85 2-2 ③ F7		S CU 78 X SI 92 0-1 ③ G4-3			C SI 99 B SI 100 B SI 100 S SL 89 F SI 101 B SI 99 B SL 89 4-2 1-2 BB		S FC 88 X FF 93 0-1 ③ F8		3	0	0	0	1	0	3
11 Anthony Volpe, R (1, 6) OBP: 0.293, SLG: 0.397		C FC 87 S FF 93 B SI 93 S ST 84 1-3 ① K		B ST 81 B ST 83 F FC 85 F SI 91 B ST 83 F FC 84 S FF 92 3-3 ① K		S SL 90 X SL 88 0-1 ② F8			B SL 86 C SI 97 X SL 88 1-1 ① G5-3	4	0	0	0	0	2	2
91 Oswald Peraza, R (1, 5) OBP: 0.279, SLG: 0.231		B SI 93 X FC 87 1-0 61 F8 2B		S FC 86 S FC 88 C SI 93 0-3 ② K		T SL 89 C SI 99 B SL 90 D SL 90 B SL 90 X FF 101 3-2 ③ G5-3			B SI 98 X FF 98 1-0 ② L9	4	0	1	0	0	1	2
61 Jake Bauers, L (1, 9) OBP: 0.282, SLG: 0.419		C SI 93 S FF 94 B FC 88 B SI 94 F FF 94 X FF 93 2-2 ② F8 2-3		C ST 83 B FF 92 F FF 92 X FS 87 1-2 ③ G1-3			S FF 99 C FF 99 F FF 100 B KC 86 B KC 86 S FF 100 2-3 ① K		B SL 88 C SL 88 B SL 90 S SL 86 F FF 98 F SL 92 S SI 99 2-3 ③ K	4	0	0	0	0	2	1
95 Oswaldo Cabrera, S (1, 7) OBP: 0.275, SLG: 0.295		X SI 93 0-0 ③ F7			C FC 84 F FF 92 B SI 91 B SI 91 F FC 85 X SI 91 2-2 ① G3		F KC 85 X FF 99 0-1 ② B5-3			3	0	0	0	0	0	1
Inning Stats	R: 0 E: 0 K: 2 S: 17 H: 0 LOB: 2 BB: 2 P: 29	R: 0 E: 0 K: 1 S: 9 H: 1 LOB: 1 BB: 0 P: 13	R: 2 E: 0 K: 0 S: 14 H: 2 LOB: 0 BB: 0 P: 19	R: 0 E: 0 K: 2 S: 10 H: 0 LOB: 0 BB: 0 P: 14	R: 0 E: 0 K: 2 S: 10 H: 0 LOB: 0 BB: 0 P: 15	R: 0 E: 0 K: 0 S: 12 H: 0 LOB: 2 BB: 2 P: 23	R: 0 E: 0 K: 1 S: 9 H: 0 LOB: 0 BB: 0 P: 12	R: 0 E: 0 K: 0 S: 8 H: 0 LOB: 1 BB: 1 P: 15	R: 0 E: 0 K: 1 S: 8 H: 0 LOB: 0 BB: 0 P: 12	1B: 1 2B: 1 3B: 0 HR: 1	SF: 0 SAC: 0 DP: 0 HBP: 0			WP: 0 PB: 0 SB: 1 CS: 0	PA: 35		

PITCHER		IP	WLS	BF	H	R	ER	SO	BB	IBB	HBP	BLK	WP	HR	S	P	ERA	WHIP
48 Colin Rea, R ERA: 5.02	(1, 1)	4.2		19	3	2	2	6	2	0	0	0	0	1	57	85	3.86	1.071
45 Abner Uribe, R ERA: 1.59	(5, 1)	1.1	W	6	0	0	0	1	2	0	0	0	0	0	15	28	0.00	1.500
29 Trevor Megill, R ERA: 3.49	(7, 1)	1.0	H	3	0	0	0	1	0	0	0	0	0	0	9	12	0.00	0.000
46 Bryse Wilson, R ERA: 2.82	(8, 1)	1.0		4	0	0	0	0	1	0	0	0	0	0	8	15	0.00	1.000
54 Thyago Vieira, R ERA:	(9, 1)	1.0		3	0	0	0	1	0	0	0	0	0	0	8	12	0.00	0.000

PITCHER	IP	WLS	BF	H	R	ER	SO	BB	IBB	HBP	BLK	WP	HR	S	P	ERA	WHIP

BOTTOM

Milwaukee Brewers @ New York Yankees

Yankee Stadium, Bronx, NY

Fri Sep 08 2023, 7:21 PM - 10:22 PM EDT

Att. 37,115 - Partly Cloudy - 75 F

livebaseballscorecards.com

AB	30
R	2
H	3
RBI	2
BB	5
SO	9
LOB	16

Batter	1	2	3	4	5	6	7	8	9	AB	R	H	RBI	BB	SO	LOB
10 Sal Frelick, L (1, 8) (9, 9) OBP: 0.372, SLG: 0.398	B SI 94 F SI 92 B SI 94 B ST 81 B SI 94 4-1 BB	C SI 96 F FF 97 F FF 97 F ST 96 X FF 96 0-2 1B	F ST 82 F FF 96 B SI 95 S CH 88 1-3 ② K	F SI 98 F FF 98 X CH 89 0-2 41 1B 21 1B 24 1B 1B	D FC 85 B SI 88 B SI 89 B SI 87 4-0 21 HBP 7 BB 24 1B 1-2 2-3 BB	3	2	2	0	2	1	1
24 William Contreras, R (1, 2) OBP: 0.358, SLG: 0.456	X SI 94 0-0 ① P4	B SI 96 B ST 84 X SI 95 2-0 ③ F8	B SI 96 D ST 84 C ST 82 S SI 96 S CH 88 2-3 ③ K	B CU 86 C SI 98 C CU 85 1 SAFE X SI 98 1-2 21 1B 41 1B 27 FC6-2 1B	B SI 89 C SI 88 B SI 86 S SI 87 X FC 87 2-2 7 BB 21 HBP 14 BB 1-2 2-H 3-H 1B	5	1	2	2	0	1	3
41 Carlos Santana, S (1, 3) OBP: 0.314, SLG: 0.413	C SI 95 B CH 89 C SI 95 S FF 96 1-3 ② K	X SI 94 0-0 ① G3	X SI 92 0-0 ① G3-1	B SI 98 X SI 97 1-0 27 FC6-2 7 SF9 21 1B 1-2 2-3 1B	B CH 82 F FF 94 F CH 82 B CH 82 B CH 82 F FF 94 F FF 95 X CH 82 3-2 ① F7	5	1	1	0	0	1	3
21 Mark Canha, R (1, 9) OBP: 0.362, SLG: 0.404 28 Joey Wiemer, R (9, 8) OBP: 0.287, SLG: 0.366	C SI 95 B ST 83 C ST 84 F FF 98 F CH 88 B ST 84 S SI 97 2-3 ③ K	C SI 93 C SI 95 B FF 96 X ST 84 1-2 27 E 1B	B SI 92 C SI 92 C SI 94 F ST 81 X ST 82 1-2 ② P3	F SI 98 X SI 98 0-1 27 FC6-2 1-2 2-3 3-H 1B	C ST 82 S FF 94 F FF 94 F CH 83 H CH 81 1-2 14 BB 7 BB 1-2 2-3 HBP	4 0	1 0	2 0	1 0	0 0	1 0	1 0
27 Willy Adames, R (1, 6) OBP: 0.297, SLG: 0.405	C SI 94 B ST 84 C SI 95 S ST 84 1-3 ① K	B SI 94 X SI 94 1-0 E3 1-H 3B	C ST 82 F FF 94 B FF 95 B ST 80 B CH 82 F SI 94 S FF 94 3-3 ③ K	X SI 98 0-0 ① FC6-2 1-2 2-3 3-Hf	X ST 80 0-0 ② F4	5	1	1	1	0	2	6
11 Rowdy Tellez, L (1, 10) OBP: 0.287, SLG: 0.385 6 Owen Miller, R (7, PH) (7, 10) OBP: 0.303, SLG: 0.371 7 Victor Caratini, S (8, PH) (8, 10) OBP: 0.330, SLG: 0.373	B SI 94 B FF 96 C FF 96 F SI 96 B CH 88 S CH 88 3-3 ② K	B SI 95 C FF 96 S CH 87 S CH 87 1-3 ② K	B SI 95 S CH 87 B SI 96 C SI 96 F CH 87 F FF 96 S CH 89 2-3 ① K	B SI 98 B SI 98 C SI 98 X SI 97 2-1 ② SF9 3-H	S CH 82 B FF 93 B CH 81 B CH 81 B FF 92 4-1 14 BB 1-2 2-3 3-H BB	2 1 0	0 0 0	0 0 0	0 0 2	0 0 1	2 1 0	0 0 0
14 Andruw Monasterio, R (1, 5) OBP: 0.344, SLG: 0.366	B ST 81 C ST 82 B ST 81 X FF 96 2-1 ③ F9	C ST 82 B SI 95 C SI 94 F ST 83 F ST 83 B ST 82 S ST 82 2-3 ③ K	C CH 88 B SI 95 S FF 96 F FF 95 B FF 96 B SI 96 F CH 90 B CH 90 4-2 0 L3 BB	B CU 86 2 SAFE C SI 98 F CU 85 B FF 97 X SI 98 2-2 ③ G1-3	B FF 93 C ST 84 F FF 94 F CH 83 F FF 93 B ST 82 B CH 82 B FF 94 4-2 1-2 2-3 3-H BB	3	0	0	1	2	1	2
0 Brice Turang, L (1, 4) OBP: 0.291, SLG: 0.311	C ST 80 X CH 87 0-1 ① G4-3	C ST 81 F FF 94 X SI 93 0-2 15 F8 1B	X SI 96 0-0 ② ③ L3 1-1	10 S 24 1B BB 2-2 ③ K	4	1	1	0	1	1	4
15 Tyrone Taylor, R (1, 7) OBP: 0.247, SLG: 0.378	C SI 95 C SI 96 B ST 84 S ST 83 1-3 ② K	C SI 94 1 SAFE 1 SAFE F SI 95 B SI 95 X SI 96 1-2 ① F8 1-3	B SI 97 X SI 97 1-0 HR	1 SAFE B SI 88 C SI 86 X SI 89 1-1 10 S 24 1B 1-2 1B	4	2	2	1	0	1	1
Inning Stats	R: 0 E: 0 K: 2 S: 10 H: 0 LOB: 1 BB: 1 P: 17	R: 0 E: 0 K: 2 S: 8 H: 0 LOB: 0 BB: 0 P: 14	R: 0 E: 0 K: 1 S: 11 H: 1 LOB: 1 BB: 0 P: 14	R: 2 E: 1 K: 2 S: 13 H: 2 LOB: 0 BB: 0 P: 18	R: 0 E: 0 K: 2 S: 12 H: 1 LOB: 1 BB: 0 P: 16	R: 0 E: 0 K: 1 S: 9 H: 0 LOB: 0 BB: 0 P: 13	R: 0 E: 0 K: 1 S: 10 H: 0 LOB: 0 BB: 1 P: 16	R: 3 E: 0 K: 0 S: 16 H: 5 LOB: 2 BB: 0 P: 23	R: 4 E: 0 K: 1 S: 23 H: 2 LOB: 3 BB: 4 P: 48	1B: 9 2B: 1 3B: 1 HR: 1 SF: 1 SAC: 0 DP: 1 HBP: 1				WP: 0 PB: 0 SB: 2 CS: 0	PA: 44	

PITCHER		IP	WLS	BF	H	R	ER	SO	BB	IBB	HBP	BLK	WP	HR	S	P	ERA	WHIP
34 Michael King, R ERA: 2.82	(1, 1)	5.0		20	4	2	1	9	1	0	0	0	0	0	54	79	1.80	1.000
85 Greg Weissert, R ERA: 5.73	(6, 1)	1.0		3	0	0	0	1	0	0	0	0	0	0	9	13	0.00	0.000
58 Wandy Peralta, L ERA: 3.0	(7, 1)	1.0		3	0	0	0	1	1	0	0	0	0	0	10	16	0.00	1.000
43 Jonathan Loáisiga, R ERA: 3.06	(8, 1)	1.0	L	8	5	3	3	0	0	0	0	0	0	1	16	23	27.00	5.000
92 Matt Krook, L ERA: 24.75	(9, 1)	0.0		4	2	4	4	0	2	0	0	0	0	0	5	16	∞	∞

PITCHER		IP	WLS	BF	H	R	ER	SO	BB	IBB	HBP	BLK	WP	HR	S	P	ERA	WHIP
97 Ron Marinaccio, R ERA: 3.99	(9, 1)	1.0		6	0	0	0	1	2	0	1	0	0	0	18	32	0.00	2.000

TOP

Milwaukee Brewers @ New York Yankees

Yankee Stadium, Bronx, NY

Sat Sep 09 2023, 4:40 PM - 7:27 PM EDT

Att. 44,068 - Cloudy - 76 F

livebaseballscorecards.com

AB	36
R	9
H	11
RBI	8
BB	6
SO	12
LOB	21

Batter	1	2	3	4	5	6	7	8	9	AB	R	H	RBI	BB	SO	LOB
26 DJ LeMahieu, R (1, 3) OBP: 0.321, SLG: 0.396	C FC 85 C FF 89 F FC 85 F FF 90 B FF 91 B FC 86 X CH 85 2-2 ① G6-3		B CH 84 B FC 86 C FC 86 S FC 85 X CH 84 2-2 E6	B SL 89 C SI 94 X SL 89 1-1 ③ G5-3			C SL 86 B SL 85 F FF 96 B SL 85 F FF 96 F SL 85 X SL 85 2-2 ② G2-3		B FF 89 C CH 82 F FF 88 B CH 81 F SI 89 S ST 80 2-3 ② K	5	0	0	0	0	1	5
99 Aaron Judge, R (1, 10) OBP: 0.397, SLG: 0.608	B FC 86 C CH 84 F CH 84 B CH 83 B CH 85 F FC 86 B SI 91 4-2 BB		B CH 84 B FC 87 D CH 84 X FC 86 3-0 ③ F7		B SI 95 X SI 94 1-0 ① G6-3		C SI 96 F CH 91 B SL 85 B SL 84 B SL 85 X SL 84 3-2 1B		F CH 82 X FF 89 0-1 ③ F8	4	0	1	0	1	0	3
89 Jasson Domínguez, S (1, 8) OBP: 0.303, SLG: 0.677	B FC 86 B FC 86 C FC 85 F CH 84 C FC 86 2-3 ② K			B FC 85 S FC 87 B CH 84 X CH 84 2-1 ① G1-3	S SI 96 C SL 90 C SI 95 0-3 ② K		S CH 90 T CH 91 C FF 96 0-3 ③ K			4	0	0	0	0	3	2
25 Gleyber Torres, R (1, 4) OBP: 0.342, SLG: 0.467	F FC 86 F FF 91 B CH 83 F FC 85 X CH 83 1-2 ③ G5-3			B FC 85 B CH 84 B CH 84 B FC 86 4-0 27 E 11 1B BB	B SL 90 B SI 96 B SL 90 C SI 96 B SL 90 4-1 BB			X FF 99 0-0 ① P3		2	1	0	0	2	0	1
27 Giancarlo Stanton, R (1, 9) OBP: 0.277, SLG: 0.434		C FC 86 B FC 86 B FC 86 B FC 86 S FC 85 C CH 85 3-3 ① K		1 SAFE F CH 83 B FC 87 B FC 87 F FC 86 D CH 83 X FC 86 3-2 E5 80 BB 11 1B 91 FC6 1-2	B SL 89 C SI 96 S SL 90 F SI 96 B SL 91 F SL 90 B SL 90 S SL 91 3-3 ③ K			X FF 98 0-0 ② F8		4	1	0	0	0	2	2
11 Anthony Volpe, R (1, 6) OBP: 0.292, SLG: 0.396		C CH 85 F FC 86 B FF 91 B FF 89 F FC 86 X CH 84 2-2 ② G1-3		X CH 84 0-0 91 FC6 80 BB 1-2 2-H 1B		B CU 80 S FC 89 C SI 94 F SI 94 B FF 94 F FC 91 X SI 94 2-2 ① G4-3		C FF 99 F FF 99 S KC 86 0-3 ③ K		4	0	1	1	0	1	0
28 Austin Wells, L (1, 2) OBP: 0.167, SLG: 0.143		B FC 88 B FC 87 S FC 87 X FC 87 2-1 ③ G1-3		D SL 80 F FC 88 X FC 86 1-1 ② F7		C SI 93 X FC 91 0-1 ② L6			C FF 88 T SI 88 S ST 81 0-3 ① K	4	0	0	0	0	1	2
80 Everson Pereira, R (1, 7) OBP: 0.242, SLG: 0.214			S CH 83 F FC 87 B CH 83 B FC 85 B CH 84 S CH 84 3-3 ① K	B CH 83 B CH 84 B FC 85 C FF 89 F FC 85 B FF 90 4-2 91 FC6 1-2 2-3 BB		B FC 92 B FC 92 X FC 91 2-0 ③ L6			C ST 80 B SI 88 B CH 82 B CH 82 X SI 88 3-1 91 1B 1B	3	0	1	0	1	1	0
91 Oswald Peraza, R (1, 5) OBP: 0.278, SLG: 0.232			S FC 85 X FF 90 0-1 ② G6-3	B CH 84 S CH 84 X FC 86 1-1 FC6 1-2 2-3 3-H			C SL 84 B SI 95 B SI 95 B SL 84 X SI 94 3-1 ① P3		S CH 82 X ST 80 0-1 1-2 1B	4	0	1	1	0	0	2
Inning Stats	R: 0 E: 0 K: 1 S: 15 H: 0 LOB: 1 BB: 1 P: 24	R: 0 E: 0 K: 1 S: 9 H: 0 LOB: 0 BB: 0 P: 16	R: 0 E: 1 K: 1 S: 9 H: 0 LOB: 1 BB: 0 P: 17	R: 2 E: 1 K: 0 S: 14 H: 1 LOB: 3 BB: 2 P: 30	R: 0 E: 0 K: 2 S: 10 H: 0 LOB: 1 BB: 1 P: 18	R: 0 E: 0 K: 0 S: 8 H: 0 LOB: 0 BB: 0 P: 12	R: 0 E: 0 K: 1 S: 13 H: 1 LOB: 1 BB: 0 P: 21	R: 0 E: 0 K: 1 S: 5 H: 0 LOB: 0 BB: 0 P: 5	R: 0 E: 0 K: 2 S: 13 H: 2 LOB: 2 BB: 0 P: 18	1B: 4 2B: 0 3B: 0 HR: 0	SF: 0 SAC: 0 DP: 0 HBP: 0			WP: 0 PB: 0 SB: 0 CS: 0	PA: 38		

PITCHER	IP	WLS	BF	H	R	ER	SO	BB	IBB	HBP	BLK	WP	HR	S	P	ERA	WHIP
20 Wade Miley, L (1, 1) ERA: 3.3	3.2		18	1	2	1	3	3	0	0	0	0	0	45	84	2.46	1.091
59 Elvis Peguero, R (4, 1) ERA: 3.51	1.1		5	0	0	0	2	1	0	0	0	0	0	12	21	0.00	0.750
46 Bryse Wilson, R (6, 1) ERA: 2.78	1.0		3	0	0	0	0	0	0	0	0	0	0	8	12	0.00	0.000
31 Joel Payamps, R (7, 1) ERA: 2.43	1.0	W	4	1	0	0	1	0	0	0	0	0	0	13	21	0.00	1.000
29 Trevor Megill, R (8, 1) ERA: 3.38	1.0	H	3	0	0	0	1	0	0	0	0	0	0	5	5	0.00	0.000

PITCHER	IP	WLS	BF	H	R	ER	SO	BB	IBB	HBP	BLK	WP	HR	S	P	ERA	WHIP
55 Hoby Milner, L (9, 1) ERA: 2.04	1.0		5	2	0	0	2	0	0	0	0	0	0	13	18	0.00	2.000

BOTTOM

Milwaukee Brewers @ New York Yankees

Yankee Stadium, Bronx, NY

Sat Sep 09 2023, 4:40 PM - 7:27 PM EDT

Att. 44,068 - Cloudy - 76 F

livebaseballscorecards.com

AB	34
R	2
H	4
RBI	2
BB	4
SO	9
LOB	17

Batter	1	2	3	4	5	6	7	8	9	10	11	12	13	AB	R	H	RBI	BB	SO	LOB
10 Sal Frelick, L (1, 8) (9, 9) OBP: 0.364, SLG: 0.382	S FF 96 B FF 96 F FF 96 B FF 96 B SL 89 X FF 96 3-2 L7 ①		C KC 81 X KC 82 0-1 G1-3 ②			B KC 82 F FF 95 S FF 95 C FF 96 1-3 K ①		1 SAFE B SI 94 B SL 87 C CH 88 X SI 96 2-1 G4-3 ③			C ST 79 X CH 80 0-1 FC5-4 ② 1-2f 24 1B		B FC 89 C FC 90 B FC 90 D CU 78 C FC 88 B FC 90 4-2 24 WP BB	5	0	0	0	1	1	2
24 William Contreras, R (1, 10) OBP: 0.356, SLG: 0.452	B FF 96 C KC 82 B KC 82 C FF 97 F SL 88 F KC 82 F CH 89 S FF 99 2-3 K ②		X KC 82 0-0 G5-3 ③			S KC 83 C KC 81 B SL 90 X CH 89 1-2 G5-3 ②			B SI 94 C SI 96 C ST 84 S SL 88 1-3 K ①		C ST 79 X SI 91 0-1 1-2 1B		S CU 79 B CU 79 C CU 79 X CU 78 1-2 G1-3 ③ 1-2 2-3	6	0	1	0	0	2	1
41 Carlos Santana, S (1, 3) OBP: 0.311, SLG: 0.409	S FF 98 S FF 96 S FF 97 0-3 K ③		B KC 82 F FC 91 C SL 90 S FF 97 1-3 K ①			C FF 96 B CH 90 B FF 96 S FC 92 F FF 96 B CH 90 S FC 92 3-3 K2-3 ③			X SI 96 0-0 G3 ②		C SI 89 C CH 79 B CH 80 B CH 79 X CH 80 2-2 F8 ③	0-0 28 2B		5	1	0	0	0	3	2
21 Mark Canha, R (1, 9) OBP: 0.358, SLG: 0.399 28 Joey Wiemer, R (9, 8) OBP: 0.289, SLG: 0.371		B FF 95 C KC 80 X SL 88 1-1 G1-3 ①		X FF 95 0-0 F7 ②			B FF 96 S FF 96 F FC 91 B FF 97 F FC 91 C KC 82 2-3 K ①		B SI 94 F SI 96 C SI 95 F SL 88 C ST 84 1-3 K ③	0-0 14 G5-4-3		B ST 79 C CH 79 X CH 80 1-1 27 F8 14 SF7 2-H 2B	4	0	0	0	0	2	0
27 Willy Adames, R (1, 6) OBP: 0.296, SLG: 0.402		B KC 81 B FC 91 F FF 96 X SL 88 2-1 L8 ②		X FC 92 0-0 F8 ③			B KC 83 C FF 96 B FF 96 F KC 83 F FC 92 B SL 89 S KC 84 3-3 K ②			C CH 88 B FF 96 D CH 90 B SI 95 F CH 89 B CH 90 4-2 14 G5-4-3 BB		C SI 90 B ST 78 F CH 79 B CH 79 B FF 91 F CH 80 X FF 90 3-2 F8 ① 2-3	4	0	0	0	1	1	1
14 Andruw Monasterio, R (1, 5) OBP: 0.341, SLG: 0.364		B FF 95 F FF 94 F FF 96 F FF 96 X SL 88 1-2 7 1B 1B	C KC 83 F FF 96 B FC 91 B FF 95 B FF 96 T FF 97 3-2 K ①			F KC 82 X FF 97 0-1 F9 ③				C CH 88 C FF 96 X CH 89 0-2 1-2f 2-3 G5-4-3 ① ②		B SI 89 C ST 80 F CH 80 B CH 80 F SI 90 F CH 80 B ST 79 F CH 80 3-2 F FF 91 X CH 79 SF7 ② 3-H	4	0	1	1	0	1	1
7 Victor Caratini, S (1, 2) OBP: 0.327, SLG: 0.368	F FF 97 B FF 98 1 SAFE F SL 90 F FF 98 X SL 89 1-2 0 WP 1-3 1B		X FF 96 0-0 F8 ②					X SI 94 0-0 G6-3 ①		C CH 90 F CH 90 F CH 91 X CH 88 0-2 G3 ③	0-0 0 G3 15 1B	C ST 79 F SI 89 S CH 80 0-3 K ③	0-0 24 WP	5	1	1	0	0	1	1
0 Brice Turang, L (1, 4) OBP: 0.293, SLG: 0.313	C FF 96 T FF 97 F FF 98 F FF 96 B KC 84 B FF 98 F FF 98 D CH 90 X FF 98 3-2 G4-3 ③ 1-2		C KC 83 B CH 89 B FF 96 S FF 96 B KC 83 X FF 96 3-2 2B					B CH 87 B SL 86 C CH 86 B CH 87 B SI 95 4-1 BB			L SI 89 B ST 77 C CH 79 X ST 79 1-2 G3 ① 2-3		B FC 91 B FC 89 C FC 89 B FF 94 S FC 90 X FC 90 3-2 P6 ①	4	0	1	0	1	0	2
15 Tyrone Taylor, R (1, 7) OBP: 0.246, SLG: 0.373			C FF 97 B KC 84 F FF 96 B SL 88 F KC 84 S SL 91 2-3 K ①			D KC 84 B FF 97 S FC 91 C FC 93 X KC 86 2-2 G6-3 ③		B CH 87 X CH 86 1-0 P4 ②			B ST 80 F SI 90 S CH 80 F CH 81 X SI 90 1-2 10 FC5-4 3-H 1B		C CU 78 T FC 90 B CU 79 D CU 79 F FC 88 X CU 79 2-2 G5-3 ②	5	0	1	1	0	1	2
Inning Stats	R: 0 E: 0 K: 2 S: 12 H: 0 LOB: 0 BB: 0 P: 17	R: 0 E: 0 K: 0 S: 18 H: 2 LOB: 2 BB: 0 P: 26	R: 0 E: 0 K: 1 S: 7 H: 0 LOB: 0 BB: 0 P: 9	R: 0 E: 0 K: 1 S: 5 H: 0 LOB: 0 BB: 0 P: 6	R: 0 E: 0 K: 1 S: 10 H: 1 LOB: 1 BB: 0 P: 18	R: 0 E: 0 K: 2 S: 10 H: 0 LOB: 0 BB: 0 P: 15	R: 0 E: 0 K: 2 S: 10 H: 0 LOB: 0 BB: 0 P: 15	R: 0 E: 0 K: 0 S: 5 H: 0 LOB: 1 BB: 1 P: 12	R: 0 E: 0 K: 2 S: 8 H: 0 LOB: 0 BB: 0 P: 10	R: 0 E: 0 K: 0 S: 9 H: 0 LOB: 1 BB: 1 P: 13	R: 1 E: 0 K: 0 S: 14 H: 2 LOB: 2 BB: 0 P: 18	R: 2 E: 0 K: 1 S: 17 H: 1 LOB: 0 BB: 0 P: 24	R: 0 E: 0 K: 0 S: 12 H: 0 LOB: 2 BB: 1 P: 22	1B: 4 2B: 2 3B: 0 HR: 0 SF: 1 SAC: 0 DP: 1 HBP: 0	WP: 2 PB: 0 SB: 0 CS: 0	PA: 47

PITCHER		IP	WLS	BF	H	R	ER	SO	BB	IBB	HBP	BLK	WP	HR	S	P	ERA	WHIP
45 Gerrit Cole, R ERA: 2.79	(1, 1)	7.0		24	3	0	0	9	0	0	0	0	1	0	72	106	0.00	0.429
58 Wandy Peralta, L ERA: 2.94	(8, 1)	1.0		4	0	0	0	0	1	0	0	0	0	0	5	12	0.00	1.000
35 Clay Holmes, R ERA: 3.05	(9, 1)	1.0		3	0	0	0	2	0	0	0	0	0	0	8	10	0.00	0.000
41 Tommy Kahnle, R ERA: 2.43	(10, 1)	1.0		3	0	0	0	0	1	0	0	0	0	0	9	13	0.00	1.000
63 Nick Ramirez, L ERA: 2.78	(11, 1)	2.0		9	3	3	1	1	0	0	0	0	0	0	31	42	4.50	1.500

PITCHER		IP	WLS	BF	H	R	ER	SO	BB	IBB	HBP	BLK	WP	HR	S	P	ERA	WHIP
54 Anthony Misiewicz, L ERA: 7.71	(13, 1)	1.0	W	4	0	0	0	0	1	0	0	0	1	0	12	22	0.00	1.000

TOP

Milwaukee Brewers @ New York Yankees

Yankee Stadium, Bronx, NY

Sun Sep 10 2023, 1:52 PM - 5:24 PM EDT

Att. 41,702 - Cloudy - 70 F

livebaseballscorecards.com

AB	43
R	3
H	6
RBI	3
BB	3
SO	12
LOB	12

Batter	1	2	3	4	5	6	7	8	9	10	11	12	13	AB	R	H	RBI	BB	SO	LOB
26 DJ LeMahieu, R (1, 3) OBP: 0.320, SLG: 0.393	C FC 95 S FC 95 B FC 95 X FC 96 1-2 ① G3			C CU 80 B SI 96 S FC 94 X SL 84 1-2 ① G4-3		C FC 93 F CU 80 X FC 93 0-2 ② F9			C FF 94 B FF 94 B CH 84 X CH 82 2-1 ② G5-3		C SI 95 D SL 87 F SL 86 B FF 96 B FF 95 D SL 85 4-2 99 IBB BB			4	0	0	0	1	0	0
99 Aaron Judge, R (1, 9) OBP: 0.394, SLG: 0.600	B FC 95 F FC 96 F FC 95 S SL 85 1-3 ② K			B FC 94 B FC 94 X FC 94 2-0 ② G5-3		C CU 80 S CU 81 B SL 85 B SL 85 X FC 93 2-2 ③ G5-3			C CH 82 B CH 84 B CH 82 S CH 82 B CH 82 S FF 94 3-3 ③ K	0-0	0-0 25 FC4 IBB 1-2 2-3			4	0	0	0	1	2	0
25 Gleyber Torres, R (1, 4) OBP: 0.339, SLG: 0.462	C FC 96 C FC 95 B FC 96 B SL 85 F FC 96 F FC 95 B CU 81 X FC 95 3-2 ③ F8			X FC 94 0-0 ③ F9			F CU 78 F SI 94 B SL 83 S FC 94 1-3 ① K			C SL 87 B SI 100 D SL 91 F SL 88 C SI 100 2-3 ① K	S SL 86 B FF 94 X FF 95 1-1 ③ FC4 1-2f	0-0 27 HR		5	1	0	0	0	2	3
27 Giancarlo Stanton, R (1, 10) OBP: 0.282, SLG: 0.442		T FC 95 B FC 95 S SL 85 S FC 95 1-3 ① K			B FC 94 T FC 95 B SI 96 B FC 95 B FC 93 4-1 12 FC6-4 BB		B SI 96 B FC 94 F FC 94 C FC 93 X FC 94 2-2 ② L9			C SI 100 B SI 100 F SL 90 D SL 90 B SL 90 B SI 101 4-2 BB		F SI 91 B SI 92 X SL 83 1-2 2-H HR		3	1	1	2	2	1	0
12 Isiah Kiner-Falefa, R (1, 8) OBP: 0.307, SLG: 0.347		B FC 95 C FC 95 F FC 95 F CU 80 X FC 95 1-2 ② G6-3			B FC 95 B CU 81 B FC 94 C FC 94 X FC 94 3-1 ① FC6-4 11 S 1-2f		F FC 93 S SL 84 B CU 80 F SL 85 F FC 95 X FC 94 1-2 ③ G1-3			D SI 100 S SI 100 C SI 99 C FF 101 1-3 ② K		C SI 92 F SI 92 C FF 92 0-3 ① K		5	0	0	0	0	2	2
11 Anthony Volpe, R (1, 6) OBP: 0.289, SLG: 0.392		C CU 81 X FC 94 0-1 ③ L4			1 SAFE C FC 92 S SI 96 X SL 84 0-2 ② L6 1-2			F FC 93 S CU 80 B SL 83 C FC 93 1-3 ① K		X SI 98 0-0 ③ F9	0-0 80 G6-3 95 2B	B FF 92 B SI 93 B SI 92 C SI 92 F FF 91 S SL 83 3-3 ② K		5	1	0	0	0	2	2
80 Everson Pereira, R (1, 7) OBP: 0.239, SLG: 0.200			S FC 95 B SI 96 S SL 84 B CU 81 F FC 94 C FC 95 2-3 ① K		T FC 94 F SL 86 B SL 86 B SL 86 B FC 95 B SL 86 4-2 BB			B FC 94 X FC 93 1-0 ② G5-3			B SL 86 X SI 94 1-0 ① G6-3 2-3	X FF 90 0-0 ③ F8	0-0 66 2B	4	1	0	0	1	1	0
95 Oswaldo Cabrera, S (1, 5) OBP: 0.273, SLG: 0.297			B FC 94 F FC 94 F FC 95 F FC 94 B CH 90 C CU 81 2-3 ② K		S CU 81 D CU 81 B CH 89 X FC 94 2-1 ③ P5			F FC 94 F CH 88 B FC 94 B CU 81 B CH 90 F FC 94 C FC 94 3-3 ③ K			C SL 85 B FF 95 X SL 86 1-1 99 IBB 2B 3-H	B CH 81 L SI 88 L FF 89 S SI 89 1-3 ① K	5	0	1	1	0	3	2
38 Ben Rortvedt, L (1, 2) OBP: 0.227, SLG: 0.228 61 Jake Bauers, L (9, PH) OBP: 0.280, SLG: 0.417 66 Kyle Higashioka, R (10, 2) OBP: 0.267, SLG: 0.404			B FC 94 X FC 94 1-0 ③ G3-1			X FC 93 0-0 ① G4-3			F CH 80 F CH 81 T CH 79 0-2 ① K		F SL 85 F SI 94 B SL 85 C FF 95 1-3 ② K		F CH 82 B CH 81 B CH 81 B SI 90 C CH 80 X SI 90 3-2 2-H 2B	2 1 2	0 0 0	0 0 1	0 0 1	0 0 0	0 1 1	0 0 1
Inning Stats	R: 0 H: 0 E: 0 LOB: 0 K: 1 BB: 0 S: 11 P: 16	R: 0 H: 0 E: 0 LOB: 0 K: 1 BB: 0 S: 9 P: 11	R: 0 H: 0 E: 0 LOB: 0 K: 2 BB: 0 S: 9 P: 14	R: 0 H: 0 E: 0 LOB: 0 K: 0 BB: 0 S: 5 P: 8	R: 0 H: 0 E: 0 LOB: 2 K: 0 BB: 2 S: 10 P: 23	R: 0 H: 0 E: 0 LOB: 0 K: 0 BB: 0 S: 7 P: 9	R: 0 H: 0 E: 0 LOB: 0 K: 1 BB: 0 S: 11 P: 15	R: 0 H: 0 E: 0 LOB: 0 K: 2 BB: 0 S: 8 P: 13	R: 0 H: 0 E: 0 LOB: 0 K: 2 BB: 0 S: 8 P: 13	R: 0 H: 0 E: 0 LOB: 1 K: 2 BB: 1 S: 9 P: 16	R: 1 H: 1 E: 0 LOB: 3 K: 1 BB: 2 S: 10 P: 18	R: 2 H: 1 E: 0 LOB: 0 K: 2 BB: 0 S: 10 P: 14	R: 1 H: 1 E: 0 LOB: 1 K: 1 BB: 0 S: 6 P: 10	1B: 0 2B: 2 3B: 0 HR: 1	SF: 0 SAC: 0 DP: 0 HBP: 0	WP: 0 PB: 0 SB: 1 CS: 0	PA: 45		

PITCHER		IP	WLS	BF	H	R	ER	SO	BB	IBB	HBP	BLK	WP	HR	S	P	ERA	WHIP
39 Corbin Burnes, R ERA: 3.47	(1, 1)	8.0		26	0	0	0	7	2	0	0	0	0	0	70	109	0.00	0.250
38 Devin Williams, R ERA: 1.71	(9, 1)	1.0		3	0	0	0	2	0	0	0	0	0	0	8	13	0.00	0.000
45 Abner Uribe, R ERA: 1.52	(10, 1)	1.0		4	0	0	0	2	1	0	0	0	0	0	9	16	0.00	1.000
31 Joel Payamps, R ERA: 2.39	(11, 1)	1.0	B	6	1	1	0	1	1	1	0	0	0	0	10	18	0.00	2.000
32 Andrew Chafin, L ERA: 5.24	(12, 1)	1.0	B	4	1	2	1	2	0	0	0	0	0	1	10	14	9.00	1.000

PITCHER		IP	WLS	BF	H	R	ER	SO	BB	IBB	HBP	BLK	WP	HR	S	P	ERA	WHIP
55 Hoby Milner, L ERA: 2.03	(13, 1)	0.1	L	2	1	1	0	1	0	0	0	0	0	0	6	10	0.00	3.000

BOTTOM

Milwaukee Brewers @ New York Yankees

Yankee Stadium, Bronx, NY

Sun Sep 10 2023, 1:52 PM - 5:24 PM EDT

Att. 41,702 - Cloudy - 70 F

livebaseballscorecards.com

AB	40
R	4
H	3
RBI	4
BB	5
SO	15
LOB	10

Batter	1	2	3	4	5	6	7	8	9	AB	R	H	RBI	BB	SO	LOB
3 Luis Arraez, L (1, 3) OBP: 0.391, SLG: 0.448	C FF 94 X CH 84 0-1 F7		X SI 94 0-0 F8			C CH 82 B CH 86 X SL 86 1-1 9 BB 1B		F SI 96 F SL 86 F FF 97 X FF 97 0-2 P4		3	0	1	0	0	0	0
10 Yuli Gurriel, R (7, 3) OBP: 0.304, SLG: 0.357										1	0	0	0	0	0	0
9 Josh Bell, S (1, 10) OBP: 0.324, SLG: 0.418	C FF 95 F FF 96 B CH 88 X CH 87 1-2 G3-1		C FF 96 X CU 83 0-1 G4-3			B FF 95 F SI 96 B SI 96 B CH 85 F FF 96 B FF 97 4-2 2 F8-6-4 1-2 BB			B FF 96 B FF 96 F SI 94 B FF 96 X FF 96 3-1 F7	2	0	0	0	1	0	0
58 Jacob Stallings, R (8, 1) OBP: 0.293, SLG: 0.302										1	0	0	0	0	0	0
36 Jake Burger, R (1, 5) OBP: 0.301, SLG: 0.517	C SL 86 F SL 86 X SI 97 0-2 2 1B 1B		C CU 82 F SI 97 B FF 97 S SL 87 1-3 K			B SI 96 C SL 87 F SI 97 F SI 97 D CH 89 F SI 96 S FF 96 2-3 K			C SL 86 X SI 98 0-1 1 1B 1B	3	0	1	0	0	2	2
5 Jon Berti, R (7, 5) OBP: 0.315, SLG: 0.355										1	0	1	0	0	0	0
2 Jazz Chisholm Jr., L (1, 8) OBP: 0.301, SLG: 0.456	F FF 96 B SI 96 X CH 86 1-1 1-3 1B			B FF 94 B CH 85 X SI 95 2-0 G4-3		B FF 97 F FF 97 F SI 96 F FF 98 B CH 88 X SI 98 2-2 F8-6-4 1-2			B SL 84 C SI 95 X SI 96 1-1 F7	3	0	1	0	0	0	2
54 Dane Myers, R (7, 8) OBP: 0.284, SLG: 0.369										1	0	0	0	0	0	1
14 Bryan De La Cruz, R (1, 7) OBP: 0.306, SLG: 0.423	F SI 96 C SI 97 S FF 97 0-3 K			C SL 86 B SL 87 C SL 86 X FF 96 1-2 G6-3			F FF 94 B SI 95 C SL 85 C SI 96 1-3 K		S CU 85 S FF 96 X FF 96 0-2 1-3 1B	2	0	0	0	0	1	2
1 Garrett Hampson, R (7, PH) OBP: 0.351, SLG: 0.408										2	0	1	0	0	1	0
(7, 7)																
7 Jesús Sánchez, L (1, 9) OBP: 0.334, SLG: 0.474		C FF 95 C CH 85 B FF 96 B FF 97 C FF 96 2-3 K		X CU 82 0-0 L9			F CH 85 F FF 96 B FF 96 F FF 97 S FF 95 1-3 K		X SI 97 0-0 P5	4	0	0	0	0	2	2
63 Xavier Edwards, S (1, 4) OBP: 0.293, SLG: 0.366		X FF 96 0-0 B5-3			X FF 95 0-0 P6		B FF 96 S FF 96 B CU 81 X SI 96 2-1 P5			3	0	0	0	0	0	0
18 Joey Wendle, L (1, 6) OBP: 0.260, SLG: 0.327		C FF 96 B FF 96 X FF 96 1-1 4 S 1B			C FF 96 F SI 96 B FF 96 B FF 96 X CH 86 2-2 G4-3			T FF 94 S CH 87 T FF 96 0-2 K		3	0	1	0	0	1	0
4 Nick Fortes, R (1, 2) OBP: 0.259, SLG: 0.284		1 SAFE T FF 96 B SL 86 X SL 86 1-1 1-2 G5-3			X SI 96 0-0 F9			X FF 96 0-0 G6-3		3	0	0	0	0	0	1
Inning Stats	R: 0 E: 0 K: 1 S: 13 H: 2 LOB: 2 BB: 0 P: 15	R: 0 E: 0 K: 1 S: 8 H: 1 LOB: 1 BB: 0 P: 12	R: 0 E: 0 K: 1 S: 6 H: 0 LOB: 0 BB: 0 P: 7	R: 0 E: 0 K: 0 S: 5 H: 0 LOB: 0 BB: 0 P: 8	R: 0 E: 0 K: 0 S: 5 H: 0 LOB: 0 BB: 0 P: 7	R: 0 E: 0 K: 1 S: 13 H: 1 LOB: 1 BB: 1 P: 22	R: 0 E: 0 K: 2 S: 9 H: 0 LOB: 0 BB: 0 P: 13	R: 0 E: 0 K: 1 S: 8 H: 0 LOB: 0 BB: 0 P: 8	R: 0 E: 0 K: 0 S: 10 H: 2 LOB: 2 BB: 0 P: 14	1B: 6 2B: 1 3B: 0 HR: 0 SF: 0 SAC: 0 DP: 1 HBP: 0						

PITCHER	IP	WLS	BF	H	R	ER	SO	BB	IBB	HBP	BLK	WP	HR	S	P	ERA	WHIP
53 Brandon Woodruff, R (1, 1) ERA: 1.93	9.0	W	33	6	0	0	7	1	0	0	0	0	0	77	106	0.00	0.778

PITCHER	IP	WLS	BF	H	R	ER	SO	BB	IBB	HBP	BLK	WP	HR	S	P	ERA	WHIP

TOP

Miami Marlins @ Milwaukee Brewers

American Family Field, Milwaukee, WI

Mon Sep 11 2023, 6:40 PM - 9:00 PM CDT

Att. 21,792 - Roof Closed - 70 F

livebaseballscorecards.com

AB	32
R	0
H	6
RBI	0
BB	1
SO	7
LOB	10

WP: 0	PA: 33		
PB: 0			
SB: 1			
CS: 0			

Batter	1	2	3	4	5	6	7	8	9	AB	R	H	RBI	BB	SO	LOB
21 Mark Canha, R (1, 10) OBP: 0.358, SLG: 0.406	C FF 95 F FF 96 B SL 83 B SL 84 F FF 97 X CH 89 2-2 HR		B SL 83 C SL 83 F FF 95 X FF 97 1-2 F9 ①	S FF 95 C FF 95 X SL 84 0-2 P3 ①		2 41 BB 27 3B 24 1B 1B X FC 88 0-0 ③ F9		C CH 47 B CS 44 B FA 74 B CH 49 X FA 64 3-1 F7 ③		6	2	2	1	0	0	3
24 William Contreras, R (1, 2) OBP: 0.360, SLG: 0.453	B FF 96 B CH 88 B FF 96 B FF 96 4-0 41 BB BB		B CH 88 C FF 94 S FF 96 B SL 86 B FF 98 B CH 89 4-2 41 1B 27 2B BB	F FF 96 X SL 84 0-1 F9 ②		C SI 88 B CH 84 B FC 88 B SI 89 S FC 87 X FC 88 3-2 41 BB 27 3B 1-2 1B	X SI 87 0-0 9 FC6-4 1B			3	2	2	0	2	0	0
41 Carlos Santana, S (1, 3) OBP: 0.314, SLG: 0.409 9 Brian Anderson, R (7, PH) OBP: 0.309, SLG: 0.364 (8, 5)	F FF 96 B SL 84 F FF 96 B CH 87 D SL 85 B FF 97 4-2 3 G4-6-3 1-2 BB		X FF 95 0-0 27 2B 3 1B 1-3 1B	B CH 86 B FF 95 F SI 95 X CH 88 2-1 F9 ③		B SL 82 D SI 90 B SI 91 C SI 89 C FC 88 B SL 83 4-2 27 3B 1-2 2-3 BB	C FC 87 X CH 84 0-1 FC6-4 1-2f ①			2 1	2 0	1 0	0 0	2 0	0 0	0 1
27 Willy Adames, R (1, 6) OBP: 0.299, SLG: 0.413 11 Rowdy Tellez, L (7, PH) OBP: 0.286, SLG: 0.383 (8, 3)	B SL 82 B FF 96 S CH 87 C FF 96 B FF 97 C FF 97 3-3 K ①		B SL 83 X FF 95 1-0 3 1B 15 1B 1-3 3-H 2B		C SL 82 B CH 85 B FF 94 X CH 87 2-1 15 2B 2B	F FC 89 B FC 88 X SL 83 1-1 14 1B 1-H 2-H 3-H 3B	B SI 93 C SL 84 B SL 84 F FC 89 B FC 86 F FC 85 F FF 92 C SL 84 3-3 K ②			4 1	3 0	3 0	4 0	0 0	1 1	2 1
3 Josh Donaldson, R (1, 5) OBP: 0.232, SLG: 0.427 0 Brice Turang, L (8, 6) OBP: 0.293, SLG: 0.313	X FF 96 0-0 G4-6-3 1-2f ② ③		X CH 88 0-0 15 1B 14 BB 10 FC1-2 2-3 3-H 1B		S FF 95 C FF 97 B SL 85 S FF 97 1-3 K ①	C SL 84 B FC 88 S FF 92 B FF 93 D CH 84 B FC 88 4-2 15 FC5-4 14 1B 28 E BB	X SI 90 0-0 L9 ③			4 0	1 0	1 0	1 0	1 0	1 0	4 0
14 Andruw Monasterio, R (1, 4) OBP: 0.346, SLG: 0.367		B FF 94 C FF 95 B FF 94 X CH 88 2-1 28 K 10 1B 1B	D SL 83 C SI 96 D SL 84 B FF 95 B FF 96 4-1 10 FC1-2 15 1B 1-2 BB		F FF 97 S FF 97 B FF 97 D SL 85 B FF 96 X FF 97 3-2 L4 ②	X SI 90 0-0 15 FC5-4 1-2 3-H 1B		C CH 55 B FA 73 X CH 51 1-1 G6-3 ①		4	0	2	1	1	0	1
15 Tyrone Taylor, R (1, 7) OBP: 0.255, SLG: 0.385		D SL 83 X FF 95 1-0 L8 ①	C CH 86 D CH 88 X CH 88 1-1 10 FC1-2 1-2 2-3 3-H 1B		X SL 83 0-0 10 1B 2-H 2B	X FC 88 0-0 FC5-4 28 E 1-2f 2-3 ①		X FA 74 0-0 28 2B 1B		5	2	3	2	0	0	3
10 Sal Frelick, L (1, 9) OBP: 0.365, SLG: 0.383		1 SAFE X FF 95 0-0 1-2 1B	C SL 83 F SL 84 X SL 83 0-2 FC1-2 1-2 2-3 3-Hf ②		D SL 83 B SL 83 C CH 88 X SL 83 2-1 2-H 1B	D SL 84 B FC 87 C FC 88 F FC 87 S FC 85 2-3 K ②		F CH 55 X FA 77 0-1 F8 ②		5	0	2	1	0	1	6
28 Joey Wiemer, R (1, 8) OBP: 0.288, SLG: 0.372		S SL 83 B FF 96 2 SAFE F CH 88 1 SAFE 1 SAFE T FF 96 1-2 K ② ③ 2-3	B CH 87 F FF 95 F FF 96 S SL 84 1-3 K ③		C SL 83 T SL 84 B FF 95 S SL 84 1-3 K ③	X FC 88 0-0 E6 1-3 3-H		X FA 78 0-0 1-H 2B		5	0	1	1	0	3	7
Inning Stats	R: 1 E: 0 K: 1 S: 10 H: 1 LOB: 1 BB: 2 P: 23	R: 0 E: 0 K: 1 S: 7 H: 2 LOB: 1 BB: 0 P: 11	R: 3 E: 0 K: 1 S: 17 H: 4 LOB: 3 BB: 2 P: 29	R: 0 E: 0 K: 0 S: 7 H: 0 LOB: 0 BB: 0 P: 9	R: 2 E: 0 K: 2 S: 14 H: 3 LOB: 1 BB: 0 P: 23	R: 5 E: 1 K: 1 S: 19 H: 4 LOB: 2 BB: 2 P: 35	R: 0 E: 0 K: 1 S: 9 H: 1 LOB: 1 BB: 0 P: 12	R: 1 E: 0 K: 0 S: 8 H: 2 LOB: 1 BB: 0 P: 12		1B: 11 2B: 4 3B: 1 HR: 1 SF: 0 SAC: 0 DP: 1 HBP: 0					WP: 0 PB: 0 SB: 0 CS: 0 PA: 46	

PITCHER		IP	WLS	BF	H	R	ER	SO	BB	IBB	HBP	BLK	WP	HR	S	P	ERA	WHIP
44 Jesús Luzardo, L ERA: 3.82	(1, 1)	5.0	L	27	10	6	6	5	4	0	0	0	0	1	55	95	10.80	2.800
20 Daniel Castano, L ERA: 21.0	(6, 1)	2.0		14	5	5	4	2	2	0	0	0	0	0	28	47	18.00	3.500
58 Jacob Stallings, R ERA: 7.2	(8, 1)	1.0		5	2	1	1	0	0	0	0	0	0	0	8	12	9.00	2.000

PITCHER	IP	WLS	BF	H	R	ER	SO	BB	IBB	HBP	BLK	WP	HR	S	P	ERA	WHIP

BOTTOM

Miami Marlins @ Milwaukee Brewers

American Family Field, Milwaukee, WI

Mon Sep 11 2023, 6:40 PM - 9:00 PM CDT

Att. 21,792 - Roof Closed - 70 F

livebaseballscorecards.com

AB	40
R	12
H	17
RBI	11
BB	6
SO	7
LOB	28

Miami Marlins @ Milwaukee Brewers

American Family Field, Milwaukee, WI

Tue Sep 12 2023, 6:41 PM - 9:08 PM CDT

Att. 26,466 - Roof Closed - 68 F

livebaseballscorecards.com

Batter	1	2	3	4	5	6	7	8	9	AB	R	H	RBI	BB	SO	LOB
3 Luis Arraez, L (1, 3) OBP: 0.390, SLG: 0.452	B FF 92 B FF 92 X FF 91 2-0 HR		C FF 94 F CH 88 B CH 90 F FF 95 B CU 79 F CH 88 X CH 88 2-2 ② G3-1			F CH 88 B FF 92 F SL 82 X FF 94 1-2 ② G6-3			B FC 91 F FC 90 F CH 82 X CH 82 1-2 ① G4-3	4	1	1	1	0	0	0
9 Josh Bell, S (1, 10) OBP: 0.322, SLG: 0.415	C FF 94 C CH 89 X FF 96 0-2 ① G5-3		F SL 82 X CH 88 0-1 ③ G4-3			C CH 89 B FF 92 F FF 94 S CU 79 1-3 ③ K			C CH 81 C FF 95 B CH 82 X CH 82 1-2 ② G3	4	0	0	0	0	1	0
36 Jake Burger, R (1, 5) OBP: 0.298, SLG: 0.513	C CU 79 S SL 83 S SL 83 0-3 ② K			B FF 95 C CH 88 T SL 83 B SL 82 B CU 77 S SL 82 3-3 ① K			S SL 82 C SL 82 B CU 76 B SL 81 F FF 95 X SL 82 2-2 ① P4		S CH 82 F CH 82 F CH 83 F CH 82 S CH 84 0-3 ③ K	4	0	0	0	0	3	0
2 Jazz Chisholm Jr., L (1, 8) OBP: 0.298, SLG: 0.452	C FF 95 S CH 88 X FF 95 0-2 ③ G6-3			S CH 88 S FF 94 B CU 78 B CH 89 F CH 89 X SL 82 2-2 ② G3			L SI 88 C SI 82 S ST 80 0-3 ② K			3	0	0	0	0	1	0
14 Bryan De La Cruz, R (1, 7) OBP: 0.304, SLG: 0.421		S FF 95 S SL 84 X SL 81 0-2 ① L4		F SL 83 B CH 87 S SL 83 B FF 95 S SL 82 2-3 ③ K			B CH 82 S CH 82 F SI 88 B FF 89 X ST 80 2-2 ③ F8			3	0	0	0	0	1	0
7 Jesús Sánchez, L (1, 9) OBP: 0.332, SLG: 0.471 1 Garrett Hampson, R (8, PH) OBP: 0.349, SLG: 0.406 (8, 9)		S FF 95 B FF 95 B CH 89 B CH 89 C FF 94 F FF 94 S FF 94 3-3 ② K			C CH 87 C FF 94 B CH 89 X FF 97 1-2 ① F7			B CH 80 B CH 81 F SI 88 X CH 80 2-1 ① L9		2 1	0 0	0 0	0 0	0 0	1 0	0 0
63 Xavier Edwards, S (1, 4) OBP: 0.295, SLG: 0.364		B CH 88 B CH 88 S FF 94 X FF 94 2-1 1B			C CH 88 F CU 78 F CH 88 B FF 93 F CU 78 B FF 93 F FF 92 F SL 82 F CH 90 2-3 ② S FF 85 K			C CH 82 C ST 80 X FF 89 0-2 ② P3		3	0	1	0	0	1	0
18 Joey Wendle, L (1, 6) OBP: 0.259, SLG: 0.325 5 Jon Berti, R (8, PH) OBP: 0.316, SLG: 0.355 (8, 6)		C CU 80 B FF 93 F FF 94 1 SAFE B FF 92 S CH 88 2-3 ③ K			X CH 88 0-0 ③ G4-3			B SI 99 B SL 86 B SI 99 B SI 98 4-0 BB		2 0	0 0	0 0	0 0	0 1	1 0	1 0
58 Jacob Stallings, R (1, 2) OBP: 0.289, SLG: 0.298			C FF 91 B FF 95 F FF 94 C SL 82 1-3 ① K			F SL 83 B SL 84 S SL 82 B FF 93 S FF 95 2-3 ① K			C SI 98 B SL 88 S SL 89 C SL 88 1-3 ③ K	3	0	0	0	0	3	1

Inning Stats	1	2	3	4	5	6	7	8	9
	R: 1 E: 0 K: 1 S: 10 H: 1 LOB: 0 BB: 0 P: 12	R: 0 E: 0 K: 2 S: 12 H: 1 LOB: 1 BB: 0 P: 19	R: 0 E: 0 K: 1 S: 10 H: 0 LOB: 0 BB: 0 P: 13	R: 0 E: 0 K: 2 S: 10 H: 0 LOB: 0 BB: 0 P: 17	R: 0 E: 0 K: 1 S: 12 H: 0 LOB: 0 BB: 0 P: 15	R: 0 E: 0 K: 2 S: 9 H: 0 LOB: 0 BB: 0 P: 13	R: 0 E: 0 K: 1 S: 10 H: 0 LOB: 0 BB: 0 P: 14	R: 0 E: 0 K: 1 S: 8 H: 0 LOB: 1 BB: 1 P: 15	R: 0 E: 0 K: 1 S: 11 H: 0 LOB: 0 BB: 0 P: 13

1B: 1 SF: 0
2B: 0 SAC: 0
3B: 0 DP: 0
HR: 1 HBP: 0

WP: 0 PA: 30
PB: 0
SB: 0
CS: 0

TOP	
AB	29
R	1
H	2
RBI	1
BB	1
SO	12
LOB	2

PITCHER		IP	WLS	BF	H	R	ER	SO	BB	IBB	HBP	BLK	WP	HR	S	P	ERA	WHIP
51 Freddy Peralta, R ERA: 3.79	(1, 1)	6.1	W	21	2	1	1	9	0	0	0	0	0	1	67	95	1.42	0.316
55 Hoby Milner, L ERA: 1.98	(7, 1)	1.1	H	4	0	0	0	1	0	0	0	0	0	0	11	15	0.00	0.000
45 Abner Uribe, R ERA: 1.5	(8, 1)	0.1	H	2	0	0	0	1	1	0	0	0	0	0	3	8	0.00	3.000
38 Devin Williams, R ERA: 1.68	(9, 1)	1.0	S	3	0	0	0	1	0	0	0	0	0	0	11	13	0.00	0.000

PITCHER	IP	WLS	BF	H	R	ER	SO	BB	IBB	HBP	BLK	WP	HR	S	P	ERA	WHIP

Batter	1	2	3	4	5	6	7	8	9	AB	R	H	RBI	BB	SO	LOB
10 Sal Frelick, L (1, 8) (4, 9) OBP: 0.363, SLG: 0.379	C SI 94 C SI 96 B SL 86 B SL 86 F SI 96 X SL 86 2-2 24 G4-6-3 1B	C CH 94 F FF 98 D CU 86 F FF 97 B CH 95 X CH 94 2-2 ③ G1-3			C SI 96 S CU 85 X FF 95 0-2 ② G4-3		1 SAFE C ST 84 B FF 96 B ST 84 F FF 94 B ST 84 C FF 95 3-3 ① K			4	0	1	0	0	1	5
24 William Contreras, R (1, 2) OBP: 0.357, SLG: 0.450	B SI 95 B SI 96 B SI 97 C SI 96 X SI 97 3-1 ①② G4-6-3 1-2f	C SL 88 X SI 97 0-1 ① P3			C FF 96 B FF 96 B CU 85 F CH 93 T FF 96 2-2 ③ K		T SL 85 S SL 84 D SL 86 X SL 85 1-2 ② SF9 3-H			3	0	0	1	0	1	1
41 Carlos Santana, S (1, 3) OBP: 0.312, SLG: 0.406	B SI 96 B SI 96 C SI 96 C SL 85 X SI 96 2-2 ③ L9	C FF 97 F FF 97 X CU 86 0-2 ② G4-3				S CH 93 S CH 93 B CH 94 X CH 95 1-2 ① F7	B CH 91 S CH 91 C FF 95 F CH 91 X CH 92 1-2 ③ G6-3			4	0	0	0	0	0	1
21 Mark Canha, R (1, 7) OBP: 0.360, SLG: 0.406 28 Joey Wiemer, R (3, PH) OBP: 0.288, SLG: 0.369 (4, 8)		B SI 96 B SI 97 B FF 96 C SI 96 D CH 92 4-1 3 BB 27 BB 14 BB BB	B CH 93 C SL 89 C CU 85 S CU 86 1-3 ③ K			C CU 85 C SI 96 B CH 95 B CU 86 B CU 85 X CH 94 3-2 ② G6-3		C CH 89 C SL 85 B FF 95 F SL 85 F SL 86 H CH 91 2-2 3 1B HBP		0 2	1 0	0 0	0 0	1 0	0 1	0 0
27 Willy Adames, R (1, 6) OBP: 0.301, SLG: 0.411		B CU 85 B CH 94 B CH 93 D SI 98 4-0 14 BB 3 BB 1-2 BB		B FF 96 C SL 89 F FF 96 S CH 94 1-3 ① K		B CH 92 B CU 87 B CH 93 B FF 96 4-0 3 BB BB		X FF 95 0-0 ① L4		2	0	0	0	2	1	1
3 Josh Donaldson, R (1, 10) OBP: 0.256, SLG: 0.464		D CU 86 B FF 98 B SI 97 B SI 97 4-0 14 BB 1-2 2-3 BB		X SL 88 0-0 HR		D CU 87 D CH 93 B FF 95 C SI 97 1 SAFE C SI 95 B SI 96 4-2 1-2 BB		B FF 96 C FF 95 C SL 84 1 SAFE F SL 85 F FF 96 B SL 85 X SL 84 2-2 ② 1-3 1B		2	1	2	1	2	0	0
0 Brice Turang, L (1, 4) OBP: 0.290, SLG: 0.310		C CH 94 D CH 93 S CH 94 S CH 95 1-3 ① K		X FF 96 0-0 ② F7		B FF 96 C FF 94 B ST 84 C FF 95 B ST 83 S FF 96 3-3 ③ K		B CH 90 X CH 90 1-0 ③ L6		4	0	0	0	0	2	6
14 Andruw Monasterio, R (1, 5) OBP: 0.349, SLG: 0.372		B SI 98 C CH 94 S CH 94 B CU 88 F CH 94 B CH 96 D CU 88 4-2 1-2 2-3 3-H BB		C FF 97 B SI 98 S CH 94 F FF 97 F CU 86 B CH 94 F CH 94 F FF 97 S CU 86 2-3 ③ K			C FF 96 B ST 84 F FF 96 B FF 96 F ST 84 F FF 96 F FF 96 X ST 83 2-2 15 1B 24 SF9 2B		2	1	1	1	1	1	0
15 Tyrone Taylor, R (1, 9) (4, 7) OBP: 0.256, SLG: 0.384		C CH 94 X FF 98 0-1 ② F3			B CH 92 X FF 95 1-0 ① P6		C FF 96 B FF 95 F FF 96 F FF 97 X FF 97 1-2 2-3 1B			3	0	1	0	0	0	3
Inning Stats	R: 0 E: 0 K: 0 S: 9 H: 1 LOB: 0 BB: 0 P: 16	R: 1 E: 0 K: 1 S: 13 H: 0 LOB: 3 BB: 4 P: 32	R: 0 E: 0 K: 1 S: 8 H: 0 LOB: 0 BB: 0 P: 9	R: 1 E: 0 K: 2 S: 12 H: 1 LOB: 0 BB: 0 P: 15	R: 0 E: 0 K: 1 S: 7 H: 0 LOB: 0 BB: 0 P: 10	R: 0 E: 0 K: 1 S: 11 H: 0 LOB: 2 BB: 2 P: 26	R: 1 E: 0 K: 1 S: 20 H: 2 LOB: 1 BB: 0 P: 28	R: 0 E: 0 K: 0 S: 11 H: 1 LOB: 1 BB: 0 P: 16		1B: 3 2B: 1 3B: 0 HR: 1 SF: 1 SAC: 0 DP: 1 HBP: 1		WP: 0 PB: 0 SB: 0 CS: 0 PA: 34		

PITCHER		IP	WLS	BF	H	R	ER	SO	BB	IBB	HBP	BLK	WP	HR	S	P	ERA	WHIP
84 JT Chargois, R ERA: 3.53	(1, 1)	1.0		3	1	0	0	0	0	0	0	0	0	0	9	16	0.00	1.000
27 Edward Cabrera, R ERA: 4.52	(2, 1)	4.2	L	21	1	2	2	5	6	0	0	0	0	1	48	86	3.86	1.500
35 A.J. Puk, L ERA: 4.28	(6, 1)	0.2		4	2	1	1	2	0	0	0	0	0	0	16	25	13.50	3.000
62 George Soriano, R ERA: 3.3	(7, 1)	1.2		6	1	0	0	0	0	0	1	0	0	0	18	25	0.00	0.600

PITCHER	IP	WLS	BF	H	R	ER	SO	BB	IBB	HBP	BLK	WP	HR	S	P	ERA	WHIP

BOTTOM

Miami Marlins @ Milwaukee Brewers

American Family Field, Milwaukee, WI

Tue Sep 12 2023, 6:41 PM - 9:08 PM CDT

Att. 26,466 - Roof Closed - 68 F

livebaseballscorecards.com

AB	26
R	3
H	5
RBI	3
BB	6
SO	7
LOB	17

Miami Marlins @ Milwaukee Brewers

American Family Field, Milwaukee, WI

Wed Sep 13 2023, 6:42 PM - 9:18 PM CDT

Att. 24,251 - Roof Closed - 70 F

TOP

livebaseballscorecards.com

Batter	1	2	3	4	5	6	7	8	9	AB	R	H	RBI	BB	SO	LOB
3 Luis Arraez, L (1, 3) OBP: 0.391, SLG: 0.452	B FF 100 X FF 100 1-0 9 G1-3 1B		C ST 84 B FS 87 S FC 89 F FF 95 F FF 94 B ST 84 B SI 95 X FC 89 3-2 ③ F8			C SI 92 X CU 80 0-1 36 BB 1B		C CU 78 X FF 92 0-1 ① G3		4	0	2	0	0	0	0
9 Josh Bell, S (1, 10) OBP: 0.321, SLG: 0.413	B FF 100 B FF 100 X FF 99 2-0 ① G1-3 1-2			C CU 79 B FS 87 F SI 93 B ST 84 B FC 87 X FC 86 3-2 36 FC4-6 1B		C SI 92 C SI 92 B FF 93 1 SAFE B FC 89 S SI 92 2-3 ② K		B FC 88 C CU 78 B CU 79 C FC 89 B FF 93 X FC 88 3-2 ② G4-3		4	0	1	0	0	1	2
36 Jake Burger, R (1, 5) OBP: 0.298, SLG: 0.509	C FF 99 S KC 88 S KC 87 0-3 ② K			D ST 84 F FC 89 X SI 94 1-1 ① FC4-6 2 G6-3 1-2f		B FC 88 B SI 92 B ST 85 B SI 92 4-0 1-2 BB		B CU 81 C SI 93 X SI 93 1-1 ③ G6-3		3	0	0	0	1	1	2
2 Jazz Chisholm Jr., L (1, 8) OBP: 0.296, SLG: 0.449 18 Joey Wendle, L (4, 6) OBP: 0.257, SLG: 0.323	X FF 99 0-0 ③ G4-3			C FC 88 X ST 84 0-1 ②③ G6-3 1-2f		B SL 82 C SL 82 S SI 91 X SL 83 1-2 ③ G4-3			C SI 91 X FC 89 0-1 ① F7	2 2	0 0	0 0	0 0	0 0	0 0	2 2
7 Jesús Sánchez, L (1, 9) OBP: 0.334, SLG: 0.470		B FC 90 F SI 93 F FF 94 S ST 85 1-3 ① K			B CU 79 C SI 92 S FC 89 F FF 93 X ST 84 1-2 14 P3 63 1B 1B		S SL 83 S SL 83 B SL 83 B SL 82 C SI 91 2-3 ① K		B FF 92 B FC 88 B SI 93 B SI 93 4-0 1 1B BB	3	1	1	0	1	2	0
14 Bryan De La Cruz, R (1, 7) OBP: 0.304, SLG: 0.422		C ST 84 B FC 88 C FC 85 B SI 93 S FC 85 2-3 ② K			C FC 89 X FC 88 0-1 ① P3 1-2		C FF 92 X SL 82 0-1 1 2B 2B		B SI 92 B FC 89 S SI 92 F FC 90 F SI 92 1 SAFE S FC 89 2-3 ② K	4	1	1	0	0	2	2
1 Garrett Hampson, R (1, 6) OBP: 0.352, SLG: 0.414 (4, 8)		B SI 95 S FC 89 B FC 89 X SI 94 2-1 ③ F4			C SI 93 D SI 93 S FC 85 X ST 86 1-2 ② G6-3		B SI 91 C FC 88 X SI 92 1-1 63 G3 2-H 2B		C FC 90 X FC 90 0-1 1-2 1B	4	0	2	1	0	0	1
63 Xavier Edwards, S (1, 4) OBP: 0.292, SLG: 0.354			B FC 86 C FC 86 F ST 83 B SI 94 F ST 84 F FF 93 X ST 84 2-2 ① G4-3		X ST 80 0-0 ③ 2-H 1B		B FC 90 F SI 92 B FC 90 F CU 80 X FF 93 2-2 ② G3 2-3		F FC 89 X FC 89 0-1 ③ G3-1	4	0	1	1	0	0	3
4 Nick Fortes, R (1, 2) OBP: 0.256, SLG: 0.280			B FF 94 X FC 86 1-0 ② G5-3			X SI 92 0-0 ① G5-3	B FC 88 C FC 90 S SI 92 C FC 89 1-3 ③ K			3	0	0	0	0	1	1
Inning Stats	R: 0 E: 0 K: 1 S: 6 H: 1 LOB: 1 BB: 0 P: 9	R: 0 E: 0 K: 2 S: 8 H: 0 LOB: 0 BB: 0 P: 13	R: 0 E: 0 K: 0 S: 11 H: 0 LOB: 0 BB: 0 P: 17	R: 0 E: 0 K: 0 S: 7 H: 1 LOB: 0 BB: 0 P: 11	R: 1 E: 0 K: 0 S: 10 H: 2 LOB: 2 BB: 0 P: 12	R: 0 E: 0 K: 1 S: 9 H: 1 LOB: 2 BB: 1 P: 16	R: 1 E: 0 K: 2 S: 13 H: 2 LOB: 1 BB: 0 P: 19	R: 0 E: 0 K: 0 S: 7 H: 0 LOB: 0 BB: 0 P: 11	R: 0 E: 0 K: 1 S: 10 H: 1 LOB: 2 BB: 1 P: 16	1B: 6 2B: 2 3B: 0 HR: 0 SF: 0 SAC: 0 DP: 1 HBP: 0						WP: 0 PB: 0 SB: 0 CS: 0 PA: 35	

	AB	33
	R	2
	H	8
	RBI	2
	BB	2
	SO	7
	LOB	15

PITCHER		IP	WLS	BF	H	R	ER	SO	BB	IBB	HBP	BLK	WP	HR	S	P	ERA	WHIP
29 Trevor Megill, R ERA: 3.26	(1, 1)	1.0		4	1	0	0	1	0	0	0	0	0	0	6	9	0.00	1.000
48 Colin Rea, R ERA: 4.89	(2, 1)	4.2	L	17	4	1	1	3	1	0	0	0	0	0	42	65	1.93	1.071
32 Andrew Chafin, L ERA: 5.36	(6, 1)	0.2		3	1	1	1	1	0	0	0	0	0	0	8	11	13.50	1.500
46 Bryse Wilson, R ERA: 2.67	(7, 1)	2.2		11	2	0	0	2	1	0	0	0	0	0	25	39	0.00	1.125

PITCHER	IP	WLS	BF	H	R	ER	SO	BB	IBB	HBP	BLK	WP	HR	S	P	ERA	WHIP

BOTTOM

Batter	1	2	3	4	5	6	7	8	9	AB	R	H	RBI	BB	SO	LOB
14 Andruw Monasterio, R (1, 4) (9, 5) OBP: 0.348, SLG: 0.374	C SI 91 X FC 88 0-1 G6-3		C CU 76 B SI 91 B CH 85 F SI 91 B SI 91 X FC 88 3-2 2B		C SI 91 B FF 92 B SI 91 F CU 79 C SI 90 2-3 K		D SL 85 C FC 93 C FC 93 S FC 93 1-3 K			4	0	1	0	0	2	4
24 William Contreras, R (1, 10) OBP: 0.358, SLG: 0.450	C CU 79 F FF 92 C SI 92 0-3 K		D SL 84 B SI 90 F SI 91 S CH 85 B SL 84 D SL 83 4-2 BB		B SI 90 D CH 86 C SI 91 F FC 88 B SL 84 X FC 87 3-2 G6-3			B FF 93 C FF 94 S FF 94 B FF 96 F FF 95 F FF 94 B SL 83 F FF 95 F SL 82 3-2 X FF 96 27 G4-3 41 1B 1B		3	0	1	0	1	1	2
41 Carlos Santana, S (1, 3) OBP: 0.313, SLG: 0.406 0 Brice Turang, L (8, PR) OBP: 0.290, SLG: 0.310 (9, 4)	B SI 92 B SI 92 X FC 89 2-0 1B		X SL 84 0-0 G5-3			C FC 86 C SI 90 B SL 81 F SI 90 F SL 84 B FF 91 S FC 86 2-3 K		C SL 82 F SL 82 F SL 82 B FF 95 B SL 82 F FF 94 X FF 96 2-2 27 G4-3 1-2 1B		4 0	0 0	2 0	0 0	0 0	1 0	2 0
27 Willy Adames, R (1, 6) OBP: 0.301, SLG: 0.410	C CU 80 F SL 84 B SI 92 D SL 84 F FF 93 F SI 92 F SL 84 S SI 91 2-3 K			S SI 91 S SL 84 B SL 83 B FF 91 X CH 85 2-2 3 G4-6-3 1B		B CU 79 X SI 91 1-0 G6-3		C SL 82 F FF 94 D SL 83 X FF 95 1-2 G4-3 1-2f 2-3		4	0	1	0	0	1	3
3 Josh Donaldson, R (1, 5) OBP: 0.256, SLG: 0.452 11 Rowdy Tellez, L (9, 3) OBP: 0.286, SLG: 0.383		C SI 91 B FF 91 B CH 84 C SI 91 B FC 89 B SI 91 4-2 7 G5-4-3 BB		X SI 91 0-0 G4-6-3 1-2f		C SI 91 S SI 91 B FF 90 C SI 91 1-3 K		F FF 94 F FF 95 S FF 95 0-3 K		3 0	0 0	0 0	0 0	1 0	2 0	3 0
15 Tyrone Taylor, R (1, 7) OBP: 0.256, SLG: 0.381		B SI 92 F FC 88 C CU 79 C SL 82 1-3 K		B SL 83 B CH 86 B FC 88 C SI 90 X FC 87 3-1 L5			C FC 93 X FC 92 0-1 10 BB 1B		B SL 91 B FF 98 C FF 98 C FF 98 B FF 99 X FF 98 3-2 E5	4	0	1	0	0	1	1
7 Victor Caratini, S (1, 2) OBP: 0.320, SLG: 0.360		B FC 88 S CU 79 B SI 90 X FC 88 2-1 G5-4-3 1-2f			X SI 90 0-0 E6 10 1B		B SL 82 F FC 94 C SL 84 S KC 87 1-3 K		B FF 98 B FF 97 F FF 97 C SL 90 S SL 91 2-3 K	4	0	0	0	0	2	3
10 Sal Frelick, L (1, 9) OBP: 0.366, SLG: 0.378			X SL 83 0-0 G4-3		B SI 91 F SI 89 B SL 83 X SI 91 2-1 1-2 1B		C SL 82 C KC 85 1 SAFE B KC 86 B FC 95 D KC 86 B FC 94 4-2 1-2 BB		C SL 91 B SL 90 B SL 90 S FF 98 X SL 91 2-2 F7	3	0	1	0	1	0	1
28 Joey Wiemer, R (1, 8) OBP: 0.285, SLG: 0.365			B FC 87 C FC 87 X SL 84 1-1 G2-3		C FC 87 B SL 83 F SL 84 C SI 91 1-3 K		F SL 84 F KC 84 B FC 94 B KC 81 S FC 94 2-3 K		C SL 90 S SL 89 X SL 91 0-2 G2-3	4	0	0	0	0	2	5
Inning Stats	R: 0 E: 0 K: 2 S: 12 H: 1 LOB: 1 BB: 0 P: 16	R: 0 E: 0 K: 1 S: 7 H: 0 LOB: 0 BB: 1 P: 14	R: 0 E: 0 K: 0 S: 9 H: 1 LOB: 2 BB: 1 P: 17	R: 0 E: 0 K: 0 S: 6 H: 1 LOB: 0 BB: 0 P: 11	R: 0 E: 1 K: 2 S: 12 H: 1 LOB: 2 BB: 0 P: 20	R: 0 E: 0 K: 2 S: 9 H: 0 LOB: 0 BB: 0 P: 13	R: 0 E: 0 K: 3 S: 13 H: 1 LOB: 2 BB: 1 P: 21	R: 0 E: 0 K: 1 S: 18 H: 2 LOB: 2 BB: 0 P: 24	R: 0 E: 1 K: 1 S: 12 H: 0 LOB: 1 BB: 0 P: 19	1B: 6 2B: 1 3B: 0 HR: 0 SF: 0 SAC: 0 DP: 3 HBP: 0						

PITCHER		IP	WLS	BF	H	R	ER	SO	BB	IBB	HBP	BLK	WP	HR	S	P	ERA	WHIP
29 Braxton Garrett, L ERA: 3.67	(1, 1)	6.0	W	23	4	0	0	7	2	0	0	0	0	0	55	91	0.00	1.000
19 David Robertson, R ERA: 3.05	(7, 1)	1.0	H	5	1	0	0	3	1	0	0	0	0	0	13	21	0.00	2.000
43 Andrew Nardi, L ERA: 2.88	(8, 1)	1.0	H	4	2	0	0	1	0	0	0	0	0	0	18	24	0.00	2.000
66 Tanner Scott, L ERA: 2.21	(9, 1)	1.0	S	4	0	0	0	1	0	0	0	0	0	0	12	19	0.00	0.000

PITCHER	IP	WLS	BF	H	R	ER	SO	BB	IBB	HBP	BLK	WP	HR	S	P	ERA	WHIP

Miami Marlins @ Milwaukee Brewers

American Family Field, Milwaukee, WI

Wed Sep 13 2023, 6:42 PM - 9:18 PM CDT

Att. 24,251 - Roof Closed - 70 F

livebaseballscorecards.com

AB	33
R	0
H	7
RBI	0
BB	3
SO	12
LOB	24

WP: 0 PA: 36
PB: 0
SB: 0
CS: 0

Batter	1	2	3	4	5	6	7	8	9	AB	R	H	RBI	BB	SO	LOB
3 Luis Arraez, L (1, 3) OBP: 0.390, SLG: 0.453	C SI 92 B SL 82 X FF 93 1-1 36 1B 7 SF7 2B		C SI 91 B CH 84 F CU 78 B FF 92 X SI 91 2-2 ② F9		C SI 91 C SL 82 F SI 91 B SI 92 B SL 80 B CH 84 X SL 80 3-2 ② F9			B SL 83 B CH 88 C CH 86 F FF 94 F SL 84 F FF 96 F CH 91 X SL 84 2-2 ① G4-3		4	1	1	0	0	0	1
9 Josh Bell, S (1, 10) OBP: 0.321, SLG: 0.412	C FF 92 B SI 93 C SI 92 B FF 94 F FF 94 C SI 92 2-3 ① K		C CU 78 B FF 91 S SI 91 B FF 92 X CU 79 2-2 1B		B SI 91 C SI 91 X FF 92 1-1 ③ F7			B FF 95 F CH 89 B SI 95 B SL 83 S CH 88 S FF 94 3-3 ② K		4	0	1	0	0	2	2
36 Jake Burger, R (1, 5) OBP: 0.300, SLG: 0.509	X SI 93 0-0 2-3 1B		S SL 82 X SI 91 0-1 ③ G1-3			S SL 90 S SL 91 B SL 92 S SL 90 1-3 ① K2-3		F SL 86 B SL 86 X SL 85 1-1 1B		4	0	2	0	0	1	1
7 Jesús Sánchez, L (1, 9) OBP: 0.331, SLG: 0.466	C SI 92 S SI 92 F SI 92 B SI 92 B SI 91 X SI 92 2-2 ② SF7 3-H			B SI 90 B SI 90 C SL 80 X SI 91 2-1 ① F9		B SI 97 C SI 96 B SI 98 S SL 91 F SL 92 B SI 98 T SL 91 3-2 ② K		X CH 90 0-0 ③ G3		3	0	0	1	0	1	1
14 Bryan De La Cruz, R (1, 7) OBP: 0.302, SLG: 0.418	B SI 92 C SL 81 F SI 92 B FF 93 T SL 84 2-2 ③ K			C SI 90 C SI 92 X SL 82 0-2 ② P3		B SL 92 B SL 90 X SI 97 2-0 ③ G6-3			B FF 93 F CH 83 X CH 83 1-1 ① G4-3	4	0	0	0	0	1	1
1 Garrett Hampson, R (1, 6) OBP: 0.345, SLG: 0.404		S SL 82 B SI 91 C CU 80 B FF 92 C SI 92 2-3 ① K		B CU 77 C SL 81 C SI 90 B SI 92 S SL 80 2-3 ③ K			B SI 99 B SL 89 B SI 99 C SI 98 X SI 99 3-1 ① G6-3		C CH 82 B FF 94 L FF 94 B CH 85 F CH 83 X CH 82 2-2 ② L7	4	0	0	0	0	2	0
63 Xavier Edwards, S (1, 4) OBP: 0.288, SLG: 0.346		C SL 80 X SI 91 0-1 ② G3-1			X SI 90 0-0 54 G1-3 58 1B 1B		B SI 99 X SI 98 1-0 ② G6-3		C CH 82 X FC 90 0-1 ③ G4-3	4	1	1	0	0	0	0
54 Dane Myers, R (1, 8) OBP: 0.286, SLG: 0.358		C SI 91 B CU 79 X CU 79 1-1 ③ G5-3			B SI 90 B SI 92 B SI 91 C SI 92 X SI 92 3-1 ① G1-3 1-2		B SI 100 S SL 88 B SL 88 B SL 88 B SI 99 4-1 58 S BB			2	0	0	0	1	0	1
58 Jacob Stallings, R (1, 2) OBP: 0.290, SLG: 0.298			C SI 90 S SL 82 F SI 91 B SL 82 F SI 90 F FF 92 C SI 91 1-3 ① K		C SI 91 F SI 92 F FF 93 X SI 92 0-2 2-H 1B		B SI 99 C SI 99 C SI 99 B FF 101 F SL 89 F SL 88 X FF 100 2-2 ③ F9 1-2			3	0	1	1	0	1	1
Inning Stats	R: 1 E: 0 K: 2 S: 14 H: 2 LOB: 1 BB: 0 P: 21	R: 0 E: 0 K: 1 S: 7 H: 0 LOB: 0 BB: 0 P: 10	R: 0 E: 0 K: 1 S: 14 H: 1 LOB: 1 BB: 0 P: 19	R: 0 E: 0 K: 1 S: 8 H: 0 LOB: 0 BB: 0 P: 12	R: 1 E: 0 K: 0 S: 13 H: 2 LOB: 1 BB: 0 P: 20	R: 0 E: 0 K: 2 S: 8 H: 0 LOB: 0 BB: 0 P: 14	R: 0 E: 0 K: 0 S: 9 H: 0 LOB: 1 BB: 1 P: 19	R: 0 E: 0 K: 1 S: 12 H: 1 LOB: 1 BB: 0 P: 18	R: 0 E: 0 K: 0 S: 8 H: 0 LOB: 0 BB: 0 P: 11	1B: 5 2B: 1 3B: 0 HR: 0 SF: 1 SAC: 0 DP: 0 HBP: 0						

TOP

Miami Marlins @ Milwaukee Brewers

American Family Field, Milwaukee, WI

Thu Sep 14 2023, 1:10 PM - 3:43 PM CDT

Att. 26,529 - Partly Cloudy - 70 F

livebaseballscorecards.com

AB	32
R	2
H	6
RBI	2
BB	1
SO	8
LOB	8

WP: 0 PA: 34
PB: 0
SB: 1
CS: 0

PITCHER		IP	WLS	BF	H	R	ER	SO	BB	IBB	HBP	BLK	WP	HR	S	P	ERA	WHIP
37 Adrian Houser, R ERA: 4.53	(1, 1)	5.0	W	20	5	2	2	5	0	0	0	0	0	0	56	82	3.60	1.000
59 Elvis Peguero, R ERA: 3.45	(6, 1)	1.0	H	3	0	0	0	2	0	0	0	0	0	0	8	14	0.00	0.000
45 Abner Uribe, R ERA: 1.44	(7, 1)	1.0	H	4	0	0	0	0	1	0	0	0	0	0	9	19	0.00	1.000
31 Joel Payamps, R ERA: 2.35	(8, 1)	1.0	H	4	1	0	0	1	0	0	0	0	0	0	12	18	0.00	1.000
38 Devin Williams, R ERA: 1.65	(9, 1)	1.0	S	3	0	0	0	0	0	0	0	0	0	0	8	11	0.00	0.000

PITCHER	IP	WLS	BF	H	R	ER	SO	BB	IBB	HBP	BLK	WP	HR	S	P	ERA	WHIP

Miami Marlins @ Milwaukee Brewers

American Family Field, Milwaukee, WI

Thu Sep 14 2023, 1:10 PM - 3:43 PM CDT

Att. 26,529 - Partly Cloudy - 70 F

livebaseballscorecards.com

Batter	1	2	3	4	5	6	7	8	9	AB	R	H	RBI	BB	SO	LOB
10 Sal Frelick, L (1, 9) OBP: 0.363, SLG: 0.374	C FF 97 C FF 97 B FF 98 F FF 98 S FF 99 1-3 K ①		C FF 98 B CH 89 B FF 98 F FF 97 X FF 97 2-2 F8 ③		X FF 96 0-0 2-H 1B		B SL 82 C SL 82 X FF 93 1-1 L7 ②			4	0	1	1	0	1	1
24 William Contreras, R (1, 2) OBP: 0.357, SLG: 0.450	B FF 98 S FF 98 C FF 99 B SL 87 S FF 99 2-3 K ②			B SL 84 F FF 98 F SL 85 B CU 81 B CU 80 F SL 84 X FF 97 3-2 27 F7 11 SF8 2B	B SL 78 B FF 91 D CH 86 C FF 92 T FF 92 C SL 78 3-3 K ③		F SL 87 D SL 87 B SI 96 F SI 97 X SL 88 2-2 L6 ③		4	1	1	0	0	2	2
27 Willy Adames, R (1, 6) OBP: 0.302, SLG: 0.408	B SL 85 C SL 85 X FF 98 1-1 F7 ③			X FF 97 0-0 F7 ① 2-3		C SL 80 B CH 86 B CH 87 S SL 80 B SL 82 B FF 92 4-2 11 G6-3 BB		B SL 82 F SI 94 F SL 82 B FF 95 B SI 95 B SI 93 4-2 3 G6-4-3 BB		2	0	0	0	2	0	1
11 Rowdy Tellez, L (1, 3) OBP: 0.282, SLG: 0.379		B CU 79 X FF 97 1-0 F8 ①		B CU 78 B FF 98 B FF 96 C FF 95 F FF 96 F FF 97 F FF 96 X FF 96 3-2 SF8 ② 3-H		B CH 85 C SL 81 X CH 87 1-1 G6-3 ① 1-2		C SI 95 F SI 94 S SL 83 0-3 K ①		3	0	0	1	0	1	2
3 Josh Donaldson, R (1, 10) OBP: 0.255, SLG: 0.454		F FF 98 B SL 86 B SL 86 X FF 98 2-1 0 WP 2B		F FF 98 F FF 98 B CU 81 F FF 98 C FF 98 1-3 K ③		C SL 81 B SL 82 D CH 88 C SL 82 F SL 82 F FF 94 F FF 95 T SL 85 2-2 K ②		X SI 95 0-0 G6-4-3 ②③ 1-2f		4	0	1	0	0	2	2
14 Andruw Monasterio, R (1, 5) OBP: 0.348, SLG: 0.373		C FF 98 D SL 86 B SL 84 S SL 84 X FF 98 2-2 F9 ②			B FF 95 S SL 86 C SL 85 F FF 96 B FF 96 X FF 97 2-2 15 WP 0 SH5-3 15 2B 1B	X SL 82 0-0 F7 ③				3	1	1	0	0	0	2
0 Brice Turang, L (1, 4) OBP: 0.291, SLG: 0.311		C CU 77 D CU 79 B CU 79 C FF 96 F FF 97 B CU 81 S FF 98 3-3 K ③ 2-3			X FF 96 0-0 SH5-3 ① 1-2		C SL 80 C SL 82 B SL 81 X SL 83 1-2 15 S 15 2B 1B			2	1	1	0	0	1	1
15 Tyrone Taylor, R (1, 7) OBP: 0.262, SLG: 0.396			F FF 98 C SL 85 B FF 97 S SL 86 1-3 K ①		B SL 84 C SL 82 F SL 86 X FF 96 1-2 10 1B 2-H 2B		T SL 81 B FF 94 F SL 82 B SL 82 F SL 82 F FF 96 F SL 83 B SL 82 X SL 82 3-2 1-H 2B			3	1	2	2	0	1	0
28 Joey Wiemer, R (1, 8) OBP: 0.283, SLG: 0.362			S SL 85 B SL 87 B CU 82 T FF 98 F FF 98 B SL 87 S SL 86 3-3 K ②		S FF 96 B SL 85 C SL 85 F FF 96 S FF 96 1-3 K ②		B SL 82 X SL 82 1-0 L6 ①			3	0	0	0	0	2	2
Inning Stats	R: 0 E: 0 K: 2 S: 9 H: 0 LOB: 0 BB: 0 P: 13	R: 0 E: 0 K: 1 S: 10 H: 1 LOB: 1 BB: 0 P: 18	R: 0 E: 0 K: 2 S: 10 H: 0 LOB: 0 BB: 0 P: 16	R: 1 E: 0 K: 1 S: 14 H: 1 LOB: 0 BB: 0 P: 21	R: 2 E: 0 K: 2 S: 16 H: 3 LOB: 1 BB: 0 P: 23	R: 0 E: 0 K: 1 S: 11 H: 0 LOB: 1 BB: 1 P: 18	R: 1 E: 0 K: 0 S: 15 H: 2 LOB: 1 BB: 0 P: 23	R: 0 E: 0 K: 1 S: 6 H: 0 LOB: 0 BB: 1 P: 10		1B: 3 2B: 4 3B: 0 HR: 0 SF: 1 SAC: 1 DP: 1 HBP: 0						

	AB	28
	R	4
	H	7
	RBI	4
	BB	2
	SO	10
	LOB	13

WP: 2 PB: 0 SB: 1 CS: 0 PA: 32

PITCHER		IP	WLS	BF	H	R	ER	SO	BB	IBB	HBP	BLK	WP	HR	S	P	ERA	WHIP
39 Eury Pérez, R ERA: 3.06	(1, 1)	4.2	L	19	5	3	3	7	0	0	0	0	2	0	56	85	5.79	1.071
62 George Soriano, R ERA: 3.2	(5, 1)	1.1		5	0	0	0	2	1	0	0	0	0	0	14	24	0.00	0.750
48 Steven Okert, L ERA: 3.86	(7, 1)	0.2		4	2	1	1	0	0	0	0	0	0	0	12	18	13.50	3.000
84 JT Chargois, R ERA: 3.5	(7, 1)	0.1		1	0	0	0	0	0	0	0	0	0	0	3	5	0.00	0.000
78 Bryan Hoeing, R ERA: 4.04	(8, 1)	1.0		3	0	0	0	1	1	0	0	0	0	0	6	10	0.00	1.000

PITCHER		IP	WLS	BF	H	R	ER	SO	BB	IBB	HBP	BLK	WP	HR	S	P	ERA	WHIP

Batter	1	2	3	4	5	6	7	8	9	AB	R	H	RBI	BB	SO	LOB
5 CJ Abrams, L (1, 6) OBP: 0.301, SLG: 0.417	C FC 87 C SI 90 B SL 79 F SI 90 X FC 87 1-2 ① F9	C SL 79 F SL 80 T SI 91 0-2 ③ K			B FF 89 X FF 88 1-0 ② P2		X FF 100 0-0 ③ G3-1			4	0	0	0	0	1	1
28 Lane Thomas, R (1, 9) OBP: 0.323, SLG: 0.476	F FF 90 S CH 83 F CH 83 B FC 87 X FF 92 1-2 HR		F CU 76 C CH 83 B FC 85 B FC 83 B CH 84 F FC 87 X FC 86 3-2 ① G5-3		B CH 84 C CH 84 B CU 77 B FC 89 X FC 86 3-1 ③ G5-3			B SI 98 X SI 98 1-0 ① G6-3		4	1	1	1	0	0	0
45 Joey Meneses, R (1, 3) OBP: 0.327, SLG: 0.403	B CH 84 C FC 87 B CH 84 X CH 84 2-1 8 2B 2B		C CH 84 B CH 83 B FC 87 F FC 87 B FF 91 B FC 88 4-2 20 G6-3 BB			B SI 91 B CH 83 S FC 87 C FC 87 X CH 84 2-2 ① G3		B SL 89 X SI 98 1-0 ② G6-3		3	1	1	0	1	0	0
20 Keibert Ruiz, S (1, 2) OBP: 0.306, SLG: 0.405	C FC 87 F FF 91 B CH 84 F FC 87 X FC 88 1-2 ② L7		1 SAFE S CH 84 B FC 86 X CH 84 1-1 ② ③ G6-3 1-2			B FC 86 X CH 84 1-0 ② F9		B SI 99 X SI 98 1-0 ③ L9		4	0	0	0	0	0	2
8 Carter Kieboom, R (1, 10) OBP: 0.258, SLG: 0.397	B FC 86 C CH 84 C CH 84 B FF 92 X FC 87 2-2 2-H 14 2B 2B			C CH 82 B CH 82 B FC 88 B CH 83 B FC 87 4-1 BB		C CH 84 X SI 91 0-1 1B			B FF 95 B CH 84 B FF 93 C FF 93 F FF 94 F CH 83 S CH 84 3-3 ① K	3	1	2	1	1	1	0
14 Ildemaro Vargas, S (1, 5) OBP: 0.304, SLG: 0.366	B CH 84 F FC 88 B FC 88 F CH 84 X CH 84 2-2 2-H 2B			C FC 85 B FC 88 B FC 88 B SI 90 X FC 87 3-1 ① P4		B KC 85 C FF 101 X FF 98 1-1 ③ L8			B CH 85 C FF 95 S FF 97 S CH 84 1-3 ② K	4	0	1	1	0	1	2
6 Michael Chavis, R (1, 4) OBP: 0.284, SLG: 0.344 2 Luis García Jr., L (7, PH) OBP: 0.284, SLG: 0.348 (7, 4)	C FC 90 F FC 89 C FF 92 0-3 ③ K			1 SAFE S CH 84 C FC 87 S CH 84 0-3 ② K			C FF 100 S KC 87 C FF 101 0-3 ① K		C CH 83 S FF 94 F CH 84 S CH 83 0-3 ③ K	2 2	0 0	0 0	0 0	0 0	2 2	2 0
17 Alex Call, R (1, 7) OBP: 0.300, SLG: 0.296		C CH 83 F FF 91 B FF 91 X CH 84 1-2 ① G1-3		X CH 84 0-0 ③ F7			B FF 100 S FF 100 S FF 101 F FF 101 X KC 88 1-2 2B			3	0	1	0	0	0	1
30 Jacob Young, R (1, 8) OBP: 0.292, SLG: 0.317		M FC 87 B CH 85 X FC 87 1-1 ② F7			B CH 82 C FF 86 B CH 83 X FF 86 2-1 ① L8		B FF 100 F FF 100 B FF 98 C KC 87 F FF 99 D KC 86 X FF 100 3-2 ② P4			3	0	0	0	0	0	1
Inning Stats	R: 3 E: 0 K: 1 S: 23 H: 4 LOB: 1 BB: 0 P: 32	R: 0 E: 0 K: 1 S: 8 H: 0 LOB: 0 BB: 0 P: 10	R: 0 E: 0 K: 0 S: 8 H: 0 LOB: 0 BB: 1 P: 16	R: 0 E: 0 K: 1 S: 7 H: 0 LOB: 1 BB: 1 P: 14	R: 0 E: 0 K: 0 S: 5 H: 0 LOB: 0 BB: 0 P: 11	R: 0 E: 0 K: 0 S: 8 H: 1 LOB: 1 BB: 0 P: 12	R: 0 E: 0 K: 1 S: 12 H: 1 LOB: 1 BB: 0 P: 16	R: 0 E: 0 K: 0 S: 3 H: 0 LOB: 0 BB: 0 P: 6	R: 0 E: 0 K: 3 S: 11 H: 0 LOB: 0 BB: 0 P: 15	1B: 1 2B: 4 3B: 0 HR: 1 SF: 0 SAC: 0 DP: 0 HBP: 0						

PITCHER		IP	WLS	BF	H	R	ER	SO	BB	IBB	HBP	BLK	WP	HR	S	P	ERA	WHIP
20 Wade Miley, L ERA: 3.38	(1, 1)	5.2	W	23	5	3	3	3	2	0	0	0	0	1	57	92	4.76	1.235
29 Trevor Megill, R ERA: 3.13	(6, 1)	1.1	H	5	1	0	0	1	0	0	0	0	0	0	14	19	0.00	0.750
45 Abner Uribe, R ERA: 1.38	(8, 1)	1.0	H	3	0	0	0	0	0	0	0	0	0	0	3	6	0.00	0.000
38 Devin Williams, R ERA: 1.62	(9, 1)	1.0	S	3	0	0	0	3	0	0	0	0	0	0	11	15	0.00	0.000

PITCHER	IP	WLS	BF	H	R	ER	SO	BB	IBB	HBP	BLK	WP	HR	S	P	ERA	WHIP

TOP

Washington Nationals @ Milwaukee Brewers

American Family Field, Milwaukee, WI

Fri Sep 15 2023, 7:11 PM - 9:39 PM CDT

Att. 35,428 - Clear - 68 F

livebaseballscorecards.com

AB	32
R	3
H	6
RBI	3
BB	2
SO	7
LOB	9

1B: 1	SF: 0	WP: 0	PA: 34
2B: 4	SAC: 0	PB: 0	
3B: 0	DP: 0	SB: 0	
HR: 1	HBP: 0	CS: 0	

BOTTOM

Washington Nationals @ Milwaukee Brewers

American Family Field, Milwaukee, WI

Fri Sep 15 2023, 7:11 PM - 9:39 PM CDT

Att. 35,428 - Clear - 68 F

livebaseballscorecards.com

Batter	1	2	3	4	5	6	7	8	9	AB	R	H	RBI	BB	SO	LOB
22 Christian Yelich, L (1, 7) OBP: 0.363, SLG: 0.432 15 Tyrone Taylor, R (8, 9) OBP: 0.262, SLG: 0.396 (9, 7)	C FF 96 B FF 96 S CU 82 B CU 82 S FF 97 2-3 K ①		B FF 95 C FF 95 B FF 95 S CU 81 S CU 82 2-3 K ③		C CU 80 B CU 80 S FF 94 B FF 93 B FF 92 B FF 93 4-2 24 HR 1-2 BB		B FF 97 B SL 89 X FF 96 2-0 L6 ②			3 1 0 0 1 2 0 0 0 0 0 0 0 0						
24 William Contreras, R (1, 2) OBP: 0.358, SLG: 0.455	B CU 83 B SI 96 B SI 95 C FF 95 F SI 94 X SI 96 3-2 G6-3 ②			C CU 81 F CU 83 B CU 80 B CH 90 B CU 82 B CU 82 4-2 10 G4-3 41 G4-3 BB	X SI 92 0-0 1-H 2-H HR		C SL 89 B SL 88 C FF 96 F SL 91 B CH 89 B CU 81 X SL 88 3-2 G5-3 ③			3 1 1 3 1 0 0						
41 Carlos Santana, S (1, 3) OBP: 0.316, SLG: 0.420	B CU 82 B CU 83 F SI 96 B FF 96 B CU 79 4-1 BB			X SI 93 0-0 G4-3 1-2 ①	B CU 79 C FF 93 B FF 94 B CU 79 F SI 93 X SI 93 3-2 HR			B FF 97 B FS 88 X FF 98 2-0 HR		3 2 2 2 1 0 1						
10 Sal Frelick, L (1, 8) OBP: 0.360, SLG: 0.371 (9, 9)	C CU 79 B FF 94 F CH 88 B SI 96 F CU 81 X CH 88 2-2 G3 ③			B CH 88 F FF 93 T CU 78 B CH 90 X FF 94 2-2 G4-3 2-3 ②	B SL 83 F SI 93 C FF 94 F FF 95 X SL 85 1-2 G3-1 ③			B CU 83 X FF 98 1-0 27 S 1B		4 0 1 0 0 0 2						
27 Willy Adames, R (1, 6) OBP: 0.302, SLG: 0.406		C CU 82 X SI 95 0-1 L1-3 ①		B SI 94 B CU 82 B CU 83 B SI 94 4-0 BB		F SI 95 F SL 88 B CU 83 S CH 90 1-3 K ①		C FF 98 S FS 89 F FS 90 F FF 97 S SL 87 0-3 K 1-2 ①		3 0 0 0 1 2 1						
21 Mark Canha, R (1, 9) OBP: 0.359, SLG: 0.405 (8, 7) 28 Joey Wiemer, R (8, PR) OBP: 0.283, SLG: 0.362 (9, 8)		C SI 96 C SI 95 B FF 95 X SI 96 1-2 G4-3 ②		B CU 81 F SI 93 C SI 93 B FF 94 F CU 81 C FF 94 2-3 K ③		B FF 97 S CH 90 F CH 91 F FF 97 B FF 97 F CH 90 S CH 91 2-3 K ②		F FS 89 F FS 90 X FF 98 0-2 11 K 1B		4 0 1 0 0 2 2 0 0 0 0 0 0 0						
11 Rowdy Tellez, L (1, 10) OBP: 0.285, SLG: 0.379		B FF 96 B FF 95 C FF 96 F SI 96 B FF 96 S CU 81 3-3 K ③			B FF 93 B FF 93 B SI 93 C FF 92 F FF 92 F FF 92 F FF 92 B FF 93 4-2 22 BB 24 HR BB	C FF 97 C FF 97 F SL 88 F CH 91 B FF 97 F CH 90 X CH 90 2-2 0 FC4-6 1B		B FS 90 B FS 89 S CU 82 F CU 84 B FF 98 1 SAFE T FF 98 3-2 K 1-2 ② ③		3 1 1 0 1 2 2						
0 Brice Turang, L (1, 4) OBP: 0.291, SLG: 0.311			F FF 93 B CU 82 F FF 95 B FF 94 X SI 95 2-2 14 G4-6-3 1B		C CH 90 C SI 93 B CU 81 F FF 94 F CU 82 F SI 93 S CH 89 1-3 K ①	F SI 95 C FF 96 X FF 97 0-2 FC4-6 1-2f ③				3 0 1 0 0 1 2						
14 Andruw Monasterio, R (1, 5) OBP: 0.344, SLG: 0.369			C SI 92 C SI 95 1 SAFE F CU 84 B FF 94 X SI 93 1-2 G4-6-3 1-2f ① ②		S CU 82 S CU 83 S FF 93 0-3 K ②		C FF 96 B FF 96 B FF 97 F FF 96 X SL 88 2-2 F8 ①			3 0 0 0 0 1 2						
Inning Stats	R: 0 E: 0 K: 1 S: 11 H: 0 LOB: 1 BB: 1 P: 22	R: 0 E: 0 K: 1 S: 8 H: 0 LOB: 0 BB: 0 P: 12	R: 0 E: 0 K: 1 S: 10 H: 1 LOB: 0 BB: 0 P: 15	R: 0 E: 0 K: 1 S: 10 H: 0 LOB: 2 BB: 2 P: 22	R: 4 E: 0 K: 2 S: 23 H: 2 LOB: 0 BB: 2 P: 36	R: 0 E: 0 K: 2 S: 17 H: 1 LOB: 1 BB: 0 P: 22	R: 0 E: 0 K: 0 S: 8 H: 0 LOB: 0 BB: 0 P: 15	R: 1 E: 0 K: 2 S: 13 H: 3 LOB: 2 BB: 0 P: 19		1B: 4 2B: 0 3B: 0 HR: 3 SF: 0 SAC: 0 DP: 1 HBP: 0		WP: 0 PB: 0 SB: 1 CS: 0 PA: 34		

	AB	29
	R	5
	H	7
	RBI	5
	BB	5
	SO	10
	LOB	12

PITCHER		IP	WLS	BF	H	R	ER	SO	BB	IBB	HBP	BLK	WP	HR	S	P	ERA	WHIP
74 Jake Irvin, R ERA: 4.34	(1, 1)	4.2	L	21	3	4	4	6	5	0	0	0	0	2	58	102	7.71	1.714
61 Robert Garcia, L ERA: 4.62	(5, 1)	0.1		1	0	0	0	0	0	0	0	0	0	0	4	5	0.00	0.000
57 Andrés Machado, R ERA: 5.01	(6, 1)	1.0		4	1	0	0	2	0	0	0	0	0	0	17	22	0.00	1.000
51 Jordan Weems, R ERA: 3.06	(7, 1)	1.0		3	0	0	0	0	0	0	0	0	0	0	8	15	0.00	0.000
73 Hunter Harvey, R ERA: 3.0	(8, 1)	1.0		5	3	1	1	2	0	0	0	0	0	1	13	19	9.00	3.000

PITCHER	IP	WLS	BF	H	R	ER	SO	BB	IBB	HBP	BLK	WP	HR	S	P	ERA	WHIP

Batter	1	2	3	4	5	6	7	8	9	AB	R	H	RBI	BB	SO	LOB
5 CJ Abrams, L (1, 6) OBP: 0.300, SLG: 0.414	F FC 94 B FC 94 C CH 89 B FC 94 C FC 95 2-3 ① K		C FC 94 B FC 93 S FC 94 F CH 89 B FC 94 S CU 81 2-3 ③ K			B CU 81 T CU 80 B FC 94 B FC 94 B FC 93 4-1 20 1B 28 E 45 1B BB	S SI 97 S SI 97 B SI 98 B SL 92 B SI 98 F SL 92 F SL 92 F SL 92 S SL 91 3-3 ① 1-2 K		C FF 88 C SI 88 B ST 80 F SI 89 X ST 80 1-2 ① G5-3	4	1	0	0	1	3	1
28 Lane Thomas, R (1, 9) OBP: 0.320, SLG: 0.472	T FC 94 C SL 84 S FC 95 0-3 ② K			X SL 82 0-0 ① L8		1 SAFE C SL 84 1 SAFE B FC 94 F FC 95 S SL 85 1-3 ② 1-2 K	F SL 91 S SL 90 C SI 99 0-3 ② K		C ST 80 F CH 81 B CH 81 X SI 89 1-2 ② G1	5	0	0	0	0	3	2
20 Keibert Ruiz, S (1, 2) OBP: 0.305, SLG: 0.403	T FC 94 C FC 94 S FC 94 0-3 ③ K			B FC 93 C FC 94 X CH 89 1-1 ② L7		X FC 94 0-0 45 1B 8 1B 2-3 1B	X SI 99 0-0 ③ G3		B SI 88 X CH 82 1-0 ③ L7	5	1	1	0	0	1	1
45 Joey Meneses, R (1, 10) OBP: 0.330, SLG: 0.406 6 Michael Chavis, R (8, PR) OBP: 0.284, SLG: 0.344 (8, 10)		B FC 92 B FC 94 C FC 94 C FC 93 S SL 85 2-3 ① K		X FC 94 0-0 1B		C FC 94 C SL 83 B FC 96 D CU 80 F SL 84 F FC 93 X SI 96 2-2 8 1B 22 BB 2 BB 1-3 3-H 1B		C SI 95 B SL 85 X SL 85 1-1 2 1B 39 1B 1B		4 0	1 1	3 0	1 0	0 0	1 0	0 0
22 Dominic Smith, L (1, 3) OBP: 0.331, SLG: 0.362		B FC 95 B FC 94 X FC 95 2-0 ② G3		C FC 94 B CH 89 B CH 89 F FC 95 B CH 89 S CU 80 3-3 ③ K		D CU 81 B CH 89 D CH 90 B FC 92 4-0 2 BB 8 1B 1-2 BB		S CH 88 S SL 83 C FF 95 0-3 ① K		3	0	0	0	1	2	2
8 Carter Kieboom, R (1, 5) OBP: 0.258, SLG: 0.387		C SL 85 F FC 94 X FC 94 0-2 ③ G6-3			B FC 93 S SL 83 F FC 93 B SL 82 F CU 79 F FC 95 X CU 79 2-2 ① G5-3	F FC 94 C FC 93 B SL 84 X SL 85 1-2 2 BB 1-2 2-3 3-H 1B		C FF 94 D SL 85 B SL 85 F SI 95 F SL 85 B FF 95 F SI 94 X SI 94 3-2 ② P3		4	0	1	1	0	0	1
2 Luis García Jr., L (1, 4) OBP: 0.289, SLG: 0.357			B FC 93 C FC 93 B FC 93 X FC 93 2-1 HR		C CU 79 B CH 88 T FC 93 S SI 96 1-3 ② K	B CH 90 F CU 80 B FC 92 B FC 93 D CU 80 4-1 1-2 2-3 3-H BB		B CH 90 C CH 88 C SI 95 D SL 84 D FF 96 F SL 84 F SI 94 X SL 84 3-2 39 1B 1-3 1B		3	1	2	2	1	1	0
39 Jake Alu, L (1, 7) OBP: 0.266, SLG: 0.254			C FC 94 F CH 89 X FC 94 0-2 ① G3-1		F CU 80 B FC 94 F FC 93 F CU 80 F CU 81 X FC 94 1-2 ③ G4-3	X SL 89 0-0 ③ G3		D CH 89 D CH 90 X SI 95 2-0 30 FC6-4 1-2 3-H 1B		4	0	1	1	0	0	3
30 Jacob Young, R (1, 8) OBP: 0.290, SLG: 0.313			C FC 94 T SL 84 F FC 94 S SL 84 0-3 ② K			C FC 92 C SL 83 X SL 82 0-2 ① P3	C SI 96 B SL 90 X SL 91 1-1 5 S 1B	B SL 84 S SL 85 X FF 94 1-1 ③ FC6-4 1-2f		4	0	1	0	0	1	2
Inning Stats	R: 0 E: 0 K: 3 S: 9 H: 0 LOB: 0 BB: 0 P: 11	R: 0 E: 0 K: 1 S: 7 H: 0 LOB: 0 BB: 0 P: 11	R: 1 E: 0 K: 2 S: 13 H: 1 LOB: 0 BB: 0 P: 17	R: 0 E: 0 K: 1 S: 7 H: 1 LOB: 1 BB: 0 P: 11	R: 0 E: 0 K: 1 S: 13 H: 0 LOB: 0 BB: 0 P: 17	R: 3 E: 1 K: 1 S: 18 H: 3 LOB: 3 BB: 3 P: 34	R: 0 E: 0 K: 2 S: 12 H: 1 LOB: 1 BB: 0 P: 16	R: 1 E: 0 K: 1 S: 18 H: 3 LOB: 2 BB: 0 P: 28	R: 0 E: 0 K: 0 S: 8 H: 0 LOB: 0 BB: 0 P: 11	1B: 8 2B: 0 3B: 0 HR: 1	SF: 0 SAC: 0 DP: 0 HBP: 0					

TOP

Washington Nationals @ Milwaukee Brewers

American Family Field, Milwaukee, WI

Sat Sep 16 2023, 6:11 PM - 9:20 PM CDT

Att. 36,212 - Roof Closed - 74 F

livebaseballscorecards.com

AB	36
R	5
H	9
RBI	5
BB	3
SO	12
LOB	12

PITCHER		IP	WLS	BF	H	R	ER	SO	BB	IBB	HBP	BLK	WP	HR	S	P	ERA	WHIP
39 Corbin Burnes, R ERA: 3.56	(1, 1)	5.2		25	5	4	4	9	3	0	0	0	0	1	66	100	6.35	1.412
59 Elvis Peguero, R ERA: 3.38	(6, 1)	1.1	H	5	1	0	0	2	0	0	0	0	0	0	13	17	0.00	0.750
31 Joel Payamps, R ERA: 2.45	(8, 1)	1.0	W	6	3	1	1	1	0	0	0	0	0	0	18	28	9.00	3.000
55 Hoby Milner, L ERA: 1.95	(9, 1)	1.0		3	0	0	0	0	0	0	0	0	0	0	8	11	0.00	0.000

PITCHER	IP	WLS	BF	H	R	ER	SO	BB	IBB	HBP	BLK	WP	HR	S	P	ERA	WHIP

WP: 0	PA: 39																
PB: 0																	
SB: 1																	
CS: 0																	

BOTTOM

Washington Nationals @ Milwaukee Brewers

American Family Field, Milwaukee, WI

Sat Sep 16 2023, 6:11 PM - 9:20 PM CDT

Att. 36,212 - Roof Closed - 74 F

livebaseballscorecards.com

Batter	1	2	3	4	5	6	7	8	9	AB	R	H	RBI	BB	SO	LOB
10 Sal Frelick, L (1, 8) (9, 9) OBP: 0.367, SLG: 0.385	B SI 89 B CH 85 C SI 90 C SI 89 F CH 84 X CH 86 2-2 41 BB 24 1B 21 1B 1B	C FF 89 F FF 88 F FF 89 B CH 83 F FF 89 F FF 89 X CU 76 1-2 ① G4-3		F FF 95 B SL 84 X FF 96 1-1 41 G4-6-3 2B	B FF 96 C CH 89 F CH 89 F FF 97 F FF 97 B FF 97 F FF 96 F FF 97 B CH 90 3-2 ③ X CH 90 L8			B FF 97 B FF 98 D FS 91 C FS 89 C FF 95 X FF 97 3-2 24 G3-1 21 HR 1B		5	2	3	0	0	0	2
24 William Contreras, R (1, 2) OBP: 0.361, SLG: 0.456	B SL 84 B CH 85 C SL 83 1 SAFE S SL 82 1 SAFE X SL 83 2-2 21 1B 41 BB 27 SF7 1-2 1B	B FF 90 B FF 89 B CH 84 C FF 88 F FF 89 X FF 89 3-2 41 G3-6-3 1B		B FF 95 B SL 86 B CH 89 C SL 86 S SL 85 B SL 87 4-2 41 G4-6-3 BB		C FF 96 B FF 96 S FF 96 B FF 97 C FF 97 2-3 ① K		S FS 90 D FS 91 D FS 90 C FF 99 X FF 99 2-2 ② G3-1 1-2 2-3		4	1	2	0	1	1	2
41 Carlos Santana, S (1, 3) OBP: 0.317, SLG: 0.417	B SI 90 B SI 90 B CH 86 B SL 83 4-0 21 1B 11 1B 1-2 2-3 BB	B SI 88 B FF 89 B SL 80 C SI 88 F FF 89 F FF 89 F FF 89 F CH 84 F FF 90 3-2 ②③ X SI 88 G3-6-3 1-2f		C CH 88 F SI 94 F FF 94 F CH 87 F CH 88 B CH 88 B FF 95 B CH 90 X CH 89 3-2 ①② G4-6-3 1-2f 2-3		C SL 90 B FF 96 S FF 96 B FF 97 X SL 89 2-2 ② F7		B FF 98 S FF 99 F FF 99 B FF 98 B FF 98 B FF 98 4-2 21 HR BB		3	2	0	0	2	0	3
21 Mark Canha, R (1, 7) OBP: 0.361, SLG: 0.415 28 Joey Wiemer, R (9, 8) OBP: 0.283, SLG: 0.362	T SI 91 F SI 90 B CH 86 B SI 90 B SL 83 X FF 92 3-2 3 BB 11 1B 1-2 2-3 3-H 1B		F FF 95 B SL 85 S SL 85 F FF 96 X SL 84 1-2 3 G2-3 11 BB 1B	X CH 89 0-0 ③ F8		B FF 96 C SL 89 X FF 96 1-1 ③ G5-3		X FS 91 0-0 ③ 1-H 2-H 3-H HR		5	1	3	5	0	0	1
										0	0	0	0	0	0	0
27 Willy Adames, R (1, 6) OBP: 0.301, SLG: 0.407	B SI 91 S CH 85 S FF 92 B CH 84 X ST 76 2-2 ① SF7 3-H		S SL 84 S SL 84 B SL 85 D SL 87 X SL 83 2-2 ① F8		C SI 95 X SL 88 0-1 11 1B 3 1B 2B		C FF 94 B CH 86 B FF 96 X CH 85 2-1 ① F9	S FF 99 B FS 90 S FF 98 X FF 97 1-2 ③ L8		4	1	1	1	0	0	1
11 Rowdy Tellez, L (1, 10) OBP: 0.291, SLG: 0.383 14 Andruw Monasterio, R (7, PH) OBP: 0.343, SLG: 0.368 (8, 10)	B CU 80 B CH 85 C SI 91 X CU 78 2-1 3 BB 1-2 2-H 1B		B FF 95 B FF 94 C FF 95 1 SAFE C FF 95 F FF 96 B CH 89 D SL 86 4-2 3 G2-3 1-2 BB		C FF 96 B FF 95 F FF 96 B FF 97 B FF 96 X CH 90 3-2 0 SH2-3 3 1B 15 FC1-2 2-3 1B		C FF 95 C CH 84 C CH 85 0-3 ② K				2	0	2	1	1	0	0
										1	0	0	0	0	1	0
3 Josh Donaldson, R (1, 5) OBP: 0.262, SLG: 0.451	B SI 91 B FF 91 B SL 84 2 SAFE C SI 90 F SI 90 B FF 92 4-2 1-2 2-3 BB		S SL 86 B SL 84 B SL 85 X SL 86 2-1 ② G2-3 1-2 2-3		S SI 96 X SI 95 0-1 15 FC1-2 0 SH2-3 1-2 3-H 1B		B CH 85 B CH 85 C FF 96 C FF 97 X FF 96 2-2 ③ G4-3			3	0	1	1	1	0	2
0 Brice Turang, L (1, 4) OBP: 0.289, SLG: 0.309	B SI 90 F CH 86 B CH 84 T FF 92 F FF 92 F FF 91 C CH 85 2-3 ② K		F FF 96 F FF 95 F FF 97 F SL 86 F FF 96 F FF 97 B CH 91 F SL 86 S FF 97 1-3 ③ K		X CH 90 0-0 ① SH2-3 1-2 2-3			B CH 87 C FF 94 F FF 94 X CH 89 1-2 ① G4-3		3	0	0	0	0	2	5
15 Tyrone Taylor, R (1, 9) OBP: 0.267, SLG: 0.418 (9, 7)	B SL 83 C FF 90 B FF 90 X SI 88 2-1 ③ G1-3			S SL 85 B SL 85 B SL 87 X FF 96 2-1 HR	F CH 89 X SI 96 0-1 ② FC1-2 2-3 3-H			C FF 98 B FF 98 X FS 91 1-1 24 G3-1 21 HR 2B		4	2	2	1	0	0	5

Inning Stats	1	2	3	4	5	6	7	8	9
	R: 3 E: 0 K: 1 S: 24 H: 4 LOB: 3 BB: 2 P: 47	R: 0 E: 0 K: 0 S: 16 H: 1 LOB: 0 BB: 0 P: 23	R: 0 E: 0 K: 1 S: 20 H: 1 LOB: 2 BB: 1 P: 30	R: 1 E: 0 K: 0 S: 13 H: 2 LOB: 1 BB: 1 P: 23	R: 1 E: 0 K: 0 S: 17 H: 3 LOB: 2 BB: 0 P: 23	R: 0 E: 0 K: 1 S: 8 H: 0 LOB: 0 BB: 0 P: 13	R: 0 E: 0 K: 1 S: 8 H: 0 LOB: 0 BB: 0 P: 12	R: 4 E: 0 K: 0 S: 17 H: 3 LOB: 0 BB: 1 P: 29	

| | | | | | | | | | |

Batter	1	2	3	4	5	6	7	8	9	10	11	AB	R	H	RBI	BB	SO	LOB
5 CJ Abrams, L (1, 6) OBP: 0.297, SLG: 0.410	C FF 94 T FF 96 F FF 96 B CU 84 F SI 96 B FF 97 S CH 87 2-3 K		C CU 82 B CU 84 C SI 96 F FF 96 X CU 84 1-2 F9			S CH 86 B FF 97 F SI 94 F CH 86 X CH 86 1-2 G3		1 SAFE X SI 91 0-0 G4-6-3 1-2f		T SI 96 X SI 98 0-1 F7 1-2	0-0 28 F9 45 SF8	5	1	0	0	0	1	4
28 Lane Thomas, R (1, 9) OBP: 0.319, SLG: 0.471	F FF 96 X SL 85 0-1 G2-3			B SI 94 F FF 95 B SI 97 F SL 85 B SI 95 S FF 96 3-3 K		B SI 96 B SI 95 F FF 95 C CH 87 B FF 97 F CH 85 X FF 95 3-2 2B			B CH 82 B FF 92 C CH 81 S CH 81 S CH 82 2-3 K		F SL 87 D SL 89 X SL 87 1-1 F9 2-3	5	0	1	0	0	2	0
45 Joey Meneses, R (1, 10) OBP: 0.327, SLG: 0.403	B FF 97 S FF 96 S FF 97 F FF 97 F FF 98 F SL 87 X SI 96 1-2 G4-3			B CU 82 S FF 96 X FF 96 1-1 F9		B SI 94 X CH 86 1-0 F7			B CH 82 S CH 81 B CH 82 B FF 93 S CH 82 S CH 82 3-3 K		C SL 86 S SL 88 X SL 89 0-2 SF8 3-H	4	0	0	1	0	1	1
22 Dominic Smith, L (1, 3) OBP: 0.331, SLG: 0.360 6 Michael Chavis, R (9, PR) OBP: 0.281, SLG: 0.341 (9, 3)		X FF 95 0-0 F8		B SI 96 B CH 86 C FF 95 F FF 96 X CH 85 2-2 G6-3			C ST 79 C ST 79 B ST 79 X ST 79 1-2 G4-3		B FF 93 B CH 81 C CH 80 C CH 80 F FF 94 B CH 82 B CH 83 4-2 14 BB BB		F SI 98 C SI 98 S SL 90 0-3 K	3 1	0 0	0 0	0 0	1 0	0 1	0 0
14 Ildemaro Vargas, S (1, 5) OBP: 0.303, SLG: 0.362		B FF 96 C FF 94 S CH 86 F FF 97 X CH 87 1-2 F7			F SI 94 B CU 84 B CH 85 C FF 95 F FF 96 X CH 88 2-2 G1-3		C CH 81 B CH 80 C SI 88 X CH 81 1-2 G6-3		B CH 81 B FF 95 B CH 81 B FF 92 4-0 1-2 BB			3	0	0	0	1	0	0
2 Luis García Jr., L (1, 4) OBP: 0.291, SLG: 0.366		S SI 95 B FF 96 S CH 86 X FF 96 1-2 HR			B CH 85 B CH 84 C SI 94 C FF 94 F FF 95 F CH 86 F FF 96 X FF 95 2-2 81 S 1B		C SI 88 S ST 80 B ST 81 B SI 89 B ST 81 F ST 79 F ST 80 X FF 89 3-2 G4-3		B CH 83 C CH 82 X CH 82 1-1 G3	0-0 39 F8		4	1	2	1	0	0	2
81 Drew Millas, S (1, 2) OBP: 0.389, SLG: 0.563		S FF 96 B FF 97 C SI 97 B CU 84 F FF 97 F FF 96 C CH 87 2-3 K			B SI 94 S SI 95 F SI 96 F FF 96 B CH 86 B CH 87 F FF 95 C FF 95 3-3 K 1-2			F SI 93 X CU 80 0-1 39 SH5-3 2B		F SI 98 X SI 98 0-1 L6	4	0	1	0	0	2	1
39 Jake Alu, L (1, 7) OBP: 0.261, SLG: 0.248			B CU 82 C SI 95 C FF 95 F FF 96 S CU 85 1-3 K		B CU 85 T SI 95 C FF 96 F FF 96 S CH 86 1-3 K			B FC 89 F SI 93 X FF 94 1-1 SH5-3 2-3		C FF 99 F SL 89 B SL 89 F SL 88 F SL 89 F SI 99 X SL 91 1-2 F8 2-3	3	0	0	0	0	2	1
30 Jacob Young, R (1, 8) OBP: 0.301, SLG: 0.303			X SI 95 0-0 G6-3			C FF 95 F SI 96 F FF 95 B SI 96 B SI 96 B FF 96 X FF 96 3-2 L9		D SI 94 B FC 92 B SI 94 C SI 93 B FC 92 4-1 5 G4-6-3 BB		B SI 98 B SL 85 B SL 85 B SI 96 4-0 5 S BB	2	0	0	0	2	0	0
Inning Stats	R: 0 E: 0 K: 1 S: 13 H: 0 LOB: 0 BB: 0 P: 16	R: 1 E: 0 K: 1 S: 13 H: 1 LOB: 0 BB: 0 P: 17	R: 0 E: 0 K: 1 S: 9 H: 0 LOB: 0 BB: 0 P: 11	R: 0 E: 0 K: 1 S: 8 H: 0 LOB: 0 BB: 0 P: 14	R: 0 E: 0 K: 2 S: 19 H: 1 LOB: 1 BB: 0 P: 27	R: 0 E: 0 K: 0 S: 13 H: 1 LOB: 1 BB: 0 P: 21	R: 0 E: 0 K: 0 S: 11 H: 0 LOB: 0 BB: 0 P: 16	R: 0 E: 0 K: 0 S: 6 H: 1 LOB: 1 BB: 1 P: 11	R: 0 E: 0 K: 2 S: 11 H: 0 LOB: 2 BB: 2 P: 25	R: 0 E: 0 K: 0 S: 10 H: 0 LOB: 2 BB: 1 P: 15	R: 1 E: 0 K: 1 S: 8 H: 0 LOB: 0 BB: 0 P: 9	1B: 1 2B: 2 3B: 0 HR: 1	SF: 1 SAC: 1 DP: 1 HBP: 0		WP: 0 PB: 0 SB: 2 CS: 0	PA: 40		

PITCHER		IP	WLS	BF	H	R	ER	SO	BB	IBB	HBP	BLK	WP	HR	S	P	ERA	WHIP
53 Brandon Woodruff, R ERA: 1.89	(1, 1)	6.0		21	3	1	1	6	0	0	0	0	0	1	75	106	1.50	0.500
55 Hoby Milner, L ERA: 1.92	(7, 1)	1.0		3	0	0	0	0	0	0	0	0	0	0	11	16	0.00	0.000
46 Bryse Wilson, R ERA: 2.66	(8, 1)	0.1		3	1	0	0	0	1	0	0	0	0	0	5	10	0.00	6.000
32 Andrew Chafin, L ERA: 5.28	(8, 1)	0.2		1	0	0	0	0	0	0	0	0	0	0	1	1	0.00	0.000
38 Devin Williams, R ERA: 1.59	(9, 1)	1.0		5	0	0	0	2	2	0	0	0	0	0	11	25	0.00	2.000

PITCHER		IP	WLS	BF	H	R	ER	SO	BB	IBB	HBP	BLK	WP	HR	S	P	ERA	WHIP
54 Thyago Vieira, R ERA:	(10, 1)	2.0	L	7	0	1	0	1	1	0	0	0	0	0	18	24	0.00	0.500

TOP

Washington Nationals @ Milwaukee Brewers

American Family Field, Milwaukee, WI

Sun Sep 17 2023, 1:13 PM - 4:27 PM CDT

Att. 31,865 - Partly Cloudy - 67 F

livebaseballscorecards.com

AB	34
R	2
H	4
RBI	2
BB	4
SO	9
LOB	9

Batter	1	2	3	4	5	6	7	8	9	10	11	AB	R	H	RBI	BB	SO	LOB
21 Mark Canha, R (1, 7) OBP: 0.364, SLG: 0.416	B SI 90 B SI 91 B CH 80 B SL 82 C SI 88 C SI 90 B SI 91 4-2 41 FC6-4 24 1B BB		B SI 92 X SI 92 1-0 41 S 1B			C SI 91 B SI 91 F SL 78 F SL 81 B SL 79 B SI 92 X SI 91 3-2 24 SH1-3 24 S 41 SF9 1B		F SL 86 C SL 86 B SL 87 B FF 97 B FF 97 C FF 96 3-3 K ③		C FF 94 F SL 84 D CH 89 F SL 84 X SL 84 1-2 FC6-2 24 FC4-6 ② 1-2 2-3 3-Hf		4	1	2	0	1	1	3
24 William Contreras, R (1, 10) OBP: 0.360, SLG: 0.454	B SI 92 C CH 79 B SL 81 X CH 81 2-1 41 FC6-4 1-2 1B		S FF 92 C SI 93 S SL 83 0-3 K ②			S CH 78 B FF 91 X CH 78 1-1 SH1-3 ① 1-3			C SL 90 B FF 97 C FF 98 B FF 98 F FF 98 X SL 90 2-2 L8 ①	F FF 94 X CH 88 0-1 FC4-6 ③ 1-2f	0-0 0 SH1-4 11 G3-2	4	0	1	0	0	1	4
41 Carlos Santana, S (1, 3) OBP: 0.316, SLG: 0.417 0 Brice Turang, L (9, PR) OBP: 0.289, SLG: 0.309 (10, 4)	X SI 92 0-0 FC6-4 ① 1-2f 2-3		C CH 80 1 SAFE 1 SAFE B SL 79 F SI 93 F CH 80 F SI 94 D SL 84 X SI 92 2-2 G5-3 ③ 1-2			B SL 75 X SI 92 1-0 SF9 ② 3-H			C FF 99 F FF 98 B FS 93 F FS 91 X FF 97 1-2 14 S 27 S 1B		X FF 93 0-0 SH1-4 ① 2-3	3 0	0 0	1 0	1 0	0 0	0 0	3 0
27 Willy Adames, R (1, 6) OBP: 0.303, SLG: 0.405	X FF 92 0-0 F4 ②			B FF 91 B FF 91 B CH 82 B SI 92 4-0 3 G1-4-3 BB		B FF 91 C FF 91 B SL 81 F FF 92 X FF 92 2-2 F8 ③			F FF 97 1 SAFE B SL 91 F FF 98 F FF 97 B FF 99 B FF 99 F FF 99 D SL 91 4-2 14 S 1-2 BB		0-0 11 G3-2 IBB	2	0	0	0	3	0	2
3 Josh Donaldson, R (1, 5) OBP: 0.255, SLG: 0.437 11 Rowdy Tellez, L (10, 3) OBP: 0.290, SLG: 0.382	B SI 92 F SI 92 B SI 92 B SI 92 X SI 92 3-1 F8 ③			B SI 92 C SI 92 B SL 82 X SI 93 2-1 G1-4-3 ① ② 1-2f			C FF 97 X FF 98 0-1 F9 ①		C FF 97 B FF 98 X FF 98 1-1 F4 ②		C FF 95 B SL 85 X SL 83 1-1 G3-2 ② ③ 1-2 3-Hf	4 1	0 0	0 0	0 0	0 0	0 0	5 2
14 Andruw Monasterio, R (1, 4) OBP: 0.338, SLG: 0.362 (10, 5)		C SI 90 B SI 92 B SL 82 F CH 81 B SL 83 S CH 78 3-3 K ①		C SL 78 X CH 82 0-1 F9 ③			B CU 82 B FF 98 C FF 98 S FF 98 F SL 87 B FF 98 S FF 98 3-3 K ②		C SL 89 B FF 98 S FF 98 T FF 98 1-2 K ③ 1-2 2-3		0-0 7 1B 21 FC6-2	4	0	0	0	0	3	2
15 Tyrone Taylor, R (1, 9) OBP: 0.262, SLG: 0.410		B SL 78 F SI 92 B SI 92 B CH 80 X SI 92 3-1 F8 ②			B SI 91 C SI 91 X SL 79 1-1 G6-3 ①		B FF 98 B FF 97 F FF 98 B SL 88 F FF 98 X FF 98 3-2 F8 ③			F FF 93 S CH 87 B FF 96 F CH 89 S FF 96 1-3 K ①		4	0	0	0	0	1	0
7 Victor Caratini, S (1, 2) OBP: 0.324, SLG: 0.363		C CH 80 F FF 92 F SI 93 B SL 84 B CH 81 X FF 93 2-2 F9 ③			B SL 76 X SI 92 1-0 16 G1-4-3 1B			C FF 95 B FF 97 X CU 80 1-1 F7 ①		B SL 84 X CH 88 1-0 21 FC6-2 10 BB 2-3 1B		4	0	2	0	0	0	0
16 Blake Perkins, S (1, 8) OBP: 0.307, SLG: 0.292 10 Sal Frelick, L (8, PH) OBP: 0.369, SLG: 0.383 (9, 8)			B SL 77 B SI 92 B CH 80 C SI 90 X CH 79 3-1 F8 ①		B SI 92 F SI 91 D CH 80 B CH 81 X SI 91 3-1 G1-4-3 ② ③ 1-2f			B FF 97 F FS 88 F FS 90 F FF 97 B FS 91 X FF 98 2-2 F9 ②		B SL 85 F SL 85 B FF 93 D FF 94 B SL 82 4-1 21 FC6-2 1-2 BB		2 1	0 0	0 0	0 0	0 1	0 0	1 0
Inning Stats	R: 0 H: 1 E: 0 LOB: 2 K: 0 BB: 1 S: 8 P: 17	R: 0 H: 0 E: 0 LOB: 0 K: 1 BB: 0 S: 9 P: 17	R: 0 H: 1 E: 0 LOB: 1 K: 1 BB: 0 S: 11 P: 17	R: 0 H: 0 E: 0 LOB: 0 K: 0 BB: 1 S: 4 P: 10	R: 0 H: 1 E: 0 LOB: 0 K: 0 BB: 0 S: 5 P: 10	R: 1 H: 1 E: 0 LOB: 0 K: 0 BB: 0 S: 10 P: 17	R: 0 H: 0 E: 0 LOB: 0 K: 1 BB: 0 S: 9 P: 15	R: 0 H: 0 E: 0 LOB: 0 K: 1 BB: 0 S: 9 P: 15	R: 0 H: 1 E: 0 LOB: 3 K: 1 BB: 1 S: 17 P: 26	R: 0 H: 1 E: 0 LOB: 3 K: 1 BB: 1 S: 12 P: 19	R: 0 H: 0 E: 0 LOB: 1 K: 0 BB: 1 S: 3 P: 4	1B: 6 SF: 1 2B: 1 SAC: 2 3B: 0 DP: 3 HR: 0 HBP: 0						

PITCHER	IP	WLS	BF	H	R	ER	SO	BB	IBB	HBP	BLK	WP	HR	S	P	ERA	WHIP
46 Patrick Corbin, L (1, 1) ERA: 5.0	6.0		22	4	1	1	2	2	0	0	0	0	0	47	88	1.50	1.000
73 Hunter Harvey, R (7, 1) ERA: 2.89	2.0		6	0	0	0	2	0	0	0	0	0	0	18	30	0.00	0.000
67 Kyle Finnegan, R (9, 1) ERA: 3.58	1.0		5	1	0	0	1	1	0	0	0	0	0	17	26	0.00	2.000
61 Robert Garcia, L (10, 1) ERA: 4.28	2.0	W	8	1	0	0	1	1	1	0	0	0	0	15	23	0.00	1.000

PITCHER	IP	WLS	BF	H	R	ER	SO	BB	IBB	HBP	BLK	WP	HR	S	P	ERA	WHIP

BOTTOM

Washington Nationals @ Milwaukee Brewers

American Family Field, Milwaukee, WI

Sun Sep 17 2023, 1:13 PM - 4:27 PM CDT

Att. 31,865 - Partly Cloudy - 67 F

livebaseballscorecards.com

AB	33
R	1
H	6
RBI	1
BB	5
SO	6
LOB	22

WP: 0 PA: 41
PB: 0
SB: 5
CS: 0

Batter	1	2	3	4	5	6	7	8	9	AB	R	H	RBI	BB	SO	LOB
10 Sal Frelick, L (1, 8) OBP: 0.372, SLG: 0.386	B FF 84 C FC 82 B CU 67 X FF 84 2-1 ① F7		B SI 85 X CH 77 1-0 1-2 1B			B CU 67 C FF 84 X CU 70 1-1 ① G6-3		F SI 93 X SI 93 0-1 1B		4	0	2	0	0	0	0
24 William Contreras, R (1, 2) OBP: 0.361, SLG: 0.453	B SI 84 B SI 85 B FC 81 C SI 85 B FC 82 4-1 41 G4-6-3 BB		X CU 72 0-0 ③ G3			C FC 82 B CU 70 B SI 86 X CU 70 2-1 41 G6-3 1B		F SL 85 S SL 86 B FF 98 S SL 90 1-3 ③ K		3	0	1	0	1	1	3
41 Carlos Santana, S (1, 3) OBP: 0.314, SLG: 0.414	C FC 84 F SI 85 B CU 69 F CH 77 B SI 86 X FC 83 2-2 ②③ G4-6-3 1-2f			X FC 81 0-0 ① G4-3		C FC 84 B CH 78 B SI 85 X SI 86 2-1 ②③ G6-3 1-2f			B CU 78 B SL 88 B SL 88 C FF 97 S FF 99 F FF 98 C SL 88 3-3 ① K	4	0	0	0	0	1	2
21 Mark Canha, R (1, 7) OBP: 0.363, SLG: 0.414		C SI 84 B FC 80 C CU 68 F SI 86 X CU 71 1-2 ① P5		C FC 80 B CU 70 B SI 86 X FC 81 2-1 ② G5-3			C FC 80 C CU 72 X SI 88 0-2 3 S 27 G6-3 1B		B SL 89 F FF 100 X FF 98 1-1 ② G6-3	4	0	1	0	0	0	0
27 Willy Adames, R (1, 6) OBP: 0.303, SLG: 0.406		B SI 86 X SI 86 1-0 ② G4-3		C CU 71 X SI 87 0-1 2B			S FC 82 D FC 81 X SI 86 1-1 ① G6-3 1-2		B FF 99 F SL 87 B SL 89 X FF 98 2-1 ③ P4	4	0	1	0	0	0	1
11 Rowdy Tellez, L (1, 10) OBP: 0.288, SLG: 0.378		C SI 85 B CH 79 B CH 79 B SI 86 C SI 86 C FC 85 3-3 ③ K		B SI 86 B SI 85 C CU 70 D CH 80 F CU 70 F CU 72 F FC 84 F CU 71 S SI 87 3-3 ③ K			B FC 84 C CU 72 X CU 73 1-1 ② F9			3	0	0	0	0	2	2
3 Josh Donaldson, R (1, 5) OBP: 0.250, SLG: 0.426			F CU 68 B SI 86 S CU 71 C SI 86 1-3 ① K		X SI 86 0-0 ① G5-3		C CU 72 D CU 74 B SI 87 F CU 73 X CU 73 2-2 ③ F8 2-3			3	0	0	0	0	1	1
0 Brice Turang, L (1, 4) OBP: 0.290, SLG: 0.308 14 Andruw Monasterio, R (8, PH) OBP: 0.340, SLG: 0.364 (8, 4)			S SI 86 B CH 78 B CU 69 B FC 82 F SI 84 B CU 70 4-2 10 1B BB		C SI 84 X CH 79 0-1 ② F7			B CH 82 C SI 92 F SI 92 F CH 84 X SI 93 1-2 15 G6-4-3 1B		1 1	0 0	0 1	0 0	1 0	0 0	0 0
15 Tyrone Taylor, R (1, 9) OBP: 0.258, SLG: 0.404			C SI 85 S FC 80 X FC 80 0-2 ② L7		C SI 87 B SI 87 C CU 73 B SI 87 X CU 72 2-2 ③ G6-3			X SI 92 0-0 ①② G6-4-3 1-2f		3	0	0	0	0	0	2
Inning Stats	R: 0 E: 0 K: 0 S: 7 H: 0 LOB: 0 BB: 1 P: 15	R: 0 E: 0 K: 1 S: 8 H: 0 LOB: 0 BB: 0 P: 13	R: 0 E: 0 K: 1 S: 10 H: 1 LOB: 2 BB: 1 P: 16	R: 0 E: 0 K: 1 S: 11 H: 1 LOB: 1 BB: 0 P: 16	R: 0 E: 0 K: 0 S: 6 H: 0 LOB: 0 BB: 0 P: 8	R: 0 E: 0 K: 0 S: 6 H: 1 LOB: 0 BB: 0 P: 11	R: 0 E: 0 K: 0 S: 10 H: 1 LOB: 1 BB: 0 P: 14	R: 0 E: 0 K: 1 S: 10 H: 2 LOB: 1 BB: 0 P: 12	R: 0 E: 0 K: 1 S: 8 H: 0 LOB: 0 BB: 0 P: 14	1B: 5 2B: 1 3B: 0 HR: 0 SF: 0 SAC: 0 DP: 3 HBP: 0						

PITCHER		IP	WLS	BF	H	R	ER	SO	BB	IBB	HBP	BLK	WP	HR	S	P	ERA	WHIP
50 Adam Wainwright, R ERA: 7.4	(1, 1)	7.0	W	25	4	0	0	3	2	0	0	0	0	0	58	93	0.00	0.857
47 John King, L ERA: 3.93	(8, 1)	0.2	H	3	2	0	0	0	0	0	0	0	0	0	7	8	0.00	3.000
56 Ryan Helsley, R ERA: 2.43	(8, 1)	1.1	S	4	0	0	0	2	0	0	0	0	0	0	11	18	0.00	0.000

PITCHER	IP	WLS	BF	H	R	ER	SO	BB	IBB	HBP	BLK	WP	HR	S	P	ERA	WHIP

TOP

Milwaukee Brewers @ St. Louis Cardinals

Busch Stadium, St. Louis, MO

Mon Sep 18 2023, 6:47 PM - 8:52 PM CDT

Att. 33,176 - Clear - 75 F

livebaseballscorecards.com

AB	30
R	0
H	6
RBI	0
BB	2
SO	5
LOB	11

WP: 0 PA: 32
PB: 0
SB: 1
CS: 0

Batter	1	2	3	4	5	6	7	8	9	AB	R	H	RBI	BB	SO	LOB
21 Lars Nootbaar, L (1, 8) OBP: 0.370, SLG: 0.424	X FF 92 0-0 ① G6-3		C CU 78 C CH 89 B FF 93 S SL 83 1-3 ② K		F CH 88 F FF 94 B FF 94 D SL 83 C FF 96 2-3 ③ K			C SI 92 B FC 90 X SI 92 1-1 ② F7 1-2		4	0	0	0	0	2	2
46 Paul Goldschmidt, R (1, 3) OBP: 0.363, SLG: 0.453	C FF 92 B FF 93 B SL 84 F FF 93 F CU 78 F FF 94 B SL 82 F FF 94 X FF 94 3-2 ② F8		C FF 94 F CH 87 B SL 82 S SL 83 1-3 ③ K			X SL 84 0-0 ① G5-3		F SI 93 F FF 93 B SI 93 X FF 93 1-2 ③ L9		4	0	0	0	0	1	1
41 Alec Burleson, L (1, 10) OBP: 0.298, SLG: 0.385	C SL 82 S FF 92 B FF 93 F FF 94 X CU 78 1-2 28 FC5-4 1B			X CH 87 0-0 ① G3-1		C FF 93 S CH 87 F FF 93 X FF 93 0-2 ② G4-3				3	0	1	0	0	0	0
28 Nolan Arenado, R (1, 5) OBP: 0.320, SLG: 0.465	D FF 95 B FF 95 D FF 96 C FF 94 X FF 95 3-1 ③ FC5-4 1-2f			C FF 94 B FF 95 F SL 82 S SL 82 1-3 ② K		B FF 94 S SL 84 X SL 82 1-1 ③ G5-3				3	0	0	0	0	1	1
40 Willson Contreras, R (1, 2) OBP: 0.358, SLG: 0.469		C FF 91 B FF 95 C CH 86 B FF 93 B FF 96 C FF 95 3-3 ① K		C FF 94 X SL 83 0-1 HR			C SI 100 F SL 89 X FF 101 0-2 ① G6-3			3	1	1	1	0	1	0
67 Richie Palacios, L (1, 7) OBP: 0.286, SLG: 0.519		S CH 87 F CH 88 B FF 93 B CU 79 X FF 93 2-2 ② L3		S FF 92 X CH 88 0-1 ③ G3			B SI 100 B SI 100 C SI 100 F SI 101 F FF 103 B SL 89 C SI 99 3-3 ② K			3	0	0	0	0	1	0
18 Jordan Walker, R (1, 9) OBP: 0.338, SLG: 0.449		B SL 84 X SL 84 1-0 1B			B SL 82 X CH 86 1-0 ① G5-3		C SL 89 S SL 89 F FF 101 B SL 90 S SI 100 1-3 ③ K			3	0	1	0	0	1	0
19 Tommy Edman, S (1, 4) OBP: 0.301, SLG: 0.394		C FF 92 B CH 88 B CH 89 X FF 94 2-1 ③ L8			C CH 87 F CU 77 B FF 95 B CH 88 F CH 87 F FF 94 X SL 82 2-2 1B			C FC 89 X FC 89 0-1 ① G5-3		3	0	1	0	0	0	1
0 Masyn Winn, R (1, 6) OBP: 0.222, SLG: 0.238			C SL 82 B SL 85 B FF 95 X SL 83 2-1 ① G1-3		S CH 87 F FF 94 B FF 92 F CH 87 D SL 81 C FF 96 2-3 ② K			X FC 90 0-0 21 WP 1B		3	0	1	0	0	1	1
Inning Stats	R: 0 H: 1 E: 0 LOB: 1 K: 0 BB: 0 S: 13 P: 20	R: 0 H: 1 E: 0 LOB: 1 K: 1 BB: 0 S: 9 P: 17	R: 0 H: 0 E: 0 LOB: 0 K: 2 BB: 0 S: 8 P: 12	R: 1 H: 1 E: 0 LOB: 0 K: 1 BB: 0 S: 8 P: 9	R: 0 H: 1 E: 0 LOB: 1 K: 2 BB: 0 S: 13 P: 20	R: 0 H: 0 E: 0 LOB: 0 K: 0 BB: 0 S: 7 P: 8	R: 0 H: 0 E: 0 LOB: 0 K: 2 BB: 0 S: 11 P: 15	R: 0 H: 1 E: 0 LOB: 1 K: 0 BB: 0 S: 8 P: 10		1B: 4 SF: 0 2B: 0 SAC: 0 3B: 0 DP: 0 HR: 1 HBP: 0						

PITCHER		IP	WLS	BF	H	R	ER	SO	BB	IBB	HBP	BLK	WP	HR	S	P	ERA	WHIP
51 Freddy Peralta, R ERA: 3.71	(1, 1)	6.0	L	22	4	1	1	6	0	0	0	0	0	1	58	86	1.50	0.667
45 Abner Uribe, R ERA: 1.33	(7, 1)	1.0		3	0	0	0	2	0	0	0	0	0	0	11	15	0.00	0.000
46 Bryse Wilson, R ERA: 2.63	(8, 1)	1.0		4	1	0	0	0	0	0	0	0	1	0	8	10	0.00	1.000

PITCHER	IP	WLS	BF	H	R	ER	SO	BB	IBB	HBP	BLK	WP	HR	S	P	ERA	WHIP

BOTTOM

Milwaukee Brewers @ St. Louis Cardinals

Busch Stadium, St. Louis, MO

Mon Sep 18 2023, 6:47 PM - 8:52 PM CDT

Att. 33,176 - Clear - 75 F

livebaseballscorecards.com

AB	29
R	1
H	5
RBI	1
BB	0
SO	8
LOB	6

WP: 1 PA: 29
PB: 0
SB: 0
CS: 0

Batter	1	2	3	4	5	6	7	8	9	AB	R	H	RBI	BB	SO	LOB
21 Mark Canha, R (1, 10) OBP: 0.361, SLG: 0.411	C FF 89 X ST 80 0-1 1B		B ST 78 B SI 87 F FF 89 C FF 90 X FF 90 2-2 ② F9	F SI 94 F SI 94 X SI 93 0-2 ② FC2-4 24 WP 1-2f 3-H		F SI 94 F FC 90 S SI 94 0-3 ② K		C SL 90 F SL 87 B CU 77 X FF 97 1-2 ③ G5-3 2-3		5	0	1	1	0	1	3
24 William Contreras, R (1, 2) OBP: 0.361, SLG: 0.458	B FF 89 B FF 90 C FF 89 C FF 90 F FF 91 T SI 89 2-2 ① K		X ST 77 0-0 HR	C SI 94 B FC 90 B ST 83 F FC 90 S ST 84 2-3 ③ K 1-2		X FC 91 0-0 ③ F9			B FF 91 F FF 91 B SI 90 B SI 90 B ST 80 4-1 41 S 27 1B BB	4	2	1	1	1	2	3
41 Carlos Santana, S (1, 3) OBP: 0.313, SLG: 0.414	B ST 79 X FF 90 1-0 ② P4		C FF 90 B ST 79 X ST 78 1-1 ③ G5-3		B FC 91 F FC 91 B SI 94 F ST 84 X FC 92 2-2 2B		B ST 80 C ST 79 C CH 87 S ST 81 1-3 ① K		B SI 90 B CH 84 C CH 84 X FC 85 2-1 ① F6 1-2	5	0	1	0	0	1	2
27 Willy Adames, R (1, 6) OBP: 0.304, SLG: 0.408	C FF 89 C ST 79 F FF 92 C ST 78 0-3 ③ K			B FF 88 X FF 88 1-0 3 2B 2B	X ST 84 0-0 ① G6-3		S ST 80 B FF 93 S ST 80 B ST 81 F ST 80 B SI 92 X FC 85 3-2 F7		C ST 80 B SI 91 F SI 90 B CH 83 X CH 82 2-2 2-H 1B	5	1	2	1	0	1	2
3 Josh Donaldson, R (1, 5) OBP: 0.248, SLG: 0.425		C FF 88 X FF 89 0-1 ① G5-3	C SI 87 F FF 90 B ST 79 B ST 78 F FF 90 B ST 78 X ST 78 3-2 15 2B 2-H 2B	C SI 96 C SI 96 S FC 92 0-3 ② K		B FC 86 F SI 90 F ST 81 X SI 90 1-2 ③ G6-3		F ST 80 S ST 81 B SI 90 B ST 81 B FF 90 S SI 90 3-3 ② K	5	1	1	1	0	2	2
15 Tyrone Taylor, R (1, 7) OBP: 0.266, SLG: 0.408		B ST 77 F FF 89 S FS 83 C FF 91 1-3 ② K	C FF 89 F FF 90 F FF 91 X FF 90 0-2 10 2B 2-H 2B	C SI 84 D SI 95 B SI 94 F FC 92 F ST 84 B FC 91 B SI 95 4-2 BB				B FF 89 S ST 80 B FF 91 B SI 91 B FC 85 4-1 10 G4-3 10 S 14 SF9 BB	C FF 90 S SI 90 B SL 81 B SI 90 S ST 81 2-3 ③ K	3	2	1	1	2	2	1
10 Sal Frelick, L (1, 9) OBP: 0.374, SLG: 0.391		B FF 89 B SI 88 B FF 90 B FF 90 4-0 BB	B FF 89 X FF 90 1-0 14 L8 21 FC2-4 2-H 2B	C ST 83 C ST 83 B FC 91 F ST 84 F FC 91 B ST 83 F SI 95 F FC 91 X CH 87 2-2 ③ G4-3				B FF 95 F FF 95 B FF 97 F FF 97 B FF 96 X FF 96 3-2 ① G4-3 1-3		3	1	1	1	1	0	3
14 Andruw Monasterio, R (1, 4) OBP: 0.336, SLG: 0.360 0 Brice Turang, L (8, 4) OBP: 0.290, SLG: 0.308		B FF 90 C FF 89 X SI 86 1-1 ③ L7	D SI 88 F SI 88 C SI 87 X FF 90 1-2 ① L8 2-3			C FC 90 F ST 82 B ST 84 F ST 83 X FC 91 1-2 ① P3		B FF 98 X FF 97 1-0 ② SF9 3-H		3 0	0 0	0 0	1 0	0 0	0 0	2 0
16 Blake Perkins, S (1, 8) OBP: 0.319, SLG: 0.303			C FF 88 X ST 78 0-1 ① F9	C SI 87 B SI 87 B SI 87 B ST 78 B FF 89 4-1 21 FC2-4 BB		B SI 94 B CH 86 B CH 87 C FC 92 C FC 91 F FC 92 B ST 83 4-2 BB		C FF 97 X FF 98 0-1 21 WP 2B		2	0	1	0	2	0	0
Inning Stats	R: 0 E: 0 K: 2 S: 11 H: 1 LOB: 1 BB: 0 P: 14	R: 0 E: 0 K: 1 S: 7 H: 0 LOB: 1 BB: 1 P: 13	R: 1 E: 0 K: 0 S: 8 H: 1 LOB: 0 BB: 0 P: 11	R: 4 E: 0 K: 1 S: 20 H: 4 LOB: 1 BB: 1 P: 32	R: 0 E: 0 K: 1 S: 17 H: 1 LOB: 2 BB: 1 P: 25	R: 0 E: 0 K: 1 S: 11 H: 0 LOB: 1 BB: 1 P: 16	R: 0 E: 0 K: 1 S: 10 H: 0 LOB: 0 BB: 0 P: 15	R: 1 E: 0 K: 0 S: 10 H: 1 LOB: 1 BB: 1 P: 19	R: 1 E: 0 K: 2 S: 12 H: 1 LOB: 1 BB: 1 P: 25	1B: 2 2B: 6 3B: 0 HR: 1 SF: 1 SAC: 0 DP: 0 HBP: 0						WP: 2 PB: 0 SB: 2 CS: 0 PA: 42

PITCHER		IP	WLS	BF	H	R	ER	SO	BB	IBB	HBP	BLK	WP	HR	S	P	ERA	WHIP
38 Drew Rom, L ERA: 6.92	(1, 1)	3.1	L	18	6	5	5	3	2	0	0	0	0	1	40	62	13.50	2.400
44 Jake Woodford, R ERA: 5.31	(4, 1)	2.2		11	1	0	0	3	2	0	0	0	1	0	34	49	0.00	1.125
34 Drew VerHagen, R ERA: 4.11	(7, 1)	1.0		4	0	1	1	1	1	0	0	0	0	0	11	20	9.00	1.000
53 Andre Pallante, R ERA: 4.92	(8, 1)	1.0		4	1	0	0	0	0	0	0	0	1	0	9	14	0.00	1.000
72 Casey Lawrence, R ERA: 4.91	(9, 1)	1.0		5	1	1	1	2	1	0	0	0	0	0	12	25	9.00	2.000

PITCHER	IP	WLS	BF	H	R	ER	SO	BB	IBB	HBP	BLK	WP	HR	S	P	ERA	WHIP

TOP

Milwaukee Brewers @ St. Louis Cardinals

Busch Stadium, St. Louis, MO

Tue Sep 19 2023, 6:45 PM - 9:49 PM CDT

Att. 35,760 - Partly Cloudy - 81 F

livebaseballscorecards.com

AB	35
R	7
H	9
RBI	7
BB	6
SO	9
LOB	18

Batter	1	2	3	4	5	6	7	8	9	AB	R	H	RBI	BB	SO	LOB
21 Lars Nootbaar, L (1, 8) OBP: 0.373, SLG: 0.425	C FF 99 S FF 100 X FF 101 0-2 46 S 41 2B 1B	B FC 87 B FC 88 B SI 95 B SI 93 4-0 BB		X SI 91 0-0 1-3 1B		B ST 81 S ST 81 1 SAFE S SI 89 B ST 82 F ST 81 F SI 91 X FF 90 2-2 ③ L8			C SI 93 C FF 93 S SL 84 0-3 ① K	4	1	2	0	1	1	1
46 Paul Goldschmidt, R (1, 10) OBP: 0.364, SLG: 0.451	C FF 100 B FF 99 1 SAFE C FF 100 F KC 87 B FF 99 F FF 100 B FF 99 S KC 87 3-3 ① K 1-2	C SI 94 S FC 89 F FF 94 F SI 94 F FF 94 X SI 94 0-2 ③ F9		1 SAFE C FC 87 D SI 93 F SI 93 X FC 88 1-2 ③ G4-3			S SI 98 F SL 89 B SL 88 B SL 89 B SL 90 B SI 99 4-2 26 WP BB		C SI 92 B FF 93 B SL 85 F SI 93 B SI 94 B FF 93 4-2 26 1B BB	3	0	0	0	2	1	4
41 Alec Burleson, L (1, 3) OBP: 0.300, SLG: 0.390 26 Luken Baker, R (2, 3) OBP: 0.254, SLG: 0.286	B KC 85 C KC 84 X FF 99 1-1 28 S 28 SF9 2-H 2B		C SI 94 B ST 84 B ST 83 B SI 94 F SI 94 X SI 94 3-2 ① G4-3		B ST 80 C FC 86 X SI 90 1-1 ① G5-3		C SI 100 C FF 99 1 SAFE B FF 100 D SL 89 S SI 100 2-3 ① K 1-2		B SI 94 C SI 92 X SI 93 1-1 28 G5-4-3 1-3 1B	1	1	1	1	0	0	0
										4	0	1	0	0	1	1
28 Nolan Arenado, R (1, 5) OBP: 0.317, SLG: 0.461	F FF 99 B KC 86 B FF 100 B FF 100 F FF 99 F KC 86 X FF 98 3-2 ② SF9 2-H		B SI 94 X FC 87 1-0 ② G5-3		X SI 92 0-0 ② G1-6-3		B SI 100 X SL 89 1-0 ② G6-3		F SI 93 B FF 93 F SI 92 X SL 83 1-2 ②③ G5-4-3 1-2f	4	0	0	1	0	0	3
67 Richie Palacios, L (1, 7) OBP: 0.317, SLG: 0.571	B KC 84 C KC 83 B KC 85 B FF 98 B FF 98 4-1 18 1B BB		B CU 78 S FC 88 F SI 93 F FC 88 F FF 95 B ST 85 F ST 84 F FS 88 B SI 94 4-2 B FC 87 BB		F CU 77 B SI 92 C FF 92 B FS 87 F ST 84 X SI 91 2-2 HR		C SI 100 C SI 99 X SI 99 0-2 ③ G3			2	1	1	1	2	0	1
18 Jordan Walker, R (1, 9) OBP: 0.337, SLG: 0.447	1 SAFE B FF 99 X FF 99 1-0 1-2 1B		B SI 94 C ST 84 1 SAFE S FC 89 B SI 93 X ST 84 2-2 ③ G3		B ST 84 F ST 83 S FC 87 S FC 86 1-3 ③ K			C SL 83 X CH 88 0-1 ① F8		4	0	1	0	0	1	1
19 Tommy Edman, S (1, 4) OBP: 0.300, SLG: 0.393	C FF 98 C FF 99 T KC 84 0-2 ③ K			B SI 90 F FC 85 S ST 83 X SI 93 1-2 ① G3-1		B CU 76 C FS 88 F FC 86 X ST 82 1-2 ① G3-1		C CH 88 F FF 95 B SL 84 B SL 84 X CH 88 2-2 1B		4	0	1	0	0	1	2
7 Andrew Knizner, R (1, 2) OBP: 0.284, SLG: 0.433		B FC 89 X FC 87 1-0 ① F8		X ST 83 0-0 ② G5-3		B SI 92 B FC 88 S FC 88 X SI 91 2-1 ② G4-3		X SI 94 0-0 ② F4		4	0	0	0	0	0	1
0 Masyn Winn, R (1, 6) OBP: 0.234, SLG: 0.241		B FC 88 B FC 86 C SI 94 B FC 87 C SI 94 C SI 95 3-3 ② K		C FC 86 B SI 93 F SI 92 B ST 84 B SI 92 F FC 86 F SI 92 B FC 86 4-2 21 1B BB		B SI 90 B FC 87 C SI 91 X SI 91 2-1 1B		C SL 84 T FF 95 X SL 85 0-2 ③ P3		3	0	1	0	1	1	1
Inning Stats	R: 2 H: 3 E: 0 LOB: 2 K: 2 BB: 1 S: 19 P: 31	R: 0 H: 0 E: 0 LOB: 1 K: 1 BB: 1 S: 10 P: 18	R: 0 H: 0 E: 0 LOB: 1 K: 0 BB: 1 S: 13 P: 23	R: 0 H: 1 E: 0 LOB: 2 K: 0 BB: 1 S: 12 P: 18	R: 1 H: 1 E: 0 LOB: 0 K: 1 BB: 0 S: 10 P: 14	R: 0 H: 1 E: 0 LOB: 1 K: 0 BB: 0 S: 12 P: 19	R: 0 H: 0 E: 0 LOB: 1 K: 1 BB: 1 S: 9 P: 16	R: 0 H: 1 E: 0 LOB: 1 K: 0 BB: 0 S: 9 P: 11	R: 0 H: 1 E: 0 LOB: 1 K: 1 BB: 1 S: 10 P: 16	1B: 6 SF: 1 2B: 1 SAC: 0 3B: 0 DP: 1 HR: 1 HBP: 0				WP: 1 PA: 40 PB: 0 SB: 2 CS: 0		

PITCHER		IP	WLS	BF	H	R	ER	SO	BB	IBB	HBP	BLK	WP	HR	S	P	ERA	WHIP
29 Trevor Megill, R ERA: 3.58	(1, 1)	1.0		7	3	2	2	2	1	0	0	0	0	0	19	31	18.00	4.000
48 Colin Rea, R ERA: 4.78	(2, 1)	4.2	W	20	3	1	1	2	3	0	0	0	0	1	52	85	1.93	1.286
55 Hoby Milner, L ERA: 1.91	(6, 1)	0.1	H	1	0	0	0	0	0	0	0	0	0	0	5	7	0.00	0.000
45 Abner Uribe, R ERA: 1.29	(7, 1)	1.0	H	4	0	0	0	1	1	0	0	0	1	0	9	16	0.00	1.000
31 Joel Payamps, R ERA: 2.42	(8, 1)	1.0	H	4	1	0	0	0	0	0	0	0	0	0	9	11	0.00	1.000

PITCHER		IP	WLS	BF	H	R	ER	SO	BB	IBB	HBP	BLK	WP	HR	S	P	ERA	WHIP
32 Andrew Chafin, L ERA: 5.17	(9, 1)	1.0		4	1	0	0	1	1	0	0	0	0	0	10	16	0.00	2.000

BOTTOM

Milwaukee Brewers @ St. Louis Cardinals

Busch Stadium, St. Louis, MO

Tue Sep 19 2023, 6:45 PM - 9:49 PM CDT

Att. 35,760 - Partly Cloudy - 81 F

livebaseballscorecards.com

AB	33
R	3
H	8
RBI	3
BB	6
SO	6
LOB	15

Milwaukee Brewers @ St. Louis Cardinals

Busch Stadium, St. Louis, MO

Wed Sep 20 2023, 6:46 PM - 9:09 PM CDT

Att. 37,008 - Cloudy - 70 F

TOP

livebaseballscorecards.com

Batter	1	2	3	4	5	6	7	8	9	AB	R	H	RBI	BB	SO	LOB
21 Mark Canha, R (1, 10) OBP: 0.359, SLG: 0.411	B FF 90 B CU 73 X FF 90 2-0 ① P3	C SL 84 F FF 91 F SL 84 1 SAFE F FF 92 D CU 75 X FF 92 1-2 ③ F9			C FF 89 B FF 90 B FF 91 C CU 73 F FF 91 F SL 83 F FF 91 B CU 73 F FF 92 3-2 ① F8			F SI 88 B SL 82 B SL 81 X FF 89 2-1 ① P3	F SI 89 D CH 83 B FF 89 B SI 88 X SI 88 3-1 1-H 2-H 3-H 2B	5	0	1	3	0	0	1
24 William Contreras, R (1, 2) OBP: 0.362, SLG: 0.459	B FF 90 B FF 91 C FF 91 C FF 92 F FF 93 F CU 74 X SL 84 2-2 3 HR 2B		B FF 91 X FF 90 1-0 41 FC5-4 1B		B CU 73 B CU 73 F SL 85 C CU 73 F SL 85 S FF 91 2-3 ② K			B SL 81 S SI 88 F CH 82 X ST 80 1-2 ② L8	X SL 81 0-0 ③ F8	5	1	2	0	0	1	1
41 Carlos Santana, S (1, 3) OBP: 0.311, SLG: 0.410	B FF 91 B SL 84 X FF 92 2-0 ② L4		C CU 72 C FF 90 X SL 83 0-2 ① FC5-4 27 FC5-4 1-2f		F FF 94 C CU 75 X CU 74 0-2 ③ G4-3			F ST 80 X FF 89 0-1 ③ F7		4	0	0	0	0	0	2
27 Willy Adames, R (1, 6) OBP: 0.303, SLG: 0.405	B FF 92 C FF 92 B FF 92 D CU 73 B SL 84 4-1 3 HR BB		B SL 83 C CU 74 F SL 84 B FF 94 F FF 91 F CU 74 X CH 86 2-2 ② FC5-4 1-2f			F FF 94 S FF 96 S FF 95 0-3 ① K			C FF 88 F FF 88 F SL 79 S CU 76 0-3 ① K	3	1	0	0	1	2	1
3 Josh Donaldson, R (1, 5) OBP: 0.248, SLG: 0.442	C FF 92 B FF 92 X FF 91 1-1 1-H 2-H HR		F FF 92 C SL 83 X SL 84 0-2 ③ F8			X FF 95 0-0 ② G4-3			F SL 78 B ST 78 X FF 89 1-1 ② P4	4	1	1	3	0	0	1
15 Tyrone Taylor, R (1, 7) OBP: 0.270, SLG: 0.438	B SL 87 X SL 87 1-0 ③ F8			B CU 71 C CU 71 X CH 84 1-1 HR		C FF 94 B FC 89 T FC 89 B FF 95 S FC 90 2-3 ③ K			F SI 88 S CH 82 X ST 79 0-2 HR	4	2	2	2	0	1	0
10 Sal Frelick, L (1, 9) OBP: 0.372, SLG: 0.394		C FF 90 B SL 83 F SL 83 B FF 93 S FF 89 2-3 ① K		F FF 93 B FF 90 X SL 81 1-1 ① G3-1			X FF 94 0-0 ① L8		B ST 79 C FF 89 B SL 83 X CH 82 2-1 14 1B 21 2B 2B	4	1	1	0	0	1	0
14 Andruw Monasterio, R (1, 4) OBP: 0.338, SLG: 0.362 0 Brice Turang, L (9, 4) OBP: 0.290, SLG: 0.308		L FF 91 B FF 89 F SL 84 S SL 83 1-3 ② K		B FF 89 C CU 74 C CU 74 B CU 74 B FF 91 F FF 90 S SL 82 3-3 ② K			C FF 92 F FC 87 B FC 90 X FF 95 1-2 16 CS 1B		X SI 89 0-0 16 BB 21 2B 2-3 1B	4 0	1 0	2 0	0 0	0 0	2 0	0 0
16 Blake Perkins, S (1, 8) OBP: 0.324, SLG: 0.304		C FF 91 C FF 92 B CU 74 X FF 92 1-2 1B		C CU 74 X CU 74 0-1 ③ G6-3			F FF 94 B FF 94 C FC 91 B FF 95 B FC 91 X FC 89 3-2 ② ③ G4-3 1-2		B ST 79 D CH 82 B SI 87 B FF 87 4-0 21 2B 1-2 BB	3	1	1	0	1	0	1
Inning Stats	R: 3 E: 0 K: 0 S: 11 H: 2 LOB: 0 BB: 1 P: 23	R: 0 E: 0 K: 2 S: 14 H: 1 LOB: 1 BB: 0 P: 19	R: 0 E: 0 K: 0 S: 12 H: 1 LOB: 1 BB: 0 P: 15	R: 1 E: 0 K: 1 S: 10 H: 1 LOB: 0 BB: 0 P: 15	R: 0 E: 0 K: 1 S: 15 H: 0 LOB: 0 BB: 0 P: 20	R: 0 E: 0 K: 2 S: 7 H: 0 LOB: 0 BB: 0 P: 9	R: 0 E: 0 K: 0 S: 7 H: 1 LOB: 0 BB: 0 P: 11	R: 0 E: 0 K: 0 S: 7 H: 0 LOB: 0 BB: 0 P: 10	R: 4 E: 0 K: 1 S: 15 H: 4 LOB: 1 BB: 1 P: 25	1B: 4 2B: 3 3B: 0 HR: 3 SF: 0 SAC: 0 DP: 0 HBP: 0						

AB	36
R	8
H	10
RBI	8
BB	2
SO	7
LOB	7

WP: 0 PB: 0 SB: 0 CS: 1 PA: 38

PITCHER		IP	WLS	BF	H	R	ER	SO	BB	IBB	HBP	BLK	WP	HR	S	P	ERA	WHIP
57 Zack Thompson, L ERA: 4.57	(1, 1)	5.0	L	21	5	4	4	4	1	0	0	0	0	2	62	92	7.20	1.200
61 Jacob Barnes, R ERA: 7.45	(6, 1)	2.0		6	1	0	0	2	0	0	0	0	0	0	14	20	0.00	0.500
72 Casey Lawrence, R ERA: 6.2	(8, 1)	2.0		11	4	4	4	1	1	0	0	0	0	1	22	35	18.00	2.500

PITCHER		IP	WLS	BF	H	R	ER	SO	BB	IBB	HBP	BLK	WP	HR	S	P	ERA	WHIP

Batter	1	2	3	4	5	6	7	8	9	AB	R	H	RBI	BB	SO	LOB
21 Lars Nootbaar, L (1, 8) OBP: 0.374, SLG: 0.429	B SI 92 B FF 92 X SI 92 2-0 46 1B 2B		B CU 78 B SL 80 C FF 92 X SL 82 2-1 46 G4-6-3 1B		C SI 90 B CH 82 B SL 82 X SI 91 2-1 ② G4-3			C FF 93 X SL 83 0-1 ① F7		4	1	2	0	0	0	0
46 Paul Goldschmidt, R (1, 3) OBP: 0.363, SLG: 0.449	B SL 83 X SI 91 1-0 40 BB 2-H 1B		B SI 91 S FF 92 X SI 91 1-1 ① ② G4-6-3 1-2f		B CU 77 C CU 76 S SL 80 S FF 92 1-3 ③ K			B SL 84 B SL 83 C FF 95 F SL 84 F FF 93 X SL 84 2-2 ② G6-3		4	0	1	1	0	1	1
18 Jordan Walker, R (1, 9) OBP: 0.339, SLG: 0.446	S SL 82 T SI 90 S SL 82 0-3 ① K		B FF 92 B SL 83 B SL 80 B SI 90 4-0 40 FC5-4 BB			F CU 76 B SL 79 F FF 91 B SI 91 C SI 91 2-3 ① K		B SI 94 F SL 83 C SI 93 X FF 95 1-2 48 HBP 67 1B 1B		3	1	1	0	1	2	1
40 Willson Contreras, R (1, 2) OBP: 0.358, SLG: 0.467 48 Iván Herrera, R (7, 2) OBP: 0.444, SLG: 0.391	C SI 91 B SI 92 B SL 82 F SI 91 B FF 92 B SI 91 4-2 1-2 BB		B SI 91 B SI 91 X FF 92 2-0 ③ FC5-4 1-2f			F SI 91 B FF 92 S CU 79 X FF 92 1-2 ② F9		D SI 94 H SI 93 2-0 67 1B 1-2 HBP		2 0	0 0	0 0	0 0	1 0	0 0	1 0
67 Richie Palacios, L (1, 7) OBP: 0.313, SLG: 0.550	B SI 92 B FF 92 D SI 91 C FF 91 X SI 91 3-1 ② F7			B SL 82 B SI 90 X SI 91 2-0 ① G3-1		B SI 90 C FF 91 X CU 79 1-1 ③ L9		B CH 88 B SI 94 C FF 94 X CH 87 2-1 1-3 2-H 1B		4	0	1	1	0	0	2
26 Luken Baker, R (1, 10) OBP: 0.254, SLG: 0.271	C SI 90 B SL 83 D SL 81 X SL 80 2-1 ③ P3			C CU 77 X SI 90 0-1 ② G6-3			B FC 88 B FC 89 B SI 93 C SI 94 B FF 93 4-1 BB	C SL 85 C SL 84 B FF 93 B SL 83 D SL 84 X FF 94 3-2 ③ P5		3	0	0	0	1	0	4
15 José Fermín, R (1, 4) OBP: 0.257, SLG: 0.188		C SI 90 B SI 91 F SL 80 B SL 82 F FF 92 X CU 79 2-2 ① G5-3		B SI 91 X SI 91 1-0 1B			B SI 92 X FC 90 1-0 ① P3		B SI 94 B SI 95 B SI 95 C SI 95 C SI 95 T SI 95 3-2 ① K	4	0	1	0	0	1	1
62 Juniel Querecuto, S (1, 5)		C SI 91 B CH 83 B SI 91 X SI 91 2-1 ② G4-3		B SI 90 C FF 91 C FF 92 B FF 92 C SI 91 2-3 ③ K			F SI 92 B FF 93 F FC 89 X FF 94 1-2 ② F7		C SI 94 X SL 84 0-1 ② G3-1	4	0	0	0	0	1	2
0 Masyn Winn, R (1, 6) OBP: 0.224, SLG: 0.231		C CU 80 B SI 91 X SI 90 1-1 ③ G6-3			C SI 90 X SL 81 0-1 ① G5-3		D FC 91 X FC 90 1-0 ③ G3		T SI 94 B SI 93 X SI 94 1-1 ③ G5-3	4	0	0	0	0	0	1
Inning Stats	R: 1 H: 2 E: 0 LOB: 2 K: 1 BB: 1 S: 11 P: 23	R: 0 H: 0 E: 0 LOB: 0 K: 0 BB: 0 S: 8 P: 13	R: 0 H: 1 E: 0 LOB: 1 K: 0 BB: 1 S: 5 P: 14	R: 0 H: 1 E: 0 LOB: 1 K: 1 BB: 0 S: 7 P: 12	R: 0 H: 0 E: 0 LOB: 0 K: 1 BB: 0 S: 7 P: 10	R: 0 H: 0 E: 0 LOB: 0 K: 1 BB: 0 S: 8 P: 12	R: 0 H: 0 E: 0 LOB: 1 K: 0 BB: 1 S: 6 P: 13	R: 1 H: 2 E: 0 LOB: 2 K: 0 BB: 0 S: 14 P: 24	R: 0 H: 0 E: 0 LOB: 0 K: 1 BB: 0 S: 7 P: 11	1B: 5 2B: 1 3B: 0 HR: 0	SF: 0 SAC: 0 DP: 1 HBP: 1	WP: 0 PB: 0 SB: 0 CS: 0	PA: 36			

PITCHER		IP	WLS	BF	H	R	ER	SO	BB	IBB	HBP	BLK	WP	HR	S	P	ERA	WHIP
37 Adrian Houser, R ERA: 4.35	(1, 1)	6.0	W	23	4	1	1	4	2	0	0	0	0	0	46	84	1.50	1.000
46 Bryse Wilson, R ERA: 2.59	(7, 1)	1.0	H	4	0	0	0	0	1	0	0	0	0	0	6	13	0.00	1.000
31 Joel Payamps, R ERA: 2.51	(8, 1)	1.0	H	6	2	1	1	0	0	0	1	0	0	0	14	24	9.00	2.000
50 J.B. Bukauskas, R ERA: 2.25	(9, 1)	1.0		3	0	0	0	1	0	0	0	0	0	0	7	11	0.00	0.000

PITCHER	IP	WLS	BF	H	R	ER	SO	BB	IBB	HBP	BLK	WP	HR	S	P	ERA	WHIP

BOTTOM

Milwaukee Brewers @ St. Louis Cardinals

Busch Stadium, St. Louis, MO

Wed Sep 20 2023, 6:46 PM - 9:09 PM CDT

Att. 37,008 - Cloudy - 70 F

livebaseballscorecards.com

AB	32
R	2
H	6
RBI	2
BB	3
SO	5
LOB	13

Milwaukee Brewers @ St. Louis Cardinals

Busch Stadium, St. Louis, MO

Thu Sep 21 2023, 12:17 PM - 2:34 PM CDT

Att. 37,105 - Partly Cloudy - 77 F

TOP

livebaseballscorecards.com

Batter	1	2	3	4	5	6	7	8	9	AB	R	H	RBI	BB	SO	LOB
10 Sal Frelick, L (1, 9) OBP: 0.372, SLG: 0.394	C FF 93 B SL 87 X SL 86 1-1 24 G4-3 1B		C SL 88 B CU 73 X FF 92 1-1 ① G5-3		F CU 76 F FF 92 B SL 86 F SI 92 X FF 91 1-2 21 FC5-4 3-H 1B	C CU 78 B SL 88 X SL 87 1-1 ③ G5-3			F SL 84 C SL 84 X FF 92 0-2 ② G3	5	0	2	1	0	0	0
24 William Contreras, R (1, 10) OBP: 0.362, SLG: 0.460	C FF 91 B FF 91 F SL 85 F FF 92 B SL 86 B SL 85 X SL 85 3-2 ①② G4-3 1-2f		B CU 77 B SL 85 C SI 92 X SL 83 2-1 2B		C FF 94 F SI 92 F FF 94 D SL 88 F SL 85 S SL 86 1-3 ② K		B FF 92 B FF 92 B CH 82 C FF 91 B FF 92 4-1 21 FC5-4 BB		B CH 83 S CH 83 B FF 92 C FF 92 B SL 85 F FF 92 S FF 92 3-3 ③ K	4	0	1	0	1	2	2
21 Mark Canha, R (1, 7) OBP: 0.358, SLG: 0.412	C SL 86 B CU 77 S CU 77 B SL 87 X FF 94 2-2 2B		B CU 78 C CU 77 F SI 91 X SL 86 1-2 ② G5-3		X SI 92 0-0 ③ FC5-4 1-2f		C FF 92 X SL 84 0-1 ① FC5-4 11 WP 1-2f			4	0	1	0	0	0	3
27 Willy Adames, R (1, 6) OBP: 0.305, SLG: 0.407	S FF 92 F SL 84 B FF 92 D SL 85 B SL 86 B CU 74 4-2 BB		C SL 83 S SL 84 B SL 85 S SL 84 1-3 ③ K			X SI 91 0-0 11 1B 14 1B 2B	B FF 92 S SL 84 F FF 92 S FF 92 1-3 ② K			3	1	1	0	1	2	2
11 Rowdy Tellez, L (1, 3) OBP: 0.287, SLG: 0.376	C FF 93 B FF 92 F FF 92 X SL 84 1-2 ③ G4-3			C SL 85 X FF 93 0-1 ① G4-3		C FF 90 S CU 74 X FF 93 0-2 14 1B 7 HR 2-3 1B	C FF 92 B CU 74 X SL 83 1-1 ③ G3 1-2			4	1	1	0	0	0	3
14 Andruw Monasterio, R (1, 5) OBP: 0.337, SLG: 0.361		B SL 85 B FF 93 S FF 92 B CU 76 C FF 91 F FF 93 C SL 85 3-3 ① K		S CU 76 F FF 94 B SI 91 X FF 94 1-2 ② F8		B FF 92 X SL 83 1-0 7 HR 1-2 3-H 1B		C CH 82 B FF 91 B CH 81 X FF 91 2-1 ① F7		4	1	1	1	0	1	0
7 Victor Caratini, S (1, 2) OBP: 0.327, SLG: 0.382		X FF 92 0-0 ② G5-3		C FF 93 X FF 93 0-1 ③ F8		C SL 86 B SL 86 B FF 91 F SI 90 D SL 85 X SL 85 3-2 1-H 2-H HR		B SL 85 X FF 92 1-0 0 G4-6-3 1B		4	1	2	3	0	0	0
0 Brice Turang, L (1, 4) OBP: 0.287, SLG: 0.304		C FF 93 X CU 76 0-1 ③ G6-3			C FF 92 B CH 86 C SL 85 X SI 92 1-2 E9 10 1B	B CU 74 F FF 93 X CU 76 1-1 ① G3		C SL 84 X SL 83 0-1 ②③ G4-6-3 1-2f		4	1	0	0	0	0	1
16 Blake Perkins, S (1, 8) OBP: 0.322, SLG: 0.326			C SL 84 S FF 91 B CH 78 B CH 86 F FF 93 F CU 75 X CH 81 2-2 HR		B FF 91 C FF 92 F SL 88 S FF 93 1-3 ① K	C FF 94 B CU 77 X FF 94 1-1 ② F9			B SL 84 C SL 84 C CH 81 B SI 91 B SL 86 F SI 92 X SL 86 3-2 ① G6-3	4	1	1	1	0	1	1
Inning Stats	R: 0 E: 0 K: 0 S: 14 H: 2 LOB: 2 BB: 1 P: 25	R: 0 E: 0 K: 1 S: 7 H: 0 LOB: 0 BB: 0 P: 10	R: 1 E: 0 K: 1 S: 15 H: 2 LOB: 1 BB: 0 P: 22	R: 0 E: 0 K: 0 S: 7 H: 0 LOB: 0 BB: 0 P: 8	R: 1 E: 1 K: 2 S: 16 H: 1 LOB: 1 BB: 0 P: 20	R: 4 E: 0 K: 0 S: 14 H: 4 LOB: 0 BB: 0 P: 21	R: 0 E: 0 K: 1 S: 8 H: 0 LOB: 1 BB: 1 P: 14	R: 0 E: 0 K: 0 S: 5 H: 1 LOB: 0 BB: 0 P: 8	R: 0 E: 0 K: 1 S: 11 H: 0 LOB: 0 BB: 0 P: 17	1B: 5 2B: 3 3B: 0 HR: 2 SF: 0 SAC: 0 DP: 2 HBP: 0						

	AB	36
	R	6
	H	10
	RBI	6
	BB	2
	SO	6
	LOB	12

WP: 1 PA: 38
PB: 0
SB: 0
CS: 0

PITCHER		IP	WLS	BF	H	R	ER	SO	BB	IBB	HBP	BLK	WP	HR	S	P	ERA	WHIP
39 Miles Mikolas, R ERA: 4.95	(1, 1)	5.0	L	25	9	6	5	4	1	0	0	0	0	2	67	97	9.00	2.000
52 Matthew Liberatore, L ERA: 5.28	(6, 1)	1.0		3	0	0	0	0	0	0	0	0	0	0	6	9	0.00	0.000
31 Andrew Suárez, L ERA: 7.29	(7, 1)	3.0		10	1	0	0	2	1	0	0	0	1	0	24	39	0.00	0.667

PITCHER	IP	WLS	BF	H	R	ER	SO	BB	IBB	HBP	BLK	WP	HR	S	P	ERA	WHIP

Batter	1	2	3	4	5	6	7	8	9	AB	R	H	RBI	BB	SO	LOB
19 Tommy Edman, S (1, 4) OBP: 0.298, SLG: 0.390	B FF 89 S CH 83 X FC 87 1-1 ① G5-3		C FF 89 B FC 87 F FC 86 F CH 84 X CH 84 1-2 ① G6-3		B FC 86 B CH 84 F FC 87 F FC 86 B SI 91 X CH 84 3-2 ③ G4-3		D SI 95 C SI 95 F SL 84 T SL 85 1-2 ③ K			4	0	0	0	0	1	2
21 Lars Nootbaar, L (1, 8) OBP: 0.370, SLG: 0.424	C FC 87 B FC 88 B SL 79 S FC 87 F FC 88 S FC 86 2-3 ② K		X SI 90 0-0 ② G3-1			C FC 86 B FC 86 B SL 79 B FC 88 F FC 87 F FC 89 T SL 79 3-2 ① K		C FC 87 B FF 91 S CH 84 B SI 91 F FC 88 F SI 92 X CH 86 2-2 ① L8		4	0	0	0	0	2	0
46 Paul Goldschmidt, R (1, 3) OBP: 0.364, SLG: 0.452 26 Luken Baker, R (8, 3) OBP: 0.250, SLG: 0.267	S CU 76 X FF 91 0-1 2B		C CH 84 B CH 82 B FC 85 F CH 85 B FC 87 S FC 86 3-3 ③ K			B CU 75 C CH 84 B CH 84 F CH 84 F FC 87 X CH 84 2-2 28 FC5-4 1B		B CU 80 C SI 92 F FC 87 B FC 88 F SI 92 F FC 89 B CU 81 X FC 88 3-2 ② G6-3		3 1	0 0	2 0	0 0	0 0	1 0	0 0
28 Nolan Arenado, R (1, 10) OBP: 0.315, SLG: 0.459 67 Richie Palacios, L (8, PH) OBP: 0.308, SLG: 0.541 (9, 10)	C FC 87 X FC 87 0-1 ③ G6-3			F CH 83 B FF 90 F CH 83 C FC 85 1-3 ① K		F FC 86 B FC 87 X FC 87 1-1 ② FC5-4 1-2f		B CH 86 B SI 92 B FC 87 C SI 91 C SI 91 X SI 92 3-2 ③ P6		3 1	0 0	0 0	0 0	0 0	1 0	2 0
13 Juan Yepez, R (1, 7) OBP: 0.260, SLG: 0.348		F FC 85 B CH 83 X CH 84 1-1 ① G5-3		C CH 84 X FC 87 0-1 ② P4		B CH 83 F CH 84 F FC 88 F FC 88 S CH 84 1-3 ③ K			C FC 87 F SI 91 X CU 79 0-2 ① L8	4	0	0	0	0	1	1
18 Jordan Walker, R (1, 9) OBP: 0.343, SLG: 0.446		B CU 76 B FC 87 B CH 84 B FF 90 4-0 15 1B BB		B FC 87 C FC 88 B CH 84 B FC 88 B FC 87 4-1 BB			X SI 94 0-0 ① G1-3		X SI 91 0-0 7 G6-4-3 1B	2	0	1	0	2	0	0
7 Andrew Knizner, R (1, 2) OBP: 0.283, SLG: 0.430		B FC 88 1 SAFE C FC 88 F FC 88 F CH 84 B CH 84 D FC 87 S CH 84 3-3 ② K		C FC 87 X CH 84 0-1 ③ F9			C SI 94 X SI 93 0-1 15 1B 1B		X FC 88 0-0 ②③ G6-4-3 1-2f	4	0	1	0	0	1	3
15 José Fermín, R (1, 5) OBP: 0.289, SLG: 0.229		1 SAFE X FC 86 0-0 1-3 1B			C CH 82 B FF 88 F CH 83 X CH 83 1-2 ① G6-3		C SL 85 X SI 95 0-1 1-2 1B			3	0	2	0	0	0	0
0 Masyn Winn, R (1, 6) OBP: 0.218, SLG: 0.223		1 SAFE B CH 84 C FC 88 F FC 88 S CH 84 1-3 ③ K			C CU 76 S FC 87 B CH 84 X FC 86 1-2 ② F9		C SI 95 B SL 86 C SL 84 S SL 86 1-3 ② K			3	0	0	0	0	2	4
Inning Stats	R: 0 E: 0 K: 1 S: 10 H: 1 LOB: 1 BB: 0 P: 13	R: 0 E: 0 K: 2 S: 10 H: 1 LOB: 2 BB: 1 P: 19	R: 0 E: 0 K: 1 S: 8 H: 0 LOB: 0 BB: 0 P: 12	R: 0 E: 0 K: 1 S: 8 H: 0 LOB: 1 BB: 1 P: 13	R: 0 E: 0 K: 0 S: 9 H: 0 LOB: 0 BB: 0 P: 14	R: 0 E: 0 K: 2 S: 14 H: 1 LOB: 1 BB: 0 P: 21	R: 0 E: 0 K: 2 S: 11 H: 2 LOB: 2 BB: 0 P: 13	R: 0 E: 0 K: 0 S: 13 H: 0 LOB: 0 BB: 0 P: 21	R: 0 E: 0 K: 0 S: 5 H: 1 LOB: 0 BB: 0 P: 5	1B: 5 2B: 1 3B: 0 HR: 0	SF: 0 SAC: 0 DP: 1 HBP: 0					

PITCHER		IP	WLS	BF	H	R	ER	SO	BB	IBB	HBP	BLK	WP	HR	S	P	ERA	WHIP
20 Wade Miley, L ERA: 3.2	(1, 1)	6.0	W	23	3	0	0	7	2	0	0	0	0	0	59	92	0.00	0.833
50 J.B. Bukauskas, R ERA: 1.8	(7, 1)	1.0		5	2	0	0	2	0	0	0	0	0	0	11	13	0.00	2.000
49 Julio Teheran, R ERA: 4.59	(8, 1)	2.0		6	1	0	0	0	0	0	0	0	0	0	18	26	0.00	0.500

PITCHER	IP	WLS	BF	H	R	ER	SO	BB	IBB	HBP	BLK	WP	HR	S	P	ERA	WHIP

BOTTOM

Milwaukee Brewers @ St. Louis Cardinals

Busch Stadium, St. Louis, MO

Thu Sep 21 2023, 12:17 PM - 2:34 PM CDT

Att. 37,105 - Partly Cloudy - 77 F

livebaseballscorecards.com

AB	32
R	0
H	6
RBI	0
BB	2
SO	9
LOB	12

Milwaukee Brewers @ Miami Marlins

loanDepot park, Miami, FL

Fri Sep 22 2023, 6:41 PM - 9:33 PM EDT

Att. 15,884 - Roof Closed - 72 F

TOP

livebaseballscorecards.com

Batter	1	2	3	4	5	6	7	8	9	AB	R	H	RBI	BB	SO	LOB
22 Christian Yelich, L (1, 7) OBP: 0.366, SLG: 0.448 14 Andruw Monasterio, R (6, 4) OBP: 0.339, SLG: 0.361	X SI 94 0-0 ① G4-3	4-1 24 1B 41 2B 1-2 BB B CH 90 B SI 94 X SI 94 2-0 2-H HR			B FF 91 B SL 80 C SI 91 X SI 92 2-1 41 1B 2B	C FF 94 B CH 90 B FF 94 X CH 88 2-1 1-H 2-H HR		B CH 53 C FA 65 F CH 56 H CS 41 2-2 HBP		4 0	4 0	3 0	5 0	1 0	0 0	0 0
24 William Contreras, R (1, 2) OBP: 0.364, SLG: 0.459 7 Victor Caratini, S (7, 2) OBP: 0.325, SLG: 0.380	B SI 96 B SI 96 B SL 85 B SI 94 4-0 41 G4-3 BB	41 2B 21 2B 1-3 2-H 1B F SL 83 X SL 84 0-1 ③ L9			B SI 93 B SI 92 C SI 92 F SI 93 X SL 82 2-2 ① P4	B FF 95 B FF 94 B FF 94 B FF 94 4-0 BB		C CH 55 S FA 67 F CH 57 X FA 75 0-2 ③ G6-3		3 1	1 0	1 0	1 0	2 0	0 0	1 2
41 Carlos Santana, S (1, 3) OBP: 0.313, SLG: 0.413	B SI 95 X SI 96 1-0 ② G4-3 1-2	C SI 95 B CH 90 B SI 94 B SI 95 X SI 95 3-1 21 2B 1-3 3-H 2B	B SL 82 C SI 93 X SL 82 1-1 ① G3-1		B SL 81 C FF 92 D CH 88 C SI 92 X CH 87 2-2 2-H 1B	C SL 83 S SL 84 B CH 91 X SL 84 2-2 ③ P5			C FA 64 X FA 64 0-1 1B	6	1	3	2	0	0	2
21 Mark Canha, R (1, 10) OBP: 0.360, SLG: 0.413	C SL 85 D SL 86 C SI 96 B SL 87 B SL 86 D SL 87 4-2 BB	X SI 95 0-0 10 1B 2-H 3-H 2B	B SI 92 C SL 82 B SI 94 F SI 93 B SI 94 H SI 92 4-2 10 FC1-6 HBP		C FF 91 D CH 87 C SL 79 B SL 80 B FF 91 F SL 80 X FF 92 3-2 ② G5-3		X FF 91 0-0 ① P6		X CH 54 0-0 ① P2	4	1	1	2	1	0	2
10 Sal Frelick, L (1, 9) OBP: 0.366, SLG: 0.386 (6, 7)	C SL 82 X SL 83 0-1 P2	F SL 84 D SL 82 F SI 95 X SL 83 1-2 27 1B 3 G6-3 2-H 1B	X SL 82 0-0 ② FC1-6 1-2f		C CH 87 B SL 81 B FF 91 X CH 86 2-1 ③ G4-3		C SL 86 X CH 82 0-1 ② G3		X CH 55 0-0 ② F9	6	1	1	1	0	0	5
27 Willy Adames, R (1, 6) OBP: 0.308, SLG: 0.407 9 Brian Anderson, R (6, 9) OBP: 0.307, SLG: 0.362		B SL 80 B SL 83 F FF 94 C SL 82 C SL 83 0 SL 83 4-2 3 HR BB X SL 84 0-0 3 G6-3 0 1B 2-3 1B	S SL 84 F SI 93 D SL 83 B SI 94 F SL 82 C SI 93 2-3 ③ K		B SL 80 B FF 92 B FF 92 C FF 94 B FF 94 4-1 0 1B 22 HR BB	B SL 87 B SL 84 X SI 91 2-0 ③ L9		B CS 41 F CH 58 F FA 66 X FA 72 1-2 ③ P5	2 2	3 0	1 0	0 0	2 0	1 0	1 1
3 Josh Donaldson, R (1, 5) OBP: 0.247, SLG: 0.455	B SL 83 B FF 94 F SL 84 F SL 83 X SL 84 2-2 1-H HR C SI 95 X SI 95 0-1 ② G6-3 1-3 3-H	B SI 92 F SI 92 C SL 81 B SL 81 X SL 81 2-2 ① F7		S FF 94 B SL 83 X FF 94 1-1 ① F7		C CH 51 X CS 39 0-1 ① F8		5 0	1 0	1 0	3 0	0 0	0 0	2 2
0 Brice Turang, L (1, 4) OBP: 0.289, SLG: 0.306 (6, 6)	C FF 94 F SL 84 B SL 83 F FF 93 F SL 83 S SL 81 1-3 ① K F SL 83 X SI 94 0-1 16 C 16 2B 3-H 1B	X SL 81 0-0 ② G3-1		B CH 90 X FF 95 1-0 22 HR 1-2 1B		C CH 58 F FA 74 F CS 38 F FA 78 X CH 47 0-2 ② G4-3		5 0	2 0	2 0	1 0	0 0	1 0	0 2
16 Blake Perkins, S (1, 8) OBP: 0.331, SLG: 0.346	B FF 93 C SL 84 D FF 92 B SL 83 S SL 80 4-1 22 1B 24 1B BB F SI 94 C SL 84 B SL 83 X FF 94 2-2 1-H 22 HR 2B	C SL 80 B FF 92 S SL 80 B SI 92 X SL 80 2-2 ③ F7		C FF 95 F SL 82 X CH 90 0-2 ② F9		C CH 51 B CS 40 F FA 69 F FA 67 F FA 75 B CS 42 X CH 49 2-2 2B		4 0	2 0	2 0	1 0	1 0	0 0	2 2

Inning Stats	1	2	3	4	5	6	7	8	9
	R: 0 E: 0 K: 0 S: 6	R: 12 E: 0 K: 1 S: 31	R: 0 E: 0 K: 1 S: 9	R: 0 E: 0 K: 0 S: 7	R: 1 E: 0 K: 0 S: 14	R: 3 E: 0 K: 0 S: 12	R: 0 E: 0 K: 0 S: 4	R: 0 E: 0 K: 0 S: 18	R: 0 E: 0 K: 0 S: 7
	H: 0 LOB: 2 BB: 2 P: 15	H: 9 LOB: 0 BB: 3 P: 56	H: 0 LOB: 0 BB: 0 P: 16	H: 0 LOB: 0 BB: 0 P: 11	H: 2 LOB: 1 BB: 0 P: 25	H: 2 LOB: 1 BB: 2 P: 26	H: 0 LOB: 0 BB: 0 P: 6	H: 1 LOB: 2 BB: 0 P: 22	H: 1 LOB: 1 BB: 0 P: 8

1B: 7 SF: 0
2B: 5 SAC: 0
3B: 0 DP: 0
HR: 3 HBP: 2

WP: 0 PA: 51
PB: 0
SB: 1
CS: 0

PITCHER		IP	WLS	BF	H	R	ER	SO	BB	IBB	HBP	BLK	WP	HR	S	P	ERA	WHIP
84 JT Chargois, R ERA: 3.4	(1, 1)	0.2		4	0	0	0	0	2	0	0	0	0	0	4	13	0.00	3.000
48 Steven Okert, L ERA: 4.66	(1, 1)	0.2	L	6	1	4	4	1	3	0	0	0	0	1	15	30	54.00	6.000
78 Bryan Hoeing, R ERA: 5.17	(2, 1)	3.0		20	10	9	9	1	0	0	1	0	0	1	42	69	27.00	3.333
62 George Soriano, R ERA: 3.96	(5, 1)	1.2		9	2	3	3	0	2	0	0	0	0	1	18	37	16.20	2.400
47 Johnny Cueto, R ERA: 6.19	(7, 1)	1.0		3	0	0	0	0	0	0	0	0	0	0	4	6	0.00	0.000

PITCHER		IP	WLS	BF	H	R	ER	SO	BB	IBB	HBP	BLK	WP	HR	S	P	ERA	WHIP
58 Jacob Stallings, R ERA: 4.5	(8, 1)	2.0		9	2	0	0	0	0	0	1	0	0	0	25	30	0.00	1.000

AB	42
R	16
H	15
RBI	16
BB	7
SO	2
LOB	18

BOTTOM

Batter	1	2	3	4	5	6	7	8	9	AB	R	H	RBI	BB	SO	LOB
3 Luis Arraez, L (1, 4) OBP: 0.393, SLG: 0.470	C FC 94 X FC 94 0-1 ① L9		C SI 95 C SL 85 F FC 96 B CU 80 X SI 96 1-2 1B			B FF 100 F FF 100 B FF 100 B FF 101 F FF 99 B FF 101 4-2 10 G4-3 58 BB BB		X FC 89 0-0 HR		1	0	0	0	0	0	0
5 Jon Berti, R (3, 5) OBP: 0.326, SLG: 0.370										2	1	2	1	1	0	0
12 Jorge Soler, R (1, 10) OBP: 0.337, SLG: 0.518	B FC 95 B FC 95 C FC 95 B SI 96 3-2 2 WP 1B		C FC 95 D SL 85 F SL 84 S FC 94 1-3 ③ K			C FF 100 B FF 99 B KC 88 B FF 99 B FF 101 4-1 10 G4-3 1-2 BB		S SI 93 X SI 93 0-1 ① F8		2	0	1	0	0	1	1
58 Jacob Stallings, R (6, PH) OBP: 0.284, SLG: 0.296										1	0	0	0	1	0	0
(7, 10)																
(8, 1)																
9 Josh Bell, S (1, 3) OBP: 0.319, SLG: 0.413	X FC 95 0-0 ② F7			B CH 88 C FC 93 F CU 80 B CH 88 F FC 94 B SL 83 B FC 94 4-2 18 FC6-4 BB		C FF 100 D KC 88 X FF 100 1-1 ① ② G4-3 1-2f 2-3		B FC 90 X FC 90 1-0 ② F8		1	0	0	0	1	0	1
10 Yuli Gurriel, R (6, PH) OBP: 0.313, SLG: 0.370										2	0	0	0	0	0	2
(7, 3)																
2 Jazz Chisholm Jr., L (1, 8) OBP: 0.301, SLG: 0.451	S CU 80 C CU 79 F FC 95 B CU 80 F FC 94 B FC 95 F FC 95 F CU 82 D CU 82 3-3 S FC 85 ③ K 1-2			C FC 94 F CH 89 B FC 94 F FC 93 D CU 80 S FC 94 2-3 ① K		B FF 101 S FF 99 C FF 100 B KC 88 F FF 100 F FF 102 B FF 99 B FF 100 4-2 BB		X CU 80 0-0 E3		2	0	0	0	0	2	2
63 Xavier Edwards, S (6, PH) OBP: 0.308, SLG: 0.323										1	0	0	0	1	0	0
(7, 4)																
36 Jake Burger, R (1, 5) OBP: 0.311, SLG: 0.526		C FC 94 B SL 84 S SL 83 B SL 85 S FC 95 2-3 ① K		B FC 94 C FC 93 D CH 89 S CH 88 B FC 94 X FC 94 3-2 ② FC6-4 1-2f		C FF 100 F KC 87 B FF 101 B KC 90 X FF 100 2-2 ③ G6-3		C FC 90 X SI 92 0-1 ③ G6-3		1	0	0	0	0	1	0
18 Joey Wendle, L (3, 6) OBP: 0.247, SLG: 0.308										3	0	0	0	0	0	4
14 Bryan De La Cruz, R (1, 7) OBP: 0.303, SLG: 0.417		B FC 96 B SL 84 S FC 93 X FC 94 2-1 ② G3		B SL 84 B SI 95 C FC 94 X FC 94 2-1 ③ G1-3			B SI 92 B SI 91 F SI 93 S SL 83 X SL 84 2-2 ① G3-1		S FA 59 X EP 47 0-1 1B	4	0	1	0	0	0	1
7 Jesús Sánchez, L (1, 9) OBP: 0.334, SLG: 0.460		B FC 94 C FC 94 B CH 90 C FC 96 F CH 89 F FC 95 S FC 94 2-3 ③ K			C FC 92 B FC 93 B FC 94 S CH 88 C FC 93 2-3 ① K		C SI 92 B SL 82 B FF 93 X SI 91 2-1 2B		B FA 56 C FA 57 B FA 60 S FA 54 B FA 53 F FA 60 F FA 71 B FA 58 S FA 63 4-3 ① K	4	0	1	0	0	3	1
1 Garrett Hampson, R (1, 6) OBP: 0.353, SLG: 0.397			B FC 94 B FC 95 F FC 94 B FC 94 F FC 94 B SL 84 4-2 4 G6-4-3 BB		S FC 94 S SL 84 B SL 85 F FC 93 B FC 93 B SL 84 X FC 93 3-2 ② P2		F FF 92 B FF 93 B SI 93 T SI 93 X FF 94 2-2 ② L9		X FA 57 0-0 ② F7	3	0	0	0	1	0	2
(3, 4)																
(7, 8)																
4 Nick Fortes, R (1, 2) OBP: 0.265, SLG: 0.301			B SL 86 X FC 96 1-0 ① ② G6-4-3 1-2f		C FC 95 S CU 80 F FC 94 F SL 84 B SL 84 F FC 93 B CU 80 B FC 94 X FC 94 3-2 ③ F9		B SI 93 C SL 84 D SL 84 F SI 94 D SL 84 S SL 84 3-3 ③ K		X FA 57 0-0 ③ P3	4	0	0	0	0	1	3

Inning Stats	1	2	3	4	5	6	7	8	9
	R: 0 H: 1 E: 0 LOB: 1 K: 1 BB: 0 S: 14 P: 20	R: 0 H: 0 E: 0 LOB: 0 K: 2 BB: 0 S: 10 P: 16	R: 0 H: 1 E: 0 LOB: 1 K: 1 BB: 1 S: 10 P: 17	R: 0 H: 0 E: 0 LOB: 1 K: 1 BB: 1 S: 12 P: 23	R: 0 H: 0 E: 0 LOB: 0 K: 1 BB: 0 S: 13 P: 21	R: 0 H: 0 E: 0 LOB: 2 K: 0 BB: 3 S: 12 P: 27	R: 0 H: 1 E: 0 LOB: 1 K: 1 BB: 0 S: 11 P: 20	R: 1 H: 1 E: 1 LOB: 1 K: 0 BB: 0 S: 7 P: 8	R: 0 H: 1 E: 0 LOB: 1 K: 1 BB: 0 S: 9 P: 13

PITCHER		IP	WLS	BF	H	R	ER	SO	BB	IBB	HBP	BLK	WP	HR	S	P	ERA	WHIP
39 Corbin Burnes, R ERA: 3.46	(1, 1)	5.0	W	18	2	0	0	6	2	0	0	0	1	0	59	97	0.00	0.800
29 Trevor Megill, R ERA: 3.48	(6, 1)	1.0		5	0	0	0	0	3	0	0	0	0	0	12	27	0.00	3.000
32 Andrew Chafin, L ERA: 5.06	(7, 1)	1.0		4	1	0	0	1	0	0	0	0	0	0	11	20	0.00	1.000
46 Bryse Wilson, R ERA: 2.68	(8, 1)	1.0		5	1	1	1	0	0	0	0	0	0	1	7	8	9.00	1.000
11 Rowdy Tellez, L ERA:	(9, 1)	1.0		4	1	0	0	1	0	0	0	0	0	0	9	13	0.00	1.000

PITCHER	IP	WLS	BF	H	R	ER	SO	BB	IBB	HBP	BLK	WP	HR	S	P	ERA	WHIP

Milwaukee Brewers @ Miami Marlins

loanDepot park, Miami, FL

Fri Sep 22 2023, 6:41 PM - 9:33 PM EDT

Att. 15,884 - Roof Closed - 72 F

livebaseballscorecards.com

AB	31
R	1
H	5
RBI	1
BB	5
SO	8
LOB	17

1B: 3	SF: 0	WP: 1	PA: 36
2B: 1	SAC: 0	PB: 0	
3B: 0	DP: 2	SB: 0	
HR: 1	HBP: 0	CS: 0	

MIAMI

Batter	1	2	3	4	5	6	7	8	9	AB	R	H	RBI	BB	SO	LOB
22 Christian Yelich, L (1, 7) OBP: 0.367, SLG: 0.449	B FF 96 B FF 97 F FF 97 F FF 98 F FF 98 B SL 85 X FF 98 3-2 ① G4-3		C FF 96 B FF 96 S SL 84 X SI 97 1-2 ② G1-3			C SL 83 X FF 95 0-1 24 E 41 HR 1-3 2B	B FF 95 S KC 84 C KC 84 B KC 83 X KC 83 2-2 24 1B 1B		S SL 92 B SL 92 C SL 92 S FF 99 1-3 ③ K	5	1	2	0	0	1	0
24 William Contreras, R (1, 2) OBP: 0.363, SLG: 0.457	F FF 98 F FF 96 B SL 85 S SL 85 1-3 ② K		C SI 95 B FF 95 C FF 97 S CH 88 1-3 ③ K			B SI 96 S CH 87 F FF 96 X CH 87 1-2 E3 41 HR 2-3 3-H	B CH 84 X FF 94 1-0 1-2 1B			4	1	1	1	0	2	1
41 Carlos Santana, S (1, 3) OBP: 0.314, SLG: 0.419	B SL 82 B FF 97 B FF 97 B FF 96 4-0 BB			C SL 82 X SL 83 0-1 ① F7		C FF 96 C FF 96 B ST 84 X FF 95 1-2 1-H 3-H HR	C KC 83 B FF 95 B KC 84 S CH 86 X KC 85 2-2 ③ G5-3			3	1	1	3	1	0	2
21 Mark Canha, R (1, 10) OBP: 0.359, SLG: 0.410	S FF 97 B FF 96 S SL 85 B SL 86 F FF 97 1 SAFE X FF 98 2-2 ③ F7			C FF 93 S FF 97 B FF 97 B SL 85 X FF 96 2-2 ② F8		B SI 96 X SI 96 1-0 ① F8		C FF 95 S FF 94 H SL 81 1-2 3 G6-3 HBP		3	0	0	0	0	0	1
27 Willy Adames, R (1, 6) OBP: 0.306, SLG: 0.404		B FF 96 C FF 96 B FF 97 C CH 88 F FF 97 F SL 86 X CH 88 2-2 ① G5-3		B FF 94 B FF 97 S CH 87 X FF 97 2-1 ③ F9		B ST 85 F FF 96 S FF 96 B ST 84 S FF 95 2-3 ② K		C FF 94 F SL 82 S FF 95 0-3 ① K		4	0	0	0	0	2	1
3 Josh Donaldson, R (1, 5) OBP: 0.253, SLG: 0.459		B SI 97 C FF 98 F FF 97 B CH 89 B SL 86 F FF 98 F CH 89 B SL 86 4-2 10 1B BB			S SI 93 X SI 96 0-1 ① F7	C FF 96 X FF 96 0-1 2B		X FF 95 0-0 ② G6-3 1-2		3	0	1	0	1	0	1
10 Sal Frelick, L (1, 9) OBP: 0.364, SLG: 0.383		S SL 85 F SL 85 F SI 98 D SL 84 X FF 97 1-2 14 G6-4-3 1-2 1B			C FF 96 F SI 96 C SL 85 0-3 ② K	B ST 83 B ST 83 C ST 82 F SI 93 F ST 82 F ST 84 F ST 83 B FF 96 X ST 82 3-2 ③ G1-3		B SL 80 B SL 82 D SL 82 C FF 94 C FF 95 S SL 82 3-3 ③ K		4	0	1	0	0	2	2
14 Andruw Monasterio, R (1, 4) OBP: 0.334, SLG: 0.355		C CH 86 F FF 97 X SI 98 0-2 ② ③ G6-4-3 1-2f			C FF 95 B SL 85 X FF 96 1-1 ③ F9		C FF 94 F KC 85 X FF 93 0-2 ① F9		F FF 98 F SL 91 B SL 91 B SL 91 X FF 98 2-2 ① G6-3	4	0	0	0	0	0	2
16 Blake Perkins, S (1, 8) OBP: 0.331, SLG: 0.341 15 Tyrone Taylor, R (9, PH) OBP: 0.269, SLG: 0.436			C FF 94 F FF 97 B SL 84 S SL 84 1-3 ① K			C SL 81 B FF 95 B SL 84 B SI 95 B FF 94 4-1 22 2B 24 E BB	B KC 84 C FF 94 F FF 94 X CH 85 1-2 ② P4		S SL 91 F SL 92 C FF 99 0-3 ② K	2 1	1 0	0 0	0 0	1 0	1 1	0 0
Inning Stats	R: 0 E: 0 K: 1 S: 11 H: 0 LOB: 1 BB: 1 P: 21	R: 0 E: 0 K: 0 S: 16 H: 1 LOB: 1 BB: 1 P: 23	R: 0 E: 0 K: 2 S: 9 H: 0 LOB: 0 BB: 0 P: 12	R: 0 E: 0 K: 0 S: 7 H: 0 LOB: 0 BB: 0 P: 11	R: 0 E: 0 K: 1 S: 7 H: 0 LOB: 0 BB: 0 P: 8	R: 4 E: 1 K: 1 S: 21 H: 3 LOB: 1 BB: 1 P: 33	R: 0 E: 0 K: 0 S: 13 H: 2 LOB: 2 BB: 0 P: 19	R: 0 E: 0 K: 2 S: 9 H: 0 LOB: 1 BB: 0 P: 13	R: 0 E: 0 K: 2 S: 9 H: 0 LOB: 0 BB: 0 P: 12	1B: 3 2B: 2 3B: 0 HR: 1 SF: 0 SAC: 0 DP: 1 HBP: 1						

PITCHER		IP	WLS	BF	H	R	ER	SO	BB	IBB	HBP	BLK	WP	HR	S	P	ERA	WHIP
44 Jesús Luzardo, L ERA: 3.68	(1, 1)	5.0		20	2	3	3	4	3	0	0	0	0	0	56	86	5.40	1.000
35 A.J. Puk, L ERA: 4.08	(6, 1)	1.0	B	5	2	1	0	1	0	0	0	0	0	1	15	22	0.00	2.000
45 Matt Moore, L ERA: 2.72	(7, 1)	1.0		5	2	0	0	0	0	0	0	0	0	0	13	19	0.00	2.000
43 Andrew Nardi, L ERA: 2.67	(8, 1)	1.0	W	4	0	0	0	2	0	0	1	0	0	0	9	13	0.00	0.000
66 Tanner Scott, L ERA: 2.41	(9, 1)	1.0	S	3	0	0	0	2	0	0	0	0	0	0	9	12	0.00	0.000

PITCHER	IP	WLS	BF	H	R	ER	SO	BB	IBB	HBP	BLK	WP	HR	S	P	ERA	WHIP

TOP

Milwaukee Brewers @ Miami Marlins

loanDepot park, Miami, FL

Sat Sep 23 2023, 4:13 PM - 6:47 PM EDT

Att. 23,867 - Roof Closed - 72 F

livebaseballscorecards.com

AB	33
R	4
H	6
RBI	4
BB	3
SO	9
LOB	10

BOTTOM

Milwaukee Brewers @ Miami Marlins

loanDepot park, Miami, FL

Sat Sep 23 2023, 4:13 PM - 6:47 PM EDT

Att. 23,867 - Roof Closed - 72 F

livebaseballscorecards.com

Batter	1	2	3	4	5	6	7	8	9	AB	R	H	RBI	BB	SO	LOB
3 Luis Arraez, L (1, 4) OBP: 0.392, SLG: 0.468 18 Joey Wendle, L (9, 6) OBP: 0.247, SLG: 0.308	C FF 93 F SI 94 X FF 95 0-2 9 BB 36 HR 1B	B SI 91 S CH 84 B FF 94 X SI 93 2-1 ③ L8		C SI 95 X CH 84 0-1 ③ F8			C ST 80 X SI 88 0-1 ① G4-3	D FF 91 X FF 92 1-0 ③ F7		5 0	1 0	1 0	0 0	0 0	0 0	4 0
12 Jorge Soler, R (1, 10) OBP: 0.336, SLG: 0.515	C SL 84 F SI 96 B FF 96 C SI 95 1-3 ① K		B CU 81 B CU 80 B CU 83 C FF 93 F SI 94 X SI 95 3-2 36 FC5-4 1B		B CU 81 B SI 94 B FF 95 C SI 92 C SI 94 C SI 95 3-3 ① K		B SL 90 B SI 100 F SI 100 C SL 90 B SL 91 C SI 100 3-3 ② K			4	0	1	0	0	3	1
9 Josh Bell, S (1, 3) OBP: 0.322, SLG: 0.414 10 Yuli Gurriel, R (9, 3) OBP: 0.313, SLG: 0.370	B FF 96 C SI 95 B CH 85 B FF 94 B SI 94 4-1 36 HR 1-2 BB		T SI 94 F FF 94 B FF 95 F SI 94 S CH 85 1-3 ① K		X CH 84 0-0 1B		F SI 101 X SI 101 0-1 1B			3 0	1 0	2 0	0 0	1 0	1 0	1 0
2 Jazz Chisholm Jr., L (1, 8) OBP: 0.298, SLG: 0.445	S CU 80 B FF 95 S CH 86 S FF 96 1-3 ② K		C CH 83 S CH 84 S CH 84 0-3 ② K		C SI 94 B CU 83 B FF 94 F SI 94 B CH 84 C CH 84 3-3 ② K		D SI 102 F SI 101 F SL 90 C SI 101 1-3 ③ K			4	0	0	0	0	4	5
36 Jake Burger, R (1, 5) OBP: 0.313, SLG: 0.531 1 Garrett Hampson, R (8, PR) OBP: 0.353, SLG: 0.397 (9, 4)	X SL 84 0-0 1-H 2-H HR		X SI 93 0-0 ③ FC5-4 1-2f		T SI 95 C SI 94 B SI 95 X FF 95 1-2 ③ F7			B SI 96 S SL 85 B FF 95 B SL 85 F FF 95 B FF 96 4-2 14 1B 5 WP BB		3 0	1 1	1 0	3 0	1 0	0 0	2 0
14 Bryan De La Cruz, R (1, 7) OBP: 0.306, SLG: 0.420	S FF 95 X FF 95 0-1 ③ P2			B SI 93 S CU 82 F SI 94 F SI 95 B CH 86 B SI 95 F SI 94 F FF 95 X SI 95 3-2 5 G6-3 4 SF8 2B		B SI 87 B CH 81 B SI 88 C FF 88 B SI 88 4-1 5 G4-3 7 G5-3 BB		B SL 85 X SI 96 1-0 5 WP 5 S 5 FC6-2-5-3 1-3 1B		3	1	2	0	1	0	0
7 Jesús Sánchez, L (1, 9) OBP: 0.333, SLG: 0.456		X SI 92 0-0 ① L8		B CH 84 D CH 84 B SI 94 B SI 93 4-0 4 SF8 5 G6-3 BB		C SI 89 C ST 81 F SI 89 F ST 80 B SI 90 X SI 88 1-2 ① G5-3 1-2		S CH 90 F FF 95 S FF 95 0-3 ① K		3	0	0	0	1	1	3
5 Jon Berti, R (1, 6) OBP: 0.326, SLG: 0.369 (9, 5)		C FF 94 S SI 93 B FF 95 B SI 91 F SI 94 B SI 95 X SI 94 3-2 4 E 4 E5 1B		S CU 80 B SI 93 X SI 94 1-1 ① G6-3 1-2 2-3		X ST 82 0-0 ② G4-3 2-3		S SI 96 C SI 96 B SL 87 X SL 86 1-2 ② FC6-2-5-3 1-3 3-H		4	0	1	0	0	0	4
4 Nick Fortes, R (1, 2) OBP: 0.265, SLG: 0.299		1 SAFE X SI 94 0-0 ② E5 1-H		C CU 80 C SI 95 B FF 94 B SI 96 X SI 95 2-2 ② SF8 2-3 3-H		C SI 89 B CH 82 F FF 88 C ST 82 1-3 ③ K		F SL 86 B SI 95 F SL 86 B FF 96 D SL 85 B SL 83 4-2 BB		2	0	0	1	1	1	2
Inning Stats	R: 3 E: 0 K: 2 S: 13 H: 2 LOB: 0 BB: 1 P: 19	R: 0 E: 1 K: 0 S: 8 H: 1 LOB: 1 BB: 0 P: 13	R: 0 E: 0 K: 2 S: 11 H: 1 LOB: 1 BB: 0 P: 15	R: 1 E: 0 K: 0 S: 13 H: 1 LOB: 1 BB: 1 P: 23	R: 0 E: 0 K: 2 S: 10 H: 1 LOB: 1 BB: 0 P: 17	R: 0 E: 0 K: 1 S: 10 H: 0 LOB: 1 BB: 1 P: 16	R: 0 E: 0 K: 2 S: 10 H: 1 LOB: 1 BB: 0 P: 14	R: 1 E: 0 K: 1 S: 12 H: 1 LOB: 2 BB: 2 P: 23		1B: 6 2B: 1 3B: 0 HR: 1 SF: 1 SAC: 0 DP: 0 HBP: 0				WP: 2 PB: 0 SB: 1 CS: 0 PA: 37		

	AB	31
	R	5
	H	8
	RBI	4
	BB	5
	SO	10
	LOB	22

MIAMI

PITCHER		IP	WLS	BF	H	R	ER	SO	BB	IBB	HBP	BLK	WP	HR	S	P	ERA	WHIP
53 Brandon Woodruff, R ERA: 2.28	(1, 1)	5.0		23	6	4	4	6	2	0	0	0	0	1	55	87	7.20	1.600
55 Hoby Milner, L ERA: 1.87	(6, 1)	1.1		5	0	0	0	1	1	0	0	0	0	0	12	18	0.00	0.750
45 Abner Uribe, R ERA: 1.26	(7, 1)	0.2		3	1	0	0	2	0	0	0	0	0	0	8	12	0.00	1.500
31 Joel Payamps, R ERA: 2.62	(8, 1)	0.2	L	5	1	1	1	1	2	0	0	0	1	0	11	21	13.50	4.500
32 Andrew Chafin, L ERA: 5.03	(8, 1)	0.1		1	0	0	0	0	0	0	0	0	0	0	1	2	0.00	0.000

PITCHER	IP	WLS	BF	H	R	ER	SO	BB	IBB	HBP	BLK	WP	HR	S	P	ERA	WHIP

Milwaukee Brewers @ Miami Marlins

loanDepot park, Miami, FL

Sun Sep 24 2023, 1:42 PM - 4:27 PM EDT

Att. 17,538 - Roof Closed - 72 F

livebaseballscorecards.com

Batter	1	2	3	4	5	6	7	8	9	AB	R	H	RBI	BB	SO	LOB
22 Christian Yelich, L (1, 10) OBP: 0.365, SLG: 0.447	C FF 96 C CH 93 F FF 97 B FF 97 S CU 88 1-3 ① K	F CH 93 B FF 96 S CU 87 B FF 97 F CU 87 S CH 96 2-3 ② K	B FF 95 B CH 92 S CH 92 1 SAFE X CH 91 2-1 ①② G6-3 1-2f	C FC 92 F SL 84 X KC 84 0-2 1B	S SL 92 S FF 99 F SL 90 F FF 100 B FF 99 S FF 99 1-3 ③ K	5	0	1	0	0	3	1
24 William Contreras, R (1, 2) OBP: 0.364, SLG: 0.459	X FF 97 0-0 21 BB 1B	B FF 96 B CH 94 C CH 94 B CU 85 X CU 86 3-1 2B	S CU 87 B FF 96 B CH 93 C CU 87 B FF 96 X CU 87 3-2 ③ F8	C FC 93 C FC 93 B SL 87 B SL 85 C FC 93 2-3 ③ K		4	0	2	0	0	1	1
41 Carlos Santana, S (1, 3) OBP: 0.316, SLG: 0.419	F CH 92 F FF 98 S CU 88 0-3 ② K	X CU 86 0-0 ③ F8	C FF 95 B FF 95 X CH 93 1-1 27 F8 21 HBP 1B	C FF 94 C FF 95 B FF 94 F FF 95 B SL 81 B SL 83 F FF 96 X FF 95 3-2 27 1B 1B		4	0	2	0	0	1	2
21 Mark Canha, R (1, 7) OBP: 0.360, SLG: 0.408	B SL 90 1 SAFE B FF 97 B CH 94 C FF 97 B FF 97 4-1 1-2 BB	B SI 96 C FF 96 B CH 92 F CH 92 X FF 97 2-2 ① L4	C CU 85 B FF 95 B CU 85 B CU 85 C CU 85 F CU 86 H CH 92 4-2 1-2 HBP	S FF 95 F FF 93 B FF 94 F FF 94 C SL 81 1-3 ① K		2	0	0	0	1	1	1
10 Sal Frelick, L (1, 8) OBP: 0.357, SLG: 0.374	C CU 88 X CH 94 0-1 ③ G4-3	C FF 96 X CU 87 0-1 ② G4-3	B KC 85 X FF 93 1-0 ① P7	F FF 94 X SL 81 0-1 ② F6		4	0	0	0	0	0	5
27 Willy Adames, R (1, 6) OBP: 0.307, SLG: 0.404	C CU 85 X CH 93 0-1 ① G5-3	B CH 93 F FF 98 S CH 94 B CH 94 B SL 91 B CH 94 4-2 BB	B FF 94 F CH 83 X FF 94 1-1 ② F8 2-3	F FF 94 B FF 92 X FF 94 1-1 1-2 1B		3	0	1	0	1	0	2
3 Josh Donaldson, R (1, 5) OBP: 0.247, SLG: 0.447	S FF 96 C CU 86 C CU 86 0-3 ② K	B FF 96 B CH 94 F CH 94 X CU 87 2-1 ③ G6-3	D CH 83 C FF 95 C FF 94 S FF 95 1-3 ③ K	S FF 93 X SL 82 0-1 ③ G1-3		4	0	0	0	0	2	5
0 Brice Turang, L (1, 4) OBP: 0.289, SLG: 0.306 14 Andruw Monasterio, R (9, PH) OBP: 0.333, SLG: 0.354	X CH 94 0-0 ③ G3	B CH 91 C CH 90 F FF 94 F CH 94 F CU 86 X CH 93 1-2 15 S 15 1B 1B	C KC 80 F FC 93 X SL 82 0-2 ① P5	C FF 99 S SL 91 B SL 91 B FF 98 B FF 99 F SL 91 S SL 92 3-3 ① K		3 1	1 0	1 0	0 0	0 0	0 1	0 0
15 Tyrone Taylor, R (1, 9) OBP: 0.269, SLG: 0.433	C FF 96 B CU 86 F CU 85 S CH 95 1-3 ① K	C CH 92 B FF 95 X CU 86 1-1 22 G6-3 1-H 1B	C FC 91 C FC 93 B FC 93 C FC 93 1-3 ② K	S SL 92 C FF 99 S SL 91 0-3 ② K		4	0	1	1	0	3	0
Inning Stats	R: 0 H: 1 E: 0 LOB: 2 K: 2 BB: 1 S: 11 P: 16	R: 0 H: 0 E: 0 LOB: 0 K: 1 BB: 0 S: 6 P: 6	R: 0 H: 1 E: 0 LOB: 0 K: 2 BB: 0 S: 10 P: 16	R: 0 H: 0 E: 0 LOB: 1 K: 0 BB: 1 S: 9 P: 17	R: 1 H: 2 E: 0 LOB: 0 K: 0 BB: 0 S: 12 P: 19	R: 0 H: 1 E: 0 LOB: 2 K: 1 BB: 0 S: 11 P: 19	R: 0 H: 1 E: 0 LOB: 1 K: 2 BB: 0 S: 12 P: 15	R: 0 H: 2 E: 0 LOB: 2 K: 1 BB: 0 S: 15 P: 20	R: 0 H: 0 E: 0 LOB: 0 K: 3 BB: 0 S: 12 P: 16	1B: 7 SF: 0 2B: 1 SAC: 0 3B: 0 DP: 1 HR: 0 HBP: 1						WP: 0 PA: 37 PB: 0 SB: 1 CS: 0

TOP	
AB	34
R	1
H	8
RBI	1
BB	2
SO	12
LOB	17

PITCHER		IP	WLS	BF	H	R	ER	SO	BB	IBB	HBP	BLK	WP	HR	S	P	ERA	WHIP
27 Edward Cabrera, R ERA: 4.22	(1, 1)	5.0	W	22	5	1	1	5	2	0	1	0	0	0	53	84	1.80	1.400
45 Matt Moore, L ERA: 2.66	(6, 1)	1.0		3	0	0	0	1	0	0	0	0	0	0	6	9	0.00	0.000
19 David Robertson, R ERA: 3.18	(7, 1)	1.0		4	1	0	0	2	0	0	0	0	0	0	12	15	0.00	1.000
43 Andrew Nardi, L ERA: 2.62	(8, 1)	1.0		5	2	0	0	1	0	0	0	0	0	0	15	20	0.00	2.000
66 Tanner Scott, L ERA: 2.38	(9, 1)	1.0		3	0	0	0	3	0	0	0	0	0	0	12	16	0.00	0.000

PITCHER	IP	WLS	BF	H	R	ER	SO	BB	IBB	HBP	BLK	WP	HR	S	P	ERA	WHIP

BOTTOM

Batter	1	2	3	4	5	6	7	8	9	AB	R	H	RBI	BB	SO	LOB
12 Jorge Soler, R (1, 10) OBP: 0.339, SLG: 0.516	B SL 82 B FF 93 F FF 92 X FF 93 2-1 36 1B 9 1B 1B	B FF 94 B CH 89 S CH 90 F FF 96 X SL 84 2-2 ③ L7 1-2		1 SAFE C SI 93 X FC 88 0-1 ①② G5-4-3 1-2f		B CU 78 B FC 88 B FC 89 C SI 91 X FC 88 3-1 1 1B 9 1B 2 G1-2-3 1B		B SI 95 F SI 95 D SL 84 B SL 87 X SI 96 3-1 1 FC5-2 1-3 1B		5	0	3	0	0	0	2
9 Josh Bell, S (1, 3) OBP: 0.326, SLG: 0.422 10 Yuli Gurriel, R (9, 3) OBP: 0.313, SLG: 0.370	X CH 88 0-0 36 1B 1-2 1B		X FF 92 0-0 HR	B FC 87 B CH 87 B SI 91 C SI 91 B SI 92 4-1 BB		F SI 91 X CH 84 0-1 2 G1-2-3 1 1B 1-2 1B		F SI 96 F SL 85 D SL 86 F SL 85 F SL 84 D SL 84 B SL 84 F SI 95 F SL 85 3-3 ① S SI 95 K		4 0	1 0	3 0	1 0	1 0	1 0	2 0
36 Jake Burger, R (1, 5) OBP: 0.315, SLG: 0.532 1 Garrett Hampson, R (6, 6) OBP: 0.354, SLG: 0.398	F FF 94 B CH 88 X SL 83 1-1 14 G6-4-3 1-2 2-3 1B		X FF 94 0-0 2 2B 14 1B 1B	S FC 90 T SI 92 S CU 81 0-3 ③ K		L SI 91 X SI 91 0-1 2 G1-2-3 1-2 2-3 1B		D SL 87 X SI 95 1-0 ② FC5-2 1-2 3-H		3 2	1 0	2 1	0 0	0 0	1 0	1 2
2 Jazz Chisholm Jr., L (1, 8) OBP: 0.299, SLG: 0.451	D CU 78 B FF 94 F CH 88 S FF 94 S FF 94 2-3 ① K		B CH 87 X CH 89 1-0 14 1B 1-3 2B		X CH 84 0-0 5 HR 2B	B FC 88 C FC 89 B CH 87 S SI 92 B FC 90 X SI 93 3-2 ①② G1-2-3 1-2 2-3 3-Hf		X SI 95 0-0 ③ G6-3		5	2	2	0	0	1	8
14 Bryan De La Cruz, R (1, 7) OBP: 0.306, SLG: 0.419	C FF 96 F FF 94 S SL 83 X FF 96 1-2 ②③ G6-4-3 1-2f		B FF 92 D SL 84 S CH 87 B FF 93 F FF 94 X CU 79 3-2 2-H 3-H 1B		B FC 88 F SI 91 B FC 89 X SI 91 2-1 ① L5	C SI 93 B FC 89 F FC 90 X SI 92 1-2 ③ G6-3				4	0	1	2	0	0	6
7 Jesús Sánchez, L (1, 9) OBP: 0.330, SLG: 0.451		C FF 93 B CH 88 S CH 88 F FF 94 B FF 96 B FF 94 X FF 93 3-2 ① F9	S CH 88 F FF 92 B FF 95 S FF 92 1-3 ① K		C SI 91 F CH 86 S FC 89 0-3 ② K		X SI 94 0-0 ① G6-3			4	0	0	0	0	2	2
5 Jon Berti, R (1, 6) OBP: 0.327, SLG: 0.386 (6, 5)		B FF 95 C CU 79 X SL 84 1-1 HR	S SL 83 C CH 87 B CH 88 B FF 95 C FF 94 2-3 ② K		S FC 88 B SI 92 C SI 93 F SI 92 F SI 93 B FC 90 F FC 90 F CU 81 B SI 92 3-2 F FC 80 F SI 93 F CU 82 X FF 93 2-H HR		B SI 96 X SI 95 1-0 ② G6-3		4 AB 38	2 R 6	2 H 17	3 RBI 6	0 BB 2	1 SO 7	1 LOB 26
58 Jacob Stallings, R (1, 2) OBP: 0.284, SLG: 0.293		B SL 84 B FF 92 B FF 92 C FF 92 F FF 91 F FF 93 X SL 83 3-2 ② G4-3	S CH 88 F FF 93 B FF 94 F CU 78 F SL 82 S FF 93 1-3 ③ K		C FC 90 C SI 92 F CU 81 B FC 89 B SI 92 B FC 89 F SI 92 B SI 92 4-2 BB		S SI 96 F SI 95 B SL 86 B SL 87 X SI 95 2-2 ③ G3-1		3	0	0	0	1	1	1
63 Xavier Edwards, S (1, 4) OBP: 0.333, SLG: 0.348		B CH 88 F FF 92 F FF 93 B CU 80 B CU 78 X FF 92 3-2 12 S 1B		F SI 91 C CH 85 B CH 86 X CH 85 1-2 12 G5-4-3 1B	X CH 84 0-0 ③ L8			C SI 94 X SL 84 0-1 12 1B 12 S 1 FC5-2 1B		4	0	3	0	0	0	1
Inning Stats	R: 0 E: 0 K: 1 S: 11 H: 3 LOB: 2 BB: 0 P: 17	R: 1 E: 0 K: 0 S: 16 H: 2 LOB: 1 BB: 0 P: 28	R: 3 E: 0 K: 3 S: 17 H: 4 LOB: 1 BB: 0 P: 25	R: 0 E: 0 K: 1 S: 9 H: 1 LOB: 1 BB: 1 P: 14	R: 2 E: 0 K: 1 S: 21 H: 2 LOB: 1 BB: 1 P: 30	R: 0 E: 0 K: 0 S: 12 H: 3 LOB: 2 BB: 0 P: 19	R: 0 E: 0 K: 0 S: 5 H: 0 LOB: 0 BB: 0 P: 8	R: 0 E: 0 K: 1 S: 13 H: 2 LOB: 2 BB: 0 P: 20		1B: 12 2B: 2 3B: 0 HR: 3 SF: 0 SAC: 0 DP: 3 HBP: 0				WP: 0 PB: 0 SB: 2 CS: 0 PA: 40		

PITCHER		IP	WLS	BF	H	R	ER	SO	BB	IBB	HBP	BLK	WP	HR	S	P	ERA	WHIP
51 Freddy Peralta, R ERA: 3.86	(1, 1)	3.0	L	17	9	4	4	4	0	0	0	0	0	2	44	70	12.00	3.000
49 Julio Teheran, R ERA: 4.66	(4, 1)	3.0		15	6	2	2	2	2	0	0	0	0	1	42	63	6.00	2.667
50 J.B. Bukauskas, R ERA: 1.29	(7, 1)	2.0		8	2	0	0	1	0	0	0	0	0	0	18	28	0.00	1.000

PITCHER	IP	WLS	BF	H	R	ER	SO	BB	IBB	HBP	BLK	WP	HR	S	P	ERA	WHIP

Milwaukee Brewers @ Miami Marlins

loanDepot park, Miami, FL

Sun Sep 24 2023, 1:42 PM - 4:27 PM EDT

Att. 17,538 - Roof Closed - 72 F

livebaseballscorecards.com

Batter	1	2	3	4	5	6	7	8	9	AB	R	H	RBI	BB	SO	LOB
19 Tommy Edman, S (1, 4) OBP: 0.300, SLG: 0.398	C FF 93 B SI 91 X SL 83 1-1 ① F7			C CU 77 X CH 82 0-1 21 BB 67 2B 1B	B SI 90 X SL 80 1-0 HR		C FC 90 C SI 92 S FF 94 0-3 ③ K			4	2	2	1	0	1	1
46 Paul Goldschmidt, R (1, 3) OBP: 0.362, SLG: 0.444	F SI 92 B SL 82 S SL 81 F FF 92 B FF 93 B SI 92 F FF 94 F SI 92 X SI 93 3-2 ② G5-3			F SI 91 X FF 92 0-1 ① F8	X SI 88 0-0 ③ F8			C FC 89 F SI 93 X FF 94 0-2 ① F8		4	0	0	0	0	0	1
21 Lars Nootbaar, L (1, 8) OBP: 0.369, SLG: 0.418 (8, 7)	C CU 80 B SL 83 F SI 92 B FF 93 C FF 94 2-3 ③ K			B FF 92 B SI 91 B FF 92 C SI 90 B FF 92 4-1 67 2B 1-2 BB		B ST 81 C ST 80 C SI 89 S SI 89 1-3 ① K		B FF 93 B FF 92 B FF 91 C FF 93 B FF 93 4-1 18 1B BB		2	1	0	0	2	2	0
18 Jordan Walker, R (1, 9) OBP: 0.345, SLG: 0.447		C SI 91 C SL 83 B SI 92 B CU 78 B SL 84 F SI 92 C SI 92 3-3 ① K		S SL 82 F SI 92 C FF 93 0-3 ② K		C ST 81 X CH 82 0-1 67 FC1-6 1B		B FF 92 B SI 92 B SI 93 C FF 92 F FF 92 X FF 93 3-2 1-2 1B		4	0	2	0	0	2	2
67 Richie Palacios, L (1, 7) OBP: 0.309, SLG: 0.533 13 Juan Yepez, R (8, PH) OBP: 0.241, SLG: 0.320 63 Michael Siani, L (8, 8)		C SI 92 B SL 83 X FF 93 1-1 ② P5		B SI 90 F FF 92 F FF 92 B SI 92 D CU 80 X SI 92 3-2 1-H 2-H 2B		B SI 90 C ST 81 F SI 90 F FF 91 B ST 80 X ST 81 2-2 ② FC1-6 1-2f		B SL 84 C FF 93 B SI 93 D SL 84 F FF 93 X FF 94 3-2 ② F4		3 1 0	0 0 0	1 0 0	2 0 0	0 0 0	0 0 0	1 2 0
26 Luken Baker, R (1, 10) OBP: 0.275, SLG: 0.301		B SI 92 X SL 82 1-0 ③ F8		B SI 91 C SI 91 B SL 83 B SL 83 F SI 90 X SI 90 3-2 ③ G6-3		B FC 90 C FC 90 C SI 93 D FC 90 B FF 93 S SI 93 3-3 ③ K		B FF 92 C SL 83 B FF 92 B SI 94 S SL 84 S SL 82 3-3 ③ K2-3		4	0	0	0	0	2	4
7 Andrew Knizner, R (1, 2) OBP: 0.281, SLG: 0.425			B SI 90 C SL 80 C SL 80 F SI 90 C FF 93 1-3 ① K	C SL 80 B CU 78 B SL 81 B SI 90 C SI 90 B SI 91 4-2 15 E 15 FC4 0 SF8-5 BB		F FC 89 C SI 93 X FC 89 0-2 ① F7		S FF 93 B FC 84 F FC 87 F FF 94 F FF 94 C SI 94 1-3 ① K		3	1	0	0	1	2	0
15 José Fermín, R (1, 5) OBP: 0.292, SLG: 0.209			C SI 91 F CU 78 B SI 93 B SL 84 B SL 83 S SI 91 3-3 ② K	B SL 81 F SI 89 B SI 90 X SI 91 2-1 FC4 0 SF8-5 1-3		F SI 94 X SI 94 0-1 ② F9		F SI 94 F SI 94 F CU 80 H FF 94 1-2 0 CS HBP		3	0	0	0	0	1	1
0 Masyn Winn, R (1, 6) OBP: 0.233, SLG: 0.248			X SL 81 0-0 ③ F8	C SI 92 X SI 92 0-1 ① ② SF8-5 2-3 3-H		B SI 95 B FC 91 B SI 92 B SI 94 4-0 BB		1 SAFE B FF 94 S FF 93 F SI 93 B SI 94 B ST 83 1 SAFE S FF 92 3-3 ② ③ K 1-2		2	0	0	1	1	1	1
Inning Stats	R: 0 E: 0 K: 1 S: 11 H: 0 LOB: 0 BB: 0 P: 17	R: 0 E: 0 K: 1 S: 7 H: 0 LOB: 0 BB: 0 P: 12	R: 0 E: 0 K: 2 S: 7 H: 0 LOB: 0 BB: 0 P: 11	R: 2 E: 0 K: 1 S: 15 H: 2 LOB: 2 BB: 1 P: 25	R: 2 E: 1 K: 0 S: 8 H: 1 LOB: 0 BB: 1 P: 15	R: 0 E: 0 K: 2 S: 12 H: 1 LOB: 1 BB: 0 P: 18	R: 0 E: 0 K: 1 S: 8 H: 0 LOB: 1 BB: 1 P: 12	R: 0 E: 0 K: 1 S: 13 H: 1 LOB: 2 BB: 1 P: 26	R: 0 E: 0 K: 2 S: 11 H: 0 LOB: 1 BB: 0 P: 16	1B: 3 2B: 3 3B: 0 HR: 1 SF: 1 SAC: 0 DP: 2 HBP: 1	WP: 0 PB: 0 SB: 0 CS: 1 PA: 36					

PITCHER		IP	WLS	BF	H	R	ER	SO	BB	IBB	HBP	BLK	WP	HR	S	P	ERA	WHIP
37 Adrian Houser, R ERA: 4.32	(1, 1)	5.0	L	20	3	4	2	5	2	0	0	0	0	1	48	80	3.60	1.000
55 Hoby Milner, L ERA: 1.85	(6, 1)	0.2		3	1	0	0	1	0	0	0	0	0	0	9	12	0.00	1.500
46 Bryse Wilson, R ERA: 2.62	(6, 1)	1.2		6	0	0	0	2	1	0	0	0	0	0	14	21	0.00	0.600
32 Andrew Chafin, L ERA: 4.96	(8, 1)	0.2		4	1	0	0	1	1	0	0	0	0	0	10	23	0.00	3.000
48 Colin Rea, R ERA: 4.74	(9, 1)	1.0		3	0	0	0	2	0	0	1	0	0	0	11	16	0.00	0.000

PITCHER	IP	WLS	BF	H	R	ER	SO	BB	IBB	HBP	BLK	WP	HR	S	P	ERA	WHIP

TOP

St. Louis Cardinals @ Milwaukee Brewers

American Family Field, Milwaukee, WI

Tue Sep 26 2023, 6:41 PM - 9:07 PM CDT

Att. 36,755 - Roof Closed - 72 F

livebaseballscorecards.com

AB	30
R	4
H	5
RBI	4
BB	4
SO	11
LOB	13

Batter	1	2	3	4	5	6	7	8	9	AB	R	H	RBI	BB	SO	LOB
22 Christian Yelich, L (1, 7) OBP: 0.365, SLG: 0.445	B SI 92 X FF 93 1-0 ① F9		B SL 90 C CU 77 B CU 77 F SL 88 B CS 69 B SI 94 4-2 24 1B 41 2B BB		B FF 94 B SI 93 F FF 94 F SL 86 F SI 94 B CU 76 F FF 94 F SL 86 S SL 88 3-3 ① K		C CU 76 B CH 88 B SL 88 X SL 86 2-1 ③ G3-1			3	1	0	0	1	1	0
24 William Contreras, R (1, 2) OBP: 0.365, SLG: 0.460	B FF 93 C FF 95 C CU 76 S SL 87 1-3 ② K		C SI 93 S SL 86 F SL 86 X FF 95 0-2 41 2B 1-3 1B		X SL 87 0-0 1B			C FF 90 F ST 81 B ST 82 B ST 83 B ST 82 S FF 90 3-3 ① K		4	0	2	0	0	2	0
41 Carlos Santana, S (1, 3) OBP: 0.317, SLG: 0.422	C SI 95 B SL 90 F SL 91 B CU 78 B SL 87 X FF 97 3-2 1B		X FF 93 0-0 1-3 3-H 2B		C CU 75 X SL 88 0-1 ② F7			B ST 81 B CH 88 C FF 92 B FF 91 X FF 91 3-1 ② P6		4	0	2	1	0	0	1
21 Mark Canha, R (1, 10) OBP: 0.358, SLG: 0.404	C SL 86 B SI 93 C CU 76 B SL 85 X SL 90 2-2 ③ L8		F SL 95 S SI 94 B SI 94 F SL 86 F FF 94 C CU 76 1-3 ① K		B CU 76 C CU 76 F SL 88 X FF 94 1-2 ③ P3			C ST 81 F ST 81 X ST 82 0-2 ③ F8		4	0	0	0	0	1	4
10 Sal Frelick, L (1, 8) OBP: 0.350, SLG: 0.366		C SL 87 X CU 77 0-1 ① G6-3	F FF 93 F FF 94 X CU 75 0-2 ② G5-3			C SL 86 F FF 92 B CU 77 X CU 76 1-2 ① G6-3			B FF 100 C FF 97 F FF 101 S FF 102 1-3 ① K	4	0	0	0	0	1	2
27 Willy Adames, R (1, 6) OBP: 0.306, SLG: 0.404		C FF 94 B FF 95 X SL 87 1-1 2B	S SL 89 B FF 93 F FF 94 B CU 77 B CU 77 X FF 94 3-2 ③ G5-3			C FF 94 C SI 94 F FF 94 X CU 77 0-2 ② P6			F FF 99 F FF 101 S SL 87 0-3 ② K	4	0	1	0	0	1	2
3 Josh Donaldson, R (1, 5) OBP: 0.247, SLG: 0.438		B CU 76 B FF 93 B SI 94 B FF 93 4-0 BB	F FF 93 F FF 93 C SI 92 0-3 ① K			B FF 95 X FF 93 1-0 ③ G5-3			F FF 99 B FF 102 B SL 89 S SL 89 F SL 88 B FF 100 S SL 89 3-3 ③ K	3	0	0	0	1	2	0
0 Brice Turang, L (1, 4) OBP: 0.288, SLG: 0.304 11 Rowdy Tellez, L (7, PH) OBP: 0.287, SLG: 0.375 14 Andruw Monasterio, R (8, 4) OBP: 0.333, SLG: 0.354		B CU 73 B SI 94 X SL 87 2-0 ② F6	B CU 76 C SL 86 F CH 88 X FF 94 1-2 ② P4				C FF 93 X SL 87 0-1 ① F7			2 1 0	0 0 0	0 0 0	0 0 0	0 0 0	0 0 0	2 0 0
15 Tyrone Taylor, R (1, 9) OBP: 0.265, SLG: 0.427		X SL 87 0-0 ③ P4	C SI 94 C FF 94 B FF 95 S SL 85 1-3 ③ K				C SL 86 X SI 94 0-1 ② G6-3			3	0	0	0	0	1	2
Inning Stats	R: 0 H: 1 E: 0 LOB: 1 K: 1 BB: 0 S: 10 P: 17	R: 0 H: 1 E: 0 LOB: 2 K: 0 BB: 1 S: 6 P: 13	R: 1 H: 2 E: 0 LOB: 2 K: 1 BB: 1 S: 18 P: 26	R: 0 H: 0 E: 0 LOB: 0 K: 2 BB: 0 S: 9 P: 11	R: 0 H: 1 E: 0 LOB: 1 K: 1 BB: 0 S: 12 P: 16	R: 0 H: 0 E: 0 LOB: 0 K: 0 BB: 0 S: 8 P: 10	R: 0 H: 0 E: 0 LOB: 0 K: 0 BB: 0 S: 6 P: 8	R: 0 H: 0 E: 0 LOB: 0 K: 1 BB: 0 S: 8 P: 14	R: 0 H: 0 E: 0 LOB: 0 K: 3 BB: 0 S: 10 P: 14	1B: 3 SF: 0 2B: 2 SAC: 0 3B: 0 DP: 0 HR: 0 HBP: 0				WP: 0 PA: 34 PB: 0 SB: 0 CS: 0		

PITCHER		IP	WLS	BF	H	R	ER	SO	BB	IBB	HBP	BLK	WP	HR	S	P	ERA	WHIP
39 Miles Mikolas, R ERA: 4.82	(1, 1)	7.0	W	28	5	1	1	5	2	0	0	0	0	0	69	101	1.29	1.000
34 Drew VerHagen, R ERA: 3.9	(8, 1)	1.0	H	3	0	0	0	1	0	0	0	0	0	0	8	14	0.00	0.000
56 Ryan Helsley, R ERA: 2.52	(9, 1)	1.0	S	3	0	0	0	3	0	0	0	0	0	0	10	14	0.00	0.000

PITCHER	IP	WLS	BF	H	R	ER	SO	BB	IBB	HBP	BLK	WP	HR	S	P	ERA	WHIP

BOTTOM

St. Louis Cardinals @ Milwaukee Brewers

American Family Field, Milwaukee, WI

Tue Sep 26 2023, 6:41 PM - 9:07 PM CDT

Att. 36,755 - Roof Closed - 72 F

livebaseballscorecards.com

AB	32
R	1
H	5
RBI	1
BB	2
SO	9
LOB	13

Batter	1	2	3	4	5	6	7	8	9	AB	R	H	RBI	BB	SO	LOB
19 Tommy Edman, S (1, 4) OBP: 0.303, SLG: 0.399	F FC 87 X CH 84 0-1 18 G1-4-3 1B	C FF 91 C FC 89 B FF 92 F SI 92 X FC 89 1-2 ③ FC5 2-3f			C CH 84 B FF 91 D FC 87 1 SAFE X FC 88 2-1 18 G1-4-3 1-2 1B		C SL 84 F FF 95 B CH 92 X FF 93 1-2 ③ F7		1 SAFE B CH 81 B FF 94 B CH 80 B FF 93 4-0 1-2 BB	4	0	2	0	1	0	2
18 Jordan Walker, R (1, 9) OBP: 0.344, SLG: 0.444	X FC 86 0-0 ① ② G1-4-3 1-2f		C FC 85 X SI 90 0-1 ① G3-1		B CH 84 C FC 87 F FC 87 X FC 88 1-2 ② ③ G1-4-3 1-2f			S FF 92 B SL 83 X SI 91 1-1 21 E 26 BB 1B	X FF 92 0-0 ③ F7	5	0	1	0	0	0	5
26 Luken Baker, R (1, 3) OBP: 0.298, SLG: 0.307 55 Irving Lopez, L (8, PR) (8, 5)	C FF 89 B FC 85 F FC 87 B CH 84 B FC 89 F CH 85 B FC 86 4-2 BB		C CH 83 B FF 91 B CH 85 B CH 85 S FC 87 F FC 87 S FC 88 3-3 ② K			C SI 98 B SI 99 S SL 88 X SI 98 1-2 48 WP 21 BB 62 WP 1B		B SI 91 B SI 92 1 SAFE C SI 93 D SL 83 B SI 93 4-1 21 E 1-2 BB		2 0	1 0	1 0	0 0	2 0	1 0	0 0
13 Juan Yepez, R (1, 10) OBP: 0.224, SLG: 0.296	1 SAFE D CH 84 C FC 87 B FC 87 S CH 85 F FC 88 F FF 92 B CH 85 X CH 85 3-2 ③ F7		C CU 76 F FC 86 B SL 81 X FC 87 1-2 ③ F9			C SI 99 S SI 100 B SI 100 F FF 100 D SL 89 F SI 99 1 SAFE T SL 89 2-2 ① K			B SI 94 S SL 84 D SL 84 X FF 92 2-1 ① F4		4	0	0	0	0	1	4
21 Lars Nootbaar, L (1, 8) OBP: 0.370, SLG: 0.417		C FF 90 B SI 90 F FC 87 B FF 92 F FC 87 B SL 81 F FC 89 F FC 89 X SI 91 3-2 62 1B 48 1B 0 SF8 1B		C SL 78 F CH 83 B CH 84 B SL 78 B FC 88 F FC 88 F FC 86 X CH 84 3-2 ① G1-3		C SI 99 F SI 99 B SI 101 C SL 88 F SL 89 B SI 98 B SI 99 4-2 62 WP 48 WP 1-2 BB		B SL 83 C FF 92 B FF 92 C SI 92 X SI 93 2-2 E1 48 G3-6-1 1-2 2-3		3	1	1	0	1	0	2
48 Iván Herrera, R (1, 2) OBP: 0.359, SLG: 0.294		F FF 92 D CH 85 B FC 89 B FC 89 X CH 85 3-1 19 FC5 62 1B 1-2 1B		F FC 88 B FC 88 B CH 85 B SI 90 X FC 88 3-1 ② G5-3		B SI 100 F SI 99 C SL 88 C SL 89 1-3 ② K 1-2 2-3		D SI 92 B SI 93 F SI 93 X SI 92 2-1 ② ③ G3-6-1 1-2f		4	0	1	0	0	1	5
62 Juniel Querecuto, S (1, 5) OBP: 0.063, SLG: 0.063 (8, 3)		M FC 89 X FF 92 0-1 1-2 2-3 1B		C SI 90 F FC 86 C SI 91 0-3 ③ K		S SI 98 B SI 99 X SI 99 1-1 ③ G4-3 2-3 3-H			B CH 82 X FF 94 1-0 ① L6	4	0	1	0	0	1	1
67 Richie Palacios, L (1, 7) OBP: 0.306, SLG: 0.519		C FC 89 B SL 81 B SI 91 X FC 88 2-1 ① F7			C SI 88 X SL 80 0-1 19 1B 1B		B SL 82 C CH 88 B FF 94 F SL 83 F SL 85 C FF 95 2-3 ① K		C CH 80 F CH 81 B CH 81 S FF 94 1-3 ② K	4	0	1	0	0	2	3
0 Masyn Winn, R (1, 6) OBP: 0.233, SLG: 0.243		B FC 89 B CH 85 C FC 88 X FC 89 2-1 ② SF8 3-H			1 SAFE B SI 88 D CH 83 X CH 83 2-0 ① F8		C SL 84 B SL 85 F FF 95 B SI 94 F SL 84 T FF 94 2-2 ② K		B FF 94 S CH 82 B CH 82 C CH 82 F CH 83 B FF 95 F CH 84 B CH 83 4-2 19 BB BB	2	0	0	1	1	1	1
Inning Stats	R: 0 E: 0 K: 0 S: 11 H: 1 LOB: 1 BB: 1 P: 18	R: 1 E: 0 K: 0 S: 18 H: 3 LOB: 2 BB: 0 P: 29	R: 0 E: 0 K: 1 S: 9 H: 0 LOB: 0 BB: 0 P: 13	R: 0 E: 0 K: 1 S: 10 H: 0 LOB: 0 BB: 0 P: 16	R: 0 E: 0 K: 0 S: 8 H: 2 LOB: 1 BB: 0 P: 13	R: 1 E: 0 K: 2 S: 16 H: 1 LOB: 1 BB: 1 P: 25	R: 0 E: 0 K: 2 S: 11 H: 0 LOB: 0 BB: 0 P: 16	R: 0 E: 1 K: 0 S: 10 H: 1 LOB: 2 BB: 1 P: 21	R: 0 E: 0 K: 1 S: 9 H: 0 LOB: 2 BB: 2 P: 19	1B: 8 2B: 0 3B: 0 HR: 0 SF: 1 SAC: 0 DP: 3 HBP: 0	WP: 2 PB: 0 SB: 0 CS: 0 PA: 38					

PITCHER		IP	WLS	BF	H	R	ER	SO	BB	IBB	HBP	BLK	WP	HR	S	P	ERA	WHIP
20 Wade Miley, L ERA: 3.14	(1, 1)	5.0		20	6	1	1	2	1	0	0	0	0	0	56	89	1.80	1.400
45 Abner Uribe, R ERA: 1.52	(6, 1)	1.0		5	1	1	1	2	1	0	0	0	2	0	16	25	9.00	2.000
31 Joel Payamps, R ERA: 2.58	(7, 1)	1.0	W	3	0	0	0	2	0	0	0	0	0	0	11	16	0.00	0.000
32 Andrew Chafin, L ERA: 4.86	(8, 1)	1.0	H	5	1	0	0	0	1	0	0	0	0	0	10	21	0.00	2.000
38 Devin Williams, R ERA: 1.56	(9, 1)	1.0	S	5	0	0	0	1	2	0	0	0	0	0	9	19	0.00	2.000

PITCHER	IP	WLS	BF	H	R	ER	SO	BB	IBB	HBP	BLK	WP	HR	S	P	ERA	WHIP

TOP

St. Louis Cardinals @ Milwaukee Brewers

American Family Field, Milwaukee, WI

Wed Sep 27 2023, 6:40 PM - 9:21 PM CDT

Att. 31,256 - Roof Closed - 70 F

livebaseballscorecards.com

AB	32
R	2
H	8
RBI	1
BB	5
SO	7
LOB	23

Batter	1	2	3	4	5	6	7	8	9	AB	R	H	RBI	BB	SO	LOB
10 Sal Frelick, L (1, 9) OBP: 0.344, SLG: 0.358	C SL 83 S FF 92 S FF 94 0-3 K ①		C CU 73 B CU 74 C SL 83 F FF 93 F FF 91 F SL 85 X CU 75 1-2 F7 ①		B CU 75 B FF 93 B FF 93 C FF 92 C FF 92 F FF 94 F FF 93 F SL 85 X FF 92 3-2 P5 ③		D CU 78 C FF 96 C SI 96 D SL 90 B SL 88 C CU 79 3-3 K ②			4	0	0	0	0	2	3
24 William Contreras, R (1, 10) OBP: 0.366, SLG: 0.461	C FF 93 B FF 94 B CU 74 B CU 76 S FF 93 S FF 95 3-3 K ②		B CU 72 C CU 74 B CH 87 S FF 93 X CU 75 2-2 F8 ②			B CU 74 C CU 74 S FF 93 F FF 93 B FF 92 X FF 91 2-2 15 E 2B	 0-0 15 2B IBB			3	1	1	0	1	1	2
15 Tyrone Taylor, R (1, 7) OBP: 0.269, SLG: 0.437	C CU 75 S FF 96 F FF 97 X FF 95 0-2 F9 ③		C FF 93 F FF 94 F CU 76 B CU 77 B FF 96 S CU 75 2-3 K ③ 1-2 2-3			C CU 75 D CU 75 X FF 93 1-1 E7 11 FC3 2-H 2B	D CU 80 X FF 96 1-0 1-3 3-H 2B			4	1	2	2	0	1	2
7 Victor Caratini, S (1, 2) OBP: 0.319, SLG: 0.372		B FF 91 B CU 73 X FF 92 2-0 G5-3 ①		B SL 84 C SL 85 B FF 93 S FF 93 S FF 94 2-3 K ①		C SL 85 B CU 74 X CH 87 1-1 P3 ①	S FF 96 B SI 96 D CU 80 X SL 88 2-1 G5-3 ③			4	0	0	0	0	1	3
11 Rowdy Tellez, L (1, 3) OBP: 0.289, SLG: 0.378		B FF 92 B FF 93 F SL 83 C FF 93 B FF 94 F FF 93 F FF 93 F CU 74 B FF 93 4-2 14 HBP BB		X CU 75 0-0 2B		C FF 92 X SL 85 0-1 FC3 3-H		B FF 93 X FF 92 1-0 G3 ①		3	0	1	1	1	0	0
14 Andruw Monasterio, R (1, 4) OBP: 0.332, SLG: 0.350		C CU 74 H CS 63 1-1 16 G4-3 1-2 HBP		B CU 73 F CU 73 X FF 94 1-1 G6-3 ②		B FF 95 D FC 88 C FF 95 X FF 96 2-1 L8 ②		C SI 89 B SI 89 B ST 80 X FF 88 2-1 L5 ②		3	0	0	0	0	0	2
16 Blake Perkins, S (1, 8) OBP: 0.323, SLG: 0.331		C FF 92 X CU 74 0-1 ② ③ G4-3 1-2f		C FF 91 X FF 94 0-1 P3 ③		B FF 95 C FF 91 X FC 89 1-1 F8 ③		C ST 79 B CH 83 B FF 89 B CU 78 S SI 89 F FF 90 C ST 79 3-3 K ③		4	0	0	0	0	1	4
9 Brian Anderson, R (1, 5) OBP: 0.310, SLG: 0.368			X FF 91 0-0 15 WP 0 1B 1B		B CH 90 B FF 91 C SL 83 F FF 92 B FF 93 S SL 83 3-3 K ①		X FC 86 0-0 0 S 15 2B 2B			3	1	2	0	0	1	0
0 Brice Turang, L (1, 6) OBP: 0.288, SLG: 0.305			X FF 93 0-0 15 WP 1-2 1B		B CU 73 X CU 75 1-0 G5-3 ②		C CU 77 D CU 78 B SL 88 F FF 95 D CU 80 X FF 96 3-2 P6 ① 2-3			3	0	1	0	0	0	1
Inning Stats	R: 0 E: 0 K: 2 S: 10 H: 0 LOB: 0 BB: 0 P: 13	R: 0 E: 0 K: 0 S: 9 H: 0 LOB: 1 BB: 1 P: 16	R: 0 E: 0 K: 1 S: 15 H: 2 LOB: 2 BB: 0 P: 20	R: 0 E: 0 K: 1 S: 8 H: 1 LOB: 1 BB: 0 P: 11	R: 0 E: 0 K: 1 S: 10 H: 0 LOB: 0 BB: 0 P: 17	R: 2 E: 1 K: 0 S: 14 H: 2 LOB: 1 BB: 0 P: 21	R: 1 E: 0 K: 1 S: 10 H: 2 LOB: 1 BB: 2 P: 19	R: 0 E: 0 K: 1 S: 7 H: 0 LOB: 0 BB: 0 P: 13		1B: 2 2B: 5 3B: 0 HR: 0 SF: 0 SAC: 0 DP: 1 HBP: 1				WP: 1 PB: 0 SB: 1 CS: 0 PA: 34		

PITCHER		IP	WLS	BF	H	R	ER	SO	BB	IBB	HBP	BLK	WP	HR	S	P	ERA	WHIP
57 Zack Thompson, L ERA: 4.48	(1, 1)	5.1		23	5	2	2	5	1	0	1	0	1	0	62	91	3.38	1.125
61 Jacob Barnes, R ERA: 7.15	(6, 1)	0.2	L	3	1	1	1	0	0	0	0	0	0	0	5	8	13.50	1.500
52 Matthew Liberatore, L ERA: 5.4	(7, 1)	1.1		6	1	0	0	1	0	1	0	0	0	0	10	20	0.00	0.750
72 Casey Lawrence, R ERA: 5.47	(8, 1)	0.2		2	0	0	0	1	0	0	0	0	0	0	6	11	0.00	0.000

PITCHER	IP	WLS	BF	H	R	ER	SO	BB	IBB	HBP	BLK	WP	HR	S	P	ERA	WHIP

BOTTOM

St. Louis Cardinals @ Milwaukee Brewers

American Family Field, Milwaukee, WI

Wed Sep 27 2023, 6:40 PM - 9:21 PM CDT

Att. 31,256 - Roof Closed - 70 F

livebaseballscorecards.com

AB	31
R	3
H	7
RBI	3
BB	2
SO	7
LOB	17

Batter	1	2	3	4	5	6	7	8	9	AB	R	H	RBI	BB	SO	LOB
21 Lars Nootbaar, L (1, 8) OBP: 0.369, SLG: 0.416	X FC 95 0-0 ① F8		B SL 84 B FC 95 X FC 95 2-0 19 2B 1B		C SI 90 B FC 86 C CH 82 X FC 87 1-2 ① F7		C CH 83 C SI 90 F FC 88 F CU 79 X SI 90 0-2 ②③ L6 2-2			4	0	1	0	0	0	1
19 Tommy Edman, S (1, 4) OBP: 0.303, SLG: 0.400	C FC 96 B SL 86 X FC 95 1-1 ② F9		X FC 95 0-0 1-3 2B		B CH 83 C SI 90 F CH 83 X FC 87 1-2 ② P5			F CH 82 C CH 84 B CH 84 S FC 89 1-3 ① K		4	0	1	0	0	1	0
18 Jordan Walker, R (1, 9) OBP: 0.341, SLG: 0.440	C SL 84 B SL 85 F SI 95 X FC 95 1-2 ③ F8		C SL 84 S SL 86 B FC 95 D SL 84 X FC 96 2-2 ③ P5		X SI 91 0-0 ③ G6-3			C SI 91 B CH 84 X CH 84 1-1 ② G6-3		4	0	0	0	0	0	2
26 Luken Baker, R (1, 3) OBP: 0.295, SLG: 0.295		B FC 93 B FC 94 F FC 95 B FC 93 F FC 95 C SL 84 3-3 ① K	B SI 95 B FC 94 F FC 93 B FC 96 B FC 94 4-1 7 1B 67 1B BB		C SI 89 C SI 89 S CU 78 0-3 ① K			B CU 80 B CU 79 B SI 90 C SI 91 T SI 91 X SI 91 3-2 ③ L8		3	0	0	0	1	2	0
67 Richie Palacios, L (1, 7) OBP: 0.303, SLG: 0.506		X FC 94 0-0 ② G3-1	B FC 95 C FC 95 B CU 82 X FC 94 2-1 7 1B 1-2 1B			C FC 86 X SI 90 0-1 E3			B FF 93 X FF 92 1-0 ① P6	4	0	1	0	0	0	0
13 Juan Yepez, R (1, 10) OBP: 0.226, SLG: 0.293		B FC 94 F FC 94 B SL 86 B SL 86 F FC 94 X FC 94 3-2 1B	S FC 95 C CU 82 B FC 93 B FC 93 S CU 80 2-3 ① K		B SI 90 S SI 90 F FC 87 F SI 91 1 SAFE F CU 80 B SI 92 D SI 90 F FC 89 3-3 1 SAFE S SI 92 ② K			C FF 93 S CH 80 B CH 81 S FF 93 1-3 ② K	4	0	1	0	0	3	3
7 Andrew Knizner, R (1, 2) OBP: 0.284, SLG: 0.424		X CU 81 0-0 ③ L8	C FC 94 X CU 81 0-1 1-2 2-3 1B		F SI 92 F SI 91 B CU 78 S CU 80 1-3 ③ K				B CH 79 F FF 92 B FF 93 S FF 92 B CH 81 B FF 92 4-2 62 BB BB	3	0	1	0	1	1	2
62 Juniel Querecuto, S (1, 5) OBP: 0.150, SLG: 0.158			B FC 94 C FC 94 S FC 94 B CH 89 F FC 94 S CU 82 2-3 ① K	B FC 94 B CH 90 X FC 94 2-0 ② L6			C SI 89 B FC 86 F CH 82 B SI 91 F SI 90 X SI 90 2-2 21 L6 2B		B FF 92 S FF 93 B FF 92 B FF 93 B FF 91 4-1 1-2 BB	3	0	1	0	1	1	3
0 Masyn Winn, R (1, 6) OBP: 0.226, SLG: 0.234			C FC 95 C SL 85 B CU 82 B FC 94 X CU 80 2-2 ② F6	C SL 88 S SL 84 B FC 95 S FC 95 1-3 ③ K			X CU 78 0-0 ① G5-3		C FF 93 C FF 92 F CH 78 F FF 93 B FF 94 B CH 79 X FF 92 2-2 ③ P2	4	0	0	0	0	1	6
Inning Stats	R: 0 E: 0 K: 0 S: 6 H: 0 LOB: 0 BB: 0 P: 8	R: 0 E: 0 K: 1 S: 8 H: 1 LOB: 1 BB: 0 P: 14	R: 0 E: 0 K: 1 S: 12 H: 2 LOB: 2 BB: 0 P: 20	R: 0 E: 0 K: 2 S: 13 H: 2 LOB: 3 BB: 1 P: 24	R: 0 E: 0 K: 0 S: 7 H: 0 LOB: 0 BB: 0 P: 9	R: 0 E: 1 K: 3 S: 14 H: 0 LOB: 1 BB: 0 P: 18	R: 0 E: 0 K: 0 S: 10 H: 1 LOB: 0 BB: 0 P: 12	R: 0 E: 0 K: 1 S: 8 H: 0 LOB: 0 BB: 0 P: 13	R: 0 E: 0 K: 1 S: 12 H: 0 LOB: 2 BB: 2 P: 24	1B: 4 2B: 3 3B: 0 HR: 0 SF: 0 SAC: 0 DP: 1 HBP: 0						

PITCHER		IP	WLS	BF	H	R	ER	SO	BB	IBB	HBP	BLK	WP	HR	S	P	ERA	WHIP
39 Corbin Burnes, R ERA: 3.39	(1, 1)	4.0		18	5	0	0	4	1	0	0	0	0	0	39	66	0.00	1.500
49 Julio Teheran, R ERA: 4.4	(5, 1)	4.0	W	13	1	0	0	4	0	0	0	0	0	0	39	52	0.00	0.250
43 Ethan Small, L ERA: 11.25	(9, 1)	1.0	S	5	0	0	0	1	2	0	0	0	0	0	12	24	0.00	2.000

PITCHER	IP	WLS	BF	H	R	ER	SO	BB	IBB	HBP	BLK	WP	HR	S	P	ERA	WHIP

TOP

St. Louis Cardinals @ Milwaukee Brewers

American Family Field, Milwaukee, WI

Thu Sep 28 2023, 3:11 PM - 5:35 PM CDT

Att. 29,185 - Roof Closed - 65 F

livebaseballscorecards.com

AB	33
R	0
H	6
RBI	0
BB	3
SO	9
LOB	17

WP: 0	PA: 36		
PB: 0			
SB: 0			
CS: 0			

Batter	1	2	3	4	5	6	7	8	9	AB	R	H	RBI	BB	SO	LOB
22 Christian Yelich, L (1, 7) OBP: 0.367, SLG: 0.448 16 Blake Perkins, S (8, 9) OBP: 0.323, SLG: 0.331	C FF 92 B CU 82 B FF 92 X SL 86 2-1 24 1B 2B	F CU 81 X FF 91 0-1 24 G6-4-3 2-H 1B	B SI 92 C SI 92 B SI 92 B SI 92 F FF 91 B CU 83 4-2 24 G1-4-3 1-2 2-3 BB	B FF 97 C FF 97 X FF 97 1-1 ② G3-1 1-2	3	1	2	1	1	0	1
										0	0	0	0	0	0	0
24 William Contreras, R (1, 2) OBP: 0.365, SLG: 0.459	F SI 92 X SI 93 0-1 21 G6-4-3 2-H 1B	B SL 86 B SL 86 B SL 85 T FF 92 X SI 91 3-1 ①② G6-4-3 1-2f	F FF 90 B SI 92 B SL 87 F FF 92 X SI 92 2-2 ②③ G1-4-3 1-2f	X FC 89 0-0 ③ G5-3	4	0	1	1	0	0	5
41 Carlos Santana, S (1, 3) OBP: 0.316, SLG: 0.420	B SI 92 B SL 87 B FF 92 C FF 92 F FF 92 X FF 93 3-2 ① P5	X CU 81 0-0 ③ P3	B SI 90 X FF 90 1-0 21 1B 27 G4-3 1B	F FC 89 F CH 88 X FF 94 0-2 ① F8	4	1	1	0	0	0	1
21 Mark Canha, R (1, 9) OBP: 0.357, SLG: 0.403 (8, 7)	B SL 88 B SL 87 F SI 92 X SI 93 2-1 ②③ G6-4-3 1-2f	B FF 90 C SL 86 B SL 85 B SI 91 C FF 90 X FF 91 3-2 ① L7	C SI 91 F SL 85 X SL 86 0-2 27 G4-3 1-3 1B	F FF 95 S FF 95 F FF 96 X FF 95 0-2 ② F9	4	0	1	0	0	0	1
27 Willy Adames, R (1, 6) OBP: 0.304, SLG: 0.401	S SI 92 C SI 92 X FF 92 0-2 ① G4-3	B SL 85 B SL 85 T FF 91 C SL 86 S FF 91 2-3 ② K	B FF 93 X FF 95 1-0 ①② G4-3 1-2f 3-H	S FC 88 S FC 88 F FF 96 B FC 87 T FF 95 1-2 ③ K	4	0	0	0	0	2	1
11 Rowdy Tellez, L (1, 10) OBP: 0.289, SLG: 0.377	C FF 92 T SI 92 S FF 93 0-3 ② K	C SL 86 B FF 91 T FF 91 S CU 84 1-3 ③ K	X FF 96 0-0 1B	3	0	1	0	0	2	0
3 Josh Donaldson, R (1, 5) OBP: 0.254, SLG: 0.445	B FF 92 B FF 92 C SI 92 T SI 92 B SI 93 B SL 87 4-2 BB	B SL 84 X SI 90 1-0 22 BB 2B	C FF 96 F FF 97 B FF 96 S FF 96 1-3 ③ K	2	0	1	0	1	1	1
0 Brice Turang, L (1, 4) OBP: 0.286, SLG: 0.302	B FF 91 C FF 91 B SI 92 C SL 86 X FF 91 2-2 ③ G1-3	F FF 90 F FF 92 D CU 83 X SI 91 1-2 ① P5	X FF 96 0-0 ① G4-3	3	0	0	0	0	0	2
5 Garrett Mitchell, L (1, 8) OBP: 0.338, SLG: 0.492	X SI 91 0-0 22 1B 2B	B CH 84 B FF 90 S SL 86 B CU 82 B FF 91 4-1 22 BB BB	C FF 96 S FF 96 B FF 97 F FF 97 B SL 89 F FF 97 B FF 97 F FF 96 B FF 97 4-2 22 G3-1 BB	1	1	1	0	2	0	0
Inning Stats	R: 1 H: 2 E: 0 LOB: 0 K: 0 BB: 0 S: 9 P: 16	R: 0 H: 0 E: 0 LOB: 1 K: 1 BB: 1 S: 11 P: 17	R: 1 H: 2 E: 0 LOB: 0 K: 0 BB: 0 S: 6 P: 9	R: 0 H: 0 E: 0 LOB: 0 K: 2 BB: 0 S: 9 P: 15	R: 0 H: 1 E: 0 LOB: 2 K: 0 BB: 2 S: 10 P: 22	R: 1 H: 3 E: 0 LOB: 1 K: 1 BB: 0 S: 9 P: 12	R: 0 H: 0 E: 0 LOB: 1 K: 0 BB: 1 S: 9 P: 14	R: 0 H: 0 E: 0 LOB: 0 K: 1 BB: 0 S: 11 P: 12		1B: 5 SF: 0 2B: 3 SAC: 0 3B: 0 DP: 4 HR: 0 HBP: 0				WP: 0 PA: 32 PB: 0 SB: 0 CS: 0		

PITCHER	IP	WLS	BF	H	R	ER	SO	BB	IBB	HBP	BLK	WP	HR	S	P	ERA	WHIP
43 Dakota Hudson, R (1, 1) ERA: 4.98	5.0	L	22	7	3	3	3	3	0	0	0	0	0	49	84	5.40	2.000
53 Andre Pallante, R (6, 1) ERA: 4.7	1.2		6	1	0	0	1	1	0	0	0	0	0	13	20	0.00	1.200
61 Jacob Barnes, R (7, 1) ERA: 6.39	1.1		4	0	0	0	1	0	0	0	0	0	0	12	13	0.00	0.000

PITCHER	IP	WLS	BF	H	R	ER	SO	BB	IBB	HBP	BLK	WP	HR	S	P	ERA	WHIP

BOTTOM

St. Louis Cardinals @ Milwaukee Brewers

American Family Field, Milwaukee, WI

Thu Sep 28 2023, 3:11 PM - 5:35 PM CDT

Att. 29,185 - Roof Closed - 65 F

livebaseballscorecards.com

AB	28
R	3
H	8
RBI	2
BB	4
SO	5
LOB	12

Batter	1	2	3	4	5	6	7	8	9	10	AB	R	H	RBI	BB	SO	LOB
40 Mike Tauchman, L (1, 8) OBP: 0.361, SLG: 0.374	B SI 94 C FF 93 B FC 87 T SI 93 C SI 94 2-3 ① K		C CU 79 B FS 87 B FC 87 S SI 92 F SI 93 F FC 89 X CU 80 2-2 ③ L8			C FC 90 F FC 91 B FF 94 X CU 81 1-2 1B		S SL 85 B SL 84 B SL 84 B FF 95 C FF 95 S SL 84 3-3 ② K		B SI 93 1-2 IBB	4	0	1	0	1	2	1
2 Nico Hoerner, R (1, 4) OBP: 0.346, SLG: 0.383 20 Miles Mastrobuoni, L (7, 4) OBP: 0.315, SLG: 0.308 16 Patrick Wisdom, R (8, PH) OBP: 0.291, SLG: 0.498 (8, 4)	F SI 94 S CU 81 F CU 82 F FF 95 X SI 94 0-2 ② G4-3			C CU 79 B ST 84 F FC 88 X FS 88 1-2 ① F8		S SI 92 B SI 94 B FC 90 F FF 95 F SI 94 B SI 94 X FC 91 3-2 ③ G6-3		B CU 74 C ST 81 F FF 92 B ST 83 S CU 74 2-3 ③ K		S FF 92 B FF 93 F FF 92 S FF 93 1-3 ③ K	3 0 2	0 0 0	0 0 0	0 0 0	0 0 0	0 0 2	1 0 3
8 Ian Happ, S (1, 7) OBP: 0.359, SLG: 0.429	B FF 95 S SI 95 S SI 95 B SI 95 X CU 82 2-2 ③ G4-3			S FC 88 B FC 89 B SI 92 S FS 86 S SI 93 2-3 ② K			C FF 94 B FF 94 B SL 82 C CH 81 F CH 80 F FF 94 C FF 95 2-3 ① K		X CU 74 0-0 HR		4	1	1	1	0	2	0
24 Cody Bellinger, L (1, 3) OBP: 0.356, SLG: 0.525		X SI 93 0-0 ① F7		C FC 88 C FC 89 F FF 93 S FS 88 0-3 ③ K			X FF 94 0-0 ② F9		X SI 91 0-0 ① G4-3		4	0	0	0	0	1	0
27 Seiya Suzuki, R (1, 9) OBP: 0.356, SLG: 0.487		B SI 94 B FF 93 C FF 94 B SI 94 F FC 89 F SI 93 F FC 87 T FC 88 3-2 ② K			C FC 86 X CU 78 0-1 7 G5-4-3 1B		C FF 95 C FF 96 B CH 84 F FF 96 B CH 81 B SL 83 F CH 81 D CH 79 4-2 7 FC6-4 BB		B SI 91 C ST 81 B FF 92 F ST 81 B SI 91 C SI 91 3-3 ② K		3	0	1	0	1	2	0
7 Dansby Swanson, R (1, 6) OBP: 0.327, SLG: 0.418		C SI 93 C CU 80 B CU 82 S FC 87 1-3 ③ K			S SI 91 F SI 91 D SI 92 X FC 88 1-2 ①② G5-4-3 1-2f		F FF 95 F FF 96 B FF 96 D SL 84 X CH 82 2-2 ③ FC6-4 1-2f		F SI 92 B ST 84 F SI 91 S CU 76 1-3 ③ K	0-0 5 WP	4	0	0	0	0	2	2
9 Jeimer Candelario, S (1, 5) OBP: 0.336, SLG: 0.472			B FF 92 S FC 89 C FS 86 X CU 80 1-2 ① L9		B SI 91 B FS 84 C FC 87 F FC 86 C FC 89 2-3 ③ K			X FF 94 0-0 HR		B ST 81 F SI 90 B SI 91 X SI 91 2-1 ① L7	4	1	1	1	0	1	0
5 Christopher Morel, R (1, 10) OBP: 0.310, SLG: 0.499			X SI 93 0-0 2B			C FC 88 X FC 89 0-1 ① F8		B CH 82 S CH 81 B CH 80 S FF 94 X CH 82 2-2 15 G6-3 3B		B ST 82 S FF 91 B FF 92 S CU 76 F FF 92 B FF 92 B CU 75 4-2 40 S 2-3 BB	3	1	2	0	1	0	0
15 Yan Gomes, R (1, 2) OBP: 0.313, SLG: 0.401			F FC 88 S FC 89 X FC 86 0-2 ② P3			F FF 94 F FF 94 B SI 93 F FC 90 F FF 94 F SI 93 S SI 94 1-3 ② K		B SL 82 B CH 82 B FF 95 C FF 94 F CH 82 X FF 95 3-2 ① G6-3 3-H		C FF 92 F SI 91 F SI 91 B ST 82 S ST 82 1-3 ② K	4	0	0	1	0	2	3
Inning Stats	R: 0 H: 0 E: 0 LOB: 0 K: 1 BB: 0 S: 11 P: 15	R: 0 H: 0 E: 0 LOB: 0 K: 2 BB: 0 S: 9 P: 13	R: 0 H: 1 E: 0 LOB: 1 K: 0 BB: 0 S: 12 P: 15	R: 0 H: 0 E: 0 LOB: 0 K: 2 BB: 0 S: 10 P: 13	R: 0 H: 0 E: 0 LOB: 0 K: 1 BB: 0 S: 8 P: 11	R: 0 H: 1 E: 0 LOB: 1 K: 1 BB: 0 S: 16 P: 21	R: 0 H: 0 E: 0 LOB: 1 K: 1 BB: 1 S: 13 P: 21	R: 2 H: 2 E: 0 LOB: 0 K: 2 BB: 0 S: 13 P: 23	R: 1 H: 1 E: 0 LOB: 0 K: 2 BB: 0 S: 8 P: 12	R: 0 H: 0 E: 0 LOB: 3 K: 2 BB: 2 S: 12 P: 21	1B: 2 2B: 1 3B: 1 HR: 2	SF: 0 SAC: 0 DP: 1 HBP: 0	WP: 1 PB: 0 SB: 1 CS: 0	PA: 38			

PITCHER	IP	WLS	BF	H	R	ER	SO	BB	IBB	HBP	BLK	WP	HR	S	P	ERA	WHIP
48 Colin Rea, R (1, 1) ERA: 4.55	5.0		16	2	0	0	6	0	0	0	0	0	0	50	67	0.00	0.400
46 Bryse Wilson, R (6, 1) ERA: 2.58	1.0	H	4	1	0	0	1	0	0	0	0	0	0	16	21	0.00	1.000
Clayton Andrews, L (7, 1) ERA: 27.0	1.2	H	8	2	2	2	2	1	0	0	0	0	1	23	39	10.80	1.800
Caleb Boushley, R (8, 1) ERA: 3.86	2.1	W	10	1	1	1	5	1	1	0	0	1	1	23	38	3.86	0.857

PITCHER	IP	WLS	BF	H	R	ER	SO	BB	IBB	HBP	BLK	WP	HR	S	P	ERA	WHIP

TOP

Chicago Cubs @ Milwaukee Brewers

American Family Field, Milwaukee, WI

Fri Sep 29 2023, 7:11 PM - 10:14 PM CDT

Att. 39,216 - Clear - 66 F

livebaseballscorecards.com

AB	35
R	3
H	6
RBI	3
BB	3
SO	14
LOB	10

Batter	1	2	3	4	5	6	7	8	9	10	AB	R	H	RBI	BB	SO	LOB
22 Christian Yelich, L (1, 7) OBP: 0.369, SLG: 0.447	C FF 88 B FF 88 F CH 82 B FF 90 B CH 82 S FF 90 3-3 ① **K**		B CH 83 T SI 89 X CH 83 1-1 **E1**		B SI 88 B FF 89 B FF 89 B FF 88 4-0 24 FC4-6 1-2 2-3 **BB**		1 SAFE B SI 92 C KC 80 F KC 79 X KC 80 1-2 1-2 **1B**		F FC 89 B FS 84 B FS 84 B FC 89 C FC 89 B FC 89 4-2 **BB**		3	0	1	0	2	1	0
24 William Contreras, R (1, 10) OBP: 0.364, SLG: 0.457 16 Blake Perkins, S (10, PR) OBP: 0.323, SLG: 0.331	C SI 88 F CH 82 X CH 82 0-2 41 G4-6-3 1B		X CH 81 0-0 ③ **G1-3**		B SI 89 C SI 89 B CH 82 B SI 89 F SI 89 X SI 90 3-2 ① **FC4-6** 41 3B 1-2f 2-3 3-H		B FC 88 C SI 92 S SI 93 F SI 93 C KC 82 1-3 ① **K**		B ST 84 B SI 93 C SI 94 X SI 94 2-1 ③ **G1-6-3**	0-0 41 2B	5 0	1 1	1 0	1 0	0 0	1 0	6 0
41 Carlos Santana, S (1, 3) OBP: 0.317, SLG: 0.426	S FF 89 X CH 82 0-1 ② ③ **G4-6-3** 1-2f			F FF 89 B FF 88 F SI 89 X CH 83 1-2 ① **G4-3**	B CH 82 B CH 82 C CH 82 F CH 82 1 SAFE B FF 90 1 SAFE X CH 83 3-2 1-H 3-H **3B**		C KC 80 X KC 80 0-1 ② **F9** 2-3			C SI 92 B FF 92 X SI 93 1-1 2-H **2B**	5	0	2	3	0	0	3
10 Sal Frelick, L (1, 9) OBP: 0.338, SLG: 0.351		C FF 89 F CH 83 F CH 83 B FF 90 X CH 83 1-2 ① **P2**		B CH 83 C CH 83 X CH 83 1-1 ② **G1-3**	C SL 86 C FF 99 F SL 86 S FF 99 0-3 ② **K**		C KC 81 X KC 80 0-1 ③ **F8**				4	0	0	0	0	1	3
27 Willy Adames, R (1, 6) OBP: 0.306, SLG: 0.403		C SI 90 B SI 90 B CH 83 B CH 83 D CH 83 4-1 **BB**		X CH 82 0-0 **2B**	S SL 88 D SL 88 S SL 86 S SL 87 1-3 ③ **K**			C SI 95 X SL 89 0-1 ① **L7**			3	0	1	0	1	1	1
3 Josh Donaldson, R (1, 5) OBP: 0.254, SLG: 0.437		X SI 90 0-0 ② **F7**		B CH 81 S CH 81 S CH 81 B CH 82 B CH 82 B CH 82 4-2 **BB**		C SL 86 B FF 99 X SL 87 1-1 ① **G6-3**		F FC 91 B SL 90 B SI 95 S SL 89 B SI 97 C SL 88 3-3 ② **K**			3	0	0	0	1	1	1
5 Garrett Mitchell, L (1, 8) OBP: 0.333, SLG: 0.468		B FF 89 C FF 89 S CH 83 1 SAFE B CH 82 X CH 82 2-2 ③ **G6-3**		L CH 82 S CH 83 D CH 83 S CH 83 1-3 ③ **K**		X FF 99 0-0 ② **G6-3**		C SI 96 B SI 96 S FC 92 B SI 96 F SL 88 B FC 91 D SL 89 4-2 7 CS **BB**			3	0	0	0	1	1	3
7 Victor Caratini, S (1, 2) OBP: 0.323, SLG: 0.374			B FF 89 B SI 88 X SI 88 2-0 ① **G1-3**		X SI 88 0-0 22 BB 0 1B 24 FC4-6 **1B**	X FF 99 0-0 ③ **G6-3**		1 SAFE B SI 96 C SL 88 1-1 ③ **CS** 1-2	S FC 89 B FS 84 B SI 90 X FC 88 2-1 0 G6-3 **1B**		4	1	2	0	0	0	0
0 Brice Turang, L (1, 4) OBP: 0.288, SLG: 0.303			B FF 90 B CH 83 X FF 90 2-0 ② **F7**		X CH 81 0-0 24 FC4-6 22 BB 41 3B 1-2 **1B**		B SI 92 C KC 78 B KC 79 B KC 79 B SI 91 4-1 41 F9 22 1B **BB**		M CU 74 D CU 73 B FC 90 X FC 88 2-1 ① ② **G6-3** 1-2f		3	1	1	0	1	0	1
Inning Stats	R: 0 E: 0 K: 1 S: 8 H: 1 LOB: 0 BB: 0 P: 11	R: 0 E: 0 K: 0 S: 9 H: 0 LOB: 1 BB: 1 P: 16	R: 0 E: 1 K: 0 S: 5 H: 0 LOB: 1 BB: 0 P: 10	R: 0 E: 0 K: 1 S: 11 H: 1 LOB: 2 BB: 1 P: 18	R: 3 E: 0 K: 2 S: 15 H: 3 LOB: 1 BB: 1 P: 26	R: 0 E: 0 K: 0 S: 4 H: 0 LOB: 0 BB: 0 P: 5	R: 0 E: 0 K: 1 S: 12 H: 1 LOB: 2 BB: 1 P: 18	R: 0 E: 0 K: 1 S: 9 H: 0 LOB: 0 BB: 1 P: 17	R: 0 E: 0 K: 0 S: 8 H: 1 LOB: 1 BB: 1 P: 18	R: 1 E: 0 K: 0 S: 2 H: 1 LOB: 1 BB: 0 P: 3	1B: 5 2B: 2 3B: 1 HR: 0	SF: 0 SAC: 0 DP: 2 HBP: 0	WP: 0 PB: 0 SB: 0 CS: 1	PA: 40			

PITCHER		IP	WLS	BF	H	R	ER	SO	BB	IBB	HBP	BLK	WP	HR	S	P	ERA	WHIP
28 Kyle Hendricks, R ERA: 3.74	(1, 1)	4.1		21	5	3	3	2	3	0	0	0	0	0	41	73	6.23	1.846
66 Julian Merryweather, R ERA: 3.38	(5, 1)	1.2		5	0	0	0	2	0	0	0	0	0	0	11	13	0.00	0.000
11 Drew Smyly, L ERA: 4.82	(7, 1)	1.0		5	1	0	0	1	1	0	0	0	0	0	12	18	0.00	2.000
73 Adbert Alzolay, R ERA: 2.67	(8, 1)	1.0		3	0	0	0	1	1	0	0	0	0	0	9	17	0.00	1.000
38 Mark Leiter Jr., R ERA: 3.5	(9, 1)	0.2		3	1	0	0	0	1	0	0	0	0	0	6	14	0.00	3.000

PITCHER		IP	WLS	BF	H	R	ER	SO	BB	IBB	HBP	BLK	WP	HR	S	P	ERA	WHIP
74 Jose Cuas, R ERA: 3.99	(9, 1)	0.1	L	2	1	1	0	0	0	0	0	0	0	0	4	7	0.00	3.000

BOTTOM

Chicago Cubs @ Milwaukee Brewers
American Family Field, Milwaukee, WI

Fri Sep 29 2023, 7:11 PM - 10:14 PM CDT
Att. 39,216 - Clear - 66 F

livebaseballscorecards.com

AB	33
R	4
H	8
RBI	4
BB	6
SO	6
LOB	18

Chicago Cubs @ Milwaukee Brewers

American Family Field, Milwaukee, WI

Sat Sep 30 2023, 6:12 PM - 9:14 PM CDT

Att. 42,652 - Clear - 75 F

TOP

livebaseballscorecards.com

Batter	1	2	3	4	5	6	7	8	9	AB	R	H	RBI	BB	SO	LOB
5 Christopher Morel, R (1, 4) OBP: 0.311, SLG: 0.508	S FF 91 B FC 89 X FC 89 1-1 HR	C FC 87 B FF 91 F CU 75 B FF 92 X FC 89 2-2 ① F8		B FC 86 C FF 90 1 SAFE X FF 90 1-1 ① 27 1B 8 1B 1-H 2B	B FF 99 B FF 99 S FF 99 S FF 99 S KC 88 2-3 ② K		B CH 81 B CH 82 F SI 89 B SI 90 S CH 82 F CH 82 1 SAFE C ST 82 3-3 ① K			5	2	2	1	0	2	2
27 Seiya Suzuki, R (1, 9) OBP: 0.357, SLG: 0.485	B FF 91 B FF 90 S FF 91 B FF 89 B FF 90 4-1 24 FC6-4 8 BB 15 HR BB	C FC 88 B CU 75 B FC 89 C FF 91 B FC 89 X FC 89 3-2 ② L9		B FC 89 X FC 89 1-0 8 1B 24 2B 2-3 1B	C FF 98 D KC 85 B FF 99 X FF 99 2-1 ③ F9		B CH 82 B SI 89 C CH 82 C CH 81 F SI 90 X ST 82 2-2 ② F8			4	2	1	0	1	0	2
8 Ian Happ, S (1, 7) OBP: 0.360, SLG: 0.431	B FF 91 D FF 91 1 SAFE B FC 90 D FF 91 4-0 24 FC6-4 1-2 BB	F FF 91 T FF 91 F CU 75 X FC 88 0-2 ③ G6-3		X FC 88 0-0 24 2B 7 FC5-2 1-2 3-H 1B		S SI 99 X SI 99 0-1 7 BB 15 G3-1 2B	C ST 81 X CH 82 0-1 ③ L9			4	1	2	1	1	0	1
24 Cody Bellinger, L (1, 8) OBP: 0.356, SLG: 0.525 52 Pete Crow-Armstrong, L (8, 8)	C CU 74 X FC 89 0-1 FC6-4 7 BB 15 HR 1-2f 2-3		X FC 86 0-0 ① L9	F FC 89 X FC 89 0-1 7 FC5-2 1-3 2-H 2B		B SI 99 B SI 99 B SI 100 B SI 98 4-0 15 G3-1 7 BB BB		C SL 83 S FF 95 B SL 85 X CH 90 1-2 ① G6-3		4 0	1 0	1 0	1 0	1 0	0 0	2 0
7 Dansby Swanson, R (1, 6) OBP: 0.328, SLG: 0.416	B CU 74 C FF 92 B FC 89 B FF 91 B FC 90 4-1 15 HR 1-2 BB		B FF 89 X FC 88 1-0 ② L8	F FC 89 F FF 91 B FC 88 F FF 92 F FC 89 B CU 75 B FC 89 X FC 91 3-2 ② FC5-2 2-3 3-H		B SL 91 B SI 89 B SI 98 C SI 99 B SI 99 4-1 15 G3-1 1-2 2-3 BB		F FF 95 B SL 85 S SL 84 X SI 96 1-2 ② F8		3	1	0	0	2	0	2
15 Yan Gomes, R (1, 2) OBP: 0.315, SLG: 0.408 9 Miguel Amaya, R (8, PH) OBP: 0.336, SLG: 0.367 (8, 2)	B FF 92 B CU 75 X FF 91 2-0 1-H 2-H 3-H HR		B FC 86 B CU 73 B FC 88 B FC 87 4-0 9 1B BB	F FF 90 B FF 92 S FC 89 F FF 92 X FC 89 1-2 ③ L9		B SL 89 D SI 100 B SI 99 C FF 99 C SI 99 X SI 100 3-2 ① G3-1 1-2 2-3 3-H		C SL 85 S FF 96 S FF 96 0-3 ③ K		3 1 0	1 0 0	1 0 0	5 0 0	1 0 0	0 1 0	4 0
9 Jeimer Candelario, S (1, 5) OBP: 0.336, SLG: 0.473	C FC 90 C FC 89 F CU 74 F FC 89 S FF 91 0-3 ② K		B CU 73 F FC 88 X FC 88 1-1 1-2 1B		X FF 99 0-0 4 3B 2B	C SI 98 B SI 100 F SI 100 T FF 99 1-2 ② K			F CH 83 X CH 82 0-1 ① F7	5 0	1 0	2 0	0 0	0 0	2 0	2 0
16 Patrick Wisdom, R (1, 3) OBP: 0.290, SLG: 0.504	B CU 74 X FC 88 1-0 HR		S FF 90 X CU 74 0-1 ③ F8		B FF 99 D FF 99 S FF 99 F FF 100 C KC 88 2-3 ① K	F FF 98 B SL 87 C SL 88 B FF 101 B FF 99 X SL 89 3-2 ③ F8			C FF 95 B CH 84 S CH 84 F CH 84 F CH 83 T FF 94 1-2 ② K	5 0	1 0	1 0	1 0	0 0	2 0	5 0
4 Alexander Canario, R (1, 10) OBP: 0.385, SLG: 0.846	S FF 90 F FC 88 S FC 87 0-3 ③ K			X FC 88 0-0 5 2B 1B	X KC 87 0-0 2-H 3B		F ST 81 X SI 89 0-1 1B		S CH 84 S CH 83 B CH 84 S CH 84 1-3 ③ K	5 0	0 0	3 0	1 0	0 0	2 0	0 0
Inning Stats	R: 6 E: 0 K: 2 S: 16 H: 3 LOB: 0 BB: 3 P: 32	R: 0 E: 0 K: 0 S: 10 H: 0 LOB: 0 BB: 0 P: 15	R: 0 E: 0 K: 0 S: 6 H: 1 LOB: 2 BB: 1 P: 12	R: 2 E: 0 K: 0 S: 16 H: 5 LOB: 2 BB: 0 P: 22	R: 1 E: 0 K: 2 S: 10 H: 2 LOB: 1 BB: 0 P: 16	R: 1 E: 0 K: 1 S: 12 H: 1 LOB: 2 BB: 2 P: 27	R: 0 E: 0 K: 1 S: 12 H: 1 LOB: 1 BB: 0 P: 17	R: 0 E: 0 K: 1 S: 9 H: 0 LOB: 0 BB: 0 P: 11	R: 0 E: 0 K: 2 S: 10 H: 0 LOB: 0 BB: 0 P: 12	1B: 5 2B: 4 3B: 1 HR: 3	SF: 0 SAC: 0 DP: 0 HBP: 0			WP: 0 PB: 0 SB: 0 CS: 0	PA: 45		

AB	39
R	10
H	13
RBI	10
BB	6
SO	9
LOB	20

PITCHER		IP	WLS	BF	H	R	ER	SO	BB	IBB	HBP	BLK	WP	HR	S	P	ERA	WHIP
Eric Lauer, L ERA: 6.56	(1, 1)	4.0	L	24	9	8	8	2	4	0	0	0	0	3	48	81	18.00	3.250
29 Trevor Megill, R ERA: 3.63	(5, 1)	1.0		5	2	1	1	2	0	0	0	0	0	0	10	16	9.00	2.000
45 Abner Uribe, R ERA: 1.76	(6, 1)	1.0		6	1	1	1	1	2	0	0	0	0	0	12	27	9.00	3.000
55 Hoby Milner, L ERA: 1.82	(7, 1)	1.0		4	1	0	0	1	0	0	0	0	0	0	12	17	0.00	1.000
31 Joel Payamps, R ERA: 2.55	(8, 1)	1.0		3	0	0	0	1	0	0	0	0	0	0	9	11	0.00	0.000

PITCHER		IP	WLS	BF	H	R	ER	SO	BB	IBB	HBP	BLK	WP	HR	S	P	ERA	WHIP
38 Devin Williams, R ERA: 1.53	(9, 1)	1.0		3	0	0	0	2	0	0	0	0	0	0	10	12	0.00	0.000

BOTTOM

Chicago Cubs @ Milwaukee Brewers

American Family Field, Milwaukee, WI

Sat Sep 30 2023, 6:12 PM - 9:14 PM CDT

Att. 42,652 - Clear - 75 F

livebaseballscorecards.com

Batter	1	2	3	4	5	6	7	8	9	AB	R	H	RBI	BB	SO	LOB
21 Mark Canha, R (1, 7) OBP: 0.355, SLG: 0.400	C FF 92 B FF 92 X CH 81 1-1 41 E 24 1B 27 2B 1B	B SI 93 B SI 92 C FF 92 C SI 92 B CU 78 F SI 92 X FF 93 3-2 ① P4		C ST 83 1 SAFE F SI 94 B FF 95 X SI 96 1-2 ① G5-3 1-2		B FF 94 S FC 88 C ST 82 C FF 94 1-3 ① K		F FC 89 C ST 83 X ST 83 0-2 ② P5		5	1	1	0	0	1	1
24 William Contreras, R (1, 10) OBP: 0.366, SLG: 0.457	C FF 93 S FF 93 F FF 93 X CU 78 0-2 41 BB 27 2B 1-2 1B	B CH 83 C SI 93 B CU 78 X SI 92 2-1 ② G3-1		F FF 96 D ST 84 B ST 82 F SI 95 B FF 97 B SI 95 4-2 27 1B BB		F FF 94 F CU 81 X FC 89 0-2 ② G6-3		C FC 89 X ST 82 0-1 1B		4	1	2	0	1	0	0
41 Carlos Santana, S (1, 3) OBP: 0.320, SLG: 0.431 11 Rowdy Tellez, L (8, PH) OBP: 0.289, SLG: 0.376 (9, 3)	B SI 92 F FF 93 D CU 76 B FF 93 1 SAFE B SI 93 4-1 27 2B 15 G5-3 1-2 2-3 BB	B FF 94 X FF 90 1-0 HR		B FC 89 B FF 94 B SI 93 C FF 93 C SI 94 S SI 92 3-3 ② K		B CU 81 B FF 94 B FC 88 F FF 94 B FC 89 4-1 BB		X FC 89 0-0 ③ P6		2 1	2 0	1 0	1 0	2 0	1 0	2 1
27 Willy Adames, R (1, 6) OBP: 0.308, SLG: 0.407	C FF 93 X CH 82 0-1 1-3 2-H 3-H 2B	S FF 95 B ST 83 C ST 80 F FF 97 B ST 81 X ST 84 2-2 1B		S FC 89 S SL 80 X SL 82 0-2 1-2 2-3 1B		X FC 88 0-0 ③ F8			C FC 88 F FC 89 B ST 81 F FF 94 B ST 82 F ST 82 F FF 95 B FC 89 S SI 95 3-3 ① K	5	0	3	2	0	1	1
3 Josh Donaldson, R (1, 5) OBP: 0.249, SLG: 0.426 0 Brice Turang, L (8, 4) OBP: 0.287, SLG: 0.302	C SI 93 C FF 94 S FF 94 0-3 ① K	C FF 95 B FF 96 B ST 84 C ST 82 B ST 84 S FF 96 3-3 ③ K		S SI 95 B SL 81 B SI 95 B SI 95 F SI 94 S SI 94 3-3 ③ K			C ST 80 X FF 93 0-1 ① P3		F FF 94 C CU 80 F FF 94 B CU 82 S CU 82 1-3 ② K	4 1	0 0	0 0	0 0	0 0	3 1	6 0
15 Tyrone Taylor, R (1, 9) OBP: 0.268, SLG: 0.436	B SI 94 D CH 82 F FF 94 S FF 94 X FF 93 2-2 ② G5-3 3-H		F FF 94 B SI 94 F SI 94 T ST 82 1-2 ① K		C FC 88 X SL 78 0-1 ① P3		F FF 94 B ST 82 C FC 87 X ST 83 1-2 ② P4		C FC 88 X ST 82 0-1 2B	5	0	1	1	0	1	1
7 Victor Caratini, S (1, 2) OBP: 0.324, SLG: 0.375	B FF 94 C SI 92 S FF 93 D CH 82 X FF 94 2-2 ③ G6-3		B ST 80 B FF 94 X FC 90 2-0 ② F8		X FC 88 0-0 1B		X FF 93 0-0 1B		C FC 87 X CU 80 0-1 ③ G4-3	5	0	2	0	0	0	2
14 Andruw Monasterio, R (1, 4) OBP: 0.331, SLG: 0.349 (8, 5)		X FF 92 0-0 16 HR 1B	C ST 81 B SI 94 F FF 96 B ST 84 B ST 83 S SI 96 3-3 ③ K		D SL 81 C SI 94 F SI 93 B SL 80 S SI 94 2-3 ② K		B ST 81 C FC 87 S ST 82 X FF 94 1-2 ③ P4			4	1	1	0	0	2	2
16 Blake Perkins, S (1, 8) OBP: 0.327, SLG: 0.352		B SI 92 B FC 90 X FF 91 2-0 1-H HR	C ST 78 C CH 83 B FF 94 B ST 82 F FF 95 B FC 89 B SI 95 4-2 27 1B 21 G5-3 BB		C FC 89 C SI 93 B FF 94 B SI 94 C SI 94 2-3 ③ K			B FF 92 B FC 87 B FF 93 C FF 93 X FF 93 3-1 ① F7		3	1	1	2	1	1	1
Inning Stats	R: 3 E: 0 K: 1 S: 18 H: 3 LOB: 1 BB: 1 P: 27	R: 3 E: 0 K: 1 S: 16 H: 4 LOB: 1 BB: 0 P: 29	R: 0 E: 0 K: 2 S: 7 H: 0 LOB: 0 BB: 0 P: 13	R: 0 E: 0 K: 2 S: 17 H: 1 LOB: 3 BB: 2 P: 32	R: 0 E: 0 K: 2 S: 9 H: 1 LOB: 1 BB: 0 P: 13	R: 0 E: 0 K: 1 S: 8 H: 0 LOB: 1 BB: 1 P: 13	R: 0 E: 0 K: 0 S: 9 H: 1 LOB: 1 BB: 0 P: 11	R: 0 E: 0 K: 0 S: 8 H: 1 LOB: 1 BB: 0 P: 11	R: 0 E: 0 K: 2 S: 14 H: 1 LOB: 1 BB: 0 P: 18	1B: 8 2B: 2 3B: 0 HR: 2 SF: 0 SAC: 0 DP: 0 HBP: 0						WP: 0 PB: 0 SB: 0 CS: 0 PA: 43	

	AB	39
	R	6
	H	12
	RBI	6
	BB	4
	SO	11
	LOB	17

PITCHER		IP	WLS	BF	H	R	ER	SO	BB	IBB	HBP	BLK	WP	HR	S	P	ERA	WHIP
36 Jordan Wicks, L ERA: 4.41	(1, 1)	1.2		12	6	6	6	1	1	0	0	0	0	2	27	44	32.40	4.200
19 Hayden Wesneski, R ERA: 4.63	(2, 1)	1.2	W	8	1	0	0	3	2	0	0	0	0	0	22	42	0.00	1.800
72 Javier Assad, R ERA: 3.05	(4, 1)	1.2	H	7	2	0	0	4	0	0	0	0	0	0	18	28	0.00	1.200
50 Jameson Taillon, R ERA: 4.84	(6, 1)	4.0	S	16	3	0	0	3	1	0	0	0	0	0	39	53	0.00	1.000

PITCHER	IP	WLS	BF	H	R	ER	SO	BB	IBB	HBP	BLK	WP	HR	S	P	ERA	WHIP

Chicago Cubs @ Milwaukee Brewers

American Family Field, Milwaukee, WI

Sun Oct 01 2023, 2:12 PM - 4:35 PM CDT

Att. 42,946 - Sunny - 85 F

TOP

livebaseballscorecards.com

Batter	1	2	3	4	5	6	7	8	9	AB	R	H	RBI	BB	SO	LOB
52 Pete Crow-Armstrong, L (1, 8)	S FF 92 C FF 92 S FF 93 0-3 ① K		B SI 89 X FF 91 1-0 ① F7		B FF 92 S FF 93 B FF 93 S FF 92 B FF 93 B FF 92 4-2 5 S BB			F CU 82 B CU 83 F FF 94 B CU 84 F CU 83 F FF 95 B SL 84 X FF 93 3-2 ① P6		3	0	0	0	1	1	0
5 Christopher Morel, R (1, 6) OBP: 0.313, SLG: 0.508	X SI 93 0-0 9 1B 1B		C SI 92 X SL 82 0-1 ② F7		B FF 92 B SI 91 F SI 92 C SI 92 X SI 91 2-2 ③ G5-3 1-2			F FF 94 X SI 95 0-1 4 FC6-4 1B		4	0	2	0	0	0	1
9 Jeimer Candelario, S (1, 10) OBP: 0.336, SLG: 0.471	C SL 80 B SI 91 X SI 92 1-1 40 BB 1-3 1B		C CU 78 B SI 91 X CH 83 1-1 ③ F8			B SL 84 C SI 92 B FF 94 X SI 93 2-1 ① F8		X FF 94 0-0 ② P5		4	0	1	0	0	0	1
4 Alexander Canario, R (1, 9) OBP: 0.294, SLG: 0.647	S SI 92 B SI 92 B SI 92 C SI 92 F FF 93 S SI 92 2-3 ② K			F SI 91 F SL 79 C FF 93 0-3 ① K		C FF 93 B SL 86 X SI 94 1-1 ② G6-3		1 SAFE F CU 82 X FF 95 0-1 ③ FC6-4 1-2f		4	0	0	0	0	2	3
40 Mike Tauchman, L (1, 7) OBP: 0.363, SLG: 0.377	S FF 93 B FF 93 B SI 92 B FF 93 B SI 92 4-1 1-2 BB			B CU 78 C SI 91 B SL 80 B FF 93 C SI 92 S FF 93 3-3 ② K		B FF 94 C FF 94 C SL 84 X FF 94 1-2 2B			S FF 93 S FF 94 F FF 95 C CU 84 0-3 ① K	3	0	1	0	1	2	0
16 Patrick Wisdom, R (1, 5) OBP: 0.289, SLG: 0.500	S SI 92 C SI 92 B FF 93 F FF 94 B SI 93 S CU 80 2-3 ③ K			S CU 78 F SI 92 F FF 93 F SI 93 B CU 79 X SI 92 1-2 1B		F SI 94 X SI 93 0-1 ③ F9			C SL 83 F CU 82 F CU 83 S FF 96 0-3 ② K	4	0	1	0	0	2	4
18 Jared Young, L (1, 3) OBP: 0.255, SLG: 0.465		X FF 90 0-0 ① F9		B SI 92 X FF 92 1-0 ③ F7			X SI 93 0-0 ① F8		B FF 95 T FF 94 F FF 94 B FF 96 S CU 84 2-3 ③ K	4	0	0	0	0	1	1
9 Miguel Amaya, R (1, 2) OBP: 0.329, SLG: 0.359		C FF 91 X FF 92 0-1 ② G4-3			B SI 91 B CU 77 B FF 92 F FF 91 F FF 93 X SI 91 3-2 ① P6		F FF 95 F FF 94 X CU 83 0-2 ② G5-3			3	0	0	0	0	0	0
20 Miles Mastrobuoni, L (1, 4) OBP: 0.308, SLG: 0.301		C SI 90 X CU 77 0-1 ③ G3			C FF 93 X SI 91 0-1 ② G4-3		C FF 94 X CU 84 0-1 ③ G3-1			3	0	0	0	0	0	0
Inning Stats	R: 0 E: 0 K: 3 S: 15 H: 2 LOB: 3 BB: 1 P: 24	R: 0 E: 0 K: 0 S: 5 H: 0 LOB: 0 BB: 0 P: 5	R: 0 E: 0 K: 0 S: 5 H: 0 LOB: 0 BB: 0 P: 7	R: 0 E: 0 K: 2 S: 12 H: 1 LOB: 1 BB: 0 P: 17	R: 0 E: 0 K: 0 S: 10 H: 0 LOB: 1 BB: 1 P: 19	R: 0 E: 0 K: 0 S: 9 H: 1 LOB: 1 BB: 0 P: 13	R: 0 E: 0 K: 0 S: 6 H: 0 LOB: 0 BB: 0 P: 6	R: 0 E: 0 K: 0 S: 10 H: 1 LOB: 1 BB: 0 P: 13	R: 0 E: 0 K: 3 S: 11 H: 0 LOB: 0 BB: 0 P: 13	1B: 4 2B: 1 3B: 0 HR: 0 SF: 0 SAC: 0 DP: 0 HBP: 0						

	AB	32
	R	0
	H	5
	RBI	0
	BB	2
	SO	8
	LOB	10

WP: 0 PA: 34
PB: 0
SB: 1
CS: 0

PITCHER		IP	WLS	BF	H	R	ER	SO	BB	IBB	HBP	BLK	WP	HR	S	P	ERA	WHIP
37 Adrian Houser, R ERA: 4.12	(1, 1)	5.0	W	20	3	0	0	5	2	0	0	0	0	0	47	72	0.00	1.000
32 Andrew Chafin, L ERA: 4.73	(6, 1)	1.1	H	5	1	0	0	0	0	0	0	0	0	0	10	14	0.00	0.750
56 Janson Junk, R ERA: 4.91	(7, 1)	2.2		9	1	0	0	3	0	0	0	0	0	0	26	31	0.00	0.375

PITCHER		IP	WLS	BF	H	R	ER	SO	BB	IBB	HBP	BLK	WP	HR	S	P	ERA	WHIP

Batter	1	2	3	4	5	6	7	8	9	AB	R	H	RBI	BB	SO	LOB
22 Christian Yelich, L (1, 7) OBP: 0.370, SLG: 0.447 16 Blake Perkins, S (4, PR) (5, 9) OBP: 0.325, SLG: 0.350	B SI 92 C SI 92 B SI 92 F KC 76 B SI 92 B SI 92 4-2 41 S 24 1B 21 1B BB	B ST 79 S FF 97 T FF 96 F FF 97 S ST 81 1-3 ② K		C FF 99 B SL 90 F SL 89 X SL 91 1-2 24 WP 1B			C FF 92 B CH 85 C FC 89 B FF 95 C FC 89 2-3 ① K			2 1	1 0	1 0	0 0	1 0	1 0	0 0
24 William Contreras, R (1, 2) OBP: 0.367, SLG: 0.457 7 Victor Caratini, S (6, 2) OBP: 0.327, SLG: 0.383	X KC 76 0-0 21 1B 41 S 3 BB 1-2 1B	B FF 98 B ST 82 B FF 97 B FF 94 4-0 BB		B FF 99 C FF 98 D SL 89 B SL 88 F FF 101 S FF 100 3-3 ③ K 1-2			B FC 88 X FF 93 1-0 11 BB 2B			2 1	1 0	1 1	0 0	1 0	1 0	1 0
41 Carlos Santana, S (1, 10) OBP: 0.318, SLG: 0.429 10 Sal Frelick, L (7, PH) (8, 10) OBP: 0.341, SLG: 0.351	D FC 87 B FC 89 S KC 78 S KC 79 X KC 77 2-2 ① P4 1-2 2-3	C ST 80 F FF 96 B ST 80 B FF 95 S ST 81 2-3 ③ K			B FF 93 B FF 94 C SL 81 F SL 82 C FF 94 2-3 ① K		B FC 87 B FC 88 B SI 93 B FF 94 4-0 14 G5-3 11 BB BB			3 0	0 0	0 0	0 1	0 0	2 0	3 0
21 Mark Canha, R (1, 3) OBP: 0.355, SLG: 0.400 11 Rowdy Tellez, L (6, 3) OBP: 0.291, SLG: 0.376	D KC 77 B FC 88 C KC 78 S KC 78 D KC 80 X KC 78 3-2 3 BB 27 BB 5 SF7 2-3 3-H 1B		F FF 96 S CU 85 B SL 88 F FF 98 B FF 99 C SL 88 2-3 ① K		C SL 82 C SI 94 F SL 83 F FF 94 X SL 82 0-2 ② P5		C FC 89 B ST 80 S CH 85 B FF 94 B CH 84 B FC 90 4-2 1-2 2-3 BB			3 0	1 0	1 0	1 0	0 1	1 0	0 0
27 Willy Adames, R (1, 6) OBP: 0.310, SLG: 0.407 14 Andruw Monasterio, R (6, 4) OBP: 0.330, SLG: 0.348	B FC 89 D KC 79 B FC 86 C KC 78 F SI 92 B KC 79 4-2 3 BB 1-2 BB		B CU 83 B FF 98 C FF 98 F FF 96 X SL 89 2-2 1B		B SL 82 F SI 94 S SL 82 S SL 83 1-3 ③ K		B FC 88 C ST 80 B ST 80 X SI 93 2-1 ②③ G5-3 2-3f			2 1	0 0	1 0	0 0	1 0	1 0	0 3
3 Josh Donaldson, R (1, 5) OBP: 0.249, SLG: 0.418	B SI 92 B SI 92 B SI 91 B SI 92 4-0 1-2 2-3 3-H BB		F FF 100 F FF 100 B FF 99 S SL 90 1-3 ② K				B SI 91 B SL 80 X FF 92 2-0 ① P3	B ST 80 C ST 80 C ST 82 X ST 83 1-2 ① G4-3		3	0	0	1	1	1	1
5 Garrett Mitchell, L (1, 8) OBP: 0.315, SLG: 0.446	S FF 95 B FF 96 C FF 96 F ST 80 X FF 95 1-2 ② SF7 3-H		T FF 99 B FF 99 F FF 100 S FF 100 1-3 ③ K				B SL 80 B CH 82 B FF 92 C FF 91 F SL 80 X FF 93 3-2 ② F9	C FC 86 B CH 84 F FF 92 B CH 86 X FC 90 2-2 ② G1-3		3	0	0	1	0	1	1
15 Tyrone Taylor, R (1, 9) (5, 7) OBP: 0.267, SLG: 0.446	C FF 96 C ST 79 D ST 79 S FF 97 1-3 ③ K			B SL 88 F FF 98 X FF 98 1-1 ① G6-3			B FF 92 X SI 93 1-0 HR	S ST 80 C ST 82 S ST 82 0-3 ③ K		4	1	1	1	0	2	2
0 Brice Turang, L (1, 4) (6, 6) OBP: 0.285, SLG: 0.300		B FF 95 B FF 96 C FF 96 F FF 96 C ST 80 2-3 ① K		S FF 99 S FF 100 F FF 100 F FF 99 X FF 100 0-2 ② G6-3			B SL 82 B SL 82 F FF 91 B FF 91 S KC 82 3-3 ③ K			3	0	0	0	0	2	0
Inning Stats	R: 3 H: 2 E: 0 LOB: 2 K: 1 BB: 3 S: 18 P: 37	R: 0 H: 0 E: 0 LOB: 1 K: 3 BB: 1 S: 10 P: 19	R: 0 H: 1 E: 0 LOB: 1 K: 3 BB: 0 S: 13 P: 19	R: 0 H: 1 E: 0 LOB: 2 K: 1 BB: 0 S: 13 P: 18	R: 0 H: 0 E: 0 LOB: 0 K: 2 BB: 0 S: 11 P: 14	R: 1 H: 1 E: 0 LOB: 0 K: 1 BB: 0 S: 8 P: 17	R: 0 H: 1 E: 0 LOB: 2 K: 1 BB: 2 S: 8 P: 21	R: 0 H: 0 E: 0 LOB: 0 K: 1 BB: 0 S: 9 P: 12		1B: 4 SF: 1 2B: 1 SAC: 0 3B: 0 DP: 1 HR: 1 HBP: 0				WP: 1 PA: 35 PB: 0 SB: 2 CS: 0		

PITCHER		IP	WLS	BF	H	R	ER	SO	BB	IBB	HBP	BLK	WP	HR	S	P	ERA	WHIP
11 Drew Smyly, L ERA: 5.0	(1, 1)	0.1	L	6	2	3	3	0	3	0	0	0	0	0	11	28	81.00	15.000
43 Luke Little, L ERA:	(1, 1)	1.2		6	0	0	0	4	1	0	0	0	0	0	17	28	0.00	0.600
48 Daniel Palencia, R ERA: 4.45	(3, 1)	2.0		8	2	0	0	4	0	0	0	0	1	0	26	37	0.00	1.000
65 Tyler Duffey, R ERA: 4.5	(5, 1)	2.0		7	1	1	1	3	0	0	0	0	0	1	19	31	4.50	0.500
51 Shane Greene, R ERA:	(7, 1)	2.0		8	1	0	0	2	2	0	0	0	0	0	17	33	0.00	1.500

PITCHER	IP	WLS	BF	H	R	ER	SO	BB	IBB	HBP	BLK	WP	HR	S	P	ERA	WHIP

BOTTOM

Chicago Cubs @ Milwaukee Brewers
American Family Field, Milwaukee, WI
Sun Oct 01 2023, 2:12 PM - 4:35 PM CDT
Att. 42,946 - Sunny - 85 F

livebaseballscorecards.com

AB	28
R	4
H	6
RBI	4
BB	6
SO	13
LOB	11

Batter	1	2	3	4	5	6	7	8	9	AB	R	H	RBI	BB	SO	LOB
7 Corbin Carroll, L (1, 9) OBP: 0.800, SLG: 1.667	C FC 97 C FC 97 F FC 96 X CU 82 0-2 ① G4-3		B CU 80 S FC 94 1 SAFE X CH 88 1-1 1-H HR		1 SAFE S FC 94 C FC 94 B FC 95 D CU 81 B FC 94 B FC 94 4-2 4 G1-3 1-2 BB		X SI 89 0-0 28 CS 1B		B FF 95 B FF 95 D CH 83 B FF 93 4-0 28 WP 28 CS 53 2B 1-2 BB	3	2	2	2	2	0	0
4 Ketel Marte, S (1, 4) OBP: 0.200, SLG: 0.800	C CU 82 F FC 95 B FC 94 B CH 90 F FC 96 X FC 96 2-2 ② G4-3		X FC 95 0-0 HR		F SI 101 X SI 101 0-1 ① G1-3 1-2 2-3		C FF 89 1 SAFE X ST 80 0-1 ① F8		D CH 82 C FF 95 S FF 95 D CH 84 B FF 96 T FF 96 3-2 ① K	5	1	1	1	0	1	5
28 Tommy Pham, R (1, 10)	F FC 96 F FC 94 B SL 86 B FC 97 F SL 84 F CU 81 B CU 82 X FC 94 3-2 ③ G4-3		C FC 96 B SI 96 F FC 95 F CU 80 F SL 83 X FC 94 1-2 ② L9		C SI 100 F SI 100 B SI 101 B SI 100 F SL 90 T SL 90 2-2 ② K		F FF 92 1 SAFE B FF 94 D SL 85 B FF 93 S FF 95 F FF 94 S SI 94 3-3 ②③ 1-2 K		B FF 96 C FF 95 B CH 85 D CH 84 S CH 83 F FF 95 B CH 85 4-2 ② 53 S 53 2B 1-3 2-3 BB	4	1	0	0	1	2	3
53 Christian Walker, R (1, 3) OBP: 0.800, SLG: 1.000		B FC 94 B FC 94 B SI 96 C FC 95 X FC 95 3-1 12 S 1B	S FC 94 F SI 94 F SL 84 B SL 85 F FC 94 B CU 78 B CU 80 T FC 94 3-2 ③ K		B SI 100 B SL 88 B SL 90 B SI 99 4-0 14 FC6-4 BB			X SI 94 0-0 12 G5-3 14 BB 1B	S CH 83 B FF 95 T FF 94 D CH 86 B FF 95 X FF 95 3-2 1-H 3-H 2B	4	0	3	2	1	1	0
14 Gabriel Moreno, R (1, 2) OBP: 0.400, SLG: 1.000		C FC 94 C SL 84 D SI 98 B FC 95 X CU 81 2-2 ① P3		B FC 93 S SL 83 B SI 96 S FC 93 X SL 84 2-2 HR	C SI 99 B SL 90 X SL 91 1-1 ③ FC6-4 1-2f			B FF 95 B SL 84 B SI 94 B SI 94 4-0 12 G5-3 1-2 BB	C FC 90 B SI 94 B FC 90 B SI 94 C FC 91 X SI 95 3-2 ③ G3-1	4	1	1	1	1	0	5
12 Lourdes Gurriel Jr., R (1, 7)		C FC 94 F SI 96 F CU 80 S FC 95 0-3 ② K 1-2		X FC 95 0-0 ① G6-3		C SI 96 B SL 90 F SL 89 S SI 97 1-3 ① K		X SI 96 0-0 ① G5-3 1-2 2-3		4	0	0	0	0	2	3
5 Alek Thomas, L (1, 8)		B FC 95 C CU 80 S CH 88 S FC 94 1-3 ③ K		C FC 94 S CH 88 B CU 81 B FC 93 C CH 89 2-3 ② K		F SI 97 B SL 89 S SL 89 B SI 98 X SL 92 2-2 ② G4-3		S FF 95 D CH 89 S FF 95 S FF 95 1-3 ② K		4	0	0	0	0	3	3
3 Evan Longoria, R (1, 5) OBP: 0.250, SLG: 0.250			C FC 95 F SL 84 F FC 95 B FC 95 C CU 80 1-3 ① K	C CU 79 B FC 95 F FC 92 F SL 82 X FC 94 1-2 ③ L9		C SL 91 B SI 98 S SL 90 X SL 92 1-2 1B		X SI 95 0-0 ③ G1-3		4	0	1	0	0	1	2
2 Geraldo Perdomo, S (1, 6) OBP: 0.750, SLG: 0.500			C CH 88 B FC 94 B FC 95 B FC 95 X FC 95 3-1 7 HR 1B		C FC 94 B FC 94 B CH 88 C FC 94 B CU 80 B FC 94 4-2 4 G1-3 7 BB BB		C FF 89 B ST 81 X CH 82 1-1 ③ G1-3		C FF 94 C CH 82 B FF 96 F FF 95 B CH 85 B CH 82 F FF 95 B FF 96 4-2 28 CS 7 BB BB	2	1	1	0	2	0	1

Inning Stats	1	2	3	4	5	6	7	8	9
	R: 0 E: 0 K: 0 S: 13	R: 0 E: 0 K: 2 S: 12	R: 3 E: 0 K: 2 S: 19	R: 1 E: 0 K: 1 S: 11	R: 0 E: 0 K: 1 S: 12	R: 0 E: 0 K: 1 S: 11	R: 0 E: 0 K: 1 S: 7	R: 0 E: 0 K: 1 S: 6	R: 2 E: 0 K: 1 S: 16
	H: 0 LOB: 0 BB: 0 P: 18	H: 1 LOB: 1 BB: 0 P: 18	H: 3 LOB: 0 BB: 0 P: 28	H: 1 LOB: 0 BB: 0 P: 16	H: 0 LOB: 3 BB: 3 P: 27	H: 1 LOB: 1 BB: 0 P: 16	H: 1 LOB: 1 BB: 0 P: 10	H: 1 LOB: 2 BB: 1 P: 11	H: 1 LOB: 1 BB: 3 P: 37

1B: 5	SF: 0	WP: 1	PA: 41
2B: 2	SAC: 0	PB: 0	
3B: 0	DP: 1	SB: 2	
HR: 3	HBP: 0	CS: 3	

PITCHER		IP	WLS	BF	H	R	ER	SO	BB	IBB	HBP	BLK	WP	HR	S	P	ERA	WHIP
39 Corbin Burnes, R ERA: 9.0	(1, 1)	4.0	L	19	5	4	4	5	2	0	0	0	0	3	59	92	9.00	1.750
45 Abner Uribe, R ERA:	(5, 1)	1.0		4	0	0	0	1	1	0	0	0	0	0	8	15	0.00	1.000
Elvis Peguero, R ERA:	(6, 1)	0.2		3	1	0	0	1	0	0	0	0	0	0	9	13	0.00	1.500
55 Hoby Milner, L ERA:	(6, 1)	0.2		3	1	0	0	0	0	0	0	0	0	0	5	6	0.00	1.500
31 Joel Payamps, R ERA:	(7, 1)	1.2		6	1	0	0	2	1	0	0	0	0	0	10	18	0.00	1.200

PITCHER		IP	WLS	BF	H	R	ER	SO	BB	IBB	HBP	BLK	WP	HR	S	P	ERA	WHIP
38 Devin Williams, R ERA: 27.0	(9, 1)	0.2		5	1	2	2	1	3	0	0	0	1	0	13	31	27.00	6.000
46 Bryse Wilson, R ERA:	(9, 1)	0.1		1	0	0	0	0	0	0	0	0	0	0	3	6	0.00	0.000

TOP

Arizona Diamondbacks @ Milwaukee Brewers

American Family Field, Milwaukee, WI

Tue Oct 03 2023, 6:09 PM - 9:45 PM CDT

Att. 40,892 - Clear - 80 F

livebaseballscorecards.com

AB	34
R	6
H	9
RBI	6
BB	7
SO	10
LOB	22

Batter	1	2	3	4	5	6	7	8	9	AB	R	H	RBI	BB	SO	LOB
22 Christian Yelich, L (1, 7) OBP: 0.600, SLG: 0.333	C FF 95 B FF 93 B FF 94 B SI 94 C FF 93 F FF 95 B FF 94 4-2 24 1B 41 1B BB	F FF 94 X ST 84 0-1 24 FC6-4 1B		B SI 89 C SI 90 X CU 80 1-1 ① G4-3		B SI 91 T SI 91 F SI 91 B SL 78 F SI 91 F SI 91 B FF 91 B SI 90 4-2 24 1B BB		C FF 97 B SL 89 B FF 97 F FF 97 S SL 89 2-3 ③ K		3	1	1	0	2	1	0
24 William Contreras, R (1, 2) OBP: 0.600, SLG: 0.500	B FF 94 S FF 93 C FF 94 X ST 84 1-2 41 1B 1-3 1B	T FF 93 1 SAFE C ST 84 X ST 84 0-2 ② FC6-4 1-2f		F SI 98 B SI 98 B SL 83 C SI 97 B SL 85 B SL 82 4-2 21 FC6-4 BB		C SI 90 X SI 91 0-1 ① 21 FC6-4 1-3 1B			S FF 92 F FF 93 S ST 86 0-3 ① K	4	0	2	0	1	1	1
41 Carlos Santana, S (1, 3) OBP: 0.200, SLG: 0.200	C SI 94 X CH 88 0-1 1-2 3-H 1B	F SI 93 B SI 94 D CH 87 1 SAFE 1 SAFE X SI 93 2-1 ③ F7		T SI 98 C SI 96 X CH 92 0-2 ② F8		B SI 91 C SI 92 B SI 91 F SI 91 S SI 91 2-3 ② K			X FF 93 0-0 ② F8	5	0	1	1	0	1	3
21 Mark Canha, R (1, 10)	C SI 94 B ST 84 F FF 93 S FF 94 1-3 ① K	C ST 83 S ST 84 B ST 83 S ST 83 1-3 ① K	X SI 98 0-0 ③ FC6-4 1-2f	C SI 90 X SI 91 0-1 ③ FC6-4 1-2f			S FF 93 B FF 93 H FF 92 2-1 10 DI HBP	4	0	0	0	0	2	4
10 Sal Frelick, L (1, 8) OBP: 0.400, SLG: 0.400	T SI 93 F SI 92 F FF 95 S FF 95 0-3 ② K	C SI 94 C CH 87 F FF 94 B ST 85 X CH 88 1-2 27 2B 1B			B FF 96 F FF 95 B SL 81 B FF 95 F FF 94 X FF 96 3-2 3 1B 27 1B 1B		C FF 94 B FF 96 B SL 86 C FF 95 F SL 87 F FF 97 S FF 97 2-3 ① K		C FF 92 F FF 94 B ST 86 X FF 95 1-2 ③ F7	5	0	2	0	0	2	3
27 Willy Adames, R (1, 6) OBP: 0.750, SLG: 1.000	S FF 93 S FF 95 B FF 94 S ST 85 1-3 ③ K	D ST 85 F FF 93 1 SAFE D ST 83 F ST 84 B ST 84 X SI 92 3-2 1-3 2B			B FF 96 X FF 95 1-0 15 L5-4 3 1B 1-2 1B		B SI 96 B SL 88 F SI 95 X FF 96 2-1 3 G5-4-3 1B			4	0	3	0	0	1	2
3 Josh Donaldson, R (1, 5) OBP: 0.500, SLG: 0.500		B FF 94 S FF 94 B FF 94 F FF 93 X FF 94 2-2 0 SH1-4 15 HR 1B	S FF 94 B SI 95 S SI 93 B ST 84 B SI 94 X ST 84 3-2 ② F8		B FF 97 X FF 96 1-0 1-2 2-3 1B		X SL 88 0-0 ②③ G5-4-3 1-2f			4	1	2	0	0	0	3
0 Brice Turang, L (1, 4) 33 Jesse Winker, L (8, PH) 14 Andruw Monasterio, R (9, 4)		B FF 93 L CU 78 B FF 93 X FF 92 2-1 ① SH1-4 1-2	F SI 88 S CU 80 D CU 82 F SI 90 B CU 82 D CU 80 B SI 89 4-2 15 FC6-4 BB		D SL 80 T FF 95 T FF 96 F FF 98 S FF 96 1-3 ① K			F FF 96 S FF 96 T FF 97 0-2 ① K		1 1 0	0 0 0	0 0 0	0 0 0	1 0 0	1 0 0	3 0 0
15 Tyrone Taylor, R (1, 9) OBP: 0.250, SLG: 1.000		S ST 83 F ST 85 X FF 94 0-2 2-H HR	S CH 80 B CH 81 S CH 81 X CH 81 1-2 ③ FC6-4 1-2f		C SI 90 F SI 91 B SI 92 B SL 79 D SI 90 X SI 90 3-2 ②③ L5-4 2-2			C FF 96 B SI 96 S SL 87 F SL 88 S SL 89 1-3 ② K		4	1	1	2	0	1	6
Inning Stats	R: 1 E: 0 K: 3 S: 18 H: 2 LOB: 2 BB: 1 P: 25	R: 2 E: 0 K: 0 S: 15 H: 3 LOB: 1 BB: 0 P: 21	R: 0 E: 0 K: 1 S: 19 H: 2 LOB: 3 BB: 1 P: 32	R: 0 E: 0 K: 0 S: 8 H: 0 LOB: 1 BB: 1 P: 13	R: 0 E: 0 K: 1 S: 12 H: 3 LOB: 2 BB: 0 P: 21	R: 0 E: 0 K: 1 S: 11 H: 1 LOB: 1 BB: 1 P: 17	R: 0 E: 0 K: 1 S: 8 H: 1 LOB: 0 BB: 0 P: 12	R: 0 E: 0 K: 3 S: 10 H: 0 LOB: 0 BB: 0 P: 13	R: 0 E: 0 K: 1 S: 8 H: 0 LOB: 1 BB: 0 P: 11	1B: 10 2B: 2 3B: 0 HR: 1 SF: 0 SAC: 1 DP: 2 HBP: 1						

PITCHER		IP	WLS	BF	H	R	ER	SO	BB	IBB	HBP	BLK	WP	HR	S	P	ERA	WHIP
32 Brandon Pfaadt, R	(1, 1)	2.2		16	7	3	3	4	1	0	0	0	0	1	46	67	10.12	3.000
ERA: 10.13																		
35 Joe Mantiply, L	(3, 1)	0.2	W	3	0	0	0	0	1	0	0	0	0	0	8	14	0.00	1.500
ERA:																		
50 Miguel Castro, R	(4, 1)	0.2	H	3	0	0	0	0	1	0	0	0	0	0	6	10	0.00	1.500
ERA:																		
19 Ryne Nelson, R	(5, 1)	0.1	H	4	3	0	0	1	0	0	0	0	0	0	9	15	0.00	9.000
ERA:																		
81 Ryan Thompson, R	(5, 1)	1.2	H	5	1	0	0	1	1	0	0	0	0	0	14	23	0.00	1.200
ERA:																		

PITCHER		IP	WLS	BF	H	R	ER	SO	BB	IBB	HBP	BLK	WP	HR	S	P	ERA	WHIP
37 Kevin Ginkel, R	(7, 1)	2.0	H	6	1	0	0	4	0	0	0	0	0	0	18	25	0.00	0.500
ERA:																		
38 Paul Sewald, R	(9, 1)	1.0	S	4	0	0	0	1	0	0	1	0	0	0	8	11	0.00	0.000
ERA:																		

BOTTOM

Arizona Diamondbacks @ Milwaukee Brewers

American Family Field, Milwaukee, WI

Tue Oct 03 2023, 6:09 PM - 9:45 PM CDT

Att. 40,892 - Clear - 80 F

livebaseballscorecards.com

AB	35
R	3
H	12
RBI	3
BB	4
SO	11
LOB	25

WP: 0	PA: 41					
PB: 0						
SB: 0						
CS: 0						

Arizona Diamondbacks @ Milwaukee Brewers

American Family Field, Milwaukee, WI

Wed Oct 04 2023, 6:10 PM - 9:07 PM CDT

Att. 41,166 - Roof Closed - 79 F

TOP

livebaseballscorecards.com

Batter	1	2	3	4	5	6	7	8	9	AB	R	H	RBI	BB	SO	LOB
7 Corbin Carroll, L (1, 9) OBP: 0.667, SLG: 1.143	C FF 95 B FF 96 C FF 94 B FF 96 X CU 80 2-2 ① F8		B FF 95 B SL 86 B FF 94 C FF 93 F FF 93 X FF 94 3-2 ③ P5			S FF 93 B FF 92 S SL 83 B FF 93 X CH 88 2-2 4 1B 1-3 2B	B ST 81 C SI 89 B SI 89 C ST 80 X SI 90 2-2 1B			4	1	2	0	0	0	0
4 Ketel Marte, S (1, 4) OBP: 0.333, SLG: 0.625	B CH 89 B CH 90 S FF 94 F FF 95 B FF 97 B CH 90 4-2 BB			C SL 84 B FF 93 B CU 76 C CH 88 C FF 95 2-3 ① K		B CH 89 F FF 95 B FF 95 F SL 85 F FF 95 B CH 90 X FF 95 3-2 28 1B 53 FC5-2-5 2-H 3-H 1B	B FF 89 F SI 89 F CH 83 B FF 91 B FF 90 S ST 81 3-3 ③ K			3	0	1	2	1	2	1
28 Tommy Pham, R (1, 10) OBP: 0.222, SLG: 0.125	C SL 85 B CH 90 S SL 85 C FF 97 1-3 ② K			B CH 89 S SL 85 X SL 86 1-1 ② G5-3		B SI 99 C SI 99 B SL 91 T SL 90 B SI 101 X SL 90 3-2 11 BB 12 WP 53 FC5-2-5 2-3 1B		X SI 94 0-0 ① G6-3		4	1	1	0	0	1	1
53 Christian Walker, R (1, 3) OBP: 0.444, SLG: 0.500	C FF 96 B SL 84 B FF 96 B CH 90 X FF 96 3-1 ③ P4			C SL 87 F CH 89 X SL 84 0-2 ③ F7		S SI 101 D SI 101 F SL 90 X SI 100 1-2 FC5-2-5 12 WP 11 BB 12 1B 1-2 3-H		C SI 95 F SI 95 B SL 90 B SI 96 T SI 97 2-2 ② K		4	1	0	0	0	1	3
14 Gabriel Moreno, R (1, 2) OBP: 0.333, SLG: 0.800 11 Jose Herrera, S (3, 2)		C FF 92 T FF 95 S SL 84 0-3 ① K			B FF 94 X CH 88 1-0 ① F9	B SI 99 B SI 100 B SI 99 B SI 99 4-0 12 1B 12 WP 1-2 2-3 BB		B SI 94 C SL 89 B SL 89 B SI 96 X SI 95 3-1 ③ G4-3		1 2	0 0	0 0	0 0	0 1	1 0	0 0
12 Lourdes Gurriel Jr., R (1, 7) OBP: 0.125, SLG: 0.125		C SL 84 F FF 96 C FF 98 0-3 ② K			B SL 84 B FF 96 B FF 94 C FF 93 S SL 84 F SL 85 F FF 94 F SL 84 F FF 95 3-2 X FF 96 ② G5-3	C SL 90 B SI 101 C SI 99 D SL 91 X SL 90 2-2 5 G6-3 1-3 2-H 3-H 1B			B KC 88 S FF 100 C FF 102 B FF 101 C FF 100 2-3 ① K	4	0	1	1	0	2	0
5 Alek Thomas, L (1, 8) OBP: 0.125, SLG: 0.500		B CU 81 X CH 90 1-0 ③ F8			B CH 90 B FF 94 X CH 88 2-0 HR	B ST 82 X ST 81 1-0 ② ③ G6-3 1-2f			B FF 101 F FF 101 S KC 87 F FF 101 S FF 101 1-3 ② K	4	1	1	1	0	1	2
3 Evan Longoria, R (1, 5) OBP: 0.125, SLG: 0.125 13 Emmanuel Rivera, R (9, 5)			C CU 78 C SL 84 S SL 84 0-3 ① K		B SL 81 F FF 95 X SL 86 1-1 ③ F7		C FF 89 X CH 82 0-1 ① F7		F FF 100 S KC 90 B FF 100 B FF 100 S KC 88 2-3 ③ K	4 0	0 0	0 0	0 0	0 0	2 0	0 0
2 Geraldo Perdomo, S (1, 6) OBP: 0.571, SLG: 0.250			X FF 94 0-0 ② F9			C FF 94 F SL 85 B FF 93 B FF 95 B CU 78 B FF 92 4-2 7 2B 4 1B BB	C ST 81 C SI 89 B FF 89 B SI 89 F ST 82 T FF 89 2-2 ② K			2	1	0	0	1	1	0
Inning Stats	R: 0 E: 0 K: 1 S: 10 H: 0 LOB: 1 BB: 1 P: 20	R: 0 E: 0 K: 2 S: 7 H: 0 LOB: 0 BB: 0 P: 8	R: 0 E: 0 K: 1 S: 7 H: 0 LOB: 0 BB: 0 P: 10	R: 0 E: 0 K: 1 S: 8 H: 0 LOB: 0 BB: 0 P: 11	R: 1 E: 0 K: 0 S: 11 H: 1 LOB: 0 BB: 0 P: 18	R: 4 E: 0 K: 0 S: 19 H: 4 LOB: 1 BB: 2 P: 39	R: 0 E: 0 K: 2 S: 12 H: 1 LOB: 1 BB: 0 P: 19	R: 0 E: 0 K: 1 S: 6 H: 0 LOB: 0 BB: 0 P: 11	R: 0 E: 0 K: 3 S: 10 H: 0 LOB: 0 BB: 0 P: 15	1B: 4 2B: 1 3B: 0 HR: 1 SF: 0 SAC: 0 DP: 1 HBP: 0						

	AB	32
	R	5
	H	6
	RBI	4
	BB	3
	SO	11
	LOB	7

WP: 1 PA: 35
PB: 0
SB: 0
CS: 0

PITCHER		IP	WLS	BF	H	R	ER	SO	BB	IBB	HBP	BLK	WP	HR	S	P	ERA	WHIP
51 Freddy Peralta, R ERA: 7.2	(1, 1)	5.0	L	20	3	4	4	5	2	0	0	0	0	1	52	85	7.20	1.000
45 Abner Uribe, R ERA: 6.75	(6, 1)	0.1		4	2	1	1	0	1	0	0	0	1	0	9	19	27.00	9.000
55 Hoby Milner, L ERA:	(6, 1)	1.2		5	1	0	0	2	0	0	0	0	0	0	13	21	0.00	0.600
Elvis Peguero, R ERA:	(8, 1)	1.0		3	0	0	0	1	0	0	0	0	0	0	6	11	0.00	0.000
29 Trevor Megill, R ERA:	(9, 1)	1.0		3	0	0	0	3	0	0	0	0	0	0	10	15	0.00	0.000

PITCHER		IP	WLS	BF	H	R	ER	SO	BB	IBB	HBP	BLK	WP	HR	S	P	ERA	WHIP

Batter	1	2	3	4	5	6	7	8	9	AB	R	H	RBI	BB	SO	LOB
22 Christian Yelich, L (1, 7) OBP: 0.600, SLG: 0.625	B FF 92 B FF 94 X FF 93 2-0 21 1B 24 S 10 SF9 1B	C FF 94 X FF 94 0-1 ③ G4-3			X FC 92 0-0 ② F7			X FF 94 0-0 21 1B 24 1B 10 FC1-2 1B	F FF 94 F FF 93 X FF 93 0-2 1-3 2B	5	1	3	0	0	0	0
24 William Contreras, R (1, 2) OBP: 0.400, SLG: 0.333	B FF 94 B FF 94 1 SAFE C FF 94 C KC 82 1 SAFE F KC 82 D KC 81 S KC 81 3-3 ① K 1-2		X FF 94 0-0 ① G4-3		C KC 84 B FF 94 C KC 83 B SL 90 X KC 83 2-2 ③ G5-3			C SI 93 X SI 93 0-1 10 FC1-2 21 1B 1-2 1B	S ST 87 F FF 94 S ST 87 0-3 ③ K	5	0	1	0	0	2	3
41 Carlos Santana, S (1, 3) OBP: 0.444, SLG: 0.286	B FC 92 B FF 95 B FC 92 C FF 94 C FF 95 F FF 96 F FF 97 F FF 96 B FF 96 4-2 10 SF9 21 1B 27 1B BB		B FC 92 B CH 87 S CH 88 F FC 92 B FF 95 X CH 88 3-2 21 1B 1B			B KC 80 C CH 86 B FC 90 B FF 93 B FF 94 4-1 BB		C SL 87 F SL 87 F SL 87 S FF 96 0-3 ① K		2	1	1	0	2	1	2
21 Mark Canha, R (1, 10) OBP: 0.444, SLG: 0.375 28 Joey Wiemer, R (8, PR) (9, 10)	C FF 96 C FF 96 B FF 96 B FF 96 F FF 96 F FF 96 X FF 95 2-2 27 1B 1-2 2-3 1B		S FF 95 B FC 91 X SL 89 1-1 10 G1-6-3 1-2 1B			C KC 82 F SL 90 X SL 88 0-2 ① L8		C FF 97 F SL 87 D SL 88 D SL 88 X FF 97 2-2 10 FC1-2 1-2 2-3 1B		4 0	0 0	3 0	0 0	0 0	0 0	1 0
10 Sal Frelick, L (1, 8) OBP: 0.222, SLG: 0.250	S CH 88 F CH 87 X FF 96 0-2 ② SF9 2-3 3-H		B CH 88 B FF 95 C CH 87 F CH 87 X FF 96 2-2 ②③ G1-6-3 1-2f			C KC 82 C KC 82 B CH 87 F KC 82 B KC 82 C FF 95 2-3 ② K		C CU 83 B CU 84 B CU 84 F SI 92 X CU 84 2-2 ② FC1-2 27 FC4 1-2 2-3 3-Hf		3	0	0	1	0	1	6
27 Willy Adames, R (1, 6) OBP: 0.625, SLG: 0.714	X KC 84 0-0 1-3 3-H 1B			C FF 93 B KC 83 C KC 82 B FF 94 B CH 88 D CH 88 4-2 3 G6-3 BB		F SL 89 S FF 94 S KC 82 0-3 ③ K		X SI 94 0-0 ③ FC4 1-2f		3	0	1	1	1	1	4
3 Josh Donaldson, R (1, 5) OBP: 0.375, SLG: 0.286	C KC 84 X CH 87 0-1 ③ G1-3			C FF 95 S FF 95 X FC 90 0-2 ①② G6-3 1-2f			B SI 91 X SI 92 1-0 ① L4		C FF 91 B ST 85 H FF 92 2-1 15 FC6-4 HBP	3	0	0	0	0	0	3
0 Brice Turang, L (1, 4) 33 Jesse Winker, L (7, PH) 14 Andruw Monasterio, R (8, 4)		C FF 94 B CH 88 S CH 87 B CH 86 F FF 94 F FF 95 F FF 95 F CH 87 S KC 83 2-3 ① K		C FF 94 C KC 82 F FF 94 X KC 81 0-2 ③ L9			C SI 91 B SI 92 X SI 91 1-1 ② G3		S FF 92 S ST 85 B ST 86 C ST 86 1-3 ① K	2 1 1	0 0 0	0 0 0	0 0 0	0 0 0	1 0 1	0 0 1
15 Tyrone Taylor, R (1, 9) OBP: 0.125, SLG: 0.500		X FF 94 0-0 ② P6			B SL 90 B CH 88 B CH 88 C FF 94 X SL 89 3-1 ① F8		C SL 79 F SL 80 S FF 92 0-3 ③ K		C ST 86 F ST 85 X FF 94 0-2 ② FC6-4 22 2B 1-2f	4	0	0	0	0	1	1
Inning Stats	R: 2 E: 0 K: 1 S: 21 H: 3 LOB: 2 BB: 1 P: 32	R: 0 E: 0 K: 1 S: 10 H: 0 LOB: 0 BB: 0 P: 12	R: 0 E: 0 K: 0 S: 9 H: 2 LOB: 1 BB: 0 P: 15	R: 0 E: 0 K: 0 S: 9 H: 0 LOB: 0 BB: 1 P: 13	R: 0 E: 0 K: 0 S: 6 H: 0 LOB: 0 BB: 0 P: 11	R: 0 E: 0 K: 2 S: 11 H: 0 LOB: 1 BB: 1 P: 17	R: 0 E: 0 K: 1 S: 6 H: 0 LOB: 0 BB: 0 P: 8	R: 0 E: 0 K: 1 S: 14 H: 3 LOB: 3 BB: 0 P: 18	R: 0 E: 0 K: 2 S: 13 H: 1 LOB: 2 BB: 0 P: 16	1B: 8 2B: 1 3B: 0 HR: 0	SF: 1 SAC: 0 DP: 2 HBP: 1			WP: 0 PB: 0 SB: 1 CS: 0	PA: 38		

PITCHER		IP	WLS	BF	H	R	ER	SO	BB	IBB	HBP	BLK	WP	HR	S	P	ERA	WHIP
23 Zac Gallen, R ERA: 3.0	(1, 1)	6.0	W	24	5	2	2	4	3	0	0	0	0	0	66	100	3.00	1.333
81 Ryan Thompson, R ERA:	(7, 1)	1.0	H	3	0	0	0	1	0	0	0	0	0	0	6	8	0.00	0.000
37 Kevin Ginkel, R ERA:	(8, 1)	0.1	H	4	3	0	0	1	0	0	0	0	0	0	10	12	0.00	9.000
57 Andrew Saalfrank, L ERA:	(8, 1)	0.2	H	2	0	0	0	0	0	0	0	0	0	0	4	6	0.00	0.000
38 Paul Sewald, R ERA:	(9, 1)	1.0	S	5	1	0	0	2	0	0	1	0	0	0	13	16	0.00	1.000

PITCHER	IP	WLS	BF	H	R	ER	SO	BB	IBB	HBP	BLK	WP	HR	S	P	ERA	WHIP

BOTTOM

Arizona Diamondbacks @ Milwaukee Brewers

American Family Field, Milwaukee, WI

Wed Oct 04 2023, 6:10 PM - 9:07 PM CDT

Att. 41,166 - Roof Closed - 79 F

livebaseballscorecards.com

AB	33
R	2
H	9
RBI	2
BB	3
SO	8
LOB	21