Minnesota Twins - 1961

Batter	1	2	3	4	5	6	7	8	9	AB	R	H	RBI	BB	SO	LOB
Zoilo Versalles, R (1, 6) OBP: 0.400, SLG: 0.400	x 0-0 ① 6-3		x 0-0 ② L4		x 0-0 ③ FC6-4 1-2f		x 0-0 BB 1-2 1B		x 0-0 S SF7 1B	5	1	2	0	0	0	1
Lenny Green, L (1, 8)	x 0-0 ② 1-6-3		x 0-0 ③ P3			x 0-0 ① 4-3	x 0-0 ② F8		x 0-0 ① P4	5	0	0	0	0	0	3
Harmon Killebrew, R (1, 3) OBP: 0.600, SLG: 0.500	B B B B 4-0 BB			x 0-0 FC5-4 1B		x 0-0 ② F8	B B B B 4-0 1-2 2-3 BB		x 0-0 ② SF7 1-H	2	0	1	1	2	0	0
Jim Lemon, R (1, 7) Dan Dobbek, L (7, 7)	x 0-0 ③ 4-3			x 0-0 ① F8		S S S 0-3 ③ K	x 0-0 ③ 5-3		H 1-0 S HBP	4 0	0 0	0 0	0 0	0 0	1 0	5 0
Bob Allison, R (1, 9) OBP: 0.400, SLG: 1.000		x 0-0 ① L4		x 0-0 ② L6			x 0-0 HR	x 0-0 FC5-4 1B	x 0-0 ③ 6-3 1-2	5	1	2	1	0	0	2
Earl Battey, R (1, 2) OBP: 0.250, SLG: 0.500		S S S 0-3 ② K		x 0-0 ③ FC5-4 1-2f			x 0-0 SH2-4 1B 2B	x 0-0 ① FC5-4 1-2f HR		4	2	1	0	0	1	2
Reno Bertoia, R (1, 5) OBP: 0.750, SLG: 2.000		B B B 4-0 BB			x 0-0 ① 6-3		B B B 4-0 SH2-4 1B BB	x 0-0 1-H HR		2	2	1	2	2	0	0
Billy Gardner, R (1, 4) OBP: 0.333, SLG: 0.333		x 0-0 ③ F9			x 0-0 FC6-4 1B		x 0-0 ① SH2-4 1-2 2-3	x 0-0 ② F7		3	0	1	0	0	0	1
Pedro Ramos, S (1, 1) OBP: 0.250, SLG: 0.250			S S S 0-3 ① K		x 0-0 ② F9		x 0-0 BB 1B 2-H 3-H 1B	x 0-0 ③ 4-3		4	0	1	2	0	1	1
Inning Stats	R: 0 E: 0 K: 0 S: 3 H: 0 LOB: 1 BB: 1 P: 7	R: 0 E: 0 K: 1 S: 5 H: 0 LOB: 1 BB: 1 P: 9	R: 0 E: 0 K: 1 S: 5 H: 0 LOB: 0 BB: 0 P: 5	R: 0 E: 0 K: 0 S: 4 H: 1 LOB: 1 BB: 0 P: 4	R: 0 E: 0 K: 0 S: 4 H: 1 LOB: 1 BB: 0 P: 4	R: 0 E: 0 K: 1 S: 5 H: 0 LOB: 0 BB: 0 P: 5	R: 3 E: 0 K: 0 S: 7 H: 4 LOB: 3 BB: 2 P: 15	R: 2 E: 0 K: 0 S: 5 H: 2 LOB: 0 BB: 0 P: 5	R: 1 E: 0 K: 0 S: 4 H: 1 LOB: 1 BB: 0 P: 5	1B: 6 2B: 1 3B: 0 HR: 2 SF: 1 SAC: 1 DP: 0 HBP: 1						

PITCHER		IP	WLS	BF	H	R	ER	SO	BB	IBB	HBP	BLK	WP	HR	S	P	ERA	WHIP
Whitey Ford, L ERA: 4.26	(1, 1)	6.1	L	27	5	3	3	3	3	0	0	0	0	1	30	42	4.26	1.263
Ralph Terry, R ERA: 10.8	(7, 1)	1.2		9	3	2	2	0	1	0	0	0	0	1	8	12	10.80	2.400
Jim Coates, R ERA: 9.0	(9, 1)	1.0		5	1	1	1	0	0	0	1	0	0	0	4	5	9.00	1.000

PITCHER	IP	WLS	BF	H	R	ER	SO	BB	IBB	HBP	BLK	WP	HR	S	P	ERA	WHIP

TOP

Minnesota Twins @ New York Yankees

Yankee Stadium, Bronx, NY

Tue Apr 11 1961, 3:33 AM EST
Att. 14,607 - Unknown - 50 F

livebaseballscorecards.com

AB	34
R	6
H	9
RBI	6
BB	4
SO	3
LOB	15



Batter	1	2	3	4	5	6	7	8	9	AB	R	H	RBI	BB	SO	LOB
Bobby Richardson, R (1, 4)	5-3		6-3		G5-4-3 1-2f			6-3		4	0	0	0	0	0	1
Hector Lopez, R (1, 7)	F9		1-3			4-3			P6	4	0	0	0	0	0	0
Yogi Berra, L (1, 2) OBP: 0.250, SLG: 0.250	1B		F9			4-3			F8	4	0	1	0	0	0	0
Mickey Mantle, S (1, 8)	4-3			K		K			F9	4	0	0	0	0	2	1
Roger Maris, L (1, 9)		E7 F9		K			F9			3	0	0	0	0	1	0
Bill Skowron, R (1, 3) OBP: 0.333, SLG: 0.333		F7		1B			F9			3	0	1	0	0	0	1
Tony Kubek, L (1, 6)		BB		F8			L6			2	0	0	0	1	0	1
Clete Boyer, R (1, 5)		F9 2-3			K			K		3	0	0	0	0	2	2
Whitey Ford, L (1, 1) OBP: 0.500, SLG: 0.500		5-3			G5-4-3 1B			G3		2	0	1	0	0	0	2
Ralph Terry, R (7, 1)										0	0	0	0	0	0	0
Jesse Gonder, L (8, PH)										1	0	0	0	0	0	0
Jim Coates, R (9, 1)										0	0	0	0	0	0	0
Inning Stats	R: 0 E: 0 K: 0 S: 4 H: 1 LOB: 1 BB: 0 P: 4	R: 0 E: 1 K: 0 S: 4 H: 0 LOB: 2 BB: 1 P: 8	R: 0 E: 0 K: 0 S: 3 H: 0 LOB: 0 BB: 0 P: 3	R: 0 E: 0 K: 2 S: 8 H: 1 LOB: 1 BB: 0 P: 8	R: 0 E: 0 K: 1 S: 5 H: 1 LOB: 0 BB: 0 P: 5	R: 0 E: 0 K: 1 S: 5 H: 0 LOB: 0 BB: 0 P: 5	R: 0 E: 0 K: 0 S: 3 H: 0 LOB: 0 BB: 0 P: 3	R: 0 E: 0 K: 1 S: 5 H: 0 LOB: 0 BB: 0 P: 5	R: 0 E: 0 K: 0 S: 3 H: 0 LOB: 0 BB: 0 P: 3	1B: 3 2B: 0 3B: 0 HR: 0 SF: 0 SAC: 0 DP: 1 HBP: 0							

PITCHER	IP	WLS	BF	H	R	ER	SO	BB	IBB	HBP	BLK	WP	HR	S	P	ERA	WHIP
Pedro Ramos, R (1, 1) ERA:	9.0	W	31	3	0	0	5	1	0	0	0	0	0	40	44	0.00	0.444

PITCHER	IP	WLS	BF	H	R	ER	SO	BB	IBB	HBP	BLK	WP	HR	S	P	ERA	WHIP

BOTTOM

Minnesota Twins @ New York Yankees

Yankee Stadium, Bronx, NY

Tue Apr 11 1961, 3:33 AM EST
Att. 14,607 - Unknown - 50 F

livebaseballscorecards.com

AB	30
R	0
H	3
RBI	0
BB	1
SO	5
LOB	8

1B: 3 2B: 0 3B: 0 HR: 0 SF: 0 SAC: 0 DP: 1 HBP: 0

WP: 0 PB: 0 SB: 0 CS: 0 PA: 31

Minnesota Twins @ Baltimore Orioles

Memorial Stadium, Baltimore, MD

Fri Apr 14 1961, 6:05 PM EST

Att. 9,185 - Unknown

TOP

livebaseballscorecards.com

Batter	1	2	3	4	5	6	7	8	9	AB	R	H	RBI	BB	SO	LOB
Zoilo Versalles, R (1, 6) OBP: 0.400, SLG: 0.500	K			E 2B	5-3		S BB 1B 2-H		P3	5	1	2	1	0	1	2
Lenny Green, L (1, 8) OBP: 0.333, SLG: 0.143	F9			E HBP		1B SF8 1B	BBBB S 1B BB 1-2			2	1	1	0	1	0	0
Harmon Killebrew, R (1, 3) OBP: 0.444, SLG: 0.333	K			P4		1-3	K 1-2 2-3			4	0	1	0	0	2	4
Jim Lemon, R (1, 7) Dan Dobbek, L (7, 7)		K		E3 G4-6-3 1-2 2-H		K		F2		3 1	0 0	0 0	0 0	0 0	2 0	3 0
Bob Allison, R (1, 9) OBP: 0.333, SLG: 0.750		5-3		G4-6-3 1-2f		SF8 3-H		S 1B		3	0	1	1	0	0	2
Earl Battey, R (1, 2) OBP: 0.250, SLG: 0.375		K			1B 1B	5-3		K		4	0	1	0	0	2	2
Reno Bertoia, R (1, 5) OBP: 0.500, SLG: 0.833			5-3		SH3-4 1-3		6-3	6-3 1-2		4	0	1	0	0	0	1
Billy Gardner, R (1, 4) OBP: 0.286, SLG: 0.429			F7		K		1B 2B		6-3	4	1	1	0	0	1	2
Camilo Pascual, R (1, 1)			K		SH3-4 1-2		L6		K	3	0	0	0	0	2	1

	AB	33
	R	3
	H	8
	RBI	2
	BB	1
	SO	10
	LOB	17

Inning Stats										
	R: 0	H: 0	R: 0	H: 0	R: 0	H: 0	R: 1	H: 1	R: 0	H: 2
	E: 0	LOB: 0	E: 0	LOB: 0	E: 0	LOB: 0	E: 1	LOB: 1	E: 0	LOB: 2
	K: 2	BB: 0	K: 2	BB: 0	K: 1	BB: 0	K: 0	BB: 0	K: 1	BB: 0
	S: 7	P: 7	S: 7	P: 7	S: 5	P: 5	S: 4	P: 5	S: 7	P: 7

Inning Stats										
	R: 1	H: 2	R: 1	H: 2	R: 0	H: 1	R: 0	H: 0	1B: 6	SF: 1
	E: 0	LOB: 1	E: 0	LOB: 2	E: 0	LOB: 1	E: 0	LOB: 0	2B: 2	SAC: 1
	K: 1	BB: 0	K: 1	BB: 1	K: 1	BB: 0	K: 1	BB: 0	3B: 0	DP: 1
	S: 7	P: 7	S: 7	P: 11	S: 6	P: 6	S: 5	P: 5	HR: 0	HBP: 1

	WP: 0	PA: 37
	PB: 0	
	SB: 3	
	CS: 0	

PITCHER		IP	WLS	BF	H	R	ER	SO	BB	IBB	HBP	BLK	WP	HR	S	P	ERA	WHIP
Jack Fisher, R ERA: 2.7	(1, 1)	6.2	L	28	7	3	2	7	0	0	1	0	0	0	41	42	2.70	1.050
Billy Hoeft, L ERA:	(7, 1)	0.0		1	0	0	0	0	1	0	0	0	0	0	0	4	∞	∞
Hoyt Wilhelm, R ERA:	(7, 1)	2.1		8	1	0	0	3	0	0	0	0	0	0	14	14	0.00	0.429

PITCHER		IP	WLS	BF	H	R	ER	SO	BB	IBB	HBP	BLK	WP	HR	S	P	ERA	WHIP

BOTTOM

Minnesota Twins @ Baltimore Orioles

Memorial Stadium, Baltimore, MD

Fri Apr 14 1961, 6:05 PM EST

Att. 9,185 - Unknown

livebaseballscorecards.com

Batter	1	2	3	4	5	6	7	8	9	AB	R	H	RBI	BB	SO	LOB
Jackie Brandt, R (1, 8) OBP: 0.444, SLG: 0.667	S 1B		F8		1-H 2-H 3B		K			4	0	2	2	0	1	1
Russ Snyder, L (1, 9) OBP: 0.250, SG: 0.143	K		K		K2-3			4-3		4	0	0	0	0	3	3
Dick Williams, R (1, 7)	F9			F9		6-3 BB		5-3		3	0	0	0	1	0	1
Jim Gentile, L (1, 3) OBP: 0.125, SLG: 0.125	K 1-2			2-3		F7		4-3		4	0	0	0	0	1	2
Gus Triandos, R (1, 2)		K		K		6-3 1-2			K	4	0	0	0	0	3	1
Brooks Robinson, R (1, 5) OBP: 0.375, SLG: 0.429		5-3			1B 3B 1B	FC6-4 BB			6-3	3	1	1	0	1	0	0
Ron Hansen, R (1, 6) OBP: 0.125, SLG: 0.125		5-3			1-2 3B 1B	FC6-4 1-2f			K	4	1	1	0	0	1	2
Marv Breeding, R (1, 4)			K		K		F8			1	0	0	0	0	1	0
Dave Philley, S (5, PH)										1	0	0	0	0	1	2
Jerry Adair, R (6, 4)										1	0	0	0	0	0	0
Jack Fisher, R (1, 1) OBP: 0.500, SLG: 0.500			1B		P3		K			2	0	1	0	0	0	2
Billy Hoeft, L (7, 1)										0	0	0	0	0	0	0
Hoyt Wilhelm, R (7, 1)										1	0	0	0	0	1	0
Inning Stats	R: 0 E: 0 K: 2 S: 8 H: 1 LOB: 1 BB: 0 P: 8	R: 0 E: 0 K: 1 S: 5 H: 0 LOB: 0 BB: 0 P: 5	R: 0 E: 0 K: 2 S: 8 H: 1 LOB: 1 BB: 0 P: 8	R: 0 E: 0 K: 1 S: 5 H: 0 LOB: 0 BB: 0 P: 5	R: 2 E: 0 K: 2 S: 10 H: 3 LOB: 1 BB: 0 P: 10	R: 0 E: 0 K: 0 S: 3 H: 0 LOB: 2 BB: 2 P: 11	R: 0 E: 0 K: 2 S: 7 H: 0 LOB: 0 BB: 0 P: 7	R: 0 E: 0 K: 0 S: 3 H: 0 LOB: 0 BB: 0 P: 3	R: 0 E: 0 K: 2 S: 7 H: 0 LOB: 0 BB: 0 P: 7	1B: 4 2B: 0 3B: 1 HR: 0 SF: 0 SAC: 0 DP: 0 HBP: 0							

	AB	32
	R	2
	H	5
	RBI	2
	BB	2
	SO	12
	LOB	14

WP: 0 PB: 0 SB: 1 CS: 0 PA: 34

PITCHER	IP	WLS	BF	H	R	ER	SO	BB	IBB	HBP	BLK	WP	HR	S	P	ERA	WHIP
Camilo Pascual, R (1, 1) ERA: 2.0	9.0	W	34	5	2	2	12	2	0	0	0	0	0	56	64	2.00	0.778

PITCHER	IP	WLS	BF	H	R	ER	SO	BB	IBB	HBP	BLK	WP	HR	S	P	ERA	WHIP

Batter	1	2	3	4	5	6	7	8	9	AB	R	H	RBI	BB	SO	LOB
Zoilo Versalles, R (1, 6) OBP: 0.429, SLG: 0.500	x 0-0 CS WP 1B		x 0-0 BB 1B		x 0-0 ③ F9			S S S 0-3 ② K		4	0	2	0	0	1	0
Lenny Green, L (1, 8) OBP: 0.308, SLG: 0.100	x 0-0 ① F5		B B B B 4-0 1-2 BB			x 0-0 ① 2-3		S S S 0-3 ③ K		3	0	0	0	1	1	1
Harmon Killebrew, R (1, 3) OBP: 0.308, SLG: 0.200	x 0-0 ②③ 5-3 1-3		x 0-0 ③ G2			x 0-0 ② F8			x 0-0 ① 5-3	4	0	0	0	0	0	3
Bob Allison, R (1, 9) OBP: 0.385, SLG: 0.636		B B B B 4-0 6-3 WP BB		x 0-0 G6-4-3 1B		x 0-0 F8			x 0-0 5-3	3	0	1	0	1	0	0
Jim Lemon, R (1, 7) OBP: 0.091, SLG: 0.091		x 0-0 ① F9 1-2		x 0-0 ①② G6-4-3 1-2f			S S S 0-3 ① K		x 0-0 FC6-4 1B	4	0	1	0	0	1	2
Earl Battey, R (1, 2) OBP: 0.333, SLG: 0.300		x 0-0 ② 6-3 2-3		B B B B 4-0 PB BB			B B B B 4-0 L3-6 BB		x 0-0 ③ FC6-4 1-2f	2	0	0	0	2	0	2
Reno Bertoia, R (1, 5) OBP: 0.455, SLG: 0.625		x 0-0 ③ 4-1		S S S 0-3 ③ K 1-2			B B B B 4-0 1-2 BB			2	0	0	0	1	1	2
Billy Gardner, R (1, 4) OBP: 0.400, SLG: 0.444			B B B B 4-0 G6-3 BB		x 0-0 G1-6-3 1B		x 0-0 ②③ L3-6 2-3			2	0	1	0	1	0	2
Chuck Stobbs, L (1, 1) Billy Consolo, R (3, PH) Ted Sadowski, R (3, 1) Ron Henry, R (5, PH) Paul Giel, R (5, 1) Pete Whisenant, R (8, PH) Lee Stange, R (8, 1)			x 0-0 ①② G6-3 1-2f		x 0-0 ①② G1-6-3 1-2f			x 0-0 ① 4-3		0 1 0 1 0 1 0	0 0 0 0 0 0 0	0 0 0 0 0 0 0	0 0 0 0 0 0 0	0 0 0 0 0 0 0	0 0 0 0 0 0 0	0 1 0 1 0 0 0
Inning Stats	R: 0 H: 1 E: 0 LOB: 0 K: 0 BB: 0 S: 3 P: 3	R: 0 H: 0 E: 0 LOB: 1 K: 0 BB: 1 S: 3 P: 7	R: 0 H: 1 E: 0 LOB: 2 K: 0 BB: 2 S: 3 P: 11	R: 0 H: 1 E: 0 LOB: 1 K: 1 BB: 1 S: 5 P: 9	R: 0 H: 1 E: 0 LOB: 0 K: 0 BB: 0 S: 3 P: 3	R: 0 H: 0 E: 0 LOB: 0 K: 0 BB: 0 S: 3 P: 3	R: 0 H: 0 E: 0 LOB: 1 K: 1 BB: 2 S: 4 P: 12	R: 0 H: 0 E: 0 LOB: 0 K: 2 BB: 0 S: 7 P: 7	R: 0 H: 1 E: 0 LOB: 1 K: 0 BB: 0 S: 4 P: 4	1B: 5 2B: 1 3B: 0 HR: 0	SF: 0 SAC: 0 DP: 4 HBP: 0			WP: 2 PB: 1 SB: 0 CS: 1	PA: 33		

TOP

Minnesota Twins @ Baltimore Orioles

Memorial Stadium, Baltimore, MD

Sat Apr 15 1961, 3:33 AM EST

Att. 7,555 - Unknown

livebaseballscorecards.com

AB	27
R	0
H	5
RBI	0
BB	6
SO	4
LOB	14

PITCHER		IP	W/L/S	BF	H	R	ER	SO	BB	IBB	HBP	BLK	WP	HR	S	P	ERA	WHIP
Steve Barber, L	(1, 1)	9.0	W	33	5	0	0	4	6	0	0	0	2	0	35	59	0.00	1.222
ERA:																		

PITCHER	IP	W/L/S	BF	H	R	ER	SO	BB	IBB	HBP	BLK	WP	HR	S	P	ERA	WHIP

BOTTOM

Minnesota Twins @ Baltimore Orioles

Memorial Stadium, Baltimore, MD

Sat Apr 15 1961, 3:33 AM EST

Att. 7,555 - Unknown

livebaseballscorecards.com

Batter	1	2	3	4	5	6	7	8	9	AB	R	H	RBI	BB	SO	LOB
Jackie Brandt, R (1, 8) OBP: 0.357, SLG: 0.500	FC6-4 1B	6-3		P6		F9		6-3		5	0	1	0	0	0	2
Dick Williams, R (1, 7) OBP: 0.333, SLG: 0.750	FC6-4 G5-4-3 1-2f		E7 1B FC5-4	E5		HR 2-H		BB 2B		5	2	2	2	0	0	1
Gene Stephens, L (9, 7) OBP: 0.750, SLG: 0.500										0	0	0	0	0	0	0
Brooks Robinson, R (1, 5) OBP: 0.385, SLG: 0.364	G5-4-3 1-2f		E BB WP 2-3 1B	L4		4-1		BB B B B B	BB	4	1	1	0	1	0	2
Walt Dropo, R (1, 3)		F7	P4	1-3			G3	1-2 2-3	BB	1	0	0	0	0	0	0
Jim Gentile, L (3, PH) OBP: 0.167, SLG: 0.091 (4, 3)								B B B B		3	0	0	0	1	0	3
Gus Triandos, R (1, 2) OBP: 0.231, SLG: 0.167		1B 3B 1B	B B B B	FC5-4 1-2 BB	P6		FC3-6 1B	F3		4	1	2	0	1	0	3
Ron Hansen, R (1, 6) OBP: 0.167, SLG: 0.167		1-2 3B 1B	FC5-4 WP 1B 1-2f 2-3 3-H		F8		FC3-6 BB 1-2f			4	2	1	0	0	0	3
Earl Robinson, R (1, 9) OBP: 0.600, SLG: 1.000		1-H 2-H 1B 3B	1B 1-H 3-H 1B		F2		B B B B 1-2 BB			3	1	2	3	1	0	0
Marv Breeding, R (1, 4) OBP: 0.222, SLG: 0.333		K	1-3			HR 2B	K			4	1	2	0	0	2	3
Steve Barber, L (1, 1) OBP: 0.250, SLG: 0.250		3-H 1B	K			K		6-3		4	0	1	1	0	2	3
Inning Stats	R: 0 E: 0 K: 0 S: 3 H: 1 LOB: 0 BB: 0 P: 3	R: 3 E: 0 K: 1 S: 9 H: 4 LOB: 1 BB: 0 P: 9	R: 3 E: 2 K: 1 S: 9 H: 3 LOB: 2 BB: 1 P: 13	R: 0 E: 1 K: 0 S: 4 H: 0 LOB: 1 BB: 0 P: 4	R: 0 E: 0 K: 0 S: 3 H: 0 LOB: 0 BB: 0 P: 3	R: 2 E: 0 K: 1 S: 7 H: 2 LOB: 0 BB: 0 P: 7	R: 0 E: 0 K: 1 S: 6 H: 1 LOB: 2 BB: 1 P: 10	R: 0 E: 0 K: 0 S: 4 H: 1 LOB: 3 BB: 2 P: 12		1B: 8 2B: 2 3B: 1 HR: 1 SF: 0 SAC: 0 DP: 1 HBP: 0						

	AB	37
	R	8
	H	12
	RBI	6
	BB	4
	SO	4
	LOB	20

WP: 1 PB: 0 SB: 0 CS: 0 PA: 41

PITCHER		IP	WLS	BF	H	R	ER	SO	BB	IBB	HBP	BLK	WP	HR	S	P	ERA	WHIP
Chuck Stobbs, L ERA: 13.5	(1, 1)	2.0	L	10	5	3	3	1	0	0	0	0	0	0	12	12	13.50	2.500
Ted Sadowski, R ERA:	(3, 1)	2.0		12	3	3	0	1	1	0	0	0	1	0	13	17	0.00	2.000
Paul Giel, R ERA: 6.0	(5, 1)	3.0		13	3	2	2	2	1	0	0	0	0	1	16	20	6.00	1.333
Lee Stange, R ERA:	(8, 1)	1.0		6	1	0	0	0	2	0	0	0	0	0	4	12	0.00	3.000

PITCHER	IP	WLS	BF	H	R	ER	SO	BB	IBB	HBP	BLK	WP	HR	S	P	ERA	WHIP

Batter	1	2	3	4	5	6	7	8	9	AB	R	H	RBI	BB	SO	LOB
Zoilo Versalles, R (1, 6) OBP: 0.474, SLG: 0.471	4-0 BB HR BB 4-0 BB 1-2 2-3 3-H BB		x 0-0 ② F7			x 0-0 E HR 1B	x 0-0 ③ 6-3			3	2	1	1	2	0	0
Lenny Green, L (1, 8)	4-0 BB 1-2 HR BB 4-0 1-2 2-3 3-H BB		x 0-0 ③ P4			x 0-0 E4 1-2 HR		x 0-0 HR		3	3	1	2	2	0	1
Don Mincher, L (1, 3)	4-0 1-2 2-3 HR BB x 0-0 ③ 4-3			x 0-0 ① F9		x 0-0 ① P5		x 0-0 ① F9		4	1	0	0	1	0	5
Bob Allison, R (1, 9) OBP: 0.389, SLG: 0.938	x 0-0 1-H 2-H 3-H HR	x 0-0 ① F8		x 0-0 ② F8		x 0-0 1-H 2-H HR		S S S 0-3 ② K		5	2	2	7	0	1	0
Jim Lemon, R (1, 7) OBP: 0.267, SLG: 0.400	x 0-0 1B BB 2B	x 0-0 1B 1B		x 0-0 2B		S S S 0-3 ② K		x 0-0 ③ 3-1		4	1	3	0	0	1	0
Dan Dobbek, L (6, 7)										1	0	0	0	0	0	0
Earl Battey, R (1, 2) OBP: 0.412, SLG: 0.357	S S S 0-3 ① K	x 0-0 1-2 1B		S S S 0-3 ③ K		x 0-0 1B		B B B B 4-0 G1-6-3 BB		4	0	2	0	1	2	2
Reno Bertoia, R (1, 5) OBP: 0.375, SLG: 0.417	B B B B 4-0 BB 1B BB BB	S S S 0-3 ② K			S S S 0-3 ① K	x 0-0 ③ 1-3		x 0-0 ① ② G1-6-3 1-2f		4	1	0	0	1	2	4
Billy Gardner, R (1, 4) OBP: 0.267, SLG: 0.286	S S S 0-3 ② K	S S S 0-3 ③ K			x 0-0 ② 6-3		x 0-0 ① P6	x 0-0 ③ 1-3		5	0	0	0	0	2	4
Pedro Ramos, S (1, 1) OBP: 0.250, SLG: 0.250	x 0-0 BB BB 1-2 2-3 1B		S S S 0-3 ① K		S S S 0-3 ③ K		S S S 0-3 ② K			4	0	1	0	0	3	0
Ray Moore, R (7, 1)										0	0	0	0	0	0	0
Inning Stats	R: 6 E: 0 K: 2 S: 10 H: 3 LOB: 3 BB: 6 P: 34	R: 0 E: 0 K: 2 S: 9 H: 2 LOB: 2 BB: 0 P: 9	R: 0 E: 0 K: 1 S: 5 H: 0 LOB: 0 BB: 0 P: 5	R: 0 E: 0 K: 1 S: 6 H: 1 LOB: 1 BB: 0 P: 6	R: 0 E: 0 K: 2 S: 7 H: 0 LOB: 0 BB: 0 P: 7	R: 3 E: 1 K: 1 S: 9 H: 3 LOB: 1 BB: 0 P: 9	R: 0 E: 0 K: 1 S: 5 H: 0 LOB: 0 BB: 0 P: 5	R: 1 E: 0 K: 1 S: 6 H: 1 LOB: 0 BB: 0 P: 6	R: 0 E: 0 K: 0 S: 2 H: 0 LOB: 0 BB: 1 P: 6	1B: 5 2B: 2 3B: 0 HR: 3 SF: 0 SAC: 0 DP: 1 HBP: 0							

TOP

Minnesota Twins @ Baltimore Orioles

Memorial Stadium, Baltimore, MD

Sun Apr 16 1961, 3:33 AM EST

Unknown

livebaseballscorecards.com

AB	37
R	10
H	10
RBI	10
BB	7
SO	11
LOB	16

WP: 0 PB: 0 SB: 0 CS: 0 PA: 44

PITCHER		IP	WLS	BF	H	R	ER	SO	BB	IBB	HBP	BLK	WP	HR	S	P	ERA	WHIP
Chuck Estrada, R ERA:	(1, 1)	0.0	L	5	2	5	5	0	3	0	0	0	0	1	2	14	∞	∞
John Papa, R ERA: 18.0	(1, 1)	0.2		6	1	1	1	2	3	0	0	0	0	0	7	19	13.50	6.000
Dick Hall, R ERA: 3.38	(1, 1)	5.1		23	6	3	2	7	0	0	0	0	0	1	37	37	3.38	1.125
Gordon Jones, R ERA: 4.5	(7, 1)	2.0		7	1	1	1	2	0	0	0	0	0	1	11	11	4.50	0.500
Wes Stock, R ERA:	(9, 1)	1.0		3	0	0	0	0	1	0	0	0	0	0	2	6	0.00	1.000

PITCHER	IP	WLS	BF	H	R	ER	SO	BB	IBB	HBP	BLK	WP	HR	S	P	ERA	WHIP

BOTTOM

Minnesota Twins @ Baltimore Orioles

Memorial Stadium, Baltimore, MD

Sun Apr 16 1961, 3:33 AM EST

Unknown

livebaseballscorecards.com

Batter	1	2	3	4	5	6	7	8	9	AB	R	H	RBI	BB	SO	LOB
Dick Williams, R (1, 7) OBP: 0.286, SLG: 0.538	F7	1B		P3		6-3 1-2 2-3		P2		5	0	1	0	0	0	4
Russ Snyder, L (1, 8) OBP: 0.308, SLG: 0.250	HR	1-3			L4	3-1		G3 1-2 3-H		5	1	2	1	0	0	3
Brooks Robinson, R (1, 5) OBP: 0.278, SLG: 0.250	K	P4			5-3		F7	F8		5	0	0	0	0	1	4
Jim Gentile, L (1, 3) OBP: 0.235, SLG: 0.438	1-H HR		K		2B		F8		F7	5	1	2	2	0	1	0
Gus Triandos, R (1, 2) OBP: 0.250, SLG: 0.200 Frank Zupo, L (7, 2) OBP: 0.667, SLG: 1.000	1B		K		6-3		2B		P6	3 2	0 1	1 1	0 0	0 0	1 0	1 0
Ron Hansen, R (1, 6) OBP: 0.353, SLG: 0.375	1-2 1B	1B				BBBB 4-0 FC4-6 BB	2-H 2B		6-3	4	0	3	1	1	0	0
Gene Stephens, L (1, 9) OBP: 0.375, SLG: 0.167	F8	F8				FC4-6 1B 1-2f 1B	F9			4	1	0	0	0	0	5
Marv Breeding, R (1, 4) OBP: 0.182, SLG: 0.273 Whitey Herzog, L (6, PH) OBP: 1.000, SLG: 1.000 Jerry Adair, R (7, 4) OBP: 0.500, SLG: 0.500		P4		P4		6-3 1-3 1B		1B G3		2 1 1	0 0 1	0 1 1	0 0 0	0 0 0	0 0 0	0 0 0
Chuck Estrada, R (1, 1) John Papa, R (1, 1) Dick Hall, R (1, 1) Dave Philley, S (6, PH) OBP: 0.333, SLG: 0.333 Gordon Jones, R (7, 1) Clint Courtney, L (8, PH) OBP: 0.500, SLG: 0.500 Wes Stock, R (9, 1)		5-3		L6		6-3 1-2 3-H 1B		G3 1-3 1B		0 0 2 1 0 1 0	0 0 0 0 0 0 0	0 0 0 1 0 1 0	0 0 0 1 0 0 0	0 0 0 0 0 0 0	0 0 0 0 0 0 0	0 0 0 0 0 0 0
Inning Stats	R: 2 E: 0 K: 1 S: 9 H: 4 LOB: 2 BB: 0 P: 9	R: 0 E: 0 K: 0 S: 5 H: 2 LOB: 2 BB: 0 P: 5	R: 0 E: 0 K: 2 S: 8 H: 1 LOB: 1 BB: 0 P: 8	R: 0 E: 0 K: 0 S: 3 H: 0 LOB: 0 BB: 0 P: 3	R: 0 E: 0 K: 0 S: 4 H: 1 LOB: 1 BB: 0 P: 4	R: 1 E: 0 K: 0 S: 5 H: 2 LOB: 2 BB: 1 P: 9	R: 1 E: 0 K: 0 S: 5 H: 2 LOB: 1 BB: 0 P: 5	R: 1 E: 0 K: 0 S: 5 H: 2 LOB: 1 BB: 0 P: 5	R: 0 E: 0 K: 0 S: 3 H: 0 LOB: 0 BB: 0 P: 3	1B: 10 2B: 3 3B: 0 HR: 1 SF: 0 SAC: 0 DP: 0 HBP: 0						

AB	41
R	5
H	14
RBI	5
BB	1
SO	3
LOB	17

WP: 0 PA: 42
PB: 0
SB: 0
CS: 0

PITCHER		IP	WLS	BF	H	R	ER	SO	BB	IBB	HBP	BLK	WP	HR	S	P	ERA	WHIP
Pedro Ramos, R ERA: 2.3	(1, 1)	6.2	W	33	12	4	4	3	1	0	0	0	0	1	38	42	5.40	1.950
Ray Moore, R ERA: 3.86	(7, 1)	2.1	S	9	2	1	1	0	0	0	0	0	0	0	9	9	3.86	0.857

PITCHER		IP	WLS	BF	H	R	ER	SO	BB	IBB	HBP	BLK	WP	HR	S	P	ERA	WHIP

Batter	1	2	3	4	5	6	7	8	9	10	11	AB	R	H	RBI	BB	SO	LOB
Zoilo Versalles, R (1, 6) OBP: 0.520, SLG: 0.652	K		1B		F8		9-4 1B		S 1B		HR	6	1	4	3	0	1	1
Lenny Green, L (1, 8) OBP: 0.333, SLG: 0.316	F5		F8			3B 1B	1-2f		4-3		K	6	1	1	0	0	1	4
Don Mincher, L (1, 3) OBP: 0.400, SLG: 0.875	3-1			HR		1-H 1B 3B		BBBB SH1-4 BB		P6		4	2	2	2	1	0	0
Bob Allison, R (1, 9) OBP: 0.409, SLG: 0.900		6-3		6-3		3-H 1B FC5-2 1B		SH1-4 1-2		2B		4	0	2	1	0	0	0
Jim Lemon, R (1, 7) Dan Dobbek, L (7, 7) Pete Whisenant, R (10, PH) (10, 7)		F8		BBBB G1-6-3 BB		F9		BBBB G4-6-3 BB		F9		2 0 1	0 0 0	0 0 0	0 0 0	1 1 0	0 0 0	1 0 1
Hal Naragon, L (1, 2) OBP: 0.250, SLG: 0.250 Earl Battey, R (9, 2) OBP: 0.389, SLG: 0.333		F8		G1-6-3 1-2f		1-3 FC5-2 1B		G4-6-3 1-2f		5-3		4 1	0 0	1 0	0 0	0 0	0 0	3 1
Reno Bertoia, R (1, 5) OBP: 0.381, SLG: 0.375			F9		6-3	1-2 3-H FC5-2			SH1-4 1B 1B		BBBB SH3-4 HR BB	4	2	1	0	1	0	2
Billy Gardner, R (1, 4) OBP: 0.278, SLG: 0.353			1B 2B		SSS K	SSS K			SH1-4 1-2		SH3-4 1-2	3	0	1	0	0	2	2
Jack Kralick, L (1, 1) OBP: 0.250, SLG: 0.250 Ray Moore, R (9, 1) Bill Pleis, L (9, 1) Ron Henry, R (11, PH) Chuck Stobbs, L (11, 1)			P5		1B		P4		F7		SSS K	4 0 0 1 0	0 0 0 0 0	1 0 0 0 0	0 0 0 0 0	0 0 0 1 0	0 0 0 0 0	2 0 0 1 0
Inning Stats	R: 0 E: 0 K: 1 S: 5 H: 0 LOB: 0 BB: 0 P: 5	R: 0 E: 0 K: 0 S: 3 H: 0 LOB: 0 BB: 0 P: 3	R: 0 E: 0 K: 0 S: 5 H: 2 LOB: 2 BB: 0 P: 5	R: 1 E: 0 K: 0 S: 3 H: 1 LOB: 0 BB: 1 P: 7	R: 0 E: 0 K: 1 S: 6 H: 1 LOB: 1 BB: 0 P: 6	R: 2 E: 0 K: 1 S: 9 H: 4 LOB: 2 BB: 0 P: 9	R: 0 E: 0 K: 0 S: 3 H: 1 LOB: 0 BB: 0 P: 3	R: 0 E: 0 K: 0 S: 2 H: 0 LOB: 1 BB: 2 P: 10	R: 1 E: 0 K: 0 S: 5 H: 2 LOB: 1 BB: 0 P: 5	R: 0 E: 0 K: 0 S: 4 H: 1 LOB: 1 BB: 0 P: 4	R: 2 E: 0 K: 2 S: 8 H: 1 LOB: 0 BB: 1 P: 12	1B: 8 2B: 3 3B: 1 HR: 2 SF: 0 SAC: 3 DP: 3 HBP: 0			WP: 0 PB: 0 SB: 1 CS: 0	PA: 47		

PITCHER		IP	WLS	BF	H	R	ER	SO	BB	IBB	HBP	BLK	WP	HR	S	P	ERA	WHIP
Hal Brown, R ERA: 3.68	(1, 1)	7.1		32	9	3	3	3	3	0	0	0	0	1	35	47	3.68	1.636
Hoyt Wilhelm, R ERA: 1.5	(8, 1)	1.2		6	2	1	1	0	0	0	0	0	0	0	6	6	5.40	1.200
Billy Hoeft, L ERA: 3.6	(10, 1)	2.0	L	9	2	2	2	2	1	0	0	0	0	1	12	16	9.00	1.500

PITCHER	IP	WLS	BF	H	R	ER	SO	BB	IBB	HBP	BLK	WP	HR	S	P	ERA	WHIP

Minnesota Twins @ Baltimore Orioles

Memorial Stadium, Baltimore, MD

Sun Apr 16 1961, 3:38 AM EST

Att. 14,146 - Unknown

TOP

livebaseballscorecards.com

AB	40
R	6
H	13
RBI	6
BB	4
SO	5
LOB	18

Minnesota Twins @ Baltimore Orioles

Memorial Stadium, Baltimore, MD

Sun Apr 16 1961, 3:38 AM EST

Att. 14,146 - Unknown

livebaseballscorecards.com

BOTTOM

Batter	1	2	3	4	5	6	7	8	9	10	11	AB	R	H	RBI	BB	SO	LOB
Dick Williams, R (1, 7) (8, 8) OBP: 0.316, SLG: 0.556	1B, BB, 1-3, 1B		F8			F8, SF8, 2B		F7		F8		5	2	2	0	0	0	0
Earl Robinson, R (1, 9) OBP: 0.400, SLG: 0.500	BBBB, 1-3, 1B, 1-2, G1-2-3, BB		6-3			F8, 2-3		6-3		F2		4	0	0	0	1	0	1
Brooks Robinson, R (1, 5) OBP: 0.261, SLG: 0.250	1-3, 1-2, 2-3, 1B		F3			SF8, 3-H			F7	F8		4	0	1	1	0	0	0
Walt Dropo, R (1, 3) OBP: 0.200, SLG: 0.200 Hank Foiles, R (9, PR) Frank Zupo, L (10, 2) OBP: 0.500, SLG: 0.667	1-3, 1-2, 2-3, 3-H			F7		P3			BB, BB, 3-1, 1B		SSSS, K	4 0 1	0 1 0	1 0 0	1 0 0	0 0 1	0 0 0	2 0 0
Gus Triandos, R (1, 2) OBP: 0.350, SLG: 0.235 Jackie Brandt, R (9, PR) OBP: 0.357, SLG: 0.500 Jerry Adair, R (10, 4) OBP: 0.333, SLG: 0.333	IBB			G3			FC6-4, 1B		BBBB, 3-1, BB, WP, 1-2, BB		F8	2 0 1	0 1 0	1 0 0	0 0 0	2 0 0	0 0 0	0 0 0
Ron Hansen, R (1, 6) OBP: 0.318, SLG: 0.300	G1-2-3, 3-Hf			SSS, K			FC6-4, 1B, 1-2f		BBBB, WP, 3-1, 1-2, 2-3, BB		F9	4	0	0	0	1	1	4
Marv Breeding, R (1, 4) OBP: 0.143, SLG: 0.214 Jim Gentile, L (9, PH) OBP: 0.222, SLG: 0.412 (10, 3)		F7			P3		F9		3-1, 1-2, 2-3, 3-H			3 1	0 0	0 1	0 0	0 1	0 0	1 2
Russ Snyder, L (1, 8) OBP: 0.375, SLG: 0.333 Hoyt Wilhelm, R (8, 1) Whitey Herzog, L (9, PH) OBP: 1.000, SLG: 1.000 Billy Hoeft, L (10, 1)		P6			F7, 1B		1-3, 1B		BBBB, 2-3, 3-H, BB			3 0 0 0	0 0 0 0	2 0 0 0	0 0 0 0	0 0 1 0	0 0 0 0	0 0 0 0
Hal Brown, R (1, 1) Dave Philley, S (8, 7) OBP: 0.200, SLG: 0.200 Gene Stephens, L (11, 7) OBP: 0.375, SLG: 0.167		F9			F7, 1-2			SSS, K	P6			2 2 0	0 0 0	0 0 0	0 0 0	0 1 0	0 2 0	1 2 0
Inning Stats	R: 1 H: 2 E: 0 LOB: 2 K: 0 BB: 2 S: 4 P: 12	R: 0 H: 0 E: 0 LOB: 0 K: 0 BB: 0 S: 3 P: 3	R: 0 H: 0 E: 0 LOB: 0 K: 0 BB: 0 S: 3 P: 3	R: 0 H: 0 E: 0 LOB: 0 K: 1 BB: 0 S: 5 P: 5	R: 0 H: 1 E: 0 LOB: 0 K: 0 BB: 0 S: 3 P: 3	R: 1 H: 1 E: 0 LOB: 0 K: 0 BB: 0 S: 4 P: 4	R: 0 H: 2 E: 0 LOB: 2 K: 0 BB: 0 S: 4 P: 4	R: 0 H: 0 E: 0 LOB: 0 K: 1 BB: 0 S: 5 P: 5	R: 2 H: 1 E: 0 LOB: 2 K: 0 BB: 3 S: 4 P: 16	R: 0 H: 0 E: 0 LOB: 0 K: 0 BB: 0 S: 3 P: 3	R: 0 H: 0 E: 0 LOB: 0 K: 1 BB: 0 S: 5 P: 5	1B: 6 SF: 1 2B: 1 SAC: 0 3B: 0 DP: 1 HR: 0 HBP: 0						

AB	36
R	4
H	7
RBI	3
BB	5
SO	3
LOB	13

WP: 1 PA: 42
PB: 0
SB: 0
CS: 0

PITCHER		IP	WLS	BF	H	R	ER	SO	BB	IBB	HBP	BLK	WP	HR	S	P	ERA	WHIP
Jack Kralick, L ERA: 4.32	(1, 1)	8.1		32	7	4	4	2	2	1	0	0	0	0	33	45	4.32	1.080
Ray Moore, R ERA: 3.38	(9, 1)	0.1		3	0	0	0	0	2	0	0	0	1	0	1	9	0.00	6.000
Bill Pleis, L ERA:	(9, 1)	1.1	W	4	0	0	0	0	0	0	0	0	0	0	4	4	0.00	0.000
Chuck Stobbs, L ERA: 9.0	(11, 1)	1.0	S	3	0	0	0	1	0	0	0	0	0	0	5	5	0.00	0.000

PITCHER	IP	WLS	BF	H	R	ER	SO	BB	IBB	HBP	BLK	WP	HR	S	P	ERA	WHIP

Minnesota Twins @ Boston Red Sox

Fenway Park, Boston, MA

Tue Apr 18 1961, 3:33 AM EST

Att. 2,309 - Unknown - 40 F

TOP

livebaseballscorecards.com

Batter	1	2	3	4	5	6	7	8	9	AB	R	H	RBI	BB	SO	LOB
Zoilo Versalles, R (1, 6) OBP: 0.467, SLG: 0.571	4-3		SH1-3 1B 1B		6-3		P4		P4	5	1	1	0	0	0	2
Lenny Green, L (1, 8) OBP: 0.429, SLG: 0.435	E S 1B 1B		SH1-3 1-2		1B		BB 1-2 1B		BB 1-2 1B	4	1	4	0	0	0	0
Don Mincher, L (1, 3) OBP: 0.467, SLG: 0.727	L8		BB 2-H 1B		4-3		B B B B 4-0 1-2 2-3 BB		B B B B 4-0 1-2 2-3 BB	3	0	1	1	2	0	2
Bob Allison, R (1, 9) OBP: 0.407, SLG: 0.792	1-H 2B 1B		B B B B 4-0 1-2 BB			L7	P6		S S S 0-3 K	4	0	1	1	1	1	6
Jim Lemon, R (1, 7) OBP: 0.318, SLG: 0.571 Dan Dobbek, L (8, 7)	1-H 2B		5-3			HR		F6		4 0	1 0	2 0	1 0	0 0	0 0	2 0
Earl Battey, R (1, 2) OBP: 0.318, SLG: 0.263		F7		4-3		4-3		4-3		4	0	0	0	0	0	0
Reno Bertoia, R (1, 5) OBP: 0.320, SLG: 0.300		5-3		4-3		3-1		P6		4	0	0	0	0	0	0
Billy Gardner, R (1, 4) OBP: 0.273, SLG: 0.333		P6		1-3			FC5-6 1B		1-3	4	0	1	0	0	0	0
Jim Kaat, L (1, 1) Bill Pleis, L (8, 1) OBP: 1.000, SLG: 1.000			6-3		L6		FC5-6 BB 1B 1-2f		BB 1B 1B	3 1	0 0	0 1	0 0	0 0	0 0	1 0
Inning Stats	R: 1 E: 0 K: 0 S: 5 H: 3 LOB: 2 BB: 0 P: 5	R: 0 E: 0 K: 0 S: 3 H: 0 LOB: 0 BB: 0 P: 3	R: 1 E: 0 K: 0 S: 5 H: 2 LOB: 2 BB: 1 P: 9	R: 0 E: 0 K: 0 S: 3 H: 0 LOB: 0 BB: 0 P: 3	R: 0 E: 0 K: 0 S: 4 H: 1 LOB: 1 BB: 0 P: 4	R: 1 E: 0 K: 0 S: 4 H: 1 LOB: 0 BB: 0 P: 4	R: 0 E: 0 K: 0 S: 5 H: 2 LOB: 3 BB: 1 P: 9	R: 0 E: 0 K: 0 S: 3 H: 0 LOB: 0 BB: 0 P: 3	R: 0 E: 0 K: 1 S: 7 H: 2 LOB: 3 BB: 1 P: 11	1B: 9 2B: 1 3B: 0 HR: 1 SF: 0 SAC: 1 DP: 0 HBP: 0						

	AB	36
	R	3
	H	11
	RBI	3
	BB	3
	SO	1
	LOB	13

WP: 0 PA: 40
PB: 0
SB: 1
CS: 0

PITCHER		IP	WLS	BF	H	R	ER	SO	BB	IBB	HBP	BLK	WP	HR	S	P	ERA	WHIP
Billy Muffett, R ERA: 4.5	(1, 1)	6.0	L	25	7	3	3	0	1	0	0	0	0	1	24	28	4.50	1.333
Dave Hillman, R ERA:	(7, 1)	2.0		9	2	0	0	0	1	0	0	0	0	0	8	12	0.00	1.500
Chet Nichols, L ERA:	(9, 1)	1.0		6	2	0	0	1	1	0	0	0	0	0	7	11	0.00	3.000

PITCHER	IP	WLS	BF	H	R	ER	SO	BB	IBB	HBP	BLK	WP	HR	S	P	ERA	WHIP

Minnesota Twins @ Boston Red Sox

Fenway Park, Boston, MA

Tue Apr 18 1961, 3:33 AM EST

Att. 2,309 - Unknown - 40 F

BOTTOM

livebaseballscorecards.com

Batter	1	2	3	4	5	6	7	8	9	AB	R	H	RBI	BB	SO	LOB
Chuck Schilling, R (1, 4) OBP: 0.500, SLG: 0.385	6-3		G3			FC6-4 / BB BB		4-3 1-2 3-H	P4	4	0	0	1	1	0	2
Gary Geiger, L (1, 8) OBP: 0.529, SLG: 0.636	K			K		FC6-4 1-2 BB		E / HBP BB		2	0	0	0	2	2	0
Billy Harrell, R (1, 5) OBP: 0.400, SLG: 0.400	1B			1-3		FC6-4 1-2f 2-3		F9		4	0	1	0	0	0	4
Jackie Jensen, R (1, 9) OBP: 0.235, SLG: 0.071	F8			E5		F2		E / HBP 1-2 2-3		3	0	0	0	0	0	3
Jim Pagliaroni, R (1, 2) OBP: 0.143, SLG: 0.143 Russ Nixon, L (4, 2) OBP: 0.286, SLG: 0.286 Frank Malzone, R (8, PH) Don Gile, R (8, PR) (9, 2)		K		6-3			6-3	E6 1-2 2-3 3-H		1 2 1 0	0 0 0 0	0 0 0 0	0 0 0 0	0 0 0 0	1 0 0 0	0 1 2 0
Carl Yastrzemski, L (1, 7) OBP: 0.176, SLG: 0.313		6-3			L7		6-3	F8		4	0	0	0	0	0	3
Pete Runnels, L (1, 3) OBP: 0.438, SLG: 0.429		K			1-3		1-3		F8	4	0	0	0	0	1	0
Pumpsie Green, S (1, 6) OBP: 0.333, SLG: 0.182			G3		K			1B / 4-3 2B	BB	3	1	1	0	1	1	0
Billy Muffett, R (1, 1) Carroll Hardy, R (6, PH) Dave Hillman, R (7, 1) Rip Repulski, R (8, PH) OBP: 0.500, SLG: 0.500 Chet Nichols, S (9, 1) Lou Clinton, R (9, PH)			K			F9		HBP / 4-3 E 2-3 1B	K	1 1 0 1 0 1	0 0 0 1 0 0	0 0 0 1 0 1	0 0 0 0 0 1	0 0 0 0 0 0	1 0 0 0 0 1	0 0 0 0 0 1
Inning Stats	R: 0 E: 0 K: 1 S: 6 H: 1 LOB: 1 BB: 0 P: 6	R: 0 E: 0 K: 2 S: 7 H: 0 LOB: 0 BB: 0 P: 7	R: 0 E: 0 K: 1 S: 5 H: 0 LOB: 0 BB: 0 P: 5	R: 0 E: 1 K: 1 S: 6 H: 0 LOB: 1 BB: 0 P: 6	R: 0 E: 0 K: 1 S: 5 H: 0 LOB: 0 BB: 0 P: 5	R: 0 E: 0 K: 0 S: 3 H: 0 LOB: 2 BB: 2 P: 11	R: 0 E: 0 K: 0 S: 3 H: 0 LOB: 0 BB: 0 P: 3	R: 2 E: 1 K: 0 S: 6 H: 2 LOB: 3 BB: 1 P: 11	R: 0 E: 0 K: 1 S: 5 H: 0 LOB: 1 BB: 1 P: 9	1B: 2 2B: 1 3B: 0 HR: 0 SF: 0 SAC: 0 DP: 0 HBP: 1						

AB	32
R	2
H	3
RBI	1
BB	4
SO	7
LOB	16

WP: 0 PB: 0 SB: 0 CS: 0 PA: 37

PITCHER		IP	WLS	BF	H	R	ER	SO	BB	IBB	HBP	BLK	WP	HR	S	P	ERA	WHIP
Jim Kaat, L ERA: 1.23	(1, 1)	7.1	W	29	3	2	1	6	3	0	0	0	0	0	38	50	1.23	0.818
Bill Pleis, L ERA:	(8, 1)	1.2	S	8	0	0	0	1	1	0	1	0	0	0	8	13	0.00	0.600

PITCHER	IP	WLS	BF	H	R	ER	SO	BB	IBB	HBP	BLK	WP	HR	S	P	ERA	WHIP

Batter	1	2	3	4	5	6	7	8	9	AB	R	H	RBI	BB	SO	LOB
Marty Keough, L (1, 7) OBP: 0.387, SLG: 0.370	0-0 1B G6-4-3 1B		0-0 ② 4-3	0-0 ③ G3			0-0 ②③ G4-6-3 1-2f		0-0 ③ F6	5	1	1	0	0	0	4
Danny O'Connell, R (1, 4) OBP: 0.407, SLG: 0.375	0-0 G6-4-3 1-3 1B		B B B B 4-0 BB		0-0 G4-6-3 1B			0-0 ① 1-6-3		3	0	2	0	1	0	0
Gene Woodling, L (1, 9) OBP: 0.345, SLG: 0.346 Jim King, L (8, 9)	0-0 ①② G6-4-3 1-2f 3-H		B B B B 4-0 1-2 BB		0-0 ①② G4-6-3 1-2f			0-0 ② 1-3		3 0	0 0	0 0	0 0	1 0	0 0	2 0
Dale Long, L (1, 3) OBP: 0.222, SLG: 0.556 Jim Mahoney, R (8, PR) R C Stevens, R (8, 3) OBP: 0.261, SLG: 0.190	0-0 HR		S S S 0-3 ③ K		S S S 0-3 ③ K			0-0 CS 1B		4 0 0	1 0 0	2 0 0	1 0 0	0 0 0	2 0 0	2 0 0
Billy Klaus, L (1, 5) OBP: 0.188, SLG: 0.308	0-0 ③ L6			B B B B 4-0 1B 1B BB		0-0 ① 6-3		0-0 ③ CS 1-2	B B B B 4-0 1B 1B BB	2	2	0	0	2	0	0
Willie Tasby, R (1, 8) OBP: 0.407, SLG: 0.391		0-0 ① 6-3		0-0 FC9-6 1B 1-2 1B		0-0 ② F8			0-0 ① F2	4	0	1	0	0	0	1
Coot Veal, R (1, 6) OBP: 0.310, SLG: 0.269		0-0 ② 5-3		0-0 ① B1		S S S 0-3 ③ K			0-0 1B 1-2 SH1-4 1B	4	1	1	0	0	1	2
Pete Daley, R (1, 2) OBP: 0.250, SLG: 0.182		0-0 ③ 1-3		0-0 FC9-6 1-2 2-H 1B			0-0 ① F9		0-0 SH1-4 1-3 2-H 1B	4	0	2	2	0	0	0
Joe McClain, R (1, 1) OBP: 0.333, SLG: 0.500 Dave Sisler, R (9, 1)			S S S 0-3 ① K	0-0 ② FC9-6 1-2f 2-3			0-0 G4-6-3 1B		0-0 ② SH1-4 1-2 3-H	3 0	0 0	1 0	1 0	0 0	1 0	2 0
Inning Stats	R: 2 E: 0 K: 0 S: 5 H: 3 LOB: 0 BB: 0 P: 5	R: 0 E: 0 K: 0 S: 3 H: 0 LOB: 0 BB: 0 P: 3	R: 0 E: 0 K: 2 S: 7 H: 0 LOB: 2 BB: 2 P: 15	R: 1 E: 0 K: 0 S: 5 H: 2 LOB: 2 BB: 1 P: 9	R: 0 E: 0 K: 1 S: 5 H: 1 LOB: 0 BB: 0 P: 5	R: 0 E: 0 K: 1 S: 5 H: 0 LOB: 0 BB: 0 P: 5	R: 0 E: 0 K: 0 S: 3 H: 1 LOB: 0 BB: 0 P: 3	R: 0 E: 0 K: 0 S: 3 H: 1 LOB: 1 BB: 0 P: 3	R: 2 E: 0 K: 0 S: 5 H: 2 LOB: 1 BB: 1 P: 9	1B: 9 2B: 0 3B: 0 HR: 1	SF: 0 SAC: 1 DP: 3 HBP: 0						

PITCHER		IP	WLS	BF	H	R	ER	SO	BB	IBB	HBP	BLK	WP	HR	S	P	ERA	WHIP
Camilo Pascual, R ERA: 2.65	(1, 1)	8.0		31	8	3	3	4	3	0	0	0	0	1	36	48	3.38	1.375
Ray Moore, R ERA: 7.36	(9, 1)	1.0	L	6	2	2	2	0	1	0	0	0	0	0	5	9	18.00	3.000

PITCHER	IP	WLS	BF	H	R	ER	SO	BB	IBB	HBP	BLK	WP	HR	S	P	ERA	WHIP

TOP

Washington Senators @ Minnesota Twins

Metropolitan Stadium, Bloomington , MI

Fri Apr 21 1961, 4:33 AM EST
Att. 24,606 - Overcast - 63 F

livebaseballscorecards.com

AB	32
R	5
H	10
RBI	4
BB	4
SO	4
LOB	13

WP: 0 PB: 0 SB: 0 CS: 1 PA: 38

Batter	1	2	3	4	5	6	7	8	9	AB	R	H	RBI	BB	SO	LOB
Zoilo Versalles, R (1, 6) OBP: 0.412, SLG: 0.500	F3		L6			F5		F9		4	0	0	0	0	0	1
Lenny Green, L (1, 8) OBP: 0.469, SLG: 0.615	F5			HR HBP		F9 2B		HR		3	2	2	1	0	0	0
Don Mincher, L (1, 3) OBP: 0.421, SLG: 0.800	F8			1-H HR		F9 2-3		F4		4	1	1	2	0	0	1
Bob Allison, R (1, 9) OBP: 0.355, SLG: 0.679		F1		F4		F7			E4 1B	4	0	0	0	0	0	1
Jim Lemon, R (1, 7) OBP: 0.269, SLG: 0.480		F8		F4			F7		K	4	0	0	0	0	1	1
Earl Battey, R (1, 2) OBP: 0.346, SLG: 0.304		L9		F9			1B		BB 1-3 1B	4	0	2	0	0	0	0
Reno Bertoia, R (1, 5) OBP: 0.321, SLG: 0.304 Elmer Valo, L (9, PH) Billy Consolo, R (9, PR)			1B	K			F9		BB 1-2	3 0 0	0 0 0	1 0 0	0 0 0	1 1 0	1 0 0	1 0 0
Billy Gardner, R (1, 4) OBP: 0.280, SLG: 0.333 Hal Naragon, L (9, PH) OBP: 0.200, SLG: 0.200		F7		G6-4-3 1B			F2		F6	3 1	0 0	1 0	0 0	0 0	0 0	2 3
Camilo Pascual, R (1, 1) Dan Dobbek, L (8, PH) Ray Moore, R (9, 1) Pete Whisenant, R (9, PH)		F7		G6-4-3 1-2f				G3	K	2 1 0 1	0 0 0 0	0 0 0 0	0 0 0 0	0 0 0 0	0 0 0 1	2 0 0 3
Inning Stats	R: 0 H: 0 E: 0 LOB: 0 K: 0 BB: 0 S: 3 P: 3	R: 0 H: 0 E: 0 LOB: 0 K: 0 BB: 0 S: 3 P: 3	R: 0 H: 1 E: 0 LOB: 1 K: 0 BB: 0 S: 4 P: 4	R: 2 H: 1 E: 0 LOB: 0 K: 0 BB: 0 S: 4 P: 5	R: 0 H: 1 E: 0 LOB: 0 K: 1 BB: 0 S: 5 P: 5	R: 0 H: 1 E: 0 LOB: 1 K: 0 BB: 0 S: 4 P: 4	R: 0 H: 1 E: 0 LOB: 1 K: 0 BB: 0 S: 4 P: 4	R: 1 H: 1 E: 0 LOB: 0 K: 0 BB: 0 S: 4 P: 4	R: 0 H: 1 E: 1 LOB: 3 K: 2 BB: 1 S: 9 P: 13	1B: 4 SF: 0 2B: 1 SAC: 0 3B: 0 DP: 1 HR: 2 HBP: 1						

PITCHER		IP	WLS	BF	H	R	ER	SO	BB	IBB	HBP	BLK	WP	HR	S	P	ERA	WHIP
Joe McClain, R ERA: 2.6	(1, 1)	8.1	W	33	7	3	3	2	0	0	1	0	0	2	36	37	3.24	0.840
Dave Sisler, R ERA:	(9, 1)	0.2	S	3	0	0	0	1	1	0	0	0	0	0	4	8	0.00	1.500

PITCHER	IP	WLS	BF	H	R	ER	SO	BB	IBB	HBP	BLK	WP	HR	S	P	ERA	WHIP

BOTTOM

Washington Senators @ Minnesota Twins

Metropolitan Stadium, Bloomington , MI

Fri Apr 21 1961, 4:33 AM EST
Att. 24,606 - Overcast - 63 F

livebaseballscorecards.com

AB	34
R	3
H	7
RBI	3
BB	1
SO	3
LOB	15

WP: 0		PA:	36
PB: 0			
SB: 0			
CS: 0			

Batter	1	2	3	4	5	6	7	8	9	10	AB	R	H	RBI	BB	SO	LOB
Marty Keough, L (1, 7) OBP: 0.361, SLG: 0.344	SSS 0-3 ① K		x 0-0 ① F8		x 0-0 ③ F3		x 0-0 ①② G4-3-6 1-2f		x 0-0 4-3 1B		5	0	1	0	0	1	1
Danny O'Connell, R (1, 4) OBP: 0.406, SLG: 0.393	x 0-0 ② F7		x 0-0 ② F6			BBBB 4-0 HR BB	x 0-0 2B 2B		x 0-0 ② 4-3 1-2		4	2	1	0	1	0	1
Gene Woodling, L (1, 9) OBP: 0.364, SLG: 0.379 Jim Mahoney, R (7, PR) Tom Sturdivant, L (7, 1) Harry Bright, R (9, PH) OBP: 0.250, SLG: 0.267 Rudy Hernandez, R (9, 1) Dave Sisler, R (10, 1)	BBBB 4-0 FC4-6 BB		x 0-0 ③ F7			SSS 0-3 ① K	x 0-0 2-H 2B		SSS 0-3 ③ K		3 0 0 1 0 0	0 0 0 0 0 0	1 0 0 0 0 0	1 0 0 0 0 0	1 0 0 1 0 0	1 0 0 1 0 0	1 0 0 1 0 0
Dale Long, L (1, 3) OBP: 0.308, SLG: 0.750 R C Stevens, R (9, 3) OBP: 0.250, SLG: 0.182	x 0-0 ③ FC4-6 1-2f			x 0-0 ① 3-1		x 0-0 1-H HR	4-0 IBB			x 0-0 ① F3	3 1	1 0	1 0	2 0	1 0	0 0	1 0
Billy Klaus, L (1, 5) OBP: 0.190, SLG: 0.278		SSS 0-3 ① K		x 0-0 ② F2		x 0-0 F8 1B	SSS 0-3 ③ K			x 0-0 ② F9	5	0	1	0	0	2	2
Willie Tasby, R (1, 8) OBP: 0.469, SLG: 0.556		x 0-0 HR		x 0-0 1B		x 0-0 1-2 1B		x 0-0 ① 5-3		BBB 4-0 BB	4	1	3	1	1	0	0
Coot Veal, R (1, 6) OBP: 0.294, SLG: 0.290		x 0-0 1-3 2B		SSS 0-3 ③ K		x 0-0 ② F8 2-3		SSS 0-3 ② K		x 0-0 ③ F3	5	0	1	0	0	2	4
Pete Daley, R (1, 2) OBP: 0.188, SLG: 0.133		x 0-0 ② 1-3 2-3			x 0-0 ① 5-3	x 0-0 ③ F8		x 0-0 ③ 3-1			4	0	0	0	0	0	3
Bennie Daniels, L (1, 1) Marty Kutyna, R (3, 1) OBP: 0.500, SLG: 0.500 Joe Hicks, L (7, PH) OBP: 0.333, SLG: 0.333 (7, 9) Jim King, L (10, 9)		x 0-0 ③ F8			SSS 0-3 ② K		x 0-0 E1 G4-3-6		x 0-0 ① F7		1 1 2 0	0 0 0 0	0 0 0 0	0 0 0 0	0 0 0 0	0 1 0 0	1 0 0 0
Inning Stats	R: 0 E: 0 K: 1 S: 5 H: 0 LOB: 1 BB: 1 P: 9	R: 1 E: 0 K: 1 S: 7 H: 2 LOB: 1 BB: 0 P: 7	R: 0 E: 0 K: 0 S: 3 H: 0 LOB: 0 BB: 0 P: 3	R: 0 E: 0 K: 1 S: 6 H: 1 LOB: 1 BB: 0 P: 6	R: 0 E: 0 K: 1 S: 5 H: 0 LOB: 0 BB: 0 P: 5	R: 2 E: 0 K: 1 S: 8 H: 3 LOB: 2 BB: 1 P: 12	R: 1 E: 1 K: 1 S: 7 H: 2 LOB: 2 BB: 1 P: 11	R: 0 E: 0 K: 1 S: 5 H: 0 LOB: 0 BB: 0 P: 5	R: 0 E: 0 K: 1 S: 6 H: 1 LOB: 1 BB: 0 P: 6	R: 0 E: 0 K: 0 S: 3 H: 0 LOB: 1 BB: 1 P: 7	1B: 4 2B: 3 3B: 0 HR: 2	SF: 0 SAC: 0 DP: 1 HBP: 0						

PITCHER	IP	WLS	BF	H	R	ER	SO	BB	IBB	HBP	BLK	WP	HR	S	P	ERA	WHIP
Pedro Ramos, R (1, 1) ERA: 3.04	8.0		35	8	4	4	7	2	1	0	0	0	2	46	58	4.50	1.250
Bill Pleis, L (9, 1) ERA:	2.0	W	8	1	0	0	1	1	0	0	0	0	0	9	13	0.00	1.000

PITCHER	IP	WLS	BF	H	R	ER	SO	BB	IBB	HBP	BLK	WP	HR	S	P	ERA	WHIP

TOP

Washington Senators @ Minnesota Twins

Metropolitan Stadium, Bloomington , MI

Sat Apr 22 1961, 4:33 AM EST
Att. 17,445 - Sunny - 64 F

livebaseballscorecards.com

AB	39
R	4
H	9
RBI	4
BB	4
SO	8
LOB	15

1B: 4	SF: 0	WP: 0	PA: 43
2B: 3	SAC: 0	PB: 0	
3B: 0	DP: 1	SB: 0	
HR: 2	HBP: 0	CS: 0	

Washington Senators @ Minnesota Twins

Metropolitan Stadium, Bloomington , MI

Sat Apr 22 1961, 4:33 AM EST
Att. 17,445 - Sunny - 64 F

livebaseballscorecards.com

BOTTOM

Batter	1	2	3	4	5	6	7	8	9	10	AB	R	H	RBI	BB	SO	LOB
Zoilo Versalles, R (1, 6) OBP: 0.350, SLG: 0.432	1-3	E5 2B 2-3	K			6-3		F6		SF8 3-H	5	0	0	1	0	1	4
Lenny Green, L (1, 8) OBP: 0.459, SLG: 0.600	F7	1-3 3-H 2B		K		CS BB		F8			4	0	1	1	1	1	0
Don Mincher, L (1, 3) OBP: 0.417, SLG: 0.850	BB 1B 1B	4-3		F6		1-2 HR			F3		5	2	2	1	0	0	2
Bob Allison, R (1, 9) OBP: 0.361, SLG: 0.613	1B 1-2 BB		1B BB HBP	K		F9			6-3		3	1	0	0	1	1	0
Jim Lemon, R (1, 7) OBP: 0.258, SLG: 0.433	1-3 2-H 1B		K		K		F5		5-3		5	0	1	1	0	2	1
Earl Battey, R (1, 2) OBP: 0.387, SLG: 0.333	F9		BB 1-3 1B		1B BB		K			SH5-4 BLK SF8 1B	4	1	2	0	1	1	2
Reno Bertoia, R (1, 5) OBP: 0.364, SLG: 0.308		K	L6		1-3 1B		BB			SH5-4 1-2 IBB	3	0	1	0	2	1	2
Billy Gardner, R (1, 4) OBP: 0.310, SLG: 0.308		E SH1-3 2B BB	BB IBB		K		F8			SH5-4 1-2 2-3	2	1	0	0	2	1	3
Pedro Ramos, S (1, 1) OBP: 0.300, SLG: 0.222 Elmer Valo, L (8, PH) Bill Pleis, L (9, 1) OBP: 1.000, SLG: 1.000 Dan Dobbek, L (10, PH)		SH1-3 1-2	1-2 2-3 3-H BB		F8		K			IBB	1 1 0 0	0 0 0 0	0 0 0 0	1 0 0 1	1 0 0 0	0 1 0 0	2 0 0 0
Inning Stats	R: 1 H: 2 E: 0 LOB: 2 K: 0 BB: 1 S: 5 P: 9	R: 1 H: 1 E: 1 LOB: 2 K: 1 BB: 1 S: 7 P: 11	R: 1 H: 1 E: 0 LOB: 3 K: 2 BB: 2 S: 8 P: 17	R: 0 H: 0 E: 0 LOB: 0 K: 2 BB: 0 S: 7 P: 7	R: 0 H: 1 E: 0 LOB: 2 K: 2 BB: 1 S: 8 P: 12	R: 1 H: 1 E: 0 LOB: 0 K: 0 BB: 1 S: 3 P: 7	R: 0 H: 0 E: 0 LOB: 1 K: 1 BB: 1 S: 5 P: 9	R: 0 H: 0 E: 0 LOB: 0 K: 1 BB: 0 S: 5 P: 5	R: 0 H: 0 E: 0 LOB: 0 K: 0 BB: 0 S: 3 P: 3	R: 1 H: 1 E: 0 LOB: 2 K: 0 BB: 2 S: 3 P: 11	1B: 5 SF: 1 2B: 1 SAC: 2 3B: 0 DP: 0 HR: 1 HBP: 1						

	AB	33
	R	5
	H	7
	RBI	5
	BB	9
	SO	9
	LOB	16

WP: 0 PA: 46
PB: 0
SB: 0
CS: 1

PITCHER		IP	WLS	BF	H	R	ER	SO	BB	IBB	HBP	BLK	WP	HR	S	P	ERA	WHIP
Bennie Daniels, R ERA: 4.5	(1, 1)	2.2		18	4	3	2	2	3	1	1	0	0	0	17	34	6.75	2.625
Marty Kutyna, R ERA: 0.93	(3, 1)	3.1		13	2	1	1	5	2	0	0	0	0	1	21	29	2.70	1.200
Tom Sturdivant, R ERA:	(7, 1)	2.0		7	0	0	0	2	1	0	0	0	0	0	10	14	0.00	0.500
Rudy Hernandez, R ERA: 4.5	(9, 1)	1.0	L	4	1	1	1	0	0	0	0	0	0	0	4	4	9.00	1.000
Dave Sisler, R ERA:	(10, 1)	0.2		4	0	0	0	0	0	2	0	1	0	0	2	10	0.00	0.000

PITCHER		IP	WLS	BF	H	R	ER	SO	BB	IBB	HBP	BLK	WP	HR	S	P	ERA	WHIP

Batter	1	2	3	4	5	6	7	8	9	AB	R	H	RBI	BB	SO	LOB
Marty Keough, L (1, 7) OBP: 0.350, SLG: 0.361	K			2B		5-3			G3	4	0	1	0	0	1	0
Danny O'Connell, R (1, 4) OBP: 0.361, SLG: 0.344	F9			5-3		F9			K	4	0	0	0	0	1	1
Gene Woodling, L (1, 9) OBP: 0.378, SLG: 0.355	6-3			G6-4-3 BB		1-3			BB	2	0	0	0	2	0	0
Jim Mahoney, R (9, PR)										0	0	0	0	0	0	0
R C Stevens, R (1, 3) OBP: 0.214, SLG: 0.154		6-3		G6-4-3 1-2f			K		K	4	0	0	0	0	2	3
Willie Tasby, R (1, 8) OBP: 0.457, SLG: 0.533		G6-4-3 1B			F8		6-3			3	0	1	0	0	0	0
Harry Bright, R (1, 5) OBP: 0.211, SLG: 0.222		G6-4-3 1-2f			F8		5-3			3	0	0	0	0	0	1
Coot Veal, R (1, 6) OBP: 0.324, SLG: 0.303			K		1B BB			CS 1B		2	0	1	0	1	1	0
Pete Daley, R (1, 2) OBP: 0.211, SLG: 0.167			F8		1-2 1B			F7		3	0	1	0	0	0	1
Dick Donovan, L (1, 1) OBP: 0.250, SLG: 0.143			4-3		L4			K 1-2		2	0	0	0	0	0	2
Chet Boak, R (8, PH)										1	0	0	0	0	1	1
Johnny Klippstein, R (8, 1)										0	0	0	0	0	0	0
Inning Stats	R: 0 E: 0 K: 1 S: 5 H: 0 LOB: 0 BB: 0 P: 5	R: 0 E: 0 K: 0 S: 3 H: 1 LOB: 0 BB: 0 P: 3	R: 0 E: 0 K: 1 S: 5 H: 0 LOB: 0 BB: 0 P: 5	R: 0 E: 0 K: 0 S: 3 H: 1 LOB: 1 BB: 1 P: 7	R: 0 E: 0 K: 0 S: 4 H: 1 LOB: 2 BB: 1 P: 8	R: 0 E: 0 K: 0 S: 3 H: 0 LOB: 0 BB: 0 P: 3	R: 0 E: 0 K: 1 S: 5 H: 0 LOB: 0 BB: 0 P: 5	R: 0 E: 0 K: 1 S: 5 H: 1 LOB: 0 BB: 0 P: 5	R: 0 E: 0 K: 2 S: 7 H: 0 LOB: 1 BB: 1 P: 11	1B: 3 2B: 1 3B: 0 HR: 0 SF: 0 SAC: 0 DP: 2 HBP: 0	WP: 0 PB: 0 SB: 0 CS: 1 PA: 31					

PITCHER	IP	WLS	BF	H	R	ER	SO	BB	IBB	HBP	BLK	WP	HR	S	P	ERA	WHIP
Jack Kralick, L (1, 1) ERA: 2.08	9.0	W	31	4	0	0	6	3	0	0	0	0	0	40	52	0.00	0.778

PITCHER	IP	WLS	BF	H	R	ER	SO	BB	IBB	HBP	BLK	WP	HR	S	P	ERA	WHIP

TOP

Washington Senators @ Minnesota Twins

Metropolitan Stadium, Bloomington , MI

Sun Apr 23 1961, 4:33 AM EST

Att. 13,408 - Overcast - 43 F

livebaseballscorecards.com

AB	28
R	0
H	4
RBI	0
BB	3
SO	6
LOB	9

Batter	1	2	3	4	5	6	7	8	9	AB	R	H	RBI	BB	SO	LOB
Zoilo Versalles, R (1, 6) OBP: 0.341, SLG: 0.439	5-3		2B		F9			F9		4	0	1	0	0	0	1
Lenny Green, L (1, 8) OBP: 0.425, SLG: 0.545	3-1		4-3			F9				3	0	0	0	0	0	1
Don Mincher, L (1, 3) OBP: 0.370, SLG: 0.739	F4			5-3		F5				3	0	0	0	0	0	0
Bob Allison, R (1, 9) OBP: 0.359, SLG: 0.576		L7		5-3		BBBB 4-0 CS BB				2	0	0	0	1	0	0
Jim Lemon, R (1, 7) OBP: 0.235, SLG: 0.394		SSS 0-3 K		SSS 0-3 K		0-0 CS 1-2	SSS 0-3 K			3	0	0	0	0	3	0
Pete Whisenant, R (8, 7)										0	0	0	0	0	0	0
Earl Battey, R (1, 2) OBP: 0.382, SLG: 0.333		FC6-4 1B			6-3		F3			3	0	1	0	0	0	0
Reno Bertoia, R (1, 5) OBP: 0.333, SLG: 0.276		FC6-4 1-2f			1-3		L6			3	0	0	0	0	0	1
Billy Gardner, R (1, 4) OBP: 0.313, SLG: 0.345			6-3		1B 2B			F9		3	1	1	0	0	0	0
Jack Kralick, L (1, 1) OBP: 0.286, SLG: 0.286			4-3		2-H 1B			G3		3	0	1	1	0	0	0
Inning Stats	R: 0 E: 0 K: 0 S: 3 H: 0 LOB: 0 BB: 0 P: 3	R: 0 E: 0 K: 1 S: 6 H: 1 LOB: 1 BB: 0 P: 6	R: 0 E: 0 K: 0 S: 4 H: 1 LOB: 1 BB: 0 P: 4	R: 0 E: 0 K: 1 S: 5 H: 0 LOB: 0 BB: 0 P: 5	R: 1 E: 0 K: 0 S: 5 H: 2 LOB: 1 BB: 0 P: 5	R: 0 E: 0 K: 0 S: 2 H: 0 LOB: 0 BB: 1 P: 6	R: 0 E: 0 K: 1 S: 5 H: 0 LOB: 0 BB: 0 P: 5	R: 0 E: 0 K: 0 S: 3 H: 0 LOB: 0 BB: 0 P: 3		1B: 2 2B: 2 3B: 0 HR: 0	SF: 0 SAC: 0 DP: 0 HBP: 0					

PITCHER	IP	WLS	BF	H	R	ER	SO	BB	IBB	HBP	BLK	WP	HR	S	P	ERA	WHIP
Dick Donovan, R (1, 1) ERA: 2.25	7.0	L	25	4	1	1	3	1	0	0	0	0	0	30	34	1.29	0.714
Johnny Klippstein, R (8, 1) ERA: 9.0	1.0		3	0	0	0	0	0	0	0	0	0	0	3	3	0.00	0.000

PITCHER	IP	WLS	BF	H	R	ER	SO	BB	IBB	HBP	BLK	WP	HR	S	P	ERA	WHIP

BOTTOM

Washington Senators @ Minnesota Twins

Metropolitan Stadium, Bloomington , MI

Sun Apr 23 1961, 4:33 AM EST
Att. 13,408 - Overcast - 43 F

livebaseballscorecards.com

AB	27
R	1
H	4
RBI	1
BB	1
SO	3
LOB	3

WP: 0 PB: 0 SB: 0 CS: 1 PA: 29

Batter	1	2	3	4	5	6	7	8	9	10	AB	R	H	RBI	BB	SO	LOB
Zoilo Versalles, R (1, 6) OBP: 0.340, SLG: 0.426	K	5-3 1-2 2-3			1B	K		SH1-4 1-2	PO E 2-3 3-H 1B	L4	6	0	2	1	0	2	7
Lenny Green, L (1, 8) OBP: 0.435, SLG: 0.514	F8		F9		S 1B	BB 1-2 2-3 3-H BB		PB BB	E6 1-2 3-H		4	0	1	1	2	0	1
Don Mincher, L (1, 3) OBP: 0.394, SLG: 0.667	1B 1B		FC6-5 HBP BB		F8 1-2	BB 1-2 2-3 3-H BB		F7	PO 2-3	E4 E 1B 2B	4	1	1	1	2	0	3
Bob Allison, R (1, 9) OBP: 0.356, SLG: 0.538	1-2 1B		F7		K	K2-3		K 1-2 2-3		E 1-2 2B 1B	6	1	2	0	0	3	7
Jim Lemon, R (1, 7) OBP: 0.237, SLG: 0.361 Dan Dobbek, L (8, 7) Pete Whisenant, R (10, PR) (10, 7)	F4		1-0 1-2 HBP			F5	K		K	E1 1-2 2-3 2B	3 2 0	0 0 1	0 0 0	0 0 0	1 1 0	2 2 0	2 2 0
Earl Battey, R (1, 2) OBP: 0.400, SLG: 0.389		F8	FC6-5 2-3f			BB E 1B 1B	F8		BB G3 1B 1B	1-H 2-H 3-H 2B 2B	6	3	3	3	0	0	2
Reno Bertoia, R (1, 5) OBP: 0.405, SLG: 0.364		WP BB BB		1-3		E BB 1-2 BB 1B	BB		G3 BB 1-2 1B 1B	2-H 2B	4	2	3	1	2	0	0
Billy Gardner, R (1, 4) OBP: 0.342, SLG: 0.333	K			1B		BB E 1-2 BB 2-3 BB	F8		1B G3 1-2 E 2-3 BB	F7	4	2	1	0	2	1	4
Jim Kaat, L (1, 1) Elmer Valo, L (6, PH) Paul Giel, R (6, 1) OBP: 1.000, SLG: 1.000 Ron Henry, R (9, PH) Ray Moore, R (9, 1)	WP 1-2 BB			K		E3 BB BB 1-2 2-3 3-H		PB SH1-4 1B	G3 1-2 2-3 3-H	F2	1 1 1 1 1	0 0 0 0 0	0 0 1 0 0	0 1 0 1 0	1 0 0 0 0	1 0 0 0 0	0 2 0 2 2
Inning Stats	R: 0 E: 0 K: 1 S: 7 H: 2 LOB: 2 BB: 0 P: 7	R: 0 E: 0 K: 1 S: 5 H: 0 LOB: 2 BB: 2 P: 13	R: 0 E: 0 K: 0 S: 3 H: 0 LOB: 2 BB: 1 P: 8	R: 0 E: 0 K: 1 S: 5 H: 1 LOB: 0 BB: 0 P: 5	R: 0 E: 0 K: 1 S: 6 H: 2 LOB: 1 BB: 0 P: 6	R: 3 E: 1 K: 2 S: 10 H: 2 LOB: 3 BB: 3 P: 22	R: 0 E: 0 K: 1 S: 5 H: 0 LOB: 1 BB: 1 P: 9	R: 0 E: 0 K: 1 S: 6 H: 1 LOB: 2 BB: 1 P: 10	R: 3 E: 1 K: 1 S: 8 H: 3 LOB: 1 BB: 1 P: 12	R: 4 E: 2 K: 0 S: 8 H: 3 LOB: 2 BB: 0 P: 8	1B: 12 2B: 2 3B: 0 HR: 0 SF: 0 SAC: 1 DP: 0 HBP: 1						

PITCHER		IP	WLS	BF	H	R	ER	SO	BB	IBB	HBP	BLK	WP	HR	S	P	ERA	WHIP
Don Larsen, R ERA: 2.57	(1, 1)	5.2		30	7	3	1	5	6	0	1	0	1	0	33	58	1.59	2.294
Bill Kunkel, R ERA: 1.8	(6, 1)	1.1		5	0	0	0	2	1	0	0	0	0	0	8	12	0.00	0.750
Ed Rakow, R ERA: 7.71	(8, 1)	1.1		8	3	2	2	2	1	0	0	0	0	0	11	15	13.50	3.000
Bud Daley, L ERA: 3.86	(9, 1)	0.2	L	7	2	4	0	0	1	0	0	0	0	0	6	10	0.00	4.500
Ed Keegan, R ERA: 6.0	(10, 1)	1.0		5	2	1	0	0	0	0	0	0	0	0	5	5	0.00	2.000

PITCHER	IP	WLS	BF	H	R	ER	SO	BB	IBB	HBP	BLK	WP	HR	S	P	ERA	WHIP

TOP

Minnesota Twins @ Kansas City Athletics

Municipal Stadium, Kansas City, MO

Mon Apr 24 1961, 7:05 PM EST
Att. 6,541 - Unknown

livebaseballscorecards.com

AB	44
R	10
H	14
RBI	9
BB	9
SO	9
LOB	34

WP: 1 PB: 1 SB: 1 CS: 0 PA: 56

Batter	1	2	3	4	5	6	7	8	9	10	AB	R	H	RBI	BB	SO	LOB
Dick Howser, R (1, 6) OBP: 0.355, SLG: 0.208	F3		G4-6-3 1-2f		1B 2-H 3-H		L6		G3		5	0	1	1	0	0	4
Jerry Lumpe, L (1, 4) OBP: 0.438, SLG: 0.462	6-3			L1		L4		E3 E SH1-4 G4-6	K		5	1	0	0	0	1	0
Hank Bauer, R (1, 9) OBP: 0.385, SLG: 0.273	3-1			F4		2-3		SH1-4 1-2	BB 1B		4	0	1	0	0	0	0
Leo Posada, R (1, 7) OBP: 0.250, SLG: 0.154		G6-4-3 BB		F9		BB		E4 G4-6 2-3	BB 1-2		1	0	0	0	2	0	0
Norm Siebern, L (8, PH) OBP: 0.208, SLG: 0.182 (9, 7)											1	0	0	0	1	0	1
Bill Tuttle, R (1, 8) OBP: 0.267, SLG: 0.296		G6-4-3 1-2f			K	1-3		G4-6 1-2 1-2f 3-H	K		5	0	0	0	0	2	5
Andy Carey, R (1, 5) OBP: 0.414, SLG: 0.273		F9			F7		K	HR 2-3	1B	K	5	1	1	0	0	2	0
Marv Throneberry, L (1, 3) OBP: 0.387, SLG: 0.577			SH1-4 BB		PB 1B BB		F9 1B BB		1-H 3-H HR	K	2	2	1	3	3	1	0
Joe Pignatano, R (1, 2) OBP: 0.500, SLG: 0.333			SH1-4 1-2		1B 1-2 1B BB		1-2 1B	1-2 1B		F8	0	1	0	0	1	0	0
Al Pilarcik, L (7, PH) OBP: 0.429, SLG: 0.333											1	0	1	0	0	0	0
Haywood Sullivan, R (8, 2) OBP: 0.333, SLG: 0.353											1	0	1	0	0	0	0
Lou Klimchock, L (10, PH) OBP: 0.333, SLG: 0.333											1	0	0	0	0	0	0
Don Larsen, R (1, 1) OBP: 0.500, SLG: 0.333			G4-6-3 BB		1-3 2-H 1B 1B		F9 2-3	K			1	0	1	1	1	0	0
Bill Kunkel, R (6, 1)											0	0	0	0	0	0	0
Bob Boyd, L (7, PH) OBP: 0.200, SLG: 0.400											1	0	0	0	0	0	2
Ed Rakow, S (8, 1)											1	0	0	0	0	1	1
Bud Daley, L (9, 1)											0	0	0	0	0	0	0
Ed Keegan, R (10, 1)											0	0	0	0	0	0	0
Inning Stats	R: 0 E: 0 K: 0 S: 3 H: 0 LOB: 0 BB: 0 P: 3	R: 0 E: 0 K: 0 S: 2 H: 0 LOB: 0 BB: 1 P: 6	R: 0 E: 0 K: 0 S: 2 H: 0 LOB: 1 BB: 2 P: 10	R: 0 E: 0 K: 0 S: 3 H: 0 LOB: 0 BB: 0 P: 3	R: 2 E: 0 K: 1 S: 6 H: 2 LOB: 2 BB: 2 P: 14	R: 0 E: 0 K: 0 S: 3 H: 0 LOB: 1 BB: 1 P: 7	R: 0 E: 0 K: 1 S: 6 H: 1 LOB: 2 BB: 1 P: 10	R: 4 E: 3 K: 1 S: 10 H: 3 LOB: 1 BB: 0 P: 10	R: 0 E: 0 K: 2 S: 8 H: 1 LOB: 2 BB: 1 P: 12	R: 0 E: 0 K: 2 S: 7 H: 0 LOB: 0 BB: 0 P: 7	1B: 6 2B: 0 3B: 0 HR: 1	SF: 0 SAC: 2 DP: 2 HBP: 0						

PITCHER		IP	WLS	BF	H	R	ER	SO	BB	IBB	HBP	BLK	WP	HR	S	P	ERA	WHIP
Jim Kaat, L	(1, 1)	5.0		19	2	2	2	1	5	0	0	0	0	0	16	36	3.60	1.400
ERA: 2.19																		
Paul Giel, R	(6, 1)	3.0		17	4	4	0	2	2	0	0	0	0	1	19	27	0.00	2.000
ERA: 3.0																		
Ray Moore, R	(9, 1)	2.0	W	8	1	0	0	4	1	0	0	0	0	0	15	19	0.00	1.000
ERA: 4.76																		

PITCHER	IP	WLS	BF	H	R	ER	SO	BB	IBB	HBP	BLK	WP	HR	S	P	ERA	WHIP

BOTTOM

Minnesota Twins @ Kansas City Athletics

Municipal Stadium, Kansas City, MO

Mon Apr 24 1961, 7:05 PM EST

Att. 6,541 - Unknown

livebaseballscorecards.com

AB	34
R	5
H	7
RBI	5
BB	8
SO	7
LOB	13

1B: 6	SF: 0	WP: 0	PA: 44
2B: 0	SAC: 2	PB: 1	
3B: 0	DP: 2	SB: 0	
HR: 1	HBP: 0	CS: 0	

Minnesota Twins @ Kansas City Athletics

Municipal Stadium, Kansas City, MO

Tue Apr 25 1961, 7:05 PM EST

Att. 4,664 - Unknown

TOP

livebaseballscorecards.com

Batter	1	2	3	4	5	6	7	8	9	AB	R	H	RBI	BB	SO	LOB
Zoilo Versalles, R (1, 6) OBP: 0.364, SLG: 0.442	0-0 S 1B	0-0 FC6-4 1-2f		0-0 BB 1B 3-H		0-0 FC4-6 1B		0-0 F3		5	0	3	1	0	0	2
Lenny Green, L (1, 8) OBP: 0.431, SLG: 0.488	0-0 FC1-6-5-4 1-3		0-0 G6-4-3 1B	BBBB 4-0 BB 1-2		0-0 FC4-6 1-2f			0-0 F8	4	0	1	0	1	0	2
Don Mincher, L (1, 3) OBP: 0.342, SLG: 0.563	0-0 F7		0-0 G6-4-3 1-2f	0-0 F7		0-0 F8			0-0 F8	5	0	0	0	0	0	5
Bob Allison, R (1, 9) OBP: 0.408, SLG: 0.538 Pete Whisenant, R (9, PH)	BBBB 4-0 BB		BBBB 4-0 BB		BBBB 4-0 FC3-6 BB		BBBB 4-0 G6-4-3 1B BB		0-0 5-3	0 1	0 0	0 0	0 0	4 0	0 0	0 0
Jim Lemon, R (1, 7) OBP: 0.238, SLG: 0.350	0-0 F9		0-0 F7		0-0 F7		0-0 G6-4-3 1-2 1B			4	0	1	0	0	0	4
Earl Battey, R (1, 2) OBP: 0.409, SLG: 0.368		0-0 5-3		BBBB 4-0 2B G6-4-3 BB	BBBB 4-0 FC3-6 1-2 BB		0-0 G6-4-3 1-2f 2-3			2	1	0	0	2	0	2
Reno Bertoia, R (1, 5) OBP: 0.413, SLG: 0.389	BBBB 4-0 1B BB			0-0 G6-4-3 1B 1-3 2B	0-0 FC3-6 1-2f 2-3		0-0 6-3			3	1	1	0	1	0	3
Billy Gardner, R (1, 4) OBP: 0.366, SLG: 0.343 Billy Consolo, R (7, 4)	0-0 FC6-4 1-3 1B		BBB 4-0 G6-4-3 BB	0-0 4-3				0-0 4-3		2 1	0 0	1 0	0 0	1 0	0 0	2 0
Ted Sadowski, R (1, 1) Lee Stange, R (3, 1) Elmer Valo, L (4, PH) Fred Bruckbauer, R (4, 1) Chuck Stobbs, L (4, 1) Hal Naragon, L (5, PH) OBP: 0.400, SLG: 0.167 Paul Giel, R (5, 1) OBP: 1.000, SLG: 1.000 Ray Moore, R (5, 1) Ron Henry, R (5, PH) Bill Pleis, L (6, 1) OBP: 1.000, SLG: 1.000	SSS 0-3 K			0-0 G6-4-3 1-2f 2-3 3-H		0-0 F7		SSS 0-3 K		1 0 1 0 0 1 0 0 1	0 0 0 0 0 0 0 0 0	0 0 0 0 0 0 0 0 0	0 0 0 0 0 0 0 0 0	0 0 0 0 0 0 0 1 0	1 0 2 0 0 0 0 0 1	2 0 0 0 0 0 0 0 0
Inning Stats	R: 0 E: 0 K: 0 S: 4 H: 1 LOB: 2 BB: 1 P: 8	R: 0 E: 0 K: 1 S: 6 H: 1 LOB: 2 BB: 1 P: 10	R: 0 E: 0 K: 0 S: 3 H: 1 LOB: 1 BB: 1 P: 7	R: 2 E: 0 K: 0 S: 4 H: 2 LOB: 2 BB: 3 P: 16	R: 0 E: 0 K: 0 S: 3 H: 0 LOB: 2 BB: 2 P: 11	R: 0 E: 0 K: 0 S: 4 H: 1 LOB: 1 BB: 1 P: 4	R: 0 E: 0 K: 0 S: 3 H: 1 LOB: 1 BB: 0 P: 7	R: 0 E: 0 K: 1 S: 5 H: 0 LOB: 0 BB: 0 P: 5	R: 0 E: 0 K: 0 S: 3 H: 0 LOB: 0 BB: 0 P: 3	1B: 6 2B: 1 3B: 0 HR: 0		SF: 0 SAC: 0 DP: 3 HBP: 0			WP: 0 PB: 0 SB: 1 CS: 0	PA: 40	

	AB	31
	R	2
	H	7
	RBI	1
	BB	9
	SO	2
	LOB	24

PITCHER	IP	W/L/S	BF	H	R	ER	SO	BB	IBB	HBP	BLK	WP	HR	S	P	ERA	WHIP
Norm Bass, R (1, 1) ERA: 1.93	9.0	W	40	7	2	2	2	9	0	0	0	0	0	35	71	2.00	1.778

PITCHER	IP	W/L/S	BF	H	R	ER	SO	BB	IBB	HBP	BLK	WP	HR	S	P	ERA	WHIP

BOTTOM

Batter	1	2	3	4	5	6	7	8	9	AB	R	H	RBI	BB	SO	LOB
Dick Howser, R (1, 6) OBP: 0.351, SLG: 0.310	F3		F5	1B 2B	F9	4-6-3 2B 1-H 2-H	SF7 3-H			5	2	2	3	0	0	1
Jay Hankins, L (1, 9) OBP: 0.286, SLG: 0.167	6-3		4-3	BB 2B 1B 2-H		1-3 WP 4-6-3 BB	3-1			5	1	1	1	1	0	0
Jerry Lumpe, L (1, 4) OBP: 0.447, SLG: 0.467	F5		BB 1B BB	BB 2B BB 1-2		E 2B 4-6-3 1-2 2-H		4-3		4	3	1	0	2	0	1
Lou Klimchock, L (1, 5) OBP: 0.667, SLG: 0.800 Andy Carey, R (4, PR) OBP: 0.438, SLG: 0.292 (5, 5)		G1-6 1B 1B	1B 3B BB 1-2	L3-6 2B 1-H 2-H		E7 E 1B 2-H BB 2-3 BB		5-3		2 2	2 1	2 1	2 1	1 1	0 0	0 0
Norm Siebern, L (1, 7) OBP: 0.267, SLG: 0.192		L4	3B 1B 1-3 2-H	L3-6 2-3		E 1B BB 1-2 BB		G3		4	2	1	1	2	0	2
Marv Throneberry, L (1, 3) OBP: 0.389, SLG: 0.533		G1-6 1-2 1B	3B IBB	4-3		E4 1B 1B 2B 1-2 2-H K				4	2	1	0	1	1	5
Bill Tuttle, R (1, 8) OBP: 0.314, SLG: 0.406		G1-6 1-2f 2-3	1-H 2-H 3-H 3B		6-3	1-3 2-H 1B	1B			5	0	3	4	0	0	2
Haywood Sullivan, R (1, 2) OBP: 0.478, SLG: 0.714		1-3 3-H 1B	WP 3-H 3B		BB	1-H 2B 2B 3-H	1-H SF7 3B			4	3	4	5	1	0	0
Norm Bass, R (1, 1)		K	K 3-H		K	2B BB	K			4	1	0	0	1	4	4
Inning Stats	R: 0 H: 0 E: 0 LOB: 0 K: 0 BB: 0 S: 3 P: 3	R: 1 H: 3 E: 0 LOB: 2 K: 1 BB: 0 S: 8 P: 8	R: 6 H: 3 E: 0 LOB: 0 K: 1 BB: 3 S: 8 P: 20	R: 3 H: 3 E: 0 LOB: 1 K: 0 BB: 1 S: 5 P: 9	R: 0 H: 0 E: 0 LOB: 1 K: 1 BB: 1 S: 5 P: 9	R: 8 H: 5 E: 2 LOB: 3 K: 1 BB: 5 S: 11 P: 31	R: 2 H: 2 E: 0 LOB: 0 K: 1 BB: 0 S: 7 P: 7	R: 0 H: 0 E: 0 LOB: 0 K: 0 BB: 0 S: 3 P: 3		1B: 8 SF: 1 2B: 6 SAC: 0 3B: 3 DP: 1 HR: 0 HBP: 0						

PITCHER		IP	WLS	BF	H	R	ER	SO	BB	IBB	HBP	BLK	WP	HR	S	P	ERA	WHIP
Ted Sadowski, R ERA: 13.5	(1, 1)	2.2	L	17	6	7	7	1	2	1	0	0	0	0	16	28	23.62	3.000
Lee Stange, R ERA:	(3, 1)	0.1		1	0	0	0	1	0	0	0	0	1	0	3	3	0.00	0.000
Fred Bruckbauer, R ERA:	(4, 1)	0.0		4	3	3	3	0	1	0	0	0	0	0	3	7	∞	∞
Chuck Stobbs, L ERA: 5.4	(4, 1)	2.0		6	0	0	0	1	1	0	0	0	0	0	7	11	0.00	0.500
Paul Giel, R ERA: 12.79	(6, 1)	0.1		9	5	8	7	0	2	0	0	0	0	0	7	15	189.00	21.000
Ray Moore, R ERA: 6.14	(6, 1)	1.2		10	2	2	2	2	3	0	0	0	1	0	11	23	10.80	3.000
Bill Pleis, L ERA:	(8, 1)	1.0		3	0	0	0	0	0	0	0	0	0	0	3	3	0.00	0.000

Minnesota Twins @ Kansas City Athletics

Municipal Stadium, Kansas City, MO

Tue Apr 25 1961, 7:05 PM EST

Att. 4,664 - Unknown

livebaseballscorecards.com

AB	39
R	17
H	16
RBI	17
BB	10
SO	5
LOB	15

WP: 2 PA: 50
PB: 0
SB: 0
CS: 0

Batter	1	2	3	4	5	6	7	8	9	AB	R	H	RBI	BB	SO	LOB
Zoilo Versalles, R (1, 6) OBP: 0.350, SLG: 0.421	F2		F7		F7		K		S 1B	5	0	1	0	0	1	2
Lenny Green, L (1, 8) OBP: 0.429, SLG: 0.467	4-3 1B			2B SF8 BB	F7		FC1-6 FC6-4 1-2f		P6 1-2	4	1	1	0	1	0	3
Don Mincher, L (1, 3) OBP: 0.372, SLG: 0.583	4-3 1-2			SF8 2B 1-3		1B HR 1B	FC6-4 1-2f		FC5-4 BB	4	1	2	0	1	0	2
Bob Allison, R (1, 9) OBP: 0.370, SLG: 0.488	5-3			SF8 2-3 3-H		K 1B		F7 1B	FC5-4 1-2f	4	0	0	1	0	1	4
Jim Lemon, R (1, 7) OBP: 0.283, SLG: 0.357 Pete Whisenant, R (8, PR) (8, 7)		K		BB		HR 1B		1B BB		2 0	1 0	1 0	0 0	2 0	1 0	0 0
Earl Battey, R (1, 2) OBP: 0.417, SLG: 0.452		6-3		P4		HR 1-H 2-H		1B 1-2		4	1	2	3	0	0	2
Reno Bertoia, R (1, 5) OBP: 0.380, SLG: 0.350		1-3		K		F9		F5		4	0	0	0	0	1	4
Billy Gardner, R (1, 4) OBP: 0.341, SLG: 0.316 Elmer Valo, L (8, PH) Jose Valdivielso, R (8, 4)			4-3		1-3	F2		1-3		3 1 0	0 0 0	0 0 0	0 0 0	0 0 0	0 0 0	0 2 0
Camilo Pascual, R (1, 1) OBP: 0.250, SLG: 0.143 Ray Moore, R (8, 1)			6-3		1B		FC1-6 BB		K	2 1	0 0	1 0	0 0	1 0	0 1	0 0
Inning Stats	R: 0 E: 0 K: 0 S: 4 H: 1 LOB: 1 BB: 0 P: 4	R: 0 E: 0 K: 1 S: 5 H: 0 LOB: 0 BB: 0 P: 5	R: 0 E: 0 K: 0 S: 3 H: 0 LOB: 0 BB: 0 P: 3	R: 1 E: 0 K: 1 S: 6 H: 1 LOB: 2 BB: 2 P: 14	R: 0 E: 0 K: 0 S: 4 H: 1 LOB: 1 BB: 0 P: 4	R: 3 E: 0 K: 1 S: 8 H: 3 LOB: 0 BB: 0 P: 8	R: 0 E: 0 K: 1 S: 5 H: 0 LOB: 1 BB: 1 P: 9	R: 0 E: 0 K: 0 S: 4 H: 1 LOB: 2 BB: 1 P: 8	R: 0 E: 0 K: 1 S: 6 H: 1 LOB: 2 BB: 1 P: 10	1B: 6 2B: 1 3B: 0 HR: 1 SF: 1 SAC: 0 DP: 0 HBP: 0						

TOP

Minnesota Twins @ Los Angeles Angels

Wrigley Field, Los Angeles, CA

Thu Apr 27 1961, 5:33 AM CST

Att. 11,931 - Unknown - 72 F

livebaseballscorecards.com

AB	34
R	4
H	8
RBI	4
BB	5
SO	5
LOB	19

WP: 0 PB: 0 SB: 1 CS: 0

PA: 40

PITCHER		IP	WLS	BF	H	R	ER	SO	BB	IBB	HBP	BLK	WP	HR	S	P	ERA	WHIP
Eli Grba, R ERA: 4.22	(1, 1)	6.1	L	28	6	4	4	4	3	0	0	0	0	1	33	45	5.68	1.421
Ted Bowsfield, L ERA:	(7, 1)	0.2		2	0	0	0	0	0	0	0	0	0	0	2	2	0.00	0.000
Tex Clevenger, R ERA:	(8, 1)	2.0		10	2	0	0	1	2	0	0	0	0	0	10	18	0.00	2.000

PITCHER	IP	WLS	BF	H	R	ER	SO	BB	IBB	HBP	BLK	WP	HR	S	P	ERA	WHIP

BOTTOM

Minnesota Twins @ Los Angeles Angels

Wrigley Field, Los Angeles, CA

Thu Apr 27 1961, 5:33 AM CST

Att. 11,931 - Unknown - 72 F

Batter	1	2	3	4	5	6	7	8	9	AB	R	H	RBI	BB	SO	LOB
Albie Pearson, L (1, 8) (9, 9) OBP: 0.500, SLG: 0.545	FC4-6 E 1B		BBBB 4-0 G4-3-6 BB		0-0 E9		0-0 ② FC3-2 1-2 3-H		0-0 ② F9	4	0	1	0	1	0	3
Ken Aspromonte, R (1, 4) OBP: 0.282, SLG: 0.229	0-0 E4 FC4-6 1-2		0-0 ① ② G4-3-6 1-2f		BBBB 4-0 3-6 BB		0-0 ③ 4-3		BBBB 4-0 1-2 BB	3	0	0	0	2	0	4
Ted Kluszewski, L (1, 3) Ken McBride, R (8, PR) Ken Hunt, R (9, 8) OBP: 0.407, SLG: 0.652	0-0 ① FC4-6 G6-4-3 1-2f 2-3		BBBB 4-0 FC6-4 BB		0-0 ② ③ 3-6 1-2f			0-0 1B 1B	0-0 ③ F9	3 0 1	0 0 0	1 0 0	0 0 0	1 0 0	0 0 0	4 0 2
Bob Cerv, R (1, 7) OBP: 0.189, SLG: 0.351	0-0 ② ③ G6-4-3 1-2f		0-0 ③ FC6-4 1-2f			0-0 ① 6-3		0-0 ① P4		4	0	0	0	0	0	4
Steve Bilko, R (1, 9) (9, 3) OBP: 0.467, SLG: 0.636		BBBB 4-0 HR BB		BBBB 4-0 BB		0-0 ② 6-3		0-0 1-2 1B		2	1	1	0	2	0	0
Earl Averill, R (1, 2) OBP: 0.417, SLG: 0.600	0-0 1-H HR		SSS 0-3 ① K			0-0 ③ L5		0-0 ② F2		4	1	1	2	0	1	3
Gene Leek, R (1, 5) OBP: 0.333, SLG: 0.333	SSS 0-3 ① K			0-0 ② F9			0-0 1B FC3-2 2B	0-0 ③ 5-3		4	0	1	0	0	1	3
Ken Hamlin, R (1, 6) Julio Becquer, L (7, PH) Tex Clevenger, R (8, 1) Faye Throneberry, L (9, PH) OBP: 0.222, SLG: 0.125	0-0 ② F2			0-0 ③ F9			0-0 ① 1-3		0-0 ① F7	2 1 0 1	0 0 0 0	0 0 0 0	0 0 0 0	0 0 0 0	0 0 0 0	1 1 0 0
Eli Grba, R (1, 1) Ted Bowsfield, R (7, 1) Leon Wagner, L (7, PH) OBP: 0.250, SLG: 0.368 Fritz Brickell, R (8, 6) OBP: 0.259, SLG: 0.167	SSS 0-3 ③ K				SSS 0-3 ① K		0-0 2-3 FC3-2 1B		0-0 BB 1B	2 0 1 1	0 0 0 0	0 0 1 1	0 0 0 0	2 0 0 0	0 0 0 0	0 0 0 0
Inning Stats	R: 0 E: 1 K: 0 S: 4 H: 1 LOB: 1 BB: 0 P: 4	R: 2 E: 0 K: 2 S: 8 H: 1 LOB: 0 BB: 1 P: 12	R: 0 E: 0 K: 0 S: 2 H: 0 LOB: 1 BB: 2 P: 10	R: 0 E: 0 K: 1 S: 5 H: 0 LOB: 1 BB: 1 P: 9	R: 0 E: 1 K: 1 S: 5 H: 0 LOB: 1 BB: 1 P: 9	R: 0 E: 0 K: 0 S: 3 H: 0 LOB: 0 BB: 0 P: 3	R: 0 E: 0 K: 0 S: 5 H: 2 LOB: 2 BB: 0 P: 5	R: 0 E: 0 K: 0 S: 5 H: 2 LOB: 2 BB: 0 P: 5	R: 0 E: 0 K: 0 S: 4 H: 1 LOB: 2 BB: 1 P: 8	1B: 5 2B: 2 3B: 0 HR: 1	SF: 0 SAC: 0 DP: 3 HBP: 0						

PITCHER		IP	WLS	BF	H	R	ER	SO	BB	IBB	HBP	BLK	WP	HR	S	P	ERA	WHIP
Camilo Pascual, R ERA: 2.59	(1, 1)	7.1	W	32	6	2	2	4	5	0	0	0	0	1	35	55	2.46	1.500
Ray Moore, R ERA: 5.0	(8, 1)	1.2	S	7	1	0	0	0	1	0	0	0	0	0	6	10	0.00	1.200

PITCHER	IP	WLS	BF	H	R	ER	SO	BB	IBB	HBP	BLK	WP	HR	S	P	ERA	WHIP

livebaseballscorecards.com

AB	33
R	2
H	7
RBI	2
BB	6
SO	4
LOB	25

PA: 39

Batter	1	2	3	4	5	6	7	8	9	10	11	12	AB	R	H	RBI	BB	SO	LOB
Zoilo Versalles, R (1, 6) OBP: 0.348, SLG: 0.413	E5 1B 1B	L6			6-3		E6 S		1B		FC4-6 CS 1-2f		6	1	2	0	0	0	2
Lenny Green, L (1, 8) OBP: 0.419, SLG: 0.471	CS 1B 2-H		F7		2B		4-3 1-2		F9		CS 1-2	5-3	6	0	2	1	0	0	2
Don Mincher, L (1, 3) OBP: 0.388, SLG: 0.575	4-3 1-2		BB		F8			SH5-3 1B BB	F8			E 2B	4	2	1	0	2	0	3
Bob Allison, R (1, 9) OBP: 0.373, SLG: 0.521	K	K				F8 FC5-2 2B		SH5-3 1-2		E 2B		6-3	5	0	2	0	0	2	2
Earl Battey, R (1, 2) OBP: 0.407, SLG: 0.447		BB G6-4-3 2B	5-3			F8 2-3		5-3		K 2-3		E IBB	5	1	1	0	1	1	4
Jim Lemon, R (1, 7) OBP: 0.300, SLG: 0.356 Pete Whisenant, R (8, PR) (8, 7) Dan Dobbek, L (10, PH) (10, 7)		G6-4-3 BB 1B 1B		F8		FC5-2 3-H		1B 1B IBB		L6		E4 1-3 2-H	3 0 2	1 0 0	1 0 0	0 0 0	1 0 0	0 0 0	1 0 2
Reno Bertoia, R (1, 5) OBP: 0.375, SLG: 0.333		G6-4-3 1-2 2-3 BB		4-3		6-3		1B 1-2 2-H 1B		4-3		6-3	5	0	1	1	1	0	4
Billy Gardner, R (1, 4) OBP: 0.327, SLG: 0.302		G6-4-3 1-2f 2-3 3-H		L1-3			5-3	1-2 2-H 1B			F9		5	0	1	0	0	0	2
Pedro Ramos, S (1, 1) OBP: 0.267, SLG: 0.214 Bill Pleis, L (12, 1) OBP: 1.000, SLG: 1.000		1B 3-H			F7		P6		F8		E3 FC4-6		5 0	0 0	1 0	1 0	0 0	0 0	0 0
Inning Stats	R: 1 E: 1 K: 1 S: 6 H: 2 LOB: 0 BB: 0 P: 6	R: 2 E: 0 K: 0 S: 5 H: 3 LOB: 1 BB: 1 P: 9	R: 0 E: 0 K: 1 S: 5 H: 0 LOB: 1 BB: 1 P: 9	R: 0 E: 0 K: 0 S: 3 H: 0 LOB: 0 BB: 0 P: 3	R: 0 E: 0 K: 0 S: 4 H: 1 LOB: 1 BB: 0 P: 4	R: 0 E: 0 K: 0 S: 4 H: 1 LOB: 1 BB: 0 P: 4	R: 0 E: 1 K: 0 S: 4 H: 0 LOB: 1 BB: 0 P: 4	R: 1 E: 0 K: 0 S: 4 H: 2 LOB: 2 BB: 2 P: 12	R: 0 E: 0 K: 0 S: 4 H: 1 LOB: 1 BB: 0 P: 4	R: 0 E: 1 K: 1 S: 6 H: 1 LOB: 1 BB: 0 P: 6	R: 0 E: 1 K: 0 S: 3 H: 0 LOB: 0 BB: 0 P: 3	R: 1 E: 1 K: 0 S: 5 H: 1 LOB: 2 BB: 1 P: 9	1B: 7 2B: 5 3B: 0 HR: 0 SF: 0 SAC: 1 DP: 1 HBP: 0						

PITCHER	IP	WLS	BF	H	R	ER	SO	BB	IBB	HBP	BLK	WP	HR	S	P	ERA	WHIP
Ron Kline, R (1, 1) ERA: 2.25	9.0		39	10	4	3	2	3	1	0	0	0	0	39	55	3.00	1.444
Tom Morgan, R (10, 1) ERA: 2.57	3.0	W	13	2	1	0	1	0	1	0	0	0	0	14	18	0.00	0.667

PITCHER	IP	WLS	BF	H	R	ER	SO	BB	IBB	HBP	BLK	WP	HR	S	P	ERA	WHIP

TOP

Minnesota Twins @ Los Angeles Angels

Wrigley Field, Los Angeles, CA

Fri Apr 28 1961, 8:05 PM CST

Att. 9,745 - Unknown - 59 F

livebaseballscorecards.com

AB	46
R	5
H	12
RBI	3
BB	5
SO	3
LOB	22

WP: 0 PB: 0 SB: 1 CS: 2 PA: 53

Minnesota Twins @ Los Angeles Angels

Wrigley Field, Los Angeles, CA

Fri Apr 28 1961, 8:05 PM CST

Att. 9,745 - Unknown - 59 F

livebaseballscorecards.com

BOTTOM

Batter	1	2	3	4	5	6	7	8	9	10	11	12	AB	R	H	RBI	BB	SO	LOB
Albie Pearson, L (1, 8) OBP: 0.500, SLG: 0.500	P4		F8		BB		G3			5-3 BB		1B HBP 1B	4	1	1	0	2	0	1
Ken Aspromonte, R (1, 4) OBP: 0.267, SLG: 0.220	F3			K	6-3			6-3		5-3 1-2		HBP 1-3 1B	6	0	1	0	0	1	2
Leon Wagner, L (1, 7) OBP: 0.269, SLG: 0.440	2B			HR 2B		L3		1-3		F8		F7	6	1	2	0	0	0	3
Ted Kluszewski, L (1, 3) OBP: 0.429, SLG: 0.800	F8			HR BB		2B		HR			P2	HBP IBB	4	2	2	1	2	0	1
Steve Bilko, R (1, 9) OBP: 0.389, SLG: 0.500 Ken Hunt, R (7, 9) OBP: 0.400, SLG: 0.600		K		P2	F9			P6			6-3	1-2 HBP 2-3 3-H	3 2	0 0	0 0	0 1	0 0	1 0	3 0
Earl Averill, R (1, 2) OBP: 0.412, SLG: 0.714	K	K	1-H 2-H HR		K				P3		BB		4	1	1	3	1	2	1
Gene Leek, R (1, 5) OBP: 0.261, SLG: 0.250	5-3	K		K		K		1-3			F7		5	0	0	0	0	2	1
Fritz Brickell, R (1, 6) OBP: 0.233, SLG: 0.148 Bob Cerv, R (9, PH) OBP: 0.184, SLG: 0.342 Tom Morgan, R (10, 1) Leo Burke, R (12, PH)			5-3		K		K	4-3				5-3	3 1 0 1	0 0 0 0	0 0 0 0	0 0 0 0	0 0 0 0	2 0 0 0	0 0 0 0
Ron Kline, R (1, 1) OBP: 0.333, SLG: 0.333 Ken Hamlin, R (10, 6) OBP: 0.286, SLG: 0.667			L4-3		K		1B			K		HR	3 2	0 1	1 1	0 1	0 0	1 1	0 0
Inning Stats	R: 0 H: 1 E: 0 LOB: 1 K: 0 BB: 0 S: 4 P: 4	R: 0 H: 0 E: 0 LOB: 0 K: 2 BB: 0 S: 7 P: 7	R: 0 H: 0 E: 0 LOB: 0 K: 0 BB: 0 S: 3 P: 3	R: 3 H: 2 E: 0 LOB: 0 K: 2 BB: 1 S: 9 P: 13	R: 0 H: 0 E: 0 LOB: 1 K: 2 BB: 1 S: 7 P: 11	R: 0 H: 1 E: 0 LOB: 1 K: 1 BB: 0 S: 6 P: 6	R: 0 H: 1 E: 0 LOB: 1 K: 2 BB: 0 S: 8 P: 8	R: 1 H: 1 E: 0 LOB: 0 K: 0 BB: 0 S: 4 P: 4	R: 0 H: 0 E: 0 LOB: 0 K: 0 BB: 0 S: 3 P: 3	R: 0 H: 0 E: 0 LOB: 0 K: 1 BB: 1 S: 5 P: 9	R: 0 H: 0 E: 0 LOB: 1 K: 0 BB: 1 S: 3 P: 7	R: 2 H: 3 E: 0 LOB: 3 K: 0 BB: 1 S: 5 P: 10	1B: 3 2B: 3 3B: 0 HR: 3	SF: 0 SAC: 0 DP: 0 HBP: 1					

	AB	44
	R	6
	H	9
	RBI	6
	BB	5
	SO	10
	LOB	12

WP: 0 PA: 50
PB: 0
SB: 0
CS: 0

PITCHER	IP	WLS	BF	H	R	ER	SO	BB	IBB	HBP	BLK	WP	HR	S	P	ERA	WHIP
Pedro Ramos, R (1, 1) ERA: 3.12	11.0		43	6	4	4	10	4	0	0	0	0	2	59	75	3.27	0.909
Bill Pleis, L (12, 1) ERA: 2.7	0.2	L	7	3	2	2	0	0	1	1	0	0	1	5	10	27.00	4.500

PITCHER	IP	WLS	BF	H	R	ER	SO	BB	IBB	HBP	BLK	WP	HR	S	P	ERA	WHIP

Batter	1	2	3	4	5	6	7	8	9	AB	R	H	RBI	BB	SO	LOB
Zoilo Versalles, R (1, 6) OBP: 0.338, SLG: 0.388	P4		5-3	P3			BB		K	4	0	0	0	1	1	1
Lenny Green, L (1, 8) OBP: 0.409, SLG: 0.444	F9		BB		1-3		P4			3	0	0	0	1	0	1
Harmon Killebrew, R (1, 7) OBP: 0.294, SLG: 0.214	1-3		K		FC6-4 1B		F8			4	0	1	0	0	1	2
Don Mincher, L (1, 3) OBP: 0.377, SLG: 0.535		K	FC6-4 BB 1-2		F7			G3		3	0	0	0	1	1	1
Bob Allison, R (1, 9) OBP: 0.365, SLG: 0.500		BB BB 1B	FC6-4 1-2f		FC6-4 1-2f			5-3		4	0	1	0	0	0	3
Earl Battey, R (1, 2) OBP: 0.431, SLG: 0.520		BB BB 1-2		HR		F8		FC6-4 1B		3	1	2	1	1	0	0
Reno Bertoia, R (1, 5) OBP: 0.350, SLG: 0.306		K		5-3		F7		FC6-4 1-2f		4	0	0	0	0	1	3
Billy Gardner, R (1, 4) OBP: 0.346, SLG: 0.311 Elmer Valo, L (9, PH)		BB 1-2 2-3		SH1-4 1B		F7			K	2 1	0 0	1 0	0 0	1 0	0 1	0 0
Jim Kaat, L (1, 1) Ted Sadowski, R (5, 1) Hal Naragon, L (7, PH) OBP: 0.143, SLG: 0.143 Paul Giel, R (7, 1) OBP: 1.000, SLG: 1.000 Dan Dobbek, L (9, PH)		3-1		SH1-4 1-2			K		F9	1 0 1 0 1	0 0 0 0 0	0 0 0 0 0	0 0 0 0 0	0 0 1 0 0	0 0 0 0 0	3 0 0 0 0

Inning Stats										
	R: 0	H: 0	R: 0	H: 1	R: 0	H: 0	R: 1	H: 2	R: 0	H: 1
	E: 0	LOB: 0	E: 0	LOB: 3	E: 0	LOB: 2	E: 0	LOB: 1	E: 0	LOB: 1
	K: 0	BB: 0	K: 2	BB: 2	K: 1	BB: 2	K: 0	BB: 0	K: 0	BB: 0
	S: 3	P: 3	S: 8	P: 16	S: 5	P: 13	S: 5	P: 5	S: 4	P: 4

Inning Stats										
	R: 0	H: 0	R: 0	H: 0	R: 0	H: 1	R: 0	H: 0	1B: 4	SF: 0
	E: 0	LOB: 0	E: 0	LOB: 1	E: 0	LOB: 1	E: 0	LOB: 0	2B: 0	SAC: 1
	K: 0	BB: 0	K: 1	BB: 0	K: 0	BB: 1	K: 2	BB: 0	3B: 0	DP: 0
	S: 3	P: 3	S: 5	P: 9	S: 4	P: 4	S: 7	P: 7	HR: 1	HBP: 0

PITCHER	IP	WLS	BF	H	R	ER	SO	BB	IBB	HBP	BLK	WP	HR	S	P	ERA	WHIP
Ken McBride, R (1, 1) ERA: 2.79	9.0	W	37	5	1	1	6	5	0	0	0	0	1	44	64	1.00	1.111

PITCHER	IP	WLS	BF	H	R	ER	SO	BB	IBB	HBP	BLK	WP	HR	S	P	ERA	WHIP

TOP

Minnesota Twins @ Los Angeles Angels

Wrigley Field, Los Angeles, CA

Sat Apr 29 1961, 5:33 AM CST

Att. 5,109 - Unknown - 70 F

livebaseballscorecards.com

AB	31
R	1
H	5
RBI	1
BB	5
SO	6
LOB	14

WP: 0	PA: 37
PB: 0	
SB: 0	
CS: 0	

Batter	1	2	3	4	5	6	7	8	9	AB	R	H	RBI	BB	SO	LOB
Albie Pearson, L (1, 9) OBP: 0.538, SLG: 0.500	HR BB	FC6-4 BB		1-2 2-H FC6-4 1B		P6 ①		CS BB		2	1	1	1	3	0	1
Ken Aspromonte, R (1, 4) OBP: 0.286, SLG: 0.311	1-H HR	1-2f FC6-4 ③		1-2f FC6-4 ③		1-3 1B ②		1-2 CS ③		4	1	2	2	0	0	5
Ken Hunt, R (1, 8) OBP: 0.382, SLG: 0.552	K ①		F9 ①		SH FC1-5-2 1B	K ③				4	0	1	0	0	2	1
Bob Cerv, R (1, 7) OBP: 0.171, SLG: 0.317	K ②		K ②		1-3 SH FC1-5-2 FC3-4		6-3 ①			3	1	0	0	0	2	0
Steve Bilko, R (1, 3) OBP: 0.333, SLG: 0.412 Rocky Bridges, R (6, 5)	G3 ③		1-3 ③		2-3 3-H FC1-5-2 FC3-4		K ②			3 1	0 0	0 0	0 0	0 0	0 1	2 0
Earl Averill, R (1, 2) OBP: 0.524, SLG: 0.714		2B BB		FC2-5 BB	FC3-4 IBB		BB			0	0	0	0	4	0	0
Gene Leek, R (1, 5) OBP: 0.240, SLG: 0.227 Ted Kluszewski, L (5, PH) OBP: 0.405, SLG: 0.750 (6, 3) Julio Becquer, L (8, 3)		P5 ①		F9 ①	1-2f 2-3 3-H FC3-4 ②		K ③			2 2 0	0 0 0	0 0 0	0 1 0	0 0 0	0 1 0	2 3 0
Ken Hamlin, R (1, 6) OBP: 0.364, SLG: 0.667		1-3 2B		FC2-5 1B 1-2 BB	F7 ③			P6 ①		3	1	1	0	1	0	2
Ken McBride, R (1, 1) OBP: 0.125, SLG: 0.125		K ②		1-2 2-3f FC2-5 1B ②		1B 1B		P3 ②		4	0	1	0	0	1	4
Inning Stats	R: 2 E: 0 K: 2 S: 8 H: 1 LOB: 0 BB: 1 P: 12	R: 0 E: 0 K: 1 S: 6 H: 1 LOB: 3 BB: 2 P: 14	R: 0 E: 0 K: 1 S: 5 H: 0 LOB: 0 BB: 0 P: 5	R: 1 E: 0 K: 0 S: 4 H: 1 LOB: 2 BB: 2 P: 12	R: 1 E: 1 K: 0 S: 5 H: 1 LOB: 2 BB: 1 P: 9	R: 0 E: 0 K: 1 S: 6 H: 2 LOB: 1 BB: 0 P: 6	R: 0 E: 0 K: 2 S: 7 H: 0 LOB: 1 BB: 1 P: 11	R: 0 E: 0 K: 0 S: 2 H: 0 LOB: 0 BB: 1 P: 6		1B: 4 2B: 1 3B: 0 HR: 1 SF: 0 SAC: 1 DP: 0 HBP: 0						

PITCHER		IP	WLS	BF	H	R	ER	SO	BB	IBB	HBP	BLK	WP	HR	S	P	ERA	WHIP
Jim Kaat, L ERA: 3.24	(1, 1)	4.1	L	24	4	4	3	4	5	1	0	0	0	1	26	50	6.23	2.077
Ted Sadowski, R ERA: 9.95	(5, 1)	1.2		6	2	0	0	1	0	0	0	0	0	0	8	8	0.00	1.200
Paul Giel, R ERA: 9.72	(7, 1)	2.0		7	0	0	0	2	2	0	0	0	0	0	9	17	0.00	1.000

PITCHER	IP	WLS	BF	H	R	ER	SO	BB	IBB	HBP	BLK	WP	HR	S	P	ERA	WHIP

BOTTOM

Minnesota Twins @ Los Angeles Angels

Wrigley Field, Los Angeles, CA

Sat Apr 29 1961, 5:33 AM CST

Att. 5,109 - Unknown - 70 F

livebaseballscorecards.com

AB	28
R	4
H	6
RBI	4
BB	8
SO	7
LOB	20

Batter	1	2	3	4	5	6	7	8	9	10	11	AB	R	H	RBI	BB	SO	LOB
Luis Aparicio, R (1, 6) OBP: 0.355, SLG: 0.382	F7		K		4-3	F7			SH1-4		FC1-6 3-1 1-2f	6	2	2	0	0	1	3
Nellie Fox, L (1, 4) OBP: 0.407, SLG: 0.434	6-3		1-2 HBP		4-3 2-3		FC6-4		SH1-4 1-2		3-1 1-2	4	0	1	0	0	0	2
Jim Landis, R (1, 8) OBP: 0.386, SLG: 0.528	F8		K		BB 1B 3-H		FC6-4 S 1-2f		F3		HR 2-H	6	1	2	2	0	1	4
Roy Sievers, R (1, 3) OBP: 0.431, SLG: 0.596		1B BB G4-6-3	F9		BB 1-2		K 1-2		6-3		HR 2-H	5	2	2	2	1	1	4
Minnie Minoso, R (1, 7) OBP: 0.474, SLG: 0.548		G4-6-3 1B 1-2		5-3	1-2 2-3					6-3	1B	3	0	2	0	3	0	0
Al Smith, R (1, 9) OBP: 0.273, SLG: 0.449		G4-6-3 1-2 2-3		F5	F9		K			FC6-4	F8	6	0	2	0	0	1	7
Sammy Esposito, R (1, 5) OBP: 0.200, SLG: 0.200		G4-6-3 1-2f 2-3 3-H		5-3 1-2		G3		F8		F9		5	0	1	0	0	0	4
Cam Carreon, R (1, 2) OBP: 0.158, SLG: 0.111		6-3		6-3		G3 1-2		F9		FC6-4 1-2f		5	0	0	0	0	0	4
Bob Shaw, R (1, 1)			HBP BB		K	K		6-3			FC1-6 BB	3	0	0	0	2	2	1
Inning Stats	R: 0 E: 0 K: 0 S: 3 H: 0 LOB: 0 BB: 0 P: 3	R: 1 E: 0 K: 0 S: 3 H: 1 LOB: 1 BB: 2 P: 11	R: 0 E: 0 K: 2 S: 7 H: 0 LOB: 2 BB: 1 P: 12	R: 0 E: 0 K: 0 S: 4 H: 1 LOB: 1 BB: 0 P: 4	R: 1 E: 0 K: 1 S: 8 H: 3 LOB: 3 BB: 1 P: 12	R: 0 E: 0 K: 1 S: 6 H: 1 LOB: 1 BB: 0 P: 6	R: 0 E: 0 K: 2 S: 8 H: 1 LOB: 2 BB: 1 P: 12	R: 0 E: 0 K: 0 S: 3 H: 0 LOB: 0 BB: 0 P: 3	R: 0 E: 0 K: 0 S: 4 H: 1 LOB: 1 BB: 0 P: 4	R: 0 E: 0 K: 0 S: 4 H: 1 LOB: 1 BB: 0 P: 4	R: 3 E: 0 K: 0 S: 6 H: 3 LOB: 1 BB: 1 P: 10	1B: 9 2B: 2 3B: 0 HR: 1 SF: 0 SAC: 1 DP: 1 HBP: 1	WP: 0 PB: 0 SB: 1 CS: 0 PA: 51						

PITCHER		IP	WLS	BF	H	R	ER	SO	BB	IBB	HBP	BLK	WP	HR	S	P	ERA	WHIP
Jack Kralick, L ERA: 2.89	(1, 1)	10.2	L	50	12	5	5	6	6	0	1	0	0	1	55	80	4.22	1.688
Ray Moore, R ERA: 4.82	(11, 1)	0.1		1	0	0	0	0	0	0	0	0	0	0	1	1	0.00	0.000

PITCHER	IP	WLS	BF	H	R	ER	SO	BB	IBB	HBP	BLK	WP	HR	S	P	ERA	WHIP

TOP

Chicago White Sox @ Minnesota Twins

Metropolitan Stadium, Bloomington , MI

Sun Apr 30 1961, 4:33 AM EDT

Att. 29,467 - Sunny - 48 F

livebaseballscorecards.com

AB	43
R	5
H	12
RBI	4
BB	6
SO	6
LOB	29

Batter	1	2	3	4	5	6	7	8	9	10	11	AB	R	H	RBI	BB	SO	LOB
Zoilo Versalles, R (1, 6) OBP: 0.338, SLG: 0.400	F4		6-3 1B		K		L5-3 1-2			6-3		3	1	1	0	0	1	0
Jose Valdivielso, R (6, 6)			2B									2	0	0	0	0	0	1
Lenny Green, L (1, 8) OBP: 0.394, SLG: 0.414	4-3		6-3 2-3		G4-6-3 BB			F8		F7		4	0	0	0	1	0	1
Don Mincher, L (1, 3) OBP: 0.362, SLG: 0.500	K		2B 3-H 1B		G4-6-3 1-2f			G3			4-3	5	0	1	1	0	1	1
Harmon Killebrew, R (1, 7) OBP: 0.409, SLG: 0.579		FC6-4 1B 1B	1-3 2B			G5-4-3 1B		F4			HR	5	1	4	1	0	0	0
Bob Allison, R (1, 9) OBP: 0.353, SLG: 0.464		F4	FC1-6-4 BB			K			K		5-3	4	0	0	0	1	2	2
Reno Bertoia, R (1, 5) OBP: 0.338, SLG: 0.296		FC6-4 1-2 1B	FC1-6-4 1-2f			G5-4-3 1-2f			F6		6-3	5	0	1	0	0	0	4
Hal Naragon, L (1, 2) OBP: 0.273, SLG: 0.545		FC6-4 FC5-4 1-2f 2-3	4-3				HR		FC6-4 1B			4	1	2	1	0	0	2
Pedro Ramos, S (9, PR) OBP: 0.267, SLG: 0.214												0	0	0	0	0	0	0
Earl Battey, R (10, 2) OBP: 0.431, SLG: 0.520												0	0	0	0	0	0	0
Billy Gardner, R (1, 4) OBP: 0.321, SLG: 0.286		FC5-4 1-2f	4-3				F2		FC6-4 1-2f			4	0	0	0	0	0	3
Jack Kralick, L (1, 1) OBP: 0.273, SLG: 0.200			F7	K			L5-3 BB			F7		3	0	0	0	1	1	0
Ray Moore, R (11, 1)												0	0	0	0	0	0	0
Inning Stats	R: 0 E: 0 K: 1 S: 5 H: 0 LOB: 0 BB: 0 P: 5	R: 0 E: 0 K: 0 S: 5 H: 2 LOB: 2 BB: 0 P: 5	R: 1 E: 0 K: 0 S: 6 H: 3 LOB: 3 BB: 1 P: 10	R: 0 E: 0 K: 1 S: 5 H: 0 LOB: 0 BB: 0 P: 5	R: 0 E: 0 K: 1 S: 4 H: 0 LOB: 0 BB: 1 P: 8	R: 0 E: 0 K: 1 S: 5 H: 1 LOB: 0 BB: 0 P: 5	R: 1 E: 0 K: 0 S: 3 H: 1 LOB: 0 BB: 1 P: 7	R: 0 E: 0 K: 0 S: 3 H: 0 LOB: 0 BB: 0 P: 3	R: 0 E: 0 K: 1 S: 6 H: 1 LOB: 1 BB: 0 P: 6	R: 0 E: 0 K: 0 S: 3 H: 0 LOB: 0 BB: 0 P: 3	R: 1 E: 0 K: 0 S: 4 H: 1 LOB: 0 BB: 0 P: 4	1B: 5 2B: 3 3B: 0 HR: 2 SF: 0 SAC: 0 DP: 3 HBP: 0						

PITCHER	IP	WLS	BF	H	R	ER	SO	BB	IBB	HBP	BLK	WP	HR	S	P	ERA	WHIP
Bob Shaw, R (1, 1) ERA: 2.66	11.0	W	42	9	3	3	5	3	0	0	0	0	2	49	61	2.46	1.091

PITCHER	IP	WLS	BF	H	R	ER	SO	BB	IBB	HBP	BLK	WP	HR	S	P	ERA	WHIP

BOTTOM

Chicago White Sox @ Minnesota Twins

Metropolitan Stadium, Bloomington , MI

Sun Apr 30 1961, 4:33 AM EDT

Att. 29,467 - Sunny - 48 F

livebaseballscorecards.com

AB	39
R	3
H	9
RBI	3
BB	3
SO	5
LOB	14

WP: 0 PA: 42
PB: 0
SB: 0
CS: 0

Batter	1	2	3	4	5	6	7	8	9	AB	R	H	RBI	BB	SO	LOB
Luis Aparicio, R (1, 6) OBP: 0.343, SLG: 0.367	F9		F7		F6		F8 1-3 1B		K	5	0	1	0	0	1	0
Nellie Fox, L (1, 4) OBP: 0.375, SLG: 0.397	F7		F8		4-3		1-3 1-2		F8	5	0	0	0	0	0	1
Jim Landis, R (1, 8) OBP: 0.377, SLG: 0.561	HR		F8			F6	F8 2-3			4	1	1	1	0	0	1
Roy Sievers, R (1, 3) OBP: 0.468, SLG: 0.680	1B			L4-6 2B		SF7 3B B B B	FC5-4 BB			3	1	3	0	1	0	0
Minnie Minoso, R (1, 7) OBP: 0.443, SLG: 0.511	F7			L4-6 2-3		SF7 3-H	FC5-4 1-2f			3	0	0	1	0	0	4
Al Smith, R (1, 9) OBP: 0.305, SLG: 0.519		BB B B B B		HR		BB 1B 1B		4-3		3	2	2	1	1	0	0
Sammy Esposito, R (1, 5) OBP: 0.222, SLG: 0.125		F2		F7		1B 1-2 B B B B		F2		3	0	0	0	1	0	1
Cam Carreon, R (1, 2) OBP: 0.217, SLG: 0.318		K S S S			HR	1-3 2-H 1B		5-3		4	1	2	2	0	1	1
Frank Baumann, L (1, 1) Turk Lown, R (6, 1)		F5			K S S S	L4			5-3	3 1	0 0	0 0	0 0	0 0	1 0	3 0
Inning Stats	R: 1 H: 2 E: 0 LOB: 1 K: 0 BB: 0 S: 5 P: 5	R: 0 H: 0 E: 0 LOB: 1 K: 1 BB: 1 S: 5 P: 9	R: 0 H: 0 E: 0 LOB: 0 K: 0 BB: 0 S: 3 P: 3	R: 1 H: 2 E: 0 LOB: 0 K: 0 BB: 0 S: 4 P: 4	R: 1 H: 1 E: 0 LOB: 0 K: 1 BB: 0 S: 6 P: 6	R: 2 H: 3 E: 0 LOB: 2 K: 0 BB: 1 S: 6 P: 10	R: 0 H: 1 E: 0 LOB: 2 K: 0 BB: 1 S: 4 P: 8	R: 0 H: 0 E: 0 LOB: 0 K: 0 BB: 0 S: 3 P: 3	R: 0 H: 0 E: 0 LOB: 0 K: 1 BB: 0 S: 5 P: 5	1B: 4 SF: 1 2B: 2 SAC: 0 3B: 1 DP: 1 HR: 3 HBP: 0						

TOP

Chicago White Sox @ Minnesota Twins

Metropolitan Stadium, Bloomington , MI

Mon May 01 1961, 4:33 AM EDT

Att. 5,777 - Sunny - 50 F

livebaseballscorecards.com

AB	34
R	5
H	9
RBI	5
BB	3
SO	3
LOB	11

WP: 0 PA: 38
PB: 0
SB: 0
CS: 0

PITCHER		IP	WLS	BF	H	R	ER	SO	BB	IBB	HBP	BLK	WP	HR	S	P	ERA	WHIP
Chuck Stobbs, L ERA: 6.55	(1, 1)	6.0		27	8	5	5	2	2	0	0	0	0	3	29	37	7.50	1.667
Paul Giel, R ERA: 7.84	(7, 1)	2.0		8	1	0	0	0	1	0	0	0	0	0	7	11	0.00	1.000
Ray Moore, R ERA: 4.35	(9, 1)	1.0	W	3	0	0	0	1	0	0	0	0	0	0	5	5	0.00	0.000

PITCHER	IP	WLS	BF	H	R	ER	SO	BB	IBB	HBP	BLK	WP	HR	S	P	ERA	WHIP

BOTTOM

Batter	1	2	3	4	5	6	7	8	9	AB	R	H	RBI	BB	SO	LOB
Reno Bertoia, R (1, 5) OBP: 0.343, SLG: 0.293	0-0 ① 6-3	0-0 ③ 6-3		0-0 ②③ G5-4-3 1-2f		0-0 2B 1B		BBBB 4-0 BB		4	1	1	0	1	0	2
Lenny Green, L (1, 8) OBP: 0.395, SLG: 0.444	0-0 ② 3-1		SSS 0-3 ① K		0-0 2B 2B	0-0 1-H 2B		0-0 ② F3		5	1	2	1	0	1	1
Bob Allison, R (1, 9) OBP: 0.356, SLG: 0.467	BBBB 4-0 HR BB		0-0 ② F9		0-0 1B 2-H 2B	0-0 ② 1-3		0-0 ③ F5		4	2	1	1	1	0	2
Harmon Killebrew, R (1, 3) OBP: 0.407, SLG: 0.667	0-0 1-H HR		0-0 1B 1B		0-0 ① 5-3	SSS 0-3 ③ K			0-0 ① L5	5	1	2	2	0	1	2
Jim Lemon, R (1, 7) OBP: 0.345, SLG: 0.400	0-0 FC5 BB 1B		0-0 1-3 FC5-4 1B		0-0 1B 2-3 1B		0-0 ① F4		0-0 2B 1B	5	1	4	0	0	0	0
Ron Henry, R (1, 2)	BBBB 4-0 1-2 BB		0-0 ③ FC5-4 1-2f		0-0 ② F2		0-0 ② 5-3		0-0 ② F7	4	0	0	0	1	0	5
Billy Gardner, R (1, 4) OBP: 0.361, SLG: 0.340	0-0 ③ FC5 2-3f			BBBB 4-0 1B BB	0-0 FC6-4 1-2 3-H 1B		0-0 E7 1B		0-0 1-H 2B	4	0	3	2	1	0	2
Jose Valdivielso, R (1, 6) Don Mincher, L (7, PH) OBP: 0.356, SLG: 0.490 Billy Consolo, R (8, 6)		0-0 ① 5-3		0-0 ① F8	0-0 ③ FC6-4 1-2f		SSS 0-3 ③ K			3 1 0	0 0 0	0 0 0	0 0 0	0 0 0	0 1 0	3 1 0
Chuck Stobbs, L (1, 1) OBP: 0.500, SLG: 0.500 Pete Whisenant, R (6, PH) Paul Giel, R (7, 1) OBP: 1.000, SLG: 1.000 Elmer Valo, L (8, PH) Ray Moore, R (9, 1)		SSS 0-3 ② K		0-0 G5-4-3 1-2 1B		0-0 ① 6-3		0-0 ① F7		2 1 0 1 0	0 0 0 0 0	1 0 0 0 0	0 0 0 0 0	0 0 0 0 0	1 0 0 0 0	0 0 0 0 0
Inning Stats	R: 2 H: 2 E: 0 LOB: 2 K: 0 BB: 2 S: 5 P: 13	R: 0 H: 0 E: 0 LOB: 0 K: 1 BB: 0 S: 5 P: 5	R: 0 H: 2 E: 0 LOB: 2 K: 1 BB: 0 S: 7 P: 7	R: 0 H: 1 E: 0 LOB: 1 K: 0 BB: 1 S: 3 P: 7	R: 2 H: 4 E: 0 LOB: 2 K: 0 BB: 0 S: 7 P: 7	R: 1 H: 2 E: 0 LOB: 1 K: 1 BB: 0 S: 7 P: 7	R: 0 H: 1 E: 1 LOB: 1 K: 1 BB: 0 S: 6 P: 6	R: 0 H: 0 E: 0 LOB: 1 K: 0 BB: 1 S: 3 P: 7	R: 1 H: 2 E: 0 LOB: 1 K: 0 BB: 0 S: 4 P: 4	1B: 9 2B: 4 3B: 0 HR: 1	SF: 0 SAC: 0 DP: 1 HBP: 0						

PITCHER		IP	WLS	BF	H	R	ER	SO	BB	IBB	HBP	BLK	WP	HR	S	P	ERA	WHIP
Frank Baumann, L ERA: 6.43	(1, 1)	5.1		29	11	5	5	2	3	0	0	0	0	1	30	42	8.44	2.625
Turk Lown, R ERA: 1.86	(6, 1)	3.1	L	14	3	1	1	2	1	0	0	0	0	0	17	21	2.70	1.200

PITCHER	IP	WLS	BF	H	R	ER	SO	BB	IBB	HBP	BLK	WP	HR	S	P	ERA	WHIP

Chicago White Sox @ Minnesota Twins

Metropolitan Stadium, Bloomington , MI

Mon May 01 1961, 4:33 AM EDT

Att. 5,777 - Sunny - 50 F

livebaseballscorecards.com

AB	39
R	6
H	14
RBI	6
BB	4
SO	4
LOB	18

WP: 0	PA: 43		
PB: 0			
SB: 0			
CS: 0			

Batter	1	2	3	4	5	6	7	8	9	10	AB	R	H	RBI	BB	SO	LOB
Tony Kubek, L (1, 6) OBP: 0.388, SLG: 0.459	K		F7		1B		1-3			WP HR 2B	5	1	2	0	0	1	1
Hector Lopez, R (1, 7) OBP: 0.261, SLG: 0.222	5-3			5-3	F9			5-3		BB HR BB 2-3	4	1	0	0	1	0	1
Roger Maris, L (1, 9) OBP: 0.348, SLG: 0.308	G3			E 2B		9-3 BB		K		HR BB 1-2	3	2	1	0	2	1	0
Mickey Mantle, S (1, 8) OBP: 0.418, SLG: 0.807		E6 F8		E9 1B 2-H		K		F3		HR 1-H 2-H 3-H	5	1	2	5	0	1	1
Yogi Berra, L (1, 2) OBP: 0.317, SLG: 0.324		K		FC4-6 BB		9-3 1-2f			4-3	BB	3	0	0	0	2	1	2
Bill Skowron, R (1, 3) OBP: 0.354, SLG: 0.500		F8 2-3		F7			HR		5-3	F7	5	1	1	1	0	0	4
Clete Boyer, R (1, 5) OBP: 0.256, SLG: 0.179		K		FC4-6 1-2f			1B		K		4	0	1	0	0	2	3
Bobby Richardson, R (1, 4) OBP: 0.231, SLG: 0.206			5-3		L5		L9			L8	4	0	0	0	0	0	1
Art Ditmar, R (1, 1) OBP: 0.111, SLG: 0.111 Jesse Gonder, L (7, PH) OBP: 0.375, SLG: 0.286 Jim Coates, R (7, 1) Johnny Blanchard, L (10, PH) Ryne Duren, R (10, 1) Luis Arroyo, L (10, 1) OBP: 1.000, SLG: 1.000			1-5-3		4-3		K			F9	2 1 0 1 0 0	0 0 0 0 0 0	0 0 0 0 0 0	0 0 0 0 0 0	0 1 0 0 0 0	0 1 0 0 0 0	0 1 0 0 0 0
Inning Stats	R: 0 E: 0 K: 1 S: 5 H: 0 LOB: 0 BB: 0 P: 5	R: 0 E: 1 K: 2 S: 8 H: 0 LOB: 1 BB: 0 P: 8	R: 0 E: 0 K: 0 S: 3 H: 0 LOB: 0 BB: 0 P: 3	R: 1 E: 1 K: 0 S: 5 H: 2 LOB: 2 BB: 1 P: 9	R: 0 E: 0 K: 0 S: 4 H: 1 LOB: 1 BB: 0 P: 4	R: 0 E: 0 K: 1 S: 4 H: 0 LOB: 0 BB: 1 P: 8	R: 1 E: 0 K: 1 S: 7 H: 2 LOB: 1 BB: 0 P: 7	R: 0 E: 0 K: 1 S: 5 H: 0 LOB: 0 BB: 0 P: 5	R: 0 E: 0 K: 1 S: 5 H: 0 LOB: 0 BB: 0 P: 5	R: 4 E: 0 K: 0 S: 5 H: 2 LOB: 1 BB: 3 P: 17	1B: 3 2B: 3 3B: 0 HR: 2 SF: 0 SAC: 0 DP: 1 HBP: 0						

PITCHER	IP	WLS	BF	H	R	ER	SO	BB	IBB	HBP	BLK	WP	HR	S	P	ERA	WHIP
Camilo Pascual, R (1, 1) ERA: 3.44	9.2	L	41	7	6	6	7	5	0	0	0	1	2	50	70	5.59	1.241
Ray Moore, R (10, 1) ERA: 4.22	0.1		1	0	0	0	0	0	0	0	0	0	0	1	1	0.00	0.000

PITCHER	IP	WLS	BF	H	R	ER	SO	BB	IBB	HBP	BLK	WP	HR	S	P	ERA	WHIP

TOP

New York Yankees @ Minnesota Twins

Metropolitan Stadium, Bloomington , MI

Tue May 02 1961, 4:33 AM EDT
Att. 16,669 - Sunny - 52 F

livebaseballscorecards.com

AB	37
R	6
H	7
RBI	6
BB	5
SO	7
LOB	14

WP: 1 PA: 42
PB: 0
SB: 0
CS: 0

New York Yankees @ Minnesota Twins

Metropolitan Stadium, Bloomington , MI

Tue May 02 1961, 4:33 AM EDT

Att. 16,669 - Sunny - 52 F

livebaseballscorecards.com

Batter	1	2	3	4	5	6	7	8	9	10	AB	R	H	RBI	BB	SO	LOB
Reno Bertoia, R (1, 5) OBP: 0.360, SLG: 0.306	0-0 2B G6-4-3 1B	0-0 ③ F8			0-0 ① 5-3		0-0 FC6-4 1-2 1B		BBBB 4-0 BB		4	1	2	0	1	0	1
Lenny Green, L (1, 8) OBP: 0.407, SLG: 0.463	0-0 G6-4-3 1-3 2B		BBBB 4-0 CS BB		0-0 FC5-4 1B		0-0 ② F5		0-0 ③ F8		4	0	2	0	1	0	3
Harmon Killebrew, R (1, 3) OBP: 0.406, SLG: 0.714	BBBB 4-0 G6-4-3 BB		0-0 ① E6 1B 1-2		0-0 ② F5		0-0 ③ FC6-4 1-2f			0-0 HR	4	1	1	1	1	0	4
Jim Lemon, R (1, 7) OBP: 0.356, SLG: 0.407 Dan Dobbek, L (8, PR) (9, 7) Pete Whisenant, R (10, PH)	0-0 ① ② G6-4-3 1-2f 2-3 3-H		0-0 G6-4-3 1-2 1B		0-0 ③ FC5-4 1-2f			0-0 FC1-6 1B		SSS 0-3 ① K	4 0 1	0 0 0	2 0 0	0 0 0	0 0 0	0 0 1	3 0 0
Bob Allison, R (1, 9) OBP: 0.333, SLG: 0.431	0-0 ③ 1-3		0-0 ② ③ G6-4-3 1-2f			0-0 ① F5		0-0 ① FC1-6 FC6-4 1-2f		SSS 0-3 ② K	5	0	0	0	0	1	4
Earl Battey, R (1, 2) OBP: 0.429, SLG: 0.527		0-0 1B 1B 1B		0-0 ① F7		0-0 ② F7		0-0 ② L8		0-0 1B 2B	5	2	2	0	0	0	1
Billy Gardner, R (1, 4) OBP: 0.364, SLG: 0.345		0-0 G6-4-3 1B 1-2 1B		0-0 ② 1-3		0-0 ③ F2		0-0 ③ FC6-4 1-2f		0-0 FC6 2-H 1B	5	0	2	1	0	0	1
Jose Valdivielso, R (1, 6) OBP: 0.125, SLG: 0.125 Don Mincher, L (9, PH) OBP: 0.350, SLG: 0.480 Billy Consolo, R (10, 6)		0-0 G6-4-3 1-2 2-H 1B		0-0 E5 FC5-4			0-0 ① L9		0-0 ① F4	0-0 ③ FC6 1-2f	3 1 1	0 0 0	1 0 0	1 0 0	0 0 0	0 0 0	0 0 1
Camilo Pascual, R (1, 1) OBP: 0.250, SLG: 0.100 Ray Moore, R (10, 1)		0-0 ① ② G6-4-3 1-2f 2-3		0-0 ③ FC5-4 1-2f			BBBB 4-0 1B BB		0-0 ② F9		3 0	0 0	0 0	0 0	1 0	0 0	3 0
Inning Stats	R: 1 H: 2 E: 0 LOB: 1 K: 0 BB: 1 S: 4 P: 8	R: 1 H: 3 E: 0 LOB: 1 K: 0 BB: 0 S: 5 P: 5	R: 0 H: 1 E: 1 LOB: 1 K: 0 BB: 1 S: 3 P: 7	R: 0 H: 0 E: 1 LOB: 1 K: 0 BB: 0 S: 4 P: 4	R: 0 H: 1 E: 0 LOB: 1 K: 0 BB: 0 S: 4 P: 4	R: 0 H: 0 E: 0 LOB: 0 K: 0 BB: 0 S: 3 P: 3	R: 0 H: 1 E: 0 LOB: 2 K: 0 BB: 1 S: 4 P: 8	R: 0 H: 1 E: 0 LOB: 1 K: 0 BB: 0 S: 4 P: 4	R: 0 H: 0 E: 0 LOB: 1 K: 0 BB: 1 S: 3 P: 7	R: 2 H: 3 E: 0 LOB: 1 K: 2 BB: 0 S: 10 P: 10	1B: 9 SF: 0 2B: 2 SAC: 0 3B: 0 DP: 3 HR: 1 HBP: 0						

PITCHER		IP	WLS	BF	H	R	ER	SO	BB	IBB	HBP	BLK	WP	HR	S	P	ERA	WHIP
Art Ditmar, R ERA: 3.22	(1, 1)	6.0		25	7	2	2	0	2	0	0	0	0	0	23	31	3.00	1.500
Jim Coates, R ERA: 3.6	(7, 1)	3.0	W	13	2	0	0	0	2	0	0	0	0	0	11	19	0.00	1.333
Ryne Duren, R ERA: 9.0	(10, 1)	0.0		1	1	1	1	0	0	0	0	0	0	1	1	1	∞	∞
Luis Arroyo, L ERA: 0.9	(10, 1)	1.0	S	5	2	1	1	2	0	0	0	0	0	0	9	9	9.00	2.000

PITCHER	IP	WLS	BF	H	R	ER	SO	BB	IBB	HBP	BLK	WP	HR	S	P	ERA	WHIP

BOTTOM

AB	40
R	4
H	12
RBI	3
BB	4
SO	2
LOB	21

WP: 0 PA: 44
PB: 0
SB: 0
CS: 1

Batter	1	2	3	4	5	6	7	8	9	AB	R	H	RBI	BB	SO	LOB
Tony Kubek, L (1, 6) OBP: 0.380, SLG: 0.446	G3-6 1B		G3		F8		SH3-4 1-2 2-3	4-1		4	0	1	0	0	0	2
Hector Lopez, R (1, 7) OBP: 0.270, SLG: 0.224	L9			FC3-6 E 1B BB	5-3		HR 2-3 3-H 1B		F6	4	2	1	1	1	0	1
Roger Maris, L (1, 9) OBP: 0.352, SLG: 0.357	G3-6 1-2f			E3 FC3-6 1-2	F8		HR 1-H 3-H		1B BB	4	1	1	3	1	0	2
Mickey Mantle, S (1, 8) OBP: 0.417, SLG: 0.774		F9		FC3-6 1B E 1-2f 2-3		F9	G6-4-3 1B		1-3 1B	5	1	2	0	0	0	2
Bill Skowron, R (1, 3) OBP: 0.371, SLG: 0.500		K		E 2B 1-3 3-H 1B		1B	G6-4-3 1-2f		G4-6-3 IBB	4	1	2	1	1	1	1
Johnny Blanchard, L (1, 2) OBP: 0.111, SLG: 0.111		FC5-4 1B		E5 2B 1-2 3-H		F5		K	G4-6-3 1-2f	5	0	1	1	0	1	5
Clete Boyer, R (1, 5) OBP: 0.277, SLG: 0.214		FC5-4 1-2f		2B 1-3 2-H		F9		1B BB		3	0	1	1	1	0	2
Bobby Richardson, R (1, 4) OBP: 0.261, SLG: 0.239			B3-6-4 1B	F7			SH3-4 SH 1B 1B	1-2 1B		4	1	3	0	0	0	2
Bob Turley, R (1, 1) OBP: 0.200, SLG: 0.222			B3-6-4 1-2f	K			SH 1B SH3-4 1-2 HR	B5		3	1	0	0	0	1	5
Inning Stats	R: 0 E: 0 K: 0 S: 3 H: 1 LOB: 0 BB: 0 P: 3	R: 0 E: 0 K: 1 S: 6 H: 1 LOB: 1 BB: 0 P: 6	R: 0 E: 0 K: 0 S: 3 H: 1 LOB: 0 BB: 0 P: 3	R: 3 E: 2 K: 1 S: 9 H: 2 LOB: 2 BB: 1 P: 13	R: 0 E: 0 K: 0 S: 3 H: 0 LOB: 0 BB: 0 P: 3	R: 0 E: 0 K: 0 S: 4 H: 1 LOB: 1 BB: 0 P: 4	R: 4 E: 1 K: 0 S: 7 H: 4 LOB: 0 BB: 0 P: 7	R: 0 E: 0 K: 1 S: 6 H: 1 LOB: 2 BB: 1 P: 10	R: 0 E: 0 K: 0 S: 3 H: 1 LOB: 2 BB: 2 P: 11	1B: 10 2B: 1 3B: 0 HR: 1 SF: 0 SAC: 2 DP: 4 HBP: 0	WP: 0 PB: 0 SB: 0 CS: 0 PA: 42					

PITCHER		IP	WLS	BF	H	R	ER	SO	BB	IBB	HBP	BLK	WP	HR	S	P	ERA	WHIP
Pedro Ramos, R ERA: 3.29	(1, 1)	6.1	L	30	9	7	3	2	1	0	0	0	0	1	33	37	4.26	1.579
Ted Sadowski, R ERA: 9.0	(7, 1)	0.2		2	1	0	0	0	0	0	0	0	0	0	2	2	0.00	1.500
Bill Pleis, L ERA: 2.08	(8, 1)	2.0		10	2	0	0	1	2	1	0	0	0	0	9	21	0.00	2.000

PITCHER	IP	WLS	BF	H	R	ER	SO	BB	IBB	HBP	BLK	WP	HR	S	P	ERA	WHIP

TOP

New York Yankees @ Minnesota Twins

Metropolitan Stadium, Bloomington , MI

Wed May 03 1961, 4:33 AM EDT

Att. 18,158 - Sunny - 60 F

livebaseballscorecards.com

AB	36
R	7
H	12
RBI	7
BB	4
SO	3
LOB	22

New York Yankees @ Minnesota Twins

Metropolitan Stadium, Bloomington , MI

Wed May 03 1961, 4:33 AM EDT

Att. 18,158 - Sunny - 60 F

BOTTOM

livebaseballscorecards.com

Batter	1	2	3	4	5	6	7	8	9	AB	R	H	RBI	BB	SO	LOB
Zoilo Versalles, R (1, 6) OBP: 0.342, SLG: 0.403	0-0 1B SF8 1B		0-0 F5 ②		0-0 F8 ③		0-0 F2 ③			2	1	1	0	0	0	0
Jose Valdivielso, R (5, 6) OBP: 0.100, SLG: 0.100										2	0	0	0	0	0	1
Lenny Green, L (1, 8) OBP: 0.412, SLG: 0.457	0-0 CS 1B 1-3		B B B B 4-0 E BB			0-0 F7 ①		0-0 F6 ①		3	0	1	0	1	0	0
Harmon Killebrew, R (1, 3) OBP: 0.389, SLG: 0.667	0-0 SF8 ① 3-H		0-0 F7 ③ 1-2			0-0 F7 ②		B B B B 4-0 G5-4-3 BB		2	0	0	1	1	0	1
Jim Lemon, R (1, 7) OBP: 0.349, SLG: 0.386	0-0 F4 ② ③ 1-2			B B B B 4-0 BB		0-0 5-3 ③		0-0 G5-4-3 ② ③ 1-2f		3	0	0	0	1	0	2
Earl Battey, R (1, 2) OBP: 0.433, SLG: 0.517		0-0 G4-6-3 1B 1B		0-0 F3 ①			H 1-0 1B 1B HBP		0-0 F3 ①	3	1	1	0	0	0	1
Bob Allison, R (1, 9) OBP: 0.329, SLG: 0.420		0-0 G4-6-3 1B 1-2		0-0 F5 ②			0-0 F7 ①		0-0 L7 ②	4	0	1	0	0	0	2
Billy Gardner, R (1, 4) OBP: 0.357, SLG: 0.339		0-0 G4-6-3 ① ② 1-2f 2-3		0-0 F5 ③			0-0 1B FC3-6 1B 1-2		0-0 6-3 ③	4	1	1	0	0	0	3
Reno Bertoia, R (1, 5) OBP: 0.359, SLG: 0.308		0-0 6-3 ③			0-0 F5 ①		0-0 FC3-6 1-3 2-H 1B			3	0	1	1	0	0	1
Pedro Ramos, S (1, 1) OBP: 0.235, SLG: 0.188			S S S 0-3 K ①		S S S 0-3 K ②		H 0-0 FC3-6 ② 1-2f 3-H			2	0	0	0	0	2	0
Ted Sadowski, R (7, 1)										0	0	0	0	0	0	0
Elmer Valo, L (7, PH)										1	0	0	1	0	0	1
Bill Pleis, L (8, 1) OBP: 1.000, SLG: 1.000										0	0	0	0	0	0	0
Inning Stats	R: 1 H: 2 E: 0 LOB: 0 K: 0 BB: 0 S: 4 P: 4	R: 0 H: 2 E: 0 LOB: 1 K: 0 BB: 0 S: 4 P: 4	R: 0 H: 0 E: 1 LOB: 1 K: 1 BB: 1 S: 5 P: 9	R: 0 H: 0 E: 0 LOB: 1 K: 0 BB: 1 S: 3 P: 7	R: 0 H: 0 E: 0 LOB: 0 K: 1 BB: 0 S: 5 P: 5	R: 0 H: 0 E: 0 LOB: 0 K: 0 BB: 0 S: 3 P: 3	R: 2 H: 2 E: 0 LOB: 1 K: 0 BB: 0 S: 5 P: 6	R: 0 H: 0 E: 0 LOB: 0 K: 0 BB: 1 S: 2 P: 6	R: 0 H: 0 E: 0 LOB: 0 K: 0 BB: 0 S: 3 P: 3	1B: 6 SF: 1 2B: 0 SAC: 0 3B: 0 DP: 2 HR: 0 HBP: 1						

	AB	29
	R	3
	H	6
	RBI	3
	BB	3
	SO	2
	LOB	12

WP: 0 PA: 34
PB: 0
SB: 0
CS: 1

PITCHER	IP	WLS	BF	H	R	ER	SO	BB	IBB	HBP	BLK	WP	HR	S	P	ERA	WHIP
Bob Turley, R (1, 1) ERA: 3.72	9.0	W	34	6	3	3	2	3	0	1	0	0	0	34	47	3.00	1.000

PITCHER	IP	WLS	BF	H	R	ER	SO	BB	IBB	HBP	BLK	WP	HR	S	P	ERA	WHIP

Batter	1	2	3	4	5	6	7	8	9	AB	R	H	RBI	BB	SO	LOB
Bobby Richardson, R (1, 4) OBP: 0.288, SLG: 0.257	BBBB 4-0 WP 1B BB	x 0-0 ① 1-2 1B			x 0-0 ① F8		x 0-0 G4-6-3 3-H 1B			3	1	2	1	1	0	0
Tony Kubek, L (1, 6) OBP: 0.360, SLG: 0.420	SSS 0-3 ① K 1-2	x 0-0 ② F5			x 0-0 ② F9		x 0-0 ②③ G4-6-3 1-2f			4	0	0	0	0	1	4
Hector Lopez, R (1, 7) OBP: 0.269, SLG: 0.214	BBBB 4-0 1B 6-3 BB	x 0-0 ③ 5-3			x 0-0 ③ 1-3			x 0-0 ① 6-3		3	1	0	0	1	0	2
Mickey Mantle, S (1, 8) OBP: 0.421, SLG: 0.803	x 0-0 6-3 PB 1-3 2-H 1B		x 0-0 ① F9			x 0-0 HR		x 0-0 ② 4-3		4	2	2	2	0	0	0
Bill Skowron, R (1, 3) OBP: 0.351, SLG: 0.471	x 0-0 ② 6-3 1-3 3-H		x 0-0 ② 5-3			x 0-0 ① F7		SSS 0-3 ③ K		4	0	0	1	0	1	1
Elston Howard, R (1, 2) OBP: 0.364, SLG: 0.452	x 0-0 3-H 1B		x 0-0 ③ 1-3			x 0-0 ② 4-3			x 0-0 ① F8	4	0	1	1	0	0	0
Roger Maris, L (1, 9) OBP: 0.333, SLG: 0.333	SSS 0-3 ③ K			x 0-0 ① F2		x 0-0 ③ F8			x 0-0 ② F9	4	0	0	0	0	1	1
Clete Boyer, R (1, 5) OBP: 0.294, SLG: 0.267		SSS 0-3 ① K		x 0-0 ② F5			x 0-0 1B 3B		BBBB 4-0 BB	3	1	1	0	1	1	0
Whitey Ford, L (1, 1) OBP: 0.438, SLG: 0.273 Johnny Blanchard, L (7, PH) OBP: 0.100, SLG: 0.100 Jim Coates, R (7, 1)		BBBB 4-0 1B BB		x 0-0 ③ 4-3			x 0-0 ① F6		SSS 0-3 ③ K	1 1 1	0 0 0	0 0 0	0 0 0	1 0 0	0 0 1	0 1 1
Inning Stats	R: 3 H: 2 E: 0 LOB: 1 K: 2 BB: 2 S: 9 P: 17	R: 0 H: 1 E: 0 LOB: 2 K: 1 BB: 1 S: 6 P: 10	R: 0 H: 0 E: 0 LOB: 0 K: 0 BB: 0 S: 3 P: 3	R: 0 H: 0 E: 0 LOB: 0 K: 0 BB: 0 S: 3 P: 3	R: 0 H: 0 E: 0 LOB: 0 K: 0 BB: 0 S: 3 P: 3	R: 1 H: 1 E: 0 LOB: 0 K: 0 BB: 0 S: 4 P: 4	R: 1 H: 2 E: 0 LOB: 0 K: 0 BB: 0 S: 4 P: 4	R: 0 H: 0 E: 0 LOB: 0 K: 1 BB: 0 S: 5 P: 5	R: 0 H: 0 E: 0 LOB: 1 K: 1 BB: 1 S: 5 P: 9	1B: 4 SF: 0 2B: 0 SAC: 0 3B: 1 DP: 1 HR: 1 HBP: 0						

PITCHER	IP	WLS	BF	H	R	ER	SO	BB	IBB	HBP	BLK	WP	HR	S	P	ERA	WHIP
Jim Kaat, L (1, 1) ERA: 4.5	1.1	L	10	3	3	3	3	3	0	0	0	1	0	13	25	20.25	4.500
Ted Sadowski, R (2, 1) ERA: 6.39	5.2		19	3	2	2	0	0	0	0	0	0	1	19	19	3.18	0.529
Paul Giel, R (8, 1) ERA: 6.57	2.0		7	0	0	0	2	1	0	0	0	0	0	10	14	0.00	0.500

PITCHER	IP	WLS	BF	H	R	ER	SO	BB	IBB	HBP	BLK	WP	HR	S	P	ERA	WHIP

TOP

New York Yankees @ Minnesota Twins

Metropolitan Stadium, Bloomington , MI

Thu May 04 1961, 4:33 AM EDT

Att. 18,179 - Unknown - 64 F

livebaseballscorecards.com

AB	32
R	5
H	6
RBI	5
BB	4
SO	5
LOB	10

WP: 1	PA: 36		
PB: 1			
SB: 0			
CS: 0			

New York Yankees @ Minnesota Twins

Metropolitan Stadium, Bloomington , MI

Thu May 04 1961, 4:33 AM EDT
Att. 18,179 - Unknown - 64 F

BOTTOM

livebaseballscorecards.com

Batter	1	2	3	4	5	6	7	8	9	AB	R	H	RBI	BB	SO	LOB
Reno Bertoia, R (1, 5) OBP: 0.366, SLG: 0.299	BBBB 4-0 1B BB		x 0-0 ② 5-3		BBBB 4-0 2B BB		x 0-0 ② 6-3			2	1	0	0	2	0	0
Lenny Green, L (1, 8) OBP: 0.416, SLG: 0.466	x 0-0 ① F7		BBBB 4-0 BB BB		x 0-0 1-H 1B 2B		x 0-0 ③ 4-3			3	1	1	1	1	0	1
Harmon Killebrew, R (1, 3) OBP: 0.400, SLG: 0.636	SSS 0-3 ② K		BBBB 4-0 1-2 BB		x 0-0 2-H 1B			x 0-0 ① 5-3		3	0	1	1	1	1	1
Earl Battey, R (1, 2) OBP: 0.423, SLG: 0.500	x 0-0 1-2 1B		x 0-0 ③ 4-3		x 0-0 ③ F8			SSS 0-3 ② K		4	0	1	0	0	1	3
Jim Lemon, R (1, 7) OBP: 0.343, SLG: 0.377	x 0-0 ③ F7			x 0-0 ① F8		x 0-0 ① F7		x 0-0 1B		4	0	1	0	0	0	2
Bob Allison, R (1, 9) OBP: 0.314, SLG: 0.397		x 0-0 ① 6-3		x 0-0 ② F2		x 0-0 ② 6-3		x 0-0 ③ 6-3		4	0	0	0	0	0	1
Billy Gardner, R (1, 4) OBP: 0.365, SLG: 0.348		x 0-0 G5-4-3 1B		x 0-0 ③ 6-3		x 0-0 1B		SSS 0-3 ① K		4	0	2	0	0	1	0
Jose Valdivielso, R (1, 6) OBP: 0.077, SLG: 0.077 Elmer Valo, L (9, PH)		x 0-0 ② ③ G5-4-3 1-2f			x 0-0 ① 4-3	x 0-0 ③ F8		x 0-0 ② F7		3 1	0 0	0 0	0 0	0 0	0 0	2 0
Jim Kaat, L (1, 1) Ted Sadowski, R (2, 1) Don Mincher, L (7, PH) OBP: 0.344, SLG: 0.471 Paul Giel, R (8, 1) OBP: 1.000, SLG: 1.000 Dan Dobbek, L (9, PH)			x 0-0 ① 1-3		x 0-0 ② 2-3		x 0-0 F8 ①		x 0-0 ③ F3	0 2 1 0 1	0 0 0 0 0	0 0 0 0 0	0 0 0 0 0	0 0 0 0 0	0 0 0 0 0	0 0 0 0 0
Inning Stats	R: 0 E: 0 K: 1 S: 6 H: 1 LOB: 2 BB: 1 P: 10	R: 0 E: 0 K: 0 S: 3 H: 1 LOB: 0 BB: 0 P: 3	R: 0 E: 0 K: 0 S: 3 H: 0 LOB: 2 BB: 2 P: 11	R: 0 E: 0 K: 0 S: 3 H: 0 LOB: 0 BB: 0 P: 3	R: 2 E: 0 K: 0 S: 5 H: 2 LOB: 1 BB: 1 P: 9	R: 0 E: 0 K: 0 S: 4 H: 1 LOB: 1 BB: 0 P: 4	R: 0 E: 0 K: 0 S: 3 H: 0 LOB: 0 BB: 0 P: 3	R: 0 E: 0 K: 1 S: 6 H: 1 LOB: 1 BB: 0 P: 6	R: 0 E: 0 K: 1 S: 5 H: 0 LOB: 0 BB: 0 P: 5	1B: 5 2B: 1 3B: 0 HR: 0	SF: 0 SAC: 0 DP: 1 HBP: 0			WP: 0 PB: 0 SB: 0 CS: 0		PA: 36	

	AB	32
	R	2
	H	6
	RBI	2
	BB	4
	SO	3
	LOB	10

PITCHER		IP	WLS	BF	H	R	ER	SO	BB	IBB	HBP	BLK	WP	HR	S	P	ERA	WHIP
Whitey Ford, L ERA: 3.16	(1, 1)	6.0	W	26	5	2	2	1	4	0	0	0	0	0	24	40	3.00	1.500
Jim Coates, R ERA: 2.77	(7, 1)	3.0	S	10	1	0	0	2	0	0	0	0	0	0	14	14	0.00	0.333

PITCHER	IP	WLS	BF	H	R	ER	SO	BB	IBB	HBP	BLK	WP	HR	S	P	ERA	WHIP

Batter	1	2	3	4	5	6	7	8	9	AB	R	H	RBI	BB	SO	LOB
Chuck Schilling, R (1, 4) OBP: 0.342, SLG: 0.319	F9		SF9 E, 1-2, 1B		1B			F6		4	0	2	0	0	0	0
Gary Geiger, L (1, 8) OBP: 0.315, SLG: 0.375	1B		SF9, 1-3, 2-H		K			4-3		3	0	1	1	0	1	1
Carl Yastrzemski, L (1, 7) OBP: 0.288, SLG: 0.333	K		K		K			F9		4	0	0	0	0	3	3
Frank Malzone, R (1, 5) OBP: 0.200, SLG: 0.200	1-3		5-3			L4			6-3	4	0	0	0	0	0	2
Jim Pagliaroni, R (1, 2) OBP: 0.343, SLG: 0.424		6-3		F7		F7			1B	4	0	1	0	0	0	0
Vic Wertz, L (1, 3) OBP: 0.367, SLG: 0.429		F9		BBBB, 5-3, BB		K			F6	3	0	0	0	1	1	1
Carroll Hardy, R (1, 9) OBP: 0.310, SLG: 0.407		1B		5-3, 1-2			F8		F9	4	0	1	0	0	0	2
Don Buddin, R (1, 6) OBP: 0.500, SLG: 0.429		K		F8			1-3			3	0	0	0	0	1	2
Tom Brewer, R (1, 1) OBP: 0.222, SLG: 0.375			E 1B, SF9, 1B		4-3		4-3			2	1	1	0	0	0	0
Dave Hillman, R (6, 1)										1	0	0	0	0	0	0
Inning Stats	R: 0 E: 0 K: 1 S: 6 H: 1 LOB: 1 BB: 0 P: 6	R: 0 E: 0 K: 1 S: 6 H: 1 LOB: 1 BB: 0 P: 6	R: 1 E: 1 K: 1 S: 7 H: 2 LOB: 1 BB: 0 P: 7	R: 0 E: 0 K: 0 S: 3 H: 0 LOB: 1 BB: 1 P: 7	R: 0 E: 0 K: 2 S: 8 H: 1 LOB: 1 BB: 0 P: 8	R: 0 E: 0 K: 1 S: 5 H: 0 LOB: 0 BB: 0 P: 5	R: 0 E: 0 K: 0 S: 3 H: 0 LOB: 0 BB: 0 P: 3	R: 0 E: 0 K: 0 S: 3 H: 0 LOB: 0 BB: 0 P: 3	R: 0 E: 0 K: 0 S: 4 H: 1 LOB: 1 BB: 0 P: 4	1B: 6 2B: 0 3B: 0 HR: 0	SF: 1 SAC: 0 DP: 0 HBP: 0						

PITCHER	IP	WLS	BF	H	R	ER	SO	BB	IBB	HBP	BLK	WP	HR	S	P	ERA	WHIP
Jack Kralick, L (1, 1) ERA: 2.19	9.0	W	34	6	1	0	6	1	0	0	0	0	0	45	49	0.00	0.778

PITCHER	IP	WLS	BF	H	R	ER	SO	BB	IBB	HBP	BLK	WP	HR	S	P	ERA	WHIP

TOP

Boston Red Sox @ Minnesota Twins

Metropolitan Stadium, Bloomington , MI

Fri May 05 1961, 4:33 AM EDT

Att. 3,937 - Sunny - 56 F

livebaseballscorecards.com

AB	32
R	1
H	6
RBI	1
BB	1
SO	6
LOB	11

WP: 0 PB: 0 SB: 0 CS: 0 PA: 34

BOTTOM

Boston Red Sox @ Minnesota Twins

Metropolitan Stadium, Bloomington , MI

Fri May 05 1961, 4:33 AM EDT

Att. 3,937 - Sunny - 56 F

Batter	1	2	3	4	5	6	7	8	9	AB	R	H	RBI	BB	SO	LOB
Reno Bertoia, R (1, 5) OBP: 0.376, SLG: 0.314	K		WP, E, 1-4-3, 1B		SH3, 1-2		9-6-5, 1B			3	1	2	0	0	1	0
Lenny Green, L (1, 8) OBP: 0.419, SLG: 0.461	F6		1-4-3, 1-2		SF9-3-5, 1B, BB		1B, 1B, 1-2			3	1	1	0	1	0	1
Dan Dobbek, L (1, 9) (7, 7) OBP: 0.313, SLG: 0.083	4-3		E, BB, 2-3		1B, 1-2, 2-3		9-6-5, 2-3f			3	0	1	0	1	0	2
Harmon Killebrew, R (1, 3) OBP: 0.409, SLG: 0.629		BB, BB, G4-6-3, BB	E6, G5-4-3, 1-3, 3-H		SF9-3-5, 2-3, 3-H		1B, 1B, 1-2			2	1	1	2	1	0	1
Earl Battey, R (1, 2) OBP: 0.440, SLG: 0.523		G4-6-3, BB, 1-2, BB	G5-4-3, 1-2f			1B, 2B	FC6-4, 1-2, 2-H, 1B			3	1	2	1	1	0	2
Jim Lemon, R (1, 7) OBP: 0.343, SLG: 0.365 Bob Allison, R (7, 9) OBP: 0.310, SLG: 0.392		G4-6-3, 1-2, 2-3, BB	4-3		K	FC6-4, 1-2f				2 1	0 0	0 0	0 0	1 0	1 0	1 2
Billy Gardner, R (1, 4) OBP: 0.359, SLG: 0.343	G4-6-3, 1-2f, 2-3, 3-H		5-3		6-3, 2-H, 1B		K			4	0	1	1	0	1	2
Jose Valdivielso, R (1, 6) OBP: 0.118, SLG: 0.063		BB	6-3		6-3, 2-3		1-3			3	0	0	0	1	0	1
Jack Kralick, L (1, 1) OBP: 0.267, SLG: 0.214	4-3			1B, SH3, SF9-3-5, 1B	4-3		K			4	1	1	0	0	1	3
Inning Stats	R: 0 E: 0 K: 1 S: 5 H: 0 LOB: 0 BB: 0 P: 5	R: 1 E: 0 K: 0 S: 2 H: 0 LOB: 2 BB: 4 P: 18	R: 1 E: 1 K: 0 S: 4 H: 1 LOB: 1 BB: 1 P: 8	R: 0 E: 0 K: 0 S: 3 H: 0 LOB: 0 BB: 0 P: 3	R: 1 E: 0 K: 0 S: 4 H: 2 LOB: 1 BB: 1 P: 8	R: 1 E: 0 K: 1 S: 7 H: 2 LOB: 1 BB: 0 P: 7	R: 1 E: 0 K: 0 S: 6 H: 4 LOB: 2 BB: 0 P: 6	R: 0 E: 0 K: 2 S: 7 H: 0 LOB: 0 BB: 0 P: 7		1B: 8 2B: 3 3B: 0 HR: 0	SF: 1 SAC: 1 DP: 4 HBP: 0					

PITCHER		IP	WLS	BF	H	R	ER	SO	BB	IBB	HBP	BLK	WP	HR	S	P	ERA	WHIP	PITCHER	IP	WLS	BF	H	R	ER	SO	BB	IBB	HBP	BLK	WP	HR	S	P	ERA	WHIP
Tom Brewer, R ERA: 4.07	(1, 1)	5.1	L	25	5	4	4	2	6	0	0	0	1	0	23	47	6.75	2.062																	
Dave Hillman, R ERA: 0.47	(6, 1)	2.2		11	4	1	1	2	0	0	0	0	0	0	15	15	3.38	1.500																	

AB	28
R	5
H	9
RBI	4
BB	6
SO	4
LOB	15

WP: 1	PA: 36		
PB: 0			
SB: 0			
CS: 0			

livebaseballscorecards.com

Boston Red Sox @ Minnesota Twins

Metropolitan Stadium, Bloomington , MI

Sun May 07 1961, 4:33 AM EDT

Att. 23,389 - Sunny - 67 F

TOP

livebaseballscorecards.com

Batter	1	2	3	4	5	6	7	8	9	AB	R	H	RBI	BB	SO	LOB
Chuck Schilling, R (1, 4) OBP: 0.346, SLG: 0.378	5-3	F3		1-H 2-H 3-H HR		6-3		2-H 3-H 2B		5	1	2	6	0	0	1
Gary Geiger, L (1, 8) OBP: 0.295, SLG: 0.348	K		F8	G3		4-3		6-3		5	0	0	0	0	1	1
Carl Yastrzemski, L (1, 7) OBP: 0.281, SLG: 0.310	HR BB		5-3		3-1		4-3		4-3	4	1	0	0	1	0	0
Vic Wertz, L (1, 3) OBP: 0.389, SLG: 0.500	1-H HR		K		BB 2B 1B		K		6-3 1B BB	4	2	2	2	1	2	0
Pete Runnels, L (9, PR) (9, 3) OBP: 0.390, SLG: 0.444										0	1	0	0	0	0	0
Frank Malzone, R (1, 5) OBP: 0.300, SLG: 0.263	PB 1B			E HR 1B	1-2 2B BB		1-3		1-2	4	2	2	0	1	0	1
Russ Nixon, L (1, 2) OBP: 0.317, SLG: 0.395	4-3 1-3			F9	1-H 2-H 2B			SH1-3 1B 2B HBP	BB 1B 2-H 1B	4	1	2	3	0	0	2
Carroll Hardy, R (1, 9) OBP: 0.324, SLG: 0.406		1-3		F8	F9			SH1-3 1-2 2B 1B	FC5 BB 1-2 1B	5	1	2	0	0	0	2
Don Buddin, R (1, 6) OBP: 0.500, SLG: 0.333		BB		E5 BB 1-3 HR	F6			SH1-3 1-2 2-3	BB 1-2 2-3 BB	2	1	0	0	2	0	2
Bill Monbouquette, R (1, 1) OBP: 0.222, SLG: 0.125		B2		1-2 HR BB		F8		K	FC5 2-3f	1	1	0	0	1	0	1
Mike Fornieles, R (4, 1)										3	0	0	0	0	1	5
Billy Muffett, R (9, 1) OBP: 0.333, SLG: 0.333										0	0	0	0	0	0	0
Inning Stats	R: 2 E: 0 K: 1 S: 7 / H: 2 LOB: 1 BB: 1 P: 11	R: 0 E: 0 K: 0 S: 3 / H: 0 LOB: 1 BB: 1 P: 7	R: 0 E: 0 K: 1 S: 5 / H: 0 LOB: 0 BB: 0 P: 5	R: 4 E: 1 K: 0 S: 6 / H: 2 LOB: 0 BB: 1 P: 10	R: 2 E: 0 K: 0 S: 5 / H: 2 LOB: 1 BB: 1 P: 9	R: 0 E: 0 K: 0 S: 3 / H: 0 LOB: 0 BB: 0 P: 3	R: 0 E: 0 K: 1 S: 5 / H: 0 LOB: 0 BB: 0 P: 5	R: 2 E: 0 K: 1 S: 7 / H: 2 LOB: 1 BB: 0 P: 8	R: 1 E: 0 K: 0 S: 5 / H: 2 LOB: 3 BB: 2 P: 13	1B: 6 2B: 2 3B: 0 HR: 2 / SF: 0 SAC: 1 DP: 0 HBP: 1						

	AB	37
	R	11
	H	10
	RBI	11
	BB	6
	SO	4
	LOB	15

PITCHER	IP	WLS	BF	H	R	ER	SO	BB	IBB	HBP	BLK	WP	HR	S	P	ERA	WHIP
Camilo Pascual, R (1, 1) ERA: 3.55	4.0	L	20	4	6	2	2	3	0	0	0	0	2	21	33	4.50	1.750
Chuck Stobbs, L (5, 1) ERA: 6.92	2.0		9	2	2	2	0	1	0	0	0	0	0	8	12	9.00	1.500
Don Lee, R (7, 1) ERA: 9.0	2.0		9	2	2	2	2	0	0	1	0	0	0	12	13	9.00	1.000
Bill Pleis, L (9, 1) ERA: 2.79	1.0		7	2	1	1	0	2	0	0	0	0	0	5	13	9.00	4.000

PITCHER	IP	WLS	BF	H	R	ER	SO	BB	IBB	HBP	BLK	WP	HR	S	P	ERA	WHIP

WP: 0 PB: 2 SB: 0 CS: 0 PA: 45

Batter	1	2	3	4	5	6	7	8	9	AB	R	H	RBI	BB	SO	LOB
Zoilo Versalles, R (1, 6) OBP: 0.346, SLG: 0.416	S 1B		S 1B 1-H 2B	S S S K ②			L5 ①	F7 ③		5	1	2	1	0	1	4
Lenny Green, L (1, 8) OBP: 0.429, SLG: 0.463	S S S K ① 1-2		S E 2-H 1B	F4 ③			HR 1B		B B B B 4-0 FC5 1B BB	4	2	2	1	1	1	3
Dan Dobbek, L (1, 9) OBP: 0.286, SLG: 0.118	F4 ②		F5 ②		3-1 ①		F8 ②		0-0 FC5 1-2 1B 1B	5	1	1	0	0	0	3
Harmon Killebrew, R (1, 3) (9, 5) OBP: 0.408, SLG: 0.750	5-3 ③		E6 1-H		HR		1-H HR		0-0 FC5 ① 1B 1-2 2-3f SF8	5	3	2	3	0	0	3
Earl Battey, R (1, 2) OBP: 0.425, SLG: 0.500		S S S K ①	S S S K ③		6-3 ②		F3 ③		0-0 1-3 2-H 1B	5	0	1	1	0	2	1
Jim Lemon, R (1, 7) OBP: 0.347, SLG: 0.364		3-1 ②		FC4-6 1B 1B	6-3 ③			B B B B 4-0 G5-4-3 BB	0-0 SF8 ② 3-H	3	1	1	1	1	0	0
Billy Gardner, R (1, 4) OBP: 0.349, SLG: 0.333		F7 ③		0-0 FC4-6 1-2 1B		5-3 ①		G5-4-3 ① ② 1-2f	0-0 1-3 ③	5	0	1	0	0	0	2
Reno Bertoia, R (1, 5) OBP: 0.364, SLG: 0.301			6-3 ①	FC4-6 ① 1B 1-2f 2-3		F3 ②		B B B B 4-0 BB BB		3	0	0	0	0	0	2
Billy Consolo, R (8, 5)										0	0	0	0	0	0	0
Bob Allison, R (8, PH) OBP: 0.318, SLG: 0.392										0	0	0	0	1	0	0
Bill Pleis, L (9, 1) OBP: 1.000, SLG: 1.000										0	0	0	0	0	0	0
Camilo Pascual, R (1, 1) OBP: 0.308, SLG: 0.100			B B B B 4-0 2B BB	0-0 1-2 3-H 1B		3-1 ③		B B B B 4-0 1-2 BB		0	1	0	0	1	0	0
Elmer Valo, L (4, PH) OBP: 0.200, SLG: 0.111										1	0	1	1	0	0	0
Paul Giel, R (4, PR) OBP: 1.000, SLG: 1.000										0	0	0	0	0	0	0
Chuck Stobbs, L (5, 1) OBP: 0.500, SLG: 0.500										0	0	0	0	0	0	0
Hal Naragon, L (6, PH) OBP: 0.250, SLG: 0.500										1	0	0	0	0	0	0
Don Lee, R (7, 1)										0	0	0	0	0	0	0
Don Mincher, L (8, PH) (9, 3) OBP: 0.355, SLG: 0.471										0	0	0	0	1	0	0
Inning Stats	R: 0 E: 0 K: 1 S: 6 H: 1 LOB: 1 BB: 0 P: 6	R: 0 E: 0 K: 1 S: 5 H: 0 LOB: 0 BB: 0 P: 5	R: 3 E: 1 K: 1 S: 8 H: 2 LOB: 1 BB: 1 P: 12	R: 1 E: 0 K: 1 S: 8 H: 3 LOB: 2 BB: 0 P: 8	R: 1 E: 0 K: 0 S: 4 H: 1 LOB: 0 BB: 0 P: 4	R: 0 E: 0 K: 0 S: 3 H: 0 LOB: 0 BB: 0 P: 3	R: 2 E: 0 K: 0 S: 5 H: 2 LOB: 0 BB: 0 P: 5	R: 0 E: 0 K: 0 S: 2 H: 0 LOB: 2 BB: 3 P: 14	R: 2 E: 0 K: 0 S: 5 H: 2 LOB: 1 BB: 1 P: 9	1B: 8 2B: 1 3B: 0 HR: 2	SF: 1 SAC: 0 DP: 1 HBP: 0						

PITCHER	IP	WLS	BF	H	R	ER	SO	BB	IBB	HBP	BLK	WP	HR	S	P	ERA	WHIP
Bill Monbouquette, R (1, 1) ERA: 2.94	3.1		18	6	4	3	3	1	0	0	0	0	0	23	27	8.10	2.100
Mike Fornieles, R (4, 1) ERA: 7.43	4.2	W	21	4	5	5	1	4	0	0	0	0	2	19	35	9.64	1.714
Billy Muffett, R (9, 1) ERA: 7.82	1.0	S	4	1	0	0	0	0	0	0	0	0	0	4	4	0.00	1.000

PITCHER	IP	WLS	BF	H	R	ER	SO	BB	IBB	HBP	BLK	WP	HR	S	P	ERA	WHIP

BOTTOM

Boston Red Sox @ Minnesota Twins

Metropolitan Stadium, Bloomington , MI

Sun May 07 1961, 4:33 AM EDT
Att. 23,389 - Sunny - 67 F

livebaseballscorecards.com

AB	37
R	9
H	11
RBI	8
BB	5
SO	4
LOB	18

WP: 0 PA: 43
PB: 0
SB: 3
CS: 0

Baltimore Orioles @ Minnesota Twins

Metropolitan Stadium, Bloomington , MI

Tue May 09 1961, 4:33 AM EDT

Att. 4,514 - Unknown - 47 F

TOP

livebaseballscorecards.com

Batter	1	2	3	4	5	6	7	8	9	AB	R	H	RBI	BB	SO	LOB
Whitey Herzog, L (1, 9) OBP: 0.441, SLG: 0.386	BBBB	BBBB		SSS	X	X		X	SSS	2	2	1	0	2	1	0
Earl Robinson, R (8, PH) OBP: 0.278, SLG: 0.273 (8, 9)	4-0 2B HR BB	4-0 E 1-2 HR BB		0-3 ① K	0-0 2B			0-0 2B SF8 1B	0-3 ③ K	2	1	1	0	0	1	2
Jackie Brandt, R (1, 8) OBP: 0.423, SLG: 0.750	X	X		X	X			X		5	3	3	0	0	0	2
Russ Snyder, L (8, 7) OBP: 0.294, SLG: 0.302	0-0 1-3 HR 2B	0-0 E1 1-3 2-H HR		0-0 BB 1B	0-0 ③ F3			0-0 SF8 1-3 SF6 2B		0	0	0	0	0	0	0
Brooks Robinson, R (1, 5) OBP: 0.404, SLG: 0.467	BBBB 4-0 HR BB	BBBB 4-0 HR BB		X 0-0 ② F4		X 0-0 2B		X 0-0 ① SF8 2-3 3-H		2	2	1	1	2	0	1
Jim Gentile, L (1, 3) OBP: 0.483, SLG: 0.824	X	X		BBBB 4-0 1-2 BB	SSS 0-3 ① K			X 0-0 ② SF6 3-H		3	2	2	9	1	1	1
Jim Busby, R (8, 8)	0-0 1-H 2-H 3-H HR	0-0 1-H 2-H 3-H HR								0	0	0	0	0	0	0
Dick Williams, R (1, 7) OBP: 0.250, SLG: 0.290	X	X		X	SSS			X		5	0	0	0	0	1	3
Gordon Jones, R (8, 1)	0-0 ① F3	0-0 ② 5-3		0-0 ③ 5-3	0-3 ② K			0-0 ③ F7		0	0	0	0	0	0	0
Gus Triandos, R (1, 2) OBP: 0.383, SLG: 0.543	X	X			BBBB 4-0 HR BB	X			X	4	1	1	0	1	0	1
Jerry Adair, R (9, PR) OBP: 0.419, SLG: 0.514 (9, 6)	0-0 ② F8	0-0 ③ 6-3				0-0 ③ F7			0-0 2B	0	0	0	0	0	0	0
Ron Hansen, R (1, 6) OBP: 0.330, SLG: 0.395	SSS 0-3 ③ K		X 0-0 ① F8		X 0-0 1-H HR		SSS 0-3 ① K		X 0-0 ① F6	5	1	1	2	0	2	1
Frank Zupo, L (9, 2) OBP: 0.600, SLG: 0.750										0	0	0	0	0	0	0
Marv Breeding, R (1, 4) OBP: 0.174, SLG: 0.250		X 0-0 ① F5	X 0-0 ② F8		X 0-0 ① F8		X 0-0 ② 5-3		X 0-0 ② L4	5	0	0	0	0	0	1
Chuck Estrada, R (1, 1) OBP: 0.091, SLG: 0.091		X 0-0 BB E 1B	SSS 0-3 ③ K		SSS 0-3 ② K		X 0-0 ③ 4-3		BBBB 4-0 BB	4	1	1	0	0	2	0
Walt Dropo, R (8, 3) OBP: 0.333, SLG: 0.500										0	0	0	0	1	0	0

	AB	37
	R	13
	H	11
	RBI	12
	BB	7
	SO	8
	LOB	12

Inning Stats	1	2	3	4	5	6	7	8	9
	R: 4 E: 0 K: 1 S: 7	H: 2 LOB: 0 BB: 2 P: 15	R: 5 E: 1 K: 0 S: 6	H: 2 LOB: 0 BB: 2 P: 14	R: 0 E: 0 K: 1 S: 5	H: 0 LOB: 0 BB: 0 P: 5	R: 0 E: 0 K: 1 S: 6	H: 1 LOB: 2 BB: 1 P: 10	R: 2 E: 0 K: 1 S: 7	H: 2 LOB: 1 BB: 1 P: 11	R: 0 E: 0 K: 2 S: 8	H: 1 LOB: 1 BB: 0 P: 8	R: 0 E: 0 K: 1 S: 5	H: 0 LOB: 0 BB: 0 P: 5	R: 2 E: 0 K: 0 S: 5	H: 2 LOB: 0 BB: 0 P: 5	R: 0 E: 0 K: 1 S: 6	H: 1 LOB: 2 BB: 1 P: 10

	1B: 3	SF: 2	WP: 0	PA: 46
	2B: 5	SAC: 0	PB: 0	
	3B: 0	DP: 0	SB: 0	
	HR: 3	HBP: 0	CS: 0	

PITCHER		IP	WLS	BF	H	R	ER	SO	BB	IBB	HBP	BLK	WP	HR	S	P	ERA	WHIP
Pedro Ramos, R ERA: 4.46	(1, 1)	1.1	L	10	3	6	6	1	3	0	0	0	0	1	9	21	40.50	4.500
Paul Giel, R ERA: 7.62	(2, 1)	0.2		5	1	3	2	0	1	0	0	0	0	1	4	8	27.00	3.000
Don Lee, R ERA: 4.5	(3, 1)	2.0		8	1	0	0	2	1	0	0	0	0	0	11	15	0.00	1.000
Bill Pleis, L ERA: 3.86	(5, 1)	2.0		10	3	2	2	3	1	0	0	0	0	1	15	19	9.00	2.000
Chuck Stobbs, L ERA: 7.2	(7, 1)	2.0		8	2	2	2	1	0	0	0	0	0	0	10	10	9.00	1.000

PITCHER		IP	WLS	BF	H	R	ER	SO	BB	IBB	HBP	BLK	WP	HR	S	P	ERA	WHIP
Ray Moore, R ERA: 3.86	(9, 1)	1.0		5	1	0	0	1	1	0	0	0	0	0	6	10	0.00	2.000

BOTTOM

Baltimore Orioles @ Minnesota Twins

Metropolitan Stadium, Bloomington , MI

Tue May 09 1961, 4:33 AM EDT

Att. 4,514 - Unknown - 47 F

livebaseballscorecards.com

Batter	1	2	3	4	5	6	7	8	9	AB	R	H	RBI	BB	SO	LOB
Zoilo Versalles, R (1, 6) OBP: 0.372, SLG: 0.432	FC4-6 1B		BBB 4-0 WP BB	0-0 2B 1B		0-0 ② F4		0-0 1B		4	0	3	0	1	0	1
Lenny Green, L (1, 8) OBP: 0.426, SLG: 0.470 Bill Pleis, L (5, 1) OBP: 1.000, SLG: 1.000 Reno Bertoia, R (6, PH) OBP: 0.360, SLG: 0.297 Chuck Stobbs, L (7, 1) OBP: 0.500, SLG: 0.500 Jim Lemon, R (8, PH) OBP: 0.342, SLG: 0.358 Ray Moore, R (9, 1)	0-0 ① F8		SSS 0-3 ① K 1-2	0-0 1-3 2B		SSS 0-3 ③ K		0-0 ③ F9		3 0 1 0 1 0	0 0 0 0 0 0	1 0 0 0 0 0	0 0 0 0 0 0	0 0 1 0 0 0	1 0 0 0 0 0	2 0 1 0 1 0
Dan Dobbek, L (1, 7) OBP: 0.269, SLG: 0.095 (5, 8)	0-0 ② FC4-6 WP 1-2f		SSS 0-3 ② K	SSS 0-3 ③ K			H 1-0 BB HBP		X 0-0 ① 4-3	4	0	0	0	0	2	4
Harmon Killebrew, R (1, 5) OBP: 0.407, SLG: 0.773	SSS 0-3 ③ K 1-2		X 0-0 ③ F9		X 0-0 ① 5-3		BBBB 4-0 L6-3 1-2 BB		X 0-0 HR	4	1	1	1	1	1	2
Don Mincher, L (1, 3) OBP: 0.358, SLG: 0.444		BBBB 4-0 FC6-4 1B BB		BBB 4-0 HR BB	X 0-0 ② G3		SSS 0-3 ① K		SSS 0-3 ② K	3	1	0	0	2	2	2
Earl Battey, R (1, 2) OBP: 0.420, SLG: 0.493 Don Lee, R (3, 1) Elmer Valo, L (4, PH) OBP: 0.214, SLG: 0.083 (5, 7)		SSS 0-3 ① K	X 0-0 ① F9	BBB 4-0 FC4 BB		X 0-0 ②③ L6-3 1-2		X 0-0 ③ F4		1 0 3	0 0 0	0 0 0	0 0 0	0 0 1	1 0 0	1 0 3
Bob Allison, R (1, 9) OBP: 0.337, SLG: 0.487		X 0-0 FC6-4 1-2 1B	X 0-0 1-H HR	X 0-0 ③ FC4 1-2f				X 0-0 HR		4	2	3	3	0	0	1
Billy Gardner, R (1, 4) OBP: 0.333, SLG: 0.316		X 0-0 ② FC6-4 1-2f 2-3	X 0-0 ② F6			X 0-0 ① F7		X 0-0 ① 4-3		4	0	0	0	0	0	2
Pedro Ramos, S (1, 1) OBP: 0.235, SLG: 0.188 Paul Giel, R (2, 1) OBP: 1.000, SLG: 1.000 Hal Naragon, L (2, PH) OBP: 0.313, SLG: 0.688 (3, 2)		SSS 0-3 ③ K	X 0-0 HR			X 0-0 1B		X 0-0 ② F5		0 0 4	0 0 1	0 0 2	0 0 1	0 0 0	0 0 1	0 0 2
Inning Stats	R: 0 E: 0 K: 1 S: 6 H: 1 LOB: 1 BB: 0 P: 6	R: 0 E: 0 K: 2 S: 8 H: 1 LOB: 2 BB: 1 P: 12	R: 0 E: 0 K: 2 S: 7 H: 0 LOB: 1 BB: 1 P: 11	R: 3 E: 0 K: 1 S: 9 H: 4 LOB: 2 BB: 1 P: 13	R: 0 E: 0 K: 0 S: 3 H: 0 LOB: 1 BB: 1 P: 7	R: 0 E: 0 K: 1 S: 6 H: 1 LOB: 1 BB: 0 P: 6	R: 0 E: 0 K: 1 S: 4 H: 0 LOB: 1 BB: 1 P: 9	R: 1 E: 0 K: 0 S: 5 H: 2 LOB: 1 BB: 0 P: 5	R: 1 E: 0 K: 1 S: 6 H: 1 LOB: 0 BB: 0 P: 6	1B: 5 2B: 2 3B: 0 HR: 4	SF: 0 SAC: 0 DP: 1 HBP: 1						

	AB	36
	R	5
	H	10
	RBI	5
	BB	5
	SO	9
	LOB	22

WP: 2 PB: 0 SB: 0 CS: 0 — PA: 42

PITCHER		IP	WLS	BF	H	R	ER	SO	BB	IBB	HBP	BLK	WP	HR	S	P	ERA	WHIP
Chuck Estrada, R ERA: 4.24	(1, 1)	7.0	W	33	7	3	3	8	5	0	1	0	2	2	43	64	3.86	1.714
Gordon Jones, R ERA: 6.75	(8, 1)	2.0	S	9	3	2	2	1	0	0	0	0	0	2	11	11	9.00	1.500

PITCHER	IP	WLS	BF	H	R	ER	SO	BB	IBB	HBP	BLK	WP	HR	S	P	ERA	WHIP

Baltimore Orioles @ Minnesota Twins

Metropolitan Stadium, Bloomington , MI

Wed May 10 1961, 4:33 AM EDT

Att. 5,410 - Unknown - 69 F

TOP

livebaseballscorecards.com

Batter	1	2	3	4	5	6	7	8	9	AB	R	H	RBI	BB	SO	LOB
Dick Williams, R (1, 7) OBP: 0.247, SLG: 0.297	6-3		6-3	FC6-4 (1-2f)		2B		F8		5	0	1	0	0	0	2
Jackie Brandt, R (1, 8) OBP: 0.386, SLG: 0.684	F3		L4		6-3	4-3			E3	5	0	0	0	0	0	1
Brooks Robinson, R (1, 5) OBP: 0.404, SLG: 0.474	E6		6-3		1B 2B		G5-4-3 1B		K	5	1	2	0	0	1	1
Walt Dropo, R (1, 3) OBP: 0.316, SLG: 0.412	BB			5-3	F3		G5-4-3 (1-2f)		K	3	0	0	0	1	0	2
Jim Gentile, L (9, PH) OBP: 0.478, SLG: 0.812				BB	2-H 1B					1	0	0	0	0	1	1
Ron Hansen, R (1, 6) (4, 4) OBP: 0.333, SLG: 0.389	F3			BB	1B		F4		F9	4	1	1	1	1	0	3
Gus Triandos, R (1, 2) OBP: 0.388, SLG: 0.541		L4		1B (1-2) 1B	FC6-4 (1-3) 1B			F6		4	1	2	0	0	0	0
Earl Robinson, R (1, 9) OBP: 0.275, SLG: 0.270		6-3		F8	FC6-4 (1-2f)			HR 1B		4	1	1	0	0	0	4
Jerry Adair, R (1, 4) (4, 6) OBP: 0.447, SLG: 0.692		HR		1B (1-2 2-H) 1B		F1		1-H HR		4	2	3	4	0	0	0
Dick Hall, R (1, 1)		1-3		FC6-4 (1-3 2-H) 1B		K		1-3		1	0	0	0	0	0	0
Wes Stock, R (2, 1)										0	0	0	0	0	0	0
Dave Philley, S (4, PH) OBP: 0.429, SLG: 0.500										1	0	1	1	0	0	0
Billy Hoeft, L (4, 1)										1	0	0	0	0	1	0
Jim Busby, R (8, PH)										1	0	0	0	0	0	0
Gordon Jones, R (8, 1)										0	0	0	0	0	0	0

Inning Stats																		
	R: 0	H: 0	R: 1	H: 1	R: 0	H: 0	R: 2	H: 3	R: 1	H: 3	R: 0	H: 1	R: 0	H: 1	R: 2	H: 2	R: 0	H: 0
	E: 1	LOB: 2	E: 0	LOB: 0	E: 0	LOB: 0	E: 0	LOB: 2	E: 0	LOB: 2	E: 0	LOB: 1	E: 0	LOB: 0	E: 0	LOB: 0	E: 1	LOB: 1
	K: 0	BB: 1	K: 0	BB: 0	K: 0	BB: 0	K: 0	BB: 1	K: 0	BB: 0	K: 1	BB: 0	K: 0	BB: 0	K: 0	BB: 0	K: 2	BB: 0
	S: 4	P: 8	S: 4	P: 4	S: 3	P: 3	S: 6	P: 10	S: 6	P: 6	S: 6	P: 6	S: 3	P: 3	S: 5	P: 5	S: 8	P: 8

	1B: 7	SF: 0	WP: 0	PA: 41
	2B: 2	SAC: 0	PB: 0	
	3B: 0	DP: 1	SB: 0	
	HR: 2	HBP: 0	CS: 0	

AB	39
R	6
H	11
RBI	6
BB	2
SO	3
LOB	14

PITCHER		IP	WLS	BF	H	R	ER	SO	BB	IBB	HBP	BLK	WP	HR	S	P	ERA	WHIP
Jack Kralick, L ERA: 3.0	(1, 1)	8.0	W	37	11	6	6	1	2	0	0	0	0	2	37	45	6.75	1.625
Ray Moore, R ERA: 3.55	(9, 1)	1.0	S	4	0	0	0	2	0	0	0	0	0	0	8	8	0.00	0.000

PITCHER		IP	WLS	BF	H	R	ER	SO	BB	IBB	HBP	BLK	WP	HR	S	P	ERA	WHIP

Baltimore Orioles @ Minnesota Twins

Metropolitan Stadium, Bloomington , MI

Wed May 10 1961, 4:33 AM EDT

Att. 5,410 - Unknown - 69 F

BOTTOM

livebaseballscorecards.com

Batter	1	2	3	4	5	6	7	8	9	AB	R	H	RBI	BB	SO	LOB
Zoilo Versalles, R (1, 6) OBP: 0.374, SLG: 0.477	F4	HR	1B 2B (2-H)			K		F8		5	1	2	2	0	1	0
Dan Dobbek, L (1, 8) OBP: 0.355, SLG: 0.200	F3	BB HR BB	FC6-4 1B (2-3)			CS 1B		1B		4	1	3	0	1	0	0
Bob Allison, R (1, 9) OBP: 0.330, SLG: 0.463	K	HR BB (1-2)	FC6-4 (1-2f)			K (1-2)		K		4	1	0	0	1	3	4
Harmon Killebrew, R (1, 5) OBP: 0.414, SLG: 0.809	BB HR (1-H, 2-H)			5-3			5-3			3	2	1	3	1	0	0
Earl Battey, R (1, 2) OBP: 0.435, SLG: 0.500	E9 1B (1-3) G3-6-3 BB			G4-6-3 1B			3-1			3	1	2	0	1	0	0
Don Mincher, L (1, 3) OBP: 0.366, SLG: 0.429	BB G3-6-3 (1-2f)			G4-6-3 (1-2f)			BB			2	1	0	0	2	0	2
Jim Lemon, R (1, 7) OBP: 0.375, SLG: 0.368		HR 1B (1-2, 2-H, 3-H)	SH1-4 2B BB	G6-4-3 BB			BB (1-2)			1	2	1	2	3	0	0
Billy Gardner, R (1, 4) OBP: 0.330, SLG: 0.349		HR (1-H, 2-H)	K	G6-4-3 (1-2f)			F7			4	1	1	3	0	1	4
Jack Kralick, L (1, 1) OBP: 0.235, SLG: 0.188		F8	SH1-4 (1-2)	3-1				5-3		2	0	0	0	0	0	0
Elmer Valo, L (8, PH) OBP: 0.200, SLG: 0.077										1	0	0	0	0	0	0
Ray Moore, R (9, 1)										0	0	0	0	0	0	0
Inning Stats	R: 0 E: 0 K: 1 S: 5 H: 0 LOB: 0 BB: 0 P: 5	R: 9 E: 1 K: 0 S: 7 H: 5 LOB: 0 BB: 5 P: 27	R: 1 E: 0 K: 1 S: 7 H: 2 LOB: 2 BB: 1 P: 11	R: 0 E: 0 K: 0 S: 3 H: 1 LOB: 0 BB: 0 P: 3	R: 0 E: 0 K: 0 S: 2 H: 0 LOB: 0 BB: 1 P: 6	R: 0 E: 0 K: 2 S: 7 H: 1 LOB: 1 BB: 0 P: 7	R: 0 E: 0 K: 0 S: 3 H: 0 LOB: 2 BB: 2 P: 11	R: 0 E: 0 K: 1 S: 6 H: 1 LOB: 1 BB: 0 P: 6		1B: 6 2B: 2 3B: 0 HR: 3 SF: 0 SAC: 1 DP: 4 HBP: 0						

	AB	29
	R	10
	H	10
	RBI	10
	BB	9
	SO	5
	LOB	10

WP: 0 PA: 39
PB: 0
SB: 0
CS: 1

PITCHER		IP	WLS	BF	H	R	ER	SO	BB	IBB	HBP	BLK	WP	HR	S	P	ERA	WHIP
Dick Hall, R ERA: 5.19	(1, 1)	1.1	L	11	4	7	7	1	3	0	0	0	0	2	10	22	47.25	5.250
Wes Stock, R ERA: 3.72	(2, 1)	1.2		10	3	3	3	1	3	0	0	0	0	1	9	21	16.20	3.600
Billy Hoeft, L ERA: 2.35	(4, 1)	4.0		14	2	0	0	2	3	0	0	0	0	0	15	27	0.00	1.250
Gordon Jones, R ERA: 5.4	(8, 1)	1.0		4	1	0	0	1	0	0	0	0	0	0	6	6	0.00	1.000

PITCHER	IP	WLS	BF	H	R	ER	SO	BB	IBB	HBP	BLK	WP	HR	S	P	ERA	WHIP

Baltimore Orioles @ Minnesota Twins

Metropolitan Stadium, Bloomington , MI

Thu May 11 1961, 4:33 AM EDT

Att. 7,471 - Unknown - 83 F

TOP

livebaseballscorecards.com

Batter	1	2	3	4	5	6	7	8	9	AB	R	H	RBI	BB	SO	LOB
Dick Williams, R (1, 7) OBP: 0.253, SLG: 0.313	1-3		F6		2B 1B	E6 FC6-4		BB 1-3 2B	6-3	6	1	2	0	0	0	1
Jackie Brandt, R (1, 8) OBP: 0.371, SLG: 0.661	K			E5 1-3 1B 2B	1-3 2B	FC6-4 FC6-4 1-2f		F5		5	2	1	0	0	1	3
Brooks Robinson, R (1, 5) OBP: 0.404, SLG: 0.465	K			1-3 1-2 2B 1B	2B BB	FC6-4 1-2f		F6		4	2	1	0	1	1	3
Jim Gentile, L (1, 3) OBP: 0.484, SLG: 0.806		E BB		K	WP 1B 1-H 2-H 3-H 2B	5-3		BB IBB		3	1	1	3	2	1	3
Ron Hansen, R (1, 4) OBP: 0.327, SLG: 0.372	F8 1-2			1-3 1-2 2-3	L7		K	1-2 2-3 3-H BB		4	0	0	1	1	1	4
Gus Triandos, R (1, 2) OBP: 0.400, SLG: 0.551	F3			E 2-H 3-H 2B	1B E 2-H 1B		BB	L5		4	1	2	3	1	0	4
Jerry Adair, R (1, 6) OBP: 0.442, SLG: 0.659	F6			E5 2-3	S 1-3 1B		F4		SH2-4 1B	5	0	2	0	0	0	3
Whitey Herzog, L (1, 9) OBP: 0.429, SLG: 0.362		F7		G3	BB 1-3 3-H		F7		K	3	0	0	0	1	0	3
Earl Robinson, R (9, PH) OBP: 0.268, SLG: 0.263 (9, 9)										1	0	0	0	0	1	1
Steve Barber, L (1, 1) OBP: 0.105, SLG: 0.105		K			K			2B BB BB	SH2-4 1-2	3	0	0	0	0	3	2
Hoyt Wilhelm, R (6, 1)					K					0	1	0	0	1	0	0
Inning Stats	R: 0 E: 0 K: 2 S: 7 H: 0 LOB: 0 BB: 0 P: 7	R: 0 E: 1 K: 0 S: 3 H: 0 LOB: 1 BB: 1 P: 7	R: 0 E: 0 K: 1 S: 5 H: 0 LOB: 0 BB: 0 P: 5	R: 2 E: 2 K: 1 S: 9 H: 2 LOB: 2 BB: 0 P: 9	R: 5 E: 0 K: 2 S: 12 H: 5 LOB: 2 BB: 2 P: 20	R: 0 E: 1 K: 0 S: 4 H: 0 LOB: 1 BB: 0 P: 4	R: 0 E: 0 K: 1 S: 5 H: 0 LOB: 1 BB: 1 P: 9	R: 1 E: 0 K: 0 S: 4 H: 1 LOB: 3 BB: 3 P: 16	R: 0 E: 0 K: 1 S: 6 H: 1 LOB: 1 BB: 0 P: 6	1B: 5 2B: 4 3B: 0 HR: 0	SF: 0 SAC: 1 DP: 0 HBP: 0					

	AB	38
	R	8
	H	9
	RBI	7
	BB	7
	SO	8
	LOB	27

WP: 1 PB: 0 SB: 2 CS: 0 PA: 46

PITCHER		IP	WLS	BF	H	R	ER	SO	BB	IBB	HBP	BLK	WP	HR	S	P	ERA	WHIP
Camilo Pascual, R ERA: 4.01	(1, 1)	4.2	L	23	5	6	4	5	2	0	0	0	0	0	31	39	7.71	1.500
Ted Sadowski, R ERA: 6.23	(5, 1)	0.1		4	2	1	0	1	1	0	0	0	1	0	5	9	0.00	9.000
Jim Kaat, L ERA: 4.26	(6, 1)	1.0		4	0	0	0	0	0	0	0	0	0	0	4	4	0.00	0.000
Paul Giel, R ERA: 7.2	(7, 1)	2.0		11	1	1	1	1	3	1	0	0	0	0	9	25	4.50	2.000
Bill Pleis, L ERA: 3.65	(9, 1)	0.2		3	1	0	0	1	0	0	0	0	0	0	5	5	0.00	1.500

PITCHER		IP	WLS	BF	H	R	ER	SO	BB	IBB	HBP	BLK	WP	HR	S	P	ERA	WHIP
Ray Moore, R ERA: 3.46	(9, 1)	0.1		1	0	0	0	0	0	0	0	0	0	0	1	1	0.00	0.000

Baltimore Orioles @ Minnesota Twins

Metropolitan Stadium, Bloomington , MI

Thu May 11 1961, 4:33 AM EDT

Att. 7,471 - Unknown - 83 F

livebaseballscorecards.com

BOTTOM

Batter	1	2	3	4	5	6	7	8	9	AB	R	H	RBI	BB	SO	LOB
Zoilo Versalles, R (1, 6) OBP: 0.365, SLG: 0.456	0-0 1-3		0-3 K		4-0 BB	0-0 F7		0-0 6-3		4	0	0	0	1	1	5
Lenny Green, L (1, 8) OBP: 0.425, SLG: 0.466	0-3 K		0-0 1B 2-H 3-H		0-0 1-3		0-0 1B		0-3 K	5	0	2	2	0	2	1
Harmon Killebrew, R (1, 5) OBP: 0.413, SLG: 0.769 Jose Valdivielso, R (9, PR) OBP: 0.118, SLG: 0.063	0-0 4-3		0-0 F8			0-0 5-3 BB 1B	0-0 F3		0-0 1B	5 0	1 0	2 0	0 0	0 0	0 0	2 0
Earl Battey, R (1, 2) OBP: 0.433, SLG: 0.494		0-0 G3		0-0 5-3		0-0 F7	0-0 G5-4-3 1-2		0-0 G5-4-3 1-2	5	0	2	0	0	0	1
Bob Allison, R (1, 9) OBP: 0.333, SLG: 0.453		0-3 K		0-0 CS		4-0 5-3 1-2	0-0 G5-4-3 1-2f		0-0 G5-4-3 1-2f	4	1	1	0	1	1	4
Jim Lemon, R (1, 7) OBP: 0.369, SLG: 0.352		0-3 K		0-3 K		0-0 5-3 1-2 2-3		4-0 G5-4-3		3	0	0	0	1	2	3
Billy Gardner, R (1, 4) OBP: 0.337, SLG: 0.356			0-0 2B 1B	0-0 CS 1-2	0-0 F5	0-0 BB 1B 2-H 3-H		0-0 G5-4-3 1-2f		4	2	2	2	0	0	1
Don Mincher, L (1, 3) OBP: 0.400, SLG: 0.525			0-0 1B 1-3		0-0 HR	4-0 1B 1-2		0-0 2B		3	3	3	1	1	0	0
Camilo Pascual, R (1, 1) OBP: 0.000, SLG: 0.000 Ted Sadowski, R (6, 1) Reno Bertoia, R (5, PH) OBP: 0.286, SLG: 0.200 Jim Kaat, L (6, 1) Ron Henry, R (6, PH) OBP: 0.667, SLG: 0.714 Paul Giel, R (7, 1) OBP: 1.000, SLG: 1.000 Elmer Valo, L (8, PH) OBP: 0.250, SLG: 0.214 Pedro Ramos, S (8, PR) OBP: 0.000, SLG: 0.188 Bill Pleis, L (9, 1) OBP: 1.000, SLG: 1.000 Ray Moore, R (9, 1)			0-3 K		0-0 4-3	0-0 1-3 2-H		0-0 1-H		1 0 1 0 1 0 1 0 1 0 0	0 0 0 0 0 0 0 0 0 0 0	0 0 0 0 1 0 1 0 1 0 0	0 0 0 0 0 0 0 0 0 0 0	0 0 0 0 0 0 0 0 0 0 0	1 0 0 0 0 0 0 0 0 0 0	2 0 0 0 0 0 0 0 0 0 0
Inning Stats	R: 0 E: 0 K: 1 S: 5 H: 0 LOB: 0 BB: 0 P: 5	R: 0 E: 0 K: 2 S: 7 H: 0 LOB: 0 BB: 0 P: 7	R: 2 E: 0 K: 2 S: 10 H: 3 LOB: 1 BB: 0 P: 10	R: 0 E: 0 K: 1 S: 5 H: 1 LOB: 0 BB: 0 P: 5	R: 1 E: 0 K: 0 S: 4 H: 1 LOB: 1 BB: 1 P: 8	R: 3 E: 0 K: 0 S: 6 H: 3 LOB: 2 BB: 2 P: 14	R: 0 E: 0 K: 0 S: 4 H: 2 LOB: 1 BB: 0 P: 4	R: 1 E: 0 K: 0 S: 4 H: 2 LOB: 1 BB: 1 P: 8	R: 0 E: 0 K: 1 S: 6 H: 2 LOB: 2 BB: 0 P: 6	1B: 11 2B: 2 3B: 0 HR: 1	SF: 0 SAC: 0 DP: 3 HBP: 0	WP: 0 PB: 0 SB: 0 CS: 1	PA: 42				

	AB	37
	R	7
	H	14
	RBI	7
	BB	4
	SO	7
	LOB	19

PITCHER		IP	WLS	BF	H	R	ER	SO	BB	IBB	HBP	BLK	WP	HR	S	P	ERA	WHIP
Steve Barber, L ERA: 3.43	(1, 1)	5.2	W	27	8	6	6	6	3	0	0	0	0	1	36	48	9.53	1.941
Hoyt Wilhelm, R ERA: 1.74	(6, 1)	3.1	S	14	6	1	1	1	1	0	0	0	0	0	15	19	2.70	2.100

PITCHER	IP	WLS	BF	H	R	ER	SO	BB	IBB	HBP	BLK	WP	HR	S	P	ERA	WHIP

Batter	1	2	3	4	5	6	7	8	9	AB	R	H	RBI	BB	SO	LOB
Ken Aspromonte, R (1, 4) OBP: 0.330, SLG: 0.330	F7		F7		K		WP, BB		F2	4	0	0	0	1	1	1
Albie Pearson, L (1, 8) OBP: 0.473, SLG: 0.478	K		6-3		1B, 2B		K			4	0	1	0	0	2	2
Leon Wagner, L (1, 7) OBP: 0.342, SLG: 0.676	BB			HR, BB	1B			F7		2	1	1	0	2	0	0
Ted Kluszewski, L (1, 3) OBP: 0.351, SLG: 0.627	BB			F7		F8		F9		3	0	0	0	1	0	1
Ken Hunt, R (1, 9) OBP: 0.364, SLG: 0.650	P6			HR		K		K2-3		4	1	1	2	0	2	2
Earl Averill, R (1, 2) OBP: 0.403, SLG: 0.610		F8		2B		K			HR	4	1	2	1	0	1	0
Gene Leek, R (1, 5) OBP: 0.260, SLG: 0.357		K		6-3			5-3		P4	4	0	0	0	0	1	0
Ken Hamlin, R (1, 6) OBP: 0.286, SLG: 0.323 Lee Thomas, L (9, PH) OBP: 0.333, SLG: 0.333		F7			F7		5-3		F7	3 1	0 0	0 0	0 0	0 0	0 0	0 0
Eli Grba, R (1, 1) OBP: 0.077, SLG: 0.308 Tom Morgan, R (6, 1) Steve Bilko, R (7, PH) OBP: 0.385, SLG: 0.355 Ron Moeller, L (7, PR) OBP: 0.667, SLG: 0.600 Johnny James, L (7, 1) Faye Throneberry, L (9, PH) OBP: 0.304, SLG: 0.211			K	HR			WP, BB		BB	2 0 0 0 0 0	1 0 0 0 0 0	1 0 0 0 0 0	1 0 0 0 0 0	0 0 1 0 0 1	1 0 0 0 0 0	0 0 0 0 0 0
Inning Stats	R: 0 E: 0 K: 1 S: 5 H: 0 LOB: 2 BB: 2 P: 13	R: 0 E: 0 K: 1 S: 5 H: 0 LOB: 0 BB: 0 P: 5	R: 0 E: 0 K: 1 S: 5 H: 0 LOB: 0 BB: 0 P: 5	R: 2 E: 0 K: 0 S: 4 H: 2 LOB: 0 BB: 1 P: 8	R: 1 E: 0 K: 1 S: 7 H: 3 LOB: 2 BB: 0 P: 7	R: 0 E: 0 K: 2 S: 7 H: 0 LOB: 0 BB: 0 P: 7	R: 0 E: 0 K: 1 S: 5 H: 0 LOB: 3 BB: 2 P: 13	R: 0 E: 0 K: 1 S: 5 H: 0 LOB: 0 BB: 0 P: 5	R: 1 E: 0 K: 0 S: 4 H: 1 LOB: 1 BB: 1 P: 8	1B: 1 2B: 2 3B: 0 HR: 3 SF: 0 SAC: 0 DP: 0 HBP: 0			WP: 1 PB: 0 SB: 0 CS: 0		PA: 37	

PITCHER		IP	WLS	BF	H	R	ER	SO	BB	IBB	HBP	BLK	WP	HR	S	P	ERA	WHIP
Pedro Ramos, R ERA: 4.47	(1, 1)	8.0	W	33	6	4	4	8	5	0	0	0	1	3	44	64	4.50	1.375
Ray Moore, R ERA: 3.21	(9, 1)	1.0	S	4	0	0	0	0	1	0	0	0	0	0	3	7	0.00	1.000

PITCHER	IP	WLS	BF	H	R	ER	SO	BB	IBB	HBP	BLK	WP	HR	S	P	ERA	WHIP

TOP

Los Angeles Angels @ Minnesota Twins

Metropolitan Stadium, Bloomington , MI

Fri May 12 1961, 4:33 AM EDT
Att. 4,739 - Unknown - 85 F

livebaseballscorecards.com

AB	31
R	4
H	6
RBI	4
BB	6
SO	8
LOB	6

BOTTOM

Los Angeles Angels @ Minnesota Twins

Metropolitan Stadium, Bloomington , MI

Fri May 12 1961, 4:33 AM EDT

Att. 4,739 - Unknown - 85 F

livebaseballscorecards.com

Batter	1	2	3	4	5	6	7	8	9	AB	R	H	RBI	BB	SO	LOB
Zoilo Versalles, R (1, 6) OBP: 0.350, SLG: 0.436	S S S 0-3 ① K		x 0-0 ③ 6-3		x 0-0 ① 6-3	x 0-0 ②③ L4 2-3				4	0	0	0	0	1	2
Lenny Green, L (1, 8) OBP: 0.427, SLG: 0.462	x 0-0 ② F8			x 0-0 ① 4-3	x 0-0 1B 1B		B B B B 4-0 CS BB			3	0	1	0	1	0	0
Harmon Killebrew, R (1, 3) OBP: 0.418, SLG: 0.745	S S S 0-3 ③ K			B B B B 4-0 1B 2B BB	x 0-0 G6-4-3 1-3 1B		S S S 0-3 ① K			3	1	1	0	1	2	1
Earl Battey, R (1, 2) OBP: 0.426, SLG: 0.482		S S S 0-3 ① K		x 0-0 2B 1-2 1B	x 0-0 ②③ G6-4-3 1-2f		S S S 0-3 ②③ K 1-2			4	1	1	0	0	2	3
Jim Lemon, R (1, 7) OBP: 0.375, SLG: 0.365 Dan Dobbek, L (9, 7) OBP: 0.355, SLG: 0.200		S S S 0-3 ② K		x 0-0 FC5 1-H 2-H 2B		B B B B 4-0 BB 6-3 1B BB		S S S 0-3 ① K		3 0	1 0	1 0	2 0	1 0	2 0	0 0
Billy Gardner, R (1, 4) OBP: 0.333, SLG: 0.344		B B B B 4-0 BB		S S S 0-3 ② K		x 0-0 ① 6-3 1-2		x 0-0 ② P6		3	0	0	0	1	1	2
Bob Allison, R (1, 9) OBP: 0.340, SLG: 0.443		S S S 0-3 ③ K		B B B B 4-0 BB		I I I 4-0 BB 1B IBB		x 0-0 ③ 4-3		2	1	0	0	2	1	1
Reno Bertoia, R (1, 5) OBP: 0.355, SLG: 0.286			x 0-0 ① F7	x 0-0 ③ FC5 2-3f		B B B B 4-0 L4 1B 1-2 2-3 BB				2	0	0	0	1	0	2
Pedro Ramos, S (1, 1) OBP: 0.300, SLG: 0.421 Ray Moore, R (9, 1)			x 0-0 ② F7		x 0-0 HR	x 0-0 1-2 2-H 3-H 1B				3 0	1 0	2 0	3 0	0 0	0 0	0 0
Inning Stats	R: 0 E: 0 K: 2 S: 7 H: 0 LOB: 0 BB: 0 P: 7	R: 0 E: 0 K: 3 S: 9 H: 0 LOB: 1 BB: 1 P: 13	R: 0 E: 0 K: 0 S: 3 H: 0 LOB: 0 BB: 0 P: 3	R: 2 E: 0 K: 1 S: 7 H: 2 LOB: 2 BB: 2 P: 15	R: 1 E: 0 K: 0 S: 5 H: 3 LOB: 1 BB: 0 P: 5	R: 2 E: 0 K: 0 S: 3 H: 1 LOB: 1 BB: 3 P: 15	R: 0 E: 0 K: 2 S: 6 H: 0 LOB: 0 BB: 1 P: 10	R: 0 E: 0 K: 1 S: 5 H: 0 LOB: 0 BB: 0 P: 5		1B: 4 2B: 2 3B: 0 HR: 1	SF: 0 SAC: 0 DP: 2 HBP: 0					

	AB	27
	R	5
	H	6
	RBI	5
	BB	7
	SO	9
	LOB	11

WP: 0 PB: 0 SB: 0 CS: 1 PA: 34

PITCHER		IP	WLS	BF	H	R	ER	SO	BB	IBB	HBP	BLK	WP	HR	S	P	ERA	WHIP
Eli Grba, R ERA: 5.18	(1, 1)	5.1	L	27	6	5	5	6	5	1	0	0	0	1	33	57	8.44	2.062
Tom Morgan, R ERA: 1.69	(6, 1)	0.2		1	0	0	0	0	0	0	0	0	0	0	1	1	0.00	0.000
Johnny James, R ERA: 1.59	(7, 1)	2.0		6	0	0	0	3	1	0	0	0	0	0	11	15	0.00	0.500

PITCHER	IP	WLS	BF	H	R	ER	SO	BB	IBB	HBP	BLK	WP	HR	S	P	ERA	WHIP

Los Angeles Angels @ Minnesota Twins

Metropolitan Stadium, Bloomington , MI

Sat May 13 1961, 4:33 AM EDT

Att. 10,103 - Overcast - 64 F

TOP

livebaseballscorecards.com

Batter	1	2	3	4	5	6	7	8	9	AB	R	H	RBI	BB	SO	LOB
Ken Aspromonte, R (1, 4) OBP: 0.343, SLG: 0.330	F7	1-2 2-H 1B			BBBB 4-0 1B 1B BB	6-3		BBBB 4-0 FC6 BB		3	1	1	1	2	0	0
Albie Pearson, L (1, 8) OBP: 0.459, SLG: 0.459	3-1	4-3			F9		1B SF7 1B	F7		5	1	1	0	0	0	6
Leon Wagner, L (1, 7) OBP: 0.333, SLG: 0.644	G3		6-3		1-2 1B 1B		F5	1-2f FC6		5	0	1	0	0	0	4
Ted Kluszewski, L (1, 3) OBP: 0.354, SLG: 0.611		BB 1B 1B 1B	F9		F9		1-3 1B		F2	5	1	2	0	0	0	2
Ken Hunt, R (1, 9) OBP: 0.380, SLG: 0.651		1-2 BB 1B 1B	BBBB 4-0 BB		1-2 2-H 1B		3-H SF7		1-3	3	1	2	2	1	0	0
Earl Averill, R (1, 2) OBP: 0.390, SLG: 0.571	BBBB 4-0 1-2 2-3 1B 1B BB		F9		P4		SSS 0-3 K		SSS 0-3 K	4	1	0	0	1	2	4
Gene Leek, R (1, 5) OBP: 0.273, SLG: 0.378	1-2 2-H 3-H 1B 1B			P4		WP SF9 2B		SSS 0-3 K		4	1	2	2	0	1	0
Ken Hamlin, R (1, 6) OBP: 0.263, SLG: 0.303 Steve Bilko, R (8, PH) OBP: 0.400, SLG: 0.375 Rocky Bridges, R (8, PR) (8, 6)	F7			5-3		SF9 2-H		E 1B 1B		2 1 0	0 0 0	0 1 0	1 0 0	0 0 0	0 0 0	2 0 0
Ron Kline, R (1, 1) OBP: 0.000, SLG: 0.222 Ned Garver, R (1, 1) Lee Thomas, L (2, PH) OBP: 0.333, SLG: 0.333 Jerry Casale, R (2, PH) OBP: 0.250, SLG: 0.750 (2, 1) Fritz Brickell, R (6, PH) OBP: 0.333, SLG: 0.125 Ted Bowsfield, R (6, 1) Ryne Duren, R (7, 1) Faye Throneberry, L (8, PH) OBP: 0.333, SLG: 1.000 Tom Morgan, R (8, 1) Johnny James, L (8, 1)	SSS 0-3 K		SSS 0-3 K		5-3		E9 1-3 1B			0 0 0 2 1 0 0 1 0 0	0 0 0 0 0 0 0 0 0 0	0 0 0 2 1 0 0 1 0 0	0 0 0 0 0 0 0 0 0 0	0 0 0 0 0 0 0 0 0 0	0 0 0 2 0 0 0 0 0 0	0 0 0 2 0 0 0 0 0 0
Inning Stats	R: 0 E: 0 K: 0 S: 3 H: 0 LOB: 0 BB: 0 P: 3	R: 3 E: 0 K: 1 S: 9 H: 4 LOB: 2 BB: 1 P: 13	R: 0 E: 0 K: 0 S: 3 H: 0 LOB: 1 BB: 1 P: 7	R: 0 E: 0 K: 1 S: 5 H: 0 LOB: 0 BB: 0 P: 5	R: 1 E: 0 K: 0 S: 5 H: 2 LOB: 2 BB: 1 P: 9	R: 1 E: 0 K: 0 S: 4 H: 1 LOB: 0 BB: 0 P: 4	R: 1 E: 0 K: 1 S: 7 H: 2 LOB: 1 BB: 0 P: 7	R: 0 E: 1 K: 1 S: 7 H: 2 LOB: 3 BB: 1 P: 11	R: 0 E: 0 K: 1 S: 5 H: 0 LOB: 0 BB: 0 P: 5	1B: 10 2B: 1 3B: 0 HR: 0 SF: 2 SAC: 0 DP: 0 HBP: 0						

AB	36
R	6
H	11
RBI	6
BB	4
SO	5
LOB	20

WP: 1 PB: 0 SB: 0 CS: 0 PA: 42

PITCHER		IP	WLS	BF	H	R	ER	SO	BB	IBB	HBP	BLK	WP	HR	S	P	ERA	WHIP
Don Lee, R ERA: 8.44	(1, 1)	1.1		8	3	3	3	0	1	0	0	0	0	0	7	11	20.25	3.000
Jim Kaat, L ERA: 4.5	(2, 1)	5.0		23	6	3	3	2	2	0	0	0	1	0	25	33	5.40	1.600
Ed Palmquist, R ERA: 4.76	(7, 1)	2.2	W	11	2	0	0	3	1	0	0	0	0	0	16	20	0.00	1.125

PITCHER	IP	WLS	BF	H	R	ER	SO	BB	IBB	HBP	BLK	WP	HR	S	P	ERA	WHIP

Batter	1	2	3	4	5	6	7	8	9	AB	R	H	RBI	BB	SO	LOB
Zoilo Versalles, R (1, 6) OBP: 0.343, SLG: 0.424	6-3	L6	P4			F9		3B 2-H 1B		5	1	1	1	0	0	1
Lenny Green, L (1, 8) OBP: 0.426, SLG: 0.479	L4	1B		F5		P6		1B 1-H 3B		5	1	2	1	0	0	0
Harmon Killebrew, R (1, 3) OBP: 0.431, SLG: 0.783	1B 1B 1B	K		5-3			HR	HR 3-H 1B		5	3	3	2	0	1	1
Earl Battey, R (1, 2) OBP: 0.434, SLG: 0.489	1B WP 1-2 1B		BB HR 1B	S 1B			L3	F3		5	2	3	0	0	0	1
Jim Lemon, R (1, 7) OBP: 0.380, SLG: 0.364	WP 1B 1-3 2-H 1B		B B B B HR 1-2 BB	4-3 1-2			5-3	1-H HR		3	2	1	1	1	0	1
Dan Dobbek, L (8, 7) OBP: 0.375, SLG: 0.346										1	1	1	2	0	0	0
Billy Gardner, R (1, 4) OBP: 0.327, SLG: 0.330	B B B B 1B 2-3 3-H BB		S S S K		F8		P5	F8		4	0	0	0	1	1	2
Bob Allison, R (1, 9) OBP: 0.355, SLG: 0.522	1-2 3-H 1B		1-H 2-H HR		P6			HR		4	2	3	5	0	0	0
Reno Bertoia, R (1, 5) OBP: 0.351, SLG: 0.275	F5		E5		S S S K			B B B B E SH3-4 1B BB		3	1	0	0	1	1	2
Don Lee, R (1, 1)										0	0	0	0	0	0	0
Jim Kaat, L (2, 1)										3	0	0	0	0	0	1
Ed Palmquist, R (7, 1)		F8	P5			F8		SH3-4 1-2		0	0	0	0	0	0	0
Inning Stats	R: 3 E: 0 K: 0 S: 7 H: 4 LOB: 2 BB: 1 P: 11	R: 0 E: 0 K: 1 S: 6 H: 1 LOB: 1 BB: 0 P: 6	R: 3 E: 1 K: 1 S: 8 H: 2 LOB: 1 BB: 1 P: 12	R: 0 E: 0 K: 0 S: 4 H: 1 LOB: 1 BB: 0 P: 4	R: 0 E: 0 K: 1 S: 5 H: 0 LOB: 0 BB: 0 P: 5	R: 0 E: 0 K: 0 S: 3 H: 0 LOB: 0 BB: 0 P: 3	R: 1 E: 0 K: 0 S: 4 H: 1 LOB: 0 BB: 0 P: 4	R: 6 E: 1 K: 0 S: 8 H: 5 LOB: 0 BB: 1 P: 12		1B: 9 2B: 0 3B: 1 HR: 4 SF: 0 SAC: 1 DP: 0 HBP: 0						

PITCHER		IP	WLS	BF	H	R	ER	SO	BB	IBB	HBP	BLK	WP	HR	S	P	ERA	WHIP
Ron Kline, R ERA: 4.26	(1, 1)	0.2		6	3	3	3	0	1	0	0	0	1	0	5	9	40.50	6.000
Ned Garver, R ERA: 4.02	(1, 1)	0.1		2	1	0	0	0	0	0	0	0	0	0	2	2	0.00	3.000
Jerry Casale, R ERA: 7.03	(2, 1)	4.0		18	4	3	3	3	1	0	0	0	0	1	23	27	6.75	1.250
Ted Bowsfield, L ERA: 2.7	(6, 1)	1.0		3	0	0	0	0	0	0	0	0	0	0	3	3	0.00	0.000
Ryne Duren, R ERA: 4.5	(7, 1)	1.0	L	4	1	1	1	0	0	0	0	0	0	1	4	4	9.00	1.000

PITCHER		IP	WLS	BF	H	R	ER	SO	BB	IBB	HBP	BLK	WP	HR	S	P	ERA	WHIP
Tom Morgan, R ERA: 3.86	(8, 1)	0.1		5	3	4	4	0	1	0	0	0	0	1	4	8	108.00	12.000
Johnny James, R ERA: 4.26	(8, 1)	0.2		4	2	2	2	0	0	0	0	0	0	1	4	4	27.00	3.000

BOTTOM

Los Angeles Angels @ Minnesota Twins

Metropolitan Stadium, Bloomington , MI

Sat May 13 1961, 4:33 AM EDT

Att. 10,103 - Overcast - 64 F

livebaseballscorecards.com

AB	38
R	13
H	14
RBI	12
BB	3
SO	3
LOB	9

WP: 1 PA: 42
PB: 0
SB: 1
CS: 0

Batter	1	2	3	4	5	6	7	8	9	AB	R	H	RBI	BB	SO	LOB
Ken Aspromonte, R (1, 4) OBP: 0.336, SLG: 0.323	F8	P6			6-3	E5 1-2 2-H			E7 1B	5	0	1	0	0	0	2
Albie Pearson, L (1, 8) OBP: 0.466, SLG: 0.462	E 1B 1B		P3		BBBB 4-0 1B BB		G3		1B	4	1	2	0	1	0	0
Ken Hunt, R (1, 9) OBP: 0.395, SLG: 0.642	E8 1-H 1B 1B		F9		1-2 1B		BBBB 4-0 G6-3 BB		SSS 0-3 K	4	1	2	0	1	1	2
Steve Bilko, R (1, 3) OBP: 0.386, SLG: 0.361 Lee Thomas, L (8, 7) OBP: 0.250, SLG: 0.250	1B 3-H 1B		F9		F8		G6-3 1-2f		SSS 0-3 K	4 1	0 0	1 0	1 0	0 0	0 1	3 2
Earl Averill, R (1, 7) OBP: 0.383, SLG: 0.545 Fritz Brickell, R (8, 6) OBP: 0.222, SLG: 0.125	F9			F7	SSS 0-3 K			BBBB 4-0 WP SH1-4 BB		3 0	0 0	0 0	0 0	1 0	1 0	1 0
Gene Leek, R (1, 5) OBP: 0.288, SLG: 0.382	1-2 1B			F7	H 1-0 1B 1B HBP			SH1-4 1-2		2	1	1	0	0	0	0
Ken Hamlin, R (1, 6) OBP: 0.286, SLG: 0.351 Ted Kluszewski, L (8, PH) (8, 3) OBP: 0.354, SLG: 0.611	F5			2B	1-3 E5 1B			SSS 0-3 K 2-3		3 1	0 0	2 0	0 0	0 1	0 1	2 1
Del Rice, R (1, 2) OBP: 0.294, SLG: 0.077		P3		1-3	1-2 3-H E5 1B			IBB		3	0	1	1	1	0	1
Ken McBride, R (1, 1) OBP: 0.063, SLG: 0.063 Ron Kline, R (7, 1) OBP: 0.200, SLG: 0.200		F9			SSS 0-3 K	SSS 0-3 K		L9		3 1	0 0	0 0	0 0	0 0	2 0	2 2
Inning Stats	R: 2 E: 1 K: 0 S: 7 H: 4 LOB: 2 BB: 0 P: 7	R: 0 E: 0 K: 0 S: 3 H: 0 LOB: 0 BB: 0 P: 3	R: 0 E: 0 K: 0 S: 3 H: 0 LOB: 0 BB: 0 P: 3	R: 0 E: 0 K: 0 S: 4 H: 1 LOB: 1 BB: 0 P: 4	R: 0 E: 0 K: 1 S: 6 H: 1 LOB: 2 BB: 1 P: 10	R: 1 E: 1 K: 2 S: 9 H: 2 LOB: 2 BB: 0 P: 10	R: 0 E: 0 K: 0 S: 2 H: 0 LOB: 0 BB: 1 P: 6	R: 0 E: 0 K: 1 S: 5 H: 0 LOB: 2 BB: 2 P: 13	R: 0 E: 1 K: 2 S: 8 H: 2 LOB: 2 BB: 0 P: 8	1B: 9 2B: 1 3B: 0 HR: 0 SF: 0 SAC: 1 DP: 1 HBP: 1						

PITCHER	IP	WLS	BF	H	R	ER	SO	BB	IBB	HBP	BLK	WP	HR	S	P	ERA	WHIP
Jack Kralick, L (1, 1) ERA: 3.12	7.0		31	8	3	3	3	2	0	1	0	0	0	34	43	3.86	1.429
Ray Moore, R (8, 1) ERA: 2.81	2.0	W	9	2	0	0	3	1	1	0	0	1	0	13	21	0.00	1.500

PITCHER	IP	WLS	BF	H	R	ER	SO	BB	IBB	HBP	BLK	WP	HR	S	P	ERA	WHIP

TOP

Los Angeles Angels @ Minnesota Twins

Metropolitan Stadium, Bloomington , MI

Sun May 14 1961, 4:33 AM EDT

Att. 7,825 - Unknown - 58 F

livebaseballscorecards.com

AB	34
R	3
H	10
RBI	2
BB	4
SO	6
LOB	18

WP: 1	PA: 40																
PB: 0																	
SB: 0																	
CS: 0																	

Los Angeles Angels @ Minnesota Twins

Metropolitan Stadium, Bloomington , MI

Sun May 14 1961, 4:33 AM EDT

Att. 7,825 - Unknown - 58 F

livebaseballscorecards.com

BOTTOM

Batter	1	2	3	4	5	6	7	8	9	AB	R	H	RBI	BB	SO	LOB
Zoilo Versalles, R (1, 6) OBP: 0.330, SLG: 0.408	6-3			F7		F8		E6 E		4	1	0	0	0	0	0
Lenny Green, L (1, 8) OBP: 0.429, SLG: 0.475	F8			5-3 BB		3-1		E1 FC6 FC1 2-H 1B		3	0	1	0	1	0	0
Harmon Killebrew, R (1, 3) (8, 5) OBP: 0.421, SLG: 0.750	L5			5-3 1-2		1B		FC6 BB FC1 SF8 2-3		4	1	1	0	0	0	2
Earl Battey, R (1, 2) OBP: 0.417, SLG: 0.467		1-3		F9		K		FC1 SF8 BB 1-2 3-H		4	0	0	0	0	1	4
Jim Lemon, R (1, 7) OBP: 0.396, SLG: 0.413		G6-4-3 1B			E5 SH3-4 BB SF8		HR	BB 1-2 2-3		3	2	2	1	1	0	0
Dan Dobbek, L (9, 7) OBP: 0.375, SLG: 0.346										0	0	0	0	0	0	0
Bob Allison, R (1, 9) OBP: 0.360, SLG: 0.521		G6-4-3 1-2f			SF8 SH3-4 1-2 BB		4-3 SH1-4 1B	SF8 2-3 3-H		2	0	1	1	1	0	1
Billy Gardner, R (1, 4) OBP: 0.321, SLG: 0.323			K		SH3-4 1-2 2-3		SH1-4 1-2	4-3		2	0	0	0	0	1	2
Reno Bertoia, R (1, 5) OBP: 0.354, SLG: 0.275					SF8 2-3 3-H		4-3 2-3			0	0	0	1	1	0	0
Don Mincher, L (7, PH) (8, 3) OBP: 0.395, SLG: 0.517			G4-6-3 BB							1	0	0	0	0	0	1
Jack Kralick, L (1, 1) OBP: 0.211, SLG: 0.167			G4-6-3 1-2f		K		P4			2	0	0	0	0	1	2
Elmer Valo, L (7, PH) OBP: 0.235, SLG: 0.200										1	0	0	0	0	0	1
Ray Moore, R (8, 1)										0	0	0	0	0	0	0
Inning Stats	R: 0 E: 0 K: 0 S: 3 / H: 0 LOB: 0 BB: 0 P: 3	R: 0 E: 0 K: 0 S: 3 / H: 1 LOB: 0 BB: 0 P: 3	R: 0 E: 0 K: 1 S: 4 / H: 0 LOB: 0 BB: 1 P: 8	R: 0 E: 0 K: 0 S: 3 / H: 0 LOB: 1 BB: 1 P: 7	R: 1 E: 1 K: 1 S: 6 / H: 0 LOB: 1 BB: 1 P: 10	R: 0 E: 0 K: 1 S: 6 / H: 1 LOB: 1 BB: 0 P: 6	R: 1 E: 0 K: 0 S: 5 / H: 2 LOB: 1 BB: 0 P: 5	R: 2 E: 2 K: 0 S: 6 / H: 1 LOB: 2 BB: 1 P: 10		1B: 4 2B: 0 3B: 0 HR: 1	SF: 2 SAC: 2 DP: 2 HBP: 0					

	AB	26
	R	4
	H	5
	RBI	3
	BB	4
	SO	3
	LOB	13

WP: 0 PB: 0 SB: 0 CS: 0 PA: 34

PITCHER		IP	WLS	BF	H	R	ER	SO	BB	IBB	HBP	BLK	WP	HR	S	P	ERA	WHIP
Ken McBride, R ERA: 3.23	(1, 1)	6.1		25	4	2	1	3	3	0	0	0	0	1	28	40	1.42	1.105
Ron Kline, R ERA: 4.05	(7, 1)	1.2	L	9	1	2	0	0	1	0	0	0	0	0	8	12	0.00	1.200

PITCHER	IP	WLS	BF	H	R	ER	SO	BB	IBB	HBP	BLK	WP	HR	S	P	ERA	WHIP

TOP

Minnesota Twins @ Chicago White Sox

Comiskey Park, Chicago, IL

Mon May 15 1961, 8:05 PM EDT

Att. 9,123 - Unknown

livebaseballscorecards.com

Batter	1	2	3	4	5	6	7	8	9	AB	R	H	RBI	BB	SO	LOB
Zoilo Versalles, R (1, 6) OBP: 0.333, SLG: 0.407	E7 1B 1B	6-3			F2		F7		CS 2-H 1B	5	1	2	1	0	0	0
Lenny Green, L (1, 8) OBP: 0.435, SLG: 0.471	1B 5-3 2-H 1B		4-3		4-3		BBBB 2B BB		BBBB BB BB 1-2 BB	3	2	1	1	2	0	0
Harmon Killebrew, R (1, 3) OBP: 0.444, SLG: 0.791	SSS K		BBBB G4-6-3 BB		3B		1-H 2B		BBBB BB 1-2 BB	3	0	2	1	2	1	1
Earl Battey, R (1, 2) OBP: 0.417, SLG: 0.458	5-3 BB 1-3 1B		G4-6-3 1-2f		5-3		4-3		BBBB 1-2 2-3 BB	4	0	1	0	1	0	3
Jim Lemon, R (1, 7) OBP: 0.400, SLG: 0.402 Dan Dobbek, L (8, 7) OBP: 0.364, SLG: 0.333	BBBB 5-3 1-2 BB			BBBB SH2-4 1B SF7 BB		5-3		P4	L4	2 1	1 0	0 0	0 0	2 0	0 0	0 3
Bob Allison, R (1, 9) OBP: 0.364, SLG: 0.520	5-3 1-2 2-3 3-H			SF7 SH2-4 1-2 1B		FC6-4 1B		5-3		4	0	2	1	0	0	2
Billy Gardner, R (1, 4) OBP: 0.312, SLG: 0.313	5-3			SH2-4 1-2 2-3		FC6-4 FC6-4 1-2f		3-1		3	0	0	0	0	0	3
Reno Bertoia, R (1, 5) OBP: 0.350, SLG: 0.268		SSS K		SF7 2-3 3-H		FC6-4 1-2f			BBBB SH1-4 1B BB	2	1	0	1	1	1	1
Camilo Pascual, R (1, 1) OBP: 0.235, SLG: 0.071		SSS K		1-3			6-3		SH1-4 1-2	3	0	0	0	0	1	1

	AB	30
	R	5
	H	8
	RBI	5
	BB	8
	SO	3
	LOB	14

Inning Stats										
	R: 2	H: 3	R: 0	H: 0	R: 0	H: 0	R: 1	H: 1	R: 0	H: 1
	E: 1	LOB: 2	E: 0	LOB: 0	E: 0	LOB: 0	E: 0	LOB: 1	E: 0	LOB: 1
	K: 1	BB: 1	K: 2	BB: 0	K: 0	BB: 1	K: 0	BB: 1	K: 0	BB: 0
	S: 8	P: 12	S: 7	P: 7	S: 2	P: 6	S: 4	P: 8	S: 4	P: 4

Inning Stats										
	R: 0	H: 1	R: 1	H: 1	R: 0	H: 0	R: 1	H: 1	1B: 6	SF: 1
	E: 0	LOB: 1	E: 0	LOB: 1	E: 0	LOB: 0	E: 0	LOB: 3	2B: 1	SAC: 2
	K: 0	BB: 0	K: 0	BB: 1	K: 0	BB: 0	K: 0	BB: 4	3B: 1	DP: 1
	S: 4	P: 4	S: 4	P: 8	S: 3	P: 3	S: 3	P: 19	HR: 0	HBP: 0

	WP: 0	PA: 41
	PB: 0	
	SB: 0	
	CS: 1	

PITCHER		IP	WLS	BF	H	R	ER	SO	BB	IBB	HBP	BLK	WP	HR	S	P	ERA	WHIP
Cal McLish, R ERA: 4.08	(1, 1)	8.0	L	34	7	4	4	3	4	0	0	0	0	0	36	52	4.50	1.375
Juan Pizarro, L ERA: 4.26	(9, 1)	0.2		6	1	1	1	0	4	0	0	0	0	0	2	18	13.50	7.500
Gerry Staley, R ERA: 7.27	(9, 1)	0.1		1	0	0	0	0	0	0	0	0	0	0	1	1	0.00	0.000

PITCHER	IP	WLS	BF	H	R	ER	SO	BB	IBB	HBP	BLK	WP	HR	S	P	ERA	WHIP

BOTTOM

Minnesota Twins @ Chicago White Sox

Comiskey Park, Chicago, IL

Mon May 15 1961, 8:05 PM EDT

Att. 9,123 - Unknown

Batter	1	2	3	4	5	6	7	8	9	AB	R	H	RBI	BB	SO	LOB
Luis Aparicio, R (1, 6) OBP: 0.300, SLG: 0.336	P5		K			K		P5		2	0	0	0	0	1	1
Sammy Esposito, R (5, 6) OBP: 0.167, SLG: 0.091										2	0	0	0	0	1	0
Nellie Fox, L (1, 4) OBP: 0.333, SLG: 0.339	4-3			1-3		WP 2B			3-1	4	0	1	0	0	0	0
Minnie Minoso, R (1, 7) OBP: 0.363, SLG: 0.451	K			2B		F3 2-3			6-3	4	0	1	0	0	1	1
Roy Sievers, R (1, 3) OBP: 0.424, SLG: 0.650		F9		P3		5-3			K	4	0	0	0	0	1	2
Jim Landis, R (1, 8) OBP: 0.308, SLG: 0.477		F8		6-3			F5			3	0	0	0	0	0	1
Al Smith, R (1, 9) OBP: 0.289, SLG: 0.455		P5			5-3		K			3	0	0	0	0	1	0
J.C. Martin, L (1, 5) OBP: 0.317, SLG: 0.419			F7		F8		K			3	0	0	0	0	1	0
Sherm Lollar, R (1, 2) OBP: 0.352, SLG: 0.377			P6		2B			F9		3	0	1	0	0	0	0
Cal McLish, S (1, 1) OBP: 0.167, SLG: 0.167			1B		P5			K		2	0	1	0	0	0	1
Wes Covington, L (8, PH) OBP: 0.310, SLG: 0.385										1	0	0	0	0	1	0
Juan Pizarro, L (9, 1)										0	0	0	0	0	0	0
Gerry Staley, R (9, 1)										0	0	0	0	0	0	0
Inning Stats	R: 0 E: 0 K: 1 S: 5 H: 0 LOB: 0 BB: 0 P: 5	R: 0 E: 0 K: 0 S: 3 H: 0 LOB: 0 BB: 0 P: 3	R: 0 E: 0 K: 1 S: 6 H: 1 LOB: 1 BB: 0 P: 6	R: 0 E: 0 K: 0 S: 4 H: 1 LOB: 1 BB: 0 P: 4	R: 0 E: 0 K: 0 S: 4 H: 1 LOB: 1 BB: 0 P: 4	R: 0 E: 0 K: 1 S: 6 H: 1 LOB: 1 BB: 0 P: 6	R: 0 E: 0 K: 2 S: 7 H: 0 LOB: 0 BB: 0 P: 7	R: 0 E: 0 K: 1 S: 5 H: 0 LOB: 0 BB: 0 P: 5	R: 0 E: 0 K: 1 S: 5 H: 0 LOB: 0 BB: 0 P: 5	1B: 1 2B: 3 3B: 0 HR: 0	SF: 0 SAC: 0 DP: 0 HBP: 0			WP: 1 PB: 0 SB: 0 CS: 0		PA: 31	

livebaseballscorecards.com

AB	31
R	0
H	4
RBI	0
BB	0
SO	7
LOB	6

PITCHER	IP	WLS	BF	H	R	ER	SO	BB	IBB	HBP	BLK	WP	HR	S	P	ERA	WHIP
Camilo Pascual, R (1, 1) ERA: 3.31	9.0	W	31	4	0	0	7	0	0	0	0	1	0	45	45	0.00	0.444

PITCHER	IP	WLS	BF	H	R	ER	SO	BB	IBB	HBP	BLK	WP	HR	S	P	ERA	WHIP

Batter	1	2	3	4	5	6	7	8	9	AB	R	H	RBI	BB	SO	LOB
Zoilo Versalles, R (1, 6) OBP: 0.331, SLG: 0.396	B B B B 4-0 FC6-5-4 S BB		x 0-0 ① 6-3		S S S 0-3 ② K		x 0-0 ① SH1-4 1-2		x 0-0 ③ F8	3	0	0	0	1	1	1
Lenny Green, L (1, 8) OBP: 0.438, SLG: 0.476	S S S 0-3 ① K		S S S 0-3 ② K		B B B B 4-0 WP 1-2 1B BB		x 0-0 2-H 2B			3	1	1	1	1	2	1
Harmon Killebrew, R (1, 3) OBP: 0.447, SLG: 0.771	x 0-0 ② FC6-5-4 BB 1-3		B B B B 4-0 BB		x 0-0 1-H 2-H 1B		S S S 0-3 ② K			3	0	1	2	1	1	2
Earl Battey, R (1, 2) OBP: 0.411, SLG: 0.444	B B B B 4-0 1-2 BB		x 0-0 ③ F9		S S S 0-3 ③ K		x 0-0 ③ L3			3	0	0	0	1	1	3
Jim Lemon, R (1, 7) OBP: 0.398, SLG: 0.393 Dan Dobbek, L (7, 7) OBP: 0.353, SLG: 0.321	x 0-0 ③ F8			S S S 0-3 ① K		B B B B 4-0 4-3 S BB		x 0-0 ① 6-3		2 1	0 0	0 0	0 0	1 0	1 0	2 0
Bob Allison, R (1, 9) OBP: 0.361, SLG: 0.510		x 0-0 G4-6-3 1B		x 0-0 ② P3		S S S 0-3 ① K 1-2		x 0-0 ② F7		4	0	1	0	0	1	1
Billy Gardner, R (1, 4) OBP: 0.301, SLG: 0.301		x 0-0 ① ② G4-6-3 1-2f		x 0-0 ③ F9		x 0-0 ② 4-3 2-3		x 0-0 ③ F3		4	0	0	0	0	0	2
Reno Bertoia, R (1, 5) OBP: 0.340, SLG: 0.259 Don Mincher, L (9, PH) OBP: 0.390, SLG: 0.508		x 0-0 ③ 5-3			x 0-0 ① F8	x 0-0 ③ F8			x 0-0 ① 5-3	3 1	0 0	0 0	0 0	0 0	1 0	1 0
Pedro Ramos, S (1, 1) OBP: 0.391, SLG: 0.636 Elmer Valo, L (9, PH) OBP: 0.222, SLG: 0.188			x 0-0 HR		x 0-0 WP BB 1B 1B		x 0-0 SH1-4 2B 1B		x 0-0 ② F9	3 1	3 0	3 0	1 0	0 0	0 0	0 0
Inning Stats	R: 0 H: 0 E: 0 LOB: 2 K: 1 BB: 2 S: 5 P: 13	R: 0 H: 1 E: 0 LOB: 0 K: 0 BB: 0 S: 3 P: 3	R: 1 H: 1 E: 0 LOB: 1 K: 1 BB: 1 S: 6 P: 10	R: 0 H: 0 E: 0 LOB: 0 K: 1 BB: 0 S: 5 P: 5	R: 2 H: 2 E: 0 LOB: 1 K: 2 BB: 1 S: 9 P: 13	R: 0 H: 0 E: 0 LOB: 1 K: 1 BB: 1 S: 5 P: 9	R: 1 H: 2 E: 0 LOB: 1 K: 1 BB: 0 S: 7 P: 7	R: 0 H: 0 E: 0 LOB: 0 K: 0 BB: 0 S: 3 P: 3	R: 0 H: 0 E: 0 LOB: 0 K: 0 BB: 0 S: 3 P: 3	1B: 4 SF: 0 2B: 1 SAC: 1 3B: 0 DP: 1 HR: 1 HBP: 0				WP: 1 PA: 37 PB: 0 SB: 2 CS: 0		

PITCHER	IP	WLS	BF	H	R	ER	SO	BB	IBB	HBP	BLK	WP	HR	S	P	ERA	WHIP
Early Wynn, R (1, 1) ERA: 3.23	9.0	W	37	6	4	4	7	5	0	0	0	1	1	46	66	4.00	1.222

PITCHER	IP	WLS	BF	H	R	ER	SO	BB	IBB	HBP	BLK	WP	HR	S	P	ERA	WHIP

TOP

Minnesota Twins @ Chicago White Sox

Comiskey Park, Chicago, IL

Tue May 16 1961, 8:05 PM EDT
Att. 11,039 - Unknown - 47 F

livebaseballscorecards.com

AB	31
R	4
H	6
RBI	4
BB	5
SO	7
LOB	13

Batter	1	2	3	4	5	6	7	8	9	AB	R	H	RBI	BB	SO	LOB
Al Smith, R (1, 9) OBP: 0.284, SLG: 0.439	F2		E5 BB BB 2-3		1-2 3B 1B		5-3	F2		5	1	1	0	0	0	3
Nellie Fox, L (1, 4) OBP: 0.339, SLG: 0.357	4-3		BBBB BB 1-2 BB		1-H 2-H 3B		SSS K			3	0	1	2	1	1	0
Minnie Minoso, R (1, 7) OBP: 0.368, SLG: 0.479	F9		BBBB 1-2 2-3 3-H BB		P4		HR			3	1	1	2	1	0	1
Roy Sievers, R (1, 3) OBP: 0.410, SLG: 0.625		SSS K	P4		SSS K		F7			4	0	0	0	0	2	4
Jim Landis, R (1, 8) OBP: 0.306, SLG: 0.464		5-3		SSS K		F2		BBBB FC1-6 BB		3	0	0	0	1	1	0
J.C. Martin, L (1, 5) OBP: 0.314, SLG: 0.410		4-3		P6		FC4-6 1B		FC1-6 1B 1-2f 1B		4	1	1	0	0	0	1
Cam Carreon, R (1, 2) OBP: 0.333, SLG: 0.375			E SH1-3 BB 1B	F8		FC4-6 2B 1-2f		1B 1-2 1B		4	1	2	0	0	0	1
Sammy Esposito, R (1, 6) OBP: 0.200, SLG: 0.214			SH1-3 1-2		3-1	1-3 2B		SSS K		3	0	1	0	0	1	2
Early Wynn, S (1, 1) OBP: 0.200, SLG: 0.111			F7		BBBB 1B 3B BB	F7		1-3 2-H 1B		3	1	1	1	1	0	3
Inning Stats	R: 0 H: 0 E: 0 LOB: 0 K: 0 BB: 0 S: 3 P: 3	R: 0 H: 0 E: 0 LOB: 0 K: 1 BB: 0 S: 5 P: 5	R: 1 H: 1 E: 1 LOB: 3 K: 0 BB: 2 S: 5 P: 13	R: 0 H: 0 E: 0 LOB: 0 K: 1 BB: 0 S: 5 P: 5	R: 2 H: 2 E: 0 LOB: 1 K: 1 BB: 1 S: 7 P: 11	R: 0 H: 2 E: 0 LOB: 2 K: 0 BB: 0 S: 5 P: 5	R: 1 H: 1 E: 0 LOB: 0 K: 1 BB: 0 S: 6 P: 6	R: 1 H: 2 E: 0 LOB: 2 K: 1 BB: 1 S: 7 P: 11		1B: 5 SF: 0 2B: 1 SAC: 1 3B: 1 DP: 0 HR: 1 HBP: 0						

PITCHER	IP	WLS	BF	H	R	ER	SO	BB	IBB	HBP	BLK	WP	HR	S	P	ERA	WHIP
Pedro Ramos, R (1, 1) ERA: 4.47	8.0	L	37	8	5	4	5	4	0	0	0	0	1	43	59	4.50	1.500

PITCHER	IP	WLS	BF	H	R	ER	SO	BB	IBB	HBP	BLK	WP	HR	S	P	ERA	WHIP

BOTTOM

Minnesota Twins @ Chicago White Sox

Comiskey Park, Chicago, IL

Tue May 16 1961, 8:05 PM EDT

Att. 11,039 - Unknown - 47 F

livebaseballscorecards.com

AB	32
R	5
H	8
RBI	5
BB	4
SO	5
LOB	15

Batter	1	2	3	4	5	6	7	8	9	AB	R	H	RBI	BB	SO	LOB
Dick Howser, R (1, 6) OBP: 0.408, SLG: 0.354	B B B 4-0 4-3 G3 CS BB		x 0-0 ① F8		x 0-0 ② 5-3		x 0-0 ② 1-3	x 0-0 ③ F5		4	0	0	0	1	0	2
Jerry Lumpe, L (1, 4) OBP: 0.353, SLG: 0.311	x 0-0 ① G3 1-2		x 0-0 ② 1-3		x 0-0 1B 1B		B B B B 4-0 1B BB		x 0-0 ① 4-1	4	0	1	0	1	0	1
Lou Klimchock, L (1, 3) OBP: 0.406, SLG: 0.500 Hank Bauer, R (8, 7) OBP: 0.324, SLG: 0.382	x 0-0 ② 4-3 2-3		x 0-0 ③ 1-4-3		x 0-0 1-2 1B		x 0-0 1-3 1B		x 0-0 ② L3	4 1	0 0	2 0	0 0	0 0	0 0	1 0
Haywood Sullivan, R (1, 2) OBP: 0.397, SLG: 0.507	0-0 ③ CS 3-H	S S S 0-3 ① K		B B B 4-0 HBP E G1-2-3 BB	x 0-0 ③ 1-3		S S S 0-3 ③ K		x 0-0 ③ F3	4	0	0	0	1	2	4
Bill Tuttle, R (1, 8) OBP: 0.349, SLG: 0.360 Al Pilarcik, L (8, PH) (8, 9) OBP: 0.250, SLG: 0.207		x 0-0 1B		x 0-0 ① F9		S S S 0-3 ① K		x 0-0 ① P4		0 1	1 0	0 0	0 0	0 0	0 0	0 0
Norm Siebern, L (1, 7) OBP: 0.349, SLG: 0.322 Jay Hankins, L (8, 8) OBP: 0.271, SLG: 0.326		x 0-0 1-3 HR 2B		x 0-0 E5 HBP 1-2		S S S 0-3 ② K		B B B B 4-0 1B 1B BB		3 0	2 0	1 0	0 0	1 0	1 0	1 0
Andy Carey, R (1, 5) OBP: 0.384, SLG: 0.380		S S S 0-3 ② K		H 1-0 1-2 2-3 HBP		x 0-0 1B		x 0-0 1-2 1B		3	0	2	0	0	1	2
Marv Throneberry, L (1, 9) (8, 3) OBP: 0.379, SLG: 0.506		x 0-0 2-H 3-H HR		x 0-0 ② ③ G1-2-3 3-Hf		S S S 0-3 ③ K		x 0-0 1-2 2-H 1B		4	1	2	4	0	1	4
Ray Herbert, R (1, 1) OBP: 0.111, SLG: 0.167		x 0-0 ③ F8			x 0-0 ① 5-3		S S S 0-3 ① K	S S S 0-3 ② K		4	0	0	0	0	2	2
Inning Stats	R: 0 H: 0 E: 0 LOB: 0 K: 0 BB: 1 S: 2 P: 6	R: 3 H: 3 E: 0 LOB: 0 K: 2 BB: 0 S: 10 P: 10	R: 0 H: 0 E: 0 LOB: 0 K: 0 BB: 0 S: 3 P: 3	R: 0 H: 0 E: 1 LOB: 2 K: 0 BB: 1 S: 3 P: 8	R: 0 H: 2 E: 0 LOB: 2 K: 0 BB: 0 S: 5 P: 5	R: 0 H: 1 E: 0 LOB: 1 K: 3 BB: 0 S: 10 P: 10	R: 0 H: 1 E: 0 LOB: 2 K: 2 BB: 1 S: 8 P: 12	R: 1 H: 2 E: 0 LOB: 2 K: 1 BB: 1 S: 7 P: 11	R: 0 H: 0 E: 0 LOB: 0 K: 0 BB: 0 S: 3 P: 3	1B: 7 SF: 0 2B: 1 SAC: 0 3B: 0 DP: 1 HR: 1 HBP: 1						

PITCHER		IP	WLS	BF	H	R	ER	SO	BB	IBB	HBP	BLK	WP	HR	S	P	ERA	WHIP
Jim Kaat, L ERA: 4.5	(1, 1)	6.0	L	26	6	3	3	5	2	0	1	0	0	1	33	42	4.50	1.333
Ed Palmquist, R ERA: 4.73	(7, 1)	2.0		11	3	1	1	3	2	0	0	0	0	0	15	23	4.50	2.500
Ray Moore, R ERA: 2.65	(9, 1)	1.0		3	0	0	0	0	0	0	0	0	0	0	3	3	0.00	0.000

PITCHER	IP	WLS	BF	H	R	ER	SO	BB	IBB	HBP	BLK	WP	HR	S	P	ERA	WHIP

TOP

Kansas City Athletics @ Minnesota Twins

Metropolitan Stadium, Bloomington , MI

Thu May 18 1961, 8:05 PM EDT

Att. 8,878 - Unknown - 51 F

livebaseballscorecards.com

AB	32
R	4
H	8
RBI	4
BB	4
SO	7
LOB	17

BOTTOM

Kansas City Athletics @ Minnesota Twins

Metropolitan Stadium, Bloomington , MI

Thu May 18 1961, 8:05 PM EDT

Att. 8,878 - Unknown - 51 F

livebaseballscorecards.com

Batter	1	2	3	4	5	6	7	8	9	AB	R	H	RBI	BB	SO	LOB
Zoilo Versalles, R (1, 6) OBP: 0.336, SLG: 0.400	G3 1B 1B		1-3			FC5-4 FC4-6 1-2f		1B 3-H 1B		4	1	2	1	0	0	1
Lenny Green, L (1, 8) OBP: 0.432, SLG: 0.468	G3 1-2		F7			FC4-6 FC5-4 1-2f		G6-4-3 1-3 1B		4	0	1	0	0	0	2
Harmon Killebrew, R (1, 3) (7, 5) OBP: 0.438, SLG: 0.743	FC4-6 2-H 1B			K		FC5-4 1-2f		G6-4-3 1-2f		4	0	1	1	0	1	4
Earl Battey, R (1, 2) OBP: 0.397, SLG: 0.427	FC4-6 1-2f			6-3			5-3		1-3	4	0	0	0	0	0	1
Jim Lemon, R (1, 7) OBP: 0.393, SLG: 0.386 Jose Valdivielso, R (9, PR) OBP: 0.118, SLG: 0.063	F7			F4			K		1B	4 0	0 0	1 0	0 0	0 0	1 0	1 0
Bob Allison, R (1, 9) OBP: 0.357, SLG: 0.528		6-3			5-3		HR		F8	4	1	1	1	0	0	1
Billy Gardner, R (1, 4) OBP: 0.293, SLG: 0.292 Dan Dobbek, L (9, PH) OBP: 0.343, SLG: 0.310		6-3			6-3		P6		F7	3 1	0 0	0 0	0 0	0 0	0 0	0 1
Reno Bertoia, R (1, 5) OBP: 0.333, SLG: 0.253 Ed Palmquist, R (7, 1) Elmer Valo, L (8, PH) OBP: 0.263, SLG: 0.294 Billy Consolo, R (8, PR) Ray Moore, R (9, 1)		K			1-3			G3 1B 2B		2 0 1 0 0	0 0 0 1 0	0 0 1 0 0	0 0 0 0 0	1 0 0 0 0	0 0 0 0 0	0 0 0 0 0
Jim Kaat, L (1, 1) Don Mincher, L (6, PH) OBP: 0.392, SLG: 0.500 (7, 3)			F7			FC5-4 BB		G3 2-3		1 1	0 0	0 0	0 0	0 1	0 0	0 1
Inning Stats	R: 1 E: 0 K: 0 S: 5 H: 2 LOB: 1 BB: 0 P: 5	R: 0 E: 0 K: 1 S: 5 H: 0 LOB: 0 BB: 0 P: 5	R: 0 E: 0 K: 0 S: 3 H: 0 LOB: 0 BB: 0 P: 3	R: 0 E: 0 K: 1 S: 5 H: 0 LOB: 0 BB: 0 P: 5	R: 0 E: 0 K: 0 S: 3 H: 0 LOB: 0 BB: 0 P: 3	R: 0 E: 0 K: 0 S: 3 H: 0 LOB: 1 BB: 1 P: 7	R: 1 E: 0 K: 1 S: 6 H: 1 LOB: 0 BB: 0 P: 6	R: 1 E: 0 K: 0 S: 5 H: 3 LOB: 2 BB: 0 P: 5	R: 0 E: 0 K: 0 S: 4 H: 1 LOB: 1 BB: 0 P: 4	1B: 5 2B: 1 3B: 0 HR: 1 SF: 0 SAC: 0 DP: 1 HBP: 0						

PITCHER	IP	WLS	BF	H	R	ER	SO	BB	IBB	HBP	BLK	WP	HR	S	P	ERA	WHIP
Ray Herbert, R (1, 1) ERA: 4.39	9.0	W	34	7	3	3	3	1	0	0	0	0	1	39	43	3.00	0.889

PITCHER	IP	WLS	BF	H	R	ER	SO	BB	IBB	HBP	BLK	WP	HR	S	P	ERA	WHIP

AB	33
R	3
H	7
RBI	3
BB	1
SO	3
LOB	12

WP: 0 PA: 34
PB: 0
SB: 0
CS: 0

Kansas City Athletics @ Minnesota Twins

Metropolitan Stadium, Bloomington , MI

Fri May 19 1961, 8:05 PM EDT

Att. 11,768 - Unknown - 54 F

TOP

livebaseballscorecards.com

Batter	1	2	3	4	5	6	7	8	9	AB	R	H	RBI	BB	SO	LOB
Dick Howser, R (1, 6) OBP: 0.395, SLG: 0.340	F6		F7			F7		6-3		4	0	0	0	0	0	1
Jerry Lumpe, L (1, 4) OBP: 0.350, SLG: 0.308	G3			6-3		1-2 1B		F5		4	0	1	0	0	0	0
Lou Klimchock, L (1, 3) OBP: 0.361, SLG: 0.441	P6			SSS K		G3		P3		4	0	0	0	0	1	2
Hank Bauer, R (1, 8) OBP: 0.341, SLG: 0.421		FC4-6 1B 1B		6-3			6-3		G3 2B	4	0	2	0	0	0	0
Joe Pignatano, R (1, 2) OBP: 0.353, SLG: 0.379		1-2 FC4-6 1B			F9		2B 1B 1B		F9	4	1	2	0	0	0	1
Norm Siebern, L (1, 7) OBP: 0.345, SLG: 0.330		1-2f 2-3 FC4-6 G5-4-3			SSS K		1-3 2B		2-3 G3	4	0	1	0	0	1	3
Andy Carey, R (1, 5) OBP: 0.389, SLG: 0.378		1-2f G5-4-3			F8		3-H 1B		BBBBB BB	3	0	1	1	1	0	2
Marv Throneberry, L (1, 9) OBP: 0.374, SLG: 0.488			F8			BBBBB 1B BB	SSS K		SSS K	3	0	0	0	1	2	4
Ed Rakow, S (1, 1)			5-3			F9	F9			1	0	0	0	0	0	0
Dave Wickersham, R (3, 1) OBP: 1.000, SLG: 2.000										0	0	0	0	0	0	0
Don Larsen, R (6, PH) OBP: 0.429, SLG: 0.333										2	0	0	0	0	0	3
(6, 1)																
Ed Keegan, R (8, 1)										0	0	0	0	0	0	0

	AB	33
	R	1
	H	7
	RBI	1
	BB	2
	SO	4
	LOB	16

Inning Stats	1	2	3	4	5	6	7	8	9	1B: 5	SF: 0	WP: 0	PA: 35
	R: 0 E: 0 K: 0 S: 3	R: 0 E: 0 K: 0 S: 4	R: 0 E: 0 K: 0 S: 3	R: 0 E: 0 K: 1 S: 5	R: 0 E: 0 K: 1 S: 5	R: 0 E: 0 K: 0 S: 4	R: 1 E: 0 K: 1 S: 8	R: 0 E: 0 K: 0 S: 3	R: 0 E: 0 K: 1 S: 6	2B: 2	SAC: 0	PB: 0	
	H: 0 LOB: 0 BB: 0 P: 3	H: 2 LOB: 1 BB: 0 P: 4	H: 0 LOB: 0 BB: 0 P: 3	H: 0 LOB: 0 BB: 0 P: 5	H: 0 LOB: 0 BB: 0 P: 5	H: 1 LOB: 2 BB: 1 P: 8	H: 3 LOB: 2 BB: 0 P: 8	H: 0 LOB: 0 BB: 0 P: 3	H: 1 LOB: 2 BB: 1 P: 10	3B: 0	DP: 1	SB: 0	
										HR: 0	HBP: 0	CS: 0	

PITCHER		IP	WLS	BF	H	R	ER	SO	BB	IBB	HBP	BLK	WP	HR	S	P	ERA	WHIP
Jack Kralick, L ERA: 2.8	(1, 1)	9.0	W	35	7	1	1	4	2	0	0	0	0	0	41	49	1.00	1.000

PITCHER		IP	WLS	BF	H	R	ER	SO	BB	IBB	HBP	BLK	WP	HR	S	P	ERA	WHIP

BOTTOM

Kansas City Athletics @ Minnesota Twins

Metropolitan Stadium, Bloomington , MI

Fri May 19 1961, 8:05 PM EDT

Att. 11,768 - Unknown - 54 F

livebaseballscorecards.com

Batter	1	2	3	4	5	6	7	8	9	AB	R	H	RBI	BB	SO	LOB
Zoilo Versalles, R (1, 6) OBP: 0.331, SLG: 0.400	0-3 K		0-3 K	0-0 4-3		0-0 L6		0-0 S E 2B		5	1	1	0	0	2	4
Lenny Green, L (1, 8) OBP: 0.445, SLG: 0.491	0-0 1B		4-0 1-2 2-3 HR BB	0-0 3-H 3B		0-0 F5		4-0 S WP BB		3	2	2	1	2	0	1
Dan Dobbek, L (1, 7) OBP: 0.350, SLG: 0.500	0-0 F7		0-0 1-H 2-H 3-H HR	0-0 F7			0-0 HR	0-3 1-H 2-H K		5	2	2	5	0	1	2
Harmon Killebrew, R (1, 5) OBP: 0.426, SLG: 0.705 Jose Valdivielso, R (9, 5) OBP: 0.118, SLG: 0.063	0-3 K		0-0 6-3		4-0 4-3 E BB		0-3 K	0-0 4-3		4 0	0 0	0 0	0 0	1 0	2 0	1 0
Bob Allison, R (1, 9) OBP: 0.359, SLG: 0.532		0-0 4-3	0-0 HR 2B		0-0 1-2 F7		0-0 BB 1B	0-0 F9		5	2	2	0	0	0	1
Don Mincher, L (1, 3) OBP: 0.386, SLG: 0.530		0-0 3-1	0-0 2-H HR		0-0 2-3 4-3		0-0 P5			4	1	1	2	0	0	2
Earl Battey, R (1, 2) OBP: 0.392, SLG: 0.415		0-0 F9	0-0 P4		0-0 P5		4-0 1B 1-2 BB			3	0	0	0	1	0	1
Billy Gardner, R (1, 4) OBP: 0.317, SLG: 0.336			0-0 BB SH HR 1B	0-0 G3 3B 2B		0-0 SH1-4 2B	0-0 1-3 2-H 1B			4	2	4	1	0	0	0
Jack Kralick, L (1, 1) OBP: 0.190, SLG: 0.150			0-0 SH BB HR 1-2	0-0 G3 2-3		0-0 SH1-4 2-3	0-3 K			2	1	0	0	0	1	3
Inning Stats	R: 0 E: 0 K: 2 S: 8 H: 1 LOB: 1 BB: 0 P: 8	R: 0 E: 0 K: 0 S: 3 H: 0 LOB: 0 BB: 0 P: 3	R: 6 E: 1 K: 1 S: 10 H: 4 LOB: 0 BB: 1 P: 14	R: 1 E: 0 K: 0 S: 5 H: 2 LOB: 1 BB: 0 P: 5	R: 0 E: 1 K: 0 S: 3 H: 0 LOB: 1 BB: 1 P: 7	R: 0 E: 0 K: 0 S: 4 H: 1 LOB: 1 BB: 0 P: 4	R: 2 E: 0 K: 2 S: 10 H: 3 LOB: 2 BB: 1 P: 14	R: 2 E: 0 K: 1 S: 6 H: 1 LOB: 0 BB: 1 P: 10		1B: 4 2B: 4 3B: 1 HR: 3	SF: 0 SAC: 2 DP: 0 HBP: 0						

	AB	35
	R	11
	H	12
	RBI	9
	BB	4
	SO	6
	LOB	15

WP: 1 PB: 0 SB: 3 CS: 0 PA: 41

PITCHER		IP	WLS	BF	H	R	ER	SO	BB	IBB	HBP	BLK	WP	HR	S	P	ERA	WHIP
Ed Rakow, R ERA: 9.0	(1, 1)	2.2	L	15	5	6	3	3	1	0	0	0	0	2	20	24	10.12	2.250
Dave Wickersham, R ERA: 6.75	(3, 1)	2.1		10	2	1	1	0	1	0	0	0	0	0	9	13	3.86	1.286
Don Larsen, R ERA: 3.27	(6, 1)	2.0		11	4	2	2	2	1	0	0	0	0	1	14	18	9.00	2.500
Ed Keegan, R ERA: 4.5	(8, 1)	1.0		5	1	2	1	1	1	0	0	0	1	0	6	10	9.00	2.000

PITCHER		IP	WLS	BF	H	R	ER	SO	BB	IBB	HBP	BLK	WP	HR	S	P	ERA	WHIP

Kansas City Athletics @ Minnesota Twins

Metropolitan Stadium, Bloomington , MI

Sat May 20 1961, 4:33 AM EDT

Att. 12,306 - Unknown - 62 F

livebaseballscorecards.com

TOP

Batter	1	2	3	4	5	6	7	8	9	AB	R	H	RBI	BB	SO	LOB
Dick Howser, R (1, 6) OBP: 0.398, SLG: 0.356	5-3		2B			F7		1B		4	0	2	0	0	0	0
Jay Hankins, L (1, 8) OBP: 0.250, SLG: 0.298	4-3		F8			F8			E4 G3	4	0	0	0	0	0	1
Jerry Lumpe, L (1, 4) OBP: 0.346, SLG: 0.306	F8			F7			FC3-6 1B		G3 2-3	4	0	1	0	0	0	1
Lou Klimchock, L (1, 3) OBP: 0.325, SLG: 0.395		L9		1-3			FC3-6 1B 1-2f		K	4	0	0	0	0	1	2
Norm Siebern, L (1, 7) OBP: 0.342, SLG: 0.327		FC6-4 1B		F5			K		K	4	0	1	0	0	2	2
Marv Throneberry, L (1, 9) OBP: 0.373, SLG: 0.483		K			K		1-3 1B			3	0	1	0	0	2	1
Haywood Sullivan, R (1, 2) OBP: 0.383, SLG: 0.486		FC6-4 1-2f			K		F9			3	0	0	0	0	1	3
Wayne Causey, L (1, 5) OBP: 0.333, SLG: 0.333			P5		K			K		2	0	0	0	0	1	0
Al Pilarcik, L (8, PH) OBP: 0.242, SLG: 0.200										1	0	0	0	0	1	0
Andy Carey, R (8, 5) OBP: 0.389, SLG: 0.378										0	0	0	0	0	0	0
Joe Nuxhall, L (1, 1)			1-3			K		5-3		2	0	0	0	0	1	0
Bob Boyd, L (8, PH) OBP: 0.083, SLG: 0.182										1	0	0	0	0	0	0
Jim Archer, R (8, 1)										0	0	0	0	0	0	0

	AB	32
	R	0
	H	5
	RBI	0
	BB	0
	SO	9
	LOB	10

Inning Stats	1	2	3	4	5	6	7	8	9
	R: 0 E: 0 K: 0 S: 3	H: 0 LOB: 0 BB: 0 P: 3	R: 0 E: 0 K: 1 S: 6	H: 1 LOB: 1 BB: 0 P: 6	R: 0 E: 0 K: 0 S: 4	H: 1 LOB: 1 BB: 0 P: 4	R: 0 E: 0 K: 0 S: 3	H: 0 LOB: 0 BB: 0 P: 3	R: 0 E: 0 K: 3 S: 9	H: 0 LOB: 0 BB: 0 P: 9
	R: 0 E: 0 K: 1 S: 5	H: 0 LOB: 0 BB: 0 P: 5	R: 0 E: 0 K: 1 S: 7	H: 2 LOB: 2 BB: 0 P: 7	R: 0 E: 0 K: 1 S: 5	H: 1 LOB: 1 BB: 0 P: 5	R: 0 E: 1 K: 2 S: 8	H: 0 LOB: 1 BB: 0 P: 8	1B: 4 2B: 1 3B: 0 HR: 0	SF: 0 SAC: 0 DP: 0 HBP: 0

WP: 0 PB: 0 SB: 0 CS: 0 PA: 32

PITCHER		IP	WLS	BF	H	R	ER	SO	BB	IBB	HBP	BLK	WP	HR	S	P	ERA	WHIP
Camilo Pascual, R ERA: 2.82	(1, 1)	9.0	W	32	5	0	0	9	0	0	0	0	0	0	50	50	0.00	0.556

PITCHER		IP	WLS	BF	H	R	ER	SO	BB	IBB	HBP	BLK	WP	HR	S	P	ERA	WHIP

Batter	1	2	3	4	5	6	7	8	9	AB	R	H	RBI	BB	SO	LOB
Zoilo Versalles, R (1, 6) OBP: 0.336, SLG: 0.411	CS 2B		F8		FC5-4 1-2f			E BLK SF8 1B		4	1	2	0	0	0	1
Lenny Green, L (1, 8) OBP: 0.440, SLG: 0.491	K			2B		4-3		E5 SF8 BB 1-3		4	0	1	0	0	1	2
Harmon Killebrew, R (1, 5) OBP: 0.449, SLG: 0.750	2-3 HR			FC6-4 1B		CS BB		FC6-4 1-2 BB		2	1	2	1	2	0	0
Bob Allison, R (1, 9) OBP: 0.348, SLG: 0.518	5-3			F5		K 1-2		SF8 2-3 3-H		3	0	0	1	0	1	3
Earl Battey, R (1, 2) OBP: 0.379, SLG: 0.400		F8		L7			F9	FC6-4 1-2f		4	0	0	0	0	0	4
Billy Gardner, R (1, 4) OBP: 0.309, SLG: 0.327		F8		FC6-4 1-2f			6-3			3	0	0	0	0	0	2
Dan Dobbek, L (1, 7) OBP: 0.349, SLG: 0.486		K			F9		1B			3	0	1	0	0	1	0
Don Mincher, L (1, 3) OBP: 0.372, SLG: 0.507			K		L7		P6			3	0	0	0	0	1	1
Camilo Pascual, R (1, 1) OBP: 0.250, SLG: 0.118			6-3		FC5-4 1B			L1		3	0	1	0	0	0	0
Inning Stats	R: 1 H: 2 E: 0 LOB: 0 K: 1 BB: 0 S: 6 P: 6	R: 0 H: 0 E: 0 LOB: 0 K: 1 BB: 0 S: 5 P: 5	R: 0 H: 0 E: 0 LOB: 0 K: 1 BB: 0 S: 5 P: 5	R: 0 H: 2 E: 0 LOB: 2 K: 0 BB: 0 S: 5 P: 5	R: 0 H: 1 E: 0 LOB: 1 K: 0 BB: 0 S: 4 P: 4	R: 0 H: 0 E: 0 LOB: 1 K: 1 BB: 1 S: 4 P: 8	R: 0 H: 1 E: 0 LOB: 1 K: 0 BB: 0 S: 4 P: 4	R: 1 H: 1 E: 1 LOB: 2 K: 0 BB: 1 S: 5 P: 9		1B: 4 SF: 1 2B: 3 SAC: 0 3B: 0 DP: 1 HR: 1 HBP: 0						

PITCHER		IP	WLS	BF	H	R	ER	SO	BB	IBB	HBP	BLK	WP	HR	S	P	ERA	WHIP
Joe Nuxhall, L ERA: 3.12	(1, 1)	7.0	L	26	6	1	1	4	1	0	0	0	0	1	33	37	1.29	1.000
Jim Archer, L ERA: 1.29	(8, 1)	1.0		6	1	1	0	0	1	0	0	1	0	0	5	9	0.00	2.000

PITCHER	IP	WLS	BF	H	R	ER	SO	BB	IBB	HBP	BLK	WP	HR	S	P	ERA	WHIP

BOTTOM

Kansas City Athletics @ Minnesota Twins

Metropolitan Stadium, Bloomington , MI

Sat May 20 1961, 4:33 AM EDT

Att. 12,306 - Unknown - 62 F

livebaseballscorecards.com

AB	29
R	2
H	7
RBI	2
BB	2
SO	4
LOB	13

WP: 0 PA: 32
PB: 0
SB: 0
CS: 2

Cleveland Indians @ Minnesota Twins

Metropolitan Stadium, Bloomington , MI

Sun May 21 1961, 4:33 AM EDT

Unknown - 68 F

Batter		1	2	3	4	5	6	7	8	9	AB	R	H	RBI	BB	SO	LOB
Johnny Temple, R OBP: 0.432, SLG: 0.420	(1, 4)	1B 1B 1B 1B	1-H E 3B	HR 1B		G6-4-3 1B		G5-4-3 1-2f		F9	6	3	4	1	0	0	3
Jim Piersall, R OBP: 0.367, SLG: 0.444	(1, 8)	1-2 1B 1B 1B	E 1B 1B	1-H HR		G6-4-3 1-2f		6-3			5	2	3	2	0	0	1
Tito Francona, L OBP: 0.376, SLG: 0.449	(1, 7)	1-2 2-3 1B 1B	1-H 3-H 2B 1B 1B	G3		F9			4-3		5	1	2	1	0	0	0
Vic Power, R OBP: 0.333, SLG: 0.439	(1, 3)	1-2 2-3 3-H 1B	P4	6-3			5-3		F7		5	0	1	1	0	0	1
Willie Kirkland, L OBP: 0.309, SLG: 0.323	(1, 9)	K	1-3 1B 2B		2B SF8 1B		F8		K		5	2	2	0	0	2	3
John Romano, R OBP: 0.397, SLG: 0.509	(1, 2)	K	2-H 3-H 1B 1B		WP 1-3 2B		E HBP			K	4	0	2	2	0	2	3
Woodie Held, R OBP: 0.340, SLG: 0.354	(1, 6)	F9	1-2 1B		SF8 3-H		E5 1-2			1B 1B	4	0	2	1	0	0	4
Bubba Phillips, R OBP: 0.301, SLG: 0.383	(1, 5)		FC1-6 1B K		F5		P6			K	5	0	1	0	0	2	6
Wynn Hawkins, R OBP: 0.214, SLG: 0.083	(1, 1)		FC1-6 1-2f 3B	6-3	F8 2-3			G5-4-3 BB		1-3 1B	4	1	1	0	1	0	2

TOP

AB	43
R	9
H	18
RBI	8
BB	1
SO	6
LOB	23

livebaseballscorecards.com

Inning Stats	1	2	3	4	5	6	7	8	9	AB	R	H	RBI	BB	SO	LOB
	R: 1 E: 0 K: 2 S: 11	R: 5 E: 1 K: 1 S: 12	R: 2 E: 0 K: 0 S: 5	R: 1 E: 0 K: 0 S: 5	R: 0 E: 0 K: 0 S: 3	R: 0 E: 1 K: 0 S: 4	R: 0 E: 0 K: 0 S: 2	R: 0 E: 0 K: 1 S: 5	R: 0 E: 0 K: 2 S: 9	1B: 14 2B: 2 3B: 1 HR: 1	SF: 1 SAC: 0 DP: 2 HBP: 1	WP: 1 PB: 0 SB: 0 CS: 0	PA: 46			

PITCHER		IP	WLS	BF	H	R	ER	SO	BB	IBB	HBP	BLK	WP	HR	S	P	ERA	WHIP
Pedro Ramos, R ERA: 4.83	(1, 1)	1.1	L	10	6	3	3	2	0	0	0	0	0	0	14	14	20.25	4.500
Paul Giel, R ERA: 8.8	(2, 1)	0.1		5	4	3	3	0	0	0	0	0	0	0	5	5	81.00	12.000
Ted Sadowski, R ERA: 6.23	(2, 1)	4.1		20	6	3	3	1	0	0	1	0	1	1	21	22	6.23	1.385
Jim Kaat, L ERA: 4.09	(7, 1)	3.0		11	2	0	0	3	1	0	0	0	0	0	16	20	0.00	1.000

PITCHER	IP	WLS	BF	H	R	ER	SO	BB	IBB	HBP	BLK	WP	HR	S	P	ERA	WHIP

Batter	1	2	3	4	5	6	7	8	9	AB	R	H	RBI	BB	SO	LOB
Zoilo Versalles, R (1, 6) OBP: 0.326, SLG: 0.398	5-3		L6-3			1-3			K	4	0	0	0	0	1	1
Lenny Green, L (1, 8) OBP: 0.434, SLG: 0.483	K			G3			G3		1B	4	0	1	0	0	1	0
Dan Dobbek, L (1, 7) OBP: 0.319, SLG: 0.439	G3			L3			4-3		F9	4	0	0	0	0	0	1
Harmon Killebrew, R (1, 5) OBP: 0.446, SLG: 0.732		F9		F8			BB			2	0	0	0	1	0	0
Bob Allison, R (1, 9) OBP: 0.341, SLG: 0.504		K			F8		K			3	0	0	0	0	2	1
Earl Battey, R (1, 2) OBP: 0.378, SLG: 0.393		BB			F9			F7		2	0	0	0	1	0	0
Don Mincher, L (1, 3) OBP: 0.360, SLG: 0.486		4-3			4-3			3-1		3	0	0	0	0	0	1
Billy Gardner, R (1, 4) OBP: 0.310, SLG: 0.328			FC5-4 1B			6-3		F9		3	0	1	0	0	0	0
Pedro Ramos, S (1, 1) OBP: 0.391, SLG: 0.636 Paul Ciel, R (2, 1) OBP: 1.000, SLG: 1.000 Ted Sadowski, R (2, 1) Elmer Valo, L (6, PH) OBP: 0.250, SLG: 0.278 Jim Kaat, L (7, 1) Hal Naragon, L (9, PH) OBP: 0.294, SLG: 0.647			FC5-4 L6-3			6-3			F8	0 0 1 1 0 1	0 0 0 0 0 0	0 0 0 0 0 0	0 0 0 0 0 0	0 0 0 0 0 0	0 0 0 0 0 0	0 0 1 0 0 0
Inning Stats	R: 0 E: 0 K: 1 S: 5 H: 0 LOB: 0 BB: 0 P: 5	R: 0 E: 0 K: 1 S: 5 H: 0 LOB: 1 BB: 1 P: 9	R: 0 E: 0 K: 0 S: 3 H: 1 LOB: 0 BB: 0 P: 3	R: 0 E: 0 K: 0 S: 3 H: 0 LOB: 0 BB: 0 P: 3	R: 0 E: 0 K: 0 S: 3 H: 0 LOB: 0 BB: 0 P: 3	R: 0 E: 0 K: 0 S: 3 H: 0 LOB: 0 BB: 0 P: 3	R: 0 E: 0 K: 1 S: 5 H: 0 LOB: 1 BB: 1 P: 9	R: 0 E: 0 K: 0 S: 3 H: 0 LOB: 0 BB: 0 P: 3	R: 0 E: 0 K: 1 S: 6 H: 1 LOB: 1 BB: 0 P: 6	1B: 2 2B: 1 3B: 0 HR: 0	SF: 0 SAC: 0 DP: 1 HBP: 0			WP: 0 PB: 0 SB: 0 CS: 0		PA: 30	

PITCHER	IP	WLS	BF	H	R	ER	SO	BB	IBB	HBP	BLK	WP	HR	S	P	ERA	WHIP
Wynn Hawkins, R (1, 1) ERA: 1.88	9.0	W	30	2	0	0	4	2	0	0	0	0	0	36	44	0.00	0.444

PITCHER	IP	WLS	BF	H	R	ER	SO	BB	IBB	HBP	BLK	WP	HR	S	P	ERA	WHIP

BOTTOM

Cleveland Indians @ Minnesota Twins

Metropolitan Stadium, Bloomington , MI

Sun May 21 1961, 4:33 AM EDT

Unknown - 68 F

livebaseballscorecards.com

AB	28
R	0
H	2
RBI	0
BB	2
SO	4
LOB	5

Batter	1	2	3	4	5	6	7	8	9	AB	R	H	RBI	BB	SO	LOB
Johnny Temple, R (1, 4) OBP: 0.431, SLG: 0.419	FC5-6 1B	1-2 1B		K			K		F7	5	0	2	0	0	2	2
Jim Piersall, R (1, 8) OBP: 0.361, SLG: 0.431	FC5-6 1B 1-2f	K			F8		F9		BB	4	0	0	0	1	1	3
Tito Francona, L (1, 7) OBP: 0.377, SLG: 0.443	G6-4-3 1B 1-2		G3		G3 BB		F5		P5	4	0	1	0	1	0	1
Vic Power, R (1, 3) OBP: 0.324, SLG: 0.426	G6-4-3 1-2f		P4		G3 1-2			5-3		4	0	0	0	0	0	3
Willie Kirkland, L (1, 9) OBP: 0.307, SLG: 0.330		1B 1B 2B	6-3		F5			F7		4	1	1	0	0	0	1
John Romano, R (1, 2) OBP: 0.400, SLG: 0.504		G5-4-3 1B 1B 1B 2-3		F2		K		BB		3	1	1	0	1	1	0
Woodie Held, R (1, 6) OBP: 0.358, SLG: 0.369		G5-4-3 1-2 3-H		2B		1B		BB 1-2		3	0	3	1	1	0	0
Bubba Phillips, R (1, 5) OBP: 0.299, SLG: 0.387		G5-4-3 1-2f 2-3		1-3 2B		P6		F3		4	0	1	0	0	0	5
Mudcat Grant, R (1, 1) OBP: 0.350, SLG: 0.294		1B 3-H 1B		6-3		5-3			F3	4	0	1	1	0	0	3
Inning Stats	R: 0 E: 0 K: 0 S: 4 H: 2 LOB: 1 BB: 0 P: 4	R: 2 E: 0 K: 1 S: 9 H: 5 LOB: 2 BB: 0 P: 9	R: 0 E: 0 K: 0 S: 3 H: 0 LOB: 0 BB: 0 P: 3	R: 0 E: 0 K: 1 S: 7 H: 2 LOB: 2 BB: 0 P: 7	R: 0 E: 0 K: 0 S: 3 H: 0 LOB: 1 BB: 1 P: 7	R: 0 E: 0 K: 1 S: 6 H: 1 LOB: 1 BB: 0 P: 6	R: 0 E: 0 K: 1 S: 5 H: 0 LOB: 0 BB: 0 P: 5	R: 0 E: 0 K: 0 S: 3 H: 0 LOB: 2 BB: 2 P: 11	R: 0 E: 0 K: 0 S: 3 H: 0 LOB: 1 BB: 1 P: 7	1B: 8 2B: 2 3B: 0 HR: 0 SF: 0 SAC: 0 DP: 2 HBP: 0						

TOP

Cleveland Indians @ Minnesota Twins

Metropolitan Stadium, Bloomington , MI

Sun May 21 1961, 4:38 AM EDT

Att. 30,999 - Unknown - 70 F

livebaseballscorecards.com

AB	35
R	2
H	10
RBI	2
BB	4
SO	4
LOB	18

WP: 0 PB: 0 SB: 0 CS: 0 PA: 39

PITCHER		IP	WLS	BF	H	R	ER	SO	BB	IBB	HBP	BLK	WP	HR	S	P	ERA	WHIP
Don Lee, R ERA: 9.0	(1, 1)	1.2	L	10	7	2	2	0	0	0	0	0	0	0	10	10	10.80	4.200
Pedro Ramos, R ERA: 4.43	(2, 1)	5.1		20	3	0	0	4	1	0	0	0	0	0	27	31	0.00	0.750
Ray Moore, R ERA: 2.37	(8, 1)	2.0		9	0	0	0	0	3	0	0	0	0	0	6	18	0.00	1.500

PITCHER	IP	WLS	BF	H	R	ER	SO	BB	IBB	HBP	BLK	WP	HR	S	P	ERA	WHIP

Cleveland Indians @ Minnesota Twins

Metropolitan Stadium, Bloomington , MI

Sun May 21 1961, 4:38 AM EDT

Att. 30,999 - Unknown - 70 F

BOTTOM

livebaseballscorecards.com

Batter	1	2	3	4	5	6	7	8	9	AB	R	H	RBI	BB	SO	LOB
Zoilo Versalles, R (1, 6) OBP: 0.324, SLG: 0.389	F7		BB			F8	L8			3	0	0	0	1	0	2
Lenny Green, L (1, 8) OBP: 0.430, SLG: 0.476	K		F2			BB 1B		G3		4	0	1	0	0	1	1
Dan Dobbek, L (1, 7) OBP: 0.294, SLG: 0.400	K		K			P5		F8		4	0	0	0	0	2	2
Harmon Killebrew, R (1, 5) OBP: 0.448, SLG: 0.718		1B 1B		K		BB 1-2		6-3		3	0	1	0	1	1	0
Bob Allison, R (1, 9) OBP: 0.331, SLG: 0.488		K		L1		1-3			4-3	4	0	0	0	0	1	3
Don Mincher, L (1, 3) OBP: 0.355, SLG: 0.474		1B 1-2		F8			4-3		L4	4	0	1	0	0	0	0
Hal Naragon, L (1, 2) OBP: 0.300, SLG: 0.579 Paul Giel, R (7, PR) OBP: 1.000, SLG: 1.000 Earl Battey, R (8, 2) OBP: 0.375, SLG: 0.389		F5			1-3		BB HBP		6-3	2 0 1	0 0 0	0 0 0	0 0 0	1 0 0	0 0 0	2 0 0
Billy Gardner, R (1, 4) OBP: 0.302, SLG: 0.319		L5			F8		K			3	0	0	0	0	1	3
Don Lee, R (1, 1) Pedro Ramos, S (2, 1) OBP: 0.360, SLG: 0.583 Elmer Valo, L (7, PH) OBP: 0.286, SLG: 0.278 Billy Consolo, R (7, PR) Ray Moore, R (8, 1)			5-3		K		HBP 1-2			0 2 0 0 0	0 0 0 0 0	0 0 0 0 0	0 0 0 0 0	0 1 0 0 0	0 0 0 0 0	0 0 0 0 0

Inning Stats	1	2	3	4	5	6	7	8	9
	R: 0 H: 0 E: 0 LOB: 0 K: 2 BB: 0 S: 7 P: 7	R: 0 H: 2 E: 0 LOB: 2 K: 1 BB: 0 S: 7 P: 7	R: 0 H: 0 E: 0 LOB: 1 K: 1 BB: 1 S: 5 P: 9	R: 0 H: 0 E: 0 LOB: 0 K: 1 BB: 0 S: 5 P: 5	R: 0 H: 0 E: 0 LOB: 0 K: 1 BB: 0 S: 5 P: 5	R: 0 H: 1 E: 0 LOB: 2 K: 0 BB: 1 S: 4 P: 8	R: 0 H: 0 E: 0 LOB: 2 K: 1 BB: 1 S: 5 P: 10	R: 0 H: 0 E: 0 LOB: 0 K: 0 BB: 0 S: 3 P: 3	R: 0 H: 0 E: 0 LOB: 0 K: 0 BB: 0 S: 3 P: 3

	AB	30
	R	0
	H	3
	RBI	0
	BB	3
	SO	7
	LOB	13

	1B: 3	SF: 0	WP: 0	PA: 34
	2B: 0	SAC: 0	PB: 0	
	3B: 0	DP: 0	SB: 0	
	HR: 0	HBP: 1	CS: 0	

PITCHER		IP	WLS	BF	H	R	ER	SO	BB	IBB	HBP	BLK	WP	HR	S	P	ERA	WHIP
Mudcat Grant, R ERA: 2.45	(1, 1)	9.0	W	34	3	0	0	7	3	0	1	0	0	0	44	57	0.00	0.667

PITCHER		IP	WLS	BF	H	R	ER	SO	BB	IBB	HBP	BLK	WP	HR	S	P	ERA	WHIP

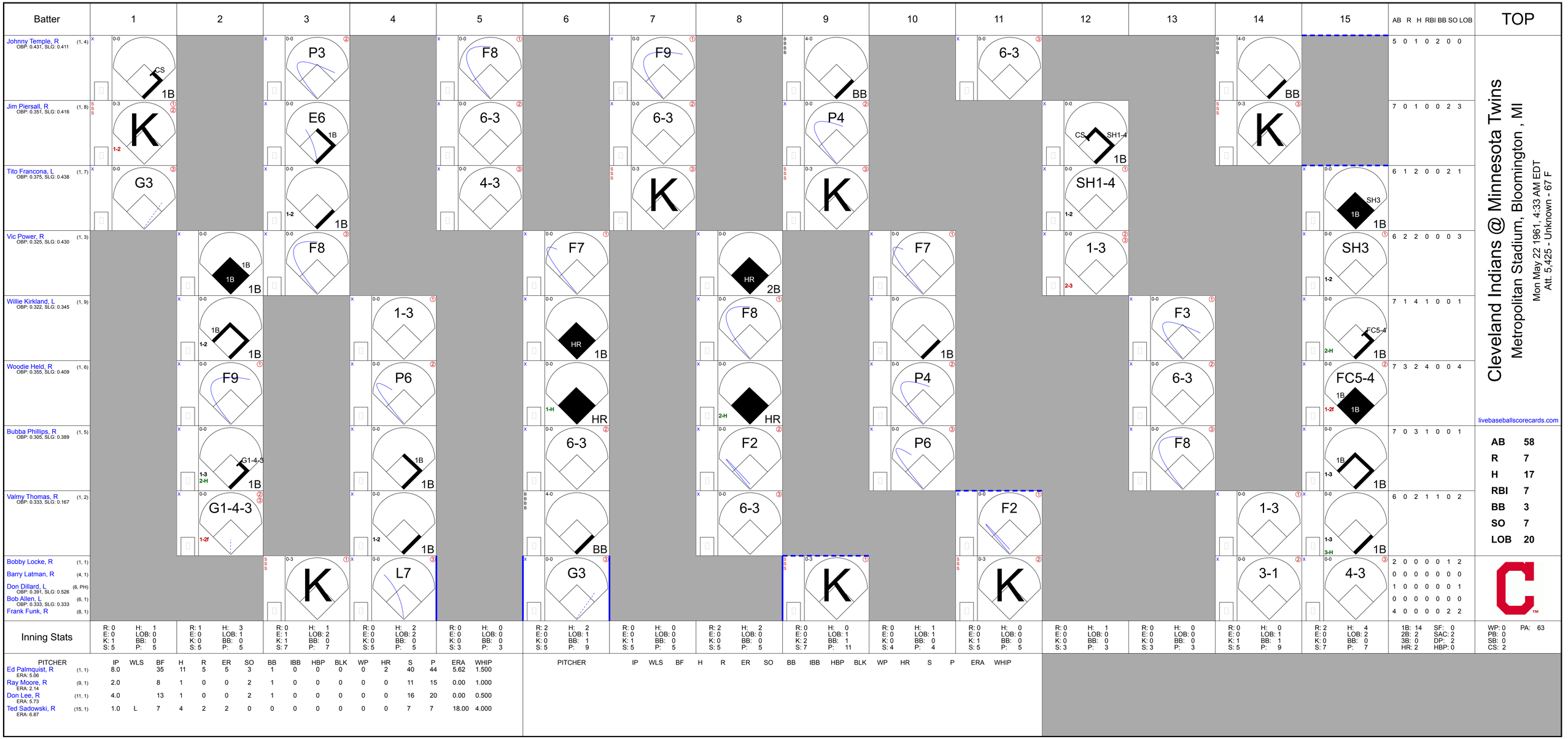
Batter
1
2
3
4
5
6
7
8
9
10
11
12
13
14
15
AB R H RBI BB SO LOB
TOP
Johnny Temple, R
OBP: 0.431, SLG: 0.411
(1, 4)
5 0 1 0 2 0 0
Jim Piersall, R
OBP: 0.351, SLG: 0.416
(1, 8)
7 0 1 0 0 2 3
Tito Francona, L
OBP: 0.375, SLG: 0.438
(1, 7)
6 1 2 0 0 2 1
Vic Power, R
OBP: 0.325, SLG: 0.430
(1, 3)
6 2 2 0 0 0 3
Willie Kirkland, L
OBP: 0.322, SLG: 0.345
(1, 9)
7 1 4 1 0 0 1
Woodie Held, R
OBP: 0.355, SLG: 0.409
(1, 6)
7 3 2 4 0 0 4
Bubba Phillips, R
OBP: 0.305, SLG: 0.389
(1, 5)
7 0 3 1 0 0 1
Valmy Thomas, R
OBP: 0.333, SLG: 0.167
(1, 2)
6 0 2 1 1 0 2
Bobby Locke, R
(1, 1)
2 0 0 0 0 1 2
Barry Latman, R
(4, 1)
0 0 0 0 0 0 0
Don Dillard, L
OBP: 0.391, SLG: 0.526
(6, PH)
1 0 0 0 0 0 1
Bob Allen, L
OBP: 0.333, SLG: 0.333
(6, 1)
0 0 0 0 0 0 0
Frank Funk, R
(8, 1)
4 0 0 0 0 2 2
Cleveland Indians @ Minnesota Twins
Metropolitan Stadium, Bloomington , MI
Mon May 22 1961, 4:33 AM EDT
Att. 5,425 - Unknown - 67 F
livebaseballscorecards.com
AB 58
R 7
H 17
RBI 7
BB 3
SO 7
LOB 20
Inning Stats
1B: 14 SF: 0
2B: 2 SAC: 2
3B: 0 DP: 2
HR: 2 HBP: 0
WP: 0 PA: 63
PB: 0
SB: 0
CS: 2
PITCHER IP WLS BF H R ER SO BB IBB HBP BLK WP HR S P ERA WHIP
Ed Palmquist, R (1, 1) ERA: 5.06 8.0 35 11 5 5 3 1 0 0 0 0 2 40 44 5.62 1.500
Ray Moore, R (9, 1) ERA: 2.14 2.0 8 1 0 0 2 1 0 0 0 0 0 11 15 0.00 1.000
Don Lee, R (11, 1) ERA: 5.73 4.0 13 1 0 0 2 1 0 0 0 0 0 16 20 0.00 0.500
Ted Sadowski, R (15, 1) ERA: 6.87 1.0 L 7 4 2 2 0 0 0 0 0 0 0 7 7 18.00 4.000

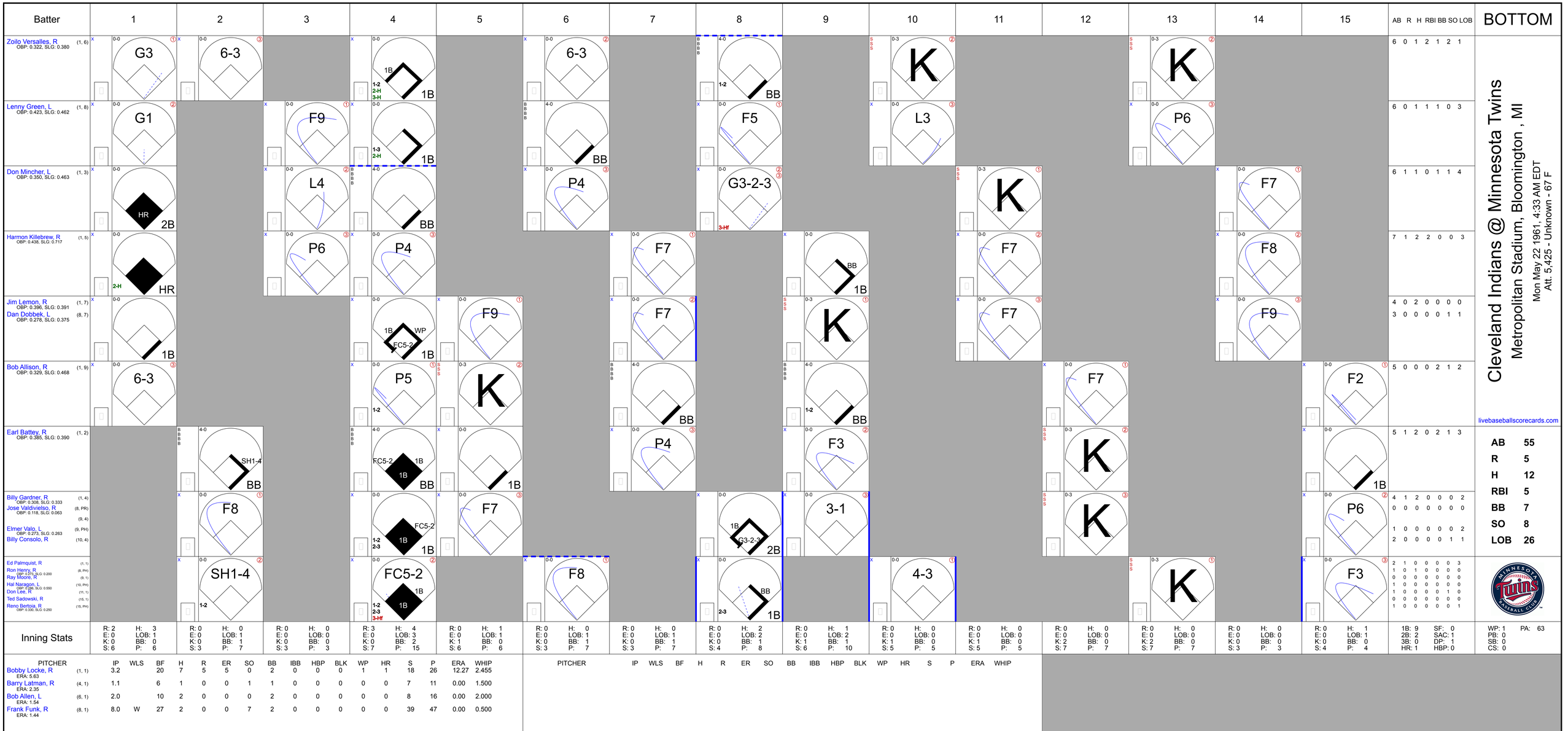
Batter
1
2
3
4
5
6
7
8
9
10
11
12
13
14
15
AB R H RBI BB SO LOB
BOTTOM
Zoilo Versalles, R (1, 6) OBP: 0.322, SLG: 0.380
G3
6-3
1B
1-2
2-H
3-H
1B
6 0 1 2 1 2 1
Lenny Green, L (1, 8) OBP: 0.423, SLG: 0.462
G1
F9
1-3
2-H
1B
L4
BB
P6
P4
BB
F5
BB
1-2
L3
K
P6
6 0 1 1 1 0 3
Don Mincher, L (1, 3) OBP: 0.350, SLG: 0.463
HR
2B
G3-2-3
3-Hf
K
F7
6 1 1 0 1 1 4
Harmon Killebrew, R (1, 5) OBP: 0.438, SLG: 0.717
HR
2-H
P6
P4
F7
F7
F8
7 1 2 2 0 0 3
Jim Lemon, R (1, 7) OBP: 0.396, SLG: 0.391
Dan Dobbek, L (8, 7) OBP: 0.278, SLG: 0.375
1B
1B
WP
FC5-2
1B
F9
F7
F7
BB
1B
K
F7
F9
4 0 2 0 0 0 0
3 0 0 0 0 1 1
Bob Allison, R (1, 9) OBP: 0.329, SLG: 0.468
6-3
P5
1-2
K
BB
1-2
BB
F7
F2
5 0 0 0 2 1 2
Earl Battey, R (1, 2) OBP: 0.385, SLG: 0.390
SH1-4
BB
FC5-2
1B
BB
1B
P4
F3
K
1B
5 1 2 0 2 1 3
Billy Gardner, R (1, 4) OBP: 0.308, SLG: 0.333
Jose Valdivielso, R (8, PR) OBP: 0.118, SLG: 0.063
(9, 4)
Elmer Valo, L (9, PH) OBP: 0.273, SLG: 0.263
Billy Consolo, R (10, 4)
F8
1-2
2-3
FC5-2
1B
F7
1B
G3-2-3
2B
3-1
K
P6
4 1 2 0 0 0 2
0 0 0 0 0 0 0
1 0 0 0 0 0 2
2 0 0 0 0 1 1
Ed Palmquist, R (1, 1)
Ron Henry, R (8, PH) OBP: 0.273, SLG: 0.200
Ray Moore, R (9, 1)
Hal Naragon, L (10, PH) OBP: 0.286, SLG: 0.550
Don Lee, R (11, 1)
Ted Sadowski, R (15, 1)
Reno Bertoia, R (15, PH) OBP: 0.330, SLG: 0.250
SH1-4
1-2
FC5-2
1B
1-2
2-3
3-Hf
F8
1B
2-3
BB
4-3
K
F3
2 1 0 0 0 0 3
1 0 1 0 0 0 0
0 0 0 0 0 0 0
1 0 0 0 0 0 0
1 0 0 0 0 1 0
0 0 0 0 0 0 0
1 0 0 0 0 0 1
Inning Stats
R: 2 H: 3 E: 0 LOB: 1 K: 0 BB: 0 S: 6 P: 6
R: 0 H: 0 E: 0 LOB: 1 K: 0 BB: 1 S: 3 P: 7
R: 0 H: 0 E: 0 LOB: 0 K: 0 BB: 0 S: 3 P: 3
R: 3 H: 4 E: 0 LOB: 3 K: 0 BB: 2 S: 7 P: 15
R: 0 H: 1 E: 0 LOB: 1 K: 1 BB: 0 S: 6 P: 6
R: 0 H: 0 E: 0 LOB: 1 K: 0 BB: 1 S: 3 P: 7
R: 0 H: 0 E: 0 LOB: 1 K: 0 BB: 1 S: 3 P: 7
R: 0 H: 2 E: 0 LOB: 2 K: 0 BB: 1 S: 4 P: 8
R: 0 H: 1 E: 0 LOB: 2 K: 1 BB: 1 S: 6 P: 10
R: 0 H: 0 E: 0 LOB: 0 K: 1 BB: 0 S: 5 P: 5
R: 0 H: 0 E: 0 LOB: 0 K: 1 BB: 0 S: 5 P: 5
R: 0 H: 0 E: 0 LOB: 0 K: 2 BB: 0 S: 7 P: 7
R: 0 H: 0 E: 0 LOB: 0 K: 2 BB: 0 S: 7 P: 7
R: 0 H: 0 E: 0 LOB: 0 K: 0 BB: 0 S: 3 P: 3
R: 0 H: 1 E: 0 LOB: 1 K: 0 BB: 0 S: 4 P: 4
1B: 9 SF: 0 2B: 2 SAC: 1 3B: 0 DP: 1 HR: 1 HBP: 0
WP: 1 PA: 63 PB: 0 SB: 0 CS: 0
PITCHER IP WLS BF H R ER SO BB IBB HBP BLK WP HR S P ERA WHIP
Bobby Locke, R (1, 1) ERA: 5.63 3.2 20 7 5 5 0 2 0 0 1 1 18 26 12.27 2.455
Barry Latman, R (4, 1) ERA: 2.35 1.1 6 1 0 0 1 1 0 0 0 0 7 11 0.00 1.500
Bob Allen, L (6, 1) ERA: 1.54 2.0 10 2 0 0 0 2 0 0 0 0 8 16 0.00 2.000
Frank Funk, R (8, 1) ERA: 1.44 8.0 W 27 2 0 0 7 2 0 0 0 0 39 47 0.00 0.500
PITCHER IP WLS BF H R ER SO BB IBB HBP BLK WP HR S P ERA WHIP
Cleveland Indians @ Minnesota Twins
Metropolitan Stadium, Bloomington , MI
Mon May 22 1961, 4:33 AM EDT
Att. 5,425 - Unknown - 67 F
livebaseballscorecards.com
AB 55
R 5
H 12
RBI 5
BB 7
SO 8
LOB 26

Detroit Tigers @ Minnesota Twins

Metropolitan Stadium, Bloomington , MI

Tue May 23 1961, 8:05 PM EDT

Att. 24,449 - Unknown - 62 F

livebaseballscorecards.com

Batter	1	2	3	4	5	6	7	8	9	AB	R	H	RBI	BB	SO	LOB
Jake Wood, R (1, 4) OBP: 0.358, SLG: 0.431	E 1B		1B 1B		K			K	FC5-4 1-2f	5	1	2	0	0	2	1
Bill Bruton, L (1, 8) OBP: 0.286, SLG: 0.311	E3 G5-4-3 1-2		1B 1-3 1B		1-3			E6 E S	F8	5	0	1	0	0	0	2
Al Kaline, R (1, 9) OBP: 0.358, SLG: 0.444	K		1-3 3-H 1B			HR		L8 1-3		4	1	2	2	0	1	3
Rocky Colavito, R (1, 7) OBP: 0.386, SLG: 0.550 Bubba Morton, R (8, 7) OBP: 0.278, SLG: 0.400	G5-4-3 1-2f		G3			P4		K		4 0	0 0	0 0	0 0	0 0	1 0	4 0
Norm Cash, L (1, 3) OBP: 0.487, SLG: 0.577		FC6-4 BB		F7		K			HR	3	1	1	1	1	1	0
Steve Boros, R (1, 5) OBP: 0.420, SLG: 0.455		P4		F7		F7			HR	4	1	1	1	0	0	1
Dick Brown, R (1, 2) OBP: 0.353, SLG: 0.516		K		1B			F7		HR	4	1	2	1	0	1	1
Chico Fernandez, R (1, 6) OBP: 0.336, SLG: 0.336		FC6-4 1-2f		F9			L6		FC5-4 BB	3	0	0	0	1	0	2
Jim Bunning, R (1, 1) OBP: 0.143, SLG: 0.143 Jim Donohue, R (8, 1) Terry Fox, R (8, 1) Hank Aguirre, R (8, 1)			L1		6-3		K		K	3 0 0 1	0 0 0 0	0 0 0 0	0 0 0 0	0 0 0 0	1 0 0 1	0 0 0 1
Inning Stats	R: 0 E: 1 K: 1 S: 6 H: 1 LOB: 1 BB: 0 P: 6	R: 0 E: 0 K: 1 S: 5 H: 0 LOB: 1 BB: 1 P: 9	R: 1 E: 0 K: 0 S: 5 H: 3 LOB: 1 BB: 0 P: 5	R: 0 E: 0 K: 0 S: 4 H: 1 LOB: 1 BB: 0 P: 4	R: 0 E: 0 K: 1 S: 5 H: 0 LOB: 0 BB: 0 P: 5	R: 1 E: 0 K: 1 S: 6 H: 1 LOB: 0 BB: 0 P: 6	R: 0 E: 0 K: 1 S: 5 H: 0 LOB: 0 BB: 0 P: 5	R: 0 E: 1 K: 2 S: 8 H: 0 LOB: 1 BB: 0 P: 8	R: 3 E: 0 K: 1 S: 8 H: 3 LOB: 1 BB: 1 P: 12	1B: 5 2B: 0 3B: 0 HR: 4 SF: 0 SAC: 0 DP: 1 HBP: 0						

TOP	
AB	36
R	5
H	9
RBI	5
BB	2
SO	8
LOB	15

WP: 0 PA: 38
PB: 0
SB: 1
CS: 0

PITCHER		IP	WLS	BF	H	R	ER	SO	BB	IBB	HBP	BLK	WP	HR	S	P	ERA	WHIP
Jack Kralick, L ERA: 2.74	(1, 1)	8.0		31	6	2	2	7	1	0	0	0	0	1	44	48	2.25	0.875
Ray Moore, R ERA: 3.0	(9, 1)	0.0	L	2	2	2	2	0	0	0	0	0	0	2	2	2	∞	∞
Paul Giel, R ERA: 8.82	(9, 1)	1.0		5	1	1	1	1	1	0	0	0	0	1	6	10	9.00	2.000

PITCHER		IP	WLS	BF	H	R	ER	SO	BB	IBB	HBP	BLK	WP	HR	S	P	ERA	WHIP

BOTTOM

Batter	1	2	3	4	5	6	7	8	9	AB	R	H	RBI	BB	SO	LOB
Zoilo Versalles, R (1, 6) OBP: 0.311, SLG: 0.366	5-3		P3		E4 1-2 2-3		6-3		P4	5	0	0	0	0	0	5
Lenny Green, L (1, 8) OBP: 0.422, SLG: 0.455	K			G6-3 BB 1B	4-3		FC4 BB		P6	4	0	1	0	1	1	3
Don Mincher, L (1, 3) OBP: 0.352, SLG: 0.447	F8			G6-3 1-2 BB		FC6-4 1B SF8 BB	FC4 1-2f		4-3	3	1	0	0	2	0	2
Harmon Killebrew, R (1, 5) OBP: 0.440, SLG: 0.705		F5		G6-3 1-2f 2-3		FC6-4 1-2 1B		BB 1B G6-4-3 BB		3	1	1	0	1	0	2
Jim Lemon, R (1, 7) OBP: 0.391, SLG: 0.385		K		L9		FC6-4 FC4-6 1-2f 2-3		G6-4-3 BB 1-2 1B		4	0	1	0	0	1	3
Bob Allison, R (1, 9) OBP: 0.327, SLG: 0.461		L9			F3	SF8 3-H		G6-4-3 1-2 2-3 BB		2	0	0	1	1	0	0
Earl Battey, R (1, 2) OBP: 0.388, SLG: 0.388			CS BB		E 1B 1B	FC4-6 1-2f		G6-4-3 1-2f 2-3 3-H		3	0	1	0	1	0	3
Billy Gardner, R (1, 4) OBP: 0.316, SLG: 0.341 Billy Consolo, R (7, PR) (8, 4) Elmer Valo, L (8, PH) OBP: 0.304, SLG: 0.263 Jose Valdivielso, R (8, PR) OBP: 0.118, SLG: 0.063 (9, 4)			K 1-2		E 1-2 1B		SH1-4 1B	IBB		3 0 0 0	0 0 0 0	2 0 0 0	0 0 0 0	0 0 1 0	1 0 0 0	1 0 0 0
Jack Kralick, L (1, 1) OBP: 0.217, SLG: 0.182 Dan Dobbek, L (8, PH) OBP: 0.278, SLG: 0.375 Ron Henry, R (8, PH) OBP: 0.250, SLG: 0.182 Ray Moore, R (9, 1) Paul Giel, R (9, 1) OBP: 1.000, SLG: 1.000			1B		F7		SH1-4 1-2	F7		2 0 1 0 0	0 0 0 0 0	1 0 0 0 0	0 0 0 0 0	0 0 0 0 0	0 0 0 0 0	2 0 2 0 0
Inning Stats	R: 0 E: 0 K: 1 S: 5 H: 0 LOB: 0 BB: 0 P: 5	R: 0 E: 0 K: 1 S: 5 H: 0 LOB: 0 BB: 0 P: 5	R: 0 E: 0 K: 1 S: 5 H: 1 LOB: 1 BB: 1 P: 9	R: 0 E: 0 K: 0 S: 3 H: 1 LOB: 1 BB: 1 P: 7	R: 0 E: 1 K: 0 S: 6 H: 2 LOB: 3 BB: 0 P: 6	R: 1 E: 0 K: 0 S: 4 H: 1 LOB: 1 BB: 1 P: 8	R: 0 E: 0 K: 0 S: 4 H: 1 LOB: 2 BB: 1 P: 8	R: 1 E: 0 K: 0 S: 3 H: 1 LOB: 2 BB: 3 P: 15	R: 0 E: 0 K: 0 S: 3 H: 0 LOB: 0 BB: 0 P: 3	1B: 7 2B: 1 3B: 0 HR: 0 SF: 1 SAC: 1 DP: 3 HBP: 0						

PITCHER		IP	WLS	BF	H	R	ER	SO	BB	IBB	HBP	BLK	WP	HR	S	P	ERA	WHIP
Jim Bunning, R ERA: 3.73	(1, 1)	7.0		32	7	2	2	3	5	0	0	0	0	0	33	53	2.57	1.714
Jim Donohue, R ERA: 2.92	(8, 1)	0.0		1	0	0	0	0	1	0	0	0	0	0	0	4	∞	∞
Terry Fox, R ERA: 0.71	(8, 1)	0.2		2	0	0	0	0	0	1	0	0	0	0	1	5	0.00	0.000
Hank Aguirre, L ERA: 3.12	(8, 1)	1.1	W	4	0	0	0	0	0	0	0	0	0	0	4	4	0.00	0.000

PITCHER	IP	WLS	BF	H	R	ER	SO	BB	IBB	HBP	BLK	WP	HR	S	P	ERA	WHIP

Detroit Tigers @ Minnesota Twins

Metropolitan Stadium, Bloomington , MI

Tue May 23 1961, 8:05 PM EDT

Att. 24,449 - Unknown - 62 F

livebaseballscorecards.com

AB	30
R	2
H	7
RBI	1
BB	7
SO	3
LOB	23

WP: 0 PA: 39
PB: 0
SB: 0
CS: 1

Batter	1	2	3	4	5	6	7	8	9	AB	R	H	RBI	BB	SO	LOB
Jake Wood, R (1, 4) OBP: 0.359, SLG: 0.437	6-3		6-3		F8 1B 2B	F9			SH1-3 1B	5	1	2	0	0	0	0
Bill Bruton, L (1, 8) OBP: 0.285, SLG: 0.305	BB		4-3		F8 2-3		4-3		SH1-3 1-2	3	0	0	0	1	0	1
Al Kaline, R (1, 9) OBP: 0.365, SLG: 0.471	L8		HR		HR 3-H 1B		E7 1B		F2	5	2	3	2	0	0	2
Rocky Colavito, R (1, 7) OBP: 0.387, SLG: 0.563	F7		K		HR 1-H		BB		5-6-3	4	1	1	2	1	1	2
Norm Cash, L (1, 3) OBP: 0.488, SLG: 0.571		F7		FC6-4 BB	E S 1B		P6			3	1	1	0	1	0	2
Steve Boros, R (1, 5) OBP: 0.410, SLG: 0.441		F8		FC6-4 1-2f	E3 1-H		F9			4	0	0	0	0	0	3
Dick Brown, R (1, 2) OBP: 0.357, SLG: 0.512		BB 1B		F9	P3			FC1-6 1B		3	0	1	0	1	0	2
Chico Fernandez, R (1, 6) OBP: 0.333, SLG: 0.333		1B 1-2		4-3		F9		FC1-6 CS 1-2f		4	0	1	0	0	0	2
Don Mossi, L (1, 1) OBP: 0.238, SLG: 0.167		K2-3			K	K		K 1-2		3	0	0	0	0	3	2
Bill Fischer, R (7, 1)										1	0	0	0	0	1	1
Inning Stats	R: 0 E: 0 K: 0 S: 3 H: 0 LOB: 1 BB: 1 P: 7	R: 0 E: 0 K: 1 S: 6 H: 1 LOB: 2 BB: 1 P: 10	R: 1 E: 0 K: 1 S: 6 H: 1 LOB: 0 BB: 0 P: 6	R: 0 E: 0 K: 0 S: 3 H: 0 LOB: 1 BB: 1 P: 7	R: 4 E: 1 K: 1 S: 10 H: 4 LOB: 1 BB: 0 P: 10	R: 0 E: 0 K: 1 S: 5 H: 0 LOB: 0 BB: 0 P: 5	R: 0 E: 1 K: 0 S: 4 H: 1 LOB: 2 BB: 1 P: 8	R: 0 E: 0 K: 1 S: 5 H: 1 LOB: 1 BB: 0 P: 5	R: 0 E: 0 K: 0 S: 4 H: 1 LOB: 1 BB: 0 P: 4	1B: 6 2B: 2 3B: 0 HR: 2 SF: 0 SAC: 1 DP: 1 HBP: 0							

TOP

Detroit Tigers @ Minnesota Twins

Metropolitan Stadium, Bloomington , MI

Wed May 24 1961, 8:05 PM EDT

Att. 24,358 - Unknown - 67 F

livebaseballscorecards.com

AB	35
R	5
H	9
RBI	4
BB	4
SO	5
LOB	17

PITCHER		IP	WLS	BF	H	R	ER	SO	BB	IBB	HBP	BLK	WP	HR	S	P	ERA	WHIP
Camilo Pascual, R ERA: 3.17	(1, 1)	4.2	L	24	6	5	4	3	3	0	0	0	0	2	27	39	7.71	1.929
Don Lee, R ERA: 5.11	(5, 1)	1.1		4	0	0	0	1	0	0	0	0	0	0	6	6	0.00	0.000
Ted Sadowski, R ERA: 5.91	(7, 1)	3.0		12	3	0	0	1	1	0	0	0	0	0	13	17	0.00	1.333

PITCHER	IP	WLS	BF	H	R	ER	SO	BB	IBB	HBP	BLK	WP	HR	S	P	ERA	WHIP

Detroit Tigers @ Minnesota Twins

Metropolitan Stadium, Bloomington , MI

Wed May 24 1961, 8:05 PM EDT

Att. 24,358 - Unknown - 67 F

livebaseballscorecards.com

BOTTOM

Batter	1	2	3	4	5	6	7	8	9	AB	R	H	RBI	BB	SO	LOB
Zoilo Versalles, R (1, 6) OBP: 0.327, SLG: 0.408	5-3		1B		1-H HR		G6-4-3 2B		HR 1B	5	2	4	2	0	0	0
Lenny Green, L (1, 8) OBP: 0.428, SLG: 0.464	CS 1B		F8		2B		BBB 4-0 G6-4-3 BB		SSS 0-3 K	4	0	2	0	1	1	2
Harmon Killebrew, R (1, 3) (9, 5) OBP: 0.430, SLG: 0.710	SSS 0-3 K 1-2		SSS 0-3 K		L9		0-0 G6-4-3 1-2f 2-3		1-H HR	5	1	1	2	0	2	5
Jim Lemon, R (1, 7) OBP: 0.375, SLG: 0.366		6-3		SSS 0-3 K	P4		SSS 0-3 K		SSS 0-3 K	5	0	0	0	0	3	2
Bob Allison, R (1, 9) OBP: 0.331, SLG: 0.454		BBBB 4-0 2B BB		BBBB 4-0 BB		0-0 L6		0-0 F8		2	0	0	0	2	0	0
Earl Battey, R (1, 2) OBP: 0.385, SLG: 0.384		0-0 P4		0-0 F8		0-0 FC6-4 1B		0-0 4-3		4	0	1	0	0	0	2
Billy Gardner, R (1, 4) OBP: 0.321, SLG: 0.349		0-0 1-3 2B		0-0 F8		0-0 FC6-4 1B 1-2f		BBBB 4-0 BB		3	0	1	0	1	0	2
Reno Bertoia, R (1, 5) OBP: 0.339, SLG: 0.264 Don Mincher, L (8, PH) (9, 3) OBP: 0.349, SLG: 0.442		0-0 P3			0-0 HR 1B	0-0 1-2 1B		SSS 0-3 K		3 1	1 0	2 0	0 0	0 0	0 1	2 1
Camilo Pascual, R (1, 1) OBP: 0.238, SLG: 0.111 Don Lee, R (5, 1) Ron Henry, R (6, PH) OBP: 0.231, SLG: 0.167 Ted Sadowski, R (7, 1) Elmer Valo, L (9, PH) OBP: 0.292, SLG: 0.250			0-0 G3		SSS 0-3 K	SSS 0-3 K			0-0 4-3	1 1 1 0 1	0 0 0 0 0	0 0 0 0 0	0 0 0 0 0	0 1 1 0 0	0 1 2 0 0	0 1 2 0 0
Inning Stats	R: 0 E: 0 K: 1 S: 5 H: 1 LOB: 1 BB: 0 P: 5	R: 0 E: 0 K: 0 S: 4 H: 1 LOB: 2 BB: 1 P: 8	R: 0 E: 0 K: 1 S: 6 H: 1 LOB: 1 BB: 0 P: 6	R: 0 E: 0 K: 1 S: 5 H: 0 LOB: 1 BB: 1 P: 9	R: 2 E: 0 K: 1 S: 8 H: 3 LOB: 1 BB: 0 P: 8	R: 0 E: 0 K: 1 S: 7 H: 2 LOB: 2 BB: 0 P: 7	R: 0 E: 0 K: 1 S: 5 H: 1 LOB: 1 BB: 1 P: 9	R: 0 E: 0 K: 1 S: 5 H: 0 LOB: 1 BB: 1 P: 9	R: 2 E: 0 K: 2 S: 9 H: 2 LOB: 0 BB: 0 P: 9	1B: 6 2B: 4 3B: 0 HR: 2	SF: 0 SAC: 0 DP: 2 HBP: 0						

AB	36
R	4
H	11
RBI	4
BB	4
SO	9
LOB	19

WP: 0 PB: 0 SB: 0 CS: 1 PA: 40

PITCHER		IP	WLS	BF	H	R	ER	SO	BB	IBB	HBP	BLK	WP	HR	S	P	ERA	WHIP
Don Mossi, L ERA: 2.34	(1, 1)	6.0	W	29	9	2	2	5	3	0	0	0	0	1	36	48	3.00	2.000
Bill Fischer, R ERA: 4.34	(7, 1)	3.0	S	11	2	2	2	4	1	0	0	0	0	1	18	22	6.00	1.000

PITCHER	IP	WLS	BF	H	R	ER	SO	BB	IBB	HBP	BLK	WP	HR	S	P	ERA	WHIP

Detroit Tigers @ Minnesota Twins

Metropolitan Stadium, Bloomington , MI

Thu May 25 1961, 4:33 AM EDT

Att. 8,549 - Unknown - 56 F

TOP

livebaseballscorecards.com

Batter	1	2	3	4	5	6	7	8	9	10	11	AB	R	H	RBI	BB	SO	LOB
Jake Wood, R (1, 4) OBP: 0.358, SLG: 0.445	0-0 1B HR 2B	0-0 ② G3		0-0 2B		0-0 ③ 1-3			S S S 0-3 ③ K		S S S 0-3 ③ K	6	1	2	0	0	2	1
Bill Bruton, L (1, 8) OBP: 0.293, SLG: 0.327	0-0 HR 1B 2-3	0-0 E3 WP		B B B 4-0 FC5 BB			S S S 0-3 ① K			0-0 HR		4	2	2	1	1	1	0
Al Kaline, R (1, 9) (10, 7) OBP: 0.360, SLG: 0.483	0-0 1-H 3-H HR	0-0 ③ L5-3 1-2		0-0 ③ FC5 1-2f			0-0 ② L7			0-0 ① L5-3		5	1	1	3	0	0	3
Rocky Colavito, R (1, 7) OBP: 0.393, SLG: 0.576 Bubba Morton, R (10, PR) OBP: 0.278, SLG: 0.400 George Thomas, R (10, 9)	0-0 HR 2B		0-0 ① P3		B B B 4-0 G4-6-3 BB		0-0 F8			0-0 2B		4 0 0	1 0 0	2 0 0	0 0 0	1 0 0	0 0 0	0 0 0
Norm Cash, L (1, 3) OBP: 0.491, SLG: 0.589	0-0 2-H HR		B B B 4-0 HBP BB		0-0 ① ② G4-6-3 1-2f			S S S 0-3 ① K		I I I 4-0 IBB		3	1	1	2	2	1	1
Steve Boros, R (1, 5) OBP: 0.404, SLG: 0.429	0-0 ① P6		H 1-0 G5-4-3 1-2 HBP		S S S 0-3 ③ K			0-0 ② 4-3		0-0 ② F8		4	0	0	0	0	1	2
Dick Brown, R (1, 2) OBP: 0.352, SLG: 0.515	0-0 ② 4-3		0-0 ② ③ G5-4-3 1-2f			0-0 3B		0-0 ③ F6		0-0 ③ 5-3		5	0	1	0	0	0	4
Chico Fernandez, R (1, 6) OBP: 0.322, SLG: 0.321	0-0 ③ F9			0-0 ① F9		0-0 ① F7			0-0 ① P4		0-0 ① 6-3	5	0	0	0	0	0	1
Paul Foytack, R (1, 1) OBP: 0.154, SLG: 0.083 Terry Fox, R (8, 1) Hank Aguirre, R (9, 1) Bill Fischer, R (9, 1) Charlie Maxwell, L (11, PH) OBP: 0.419, SLG: 0.560 Jim Donohue, R (11, 1)		S S S 0-3 ① K		0-0 ② F9		0-0 ② 5-3			S S S 0-3 ② K		0-0 ② 4-3	3 1 0 0 1 0	0 0 0 0 0 0	0 0 0 0 0 0	0 0 0 0 0 0	1 1 0 0 0 0	1 0 0 0 0 0	1 0 0 0 0 0
Inning Stats	R: 5 E: 0 K: 0 S: 8 H: 5 LOB: 0 BB: 0 P: 8	R: 0 E: 1 K: 1 S: 6 H: 0 LOB: 1 BB: 0 P: 6	R: 0 E: 0 K: 0 S: 2 H: 0 LOB: 1 BB: 1 P: 7	R: 0 E: 0 K: 0 S: 4 H: 1 LOB: 2 BB: 1 P: 8	R: 0 E: 0 K: 1 S: 4 H: 0 LOB: 0 BB: 1 P: 8	R: 0 E: 0 K: 0 S: 4 H: 1 LOB: 1 BB: 0 P: 4	R: 0 E: 0 K: 1 S: 5 H: 0 LOB: 0 BB: 0 P: 5	R: 0 E: 0 K: 1 S: 5 H: 0 LOB: 0 BB: 0 P: 5	R: 0 E: 0 K: 2 S: 7 H: 0 LOB: 0 BB: 0 P: 7	R: 1 E: 0 K: 0 S: 5 H: 2 LOB: 2 BB: 1 P: 9	R: 0 E: 0 K: 1 S: 5 H: 0 LOB: 0 BB: 0 P: 5							

AB	41
R	6
H	9
RBI	6
BB	4
SO	7
LOB	13

PITCHER		IP	WLS	BF	H	R	ER	SO	BB	IBB	HBP	BLK	WP	HR	S	P	ERA	WHIP
Pedro Ramos, R ERA: 4.5	(1, 1)	9.0		37	7	5	5	6	3	0	1	0	1	2	45	58	5.00	1.111
Ted Sadowski, R ERA: 6.04	(10, 1)	1.0		6	2	1	1	0	0	1	0	0	0	1	5	9	9.00	2.000
Paul Giel, R ERA: 8.31	(11, 1)	1.0	W	3	0	0	0	1	0	0	0	0	0	0	5	5	0.00	0.000

PITCHER	IP	WLS	BF	H	R	ER	SO	BB	IBB	HBP	BLK	WP	HR	S	P	ERA	WHIP

1B: 1	SF: 0	WP: 1	PA: 46
2B: 4	SAC: 0	PB: 0	
3B: 1	DP: 2	SB: 0	
HR: 3	HBP: 1	CS: 0	

Batter	1	2	3	4	5	6	7	8	9	10	11	AB	R	H	RBI	BB	SO	LOB
Zoilo Versalles, R (1, 6) OBP: 0.327, SLG: 0.408	4-3		K		1B BB		5-3		1B 2B	F2		0	0	0	0	0	0	0
Jose Valdivielso, R (1, PH) OBP: 0.143, SLG: 0.053												3	0	0	0	1	1	0
(2, 6)																		
Dan Dobbek, L (9, PH)												1	1	1	0	0	0	0
Billy Consolo, R (10, 6)												1	0	0	0	0	0	1
Lenny Green, L (1, 8) OBP: 0.436, SLG: 0.479	BB 1B		G3		1-2 1B			BB 1B 1B	F7		SH3-4 1B 2B	6	2	4	0	0	0	1
Don Mincher, L (1, 3) OBP: 0.345, SLG: 0.427	K			K	L9			FC1-5 1B 1-2 BB	2-H 1B		SH3-4 2-3	3	0	0	0	1	2	3
Reno Bertoia, R (9, PH) OBP: 0.345, SLG: 0.272												1	0	1	1	0	0	0
(10, 5)																		
Harmon Killebrew, R (1, 5) OBP: 0.449, SLG: 0.709	1-2 BB			HR 1B	K			BB FC1-5 1-2 2-H 1B	IBB		1B IBB	3	1	2	1	3	1	2
(10, 3)																		
Jim Lemon, R (1, 7) OBP: 0.373, SLG: 0.393	F3			1-H HR		3-1		FC1-5 BB 1-2 2-3f	L9		1-2 3-H 1B	6	1	2	3	0	0	6
Bob Allison, R (1, 9) OBP: 0.333, SLG: 0.448		6-3	K			5-3		1-2 2-3 BB		SH2-4 1B 1B		4	1	1	0	1	1	0
Earl Battey, R (1, 2) OBP: 0.381, SLG: 0.403		F8		HR		6-3		K		SH2-4 1-2		4	1	1	1	0	1	3
Billy Gardner, R (1, 4) OBP: 0.317, SLG: 0.343		L9		L9			L5-3 1B	P3		5-3		5	0	1	0	0	0	4
Pedro Ramos, S (1, 1) OBP: 0.321, SLG: 0.519			G3		K		L5-3 1-2		P5	2-H 1B		3	0	0	0	0	1	1
Elmer Valo, L (9, PH) OBP: 0.280, SLG: 0.238												1	0	0	0	0	0	0
Ted Sadowski, R (10, 1)												0	0	0	0	0	0	0
Hal Naragon, L (10, PH) OBP: 0.318, SLG: 0.571												1	0	1	1	0	0	0
Jim Kaat, L (10, PR)												0	0	0	0	0	0	0
Paul Giel, R (11, 1) OBP: 1.000, SLG: 1.000												0	0	0	0	0	0	0
Inning Stats	R: 0 E: 0 K: 1 S: 6 H: 1 LOB: 2 BB: 1 P: 10	R: 0 E: 0 K: 0 S: 3 H: 0 LOB: 0 BB: 0 P: 3	R: 0 E: 0 K: 1 S: 5 H: 0 LOB: 0 BB: 0 P: 5	R: 3 E: 0 K: 2 S: 10 H: 3 LOB: 0 BB: 0 P: 10	R: 0 E: 0 K: 2 S: 8 H: 1 LOB: 2 BB: 1 P: 12	R: 0 E: 0 K: 0 S: 3 H: 0 LOB: 0 BB: 0 P: 3	R: 0 E: 0 K: 0 S: 3 H: 1 LOB: 0 BB: 0 P: 3	R: 1 E: 0 K: 1 S: 7 H: 2 LOB: 3 BB: 2 P: 15	R: 1 E: 0 K: 0 S: 5 H: 2 LOB: 2 BB: 1 P: 9	R: 1 E: 0 K: 0 S: 5 H: 2 LOB: 1 BB: 0 P: 5	R: 1 E: 0 K: 0 S: 3 H: 2 LOB: 2 BB: 1 P: 7							

PITCHER		IP	WLS	BF	H	R	ER	SO	BB	IBB	HBP	BLK	WP	HR	S	P	ERA	WHIP
Paul Foytack, R ERA: 5.11	(1, 1)	7.0		30	7	4	4	6	3	0	0	0	0	2	39	51	5.14	1.429
Terry Fox, R ERA: 1.29	(8, 1)	1.1		7	2	1	1	1	1	0	0	0	0	0	8	12	6.75	2.250
Hank Aguirre, L ERA: 3.06	(9, 1)	0.1		2	1	0	0	0	0	0	0	0	0	0	2	2	0.00	3.000
Bill Fischer, R ERA: 4.5	(9, 1)	1.1		7	2	1	1	0	0	1	0	0	0	0	6	10	6.75	1.500
Jim Donohue, R ERA: 3.55	(11, 1)	0.1	L	4	2	1	1	0	0	1	0	0	0	0	3	7	27.00	6.000

PITCHER	IP	WLS	BF	H	R	ER	SO	BB	IBB	HBP	BLK	WP	HR	S	P	ERA	WHIP

BOTTOM

Detroit Tigers @ Minnesota Twins

Metropolitan Stadium, Bloomington , MI

Thu May 25 1961, 4:33 AM EDT

Att. 8,549 - Unknown - 56 F

livebaseballscorecards.com

AB	42
R	7
H	14
RBI	7
BB	6
SO	7
LOB	21

1B: 10	SF: 0	WP: 0	PA: 50		
2B: 3	SAC: 2	PB: 0			
3B: 0	DP: 1	SB: 0			
HR: 2	HBP: 0	CS: 0			

Batter	1	2	3	4	5	6	7	8	9	AB	R	H	RBI	BB	SO	LOB
Zoilo Versalles, R (1, 6) OBP: 0.317, SLG: 0.395	S S S 0-3 ① K		x 0-0 ① P1		x 0-0 ② P6		x 0-0 ① L5		x 0-0 ② F8	5	0	0	0	0	1	2
Lenny Green, L (1, 8) OBP: 0.435, SLG: 0.473	x 0-0 ② P6		x 0-0 5-3 WP 2-H 1B		B B B B 4-0 BB		x 0-0 ② P6		x 0-0 ③ 1-3	4	1	1	1	1	0	0
Harmon Killebrew, R (1, 3) (6, 5) OBP: 0.450, SLG: 0.698	B B B B 4-0 BB		x 0-0 ② 5-3 1-2		x 0-0 ③ P5		x 0-0 1B			3	0	1	0	1	0	3
Jim Lemon, R (1, 7) OBP: 0.362, SLG: 0.378	S S S 0-3 ③ K		x 0-0 ③ F7 2-H			S S S 0-3 ① K	x 0-0 ③ P4			4	0	0	0	0	2	2
Bob Allison, R (1, 9) OBP: 0.325, SLG: 0.435		x 0-0 ① F2		S S S 0-3 ① K		x 0-0 E5 1B FC6-4		x 0-0 ① F7		4	1	0	0	0	1	0
Earl Battey, R (1, 2) OBP: 0.384, SLG: 0.414		x 0-0 FC1 2B		x 0-0 ② 6-3		x 0-0 FC6-4 BB 1-3 1B		x 0-0 ② 6-3		4	0	2	0	0	0	0
Reno Bertoia, R (1, 5) OBP: 0.339, SLG: 0.266 Don Mincher, L (6, PH) (6, 3) OBP: 0.357, SLG: 0.444		x 0-0 ② FC1 2-3		x 0-0 ③ 6-3		B B B B 4-0 FC6-4 1-2 BB		x 0-0 2B		2 1	0 0	0 1	0 0	0 1	0 0	1 0
Billy Gardner, R (1, 4) OBP: 0.311, SLG: 0.336 Elmer Valo, L (8, PH) OBP: 0.269, SLG: 0.227 Jose Valdivielso, R (8, 4) OBP: 0.143, SLG: 0.053		x 0-0 ③ F8			x 0-0 ① F2	x 0-0 ② FC6-4 1-2f 2-3 3-H		x 0-0 ③ F5		3 1 0	0 0 0	0 0 0	1 0 0	0 0 0	0 0 0	3 1 0
Jim Kaat, L (1, 1) OBP: 0.231, SLG: 0.333 Dan Dobbek, L (9, PH) OBP: 0.286, SLG: 0.400			x 0-0 1B 2B		x 0-0 2B	x 0-0 ③ F8			x 0-0 ① P6	3 1	1 0	2 0	0 0	0 0	0 0	2 0
Inning Stats	R: 0 E: 0 K: 2 S: 7 H: 0 LOB: 1 BB: 1 P: 11	R: 0 E: 0 K: 0 S: 4 H: 1 LOB: 1 BB: 0 P: 4	R: 2 E: 0 K: 0 S: 5 H: 2 LOB: 0 BB: 0 P: 5	R: 0 E: 0 K: 1 S: 5 H: 0 LOB: 0 BB: 0 P: 5	R: 0 E: 0 K: 0 S: 4 H: 1 LOB: 2 BB: 1 P: 8	R: 1 E: 1 K: 1 S: 7 H: 1 LOB: 2 BB: 1 P: 11	R: 0 E: 0 K: 0 S: 4 H: 1 LOB: 1 BB: 0 P: 4	R: 0 E: 0 K: 0 S: 4 H: 1 LOB: 1 BB: 0 P: 4	R: 0 E: 0 K: 0 S: 3 H: 0 LOB: 0 BB: 0 P: 3	1B: 3 2B: 4 3B: 0 HR: 0	SF: 0 SAC: 0 DP: 0 HBP: 0		WP: 2 PB: 0 SB: 0 CS: 0	PA: 38			

TOP

Minnesota Twins @ Washington Senators

Griffith Stadium, Washington, DC

Fri May 26 1961, 7:05 PM EDT

Att. 14,033 - Unknown

livebaseballscorecards.com

AB	35
R	3
H	7
RBI	2
BB	3
SO	4
LOB	14

PITCHER	IP	WLS	BF	H	R	ER	SO	BB	IBB	HBP	BLK	WP	HR	S	P	ERA	WHIP
Joe McClain, R (1, 1) ERA: 2.67	9.0	W	38	7	3	2	4	3	0	0	0	1	0	43	55	2.00	1.111

PITCHER	IP	WLS	BF	H	R	ER	SO	BB	IBB	HBP	BLK	WP	HR	S	P	ERA	WHIP

Batter	1	2	3	4	5	6	7	8	9	AB	R	H	RBI	BB	SO	LOB
Coot Veal, R (1, 6) OBP: 0.287, SLG: 0.269	4-3		FC5-4 WP BB 1-2f 1B		1-6-3		6-3			4	1	0	0	0	0	1
Danny O'Connell, R (1, 4) OBP: 0.370, SLG: 0.292	FC6-4 1B		BBBB WP 1-2 E BB		F9		F9			3	1	1	0	1	0	0
Chuck Hinton, R (1, 7) OBP: 0.386, SLG: 0.423	FC6-4 S 1-2f		E5 1-H 2-H 1B			5-3		5-3		4	0	1	1	0	0	1
Jim King, L (1, 9) OBP: 0.364, SLG: 0.559 Marty Keough, L (8, 9) OBP: 0.291, SLG: 0.337	F9 1-2		3-1			E 1B 1B 1B		4-3		3 1	1 0	1 0	0 0	0 0	0 0	2 0
Willie Tasby, R (1, 8) OBP: 0.392, SLG: 0.515		G5-4-3 1B	BBBB E S BB			E 1-2 1B 1B		1B		3	1	3	0	1	0	0
Dale Long, L (1, 3) OBP: 0.289, SLG: 0.481 R C Stevens, R (9, 3) OBP: 0.215, SLG: 0.138		SSS K	SSS K 1-3			E3 1B 1-2 2-3		4-3		4 0	0 0	0 0	0 0	0 0	2 0	5 0
Harry Bright, R (1, 5) OBP: 0.253, SLG: 0.329		G5-4-3 1-2f	SSS K			G4-6-3 1-3 2-H 3-H 1B				3	0	1	2	0	1	2
Gene Green, R (1, 2) OBP: 0.264, SLG: 0.360 Pete Daley, R (8, 2) OBP: 0.241, SLG: 0.280			6-3 SSS K			G4-6-3 1-2f				3 0	0 0	0 0	0 0	0 0	1 0	3 0
Joe McClain, R (1, 1) OBP: 0.286, SLG: 0.429			FC5-4 1B		SSS K		1-3			3	0	1	0	0	1	0
Inning Stats	R: 0 H: 1 E: 0 LOB: 1 K: 0 BB: 0 S: 4 P: 4	R: 0 H: 1 E: 0 LOB: 0 K: 1 BB: 0 S: 5 P: 5	R: 2 H: 2 E: 1 LOB: 1 K: 0 BB: 1 S: 5 P: 9	R: 0 H: 0 E: 0 LOB: 1 K: 3 BB: 1 S: 9 P: 13	R: 0 H: 0 E: 0 LOB: 0 K: 1 BB: 0 S: 5 P: 5	R: 2 H: 3 E: 1 LOB: 1 K: 0 BB: 0 S: 6 P: 6	R: 0 H: 0 E: 0 LOB: 0 K: 0 BB: 0 S: 3 P: 3	R: 0 H: 1 E: 0 LOB: 1 K: 0 BB: 0 S: 4 P: 4		1B: 8 SF: 0 2B: 0 SAC: 0 3B: 0 DP: 2 HR: 0 HBP: 0						

PITCHER	IP	WLS	BF	H	R	ER	SO	BB	IBB	HBP	BLK	WP	HR	S	P	ERA	WHIP
Jim Kaat, L (1, 1) ERA: 3.95	8.0	L	33	8	4	3	5	2	0	0	0	1	0	41	49	3.38	1.250

PITCHER	IP	WLS	BF	H	R	ER	SO	BB	IBB	HBP	BLK	WP	HR	S	P	ERA	WHIP

BOTTOM

Minnesota Twins @ Washington Senators

Griffith Stadium, Washington, DC

Fri May 26 1961, 7:05 PM EDT

Att. 14,033 - Unknown

livebaseballscorecards.com

AB	31
R	4
H	8
RBI	3
BB	2
SO	5
LOB	14

WP: 1 PA: 33
PB: 0
SB: 2
CS: 0

Batter	1	2	3	4	5	6	7	8	9	AB	R	H	RBI	BB	SO	LOB
Zoilo Versalles, R (1, 6) OBP: 0.337, SLG: 0.427	4-3 1B 2B		WP 1B BB 1B	1B			1B		WP 2B	5	2	5	0	0	0	0
Reno Bertoia, R (1, 5) OBP: 0.333, SLG: 0.263	4-3 2-3		BB WP 1-2 1B 1B	5-3			P6		F9	5	1	1	0	0	0	4
Harmon Killebrew, R (1, 3) OBP: 0.456, SLG: 0.688	BB E3 1B 3-H		BBBB BB 1B 1-2 2-3 BB		SSS K		SSS K		BBBB 2-3 BB	3	1	1	1	2	2	1
Jim Lemon, R (1, 7) OBP: 0.363, SLG: 0.368	BBBB E3 1-2 BB		BBBB G6-3 1B 1-2 2-3 3-H BB		F8			F3	F9	3	0	0	1	2	0	2
Bob Allison, R (1, 9) OBP: 0.329, SLG: 0.437	F7		G6-3 1-2 2-H 3-H 1B		SSS K			FC4-6 1B 1B		4	0	2	2	0	1	2
Earl Battey, R (1, 2) OBP: 0.381, SLG: 0.409	E3 1-2 2-H		G6-3 1-2f 2-3			SSS K		FC4-6 1-2 1B		4	0	1	0	0	1	4
Billy Gardner, R (1, 4) OBP: 0.303, SLG: 0.326		F7	6-3			1-3		FC4-6 1-2f 2-3		4	0	0	0	0	0	3
Dan Dobbek, L (1, 8) OBP: 0.267, SLG: 0.370		P6		3-1		4-3		L3		4	0	0	0	0	0	2
Ed Palmquist, R (1, 1) Paul Giel, R (1, 1) OBP: 0.500, SLG: 0.500 Ted Sadowski, R (3, 1) Don Mincher, L (9, PH) OBP: 0.354, SLG: 0.440		SSS K		4-3			SSS K		P6	0 1 2 1	0 0 0 0	0 0 0 0	0 0 0 0	0 0 0 0	0 1 1 0	0 0 0 0

TOP

Minnesota Twins @ Washington Senators

Griffith Stadium, Washington, DC

Sat May 27 1961, 3:33 AM EDT

Att. 9,062 - Unknown

livebaseballscorecards.com

AB	36
R	4
H	10
RBI	4
BB	4
SO	6
LOB	18

Inning Stats	1	2	3	4	5	6	7	8	9
	R: 1 E: 1 K: 0 S: 5	R: 0 E: 0 K: 1 S: 5	R: 3 E: 0 K: 0 S: 5	R: 0 E: 0 K: 0 S: 4	R: 0 E: 0 K: 2 S: 7	R: 0 E: 0 K: 1 S: 5	R: 0 E: 0 K: 2 S: 8	R: 0 E: 0 K: 0 S: 5	R: 0 E: 0 K: 0 S: 4
	H: 2 LOB: 2 BB: 1 P: 9	H: 0 LOB: 0 BB: 0 P: 5	H: 3 LOB: 1 BB: 2 P: 13	H: 1 LOB: 1 BB: 0 P: 4	H: 0 LOB: 0 BB: 0 P: 7	H: 0 LOB: 0 BB: 0 P: 5	H: 1 LOB: 1 BB: 0 P: 8	H: 2 LOB: 2 BB: 0 P: 5	H: 1 LOB: 2 BB: 1 P: 8

1B: 8	SF: 0	WP: 2
2B: 2	SAC: 0	PB: 0
3B: 0	DP: 1	SB: 0
HR: 0	HBP: 0	CS: 0
		PA: 40

PITCHER		IP	WLS	BF	H	R	ER	SO	BB	IBB	HBP	BLK	WP	HR	S	P	ERA	WHIP
Hal Woodeshick, L ERA: 3.47	(1, 1)	2.0		14	5	4	4	1	3	0	0	0	1	0	13	25	18.00	4.000
John Gabler, R ERA: 3.2	(3, 1)	7.0	W	26	5	0	0	5	1	0	0	0	1	0	35	39	0.00	0.857

PITCHER	IP	WLS	BF	H	R	ER	SO	BB	IBB	HBP	BLK	WP	HR	S	P	ERA	WHIP

Batter	1	2	3	4	5	6	7	8	9	AB	R	H	RBI	BB	SO	LOB
Coot Veal, R (1, 6) OBP: 0.306, SLG: 0.287	HBP HBP	HR BB	2-H 2B		6-3		2-H 2B 1B	F2		4	1	2	2	1	0	1
Danny O'Connell, R (1, 4) OBP: 0.376, SLG: 0.305	1-2 2B HBP	K	F7			FC1-4 1B	1-3 2B			4	1	2	0	0	1	2
Chuck Hinton, R (1, 7) OBP: 0.387, SLG: 0.491	1-H 1B 2B	1-H HR		F8		FC1-4 5-3 1B 1-2f	F8			5	2	2	3	0	0	3
Jim King, L (1, 9) OBP: 0.380, SLG: 0.609	BB 1B 2-H 1B	F8		P5		1-2 1B		HR		5	2	3	2	0	0	0
Willie Tasby, R (1, 8) OBP: 0.392, SLG: 0.507	BB 1-2 1B	6-3		1B BB		5-3 2-3		6-3		4	1	1	0	1	0	2
Dale Long, L (1, 3) OBP: 0.319, SLG: 0.536	1B 1-2 2-3 SF9 BB		HR	1-3 1B			F9 2B 2B	FC4-6 1B		4	3	4	1	1	0	0
Billy Klaus, L (1, 5) OBP: 0.271, SLG: 0.345	1-3 2-H 3-H 1B	K	F7				F9 2-3	FC4-6 1-2f 3B		5	1	1	2	0	1	4
Gene Green, R (1, 2) OBP: 0.293, SLG: 0.463	SF9 3-H	2B 2B			K		1B 3-H 2B	1-H 3B 3B		4	3	3	3	0	1	0
Hal Woodeshick, R (1, 1) OBP: 0.133, SLG: 0.133 John Gabler, S (3, 1) OBP: 0.333, SLG: 0.667	K	K	K		K		K	3-H 3B		1 4	0 0	0 1	0 1	0 0	1 3	1 2
Inning Stats	R: 5 E: 0 K: 1 S: 8 H: 4 LOB: 1 BB: 1 P: 14	R: 2 E: 0 K: 1 S: 6 H: 1 LOB: 0 BB: 1 P: 10	R: 2 E: 0 K: 2 S: 10 H: 3 LOB: 1 BB: 0 P: 10	R: 0 E: 0 K: 0 S: 4 H: 1 LOB: 2 BB: 1 P: 8	R: 0 E: 0 K: 2 S: 7 H: 0 LOB: 0 BB: 0 P: 7	R: 0 E: 0 K: 0 S: 4 H: 2 LOB: 1 BB: 0 P: 4	R: 2 E: 0 K: 1 S: 9 H: 4 LOB: 2 BB: 0 P: 9	R: 3 E: 0 K: 0 S: 7 H: 4 LOB: 1 BB: 0 P: 7		1B: 8 2B: 6 3B: 2 HR: 3 SF: 1 SAC: 0 DP: 0 HBP: 2				WP: 0 PB: 0 SB: 0 CS: 0 PA: 46		

PITCHER		IP	WLS	BF	H	R	ER	SO	BB	IBB	HBP	BLK	WP	HR	S	P	ERA	WHIP
Ed Palmquist, R ERA: 6.65	(1, 1)	0.1	L	5	3	4	4	0	0	0	2	0	0	0	3	5	108.00	9.000
Paul Giel, R ERA: 9.78	(1, 1)	2.0		12	4	5	5	3	2	0	0	0	0	2	16	24	22.50	3.000
Ted Sadowski, R ERA: 6.43	(3, 1)	5.2		29	12	5	5	4	1	0	0	0	0	1	36	40	7.94	2.294

PITCHER	IP	WLS	BF	H	R	ER	SO	BB	IBB	HBP	BLK	WP	HR	S	P	ERA	WHIP

BOTTOM

Minnesota Twins @ Washington Senators

Griffith Stadium, Washington, DC

Sat May 27 1961, 3:33 AM EDT

Att. 9,062 - Unknown

livebaseballscorecards.com

AB	40
R	14
H	19
RBI	14
BB	3
SO	7
LOB	15

Batter	1	2	3	4	5	6	7	8	9	AB	R	H	RBI	BB	SO	LOB
Zoilo Versalles, R (1, 6) OBP: 0.339, SLG: 0.429	BBBB 4-0 HR SH1-3 BB	x 0-0 F9 ②		x 0-0 2-H 2B			x 0-0 5-3 ①	x 0-0 F5 ②		4	1	1	1	1	0	4
Lenny Green, L (1, 8) OBP: 0.431, SLG: 0.467	x 0-0 SH1-3 ① 1-2	x 0-0 1-3 ③		x 0-0 1-3 ③			x 0-0 BB BB 1B	x 0-0 F8 ③		4	0	1	0	0	0	5
Harmon Killebrew, R (1, 5) OBP: 0.468, SLG: 0.723	x 0-0 2-H HR		x 0-0 E5 1B G6-4-3		x 0-0 2B		BBBB 4-0 1-2 BB		BBBB 4-0 FC5-4 BB	3	2	2	2	2	0	0
Jim Lemon, R (1, 7) OBP: 0.357, SLG: 0.361	x 0-0 F8 ②		x 0-0 G6-4-3 1-3 1B		x 0-0 F8 ①		x 0-0 P5 ②		x 0-0 FC5-4 ① 1-2f	5	0	1	0	0	0	4
Bob Allison, R (1, 9) OBP: 0.331, SLG: 0.432	x 0-0 E7 1B		x 0-0 ① ② G6-4-3 1-2f 3-H		SSS 0-3 K ②		BBBB 4-0 1-2 2-3 BB		x 0-0 F7 ②	4	0	1	0	1	1	3
Don Mincher, L (1, 3) OBP: 0.339, SLG: 0.417	SSS 0-3 K ③		x 0-0 F7 ③		x 0-0 L5 ③		x 0-0 G3 ③		x 0-0 F8 ③	5	0	0	0	0	1	6
Earl Battey, R (1, 2) OBP: 0.384, SLG: 0.407		x 0-0 FC1-5 E 1B		x 0-0 ① L7		x 0-0 ① P4		BBBB 4-0 1B BB		3	0	1	0	1	0	0
Jose Valdivielso, R (1, 4) OBP: 0.167, SLG: 0.091 Elmer Valo, L (8, PH) OBP: 0.259, SLG: 0.217 Don Lee, R (8, 1)		x 0-0 E6 FC1-5 1-2		x 0-0 SH1-3 2B 1B		SSS 0-3 K ②		SSS 0-3 K ①		3 1 0	1 0 0	1 0 0	0 0 0	0 0 0	1 1 0	1 1 0
Jack Kralick, L (1, 1) OBP: 0.208, SLG: 0.174 Ed Palmquist, R (5, 1) Dan Dobbek, L (8, PH) OBP: 0.279, SLG: 0.382 Billy Consolo, R (8, 4)		x 0-0 ① FC1-5 1-2 2-3f		x 0-0 ② SH1-3 1-2		x 0-0 ③ P4		x 0-0 1-2 1B		1 1 1 0	0 0 0 0	0 0 1 0	0 0 0 0	0 0 0 0	0 0 0 0	2 0 0 0
Inning Stats	R: 2 E: 1 K: 1 S: 7 H: 2 LOB: 1 BB: 1 P: 11	R: 0 E: 1 K: 0 S: 5 H: 1 LOB: 2 BB: 0 P: 5	R: 1 E: 1 K: 0 S: 4 H: 1 LOB: 0 BB: 0 P: 4	R: 1 E: 0 K: 0 S: 5 H: 2 LOB: 1 BB: 0 P: 5	R: 0 E: 0 K: 1 S: 6 H: 1 LOB: 1 BB: 0 P: 6	R: 0 E: 0 K: 1 S: 5 H: 0 LOB: 0 BB: 0 P: 5	R: 0 E: 0 K: 0 S: 4 H: 1 LOB: 3 BB: 2 P: 12	R: 0 E: 0 K: 1 S: 6 H: 1 LOB: 2 BB: 1 P: 10	R: 0 E: 0 K: 0 S: 3 H: 0 LOB: 1 BB: 1 P: 7	1B: 6 2B: 2 3B: 0 HR: 1 SF: 0 SAC: 2 DP: 1 HBP: 0						

TOP

Minnesota Twins @ Washington Senators

Griffith Stadium, Washington, DC

Sun May 28 1961, 3:33 AM EDT
Att. 18,882 - Unknown

livebaseballscorecards.com

AB	35
R	4
H	9
RBI	3
BB	5
SO	4
LOB	26

PITCHER		IP	WLS	BF	H	R	ER	SO	BB	IBB	HBP	BLK	WP	HR	S	P	ERA	WHIP
Bennie Daniels, R ERA: 3.58	(1, 1)	4.0		21	7	4	3	1	1	0	0	0	0	1	22	26	6.75	2.000
Marty Kutyna, R ERA: 2.79	(5, 1)	3.0	W	13	1	0	0	2	3	0	0	0	0	0	14	26	0.00	1.333
Dave Sisler, R ERA: 0.42	(8, 1)	2.0	S	8	1	0	0	1	1	0	0	0	0	0	9	13	0.00	1.000

PITCHER	IP	WLS	BF	H	R	ER	SO	BB	IBB	HBP	BLK	WP	HR	S	P	ERA	WHIP

WP: 0	PA: 42																
PB: 0																	
SB: 0																	
CS: 0																	

Batter	1	2	3	4	5	6	7	8	9	AB	R	H	RBI	BB	SO	LOB
Coot Veal, R (1, 6)	BBBB 4-0 2B 1B BB	x 0-0 ③ FC6 1-2f			x 0-0 SH3-4 1B 1B	x 0-0 ① P1		x 0-0 ② L4		0	1	0	0	1	0	0
Jim Mahoney, R (2, PH)										4	1	1	0	0	0	3
OBP: 0.231, SLG: 0.200 (3, 6)																
Danny O'Connell, R (1, 4)	x 0-0 1B 1-3 2B	x 0-0 ① 6-3			x 0-0 ① SH3-4 1-2	x 0-0 1-3 2-H 2B		x 0-0 ③ P4		4	0	2	1	0	0	0
OBP: 0.379, SLG: 0.324																
Chuck Hinton, R (1, 7)	x 0-0 5-3 2-3 3-H 1B	x 0-0 ② 5-3			x 0-0 2B 2-H 1B	x 0-0 ② L6				4	1	2	2	0	0	2
OBP: 0.394, SLG: 0.492																
Jim King, L (1, 9)	SSS 0-3 ① K	x 0-0 ③ F2			x 0-0 ② F2 1-H 2B	4-0 IBB				3	0	1	1	1	1	2
OBP: 0.387, SLG: 0.612																
Willie Tasby, R (1, 8)	x 0-0 ② 5-3 1-2	x 0-0 ① 1-3			x 0-0 ② F2	x 0-0 ③ F3				4	0	0	0	0	0	6
OBP: 0.382, SLG: 0.493																
Dale Long, L (1, 3)	x 0-0 ③ 4-3	x 0-0 HR 1B			4-0 IBB		BBBB 4-0 FC4-6 BB			2	1	1	0	2	0	2
OBP: 0.333, SLG: 0.535																
Harry Bright, R (1, 5)	x 0-0 FC6 1B	x 0-0 ② F9			x 0-0 ③ F7	x 0-0 ① FC4-6 1-2f G4-3				4	0	1	0	0	0	4
OBP: 0.253, SLG: 0.325																
Gene Green, R (1, 2)	x 0-0 ① F9	x 0-0 1-H HR				x 0-0 SH 2B 1B	x 0-0 ②③ G4-3 1-2f			4	2	2	2	0	0	2
Pete Daley, R (8, 2)										0	0	0	0	0	0	0
OBP: 0.241, SLG: 0.280																
Bennie Daniels, L (1, 1)	SSS 0-3 ② K	x 0-0 ③ F8			x 0-0 SH 2B 1-2		SSS 0-3 ① K			2	0	0	0	0	1	1
OBP: 0.050, SLG: 0.200																
Marty Kutyna, R (5, 1)										0	0	0	0	0	0	0
OBP: 0.600, SLG: 0.600																
Dave Sisler, R (8, 1)										1	0	0	0	0	1	0
Inning Stats	R: 1 E: 0 K: 1 S: 7 H: 2 LOB: 2 BB: 1 P: 11	R: 0 E: 0 K: 1 S: 6 H: 1 LOB: 1 BB: 0 P: 6	R: 0 E: 0 K: 0 S: 3 H: 0 LOB: 0 BB: 0 P: 3	R: 2 E: 0 K: 0 S: 5 H: 2 LOB: 0 BB: 0 P: 5	R: 2 E: 0 K: 0 S: 6 H: 3 LOB: 2 BB: 1 P: 10	R: 1 E: 1 K: 0 S: 6 H: 2 LOB: 3 BB: 1 P: 10	R: 0 E: 0 K: 0 S: 2 H: 0 LOB: 0 BB: 1 P: 6	R: 0 E: 0 K: 1 S: 5 H: 0 LOB: 0 BB: 0 P: 5		1B: 6 2B: 3 3B: 0 HR: 1		SF: 0 SAC: 2 DP: 1 HBP: 0				

PITCHER		IP	WLS	BF	H	R	ER	SO	BB	IBB	HBP	BLK	WP	HR	S	P	ERA	WHIP
Jack Kralick, L (1, 1)		4.1	L	22	8	5	5	2	1	0	0	0	0	1	25	29	10.38	2.077
ERA: 3.19																		
Ed Palmquist, R (5, 1)		2.2		13	2	1	1	0	1	2	0	0	0	0	10	22	3.38	1.125
ERA: 6.29																		
Don Lee, R (8, 1)		1.0		3	0	0	0	1	0	0	0	0	0	0	5	5	0.00	0.000
ERA: 4.73																		

PITCHER	IP	WLS	BF	H	R	ER	SO	BB	IBB	HBP	BLK	WP	HR	S	P	ERA	WHIP

BOTTOM

Minnesota Twins @ Washington Senators

Griffith Stadium, Washington, DC

Sun May 28 1961, 3:33 AM EDT

Att. 18,882 - Unknown

livebaseballscorecards.com

AB	32
R	6
H	10
RBI	6
BB	4
SO	3
LOB	22

Minnesota Twins @ Cleveland Indians

Cleveland Municipal Stadium, Cleveland, OH

Tue May 30 1961, 3:33 AM EDT

Unknown

TOP

livebaseballscorecards.com

Batter	1	2	3	4	5	6	7	8	9	AB	R	H	RBI	BB	SO	LOB
Zoilo Versalles, R (1, 6) OBP: 0.337, SLG: 0.436	F8		1-H 4-3 3B		P2		FC3-6 1-2f 3-1			4	1	1	1	0	0	1
Lenny Green, L (1, 8) OBP: 0.422, SLG: 0.455	1-3		4-3 3-H		F3		3-1 1-2			4	0	0	1	0	0	1
Harmon Killebrew, R (1, 5) OBP: 0.476, SLG: 0.719	BB		BB		5-3			BLK 1B		2	0	1	0	2	0	0
Jim Lemon, R (1, 7) OBP: 0.354, SLG: 0.352 Dan Dobbek, L (8, 7) OBP: 0.279, SG: 0.382	P5		F7			G3 SH1-3 2B BB		P4 1-2		3 0	1 0	0 0	0 0	1 0	0 0	3 0
Bob Allison, R (1, 9) OBP: 0.326, SLG: 0.423		P6		5-3		SH1-3 1-2		K		3	0	0	0	0	1	1
Don Mincher, L (1, 3) OBP: 0.336, SLG: 0.410		K		1B 1B		G3 2-3		4-3		4	0	1	0	0	1	2
Earl Battey, R (1, 2) OBP: 0.387, SLG: 0.417		4-3		FC4-6 1-3 1B		2B 3-H			F7	4	0	2	1	0	0	0
Jose Valdivielso, R (1, 4) OBP: 0.179, SLG: 0.115			3B 1B	K		6-3			F7	4	1	1	0	0	1	3
Camilo Pascual, R (1, 1) OBP: 0.240, SLG: 0.136			K	FC4-6 1-2f			FC3-6 1B		6-3	4	0	1	0	0	1	3

	AB	32
	R	3
	H	7
	RBI	3
	BB	3
	SO	4
	LOB	14

Inning Stats	1	2	3	4	5	6	7	8	9
	R: 0 H: 0 E: 0 LOB: 1 K: 0 BB: 1 S: 3 P: 7	R: 0 H: 0 E: 0 LOB: 0 K: 1 BB: 0 S: 5 P: 5	R: 2 H: 2 E: 0 LOB: 1 K: 1 BB: 1 S: 7 P: 11	R: 0 H: 2 E: 0 LOB: 2 K: 1 BB: 0 S: 7 P: 7	R: 0 H: 0 E: 0 LOB: 0 K: 0 BB: 0 S: 3 P: 3	R: 1 H: 1 E: 0 LOB: 1 K: 0 BB: 1 S: 4 P: 8	R: 0 H: 1 E: 0 LOB: 0 K: 0 BB: 0 S: 3 P: 3	R: 0 H: 1 E: 0 LOB: 1 K: 1 BB: 0 S: 6 P: 6	R: 0 H: 0 E: 0 LOB: 0 K: 0 BB: 0 S: 3 P: 3

1B: 5 SF: 0
2B: 1 SAC: 1
3B: 1 DP: 0
HR: 0 HBP: 0

WP: 0 PA: 36
PB: 0
SB: 0
CS: 0

PITCHER		IP	WLS	BF	H	R	ER	SO	BB	IBB	HBP	BLK	WP	HR	S	P	ERA	WHIP
Wynn Hawkins, R ERA: 2.09	(1, 1)	7.0		29	6	3	3	3	3	0	0	0	0	0	32	44	3.86	1.286
Frank Funk, R ERA: 1.57	(8, 1)	2.0	W	7	1	0	0	1	0	0	0	1	0	0	9	9	0.00	0.500

PITCHER		IP	WLS	BF	H	R	ER	SO	BB	IBB	HBP	BLK	WP	HR	S	P	ERA	WHIP

BOTTOM

Minnesota Twins @ Cleveland Indians

Cleveland Municipal Stadium, Cleveland, OH

Tue May 30 1961, 3:33 AM EDT

Unknown

livebaseballscorecards.com

Batter	1	2	3	4	5	6	7	8	9	AB	R	H	RBI	BB	SO	LOB
Miguel de la Hoz, R (1, 4) OBP: 0.222, SLG: 0.222	F9		F7			K	5-3			4	0	0	0	0	1	2
Jim Piersall, R (1, 8) OBP: 0.380, SLG: 0.452	FC6-4 1B		K			FC4 1B		E3 F2 SF9		4	1	2	0	0	1	0
Tito Francona, L (1, 7) OBP: 0.356, SLG: 0.406	F5			P4		FC4 1-2f		F2 2-3		4	0	0	0	0	0	3
Vic Power, R (1, 3) OBP: 0.316, SLG: 0.421	FC6-4 1-2f			4-3			BB 1B 1B	SF9 3-H		3	1	1	1	0	0	1
Willie Kirkland, L (1, 9) OBP: 0.320, SLG: 0.355		G6-4-3 1B		1-3			P2	K		4	0	1	0	0	1	1
John Romano, R (1, 2) OBP: 0.404, SLG: 0.572		G6-4-3 1-2f			F7		1B 1B G3 1-2 BB		E8 1B	3	2	1	0	1	0	1
Woodie Held, R (1, 6) OBP: 0.370, SLG: 0.444		BB			F7		G3 1B 1-2 2-H 1B		1B IBB	2	0	1	1	2	0	0
Bubba Phillips, R (1, 5) OBP: 0.311, SLG: 0.392		1-3			F8		G3 1-2 2-3 1B		P3	4	0	1	0	0	0	3
Wynn Hawkins, R (1, 1) OBP: 0.188, SLG: 0.071			K			6-3	G3 1-2 2-3 3-H		1-2 2-H 1B	2	0	0	0	0	1	0
Bob Hale, L (7, PH) OBP: 0.294, SLG: 0.286										1	0	0	1	0	0	2
Frank Funk, R (8, 1)										0	0	0	0	0	0	0
Don Dillard, L (9, PH) OBP: 0.379, SLG: 0.480										1	0	1	1	0	0	0

Inning Stats	1	2	3	4	5	6	7	8	9	1B: 8	SF: 1	WP: 0	PA: 36
	R: 0 H: 1 E: 0 LOB: 1 K: 0 BB: 0 S: 4 P: 4	R: 0 H: 1 E: 0 LOB: 1 K: 0 BB: 1 S: 3 P: 7	R: 0 H: 0 E: 0 LOB: 0 K: 2 BB: 0 S: 7 P: 7	R: 0 H: 0 E: 0 LOB: 0 K: 0 BB: 0 S: 3 P: 3	R: 0 H: 0 E: 0 LOB: 0 K: 0 BB: 0 S: 3 P: 3	R: 0 H: 1 E: 0 LOB: 1 K: 1 BB: 0 S: 6 P: 6	R: 2 H: 3 E: 0 LOB: 2 K: 0 BB: 1 S: 6 P: 10	R: 1 H: 0 E: 1 LOB: 0 K: 1 BB: 0 S: 6 P: 6	R: 1 H: 2 E: 1 LOB: 2 K: 0 BB: 1 S: 3 P: 7	2B: 0	SAC: 0	PB: 0	
										3B: 0	DP: 1	SB: 0	
										HR: 0	HBP: 0	CS: 0	

PITCHER	IP	WLS	BF	H	R	ER	SO	BB	IBB	HBP	BLK	WP	HR	S	P	ERA	WHIP
Camilo Pascual, R (1, 1) ERA: 3.18	8.1	L	36	8	4	3	4	2	1	0	0	0	0	41	53	3.24	1.200

PITCHER	IP	WLS	BF	H	R	ER	SO	BB	IBB	HBP	BLK	WP	HR	S	P	ERA	WHIP

Minnesota Twins @ Cleveland Indians

Cleveland Municipal Stadium, Cleveland, OH

Tue May 30 1961, 3:38 AM EDT

Att. 13,861 - Unknown

TOP

livebaseballscorecards.com

Batter	1	2	3	4	5	6	7	8	9	AB	R	H	RBI	BB	SO	LOB
Reno Bertoia, R (1, 5) OBP: 0.328, SLG: 0.260	6-3			F9		2B 1B	F9		P5	5	1	1	0	0	0	2
Zoilo Versalles, R (1, 6) OBP: 0.341, SLG: 0.444	6-3			BB 1B		1-H 1B 2B	3-1			4	1	2	1	0	0	0
Lenny Green, L (1, 8) OBP: 0.418, SLG: 0.450	F3			F8		4-3 2-H 1B 1B		F5		4	1	1	1	0	0	1
Harmon Killebrew, R (1, 3) OBP: 0.470, SLG: 0.701		K		BB 1-2		P2		K		3	0	0	0	1	2	1
Dan Dobbek, L (1, 7) OBP: 0.262, SLG: 0.356		F9		F9		4-3 1-2		F9		4	0	0	0	0	0	3
Hal Naragon, L (1, 2) OBP: 0.346, SLG: 0.560 Paul Giel, R (9, PR) OBP: 0.500, SLG: 0.500		F7			F9	HR 2-H 1B			1B 1B	4 0	1 0	2 0	1 0	0 0	0 0	0 0
Bob Allison, R (1, 9) OBP: 0.330, SLG: 0.441			1-3		BB	HR 1-H			K	3	1	1	2	1	1	1
Billy Gardner, R (1, 4) OBP: 0.297, SLG: 0.319 Jim Lemon, R (9, PH) OBP: 0.352, SLG: 0.350			5-3		P3	F7			F8	3 1	0 0	0 0	0 0	0 0	1 1	1 1
Pedro Ramos, S (1, 1) OBP: 0.310, SLG: 0.500 Chuck Stobbs, L (4, 1) OBP: 0.333, SLG: 0.333 Don Mincher, L (7, PH) OBP: 0.333, SLG: 0.406 Don Lee, R (7, 1) Elmer Valo, L (9, PH) OBP: 0.286, SLG: 0.250 Jose Valdivielso, R (9, PR) OBP: 0.179, SLG: 0.115			6-3		6-3		F7		1-2 1B	1 1 1 0 1 0	0 0 0 0 0 0	0 0 0 0 1 0	0 0 0 0 0 0	0 0 0 0 0 0	0 0 0 0 0 0	0 1 0 0 0 0
Inning Stats	R: 0 E: 0 K: 0 S: 3 H: 0 LOB: 0 BB: 0 P: 3	R: 0 E: 0 K: 1 S: 5 H: 0 LOB: 0 BB: 0 P: 5	R: 0 E: 0 K: 0 S: 3 H: 0 LOB: 0 BB: 0 P: 3	R: 0 E: 0 K: 0 S: 4 H: 1 LOB: 2 BB: 1 P: 8	R: 0 E: 0 K: 0 S: 3 H: 0 LOB: 1 BB: 1 P: 7	R: 5 E: 0 K: 0 S: 8 H: 5 LOB: 0 BB: 0 P: 8	R: 0 E: 0 K: 0 S: 3 H: 0 LOB: 0 BB: 0 P: 3	R: 0 E: 0 K: 1 S: 5 H: 0 LOB: 0 BB: 0 P: 5	R: 0 E: 0 K: 1 S: 7 H: 2 LOB: 2 BB: 0 P: 7	1B: 6 2B: 1 3B: 0 HR: 1 SF: 0 SAC: 0 DP: 0 HBP: 0						WP: 0 PB: 0 SB: 0 CS: 0 PA: 37

	AB	35
	R	5
	H	8
	RBI	5
	BB	2
	SO	3
	LOB	11

PITCHER		IP	WLS	BF	H	R	ER	SO	BB	IBB	HBP	BLK	WP	HR	S	P	ERA	WHIP
Mudcat Grant, R ERA: 3.43	(1, 1)	6.0	W	26	6	5	5	1	2	0	0	0	0	1	26	34	7.50	1.333
Barry Latman, R ERA: 2.88	(7, 1)	3.0	S	11	2	0	0	2	0	0	0	0	0	0	15	15	0.00	0.667

PITCHER		IP	WLS	BF	H	R	ER	SO	BB	IBB	HBP	BLK	WP	HR	S	P	ERA	WHIP

BOTTOM

Minnesota Twins @ Cleveland Indians

Cleveland Municipal Stadium, Cleveland, OH

Tue May 30 1961, 3:38 AM EDT

Att. 13,861 - Unknown

livebaseballscorecards.com

Batter	1	2	3	4	5	6	7	8	9	AB	R	H	RBI	BB	SO	LOB
Miguel de la Hoz, R (1, 4) OBP: 0.318, SLG: 0.429	BBBB 4-0 1B 2B BB	x 0-0 ③ F7		x 0-0 1B 1-3 3-H 1B		x 0-0 HR				3	2	2	2	1	0	0
Jim Piersall, R (1, 8) OBP: 0.388, SLG: 0.456	x 0-0 2B 4-3 1-3 1B		BBBB 4-0 9-3 BB	x 0-0 1-2 3-H 1B		x 0-0 ③ F9				3	1	2	1	1	0	0
Tito Francona, L (1, 7) OBP: 0.354, SLG: 0.402	SSS 0-3 ① K		x 0-0 ① F7	x 0-0 ③ P6			x 0-0 G4-6-3 1B			4	0	1	0	0	1	5
Vic Power, R (1, 3) OBP: 0.314, SLG: 0.423	x 0-0 4-3 1-3 3-H 2B		x 0-0 ②③ 9-3 1-2f		x 0-0 ① 5-3		x 0-0 ①② G4-6-3 1-2f			4	1	1	1	0	0	2
Willie Kirkland, L (1, 9) OBP: 0.318, SLG: 0.352	x 0-0 ② 4-3 2-3 3-H			x 0-0 E4 1B 1B SF8	x 0-0 ② P2		x 0-0 1B			4	1	1	1	0	0	1
John Romano, R (1, 2) OBP: 0.412, SLG: 0.577	x 0-0 3-H 1B			x 0-0 SF8 1B 1-2 1B 1B	x 0-0 1B		x 0-0 ③ F8			4	1	3	1	0	0	1
Woodie Held, R (1, 6) OBP: 0.367, SLG: 0.439	SSS 0-3 ③ K			x 0-0 1B 1-2 2-3 1B	x 0-0 ③ 1-3			x 0-0 ① 4-3		4	1	1	0	0	1	2
Bubba Phillips, R (1, 5) OBP: 0.305, SLG: 0.383		SSS 0-3 ① K	SSS 0-3 ① K			x 0-0 ① F9		x 0-0 ② 5-3		4	0	0	0	0	2	3
Mudcat Grant, R (1, 1) OBP: 0.296, SLG: 0.261 Barry Latman, R (7, 1)		x 0-0 ② 6-3		x 0-0 ② SF8 2-3 3-H		x 0-0 ② F3		x 0-0 ③ 6-3		2 1	0 0	0 0	1 0	0 0	0 0	0 0
Inning Stats	R: 3 H: 3 E: 0 LOB: 1 K: 2 BB: 1 S: 10 P: 14	R: 0 H: 0 E: 0 LOB: 0 K: 1 BB: 0 S: 5 P: 5	R: 0 H: 0 E: 0 LOB: 0 K: 0 BB: 1 S: 2 P: 6	R: 3 H: 4 E: 1 LOB: 2 K: 1 BB: 0 S: 10 P: 10	R: 0 H: 1 E: 0 LOB: 1 K: 0 BB: 0 S: 4 P: 4	R: 1 H: 1 E: 0 LOB: 0 K: 0 BB: 0 S: 4 P: 4	R: 0 H: 2 E: 0 LOB: 1 K: 0 BB: 0 S: 4 P: 4	R: 0 H: 0 E: 0 LOB: 0 K: 0 BB: 0 S: 3 P: 3		1B: 9 SF: 1 2B: 2 SAC: 0 3B: 0 DP: 2 HR: 1 HBP: 0						

	AB	33
	R	7
	H	11
	RBI	7
	BB	2
	SO	4
	LOB	14

WP: 0 PB: 0 SB: 0 CS: 0 PA: 36

PITCHER		IP	WLS	BF	H	R	ER	SO	BB	IBB	HBP	BLK	WP	HR	S	P	ERA	WHIP
Pedro Ramos, R ERA: 4.64	(1, 1)	3.2	L	20	7	6	3	4	2	0	0	0	0	0	26	34	7.36	2.455
Chuck Stobbs, L ERA: 6.75	(4, 1)	2.1		9	2	1	1	0	0	0	0	0	0	1	9	9	3.86	0.857
Don Lee, R ERA: 4.11	(7, 1)	2.0		7	2	0	0	0	0	0	0	0	0	0	7	7	0.00	1.000

PITCHER	IP	WLS	BF	H	R	ER	SO	BB	IBB	HBP	BLK	WP	HR	S	P	ERA	WHIP

Batter	1	2	3	4	5	6	7	8	9	AB	R	H	RBI	BB	SO	LOB
Zoilo Versalles, R (1, 6) OBP: 0.344, SLG: 0.445	F7		K			E S 1B			E BB 1B	4	0	2	0	0	1	0
Billy Martin, R (1, 4) Elmer Valo, L (9, PH) OBP: 0.276, SLG: 0.240	K			F8		K 1-3			F4	3 1	0 0	0 0	0 0	0 0	2 0	1 1
Lenny Green, L (1, 7) OBP: 0.420, SLG: 0.448	F8			F8			S 1B		E BB 1-2	3	0	1	0	1	0	0
Harmon Killebrew, R (1, 5) OBP: 0.458, SLG: 0.678		F7		P5			F8 1-2		E5 G3-6-1 1-2 2-3	4	0	0	0	0	0	3
Dan Dobbek, L (1, 9) OBP: 0.261, SLG: 0.349		1B			F2		K		G3-6-1 1-2f	4	0	1	0	0	1	4
Bob Allison, R (1, 3) OBP: 0.324, SLG: 0.432		P5			P3		K			3	0	0	0	0	1	2
Hal Naragon, L (1, 2) OBP: 0.310, SLG: 0.500		P5			F7			F8		3	0	0	0	0	0	1
Bill Tuttle, R (1, 8) OBP: 0.323, SLG: 0.322			4-3			6-3		5-3		3	0	0	0	0	0	0
Jack Kralick, L (1, 1) OBP: 0.192, SLG: 0.160 Jim Lemon, R (8, PH) OBP: 0.349, SLG: 0.347 Don Lee, R (8, 1)			K			F7		F3		2 1 0	0 0 0	0 0 0	0 0 0	0 0 0	1 0 0	0 0 0
Inning Stats	R: 0 E: 0 K: 1 S: 5 H: 0 LOB: 0 BB: 0 P: 5	R: 0 E: 0 K: 0 S: 4 H: 1 LOB: 1 BB: 0 P: 4	R: 0 E: 0 K: 2 S: 7 H: 0 LOB: 0 BB: 0 P: 7	R: 0 E: 0 K: 0 S: 3 H: 0 LOB: 0 BB: 0 P: 3	R: 0 E: 0 K: 0 S: 3 H: 0 LOB: 0 BB: 0 P: 3	R: 0 E: 0 K: 1 S: 6 H: 1 LOB: 1 BB: 0 P: 6	R: 0 E: 0 K: 2 S: 8 H: 1 LOB: 1 BB: 0 P: 8	R: 0 E: 0 K: 0 S: 3 H: 0 LOB: 0 BB: 0 P: 3	R: 0 E: 1 K: 0 S: 4 H: 1 LOB: 2 BB: 1 P: 8	1B: 4 2B: 0 3B: 0 HR: 0 SF: 0 SAC: 0 DP: 1 HBP: 0						

TOP

Minnesota Twins @ Detroit Tigers

Tiger Stadium, Detroit, MI

Fri Jun 02 1961, 7:05 PM EDT

Att. 22,141 - Unknown

livebaseballscorecards.com

AB	31
R	0
H	4
RBI	0
BB	1
SO	6
LOB	12

WP: 0 PB: 0 SB: 2 CS: 0 PA: 32

PITCHER		IP	WLS	BF	H	R	ER	SO	BB	IBB	HBP	BLK	WP	HR	S	P	ERA	WHIP
Jim Bunning, R ERA: 3.36	(1, 1)	9.0	W	32	4	0	0	6	1	0	0	0	0	0	43	47	0.00	0.556

PITCHER	IP	WLS	BF	H	R	ER	SO	BB	IBB	HBP	BLK	WP	HR	S	P	ERA	WHIP

Batter	1	2	3	4	5	6	7	8	9	AB	R	H	RBI	BB	SO	LOB
Jake Wood, R (1, 4) OBP: 0.347, SLG: 0.422	FC6-4 1B		1-3 2B		L6 ③			K ②		4	0	2	0	0	1	0
Bill Bruton, L (1, 8) OBP: 0.312, SLG: 0.345	FC6-4 L1-6-3 ① 1-2f		4-3 ②			F3 ①		BB 1B 4-0		3	0	0	0	1	0	3
Al Kaline, R (1, 9) OBP: 0.375, SLG: 0.491	L1-6-3 ②③ 1-2		K ③			HR		FC6-4 1-2		4	1	2	1	0	1	3
Rocky Colavito, R (1, 7) OBP: 0.406, SLG: 0.565		HR		BB SH5-3 4-0		L3 ②		FC6-4 ③ 1-2f		3	1	1	1	1	0	2
Norm Cash, L (1, 3) OBP: 0.475, SLG: 0.591		K ①		SH5-3 ① 1-2		F9 ③				2	0	0	0	0	1	0
Steve Boros, R (1, 5) OBP: 0.399, SLG: 0.407		F3 ②		P4 ②			BB FC2-6 4-0			2	0	0	0	1	0	1
Dick Brown, R (1, 2) OBP: 0.329, SLG: 0.497		1-6-3 ③		5-3 ③			FC2-6 G6-4-3 ① 1-2f			3	0	0	0	0	0	2
Chico Fernandez, R (1, 6) OBP: 0.311, SLG: 0.319			2B 1B		G6-4-3 1B		G6-4-3 ②③ 1-2f			3	0	2	0	0	0	1
Jim Bunning, R (1, 1) OBP: 0.115, SLG: 0.115			P5 ①		G6-4-3 ①② 1-2f			F3 ①		3	0	0	0	0	0	2
Inning Stats	R: 0 E: 0 K: 0 S: 3 H: 1 LOB: 0 BB: 0 P: 3	R: 1 E: 0 K: 1 S: 6 H: 1 LOB: 0 BB: 0 P: 6	R: 0 E: 0 K: 1 S: 7 H: 2 LOB: 2 BB: 0 P: 7	R: 0 E: 0 K: 0 S: 3 H: 0 LOB: 1 BB: 1 P: 7	R: 0 E: 0 K: 0 S: 3 H: 1 LOB: 0 BB: 0 P: 3	R: 1 E: 0 K: 0 S: 4 H: 1 LOB: 0 BB: 0 P: 4	R: 0 E: 0 K: 0 S: 2 H: 0 LOB: 0 BB: 1 P: 6	R: 0 E: 0 K: 1 S: 6 H: 1 LOB: 2 BB: 1 P: 10		1B: 4 2B: 1 3B: 0 HR: 2	SF: 0 SAC: 1 DP: 3 HBP: 0						

BOTTOM

Minnesota Twins @ Detroit Tigers

Tiger Stadium, Detroit, MI

Fri Jun 02 1961, 7:05 PM EDT

Att. 22,141 - Unknown

livebaseballscorecards.com

AB	27
R	2
H	7
RBI	2
BB	3
SO	3
LOB	14

WP: 0 PA: 31
PB: 0
SB: 0
CS: 0

PITCHER		IP	WLS	BF	H	R	ER	SO	BB	IBB	HBP	BLK	WP	HR	S	P	ERA	WHIP
Jack Kralick, L ERA: 3.14	(1, 1)	7.0	L	26	6	2	2	2	2	0	0	0	0	2	28	36	2.57	1.143
Don Lee, R ERA: 3.86	(8, 1)	1.0		5	1	0	0	1	1	0	0	0	0	0	6	10	0.00	2.000

PITCHER	IP	WLS	BF	H	R	ER	SO	BB	IBB	HBP	BLK	WP	HR	S	P	ERA	WHIP

Minnesota Twins @ Detroit Tigers

Tiger Stadium, Detroit, MI

Sat Jun 03 1961, 4:33 AM EDT

Att. 11,311 - Unknown

TOP

livebaseballscorecards.com

Batter	1	2	3	4	5	6	7	8	9	AB	R	H	RBI	BB	SO	LOB
Zoilo Versalles, R (1, 6) OBP: 0.348, SLG: 0.446	6-3		P4			1B		1-2 1B		4	0	2	0	0	0	2
Lenny Green, L (1, 7) (6, 9) (6, 7) (6, 9) OBP: 0.411, SLG: 0.437	K		3-1			L9		L9		4	0	0	0	0	1	5
Bill Tuttle, R (1, 8) OBP: 0.320, SLG: 0.319	F7			L9		4-3			FC6-4 BB 1B 1B	4	1	1	0	0	0	1
Harmon Killebrew, R (1, 5) OBP: 0.446, SLG: 0.656		F8		F7			6-3		L9	4	0	0	0	0	0	1
Jim Lemon, R (1, 9) (6, 7) (6, 9) (6, 7) OBP: 0.347, SLG: 0.339		K		K			K		B B B B 4-0 FC6-4 1-2 BB	3	0	0	0	1	3	0
Jose Valdivielso, R (9, PR) OBP: 0.179, SLG: 0.115										0	0	0	0	0	0	0
Earl Battey, R (1, 2) OBP: 0.380, SLG: 0.408		L9			F8		F7		FC6-4 1B 1-2f 2-3	3	0	0	0	0	0	0
Billy Gardner, R (9, PH) OBP: 0.295, SLG: 0.317										1	0	0	0	0	0	2
Jim Kaat, L (9, PR) OBP: 0.231, SLG: 0.333										0	0	0	0	0	0	0
Bob Allison, R (1, 3) OBP: 0.323, SLG: 0.428			P5		P4			1-3	FC6-4 1-2 3-H 1B	4	0	1	1	0	0	0
Billy Martin, R (1, 4) OBP: 0.077, SLG: 0.077			1B 1B		F5			4-3	FC6-4 1-2f	4	0	1	0	0	0	2
Pedro Ramos, S (1, 1) OBP: 0.323, SLG: 0.500			1-3 1B			F7		1B 1B		2	0	1	0	0	0	0
Ron Henry, R (8, PH) OBP: 0.286, SLG: 0.231										1	0	1	0	0	0	0
Ray Moore, R (8, 1)										0	0	0	0	0	0	0
Inning Stats	R: 0 E: 0 K: 1 S: 5 H: 0 LOB: 0 BB: 0 P: 5	R: 0 E: 0 K: 1 S: 5 H: 0 LOB: 0 BB: 0 P: 5	R: 0 E: 0 K: 0 S: 5 H: 2 LOB: 2 BB: 0 P: 5	R: 0 E: 0 K: 1 S: 5 H: 0 LOB: 0 BB: 0 P: 5	R: 0 E: 0 K: 0 S: 3 H: 0 LOB: 0 BB: 0 P: 3	R: 0 E: 0 K: 0 S: 4 H: 1 LOB: 1 BB: 0 P: 4	R: 0 E: 0 K: 1 S: 5 H: 0 LOB: 0 BB: 0 P: 5	R: 0 E: 0 K: 0 S: 5 H: 2 LOB: 2 BB: 0 P: 5	R: 1 E: 0 K: 0 S: 5 H: 2 LOB: 2 BB: 1 P: 9	1B: 7 2B: 0 3B: 0 HR: 0	SF: 0 SAC: 0 DP: 0 HBP: 0						

PITCHER	IP	WLS	BF	H	R	ER	SO	BB	IBB	HBP	BLK	WP	HR	S	P	ERA	WHIP
Don Mossi, L (1, 1) ERA: 2.2	9.0	W	35	7	1	1	4	1	0	0	0	0	0	42	46	1.00	0.889

PITCHER	IP	WLS	BF	H	R	ER	SO	BB	IBB	HBP	BLK	WP	HR	S	P	ERA	WHIP

AB	34
R	1
H	7
RBI	1
BB	1
SO	4
LOB	13

1B: 7 SF: 0
2B: 0 SAC: 0
3B: 0 DP: 0
HR: 0 HBP: 0

WP: 0 PA: 35
PB: 0
SB: 0
CS: 0

Batter	1	2	3	4	5	6	7	8	9	AB	R	H	RBI	BB	SO	LOB
Jake Wood, R (1, 4) OBP: 0.345, SLG: 0.419	K		FC4-6 1B		K		K			4	0	1	0	0	3	1
Bill Bruton, L (1, 8) OBP: 0.311, SLG: 0.343	L6-3 1B		FC4-6 1-2f		K		G3			4	0	1	0	0	1	2
Al Kaline, R (1, 9) OBP: 0.367, SLG: 0.480	L6-3 1-2		L8			L5-3	L6-3			4	0	0	0	0	0	2
Rocky Colavito, R (1, 7) OBP: 0.413, SLG: 0.583	BB		1-3			E 1B BB BB		HR		2	2	1	1	2	0	1
Norm Cash, L (1, 3) OBP: 0.470, SLG: 0.582	4-3			G3		E9 BB 1-3 1B		F7		4	0	1	0	0	0	2
Steve Boros, R (1, 5) OBP: 0.396, SLG: 0.400		F7		P4		BB IBB		6-3		3	0	0	0	1	0	0
Dick Brown, R (1, 2) OBP: 0.326, SLG: 0.491 Charlie Maxwell, L (6, PH) OBP: 0.439, SLG: 0.594 Mike Roarke, R (7, 2) OBP: 0.500, SLG: 0.429		F8		P5		1-2 2-3 3-H BB		4-3		2 0 1	0 0 0	0 0 0	0 1 0	0 1 0	0 0 0	0 0 0
Chico Fernandez, R (1, 6) OBP: 0.311, SLG: 0.315		BB			F5	K				2	0	0	0	1	1	3
Don Mossi, L (1, 1) OBP: 0.231, SLG: 0.174		4-3			1B	F9				3	0	1	0	0	0	4
Inning Stats	R: 0 E: 0 K: 1 S: 6 H: 1 LOB: 2 BB: 1 P: 10	R: 0 E: 0 K: 0 S: 3 H: 0 LOB: 1 BB: 1 P: 7	R: 0 E: 1 K: 0 S: 4 H: 1 LOB: 1 BB: 0 P: 4	R: 0 E: 0 K: 0 S: 3 H: 0 LOB: 0 BB: 0 P: 3	R: 0 E: 0 K: 2 S: 8 H: 1 LOB: 1 BB: 0 P: 8	R: 1 E: 1 K: 1 S: 6 H: 1 LOB: 3 BB: 3 P: 18	R: 0 E: 0 K: 1 S: 5 H: 0 LOB: 0 BB: 0 P: 5	R: 1 E: 0 K: 0 S: 4 H: 1 LOB: 0 BB: 0 P: 4		1B: 4 2B: 0 3B: 0 HR: 1 SF: 0 SAC: 0 DP: 0 HBP: 0						

PITCHER		IP	WLS	BF	H	R	ER	SO	BB	IBB	HBP	BLK	WP	HR	S	P	ERA	WHIP
Pedro Ramos, R ERA: 4.36	(1, 1)	7.0	L	30	4	1	1	5	4	1	0	0	0	0	35	55	1.29	1.143
Ray Moore, R ERA: 3.27	(8, 1)	1.0		4	1	1	1	0	0	0	0	0	0	1	4	4	9.00	1.000

PITCHER	IP	WLS	BF	H	R	ER	SO	BB	IBB	HBP	BLK	WP	HR	S	P	ERA	WHIP

Minnesota Twins @ Detroit Tigers

Tiger Stadium, Detroit, MI

Sat Jun 03 1961, 4:33 AM EDT

Att. 11,311 - Unknown

BOTTOM

livebaseballscorecards.com

AB	29
R	2
H	5
RBI	2
BB	5
SO	5
LOB	15

Minnesota Twins @ Detroit Tigers

Tiger Stadium, Detroit, MI

Sun Jun 04 1961, 4:33 AM EDT

Unknown

TOP

livebaseballscorecards.com

Batter	1	2	3	4	5	6	7	8	9	AB	R	H	RBI	BB	SO	LOB
Zoilo Versalles, R (1, 6) OBP: 0.346, SLG: 0.444 Jose Valdivielso, R (3, 6) OBP: 0.226, SLG: 0.276	5-3			1B FC1-6 1B		F8			HR	1 3	0 2	0 2	0 1	0 0	0 0	0 0
Lenny Green, L (1, 7) OBP: 0.418, SLG: 0.441	4-3			FC1-6 1-3 1B		1B			B B B B HR BB	3	1	2	0	1	0	0
Julio Becquer, L (1, 3) OBP: 0.154, SLG: 0.333	3-1			FC1-6 1-2f 3-H			F7		1-H HR	4	1	1	3	0	0	1
Harmon Killebrew, R (1, 5) OBP: 0.435, SLG: 0.636		6-3		S S S K			F7		P6	4	0	0	0	0	1	1
Bob Allison, R (1, 9) OBP: 0.321, SLG: 0.429		5-3		F7			6-3		2B	4	0	1	0	0	0	1
Bill Tuttle, R (1, 8) OBP: 0.317, SLG: 0.316		CS 1B			5-3			S S S K	S S S K	4	0	1	0	0	2	1
Hal Naragon, L (1, 2) OBP: 0.303, SLG: 0.469		CS 1-2	6-3		4-3			1B	6-3	4	0	1	0	0	0	1
Billy Martin, R (1, 4) OBP: 0.125, SLG: 0.125			G3-6-3 1B		F8			S S S K		3	0	1	0	0	1	1
Camilo Pascual, R (1, 1) OBP: 0.222, SLG: 0.125 Elmer Valo, L (8, PH) OBP: 0.267, SLG: 0.231 Ed Palmquist, R (8, 1) Ted Sadowski, R (8, 1)			G3-6-3 1-2f			1-3		2-3		2 1 0 0	0 0 0 0	0 0 0 0	0 0 0 0	0 0 0 0	0 0 0 0	1 1 0 0
Inning Stats	R: 0 E: 0 K: 0 S: 3 H: 0 LOB: 0 BB: 0 P: 3	R: 0 E: 0 K: 0 S: 3 H: 1 LOB: 0 BB: 0 P: 3	R: 0 E: 0 K: 0 S: 3 H: 1 LOB: 0 BB: 0 P: 3	R: 1 E: 0 K: 1 S: 7 H: 2 LOB: 1 BB: 0 P: 7	R: 0 E: 0 K: 0 S: 3 H: 0 LOB: 0 BB: 0 P: 3	R: 0 E: 0 K: 0 S: 3 H: 1 LOB: 1 BB: 0 P: 3	R: 0 E: 0 K: 0 S: 3 H: 0 LOB: 0 BB: 0 P: 3	R: 0 E: 0 K: 2 S: 8 H: 1 LOB: 1 BB: 0 P: 8	R: 3 E: 0 K: 1 S: 8 H: 3 LOB: 1 BB: 1 P: 12	1B: 6 2B: 1 3B: 0 HR: 2 SF: 0 SAC: 0 DP: 1 HBP: 0						

	AB	33
	R	4
	H	9
	RBI	4
	BB	1
	SO	4
	LOB	8

WP: 0 PB: 0 SB: 0 CS: 1 PA: 35

PITCHER	IP	WLS	BF	H	R	ER	SO	BB	IBB	HBP	BLK	WP	HR	S	P	ERA	WHIP
Frank Lary, R (1, 1) ERA: 3.88	9.0	W	34	9	4	3	4	1	0	0	0	0	2	41	45	3.00	1.111

PITCHER	IP	WLS	BF	H	R	ER	SO	BB	IBB	HBP	BLK	WP	HR	S	P	ERA	WHIP

BOTTOM

Minnesota Twins @ Detroit Tigers

Tiger Stadium, Detroit, MI

Sun Jun 04 1961, 4:33 AM EDT

Unknown

Batter	1	2	3	4	5	6	7	8	9	AB	R	H	RBI	BB	SO	LOB
Jake Wood, R (1, 4) OBP: 0.350, SLG: 0.435	0-0 1B L6-3 1B	4-0 1-2 BB			0-3 K		0-0 5-3	0-0 1-H HR		4	2	2	2	1	1	0
Bill Bruton, L (1, 8) OBP: 0.317, SLG: 0.368	0-0 L6-3 1-3 1B	0-0 4-3			0-0 F8		0-0 HR	0-0 FC6-5 2B		5	1	3	1	0	0	3
Al Kaline, R (1, 9) OBP: 0.368, SLG: 0.472	0-0 L6-3 1-2 3-H		0-0 L7			4-0 1B E BB	1-0 G6-4-3 HBP	0-0 FC6-5 FC6-4 2-3		3	1	0	0	1	0	2
Rocky Colavito, R (1, 7) OBP: 0.408, SLG: 0.571	0-3 K		0-0 5-3			0-0 E PB 1-2 1B	0-0 G6-4-3 1-2f	0-0 FC6-4 1-2f		5	1	1	0	0	1	2
Norm Cash, L (1, 3) OBP: 0.476, SLG: 0.605		0-0 HR	0-0 1B			0-0 E9 PB 1-3 2-H 1B		0-0 F7		4	1	3	2	0	0	0
Steve Boros, R (1, 5) OBP: 0.393, SLG: 0.393		0-0 P4		0-0 F9		0-0 F9 2-3 3-H		4-0 E S HR BB		3	1	0	0	1	0	1
Dick Brown, R (1, 2) OBP: 0.330, SLG: 0.506		0-0 6-3		0-0 F8		4-0 BB		0-0 1-H HR		3	1	1	2	1	0	0
Chico Fernandez, R (1, 6) OBP: 0.316, SLG: 0.337		0-0 1B 1B		0-0 5-3		0-0 P5		0-0 HR		4	1	2	1	0	0	2
Frank Lary, R (1, 1) OBP: 0.300, SLG: 0.410		0-0 BB 1-3 1B			0-0 4-3	0-0 P6		0-0 HR 1B		4	1	2	0	0	0	2
Inning Stats	R: 1 E: 0 K: 1 S: 6 H: 2 LOB: 0 BB: 0 P: 6	R: 1 E: 0 K: 0 S: 6 H: 3 LOB: 3 BB: 1 P: 10	R: 0 E: 0 K: 0 S: 3 H: 1 LOB: 1 BB: 0 P: 3	R: 0 E: 0 K: 0 S: 3 H: 0 LOB: 0 BB: 0 P: 3	R: 0 E: 0 K: 1 S: 5 H: 0 LOB: 0 BB: 0 P: 5	R: 2 E: 1 K: 0 S: 5 H: 2 LOB: 2 BB: 2 P: 13	R: 1 E: 0 K: 0 S: 3 H: 1 LOB: 0 BB: 0 P: 4	R: 5 E: 0 K: 0 S: 8 H: 5 LOB: 1 BB: 1 P: 12		1B: 8 2B: 1 3B: 0 HR: 5	SF: 0 SAC: 0 DP: 2 HBP: 1						

PITCHER	IP	WLS	BF	H	R	ER	SO	BB	IBB	HBP	BLK	WP	HR	S	P	ERA	WHIP
Camilo Pascual, R (1, 1) ERA: 3.35	7.0	L	31	9	5	4	2	3	0	1	0	0	2	31	44	5.14	1.714
Ed Palmquist, R (8, 1) ERA: 8.03	0.1		7	5	5	5	0	1	0	0	0	0	3	6	10	135.00	18.000
Ted Sadowski, R (8, 1) ERA: 6.28	0.2		2	0	0	0	0	0	0	0	0	0	0	2	2	0.00	0.000

PITCHER	IP	WLS	BF	H	R	ER	SO	BB	IBB	HBP	BLK	WP	HR	S	P	ERA	WHIP

AB	35
R	10
H	14
RBI	8
BB	4
SO	2
LOB	12

WP: 0 PB: 1 SB: 1 CS: 0 PA: 40

livebaseballscorecards.com

Minnesota Twins @ Detroit Tigers

Tiger Stadium, Detroit, MI

Sun Jun 04 1961, 4:38 AM EDT

Att. 32,761 - Unknown

TOP

livebaseballscorecards.com

Batter	1	2	3	4	5	6	7	8	9	AB	R	H	RBI	BB	SO	LOB
Billy Martin, R (1, 4) OBP: 0.200, SLG: 0.250	L3-6 2B		BB 1B		L8		P4			4	0	2	0	0	0	0
Lenny Green, L (1, 8) OBP: 0.415, SLG: 0.437	L3-6 2-3		BB 1-2 1B		F9		L3			4	0	1	0	0	0	1
Julio Becquer, L (1, 3) OBP: 0.176, SLG: 0.313	L8		L8			1B 1B 1B		F9		4	1	1	0	0	0	2
Harmon Killebrew, R (1, 5) OBP: 0.442, SLG: 0.652		5-3 3B	B B B 1-2 2-3 BB			1B 1-2 SF8 1B		F5		3	2	2	0	1	0	0
Jim Lemon, R (1, 7) OBP: 0.344, SLG: 0.336		5-3 3-H	F7			1-3 2-H 1B		F9		4	0	1	2	0	0	3
Bob Allison, R (1, 9) OBP: 0.320, SLG: 0.422		L8		F7		F9			B B B B G4-3 1B BB	3	0	0	0	1	0	2
Ron Henry, R (1, 2) OBP: 0.278, SLG: 0.250		E5		P5		SF8 3-H			G4-3 1-2 1B	3	0	1	1	0	0	0
Jose Valdivielso, R (1, 6) OBP: 0.206, SLG: 0.250 Elmer Valo, L (9, PH) OBP: 0.258, SLG: 0.222		5-3		6-3		P4			G4-3 1-2f 2-3	3 1	0 0	0 0	0 0	0 0	0 0	2 2
Jim Kaat, L (1, 1) OBP: 0.200, SLG: 0.286 Dan Dobbek, L (7, PH) OBP: 0.257, SLG: 0.344 Ted Sadowski, R (7, 1) Hal Naragon, L (9, PH) OBP: 0.294, SLG: 0.455			L8		L8		4-3		F9	2 1 0 1	0 0 0 0	0 0 0 0	0 0 0 0	0 0 0 0	0 0 0 0	0 0 0 1
Inning Stats	R: 0 H: 1 E: 0 LOB: 0 K: 0 BB: 0 S: 3 P: 3	R: 1 H: 1 E: 1 LOB: 1 K: 0 BB: 0 S: 5 P: 5	R: 0 H: 2 E: 0 LOB: 3 K: 0 BB: 1 S: 5 P: 9	R: 0 H: 0 E: 0 LOB: 0 K: 0 BB: 0 S: 3 P: 3	R: 0 H: 0 E: 0 LOB: 0 K: 0 BB: 0 S: 3 P: 3	R: 2 H: 3 E: 0 LOB: 1 K: 0 BB: 0 S: 6 P: 6	R: 0 H: 0 E: 0 LOB: 0 K: 0 BB: 0 S: 3 P: 3	R: 0 H: 0 E: 0 LOB: 0 K: 0 BB: 0 S: 3 P: 3	R: 0 H: 1 E: 0 LOB: 1 K: 0 BB: 1 S: 3 P: 7	1B: 6 SF: 1 2B: 2 SAC: 0 3B: 1 DP: 2 HR: 0 HBP: 0						

PITCHER		IP	WLS	BF	H	R	ER	SO	BB	IBB	HBP	BLK	WP	HR	S	P	ERA	WHIP	PITCHER	IP	WLS	BF	H	R	ER	SO	BB	IBB	HBP	BLK	WP	HR	S	P	ERA	WHIP
Bob Bruce, R ERA: 2.93	(1, 1)	2.2		13	4	1	1	0	1	0	0	0	0	0	12	16	3.38	1.875																	
Paul Foytack, R ERA: 5.67	(3, 1)	6.1	W	23	4	2	2	0	1	0	0	0	0	0	22	26	2.84	0.789																	

AB	33
R	3
H	8
RBI	3
BB	2
SO	0
LOB	13

WP: 0	PA: 36		
PB: 0			
SB: 0			
CS: 0			

Minnesota Twins @ Detroit Tigers

Tiger Stadium, Detroit, MI

Sun Jun 04 1961, 4:38 AM EDT

Att. 32,761 - Unknown

livebaseballscorecards.com

BOTTOM

Batter	1	2	3	4	5	6	7	8	9	AB	R	H	RBI	BB	SO	LOB
Jake Wood, R (1, 4) OBP: 0.347, SLG: 0.429	FC6-4 1B	E5 1-2 HR		K		F9		F8		5	1	1	0	0	1	2
Bubba Morton, R (1, 9) OBP: 0.240, SLG: 0.455	FC6-4 1-2f HR 1B	HR 1-H 2-H		F8			P6	5-3		5	2	1	3	0	0	2
Al Kaline, R (1, 8) OBP: 0.366, SLG: 0.467	HR 1-2 1B	L6-3		L6			L8			4	1	1	0	0	0	0
Rocky Colavito, R (1, 7) OBP: 0.409, SLG: 0.585	HR 1-H 2-H	BB			5-3		5-3			3	1	1	3	1	0	0
Norm Cash, L (1, 3) OBP: 0.481, SLG: 0.606	BB E	G3			G3 1B			SH1-3 1B 1B		3	1	2	0	1	0	1
Steve Boros, R (1, 5) OBP: 0.388, SLG: 0.386	F8 1-2		6-3		G3 1-2			SH1-3 1-2		3	0	0	0	0	0	2
Chico Fernandez, R (1, 6) OBP: 0.314, SLG: 0.335	F9		F8		1-3			HR 2-H 1B		4	1	1	1	0	0	2
Mike Roarke, R (1, 2) OBP: 0.500, SLG: 0.727		6-3	FC6-4 1B			5-3		HR 1-H		4	1	2	2	0	0	0
Bob Bruce, R (1, 1)		BB E HR	FC6-4 1-2f			F9		2B		0	1	0	0	1	0	0
Paul Foytack, R (3, 1) OBP: 0.176, SLG: 0.188										3	0	1	0	0	0	1
Inning Stats	R: 3 E: 0 K: 0 S: 6 H: 3 LOB: 1 BB: 1 P: 10	R: 3 E: 1 K: 0 S: 5 H: 1 LOB: 1 BB: 2 P: 13	R: 0 E: 0 K: 0 S: 4 H: 1 LOB: 1 BB: 0 P: 4	R: 0 E: 0 K: 1 S: 5 H: 0 LOB: 0 BB: 0 P: 5	R: 0 E: 0 K: 0 S: 4 H: 1 LOB: 1 BB: 0 P: 4	R: 0 E: 0 K: 0 S: 3 H: 0 LOB: 0 BB: 0 P: 3	R: 0 E: 0 K: 0 S: 3 H: 0 LOB: 0 BB: 0 P: 3	R: 3 E: 0 K: 0 S: 7 H: 4 LOB: 1 BB: 0 P: 7		1B: 6 2B: 1 3B: 0 HR: 3		SF: 0 SAC: 1 DP: 0 HBP: 0			WP: 0 PB: 0 SB: 0 CS: 0		PA: 38	

PITCHER		IP	WLS	BF	H	R	ER	SO	BB	IBB	HBP	BLK	WP	HR	S	P	ERA	WHIP
Jim Kaat, L ERA: 4.4	(1, 1)	6.0	L	28	6	6	5	1	3	0	0	0	0	2	27	39	7.50	1.500
Ted Sadowski, R ERA: 6.75	(7, 1)	2.0		10	4	3	3	0	0	0	0	0	0	1	10	10	13.50	2.000

PITCHER	IP	WLS	BF	H	R	ER	SO	BB	IBB	HBP	BLK	WP	HR	S	P	ERA	WHIP

AB	34
R	9
H	10
RBI	9
BB	3
SO	1
LOB	10

Minnesota Twins @ New York Yankees

Yankee Stadium, Bronx, NY

Mon Jun 05 1961, 7:05 PM EDT

Unknown - 78 F

TOP

livebaseballscorecards.com

Batter	1	2	3	4	5	6	7	8	9	AB	R	H	RBI	BB	SO	LOB
Zoilo Versalles, R (1, 6) OBP: 0.344, SLG: 0.440	E9 4-3 1B	P4			5-3			K		4	1	1	0	0	1	0
Bill Tuttle, R (1, 8) OBP: 0.324, SLG: 0.333	4-3 3-H		F8		1B			2B		4	0	2	1	0	0	0
Lenny Green, L (1, 9) OBP: 0.418, SLG: 0.458	HR		G6-4-3 1B		K			P4		3	1	2	1	0	1	1
Dan Dobbek, L (5, 9) OBP: 0.254, SLG: 0.338										1	0	0	0	0	0	1
Harmon Killebrew, R (1, 3) OBP: 0.438, SLG: 0.637	BB BB		G6-4-3 1-2f			F8		F9		3	0	0	0	1	0	2
Jim Lemon, R (1, 7) OBP: 0.348, SLG: 0.336	1-2 BB			F9		K			FC6-4 1B	3	0	1	0	1	1	0
Earl Battey, R (1, 2) OBP: 0.373, SLG: 0.400	P5			1-3		F3			1-2 FC6-4 1B	3	0	0	0	0	0	2
Julio Becquer, L (9, PH) OBP: 0.222, SLG: 0.353										1	0	1	0	0	0	0
Billy Martin, R (1, 4) OBP: 0.208, SLG: 0.250	K			1B			5-3		1-2f 2-3 FC6-4 G6-4-3	4	0	1	0	0	1	4
Billy Gardner, R (1, 5) OBP: 0.288, SLG: 0.309		5-3		F4			5-3		1-2f G6-4-3	4	0	0	0	0	0	3
Don Lee, R (1, 1)		K			6-3		F7			3	0	0	0	0	1	0
Ray Moore, R (8, 1)										0	0	0	0	0	0	0
Inning Stats	R: 2 E: 1 K: 1 S: 7 H: 2 LOB: 2 BB: 2 P: 15	R: 0 E: 0 K: 1 S: 5 H: 0 LOB: 0 BB: 0 P: 5	R: 0 E: 0 K: 0 S: 3 H: 1 LOB: 0 BB: 0 P: 3	R: 0 E: 0 K: 0 S: 4 H: 1 LOB: 1 BB: 0 P: 4	R: 0 E: 0 K: 1 S: 6 H: 1 LOB: 1 BB: 0 P: 6	R: 0 E: 0 K: 1 S: 5 H: 0 LOB: 0 BB: 0 P: 5	R: 0 E: 0 K: 0 S: 3 H: 0 LOB: 0 BB: 0 P: 3	R: 0 E: 0 K: 1 S: 6 H: 1 LOB: 1 BB: 0 P: 6	R: 0 E: 0 K: 0 S: 4 H: 2 LOB: 1 BB: 0 P: 4	1B: 6 2B: 1 3B: 0 HR: 1 SF: 0 SAC: 0 DP: 2 HBP: 0	WP: 0 PB: 0 SB: 0 CS: 0 PA: 35					

	AB	33
	R	2
	H	8
	RBI	2
	BB	2
	SO	5
	LOB	13

PITCHER		IP	WLS	BF	H	R	ER	SO	BB	IBB	HBP	BLK	WP	HR	S	P	ERA	WHIP
Jim Coates, R ERA: 2.44	(1, 1)	8.0	W	33	8	2	2	5	2	0	0	0	0	1	41	49	2.25	1.250
Luis Arroyo, L ERA: 2.81	(9, 1)	1.0	S	2	0	0	0	0	0	0	0	0	0	0	2	2	0.00	0.000

PITCHER		IP	WLS	BF	H	R	ER	SO	BB	IBB	HBP	BLK	WP	HR	S	P	ERA	WHIP

Batter	1	2	3	4	5	6	7	8	9	AB	R	H	RBI	BB	SO	LOB
Clete Boyer, R (1, 5) OBP: 0.355, SLG: 0.338	F9		1B			K	F3			4	0	1	0	0	1	0
Tony Kubek, L (1, 6) OBP: 0.354, SLG: 0.447	L4		F2			E4		HR 2B		4	1	1	0	0	0	1
Roger Maris, L (1, 9) OBP: 0.359, SLG: 0.535	F9			BB G3		K		P4		3	0	0	0	1	1	2
Mickey Mantle, S (1, 8) OBP: 0.418, SLG: 0.651		K		F8		F9		2-H HR		4	1	1	2	0	1	2
Yogi Berra, L (1, 7) OBP: 0.354, SLG: 0.542		E5 1B		G3 1-2			1-3	4-3		4	0	1	0	0	0	1
Jack Reed, R (9, 7)										0	0	0	0	0	0	0
Bill Skowron, R (1, 3) OBP: 0.320, SLG: 0.489		5-3		F7			E5 1B HR	BB 1B BB		3	2	0	0	1	0	2
Elston Howard, R (1, 2) OBP: 0.402, SLG: 0.430		K			4-3		1-2 HR 1B	1-2 1B BB		3	1	1	0	1	1	1
Bobby Richardson, R (1, 4) OBP: 0.250, SLG: 0.243			4-3		1-3		1-H 2-H HR	1-2 2-H 1B		2	0	0	0	0	0	0
Johnny Blanchard, L (7, PH) OBP: 0.349, SLG: 0.528										1	1	1	3	0	0	0
Joe Demaestri, R (8, 4) OBP: 0.500, SLG: 0.500										1	0	1	1	0	0	0
Jim Coates, R (1, 1) OBP: 0.133, SLG: 0.071			F8		5-3		K	K		4	0	0	0	0	2	2
Luis Arroyo, L (9, 1) OBP: 0.286, SLG: 0.429										0	0	0	0	0	0	0
Inning Stats	R: 0 H: 0 E: 0 LOB: 0 K: 0 BB: 0 S: 3 P: 3	R: 0 H: 1 E: 1 LOB: 1 K: 2 BB: 0 S: 8 P: 8	R: 0 H: 1 E: 0 LOB: 1 K: 0 BB: 0 S: 4 P: 4	R: 0 H: 0 E: 0 LOB: 1 K: 0 BB: 1 S: 3 P: 7	R: 0 H: 0 E: 0 LOB: 0 K: 0 BB: 0 S: 3 P: 3	R: 0 H: 0 E: 1 LOB: 1 K: 2 BB: 0 S: 8 P: 8	R: 3 H: 2 E: 1 LOB: 0 K: 1 BB: 0 S: 8 P: 8	R: 3 H: 3 E: 0 LOB: 2 K: 1 BB: 2 S: 8 P: 16		1B: 4 SF: 0 2B: 1 SAC: 0 3B: 0 DP: 0 HR: 2 HBP: 0						

PITCHER		IP	WLS	BF	H	R	ER	SO	BB	IBB	HBP	BLK	WP	HR	S	P	ERA	WHIP
Don Lee, R ERA: 3.47	(1, 1)	7.0	L	28	4	3	2	5	1	0	0	0	0	1	37	41	2.57	0.714
Ray Moore, R ERA: 4.3	(8, 1)	1.0		8	3	3	3	1	2	0	0	0	0	1	8	16	27.00	5.000

PITCHER	IP	WLS	BF	H	R	ER	SO	BB	IBB	HBP	BLK	WP	HR	S	P	ERA	WHIP

BOTTOM

Minnesota Twins @ New York Yankees

Yankee Stadium, Bronx, NY

Mon Jun 05 1961, 7:05 PM EDT

Unknown - 78 F

livebaseballscorecards.com

AB	33
R	6
H	7
RBI	6
BB	3
SO	6
LOB	11

Batter	1	2	3	4	5	6	7	8	9	AB	R	H	RBI	BB	SO	LOB
Zoilo Versalles, R (1, 6) OBP: 0.342, SLG: 0.432	0-0 ① 5-3		0-0 ② 4-3 2-3			BBBB 4-0 PB BB		0-0 ② 6-3		3	0	0	0	1	0	1
Bill Tuttle, R (1, 8) OBP: 0.321, SLG: 0.330	SSS 0-3 ② K		0-0 ③ 6-3			SSS 0-3 ② K		0-0 1B		4	0	1	0	0	2	2
Lenny Green, L (1, 9) OBP: 0.410, SLG: 0.448	0-0 ③ 1-3			0-0 ① 4-3		0-0 ③ 6-3 1-2		0-0 ③ L4		4	0	0	0	0	0	2
Harmon Killebrew, R (1, 3) OBP: 0.434, SLG: 0.640		0-0 ① L5		0-0 ② 6-3			0-0 FC3-2 3B		0-0 ① 6-3	4	0	1	0	0	0	0
Jim Lemon, R (1, 7) OBP: 0.346, SLG: 0.333		0-0 G6-4-3 1B		SSS 0-3 ③ K			0-0 ① FC3-2 1B 3-H		0-0 ② F9	4	0	1	0	0	1	1
Ron Henry, R (1, 2) OBP: 0.227, SLG: 0.200		0-0 ②③ G6-4-3 1-2f			0-0 ① 6-3		0-0 ② F2		0-0 ③ F7	4	0	0	0	0	0	2
Billy Martin, R (1, 4) OBP: 0.259, SLG: 0.296			0-0 WP 1-3 2B 1B		0-0 ② F5		0-0 1-2 1B			3	1	2	0	0	0	0
Billy Gardner, R (1, 5) OBP: 0.282, SLG: 0.303			0-0 ① 1-3 1-2		0-0 ③ F7		0-0 ③ F9			3	0	0	0	0	0	3
Chuck Stobbs, L (1, 1) OBP: 0.400, SLG: 0.600 Ted Sadowski, R (6, 1) Elmer Valo, L (8, PH) OBP: 0.250, SLG: 0.214 Jim Kaat, L (8, 1) OBP: 0.200, SLG: 0.286			0-0 4-3 2-H 2B			0-0 ① G3		0-0 ① L6		2	0	1	1	0	0	0
										0	0	0	0	0	0	0
										1	0	0	0	0	0	0
										0	0	0	0	0	0	0
Inning Stats	R: 0 E: 0 K: 1 S: 5 H: 0 LOB: 0 BB: 0 P: 5	R: 0 E: 0 K: 0 S: 3 H: 1 LOB: 0 BB: 0 P: 3	R: 1 E: 0 K: 0 S: 5 H: 2 LOB: 1 BB: 0 P: 5	R: 0 E: 0 K: 1 S: 5 H: 0 LOB: 0 BB: 0 P: 5	R: 0 E: 0 K: 0 S: 3 H: 0 LOB: 0 BB: 0 P: 3	R: 0 E: 0 K: 1 S: 5 H: 0 LOB: 1 BB: 1 P: 9	R: 0 E: 0 K: 0 S: 5 H: 2 LOB: 2 BB: 0 P: 5	R: 0 E: 0 K: 0 S: 4 H: 1 LOB: 1 BB: 0 P: 4	R: 0 E: 0 K: 0 S: 3 H: 0 LOB: 0 BB: 0 P: 3	1B: 4 2B: 1 3B: 1 HR: 0 SF: 0 SAC: 0 DP: 1 HBP: 0						

PITCHER	IP	WLS	BF	H	R	ER	SO	BB	IBB	HBP	BLK	WP	HR	S	P	ERA	WHIP
Rollie Sheldon, R (1, 1) ERA: 2.68	9.0	W	33	6	1	1	3	1	0	0	0	1	0	38	42	1.00	0.778

PITCHER	IP	WLS	BF	H	R	ER	SO	BB	IBB	HBP	BLK	WP	HR	S	P	ERA	WHIP

TOP

Minnesota Twins @ New York Yankees

Yankee Stadium, Bronx, NY

Mon Jun 05 1961, 7:05 PM EDT

Att. 23,103 - Unknown - 76 F

livebaseballscorecards.com

AB	32
R	1
H	6
RBI	1
BB	1
SO	3
LOB	11

WP: 1 PB: 1 SB: 0 CS: 0	PA: 33																

Minnesota Twins @ New York Yankees

Yankee Stadium, Bronx, NY

Mon Jun 05 1961, 7:05 PM EDT

Att. 23,103 - Unknown - 76 F

BOTTOM

livebaseballscorecards.com

Batter	1	2	3	4	5	6	7	8	9	AB	R	H	RBI	BB	SO	LOB
Clete Boyer, R (1, 5) OBP: 0.352, SLG: 0.331	S S S 0-3 ① K		x 0-0 ③ F2		x 0-0 ② F8		B B B B 4-0 HR BB			3	1	0	0	1	1	1
Tony Kubek, L (1, 6) OBP: 0.352, SLG: 0.459	x 0-0 ② 4-3			x 0-0 ① L9	x 0-0 ③ F8		x 0-0 1-H HR			4	1	1	2	0	0	1
Roger Maris, L (1, 9) OBP: 0.362, SLG: 0.528	x 0-0 ③ F2			x 0-0 ② G3		H 1-0 1B 1B HBP	B B B B 4-0 FC6-4 BB			2	1	0	0	1	0	0
Mickey Mantle, S (1, 8) OBP: 0.410, SLG: 0.635		S S S 0-3 ① K		x 0-0 ③ L9		x 0-0 ① F7	x 0-0 ② F2			4	0	0	0	0	1	2
Elston Howard, R (1, 2) OBP: 0.417, SLG: 0.456		x 0-0 2B			x 0-0 1B SF9 1B	x 0-0 1-3 1B 1B	x 0-0 ③ FC6-4 1-2f			4	1	3	0	0	0	1
Bill Skowron, R (1, 3) OBP: 0.318, SLG: 0.484		x 0-0 ② P4			x 0-0 1B 1-3 1B 1B	x 0-0 ② P4		x 0-0 ① 5-3		4	1	1	0	0	0	3
Hector Lopez, R (1, 7) OBP: 0.273, SLG: 0.260		x 0-0 ③ F9			x 0-0 ① SF9 3-H	x 0-0 1-2 3-H 1B		x 0-0 ② F9		3	0	1	2	0	0	1
Bobby Richardson, R (1, 4) OBP: 0.250, SLG: 0.243			x 0-0 ① F7		x 0-0 1-3 1B 1B	S S S 0-3 ③ K		x 0-0 ③ 6-3		4	1	1	0	0	1	2
Rollie Sheldon, R (1, 1) OBP: 0.182, SLG: 0.100			x 0-0 ② F7		x 0-0 2-H 3-H 1B		x 0-0 ① 3-4			3	0	1	2	0	0	0
Inning Stats	R: 0 H: 0 E: 0 LOB: 0 K: 1 BB: 0 S: 5 P: 5	R: 0 H: 1 E: 0 LOB: 1 K: 1 BB: 0 S: 6 P: 6	R: 0 H: 0 E: 0 LOB: 0 K: 0 BB: 0 S: 3 P: 3	R: 0 H: 0 E: 0 LOB: 0 K: 0 BB: 0 S: 3 P: 3	R: 3 H: 4 E: 0 LOB: 1 K: 0 BB: 0 S: 7 P: 7	R: 1 H: 2 E: 0 LOB: 2 K: 1 BB: 0 S: 7 P: 8	R: 2 H: 1 E: 0 LOB: 1 K: 0 BB: 2 S: 4 P: 12	R: 0 H: 0 E: 0 LOB: 0 K: 0 BB: 0 S: 3 P: 3		1B: 6 SF: 1 2B: 1 SAC: 0 3B: 0 DP: 0 HR: 1 HBP: 1						WP: 0 PA: 35 PB: 0 SB: 0 CS: 0

PITCHER		IP	WLS	BF	H	R	ER	SO	BB	IBB	HBP	BLK	WP	HR	S	P	ERA	WHIP
Chuck Stobbs, L ERA: 6.65	(1, 1)	5.2	L	25	7	4	4	2	0	0	1	0	0	0	28	29	6.35	1.235
Ted Sadowski, R ERA: 7.03	(6, 1)	1.1		7	1	2	2	1	2	0	0	0	0	1	7	15	13.50	2.250
Jim Kaat, L ERA: 4.31	(8, 1)	1.0		3	0	0	0	0	0	0	0	0	0	0	3	3	0.00	0.000

PITCHER	IP	WLS	BF	H	R	ER	SO	BB	IBB	HBP	BLK	WP	HR	S	P	ERA	WHIP

AB	31
R	6
H	8
RBI	6
BB	2
SO	3
LOB	11

Batter	1	2	3	4	5	6	7	8	9	AB	R	H	RBI	BB	SO	LOB
Zoilo Versalles, R (1, 6) OBP: 0.335, SLG: 0.423	5-3		6-3			K		G5-4-3 1-2f		4	0	0	0	0	1	1
Lenny Green, L (1, 7) OBP: 0.403, SLG: 0.438 (8, 9)	K			4-3		6-3			K	4	0	0	0	0	2	0
Billy Martin, R (1, 4) OBP: 0.226, SLG: 0.258	6-3			E5 BB			5-3		L9	4	0	0	0	0	0	0
Harmon Killebrew, R (1, 3) (8, 5) OBP: 0.429, SLG: 0.627		K		G1-4-3 1-2 BB			6-3		P4	3	0	0	0	1	1	0
Bill Tuttle, R (1, 8) OBP: 0.313, SLG: 0.321		6-3		G1-4-3 1-2f			K			3	0	0	0	0	1	2
Bob Allison, R (1, 9) (8, 3) OBP: 0.320, SLG: 0.420		1B			F3			K		3	0	1	0	0	1	0
Ron Henry, R (1, 2) OBP: 0.240, SLG: 0.182		K2-4-3			K			2B 1B BB		2	1	0	0	1	2	1
Jose Valdivielso, R (1, 5) OBP: 0.194, SLG: 0.235			5-3		F2			1B 2B 1-3		2	0	0	0	0	0	0
Billy Gardner, R (8, PH) OBP: 0.287, SLG: 0.314										1	1	1	0	0	0	0
Ted Sadowski, R (8, 1)										0	0	0	0	0	0	0
Jack Kralick, L (1, 1) OBP: 0.185, SLG: 0.154			K			6-3		G5-4-3 2-H 3-H 1B		1	0	0	0	0	1	0
Elmer Valo, L (6, PH) OBP: 0.242, SLG: 0.207										1	0	0	0	0	0	0
Ed Palmquist, R (6, 1)										0	0	0	0	0	0	0
Jim Lemon, R (8, PH) (8, 7) OBP: 0.350, SLG: 0.338										1	0	1	2	0	0	0
Inning Stats	R: 0 E: 0 K: 1 S: 5 H: 0 LOB: 0 BB: 0 P: 5	R: 0 E: 0 K: 2 S: 8 H: 1 LOB: 1 BB: 0 P: 8	R: 0 E: 0 K: 1 S: 5 H: 0 LOB: 0 BB: 0 P: 5	R: 0 E: 1 K: 0 S: 3 H: 0 LOB: 1 BB: 1 P: 7	R: 0 E: 0 K: 1 S: 5 H: 0 LOB: 0 BB: 0 P: 5	R: 0 E: 0 K: 1 S: 5 H: 0 LOB: 0 BB: 0 P: 5	R: 0 E: 0 K: 1 S: 5 H: 0 LOB: 0 BB: 0 P: 5	R: 2 E: 0 K: 1 S: 6 H: 2 LOB: 0 BB: 1 P: 10	R: 0 E: 0 K: 1 S: 5 H: 0 LOB: 0 BB: 0 P: 5	1B: 2 2B: 1 3B: 0 HR: 0 SF: 0 SAC: 0 DP: 2 HBP: 0						

PITCHER		IP	WLS	BF	H	R	ER	SO	BB	IBB	HBP	BLK	WP	HR	S	P	ERA	WHIP
Whitey Ford, L ERA: 3.06	(1, 1)	7.1	W	27	3	2	2	8	2	0	0	0	0	0	41	49	2.46	0.682
Luis Arroyo, L ERA: 2.67	(8, 1)	1.2	S	4	0	0	0	1	0	0	0	0	0	0	6	6	0.00	0.000

PITCHER		IP	WLS	BF	H	R	ER	SO	BB	IBB	HBP	BLK	WP	HR	S	P	ERA	WHIP

TOP

Minnesota Twins @ New York Yankees

Yankee Stadium, Bronx, NY

Tue Jun 06 1961, 7:05 PM EDT
Att. 17,129 - Unknown - 82 F

livebaseballscorecards.com

AB	29
R	2
H	3
RBI	2
BB	2
SO	9
LOB	4

PA: 31

WP: 0
PB: 0
SB: 0
CS: 0

Batter	1	2	3	4	5	6	7	8	9	AB	R	H	RBI	BB	SO	LOB
Clete Boyer, R (1, 5) OBP: 0.348, SLG: 0.335	0-0 1B SF7 2B		0-0 ① 6-3	0-0 ① SF7 3-H		S S S 0-3 ① K	x 0-0 ③ FC6-4 1-2f			4	1	1	1	0	1	2
Tony Kubek, L (1, 6) OBP: 0.358, SLG: 0.462	0-0 1B 2-3 1B		0-0 1B 1B	S S S 0-3 ② K		0-0 HR 1-2 1B		S S S 0-3 ① K		5	1	3	0	0	2	1
Roger Maris, L (1, 9) OBP: 0.358, SLG: 0.539	0-0 ① SF7 3-H		S S S 0-3 ② K	0-0 ③ F9		0-0 1-H 2-H HR		0-0 ② P5		4	1	1	4	0	1	2
Mickey Mantle, S (1, 8) OBP: 0.420, SLG: 0.633	S S S 0-3 ② K		0-0 BB 1-3 1B		B B B B 4-0 1B BB	B B B B 4-0 G6-4-3 BB		B B B B 4-0 BB		2	0	1	0	3	1	1
Elston Howard, R (1, 2) OBP: 0.416, SLG: 0.447	0-0 FC5-4 1-3 1B		B B B B 4-0 1-2 BB		0-0 ① F9	0-0 ② ③ G6-4-3 1-2f		0-0 ③ 4-3		4	0	1	0	1	0	3
Bill Skowron, R (1, 3) OBP: 0.317, SLG: 0.479	0-0 ③ FC5-4 1-2f		0-0 ③ P4		0-0 1-2 1B		S S S 0-3 ① K			4	0	1	0	0	1	5
Hector Lopez, R (1, 7) OBP: 0.280, SLG: 0.270		0-0 ① 4-3		0-0 1B 2B	S S S 0-3 ② K		H 1-0 S 1B HBP			3	2	1	0	0	1	2
Bobby Richardson, R (1, 4) OBP: 0.250, SLG: 0.243		S S S 0-3 ② K		0-0 E S SF7 2-H 1B	0-0 ③ 1-3		S S S 0-3 ② K2-3 1-2			4	1	1	1	0	2	3
Whitey Ford, L (1, 1) OBP: 0.378, SLG: 0.267 Luis Arroyo, L (8, 1) OBP: 0.286, SLG: 0.429		S S S 0-3 ③ K		B B B B 4-0 1-3 BB		x 0-0 1B HR 1B	x 0-0 FC6-4 2-H 1B			3 0	1 0	2 0	1 0	1 0	1 0	0 0
Inning Stats	R: 1 E: 0 K: 1 S: 8 H: 3 LOB: 2 BB: 0 P: 8	R: 0 E: 0 K: 2 S: 7 H: 0 LOB: 0 BB: 0 P: 7	R: 0 E: 0 K: 1 S: 7 H: 2 LOB: 3 BB: 1 P: 11	R: 2 E: 0 K: 1 S: 7 H: 2 LOB: 1 BB: 1 P: 11	R: 0 E: 0 K: 1 S: 6 H: 1 LOB: 2 BB: 1 P: 10	R: 3 E: 0 K: 1 S: 7 H: 3 LOB: 0 BB: 1 P: 11	R: 1 E: 0 K: 2 S: 8 H: 1 LOB: 1 BB: 0 P: 9	R: 0 E: 0 K: 1 S: 5 H: 0 LOB: 1 BB: 1 P: 9		1B: 9 2B: 2 3B: 0 HR: 1	SF: 2 SAC: 0 DP: 1 HBP: 1					

BOTTOM

Minnesota Twins @ New York Yankees

Yankee Stadium, Bronx, NY

Tue Jun 06 1961, 7:05 PM EDT
Att. 17,129 - Unknown - 82 F

livebaseballscorecards.com

AB	33
R	7
H	12
RBI	7
BB	5
SO	10
LOB	19

WP: 0 PB: 0 SB: 2 CS: 0 PA: 41

PITCHER		IP	WLS	BF	H	R	ER	SO	BB	IBB	HBP	BLK	WP	HR	S	P	ERA	WHIP
Jack Kralick, L ERA: 3.16	(1, 1)	5.0	L	26	8	3	2	6	3	0	0	0	0	0	35	47	3.60	2.200
Ed Palmquist, R ERA: 8.78	(6, 1)	2.0		11	4	4	4	3	1	0	1	0	0	1	15	20	18.00	2.500
Ted Sadowski, R ERA: 6.82	(8, 1)	1.0		4	0	0	0	1	1	0	0	0	0	0	5	9	0.00	1.000

PITCHER	IP	WLS	BF	H	R	ER	SO	BB	IBB	HBP	BLK	WP	HR	S	P	ERA	WHIP

Batter	1	2	3	4	5	6	7	8	9	AB	R	H	RBI	BB	SO	LOB
Zoilo Versalles, R (1, 6) OBP: 0.333, SLG: 0.421 Jose Valdivielso, R (2, 6) OBP: 0.184, SLG: 0.222 Dan Dobbek, L (9, PH) OBP: 0.250, SLG: 0.333	L5	F8	6-3	F7	1	0	0	0	0	0	0
					2	0	0	0	0	0	0
					1	0	0	0	0	0	0
Billy Martin, R (1, 4) OBP: 0.229, SLG: 0.314	2B 3B	K	F9	F2	4	1	1	0	0	1	0
Lenny Green, L (1, 7) OBP: 0.400, SLG: 0.439	4-3 2B 3-H	K	F5	E4	4	0	1	1	0	1	0
Julio Becquer, L (1, 3) OBP: 0.182, SLG: 0.286	4-3 2-3	F8	F7	F9	4	0	0	0	0	0	2
Harmon Killebrew, R (1, 5) OBP: 0.433, SLG: 0.622	S BB	F7	G4-6-3 BB		1	0	0	0	2	0	0
Hal Naragon, L (1, 2) OBP: 0.270, SLG: 0.417	F7 1-2	1-3	G4-6-3 1-2f		3	0	0	0	0	0	3
Bob Allison, R (1, 9) OBP: 0.320, SLG: 0.415	F8	G6-4-3 BB	P4		2	0	0	0	1	0	0
Bill Tuttle, R (1, 8) OBP: 0.305, SLG: 0.312	F8	G6-4-3 1-2f	6-3		3	0	0	0	0	0	1
Pedro Ramos, S (1, 1) OBP: 0.303, SLG: 0.469 Elmer Valo, L (8, PH) OBP: 0.235, SLG: 0.200 Ed Palmquist, R (8, 1)	K	K	5-3		2	0	0	0	0	2	0
					1	0	0	0	0	0	0
					0	0	0	0	0	0	0

TOP

Minnesota Twins @ New York Yankees

Yankee Stadium, Bronx, NY

Wed Jun 07 1961, 3:33 AM EDT

Att. 9,016 - Sunny - 68 F

livebaseballscorecards.com

AB	28
R	1
H	2
RBI	1
BB	3
SO	4
LOB	6

Inning Stats	1	2	3	4	5	6	7	8	9
R	1	0	0	0	0	0	0	0	0
H	2	0	0	0	0	0	0	0	0
E	0	0	0	0	0	0	0	0	1
LOB	2	0	0	0	0	0	0	1	0
K	0	1	2	0	1	0	0	0	0
BB	1	0	0	0	1	0	1	0	0
S	5	5	7	3	4	3	2	3	4
P	9	5	7	3	8	3	6	3	4

1B	0	SF	0
2B	1	SAC	0
3B	1	DP	2
HR	0	HBP	0

WP	0	PA	31
PB	0		
SB	1		
CS	0		

PITCHER	IP	WLS	BF	H	R	ER	SO	BB	IBB	HBP	BLK	WP	HR	S	P	ERA	WHIP
Ralph Terry, R (1, 1) ERA: 4.55	9.0	W	31	2	1	1	4	3	0	0	0	0	0	36	48	1.00	0.556

PITCHER	IP	WLS	BF	H	R	ER	SO	BB	IBB	HBP	BLK	WP	HR	S	P	ERA	WHIP

Batter	1	2	3	4	5	6	7	8	9	AB	R	H	RBI	BB	SO	LOB
Clete Boyer, R (1, 5) OBP: 0.346, SLG: 0.333	E6		F7	1-2 1B			F7			4	0	1	0	0	0	1
Tony Kubek, L (1, 6) OBP: 0.356, SLG: 0.458	K		1-2 HR 1B	F2			F9			4	1	1	0	0	1	3
Roger Maris, L (1, 9) OBP: 0.356, SLG: 0.550	F8		1-H 2-H HR		F9		P4			4	1	1	3	0	0	1
Mickey Mantle, S (1, 8) OBP: 0.421, SLG: 0.627	F7		HR 1B		F7			BB BB		3	1	1	0	1	0	1
Yogi Berra, L (1, 7) OBP: 0.351, SLG: 0.556		4-3	1-H HR		P2			F8		4	1	1	2	0	0	1
Bill Skowron, R (1, 3) OBP: 0.320, SLG: 0.474		K	K			BB		1-2 FC6-4 BB		2	0	0	0	2	2	0
Elston Howard, R (1, 2) OBP: 0.400, SLG: 0.429		K		F9		F9		F9		4	0	0	0	0	1	3
Bobby Richardson, R (1, 4) OBP: 0.245, SLG: 0.238			6-3	1-3		F8		1-2f FC6-4		4	0	0	0	0	0	3
Ralph Terry, R (1, 1) OBP: 0.364, SLG: 0.381			1B HR 1B	1B 1B		F7				3	1	2	0	0	0	1
Inning Stats	R: 0 H: 0 E: 1 LOB: 1 K: 1 BB: 0 S: 6 P: 6	R: 0 H: 0 E: 0 LOB: 0 K: 2 BB: 0 S: 7 P: 7	R: 5 H: 5 E: 0 LOB: 0 K: 1 BB: 0 S: 10 P: 10	R: 0 H: 2 E: 0 LOB: 2 K: 0 BB: 0 S: 5 P: 5	R: 0 H: 0 E: 0 LOB: 0 K: 0 BB: 0 S: 3 P: 3	R: 0 H: 0 E: 0 LOB: 1 K: 0 BB: 1 S: 3 P: 7	R: 0 H: 0 E: 0 LOB: 0 K: 0 BB: 0 S: 3 P: 3	R: 0 H: 0 E: 0 LOB: 2 K: 0 BB: 2 S: 3 P: 11		1B: 5 SF: 0 2B: 0 SAC: 0 3B: 0 DP: 0 HR: 2 HBP: 0						WP: 0 PA: 35 PB: 0 SB: 0 CS: 0

PITCHER		IP	WLS	BF	H	R	ER	SO	BB	IBB	HBP	BLK	WP	HR	S	P	ERA	WHIP
Pedro Ramos, R ERA: 4.52	(1, 1)	7.0	L	30	7	5	5	4	1	0	0	0	0	2	37	41	6.43	1.143
Ed Palmquist, R ERA: 8.46	(8, 1)	1.0		5	0	0	0	0	2	0	0	0	0	0	3	11	0.00	2.000

PITCHER	IP	WLS	BF	H	R	ER	SO	BB	IBB	HBP	BLK	WP	HR	S	P	ERA	WHIP

BOTTOM

Minnesota Twins @ New York Yankees

Yankee Stadium, Bronx, NY

Wed Jun 07 1961, 3:33 AM EDT
Att. 9,016 - Sunny - 68 F

livebaseballscorecards.com

AB	32
R	5
H	7
RBI	5
BB	3
SO	4
LOB	14

Minnesota Twins @ Baltimore Orioles

Memorial Stadium, Baltimore, MD

Thu Jun 08 1961, 7:05 PM EDT

Att. 6,751 - Unknown

TOP

livebaseballscorecards.com

Batter	1	2	3	4	5	6	7	8	9	AB	R	H	RBI	BB	SO	LOB
Billy Martin, R (1, 4) OBP: 0.256, SLG: 0.410	S S S 0-3 ① K		x 0-0 1-H HR		x 0-0 1B			S S S 0-3 ① K		4	1	2	2	0	2	1
Lenny Green, L (1, 7) OBP: 0.397, SLG: 0.435	x 0-0 ② F8		x 0-0 ① L4		x 0-0 ③ G3			x 0-0 1-3 PB 1B		4	0	1	0	0	0	1
Harmon Killebrew, R (1, 5) (8, 3) OBP: 0.435, SLG: 0.616	S S S 0-3 ③ K		x 0-0 G6-4-3 1B			x 0-0 ① F9		4-0 1-2 IBB		3	0	1	0	1	1	0
Bob Allison, R (1, 9) OBP: 0.314, SLG: 0.408		x 0-0 ① F7	x 0-0 ② ③ G6-4-3 1-2f			S S S 0-3 ② K		x 0-0 ② SF8 3-H		3	0	0	1	0	1	1
Julio Becquer, L (1, 3) OBP: 0.154, SLG: 0.240 Zoilo Versalles, R (8, 6) OBP: 0.333, SLG: 0.421		x 0-0 ② 4-3		x 0-0 ① 1-3		x 0-0 ③ P4		x 0-0 ③ 4-3		4 0	0 0	0 0	0 0	0 0	0 0	2 0
Earl Battey, R (1, 2) OBP: 0.370, SLG: 0.392		B B B B 4-0 2B BB		x 0-0 ② F9			x 0-0 ① F8		S S S 0-3 ① K	3	0	0	0	1	1	0
Bill Tuttle, R (1, 8) OBP: 0.303, SLG: 0.319		x 0-0 1-3 2B		x 0-0 ③ G3			x 0-0 ② 6-3		S S S 0-3 ② K	4	0	1	0	0	1	0
Jose Valdivielso, R (1, 6) (8, 5) OBP: 0.167, SLG: 0.200		x 0-0 ③ 4-3			x 0-0 ① 5-3		x 0-0 ③ F8		x 0-0 ③ 1-3	4	0	0	0	0	0	2
Jim Kaat, L (1, 1) OBP: 0.278, SLG: 0.353 Don Lee, R (8, 1) Chuck Stobbs, L (8, 1) OBP: 0.400, SLG: 0.600			x 0-0 HR 1B		S S S 0-3 ② K			x 0-0 1B SF8 1B		3 0 0	2 0 0	2 0 0	0 0 0	0 0 0	1 0 0	0 0 0
Inning Stats	R: 0 E: 0 K: 2 S: 7 H: 0 LOB: 0 BB: 0 P: 7	R: 0 E: 0 K: 0 S: 4 H: 1 LOB: 2 BB: 1 P: 8	R: 2 E: 0 K: 0 S: 5 H: 3 LOB: 0 BB: 0 P: 5	R: 0 E: 0 K: 0 S: 3 H: 0 LOB: 0 BB: 0 P: 3	R: 0 E: 0 K: 1 S: 6 H: 1 LOB: 1 BB: 0 P: 6	R: 0 E: 0 K: 1 S: 5 H: 0 LOB: 0 BB: 0 P: 5	R: 0 E: 0 K: 0 S: 3 H: 0 LOB: 0 BB: 0 P: 3	R: 1 E: 0 K: 1 S: 7 H: 2 LOB: 2 BB: 1 P: 11	R: 0 E: 0 K: 2 S: 7 H: 0 LOB: 0 BB: 0 P: 7	1B: 5 2B: 1 3B: 0 HR: 1 SF: 1 SAC: 0 DP: 1 HBP: 0						

	AB	32
	R	3
	H	7
	RBI	3
	BB	2
	SO	7
	LOB	7

WP: 0 PB: 1 SB: 0 CS: 0 PA: 35

PITCHER		IP	WLS	BF	H	R	ER	SO	BB	IBB	HBP	BLK	WP	HR	S	P	ERA	WHIP
Jack Fisher, R ERA: 3.99	(1, 1)	8.0	L	32	7	3	3	5	1	1	0	0	0	1	40	48	3.38	1.000
Hoyt Wilhelm, R ERA: 1.6	(9, 1)	1.0		3	0	0	0	2	0	0	0	0	0	0	7	7	0.00	0.000

PITCHER		IP	WLS	BF	H	R	ER	SO	BB	IBB	HBP	BLK	WP	HR	S	P	ERA	WHIP

Minnesota Twins @ Baltimore Orioles

Memorial Stadium, Baltimore, MD

Thu Jun 08 1961, 7:05 PM EDT

Att. 6,751 - Unknown

livebaseballscorecards.com

BOTTOM

Batter	1	2	3	4	5	6	7	8	9	AB	R	H	RBI	BB	SO	LOB
Jim Busby, R (1, 8) OBP: 0.306, SLG: 0.226	K		6-3			F7		BB 1B	F8	4	0	0	0	1	1	3
Jackie Brandt, R (1, 9) OBP: 0.406, SLG: 0.554	E 2B		6-3			F9		1-2 2-H 1B		4	0	2	1	0	0	0
Brooks Robinson, R (1, 5) OBP: 0.377, SLG: 0.422	E9 2-3 1B			G5-4-3 1B 1B		1B		F9		4	0	3	0	0	0	2
Jim Gentile, L (1, 3) OBP: 0.439, SLG: 0.653	G5-4-3 BB			G5-4-3 1-2 1B		K		3-1		3	0	1	0	1	1	3
Gus Triandos, R (1, 2) OBP: 0.339, SLG: 0.430	G5-4-3 1-2f			G5-4-3 1-2f 2-3		F8			F9	4	0	0	0	0	0	5
Ron Hansen, R (1, 6) OBP: 0.311, SLG: 0.346		4-3		6-3		3-1			6-3	4	0	0	0	0	0	1
Dick Williams, R (1, 7) OBP: 0.245, SLG: 0.367		F8		K		F7			1B 1B 1B	4	0	1	0	0	1	0
Jerry Adair, R (1, 4) OBP: 0.309, SLG: 0.407		K		4-3				6-3	1B 1-2 1B	4	0	1	0	0	1	0
Jack Fisher, R (1, 1) OBP: 0.200, SLG: 0.130			F8	K				1B 2B	1-2 2-3 1B	2	0	0	0	0	1	0
Dave Philley, S (8, PH) OBP: 0.333, SLG: 0.386										1	1	1	0	0	0	0
Hoyt Wilhelm, R (9, 1)										0	0	0	0	0	0	0
Marv Throneberry, L (9, PH) OBP: 0.340, SLG: 0.412										1	0	1	0	0	0	0
Inning Stats	R: 0 E: 1 K: 1 S: 6 H: 2 LOB: 2 BB: 1 P: 10	R: 0 E: 0 K: 1 S: 5 H: 0 LOB: 0 BB: 0 P: 5	R: 0 E: 0 K: 0 S: 3 H: 0 LOB: 0 BB: 0 P: 3	R: 0 E: 0 K: 0 S: 4 H: 2 LOB: 1 BB: 0 P: 4	R: 0 E: 0 K: 2 S: 7 H: 0 LOB: 0 BB: 0 P: 7	R: 0 E: 0 K: 1 S: 6 H: 1 LOB: 1 BB: 0 P: 6	R: 0 E: 0 K: 0 S: 3 H: 0 LOB: 0 BB: 0 P: 3	R: 1 E: 0 K: 0 S: 5 H: 2 LOB: 2 BB: 1 P: 9	R: 0 E: 0 K: 0 S: 6 H: 3 LOB: 3 BB: 0 P: 6							

AB	35
R	1
H	10
RBI	1
BB	2
SO	5
LOB	14

1B: 8 SF: 0
2B: 2 SAC: 0
3B: 0 DP: 2
HR: 0 HBP: 0

WP: 0 PA: 37
PB: 0
SB: 0
CS: 0

PITCHER		IP	WLS	BF	H	R	ER	SO	BB	IBB	HBP	BLK	WP	HR	S	P	ERA	WHIP
Jim Kaat, L ERA: 3.9	(1, 1)	7.1	W	29	7	1	1	5	2	0	0	0	0	0	37	45	1.23	1.227
Don Lee, R ERA: 3.42	(8, 1)	0.1		1	0	0	0	0	0	0	0	0	0	0	1	1	0.00	0.000
Chuck Stobbs, L ERA: 6.29	(8, 1)	1.1	S	7	3	0	0	0	0	0	0	0	0	0	7	7	0.00	2.250

PITCHER	IP	WLS	BF	H	R	ER	SO	BB	IBB	HBP	BLK	WP	HR	S	P	ERA	WHIP

Batter	1	2	3	4	5	6	7	8	9	AB	R	H	RBI	BB	SO	LOB
Billy Martin, R (1, 4) OBP: 0.256, SLG: 0.419	E8 1B 2B		K			K2-3		6-3		4	1	1	0	0	2	0
Lenny Green, L (1, 7) OBP: 0.399, SLG: 0.431	P3		4-3			4-0 3B BB		BB		2	1	0	0	2	0	1
Harmon Killebrew, R (1, 5) OBP: 0.431, SLG: 0.607	FC6-4 1B 3-H			P6		K		P3		4	0	1	1	0	1	2
Julio Becquer, L (1, 3) OBP: 0.167, SLG: 0.310	FC6-4 1-2f			4-3		3B 1-H			F8	4	0	1	1	0	0	1
Bob Allison, R (1, 9) OBP: 0.318, SLG: 0.412	F7			4-0 BB		6-3			1B 2B	3	1	1	0	1	0	2
Earl Battey, R (1, 2) OBP: 0.364, SLG: 0.385		P4		P6			P5		FC6-4 1B 2-H	3	0	0	0	0	0	1
Dan Dobbek, L (9, PH) OBP: 0.260, SLG: 0.343										1	0	1	1	0	0	0
Bill Tuttle, R (1, 8) OBP: 0.304, SLG: 0.313		6-3			4-0 G4-6-3 BB		F9		FC6-4 1-2f	2	0	0	0	1	0	0
Jim Lemon, R (9, PH) OBP: 0.348, SLG: 0.336										1	0	0	0	0	0	1
Pedro Ramos, S (9, PR) OBP: 0.303, SLG: 0.469										0	0	0	0	0	0	0
Jose Valdivielso, R (1, 6) OBP: 0.159, SLG: 0.190		K		P4			F8		5-3	2	0	0	0	0	1	1
Hal Naragon, L (7, PH) OBP: 0.263, SLG: 0.405										1	0	0	0	0	0	0
Zoilo Versalles, R (7, 6) OBP: 0.332, SLG: 0.419										1	0	0	0	0	0	1
Camilo Pascual, R (1, 1) OBP: 0.207, SLG: 0.115			3-1		G4-6-3 1-2f			3-1		2	0	0	0	0	0	1
Don Lee, R (7, 1)										0	0	0	0	0	0	0
Elmer Valo, L (8, PH) OBP: 0.229, SLG: 0.194										1	0	0	0	0	0	0
Chuck Stobbs, L (8, 1) OBP: 0.400, SLG: 0.600										0	0	0	0	0	0	0
Inning Stats	R: 1 E: 1 K: 0 S: 5 H: 2 LOB: 1 BB: 0 P: 5	R: 0 E: 0 K: 1 S: 5 H: 0 LOB: 0 BB: 0 P: 5	R: 0 E: 0 K: 1 S: 5 H: 0 LOB: 0 BB: 0 P: 5	R: 0 E: 0 K: 0 S: 3 H: 0 LOB: 1 BB: 1 P: 7	R: 0 E: 0 K: 0 S: 2 H: 0 LOB: 0 BB: 1 P: 6	R: 1 E: 0 K: 2 S: 8 H: 1 LOB: 1 BB: 1 P: 12	R: 0 E: 0 K: 0 S: 3 H: 0 LOB: 0 BB: 0 P: 3	R: 0 E: 0 K: 0 S: 3 H: 0 LOB: 1 BB: 1 P: 7	R: 1 E: 0 K: 0 S: 5 H: 2 LOB: 1 BB: 0 P: 5	1B: 2 2B: 2 3B: 1 HR: 0 SF: 0 SAC: 0 DP: 1 HBP: 0						

TOP

Minnesota Twins @ Baltimore Orioles

Memorial Stadium, Baltimore, MD

Sat Jun 10 1961, 3:33 AM EDT

Att. 8,183 - Unknown

livebaseballscorecards.com

AB	31
R	3
H	5
RBI	3
BB	4
SO	4
LOB	11

WP: 0 PB: 0 SB: 0 CS: 0 PA: 35

PITCHER		IP	WLS	BF	H	R	ER	SO	BB	IBB	HBP	BLK	WP	HR	S	P	ERA	WHIP
Hal Brown, R ERA: 2.85	(1, 1)	7.0	W	26	3	2	2	4	3	0	0	0	0	0	31	43	2.57	0.857
Hoyt Wilhelm, R ERA: 1.71	(8, 1)	2.0	S	9	2	1	1	0	1	0	0	0	0	0	8	12	4.50	1.500

PITCHER	IP	WLS	BF	H	R	ER	SO	BB	IBB	HBP	BLK	WP	HR	S	P	ERA	WHIP

Batter	1	2	3	4	5	6	7	8	9	AB	R	H	RBI	BB	SO	LOB
Brooks Robinson, R (1, 5) OBP: 0.379, SLG: 0.421	BBBB 4-0 G4-6-3 BB		x 0-0 E7 1-H 2B 1B		x 0-0 ② 6-3		x 0-0 ③ P5			3	1	1	1	1	0	0
Dave Philley, S (1, 7) OBP: 0.346, SLG: 0.417	x 0-0 ①② G4-6-3 1-2f		x 0-0 3-H 2B		x 0-0 S 1B			x 0-0 ① 6-3		4	0	2	1	0	0	1
Earl Robinson, R (9, 9) OBP: 0.230, SLG: 0.182										0	0	0	0	0	0	0
Jackie Brandt, R (1, 8) OBP: 0.394, SLG: 0.536	SSS 0-3 ③ K		x 0-0 ③ 5-3		x 0-0 ③ L8 1-2			x 0-0 ② P5		4	0	0	0	0	1	2
Jim Gentile, L (1, 3) OBP: 0.435, SLG: 0.643		SSS 0-3 ① K		x 0-0 ① G3		x 0-0 G5-4-3 1B		x 0-0 ③ F8		4	0	1	0	0	1	0
Marv Throneberry, L (1, 9) OBP: 0.340, SLG: 0.410		SSS 0-3 ② K		x 0-0 ② 4-3		x 0-0 G5-4-3 1-2 1B				3	0	1	0	0	1	0
Russ Snyder, L (6, PR) (7, 9) (9, 7) OBP: 0.287, SLG: 0.304										0	0	0	0	0	0	0
Gus Triandos, R (1, 2) OBP: 0.339, SLG: 0.429		SSS 0-3 ③ K		x 0-0 HR 1B		x 0-0 ①② G5-4-3 1-2f 2-3				3	1	1	0	0	1	2
Ron Hansen, R (1, 6) OBP: 0.316, SLG: 0.363		BBBB 4-0 FC5-4 BB	x 0-0 1-H HR		x 0-0 ③ 5-3					2	1	1	2	1	0	2
Marv Breeding, R (1, 4) OBP: 0.186, SLG: 0.250			x 0-0 ① FC5-4 E 1-2f E	x 0-0 ③ P4			x 0-0 ① P6			3	1	0	0	0	0	1
Hal Brown, R (1, 1) OBP: 0.136, SLG: 0.095			x 0-0 ② P3		x 0-0 ① F8		x 0-0 ② P6			2	0	0	0	0	0	1
Whitey Herzog, L (7, PH) OBP: 0.358, SLG: 0.348										1	0	0	0	0	0	0
Hoyt Wilhelm, R (8, 1)										0	0	0	0	0	0	0
Inning Stats	R: 0 E: 0 K: 1 S: 4 H: 0 LOB: 0 BB: 1 P: 8	R: 0 E: 0 K: 3 S: 9 H: 0 LOB: 0 BB: 0 P: 9	R: 2 E: 1 K: 0 S: 5 H: 2 LOB: 1 BB: 1 P: 9	R: 2 E: 0 K: 0 S: 5 H: 2 LOB: 0 BB: 0 P: 5	R: 0 E: 0 K: 0 S: 4 H: 1 LOB: 1 BB: 0 P: 4	R: 0 E: 0 K: 0 S: 4 H: 2 LOB: 2 BB: 0 P: 4	R: 0 E: 0 K: 0 S: 3 H: 0 LOB: 0 BB: 0 P: 3	R: 0 E: 0 K: 0 S: 3 H: 0 LOB: 0 BB: 0 P: 3		1B: 5 2B: 1 3B: 0 HR: 1 SF: 0 SAC: 0 DP: 2 HBP: 0						

PITCHER		IP	WLS	BF	H	R	ER	SO	BB	IBB	HBP	BLK	WP	HR	S	P	ERA	WHIP
Camilo Pascual, R ERA: 3.53	(1, 1)	6.0	L	25	7	4	4	4	2	0	0	0	0	1	31	39	6.00	1.500
Don Lee, R ERA: 3.28	(7, 1)	1.0		3	0	0	0	0	0	0	0	0	0	0	3	3	0.00	0.000
Chuck Stobbs, L ERA: 6.04	(8, 1)	1.0		3	0	0	0	0	0	0	0	0	0	0	3	3	0.00	0.000

PITCHER	IP	WLS	BF	H	R	ER	SO	BB	IBB	HBP	BLK	WP	HR	S	P	ERA	WHIP

BOTTOM

Minnesota Twins @ Baltimore Orioles

Memorial Stadium, Baltimore, MD

Sat Jun 10 1961, 3:33 AM EDT

Att. 8,183 - Unknown

livebaseballscorecards.com

AB	29
R	4
H	7
RBI	4
BB	2
SO	4
LOB	9

Minnesota Twins @ Boston Red Sox

Fenway Park, Boston, MA

Sun Jun 11 1961, 3:33 AM EDT

Unknown - 68 F

TOP

livebaseballscorecards.com

Batter	1	2	3	4	5	6	7	8	9	AB	R	H	RBI	BB	SO	LOB
Zoilo Versalles, R (1, 6) OBP: 0.329, SLG: 0.413	E3 FC3-6		F8			G3 1B	FC6-4 1-2f		F3	5	0	1	0	0	0	2
Lenny Green, L (1, 8) OBP: 0.397, SLG: 0.424	FC3-6 5-3 BB 1-2f		1-3			G3 1-2		BBBB 1B BB		3	0	0	0	1	0	2
Harmon Killebrew, R (1, 5) (7, 3) (8, 5) OBP: 0.432, SLG: 0.599	BBBB 5-3 1-2 BB			6-3		BBBB BB		SSS K		2	0	0	0	2	1	1
Jim Lemon, R (1, 7) OBP: 0.345, SLG: 0.329	5-3 1-2 2-3			BBBB G6-3 BB		F9		F7		3	0	0	0	1	0	5
Bob Allison, R (1, 3) OBP: 0.318, SLG: 0.428 Jose Valdivielso, R (7, 5) OBP: 0.159, SLG: 0.190 Julio Becquer, L (8, PH) OBP: 0.194, SLG: 0.333 (8, 3)	SSS K			G6-3 1-2f			HR	1-2 1B		3 0 1	1 0 0	1 0 1	1 0 0	0 0 0	1 0 0	3 0 0
Earl Battey, R (1, 2) OBP: 0.367, SLG: 0.384		BBBB G6-4-3 BB			G6-4-3 1B		6-3	F4		3	0	1	0	1	0	2
Billy Martin, R (1, 4) OBP: 0.255, SLG: 0.426		G6-4-3 1-2f			G6-4-3 1-2f		F9	F9 SF9 2B		4	1	1	0	0	0	2
Bill Tuttle, R (1, 9) OBP: 0.302, SLG: 0.311		6-3			6-3		1B 1B	F9 2-3		4	0	1	0	0	0	1
Pedro Ramos, S (1, 1) OBP: 0.286, SLG: 0.441 Bill Pleis, L (6, 1) OBP: 1.000, SLG: 1.000 Elmer Valo, L (7, PH) OBP: 0.250, SLG: 0.219 Jim Kaat, L (7, PR) OBP: 0.278, SLG: 0.353 Ed Palmquist, R (7, 1) Dan Dobbek, L (9, PH) OBP: 0.257, SLG: 0.343			6-3			SSS K	FC6-4 1-2 1B		SF9 3-H	2 0 1 0 0 0 0	0 0 0 0 0 0 0	0 0 1 0 0 0 0	0 0 0 0 0 0 1	0 0 0 0 0 0 0	1 0 0 0 0 0 0	0 0 0 0 0 0 0
Inning Stats	R: 0 E: 1 K: 1 S: 6 H: 0 LOB: 2 BB: 1 P: 10	R: 0 E: 0 K: 0 S: 2 H: 0 LOB: 0 BB: 1 P: 6	R: 0 E: 0 K: 0 S: 3 H: 0 LOB: 0 BB: 0 P: 3	R: 0 E: 0 K: 0 S: 2 H: 0 LOB: 0 BB: 1 P: 6	R: 0 E: 0 K: 0 S: 3 H: 1 LOB: 0 BB: 0 P: 3	R: 0 E: 0 K: 1 S: 6 H: 1 LOB: 2 BB: 1 P: 10	R: 1 E: 0 K: 0 S: 6 H: 3 LOB: 2 BB: 0 P: 6	R: 0 E: 0 K: 1 S: 6 H: 1 LOB: 2 BB: 1 P: 10	R: 1 E: 0 K: 0 S: 4 H: 1 LOB: 0 BB: 0 P: 4	1B: 5 2B: 1 3B: 0 HR: 1 SF: 1 SAC: 0 DP: 3 HBP: 0				WP: 0 PB: 0 SB: 0 CS: 0		PA: 37

	AB	31
	R	2
	H	7
	RBI	2
	BB	5
	SO	3
	LOB	18

PITCHER		IP	WLS	BF	H	R	ER	SO	BB	IBB	HBP	BLK	WP	HR	S	P	ERA	WHIP
Don Schwall, R ERA: 1.31	(1, 1)	6.1	W	24	3	1	1	2	4	0	0	0	0	1	24	40	1.42	1.105
Mike Fornieles, R ERA: 7.32	(7, 1)	2.2	S	13	4	1	1	1	1	0	0	0	0	0	14	18	3.38	1.875

PITCHER	IP	WLS	BF	H	R	ER	SO	BB	IBB	HBP	BLK	WP	HR	S	P	ERA	WHIP

BOTTOM

Minnesota Twins @ Boston Red Sox

Fenway Park, Boston, MA

Sun Jun 11 1961, 3:33 AM EDT

Unknown - 68 F

livebaseballscorecards.com

Batter	1	2	3	4	5	6	7	8	9	AB	R	H	RBI	BB	SO	LOB
Chuck Schilling, R (1, 4) OBP: 0.329, SLG: 0.319	0-0 ① F2		0-3 ② K		0-3 ② K	0-0 1-3 2B		0-0 FC1-6 1B		5	0	2	0	0	2	0
Gary Geiger, L (1, 8) OBP: 0.315, SLG: 0.357	0-3 ② K		0-0 ③ F2		0-3 ③ K	0-3 ③ K		0-0 ① F9		5	0	0	0	0	3	3
Carl Yastrzemski, L (1, 7) OBP: 0.291, SLG: 0.379	0-0 ③ 4-3			0-0 ① 4-3		0-0 FC5-4 HR 2B	0-0 E4 HR	0-0 ② FC1-6 1B 1-2f		5	2	1	0	0	0	1
Vic Wertz, L (1, 3) OBP: 0.359, SLG: 0.511 Pete Runnels, L (7, PR) (8, 3) OBP: 0.358, SLG: 0.385		0-0 ① 4-3		0-0 ② 3-1		B B B B 4-0 FC5-4 BB	4-0 HR IBB	0-0 1-2 1B		2 1	0 1	0 1	0 1	2 0	0 0	0 0
Jackie Jensen, R (1, 9) OBP: 0.338, SLG: 0.401		0-0 4-3 2B		B B B B 4-0 BB E BB		0-0 ① FC5-4 E HR 1-2f 2-3	0-0 1-H 2-H HR	0-3 ③ K		4	2	2	3	1	1	4
Russ Nixon, L (1, 2) OBP: 0.278, SLG: 0.329		0-0 ② 4-3 2-3		0-0 E3 FC5 BB 1-2		0-3 ② K	0-0 ① 2-3			4	0	0	0	0	1	5
Frank Malzone, R (1, 5) OBP: 0.226, SLG: 0.295		0-0 ③ F7		B B B B 4-0 1-2 2-3 BB		0-0 1-H 3-H HR	B B B B 4-0 BB			2	1	1	3	2	0	1
Don Buddin, R (1, 6) OBP: 0.377, SLG: 0.351			0-0 HR	0-0 ③ FC5 2-3f		0-0 HR	0-0 ② F3			4	2	2	2	0	0	4
Don Schwall, R (1, 1) OBP: 0.267, SLG: 0.333 Mike Fornieles, R (7, 1)			0-0 ① F4		0-0 ① G3	0-0 2B 1B	0-0 ③ 6-3			3 1	0 0	1 0	0 0	0 0	0 0	0 1
Inning Stats	R: 0 E: 0 K: 1 S: 5 H: 0 LOB: 0 BB: 0 P: 5	R: 0 E: 0 K: 0 S: 4 H: 1 LOB: 1 BB: 0 P: 4	R: 1 E: 0 K: 1 S: 6 H: 1 LOB: 0 BB: 0 P: 6	R: 0 E: 1 K: 0 S: 4 H: 0 LOB: 3 BB: 2 P: 12	R: 0 E: 0 K: 2 S: 7 H: 0 LOB: 0 BB: 0 P: 7	R: 4 E: 0 K: 2 S: 12 H: 5 LOB: 2 BB: 1 P: 16	R: 3 E: 1 K: 0 S: 5 H: 1 LOB: 1 BB: 2 P: 13	R: 0 E: 0 K: 1 S: 7 H: 2 LOB: 2 BB: 0 P: 7		1B: 3 2B: 3 3B: 0 HR: 4	SF: 0 SAC: 0 DP: 0 HBP: 0					

	AB	36
	R	8
	H	10
	RBI	8
	BB	5
	SO	7
	LOB	19

WP: 0 PB: 0 SB: 0 CS: 0 PA: 41

PITCHER		IP	WLS	BF	H	R	ER	SO	BB	IBB	HBP	BLK	WP	HR	S	P	ERA	WHIP
Pedro Ramos, R ERA: 4.35	(1, 1)	5.2	L	28	7	5	1	5	3	0	0	0	0	3	35	47	1.59	1.765
Bill Pleis, L ERA: 3.55	(6, 1)	0.1		1	0	0	0	1	0	0	0	0	0	0	3	3	0.00	0.000
Ed Palmquist, R ERA: 8.49	(7, 1)	2.0		12	3	3	2	1	1	1	0	0	0	1	12	20	9.00	2.000

PITCHER	IP	WLS	BF	H	R	ER	SO	BB	IBB	HBP	BLK	WP	HR	S	P	ERA	WHIP

Minnesota Twins @ Boston Red Sox

Fenway Park, Boston, MA

Sun Jun 11 1961, 3:38 AM EDT

Att. 18,809 - Unknown - 68 F

TOP

livebaseballscorecards.com

Batter	1	2	3	4	5	6	7	8	9	AB	R	H	RBI	BB	SO	LOB
Zoilo Versalles, R (1, 6) OBP: 0.327, SLG: 0.410	4-3		1B SH3-4 2B 1B 1-2	K		F8			SH5-3 1-2 2-3	4	1	1	0	0	1	0
Bill Tuttle, R (1, 9) (7, 8) OBP: 0.301, SLG: 0.309	4-3		SH3-4 1-2 2-3	F3			F9		2B SF9 1B 2-3 3-H	4	1	1	1	0	0	0
Harmon Killebrew, R (1, 5) OBP: 0.442, SLG: 0.628	BBBB E BB		2B 1B 2-3 3-H		HR		F9		SF9 1B 2B 1-3 3-H	4	3	3	3	1	0	0
Jim Lemon, R (1, 7) OBP: 0.343, SLG: 0.333	E6 1-2		HR 2B 1-H 3-H		F7		K		SF9 2-3 3-H	4	1	1	2	0	1	1
Julio Becquer, L (7, 3) OBP: 0.188, SLG: 0.333										0	0	0	1	0	0	0
Bob Allison, R (1, 3) (7, 9) OBP: 0.329, SLG: 0.448	F7		HR 2-H		BBBB 6-3 BB			BBBB G5-4-3 BB	1B 3-H	3	1	2	3	2	0	2
Lenny Green, L (1, 8) (7, 7) OBP: 0.388, SLG: 0.414		G3	G3		6-3 1-2			F7	F9	5	0	0	0	0	0	3
Billy Martin, R (1, 4) OBP: 0.255, SLG: 0.412		L4	1B		6-3			G5-4-3 1-2f		4	0	1	0	0	0	2
Earl Battey, R (9, 2) OBP: 0.367, SLG: 0.384										0	0	0	0	0	0	0
Hal Naragon, L (1, 2) OBP: 0.262, SLG: 0.390		G3	F8			F9			SH5-3 SH 1B 1B	4	0	1	0	0	0	1
Jose Valdivielso, R (9, PR) (9, 4) OBP: 0.159, SLG: 0.190										0	1	0	0	0	0	0
Jack Kralick, L (1, 1) OBP: 0.200, SLG: 0.172			SH3-4 1B 1B 1B	F8		4-3			SH 1B SH5-3 1-2 2B	3	1	1	0	0	0	0
Don Lee, R (7, 1)										0	1	0	0	0	0	0

Inning Stats	R: 0 E: 1 K: 0 S: 4	H: 0 LOB: 2 BB: 1 P: 8	R: 0 E: 0 K: 0 S: 3	H: 0 LOB: 0 BB: 0 P: 3	R: 5 E: 0 K: 0 S: 9	H: 6 LOB: 1 BB: 0 P: 9	R: 0 E: 0 K: 1 S: 5	H: 0 LOB: 0 BB: 0 P: 5	R: 1 E: 0 K: 0 S: 4	H: 1 LOB: 1 BB: 1 P: 8	R: 0 E: 0 K: 0 S: 3	H: 0 LOB: 0 BB: 0 P: 3	R: 0 E: 0 K: 1 S: 5	H: 0 LOB: 0 BB: 0 P: 5	R: 0 E: 0 K: 0 S: 2	H: 0 LOB: 0 BB: 1 P: 6	R: 4 E: 0 K: 0 S: 8	H: 4 LOB: 1 BB: 0 P: 8	1B: 7 2B: 2 3B: 0 HR: 2	SF: 1 SAC: 3 DP: 1 HBP: 0	WP: 0 PB: 0 SB: 0 CS: 0	PA: 42

PITCHER		IP	WLS	BF	H	R	ER	SO	BB	IBB	HBP	BLK	WP	HR	S	P	ERA	WHIP
Galen Cisco, R ERA: 19.29	(1, 1)	2.1	L	14	5	5	5	0	1	0	0	0	0	1	13	17	19.29	2.571
Dave Hillman, R ERA: 2.39	(3, 1)	3.2		14	2	1	1	1	1	0	0	0	0	1	15	19	2.46	0.818
Tracy Stallard, R ERA: 3.8	(7, 1)	2.0		6	0	0	0	1	1	0	0	0	0	0	7	11	0.00	0.500
Billy Muffett, R ERA: 5.77	(9, 1)	1.0		8	4	4	4	0	0	0	0	0	0	0	8	8	36.00	4.000

AB	35
R	10
H	11
RBI	10
BB	3
SO	2
LOB	9

Minnesota Twins @ Boston Red Sox

Fenway Park, Boston, MA

Sun Jun 11 1961, 3:38 AM EDT

Att. 18,809 - Unknown - 68 F

BOTTOM

livebaseballscorecards.com

Batter	1	2	3	4	5	6	7	8	9	AB	R	H	RBI	BB	SO	LOB
Chuck Schilling, R (1, 4) OBP: 0.335, SLG: 0.335	F9	2-H 2B		2-H 2B			F9		4-3 1B	5	0	3	2	0	0	0
Carroll Hardy, R (1, 8) OBP: 0.340, SLG: 0.386	BBBB 1B BB	SSS K		P3			1B 2B		F8	4	2	1	0	1	1	3
Carl Yastrzemski, L (1, 7) OBP: 0.294, SLG: 0.380	SSS K		6-3		1B		1B 4-3 2-H 1B		4-3 1-2	5	1	2	1	0	1	2
Jackie Jensen, R (1, 9) OBP: 0.350, SLG: 0.409	1B 1-2 1B		FC4-6 1B		P4		4-3 1-3 1B		BBBB BB	4	0	3	0	1	0	1
Frank Malzone, R (1, 5) OBP: 0.225, SLG: 0.292	1-3 2-H 1B		FC4-6 1-2f		F7		4-3 1-2 3-H		1-3	5	0	1	2	0	0	5
Jim Pagliaroni, R (1, 2) OBP: 0.305, SLG: 0.360 Vic Wertz, L (7, PH) OBP: 0.357, SLG: 0.507 (8, 3)	F8	P4		P6			F8			3 1	0 0	0 0	0 0	0 0	0 0	4 1
Pete Runnels, L (1, 3) (8, 6)		4-3	BBBB 4-3 2B BB			6-3		F7		3	1	0	0	1	0	0
Don Buddin, R (1, 6) OBP: 0.376, SLG: 0.350 Russ Nixon, L (8, 2) OBP: 0.275, SLG: 0.325		SH1-4 2B 1B		P4		P4		SSS K		3 1	1 0	1 0	0 0	0 0	0 1	1 0
Galen Cisco, R (1, 1) Dave Hillman, R (3, 1) Billy Harrell, R (6, PH) OBP: 0.200, SLG: 0.242 Tracy Stallard, R (7, 1) Gary Geiger, L (8, PH) OBP: 0.313, SLG: 0.355 Billy Muffett, R (9, 1) OBP: 0.385, SLG: 0.200		SH1-4 1-2		4-3 1-2		P3		F6		0 1 1 0 0 1 0	0 0 0 0 0 0 0	0 0 0 0 0 0 0	0 0 0 0 0 0 0	0 0 0 0 0 0 0	0 0 0 0 0 0 0	0 1 0 0 0 0 0
Inning Stats	R: 1 H: 2 E: 0 LOB: 2 K: 1 BB: 1 S: 7 P: 11	R: 1 H: 2 E: 0 LOB: 1 K: 1 BB: 0 S: 7 P: 7	R: 0 H: 1 E: 0 LOB: 1 K: 0 BB: 0 S: 4 P: 4	R: 1 H: 1 E: 0 LOB: 1 K: 0 BB: 1 S: 4 P: 8	R: 0 H: 1 E: 0 LOB: 1 K: 0 BB: 0 S: 4 P: 4	R: 0 H: 0 E: 0 LOB: 0 K: 0 BB: 0 S: 3 P: 3	R: 2 H: 3 E: 0 LOB: 1 K: 0 BB: 0 S: 6 P: 6	R: 0 H: 0 E: 0 LOB: 0 K: 1 BB: 0 S: 5 P: 5	R: 0 H: 1 E: 0 LOB: 2 K: 0 BB: 1 S: 4 P: 8	1B: 8 SF: 0 2B: 3 SAC: 1 3B: 0 DP: 0 HR: 0 HBP: 0						

	AB	37
	R	5
	H	11
	RBI	5
	BB	3
	SO	3
	LOB	18

WP: 0 PB: 0 SB: 0 CS: 0 PA: 41

PITCHER		IP	WLS	BF	H	R	ER	SO	BB	IBB	HBP	BLK	WP	HR	S	P	ERA	WHIP
Jack Kralick, L ERA: 3.44	(1, 1)	6.1	W	30	9	5	5	2	2	0	0	0	0	0	32	40	7.11	1.737
Don Lee, R ERA: 2.96	(7, 1)	2.2	S	11	2	0	0	1	1	0	0	0	0	0	12	16	0.00	1.125

PITCHER	IP	WLS	BF	H	R	ER	SO	BB	IBB	HBP	BLK	WP	HR	S	P	ERA	WHIP

Batter	1	2	3	4	5	6	7	8	9	AB	R	H	RBI	BB	SO	LOB
Zoilo Versalles, R (1, 6) OBP: 0.323, SLG: 0.403	F7		E6 4-3 HR		5-3	1B 5-3 1B 1-2 2-3	K	F5		6	2	1	0	0	1	3
Bill Tuttle, R (1, 9) (8, 8) OBP: 0.302, SLG: 0.305	1B 1B		4-3 2-3		4-3	K	BB		F9	5	0	1	0	1	1	4
Harmon Killebrew, R (1, 5) OBP: 0.453, SLG: 0.654	1-2 1B		3-H HR		BB 1B 1B	BB 5-3 1B 1-3 2-H 3-H	F8		1B 1B	6	1	5	4	0	0	1
Jim Lemon, R (1, 7) OBP: 0.350, SLG: 0.344 Jim Kaat, L (8, PR) OBP: 0.278, SLG: 0.353 Pedro Ramos, S (8, 1) OBP: 0.286, SLG: 0.441 Dan Dobbek, L (9, PH) OBP: 0.253, SLG: 0.338	K		2B		BB 1B 1-2	5-3 1B 1-2 3-H		1B BB BB BB	K	4 0 0 1	0 1 0 0	2 0 0 0	1 0 0 0	1 0 0 0	1 0 0 1	3 0 0 1
Bob Allison, R (1, 3) (8, 9) OBP: 0.338, SLG: 0.446	K		K		BB 1B BB 1-2 2-3	BB BB		BB 1B BB 1-2	1B 1B 1-2	3	0	1	0	3	2	3
Lenny Green, L (1, 8) (8, 7) OBP: 0.395, SLG: 0.418		1B	F2		F6	FC6-4 BB 1-2 2-3		BB 1B 1-2 2-3	FC6-4 1B 1-2 2-3	5	0	3	0	1	0	4
Earl Battey, R (1, 2) OBP: 0.366, SLG: 0.396	F7 1B			3-1		HR FC6-4 1-2f		BB 1B BB 1-2 2-3 3-H	FC6-4 1-2f	5	1	1	2	1	0	7
Billy Martin, R (1, 4) OBP: 0.268, SLG: 0.455	K			L8		1B BB 1B BB	HR	F4		4	2	1	1	1	1	4
Gerry Arrigo, L (1, 1) Bill Pleis, L (2, 1) OBP: 0.500, SLG: 0.500 Chuck Stobbs, L (4, 1) OBP: 0.429, SLG: 0.500 Julio Becquer, L (8, PH) OBP: 0.182, SLG: 0.323 (8, 3)	F8			K		1B 1B BB 1-2	F4	K		1 1 1 1	0 0 1 0	0 0 0 0	0 0 0 0	0 1 1 1	0 0 0 0	1 0 0 3
Inning Stats	R: 0 E: 0 K: 2 S: 9 H: 2 LOB: 2 BB: 0 P: 9	R: 0 E: 0 K: 1 S: 6 H: 1 LOB: 1 BB: 0 P: 6	R: 2 E: 1 K: 1 S: 8 H: 2 LOB: 1 BB: 0 P: 8	R: 0 E: 0 K: 1 S: 5 H: 0 LOB: 0 BB: 0 P: 5	R: 0 E: 0 K: 0 S: 5 H: 2 LOB: 3 BB: 1 P: 9	R: 4 E: 0 K: 1 S: 8 H: 3 LOB: 3 BB: 4 P: 24	R: 1 E: 0 K: 1 S: 6 H: 1 LOB: 1 BB: 1 P: 10	R: 1 E: 0 K: 1 S: 6 H: 1 LOB: 3 BB: 3 P: 18	R: 0 E: 0 K: 1 S: 8 H: 3 LOB: 3 BB: 0 P: 8	1B: 11 2B: 1 3B: 0 HR: 3 SF: 0 SAC: 0 DP: 0 HBP: 0						

TOP

Minnesota Twins @ Boston Red Sox

Fenway Park, Boston, MA

Mon Jun 12 1961, 3:33 AM EDT

Att. 2,984 - Unknown

livebaseballscorecards.com

AB	43
R	8
H	15
RBI	8
BB	9
SO	9
LOB	34

PITCHER		IP	WLS	BF	H	R	ER	SO	BB	IBB	HBP	BLK	WP	HR	S	P	ERA	WHIP
Ike Delock, R ERA: 3.95	(1, 1)	5.0	W	26	8	4	3	5	2	0	0	0	0	2	34	42	5.40	2.000
Ted Wills, L ERA: 5.0	(6, 1)	0.2		7	2	2	2	1	3	0	0	0	0	0	6	18	27.00	7.500
Tracy Stallard, R ERA: 4.32	(6, 1)	1.1		9	2	2	2	1	3	0	0	0	0	1	8	20	13.50	3.750
Mike Fornieles, R ERA: 6.97	(8, 1)	2.0	S	10	3	0	0	2	1	0	0	0	0	0	13	17	0.00	2.000

PITCHER		IP	WLS	BF	H	R	ER	SO	BB	IBB	HBP	BLK	WP	HR	S	P	ERA	WHIP

Batter	1	2	3	4	5	6	7	8	9	AB	R	H	RBI	BB	SO	LOB
Chuck Schilling, R (1, 4) OBP: 0.336, SLG: 0.336	5-3	E8 1-3 2-H 3-H 1B		F9	F6		2-H 1B			5	0	2	3	0	0	2
Carroll Hardy, R (1, 8) OBP: 0.343, SLG: 0.380	BB	F6		1B 1B 1-2 2-H 1B	F8		F8			4	1	1	1	1	0	3
Carl Yastrzemski, L (1, 7) OBP: 0.296, SLG: 0.377	K	BB		BB 1B 1B 1-2 2-H 1B		1-3		6-3		4	1	1	1	1	1	1
Jackie Jensen, R (1, 9) OBP: 0.355, SLG: 0.411	F8	K		1B BB FC4-6 1-2 2-H 1B		BB		1B 2B 1B		4	2	2	1	1	1	4
Frank Malzone, R (1, 5) OBP: 0.230, SLG: 0.291		4-3 HBP 1B 1B	F4	FC4-6 1B 1-2 2-3 BB		F3		F4		4	1	1	0	1	0	2
Jim Pagliaroni, R (1, 2) OBP: 0.316, SLG: 0.364		1B 4-3 E 1-2 HBP	6-3	FC4-6 1-2 2-3 3-H 1B	F8			2B 1-2 1B		4	1	2	1	0	0	1
Vic Wertz, L (1, 3) OBP: 0.352, SLG: 0.503 Pete Runnels, L (8, PR) OBP: 0.354, SLG: 0.375 (9, 3)	4-3 1-2 2-3	F9	FC4-6 1-2f 2-3 3-H			F7		1-3 2-H 2B		5 0	0 0	1 0	2 0	0 0	0 0	4 0
Don Buddin, R (1, 6) OBP: 0.385, SLG: 0.343	BB 1B E		E7 F2				SH5-4 1B BB	IBB		2	3	0	0	3	0	2
Ike Delock, R (1, 1) OBP: 0.227, SLG: 0.150 Ted Wills, L (6, 1) Tracy Stallard, R (6, 1) Mike Fornieles, R (8, 1)	E 1-2 2-3 3-H 1B			FC1 1B 1B	K		SH5-4 1-2	F2		3 0 0 1	1 0 0 0	1 0 0 0	1 0 0 0	0 0 0 0	1 0 0 0	1 0 0 3
Inning Stats	R: 0 E: 0 K: 1 S: 5 H: 0 LOB: 1 BB: 1 P: 9	R: 3 E: 1 K: 1 S: 8 H: 3 LOB: 3 BB: 2 P: 17	R: 0 E: 0 K: 0 S: 3 H: 0 LOB: 0 BB: 0 P: 3	R: 5 E: 1 K: 0 S: 9 H: 4 LOB: 2 BB: 1 P: 13	R: 0 E: 0 K: 1 S: 5 H: 0 LOB: 0 BB: 0 P: 5	R: 0 E: 0 K: 0 S: 3 H: 0 LOB: 1 BB: 1 P: 7	R: 1 E: 0 K: 0 S: 4 H: 1 LOB: 1 BB: 1 P: 8	R: 1 E: 0 K: 0 S: 6 H: 3 LOB: 3 BB: 1 P: 10		1B: 10 2B: 1 3B: 0 HR: 0 SF: 0 SAC: 1 DP: 0 HBP: 1						

PITCHER		IP	WLS	BF	H	R	ER	SO	BB	IBB	HBP	BLK	WP	HR	S	P	ERA	WHIP
Gerry Arrigo, L ERA: 20.25	(1, 1)	1.1	L	10	3	3	3	1	2	0	1	0	0	0	9	18	20.25	3.750
Bill Pleis, L ERA: 4.91	(2, 1)	2.0		13	3	5	3	1	2	0	0	0	0	0	13	21	13.50	2.500
Chuck Stobbs, L ERA: 5.59	(4, 1)	3.2		15	2	1	1	1	2	0	0	0	0	0	15	23	2.46	1.091
Pedro Ramos, R ERA: 4.39	(8, 1)	1.0		7	3	1	1	0	0	1	0	0	0	0	6	10	9.00	3.000

PITCHER	IP	WLS	BF	H	R	ER	SO	BB	IBB	HBP	BLK	WP	HR	S	P	ERA	WHIP

BOTTOM

Minnesota Twins @ Boston Red Sox

Fenway Park, Boston, MA

Mon Jun 12 1961, 3:33 AM EDT

Att. 2,984 - Unknown

livebaseballscorecards.com

AB	36
R	10
H	11
RBI	10
BB	7
SO	3
LOB	23

WP: 0 PA: 45
PB: 0
SB: 0
CS: 0

Kansas City Athletics @ Minnesota Twins

Metropolitan Stadium, Bloomington , MI

Tue Jun 13 1961, 8:05 PM EDT

Att. 11,375 - Unknown - 72 F

TOP

livebaseballscorecards.com

Batter	1	2	3	4	5	6	7	8	9	AB	R	H	RBI	BB	SO	LOB
Dick Howser, R (1, 6) OBP: 0.404, SLG: 0.380	B1-3 1B 2B	K		1B		6-3		BB BB 1B		5	1	3	0	0	1	2
Jerry Lumpe, L (1, 4) OBP: 0.338, SLG: 0.323	B1-3	HBP 1B		L6		K		BB		4	0	1	1	1	1	2
Gene Stephens, L (1, 8) OBP: 0.316, SLG: 0.256	G3	HBP		K			K	G4-6-3 BB		3	0	0	0	0	2	2
Wes Covington, L (8, PH) OBP: 0.323, SLG: 0.427 (8, 7)										0	0	0	1	1	0	0
Hank Bauer, R (1, 9) OBP: 0.316, SLG: 0.386	BB	L5		F9			F7	G4-6-3		3	0	0	0	1	0	4
Stan Johnson, L (8, PH) (8, 9)										1	0	0	0	0	0	3
Leo Posada, R (1, 7) (8, 8) OBP: 0.374, SLG: 0.556	1B 1B	F8			HR		WP BB		FC5-4 1B	4	1	3	2	1	0	3
Haywood Sullivan, R (1, 2) OBP: 0.386, SLG: 0.457	FC6-4 1B		F8		G1-6-3 1B			BB	FC5-4 HR	4	1	2	0	1	0	1
Norm Siebern, L (1, 3) OBP: 0.390, SLG: 0.470	FC6-4		1B		K		4-3		F5	5	0	1	0	0	1	7
Reno Bertoia, R (1, 5) OBP: 0.337, SLG: 0.297		1B 1B 2B	K		G1-6-3			BB 1B BB	HR	3	2	1	0	1	1	2
Gerry Staley, R (8, 1)										0	0	0	0	0	0	0
Jim Rivera, L (9, PH) OBP: 0.286, SLG: 0.667										1	1	1	2	0	0	0
Norm Bass, R (1, 1) OBP: 0.083, SLG: 0.043		HBP 1B 1B	K			K		F8	K	3	0	1	0	0	2	1
Bill Kunkel, R (7, 1)										0	0	0	0	0	0	0
Joe Pignatano, R (8, PH) OBP: 0.355, SLG: 0.461 (8, 5)										2	0	0	0	0	1	1
Inning Stats	R: 1 E: 0 K: 0 S: 6 H: 3 LOB: 3 BB: 1 P: 10	R: 1 E: 0 K: 1 S: 8 H: 3 LOB: 3 BB: 0 P: 9	R: 0 E: 0 K: 2 S: 8 H: 1 LOB: 1 BB: 0 P: 8	R: 0 E: 0 K: 1 S: 6 H: 1 LOB: 1 BB: 0 P: 6	R: 1 E: 0 K: 1 S: 6 H: 2 LOB: 0 BB: 0 P: 6	R: 0 E: 0 K: 2 S: 7 H: 0 LOB: 0 BB: 0 P: 7	R: 0 E: 0 K: 1 S: 5 H: 0 LOB: 2 BB: 2 P: 13	R: 1 E: 0 K: 0 S: 3 H: 1 LOB: 2 BB: 3 P: 15	R: 2 E: 0 K: 1 S: 7 H: 2 LOB: 0 BB: 0 P: 7	1B: 9 2B: 2 3B: 0 HR: 2	SF: 0 SAC: 0 DP: 2 HBP: 1						

	AB	38
	R	6
	H	13
	RBI	6
	BB	6
	SO	9
	LOB	28

WP: 1 PB: 0 SB: 0 CS: 0 PA: 45

PITCHER		IP	WLS	BF	H	R	ER	SO	BB	IBB	HBP	BLK	WP	HR	S	P	ERA	WHIP
Jim Kaat, L ERA: 3.96	(1, 1)	6.0		29	10	3	3	7	1	0	1	0	0	1	41	46	4.50	1.833
Ray Moore, R ERA: 4.13	(7, 1)	1.0	W	5	0	0	0	1	2	0	0	0	1	0	5	13	0.00	2.000
Chuck Stobbs, L ERA: 5.83	(8, 1)	0.1		4	1	1	1	0	2	0	0	0	0	0	2	10	27.00	9.000
Bill Pleis, L ERA: 4.91	(8, 1)	0.0		1	0	0	0	0	1	0	0	0	0	0	0	4	∞	∞
Pedro Ramos, R ERA: 4.5	(8, 1)	1.2	S	6	2	2	2	1	0	0	0	0	0	1	8	8	10.80	1.200

PITCHER	IP	WLS	BF	H	R	ER	SO	BB	IBB	HBP	BLK	WP	HR	S	P	ERA	WHIP

Batter	1	2	3	4	5	6	7	8	9	AB	R	H	RBI	BB	SO	LOB
Zoilo Versalles, R (1, 6) OBP: 0.321, SLG: 0.405	F7		1-3			1-3 3B 2B	6-3			4	1	1	0	0	0	3
Billy Martin, R (1, 4) OBP: 0.283, SLG: 0.492	F8			F9		SF8 2-H 3-H 3B	2-H 3-H 1B			4	1	2	4	0	0	0
Lenny Green, L (1, 8) (8, 7) OBP: 0.389, SLG: 0.412	F2			P5		SF8 3-H	F8			3	0	0	1	0	0	1
Harmon Killebrew, R (1, 5) OBP: 0.449, SLG: 0.663		5-3		1-3		F8		HR		4	1	1	1	0	0	0
Jim Lemon, R (1, 7) OBP: 0.350, SLG: 0.344		L4			6-3		FC4-6 1B	K		3	0	1	0	0	0	0
Chuck Stobbs, L (8, 1) OBP: 0.429, SLG: 0.500										0	0	0	0	0	0	0
Bill Pleis, L (8, 1) OBP: 0.500, SLG: 0.500										0	0	0	0	0	0	0
Pedro Ramos, S (8, 1) OBP: 0.278, SLG: 0.429										1	0	0	0	0	1	0
Bob Allison, R (1, 3) (8, 9) OBP: 0.336, SLG: 0.447		F8			F7		FC4-6 1-2f 2B	CS 2B		4	1	1	0	0	0	1
Bill Tuttle, R (1, 9) (8, 8) OBP: 0.301, SLG: 0.311			K		K		1-H 2B	1-3 2-3		4	0	1	1	0	2	1
Earl Battey, R (1, 2) OBP: 0.376, SLG: 0.404			1B			2B 3B 1B	1B 1B BB			2	2	2	0	1	0	0
Jim Kaat, L (1, 1) OBP: 0.263, SLG: 0.333			K			K	1-3 2-H 1B			1	0	0	0	0	1	1
Dan Dobbek, L (6, PH) OBP: 0.250, SLG: 0.333										1	0	0	0	0	1	1
Ray Moore, R (7, 1)										0	0	0	0	0	0	0
Julio Becquer, L (7, PH) OBP: 0.206, SLG: 0.344 (8, 3)										1	1	1	1	0	0	0
Inning Stats	R: 0 E: 0 K: 0 S: 3 H: 0 LOB: 0 BB: 0 P: 3	R: 0 E: 0 K: 0 S: 3 H: 0 LOB: 0 BB: 0 P: 3	R: 0 E: 0 K: 2 S: 8 H: 1 LOB: 1 BB: 0 P: 8	R: 0 E: 0 K: 0 S: 3 H: 0 LOB: 0 BB: 0 P: 3	R: 0 E: 0 K: 1 S: 5 H: 0 LOB: 0 BB: 0 P: 5	R: 3 E: 0 K: 1 S: 8 H: 3 LOB: 0 BB: 0 P: 8	R: 4 E: 0 K: 0 S: 7 H: 4 LOB: 1 BB: 1 P: 11	R: 1 E: 0 K: 1 S: 6 H: 2 LOB: 0 BB: 0 P: 6		1B: 5 2B: 3 3B: 1 HR: 1	SF: 1 SAC: 0 DP: 0 HBP: 0					

PITCHER		IP	WLS	BF	H	R	ER	SO	BB	IBB	HBP	BLK	WP	HR	S	P	ERA	WHIP
Norm Bass, R ERA: 3.48	(1, 1)	6.1	L	27	7	7	7	4	1	0	0	0	0	0	34	38	9.95	1.263
Bill Kunkel, R ERA: 3.65	(7, 1)	0.2		3	1	0	0	0	0	0	0	0	0	0	3	3	0.00	1.500
Gerry Staley, R ERA: 4.71	(8, 1)	1.0		4	2	1	1	1	0	0	0	0	0	1	6	6	9.00	2.000

PITCHER	IP	WLS	BF	H	R	ER	SO	BB	IBB	HBP	BLK	WP	HR	S	P	ERA	WHIP

BOTTOM

Kansas City Athletics @ Minnesota Twins

Metropolitan Stadium, Bloomington , MI

Tue Jun 13 1961, 8:05 PM EDT

Att. 11,375 - Unknown - 72 F

livebaseballscorecards.com

AB	32
R	7
H	10
RBI	8
BB	1
SO	5
LOB	8

1B: 5 SF: 1
2B: 3 SAC: 0
3B: 1 DP: 0
HR: 1 HBP: 0

WP: 0 PA: 34
PB: 0
SB: 0
CS: 1

Kansas City Athletics @ Minnesota Twins

Metropolitan Stadium, Bloomington , MI

Wed Jun 14 1961, 8:05 PM EDT

Att. 12,697 - Unknown - 66 F

TOP

livebaseballscorecards.com

Batter	1	2	3	4	5	6	7	8	9	AB	R	H	RBI	BB	SO	LOB
Dick Howser, R (1, 6) OBP: 0.408, SLG: 0.382	B B B B 4-0 FC1-6 BB		x 0-0 ② FC4-6 S 1B		x 0-0 ② F7		x 0-0 ③ 1-3	x 0-0 2B 1-2 2-H G4 1B		4	1	2	1	1	0	2
Gene Stephens, L (1, 8) OBP: 0.330, SLG: 0.271	S S S 0-3 ① K		B B B B 4-0 1-2 FC4-6 BB		x 0-0 ③ P2			B B B B 4-0 HR 1B BB x 0-0 G4 1-3 2-H 2B		3	1	1	1	2	1	1
Jerry Lumpe, L (1, 4) OBP: 0.335, SLG: 0.319	x 0-0 ② FC1-6 1-2f		S S S 0-3 ① K			x 0-0 ① F7		x 1-2 HR 1B x 0-0 G4 2-3 3-H ②		5	1	1	1	0	1	4
Wes Covington, L (1, 7) OBP: 0.307, SLG: 0.404	S S S 0-3 ③ K		x 0-0 ② FC4-6 1-2f 2-3			S S S 0-3 ② K		x 0-0 ① F9 x 0-0 4-3 ②		5	0	0	0	0	2	6
Hank Bauer, R (8, 9) OBP: 0.316, SLG: 0.386										0	0	0	0	0	0	0
Norm Siebern, L (1, 3) OBP: 0.386, SLG: 0.479		S S S 0-3 ① K	x 0-0 ③ 4-3			S S S 0-3 ③ K		x 0-0 1-H 2-H HR	S S S 0-3 ① K	5	1	1	3	0	3	2
Leo Posada, R (1, 9) (8, 7) OBP: 0.383, SLG: 0.545		B B B B 4-0 1B BB		S S S 0-3 ① K			S S S 0-3 ① K	B B B B 4-0 BB BB 1B BB	B B B B 4-0 E SF9 BB	2	2	0	0	3	2	0
Joe Pignatano, R (1, 2) OBP: 0.357, SLG: 0.448		S S S 0-3 ② K	S S S 0-3 ② K				B B B B 4-0 E BB	B B B B 4-0 BB 1-2 1B BB x 0-0 E6 1-3		3	1	0	0	2	2	2
Reno Bertoia, R (1, 5) OBP: 0.339, SLG: 0.298		x 0-0 1-2 1B	S S S 0-3 ③ K				x 0-0 E6 1-2	B B B B 4-0 1-2 2-3 1B 1B BB x 0-0 SF9 3-H ②		3	1	1	1	1	1	1
Jim Archer, R (1, 1) OBP: 0.056, SLG: 0.056		x 0-0 ③ 1-3			S S S 0-3 ① K		S S S 0-3 ② K	x 0-0 1-2 2-H 3-H 1B 2B 1B x 0-0 F7 ③		2	0	0	0	0	1	2
Jim Rivera, L (7, PH) OBP: 0.250, SLG: 0.571										1	0	0	0	0	1	2
Jerry Walker, S (7, 1) OBP: 0.364, SLG: 0.381										2	1	1	2	0	0	1
Inning Stats	R: 0 E: 0 K: 2 S: 7 H: 0 LOB: 1 BB: 1 P: 11	R: 0 E: 0 K: 2 S: 8 H: 1 LOB: 2 BB: 1 P: 12	R: 0 E: 0 K: 1 S: 6 H: 1 LOB: 2 BB: 1 P: 10	R: 0 E: 0 K: 3 S: 9 H: 0 LOB: 0 BB: 0 P: 9	R: 0 E: 0 K: 1 S: 5 H: 0 LOB: 0 BB: 0 P: 5	R: 0 E: 0 K: 2 S: 7 H: 0 LOB: 0 BB: 0 P: 7	R: 0 E: 1 K: 2 S: 8 H: 0 LOB: 2 BB: 1 P: 12	R: 8 E: 0 K: 0 S: 8 H: 5 LOB: 1 BB: 4 P: 24	R: 1 E: 1 K: 1 S: 6 H: 0 LOB: 1 BB: 1 P: 10	1B: 5 2B: 1 3B: 0 HR: 1	SF: 1 SAC: 0 DP: 0 HBP: 0						

AB	35
R	9
H	7
RBI	9
BB	9
SO	14
LOB	23

WP: 0 PB: 0 SB: 1 CS: 0 PA: 45

PITCHER		IP	WLS	BF	H	R	ER	SO	BB	IBB	HBP	BLK	WP	HR	S	P	ERA	WHIP
Camilo Pascual, R ERA: 3.64	(1, 1)	7.1	L	33	4	4	4	13	6	0	0	0	0	1	53	77	4.91	1.364
Ray Moore, R ERA: 4.88	(8, 1)	0.0		2	0	0	0	0	2	0	0	0	0	0	0	8	∞	∞
Bill Pleis, L ERA: 6.14	(8, 1)	0.0		3	3	3	3	0	0	0	0	0	0	0	3	3	∞	∞
Gerry Arrigo, L ERA: 9.0	(8, 1)	1.2		7	0	2	1	1	1	0	0	0	0	0	8	12	5.40	0.600

PITCHER	IP	WLS	BF	H	R	ER	SO	BB	IBB	HBP	BLK	WP	HR	S	P	ERA	WHIP

Batter	1	2	3	4	5	6	7	8	9	AB	R	H	RBI	BB	SO	LOB
Zoilo Versalles, R (1, 6) OBP: 0.317, SLG: 0.399	5-3		F8		6-3		CS 1B 2-H			3	0	0	0	0	0	1
Julio Becquer, L (7, PH) OBP: 0.229, SLG: 0.364 (8, 3)										1	0	1	1	0	0	0
Billy Martin, R (1, 4) OBP: 0.297, SLG: 0.492	2B 1B		FC8-5-4 1B 1-2		5-3		6-3 1-2			4	0	2	0	0	0	1
Harmon Killebrew, R (1, 5) OBP: 0.441, SLG: 0.647	F9		FC8-5-4 1-2 2-3		5-3			K		4	0	0	0	0	1	3
Jim Lemon, R (1, 7) OBP: 0.350, SLG: 0.350	2B 1-3			K		F8		K		3	0	1	0	0	1	0
Jose Valdivielso, R (8, 6) OBP: 0.156, SLG: 0.186										1	0	0	0	0	1	0
Bob Allison, R (1, 3) OBP: 0.339, SLG: 0.446	1-3			2B 1B		BB		5-3		3	1	1	0	1	0	2
(8, 9)																
Earl Battey, R (1, 2) OBP: 0.373, SLG: 0.406		K		1-H 2B		K			F7	4	0	1	1	0	2	1
Lenny Green, L (1, 8) OBP: 0.386, SLG: 0.409		8-3 1B		K		G3			4-3	4	0	1	0	0	1	2
(8, 7)																
Bill Tuttle, R (1, 9) OBP: 0.306, SLG: 0.311		8-3 1-2f		IBB			1B		1-3	3	0	1	0	1	0	1
(8, 8)																
Camilo Pascual, R (1, 1) OBP: 0.226, SLG: 0.143			FC8-5-4 1B	6-3			SH3-4 1-2			2	0	1	0	0	0	2
Ray Moore, R (8, 1)										0	0	0	0	0	0	0
Bill Pleis, L (8, 1) OBP: 0.500, SLG: 0.500										0	0	0	0	0	0	0
Gerry Arrigo, L (8, 1)										0	0	0	0	0	0	0
Inning Stats	R: 0 E: 0 K: 0 S: 5 H: 2 LOB: 2 BB: 0 P: 5	R: 0 E: 0 K: 1 S: 5 H: 1 LOB: 0 BB: 0 P: 5	R: 0 E: 0 K: 0 S: 4 H: 2 LOB: 1 BB: 0 P: 4	R: 1 E: 0 K: 2 S: 9 H: 2 LOB: 2 BB: 1 P: 13	R: 0 E: 0 K: 0 S: 3 H: 0 LOB: 0 BB: 0 P: 3	R: 0 E: 0 K: 1 S: 5 H: 0 LOB: 1 BB: 1 P: 9	R: 1 E: 0 K: 0 S: 4 H: 2 LOB: 0 BB: 0 P: 4	R: 0 E: 0 K: 2 S: 7 H: 0 LOB: 0 BB: 0 P: 7	R: 0 E: 0 K: 0 S: 3 H: 0 LOB: 0 BB: 0 P: 3	1B: 7 2B: 4 3B: 0 HR: 0	SF: 0 SAC: 1 DP: 2 HBP: 0						

BOTTOM

Kansas City Athletics @ Minnesota Twins

Metropolitan Stadium, Bloomington , MI

Wed Jun 14 1961, 8:05 PM EDT

Att. 12,697 - Unknown - 66 F

livebaseballscorecards.com

AB	32
R	1
H	9
RBI	2
BB	2
SO	6
LOB	13

WP: 1 PB: 0 SB: 0 CS: 1 PA: 35

PITCHER		IP	WLS	BF	H	R	ER	SO	BB	IBB	HBP	BLK	WP	HR	S	P	ERA	WHIP
Jim Archer, L ERA: 3.1	(1, 1)	6.0		25	7	1	1	4	1	1	0	0	0	0	31	39	1.50	1.333
Jerry Walker, R ERA: 5.23	(7, 1)	3.0	W	10	2	1	1	2	0	0	0	0	1	0	14	14	3.00	0.667

PITCHER	IP	WLS	BF	H	R	ER	SO	BB	IBB	HBP	BLK	WP	HR	S	P	ERA	WHIP

Batter	1	2	3	4	5	6	7	8	9	AB	R	H	RBI	BB	SO	LOB
Dick Howser, R (1, 6) OBP: 0.407, SLG: 0.380	F3		K		F8		BB		1B 3-H	4	0	1	1	1	1	2
Jerry Lumpe, L (1, 4) OBP: 0.329, SLG: 0.313	6-3		F8		5-3		F7			4	0	0	0	0	0	3
Hank Bauer, R (1, 9) OBP: 0.323, SLG: 0.418	E5		HR 1-H			BB G3		F9		3	1	1	2	1	0	0
Leo Posada, R (1, 7) OBP: 0.371, SLG: 0.524	F9		K			F9		5-3		4	0	0	0	0	1	2
Joe Pignatano, R (1, 2) OBP: 0.361, SLG: 0.444		1B 4-3		5-3		G3 1-2		BB		3	0	1	0	1	0	1
Norm Siebern, L (1, 3) OBP: 0.382, SLG: 0.474 Haywood Sullivan, R (6, PH) OBP: 0.388, SLG: 0.454 (6, 3)	4-3 1-2			K		BB		K		2 1	0 0	0 0	0 0	0 1	1 1	1 1
Deron Johnson, R (1, 8) OBP: 0.192, SLG: 0.174	K			F8		1-3			2B SH1-4 1B	4	1	1	0	0	1	3
Reno Bertoia, R (1, 5) OBP: 0.339, SLG: 0.299	4-3				SH5-3 1B		F9		SH1-4 2-3	3	0	1	0	0	0	1
Joe Nuxhall, L (1, 1) OBP: 0.400, SLG: 0.526 Bill Kunkel, R (8, 1) Jerry Walker, S (9, PH) OBP: 0.348, SLG: 0.364 Gerry Staley, R (9, 1)			HR 1B		SH5-3 1-2		P3		K	2 0 1 0	1 0 0 0	1 0 0 0	0 0 0 0	0 0 0 0	0 0 1 0	0 0 1 0
Inning Stats	R: 0 E: 1 K: 0 S: 4 H: 0 LOB: 1 BB: 0 P: 4	R: 0 E: 0 K: 1 S: 6 H: 1 LOB: 1 BB: 0 P: 6	R: 2 E: 0 K: 2 S: 9 H: 2 LOB: 0 BB: 0 P: 9	R: 0 E: 0 K: 1 S: 5 H: 0 LOB: 0 BB: 0 P: 5	R: 0 E: 0 K: 0 S: 4 H: 1 LOB: 1 BB: 0 P: 4	R: 0 E: 0 K: 0 S: 3 H: 0 LOB: 2 BB: 2 P: 11	R: 0 E: 0 K: 0 S: 3 H: 0 LOB: 1 BB: 1 P: 7	R: 0 E: 0 K: 1 S: 5 H: 0 LOB: 1 BB: 1 P: 9	R: 1 E: 0 K: 1 S: 6 H: 2 LOB: 1 BB: 0 P: 6	1B: 4 2B: 1 3B: 0 HR: 1 SF: 0 SAC: 2 DP: 0 HBP: 0						

PITCHER	IP	WLS	BF	H	R	ER	SO	BB	IBB	HBP	BLK	WP	HR	S	P	ERA	WHIP
Jack Kralick, L (1, 1) ERA: 3.4	9.0	W	37	6	3	3	6	4	0	0	0	0	1	45	61	3.00	1.111

PITCHER	IP	WLS	BF	H	R	ER	SO	BB	IBB	HBP	BLK	WP	HR	S	P	ERA	WHIP

TOP

Kansas City Athletics @ Minnesota Twins

Metropolitan Stadium, Bloomington , MI

Thu Jun 15 1961, 8:05 PM EDT

Att. 12,476 - Unknown - 65 F

livebaseballscorecards.com

AB	31
R	3
H	6
RBI	3
BB	4
SO	6
LOB	15

BOTTOM

Kansas City Athletics @ Minnesota Twins

Metropolitan Stadium, Bloomington , MI

Thu Jun 15 1961, 8:05 PM EDT

Att. 12,476 - Unknown - 65 F

livebaseballscorecards.com

Batter	1	2	3	4	5	6	7	8	9	AB	R	H	RBI	BB	SO	LOB
Billy Martin, R (1, 4) OBP: 0.279, SLG: 0.463	F9		F2		F7		F7			4	0	0	0	0	0	1
Lenny Green, L (1, 8) (9, 7) OBP: 0.388, SLG: 0.416	P6		FC5-4 1B 1-2		2B			4-3		4	0	2	0	0	0	0
Harmon Killebrew, R (1, 5) OBP: 0.442, SLG: 0.642	1B 1B		FC5-4 BB 2B 1-2f 2-3		F2			BB		3	1	1	0	1	0	3
Jim Lemon, R (1, 7) OBP: 0.353, SLG: 0.350	1B 1-2		2B BB 1-2		F8			K		3	1	1	0	1	1	2
Julio Becquer, L (9, 3) OBP: 0.229, SLG: 0.364										0	0	0	0	0	0	0
Bob Allison, R (1, 3) (9, 9) OBP: 0.338, SLG: 0.447	5-3		2B 1-H 2-H 3-H			K		F7		4	0	1	3	0	1	3
Earl Battey, R (1, 2) OBP: 0.381, SLG: 0.410		F9		FC4-6 BB		G5-4-3 1B			PB SH3-4 1B	3	1	2	0	1	0	0
Bill Tuttle, R (1, 9) (9, 8) OBP: 0.300, SLG: 0.304		L6		F9		G5-4-3 1-2f			SH3-4 1-2	3	0	0	0	0	0	2
Jose Valdivielso, R (1, 6) OBP: 0.163, SLG: 0.191		K		FC4-6 1-2f			F8		2-H 1B	4	0	1	1	0	1	1
Jack Kralick, L (1, 1) OBP: 0.212, SLG: 0.188			FC5-4 1B 2B 1B	F9			P6			3	1	1	0	0	0	1

	AB	31
	R	4
	H	9
	RBI	4
	BB	3
	SO	3
	LOB	13

Inning Stats	1	2	3	4	5	6	7	8	9	1B: 7	SF: 0	WP: 0	PA: 35
R	0	0	3	0	0	0	0	0	1	2B: 2	SAC: 1	PB: 1	
E	0	0	0	0	0	0	0	0	0	3B: 0	DP: 1	SB: 0	
K	0	1	0	0	0	1	0	1	0	HR: 0	HBP: 0	CS: 0	
S	5	5	5	3	4	5	3	5	3				
H	2	0	3	0	1	1	0	0	2				
LOB	2	0	1	1	1	0	0	1	1				
BB	0	0	1	1	0	0	0	1	0				
P	5	5	9	7	4	5	3	9	3				

PITCHER		IP	WLS	BF	H	R	ER	SO	BB	IBB	HBP	BLK	WP	HR	S	P	ERA	WHIP
Joe Nuxhall, L ERA: 3.6	(1, 1)	7.1		30	7	3	3	2	3	0	0	0	0	0	31	43	3.68	1.364
Bill Kunkel, R ERA: 3.58	(8, 1)	0.2		2	0	0	0	1	0	0	0	0	0	0	4	4	0.00	0.000
Gerry Staley, R ERA: 5.06	(9, 1)	0.1	L	3	2	1	1	0	0	0	0	0	0	0	3	3	27.00	6.000

PITCHER	IP	WLS	BF	H	R	ER	SO	BB	IBB	HBP	BLK	WP	HR	S	P	ERA	WHIP

Batter	1	2	3	4	5	6	7	8	9	AB	R	H	RBI	BB	SO	LOB
Billy Martin, R (1, 4) OBP: 0.274, SLG: 0.444	F2		K		1B		4-3 1-2	F8		5	0	1	1	0	1	2
Lenny Green, L (1, 8) (9, 7) OBP: 0.385, SLG: 0.411	G3		G3		F8		BB 1B 2-3		L9	5	1	1	0	0	0	1
Harmon Killebrew, R (1, 3) OBP: 0.441, SLG: 0.652	K			1B	F8		F4		HR	5	1	2	1	0	1	3
Jim Lemon, R (1, 7) OBP: 0.359, SLG: 0.378 Bill Tuttle, R (9, 8) OBP: 0.300, SLG: 0.304		1B 2B		K		HR	1B 1-2 BB		F2	4 0	2 0	2 0	1 0	1 0	1 0	1 0
Bob Allison, R (1, 9) OBP: 0.343, SLG: 0.448		2-H 1B		F7		BB	1-3 2-H 3-H 1B		F2	4	0	2	3	1	0	1
Earl Battey, R (1, 2) OBP: 0.383, SLG: 0.409		BB		1-2 1B		P4	6-3			3	0	1	0	1	0	3
Rich Rollins, R (1, 5) OBP: 0.250, SLG: 0.250		F9		K		F4		FC3-6 1B		4	0	1	0	0	1	4
Jose Valdivielso, R (1, 6) OBP: 0.170, SLG: 0.180		F9			SH3-4 1B BB	F7		1-2f FC3-6		3	1	0	0	1	0	3
Danny McDevitt, L (1, 1)			6-3		1-2 SH3-4			1B 4-3 1B BB	K	0	0	0	0	0	0	0
Pedro Ramos, S (2, 1) OBP: 0.282, SLG: 0.405										2	1	0	0	1	1	1
Inning Stats	R: 0 E: 0 K: 1 S: 5 H: 0 LOB: 0 BB: 0 P: 5	R: 1 E: 0 K: 0 S: 4 H: 2 LOB: 1 BB: 1 P: 8	R: 0 E: 0 K: 1 S: 5 H: 0 LOB: 0 BB: 0 P: 5	R: 0 E: 0 K: 2 S: 9 H: 2 LOB: 2 BB: 0 P: 9	R: 1 E: 0 K: 0 S: 4 H: 1 LOB: 1 BB: 1 P: 8	R: 1 E: 0 K: 0 S: 4 H: 1 LOB: 1 BB: 1 P: 8	R: 2 E: 0 K: 0 S: 5 H: 2 LOB: 2 BB: 2 P: 13	R: 0 E: 0 K: 1 S: 6 H: 1 LOB: 1 BB: 0 P: 6	R: 1 E: 0 K: 0 S: 4 H: 1 LOB: 0 BB: 0 P: 4	1B: 7 2B: 1 3B: 0 HR: 2 SF: 0 SAC: 1 DP: 0 HBP: 0						

PITCHER		IP	WLS	BF	H	R	ER	SO	BB	IBB	HBP	BLK	WP	HR	S	P	ERA	WHIP
Don Larsen, R ERA: 4.1	(1, 1)	6.1	L	29	7	5	5	4	4	0	0	0	0	1	33	49	7.11	1.737
Russ Kemmerer, R ERA: 4.01	(7, 1)	0.2		4	1	0	0	0	1	0	0	0	0	0	3	7	0.00	3.000
Early Wynn, R ERA: 3.89	(8, 1)	2.0		8	2	1	1	1	0	0	0	0	0	1	10	10	4.50	1.000

PITCHER	IP	WLS	BF	H	R	ER	SO	BB	IBB	HBP	BLK	WP	HR	S	P	ERA	WHIP

TOP

Minnesota Twins @ Chicago White Sox

Comiskey Park, Chicago, IL

Fri Jun 16 1961, 8:05 PM EDT

Att. 22,925 - Unknown

livebaseballscorecards.com

AB	35
R	6
H	10
RBI	6
BB	5
SO	5
LOB	19

WP: 0	PA: 41
PB: 0	
SB: 0	
CS: 0	

Batter	1	2	3	4	5	6	7	8	9	AB	R	H	RBI	BB	SO	LOB
Luis Aparicio, R (1, 6) OBP: 0.266, SLG: 0.276	1-3	S, 1-3, 1B		5-3			4-3			4	0	1	0	0	0	0
Jim Landis, R (1, 8) OBP: 0.337, SLG: 0.435	F8, HBP, PB, BB	F9, 1-2			G6-4-3, 1B			P4		3	1	1	0	1	0	2
Minnie Minoso, R (1, 7) OBP: 0.344, SLG: 0.376	BB, PB, 1-2, HBP	F7			G6-4-3, 1-2f			K		3	0	0	0	0	1	3
Roy Sievers, R (1, 3) OBP: 0.408, SLG: 0.585	F8, 2-3		BB		F7			1B		3	0	1	0	1	0	2
Al Smith, R (1, 9) OBP: 0.347, SLG: 0.510	BB, 1-2, 3-H, BB		K			F2		6-3		3	0	0	0	1	1	2
Andy Carey, R (1, 5) OBP: 0.319, SLG: 0.357	1-2, 2-3, BB		P6			F9			F7	3	0	0	0	1	0	1
Nellie Fox, L (1, 4) OBP: 0.337, SLG: 0.310	6-3		F5			K			1B	4	0	1	0	0	1	4
Sherm Lollar, R (1, 2) OBP: 0.335, SLG: 0.345		FC5-4, HBP		F8			F8		P6	3	0	0	0	0	0	1
Don Larsen, R (1, 1) OBP: 0.292, SLG: 0.391		FC5-4, 1B, 1-2f		P4			K		4-3	2	0	0	0	0	0	1
Russ Kemmerer, R (7, 1) OBP: 0.286, SLG: 0.333										0	0	0	0	0	0	0
Floyd Robinson, L (7, PH) OBP: 0.384, SLG: 0.439										1	0	0	0	0	1	0
Early Wynn, S (8, 1) OBP: 0.192, SLG: 0.087										0	0	0	0	0	0	0
Al Pilarcik, L (9, PH) OBP: 0.275, SLG: 0.239										1	0	0	0	0	0	1
Inning Stats	R: 1 H: 0 E: 0 LOB: 3 K: 0 BB: 3 S: 3 P: 16	R: 0 H: 1 E: 0 LOB: 2 K: 0 BB: 0 S: 4 P: 5	R: 0 H: 0 E: 0 LOB: 1 K: 1 BB: 1 S: 5 P: 9	R: 0 H: 0 E: 0 LOB: 0 K: 0 BB: 0 S: 3 P: 3	R: 0 H: 1 E: 0 LOB: 0 K: 0 BB: 0 S: 3 P: 3	R: 0 H: 0 E: 0 LOB: 0 K: 1 BB: 0 S: 5 P: 5	R: 0 H: 0 E: 0 LOB: 0 K: 1 BB: 0 S: 5 P: 5	R: 0 H: 1 E: 0 LOB: 1 K: 1 BB: 0 S: 6 P: 6	R: 0 H: 1 E: 0 LOB: 1 K: 0 BB: 0 S: 4 P: 4	1B: 4 SF: 0 2B: 0 SAC: 0 3B: 0 DP: 1 HR: 0 HBP: 2						

PITCHER	IP	WLS	BF	H	R	ER	SO	BB	IBB	HBP	BLK	WP	HR	S	P	ERA	WHIP
Danny McDevitt, L (1, 1) ERA: 7.71	1.0		8	0	1	1	0	3	0	2	0	0	0	3	17	9.00	3.000
Pedro Ramos, R (2, 1) ERA: 4.17	8.0	W	28	4	0	0	4	1	0	0	0	0	0	35	39	0.00	0.625

PITCHER	IP	WLS	BF	H	R	ER	SO	BB	IBB	HBP	BLK	WP	HR	S	P	ERA	WHIP

BOTTOM

Minnesota Twins @ Chicago White Sox

Comiskey Park, Chicago, IL

Fri Jun 16 1961, 8:05 PM EDT

Att. 22,925 - Unknown

livebaseballscorecards.com

AB	30
R	1
H	4
RBI	0
BB	4
SO	4
LOB	17

Batter	1	2	3	4	5	6	7	8	9	AB	R	H	RBI	BB	SO	LOB
Bill Tuttle, R (1, 8) OBP: 0.297, SLG: 0.301	S S S 0-3 ① K		x 0-0 ② 4-3		x 0-0 ③ 6-3		x 0-0 1-2 2-3 1B		x 0-0 ② P6	5	0	1	0	0	1	1
Billy Martin, R (1, 4) OBP: 0.269, SLG: 0.442	x 0-0 ② F9		x 0-0 2B			x 0-0 ① 4-3	x 0-0 ③ F8		x 0-0 ③ F2	5	0	1	0	0	0	4
Harmon Killebrew, R (1, 3) (8, 5) OBP: 0.442, SLG: 0.654	x 0-0 1B		x 0-0 ③ 6-3			S S S 0-3 ② K		x 0-0 1B 2B		4	0	2	0	0	1	1
Jim Lemon, R (1, 7) OBP: 0.352, SLG: 0.369	x 0-0 ③ F9			S S S 0-3 ① K		S S S 0-3 ③ K		x 0-0 ① F8		4	0	0	0	0	2	2
Bob Allison, R (1, 9) OBP: 0.350, SLG: 0.448		B B B B 4-0 4-3 E BB		B B B B 4-0 BB			x 0-0 ① P6	x 0-0 2-3 1B		2	0	1	0	2	0	0
Earl Battey, R (1, 2) OBP: 0.380, SLG: 0.406		S S S 0-3 ① K 1-2		x 0-0 ② F8			x 0-0 1B 1B 1B	S S S 0-3 ② K		4	1	1	0	0	2	4
Rich Rollins, R (1, 5) OBP: 0.286, SLG: 0.286 Julio Becquer, L (8, PH) (8, 3) OBP: 0.222, SLG: 0.353		x 0-0 ② 4-3 2-3		x 0-0 ③ 1-3			x 0-0 1B 1B 1-2 1B	x 0-0 ③ F7		3 1	0 0	1 0	0 0	0 0	0 0	2 2
Jose Valdivielso, R (1, 6) OBP: 0.179, SLG: 0.189 Hal Naragon, L (9, PH) OBP: 0.279, SLG: 0.405 Pedro Ramos, S (9, PR) OBP: 0.282, SLG: 0.405		x 0-0 ③ F8			x 0-0 ① 5-3		x 0-0 1B 1-2 2-H 1B		x 0-0 1B	3 1 0	0 0 0	1 1 0	1 0 0	0 0 0	0 0 0	1 0 0
Jim Kaat, L (1, 1) OBP: 0.238, SLG: 0.300 Ron Henry, R (7, PH) OBP: 0.231, SLG: 0.174 Chuck Stobbs, L (7, 1) OBP: 0.429, SLG: 0.500 Lenny Green, L (9, PH) OBP: 0.383, SLG: 0.409			x 0-0 ① G3		S S S 0-3 ② K		S S S 0-3 ② K		x 0-0 ① F8	2 1 0 1	0 0 0 0	0 0 0 0	0 0 0 0	1 1 0 0	0 2 0 1	0 2 0 1
Inning Stats	R: 0 E: 0 K: 1 S: 6 H: 1 LOB: 1 BB: 0 P: 6	R: 0 E: 1 K: 1 S: 5 H: 0 LOB: 1 BB: 1 P: 9	R: 0 E: 0 K: 0 S: 4 H: 1 LOB: 1 BB: 0 P: 4	R: 0 E: 0 K: 1 S: 5 H: 0 LOB: 1 BB: 1 P: 9	R: 0 E: 0 K: 1 S: 5 H: 0 LOB: 0 BB: 0 P: 5	R: 0 E: 0 K: 2 S: 7 H: 0 LOB: 0 BB: 0 P: 7	R: 1 E: 0 K: 1 S: 9 H: 4 LOB: 3 BB: 0 P: 9	R: 0 E: 0 K: 1 S: 7 H: 2 LOB: 2 BB: 0 P: 7	R: 0 E: 0 K: 0 S: 4 H: 1 LOB: 1 BB: 0 P: 4	1B: 7 2B: 2 3B: 0 HR: 0	SF: 0 SAC: 0 DP: 0 HBP: 0						

TOP

Minnesota Twins @ Chicago White Sox

Comiskey Park, Chicago, IL

Sat Jun 17 1961, 4:33 AM EDT

Att. 9,022 - Unknown

livebaseballscorecards.com

AB	36
R	1
H	9
RBI	1
BB	2
SO	8
LOB	20

WP: 0 PB: 0 SB: 0 CS: 0 PA: 38

PITCHER		IP	WLS	BF	H	R	ER	SO	BB	IBB	HBP	BLK	WP	HR	S	P	ERA	WHIP
Juan Pizarro, L ERA: 2.65	(1, 1)	6.2	W	28	6	1	1	7	2	0	0	0	0	0	40	48	1.35	1.200
Warren Hacker, R ERA: 2.7	(7, 1)	2.1	S	10	3	0	0	1	0	0	0	0	0	0	12	12	0.00	1.286

PITCHER	IP	WLS	BF	H	R	ER	SO	BB	IBB	HBP	BLK	WP	HR	S	P	ERA	WHIP

BOTTOM

Minnesota Twins @ Chicago White Sox

Comiskey Park, Chicago, IL

Sat Jun 17 1961, 4:33 AM EDT

Att. 9,022 - Unknown

Batter	1	2	3	4	5	6	7	8	9	AB	R	H	RBI	BB	SO	LOB
Luis Aparicio, R (1, 6) OBP: 0.269, SLG: 0.279	0-0 1B 1B BB 1B	0-0 HBP 1B		0-0 F8 ③		0-0 L7 ②		0-0 4-3 ①		5	1	2	0	0	0	0
Jim Landis, R (1, 8) OBP: 0.342, SLG: 0.443	0-0 BB 1B SF9 1-2 1B	0-0 F9 ②			0-0 BB 2B 1B	0-0 2B		0-0 P3 ②		5	2	3	0	0	0	1
Minnie Minoso, R (1, 7) OBP: 0.355, SLG: 0.381	0-0 SF9 BB 1-2 2-3 1B	1-0 1-2 HBP			B B B 4-0 1-2 2B BB	0-0 F8 ③		0-0 E 1B		3	1	2	0	1	0	1
Roy Sievers, R (1, 3) OBP: 0.404, SLG: 0.575	B B B B 4-0 S 1-2 2-3 3-H BB	0-0 F7 ③			0-0 P6 ①		S S S 0-3 K ①	0-0 F9 ③ 1-2		4	0	0	1	1	1	5
Al Smith, R (1, 9) OBP: 0.345, SLG: 0.513	0-0 SF9 ① 2-3 3-H		0-0 L9 ①		0-0 P4 ②		0-0 2B 2B			3	1	1	1	0	0	2
Andy Carey, R (1, 5) OBP: 0.329, SLG: 0.381	S S S 0-3 K ②		0-0 1B ②		0-0 1-H 2-H 2B		0-0 FC5 2-H 2B			4	0	3	3	0	1	2
Nellie Fox, L (1, 4) OBP: 0.341, SLG: 0.309	H 1-0 1-2 HBP		S S S 0-3 K ③		H 1-0 HBP		0-0 F8 ②			1	0	0	0	0	1	0
Sammy Esposito, R (6, 4) OBP: 0.298, SLG: 0.268										1	0	0	0	0	0	1
Cam Carreon, R (1, 2) OBP: 0.299, SLG: 0.313	S S S 0-3 K ③			0-0 F8 ①	0-0 F9 ③		4-0 IBB			3	0	0	0	1	1	5
Sherm Lollar, R (8, 2) OBP: 0.335, SLG: 0.345										0	0	0	0	0	0	0
Juan Pizarro, L (1, 1) OBP: 0.200, SLG: 0.222		S S S 0-3 K ①		S S S 0-3 K ②		S S S 0-3 K ①	0-0 FC5 ③ 2-3f			3	0	0	0	0	3	0
Warren Hacker, R (7, 1)										1	0	0	0	0	0	2
Inning Stats	R: 2 E: 0 K: 2 S: 10 H: 3 LOB: 3 BB: 1 P: 15	R: 0 E: 0 K: 1 S: 6 H: 1 LOB: 2 BB: 0 P: 7	R: 0 E: 0 K: 1 S: 5 H: 1 LOB: 0 BB: 0 P: 5	R: 0 E: 0 K: 1 S: 5 H: 0 LOB: 0 BB: 0 P: 5	R: 2 E: 0 K: 0 S: 5 H: 2 LOB: 2 BB: 1 P: 10	R: 0 E: 0 K: 1 S: 6 H: 1 LOB: 1 BB: 0 P: 6	R: 1 E: 0 K: 1 S: 7 H: 2 LOB: 2 BB: 1 P: 11	R: 0 E: 1 K: 0 S: 4 H: 1 LOB: 1 BB: 0 P: 4		1B: 7 2B: 4 3B: 0 HR: 0	SF: 1 SAC: 0 DP: 0 HBP: 3			WP: 0 PB: 0 SB: 1 CS: 0	PA: 40		

PITCHER		IP	WLS	BF	H	R	ER	SO	BB	IBB	HBP	BLK	WP	HR	S	P	ERA	WHIP
Jim Kaat, L ERA: 4.14	(1, 1)	6.0	L	30	8	4	4	6	2	0	3	0	0	0	37	48	6.00	1.667
Chuck Stobbs, L ERA: 5.74	(7, 1)	2.0		10	3	1	1	1	0	1	0	0	0	0	11	15	4.50	1.500

PITCHER		IP	WLS	BF	H	R	ER	SO	BB	IBB	HBP	BLK	WP	HR	S	P	ERA	WHIP

AB	33
R	5
H	11
RBI	5
BB	3
SO	7
LOB	19

livebaseballscorecards.com

Batter	1	2	3	4	5	6	7	8	9	AB	R	H	RBI	BB	SO	LOB
Dan Dobbek, L (1, 9) OBP: 0.247, SLG: 0.365	E4 G4-6-3		F9		3-1		HR		3-1	5	1	1	1	0	0	1
Lenny Green, L (1, 8) (8, 7) OBP: 0.385, SLG: 0.408	G4-6-3 1-2f		BB			2B BB 1B	K			3	1	1	0	1	1	1
Harmon Killebrew, R (1, 5) OBP: 0.443, SLG: 0.647	BB		5-6-3			2B 1-2 BB		K		2	0	0	0	2	1	1
Jim Lemon, R (1, 7) OBP: 0.350, SLG: 0.372 Bill Tuttle, R (8, 8) OBP: 0.297, SLG: 0.301	K			K		1-3 2-H 2B		5-3		4 0	0 0	1 0	1 0	0 0	2 0	1 0
Bob Allison, R (1, 3) OBP: 0.348, SLG: 0.454		1B 3B		K		F2		E9		4	1	1	0	0	1	2
Billy Martin, R (1, 4) OBP: 0.280, SLG: 0.444		G6-4-3 3-H 1B		1B		P4		F8		4	0	2	1	0	0	3
Earl Battey, R (1, 2) OBP: 0.373, SLG: 0.397		K		F9		F2			F9	4	0	0	0	0	1	4
Jose Valdivielso, R (1, 6) OBP: 0.183, SLG: 0.193		G6-4-3 1-2f			6-3		K		SH5-4 1B	4	0	1	0	0	1	1
Bert Cueto, R (1, 1) Pedro Ramos, S (9, 1) OBP: 0.282, SLG: 0.405			K		L1		6-3		SH5-4 1-2	3 0	0 0	0 0	0 0	0 0	1 0	0 0
Inning Stats	R: 0 E: 1 K: 1 S: 5 H: 0 LOB: 1 BB: 1 P: 9	R: 1 E: 0 K: 1 S: 6 H: 2 LOB: 0 BB: 0 P: 6	R: 0 E: 0 K: 1 S: 5 H: 0 LOB: 1 BB: 1 P: 9	R: 0 E: 0 K: 2 S: 8 H: 1 LOB: 1 BB: 0 P: 8	R: 0 E: 0 K: 0 S: 3 H: 0 LOB: 0 BB: 0 P: 3	R: 1 E: 0 K: 0 S: 5 H: 2 LOB: 2 BB: 1 P: 9	R: 1 E: 0 K: 2 S: 8 H: 1 LOB: 0 BB: 0 P: 8	R: 0 E: 1 K: 1 S: 6 H: 0 LOB: 1 BB: 0 P: 6	R: 0 E: 0 K: 0 S: 4 H: 1 LOB: 1 BB: 0 P: 4	1B: 4 2B: 1 3B: 1 HR: 1 SF: 0 SAC: 1 DP: 2 HBP: 0						

PITCHER	IP	WLS	BF	H	R	ER	SO	BB	IBB	HBP	BLK	WP	HR	S	P	ERA	WHIP
Cal McLish, R (1, 1) ERA: 3.86	7.0		29	6	3	3	7	3	0	0	0	0	1	40	52	3.86	1.286
Turk Lown, R (8, 1) ERA: 1.6	2.0	W	8	1	0	0	1	0	0	0	0	0	0	10	10	0.00	0.500

PITCHER	IP	WLS	BF	H	R	ER	SO	BB	IBB	HBP	BLK	WP	HR	S	P	ERA	WHIP

TOP

Minnesota Twins @ Chicago White Sox

Comiskey Park, Chicago, IL

Sun Jun 18 1961, 4:33 AM EDT

Unknown

livebaseballscorecards.com

AB	33
R	3
H	7
RBI	3
BB	3
SO	8
LOB	14

WP: 0 PA: 37
PB: 0
SB: 0
CS: 0

Minnesota Twins @ Chicago White Sox

Comiskey Park, Chicago, IL

Sun Jun 18 1961, 4:33 AM EDT

Unknown

livebaseballscorecards.com

Batter	1	2	3	4	5	6	7	8	9	AB	R	H	RBI	BB	SO	LOB
Luis Aparicio, R (1, 6) OBP: 0.275, SLG: 0.286	0-0 E S 1B 1B		SSS 0-3 K ②		x 0-0 G3 1-2 1B		x 0-0 1-2 1B		x 0-0 F9 ②	5	1	3	0	0	1	0
Nellie Fox, L (1, 4) OBP: 0.342, SLG: 0.320	BBBB 4-0 G6-4-3 1B 1-3 BB		x 0-0 P6 ③		x 0-0 G3 ② 1-2 2-3		x 0-0 F3 ②		x 0-0 HR	4	1	1	1	1	0	4
Minnie Minoso, R (1, 7) OBP: 0.358, SLG: 0.389	x 0-0 G6-4-3 1-2 3-H 1B			x 0-0 2B	x 0-0 L6 ③		x 0-0 5-3 ③			4	0	2	1	0	0	4
Roy Sievers, R (1, 3) OBP: 0.398, SLG: 0.565	x 0-0 G6-4-3 ①② 1-2f 2-3			x 0-0 F8 ①		x 0-0 F2 ①		x 0-0 F8 ①		4	0	0	0	0	0	3
Jim Landis, R (1, 8) OBP: 0.337, SLG: 0.435	x 0-0 5-3 ③			x 0-0 F7 ②		SSS 0-3 K ②		x 0-0 5-3 ②		4	0	0	0	0	1	2
Al Smith, R (1, 9) OBP: 0.348, SLG: 0.507		x 0-0 L5 ①		H 1-0 HBP		BBBB 4-0 BB		x 0-0 5-3 ③		2	0	0	0	1	0	0
Andy Carey, R (1, 5) OBP: 0.327, SLG: 0.377		x 0-0 G3 ②		x 0-0 1-3 ③		x 0-0 P6 ③			x 0-0 HR 1B	4	1	1	0	0	0	3
Sherm Lollar, R (1, 2) OBP: 0.341, SLG: 0.348		x 0-0 L7 ③			x 0-0 G3 1B 1B		BBBB 4-0 FC1-6 BB		x 0-0 F8 ①	2	0	1	0	1	0	0
Al Pilarcik, L (7, PR) OBP: 0.275, SLG: 0.239										0	0	0	0	0	0	0
Cam Carreon, R (8, 2) OBP: 0.299, SLG: 0.313										0	0	0	0	0	0	0
J.C. Martin, L (9, PH) OBP: 0.266, SLG: 0.314										1	0	0	0	0	0	1
Cal McLish, S (1, 1) OBP: 0.174, SLG: 0.182			x 0-0 F8 ①		SSS 0-3 K ①		x 0-0 FC1-6 ① 1-2f 1B		x 0-0 1-H HR	2	0	0	0	0	1	1
Floyd Robinson, L (7, PH) OBP: 0.381, SLG: 0.435										1	0	0	0	0	0	1
Turk Lown, R (8, 1)										0	0	0	0	0	0	0
Billy Goodman, L (9, PH) OBP: 0.323, SLG: 0.429										1	1	1	2	0	0	0
Inning Stats	R: 1 E: 0 K: 0 S: 4 H: 2 LOB: 1 BB: 1 P: 8	R: 0 E: 0 K: 0 S: 3 H: 0 LOB: 0 BB: 0 P: 3	R: 0 E: 0 K: 1 S: 5 H: 0 LOB: 0 BB: 0 P: 5	R: 0 E: 0 K: 0 S: 4 H: 1 LOB: 2 BB: 0 P: 5	R: 0 E: 0 K: 1 S: 7 H: 2 LOB: 2 BB: 0 P: 7	R: 0 E: 0 K: 1 S: 5 H: 0 LOB: 1 BB: 1 P: 9	R: 0 E: 0 K: 0 S: 4 H: 1 LOB: 2 BB: 1 P: 8	R: 0 E: 0 K: 0 S: 3 H: 0 LOB: 0 BB: 0 P: 3	R: 3 E: 0 K: 0 S: 5 H: 3 LOB: 0 BB: 0 P: 5	1B: 6 2B: 1 3B: 0 HR: 2	SF: 0 SAC: 0 DP: 1 HBP: 1						

	AB	34
	R	4
	H	9
	RBI	4
	BB	3
	SO	3
	LOB	19

WP: 0 PB: 0 SB: 1 CS: 0 PA: 38

PITCHER	IP	WLS	BF	H	R	ER	SO	BB	IBB	HBP	BLK	WP	HR	S	P	ERA	WHIP
Bert Cueto, R (1, 1) ERA: 3.24	8.1		36	8	3	3	3	3	0	1	0	0	1	38	51	3.24	1.320
Pedro Ramos, R ERA: 4.24	0.1	L	2	1	1	1	0	0	0	0	0	0	1	2	2	27.00	3.000

PITCHER	IP	WLS	BF	H	R	ER	SO	BB	IBB	HBP	BLK	WP	HR	S	P	ERA	WHIP

Minnesota Twins @ Chicago White Sox

Comiskey Park, Chicago, IL

Sun Jun 18 1961, 4:38 AM EDT

Att. 22,644 - Unknown

TOP

livebaseballscorecards.com

Batter	1	2	3	4	5	6	7	8	9	AB	R	H	RBI	BB	SO	LOB
Dan Dobbek, L (1, 9) (7, 7) OBP: 0.256, SLG: 0.367	P4		L7		F8		1B 2B 1B 1-3	1-3 1B		5	1	2	0	0	0	1
Lenny Green, L (1, 8) OBP: 0.381, SLG: 0.403	6-3		K		P6		2B 6-3 1B 1-3 3-H	1-3		5	1	1	1	0	1	3
Harmon Killebrew, R (1, 5) (7, 3) OBP: 0.451, SLG: 0.651	K			BB 1B BB	BB		6-3 1B 2B 1-3 3-H		G6-4-3 BB	2	2	1	1	3	1	0
Jim Lemon, R (1, 7) OBP: 0.343, SLG: 0.364 Gerry Arrigo, L (7, 1) Earl Battey, R (9, PH) OBP: 0.371, SLG: 0.395		F8		K	P6		6-3 2-3 3-H		G6-4-3 1-2f	4 0 1	0 0 0	0 0 0	1 0 0	0 0 0	1 0 1	3 0 1
Bob Allison, R (1, 3) (7, 9) OBP: 0.353, SLG: 0.469		6-3		1B SF9 BB 1-2		K	1B		HR	4	2	2	2	1	1	0
Hal Naragon, L (1, 2) OBP: 0.292, SLG: 0.404		FC5-4 1B 1-2f		1B 1-3 2-H		F8	K		G3	5	0	2	1	0	1	1
Billy Martin, R (1, 4) OBP: 0.267, SLG: 0.429		FC5-4 1-2f		SF9 3-H		6-3		P6		3	0	0	1	0	0	1
Jose Valdivielso, R (1, 6) OBP: 0.219, SLG: 0.217			FC6-4 1B	FC6-4 1-3			1B 1B BB	F2		3	1	2	0	1	0	0
Camilo Pascual, R (1, 1) OBP: 0.212, SLG: 0.133 Ray Moore, R (5, 1) Danny McDevitt, L (5, 1) Bill Tuttle, R (7, PH) (7, 5) OBP: 0.299, SLG: 0.303			FC6-4 1-2f	FC6-4 1-2f			F9	1B 1B		2 0 0 2	0 0 0 0	0 0 0 1	0 0 0 0	0 0 0 0	0 0 0 0	3 0 0 1
Inning Stats	R: 0 E: 0 K: 1 S: 5 H: 0 LOB: 0 BB: 0 P: 5	R: 0 E: 0 K: 0 S: 4 H: 1 LOB: 1 BB: 0 P: 4	R: 0 E: 0 K: 1 S: 6 H: 1 LOB: 1 BB: 0 P: 6	R: 2 E: 0 K: 1 S: 7 H: 2 LOB: 2 BB: 2 P: 15	R: 0 E: 0 K: 0 S: 3 H: 0 LOB: 1 BB: 1 P: 7	R: 0 E: 0 K: 1 S: 5 H: 0 LOB: 0 BB: 0 P: 5	R: 4 E: 0 K: 1 S: 9 H: 4 LOB: 1 BB: 1 P: 13	R: 0 E: 0 K: 0 S: 5 H: 2 LOB: 2 BB: 0 P: 5	R: 1 E: 0 K: 0 S: 3 H: 1 LOB: 0 BB: 1 P: 7	1B: 9 2B: 1 3B: 0 HR: 1 SF: 1 SAC: 0 DP: 1 HBP: 0						

AB	36
R	7
H	11
RBI	7
BB	5
SO	5
LOB	14

WP: 0 PB: 0 SB: 0 CS: 0 PA: 42

PITCHER		IP	WLS	BF	H	R	ER	SO	BB	IBB	HBP	BLK	WP	HR	S	P	ERA	WHIP
Ray Herbert, R ERA: 5.18	(1, 1)	6.1	W	30	7	6	6	4	4	0	0	0	0	0	34	50	8.53	1.737
Warren Hacker, R ERA: 2.5	(7, 1)	1.1		7	3	0	0	1	0	0	0	0	0	0	9	9	0.00	2.250
Frank Baumann, L ERA: 5.42	(8, 1)	1.1	S	5	1	1	1	0	1	0	0	0	0	1	4	8	6.75	1.500

PITCHER	IP	WLS	BF	H	R	ER	SO	BB	IBB	HBP	BLK	WP	HR	S	P	ERA	WHIP

Batter	1	2	3	4	5	6	7	8	9	AB	R	H	RBI	BB	SO	LOB
Luis Aparicio, R (1, 6) OBP: 0.278, SLG: 0.292	6-3	FC6-4 1-2f			2B F7			SH5-3 S SF9 1B		5	2	2	0	0	0	2
Nellie Fox, L (1, 4) OBP: 0.340, SLG: 0.319	6-3		4-3		3B 2-H 1B	1-3		SH5-3 1-3		4	1	1	1	0	0	0
Jim Landis, R (1, 8) OBP: 0.335, SLG: 0.441	F9		F8		HR 1-H 3B	F9		SF9 3-H		4	1	1	2	0	0	0
Minnie Minoso, R (1, 7) OBP: 0.363, SLG: 0.397		1B 2B	S 1B		6-3	BB BB BB 4-0		F8		4	1	2	0	1	0	1
Al Smith, R (1, 9) OBP: 0.350, SLG: 0.522		1B 2-H 1B	SSS K 1-2		HR 3-H	F8				4	2	2	3	0	1	2
Sherm Lollar, R (1, 2) OBP: 0.345, SLG: 0.347		1B FC6-4 2-H 1B	SSS K	P2		BB BB BB 4-0 SH1-3				3	1	1	1	1	1	0
J.C. Martin, L (1, 3) OBP: 0.275, SLG: 0.339		FC6-4 2-3 1B	4-3	2B 3B		SH1-3 1-2				3	1	2	0	0	0	0
Andy Carey, R (1, 5) OBP: 0.331, SLG: 0.394		FC6-4 FC6-4 1-2f 3-H	2B	1B 2B 3-H		SSS K				4	1	2	2	0	1	2
Ray Herbert, R (1, 1) OBP: 0.194, SLG: 0.176	F7		F8	1B 2-H		1-3				3	0	1	1	0	0	2
Warren Hacker, R (7, 1)										1	0	0	0	0	0	1
Frank Baumann, L (8, 1) OBP: 0.286, SLG: 0.240										0	0	0	0	0	0	0
Inning Stats	R: 0 E: 0 K: 0 S: 3 H: 0 LOB: 0 BB: 0 P: 3	R: 3 E: 0 K: 0 S: 7 H: 4 LOB: 1 BB: 0 P: 7	R: 0 E: 0 K: 1 S: 6 H: 1 LOB: 1 BB: 0 P: 6	R: 0 E: 0 K: 1 S: 6 H: 1 LOB: 1 BB: 0 P: 6	R: 6 E: 0 K: 0 S: 10 H: 7 LOB: 1 BB: 0 P: 10	R: 0 E: 0 K: 0 S: 3 H: 0 LOB: 1 BB: 1 P: 7	R: 0 E: 0 K: 1 S: 5 H: 0 LOB: 1 BB: 1 P: 9	R: 1 E: 0 K: 0 S: 4 H: 1 LOB: 0 BB: 0 P: 4		1B: 7 2B: 4 3B: 2 HR: 1 SF: 1 SAC: 2 DP: 0 HBP: 0				WP: 0 PB: 0 SB: 3 CS: 0 PA: 40	

PITCHER		IP	WLS	BF	H	R	ER	SO	BB	IBB	HBP	BLK	WP	HR	S	P	ERA	WHIP
Camilo Pascual, R ERA: 4.04	(1, 1)	4.0	L	21	9	6	6	2	0	0	0	0	0	0	25	25	13.50	2.250
Ray Moore, R ERA: 5.84	(5, 1)	0.2		6	4	3	3	0	0	0	0	0	0	1	6	6	40.50	6.000
Danny McDevitt, L ERA: 7.04	(5, 1)	1.1		5	0	0	0	0	1	0	0	0	0	0	4	8	0.00	0.750
Gerry Arrigo, L ERA: 7.2	(7, 1)	2.0		8	1	1	1	1	1	0	0	0	0	0	9	13	4.50	1.000

PITCHER	IP	WLS	BF	H	R	ER	SO	BB	IBB	HBP	BLK	WP	HR	S	P	ERA	WHIP

BOTTOM

Minnesota Twins @ Chicago White Sox

Comiskey Park, Chicago, IL

Sun Jun 18 1961, 4:38 AM EDT

Att. 22,644 - Unknown

livebaseballscorecards.com

AB	35
R	10
H	14
RBI	10
BB	2
SO	3
LOB	10

Batter	1	2	3	4	5	6	7	8	9	AB	R	H	RBI	BB	SO	LOB
Brooks Robinson, R (1, 5) OBP: 0.372, SLG: 0.399	F9		FC5-4 2-H 1B		F8			K	E8 1-3 1B	5	0	2	1	0	1	2
Dick Williams, R (1, 7) OBP: 0.238, SLG: 0.365	5-3		FC5-4 1-2f			P4		F8	F2	5	0	0	0	0	0	3
Jackie Brandt, R (1, 8) OBP: 0.388, SLG: 0.494	F9			F5		E 1B		P4		4	0	1	0	0	0	0
Jim Gentile, L (1, 3) OBP: 0.397, SLG: 0.554		F8		K		F8			1B HR 1B	4	1	1	0	0	1	1
Gus Triandos, R (1, 2) OBP: 0.335, SLG: 0.453		5-3		F8		E5 1-3			1-2 HR 1B	4	1	1	0	0	0	1
Ron Hansen, R (1, 6) OBP: 0.313, SLG: 0.344		F9			1-3	F9			F8	4	0	0	0	0	0	4
Earl Robinson, R (1, 9) OBP: 0.254, SLG: 0.279			1B 2B		S BB 1B		K		1-H 2-H HR	4	2	3	3	0	1	0
Jerry Adair, R (1, 4) OBP: 0.312, SLG: 0.412			F9		S 1-2 BB		F9		E 1B	3	0	1	0	1	0	1
Hal Brown, R (1, 1) OBP: 0.160, SLG: 0.087			P4		K 1-2 2-3		1-3		K	1	0	0	0	0	0	1
Dave Philley, S (5, PH) OBP: 0.277, SLG: 0.397										1	0	0	0	0	1	2
Jack Fisher, R (5, 1) OBP: 0.172, SLG: 0.111										2	0	0	0	0	1	1
Inning Stats	R: 0 E: 0 K: 0 S: 3 H: 0 LOB: 0 BB: 0 P: 3	R: 0 E: 0 K: 0 S: 3 H: 0 LOB: 0 BB: 0 P: 3	R: 1 E: 0 K: 0 S: 5 H: 2 LOB: 1 BB: 0 P: 5	R: 0 E: 0 K: 1 S: 5 H: 0 LOB: 0 BB: 0 P: 5	R: 0 E: 0 K: 1 S: 6 H: 1 LOB: 2 BB: 1 P: 10	R: 0 E: 1 K: 0 S: 5 H: 1 LOB: 2 BB: 0 P: 5	R: 0 E: 0 K: 1 S: 5 H: 0 LOB: 0 BB: 0 P: 5	R: 0 E: 0 K: 1 S: 5 H: 0 LOB: 0 BB: 0 P: 5	R: 3 E: 1 K: 1 S: 10 H: 5 LOB: 2 BB: 0 P: 10	1B: 7 2B: 1 3B: 0 HR: 1 SF: 0 SAC: 0 DP: 0 HBP: 0	WP: 0 PB: 0 SB: 2 CS: 0 PA: 38					

PITCHER		IP	WLS	BF	H	R	ER	SO	BB	IBB	HBP	BLK	WP	HR	S	P	ERA	WHIP
Jack Kralick, L ERA: 3.47	(1, 1)	8.1		35	8	4	4	4	1	0	0	0	0	1	42	46	4.32	1.080
Chuck Stobbs, L ERA: 5.63	(9, 1)	0.2	W	3	1	0	0	1	0	0	0	0	0	0	5	5	0.00	1.500

PITCHER	IP	WLS	BF	H	R	ER	SO	BB	IBB	HBP	BLK	WP	HR	S	P	ERA	WHIP

TOP

Baltimore Orioles @ Minnesota Twins

Metropolitan Stadium, Bloomington , MI

Tue Jun 20 1961, 8:05 PM EDT

Att. 17,851 - Unknown - 72 F

livebaseballscorecards.com

AB	37
R	4
H	9
RBI	4
BB	1
SO	5
LOB	16

Baltimore Orioles @ Minnesota Twins

Metropolitan Stadium, Bloomington , MI

Tue Jun 20 1961, 8:05 PM EDT

Att. 17,851 - Unknown - 72 F

BOTTOM

livebaseballscorecards.com

Batter	1	2	3	4	5	6	7	8	9	AB	R	H	RBI	BB	SO	LOB
Billy Martin, R (1, 4) OBP: 0.270, SLG: 0.425	HR 1B		6-3		K		SH3-4 1-2			3	1	1	0	0	1	0
Lenny Green, L (1, 8) (9, 7) OBP: 0.376, SLG: 0.397	F7		F2		4-3		P6			4	0	0	0	0	0	2
Harmon Killebrew, R (1, 5) OBP: 0.451, SLG: 0.663	1-H HR		P3		BB 1B		F9			4	1	2	2	0	0	1
Jim Lemon, R (1, 7) OBP: 0.346, SLG: 0.360	P3			1B 1B BB	1-2 BB			P4		2	1	0	0	2	0	0
Bill Tuttle, R (9, 8) OBP: 0.299, SLG: 0.303										0	0	0	0	0	0	0
Bob Allison, R (1, 3) OBP: 0.355, SLG: 0.470	K2-3			1-3 1B	K			2B 1B		4	1	2	0	0	2	2
Dan Dobbek, L (1, 9) OBP: 0.244, SLG: 0.349		3-1		P6		F9		K		4	0	0	0	0	1	3
Earl Battey, R (1, 2) OBP: 0.374, SLG: 0.402		1B		F8		F9		1-H 2B		4	0	2	1	0	0	2
Jose Valdivielso, R (1, 6) OBP: 0.221, SLG: 0.219		F9		1-3 3-H 1B		K2-3		5-3		4	0	1	1	0	1	2
Jack Kralick, L (1, 1) OBP: 0.222, SLG: 0.200		K		G3			SH3-4 1B		HR	3	0	1	0	0	1	3
Chuck Stobbs, L (9, 1) OBP: 0.429, SLG: 0.500										0	0	0	0	0	0	0
Julio Becquer, L (9, PH) OBP: 0.243, SLG: 0.457										1	1	1	1	0	0	0

Inning Stats	1	2	3	4	5	6	7	8	9
	R: 2 H: 2 E: 0 LOB: 0 K: 1 BB: 0 S: 7 P: 7	R: 0 H: 1 E: 0 LOB: 1 K: 1 BB: 0 S: 6 P: 6	R: 0 H: 0 E: 0 LOB: 0 K: 0 BB: 0 S: 3 P: 3	R: 1 H: 2 E: 0 LOB: 2 K: 0 BB: 1 S: 5 P: 9	R: 0 H: 1 E: 0 LOB: 2 K: 2 BB: 1 S: 8 P: 12	R: 0 H: 0 E: 0 LOB: 0 K: 1 BB: 0 S: 5 P: 5	R: 0 H: 1 E: 0 LOB: 1 K: 0 BB: 0 S: 4 P: 4	R: 1 H: 2 E: 0 LOB: 1 K: 1 BB: 0 S: 7 P: 7	R: 1 H: 1 E: 0 LOB: 0 K: 0 BB: 0 S: 1 P: 1

1B: 7	SF: 0	WP: 0	PA: 36
2B: 1	SAC: 1	PB: 0	
3B: 0	DP: 0	SB: 0	
HR: 2	HBP: 0	CS: 0	

PITCHER		IP	WLS	BF	H	R	ER	SO	BB	IBB	HBP	BLK	WP	HR	S	P	ERA	WHIP
Hal Brown, R ERA: 3.26	(1, 1)	4.0		18	5	3	3	2	1	0	0	0	0	1	21	25	6.75	1.500
Jack Fisher, R ERA: 4.84	(5, 1)	4.0	L	18	5	2	2	4	1	0	0	0	0	1	25	29	4.50	1.500

PITCHER	IP	WLS	BF	H	R	ER	SO	BB	IBB	HBP	BLK	WP	HR	S	P	ERA	WHIP

Baltimore Orioles @ Minnesota Twins

Metropolitan Stadium, Bloomington , MI

Wed Jun 21 1961, 8:05 PM EDT

Att. 15,711 - Unknown - 64 F

TOP

livebaseballscorecards.com

Batter	1	2	3	4	5	6	7	8	9	AB	R	H	RBI	BB	SO	LOB
Brooks Robinson, R (1, 5) (9, 4) OBP: 0.374, SLG: 0.402	6-3		1B		FC2-6 1B		K		HBP 1B BB 1B; G5-4-3	6	2	3	0	0	1	2
Russ Snyder, L (1, 7) OBP: 0.307, SLG: 0.336	1B		1B SF8 1B		FC2-6 FC5-4		WP 2B		BB HBP BB 1B	5	2	4	0	0	0	1
Jackie Brandt, R (1, 8) (9, 9) OBP: 0.388, SLG: 0.488	F2		1B		FC5-4 BB		5-3		BB BB 2B HBP	4	1	1	3	0	0	3
Jim Gentile, L (1, 3) OBP: 0.402, SLG: 0.569	P4		SF8		BB			HR	BB 2B BB	2	2	1	3	2	0	1
Marv Throneberry, L (1, 9) OBP: 0.324, SLG: 0.414 Dick Williams, R (9, PH) (9, 5) OBP: 0.242, SLG: 0.365		F7	F8		G3			4-3	2B 4-6-3 BB	4 0	0 1	0 0	0 1	0 1	0 0	3 0
Gus Triandos, R (1, 2) OBP: 0.336, SLG: 0.462		K		F7		K		2B	4-6-3 1B 2B	5	1	2	2	0	2	0
Ron Hansen, R (1, 6) OBP: 0.314, SLG: 0.342		F7		FC6-4 1B		K		F7	1B 4-6-3 IBB	4	0	1	0	1	1	1
Jerry Adair, R (1, 4) OBP: 0.307, SLG: 0.405 Dave Philley, S (8, PH) OBP: 0.274, SLG: 0.392 Hoyt Wilhelm, R (8, 1)			4-3	F7		K		F8	4-6-3	3 1 1	0 0 0	0 0 1	0 0 0	0 0 1	1 0 0	1 1 2
Chuck Estrada, R (1, 1) OBP: 0.185, SLG: 0.154 Marv Breeding, R (8, 4) OBP: 0.171, SLG: 0.239 Clint Courtney, L (9, PH) OBP: 0.400, SLG: 0.311 Jim Busby, R (9, PR) OBP: 0.348, SLG: 0.317 (9, 8)			1B 1B 1B	FC6-4			F3		HBP; G5-4-3	3 0 1 1	1 0 0 1	1 0 1 1	0 0 0 1	0 0 0 0	0 0 0 0	1 0 0 0
Inning Stats	R: 0 E: 0 K: 0 S: 4 H: 1 LOB: 1 BB: 0 P: 4	R: 0 E: 0 K: 1 S: 5 H: 0 LOB: 0 BB: 0 P: 5	R: 3 E: 0 K: 0 S: 7 H: 4 LOB: 0 BB: 0 P: 7	R: 0 E: 0 K: 0 S: 4 H: 1 LOB: 1 BB: 0 P: 4	R: 0 E: 0 K: 0 S: 4 H: 1 LOB: 2 BB: 1 P: 8	R: 0 E: 0 K: 3 S: 9 H: 0 LOB: 0 BB: 0 P: 9	R: 0 E: 0 K: 1 S: 6 H: 1 LOB: 1 BB: 0 P: 6	R: 1 E: 0 K: 0 S: 5 H: 2 LOB: 1 BB: 0 P: 5	R: 7 E: 0 K: 0 S: 7 H: 5 LOB: 2 BB: 3 P: 20	1B: 11 2B: 3 3B: 0 HR: 1	SF: 1 SAC: 0 DP: 1 HBP: 1						

	AB	40
	R	11
	H	15
	RBI	11
	BB	4
	SO	5
	LOB	16

WP: 1 PB: 0 SB: 0 CS: 0 PA: 46

PITCHER		IP	WLS	BF	H	R	ER	SO	BB	IBB	HBP	BLK	WP	HR	S	P	ERA	WHIP
Pedro Ramos, R (1, 1) ERA: 4.28		7.1		33	10	4	4	5	1	0	0	0	1	1	42	46	4.91	1.500
Bert Cueto, R (8, 1) ERA: 5.0		0.2	L	4	2	2	2	0	0	0	0	0	0	0	4	4	27.00	3.000
Chuck Stobbs, L (9, 1) ERA: 6.47		0.0		3	1	0	0	0	1	0	1	0	0	0	1	6	∞	∞
Bill Pleis, L (9, 1) ERA: 7.2		0.1		5	2	5	5	0	1	1	0	0	0	0	3	11	135.00	9.000
Gerry Arrigo, L (9, 1) ERA: 6.35		0.2		1	0	0	0	0	0	0	0	0	0	0	1	1	0.00	0.000

PITCHER	IP	WLS	BF	H	R	ER	SO	BB	IBB	HBP	BLK	WP	HR	S	P	ERA	WHIP

Baltimore Orioles @ Minnesota Twins

Metropolitan Stadium, Bloomington , MI

Wed Jun 21 1961, 8:05 PM EDT

Att. 15,711 - Unknown - 64 F

BOTTOM

livebaseballscorecards.com

Batter	1	2	3	4	5	6	7	8	9	AB	R	H	RBI	BB	SO	LOB
Billy Martin, R (1, 4) OBP: 0.277, SLG: 0.418	BBBB 4-0 FC4-6 BB		SSS 0-3 ① K		x 0-0 ① F7		x 0-0 1B		x 0-0 ③ F9	4	0	1	0	1	1	0
Lenny Green, L (1, 8) (9, 7) OBP: 0.374, SLG: 0.398	x 0-0 ① FC4-6 1-2f HR		x 0-0 WP HR 2B		x 0-0 ② F8		x 0-0 ③ 4-3			4	2	1	0	0	0	2
Harmon Killebrew, R (1, 5) OBP: 0.452, SLG: 0.691	x 0-0 1-H HR		x 0-0 2-H HR		x 0-0 ③ 4-3			x 0-0 ① 6-3		4	2	2	4	0	0	0
Jim Lemon, R (1, 7) OBP: 0.349, SLG: 0.368	x 0-0 1B		SSS 0-3 ② K			SSS 0-3 ① K		x 0-0 3B 2B		4	0	2	0	0	2	0
Bill Tuttle, R (8, PR) (9, 8) OBP: 0.299, SLG: 0.303										0	1	0	0	0	0	0
Bob Allison, R (1, 3) OBP: 0.354, SLG: 0.466	SSS 0-3 ② K		x 0-0 ③ P4			x 0-0 1B		x 0-0 ② F7		4	0	1	0	0	1	2
Dan Dobbek, L (1, 9) OBP: 0.245, SLG: 0.368	x 0-0 ③ 4-3			x 0-0 ① 4-3		x 0-0 ② P4		x 0-0 2-H 3B		4	0	1	1	0	0	2
Earl Battey, R (1, 2) OBP: 0.367, SLG: 0.394		x 0-0 ① F2		x 0-0 ② F9		SSS 0-3 ③ K		x 0-0 ③ F8		4	0	0	0	0	1	3
Jose Valdivielso, R (1, 6) OBP: 0.222, SLG: 0.221		SSS 0-3 ② K		x 0-0 1B			x 0-0 ① F9		SSS 0-3 ① K	4	0	1	0	0	2	0
Pedro Ramos, S (1, 1) OBP: 0.282, SLG: 0.375 Bert Cueto, R (8, 1) Chuck Stobbs, L (9, 1) OBP: 0.429, SLG: 0.500 Bill Pleis, L (9, 1) OBP: 0.500, SLG: 0.500 Gerry Arrigo, L (9, 1) Julio Becquer, L (9, PH) OBP: 0.237, SLG: 0.444		SSS 0-3 ③ K		SSS 0-3 ③ K			x 0-0 ② P5		x 0-0 ② P6	3 0 0 0 0 1	0 0 0 0 0 0	0 0 0 0 0 0	0 0 0 0 0 0	0 0 0 0 0 0	2 0 0 0 0 0	1 0 0 0 0 0
Inning Stats	R: 2 E: 0 K: 1 S: 7 H: 2 LOB: 1 BB: 1 P: 11	R: 0 E: 0 K: 2 S: 7 H: 0 LOB: 0 BB: 0 P: 7	R: 2 E: 0 K: 2 S: 9 H: 2 LOB: 0 BB: 0 P: 9	R: 0 E: 0 K: 1 S: 6 H: 1 LOB: 1 BB: 0 P: 6	R: 0 E: 0 K: 0 S: 3 H: 0 LOB: 0 BB: 0 P: 3	R: 0 E: 0 K: 2 S: 8 H: 1 LOB: 1 BB: 0 P: 8	R: 0 E: 0 K: 0 S: 4 H: 1 LOB: 1 BB: 0 P: 4	R: 1 E: 0 K: 0 S: 5 H: 2 LOB: 2 BB: 0 P: 5	R: 0 E: 0 K: 1 S: 5 H: 0 LOB: 0 BB: 0 P: 5	1B: 4 2B: 2 3B: 1 HR: 2	SF: 0 SAC: 0 DP: 0 HBP: 0						

AB	36
R	5
H	9
RBI	5
BB	1
SO	9
LOB	10

WP: 1 PB: 0 SB: 0 CS: 0 PA: 37

PITCHER		IP	WLS	BF	H	R	ER	SO	BB	IBB	HBP	BLK	WP	HR	S	P	ERA	WHIP
Chuck Estrada, R ERA: 4.44	(1, 1)	7.0		29	7	4	4	8	1	0	0	0	1	2	44	48	5.14	1.143
Hoyt Wilhelm, R ERA: 1.86	(8, 1)	2.0	W	8	2	1	1	1	0	0	0	0	0	0	10	10	4.50	1.000

PITCHER	IP	WLS	BF	H	R	ER	SO	BB	IBB	HBP	BLK	WP	HR	S	P	ERA	WHIP

Batter	1	2	3	4	5	6	7	8	9	AB	R	H	RBI	BB	SO	LOB
Brooks Robinson, R (1, 5) OBP: 0.375, SLG: 0.405	F8		FC1-6 1B		2-3 2B	F9		6-3		5	0	2	0	0	0	1
Dick Williams, R (1, 7) OBP: 0.241, SLG: 0.358	BB 1B 1B		FC1-6 1-2f		K	F8			E5 S 1B 2B	4	1	0	0	1	1	3
Russ Snyder, L (9, PR) (9, 7) OBP: 0.307, SLG: 0.336										0	1	0	0	0	0	0
Jackie Brandt, R (1, 8) OBP: 0.399, SLG: 0.494	1B 1B 1-2 1B		F7		BB	1B 2B 1B			S 2B 1-2 1B	4	3	3	0	1	0	1
Jim Gentile, L (1, 3) OBP: 0.402, SLG: 0.565	1B 1-3 2-H 1B		K		2-3	2B 1-2 1B			K 1-2 2-3	5	1	2	1	0	2	6
Gus Triandos, R (1, 2) OBP: 0.342, SLG: 0.474	G6-4-3 1-2 3-H 1B			K	E5 2B FC5-4	1-H 2-H 2B			2-H 3-H 2B	5	1	3	5	0	1	0
Earl Robinson, R (1, 9) OBP: 0.264, SLG: 0.292	G6-4-3 1-2f			K	E 1-3 2B	G1-6-3 BB			P3	4	1	1	0	1	1	4
Ron Hansen, R (1, 6) OBP: 0.308, SLG: 0.335		F3		K	K	G1-6-3 1-2f			5-3	5	0	0	0	0	2	6
Jerry Adair, R (1, 4) OBP: 0.311, SLG: 0.400		3-1		2B SH3 BB	FC5-4 BB			K		2	0	0	0	2	1	0
Milt Pappas, R (1, 1) OBP: 0.059, SLG: 0.118		K		SH3 1-2	FC5-4 1-2f 2-H 3-H			F7		3	0	0	1	0	1	1
Inning Stats	R: 2 E: 0 K: 0 S: 5 H: 3 LOB: 1 BB: 1 P: 9	R: 0 E: 0 K: 1 S: 5 H: 0 LOB: 0 BB: 0 P: 5	R: 0 E: 0 K: 1 S: 6 H: 1 LOB: 1 BB: 0 P: 6	R: 0 E: 0 K: 3 S: 9 H: 0 LOB: 0 BB: 0 P: 9	R: 0 E: 0 K: 1 S: 6 H: 1 LOB: 3 BB: 2 P: 14	R: 2 E: 2 K: 1 S: 7 H: 1 LOB: 1 BB: 1 P: 11	R: 2 E: 0 K: 0 S: 5 H: 3 LOB: 1 BB: 1 P: 9	R: 0 E: 0 K: 1 S: 5 H: 0 LOB: 0 BB: 0 P: 5	R: 2 E: 1 K: 1 S: 8 H: 2 LOB: 2 BB: 0 P: 8	1B: 7 2B: 4 3B: 0 HR: 0 SF: 0 SAC: 1 DP: 2 HBP: 0						

PITCHER		IP	WLS	BF	H	R	ER	SO	BB	IBB	HBP	BLK	WP	HR	S	P	ERA	WHIP
Jim Kaat, L ERA: 4.24	(1, 1)	7.0	L	34	9	6	4	7	5	0	0	0	0	0	43	63	5.14	2.000
Danny McDevitt, L ERA: 6.75	(8, 1)	2.0		9	2	2	1	2	0	0	0	0	0	0	13	13	4.50	1.000

PITCHER	IP	WLS	BF	H	R	ER	SO	BB	IBB	HBP	BLK	WP	HR	S	P	ERA	WHIP

TOP

Baltimore Orioles @ Minnesota Twins

Metropolitan Stadium, Bloomington , MI

Thu Jun 22 1961, 4:33 AM EDT

Att. 10,397 - Unknown - 68 F

livebaseballscorecards.com

AB	37
R	8
H	11
RBI	7
BB	5
SO	9
LOB	22

PA: 43

WP: 0
PB: 0
SB: 2
CS: 0

Baltimore Orioles @ Minnesota Twins

Metropolitan Stadium, Bloomington , MI

Thu Jun 22 1961, 4:33 AM EDT

Att. 10,397 - Unknown - 68 F

BOTTOM

Batter	1	2	3	4	5	6	7	8	9	AB	R	H	RBI	BB	SO	LOB
Zoilo Versalles, R (1, 6) OBP: 0.323, SLG: 0.404	6-3		WP, 1B		FC6-4, 1B 1-2		3-1, 1B 2-3		1-3	5	1	3	0	0	0	0
Lenny Green, L (1, 8) OBP: 0.369, SLG: 0.392	3-1		P5		FC6-4 1-2f 2-3		3-1 1-2			4	0	0	0	0	0	5
Harmon Killebrew, R (1, 5) OBP: 0.457, SLG: 0.695	2B		BB 1-2		K		1B 2-H 3-H			3	0	2	2	1	1	1
Jim Lemon, R (1, 7) OBP: 0.347, SLG: 0.371 Danny McDevitt, L (8, 1)	P4		K			G4-6-3, 2B	K			4 0	0 0	1 0	0 0	0 0	2 0	4 0
Bob Allison, R (1, 3) OBP: 0.356, SLG: 0.462 (8, 9)		SH1-3, BB		F5		G4-6-3, BB		5-3		2	0	0	0	2	0	0
Dan Dobbek, L (1, 9) OBP: 0.245, SLG: 0.356 (8, 7)		F8		BB		G4-6-3 1-2f 2-3		F2		3	0	0	0	1	0	3
Billy Martin, R (1, 4) OBP: 0.268, SLG: 0.404		SH1-3 1-2		F8		K		4-3		3	0	0	0	0	1	2
Earl Battey, R (1, 2) OBP: 0.365, SLG: 0.391		1-3		L6			1B, G3, 1B		F9	4	1	1	0	0	0	2
Jim Kaat, L (1, 1) OBP: 0.261, SLG: 0.318 Julio Becquer, L (7, PH) OBP: 0.225, SLG: 0.421 (8, 3)			K		FC6-4, 1B		G3 1-2		F8	2 2	0 0	1 0	0 0	0 0	1 0	0 1
Inning Stats	R: 0 E: 0 K: 0 S: 4 H: 1 LOB: 1 BB: 0 P: 4	R: 0 E: 0 K: 0 S: 3 H: 0 LOB: 1 BB: 1 P: 7	R: 0 E: 0 K: 2 S: 8 H: 1 LOB: 2 BB: 1 P: 12	R: 0 E: 0 K: 0 S: 3 H: 0 LOB: 1 BB: 1 P: 7	R: 0 E: 0 K: 1 S: 6 H: 2 LOB: 1 BB: 0 P: 6	R: 0 E: 0 K: 1 S: 5 H: 1 LOB: 1 BB: 1 P: 9	R: 2 E: 0 K: 1 S: 8 H: 3 LOB: 1 BB: 0 P: 8	R: 0 E: 0 K: 0 S: 3 H: 0 LOB: 0 BB: 0 P: 3	R: 0 E: 0 K: 0 S: 3 H: 0 LOB: 0 BB: 0 P: 3	1B: 6 2B: 2 3B: 0 HR: 0 SF: 0 SAC: 1 DP: 1 HBP: 0						

livebaseballscorecards.com

AB	32
R	2
H	8
RBI	2
BB	4
SO	5
LOB	18

WP: 1 PB: 0 SB: 0 CS: 0 PA: 37

PITCHER		IP	WLS	BF	H	R	ER	SO	BB	IBB	HBP	BLK	WP	HR	S	P	ERA	WHIP
Milt Pappas, R ERA: 4.62	(1, 1)	9.0	W	37	8	2	2	5	4	0	0	0	1	0	43	59	2.00	1.333

PITCHER	IP	WLS	BF	H	R	ER	SO	BB	IBB	HBP	BLK	WP	HR	S	P	ERA	WHIP

Batter	1	2	3	4	5	6	7	8	9	AB	R	H	RBI	BB	SO	LOB
Bobby Richardson, R (1, 4) OBP: 0.264, SLG: 0.293	FC4-6 1B		5-3		F8			8-6-3 1-2f		4	0	1	0	0	0	2
Tony Kubek, L (1, 6) OBP: 0.339, SLG: 0.425	FC4-6 1-2f		F9			P6		F5		4	0	0	0	0	0	1
Roger Maris, L (1, 9) OBP: 0.351, SLG: 0.615	K			F9		P4			L3	4	0	0	0	0	1	1
Mickey Mantle, S (1, 8) OBP: 0.435, SLG: 0.661	K			WP 1B		2B			K	4	0	2	0	0	2	1
Yogi Berra, L (1, 7) OBP: 0.339, SLG: 0.514		K		F7 1-2		K			1B	4	0	1	0	0	2	2
Bill Skowron, R (1, 3) OBP: 0.312, SLG: 0.485		PB 1B		F7			4-3		F9	4	0	1	0	0	0	2
Elston Howard, R (1, 2) OBP: 0.382, SLG: 0.436		F9 1-2			K		5-3			3	0	0	0	0	1	1
Billy Gardner, R (1, 5) OBP: 0.287, SLG: 0.314		6-3			SH3 1B		K			3	0	1	0	0	1	1
Bob Turley, R (1, 1) OBP: 0.100, SLG: 0.105			K		SH3 1-2			8-6-3 BB		1	0	0	0	0	1	0
Earl Torgeson, L (8, PH) OBP: 0.227, SLG: 0.059										0	0	0	0	1	0	0
Hal Reniff, R (8, 1)										0	0	0	0	0	0	0
Inning Stats	R: 0 E: 0 K: 2 S: 8 H: 1 LOB: 1 BB: 0 P: 8	R: 0 E: 0 K: 1 S: 6 H: 1 LOB: 1 BB: 0 P: 6	R: 0 E: 0 K: 1 S: 5 H: 0 LOB: 0 BB: 0 P: 5	R: 0 E: 0 K: 0 S: 4 H: 1 LOB: 1 BB: 0 P: 4	R: 0 E: 0 K: 1 S: 6 H: 1 LOB: 1 BB: 0 P: 6	R: 0 E: 0 K: 1 S: 6 H: 1 LOB: 1 BB: 0 P: 6	R: 0 E: 0 K: 1 S: 5 H: 0 LOB: 0 BB: 0 P: 5	R: 0 E: 0 K: 0 S: 2 H: 0 LOB: 0 BB: 1 P: 6	R: 0 E: 0 K: 1 S: 6 H: 1 LOB: 1 BB: 0 P: 6	1B: 5 2B: 2 3B: 0 HR: 0	SF: 0 SAC: 1 DP: 1 HBP: 0						

PITCHER	IP	WLS	BF	H	R	ER	SO	BB	IBB	HBP	BLK	WP	HR	S	P	ERA	WHIP
Camilo Pascual, R (1, 1) ERA: 3.7	9.0	W	33	6	0	0	8	1	0	0	0	1	0	48	52	0.00	0.778

PITCHER	IP	WLS	BF	H	R	ER	SO	BB	IBB	HBP	BLK	WP	HR	S	P	ERA	WHIP

TOP

New York Yankees @ Minnesota Twins

Metropolitan Stadium, Bloomington , MI

Fri Jun 23 1961, 8:05 PM EDT

Att. 30,940 - Unknown - 64 F

livebaseballscorecards.com

AB	31
R	0
H	6
RBI	0
BB	1
SO	8
LOB	11

WP: 1 PB: 1 SB: 0 CS: 0 PA: 33

Batter	1	2	3	4	5	6	7	8	9	AB	R	H	RBI	BB	SO	LOB
Zoilo Versalles, R (1, 6) OBP: 0.326, SLG: 0.410	2-3 1B		F2		1-3 2B		K			4	1	2	0	0	1	1
Bill Tuttle, R (1, 8) OBP: 0.298, SLG: 0.302	2-3 1-3		HR 1B		1-3 2-3		F9			4	1	1	0	0	0	3
Harmon Killebrew, R (1, 5) OBP: 0.462, SLG: 0.716	G6-4-3 1B 3-H		1-H HR		L1		2-H 2B			4	1	3	4	0	0	1
Jim Lemon, R (1, 7) OBP: 0.345, SLG: 0.368	G6-4-3 1-2f		P3			FC5-4 1B	F9			4	0	1	0	0	0	2
Julio Becquer, L (8, 3) OBP: 0.225, SLG: 0.421										0	0	0	0	0	0	0
Bob Allison, R (1, 3) (8, 9) OBP: 0.351, SLG: 0.453		5-3	P5			FC5-4 BB 1-2f		L5		4	0	0	0	0	0	1
Dan Dobbek, L (1, 9) (8, 7) OBP: 0.255, SLG: 0.348		FC6-4 1B BB		F7		1-2 BB		1-3		2	0	0	0	2	0	0
Earl Battey, R (1, 2) OBP: 0.363, SLG: 0.388		FC6-4 1-2		F7		K		F9		4	0	1	0	0	1	2
Jose Valdivielso, R (1, 4) OBP: 0.213, SLG: 0.211		FC6-4 1-2f 2-3		5-3		6-3				3	0	0	0	0	0	4
Camilo Pascual, R (1, 1) OBP: 0.222, SLG: 0.182		P5			F7		2B			3	1	1	0	0	0	2
Inning Stats	R: 1 E: 0 K: 0 S: 4 H: 2 LOB: 0 BB: 0 P: 4	R: 0 E: 0 K: 0 S: 4 H: 1 LOB: 2 BB: 1 P: 8	R: 2 E: 0 K: 0 S: 5 H: 2 LOB: 0 BB: 0 P: 5	R: 0 E: 0 K: 0 S: 3 H: 0 LOB: 0 BB: 0 P: 3	R: 0 E: 0 K: 0 S: 4 H: 1 LOB: 1 BB: 0 P: 4	R: 0 E: 0 K: 1 S: 6 H: 1 LOB: 2 BB: 1 P: 10	R: 1 E: 0 K: 1 S: 7 H: 2 LOB: 1 BB: 0 P: 7	R: 0 E: 0 K: 0 S: 3 H: 0 LOB: 0 BB: 0 P: 3		1B: 5 2B: 3 3B: 0 HR: 1		SF: 0 SAC: 0 DP: 1 HBP: 0		WP: 0 PB: 0 SB: 0 CS: 0	PA: 34	

BOTTOM

New York Yankees @ Minnesota Twins

Metropolitan Stadium, Bloomington , MI

Fri Jun 23 1961, 8:05 PM EDT

Att. 30,940 - Unknown - 64 F

livebaseballscorecards.com

AB	32
R	4
H	9
RBI	4
BB	2
SO	2
LOB	16

PITCHER		IP	WLS	BF	H	R	ER	SO	BB	IBB	HBP	BLK	WP	HR	S	P	ERA	WHIP
Bob Turley, R ERA: 5.55	(1, 1)	7.0	L	31	9	4	4	2	2	0	0	0	0	1	33	41	5.14	1.571
Hal Reniff, R ERA:	(8, 1)	1.0		3	0	0	0	0	0	0	0	0	0	0	3	3	0.00	0.000

PITCHER	IP	WLS	BF	H	R	ER	SO	BB	IBB	HBP	BLK	WP	HR	S	P	ERA	WHIP

Batter	1	2	3	4	5	6	7	8	9	AB	R	H	RBI	BB	SO	LOB
Bobby Richardson, R (1, 4) OBP: 0.266, SLG: 0.295	E 1B	1B 3-H 1B		5-3		E4 1B SF7	6-3			5	2	2	1	0	0	1
Tony Kubek, L (1, 6) OBP: 0.340, SLG: 0.424	P6	BB 1-3 1B		P4		E HBP 1-3 1B		F8		5	0	2	0	0	0	1
Roger Maris, L (1, 9) OBP: 0.358, SLG: 0.618	E6 3-1 1-H 2B	BB 1-2 BB			BB 1B BB	E 1-2 HBP		F8		2	2	1	1	2	0	0
Mickey Mantle, S (1, 8) OBP: 0.434, SLG: 0.654 Jack Reed, R (8, 8)	3-1 3-H	K			1B 1-3 1-2 BB	F2		F8 1B		4 0	1 0	1 0	1 0	1 0	1 0	6 0
Yogi Berra, L (1, 7) OBP: 0.335, SLG: 0.508	F9	F7			E 1B 1-3 2-H 1B	SF7 1-2 2-3 3-H		F2		4	1	1	2	0	0	4
Bill Skowron, R (1, 3) OBP: 0.310, SLG: 0.491		HR	K		1-3 1-3 3-H	K			6-3	5	1	1	2	0	2	3
Johnny Blanchard, L (1, 2) OBP: 0.380, SLG: 0.595 Elston Howard, R (9, PH) OBP: 0.386, SLG: 0.460 (9, 2)		HR	K		3-H 1B		SH1-4 BB		HR	3 1	1 1	2 1	2 1	1 0	1 0	0 0
Billy Gardner, R (1, 5) OBP: 0.285, SLG: 0.317		5-3 1B 2B	F9		K		K		P3	5	1	1	0	0	2	2
Rollie Sheldon, R (1, 1) OBP: 0.143, SLG: 0.100 Jim Coates, R (6, 1) OBP: 0.176, SLG: 0.067 Luis Arroyo, L (8, 1) OBP: 0.182, SLG: 0.273		5-3 2-3		K	4-3		SH1-4 1-2		K	3 0 1	0 0 0	0 0 0	0 0 0	0 0 0	1 0 1	2 0 0
Inning Stats	R: 2 E: 1 K: 0 S: 5 H: 2 LOB: 0 BB: 0 P: 5	R: 3 E: 0 K: 1 S: 10 H: 5 LOB: 3 BB: 1 P: 14	R: 0 E: 0 K: 2 S: 7 H: 0 LOB: 0 BB: 0 P: 7	R: 0 E: 0 K: 1 S: 5 H: 0 LOB: 0 BB: 0 P: 5	R: 3 E: 1 K: 1 S: 7 H: 2 LOB: 1 BB: 2 P: 15	R: 1 E: 2 K: 1 S: 7 H: 1 LOB: 2 BB: 0 P: 8	R: 0 E: 0 K: 1 S: 5 H: 0 LOB: 1 BB: 1 P: 9	R: 0 E: 0 K: 0 S: 4 H: 1 LOB: 1 BB: 0 P: 4	R: 1 E: 0 K: 1 S: 6 H: 1 LOB: 0 BB: 0 P: 6	1B: 7 2B: 2 3B: 0 HR: 3 SF: 1 SAC: 1 DP: 0 HBP: 1						

TOP

New York Yankees @ Minnesota Twins

Metropolitan Stadium, Bloomington , MI

Sat Jun 24 1961, 4:33 AM EDT

Att. 35,199 - Unknown - 73 F

livebaseballscorecards.com

AB	38
R	10
H	12
RBI	10
BB	4
SO	8
LOB	19

WP: 0 PB: 0 SB: 0 CS: 0 PA: 45

PITCHER		IP	WLS	BF	H	R	ER	SO	BB	IBB	HBP	BLK	WP	HR	S	P	ERA	WHIP
Bert Cueto, R ERA: 8.1	(1, 1)	1.0	L	8	5	5	4	0	0	0	0	0	0	2	8	8	36.00	5.000
Bill Pleis, L ERA: 7.5	(2, 1)	3.0		15	3	3	3	4	3	0	0	0	0	0	20	32	9.00	2.000
Don Lee, R ERA: 2.76	(5, 1)	2.0		10	2	1	0	2	0	0	1	0	0	0	13	14	0.00	1.000
Danny McDevitt, L ERA: 6.05	(7, 1)	2.0		8	1	0	0	1	1	0	0	0	0	0	9	13	0.00	1.000
Chuck Stobbs, L ERA: 6.55	(9, 1)	1.0		4	1	1	1	1	0	0	0	0	0	1	6	6	9.00	1.000

PITCHER	IP	WLS	BF	H	R	ER	SO	BB	IBB	HBP	BLK	WP	HR	S	P	ERA	WHIP

BOTTOM

New York Yankees @ Minnesota Twins

Metropolitan Stadium, Bloomington , MI

Sat Jun 24 1961, 4:33 AM EDT

Att. 35,199 - Unknown - 73 F

Batter	1	2	3	4	5	6	7	8	9	AB	R	H	RBI	BB	SO	LOB
Zoilo Versalles, R (1, 6) OBP: 0.319, SLG: 0.401	F9		P6		F7		F8	P4		5	0	0	0	0	0	2
Bill Tuttle, R (1, 8) OBP: 0.289, SLG: 0.292	4-3		1-3		F8		4-3	FC6-4 (1-2f)		5	0	0	0	0	0	2
Harmon Killebrew, R (1, 5) OBP: 0.461, SLG: 0.728	F9			HR		K	2B		K	5	1	2	1	0	2	0
Jim Lemon, R (1, 7) OBP: 0.351, SLG: 0.410		HR		HR		3B 2B	F9		5-3	5	3	3	2	0	0	1
Bob Allison, R (1, 3) OBP: 0.348, SLG: 0.445		F8		L5		6-3		BB 2B HBP	F2	4	1	0	0	0	0	1
Dan Dobbek, L (1, 9) OBP: 0.264, SLG: 0.340		3-1		4-3		BBBB 3B BB		2B 1B BB (1-2)		2	2	0	0	2	0	0
Earl Battey, R (1, 2) OBP: 0.374, SLG: 0.412		BBBB BB		1B		1-H 2-H 3B		1B 2B (1-3 2-H)		3	0	3	3	1	0	0
Jose Valdivielso, R (1, 4) OBP: 0.208, SLG: 0.205		4-3		P6		BBBB BB		FC6-4 1B (2-3 3-H)		2	0	0	0	0	0	2
Lenny Green, L (6, PH) OBP: 0.371, SLG: 0.392										0	0	0	0	1	0	0
Rich Rollins, R (7, 4) OBP: 0.286, SLG: 0.286										0	0	0	0	0	0	0
Billy Martin, R (8, PH) OBP: 0.276, SLG: 0.411										1	0	1	1	0	0	0
(9, 4)																
Bert Cueto, R (1, 1)			K		K	F7		P3		0	0	0	0	0	0	0
Bill Pleis, L (2, 1) OBP: 0.333, SLG: 0.333										1	0	0	0	0	1	0
Don Lee, R (5, 1)										1	0	0	0	0	1	0
Julio Becquer, L (6, PH) OBP: 0.320, SLG: 0.410										1	0	0	0	0	0	2
Danny McDevitt, L (7, 1)										0	0	0	0	0	0	0
Ron Henry, R (8, PH) OBP: 0.222, SLG: 0.167										1	0	0	0	0	0	2
Chuck Stobbs, L (9, 1) OBP: 0.429, SLG: 0.500										0	0	0	0	0	0	0
Inning Stats	R: 0 E: 0 K: 0 S: 3 H: 0 LOB: 0 BB: 0 P: 3	R: 1 E: 0 K: 0 S: 4 H: 1 LOB: 1 BB: 1 P: 8	R: 0 E: 0 K: 1 S: 5 H: 0 LOB: 0 BB: 0 P: 5	R: 2 E: 0 K: 0 S: 6 H: 3 LOB: 1 BB: 0 P: 6	R: 0 E: 0 K: 1 S: 5 H: 0 LOB: 0 BB: 0 P: 5	R: 2 E: 0 K: 1 S: 7 H: 2 LOB: 2 BB: 2 P: 15	R: 0 E: 0 K: 0 S: 4 H: 1 LOB: 1 BB: 0 P: 4	R: 2 E: 0 K: 0 S: 5 H: 2 LOB: 2 BB: 1 P: 10	R: 0 E: 0 K: 1 S: 5 H: 0 LOB: 0 BB: 0 P: 5	1B: 2 2B: 3 3B: 1 HR: 3	SF: 0 SAC: 0 DP: 0 HBP: 1		WP: 0 PB: 0 SB: 0 CS: 0		PA: 41		

livebaseballscorecards.com

AB	36
R	7
H	9
RBI	7
BB	4
SO	4
LOB	12

PITCHER		IP	WLS	BF	H	R	ER	SO	BB	IBB	HBP	BLK	WP	HR	S	P	ERA	WHIP
Rollie Sheldon, R ERA: 3.06	(1, 1)	5.2	W	25	6	5	5	3	2	0	0	0	0	3	29	37	7.94	1.412
Jim Coates, R ERA: 3.92	(6, 1)	1.1		8	1	2	2	0	2	0	1	0	0	0	5	14	13.50	2.250
Luis Arroyo, L ERA: 2.38	(8, 1)	2.0	S	8	2	0	0	1	0	0	0	0	0	0	10	10	0.00	1.000

PITCHER	IP	WLS	BF	H	R	ER	SO	BB	IBB	HBP	BLK	WP	HR	S	P	ERA	WHIP

Batter	1	2	3	4	5	6	7	8	9	AB	R	H	RBI	BB	SO	LOB
Bobby Richardson, R (1, 4) OBP: 0.269, SLG: 0.297	x 0-0 ① F8		x 0-0 ③ 6-3		x 0-0 ③ F9		x 0-0 E5 2B 1B	x 0-0 1B		5	1	2	0	0	0	1
Tony Kubek, L (1, 6) OBP: 0.338, SLG: 0.420	x 0-0 ② F8			x 0-0 BB 1B 1B		x 0-0 ① 1-3	x 0-0 ② 1-3	x 0-0 ③ 5-3		5	1	1	0	0	0	2
Roger Maris, L (1, 9) OBP: 0.362, SLG: 0.618	x 0-0 ③ G3			B B B B 4-0 1B 1-2 BB		B B B B 4-0 1B HR BB	x 0-0 BB 1B 2-H 2B		x 0-0 ① 3-1	3	2	1	1	2	0	0
Mickey Mantle, S (1, 8) OBP: 0.434, SLG: 0.647		x 0-0 ① P3		x 0-0 ① F9		x 0-0 B B B B 1-2 HR 1B	4-0 BB 1B BB		x 0-0 ② 5-3	4	2	1	0	1	0	2
Elston Howard, R (1, 2) OBP: 0.393, SLG: 0.481		x 0-0 ② 6-3		x 0-0 L3 1-3 2-H 1B		x 0-0 B B B B 1-H 2-H HR	4-0 1B 1-2 2-3 BB		x 0-0 ③ 6-3	4	1	2	4	1	0	0
Bill Skowron, R (1, 3) OBP: 0.309, SLG: 0.487		x 0-0 ③ F8		x 0-0 ② ③ L3 1-2		x 0-0 ② 5-3	x 0-0 1-2 2-H 3-H 1B			4	0	1	2	0	0	2
Bob Cerv, R (1, 7) OBP: 0.263, SLG: 0.402			x 0-0 HR		x 0-0 ① 5-3	x 0-0 S S S 1B	0-3 ③ K			4	1	2	1	0	1	2
Billy Gardner, R (1, 5) OBP: 0.278, SLG: 0.309			x 0-0 ① 4-3		x 0-0 ② F8	x 0-0 ③ F7		x 0-0 ① 1-3		4	0	0	0	0	0	1
Bill Stafford, R (1, 1) OBP: 0.269, SLG: 0.182			S S S 0-3 ② K		x 0-0 1B		x 0-0 ① P3	x 0-0 ② F7		4	0	1	0	0	1	0
Jim Coates, R (9, 1) OBP: 0.176, SLG: 0.067										0	0	0	0	0	0	0

TOP

New York Yankees @ Minnesota Twins

Metropolitan Stadium, Bloomington , MI

Sun Jun 25 1961, 4:33 AM EDT

Att. 35,152 - Unknown - 74 F

livebaseballscorecards.com

AB	37
R	8
H	11
RBI	8
BB	4
SO	2
LOB	10

Inning Stats	1	2	3	4	5	6	7	8	9
	R: 0 E: 0 K: 0 S: 3	H: 0 LOB: 0 BB: 0 P: 3	R: 0 E: 0 K: 0 S: 3	H: 0 LOB: 0 BB: 0 P: 3	R: 1 E: 0 K: 1 S: 6	H: 1 LOB: 0 BB: 0 P: 6	R: 1 E: 0 K: 0 S: 4	H: 2 LOB: 1 BB: 1 P: 8	R: 0 E: 0 K: 0 S: 4	H: 1 LOB: 1 BB: 0 P: 4	R: 3 E: 0 K: 0 S: 6	H: 3 LOB: 1 BB: 1 P: 10	R: 3 E: 1 K: 1 S: 8	H: 3 LOB: 2 BB: 2 P: 16	R: 0 E: 0 K: 0 S: 4	H: 1 LOB: 1 BB: 0 P: 4	R: 0 E: 0 K: 0 S: 3	H: 0 LOB: 0 BB: 0 P: 3

| | | | | | | | | | |

BOTTOM

New York Yankees @ Minnesota Twins

Metropolitan Stadium, Bloomington , MI

Sun Jun 25 1961, 4:33 AM EDT

Att. 35,152 - Unknown - 74 F

Batter	1	2	3	4	5	6	7	8	9	AB	R	H	RBI	BB	SO	LOB
Zoilo Versalles, R (1, 6) OBP: 0.317, SLG: 0.401	F8		1-3		FC3-6 1-2f		G5-3 1-2 2-3f		3-H 2B	5	0	1	1	0	0	3
Billy Martin, R (1, 4) OBP: 0.272, SLG: 0.394	E5 E		BBBB HR BB		F5		F2		F3	4	2	0	0	1	0	3
Harmon Killebrew, R (1, 5) OBP: 0.463, SLG: 0.738	E7 2-H 1B		1-H HR		4-3			BBBB FC6-4 BB	L6	4	1	2	2	1	0	2
Jim Lemon, R (1, 7) OBP: 0.349, SLG: 0.404	SSS K		H HBP			F7		FC6-4 1-2f 1B		3	0	0	0	0	1	2
Bob Allison, R (1, 3) OBP: 0.350, SLG: 0.444	F7		F7			BBBB 1B BB		1-2 1B		3	0	1	0	1	0	2
Dan Dobbek, L (1, 9) OBP: 0.273, SLG: 0.347		2-3		CS 1B		G5-4-3 1-3 1B		F9		4	0	2	0	0	0	2
Earl Battey, R (1, 2) OBP: 0.368, SLG: 0.404		SSS K		F5 1-2		G5-4-3 1-2f		F8		4	0	0	0	0	1	5
Bill Tuttle, R (1, 8) OBP: 0.288, SLG: 0.291		F3		5-3			G5-3 1B		SSS K	4	0	1	0	0	1	0
Jack Kralick, L (1, 1) OBP: 0.237, SLG: 0.216			1-3		FC3-6 1B		1-2 G5-3 1B		2B 3B	2	0	1	0	0	0	0
Danny McDevitt, L (7, 1)										0	0	0	0	0	0	0
Lenny Green, L (7, PH) OBP: 0.373, SLG: 0.394										1	0	1	0	0	0	0
Don Lee, R (8, 1)										0	0	0	0	0	0	0
Julio Becquer, L (9, PH) OBP: 0.238, SLG: 0.475										1	1	1	0	0	0	0
Inning Stats	R: 1 E: 2 K: 1 S: 7 H: 1 LOB: 1 BB: 0 P: 7	R: 0 E: 0 K: 1 S: 5 H: 0 LOB: 0 BB: 0 P: 5	R: 2 E: 0 K: 0 S: 4 H: 1 LOB: 1 BB: 1 P: 9	R: 0 E: 0 K: 0 S: 3 H: 1 LOB: 0 BB: 0 P: 3	R: 0 E: 0 K: 0 S: 4 H: 1 LOB: 1 BB: 0 P: 4	R: 0 E: 0 K: 0 S: 3 H: 1 LOB: 1 BB: 1 P: 7	R: 0 E: 0 K: 0 S: 4 H: 2 LOB: 1 BB: 0 P: 4	R: 0 E: 0 K: 0 S: 4 H: 1 LOB: 2 BB: 1 P: 8	R: 1 E: 0 K: 1 S: 7 H: 2 LOB: 1 BB: 0 P: 7	1B: 7 2B: 1 3B: 1 HR: 1 SF: 0 SAC: 0 DP: 2 HBP: 1						

livebaseballscorecards.com

AB	35
R	4
H	10
RBI	3
BB	3
SO	3
LOB	19

PITCHER	IP	WLS	BF	H	R	ER	SO	BB	IBB	HBP	BLK	WP	HR	S	P	ERA	WHIP
Bill Stafford, R (1, 1) ERA: 2.55	8.1	W	37	10	4	3	3	3	0	1	0	0	1	39	52	3.24	1.560
Jim Coates, R (9, 1) ERA: 3.88	0.2	S	2	0	0	0	0	0	0	0	0	0	0	2	2	0.00	0.000

PITCHER	IP	WLS	BF	H	R	ER	SO	BB	IBB	HBP	BLK	WP	HR	S	P	ERA	WHIP

Batter	1	2	3	4	5	6	7	8	9	AB	R	H	RBI	BB	SO	LOB
Chuck Schilling, R (1, 4) OBP: 0.341, SLG: 0.318	BBBB 4-0 4-3 BB		x 0-0 ① 5-3 1-2		x 0-0 G3-6-1 1-2 1B	SSS 0-3 K ②		x 0-0 ② F2		4	0	1	0	1	1	4
Carroll Hardy, R (1, 8) OBP: 0.338, SLG: 0.382	x 0-0 ① 4-3 1-2		x 0-0 ② 3-1 2-3		x 0-0 ①② G3-6-1 1-2f 2-3	x 0-0 ③ F7		x 0-0 ③ F9		5	0	0	0	0	0	7
Carl Yastrzemski, L (1, 7) OBP: 0.282, SLG: 0.366	SSS 0-3 K ②		x 0-0 ③ F9		x 0-0 ③ 4-3		x 0-0 ① F7		x 0-0 E3 BB	5	0	0	0	0	1	3
Jackie Jensen, R (1, 9) OBP: 0.344, SLG: 0.378	BBBB 4-0 FC6-4 BB			SSS 0-3 ① K		BBBB 4-0 1B 1B BB	x 0-0 ② F8		x 0-0 ① F8	3	1	0	0	2	1	1
Frank Malzone, R (1, 5) OBP: 0.273, SLG: 0.319	x 0-0 ③ FC6-4 1-2f			x 0-0 BB 1B		x 0-0 1B 1-2 1B 1B	x 0-0 ③ F8		x 0-0 ② F8	5	1	2	0	0	0	3
Jim Pagliaroni, R (1, 2) OBP: 0.333, SLG: 0.412		x 0-0 ① P5		BBBB 4-0 1-2 BB		x 0-0 1B 2B 1-2 2-H 1B		x 0-0 ① 5-3	BBBB 4-0 1-2 BB	3	1	1	1	2	0	0
Vic Wertz, L (1, 3) OBP: 0.353, SLG: 0.452		SSS 0-3 ② K		x 0-0 ② F7		x 0-0 2B 1-3 2-H 1B		BBBB 4-0 1B 1B BB	x 0-0 ③ F7	3	1	1	1	1	1	2
Pete Runnels, L (8, PR) OBP: 0.345, SLG: 0.370 (8, 3)										1	1	0	0	0	0	2
Don Buddin, R (1, 6) OBP: 0.420, SLG: 0.432		x 0-0 ③ 4-3		x 0-0 ③ L6		x 0-0 1B 1-H 3-H 2B		x 0-0 1B 1-3 1B		4	0	2	2	0	0	2
Galen Cisco, R (1, 1) OBP: 0.286, SLG: 0.167			BBBB 4-0 3-1 WP BB		x 0-0 G3-6-1 1B 1B	SSS 0-3 ① K		x 0-0 1-2 3-H 1B		2	0	1	0	1	1	1
Mike Fornieles, R (7, 1) OBP: 0.056, SLG: 0.056										1	0	1	1	0	0	0
Inning Stats	R: 0 E: 0 K: 1 S: 5 H: 0 LOB: 2 BB: 2 P: 13	R: 0 E: 0 K: 1 S: 5 H: 0 LOB: 0 BB: 0 P: 5	R: 0 E: 0 K: 0 S: 3 H: 0 LOB: 1 BB: 1 P: 7	R: 0 E: 0 K: 1 S: 6 H: 1 LOB: 2 BB: 1 P: 10	R: 0 E: 0 K: 0 S: 4 H: 2 LOB: 1 BB: 0 P: 4	R: 4 E: 0 K: 2 S: 11 H: 4 LOB: 1 BB: 1 P: 15	R: 0 E: 0 K: 0 S: 3 H: 0 LOB: 0 BB: 0 P: 3	R: 1 E: 0 K: 0 S: 5 H: 2 LOB: 2 BB: 1 P: 9	R: 0 E: 1 K: 0 S: 4 H: 0 LOB: 2 BB: 1 P: 8	1B: 8 2B: 1 3B: 0 HR: 0 SF: 0 SAC: 0 DP: 1 HBP: 0							

TOP

Boston Red Sox @ Minnesota Twins

Metropolitan Stadium, Bloomington , MI

Tue Jun 27 1961, 8:05 PM EDT

Unknown - 91 F

livebaseballscorecards.com

AB	36
R	5
H	9
RBI	5
BB	7
SO	5
LOB	25

WP: 1 PB: 0 SB: 0 CS: 0 PA: 43

PITCHER		IP	WLS	BF	H	R	ER	SO	BB	IBB	HBP	BLK	WP	HR	S	P	ERA	WHIP
Jim Kaat, L ERA: 4.42	(1, 1)	5.0		25	6	4	4	3	5	0	0	0	1	0	26	46	7.20	2.200
Don Lee, R ERA: 2.43	(6, 1)	2.0		7	1	0	0	2	0	0	0	0	0	0	11	11	0.00	0.500
Danny McDevitt, L ERA: 5.82	(8, 1)	2.0	W	11	2	1	1	0	2	0	0	0	0	0	9	17	4.50	2.000

PITCHER	IP	WLS	BF	H	R	ER	SO	BB	IBB	HBP	BLK	WP	HR	S	P	ERA	WHIP

BOTTOM

Batter	1	2	3	4	5	6	7	8	9	AB	R	H	RBI	BB	SO	LOB
Zoilo Versalles, R (1, 6) OBP: 0.319, SLG: 0.398	SSS 0-3 ① K		SSS 0-3 ③ K		x 0-0 ③ F7		BBBB 4-0 S BB	x 0-0 1-3 2-H 3-H 1B		4	0	1	2	1	2	1
Lenny Green, L (1, 8) OBP: 0.374, SLG: 0.390	x 0-0 ② 4-3			x 0-0 ① F2		BBBB 4-0 FC6-4 1B FC4-6 BB	4-0 1-2 BB	x 0-0 ③ F9		3	1	0	0	2	0	2
Harmon Killebrew, R (1, 3) OBP: 0.464, SLG: 0.734	x 0-0 ③ F5			x 0-0 1B		x 0-0 1-2 FC6-4 1B	x 0-0 ② F8			4	0	2	0	0	0	2
Jim Lemon, R (1, 7) OBP: 0.343, SLG: 0.396 Danny McDevitt, L (8, 1)		x 0-0 ① 6-3		x 0-0 ② F3		x 0-0 ① FC6-4 FC4-6 1-2f 2-3	x 0-0 ③ 5-3			4 0	0 0	0 0	0 0	0 0	0 0	5 0
Bob Allison, R (1, 9) OBP: 0.345, SLG: 0.436		SSS 0-3 ② K		x 0-0 ③ L3		x 0-0 ② FC4-6 1-2f 3-H		x 0-0 ① 6-3		4	0	0	1	0	1	2
Earl Battey, R (1, 2) OBP: 0.370, SLG: 0.400		BBBB 4-0 BB			x 0-0 ① 5-3	x 0-0 ③ F8		BBBB 4-0 2B 1B BB		2	1	0	0	2	0	1
Bill Tuttle, R (1, 5) OBP: 0.299, SLG: 0.304		x 0-0 ③ 4-3			BBBB 4-0 WP 1B BB		x 0-0 HR 1B	x 0-0 1-3 1B 2B		3	3	2	0	1	0	1
Billy Martin, R (1, 4) OBP: 0.264, SLG: 0.382 Dan Dobbek, L (8, PH) OBP: 0.279, SLG: 0.347 Jose Valdivielso, R (9, 4) OBP: 0.208, SLG: 0.205			x 0-0 ① 5-3		x 0-0 ② 5-3 1-2		x 0-0 ① F7	BBBB 4-0 1B BB		3 0 0	0 0 0	0 0 0	0 0 0	0 1 0	0 0 0	2 0 0
Jim Kaat, L (1, 1) OBP: 0.280, SLG: 0.333 Don Lee, R (6, 1) Julio Becquer, L (7, PH) OBP: 0.250, SLG: 0.548 (8, 7)			SSS 0-3 ② K		x 0-0 2-H 1B		x 0-0 1-H HR	SSS 0-3 ② K		2 0 2	0 0 1	1 0 1	1 0 2	0 0 0	1 0 1	0 0 3
Inning Stats	R: 0 E: 0 K: 1 S: 5 H: 0 LOB: 0 BB: 0 P: 5	R: 0 E: 0 K: 1 S: 5 H: 0 LOB: 1 BB: 1 P: 9	R: 0 E: 0 K: 2 S: 7 H: 0 LOB: 0 BB: 0 P: 7	R: 0 E: 0 K: 0 S: 4 H: 1 LOB: 1 BB: 0 P: 4	R: 1 E: 0 K: 0 S: 4 H: 1 LOB: 1 BB: 1 P: 8	R: 1 E: 0 K: 0 S: 4 H: 1 LOB: 1 BB: 1 P: 8	R: 2 E: 0 K: 0 S: 5 H: 2 LOB: 2 BB: 2 P: 13	R: 2 E: 0 K: 1 S: 7 H: 2 LOB: 2 BB: 2 P: 15		1B: 5 2B: 1 3B: 0 HR: 1	SF: 0 SAC: 0 DP: 0 HBP: 0						

PITCHER		IP	WLS	BF	H	R	ER	SO	BB	IBB	HBP	BLK	WP	HR	S	P	ERA	WHIP
Galen Cisco, R ERA: 7.23	(1, 1)	6.1		28	5	4	4	4	4	0	0	0	1	1	32	48	5.68	1.421
Mike Fornieles, R ERA: 5.05	(7, 1)	1.2	L	10	2	2	2	1	3	0	0	0	0	0	9	21	10.80	3.000

PITCHER	IP	WLS	BF	H	R	ER	SO	BB	IBB	HBP	BLK	WP	HR	S	P	ERA	WHIP

Boston Red Sox @ Minnesota Twins

Metropolitan Stadium, Bloomington , MI

Tue Jun 27 1961, 8:05 PM EDT

Unknown - 91 F

livebaseballscorecards.com

AB	31
R	6
H	7
RBI	6
BB	7
SO	5
LOB	19

Boston Red Sox @ Minnesota Twins

Metropolitan Stadium, Bloomington , MI

Tue Jun 27 1961, 8:05 PM EDT

Att. 19,385 - Unknown - 80 F

TOP

livebaseballscorecards.com

Batter	1	2	3	4	5	6	7	8	9	AB	R	H	RBI	BB	SO	LOB
Chuck Schilling, R (1, 4) OBP: 0.340, SLG: 0.317	F3		K			1B		F9	K	4	0	1	0	0	1	0
Joe Ginsberg, L (9, PH) OBP: 0.300, SLG: 0.263										1	0	0	0	0	1	1
Gary Geiger, L (1, 8) OBP: 0.352, SLG: 0.367	P6			S 1B		F8		4-3		4	0	1	0	0	0	1
Carl Yastrzemski, L (1, 7) OBP: 0.278, SLG: 0.360	4-3			F8 1-2		F8		G3		4	0	0	0	0	0	2
Jackie Jensen, R (1, 9) OBP: 0.343, SLG: 0.373		E5 CS		P4		K			1B 2B BB	3	1	0	0	1	1	2
Frank Malzone, R (1, 5) OBP: 0.276, SLG: 0.319		4-3 1-2		FC4-6 BB			F3		1-2 2B 1B	3	1	1	0	1	0	1
Pete Runnels, L (1, 3) OBP: 0.349, SLG: 0.382		1B		FC4-6 1-2f			4-3		1-H 2-H 1B 2B	4	1	2	2	0	0	2
Russ Nixon, L (1, 2) OBP: 0.292, SLG: 0.314		F7			K		1B		P6	4	0	1	0	0	1	2
Don Buddin, R (1, 6) OBP: 0.416, SLG: 0.428			P4		4-3		1-2 1B		6-3	4	0	1	0	0	0	1
Gene Conley, R (1, 1) OBP: 0.290, SLG: 0.321										2	0	0	0	0	1	0
Vic Wertz, L (7, PH) OBP: 0.352, SLG: 0.450			F3		K		F8		2-H 1B	1	0	0	0	0	0	2
Tracy Stallard, R (7, 1)										0	0	0	0	0	0	0
Pumpsie Green, S (9, PH) OBP: 0.347, SLG: 0.350										1	0	1	1	0	0	0
Inning Stats	R: 0 E: 0 K: 0 S: 3 H: 0 LOB: 0 BB: 0 P: 3	R: 0 E: 1 K: 0 S: 4 H: 1 LOB: 1 BB: 0 P: 4	R: 0 E: 0 K: 1 S: 5 H: 0 LOB: 0 BB: 0 P: 5	R: 0 E: 0 K: 0 S: 4 H: 1 LOB: 2 BB: 1 P: 8	R: 0 E: 0 K: 2 S: 7 H: 0 LOB: 0 BB: 0 P: 7	R: 0 E: 0 K: 1 S: 6 H: 1 LOB: 1 BB: 0 P: 6	R: 0 E: 0 K: 0 S: 5 H: 2 LOB: 2 BB: 0 P: 5	R: 0 E: 0 K: 0 S: 3 H: 0 LOB: 0 BB: 0 P: 3	R: 3 E: 0 K: 1 S: 8 H: 3 LOB: 1 BB: 1 P: 12	1B: 7 2B: 1 3B: 0 HR: 0 SF: 0 SAC: 0 DP: 0 HBP: 0							

AB	35
R	3
H	8
RBI	3
BB	2
SO	5
LOB	14

WP: 0 PB: 0 SB: 1 CS: 1 PA: 37

PITCHER	IP	WLS	BF	H	R	ER	SO	BB	IBB	HBP	BLK	WP	HR	S	P	ERA	WHIP
Pedro Ramos, R (1, 1) ERA: 4.2	8.2	W	36	8	3	3	4	2	0	0	0	0	0	42	50	3.12	1.154
Don Lee, R (9, 1) ERA: 2.41	0.1	S	1	0	0	0	1	0	0	0	0	0	0	3	3	0.00	0.000

PITCHER	IP	WLS	BF	H	R	ER	SO	BB	IBB	HBP	BLK	WP	HR	S	P	ERA	WHIP

BOTTOM

Boston Red Sox @ Minnesota Twins

Metropolitan Stadium, Bloomington , MI

Tue Jun 27 1961, 8:05 PM EDT

Att. 19,385 - Unknown - 80 F

livebaseballscorecards.com

Batter	1	2	3	4	5	6	7	8	9	AB	R	H	RBI	BB	SO	LOB
Zoilo Versalles, R (1, 6) OBP: 0.320, SLG: 0.396	BB 1B		F7		5-3		L6	FC6 BB		4	0	1	0	1	0	0
Lenny Green, L (1, 8) OBP: 0.381, SLG: 0.390	1-2 BB		1B			SH HR BB	1B SF7 BB	1-2f		2	2	1	0	3	0	2
Harmon Killebrew, R (1, 3) OBP: 0.464, SLG: 0.728	F9		K			1-2 SH HR BB	1-3 1B			3	1	1	0	1	1	3
Jim Lemon, R (1, 7) OBP: 0.339, SLG: 0.392 Dan Dobbek, L (8, 7) OBP: 0.279, SLG: 0.347	K		5-3			1-2 2-3 SH HR	3-H SF7			2 0	1 0	0 0	1 0	0 0	1 0	3 0
Bob Allison, R (1, 9) OBP: 0.344, SLG: 0.446	F7			6-3		1-H 2-H 3-H HR	K			4	1	1	4	0	1	3
Hal Naragon, L (1, 2) OBP: 0.308, SLG: 0.412		G3 1B		1-3		3-1		FC4-6 BB SF8 1B		4	1	2	0	0	0	0
Bill Tuttle, R (1, 5) OBP: 0.298, SLG: 0.299		1-2 G3		F3		4-3		1-2 FC4-6 BB		3	0	0	0	1	0	1
Jose Valdivielso, R (1, 4) OBP: 0.210, SLG: 0.208		K			6-3	1B		1-2f 2-3 FC4-6 E		4	0	1	0	0	1	3
Pedro Ramos, S (1, 1) OBP: 0.239, SLG: 0.349 Don Lee, R (9, 1)		K			K	K		3-H SF8		3 0	0 0	0 0	1 0	0 0	3 0	2 0
Inning Stats	R: 0 E: 0 K: 1 S: 6 H: 1 LOB: 2 BB: 1 P: 10	R: 0 E: 0 K: 2 S: 8 H: 1 LOB: 1 BB: 0 P: 8	R: 0 E: 0 K: 1 S: 6 H: 1 LOB: 1 BB: 0 P: 6	R: 0 E: 0 K: 0 S: 3 H: 0 LOB: 0 BB: 0 P: 3	R: 0 E: 0 K: 1 S: 5 H: 0 LOB: 0 BB: 0 P: 5	R: 4 E: 1 K: 1 S: 8 H: 2 LOB: 1 BB: 2 P: 16	R: 1 E: 0 K: 1 S: 6 H: 1 LOB: 1 BB: 1 P: 10	R: 1 E: 1 K: 0 S: 4 H: 1 LOB: 2 BB: 2 P: 12		1B: 6 2B: 0 3B: 0 HR: 1 SF: 2 SAC: 1 DP: 0 HBP: 0						

AB	29	
R	6	
H	7	
RBI	6	
BB	6	
SO	7	
LOB	17	

PITCHER		IP	WLS	BF	H	R	ER	SO	BB	IBB	HBP	BLK	WP	HR	S	P	ERA	WHIP
Gene Conley, R ERA: 4.27	(1, 1)	6.0	L	27	5	4	3	6	3	0	0	0	0	1	36	48	4.50	1.333
Tracy Stallard, R ERA: 5.52	(7, 1)	2.0		11	2	2	2	1	3	0	0	0	0	0	10	22	9.00	2.500

PITCHER	IP	WLS	BF	H	R	ER	SO	BB	IBB	HBP	BLK	WP	HR	S	P	ERA	WHIP

Boston Red Sox @ Minnesota Twins

Metropolitan Stadium, Bloomington , MI

Wed Jun 28 1961, 8:05 PM EDT

Att. 15,318 - Unknown - 92 F

TOP

livebaseballscorecards.com

Batter	1	2	3	4	5	6	7	8	9	AB	R	H	RBI	BB	SO	LOB
Chuck Schilling, R (1, 4) OBP: 0.337, SLG: 0.313	F9	E7 2-H			F8		HBP E BB		P4	4	0	0	0	1	0	0
Gary Geiger, L (1, 8) OBP: 0.352, SLG: 0.381	F7	P4			HR		E6 HBP 1-2 2-3		F7	3	1	1	1	0	0	1
Carroll Hardy, R (7, PH) OBP: 0.333, SLG: 0.376 (7, 8)										2	0	0	0	0	0	2
Carl Yastrzemski, L (1, 7) OBP: 0.276, SLG: 0.356	BBBB 2B BB		F7		4-3		SF8 3-H		F8	3	1	0	1	1	0	0
Vic Wertz, L (1, 3) OBP: 0.354, SLG: 0.445	BBBB 1-2 2B BB		4-3			4-3 H	1-0 FC6-4 1-2 2-3 HBP			2	1	0	0	1	0	0
Pete Runnels, L (7, PR) OBP: 0.349, SLG: 0.382 (7, 3)										0	0	0	0	0	0	0
Jackie Jensen, R (1, 9) OBP: 0.342, SLG: 0.375	1-H 2-H 2B		SSS K			P4	FC6-4 1-2f			4	0	1	2	0	1	3
Frank Malzone, R (1, 5) OBP: 0.276, SLG: 0.330	F5			L6		HR		F8		4	1	1	1	0	0	1
Jim Pagliaroni, R (1, 2) OBP: 0.331, SLG: 0.408		P4	SSS K			6-3		FC5-4 1B		4	0	1	0	0	1	0
Don Buddin, R (1, 6) OBP: 0.418, SLG: 0.422		BBBB SH3 E BB	SSS K				BBBB E SH3 SF8 BB		FC5-4 1-2f	2	2	0	0	2	1	1
Ike Delock, R (1, 1) OBP: 0.185, SLG: 0.120		SH3 1-2			F8		SH3 1-2	SSS K		2	0	0	0	0	1	1
Inning Stats	R: 2 E: 0 K: 0 S: 4 H: 1 LOB: 1 BB: 2 P: 12	R: 1 E: 1 K: 0 S: 4 H: 0 LOB: 1 BB: 1 P: 8	R: 0 E: 0 K: 1 S: 5 H: 0 LOB: 0 BB: 0 P: 5	R: 0 E: 0 K: 2 S: 7 H: 0 LOB: 0 BB: 0 P: 7	R: 1 E: 0 K: 0 S: 4 H: 1 LOB: 0 BB: 0 P: 4	R: 1 E: 0 K: 0 S: 4 H: 1 LOB: 0 BB: 0 P: 4	R: 1 E: 1 K: 0 S: 4 H: 0 LOB: 3 BB: 2 P: 13	R: 0 E: 0 K: 1 S: 6 H: 1 LOB: 1 BB: 0 P: 6	R: 0 E: 0 K: 0 S: 3 H: 0 LOB: 0 BB: 0 P: 3	1B: 1 2B: 1 3B: 0 HR: 2 SF: 1 SAC: 2 DP: 0 HBP: 1						

	AB	30
	R	6
	H	4
	RBI	5
	BB	5
	SO	4
	LOB	9

WP: 0 PB: 0 SB: 0 CS: 0 PA: 39

PITCHER		IP	WLS	BF	H	R	ER	SO	BB	IBB	HBP	BLK	WP	HR	S	P	ERA	WHIP
Camilo Pascual, R ERA: 3.81	(1, 1)	6.1	L	28	3	6	4	3	5	0	0	0	0	2	29	49	5.68	1.263
Gerry Arrigo, L ERA: 4.91	(7, 1)	1.2		8	1	0	0	1	0	0	1	0	0	0	9	10	0.00	0.600
Don Lee, R ERA: 2.34	(9, 1)	1.0		3	0	0	0	0	0	0	0	0	0	0	3	3	0.00	0.000

PITCHER	IP	WLS	BF	H	R	ER	SO	BB	IBB	HBP	BLK	WP	HR	S	P	ERA	WHIP

Batter	1	2	3	4	5	6	7	8	9	AB	R	H	RBI	BB	SO	LOB
Zoilo Versalles, R (1, 6) OBP: 0.319, SLG: 0.393	F9		1B			6-3		F2		4	0	1	0	0	0	0
Lenny Green, L (1, 8) OBP: 0.379, SLG: 0.386	F8			5-3			F7		BB	3	0	0	0	1	0	0
Harmon Killebrew, R (1, 3) OBP: 0.458, SLG: 0.715	K			6-3			F3		F7	4	0	0	0	0	1	1
Jim Lemon, R (1, 7) OBP: 0.338, SLG: 0.389		K		4-3			2B 1B		F8	4	1	1	0	0	1	1
Bob Allison, R (1, 9) OBP: 0.346, SLG: 0.463		HR			5-3		1B 1-H 2B		K	4	1	2	2	0	1	1
Earl Battey, R (1, 2) OBP: 0.369, SLG: 0.399		F3			P4		1B 2-3			3	0	1	0	0	0	0
Bill Tuttle, R (1, 5) OBP: 0.293, SLG: 0.293		1-3			F7		L4			3	0	0	0	0	0	2
Billy Martin, R (1, 4) OBP: 0.257, SLG: 0.371			6-3			K		5-3		3	0	0	0	0	1	0
Camilo Pascual, R (1, 1) OBP: 0.211, SLG: 0.171			4-3			F9		P6		2	0	0	0	0	0	0
Gerry Arrigo, L (7, 1)										0	0	0	0	0	0	0
Hal Naragon, L (8, PH) OBP: 0.302, SLG: 0.404										1	0	0	0	0	0	0
Don Lee, R (9, 1)										0	0	0	0	0	0	0
Inning Stats	R: 0 E: 0 K: 1 S: 5 H: 0 LOB: 0 BB: 0 P: 5	R: 1 E: 0 K: 1 S: 6 H: 1 LOB: 0 BB: 0 P: 6	R: 0 E: 0 K: 0 S: 3 H: 1 LOB: 1 BB: 0 P: 3	R: 0 E: 0 K: 0 S: 3 H: 0 LOB: 0 BB: 0 P: 3	R: 0 E: 0 K: 0 S: 3 H: 0 LOB: 0 BB: 0 P: 3	R: 0 E: 0 K: 1 S: 5 H: 0 LOB: 0 BB: 0 P: 5	R: 1 E: 0 K: 0 S: 6 H: 3 LOB: 2 BB: 0 P: 6	R: 0 E: 0 K: 0 S: 3 H: 0 LOB: 0 BB: 0 P: 3	R: 0 E: 0 K: 1 S: 5 H: 0 LOB: 1 BB: 1 P: 9	1B: 3 2B: 1 3B: 0 HR: 1 SF: 0 SAC: 0 DP: 0 HBP: 0	WP: 0 PB: 0 SB: 0 CS: 0 PA: 32					

PITCHER	IP	WLS	BF	H	R	ER	SO	BB	IBB	HBP	BLK	WP	HR	S	P	ERA	WHIP
Ike Delock, R (1, 1) ERA: 3.75	9.0	W	32	5	2	2	4	1	0	0	0	0	1	39	43	2.00	0.667

PITCHER	IP	WLS	BF	H	R	ER	SO	BB	IBB	HBP	BLK	WP	HR	S	P	ERA	WHIP

BOTTOM

Boston Red Sox @ Minnesota Twins

Metropolitan Stadium, Bloomington , MI

Wed Jun 28 1961, 8:05 PM EDT

Att. 15,318 - Unknown - 92 F

livebaseballscorecards.com

AB	31
R	2
H	5
RBI	2
BB	1
SO	4
LOB	5

Boston Red Sox @ Minnesota Twins

Metropolitan Stadium, Bloomington , MI

Thu Jun 29 1961, 4:33 AM EDT

Att. 6,222 - Unknown - 86 F

TOP

livebaseballscorecards.com

Batter	1	2	3	4	5	6	7	8	9	AB	R	H	RBI	BB	SO	LOB
Chuck Schilling, R (1, 4) OBP: 0.336, SLG: 0.309	6-3		SH1-4 (1-2)		E6 4-3 (1-2) 2B	G3 2B BB	P6			3	2	0	0	1	0	1
Gary Geiger, L (1, 8) OBP: 0.345, SLG: 0.372	F9		P5		4-3 (1-2 2-3)	G3 (1-2)		K		5	0	0	0	0	1	4
Carl Yastrzemski, L (1, 7) OBP: 0.282, SLG: 0.366	2B		F9		HR (2-H 3-H) 2B	2B SF8 BB		5-3		4	2	2	2	1	0	1
Jackie Jensen, R (1, 9) OBP: 0.346, SLG: 0.378	FC6-4 BB			4-3	HR BB	1-3 (2-H) 2B		L3		3	1	1	1	2	0	0
Frank Malzone, R (1, 5) OBP: 0.282, SLG: 0.359	FC6-4 (1-2f)			HR	1-H 2-H HR	IBB			1-3	4	2	2	4	1	0	2
Jim Pagliaroni, R (1, 2) OBP: 0.328, SLG: 0.400		F9		F7	BB 1B BB	SF8 (3-H)			5-3	3	1	0	1	1	0	0
Pete Runnels, L (1, 3) OBP: 0.344, SLG: 0.370		3-1		4-3	1B (1-2) BB	4-3			K	4	0	0	0	1	1	2
Don Buddin, R (1, 6) OBP: 0.415, SLG: 0.418		K			6-3 / 1B (1-2 2-H)	F5				4	0	1	1	0	1	0
Don Schwall, R (1, 1) OBP: 0.273, SLG: 0.318			SH1-4 1B		4-3 2B E 1B / K	P4				3	1	2	0	0	1	2
Arnold Earley, L (5, 1)										1	0	0	0	0	0	0

	AB	34
	R	9
	H	8
	RBI	9
	BB	7
	SO	4
	LOB	12

Inning Stats	1	2	3	4	5	6	7	8	9
	R: 0 E: 0 K: 0 S: 4	H: 1 LOB: 2 BB: 1 P: 8	R: 0 E: 0 K: 1 S: 5	H: 0 LOB: 0 BB: 0 P: 5	R: 0 E: 0 K: 0 S: 4	H: 1 LOB: 0 BB: 0 P: 4	R: 1 E: 0 K: 0 S: 4	H: 1 LOB: 0 BB: 0 P: 4	R: 6 E: 1 K: 1 S: 10	H: 4 LOB: 2 BB: 3 P: 22	R: 2 E: 0 K: 0 S: 4	H: 1 LOB: 2 BB: 3 P: 16	R: 0 E: 0 K: 0 S: 3	H: 0 LOB: 0 BB: 0 P: 3	R: 0 E: 0 K: 1 S: 5	H: 0 LOB: 0 BB: 0 P: 5	R: 0 E: 0 K: 1 S: 5	H: 0 LOB: 0 BB: 0 P: 5

	1B: 3	SF: 1
	2B: 3	SAC: 1
	3B: 0	DP: 0
	HR: 2	HBP: 0

	WP: 0	PA: 43
	PB: 0	
	SB: 0	
	CS: 0	

PITCHER		IP	WLS	BF	H	R	ER	SO	BB	IBB	HBP	BLK	WP	HR	S	P	ERA	WHIP
Bert Cueto, R (1, 1) ERA: 6.14		4.2	L	24	6	7	1	1	3	0	0	0	0	2	23	35	1.93	1.929
Gerry Arrigo, L (5, 1) ERA: 6.75		0.2		6	1	2	2	1	3	0	0	0	0	0	5	17	27.00	6.000
Bill Pleis, L (6, 1) ERA: 6.53		2.2		10	1	0	0	1	0	1	0	0	0	0	11	15	0.00	0.375
Don Lee, R (9, 1) ERA: 2.27		1.0		3	0	0	0	1	0	0	0	0	0	0	5	5	0.00	0.000

PITCHER	IP	WLS	BF	H	R	ER	SO	BB	IBB	HBP	BLK	WP	HR	S	P	ERA	WHIP

BOTTOM

Boston Red Sox @ Minnesota Twins

Metropolitan Stadium, Bloomington , MI

Thu Jun 29 1961, 4:33 AM EDT

Att. 6,222 - Unknown - 86 F

Batter	1	2	3	4	5	6	7	8	9	AB	R	H	RBI	BB	SO	LOB
Zoilo Versalles, R (1, 6) OBP: 0.317, SLG: 0.390	1-3		F9	5-3		K		1B		5	0	1	0	0	1	1
Billy Martin, R (1, 4) OBP: 0.272, SLG: 0.370	F7		BB		FC5-4 BB	BB 2B 1B		F5		3	1	1	0	2	0	1
Harmon Killebrew, R (1, 3) OBP: 0.457, SLG: 0.705	BB		F8		FC5-4 BB BB 1B	2B BB		K		3	2	0	0	2	1	3
Bob Allison, R (1, 9) OBP: 0.347, SLG: 0.464	K		G3		1B BB BB	1-H 2-H 2B			K	4	0	1	2	1	2	2
Dan Dobbek, L (1, 8) OBP: 0.293, SLG: 0.356		G3		E 2B	FC5 1B BB	K			1B BB	3	1	1	0	2	1	1
Earl Battey, R (1, 2) OBP: 0.378, SLG: 0.410		1B 1B BB		E9 SF9 2B	1B	F9			1B	4	1	3	2	1	0	0
Lenny Green, L (1, 7) OBP: 0.380, SLG: 0.384		1B 1B		SH3 BB	K	4-3			K	4	0	1	0	1	2	5
Bill Tuttle, R (1, 5) OBP: 0.290, SLG: 0.292		FC6-4 1B		SF9	FC5	F8			F9	4	0	1	1	0	0	5
Bert Cueto, R (1, 1)		FC6-4		SH3		1-3		5-3		1	0	0	0	0	0	2
Gerry Arrigo, L (5, 1)										0	0	0	0	0	0	0
Bill Pleis, L (6, 1) OBP: 0.250, SLG: 0.250										1	0	0	0	0	0	0
Ron Henry, R (8, PH) OBP: 0.214, SLG: 0.160										1	0	0	0	0	0	0
Don Lee, R (9, 1)										0	0	0	0	0	0	0
Inning Stats	R: 0 E: 0 K: 1 S: 5 H: 0 LOB: 1 BB: 1 P: 9	R: 0 E: 0 K: 0 S: 4 H: 2 LOB: 2 BB: 1 P: 8	R: 0 E: 0 K: 0 S: 3 H: 0 LOB: 1 BB: 1 P: 7	R: 2 E: 1 K: 0 S: 5 H: 2 LOB: 1 BB: 1 P: 9	R: 1 E: 0 K: 1 S: 6 H: 1 LOB: 3 BB: 3 P: 18	R: 2 E: 0 K: 2 S: 9 H: 2 LOB: 1 BB: 1 P: 13	R: 0 E: 0 K: 0 S: 3 H: 0 LOB: 0 BB: 0 P: 3	R: 0 E: 0 K: 1 S: 6 H: 1 LOB: 1 BB: 0 P: 6	R: 0 E: 0 K: 2 S: 8 H: 1 LOB: 2 BB: 1 P: 12	1B: 6 2B: 3 3B: 0 HR: 0 SF: 1 SAC: 1 DP: 0 HBP: 0						

livebaseballscorecards.com

AB	33
R	5
H	9
RBI	5
BB	9
SO	7
LOB	20

WP: 0 PA: 44
PB: 0
SB: 0
CS: 0

PITCHER		IP	WLS	BF	H	R	ER	SO	BB	IBB	HBP	BLK	WP	HR	S	P	ERA	WHIP
Don Schwall, R ERA: 2.78	(1, 1)	4.1		24	5	3	2	1	7	0	0	0	0	0	19	47	4.15	2.769
Arnold Earley, L ERA: 3.86	(5, 1)	4.2	W	20	4	2	2	6	2	0	0	0	0	0	30	38	3.86	1.286

PITCHER	IP	WLS	BF	H	R	ER	SO	BB	IBB	HBP	BLK	WP	HR	S	P	ERA	WHIP

Batter	1	2	3	4	5	6	7	8	9	AB	R	H	RBI	BB	SO	LOB
Zoilo Versalles, R (1, 6) OBP: 0.317, SLG: 0.396	F8		2B 3B	1B 1B 1-3 3-H	6-3		K		K	6	2	2	0	0	2	2
Billy Martin, R (1, 4) OBP: 0.286, SLG: 0.389	4-3		2B 3-H	BB BB 2B 1B 2-H 3-H	1B			1-3		5	1	3	3	0	0	0
Harmon Killebrew, R (1, 3) OBP: 0.459, SLG: 0.709	BB		3B	BB 2B BB 1-2	P3			E6 PB		3	1	1	0	2	0	1
Bob Allison, R (1, 9) OBP: 0.344, SLG: 0.456	F2		K	2B 1-2 2-3 BB		K		K		4	0	0	0	1	3	3
Jim Lemon, R (1, 7) OBP: 0.339, SLG: 0.394		L5		1B 1B 2B		K		K 2-3		5	1	2	2	0	2	1
Dan Dobbek, L (8, PR) OBP: 0.293, SLG: 0.356 (8, 7)										0	0	0	0	0	0	0
Earl Battey, R (1, 2) OBP: 0.371, SLG: 0.401		6-3		F2 6-3		6-3		K		5	0	0	0	0	1	5
Lenny Green, L (1, 8) OBP: 0.386, SLG: 0.387		HBP		1B 1B 1-3 BB			3-1		3-1 1B	3	1	2	0	1	0	0
Bill Tuttle, R (1, 5) OBP: 0.288, SLG: 0.286		K		IBB F9			5-3		3-1 1-2	0	1	0	0	0	0	0
Jack Kralick, L (1, 1) OBP: 0.233, SLG: 0.214			K	1B PB 1B 1B 1-3 2-H 3-H	F8		E6		F8	5	1	1	2	0	1	1
Inning Stats	R: 0 E: 0 K: 0 S: 3 H: 0 LOB: 1 BB: 1 P: 7	R: 0 E: 0 K: 1 S: 5 H: 0 LOB: 1 BB: 0 P: 6	R: 1 E: 0 K: 2 S: 9 H: 3 LOB: 1 BB: 0 P: 9	R: 7 E: 0 K: 0 S: 9 H: 6 LOB: 3 BB: 4 P: 25	R: 0 E: 0 K: 0 S: 4 H: 1 LOB: 1 BB: 0 P: 4	R: 0 E: 0 K: 2 S: 7 H: 0 LOB: 0 BB: 0 P: 7	R: 0 E: 1 K: 1 S: 6 H: 0 LOB: 1 BB: 0 P: 6	R: 0 E: 1 K: 3 S: 11 H: 0 LOB: 2 BB: 0 P: 11	R: 0 E: 0 K: 1 S: 6 H: 1 LOB: 1 BB: 0 P: 6	1B: 7 2B: 2 3B: 2 HR: 0 SF: 0 SAC: 0 DP: 0 HBP: 1						

PITCHER		IP	WLS	BF	H	R	ER	SO	BB	IBB	HBP	BLK	WP	HR	S	P	ERA	WHIP
Joe Nuxhall, L ERA: 5.13	(1, 1)	3.1	L	18	6	5	5	3	1	1	1	0	0	0	21	30	13.50	2.100
Norm Bass, R ERA: 4.57	(4, 1)	0.0		3	2	1	1	0	1	0	0	0	0	0	2	6	∞	∞
Art Ditmar, R ERA: 4.81	(4, 1)	1.2		9	2	2	2	0	2	0	0	0	0	0	7	15	10.80	2.400
Ed Rakow, R ERA: 4.1	(6, 1)	3.0		12	0	0	0	6	0	0	0	0	0	0	24	24	0.00	0.000
Bill Kunkel, R ERA: 2.98	(9, 1)	1.0		4	1	0	0	1	0	0	0	0	0	0	6	6	0.00	1.000

PITCHER	IP	WLS	BF	H	R	ER	SO	BB	IBB	HBP	BLK	WP	HR	S	P	ERA	WHIP

TOP

Minnesota Twins @ Kansas City Athletics

Municipal Stadium, Kansas City, MO

Fri Jun 30 1961, 8:05 PM EDT
Att. 7,055 - Unknown - 90 F

livebaseballscorecards.com

AB	36
R	8
H	11
RBI	7
BB	4
SO	9
LOB	13

WP: 0	PB: 2	SB: 0	CS: 0
PA: 46			

BOTTOM

Minnesota Twins @ Kansas City Athletics

Municipal Stadium, Kansas City, MO

Fri Jun 30 1961, 8:05 PM EDT
Att. 7,055 - Unknown - 90 F

livebaseballscorecards.com

Batter	1	2	3	4	5	6	7	8	9	AB	R	H	RBI	BB	SO	LOB
Dick Howser, R (1, 6) OBP: 0.390, SLG: 0.367	BBBB 4-0 G6-4-3 BB		x 0-0 1-H 3B		x 0-0 ①② G5-3 1-2 2-3f			x 0-0 ② F7		3	0	1	1	1	0	2
Jerry Lumpe, L (1, 4) OBP: 0.338, SLG: 0.343	x 0-0 ① F8		x 0-0 ③ 4-3		x 0-0 ③ 6-3			x 0-0 1B		4	0	1	0	0	0	3
Deron Johnson, R (1, 9) OBP: 0.212, SLG: 0.267	x 0-0 ②③ G6-4-3 1-2f			x 0-0 HR		x 0-0 ① 6-3		x 0-0 ③ P4		4	1	1	1	0	0	2
Norm Siebern, L (1, 3) OBP: 0.389, SLG: 0.471		x 0-0 ① F7		x 0-0 ① 4-3		x 0-0 ② 3-1			x 0-0 ① 6-3	4	0	0	0	0	0	0
Haywood Sullivan, R (1, 2) OBP: 0.381, SLG: 0.427		x 0-0 ② 6-3		x 0-0 ② F8		x 0-0 ③ 5-3			x 0-0 ② 6-3	4	0	0	0	0	0	0
Bobby Prescott, R (1, 7) OBP: 0.231, SLG: 0.091		SSS 0-3 ③ K		BBBB 4-0 BB			x 0-0 ① L5		x 0-0 ③ F8	3	0	0	0	1	1	0
Leo Posada, R (1, 8) OBP: 0.354, SLG: 0.460			x 0-0 3B 1B	x 0-0 ③ F3			SSS 0-3 ② K			3	1	1	0	0	1	1
Reno Bertoia, R (1, 5) OBP: 0.311, SLG: 0.268			SSS 0-3 ① K		x 0-0 G5-3 BB 1B		SSS 0-3 ③ K			3	0	1	0	0	2	1
Joe Nuxhall, L (1, 1) OBP: 0.423, SLG: 0.625 Norm Bass, R (4, 1) OBP: 0.077, SLG: 0.040 Art Ditmar, R (4, 1) OBP: 0.091, SLG: 0.091 Wes Covington, L (5, PH) OBP: 0.294, SLG: 0.363 Ed Rakow, S (6, 1) OBP: 0.250, SLG: 0.143 Jerry Walker, S (8, PH) OBP: 0.320, SLG: 0.333 Bill Kunkel, R (9, 1)			x 0-0 ② F9		BBBB 4-0 1-2 G5-3 BB			x 0-0 ① F9		1 0 0 0 0 0 1 0	0 0 0 0 0 0 0 0	0 0 0 0 1 0 0 0	0 0 0 0 0 0 0 0	0 0 0 0 0 0 0 0	0 0 0 0 0 0 0 0	1 0 0 0 0 0 0 0
Inning Stats	R: 0 H: 0 E: 0 LOB: 0 K: 0 BB: 1 S: 2 P: 6	R: 0 H: 0 E: 0 LOB: 0 K: 1 BB: 0 S: 5 P: 5	R: 1 H: 2 E: 0 LOB: 1 K: 1 BB: 0 S: 7 P: 7	R: 1 H: 1 E: 0 LOB: 1 K: 0 BB: 1 S: 4 P: 8	R: 0 H: 1 E: 0 LOB: 1 K: 0 BB: 1 S: 3 P: 7	R: 0 H: 0 E: 0 LOB: 0 K: 0 BB: 0 S: 3 P: 3	R: 0 H: 0 E: 0 LOB: 0 K: 2 BB: 0 S: 7 P: 7	R: 0 H: 1 E: 0 LOB: 1 K: 0 BB: 0 S: 4 P: 4	R: 0 H: 0 E: 0 LOB: 0 K: 0 BB: 0 S: 3 P: 3	1B: 3 2B: 0 3B: 1 HR: 1	SF: 0 SAC: 0 DP: 2 HBP: 0			WP: 0 PB: 0 SB: 0 CS: 0	PA: 33		

PITCHER	IP	WLS	BF	H	R	ER	SO	BB	IBB	HBP	BLK	WP	HR	S	P	ERA	WHIP
Jack Kralick, L (1, 1) ERA: 3.75	9.0	W	33	5	2	2	4	3	0	0	0	0	1	38	50	2.00	0.889

PITCHER	IP	WLS	BF	H	R	ER	SO	BB	IBB	HBP	BLK	WP	HR	S	P	ERA	WHIP

AB	30
R	2
H	5
RBI	2
BB	3
SO	4
LOB	10

Minnesota Twins @ Kansas City Athletics

Municipal Stadium, Kansas City, MO

Sat Jul 01 1961, 4:33 AM EDT

Att. 4,921 - Unknown - 90 F

TOP

livebaseballscorecards.com

Batter	1	2	3	4	5	6	7	8	9	AB	R	H	RBI	BB	SO	LOB
Zoilo Versalles, R (1, 6) OBP: 0.315, SLG: 0.392	F5		F3		1B	E5 1-3 3-H			E6 E HR	5	1	1	0	0	0	4
Billy Martin, R (1, 4) OBP: 0.282, SLG: 0.381	F6		1B 1-2 2-H		F9	SSS K			E6 HR 1-2 2-3	5	1	1	1	0	1	3
Harmon Killebrew, R (1, 3) OBP: 0.465, SLG: 0.724	5-3		G6-4-3 1-3 2-H		FC5-4 1-3	G6-3			1-H 2-H 3-H HR	5	1	4	5	0	0	0
Bob Allison, R (1, 9) OBP: 0.339, SLG: 0.447		4-3	G6-4-3 1-2f		FC5-4 1-2f		G6-3 1-2f		4-3	5	0	0	0	0	0	5
Jim Lemon, R (1, 7) OBP: 0.333, SLG: 0.387 Dan Dobbek, L (8, 7) OBP: 0.291, SLG: 0.353	6-3	F7		5-3		6-3		F2		4 1	0 0	0 0	0 0	0 0	0 0	0 0
Earl Battey, R (1, 2) OBP: 0.376, SLG: 0.425	2B	HR		1B 1B		SSS K				4	2	3	1	0	1	0
Lenny Green, L (1, 8) OBP: 0.385, SLG: 0.385	3-1	L3		CS 1B 1-3		F2				4	0	1	0	0	0	1
Bill Tuttle, R (1, 5) OBP: 0.292, SLG: 0.291		4-3	1B	1-2 3-H			4-3			0	2	0	0	0	0	0
Jim Kaat, L (1, 1) OBP: 0.345, SLG: 0.407			BBBB 1B 1-2 1B BB	F8	E5 E 1-3 2-3		E HR 2B			3	2	2	0	1	0	0

	AB	36
	R	9
	H	12
	RBI	7
	BB	1
	SO	2
	LOB	13

Inning Stats										
	R: 0 E: 0 K: 0 S: 3	H: 0 LOB: 0 BB: 0 P: 3	R: 0 E: 0 K: 0 S: 4	H: 1 LOB: 1 BB: 0 P: 4	R: 2 E: 0 K: 0 S: 5	H: 3 LOB: 1 BB: 1 P: 9	R: 1 E: 0 K: 0 S: 4	H: 1 LOB: 0 BB: 0 P: 4	R: 0 E: 0 K: 0 S: 5	H: 2 LOB: 2 BB: 0 P: 5
	R: 2 E: 1 K: 0 S: 6	H: 4 LOB: 2 BB: 0 P: 6	R: 0 E: 0 K: 1 S: 5	H: 1 LOB: 0 BB: 0 P: 5	R: 0 E: 0 K: 1 S: 5	H: 0 LOB: 0 BB: 0 P: 5	R: 4 E: 2 K: 0 S: 7	H: 2 LOB: 0 BB: 0 P: 7	1B: 10 2B: 2 3B: 0 HR: 2	SF: 0 SAC: 0 DP: 2 HBP: 0	WP: 0 PB: 0 SB: 0 CS: 1	PA: 41

PITCHER	IP	WLS	BF	H	R	ER	SO	BB	IBB	HBP	BLK	WP	HR	S	P	ERA	WHIP
Bob Shaw, R (1, 1) ERA: 4.02	5.1	L	26	10	5	4	0	1	0	0	0	0	1	25	29	6.75	2.062
Gerry Staley, R (6, 1) ERA: 3.38	0.2		2	1	0	0	0	0	0	0	0	0	0	2	2	0.00	1.500
Ed Rakow, R (7, 1) ERA: 3.89	2.0		6	1	0	0	2	0	0	0	0	0	0	10	10	0.00	0.500
Bill Kunkel, R (9, 1) ERA: 2.92	1.0		7	2	4	0	0	0	0	0	0	0	1	7	7	0.00	2.000

PITCHER	IP	WLS	BF	H	R	ER	SO	BB	IBB	HBP	BLK	WP	HR	S	P	ERA	WHIP

BOTTOM

Minnesota Twins @ Kansas City Athletics

Municipal Stadium, Kansas City, MO

Sat Jul 01 1961, 4:33 AM EDT

Att. 4,921 - Unknown - 90 F

livebaseballscorecards.com

Batter	1	2	3	4	5	6	7	8	9	AB	R	H	RBI	BB	SO	LOB
Reno Bertoia, R (1, 5) OBP: 0.313, SLG: 0.268	G3		6-3		FC4-6, SH5-4, BB	FC5 2-3f			1B, FC6-4, 1B	4	1	1	0	1	0	2
Lou Klimchock, L (1, 3) OBP: 0.258, SLG: 0.312	E, 6-3, 1B		6-3		SH5-4 1-2		5-3		FC6-4 1-3, 1B	4	1	2	0	0	0	0
Dick Howser, R (1, 6) OBP: 0.393, SLG: 0.367	E8, 6-3, E 1-3		1B, 1B		FC4-6, BB		BB		FC6-4 1-2f 3-H	3	1	1	1	2	0	2
Norm Siebern, L (1, 7) OBP: 0.386, SLG: 0.466	6-3 2-3 3-H		1B 1-3		FC4-6 1-2f 2-3		K		K	5	0	1	1	0	2	5
Leo Posada, R (1, 8) OBP: 0.349, SLG: 0.448	E3 3-H		F9		F9		BB 1-2		F4	4	0	0	0	1	0	5
Deron Johnson, R (1, 9) OBP: 0.200, SLG: 0.250	6-3			F6	5-3	F8				4	0	0	0	0	0	3
Jerry Lumpe, L (1, 4) OBP: 0.337, SLG: 0.341		1-3		4-3	FC5, BB, 1B			G3		4	0	1	0	0	0	0
Joe Pignatano, R (1, 2) OBP: 0.364, SLG: 0.382		F8		BB	F3			F9		3	0	0	0	1	0	1
Bob Shaw, R (1, 1) OBP: 0.161, SLG: 0.071 Gerry Staley, R (6, 1) Haywood Sullivan, R (6, PH) OBP: 0.385, SLG: 0.427 Ed Rakow, S (7, 1) OBP: 0.250, SLG: 0.143 Bobby Prescott, R (8, PH) OBP: 0.214, SLG: 0.083 Bill Kunkel, R (9, 1)		1-3		F9		1-2 BB		K		2 0 0 0 1 0	0 0 0 0 0 0	0 0 0 0 0 0	0 0 0 0 0 0	0 0 1 0 0 0	0 0 0 0 1 0	1 0 0 0 0 0
Inning Stats	R: 2 E: 2 K: 0 S: 6 H: 1 LOB: 1 BB: 0 P: 6	R: 0 E: 0 K: 0 S: 3 H: 0 LOB: 0 BB: 0 P: 3	R: 0 E: 0 K: 0 S: 5 H: 2 LOB: 2 BB: 0 P: 5	R: 0 E: 0 K: 0 S: 3 H: 0 LOB: 1 BB: 1 P: 7	R: 0 E: 0 K: 0 S: 3 H: 0 LOB: 2 BB: 2 P: 11	R: 0 E: 0 K: 0 S: 4 H: 1 LOB: 2 BB: 1 P: 8	R: 0 E: 0 K: 1 S: 5 H: 0 LOB: 2 BB: 2 P: 13	R: 0 E: 0 K: 1 S: 5 H: 0 LOB: 0 BB: 0 P: 5	R: 1 E: 0 K: 1 S: 7 H: 2 LOB: 1 BB: 0 P: 7							

| | | | | | | |

Batter	1	2	3	4	5	6	7	8	9	AB	R	H	RBI	BB	SO	LOB
Luis Aparicio, R (1, 6) OBP: 0.313, SLG: 0.334	6-3		5-3		S 1B 2B		6-3 S 1-3 E 1B	BBB 4-0 HBP 1-2 1B BB		4	3	2	0	1	0	0
Nellie Fox, L (1, 4) OBP: 0.339, SLG: 0.318	1B		5-3		FC5-4 2-H 1B		6-3 1-3 3-H	H 1-0 1B 1-2 2-3 HBP		4	0	2	2	0	0	1
Jim Landis, R (1, 8) OBP: 0.360, SLG: 0.476	K		K		FC5-4 FC6-4 1-2f		5-3	0-0 1B 1-3 2-H 3-H		5	0	1	2	0	2	3
Roy Sievers, R (1, 3) OBP: 0.410, SLG: 0.628	P6			5-3 1B	FC6-4 1-2f		BBB 4-0 E BB	P6		4	0	1	0	1	0	4
Minnie Minoso, R (1, 7) OBP: 0.361, SLG: 0.443		E5 1B		5-3 1-2		FC6-4 1B	E5 1-3 3-H		H 1-0 E S 1B HBP	4	1	2	0	0	0	2
Al Smith, R (1, 9) OBP: 0.358, SLG: 0.544		K		K		FC6-4 1-2f	K		K 1-3	5	0	0	0	0	4	6
J.C. Martin, L (1, 5) OBP: 0.276, SLG: 0.357		BBB 4-0 BB		BBB 4-0 BB		SSS 0-3 K		4-3	1-3	3	0	0	0	2	1	2
Sherm Lollar, R (1, 2) OBP: 0.346, SLG: 0.341 Cam Carreon, R (9, PR) OBP: 0.290, SLG: 0.293		F3		K		F7		6-3	3-H 1B	5 0	0 0	1 0	1 0	0 0	1 0	5 0
Ray Herbert, R (1, 1) OBP: 0.186, SLG: 0.171 Al Pilarcik, L (7, PH) OBP: 0.290, SLG: 0.274 Turk Lown, R (7, 1) Floyd Robinson, L (8, PH) OBP: 0.393, SLG: 0.456 Warren Hacker, R (8, 1) Billy Goodman, L (9, PH) OBP: 0.297, SLG: 0.394		K			K	1B 6-3 1B		HBP BB 1B 1B	F7	2 1 0 1 0 1	0 1 0 1 0 0	0 1 0 1 0 0	0 0 0 0 0 0	2 0 0 0 0 0	0 0 0 0 0 0	2 0 0 0 0 1
Inning Stats	R: 0 H: 1 E: 0 LOB: 1 K: 1 BB: 0 S: 6 P: 6	R: 0 H: 1 E: 1 LOB: 2 K: 2 BB: 1 S: 8 P: 12	R: 0 H: 0 E: 0 LOB: 0 K: 1 BB: 0 S: 5 P: 5	R: 0 H: 1 E: 0 LOB: 2 K: 2 BB: 1 S: 8 P: 12	R: 1 H: 2 E: 0 LOB: 1 K: 1 BB: 0 S: 7 P: 7	R: 0 H: 1 E: 0 LOB: 1 K: 1 BB: 0 S: 6 P: 6	R: 2 H: 2 E: 1 LOB: 2 K: 1 BB: 1 S: 8 P: 12	R: 2 H: 2 E: 0 LOB: 2 K: 0 BB: 1 S: 5 P: 10	R: 1 H: 1 E: 1 LOB: 1 K: 1 BB: 0 S: 6 P: 7	1B: 10 SF: 0 2B: 1 SAC: 0 3B: 0 DP: 0 HR: 0 HBP: 2						

TOP

Chicago White Sox @ Minnesota Twins

Metropolitan Stadium, Bloomington , MI

Mon Jul 03 1961, 8:05 PM EDT

Att. 30,392 - Unknown - 74 F

livebaseballscorecards.com

AB	39
R	6
H	11
RBI	5
BB	4
SO	10
LOB	26

WP: 0 PA: 45
PB: 0
SB: 3
CS: 0

PITCHER		IP	WLS	BF	H	R	ER	SO	BB	IBB	HBP	BLK	WP	HR	S	P	ERA	WHIP
Camilo Pascual, R ERA: 3.87	(1, 1)	7.2	W	37	9	5	4	9	4	0	0	0	0	0	51	67	4.70	1.696
Danny McDevitt, L ERA: 5.79	(8, 1)	0.0		1	0	0	0	0	0	0	1	0	0	0	0	1	∞	∞
Pedro Ramos, R ERA: 4.34	(8, 1)	1.1	S	7	2	1	1	1	0	0	1	0	0	0	8	9	6.75	1.500

PITCHER	IP	WLS	BF	H	R	ER	SO	BB	IBB	HBP	BLK	WP	HR	S	P	ERA	WHIP

Batter	1	2	3	4	5	6	7	8	9	AB	R	H	RBI	BB	SO	LOB
Zoilo Versalles, R (1, 6) OBP: 0.319, SLG: 0.392	E9 5-3 1B		3B 1B		F8 ①		FC1-5 FC5-2 1B HR 1-2 2-3f			4	2	2	0	0	0	2
Billy Martin, R (1, 4) OBP: 0.285, SLG: 0.395	5-3 ① 2-3		1-H 3B		1-3 ②		FC5-2 HR 1B 1-2 2-3			4	1	2	1	0	0	1
Harmon Killebrew, R (1, 3) OBP: 0.464, SLG: 0.725	P6 ②		5-3 ①		1-3 ③		FC5-2 HR 1-2 2-3 3-Hf			4	1	0	0	0	0	5
Bob Allison, R (1, 9) OBP: 0.335, SLG: 0.451	L5 ③		6-3 ②			F8 ①	1-H 2-H 3-H HR			4	1	1	4	0	0	2
Jim Lemon, R (1, 7) OBP: 0.337, SLG: 0.407 Jose Valdivielso, R (8, 5) OBP: 0.207, SLG: 0.205		5-3 ① HR	P4 ③			HR S S S	0-3 K ③			4 0	1 0	1 0	1 0	0 0	1 0	1 0
Earl Battey, R (1, 2) OBP: 0.367, SLG: 0.426		HR		6-3 ①		F9 ②	F9 ①			4	1	1	1	0	0	0
Lenny Green, L (1, 8) OBP: 0.386, SLG: 0.382 (8, 7)		4-3 S 1B		S S S K ②		4-3 ③	S S S K ②			4	0	1	0	0	2	0
Bill Tuttle, R (1, 5) OBP: 0.299, SLG: 0.286 (8, 8)		4-3 ② 1-3		B B B B BB			B B B B FC1-5 E BB	1B		2	0	1	0	2	0	1
Camilo Pascual, R (1, 1) OBP: 0.195, SLG: 0.158 Danny McDevitt, L (8, 1) Pedro Ramos, S (8, 1) OBP: 0.224, SLG: 0.326		S S S K ③		F9 ③			E4 1B FC1-5 1-2 FC5-2	S S S K ③		3 0 1	0 0 0	0 0 0	0 0 0	0 0 1	1 0 1	3 0 1
Inning Stats	R: 0 E: 1 K: 0 S: 4 H: 1 LOB: 1 BB: 0 P: 4	R: 1 E: 0 K: 1 S: 7 H: 2 LOB: 1 BB: 0 P: 7	R: 1 E: 0 K: 0 S: 5 H: 2 LOB: 1 BB: 0 P: 5	R: 0 E: 0 K: 1 S: 5 H: 0 LOB: 1 BB: 1 P: 9	R: 0 E: 0 K: 0 S: 3 H: 0 LOB: 0 BB: 0 P: 3	R: 1 E: 0 K: 0 S: 4 H: 1 LOB: 0 BB: 0 P: 4	R: 4 E: 1 K: 1 S: 8 H: 2 LOB: 0 BB: 1 P: 12	R: 0 E: 0 K: 2 S: 8 H: 1 LOB: 1 BB: 0 P: 8		1B: 5 2B: 0 3B: 1 HR: 3 SF: 0 SAC: 0 DP: 0 HBP: 0				WP: 0 PB: 0 SB: 1 CS: 0 PA: 36		

PITCHER		IP	WLS	BF	H	R	ER	SO	BB	IBB	HBP	BLK	WP	HR	S	P	ERA	WHIP
Ray Herbert, R ERA: 5.17	(1, 1)	6.0		25	6	3	3	2	1	0	0	0	0	2	28	32	4.50	1.167
Turk Lown, R ERA: 1.91	(7, 1)	1.0	L	7	2	4	0	1	1	0	0	0	0	1	8	12	0.00	3.000
Warren Hacker, R ERA: 3.09	(8, 1)	1.0		4	1	0	0	2	0	0	0	0	0	0	8	8	0.00	1.000

PITCHER	IP	WLS	BF	H	R	ER	SO	BB	IBB	HBP	BLK	WP	HR	S	P	ERA	WHIP

BOTTOM

Chicago White Sox @ Minnesota Twins

Metropolitan Stadium, Bloomington , MI

Mon Jul 03 1961, 8:05 PM EDT

Att. 30,392 - Unknown - 74 F

livebaseballscorecards.com

AB	34
R	7
H	9
RBI	7
BB	2
SO	5
LOB	16

Batter	1	2	3	4	5	6	7	8	9	AB	R	H	RBI	BB	SO	LOB
Luis Aparicio, R (1, 6) OBP: 0.312, SLG: 0.333	1-3		E 1B 3-H		FC4-6 1-2f		4-3			4	0	1	1	0	0	1
Nellie Fox, L (1, 4) OBP: 0.338, SLG: 0.318	F7		F3 1-3		6-3			SH1-3 1B		4	0	1	0	0	0	2
Floyd Robinson, L (1, 9) OBP: 0.399, SLG: 0.461	4-3			F8 1B 1B		WP 1B SF8 1B		SH1-3 1-2		3	2	2	0	0	0	0
Minnie Minoso, R (1, 7) OBP: 0.359, SLG: 0.440		5-3		F8 1-2		CS WP 1-2 1B		F7		4	0	1	0	0	0	2
Roy Sievers, R (1, 3) OBP: 0.404, SLG: 0.619		6-3		F9		P6		G3		4	0	0	0	0	0	4
Jim Landis, R (1, 8) OBP: 0.361, SLG: 0.473		F7		4-0 1B 1B BB		4-0 1-2 2-3 BB			F7	2	1	0	0	2	0	0
J.C. Martin, L (1, 5) OBP: 0.283, SLG: 0.360 Al Smith, R (6, PH) OBP: 0.356, SLG: 0.544 Sammy Esposito, R (6, 5) OBP: 0.280, SLG: 0.250			4-0 4-3 S 1B BB	0-0 1-H 2-H 1B		SF8 3-H			P6	1 0 1	1 0 0	1 0 0	2 1 0	1 0 0	0 0 0	0 0 0
Bob Roselli, R (1, 2) OBP: 0.368, SLG: 0.474			K 1-2		FC5-6 1B	CS 2-3	F9		6-3	4	0	1	0	0	1	1
Billy Pierce, L (1, 1) OBP: 0.111, SLG: 0.111 Russ Kemmerer, R (9, 1) OBP: 0.333, SLG: 0.375 Frank Baumann, L (9, 1) OBP: 0.323, SLG: 0.393 Warren Hacker, R (9, 1)			4-3 2-3		FC5-6 FC4-6 1-2f		K			3 0 0 0	0 0 0 0	0 0 0 0	0 0 0 0	0 0 0 0	1 0 0 0	2 0 0 0
Inning Stats	R: 0 E: 0 K: 0 S: 3 H: 0 LOB: 0 BB: 0 P: 3	R: 0 E: 0 K: 0 S: 3 H: 0 LOB: 0 BB: 0 P: 3	R: 1 E: 1 K: 1 S: 6 H: 1 LOB: 1 BB: 1 P: 10	R: 2 E: 0 K: 0 S: 4 H: 2 LOB: 1 BB: 1 P: 8	R: 0 E: 0 K: 0 S: 4 H: 1 LOB: 1 BB: 0 P: 4	R: 1 E: 0 K: 0 S: 4 H: 2 LOB: 1 BB: 1 P: 8	R: 0 E: 0 K: 1 S: 5 H: 0 LOB: 0 BB: 0 P: 5	R: 0 E: 0 K: 0 S: 4 H: 1 LOB: 1 BB: 0 P: 4	R: 0 E: 0 K: 0 S: 3 H: 0 LOB: 0 BB: 0 P: 3	1B: 7 2B: 0 3B: 0 HR: 0	SF: 1 SAC: 1 DP: 0 HBP: 0						

PITCHER	IP	WLS	BF	H	R	ER	SO	BB	IBB	HBP	BLK	WP	HR	S	P	ERA	WHIP
Bert Cueto, R (1, 1) ERA: 6.38	3.2		15	2	3	3	1	2	0	0	0	0	0	15	23	7.36	1.091
Bill Pleis, L (4, 1) ERA: 5.68	4.1		17	5	1	1	1	1	0	0	0	1	0	18	22	2.08	1.385
Chuck Stobbs, L (9, 1) ERA: 6.37	1.0	W	3	0	0	0	0	0	0	0	0	0	0	3	3	0.00	0.000

PITCHER	IP	WLS	BF	H	R	ER	SO	BB	IBB	HBP	BLK	WP	HR	S	P	ERA	WHIP

TOP

Chicago White Sox @ Minnesota Twins

Metropolitan Stadium, Bloomington , MI

Tue Jul 04 1961, 4:33 AM EDT

Unknown - 67 F

AB	30
R	4
H	7
RBI	4
BB	3
SO	2
LOB	12

PA: 36

WP: 1 PB: 0 SB: 1 CS: 1

livebaseballscorecards.com

Batter	1	2	3	4	5	6	7	8	9	AB	R	H	RBI	BB	SO	LOB
Zoilo Versalles, R (1, 6) OBP: 0.318, SLG: 0.390	5-3		F4		1B			6-3		4	0	1	0	0	0	0
Billy Martin, R (1, 4) OBP: 0.291, SLG: 0.398	G5-4-3 1B			WP 1B		4-3		F3		4	0	2	0	0	0	0
Harmon Killebrew, R (1, 3) OBP: 0.458, SLG: 0.713	G5-4-3 1-2f			P5 1-2		F8			F8	4	0	0	0	0	0	2
Bob Allison, R (1, 9) OBP: 0.341, SLG: 0.451		BBBB 1B BB		BBBB FC5-4 BB		F7			BB HR 1B	2	1	1	0	2	0	0
Jim Lemon, R (1, 7) OBP: 0.336, SLG: 0.417		F8		F9			HR		F9	4	1	1	1	0	0	4
Earl Battey, R (1, 2) OBP: 0.369, SLG: 0.427		1-3 1B		FC5-4 1-2f			F7		BB HR 1-2 1B	4	1	2	0	0	0	2
Lenny Green, L (1, 8) OBP: 0.385, SLG: 0.378		4-3			F9		4-3		BBBB HR 1-2 2-3 BB	3	1	0	0	1	0	1
Bill Tuttle, R (1, 5) OBP: 0.300, SLG: 0.303			6-3		HR		4-3		1-H 2-H 3-H HR	3	1	1	1	0	0	0
Julio Becquer, L (9, PH) OBP: 0.261, SLG: 0.614										1	1	1	4	0	0	0
Bert Cueto, R (1, 1)			4-3		SSS K			6-3		1	0	0	0	0	0	0
Bill Pleis, L (4, 1) OBP: 0.200, SLG: 0.200										1	0	0	0	0	1	0
Ron Henry, R (8, PH) OBP: 0.207, SLG: 0.154										1	0	0	0	0	0	0
Chuck Stobbs, L (9, 1) OBP: 0.429, SLG: 0.500										0	0	0	0	0	0	0
Inning Stats	R: 0 E: 0 K: 0 S: 3 H: 1 LOB: 0 BB: 0 P: 3	R: 0 E: 0 K: 0 S: 3 H: 1 LOB: 1 BB: 1 P: 7	R: 0 E: 0 K: 0 S: 3 H: 0 LOB: 0 BB: 0 P: 3	R: 0 E: 0 K: 0 S: 4 H: 1 LOB: 2 BB: 1 P: 8	R: 1 E: 0 K: 1 S: 6 H: 2 LOB: 1 BB: 0 P: 6	R: 0 E: 0 K: 0 S: 3 H: 0 LOB: 0 BB: 0 P: 3	R: 1 E: 0 K: 0 S: 4 H: 1 LOB: 0 BB: 0 P: 4	R: 0 E: 0 K: 0 S: 3 H: 0 LOB: 0 BB: 0 P: 3	R: 4 E: 0 K: 0 S: 5 H: 3 LOB: 0 BB: 1 P: 9	1B: 6 2B: 0 3B: 0 HR: 3	SF: 0 SAC: 0 DP: 1 HBP: 0						

PITCHER		IP	WLS	BF	H	R	ER	SO	BB	IBB	HBP	BLK	WP	HR	S	P	ERA	WHIP
Billy Pierce, L ERA: 3.84	(1, 1)	8.1		31	7	3	3	1	2	0	0	0	1	2	31	39	3.24	1.080
Russ Kemmerer, R ERA: 4.68	(9, 1)	0.1		2	1	0	0	0	0	0	0	0	0	0	2	2	0.00	3.000
Frank Baumann, L ERA: 6.04	(9, 1)	0.0	L	1	0	0	0	0	1	0	0	0	0	0	0	4	∞	∞
Warren Hacker, R ERA: 3.47	(9, 1)	0.0		1	1	3	3	0	0	0	0	0	0	1	1	1	∞	∞

PITCHER	IP	WLS	BF	H	R	ER	SO	BB	IBB	HBP	BLK	WP	HR	S	P	ERA	WHIP

BOTTOM

Chicago White Sox @ Minnesota Twins

Metropolitan Stadium, Bloomington , MI

Tue Jul 04 1961, 4:33 AM EDT

Unknown - 67 F

livebaseballscorecards.com

AB	32
R	6
H	9
RBI	6
BB	3
SO	1
LOB	9

WP: 1	PA: 35		
PB: 0			
SB: 0			
CS: 0			

Chicago White Sox @ Minnesota Twins

Metropolitan Stadium, Bloomington , MI

Tue Jul 04 1961, 4:38 AM EDT

Att. 23,592 - Unknown

TOP

livebaseballscorecards.com

Batter	1	2	3	4	5	6	7	8	9	AB	R	H	RBI	BB	SO	LOB
Luis Aparicio, R (1, 6) OBP: 0.310, SLG: 0.331	F8		6-3		F8			1-3	1B 2-3 1B	5	0	1	0	0	0	1
Floyd Robinson, L (1, 9) OBP: 0.412, SLG: 0.474	FC6-4 1B			FC1-6 1B 1B		SSS K		6-3 BB 1B	1-3 3-H 1B	5	0	4	1	0	1	0
Jim Landis, R (1, 8) OBP: 0.363, SLG: 0.471	FC6-4 1-2f			FC1-6 1-2 1B		6-3		BBBB 6-3 1-2 BB	F8	3	0	1	0	1	0	1
Cam Carreon, R (9, PH) OBP: 0.287, SLG: 0.290										1	0	0	0	0	0	2
Minnie Minoso, R (1, 7) OBP: 0.355, SLG: 0.433	P5			FC1-6 1-2f 2-3		F2		6-3 1-2 2-3		4	0	0	0	0	0	5
Roy Sievers, R (1, 3) OBP: 0.402, SLG: 0.617		F7		SSS K			F9 2B	P4		4	0	1	0	0	1	4
Al Smith, R (1, 5) OBP: 0.358, SLG: 0.542		6-3		L6			BBBB BB		E5 1B 5-3 1B	3	1	1	0	1	0	2
Sherm Lollar, R (1, 2) OBP: 0.344, SLG: 0.339		F8			F8		F9 2-3		1B 5-3 2-3 1B 1B	4	1	1	0	0	0	2
Sammy Esposito, R (1, 4) OBP: 0.259, SLG: 0.229			6-3		P4		SSS K		SSS K	4	0	0	0	0	2	4
Cal McLish, S (1, 1) OBP: 0.194, SLG: 0.200			SSS K		1B		SSS K		5-3 1-2 3-H	3	0	1	0	0	2	2
Bob Roselli, R (9, PH) OBP: 0.350, SLG: 0.450										1	0	0	1	0	0	1

AB	37
R	2
H	10
RBI	2
BB	2
SO	6
LOB	24

Inning Stats										
	R: 0	H: 1	R: 0	H: 0	R: 0	H: 0	R: 0	H: 2	R: 0	H: 1
	E: 0	LOB: 1	E: 0	LOB: 0	E: 0	LOB: 0	E: 0	LOB: 2	E: 0	LOB: 1
	K: 0	BB: 0	K: 0	BB: 0	K: 1	BB: 0	K: 1	BB: 0	K: 0	BB: 0
	S: 4	P: 4	S: 3	P: 3	S: 5	P: 5	S: 7	P: 7	S: 4	P: 4

Inning Stats										
	R: 0	H: 0	R: 0	H: 1	R: 0	H: 1	R: 2	H: 4	1B: 9	SF: 0
	E: 0	LOB: 0	E: 0	LOB: 2	E: 0	LOB: 2	E: 1	LOB: 2	2B: 1	SAC: 0
	K: 1	BB: 0	K: 2	BB: 1	K: 0	BB: 1	K: 1	BB: 0	3B: 0	DP: 0
	S: 5	P: 5	S: 8	P: 12	S: 4	P: 8	S: 9	P: 9	HR: 0	HBP: 0

Inning Stats		
WP: 0	PA:	39
PB: 0		
SB: 0		
CS: 0		

PITCHER	IP	WLS	BF	H	R	ER	SO	BB	IBB	HBP	BLK	WP	HR	S	P	ERA	WHIP
Jack Kralick, L (1, 1) ERA: 3.64	9.0	W	39	10	2	2	6	2	0	0	0	0	0	49	57	2.00	1.333

PITCHER	IP	WLS	BF	H	R	ER	SO	BB	IBB	HBP	BLK	WP	HR	S	P	ERA	WHIP

Batter	1	2	3	4	5	6	7	8	9	AB	R	H	RBI	BB	SO	LOB
Zoilo Versalles, R (1, 6) OBP: 0.321, SLG: 0.391	G3		CS 1B			F2		6-3 IHR 1B 1-2		4	1	2	0	0	0	0
Billy Martin, R (1, 4) OBP: 0.290, SLG: 0.402	L6		CS 1-2	1-3		2B		6-3 1-2 2-3		4	0	1	0	0	0	2
Harmon Killebrew, R (1, 3) OBP: 0.455, SLG: 0.718	L1			F9		F8		IHR 2-H 3-H		4	1	1	3	0	0	1
Bob Allison, R (1, 9) OBP: 0.340, SLG: 0.449		F7		K S S S			F8	1B		4	0	1	0	0	1	0
Jim Lemon, R (1, 7) OBP: 0.336, SLG: 0.416 Pedro Ramos, S (7, PR) OBP: 0.224, SLG: 0.326 Jose Valdivielso, R (8, 5) OBP: 0.205, SLG: 0.203		6-3			G3		G6-4-3 1B	5-3		3 0 1	0 0 0	1 0 0	0 0 0	0 0 0	0 0 0	0 0 1
Earl Battey, R (1, 2) OBP: 0.369, SLG: 0.426		1B			6-3		G6-4-3 1-2f			3	0	1	0	0	0	1
Lenny Green, L (1, 8) OBP: 0.387, SLG: 0.381 (8, 7)		4-3			1B			SH1-4 1B 1B		3	1	2	0	0	0	1
Bill Tuttle, R (1, 5) OBP: 0.297, SLG: 0.300 (8, 8)			6-3		P4			SH1-4 1-2		2	0	0	0	0	0	1
Jack Kralick, L (1, 1) OBP: 0.239, SLG: 0.222			4-3			P6		6-3 1B IHR 2-H		3	1	1	1	0	0	0
Inning Stats	R: 0 E: 0 K: 0 S: 3 H: 0 LOB: 0 BB: 0 P: 3	R: 0 E: 0 K: 0 S: 4 H: 1 LOB: 1 BB: 0 P: 4	R: 0 E: 0 K: 0 S: 3 H: 1 LOB: 0 BB: 0 P: 3	R: 0 E: 0 K: 1 S: 5 H: 0 LOB: 0 BB: 0 P: 5	R: 0 E: 0 K: 0 S: 4 H: 1 LOB: 1 BB: 0 P: 4	R: 0 E: 0 K: 0 S: 4 H: 1 LOB: 1 BB: 0 P: 4	R: 0 E: 0 K: 0 S: 3 H: 1 LOB: 1 BB: 0 P: 3	R: 4 E: 0 K: 0 S: 8 H: 5 LOB: 1 BB: 0 P: 8		1B: 8 2B: 1 3B: 0 HR: 1 SF: 0 SAC: 1 DP: 1 HBP: 0						

PITCHER	IP	WLS	BF	H	R	ER	SO	BB	IBB	HBP	BLK	WP	HR	S	P	ERA	WHIP
Cal McLish, R (1, 1) ERA: 4.32	8.0	L	32	10	4	4	1	0	0	0	0	0	0	34	34	4.50	1.250

PITCHER	IP	WLS	BF	H	R	ER	SO	BB	IBB	HBP	BLK	WP	HR	S	P	ERA	WHIP

BOTTOM

Chicago White Sox @ Minnesota Twins

Metropolitan Stadium, Bloomington , MI

Tue Jul 04 1961, 4:38 AM EDT

Att. 23,592 - Unknown

livebaseballscorecards.com

AB	31
R	4
H	10
RBI	4
BB	0
SO	1
LOB	7

1B: 8
2B: 1
3B: 0
HR: 1
SF: 0
SAC: 1
DP: 1
HBP: 0

WP: 0
PB: 0
SB: 0
CS: 1
PA: 33

Batter	1	2	3	4	5	6	7	8	9	AB	R	H	RBI	BB	SO	LOB
Albie Pearson, L (1, 9) OBP: 0.451, SLG: 0.454	6-3		1B		HBP		F8		BB	3	1	1	0	1	0	1
Joe Koppe, R (1, 6) OBP: 0.408, SLG: 0.452	PB 1B		F2		BB			1B	HR	4	3	3	0	1	0	1
Ken Hunt, R (1, 8) OBP: 0.344, SLG: 0.579	P4		P4		K			2B	HR	5	2	2	3	0	1	5
Steve Bilko, R (1, 3) OBP: 0.422, SLG: 0.552 Lee Thomas, L (8, PR) OBP: 0.340, SLG: 0.457 Ted Kluszewski, L (8, 3) OBP: 0.318, SLG: 0.485	WP 2B			1-3		F8		SH3 2B	BB	4 0 0	0 0 0	2 0 0	3 0 0	0 0 1	0 0 0	0 0 0
George Thomas, R (1, 7) OBP: 0.241, SLG: 0.464	6-3			6-3		6-3		SH3	F2	4	0	0	0	0	0	2
Earl Averill, R (1, 2) OBP: 0.395, SLG: 0.503		5-3		F8		F7		2-4 BB		3	0	0	0	1	0	0
Eddie Yost, R (1, 5) OBP: 0.360, SLG: 0.202		6-3			6-3		SH2-4 BB	2-4		3	0	0	0	1	0	3
Rocky Bridges, R (1, 4) OBP: 0.283, SLG: 0.230		F9			FC6-4 1B		SH2-4		5-3	3	0	1	0	0	0	0
Eli Grba, R (1, 1) OBP: 0.118, SLG: 0.212 Del Rice, R (7, PH) OBP: 0.389, SLG: 0.463 Jim Donohue, R (7, 1) Art Fowler, R (9, 1) OBP: 0.100, SLG: 0.100			F3		FC6-4 BB HBP		K		F3	2 1 1 0	0 0 0 0	0 0 0 0	0 0 0 0	0 1 0 0	0 0 0 0	1 1 0 0
Inning Stats	R: 1 E: 0 K: 0 S: 5 H: 2 LOB: 1 BB: 0 P: 5	R: 0 E: 0 K: 0 S: 3 H: 0 LOB: 0 BB: 0 P: 3	R: 0 E: 0 K: 0 S: 4 H: 1 LOB: 1 BB: 0 P: 4	R: 0 E: 0 K: 0 S: 3 H: 0 LOB: 0 BB: 0 P: 3	R: 0 E: 0 K: 1 S: 6 H: 1 LOB: 3 BB: 1 P: 11	R: 0 E: 0 K: 0 S: 3 H: 0 LOB: 0 BB: 0 P: 3	R: 0 E: 0 K: 1 S: 5 H: 0 LOB: 1 BB: 1 P: 9	R: 2 E: 0 K: 0 S: 5 H: 3 LOB: 2 BB: 1 P: 9	R: 3 E: 0 K: 0 S: 5 H: 2 LOB: 1 BB: 2 P: 13	1B: 5 2B: 4 3B: 0 HR: 1 SF: 0 SAC: 2 DP: 1 HBP: 1						

PITCHER	IP	WLS	BF	H	R	ER	SO	BB	IBB	HBP	BLK	WP	HR	S	P	ERA	WHIP
Jim Kaat, L (1, 1) ERA: 4.06	7.0	L	31	7	3	3	2	2	0	1	0	1	0	32	41	3.86	1.286
Danny McDevitt, L (8, 1) ERA: 5.7	0.1		2	0	0	0	0	1	0	0	0	0	0	1	5	0.00	3.000
Don Lee, R (8, 1) ERA: 2.89	1.2		8	2	3	3	0	2	0	0	0	0	1	6	14	16.20	2.400

PITCHER	IP	WLS	BF	H	R	ER	SO	BB	IBB	HBP	BLK	WP	HR	S	P	ERA	WHIP

TOP

Los Angeles Angels @ Minnesota Twins

Metropolitan Stadium, Bloomington , MI

Wed Jul 05 1961, 8:05 PM EDT

Att. 16,169 - Unknown - 79 F

livebaseballscorecards.com

AB	33
R	6
H	9
RBI	6
BB	5
SO	2
LOB	14

BOTTOM

Batter	1	2	3	4	5	6	7	8	9	AB	R	H	RBI	BB	SO	LOB
Lenny Green, L (1, 8) OBP: 0.387, SLG: 0.377	4-3		L6		P4		BB		BB	3	0	0	0	2	0	2
Billy Martin, R (1, 4) OBP: 0.280, SLG: 0.387	6-3		6-3		P4		L4-6		F9	5	0	0	0	0	0	8
Harmon Killebrew, R (1, 3) OBP: 0.453, SLG: 0.709	K			5-3 1B BB	F8			F8		3	1	0	0	1	1	2
Bob Allison, R (1, 9) OBP: 0.335, SLG: 0.442		K		5-3		4-3		5-3		4	0	0	0	0	1	1
Jim Lemon, R (1, 7) OBP: 0.338, SLG: 0.430		HR		1B 2-H 1B		1-3		K		4	1	2	2	0	1	0
Earl Battey, R (1, 2) OBP: 0.367, SLG: 0.423		E5 5-3		L6-3 1-2 1B		F3			6-3	4	0	1	0	0	0	0
Bill Tuttle, R (1, 5) OBP: 0.300, SLG: 0.301		5-3 1-2		L6-3 1-2			BB 1B 1B		BB BB BB	3	0	1	0	1	0	3
Jose Valdivielso, R (1, 6) OBP: 0.209, SLG: 0.207 Julio Becquer, L (9, PH) OBP: 0.277, SLG: 0.614		1-3			1B 1B		P6		1-2 BB	3 0	0 0	1 0	0 0	0 1	0 0	2 0
Jim Kaat, L (1, 1) OBP: 0.394, SLG: 0.433 Danny McDevitt, L (8, 1) Don Lee, R (8, 1) Hal Naragon, L (9, PH) OBP: 0.309, SLG: 0.396			F8		1-3 1B		L4-6 BB 1-2 1B		K	3 0 0 1	0 0 0 0	2 0 0 0	0 0 0 1	0 0 0 0	0 0 0 1	0 0 0 2
Inning Stats	R: 0 E: 0 K: 1 S: 5 H: 0 LOB: 0 BB: 0 P: 5	R: 1 E: 1 K: 1 S: 7 H: 1 LOB: 1 BB: 0 P: 7	R: 0 E: 0 K: 0 S: 3 H: 0 LOB: 0 BB: 0 P: 3	R: 1 E: 0 K: 0 S: 4 H: 2 LOB: 1 BB: 1 P: 8	R: 0 E: 0 K: 0 S: 5 H: 2 LOB: 2 BB: 0 P: 5	R: 0 E: 0 K: 0 S: 3 H: 0 LOB: 0 BB: 0 P: 3	R: 0 E: 0 K: 0 S: 4 H: 2 LOB: 2 BB: 1 P: 8	R: 0 E: 0 K: 1 S: 5 H: 0 LOB: 0 BB: 0 P: 5	R: 0 E: 0 K: 1 S: 5 H: 0 LOB: 3 BB: 3 P: 17	1B: 6 2B: 2 3B: 0 HR: 1	SF: 0 SAC: 0 DP: 2 HBP: 0						

PITCHER	IP	WLS	BF	H	R	ER	SO	BB	IBB	HBP	BLK	WP	HR	S	P	ERA	WHIP
Eli Grba, R (1, 1) ERA: 4.04	6.0		24	5	2	2	2	1	0	0	0	0	1	27	31	3.00	1.000
Jim Donohue, R (7, 1) ERA: 2.84	2.1	W	11	2	0	0	1	3	0	0	0	0	0	10	22	0.00	2.143
Art Fowler, R (9, 1) ERA: 2.61	0.2	S	3	0	0	0	1	1	0	0	0	0	0	4	8	0.00	1.500

PITCHER	IP	WLS	BF	H	R	ER	SO	BB	IBB	HBP	BLK	WP	HR	S	P	ERA	WHIP

Los Angeles Angels @ Minnesota Twins

Metropolitan Stadium, Bloomington , MI

Wed Jul 05 1961, 8:05 PM EDT

Att. 16,169 - Unknown - 79 F

livebaseballscorecards.com

AB	33
R	2
H	7
RBI	2
BB	5
SO	4
LOB	20

PA: 38

WP: 0 PB: 0 SB: 0 CS: 0

Batter	1	2	3	4	5	6	7	8	9	AB	R	H	RBI	BB	SO	LOB
Albie Pearson, L (1, 9) OBP: 0.448, SLG: 0.450	F9 5-3 2B 1B	FC4-6 1B 1B 1-2f 2-3		F9			G3	3-1	1-3 2-H 1B	6	2	2	1	0	0	2
Joe Koppe, R (1, 6) OBP: 0.416, SLG: 0.456	5-3 1-2	1B HR 1B 1-2 3-H		6-3			HBP BB 1B	WP BB 1B	F7	6	1	3	1	0	0	3
Ken Hunt, R (1, 8) OBP: 0.345, SLG: 0.574	B B B 2B BB	HR 1B 1-2 2-H		F8			F7	K		4	2	1	1	1	1	2
Steve Bilko, R (1, 3) OBP: 0.426, SLG: 0.567	F9 2-3	HR 1-H 2-H			F9		B B B HBP 1-2 BB	B B B WP 1-2 BB		3	1	1	3	2	0	2
George Thomas, R (1, 7) OBP: 0.303, SLG: 0.516 Leon Wagner, L (8, PH) OBP: 0.330, SLG: 0.518 Art Fowler, R (8, 1) OBP: 0.100, SLG: 0.100	PB 1-H 3-H 2B	F8			CS 1B		H 1-0 1-2 2-3 HBP	6-3 1-2 2-3		3 1 0	0 0 0	2 0 0	2 0 0	0 0 0	0 0 0	0 2 0
Earl Averill, R (1, 2) OBP: 0.391, SLG: 0.500	F7 2-3		F9 6-3 2B		S S S K 1-2		S S S K		F8	5	1	1	0	0	2	5
Eddie Yost, R (1, 5) OBP: 0.368, SLG: 0.205		B B B FC4-6 BB 1B BB	F9 2-3		S S S K			BB HR 1B	B B B 5-3 1B BB	3	3	1	0	2	1	1
Billy Moran, R (1, 4) OBP: 0.326, SLG: 0.375		B B B FC4-6 1-2 BB	6-3 3-H		F8		B B B HR 1-2 BB	5-3 1-2		3	1	0	1	2	0	1
Ryne Duren, R (1, 1) OBP: 0.214, SLG: 0.083 Ron Kline, R (1, 1) OBP: 0.148, SLG: 0.115 Ed Sadowski, R (2, PH) OBP: 0.258, SLG: 0.313 Ron Moeller, L (2, 1) OBP: 0.400, SLG: 0.250 Faye Throneberry, L (6, PH) OBP: 0.313, SLG: 0.250 Johnny James, L (6, 1) Lee Thomas, L (8, PH) OBP: 0.347, SLG: 0.477 (8, 7)		S S S K	P3			S S S K		HR 1-H 2-H	1B BB	0 0 1 1 1 0 0 1	0 0 0 0 0 0 0 1	0 0 0 0 0 0 0 1	0 0 0 0 0 1 0 3	0 0 0 0 1 0 0 1	0 0 0 0 2 0 0 0	0 0 0 0 0 0 0 0
Inning Stats	R: 2 E: 0 K: 0 S: 5 H: 2 LOB: 1 BB: 1 P: 9	R: 5 E: 0 K: 1 S: 8 H: 3 LOB: 0 BB: 2 P: 16	R: 1 E: 0 K: 0 S: 4 H: 1 LOB: 0 BB: 0 P: 4	R: 0 E: 0 K: 0 S: 3 H: 0 LOB: 0 BB: 0 P: 3	R: 0 E: 0 K: 1 S: 5 H: 1 LOB: 1 BB: 0 P: 5	R: 0 E: 0 K: 2 S: 7 H: 0 LOB: 0 BB: 0 P: 7	R: 0 E: 0 K: 1 S: 6 H: 1 LOB: 3 BB: 1 P: 11	R: 3 E: 0 K: 1 S: 8 H: 3 LOB: 2 BB: 2 P: 16	R: 1 E: 0 K: 0 S: 4 H: 1 LOB: 2 BB: 2 P: 12	1B: 8 2B: 3 3B: 0 HR: 2	SF: 0 SAC: 0 DP: 1 HBP: 1					

PITCHER		IP	WLS	BF	H	R	ER	SO	BB	IBB	HBP	BLK	WP	HR	S	P	ERA	WHIP
Gerry Arrigo, L ERA: 10.24	(1, 1)	1.2		11	3	5	5	1	3	0	0	0	0	0	10	22	27.00	3.600
Chuck Stobbs, L ERA: 6.52	(2, 1)	3.1		13	4	3	3	1	0	0	0	0	0	1	15	15	8.10	1.200
Bill Pleis, L ERA: 5.93	(6, 1)	2.0		11	2	2	2	3	2	0	1	0	0	0	14	23	9.00	2.000
Camilo Pascual, R ERA: 3.95	(8, 1)	2.0	L	12	3	2	2	1	3	0	0	0	1	1	11	23	9.00	3.000

PITCHER	IP	WLS	BF	H	R	ER	SO	BB	IBB	HBP	BLK	WP	HR	S	P	ERA	WHIP

TOP

Los Angeles Angels @ Minnesota Twins

Metropolitan Stadium, Bloomington , MI

Thu Jul 06 1961, 4:33 AM EDT

Att. 8,899 - Unknown - 82 F

livebaseballscorecards.com

AB	38
R	12
H	12
RBI	12
BB	8
SO	6
LOB	20

1B: 8	SF: 0	WP: 1	PA: 47
2B: 3	SAC: 0	PB: 1	
3B: 0	DP: 1	SB: 0	
HR: 2	HBP: 1	CS: 1	

Batter	1	2	3	4	5	6	7	8	9	AB	R	H	RBI	BB	SO	LOB
Lenny Green, L (1, 8) OBP: 0.391, SLG: 0.387	BBB 4-0 FC6-4 SF8 BB BB x 0-0 ③ G3		BBB 4-0 BB		x 0-0 3-H HR		SSS 0-3 ③ K			3	2	1	2	2	1	1
Bill Tuttle, R (1, 5) OBP: 0.298, SLG: 0.294	BBBB 4-0 1-2 FC6-4 BB	SSS 0-3 ① K	x 0-0 ③ F9		x 0-0 ③ 5-3			x 0-0 ① 4-3		4	0	0	0	1	1	1
Harmon Killebrew, R (1, 3) OBP: 0.452, SLG: 0.701	x 0-0 ① FC6-4 BB 1B 1-2f 2-3	BBB 4-0 HR BB		x 0-0 ① 5-3		BBB 4-0 SH5-4 BB BB		x 0-0 ② P4		3	2	0	0	2	0	2
Bob Allison, R (1, 9) OBP: 0.342, SLG: 0.453	BBBB 4-0 1B 1-2 2B BB	x 0-0 1-H HR		BBB 4-0 CS BB		BBB 4-0 SH5-4 1-2 BB		x 0-0 ③ P6		2	2	1	2	3	0	0
Jim Lemon, R (1, 7) OBP: 0.333, SLG: 0.425	x 0-0 ② SF8 3-H	SSS 0-3 ② K		SSS 0-3 ② K		x 0-0 ① SH5-4 1-2 2-3			x 0-0 ① 6-3	3	0	0	1	0	2	1
Earl Battey, R (1, 2) OBP: 0.371, SLG: 0.426	x 0-0 S 2B 1-3 2-H 1B	x 0-0 1B		0-0 ③ CS 1-2	x 0-0 2B G6-4-3 1B	x 0-0 ② F2			x 0-0 ② L4	5	2	3	1	0	0	2
Jose Valdivielso, R (1, 6) OBP: 0.222, SLG: 0.224 Julio Becquer, L (9, PH) OBP: 0.271, SLG: 0.600	BBBB 4-0 1-2 2B BB	x 0-0 ③ F9			x 0-0 G6-4-3 1-3 HR 2B	x 0-0 ③ L3			x 0-0 ③ F7	3 1	2 0	1 0	0 0	1 0	0 0	3 0
Rich Rollins, R (1, 4) OBP: 0.364, SLG: 0.400	x 0-0 1-H 2-H 3-H 1B 2B		x 0-0 ① F7		BBB 4-0 G6-4-3 BB		x 0-0 ① P5			3	1	1	3	1	0	0
Gerry Arrigo, L (1, 1) OBP: 0.500, SLG: 0.500 Chuck Stobbs, L (2, 1) OBP: 0.375, SLG: 0.429 Ron Henry, R (5, PH) OBP: 0.200, SLG: 0.148 Bill Pleis, L (6, 1) OBP: 0.167, SLG: 0.167 Camilo Pascual, R (8, 1) OBP: 0.195, SLG: 0.158	x 0-0 2-H 1B		SSS 0-3 ② K		x 0-0 ① G6-4-3 1-2f 2-3 3-H		SSS 0-3 ② K			1 1 1 1 0	0 0 0 0 0	1 0 0 0 0	1 0 0 0 0	0 1 0 0 0	0 0 2 0 0	0 0 0 0 0
Inning Stats	R: 6 E: 0 K: 0 S: 6 H: 3 LOB: 1 BB: 4 P: 22	R: 2 E: 0 K: 2 S: 9 H: 2 LOB: 1 BB: 1 P: 13	R: 0 E: 0 K: 1 S: 5 H: 0 LOB: 1 BB: 1 P: 9	R: 0 E: 0 K: 1 S: 4 H: 0 LOB: 0 BB: 1 P: 8	R: 3 E: 0 K: 0 S: 5 H: 3 LOB: 0 BB: 1 P: 9	R: 0 E: 0 K: 0 S: 3 H: 0 LOB: 2 BB: 2 P: 11	R: 0 E: 0 K: 2 S: 7 H: 0 LOB: 0 BB: 0 P: 7	R: 0 E: 0 K: 0 S: 3 H: 0 LOB: 0 BB: 0 P: 3	R: 0 E: 0 K: 0 S: 3 H: 0 LOB: 0 BB: 0 P: 3	1B: 4 2B: 2 3B: 0 HR: 2 SF: 1 SAC: 1 DP: 1 HBP: 0						

PITCHER		IP	WLS	BF	H	R	ER	SO	BB	IBB	HBP	BLK	WP	HR	S	P	ERA	WHIP
Ryne Duren, R ERA: 4.85	(1, 1)	0.2		7	1	5	5	0	4	0	0	0	0	0	3	19	67.50	7.500
Ron Kline, R ERA: 5.22	(1, 1)	0.1		3	2	1	1	0	0	0	0	0	0	0	3	3	27.00	6.000
Ron Moeller, L ERA: 4.92	(2, 1)	4.0		19	5	5	5	4	4	0	0	0	0	2	23	39	11.25	2.250
Johnny James, R ERA: 4.53	(6, 1)	2.0		8	0	0	0	2	2	0	0	0	0	0	10	18	0.00	1.000
Art Fowler, R ERA: 2.48	(8, 1)	2.0	W	6	0	0	0	0	0	0	0	0	0	0	6	6	0.00	0.000

PITCHER	IP	WLS	BF	H	R	ER	SO	BB	IBB	HBP	BLK	WP	HR	S	P	ERA	WHIP

BOTTOM

Los Angeles Angels @ Minnesota Twins

Metropolitan Stadium, Bloomington , MI

Thu Jul 06 1961, 4:33 AM EDT

Att. 8,899 - Unknown - 82 F

livebaseballscorecards.com

AB	31
R	11
H	8
RBI	10
BB	10
SO	6
LOB	12

WP: 0 PA: 44
PB: 0
SB: 1
CS: 1

Minnesota Twins @ Washington Senators

Griffith Stadium, Washington, DC

Fri Jul 07 1961, 7:05 PM EDT

Att. 16,596 - Unknown

TOP

livebaseballscorecards.com

Batter	1	2	3	4	5	6	7	8	9	AB	R	H	RBI	BB	SO	LOB
Lenny Green, L (1, 8) OBP: 0.389, SLG: 0.385	F7		1B			F8			E6 FC6-4 1B	4	0	1	0	0	0	0
Billy Martin, R (1, 4) OBP: 0.286, SLG: 0.390	BB 1B		F7			F7			FC6-4 1-2 1B	4	0	2	0	0	0	1
Harmon Killebrew, R (1, 3) OBP: 0.449, SLG: 0.693	BBBB G4-6-3 1-2 BB			F7			F8		FC6-4 1-2f 2-3	3	0	0	0	1	0	2
Bob Allison, R (1, 9) OBP: 0.338, SLG: 0.447	G4-6-3 1-2f			SSS K			5-3		F7	4	0	0	0	0	1	4
Jim Lemon, R (1, 7) OBP: 0.333, SLG: 0.421		BBBB G6-4-3 BB		SSS K			6-3			2	0	0	0	1	1	0
Earl Battey, R (1, 2) OBP: 0.371, SLG: 0.423		G6-4-3 1-2f			F9			BBBB L5-3 BB		2	0	0	0	1	0	1
Ted Lepcio, R (1, 5) (8, 6)		SSS K			5-3			L5-3 1-2		3	0	0	0	0	1	1
Jose Valdivielso, R (1, 6) OBP: 0.217, SLG: 0.218 Hal Naragon, L (8, PH) OBP: 0.304, SLG: 0.389 Rich Rollins, R (8, 5) OBP: 0.364, SLG: 0.400			1-3		1-3			SSS K		2 1 0	0 0 0	0 0 0	0 0 0	0 1 0	0 0 0	0 0 0
Pedro Ramos, S (1, 1) OBP: 0.216, SLG: 0.313 Julio Becquer, L (9, PH) OBP: 0.265, SLG: 0.587			F2			P6			P6	2 1	0 0	0 0	0 0	0 0	0 0	0 0

Inning Stats	1	2	3	4	5	6	7	8	9
	R: 0 E: 0 K: 0 S: 3	R: 0 E: 0 K: 1 S: 4	R: 0 E: 0 K: 0 S: 4	R: 0 E: 0 K: 2 S: 7	R: 0 E: 0 K: 0 S: 3	R: 0 E: 0 K: 0 S: 3	R: 0 E: 0 K: 0 S: 3	R: 0 E: 0 K: 1 S: 4	R: 0 E: 1 K: 0 S: 5
	H: 1 LOB: 1 BB: 1 P: 7	H: 0 LOB: 0 BB: 1 P: 8	H: 1 LOB: 1 BB: 0 P: 4	H: 0 LOB: 0 BB: 0 P: 7	H: 0 LOB: 0 BB: 0 P: 3	H: 0 LOB: 0 BB: 0 P: 3	H: 0 LOB: 0 BB: 0 P: 3	H: 0 LOB: 0 BB: 1 P: 8	H: 1 LOB: 2 BB: 0 P: 5

1B: 3 SF: 0
2B: 1 SAC: 0
3B: 0 DP: 3
HR: 0 HBP: 0

WP: 0 PA: 31
PB: 0
SB: 0
CS: 0

	AB	28
	R	0
	H	3
	RBI	0
	BB	3
	SO	4
	LOB	9

PITCHER	IP	WLS	BF	H	R	ER	SO	BB	IBB	HBP	BLK	WP	HR	S	P	ERA	WHIP
Joe McClain, R (1, 1) ERA: 3.19	9.0	W	31	3	0	0	4	3	0	0	0	0	0	36	48	0.00	0.667

PITCHER	IP	WLS	BF	H	R	ER	SO	BB	IBB	HBP	BLK	WP	HR	S	P	ERA	WHIP

Minnesota Twins @ Washington Senators

Griffith Stadium, Washington, DC

Fri Jul 07 1961, 7:05 PM EDT

Att. 16,596 - Unknown

livebaseballscorecards.com

BOTTOM

Batter	1	2	3	4	5	6	7	8	9	AB	R	H	RBI	BB	SO	LOB
Danny O'Connell, R (1, 5) OBP: 0.399, SLG: 0.358	1B	2B			F2			5-3		4	2	2	0	0	0	0
Billy Klaus, L (1, 6) OBP: 0.318, SLG: 0.391	BB	1B			F8			P3		3	0	1	1	1	0	0
Gene Woodling, L (1, 9) OBP: 0.412, SLG: 0.494	1B		G6-4-3 1B			G5-4-3 1B				3	0	3	1	0	0	0
Jim King, L (9, 9) OBP: 0.357, SLG: 0.463										0	0	0	0	0	0	0
Gene Green, R (1, 2) OBP: 0.357, SLG: 0.584	F8		G6-4-3			G5-4-3				3	0	0	0	0	0	4
Willie Tasby, R (1, 8) OBP: 0.357, SLG: 0.504	F9		F7			6-3				3	0	0	0	0	0	2
Dale Long, L (1, 3) OBP: 0.331, SLG: 0.506	F8			BB			F8			2	0	0	0	1	0	2
Marty Keough, L (1, 7) OBP: 0.316, SLG: 0.462		HR		K			K			3	1	1	1	0	2	1
Chuck Cottier, R (1, 4) OBP: 0.248, SLG: 0.269		F2		G6-4-3			6-3			3	0	0	0	0	0	1
Joe McClain, R (1, 1) OBP: 0.238, SLG: 0.293		5-3			F8			5-3		3	0	0	0	0	0	0
Inning Stats	R: 1 E: 0 K: 0 S: 5 H: 2 LOB: 2 BB: 1 P: 9	R: 2 E: 0 K: 0 S: 5 H: 3 LOB: 1 BB: 0 P: 5	R: 0 E: 0 K: 0 S: 3 H: 1 LOB: 0 BB: 0 P: 3	R: 0 E: 0 K: 1 S: 4 H: 0 LOB: 0 BB: 1 P: 8	R: 0 E: 0 K: 0 S: 3 H: 0 LOB: 0 BB: 0 P: 3	R: 0 E: 0 K: 0 S: 3 H: 1 LOB: 0 BB: 0 P: 3	R: 0 E: 0 K: 1 S: 5 H: 0 LOB: 0 BB: 0 P: 5	R: 0 E: 0 K: 0 S: 3 H: 0 LOB: 0 BB: 0 P: 3		1B: 5 2B: 1 3B: 0 HR: 1 SF: 0 SAC: 0 DP: 3 HBP: 0						

PITCHER	IP	WLS	BF	H	R	ER	SO	BB	IBB	HBP	BLK	WP	HR	S	P	ERA	WHIP
Pedro Ramos, R (1, 1) ERA: 4.28	8.0	L	29	7	3	3	2	2	0	0	0	0	1	31	39	3.38	1.125

PITCHER	IP	WLS	BF	H	R	ER	SO	BB	IBB	HBP	BLK	WP	HR	S	P	ERA	WHIP

AB	27
R	3
H	7
RBI	3
BB	2
SO	2
LOB	10

WP: 0 PA: 29
PB: 0
SB: 1
CS: 0

Minnesota Twins @ Washington Senators

Griffith Stadium, Washington, DC

Sat Jul 08 1961, 3:33 AM EDT

Att. 9,147 - Unknown

TOP

livebaseballscorecards.com

Batter	1	2	3	4	5	6	7	8	9	AB	R	H	RBI	BB	SO	LOB
Lenny Green, L (1, 8) (8, 7) OBP: 0.389, SLG: 0.381	BBBB 4-0 1B 1B BB	x 0-0 ③ F8			x 0-0 ① 3-1	x 0-0 ③ F9			BBBB 4-0 G4-6-3 BB	3	0	0	0	2	0	1
Billy Martin, R (1, 4) OBP: 0.289, SLG: 0.386	x 0-0 1B 1-2 1B		BBBB 4-0 G5-4-3 BB		x 0-0 ② 5-3		x 0-0 ① F7		x 0-0 ② ③ G4-6-3 1-2f	4	0	1	0	1	0	1
Harmon Killebrew, R (1, 3) OBP: 0.450, SLG: 0.701	x 0-0 FC6-4 1-2 2-3 1B		x 0-0 ① ② G5-4-3 1-2f		x 0-0 HR		x 0-0 ② F8			4	1	2	1	0	0	1
Bob Allison, R (1, 9) OBP: 0.340, SLG: 0.444	SSS 0-3 ① K		BBBB 4-0 1B BB		BBBB 4-0 1B BB		SSS 0-3 ③ K			2	0	0	0	2	2	3
Jim Lemon, R (1, 7) OBP: 0.339, SLG: 0.431 Pedro Ramos, S (8, PR) OBP: 0.216, SLG: 0.313 Bill Tuttle, R (8, 8) OBP: 0.298, SLG: 0.294	SSS 0-3 ② K		x 0-0 1-3 1B		x 0-0 1-2 1B			x 0-0 SH5-3 2B		4 0 0	0 0 0	3 0 0	0 0 0	0 0 0	1 0 0	3 0 0
Earl Battey, R (1, 2) OBP: 0.367, SLG: 0.418	x 0-0 ③ FC6-4 1-2f		x 0-0 ③ 5-3		x 0-0 ③ F2			x 0-0 ① SH5-3 2-3		3	0	0	0	0	0	7
Ted Lepcio, R (1, 5) OBP: 0.200, SLG: 0.444		x 0-0 HR		x 0-0 ① F7		x 0-0 ① F7		x 0-0 ② 5-3		4	1	1	1	0	0	2
Jose Valdivielso, R (1, 6) OBP: 0.219, SLG: 0.231		x 0-0 ① 2-3		x 0-0 ② 1-3		x 0-0 2B		x 0-0 ③ 6-3		4	0	1	0	0	0	2
Jack Kralick, L (1, 1) OBP: 0.224, SLG: 0.208 Jim Kaat, L (8, 1) OBP: 0.394, SLG: 0.433 Ray Moore, R (8, 1) Julio Becquer, L (9, PH) OBP: 0.260, SLG: 0.574		x 0-0 ② F7		x 0-0 ③ L6		x 0-0 ② F7			x 0-0 ① G3	3 0 0 1	0 0 0 0	0 0 0 0	0 0 0 0	0 0 0 0	0 0 0 0	1 0 0 0
Inning Stats	R: 0 E: 0 K: 2 S: 9 H: 2 LOB: 3 BB: 1 P: 13	R: 1 E: 0 K: 0 S: 4 H: 1 LOB: 0 BB: 0 P: 4	R: 0 E: 0 K: 0 S: 3 H: 1 LOB: 2 BB: 2 P: 11	R: 0 E: 0 K: 0 S: 3 H: 0 LOB: 0 BB: 0 P: 3	R: 1 E: 0 K: 0 S: 5 H: 2 LOB: 2 BB: 1 P: 9	R: 0 E: 0 K: 0 S: 4 H: 1 LOB: 1 BB: 0 P: 4	R: 0 E: 0 K: 1 S: 5 H: 0 LOB: 0 BB: 0 P: 5	R: 0 E: 0 K: 0 S: 4 H: 1 LOB: 2 BB: 0 P: 4	R: 0 E: 0 K: 0 S: 2 H: 0 LOB: 0 BB: 1 P: 6	1B: 4 2B: 2 3B: 0 HR: 2	SF: 0 SAC: 1 DP: 2 HBP: 0						

AB	32
R	2
H	8
RBI	2
BB	5
SO	3
LOB	21

WP: 0 PB: 0 SB: 0 CS: 0 PA: 38

PITCHER		IP	WLS	BF	H	R	ER	SO	BB	IBB	HBP	BLK	WP	HR	S	P	ERA	WHIP
Ed Hobaugh, R ERA: 4.12	(1, 1)	6.0		28	7	2	2	2	4	0	0	0	0	2	28	44	3.00	1.833
Marty Kutyna, R ERA: 3.63	(7, 1)	2.0	W	7	1	0	0	1	0	0	0	0	0	0	9	9	0.00	0.500
John Gabler, R ERA: 4.5	(9, 1)	1.0	S	3	0	0	0	0	1	0	0	0	0	0	2	6	0.00	1.000

PITCHER	IP	WLS	BF	H	R	ER	SO	BB	IBB	HBP	BLK	WP	HR	S	P	ERA	WHIP

Batter	1	2	3	4	5	6	7	8	9	AB	R	H	RBI	BB	SO	LOB
Danny O'Connell, R (1, 5) OBP: 0.397, SLG: 0.364	F9		F9			K		1B 2-H 3B		4	1	1	1	0	1	2
Billy Klaus, L (1, 6) OBP: 0.316, SLG: 0.387	F2			3-1		K		FC4-6 3-H 1B		4	0	1	1	0	1	1
Gene Woodling, L (1, 9) OBP: 0.414, SLG: 0.495 Ron Stillwell, R (8, PR) OBP: 0.154, SLG: 0.167 Pete Daley, R (9, 2) OBP: 0.248, SLG: 0.300	K			1B 1B		1-2 1B		FC4-6 1B 1-2f 1B		4 0 0	0 1 0	2 0 0	0 0 0	0 0 0	1 0 0	1 0 0
Gene Green, R (1, 2) OBP: 0.365, SLG: 0.588 Tom Cheney, R (8, PR) OBP: 0.250, SLG: 0.250 John Gabler, S (9, 1) OBP: 0.308, SLG: 0.462		5-3		G6-4-3 1-3 1B		CS 2-3	1B	1B 1-3 1B		4 0 0	0 0 0	3 0 0	0 0 0	0 0 0	0 0 0	0 0 0
Willie Tasby, R (1, 8) OBP: 0.356, SLG: 0.500		K		G6-4-3 1-2f			F7 1B	1-2 3-H 1B		4	0	1	1	0	1	3
Dale Long, L (1, 3) OBP: 0.326, SLG: 0.498		4-3			F9		K	1-3		4	0	0	0	0	1	3
Marty Keough, L (1, 7) OBP: 0.316, SLG: 0.460			SH1-4 1B		F9		G3			3	0	1	0	0	0	1
Chuck Cottier, R (1, 4) OBP: 0.250, SLG: 0.279			F8		5-3			3B 2B		3	1	1	0	0	0	1
Ed Hobaugh, R (1, 1) OBP: 0.097, SLG: 0.067 Chuck Hinton, R (6, PH) OBP: 0.337, SLG: 0.348 Marty Kutyna, R (7, 1) OBP: 0.400, SLG: 0.400 Harry Bright, R (8, PH) OBP: 0.305, SLG: 0.347 Jim King, L (9, 9) OBP: 0.357, SLG: 0.463			SH1-4 1-2			CS 1B 1B		5-3		0 1 0 1 0	0 0 0 0 0	0 1 0 0 0	0 0 0 0 0	0 0 0 0 0	0 0 0 0 0	0 0 0 1 0
Inning Stats	R: 0 E: 0 K: 1 S: 5 H: 0 LOB: 0 BB: 0 P: 5	R: 0 E: 0 K: 1 S: 5 H: 0 LOB: 0 BB: 0 P: 5	R: 0 E: 0 K: 0 S: 4 H: 1 LOB: 1 BB: 0 P: 4	R: 0 E: 0 K: 0 S: 4 H: 2 LOB: 1 BB: 0 P: 4	R: 0 E: 0 K: 0 S: 3 H: 0 LOB: 0 BB: 0 P: 3	R: 0 E: 0 K: 2 S: 8 H: 2 LOB: 1 BB: 0 P: 8	R: 0 E: 0 K: 1 S: 6 H: 1 LOB: 1 BB: 0 P: 6	R: 3 E: 0 K: 0 S: 8 H: 5 LOB: 2 BB: 0 P: 8		1B: 9 2B: 1 3B: 1 HR: 0 SF: 0 SAC: 1 DP: 1 HBP: 0				WP: 0 PB: 0 SB: 0 CS: 1 PA: 34		

PITCHER		IP	WLS	BF	H	R	ER	SO	BB	IBB	HBP	BLK	WP	HR	S	P	ERA	WHIP
Jack Kralick, L ERA: 3.57	(1, 1)	7.1		28	8	2	2	5	0	0	0	0	0	0	38	38	2.46	1.091
Jim Kaat, L ERA: 4.14	(8, 1)	0.1	L	3	2	0	0	0	0	0	0	0	0	0	3	3	0.00	6.000
Ray Moore, R ERA: 5.76	(8, 1)	0.1		2	1	1	1	0	0	0	0	0	0	0	2	2	27.00	3.000

PITCHER	IP	WLS	BF	H	R	ER	SO	BB	IBB	HBP	BLK	WP	HR	S	P	ERA	WHIP

BOTTOM

Minnesota Twins @ Washington Senators

Griffith Stadium, Washington, DC

Sat Jul 08 1961, 3:33 AM EDT

Att. 9,147 - Unknown

livebaseballscorecards.com

AB	32
R	3
H	11
RBI	3
BB	0
SO	5
LOB	13

Batter	1	2	3	4	5	6	7	8	9	AB	R	H	RBI	BB	SO	LOB
Lenny Green, L (1, 8) (8, 7) OBP: 0.389, SLG: 0.385	0-0 3B 2B	0-0 F5 ③		0-0 S 1B			0-0 G3 ①		0-0 G4-6-3 ②③ 1-2f	5	1	2	0	0	0	1
Billy Martin, R (1, 4) OBP: 0.288, SLG: 0.396	0-0 G5-4-3 2-H 3B		0-0 6-3 ①	0-0 5-3 ③ 1-2			0-0 5-3 ②			4	1	1	1	0	0	1
Harmon Killebrew, R (1, 3) OBP: 0.451, SLG: 0.696	BBBB 4-0 G5-4-3 BB		BBBB 4-0 CS BB		0-0 1-3 ①		0-0 F9 ③			2	0	0	0	2	0	0
Bob Allison, R (1, 9) OBP: 0.339, SLG: 0.444	0-0 G5-4-3 ①② 1-2f 3-H		0-0 WP ② 1-2 2B		0-0 5-3 ②			SSS 0-3 K		4	1	1	0	0	1	1
Jim Lemon, R (1, 7) OBP: 0.338, SLG: 0.426 Bill Tuttle, R (8, 8) OBP: 0.298, SLG: 0.294	SSS 0-3 K ③		BBBB 4-0 2B 2-H BB		0-0 F8 ③			SSS 0-3 K ①		3 0	1 0	0 0	0 0	1 0	2 0	1 0
Earl Battey, R (1, 2) OBP: 0.372, SLG: 0.450		0-0 HR	0-0 1-H 2B			0-0 HR		0-0 F7 ②		4	2	3	3	0	0	1
Ted Lepcio, R (1, 5) OBP: 0.214, SLG: 0.615		0-0 HR	0-0 5-3 ③			0-0 P3 ①		0-0 P4 ③		4	1	1	1	0	0	2
Jose Valdivielso, R (1, 6) OBP: 0.210, SLG: 0.221		0-0 F9 ①		0-0 6-3 ①		0-0 P2 ②			0-0 5-3 ①	4	0	0	0	0	0	0
Camilo Pascual, R (1, 1) OBP: 0.200, SLG: 0.167		0-0 4-3 ②		SSS 0-3 K ②		SSS 0-3 K ③			0-0 G4-6-3 1B ①	4	0	1	0	0	2	0
Inning Stats	R: 2 H: 2 E: 0 LOB: 0 K: 1 BB: 1 S: 6 P: 10	R: 2 H: 2 E: 0 LOB: 0 K: 0 BB: 0 S: 5 P: 5	R: 2 H: 2 E: 0 LOB: 1 K: 0 BB: 2 S: 4 P: 12	R: 0 H: 1 E: 0 LOB: 1 K: 1 BB: 0 S: 6 P: 6	R: 0 H: 0 E: 0 LOB: 0 K: 0 BB: 0 S: 3 P: 3	R: 1 H: 1 E: 0 LOB: 0 K: 1 BB: 0 S: 6 P: 6	R: 0 H: 0 E: 0 LOB: 0 K: 0 BB: 0 S: 3 P: 3	R: 0 H: 0 E: 0 LOB: 1 K: 2 BB: 0 S: 8 P: 8	R: 0 H: 1 E: 0 LOB: 0 K: 0 BB: 0 S: 3 P: 3	1B: 2 SF: 0 2B: 3 SAC: 0 3B: 1 DP: 2 HR: 3 HBP: 0					WP: 2 PA: 37 PB: 1 SB: 1 CS: 1		

TOP

Minnesota Twins @ Washington Senators

Griffith Stadium, Washington, DC

Sun Jul 09 1961, 3:33 AM EDT

Att. 12,642 - Unknown

livebaseballscorecards.com

AB	34
R	7
H	9
RBI	5
BB	3
SO	5
LOB	7

PITCHER		IP	WLS	BF	H	R	ER	SO	BB	IBB	HBP	BLK	WP	HR	S	P	ERA	WHIP
Tom Cheney, R ERA: 9.58	(1, 1)	2.0	L	10	4	4	4	1	1	0	0	0	0	2	11	15	18.00	2.500
Johnny Klippstein, R ERA: 7.64	(3, 1)	1.0		6	2	2	2	0	2	0	0	0	1	0	4	12	18.00	4.000
Bennie Daniels, R ERA: 3.12	(4, 1)	4.0		14	2	1	1	2	0	0	0	0	0	1	18	18	2.25	0.500
Dave Sisler, R ERA: 2.82	(8, 1)	2.0		7	1	0	0	2	0	0	0	0	0	0	11	11	0.00	0.500

PITCHER	IP	WLS	BF	H	R	ER	SO	BB	IBB	HBP	BLK	WP	HR	S	P	ERA	WHIP

Batter	1	2	3	4	5	6	7	8	9	AB	R	H	RBI	BB	SO	LOB
Danny O'Connell, R (1, 5) OBP: 0.392, SLG: 0.359	5-3		6-3		K		E5			4	0	0	0	0	1	0
Billy Klaus, L (1, 6) OBP: 0.320, SLG: 0.395	F9		FC6-4 1B		2B		K			4	0	2	0	0	1	1
Gene Woodling, L (1, 9) OBP: 0.411, SLG: 0.487	BB		FC6-4 1-2f		1-3			4-3		3	0	0	0	1	0	2
Gene Green, R (1, 2) OBP: 0.358, SLG: 0.575	1-3		K			4-3		K		4	0	0	0	0	2	2
Willie Tasby, R (1, 8) OBP: 0.351, SLG: 0.493		1-3		K		6-3		K		4	0	0	0	0	2	0
Dale Long, L (1, 3) OBP: 0.329, SLG: 0.500		3-1 1B 2B		4-3		BB			P3	3	1	1	0	1	0	0
Marty Keough, L (1, 7) OBP: 0.315, SLG: 0.461		3-1 2-3		2B		F9			P6	4	0	1	0	0	0	2
Chuck Cottier, R (1, 4) OBP: 0.250, SLG: 0.278		1B 3-H		K			5-3		K	4	0	1	1	0	2	1
Tom Cheney, R (1, 1) OBP: 0.250, SLG: 0.250 Chuck Hinton, R (2, PH) OBP: 0.335, SLG: 0.346 Johnny Klippstein, R (3, 1) OBP: 0.250, SLG: 0.200 Bennie Daniels, L (4, 1) OBP: 0.143, SLG: 0.250 Jim King, L (7, PH) OBP: 0.355, SLG: 0.459 Dave Sisler, R (8, 1)		4-3			K		P5			0 1 0 1 1 0	0 0 0 0 0 0	0 0 0 1 0 0	0 0 0 0 0 0	0 0 0 0 0 0	0 1 0 0 0 0	0 1 0 0 0 0
Inning Stats	R: 0 E: 0 K: 0 S: 3 H: 0 LOB: 1 BB: 1 P: 7	R: 1 E: 0 K: 0 S: 5 H: 2 LOB: 1 BB: 0 P: 5	R: 0 E: 0 K: 1 S: 6 H: 1 LOB: 1 BB: 0 P: 6	R: 0 E: 0 K: 2 S: 8 H: 1 LOB: 1 BB: 0 P: 8	R: 0 E: 0 K: 2 S: 8 H: 1 LOB: 1 BB: 0 P: 8	R: 0 E: 0 K: 0 S: 3 H: 0 LOB: 1 BB: 1 P: 7	R: 0 E: 1 K: 1 S: 6 H: 0 LOB: 1 BB: 0 P: 6	R: 0 E: 0 K: 2 S: 7 H: 0 LOB: 0 BB: 0 P: 7	R: 0 E: 0 K: 1 S: 5 H: 0 LOB: 0 BB: 0 P: 5	1B: 2 2B: 3 3B: 0 HR: 0	SF: 0 SAC: 0 DP: 0 HBP: 0			WP: 0 PB: 0 SB: 0 CS: 0	PA: 35		

PITCHER		IP	WLS	BF	H	R	ER	SO	BB	IBB	HBP	BLK	WP	HR	S	P	ERA	WHIP
Camilo Pascual, R ERA: 3.75	(1, 1)	9.0	W	35	5	1	1	9	2	0	0	0	0	0	51	59	1.00	0.778

PITCHER	IP	WLS	BF	H	R	ER	SO	BB	IBB	HBP	BLK	WP	HR	S	P	ERA	WHIP

BOTTOM

Minnesota Twins @ Washington Senators

Griffith Stadium, Washington, DC

Sun Jul 09 1961, 3:33 AM EDT

Att. 12,642 - Unknown

livebaseballscorecards.com

AB	33
R	1
H	5
RBI	1
BB	2
SO	9
LOB	9

Batter	1	2	3	4	5	6	7	8	9	AB	R	H	RBI	BB	SO	LOB
Lenny Green, L (1, 8) (8, 7) OBP: 0.389, SLG: 0.383	BBBB 4-0 E BB BB BB	x 0-0 G5-4-3 2-H 1B		x 0-0 ② FC3-6 1B 1-2f			x 0-0 ① F7		x 0-0 ① F7	4	1	1	1	1	0	1
Billy Martin, R (1, 4) OBP: 0.292, SLG: 0.396	x 0-0 ① F8	x 0-0 ① ② G5-4-3 1-2f		x 0-0 1-3 1B			x 0-0 ② F8		x 0-0 HR 1B	5	1	2	0	0	0	2
Harmon Killebrew, R (1, 3) OBP: 0.450, SLG: 0.700	x 0-0 ② F8	x 0-0 ③ 6-3		x 0-0 ③ 6-3			BBBB 4-0 BB		x 0-0 1-H HR	4	1	1	2	1	0	3
Bob Allison, R (1, 9) OBP: 0.343, SLG: 0.441	BBBB 4-0 BB E 1-2 HR BB		BBBB 4-0 FC3-6 BB		x 0-0 ① F7		x 0-0 ③ 1-3		BBBB 4-0 CS BB	2	1	0	0	3	0	1
Jim Lemon, R (1, 7) OBP: 0.337, SLG: 0.435 Bill Tuttle, R (8, 8) OBP: 0.301, SLG: 0.294	x 0-0 E6 BB 1-2 2-3 HR	x 0-0 ① FC3-6 1-2f	SSS 0-3 ② K					x 0-0 HR	BBBB 4-0 ② 1-2 BB	4	2	1	1	0	1	3
										0	0	0	0	1	0	0
Earl Battey, R (1, 2) OBP: 0.369, SLG: 0.443	BBBB 4-0 1-2 2-3 3-H HR BB	x 0-0 ② F8			x 0-0 ③ F9			x 0-0 ① 6-3	x 0-0 ③ F3	4	1	0	1	1	0	2
Ted Lepcio, R (1, 5) OBP: 0.222, SLG: 0.706	x 0-0 1-H 2-H 3-H HR	x 0-0 ③ F5				x 0-0 ① P6		x 0-0 ② F7		4	1	1	4	0	0	1
Jose Valdivielso, R (1, 6) OBP: 0.221, SLG: 0.235	x 0-0 ③ 6-3		BBBB 4-0 FC3-6 BB			SSS 0-3 ② K		x 0-0 2B		3	0	1	0	1	1	0
Pedro Ramos, S (1, 1) OBP: 0.218, SLG: 0.327 Ray Moore, R (8, 1)		x 0-0 1B 2B		x 0-0 ① FC3-6 FC3-6 1-2f		SSS 0-3 ③ K		SSS 0-3 ③ K		4	1	1	0	0	2	2
										0	0	0	0	0	0	0
Inning Stats	R: 5 H: 1 E: 1 LOB: 0 K: 0 BB: 3 S: 5 P: 17	R: 1 H: 2 E: 0 LOB: 0 K: 0 BB: 0 S: 4 P: 4	R: 0 H: 0 E: 0 LOB: 1 K: 0 BB: 1 S: 3 P: 7	R: 0 H: 1 E: 0 LOB: 2 K: 0 BB: 1 S: 4 P: 8	R: 0 H: 0 E: 0 LOB: 0 K: 1 BB: 0 S: 5 P: 5	R: 0 H: 0 E: 0 LOB: 0 K: 2 BB: 0 S: 7 P: 7	R: 0 H: 0 E: 0 LOB: 1 K: 0 BB: 1 S: 3 P: 7	R: 1 H: 2 E: 0 LOB: 1 K: 1 BB: 0 S: 7 P: 7	R: 2 H: 2 E: 0 LOB: 1 K: 0 BB: 2 S: 4 P: 12	1B: 3 SF: 0 2B: 2 SAC: 0 3B: 0 DP: 1 HR: 3 HBP: 0						

PITCHER		IP	WLS	BF	H	R	ER	SO	BB	IBB	HBP	BLK	WP	HR	S	P	ERA	WHIP
Mudcat Grant, R ERA: 3.51	(1, 1)	8.0	L	36	6	7	2	4	6	0	0	0	0	2	38	62	2.25	1.500
Joe Schaffernoth, R ERA: 6.47	(9, 1)	1.0		6	2	2	2	0	2	0	0	0	0	1	4	12	18.00	4.000

PITCHER	IP	WLS	BF	H	R	ER	SO	BB	IBB	HBP	BLK	WP	HR	S	P	ERA	WHIP

Minnesota Twins @ Cleveland Indians

Cleveland Municipal Stadium, Cleveland, OH

Thu Jul 13 1961, 7:05 PM EDT

Att. 3,491 - Unknown

TOP

livebaseballscorecards.com

AB	34
R	9
H	8
RBI	9
BB	8
SO	4
LOB	15

1B: 3 SF: 0
2B: 2 SAC: 0
3B: 0 DP: 1
HR: 3 HBP: 0

WP: 0 PA: 42
PB: 0
SB: 0
CS: 1

BOTTOM

Minnesota Twins @ Cleveland Indians

Cleveland Municipal Stadium, Cleveland, OH

Thu Jul 13 1961, 7:05 PM EDT

Att. 3,491 - Unknown

livebaseballscorecards.com

Batter	1	2	3	4	5	6	7	8	9	AB	R	H	RBI	BB	SO	LOB
Johnny Temple, R (1, 4) OBP: 0.362, SLG: 0.338	5-3	F2		SF9 1-2 3-H		5-3			F9	4	0	0	1	0	0	2
Jim Piersall, R (1, 8) OBP: 0.401, SLG: 0.451	1B		FC4-6 1B	F8			6-3		P4	5	0	2	0	0	0	1
Tito Francona, L (1, 7) OBP: 0.352, SLG: 0.418	F9		FC4-6 1-2f HR		F8		P3		K	5	1	0	0	0	1	2
Bubba Phillips, R (1, 5) OBP: 0.327, SLG: 0.458	F8		P4		G1 1B 2B		K			4	1	1	0	0	1	2
Willie Kirkland, L (1, 9) OBP: 0.311, SLG: 0.473		BBBB G5-4-3 BB	1-H HR		G1 2-3			F8		3	1	1	2	1	0	1
John Romano, R (1, 2) OBP: 0.388, SLG: 0.505 Valmy Thomas, R (1, 2) OBP: 0.321, SLG: 0.250		G5-4-3 1-2f SSS	K		3-H 1B			1B 2B		0 4	0 1	0 2	0 1	0 0	0 1	0 1
Vic Power, R (1, 3) OBP: 0.314, SLG: 0.388	BB 1B 1B			F7	P6			F3		4	1	1	0	0	0	2
Miguel de la Hoz, R (1, 6) OBP: 0.287, SLG: 0.358		BBBB 1B 1-2 BB		1B SF9 2B		F8		2-H 1B		3	1	2	1	1	0	0
Mudcat Grant, R (1, 1) OBP: 0.212, SLG: 0.170 Bob Hale, L (8, PH) OBP: 0.235, SLG: 0.200 Joe Schaffernoth, R (9, 1)		1-2 2-H 1B		SF9 2-3 1B		SSS K		SSS K		3 1 0	0 0 0	2 0 0	1 0 0	0 0 0	1 1 0	0 1 0
Inning Stats	R: 0 E: 0 K: 0 S: 4 H: 1 LOB: 1 BB: 0 P: 4	R: 1 E: 0 K: 0 S: 4 H: 2 LOB: 2 BB: 2 P: 12	R: 2 E: 0 K: 1 S: 7 H: 2 LOB: 0 BB: 0 P: 7	R: 1 E: 0 K: 0 S: 5 H: 2 LOB: 1 BB: 0 P: 5	R: 1 E: 0 K: 0 S: 5 H: 2 LOB: 1 BB: 0 P: 5	R: 0 E: 0 K: 1 S: 5 H: 0 LOB: 0 BB: 0 P: 5	R: 0 E: 0 K: 1 S: 5 H: 0 LOB: 0 BB: 0 P: 5	R: 1 E: 0 K: 1 S: 7 H: 2 LOB: 1 BB: 0 P: 7	R: 0 E: 0 K: 1 S: 5 H: 0 LOB: 0 BB: 0 P: 5	1B: 7 2B: 3 3B: 0 HR: 1 SF: 1 SAC: 0 DP: 1 HBP: 0						

	AB	36
	R	6
	H	11
	RBI	6
	BB	2
	SO	5
	LOB	12

WP: 0 PB: 0 SB: 0 CS: 0 PA: 39

PITCHER		IP	WLS	BF	H	R	ER	SO	BB	IBB	HBP	BLK	WP	HR	S	P	ERA	WHIP
Pedro Ramos, R ERA: 4.44	(1, 1)	7.1	W	33	10	6	6	3	2	0	0	0	0	1	37	45	7.36	1.636
Ray Moore, R ERA: 5.4	(8, 1)	1.2	S	6	1	0	0	2	0	0	0	0	0	0	10	10	0.00	0.600

PITCHER	IP	WLS	BF	H	R	ER	SO	BB	IBB	HBP	BLK	WP	HR	S	P	ERA	WHIP

Minnesota Twins @ Detroit Tigers

Tiger Stadium, Detroit, MI

Fri Jul 14 1961, 7:05 PM EDT

Att. 30,999 - Unknown

TOP

livebaseballscorecards.com

Batter	1	2	3	4	5	6	7	8	9	AB	R	H	RBI	BB	SO	LOB
Lenny Green, L (1, 8) (8, 7) OBP: 0.392, SLG: 0.390	0-0 E S WP 1B		0-0 E 1-3 2B		0-0 3-1 ①		0-0 L9 ③		0-0 1B	5	1	3	0	0	0	0
Billy Martin, R (1, 4) OBP: 0.283, SLG: 0.386	0-0 L9 ①		0-0 SF8 ② 2-3 3-H		0-3 K ②			0-0 E1 CS	0-0 4-3 ③	4	0	0	1	0	1	2
Harmon Killebrew, R (1, 3) OBP: 0.444, SLG: 0.690	0-0 F3 ②		0-3 K ③		0-3 K ③			0-3 K ①		4	0	0	0	0	3	3
Bob Allison, R (1, 9) OBP: 0.345, SLG: 0.451	0-0 L9 ③ 1-H			0-0 6-3 ①		0-0 HR		4-0 1B 1B 1-2 BB ②		3	2	1	1	1	0	0
Jim Lemon, R (1, 7) OBP: 0.339, SLG: 0.436 Bill Tuttle, R (8, PR) (8, 8) OBP: 0.301, SLG: 0.294		0-3 K ①		0-0 1B FC6-4 1B		0-3 K ①		0-0 1B 1-3 1B		4	1	2	0	0	2	0
										0	0	0	0	0	0	0
Earl Battey, R (1, 2) OBP: 0.371, SLG: 0.444		0-3 K ②		0-0 FC6-4 1-3 1B		0-3 K2-3 ②		0-0 1-2 3-H 1B		4	0	2	1	0	2	0
Ted Lepcio, R (1, 5) OBP: 0.182, SLG: 0.571		0-0 5-3 ③		0-0 FC6-4 ② 1B 1-2f 3-H		0-3 K ③		0-0 1-3 ③		4	0	0	1	0	1	3
Jose Valdivielso, R (1, 6) OBP: 0.231, SLG: 0.245			0-0 2B SF8 1B	0-0 1-2 1B			0-0 L9 ①		0-0 4-3 ①	4	1	2	0	0	0	0
Jack Kralick, L (1, 1) OBP: 0.208, SLG: 0.192			0-0 F5 ①	0-0 F5 ③			0-0 P6 ②		0-0 6-3 ②	4	0	0	0	0	0	3

	AB	36
	R	5
	H	10
	RBI	4
	BB	1
	SO	9
	LOB	11

Inning Stats																																
	R: 1	H: 1	R: 0	H: 0	R: 1	H: 2	R: 1	H: 3	R: 0	H: 0	R: 1	H: 1	R: 0	H: 0	R: 1	H: 2	R: 0	H: 1	1B: 8	SF: 1	WP: 1	PA: 38
	E: 0	LOB: 0	E: 0	LOB: 0	E: 1	LOB: 1	E: 0	LOB: 2	E: 0	LOB: 0	E: 0	LOB: 0	E: 0	LOB: 0	E: 1	LOB: 2	E: 0	LOB: 1	2B: 1	SAC: 0	PB: 0	
	K: 0	BB: 0	K: 2	BB: 0	K: 1	BB: 0	K: 0	BB: 0	K: 2	BB: 0	K: 3	BB: 0	K: 0	BB: 0	K: 1	BB: 1	K: 0	BB: 0	3B: 0	DP: 0	SB: 1	
	S: 4	P: 4	S: 7	P: 7	S: 7	P: 7	S: 6	P: 6	S: 7	P: 7	S: 10	P: 10	S: 3	P: 3	S: 7	P: 11	S: 4	P: 4	HR: 1	HBP: 0	CS: 1	

PITCHER		IP	WLS	BF	H	R	ER	SO	BB	IBB	HBP	BLK	WP	HR	S	P	ERA	WHIP
Frank Lary, R ERA: 3.42	(1, 1)	7.0	L	28	7	4	3	8	0	0	0	0	1	1	44	44	3.86	1.000
Fred Gladding, R ERA: 2.84	(8, 1)	2.0		10	3	1	1	1	1	0	0	0	0	0	11	15	4.50	2.000

PITCHER		IP	WLS	BF	H	R	ER	SO	BB	IBB	HBP	BLK	WP	HR	S	P	ERA	WHIP

Minnesota Twins @ Detroit Tigers

Tiger Stadium, Detroit, MI

Fri Jul 14 1961, 7:05 PM EDT

Att. 30,999 - Unknown

livebaseballscorecards.com

Batter	1	2	3	4	5	6	7	8	9	AB	R	H	RBI	BB	SO	LOB
Bill Bruton, L (1, 8) OBP: 0.318, SLG: 0.361	0-3 K		0-0 6-3		0-3 K		0-0 F7		0-0 4-3 3-H	5	0	0	1	0	2	3
Chico Fernandez, R (1, 5) OBP: 0.314, SLG: 0.326	0-0 1B		0-0 5-3		0-0 5-3			0-0 PB 2B	0-0 F9	5	0	2	0	0	0	2
Al Kaline, R (1, 9) OBP: 0.357, SLG: 0.488	0-0 F2			0-0 2B		0-0 L4		0-0 L7		4	0	1	0	0	0	2
Rocky Colavito, R (1, 7) OBP: 0.410, SLG: 0.571	0-0 F7			0-0 6-3		0-0 F8		4-0 PB BB		3	0	0	0	1	0	2
Jake Wood, R (1, 4) OBP: 0.339, SLG: 0.395		0-0 F9		0-0 F3		0-0 E1 1B		0-3 K 1-2 2-3		4	0	1	0	0	1	3
Bobo Osborne, L (1, 3) OBP: 0.420, SLG: 0.375		0-3 K		0-3 K		0-0 6-3		0-0 G3		4	0	0	0	0	2	4
Dick McAuliffe, L (1, 6) OBP: 0.247, SLG: 0.396		0-0 1B			0-0 1B 2B		0-3 K		0-0 6-3	4	1	2	0	0	1	0
Mike Roarke, R (1, 2) OBP: 0.325, SLG: 0.378		0-3 K			0-0 FC1-6 2-H 1B		0-0 1B		0-0 2B 4-3 1B	4	1	3	1	0	1	1
Frank Lary, R (1, 1) OBP: 0.283, SLG: 0.356			0-3 K		0-0 FC1-6 1-2f		0-0 F9		0-0 1-3 2B	2	0	0	0	0	1	1
Bubba Morton, R (7, PH) OBP: 0.244, SLG: 0.368										1	0	0	0	0	0	1
Fred Gladding, L (8, 1)										0	0	0	0	0	0	0
Dick Brown, R (9, PH) OBP: 0.304, SLG: 0.450										1	0	1	0	0	0	0

Inning Stats	R	E	K	S	H	LOB	BB	P
	0	0	1	6	1	1	0	6
	0	0	2	8	1	1	0	8
	0	0	1	5	0	0	0	5
	0	0	1	6	1	1	0	6
	1	0	1	7	2	1	0	7
	0	1	0	4	1	1	0	4
	0	0	1	6	1	1	0	6
	0	0	1	6	1	2	1	10
	1	0	0	5	2	1	0	5

1B: 6	SF: 0
2B: 4	SAC: 0
3B: 0	DP: 0
HR: 0	HBP: 0

WP: 0 PA: 38
PB: 1
SB: 0
CS: 0

PITCHER	IP	WLS	BF	H	R	ER	SO	BB	IBB	HBP	BLK	WP	HR	S	P	ERA	WHIP
Jack Kralick, L (1, 1) ERA: 3.48	9.0	W	38	10	2	2	8	1	0	0	0	0	0	53	57	2.00	1.222

PITCHER	IP	WLS	BF	H	R	ER	SO	BB	IBB	HBP	BLK	WP	HR	S	P	ERA	WHIP

Batter	1	2	3	4	5	6	7	8	9	AB	R	H	RBI	BB	SO	LOB
Lenny Green, L (1, 8) OBP: 0.388, SLG: 0.385	F3		F7		F9			F7		4	0	0	0	0	0	1
Billy Martin, R (1, 4) OBP: 0.282, SLG: 0.379	3-1		1-2 HBP			F7		F3		3	0	0	0	0	0	0
Harmon Killebrew, R (1, 3) (7, 5) OBP: 0.445, SLG: 0.686	BB		K			G4-3 1B		L8		3	0	1	0	1	1	2
Bob Allison, R (1, 9) OBP: 0.341, SLG: 0.444	K			K		G4-3 1-2f			K	4	0	0	0	0	3	2
Jim Lemon, R (1, 7) OBP: 0.341, SLG: 0.435		CS HBP		FC4-6 1B			P4		K	3	0	1	0	0	1	0
Earl Battey, R (1, 2) OBP: 0.373, SLG: 0.454		L4 1-2		L8			HR		BB	3	1	1	1	1	0	2
Ted Lepcio, R (1, 5) (7, 6) OBP: 0.192, SLG: 0.520		F5		FC4-6 1-2f			E 1B		K	4	0	1	0	0	1	2
Jose Valdivielso, R (1, 6) OBP: 0.227, SLG: 0.240 Julio Becquer, L (7, PH) (7, 3) OBP: 0.255, SLG: 0.563			E6 HBP		P3		E4 1-2			2 1	0 0	0 0	0 0	0 0	0 0	0 1
Camilo Pascual, R (1, 1) OBP: 0.188, SLG: 0.156			L8		L8		G6-4-3 1-2f			3	0	0	0	0	0	3
Inning Stats	R: 0 E: 0 K: 1 S: 5 H: 0 LOB: 1 BB: 1 P: 9	R: 0 E: 0 K: 0 S: 2 H: 0 LOB: 0 BB: 0 P: 3	R: 0 E: 1 K: 1 S: 6 H: 0 LOB: 2 BB: 0 P: 7	R: 0 E: 0 K: 1 S: 6 H: 1 LOB: 1 BB: 0 P: 6	R: 0 E: 0 K: 0 S: 3 H: 0 LOB: 0 BB: 0 P: 3	R: 0 E: 0 K: 0 S: 3 H: 1 LOB: 0 BB: 0 P: 3	R: 1 E: 1 K: 0 S: 5 H: 2 LOB: 1 BB: 0 P: 5	R: 0 E: 0 K: 0 S: 3 H: 0 LOB: 0 BB: 0 P: 3	R: 0 E: 0 K: 3 S: 9 H: 0 LOB: 1 BB: 1 P: 13	1B: 3 2B: 0 3B: 0 HR: 1	SF: 0 SAC: 0 DP: 2 HBP: 2						

PITCHER		IP	WLS	BF	H	R	ER	SO	BB	IBB	HBP	BLK	WP	HR	S	P	ERA	WHIP
Jim Bunning, R ERA: 3.38	(1, 1)	9.0	W	34	4	1	1	6	2	0	2	0	0	1	42	52	1.00	0.667

PITCHER		IP	WLS	BF	H	R	ER	SO	BB	IBB	HBP	BLK	WP	HR	S	P	ERA	WHIP

TOP

Minnesota Twins @ Detroit Tigers

Tiger Stadium, Detroit, MI

Sat Jul 15 1961, 4:33 AM EDT

Att. 12,325 - Sunny - 84 F

livebaseballscorecards.com

AB	30
R	1
H	4
RBI	1
BB	2
SO	6
LOB	13

1B: 3	SF: 0	WP: 0	PA: 34
2B: 0	SAC: 0	PB: 0	
3B: 0	DP: 2	SB: 0	
HR: 1	HBP: 2	CS: 1	

Batter	1	2	3	4	5	6	7	8	9	AB	R	H	RBI	BB	SO	LOB
Dick McAuliffe, L (1, 6) OBP: 0.248, SLG: 0.389	2-3		4-3		2B 1-2 1B		K			4	0	1	0	0	1	1
Al Kaline, R (1, 8) (9, 9) OBP: 0.358, SLG: 0.489	FC3-6 BB		L4-3		1-3 2-H 2B		K			3	0	1	1	1	1	1
Charlie Maxwell, L (1, 7) OBP: 0.344, SLG: 0.380 Bill Bruton, L (9, 8) OBP: 0.318, SLG: 0.361	FC3-6 FC5-4 1-2f			2-3 BB	4-3			F5		3 0	0 0	0 0	0 0	1 0	0 0	3 0
Rocky Colavito, R (1, 9) (9, 7) OBP: 0.405, SLG: 0.564	FC5-4 1-2f			K		K		F7		4	0	0	0	0	2	2
Bobo Osborne, L (1, 3) OBP: 0.426, SLG: 0.442		F8		2-3 1-2		BB BB		HR		3	1	1	1	1	0	1
Steve Boros, R (1, 5) OBP: 0.382, SLG: 0.374		1B 1B		F3		G6-4-3 1-2 BB		K		3	0	1	0	1	1	1
Jake Wood, R (1, 4) OBP: 0.339, SLG: 0.395		G6-4-3 1-3 1B			5-3	G6-4-3 1-2f				3	0	1	0	0	0	2
Dick Brown, R (1, 2) OBP: 0.303, SLG: 0.448 Mike Roarke, R (3, 2) OBP: 0.317, SLG: 0.368		G6-4-3 1-2f			K		5-3			1 2	0 0	0 0	0 0	0 0	0 1	2 0
Jim Bunning, R (1, 1) OBP: 0.145, SLG: 0.130			K		1B 2B 1B		1B			3	1	2	0	0	1	0
Inning Stats	R: 0 H: 0 E: 0 LOB: 1 K: 0 BB: 1 S: 3 P: 7	R: 0 H: 2 E: 0 LOB: 1 K: 0 BB: 0 S: 4 P: 4	R: 0 H: 0 E: 0 LOB: 0 K: 1 BB: 0 S: 5 P: 5	R: 0 H: 0 E: 0 LOB: 1 K: 1 BB: 1 S: 5 P: 9	R: 1 H: 3 E: 0 LOB: 2 K: 1 BB: 0 S: 8 P: 8	R: 0 H: 0 E: 0 LOB: 1 K: 1 BB: 2 S: 4 P: 12	R: 0 H: 1 E: 0 LOB: 1 K: 2 BB: 0 S: 8 P: 8	R: 1 H: 1 E: 0 LOB: 0 K: 1 BB: 0 S: 6 P: 6		1B: 5 SF: 0 2B: 1 SAC: 0 3B: 0 DP: 2 HR: 1 HBP: 0						

PITCHER	IP	WLS	BF	H	R	ER	SO	BB	IBB	HBP	BLK	WP	HR	S	P	ERA	WHIP
Camilo Pascual, R (1, 1) ERA: 3.66	8.0	L	33	7	2	2	7	4	0	0	0	0	1	43	59	2.25	1.375

PITCHER	IP	WLS	BF	H	R	ER	SO	BB	IBB	HBP	BLK	WP	HR	S	P	ERA	WHIP

BOTTOM

Minnesota Twins @ Detroit Tigers

Tiger Stadium, Detroit, MI

Sat Jul 15 1961, 4:33 AM EDT

Att. 12,325 - Sunny - 84 F

livebaseballscorecards.com

AB	29
R	2
H	7
RBI	2
BB	4
SO	7
LOB	13

Minnesota Twins @ Cleveland Indians

Cleveland Municipal Stadium, Cleveland, OH

Sun Jul 16 1961, 3:33 AM EDT

Unknown

TOP

livebaseballscorecards.com

Batter	1	2	3	4	5	6	7	8	9	AB	R	H	RBI	BB	SO	LOB
Lenny Green, L (1, 8) OBP: 0.391, SLG: 0.395	K		1B 1-2		6-3 1-H			FC6-4	K	5	1	3	1	0	2	1
Billy Martin, R (1, 4) OBP: 0.276, SLG: 0.370	F5		F9		6-3 3-H			P6		4	0	0	1	0	0	3
Harmon Killebrew, R (1, 3) (7, 5) OBP: 0.443, SLG: 0.680	F7		1B 1-3 2-H		6-3			P6		4	0	1	1	0	0	1
Bob Allison, R (1, 9) OBP: 0.340, SLG: 0.440		K	6-3			BB G6-4-3		FC6-4 1-2f		3	0	0	0	1	1	2
Jim Lemon, R (1, 7) OBP: 0.340, SLG: 0.432		1B		K		G6-4-3 1-2f			K	4	0	1	0	0	2	1
Earl Battey, R (1, 2) OBP: 0.375, SLG: 0.458		2B 1-3		F3		G3			HR	4	1	2	0	0	0	0
Ted Lepcio, R (1, 5) (7, 6) OBP: 0.200, SLG: 0.517		K		K			2B L4-6		F7	4	0	1	0	0	2	3
Jose Valdivielso, R (1, 6) OBP: 0.223, SLG: 0.236 Julio Becquer, L (7, PH) (7, 3) OBP: 0.264, SLG: 0.620		K			F5		L4-6 2-3		HR 1-H	2 0 0 0 0 1 2 2 1 1 2 0 0 1						
Jim Kaat, L (1, 1) OBP: 0.394, SLG: 0.433 Chuck Stobbs, L (1, 1) OBP: 0.444, SLG: 0.500 Rich Rollins, R (5, PH) OBP: 0.417, SLG: 0.455 Danny McDevitt, L (5, 1) Dan Dobbek, L (9, PH) OBP: 0.294, SLG: 0.350			1B 1B 1B		3B 1B		K		BB	0 0 0 0 0 0 0 1 1 1 0 0 0 0 1 1 1 0 0 0 0 1 0 0 0 0 1 0 0 0 0 0 1 0 0							
Inning Stats	R: 0 E: 0 K: 1 S: 5 H: 0 LOB: 0 BB: 0 P: 5	R: 0 E: 0 K: 3 S: 11 H: 2 LOB: 2 BB: 0 P: 11	R: 1 E: 0 K: 0 S: 5 H: 3 LOB: 1 BB: 0 P: 5	R: 0 E: 0 K: 2 S: 7 H: 0 LOB: 0 BB: 0 P: 7	R: 2 E: 0 K: 0 S: 5 H: 2 LOB: 0 BB: 0 P: 5	R: 0 E: 0 K: 0 S: 2 H: 0 LOB: 0 BB: 1 P: 6	R: 0 E: 0 K: 1 S: 5 H: 1 LOB: 0 BB: 0 P: 5	R: 0 E: 0 K: 0 S: 4 H: 1 LOB: 1 BB: 0 P: 4	R: 2 E: 0 K: 2 S: 9 H: 2 LOB: 1 BB: 1 P: 13	1B: 7 2B: 3 3B: 1 HR: 1 SF: 0 SAC: 0 DP: 2 HBP: 0						

	AB	35
	R	5
	H	11
	RBI	5
	BB	2
	SO	9
	LOB	14

	WP: 0	PA: 37
	PB: 0	
	SB: 0	
	CS: 0	

PITCHER		IP	WLS	BF	H	R	ER	SO	BB	IBB	HBP	BLK	WP	HR	S	P	ERA	WHIP
Gary Bell, R ERA: 4.29	(1, 1)	8.2	W	36	11	5	5	8	2	0	0	0	0	1	50	58	5.19	1.500
Barry Latman, R ERA: 3.14	(9, 1)	0.1	S	1	0	0	0	1	0	0	0	0	0	0	3	3	0.00	0.000

PITCHER		IP	WLS	BF	H	R	ER	SO	BB	IBB	HBP	BLK	WP	HR	S	P	ERA	WHIP

BOTTOM

Minnesota Twins @ Cleveland Indians

Cleveland Municipal Stadium, Cleveland, OH

Sun Jul 16 1961, 3:33 AM EDT

Unknown

livebaseballscorecards.com

Batter	1	2	3	4	5	6	7	8	9	AB	R	H	RBI	BB	SO	LOB
Johnny Temple, R (1, 4) OBP: 0.365, SLG: 0.339	BB 4-0 HBP 1B 1B BB	F8	F8			F8		1B		4	1	1	0	1	0	2
Bob Nieman, R (1, 7) OBP: 0.486, SLG: 0.469	0-0 HBP 1-2 1B 1B	0-0 1B F9 1B	0-0	1B		E5		SSS 0-3 K		4	0	3	0	0	0	0
Don Dillard, L (6, PR) OBP: 0.365, SLG: 0.415 (7, 7)										1	0	0	0	0	1	1
Tito Francona, L (1, 3) OBP: 0.344, SLG: 0.405	H 1-0 1B 1B 1-2 2-3 HBP	0-0 F9 1-2		F2		4-3				3	1	0	0	0	0	3
Bubba Phillips, R (1, 5) OBP: 0.328, SLG: 0.452	0-0 1B HR 1-3 2-H 3-H 1B	0-0 2-3 1B		F7			F7			4	1	2	1	0	0	1
Willie Kirkland, L (1, 9) OBP: 0.316, SLG: 0.476	0-0 SSS HR 1-2 3-H 1B	0-3 K		3-1			F8			4	1	1	1	0	1	3
Chuck Essegian, R (1, 8) OBP: 0.362, SLG: 0.651	0-0 SSS 1-H 2-H HR	0-3 K			5-3		HR			4	2	2	4	0	1	2
John Romano, R (1, 2) OBP: 0.388, SLG: 0.513	0-0 HR		0-0 G3 1B		F3		F9			4	1	2	1	0	0	0
Woodie Held, R (1, 6) OBP: 0.362, SLG: 0.429	0-0 6-3 2B		0-0 G3 1-2		SSS 0-3 K			SSS 0-3 K		4	0	1	0	0	2	1
Gary Bell, R (1, 1) OBP: 0.159, SLG: 0.167	0-0 6-3 2-3		SSS 0-3 K			SSS 0-3 K		0-0 5-3		4	0	0	0	0	2	2
Barry Latman, R (9, 1) OBP: 0.192, SLG: 0.208										0	0	0	0	0	0	0
Inning Stats	R: 6 E: 0 K: 0 S: 8 H: 6 LOB: 1 BB: 1 P: 13	R: 0 E: 0 K: 2 S: 9 H: 2 LOB: 2 BB: 0 P: 9	R: 0 E: 0 K: 1 S: 6 H: 1 LOB: 1 BB: 0 P: 6	R: 0 E: 0 K: 0 S: 4 H: 1 LOB: 1 BB: 0 P: 4	R: 0 E: 0 K: 1 S: 5 H: 0 LOB: 0 BB: 0 P: 5	R: 0 E: 1 K: 1 S: 6 H: 0 LOB: 1 BB: 0 P: 6	R: 1 E: 0 K: 0 S: 4 H: 1 LOB: 0 BB: 0 P: 4	R: 0 E: 0 K: 2 S: 8 H: 1 LOB: 1 BB: 0 P: 8		1B: 8 2B: 1 3B: 0 HR: 3 SF: 0 SAC: 0 DP: 0 HBP: 1					

	AB	36
	R	7
	H	12
	RBI	7
	BB	1
	SO	7
	LOB	15

PITCHER		IP	WLS	BF	H	R	ER	SO	BB	IBB	HBP	BLK	WP	HR	S	P	ERA	WHIP
Jim Kaat, L ERA: 4.59	(1, 1)	0.1	L	6	4	5	5	0	1	0	1	0	0	1	4	9	135.00	15.000
Chuck Stobbs, L ERA: 6.17	(1, 1)	3.2		17	6	1	1	3	0	0	0	0	0	1	23	23	2.46	1.636
Danny McDevitt, L ERA: 5.2	(5, 1)	4.0		15	2	1	1	4	0	0	0	0	0	1	23	23	2.25	0.500

PITCHER	IP	WLS	BF	H	R	ER	SO	BB	IBB	HBP	BLK	WP	HR	S	P	ERA	WHIP

Batter	1	2	3	4	5	6	7	8	9	AB	R	H	RBI	BB	SO	LOB
Lenny Green, L (1, 8) (5, 7) OBP: 0.398, SLG: 0.413	F9 1B 2B		WP SF9 1-3 FC5-2 1B	G3 ②		2B 1-2 E 1B		6-3 1B	1-H 2-H 1B 3B	6	3	5	2	0	0	0
Bill Tuttle, R (1, 5) (5, 8) OBP: 0.302, SLG: 0.302	F9 ① 2-3		SF9 ① 1-2 3-H	4-3 ③		E9 1-H 2-H 2B 2B		6-3 ② 1-2	3-H 1B	5	1	2	3	0	0	2
Harmon Killebrew, R (1, 3) OBP: 0.447, SLG: 0.677	3-H 1B		FC5-2 ② 1B FC1 2-H		BB E 1B	BBB 4-0 2B BB		I I I 4-0 IBB	F7 ③	4	2	2	1	2	0	2
Julio Becquer, L (1, 7) (5, 9) OBP: 0.276, SLG: 0.618	F9 ②		FC1 1B 1-3 1B		F8 ①	1-3 2-H 2B		F7 ③		5	1	2	1	0	0	4
Bob Allison, R (1, 9) OBP: 0.340, SLG: 0.437 Billy Martin, R (5, 4) OBP: 0.273, SLG: 0.365	P6 ③		FC1 1B 1-2 3-H		BBB 4-0 FC4-6 1-2 BB	6-3 ③			4-3 ①	2 2	0 0	0 0	1 0	1 0	0 0	2 2
Hal Naragon, L (1, 2) OBP: 0.295, SLG: 0.373		F8 ①	BB 1-3 2-H 1B		FC4-6 ② ③ 1-2f 2-H		SSS 0-3 K ①		F5 ②	5	0	1	1	0	1	1
Ted Lepcio, R (1, 4) (5, 5) OBP: 0.200, SLG: 0.455		5-3 ②	BBB 4-0 1-2 BB			P6 ①	P4 ②		E3 1B 1B	4	1	0	0	1	0	0
Jose Valdivielso, R (1, 6) OBP: 0.231, SLG: 0.243		4-3 ③	L6 ③			1B 2B 1B	F9 ③		1-3 1B 3B 1B	5	2	2	0	0	0	3
Bert Cueto, R (1, 1) Don Lee, R (3, 1) OBP: 0.100, SLG: 0.100			BBB 4-0 1B SF9 BB	SSS 0-3 K ①		SSS 0-3 K ②		4-3 ①	1-2 3-H 3B 1B	0 4	1 1	0 1	0 1	1 0	0 2	0 1
Inning Stats	R: 1 E: 0 K: 0 S: 5 H: 2 LOB: 1 BB: 0 P: 5	R: 0 E: 0 K: 0 S: 3 H: 0 LOB: 0 BB: 0 P: 3	R: 3 E: 0 K: 0 S: 7 H: 3 LOB: 3 BB: 2 P: 15	R: 0 E: 0 K: 1 S: 5 H: 0 LOB: 0 BB: 0 P: 5	R: 1 E: 1 K: 0 S: 3 H: 1 LOB: 2 BB: 1 P: 7	R: 3 E: 1 K: 1 S: 9 H: 4 LOB: 2 BB: 1 P: 13	R: 0 E: 0 K: 1 S: 5 H: 0 LOB: 0 BB: 0 P: 5	R: 0 E: 0 K: 0 S: 4 H: 1 LOB: 2 BB: 1 P: 8	R: 4 E: 1 K: 0 S: 8 H: 4 LOB: 1 BB: 0 P: 8	1B: 11 2B: 3 3B: 1 HR: 0	SF: 1 SAC: 0 DP: 0 HBP: 0						

TOP

Minnesota Twins @ Cleveland Indians

Cleveland Municipal Stadium, Cleveland, OH

Sun Jul 16 1961, 3:38 AM EDT

Att. 16,945 - Unknown

livebaseballscorecards.com

AB	42
R	12
H	15
RBI	10
BB	5
SO	3
LOB	17

PITCHER	IP	WLS	BF	H	R	ER	SO	BB	IBB	HBP	BLK	WP	HR	S	P	ERA	WHIP
Wynn Hawkins, R (1, 1) ERA: 3.65	2.2		15	5	4	4	0	1	0	0	0	1	0	14	18	13.50	2.250
Dick Stigman, L (3, 1) ERA: 4.26	3.0	L	16	5	4	3	2	3	0	0	0	0	0	17	29	9.00	2.667
Frank Funk, R (6, 1) ERA: 2.91	1.1		4	0	0	0	1	0	0	0	0	0	0	6	6	0.00	0.000
Bob Allen, L (8, 1) ERA: 1.84	2.0		13	5	4	0	0	0	1	0	0	0	0	12	16	0.00	2.500

PITCHER	IP	WLS	BF	H	R	ER	SO	BB	IBB	HBP	BLK	WP	HR	S	P	ERA	WHIP

BOTTOM

Minnesota Twins @ Cleveland Indians

Cleveland Municipal Stadium, Cleveland, OH

Sun Jul 16 1961, 3:38 AM EDT

Att. 16,945 - Unknown

livebaseballscorecards.com

Batter	1	2	3	4	5	6	7	8	9	AB	R	H	RBI	BB	SO	LOB
Johnny Temple, R (1, 4) OBP: 0.363, SLG: 0.340	F7		F8		F7		1B 2B		P5	5	1	1	0	0	0	0
Don Dillard, L (1, 7) OBP: 0.366, SLG: 0.414	F7		HR 1B		4-3		2-H 1B		K	5	1	2	1	0	1	0
Tito Francona, L (1, 3) OBP: 0.346, SLG: 0.414	F8		1-H HR		1B		F9			4	1	2	2	0	0	1
Bubba Phillips, R (1, 5) OBP: 0.327, SLG: 0.449		F9	BBBB 1B BB		F5			4-3		3	0	0	0	1	0	1
Willie Kirkland, L (1, 9) OBP: 0.318, SLG: 0.476		P3	1-3 1B			G6-4-3 1B		P5		4	0	2	0	0	0	0
Chuck Essegian, R (1, 8) OBP: 0.357, SLG: 0.628		P5	3-1			1-2f G6-4-3		BBBB BB		3	0	0	0	1	0	3
John Romano, R (1, 2) OBP: 0.390, SLG: 0.510			BBBB HR BB	SSS K		SSS K		BBBB 1-2 BB		2	1	0	0	2	2	0
Miguel de la Hoz, R (1, 6) OBP: 0.297, SLG: 0.402			1-H HR	F9			F2	F7		4	1	1	2	0	0	2
Wynn Hawkins, R (1, 1) OBP: 0.194, SLG: 0.138 Dick Stigman, R (3, 1) OBP: 0.125, SLG: 0.125 Frank Funk, R (6, 1) OBP: 0.125, SLG: 0.067 Bob Hale, L (7, PH) OBP: 0.216, SLG: 0.182 Bob Allen, L (8, 1) OBP: 0.250, SLG: 0.375 Bob Nieman, R (9, PH) OBP: 0.472, SLG: 0.455			F9	1-3			2-3		1-3	0 2 0 1 0 1	0 0 0 0 0 0	0 0 0 0 0 0	0 0 0 0 0 0	0 0 0 0 0 0	0 0 0 0 0 0	0 0 0 0 0 0
Inning Stats	R: 0 E: 0 K: 0 S: 3 H: 0 LOB: 0 BB: 0 P: 3	R: 0 E: 0 K: 0 S: 3 H: 0 LOB: 0 BB: 0 P: 3	R: 4 E: 0 K: 0 S: 7 H: 4 LOB: 2 BB: 2 P: 15	R: 0 E: 0 K: 1 S: 5 H: 0 LOB: 0 BB: 0 P: 5	R: 0 E: 0 K: 0 S: 4 H: 1 LOB: 1 BB: 0 P: 4	R: 0 E: 0 K: 1 S: 5 H: 1 LOB: 0 BB: 0 P: 5	R: 1 E: 0 K: 0 S: 5 H: 2 LOB: 1 BB: 0 P: 5	R: 0 E: 0 K: 0 S: 3 H: 0 LOB: 2 BB: 2 P: 11	R: 0 E: 0 K: 1 S: 5 H: 0 LOB: 0 BB: 0 P: 5	1B: 5 2B: 1 3B: 0 HR: 2 SF: 0 SAC: 0 DP: 1 HBP: 0						

	AB	34
	R	5
	H	8
	RBI	5
	BB	4
	SO	3
	LOB	7

PITCHER		IP	WLS	BF	H	R	ER	SO	BB	IBB	HBP	BLK	WP	HR	S	P	ERA	WHIP
Bert Cueto, R ERA: 7.29	(1, 1)	2.2		14	4	4	4	0	2	0	0	0	0	2	12	20	13.50	2.250
Don Lee, R ERA: 2.68	(3, 1)	6.1	W	24	4	1	1	3	2	0	0	0	0	0	28	36	1.42	0.947

PITCHER	IP	WLS	BF	H	R	ER	SO	BB	IBB	HBP	BLK	WP	HR	S	P	ERA	WHIP

Batter	1	2	3	4	5	6	7	8	9	AB	R	H	RBI	BB	SO	LOB
Lenny Green, L (1, 8) OBP: 0.395, SLG: 0.409	F8	G3		F8		1B			4-3	5	0	1	0	0	0	1
Bill Tuttle, R (1, 5) (6, 4) OBP: 0.300, SLG: 0.296	2B BB		1-3		F7		F9		5-3	4	0	0	0	1	0	0
Harmon Killebrew, R (1, 3) (6, 5) OBP: 0.446, SLG: 0.675	2B		K		K		1-3 BB		K	4	0	1	0	1	3	0
Jim Lemon, R (1, 7) OBP: 0.342, SLG: 0.437	K		BB 1B		2B		1-3			4	1	2	0	0	1	3
Bob Allison, R (1, 9) OBP: 0.344, SLG: 0.436	BB		1B BB		BB		K			1	0	0	0	3	1	1
Earl Battey, R (1, 2) OBP: 0.373, SLG: 0.455	K		1-2 2-H 1B		K			F2		4	0	1	1	0	2	5
Ted Lepcio, R (1, 4) (6, 6) OBP: 0.205, SLG: 0.432		1B	F2			E5 S 1B		F7		4	0	1	0	0	0	2
Jose Valdivielso, R (1, 6) OBP: 0.227, SLG: 0.239		F8		4-3		K		1B		2	0	0	0	0	0	1
Julio Becquer, L (6, PH) OBP: 0.283, SLG: 0.614										0	0	0	0	0	0	0
Pedro Ramos, S (1, 1) OBP: 0.207, SLG: 0.309		K		5-3		K		K		3	0	0	0	0	2	2
Dan Dobbek, L (8, PH) OBP: 0.292, SLG: 0.346										1	0	0	0	0	1	1
Ray Moore, R (8, 1)										0	0	0	0	0	0	0
Inning Stats	R: 0 E: 0 K: 2 S: 8 H: 1 LOB: 3 BB: 2 P: 16	R: 0 E: 0 K: 1 S: 6 H: 1 LOB: 1 BB: 0 P: 6	R: 1 E: 0 K: 1 S: 7 H: 2 LOB: 2 BB: 1 P: 11	R: 0 E: 0 K: 0 S: 3 H: 0 LOB: 0 BB: 0 P: 3	R: 0 E: 0 K: 2 S: 8 H: 1 LOB: 2 BB: 1 P: 12	R: 0 E: 1 K: 2 S: 8 H: 1 LOB: 2 BB: 0 P: 8	R: 0 E: 0 K: 1 S: 5 H: 0 LOB: 1 BB: 1 P: 9	R: 0 E: 0 K: 1 S: 6 H: 1 LOB: 1 BB: 0 P: 6	R: 0 E: 0 K: 1 S: 5 H: 0 LOB: 0 BB: 0 P: 5	1B: 5 2B: 2 3B: 0 HR: 0	SF: 0 SAC: 0 DP: 0 HBP: 0						

PITCHER	IP	WLS	BF	H	R	ER	SO	BB	IBB	HBP	BLK	WP	HR	S	P	ERA	WHIP
Ken McBride, R (1, 1) ERA: 2.83	9.0	W	39	7	1	1	11	5	0	0	0	0	0	56	76	1.00	1.333

PITCHER	IP	WLS	BF	H	R	ER	SO	BB	IBB	HBP	BLK	WP	HR	S	P	ERA	WHIP

TOP

Minnesota Twins @ Los Angeles Angels

Wrigley Field, Los Angeles, CA

Tue Jul 18 1961, 9:05 PM CDT

Att. 4,002 - Unknown - 80 F

livebaseballscorecards.com

AB	32
R	1
H	6
RBI	1
BB	5
SO	10
LOB	16

WP: 0	PB: 0	SB: 1	CS: 0
PA: 39			

Batter	1	2	3	4	5	6	7	8	9	AB	R	H	RBI	BB	SO	LOB
Albie Pearson, L (1, 9) OBP: 0.428, SLG: 0.423	SH5-3 HR 1B		G3 2-3			K		1B IBB		3	1	1	0	1	1	1
Billy Moran, R (1, 4) OBP: 0.294, SLG: 0.299	SH5-3 1-2		K			F9		1B 1-2 2-H		3	0	1	1	0	1	0
Lee Thomas, L (1, 7) OBP: 0.360, SLG: 0.480	HR 2-H			P4		3-1		K		4	1	1	2	0	1	2
Steve Bilko, R (1, 3) OBP: 0.426, SLG: 0.586	5-3			K			P4			3	0	0	0	0	1	0
George Thomas, R (1, 5) OBP: 0.302, SLG: 0.517	K			HR			K			3	1	1	1	0	2	0
Ken Hunt, R (1, 8) OBP: 0.330, SLG: 0.545		P4		K			P6			3	0	0	0	0	1	0
Joe Koppe, R (1, 6) OBP: 0.404, SLG: 0.434		CS BB			K			SH2-4 1B		2	1	1	0	1	1	0
Ed Sadowski, R (1, 2) OBP: 0.302, SLG: 0.408		K 1-2			K			P1		3	0	0	0	0	2	2
Ken McBride, R (1, 1) OBP: 0.143, SLG: 0.167			G3 2B		K			SH2-4 1-2		2	0	1	0	0	1	0
Inning Stats	R: 2 E: 0 K: 1 S: 7 H: 2 LOB: 0 BB: 0 P: 7	R: 0 E: 0 K: 1 S: 4 H: 0 LOB: 0 BB: 1 P: 8	R: 0 E: 0 K: 1 S: 5 H: 1 LOB: 0 BB: 0 P: 5	R: 1 E: 0 K: 2 S: 8 H: 1 LOB: 0 BB: 0 P: 8	R: 0 E: 0 K: 3 S: 9 H: 0 LOB: 0 BB: 0 P: 9	R: 0 E: 0 K: 1 S: 5 H: 0 LOB: 0 BB: 0 P: 5	R: 0 E: 0 K: 1 S: 5 H: 0 LOB: 0 BB: 0 P: 5	R: 1 E: 0 K: 1 S: 7 H: 2 LOB: 2 BB: 1 P: 11		1B: 3 2B: 1 3B: 0 HR: 2 SF: 0 SAC: 2 DP: 0 HBP: 0						

PITCHER		IP	WLS	BF	H	R	ER	SO	BB	IBB	HBP	BLK	WP	HR	S	P	ERA	WHIP
Pedro Ramos, R ERA: 4.41	(1, 1)	7.0	L	24	4	3	3	10	1	0	0	0	0	2	43	47	3.86	0.714
Ray Moore, R ERA: 5.53	(8, 1)	1.0		6	2	1	1	1	0	1	0	0	0	0	7	11	9.00	2.000

PITCHER	IP	WLS	BF	H	R	ER	SO	BB	IBB	HBP	BLK	WP	HR	S	P	ERA	WHIP

BOTTOM

Minnesota Twins @ Los Angeles Angels

Wrigley Field, Los Angeles, CA

Tue Jul 18 1961, 9:05 PM CDT

Att. 4,002 - Unknown - 80 F

livebaseballscorecards.com

AB	26
R	4
H	6
RBI	4
BB	2
SO	11
LOB	5

WP: 0 PB: 0 SB: 0 CS: 1 PA: 30

Batter	1	2	3	4	5	6	7	8	9	AB	R	H	RBI	BB	SO	LOB
Lenny Green, L (1, 8) (7, 7) OBP: 0.393, SLG: 0.406	P6	1-3		F7		CS 1B		5-3		5	0	1	0	0	0	1
Bill Tuttle, R (1, 5) (7, 8) OBP: 0.302, SLG: 0.295	HR 1B	6-3			K	BB 1-2 BB		K		4	1	1	0	1	2	0
Harmon Killebrew, R (1, 3) OBP: 0.448, SLG: 0.682	1-H HR		6-3		2B HR BB	FC6-4 1-2 BB		F9		3	2	1	2	2	0	0
Jim Lemon, R (1, 7) OBP: 0.341, SLG: 0.438	K	K			1-3 HR 2B	FC6-4 1-2f			FC1-4 HBP	4	1	1	0	0	2	2
Rich Rollins, R (7, 4) OBP: 0.462, SLG: 0.455										0	0	0	0	0	0	0
Bob Allison, R (1, 9) OBP: 0.350, SLG: 0.461	HBP 1B 1B		1B		2-H 3-H HR		HR		FC1-4 L4-3 1-2f	5	2	4	4	0	0	1
Earl Battey, R (1, 2) OBP: 0.377, SLG: 0.458	HBP 1-2 1B		F2		1-3 1B		L1-3 1B		L4-3 1-2	5	0	3	0	0	0	2
Ted Lepcio, R (1, 4) (7, 5) OBP: 0.233, SLG: 0.450	FC5-4 1-2 2-3 HBP			2B	1-3 1-2		L1-3 1-2			3	0	1	0	0	0	2
Jose Valdivielso, R (1, 6) OBP: 0.220, SLG: 0.231	FC5-4 1-2f			K	4-3		K			4	0	0	0	0	2	6
Camilo Pascual, R (1, 1) OBP: 0.173, SLG: 0.143		P4		K		L1-3	F9			4	0	0	0	0	1	2

TOP

Minnesota Twins @ Los Angeles Angels

Wrigley Field, Los Angeles, CA

Wed Jul 19 1961, 9:05 PM CDT

Unknown - 80 F

livebaseballscorecards.com

AB	37
R	6
H	12
RBI	6
BB	3
SO	7
LOB	16

Inning Stats	1	2	3	4	5	6	7	8	9	1B: 7	SF: 0	WP: 0	PA: 42
	R: 2 E: 0 K: 1 S: 9 H: 4 LOB: 3 BB: 0 P: 10	R: 0 E: 0 K: 0 S: 3 H: 0 LOB: 0 BB: 0 P: 3	R: 0 E: 0 K: 1 S: 6 H: 1 LOB: 1 BB: 0 P: 6	R: 0 E: 0 K: 2 S: 8 H: 1 LOB: 1 BB: 0 P: 8	R: 3 E: 0 K: 1 S: 8 H: 3 LOB: 1 BB: 1 P: 12	R: 0 E: 0 K: 0 S: 3 H: 1 LOB: 2 BB: 2 P: 11	R: 1 E: 0 K: 1 S: 7 H: 2 LOB: 1 BB: 0 P: 7	R: 0 E: 0 K: 1 S: 5 H: 0 LOB: 0 BB: 0 P: 5	R: 0 E: 0 K: 0 S: 2 H: 0 LOB: 0 BB: 0 P: 3	2B: 3 3B: 0 HR: 3	SAC: 0 DP: 1 HBP: 2	PB: 0 SB: 0 CS: 1	

PITCHER		IP	WLS	BF	H	R	ER	SO	BB	IBB	HBP	BLK	WP	HR	S	P	ERA	WHIP
Eli Grba, R ERA: 4.31	(1, 1)	5.0	L	26	9	5	5	5	1	0	1	0	0	2	34	39	9.00	2.000
Ron Kline, R ERA: 5.42	(6, 1)	2.0		10	3	1	1	1	2	0	0	0	0	1	10	18	4.50	2.500
Tom Morgan, R ERA: 3.72	(8, 1)	2.0		6	0	0	0	1	0	0	1	0	0	0	7	8	0.00	0.000

PITCHER	IP	WLS	BF	H	R	ER	SO	BB	IBB	HBP	BLK	WP	HR	S	P	ERA	WHIP

Batter	1	2	3	4	5	6	7	8	9	AB	R	H	RBI	BB	SO	LOB
Albie Pearson, L (1, 8) OBP: 0.429, SLG: 0.421	3-1		BB		F8			1B		3	0	1	0	1	0	0
Joe Koppe, R (1, 6) OBP: 0.390, SLG: 0.417	K		K			6-3		K		4	0	0	0	0	3	2
Lee Thomas, L (1, 9) OBP: 0.353, SLG: 0.471	P5		F8			F7		K		4	0	0	0	0	1	2
Leon Wagner, L (1, 7) OBP: 0.317, SLG: 0.489		E4 1B		G3		K		4-3		4	0	0	0	0	1	1
Ted Kluszewski, L (1, 3) OBP: 0.313, SLG: 0.466		1-2 1B		F8			K		4-3	4	0	1	0	0	1	0
George Thomas, R (1, 5) OBP: 0.299, SLG: 0.500		K		1B			K		F7	4	0	1	0	0	2	2
Earl Averill, R (1, 2) OBP: 0.391, SLG: 0.514		K		K			1B		K	4	0	1	0	0	3	3
Billy Moran, R (1, 4) OBP: 0.295, SLG: 0.300		K			K		1-3 1B			3	0	1	0	0	2	2
Eli Grba, R (1, 1) OBP: 0.132, SLG: 0.194			K		K		F8			1	0	0	0	0	1	0
Faye Throneberry, L (5, PH) OBP: 0.306, SLG: 0.226										1	0	0	0	0	1	0
Ron Kline, R (6, 1) OBP: 0.148, SLG: 0.115										0	0	0	0	0	0	0
Ken Hunt, R (7, PH) OBP: 0.329, SLG: 0.544										1	0	0	0	0	0	2
Tom Morgan, R (8, 1)										0	0	0	0	0	0	0
Inning Stats	R: 0 E: 0 K: 1 S: 5 H: 0 LOB: 0 BB: 0 P: 5	R: 0 E: 1 K: 3 S: 11 H: 1 LOB: 2 BB: 0 P: 11	R: 0 E: 0 K: 2 S: 7 H: 0 LOB: 1 BB: 1 P: 11	R: 0 E: 0 K: 1 S: 6 H: 1 LOB: 1 BB: 0 P: 6	R: 0 E: 0 K: 2 S: 7 H: 0 LOB: 0 BB: 0 P: 7	R: 0 E: 0 K: 1 S: 5 H: 0 LOB: 0 BB: 0 P: 5	R: 0 E: 0 K: 2 S: 9 H: 2 LOB: 2 BB: 0 P: 9	R: 0 E: 0 K: 2 S: 8 H: 1 LOB: 1 BB: 0 P: 8	R: 0 E: 0 K: 1 S: 5 H: 0 LOB: 0 BB: 0 P: 5	1B: 5 2B: 0 3B: 0 HR: 0	SF: 0 SAC: 0 DP: 0 HBP: 0	WP: 0 PB: 0 SB: 0 CS: 0	PA: 34			

PITCHER	IP	WLS	BF	H	R	ER	SO	BB	IBB	HBP	BLK	WP	HR	S	P	ERA	WHIP
Camilo Pascual, R (1, 1) ERA: 3.44	9.0	W	34	5	0	0	15	1	0	0	0	0	0	63	67	0.00	0.667

PITCHER	IP	WLS	BF	H	R	ER	SO	BB	IBB	HBP	BLK	WP	HR	S	P	ERA	WHIP

BOTTOM

Minnesota Twins @ Los Angeles Angels

Wrigley Field, Los Angeles, CA

Wed Jul 19 1961, 9:05 PM CDT

Unknown - 80 F

livebaseballscorecards.com

AB	33
R	0
H	5
RBI	0
BB	1
SO	15
LOB	14

Minnesota Twins @ Los Angeles Angels

Wrigley Field, Los Angeles, CA

Wed Jul 19 1961, 9:05 PM CDT

Att. 7,990 - Unknown

TOP

livebaseballscorecards.com

Batter	1	2	3	4	5	6	7	8	9	AB	R	H	RBI	BB	SO	LOB
Lenny Green, L (1, 8) OBP: 0.389, SLG: 0.401	K2-3		F7			F4		G3		4	0	0	0	0	1	0
Bill Tuttle, R (1, 5) OBP: 0.301, SLG: 0.294	L3		K			1B		6-3		4	0	1	0	0	1	0
Harmon Killebrew, R (1, 3) OBP: 0.449, SLG: 0.689	1B			K		K			HR	4	1	2	1	0	2	1
Julio Becquer, L (1, 7) OBP: 0.266, SLG: 0.574	K			4-3		4-3			4-3	0	0	0	0	0	0	0
Bob Allison, R (1, 9) OBP: 0.349, SLG: 0.457		F8		P6			F7		FC6-4 BB	3	0	0	0	1	0	0
Hal Naragon, L (1, 2) OBP: 0.292, SLG: 0.365		6-3			FC4 1B		K		FC6-4 1-2f	4	0	1	0	0	1	1
Ted Lepcio, R (1, 4) OBP: 0.255, SLG: 0.442 (7, 6) (9, 4)		BB			L5		1B		K	3	0	1	0	1	1	2
Jose Valdivielso, R (1, 6) OBP: 0.216, SLG: 0.227 Jim Lemon, R (7, PH) OBP: 0.340, SLG: 0.436 Rich Rollins, R (7, 4) OBP: 0.462, SLG: 0.455 Billy Martin, R (9, 6) OBP: 0.273, SLG: 0.365		4-3			FC4 1-2f		P4			2 1 0 0	0 0 0 0	0 0 0 0	0 0 0 0	0 0 0 0	0 0 0 0	2 1 0 0
Jack Kralick, L (1, 1) OBP: 0.200, SLG: 0.185 Dan Dobbek, L (8, PH) OBP: 0.289, SLG: 0.343 Ray Moore, R (8, 1)			F8		K			F7		2 1 0	0 0 0	0 0 0	0 0 0	0 0 0	1 0 0	1 0 0
Inning Stats	R: 0 E: 0 K: 2 S: 8 H: 1 LOB: 1 BB: 0 P: 8	R: 0 E: 0 K: 0 S: 3 H: 0 LOB: 1 BB: 1 P: 7	R: 0 E: 0 K: 1 S: 5 H: 0 LOB: 0 BB: 0 P: 5	R: 0 E: 0 K: 1 S: 5 H: 0 LOB: 0 BB: 0 P: 5	R: 0 E: 0 K: 1 S: 6 H: 1 LOB: 1 BB: 0 P: 6	R: 0 E: 0 K: 1 S: 6 H: 1 LOB: 1 BB: 0 P: 6	R: 0 E: 0 K: 1 S: 6 H: 1 LOB: 1 BB: 0 P: 6	R: 0 E: 0 K: 0 S: 3 H: 0 LOB: 0 BB: 0 P: 3	R: 1 E: 0 K: 1 S: 6 H: 1 LOB: 1 BB: 1 P: 10	1B: 4 2B: 0 3B: 0 HR: 1	SF: 0 SAC: 0 DP: 0 HBP: 0					WP: 0 PB: 0 SB: 0 CS: 0	PA: 34

	AB	28
	R	1
	H	5
	RBI	1
	BB	2
	SO	7
	LOB	8

PITCHER		IP	WLS	BF	H	R	ER	SO	BB	IBB	HBP	BLK	WP	HR	S	P	ERA	WHIP
Jim Donohue, R ERA: 2.55	(1, 1)	8.1		32	5	1	1	7	2	0	0	0	0	1	44	52	1.08	0.840
Art Fowler, R ERA: 2.3	(9, 1)	0.2	W	2	0	0	0	1	0	0	0	0	0	0	4	4	0.00	0.000

PITCHER		IP	WLS	BF	H	R	ER	SO	BB	IBB	HBP	BLK	WP	HR	S	P	ERA	WHIP

Batter	1	2	3	4	5	6	7	8	9	AB	R	H	RBI	BB	SO	LOB
Albie Pearson, L (1, 9) OBP: 0.430, SLG: 0.418	K		BB E 1B		F8			BB 1B		2	1	0	0	2	1	0
Billy Moran, R (1, 6) OBP: 0.304, SLG: 0.310	PB BB 1B		F9 1-3		K			1-3 1B		4	0	2	0	0	1	1
Ken Hunt, R (1, 8) OBP: 0.331, SLG: 0.541	PB 1-2 BB		3-H 1B			K		F3		3	0	1	1	1	1	2
Steve Bilko, R (1, 3) OBP: 0.419, SLG: 0.574	K 1-2 2-3		5-3			F8		F8		4	0	0	0	0	1	5
George Thomas, R (1, 5) OBP: 0.282, SLG: 0.471	F9			F8		5-3			F9	4	0	0	0	0	0	2
Earl Averill, R (1, 2) OBP: 0.385, SLG: 0.505		F8		K			F7		F8	4	0	0	0	0	1	0
Lee Thomas, L (1, 7) OBP: 0.356, SLG: 0.486		K		FC4-6 1B			G3		HR	4	1	2	1	0	1	0
Rocky Bridges, R (1, 4) OBP: 0.277, SLG: 0.224		K		FC4-6 1-2f			F8			3	0	0	0	0	1	1
Jim Donohue, R (1, 1) OBP: 0.077, SLG: 0.154 Art Fowler, R (9, 1) OBP: 0.091, SLG: 0.091		3-1		K				K		3 0	0 0	0 0	0 0	0 0	2 0	0 0
Inning Stats	R: 0 E: 0 K: 2 S: 8 H: 1 LOB: 2 BB: 1 P: 12	R: 0 E: 0 K: 2 S: 7 H: 0 LOB: 0 BB: 0 P: 7	R: 1 E: 1 K: 0 S: 4 H: 1 LOB: 1 BB: 1 P: 8	R: 0 E: 0 K: 1 S: 6 H: 1 LOB: 1 BB: 0 P: 6	R: 0 E: 0 K: 2 S: 7 H: 0 LOB: 0 BB: 0 P: 7	R: 0 E: 0 K: 1 S: 5 H: 0 LOB: 0 BB: 0 P: 5	R: 0 E: 0 K: 0 S: 3 H: 0 LOB: 0 BB: 0 P: 3	R: 0 E: 0 K: 1 S: 6 H: 1 LOB: 2 BB: 1 P: 10	R: 1 E: 0 K: 0 S: 3 H: 1 LOB: 0 BB: 0 P: 3	1B: 4 2B: 0 3B: 0 HR: 1 SF: 0 SAC: 0 DP: 0 HBP: 0						

PITCHER		IP	WLS	BF	H	R	ER	SO	BB	IBB	HBP	BLK	WP	HR	S	P	ERA	WHIP
Jack Kralick, L ERA: 3.32	(1, 1)	7.0		26	3	1	0	8	2	0	0	0	0	0	40	48	0.00	0.714
Ray Moore, R ERA: 5.52	(8, 1)	1.2	L	8	2	1	1	1	1	0	0	0	0	1	9	13	5.40	1.800

PITCHER	IP	WLS	BF	H	R	ER	SO	BB	IBB	HBP	BLK	WP	HR	S	P	ERA	WHIP

BOTTOM

Minnesota Twins @ Los Angeles Angels

Wrigley Field, Los Angeles, CA

Wed Jul 19 1961, 9:05 PM CDT

Att. 7,990 - Unknown

livebaseballscorecards.com

AB	31
R	2
H	5
RBI	2
BB	3
SO	9
LOB	11

Batter	1	2	3	4	5	6	7	8	9	AB	R	H	RBI	BB	SO	LOB
Johnny Temple, R (1, 4) OBP: 0.360, SLG: 0.350	1-3			F8		4-3		E 1-3 2B		4	0	1	0	0	0	0
Jim Piersall, R (1, 8) OBP: 0.393, SLG: 0.451	F9			E5		G3		E1 2-3 3-H		4	0	0	0	0	0	1
Tito Francona, L (1, 3) OBP: 0.351, SLG: 0.433	4-3			F7			G3	K		4	0	0	0	0	1	3
Bubba Phillips, R (1, 5) OBP: 0.324, SLG: 0.446		F7		F8			F7		HR	4	1	1	1	0	0	1
Willie Kirkland, L (1, 9) OBP: 0.319, SLG: 0.478		G5-4-3 HBP			F9		L3		P3	3	0	0	0	0	0	0
Chuck Essegian, R (1, 7) OBP: 0.378, SLG: 0.613		G5-4-3 1-2f			K			K	1B	4	0	1	0	0	2	1
John Romano, R (1, 2) OBP: 0.395, SLG: 0.521			G1-6-3 BB		BB			5-3	F7	2	0	0	0	2	0	1
Woodie Held, R (1, 6) OBP: 0.375, SLG: 0.441			K		K			HR	K	4	1	1	1	0	3	3
Wynn Hawkins, R (1, 1) OBP: 0.182, SLG: 0.129 Don Dillard, L (8, PH) OBP: 0.354, SLG: 0.394 Joe Schaffernoth, R (8, 1)		G1-6-3 1-2f				K		2B E 1B		2 1 0	0 1 0	0 1 0	0 0 0	1 0 0	1 0 0	1 0 0
Inning Stats	R: 0 E: 0 K: 0 S: 3	H: 0 LOB: 0 BB: 0 P: 3	R: 0 E: 0 K: 0 S: 2	H: 0 LOB: 0 BB: 0 P: 3	R: 0 E: 0 K: 1 S: 4	H: 0 LOB: 1 BB: 1 P: 8	R: 0 E: 1 K: 0 S: 4	H: 0 LOB: 1 BB: 0 P: 4	R: 0 E: 0 K: 2 S: 7	H: 0 LOB: 1 BB: 1 P: 11	R: 0 E: 0 K: 1 S: 5	H: 0 LOB: 0 BB: 0 P: 5	R: 0 E: 0 K: 0 S: 3	H: 0 LOB: 0 BB: 0 P: 3	R: 2 E: 1 K: 2 S: 11	H: 3 LOB: 2 BB: 0 P: 11	R: 1 E: 0 K: 1 S: 7	H: 2 LOB: 1 BB: 0 P: 7

1B: 2 SF: 0 WP: 0 PA: 35
2B: 1 SAC: 0 PB: 0
3B: 0 DP: 2 SB: 0
HR: 2 HBP: 1 CS: 0

PITCHER	IP	WLS	BF	H	R	ER	SO	BB	IBB	HBP	BLK	WP	HR	S	P	ERA	WHIP
Don Lee, R (1, 1) ERA: 2.56	9.0	W	35	5	3	2	7	2	0	1	0	0	2	46	55	2.00	0.778

PITCHER	IP	WLS	BF	H	R	ER	SO	BB	IBB	HBP	BLK	WP	HR	S	P	ERA	WHIP

TOP

Cleveland Indians @ Minnesota Twins

Metropolitan Stadium, Bloomington , MI

Fri Jul 21 1961, 4:33 AM EDT
Att. 17,100 - Unknown - 77 F

livebaseballscorecards.com

AB	32
R	3
H	5
RBI	2
BB	2
SO	7
LOB	11

Cleveland Indians @ Minnesota Twins

Metropolitan Stadium, Bloomington , MI

Fri Jul 21 1961, 4:33 AM EDT

Att. 17,100 - Unknown - 77 F

BOTTOM

Batter	1	2	3	4	5	6	7	8	9	AB	R	H	RBI	BB	SO	LOB
Lenny Green, L (1, 8) OBP: 0.391, SLG: 0.402	BBBB 4-0 F8 S BB	x 0-0 ③ F7		x 0-0 E4 G6-4-3			x 0-0 CS 1B		x 0-0 1-H 1B	4	0	2	1	1	0	2
Billy Martin, R (1, 4) OBP: 0.267, SLG: 0.357	x 0-0 ① P6 1-2		x 0-0 ① P6	x 0-0 ②③ G6-4-3 1-2f			x 0-0 ②③ 5-3 1-2			4	0	0	0	0	0	4
Harmon Killebrew, R (1, 3) OBP: 0.447, SLG: 0.687	x 0-0 ② F8 2-3		x 0-0 ② 5-3		x 0-0 ① P6			x 0-0 FC1-5 2B		4	0	1	0	0	0	1
Jim Lemon, R (1, 7) OBP: 0.340, SLG: 0.433 Dan Dobbek, L (8, 7) OBP: 0.287, SLG: 0.340	BBBB 4-0 BB BB		x 0-0 ③ 6-3		x 0-0 ② F9			x 0-0 ① FC1-5 FC5-4 2-3		2 1	0 0	0 0	0 0	1 0	0 0	0 1
Bob Allison, R (1, 9) OBP: 0.351, SLG: 0.454	BBBB 4-0 1-2 BB			BBB 4-0 HR BB	x 0-0 ③ 5-3			x 0-0 ② FC5-4 FC6-4 1-2f		2	1	0	0	2	0	1
Earl Battey, R (1, 2) OBP: 0.378, SLG: 0.469	x 0-0 ③ F8			x 0-0 1-H HR	x 0-0 FC6-4 1B			x 0-0 ③ FC6-4 1-2f		4	1	2	2	0	0	4
Bill Tuttle, R (1, 5) OBP: 0.309, SLG: 0.300		x 0-0 5-3 1B		x 0-0 S 1B	x 0-0 ① FC6-4 G4-6-3 1-2f				BBBB 4-0 FC9-6 BB	3	1	2	0	1	0	1
Jose Valdivielso, R (1, 6) OBP: 0.217, SLG: 0.228		x 0-0 ① 5-3 1-2		x 0-0 SH3-4 1-H 1B	x 0-0 ②③ G4-6-3 1-2f				x 0-0 ① FC9-6 S 1-2f 1B	4	1	1	1	0	0	3
Don Lee, R (1, 1) OBP: 0.077, SLG: 0.077		x 0-0 ② 5-3		x 0-0 ① SH3-4 1-2			x 0-0 ① 5-3		SSS 0-3 ② K	3	0	0	0	0	1	2
Inning Stats	R: 0 E: 0 K: 0 S: 3 H: 0 LOB: 3 BB: 3 P: 15	R: 0 E: 0 K: 0 S: 4 H: 1 LOB: 1 BB: 0 P: 4	R: 0 E: 0 K: 0 S: 3 H: 0 LOB: 0 BB: 0 P: 3	R: 3 E: 1 K: 0 S: 6 H: 3 LOB: 1 BB: 1 P: 10	R: 0 E: 0 K: 0 S: 3 H: 0 LOB: 0 BB: 0 P: 3	R: 0 E: 0 K: 0 S: 3 H: 1 LOB: 0 BB: 0 P: 3	R: 0 E: 0 K: 0 S: 3 H: 1 LOB: 0 BB: 0 P: 3	R: 0 E: 0 K: 0 S: 4 H: 1 LOB: 1 BB: 0 P: 4	R: 1 E: 0 K: 1 S: 5 H: 1 LOB: 1 BB: 1 P: 9	1B: 6 2B: 1 3B: 0 HR: 1	SF: 0 SAC: 1 DP: 2 HBP: 0						

PITCHER	IP	WLS	BF	H	R	ER	SO	BB	IBB	HBP	BLK	WP	HR	S	P	ERA	WHIP
Wynn Hawkins, R (1, 1) ERA: 3.67	7.0		29	6	3	3	0	4	0	0	0	0	1	25	41	3.86	1.429
Joe Schaffernoth, R (8, 1) ERA: 6.59	1.2	L	8	2	1	1	1	1	0	0	0	0	0	9	13	5.40	1.800

PITCHER	IP	WLS	BF	H	R	ER	SO	BB	IBB	HBP	BLK	WP	HR	S	P	ERA	WHIP

AB	31
R	4
H	8
RBI	4
BB	5
SO	1
LOB	19

WP: 0	PB: 0	SB: 3	CS: 1
PA: 37			

livebaseballscorecards.com

Batter	1	2	3	4	5	6	7	8	9	AB	R	H	RBI	BB	SO	LOB
Johnny Temple, R (1, 4) OBP: 0.361, SLG: 0.352	E5 SH3 SF7 1B		3-1		F7			F8		1	1	1	0	0	0	0
Ken Aspromonte, R (1, 4) OBP: 0.316, SLG: 0.283										3	0	0	0	0	0	0
Jim Piersall, R (1, 8) OBP: 0.392, SLG: 0.450	SH3 2-3		F8			E9 FC1-5 1B		E6 3B		3	1	1	0	0	0	0
Tito Francona, L (1, 3) OBP: 0.352, SLG: 0.439	1B			P4		FC1-5 2-3		1-H 3B		4	0	2	1	0	0	1
Bubba Phillips, R (1, 5) OBP: 0.321, SLG: 0.443	SF7 3-H			6-3		F7		S S S K		3	0	0	1	0	1	2
Willie Kirkland, L (1, 9) OBP: 0.315, SLG: 0.472	S S S K			1-3		1-3			6-3	4	0	0	0	0	1	2
Chuck Essegian, R (1, 7) OBP: 0.374, SLG: 0.600		5-3			HR 1B		S S S K		6-3	4	1	1	0	0	1	0
John Romano, R (1, 2) OBP: 0.390, SLG: 0.514		6-3			F8		6-3		E6 FC4-6	4	0	0	0	0	0	1
Woodie Held, R (1, 6) OBP: 0.374, SLG: 0.449		1-3			1-H HR		S S S K		FC4-6 1-2f	4	1	1	2	0	1	1
Mudcat Grant, R (1, 1) OBP: 0.196, SLG: 0.157			F7		P4			F9		3	0	0	0	0	0	0
Inning Stats	R: 1 E: 1 K: 1 S: 7 H: 2 LOB: 1 BB: 0 P: 7	R: 0 E: 0 K: 0 S: 3 H: 0 LOB: 0 BB: 0 P: 3	R: 0 E: 0 K: 0 S: 3 H: 0 LOB: 0 BB: 0 P: 3	R: 0 E: 0 K: 0 S: 3 H: 0 LOB: 0 BB: 0 P: 3	R: 2 E: 0 K: 0 S: 5 H: 2 LOB: 0 BB: 0 P: 5	R: 0 E: 1 K: 0 S: 4 H: 1 LOB: 1 BB: 0 P: 4	R: 0 E: 0 K: 2 S: 7 H: 0 LOB: 0 BB: 0 P: 7	R: 1 E: 1 K: 1 S: 7 H: 1 LOB: 1 BB: 0 P: 7	R: 0 E: 1 K: 0 S: 4 H: 0 LOB: 1 BB: 0 P: 4	1B: 4 2B: 0 3B: 1 HR: 1 SF: 1 SAC: 1 DP: 0 HBP: 0						

PITCHER	IP	WLS	BF	H	R	ER	SO	BB	IBB	HBP	BLK	WP	HR	S	P	ERA	WHIP
Jim Kaat, L (1, 1) ERA: 4.46	9.0	L	35	6	4	3	4	0	0	0	0	0	1	43	43	3.00	0.667

PITCHER	IP	WLS	BF	H	R	ER	SO	BB	IBB	HBP	BLK	WP	HR	S	P	ERA	WHIP

TOP

Cleveland Indians @ Minnesota Twins

Metropolitan Stadium, Bloomington , MI

Sat Jul 22 1961, 4:33 AM EDT
Att. 25,382 - Unknown - 75 F

livebaseballscorecards.com

AB	33
R	4
H	6
RBI	4
BB	0
SO	4
LOB	7

BOTTOM

Cleveland Indians @ Minnesota Twins

Metropolitan Stadium, Bloomington , MI

Sat Jul 22 1961, 4:33 AM EDT

Att. 25,382 - Unknown - 75 F

livebaseballscorecards.com

Batter	1	2	3	4	5	6	7	8	9	AB	R	H	RBI	BB	SO	LOB
Lenny Green, L (1, 8) OBP: 0.388, SLG: 0.398	4-3		P6		G4-6-3 1-2f		K			4	0	0	0	0	1	1
Billy Martin, R (1, 4) OBP: 0.266, SLG: 0.354	F7		F3		1B			6-3		4	0	1	0	0	0	0
Harmon Killebrew, R (1, 3) OBP: 0.447, SLG: 0.684	BB BB 1B		K		1-2 1B			P4		4	0	2	0	0	1	0
Jim Lemon, R (1, 7) OBP: 0.339, SLG: 0.428	BB 1-2 BB			6-3	F9			F8		3	0	0	0	1	0	2
Bob Allison, R (1, 9) OBP: 0.352, SLG: 0.451	1-2 2-3 BB			P4		G4-6-3 HBP			F8	2	0	0	0	1	0	0
Hal Naragon, L (1, 2) OBP: 0.290, SLG: 0.358	4-3			1B 1B		G4-6-3 1-2f			P4	4	0	1	0	0	0	4
Bill Tuttle, R (1, 5) OBP: 0.308, SLG: 0.299		4-3		1-2 1B		F9			1-3	4	0	1	0	0	0	0
Jose Valdivielso, R (1, 6) OBP: 0.221, SLG: 0.232 Dan Dobbek, L (7, PH) OBP: 0.285, SLG: 0.336 Ted Lepcio, R (8, 6) OBP: 0.255, SLG: 0.442		CS 1B		F9			F7			2 1 0	0 0 0	1 0 0	0 0 0	0 0 0	0 0 0	2 0 0
Jim Kaat, L (1, 1) OBP: 0.389, SLG: 0.406		F7 1-2			G4-6-3 BB		4-3			2	0	0	0	1	0	1
Inning Stats	R: 0 H: 1 E: 0 LOB: 3 K: 0 BB: 2 S: 4 P: 12	R: 0 H: 1 E: 0 LOB: 0 K: 0 BB: 0 S: 3 P: 3	R: 0 H: 0 E: 0 LOB: 0 K: 1 BB: 0 S: 5 P: 5	R: 0 H: 2 E: 0 LOB: 2 K: 0 BB: 0 S: 5 P: 5	R: 0 H: 2 E: 0 LOB: 2 K: 0 BB: 1 S: 4 P: 8	R: 0 H: 0 E: 0 LOB: 0 K: 0 BB: 0 S: 2 P: 3	R: 0 H: 0 E: 0 LOB: 0 K: 1 BB: 0 S: 5 P: 5	R: 0 H: 0 E: 0 LOB: 0 K: 0 BB: 0 S: 3 P: 3	R: 0 H: 0 E: 0 LOB: 0 K: 0 BB: 0 S: 3 P: 3	1B: 6 SF: 0 2B: 0 SAC: 0 3B: 0 DP: 2 HR: 0 HBP: 1				WP: 0 PA: 34 PB: 0 SB: 0 CS: 1		

	AB	30
	R	0
	H	6
	RBI	0
	BB	3
	SO	2
	LOB	10

PITCHER	IP	WLS	BF	H	R	ER	SO	BB	IBB	HBP	BLK	WP	HR	S	P	ERA	WHIP
Mudcat Grant, R (1, 1) ERA: 3.54	9.0	W	34	6	0	0	2	3	0	1	0	0	0	34	47	0.00	1.000

PITCHER	IP	WLS	BF	H	R	ER	SO	BB	IBB	HBP	BLK	WP	HR	S	P	ERA	WHIP

Batter	1	2	3	4	5	6	7	8	9	AB	R	H	RBI	BB	SO	LOB
Ken Aspromonte, R (1, 4) OBP: 0.318, SLG: 0.287	G6-4-3 1B		1-2 1B			1-3		5-3		4	0	2	0	0	0	0
Jim Piersall, R (1, 8) OBP: 0.388, SLG: 0.444	G6-4-3 1-2f		K			F9		F8		4	0	0	0	0	1	3
Tito Francona, L (1, 3) OBP: 0.354, SLG: 0.440	1B		F9			1B			F8	4	0	2	0	0	0	2
Bubba Phillips, R (1, 5) OBP: 0.318, SLG: 0.438	F7			L6		F8			1-3	4	0	0	0	0	0	2
Willie Kirkland, L (1, 9) OBP: 0.315, SLG: 0.469		4-3		6-3			1B		4-3	4	0	1	0	0	0	0
Chuck Essegian, R (1, 7) OBP: 0.365, SLG: 0.584		P6		F7			F8			3	0	0	0	0	0	1
John Romano, R (1, 2) OBP: 0.387, SLG: 0.509		L5			P3		K			3	0	0	0	0	1	1
Woodie Held, R (1, 6) OBP: 0.373, SLG: 0.447			1B 1B		4-3		5-3			3	0	1	0	0	0	1
Barry Latman, R (1, 1) OBP: 0.167, SLG: 0.179			K		6-3			K		1	0	0	0	0	1	1
Bob Hale, L (5, PH) OBP: 0.200, SLG: 0.167										1	0	0	0	0	0	0
Bobby Locke, R (5, 1) OBP: 0.154, SLG: 0.083										0	0	0	0	0	0	0
Joe Schaffernoth, R (7, 1)										1	0	0	0	0	1	0
Inning Stats	R: 0 E: 0 K: 0 S: 4 H: 2 LOB: 1 BB: 0 P: 4	R: 0 E: 0 K: 0 S: 3 H: 0 LOB: 0 BB: 0 P: 3	R: 0 E: 0 K: 2 S: 9 H: 2 LOB: 2 BB: 0 P: 9	R: 0 E: 0 K: 0 S: 3 H: 0 LOB: 0 BB: 0 P: 3	R: 0 E: 0 K: 0 S: 3 H: 0 LOB: 0 BB: 0 P: 3	R: 0 E: 0 K: 0 S: 4 H: 1 LOB: 1 BB: 0 P: 4	R: 0 E: 0 K: 1 S: 6 H: 1 LOB: 1 BB: 0 P: 6	R: 0 E: 0 K: 1 S: 5 H: 0 LOB: 0 BB: 0 P: 5	R: 0 E: 0 K: 0 S: 3 H: 0 LOB: 0 BB: 0 P: 3	1B: 6 2B: 0 3B: 0 HR: 0 SF: 0 SAC: 0 DP: 1 HBP: 0						

PITCHER	IP	WLS	BF	H	R	ER	SO	BB	IBB	HBP	BLK	WP	HR	S	P	ERA	WHIP
Pedro Ramos, R (1, 1) ERA: 4.17	9.0	W	32	6	0	0	4	0	0	0	0	0	0	40	40	0.00	0.667

PITCHER	IP	WLS	BF	H	R	ER	SO	BB	IBB	HBP	BLK	WP	HR	S	P	ERA	WHIP

TOP

Cleveland Indians @ Minnesota Twins

Metropolitan Stadium, Bloomington , MI

Sun Jul 23 1961, 4:33 AM EDT
Att. 26,476 - Unknown - 68 F

livebaseballscorecards.com

AB	32
R	0
H	6
RBI	0
BB	0
SO	4
LOB	11

WP: 0 PA: 32
PB: 0
SB: 0
CS: 0

BOTTOM

Cleveland Indians @ Minnesota Twins

Metropolitan Stadium, Bloomington , MI

Sun Jul 23 1961, 4:33 AM EDT

Att. 26,476 - Unknown - 68 F

livebaseballscorecards.com

Batter	1	2	3	4	5	6	7	8	9	AB	R	H	RBI	BB	SO	LOB
Lenny Green, L (1, 7) OBP: 0.394, SLG: 0.404	F8 HR 2B		BBBB 4-0 BB 1B BB		BBBB 4-0 SH1-3 HR BB		0-0 HBP SH1-4 2B 1B	0-0 FC6-4 1B		2	4	2	0	2	0	0
Hal Naragon, L (8, 2) OBP: 0.300, SLG: 0.368										1	0	1	0	0	0	0
Bill Tuttle, R (1, 5) OBP: 0.304, SLG: 0.295 (8, 8)	0-0 ① F8 2-3		0-0 ② F9		0-0 ① SH1-3 1-2		0-0 ① SH1-4 1-2	0-0 ① FC6-4 FC5-4 1-2f		3	0	0	0	0	0	3
Harmon Killebrew, R (1, 3) OBP: 0.447, SLG: 0.689	SSS 0-3 ② K		BBBB 4-0 1B 1-2 BB		0-0 ② 2-H HR		0-0 ② F3	0-0 ② F9		4	1	1	2	1	1	3
Bob Allison, R (1, 9) OBP: 0.355, SLG: 0.461	0-0 HR 3-H		0-0 1B 1-3 2-H		0-0 ② 6-3		BBBB 4-0 HBP 2B BB	0-0 ③ FC5-4 1-2f		4	2	2	3	1	0	1
Earl Battey, R (1, 2) OBP: 0.377, SLG: 0.464	SSS 0-3 ③ K		0-0 ③ F9		0-0 ③ 6-3		H 1-0 1-2 2-3 2B HBP			3	0	0	0	0	1	2
Jim Kaat, L (7, PR) OBP: 0.389, SLG: 0.406										0	1	0	0	0	0	0
Billy Martin, R (8, 4) OBP: 0.266, SLG: 0.354										0	0	0	0	0	0	0
Dan Dobbek, L (1, 8) OBP: 0.283, SLG: 0.342 (8, 7)		0-0 ① 4-3		0-0 ① G3		0-0 ① 4-3	0-0 1-H 2-H 3-H 1B 2B			4	1	1	3	0	0	0
Ted Lepcio, R (1, 4) OBP: 0.294, SLG: 0.532 (8, 5)	SSS 0-3 ② K			0-0 HR		0-0 FC6-4 1B	0-0 1B 2-H 1B			4	1	3	2	0	1	0
Jose Valdivielso, R (1, 6) OBP: 0.222, SLG: 0.233	0-0 ③ F9			0-0 ② 6-3		0-0 ② FC6-4 1-2f	0-0 1-3 1B			4	0	1	0	0	0	1
Pedro Ramos, S (1, 1) OBP: 0.194, SLG: 0.288		0-0 ① 5-3	SSS 0-3 ③ K			SSS 0-3 ③ K	SSS 0-3 ③ K			4	0	0	0	0	3	3
Inning Stats	R: 2 E: 0 K: 2 S: 9 H: 2 LOB: 0 BB: 0 P: 9	R: 0 E: 0 K: 1 S: 5 H: 0 LOB: 0 BB: 0 P: 5	R: 1 E: 0 K: 0 S: 4 H: 1 LOB: 2 BB: 2 P: 12	R: 1 E: 0 K: 1 S: 6 H: 1 LOB: 0 BB: 0 P: 6	R: 2 E: 0 K: 0 S: 4 H: 1 LOB: 0 BB: 1 P: 8	R: 0 E: 0 K: 1 S: 6 H: 1 LOB: 1 BB: 0 P: 6	R: 4 E: 0 K: 1 S: 9 H: 4 LOB: 2 BB: 1 P: 14	R: 0 E: 0 K: 0 S: 4 H: 1 LOB: 1 BB: 0 P: 4		1B: 6 2B: 2 3B: 0 HR: 3	SF: 0 SAC: 2 DP: 0 HBP: 1			WP: 0 PB: 0 SB: 0 CS: 0	PA: 40		

	AB	33
	R	10
	H	11
	RBI	10
	BB	4
	SO	6
	LOB	13

PITCHER		IP	WLS	BF	H	R	ER	SO	BB	IBB	HBP	BLK	WP	HR	S	P	ERA	WHIP
Barry Latman, R ERA: 3.18	(1, 1)	4.0	L	18	4	4	4	4	2	0	0	0	0	2	24	32	9.00	1.500
Bobby Locke, R ERA: 4.33	(5, 1)	2.2		17	6	6	6	1	2	0	1	0	0	1	16	25	20.25	3.000
Joe Schaffernoth, R ERA: 6.39	(7, 1)	1.1		5	1	0	0	1	0	0	0	0	0	0	7	7	0.00	0.750

PITCHER	IP	WLS	BF	H	R	ER	SO	BB	IBB	HBP	BLK	WP	HR	S	P	ERA	WHIP

Batter	1	2	3	4	5	6	7	8	9	AB	R	H	RBI	BB	SO	LOB
Marty Keough, L (1, 3) OBP: 0.323, SLG: 0.461	E3 SH1-3 1B		1B 4-3 1B		S 1B	6-3				4	1	2	0	0	0	0
Bob Johnson, R (1, 6) OBP: 0.464, SLG: 0.522	SH1-3 1-2 1B		4-3 1-3 1B		L4 1-2			1-3		4	0	2	0	0	0	1
Gene Woodling, L (1, 9) OBP: 0.409, SLG: 0.463 Jim King, L (9, 9) OBP: 0.366, SLG: 0.446	SH1-3 1-2 2-3		4-3 1-2 3-H		1-3			3-1		3 0	0 0	0 0	1 0	0 0	0 0	2 0
Harry Bright, R (1, 5) OBP: 0.325, SLG: 0.386 Billy Klaus, L (9, 5) OBP: 0.318, SLG: 0.376	F5		5-3		S S S K			4-3		4 0	0 0	0 0	0 0	0 0	1 0	4 0
Willie Tasby, R (1, 8) OBP: 0.337, SLG: 0.452	1-3		5-3			CS 1B			P4	4	0	1	0	0	0	3
Chuck Hinton, R (1, 7) OBP: 0.322, SLG: 0.344		S S S K		S S S K		F9			2B	4	0	1	0	0	2	1
Pete Daley, R (1, 2) OBP: 0.231, SLG: 0.270		F8		P6		S S S K 1-2			S S S K	4	0	0	0	0	2	2
Chuck Cottier, R (1, 4) OBP: 0.280, SLG: 0.290		F8		1B			F9		B B B B BB	3	0	1	0	1	0	0
Dick Donovan, L (1, 1) OBP: 0.273, SLG: 0.282			HR	S S S K			S S S K		S S S K	4	1	1	1	0	3	3
Inning Stats	R: 0 E: 1 K: 0 S: 5 H: 1 LOB: 2 BB: 0 P: 5	R: 0 E: 0 K: 1 S: 5 H: 0 LOB: 0 BB: 0 P: 5	R: 2 E: 0 K: 0 S: 6 H: 3 LOB: 1 BB: 0 P: 6	R: 0 E: 0 K: 2 S: 8 H: 1 LOB: 1 BB: 0 P: 8	R: 0 E: 0 K: 1 S: 6 H: 1 LOB: 1 BB: 0 P: 6	R: 0 E: 0 K: 1 S: 5 H: 1 LOB: 1 BB: 0 P: 5	R: 0 E: 0 K: 1 S: 5 H: 0 LOB: 0 BB: 0 P: 5	R: 0 E: 0 K: 0 S: 3 H: 0 LOB: 0 BB: 0 P: 3	R: 0 E: 0 K: 2 S: 8 H: 1 LOB: 2 BB: 1 P: 12	1B: 6 2B: 2 3B: 0 HR: 1 SF: 0 SAC: 1 DP: 1 HBP: 0						

PITCHER	IP	WLS	BF	H	R	ER	SO	BB	IBB	HBP	BLK	WP	HR	S	P	ERA	WHIP
Jack Kralick, L (1, 1) ERA: 3.27	8.0	L	31	7	2	2	6	0	0	0	0	0	1	43	43	2.25	0.875
Ray Moore, R (9, 1) ERA: 5.34	1.0		5	1	0	0	2	1	0	0	0	0	0	8	12	0.00	2.000

PITCHER	IP	WLS	BF	H	R	ER	SO	BB	IBB	HBP	BLK	WP	HR	S	P	ERA	WHIP

TOP

Washington Senators @ Minnesota Twins

Metropolitan Stadium, Bloomington , MI

Tue Jul 25 1961, 8:05 PM EDT
Att. 20,600 - Unknown - 85 F

livebaseballscorecards.com

AB	34
R	2
H	8
RBI	2
BB	1
SO	8
LOB	16

WP: 0 PB: 0 SB: 1 CS: 1 PA: 36

Batter	1	2	3	4	5	6	7	8	9	AB	R	H	RBI	BB	SO	LOB
Zoilo Versalles, R (1, 6) OBP: 0.320, SLG: 0.393	P6			2B		F8		P4		4	0	1	0	0	0	0
Lenny Green, L (1, 7) OBP: 0.395, SLG: 0.403	1-3			BB		1B			5-3	3	1	1	0	1	0	0
Harmon Killebrew, R (1, 3) OBP: 0.442, SLG: 0.680	F9			F9		F9			F5	4	0	0	0	0	0	2
Bob Allison, R (1, 9) OBP: 0.357, SLG: 0.471		1-3		1-H 2B			5-3		3B	4	0	2	1	0	0	0
Dan Dobbek, L (1, 8) OBP: 0.275, SLG: 0.330		4-3		F9			K		4-3	4	0	0	0	0	1	2
Hal Naragon, L (1, 2) OBP: 0.301, SLG: 0.394		F8			G3		3B			3	0	1	0	0	0	0
Ted Lepcio, R (1, 4) (9, 5) OBP: 0.278, SLG: 0.500			L6		F2		5-3			3	0	0	0	0	0	1
Bill Tuttle, R (1, 5) OBP: 0.302, SLG: 0.292			G3		5-3			K		2	0	0	0	0	0	0
Jim Lemon, R (8, PH) OBP: 0.338, SLG: 0.427										1	0	0	0	0	1	0
Billy Martin, R (9, 4) OBP: 0.266, SLG: 0.354										0	0	0	0	0	0	0
Jack Kralick, L (1, 1) OBP: 0.193, SLG: 0.179			F7			F8		F7		2	0	0	0	0	0	0
Julio Becquer, L (8, PH) OBP: 0.262, SLG: 0.565										1	0	0	0	0	0	0
Ray Moore, R (9, 1)										0	0	0	0	0	0	0
Inning Stats	R: 0 E: 0 K: 0 S: 3 H: 0 LOB: 0 BB: 0 P: 3	R: 0 E: 0 K: 0 S: 3 H: 0 LOB: 0 BB: 0 P: 3	R: 0 E: 0 K: 0 S: 3 H: 0 LOB: 0 BB: 0 P: 3	R: 1 E: 0 K: 0 S: 4 H: 2 LOB: 1 BB: 1 P: 8	R: 0 E: 0 K: 0 S: 3 H: 0 LOB: 0 BB: 0 P: 3	R: 0 E: 0 K: 0 S: 4 H: 1 LOB: 1 BB: 0 P: 4	R: 0 E: 0 K: 1 S: 6 H: 1 LOB: 1 BB: 0 P: 6	R: 0 E: 0 K: 1 S: 5 H: 0 LOB: 0 BB: 0 P: 5	R: 0 E: 0 K: 0 S: 4 H: 1 LOB: 1 BB: 0 P: 4	1B: 1 2B: 2 3B: 2 HR: 0	SF: 0 SAC: 0 DP: 0 HBP: 0	WP: 0 PB: 0 SB: 0 CS: 0	PA: 32			

PITCHER	IP	WLS	BF	H	R	ER	SO	BB	IBB	HBP	BLK	WP	HR	S	P	ERA	WHIP
Dick Donovan, R (1, 1) ERA: 2.39	9.0	W	32	5	1	1	2	1	0	0	0	0	0	35	39	1.00	0.667

PITCHER	IP	WLS	BF	H	R	ER	SO	BB	IBB	HBP	BLK	WP	HR	S	P	ERA	WHIP

BOTTOM

Washington Senators @ Minnesota Twins

Metropolitan Stadium, Bloomington , MI

Tue Jul 25 1961, 8:05 PM EDT

Att. 20,600 - Unknown - 85 F

livebaseballscorecards.com

AB	31
R	1
H	5
RBI	1
BB	1
SO	2
LOB	5

Batter	1	2	3	4	5	6	7	8	9	AB	R	H	RBI	BB	SO	LOB
Marty Keough, L (1, 8) OBP: 0.332, SLG: 0.479	BBBB 4-0 S BB		x 0-0 1-3 2B		x 0-0 ② 1-3	x 0-0 1-H 2-H 3B		x 0-0 1-2 1B		4	0	3	2	1	0	0
Bob Johnson, R (1, 6) OBP: 0.394, SLG: 0.429	x 0-0 ① F3 1-2	x 0-0 ② 6-3	x 0-0 ② 6-3		x 0-0 ③ 4-3	x 0-0 ③ F7		SSS 0-3 ③ K		5	0	0	0	0	1	6
Bud Zipfel, L (1, 3) OBP: 0.200, SLG: 0.400	SSS 0-3 ② K	SSS 0-3 ③ K				x 0-0 ① F8	x 0-0 4-3 3-1 2B		x 0-0 ① 4-3	5	1	1	0	0	2	3
Jim King, L (1, 7) OBP: 0.364, SLG: 0.448 Willie Tasby, R (9, PH) OBP: 0.339, SLG: 0.452	x 0-0 ③ 4-3			x 0-0 ① 4-3		x 0-0 1B HR 2B	x 0-0 ① 4-3 2-3		BBBB 4-0 1B 1B BB	4	1	1	0	0	0	2
										0	1	0	0	1	0	0
Gene Woodling, L (1, 9) OBP: 0.409, SLG: 0.461 Coot Veal, R (9, PR) OBP: 0.283, SLG: 0.250		x 0-0 ① 1-3		x 0-0 ② G3		x 0-0 2-3 HR 1B	x 0-0 ② 3-1 3-H		x 0-0 1-3 1B	5	1	2	1	0	0	0
										0	0	0	0	0	0	0
Billy Klaus, L (1, 5) OBP: 0.317, SLG: 0.389 Danny O'Connell, R (9, PH) OBP: 0.393, SLG: 0.367		x 0-0 ② 4-3		x 0-0 ③ P3		x 0-0 1-H 3-H HR	x 0-0 ③ F8		x 0-0 1-3 3-H 1B	4	1	1	3	0	0	0
										1	0	1	1	0	0	0
Pete Daley, R (1, 2) OBP: 0.224, SLG: 0.262 Chuck Hinton, R (9, PH) OBP: 0.321, SLG: 0.342		x 0-0 ③ F9			SSS 0-3 ① K	SSS 0-3 ② K		x 0-0 E1 1B	SSS 0-3 ② K	4	0	0	0	0	2	0
										1	0	0	0	0	1	2
Chuck Cottier, R (1, 4) OBP: 0.283, SLG: 0.308			SSS 0-3 ① K		x 0-0 HR	BBBB 4-0 BB 3B BB		x 0-0 ① F7	SSS 0-3 ③ K	4	2	1	1	1	2	3
Bennie Daniels, L (1, 1) OBP: 0.250, SLG: 0.382 Mike Garcia, R (5, 1) Dale Long, L (6, PH) OBP: 0.337, SLG: 0.498 Gene Green, R (6, PH) OBP: 0.382, SLG: 0.575 Dave Sisler, R (6, 1) Johnny Klippstein, R (6, 1) OBP: 0.200, SLG: 0.200 Harry Bright, R (8, PH) OBP: 0.323, SLG: 0.384 Pete Burnside, R (8, 1) OBP: 0.133, SLG: 0.071			x 0-0 2B 1B		x 0-0 HR	BBBB 4-0 1-2 3B BB		SSS 0-3 ② K		2	1	2	1	0	0	0
										0	0	0	0	0	0	0
										0	0	0	0	0	0	0
										0	1	0	0	1	0	0
										0	0	0	0	0	0	0
										0	0	0	0	0	0	0
										1	0	0	0	0	1	1
										0	0	0	0	0	0	0
Inning Stats	R: 0 E: 0 K: 1 S: 5 H: 0 LOB: 1 BB: 1 P: 9	R: 0 E: 0 K: 0 S: 3 H: 0 LOB: 0 BB: 0 P: 3	R: 0 E: 0 K: 2 S: 9 H: 2 LOB: 2 BB: 0 P: 9	R: 0 E: 0 K: 0 S: 3 H: 0 LOB: 0 BB: 0 P: 3	R: 2 E: 0 K: 1 S: 7 H: 2 LOB: 0 BB: 0 P: 7	R: 5 E: 0 K: 1 S: 9 H: 4 LOB: 1 BB: 2 P: 17	R: 1 E: 0 K: 0 S: 4 H: 1 LOB: 0 BB: 0 P: 4	R: 0 E: 1 K: 2 S: 9 H: 1 LOB: 2 BB: 0 P: 9	R: 1 E: 0 K: 2 S: 9 H: 2 LOB: 2 BB: 1 P: 13	1B: 5 2B: 3 3B: 1 HR: 3 SF: 0 SAC: 0 DP: 0 HBP: 0						

TOP

Washington Senators @ Minnesota Twins

Metropolitan Stadium, Bloomington , MI

Wed Jul 26 1961, 8:05 PM EDT

Att. 18,658 - Unknown - 79 F

livebaseballscorecards.com

AB	40
R	9
H	12
RBI	9
BB	4
SO	9
LOB	17

WP: 0 PB: 0 SB: 1 CS: 0 PA: 44

PITCHER		IP	WLS	BF	H	R	ER	SO	BB	IBB	HBP	BLK	WP	HR	S	P	ERA	WHIP
Camilo Pascual, R ERA: 3.67	(1, 1)	5.2		26	7	6	6	5	2	0	0	0	0	3	34	42	9.53	1.588
Danny McDevitt, L ERA: 5.53	(6, 1)	0.0		2	1	1	1	0	1	0	0	0	0	0	1	5	∞	∞
Bert Cueto, R ERA: 7.17	(6, 1)	0.1	W	1	0	0	0	0	0	0	0	0	0	0	1	1	0.00	0.000
Bill Pleis, L ERA: 6.07	(7, 1)	2.1		13	4	2	2	2	1	0	0	0	0	0	16	20	7.71	2.143
Ray Moore, R ERA: 5.23	(9, 1)	0.2	S	2	0	0	0	2	0	0	0	0	0	0	6	6	0.00	0.000

PITCHER	IP	WLS	BF	H	R	ER	SO	BB	IBB	HBP	BLK	WP	HR	S	P	ERA	WHIP

BOTTOM

Washington Senators @ Minnesota Twins

Metropolitan Stadium, Bloomington , MI

Wed Jul 26 1961, 8:05 PM EDT

Att. 18,658 - Unknown - 79 F

livebaseballscorecards.com

Batter	1	2	3	4	5	6	7	8	9	AB	R	H	RBI	BB	SO	LOB
Zoilo Versalles, R (1, 6) OBP: 0.318, SLG: 0.393	6-3		K		1B 2B 1-3 2-H	F7 1-2		F7		5	1	1	1	0	1	2
Lenny Green, L (1, 8) OBP: 0.397, SLG: 0.406 (7, 7)	4-3		F8		S 1B 2-H 3-H	2B 1B 2-H 3-H		1B		5	1	3	4	0	0	0
Harmon Killebrew, R (1, 3) OBP: 0.439, SLG: 0.675 (7, 5)	F2		F5		F8 1-2	2B 2-H		K		5	0	1	1	0	1	2
Bob Allison, R (1, 9) OBP: 0.356, SLG: 0.466		5-3		F7	BB	F9				3	0	0	0	1	0	1
Jim Lemon, R (1, 7) OBP: 0.338, SLG: 0.423		1B HR BB		F8	6-3		L6			2	1	0	0	1	0	2
Bill Pleis, L (7, 1) OBP: 0.143, SLG: 0.143										1	0	0	0	0	0	0
Ray Moore, R (9, 1)										0	0	0	0	0	0	0
Hal Naragon, L (1, 2) OBP: 0.325, SLG: 0.427		1-3 HR 1B		G3		1B 2B	1B			4	2	3	0	0	0	0
Ted Lepcio, R (1, 4) OBP: 0.293, SLG: 0.547		1-H 3-H HR			5-3	1B BB	K			3	2	1	3	1	1	1
Bill Tuttle, R (1, 5) OBP: 0.301, SLG: 0.291 (7, 8)		L4			BB 2B 1B	P1	6-3			4	1	1	0	0	0	3
Camilo Pascual, R (1, 1) OBP: 0.185, SLG: 0.140		4-3			2B 1B BB 1-2	F7 1B 1-3 2-H		4-3		1	1	0	0	1	0	0
Danny McDevitt, L (6, 1)										0	0	0	0	0	0	0
Bert Cueto, R (6, 1)										0	0	0	0	0	0	0
Julio Becquer, L (6, PH) OBP: 0.269, SLG: 0.563 (7, 3)										2	1	1	1	0	0	0
Inning Stats	R: 0 E: 0 K: 0 S: 3 H: 0 LOB: 0 BB: 0 P: 3	R: 3 E: 0 K: 0 S: 5 H: 2 LOB: 0 BB: 1 P: 9	R: 0 E: 0 K: 1 S: 5 H: 0 LOB: 0 BB: 0 P: 5	R: 0 E: 0 K: 0 S: 3 H: 0 LOB: 0 BB: 0 P: 3	R: 3 E: 0 K: 0 S: 6 H: 3 LOB: 2 BB: 2 P: 14	R: 4 E: 0 K: 0 S: 7 H: 4 LOB: 1 BB: 1 P: 11	R: 0 E: 0 K: 1 S: 6 H: 1 LOB: 1 BB: 0 P: 6	R: 0 E: 0 K: 1 S: 6 H: 1 LOB: 1 BB: 0 P: 6		1B: 7 2B: 3 3B: 0 HR: 1 SF: 0 SAC: 0 DP: 0 HBP: 0						

AB	35
R	10
H	11
RBI	10
BB	4
SO	3
LOB	11

PITCHER		IP	WLS	BF	H	R	ER	SO	BB	IBB	HBP	BLK	WP	HR	S	P	ERA	WHIP
Bennie Daniels, R ERA: 3.92	(1, 1)	4.1		20	5	6	6	1	2	0	0	0	0	1	20	28	12.46	1.615
Mike Garcia, R ERA: 4.76	(5, 1)	0.2		3	0	0	0	0	1	0	0	0	0	0	2	6	0.00	1.500
Dave Sisler, R ERA: 3.95	(6, 1)	0.2	L	7	4	4	4	0	1	0	0	0	0	0	6	10	54.00	7.500
Johnny Klippstein, R ERA: 6.53	(6, 1)	1.1		5	1	0	0	1	0	0	0	0	0	0	7	7	0.00	0.750
Pete Burnside, L ERA: 7.05	(8, 1)	1.0		4	1	0	0	1	0	0	0	0	0	0	6	6	0.00	1.000

PITCHER	IP	WLS	BF	H	R	ER	SO	BB	IBB	HBP	BLK	WP	HR	S	P	ERA	WHIP

Batter	1	2	3	4	5	6	7	8	9	AB	R	H	RBI	BB	SO	LOB
Danny O'Connell, R (1, 5) OBP: 0.389, SLG: 0.362	6-3		F3		5-3			L3		4	0	0	0	0	0	0
Marty Keough, L (1, 8) OBP: 0.327, SLG: 0.471	F8		F7		G3			3-1		4	0	0	0	0	0	0
Bud Zipfel, L (1, 3) OBP: 0.222, SLG: 0.333	1-3		4-3			CS 1B			K	4	0	1	0	0	1	0
Gene Woodling, L (1, 9) OBP: 0.403, SLG: 0.453		F8		3-1		F8			G3	4	0	0	0	0	0	1
Gene Green, R (1, 2) OBP: 0.380, SLG: 0.568		5-3		BB BB		K 1-2			F8	3	0	0	0	1	1	1
Bob Johnson, R (1, 6) OBP: 0.389, SLG: 0.419		HR 1B		F8			6-3			3	1	1	0	0	0	1
Jim King, L (1, 7) OBP: 0.368, SLG: 0.466		1-H HR		1-2 BB			F7			2	1	1	2	1	0	0
Chuck Cottier, R (1, 4) OBP: 0.284, SLG: 0.309		FC5-4 1B		F7			K			3	0	1	0	0	1	2
Joe McClain, R (1, 1) OBP: 0.208, SLG: 0.255		FC5-4 1-2f			L4			4-3		2	0	0	0	0	0	1
Johnny Klippstein, R (5, 1) OBP: 0.200, SLG: 0.200										0	0	0	0	0	0	0
Billy Klaus, L (8, PH) OBP: 0.316, SLG: 0.387										1	0	0	0	0	0	0
Mike Garcia, R (8, 1)										0	0	0	0	0	0	0
Inning Stats	R: 0 E: 0 K: 0 S: 3 H: 0 LOB: 0 BB: 0 P: 3	R: 2 E: 0 K: 0 S: 6 H: 3 LOB: 1 BB: 0 P: 6	R: 0 E: 0 K: 0 S: 3 H: 0 LOB: 0 BB: 0 P: 3	R: 0 E: 0 K: 0 S: 3 H: 0 LOB: 2 BB: 2 P: 11	R: 0 E: 0 K: 0 S: 3 H: 0 LOB: 0 BB: 0 P: 3	R: 0 E: 0 K: 1 S: 5 H: 1 LOB: 1 BB: 0 P: 5	R: 0 E: 0 K: 1 S: 5 H: 0 LOB: 0 BB: 0 P: 5	R: 0 E: 0 K: 0 S: 3 H: 0 LOB: 0 BB: 0 P: 3	R: 0 E: 0 K: 1 S: 5 H: 0 LOB: 0 BB: 0 P: 5	1B: 3 2B: 1 3B: 0 HR: 1 SF: 0 SAC: 0 DP: 1 HBP: 0						

PITCHER	IP	WLS	BF	H	R	ER	SO	BB	IBB	HBP	BLK	WP	HR	S	P	ERA	WHIP
Don Lee, R (1, 1) ERA: 2.48	9.0	W	32	4	2	2	3	2	0	0	0	0	1	36	44	2.00	0.667

PITCHER	IP	WLS	BF	H	R	ER	SO	BB	IBB	HBP	BLK	WP	HR	S	P	ERA	WHIP

TOP

Washington Senators @ Minnesota Twins

Metropolitan Stadium, Bloomington , MI

Thu Jul 27 1961, 8:05 PM EDT

Att. 17,491 - Unknown - 83 F

livebaseballscorecards.com

AB	30
R	2
H	4
RBI	2
BB	2
SO	3
LOB	6

WP: 0 PA: 32
PB: 0
SB: 0
CS: 1

Batter	1	2	3	4	5	6	7	8	9	AB	R	H	RBI	BB	SO	LOB
Zoilo Versalles, R (1, 6) OBP: 0.314, SLG: 0.388	S S S 0-3 ① K		x 0-0 ① F7		x 0-0 ① F7	S S S 0-3 ② K				4	0	0	0	0	2	1
Lenny Green, L (1, 8) (8, 7) OBP: 0.398, SLG: 0.410	x 0-0 ② F7		x 0-0 2B		x 0-0 ② 4-3	x 0-0 FC6-4 1B 3-H				4	0	2	1	0	0	0
Harmon Killebrew, R (1, 3) OBP: 0.437, SLG: 0.679	x 0-0 ③ P6		x 0-0 ② F8		x 0-0 HR	x 0-0 ③ FC6-4 1-2f				4	1	1	1	0	0	2
Bob Allison, R (1, 9) OBP: 0.357, SLG: 0.471		x 0-0 SF8 3B	x 0-0 ③ F8		B B B 4-0 1B 1B BB		S S S 0-3 ① K			3	2	1	0	1	1	1
Jim Lemon, R (1, 7) OBP: 0.340, SLG: 0.426 Billy Martin, R (8, 4) OBP: 0.266, SLG: 0.354		x 0-0 ① SF8 3-H		x 0-0 FC6-4 1B SF9 1B	x 0-0 1B 1-2 1B		x 0-0 ② F9			3 0	1 0	2 0	1 0	0 0	0 0	0 0
Hal Naragon, L (1, 2) OBP: 0.333, SLG: 0.430		x 0-0 ② 4-3		x 0-0 FC6-4 1-2 1B	x 0-0 1-3 2-H 1B		x 0-0 ③ F7			4	0	2	1	0	0	0
Ted Lepcio, R (1, 4) (8, 5) OBP: 0.290, SLG: 0.526		x 0-0 1B 1B		x 0-0 ① FC6-4 SF9 1-2f 2-3	x 0-0 ③ F5			x 0-0 ① 6-3		4	0	1	0	0	0	4
Bill Tuttle, R (1, 5) (8, 8) OBP: 0.304, SLG: 0.300		x 0-0 1-3 1B		x 0-0 ② SF9 1-2 3-H		x 0-0 SH3-4 1B 2B		x 0-0 ② 4-3		3	1	2	1	0	0	0
Don Lee, R (1, 1) OBP: 0.063, SLG: 0.063		S S S 0-3 ③ K		x 0-0 ③ F3		x 0-0 ① SH3-4 2-3		S S S 0-3 ③ K		3	0	0	0	0	2	3
Inning Stats	R: 0 E: 0 K: 1 S: 5 H: 0 LOB: 0 BB: 0 P: 5	R: 1 E: 0 K: 1 S: 8 H: 3 LOB: 2 BB: 0 P: 8	R: 0 E: 0 K: 0 S: 4 H: 1 LOB: 1 BB: 0 P: 4	R: 1 E: 0 K: 0 S: 5 H: 2 LOB: 1 BB: 0 P: 5	R: 2 E: 0 K: 0 S: 6 H: 3 LOB: 2 BB: 1 P: 10	R: 1 E: 0 K: 1 S: 7 H: 2 LOB: 1 BB: 0 P: 7	R: 0 E: 0 K: 1 S: 5 H: 0 LOB: 0 BB: 0 P: 5	R: 0 E: 0 K: 1 S: 5 H: 0 LOB: 0 BB: 0 P: 5		1B: 7 2B: 2 3B: 1 HR: 1		SF: 2 SAC: 1 DP: 0 HBP: 0				WP: 0 PB: 0 SB: 0 CS: 0	PA: 36

PITCHER		IP	WLS	BF	H	R	ER	SO	BB	IBB	HBP	BLK	WP	HR	S	P	ERA	WHIP
Joe McClain, R ERA: 4.02	(1, 1)	4.2	L	24	9	4	4	2	1	0	0	0	0	1	27	31	7.71	2.143
Johnny Klippstein, R ERA: 6.39	(5, 1)	2.1		9	2	1	1	2	0	0	0	0	0	0	13	13	3.86	0.857
Mike Garcia, R ERA: 4.05	(8, 1)	1.0		3	0	0	0	1	0	0	0	0	0	0	5	5	0.00	0.000

PITCHER	IP	WLS	BF	H	R	ER	SO	BB	IBB	HBP	BLK	WP	HR	S	P	ERA	WHIP

BOTTOM

Washington Senators @ Minnesota Twins

Metropolitan Stadium, Bloomington , MI

Thu Jul 27 1961, 8:05 PM EDT

Att. 17,491 - Unknown - 83 F

livebaseballscorecards.com

AB	32
R	5
H	11
RBI	5
BB	1
SO	5
LOB	11

Minnesota Twins @ Detroit Tigers

Tiger Stadium, Detroit, MI

Fri Jul 28 1961, 7:05 PM EDT

Att. 35,034 - Unknown

livebaseballscorecards.com

Batter	1	2	3	4	5	6	7	8	9	AB	R	H	RBI	BB	SO	LOB
Zoilo Versalles, R (1, 6) OBP: 0.309, SLG: 0.382	S S S 0-3 ① K		x 0-0 ① 6-3		S S S 0-3 ②③ K 1-2			x 0-0 ③ 5-3		4	0	0	0	0	2	1
Lenny Green, L (1, 8) (9, 7) OBP: 0.399, SLG: 0.408	B B B B 4-0 4-3 HR BB		B B B B 4-0 BB			x 0-0 ① F8			x 0-0 ① G3	2	1	0	0	2	0	0
Harmon Killebrew, R (1, 3) OBP: 0.432, SLG: 0.671	x 0-0 ② 4-3 1-2		x 0-0 ② L9			x 0-0 ② F8			x 0-0 E6 HR	4	1	0	0	0	0	2
Bob Allison, R (1, 9) OBP: 0.359, SLG: 0.489	x 0-0 HR 2-H		S S S 0-3 ③ K			x 0-0 ③ F7			x 0-0 HR 1-H	4	2	2	4	0	1	1
Jim Lemon, R (1, 7) OBP: 0.338, SLG: 0.424 Billy Martin, R (9, 4) OBP: 0.266, SLG: 0.354	x 0-0 1B			S S S 0-3 ① K			x 0-0 ① F5		x 0-0 ② 6-3	4 0	0 0	1 0	0 0	0 0	1 0	0 0
Hal Naragon, L (1, 2) OBP: 0.318, SLG: 0.410	x 0-0 ③ 4-3			x 0-0 ② F7			x 0-0 ② 4-3		x 0-0 ③ 4-3	4	0	0	0	0	0	1
Ted Lepcio, R (1, 4) (9, 5) OBP: 0.277, SLG: 0.500		x 0-0 ① 5-3		S S S 0-3 ③ K			S S S 0-3 ③ K			3	0	0	0	0	2	0
Bill Tuttle, R (1, 5) (9, 8) OBP: 0.304, SLG: 0.301		x 0-0 ② 6-3			x 0-0 CS 1B			x 0-0 ① 6-3		3	0	1	0	0	0	0
Pedro Ramos, S (1, 1) OBP: 0.185, SLG: 0.274 Ray Moore, R (9, 1)		S S S 0-3 ③ K			x 0-0 ① F2			S S S 0-3 ② K		3 0	0 0	0 0	0 0	0 0	2 0	1 0
Inning Stats	R: 2 E: 0 K: 1 S: 7 H: 2 LOB: 1 BB: 1 P: 11	R: 0 E: 0 K: 1 S: 5 H: 0 LOB: 0 BB: 0 P: 5	R: 0 E: 0 K: 1 S: 5 H: 0 LOB: 1 BB: 1 P: 9	R: 0 E: 0 K: 2 S: 7 H: 0 LOB: 0 BB: 0 P: 7	R: 0 E: 0 K: 1 S: 5 H: 1 LOB: 1 BB: 0 P: 5	R: 0 E: 0 K: 0 S: 3 H: 0 LOB: 0 BB: 0 P: 3	R: 0 E: 0 K: 1 S: 5 H: 0 LOB: 0 BB: 0 P: 5	R: 0 E: 0 K: 1 S: 5 H: 0 LOB: 0 BB: 0 P: 5	R: 2 E: 1 K: 0 S: 5 H: 1 LOB: 0 BB: 0 P: 5	1B: 2 2B: 1 3B: 0 HR: 2	SF: 0 SAC: 0 DP: 1 HBP: 0						

PITCHER	IP	WLS	BF	H	R	ER	SO	BB	IBB	HBP	BLK	WP	HR	S	P	ERA	WHIP
Paul Foytack, R (1, 1) ERA: 4.29	9.0	L	33	4	4	3	8	2	0	0	0	0	2	47	55	3.00	0.667

PITCHER	IP	WLS	BF	H	R	ER	SO	BB	IBB	HBP	BLK	WP	HR	S	P	ERA	WHIP

AB	31
R	4
H	4
RBI	4
BB	2
SO	8
LOB	6

WP: 0 PB: 0 SB: 0 CS: 1 PA: 33

Minnesota Twins @ Detroit Tigers

Tiger Stadium, Detroit, MI

Fri Jul 28 1961, 7:05 PM EDT

Att. 35,034 - Unknown

livebaseballscorecards.com

BOTTOM

Batter	1	2	3	4	5	6	7	8	9	AB	R	H	RBI	BB	SO	LOB
Chico Fernandez, R (1, 5) OBP: 0.319, SLG: 0.323	FC3-6 1B		FC6-4 S 1B 1-2f		K			5-3	FC6-4 1-2f	4	1	1	0	0	1	2
Frank House, L (9, PH) OBP: 0.143, SLG: 0.500										1	0	0	0	0	0	1
Bill Bruton, L (1, 8) OBP: 0.332, SLG: 0.383	FC3-6 L6-4-3 1-2f		S 1B 1-H			HR		K2-3		4	1	2	2	0	1	1
Al Kaline, R (1, 9) OBP: 0.376, SLG: 0.511	L6-4-3 1-2		L6-3 1-2			L6		BB 1B		4	0	1	0	0	0	2
Rocky Colavito, R (1, 7) OBP: 0.417, SLG: 0.604		1B BB		5-3		BB		FC6 1-2	BB	1	0	0	0	3	0	0
Norm Cash, L (1, 3) OBP: 0.500, SLG: 0.690		G1-6-3 1B 1-2		3-1		F8		FC6 1-2f		4	0	1	0	0	0	3
Jake Wood, R (1, 4) OBP: 0.327, SLG: 0.374		K		5-3		K			F8	4	0	0	0	0	2	3
Dick McAuliffe, L (1, 6) OBP: 0.266, SLG: 0.396		G1-6-3 1-2f			3-1		6-3		4-3	4	0	0	0	0	0	2
Mike Roarke, R (1, 2) OBP: 0.310, SLG: 0.342			F7		2B		P3		HR	3	0	1	0	0	0	0
Charlie Maxwell, L (9, PH) OBP: 0.367, SLG: 0.427										1	1	1	1	0	0	0
Paul Foytack, R (1, 1) OBP: 0.194, SLG: 0.300			FC6-4 1B		K		K		BB FC6-4	3	0	1	0	0	2	1
Bobo Osborne, L (9, PH) OBP: 0.379, SLG: 0.358										0	0	0	0	1	0	0
Frank Lary, R (9, PR) OBP: 0.265, SLG: 0.328										0	0	0	0	0	0	0
Inning Stats	R: 0 H: 1 E: 0 LOB: 0 K: 0 BB: 0 S: 3 P: 3	R: 0 H: 1 E: 0 LOB: 1 K: 1 BB: 1 S: 5 P: 9	R: 1 H: 2 E: 0 LOB: 1 K: 0 BB: 0 S: 5 P: 5	R: 0 H: 0 E: 0 LOB: 0 K: 0 BB: 0 S: 3 P: 3	R: 0 H: 1 E: 0 LOB: 1 K: 2 BB: 0 S: 8 P: 8	R: 1 H: 1 E: 0 LOB: 1 K: 1 BB: 1 S: 6 P: 10	R: 0 H: 0 E: 0 LOB: 0 K: 1 BB: 0 S: 5 P: 5	R: 0 H: 1 E: 0 LOB: 2 K: 1 BB: 1 S: 6 P: 10	R: 1 H: 1 E: 0 LOB: 1 K: 0 BB: 1 S: 4 P: 8	1B: 5 SF: 0 2B: 1 SAC: 0 3B: 0 DP: 2 HR: 2 HBP: 0						

	AB	33
	R	3
	H	8
	RBI	3
	BB	4
	SO	6
	LOB	15

PITCHER		IP	WLS	BF	H	R	ER	SO	BB	IBB	HBP	BLK	WP	HR	S	P	ERA	WHIP
Pedro Ramos, R ERA: 4.11	(1, 1)	8.2	W	36	8	3	3	6	4	0	0	0	0	2	44	60	3.12	1.385
Ray Moore, R ERA: 5.17	(9, 1)	0.1	S	1	0	0	0	0	0	0	0	0	0	0	1	1	0.00	0.000

PITCHER	IP	WLS	BF	H	R	ER	SO	BB	IBB	HBP	BLK	WP	HR	S	P	ERA	WHIP

Batter	1	2	3	4	5	6	7	8	9	AB	R	H	RBI	BB	SO	LOB
Zoilo Versalles, R (1, 6) OBP: 0.305, SLG: 0.377	F2			K	F7			P4		4	0	0	0	0	1	1
Lenny Green, L (1, 8) (8, 7) OBP: 0.400, SLG: 0.406	P5			1B E HBP		4-3		HR 1-2 BB		2	2	0	0	1	0	0
Harmon Killebrew, R (1, 3) OBP: 0.430, SLG: 0.675	1-3			E6 1B 1B 1-2		5-3		HR 1-H 2-H		4	2	1	3	0	0	1
Bob Allison, R (1, 9) OBP: 0.358, SLG: 0.487		5-3		F7		L8		1B		4	0	1	0	0	0	2
Jim Lemon, R (1, 7) OBP: 0.337, SLG: 0.421 Ray Moore, R (8, 1) Bill Pleis, L (9, 1) OBP: 0.143, SLG: 0.143		6-3		1B 1-3 2-H 1B			K	P4		4 0 0	0 0 0	1 0 0	1 0 0	0 0 0	1 0 0	1 0 0
Hal Naragon, L (1, 2) OBP: 0.315, SLG: 0.402		4-3		1-3 3-H 1B			P4		4-3	4	0	1	1	0	0	0
Ted Lepcio, R (1, 4) (8, 5) OBP: 0.261, SLG: 0.469			K	K			K		F8	4	0	0	0	0	3	2
Bill Tuttle, R (1, 5) (8, 8) OBP: 0.307, SLG: 0.301		6-3			P4			BB HR 1B	BB	3	1	1	0	1	0	0
Jim Kaat, L (1, 1) OBP: 0.368, SLG: 0.382 Julio Becquer, L (8, PH) OBP: 0.265, SLG: 0.554 Billy Martin, R (8, 4) OBP: 0.265, SLG: 0.352		F7			K			K	F7	2 1 1	0 0 0	0 0 0	0 0 0	0 0 0	1 1 0	0 1 1

TOP

Minnesota Twins @ Detroit Tigers

Tiger Stadium, Detroit, MI

Sat Jul 29 1961, 4:33 AM EDT

Att. 13,420 - Unknown

livebaseballscorecards.com

AB	33
R	5
H	5
RBI	5
BB	2
SO	7
LOB	9

Inning Stats	1	2	3	4	5	6	7	8	9
R	0	0	0	2	0	0	0	3	0
E	0	0	0	1	0	0	0	0	0
K	0	0	1	2	1	0	2	1	0
S	3	3	5	10	5	3	7	8	3
H	0	0	0	2	0	0	0	3	0
LOB	0	0	0	2	0	0	0	1	1
BB	0	0	0	0	0	0	0	1	1
P	3	3	5	11	5	3	7	12	7

1B	4	
2B	0	
3B	0	
HR	1	
SF	0	
SAC	0	
DP	0	
HBP	1	
WP	0	
PB	0	
SB	0	
CS	0	
PA	36	

PITCHER		IP	WLS	BF	H	R	ER	SO	BB	IBB	HBP	BLK	WP	HR	S	P	ERA	WHIP
Jim Bunning, R ERA: 3.24	(1, 1)	7.2	L	29	3	4	2	7	1	0	1	0	0	0	41	46	2.35	0.522
Manny Montejo, R ERA: 4.5	(8, 1)	0.0		2	2	1	1	0	0	0	0	0	0	1	2	2	∞	∞
Phil Regan, R ERA: 4.58	(8, 1)	1.1		5	0	0	0	0	1	0	0	0	0	0	4	8	0.00	0.750

PITCHER		IP	WLS	BF	H	R	ER	SO	BB	IBB	HBP	BLK	WP	HR	S	P	ERA	WHIP

Minnesota Twins @ Detroit Tigers

Tiger Stadium, Detroit, MI

Sat Jul 29 1961, 4:33 AM EDT

Att. 13,420 - Unknown

livebaseballscorecards.com

BOTTOM

Batter	1	2	3	4	5	6	7	8	9	AB	R	H	RBI	BB	SO	LOB
Dick McAuliffe, L (1, 6) OBP: 0.270, SLG: 0.391	K	FC4-6 1B	4-3					1B SF8 HBP	E4 1-2	4	1	1	0	0	1	1
Bubba Morton, R (1, 9) OBP: 0.290, SLG: 0.404	2B 5-3 1B	FC4-6 L4-3 1-2f	3-1					3-1 S 1-3 1B	K	3	1	1	0	0	0	1
Bill Bruton, L (8, PH) OBP: 0.333, SLG: 0.384 (9, 8)										2	0	1	0	0	1	2
Al Kaline, R (1, 8) OBP: 0.377, SLG: 0.512 (9, 9)	5-3 1-3 2B	L4-3 1-2	L9					3-1 1-2 BB		3	0	1	0	1	0	1
Rocky Colavito, R (1, 7) OBP: 0.413, SLG: 0.599	5-3 2-3 3-H			K		6-3		SF8 3-H		3	0	0	2	0	1	1
Norm Cash, L (1, 3) OBP: 0.501, SLG: 0.688	FC6-4 HBP			E 1B HBP		P6		3-1 1-2 2-3		1	1	0	0	0	0	0
Bobo Osborne, L (7, 3) OBP: 0.373, SLG: 0.352										1	0	0	0	0	0	2
Jake Wood, R (1, 4) OBP: 0.324, SLG: 0.371	FC6-4 1-2f			E6 1B 1B 1-2		6-3		F8		4	1	0	0	0	0	5
Chico Fernandez, R (1, 5) OBP: 0.318, SLG: 0.322		4-3		1B 1-2 2-H 1B		6-3			K	4	0	1	1	0	1	0
Mike Roarke, R (1, 2) OBP: 0.311, SLG: 0.341		5-3		G6-4-3 1-3 2-H 1B		F8			1-3	3	0	1	1	0	0	0
Frank House, L (9, PH) OBP: 0.125, SLG: 0.429										1	0	0	0	0	0	0
Jim Bunning, R (1, 1) OBP: 0.169, SLG: 0.156		4-3		G6-4-3 1-2f		F9			E 1B	3	0	0	0	0	0	2
Manny Montejo, R (8, 1)										0	0	0	0	0	0	0
Phil Regan, R (8, 1) OBP: 0.128, SLG: 0.083										0	0	0	0	0	0	0
Charlie Maxwell, L (9, PH) OBP: 0.374, SLG: 0.434										1	0	1	0	0	0	0
Frank Lary, R (9, PR) OBP: 0.265, SLG: 0.328										0	0	0	0	0	0	0
Inning Stats	R: 1 E: 0 K: 1 S: 7	H: 2 LOB: 2 BB: 0 P: 8	R: 0 E: 0 K: 0 S: 3	H: 0 LOB: 0 BB: 0 P: 3	R: 0 E: 0 K: 0 S: 3	H: 1 LOB: 0 BB: 0 P: 3	R: 2 E: 1 K: 1 S: 7	H: 2 LOB: 1 BB: 0 P: 8	R: 0 E: 0 K: 0 S: 3	H: 0 LOB: 0 BB: 0 P: 3	R: 0 E: 0 K: 0 S: 3	H: 0 LOB: 0 BB: 0 P: 3	R: 0 E: 0 K: 0 S: 3	H: 0 LOB: 0 BB: 0 P: 3	R: 1 E: 0 K: 0 S: 4	H: 1 LOB: 2 BB: 1 P: 9	R: 0 E: 1 K: 2 S: 9	H: 1 LOB: 2 BB: 0 P: 9	1B: 6 2B: 1 3B: 0 HR: 0	SF: 1 SAC: 0 DP: 2 HBP: 3	WP: 0 PB: 0 SB: 1 CS: 0	PA: 38

	AB	33
	R	4
	H	7
	RBI	4
	BB	1
	SO	4
	LOB	15

PITCHER		IP	WLS	BF	H	R	ER	SO	BB	IBB	HBP	BLK	WP	HR	S	P	ERA	WHIP
Jim Kaat, L ERA: 4.34	(1, 1)	7.0	W	27	5	3	2	2	0	0	2	0	0	0	29	31	2.57	0.714
Ray Moore, R ERA: 5.18	(8, 1)	1.2		10	2	1	1	1	1	0	1	0	0	0	10	15	5.40	1.800
Bill Pleis, L ERA: 6.0	(9, 1)	0.1	S	1	0	0	0	1	0	0	0	0	0	0	3	3	0.00	0.000

PITCHER	IP	WLS	BF	H	R	ER	SO	BB	IBB	HBP	BLK	WP	HR	S	P	ERA	WHIP

Batter	1	2	3	4	5	6	7	8	9	AB	R	H	RBI	BB	SO	LOB
Zoilo Versalles, R (1, 6) OBP: 0.304, SLG: 0.375	3-1	1-2 1B		SF8 3-H		F8			P5	4	0	1	1	0	0	0
Lenny Green, L (1, 8) (8, 7) OBP: 0.402, SLG: 0.407	G5-4-3 1B	K		HBP			K		1B	4	0	2	0	0	2	2
Harmon Killebrew, R (1, 3) OBP: 0.425, SLG: 0.665	G5-4-3 1-2f		F3	F8			K		K	5	0	0	0	0	2	4
Bob Allison, R (1, 9) OBP: 0.359, SLG: 0.494		HR	BBB FC3-6 BB		5-3		F7			3	1	1	1	1	0	0
Jim Lemon, R (1, 7) OBP: 0.333, SLG: 0.416		F8	FC3-6 1-2f		F3			L9		4	0	0	0	0	0	1
Billy Martin, R (8, 4) OBP: 0.265, SLG: 0.352										0	0	0	0	0	0	0
Hal Naragon, L (1, 2) OBP: 0.333, SLG: 0.418		HR 1B	G3		1B			FC4-6 1B		4	1	3	0	0	0	1
Ted Lepcio, R (1, 4) (8, 5) OBP: 0.274, SLG: 0.507		1-H HR		BBB 2B SF8 BB	F3			F8		3	2	1	2	1	0	2
Bill Tuttle, R (1, 5) (8, 8) OBP: 0.310, SLG: 0.309		1B 1B		1-3 2B		L9		FC4-6 1-2f		4	0	2	0	0	0	1
Jack Kralick, L (1, 1) OBP: 0.180, SLG: 0.167		F8		SSS K		P4			G3	4	0	0	0	0	1	3
Inning Stats	R: 0 H: 1 E: 0 LOB: 0 K: 0 BB: 0 S: 3 P: 3	R: 3 H: 5 E: 0 LOB: 2 K: 1 BB: 0 S: 10 P: 10	R: 0 H: 0 E: 0 LOB: 1 K: 0 BB: 1 S: 3 P: 7	R: 1 H: 1 E: 0 LOB: 2 K: 1 BB: 1 S: 6 P: 11	R: 0 H: 1 E: 0 LOB: 1 K: 0 BB: 0 S: 4 P: 4	R: 0 H: 0 E: 0 LOB: 0 K: 0 BB: 0 S: 3 P: 3	R: 0 H: 0 E: 0 LOB: 0 K: 2 BB: 0 S: 7 P: 7	R: 0 H: 1 E: 0 LOB: 1 K: 0 BB: 0 S: 4 P: 4	R: 0 H: 1 E: 0 LOB: 1 K: 1 BB: 0 S: 6 P: 6	1B: 7 SF: 1 2B: 1 SAC: 0 3B: 0 DP: 1 HR: 2 HBP: 1						

TOP

Minnesota Twins @ Detroit Tigers

Tiger Stadium, Detroit, MI

Sun Jul 30 1961, 4:33 AM EDT

Att. 16,121 - Unknown

livebaseballscorecards.com

AB	35
R	4
H	10
RBI	4
BB	2
SO	5
LOB	14

PITCHER		IP	WLS	BF	H	R	ER	SO	BB	IBB	HBP	BLK	WP	HR	S	P	ERA	WHIP
Frank Lary, R ERA: 3.78	(1, 1)	1.2	L	10	6	3	3	0	0	0	0	0	0	2	10	10	16.20	3.600
Fred Gladding, R ERA: 2.03	(2, 1)	3.1		15	2	1	1	2	2	0	1	0	0	0	16	25	2.70	1.200
Manny Montejo, R ERA: 1.8	(6, 1)	3.0		10	1	0	0	2	0	0	0	0	0	0	14	14	0.00	0.333
Phil Regan, R ERA: 4.54	(9, 1)	1.0		4	1	0	0	1	0	0	0	0	0	0	6	6	0.00	1.000

PITCHER	IP	WLS	BF	H	R	ER	SO	BB	IBB	HBP	BLK	WP	HR	S	P	ERA	WHIP

Minnesota Twins @ Detroit Tigers

Tiger Stadium, Detroit, MI

Sun Jul 30 1961, 4:33 AM EDT

Att. 16,121 - Unknown

livebaseballscorecards.com

BOTTOM

Batter	1	2	3	4	5	6	7	8	9	AB	R	H	RBI	BB	SO	LOB
Dick McAuliffe, L (1, 6) OBP: 0.275, SLG: 0.396	L1-3 1B			FC4-6 1B		6-3		K		1	0	1	0	0	0	0
Ozzie Virgil, R (2, 5) OBP: 0.161, SLG: 0.233										3	0	1	0	0	1	1
Bubba Morton, R (1, 9) OBP: 0.286, SLG: 0.397	L1-3 1-2			FC4-6 WP 1-2f		L1		FC6-4 1-2 1B		1	0	0	0	0	0	1
Bill Bruton, L (2, 8) OBP: 0.333, SLG: 0.384										3	0	1	0	0	0	1
Al Kaline, R (1, 8) OBP: 0.376, SLG: 0.509	L6			L9 1-2		1B		FC6-4 1-2f 2-3		4	0	1	0	0	0	3
(2, 9)																
Rocky Colavito, R (1, 7) OBP: 0.409, SLG: 0.592		4-3		1-3		P5		P4		4	0	0	0	0	0	4
Norm Cash, L (1, 3) OBP: 0.499, SLG: 0.683		K			K		K		WP 1B	4	0	1	0	0	3	0
Jake Wood, R (1, 4) OBP: 0.326, SLG: 0.372		5-3			PB BB 1B		1B 1B		L1 1-2	4	0	2	0	0	0	1
Chico Fernandez, R (1, 5) OBP: 0.321, SLG: 0.322			F7		PB 1-2 BB		G6-4-3 1-2 1B		F8	3	0	1	0	1	0	1
(2, 6)																
Mike Roarke, R (1, 2) OBP: 0.301, SLG: 0.331			K		F2 1-2 2-3		G6-4-3 1-2f		F9	4	0	0	0	0	1	5
Frank Lary, R (1, 1) OBP: 0.265, SLG: 0.328			K		K			FC6-4 1B BB		0	0	0	0	0	0	0
Fred Gladding, L (2, 1)										1	0	0	0	0	1	0
Bobo Osborne, L (5, PH) OBP: 0.368, SLG: 0.345										1	0	0	0	0	1	2
Manny Montejo, R (6, 1)										0	0	0	0	0	0	0
Charlie Maxwell, L (8, PH) OBP: 0.380, SLG: 0.434										0	0	0	0	1	0	0
Phil Regan, R (9, 1) OBP: 0.126, SLG: 0.083										0	0	0	0	0	0	0
Inning Stats	R: 0 E: 0 K: 0 S: 3 H: 1 LOB: 0 BB: 0 P: 3	R: 0 E: 0 K: 1 S: 5 H: 0 LOB: 0 BB: 0 P: 5	R: 0 E: 0 K: 2 S: 7 H: 0 LOB: 0 BB: 0 P: 7	R: 0 E: 0 K: 0 S: 4 H: 1 LOB: 1 BB: 0 P: 4	R: 0 E: 0 K: 2 S: 8 H: 1 LOB: 2 BB: 1 P: 12	R: 0 E: 0 K: 0 S: 4 H: 1 LOB: 1 BB: 0 P: 4	R: 0 E: 0 K: 1 S: 6 H: 2 LOB: 1 BB: 0 P: 6	R: 0 E: 0 K: 1 S: 6 H: 1 LOB: 2 BB: 1 P: 10	R: 0 E: 0 K: 0 S: 4 H: 1 LOB: 1 BB: 0 P: 4	1B: 8 2B: 1 3B: 0 HR: 0	SF: 0 SAC: 0 DP: 2 HBP: 0						

	AB	33
	R	0
	H	8
	RBI	0
	BB	2
	SO	7
	LOB	19

WP: 2 PB: 1 SB: 0 CS: 0 PA: 35

PITCHER	IP	WLS	BF	H	R	ER	SO	BB	IBB	HBP	BLK	WP	HR	S	P	ERA	WHIP
Jack Kralick, L (1, 1) ERA: 3.1	9.0	W	35	8	0	0	7	2	0	0	0	2	0	47	55	0.00	1.111

PITCHER	IP	WLS	BF	H	R	ER	SO	BB	IBB	HBP	BLK	WP	HR	S	P	ERA	WHIP

Batter	1	2	3	4	5	6	7	8	9	AB	R	H	RBI	BB	SO	LOB
Zoilo Versalles, R (1, 6) OBP: 0.306, SLG: 0.375	S S S 0-3 ① K			S S S 0-3 ① K			B B B B 4-0 F8 BB		x 0-0 1B 2B 1B	3	1	1	0	1	2	0
Lenny Green, L (1, 8) OBP: 0.399, SLG: 0.402 (8, 7)	S S S 0-3 ② K			S S S 0-3 ② K			x 0-0 ① F2		x 0-0 ① F8	4	0	0	0	0	2	2
Harmon Killebrew, R (1, 3) OBP: 0.421, SLG: 0.657	S S S 0-3 ③ K			x 0-0 ③ 6-3			x 0-0 ② F8 1-2		x 0-0 ② F9	4	0	0	0	0	1	2
Bob Allison, R (1, 9) OBP: 0.358, SLG: 0.491		x 0-0 ① F9			x 0-0 ① F8		x 0-0 ③ F5		x 0-0 S 1-3 2B 1B	4	1	1	0	0	0	1
Jim Lemon, R (1, 7) OBP: 0.333, SLG: 0.415 Jim Kaat, L (8, PR) OBP: 0.368, SLG: 0.382 Bill Pleis, L (8, 1) OBP: 0.143, SLG: 0.143 Joe Altobelli, L (9, PH) Chuck Stobbs, L (9, 1) OBP: 0.444, SLG: 0.500 Ray Moore, R (9, 1)		S S S 0-3 ② K			x 0-0 ② F2			x 0-0 PB 1B	4-0 2B 1-2 2B BB	3 0 0 0 0 0	0 0 0 1 0 0	1 0 0 0 0 0	0 0 0 0 1 0	0 0 0 0 0 0	1 0 0 0 0 0	0 0 0 0 0 0
Hal Naragon, L (1, 2) OBP: 0.330, SLG: 0.421		x 0-0 ③ 4-3			x 0-0 ③ F8			x 0-0 ① F9 1-2	x 0-0 1-3 2-H 3-H 2B 2B	4	1	1	2	0	0	1
Ted Lepcio, R (1, 4) OBP: 0.273, SLG: 0.486 (8, 5)			S S S 0-3 ① K			x 0-0 ① 1-3		S S S 0-3 ② K	B B B B 4-0 2B BB	3	0	0	0	1	2	2
Bill Tuttle, R (1, 5) OBP: 0.313, SLG: 0.313 (8, 8)			S S S 0-3 ② K			x 0-0 ② 6-3		B B B B 4-0 BB	x 0-0 1-3 2-H 3-H 2B	3	0	1	2	1	1	0
Don Lee, R (1, 1) OBP: 0.056, SLG: 0.056 Julio Becquer, L (8, PH) OBP: 0.261, SLG: 0.545 Billy Martin, R (8, 4) OBP: 0.263, SLG: 0.350			x 0-0 ③ F9			S S S 0-3 ③ K		x 0-0 ③ P6	x 0-0 ③ L3	2 1 1	0 0 0	0 0 0	0 0 0	0 0 0	1 0 0	0 2 2
Inning Stats	R: 0 E: 0 K: 3 S: 9 H: 0 LOB: 0 BB: 0 P: 9	R: 0 E: 0 K: 1 S: 5 H: 0 LOB: 0 BB: 0 P: 5	R: 0 E: 0 K: 2 S: 7 H: 0 LOB: 0 BB: 0 P: 7	R: 0 E: 0 K: 2 S: 7 H: 0 LOB: 0 BB: 0 P: 7	R: 0 E: 0 K: 0 S: 3 H: 0 LOB: 0 BB: 0 P: 3	R: 0 E: 0 K: 1 S: 5 H: 0 LOB: 0 BB: 0 P: 5	R: 0 E: 0 K: 0 S: 3 H: 0 LOB: 1 BB: 1 P: 7	R: 0 E: 0 K: 1 S: 6 H: 1 LOB: 2 BB: 1 P: 10	R: 4 E: 0 K: 0 S: 7 H: 4 LOB: 2 BB: 2 P: 15	1B: 3 2B: 2 3B: 0 HR: 0 SF: 0 SAC: 0 DP: 0 HBP: 0						

PITCHER		IP	WLS	BF	H	R	ER	SO	BB	IBB	HBP	BLK	WP	HR	S	P	ERA	WHIP
Chuck Estrada, R ERA: 4.38	(1, 1)	8.2	L	34	4	4	4	10	4	0	0	0	0	0	50	66	4.15	0.923
Wes Stock, R ERA: 2.88	(9, 1)	0.1		2	1	0	0	0	0	0	0	0	0	0	2	2	0.00	3.000

PITCHER	IP	WLS	BF	H	R	ER	SO	BB	IBB	HBP	BLK	WP	HR	S	P	ERA	WHIP

TOP

Minnesota Twins @ Baltimore Orioles

Memorial Stadium, Baltimore, MD

Wed Aug 02 1961, 7:05 PM EDT

Unknown

livebaseballscorecards.com

AB	32
R	4
H	5
RBI	4
BB	4
SO	10
LOB	12

WP: 0 PB: 1 SB: 1 CS: 0 PA: 36

Minnesota Twins @ Baltimore Orioles

Memorial Stadium, Baltimore, MD

Wed Aug 02 1961, 7:05 PM EDT

Unknown

BOTTOM

Batter	1	2	3	4	5	6	7	8	9	AB	R	H	RBI	BB	SO	LOB
Brooks Robinson, R (1, 5) OBP: 0.360, SLG: 0.391	F8		SH1-3 1B		K			5-3		4	0	1	0	0	1	0
Russ Snyder, L (1, 7) OBP: 0.329, SLG: 0.370	F7		SH1-3 1-2			G6-4-3 1B		F9		2	0	1	0	0	0	0
Dick Williams, R (8, PH) OBP: 0.258, SLG: 0.364										1	0	0	0	0	0	0
Jim Busby, R (9, 8) OBP: 0.329, SLG: 0.338										0	0	0	0	0	0	0
Jackie Brandt, R (1, 8) (9, 7) OBP: 0.382, SLG: 0.443	6-3		F9			G6-4-3 1-2f		6-3		4	0	0	0	0	0	2
Jim Gentile, L (1, 3) OBP: 0.441, SLG: 0.673		HR		F9		BBBB BB			HR BB	2	2	1	1	2	0	0
Whitey Herzog, L (1, 9) OBP: 0.386, SLG: 0.372		4-3		FC6-4 1B		F8			1-H HR	3	0	1	0	0	0	1
Earl Robinson, R (9, PH) OBP: 0.358, SLG: 0.442										1	1	1	2	0	0	0
Hank Foiles, R (1, 2) OBP: 0.304, SLG: 0.614		1B		F9			F5		P3	4	0	1	0	0	0	1
Ron Hansen, R (1, 6) OBP: 0.332, SLG: 0.350		SSS K		FC6-4 1-2f			1B		L3	3	0	1	0	0	1	2
Marv Throneberry, L (9, PH) OBP: 0.312, SLG: 0.394										1	0	0	0	0	0	0
Jerry Adair, R (1, 4) OBP: 0.298, SLG: 0.369		SSS K			P5		SSS K		SSS K	3	0	0	0	0	2	2
Dave Philley, S (9, PH) OBP: 0.291, SLG: 0.385										1	0	0	0	0	1	0
Chuck Estrada, R (1, 1) OBP: 0.146, SLG: 0.109			4-3		6-3		SSS K			3	0	0	0	0	1	1
Wes Stock, R (9, 1)										0	0	0	0	0	0	0

	AB	32
	R	3
	H	7
	RBI	3
	BB	2
	SO	6
	LOB	9

Inning Stats	1	2	3	4	5	6	7	8	9
	R: 0 H: 0 E: 0 LOB: 0 K: 0 BB: 0 S: 3 P: 3	R: 1 H: 2 E: 0 LOB: 1 K: 2 BB: 0 S: 9 P: 9	R: 0 H: 1 E: 0 LOB: 1 K: 0 BB: 0 S: 4 P: 4	R: 0 H: 1 E: 0 LOB: 1 K: 0 BB: 0 S: 4 P: 4	R: 0 H: 0 E: 0 LOB: 0 K: 1 BB: 0 S: 5 P: 5	R: 0 H: 1 E: 0 LOB: 1 K: 0 BB: 1 S: 3 P: 7	R: 0 H: 1 E: 0 LOB: 1 K: 2 BB: 0 S: 8 P: 8	R: 0 H: 0 E: 0 LOB: 0 K: 0 BB: 0 S: 3 P: 3	R: 2 H: 1 E: 0 LOB: 0 K: 1 BB: 1 S: 6 P: 10

	1B	5	SF	0	WP	0	PA	35
	2B	0	SAC	1	PB	0		
	3B	0	DP	1	SB	0		
	HR	2	HBP	0	CS	0		

PITCHER		IP	WLS	BF	H	R	ER	SO	BB	IBB	HBP	BLK	WP	HR	S	P	ERA	WHIP
Don Lee, R ERA: 2.36	(1, 1)	7.0		27	6	1	1	5	1	0	0	0	0	1	36	40	1.29	1.000
Bill Pleis, L ERA: 5.81	(8, 1)	1.0	W	3	0	0	0	0	0	0	0	0	0	0	3	3	0.00	0.000
Chuck Stobbs, L ERA: 6.59	(9, 1)	0.0		2	1	2	2	0	1	0	0	0	0	1	1	5	∞	∞
Ray Moore, R ERA: 5.03	(9, 1)	1.0	S	3	0	0	0	1	0	0	0	0	0	0	5	5	0.00	0.000

PITCHER		IP	WLS	BF	H	R	ER	SO	BB	IBB	HBP	BLK	WP	HR	S	P	ERA	WHIP

livebaseballscorecards.com

Batter	1	2	3	4	5	6	7	8	9	AB	R	H	RBI	BB	SO	LOB
Zoilo Versalles, R (1, 6) OBP: 0.305, SLG: 0.370	F8		BB	P4		K			K	4	1	0	0	1	2	2
Lenny Green, L (1, 8) (8, 7) OBP: 0.401, SLG: 0.405	F9		1-2 1B	1-3		1-2 1B			WP 1B	5	0	3	0	0	0	1
Harmon Killebrew, R (1, 3) OBP: 0.423, SLG: 0.665	3B		1-3 2-H 2B		PB 1B	P6			F7	5	0	3	1	0	0	3
Bob Allison, R (1, 9) OBP: 0.358, SLG: 0.487	P6		F5		1-2 BB		K		1-2 BB	3	0	0	0	2	1	3
Jim Lemon, R (1, 7) OBP: 0.329, SLG: 0.409		K	F8		K		K		4-3	4	0	0	0	0	3	4
Billy Martin, R (8, 4) OBP: 0.263, SLG: 0.350										0	0	0	0	0	0	0
Julio Becquer, L (9, PH) OBP: 0.257, SLG: 0.537										1	0	0	0	0	0	2
Hal Naragon, L (1, 2) OBP: 0.337, SLG: 0.424		1B		HR 1B	F7		F7			4	1	2	0	0	0	2
Ted Lepcio, R (1, 4) (8, 5) OBP: 0.272, SLG: 0.514		K		1-H HR	F5			K		4	1	1	2	0	2	3
Bill Tuttle, R (1, 5) (8, 8) OBP: 0.312, SLG: 0.309		4-3		BB		K		K		3	0	0	0	1	2	1
Pedro Ramos, S (1, 1) OBP: 0.188, SLG: 0.273			K	B1		1B 1B			F8	4	0	1	0	0	1	1
Inning Stats	R: 0 E: 0 K: 0 S: 4 H: 1 LOB: 1 BB: 0 P: 4	R: 0 E: 0 K: 2 S: 8 H: 1 LOB: 1 BB: 0 P: 8	R: 1 E: 0 K: 1 S: 7 H: 2 LOB: 2 BB: 1 P: 11	R: 2 E: 0 K: 0 S: 5 H: 2 LOB: 1 BB: 1 P: 9	R: 0 E: 0 K: 1 S: 6 H: 1 LOB: 2 BB: 1 P: 10	R: 0 E: 0 K: 2 S: 9 H: 2 LOB: 2 BB: 0 P: 9	R: 0 E: 0 K: 2 S: 7 H: 0 LOB: 0 BB: 0 P: 7	R: 0 E: 0 K: 2 S: 7 H: 0 LOB: 0 BB: 0 P: 7	R: 0 E: 0 K: 1 S: 6 H: 1 LOB: 2 BB: 1 P: 10	1B: 7 2B: 1 3B: 1 HR: 1	SF: 0 SAC: 0 DP: 0 HBP: 0					

TOP

Minnesota Twins @ Baltimore Orioles

Memorial Stadium, Baltimore, MD

Wed Aug 02 1961, 7:05 PM EDT

Att. 14,379 - Unknown

livebaseballscorecards.com

AB	37
R	3
H	10
RBI	3
BB	4
SO	11
LOB	22

WP: 1 PB: 1 SB: 0 CS: 0 PA: 41

PITCHER		IP	WLS	BF	H	R	ER	SO	BB	IBB	HBP	BLK	WP	HR	S	P	ERA	WHIP
Dick Hall, R ERA: 3.52	(1, 1)	4.0		20	6	3	3	3	2	0	0	0	0	1	24	32	6.75	2.000
Hoyt Wilhelm, R ERA: 2.23	(5, 1)	5.0	W	21	4	0	0	8	2	0	0	0	1	0	35	43	0.00	1.200

PITCHER	IP	WLS	BF	H	R	ER	SO	BB	IBB	HBP	BLK	WP	HR	S	P	ERA	WHIP

BOTTOM

Minnesota Twins @ Baltimore Orioles

Memorial Stadium, Baltimore, MD

Wed Aug 02 1961, 7:05 PM EDT

Att. 14,379 - Unknown

livebaseballscorecards.com

Batter	1	2	3	4	5	6	7	8	9	AB	R	H	RBI	BB	SO	LOB
Brooks Robinson, R (1, 5) OBP: 0.357, SLG: 0.387	6-3		6-3	FC6-4 1-2f			L5			4	0	0	0	0	0	1
Russ Snyder, L (1, 7) OBP: 0.328, SLG: 0.372	4-3		G3		4-3 1B 2B		F9			4	1	1	0	0	0	0
Jackie Brandt, R (1, 8) (9, 9) OBP: 0.383, SLG: 0.442	1B		1B 1B BB		4-3 2-3		K			3	1	1	0	1	1	1
Jim Gentile, L (1, 3) OBP: 0.444, SLG: 0.674 Jim Busby, R (8, PR) OBP: 0.329, SLG: 0.338 (9, 8)	G3		HBP 1B 1-3 1B		3-H 1B			F7 1B 1B		4 0	1 1	3 0	1 0	0 0	0 0	1 0
Gus Triandos, R (1, 2) OBP: 0.347, SLG: 0.483 Hank Foiles, R (8, PR) OBP: 0.304, SLG: 0.614 (9, 2)		FC4-6 BB	1B 1-2 1B HBP		P4			1B 1-2 1B		2 0	0 0	1 0	0 0	1 0	0 0	1 0
Whitey Herzog, L (1, 9) OBP: 0.384, SLG: 0.370 Dick Williams, R (9, 3) OBP: 0.258, SLG: 0.364		FC4-6 BB 1-2f	1-H 2-H 3-H 1B		F8			F8		4 0	0 0	1 0	2 0	0 0	0 0	4 0
Ron Hansen, R (1, 6) OBP: 0.331, SLG: 0.347		1-2 BB		K	F5			F7 2-3		3	0	0	0	1	1	2
Marv Breeding, R (1, 4) OBP: 0.230, SLG: 0.245 Dave Philley, S (8, PH) OBP: 0.297, SLG: 0.391 Jerry Adair, R (8, PR) OBP: 0.298, SLG: 0.369 (9, 4)		K		P5	P4			1-2 3-H 1B		3 1 0	0 0 0	0 1 0	0 1 0	0 0 0	1 0 0	2 0 0
Dick Hall, R (1, 1) OBP: 0.167, SLG: 0.074 Marv Throneberry, L (4, PH) OBP: 0.315, SLG: 0.394 Hoyt Wilhelm, R (5, 1)		K		FC6-4 BB			K	G3		1 0 2	0 0 0	0 0 0	0 0 0	0 1 1	1 0 2	2 0 2
Inning Stats	R: 0 E: 0 K: 0 S: 4 H: 1 LOB: 1 BB: 0 P: 4	R: 0 E: 0 K: 2 S: 7 H: 0 LOB: 2 BB: 2 P: 15	R: 2 E: 0 K: 0 S: 4 H: 2 LOB: 2 BB: 1 P: 9	R: 0 E: 0 K: 1 S: 5 H: 0 LOB: 1 BB: 1 P: 9	R: 1 E: 0 K: 0 S: 5 H: 2 LOB: 1 BB: 0 P: 5	R: 0 E: 0 K: 1 S: 5 H: 0 LOB: 0 BB: 0 P: 5	R: 0 E: 0 K: 1 S: 5 H: 0 LOB: 0 BB: 0 P: 5	R: 1 E: 0 K: 0 S: 6 H: 3 LOB: 2 BB: 0 P: 6		1B: 7 2B: 1 3B: 0 HR: 0 SF: 0 SAC: 0 DP: 0 HBP: 1						

PITCHER	IP	WLS	BF	H	R	ER	SO	BB	IBB	HBP	BLK	WP	HR	S	P	ERA	WHIP
Pedro Ramos, R (1, 1) ERA: 4.13	8.0	L	36	8	4	4	5	4	0	1	0	0	0	41	58	4.50	1.500

PITCHER	IP	WLS	BF	H	R	ER	SO	BB	IBB	HBP	BLK	WP	HR	S	P	ERA	WHIP

AB	31
R	4
H	8
RBI	4
BB	4
SO	5
LOB	16

WP: 0 PA: 36
PB: 0
SB: 0
CS: 0

Minnesota Twins @ Baltimore Orioles

Memorial Stadium, Baltimore, MD

Thu Aug 03 1961, 7:05 PM EDT

Att. 8,806 - Unknown

TOP

livebaseballscorecards.com

Batter	1	2	3	4	5	6	7	8	9	AB	R	H	RBI	BB	SO	LOB
Zoilo Versalles, R (1, 6) OBP: 0.307, SLG: 0.372	0-0 1B		0-0 P4 ②		0-0 F5 ③		0-0 1B 2-3			4	0	2	0	0	0	2
Lenny Green, L (1, 8) OBP: 0.402, SLG: 0.406	0-0 F5 ①		0-0 1B 1-3			0-0 1B FC1-5	0-0 6-3 ③			4	0	2	0	0	0	3
Harmon Killebrew, R (1, 3) OBP: 0.421, SLG: 0.660	0-0 F9 ②		0-0 5-3 ③			0-0 1B FC1-5 1-2		0-0 5-3 ①		4	0	1	0	0	0	3
Bob Allison, R (1, 9) OBP: 0.357, SLG: 0.484	0-0 4-3 ③			0-0 1B CS		0-0 FC1-5 ① 1-2 2-3f		0-3 K ② S S S		4	0	1	0	0	1	3
Jim Lemon, R (1, 7) OBP: 0.327, SLG: 0.405		0-0 F3 ①		0-3 K ① ② S S S 1-2		0-3 K ② S S S		0-3 K ③ S S S		3	0	0	0	0	2	3
Joe Altobelli, L (8, PH) (8, 7)										1	0	0	0	0	1	0
Hal Naragon, L (1, 2) OBP: 0.324, SLG: 0.408		0-0 F9 ②		0-0 F7 ③		0-0 F8 ③			0-0 P6 ①	4	0	0	0	0	0	2
Ted Lepcio, R (1, 4) OBP: 0.282, SLG: 0.519		0-0 6-3 ③			B B B B 4-0 BB SH3-4		0-0 2B 1B		0-0 P3 ②	3	0	1	0	1	0	0
Bill Tuttle, R (1, 5) OBP: 0.309, SLG: 0.306			0-0 4-3 ①		0-0 SH3-4 ① 1-2		0-0 1-3 ①		0-0 F9 ③	3	0	0	0	0	0	1
Jim Kaat, L (1, 1) OBP: 0.366, SLG: 0.378			0-0 1B 1B		S S S 0-3 K ②		0-0 F5 ②			3	0	1	0	0	1	2
Inning Stats	R: 0 H: 1 E: 0 LOB: 1 K: 0 BB: 0 S: 4 P: 4	R: 0 H: 0 E: 0 LOB: 0 K: 0 BB: 0 S: 3 P: 3	R: 0 H: 2 E: 0 LOB: 2 K: 0 BB: 0 S: 5 P: 5	R: 0 H: 1 E: 0 LOB: 0 K: 1 BB: 0 S: 5 P: 5	R: 0 H: 0 E: 0 LOB: 1 K: 1 BB: 1 S: 5 P: 9	R: 0 H: 2 E: 0 LOB: 2 K: 1 BB: 0 S: 7 P: 7	R: 0 H: 2 E: 0 LOB: 2 K: 0 BB: 0 S: 5 P: 5	R: 0 H: 0 E: 0 LOB: 0 K: 2 BB: 0 S: 7 P: 7	R: 0 H: 0 E: 0 LOB: 0 K: 0 BB: 0 S: 3 P: 3	1B: 7 SF: 0 2B: 2 SAC: 1 3B: 0 DP: 1 HR: 0 HBP: 0						

	AB	33
	R	0
	H	8
	RBI	0
	BB	1
	SO	5
	LOB	19

WP: 0 PA: 35
PB: 0
SB: 0
CS: 1

PITCHER	IP	WLS	BF	H	R	ER	SO	BB	IBB	HBP	BLK	WP	HR	S	P	ERA	WHIP
Hal Brown, R (1, 1) ERA: 3.01	9.0	W	35	8	0	0	5	1	0	0	0	0	0	44	48	0.00	1.000

PITCHER	IP	WLS	BF	H	R	ER	SO	BB	IBB	HBP	BLK	WP	HR	S	P	ERA	WHIP

Batter	1	2	3	4	5	6	7	8	9	AB	R	H	RBI	BB	SO	LOB
Brooks Robinson, R (1, 5) OBP: 0.354, SLG: 0.384	F9		L1-4 2-3			F7		5-3		4	0	0	0	0	0	1
Jim Busby, R (1, 8) OBP: 0.313, SLG: 0.320	K			6-3		6-3		F8		4	0	0	0	0	1	0
Jackie Brandt, R (1, 9) OBP: 0.385, SLG: 0.442	S 1B			S BB			K			2	0	1	0	1	1	0
Jim Gentile, L (1, 3) OBP: 0.443, SLG: 0.670	K 1-2			G6-4-3 1-2 BB			4-3			2	0	0	0	1	1	1
Gus Triandos, R (1, 2) OBP: 0.347, SLG: 0.482		G6-4-3 1B		G6-4-3 1-2f			F7			3	0	1	0	0	0	2
Dick Williams, R (1, 7) OBP: 0.259, SLG: 0.361 Russ Snyder, L (9, 7) OBP: 0.328, SLG: 0.372		G6-4-3 1-2f			1-3			1B 1B BB		2 0	1 0	0 0	0 0	1 0	0 0	1 0
Ron Hansen, R (1, 6) OBP: 0.331, SLG: 0.347		4-3			K			1B E 1B 1-2		3	1	1	0	0	1	0
Marv Breeding, R (1, 4) OBP: 0.238, SLG: 0.254			L1-4 SH1-4 1B		1-3			E1 1-H 2-H 1B		3	1	2	1	0	0	0
Hal Brown, R (1, 1) OBP: 0.194, SLG: 0.152			SH1-4 1-2			6-3		5-3		2	0	0	0	0	0	0
Inning Stats	R: 0 E: 0 K: 2 S: 8 H: 1 LOB: 1 BB: 0 P: 8	R: 0 E: 0 K: 0 S: 3 H: 1 LOB: 0 BB: 0 P: 3	R: 0 E: 0 K: 0 S: 3 H: 1 LOB: 0 BB: 0 P: 3	R: 0 E: 0 K: 0 S: 2 H: 0 LOB: 1 BB: 2 P: 10	R: 0 E: 0 K: 1 S: 5 H: 0 LOB: 0 BB: 0 P: 5	R: 0 E: 0 K: 0 S: 3 H: 0 LOB: 0 BB: 0 P: 3	R: 0 E: 0 K: 1 S: 5 H: 0 LOB: 0 BB: 0 P: 5	R: 3 E: 1 K: 0 S: 5 H: 2 LOB: 0 BB: 1 P: 9		1B: 5 2B: 1 3B: 0 HR: 0 SF: 0 SAC: 1 DP: 3 HBP: 0				WP: 0 PB: 0 SB: 2 CS: 0 PA: 29		

PITCHER	IP	WLS	BF	H	R	ER	SO	BB	IBB	HBP	BLK	WP	HR	S	P	ERA	WHIP
Jim Kaat, L (1, 1) ERA: 4.2	8.0	L	29	5	3	2	4	3	0	0	0	0	0	34	46	2.25	1.000

PITCHER	IP	WLS	BF	H	R	ER	SO	BB	IBB	HBP	BLK	WP	HR	S	P	ERA	WHIP

BOTTOM

Minnesota Twins @ Baltimore Orioles

Memorial Stadium, Baltimore, MD

Thu Aug 03 1961, 7:05 PM EDT

Att. 8,806 - Unknown

livebaseballscorecards.com

AB	25
R	3
H	5
RBI	1
BB	3
SO	4
LOB	5

Batter	1	2	3	4	5	6	7	8	9	10	AB	R	H	RBI	BB	SO	LOB
Zoilo Versalles, R (1, 6) OBP: 0.302, SLG: 0.366	5-3			E6 5-3 1B 1B	G5-4-3 1-2f			FC6-4 1-2f BB HR		F7	5	2	0	0	0	0	2
Lenny Green, L (1, 8) (8, 7) OBP: 0.406, SLG: 0.409	4-3			5-3 1-2 1B 1B		1B		BBB 4-0 1-2 HR BB		E3 1B	4	2	3	0	1	0	0
Harmon Killebrew, R (1, 3) OBP: 0.421, SLG: 0.664	SSS K			5-3 1-2 2-3		F3		1-H 2-H HR		I I I 4-0 G5-4-3 IBB	4	1	1	3	1	1	3
Bob Allison, R (1, 9) OBP: 0.356, SLG: 0.480		4-3		1B 2-H 3-H 1B		F7		F9		G5-4-3 1-2f	5	0	1	2	0	0	4
Jim Lemon, R (1, 7) OBP: 0.329, SLG: 0.406 Jim Kaat, L (8, PR) OBP: 0.366, SLG: 0.378 Bill Pleis, L (8, 1) OBP: 0.143, SLG: 0.143		F8		1-3 1B		6-3		1B			4 0 0	0 0 0	2 0 0	0 0 0	0 0 0	0 0 0	1 0 0
Earl Battey, R (1, 2) OBP: 0.372, SLG: 0.458		F8		SSS K			P6	5-3			4	0	0	0	0	1	3
Ted Lepcio, R (1, 4) (8, 5) OBP: 0.281, SLG: 0.506			6-3	6-3			G1-4-3 1B		6-3		4	0	1	0	0	0	2
Bill Tuttle, R (1, 5) (8, 8) OBP: 0.308, SLG: 0.305			6-3		G5-4-3 1B		G1-4-3 1-2f		L4		4	0	1	0	0	0	1
Camilo Pascual, R (1, 1) OBP: 0.179, SLG: 0.135 Billy Martin, R (8, PH) OBP: 0.262, SLG: 0.348 Pedro Ramos, S (8, PR) OBP: 0.188, SLG: 0.273 Jose Valdivielso, R (8, 4) OBP: 0.221, SLG: 0.231			SSS K		SSS K			E6 FC6-4	F2		2 1 0 1	0 0 0 0	0 0 0 0	0 0 0 0	0 0 0 0	2 0 0 0	1 0 0 0
Inning Stats	R: 0 H: 0 E: 0 LOB: 0 K: 1 BB: 0 S: 5 P: 5	R: 0 H: 0 E: 0 LOB: 0 K: 0 BB: 0 S: 3 P: 3	R: 0 H: 0 E: 0 LOB: 0 K: 1 BB: 0 S: 5 P: 5	R: 2 H: 3 E: 1 LOB: 2 K: 1 BB: 0 S: 9 P: 9	R: 0 H: 1 E: 0 LOB: 0 K: 1 BB: 0 S: 5 P: 5	R: 0 H: 1 E: 0 LOB: 1 K: 0 BB: 0 S: 4 P: 4	R: 0 H: 1 E: 0 LOB: 0 K: 0 BB: 0 S: 3 P: 3	R: 3 H: 2 E: 1 LOB: 1 K: 0 BB: 1 S: 6 P: 10	R: 0 H: 0 E: 0 LOB: 0 K: 0 BB: 0 S: 3 P: 3	R: 0 H: 1 E: 1 LOB: 1 K: 0 BB: 1 S: 3 P: 7	1B: 8 SF: 0 2B: 0 SAC: 0 3B: 0 DP: 3 HR: 1 HBP: 0						

PITCHER	IP	WLS	BF	H	R	ER	SO	BB	IBB	HBP	BLK	WP	HR	S	P	ERA	WHIP
Bill Stafford, R (1, 1) ERA: 2.48	7.0		26	6	2	1	4	0	0	0	0	0	0	34	34	1.29	0.857
Luis Arroyo, L (8, 1) ERA: 1.89	3.0	W	14	3	3	2	0	1	1	0	0	0	1	12	20	6.00	1.333

PITCHER	IP	WLS	BF	H	R	ER	SO	BB	IBB	HBP	BLK	WP	HR	S	P	ERA	WHIP

TOP

Minnesota Twins @ New York Yankees

Yankee Stadium, Bronx, NY

Fri Aug 04 1961, 7:05 PM EDT
Att. 24,109 - Unknown - 76 F

livebaseballscorecards.com

AB	38
R	5
H	9
RBI	5
BB	2
SO	4
LOB	17

WP: 0	PA: 40		
PB: 0			
SB: 0			
CS: 0			

Batter	1	2	3	4	5	6	7	8	9	10	AB	R	H	RBI	BB	SO	LOB
Bobby Richardson, R (1, 4) OBP: 0.291, SLG: 0.318	0-0 1B HR 1B	0-0 3-H 2B		0-0 ③ F8			0-0 ① 5-3		0-3 ③ K		5	1	2	1	0	1	0
Tony Kubek, L (1, 6) OBP: 0.318, SLG: 0.407	0-0 ③ 1-3 HR 1B	0-0 ③ 4-1			0-0 ① F9		0-3 ② K			0-0 ① 1-3	4	1	1	0	0	1	1
Luis Arroyo, L (8, 1) OBP: 0.300, SLG: 0.400											1	0	0	0	0	0	0
Roger Maris, L (1, 9) OBP: 0.384, SLG: 0.651	0-0 1-H 3-H HR		0-0 ① 1-3		0-0 ② 1-3		4-0 BB			0-0 ② 4-3	4	1	1	3	1	0	0
Mickey Mantle, S (1, 8) OBP: 0.451, SLG: 0.709	0-0 ① F3		0-0 ② 4-3		0-0 ③ F8		0-3 ③ K			4-0 1B HR BB	4	1	0	0	1	1	1
Yogi Berra, L (1, 7) OBP: 0.337, SLG: 0.463	0-0 ② 4-3		4-0 WP BB			0-0 L3 1B		0-0 ① 4-3		0-0 1-3 HR 1B	4	1	2	0	1	0	0
Johnny Blanchard, L (1, 2) OBP: 0.401, SLG: 0.654	0-3 ③ K		4-0 1-2 BB			0-0 ① ② L3 1-2		0-3 ② K		0-0 1-H 3-H HR	4	1	1	3	1	2	1
Elston Howard, R (1, 3) OBP: 0.388, SLG: 0.539		0-0 2B 3B	0-3 ③ K			0-0 HR		0-3 ③ K			4	2	2	1	0	2	2
Clete Boyer, R (1, 5) OBP: 0.306, SLG: 0.334		0-3 ① K		0-0 ① 5-3		4-0 BB			0-0 ① 5-3		3	0	0	0	1	1	1
Bill Stafford, R (1, 1) OBP: 0.262, SLG: 0.189		0-0 ② F9		0-0 ② 5-3		0-0 ③ F8			0-0 ② L6		3	0	0	0	0	0	2
Joe Demaestri, R (8, 6) OBP: 0.263, SLG: 0.263											1	0	0	0	0	0	0
Inning Stats	R: 3 E: 0 K: 1 S: 8 H: 3 LOB: 0 BB: 0 P: 8	R: 1 E: 0 K: 1 S: 7 H: 2 LOB: 1 BB: 0 P: 7	R: 0 E: 0 K: 1 S: 5 H: 0 LOB: 2 BB: 2 P: 13	R: 0 E: 0 K: 0 S: 3 H: 0 LOB: 0 BB: 0 P: 3	R: 0 E: 0 K: 0 S: 3 H: 0 LOB: 0 BB: 0 P: 3	R: 1 E: 0 K: 0 S: 4 H: 2 LOB: 1 BB: 1 P: 8	R: 0 E: 0 K: 2 S: 7 H: 0 LOB: 1 BB: 1 P: 11	R: 0 E: 0 K: 2 S: 7 H: 0 LOB: 0 BB: 0 P: 7	R: 0 E: 0 K: 1 S: 5 H: 0 LOB: 0 BB: 0 P: 5	R: 3 E: 0 K: 0 S: 4 H: 2 LOB: 0 BB: 1 P: 8	1B: 4 2B: 2 3B: 1 HR: 3	SF: 0 SAC: 0 DP: 1 HBP: 0						

PITCHER	IP	WLS	BF	H	R	ER	SO	BB	IBB	HBP	BLK	WP	HR	S	P	ERA	WHIP
Camilo Pascual, R (1, 1) ERA: 3.79	7.0		31	7	5	5	5	4	0	0	0	1	2	37	53	6.43	1.571
Bill Pleis, L (8, 1) ERA: 6.15	2.2	L	11	2	3	3	3	1	0	0	0	0	1	16	20	10.12	1.125

PITCHER	IP	WLS	BF	H	R	ER	SO	BB	IBB	HBP	BLK	WP	HR	S	P	ERA	WHIP

BOTTOM

Minnesota Twins @ New York Yankees

Yankee Stadium, Bronx, NY

Fri Aug 04 1961, 7:05 PM EDT
Att. 24,109 - Unknown - 76 F

livebaseballscorecards.com

AB	37
R	8
H	9
RBI	8
BB	5
SO	8
LOB	8

WP: 1 PB: 0 SB: 0 CS: 0 PA: 42

Batter	1	2	3	4	5	6	7	8	9	AB	R	H	RBI	BB	SO	LOB
Zoilo Versalles, R (1, 6) OBP: 0.308, SLG: 0.370	BBBB 4-0 1B 1B BB		x 0-0 ① F7			BBBB 4-0 SH5-3 BB		x 0-0 F8 2B		2	1	1	0	2	0	0
Lenny Green, L (1, 8) OBP: 0.404, SLG: 0.406	x 0-0 ① F7		x 0-0 ② P4			x 0-0 ① SH5-3 1-2		x 0-0 ② F8 2-3		3	0	0	0	0	0	2
Harmon Killebrew, R (1, 3) OBP: 0.419, SLG: 0.659	x 0-0 G5-3 1B 1-3 1B		x 0-0 ③ F9			x 0-0 ② F8		x 0-0 ③ P5		4	0	1	0	0	0	2
Bob Allison, R (1, 9) OBP: 0.357, SLG: 0.479	x 0-0 1-2 3-H 1B			x 0-0 ① 5-3		BBBB 4-0 BB			x 0-0 ① 6-3	3	0	1	1	1	0	0
Jim Lemon, R (1, 7) OBP: 0.326, SLG: 0.403 Julio Becquer, L (9, PH) OBP: 0.254, SLG: 0.529	x 0-0 ② ③ G5-3 2-3f			x 0-0 ② P4		x 0-0 ③ P4			x 0-0 ② G3	3 1	0 0	0 0	0 0	0 0	0 0	4 0
Earl Battey, R (1, 2) OBP: 0.369, SLG: 0.453 Joe Altobelli, L (9, PH) OBP: 0.667, SLG: 1.500		x 0-0 ① 6-3		x 0-0 ③ 6-3			x 0-0 ① P4		x 0-0 3B	3 1	0 0	0 1	0 0	0 0	0 0	0 0
Ted Lepcio, R (1, 4) OBP: 0.280, SLG: 0.488		x 0-0 ② 5-3			SSS 0-3 ① K		x 0-0 ② P6		BBBB 4-0 BB	3	0	0	0	1	1	0
Bill Tuttle, R (1, 5) OBP: 0.307, SLG: 0.301		BBBB 4-0 BB			x 0-0 ② F9		x 0-0 ③ 6-3		x 0-0 ③ P4	3	0	0	0	1	0	2
Jack Kralick, L (1, 1) OBP: 0.172, SLG: 0.159		x 0-0 ③ G3			x 0-0 ③ F9			x 0-0 ① 3-1		3	0	0	0	0	0	1

TOP

Minnesota Twins @ New York Yankees

Yankee Stadium, Bronx, NY

Sat Aug 05 1961, 3:33 AM EDT

Att. 18,880 - Overcast - 76 F

livebaseballscorecards.com

AB	29
R	1
H	4
RBI	1
BB	5
SO	1
LOB	11

Inning Stats																																		
	R: 1	H: 2		R: 0	H: 0		R: 0	H: 0		R: 0	H: 0		R: 0	H: 0		R: 0	H: 0		R: 0	H: 1		R: 0	H: 1		1B: 2	SF: 0		WP: 0	PA: 35					
	E: 0	LOB: 1		E: 0	LOB: 1		E: 0	LOB: 0		E: 0	LOB: 0		E: 0	LOB: 2		E: 0	LOB: 0		E: 0	LOB: 1		E: 0	LOB: 2		2B: 1	SAC: 1		PB: 0						
	K: 0	BB: 1		K: 0	BB: 1		K: 0	BB: 0		K: 0	BB: 0		K: 1	BB: 0		K: 0	BB: 2		K: 0	BB: 0		K: 0	BB: 1		3B: 1	DP: 1		SB: 0						
	S: 4	P: 8		S: 3	P: 7		S: 3	P: 3		S: 3	P: 3		S: 5	P: 5		S: 3	P: 11		S: 3	P: 3		S: 4	P: 4		HR: 0	HBP: 0		CS: 0						

PITCHER		IP	WLS	BF	H	R	ER	SO	BB	IBB	HBP	BLK	WP	HR	S	P	ERA	WHIP
Jim Coates, R ERA: 4.34	(1, 1)	9.0	W	35	4	1	1	1	5	0	0	0	0	0	32	52	1.00	1.000

PITCHER		IP	WLS	BF	H	R	ER	SO	BB	IBB	HBP	BLK	WP	HR	S	P	ERA	WHIP

Batter	1	2	3	4	5	6	7	8	9	AB	R	H	RBI	BB	SO	LOB
Bobby Richardson, R (1, 4) OBP: 0.288, SLG: 0.315	6-3		5-3		L5 3-H		F8			4	0	0	0	0	0	3
Clete Boyer, R (1, 5) OBP: 0.306, SLG: 0.331	BB G4-6-3		F9			F3		5-3		3	0	0	0	1	0	0
Roger Maris, L (1, 9) OBP: 0.385, SLG: 0.648	G4-6-3 1-2f			BB 1B		F9		1B 3B		3	1	1	0	1	0	1
Mickey Mantle, S (1, 8) OBP: 0.451, SLG: 0.713		6-3		P6		1B 1B		3B 1-H		4	0	2	1	0	0	1
Elston Howard, R (1, 2) OBP: 0.394, SLG: 0.542		1B 5-3 2B		G6-4-3 1-2 1B		1B 1-3		E6 G6-4-3		4	1	3	0	0	0	1
Bob Cerv, R (1, 7) OBP: 0.270, SLG: 0.395		5-3 1-2		G6-4-3 1-2f		F8		G6-4-3 1-2f		4	0	0	0	0	0	7
Bill Skowron, R (1, 3) OBP: 0.337, SLG: 0.479		2B 2-H			1B SH1-4 L5		PB BB			2	0	2	1	1	0	0
Joe Demaestri, R (1, 6) OBP: 0.273, SLG: 0.273		5-3			SH1-4 1-2		F8			3	0	1	0	0	0	2
Jim Coates, R (1, 1) OBP: 0.143, SLG: 0.053			K		SH1-4 1-2 2-3		K 1-2			2	0	0	0	0	2	1
Inning Stats	R: 0 H: 0 E: 0 LOB: 0 K: 0 BB: 1 S: 2 P: 6	R: 1 H: 2 E: 0 LOB: 1 K: 0 BB: 0 S: 5 P: 5	R: 0 H: 0 E: 0 LOB: 0 K: 1 BB: 0 S: 5 P: 5	R: 0 H: 1 E: 0 LOB: 1 K: 0 BB: 1 S: 3 P: 7	R: 0 H: 2 E: 0 LOB: 1 K: 0 BB: 0 S: 4 P: 4	R: 0 H: 2 E: 0 LOB: 2 K: 0 BB: 0 S: 5 P: 5	R: 0 H: 0 E: 0 LOB: 1 K: 1 BB: 1 S: 5 P: 9	R: 1 H: 2 E: 1 LOB: 1 K: 0 BB: 0 S: 5 P: 5		1B: 7 SF: 0 2B: 2 SAC: 1 3B: 1 DP: 4 HR: 0 HBP: 0						WP: 0 PA: 33 PB: 1 SB: 0 CS: 0	

PITCHER	IP	WLS	BF	H	R	ER	SO	BB	IBB	HBP	BLK	WP	HR	S	P	ERA	WHIP
Jack Kralick, L (1, 1) ERA: 3.07	8.0	L	33	9	2	2	2	3	0	0	0	0	0	34	46	2.25	1.500

PITCHER	IP	WLS	BF	H	R	ER	SO	BB	IBB	HBP	BLK	WP	HR	S	P	ERA	WHIP

BOTTOM

Minnesota Twins @ New York Yankees

Yankee Stadium, Bronx, NY

Sat Aug 05 1961, 3:33 AM EDT
Att. 18,880 - Overcast - 76 F

livebaseballscorecards.com

AB	29
R	2
H	9
RBI	2
BB	3
SO	2
LOB	16

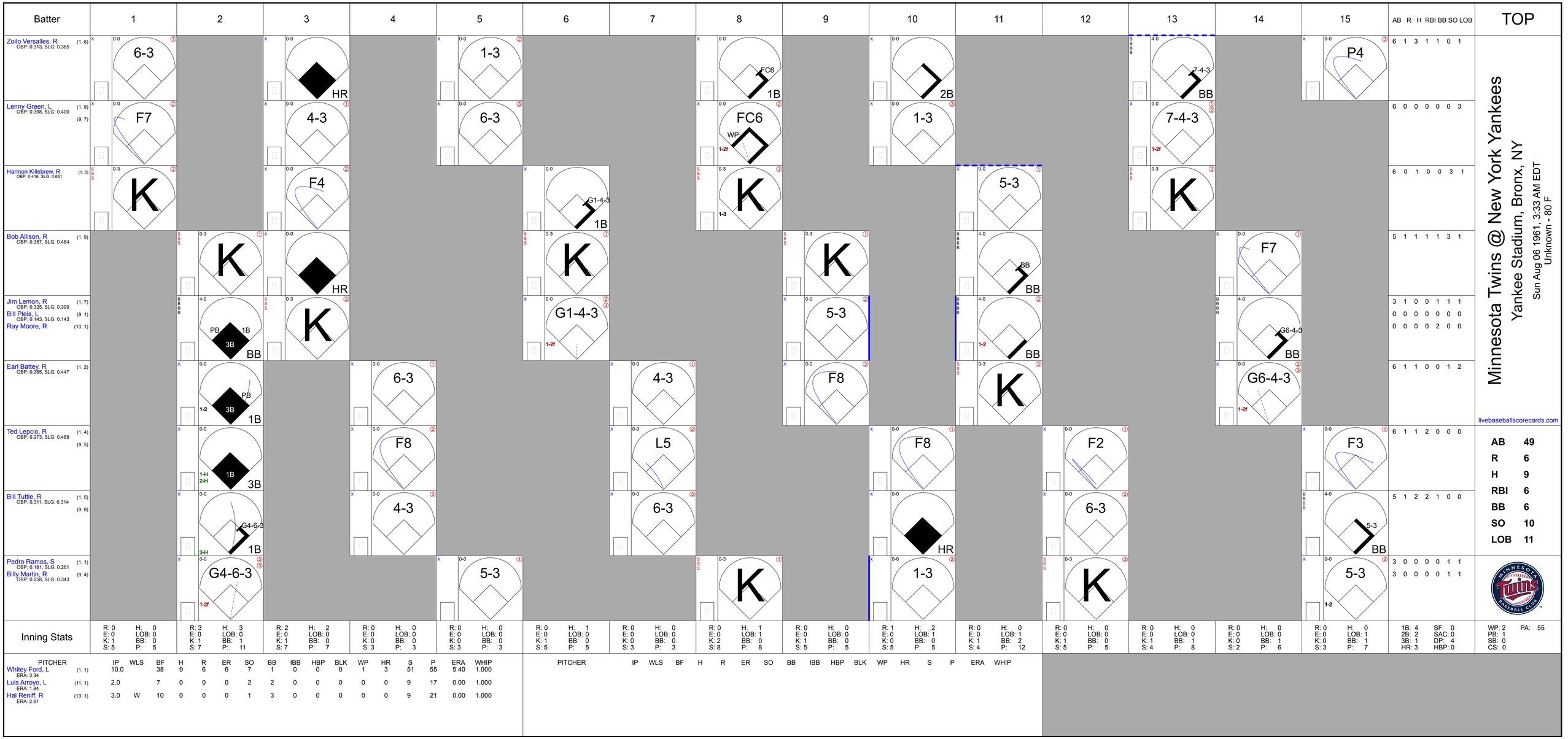
Batter
1
2
3
4
5
6
7
8
9
10
11
12
13
14
15
AB R H RBI BB SO LOB
TOP
Zoilo Versalles, R (1, 6)
OBP: 0.313, SLG: 0.385
6-3
HR
1-3
FC6 1B
2B
7-4-3 BB
P4
6 1 3 1 1 0 1
Lenny Green, L (1, 8) (9, 7)
OBP: 0.398, SLG: 0.400
F7
4-3
6-3
FC6 WP 1-2f
1-3
7-4-3 1-2f
6 0 0 0 0 0 3
Harmon Killebrew, R (1, 3)
OBP: 0.416, SLG: 0.651
K
F4
G1-4-3 1B
K 1-3
5-3
K
6 0 1 0 0 3 1
Bob Allison, R (1, 9)
OBP: 0.357, SLG: 0.484
K
HR
K
K
BB
F7
5 1 1 1 1 3 1
Jim Lemon, R (1, 7)
OBP: 0.325, SLG: 0.399
Bill Pleis, L (9, 1)
OBP: 0.143, SLG: 0.143
Ray Moore, R (10, 1)
PB 1B 3B BB
K
G1-4-3
5-3
BB
G6-4-3 BB
3 1 0 0 1 1 1
0 0 0 0 0 0 0
0 0 0 0 2 0 0
Earl Battey, R (1, 2)
OBP: 0.365, SLG: 0.447
PB 1-2 3B 1B
6-3
4-3
F8
K
G6-4-3 1-2f
6 1 1 0 0 1 2
Ted Lepcio, R (1, 4) (9, 5)
OBP: 0.273, SLG: 0.489
1-H 2-H 1B 3B
F8
L5
F8
HR
F2
F3
6 1 1 2 0 0 0
Bill Tuttle, R (1, 5) (9, 8)
OBP: 0.311, SLG: 0.314
G4-6-3 1B 3-H
4-3
6-3
1-3
6-3
5-3 BB
5 1 2 2 1 0 0
Pedro Ramos, S (1, 1)
OBP: 0.181, SLG: 0.261
Billy Martin, R (9, 4)
OBP: 0.258, SLG: 0.343
G4-6-3 1-2f
5-3
K
K
1-3
K
5-3 1-2
3 0 0 0 0 1 1
3 0 0 0 0 1 1
Minnesota Twins @ New York Yankees
Yankee Stadium, Bronx, NY
Sun Aug 06 1961, 3:33 AM EDT
Unknown - 80 F
livebaseballscorecards.com
AB 49
R 6
H 9
RBI 6
BB 6
SO 10
LOB 11
Inning Stats
R: 0 H: 0 E: 0 LOB: 0 K: 1 BB: 0 S: 5 P: 5
R: 3 H: 3 E: 0 LOB: 0 K: 1 BB: 1 S: 7 P: 11
R: 2 H: 2 E: 0 LOB: 0 K: 1 BB: 0 S: 7 P: 7
R: 0 H: 0 E: 0 LOB: 0 K: 0 BB: 0 S: 3 P: 3
R: 0 H: 0 E: 0 LOB: 0 K: 0 BB: 0 S: 3 P: 3
R: 0 H: 1 E: 0 LOB: 0 K: 1 BB: 0 S: 5 P: 5
R: 0 H: 0 E: 0 LOB: 0 K: 0 BB: 0 S: 3 P: 3
R: 0 H: 1 E: 0 LOB: 1 K: 2 BB: 0 S: 8 P: 8
R: 0 H: 0 E: 0 LOB: 0 K: 1 BB: 0 S: 5 P: 5
R: 1 H: 2 E: 0 LOB: 1 K: 0 BB: 0 S: 5 P: 5
R: 0 H: 0 E: 0 LOB: 1 K: 1 BB: 2 S: 4 P: 12
R: 0 H: 0 E: 0 LOB: 0 K: 1 BB: 0 S: 5 P: 5
R: 0 H: 0 E: 0 LOB: 0 K: 1 BB: 1 S: 4 P: 8
R: 0 H: 0 E: 0 LOB: 0 K: 0 BB: 1 S: 2 P: 6
R: 0 H: 0 E: 0 LOB: 1 K: 0 BB: 1 S: 3 P: 7
1B: 4 SF: 0
2B: 2 SAC: 0
3B: 1 DP: 4
HR: 3 HBP: 0
WP: 2 PA: 55
PB: 1
SB: 0
CS: 0
PITCHER IP WLS BF H R ER SO BB IBB HBP BLK WP HR S P ERA WHIP
Whitey Ford, L (1, 1) ERA: 3.34 10.0 38 9 6 6 7 1 0 0 0 0 1 0 51 55 5.40 1.000
Luis Arroyo, L (11, 1) ERA: 1.84 2.0 7 0 0 0 2 2 0 0 0 0 0 0 9 17 0.00 1.000
Hal Reniff, R (13, 1) ERA: 2.61 3.0 W 10 0 0 0 1 3 0 0 0 0 0 0 9 21 0.00 1.000
PITCHER IP WLS BF H R ER SO BB IBB HBP BLK WP HR S P ERA WHIP

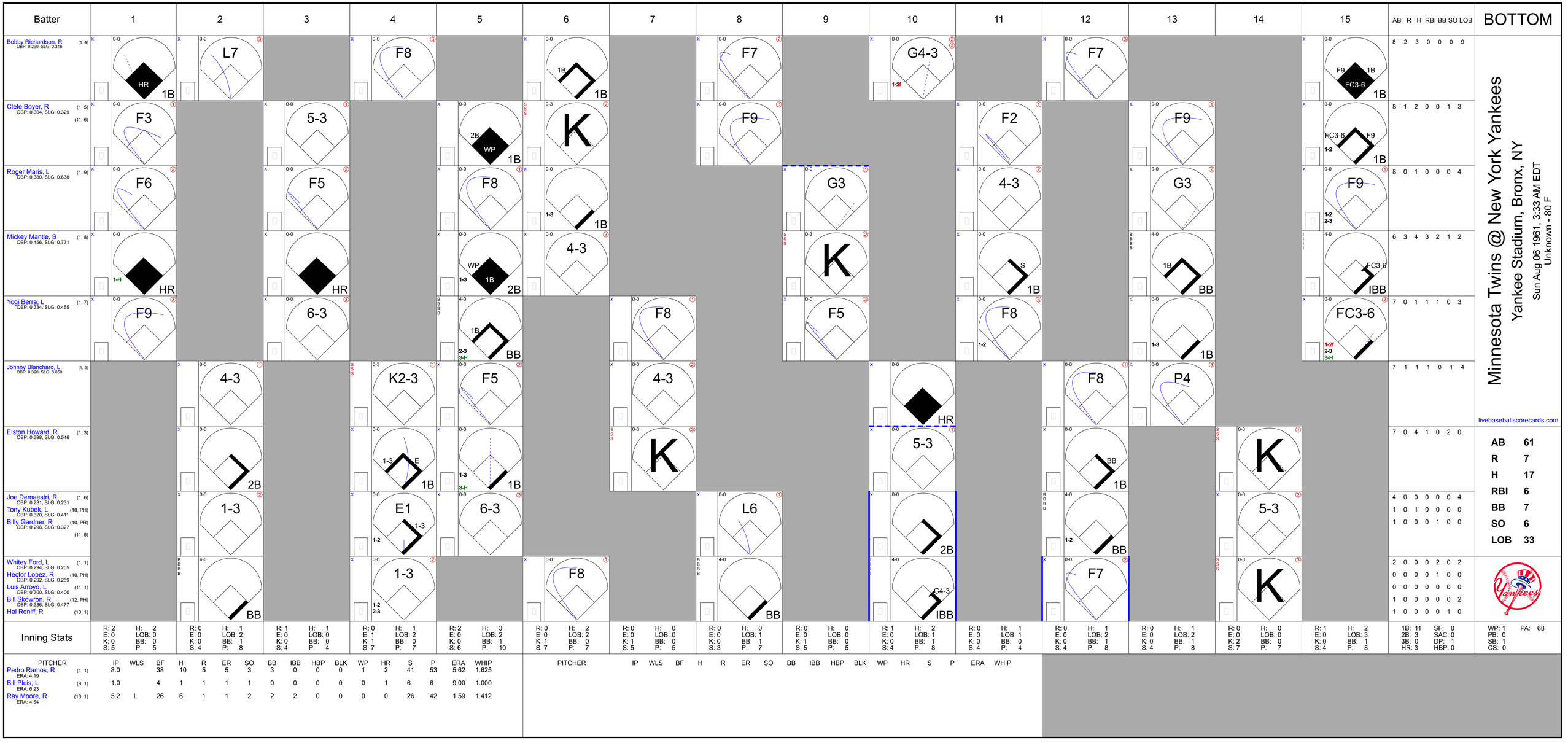
Batter
1
2
3
4
5
6
7
8
9
10
11
12
13
14
15
AB R H RBI BB SO LOB
BOTTOM
Bobby Richardson, R (1, 4) OBP: 0.290, SLG: 0.316
HR 1B
L7
F8
1B 1B
F7
G4-3 1-2f
F7
F9 1B FC3-6 1B
8 2 3 0 0 0 9
Clete Boyer, R (1, 5) (11, 6) OBP: 0.304, SLG: 0.329
F3
5-3
2B WP 1B
K
F9
F2
F9
FC3-6 F9 1-2 1B
8 1 2 0 0 1 3
Roger Maris, L (1, 9) OBP: 0.380, SLG: 0.638
F6
F5
F8 1-3 1B
G3
4-3
G3
F9 1-2 2-3
8 0 1 0 0 0 4
Mickey Mantle, S (1, 8) OBP: 0.456, SLG: 0.731
1-H HR
HR
WP 1-3 1B 2B
K
S 1B
1B BB
FC3-6 IBB
6 3 4 3 2 1 2
Yogi Berra, L (1, 7) OBP: 0.334, SLG: 0.455
F9
6-3
1B 2-3 3-H BB
F8
F5
F8 1-2
F8 1-2 2-3 3-H
7 0 1 1 1 0 3
Johnny Blanchard, L (1, 2) OBP: 0.390, SLG: 0.650
4-3
K2-3
F5
4-3
HR
F8
P4
7 1 1 1 0 1 4
Elston Howard, R (1, 3) OBP: 0.398, SLG: 0.546
2B
1-3 E 1B
1-3 3-H 1B
K
5-3
BB 1B
K
7 0 4 1 0 2 0
Joe Demaestri, R (1, 6) OBP: 0.231, SLG: 0.231
Tony Kubek, L (10, PH) OBP: 0.320, SLG: 0.411
Billy Gardner, R (10, PR) OBP: 0.296, SLG: 0.327 (11, 5)
1-3
E1 1-3 1-2
6-3
L6
2B
BB 1-2
5-3
4 0 0 0 0 0 4
1 0 1 0 0 0 0
1 0 0 0 1 0 0
Whitey Ford, L (1, 1) OBP: 0.294, SLG: 0.205
Hector Lopez, R (10, PH) OBP: 0.292, SLG: 0.289
Luis Arroyo, L (11, 1) OBP: 0.300, SLG: 0.400
Bill Skowron, R (12, PH) OBP: 0.336, SLG: 0.477
Hal Reniff, R (13, 1)
BB
1-3 1-2 2-3
F8
BB
G4-3 IBB
F7
K
2 0 0 0 2 0 2
0 0 0 0 1 0 0
0 0 0 0 0 0 0
1 0 0 0 0 0 2
1 0 0 0 0 1 0
Inning Stats
R: 2 E: 0 K: 0 S: 5
H: 2 LOB: 0 BB: 0 P: 5
R: 0 E: 0 K: 0 S: 4
H: 1 LOB: 2 BB: 1 P: 8
R: 1 E: 0 K: 0 S: 4
H: 1 LOB: 0 BB: 0 P: 4
R: 0 E: 1 K: 1 S: 7
H: 1 LOB: 2 BB: 0 P: 7
R: 2 E: 0 K: 0 S: 6
H: 3 LOB: 2 BB: 1 P: 10
R: 0 E: 0 K: 1 S: 7
H: 2 LOB: 2 BB: 0 P: 7
R: 0 E: 0 K: 1 S: 5
H: 0 LOB: 0 BB: 0 P: 5
R: 0 E: 0 K: 0 S: 3
H: 0 LOB: 1 BB: 1 P: 7
R: 0 E: 0 K: 1 S: 5
H: 0 LOB: 0 BB: 0 P: 5
R: 1 E: 0 K: 0 S: 4
H: 2 LOB: 1 BB: 1 P: 8
R: 0 E: 0 K: 0 S: 4
H: 1 LOB: 1 BB: 0 P: 4
R: 0 E: 0 K: 0 S: 4
H: 1 LOB: 2 BB: 1 P: 8
R: 0 E: 0 K: 0 S: 4
H: 1 LOB: 2 BB: 1 P: 8
R: 0 E: 0 K: 2 S: 7
H: 0 LOB: 0 BB: 0 P: 7
R: 1 E: 0 K: 0 S: 4
H: 2 LOB: 3 BB: 1 P: 8
1B: 11 2B: 3 3B: 0 HR: 3
SF: 0 SAC: 0 DP: 1 HBP: 0
WP: 1 PB: 0 SB: 1 CS: 0
PA: 68
PITCHER IP WLS BF H R ER SO BB IBB HBP BLK WP HR S P ERA WHIP
Pedro Ramos, R (1, 1) ERA: 4.19 8.0 38 10 5 5 3 3 0 0 0 1 2 41 53 5.62 1.625
Bill Pleis, L (9, 1) ERA: 6.23 1.0 4 1 1 1 1 0 0 0 0 0 1 6 6 9.00 1.000
Ray Moore, R (10, 1) ERA: 4.54 5.2 L 26 6 1 1 2 2 2 0 0 0 0 26 42 1.59 1.412
PITCHER IP WLS BF H R ER SO BB IBB HBP BLK WP HR S P ERA WHIP
Minnesota Twins @ New York Yankees
Yankee Stadium, Bronx, NY
Sun Aug 06 1961, 3:33 AM EDT
Unknown - 80 F
livebaseballscorecards.com
AB 61
R 7
H 17
RBI 6
BB 7
SO 6
LOB 33

Batter	1	2	3	4	5	6	7	8	9	AB	R	H	RBI	BB	SO	LOB
Zoilo Versalles, R (1, 6) OBP: 0.309, SLG: 0.379	5-3		K		F8		F8		L4-3 1-2	5	0	0	0	0	1	2
Lenny Green, L (1, 8) OBP: 0.399, SLG: 0.401	1B 1B		P4		F8		E7 2-H 1B			4	0	2	1	0	0	0
Harmon Killebrew, R (1, 3) OBP: 0.412, SLG: 0.644	P6		F8		5-3		SSS K			4	0	0	0	0	1	2
Joe Altobelli, L (1, 7) OBP: 0.750, SLG: 1.333	FC5-4 1-3 1B			SH5-3 BB SF8 1B		FC5-4 1B		F7		1	0	1	0	0	0	0
Julio Becquer, L (2, 7) OBP: 0.270, SLG: 0.535										3	1	2	0	0	0	0
Bob Allison, R (1, 9) OBP: 0.356, SLG: 0.480	FC5-4 1-2f			BBBB SH5-3 1-2 BB		FC5-4 G3 1-2f		5-3		3	0	0	0	1	0	3
Hal Naragon, L (1, 2) OBP: 0.324, SLG: 0.406		1-3		SH5-3 1-2 2-3		G3 1-2		FC5-4 1B		3	0	1	0	0	0	1
Ted Lepcio, R (1, 4) OBP: 0.262, SLG: 0.473		E7 4-3		SF8 3-H		SSS K		FC5-4 1-2f		3	0	0	1	0	1	2
Bill Tuttle, R (1, 5) OBP: 0.310, SLG: 0.311		4-3 1-2		IBB			1-3		1-3	3	0	0	0	1	0	1
Al Schroll, R (1, 1) OBP: 0.500, SLG: 0.750		P6		L5			E 2B		L4-3 1B	4	1	2	0	0	0	3
Inning Stats	R: 0 H: 2 E: 0 LOB: 2 K: 0 BB: 0 S: 5 P: 5	R: 0 H: 0 E: 1 LOB: 1 K: 0 BB: 0 S: 4 P: 4	R: 0 H: 0 E: 0 LOB: 0 K: 1 BB: 0 S: 5 P: 5	R: 1 H: 1 E: 0 LOB: 2 K: 0 BB: 2 S: 4 P: 12	R: 0 H: 0 E: 0 LOB: 0 K: 0 BB: 0 S: 3 P: 3	R: 0 H: 1 E: 0 LOB: 1 K: 1 BB: 0 S: 6 P: 6	R: 1 H: 2 E: 1 LOB: 1 K: 1 BB: 0 S: 7 P: 7	R: 0 H: 1 E: 0 LOB: 1 K: 0 BB: 0 S: 4 P: 4	R: 0 H: 1 E: 0 LOB: 0 K: 0 BB: 0 S: 3 P: 3	1B: 7 SF: 1 2B: 2 SAC: 1 3B: 0 DP: 1 HR: 0 HBP: 0						WP: 0 PA: 37 PB: 0 SB: 0 CS: 0	

PITCHER	IP	WLS	BF	H	R	ER	SO	BB	IBB	HBP	BLK	WP	HR	S	P	ERA	WHIP
Rollie Sheldon, R (1, 1) ERA: 2.98	9.0	W	37	8	2	2	3	1	1	0	0	0	0	41	49	2.00	1.000

PITCHER	IP	WLS	BF	H	R	ER	SO	BB	IBB	HBP	BLK	WP	HR	S	P	ERA	WHIP

TOP

Minnesota Twins @ New York Yankees

Yankee Stadium, Bronx, NY

Sun Aug 06 1961, 7:05 PM EDT

Att. 39,408 - Unknown - 78 F

livebaseballscorecards.com

AB	33
R	2
H	8
RBI	2
BB	2
SO	3
LOB	14

BOTTOM

Minnesota Twins @ New York Yankees

Yankee Stadium, Bronx, NY

Sun Aug 06 1961, 7:05 PM EDT

Att. 39,408 - Unknown - 78 F

livebaseballscorecards.com

Batter	1	2	3	4	5	6	7	8	9	AB	R	H	RBI	BB	SO	LOB
Bobby Richardson, R (1, 4) OBP: 0.292, SLG: 0.317	1-3		1B			E5		1B		4	1	2	0	0	0	0
Hector Lopez, R (1, 7) OBP: 0.286, SLG: 0.282	5-3		F8			5-3 1-H		5-3		4	0	0	0	0	0	2
Roger Maris, L (1, 9) OBP: 0.379, SLG: 0.634	F8			G3		1B			F9	4	0	1	0	0	0	0
Mickey Mantle, S (1, 8) OBP: 0.457, SLG: 0.736		HR		4-3		K			FC1-4 1B 1B BB	3	2	1	1	1	1	1
Elston Howard, R (1, 2) OBP: 0.396, SLG: 0.542		5-3		6-3			K		FC1-4 1-2 1B	4	0	1	0	0	1	0
Bill Skowron, R (1, 3) OBP: 0.335, SLG: 0.475		F8			G5-4-3 BB 1B		5-3		FC1-4 1-2f 2-3 1B	4	0	1	0	0	0	2
Clete Boyer, R (1, 5) OBP: 0.306, SLG: 0.329 (9, 6)		K			G5-4-3 1-2 BB		F7		1-2 3-H 1B	3	0	1	1	1	1	0
Joe Demaestri, R (1, 6) OBP: 0.214, SLG: 0.214 Tony Kubek, L (8, PH) OBP: 0.319, SLG: 0.410 Billy Gardner, R (9, 5) OBP: 0.296, SLG: 0.327			5-3		G5-4-3 1-2f 2-3			F9		2 1 0	0 0 0	0 0 0	0 0 0	0 0 0	0 0 0	2 0 0
Rollie Sheldon, R (1, 1) OBP: 0.143, SLG: 0.122			K			K		P4		3	0	0	0	0	2	0

Inning Stats	1	2	3	4	5	6	7	8	9
	R: 0 E: 0 K: 0 S: 3	H: 0 LOB: 0 BB: 0 P: 3	R: 1 E: 0 K: 1 S: 6	H: 1 LOB: 0 BB: 0 P: 6	R: 0 E: 0 K: 1 S: 6	H: 1 LOB: 1 BB: 0 P: 6	R: 0 E: 0 K: 0 S: 3	H: 0 LOB: 0 BB: 0 P: 3	R: 0 E: 0 K: 0 S: 2	H: 1 LOB: 0 BB: 1 P: 6	R: 1 E: 2 K: 2 S: 9	H: 1 LOB: 1 BB: 0 P: 9	R: 0 E: 0 K: 1 S: 5	H: 0 LOB: 0 BB: 0 P: 5	R: 0 E: 0 K: 0 S: 4	H: 1 LOB: 1 BB: 0 P: 4	R: 1 E: 0 K: 0 S: 4	H: 2 LOB: 2 BB: 1 P: 8

1B: 6	SF: 0
2B: 0	SAC: 0
3B: 0	DP: 1
HR: 1	HBP: 0
WP: 0	PA: 34
PB: 0	
SB: 0	
CS: 0	

AB	32
R	3
H	7
RBI	2
BB	2
SO	5
LOB	7

PITCHER	IP	WLS	BF	H	R	ER	SO	BB	IBB	HBP	BLK	WP	HR	S	P	ERA	WHIP
Al Schroll, R (1, 1) ERA: 2.08	8.2	L	34	7	3	2	5	2	0	0	0	0	1	42	50	2.08	1.038

PITCHER	IP	WLS	BF	H	R	ER	SO	BB	IBB	HBP	BLK	WP	HR	S	P	ERA	WHIP

Batter	1	2	3	4	5	6	7	8	9	AB	R	H	RBI	BB	SO	LOB
Zoilo Versalles, R (1, 6) OBP: 0.307, SLG: 0.374	F9		K		FC4-6 BB		F4		FC4-6 1-2f	4	0	0	0	1	1	2
Lenny Green, L (1, 8) (8, 7) OBP: 0.400, SLG: 0.408	HR		F8		FC4-6 1-3 1-2f		WP 1-2 BB			3	1	1	1	1	0	1
Harmon Killebrew, R (1, 3) OBP: 0.408, SLG: 0.637	K			K	1-3 1-2		K 1-2 2-3			4	0	0	0	0	3	3
Bob Allison, R (1, 9) OBP: 0.355, SLG: 0.477	K			2B 2B 1B	F8			K		4	1	1	0	0	2	1
Jim Lemon, R (1, 7) OBP: 0.327, SLG: 0.401		FC5-4 BB		1-3 2B 2B		F8		F4		3	1	1	0	1	0	0
Billy Martin, R (8, 4) OBP: 0.258, SLG: 0.343										0	0	0	0	0	0	0
Earl Battey, R (1, 2) OBP: 0.364, SLG: 0.448		FC5-4 1B 1-2f		2-H 3-H 1B 2B		5-3		5-3		4	1	1	2	0	0	1
Ted Lepcio, R (1, 4) (8, 5) OBP: 0.262, SLG: 0.464		G4-6-3 1-3 1B		K		K			F4	4	0	1	0	0	2	1
Bill Tuttle, R (1, 5) (8, 8) OBP: 0.313, SLG: 0.314		G4-6-3 1-2f		FC6-4 2-H 1B			FC1-6 1B		3-1	4	0	2	1	0	0	2
Don Lee, R (1, 1) OBP: 0.091, SLG: 0.091			F8	FC6-4 1-2f			FC1-6 WP BB 1-2f		FC4-6 1B	4	0	1	0	0	0	2
Inning Stats	R: 1 E: 0 K: 2 S: 8 H: 1 LOB: 0 BB: 0 P: 8	R: 0 E: 0 K: 0 S: 3 H: 1 LOB: 1 BB: 1 P: 7	R: 0 E: 0 K: 1 S: 5 H: 0 LOB: 0 BB: 0 P: 5	R: 3 E: 0 K: 2 S: 11 H: 4 LOB: 1 BB: 0 P: 11	R: 0 E: 0 K: 0 S: 3 H: 0 LOB: 1 BB: 1 P: 7	R: 0 E: 0 K: 1 S: 5 H: 0 LOB: 0 BB: 0 P: 5	R: 0 E: 0 K: 1 S: 6 H: 1 LOB: 2 BB: 1 P: 10	R: 0 E: 0 K: 1 S: 5 H: 0 LOB: 0 BB: 0 P: 5	R: 0 E: 0 K: 0 S: 4 H: 1 LOB: 1 BB: 0 P: 4	1B: 5 2B: 2 3B: 0 HR: 1 SF: 0 SAC: 0 DP: 1 HBP: 0						

PITCHER	IP	WLS	BF	H	R	ER	SO	BB	IBB	HBP	BLK	WP	HR	S	P	ERA	WHIP
Ike Delock, R (1, 1) ERA: 4.47	4.0		18	6	4	4	5	1	0	0	0	0	1	27	31	9.00	1.750
Mike Fornieles, R (5, 1) ERA: 5.46	5.0	W	19	2	0	0	3	2	0	0	0	1	0	23	31	0.00	0.800

PITCHER	IP	WLS	BF	H	R	ER	SO	BB	IBB	HBP	BLK	WP	HR	S	P	ERA	WHIP

TOP

Minnesota Twins @ Boston Red Sox

Fenway Park, Boston, MA

Mon Aug 07 1961, 7:05 PM EDT

Unknown - 88 F

livebaseballscorecards.com

AB	34
R	4
H	8
RBI	4
BB	3
SO	8
LOB	13

WP: 1 PA: 37
PB: 0
SB: 0
CS: 0

Minnesota Twins @ Boston Red Sox

Fenway Park, Boston, MA

Mon Aug 07 1961, 7:05 PM EDT

Unknown - 88 F

Batter	1	2	3	4	5	6	7	8	9	AB	R	H	RBI	BB	SO	LOB
Chuck Schilling, R (1, 4) OBP: 0.337, SLG: 0.322	1-3, 1B, 4-3, 1B	1B		BB			F3		F3	4	1	2	0	1	0	1
Gary Geiger, L (1, 8) OBP: 0.359, SLG: 0.429	4-3, 1-3, 2B, 1-2, 1B	F6		G3			F6		1B, IBB	4	1	1	0	1	0	2
Carl Yastrzemski, L (1, 7) OBP: 0.314, SLG: 0.361	1-3, 1-2, 2-3	G3			L3			1B, BB	1-2, 2-H, 1B	4	0	1	1	1	0	3
Vic Wertz, L (1, 3) OBP: 0.357, SLG: 0.464	4-3, 2-3, 3-H		4-3		F5			K		4	0	0	1	0	1	2
Frank Malzone, R (1, 5) OBP: 0.284, SLG: 0.341	2B, 3-H		6-3		5-3			1-2, 1B		4	0	2	1	0	0	0
Russ Nixon, L (1, 2) OBP: 0.317, SLG: 0.355	F7		1B			1-3		F7		1	0	0	0	0	0	1
Jim Pagliaroni, R (2, 2) OBP: 0.333, SLG: 0.442										3	0	1	0	0	0	2
Carroll Hardy, R (1, 9) OBP: 0.344, SLG: 0.365		HR, BB	F3			CS, 1B		F7		3	1	1	0	1	0	3
Don Buddin, R (1, 6) OBP: 0.400, SLG: 0.392		1-H, HR		6-3		K, 1-2			F8	4	1	1	2	0	1	1
Ike Delock, R (1, 1) OBP: 0.211, SLG: 0.118		K		K			K		1B, 2B	1	0	0	0	0	1	0
Pumpsie Green, S (4, PH) OBP: 0.333, SLG: 0.387										1	0	0	0	0	1	0
Mike Fornieles, R (5, 1) OBP: 0.160, SLG: 0.200										2	1	1	0	0	1	0

livebaseballscorecards.com

AB	35
R	5
H	10
RBI	5
BB	4
SO	5
LOB	15

Inning Stats	1	2	3	4	5	6	7	8	9	1B	SF	WP	PA
	R: 2, E: 0, K: 0, S: 6, H: 3, LOB: 1, BB: 0, P: 6	R: 2, E: 0, K: 1, S: 7, H: 2, LOB: 1, BB: 1, P: 11	R: 0, E: 0, K: 0, S: 4, H: 1, LOB: 1, BB: 0, P: 4	R: 0, E: 0, K: 1, S: 5, H: 0, LOB: 1, BB: 1, P: 9	R: 0, E: 0, K: 0, S: 3, H: 0, LOB: 0, BB: 0, P: 3	R: 0, E: 0, K: 1, S: 5, H: 1, LOB: 0, BB: 0, P: 5	R: 0, E: 0, K: 1, S: 5, H: 0, LOB: 0, BB: 0, P: 5	R: 0, E: 0, K: 1, S: 6, H: 1, LOB: 2, BB: 1, P: 10	R: 1, E: 0, K: 0, S: 4, H: 2, LOB: 2, BB: 1, P: 8	1B: 7, 2B: 2, 3B: 0, HR: 1	SF: 0, SAC: 0, DP: 0, HBP: 0	WP: 0, PB: 0, SB: 0, CS: 1	PA: 39

PITCHER	IP	WLS	BF	H	R	ER	SO	BB	IBB	HBP	BLK	WP	HR	S	P	ERA	WHIP
Don Lee, R (1, 1) ERA: 2.68	8.2	L	39	10	5	5	5	3	1	0	0	0	1	45	61	5.19	1.500

TOP

Minnesota Twins @ Boston Red Sox

Fenway Park, Boston, MA

Mon Aug 07 1961, 7:05 PM EDT

Att. 11,241 - Unknown - 82 F

livebaseballscorecards.com

Batter	1	2	3	4	5	6	7	8	9	AB	R	H	RBI	BB	SO	LOB
Zoilo Versalles, R (1, 6) OBP: 0.314, SLG: 0.379	x 0-0 E4 HBP G4-3 1B		B B B B 4-0 BB 2B BB		x 0-0 CS 1B	x 0-0 ③ F9			x 0-0 ② 1B	4	2	3	0	1	0	2
Lenny Green, L (1, 8) OBP: 0.404, SLG: 0.410	B B B B 4-0 G4-3 HBP BB		B B B B 4-0 1-2 2B BB		x 0-0 ① 1-2 1B		x 0-0 G5-4-3 1B		S S S 0-3 ③ K	3	0	2	0	2	1	0
Harmon Killebrew, R (1, 3) OBP: 0.409, SLG: 0.637	H 1-0 G4-3 1-2 2-3 HBP		x 0-0 ② 1-H 2-H 2B		S S S 0-3 ② K		x 0-0 ① ② G5-4-3 1-2f			3	0	1	1	0	1	2
Bob Allison, R (1, 9) OBP: 0.354, SLG: 0.475	x 0-0 ① ② G4-3 1-2f 2-3 3-H		x 0-0 ③ 6-3		x 0-0 ③ F7		x 0-0 FC5-4 1B			4	0	1	0	0	0	4
Jim Lemon, R (1, 7) OBP: 0.329, SLG: 0.409	x 0-0 ③ F8			x 0-0 5-3 E 1B		x 0-0 1B 3B	x 0-0 ③ FC5-4 1-2f			4	2	2	0	0	0	2
Hal Naragon, L (1, 2) OBP: 0.321, SLG: 0.400		x 0-0 ① 6-3		x 0-0 ① 5-3 1-2		x 0-0 4-3 3-H 1B		x 0-0 ① 4-3		4	0	1	1	0	0	1
Ted Lepcio, R (1, 4) OBP: 0.252, SLG: 0.446		x 0-0 ② 4-3		S S S 0-3 ② K		S S S 0-3 ① K		x 0-0 ② F2		4	0	0	0	0	2	2
Bill Tuttle, R (1, 5) OBP: 0.308, SLG: 0.309		x 0-0 ③ F3		x 0-0 E6 2-H		x 0-0 ② 4-3 1-2		S S S 0-3 ③ K		4	0	0	0	0	1	1
Jim Kaat, L (1, 1) OBP: 0.349, SLG: 0.359 Chuck Stobbs, L (5, 1) OBP: 0.444, SLG: 0.500 Julio Becquer, L (6, PH) OBP: 0.280, SLG: 0.535 Pedro Ramos, S (6, 1) OBP: 0.181, SLG: 0.261 Earl Battey, R (9, PH) OBP: 0.363, SLG: 0.447			x 0-0 ① 4-3	x 0-0 ③ 4-3		4-0 IBB			x 0-0 ① F3	2 0 0 0 1	0 0 0 0 0	0 0 0 0 0	0 0 1 0 0	0 0 0 0 0	0 0 0 0 0	1 0 0 0 0
Inning Stats	R: 1 E: 1 K: 0 S: 3 H: 1 LOB: 1 BB: 1 P: 8	R: 0 E: 0 K: 0 S: 3 H: 0 LOB: 0 BB: 0 P: 3	R: 1 E: 0 K: 0 S: 3 H: 1 LOB: 1 BB: 2 P: 11	R: 1 E: 1 K: 1 S: 7 H: 1 LOB: 1 BB: 0 P: 7	R: 0 E: 0 K: 1 S: 6 H: 2 LOB: 1 BB: 0 P: 6	R: 1 E: 0 K: 1 S: 7 H: 2 LOB: 2 BB: 1 P: 11	R: 0 E: 0 K: 0 S: 4 H: 2 LOB: 1 BB: 0 P: 4	R: 0 E: 0 K: 1 S: 5 H: 0 LOB: 0 BB: 0 P: 5	R: 0 E: 0 K: 1 S: 5 H: 1 LOB: 0 BB: 0 P: 5	1B: 8 2B: 1 3B: 1 HR: 0	SF: 0 SAC: 0 DP: 2 HBP: 1						

	AB	33
	R	4
	H	10
	RBI	2
	BB	4
	SO	5
	LOB	15

WP: 0 PB: 0 SB: 0 CS: 1 PA: 38

PITCHER		IP	WLS	BF	H	R	ER	SO	BB	IBB	HBP	BLK	WP	HR	S	P	ERA	WHIP
Don Schwall, R ERA: 2.93	(1, 1)	8.0	W	35	9	4	3	4	3	1	1	0	0	0	38	55	3.38	1.500
Arnold Earley, L ERA: 4.29	(9, 1)	1.0	S	3	1	0	0	1	0	0	0	0	0	0	5	5	0.00	1.000

PITCHER		IP	WLS	BF	H	R	ER	SO	BB	IBB	HBP	BLK	WP	HR	S	P	ERA	WHIP

Batter	1	2	3	4	5	6	7	8	9	AB	R	H	RBI	BB	SO	LOB
Chuck Schilling, R (1, 4) OBP: 0.338, SLG: 0.321	5-3		6-3		BB BB 1B 1-2 1B		G5-4-3 BB	F8		4	1	1	0	1	0	2
Carroll Hardy, R (1, 8) OBP: 0.343, SLG: 0.359	6-3		K		BB 1-2 2-3 1B BB		G5-4-3 1-2f			3	1	0	0	1	1	1
Jackie Jensen, R (1, 9) OBP: 0.353, SLG: 0.388	F3			HR	1B 1-2 2-3 3-H BB		FC6-4 1B			3	1	2	2	1	0	0
Frank Malzone, R (1, 5) OBP: 0.286, SLG: 0.343		FC6-4 1B		F9	FC5-4 1-2 2-H 3-H 1B		FC6-4 1-2f			4	0	2	2	0	0	1
Jim Pagliaroni, R (1, 2) OBP: 0.332, SLG: 0.437		F8		L4-3 BB	FC5-4 1-2f			1-3		3	0	0	0	1	0	3
Pete Runnels, L (1, 3) OBP: 0.375, SLG: 0.413		FC6-4 S 1-2f		L4-3 1-2		F8		1B 1B BB		3	1	0	0	1	0	2
Don Buddin, R (1, 6) OBP: 0.398, SLG: 0.388		FC6-4 1-2 BB			1-3	K		K		3	0	0	0	1	2	1
Carl Yastrzemski, L (1, 7) OBP: 0.315, SLG: 0.365		FC6-4 1-2f			4-3	2B		1B 1-2 1B		4	0	2	0	0	0	2
Don Schwall, R (1, 1) OBP: 0.195, SLG: 0.200 Vic Wertz, L (8, PH) OBP: 0.359, SLG: 0.466 Billy Harrell, R (8, PR) OBP: 0.184, SLG: 0.216 Arnold Earley, L (9, 1)			1-3		BB 1B BB 1B	K		1-3 2-H 1B		3 1 0 0	1 0 0 0	1 1 0 0	0 1 0 0	0 0 0 0	1 0 0 0	1 0 0 0
Inning Stats	R: 0 E: 0 K: 0 S: 3 H: 0 LOB: 0 BB: 0 P: 3	R: 0 E: 0 K: 0 S: 4 H: 1 LOB: 2 BB: 1 P: 8	R: 0 E: 0 K: 1 S: 5 H: 0 LOB: 0 BB: 0 P: 5	R: 1 E: 0 K: 0 S: 3 H: 1 LOB: 0 BB: 1 P: 7	R: 3 E: 0 K: 0 S: 6 H: 3 LOB: 2 BB: 2 P: 14	R: 0 E: 0 K: 2 S: 8 H: 1 LOB: 1 BB: 0 P: 8	R: 0 E: 0 K: 0 S: 3 H: 1 LOB: 1 BB: 1 P: 7	R: 1 E: 0 K: 1 S: 7 H: 2 LOB: 2 BB: 1 P: 11		1B: 7 2B: 2 3B: 0 HR: 1 SF: 0 SAC: 0 DP: 2 HBP: 0						

PITCHER		IP	WLS	BF	H	R	ER	SO	BB	IBB	HBP	BLK	WP	HR	S	P	ERA	WHIP
Jim Kaat, L ERA: 4.33	(1, 1)	4.2		22	5	4	4	1	4	0	0	0	0	1	20	36	7.71	1.929
Chuck Stobbs, L ERA: 6.54	(5, 1)	0.1		1	0	0	0	0	0	0	0	0	0	0	1	1	0.00	0.000
Pedro Ramos, R ERA: 4.18	(6, 1)	3.0	L	14	4	1	1	3	2	0	0	0	0	0	18	26	3.00	2.000

PITCHER	IP	WLS	BF	H	R	ER	SO	BB	IBB	HBP	BLK	WP	HR	S	P	ERA	WHIP

BOTTOM

Minnesota Twins @ Boston Red Sox

Fenway Park, Boston, MA

Mon Aug 07 1961, 7:05 PM EDT

Att. 11,241 - Unknown - 82 F

livebaseballscorecards.com

AB	31
R	5
H	9
RBI	5
BB	6
SO	4
LOB	13

WP: 0 PB: 0 SB: 1 CS: 0 PA: 37

Batter	1	2	3	4	5	6	7	8	9	AB	R	H	RBI	BB	SO	LOB
Zoilo Versalles, R (1, 6) OBP: 0.310, SLG: 0.373	4-3		5-3		F7	G6-3 1-2f			6-3	5	0	0	0	0	0	4
Lenny Green, L (1, 8) OBP: 0.402, SLG: 0.407 (9, 7)	F5			G6-4-3 1B	F2		K		4-3	5	0	1	0	0	1	1
Bob Allison, R (1, 9) OBP: 0.354, SLG: 0.476	1B			F9		2B 2B	E5 1B		K	5	1	2	0	0	1	1
Jim Lemon, R (1, 7) OBP: 0.328, SLG: 0.410 Ted Lepcio, R (9, 5) OBP: 0.252, SLG: 0.446	K			G6-4-3 1-2f		1B 1B 2-H 2B	F6			4 0	1 0	1 0	1 0	0 0	1 0	3 0
Harmon Killebrew, R (1, 3) OBP: 0.410, SLG: 0.641		F7			2B 3B	F6	FC5-4 1-3 1B			4	1	2	0	0	0	1
Earl Battey, R (1, 2) OBP: 0.364, SLG: 0.449		K			2B 3-H 2B	1B 1B 1B HBP	FC5-4 1-2f			3	2	1	1	0	1	2
Billy Martin, R (1, 4) OBP: 0.258, SLG: 0.341		K			K	1B 1B 1-2 2-3 1B		K		4	0	1	0	0	3	1
Bill Tuttle, R (1, 5) (9, 8) OBP: 0.311, SLG: 0.309			G3		BB 2B	1B 1-2 2-3 3-H 1B		K		3	1	1	1	1	1	0
Camilo Pascual, R (1, 1) OBP: 0.200, SLG: 0.179			5-3		2B 1-H 2-H	G6-3 1-2 2-3 3-H 1B		4-3		4	0	2	3	0	0	0
Inning Stats	R: 0 E: 0 K: 1 S: 6 H: 1 LOB: 1 BB: 0 P: 6	R: 0 E: 0 K: 2 S: 7 H: 0 LOB: 0 BB: 0 P: 7	R: 0 E: 0 K: 0 S: 3 H: 0 LOB: 0 BB: 0 P: 3	R: 0 E: 0 K: 0 S: 3 H: 1 LOB: 0 BB: 0 P: 3	R: 3 E: 0 K: 1 S: 8 H: 3 LOB: 1 BB: 1 P: 12	R: 3 E: 0 K: 0 S: 7 H: 5 LOB: 2 BB: 0 P: 8	R: 0 E: 1 K: 1 S: 7 H: 1 LOB: 2 BB: 0 P: 7	R: 0 E: 0 K: 2 S: 7 H: 0 LOB: 0 BB: 0 P: 7	R: 0 E: 0 K: 1 S: 5 H: 0 LOB: 0 BB: 0 P: 5	1B: 6 2B: 4 3B: 1 HR: 0 SF: 0 SAC: 0 DP: 2 HBP: 1						

PITCHER		IP	WLS	BF	H	R	ER	SO	BB	IBB	HBP	BLK	WP	HR	S	P	ERA	WHIP
Bill Monbouquette, R ERA: 3.62	(1, 1)	5.0	L	22	7	5	5	4	1	0	0	0	0	0	29	33	9.00	1.600
Billy Muffett, R ERA: 6.7	(6, 1)	2.0		11	4	1	1	1	0	0	1	0	0	0	12	13	4.50	2.000
Dave Hillman, R ERA: 2.9	(8, 1)	2.0		6	0	0	0	3	0	0	0	0	0	0	12	12	0.00	0.000

PITCHER	IP	WLS	BF	H	R	ER	SO	BB	IBB	HBP	BLK	WP	HR	S	P	ERA	WHIP

Minnesota Twins @ Boston Red Sox

Fenway Park, Boston, MA

Tue Aug 08 1961, 7:05 PM EDT

Att. 17,499 - Unknown - 85 F

TOP

livebaseballscorecards.com

AB	37
R	6
H	11
RBI	6
BB	1
SO	8
LOB	13

Minnesota Twins @ Boston Red Sox

Fenway Park, Boston, MA

Tue Aug 08 1961, 7:05 PM EDT
Att. 17,499 - Unknown - 85 F

livebaseballscorecards.com

BOTTOM

Batter	1	2	3	4	5	6	7	8	9	AB	R	H	RBI	BB	SO	LOB
Pete Runnels, L (1, 4) OBP: 0.377, SLG: 0.412	K		IHR 1-2 2-3 BB		2-H 1B			4-3		3	1	1	0	1	1	0
Gary Geiger, L (1, 8) OBP: 0.358, SLG: 0.435	K2-3		IHR 1-H 2-H 3-H			F9		4-3		4	1	1	4	0	1	0
Carl Yastrzemski, L (1, 7) OBP: 0.315, SLG: 0.363	K		PO 1B			4-3		K		4	0	1	0	0	2	0
Vic Wertz, L (1, 3) OBP: 0.355, SLG: 0.459		4-3	K			E3 FC6			G1	4	0	0	0	0	1	1
Frank Malzone, R (1, 5) OBP: 0.286, SLG: 0.340		5-3	PO 1-2	CS BB		FC6 1-2f			1-3	3	0	0	0	1	0	1
Jim Pagliaroni, R (1, 2) OBP: 0.328, SLG: 0.430		5-3		K			5-3		K	4	0	0	0	0	2	1
Jackie Jensen, R (1, 9) OBP: 0.353, SLG: 0.390			FC5 2B	K 1-2			K			3	0	1	0	0	2	1
Don Buddin, R (1, 6) OBP: 0.403, SLG: 0.402			BB FC5 IHR BB		SH1-4 1B 1B			HR		2	2	2	1	1	0	0
Bill Monbouquette, R (1, 1) OBP: 0.240, SLG: 0.136 Billy Muffett, R (6, 1) OBP: 0.286, SLG: 0.167 Pumpsie Green, S (7, PH) OBP: 0.330, SLG: 0.383 Dave Hillman, R (8, 1)			FC5 BB IHR 1-2 2-3f		SH1-4 1-2		K			1 0 1 0	1 0 0 0	0 0 0 0	0 0 0 0	0 0 1 0	0 0 0 0	2 0 0 0

	AB	29
	R	5
	H	6
	RBI	5
	BB	3
	SO	10
	LOB	6

Inning Stats	1	2	3	4	5	6	7	8	9	1B: 3	SF: 0	WP: 0	PA: 34
	R: 0 H: 0 E: 0 LOB: 0 K: 3 BB: 0 S: 9 P: 9	R: 0 H: 0 E: 0 LOB: 0 K: 0 BB: 0 S: 3 P: 3	R: 4 H: 3 E: 0 LOB: 0 K: 1 BB: 2 S: 7 P: 15	R: 0 H: 0 E: 0 LOB: 1 K: 2 BB: 1 S: 6 P: 10	R: 0 H: 2 E: 0 LOB: 2 K: 0 BB: 0 S: 3 P: 3	R: 0 H: 0 E: 1 LOB: 1 K: 0 BB: 0 S: 4 P: 4	R: 1 H: 1 E: 0 LOB: 0 K: 2 BB: 0 S: 8 P: 8	R: 0 H: 0 E: 0 LOB: 0 K: 1 BB: 0 S: 5 P: 5	R: 0 H: 0 E: 0 LOB: 0 K: 1 BB: 0 S: 5 P: 5	2B: 2 3B: 0 HR: 2	SAC: 1 DP: 1 HBP: 0	PB: 0 SB: 0 CS: 1	

PITCHER	IP	WLS	BF	H	R	ER	SO	BB	IBB	HBP	BLK	WP	HR	S	P	ERA	WHIP
Camilo Pascual, R (1, 1) ERA: 3.85	9.0	W	33	6	5	5	10	3	0	0	0	0	1	50	62	5.00	1.000

PITCHER	IP	WLS	BF	H	R	ER	SO	BB	IBB	HBP	BLK	WP	HR	S	P	ERA	WHIP

Minnesota Twins @ Boston Red Sox

Fenway Park, Boston, MA

Wed Aug 09 1961, 7:05 PM EDT

Att. 12,576 - Unknown - 82 F

livebaseballscorecards.com

TOP

Batter	1	2	3	4	5	6	7	8	9	AB	R	H	RBI	BB	SO	LOB
Zoilo Versalles, R (1, 6) OBP: 0.311, SLG: 0.374	F9		F6	F8			BB, 1B	FC4-6		5	1	2	0	0	0	1
Lenny Green, L (1, 8) OBP: 0.404, SLG: 0.413	1-3-1		1B		F9		BB, 1B	FC4-6		4	1	2	0	1	0	1
Bob Allison, R (1, 9) OBP: 0.355, SLG: 0.475	1-3-1		2B		F5		BB		E6, HR	5	1	2	2	0	0	1
Jim Lemon, R (1, 7) OBP: 0.332, SLG: 0.423	BB		1-3		F9		K		HR	4	1	2	2	1	1	2
Harmon Killebrew, R (1, 3) OBP: 0.412, SLG: 0.637	BB		K			1B, BB	K		FC1-5, BB	2	0	0	0	3	2	4
Earl Battey, R (1, 2) OBP: 0.368, SLG: 0.448	3-1		K			1B	BB		FC1-5, BB	3	0	1	0	2	1	5
Billy Martin, R (1, 4) OBP: 0.254, SLG: 0.335		F9		F6		F4	F5		FC1-5	3	0	0	0	0	0	2
Julio Becquer, L (7, PH) OBP: 0.276, SLG: 0.528										1	0	0	0	0	0	3
Jose Valdivielso, R (7, 4) OBP: 0.219, SLG: 0.229										1	0	0	0	0	0	2
Bill Tuttle, R (1, 5) OBP: 0.309, SLG: 0.314		K		FC4-2, 3B		L3		5-3	F9	5	0	1	0	0	1	4
Jack Kralick, L (1, 1) OBP: 0.167, SLG: 0.154		F9		FC4-2		F5		F3	3-1	2	0	0	0	0	0	1
Joe Altobelli, L (6, PH) OBP: 0.600, SLG: 1.000										1	0	0	0	0	0	2
Chuck Stobbs, L (6, 1) OBP: 0.444, SLG: 0.500										0	0	0	0	0	0	0
Hal Naragon, L (8, PH) OBP: 0.319, SLG: 0.396										1	0	0	0	0	0	0
Danny McDevitt, L (8, 1)										0	0	0	0	0	0	0
Ted Lepcio, R (9, PH) OBP: 0.250, SLG: 0.441										1	0	0	0	0	0	2
Inning Stats	R: 0 E: 0 K: 0 S: 4 H: 1 LOB: 3 BB: 2 P: 12	R: 0 E: 0 K: 1 S: 5 H: 0 LOB: 0 BB: 0 P: 5	R: 1 E: 0 K: 2 S: 10 H: 3 LOB: 2 BB: 0 P: 10	R: 0 E: 0 K: 0 S: 4 H: 1 LOB: 1 BB: 0 P: 4	R: 0 E: 0 K: 0 S: 3 H: 0 LOB: 0 BB: 0 P: 3	R: 0 E: 0 K: 0 S: 4 H: 1 LOB: 2 BB: 1 P: 8	R: 1 E: 0 K: 2 S: 9 H: 2 LOB: 3 BB: 2 P: 17	R: 0 E: 0 K: 0 S: 4 H: 1 LOB: 1 BB: 0 P: 4	R: 2 E: 1 K: 0 S: 5 H: 1 LOB: 2 BB: 2 P: 13	1B: 5 2B: 3 3B: 1 HR: 1	SF: 0 SAC: 0 DP: 0 HBP: 0						

AB	38
R	4
H	10
RBI	4
BB	7
SO	5
LOB	30

WP: 0 PB: 0 SB: 0 CS: 0 PA: 45

PITCHER		IP	WLS	BF	H	R	ER	SO	BB	IBB	HBP	BLK	WP	HR	S	P	ERA	WHIP
Gene Conley, R ERA: 4.96	(1, 1)	6.0	W	29	7	2	2	3	4	0	0	0	0	0	31	47	3.00	1.833
Dave Hillman, R ERA: 2.94	(7, 1)	2.0		13	3	2	1	2	3	0	0	0	0	1	14	26	4.50	3.000
Mike Fornieles, R ERA: 5.4	(9, 1)	1.0	S	3	0	0	0	0	0	0	0	0	0	0	3	3	0.00	0.000

BOTTOM

Minnesota Twins @ Boston Red Sox

Fenway Park, Boston, MA

Wed Aug 09 1961, 7:05 PM EDT

Att. 12,576 - Unknown - 82 F

livebaseballscorecards.com

Batter	1	2	3	4	5	6	7	8	9	AB	R	H	RBI	BB	SO	LOB
Chuck Schilling, R (1, 4) OBP: 0.341, SLG: 0.323	F8		BB, 2B, 1B	2-H, 1B			F9	BBB, FC5-4, BB		4	1	2	1	1	0	0
Carroll Hardy, R (1, 8) OBP: 0.344, SLG: 0.365	F5		F7		2B		BB, 2B, 1B	FC5-4, 1-2f		5	1	2	0	0	0	3
Jackie Jensen, R (1, 9) OBP: 0.354, SLG: 0.388	1-6-3		BBB, 2B, 1-2, BB		5-3		BBB, 1-2, 2B, BB			2	1	0	0	2	0	1
Frank Malzone, R (1, 5) OBP: 0.288, SLG: 0.346		2B, 2B	F7		F8		1-H, 2-H, 2B			4	1	2	2	0	0	3
Jim Pagliaroni, R (1, 2) OBP: 0.333, SLG: 0.441		2-H, 2B	1-3, 2-H, 2B		BBB, BB		F8			3	0	2	2	1	0	1
Vic Wertz, L (1, 3) OBP: 0.350, SLG: 0.453		F5	F8		F8		G3			4	0	0	0	0	0	6
Pete Runnels, L (8, 3) OBP: 0.377, SLG: 0.412										0	0	0	0	0	0	0
Don Buddin, R (1, 6) OBP: 0.404, SLG: 0.407		F1		1B, 2B		F7		SH3-4, 1B		4	1	2	0	0	0	1
Carl Yastrzemski, L (1, 7) OBP: 0.314, SLG: 0.361		BBBB, BB		L7		F9		SSS, K		3	0	0	0	1	1	2
Gene Conley, R (1, 1) OBP: 0.300, SLG: 0.404		SSS, K		SSS, K		SSS, K		SH3-4, 1-2		3	0	0	0	0	3	3
Dave Hillman, R (7, 1)										0	0	0	0	0	0	0
Mike Fornieles, R (9, 1) OBP: 0.160, SLG: 0.200										0	0	0	0	0	0	0
Inning Stats	R: 0, E: 0, K: 0, S: 3 H: 0, LOB: 0, BB: 0, P: 3	R: 1, E: 0, K: 1, S: 7 H: 2, LOB: 2, BB: 1, P: 11	R: 1, E: 0, K: 0, S: 5 H: 2, LOB: 2, BB: 1, P: 9	R: 1, E: 0, K: 1, S: 6 H: 2, LOB: 1, BB: 0, P: 6	R: 0, E: 0, K: 0, S: 4 H: 1, LOB: 2, BB: 1, P: 8	R: 0, E: 0, K: 1, S: 5 H: 0, LOB: 0, BB: 0, P: 5	R: 2, E: 0, K: 0, S: 5 H: 2, LOB: 1, BB: 1, P: 9	R: 0, E: 0, K: 1, S: 6 H: 1, LOB: 2, BB: 1, P: 10		1B: 4, 2B: 6, 3B: 0, HR: 0 SF: 0, SAC: 1, DP: 0, HBP: 0						

	AB	32
	R	5
	H	10
	RBI	5
	BB	5
	SO	4
	LOB	20

WP: 0, PB: 0, SB: 0, CS: 0 — PA: 38

PITCHER		IP	WLS	BF	H	R	ER	SO	BB	IBB	HBP	BLK	WP	HR	S	P	ERA	WHIP
Jack Kralick, L ERA: 3.13	(1, 1)	5.0	L	24	7	3	3	2	3	0	0	0	0	0	25	37	5.40	2.000
Chuck Stobbs, L ERA: 6.65	(6, 1)	2.0		9	2	2	2	1	1	0	0	0	0	0	10	14	9.00	1.500
Danny McDevitt, L ERA: 5.34	(8, 1)	1.0		5	1	0	0	1	1	0	0	0	0	0	6	10	0.00	2.000

PITCHER		IP	WLS	BF	H	R	ER	SO	BB	IBB	HBP	BLK	WP	HR	S	P	ERA	WHIP

Minnesota Twins @ Boston Red Sox

Fenway Park, Boston, MA

Thu Aug 10 1961, 3:33 AM EDT

Att. 8,044 - Unknown - 94 F

TOP

livebaseballscorecards.com

Batter	1	2	3	4	5	6	7	8	9	AB	R	H	RBI	BB	SO	LOB
Lenny Green, L (1, 8) OBP: 0.403, SLG: 0.412 Billy Martin, R (9, PH) OBP: 0.253, SLG: 0.333	0-0 4-3 1B		0-0 4-3		0-0 FC4-6 1-2f		0-0 B5		0-3 K	4 1	0 0	1 0	0 0	0 0	0 1	2 2
Bill Tuttle, R (1, 5) OBP: 0.305, SLG: 0.310	0-0 4-3 1-2		0-0 G3		0-0 F9		0-3 K			4	0	0	0	0	1	3
Bob Allison, R (1, 9) OBP: 0.354, SLG: 0.473	0-3 K			0-3 K	0-0 5-3			0-0 G5-4-3 1B		4	0	1	0	0	2	2
Jim Lemon, R (1, 7) OBP: 0.331, SLG: 0.430	0-0 L4			0-3 K		0-0 HR		0-0 G5-4-3 1-2f		4	1	1	1	0	1	2
Harmon Killebrew, R (1, 3) OBP: 0.411, SLG: 0.632		0-3 K		4-0 BB		0-0 F6		0-3 K		3	0	0	0	1	2	0
Earl Battey, R (1, 2) OBP: 0.369, SLG: 0.445 Pedro Ramos, S (9, PR) OBP: 0.181, SLG: 0.261		0-0 F9		4-0 1-2 BB		0-0 F6			4-0 1B BB	2 0	0 0	0 0	0 0	2 0	0 0	0 0
Ted Lepcio, R (1, 4) OBP: 0.250, SLG: 0.429		4-0 BB		0-3 K		0-0 F2			0-0 F5	3	0	0	0	1	1	3
Zoilo Versalles, R (1, 6) OBP: 0.313, SLG: 0.384		0-3 K			0-0 HR		0-0 1B		0-0 F7	4	1	2	1	0	1	2
Al Schroll, R (1, 1) OBP: 0.500, SLG: 0.600 Julio Becquer, L (7, PH) OBP: 0.273, SLG: 0.521 Jim Kaat, L (7, 1) OBP: 0.349, SLG: 0.359 Joe Altobelli, L (9, PH) OBP: 0.667, SLG: 1.000			0-0 F7		4-0 FC4-6 BB		0-0 L8		0-0 1-3 1B	1 1 0 1	0 0 0 0	0 0 0 1	0 0 0 0	1 0 0 0	0 0 0 0	0 1 0 0
Inning Stats	R: 0 E: 0 K: 1 S: 6 H: 1 LOB: 1 BB: 0 P: 6	R: 0 E: 0 K: 2 S: 7 H: 0 LOB: 1 BB: 1 P: 11	R: 0 E: 0 K: 0 S: 3 H: 0 LOB: 0 BB: 0 P: 3	R: 0 E: 0 K: 3 S: 9 H: 0 LOB: 2 BB: 2 P: 17	R: 1 E: 0 K: 0 S: 4 H: 1 LOB: 1 BB: 1 P: 8	R: 1 E: 0 K: 0 S: 4 H: 1 LOB: 0 BB: 0 P: 4	R: 0 E: 0 K: 1 S: 6 H: 1 LOB: 1 BB: 0 P: 6	R: 0 E: 0 K: 1 S: 5 H: 1 LOB: 0 BB: 0 P: 5	R: 0 E: 0 K: 1 S: 6 H: 1 LOB: 2 BB: 1 P: 10	1B: 4 2B: 0 3B: 0 HR: 2 SF: 0 SAC: 0 DP: 1 HBP: 0						

	AB	32
	R	2
	H	6
	RBI	2
	BB	5
	SO	9
	LOB	17

WP: 0 PB: 0 SB: 0 CS: 0 PA: 37

PITCHER		IP	WLS	BF	H	R	ER	SO	BB	IBB	HBP	BLK	WP	HR	S	P	ERA	WHIP
Tracy Stallard, R ERA: 4.77	(1, 1)	8.2	W	36	6	2	2	8	5	0	0	0	0	2	47	67	2.08	1.269
Arnold Earley, L ERA: 4.25	(9, 1)	0.1	S	1	0	0	0	1	0	0	0	0	0	0	3	3	0.00	0.000

PITCHER		IP	WLS	BF	H	R	ER	SO	BB	IBB	HBP	BLK	WP	HR	S	P	ERA	WHIP

Batter	1	2	3	4	5	6	7	8	9	AB	R	H	RBI	BB	SO	LOB
Chuck Schilling, R (1, 4) OBP: 0.339, SLG: 0.322	F6	L9		G3 1B		1-3		K2-3		5	0	1	0	0	1	1
Gary Geiger, L (1, 8) OBP: 0.357, SLG: 0.432	BB		F7	G3		4-3				3	0	0	0	1	0	1
Carl Yastrzemski, L (1, 7) OBP: 0.316, SLG: 0.361	F7		BB 2B 1B	BB			6-3			3	1	1	0	1	0	1
Vic Wertz, L (1, 3) OBP: 0.349, SLG: 0.448	F8		2B BB	F8			F8			3	0	0	0	1	0	3
Pete Runnels, L (8, 3) OBP: 0.377, SLG: 0.412										0	0	0	0	0	0	0
Frank Malzone, R (1, 5) OBP: 0.294, SLG: 0.354		WP 2B 1B	2B		1B 1B		E BB			3	1	3	1	1	0	0
Jim Pagliaroni, R (1, 2) OBP: 0.329, SLG: 0.434	5-3	5-3			F8		E5			4	0	0	0	0	0	5
Jackie Jensen, R (1, 9) OBP: 0.358, SLG: 0.393	2B 2B		BB		G5-4-3 1B		F2			3	1	2	1	1	0	2
Don Buddin, R (1, 6) OBP: 0.400, SLG: 0.401	F8	K			G5-4-3			K		4	0	0	0	0	2	6
Tracy Stallard, R (1, 1) OBP: 0.105, SLG: 0.158	2B			6-3		6-3		F9		4	0	1	1	0	0	0
Arnold Earley, L (9, 1)										0	0	0	0	0	0	0
Inning Stats	R: 0 E: 0 K: 0 S: 3 H: 0 LOB: 1 BB: 1 P: 7	R: 2 E: 0 K: 0 S: 6 H: 3 LOB: 1 BB: 0 P: 6	R: 1 E: 0 K: 1 S: 7 H: 2 LOB: 3 BB: 2 P: 15	R: 0 E: 0 K: 0 S: 4 H: 1 LOB: 2 BB: 1 P: 8	R: 0 E: 0 K: 0 S: 4 H: 2 LOB: 1 BB: 0 P: 4	R: 0 E: 0 K: 0 S: 3 H: 0 LOB: 0 BB: 0 P: 3	R: 0 E: 1 K: 0 S: 4 H: 0 LOB: 2 BB: 1 P: 8	R: 0 E: 0 K: 2 S: 7 H: 0 LOB: 0 BB: 0 P: 7		1B: 5 2B: 3 3B: 0 HR: 0	SF: 0 SAC: 0 DP: 1 HBP: 0					

PITCHER	IP	WLS	BF	H	R	ER	SO	BB	IBB	HBP	BLK	WP	HR	S	P	ERA	WHIP
Al Schroll, R (1, 1) ERA: 3.07	6.0	L	29	8	3	3	1	4	0	0	0	1	0	27	43	4.50	2.000
Jim Kaat, L (7, 1) ERA: 4.26	2.0		8	0	0	0	2	1	0	0	0	0	0	11	15	0.00	0.500

PITCHER	IP	WLS	BF	H	R	ER	SO	BB	IBB	HBP	BLK	WP	HR	S	P	ERA	WHIP

BOTTOM

Minnesota Twins @ Boston Red Sox

Fenway Park, Boston, MA

Thu Aug 10 1961, 3:33 AM EDT

Att. 8,044 - Unknown - 94 F

livebaseballscorecards.com

AB	32
R	3
H	8
RBI	3
BB	5
SO	3
LOB	19

WP: 1 PA: 37
PB: 0
SB: 0
CS: 0

Batter	1	2	3	4	5	6	7	8	9	AB	R	H	RBI	BB	SO	LOB
Jake Wood, R (1, 4) OBP: 0.334, SLG: 0.390	F8			P6		K		P4		4	0	0	0	0	1	0
Bill Bruton, L (1, 8) OBP: 0.331, SLG: 0.376	K			F8		6-3		1-3		4	0	0	0	0	1	0
Al Kaline, R (1, 9) OBP: 0.377, SLG: 0.509	L1-3			K		1B			1B	4	0	2	0	0	1	0
Rocky Colavito, R (1, 7) OBP: 0.402, SLG: 0.574		5-3			2B 1B	P6			K	4	1	1	0	0	1	2
Norm Cash, L (1, 3) OBP: 0.495, SLG: 0.662		K			F8		G3		G6-4-3 1-2 1B	4	0	1	0	0	1	1
Dick McAuliffe, L (1, 5) OBP: 0.284, SLG: 0.399		G3			1B 1-H 2B		BB S		G6-4-3 1-2f	3	0	1	1	1	0	2
Chico Fernandez, R (1, 6) OBP: 0.318, SLG: 0.338			P6		K		K 1-2			3	0	0	0	0	2	2
Mike Roarke, R (1, 2) OBP: 0.310, SLG: 0.318			F9		2-3 1B		5-3			3	0	1	0	0	0	1
Paul Foytack, R (1, 1) OBP: 0.229, SLG: 0.324			K		K			K		2	0	0	0	0	2	2
Hank Aguirre, R (7, 1)										0	0	0	0	0	0	0
Charlie Maxwell, L (8, PH) OBP: 0.371, SLG: 0.455										1	0	0	0	0	1	0
Gerry Staley, R (8, 1)										0	0	0	0	0	0	0
Inning Stats	R: 0 E: 0 K: 1 S: 5 H: 0 LOB: 0 BB: 0 P: 5	R: 0 E: 0 K: 1 S: 5 H: 0 LOB: 0 BB: 0 P: 5	R: 0 E: 0 K: 1 S: 5 H: 0 LOB: 0 BB: 0 P: 5	R: 0 E: 0 K: 1 S: 5 H: 0 LOB: 0 BB: 0 P: 5	R: 1 E: 0 K: 2 S: 10 H: 3 LOB: 2 BB: 0 P: 10	R: 0 E: 0 K: 1 S: 6 H: 1 LOB: 1 BB: 0 P: 6	R: 0 E: 0 K: 1 S: 5 H: 0 LOB: 1 BB: 1 P: 9	R: 0 E: 0 K: 1 S: 5 H: 0 LOB: 0 BB: 0 P: 5	R: 0 E: 0 K: 1 S: 6 H: 2 LOB: 1 BB: 0 P: 6	1B: 5 2B: 1 3B: 0 HR: 0 SF: 0 SAC: 0 DP: 1 HBP: 0	WP: 0 PB: 0 SB: 1 CS: 0 PA: 33					

PITCHER	IP	WLS	BF	H	R	ER	SO	BB	IBB	HBP	BLK	WP	HR	S	P	ERA	WHIP
Pedro Ramos, R (1, 1) ERA: 4.03	9.0	W	33	6	1	1	10	1	0	0	0	0	0	52	56	1.00	0.778

PITCHER	IP	WLS	BF	H	R	ER	SO	BB	IBB	HBP	BLK	WP	HR	S	P	ERA	WHIP

TOP

Detroit Tigers @ Minnesota Twins

Metropolitan Stadium, Bloomington , MI

Fri Aug 11 1961, 8:05 PM EDT

Att. 34,117 - Unknown - 74 F

livebaseballscorecards.com

AB	32
R	1
H	6
RBI	1
BB	1
SO	10
LOB	10

BOTTOM

Detroit Tigers @ Minnesota Twins

Metropolitan Stadium, Bloomington , MI

Fri Aug 11 1961, 8:05 PM EDT

Att. 34,117 - Unknown - 74 F

livebaseballscorecards.com

Batter	1	2	3	4	5	6	7	8	9	AB	R	H	RBI	BB	SO	LOB
Zoilo Versalles, R (1, 6) OBP: 0.312, SLG: 0.380	F7		P3		F7		BB			3	0	0	0	1	0	1
Lenny Green, L (1, 8) (8, 7) OBP: 0.402, SLG: 0.410	4-3		F8			CS 1B	4-3			4	0	1	0	0	0	2
Harmon Killebrew, R (1, 3) OBP: 0.409, SLG: 0.628	FC5-4 1B			6-3		K		K		4	0	1	0	0	2	1
Bob Allison, R (1, 9) OBP: 0.355, SLG: 0.471	FC5-4 1-2f			FC6-4 BB		BB 1-2		F5		2	0	0	0	2	0	1
Jim Lemon, R (1, 7) OBP: 0.328, SLG: 0.426		K		FC6-4 1-2f		K		1-3		3	0	0	0	0	2	2
Billy Martin, R (8, 4) OBP: 0.251, SLG: 0.332										1	0	0	0	0	0	0
Earl Battey, R (1, 2) OBP: 0.372, SLG: 0.466		HR		P6			HR			3	2	2	2	0	0	1
Ted Lepcio, R (1, 4) (8, 5) OBP: 0.244, SLG: 0.417		F8			K		K			3	0	0	0	0	2	0
Bill Tuttle, R (1, 5) (8, 8) OBP: 0.306, SLG: 0.310		5-3			1B		L9			3	0	1	0	0	0	0
Pedro Ramos, S (1, 1) OBP: 0.187, SLG: 0.264			K		K		BB 1B			3	0	1	0	0	2	1
Inning Stats	R: 0 E: 0 K: 0 S: 4 H: 1 LOB: 1 BB: 0 P: 4	R: 1 E: 0 K: 1 S: 6 H: 1 LOB: 0 BB: 0 P: 6	R: 0 E: 0 K: 1 S: 5 H: 0 LOB: 0 BB: 0 P: 5	R: 0 E: 0 K: 0 S: 3 H: 0 LOB: 1 BB: 1 P: 7	R: 0 E: 0 K: 2 S: 8 H: 1 LOB: 1 BB: 0 P: 8	R: 0 E: 0 K: 2 S: 7 H: 1 LOB: 1 BB: 1 P: 11	R: 1 E: 0 K: 1 S: 7 H: 2 LOB: 2 BB: 1 P: 11	R: 0 E: 0 K: 1 S: 5 H: 0 LOB: 0 BB: 0 P: 5		1B: 4 2B: 0 3B: 0 HR: 2	SF: 0 SAC: 0 DP: 0 HBP: 0						

	AB	29
	R	2
	H	6
	RBI	2
	BB	3
	SO	8
	LOB	9

WP: 0 PB: 0 SB: 0 CS: 1 PA: 32

PITCHER		IP	WLS	BF	H	R	ER	SO	BB	IBB	HBP	BLK	WP	HR	S	P	ERA	WHIP
Paul Foytack, R ERA: 4.19	(1, 1)	6.2	L	28	6	2	2	7	3	0	0	0	0	2	39	51	2.70	1.350
Hank Aguirre, L ERA: 3.63	(7, 1)	0.1		1	0	0	0	0	0	0	0	0	0	0	1	1	0.00	0.000
Gerry Staley, R ERA: 3.99	(8, 1)	1.0		3	0	0	0	1	0	0	0	0	0	0	5	5	0.00	0.000

PITCHER	IP	WLS	BF	H	R	ER	SO	BB	IBB	HBP	BLK	WP	HR	S	P	ERA	WHIP

Detroit Tigers @ Minnesota Twins

Metropolitan Stadium, Bloomington , MI

Sat Aug 12 1961, 4:33 AM EDT

Att. 28,871 - Unknown - 72 F

TOP

livebaseballscorecards.com

Batter	1	2	3	4	5	6	7	8	9	AB	R	H	RBI	BB	SO	LOB
Jake Wood, R (1, 4) OBP: 0.334, SLG: 0.388	6-3		5-3	K		F9		BB, WP; 1-2; 1B; 1B	FC3-6; BB	5	1	1	0	1	1	1
Bill Bruton, L (1, 8) OBP: 0.333, SLG: 0.376	B1		4-3	BB; 2-H; 1B; 1B		1B		BB; 1-2; 2-3; 1B; BB	FC3-6; 2B; 1-2f; 2B	5	3	2	1	1	0	1
Al Kaline, R (1, 9) OBP: 0.379, SLG: 0.509 Bubba Morton, R (9, PR) OBP: 0.254, SLG: 0.354 (9, 9)	L6-3		K	1B; 1-2; BB		L8		FC5-4; 1B; 1B; 1-2; 2-3; 3-H; BB	1-3; 2B	4 0	1 1	1 0	1 0	2 0	1 0	1 0
Rocky Colavito, R (1, 7) OBP: 0.407, SLG: 0.579		HR; 2B		BB; 1B; 1B 1-2; 2-H; 1B		F9		FC5-4; 1B; 1-2; 2-H; 3-H	2B; 1B; IBB	5	3	4	3	1	0	1
Norm Cash, L (1, 3) OBP: 0.497, SLG: 0.671		2-H; HR		1-2; 1B; BB G3			SH1-3; BB	FC5-4; 1B; E; 1-2f; 2-3	1-3; 2-H; 3-H; 1B; 2B	4	4	2	4	2	0	4
Dick McAuliffe, L (1, 5) OBP: 0.288, SLG: 0.395	F8			1B; 1-2; 2-3; 2B; 1B	4-3		SH1-3; 1-2	K	1B; BB	4	1	1	0	1	1	2
Chico Fernandez, R (1, 6) OBP: 0.324, SLG: 0.344	1B			1-3; 2-H; 3-H; 2B; 1B	5-3		F3	E; 1-2; 3-H; 1B	1-3; 2-H; 3-H; 1B	6	1	4	5	0	0	1
Mike Roarke, R (1, 2) OBP: 0.311, SLG: 0.311	BB			1-3	BB		F7	E5; 1-2; 2-H	F3	4	0	0	0	2	0	7
Jim Bunning, R (1, 1) OBP: 0.167, SLG: 0.169		K		1B; 2-H; 3-H; 2B	6-3			WP; 1B; BB; 1B F8	K	6	2	2	2	0	2	7
Inning Stats	R: 0 E: 0 K: 0 S: 3 H: 0 LOB: 0 BB: 0 P: 3	R: 2 E: 0 K: 1 S: 7 H: 3 LOB: 1 BB: 1 P: 11	R: 0 E: 0 K: 1 S: 5 H: 0 LOB: 0 BB: 0 P: 5	R: 6 E: 0 K: 1 S: 11 H: 6 LOB: 2 BB: 2 P: 19	R: 0 E: 0 K: 0 S: 3 H: 0 LOB: 1 BB: 1 P: 7	R: 0 E: 0 K: 0 S: 4 H: 1 LOB: 1 BB: 0 P: 4	R: 0 E: 0 K: 0 S: 3 H: 0 LOB: 1 BB: 1 P: 7	R: 5 E: 1 K: 1 S: 10 H: 4 LOB: 2 BB: 2 P: 18	R: 4 E: 0 K: 1 S: 8 H: 3 LOB: 3 BB: 3 P: 20	1B: 12 2B: 4 3B: 0 HR: 1 SF: 0 SAC: 1 DP: 0 HBP: 0							

AB	43
R	17
H	17
RBI	16
BB	10
SO	5
LOB	25

WP: 1 PB: 0 SB: 0 CS: 0 PA: 54

PITCHER		IP	WLS	BF	H	R	ER	SO	BB	IBB	HBP	BLK	WP	HR	S	P	ERA	WHIP
Don Lee, R ERA: 3.44	(1, 1)	3.2	L	20	8	8	8	3	2	0	0	0	0	1	24	32	19.64	2.727
Danny McDevitt, L ERA: 4.78	(4, 1)	3.1		15	2	0	0	0	3	0	0	0	0	0	12	24	0.00	1.500
Chuck Stobbs, L ERA: 7.46	(8, 1)	0.0		4	2	4	4	0	2	0	0	0	1	0	2	10	∞	∞
Bill Pleis, L ERA: 6.87	(8, 1)	2.0		15	5	5	4	2	2	1	0	0	0	0	16	28	18.00	3.500

PITCHER		IP	WLS	BF	H	R	ER	SO	BB	IBB	HBP	BLK	WP	HR	S	P	ERA	WHIP

Detroit Tigers @ Minnesota Twins

Metropolitan Stadium, Bloomington , MI

Sat Aug 12 1961, 4:33 AM EDT

Att. 28,871 - Unknown - 72 F

BOTTOM

Batter	1	2	3	4	5	6	7	8	9	AB	R	H	RBI	BB	SO	LOB
Lenny Green, L (1, 8) OBP: 0.402, SLG: 0.414	G3		P4		1B 3B			BBBB 4-0 1B BB		3	1	1	0	1	0	0
Billy Martin, R (1, 4) OBP: 0.251, SLG: 0.330	4-3		F7		3-H 1B			F8		4	0	1	1	0	0	1
Joe Altobelli, L (1, 3) OBP: 0.500, SLG: 0.667	4-3		1B		P5			SSS 0-3 K		4	0	1	0	0	1	2
Bob Allison, R (1, 9) OBP: 0.356, SLG: 0.470		BBBB 4-0 FC1-6 BB	F7			5-3		1-2 1B		3	0	1	0	1	0	1
Julio Becquer, L (1, 7) OBP: 0.259, SLG: 0.494		FC1-6 BB 1-2f 2B		1-3		F6		4-3		4	1	0	0	0	0	3
Earl Battey, R (1, 2) OBP: 0.370, SLG: 0.463		SSS 0-3 K		SSS 0-3 K		L9			0-0 G6-4-3 1B	4	0	1	0	0	2	1
Bill Tuttle, R (1, 5) OBP: 0.305, SLG: 0.307		BBBB 4-0 1-2 2B BB		L9		5-3			0-0 G6-4-3 1-2f	3	1	0	0	1	0	1
Zoilo Versalles, R (1, 6) OBP: 0.312, SLG: 0.382		1-H 2-H 2B			F8	F2			6-3	4	0	1	2	0	0	0
Don Lee, R (1, 1) OBP: 0.087, SLG: 0.087		SSS 0-3 K			SSS 0-3 K	G3				1	0	0	0	0	1	1
Danny McDevitt, L (4, 1)										1	0	0	0	0	1	0
Hal Naragon, L (7, PH) OBP: 0.316, SLG: 0.393										1	0	0	0	0	0	0
Chuck Stobbs, L (8, 1) OBP: 0.444, SLG: 0.500										0	0	0	0	0	0	0
Bill Pleis, L (8, 1) OBP: 0.143, SLG: 0.143										0	0	0	0	0	0	0
Inning Stats	R: 0 E: 0 K: 0 S: 3 H: 0 LOB: 0 BB: 0 P: 3	R: 2 E: 0 K: 2 S: 8 H: 1 LOB: 1 BB: 2 P: 16	R: 0 E: 0 K: 0 S: 4 H: 1 LOB: 1 BB: 0 P: 4	R: 0 E: 0 K: 1 S: 5 H: 0 LOB: 0 BB: 0 P: 5	R: 1 E: 0 K: 1 S: 7 H: 2 LOB: 1 BB: 0 P: 7	R: 0 E: 0 K: 0 S: 3 H: 0 LOB: 0 BB: 0 P: 3	R: 0 E: 0 K: 0 S: 3 H: 0 LOB: 0 BB: 0 P: 3	R: 0 E: 0 K: 1 S: 6 H: 1 LOB: 2 BB: 1 P: 10	R: 0 E: 0 K: 0 S: 3 H: 1 LOB: 0 BB: 0 P: 3	1B: 4 2B: 1 3B: 1 HR: 0 SF: 0 SAC: 0 DP: 1 HBP: 0							

PITCHER	IP	WLS	BF	H	R	ER	SO	BB	IBB	HBP	BLK	WP	HR	S	P	ERA	WHIP
Jim Bunning, R (1, 1) ERA: 2.96	9.0	W	35	6	3	3	5	3	0	0	0	0	0	42	54	3.00	1.000

PITCHER	IP	WLS	BF	H	R	ER	SO	BB	IBB	HBP	BLK	WP	HR	S	P	ERA	WHIP

AB	32
R	3
H	6
RBI	3
BB	3
SO	5
LOB	10

WP: 0 PB: 0 SB: 0 CS: 0 PA: 35

livebaseballscorecards.com

Batter	1	2	3	4	5	6	7	8	9	AB	R	H	RBI	BB	SO	LOB
Jake Wood, R (1, 4) OBP: 0.335, SLG: 0.389	P6		2B BB		F7	E5 1-2 2-3		1-3 2B		4	1	1	0	1	0	2
Bill Bruton, L (1, 8) OBP: 0.332, SLG: 0.376	P4		1-H 2B		F9	1-3		P4		5	0	1	1	0	0	5
Al Kaline, R (1, 9) OBP: 0.381, SLG: 0.508	BB		F5			E 1B	BB		L4	3	1	1	0	2	0	1
Rocky Colavito, R (1, 7) OBP: 0.407, SLG: 0.576	F7			2B BB		E7 1-3 1B	K		F3	4	2	1	0	1	1	2
Norm Cash, L (1, 3) OBP: 0.494, SLG: 0.668		4-3		1-H 2B		1-3	K		1-3	5	0	1	1	0	1	3
Dick McAuliffe, L (1, 5) OBP: 0.280, SLG: 0.384		K		F7		F7	1-3			4	0	0	0	0	1	4
Chico Fernandez, R (1, 6) OBP: 0.326, SLG: 0.346		F3		P6		1B E 2-H 3-H 1B		FC5-4 1B		4	1	2	2	0	0	1
Mike Roarke, R (1, 2) OBP: 0.309, SLG: 0.309			F9	K		E E 1-3 1B		FC5-4 2B 1-2f		4	0	1	0	0	1	2
Ron Kline, R (1, 1) OBP: 0.125, SLG: 0.097			K		P4	E3 E 1-2 3-H		F7		0	0	0	0	0	0	0
Phil Regan, R (2, 1) OBP: 0.140, SLG: 0.100										1	0	0	0	0	1	0
George Alusik, R (5, PH)										1	0	0	0	0	0	0
Bob Bruce, R (5, 1) OBP: 0.273, SLG: 0.222										0	0	0	0	0	0	0
Bobo Osborne, L (6, PH) OBP: 0.354, SLG: 0.324										1	0	0	0	0	0	1
Manny Montejo, R (6, 1)										0	0	0	0	0	0	0
Charlie Maxwell, L (8, PH) OBP: 0.368, SLG: 0.449										1	0	0	0	0	0	1
Hank Aguirre, R (8, 1)										0	0	0	0	0	0	0
Inning Stats	R: 0 E: 0 K: 0 S: 3 H: 0 LOB: 1 BB: 1 P: 7	R: 0 E: 0 K: 1 S: 5 H: 0 LOB: 0 BB: 0 P: 5	R: 1 E: 0 K: 1 S: 6 H: 1 LOB: 1 BB: 1 P: 10	R: 1 E: 0 K: 1 S: 6 H: 1 LOB: 1 BB: 1 P: 10	R: 0 E: 0 K: 0 S: 3 H: 0 LOB: 0 BB: 0 P: 3	R: 3 E: 3 K: 0 S: 9 H: 4 LOB: 3 BB: 0 P: 9	R: 0 E: 0 K: 2 S: 7 H: 0 LOB: 1 BB: 1 P: 11	R: 0 E: 0 K: 0 S: 5 H: 2 LOB: 2 BB: 0 P: 5	R: 0 E: 0 K: 0 S: 3 H: 0 LOB: 0 BB: 0 P: 3	1B: 5 2B: 3 3B: 0 HR: 0	SF: 0 SAC: 0 DP: 0 HBP: 0						

PITCHER		IP	WLS	BF	H	R	ER	SO	BB	IBB	HBP	BLK	WP	HR	S	P	ERA	WHIP
Camilo Pascual, R ERA: 3.9	(1, 1)	7.0	W	33	6	5	4	5	4	0	0	0	0	0	39	55	5.14	1.429
Ray Moore, R ERA: 4.32	(8, 1)	2.0	S	8	2	0	0	0	0	0	0	0	0	0	8	8	0.00	1.000

PITCHER	IP	WLS	BF	H	R	ER	SO	BB	IBB	HBP	BLK	WP	HR	S	P	ERA	WHIP

TOP

Detroit Tigers @ Minnesota Twins

Metropolitan Stadium, Bloomington , MI

Sun Aug 13 1961, 4:33 AM EDT

Att. 29,383 - Unknown - 80 F

livebaseballscorecards.com

AB	37
R	5
H	8
RBI	4
BB	4
SO	5
LOB	22

WP: 0	PA: 41
PB: 0	
SB: 0	
CS: 0	

BOTTOM

Detroit Tigers @ Minnesota Twins

Metropolitan Stadium, Bloomington , MI

Sun Aug 13 1961, 4:33 AM EDT

Att. 29,383 - Unknown - 80 F

Batter	1	2	3	4	5	6	7	8	9	AB	R	H	RBI	BB	SO	LOB
Lenny Green, L (1, 8) (7, 7) OBP: 0.408, SLG: 0.426	L9 2B	BBB E 1B BB		2B 3B	2B 1B	BBB BB				3	3	3	0	2	0	0
Billy Martin, R (1, 4) OBP: 0.245, SLG: 0.322	L9 ① 2-3	E6 1B 1B 1-3 2-H 3-H		F7 ① SSS	K ① SSS	K				5	1	0	1	0	2	6
Harmon Killebrew, R (1, 3) OBP: 0.409, SLG: 0.628	SSS K ②	P5 ②		1B HR 2B 3-H	P4 ②		FC6-4 1B			5	1	2	1	0	1	4
Bob Allison, R (1, 9) OBP: 0.359, SLG: 0.472	L9 ③	1B 1B 1-2 3-H		BBB 1B HR BB	1B 2B 1-H		L9 ①			4	1	2	2	1	0	2
Jim Lemon, R (1, 7) OBP: 0.330, SLG: 0.425		BBB 2B 1B BB		F7 ② SSS	K ③ SSS		K ②			3	1	1	1	1	1	3
Ted Lepcio, R (7, 5) OBP: 0.242, SLG: 0.413		1-3 2-H 1B								1	0	0	0	0	1	1
Earl Battey, R (1, 2) OBP: 0.373, SLG: 0.471		1B 1B 1-3 2B K		HR 1-2 2-3 1B		E9 1-3 2B	FC6-4 ③ 1-2f			5	3	3	0	0	1	3
Bill Tuttle, R (1, 5) (7, 8) OBP: 0.306, SLG: 0.319		1B E 1B 2-3 3-H	P4 ①	HR 1-H 2-H 3-H		1-3 ① 3-H	L9 ①			5	2	2	6	0	0	0
Zoilo Versalles, R (1, 6) OBP: 0.318, SLG: 0.384		E 1B 1-3 3-H	5-3 ②	FC6-4 1B		BBB S BB	BBB G6-4-3 BB			3	1	2	1	2	0	0
Camilo Pascual, R (1, 1) OBP: 0.188, SLG: 0.167		G3 ①	4-3 ③	FC6-4 ③ 1-2f		F8 ② 1-2				4	0	0	0	0	0	4
Ray Moore, R (8, 1)							G6-4-3 ②③ 1-2f			1	0	0	0	0	0	1
Inning Stats	R: 0 E: 0 K: 1 S: 6 H: 1 LOB: 1 BB: 0 P: 6	R: 6 E: 1 K: 1 S: 11 H: 5 LOB: 2 BB: 2 P: 19	R: 0 E: 0 K: 0 S: 3 H: 0 LOB: 0 BB: 0 P: 3	R: 5 E: 0 K: 0 S: 8 H: 5 LOB: 1 BB: 1 P: 12	R: 1 E: 0 K: 2 S: 9 H: 2 LOB: 1 BB: 0 P: 9	R: 1 E: 1 K: 1 S: 6 H: 1 LOB: 2 BB: 2 P: 14	R: 0 E: 0 K: 1 S: 6 H: 1 LOB: 1 BB: 0 P: 6	R: 0 E: 0 K: 0 S: 2 H: 0 LOB: 0 BB: 1 P: 6		1B: 8 2B: 5 3B: 1 HR: 1 SF: 0 SAC: 0 DP: 1 HBP: 0						

livebaseballscorecards.com

AB	39
R	13
H	15
RBI	12
BB	6
SO	6
LOB	24

WP: 0 PB: 0 SB: 1 CS: 0 PA: 45

PITCHER		IP	WLS	BF	H	R	ER	SO	BB	IBB	HBP	BLK	WP	HR	S	P	ERA	WHIP
Ron Kline, R ERA: 5.08	(1, 1)	1.2	L	14	6	6	3	1	2	0	0	0	0	0	14	22	16.20	4.800
Phil Regan, R ERA: 5.14	(2, 1)	2.1		13	5	5	5	1	1	0	0	0	0	1	14	18	19.29	2.571
Bob Bruce, R ERA: 3.98	(5, 1)	1.0		5	2	1	1	2	0	0	0	0	0	0	9	9	9.00	2.000
Manny Montejo, R ERA: 1.86	(6, 1)	2.0		10	2	1	1	2	2	0	0	0	0	0	12	20	4.50	2.000
Hank Aguirre, L ERA: 3.55	(8, 1)	1.0		3	0	0	0	0	1	0	0	0	0	0	2	6	0.00	1.000

PITCHER	IP	WLS	BF	H	R	ER	SO	BB	IBB	HBP	BLK	WP	HR	S	P	ERA	WHIP

Batter	1	2	3	4	5	6	7	8	9	AB	R	H	RBI	BB	SO	LOB
Bobby Del Greco, R (1, 8) OBP: 0.301, SLG: 0.311	F7		FC4 1B			P4		L6		4	0	1	0	0	0	0
Jerry Lumpe, L (1, 4) OBP: 0.330, SLG: 0.364	F7		FC4 1-2f			K		E6		4	0	0	0	0	1	1
Dick Howser, R (1, 6) OBP: 0.382, SLG: 0.346	1-3			F7		6-3		F7		4	0	0	0	0	0	1
Leo Posada, R (1, 7) OBP: 0.327, SLG: 0.381		1-3 BB		K			G1-4-3 1B	K		3	0	1	0	1	2	1
Haywood Sullivan, R (1, 3) OBP: 0.364, SLG: 0.401		1-3 1-2		5-3			G1-4-3 1-2f		F9	4	0	0	0	0	0	2
Deron Johnson, R (1, 9) OBP: 0.219, SLG: 0.325		6-3			4-3 1B		HR		HBP 1B	4	1	3	1	0	0	1
Joe Pignatano, R (1, 2) OBP: 0.359, SLG: 0.390		K			F9		HR		G3-6-1 1-2 HBP	3	1	1	1	0	1	2
Wayne Causey, L (1, 5) OBP: 0.329, SLG: 0.395			1-3		4-3 1-2		FC6-4 1B		G3-6-1 1-2f	4	0	1	0	0	0	3
Jerry Walker, S (1, 1) OBP: 0.244, SLG: 0.250			6-3		6-3		FC6-4 1-2f			2	0	0	0	0	0	1
Ed Rakow, S (5, 1) OBP: 0.143, SLG: 0.105										0	0	0	0	0	0	0
Gordon Mackenzie, R (7, PH)										1	0	0	0	0	0	1
Bill Fischer, R (7, 1)										0	0	0	0	0	0	0
Inning Stats	R: 0 E: 0 K: 0 S: 3 H: 0 LOB: 0 BB: 0 P: 3	R: 0 E: 0 K: 1 S: 5 H: 0 LOB: 1 BB: 1 P: 9	R: 0 E: 0 K: 0 S: 4 H: 1 LOB: 1 BB: 0 P: 4	R: 0 E: 0 K: 1 S: 5 H: 0 LOB: 0 BB: 0 P: 5	R: 0 E: 0 K: 0 S: 4 H: 1 LOB: 1 BB: 0 P: 4	R: 0 E: 0 K: 1 S: 5 H: 0 LOB: 0 BB: 0 P: 5	R: 2 E: 0 K: 0 S: 6 H: 4 LOB: 1 BB: 0 P: 6	R: 0 E: 1 K: 1 S: 6 H: 0 LOB: 1 BB: 0 P: 6	R: 0 E: 0 K: 0 S: 3 H: 1 LOB: 1 BB: 0 P: 4	1B: 5 2B: 0 3B: 0 HR: 2 SF: 0 SAC: 0 DP: 2 HBP: 1						

PITCHER	IP	WLS	BF	H	R	ER	SO	BB	IBB	HBP	BLK	WP	HR	S	P	ERA	WHIP
Jim Kaat, L (1, 1) ERA: 4.11	9.0	W	35	7	2	2	4	1	0	1	0	0	2	41	46	2.00	0.889

PITCHER	IP	WLS	BF	H	R	ER	SO	BB	IBB	HBP	BLK	WP	HR	S	P	ERA	WHIP

TOP

Kansas City Athletics @ Minnesota Twins

Metropolitan Stadium, Bloomington , MI

Mon Aug 14 1961, 8:05 PM EDT

Att. 13,305 - Unknown - 83 F

livebaseballscorecards.com

AB	33
R	2
H	7
RBI	2
BB	1
SO	4
LOB	13

Batter	1	2	3	4	5	6	7	8	9	AB	R	H	RBI	BB	SO	LOB
Lenny Green, L (1, 8) (8, 7) OBP: 0.405, SLG: 0.422	F9		FC1-5 HR 1-2 2-3f	F7		G3				4	1	0	0	0	0	4
Billy Martin, R (1, 4) OBP: 0.250, SLG: 0.340	F7		HR 1-H 2-H		1B FC6-4 1B		1-3			4	2	2	3	0	0	0
Harmon Killebrew, R (1, 3) OBP: 0.412, SLG: 0.636	HR		BB 2B BB B B B		FC6-4 1-3 1B		F8			3	2	2	1	1	0	0
Bob Allison, R (1, 9) OBP: 0.358, SLG: 0.469	F7		F7		K S S S		BB B B B			3	0	0	0	1	1	3
Jim Lemon, R (1, 7) OBP: 0.329, SLG: 0.422 Ted Lepcio, R (8, 5) OBP: 0.242, SLG: 0.413		F9	2B BB B B B 1-2		FC6-4 1-2f 3-H		4-3			3 0	0 0	0 0	0 0	1 0	0 0	2 0
Earl Battey, R (1, 2) OBP: 0.372, SLG: 0.471		K S S S	2B 1-3 2-H		F7			L6		4	0	1	1	0	1	1
Bill Tuttle, R (1, 5) (8, 8) OBP: 0.303, SLG: 0.315		F7		F7		6-3		4-3		4	0	0	0	0	0	0
Zoilo Versalles, R (1, 6) OBP: 0.322, SLG: 0.391			FC1-5 E 1B	E5 F8		5-3 1-2				4	0	3	0	0	0	0
Jim Kaat, L (1, 1) OBP: 0.319, SLG: 0.326			E4 FC1-5 HR 1-2	F8 2-3		5-3		3-1		4	1	0	0	0	0	4
Inning Stats	R: 1 E: 0 K: 0 S: 4 H: 1 LOB: 0 BB: 0 P: 4	R: 0 E: 0 K: 1 S: 5 H: 0 LOB: 0 BB: 0 P: 5	R: 4 E: 1 K: 0 S: 6 H: 3 LOB: 2 BB: 2 P: 14	R: 0 E: 1 K: 0 S: 4 H: 0 LOB: 1 BB: 0 P: 4	R: 1 E: 0 K: 1 S: 7 H: 2 LOB: 1 BB: 0 P: 7	R: 0 E: 0 K: 0 S: 4 H: 1 LOB: 1 BB: 0 P: 4	R: 0 E: 0 K: 0 S: 3 H: 0 LOB: 1 BB: 1 P: 7	R: 0 E: 0 K: 0 S: 4 H: 1 LOB: 1 BB: 0 P: 4		1B: 4 2B: 2 3B: 0 HR: 2 SF: 0 SAC: 0 DP: 0 HBP: 0						

PITCHER		IP	WLS	BF	H	R	ER	SO	BB	IBB	HBP	BLK	WP	HR	S	P	ERA	WHIP
Jerry Walker, R ERA: 5.22	(1, 1)	4.0	L	21	6	6	4	1	2	0	0	0	0	2	21	29	9.00	2.000
Ed Rakow, R ERA: 5.08	(5, 1)	2.0		7	1	0	0	1	0	0	0	0	0	0	9	9	0.00	0.500
Bill Fischer, R ERA: 4.44	(7, 1)	2.0		8	1	0	0	0	1	0	0	0	0	0	7	11	0.00	1.000

PITCHER	IP	WLS	BF	H	R	ER	SO	BB	IBB	HBP	BLK	WP	HR	S	P	ERA	WHIP

BOTTOM

Kansas City Athletics @ Minnesota Twins

Metropolitan Stadium, Bloomington , MI

Mon Aug 14 1961, 8:05 PM EDT

Att. 13,305 - Unknown - 83 F

livebaseballscorecards.com

AB	33
R	6
H	8
RBI	6
BB	3
SO	2
LOB	14

WP: 0 PB: 0 SB: 0 CS: 0 PA: 36

Kansas City Athletics @ Minnesota Twins

Metropolitan Stadium, Bloomington , MI

Tue Aug 15 1961, 8:05 PM EDT

Att. 17,614 - Unknown - 85 F

TOP

livebaseballscorecards.com

Batter	1	2	3	4	5	6	7	8	9	AB	R	H	RBI	BB	SO	LOB
Bobby Del Greco, R (1, 8) OBP: 0.299, SLG: 0.305	F9	L6			K	6-3		1B BB		4	0	0	0	1	1	0
Jerry Lumpe, L (1, 4) OBP: 0.333, SLG: 0.369	1B 1B 1B		P4		2B 2B	4-3			1-2 1B	5	2	3	0	0	0	0
Dick Howser, R (1, 6) OBP: 0.386, SLG: 0.359	1B SF7 1-2 1B		HBP		2-H 2B			HR	F9	4	2	3	2	0	0	2
Deron Johnson, R (1, 9) OBP: 0.227, SLG: 0.331 Jay Hankins, L (8, PR) OBP: 0.217, SLG: 0.255 (8, 9)	BB 1-3 2-H 1B		F7		5-3			1B		4 0	0 0	2 0	1 0	0 0	0 0	2 0
Leo Posada, R (1, 7) OBP: 0.322, SLG: 0.376	SF7 3-H		F9		F8			P6		3	0	0	1	0	0	3
Norm Siebern, L (1, 3) OBP: 0.368, SLG: 0.469	BB 1-2			P5		F8		F8		3	0	0	0	1	0	1
Joe Pignatano, R (1, 2) OBP: 0.353, SLG: 0.383	5-3			K		6-3		K		4	0	0	0	0	2	3
Wayne Causey, L (1, 5) OBP: 0.327, SLG: 0.389		K		BB		F8			4-3	3	0	0	0	1	1	0
Jim Archer, R (1, 1) OBP: 0.125, SLG: 0.109 Bill Kunkel, R (4, 1) OBP: 0.250, SLG: 0.143 Gordon Mackenzie, R (7, PH) Bill Fischer, R (7, 1) Haywood Sullivan, R (9, PH) OBP: 0.362, SLG: 0.399		2B		5-3			F7		F9	2 0 1 0 1	0 0 0 0 0	1 0 0 0 0	0 0 0 0 0	0 0 0 0 0	0 0 0 0 0	1 0 0 0 0

	AB	34
	R	4
	H	9
	RBI	4
	BB	3
	SO	4
	LOB	12

Inning Stats	1	2	3	4	5	6	7	8	9	1B: 5	SF: 1	WP: 0	PA: 39
	R: 2 E: 0 K: 0 S: 6	R: 0 E: 0 K: 1 S: 5	R: 0 E: 0 K: 0 S: 3	R: 0 E: 0 K: 1 S: 5	R: 1 E: 0 K: 1 S: 7	R: 0 E: 0 K: 0 S: 3	R: 0 E: 0 K: 0 S: 3	R: 1 E: 0 K: 1 S: 7	R: 0 E: 0 K: 0 S: 4	2B: 3	SAC: 0	PB: 0	
	H: 3 LOB: 2 BB: 1 P: 10	H: 1 LOB: 0 BB: 0 P: 5	H: 0 LOB: 1 BB: 0 P: 4	H: 0 LOB: 1 BB: 1 P: 9	H: 2 LOB: 1 BB: 0 P: 7	H: 0 LOB: 0 BB: 0 P: 3	H: 0 LOB: 0 BB: 0 P: 3	H: 2 LOB: 1 BB: 0 P: 7	H: 1 LOB: 2 BB: 1 P: 8	3B: 0 HR: 1	DP: 0 HBP: 1	SB: 0 CS: 0	

PITCHER	IP	WLS	BF	H	R	ER	SO	BB	IBB	HBP	BLK	WP	HR	S	P	ERA	WHIP
Jack Kralick, L (1, 1) ERA: 3.17	9.0	W	39	9	4	4	4	3	0	1	0	0	1	43	56	4.00	1.333

PITCHER	IP	WLS	BF	H	R	ER	SO	BB	IBB	HBP	BLK	WP	HR	S	P	ERA	WHIP

Batter	1	2	3	4	5	6	7	8	9	AB	R	H	RBI	BB	SO	LOB
Lenny Green, L (1, 8) (8, 7) OBP: 0.405, SLG: 0.424	1-3	FC3-6-2-5 1-2 2-3		E1 HR 1-2 2-H		HR 1B		2B		5	2	2	0	0	0	3
Billy Martin, R (1, 4) OBP: 0.249, SLG: 0.351	5-3		5-3	 1-H 2-H HR		F2		1-3		5	1	1	3	0	0	2
Harmon Killebrew, R (1, 3) OBP: 0.415, SLG: 0.645	HR 1B		6-3	WP 1B		1-H HR				4	2	3	2	0	0	0
Bob Allison, R (1, 9) OBP: 0.357, SLG: 0.474	1-H HR		P6	0-3 K 1-2		F9				4	1	1	2	0	1	1
Jim Lemon, R (1, 7) OBP: 0.331, SLG: 0.421 Ted Lepcio, R (8, 5) OBP: 0.242, SLG: 0.413	H 1-0 HBP			6-3	6-3 1-3 1B		5-3			3 0	0 0	1 0	0 0	0 0	0 0	0 0
Earl Battey, R (1, 2) OBP: 0.373, SLG: 0.475	F8			F9 1B 2B	1-3 1-2		CS 1B			4	1	2	0	0	0	2
Bill Tuttle, R (1, 5) (8, 8) OBP: 0.299, SLG: 0.310		F9		F9 2-3	6-3 2-3		K			4	0	0	0	0	1	3
Zoilo Versalles, R (1, 6) OBP: 0.324, SLG: 0.390		FC3-6-2-5 BB 1B		1B E IBB	K		CS 1-2	P5		3	1	1	0	1	1	1
Jack Kralick, L (1, 1) OBP: 0.186, SLG: 0.162		BBBB FC3-6-2-5 1-2 BB		E HR 1-2 3-H 1B		4-3		F8		3	1	1	1	1	0	0
Inning Stats	R: 2 E: 0 K: 0 S: 5 H: 2 LOB: 1 BB: 0 P: 6	R: 0 E: 0 K: 0 S: 3 H: 1 LOB: 1 BB: 1 P: 7	R: 0 E: 0 K: 0 S: 3 H: 0 LOB: 0 BB: 0 P: 3	R: 5 E: 1 K: 1 S: 10 H: 4 LOB: 1 BB: 1 P: 14	R: 0 E: 0 K: 1 S: 6 H: 1 LOB: 1 BB: 0 P: 6	R: 2 E: 0 K: 0 S: 5 H: 2 LOB: 0 BB: 0 P: 5	R: 0 E: 0 K: 1 S: 5 H: 1 LOB: 0 BB: 0 P: 5	R: 0 E: 0 K: 0 S: 4 H: 1 LOB: 1 BB: 0 P: 4		1B: 7 2B: 2 3B: 0 HR: 3 SF: 0 SAC: 0 DP: 1 HBP: 1						

BOTTOM

Kansas City Athletics @ Minnesota Twins

Metropolitan Stadium, Bloomington , MI

Tue Aug 15 1961, 8:05 PM EDT

Att. 17,614 - Unknown - 85 F

livebaseballscorecards.com

AB	35
R	9
H	12
RBI	8
BB	2
SO	3
LOB	12

WP: 1 PB: 0 SB: 0 CS: 1 PA: 39

PITCHER		IP	WLS	BF	H	R	ER	SO	BB	IBB	HBP	BLK	WP	HR	S	P	ERA	WHIP
Jim Archer, L ERA: 3.28	(1, 1)	3.2	L	21	7	7	3	0	1	1	1	0	0	2	18	27	7.36	2.182
Bill Kunkel, R ERA: 4.33	(4, 1)	2.1		10	3	2	2	2	0	0	0	0	1	1	14	14	7.71	1.286
Bill Fischer, R ERA: 4.28	(7, 1)	2.0		7	2	0	0	1	0	0	0	0	0	0	9	9	0.00	1.000

PITCHER	IP	WLS	BF	H	R	ER	SO	BB	IBB	HBP	BLK	WP	HR	S	P	ERA	WHIP

Kansas City Athletics @ Minnesota Twins

Metropolitan Stadium, Bloomington , MI

Wed Aug 16 1961, 8:05 PM EDT

Att. 18,894 - Unknown - 86 F

TOP

livebaseballscorecards.com

Batter	1	2	3	4	5	6	7	8	9	AB	R	H	RBI	BB	SO	LOB
Dick Howser, R (1, 6) OBP: 0.386, SLG: 0.358	P6		F9	5-3			FC4 1B S SH2-4	2B BB B B B		4	2	1	0	1	0	0
Jim Rivera, L (1, 9) OBP: 0.330, SLG: 0.347	F3		1B 2B	G3			SH2-4 1-2	F7		3	1	1	0	0	0	0
Bobby Del Greco, R (7, PH) OBP: 0.298, SLG: 0.303 (7, 8)										1	0	0	0	0	0	2
Jerry Lumpe, L (1, 4) OBP: 0.335, SLG: 0.373	BB B B B		1B E 3B 1B 2-H		F7		FC4 1B 2B 2-H	1-H 2B 2-H		4	2	2	4	1	0	0
Norm Siebern, L (1, 3) OBP: 0.366, SLG: 0.466	K S S S		E4 1B 3B 1-2		3-1		2B 1B 1-2	K S S S		5	2	1	0	0	2	3
Deron Johnson, R (1, 5) OBP: 0.241, SLG: 0.373		HR	3B 1B 1-2 2-3		P6		4-3 2B 1-H 2-H		FC6-4 BB B B B	4	2	3	3	0	0	0
Wayne Causey, L (7, 5) OBP: 0.330, SLG: 0.389										0	0	0	0	1	0	0
Gene Stephens, L (1, 8) OBP: 0.301, SLG: 0.309 (7, 9)		P6	1-H 2-H 3-H 3B			1B G4-6-3 1B	4-3 2-3		FC6-4 E4 S 1-2f	5	1	2	3	0	0	2
Leo Posada, R (1, 7) OBP: 0.321, SLG: 0.373	1-3	P5				G4-6-3 1B 1-3	6-3		E4 1-3	4	0	1	0	0	0	2
Jay Hankins, L (7, 7) OBP: 0.216, SLG: 0.253										1	0	0	0	0	0	1
Haywood Sullivan, R (1, 2) OBP: 0.359, SLG: 0.399	K S S S			P6		G4-6-3 1-2f 3-H		2B 2B	5-3	5	1	1	0	0	1	2
Norm Bass, R (1, 1) OBP: 0.128, SLG: 0.184			K S S S	HR		K S S S		K S S S		3	1	1	1	0	2	0
Bill Fischer, R (7, 1)										1	0	0	0	0	1	1

	AB	40
	R	12
	H	13
	RBI	11
	BB	3
	SO	6
	LOB	13

Inning Stats																		
	R: 0	H: 0	R: 1	H: 1	R: 4	H: 4	R: 1	H: 1	R: 0	H: 0	R: 1	H: 2	R: 3	H: 3	R: 2	H: 2	R: 0	H: 0
	E: 0	LOB: 1	E: 0	LOB: 0	E: 1	LOB: 1	E: 0	LOB: 0	E: 0	LOB: 0	E: 0	LOB: 0	E: 0	LOB: 1	E: 0	LOB: 1	E: 1	LOB: 1
	K: 1	BB: 1	K: 1	BB: 0	K: 1	BB: 0	K: 0	BB: 0	K: 0	BB: 0	K: 1	BB: 0	K: 0	BB: 0	K: 2	BB: 1	K: 0	BB: 1
	S: 5	P: 9	S: 6	P: 6	S: 10	P: 10	S: 4	P: 4	S: 3	P: 3	S: 6	P: 6	S: 7	P: 7	S: 9	P: 13	S: 3	P: 7

	1B: 6	SF: 0	WP: 0	PA: 44
	2B: 4	SAC: 1	PB: 0	
	3B: 1	DP: 1	SB: 2	
	HR: 2	HBP: 0	CS: 0	

PITCHER		IP	WLS	BF	H	R	ER	SO	BB	IBB	HBP	BLK	WP	HR	S	P	ERA	WHIP
Pedro Ramos, R ERA: 4.09	(1, 1)	6.0	L	27	8	7	4	4	1	0	0	0	0	2	34	38	6.00	1.500
Bill Pleis, L ERA: 7.41	(7, 1)	1.0		7	3	3	3	0	0	0	0	0	0	0	7	7	27.00	3.000
Al Schroll, R ERA: 3.78	(8, 1)	2.0		10	2	2	2	2	2	0	0	0	0	0	12	20	9.00	2.000

PITCHER	IP	WLS	BF	H	R	ER	SO	BB	IBB	HBP	BLK	WP	HR	S	P	ERA	WHIP

Batter	1	2	3	4	5	6	7	8	9	AB	R	H	RBI	BB	SO	LOB
Lenny Green, L (1, 8) OBP: 0.403, SLG: 0.420	F7		L6		E4 1B		2B HR BB		F7	4	1	0	0	1	0	2
Billy Martin, R (1, 4) OBP: 0.261, SLG: 0.368	G6-4-3 HBP			F8	1B		HR 2B		1B 2B	4	1	3	1	0	0	0
Harmon Killebrew, R (1, 3) OBP: 0.415, SLG: 0.649	G6-4-3			HR	5-3		F3		G5-3 BB 1B	5	1	2	2	0	0	5
Bob Allison, R (1, 9) OBP: 0.360, SLG: 0.484		6-3		1B 2B		5-3	HR		BB	4	2	2	3	1	0	0
Jim Lemon, R (1, 7) OBP: 0.329, SLG: 0.420		F9		F8		2B	F8		G5-3	5	0	1	0	0	0	4
Earl Battey, R (1, 2) OBP: 0.375, SLG: 0.474		F9		G6 1B		G4-6-3 BB		5-3		3	0	1	1	1	0	0
Bill Tuttle, R (1, 5) OBP: 0.299, SLG: 0.310			1B	G6		G4-6-3		5-3		4	0	1	0	0	0	3
Zoilo Versalles, R (1, 6) OBP: 0.323, SLG: 0.389			P6		F8		BB 2B 1B	6-3		4	1	1	0	0	0	1
Pedro Ramos, S (1, 1) OBP: 0.182, SLG: 0.257			F3		K		F8		2B 1B	2	0	0	0	0	1	1
Bill Pleis, L (7, 1) OBP: 0.143, SLG: 0.143										0	0	0	0	0	0	0
Joe Altobelli, L (7, PH) OBP: 0.455, SLG: 0.600										1	0	0	0	0	0	1
Al Schroll, R (8, 1) OBP: 0.500, SLG: 0.600										0	0	0	0	0	0	0
Julio Becquer, L (9, PH) OBP: 0.268, SLG: 0.500										1	1	1	0	0	0	0
Inning Stats	R: 0 E: 0 K: 0 S: 2 H: 0 LOB: 0 BB: 0 P: 3	R: 0 E: 0 K: 0 S: 3 H: 0 LOB: 0 BB: 0 P: 3	R: 0 E: 0 K: 0 S: 4 H: 1 LOB: 1 BB: 0 P: 4	R: 2 E: 0 K: 0 S: 6 H: 3 LOB: 1 BB: 0 P: 6	R: 0 E: 1 K: 1 S: 7 H: 1 LOB: 2 BB: 0 P: 7	R: 0 E: 0 K: 0 S: 3 H: 1 LOB: 1 BB: 1 P: 7	R: 4 E: 0 K: 0 S: 6 H: 3 LOB: 0 BB: 1 P: 10	R: 0 E: 0 K: 0 S: 3 H: 0 LOB: 0 BB: 0 P: 3	R: 1 E: 0 K: 0 S: 5 H: 3 LOB: 2 BB: 1 P: 9	1B: 6 2B: 4 3B: 0 HR: 2	SF: 0 SAC: 0 DP: 3 HBP: 1						

PITCHER		IP	WLS	BF	H	R	ER	SO	BB	IBB	HBP	BLK	WP	HR	S	P	ERA	WHIP
Norm Bass, R ERA: 5.09	(1, 1)	6.2	W	31	9	6	6	1	2	0	1	0	0	2	30	39	8.10	1.650
Bill Fischer, R ERA: 4.26	(7, 1)	2.1	S	10	3	1	1	0	1	0	0	0	0	0	9	13	3.86	1.714

PITCHER	IP	WLS	BF	H	R	ER	SO	BB	IBB	HBP	BLK	WP	HR	S	P	ERA	WHIP

BOTTOM

Kansas City Athletics @ Minnesota Twins

Metropolitan Stadium, Bloomington , MI

Wed Aug 16 1961, 8:05 PM EDT

Att. 18,894 - Unknown - 86 F

livebaseballscorecards.com

AB	37
R	7
H	12
RBI	7
BB	3
SO	1
LOB	17

Batter	1	2	3	4	5	6	7	8	9	AB	R	H	RBI	BB	SO	LOB
Lenny Green, L (1, 8) OBP: 0.400, SLG: 0.416	x 0-0 ① F8		x 0-0 ① P6			S S S 0-3 ① K		S S S 0-3 ② K		4	0	0	0	0	2	0
Billy Martin, R (1, 4) OBP: 0.261, SLG: 0.370	x 0-0 ② 5-3		x 0-0 ② 6-3			x 0-0 ② 4-3		x 0-0 2B		4	0	1	0	0	0	0
Harmon Killebrew, R (1, 3) OBP: 0.411, SLG: 0.643	x 0-0 ③ 6-3		S S S 0-3 ③ K			S S S 0-3 ③ K		x 0-0 ③ 6-3		4	0	0	0	0	2	1
Bob Allison, R (1, 9) OBP: 0.359, SLG: 0.481		x 0-0 E5 1B		B B B B 4-0 G6-4-3 BB			x 0-0 ① L5		S S S 0-3 ① K	3	1	0	0	1	1	0
Jim Lemon, R (1, 7) OBP: 0.328, SLG: 0.419 Pedro Ramos, S (9, PR) OBP: 0.182, SLG: 0.257		S S S 0-3 ① K		S S S 0-3 ① K			x 0-0 ② 6-3		x 0-0 PB 2B 1B	4 0	0 1	1 0	0 0	0 0	2 0	2 0
Earl Battey, R (1, 2) OBP: 0.376, SLG: 0.471		B B B B 4-0 FC5-4 1B BB		x 0-0 ② ③ G6-4-3 1-2f			B B B B 4-0 BB BB		S S S 0-3 ② K 1-2	2	0	0	0	2	1	2
Bill Tuttle, R (1, 5) OBP: 0.304, SLG: 0.316		x 0-0 FC5-4 1-2 2-H 1B			x 0-0 ① F8		B B B B 4-0 1-2 BB		x 0-0 2-H 2B	3	0	2	2	1	0	0
Zoilo Versalles, R (1, 6) OBP: 0.320, SLG: 0.385		x 0-0 ② FC5-4 1-2f 2-3			S S S 0-3 ② K		x 0-0 ③ F9		x 0-0 ③ F9	4	0	0	0	0	1	6
Camilo Pascual, R (1, 1) OBP: 0.182, SLG: 0.161 Don Lee, R (7, 1) OBP: 0.087, SLG: 0.087 Joe Altobelli, L (8, PH) OBP: 0.417, SLG: 0.545 Bill Pleis, L (8, 1) OBP: 0.143, SLG: 0.143		S S S 0-3 ③ K			x 0-0 ③ 6-3			x 0-0 ① 1-3		2 0 1 0	0 0 0 0	0 0 0 0	0 0 0 0	0 0 0 0	1 0 0 0	2 0 0 0
Inning Stats	R: 0 E: 0 K: 0 S: 3 H: 0 LOB: 0 BB: 0 P: 3	R: 1 E: 1 K: 2 S: 9 H: 1 LOB: 2 BB: 1 P: 13	R: 0 E: 0 K: 1 S: 5 H: 0 LOB: 0 BB: 0 P: 5	R: 0 E: 0 K: 1 S: 4 H: 0 LOB: 0 BB: 1 P: 8	R: 0 E: 0 K: 1 S: 5 H: 0 LOB: 0 BB: 0 P: 5	R: 0 E: 0 K: 2 S: 7 H: 0 LOB: 0 BB: 0 P: 7	R: 0 E: 0 K: 0 S: 3 H: 0 LOB: 2 BB: 2 P: 11	R: 0 E: 0 K: 1 S: 6 H: 1 LOB: 1 BB: 0 P: 6	R: 1 E: 0 K: 2 S: 9 H: 2 LOB: 2 BB: 0 P: 9	1B: 2 2B: 2 3B: 0 HR: 0 SF: 0 SAC: 0 DP: 1 HBP: 0						

PITCHER	IP	WLS	BF	H	R	ER	SO	BB	IBB	HBP	BLK	WP	HR	S	P	ERA	WHIP
Eli Grba, R (1, 1) ERA: 3.96	9.0	W	35	4	2	0	10	4	0	0	0	0	0	51	67	0.00	0.889

PITCHER	IP	WLS	BF	H	R	ER	SO	BB	IBB	HBP	BLK	WP	HR	S	P	ERA	WHIP

TOP

Minnesota Twins @ Los Angeles Angels

Wrigley Field, Los Angeles, CA

Fri Aug 18 1961, 9:05 PM CDT

Att. 4,178 - Unknown - 80 F

livebaseballscorecards.com

AB	31
R	2
H	4
RBI	2
BB	4
SO	10
LOB	13

PA: 35

WP: 0
PB: 1
SB: 0
CS: 0

Batter	1	2	3	4	5	6	7	8	9	AB	R	H	RBI	BB	SO	LOB
Joe Koppe, R (1, 6) OBP: 0.339, SLG: 0.384	SSS 0-3 ① K		BBBB 4-0 1B 1B BB BB	x 0-0 HR		SSS 0-3 ① K	SSS 0-3 ③ K			4	2	1	1	1	3	3
Albie Pearson, L (1, 9) OBP: 0.404, SLG: 0.420	BBBB 4-0 S BB		x 0-0 BB 1B 1B 1-2 2-H 1B	x 0-0 2B		x 0-0 ② G3		SSS 0-3 ① K		4	1	2	1	1	1	0
Lee Thomas, L (1, 3) OBP: 0.349, SLG: 0.461	x 0-0 ② F7 1-2		x 0-0 BB 1B 1-2 2-3 1B	SSS 0-3 ③ K		BBBB 4-0 BB		SSS 0-3 ② K		4	1	1	0	1	2	2
Leon Wagner, L (1, 7) OBP: 0.326, SLG: 0.480 Tom Satriano, L (9, 5) OBP: 0.182, SLG: 0.211	SSS 0-3 ③ K		BBBB 4-0 1B 1-2 2-3 3-H BB		x 0-0 BB 1B 1B	x 0-0 ③ F8		x 0-0 ③ F8		4 0	0 0	1 0	1 0	1 0	1 0	2 0
Ken Hunt, R (1, 8) OBP: 0.329, SLG: 0.492		BBBB 4-0 G5-4-3 BB	SSS 0-3 ② K		x 0-0 BB 1-2 1B		x 0-0 ① F9			3	0	1	0	1	1	3
Earl Averill, R (1, 2) OBP: 0.389, SLG: 0.470		x 0-0 ① ② G5-4-3 1-2f	x 0-0 FC5-4 1-2 2-H 3-H 1B		x 0-0 ① F2		BBBB 4-0 BB E BB			3	0	1	2	1	0	3
George Thomas, R (1, 5) OBP: 0.327, SLG: 0.457 (9, 7)		SSS 0-3 ③ K	x 0-0 ③ FC5-4 1-2f		SSS 0-3 ② K		SSS 0-3 ② K 1-2			4	0	0	0	0	3	5
Rocky Bridges, R (1, 4) OBP: 0.283, SLG: 0.225			x 0-0 SH2-4 1B 1B	SSS 0-3 ① K	BBBB 4-0 1-2 2-3 BB		BBBB 4-0 BB BB			2	1	1	0	2	1	0
Eli Grba, R (1, 1) OBP: 0.216, SLG: 0.313			x 0-0 ① SH2-4 1-2	SSS 0-3 ② K	x 0-0 ③ F2		BBBB 4-0 1-2 2-3 BB			2	0	0	0	1	1	3
Inning Stats	R: 0 H: 0 E: 0 LOB: 1 K: 2 BB: 1 S: 7 P: 11	R: 0 H: 0 E: 0 LOB: 0 K: 1 BB: 1 S: 4 P: 8	R: 4 H: 4 E: 0 LOB: 2 K: 1 BB: 2 S: 9 P: 17	R: 1 H: 2 E: 0 LOB: 1 K: 3 BB: 0 S: 11 P: 11	R: 0 H: 2 E: 0 LOB: 3 K: 1 BB: 1 S: 7 P: 11	R: 0 H: 0 E: 0 LOB: 1 K: 1 BB: 1 S: 5 P: 9	R: 0 H: 0 E: 1 LOB: 3 K: 2 BB: 3 S: 7 P: 19	R: 0 H: 0 E: 0 LOB: 0 K: 2 BB: 0 S: 7 P: 7		1B: 6 SF: 0 2B: 1 SAC: 1 3B: 0 DP: 1 HR: 1 HBP: 0						

PITCHER		IP	WLS	BF	H	R	ER	SO	BB	IBB	HBP	BLK	WP	HR	S	P	ERA	WHIP
Camilo Pascual, R ERA: 4.02	(1, 1)	6.0	L	31	8	5	5	9	6	0	0	0	0	1	43	67	7.50	2.333
Don Lee, R ERA: 3.4	(7, 1)	1.0		6	0	0	0	2	3	0	0	0	0	0	7	19	0.00	3.000
Bill Pleis, L ERA: 7.22	(8, 1)	1.0		3	0	0	0	2	0	0	0	0	0	0	7	7	0.00	0.000

PITCHER	IP	WLS	BF	H	R	ER	SO	BB	IBB	HBP	BLK	WP	HR	S	P	ERA	WHIP

BOTTOM

Minnesota Twins @ Los Angeles Angels

Wrigley Field, Los Angeles, CA

Fri Aug 18 1961, 9:05 PM CDT

Att. 4,178 - Unknown - 80 F

livebaseballscorecards.com

AB	30
R	5
H	8
RBI	5
BB	9
SO	13
LOB	21

Batter	1	2	3	4	5	6	7	8	9	AB	R	H	RBI	BB	SO	LOB
Lenny Green, L (1, 8) (8, 7) OBP: 0.402, SLG: 0.425	4-3		1-H HR		1-2 1B		G3		BB SH1-3 1B	5	1	3	2	0	0	0
Billy Martin, R (1, 4) OBP: 0.261, SLG: 0.368	F9		F9		1-2 2-3 1B		P3		SH1-3 1-2	4	0	1	0	0	0	0
Harmon Killebrew, R (1, 3) OBP: 0.413, SLG: 0.649	5-3		HR		K		FC5-4 1B		BB	4	1	2	1	1	1	3
Bob Allison, R (1, 9) OBP: 0.359, SLG: 0.478		FC5-4 1B	F2		K		FC5-4 1-2f		1-2 2-3 BB	4	0	1	0	1	1	4
Jim Lemon, R (1, 7) OBP: 0.325, SLG: 0.414		FC5-4 FC5-4 1-2f		F8	K			F7	K	4	0	0	0	0	1	4
Ted Lepcio, R (8, 5) OBP: 0.240, SLG: 0.409										1	0	0	0	0	1	3
Earl Battey, R (1, 2) OBP: 0.374, SLG: 0.467		FC5-4 1-2f		F8		F8		CS 1B	P4	5	0	1	0	0	0	4
Bill Tuttle, R (1, 5) (8, 8) OBP: 0.306, SLG: 0.331		K		2B		F8		1-2 HR		4	1	2	1	0	1	1
Zoilo Versalles, R (1, 6) OBP: 0.324, SLG: 0.396			HR 1B	F8		HR		1B 1B		4	2	3	1	0	0	1
Jim Kaat, L (1, 1) OBP: 0.333, SLG: 0.340			K		1B 1B 1B	3-1		1-2 1B		4	0	2	0	0	1	1
Ray Moore, R (9, 1)										0	0	0	0	0	0	0
Inning Stats	R: 0 E: 0 K: 0 S: 3 H: 0 LOB: 0 BB: 0 P: 3	R: 0 E: 0 K: 1 S: 6 H: 1 LOB: 1 BB: 0 P: 6	R: 3 E: 0 K: 1 S: 8 H: 3 LOB: 0 BB: 0 P: 8	R: 0 E: 0 K: 0 S: 4 H: 1 LOB: 1 BB: 0 P: 4	R: 0 E: 0 K: 3 S: 12 H: 3 LOB: 3 BB: 0 P: 12	R: 1 E: 0 K: 0 S: 4 H: 1 LOB: 0 BB: 0 P: 4	R: 0 E: 0 K: 0 S: 4 H: 1 LOB: 1 BB: 0 P: 4	R: 1 E: 0 K: 0 S: 5 H: 4 LOB: 1 BB: 0 P: 5	R: 0 E: 0 K: 1 S: 6 H: 1 LOB: 3 BB: 2 P: 14	1B: 10 2B: 1 3B: 0 HR: 4 SF: 0 SAC: 1 DP: 0 HBP: 0							

TOP

Minnesota Twins @ Los Angeles Angels

Wrigley Field, Los Angeles, CA

Sat Aug 19 1961, 5:33 AM CDT

Att. 2,857 - Sunny - 89 F

livebaseballscorecards.com

AB	39
R	5
H	15
RBI	5
BB	2
SO	6
LOB	21

WP: 0 PB: 0 SB: 0 CS: 1 PA: 42

PITCHER		IP	WLS	BF	H	R	ER	SO	BB	IBB	HBP	BLK	WP	HR	S	P	ERA	WHIP
Ted Bowsfield, L ERA: 3.54	(1, 1)	8.0	L	36	14	5	5	5	0	0	0	0	0	4	46	46	5.62	1.750
Jack Spring, L ERA: 6.75	(9, 1)	1.0		6	1	0	0	1	2	0	0	0	0	0	6	14	0.00	3.000

PITCHER		IP	WLS	BF	H	R	ER	SO	BB	IBB	HBP	BLK	WP	HR	S	P	ERA	WHIP

Batter	1	2	3	4	5	6	7	8	9	AB	R	H	RBI	BB	SO	LOB
Joe Koppe, R (1, 6) OBP: 0.336, SLG: 0.377	F9		BB FC5 WP			P5		F8	K	4	0	0	0	1	1	2
Albie Pearson, L (1, 9) OBP: 0.405, SLG: 0.417	F8		BB 1-2 2-3			BB 1B		K		2	0	0	0	2	1	0
Ken Hunt, R (1, 8) OBP: 0.329, SLG: 0.489	K		FC5 2-3f			G4-6-3 1-3 1B			F9	4	0	1	0	0	1	3
Steve Bilko, R (1, 3) OBP: 0.411, SLG: 0.554		K		BB G4-6-3		G4-6-3 1-2f			HR 2B	3	1	1	0	1	1	2
Earl Averill, R (1, 2) OBP: 0.388, SLG: 0.478		5-3		G4-6-3 1-2f			6-3		HR 2-H	4	1	1	2	0	0	1
George Thomas, R (1, 7) OBP: 0.331, SLG: 0.465		K		K			F8 2B		1B 1B 1B	4	1	2	0	0	2	0
Eddie Yost, R (1, 5) OBP: 0.336, SLG: 0.201 Lee Thomas, L (9, PH) OBP: 0.351, SLG: 0.463			6-3	F9			F8 2-3		1B 1-2 1B	3 1	0 0	0 1	0 0	0 0	0 0	1 0
Rocky Bridges, R (1, 4) OBP: 0.279, SLG: 0.221 Del Rice, R (7, PH) OBP: 0.404, SLG: 0.473 Billy Moran, R (8, 4) OBP: 0.309, SLG: 0.316 Leon Wagner, L (9, PH) OBP: 0.325, SLG: 0.478			F9	F8			6-3		K	2 1 0 1	0 0 0 0	0 0 0 0	0 0 0 0	0 0 0 0	0 0 0 1	0 1 0 2
Ted Bowsfield, R (1, 1) OBP: 0.171, SLG: 0.235 Ed Sadowski, R (8, PH) OBP: 0.299, SLG: 0.422 Jack Spring, R (9, 1) Ted Kluszewski, L (9, PH) OBP: 0.304, SLG: 0.449 Eli Grba, R (9, PR) OBP: 0.216, SLG: 0.313			WP 2B	1-3				P5	1B 1-3 2-H	2 1 0 1 0	0 0 0 0 0	1 0 0 1 0	0 0 0 1 0	0 0 0 0 0	0 0 0 0 0	0 0 0 0 0
Inning Stats	R: 0 H: 0 E: 0 LOB: 0 K: 1 BB: 0 S: 5 P: 5	R: 0 H: 0 E: 0 LOB: 0 K: 2 BB: 0 S: 7 P: 7	R: 0 H: 1 E: 0 LOB: 3 K: 0 BB: 2 S: 4 P: 12	R: 0 H: 0 E: 0 LOB: 0 K: 1 BB: 1 S: 4 P: 8	R: 0 H: 0 E: 0 LOB: 0 K: 0 BB: 0 S: 3 P: 3	R: 0 H: 1 E: 0 LOB: 1 K: 0 BB: 1 S: 3 P: 7	R: 0 H: 1 E: 0 LOB: 1 K: 0 BB: 0 S: 4 P: 4	R: 0 H: 0 E: 0 LOB: 0 K: 1 BB: 0 S: 5 P: 5	R: 3 H: 5 E: 0 LOB: 2 K: 2 BB: 0 S: 12 P: 12	1B: 4 SF: 0 2B: 3 SAC: 0 3B: 0 DP: 2 HR: 1 HBP: 0						

PITCHER	IP	WLS	BF	H	R	ER	SO	BB	IBB	HBP	BLK	WP	HR	S	P	ERA	WHIP
Jim Kaat, L (1, 1) ERA: 4.06	8.1	W	33	6	3	3	5	4	0	0	0	1	1	39	55	3.24	1.200
Ray Moore, R (9, 1) ERA: 4.25	0.2	S	4	2	0	0	2	0	0	0	0	0	0	8	8	0.00	3.000

PITCHER	IP	WLS	BF	H	R	ER	SO	BB	IBB	HBP	BLK	WP	HR	S	P	ERA	WHIP

BOTTOM

Minnesota Twins @ Los Angeles Angels

Wrigley Field, Los Angeles, CA

Sat Aug 19 1961, 5:33 AM CDT

Att. 2,857 - Sunny - 89 F

livebaseballscorecards.com

AB	33
R	3
H	8
RBI	3
BB	4
SO	7
LOB	12

WP: 1 PA: 37
PB: 0
SB: 0
CS: 0

Batter	1	2	3	4	5	6	7	8	9	AB	R	H	RBI	BB	SO	LOB
Lenny Green, L (1, 8) (9, 7) OBP: 0.404, SLG: 0.439	HR		HR	6-3 2B IBB		L4		3-1		4	3	2	2	1	0	0
Billy Martin, R (1, 4) OBP: 0.255, SLG: 0.360	K		K	6-3 1-2 2-3 3-H		5-3		F3		5	0	0	1	0	2	2
Harmon Killebrew, R (1, 3) OBP: 0.413, SLG: 0.648	5-3		BB 1B	2-H 3-H 2B		F8		F8		5	0	2	2	0	0	0
Joe Altobelli, L (1, 7) OBP: 0.353, SLG: 0.500 Ray Moore, R (9, 1)	3-1		P6	F7			E 2B		K	5 0	1 0	1 0	0 0	0 0	1 0	2 0
Bob Allison, R (1, 9) OBP: 0.360, SLG: 0.476		K	BB 1-2		E SF8 1B		F7		K	4	1	1	0	1	2	1
Earl Battey, R (1, 2) OBP: 0.377, SLG: 0.471		1B	K		SF8 1-H		FC3-6 IBB		2B	3	0	2	1	1	1	2
Bill Tuttle, R (1, 5) (9, 8) OBP: 0.304, SLG: 0.327		K	2B 6-3 BB		P4		FC3-6 1-2f 2-H		K	4	1	0	0	1	2	3
Zoilo Versalles, R (1, 6) OBP: 0.326, SLG: 0.400		K	6-3 1-3 2B		1B		F9			4	1	2	0	0	1	2
Jack Kralick, L (1, 1) OBP: 0.194, SLG: 0.214 Al Schroll, R (4, 1) OBP: 0.500, SLG: 1.000 Ted Lepcio, R (9, 5) OBP: 0.240, SLG: 0.409			HR	F5	5-3			HR		2 2 0	1 1 0	1 1 0	1 1 0	0 0 0	0 0 0	2 1 0
Inning Stats	R: 1 E: 0 K: 1 S: 6 H: 1 LOB: 0 BB: 0 P: 6	R: 0 E: 0 K: 3 S: 10 H: 1 LOB: 1 BB: 0 P: 10	R: 2 E: 0 K: 2 S: 10 H: 3 LOB: 2 BB: 1 P: 14	R: 3 E: 0 K: 0 S: 5 H: 2 LOB: 1 BB: 2 P: 13	R: 1 E: 1 K: 0 S: 5 H: 2 LOB: 1 BB: 0 P: 5	R: 0 E: 0 K: 0 S: 3 H: 0 LOB: 0 BB: 0 P: 3	R: 1 E: 1 K: 0 S: 4 H: 1 LOB: 1 BB: 1 P: 8	R: 1 E: 0 K: 0 S: 4 H: 1 LOB: 0 BB: 0 P: 4	R: 0 E: 0 K: 3 S: 10 H: 1 LOB: 1 BB: 0 P: 10	1B: 4 2B: 4 3B: 0 HR: 4	SF: 1 SAC: 0 DP: 0 HBP: 0					

PITCHER		IP	WLS	BF	H	R	ER	SO	BB	IBB	HBP	BLK	WP	HR	S	P	ERA	WHIP
Jim Donohue, R ERA: 3.55	(1, 1)	3.0		17	6	5	5	6	2	0	0	0	0	3	27	35	15.00	2.667
Tom Morgan, R ERA: 2.9	(4, 1)	3.0	L	13	3	2	1	0	0	1	0	0	0	0	12	16	3.00	1.000
Art Fowler, R ERA: 3.39	(7, 1)	2.0		9	2	2	1	0	0	1	0	0	0	1	8	12	4.50	1.000
Ryne Duren, R ERA: 3.98	(9, 1)	1.0		4	1	0	0	3	0	0	0	0	0	0	10	10	0.00	1.000

PITCHER	IP	WLS	BF	H	R	ER	SO	BB	IBB	HBP	BLK	WP	HR	S	P	ERA	WHIP

TOP

Minnesota Twins @ Los Angeles Angels

Wrigley Field, Los Angeles, CA

Sun Aug 20 1961, 5:33 AM CDT

Att. 3,977 - Sunny - 87 F

livebaseballscorecards.com

AB	38
R	9
H	12
RBI	8
BB	4
SO	9
LOB	15

WP: 0	PA: 43								
PB: 0									
SB: 0									
CS: 0									

BOTTOM

Minnesota Twins @ Los Angeles Angels

Wrigley Field, Los Angeles, CA

Sun Aug 20 1961, 5:33 AM CDT

Att. 3,977 - Sunny - 87 F

livebaseballscorecards.com

Batter	1	2	3	4	5	6	7	8	9	AB	R	H	RBI	BB	SO	LOB
Joe Koppe, R (1, 6) OBP: 0.333, SLG: 0.373	5-3	2-4-3 1-2 3-H	1B	FC6-4 1B 1-2f 2-3		P4			K	5	0	1	0	0	1	2
Albie Pearson, L (1, 9) OBP: 0.408, SLG: 0.416	K		K	1-2 3-H 1B			G6-4-3 BB		BB	3	0	1	1	2	2	1
Ken Hunt, R (1, 8) OBP: 0.325, SLG: 0.483	P6		P5	2-3			F9		K	5	0	0	0	0	1	5
Steve Bilko, R (1, 3) OBP: 0.411, SLG: 0.553		2B 1B BB	F8		2B		G6-4-3 1-2f		F3	4	1	1	0	1	0	3
Earl Averill, R (1, 2) OBP: 0.392, SLG: 0.510		1B 1B 2B 1-3		HR	K			HR		4	3	3	2	0	1	1
George Thomas, R (1, 7) OBP: 0.342, SLG: 0.493 (9, 5)		F9 1B 2-4-3 1B 2-3 3-H		HR	F8			1B		4	2	3	2	0	0	1
Eddie Yost, R (1, 5) OBP: 0.341, SLG: 0.205 Lee Thomas, L (8, PH) OBP: 0.350, SLG: 0.461 (9, 7)		2-4-3 1-2 3-H 1B		FC6-4 1B 1B BB	F7			F8		2 1	1 0	1 0	1 0	1 0	0 0	1 1
Billy Moran, R (1, 4) OBP: 0.309, SLG: 0.317 Leon Wagner, L (8, PH) OBP: 0.324, SLG: 0.477 Rocky Bridges, R (9, 4) OBP: 0.279, SLG: 0.221		F9 2-3		FC6-4 1-2 1B		P6		F8		3 1 0	0 0 0	1 0 0	0 0 0	0 0 0	0 0 0	2 1 0
Jim Donohue, R (1, 1) OBP: 0.182, SLG: 0.227 Tom Morgan, R (4, 1) Ted Kluszewski, L (6, PH) OBP: 0.303, SLG: 0.447 Art Fowler, R (7, 1) OBP: 0.083, SLG: 0.083 Del Rice, R (8, PH) OBP: 0.400, SLG: 0.467 Ryne Duren, R (9, 1) OBP: 0.136, SLG: 0.050		K		B2		6-3		F7		1 1 1 0 1 0	0 0 0 0 0 0	0 0 0 0 0 0	0 0 0 0 0 0	1 0 0 0 0 0	2 2 0 0 1 0	2 0 0 0 1 0
Inning Stats	R: 0 E: 0 K: 1 S: 5 H: 0 LOB: 0 BB: 0 P: 5	R: 3 E: 0 K: 1 S: 7 H: 3 LOB: 2 BB: 1 P: 11	R: 0 E: 0 K: 1 S: 6 H: 1 LOB: 1 BB: 0 P: 6	R: 3 E: 0 K: 0 S: 7 H: 4 LOB: 2 BB: 1 P: 11	R: 0 E: 0 K: 1 S: 6 H: 1 LOB: 1 BB: 0 P: 6	R: 0 E: 0 K: 0 S: 3 H: 0 LOB: 0 BB: 0 P: 3	R: 0 E: 0 K: 0 S: 2 H: 0 LOB: 0 BB: 1 P: 6	R: 1 E: 0 K: 0 S: 5 H: 2 LOB: 1 BB: 0 P: 5	R: 0 E: 0 K: 2 S: 7 H: 0 LOB: 1 BB: 1 P: 11	1B: 6 2B: 2 3B: 0 HR: 3	SF: 0 SAC: 0 DP: 1 HBP: 0			WP: 0 PB: 0 SB: 0 CS: 0	PA: 40		

	AB	36
	R	7
	H	11
	RBI	6
	BB	4
	SO	6
	LOB	23

PITCHER		IP	WLS	BF	H	R	ER	SO	BB	IBB	HBP	BLK	WP	HR	S	P	ERA	WHIP
Jack Kralick, L ERA: 3.38	(1, 1)	3.2		21	8	6	6	3	2	0	0	0	0	2	24	32	14.73	2.727
Al Schroll, R ERA: 3.43	(4, 1)	4.1	W	16	3	1	1	1	1	0	0	0	0	1	17	21	2.08	0.923
Ray Moore, R ERA: 4.15	(9, 1)	1.0	S	4	0	0	0	2	1	0	0	0	0	0	7	11	0.00	1.000

PITCHER		IP	WLS	BF	H	R	ER	SO	BB	IBB	HBP	BLK	WP	HR	S	P	ERA	WHIP

Batter	1	2	3	4	5	6	7	8	9	AB	R	H	RBI	BB	SO	LOB
Lenny Green, L (1, 8) (8, 7) OBP: 0.402, SLG: 0.436	P4		FC6-4 1B	FC3-6 FC6-4 1-2f 2-3 3-H		4-3			G3	5	0	1	1	0	0	2
Billy Martin, R (1, 4) OBP: 0.254, SLG: 0.357	1-3		F9	FC6-4 1-2f			6-3		1B	5	0	1	0	0	0	3
Harmon Killebrew, R (1, 3) OBP: 0.411, SLG: 0.642	BB		FC6-4 1-2f		K		5-3		K	4	0	0	0	1	2	2
Bob Allison, R (1, 9) OBP: 0.358, SLG: 0.480	F8			HR	5-3		F7		F7	5	1	1	1	0	0	2
Jim Lemon, R (1, 7) OBP: 0.329, SLG: 0.417		1-3 2B		6-3	1B BB			G6-4-3 BB		2	0	1	0	2	0	0
Jim Kaat, L (8, PR) OBP: 0.333, SLG: 0.340										0	0	0	0	0	0	0
Ted Lepcio, R (8, 5) OBP: 0.240, SLG: 0.409										0	0	0	0	0	0	0
Earl Battey, R (1, 2) OBP: 0.378, SLG: 0.472		1-3 2-3		1B 1B	1-2 1B			G6-4-3 1-2f		4	1	2	0	0	0	2
Bill Tuttle, R (1, 5) (8, 8) OBP: 0.309, SLG: 0.330		G4-6-3 BB		HBP 1B FC3-6 1-3	K			1B		3	1	2	0	1	1	2
Zoilo Versalles, R (1, 6) OBP: 0.328, SLG: 0.401		G4-6-3 1-2f		FC3-6 HBP 1-2 3-H		1-3		1B		4	0	2	1	0	0	2
Pedro Ramos, S (1, 1) OBP: 0.185, SLG: 0.247			1-3	FC3-6 HBP 1-2 2-3		K		K		3	0	0	0	0	2	2
Inning Stats	R: 0 E: 0 K: 0 S: 3 H: 0 LOB: 1 BB: 1 P: 7	R: 0 E: 0 K: 0 S: 3 H: 1 LOB: 1 BB: 1 P: 7	R: 0 E: 0 K: 0 S: 4 H: 1 LOB: 1 BB: 0 P: 4	R: 3 E: 0 K: 0 S: 7 H: 4 LOB: 2 BB: 0 P: 8	R: 0 E: 0 K: 2 S: 8 H: 1 LOB: 2 BB: 1 P: 12	R: 0 E: 0 K: 1 S: 5 H: 0 LOB: 0 BB: 0 P: 5	R: 0 E: 0 K: 0 S: 3 H: 0 LOB: 0 BB: 0 P: 3	R: 0 E: 0 K: 1 S: 6 H: 2 LOB: 2 BB: 1 P: 10	R: 0 E: 0 K: 1 S: 6 H: 1 LOB: 1 BB: 0 P: 6	1B: 8 2B: 1 3B: 0 HR: 1 SF: 0 SAC: 0 DP: 2 HBP: 1						

PITCHER	IP	WLS	BF	H	R	ER	SO	BB	IBB	HBP	BLK	WP	HR	S	P	ERA	WHIP
Frank Baumann, L (1, 1) ERA: 5.38	3.2		19	6	3	3	0	2	0	1	0	0	1	16	25	7.36	2.182
Don Larsen, R (4, 1) ERA: 3.92	5.1	W	21	4	0	0	5	2	0	0	0	0	0	29	37	0.00	1.125

PITCHER	IP	WLS	BF	H	R	ER	SO	BB	IBB	HBP	BLK	WP	HR	S	P	ERA	WHIP

TOP

Minnesota Twins @ Chicago White Sox

Comiskey Park, Chicago, IL

Tue Aug 22 1961, 8:05 PM EDT

Att. 14,181 - Unknown

livebaseballscorecards.com

AB	35
R	3
H	10
RBI	3
BB	4
SO	5
LOB	17

Batter	1	2	3	4	5	6	7	8	9	AB	R	H	RBI	BB	SO	LOB
Luis Aparicio, R (1, 6) OBP: 0.315, SLG: 0.361	L4		1-2 2-H 2B 1B		6-3			F5		4	0	1	1	0	0	1
Floyd Robinson, L (1, 9) OBP: 0.393, SLG: 0.457	BB		F7		5-3			4-3		3	0	0	0	1	0	3
Jim Landis, R (1, 8) OBP: 0.358, SLG: 0.473	K		L1			K		K		4	0	0	0	0	3	3
Roy Sievers, R (1, 3) OBP: 0.387, SLG: 0.567	F7		1-H 2-H 2B			5-3			P6	4	0	1	1	0	0	1
Minnie Minoso, R (1, 7) OBP: 0.365, SLG: 0.418		F8		6-3		F9			1B 2B	4	1	1	0	0	0	0
Sherm Lollar, R (1, 2) OBP: 0.364, SLG: 0.381		F7		G6-4-3 1B			P6		1B IBB	3	0	1	0	1	0	0
Al Smith, R (1, 5) OBP: 0.347, SLG: 0.506		F9		G6-4-3 1-2f			SF7 3B		F7	4	1	1	0	0	0	3
Nellie Fox, L (1, 4) OBP: 0.325, SLG: 0.300			BB 1B HBP		SH3-4 1B		SF7 3-H		1-2 2-H 1B	2	1	2	2	0	0	0
Frank Baumann, L (1, 1) OBP: 0.314, SLG: 0.413			1B 1-2 2B BB		SH3-4 1-2		K			0	1	0	0	1	0	0
Don Larsen, R (4, 1) OBP: 0.235, SLG: 0.303										1	0	0	0	0	1	0
Inning Stats	R: 0 E: 0 K: 1 S: 5 H: 0 LOB: 1 BB: 1 P: 9	R: 0 E: 0 K: 0 S: 3 H: 0 LOB: 0 BB: 0 P: 3	R: 2 E: 0 K: 0 S: 4 H: 2 LOB: 2 BB: 1 P: 9	R: 0 E: 0 K: 0 S: 3 H: 1 LOB: 0 BB: 0 P: 3	R: 0 E: 0 K: 0 S: 4 H: 1 LOB: 1 BB: 0 P: 4	R: 0 E: 0 K: 1 S: 5 H: 0 LOB: 0 BB: 0 P: 5	R: 1 E: 0 K: 1 S: 6 H: 1 LOB: 0 BB: 0 P: 6	R: 0 E: 0 K: 1 S: 5 H: 0 LOB: 0 BB: 0 P: 5	R: 1 E: 0 K: 0 S: 4 H: 2 LOB: 2 BB: 1 P: 8	1B: 4 2B: 2 3B: 1 HR: 0	SF: 1 SAC: 1 DP: 1 HBP: 1						

PITCHER	IP	WLS	BF	H	R	ER	SO	BB	IBB	HBP	BLK	WP	HR	S	P	ERA	WHIP
Pedro Ramos, R (1, 1) ERA: 4.09	8.2	L	35	7	4	4	4	2	1	1	0	0	0	39	52	4.15	1.038

PITCHER	IP	WLS	BF	H	R	ER	SO	BB	IBB	HBP	BLK	WP	HR	S	P	ERA	WHIP

BOTTOM

Minnesota Twins @ Chicago White Sox

Comiskey Park, Chicago, IL

Tue Aug 22 1961, 8:05 PM EDT

Att. 14,181 - Unknown

livebaseballscorecards.com

AB	29
R	4
H	7
RBI	4
BB	3
SO	4
LOB	11

Batter	1	2	3	4	5	6	7	8	9	AB	R	H	RBI	BB	SO	LOB
Lenny Green, L (1, 8) OBP: 0.400, SLG: 0.434	F8	1-2 3-H 1B		4-3			1-3		FC2-6 S 1-2f	5	0	1	1	0	0	1
Billy Martin, R (1, 4) OBP: 0.253, SLG: 0.353	E5 WP	L6-4 2-3			K 1B		5-3		L3 1-2	5	0	1	0	0	0	3
Harmon Killebrew, R (1, 3) OBP: 0.411, SLG: 0.639	K 1-2		2B E 1B		K 1-2		1B 1B		F8	5	1	2	0	0	2	3
Joe Altobelli, L (1, 7) OBP: 0.333, SLG: 0.450	4-3		F7		4-3		1-2 1B			4	0	1	0	0	0	2
Bob Allison, R (1, 9) OBP: 0.361, SLG: 0.484		BBBB FC1-4 BB	E6 5-3 1-H 2B			1B FC5-2-5-1 1B	F7			3	0	2	0	1	0	2
Earl Battey, R (1, 2) OBP: 0.374, SLG: 0.466		FC1-4 2B 1-2f 1B	5-3 2-3			K		P4		4	1	0	0	0	1	3
Bill Tuttle, R (1, 5) OBP: 0.311, SLG: 0.335		1-3 1B 2B	4-3			FC5-2-5-1 1-3 1B		4-3		4	1	2	0	0	0	1
Zoilo Versalles, R (1, 6) OBP: 0.327, SLG: 0.399		1B 1B 2-H 3-H 1B		6-3		FC5-2-5-1 FC4-6 1-3 3-H		5-3		4	1	1	2	0	0	2
Camilo Pascual, R (1, 1) OBP: 0.200, SLG: 0.182		L6-4 1B 1-3 1B		5-3		FC4-6 1-2f			FC2-6 1B	4	0	2	0	0	0	2
Inning Stats	R: 0 H: 0 E: 1 LOB: 1 K: 1 BB: 0 S: 6 P: 6	R: 3 H: 4 E: 0 LOB: 1 K: 0 BB: 1 S: 6 P: 10	R: 1 H: 2 E: 1 LOB: 1 K: 0 BB: 0 S: 5 P: 5	R: 0 H: 0 E: 0 LOB: 0 K: 0 BB: 0 S: 3 P: 3	R: 0 H: 1 E: 0 LOB: 0 K: 1 BB: 0 S: 5 P: 5	R: 0 H: 2 E: 0 LOB: 2 K: 1 BB: 0 S: 7 P: 7	R: 0 H: 2 E: 0 LOB: 2 K: 0 BB: 0 S: 5 P: 5	R: 0 H: 0 E: 0 LOB: 0 K: 0 BB: 0 S: 3 P: 3	R: 0 H: 1 E: 0 LOB: 1 K: 0 BB: 0 S: 4 P: 4	1B: 10 SF: 0 2B: 3 SAC: 0 3B: 0 DP: 1 HR: 0 HBP: 0						

PITCHER		IP	WLS	BF	H	R	ER	SO	BB	IBB	HBP	BLK	WP	HR	S	P	ERA	WHIP
Cal McLish, R ERA: 4.54	(1, 1)	1.1	L	10	4	3	3	1	1	0	0	0	1	0	11	15	20.25	3.750
Russ Kemmerer, R ERA: 3.72	(2, 1)	6.2		25	7	1	1	2	0	0	0	0	0	0	29	29	1.35	1.050
Turk Lown, R ERA: 2.41	(9, 1)	1.0		4	1	0	0	0	0	0	0	0	0	0	4	4	0.00	1.000

PITCHER	IP	WLS	BF	H	R	ER	SO	BB	IBB	HBP	BLK	WP	HR	S	P	ERA	WHIP

TOP

Minnesota Twins @ Chicago White Sox

Comiskey Park, Chicago, IL

Wed Aug 23 1961, 8:05 PM EDT

Att. 17,761 - Unknown

livebaseballscorecards.com

AB	38
R	4
H	12
RBI	3
BB	1
SO	3
LOB	19

WP: 1	PA: 39		
PB: 0			
SB: 1			
CS: 0			

Batter	1	2	3	4	5	6	7	8	9	AB	R	H	RBI	BB	SO	LOB
Luis Aparicio, R (1, 6) OBP: 0.313, SLG: 0.358	6-3		F9			E3 FC1-6		F2		4	0	0	0	0	0	0
Floyd Robinson, L (1, 9) OBP: 0.391, SLG: 0.453	BB BB		F5			FC1-6 FC5-4 1-2f		4-3		3	0	0	0	1	0	1
Jim Landis, R (1, 8) OBP: 0.355, SLG: 0.468	F7		6-3			FC5-4 1-2f			P4	4	0	0	0	0	0	2
Roy Sievers, R (1, 3) OBP: 0.388, SLG: 0.564 Al Pilarcik, L (9, PR) OBP: 0.268, SLG: 0.221	FC6-4 1-2 BB			5-6-3		F8			1B HBP	2 0	0 0	0 0	0 0	1 0	0 0	1 0
Minnie Minoso, R (1, 7) OBP: 0.364, SLG: 0.415	FC6-4 1-2f			K			FC5-4 BB		K	3	0	0	0	1	2	3
Sherm Lollar, R (1, 2) OBP: 0.363, SLG: 0.379 J.C. Martin, L (9, PR) OBP: 0.291, SLG: 0.346		F9		G3			K		1B 1-2	4 0	0 0	1 0	0 0	0 0	1 0	1 0
Al Smith, R (1, 5) OBP: 0.346, SLG: 0.504		1B			3-1		FC5-4 1-2f		F8	4	0	1	0	0	0	3
Nellie Fox, L (1, 4) OBP: 0.323, SLG: 0.299		L6			K		G3			3	0	0	0	0	1	2
Cal McLish, S (1, 1) OBP: 0.163, SLG: 0.167 Russ Kemmerer, R (2, 1) OBP: 0.267, SLG: 0.231 Billy Goodman, L (8, PH) OBP: 0.319, SLG: 0.405 Turk Lown, R (9, 1)		K			K			1-3		0 2 1 0	0 0 0 0	0 0 0 0	0 0 0 0	0 2 0 0	0 0 0 0	0 1 0 0
Inning Stats	R: 0 H: 0 E: 0 LOB: 2 K: 0 BB: 2 S: 3 P: 11	R: 0 H: 1 E: 0 LOB: 1 K: 1 BB: 0 S: 6 P: 6	R: 0 H: 0 E: 0 LOB: 0 K: 0 BB: 0 S: 3 P: 3	R: 0 H: 0 E: 0 LOB: 0 K: 1 BB: 0 S: 5 P: 5	R: 0 H: 0 E: 0 LOB: 0 K: 2 BB: 0 S: 7 P: 7	R: 0 H: 0 E: 1 LOB: 1 K: 0 BB: 1 S: 4 P: 9	R: 0 H: 0 E: 0 LOB: 1 K: 1 BB: 1 S: 5 P: 4	R: 0 H: 0 E: 0 LOB: 0 K: 0 BB: 0 S: 3 P: 3	R: 0 H: 1 E: 0 LOB: 2 K: 1 BB: 0 S: 6 P: 7	1B: 2 2B: 0 3B: 0 HR: 0	SF: 0 SAC: 0 DP: 0 HBP: 1			WP: 0 PB: 0 SB: 0 CS: 0	PA: 34		

PITCHER	IP	WLS	BF	H	R	ER	SO	BB	IBB	HBP	BLK	WP	HR	S	P	ERA	WHIP
Camilo Pascual, R (1, 1) ERA: 3.83	9.0	W	34	2	0	0	6	3	0	1	0	0	0	42	55	0.00	0.556

PITCHER	IP	WLS	BF	H	R	ER	SO	BB	IBB	HBP	BLK	WP	HR	S	P	ERA	WHIP

BOTTOM

Minnesota Twins @ Chicago White Sox

Comiskey Park, Chicago, IL

Wed Aug 23 1961, 8:05 PM EDT

Att. 17,761 - Unknown

livebaseballscorecards.com

AB	30
R	0
H	2
RBI	0
BB	3
SO	6
LOB	14

Batter	1	2	3	4	5	6	7	8	9	AB	R	H	RBI	BB	SO	LOB
Lenny Green, L (1, 8) (8, 7) OBP: 0.398, SLG: 0.431	F9		1-3		FC5-6 1B 1-2f 2B		P4		1B	5	1	1	0	0	0	2
Billy Martin, R (1, 4) OBP: 0.256, SLG: 0.358	4-3		3-H 2B		1-3 2B 1B		E6		1-3	5	1	2	1	0	0	1
Harmon Killebrew, R (1, 3) OBP: 0.410, SLG: 0.638	5-3		F8		1-H 3-H 2B		F8			4	0	1	2	0	0	2
Joe Altobelli, L (1, 7) OBP: 0.320, SLG: 0.391 Ted Lepcio, R (8, 5) OBP: 0.240, SLG: 0.409		4-3	F8		BBB BB		F8			3 0	0 0	0 0	0 0	1 0	0 0	2 0
Bob Allison, R (1, 9) OBP: 0.360, SLG: 0.480		BBBB 1B BB		6-3	SSS K			6-3		3	0	0	0	1	1	2
Earl Battey, R (1, 2) OBP: 0.373, SLG: 0.464		1-2 1B		5-3	SSS K2-3			P3		4	0	1	0	0	1	2
Bill Tuttle, R (1, 5) (8, 8) OBP: 0.311, SLG: 0.337		F8		2B		F7		P4		4	0	1	0	0	0	2
Zoilo Versalles, R (1, 6) OBP: 0.324, SLG: 0.395		P6		F7		P6			P6	4	0	0	0	0	0	3
Jim Kaat, L (1, 1) OBP: 0.345, SLG: 0.380			2B 3B		BBB FC5-6 BB	SSS K			F9	3	1	1	0	1	1	0
Inning Stats	R: 0 E: 0 K: 0 S: 3 H: 0 LOB: 0 BB: 0 P: 3	R: 0 E: 0 K: 0 S: 4 H: 1 LOB: 2 BB: 1 P: 8	R: 1 E: 0 K: 0 S: 5 H: 2 LOB: 1 BB: 0 P: 5	R: 0 E: 0 K: 0 S: 4 H: 1 LOB: 1 BB: 0 P: 4	R: 2 E: 0 K: 2 S: 9 H: 2 LOB: 2 BB: 2 P: 17	R: 0 E: 0 K: 1 S: 5 H: 0 LOB: 0 BB: 0 P: 5	R: 0 E: 1 K: 0 S: 4 H: 0 LOB: 1 BB: 0 P: 4	R: 0 E: 0 K: 0 S: 3 H: 0 LOB: 0 BB: 0 P: 3	R: 0 E: 0 K: 0 S: 4 H: 1 LOB: 1 BB: 0 P: 4	1B: 3 2B: 3 3B: 1 HR: 0 SF: 0 SAC: 0 DP: 0 HBP: 0						

PITCHER		IP	WLS	BF	H	R	ER	SO	BB	IBB	HBP	BLK	WP	HR	S	P	ERA	WHIP
Ray Herbert, R ERA: 4.79	(1, 1)	4.1	L	22	6	3	3	0	3	0	0	0	0	0	19	31	6.23	2.077
Warren Hacker, R ERA: 3.74	(5, 1)	3.2		12	0	0	0	3	0	0	0	0	0	0	18	18	0.00	0.000
Turk Lown, R ERA: 2.39	(9, 1)	1.0		4	1	0	0	0	0	0	0	0	0	0	4	4	0.00	1.000

PITCHER	IP	WLS	BF	H	R	ER	SO	BB	IBB	HBP	BLK	WP	HR	S	P	ERA	WHIP

TOP

Minnesota Twins @ Chicago White Sox

Comiskey Park, Chicago, IL

Thu Aug 24 1961, 4:33 AM EDT

Att. 6,703 - Unknown

livebaseballscorecards.com

AB	35
R	3
H	7
RBI	3
BB	3
SO	3
LOB	16

WP: 0	PA: 38		
PB: 0			
SB: 0			
CS: 0			

BOTTOM

Minnesota Twins @ Chicago White Sox

Comiskey Park, Chicago, IL

Thu Aug 24 1961, 4:33 AM EDT

Att. 6,703 - Unknown

Batter	1	2	3	4	5	6	7	8	9	AB	R	H	RBI	BB	SO	LOB
Luis Aparicio, R (1, 6) OBP: 0.315, SLG: 0.358	0-0 1B 1B		4-0 SH1-3 BB		0-0 6-3 ③			0-0 L6 ②		3	0	1	0	1	0	0
Floyd Robinson, L (1, 9) OBP: 0.391, SLG: 0.451	0-0 L6-3 ① 1-2 1B		0-0 SH1-3 ② 1-2			S S S 0-3 K ①		S S S 0-3 K ③		3	0	1	0	0	2	0
Jim Landis, R (1, 8) OBP: 0.354, SLG: 0.467	0-0 L6-3 ② ③ 1-2		0-0 F8 ③			0-0 F8 ②			0-0 1B	4	0	1	0	0	0	2
Roy Sievers, R (1, 3) OBP: 0.387, SLG: 0.561		0-0 F8 ①		0-0 6-3 ①		0-0 1B			0-0 F8 ①	4	0	1	0	0	0	1
Minnie Minoso, R (1, 7) OBP: 0.363, SLG: 0.414		0-0 4-3 ②		0-0 FC6-4 1B		0-0 F8 ③			0-0 F9 ②	4	0	1	0	0	0	2
Al Smith, R (1, 5) OBP: 0.343, SLG: 0.499		0-0 E5 WP		0-0 F8 ②			0-0 F9 ①		0-0 6-3 ③	4	0	0	0	0	0	2
Nellie Fox, L (1, 4) OBP: 0.323, SLG: 0.297	B B B 4-0 2-3 BB			0-0 FC6-4 ③ 1-2f			0-0 1-3 ②			2	0	0	0	1	0	1
Cam Carreon, R (1, 2) OBP: 0.341, SLG: 0.366		0-0 5-3 ③			0-0 F8 ①		0-0 5-3 ③			3	0	0	0	0	0	2
Ray Herbert, R (1, 1) OBP: 0.194, SLG: 0.206 Warren Hacker, R (5, 1) Bob Roselli, R (8, PH) OBP: 0.290, SLG: 0.355 Turk Lown, R (9, 1)			0-0 6-3 ①		0-0 G3 ②			0-0 F9 ①		1 1 1 0	0 0 0 0	0 0 0 0	0 0 0 0	0 0 0 0	0 0 0 0	0 0 0 0
Inning Stats	R: 0 H: 2 E: 0 LOB: 0 K: 0 BB: 0 S: 3 P: 3	R: 0 H: 0 E: 1 LOB: 2 K: 0 BB: 1 S: 4 P: 8	R: 0 H: 0 E: 0 LOB: 1 K: 0 BB: 1 S: 3 P: 7	R: 0 H: 1 E: 0 LOB: 1 K: 0 BB: 0 S: 4 P: 4	R: 0 H: 0 E: 0 LOB: 0 K: 0 BB: 0 S: 3 P: 3	R: 0 H: 1 E: 0 LOB: 1 K: 1 BB: 0 S: 6 P: 6	R: 0 H: 0 E: 0 LOB: 0 K: 0 BB: 0 S: 3 P: 3	R: 0 H: 0 E: 0 LOB: 0 K: 1 BB: 0 S: 5 P: 5	R: 0 H: 1 E: 0 LOB: 1 K: 0 BB: 0 S: 4 P: 4	1B: 5 SF: 0 2B: 1 SAC: 1 3B: 0 DP: 1 HR: 0 HBP: 0						

livebaseballscorecards.com

	AB	30
	R	0
	H	5
	RBI	0
	BB	2
	SO	2
	LOB	10

WP: 1 PA: 33
PB: 0
SB: 0
CS: 0

PITCHER	IP	WLS	BF	H	R	ER	SO	BB	IBB	HBP	BLK	WP	HR	S	P	ERA	WHIP
Jim Kaat, L (1, 1) ERA: 3.82	9.0	W	33	5	0	0	2	2	0	0	0	1	0	35	43	0.00	0.778

PITCHER	IP	WLS	BF	H	R	ER	SO	BB	IBB	HBP	BLK	WP	HR	S	P	ERA	WHIP

Batter	1	2	3	4	5	6	7	8	9	AB	R	H	RBI	BB	SO	LOB
Jim Busby, R (1, 8) OBP: 0.319, SLG: 0.326 Whitey Herzog, L (6, PH) OBP: 0.403, SLG: 0.419 (6, 7) Dave Philley, S (8, PH) OBP: 0.304, SLG: 0.392 Russ Snyder, L (8, PR) OBP: 0.323, SLG: 0.362 (8, 7)	SH1-3 SF8 1B 1B	5-3			G6-4-3 1B	K		2-3 1B		3 1	1 0	2 0	0 0	0 0	0 1	2 2
Earl Robinson, R (1, 9) OBP: 0.363, SLG: 0.439	SH1-3 1-2 1B		BBB F8 1B BB		G6-4-3 1-2f	E5 1-3 3-H 1B		4-3		4	0	2	1	1	0	3
Jackie Brandt, R (1, 7) OBP: 0.383, SLG: 0.463 (6, 8)	SH1-3 1-2 2-3		1-2 1B		6-3	4-3			1B 1B	4	0	2	0	0	0	2
Brooks Robinson, R (1, 5) OBP: 0.341, SLG: 0.381	SF8 3-H		F8 2-3			SH1-4 1B 1B	K		P1	4	1	1	1	0	1	3
Dick Williams, R (1, 3) OBP: 0.252, SLG: 0.354 Jim Gentile, L (7, PH) OBP: 0.448, SLG: 0.684 (7, 3)	P4		P6			SH1-4 1-2	F9		1-3 1B	2 2	0 0	0 1	0 0	0 0	0 0	3 0
Hank Foiles, R (1, 2) OBP: 0.323, SLG: 0.477		SH1-3 1B 1B	K			2B 1B 2-H 1B	P4		K	5	1	2	1	0	2	4
Jerry Adair, R (1, 6) OBP: 0.311, SLG: 0.385		SH1-3 1-2 1B		6-3		1B 1B 1-3 2B		BBB 4-0 1B SH1-4 BB	6-3	4	1	2	0	1	0	2
Marv Breeding, R (1, 4) OBP: 0.248, SLG: 0.259		F9		K		1B 1B 2-3 3-H 1B		P4		4	1	1	1	0	1	3
Jack Fisher, R (1, 1) OBP: 0.167, SLG: 0.111		SH1-3 1-2 2-3		6-3		E 1B 1-3 3-H 1B		SH1-4 1-2		2	0	1	1	0	0	0
Inning Stats	R: 1 E: 0 K: 0 S: 5 H: 2 LOB: 1 BB: 0 P: 5	R: 0 E: 0 K: 0 S: 5 H: 2 LOB: 2 BB: 0 P: 5	R: 0 E: 0 K: 1 S: 6 H: 1 LOB: 2 BB: 1 P: 10	R: 0 E: 0 K: 1 S: 5 H: 0 LOB: 0 BB: 0 P: 5	R: 0 E: 0 K: 0 S: 3 H: 1 LOB: 0 BB: 0 P: 3	R: 4 E: 1 K: 1 S: 11 H: 6 LOB: 2 BB: 0 P: 11	R: 0 E: 0 K: 1 S: 5 H: 0 LOB: 0 BB: 0 P: 5	R: 0 E: 0 K: 0 S: 4 H: 1 LOB: 2 BB: 1 P: 8	R: 0 E: 0 K: 1 S: 7 H: 2 LOB: 2 BB: 0 P: 7	1B: 14 2B: 1 3B: 0 HR: 0	SF: 1 SAC: 4 DP: 1 HBP: 0					

TOP

Baltimore Orioles @ Minnesota Twins

Metropolitan Stadium, Bloomington , MI

Fri Aug 25 1961, 8:05 PM EDT

Att. 24,974 - Unknown - 77 F

livebaseballscorecards.com

AB	36
R	5
H	15
RBI	5
BB	2
SO	5
LOB	24

WP: 0 PB: 0 SB: 0 CS: 0 PA: 43

PITCHER		IP	WLS	BF	H	R	ER	SO	BB	IBB	HBP	BLK	WP	HR	S	P	ERA	WHIP
Jack Kralick, L ERA: 3.51	(1, 1)	5.1	L	26	10	5	5	2	1	0	0	0	0	0	29	33	8.44	2.062
Don Lee, R ERA: 3.33	(6, 1)	1.2		7	2	0	0	2	0	0	0	0	0	0	11	11	0.00	1.200
Bill Pleis, L ERA: 6.86	(8, 1)	2.0		10	3	0	0	1	1	0	0	0	0	0	11	15	0.00	2.000

PITCHER		IP	WLS	BF	H	R	ER	SO	BB	IBB	HBP	BLK	WP	HR	S	P	ERA	WHIP

BOTTOM

Baltimore Orioles @ Minnesota Twins

Metropolitan Stadium, Bloomington , MI

Fri Aug 25 1961, 8:05 PM EDT

Att. 24,974 - Unknown - 77 F

livebaseballscorecards.com

Batter	1	2	3	4	5	6	7	8	9	AB	R	H	RBI	BB	SO	LOB
Lenny Green, L (1, 8) OBP: 0.397, SLG: 0.429	P6		G3			6-3 1B 1B	4-3			4	1	1	0	0	0	1
Billy Martin, R (1, 4) OBP: 0.260, SLG: 0.361	G6-4-3 1B		F7			1B 6-3 1-2 SF7 1B		SSS K		4	1	2	0	0	1	0
Harmon Killebrew, R (1, 3) OBP: 0.406, SLG: 0.632	G6-4-3 1-2f			6-3		6-3 1-2 2-3		F9		4	0	0	0	0	0	3
Joe Altobelli, L (1, 7) OBP: 0.345, SLG: 0.407		4-3		SSS K		2-3 3-H 1B		WP 1B 1B		4	0	2	1	0	1	0
Bob Allison, R (1, 9) OBP: 0.361, SLG: 0.480		BBBB 1B BB		5-3		SF7 3-H		WP 1-2 1B		2	0	1	1	1	0	0
Earl Battey, R (1, 2) OBP: 0.369, SLG: 0.459		SSS K	2-3			SSS K		L3 1-2 2-3		4	0	0	0	0	2	4
Bill Tuttle, R (1, 5) OBP: 0.316, SLG: 0.340		1-2 1B	BBBB BB				4-3 WP 1B		F8	3	0	2	0	1	0	0
Zoilo Versalles, R (1, 6) OBP: 0.321, SLG: 0.392		1-3	P3				SSS K 1-2		P4	4	0	0	0	0	1	4
Jack Kralick, L (1, 1) OBP: 0.189, SLG: 0.208 Don Lee, R (6, 1) OBP: 0.087, SLG: 0.087 Julio Becquer, L (7, PH) OBP: 0.265, SLG: 0.494 Bill Pleis, L (8, 1) OBP: 0.143, SLG: 0.143 Hal Naragon, L (9, PH) OBP: 0.313, SLG: 0.389			SSS K		P5		4-3 2-3		SSS K	2 0 1 0 1	0 0 0 0 0	0 0 0 0 0	0 0 0 0 0	1 0 0 0 1	1 0 1 0 0	1 0 0 0 0

	AB	33
	R	2
	H	8
	RBI	2
	BB	2
	SO	7
	LOB	14

Inning Stats										
	R: 0	H: 1	R: 0	H: 1	R: 0	H: 0	R: 0	H: 0	R: 0	H: 0
	E: 0	LOB: 0	E: 0	LOB: 2	E: 0	LOB: 0	E: 0	LOB: 0	E: 0	LOB: 1
	K: 0	BB: 0	K: 1	BB: 1	K: 1	BB: 0	K: 1	BB: 0	K: 0	BB: 1
	S: 3	P: 3	S: 6	P: 10	S: 5	P: 5	S: 5	P: 5	S: 3	P: 7

Inning Stats										
	R: 2	H: 3	R: 0	H: 1	R: 0	H: 2	R: 0	H: 0	1B: 8	SF: 1
	E: 0	LOB: 1	E: 0	LOB: 1	E: 0	LOB: 2	E: 0	LOB: 0	2B: 0	SAC: 0
	K: 1	BB: 0	K: 1	BB: 0	K: 1	BB: 0	K: 1	BB: 0	3B: 0	DP: 1
	S: 8	P: 8	S: 6	P: 6	S: 7	P: 7	S: 5	P: 5	HR: 0	HBP: 0

	WP: 2	PA: 36
	PB: 0	
	SB: 0	
	CS: 0	

PITCHER		IP	WLS	BF	H	R	ER	SO	BB	IBB	HBP	BLK	WP	HR	S	P	ERA	WHIP
Jack Fisher, R ERA: 4.03	(1, 1)	9.0	W	36	8	2	2	7	2	0	0	0	2	0	48	56	2.00	1.111

PITCHER	IP	WLS	BF	H	R	ER	SO	BB	IBB	HBP	BLK	WP	HR	S	P	ERA	WHIP

Batter	1	2	3	4	5	6	7	8	9	AB	R	H	RBI	BB	SO	LOB
Brooks Robinson, R (1, 5) OBP: 0.340, SLG: 0.378	BBBB 4-0 2B E BB	x 0-0 ① F9		x 0-0 ② F8		SSS 0-3 ③ K			x 0-0 ① FC2-6 G5-4-3 1-2f	4	1	0	0	1	1	2
Whitey Herzog, L (1, 7) OBP: 0.405, SLG: 0.424 Dave Philley, S (9, PH) OBP: 0.301, SLG: 0.389 Jim Busby, R (9, 8) OBP: 0.319, SLG: 0.326	x 0-0 1-3 E 2B	x 0-0 ② F8		x 0-0 ③ 2-H 1B			SSS 0-3 ① K		x 0-0 ②③ G5-4-3 1-2f	4 1 0	1 0 0	2 0 0	1 0 0	0 0 0	1 1 0	0 1 0
Jackie Brandt, R (1, 8) (9, 7) OBP: 0.384, SLG: 0.462	x 0-0 E5 HR 2-H 3-H	BBBB 4-0 BB			x 0-0 1B E 1B		x 0-0 ② 6-3			3	2	1	0	1	0	0
Jim Gentile, L (1, 3) OBP: 0.448, SLG: 0.690	x 0-0 2-H HR	x 0-0 ③ 4-3			x 0-0 FC4-6 1-2 1B		x 0-0 ③ P6			4	1	2	2	0	0	1
Earl Robinson, R (1, 9) OBP: 0.372, SLG: 0.459	BBBBB 4-0 BB 1B BB		BBBB 4-0 G3 SH1-3 BB		x 0-0 ① F2			x 0-0 HR		2	1	1	1	2	0	2
Charlie Lau, L (1, 2) OBP: 0.324, SLG: 0.271	x 0-0 G5-3 BB 1-2 1B		x 0-0 ① SH1-3 1-2		x 0-0 ② FC4-6 1-2f 2-H			x 0-0 ① 4-3		3	0	1	0	0	0	1
Jerry Adair, R (1, 6) OBP: 0.310, SLG: 0.381	BBBB 4-0 1-2 2-3 BB		x 0-0 ②③ G3 2-3		SSS 0-3 ③ K			x 0-0 ② 4-3		3	0	0	0	1	1	2
Marv Breeding, R (1, 4) OBP: 0.243, SLG: 0.254	x 0-0 ① F7			x 0-0 ① 6-3		x 0-0 ① F8		x 0-0 ③ 6-3		4	0	0	0	0	0	3
Chuck Estrada, R (1, 1) OBP: 0.150, SLG: 0.138 Dick Williams, R (9, PH) OBP: 0.254, SLG: 0.354 Wes Stock, R (9, 1)	x 0-0 ②③ G5-3 2-3f			x 0-0 1B 2B		SSS 0-3 ② K			BBBB 4-0 FC2-6 BB	3 0 0	1 0 0	1 0 0	0 0 0	0 1 0	1 0 0	3 0 0
Inning Stats	R: 4 E: 1 K: 0 S: 6 H: 3 LOB: 2 BB: 3 P: 18	R: 0 E: 0 K: 0 S: 3 H: 0 LOB: 1 BB: 1 P: 7	R: 0 E: 0 K: 0 S: 2 H: 0 LOB: 0 BB: 1 P: 6	R: 1 E: 0 K: 0 S: 4 H: 2 LOB: 1 BB: 0 P: 4	R: 1 E: 1 K: 1 S: 7 H: 2 LOB: 1 BB: 0 P: 7	R: 0 E: 0 K: 2 S: 7 H: 0 LOB: 0 BB: 0 P: 7	R: 0 E: 0 K: 1 S: 5 H: 0 LOB: 0 BB: 0 P: 5	R: 1 E: 0 K: 0 S: 4 H: 1 LOB: 0 BB: 0 P: 4	R: 0 E: 0 K: 0 S: 2 H: 0 LOB: 0 BB: 1 P: 6	1B: 4 2B: 2 3B: 0 HR: 2 SF: 0 SAC: 1 DP: 2 HBP: 0						

TOP

Baltimore Orioles @ Minnesota Twins

Metropolitan Stadium, Bloomington , MI

Sat Aug 26 1961, 4:33 AM EDT

Att. 19,397 - Unknown - 75 F

livebaseballscorecards.com

AB	31
R	7
H	8
RBI	4
BB	6
SO	4
LOB	15

WP: 0 PB: 0 SB: 0 CS: 0 PA: 38

PITCHER		IP	WLS	BF	H	R	ER	SO	BB	IBB	HBP	BLK	WP	HR	S	P	ERA	WHIP
Al Schroll, R ERA: 4.71	(1, 1)	0.0	L	6	3	4	3	0	2	0	0	0	0	1	4	12	∞	∞
Danny McDevitt, L ERA: 4.38	(1, 1)	5.0		19	4	2	1	1	3	0	0	0	0	0	18	30	1.80	1.400
Don Lee, R ERA: 3.32	(6, 1)	3.0		10	1	1	1	3	0	0	0	0	0	1	16	16	3.00	0.333
Bill Pleis, L ERA: 6.7	(9, 1)	1.0		3	0	0	0	0	1	0	0	0	0	0	2	6	0.00	1.000

PITCHER	IP	WLS	BF	H	R	ER	SO	BB	IBB	HBP	BLK	WP	HR	S	P	ERA	WHIP

BOTTOM

Baltimore Orioles @ Minnesota Twins

Metropolitan Stadium, Bloomington , MI

Sat Aug 26 1961, 4:33 AM EDT

Att. 19,397 - Unknown - 75 F

livebaseballscorecards.com

Batter	1	2	3	4	5	6	7	8	9	AB	R	H	RBI	BB	SO	LOB
Lenny Green, L (1, 8) OBP: 0.396, SLG: 0.428	G5-4-3 1B		F8		G3			P5		4	0	1	0	0	0	1
Billy Martin, R (1, 4) OBP: 0.260, SLG: 0.359	G5-4-3 1-2f			5-3		6-3		1B		4	0	1	0	0	0	1
Harmon Killebrew, R (1, 3) OBP: 0.403, SLG: 0.626	F2			K		5-3		F8		4	0	0	0	0	1	1
Joe Altobelli, L (1, 7) OBP: 0.333, SLG: 0.367		4-3 BLK BB		K		6-3			3-1	3	0	0	0	1	1	0
Bob Allison, R (1, 9) OBP: 0.360, SLG: 0.478		F5			1B 2B 1B		F9		F8	4	1	1	0	0	0	1
Earl Battey, R (1, 2) OBP: 0.370, SLG: 0.457		4-3 1-3			K		BB		1B 3B BB	2	1	0	0	2	1	2
Bill Tuttle, R (1, 5) OBP: 0.317, SLG: 0.342		F8			1-2 2B 1B		K		1-3 3B 1B	4	2	2	0	0	1	2
Zoilo Versalles, R (1, 6) OBP: 0.320, SLG: 0.395			P4		F2		F8		1-H 3-H 3B	4	0	1	2	0	0	3
Al Schroll, R (1, 1) OBP: 0.500, SLG: 1.000 Danny McDevitt, L (1, 1) Jim Lemon, R (5, PH) OBP: 0.331, SLG: 0.421 Pedro Ramos, S (5, PR) OBP: 0.185, SLG: 0.247 Don Lee, R (6, 1) OBP: 0.087, SLG: 0.087 Julio Becquer, L (8, PH) OBP: 0.262, SLG: 0.488 Bill Pleis, L (9, 1) OBP: 0.143, SLG: 0.143 Hal Naragon, L (9, PH) OBP: 0.310, SLG: 0.386			K		1-H 2-H 2B			K	F7	0 1 1 0 0 1 0	0 0 0 0 0 0 0	0 0 1 0 0 1 0	0 0 0 0 0 0 0	0 1 2 0 0 0 0	0 0 0 0 0 1 0	0 0 0 0 0 0 0
Inning Stats	R: 0 E: 0 K: 0 S: 3 H: 1 LOB: 0 BB: 0 P: 3	R: 0 E: 0 K: 0 S: 3 H: 0 LOB: 1 BB: 1 P: 7	R: 0 E: 0 K: 1 S: 5 H: 0 LOB: 0 BB: 0 P: 5	R: 0 E: 0 K: 2 S: 7 H: 0 LOB: 0 BB: 0 P: 7	R: 2 E: 0 K: 1 S: 8 H: 3 LOB: 1 BB: 0 P: 8	R: 0 E: 0 K: 0 S: 3 H: 0 LOB: 0 BB: 0 P: 3	R: 0 E: 0 K: 1 S: 5 H: 0 LOB: 1 BB: 1 P: 9	R: 0 E: 0 K: 1 S: 6 H: 1 LOB: 1 BB: 0 P: 6	R: 2 E: 0 K: 0 S: 5 H: 2 LOB: 1 BB: 1 P: 9	1B: 5 2B: 1 3B: 1 HR: 0 SF: 0 SAC: 0 DP: 1 HBP: 0			WP: 0 PB: 0 SB: 0 CS: 0	PA: 36		

	AB	33
	R	4
	H	7
	RBI	4
	BB	3
	SO	6
	LOB	12

PITCHER		IP	WLS	BF	H	R	ER	SO	BB	IBB	HBP	BLK	WP	HR	S	P	ERA	WHIP
Chuck Estrada, R ERA: 4.08	(1, 1)	8.0	W	30	5	2	2	6	2	0	0	1	0	0	40	48	2.25	0.875
Wes Stock, R ERA: 2.96	(9, 1)	1.0	S	6	2	2	2	0	1	0	0	0	0	0	5	9	18.00	3.000

PITCHER	IP	WLS	BF	H	R	ER	SO	BB	IBB	HBP	BLK	WP	HR	S	P	ERA	WHIP

Baltimore Orioles @ Minnesota Twins

Metropolitan Stadium, Bloomington , MI

Sun Aug 27 1961, 4:33 AM EDT

Att. 19,406 - Unknown - 69 F

livebaseballscorecards.com

TOP

Batter	1	2	3	4	5	6	7	8	9	AB	R	H	RBI	BB	SO	LOB
Brooks Robinson, R (1, 5) OBP: 0.340, SLG: 0.379	F8		F8		1-3 2B			5-3		4	0	1	0	0	0	0
Whitey Herzog, L (1, 7) OBP: 0.403, SLG: 0.425	K		K		F5			2B		4	0	1	0	0	2	2
Jackie Brandt, R (1, 8) OBP: 0.380, SLG: 0.457	F7			E6 CS		F2		F8		4	0	0	0	0	0	1
Jim Gentile, L (1, 3) OBP: 0.447, SLG: 0.685		F6		K		F9		IBB		3	0	0	0	1	1	1
Earl Robinson, R (1, 9) OBP: 0.374, SLG: 0.484		2B		1-2 HR		K		F2		4	1	2	1	0	1	2
Charlie Lau, L (1, 2) OBP: 0.311, SLG: 0.258		P3		F8			F7		P5	4	0	0	0	0	0	1
Jerry Adair, R (1, 6) OBP: 0.306, SLG: 0.376		6-3			F8		1-3		F7	4	0	0	0	0	0	1
Marv Breeding, R (1, 4) OBP: 0.248, SLG: 0.258			F7		2B 1B		F2		1B	4	0	2	0	0	0	0
Milt Pappas, R (1, 1) OBP: 0.125, SLG: 0.309			HR		F2			HR	5-3	4	2	2	2	0	0	2
Inning Stats	R: 0 E: 0 K: 1 S: 5 H: 0 LOB: 0 BB: 0 P: 5	R: 0 E: 0 K: 0 S: 4 H: 1 LOB: 1 BB: 0 P: 4	R: 1 E: 0 K: 1 S: 6 H: 1 LOB: 0 BB: 0 P: 6	R: 1 E: 1 K: 1 S: 6 H: 1 LOB: 0 BB: 0 P: 6	R: 0 E: 0 K: 0 S: 5 H: 2 LOB: 2 BB: 0 P: 5	R: 0 E: 0 K: 1 S: 5 H: 0 LOB: 0 BB: 0 P: 5	R: 0 E: 0 K: 0 S: 3 H: 0 LOB: 0 BB: 0 P: 3	R: 1 E: 0 K: 0 S: 5 H: 2 LOB: 2 BB: 1 P: 9	R: 0 E: 0 K: 0 S: 4 H: 1 LOB: 1 BB: 0 P: 4	1B: 2 2B: 3 3B: 0 HR: 3 SF: 0 SAC: 0 DP: 0 HBP: 0						

AB	35
R	3
H	8
RBI	3
BB	1
SO	4
LOB	10

WP: 0 PA: 36
PB: 0
SB: 0
CS: 1

PITCHER		IP	WLS	BF	H	R	ER	SO	BB	IBB	HBP	BLK	WP	HR	S	P	ERA	WHIP
Pedro Ramos, R ERA: 4.07	(1, 1)	8.0	L	32	7	3	3	4	0	1	0	0	0	3	39	43	3.38	0.875
Ray Moore, R ERA: 4.06	(9, 1)	1.0		4	1	0	0	0	0	0	0	0	0	0	4	4	0.00	1.000

PITCHER	IP	WLS	BF	H	R	ER	SO	BB	IBB	HBP	BLK	WP	HR	S	P	ERA	WHIP

Batter	1	2	3	4	5	6	7	8	9	AB	R	H	RBI	BB	SO	LOB
Lenny Green, L (1, 8) OBP: 0.397, SLG: 0.429	0-0 2B		0-0 F8 ③			H 1-0 E S HBP		0-0 F9 ②		3	0	1	0	0	0	0
Billy Martin, R (1, 4) OBP: 0.256, SLG: 0.353	S S S 0-3 K ①			S S S 0-3 K ①		S S S 0-3 K ①		0-0 4-3 ③		4	0	0	0	0	3	2
Harmon Killebrew, R (1, 3) OBP: 0.400, SLG: 0.620	0-0 5-3 ②			S S S 0-3 K ②		S S S 0-3 K ② 1-3			0-0 5-3 ①	4	0	0	0	0	2	2
Joe Altobelli, L (1, 7) OBP: 0.351, SLG: 0.344	0-0 G3 ③			B B B B 4-0 2B BB		B B B B 4-0 BB			0-0 F9 ②	2	0	0	0	2	0	1
Bob Allison, R (1, 9) OBP: 0.361, SLG: 0.480		0-0 F7 ①		0-0 1-3 2B		0-0 F7 ③			B B B B 4-0 BB	3	0	1	0	1	0	2
Earl Battey, R (1, 2) OBP: 0.367, SLG: 0.452		0-0 5-3 ②		0-0 5-3 ③			S S S 0-3 K ①		0-0 6-3 ③	4	0	0	0	0	1	3
Bill Tuttle, R (1, 5) OBP: 0.315, SLG: 0.339		0-0 5-3 ③			0-0 F2 ①		0-0 5-3 ②			3	0	0	0	0	0	0
Zoilo Versalles, R (1, 6) OBP: 0.318, SLG: 0.392			S S S 0-3 K ①		S S S 0-3 K ②		S S S 0-3 K ③			3	0	0	0	0	3	0
Pedro Ramos, S (1, 1) OBP: 0.181, SLG: 0.241 Julio Becquer, L (8, PH) OBP: 0.259, SLG: 0.481 Ray Moore, R (9, 1)			S S S 0-3 K ②		0-0 F9 ③			S S S 0-3 K ①		2 1 0	0 0 0	0 0 0	0 0 0	0 0 0	1 1 0	0 0 0
Inning Stats	R: 0 H: 1 E: 0 LOB: 1 K: 1 BB: 0 S: 6 P: 6	R: 0 H: 0 E: 0 LOB: 0 K: 0 BB: 0 S: 3 P: 3	R: 0 H: 0 E: 0 LOB: 0 K: 2 BB: 0 S: 7 P: 7	R: 0 H: 1 E: 0 LOB: 2 K: 2 BB: 1 S: 8 P: 12	R: 0 H: 0 E: 0 LOB: 0 K: 1 BB: 0 S: 5 P: 5	R: 0 H: 0 E: 1 LOB: 2 K: 2 BB: 1 S: 7 P: 12	R: 0 H: 0 E: 0 LOB: 0 K: 2 BB: 0 S: 7 P: 7	R: 0 H: 0 E: 0 LOB: 0 K: 1 BB: 0 S: 5 P: 5	R: 0 H: 0 E: 0 LOB: 1 K: 0 BB: 1 S: 3 P: 7	1B: 0 SF: 0 2B: 2 SAC: 0 3B: 0 DP: 0 HR: 0 HBP: 1						WP: 0 PA: 33 PB: 0 SB: 1 CS: 0	

PITCHER	IP	WLS	BF	H	R	ER	SO	BB	IBB	HBP	BLK	WP	HR	S	P	ERA	WHIP
Milt Pappas, R (1, 1) ERA: 3.02	9.0	W	33	2	0	0	11	3	0	1	0	0	0	51	64	0.00	0.556

PITCHER	IP	WLS	BF	H	R	ER	SO	BB	IBB	HBP	BLK	WP	HR	S	P	ERA	WHIP

BOTTOM

Baltimore Orioles @ Minnesota Twins

Metropolitan Stadium, Bloomington , MI

Sun Aug 27 1961, 4:33 AM EDT

Att. 19,406 - Unknown - 69 F

livebaseballscorecards.com

AB	29
R	0
H	2
RBI	0
BB	3
SO	11
LOB	10

Batter	1	2	3	4	5	6	7	8	9	AB	R	H	RBI	BB	SO	LOB
Bobby Richardson, R (1, 4) OBP: 0.300, SLG: 0.326	5-3			CS 1B		G4-6-3 1-2f			K	4	0	1	0	0	1	1
Tony Kubek, L (1, 6) OBP: 0.305, SLG: 0.398	3-1			K 1-2			P4		K2-3	4	0	0	0	0	2	1
Roger Maris, L (1, 9) OBP: 0.378, SLG: 0.639	G3			P4			BB		E7	3	0	0	0	1	0	0
Mickey Mantle, S (1, 8) OBP: 0.450, SLG: 0.684		K			1-3 1B		K		K	4	0	1	0	0	3	2
Yogi Berra, L (1, 7) OBP: 0.328, SLG: 0.463		F7			1-3 1-2		F5			3	0	0	0	0	0	2
Elston Howard, R (1, 2) OBP: 0.391, SLG: 0.535		K			F2			1B		3	0	1	0	0	1	1
Bill Skowron, R (1, 3) OBP: 0.331, SLG: 0.479			G6-3 BB		6-3			K		2	0	0	0	1	1	2
Clete Boyer, R (1, 5) Johnny Blanchard, L (8, PH) Billy Gardner, R (8, 5) OBP: 0.310, SLG: 0.337 OBP: 0.370, SLG: 0.583 OBP: 0.297, SLG: 0.326			K			5-3		P6		2 1 0	0 0 0	0 0 0	0 0 0	0 0 0	1 0 0	1 1 0
Ralph Terry, R (1, 1) Bob Cerv, R (8, PH) Hal Reniff, R (8, 1) OBP: 0.288, SLG: 0.320 OBP: 0.275, SLG: 0.390			G6-3 1-2f			G4-6-3 1B		L9		2 1 0	0 0 0	1 0 0	0 0 0	0 0 0	0 0 0	1 1 0

TOP

New York Yankees @ Minnesota Twins

Metropolitan Stadium, Bloomington , MI

Tue Aug 29 1961, 8:05 PM EDT

Att. 40,118 - Unknown - 91 F

livebaseballscorecards.com

AB	29
R	0
H	4
RBI	0
BB	2
SO	9
LOB	13

Inning Stats	1	2	3	4	5	6	7	8	9
R:	0	0	0	0	0	0	0	0	0
E:	0	0	0	0	0	0	0	1	1
K:	0	2	1	1	0	0	1	1	3
S:	3	7	4	5	4	3	5	6	10
H:	0	0	0	1	1	1	0	1	0
LOB:	0	0	0	0	1	0	1	1	1
BB:	0	0	1	0	0	0	1	0	0
P:	3	7	8	5	4	3	9	6	10

1B:	4
2B:	0
3B:	0
HR:	0
SF:	0
SAC:	0
DP:	2
HBP:	0
WP:	0
PB:	0
SB:	0
CS:	1
PA:	31

PITCHER	IP	WLS	BF	H	R	ER	SO	BB	IBB	HBP	BLK	WP	HR	S	P	ERA	WHIP
Camilo Pascual, R (1, 1) ERA: 3.66	9.0	W	31	4	0	0	9	2	0	0	0	0	0	47	55	0.00	0.667

New York Yankees @ Minnesota Twins

Metropolitan Stadium, Bloomington , MI

Tue Aug 29 1961, 8:05 PM EDT

Att. 40,118 - Unknown - 91 F

BOTTOM

livebaseballscorecards.com

Batter	1	2	3	4	5	6	7	8	9	AB	R	H	RBI	BB	SO	LOB
Lenny Green, L (1, 8) (8, 7) OBP: 0.396, SLG: 0.428	G3		E SF7 1B		F8		F3			4	1	1	0	0	0	1
Billy Martin, R (1, 4) OBP: 0.252, SLG: 0.349	4-3		SF7 1-H		L5		P6			3	0	0	1	0	0	1
Harmon Killebrew, R (1, 3) OBP: 0.399, SLG: 0.617	1B		F8			F4	F8			4	0	1	0	0	0	1
Bob Allison, R (1, 9) OBP: 0.364, SLG: 0.481	5-3			F8 CS 1B		1B 2B 1B		BBBB FC6-4 BB		3	1	2	0	1	0	1
Jim Lemon, R (1, 7) OBP: 0.331, SLG: 0.421		F8		P6 1-2		1-2 2B 1B		SSS K		3	1	1	0	0	0	1
Ted Lepcio, R (8, 5) OBP: 0.238, SLG: 0.405										1	0	0	0	0	1	1
Earl Battey, R (1, 2) OBP: 0.371, SLG: 0.456		FC6-4 1B		BBBB BB		1-H 2-H 2B		FC6-4 BB 1-2f		3	0	2	2	1	0	1
Bill Tuttle, R (1, 5) (8, 8) OBP: 0.314, SLG: 0.336		L6		F8 2-3		F9		BBBB FC4-6 1-2 BB		3	0	0	0	1	0	4
Zoilo Versalles, R (1, 6) OBP: 0.315, SLG: 0.388		FC6-4 1-2f		L1		5-3		FC4-6 1-2f		4	0	0	0	0	0	6
Camilo Pascual, R (1, 1) OBP: 0.205, SLG: 0.188			4-3		F9		1B			3	0	1	0	0	0	0
Inning Stats	R: 0 E: 0 K: 0 S: 4 H: 1 LOB: 1 BB: 0 P: 4	R: 0 E: 0 K: 0 S: 4 H: 1 LOB: 1 BB: 0 P: 4	R: 1 E: 0 K: 0 S: 4 H: 1 LOB: 0 BB: 0 P: 4	R: 0 E: 0 K: 0 S: 4 H: 1 LOB: 2 BB: 1 P: 8	R: 0 E: 0 K: 0 S: 3 H: 0 LOB: 0 BB: 0 P: 3	R: 2 E: 0 K: 0 S: 6 H: 3 LOB: 1 BB: 0 P: 6	R: 0 E: 0 K: 0 S: 4 H: 1 LOB: 1 BB: 0 P: 4	R: 0 E: 0 K: 1 S: 5 H: 0 LOB: 2 BB: 2 P: 13		1B: 7 2B: 1 3B: 0 HR: 0		SF: 1 SAC: 0 DP: 0 HBP: 0		WP: 0 PB: 0 SB: 1 CS: 1	PA: 35	

	AB	31
	R	3
	H	8
	RBI	3
	BB	3
	SO	1
	LOB	17

PITCHER		IP	WLS	BF	H	R	ER	SO	BB	IBB	HBP	BLK	WP	HR	S	P	ERA	WHIP
Ralph Terry, R ERA: 3.24	(1, 1)	7.0	L	30	8	3	2	0	1	0	0	0	0	0	29	33	2.57	1.286
Hal Reniff, R ERA: 3.64	(8, 1)	1.0		5	0	0	0	1	2	0	0	0	0	0	5	13	0.00	2.000

PITCHER		IP	WLS	BF	H	R	ER	SO	BB	IBB	HBP	BLK	WP	HR	S	P	ERA	WHIP

Batter	1	2	3	4	5	6	7	8	9	AB	R	H	RBI	BB	SO	LOB
Bobby Richardson, R (1, 4) OBP: 0.299, SLG: 0.325	S S S 0-3 ① K		x 0-0 ③ 6-3			x 0-0 ① F9		x 0-0 1B 1-3 PO 1B		4	0	1	0	0	1	1
Tony Kubek, L (1, 6) OBP: 0.303, SLG: 0.395	x 0-0 ② F7			x 0-0 ① 4-3		x 0-0 ② G3		S S S 0-3 ② K		4	0	0	0	0	1	2
Roger Maris, L (1, 9) OBP: 0.379, SLG: 0.637	S S S 0-3 ③ K			B B B 4-0 FC6-4 BB		x 0-0 ③ F8		x 0-0 1B 1-3 3-H		3	0	1	1	1	1	0
Mickey Mantle, S (1, 8) OBP: 0.448, SLG: 0.687		S S S 0-3 ① K		x 0-0 ② FC6-4 WP 1B 1-2f			x 0-0 HR	0-0 ③ PO 3-H	x 0-0 ① F8	4	2	1	1	0	1	1
Elston Howard, R (1, 2) OBP: 0.392, SLG: 0.543		x 0-0 ② F9		x 0-0 1B 2-H			x 0-0 ① F9		x 0-0 HR	4	1	2	2	0	0	0
Bill Skowron, R (1, 3) OBP: 0.329, SLG: 0.475		x 0-0 ③ 6-3		x 0-0 ③ 6-3			x 0-0 ② F7		S S S 0-3 ② K	4	0	0	0	0	1	1
Bob Cerv, R (1, 7) OBP: 0.275, SLG: 0.383			x 0-0 ① 3-1		S S S 0-3 ① K		x 0-0 ③ 6-3		B B B B 4-0 WP BB	3	0	0	0	1	1	0
Clete Boyer, R (1, 5) OBP: 0.309, SLG: 0.335			S S S 0-3 ② K		S S S 0-3 ② K			x 0-0 ① L4	B B B B 4-0 1-2 BB	3	0	0	0	1	2	0
Bill Stafford, R (1, 1) OBP: 0.237, SLG: 0.204			x 0-0 2B		S S S 0-3 ③ K			x 0-0 1B 1B	S S S 0-3 ③ K	4	1	2	0	0	2	2

TOP

New York Yankees @ Minnesota Twins

Metropolitan Stadium, Bloomington , MI

Wed Aug 30 1961, 8:05 PM EDT

Att. 41,357 - Unknown - 87 F

livebaseballscorecards.com

	AB	33
	R	4
	H	7
	RBI	4
	BB	3
	SO	10
	LOB	7

Inning Stats	1	2	3	4	5	6	7	8	9
	R: 0 E: 0 K: 2 S: 7	R: 0 E: 0 K: 1 S: 5	R: 0 E: 0 K: 1 S: 6	R: 1 E: 1 K: 0 S: 4	R: 0 E: 0 K: 3 S: 9	R: 0 E: 0 K: 0 S: 3	R: 1 E: 0 K: 0 S: 4	R: 1 E: 0 K: 1 S: 7	R: 1 E: 0 K: 2 S: 8
	H: 0 LOB: 0 BB: 0 P: 7	H: 0 LOB: 0 BB: 0 P: 5	H: 1 LOB: 1 BB: 0 P: 6	H: 1 LOB: 1 BB: 1 P: 8	H: 0 LOB: 0 BB: 0 P: 9	H: 0 LOB: 0 BB: 0 P: 3	H: 1 LOB: 0 BB: 0 P: 4	H: 3 LOB: 1 BB: 0 P: 7	H: 1 LOB: 2 BB: 2 P: 16

| | | |

BOTTOM

Batter	1	2	3	4	5	6	7	8	9	AB	R	H	RBI	BB	SO	LOB
Lenny Green, L (1, 8) OBP: 0.395, SLG: 0.425	x 0-0 ① 5-3		x 0-0 ③ F9			B B B B 4-0 CS BB		x 0-0 ② F8		3	0	0	0	1	0	0
Billy Martin, R (1, 4) OBP: 0.248, SLG: 0.344	x 0-0 ② 5-3			x 0-0 ① P4		S S S 0-3 ①② K 1-2		x 0-0 ③ 5-3		4	0	0	0	0	1	1
Harmon Killebrew, R (1, 3) OBP: 0.400, SLG: 0.615	B B B B 4-0 BB			x 0-0 ② 6-3		x 0-0 1B			x 0-0 ① 5-3	3	0	1	0	1	0	0
Bob Allison, R (1, 9) OBP: 0.362, SLG: 0.477	S S S 0-3 ③ K			x 0-0 ③ F8		S S S 0-3 ③ K			x 0-0 ② P3	4	0	0	0	0	2	2
Jim Lemon, R (1, 7) OBP: 0.330, SLG: 0.419		x 0-0 ① P4			S S S 0-3 ① K		x 0-0 5-3 1B		x 0-0 ③ P6	4	0	1	0	0	1	0
Earl Battey, R (1, 2) OBP: 0.370, SLG: 0.455		x 0-0 ② 1-3			x 0-0 1B 1B		x 0-0 ① P4			3	0	1	0	0	0	1
Bill Tuttle, R (1, 5) OBP: 0.314, SLG: 0.336		x 0-0 ③ 5-3			x 0-0 1-2 FC6-4 1B		x 0-0 ② 5-3 1-2			3	0	1	0	0	0	1
Zoilo Versalles, R (1, 6) OBP: 0.313, SLG: 0.386			x 0-0 ① F7		x 0-0 ② F7		S S S 0-3 ③ K			3	0	0	0	0	1	3
Jim Kaat, L (1, 1) OBP: 0.333, SLG: 0.365 Julio Becquer, L (8, PH) OBP: 0.256, SLG: 0.476 Ray Moore, R (9, 1)			x 0-0 ② 4-3		x 0-0 ③ FC6-4 1-2f			x 0-0 ① 5-3		2 1 0	0 0 0	0 0 0	0 0 0	0 0 0	0 0 0	2 0 0
Inning Stats	R: 0 H: 0 E: 0 LOB: 1 K: 1 BB: 1 S: 5 P: 9	R: 0 H: 0 E: 0 LOB: 0 K: 0 BB: 0 S: 3 P: 3	R: 0 H: 0 E: 0 LOB: 0 K: 0 BB: 0 S: 3 P: 3	R: 0 H: 0 E: 0 LOB: 0 K: 0 BB: 0 S: 3 P: 3	R: 0 H: 2 E: 0 LOB: 2 K: 1 BB: 0 S: 7 P: 7	R: 0 H: 1 E: 0 LOB: 1 K: 2 BB: 1 S: 7 P: 11	R: 0 H: 1 E: 0 LOB: 1 K: 1 BB: 0 S: 6 P: 6	R: 0 H: 0 E: 0 LOB: 0 K: 0 BB: 0 S: 3 P: 3	R: 0 H: 0 E: 0 LOB: 0 K: 0 BB: 0 S: 3 P: 3	1B: 4 2B: 0 3B: 0 HR: 0	SF: 0 SAC: 0 DP: 0 HBP: 0			WP: 0 PB: 0 SB: 0 CS: 1	PA: 32		

PITCHER	IP	WLS	BF	H	R	ER	SO	BB	IBB	HBP	BLK	WP	HR	S	P	ERA	WHIP
Bill Stafford, R (1, 1) ERA: 2.64	9.0	W	32	4	0	0	5	2	0	0	0	0	0	40	48	0.00	0.667

PITCHER	IP	WLS	BF	H	R	ER	SO	BB	IBB	HBP	BLK	WP	HR	S	P	ERA	WHIP

New York Yankees @ Minnesota Twins

Metropolitan Stadium, Bloomington , MI

Wed Aug 30 1961, 8:05 PM EDT

Att. 41,357 - Unknown - 87 F

livebaseballscorecards.com

AB	30
R	0
H	4
RBI	0
BB	2
SO	5
LOB	10

New York Yankees @ Minnesota Twins

Metropolitan Stadium, Bloomington , MI

Thu Aug 31 1961, 4:33 AM EDT

Att. 33,709 - Unknown - 91 F

TOP

livebaseballscorecards.com

Batter	1	2	3	4	5	6	7	8	9	AB	R	H	RBI	BB	SO	LOB
Bobby Richardson, R (1, 4) OBP: 0.298, SLG: 0.324	L4		F7 1B		6-3		F3		1-3	5	0	1	0	0	0	0
Tony Kubek, L (1, 6) OBP: 0.306, SLG: 0.397	1B 1B		F7 1-2		1B		6-3		1B	5	0	3	0	0	0	1
Roger Maris, L (1, 9) OBP: 0.377, SLG: 0.631	P3		G3		4-3		BBBBB BB		SSS K	4	0	0	0	1	1	4
Mickey Mantle, S (1, 8) OBP: 0.451, SLG: 0.694	1-2 1B			HR		S HR 1B	5-3			4	2	3	1	0	0	1
Elston Howard, R (1, 2) OBP: 0.388, SLG: 0.537	4-3			6-3		F8		1-3		4	0	0	0	0	0	3
Bill Skowron, R (1, 3) OBP: 0.330, SLG: 0.482		P5		HR		SSS K		1B		4	1	2	1	0	1	1
Hector Lopez, R (1, 7) OBP: 0.290, SLG: 0.296		SSS K		SSS K		1-H HR		F9		4	1	1	2	0	2	1
Clete Boyer, R (1, 5) OBP: 0.309, SLG: 0.337		5-3		5-3		E7 2B		SSS K		4	0	1	0	0	1	1
Rollie Sheldon, R (1, 1) OBP: 0.157, SLG: 0.122			SSS K		SSS K	SSS K			F7	1	0	0	0	0	1	0
Jim Coates, R (3, 1) OBP: 0.100, SLG: 0.036										1	0	0	0	0	1	0
Bob Cerv, R (6, PH) OBP: 0.273, SLG: 0.381										1	0	0	0	0	1	1
Hal Reniff, R (6, 1)										0	0	0	0	0	0	0
Yogi Berra, L (9, PH) OBP: 0.327, SLG: 0.461										1	0	0	0	0	0	0
Inning Stats	R: 0 E: 0 K: 0 S: 5 H: 2 LOB: 2 BB: 0 P: 5	R: 0 E: 0 K: 1 S: 5 H: 0 LOB: 0 BB: 0 P: 5	R: 0 E: 0 K: 1 S: 6 H: 1 LOB: 1 BB: 0 P: 6	R: 2 E: 0 K: 1 S: 7 H: 2 LOB: 0 BB: 0 P: 7	R: 0 E: 0 K: 1 S: 6 H: 1 LOB: 1 BB: 0 P: 6	R: 2 E: 1 K: 2 S: 10 H: 3 LOB: 1 BB: 0 P: 10	R: 0 E: 0 K: 0 S: 3 H: 0 LOB: 1 BB: 1 P: 7	R: 0 E: 0 K: 1 S: 6 H: 1 LOB: 1 BB: 0 P: 6	R: 0 E: 0 K: 1 S: 6 H: 1 LOB: 1 BB: 0 P: 6	1B: 7 2B: 1 3B: 0 HR: 3 SF: 0 SAC: 0 DP: 0 HBP: 0							

AB	38
R	4
H	11
RBI	4
BB	1
SO	8
LOB	13

WP: 0 PB: 0 SB: 1 CS: 0 PA: 39

PITCHER	IP	WLS	BF	H	R	ER	SO	BB	IBB	HBP	BLK	WP	HR	S	P	ERA	WHIP
Jack Kralick, L (1, 1) ERA: 3.53	9.0	W	39	11	4	4	8	1	0	0	0	0	3	54	58	4.00	1.333

PITCHER	IP	WLS	BF	H	R	ER	SO	BB	IBB	HBP	BLK	WP	HR	S	P	ERA	WHIP

BOTTOM

New York Yankees @ Minnesota Twins

Metropolitan Stadium, Bloomington , MI

Thu Aug 31 1961, 4:33 AM EDT

Att. 33,709 - Unknown - 91 F

livebaseballscorecards.com

Batter	1	2	3	4	5	6	7	8	9	AB	R	H	RBI	BB	SO	LOB
Lenny Green, L (1, 8) (8, 7) OBP: 0.396, SLG: 0.425	0-0 ① 1-3		BBBB 4-0 1B 1B BB	0-0 ① F7		0-0 G6-4-3 WP 1B		BBBB 4-0 SH3-4 BB		3	1	1	0	2	0	0
Billy Martin, R (1, 4) OBP: 0.259, SLG: 0.351	0-0 E 1B		0-0 1B 1B 1-3 1B	BBBB 4-0 E S BB		0-0 G6-4-3 1-2 1B		0-0 ① SH3-4 1-2		3	1	3	0	1	0	0
Harmon Killebrew, R (1, 3) OBP: 0.400, SLG: 0.612	SSS 0-3 ② K		0-0 1B 1-3 3-H 1B	SSS 0-3 ② K 1-2		0-0 ① ② G6-4-3 1-2f 2-3		IIII 4-0 IBB		4	1	1	1	1	2	4
Bob Allison, R (1, 9) OBP: 0.360, SLG: 0.473	0-0 E5 1-3		0-0 HR 1B 2-H 3-H	0-0 E3 BB 2-3		0-0 ③ 5-3		0-0 ② F2		5	1	1	2	0	0	5
Jim Lemon, R (1, 7) OBP: 0.332, SLG: 0.426	0-0 ③ F9		0-0 HR 1-H	BBBB 4-0 1-2 BB			SSS 0-3 ① K	0-0 ③ 6-3		3	1	1	2	1	1	2
Ted Lepcio, R (8, 5) OBP: 0.238, SLG: 0.405										0	0	0	0	0	0	0
Joe Altobelli, L (8, PH) OBP: 0.342, SLG: 0.333										1	0	0	0	0	0	2
Jose Valdivielso, R (9, 5) OBP: 0.219, SLG: 0.229										0	0	0	0	0	0	0
Earl Battey, R (1, 2) OBP: 0.371, SLG: 0.454		0-0 G1-4-3 1B	BBBB 4-0 FC6-4 BB	0-0 ③ F7			SSS 0-3 ② K			3	0	1	0	1	1	3
Bill Tuttle, R (1, 5) (8, 8) OBP: 0.314, SLG: 0.335		0-0 ① ② G1-4-3 1-2f	0-0 ① FC6-4 1-2f		0-0 ① 1-4-3		0-0 1B 1B			4	0	1	0	0	0	2
Zoilo Versalles, R (1, 6) OBP: 0.312, SLG: 0.384		0-0 E5	SSS 0-3 ② K		SSS 0-3 ② K		0-0 1-2 1B			4	0	1	0	0	2	1
Jack Kralick, L (1, 1) OBP: 0.179, SLG: 0.197		SSS 0-3 ③ K	SSS 0-3 ③ K		0-0 ③ L3		0-0 ③ F8			4	0	0	0	0	2	4
Inning Stats	R: 0 H: 1 E: 1 LOB: 2 K: 1 BB: 0 S: 7 P: 7	R: 0 H: 1 E: 1 LOB: 1 K: 1 BB: 0 S: 6 P: 6	R: 5 H: 4 E: 0 LOB: 1 K: 2 BB: 2 S: 11 P: 19	R: 0 H: 0 E: 1 LOB: 3 K: 1 BB: 2 S: 6 P: 14	R: 0 H: 0 E: 0 LOB: 0 K: 1 BB: 0 S: 5 P: 5	R: 0 H: 2 E: 0 LOB: 1 K: 0 BB: 0 S: 4 P: 4	R: 0 H: 2 E: 0 LOB: 2 K: 2 BB: 0 S: 9 P: 9	R: 0 H: 0 E: 0 LOB: 2 K: 0 BB: 2 S: 3 P: 11		1B: 9 SF: 0 2B: 0 SAC: 1 3B: 0 DP: 2 HR: 1 HBP: 0				WP: 1 PA: 41 PB: 0 SB: 1 CS: 0		

	AB	34
	R	5
	H	10
	RBI	5
	BB	6
	SO	8
	LOB	23

PITCHER		IP	WLS	BF	H	R	ER	SO	BB	IBB	HBP	BLK	WP	HR	S	P	ERA	WHIP
Rollie Sheldon, R ERA: 3.29	(1, 1)	2.0	L	13	5	4	4	2	1	0	0	0	0	0	16	20	18.00	3.000
Jim Coates, R ERA: 4.16	(3, 1)	3.0		14	1	1	1	4	3	0	0	0	0	1	19	31	3.00	1.333
Hal Reniff, R ERA: 3.31	(6, 1)	3.0		14	4	0	0	2	1	1	0	0	1	0	16	24	0.00	1.667

PITCHER	IP	WLS	BF	H	R	ER	SO	BB	IBB	HBP	BLK	WP	HR	S	P	ERA	WHIP

Boston Red Sox @ Minnesota Twins

Metropolitan Stadium, Bloomington , MI

Fri Sep 01 1961, 8:05 PM EDT

Att. 11,917 - Unknown - 80 F

TOP

livebaseballscorecards.com

Batter	1	2	3	4	5	6	7	8	9	AB	R	H	RBI	BB	SO	LOB
Chuck Schilling, R (1, 4) OBP: 0.341, SLG: 0.323	P4		P6			F9		BB, 1B		4	0	1	0	0	0	0
Carroll Hardy, R (1, 8) OBP: 0.342, SLG: 0.394	5-3			K		F3		P6		4	0	0	0	0	1	2
Carl Yastrzemski, L (1, 7) OBP: 0.317, SLG: 0.362	3-1			K		4-3		F7		4	0	0	0	0	1	2
Frank Malzone, R (1, 5) OBP: 0.305, SLG: 0.385		F2		6-3			P5	BB, 1B		3	0	0	0	1	0	0
Jackie Jensen, R (1, 9) OBP: 0.351, SLG: 0.399		G3			1-3		K	F5		4	0	0	0	0	1	3
Pete Runnels, L (1, 3) OBP: 0.389, SLG: 0.422		1B			5-3, 1B		BB, 1B		F8	4	1	3	0	0	0	0
Pumpsie Green, S (1, 6) OBP: 0.383, SLG: 0.500		K			5-3		BB		3-1	3	0	0	0	1	1	2
Jim Pagliaroni, R (1, 2) OBP: 0.328, SLG: 0.406			K		1B		K		K	4	0	1	1	0	3	2
Don Schwall, R (1, 1) OBP: 0.170, SLG: 0.174			P4		K			BB, 1B		2	0	0	0	0	1	1
Russ Nixon, L (8, PH) OBP: 0.325, SLG: 0.363										1	0	1	0	0	0	0
Billy Muffett, R (8, 1) OBP: 0.318, SLG: 0.211										0	0	0	0	0	0	0

Inning Stats	1	2	3	4	5	6	7	8	9
	R: 0 E: 0 K: 0 S: 3	H: 0 LOB: 0 BB: 0 P: 3	R: 0 E: 0 K: 1 S: 6	H: 1 LOB: 1 BB: 0 P: 6	R: 0 E: 0 K: 1 S: 5	H: 0 LOB: 0 BB: 0 P: 5	R: 0 E: 0 K: 2 S: 7	H: 0 LOB: 0 BB: 0 P: 7	R: 1 E: 0 K: 1 S: 7	H: 2 LOB: 1 BB: 0 P: 7	R: 0 E: 0 K: 0 S: 3	H: 0 LOB: 0 BB: 0 P: 3	R: 0 E: 0 K: 2 S: 8	H: 1 LOB: 2 BB: 1 P: 12	R: 0 E: 0 K: 0 S: 5	H: 2 LOB: 3 BB: 1 P: 9	R: 0 E: 0 K: 1 S: 5	H: 0 LOB: 0 BB: 0 P: 5

1B: 6	SF: 0
2B: 0	SAC: 0
3B: 0	DP: 0
HR: 0	HBP: 0

WP: 0	PA: 35
PB: 0	
SB: 0	
CS: 0	

AB	33
R	1
H	6
RBI	1
BB	2
SO	8
LOB	12

PITCHER	IP	WLS	BF	H	R	ER	SO	BB	IBB	HBP	BLK	WP	HR	S	P	ERA	WHIP
Pedro Ramos, R (1, 1) ERA: 3.95	9.0	W	35	6	1	1	8	2	0	0	0	0	0	49	57	1.00	0.889

PITCHER	IP	WLS	BF	H	R	ER	SO	BB	IBB	HBP	BLK	WP	HR	S	P	ERA	WHIP

BOTTOM

Boston Red Sox @ Minnesota Twins

Metropolitan Stadium, Bloomington , MI

Fri Sep 01 1961, 8:05 PM EDT

Att. 11,917 - Unknown - 80 F

Batter	1	2	3	4	5	6	7	8	9	AB	R	H	RBI	BB	SO	LOB
Lenny Green, L (1, 8) (7, 7) OBP: 0.395, SLG: 0.422	BBBB 4-0 S BB	0-0 F8 ②			0-0 P3 ①		0-0 F7 ①			3	0	0	0	1	0	2
Billy Martin, R (1, 4) OBP: 0.259, SLG: 0.350	SSS 0-3 K ①	0-0 F7 ③			0-0 6-3 ②		0-0 FC5-6-4 1B 1-2			4	0	1	0	0	1	2
Harmon Killebrew, R (1, 3) OBP: 0.398, SLG: 0.608	0-0 F2 ②		BBBB 4-0 1B BB		SSS 0-3 K ③		0-0 FC5-6-4 ② 1-2f 2-3			3	0	0	0	1	1	3
Bob Allison, R (1, 9) OBP: 0.361, SLG: 0.474	0-0 F8 ③ 1-2		0-0 G4-6-3 1B ① 1-2			0-0 SH3-4 E 1B	0-0 F7 ③			4	1	2	0	0	0	3
Jim Lemon, R (1, 7) OBP: 0.334, SLG: 0.428 Ted Lepcio, R (7, 5) OBP: 0.236, SLG: 0.402		0-0 F8 1B 3B 1B	0-0 F7 ①			0-0 SH3-4 E 1B 1-2		SSS 0-3 K ①		3 1	2 0	2 0	0 0	0 0	0 1	2 0
Earl Battey, R (1, 2) OBP: 0.371, SLG: 0.453		0-0 3B 1B 1-2	0-0 G4-6-3 ②③ 1-2f			0-0 SH3-4 ① 1-2 2-3		0-0 L3 ② 1-2		3	1	1	0	0	0	2
Bill Tuttle, R (1, 5) (7, 8) OBP: 0.316, SLG: 0.337		0-0 F8 ① 2-3		0-0 G5-4-3 1B		0-0 E8 6-3-4-6 2-H 3-H 1B		0-0 F7 ③		4	0	2	2	0	0	2
Zoilo Versalles, R (1, 6) OBP: 0.313, SLG: 0.389		0-0 1B 3B 1-H 3-H		0-0 G5-4-3 ①② 1-2f		0-0 6-3-4-6 ②③ 2-3f				3	1	1	2	0	0	2
Pedro Ramos, S (1, 1) OBP: 0.198, SLG: 0.256		0-0 3-H 1B		SSS 0-3 K ③			0-0 FC5-6-4 1B 1B			3	0	2	1	0	1	0

	AB	31
	R	5
	H	11
	RBI	5
	BB	2
	SO	4
	LOB	18

Inning Stats										
	R: 0	H: 0	R: 3	H: 4	R: 0	H: 1	R: 0	H: 1	R: 0	H: 0
	E: 0	LOB: 1	E: 0	LOB: 1	E: 0	LOB: 1	K: 0	LOB: 0	E: 0	LOB: 0
	K: 1	BB: 1	K: 0	BB: 0	K: 0	BB: 1	BB: 0	BB: 0	K: 1	BB: 0
	S: 5	P: 9	S: 7	P: 7	S: 3	P: 7	S: 5	P: 5	S: 5	P: 5

Inning Stats									
	R: 2	H: 3	R: 0	H: 2	R: 0	H: 0	1B: 10	SF: 0	WP: 0	PA: 34
	E: 1	LOB: 0	E: 0	LOB: 2	E: 0	LOB: 0	2B: 1	SAC: 1	PB: 0	
	K: 0	BB: 0	K: 0	BB: 0	K: 1	BB: 0	3B: 1	DP: 3	SB: 1	
	S: 5	P: 5	S: 5	P: 5	S: 5	P: 5	HR: 0	HBP: 0	CS: 0	

PITCHER		IP	WLS	BF	H	R	ER	SO	BB	IBB	HBP	BLK	WP	HR	S	P	ERA	WHIP
Don Schwall, R ERA: 3.14	(1, 1)	7.0	L	31	11	5	5	3	2	0	0	0	0	0	35	43	6.43	1.857
Billy Muffett, R ERA: 6.42	(8, 1)	1.0		3	0	0	0	1	0	0	0	0	0	0	5	5	0.00	0.000

PITCHER	IP	WLS	BF	H	R	ER	SO	BB	IBB	HBP	BLK	WP	HR	S	P	ERA	WHIP

livebaseballscorecards.com

Batter	1	2	3	4	5	6	7	8	9	AB	R	H	RBI	BB	SO	LOB
Chuck Schilling, R (1, 4) OBP: 0.340, SLG: 0.322	F3		5-3		1B 3-H			F9		4	0	1	1	0	0	0
Gary Geiger, L (1, 8) OBP: 0.350, SLG: 0.418	BB 1B FC7-6-5		F7		F9			F8		3	1	0	0	1	0	1
Carl Yastrzemski, L (1, 7) OBP: 0.318, SLG: 0.365	1B 1-3 FC7-6-5			F8		K		2B		4	0	2	0	0	1	0
Frank Malzone, R (1, 5) OBP: 0.305, SLG: 0.383	FC7-6-5 1-2f 3-H			BB 1B		K		P4		3	0	0	1	1	1	2
Jackie Jensen, R (1, 9) OBP: 0.352, SLG: 0.400	F8			1B 1-3 G4-6-3		P4			CS 1B	4	0	2	0	0	0	1
Pete Runnels, L (1, 3) OBP: 0.390, SLG: 0.421		4-3		G4-6-3 1-2f			1B		BB 1-2 G4-6-3	3	0	1	0	1	0	2
Pumpsie Green, S (1, 6) OBP: 0.380, SLG: 0.489		F7			BB 6-3 1-4-3 1B		F7		G4-6-3 1-2f	3	1	0	0	1	0	2
Jim Pagliaroni, R (1, 2) OBP: 0.325, SLG: 0.402		K		1-4-3 1-2			K			3	0	0	0	0	2	2
Bill Monbouquette, R (1, 1) OBP: 0.212, SLG: 0.119 Arnold Earley, L (9, 1)			K	6-3 2-3			1-3			3 0	0 0	0 0	0 0	0 0	1 0	2 0

TOP

Boston Red Sox @ Minnesota Twins

Metropolitan Stadium, Bloomington , MI

Sat Sep 02 1961, 4:33 AM EDT

Att. 11,473 - Unknown - 93 F

livebaseballscorecards.com

AB	30
R	2
H	6
RBI	2
BB	4
SO	5
LOB	12

Inning Stats	1	2	3	4	5	6	7	8	9
R	1	0	0	0	1	0	0	0	0
H	1	0	0	1	1	0	1	1	1
E	0	0	0	0	0	0	0	0	0
LOB	1	0	0	1	1	0	1	1	0
K	0	1	1	0	0	2	1	0	0
BB	1	0	0	1	0	0	0	0	1
S	4	5	5	3	4	7	6	4	2
P	8	5	5	7	8	7	6	4	6

PITCHER		IP	WLS	BF	H	R	ER	SO	BB	IBB	HBP	BLK	WP	HR	S	P	ERA	WHIP	PITCHER		IP	WLS	BF	H	R	ER	SO	BB	IBB	HBP	BLK	WP	HR	S	P	ERA	WHIP
Don Lee, R (1, 1) ERA: 3.2		9.0	L	34	6	2	2	5	4	0	0	0	0	0	40	56	2.00	1.111																		

Batter	1	2	3	4	5	6	7	8	9	AB	R	H	RBI	BB	SO	LOB
Lenny Green, L (1, 8) OBP: 0.394, SLG: 0.421	0-0 1B		0-0 1-3 ②		0-0 E3 1-2 3-H		0-3 K ③			4	0	1	0	0	1	2
Billy Martin, R (1, 4) OBP: 0.262, SLG: 0.352	0-0 1-3 ① 1B		0-0 F7 ③		0-0 F7 ③			0-0 1B		4	0	2	0	0	0	2
Harmon Killebrew, R (1, 3) OBP: 0.396, SLG: 0.602	0-3 K ②			0-0 F9 ①		0-0 F5 ①		0-3 K ①		4	0	0	0	0	2	2
Bob Allison, R (1, 9) OBP: 0.360, SLG: 0.472	0-0 5-3 ③			0-0 5-3 ②		0-0 1B		0-3 K ②		4	0	1	0	0	1	2
Jim Lemon, R (1, 7) OBP: 0.331, SLG: 0.424		0-0 P4 ①		0-0 F7 ③		0-0 P6 ②		0-3 K ③		4	0	0	0	0	1	2
Earl Battey, R (1, 2) OBP: 0.370, SLG: 0.451 Hal Naragon, L (6, 2) OBP: 0.314, SLG: 0.388 Pedro Ramos, S (9, PR) OBP: 0.198, SLG: 0.256		0-3 K ②			0-0 E6 FC5-4 1B E	0-0 F7 ③			0-0 1B SH3-4 1B	2 2 0	1 0 0	0 1 0	0 0 0	0 0 0	1 0 0	0 1 0
Bill Tuttle, R (1, 5) OBP: 0.316, SLG: 0.337		0-0 1B			0-0 F8 ①		0-0 F8 ①		0-0 SH3-4 ① 1-2	3	0	1	0	0	0	1
Zoilo Versalles, R (1, 6) OBP: 0.316, SLG: 0.392		0-0 F9 ③			0-0 FC5-4 1-2 1B		0-0 SH3 1B		0-0 G5-4-3 2-3 1B	4	0	3	0	0	0	1
Don Lee, R (1, 1) OBP: 0.080, SLG: 0.080 Joe Altobelli, L (9, PH) OBP: 0.342, SLG: 0.333 Ted Lepcio, R (9, PH) OBP: 0.234, SLG: 0.398			0-0 5-3 ①		0-0 FC5-4 ② E 1-2f 2-3		0-0 SH3 ② 1-2		0-0 G5-4-3 ② ③ 1-2f	2 0 1	0 0 0	0 0 0	0 0 0	0 0 0	0 0 0	2 0 2
Inning Stats	R: 0 H: 2 E: 0 LOB: 1 K: 1 BB: 0 S: 6 P: 6	R: 0 H: 1 E: 0 LOB: 1 K: 1 BB: 0 S: 6 P: 6	R: 0 H: 0 E: 0 LOB: 0 K: 0 BB: 0 S: 3 P: 3	R: 0 H: 0 E: 0 LOB: 0 K: 0 BB: 0 S: 3 P: 3	R: 1 H: 1 E: 2 LOB: 2 K: 0 BB: 0 S: 6 P: 6	R: 0 H: 1 E: 0 LOB: 1 K: 0 BB: 0 S: 4 P: 4	R: 0 H: 1 E: 0 LOB: 1 K: 1 BB: 0 S: 6 P: 6	R: 0 H: 1 E: 0 LOB: 1 K: 3 BB: 0 S: 10 P: 10	R: 0 H: 2 E: 0 LOB: 2 K: 0 BB: 0 S: 4 P: 4	1B: 9 2B: 0 3B: 0 HR: 0	SF: 0 SAC: 2 DP: 1 HBP: 0					

BOTTOM

Boston Red Sox @ Minnesota Twins

Metropolitan Stadium, Bloomington , MI

Sat Sep 02 1961, 4:33 AM EDT

Att. 11,473 - Unknown - 93 F

livebaseballscorecards.com

AB	34
R	1
H	9
RBI	0
BB	0
SO	6
LOB	17

WP: 0 PA: 36
PB: 0
SB: 0
CS: 0

PITCHER		IP	WLS	BF	H	R	ER	SO	BB	IBB	HBP	BLK	WP	HR	S	P	ERA	WHIP
Bill Monbouquette, R ERA: 3.59	(1, 1)	8.1	W	35	9	1	0	6	0	0	0	0	0	0	47	47	0.00	1.080
Arnold Earley, L ERA: 3.89	(9, 1)	0.2	S	1	0	0	0	0	0	0	0	0	0	0	1	1	0.00	0.000

PITCHER	IP	WLS	BF	H	R	ER	SO	BB	IBB	HBP	BLK	WP	HR	S	P	ERA	WHIP

Batter	1	2	3	4	5	6	7	8	9	AB	R	H	RBI	BB	SO	LOB
Chuck Schilling, R (1, 4) OBP: 0.339, SLG: 0.321	K		4-3	F3		P6		1B		5	0	1	0	0	1	2
Gary Geiger, L (1, 8) OBP: 0.350, SLG: 0.415	F9		K		1B E BB	CS BB		K		3	1	0	0	2	2	2
Carl Yastrzemski, L (1, 7) OBP: 0.319, SLG: 0.367	F7		K	E 1B	CS	G3 2B			1-3	5	1	2	0	0	1	1
Frank Malzone, R (1, 5) OBP: 0.306, SLG: 0.383		5-3		BB 2B 1B	E7 SH1-3	G3			WP 1B	5	2	2	0	0	0	1
Pete Runnels, L (1, 3) OBP: 0.389, SLG: 0.416		1-3		2B FC5-4 BB	SH1-3	F5			5-3	3	1	0	0	1	0	2
Pumpsie Green, S (1, 6) OBP: 0.386, SLG: 0.497		3-1		FC5-4 2B	S 1B	FC6-4 BB			6-3	4	1	2	2	1	0	1
Jim Pagliaroni, R (1, 2) OBP: 0.327, SLG: 0.399			BB E BB	FC5-4 BB	F7	FC6-4				2	1	0	0	2	0	3
Carroll Hardy, R (1, 9) OBP: 0.341, SLG: 0.389			E E BB	F8	5-3			K		3	1	0	0	1	1	4
Tracy Stallard, R (1, 1) OBP: 0.069, SLG: 0.103			E1 4-3	FC5-4		5-3		1-3		3	0	0	2	0	0	1
Mike Fornieles, R (6, 1) OBP: 0.138, SLG: 0.172										1	0	0	0	0	0	0
Arnold Earley, L (9, 1)										0	0	0	0	0	0	0
Inning Stats	R: 0 E: 0 K: 1 S: 5 H: 0 LOB: 0 BB: 0 P: 5	R: 0 E: 0 K: 0 S: 3 H: 0 LOB: 0 BB: 0 P: 3	R: 2 E: 1 K: 2 S: 8 H: 0 LOB: 1 BB: 2 P: 16	R: 3 E: 0 K: 0 S: 5 H: 2 LOB: 1 BB: 2 P: 13	R: 3 E: 1 K: 0 S: 6 H: 2 LOB: 1 BB: 1 P: 10	R: 0 E: 0 K: 0 S: 2 H: 0 LOB: 0 BB: 1 P: 6	R: 0 E: 0 K: 0 S: 4 H: 1 LOB: 2 BB: 1 P: 8	R: 0 E: 0 K: 2 S: 8 H: 1 LOB: 1 BB: 0 P: 8	R: 0 E: 0 K: 0 S: 4 H: 1 LOB: 1 BB: 0 P: 4	1B: 5 2B: 2 3B: 0 HR: 0 SF: 0 SAC: 1 DP: 0 HBP: 0	WP: 1 PB: 0 SB: 1 CS: 1 PA: 43					

PITCHER		IP	WLS	BF	H	R	ER	SO	BB	IBB	HBP	BLK	WP	HR	S	P	ERA	WHIP
Camilo Pascual, R ERA: 3.81	(1, 1)	4.0	L	21	3	7	5	3	5	0	0	0	0	0	22	42	11.25	2.000
Bill Pleis, L ERA: 6.25	(5, 1)	3.0		13	2	1	0	0	2	0	0	0	0	0	11	19	0.00	1.333
Danny McDevitt, L ERA: 4.15	(8, 1)	2.0		8	2	0	0	2	0	0	0	0	1	0	12	12	0.00	1.000

PITCHER	IP	WLS	BF	H	R	ER	SO	BB	IBB	HBP	BLK	WP	HR	S	P	ERA	WHIP

TOP

Boston Red Sox @ Minnesota Twins

Metropolitan Stadium, Bloomington , MI

Sun Sep 03 1961, 4:33 AM EDT

Att. 17,396 - Unknown - 59 F

livebaseballscorecards.com

AB	34
R	8
H	7
RBI	4
BB	7
SO	5
LOB	17

BOTTOM

Boston Red Sox @ Minnesota Twins

Metropolitan Stadium, Bloomington , MI

Sun Sep 03 1961, 4:33 AM EDT

Att. 17,396 - Unknown - 59 F

livebaseballscorecards.com

Batter	1	2	3	4	5	6	7	8	9	AB	R	H	RBI	BB	SO	LOB
Lenny Green, L (1, 8) OBP: 0.393, SLG: 0.417	S S S 0-3 ① K		x 0-0 ② F8			B B B B 4-0 1B BB SF8 BB	x 0-0 ① F8		S S S 0-3 ① K	4	1	0	0	1	2	2
Billy Martin, R (1, 4) OBP: 0.265, SLG: 0.350	x 0-0 S 1B		x 0-0 ③ 5-3			B B B B 4-0 SF8 1B 1-2 HR BB	x 0-0 ② G3 1-2		S S S 0-3 ② K	4	1	1	0	1	1	2
Bob Allison, R (1, 9) OBP: 0.361, SLG: 0.470	B B B B 4-0 1-2 BB			S S S 0-3 ① K		x 0-0 1-2 2-3 HR 1B	x 0-0 ③ F7		S S S 0-3 ③ K	4	1	1	0	1	2	2
Jim Lemon, R (1, 7) OBP: 0.333, SLG: 0.432	x 0-0 ② F8			B B B B 4-0 1B BB		x 0-0 ① SF8 2-3 3-H		x 0-0 HR		2	1	1	2	1	0	2
Harmon Killebrew, R (1, 3) OBP: 0.396, SLG: 0.608	S S S 0-3 ③ K			x 0-0 L4-3 1-2 1B		x 0-0 1-H 3-H HR		x 0-0 ① 5-3		4	1	2	3	0	1	2
Earl Battey, R (1, 2) OBP: 0.371, SLG: 0.458		S S S 0-3 ① K		x 0-0 ② ③ L4-3 1-2		B B B B 4-0 BB		x 0-0 HR		3	1	1	1	1	1	2
Bill Tuttle, R (1, 5) OBP: 0.313, SLG: 0.333		S S S 0-3 ② K			x 0-0 ① L5	x 0-0 ② L7		x 0-0 ② 6-3		4	0	0	0	0	1	1
Zoilo Versalles, R (1, 6) OBP: 0.314, SLG: 0.388		x 0-0 ③ F7			x 0-0 ② P6	S S S 0-3 ③ K		x 0-0 ③ 1-3		4	0	0	0	0	1	1
Camilo Pascual, R (1, 1) OBP: 0.203, SLG: 0.186			x 0-0 ① 4-3		S S S 0-3 ③ K		B B B B 4-0 G3 BB		x 0-0 1B	1	0	0	0	0	0	0
Bill Pleis, L (5, 1) OBP: 0.125, SLG: 0.125										1	0	0	0	0	1	0
Joe Altobelli, L (7, PH) OBP: 0.359, SLG: 0.333										0	0	0	0	1	0	0
Danny McDevitt, L (8, 1)										0	0	0	0	0	0	0
Hal Naragon, L (9, PH) OBP: 0.314, SLG: 0.388										0	0	0	0	0	0	0
Rich Rollins, R (9, PH) OBP: 0.500, SLG: 0.500										1	0	1	0	0	0	0

Inning Stats	1	2	3	4	5	6	7	8	9
	R: 0 H: 1 E: 0 LOB: 2 K: 2 BB: 1 S: 8 P: 12	R: 0 H: 0 E: 0 LOB: 0 K: 2 BB: 0 S: 7 P: 7	R: 0 H: 0 E: 0 LOB: 0 K: 0 BB: 0 S: 3 P: 3	R: 0 H: 1 E: 0 LOB: 1 K: 1 BB: 1 S: 5 P: 9	R: 0 H: 0 E: 0 LOB: 0 K: 1 BB: 0 S: 5 P: 5	R: 4 H: 2 E: 0 LOB: 1 K: 1 BB: 3 S: 7 P: 19	R: 0 H: 0 E: 0 LOB: 1 K: 0 BB: 1 S: 3 P: 7	R: 2 H: 2 E: 0 LOB: 0 K: 0 BB: 0 S: 5 P: 5	R: 0 H: 1 E: 0 LOB: 1 K: 3 BB: 0 S: 10 P: 10

1B: 4	SF: 1
2B: 1	SAC: 0
3B: 0	DP: 1
HR: 3	HBP: 0
WP: 0	PA: 39
PB: 0	
SB: 1	
CS: 0	

AB	32
R	6
H	7
RBI	6
BB	6
SO	10
LOB	14

PITCHER		IP	WLS	BF	H	R	ER	SO	BB	IBB	HBP	BLK	WP	HR	S	P	ERA	WHIP
Tracy Stallard, R ERA: 5.25	(1, 1)	5.0	W	21	3	3	3	6	4	0	0	0	0	0	29	45	5.40	1.400
Mike Fornieles, R ERA: 4.95	(6, 1)	3.0		14	3	3	3	1	2	0	0	0	0	3	14	22	9.00	1.667
Arnold Earley, L ERA: 3.79	(9, 1)	1.0	S	4	1	0	0	3	0	0	0	0	0	0	10	10	0.00	1.000

PITCHER	IP	WLS	BF	H	R	ER	SO	BB	IBB	HBP	BLK	WP	HR	S	P	ERA	WHIP

Batter	1	2	3	4	5	6	7	8	9	AB	R	H	RBI	BB	SO	LOB
Luis Aparicio, R (1, 6) OBP: 0.312, SLG: 0.353	5-3			L5		BBBB 4-0 G3 G3 1-2 BB	0-0 G4-6-3 1B		SSS 0-3 K	2	0	0	0	0	0	0
Sammy Esposito, R (5, 6) OBP: 0.289, SLG: 0.246										2	0	1	0	1	1	1
Nellie Fox, L (1, 4) OBP: 0.319, SLG: 0.291	1-4-3			G4-3 1B		G3 1-2 2-3	G4-6-3 1-2f			4	0	1	0	0	0	3
Floyd Robinson, L (1, 9) OBP: 0.389, SLG: 0.459	4-3			G4-3 1-2f		G3 2-3 3-H		3B		4	0	1	1	0	0	2
Roy Sievers, R (1, 3) OBP: 0.388, SLG: 0.562		5-3			6-3	3-1		L4		2	0	0	0	0	0	0
J.C. Martin, L (5, 3) OBP: 0.294, SLG: 0.348										2	0	0	0	0	0	2
Minnie Minoso, R (1, 7) OBP: 0.369, SLG: 0.416		SSS K			BBBB 4-6-3 1B BB		1B HR 1B	SSS K		3	1	1	0	1	2	1
Al Smith, R (1, 5) OBP: 0.344, SLG: 0.502		F7			4-6-3 1-2 1B		1B HR 1B	F7		4	1	2	0	0	0	1
Al Pilarcik, L (1, 8) OBP: 0.276, SLG: 0.252			CS 1B		4-6-3 1-2 2-3		1-H 2-H HR		SSS K	4	1	2	3	0	1	2
Sherm Lollar, R (1, 2) OBP: 0.366, SLG: 0.383			SSS K 1-2		6-3		HR		BBBB BB	2	0	0	0	0	1	3
Cam Carreon, R (5, 2) OBP: 0.346, SLG: 0.381										1	1	1	1	1	0	0
Frank Baumann, L (1, 1) OBP: 0.291, SLG: 0.380			SSS K			H 1-0 G3 BB G3 HBP	5-3		SSS K	1	0	0	0	0	1	0
Russ Kemmerer, R (4, 1) OBP: 0.294, SLG: 0.267										0	0	0	0	0	0	0
Michael DeGerick, R (4, 1)										0	0	0	0	0	0	0
Andy Carey, R (6, PH) OBP: 0.331, SLG: 0.390										0	1	0	0	0	0	0
Don Larsen, R (6, 1) OBP: 0.317, SLG: 0.450										1	0	0	0	0	0	0
Billy Goodman, L (9, PH) OBP: 0.314, SLG: 0.413										1	0	0	0	0	1	1
Inning Stats	R: 0 E: 0 K: 0 S: 3	H: 0 LOB: 0 BB: 0 P: 3	R: 0 E: 0 K: 1 S: 5	H: 0 LOB: 0 BB: 0 P: 5	R: 0 E: 0 K: 2 S: 7	H: 1 LOB: 0 BB: 0 P: 7	R: 0 E: 0 K: 0 S: 3	H: 1 LOB: 0 BB: 0 P: 3	R: 0 E: 0 K: 0 S: 4	H: 1 LOB: 2 BB: 1 P: 8	R: 1 E: 0 K: 0 S: 3	H: 0 LOB: 1 BB: 1 P: 8	R: 4 E: 0 K: 0 S: 7	H: 5 LOB: 0 BB: 0 P: 7	R: 0 E: 0 K: 1 S: 6	H: 1 LOB: 1 BB: 0 P: 6	R: 0 E: 0 K: 3 S: 9	H: 0 LOB: 1 BB: 1 P: 13	1B: 6 2B: 1 3B: 1 HR: 2	SF: 0 SAC: 0 DP: 3 HBP: 1	WP: 0 PB: 0 SB: 0 CS: 1	PA: 37

TOP

Chicago White Sox @ Minnesota Twins

Metropolitan Stadium, Bloomington , MI

Mon Sep 04 1961, 4:33 AM EDT

Att. 20,036 - Unknown - 65 F

livebaseballscorecards.com

AB	33
R	5
H	9
RBI	5
BB	3
SO	7
LOB	16

PITCHER		IP	WLS	BF	H	R	ER	SO	BB	IBB	HBP	BLK	WP	HR	S	P	ERA	WHIP
Al Schroll, R ERA: 5.27	(1, 1)	6.1	W	28	8	5	5	3	2	0	1	0	0	2	31	40	7.11	1.579
Ray Moore, R ERA: 3.94	(7, 1)	2.2	S	9	1	0	0	4	1	0	0	0	0	0	16	20	0.00	0.750

PITCHER	IP	WLS	BF	H	R	ER	SO	BB	IBB	HBP	BLK	WP	HR	S	P	ERA	WHIP

BOTTOM

Chicago White Sox @ Minnesota Twins

Metropolitan Stadium, Bloomington , MI

Mon Sep 04 1961, 4:33 AM EDT

Att. 20,036 - Unknown - 65 F

Batter	1	2	3	4	5	6	7	8	9	AB	R	H	RBI	BB	SO	LOB
Lenny Green, L (1, 8) (8, 7) OBP: 0.391, SLG: 0.416	P4		CS 1B	SF7 1-2 2-3 3-H		6-3		P4		4	0	1	1	0	0	1
Billy Martin, R (1, 4) OBP: 0.265, SLG: 0.349	G6-4-3 1B		P5 1-2	E5 CS 2-H 3-H			5-3			4	0	1	0	0	0	1
Bob Allison, R (1, 9) OBP: 0.360, SLG: 0.468	G6-4-3 1-2f			1B 1B CS	F9		SSS K			4	1	1	0	0	1	1
Jim Lemon, R (1, 7) OBP: 0.339, SLG: 0.439 Jose Valdivielso, R (7, PR) OBP: 0.219, SLG: 0.229 Ted Lepcio, R (8, 5) OBP: 0.234, SLG: 0.398		HR 1B		1B 1B 1B 1-3	1B 2B		BBBB 1B BB			3 0 0	3 0 0	3 0 0	0 0 0	1 0 0	0 0 0	0 0 0
Harmon Killebrew, R (1, 3) OBP: 0.399, SLG: 0.615		1-H HR		F2	BBBB 1B BB		1-2 1B			3	1	2	2	1	0	2
Earl Battey, R (1, 2) OBP: 0.372, SLG: 0.457		F7		1B 1B IBB	FC4 1B 1-3 2-H		P4			3	1	1	1	1	0	2
Bill Tuttle, R (1, 5) (8, 8) OBP: 0.312, SLG: 0.332		1-6-3		1B SF7 1-2 2-3 3-H	FC4 1-2f			P4		4	1	1	1	0	0	1
Zoilo Versalles, R (1, 6) OBP: 0.313, SLG: 0.387		SSS K		SF7 BB WP 1-3 2-H 3-H		F9		E5 SH3-4		4	1	1	2	0	1	0
Al Schroll, R (1, 1) OBP: 0.455, SLG: 0.778 Ray Moore, R (7, 1)			F9	BBB WP SF7 E 1-2		SSS K		SH3-4 1-2		2 0	1 0	0 0	0 0	1 0	1 0	0 0
Inning Stats	R: 0 E: 0 K: 0 S: 3 H: 1 LOB: 0 BB: 0 P: 3	R: 2 E: 0 K: 1 S: 7 H: 2 LOB: 0 BB: 0 P: 7	R: 0 E: 0 K: 0 S: 3 H: 1 LOB: 0 BB: 0 P: 3	R: 6 E: 1 K: 0 S: 7 H: 4 LOB: 0 BB: 2 P: 15	R: 1 E: 0 K: 0 S: 4 H: 2 LOB: 1 BB: 1 P: 8	R: 0 E: 0 K: 1 S: 5 H: 0 LOB: 0 BB: 0 P: 5	R: 0 E: 0 K: 1 S: 6 H: 1 LOB: 2 BB: 1 P: 10	R: 0 E: 1 K: 0 S: 4 H: 0 LOB: 1 BB: 0 P: 4		1B: 9 2B: 1 3B: 0 HR: 1	SF: 1 SAC: 1 DP: 1 HBP: 0					

AB	31
R	9
H	11
RBI	7
BB	4
SO	3
LOB	8

WP: 1 PB: 0 SB: 0 CS: 2 PA: 38

PITCHER		IP	WLS	BF	H	R	ER	SO	BB	IBB	HBP	BLK	WP	HR	S	P	ERA	WHIP
Frank Baumann, L ERA: 5.74	(1, 1)	3.1	L	15	6	5	5	1	0	1	0	0	0	1	16	20	13.50	1.800
Russ Kemmerer, R ERA: 4.15	(4, 1)	0.0		3	2	0	0	0	1	0	0	0	0	0	2	6	∞	∞
Michael DeGerick, R ERA: 5.4	(4, 1)	1.2		7	2	4	3	0	1	0	0	0	1	0	6	10	16.20	1.800
Don Larsen, R ERA: 3.79	(6, 1)	3.0		12	1	0	0	2	1	0	0	0	0	0	15	19	0.00	0.667

PITCHER	IP	WLS	BF	H	R	ER	SO	BB	IBB	HBP	BLK	WP	HR	S	P	ERA	WHIP

livebaseballscorecards.com

Batter	1	2	3	4	5	6	7	8	9	AB	R	H	RBI	BB	SO	LOB
Luis Aparicio, R (1, 6) OBP: 0.313, SLG: 0.354	0-0 1B S 4-3 1B	0-0 F9 ②		0-0 E 1-2 2-3 3-H FC5-2-6-1 1B	0-0 L4 ③			0-0 L6 ①		5	1	2	1	0	0	2
Floyd Robinson, L (1, 9) OBP: 0.394, SLG: 0.463	0-0 4-3 1-3 1B	0-0 1-2 1B		0-0 E6 FC5-2-6-1 1-3 2-H 3-H 2B 1B		0-0 4-3 ①		B B B B 4-0 BB		4	1	3	1	1	0	0
Minnie Minoso, R (1, 7) OBP: 0.367, SLG: 0.413	0-0 4-3 ① 1-2 3-H	0-0 L4 ③		0-0 FC5-2-6-1 ① 2B 2-3 3-H		H 1-0 1B HBP		0-0 F8 ②		4	1	0	1	0	0	6
Roy Sievers, R (1, 3) OBP: 0.386, SLG: 0.560 J.C. Martin, L (8, 3) OBP: 0.294, SLG: 0.348	0-0 F9 ②		0-0 F8 ①	0-0 1B 2-H 3-H 2B		S S S 0-3 K ②		0-0 F9 ③		5 0	0 0	1 0	2 0	0 0	1 0	3 0
Al Smith, R (1, 8) OBP: 0.348, SLG: 0.512 Al Pilarcik, L (9, 8) OBP: 0.276, SLG: 0.252	0-0 F9 ③		0-0 G4-3 1B	0-0 2-H 1B ②		0-0 1-2 1B			0-0 HR ①	5 0	1 0	4 0	1 0	0 0	0 0	1 0
Cam Carreon, R (1, 2) OBP: 0.342, SLG: 0.376		0-0 PB BB 1B 1B	0-0 G4-3 ② ③ 1-2f	0-0 P4 ③		0-0 F9 ③			0-0 P5 ①	5	1	1	0	0	0	4
Andy Carey, R (1, 5) OBP: 0.332, SLG: 0.387		B B B B 4-0 PB 1-2 1B BB		0-0 SH 1B 1B 1B	0-0 4-3 ①		0-0 5-3 ①		0-0 P6 ②	4	2	1	0	1	0	0
Nellie Fox, L (1, 4) OBP: 0.320, SLG: 0.290		0-0 F8 ① 1-2 2-3		0-0 1B SH 1-2 1B 1B	B B B B 4-0 FC1-6 BB		S S S 0-3 K ②		0-0 6-3 ③	4	1	1	0	1	1	2
Cal McLish, S (1, 1) OBP: 0.185, SLG: 0.189 Bob Roselli, R (4, PH) OBP: 0.270, SLG: 0.351 Joe Horlen, R (4, 1) Turk Lown, R (8, 1)		0-0 1B 2-H 3-H 1B		0-0 SH 1B 1B 1-2 2-3 E	0-0 FC1-6 ② 1-2f		0-0 P6 ③			1 0 2 0	0 1 0 0	1 0 0 0	2 0 0 0	0 0 0 0	0 0 0 0	0 0 1 0
Inning Stats	R: 1 E: 0 K: 0 S: 5 H: 2 LOB: 1 BB: 0 P: 5	R: 2 E: 0 K: 0 S: 6 H: 3 LOB: 2 BB: 1 P: 10	R: 0 E: 0 K: 0 S: 3 H: 1 LOB: 0 BB: 0 P: 3	R: 5 E: 1 K: 0 S: 9 H: 6 LOB: 1 BB: 0 P: 9	R: 0 E: 0 K: 0 S: 3 H: 0 LOB: 1 BB: 1 P: 7	R: 0 E: 0 K: 1 S: 6 H: 1 LOB: 2 BB: 0 P: 7	R: 0 E: 0 K: 1 S: 5 H: 0 LOB: 0 BB: 0 P: 5	R: 0 E: 0 K: 0 S: 3 H: 0 LOB: 1 BB: 1 P: 7	R: 1 E: 0 K: 0 S: 4 H: 1 LOB: 0 BB: 0 P: 4	1B: 12 2B: 1 3B: 0 HR: 1	SF: 0 SAC: 1 DP: 1 HBP: 1						

TOP

Chicago White Sox @ Minnesota Twins

Metropolitan Stadium, Bloomington , MI

Mon Sep 04 1961, 8:05 PM EDT

Att. 12,540 - Unknown - 66 F

livebaseballscorecards.com

AB	39
R	9
H	14
RBI	8
BB	3
SO	2
LOB	19

WP: 0 PB: 1 SB: 1 CS: 0 PA: 44

PITCHER		IP	WLS	BF	H	R	ER	SO	BB	IBB	HBP	BLK	WP	HR	S	P	ERA	WHIP
Jim Kaat, L ERA: 4.1	(1, 1)	5.2	L	32	13	8	8	1	2	0	1	0	0	0	31	40	12.71	2.647
Camilo Pascual, R ERA: 3.8	(6, 1)	0.1		1	0	0	0	0	0	0	0	0	0	0	1	1	0.00	0.000
Bill Pleis, L ERA: 5.98	(7, 1)	2.0		7	0	0	0	1	1	0	0	0	0	0	8	12	0.00	0.500
Ray Moore, R ERA: 4.04	(9, 1)	1.0		4	1	1	1	0	0	0	0	0	0	1	4	4	9.00	1.000

PITCHER	IP	WLS	BF	H	R	ER	SO	BB	IBB	HBP	BLK	WP	HR	S	P	ERA	WHIP

Batter	1	2	3	4	5	6	7	8	9	AB	R	H	RBI	BB	SO	LOB
Lenny Green, L (1, 8) OBP: 0.389, SLG: 0.414	0-0 SH, 1B / 1B	0-0 F8 ②		0-0 P6 ③			0-0 4-3 ①	0-0 4-3 ③		5	1	1	0	0	0	3
Billy Martin, R (1, 4) OBP: 0.267, SLG: 0.348	0-0 SH, SF8 / 1-2 1B	0-0 P6 ③			0-0 1-3 ①		BBBB 4-0 FC6-4, BB / BB		0-0 P6 ①	4	1	1	0	1	0	1
Bob Allison, R (1, 9) OBP: 0.361, SLG: 0.473	0-0 SH, F7, 1B / 1-3 2-H		0-0 HR		0-0 F7 ②		BBBB 4-0 FC6-4 / 1-2 BB		0-0 P6 ②	3	2	1	1	1	0	0
Jim Lemon, R (1, 7) OBP: 0.335, SLG: 0.434	0-0 SF8 ① / 3-H		0-0 6-3 ①		SSS 0-3 K ③		0-0 FC6-4 ② FC6-4 / 1-2f 2-3		0-0 F8 ③	4	0	0	1	0	1	2
Harmon Killebrew, R (1, 3) OBP: 0.396, SLG: 0.609	0-0 F7 ② / 2-3		0-0 5-3 ②			0-0 5-3 ①	0-0 FC6-4 ③ / 1-2f			4	0	0	0	0	0	3
Earl Battey, R (1, 2) OBP: 0.378, SLG: 0.468	0-0 1B / 3-H		0-0 HR			0-0 BB 1B		BBBB 4-0 1B BB		3	1	3	2	1	0	0
Bill Tuttle, R (1, 5) OBP: 0.314, SLG: 0.332	0-0 F8 ③		0-0 6-3 ③			BBBB 4-0 / 1-2 BB		0-0 / 1-2 1B		3	0	1	0	1	0	1
Zoilo Versalles, R (1, 6) OBP: 0.310, SLG: 0.384		0-0 5-3 ①		0-0 L1 ①		0-0 F9 ②		0-0 F8 ①		4	0	0	0	0	0	4
Jim Kaat, L (1, 1) OBP: 0.339, SLG: 0.370 Camilo Pascual, R (6, 1) OBP: 0.200, SLG: 0.186 Joe Altobelli, L (6, PH) OBP: 0.350, SLG: 0.324 Bill Pleis, L (7, 1) OBP: 0.125, SLG: 0.125 Julio Becquer, L (8, PH) OBP: 0.253, SLG: 0.470 Ray Moore, R (9, 1)		0-0 1B		SSS 0-3 K ②		0-0 P5 ③		SSS 0-3 K ②		2 0 1 0 1 0	0 0 0 0 0 0	1 0 0 0 0 0	0 0 0 0 0 0	0 0 0 0 0 0	1 0 0 0 1 0	0 0 2 0 2 0
Inning Stats	R: 3 E: 1 K: 0 S: 7 / H: 3 LOB: 1 BB: 0 P: 7	R: 0 E: 0 K: 0 S: 4 / H: 1 LOB: 1 BB: 0 P: 4	R: 2 E: 0 K: 0 S: 5 / H: 2 LOB: 0 BB: 0 P: 5	R: 0 E: 0 K: 1 S: 5 / H: 0 LOB: 0 BB: 0 P: 5	R: 0 E: 0 K: 1 S: 5 / H: 0 LOB: 0 BB: 0 P: 5	R: 0 E: 0 K: 0 S: 4 / H: 1 LOB: 2 BB: 1 P: 8	R: 0 E: 0 K: 0 S: 3 / H: 0 LOB: 2 BB: 2 P: 11	R: 0 E: 0 K: 1 S: 6 / H: 1 LOB: 2 BB: 1 P: 10	R: 0 E: 0 K: 0 S: 3 / H: 0 LOB: 0 BB: 0 P: 3	1B: 6 2B: 0 3B: 0 HR: 2	SF: 1 SAC: 1 DP: 0 HBP: 0		WP: 0 PB: 0 SB: 0 CS: 0	PA: 40			

PITCHER		IP	WLS	BF	H	R	ER	SO	BB	IBB	HBP	BLK	WP	HR	S	P	ERA	WHIP
Cal McLish, R ERA: 4.32	(1, 1)	3.0		16	6	5	3	0	0	0	0	0	0	2	16	16	9.00	2.000
Joe Horlen, R ERA:	(4, 1)	4.0	W	18	2	0	0	2	4	0	0	0	0	0	18	34	0.00	1.500
Turk Lown, R ERA: 2.69	(8, 1)	2.0	S	6	0	0	0	1	0	0	0	0	0	0	8	8	0.00	0.000

PITCHER	IP	WLS	BF	H	R	ER	SO	BB	IBB	HBP	BLK	WP	HR	S	P	ERA	WHIP

BOTTOM

Chicago White Sox @ Minnesota Twins

Metropolitan Stadium, Bloomington , MI

Mon Sep 04 1961, 8:05 PM EDT

Att. 12,540 - Unknown - 66 F

livebaseballscorecards.com

AB	34
R	5
H	8
RBI	4
BB	4
SO	3
LOB	18

Chicago White Sox @ Minnesota Twins

Metropolitan Stadium, Bloomington , MI

Tue Sep 05 1961, 8:05 PM EDT

Att. 11,099 - Unknown - 63 F

livebaseballscorecards.com

TOP

Batter	1	2	3	4	5	6	7	8	9	AB	R	H	RBI	BB	SO	LOB
Luis Aparicio, R (1, 6) OBP: 0.315, SLG: 0.358	S 1B		F8			1-3 1B 1B		F9 2B 2B	FC6-4 1-2f	5	2	3	0	0	0	2
Floyd Robinson, L (1, 9) OBP: 0.390, SLG: 0.457	F2 1-2		1-3			1-3 1-2		F9 2-3		4	0	0	0	0	0	3
Cam Carreon, R (1, 2) OBP: 0.340, SLG: 0.379	6-3			F8		P4		2B 3-H		4	0	1	1	0	0	2
Roy Sievers, R (1, 3) OBP: 0.387, SLG: 0.562	3-1			6-3 2B		1B 2-H		F8		4	0	2	1	0	0	2
Al Smith, R (1, 7) OBP: 0.348, SLG: 0.517		5-3		6-3 2-3		K SSS			HR	4	1	1	1	0	1	2
Andy Carey, R (1, 5) OBP: 0.331, SLG: 0.385		E7		5-3			F9		WP SH2-4 1B	4	0	1	0	0	0	1
Mike Hershberger, R (1, 8) OBP: 0.333, SLG: 0.333		F2			G1-6-3 1B		F8		SH2-4 1-2	3	0	1	0	0	0	1
Nellie Fox, L (1, 4) OBP: 0.318, SLG: 0.288		P6			G1-6-3 1-2f		4-3		P6	4	0	0	0	0	0	3
Billy Pierce, L (1, 1) OBP: 0.157, SLG: 0.140			K SSS		4-3			4-3 BBB	FC6-4 2-3 BB	3	0	0	0	0	1	0
Turk Lown, R (8, 1)										0	0	0	0	0	0	0
Billy Goodman, L (9, PH) OBP: 0.327, SLG: 0.413										0	0	0	0	1	0	0
Al Pilarcik, L (9, PR) OBP: 0.276, SLG: 0.252										0	0	0	0	0	0	0
Warren Hacker, R (9, 1) OBP: 0.111, SLG: 0.111										0	0	0	0	0	0	0
Inning Stats	R: 0 E: 0 K: 0 S: 4 H: 1 LOB: 1 BB: 0 P: 4	R: 0 E: 1 K: 0 S: 4 H: 0 LOB: 1 BB: 0 P: 4	R: 0 E: 0 K: 1 S: 5 H: 0 LOB: 0 BB: 0 P: 5	R: 0 E: 0 K: 0 S: 4 H: 1 LOB: 1 BB: 0 P: 4	R: 0 E: 0 K: 0 S: 3 H: 1 LOB: 0 BB: 0 P: 3	R: 1 E: 0 K: 1 S: 7 H: 2 LOB: 1 BB: 0 P: 7	R: 0 E: 0 K: 0 S: 3 H: 0 LOB: 0 BB: 0 P: 3	R: 1 E: 0 K: 0 S: 5 H: 2 LOB: 1 BB: 0 P: 5	R: 1 E: 0 K: 0 S: 5 H: 2 LOB: 2 BB: 1 P: 9	1B: 5 2B: 3 3B: 0 HR: 1	SF: 0 SAC: 1 DP: 1 HBP: 0						

	AB	35
	R	3
	H	9
	RBI	3
	BB	1
	SO	2
	LOB	16

WP: 1 PB: 0 SB: 1 CS: 0 PA: 37

PITCHER		IP	WLS	BF	H	R	ER	SO	BB	IBB	HBP	BLK	WP	HR	S	P	ERA	WHIP
Jack Kralick, L ERA: 3.53	(1, 1)	8.0		33	9	3	3	2	0	0	0	0	0	1	37	37	3.38	1.125
Don Lee, R ERA: 3.17	(9, 1)	1.0		4	0	0	0	0	1	0	0	0	1	0	3	7	0.00	1.000

PITCHER	IP	WLS	BF	H	R	ER	SO	BB	IBB	HBP	BLK	WP	HR	S	P	ERA	WHIP

Batter	1	2	3	4	5	6	7	8	9	AB	R	H	RBI	BB	SO	LOB
Lenny Green, L (1, 8) (9, 7) OBP: 0.388, SLG: 0.411	B B B B 4-0 BB		x 0-0 ② F7		x 0-0 ① 4-3		x 0-0 ① 4-3		S S S 0-3 ② K	4	0	0	0	1	1	1
Billy Martin, R (1, 4) OBP: 0.262, SLG: 0.341	x 0-0 ① P6		x 0-0 ③ F8		x 0-0 ② P6		x 0-0 ② P6		x 0-0 ③ F2	5	0	0	0	0	0	2
Bob Allison, R (1, 9) OBP: 0.362, SLG: 0.479	x 0-0 ② F2			x 0-0 HR	B B B 4-0 BB		S S S 0-3 ③ K			3	1	1	1	1	1	1
Jim Lemon, R (1, 7) OBP: 0.334, SLG: 0.433 Jose Valdivielso, R (8, PR) OBP: 0.219, SLG: 0.229 (9, 5)	S S S 0-3 ③ K			x 0-0 ① 6-3	x 0-0 ③ F9			x 0-0 SH1-4 BB 1B 1B		4 0	0 1	1 0	0 0	0 0	1 0	2 0
Harmon Killebrew, R (1, 3) OBP: 0.397, SLG: 0.607		x 0-0 ① F8		B B B B 4-0 1-3 1B BB		x 0-0 ① 6-3		B B B B 4-0 1-2 SH1-4 1B BB		2	1	0	0	2	0	0
Earl Battey, R (1, 2) OBP: 0.379, SLG: 0.470		x 0-0 ② P4		x 0-0 1-2 1-3 1B		x 0-0 E 1B		x 0-0 ① SH1-4 1-2 2-3		3	0	2	0	0	0	0
Bill Tuttle, R (1, 5) (9, 8) OBP: 0.313, SLG: 0.332		x 0-0 ③ 4-3		x 0-0 ② 1-3 1-2 2-3		x 0-0 E4 1-2		x 0-0 ② 1 2-H 3-H 1B		4	0	1	2	0	0	3
Zoilo Versalles, R (1, 6) OBP: 0.312, SLG: 0.383			x 0-0 4-3 1B	4-0 IBB		x 0-0 ② F9		x 0-0 ③ P6		3	0	1	0	1	0	3
Jack Kralick, L (1, 1) OBP: 0.173, SLG: 0.190 Don Lee, R (9, 1) OBP: 0.080, SLG: 0.080 Julio Becquer, L (9, PH) OBP: 0.250, SLG: 0.464			x 0-0 ① 4-3 1-2	S S S 0-3 ③ K		x 0-0 ③ L3			S S S 0-3 ① K	3 0 1	0 0 0	0 0 0	0 0 0	0 0 1	1 0 0	6 0 0
Inning Stats	R: 0 E: 0 K: 1 S: 5 H: 0 LOB: 1 BB: 1 P: 9	R: 0 E: 0 K: 0 S: 3 H: 0 LOB: 0 BB: 0 P: 3	R: 0 E: 0 K: 0 S: 4 H: 1 LOB: 1 BB: 0 P: 4	R: 1 E: 0 K: 1 S: 7 H: 2 LOB: 3 BB: 2 P: 15	R: 0 E: 0 K: 0 S: 3 H: 0 LOB: 1 BB: 1 P: 7	R: 0 E: 1 K: 0 S: 5 H: 1 LOB: 2 BB: 0 P: 5	R: 0 E: 0 K: 1 S: 5 H: 0 LOB: 0 BB: 0 P: 5	R: 2 E: 0 K: 0 S: 4 H: 2 LOB: 1 BB: 1 P: 8	R: 0 E: 0 K: 2 S: 7 H: 0 LOB: 0 BB: 0 P: 7	1B: 5 2B: 0 3B: 0 HR: 1	SF: 0 SAC: 1 DP: 0 HBP: 0					

PITCHER		IP	WLS	BF	H	R	ER	SO	BB	IBB	HBP	BLK	WP	HR	S	P	ERA	WHIP
Billy Pierce, L ERA: 3.76	(1, 1)	7.0		32	5	3	3	3	4	1	0	0	0	1	33	53	3.86	1.286
Turk Lown, R ERA: 2.66	(8, 1)	1.0		3	1	0	0	0	0	0	0	0	0	0	3	3	0.00	1.000
Warren Hacker, R ERA: 4.01	(9, 1)	1.0		3	0	0	0	2	0	0	0	0	0	0	7	7	0.00	0.000

PITCHER	IP	WLS	BF	H	R	ER	SO	BB	IBB	HBP	BLK	WP	HR	S	P	ERA	WHIP

BOTTOM

Chicago White Sox @ Minnesota Twins

Metropolitan Stadium, Bloomington , MI

Tue Sep 05 1961, 8:05 PM EDT

Att. 11,099 - Unknown - 63 F

livebaseballscorecards.com

AB	32
R	3
H	6
RBI	3
BB	5
SO	5
LOB	18

1B: 5	SF: 0	WP: 0	PA: 38
2B: 0	SAC: 1	PB: 0	
3B: 0	DP: 0	SB: 0	
HR: 1	HBP: 0	CS: 0	

Batter	1	2	3	4	5	6	7	8	9	AB	R	H	RBI	BB	SO	LOB
Luis Aparicio, R (1, 6) OBP: 0.314, SLG: 0.357	S S S 0-3 ① K	x 0-0 ②③ G1-6-3 1-2f			x 0-0 1B 1-2 1B 1B	x 0-0 ③ F2			x 0-0 ② 6-3	5	1	1	0	0	1	2
Floyd Robinson, L (1, 9) OBP: 0.398, SLG: 0.463	x 0-0 1B SF8 1B		x 0-0 G6-4-3 1B		x 0-0 1B 1-2 2B 2-3 1B		H 1-0 G5-4-3 HBP		x 0-0 BB 1B	4	2	4	0	0	0	0
Minnie Minoso, R (1, 7) OBP: 0.370, SLG: 0.413	x 0-0 1-3 1B		x 0-0 ①② G6-4-3 1-2f		x 0-0 1-3 2B 2-H 3-H 1B		x 0-0 ①② G5-4-3 1-2f		B B B B 4-0 1-2 BB	4	1	2	2	1	0	2
Roy Sievers, R (1, 3) OBP: 0.385, SLG: 0.558 J.C. Martin, L (9, 3) OBP: 0.294, SLG: 0.348	x 0-0 ② SF8 3-H		x 0-0 ③ F7		x 0-0 ① P6		B B B B 4-0 BB		x 0-0 ③ F7	3 0	0 0	0 0	1 0	1 0	0 0	4 0
Al Smith, R (1, 5) OBP: 0.347, SLG: 0.516	S S S 0-3 ③ K			x 0-0 ① F7	x 0-0 1-H 3-H 2B		x 0-0 ③ F3			4	0	1	2	0	1	2
Nellie Fox, L (1, 4) OBP: 0.319, SLG: 0.295		x 0-0 IHR		x 0-0 1B	x 0-0 ② 5-3			x 0-0 ① 1-3		4	1	2	1	0	0	1
Mike Hershberger, R (1, 8) OBP: 0.143, SLG: 0.143		x 0-0 ① F8		x 0-0 ② F7	x 0-0 ③ F8			x 0-0 ② F8		4	0	0	0	0	0	2
Cam Carreon, R (1, 2) OBP: 0.338, SLG: 0.376		x 0-0 1B 1B		x 0-0 ③ P4		x 0-0 ① F3		x 0-0 ③ 1-3		4	0	1	0	0	0	1
Juan Pizarro, L (1, 1) OBP: 0.302, SLG: 0.345		x 0-0 1-3 G1-6-3 1B			x 0-0 1B 1B 1B 1B	x 0-0 ② G3			x 0-0 ① F7	4	1	2	0	0	0	0
Inning Stats	R: 1 H: 2 E: 0 LOB: 1 K: 2 BB: 0 S: 9 P: 9	R: 1 H: 3 E: 0 LOB: 1 K: 0 BB: 0 S: 5 P: 5	R: 0 H: 1 E: 0 LOB: 0 K: 0 BB: 0 S: 3 P: 3	R: 0 H: 1 E: 0 LOB: 1 K: 0 BB: 0 S: 4 P: 4	R: 4 H: 5 E: 0 LOB: 1 K: 0 BB: 0 S: 8 P: 8	R: 0 H: 0 E: 0 LOB: 0 K: 0 BB: 0 S: 3 P: 3	R: 0 H: 0 E: 0 LOB: 1 K: 0 BB: 1 S: 2 P: 7	R: 0 H: 0 E: 0 LOB: 0 K: 0 BB: 0 S: 3 P: 3	R: 0 H: 1 E: 0 LOB: 2 K: 0 BB: 1 S: 4 P: 8	1B: 11 SF: 1 2B: 1 SAC: 0 3B: 0 DP: 3 HR: 1 HBP: 1						WP: 0 PA: 40 PB: 0 SB: 0 CS: 0	

PITCHER		IP	WLS	BF	H	R	ER	SO	BB	IBB	HBP	BLK	WP	HR	S	P	ERA	WHIP
Pedro Ramos, R ERA: 4.1	(1, 1)	4.1	L	23	12	6	6	2	0	0	0	0	0	0	27	27	12.46	2.769
Bill Pleis, L ERA: 5.66	(5, 1)	2.2		9	0	0	0	0	1	0	1	0	0	0	7	12	0.00	0.375
Don Lee, R ERA: 3.1	(8, 1)	2.0		8	1	0	0	0	1	0	0	0	0	0	7	11	0.00	1.000

PITCHER	IP	WLS	BF	H	R	ER	SO	BB	IBB	HBP	BLK	WP	HR	S	P	ERA	WHIP

TOP

Chicago White Sox @ Minnesota Twins

Metropolitan Stadium, Bloomington , MI

Wed Sep 06 1961, 8:05 PM EDT

Unknown - 74 F

livebaseballscorecards.com

AB	36
R	6
H	13
RBI	6
BB	2
SO	2
LOB	14

Batter	1	2	3	4	5	6	7	8	9	AB	R	H	RBI	BB	SO	LOB
Zoilo Versalles, R (1, 6) OBP: 0.311, SLG: 0.381	S S S 0-3 K ①	x 0-0 F3 ③			x 0-0 P5 ①		x 0-0 P6 ③		x 0-0 1-3 1B	5	0	1	0	0	1	2
Billy Martin, R (1, 4) OBP: 0.258, SLG: 0.336	S S S 0-3 K ②		x 0-0 L5 ①		S S S 0-3 K ②			x 0-0 F7 ①	x 0-0 1-3 ③	5	0	0	0	0	2	2
Bob Allison, R (1, 9) OBP: 0.361, SLG: 0.479	x 0-0 HR 2B		S S S 0-3 K ②		x 0-0 F8 ③			x 0-0 F8 ②		4	1	1	0	0	1	0
Earl Battey, R (1, 2) OBP: 0.381, SLG: 0.478	x 0-0 2-H HR		x 0-0 F9 ③			x 0-0 F8 ①		x 0-0 1B 1B		4	1	2	2	0	0	0
Harmon Killebrew, R (1, 3) OBP: 0.397, SLG: 0.605	x 0-0 F7 ③			B B B B 4-0 FC1-5 1B BB		x 0-0 F8 ②		x 0-0 1-2 1B		3	0	1	0	1	0	0
Bill Tuttle, R (1, 8) OBP: 0.313, SLG: 0.331		x 0-0 F8 ①		x 0-0 FC4-3 FC1-5 1-2 1B		S S S 0-3 K ③		x 0-0 4-3 ③		4	0	1	0	0	1	2
Rich Rollins, R (1, 5) OBP: 0.389, SLG: 0.375		S S S 0-3 K ②		x 0-0 FC1-5 FC4-3 1-2 2-3f ①			x 0-0 F9 ①		x 0-0 P4 ①	4	0	0	0	0	1	2
Lenny Green, L (1, 7) OBP: 0.390, SLG: 0.419		x 0-0 BB 1B		x 0-0 FC4-3 1-2f 2-3 ②			x 0-0 HR		x 0-0 1B 1B	4	1	3	1	0	0	2
Pedro Ramos, S (1, 1) OBP: 0.205, SLG: 0.253 Bill Pleis, L (5, 1) OBP: 0.125, SLG: 0.125 Jim Lemon, R (7, PH) OBP: 0.333, SLG: 0.431 Don Lee, R (8, 1) OBP: 0.080, SLG: 0.080 Ted Lepcio, R (9, PH) OBP: 0.232, SLG: 0.395		B B B B 4-0 1-2 BB		S S S 0-3 K ③			x 0-0 5-3 ②		S S S 0-3 K ②	1 0 1 0 1	0 0 0 0 0	0 0 0 0 0	0 0 0 0 0	1 0 0 0 1	1 0 0 0 1	2 0 0 0 1
Inning Stats	R: 2 E: 0 K: 2 S: 9 H: 2 LOB: 0 BB: 0 P: 9	R: 0 E: 0 K: 1 S: 6 H: 1 LOB: 2 BB: 1 P: 10	R: 0 E: 0 K: 1 S: 5 H: 0 LOB: 0 BB: 0 P: 5	R: 0 E: 0 K: 1 S: 6 H: 1 LOB: 2 BB: 1 P: 10	R: 0 E: 0 K: 1 S: 5 H: 0 LOB: 0 BB: 0 P: 5	R: 0 E: 0 K: 1 S: 5 H: 0 LOB: 0 BB: 0 P: 5	R: 1 E: 0 K: 0 S: 4 H: 1 LOB: 0 BB: 0 P: 4	R: 0 E: 0 K: 0 S: 5 H: 2 LOB: 2 BB: 0 P: 5	R: 0 E: 0 K: 1 S: 7 H: 2 LOB: 2 BB: 0 P: 7	1B: 6 2B: 1 3B: 0 HR: 2		SF: 0 SAC: 0 DP: 0 HBP: 0		WP: 0 PB: 0 SB: 0 CS: 0	PA: 38	

PITCHER	IP	WLS	BF	H	R	ER	SO	BB	IBB	HBP	BLK	WP	HR	S	P	ERA	WHIP
Juan Pizarro, L (1, 1) ERA: 2.97	9.0	W	38	9	3	3	8	2	0	0	0	0	2	52	60	3.00	1.222

PITCHER	IP	WLS	BF	H	R	ER	SO	BB	IBB	HBP	BLK	WP	HR	S	P	ERA	WHIP

BOTTOM

Chicago White Sox @ Minnesota Twins

Metropolitan Stadium, Bloomington , MI

Wed Sep 06 1961, 8:05 PM EDT

Unknown - 74 F

livebaseballscorecards.com

AB	36
R	3
H	9
RBI	3
BB	2
SO	8
LOB	13

Batter	1	2	3	4	5	6	7	8	9	10	AB	R	H	RBI	BB	SO	LOB
Luis Aparicio, R (1, 6) OBP: 0.311, SLG: 0.353	F9		F7	K			FC1-6 1B S 1-2f		P4	E6 CS 3-H	6	0	0	1	0	1	3
Floyd Robinson, L (1, 9) OBP: 0.392, SLG: 0.456	F7		3-1	F5			F2 1-2		4-3	3-1 1-2	6	0	0	0	0	0	4
Minnie Minoso, R (1, 7) OBP: 0.372, SLG: 0.414	E4		E6 1B		F7		1B 2-3		HBP BB S		4	0	2	0	0	0	0
Roy Sievers, R (1, 3) OBP: 0.385, SLG: 0.555	F5		BB		F7		5-3		BB 1-2		3	0	0	0	2	0	3
Al Smith, R (1, 5) OBP: 0.347, SLG: 0.514		F8 SF8 1B 1B	6-3		P6			5-3	BB 1-2 2-3		4	1	1	0	1	0	2
Nellie Fox, L (1, 4) OBP: 0.321, SLG: 0.297		F8 1B 1-2		1B BB 1B		4-3		1B	1-3		4	1	2	0	1	0	3
Mike Hershberger, R (1, 8) OBP: 0.167, SLG: 0.167		F8 1-2 2-3		F8		4-3		1B 1-3		E5 S 2B	5	1	1	0	0	0	3
Sherm Lollar, R (1, 2) OBP: 0.367, SLG: 0.387		SF8 3-H		1B 1B 1-3		6-3		K		4-3 E 2B 1-H	4	1	2	2	0	1	2
Don Larsen, R (1, 1) OBP: 0.326, SLG: 0.444		K		1B 1-2 3-H			FC1-6 1B	P6		4-3 2-3	5	0	2	1	0	1	4
Warren Hacker, R (10, 1) OBP: 0.111, SLG: 0.111											0	0	0	0	0	0	0
Turk Lown, R (10, 1)											0	0	0	0	0	0	0

Inning Stats	1	2	3	4	5	6	7	8	9	10
	R: 0 E: 1 K: 0 S: 4	H: 0 LOB: 1 BB: 0 P: 4	R: 1 E: 0 K: 1 S: 7	H: 2 LOB: 1 BB: 0 P: 7	R: 0 E: 1 K: 0 S: 4	H: 1 LOB: 2 BB: 1 P: 8	R: 1 E: 0 K: 1 S: 7	H: 2 LOB: 2 BB: 1 P: 11	R: 0 E: 0 K: 0 S: 3	H: 0 LOB: 0 BB: 0 P: 3
	R: 0 E: 0 K: 0 S: 3	H: 0 LOB: 0 BB: 0 P: 3	R: 0 E: 0 K: 0 S: 5	H: 2 LOB: 2 BB: 0 P: 5	R: 0 E: 0 K: 1 S: 7	H: 2 LOB: 2 BB: 0 P: 7	R: 0 E: 0 K: 0 S: 3	H: 0 LOB: 3 BB: 2 P: 12	R: 2 E: 2 K: 0 S: 5	H: 1 LOB: 0 BB: 0 P: 5

PITCHER	IP	WLS	BF	H	R	ER	SO	BB	IBB	HBP	BLK	WP	HR	S	P	ERA	WHIP
Camilo Pascual, R (1, 1) ERA: 3.71	10.0	L	47	10	4	2	3	4	0	1	0	0	0	48	65	1.80	1.400

PITCHER	IP	WLS	BF	H	R	ER	SO	BB	IBB	HBP	BLK	WP	HR	S	P	ERA	WHIP

TOP

Chicago White Sox @ Minnesota Twins

Metropolitan Stadium, Bloomington , MI

Wed Sep 06 1961, 8:05 PM EDT

Att. 17,898 - Unknown

livebaseballscorecards.com

AB	41
R	4
H	10
RBI	4
BB	4
SO	3
LOB	24

1B: 9	SF: 1	WP: 0	PA: 47
2B: 1	SAC: 0	PB: 0	
3B: 0	DP: 0	SB: 3	
HR: 0	HBP: 1	CS: 1	

Batter	1	2	3	4	5	6	7	8	9	10	AB	R	H	RBI	BB	SO	LOB
Lenny Green, L (1, 8) OBP: 0.389, SLG: 0.420	P5		2B 3-H			G3		F9			4	0	1	1	0	0	1
Billy Martin, R (1, 4) OBP: 0.255, SLG: 0.331	P6		5-3			6-3		F9			4	0	0	0	0	0	2
Harmon Killebrew, R (1, 3) OBP: 0.395, SLG: 0.600	F7		K			6-3			K		4	0	0	0	0	2	1
Bob Allison, R (1, 9) OBP: 0.360, SLG: 0.476		P5		6-3			BB		6-3		3	0	0	0	1	0	0
Joe Altobelli, L (1, 7) OBP: 0.318, SLG: 0.289		G3		K			K		P5		4	0	0	0	0	2	1
Hal Naragon, L (1, 2) OBP: 0.303, SLG: 0.375		F9		F9			F9			F8	4	0	0	0	0	0	1
Bill Tuttle, R (1, 5) OBP: 0.314, SLG: 0.332			1B 2B	K			K			1B	4	1	2	0	0	2	1
Zoilo Versalles, R (1, 6) OBP: 0.310, SLG: 0.382			SH1-4 1-H 2B	F8				1-3		F7	4	1	1	1	0	0	1
Camilo Pascual, R (1, 1) OBP: 0.197, SLG: 0.181 Julio Becquer, L (10, PH) OBP: 0.247, SLG: 0.459			SH1-4 2-3	F2				E6		G3	2 1	0 0	0 0	0 0	0 0	0 0	0 1
Inning Stats	R: 0 E: 0 K: 0 S: 3 H: 0 LOB: 0 BB: 0 P: 3	R: 0 E: 0 K: 0 S: 3 H: 0 LOB: 0 BB: 0 P: 3	R: 2 E: 0 K: 1 S: 8 H: 3 LOB: 1 BB: 0 P: 8	R: 0 E: 0 K: 1 S: 5 H: 0 LOB: 0 BB: 0 P: 5	R: 0 E: 0 K: 1 S: 5 H: 0 LOB: 0 BB: 0 P: 5	R: 0 E: 0 K: 0 S: 3 H: 0 LOB: 0 BB: 0 P: 3	R: 0 E: 0 K: 2 S: 7 H: 0 LOB: 1 BB: 1 P: 11	R: 0 E: 1 K: 0 S: 4 H: 0 LOB: 1 BB: 0 P: 4	R: 0 E: 0 K: 1 S: 5 H: 0 LOB: 0 BB: 0 P: 5	R: 0 E: 0 K: 0 S: 4 H: 1 LOB: 1 BB: 0 P: 4	1B: 2 2B: 2 3B: 0 HR: 0	SF: 0 SAC: 1 DP: 0 HBP: 0		WP: 0 PB: 0 SB: 0 CS: 0	PA: 36		

PITCHER		IP	WLS	BF	H	R	ER	SO	BB	IBB	HBP	BLK	WP	HR	S	P	ERA	WHIP
Don Larsen, R ERA: 3.59	(1, 1)	9.1	W	34	4	2	2	6	1	0	0	0	0	0	45	49	1.93	0.536
Warren Hacker, R ERA: 3.98	(10, 1)	0.1		1	0	0	0	0	0	0	0	0	0	0	1	1	0.00	0.000
Turk Lown, R ERA: 2.65	(10, 1)	0.1	S	1	0	0	0	0	0	0	0	0	0	0	1	1	0.00	0.000

PITCHER	IP	WLS	BF	H	R	ER	SO	BB	IBB	HBP	BLK	WP	HR	S	P	ERA	WHIP

BOTTOM

Chicago White Sox @ Minnesota Twins

Metropolitan Stadium, Bloomington , MI

Wed Sep 06 1961, 8:05 PM EDT

Att. 17,898 - Unknown

livebaseballscorecards.com

AB	34
R	2
H	4
RBI	2
BB	1
SO	6
LOB	9

Batter	1	2	3	4	5	6	7	8	9	AB	R	H	RBI	BB	SO	LOB
Joe Koppe, R (1, 6) OBP: 0.346, SLG: 0.359	6-3			K		BB		1B		3	0	1	0	1	1	0
Tom Satriano, L (1, 5) OBP: 0.310, SLG: 0.360	G4-6-3 BB			1B		F5		K 1-2		3	0	1	0	1	1	2
Lee Thomas, L (1, 3) OBP: 0.370, SLG: 0.526	G4-6-3 1-2f			K			HR	F8		4	1	1	1	0	1	3
Leon Wagner, L (1, 7) OBP: 0.333, SLG: 0.470		4-3		1-3			F2		K	4	0	0	0	0	1	1
George Thomas, R (1, 8) OBP: 0.325, SLG: 0.481		K			K		K2-3		6-3	4	0	0	0	0	3	0
Ken Hunt, R (1, 9) OBP: 0.317, SLG: 0.473		K			F9		1B 2B		6-3	4	1	1	0	0	1	0
Buck Rodgers, S (1, 2) OBP: 0.375, SLG: 0.286			F7		F8		2-H 1B			3	0	1	1	0	0	0
Rocky Bridges, R (1, 4) OBP: 0.320, SLG: 0.294			K			K	K			3	0	0	0	0	3	1
Dean Chance, R (1, 1)			1-3			K		K		3	0	0	0	0	2	0
Tom Morgan, R (8, 1) OBP: 0.167, SLG: 0.091										0	0	0	0	0	0	0
Art Fowler, R (8, 1) OBP: 0.083, SLG: 0.083										0	0	0	0	0	0	0

TOP

Los Angeles Angels @ Minnesota Twins

Metropolitan Stadium, Bloomington , MI

Mon Sep 11 1961, 8:05 PM EDT

Att. 6,215 - Unknown - 58 F

livebaseballscorecards.com

AB	31
R	2
H	5
RBI	2
BB	2
SO	13
LOB	7

Inning Stats	1	2	3	4	5	6	7	8	9
	R: 0 E: 0 K: 0 S: 2	H: 0 LOB: 0 BB: 1 P: 6	R: 0 E: 0 K: 2 S: 7	H: 0 LOB: 0 BB: 0 P: 7	R: 0 E: 0 K: 1 S: 5	H: 0 LOB: 0 BB: 0 P: 5	R: 0 E: 0 K: 2 S: 8	H: 1 LOB: 1 BB: 0 P: 8	R: 0 E: 0 K: 1 S: 5	H: 0 LOB: 0 BB: 0 P: 5
	R: 0 E: 0 K: 2 S: 7	H: 0 LOB: 1 BB: 1 P: 11	R: 2 E: 0 K: 2 S: 10	H: 3 LOB: 1 BB: 0 P: 10	R: 0 E: 0 K: 2 S: 8	H: 1 LOB: 1 BB: 0 P: 8	R: 0 E: 0 K: 1 S: 5	H: 0 LOB: 0 BB: 0 P: 5		

| | | | | | | | | | |

Los Angeles Angels @ Minnesota Twins

Metropolitan Stadium, Bloomington , MI

Mon Sep 11 1961, 8:05 PM EDT

Att. 6,215 - Unknown - 58 F

BOTTOM

Batter	1	2	3	4	5	6	7	8	9	AB	R	H	RBI	BB	SO	LOB
Lenny Green, L (1, 8) (7, 7) OBP: 0.386, SLG: 0.415	L5-4 1B 1B		FC5-2-5 2-3 1B		G1-6-3 1-2f		L3 1-2			4	0	2	0	0	0	2
Billy Martin, R (1, 4) OBP: 0.264, SLG: 0.332	1-2 1B		FC5-2-5 1-2 3-H			P5		E5 1B 1B		4	1	1	0	0	0	2
Harmon Killebrew, R (1, 3) OBP: 0.399, SLG: 0.617	F3		F8			P3		S S S K		4	0	0	0	0	1	5
Bob Allison, R (1, 9) OBP: 0.359, SLG: 0.467	L5-4 2-3		F8			H WP 1B HBP		HR 1-3 1B		3	1	1	0	0	0	4
Earl Battey, R (1, 2) OBP: 0.378, SLG: 0.483		1-3		S S S K		WP 1-2 1B		HR 1-2 3-H 1B		4	1	2	1	0	1	0
Jim Lemon, R (1, 7) OBP: 0.334, SLG: 0.430 Jose Valdivielso, R (6, PR) OBP: 0.224, SLG: 0.248 (7, 5) Joe Altobelli, L (8, PH) OBP: 0.358, SLG: 0.378 Ted Lepcio, R (9, 5) OBP: 0.232, SLG: 0.395		4-3		6-3		4-0 1-2 2-3 IBB		1-H 2-H HR		2 0 0 1 0	0 0 0 1 0	0 0 0 1 0	0 0 0 3 0	1 0 0 0 0	0 0 0 0 0	0 0 0 0 0
Bill Tuttle, R (1, 5) (7, 8) OBP: 0.309, SLG: 0.323		6-3		6-3		F8		FC4-6 1B		4	0	1	0	0	0	3
Zoilo Versalles, R (1, 6) OBP: 0.313, SLG: 0.385			2B 2B		5-3		5-3	FC4-6 CS 1-2f		4	1	1	0	0	0	1
Camilo Pascual, R (1, 1) OBP: 0.228, SLG: 0.227			1B FC5-2-5 2-H 2B		G1-6-3 1B		L3 1B	CS 1-2		3	0	3	1	0	0	0
Inning Stats	R: 0 H: 2 E: 0 LOB: 1 K: 0 BB: 0 S: 4 P: 4	R: 0 H: 0 E: 0 LOB: 0 K: 0 BB: 0 S: 3 P: 3	R: 1 H: 3 E: 0 LOB: 2 K: 0 BB: 0 S: 6 P: 6	R: 0 H: 0 E: 0 LOB: 0 K: 1 BB: 0 S: 5 P: 5	R: 0 H: 0 E: 0 LOB: 0 K: 0 BB: 0 S: 3 P: 3	R: 0 H: 1 E: 0 LOB: 3 K: 0 BB: 1 S: 4 P: 9	R: 0 H: 1 E: 0 LOB: 0 K: 0 BB: 0 S: 3 P: 3	R: 4 H: 4 E: 1 LOB: 0 K: 1 BB: 0 S: 9 P: 9		1B: 9 SF: 0 2B: 4 SAC: 0 3B: 0 DP: 3 HR: 1 HBP: 1				WP: 1 PA: 36 PB: 0 SB: 0 CS: 1		

livebaseballscorecards.com

AB	33
R	5
H	12
RBI	5
BB	1
SO	2
LOB	17

PITCHER		IP	WLS	BF	H	R	ER	SO	BB	IBB	HBP	BLK	WP	HR	S	P	ERA	WHIP
Dean Chance, R ERA: 3.68	(1, 1)	7.1	L	32	10	4	3	2	0	1	1	0	1	0	34	39	3.68	1.364
Tom Morgan, R ERA: 2.55	(8, 1)	0.0		2	2	1	1	0	0	0	0	0	0	1	2	2	∞	∞
Art Fowler, R ERA: 4.09	(8, 1)	0.2		1	0	0	0	0	0	0	0	0	0	0	1	1	0.00	0.000

PITCHER	IP	WLS	BF	H	R	ER	SO	BB	IBB	HBP	BLK	WP	HR	S	P	ERA	WHIP

Batter	1	2	3	4	5	6	7	8	9	AB	R	H	RBI	BB	SO	LOB
Joe Koppe, R (1, 6) OBP: 0.349, SLG: 0.358	6-3	FC9-6 1-2f 3-H			G4-6-3 1B			BBBB SH1-3 BB	BBBB 1-2 2-3 3-H BB	3	0	1	2	2	0	1
Tom Satriano, L (1, 5) (9, 4) OBP: 0.306, SLG: 0.352	PB 1B 1B	F5			G4-6-3 1-2f			SH1-3 1-2	9-2 3-Hf	4	1	1	0	0	0	5
Lee Thomas, L (1, 3) OBP: 0.369, SLG: 0.522	1B SF7 1-2 HBP		P4		F9			P6		3	1	0	0	0	0	1
Leon Wagner, L (1, 7) OBP: 0.335, SLG: 0.471	1-3 2-H 1B		K			G5-4-3 1B		SSS K		4	0	2	1	0	2	1
George Thomas, R (1, 8) OBP: 0.320, SLG: 0.475	SF7 3-H		F9			F7			F9	3	0	0	1	0	0	1
Ken Hunt, R (1, 9) OBP: 0.317, SLG: 0.471	1-3			P6		G5-4-3 1-2f			1B 1B	4	1	1	0	0	0	2
Buck Rodgers, S (1, 2) OBP: 0.417, SLG: 0.364		E4 E 1B FC9-6		1B			F9		1B BB 1-3 BB 1B	4	2	2	0	0	0	0
Rocky Bridges, R (1, 4) OBP: 0.320, SLG: 0.295 Chuck Tanner, L (9, PH) Eddie Yost, R (9, 5) OBP: 0.343, SLG: 0.206		E1 FC9-6 1-3 1B		F9			SSS K		BBBB BB 1B 1-2 9-2 BB	3 0 0	0 0 0	1 0 0	0 0 0	0 1 0	1 0 0	1 0 0
Ted Bowsfield, R (1, 1) OBP: 0.163, SLG: 0.214 Albie Pearson, L (9, PH) OBP: 0.414, SLG: 0.401 Earl Averill, R (9, PH) OBP: 0.392, SLG: 0.500 Dan Ardell, L (9, PR) Jim Donohue, R (9, 1) OBP: 0.174, SLG: 0.217		SSS K		1-3			SSS K		BB 1-2 2-3 3-H 1B	3 0 1 0 0	0 0 0 0 0	0 0 1 0 0	0 0 1 0 0	0 0 0 0 0	2 0 0 0 0	3 0 0 0 0

Los Angeles Angels @ Minnesota Twins

Metropolitan Stadium, Bloomington , MI

Thu Sep 14 1961, 4:33 AM EDT

Unknown - 51 F

TOP

livebaseballscorecards.com

AB	32
R	5
H	9
RBI	5
BB	3
SO	5
LOB	15

Inning Stats	1	2	3	4	5	6	7	8	9	1B	SF	WP	PA
R	2	1	0	0	0	0	0	0	2	9	1	0	38
E	0	2	0	0	0	0	0	0	0	2B: 1	SAC: 1	PB: 1	
K	0	1	1	0	0	0	2	1	0	3B: 0	DP: 3	SB: 0	
S	5	7	5	4	3	3	7	5	5	HR: 0	HBP: 1	CS: 0	
H	2	1	0	1	1	1	0	0	3				
LOB	0	1	0	0	0	0	0	1	2				
BB	0	0	0	0	0	0	0	1	2				
P	6	7	5	4	3	3	7	9	13				

PITCHER		IP	WLS	BF	H	R	ER	SO	BB	IBB	HBP	BLK	WP	HR	S	P	ERA	WHIP
Don Lee, R ERA: 3.04	(1, 1)	8.0	L	31	6	3	2	5	1	0	1	0	0	0	39	44	2.25	0.875
Al Schroll, R ERA: 6.06	(9, 1)	0.1		4	2	2	2	0	1	0	0	0	0	0	3	7	54.00	9.000
Bill Pleis, L ERA: 5.17	(9, 1)	0.2		3	1	0	0	0	1	0	0	0	0	0	2	6	0.00	3.000

PITCHER	IP	WLS	BF	H	R	ER	SO	BB	IBB	HBP	BLK	WP	HR	S	P	ERA	WHIP

Batter	1	2	3	4	5	6	7	8	9	AB	R	H	RBI	BB	SO	LOB
Lenny Green, L (1, 8) OBP: 0.385, SLG: 0.414	G5-4-3 1B		4-3			K		4-3		4	0	1	0	0	1	0
Billy Martin, R (1, 4) OBP: 0.264, SLG: 0.334	G5-4-3 1-2f		F8			E9 SF8 2B			L1	4	1	1	0	0	0	1
Harmon Killebrew, R (1, 3) OBP: 0.396, SLG: 0.613	K			K		SF8 3-H			K	3	0	0	1	0	3	0
Bob Allison, R (1, 9) OBP: 0.357, SLG: 0.463		K		F9		G3			F7	4	0	0	0	0	1	0
Earl Battey, R (1, 2) OBP: 0.380, SLG: 0.485		1B 1B		K			G5-4-3 1B			3	0	2	0	0	1	0
Jim Lemon, R (1, 7) OBP: 0.332, SLG: 0.427		K			E5 FC6-4		G5-4-3 1-2f			3	0	0	0	0	1	2
Bill Tuttle, R (1, 5) OBP: 0.309, SLG: 0.323		1-2 1B			K		6-3			3	0	1	0	0	1	1
Zoilo Versalles, R (1, 6) OBP: 0.311, SLG: 0.383		F7			L4			F2		3	0	0	0	0	0	3
Don Lee, R (1, 1) OBP: 0.074, SLG: 0.074			5-3		FC6-4 1-2f			1-3		2	0	0	0	0	0	1
Rich Rollins, R (8, PH) OBP: 0.368, SLG: 0.353										1	0	0	0	0	0	0
Al Schroll, R (9, 1) OBP: 0.385, SLG: 0.636										0	0	0	0	0	0	0
Bill Pleis, L (9, 1) OBP: 0.111, SLG: 0.111										0	0	0	0	0	0	0
Inning Stats	R: 0 E: 0 K: 1 S: 5 H: 1 LOB: 0 BB: 0 P: 5	R: 0 E: 0 K: 2 S: 9 H: 2 LOB: 2 BB: 0 P: 9	R: 0 E: 0 K: 0 S: 3 H: 0 LOB: 0 BB: 0 P: 3	R: 0 E: 0 K: 2 S: 7 H: 0 LOB: 0 BB: 0 P: 7	R: 0 E: 1 K: 1 S: 6 H: 0 LOB: 1 BB: 0 P: 6	R: 1 E: 1 K: 1 S: 6 H: 1 LOB: 0 BB: 0 P: 6	R: 0 E: 0 K: 0 S: 3 H: 1 LOB: 0 BB: 0 P: 3	R: 0 E: 0 K: 0 S: 3 H: 0 LOB: 0 BB: 0 P: 3	R: 0 E: 0 K: 1 S: 5 H: 0 LOB: 0 BB: 0 P: 5	1B: 4 2B: 1 3B: 0 HR: 0 SF: 1 SAC: 0 DP: 2 HBP: 0						

PITCHER	IP	WLS	BF	H	R	ER	SO	BB	IBB	HBP	BLK	WP	HR	S	P	ERA	WHIP
Ted Bowsfield, L (1, 1) ERA: 3.72	8.0	W	28	5	1	0	7	0	0	0	0	0	0	42	42	0.00	0.625
Jim Donohue, R (9, 1) ERA: 4.43	1.0	S	3	0	0	0	1	0	0	0	0	0	0	5	5	0.00	0.000

PITCHER	IP	WLS	BF	H	R	ER	SO	BB	IBB	HBP	BLK	WP	HR	S	P	ERA	WHIP

BOTTOM

Los Angeles Angels @ Minnesota Twins

Metropolitan Stadium, Bloomington , MI

Thu Sep 14 1961, 4:33 AM EDT

Unknown - 51 F

livebaseballscorecards.com

AB	30
R	1
H	5
RBI	1
BB	0
SO	8
LOB	8

WP: 0 PA: 31
PB: 0
SB: 0
CS: 0

Batter	1	2	3	4	5	6	7	8	9	AB	R	H	RBI	BB	SO	LOB
Eddie Yost, R (1, 5) OBP: 0.346, SLG: 0.208	0-0 1B WP 1B		0-0 F9 ①			0-3 K ①			4-0 1-3 1B BB	3	1	1	0	1	1	0
Joe Koppe, R (1, 4) OBP: 0.351, SLG: 0.360	0-0 FC6-4 WP 1-3 1B		0-0 F8 ②			0-3 K ②			0-0 1-3 1-2 1B	4	0	2	0	0	1	0
George Thomas, R (1, 8) OBP: 0.316, SLG: 0.467	0-0 P4 ① 1-2 3-H		0-3 K2-3 ③			0-0 F9 ③			0-0 1-3 ① 1-2 2-3	4	0	0	0	0	1	3
Ken Hunt, R (1, 9) OBP: 0.316, SLG: 0.468	4-0 FC6-4 BB			0-0 F8 ①			0-0 6-3 ①		0-3 K ②	3	0	0	0	1	1	2
Steve Bilko, R (1, 3) OBP: 0.393, SLG: 0.533	0-0 FC6-4 ② 1-2f 2-3			0-3 K ②			0-3 K2-3 ②		0-3 K ③	4	0	0	0	0	3	4
Lee Thomas, L (1, 7) OBP: 0.367, SLG: 0.518	0-3 K ③			0-0 3-1 ③			0-3 K ③			3	0	0	0	0	2	2
Ed Sadowski, R (1, 2) OBP: 0.286, SLG: 0.391		0-0 5-3 ①			0-0 F7 ①			0-0 F7 ①		3	0	0	0	0	0	0
Jim Fregosi, R (1, 6)		0-0 1-3 ②			0-0 1-3 ②			0-0 1-3 ②		3	0	0	0	0	0	0
Ken McBride, R (1, 1) OBP: 0.119, SLG: 0.113		0-0 F2 ③			0-3 K ③			0-0 F8 ③		2	0	0	0	0	1	0
Art Fowler, R (7, 1) OBP: 0.083, SLG: 0.083										0	0	0	0	0	0	0
Jack Spring, R (7, 1)										0	0	0	0	0	0	0
Earl Averill, R (8, PH) OBP: 0.391, SLG: 0.498										1	0	0	0	0	0	0
Ryne Duren, R (8, 1) OBP: 0.148, SLG: 0.042										0	0	0	0	0	0	0
Inning Stats	R: 1 E: 0 K: 1 S: 7 H: 2 LOB: 2 BB: 1 P: 11	R: 0 E: 0 K: 0 S: 3 H: 0 LOB: 0 BB: 0 P: 3	R: 0 E: 0 K: 1 S: 5 H: 0 LOB: 0 BB: 0 P: 5	R: 0 E: 0 K: 1 S: 5 H: 0 LOB: 0 BB: 0 P: 5	R: 0 E: 0 K: 1 S: 5 H: 0 LOB: 0 BB: 0 P: 5	R: 0 E: 0 K: 2 S: 7 H: 0 LOB: 0 BB: 0 P: 7	R: 0 E: 0 K: 2 S: 7 H: 0 LOB: 0 BB: 0 P: 7	R: 0 E: 0 K: 0 S: 3 H: 0 LOB: 0 BB: 0 P: 3	R: 0 E: 0 K: 2 S: 8 H: 1 LOB: 2 BB: 1 P: 12	1B: 3 2B: 0 3B: 0 HR: 0	SF: 0 SAC: 0 DP: 0 HBP: 0						

PITCHER		IP	WLS	BF	H	R	ER	SO	BB	IBB	HBP	BLK	WP	HR	S	P	ERA	WHIP
Jim Kaat, L ERA: 3.85	(1, 1)	9.0	W	32	3	1	1	10	2	0	0	0	1	0	50	58	1.00	0.556

PITCHER	IP	WLS	BF	H	R	ER	SO	BB	IBB	HBP	BLK	WP	HR	S	P	ERA	WHIP

TOP

Los Angeles Angels @ Minnesota Twins

Metropolitan Stadium, Bloomington , MI

Thu Sep 14 1961, 4:38 AM EDT

Att. 1,605 - Unknown

livebaseballscorecards.com

AB	30
R	1
H	3
RBI	0
BB	2
SO	10
LOB	11

WP: 1 PB: 0 SB: 0 CS: 0 PA: 32

Batter	1	2	3	4	5	6	7	8	9	AB	R	H	RBI	BB	SO	LOB
Lenny Green, L (1, 8) (8, 7) OBP: 0.386, SLG: 0.418	P5			E9 3-1		1B 3B	BB 2-H 1B			4	1	2	1	0	0	0
Billy Martin, R (1, 4) OBP: 0.264, SLG: 0.331	5-3			5-3		BBBB 1B E BB	F8			3	1	0	0	1	0	2
Harmon Killebrew, R (1, 3) OBP: 0.397, SLG: 0.611	K			BBBB 3-1 BB		SSS K	BBBB 1-2 BB			2	0	0	0	2	2	2
Joe Altobelli, L (1, 7) OBP: 0.357, SLG: 0.375 Jim Lemon, R (7, PH) OBP: 0.331, SLG: 0.426 Jose Valdivielso, R (8, 5) OBP: 0.224, SLG: 0.248		SSS K		3-1 1-2 2-3		E 1-3 3-H 1B	L4			3 1 0	0 0 0	1 0 0	1 0 0	0 0 0	1 0 0	2 2 0
Bob Allison, R (1, 9) OBP: 0.355, SLG: 0.460		SSS K		SSS K		E6 1-3 3-H		SSS K		4	0	0	1	0	3	3
Earl Battey, R (1, 2) OBP: 0.381, SLG: 0.484		SSS K			SH1-3 1B	F2		BBBB BB		3	0	1	0	1	1	2
Bill Tuttle, R (1, 5) (8, 8) OBP: 0.307, SLG: 0.319			6-3		SSS K	P4		P4		4	0	0	0	0	1	4
Zoilo Versalles, R (1, 6) OBP: 0.311, SLG: 0.382			SSS K		SH1-3 1-2		S SH1-4 1B 1B	P6		3	1	1	0	0	1	1
Jim Kaat, L (1, 1) OBP: 0.317, SLG: 0.345			L4		SSS K		SH1-4 1-2			2	0	0	0	0	1	1
Inning Stats	R: 0 E: 0 K: 1 S: 5 H: 0 LOB: 0 BB: 0 P: 5	R: 0 E: 0 K: 3 S: 9 H: 0 LOB: 0 BB: 0 P: 9	R: 0 E: 0 K: 1 S: 5 H: 0 LOB: 0 BB: 0 P: 5	R: 0 E: 1 K: 1 S: 6 H: 0 LOB: 2 BB: 1 P: 10	R: 0 E: 0 K: 2 S: 8 H: 1 LOB: 1 BB: 0 P: 8	R: 2 E: 1 K: 1 S: 8 H: 2 LOB: 2 BB: 1 P: 12	R: 1 E: 0 K: 0 S: 5 H: 2 LOB: 2 BB: 1 P: 9	R: 0 E: 0 K: 1 S: 5 H: 0 LOB: 1 BB: 1 P: 9		1B: 4 2B: 0 3B: 1 HR: 0 SF: 0 SAC: 2 DP: 0 HBP: 0						

PITCHER	IP	WLS	BF	H	R	ER	SO	BB	IBB	HBP	BLK	WP	HR	S	P	ERA	WHIP
Ken McBride, R (1, 1) ERA: 3.43	6.1	L	28	5	3	3	9	2	0	0	0	0	0	44	52	4.26	1.105
Art Fowler, R (7, 1) ERA: 4.07	0.1		2	0	0	0	0	1	0	0	0	0	0	1	5	0.00	3.000
Jack Spring, L (7, 1) ERA: 4.18	0.1		1	0	0	0	0	0	0	0	0	0	0	1	1	0.00	0.000
Ryne Duren, R (8, 1) ERA: 4.82	1.0		4	0	0	0	1	1	0	0	0	0	0	5	9	0.00	1.000

PITCHER	IP	WLS	BF	H	R	ER	SO	BB	IBB	HBP	BLK	WP	HR	S	P	ERA	WHIP

BOTTOM

Los Angeles Angels @ Minnesota Twins

Metropolitan Stadium, Bloomington , MI

Thu Sep 14 1961, 4:38 AM EDT

Att. 1,605 - Unknown

livebaseballscorecards.com

AB	29
R	3
H	5
RBI	3
BB	4
SO	10
LOB	19

WP: 0 PB: 0 SB: 1 CS: 0 PA: 35

Batter	1	2	3	4	5	6	7	8	9	AB	R	H	RBI	BB	SO	LOB
Jake Jacobs, R (1, 8) OBP: 0.500, SLG: 0.500	6-3		1B		FC7-6-3 BB 1B		K		K	4	0	2	0	0	1	1
Dan Dobbek, L (9, PH) OBP: 0.273, SLG: 0.328										1	0	0	0	0	1	1
(9, 8)																
Zoilo Versalles, R (1, 6) OBP: 0.310, SLG: 0.381	4-3		F9		F8		E3 BB 1-2		1B 1B 1-3 1B	5	1	1	0	0	0	3
Harmon Killebrew, R (1, 3) OBP: 0.398, SLG: 0.608	PB BB		K		1-2 BB		1-2 2-3 BB		F2	2	0	0	0	3	1	3
Bob Allison, R (1, 9) OBP: 0.353, SLG: 0.457	F9 1-2		P5		FC7-6-5 2-3f		F7		1B 2B 1B 1-3 3-H	5	1	1	1	0	0	7
Earl Battey, R (1, 2) OBP: 0.383, SLG: 0.483		BB BB		K		K		4-3 5-3 BB	2B 1B 1-2 3-H	3	0	1	1	2	2	0
Jim Lemon, R (1, 7) OBP: 0.332, SLG: 0.428		K		1-3 1B		P4		5-3 1-2	2B 1-3 2-H	5	0	2	1	0	1	2
Jim Kaat, L (9, PR) OBP: 0.317, SLG: 0.345										0	0	0	0	0	0	0
Billy Martin, R (9, 4) OBP: 0.264, SLG: 0.331										0	0	0	0	0	0	0
Bill Tuttle, R (1, 5) OBP: 0.308, SLG: 0.317		BB 1-2		1-3 1-2		F7		4-3 2-3	IBB	3	0	0	0	2	0	2
Jim Snyder, R (1, 4)		P4		6-3			K	K	L5	3	0	0	0	0	1	3
Julio Becquer, L (8, PH) OBP: 0.250, SLG: 0.455										1	0	0	0	0	1	1
Jose Valdivielso, R (8, 4) OBP: 0.224, SLG: 0.248										0	0	0	0	0	0	0
Hal Naragon, L (9, PH) OBP: 0.301, SLG: 0.372										1	0	0	0	0	0	3
Ray Moore, R (9, 1)										0	0	0	0	0	0	0
Jack Kralick, L (1, 1) OBP: 0.179, SLG: 0.195		4-3			1-3		BB E BB		1B 1B	2	0	0	0	0	0	2
Rich Rollins, R (7, PH) OBP: 0.400, SLG: 0.353										0	0	0	0	1	0	0
Lee Stange, R (7, 1)										0	0	0	0	0	0	0
Joe Altobelli, L (9, PH) OBP: 0.368, SLG: 0.388										1	1	1	0	0	0	0
(9, 7)																
Inning Stats	R: 0 E: 0 K: 0 S: 3 H: 0 LOB: 1 BB: 1 P: 7	R: 0 E: 0 K: 1 S: 5 H: 0 LOB: 2 BB: 2 P: 13	R: 0 E: 0 K: 1 S: 6 H: 1 LOB: 1 BB: 0 P: 6	R: 0 E: 0 K: 1 S: 6 H: 1 LOB: 1 BB: 0 P: 6	R: 0 E: 0 K: 0 S: 4 H: 1 LOB: 2 BB: 1 P: 8	R: 0 E: 0 K: 1 S: 5 H: 0 LOB: 0 BB: 0 P: 5	R: 0 E: 1 K: 2 S: 8 H: 0 LOB: 3 BB: 2 P: 16	R: 0 E: 0 K: 1 S: 5 H: 0 LOB: 1 BB: 1 P: 9	R: 3 E: 0 K: 1 S: 10 H: 5 LOB: 3 BB: 1 P: 14	1B: 7 2B: 1 3B: 0 HR: 0 SF: 0 SAC: 0 DP: 0 HBP: 0						

PITCHER		IP	WLS	BF	H	R	ER	SO	BB	IBB	HBP	BLK	WP	HR	S	P	ERA	WHIP
Sam McDowell, L ERA:	(1, 1)	6.1		27	3	0	0	5	5	0	0	0	0	0	32	52	0.00	1.263
Frank Funk, R ERA: 3.35	(7, 1)	2.1	L	14	4	3	3	3	2	0	0	0	0	0	18	26	11.57	2.571
Bill Dailey, R ERA: 0.68	(9, 1)	0.1		3	1	0	0	0	0	1	0	0	0	0	2	6	0.00	3.000

PITCHER	IP	WLS	BF	H	R	ER	SO	BB	IBB	HBP	BLK	WP	HR	S	P	ERA	WHIP

TOP

Minnesota Twins @ Cleveland Indians

Cleveland Municipal Stadium, Cleveland, OH

Fri Sep 15 1961, 7:05 PM EDT

Att. 4,503 - Unknown

livebaseballscorecards.com

AB	36
R	3
H	8
RBI	3
BB	8
SO	8
LOB	28

WP: 0	PB: 1	SB: 0	CS: 0
PA: 44			

Minnesota Twins @ Cleveland Indians

Cleveland Municipal Stadium, Cleveland, OH

Fri Sep 15 1961, 7:05 PM EDT

Att. 4,503 - Unknown

livebaseballscorecards.com

BOTTOM

Batter	1	2	3	4	5	6	7	8	9	AB	R	H	RBI	BB	SO	LOB
Johnny Temple, R (1, 4) OBP: 0.356, SLG: 0.351	F9		FC5-4 1B 1B		F9		BBBB 1-2 BB			3	1	1	0	1	0	0
Jim Piersall, R (1, 8) OBP: 0.380, SLG: 0.446	5-3		1-2 FC5-4 1B		5-6-3		SSS K			4	0	1	0	0	1	2
Chuck Essegian, R (1, 7) OBP: 0.339, SLG: 0.562	SSS K 1B		FC5-4 1B 1-2f 2-3			HR		2B		4	1	2	1	0	1	2
Bob Nieman, R (1, 9) OBP: 0.434, SLG: 0.549	1-3 1B		1-2 1B 3-H			F9		SSS K		4	0	2	1	0	1	1
Hal Jones, R (1, 3) OBP: 0.352, SLG: 0.457	1-3		F8			SSS K		SSS K		4	0	0	0	0	2	5
Woodie Held, R (1, 6) OBP: 0.352, SLG: 0.457		6-3		SSS K		G3		SSS K		4	0	0	0	0	2	1
Jack Kubiszyn, R (1, 5) OBP: 0.214, SLG: 0.083 Tito Francona, L (9, PH) OBP: 0.355, SLG: 0.455		P6		G6-4-3 1B		P6		SSS K		3 1	0 0	1 0	0 0	0 0	0 1	0 0
Valmy Thomas, R (1, 2) OBP: 0.250, SLG: 0.212 Willie Kirkland, L (9, PH) OBP: 0.316, SLG: 0.465	SSS K			G6-4-3 1-2f		FC1-6 1B		F5		3 1	0 0	1 0	0 0	0 0	1 0	1 0
Sam McDowell, L (1, 1) Frank Funk, R (7, 1) OBP: 0.111, SLG: 0.059 Bill Dailey, R (9, 1) Don Dillard, L (9, PH) OBP: 0.342, SLG: 0.436			SSS K		SSS K		FC1-6 BB 1-2f	P5		2 1 0 1	0 0 0 0	0 0 0 0	0 0 0 0	0 0 0 0	2 0 0 0	0 1 0 0
Inning Stats	R: 0 E: 0 K: 1 S: 7 H: 1 LOB: 2 BB: 0 P: 7	R: 0 E: 0 K: 1 S: 5 H: 0 LOB: 0 BB: 0 P: 5	R: 1 E: 0 K: 1 S: 8 H: 3 LOB: 2 BB: 0 P: 8	R: 0 E: 0 K: 1 S: 5 H: 1 LOB: 0 BB: 0 P: 5	R: 0 E: 0 K: 1 S: 5 H: 0 LOB: 0 BB: 0 P: 5	R: 1 E: 0 K: 1 S: 6 H: 1 LOB: 0 BB: 0 P: 6	R: 0 E: 0 K: 1 S: 6 H: 1 LOB: 2 BB: 1 P: 10	R: 0 E: 0 K: 3 S: 10 H: 1 LOB: 1 BB: 0 P: 10	R: 0 E: 0 K: 1 S: 5 H: 0 LOB: 0 BB: 0 P: 5	1B: 6 2B: 1 3B: 0 HR: 1	SF: 0 SAC: 0 DP: 1 HBP: 0			WP: 1 PB: 0 SB: 0 CS: 0	PA: 36		

	AB	35
	R	2
	H	8
	RBI	2
	BB	1
	SO	11
	LOB	13

PITCHER		IP	WLS	BF	H	R	ER	SO	BB	IBB	HBP	BLK	WP	HR	S	P	ERA	WHIP
Jack Kralick, L ERA: 3.63	(1, 1)	6.0		24	6	2	2	6	0	0	0	0	1	1	36	36	3.00	1.000
Lee Stange, R ERA:	(7, 1)	2.0	W	9	2	0	0	4	1	0	0	0	0	0	16	20	0.00	1.500
Ray Moore, R ERA: 4.03	(9, 1)	1.0	S	3	0	0	0	1	0	0	0	0	0	0	5	5	0.00	0.000

PITCHER		IP	WLS	BF	H	R	ER	SO	BB	IBB	HBP	BLK	WP	HR	S	P	ERA	WHIP

Batter	1	2	3	4	5	6	7	8	9	AB	R	H	RBI	BB	SO	LOB
Jake Jacobs, R (1, 8) OBP: 0.333, SLG: 0.333 Dan Dobbek, L (6, PH) OBP: 0.269, SLG: 0.322 (6, 8)	F2		K			P3		K		2 2	0 0	0 0	0 0	0 0	1 1	1 1
Billy Martin, R (1, 4) OBP: 0.267, SLG: 0.333	P3			4-3		1B			G1-6-3 1B	4	0	2	0	0	0	0
Harmon Killebrew, R (1, 3) OBP: 0.396, SLG: 0.604	F7			F7		5-3			F3	4	0	0	0	0	0	2
Bob Allison, R (1, 9) OBP: 0.353, SLG: 0.454		K		L8			G6-4-3 BB		G1-6-3 1-2f	3	0	0	0	1	1	1
Earl Battey, R (1, 2) OBP: 0.383, SLG: 0.481		P4			1B		G6-4-3 1-2f			3	0	1	0	0	0	1
Jim Lemon, R (1, 7) OBP: 0.330, SLG: 0.425		F3			L8		K			3	0	0	0	0	1	1
Bill Tuttle, R (1, 5) OBP: 0.310, SLG: 0.318			WP 1B		F7			BB		2	0	1	0	1	0	1
Zoilo Versalles, R (1, 6) OBP: 0.308, SLG: 0.378			5-3 1-2		5-3			K		3	0	0	0	0	1	3
Pedro Ramos, S (1, 1) OBP: 0.202, SLG: 0.247 Joe Altobelli, L (8, PH) OBP: 0.362, SLG: 0.380 Bill Pleis, L (8, 1) OBP: 0.111, SLG: 0.111			K			5-3		K		2 1 0	0 0 0	0 0 0	0 0 0	0 0 0	1 1 0	1 1 0
Inning Stats	R: 0 E: 0 K: 0 S: 3 H: 0 LOB: 0 BB: 0 P: 3	R: 0 E: 0 K: 1 S: 5 H: 0 LOB: 0 BB: 0 P: 5	R: 0 E: 0 K: 2 S: 8 H: 1 LOB: 1 BB: 0 P: 8	R: 0 E: 0 K: 0 S: 3 H: 0 LOB: 0 BB: 0 P: 3	R: 0 E: 0 K: 0 S: 4 H: 1 LOB: 1 BB: 0 P: 4	R: 0 E: 0 K: 0 S: 4 H: 1 LOB: 1 BB: 0 P: 4	R: 0 E: 0 K: 1 S: 4 H: 0 LOB: 0 BB: 1 P: 8	R: 0 E: 0 K: 3 S: 9 H: 0 LOB: 1 BB: 1 P: 13	R: 0 E: 0 K: 0 S: 3 H: 1 LOB: 0 BB: 0 P: 3	1B: 4 2B: 0 3B: 0 HR: 0	SF: 0 SAC: 0 DP: 2 HBP: 0			WP: 1 PB: 0 SB: 0 CS: 0	PA: 31	

PITCHER	IP	WLS	BF	H	R	ER	SO	BB	IBB	HBP	BLK	WP	HR	S	P	ERA	WHIP
Barry Latman, R (1, 1) ERA: 3.83	9.0	W	31	4	0	0	7	2	0	0	0	1	0	43	51	0.00	0.667

PITCHER	IP	WLS	BF	H	R	ER	SO	BB	IBB	HBP	BLK	WP	HR	S	P	ERA	WHIP

TOP

Minnesota Twins @ Cleveland Indians

Cleveland Municipal Stadium, Cleveland, OH

Sat Sep 16 1961, 3:33 AM EDT

Att. 2,946 - Unknown

livebaseballscorecards.com

AB	29
R	0
H	4
RBI	0
BB	2
SO	7
LOB	13

Batter	1	2	3	4	5	6	7	8	9	AB	R	H	RBI	BB	SO	LOB
Johnny Temple, R (1, 4) OBP: 0.356, SLG: 0.352	P3		2B		F9		4-3			4	0	1	0	0	0	2
Ty Cline, L (1, 8)	L9		L1-3		L9			L4-3		4	0	0	0	0	0	2
Tito Francona, L (1, 7) OBP: 0.356, SLG: 0.460	3B			F7		F7		S 2B		4	0	2	0	0	0	0
Al Luplow, L (1, 9)	K			F8		1-3		F9		4	0	0	0	0	1	2
Hal Jones, R (1, 3)		K		K		E5		FC6-4 BB 2-3		3	0	0	0	1	2	0
Woodie Held, R (1, 6) OBP: 0.351, SLG: 0.462		F3			HR	K		FC6-4 1-2f		4	1	1	1	0	1	3
Jack Kubiszyn, R (1, 5) OBP: 0.235, SLG: 0.133		F2			2B 1B		K			3	1	1	0	0	1	0
Valmy Thomas, R (1, 2) OBP: 0.267, SLG: 0.246			5-3		FC6-5 2B 1-H		SH3-4 1B			3	0	2	1	0	0	0
Barry Latman, R (1, 1) OBP: 0.127, SLG: 0.115			F3		FC6-5 2-3		SH3-4 1-2			2	0	0	0	0	0	1
Inning Stats	R: 0 H: 1 E: 0 LOB: 1 K: 1 BB: 0 S: 6 P: 6	R: 0 H: 0 E: 0 LOB: 0 K: 1 BB: 0 S: 5 P: 5	R: 0 H: 1 E: 0 LOB: 1 K: 0 BB: 0 S: 4 P: 4	R: 0 H: 0 E: 0 LOB: 0 K: 1 BB: 0 S: 5 P: 5	R: 2 H: 3 E: 0 LOB: 1 K: 0 BB: 0 S: 6 P: 6	R: 0 H: 0 E: 1 LOB: 1 K: 1 BB: 0 S: 6 P: 6	R: 0 H: 1 E: 0 LOB: 1 K: 1 BB: 0 S: 6 P: 6	R: 0 H: 1 E: 0 LOB: 2 K: 0 BB: 1 S: 4 P: 8		1B: 2 SF: 0 2B: 3 SAC: 1 3B: 1 DP: 0 HR: 1 HBP: 0						

PITCHER		IP	WLS	BF	H	R	ER	SO	BB	IBB	HBP	BLK	WP	HR	S	P	ERA	WHIP
Pedro Ramos, R ERA: 3.91	(1, 1)	7.0	L	28	6	2	2	5	0	0	0	0	0	1	38	38	2.57	0.857
Bill Pleis, L ERA: 5.07	(8, 1)	1.0		5	1	0	0	0	1	0	0	0	0	0	4	8	0.00	2.000

PITCHER	IP	WLS	BF	H	R	ER	SO	BB	IBB	HBP	BLK	WP	HR	S	P	ERA	WHIP

BOTTOM

Minnesota Twins @ Cleveland Indians

Cleveland Municipal Stadium, Cleveland, OH

Sat Sep 16 1961, 3:33 AM EDT

Att. 2,946 - Unknown

livebaseballscorecards.com

AB	31
R	2
H	7
RBI	2
BB	1
SO	5
LOB	10

WP: 0 PA: 33
PB: 0
SB: 1
CS: 0

Minnesota Twins @ Cleveland Indians

Cleveland Municipal Stadium, Cleveland, OH

Sun Sep 17 1961, 3:33 AM EDT

Unknown

livebaseballscorecards.com

Batter	1	2	3	4	5	6	7	8	9	AB	R	H	RBI	BB	SO	LOB
Lenny Green, L (1, 8) (8, 7) OBP: 0.386, SLG: 0.420	CS 1B		4-1			1B 2B	L8		6-3	5	1	2	0	0	0	1
Billy Martin, R (1, 4) OBP: 0.269, SLG: 0.338	K			2B		PB 1B 2-3	K2-3			4	1	2	0	0	2	1
Harmon Killebrew, R (1, 3) OBP: 0.395, SLG: 0.600	K 1-2			5-3		K 1-2		BB		3	0	0	0	1	2	4
Joe Altobelli, L (1, 7) OBP: 0.371, SLG: 0.444 Jose Valdivielso, R (8, 5) OBP: 0.224, SLG: 0.248		HR		K		BB 1B 2-H 3-H		F9		4 0	2 0	2 0	3 0	0 0	1 0	2 0
Earl Battey, R (1, 2) OBP: 0.382, SLG: 0.479		K		K		BB 1-2		F9		4	1	1	0	0	2	2
Bob Allison, R (1, 9) OBP: 0.354, SLG: 0.454		G1-4-3 1B			5-3	1B BB 1-2 2-3		5-3		3	0	1	0	1	0	1
Bill Tuttle, R (1, 5) (8, 8) OBP: 0.310, SLG: 0.317		G1-4-3 1-2f			6-3	1B 1-3 2-H 3-H			K	4	0	1	2	0	1	1
Zoilo Versalles, R (1, 6) OBP: 0.308, SLG: 0.377			1-3		P5	K			SH1-4 1B	4	0	1	0	0	1	2
Camilo Pascual, R (1, 1) OBP: 0.220, SLG: 0.218			6-3			F3	4-3		SH1-4 1-2	3	0	0	0	0	0	0

TOP	
AB	34
R	5
H	10
RBI	5
BB	2
SO	9
LOB	14

Inning Stats	1	2	3	4	5	6	7	8	9	1B: 7 SF: 0	WP: 0 PA: 37
R	0	1	0	0	0	4	0	0	0	2B: 3 SAC: 1	PB: 1
E	0	0	0	0	0	0	0	0	0	3B: 0 DP: 2	SB: 0
K	2	1	0	2	0	2	1	0	1	HR: 1 HBP: 0	CS: 1
S	7	6	3	8	3	12	5	3	6		
H	1	2	0	1	0	5	0	0	1		
LOB	1	0	0	1	0	2	0	1	1		
BB	0	0	0	0	0	1	0	1	0		
P	7	6	3	8	3	16	5	7	6		

PITCHER		IP	WLS	BF	H	R	ER	SO	BB	IBB	HBP	BLK	WP	HR	S	P	ERA	WHIP
Jim Perry, R ERA: 4.62	(1, 1)	5.2	L	25	9	5	5	6	1	0	0	0	0	1	36	40	7.94	1.765
Bob Allen, L ERA: 3.72	(6, 1)	1.1		4	0	0	0	2	0	0	0	0	0	0	8	8	0.00	0.000
Joe Schaffernoth, R ERA: 5.92	(8, 1)	2.0		8	1	0	0	1	1	0	0	0	0	0	9	13	0.00	1.000

PITCHER	IP	WLS	BF	H	R	ER	SO	BB	IBB	HBP	BLK	WP	HR	S	P	ERA	WHIP

BOTTOM

Minnesota Twins @ Cleveland Indians

Cleveland Municipal Stadium, Cleveland, OH

Sun Sep 17 1961, 3:33 AM EDT

Unknown

Batter	1	2	3	4	5	6	7	8	9	AB	R	H	RBI	BB	SO	LOB
Ty Cline, L (1, 8) OBP: 0.125, SLG: 0.125	L7		L5-3		S, 1B			F5		4	0	1	0	0	0	0
Tito Francona, L (1, 7) OBP: 0.357, SLG: 0.460	K2-3		5-3, 1B		K, 1-2			BB, FC6-4		3	0	1	0	1	2	1
Vic Power, R (1, 4) OBP: 0.309, SLG: 0.373	WP, 2B		5-3, 1-2		5-3			FC6-4, 1-2f		4	0	1	0	0	0	3
Al Luplow, L (1, 9) OBP: 0.186, SLG: 0.203	K, 2-3		K2-3			F9		F9		4	0	0	0	0	2	3
Woodie Held, R (1, 6) OBP: 0.349, SLG: 0.458		K		6-3		K			6-3	4	0	0	0	0	2	0
Hal Jones, R (1, 3) OBP: 0.154, SLG: 0.083		P6		1B, 1B		K			K	4	0	1	0	0	2	0
Jack Kubiszyn, R (1, 5) OBP: 0.333, SLG: 0.263		1B, 1B		G3-6-3, 1-3, 1B			F2		1B	4	0	3	0	0	0	0
Valmy Thomas, R (1, 2) OBP: 0.266, SLG: 0.247		1-3, 1B		G3-6-3, 1-2f			F7		1-3	4	0	1	0	0	0	3
Jim Perry, S (1, 1) OBP: 0.186, SLG: 0.203		4-3			F8		K			2	0	0	0	0	0	2
Bob Allen, L (6, 1) OBP: 0.167, SLG: 0.250										0	0	0	0	0	0	0
Walt Bond, L (7, PH) OBP: 0.130, SLG: 0.122										1	0	0	0	0	1	0
Joe Schaffernoth, R (8, 1)										0	0	0	0	0	0	0
Inning Stats	R: 0 E: 0 K: 2 S: 8 — H: 1 LOB: 1 BB: 0 P: 8	R: 0 E: 0 K: 1 S: 7 — H: 2 LOB: 2 BB: 0 P: 7	R: 0 E: 0 K: 1 S: 6 — H: 1 LOB: 1 BB: 0 P: 6	R: 0 E: 0 K: 0 S: 4 — H: 2 LOB: 1 BB: 0 P: 4	R: 0 E: 0 K: 1 S: 6 — H: 1 LOB: 1 BB: 0 P: 6	R: 0 E: 0 K: 2 S: 7 — H: 0 LOB: 0 BB: 0 P: 7	R: 0 E: 0 K: 1 S: 5 — H: 0 LOB: 0 BB: 0 P: 5	R: 0 E: 0 K: 0 S: 3 — H: 0 LOB: 1 BB: 1 P: 7	R: 0 E: 0 K: 1 S: 6 — H: 1 LOB: 1 BB: 0 P: 6	1B: 7 2B: 1 3B: 0 HR: 0	SF: 0 SAC: 0 DP: 1 HBP: 0					

livebaseballscorecards.com

AB	34
R	0
H	8
RBI	0
BB	1
SO	9
LOB	12

WP: 1 PB: 0 SB: 1 CS: 0 — PA: 35

PITCHER	IP	WLS	BF	H	R	ER	SO	BB	IBB	HBP	BLK	WP	HR	S	P	ERA	WHIP
Camilo Pascual, R (1, 1) ERA: 3.5	9.0	W	35	8	0	0	9	1	0	0	0	1	0	52	56	0.00	1.000

PITCHER	IP	WLS	BF	H	R	ER	SO	BB	IBB	HBP	BLK	WP	HR	S	P	ERA	WHIP

Batter	1	2	3	4	5	6	7	8	9	AB	R	H	RBI	BB	SO	LOB
Lenny Green, L (1, 8) OBP: 0.385, SLG: 0.417	F9		F2		F9		1B FC6-4 BB		4-3	4	1	0	0	1	0	0
Billy Martin, R (1, 4) OBP: 0.268, SLG: 0.336	F7		L8			L8	1-3 BB E 1B		4-3	5	1	1	0	0	0	0
Harmon Killebrew, R (1, 3) OBP: 0.395, SLG: 0.598	K		F5			1B 1B BB BB	1-2 FC6-4 BB			2	1	0	0	2	1	0
Joe Altobelli, L (1, 7) OBP: 0.364, SLG: 0.431		L8 BB PB 1B		F2		K	WP FC6-4 1-2f 2-H 3-H			4	1	1	1	0	1	2
Bob Allison, R (1, 9) OBP: 0.356, SLG: 0.454		1-2 PB 1B BB		FC4-6 BB		BB 1B 1B	2-3 F2			2	1	1	0	2	0	1
Hal Naragon, L (1, 2) OBP: 0.307, SLG: 0.376		2-3 L8		1-2f FC4-6		1-2 2-3 BB 1B		FC5-4 1B		4	0	2	0	0	0	3
Bill Tuttle, R (1, 5) OBP: 0.309, SLG: 0.315		1-2 3-H K		P4		1-2 2-3 3-H BB		1-2f FC5-4 G6-4-3		3	0	0	1	1	1	3
Jose Valdivielso, R (1, 6) OBP: 0.224, SLG: 0.248		2-H 1B		L8	K			1-2f G6-4-3		4	0	1	1	0	1	4
Al Schroll, R (1, 1) OBP: 0.313, SLG: 0.500 Ray Moore, R (8, 1)		F9		L8			K		4-3	3 1	0 0	0 0	0 0	0 0	1 0	1 0
Inning Stats	R: 0 H: 0 E: 0 LOB: 0 K: 1 BB: 0 S: 5 P: 5	R: 2 H: 2 E: 0 LOB: 1 K: 1 BB: 1 S: 7 P: 11	R: 0 H: 0 E: 0 LOB: 0 K: 0 BB: 0 S: 3 P: 3	R: 0 H: 0 E: 1 LOB: 1 K: 0 BB: 1 S: 3 P: 7	R: 0 H: 0 E: 0 LOB: 0 K: 0 BB: 0 S: 3 P: 3	R: 1 H: 2 E: 0 LOB: 3 K: 2 BB: 2 S: 9 P: 17	R: 2 H: 1 E: 1 LOB: 1 K: 1 BB: 2 S: 6 P: 14	R: 0 H: 1 E: 0 LOB: 0 K: 0 BB: 0 S: 3 P: 3	R: 0 H: 0 E: 0 LOB: 0 K: 0 BB: 0 S: 3 P: 3	1B: 6 SF: 0 2B: 0 SAC: 0 3B: 0 DP: 1 HR: 0 HBP: 0						

TOP

Minnesota Twins @ Cleveland Indians

Cleveland Municipal Stadium, Cleveland, OH

Sun Sep 17 1961, 3:38 AM EDT

Att. 6,113 - Unknown

livebaseballscorecards.com

AB	32
R	5
H	6
RBI	3
BB	6
SO	5
LOB	14

WP: 1 PA: 38
PB: 1
SB: 0
CS: 0

PITCHER		IP	WLS	BF	H	R	ER	SO	BB	IBB	HBP	BLK	WP	HR	S	P	ERA	WHIP
Mudcat Grant, R ERA: 3.76	(1, 1)	7.0	L	32	5	5	4	5	6	0	0	0	1	0	36	60	5.14	1.571
Bill Dailey, R ERA: 0.59	(8, 1)	2.0		6	1	0	0	0	0	0	0	0	0	0	6	6	0.00	0.500

PITCHER		IP	WLS	BF	H	R	ER	SO	BB	IBB	HBP	BLK	WP	HR	S	P	ERA	WHIP

Batter	1	2	3	4	5	6	7	8	9	AB	R	H	RBI	BB	SO	LOB
Ty Cline, L (1, 8) OBP: 0.077, SLG: 0.077	L7		L7			L6		L4-3	L5-3	5	0	0	0	0	0	0
Tito Francona, L (1, 7) OBP: 0.360, SLG: 0.460	G6-4-3 BB			FC6-4 1B		4-3		1B 2B BB		2	1	1	0	2	0	0
Vic Power, R (1, 4) OBP: 0.308, SLG: 0.372	G6-4-3 1-2f			L5		4-3		2B 1-2 1B		4	0	1	0	0	0	2
John Romano, R (1, 2) OBP: 0.375, SLG: 0.488		5-3		FC6-4 BB 1-2f			4-3 E 1B 1B	P6		4	1	1	0	0	0	3
Woodie Held, R (1, 6) OBP: 0.352, SLG: 0.461		FC4-6 1B		BB 1-2			E6 4-3 1-2 1B	1-3 2-H 2B		3	1	2	1	1	0	1
Al Luplow, L (1, 9) Willie Kirkland, L (8, PH) (9, 9) OBP: 0.318, SLG: 0.465	FC4-6 FC6-4 1-2f		K				4-3 1-2 2-3	FC6-4 BB		3 0	0 0	0 0	0 0	0 1	1 0	5 0
Jack Kubiszyn, R (1, 5) OBP: 0.280, SLG: 0.217	FC6-4 1-2f			5-3			K	FC6-4 1-2f		4	0	0	0	0	1	6
Hal Jones, R (1, 3) OBP: 0.176, SLG: 0.125			5-3	K			2-H 3-H 1B		K2-3	4	0	1	2	0	2	0
Mudcat Grant, R (1, 1) OBP: 0.212, SLG: 0.238 Don Dillard, L (7, PH) OBP: 0.340, SLG: 0.433 Bill Dailey, R (8, 1) Walt Bond, L (9, PH) OBP: 0.128, SLG: 0.119			5-3	F5			K		K	2 1 0 1	0 0 0 0	0 0 0 0	0 0 0 0	0 1 0 0	0 1 0 1	0 1 0 0
Inning Stats	R: 0 E: 0 K: 0 S: 2 H: 0 LOB: 0 BB: 1 P: 6	R: 0 E: 0 K: 0 S: 4 H: 1 LOB: 1 BB: 0 P: 4	R: 0 E: 0 K: 0 S: 3 H: 0 LOB: 0 BB: 0 P: 3	R: 0 E: 0 K: 1 S: 6 H: 1 LOB: 2 BB: 1 P: 10	R: 0 E: 0 K: 1 S: 5 H: 0 LOB: 0 BB: 0 P: 5	R: 0 E: 0 K: 0 S: 3 H: 0 LOB: 0 BB: 0 P: 3	R: 2 E: 1 K: 2 S: 10 H: 2 LOB: 1 BB: 0 P: 10	R: 1 E: 0 K: 0 S: 5 H: 2 LOB: 3 BB: 2 P: 13	R: 0 E: 0 K: 2 S: 7 H: 0 LOB: 0 BB: 0 P: 7	1B: 5 2B: 1 3B: 0 HR: 0 SF: 0 SAC: 0 DP: 1 HBP: 0						

PITCHER		IP	WLS	BF	H	R	ER	SO	BB	IBB	HBP	BLK	WP	HR	S	P	ERA	WHIP
Al Schroll, R ERA: 5.13	(1, 1)	7.2	W	32	6	3	1	4	3	0	0	0	0	0	37	49	1.17	1.174
Ray Moore, R ERA: 3.93	(8, 1)	1.1	S	5	0	0	0	2	1	0	0	0	0	0	8	12	0.00	0.750

PITCHER	IP	WLS	BF	H	R	ER	SO	BB	IBB	HBP	BLK	WP	HR	S	P	ERA	WHIP

BOTTOM

Minnesota Twins @ Cleveland Indians

Cleveland Municipal Stadium, Cleveland, OH

Sun Sep 17 1961, 3:38 AM EDT
Att. 6,113 - Unknown

livebaseballscorecards.com

AB	33
R	3
H	6
RBI	3
BB	4
SO	6
LOB	18

Batter	1	2	3	4	5	6	7	8	9	AB	R	H	RBI	BB	SO	LOB
Lenny Green, L (1, 8) OBP: 0.383, SLG: 0.414 Dan Dobbek, L (7, 8) OBP: 0.267, SLG: 0.319 (9, 7)	3-1		4-3		P4			3-1		3 1	0 0	0 0	0 0	0 0	0 0	0 0
Billy Martin, R (1, 4) OBP: 0.268, SLG: 0.335	S 1B		F7			1-3		F5		4	0	1	0	0	0	0
Harmon Killebrew, R (1, 3) OBP: 0.394, SLG: 0.594	K 1-2		BB			K		K		3	0	0	0	1	3	1
Joe Altobelli, L (1, 7) OBP: 0.343, SLG: 0.403 Jose Valdivielso, R (9, 5) OBP: 0.224, SLG: 0.248	P6		K			3-1			G3	4 0	0 0	0 0	0 0	0 0	1 0	2 0
Earl Battey, R (1, 2) OBP: 0.381, SLG: 0.480		3B 2B		6-3			4-3		K	4	1	1	0	0	1	0
Bob Allison, R (1, 9) OBP: 0.357, SLG: 0.453		F9		P4			1B 1B		BB	3	1	1	0	1	0	1
Bill Tuttle, R (1, 5) OBP: 0.311, SLG: 0.322 (9, 8)		1B 2-H 3B		P4			1B 1-3 1B		G3	4	1	2	1	0	0	1
Zoilo Versalles, R (1, 6) OBP: 0.310, SLG: 0.379		G6-3 3-H 1B			F9		G4-6-3 1-2 3-H 1B			3	0	2	2	0	0	0
Jim Kaat, L (1, 1) OBP: 0.303, SLG: 0.328		G6-3 1-2f			4-3		G4-6-3 1-2f			3	0	0	0	0	0	3
Inning Stats	R: 0 E: 0 K: 1 S: 6 H: 1 LOB: 1 BB: 0 P: 6	R: 2 E: 0 K: 0 S: 5 H: 3 LOB: 0 BB: 0 P: 5	R: 0 E: 0 K: 1 S: 5 H: 0 LOB: 1 BB: 1 P: 9	R: 0 E: 0 K: 0 S: 3 H: 0 LOB: 0 BB: 0 P: 3	R: 0 E: 0 K: 0 S: 3 H: 0 LOB: 0 BB: 0 P: 3	R: 0 E: 0 K: 1 S: 5 H: 0 LOB: 0 BB: 0 P: 5	R: 1 E: 0 K: 0 S: 5 H: 3 LOB: 1 BB: 0 P: 5	R: 0 E: 0 K: 1 S: 5 H: 0 LOB: 0 BB: 0 P: 5	R: 0 E: 0 K: 1 S: 5 H: 0 LOB: 1 BB: 1 P: 9	1B: 5 2B: 1 3B: 1 HR: 0	SF: 0 SAC: 0 DP: 2 HBP: 0			WP: 0 PB: 0 SB: 1 CS: 0	PA: 34		

PITCHER		IP	WLS	BF	H	R	ER	SO	BB	IBB	HBP	BLK	WP	HR	S	P	ERA	WHIP
Joe McClain, R ERA: 3.91	(1, 1)	7.0	L	27	7	3	3	3	1	0	0	0	0	0	32	36	3.86	1.143
Dave Sisler, R ERA: 4.01	(8, 1)	2.0		7	0	0	0	2	1	0	0	0	0	0	10	14	0.00	0.500

PITCHER	IP	WLS	BF	H	R	ER	SO	BB	IBB	HBP	BLK	WP	HR	S	P	ERA	WHIP

TOP

Minnesota Twins @ Washington Senators

Griffith Stadium, Washington, DC

Tue Sep 19 1961, 7:05 PM EDT

Att. 1,980 - Unknown

livebaseballscorecards.com

AB	32
R	3
H	7
RBI	3
BB	2
SO	5
LOB	8

Batter	1	2	3	4	5	6	7	8	9	AB	R	H	RBI	BB	SO	LOB
Danny O'Connell, R (1, 5) OBP: 0.370, SLG: 0.338	F9		F3 1-2		G3			P4		4	0	0	0	0	0	3
Chuck Cottier, R (1, 4) OBP: 0.313, SLG: 0.330	F8		FC5-2 2-3 3-H			1B 2B		6-3		4	1	1	0	0	0	2
Bob Johnson, R (1, 6) OBP: 0.332, SLG: 0.410	FC6-4 1B		F9			BBBB 1B BB		5-3		3	0	1	0	1	0	2
Gene Green, R (1, 9) OBP: 0.350, SLG: 0.509	FC6-4 1-2f			F8		G6-3 1-3 2-H 1B			6-3	4	0	1	1	0	0	1
Willie Tasby, R (1, 8) OBP: 0.330, SLG: 0.395		SSS K		6-3		SSS K			E1 G4-3	4	0	0	0	0	2	2
Bud Zipfel, L (1, 3) OBP: 0.269, SLG: 0.361		G3		SSS K		G6-3 1-2f			G4-3 1-2f	4	0	0	0	0	1	3
Chuck Hinton, R (1, 7) OBP: 0.327, SLG: 0.356		SSS K			6-3 1B		SSS K			3	0	1	0	0	2	0
Ken Retzer, L (1, 2) OBP: 0.394, SLG: 0.548			1B PB FC5-2 1B		6-3 1-2		BBBB L1-3 BB			2	0	1	0	1	0	1
Joe McClain, R (1, 1) OBP: 0.214, SLG: 0.265 Harry Bright, R (7, PH) OBP: 0.308, SLG: 0.341 Dave Sisler, R (8, 1)			FC5-2 WP 1-3 1B		SSS K		L1-3 1-2			2 1 0	0 0 0	1 0 0	0 0 0	0 0 0	1 0 0	1 1 0
Inning Stats	R: 0 H: 1 E: 0 LOB: 1 K: 0 BB: 0 S: 4 P: 4	R: 0 H: 0 E: 0 LOB: 0 K: 2 BB: 0 S: 7 P: 7	R: 0 H: 2 E: 0 LOB: 2 K: 0 BB: 0 S: 5 P: 5	R: 0 H: 0 E: 0 LOB: 0 K: 1 BB: 0 S: 5 P: 5	R: 0 H: 1 E: 0 LOB: 1 K: 1 BB: 0 S: 6 P: 6	R: 1 H: 2 E: 0 LOB: 1 K: 1 BB: 1 S: 6 P: 10	R: 0 H: 0 E: 0 LOB: 0 K: 1 BB: 1 S: 4 P: 8	R: 0 H: 0 E: 0 LOB: 0 K: 0 BB: 0 S: 3 P: 3	R: 0 H: 0 E: 1 LOB: 0 K: 0 BB: 0 S: 3 P: 3	1B: 5 SF: 0 2B: 2 SAC: 0 3B: 0 DP: 3 HR: 0 HBP: 0						WP: 1 PA: 33 PB: 1 SB: 0 CS: 0	

PITCHER	IP	WLS	BF	H	R	ER	SO	BB	IBB	HBP	BLK	WP	HR	S	P	ERA	WHIP
Jim Kaat, L (1, 1) ERA: 3.72	9.0	W	33	6	1	1	6	2	0	0	0	1	0	43	51	1.00	0.889

PITCHER	IP	WLS	BF	H	R	ER	SO	BB	IBB	HBP	BLK	WP	HR	S	P	ERA	WHIP

BOTTOM

Minnesota Twins @ Washington Senators

Griffith Stadium, Washington, DC

Tue Sep 19 1961, 7:05 PM EDT

Att. 1,980 - Unknown

livebaseballscorecards.com

AB	31
R	1
H	6
RBI	1
BB	2
SO	6
LOB	16

Batter	1	2	3	4	5	6	7	8	9	AB	R	H	RBI	BB	SO	LOB
Lenny Green, L (1, 8) OBP: 0.383, SLG: 0.414	4-3		6-3		1B	F7		F7		3	1	1	1	0	0	1
Dan Dobbek, L (5, 8) OBP: 0.263, SLG: 0.314					1-3 2-H					2	0	0	0	0	0	4
(9, 7)																
Billy Martin, R (1, 4) OBP: 0.264, SLG: 0.330	5-3			L1	5-3	F9			F7	5	0	0	0	0	0	5
Harmon Killebrew, R (1, 3) OBP: 0.394, SLG: 0.596	4-3			6-3	2-H 3-H		2B		F8	5	1	2	2	0	0	0
Joe Altobelli, L (1, 7) OBP: 0.347, SLG: 0.418		F2		1B	G3		SH1 7-2 3-H		F9	5	0	2	1	0	0	1
Jose Valdivielso, R (9, 5) OBP: 0.224, SLG: 0.248										0	0	0	0	0	0	0
Earl Battey, R (1, 2) OBP: 0.382, SLG: 0.481		F9		1-2		2B 1B	SH1 2-3			3	0	2	0	0	0	0
Jim Kaat, L (6, PR) OBP: 0.303, SLG: 0.328										0	1	0	0	0	0	0
Hal Naragon, L (6, 2) OBP: 0.307, SLG: 0.376										0	0	0	0	0	0	0
Bob Allison, R (1, 9) OBP: 0.356, SLG: 0.454		P6		L6		1-3 2B	7-2 3-Hf			4	1	1	0	0	0	3
Bill Tuttle, R (1, 5) OBP: 0.314, SLG: 0.322			FC1-6 1B		BB 1B BB	1B BB		5-3		2	1	1	0	2	0	0
(9, 8)																
Zoilo Versalles, R (1, 6) OBP: 0.313, SLG: 0.381			FC1-6 G3 1-2f		1B 1B 1-2 BB	SH1-3 1-3 2-H 3-H 1B		S 1B		3	1	2	2	1	0	1
Jack Kralick, L (1, 1) OBP: 0.174, SLG: 0.190			G3 1-2		K	SH1-3 1-2		6-3 1-2		2	0	0	0	0	1	3
Don Lee, R (6, 1) OBP: 0.071, SLG: 0.071										1	0	0	0	0	0	1
Inning Stats	R: 0 E: 0 K: 0 S: 3 H: 0 LOB: 0 BB: 0 P: 3	R: 0 E: 0 K: 0 S: 3 H: 0 LOB: 0 BB: 0 P: 3	R: 0 E: 0 K: 0 S: 4 H: 1 LOB: 1 BB: 0 P: 4	R: 0 E: 0 K: 0 S: 5 H: 2 LOB: 2 BB: 0 P: 5	R: 3 E: 0 K: 1 S: 7 H: 2 LOB: 1 BB: 2 P: 15	R: 2 E: 0 K: 0 S: 6 H: 3 LOB: 3 BB: 1 P: 10	R: 1 E: 0 K: 0 S: 4 H: 2 LOB: 0 BB: 0 P: 4	R: 0 E: 0 K: 0 S: 4 H: 1 LOB: 1 BB: 0 P: 4	R: 0 E: 0 K: 0 S: 3 H: 0 LOB: 0 BB: 0 P: 3	1B: 8 2B: 3 3B: 1 HR: 0 SF: 0 SAC: 2 DP: 1 HBP: 0						

TOP

Minnesota Twins @ Washington Senators

Griffith Stadium, Washington, DC

Thu Sep 21 1961, 3:33 AM EDT

Att. 1,498 - Unknown

livebaseballscorecards.com

AB	35
R	6
H	11
RBI	6
BB	3
SO	1
LOB	19

PITCHER		IP	WLS	BF	H	R	ER	SO	BB	IBB	HBP	BLK	WP	HR	S	P	ERA	WHIP
Bennie Daniels, R ERA: 3.48	(1, 1)	5.0	L	25	7	5	5	1	3	0	0	0	0	0	24	36	9.00	2.000
Marty Kutyna, R ERA: 3.89	(6, 1)	2.0		8	3	1	1	0	0	0	0	0	0	0	8	8	4.50	1.500
Tom Cheney, R ERA: 10.13	(8, 1)	2.0		7	1	0	0	0	0	0	0	0	0	0	7	7	0.00	0.500

PITCHER	IP	WLS	BF	H	R	ER	SO	BB	IBB	HBP	BLK	WP	HR	S	P	ERA	WHIP

WP: 0 PB: 0 SB: 1 CS: 0 PA: 40

Batter	1	2	3	4	5	6	7	8	9	AB	R	H	RBI	BB	SO	LOB
Danny O'Connell, R (1, 5) OBP: 0.369, SLG: 0.336	4-3		F9		6-3		1B		6-3	5	0	1	0	0	0	2
Chuck Cottier, R (1, 4) OBP: 0.309, SLG: 0.326	1-3		FC4-6 PO 1-2f		F7		F8			4	0	0	0	0	0	3
Bob Johnson, R (1, 6) OBP: 0.325, SLG: 0.401	F9		PO 1-2	L8		F9	F8			4	0	0	0	0	0	1
Gene Green, R (1, 9) OBP: 0.351, SLG: 0.509		1B K 1B		6-3		BB 1B 1B		F8		4	2	2	0	0	0	0
Willie Tasby, R (1, 8) OBP: 0.331, SLG: 0.395		L6		1B 1B	B B B B	4-0 1B E 1-2 BB		5-3		3	1	1	0	1	0	1
Ken Retzer, L (1, 2) OBP: 0.432, SLG: 0.600		S S S K		1-3 1B		E9 1-H 2-H 1B		2B		4	0	3	1	0	1	1
Chuck Hinton, R (1, 7) OBP: 0.327, SLG: 0.356 Jim King, L (8, PH) OBP: 0.367, SLG: 0.447 (9, 7)		E 1-3 1B	S S S			6-3		6-3		3 1	0 0	1 0	0 0	0 0	1 0	3 1
Bud Zipfel, L (1, 3) OBP: 0.269, SLG: 0.365	S S S K 1-2 3-H				2B	4-3			G3	4	0	1	0	0	1	2
Bennie Daniels, L (1, 1) OBP: 0.257, SLG: 0.304 Marty Kutyna, R (6, 1) OBP: 0.212, SLG: 0.212 Billy Klaus, L (7, PH) OBP: 0.307, SLG: 0.363 Tom Cheney, R (8, 1) OBP: 0.500, SLG: 0.625 Gene Woodling, L (9, PH) OBP: 0.408, SLG: 0.480			FC4-6 1B		S S S K		L9		F8	2 0 1 0 1	0 0 0 0 0	1 0 0 0 0	0 0 0 0 0	0 0 0 0 0	1 0 0 0 0	1 0 0 0 0
Inning Stats	R: 0 E: 0 K: 0 S: 3 H: 0 LOB: 0 BB: 0 P: 3	R: 1 E: 0 K: 2 S: 9 H: 2 LOB: 1 BB: 0 P: 9	R: 0 E: 0 K: 0 S: 3 H: 1 LOB: 0 BB: 0 P: 3	R: 0 E: 0 K: 1 S: 7 H: 2 LOB: 2 BB: 0 P: 7	R: 0 E: 0 K: 1 S: 6 H: 1 LOB: 1 BB: 0 P: 6	R: 2 E: 1 K: 0 S: 5 H: 2 LOB: 1 BB: 1 P: 9	R: 0 E: 0 K: 0 S: 4 H: 1 LOB: 1 BB: 0 P: 4	R: 0 E: 0 K: 0 S: 4 H: 1 LOB: 1 BB: 0 P: 4	R: 0 E: 0 K: 0 S: 3 H: 0 LOB: 0 BB: 0 P: 3	1B: 8 2B: 2 3B: 0 HR: 0	SF: 0 SAC: 0 DP: 0 HBP: 0						

PITCHER	IP	WLS	BF	H	R	ER	SO	BB	IBB	HBP	BLK	WP	HR	S	P	ERA	WHIP
Jack Kralick, L (1, 1) ERA: 3.58	5.1	W	22	7	2	1	4	0	0	0	0	0	0	30	30	1.69	1.312
Don Lee, R (6, 1) ERA: 3.02	3.2	S	15	3	1	1	0	1	0	0	0	0	0	14	18	2.46	1.091

PITCHER	IP	WLS	BF	H	R	ER	SO	BB	IBB	HBP	BLK	WP	HR	S	P	ERA	WHIP

BOTTOM

Minnesota Twins @ Washington Senators

Griffith Stadium, Washington, DC

Thu Sep 21 1961, 3:33 AM EDT

Att. 1,498 - Unknown

livebaseballscorecards.com

AB	36
R	3
H	10
RBI	1
BB	1
SO	4
LOB	15

WASHINGTON SENATORS

Batter	1	2	3	4	5	6	7	8	9	AB	R	H	RBI	BB	SO	LOB
Billy Klaus, L (1, 5) OBP: 0.312, SLG: 0.363	SSS 0-3 ① K	x 0-0 ③ 1-3			x 0-0 1B		BBBB 4-0 HR BB BB		BBBB 4-0 BB BB	3	1	1	0	2	1	1
Bob Johnson, R (1, 6) OBP: 0.322, SLG: 0.396	x 0-0 ② F8		x 0-0 G4-6-3 1B		SSS 0-3 ② K		SSS 0-3 ② K		x 0-0 ① P6	5	0	1	0	0	2	4
Gene Woodling, L (1, 9) OBP: 0.408, SLG: 0.478 Chuck Hinton, R (9, 9) OBP: 0.327, SLG: 0.356	x 0-0 1B		x 0-0 ① ② G4-6-3 1-2f		x 0-0 ③ F8		BBBB 4-0 1-2 2-3 HR BB		SSS 0-3 ② K	4	1	1	0	1	1	3
										0	0	0	0	0	0	0
Jim King, L (1, 7) OBP: 0.368, SLG: 0.456	x 0-0 ③ P6		x 0-0 ③ F7			x 0-0 ① 4-3	x 0-0 1-H 2-H 3-H HR		BBBB 4-0 1-2 BB	4	1	1	4	1	0	1
Bud Zipfel, L (1, 3) OBP: 0.267, SLG: 0.378		x 0-0 HR		x 0-0 ① 4-3		x 0-0 ② F8	x 0-0 ③ F5		x 0-0 ③ G1	5	1	1	1	0	0	2
Ken Retzer, L (1, 2) OBP: 0.463, SLG: 0.605		x 0-0 5-3 1B 1B		x 0-0 1B		BBBB 4-0 BB		x 0-0 ① P6		3	1	2	0	1	0	0
Willie Tasby, R (1, 8) OBP: 0.328, SLG: 0.391		x 0-0 ① F8		SSS 0-3 ② K		x 0-0 ③ F9		x 0-0 ② F8		4	0	0	0	0	1	3
Chuck Cottier, R (1, 4) OBP: 0.311, SLG: 0.326		x 0-0 ② 5-3 1-2		SSS 0-3 ③ K			BBBB 4-0 BB SH3-4 HR BB	x 0-0 S 1B		3	1	1	0	1	1	2
Claude Osteen, L (1, 1) OBP: 0.333, SLG: 0.333 Dave Sisler, R (8, 1)		x 0-0 2-H 1B			SSS 0-3 ① K		x 0-0 ① SH3-4 1-2	x 0-0 ③ 5-3 1-2		3	0	1	1	0	1	1
										0	0	0	0	0	0	0
Inning Stats	R: 0 E: 0 K: 1 S: 6 H: 1 LOB: 1 BB: 0 P: 6	R: 2 E: 0 K: 0 S: 6 H: 3 LOB: 1 BB: 0 P: 6	R: 0 E: 0 K: 0 S: 3 H: 1 LOB: 0 BB: 0 P: 3	R: 0 E: 0 K: 2 S: 8 H: 1 LOB: 1 BB: 0 P: 8	R: 0 E: 0 K: 2 S: 8 H: 1 LOB: 1 BB: 0 P: 8	R: 0 E: 0 K: 0 S: 3 H: 0 LOB: 1 BB: 1 P: 7	R: 4 E: 0 K: 1 S: 6 H: 1 LOB: 0 BB: 3 P: 18	R: 0 E: 0 K: 0 S: 4 H: 1 LOB: 1 BB: 0 P: 4	R: 0 E: 0 K: 1 S: 5 H: 0 LOB: 2 BB: 2 P: 13	1B: 7 2B: 0 3B: 0 HR: 2	SF: 0 SAC: 1 DP: 1 HBP: 0						

TOP

Washington Senators @ Minnesota Twins

Metropolitan Stadium, Bloomington , MI

Sat Sep 23 1961, 4:33 AM EDT

Unknown - 48 F

livebaseballscorecards.com

AB	34
R	6
H	9
RBI	6
BB	6
SO	7
LOB	17

WP: 0 PB: 0 SB: 1 CS: 0 PA: 41

PITCHER		IP	WLS	BF	H	R	ER	SO	BB	IBB	HBP	BLK	WP	HR	S	P	ERA	WHIP
Pedro Ramos, R ERA: 4.02	(1, 1)	6.2	L	31	8	6	6	6	4	0	0	0	0	2	39	55	8.10	1.800
Bill Pleis, L ERA: 5.04	(7, 1)	0.1		1	0	0	0	0	0	0	0	0	0	0	1	1	0.00	0.000
Ray Moore, R ERA: 3.79	(8, 1)	2.0		9	1	0	0	1	2	0	0	0	0	0	9	17	0.00	1.500

PITCHER	IP	WLS	BF	H	R	ER	SO	BB	IBB	HBP	BLK	WP	HR	S	P	ERA	WHIP

BOTTOM

Batter	1	2	3	4	5	6	7	8	9	AB	R	H	RBI	BB	SO	LOB
Lenny Green, L (1, 8) OBP: 0.381, SLG: 0.412	F8 S SF7 1B	CS 1-2	1-3			4-3	4-3		P4	5	1	1	0	0	0	1
Billy Martin, R (1, 4) OBP: 0.262, SLG: 0.327	F8 1-3	P4				6-3		P5		4	0	0	0	0	0	1
Harmon Killebrew, R (1, 3) OBP: 0.397, SLG: 0.598	BB	K				WP BB		1B 2B		2	1	1	0	2	1	0
Bob Allison, R (1, 9) OBP: 0.357, SLG: 0.454	SF7 3-H		G1-6-3 BB			F8 1-2		F9 BB 2-H 1B		2	0	1	2	1	0	1
Earl Battey, R (1, 2) OBP: 0.383, SLG: 0.479	4-3		G1-6-3 1-2f				1B 1B BB	FC6 1-2 BB		2	1	0	0	2	0	2
Jim Lemon, R (1, 7) OBP: 0.331, SLG: 0.424		F9 BB BB	5-3				G6-3 1B E 1-3 1B	F9 2-3		3	1	1	0	1	0	2
Bill Tuttle, R (1, 5) OBP: 0.316, SLG: 0.322		CS 1-2 BB		E3 G4-6-3			G6-3 1-2 3-H 1B	FC6 1-2f		3	0	1	1	1	0	2
Zoilo Versalles, R (1, 6) OBP: 0.311, SLG: 0.378		F9 2-3		G4-6-3 1-2f			G6-3 1-2f 2-3		L7	4	0	0	0	0	0	5
Pedro Ramos, S (1, 1) OBP: 0.198, SLG: 0.242		K		K			E3 3-H		1-3	2	0	0	0	0	2	2
Bill Pleis, L (7, 1) OBP: 0.111, SLG: 0.111										0	0	0	0	0	0	0
Jake Jacobs, R (7, PH) OBP: 0.286, SLG: 0.286										1	0	0	0	0	0	0
Ray Moore, R (8, 1)										0	0	0	0	0	0	0
Joe Altobelli, L (9, PH) OBP: 0.342, SLG: 0.412										1	0	0	0	0	0	0
Inning Stats	R: 1 H: 1 E: 0 LOB: 1 K: 0 BB: 1 S: 4 P: 8	R: 0 H: 0 E: 0 LOB: 1 K: 1 BB: 2 S: 4 P: 12	R: 0 H: 0 E: 0 LOB: 0 K: 1 BB: 0 S: 5 P: 5	R: 0 H: 0 E: 0 LOB: 0 K: 0 BB: 1 S: 2 P: 6	R: 0 H: 0 E: 1 LOB: 0 K: 1 BB: 0 S: 5 P: 5	R: 0 H: 0 E: 0 LOB: 1 K: 0 BB: 1 S: 3 P: 7	R: 2 H: 2 E: 1 LOB: 1 K: 0 BB: 1 S: 5 P: 9	R: 1 H: 2 E: 0 LOB: 2 K: 0 BB: 1 S: 5 P: 9	R: 0 H: 0 E: 0 LOB: 0 K: 0 BB: 0 S: 3 P: 3	1B: 4 SF: 1 2B: 1 SAC: 0 3B: 0 DP: 3 HR: 0 HBP: 0						

PITCHER		IP	WLS	BF	H	R	ER	SO	BB	IBB	HBP	BLK	WP	HR	S	P	ERA	WHIP
Claude Osteen, L ERA: 3.52	(1, 1)	7.1	W	31	5	4	3	3	6	0	0	0	1	0	31	55	3.68	1.500
Dave Sisler, R ERA: 3.9	(8, 1)	1.2	S	6	0	0	0	0	1	0	0	0	0	0	5	9	0.00	0.600

PITCHER	IP	WLS	BF	H	R	ER	SO	BB	IBB	HBP	BLK	WP	HR	S	P	ERA	WHIP

Washington Senators @ Minnesota Twins

Metropolitan Stadium, Bloomington , MI

Sat Sep 23 1961, 4:33 AM EDT

Unknown - 48 F

livebaseballscorecards.com

AB	29
R	4
H	5
RBI	3
BB	7
SO	3
LOB	16

Batter	1	2	3	4	5	6	7	8	9	AB	R	H	RBI	BB	SO	LOB
Billy Klaus, L (1, 5) OBP: 0.311, SLG: 0.359	BBBB 4-0 G6-4-3 BB		x 0-0 ③ F9			x 0-0 ② F9			x 0-0 ② 1-3	3	0	0	0	1	0	0
Bob Johnson, R (1, 6) OBP: 0.326, SLG: 0.400	x 0-0 ① F7			BBBB 4-0 BB		x 0-0 ③ 5-3			x 0-0 2B	3	0	1	0	1	0	1
Gene Green, R (1, 9) OBP: 0.350, SLG: 0.504	x 0-0 ②③ G6-4-3 1-2f			x 0-0 ① F9			SSS 0-3 ① K		BBBB 4-0 BB	3	0	0	0	1	1	2
Jim King, L (1, 7) OBP: 0.363, SLG: 0.449		x 0-0 ① P4		x 0-0 ② F9			SSS 0-3 ② K		SSS 0-3 ③ K	4	0	0	0	0	2	3
Bud Zipfel, L (1, 3) OBP: 0.268, SLG: 0.377		x 0-0 1B		SSS 0-3 ③ K			SSS 0-3 ③ K			3	0	1	0	0	2	1
Ken Retzer, L (1, 2) OBP: 0.432, SLG: 0.561		x 0-0 ② L7			x 0-0 ① 4-3			x 0-0 ① F9		3	0	0	0	0	0	1
Willie Tasby, R (1, 8) OBP: 0.327, SLG: 0.389		x 0-0 ③ 5-3			x 0-0 ② 4-3			x 0-0 ② F7		3	0	0	0	0	0	1
Chuck Cottier, R (1, 4) OBP: 0.309, SLG: 0.323			x 0-0 ① F7		SSS 0-3 ③ K			x 0-0 ③ F7		3	0	0	0	0	1	0
Pete Burnside, R (1, 1) OBP: 0.094, SLG: 0.065 Tom Cheney, R (3, 1) OBP: 0.500, SLG: 0.625 Dale Long, L (6, PH) OBP: 0.321, SLG: 0.463 Johnny Klippstein, R (6, 1) OBP: 0.143, SLG: 0.143 Gene Woodling, L (9, PH) OBP: 0.407, SLG: 0.476			SSS 0-3 ② K			x 0-0 ① 1-3			x 0-0 ① 1-3	1 0 1 0 1	0 0 0 0 0	0 0 0 0 0	0 0 0 0 0	0 0 0 0 0	1 0 0 0 0	0 0 0 0 0
Inning Stats	R: 0 E: 0 K: 0 S: 2 H: 0 LOB: 0 BB: 1 P: 6	R: 0 E: 0 K: 0 S: 4 H: 1 LOB: 1 BB: 0 P: 4	R: 0 E: 0 K: 1 S: 5 H: 0 LOB: 0 BB: 0 P: 5	R: 0 E: 0 K: 1 S: 5 H: 0 LOB: 1 BB: 1 P: 9	R: 0 E: 0 K: 1 S: 5 H: 0 LOB: 0 BB: 0 P: 5	R: 0 E: 0 K: 0 S: 3 H: 0 LOB: 0 BB: 0 P: 3	R: 0 E: 0 K: 3 S: 9 H: 0 LOB: 0 BB: 0 P: 9	R: 0 E: 0 K: 0 S: 3 H: 0 LOB: 0 BB: 0 P: 3	R: 0 E: 0 K: 1 S: 6 H: 1 LOB: 2 BB: 1 P: 10	1B: 1 2B: 1 3B: 0 HR: 0	SF: 0 SAC: 0 DP: 1 HBP: 0					

PITCHER	IP	WLS	BF	H	R	ER	SO	BB	IBB	HBP	BLK	WP	HR	S	P	ERA	WHIP
Camilo Pascual, R (1, 1) ERA: 3.37	9.0	W	31	2	0	0	7	3	0	0	0	0	0	42	54	0.00	0.556

PITCHER	IP	WLS	BF	H	R	ER	SO	BB	IBB	HBP	BLK	WP	HR	S	P	ERA	WHIP

TOP

Washington Senators @ Minnesota Twins

Metropolitan Stadium, Bloomington , MI

Sat Sep 23 1961, 4:38 AM EDT

Att. 11,121 - Unknown

livebaseballscorecards.com

AB	28
R	0
H	2
RBI	0
BB	3
SO	7
LOB	9

WP: 0 PA: 31
PB: 0
SB: 0
CS: 0

BOTTOM

Batter	1	2	3	4	5	6	7	8	9	AB	R	H	RBI	BB	SO	LOB
Lenny Green, L (1, 8) OBP: 0.380, SLG: 0.409	B B B B 4-0 E BB	X 0-0 ② F2		S S S 0-3 ① K		X 0-0 ① F7		X 0-0 ② F8		4	1	0	0	1	1	2
Billy Martin, R (1, 4) OBP: 0.266, SLG: 0.333	X 0-0 E6 1-H 5-3 2B	0-0 ③ CS 3-H	X 0-0 2B 1B 1B	X 0-0 E BB 1-2 1B		S S S 0-3 ② K		X 0-0 E6 HR		5	3	3	1	0	1	0
Harmon Killebrew, R (1, 3) OBP: 0.400, SLG: 0.606	B B B B 4-0 5-3 BB BB		X 0-0 1B WP 1-3 2B	B B B 4-0 E 1-2 2-3 BB		X 0-0 ③ 5-3		X 0-0 1-H HR		3	2	2	2	2	0	0
Bob Allison, R (1, 9) OBP: 0.359, SLG: 0.453	B B B B 4-0 5-3 1-2 BB		X 0-0 WP BB SF8 2-3 3-H 1B	X 0-0 E6 1-2 2-3 3-H			H 1-0 FC3-6 HBP	X 0-0 ③ 1-3		3	1	1	2	1	0	2
Earl Battey, R (1, 2) OBP: 0.382, SLG: 0.475 Hal Naragon, L (8, 2) OBP: 0.307, SLG: 0.376	X 0-0 ① 5-3 1-2 2-3 3-H		B B B B 4-0 SF8 WP 1-2 SF8 BB	S S S 0-3 ② K			X 0-0 ① FC3-6 S 1-3 1-2f E			3 0	2 0	0 0	1 0	1 0	1 0	6 0
Jim Lemon, R (1, 7) OBP: 0.331, SLG: 0.423 Joe Altobelli, L (3, PH) OBP: 0.329, SLG: 0.400 (4, 7)	S S S 0-3 ② K		X 0-0 ① SF8 1-3 2-H 3-H	X 0-0 ③ P6			X 0-0 ② 1-3 1-2			1 2	0 0	0 0	0 1	0 0	1 0	2 4
Bill Tuttle, R (1, 5) OBP: 0.315, SLG: 0.321	X 0-0 ③ 6-3		X 0-0 ② SF8 3-H		X 0-0 ① 4-3		B B B B 4-0 E 2-3 BB			2	0	0	1	1	0	2
Zoilo Versalles, R (1, 6) OBP: 0.310, SLG: 0.377		X 0-0 E1 CS 1B	X 0-0 ③ F9		X 0-0 ② P4		X 0-0 E4 CS 1-3 3-H			4	0	1	0	0	0	1
Camilo Pascual, R (1, 1) OBP: 0.221, SLG: 0.210		X 0-0 ① F3		B B B B 4-0 BB 1B E BB	X 0-0 ③ F9		X 0-0 ③ CS 1-2	S S S 0-3 ① K		3	1	0	0	1	1	1
Inning Stats	R: 2 E: 1 K: 1 S: 6 H: 1 LOB: 2 BB: 3 P: 18	R: 0 E: 1 K: 0 S: 3 H: 1 LOB: 0 BB: 0 P: 3	R: 4 E: 0 K: 0 S: 6 H: 3 LOB: 0 BB: 1 P: 10	R: 1 E: 1 K: 2 S: 9 H: 1 LOB: 3 BB: 2 P: 17	R: 0 E: 0 K: 0 S: 3 H: 0 LOB: 0 BB: 0 P: 3	R: 0 E: 0 K: 1 S: 5 H: 0 LOB: 0 BB: 0 P: 5	R: 1 E: 1 K: 0 S: 3 H: 0 LOB: 1 BB: 1 P: 8	R: 2 E: 1 K: 1 S: 7 H: 1 LOB: 0 BB: 0 P: 7		1B: 4 2B: 2 3B: 0 HR: 1	SF: 2 SAC: 0 DP: 0 HBP: 1			WP: 1 PB: 0 SB: 1 CS: 2	PA: 42		

PITCHER		IP	WLS	BF	H	R	ER	SO	BB	IBB	HBP	BLK	WP	HR	S	P	ERA	WHIP
Pete Burnside, L ERA: 4.92	(1, 1)	2.0	L	12	4	4	4	1	3	0	0	0	0	0	11	23	18.00	3.500
Tom Cheney, R ERA: 10.01	(3, 1)	3.0		15	2	3	3	2	3	0	0	0	1	0	16	28	9.00	1.667
Johnny Klippstein, R ERA: 6.2	(6, 1)	3.0		13	1	3	0	2	1	0	1	0	0	1	15	20	0.00	0.667

PITCHER	IP	WLS	BF	H	R	ER	SO	BB	IBB	HBP	BLK	WP	HR	S	P	ERA	WHIP

Washington Senators @ Minnesota Twins

Metropolitan Stadium, Bloomington , MI

Sat Sep 23 1961, 4:38 AM EDT

Att. 11,121 - Unknown

livebaseballscorecards.com

AB	30
R	10
H	7
RBI	8
BB	7
SO	5
LOB	20

Batter	1	2	3	4	5	6	7	8	9	AB	R	H	RBI	BB	SO	LOB
Danny O'Connell, R (1, 5) OBP: 0.367, SLG: 0.337	6-3		FC6-4 1-2f		S 2B		K		L9	5	0	1	0	0	1	1
Chuck Cottier, R (1, 4) OBP: 0.304, SLG: 0.318	F9			F8	K		F7		F8	5	0	0	0	0	1	1
Chuck Hinton, R (1, 7) OBP: 0.333, SLG: 0.367	5-3			1B 1B 1B	L4-6 S BB		3B		E S 1B	4	1	3	0	1	0	0
Gene Green, R (1, 9) OBP: 0.348, SLG: 0.500 Jim King, L (9, 9) OBP: 0.363, SLG: 0.449		6-3		1B 1B 1-2 1B	L4-6 1-3 2-3		1-3		F2 1-3	5 0	1 0	1 0	0 0	0 0	0 0	4 0
Bob Johnson, R (1, 6) OBP: 0.333, SLG: 0.409		6-3		1B 1-2 2-H 1B		4-3 SF8 2B		1B E BB		3	2	2	1	1	0	0
Willie Tasby, R (1, 8) OBP: 0.328, SLG: 0.390		K		1-3 2-H 1B		4-3 2-3		FC6 E 1-3 1B		4	0	2	1	0	1	1
Bud Zipfel, L (1, 3) OBP: 0.262, SLG: 0.371			K	P3		SF8 3-H		E6 FC6 1-2 3-H		3	0	0	1	0	1	3
Pete Daley, R (1, 2) OBP: 0.249, SLG: 0.272			FC6-4 1B	IBB		BB		FC6 1-2 2-3		2	0	1	0	2	0	2
Dick Donovan, L (1, 1) OBP: 0.250, SLG: 0.241			K	4-3		K		K		4	0	0	0	0	3	6
Inning Stats	R: 0 H: 0 E: 0 LOB: 0 K: 0 BB: 0 S: 3 P: 3	R: 0 H: 0 E: 0 LOB: 0 K: 1 BB: 0 S: 5 P: 5	R: 0 H: 1 E: 0 LOB: 1 K: 2 BB: 0 S: 8 P: 8	R: 2 H: 4 E: 0 LOB: 3 K: 0 BB: 1 S: 7 P: 11	R: 0 H: 1 E: 0 LOB: 1 K: 1 BB: 1 S: 5 P: 9	R: 1 H: 1 E: 0 LOB: 1 K: 1 BB: 1 S: 6 P: 10	R: 0 H: 1 E: 0 LOB: 1 K: 1 BB: 0 S: 6 P: 6	R: 1 H: 1 E: 1 LOB: 1 K: 1 BB: 1 S: 6 P: 10	R: 0 H: 1 E: 0 LOB: 1 K: 0 BB: 0 S: 4 P: 4	1B: 7 SF: 1 2B: 3 SAC: 0 3B: 1 DP: 2 HR: 0 HBP: 0						

TOP

Washington Senators @ Minnesota Twins

Metropolitan Stadium, Bloomington , MI

Sun Sep 24 1961, 4:33 AM EDT

Att. 10,975 - Unknown - 56 F

livebaseballscorecards.com

AB	35
R	4
H	10
RBI	3
BB	4
SO	7
LOB	18

PITCHER		IP	WLS	BF	H	R	ER	SO	BB	IBB	HBP	BLK	WP	HR	S	P	ERA	WHIP
Jim Kaat, L ERA: 3.74	(1, 1)	6.0	L	27	7	3	3	5	2	1	0	0	0	0	34	46	4.50	1.500
Lee Stange, R ERA:	(7, 1)	2.0		9	2	1	0	2	1	0	0	0	0	0	12	16	0.00	1.500
Ray Moore, R ERA: 3.72	(9, 1)	1.0		4	1	0	0	0	0	0	0	0	0	0	4	4	0.00	1.000

PITCHER	IP	WLS	BF	H	R	ER	SO	BB	IBB	HBP	BLK	WP	HR	S	P	ERA	WHIP

Batter	1	2	3	4	5	6	7	8	9	AB	R	H	RBI	BB	SO	LOB
Lenny Green, L (1, 8) OBP: 0.378, SLG: 0.406	K		4-3			4-3			L7	4	0	0	0	0	1	0
Billy Martin, R (1, 4) OBP: 0.266, SLG: 0.331	K			L4-3 BB		F7			K	3	0	0	0	1	2	0
Harmon Killebrew, R (1, 3) OBP: 0.399, SLG: 0.602	BB			F3			K		P3	3	0	0	0	1	1	1
Joe Altobelli, L (1, 7) OBP: 0.329, SLG: 0.438	G3			L4-3 1-2			HR			3	1	1	1	0	0	2
Bob Allison, R (1, 9) OBP: 0.358, SLG: 0.450		6-3			K		K			3	0	0	0	0	2	0
Hal Naragon, L (1, 2) OBP: 0.300, SLG: 0.367		G3			G3		4-3			3	0	0	0	0	0	0
Bill Tuttle, R (1, 5) OBP: 0.313, SLG: 0.319		6-3			E5			6-3		3	0	0	0	0	0	0
Zoilo Versalles, R (1, 6) OBP: 0.309, SLG: 0.374			L6		5-3			6-3		3	0	0	0	0	0	1
Jim Kaat, L (1, 1) OBP: 0.299, SLG: 0.323			P6			4-3		F9		1	0	0	0	0	0	0
Dan Dobbek, L (6, PH) OBP: 0.261, SLG: 0.311										1	0	0	0	0	0	0
Lee Stange, R (7, 1)										0	0	0	0	0	0	0
Julio Becquer, L (8, PH) OBP: 0.247, SLG: 0.449										1	0	0	0	0	0	0
Ray Moore, R (9, 1)										0	0	0	0	0	0	0
Inning Stats	R: 0 E: 0 K: 2 S: 7 H: 0 LOB: 1 BB: 1 P: 11	R: 0 E: 0 K: 0 S: 3 H: 0 LOB: 0 BB: 0 P: 3	R: 0 E: 0 K: 0 S: 3 H: 0 LOB: 0 BB: 0 P: 3	R: 0 E: 0 K: 0 S: 2 H: 0 LOB: 0 BB: 1 P: 6	R: 0 E: 1 K: 1 S: 6 H: 0 LOB: 1 BB: 0 P: 6	R: 0 E: 0 K: 0 S: 3 H: 0 LOB: 0 BB: 0 P: 3	R: 1 E: 0 K: 2 S: 8 H: 1 LOB: 0 BB: 0 P: 8	R: 0 E: 0 K: 0 S: 3 H: 0 LOB: 0 BB: 0 P: 3	R: 0 E: 0 K: 1 S: 5 H: 0 LOB: 0 BB: 0 P: 5	1B: 0 2B: 1 3B: 0 HR: 1 SF: 0 SAC: 0 DP: 1 HBP: 0	WP: 0 PB: 0 SB: 0 CS: 0 PA: 30					

PITCHER	IP	WLS	BF	H	R	ER	SO	BB	IBB	HBP	BLK	WP	HR	S	P	ERA	WHIP
Dick Donovan, R (1, 1) ERA: 2.32	9.0	W	30	1	1	1	6	2	0	0	0	0	1	40	48	1.00	0.333

PITCHER	IP	WLS	BF	H	R	ER	SO	BB	IBB	HBP	BLK	WP	HR	S	P	ERA	WHIP

BOTTOM

Washington Senators @ Minnesota Twins

Metropolitan Stadium, Bloomington , MI

Sun Sep 24 1961, 4:33 AM EDT

Att. 10,975 - Unknown - 56 F

livebaseballscorecards.com

AB	28
R	1
H	1
RBI	1
BB	2
SO	6
LOB	4

Cleveland Indians @ Minnesota Twins

Metropolitan Stadium, Bloomington , MI

Tue Sep 26 1961, 4:33 AM EDT

Att. 4,134 - Unknown - 70 F

livebaseballscorecards.com

TOP

Batter	1	2	3	4	5	6	7	8	9	AB	R	H	RBI	BB	SO	LOB
Ken Aspromonte, R (1, 4) OBP: 0.323, SLG: 0.310	4-3	BBBB; FC8-6; 1-2 2-3 BB		1-2 1B		1-3		BBB; 2B; 1-2 FC6-4 BB	1B	4	1	2	0	2	0	0
Jim Piersall, R (1, 8) OBP: 0.377, SLG: 0.439	BBBB; 1B; 1B BB	FC8-6; 1-2f 2-3 3-H		F8			L6	L3	F9	5	1	0	1	1	0	7
Chuck Essegian, R (1, 7) OBP: 0.330, SLG: 0.555	1B; 1-2 1B	SSS; K		1-3			F8	E; 1-3 2-H 2B		3	0	1	0	0	1	4
Tito Francona, L (7, PH) (7, 7) OBP: 0.362, SLG: 0.460										2	1	1	1	0	0	0
Bob Nieman, R (1, 9) OBP: 0.427, SLG: 0.537	P4	1-3			5-3		BB; 1B 1B	FC6-4; IBB		3	0	0	0	0	0	4
Willie Kirkland, L (7, PH) (7, 9) OBP: 0.322, SLG: 0.472										1	1	1	0	1	0	0
John Romano, R (1, 2) OBP: 0.375, SLG: 0.486	1-3 2-H 1B		BBBB; G6-4-3; BB		F5		1B BB; 1-2 1B	1-2f 2-H 3-H FC6-4		4	0	2	2	1	0	1
Vic Power, R (1, 3) OBP: 0.309, SLG: 0.368	4-3		1-2f G6-4-3		1B		BBB; 1-2 2-3 1B BB	BBB; BB		3	0	1	0	2	0	3
Woodie Held, R (1, 6) OBP: 0.349, SLG: 0.454		SSS; 1B; 1B 1B	SSS; K		5-3		1-2 2-3 3-H 1B	F8		5	1	2	1	0	1	3
Miguel de la Hoz, R (1, 5) OBP: 0.290, SLG: 0.370		BB 1B; 1-3 FC8-6 1B		5-3		F7	F9		6-3	5	1	1	0	0	0	3
Gary Bell, R (1, 1) OBP: 0.214, SLG: 0.200		FC8-6 BB; 1-2 3-H 1B		1B		4-3		BB; 2B 1B	F9	5	1	3	1	0	0	0
Inning Stats	R: 1 E: 0 K: 0 S: 5 H: 2 LOB: 2 BB: 1 P: 9	R: 2 E: 0 K: 1 S: 8 H: 3 LOB: 2 BB: 1 P: 12	R: 0 E: 0 K: 1 S: 4 H: 0 LOB: 0 BB: 1 P: 8	R: 0 E: 0 K: 0 S: 5 H: 2 LOB: 2 BB: 0 P: 5	R: 0 E: 0 K: 0 S: 4 H: 1 LOB: 1 BB: 0 P: 4	R: 0 E: 0 K: 0 S: 3 H: 0 LOB: 0 BB: 0 P: 3	R: 1 E: 0 K: 0 S: 6 H: 3 LOB: 3 BB: 1 P: 10	R: 3 E: 1 K: 0 S: 5 H: 2 LOB: 2 BB: 3 P: 17	R: 0 E: 0 K: 0 S: 4 H: 1 LOB: 1 BB: 0 P: 4	1B: 13 2B: 1 3B: 0 HR: 0	SF: 0 SAC: 0 DP: 1 HBP: 0						

AB	40
R	7
H	14
RBI	6
BB	7
SO	2
LOB	25

WP: 0 PB: 0 SB: 0 CS: 0 PA: 47

PITCHER		IP	WLS	BF	H	R	ER	SO	BB	IBB	HBP	BLK	WP	HR	S	P	ERA	WHIP
Jack Kralick, L (1, 1) ERA: 3.61		6.0	L	28	8	3	3	2	3	0	0	0	0	0	29	41	4.50	1.833
Lee Stange, R (7, 1) ERA: 3.68		2.0		15	5	4	3	0	3	1	0	0	0	0	11	27	13.50	4.000
Bill Pleis, L (9, 1) ERA: 4.95		1.0		4	1	0	0	0	0	0	0	0	0	0	4	4	0.00	1.000

PITCHER	IP	WLS	BF	H	R	ER	SO	BB	IBB	HBP	BLK	WP	HR	S	P	ERA	WHIP

Cleveland Indians @ Minnesota Twins

Metropolitan Stadium, Bloomington , MI

Tue Sep 26 1961, 4:33 AM EDT

Att. 4,134 - Unknown - 70 F

BOTTOM

livebaseballscorecards.com

Batter	1	2	3	4	5	6	7	8	9	AB	R	H	RBI	BB	SO	LOB
Lenny Green, L (1, 8) OBP: 0.375, SLG: 0.403	1-3	3-1			K		P5	F3		5	0	0	0	0	1	3
Billy Martin, R (1, 4) OBP: 0.268, SLG: 0.335	2B		1B		F6		5-3		F8	4	0	2	0	0	0	0
Bill Pleis, L (9, 1) OBP: 0.111, SLG: 0.111										0	0	0	0	0	0	0
Dan Dobbek, L (9, PH) OBP: 0.259, SLG: 0.309										1	0	0	0	0	0	0
Harmon Killebrew, R (1, 3) OBP: 0.399, SLG: 0.602	K		L6-4 2B		BB		L7		K	4	0	1	0	1	2	1
Joe Altobelli, L (1, 7) OBP: 0.333, SLG: 0.421	BB		BB		F8			F8	F8	3	0	0	0	2	0	1
Earl Battey, R (1, 2) OBP: 0.381, SLG: 0.476	F9		L6-4 2-3			5-3		1B HR 2B		4	1	1	0	0	0	4
Bob Allison, R (1, 9) OBP: 0.358, SLG: 0.451		F2		F7		FC5-4 1B		HR 2-3 1B		4	1	2	0	0	0	0
Bill Tuttle, R (1, 5) OBP: 0.315, SLG: 0.319		2B BB		1B		FC5-4 1B 1-2f		F3		3	0	1	0	1	0	3
Zoilo Versalles, R (1, 6) OBP: 0.312, SLG: 0.385		1-3 2B		P6		1-2 1B		1-H 3-H HR		4	1	3	3	0	0	1
Jack Kralick, L (1, 1) OBP: 0.170, SLG: 0.186		F7		F7		4-3		BB		2	0	0	0	0	0	3
Julio Becquer, L (6, PH) OBP: 0.245, SLG: 0.444										1	0	0	0	0	0	2
Lee Stange, R (7, 1)										0	0	0	0	0	0	0
Hal Naragon, L (8, PH) OBP: 0.305, SLG: 0.367										0	0	0	0	1	0	0
Jim Snyder, R (9, 4)										0	0	0	0	0	0	0
Inning Stats	R: 0 E: 0 K: 1 S: 6 H: 1 LOB: 2 BB: 1 P: 10	R: 0 E: 0 K: 0 S: 4 H: 1 LOB: 2 BB: 1 P: 8	R: 0 E: 0 K: 0 S: 3 H: 2 LOB: 1 BB: 1 P: 7	R: 0 E: 0 K: 0 S: 4 H: 1 LOB: 1 BB: 0 P: 4	R: 0 E: 0 K: 1 S: 5 H: 0 LOB: 1 BB: 1 P: 9	R: 0 E: 0 K: 0 S: 5 H: 2 LOB: 2 BB: 0 P: 5	R: 0 E: 0 K: 0 S: 3 H: 0 LOB: 0 BB: 0 P: 3	R: 3 E: 0 K: 0 S: 6 H: 3 LOB: 1 BB: 1 P: 10	R: 0 E: 0 K: 1 S: 5 H: 0 LOB: 0 BB: 0 P: 5	1B: 5 2B: 5 3B: 0 HR: 1 SF: 0 SAC: 0 DP: 1 HBP: 0	WP: 0 PB: 0 SB: 0 CS: 0 PA: 40					

	AB	35
	R	3
	H	10
	RBI	3
	BB	5
	SO	3
	LOB	18

PITCHER	IP	WLS	BF	H	R	ER	SO	BB	IBB	HBP	BLK	WP	HR	S	P	ERA	WHIP
Gary Bell, R (1, 1) ERA: 3.88	9.0	W	40	10	3	3	3	5	0	0	0	0	1	41	61	3.00	1.667

PITCHER	IP	WLS	BF	H	R	ER	SO	BB	IBB	HBP	BLK	WP	HR	S	P	ERA	WHIP

Cleveland Indians @ Minnesota Twins

Metropolitan Stadium, Bloomington , MI

Wed Sep 27 1961, 4:33 AM EDT

Att. 2,992 - Unknown - 52 F

TOP

livebaseballscorecards.com

Batter	1	2	3	4	5	6	7	8	9	AB	R	H	RBI	BB	SO	LOB
Johnny Temple, R (1, 4) OBP: 0.354, SLG: 0.350	6-3		1-3			1-3			BB, 1-2 3B, BB	3	0	0	0	0	0	1
Walt Bond, L (9, PH) OBP: 0.204, SLG: 0.191										0	1	0	0	1	0	0
Ty Cline, L (1, 8) OBP: 0.258, SLG: 0.259	L1-3			L3		L6-3			1-2, 2-3 3B, BB	3	1	0	0	1	0	0
Tito Francona, L (1, 7) OBP: 0.361, SLG: 0.462	P5			5-3			4-3		1-H, 2-H, 3-H 4-3, 3B	4	1	1	3	0	0	0
Willie Kirkland, L (1, 9) OBP: 0.320, SLG: 0.469		4-3		SSS K			L3		3-H 4-3	4	0	0	1	0	1	0
John Romano, R (1, 2) OBP: 0.374, SLG: 0.483		SSS K			BBBB G5-4-3, BB		5-3		5-3	3	0	0	0	1	1	0
Vic Power, R (1, 3) OBP: 0.307, SLG: 0.365		5-3			G5-4-3, 1-2f			F7	F3	4	0	0	0	0	0	1
Woodie Held, R (1, 6) OBP: 0.350, SLG: 0.453			BBBB 4-3, 5-3, BB		H HBP			SSS K		1	0	0	0	1	1	0
Miguel de la Hoz, R (1, 5) OBP: 0.285, SLG: 0.363			5-3, 1-2		5-3			P3		3	0	0	0	0	0	2
Jim Perry, S (1, 1) OBP: 0.176, SLG: 0.192			4-3, 2-3			SSS K			BB, BB 3B 1B	2	0	0	0	0	1	1
Bill Dailey, R (6, 1)										0	0	0	0	0	0	0
Joe Schaffernoth, R (8, 1)										0	0	0	0	0	0	0
Don Dillard, L (9, PH) OBP: 0.342, SLG: 0.452										1	1	1	0	0	0	0

	AB	28
	R	4
	H	2
	RBI	4
	BB	4
	SO	4
	LOB	5

Inning Stats										
	R: 0 E: 0 K: 0 S: 3	H: 0 LOB: 0 BB: 0 P: 3	R: 0 E: 0 K: 1 S: 5	H: 0 LOB: 0 BB: 0 P: 5	R: 0 E: 0 K: 3 S: 3	H: 0 LOB: 1 BB: 1 P: 7	R: 0 E: 0 K: 1 S: 5	H: 0 LOB: 0 BB: 0 P: 5	R: 0 E: 0 K: 0 S: 2	H: 0 LOB: 1 BB: 1 P: 7
	R: 0 E: 0 K: 1 S: 5	H: 0 LOB: 0 BB: 0 P: 5	R: 0 E: 0 K: 0 S: 3	H: 0 LOB: 0 BB: 0 P: 3	R: 0 E: 0 K: 1 S: 5	H: 0 LOB: 0 BB: 0 P: 5	R: 4 E: 0 K: 0 S: 5	H: 2 LOB: 0 BB: 2 P: 13		

	1B: 1	SF: 0	WP: 0	PA: 33
	2B: 0	SAC: 0	PB: 0	
	3B: 1	DP: 1	SB: 0	
	HR: 0	HBP: 1	CS: 0	

PITCHER	IP	WLS	BF	H	R	ER	SO	BB	IBB	HBP	BLK	WP	HR	S	P	ERA	WHIP
Al Schroll, R (1, 1) ERA: 4.93	9.0	W	33	2	4	4	4	4	0	1	0	0	0	36	53	4.00	0.667

PITCHER	IP	WLS	BF	H	R	ER	SO	BB	IBB	HBP	BLK	WP	HR	S	P	ERA	WHIP

BOTTOM

Cleveland Indians @ Minnesota Twins

Metropolitan Stadium, Bloomington , MI

Wed Sep 27 1961, 4:33 AM EDT

Att. 2,992 - Unknown - 52 F

livebaseballscorecards.com

Batter	1	2	3	4	5	6	7	8	9	AB	R	H	RBI	BB	SO	LOB
Lenny Green, L (1, 8) (9, 7) OBP: 0.376, SLG: 0.405	6-3		4-3		SH2-3	FC6-2	FC6-4			4	1	2	1	1	0	0
Billy Martin, R (1, 4) OBP: 0.268, SLG: 0.342	P5		HR		SH2-3	FC6-2	FC6-4			4	2	1	1	0	0	4
Harmon Killebrew, R (1, 3) OBP: 0.401, SLG: 0.607 Dan Dobbek, L (9, 8) OBP: 0.259, SLG: 0.309	1B		P3		K	WP		HR		5 0	2 0	3 0	3 0	0 0	1 0	1 0
Joe Altobelli, L (1, 7) (9, 3) OBP: 0.326, SLG: 0.407	4-3			F9	3-1	FC6-4		F9		5	0	1	1	0	0	2
Earl Battey, R (1, 2) OBP: 0.379, SLG: 0.473		4-3		P3		1B FC6-4		1-3		5	1	1	0	0	0	1
Bob Allison, R (1, 9) OBP: 0.360, SLG: 0.453		WP		1B		F9	4-3			4	1	2	0	1	0	1
Bill Tuttle, R (1, 5) OBP: 0.322, SLG: 0.328		L6-3		1B		BB	SF9			3	2	3	0	2	0	0
Zoilo Versalles, R (1, 6) OBP: 0.313, SLG: 0.386 Jose Valdivielso, R (4, PR) (5, 6) OBP: 0.227, SLG: 0.246		L6-3		1B		E 1B 2B	SF9	P3		2 1	0 1	1 0	1 1	0 1	0 1	2 2
Al Schroll, R (1, 1) OBP: 0.350, SLG: 0.500			F7	K		E4 FC6-2	WP			4	0	2	2	0	1	2
Inning Stats	R: 0 E: 0 K: 0 S: 4 H: 1 LOB: 1 BB: 0 P: 4	R: 0 E: 0 K: 0 S: 3 H: 1 LOB: 1 BB: 1 P: 7	R: 1 E: 0 K: 0 S: 4 H: 1 LOB: 0 BB: 0 P: 4	R: 1 E: 0 K: 1 S: 7 H: 2 LOB: 2 BB: 1 P: 11	R: 0 E: 0 K: 1 S: 6 H: 1 LOB: 1 BB: 0 P: 6	R: 6 E: 2 K: 0 S: 9 H: 6 LOB: 1 BB: 1 P: 13	R: 1 E: 0 K: 0 S: 5 H: 2 LOB: 2 BB: 1 P: 9	R: 1 E: 0 K: 0 S: 5 H: 2 LOB: 2 BB: 1 P: 9		1B: 11 2B: 3 3B: 1 HR: 2 SF: 1 SAC: 1 DP: 1 HBP: 0					

	AB	37
	R	10
	H	16
	RBI	10
	BB	5
	SO	2
	LOB	15

WP: 3 PB: 0 SB: 0 CS: 0 PA: 44

PITCHER		IP	WLS	BF	H	R	ER	SO	BB	IBB	HBP	BLK	WP	HR	S	P	ERA	WHIP
Jim Perry, R ERA: 4.71	(1, 1)	5.1	L	28	10	7	4	2	3	0	0	0	1	1	29	41	6.75	2.438
Bill Dailey, R ERA: 0.95	(6, 1)	1.2		10	4	2	1	0	1	0	0	0	2	0	9	13	5.40	3.000
Joe Schaffernoth, R ERA: 5.91	(8, 1)	1.0		6	2	1	1	0	1	0	0	0	0	1	5	9	9.00	3.000

PITCHER	IP	WLS	BF	H	R	ER	SO	BB	IBB	HBP	BLK	WP	HR	S	P	ERA	WHIP

Batter	1	2	3	4	5	6	7	8	9	AB	R	H	RBI	BB	SO	LOB
Johnny Temple, R (1, 4) OBP: 0.352, SLG: 0.349	F9	F9	3-1		2-H 3-H 1B		P6			5	0	1	2	0	0	1
Ty Cline, L (1, 8) OBP: 0.278, SLG: 0.281	WP 1B 1B	L6		L1-3	L5-3			4-3 1B		5	1	2	0	0	0	1
Tito Francona, L (1, 7) OBP: 0.360, SLG: 0.460	E 2B 1-H 1B		4-3	F7		4-3		F7		5	1	1	1	0	0	1
Willie Kirkland, L (1, 9) OBP: 0.319, SLG: 0.472	E4 1-2 2B		HR	F8		3-1		4-3 1-2		5	2	1	1	0	0	2
John Romano, R (1, 2) OBP: 0.374, SLG: 0.480	K		HR BB		1B 2B BB	E6 E		P3		3	2	0	0	2	1	3
Woodie Held, R (1, 6) OBP: 0.352, SLG: 0.468	1B 1-H 2-H 2B		1-H HR		F8	E6 2-3			HR	5	3	3	5	0	0	2
Vic Power, R (1, 3) OBP: 0.309, SLG: 0.369	2-H 1B		1B 2B		2B 1-2 1B 1B	F7			6-3	5	2	3	1	0	0	2
Miguel de la Hoz, R (1, 5) OBP: 0.288, SLG: 0.370	F9		2-H 1B		1B 1-3 2-H 2B		5-3		P4	5	1	2	2	0	0	1
Mudcat Grant, R (1, 1) OBP: 0.213, SLG: 0.238		F8	K		K		P4		K	1	0	0	0	0	0	0
Wynn Hawkins, R (2, 1) OBP: 0.154, SLG: 0.108										4	0	0	0	0	3	3
Inning Stats	R: 4 E: 1 K: 1 S: 10 H: 4 LOB: 1 BB: 0 P: 10	R: 0 E: 0 K: 0 S: 3 H: 0 LOB: 0 BB: 0 P: 3	R: 4 E: 0 K: 1 S: 9 H: 4 LOB: 1 BB: 1 P: 13	R: 0 E: 0 K: 0 S: 3 H: 0 LOB: 0 BB: 0 P: 3	R: 3 E: 0 K: 1 S: 8 H: 3 LOB: 1 BB: 1 P: 12	R: 0 E: 2 K: 0 S: 5 H: 0 LOB: 2 BB: 0 P: 5	R: 0 E: 0 K: 0 S: 3 H: 0 LOB: 0 BB: 0 P: 3	R: 0 E: 0 K: 0 S: 4 H: 1 LOB: 1 BB: 0 P: 4	R: 1 E: 0 K: 1 S: 6 H: 1 LOB: 0 BB: 0 P: 6	1B: 7 2B: 3 3B: 0 HR: 3	SF: 0 SAC: 0 DP: 0 HBP: 0						

TOP

Cleveland Indians @ Minnesota Twins

Metropolitan Stadium, Bloomington , MI

Thu Sep 28 1961, 4:33 AM EDT

Att. 3,323 - Unknown - 50 F

livebaseballscorecards.com

AB	43
R	12
H	13
RBI	12
BB	2
SO	4
LOB	16

WP: 1 PB: 0 SB: 0 CS: 0 PA: 45

PITCHER		IP	WLS	BF	H	R	ER	SO	BB	IBB	HBP	BLK	WP	HR	S	P	ERA	WHIP
Pedro Ramos, R ERA: 4.05	(1, 1)	0.2	L	7	4	4	1	1	0	0	0	0	1	0	9	9	13.50	6.000
Don Lee, R ERA: 3.47	(1, 1)	3.2		19	6	7	7	1	2	0	0	0	0	2	19	27	17.18	2.182
Danny McDevitt, L ERA: 4.08	(5, 1)	0.2		3	1	0	0	1	0	0	0	0	0	0	5	5	0.00	1.500
Gary Dotter, L ERA: 9.0	(6, 1)	2.0		8	0	0	0	0	0	0	0	0	0	0	8	8	0.00	0.000
Lee Stange, R ERA: 3.86	(8, 1)	2.0		8	2	1	1	1	0	0	0	0	0	1	10	10	4.50	1.000

PITCHER	IP	WLS	BF	H	R	ER	SO	BB	IBB	HBP	BLK	WP	HR	S	P	ERA	WHIP

BOTTOM

Cleveland Indians @ Minnesota Twins

Metropolitan Stadium, Bloomington , MI

Thu Sep 28 1961, 4:33 AM EDT

Att. 3,323 - Unknown - 50 F

livebaseballscorecards.com

Batter	1	2	3	4	5	6	7	8	9	AB	R	H	RBI	BB	SO	LOB
Lenny Green, L (1, 8) OBP: 0.379, SLG: 0.405	0-0 BB 1B	4-0 BB BB BB		4-0 1B 1B BB	0-0 ③ 1-3			0-0 ② FC6 1-2f		2	1	1	0	2	0	2
Jake Jacobs, R (8, 8) OBP: 0.250, SLG: 0.250										1	0	0	0	0	0	1
Billy Martin, R (1, 4) OBP: 0.269, SLG: 0.342	0-0 ① F7	0-0 ② F9		0-0 1B 1-2 1B		0-0 ① L8		0-0 5-3		3	0	1	0	0	0	2
Jim Snyder, R (5, 4)										2	0	0	0	0	0	1
Harmon Killebrew, R (1, 3) OBP: 0.404, SLG: 0.613	4-0 1-2 BB	4-0 BB 1-2 BB		0-0 1-2 2-H 1B		0-3 ② K			0-0 HR	3	1	2	2	2	1	0
Joe Altobelli, L (1, 7) OBP: 0.330, SLG: 0.393	0-3 ② K	4-0 1-2 2-3 BB		0-0 ② F2		0-0 ③ 4-3			4-0 3-1 BB	3	0	0	0	2	1	4
Earl Battey, R (1, 2) OBP: 0.377, SLG: 0.470	0-0 ③ F9	0-0 ③ F9		0-0 ③ L8			0-0 ① L8		0-0 ① 3-1 1-2	3	0	0	0	0	0	7
Gary Dotter, L (6, 1)										0	0	0	0	0	0	0
Julio Becquer, L (7, PH) OBP: 0.242, SLG: 0.440										1	0	0	0	0	0	0
Lee Stange, R (8, 1)										0	0	0	0	0	0	0
Dan Dobbek, L (9, PH) OBP: 0.257, SLG: 0.306										1	0	0	0	0	0	1
Bob Allison, R (1, 9) OBP: 0.362, SLG: 0.452		4-0 1B 3B BB	4-0 G4-6-3 BB		0-0 ① 5-3		0-0 G6-4-3 1B		0-0 ② 6-3	3	1	1	0	2	0	1
Bill Tuttle, R (1, 5) OBP: 0.323, SLG: 0.329	0-0 1-2 3B 1B	0-0 ① ② G4-6-3 1-2f			0-0 FC6-4 1B		0-0 ② ③ G6-4-3 1-2f		0-3 ③ K	5	1	2	0	0	1	3
Zoilo Versalles, R (1, 6) OBP: 0.313, SLG: 0.389	0-0 1-H 2-H SF7 3B	0-0 ③ L8			0-0 ② FC6-4 1B 1-2f			0-0 ① 6-3		3	1	1	2	0	0	1
Jose Valdivielso, R (7, 6) OBP: 0.225, SLG: 0.245										1	0	0	0	0	0	0
Pedro Ramos, S (1, 1) OBP: 0.198, SLG: 0.242	0-0 ① SF7 3-H			0-0 ① P3	0-0 1-2 1B			0-0 FC6 1B		0	0	0	0	0	0	0
Don Lee, R (1, 1) OBP: 0.067, SLG: 0.069										1	0	0	1	0	0	0
Danny McDevitt, L (5, 1)										0	0	0	0	0	0	0
Hal Naragon, L (5, PH) OBP: 0.316, SLG: 0.377										2	0	2	0	0	0	0
(6, 2)																

Inning Stats										
	R: 0 E: 0 K: 1 S: 6	H: 1 LOB: 2 BB: 1 P: 10	R: 3 E: 0 K: 0 S: 5	H: 2 LOB: 3 BB: 4 P: 21	R: 0 E: 0 K: 0 S: 2	H: 0 LOB: 0 BB: 1 P: 6	R: 1 E: 0 K: 0 S: 5	H: 2 LOB: 2 BB: 1 P: 9	R: 0 E: 0 K: 0 S: 5	H: 2 LOB: 2 BB: 0 P: 5
	R: 0 E: 0 K: 1 S: 5	H: 0 LOB: 0 BB: 0 P: 5	R: 0 E: 0 K: 0 S: 3	H: 1 LOB: 0 BB: 0 P: 3	R: 0 E: 0 K: 0 S: 4	H: 1 LOB: 1 BB: 0 P: 4	R: 1 E: 0 K: 1 S: 6	H: 1 LOB: 1 BB: 1 P: 10	1B: 8 2B: 0 3B: 1 HR: 1	SF: 1 SAC: 0 DP: 2 HBP: 0

	AB	34
	R	5
	H	10
	RBI	5
	BB	8
	SO	3
	LOB	23

WP: 0 PB: 0 SB: 0 CS: 0 PA: 43

PITCHER		IP	WLS	BF	H	R	ER	SO	BB	IBB	HBP	BLK	WP	HR	S	P	ERA	WHIP
Mudcat Grant, R ERA: 3.82	(1, 1)	1.2		13	3	3	3	1	5	0	0	0	0	0	10	30	16.20	4.800
Wynn Hawkins, R ERA: 4.06	(2, 1)	7.1	W	30	7	2	2	2	3	0	0	0	0	1	31	43	2.46	1.364

PITCHER		IP	WLS	BF	H	R	ER	SO	BB	IBB	HBP	BLK	WP	HR	S	P	ERA	WHIP

Batter	1	2	3	4	5	6	7	8	9	10	AB	R	H	RBI	BB	SO	LOB
Dick McAuliffe, L (1, 6) OBP: 0.326, SLG: 0.395	L7		K		P4			K	L1-3		4	0	0	0	0	2	1
Al Kaline, R (9, PH) OBP: 0.392, SLG: 0.513											1	0	0	1	0	0	2
Chico Fernandez, R (9, 6) OBP: 0.301, SLG: 0.317											0	0	0	0	0	0	0
Bill Bruton, L (1, 8) OBP: 0.328, SLG: 0.384	K			F9	P1			3-1	G3		5	0	0	0	0	1	3
Bubba Morton, R (1, 9) OBP: 0.348, SLG: 0.410	K			6-3	1B			1B		BB	4	1	2	0	1	1	0
Rocky Colavito, R (1, 7) OBP: 0.401, SLG: 0.581		BB		F8	F2			F7		F9	4	0	0	0	1	0	3
Norm Cash, L (1, 3) OBP: 0.485, SLG: 0.656		1B			HR	4-3			1B	BB	5	3	4	1	0	0	1
Steve Boros, R (1, 5) OBP: 0.378, SLG: 0.365		G5-4-3			FC1-6		F8		F7	BB	4	0	1	0	1	0	3
Jake Wood, R (1, 4) OBP: 0.320, SLG: 0.377		K			FC1-6		1B		L1-3	1B	4	2	2	2	1	1	2
Dick Brown, R (1, 2) OBP: 0.312, SLG: 0.474			K		2B		F9		L1-3	F7	4	0	2	1	0	1	1
Bill Freehan, R (9, PR) OBP: 0.500, SLG: 0.500											0	0	0	0	0	0	0
Mike Roarke, R (9, 2) OBP: 0.283, SLG: 0.284											1	0	0	0	0	0	2
Jim Bunning, R (1, 1) OBP: 0.147, SLG: 0.140			K		F9		F7			K	1	0	0	0	0	1	0
Vic Wertz, L (5, PH) OBP: 0.339, SLG: 0.424											1	0	0	0	0	0	1
Ron Kline, R (5, 1) OBP: 0.157, SLG: 0.143											0	0	0	0	0	0	0
Bobo Osborne, L (7, PH) OBP: 0.345, SLG: 0.341											1	0	0	0	0	0	1
Hank Aguirre, R (7, 1) OBP: 0.333, SLG: 0.405											0	0	0	0	0	0	0
Charlie Maxwell, L (9, PH) OBP: 0.231, SLG: 0.167											1	0	1	1	0	0	0
Terry Fox, R (9, 1)											1	0	0	0	0	1	2
Inning Stats	R: 0 E: 0 K: 2 S: 7 H: 0 LOB: 0 BB: 0 P: 7	R: 0 E: 0 K: 1 S: 5 H: 1 LOB: 1 BB: 1 P: 9	R: 0 E: 0 K: 3 S: 9 H: 0 LOB: 0 BB: 0 P: 9	R: 0 E: 0 K: 0 S: 3 H: 0 LOB: 0 BB: 0 P: 3	R: 2 E: 0 K: 0 S: 6 H: 3 LOB: 1 BB: 0 P: 6	R: 0 E: 0 K: 0 S: 4 H: 1 LOB: 1 BB: 0 P: 4	R: 0 E: 0 K: 0 S: 4 H: 1 LOB: 1 BB: 0 P: 4	R: 0 E: 0 K: 1 S: 6 H: 1 LOB: 1 BB: 0 P: 6	R: 2 E: 0 K: 0 S: 6 H: 3 LOB: 3 BB: 1 P: 10	R: 2 E: 0 K: 1 S: 7 H: 2 LOB: 2 BB: 2 P: 15	1B: 10 2B: 1 3B: 0 HR: 1 SF: 0 SAC: 0 DP: 1 HBP: 0	WP: 0 PB: 0 SB: 0 CS: 0 PA: 45					

PITCHER		IP	WLS	BF	H	R	ER	SO	BB	IBB	HBP	BLK	WP	HR	S	P	ERA	WHIP
Camilo Pascual, R ERA: 3.46	(1, 1)	9.1	L	43	12	6	6	7	4	0	0	0	0	1	53	69	5.79	1.714
Ray Moore, R ERA: 3.67	(10, 1)	0.2		2	0	0	0	1	0	0	0	0	0	0	4	4	0.00	0.000

PITCHER	IP	WLS	BF	H	R	ER	SO	BB	IBB	HBP	BLK	WP	HR	S	P	ERA	WHIP

TOP

Detroit Tigers @ Minnesota Twins

Metropolitan Stadium, Bloomington , MI

Fri Sep 29 1961, 4:33 AM EDT
Att. 3,151 - Unknown - 51 F

livebaseballscorecards.com

AB	41
R	6
H	12
RBI	6
BB	4
SO	8
LOB	22

Detroit Tigers @ Minnesota Twins

Metropolitan Stadium, Bloomington , MI

Fri Sep 29 1961, 4:33 AM EDT
Att. 3,151 - Unknown - 51 F

livebaseballscorecards.com

Batter	1	2	3	4	5	6	7	8	9	10	AB	R	H	RBI	BB	SO	LOB
Lenny Green, L (1, 8) OBP: 0.377, SLG: 0.404	F8		1B		F8		F8		L7		5	1	1	0	0	0	0
Billy Martin, R (1, 4) OBP: 0.273, SLG: 0.359	HR		1B		3B		F8		F7		5	2	3	2	0	0	0
Harmon Killebrew, R (1, 3) OBP: 0.405, SLG: 0.611	P4		BB		L1-6-3		BB		5-3		2	1	0	0	3	0	0
Joe Altobelli, L (1, 7) OBP: 0.324, SLG: 0.375	4-3		BB		L1-6-3		4-3			L1	4	0	0	0	1	0	3
Bob Allison, R (1, 9) OBP: 0.364, SLG: 0.452		1-3	G1-6-3 1B			2-3 BB		SH1-4 BB		K	3	0	1	2	2	1	0
Hal Naragon, L (1, 2) OBP: 0.314, SLG: 0.373		3-1	G1-6-3			F7		SH1-4		1B	4	0	1	0	0	0	3
Bill Tuttle, R (1, 5) OBP: 0.321, SLG: 0.326		E6	K			2-3		BB		F3	4	0	0	0	1	1	2
Jose Valdivielso, R (1, 6) OBP: 0.226, SLG: 0.240		F8	6-3			BB		F7			3	0	0	0	1	0	3
Camilo Pascual, R (1, 1) OBP: 0.211, SLG: 0.200 Ray Moore, R (10, 1)			K			K		F9			4 0	0 0	0 0	0 0	0 0	2 0	4 0

Inning Stats	1	2	3	4	5	6	7	8	9	10
	R: 1 E: 0 K: 0 S: 4	H: 1 LOB: 0 BB: 0 P: 4	R: 0 E: 1 K: 0 S: 4	H: 0 LOB: 1 BB: 0 P: 4	R: 3 E: 0 K: 1 S: 7	H: 3 LOB: 1 BB: 2 P: 15	R: 0 E: 0 K: 1 S: 5	H: 0 LOB: 0 BB: 0 P: 5	R: 0 E: 0 K: 0 S: 3	H: 1 LOB: 1 BB: 1 P: 7
	R: 0 E: 0 K: 1 S: 5	H: 0 LOB: 2 BB: 2 P: 13	R: 0 E: 0 K: 0 S: 3	H: 0 LOB: 1 BB: 1 P: 7	R: 0 E: 0 K: 0 S: 3	H: 0 LOB: 2 BB: 2 P: 11	R: 0 E: 0 K: 0 S: 3	H: 0 LOB: 0 BB: 0 P: 3	R: 0 E: 0 K: 1 S: 6	H: 1 LOB: 1 BB: 0 P: 6

1B: 4 SF: 0
2B: 0 SAC: 1
3B: 1 DP: 2
HR: 1 HBP: 0

WP: 0 PA: 43
PB: 0
SB: 1
CS: 0

PITCHER		IP	WLS	BF	H	R	ER	SO	BB	IBB	HBP	BLK	WP	HR	S	P	ERA	WHIP
Jim Bunning, R ERA: 3.19	(1, 1)	4.0		18	4	4	4	2	2	0	0	0	0	1	20	28	9.00	1.500
Ron Kline, R ERA: 4.14	(5, 1)	2.0		9	1	0	0	1	3	0	0	0	0	0	8	20	0.00	2.000
Hank Aguirre, L ERA: 3.25	(7, 1)	2.0		9	0	0	0	0	3	0	0	0	0	0	6	18	0.00	1.500
Terry Fox, R ERA: 1.41	(9, 1)	2.0	W	7	1	0	0	1	0	0	0	0	0	0	9	9	0.00	0.500

PITCHER	IP	WLS	BF	H	R	ER	SO	BB	IBB	HBP	BLK	WP	HR	S	P	ERA	WHIP

AB	34
R	4
H	6
RBI	4
BB	8
SO	4
LOB	15

Batter	1	2	3	4	5	6	7	8	9	AB	R	H	RBI	BB	SO	LOB
Chico Fernandez, R (1, 6) OBP: 0.305, SLG: 0.322	SH1-3 2B 1B		BLK 1B 1B	G4-3 1B						3	2	3	0	0	0	0
Bill Bruton, L (1, 8) OBP: 0.328, SLG: 0.384	SH1-3 1-2		6-3 E 1B 1-H	G4-3 1-2f						2	1	1	1	0	0	1
Bubba Morton, R (1, 9) OBP: 0.357, SLG: 0.427	1B 2B 2-H		6-3 1-3	1B						3	0	2	1	0	0	1
Rocky Colavito, R (1, 7) OBP: 0.402, SLG: 0.581	1B 1B 1B 2-3		E7 BB BB 1B 3-H	F7						3	2	2	1	0	0	1
Steve Boros, R (1, 5) OBP: 0.380, SLG: 0.365	1B E 1B 1-2		BB BB BB		K					2	1	1	0	1	1	0
Jake Wood, R (1, 4) OBP: 0.320, SLG: 0.376	E8 1B 1-H 2-H		F9		K					3	0	1	1	0	1	2
Bobo Osborne, L (1, 3) OBP: 0.354, SLG: 0.355		3-1	BB BB 1-2 2-3		2B					2	0	1	0	1	0	0
Bill Freehan, R (1, 2) OBP: 0.429, SLG: 0.333		5-3	BB 1-2 2-3 3-H		5-3					2	0	0	1	1	0	1
Howie Koplitz, R (1, 1)		K	3-1			6-3				3	0	0	0	0	1	3
Inning Stats	R: 3 E: 1 K: 0 S: 6 H: 5 LOB: 1 BB: 0 P: 6	R: 0 E: 0 K: 1 S: 5 H: 0 LOB: 0 BB: 0 P: 5	R: 3 E: 1 K: 0 S: 6 H: 3 LOB: 3 BB: 3 P: 18	R: 0 E: 0 K: 0 S: 4 H: 2 LOB: 1 BB: 0 P: 4	R: 0 E: 0 K: 2 S: 8 H: 1 LOB: 1 BB: 0 P: 8	R: 0 E: 0 K: 0 S: 1 H: 0 LOB: 0 BB: 0 P: 1				1B: 9 2B: 2 3B: 0 HR: 0 SF: 0 SAC: 1 DP: 1 HBP: 0						

TOP

Detroit Tigers @ Minnesota Twins

Metropolitan Stadium, Bloomington , MI

Sat Sep 30 1961, 4:33 AM EDT

Att. 8,668 - Overcast - 42 F

livebaseballscorecards.com

AB	23
R	6
H	11
RBI	5
BB	3
SO	3
LOB	9

PITCHER		IP	WLS	BF	H	R	ER	SO	BB	IBB	HBP	BLK	WP	HR	S	P	ERA	WHIP
Jim Kaat, L ERA: 3.92	(1, 1)	2.1	L	14	8	6	5	1	1	0	0	1	0	0	15	19	19.29	3.857
Lee Stange, R ERA: 2.92	(3, 1)	3.0		13	3	0	0	2	2	0	0	0	0	0	15	23	0.00	1.667

PITCHER	IP	WLS	BF	H	R	ER	SO	BB	IBB	HBP	BLK	WP	HR	S	P	ERA	WHIP

Batter	1	2	3	4	5	6	7	8	9	AB	R	H	RBI	BB	SO	LOB
Lenny Green, L (1, 8) OBP: 0.377, SLG: 0.403	0-0 1B E 1B	0-0 ① F7		0-0 ① P6						3	1	1	0	0	0	0
Billy Martin, R (1, 4) OBP: 0.273, SLG: 0.359	0-0 E 1B 1-3 1B	0-0 ② F9		0-0 ② P4						3	1	1	0	0	0	0
Harmon Killebrew, R (1, 3) OBP: 0.405, SLG: 0.609	0-3 ① K	4-0 1B BB		0-0 ③ L8						2	0	0	0	1	1	2
Joe Altobelli, L (1, 7) OBP: 0.324, SLG: 0.374	0-0 E4 1B 1-2 SF8 3-H	0-0 1-2 1B			0-0 ① F9					3	1	1	1	0	0	1
Bob Allison, R (1, 9) OBP: 0.364, SLG: 0.451	0-0 SF8 BB 1-3 2-H 1B	0-3 ③ K			0-0 ② 2-3					3	1	1	1	0	1	2
Hal Naragon, L (1, 2) OBP: 0.321, SLG: 0.370	4-0 1B 1-2 BB		0-0 ① F9		4-0 1B BB					1	0	0	0	2	0	0
Bill Tuttle, R (1, 5) OBP: 0.321, SLG: 0.327	0-0 ② SF8 2-3 3-H		0-0 ② 6-3		0-0 1-3 1B					2	0	1	1	0	0	0
Jose Valdivielso, R (1, 6) OBP: 0.234, SLG: 0.248	0-0 1-2 3-H 1B		0-0 1B		0-3 ③ K					3	0	2	1	0	1	2
Jim Kaat, L (1, 1) OBP: 0.294, SLG: 0.317 Lee Stange, R (3, 1)	0-3 ③ K		0-3 ③ K							1 1	0 0	0 0	0 0	0 0	1 1	2 1
Inning Stats	R: 4 H: 4 E: 1 LOB: 2 K: 2 BB: 1 S: 12 P: 16	R: 0 H: 1 E: 0 LOB: 2 K: 1 BB: 1 S: 6 P: 10	R: 0 H: 1 E: 0 LOB: 1 K: 1 BB: 0 S: 6 P: 6	R: 0 H: 0 E: 0 LOB: 0 K: 0 BB: 0 S: 3 P: 3	R: 0 H: 1 E: 0 LOB: 2 K: 1 BB: 1 S: 6 P: 10					1B: 7 SF: 1 2B: 0 SAC: 0 3B: 0 DP: 0 HR: 0 HBP: 0						

PITCHER	IP	WLS	BF	H	R	ER	SO	BB	IBB	HBP	BLK	WP	HR	S	P	ERA	WHIP
Howie Koplitz, R (1, 1) ERA: 2.25	5.0	W	26	7	4	1	5	3	0	0	0	0	0	33	45	1.80	2.000

PITCHER	IP	WLS	BF	H	R	ER	SO	BB	IBB	HBP	BLK	WP	HR	S	P	ERA	WHIP

BOTTOM

Detroit Tigers @ Minnesota Twins

Metropolitan Stadium, Bloomington , MI

Sat Sep 30 1961, 4:33 AM EDT

Att. 8,668 - Overcast - 42 F

livebaseballscorecards.com

AB	22
R	4
H	7
RBI	4
BB	3
SO	5
LOB	10

1B: 7	SF: 1	WP: 0	PA: 26
2B: 0	SAC: 0	PB: 0	
3B: 0	DP: 0	SB: 0	
HR: 0	HBP: 0	CS: 0	

Detroit Tigers @ Minnesota Twins

Metropolitan Stadium, Bloomington , MI

Sun Oct 01 1961, 4:33 AM EDT

Att. 15,723 - Unknown - 44 F

TOP

livebaseballscorecards.com

Batter	1	2	3	4	5	6	7	8	9	AB	R	H	RBI	BB	SO	LOB
Dick McAuliffe, L (1, 6) OBP: 0.322, SLG: 0.389	3-1 FC6 1-2f			4-3		4-3		2B 2-H		4	0	0	0	0	0	4
Al Kaline, R (8, PH) OBP: 0.393, SLG: 0.515										1	0	1	1	0	0	0
Chico Fernandez, R (8, PR) OBP: 0.305, SLG: 0.322										0	0	0	0	0	0	0
(8, 6)																
Bill Bruton, L (1, 8) OBP: 0.327, SLG: 0.384	1B 2B	4-3 ①		F9 ③			K ①	1-3 ③		5	1	1	0	0	1	1
Norm Cash, L (1, 3) OBP: 0.487, SLG: 0.662	BB E 1B	1B			G5-4-3 BB		P4 ②		HR	3	2	2	1	2	0	0
Rocky Colavito, R (1, 7) OBP: 0.402, SLG: 0.580	1B E WP 1-2 2-H	P5 ②			G5-4-3 ①② 1-2f		1B		4-3 ①	5	1	2	1	0	0	2
Bubba Morton, R (1, 9) OBP: 0.342, SLG: 0.407	E5 1B WP FC6-4 1-3 2-H	F8 ③			K ③		F7 ③		5-3 ②	5	1	0	0	0	1	3
Steve Boros, R (1, 5) OBP: 0.382, SLG: 0.364	BB FC6-4 1B 1B 1-2 3-H		F3 ①			1B BB		E 1B BB	P6 ③	2	2	0	0	3	0	0
Jake Wood, R (1, 4) OBP: 0.320, SLG: 0.376	FC6-4 1B 1-2 2-3		F9 ②			K ①		E6 G2-5-3 1B 1-2		4	0	1	0	0	1	2
Bill Freehan, R (1, 2) OBP: 0.455, SLG: 0.400	FC6-4 ② 1B 1-2f 2-3 3-H		5-3 ③			1B 1-2		G2-5-3 2B 1B 1-2 2-H		4	1	2	2	0	0	2
Paul Foytack, R (1, 1) OBP: 0.236, SLG: 0.296	FC6 1B 1-3 3-H			6-3 ①		F3 ②		G2-5-3 ①② 1-2 2-3f		4	0	1	1	0	0	4

	AB	37
	R	8
	H	10
	RBI	6
	BB	5
	SO	3
	LOB	18

Inning Stats	1	2	3	4	5	6	7	8	9
	R: 5 E: 1 K: 0 S: 8	H: 4 LOB: 2 BB: 2 P: 16	R: 0 E: 0 K: 0 S: 4	H: 1 LOB: 1 BB: 0 P: 4	R: 0 E: 0 K: 0 S: 3	H: 0 LOB: 0 BB: 0 P: 3	R: 0 E: 0 K: 0 S: 3	H: 0 LOB: 0 BB: 0 P: 3	R: 0 E: 0 K: 1 S: 4	H: 0 LOB: 0 BB: 1 P: 8
	R: 0 E: 0 K: 1 S: 6	H: 1 LOB: 2 BB: 1 P: 10	R: 0 E: 0 K: 1 S: 6	H: 1 LOB: 1 BB: 0 P: 6	R: 2 E: 1 K: 0 S: 5	H: 2 LOB: 1 BB: 1 P: 9	R: 1 E: 0 K: 0 S: 4	H: 1 LOB: 0 BB: 0 P: 4		

	1B: 7	SF: 0
	2B: 2	SAC: 0
	3B: 0	DP: 2
	HR: 1	HBP: 0

	WP: 1	PA: 42
	PB: 0	
	SB: 0	
	CS: 0	

PITCHER		IP	WLS	BF	H	R	ER	SO	BB	IBB	HBP	BLK	WP	HR	S	P	ERA	WHIP
Al Schroll, R ERA: 5.22	(1, 1)	0.2	L	9	4	5	2	0	2	0	0	0	1	0	7	15	27.00	9.000
Pedro Ramos, R ERA: 3.95	(1, 1)	6.1		23	3	0	0	3	2	0	0	0	0	0	27	35	0.00	0.789
Jim Kaat, L ERA: 3.9	(8, 1)	1.0		6	2	2	0	0	1	0	0	0	0	0	5	9	0.00	3.000
Don Lee, R ERA: 3.52	(9, 1)	1.0		4	1	1	1	0	0	0	0	0	0	1	4	4	9.00	1.000

PITCHER		IP	WLS	BF	H	R	ER	SO	BB	IBB	HBP	BLK	WP	HR	S	P	ERA	WHIP

BOTTOM

Detroit Tigers @ Minnesota Twins

Metropolitan Stadium, Bloomington , MI

Sun Oct 01 1961, 4:33 AM EDT

Att. 15,723 - Unknown - 44 F

livebaseballscorecards.com

Batter	1	2	3	4	5	6	7	8	9	AB	R	H	RBI	BB	SO	LOB
Lenny Green, L (1, 8) OBP: 0.374, SLG: 0.400	4-3		3-1		E4		4-3 2-3		3-1	5	0	0	0	0	0	2
Billy Martin, R (1, 4) OBP: 0.271, SLG: 0.355	5-3		P4		F8		F6			4	0	0	0	0	0	2
Harmon Killebrew, R (1, 3) OBP: 0.405, SLG: 0.606	BB		HBP		5-3			F9		2	0	0	0	1	0	1
Joe Altobelli, L (1, 7) OBP: 0.312, SLG: 0.358	F8		F5			F9		K		4	0	0	0	0	1	2
Bob Allison, R (1, 9) OBP: 0.363, SLG: 0.450		F5		6-3		1B		F7		4	0	1	0	0	0	0
Hal Naragon, L (1, 2) OBP: 0.326, SLG: 0.374		1B		F8		L8			1B G4-3 1B	4	1	2	0	0	0	1
Bill Tuttle, R (1, 5) OBP: 0.323, SLG: 0.335		K		HR		6-3			G4-3 1B 1-2 1B	4	1	2	1	0	1	2
Zoilo Versalles, R (1, 6) OBP: 0.314, SLG: 0.390		5-3		K			4-3 4-3 1B		G4-3 1-2 2-3 1B	4	0	2	0	0	1	1
Al Schroll, R (1, 1) OBP: 0.350, SLG: 0.500 Pedro Ramos, S (1, 1) OBP: 0.294, SLG: 0.280 Dan Dobbek, L (7, PH) OBP: 0.255, SLG: 0.304 Jim Kaat, L (8, 1) OBP: 0.294, SLG: 0.317 Don Lee, R (9, 1) OBP: 0.067, SLG: 0.069 Julio Becquer, L (9, PH) OBP: 0.240, SLG: 0.435			HR		F8		4-3 1-2		G4-3 1-2f 2-3 3-H	0 2 1 0 0 1	0 1 0 0 0 0	0 1 0 0 0 2	0 1 1 0 0 0	0 0 0 0 0 0	0 0 1 0 0 0	0 0 0 0 0 0
Inning Stats	R: 0 E: 0 K: 0 S: 3 H: 0 LOB: 1 BB: 1 P: 7	R: 0 E: 0 K: 1 S: 6 H: 1 LOB: 1 BB: 0 P: 6	R: 1 E: 0 K: 0 S: 4 H: 1 LOB: 1 BB: 0 P: 5	R: 1 E: 0 K: 1 S: 6 H: 1 LOB: 0 BB: 0 P: 6	R: 0 E: 1 K: 0 S: 4 H: 0 LOB: 1 BB: 0 P: 4	R: 0 E: 0 K: 0 S: 4 H: 1 LOB: 1 BB: 0 P: 4	R: 0 E: 0 K: 0 S: 4 H: 1 LOB: 1 BB: 0 P: 4	R: 0 E: 0 K: 1 S: 5 H: 0 LOB: 0 BB: 0 P: 5	R: 1 E: 0 K: 0 S: 5 H: 3 LOB: 1 BB: 0 P: 5	1B: 6 2B: 0 3B: 0 HR: 2	SF: 0 SAC: 0 DP: 1 HBP: 1		WP: 0 PB: 0 SB: 0 CS: 0	PA: 37			

	AB	35
	R	3
	H	8
	RBI	2
	BB	1
	SO	3
	LOB	14

PITCHER	IP	WLS	BF	H	R	ER	SO	BB	IBB	HBP	BLK	WP	HR	S	P	ERA	WHIP
Paul Foytack, R (1, 1) ERA: 3.93	9.0	W	37	8	3	3	3	1	0	1	0	0	2	41	46	3.00	1.000

PITCHER	IP	WLS	BF	H	R	ER	SO	BB	IBB	HBP	BLK	WP	HR	S	P	ERA	WHIP