

Minnesota Twins - 1961

Batter	1	2	3	4	5	6	7	8	9	AB	R	H	RBI	BB	SO	LOB	TOP			
Zoilo Versalles, R OBP: 0.400, SLG: 0.400	6-3		L4		FC6-4		BB 1B		S SF7 1B	5	1	2	0	0	0	1				
Lenny Green, L	1-6-3		P3			4-3	F8		P4	5	0	0	0	0	0	3				
Harmon Killebrew, R OBP: 0.660, SLG: 0.950	BB				FC5-4 1B	F8	BB 1-2 2-3		SF7	2	0	1	1	2	0	0				
Jim Lemon, R Dan Dobbek, L	4-3				F8	K	5-3		S HBP	4	0	0	0	0	1	5				
Bob Allison, R OBP: 0.400, SLG: 1.000		L4		L6			HR	FC5-4 1B	6-3	5	1	2	1	0	0	2				
Earl Battey, R OBP: 0.250, SLG: 0.500	K			FC5-4			SH2-4 1B	FC5-4 HR		4	2	1	0	0	1	2				
Reno Bertoia, R OBP: 0.750, SLG: 2.000		BB			6-3		SH2-4 1B	BB HR		2	2	1	2	2	0	0				
Billy Gardner, R OBP: 0.333, SLG: 0.333	F9						SH2-4	F7		3	0	1	0	0	0	1				
Pedro Ramos, S OBP: 0.250, SLG: 0.250			K				BB 1B	4-3		4	0	1	2	0	1	1				
Inning Stats	R: 0 E: 0 K: 0 S: 3	H: 0 LOB: 1 BB: 1 P: 7	R: 0 E: 0 K: 1 S: 5	H: 0 LOB: 1 BB: 1 P: 9	R: 0 E: 0 K: 1 S: 5	H: 0 LOB: 0 BB: 0 P: 5	R: 0 E: 0 K: 0 S: 4	H: 1 LOB: 1 BB: 0 P: 4	R: 0 E: 0 K: 0 S: 4	H: 0 LOB: 0 BB: 0 P: 5	R: 3 E: 0 K: 0 S: 7	H: 4 LOB: 3 BB: 2 P: 15	R: 2 E: 0 K: 0 S: 5	H: 2 LOB: 0 BB: 0 P: 5	R: 1 E: 0 K: 0 S: 4	H: 1 LOB: 1 BB: 0 P: 5	1B: 6 2B: 1 3B: 0 HR: 2	SF: 1 SAC: 1 DP: 0 HBP: 1	WP: 0 PB: 0 CS: 3	PA: 41
PITCHER	IP WLS BF H R ER SO BB IBB HBP BLK WP HR S P ERA WHIP																			
Whitey Ford, L ERA: 4.26	(1, 1) 6.1 L 27 5 3 3 3 3 0 0 0 0 1 30 42 4.26 1.263																			
Ralph Terry, R ERA: 10.8	(7, 1) 1.2 9 3 2 2 0 1 0 0 0 0 1 8 12 10.80 2.400																			
Jim Coates, R ERA: 9.0	(9, 1) 1.0 5 1 1 1 0 0 0 1 0 0 0 4 5 9.00 1.000																			

Minnesota Twins @ New York Yankees
Yankee Stadium, Bronx, NY
Tue Apr 11 1961, 3:33 AM EST
Att: 14,607 - Unknown - 50 F

AB 34
R 6
H 9
RBI 6
BB 4
SO 3
LOB 15



Batter	1	2	3	4	5	6	7	8	9	AB	R	H	RBI	BB	SO	LOB	BOTTOM			
Bobby Richardson, R	5-3		6-3		G5-4-3			6-3		4	0	0	0	0	0	1				
Hector Lopez, R	F9		1-3			4-3			P6	4	0	0	0	0	0	0				
Yogi Berra, L OBP: 0.250, SLG: 0.250	1B		F9			4-3			F8	4	0	1	0	0	0	0				
Mickey Mantle, S	4-3			K		K			F9	4	0	0	0	0	2	1				
Roger Maris, L		E7 F9		K			F9			3	0	0	0	0	1	0				
Bill Skowron, R OBP: 0.333, SLG: 0.333		F7					F9			3	0	1	0	0	0	1				
Tony Kubek, L		BB			F8		L6			2	0	0	0	1	0	1				
Clete Boyer, R		F9			K				K	3	0	0	0	0	2	2				
Whitey Ford, L OBP: 0.500, SLG: 0.500										2	0	1	0	0	0	2				
Ralph Terry, R	5-3								G3	0	0	0	0	0	0	0				
Jesse Gonder, L (8, PH)					G5-4-3					1	0	0	0	0	0	0				
Jim Coates, R										0	0	0	0	0	0	0				
Inning Stats	R: 0 E: 0 K: 0 S: 4	H: 1 LOB: 2 BB: 1 P: 8	R: 0 E: 0 K: 0 S: 4	H: 0 LOB: 1 BB: 1 P: 8	R: 0 E: 0 K: 2 S: 8	H: 1 LOB: 1 BB: 0 P: 8	R: 0 E: 0 K: 1 S: 5	H: 1 LOB: 0 BB: 0 P: 5	R: 0 E: 0 K: 1 S: 5	H: 0 LOB: 0 BB: 0 P: 5	R: 0 E: 0 K: 0 S: 3	H: 0 LOB: 0 BB: 0 P: 3	R: 0 E: 0 K: 1 S: 5	H: 0 LOB: 0 BB: 0 P: 5	R: 0 E: 0 K: 0 S: 3	H: 0 LOB: 0 BB: 0 P: 3	1B: 3 2B: 0 3B: 0 HR: 0	SF: 0 SAC: 0 DP: 1 HBP: 0	WP: 0 PB: 0 CS: 0	PA: 31
PITCHER	IP WLS BF H R ER SO BB IBB HBP BLK WP HR S P ERA WHIP																			
Pedro Ramos, R ERA:	(1, 1) 9.0 W 31 3 0 0 5 1 0 0 0 0 0 40 44 0.00 0.444																			

Minnesota Twins @ New York Yankees
Yankee Stadium, Bronx, NY
Tue Apr 11 1961, 3:33 AM EST
Att: 14,607 - Unknown - 50 F

AB 30
R 0
H 3
RBI 0
BB 1
SO 5
LOB 8



Batter	1	2	3	4	5	6	7	8	9	AB	R	H	RBI	BB	SO	LOB	TOP								
Zoilo Versalles, R OBP: 0.400, SLG: 0.500 (1, 6)										5	1	2	1	0	1	2	Minnesota Twins @ Baltimore Orioles Memorial Stadium, Baltimore, MD Fri Apr 14 1961, 6:05 PM EST Att: 9,185 - Unknown								
Lenny Green, L OBP: 0.333, SLG: 0.143 (1, 8)										2	1	1	0	1	0	0									
Harmon Killebrew, R OBP: 0.444, SLG: 0.333 (1, 3)										4	0	1	0	0	2	4									
Jim Lemon, R Dan Dobbek, L (1, 7) (7, 7)										3	0	0	0	0	2	3									
Bob Allison, R OBP: 0.333, SLG: 0.750 (1, 9)										3	0	1	1	0	0	2									
Earl Battey, R OBP: 0.250, SLG: 0.375 (1, 2)										4	0	1	0	0	2	2									
Reno Bertoia, R OBP: 0.500, SLG: 0.833 (1, 5)										4	0	1	0	0	0	1									
Billy Gardner, R OBP: 0.286, SLG: 0.429 (1, 4)										4	1	1	0	0	1	2									
Camilo Pascual, R (1, 1)										3	0	0	0	0	2	1									
Inning Stats	R: 0 E: 0 K: 2 S: 7	H: 0 LOB: 0 BB: 0 P: 7	R: 0 E: 0 K: 2 S: 7	H: 0 LOB: 0 BB: 0 P: 7	R: 0 E: 0 K: 1 S: 5	H: 0 LOB: 0 BB: 0 P: 5	R: 1 E: 1 K: 0 S: 4	H: 1 LOB: 1 BB: 0 P: 5	R: 0 E: 0 K: 1 S: 7	H: 2 LOB: 2 BB: 0 P: 7	R: 1 E: 0 K: 1 S: 7	H: 2 LOB: 1 BB: 0 P: 7	R: 1 E: 0 K: 1 S: 7	H: 2 LOB: 2 BB: 1 P: 11	R: 0 E: 0 K: 1 S: 6	H: 1 LOB: 1 BB: 0 P: 6		R: 0 E: 0 K: 1 S: 5	H: 0 LOB: 0 BB: 0 P: 5	1B: 6 2B: 2 HR: 0	SF: 1 SAC: 1 DP: 1 HBP: 1	WP: 0 PB: 0 SB: 3 CS: 0	PA: 37		
PITCHER	IP	WLS	BF	H	R	ER	SO	BB	IBB	HBP	BLK	WP	HR	S	P	ERA	WHIP								
Jack Fisher, R ERA: 2.7 (1, 1)	6.2	L	28	7	3	2	7	0	0	1	0	0	0	41	42	2.70	1.050								
Billy Hoelt, L ERA: (7, 1)	0.0		1	0	0	0	0	1	0	0	0	0	0	4	4	∞	∞								
Hoyt Wilhelm, R ERA: (7, 1)	2.1		8	1	0	0	3	0	0	0	0	0	0	14	14	0.00	0.429								

Batter	1	2	3	4	5	6	7	8	9	AB	R	H	RBI	BB	SO	LOB	BOTTOM								
Jackie Brandt, R OBP: 0.444, SLG: 0.667 (1, 8)										4	0	2	2	0	1	1	Minnesota Twins @ Baltimore Orioles Memorial Stadium, Baltimore, MD Fri Apr 14 1961, 6:05 PM EST Att: 9,185 - Unknown								
Russ Snyder, L OBP: 0.250, SLG: 0.143 (1, 9)										4	0	0	0	0	3	3									
Dick Williams, R (1, 7)										3	0	0	0	1	0	1									
Jim Gentile, L OBP: 0.125, SLG: 0.125 (1, 3)										4	0	0	0	0	1	2									
Gus Triandos, R (1, 2)										4	0	0	0	0	3	1									
Brooks Robinson, R OBP: 0.375, SLG: 0.429 (1, 5)										3	1	1	0	1	0	0									
Ron Hansen, R OBP: 0.125, SLG: 0.125 (1, 6)										4	1	1	0	0	1	2									
Mary Breeding, R Dave Philley, S Jerry Adair, R (1, 4) (5, PH) (6, 4)										1	0	0	0	0	1	0									
Jack Fisher, R OBP: 0.500, SLG: 0.500 Billy Hoelt, L Hoyt Wilhelm, R (1, 1) (7, 1) (7, 1)										2	0	1	0	0	0	2									
Inning Stats	R: 0 E: 0 K: 2 S: 8	H: 1 LOB: 1 BB: 0 P: 8	R: 0 E: 0 K: 1 S: 5	H: 0 LOB: 0 BB: 0 P: 5	R: 0 E: 0 K: 2 S: 8	H: 1 LOB: 1 BB: 0 P: 8	R: 0 E: 0 K: 1 S: 5	H: 0 LOB: 0 BB: 0 P: 5	R: 2 E: 0 K: 2 S: 10	H: 3 LOB: 1 BB: 0 P: 10	R: 0 E: 0 K: 0 S: 3	H: 0 LOB: 2 BB: 2 P: 11	R: 0 E: 0 K: 2 S: 7	H: 0 LOB: 0 BB: 0 P: 7	R: 0 E: 0 K: 0 S: 3	H: 0 LOB: 0 BB: 0 P: 3		R: 0 E: 0 K: 2 S: 7	H: 0 LOB: 0 BB: 0 P: 7	1B: 4 2B: 0 3B: 1 HR: 0	SF: 0 SAC: 0 DP: 0 HBP: 0	WP: 0 PB: 0 SB: 1 CS: 0	PA: 34		
PITCHER	IP	WLS	BF	H	R	ER	SO	BB	IBB	HBP	BLK	WP	HR	S	P	ERA	WHIP								
Camilo Pascual, R ERA: 2.0 (1, 1)	9.0	W	34	5	2	2	12	2	0	0	0	0	0	56	64	2.00	0.778								

AB	33
R	3
H	8
RBI	2
BB	1
SO	10
LOB	17



AB	32
R	2
H	5
RBI	2
BB	2
SO	12
LOB	14



Batter	1	2	3	4	5	6	7	8	9	AB	R	H	RBI	BB	SO	LOB	TOP			
Zoilo Versalles, R OBP: 0.428, SLG: 0.500										4	0	2	0	0	1	0	Minnesota Twins @ Baltimore Orioles Memorial Stadium, Baltimore, MD Sat Apr 15 1961, 3:33 AM EST Att: 7,555 - Unknown			
Lenny Green, L OBP: 0.308, SLG: 0.100										3	0	0	0	1	1					
Harmon Killebrew, R OBP: 0.369, SLG: 0.290										4	0	0	0	0	3					
Bob Allison, R OBP: 0.385, SLG: 0.636										3	0	1	0	1	0					
Jim Lemon, R OBP: 0.091, SLG: 0.091										4	0	1	0	0	1	2				
Earl Battey, R OBP: 0.333, SLG: 0.300										2	0	0	0	2	0	2				
Reno Bertoia, R OBP: 0.455, SLG: 0.625										2	0	0	0	1	1	2				
Billy Gardner, R OBP: 0.400, SLG: 0.444										2	0	1	0	1	0	2				
Chuck Stobbs, L Billy Consoletti, R Ted Sadowski, R Ron Henry, R Paul Giel, R Pete Whisenant, R Lee Stange, R										0	0	0	0	0	0	0				
Inning Stats	R: 0 E: 0 K: 0 S: 3	H: 1 LOB: 0 BB: 0 P: 3	R: 0 E: 0 K: 0 S: 3	H: 0 LOB: 1 BB: 1 P: 7	R: 0 E: 0 K: 0 S: 3	H: 1 LOB: 2 BB: 2 P: 11	R: 0 E: 0 K: 1 S: 5	H: 1 LOB: 0 BB: 0 P: 9	R: 0 E: 0 K: 0 S: 3	H: 0 LOB: 1 BB: 2 P: 3	R: 0 E: 0 K: 1 S: 4	H: 0 LOB: 1 BB: 2 P: 12	R: 0 E: 0 K: 2 S: 7	H: 0 LOB: 0 BB: 0 P: 7	R: 0 E: 0 K: 0 S: 4	H: 1 LOB: 1 BB: 0 P: 4	1B: 5 2B: 1 3B: 0 HR: 0	SF: 0 SAC: 0 DP: 4 HBP: 0	WP: 2 PB: 1 SB: 0 CS: 1	PA: 33
PITCHER Steve Barber, L ERA:	IP: 9.0 WLS: W BF: 33 H: 5 R: 0 ER: 0 SO: 4 BB: 6 IBB: 0 HBP: 0 BLK: 0 WP: 2 HR: 0 S: 35 P: 59 ERA: 0.00 WHIP: 1.222																			

Batter	1	2	3	4	5	6	7	8	9	AB	R	H	RBI	BB	SO	LOB	BOTTOM
Jackie Brandt, R OBP: 0.357, SLG: 0.500										5	0	1	0	0	0	2	Minnesota Twins @ Baltimore Orioles Memorial Stadium, Baltimore, MD Sat Apr 15 1961, 3:33 AM EST Att: 7,555 - Unknown
Dick Williams, R OBP: 0.333, SLG: 0.750 Gene Stephens, L OBP: 0.750, SLG: 0.500										5	2	2	2	0	0	1	
Brooks Robinson, R OBP: 0.385, SLG: 0.364										4	1	1	0	1	0	2	
Walt Dropo, R Jim Gentile, L OBP: 0.167, SLG: 0.091										1	0	0	0	0	0	0	
Gus Triandos, R OBP: 0.231, SLG: 0.167										4	1	2	0	1	0	3	
Ron Hansen, R OBP: 0.167, SLG: 0.167										4	2	1	0	0	0	3	
Earl Robinson, R OBP: 0.600, SLG: 1.000										3	1	2	3	1	0	0	
Mary Breeding, R OBP: 0.222, SLG: 0.333										4	1	2	0	0	2	3	
Steve Barber, L OBP: 0.250, SLG: 0.250										4	0	1	1	0	2	3	
Inning Stats	R: 0 E: 0 K: 0 S: 3	H: 4 LOB: 1 BB: 0 P: 9	R: 3 E: 0 K: 1 S: 9	H: 3 LOB: 2 BB: 1 P: 13	R: 0 E: 1 K: 0 S: 4	H: 0 LOB: 1 BB: 0 P: 4	R: 0 E: 0 K: 1 S: 7	H: 2 LOB: 0 BB: 0 P: 7	R: 0 E: 0 K: 1 S: 6	H: 1 LOB: 2 BB: 1 P: 10	R: 0 E: 0 K: 0 S: 4	H: 1 LOB: 3 BB: 2 P: 12	1B: 8 2B: 2 3B: 1 HR: 1	SF: 0 SAC: 0 DP: 1 HBP: 0	WP: 1 PB: 0 SB: 0 CS: 0	PA: 41	
PITCHER Chuck Stobbs, L ERA: 13.5 Ted Sadowski, R Paul Giel, R ERA: 6.0 Lee Stange, R ERA:	IP: 2.0 WLS: L BF: 10 H: 3 R: 3 ER: 3 SO: 1 BB: 1 IBB: 0 HBP: 0 BLK: 0 WP: 1 HR: 0 S: 13 P: 17 ERA: 0.00 WHIP: 2.000																

Batter	1	2	3	4	5	6	7	8	9	10	11	AB	R	H	RBI	BB	SO	LOB	TOP						
Zolio Versalles, R OBP: 0.520, SLG: 0.652												6	1	4	3	0	1	1							
Lenny Green, L OBP: 0.333, SLG: 0.316												6	1	1	0	0	1	4							
Don Mincher, L OBP: 0.400, SLG: 0.875												4	2	2	2	1	0	0							
Bob Allison, R OBP: 0.409, SLG: 0.900												4	0	2	1	0	0	0							
Jim Lemon, R OBP: 0.230, SLG: 0.353												2	0	0	0	1	0	1							
Dan Dobbek, L OBP: 0.389, SLG: 0.333												0	0	0	0	1	0	0							
Pete Whisenant, R OBP: 0.389, SLG: 0.333												1	0	0	0	0	0	1							
Hal Naragon, L OBP: 0.250, SLG: 0.250												4	0	1	0	0	0	3							
Earl Battey, R OBP: 0.389, SLG: 0.333												1	0	0	0	0	0	1							
Reno Bertoia, R OBP: 0.381, SLG: 0.375												4	2	1	0	1	0	2							
Billy Gardner, R OBP: 0.278, SLG: 0.353												3	0	1	0	0	2	2							
Jack Kralick, L OBP: 0.230, SLG: 0.250												4	0	1	0	0	0	2							
Ray Moore, R OBP: 0.230, SLG: 0.250												0	0	0	0	0	0	0							
Bill Pleis, L OBP: 0.230, SLG: 0.250												0	0	0	0	0	0	0							
Ron Henry, R OBP: 0.230, SLG: 0.250												1	0	0	0	0	1	1							
Chuck Stobbs, L OBP: 0.230, SLG: 0.250												0	0	0	0	0	0	0							
Inning Stats	R: 0 E: 0 K: 1 S: 5	H: 0 LOB: 0 BB: 0 P: 5	R: 0 E: 0 K: 0 S: 3	H: 0 LOB: 0 BB: 0 P: 3	R: 0 E: 0 K: 0 S: 5	H: 2 LOB: 0 BB: 0 P: 5	R: 1 E: 0 K: 0 S: 3	H: 1 LOB: 0 BB: 1 P: 7	R: 0 E: 0 K: 1 S: 6	H: 1 LOB: 1 BB: 0 P: 6	R: 2 E: 0 K: 1 S: 9	H: 4 LOB: 2 BB: 2 P: 9	R: 0 E: 0 K: 0 S: 2	H: 0 LOB: 1 BB: 2 P: 10	R: 1 E: 0 K: 0 S: 5	H: 2 LOB: 1 BB: 0 P: 5	R: 0 E: 0 K: 0 S: 4	H: 1 LOB: 0 BB: 0 P: 4	R: 2 E: 0 K: 2 S: 8	H: 1 LOB: 0 BB: 1 P: 12	1B: 8 2B: 3 3B: 1 HR: 2	SF: 0 SAC: 3 DP: 3 HBP: 0	WP: 0 PB: 0 SB: 1 CS: 0	PA: 47	
PITCHER	IP 7.1	WLS 6	BF 32	H 9	R 3	ER 3	SO 3	BB 3	IBB 0	HBP 0	BLK 0	WP 0	HR 1	S 35	P 47	ERA 3.68	WHIP 1.636								
Hal Brown, R ERA: 3.68																									
Hoyt Wilhelm, R ERA: 1.5	(8, 1)	1.2	6	2	1	1	0	0	0	0	0	0	0	6	6	5.40	1.200								
Billy Hoelt, L ERA: 3.6	(10, 1)	2.0	L 9	2	2	2	2	1	0	0	0	0	1	12	16	9.00	1.500								

Minnesota Twins @ Baltimore Orioles
Memorial Stadium, Baltimore, MD
Sun Apr 16 1961, 3:38 AM EST
Att: 14,146 - Unknown

AB 40
R 6
H 13
RBI 6
BB 4
SO 5
LOB 18



Batter	1	2	3	4	5	6	7	8	9	10	11	AB	R	H	RBI	BB	SO	LOB	BOTTOM						
Dick Williams, R OBP: 0.316, SLG: 0.556												5	2	2	0	0	0	0							
Earl Robinson, R OBP: 0.400, SLG: 0.500												4	0	0	0	1	0	1							
Brooks Robinson, R OBP: 0.261, SLG: 0.250												4	0	1	1	0	0	0							
Walt Dropo, R OBP: 0.200, SLG: 0.200												4	0	1	1	0	0	2							
Hank Foiles, R OBP: 0.500, SLG: 0.667												0	1	0	0	0	0	0							
Frank Zupo, L OBP: 0.500, SLG: 0.667												1	0	0	0	0	1	0							
Gus Triandos, R OBP: 0.350, SLG: 0.235												2	0	1	0	2	0	0							
Jackie Brandt, R OBP: 0.357, SLG: 0.500												0	1	0	0	0	0	0							
Jerry Adair, R OBP: 0.333, SLG: 0.333												1	0	0	0	0	0	0							
Ron Hansen, R OBP: 0.318, SLG: 0.300												4	0	0	0	1	1	4							
Mary Breeding, R OBP: 0.143, SLG: 0.214												3	0	0	0	0	0	1							
Jim Gentile, L OBP: 0.222, SLG: 0.412												1	0	0	1	0	0	2							
Russ Snyder, L OBP: 0.375, SLG: 0.333												3	0	2	0	0	0	0							
Hoyt Wilhelm, R ERA: 3.38												0	0	0	0	0	0	0							
Whitey Herzog, L OBP: 1.000, SLG: 1.000												0	0	0	0	1	0	0							
Billy Hoelt, L ERA: 9.0												0	0	0	0	0	0	0							
Hal Brown, R ERA: 4.32												2	0	0	0	0	0	1							
Dave Philley, S OBP: 0.200, SLG: 0.200												2	0	0	0	0	1	2							
Gene Stephens, L OBP: 0.375, SLG: 0.167												0	0	0	0	0	0	0							
Inning Stats	R: 1 E: 0 K: 0 S: 4	H: 2 LOB: 2 BB: 2 P: 12	R: 0 E: 0 K: 0 S: 3	H: 0 LOB: 0 BB: 0 P: 3	R: 0 E: 0 K: 0 S: 3	H: 0 LOB: 0 BB: 0 P: 3	R: 0 E: 0 K: 1 S: 5	H: 1 LOB: 0 BB: 0 P: 5	R: 1 E: 0 K: 0 S: 4	H: 2 LOB: 2 BB: 0 P: 4	R: 0 E: 0 K: 1 S: 5	H: 0 LOB: 0 BB: 0 P: 3	R: 2 E: 0 K: 0 S: 4	H: 1 LOB: 2 BB: 3 P: 16	R: 0 E: 0 K: 0 S: 3	H: 0 LOB: 0 BB: 0 P: 3	R: 0 E: 0 K: 1 S: 5	H: 0 LOB: 0 BB: 0 P: 5	1B: 6 2B: 1 3B: 0 HR: 0	SF: 1 SAC: 0 DP: 1 HBP: 0	WP: 1 PB: 0 SB: 0 CS: 0	PA: 42			
PITCHER	IP 8.1	WLS 3	BF 32	H 7	R 4	ER 4	SO 2	BB 2	IBB 1	HBP 0	BLK 0	WP 0	HR 0	S 33	P 45	ERA 4.32	WHIP 1.080								
Jack Kralick, L ERA: 4.32																									
Ray Moore, R ERA: 3.38	(9, 1)	0.1	3	0	0	0	0	2	0	0	0	0	0	1	0	9	0.00	6.000							
Bill Pleis, L ERA: 9.0	(9, 1)	1.1	W 4	0	0	0	0	0	0	0	0	0	0	4	4	0.00	0.000								
Chuck Stobbs, L ERA: 9.0	(11, 1)	1.0	S 3	0	0	0	1	0	0	0	0	0	0	5	5	0.00	0.000								

Minnesota Twins @ Baltimore Orioles
Memorial Stadium, Baltimore, MD
Sun Apr 16 1961, 3:38 AM EST
Att: 14,146 - Unknown

AB 36
R 4
H 7
RBI 3
BB 5
SO 3
LOB 13



Batter	1	2	3	4	5	6	7	8	9	AB	R	H	RBI	BB	SO	LOB	TOP			
Marty Keough, L (1, 7) OBP: 0.387, SLG: 0.370										5	1	1	0	0	0	4				
Danny O'Connell, R (1, 4) OBP: 0.407, SLG: 0.375										3	0	2	0	1	0	0				
Gene Woodling, L (1, 9) OBP: 0.345, SLG: 0.346 Jim King, L (8, 9)										3	0	0	0	1	0	2				
Dale Long, L (1, 3) OBP: 0.222, SLG: 0.556 Jim Mahoney, R (8, PR)										4	1	2	1	0	2	2				
R C Stevens, R (8, 3) OBP: 0.281, SLG: 0.190										0	0	0	0	0	0	0				
Billy Klaus, L (1, 5) OBP: 0.188, SLG: 0.308										2	2	0	0	2	0	0				
Willie Tasby, R (1, 8) OBP: 0.407, SLG: 0.391										4	0	1	0	0	0	1				
Coot Veal, R (1, 6) OBP: 0.310, SLG: 0.269										4	1	1	0	0	1	2				
Pete Daley, R (1, 2) OBP: 0.250, SLG: 0.182										4	0	2	2	0	0	0				
Joe McClain, R (1, 1) OBP: 0.333, SLG: 0.500 Dave Sisler, R (9, 1)										3	0	1	1	0	1	2				
										0	0	0	0	0	0	0				
Inning Stats	R: 2 E: 0 K: 0 S: 5	H: 3 LOB: 0 BB: 0 P: 5	R: 0 E: 0 K: 0 S: 3	H: 0 LOB: 0 BB: 0 P: 3	R: 0 E: 0 K: 2 S: 7	H: 0 LOB: 2 BB: 2 P: 15	R: 1 E: 0 K: 0 S: 5	H: 2 LOB: 2 BB: 1 P: 9	R: 0 E: 0 K: 1 S: 5	H: 0 LOB: 0 BB: 0 P: 5	R: 0 E: 0 K: 0 S: 3	H: 1 LOB: 0 BB: 0 P: 3	R: 0 E: 0 K: 0 S: 3	H: 1 LOB: 1 BB: 0 P: 3	R: 2 E: 0 K: 0 S: 5	H: 2 LOB: 1 BB: 1 P: 9	1B: 9 2B: 0 3B: 0 HR: 1	SF: 0 SAC: 1 DP: 3 HBP: 0	WP: 0 PB: 0 CS: 1	PA: 38
PITCHER	IP WLS BF H R ER SO BB IBB HBP BLK WP HR S P ERA WHIP																			
Camilo Pascual, R (1, 1) ERA: 2.65	8.0	31	8	3	3	4	3	0	0	0	0	0	1	36	48	3.38	1.375			
Ray Moore, R (9, 1) ERA: 7.36	1.0	L	6	2	2	2	0	1	0	0	0	0	0	5	9	18.00	3.000			

Washington Senators @ Minnesota Twins
Metropolitan Stadium, Bloomington, MI
Fri Apr 21 1961, 4:33 AM EST
Att: 24,606 - Overcast - 63 F

AB 32
R 5
H 10
RBI 4
BB 4
SO 4
LOB 13



Batter	1	2	3	4	5	6	7	8	9	AB	R	H	RBI	BB	SO	LOB	BOTTOM			
Zoilo Versalles, R (1, 6) OBP: 0.412, SLG: 0.500										4	0	0	0	0	0	1				
Lenny Green, L (1, 8) OBP: 0.489, SLG: 0.615										3	2	2	1	0	0	0				
Don Mincher, L (1, 3) OBP: 0.421, SLG: 0.800										4	1	1	2	0	0	1				
Bob Allison, R (1, 9) OBP: 0.355, SLG: 0.679										4	0	0	0	0	0	1				
Jim Lemon, R (1, 7) OBP: 0.269, SLG: 0.480										4	0	0	0	0	1	1				
Earl Battey, R (1, 2) OBP: 0.346, SLG: 0.304										4	0	2	0	0	0	0				
Reno Bertoia, R (1, 5) OBP: 0.321, SLG: 0.304 Elmer Valo, L (9, PH)										3	0	1	0	0	1	1				
Billy Consolo, R (9, PR)										0	0	0	0	0	0	0				
Billy Gardner, R (1, 4) OBP: 0.280, SLG: 0.333 Hal Naragon, L (9, PH)										3	0	1	0	0	0	2				
Camilo Pascual, R (1, 1)										2	0	0	0	0	0	2				
Dan Dobbek, L (8, PH)										1	0	0	0	0	0	0				
Ray Moore, R (9, 1)										0	0	0	0	0	0	0				
Pete Whisenant, R (9, PH)										1	0	0	0	1	3					
Inning Stats	R: 0 E: 0 K: 0 S: 3	H: 0 LOB: 0 BB: 0 P: 3	R: 0 E: 0 K: 0 S: 3	H: 0 LOB: 0 BB: 0 P: 3	R: 0 E: 0 K: 0 S: 4	H: 1 LOB: 1 BB: 0 P: 4	R: 2 E: 0 K: 0 S: 4	H: 1 LOB: 0 BB: 0 P: 5	R: 0 E: 0 K: 0 S: 4	H: 1 LOB: 1 BB: 0 P: 4	R: 0 E: 0 K: 0 S: 4	H: 1 LOB: 1 BB: 0 P: 4	R: 1 E: 0 K: 0 S: 4	H: 1 LOB: 3 BB: 0 P: 4	R: 0 E: 0 K: 2 S: 9	H: 1 LOB: 3 BB: 1 P: 13	1B: 4 2B: 1 3B: 0 HR: 2	SF: 0 SAC: 0 DP: 1 HBP: 1	WP: 0 PB: 0 CS: 0	PA: 36
PITCHER	IP WLS BF H R ER SO BB IBB HBP BLK WP HR S P ERA WHIP																			
Joe McClain, R (1, 1) ERA: 2.6	8.1	W	33	7	3	3	2	0	0	0	0	0	2	36	37	3.24	0.840			
Dave Sisler, R (9, 1) ERA:	0.2	S	3	0	0	0	1	1	0	0	0	0	0	4	8	0.00	1.500			

Washington Senators @ Minnesota Twins
Metropolitan Stadium, Bloomington, MI
Fri Apr 21 1961, 4:33 AM EST
Att: 24,606 - Overcast - 63 F

AB 34
R 3
H 7
RBI 3
BB 1
SO 3
LOB 15



Batter	1	2	3	4	5	6	7	8	9	10	AB	R	H	RBI	BB	SO	LOB								
Marty Keough, L OBP: 0.361, SLG: 0.344 (1, 7)	K		F8		F3		G4-3-6		4-3 1B		5	0	1	0	0	1	1								
Danny O'Connell, R OBP: 0.406, SLG: 0.393 (1, 4)	F7		F6			HR BB	2B		4-3		4	2	1	0	1	0	1								
Gene Woodling, L OBP: 0.306, SLG: 0.279 Jim Mahoney, R Tom Sturdivant, L Henry Bright, R Rudy Hernandez, R Dave Sisler, R (7, 7)	FC4-6 BB		F7					2B	K		3	0	1	1	1	1	1								
Dale Long, L OBP: 0.308, SLG: 0.750 R C Stevens, R OBP: 0.250, SLG: 0.182 (1, 3)	FC4-6			3-1					F3		3	1	1	2	1	0	1								
Billy Klaus, L OBP: 0.190, SLG: 0.276 (1, 5)		K		F2					F9		5	0	1	0	0	2	2								
Willie Tasby, R OBP: 0.469, SLG: 0.556 (1, 8)		HR									4	1	3	1	1	0	0								
Coot Veal, R OBP: 0.294, SLG: 0.290 (1, 6)				1B					F8		5	0	1	0	0	2	4								
Pete Daley, R OBP: 0.188, SLG: 0.133 (1, 2)		1-3							F3		4	0	0	0	0	0	3								
Bennie Daniels, L Marty Kutyna, R Joe Hicks, L Jim King, L (1, 1)			F8						F7		1	0	0	0	0	0	1								
											1	0	0	0	0	1	0								
											2	0	0	0	0	0	0								
											0	0	0	0	0	0	0								
Inning Stats	R: 0 E: 0 K: 1 S: 5	H: 0 LOB: 1 BB: 1 P: 9	R: 1 E: 0 K: 1 S: 7	H: 2 LOB: 1 BB: 0 P: 7	R: 0 E: 0 K: 0 S: 3	H: 0 LOB: 0 BB: 0 P: 3	R: 0 E: 0 K: 1 S: 6	H: 1 LOB: 1 BB: 0 P: 6	R: 0 E: 0 K: 2 S: 5	H: 0 LOB: 0 BB: 0 P: 5	R: 2 E: 0 K: 1 S: 8	H: 3 LOB: 2 BB: 1 P: 12	R: 1 E: 1 K: 1 S: 7	H: 2 LOB: 2 BB: 1 P: 11	R: 0 E: 0 K: 1 S: 5	H: 0 LOB: 0 BB: 0 P: 5	R: 0 E: 0 K: 0 S: 3	H: 0 LOB: 1 BB: 1 P: 7	1B: 4 2B: 3 3B: 0 HR: 2	SF: 0 SAC: 0 DP: 1 HBP: 0	WP: 0 PB: 0 SB: 0 CS: 0	PA: 43			
PITCHER	IP 8.0	WLS 35	BF 8	H 4	R 4	ER 4	SO 7	BB 2	IBB 1	HBP 0	BLK 0	WP 0	HR 2	S 46	P 58	ERA 4.50	WHIP 1.250								
PITCHER	IP 9.1	WLS 8	BF 1	H 0	R 0	ER 0	SO 1	BB 1	IBB 0	HBP 0	BLK 0	WP 0	HR 0	S 9	P 13	ERA 0.00	WHIP 1.000								

TOP

Washington Senators @ Minnesota Twins
Metropolitan Stadium, Bloomington, MI

Sat Apr 22 1961, 4:33 AM EST
Att. 17,445 - Sunny - 64 F

livebaseballscorecards.com

AB	39
R	4
H	9
RBI	4
BB	4
SO	8
LOB	15



Batter	1	2	3	4	5	6	7	8	9	10	AB	R	H	RBI	BB	SO	LOB								
Zoilo Versalles, R OBP: 0.350, SLG: 0.432 (1, 6)	1-3	E5 2B	K			6-3		F6		SF8	5	0	0	1	0	1	4								
Lenny Green, L OBP: 0.459, SLG: 0.600 (1, 8)	F7			K				F8			4	0	1	1	1	1	0								
Don Mincher, L OBP: 0.417, SLG: 0.650 (1, 3)		2B									5	2	2	1	0	0	2								
Bob Allison, R OBP: 0.361, SLG: 0.613 (1, 9)	1B BB		1B BB HBP					F9			3	1	0	0	1	1	0								
Jim Lemon, R OBP: 0.259, SLG: 0.433 (1, 7)			K								5	0	1	1	0	2	1								
Earl Battey, R OBP: 0.367, SLG: 0.333 (1, 2)	F9										4	1	2	0	1	1	2								
Reno Berthia, R OBP: 0.364, SLG: 0.308 (1, 5)		K	L6								3	0	1	0	2	1	2								
Billy Gardner, R OBP: 0.310, SLG: 0.308 (1, 4)											2	1	0	0	2	1	3								
Pedro Ramos, S OBP: 0.300, SLG: 0.222 Elmer Valo, L Bill Pleis, L Dan Dobbek, L (8, PH)											1	0	0	0	1	0	2								
											1	0	0	0	0	1	0								
											0	0	0	0	0	0	0								
											0	0	0	0	1	0	0								
Inning Stats	R: 1 E: 0 K: 0 S: 5	H: 2 LOB: 2 BB: 1 P: 9	R: 1 E: 1 K: 1 S: 7	H: 1 LOB: 2 BB: 1 P: 11	R: 1 E: 0 K: 2 S: 8	H: 1 LOB: 3 BB: 2 P: 17	R: 0 E: 0 K: 2 S: 7	H: 0 LOB: 0 BB: 0 P: 7	R: 0 E: 0 K: 2 S: 8	H: 1 LOB: 2 BB: 1 P: 12	R: 1 E: 0 K: 1 S: 3	H: 0 LOB: 0 BB: 0 P: 7	R: 0 E: 0 K: 1 S: 5	H: 0 LOB: 1 BB: 1 P: 9	R: 0 E: 0 K: 1 S: 5	H: 0 LOB: 0 BB: 0 P: 5	R: 0 E: 0 K: 0 S: 3	H: 0 LOB: 0 BB: 0 P: 3	R: 1 E: 0 K: 0 S: 3	H: 1 LOB: 2 BB: 2 P: 11	1B: 5 2B: 1 3B: 0 HR: 1	SF: 1 SAC: 2 DP: 0 HBP: 1	WP: 0 PB: 0 SB: 0 CS: 1	PA: 46	
PITCHER	IP 2.2	WLS 18	BF 4	H 3	R 3	ER 2	SO 2	BB 3	IBB 1	HBP 1	BLK 0	WP 0	HR 0	S 17	P 34	ERA 6.75	WHIP 2.625								
PITCHER	IP 3.1	WLS 13	BF 2	H 1	R 1	ER 5	SO 3	BB 0	IBB 0	HBP 0	BLK 0	WP 0	HR 1	S 21	P 29	ERA 2.70	WHIP 1.200								
PITCHER	IP 7.1	WLS 7	BF 0	H 0	R 0	ER 0	SO 2	BB 1	IBB 0	HBP 0	BLK 0	WP 0	HR 0	S 10	P 14	ERA 0.00	WHIP 0.500								
PITCHER	IP 9.1	WLS 4	BF 1	H 1	R 1	ER 0	SO 0	BB 0	IBB 0	HBP 0	BLK 0	WP 0	HR 0	S 4	P 4	ERA 9.00	WHIP 1.000								
PITCHER	IP 10.1	WLS 4	BF 0	H 0	R 0	ER 0	SO 0	BB 2	IBB 0	HBP 1	BLK 1	WP 0	HR 0	S 2	P 10	ERA 0.00	WHIP 0.000								


BOTTOM

Washington Senators @ Minnesota Twins
Metropolitan Stadium, Bloomington, MI

Sat Apr 22 1961, 4:33 AM EST
Att. 17,445 - Sunny - 64 F

livebaseballscorecards.com

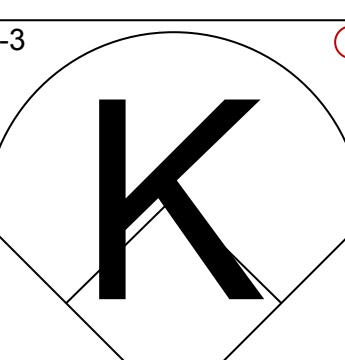
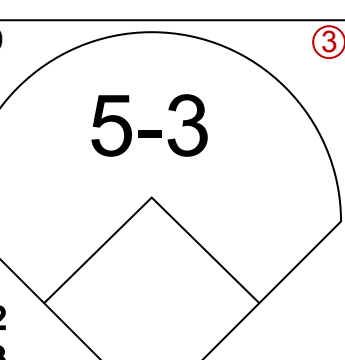
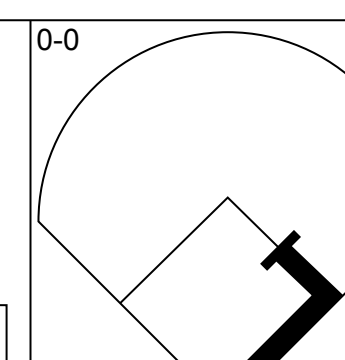
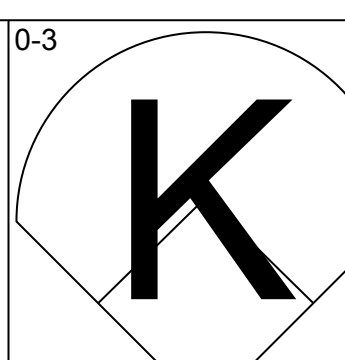
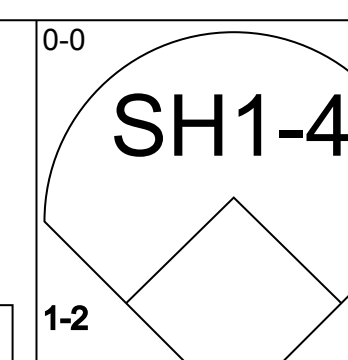
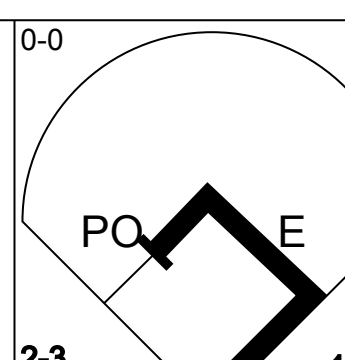
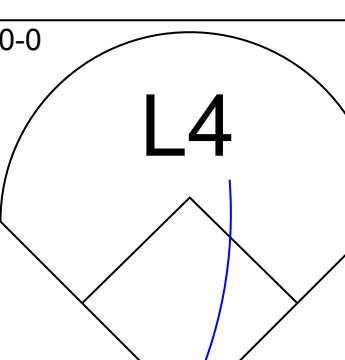
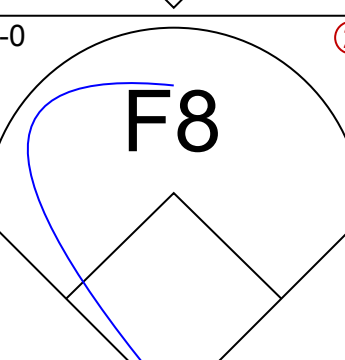
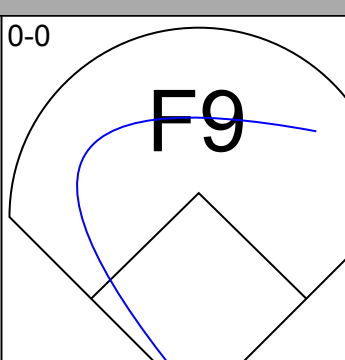
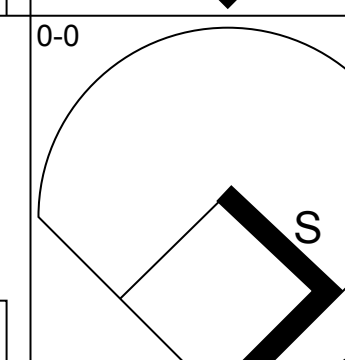
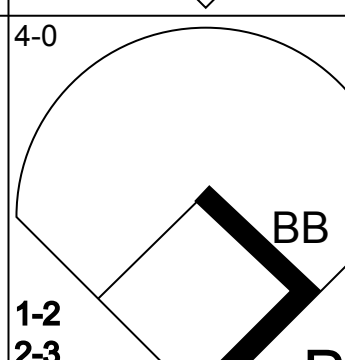
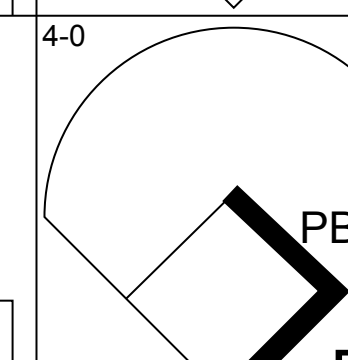
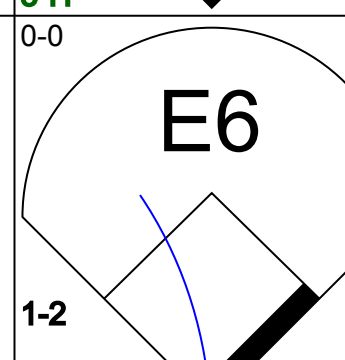
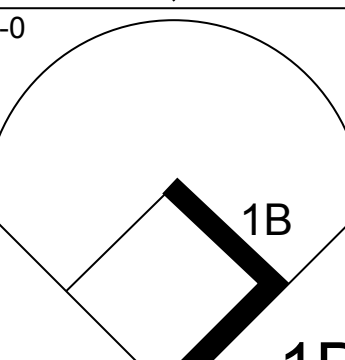
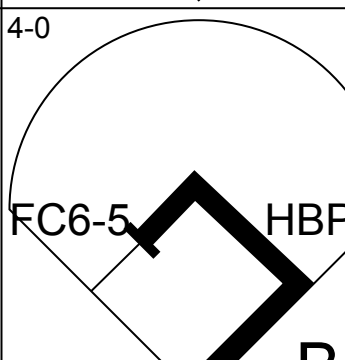
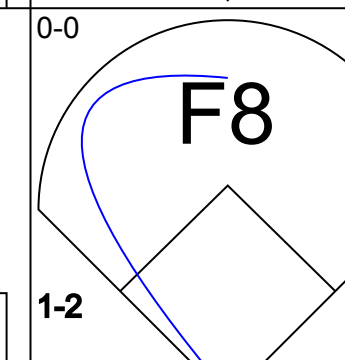
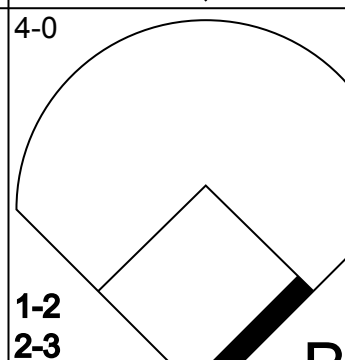
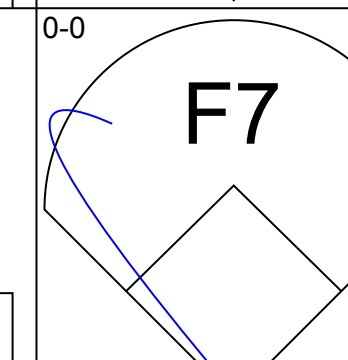
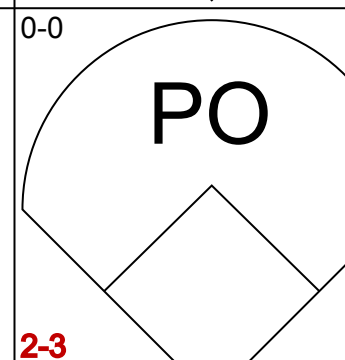
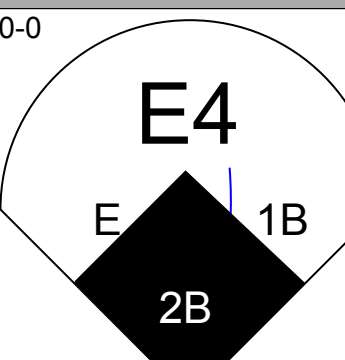
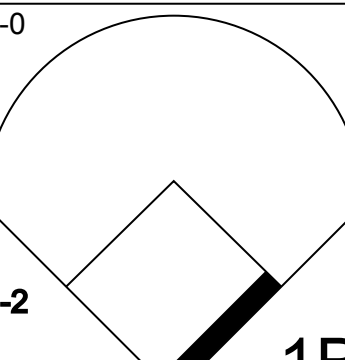
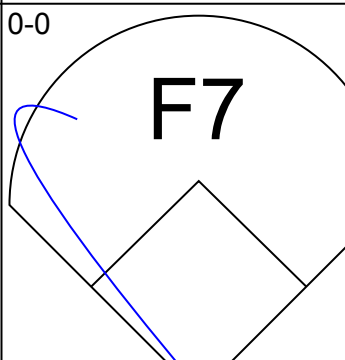
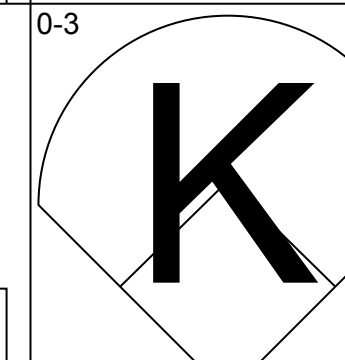
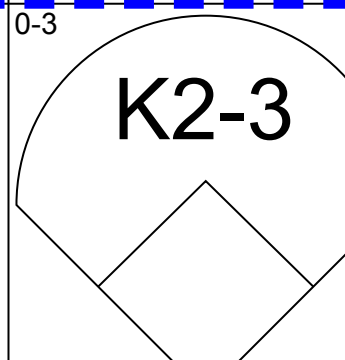
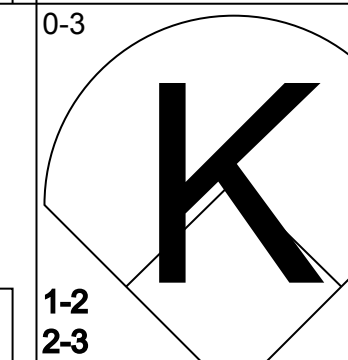
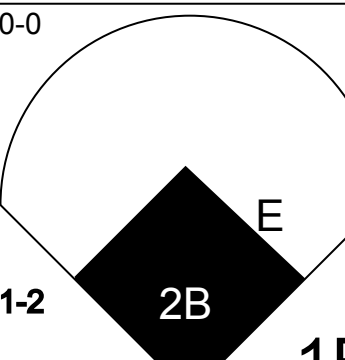
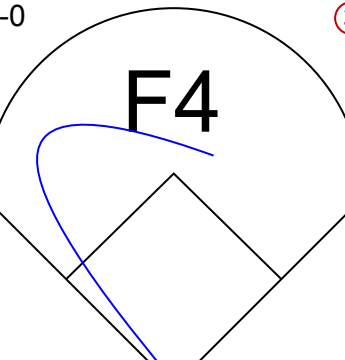
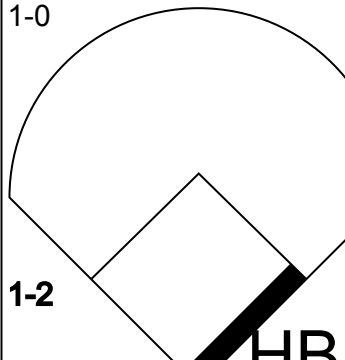

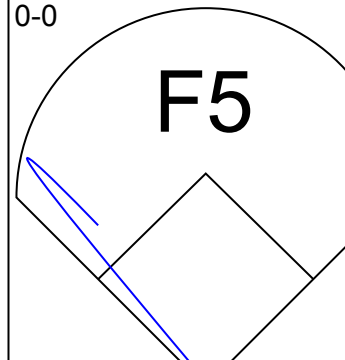

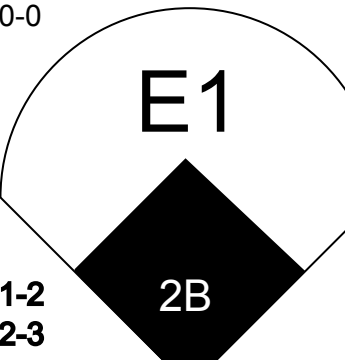
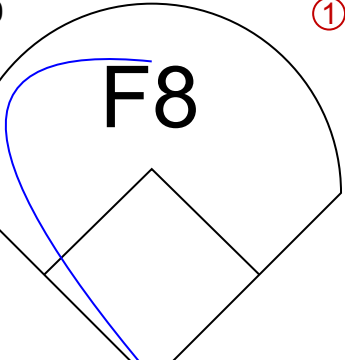
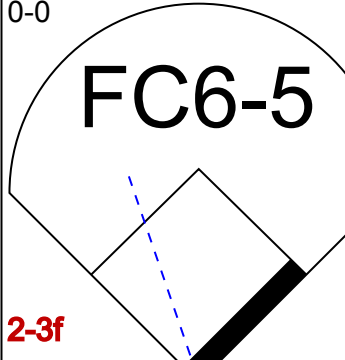

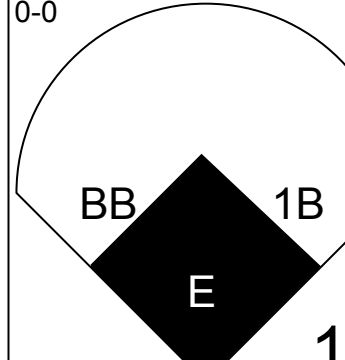

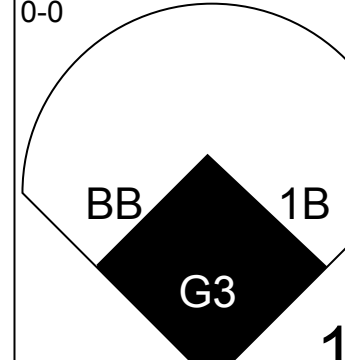
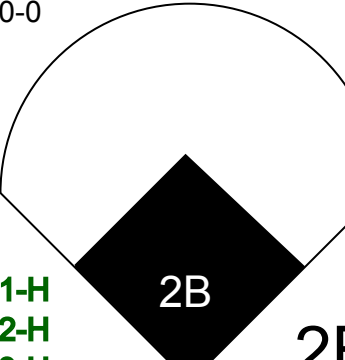
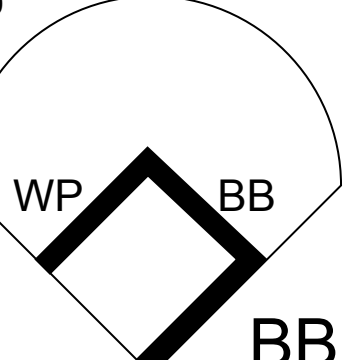
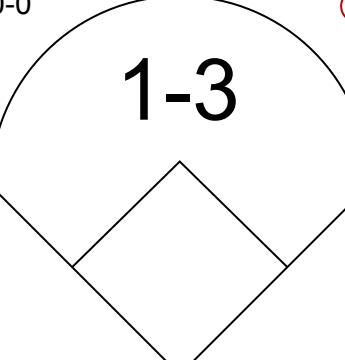

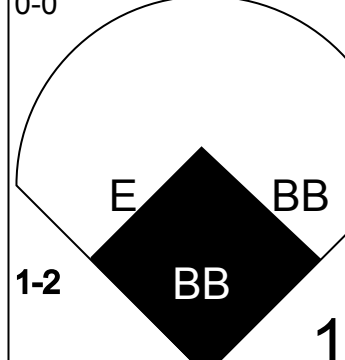
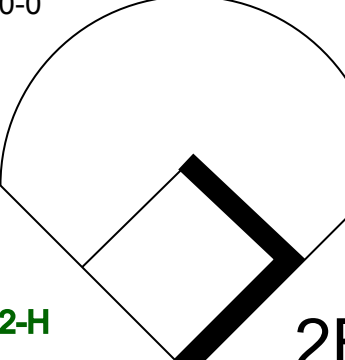
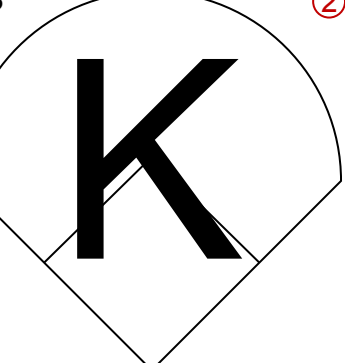
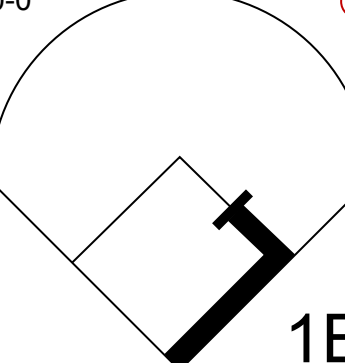


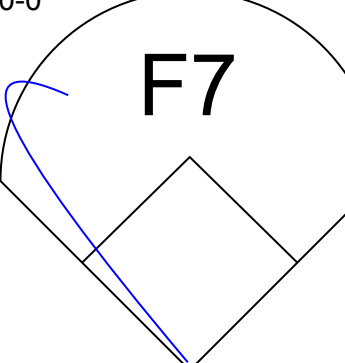
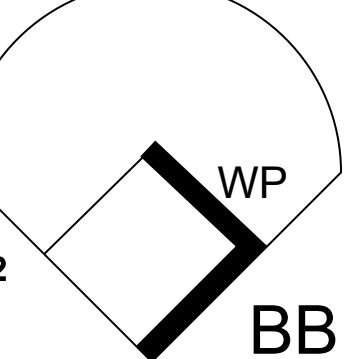
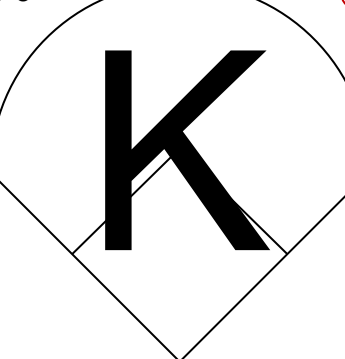

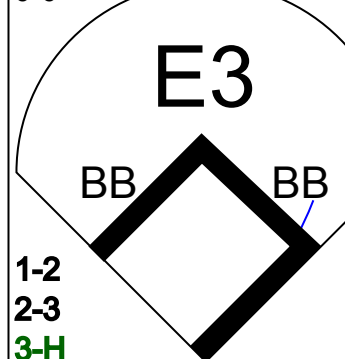
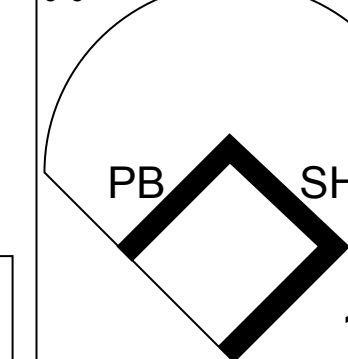
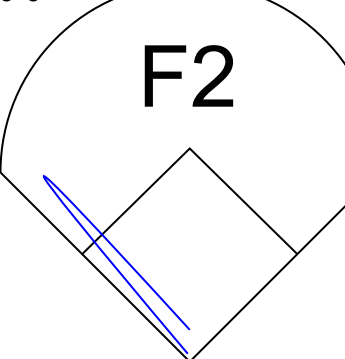
AB	33
R	5
H	7
RBI	5
BB	9
SO	9
LOB	16



Batter	1	2	3	4	5	6	7	8	9	AB	R	H	RBI	BB	SO	LOB	TOP			
Marty Keough, L (1, 7) OBP: 0.350, SLG: 0.361	0-3 K			0-0 2B		0-0 5-3			0-0 G3	4	0	1	0	0	1	0	Washington Senators @ Minnesota Twins Metropolitan Stadium, Bloomington, MI Sun Apr 23 1961, 4:33 AM EST Att: 13,408 - Overcast - 43 F livebaseballscorecards.com			
Danny O'Connell, R (1, 4) OBP: 0.361, SLG: 0.344	0-0 F9			0-0 5-3		0-0 F9			0-3 K	4	0	0	0	0	1	1				
Gene Woodling, L (1, 9) OBP: 0.378, SLG: 0.355 Jim Mahoney, R (9, PR)	0-0 6-3			4-0 G6-4-3 BB		0-0 1-3			4-0 BB	2	0	0	0	2	0	0				
R C Stevens, R (1, 3) OBP: 0.214, SLG: 0.154		0-0 6-3		0-0 G6-4-3 1-2					0-3 K	4	0	0	0	0	2	3				
Willie Tasby, R (1, 8) OBP: 0.457, SLG: 0.533		0-0 G6-4-3 1B			0-0 F8				0-0 6-3	3	0	1	0	0	0	0				
Harry Bright, R (1, 5) OBP: 0.211, SLG: 0.222		0-0 G6-4-3 1-2			0-0 F8				0-0 5-3	3	0	0	0	0	0	1				
Coot Veal, R (1, 6) OBP: 0.324, SLG: 0.303			0-3 K		4-0 1B BB				0-0 CS 1B	2	0	1	0	1	1	0				
Pete Daley, R (1, 2) OBP: 0.211, SLG: 0.167			0-0 F8		0-0 1-2 1B				0-0 F7	3	0	1	0	0	0	1				
Dick Donovan, L (1, 1) OBP: 0.250, SLG: 0.143 Chet Boak, R (8, PH) Johnny Klippstein, R (8, 1)			0-0 4-3		0-0 L4				0-3 K 1-2	2	0	0	0	0	0	2				
Inning Stats	R: 0 E: 0 K: 1 S: 5	H: 0 LOB: 0 BB: 0 P: 5	R: 0 E: 0 K: 0 S: 3	H: 1 LOB: 0 BB: 0 P: 3	R: 0 E: 0 K: 1 S: 5	H: 0 LOB: 0 BB: 0 P: 5	R: 0 E: 0 K: 0 S: 3	H: 1 LOB: 1 BB: 1 P: 7	R: 0 E: 0 K: 0 S: 4	H: 1 LOB: 2 BB: 1 P: 8	R: 0 E: 0 K: 0 S: 3	H: 0 LOB: 0 BB: 0 P: 3	R: 0 E: 0 K: 1 S: 5	H: 1 LOB: 0 BB: 0 P: 5	R: 0 E: 0 K: 2 S: 7	H: 0 LOB: 1 BB: 1 P: 11	1B: 3 2B: 1 3B: 0 HR: 0	SF: 0 SAC: 0 DP: 2 HBP: 0	WP: 0 PB: 0 SB: 0 CS: 1	PA: 31
PITCHER Jack Kralick, L (1, 1) ERA: 2.08	IP: 9.0 WLS: W BF: 31 H: 4 R: 0 ER: 0 SO: 6 BB: 3 IBB: 0 HBP: 0 BLK: 0 WP: 0 HR: 0 S: 40 P: 52 ERA: 0.00 WHIP: 0.778															PITCHER				

Batter	1	2	3	4	5	6	7	8	9	AB	R	H	RBI	BB	SO	LOB	BOTTOM			
Zoilo Versalles, R (1, 6) OBP: 0.341, SLG: 0.439	0-0 5-3		0-0 2B		0-0 F9			0-0 F9		4	0	1	0	0	0	1	Washington Senators @ Minnesota Twins Metropolitan Stadium, Bloomington, MI Sun Apr 23 1961, 4:33 AM EST Att: 13,408 - Overcast - 43 F livebaseballscorecards.com			
Lenny Green, L (1, 8) OBP: 0.425, SLG: 0.545	0-0 3-1		0-0 4-3			0-0 F9				3	0	0	0	0	0	1				
Don Mincher, L (1, 3) OBP: 0.370, SLG: 0.739	0-0 F4			0-0 5-3		0-0 F5				3	0	0	0	0	0	0				
Bob Allison, R (1, 9) OBP: 0.359, SLG: 0.576		0-0 L7		0-0 5-3		4-0 CS BB				2	0	0	0	1	0	0				
Jim Lemon, R (1, 7) OBP: 0.235, SLG: 0.394 Pete Whisenant, R (8, 7)		0-3 K		0-3 K		0-0 CS 1-2		0-3 K		3	0	0	0	0	3	0				
Earl Battey, R (1, 2) OBP: 0.382, SLG: 0.333		0-0 FC6-4 1B			0-0 6-3			0-0 F3		3	0	1	0	0	0	0				
Reno Bertoia, R (1, 5) OBP: 0.333, SLG: 0.276		0-0 FC6-4 1-2			0-0 1-3			0-0 L6		3	0	0	0	0	0	1				
Billy Gardner, R (1, 4) OBP: 0.313, SLG: 0.345			0-0 6-3		0-0 1B 2B			0-0 F9		3	1	1	0	0	0	0				
Jack Kralick, L (1, 1) OBP: 0.286, SLG: 0.286			0-0 4-3		0-0 2H 1B			0-0 G3		3	0	1	1	0	0	0				
Inning Stats	R: 0 E: 0 K: 0 S: 3	H: 0 LOB: 0 BB: 0 P: 3	R: 0 E: 0 K: 1 S: 6	H: 1 LOB: 1 BB: 0 P: 6	R: 0 E: 0 K: 0 S: 4	H: 1 LOB: 1 BB: 0 P: 4	R: 0 E: 0 K: 1 S: 5	H: 0 LOB: 0 BB: 0 P: 5	R: 1 E: 0 K: 0 S: 5	H: 2 LOB: 1 BB: 0 P: 5	R: 0 E: 0 K: 0 S: 2	H: 0 LOB: 1 BB: 1 P: 6	R: 0 E: 0 K: 1 S: 5	H: 0 LOB: 0 BB: 0 P: 5	R: 0 E: 0 K: 0 S: 3	H: 0 LOB: 0 BB: 0 P: 3	1B: 2 2B: 2 3B: 0 HR: 0	SF: 0 SAC: 0 DP: 0 HBP: 0	WP: 0 PB: 0 SB: 0 CS: 1	PA: 29
PITCHER Dick Donovan, R (1, 1) ERA: 2.25 Johnny Klippstein, R (8, 1) ERA: 9.0	IP: 7.0 WLS: L BF: 25 H: 4 R: 1 ER: 1 SO: 3 BB: 1 IBB: 0 HBP: 0 BLK: 0 WP: 0 HR: 0 S: 30 P: 34 ERA: 1.29 WHIP: 0.714															PITCHER				



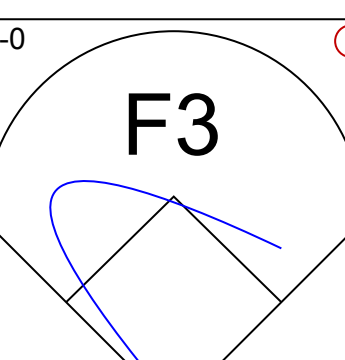
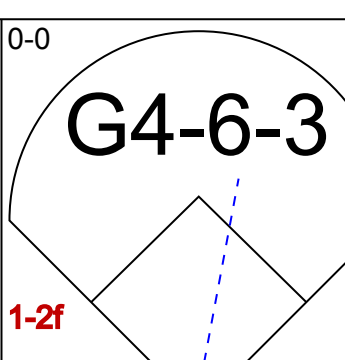
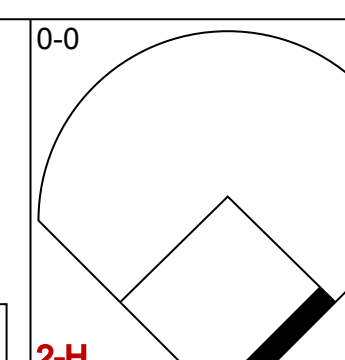
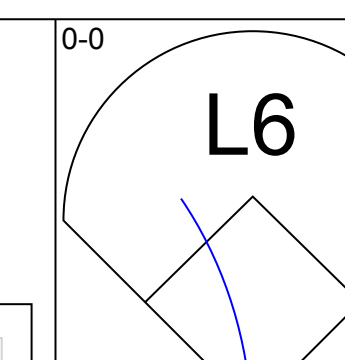
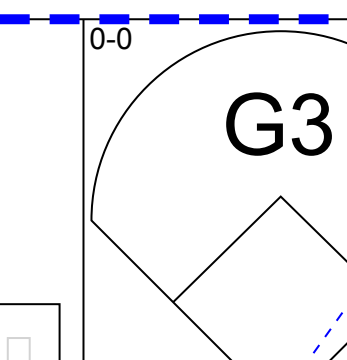
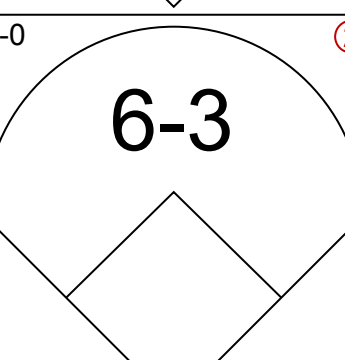
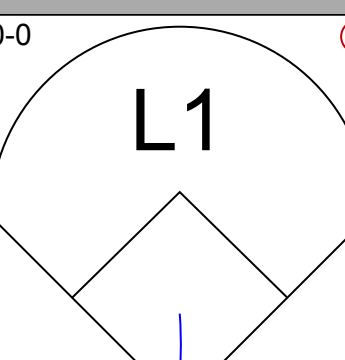
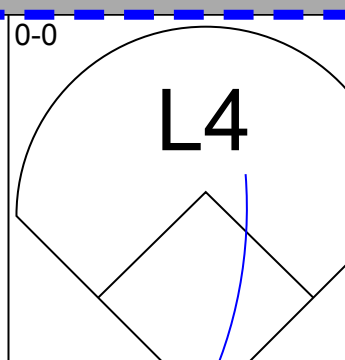
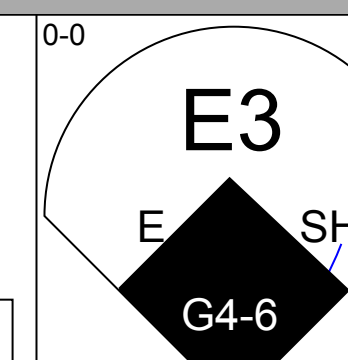

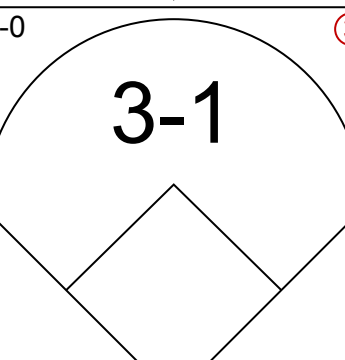
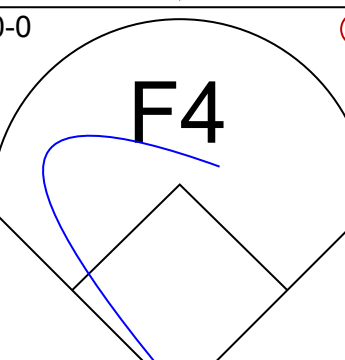
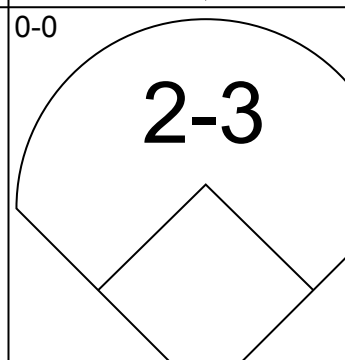
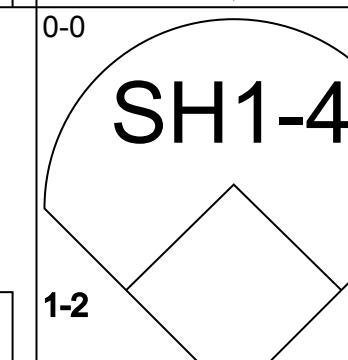


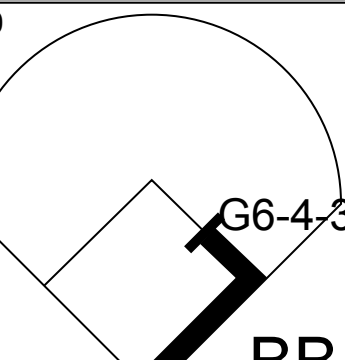
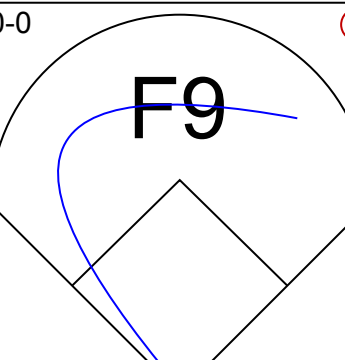
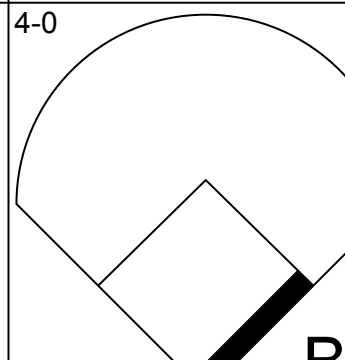
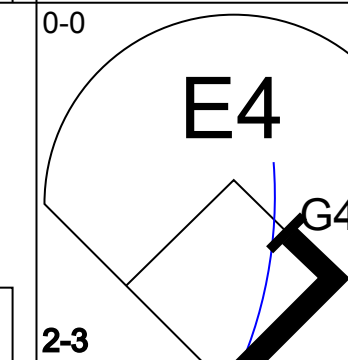

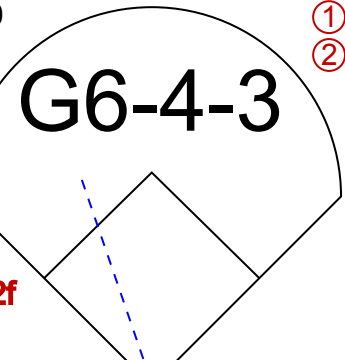
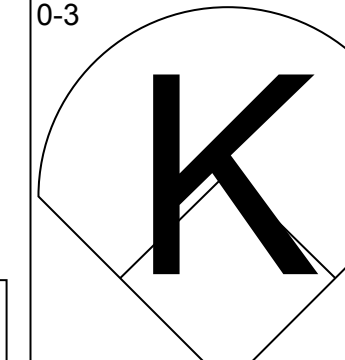
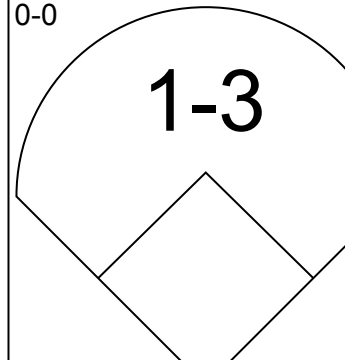
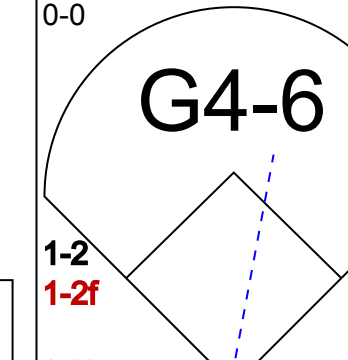

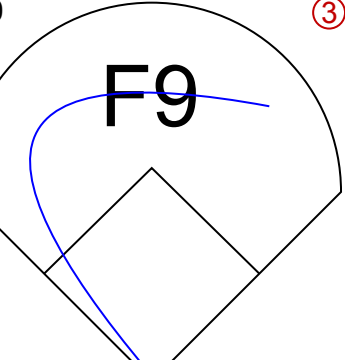
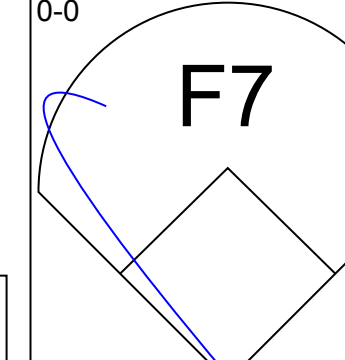
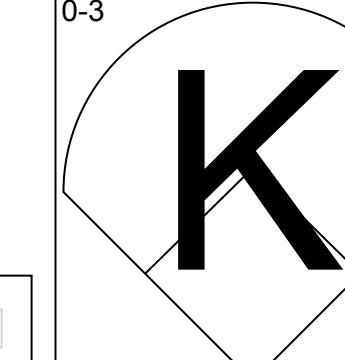
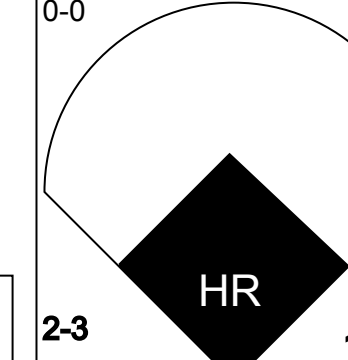
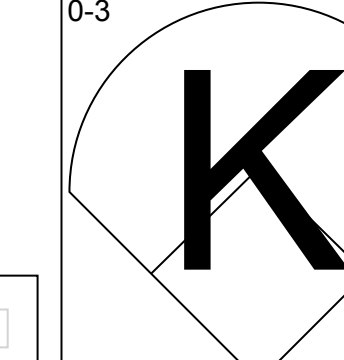
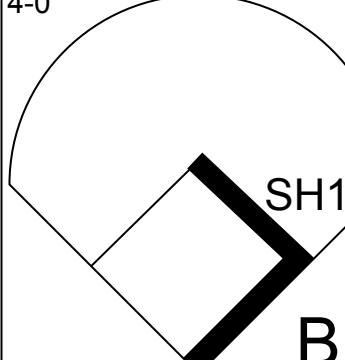
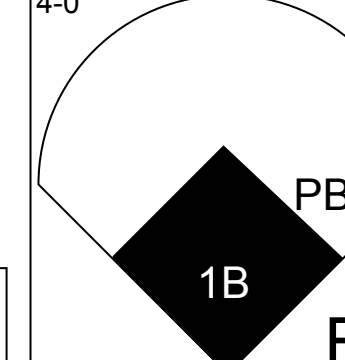

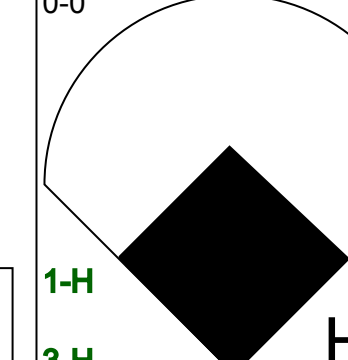
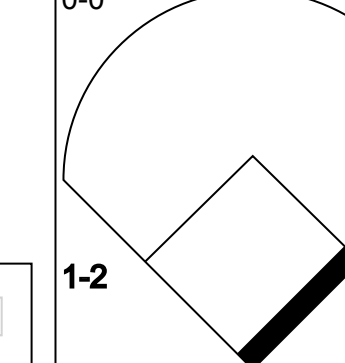
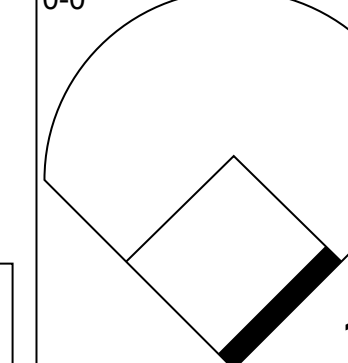
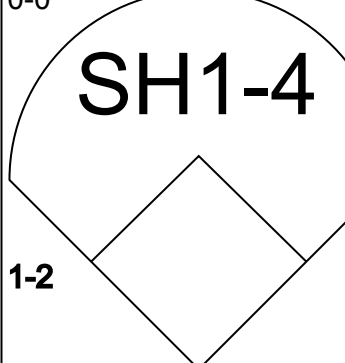
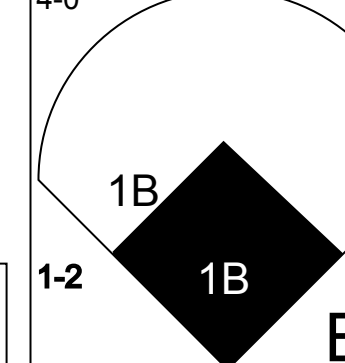

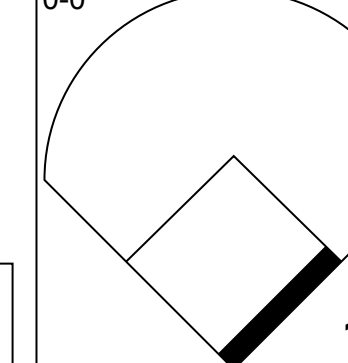
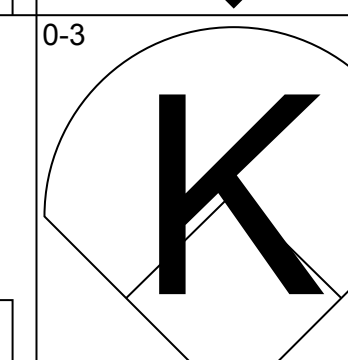
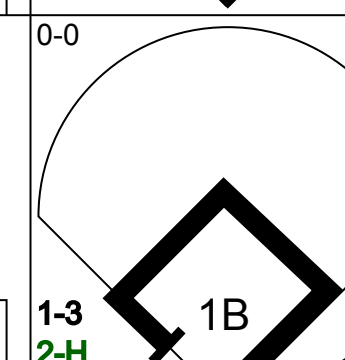

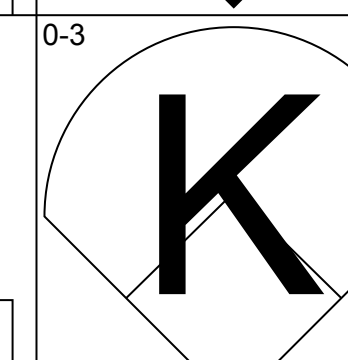
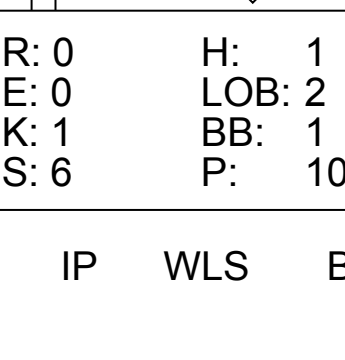
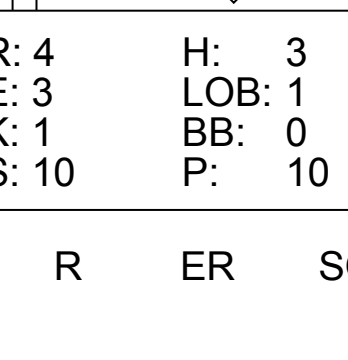
Batter	1	2	3	4	5	6	7	8	9	10	AB	R	H	RBI	BB	SO	LOB							
Zoilo Versalles, R (1.6) OBP: 0.340, SLG: 0.426		5-3 						SH1-4 		L4 	6	0	2	1	0	2	7							
Lenny Green, L (1.8) OBP: 0.435, SLG: 0.514	F8 		F9 						E6 		4	0	1	1	2	0	1							
Don Mincher, L (1.3) OBP: 0.394, SLG: 0.667			FC6-5 			F8 		F7 	PO 	E4 	4	1	1	1	2	0	3							
Bob Allison, R (1.9) OBP: 0.356, SLG: 0.538			F7 			K 	K2-3 	K 		E 	6	1	2	0	0	3	7							
Jim Lemon, R (1.7) Dan Dobbek, L Pete Whisenant, R (10, PR)	F4 		HBP 			F5 	K 		K 	E1 	3	0	0	0	0	1	2							
Earl Battey, R (1.2) OBP: 0.400, SLG: 0.389		F8 	FC6-5 					F8 			6	3	3	3	0	0	2							
Reno Berthia, R (1.5) OBP: 0.405, SLG: 0.364		WP 				1-3 					4	2	3	1	2	0	0							
Billy Gardner, R (1.4) OBP: 0.342, SLG: 0.333		K 						F8 		F7 	4	2	1	0	2	1	4							
Jim Kaat, L (1.1) Elmer Valo, L Paul Giel, R Ron Henry, R Ray Moore, R		WP 				K 			SH1-4 	G3 	1	0	0	0	1	1	0							
Inning Stats	R: 0 E: 0 K: 1 S: 7	H: 2 LOB: 2 BB: 0 P: 7	R: 0 E: 0 K: 1 S: 5	H: 0 LOB: 2 BB: 1 P: 13	R: 0 E: 0 K: 0 S: 3	H: 0 LOB: 2 BB: 1 P: 8	R: 0 E: 0 K: 1 S: 5	H: 1 LOB: 0 BB: 0 P: 5	R: 0 E: 0 K: 1 S: 6	H: 2 LOB: 1 BB: 0 P: 6	R: 3 E: 1 K: 2 S: 10	H: 2 LOB: 3 BB: 3 P: 22	R: 0 E: 0 K: 1 S: 5	H: 0 LOB: 1 BB: 1 P: 9	R: 0 E: 0 K: 1 S: 6	H: 1 LOB: 2 BB: 1 P: 10	R: 3 E: 1 K: 1 S: 8	H: 3 LOB: 1 BB: 0 P: 12	R: 4 E: 2 K: 0 S: 8	H: 3 LOB: 2 BB: 0 P: 8	1B: 12 2B: 2 3B: 0 HR: 0	SF: 0 SAC: 1 DP: 0 HBP: 1	WP: 1 PB: 1 SB: 1 CS: 0	PA: 56
PITCHER	IP	WLS	BF	H	R	ER	SO	BB	IBB	HBP	BLK	WP	HR	S	P	ERA	WHIP							
Don Larsen, R ERA: 2.57	5.2		30	7	3	1	5	6	0	0	0	1	0	33	58	1.59	2.294							
Bill Kunkel, R ERA: 1.8	1.1		5	0	0	0	2	1	0	0	0	0	0	8	12	0.00	0.750							
Ed Rakow, R ERA: 7.71	1.1		8	3	2	2	2	1	0	0	0	0	0	11	15	13.50	3.000							
Bud Daley, L ERA: 3.86	0.2	L	7	2	4	0	0	1	0	0	0	0	0	6	10	0.00	4.500							
Ed Keegan, R ERA: 6.0	1.0		5	2	1	0	0	0	0	0	0	0	0	5	5	0.00	2.000							

TOP

Minnesota Twins @ Kansas City Athletics
Municipal Stadium, Kansas City, MO
Mon Apr 24 1961, 7:05 PM EST
Att: 6,541 - Unknown

AB	44
R	10
H	14
RBI	9
BB	9
SO	9
LOB	34



Batter	1	2	3	4	5	6	7	8	9	10	AB	R	H	RBI	BB	SO	LOB							
Dick Howser, R (1.6) OBP: 0.355, SLG: 0.208	F3 		G4-6-3 				L6 		G3 		5	0	1	1	0	0	4							
Jerry Lumpe, L (1.4) OBP: 0.438, SLG: 0.462	6-3 					L1 	L4 	E3 	K 		5	1	0	0	0	1	0							
Hank Bauer, R (1.9) OBP: 0.365, SLG: 0.273	3-1 					F4 	2-3 	SH1-4 			4	0	1	0	0	0	0							
Leo Posada, R (1.7) Norm Siebern, L (8, PH)		G6-4-3 				F9 			E4 		1	0	0	0	2	0	0							
Bill Tuttle, R (1.8) OBP: 0.297, SLG: 0.296		G6-4-3 				K 	1-3 	G4-6 	K 		5	0	0	0	0	2	5							
Andy Carey, R (1.5) OBP: 0.414, SLG: 0.273		F9 				F7 		K 	HR 		5	1	1	0	0	2	0							
Mary Throneberry, L (1.3) OBP: 0.387, SLG: 0.577			SH1-4 						F9 		2	2	1	3	3	1	0							
Joe Pignatano, R (1.2) Al Pilarcik, L Haywood Sullivan, R Lou Klimchok, L			SH1-4 								0	1	0	0	1	0	0							
Don Larsen, R Bill Kunkel, R Bob Boyd, L Ed Rakow, S Bud Daley, L Ed Keegan, R									F9 	K 	1	0	1	1	1	0	0							
Inning Stats	R: 0 E: 0 K: 0 S: 3	H: 0 LOB: 0 BB: 0 P: 3	R: 0 E: 0 K: 0 S: 2	H: 0 LOB: 0 BB: 1 P: 6	R: 0 E: 0 K: 0 S: 2	H: 0 LOB: 1 BB: 2 P: 10	R: 0 E: 0 K: 0 S: 3	H: 0 LOB: 0 BB: 0 P: 3	R: 2 E: 0 K: 1 S: 6	H: 2 LOB: 2 BB: 2 P: 14	R: 0 E: 0 K: 1 S: 3	H: 1 LOB: 1 BB: 1 P: 7	R: 0 E: 0 K: 1 S: 6	H: 1 LOB: 2 BB: 2 P: 10	R: 4 E: 3 K: 1 S: 10	H: 3 LOB: 1 BB: 0 P: 10	R: 0 E: 0 K: 2 S: 8	H: 1 LOB: 2 BB: 0 P: 12	R: 0 E: 0 K: 2 S: 7	H: 0 LOB: 0 BB: 0 P: 7	1B: 6 2B: 0 3B: 0 HR: 1	SF: 0 SAC: 2 DP: 0 HBP: 0	WP: 0 PB: 1 SB: 0 CS: 0	PA: 44
PITCHER	IP	WLS	BF	H	R	ER	SO	BB	IBB	HBP	BLK	WP	HR	S	P	ERA	WHIP							
Jim Kaat, L ERA: 2.19	5.0		17	4	2	2	1	2	0	0	0	0	0	16	36	3.60	1.400							
Paul Giel, R ERA: 3.0	3.0		17	4	4	0	2	2	0	0	0	0	1	19	27	0.00	2.000							
Ray Moore, R ERA: 4.76	2.0	W	8	1	0	0	4	1	0	0	0	0	0	15	19	0.00	1.000							

BOTTOM

Minnesota Twins @ Kansas City Athletics
Municipal Stadium, Kansas City, MO
Mon Apr 24 1961, 7:05 PM EST
Att: 6,541 - Unknown

AB	34
R	5
H	7
RBI	5
BB	8
SO	7
LOB	13



Batter	1	2	3	4	5	6	7	8	9	AB	R	H	RBI	BB	SO	LOB	TOP					
Zoilo Versalles, R OBP: 0.364, SLG: 0.442										5	0	3	1	0	0	2						
Lenny Green, L OBP: 0.431, SLG: 0.488										4	0	1	0	1	0	2						
Don Mincher, L OBP: 0.342, SLG: 0.563										5	0	0	0	0	0	5						
Bob Allison, R OBP: 0.408, SLG: 0.538										0	0	0	0	4	0	0						
Pete Whisenant, R (9, PH)										1	0	0	0	0	0	0						
Jim Lemon, R OBP: 0.238, SLG: 0.350										4	0	1	0	0	0	4						
Earl Battey, R OBP: 0.409, SLG: 0.368										2	1	0	0	2	0	2						
Reno Bertoia, R OBP: 0.413, SLG: 0.389										3	1	1	0	1	0	3						
Billy Gardner, R OBP: 0.366, SLG: 0.343										2	0	1	0	1	0	2						
Billy Conzolo, R (7, 4)										1	0	0	0	0	0	0						
Ted Sadowski, R Lee Stange, R Ernie Van, L Fred Bruckbauer, R Chuck Stobbs, L Hal Naper, L Paul Gleif, R Ray Moore, R Bill Pleis, L										1	0	0	0	0	0	1	2					
Inning Stats	R: 0 E: 0 K: 0 S: 4	H: 1 LOB: 2 BB: 1 P: 8	R: 0 E: 0 K: 1 S: 6	H: 1 LOB: 2 BB: 1 P: 10	R: 0 E: 0 K: 0 S: 3	H: 1 LOB: 1 BB: 1 P: 7	R: 2 E: 0 K: 0 S: 4	H: 2 LOB: 2 BB: 3 P: 16	R: 0 E: 0 K: 0 S: 3	H: 0 LOB: 2 BB: 2 P: 11	R: 0 E: 0 K: 0 S: 4	H: 1 LOB: 1 BB: 0 P: 4	R: 0 E: 0 K: 0 S: 3	H: 1 LOB: 1 BB: 1 P: 7	R: 0 E: 0 K: 1 S: 5	H: 0 LOB: 0 BB: 0 P: 5	R: 0 E: 0 K: 0 S: 3	H: 0 LOB: 0 BB: 0 P: 3	1B: 6 2B: 1 3B: 0 HR: 0	SF: 0 SAC: 0 DP: 3 HBP: 0	WP: 0 PB: 0 SB: 1 CS: 0	PA: 40
PITCHER Norm Bass, R ERA: 1.93	IP: 9.0 WLS: W BF: 40 H: 7 R: 2 ER: 2 SO: 2 BB: 9 IBB: 0 HBP: 0 BLK: 0 WP: 0 HR: 0 S: 35 P: 71 ERA: 2.00 WHIP: 1.778															PITCHER	IP: 9.0 WLS: W BF: 40 H: 7 R: 2 ER: 2 SO: 2 BB: 9 IBB: 0 HBP: 0 BLK: 0 WP: 0 HR: 0 S: 35 P: 71 ERA: 2.00 WHIP: 1.778					

Minnesota Twins @ Kansas City Athletics
Municipal Stadium, Kansas City, MO
Tue Apr 25 1961, 7:05 PM EST
Att: 4,664 - Unknown

AB 31
R 2
H 7
RBI 1
BB 9
SO 2
LOB 24



Batter	1	2	3	4	5	6	7	8	9	AB	R	H	RBI	BB	SO	LOB	BOTTOM			
Dick Howser, R OBP: 0.351, SLG: 0.310										5	2	2	3	0	0	1				
Jay Hankins, L OBP: 0.286, SLG: 0.167										5	1	1	1	1	0	0				
Jerry Lumpe, L OBP: 0.447, SLG: 0.467										4	3	1	0	2	0	1				
Lou Klimchok, L OBP: 0.667, SLG: 0.800										2	2	2	2	1	0	0				
Andy Carey, R OBP: 0.436, SLG: 0.292										2	1	1	1	1	0	0				
Norm Siebern, L OBP: 0.267, SLG: 0.192										4	2	1	1	2	0	2				
Mary Throneberry, L OBP: 0.369, SLG: 0.533										4	2	1	0	1	1	5				
Bill Tuttle, R OBP: 0.314, SLG: 0.406										5	0	3	4	0	0	2				
Haywood Sullivan, R OBP: 0.478, SLG: 0.714										4	3	4	5	1	0	0				
Norm Bass, R (1, 1)										4	1	0	0	1	4	4				
Inning Stats	R: 0 E: 0 K: 0 S: 3	H: 0 LOB: 0 BB: 0 P: 3	R: 1 E: 0 K: 1 S: 8	H: 3 LOB: 0 BB: 0 P: 8	R: 6 E: 0 K: 1 S: 8	H: 3 LOB: 3 BB: 3 P: 20	R: 3 E: 0 K: 0 S: 5	H: 3 LOB: 1 BB: 1 P: 9	R: 0 E: 0 K: 1 S: 5	H: 0 LOB: 1 BB: 1 P: 9	R: 8 E: 2 K: 1 S: 11	H: 5 LOB: 5 BB: 5 P: 31	R: 2 E: 0 K: 1 S: 7	H: 2 LOB: 0 BB: 0 P: 7	R: 0 E: 0 K: 0 S: 3	H: 0 LOB: 0 BB: 0 P: 3	1B: 8 2B: 6 3B: 3 HR: 0	SF: 1 SAC: 0 DP: 1 HBP: 0	WP: 2 PB: 0 SB: 0 CS: 0	PA: 50
PITCHER Ted Sadowski, R ERA: 13.5 Lee Stange, R Fred Bruckbauer, R Chuck Stobbs, L Paul Gleif, R Ray Moore, R Bill Pleis, L	IP: 2.2 WLS: L BF: 17 H: 6 R: 7 ER: 7 SO: 1 BB: 2 IBB: 0 HBP: 0 BLK: 0 WP: 0 HR: 0 S: 16 P: 28 ERA: 23.62 WHIP: 3.000															PITCHER Ray Moore, R ERA: 6.14 Bill Pleis, L	IP: 6.1 WLS: L BF: 10 H: 2 R: 2 ER: 2 SO: 2 BB: 3 IBB: 0 HBP: 0 BLK: 0 WP: 0 HR: 0 S: 11 P: 23 ERA: 10.80 WHIP: 3.000			

Minnesota Twins @ Kansas City Athletics
Municipal Stadium, Kansas City, MO
Tue Apr 25 1961, 7:05 PM EST
Att: 4,664 - Unknown

AB 39
R 17
H 16
RBI 17
BB 10
SO 5
LOB 15



Batter	1	2	3	4	5	6	7	8	9	AB	R	H	RBI	BB	SO	LOB	TOP					
Zoilo Versalles, R OBP: 0.350, SLG: 0.421 (1, 6)	F2		F7		F7		K			5	0	1	0	0	1	2	Minnesota Twins @ Los Angeles Angels Wrigley Field, Los Angeles, CA Thu Apr 27 1961, 5:33 AM CST Att: 11,931 - Unknown - 72 F					
Lenny Green, L OBP: 0.429, SLG: 0.467 (1, 8)	4-3 1B			2B SF8 BB	F7		FC1-6 FC6-4		P6	4	1	1	0	1	0	3						
Don Mincher, L OBP: 0.372, SLG: 0.583 (1, 3)	4-3			SF8 1-3 2B			FC6-4		FC5-4 BB	4	1	2	0	1	0	2						
Bob Allison, R OBP: 0.370, SLG: 0.488 (1, 9)	5-3			SF8 2-3 3-H			K		FC5-4	4	0	0	1	0	1	4						
Jim Lemon, R OBP: 0.283, SLG: 0.357 Pete Whisenant, R (8, PR) (8, 7)		K								2	1	1	0	2	1	0						
Earl Battey, R OBP: 0.417, SLG: 0.452 (1, 2)	6-3			BB			HR 1B		1B BB	0	0	0	0	0	0	0						
Reno Bertoia, R OBP: 0.380, SLG: 0.350 (1, 5)	1-3						HR		1B	4	1	2	3	0	0	2						
Billy Gardner, R OBP: 0.341, SLG: 0.316 Elmer Valo, L (8, PH) Jose Valdivielso, R (8, 4)			4-3				F9		F5	4	0	0	0	0	1	4						
Camilo Pascual, R OBP: 0.250, SLG: 0.143 Ray Moore, R (8, 1)	6-3								K	3	0	0	0	0	0	0						
Inning Stats	R: 0 E: 0 K: 0 S: 4	H: 1 LOB: 1 BB: 0 P: 4	R: 0 E: 0 K: 1 S: 5	H: 0 LOB: 0 BB: 0 P: 5	R: 0 E: 0 K: 0 S: 3	H: 0 LOB: 0 BB: 0 P: 3	R: 1 E: 0 K: 1 S: 6	H: 1 LOB: 2 BB: 2 P: 14	R: 0 E: 0 K: 0 S: 4	H: 1 LOB: 1 BB: 1 P: 4	R: 3 E: 0 K: 1 S: 8	H: 3 LOB: 0 BB: 0 P: 8	R: 0 E: 0 K: 0 S: 5	H: 1 LOB: 2 BB: 1 P: 9	R: 0 E: 0 K: 0 S: 4	H: 1 LOB: 2 BB: 1 P: 8		R: 0 E: 0 K: 1 S: 6	H: 1 LOB: 2 BB: 1 P: 10	1B: 6 2B: 1 3B: 0 HR: 1	SF: 1 SAC: 0 DP: 0 HBP: 0	WP: 0 PB: 0 SB: 1 CS: 0
PITCHER	IP	WLS	BF	H	R	ER	SO	BB	IBB	HBP	BLK	WP	HR	S	P	ERA	WHIP					
Eli Grba, R ERA: 4.22 (1, 1)	6.1	L	28	6	4	4	4	3	0	0	0	0	1	33	45	5.68	1.421					
Ted Bowsfield, L ERA: (7, 1)	0.2		2	0	0	0	0	0	0	0	0	0	0	2	2	0.00	0.000					
Tex Clevenger, R ERA: (8, 1)	2.0		10	2	0	0	1	2	0	0	0	0	0	10	18	0.00	2.000					

Batter	1	2	3	4	5	6	7	8	9	AB	R	H	RBI	BB	SO	LOB	BOTTOM				
Albie Pearson, L OBP: 0.500, SLG: 0.545 (1, 8) (9, 9)	FC4-6 E 1B		G4-3-6 BB		E9		FC3-2		F9	4	0	1	0	1	0	3	Minnesota Twins @ Los Angeles Angels Wrigley Field, Los Angeles, CA Thu Apr 27 1961, 5:33 AM CST Att: 11,931 - Unknown - 72 F				
Ken Aspromonte, R OBP: 0.282, SLG: 0.229 (1, 4)	E4 FC4-6		G4-3-6 1-2				4-3		BB	3	0	0	0	2	0	4					
Ted Kluszewski, L OBP: 0.379, SLG: 0.692 Ken McBride, R (8, PR) (9, 8)	FC4-6 G6-4-3		FC6-4 BB		3-6 BB				F9	3	0	1	0	1	0	4					
Bob Cerv, R OBP: 0.189, SLG: 0.351 (1, 7)	G6-4-3		FC6-4				6-3		P4	4	0	0	0	0	0	4					
Steve Bilko, R OBP: 0.467, SLG: 0.636 (1, 9) (9, 3)		HR BB					6-3		1B	2	1	1	0	2	0	0					
Earl Averill, R OBP: 0.417, SLG: 0.600 (1, 2)		HR					L5		F2	4	1	1	2	0	1	3					
Gene Leek, R OBP: 0.333, SLG: 0.333 (1, 5)		K					F9		5-3	4	0	1	0	0	1	3					
Ken Hamlin, R Julio Becquer, L (7, PH) Tex Clevenger, R (8, 1) Faye Throneberry, L OBP: 0.222, SLG: 0.125 (9, PH)	F2						1B FC3-2 2B		F7	2	0	0	0	0	0	1					
Eli Grba, R Ted Bowsfield, R (7, 1) Leon Wagner, L OBP: 0.250, SLG: 0.368 Fritz Brickell, R OBP: 0.259, SLG: 0.167 (8, 6)		K					FC3-2 1B		BB 1B	1	0	1	0	0	0	0					
Inning Stats	R: 0 E: 1 K: 0 S: 4	H: 1 LOB: 1 BB: 0 P: 4	R: 2 E: 0 K: 2 S: 8	H: 1 LOB: 0 BB: 1 P: 12	R: 0 E: 0 K: 0 S: 2	H: 0 LOB: 1 BB: 2 P: 10	R: 0 E: 0 K: 1 S: 5	H: 0 LOB: 1 BB: 1 P: 9	R: 0 E: 0 K: 0 S: 3	H: 0 LOB: 0 BB: 0 P: 3	R: 0 E: 0 K: 0 S: 5	H: 2 LOB: 2 BB: 0 P: 5	R: 0 E: 0 K: 0 S: 5	H: 1 LOB: 2 BB: 1 P: 8	R: 0 E: 0 K: 0 S: 4	H: 1 LOB: 2 BB: 1 P: 8		1B: 5 2B: 2 3B: 0 HR: 1	SF: 0 SAC: 0 DP: 3 HBP: 0	WP: 0 PB: 0 SB: 0 CS: 0	PA: 39
PITCHER	IP	WLS	BF	H	R	ER	SO	BB	IBB	HBP	BLK	WP	HR	S	P	ERA	WHIP				
Camilo Pascual, R ERA: 2.59 Ray Moore, R ERA: 5.0 (1, 1)	7.1		32	6	2	2	4	5	0	0	0	0	1	35	55	2.46	1.500				
(8, 1)	1.2	S	7	1	0	0	0	1	0	0	0	0	0	6	10	0.00	1.200				

Batter	1	2	3	4	5	6	7	8	9	AB	R	H	RBI	BB	SO	LOB	TOP			
Zoilo Versalles, R OBP: 0.338, SLG: 0.388 (1, 6)										4	0	0	0	1	1	1				
Lenny Green, L OBP: 0.409, SLG: 0.444 (1, 8)										3	0	0	0	1	0	1				
Harmon Killebrew, R OBP: 0.294, SLG: 0.214 (1, 7)										4	0	1	0	0	1	2				
Don Mincher, L OBP: 0.377, SLG: 0.535 (1, 3)										3	0	0	0	1	1	1				
Bob Allison, R OBP: 0.365, SLG: 0.500 (1, 9)										4	0	1	0	0	0	3				
Earl Battey, R OBP: 0.431, SLG: 0.520 (1, 2)										3	1	2	1	1	0	0				
Reno Bertoia, R OBP: 0.350, SLG: 0.306 (1, 5)										4	0	0	0	0	1	3				
Billy Gardner, R OBP: 0.346, SLG: 0.311 Elmer Valo, L (9, PH)										2	0	1	0	1	0	0				
Jim Kaat, L (1, 1)										1	0	0	0	0	0	3				
Ted Sadowski, R (5, 1)										0	0	0	0	0	0	0				
Hal Naragon, L OBP: 0.143, SLG: 0.143 (7, PH)										1	0	0	0	0	1	0				
Paul Giel, R OBP: 1.000, SLG: 1.000 (7, 1)										0	0	0	0	0	0	0				
Dan Dobbek, L (9, PH)										1	0	0	0	0	0	0				
Inning Stats	R: 0 E: 0 K: 0 S: 3	H: 0 LOB: 0 BB: 0 P: 3	R: 0 E: 0 K: 2 S: 8	H: 1 LOB: 3 BB: 2 P: 16	R: 0 E: 0 K: 1 S: 5	H: 0 LOB: 0 BB: 2 P: 13	R: 1 E: 0 K: 0 S: 5	H: 2 LOB: 1 BB: 0 P: 5	R: 0 E: 0 K: 0 S: 4	H: 0 LOB: 1 BB: 0 P: 4	R: 0 E: 0 K: 0 S: 3	H: 0 LOB: 1 BB: 1 P: 9	R: 0 E: 0 K: 0 S: 4	H: 1 LOB: 1 BB: 0 P: 4	R: 0 E: 0 K: 2 S: 7	H: 0 LOB: 0 BB: 0 P: 7	1B: 4 2B: 0 3B: 0 HR: 1	SF: 0 SAC: 1 DP: 0 HBP: 0	WP: 0 PB: 0 SB: 0 CS: 0	PA: 37
PITCHER Ken McBride, R ERA: 2.79 (1, 1)	IP: 9.0 WLS: W BF: 37 H: 5 R: 1 ER: 1 SO: 6 BB: 5 IBB: 0 HBP: 0 BLK: 0 WP: 0 HR: 1 S: 44 P: 64 ERA: 1.00 WHIP: 1.111																			

Minnesota Twins @ Los Angeles Angels
Wrigley Field, Los Angeles, CA
Sat Apr 29 1961, 5:33 AM CST
Att. 5,109 - Unknown - 70 F

AB	31
R	1
H	5
RBI	1
BB	5
SO	6
LOB	14



Batter	1	2	3	4	5	6	7	8	9	AB	R	H	RBI	BB	SO	LOB	BOTTOM			
Albie Pearson, L OBP: 0.538, SLG: 0.500 (1, 9)										2	1	1	1	3	0	1				
Ken Aspromonte, R OBP: 0.286, SLG: 0.311 (1, 4)										4	1	2	2	0	0	5				
Ken Hunt, R OBP: 0.382, SLG: 0.552 (1, 8)										4	0	1	0	0	2	1				
Bob Cerv, R OBP: 0.171, SLG: 0.317 (1, 7)										3	1	0	0	0	2	0				
Steve Bilko, R OBP: 0.333, SLG: 0.412 Rocky Bridges, R (6, 5)										3	0	0	0	0	0	2				
Earl Averill, R OBP: 0.524, SLG: 0.714 (1, 2)										0	0	0	0	4	0	0				
Gene Leek, R OBP: 0.240, SLG: 0.227 Ted Kluszewski, L OBP: 0.405, SLG: 0.750 (6, 3)										2	0	0	0	0	2					
Julio Becquer, L (8, 3)										0	0	0	0	0	0	0				
Ken Hamlin, R OBP: 0.364, SLG: 0.667 (1, 6)										3	1	1	0	1	0	2				
Ken McBride, R OBP: 0.125, SLG: 0.125 (1, 1)										4	0	1	0	0	1	4				
Inning Stats	R: 2 E: 0 K: 2 S: 8	H: 1 LOB: 1 BB: 1 P: 12	R: 0 E: 0 K: 1 S: 6	H: 1 LOB: 3 BB: 2 P: 14	R: 0 E: 0 K: 1 S: 5	H: 0 LOB: 0 BB: 0 P: 5	R: 1 E: 0 K: 0 S: 4	H: 1 LOB: 2 BB: 2 P: 12	R: 1 E: 1 K: 0 S: 5	H: 1 LOB: 2 BB: 1 P: 9	R: 0 E: 0 K: 1 S: 6	H: 2 LOB: 1 BB: 0 P: 6	R: 0 E: 0 K: 2 S: 7	H: 0 LOB: 1 BB: 1 P: 11	R: 0 E: 0 K: 0 S: 2	H: 0 LOB: 0 BB: 1 P: 6	1B: 4 2B: 1 3B: 0 HR: 1	SF: 0 SAC: 1 DP: 0 HBP: 0	WP: 0 PB: 0 SB: 0 CS: 1	PA: 38
PITCHER Jim Kaat, L ERA: 3.24 Ted Sadowski, R ERA: 9.95 Paul Giel, R ERA: 9.72 (1, 1)	IP: 4.1 WLS: L BF: 24 H: 4 R: 4 ER: 3 SO: 4 BB: 4 IBB: 0 HBP: 0 BLK: 0 WP: 0 HR: 1 S: 26 P: 50 ERA: 6.23 WHIP: 2.077																			
PITCHER (5, 1)	IP: 1.2 WLS: L BF: 6 H: 2 R: 0 ER: 0 SO: 1 BB: 0 IBB: 0 HBP: 0 BLK: 0 WP: 0 HR: 0 S: 8 P: 8 ERA: 0.00 WHIP: 1.200																			
PITCHER (7, 1)	IP: 2.0 WLS: L BF: 7 H: 0 R: 0 ER: 0 SO: 2 BB: 2 IBB: 0 HBP: 0 BLK: 0 WP: 0 HR: 0 S: 9 P: 17 ERA: 0.00 WHIP: 1.000																			

Minnesota Twins @ Los Angeles Angels
Wrigley Field, Los Angeles, CA
Sat Apr 29 1961, 5:33 AM CST
Att. 5,109 - Unknown - 70 F

AB	28
R	4
H	6
RBI	4
BB	8
SO	7
LOB	20



Batter	1	2	3	4	5	6	7	8	9	10	11	AB	R	H	RBI	BB	SO	LOB	TOP			
Luis Aparicio, R OBP: 0.355, SLG: 0.382 (1, 6)	F7		K		4-3 1B 2B	F7			SH1-4 1B		FC1-6 2B	6	2	2	0	0	1	3				
Nellie Fox, L OBP: 0.407, SLG: 0.434 (1, 4)	6-3		HBP		4-3			FC6-4 1B	SH1-4		3-1	4	0	1	0	0	0	2				
Jim Landis, R OBP: 0.386, SLG: 0.528 (1, 8)	F8		K		BB 1B			FC6-4 S 1-2f	F3		HR 2B	6	1	2	2	0	1	4				
Roy Sievers, R OBP: 0.431, SLG: 0.596 (1, 3)		1B BB G4-6-3 BB	F9		BB 1B			K	6-3		HR	5	2	2	2	1	1	4				
Minnie Minoso, R OBP: 0.474, SLG: 0.548 (1, 7)		G4-6-3 1B BB		5-3 1B	BB 1B			BB	6-3		1B	3	0	2	0	3	0	0				
Al Smith, R OBP: 0.273, SLG: 0.449 (1, 9)		G4-6-3 1B	F5	F9				K	FC6-4 1B		F8	6	0	2	0	0	1	7				
Sammy Esposito, R OBP: 0.200, SLG: 0.200 (1, 5)		G4-6-3 1-2f 2-3 3-H	5-3					F8			F9	5	0	1	0	0	0	4				
Cam Carreon, R OBP: 0.158, SLG: 0.111 (1, 2)		6-3	6-3			G3 1B		F9			FC6-4 1-2f	5	0	0	0	0	0	4				
Bob Shaw, R (1, 1)			HBP BB		K	K		6-3			FC1-6 BB	3	0	0	0	2	2	1				
Inning Stats	R: 0 E: 0 K: 0 S: 3	H: 0 LOB: 0 BB: 0 P: 3	R: 1 E: 0 K: 0 S: 3	H: 1 LOB: 1 BB: 2 P: 11	R: 0 E: 0 K: 2 S: 7	H: 0 LOB: 2 BB: 1 P: 12	R: 0 E: 0 K: 0 S: 4	H: 1 LOB: 1 BB: 0 P: 4	R: 0 E: 0 K: 1 S: 6	H: 1 LOB: 2 BB: 1 P: 12	R: 0 E: 0 K: 0 S: 3	H: 0 LOB: 0 BB: 0 P: 3	R: 0 E: 0 K: 0 S: 4	H: 1 LOB: 1 BB: 0 P: 4	R: 0 E: 0 K: 0 S: 4	H: 1 LOB: 0 BB: 0 P: 4	R: 3 E: 0 K: 0 S: 6	H: 3 LOB: 1 BB: 1 P: 10	1B: 9 2B: 2 3B: 0 HR: 1	SF: 0 SAC: 1 DP: 1 HBP: 1	WP: 0 PB: 0 SB: 1 CS: 0	PA: 51
PITCHER	IP ERA WLS L BF H R ER SO BB IBB HBP BLK WP HR S P ERA WHIP	10.2 2.89 1 0 0 0 0 0 0 0 0 0 0 0 0 1 1 4.22 1.688	11.1 4.82 0.1 0 0 0 0 0 0 0 0 0 0 0 0 1 1 0.00 0.000																			

Chicago White Sox @ Minnesota Twins
Metropolitan Stadium, Bloomington, MI
Sun Apr 30 1961, 4:33 AM EDT
Att: 29,467 - Sunny - 48 F

AB 43
R 5
H 12
RBI 4
BB 6
SO 6
LOB 29



Batter	1	2	3	4	5	6	7	8	9	10	11	AB	R	H	RBI	BB	SO	LOB	BOTTOM			
Zollo Versalles, R OBP: 0.338, SLG: 0.400 Jose Valdivieso, R (8, 6)	F4		6-3 1B 2B		K		L5-3 1-2			6-3		3	1	1	0	0	1	0				
Lenny Green, L OBP: 0.394, SLG: 0.414 (1, 8)	4-3		6-3		G4-6-3 BB			F8		F7		4	0	0	0	1	0	1				
Don Mincher, L OBP: 0.362, SLG: 0.500 (1, 3)	K		2B 1B		G4-6-3 1-2f			G3			4-3	5	0	1	1	0	1	1				
Harmon Killebrew, R OBP: 0.405, SLG: 0.579 (1, 7)		FC6-4 1B	1B 2B		G5-4-3 1B			F4			HR	5	1	4	1	0	0	0				
Bob Allison, R OBP: 0.353, SLG: 0.464 (1, 9)		F4	FC1-6-4 BB		K			K			5-3	4	0	0	0	1	2	2				
Reno Bertoia, R OBP: 0.338, SLG: 0.296 (1, 5)		FC6-4 1B	FC1-6-4 1-2f		G5-4-3 1-2f			G5-4-3		F6	6-3	5	0	1	0	0	0	4				
Hal Naragon, L OBP: 0.273, SLG: 0.545 Pedro Ramos, S OBP: 0.297, SLG: 0.214 Earl Battey, R OBP: 0.431, SLG: 0.520 (10, 2)		FC6-4 1-2f 2-3		4-3				HR		FC6-4 1B		0	0	0	0	0	0	0				
Billy Gardner, R OBP: 0.321, SLG: 0.286 (1, 4)		FC5-4 1-2f		4-3				F2		FC6-4 1B		4	0	0	0	0	0	3				
Jack Kralick, L OBP: 0.273, SLG: 0.200 Ray Moore, R (11, 1)			F7		K			L5-3 BB		F7		3	0	0	0	1	1	0				
Inning Stats	R: 0 E: 0 K: 1 S: 5	H: 0 LOB: 0 BB: 0 P: 5	R: 0 E: 0 K: 0 S: 5	H: 2 LOB: 2 BB: 0 P: 5	R: 1 E: 0 K: 0 S: 6	H: 3 LOB: 3 BB: 1 P: 10	R: 0 E: 0 K: 1 S: 5	H: 0 LOB: 0 BB: 0 P: 5	R: 0 E: 0 K: 1 S: 5	H: 1 LOB: 0 BB: 1 P: 5	R: 1 E: 0 K: 0 S: 3	H: 1 LOB: 0 BB: 0 P: 7	R: 0 E: 0 K: 0 S: 3	H: 0 LOB: 0 BB: 0 P: 3	R: 0 E: 0 K: 0 S: 3	H: 0 LOB: 0 BB: 0 P: 3	R: 1 E: 0 K: 0 S: 4	H: 1 LOB: 0 BB: 0 P: 4	1B: 5 2B: 3 3B: 0 HR: 2	SF: 0 SAC: 0 DP: 3 HBP: 0	WP: 0 PB: 0 SB: 0 CS: 0	PA: 42
PITCHER	IP ERA WLS L BF H R ER SO BB IBB HBP BLK WP HR S P ERA WHIP	11.0 2.66 1 0 42 9 3 3 5 3 0 0 0 0 2 49 61 2.46 1.091																				

Chicago White Sox @ Minnesota Twins
Metropolitan Stadium, Bloomington, MI
Sun Apr 30 1961, 4:33 AM EDT
Att: 29,467 - Sunny - 48 F

AB 39
R 3
H 9
RBI 3
BB 3
SO 5
LOB 14



Batter	1	2	3	4	5	6	7	8	9	AB	R	H	RBI	BB	SO	LOB	TOP								
Luis Aparicio, R (1,6) OBP: 0.343, SLG: 0.367	F9		F7		F6		F8 1-3 1B		K	5	0	1	0	0	1	0	Chicago White Sox @ Minnesota Twins Metropolitan Stadium, Bloomington, MI Mon May 01 1961, 4:33 AM EDT Att: 5,777 - Sunny - 50 F								
Nelle Fox, L (1,4) OBP: 0.375, SLG: 0.397	F7		F8		4-3		1-3		F8	5	0	0	0	0	0	1									
Jim Landis, R (1,8) OBP: 0.377, SLG: 0.561	HR		F8		F6		F8			4	1	1	1	0	0	1									
Roy Sievers, R (1,3) OBP: 0.468, SLG: 0.680	1B				L4-6 2B		SF7 3B		FC5-4 BB	3	1	3	0	1	0	0									
Minnie Minoso, R (1,7) OBP: 0.443, SLG: 0.511	F7		L4-6 2-3		SF7		FC5-4 1-2			3	0	0	1	0	0	4									
Al Smith, R (1,9) OBP: 0.305, SLG: 0.519					HR		BB 1B		4-3	3	2	2	1	1	0	0									
Sammy Esposito, R (1,5) OBP: 0.222, SLG: 0.125	F2		F7		HR		1B 1-2		F2	3	0	0	0	1	0	1									
Cam Carreon, R (1,2) OBP: 0.217, SLG: 0.318	K						HR		5-3	4	1	2	2	0	1	1									
Frank Baumann, L (1,1)	F5						K		5-3	3	0	0	0	0	1	3									
Turk Lown, R (6,1)							L4			1	0	0	0	0	0	0									
Inning Stats	R: 1 E: 0 K: 0 S: 5	H: 2 LOB: 1 BB: 0 P: 5	R: 0 E: 0 K: 1 S: 5	H: 0 LOB: 1 BB: 1 P: 9	R: 0 E: 0 K: 0 S: 3	H: 0 LOB: 0 BB: 0 P: 3	R: 1 E: 0 K: 0 S: 4	H: 2 LOB: 0 BB: 0 P: 4	R: 1 E: 0 K: 1 S: 6	H: 1 LOB: 0 BB: 0 P: 6	R: 2 E: 0 K: 0 S: 6	H: 3 LOB: 2 BB: 1 P: 10	R: 0 E: 0 K: 0 S: 4	H: 1 LOB: 2 BB: 1 P: 8	R: 0 E: 0 K: 0 S: 3	H: 0 LOB: 0 BB: 0 P: 3	R: 0 E: 0 K: 1 S: 5	H: 0 LOB: 0 BB: 0 P: 5	1B: 4 2B: 2 3B: 1 HR: 3	SF: 1 SAC: 0 DP: 1 HBP: 0	WP: 0 PB: 0 SB: 0 CS: 0	PA: 38			
PITCHER	IP	WLS	BF	H	R	ER	SO	BB	IBB	HBP	BLK	WP	HR	S	P	ERA	WHIP								
Chuck Stobbs, L (1,1) ERA: 6.55	6.0		27	8	5	5	2	2	0	0	0	0	3	29	37	7.50	1.667								
Paul Giel, R (7,1) ERA: 7.54	2.0		8	1	0	0	0	1	0	0	0	0	0	7	11	0.00	1.000								
Ray Moore, R (9,1) ERA: 4.35	1.0	W	3	0	0	0	1	0	0	0	0	0	0	5	5	0.00	0.000								

Batter	1	2	3	4	5	6	7	8	9	AB	R	H	RBI	BB	SO	LOB	BOTTOM								
Reno Bertoia, R (1,5) OBP: 0.343, SLG: 0.293	6-3	6-3		G5-4-3 1-2		2B 1B				4	1	1	0	1	0	2	Chicago White Sox @ Minnesota Twins Metropolitan Stadium, Bloomington, MI Mon May 01 1961, 4:33 AM EDT Att: 5,777 - Sunny - 50 F								
Lenny Green, L (1,8) OBP: 0.395, SLG: 0.444	3-1		K		2B		2B		F3	5	1	2	1	0	1	1									
Bob Allison, R (1,9) OBP: 0.356, SLG: 0.467	HR BB		F9		1B 2B		1-3		F5	4	2	1	1	1	0	2									
Harmon Killebrew, R (1,3) OBP: 0.407, SLG: 0.667	HR 1-H		1B		5-3		K		L5	5	1	2	2	0	1	2									
Jim Lemon, R (1,7) OBP: 0.345, SLG: 0.400	FC5 1B		FC5-4 1B		1B		F4		2B 1B	5	1	4	0	0	0	0									
Ron Henry, R (1,2)	1-2 BB		FC5-4 1-2		F2		5-3		F7	4	0	0	0	1	0	5									
Billy Gardner, R (1,4) OBP: 0.361, SLG: 0.340	FC5 2-3				1B BB		E7 1B			4	0	3	2	1	0	2									
Jose Valdivielso, R (1,6)			5-3		F8		K			3	0	0	0	0	0	3									
Don Mincher, L (7,PH) OBP: 0.356, SLG: 0.490					FC6-4					1	0	0	0	0	1	1									
Billy Consolo, R (8,6)					1-2					0	0	0	0	0	0	0									
Chuck Stobbs, L (1,1) OBP: 0.500, SLG: 0.500							6-3		F7	2	0	1	0	0	1	0									
Pete Whisenant, R (6,PH)			K							1	0	0	0	0	0	0									
Paul Giel, R (7,1) OBP: 1.000, SLG: 1.000					G5-4-3 1-2					0	0	0	0	0	0	0									
Elmer Valo, L (8,PH)										1	0	0	0	0	0	0									
Ray Moore, R (9,1)										0	0	0	0	0	0	0									
Inning Stats	R: 2 E: 0 K: 0 S: 5	H: 2 LOB: 2 BB: 2 P: 13	R: 0 E: 0 K: 1 S: 5	H: 0 LOB: 0 BB: 0 P: 5	R: 0 E: 0 K: 1 S: 7	H: 2 LOB: 2 BB: 0 P: 7	R: 0 E: 0 K: 0 S: 3	H: 1 LOB: 1 BB: 1 P: 7	R: 2 E: 0 K: 0 S: 7	H: 4 LOB: 2 BB: 0 P: 7	R: 1 E: 0 K: 1 S: 7	H: 2 LOB: 1 BB: 0 P: 7	R: 0 E: 0 K: 1 S: 6	H: 1 LOB: 1 BB: 0 P: 6	R: 0 E: 0 K: 0 S: 3	H: 0 LOB: 1 BB: 1 P: 7	R: 1 E: 0 K: 0 S: 4	H: 2 LOB: 1 BB: 0 P: 4	1B: 9 2B: 4 3B: 0 HR: 1	SF: 0 SAC: 0 DP: 1 HBP: 0	WP: 0 PB: 0 SB: 0 CS: 0	PA: 43			
PITCHER	IP	WLS	BF	H	R	ER	SO	BB	IBB	HBP	BLK	WP	HR	S	P	ERA	WHIP								
Frank Baumann, L (1,1) ERA: 6.43	5.1		29	11	5	5	2	3	0	0	0	0	1	30	42	8.44	2.625								
Turk Lown, R (6,1) ERA: 1.66	3.1	L	14	3	1	1	2	1	0	0	0	0	0	17	21	2.70	1.200								



Batter	1	2	3	4	5	6	7	8	9	10	AB	R	H	RBI	BB	SO	LOB	TOP			
Tony Kubek, L OBP: 0.388, SLG: 0.459 (1, 6)	K		F7				1-3			WP HR 2B	5	1	2	0	0	1	1				
Hector Lopez, R OBP: 0.261, SLG: 0.222 (1, 7)	5-3			5-3	F9			5-3		HR BB 2B	4	1	0	0	1	0	1				
Roger Maris, L OBP: 0.348, SLG: 0.308 (1, 9)	G3			E				K		HR BB 1-2	3	2	1	0	2	1	0				
Mickey Mantle, S OBP: 0.418, SLG: 0.807 (1, 8)		E6 F8		E9	1B		K		F3		5	1	2	5	0	1	1				
Yogi Berra, L OBP: 0.317, SLG: 0.324 (1, 2)	K			FC4-6 BB			9-3			HR	3	0	0	0	2	1	2				
Bill Skowron, R OBP: 0.264, SLG: 0.500 (1, 3)	F8			F7						HR	5	1	1	1	0	0	4				
Clete Boyer, R OBP: 0.256, SLG: 0.179 (1, 5)	K			FC4-6 1-2r							4	0	1	0	0	2	3				
Bobby Richardson, R OBP: 0.231, SLG: 0.206 (1, 4)			5-3		L5		L9				4	0	0	0	0	0	1				
Art Ditmar, R OBP: 0.111, SLG: 0.111 Jessie Schuler, L OBP: 0.082, SLG: 0.286 Jim Coates, R OBP: 0.179, SLG: 0.179 Johnny Blanchard, L OBP: 0.101, SLG: 0.101 Ryne Duren, R OBP: 0.101, SLG: 0.101 Luis Arroyo, L OBP: 1.000, SLG: 1.000 (1, 11)	1-5-3				4-3		K			F9	2	0	0	0	0	0	0				
Inning Stats	R: 0 E: 0 K: 1 S: 5	H: 0 LOB: 0 BB: 0 P: 5	R: 0 E: 1 K: 2 S: 8	H: 0 LOB: 1 BB: 0 P: 8	R: 0 E: 0 K: 0 S: 3	H: 0 LOB: 0 BB: 0 P: 3	R: 1 E: 1 K: 0 S: 5	H: 2 LOB: 2 BB: 1 P: 9	R: 0 E: 0 K: 1 S: 4	H: 0 LOB: 0 BB: 1 P: 8	R: 1 E: 0 K: 1 S: 7	H: 2 LOB: 1 BB: 0 P: 7	R: 0 E: 0 K: 1 S: 5	H: 0 LOB: 0 BB: 0 P: 5	R: 0 E: 0 K: 1 S: 5	H: 0 LOB: 0 BB: 0 P: 5	R: 4 E: 0 K: 0 S: 5	H: 2 LOB: 1 BB: 3 P: 17	1B: 3 2B: 3 3B: 0 HR: 2	SF: 0 SAC: 0 DP: 1 HBP: 0	WP: 1 PA: 42
PITCHER	IP 9.2	WLS L	BF 41	H 7	R 6	ER 6	SO 7	BB 5	IBB 0	HBP 0	BLK 0	WP 1	HR 2	S 50	P 70	ERA 5.59	WHIP 1.241				
Camilo Pascual, R ERA: 3.44 (1, 1)	0.1	1	0	0	0	0	0	0	0	0	0	0	0	1	1	0.00	0.000				
Ray Moore, R ERA: 4.22 (10, 1)																					

New York Yankees @ Minnesota Twins
 Metropolitan Stadium, Bloomington, MI
 Tue May 02 1961, 4:33 AM EDT
 Att. 16,669 - Sunny - 52 F

AB	37
R	6
H	7
RBI	6
BB	5
SO	7
LOB	14



Batter	1	2	3	4	5	6	7	8	9	10	AB	R	H	RBI	BB	SO	LOB	BOTTOM			
Reno Bertoia, R OBP: 0.360, SLG: 0.306 (1, 5)	2B G6-4-3	F8			5-3						4	1	2	0	1	0	1				
Lenny Green, L OBP: 0.407, SLG: 0.463 (1, 8)	G6-4-3 1-3			CS BB	FC5-4 1B		F5		F8		4	0	2	0	1	0	3				
Harmon Killebrew, R OBP: 0.406, SLG: 0.714 (1, 3)	G6-4-3 BB			E6 1B	F5		FC6-4 1-2r			HR	4	1	1	1	1	0	4				
Jim Lemon, R OBP: 0.356, SLG: 0.407 (1, 7)	G6-4-3				FC5-4						4	0	2	0	0	0	3				
Dan Dobbek, L (8, PR) (9, 7)	G6-4-3			G6-4-3	FC5-4 1-2r					K	0	0	0	0	0	0	0				
Pete Whisenant, R (10, PH)	1-2r 2-3 3-4			1-2	1B						1	0	0	0	0	1	0				
Bob Allison, R OBP: 0.333, SLG: 0.431 (1, 9)	1-3			G6-4-3	FC5-4 1-2r					K	5	0	0	0	0	1	4				
Earl Battey, R OBP: 0.429, SLG: 0.527 (1, 2)					F7		F7		L8		5	2	2	0	0	0	1				
Billy Gardner, R OBP: 0.364, SLG: 0.345 (1, 4)				1B 1B	1-3		F2		FC6-4		5	0	2	1	0	0	1				
Jose Valdivielso, R OBP: 0.125, SLG: 0.125 (9, PH)	G6-4-3 1-2			G6-4-3 1B						FC6	3	0	1	1	0	0	0				
Don Mincher, L OBP: 0.350, SLG: 0.480 (10, 6)	G6-4-3 1-2 2-H			E5 FC5-4			L9		F4		1	0	0	0	0	0	0				
Billy Consolo, R (10, 6)	G6-4-3 1-2 2-H				FC5-4					FC6	1	0	0	0	0	0	1				
Camilo Pascual, R OBP: 0.250, SLG: 0.100 (1, 1)	G6-4-3				FC5-4						3	0	0	0	1	0	3				
Ray Moore, R (10, 1)	1-2r 2-3				FC5-4 1-2r					F9	0	0	0	0	0	0	0				
Inning Stats	R: 1 E: 0 K: 0 S: 4	H: 2 LOB: 1 BB: 1 P: 8	R: 1 E: 0 K: 0 S: 5	H: 3 LOB: 1 BB: 0 P: 5	R: 0 E: 1 K: 0 S: 3	H: 1 LOB: 1 BB: 1 P: 7	R: 0 E: 1 K: 0 S: 4	H: 0 LOB: 1 BB: 0 P: 4	R: 0 E: 0 K: 0 S: 4	H: 0 LOB: 0 BB: 0 P: 3	R: 0 E: 0 K: 0 S: 4	H: 1 LOB: 2 BB: 1 P: 8	R: 0 E: 0 K: 0 S: 4	H: 1 LOB: 1 BB: 0 P: 4	R: 0 E: 0 K: 0 S: 3	H: 0 LOB: 1 BB: 1 P: 7	R: 2 E: 0 K: 2 S: 10	H: 3 LOB: 1 BB: 0 P: 10	1B: 9 2B: 2 3B: 0 HR: 1	SF: 0 SAC: 0 DP: 3 HBP: 0	WP: 0 PA: 44
PITCHER	IP 6.0	WLS W	BF 25	H 2	R 2	ER 2	SO 0	BB 2	IBB 0	HBP 0	BLK 0	WP 0	HR 0	S 23	P 31	ERA 3.00	WHIP 1.500				
Art Ditmar, R ERA: 3.22 (7, 1)	3.0	W	13	2	0	0	0	2	0	0	0	0	0	11	19	0.00	1.333				
Jim Coates, R ERA: 3.6 (10, 1)	0.0		1	1	1	1	0	0	0	0	0	0	1	1	1	=	=				
Ryne Duren, R ERA: 9.0 (10, 1)	1.0	S	5	2	1	1	2	0	0	0	0	0	0	9	9	9.00	2.000				

New York Yankees @ Minnesota Twins
 Metropolitan Stadium, Bloomington, MI
 Tue May 02 1961, 4:33 AM EDT
 Att. 16,669 - Sunny - 52 F

AB	40
R	4
H	12
RBI	3
BB	4
SO	2
LOB	21



Batter	1	2	3	4	5	6	7	8	9	AB	R	H	RBI	BB	SO	LOB	TOP					
Tony Kubek, L (1,6) OBP: 0.380, SLG: 0.446										4	0	1	0	0	0	2	New York Yankees @ Minnesota Twins Metropolitan Stadium, Bloomington, MI Wed May 03 1961, 4:33 AM EDT Att: 18,158 - Sunny - 60 F					
Hector Lopez, R (1,7) OBP: 0.270, SLG: 0.224										4	2	1	1	1	0	1						
Roger Maris, L (1,9) OBP: 0.352, SLG: 0.357										4	1	1	3	1	0	2						
Mickey Mantle, S (1,8) OBP: 0.417, SLG: 0.774										5	1	2	0	0	0	2						
Bill Skowron, R (1,3) OBP: 0.371, SLG: 0.500										4	1	2	1	1	1	1						
Johnny Blanchard, L (1,2) OBP: 0.111, SLG: 0.111										5	0	1	1	0	1	5						
Clete Boyer, R (1,5) OBP: 0.277, SLG: 0.214										3	0	1	1	1	0	2						
Bobby Richardson, R (1,4) OBP: 0.261, SLG: 0.239										4	1	3	0	0	0	2						
Bob Turley, R (1,1) OBP: 0.200, SLG: 0.222										3	1	0	0	0	1	5						
Inning Stats	R: 0 E: 0 K: 0 S: 3	H: 1 LOB: 0 BB: 0 P: 3	R: 0 E: 0 K: 1 S: 6	H: 1 LOB: 1 BB: 0 P: 6	R: 0 E: 0 K: 1 S: 3	H: 1 LOB: 0 BB: 0 P: 3	R: 3 E: 2 K: 1 S: 9	H: 2 LOB: 2 BB: 1 P: 13	R: 0 E: 0 K: 0 S: 3	H: 0 LOB: 0 BB: 0 P: 3	R: 0 E: 0 K: 0 S: 4	H: 1 LOB: 1 BB: 0 P: 4	R: 4 E: 1 K: 0 S: 7	H: 4 LOB: 0 BB: 0 P: 7	R: 0 E: 0 K: 1 S: 6	H: 1 LOB: 2 BB: 2 P: 10	R: 0 E: 0 K: 0 S: 3	H: 1 LOB: 2 BB: 2 P: 11	1B: 10 2B: 1 3B: 0 HR: 1	SF: 0 SAC: 2 DP: 4 HBP: 0	WP: 0 PB: 0 SB: 0 CS: 0	PA: 42
PITCHER	IP WLS BF H R ER SO BB IBB HBP BLK WP HR S P ERA WHIP																					
Pedro Ramos, R (1,1) ERA: 3.29	6.1 L 30 9 7 3 2 1 0 0 0 0 1 33 37 4.26 1.579																					
Ted Sadowski, R (7,1) ERA: 9.0	0.2 2 1 0 0 0 0 0 0 0 0 0 2 2 0.00 1.500																					
Bill Pleis, L (8,1) ERA: 2.08	2.0 10 2 0 0 1 2 1 0 0 0 0 9 21 0.00 2.000																					

AB	36
R	7
H	12
RBI	7
BB	4
SO	3
LOB	22



Batter	1	2	3	4	5	6	7	8	9	AB	R	H	RBI	BB	SO	LOB	BOTTOM					
Zoilo Versalles, R (1,6) OBP: 0.342, SLG: 0.403										2	1	1	0	0	0	0	New York Yankees @ Minnesota Twins Metropolitan Stadium, Bloomington, MI Wed May 03 1961, 4:33 AM EDT Att: 18,158 - Sunny - 60 F					
Jose Valdivieso, R (5,6) OBP: 0.100, SLG: 0.100										2	0	0	0	0	0	1						
Lenny Green, L (1,8) OBP: 0.412, SLG: 0.457										3	0	1	0	1	0	0						
Harmon Killebrew, R (1,3) OBP: 0.389, SLG: 0.667										2	0	0	1	1	0	1						
Jim Lemon, R (1,7) OBP: 0.349, SLG: 0.386										3	0	0	0	1	0	2						
Earl Battey, R (1,2) OBP: 0.433, SLG: 0.517										3	1	1	0	0	0	1						
Bob Allison, R (1,9) OBP: 0.328, SLG: 0.420										4	0	1	0	0	0	2						
Billy Gardner, R (1,4) OBP: 0.357, SLG: 0.339										4	1	1	0	0	0	3						
Reno Bertoia, R (1,5) OBP: 0.359, SLG: 0.308										3	0	1	1	0	0	1						
Pedro Ramos, S (1,1) OBP: 0.235, SLG: 0.188										2	0	0	0	0	2	0						
Ted Sadowski, R (7,1)										0	0	0	0	0	0	0						
Elmer Valo, L (7,PH)										1	0	0	1	0	0	1						
Bill Pleis, L (8,1) OBP: 1.000, SLG: 1.000										0	0	0	0	0	0	0						
Inning Stats	R: 1 E: 0 K: 0 S: 4	H: 2 LOB: 0 BB: 0 P: 4	R: 0 E: 0 K: 0 S: 4	H: 2 LOB: 1 BB: 0 P: 4	R: 0 E: 1 K: 1 S: 5	H: 0 LOB: 1 BB: 1 P: 9	R: 0 E: 0 K: 0 S: 3	H: 0 LOB: 1 BB: 1 P: 7	R: 0 E: 0 K: 1 S: 5	H: 0 LOB: 0 BB: 0 P: 5	R: 0 E: 0 K: 0 S: 3	H: 0 LOB: 0 BB: 0 P: 3	R: 2 E: 0 K: 0 S: 5	H: 2 LOB: 1 BB: 0 P: 6	R: 0 E: 0 K: 0 S: 2	H: 0 LOB: 0 BB: 1 P: 6	R: 0 E: 0 K: 0 S: 3	H: 0 LOB: 0 BB: 0 P: 3	1B: 6 2B: 0 3B: 0 HR: 0	SF: 1 SAC: 0 DP: 2 HBP: 1	WP: 0 PB: 0 SB: 0 CS: 1	PA: 34
PITCHER	IP WLS BF H R ER SO BB IBB HBP BLK WP HR S P ERA WHIP																					
Bob Turley, R (1,1) ERA: 3.72	9.0 W 34 6 3 3 2 3 0 1 0 0 0 34 47 3.00 1.000																					

AB	29
R	3
H	6
RBI	3
BB	3
SO	2
LOB	12



Batter	1	2	3	4	5	6	7	8	9	AB	R	H	RBI	BB	SO	LOB	TOP										
Bobby Richardson, R OBP: 0.288, SLG: 0.257 (1, 4)	4-0 WP 1B BB	0-0 1-2 1B			0-0 F8		0-0 G4-6-3 1B			3	1	2	1	1	0	0											
Tony Kubek, L OBP: 0.360, SLG: 0.420 (1, 6)	0-3 K	0-0 F5			0-0 F9		0-0 G4-6-3 1B			4	0	0	0	0	1	4											
Hector Lopez, R OBP: 0.269, SLG: 0.214 (1, 7)	4-0 1B 6-3 BB	0-0 5-3			0-0 1-3			0-0 6-3		3	1	0	0	1	0	2											
Mickey Mantle, S OBP: 0.421, SLG: 0.803 (1, 8)	0-0 6-3 1B 2H				0-0 F9			0-0 4-3		4	2	2	2	0	0	0											
Bill Skowron, R OBP: 0.351, SLG: 0.471 (1, 3)	0-0 6-3				0-0 5-3		0-0 F7		0-0 K	4	0	0	1	0	1	1											
Elston Howard, R OBP: 0.364, SLG: 0.452 (1, 2)	0-0 3-H 1B				0-0 1-3		0-0 4-3		0-0 F8	4	0	1	1	0	0	0											
Roger Maris, L OBP: 0.333, SLG: 0.333 (1, 9)	0-3 K				0-0 F2		0-0 F8		0-0 F9	4	0	0	0	0	1	1											
Clete Boyer, R OBP: 0.294, SLG: 0.267 (1, 5)		0-3 K			0-0 F5		0-0 1B 3B		4-0 BB	3	1	1	0	1	1	0											
Whitey Ford, L OBP: 0.438, SLG: 0.273 Johnny Blanchard, L OBP: 0.190, SLG: 0.100 Jim Coates, R (7, 1)	4-0 1B BB				0-0 4-3		0-0 F6		0-3 K	1	0	0	0	1	0	0											
Inning Stats	R: 3 E: 0 K: 2 S: 9	H: 2 LOB: 1 BB: 2 P: 17	R: 0 E: 0 K: 1 S: 6	H: 1 LOB: 2 BB: 1 P: 10	R: 0 E: 0 K: 0 S: 3	H: 0 LOB: 0 BB: 0 P: 3	R: 0 E: 0 K: 0 S: 3	H: 0 LOB: 0 BB: 0 P: 3	R: 1 E: 0 K: 0 S: 4	H: 1 LOB: 0 BB: 0 P: 4	R: 1 E: 0 K: 0 S: 4	H: 2 LOB: 0 BB: 0 P: 4	R: 0 E: 0 K: 1 S: 5	H: 0 LOB: 0 BB: 0 P: 5	R: 0 E: 0 K: 1 S: 5	H: 0 LOB: 1 BB: 1 P: 9	1B: 4 2B: 0 3B: 1 HR: 1	SF: 0 SAC: 0 DP: 1 HBP: 0	WP: 1 PB: 1 CS: 0	PA: 36							
PITCHER	IP	WLS	BF	H	R	ER	SO	BB	IBB	HBP	BLK	WP	HR	S	P	ERA	WHIP										
Jim Kaat, L ERA: 4.5 (1, 1)	1.1	L	10	3	3	3	3	3	0	0	0	1	0	13	25	20.25	4.500										
Ted Sadowski, R ERA: 6.39 (2, 1)	5.2		19	3	2	2	0	0	0	0	0	0	1	19	19	3.18	0.529										
Paul Giel, R ERA: 6.57 (8, 1)	2.0		7	0	0	0	2	1	0	0	0	0	0	10	14	0.00	0.500										
Batter	1	2	3	4	5	6	7	8	9	AB	R	H	RBI	BB	SO	LOB	BOTTOM										
Reno Bertoia, R OBP: 0.366, SLG: 0.299 (1, 5)	4-0 1B BB		0-0 5-3		4-0 2B BB		0-0 6-3			2	1	0	0	2	0	0											
Lenny Green, L OBP: 0.416, SLG: 0.466 (1, 8)	0-0 F7		4-0 BB		0-0 1B 2B		0-0 4-3			3	1	1	1	1	0	1											
Harmon Killebrew, R OBP: 0.400, SLG: 0.636 (1, 3)	0-3 K		4-0 1-2 BB		0-0 2H 1B		0-0 5-3			3	0	1	1	1	1	1											
Earl Batley, R OBP: 0.423, SLG: 0.500 (1, 2)	0-0 1-2 1B		0-0 4-3		0-0 F8		0-3 K			4	0	1	0	0	1	3											
Jim Lemon, R OBP: 0.343, SLG: 0.377 (1, 7)	0-0 F7				0-0 F8		0-0 F7		0-0 1B	4	0	1	0	0	0	2											
Bob Allison, R OBP: 0.314, SLG: 0.397 (1, 9)		0-0 6-3			0-0 F2		0-0 6-3		0-0 6-3	4	0	0	0	0	0	1											
Billy Gardner, R OBP: 0.365, SLG: 0.348 (1, 4)		0-0 G5-4-3 1B			0-0 6-3		0-0 1B			4	0	2	0	0	1	0											
Jose Valdivielso, R OBP: 0.077, SLG: 0.077 Elmer Valo, L (8, PH)		0-0 G5-4-3			0-0 4-3		0-0 F8		0-0 F7	3	0	0	0	0	0	2											
Jim Kaat, L (1, 1)					0-0 1-3		0-0 2-3		0-0 F8	0	0	0	0	0	0	0											
Ted Sadowski, R (2, 1)									0-0 F3	2	0	0	0	0	0	0											
Don Mincher, L OBP: 0.344, SLG: 0.471 Paul Giel, R OBP: 1.000, SLG: 1.000 Dan Dobbek, L (8, PH)										1	0	0	0	0	0	0											
Inning Stats	R: 0 E: 0 K: 1 S: 6	H: 1 LOB: 2 BB: 1 P: 10	R: 0 E: 0 K: 0 S: 3	H: 1 LOB: 0 BB: 0 P: 3	R: 0 E: 0 K: 0 S: 3	H: 0 LOB: 2 BB: 2 P: 11	R: 0 E: 0 K: 0 S: 3	H: 0 LOB: 0 BB: 0 P: 3	R: 2 E: 0 K: 0 S: 5	H: 2 LOB: 1 BB: 1 P: 9	R: 0 E: 0 K: 0 S: 4	H: 1 LOB: 1 BB: 0 P: 4	R: 0 E: 0 K: 1 S: 6	H: 1 LOB: 0 BB: 0 P: 6	R: 0 E: 0 K: 1 S: 5	H: 0 LOB: 0 BB: 0 P: 5	1B: 5 2B: 1 3B: 0 HR: 0	SF: 0 SAC: 0 DP: 1 HBP: 0	WP: 0 PB: 0 CS: 0	PA: 36							
PITCHER	IP	WLS	BF	H	R	ER	SO	BB	IBB	HBP	BLK	WP	HR	S	P	ERA	WHIP										
Whitey Ford, L ERA: 3.16 (1, 1)	6.0	W	26	5	2	2	1	4	0	0	0	0	0	24	40	3.00	1.500										
Jim Coates, R ERA: 2.77 (7, 1)	3.0	S	10	1	0	0	2	0	0	0	0	0	0	14	14	0.00	0.333										

New York Yankees @ Minnesota Twins
Metropolitan Stadium, Bloomington, MI
Thu May 04 1961, 4:33 AM EDT
Att: 18,179 - Unknown - 64 F

AB	32
R	5
H	6
RBI	5
BB	4
SO	5
LOB	10



New York Yankees @ Minnesota Twins
Metropolitan Stadium, Bloomington, MI
Thu May 04 1961, 4:33 AM EDT
Att: 18,179 - Unknown - 64 F

AB	32
R	2
H	6
RBI	2
BB	4
SO	3
LOB	10



Batter	1	2	3	4	5	6	7	8	9	AB	R	H	RBI	BB	SO	LOB	TOP			
Chuck Schilling, R OBP: 0.342, SLG: 0.319	F9		SF9 1-2 1B					F6		4	0	2	0	0	0	0	Boston Red Sox @ Minnesota Twins Metropolitan Stadium, Bloomington, MI Fri May 05 1961, 4:33 AM EDT Att: 3,937 - Sunny - 56 F			
Gary Geiger, L OBP: 0.315, SLG: 0.375			SF9				K	4-3		3	0	1	1	0	1	1				
Carl Yastrzemski, L OBP: 0.289, SLG: 0.333			1-3 2-H				K	F9		4	0	0	0	0	3	3				
Frank Malzone, R OBP: 0.200, SLG: 0.200	1-3		5-3				L4			4	0	0	0	0	2					
Jim Pagliaroni, R OBP: 0.343, SLG: 0.424		6-3					F7			4	0	1	0	0	0	0				
Vic Wertz, L OBP: 0.367, SLG: 0.429	F9			5-3 BB			K	F6		3	0	0	0	1	1	1				
Carroll Hardy, R OBP: 0.310, SLG: 0.407				5-3			F8	F9		4	0	1	0	0	0	2				
Don Buddin, R OBP: 0.500, SLG: 0.429		K		F8			1-3			3	0	0	0	0	1	2				
Tom Brewer, R OBP: 0.222, SLG: 0.375							4-3			2	1	1	0	0	0	0				
Dave Hillman, R (6, 1)			E SF9 1B				4-3			1	0	0	0	0	0	0				
Inning Stats	R: 0 E: 0 K: 1 S: 6	H: 1 LOB: 1 BB: 0 P: 6	R: 0 E: 0 K: 1 S: 6	H: 1 LOB: 1 BB: 0 P: 6	R: 1 E: 1 K: 1 S: 7	H: 2 LOB: 1 BB: 0 P: 7	R: 0 E: 0 K: 0 S: 3	H: 0 LOB: 1 BB: 1 P: 7	R: 0 E: 0 K: 1 S: 5	H: 1 LOB: 0 BB: 0 P: 5	R: 0 E: 0 K: 0 S: 3	H: 0 LOB: 0 BB: 0 P: 3	R: 0 E: 0 K: 0 S: 3	H: 1 LOB: 1 BB: 0 P: 4	R: 0 E: 0 K: 0 S: 4	H: 0 LOB: 0 BB: 0 P: 3	1B: 6 2B: 0 3B: 0 HR: 0	SF: 1 SAC: 0 DP: 0 HBP: 0	WP: 0 PB: 0 SB: 0 CS: 0	PA: 34
PITCHER Jack Kralick, L ERA: 2.19	IP: 9.0 WLS: W BF: 34 H: 6 R: 1 ER: 0 SO: 6 BB: 1 IBB: 0 HBP: 0 BLK: 0 WP: 0 HR: 0 S: 45 P: 49 ERA: 0.00 WHIP: 0.778															PITCHER				


Batter	1	2	3	4	5	6	7	8	9	AB	R	H	RBI	BB	SO	LOB	BOTTOM			
Reno Bertoia, R OBP: 0.376, SLG: 0.314	K		WP E 1-4-3 1B				SH3			3	1	2	0	0	1	0	Boston Red Sox @ Minnesota Twins Metropolitan Stadium, Bloomington, MI Fri May 05 1961, 4:33 AM EDT Att: 3,937 - Sunny - 56 F			
Lenny Green, L OBP: 0.419, SLG: 0.461	F6		1-4-3				1B BB	1B		3	1	1	0	1	0	1				
Dan Dobbek, L OBP: 0.313, SLG: 0.083	4-3		E BB				1B	9-6-5		3	0	1	0	1	0	2				
Harmon Killebrew, R OBP: 0.409, SLG: 0.629		BB BB G4-6-3 BB	E6				SF9-3-5	1B		2	1	1	2	1	0	1				
Earl Battey, R OBP: 0.440, SLG: 0.523		G4-6-3 BB	G5-4-3				1B	FC6-4		3	1	2	1	1	0	2				
Jim Lemon, R OBP: 0.343, SLG: 0.365		G4-6-3 BB					4-3	1B		2	0	0	0	1	1	1				
Bob Allison, R OBP: 0.310, SLG: 0.392		1-2 2-3 BB					K	FC6-4		1	0	0	0	0	0	2				
Billy Gardner, R OBP: 0.359, SLG: 0.343		G4-6-3					5-3			4	0	1	1	0	1	2				
Jose Valdivielso, R OBP: 0.118, SLG: 0.063		1-2 2-3 3-H					6-3			3	0	0	0	1	0	1				
Jack Kralick, L OBP: 0.267, SLG: 0.214		4-3					1B SH3	K		4	1	1	0	0	1	3				
Inning Stats	R: 0 E: 0 K: 1 S: 5	H: 0 LOB: 0 BB: 0 P: 5	R: 1 E: 0 K: 0 S: 2	H: 0 LOB: 2 BB: 4 P: 18	R: 1 E: 1 K: 0 S: 4	H: 1 LOB: 1 BB: 1 P: 8	R: 0 E: 0 K: 0 S: 3	H: 0 LOB: 0 BB: 0 P: 3	R: 1 E: 0 K: 1 S: 4	H: 2 LOB: 1 BB: 1 P: 8	R: 1 E: 0 K: 1 S: 7	H: 2 LOB: 1 BB: 0 P: 7	R: 1 E: 0 K: 0 S: 6	H: 4 LOB: 2 BB: 0 P: 6	R: 0 E: 0 K: 2 S: 7	H: 0 LOB: 0 BB: 0 P: 7	1B: 8 2B: 3 3B: 0 HR: 0	SF: 1 SAC: 1 DP: 4 HBP: 0	WP: 1 PB: 0 SB: 0 CS: 0	PA: 36
PITCHER Tom Brewer, R ERA: 4.07	IP: 5.1 WLS: L BF: 25 H: 5 R: 4 ER: 4 SO: 2 BB: 6 IBB: 0 HBP: 0 BLK: 0 WP: 1 HR: 0 S: 23 P: 47 ERA: 6.75 WHIP: 2.062															PITCHER				
Dave Hillman, R ERA: 4.47	IP: 2.2 WLS: 11 BF: 4 H: 4 R: 1 ER: 1 SO: 2 BB: 0 IBB: 0 HBP: 0 BLK: 0 WP: 0 HR: 0 S: 15 P: 15 ERA: 3.38 WHIP: 1.500															PITCHER				



Batter	1	2	3	4	5	6	7	8	9	AB	R	H	RBI	BB	SO	LOB	TOP					
Chuck Schilling, R OBP: 0.346, SLG: 0.378 (1, 4)	5-3	F3		HR		6-3		2B		5	1	2	6	0	0	1						
Gary Geiger, L OBP: 0.295, SLG: 0.348 (1, 8)	K		F8	G3		4-3		6-3		5	0	0	0	0	1	1						
Carl Yastrzemski, L OBP: 0.281, SLG: 0.310 (1, 7)	HR		5-3		3-1		4-3		4-3	4	1	0	0	1	0	0						
Vic Wertz, L OBP: 0.389, SLG: 0.500 Pete Runnels, L OBP: 0.390, SLG: 0.444 (9, PR)	HR		K		BB		K		6-3	4	2	2	2	1	2	0						
Frank Matzone, R OBP: 0.300, SLG: 0.263 (1, 5)	1B			HR	2B		1-3		6-3	4	2	2	0	1	0	1						
Russ Nixon, L OBP: 0.317, SLG: 0.395 (1, 2)	4-3		F9	1B				SH1-3	BB	4	1	2	3	0	0	2						
Carroll Hardy, R OBP: 0.324, SLG: 0.406 (1, 9)		1-3	F8	F9				2B	1B	5	1	2	0	0	0	2						
Don Buddin, R OBP: 0.500, SLG: 0.333 (1, 6)			E5	HR	F6			SH1-3	BB	2	1	0	0	2	0	2						
Bill Monbouquette, R OBP: 0.222, SLG: 0.125 Mike Formeles, R OBP: 0.333, SLG: 0.333 (9, 1)	B2			HR		F8		K	FC5	1	1	0	0	1	0	1						
Inning Stats	R: 2 E: 0 K: 1 S: 7	H: 2 LOB: 1 BB: 1 P: 11	R: 0 E: 0 K: 0 S: 3	H: 0 LOB: 1 BB: 1 P: 7	R: 0 E: 0 K: 1 S: 5	H: 0 LOB: 0 BB: 0 P: 5	R: 4 E: 1 K: 0 S: 6	H: 2 LOB: 0 BB: 1 P: 10	R: 2 E: 0 K: 0 S: 5	H: 2 LOB: 1 BB: 1 P: 9	R: 0 E: 0 K: 0 S: 3	H: 0 LOB: 0 BB: 0 P: 3	R: 0 E: 0 K: 0 S: 5	H: 0 LOB: 0 BB: 0 P: 5	R: 2 E: 0 K: 1 S: 7	H: 2 LOB: 1 BB: 2 P: 8	R: 1 E: 0 K: 0 S: 5	H: 2 LOB: 3 BB: 2 P: 13	1B: 6 2B: 2 3B: 0 HR: 2	SF: 0 SAC: 1 DP: 0 HBP: 1	WP: 0 PB: 2 SB: 0 CS: 0	PA: 45
PITCHER	IP	WLS	BF	H	R	ER	SO	BB	IBB	HBP	BLK	WP	HR	S	P	ERA	WHIP					
Camilo Pascual, R ERA: 3.55 Chuck Stobbs, L ERA: 6.92 Don Lee, R ERA: 9.0 Bill Pleis, L ERA: 2.79	4.0	L	20	4	6	2	2	3	0	0	0	0	2	21	33	4.50	1.750					

Boston Red Sox @ Minnesota Twins
Metropolitan Stadium, Bloomington, MI
Sun May 07 1961, 4:33 AM EDT
Att: 23,389 - Sunny - 67 F


AB 37
R 11
H 10
RBI 11
BB 6
SO 4
LOB 15



Batter	1	2	3	4	5	6	7	8	9	AB	R	H	RBI	BB	SO	LOB	BOTTOM				
Zoilo Versalles, R OBP: 0.346, SLG: 0.416 (1, 6)	S		S	K			L5	F7		5	1	2	1	0	1	4					
Lenny Green, L OBP: 0.429, SLG: 0.463 (1, 8)	K		S	F4			HR		FC5	4	2	2	1	1	1	3					
Dan Dobbek, L OBP: 0.286, SLG: 0.118 (1, 9)	F4		F5		3-1		F8		FC5	5	1	1	0	0	0	3					
Harmon Killebrew, R OBP: 0.408, SLG: 0.750 (9, 5)	5-3		E6					FC5	1B	5	3	2	3	0	0	3					
Earl Battey, R OBP: 0.425, SLG: 0.500 (1, 2)		K	K				F3		1B	5	0	1	1	0	2	1					
Jim Lemon, R OBP: 0.347, SLG: 0.364 (1, 7)	3-1			FC4-6				G5-4-3	SF8	3	1	1	1	1	0	0					
Billy Gardner, R OBP: 0.349, SLG: 0.333 (1, 4)	F7			FC4-6			5-3		1-3	5	0	1	0	0	0	2					
Reno Bertoia, R OBP: 0.364, SLG: 0.301 Billy Conzolo, R OBP: 0.318, SLG: 0.392 Bob Allison, R OBP: 0.318, SLG: 0.392 Bill Pleis, L OBP: 1.000, SLG: 1.000 (9, 1)			6-3	FC4-6			F3		BB	3	0	0	0	0	0	0					
Camilo Pascual, R ERA: 3.55 Eimer Vello, L ERA: 2.94 Paul Giel, R ERA: 1.000, SLG: 0.500 Chuck Stobbs, L ERA: 6.92 Hal Naragon, L ERA: 9.0 Don Lee, R ERA: 2.79 (9, 3)				2B			3-1		BB	0	1	0	0	1	0	0					
Inning Stats	R: 0 E: 0 K: 1 S: 6	H: 1 LOB: 0 BB: 0 P: 6	R: 0 E: 0 K: 1 S: 5	H: 0 LOB: 0 BB: 0 P: 5	R: 3 E: 1 K: 1 S: 8	H: 2 LOB: 1 BB: 1 P: 12	R: 1 E: 0 K: 0 S: 4	H: 1 LOB: 0 BB: 0 P: 4	R: 0 E: 0 K: 0 S: 3	H: 0 LOB: 0 BB: 0 P: 3	R: 2 E: 0 K: 0 S: 5	H: 2 LOB: 0 BB: 0 P: 5	R: 0 E: 0 K: 0 S: 2	H: 0 LOB: 2 BB: 3 P: 14	R: 2 E: 0 K: 0 S: 5	H: 2 LOB: 1 BB: 1 P: 9	1B: 8 2B: 1 3B: 0 HR: 2	SF: 1 SAC: 0 DP: 1 HBP: 0	WP: 0 PB: 0 SB: 3 CS: 0	PA: 43	
PITCHER	IP	WLS	BF	H	R	ER	SO	BB	IBB	HBP	BLK	WP	HR	S	P	ERA	WHIP				
Bill Monbouquette, R ERA: 2.94 Mike Formeles, R ERA: 7.43 Billy Muffett, R ERA: 7.82	3.1	W	21	4	5	5	1	4	0	0	0	0	2	19	35	9.64	1.714				

Boston Red Sox @ Minnesota Twins
Metropolitan Stadium, Bloomington, MI
Sun May 07 1961, 4:33 AM EDT
Att: 23,389 - Sunny - 67 F

AB 37
R 9
H 11
RBI 8
BB 5
SO 4
LOB 18



Batter	1	2	3	4	5	6	7	8	9	AB	R	H	RBI	BB	SO	LOB	TOP			
Whitey Herzog, L OBP: 0.441, SLG: 0.386 Earl Robinson, R OBP: 0.278, SLG: 0.273	4-0 2B HR BB	4-0 E HR BB		0-3 K	0-0 2B			0-0 2B SF8 1B	0-3 K	2	2	1	0	2	1	0				
Jackie Brandt, R OBP: 0.423, SLG: 0.750 Russ Snyder, L OBP: 0.294, SLG: 0.302	0-0 HR 2B	0-0 E1 HR		0-0 BB 1B	0-0 F3			0-0 SF8 SF6 2B		5	3	3	0	0	0	2				
Brooks Robinson, R OBP: 0.404, SLG: 0.467	4-0 HR BB	4-0 HR BB		0-0 F4				0-0 SF8 2-3 3-H		2	2	1	1	2	0	1				
Jim Gentile, L OBP: 0.483, SLG: 0.824 Jim Busby, R	0-0 HR	0-0 HR		4-0 BB 1-2	0-0 K			0-0 SF6		3	2	2	9	1	1	1				
Dick Williams, R OBP: 0.250, SLG: 0.290 Gordon Jones, R	0-0 F3	0-0 5-3		0-0 5-3	0-0 K			0-0 F7		5	0	0	0	0	1	3				
Gus Triandos, R OBP: 0.383, SLG: 0.543 Jerry Adair, R OBP: 0.419, SLG: 0.514	0-0 F8	0-0 6-3		4-0 HR BB	0-0 F7			0-0 2B		4	1	1	0	1	0	1				
Ron Hansen, R OBP: 0.330, SLG: 0.395 Frank Zupo, L OBP: 0.600, SLG: 0.750	0-3 K		0-0 F8	0-0 HR	0-3 K			0-0 F6		5	1	1	2	0	2	1				
Mary Breeding, R OBP: 0.174, SLG: 0.250		0-0 F5	0-0 F8	0-0 F8	0-0 F8			0-0 L4		5	0	0	0	0	0	1				
Chuck Estrada, R OBP: 0.091, SLG: 0.091 Walt Dropo, R OBP: 0.333, SLG: 0.500		0-0 BB E 1B	0-3 K	0-3 K	0-3 K			4-0 BB		4	1	1	0	0	2	0				
Inning Stats	R: 4 E: 0 K: 1 S: 7	H: 2 LOB: 0 BB: 2 P: 15	R: 5 E: 1 K: 0 S: 6	H: 2 LOB: 0 BB: 2 P: 14	R: 0 E: 0 K: 1 S: 5	H: 0 LOB: 0 BB: 0 P: 5	R: 0 E: 0 K: 1 S: 6	H: 1 LOB: 2 BB: 1 P: 10	R: 2 E: 0 K: 2 S: 8	H: 2 LOB: 1 BB: 1 P: 11	R: 0 E: 0 K: 1 S: 5	H: 0 LOB: 0 BB: 0 P: 5	R: 2 E: 0 K: 0 S: 5	H: 2 LOB: 0 BB: 0 P: 5	R: 0 E: 0 K: 1 S: 6	H: 1 LOB: 2 BB: 1 P: 10	1B: 3 2B: 5 3B: 0 HR: 3	SF: 2 SAC: 0 DP: 0 HBP: 0	WP: 0 PB: 0 SB: 0 CS: 0	PA: 46
PITCHER	IP WLS BF H R ER SO	IP WLS BF H R ER SO	IP WLS BF H R ER SO	IP WLS BF H R ER SO	IP WLS BF H R ER SO	IP WLS BF H R ER SO	IP WLS BF H R ER SO	IP WLS BF H R ER SO	IP WLS BF H R ER SO	IP WLS BF H R ER SO	IP WLS BF H R ER SO	IP WLS BF H R ER SO	IP WLS BF H R ER SO	IP WLS BF H R ER SO	IP WLS BF H R ER SO	IP WLS BF H R ER SO	ERA WHIP	ERA WHIP		
Pedro Ramos, R ERA: 4.46	1.1 L 10	3 6 6 1	3 0 0 0	0 0 0 0	0 1 4 8	21 27.00 3.000		Ray Moore, R ERA: 3.86	9.1 1.0	5 1 0 0	1 0 0 1	0 0 0 0	0 0 0 0	0 0 6 10	0.00 2.000					
Paul Giel, R ERA: 7.52	2.1 5 1 3	2 0 2 1	0 0 0 0	0 0 0 0	0 1 4 8	15 0.00 1.000			7.2 8 2 2	2 2 2 1	0 0 0 0	0 0 0 0	0 0 0 0	0 0 10 10	9.00 1.000					
Don Lee, R ERA: 4.5	2.0 8 1 0	2 0 2 1	0 0 0 0	0 0 0 0	0 1 15 19	9.00 2.000			7.2 8 2 2	2 2 2 1	0 0 0 0	0 0 0 0	0 0 10 10	9.00 1.000						
Bill Pleis, L ERA: 3.86	2.0 8 2 2	2 2 2 1	0 0 0 0	0 0 0 0	0 0 10 10	9.00 1.000														
Chuck Stobbs, L ERA: 7.2	2.0 8 2 2	2 2 2 1	0 0 0 0	0 0 0 0	0 0 10 10	9.00 1.000														

Baltimore Orioles @ Minnesota Twins
Metropolitan Stadium, Bloomington, MI
Tue May 09 1961, 4:33 AM EDT
Att. 4,514 - Unknown - 47 F

AB 37
R 13
H 11
RBI 12
BB 7
SO 8
LOB 12



Batter	1	2	3	4	5	6	7	8	9	AB	R	H	RBI	BB	SO	LOB	BOTTOM					
Zoilo Versalles, R OBP: 0.372, SLG: 0.432	0-0 FC4-6 1B		4-0 WP BB	0-0 2B 1B		0-0 F4		0-0 1B		4	0	3	0	1	0	1						
Lenny Green, L OBP: 0.546, SLG: 0.470 Reno Bertorello, R OBP: 1.000, SLG: 1.000 Chuck Stobbs, L OBP: 0.333, SLG: 0.500 Jim Leflore, R OBP: 0.342, SLG: 0.358 Ray Moore, R ERA: 3.86	0-0 F8		0-3 K	0-0 2B		0-3 K		0-0 F9		3	0	1	0	0	1	2						
Dan Dobbek, L OBP: 0.269, SLG: 0.095	0-0 FC4-6 WP 1-2		0-3 K	0-3 K		1-0 BB HBP		0-0 4-3		4	0	0	0	0	2	4						
Harmon Killebrew, R OBP: 0.407, SLG: 0.773	0-3 K		0-0 F9		0-0 5-3		4-0 L6-3 BB	0-0 HR		4	1	1	1	1	1	2						
Don Mincher, L OBP: 0.358, SLG: 0.444		4-0 FC6-4 1B BB		4-0 HR BB	0-0 G3		0-3 K	0-3 K		3	1	0	0	2	2	2						
Earl Battey, R OBP: 0.420, SLG: 0.493 Don Lee, R	0-3 K		0-0 F9	4-0 FC4 BB	0-0 L6-3		0-0 F4			1	0	0	0	0	1	1						
Elmer Valo, L OBP: 0.214, SLG: 0.083	4-0 K		0-0 FC4 BB	0-0 FC4 BB	0-0 L6-3		0-0 F4			3	0	0	0	1	0	3						
Bob Allison, R OBP: 0.337, SLG: 0.487	0-0 FC6-4 1B		0-0 FC4 1B	1-2 HR	0-0 FC4		0-0 HR			4	2	3	3	0	0	1						
Billy Gardner, R OBP: 0.333, SLG: 0.316	0-0 FC6-4		0-0 F6		0-0 F7		0-0 4-3			4	0	0	0	0	0	2						
Pedro Ramos, S OBP: 0.235, SLG: 0.188 Paul Giel, R OBP: 1.000, SLG: 1.000 Hal Naragon, L OBP: 0.313, SLG: 0.688	0-3 K		0-0 HR		0-0 F5		0-0 F5			0	0	0	0	0	0	0						
Inning Stats	R: 0 E: 0 K: 1 S: 6	H: 1 LOB: 1 BB: 0 P: 6	R: 0 E: 0 K: 2 S: 8	H: 1 LOB: 2 BB: 1 P: 12	R: 0 E: 0 K: 2 S: 7	H: 0 LOB: 1 BB: 1 P: 11	R: 3 E: 0 K: 1 S: 9	H: 4 LOB: 2 BB: 1 P: 13	R: 0 E: 0 K: 0 S: 3	H: 0 LOB: 1 BB: 1 P: 7	R: 0 E: 0 K: 1 S: 6	H: 1 LOB: 1 BB: 0 P: 6	R: 0 E: 0 K: 1 S: 4	H: 0 LOB: 1 BB: 1 P: 9	R: 1 E: 0 K: 0 S: 5	H: 2 LOB: 1 BB: 0 P: 5	R: 1 E: 0 K: 1 S: 6	H: 1 LOB: 0 BB: 0 P: 6	1B: 5 2B: 2 3B: 0 HR: 4	SF: 0 SAC: 0 DP: 1 HBP: 1	WP: 2 PB: 0 SB: 0 CS: 0	PA: 42
PITCHER	IP WLS BF H R ER SO	IP WLS BF H R ER SO	IP WLS BF H R ER SO	IP WLS BF H R ER SO	IP WLS BF H R ER SO	IP WLS BF H R ER SO	IP WLS BF H R ER SO	IP WLS BF H R ER SO	IP WLS BF H R ER SO	IP WLS BF H R ER SO	IP WLS BF H R ER SO	IP WLS BF H R ER SO	IP WLS BF H R ER SO	IP WLS BF H R ER SO	IP WLS BF H R ER SO	IP WLS BF H R ER SO	ERA WHIP	ERA WHIP				
Chuck Estrada, R ERA: 4.24	1.1 S 9	3 2 3 1	0 0 0 0	0 0 0 0	0 2 11 11	9.00 1.500																
Gordon Jones, R ERA: 6.75	2.0 S 9	3 2 3 1	0 0 0 0	0 0 0 0	0 2 11 11	9.00 1.500																

Baltimore Orioles @ Minnesota Twins
Metropolitan Stadium, Bloomington, MI
Tue May 09 1961, 4:33 AM EDT
Att. 4,514 - Unknown - 47 F

AB 36
R 5
H 10
RBI 5
BB 5
SO 9
LOB 22



Batter	1	2	3	4	5	6	7	8	9	AB	R	H	RBI	BB	SO	LOB	TOP					
Dick Williams, R OBP: 0.253, SLG: 0.313	1-3		F6		2B	E6		BB	6-3	6	1	2	0	0	0	1	Baltimore Orioles @ Minnesota Twins Metropolitan Stadium, Bloomington, MI Thu May 11 1961, 4:33 AM EDT Att. 7,471 - Unknown - 83 F					
Jackie Brandt, R OBP: 0.371, SLG: 0.661	K			E5	1B	FC6-4		F5		5	2	1	0	0	1	3						
Brooks Robinson, R OBP: 0.404, SLG: 0.465	K			1-3	2B	FC6-4		F6		4	2	1	0	1	1	3						
Jim Gentile, L OBP: 0.484, SLG: 0.806		E		K	1B	5-3		BB		3	1	1	3	2	1	3						
Ron Hansen, R OBP: 0.327, SLG: 0.372	F8			1-3	L7			BB		4	0	0	1	1	1	4						
Gus Triandos, R OBP: 0.400, SLG: 0.551	F3			E	1B	E		L5		4	1	2	3	1	0	4						
Jerry Adair, R OBP: 0.442, SLG: 0.659	F6			E5	S			F4	SH2-4	5	0	2	0	0	0	3						
Whitey Herzog, L OBP: 0.429, SLG: 0.362			F7	G3				F7	K	3	0	0	0	1	0	3						
Earl Robinson, R OBP: 0.266, SLG: 0.263										1	0	0	0	0	1	1						
Steve Barber, L OBP: 0.105, SLG: 0.105			K						SH2-4	3	0	0	0	0	3	2						
Hoyt Wilhelm, R OBP: 0.105, SLG: 0.105										0	1	0	0	1	0	0						
Inning Stats	R: 0 E: 0 K: 2 S: 7	H: 0 LOB: 0 BB: 0 P: 7	R: 0 E: 1 K: 0 S: 3	H: 0 LOB: 1 BB: 1 P: 7	R: 0 E: 0 K: 1 S: 5	H: 0 LOB: 0 BB: 0 P: 5	R: 2 E: 2 K: 1 S: 9	H: 2 LOB: 2 BB: 0 P: 9	R: 5 E: 0 K: 2 S: 12	H: 5 LOB: 2 BB: 2 P: 20	R: 0 E: 1 K: 0 S: 4	H: 0 LOB: 1 BB: 0 P: 4	R: 0 E: 0 K: 1 S: 5	H: 0 LOB: 1 BB: 1 P: 9	R: 1 E: 0 K: 0 S: 4	H: 1 LOB: 3 BB: 3 P: 16	R: 0 E: 0 K: 1 S: 6	H: 1 LOB: 1 BB: 0 P: 6	1B: 5 2B: 4 3B: 0 HR: 0	SF: 0 SAC: 1 DP: 0 HBP: 0	WP: 1 PB: 0 SB: 2 CS: 0	PA: 46
PITCHER	IP WLS BF H R ER SO BB IBB HBP BLK WP HR S P ERA WHIP	IP WLS BF H R ER SO BB IBB HBP BLK WP HR S P ERA WHIP																				
Camilo Pascual, R ERA: 4.01	(1, 1) 4.2 L 23 5 6 4 5 2 0 0 0 0 0 0 0 31 39 7.71 1.500																					
Ted Sadowski, R ERA: 6.23	(5, 1) 0.1 4 2 1 0 1 1 0 0 0 0 1 0 5 9 0.00 9.000																					
Jim Kaat, L ERA: 4.26	(6, 1) 1.0 4 0 0 0 0 0 0 0 0 0 0 0 4 4 0.00 0.000																					
Paul Giel, R ERA: 7.2	(7, 1) 2.0 11 1 1 1 1 3 1 0 0 0 0 0 9 25 4.50 2.000																					
Bill Pleis, L ERA: 3.65	(9, 1) 0.2 3 1 0 0 1 0 0 0 0 0 0 0 5 5 0.00 1.500																					

Batter	1	2	3	4	5	6	7	8	9	AB	R	H	RBI	BB	SO	LOB	BOTTOM					
Zoilo Versalles, R OBP: 0.365, SLG: 0.456	1-3		K		BB	F7		6-3		4	0	0	0	1	1	5	Baltimore Orioles @ Minnesota Twins Metropolitan Stadium, Bloomington, MI Thu May 11 1961, 4:33 AM EDT Att. 7,471 - Unknown - 83 F					
Lenny Green, L OBP: 0.425, SLG: 0.466	K				1-3			K		5	0	2	2	0	2	1						
Harmon Killebrew, R OBP: 0.413, SLG: 0.769	4-3		2H 3H	1B				1B		5	1	2	0	0	0	2						
Jose Valdivielso, R OBP: 0.116, SLG: 0.063			F8			5-3	BB	F3	1B	0	0	0	0	0	0	0						
Earl Batley, R OBP: 0.433, SLG: 0.494		G3		5-3		F7		G5-4-3	1B	5	0	2	0	0	0	1						
Bob Allison, R OBP: 0.333, SLG: 0.453		K		CS	1B		5-3	G5-4-3	1B	4	1	1	0	1	1	4						
Jim Lemon, R OBP: 0.369, SLG: 0.352		K			K		5-3	G5-4-3	BB	3	0	0	0	1	2	3						
Billy Gardner, R OBP: 0.337, SLG: 0.356			2B	1B	CS	F5	BB	G5-4-3	BB	4	2	2	2	0	0	1						
Don Mincher, L OBP: 0.400, SLG: 0.525			1B	2B		HR	1B	2B	1B	3	3	3	1	1	0	0						
Camilo Pascual, R ERA: 4.01	(1, 1) 4.2 L 23 5 6 4 5 2 0 0 0 0 0 0 0 31 39 7.71 1.500																					
Ted Sadowski, R ERA: 6.23	(5, 1) 0.1 4 2 1 0 1 1 0 0 0 0 1 0 5 9 0.00 9.000																					
Jim Kaat, L ERA: 4.26	(6, 1) 1.0 4 0 0 0 0 0 0 0 0 0 0 0 4 4 0.00 0.000																					
Paul Giel, R ERA: 7.2	(7, 1) 2.0 11 1 1 1 1 3 1 0 0 0 0 0 9 25 4.50 2.000																					
Bill Pleis, L ERA: 3.65	(9, 1) 0.2 3 1 0 0 1 0 0 0 0 0 0 0 5 5 0.00 1.500																					
Inning Stats	R: 0 E: 0 K: 1 S: 5	H: 0 LOB: 0 BB: 0 P: 5	R: 0 E: 0 K: 2 S: 7	H: 0 LOB: 0 BB: 0 P: 7	R: 2 E: 0 K: 2 S: 10	H: 3 LOB: 1 BB: 0 P: 10	R: 0 E: 0 K: 1 S: 5	H: 1 LOB: 0 BB: 0 P: 5	R: 1 E: 0 K: 0 S: 4	H: 1 LOB: 1 BB: 1 P: 8	R: 3 E: 0 K: 0 S: 6	H: 3 LOB: 2 BB: 2 P: 14	R: 0 E: 0 K: 0 S: 4	H: 2 LOB: 1 BB: 0 P: 4	R: 1 E: 0 K: 0 S: 4	H: 2 LOB: 1 BB: 1 P: 8	R: 0 E: 0 K: 1 S: 6	H: 2 LOB: 2 BB: 0 P: 6	1B: 11 2B: 2 3B: 0 HR: 1	SF: 0 SAC: 0 DP: 3 HBP: 0	WP: 0 PB: 0 SB: 0 CS: 1	PA: 42
PITCHER	IP WLS BF H R ER SO BB IBB HBP BLK WP HR S P ERA WHIP	IP WLS BF H R ER SO BB IBB HBP BLK WP HR S P ERA WHIP																				
Steve Barber, L ERA: 3.43	(1, 1) 5.2 W 27 8 6 6 6 3 0 0 0 0 0 0 1 36 48 9.53 1.941																					
Hoyt Wilhelm, R ERA: 1.74	(6, 1) 3.1 S 14 6 1 1 1 1 0 0 0 0 0 0 15 19 2.70 2.100																					



Batter	1	2	3	4	5	6	7	8	9	AB	R	H	RBI	BB	SO	LOB	TOP				
Ken Aspromonte, R OBP: 0.330, SLG: 0.330	F7		F7		K		WP BB		F2	4	0	0	0	1	1	1					
Albie Pearson, L OBP: 0.473, SLG: 0.478	K		6-3		1B 2B		K			4	0	1	0	0	2	2					
Leon Wagner, L OBP: 0.342, SLG: 0.676	BB BB			HR BB	2H 1B			F7		2	1	1	0	2	0	0					
Ted Kluszewski, L OBP: 0.351, SLG: 0.627	1-2 BB		F7		F8		F9			3	0	0	0	1	0	1					
Ken Hunt, R OBP: 0.364, SLG: 0.650	P6		1-H HR		K		K2-3			4	1	1	2	0	2	2					
Earl Averill, R OBP: 0.403, SLG: 0.610		F8		2B		K			HR	4	1	2	1	0	1	0					
Gene Leek, R OBP: 0.260, SLG: 0.357	K		6-3		5-3			P4		4	0	0	0	0	1	0					
Ken Hamlin, R OBP: 0.286, SLG: 0.323	F7				F7		5-3		F7	3	0	0	0	0	0	0					
Lee Thomas, L OBP: 0.333, SLG: 0.333										1	0	0	0	0	0	0					
Eli Grba, R Tom Morgan, R Steve Bilko, R Ron Mueller Johnny James, L Faye Throneberry, L			K				WP BB		BB	2	1	1	1	0	1	0					
Inning Stats	R: 0 E: 0 K: 1 S: 5	H: 0 LOB: 2 BB: 2 P: 13	R: 0 E: 0 K: 1 S: 5	H: 0 LOB: 0 BB: 0 P: 5	R: 0 E: 0 K: 1 S: 5	H: 0 LOB: 0 BB: 0 P: 5	R: 2 E: 0 K: 0 S: 4	H: 2 LOB: 0 BB: 1 P: 8	R: 1 E: 0 K: 1 S: 7	H: 3 LOB: 2 BB: 0 P: 7	R: 0 E: 0 K: 2 S: 7	H: 0 LOB: 0 BB: 0 P: 7	R: 0 E: 0 K: 1 S: 5	H: 0 LOB: 3 BB: 2 P: 13	R: 0 E: 0 K: 1 S: 5	H: 0 LOB: 0 BB: 0 P: 5	R: 1 E: 0 K: 0 S: 4	H: 1 LOB: 1 BB: 1 P: 8	1B: 1 2B: 2 3B: 0 HR: 3	SF: 0 SAC: 0 DP: 0 HBP: 0	WP: 1 PA: 37
PITCHER	IP WLS BF H R ER SO BB IBB HBP BLK WP HR S P ERA WHIP	8.0 W 33 6 4 4 8 5 0 0 0 1 3 44 64 4.50 1.375	1.0 S 4 0 0 0 0 1 0 0 0 0 0 3 7 0.00 1.000											IP WLS BF H R ER SO BB IBB HBP BLK WP HR S P ERA WHIP							

Los Angeles Angels @ Minnesota Twins
Metropolitan Stadium, Bloomington, MI
Fri May 12 1961, 4:33 AM EDT
Att. 4,739 - Unknown - 85 F

AB	31
R	4
H	6
RBI	4
BB	6
SO	8
LOB	6



Batter	1	2	3	4	5	6	7	8	9	AB	R	H	RBI	BB	SO	LOB	BOTTOM		
Zoilo Versalles, R OBP: 0.350, SLG: 0.436	K		6-3		6-3	L4				4	0	0	0	0	1	2			
Lenny Green, L OBP: 0.427, SLG: 0.462	F8			4-3	1B		CS BB			3	0	1	0	1	0	0			
Harmon Killebrew, R OBP: 0.419, SLG: 0.745	K			1B 2B BB	G6-4-3 1B		K			3	1	1	0	1	2	1			
Earl Batley, R OBP: 0.426, SLG: 0.482		K		2B 1B	G6-4-3		K			4	1	1	0	0	2	3			
Jim Lemon, R OBP: 0.375, SLG: 0.365		K		FC5 1H 2H	2B		BB BB 6-3		K	3	1	1	2	1	2	0			
Dan Dobbek, L OBP: 0.355, SLG: 0.200										0	0	0	0	0	0	0			
Billy Gardner, R OBP: 0.333, SLG: 0.344		BB					6-3		P6	3	0	0	0	1	1	2			
Bob Allison, R OBP: 0.340, SLG: 0.443		K					1-2		4-3	2	1	0	0	2	1	1			
Reno Bertoia, R OBP: 0.355, SLG: 0.286			F7		FC5		L4 1B			2	0	0	0	1	0	2			
Pedro Ramos, S Ray Moore, R		F7					HR			3	1	2	3	0	0	0			
Inning Stats	R: 0 E: 0 K: 2 S: 7	H: 0 LOB: 0 BB: 0 P: 7	R: 0 E: 0 K: 3 S: 9	H: 0 LOB: 1 BB: 1 P: 13	R: 0 E: 0 K: 0 S: 3	H: 0 LOB: 0 BB: 0 P: 3	R: 2 E: 0 K: 1 S: 7	H: 2 LOB: 2 BB: 2 P: 15	R: 1 E: 0 K: 0 S: 5	H: 3 LOB: 1 BB: 0 P: 5	R: 2 E: 0 K: 0 S: 3	H: 1 LOB: 1 BB: 3 P: 15	R: 0 E: 0 K: 2 S: 6	H: 0 LOB: 0 BB: 1 P: 10	R: 0 E: 0 K: 1 S: 5	H: 0 LOB: 0 BB: 0 P: 5	1B: 4 2B: 2 3B: 0 HR: 1	SF: 0 SAC: 0 DP: 2 HBP: 0	WP: 0 PA: 34
PITCHER	IP WLS BF H R ER SO BB IBB HBP BLK WP HR S P ERA WHIP	5.1 L 27 6 5 5 6 5 0 0 0 0 0 1 33 57 8.44 2.062	0.2 1 0 0 0 0 0 0 0 0 0 0 0 1 1 0.00 0.000											IP WLS BF H R ER SO BB IBB HBP BLK WP HR S P ERA WHIP					

Los Angeles Angels @ Minnesota Twins
Metropolitan Stadium, Bloomington, MI
Fri May 12 1961, 4:33 AM EDT
Att. 4,739 - Unknown - 85 F

AB	27
R	5
H	6
RBI	5
BB	7
SO	9
LOB	11



Batter	1	2	3	4	5	6	7	8	9	AB	R	H	RBI	BB	SO	LOB	TOP
Ken Aspromonte, R (1.4)	F7					6-3				3	1	1	1	2	0	0	Los Angeles Angels @ Minnesota Twins Metropolitan Stadium, Bloomington, MI Sat May 13 1961, 4:33 AM EDT Att: 10,103 - Overcast - 64 F
Albie Pearson, L (1.8)	3-1	4-3			F9			F7		5	1	1	0	0	0	6	
Leon Wagner, L (1.7)	G3		6-3					FC6		5	0	1	0	0	0	4	
Ted Kluszewski, L (1.3)		BB 1B 1B	F9		F9				F2	5	1	2	0	0	0	2	
Ken Hunt, R (1.9)		BB 1B 1B					SF7	1B	1-3	3	1	2	2	1	0	0	
Earl Averill, R (1.2)		1-2 1B 1B	F9		P4		3-H	K	K	4	1	0	0	1	2	4	
Gene Leek, R (1.5)		1-2 2-3 1B BB		P4				K		4	1	2	2	0	1	0	
Ken Hamlin, R (1.6)		1-2 2-H 3-H 1B		5-3		WP SF9 2B		K		2	0	0	1	0	0	2	
Steve Bilko, R (8, PH)	F7				SF9			E 1B 1B		1	0	1	0	0	0	0	
Rocky Bridges, R (8, PR)										0	0	0	0	0	0	0	
Don King, R (1.1)										0	0	0	0	0	0	0	
Ned Garver, R (1.1)										0	0	0	0	0	0	0	
Lee Thomas, R (1.1)										0	0	0	0	0	0	0	
Jerry Casale, R (1.1)										0	0	0	0	0	0	0	
Fred Bousfield, L (1.1)										0	0	0	0	0	0	0	
Ted Bowsfield, L (1.1)										0	0	0	0	0	0	0	
Ryne Duren, R (1.1)										0	0	0	0	0	0	0	
Tom Morgan, L (1.1)										0	0	0	0	0	0	0	
Johnny James, L (1.1)										0	0	0	0	0	0	0	
Inning Stats	R: 0 H: 0 E: 0 LOB: 0 K: 0 BB: 0 S: 3 P: 3	R: 3 H: 4 E: 0 LOB: 2 K: 1 BB: 1 S: 9 P: 13	R: 0 H: 0 E: 0 LOB: 1 K: 0 BB: 1 S: 3 P: 7	R: 0 H: 0 E: 0 LOB: 0 K: 0 BB: 0 S: 5 P: 5	R: 1 H: 2 E: 0 LOB: 2 K: 0 BB: 1 S: 4 P: 4	R: 1 H: 1 E: 0 LOB: 0 K: 0 BB: 0 S: 4 P: 4	R: 1 H: 2 E: 0 LOB: 1 K: 1 BB: 0 S: 7 P: 7	R: 0 H: 2 E: 0 LOB: 2 K: 1 BB: 1 S: 7 P: 11	R: 0 H: 0 E: 0 LOB: 0 K: 1 BB: 0 S: 5 P: 5	1B: 10 SF: 2 2B: 1 SAC: 0 3B: 0 DP: 0 HR: 0 HBP: 0	WP: 1 PA: 42 FB: 0 SB: 0 CS: 0						
PITCHER	IP WLS BF H R ER SO BB IBB HBP BLK WP HR S P ERA WHIP	IP WLS BF H R ER SO BB IBB HBP BLK WP HR S P ERA WHIP	IP WLS BF H R ER SO BB IBB HBP BLK WP HR S P ERA WHIP	IP WLS BF H R ER SO BB IBB HBP BLK WP HR S P ERA WHIP	IP WLS BF H R ER SO BB IBB HBP BLK WP HR S P ERA WHIP	IP WLS BF H R ER SO BB IBB HBP BLK WP HR S P ERA WHIP	IP WLS BF H R ER SO BB IBB HBP BLK WP HR S P ERA WHIP	IP WLS BF H R ER SO BB IBB HBP BLK WP HR S P ERA WHIP	IP WLS BF H R ER SO BB IBB HBP BLK WP HR S P ERA WHIP	IP WLS BF H R ER SO BB IBB HBP BLK WP HR S P ERA WHIP	IP WLS BF H R ER SO BB IBB HBP BLK WP HR S P ERA WHIP						
Don Lee, R (1.1)	1.1 8 3 3 3 0 1 0 0 0 0 0 7 11 20.25 3.000																
Jim Kaat, L (2.1)	5.0 23 6 3 3 2 2 0 0 0 1 0 25 33 5.40 1.600																
Ed Palmquist, R (7.1)	2.2 W 11 2 0 0 3 1 0 0 0 0 0 16 20 0.00 1.125																

AB	36
R	6
H	11
RBI	6
BB	4
SO	5
LOB	20




Batter	1	2	3	4	5	6	7	8	9	AB	R	H	RBI	BB	SO	LOB	BOTTOM
Zoilo Versalles, R (1.6)	6-3	L6	P4			F9		3B 1B		5	1	1	1	0	0	1	Los Angeles Angels @ Minnesota Twins Metropolitan Stadium, Bloomington, MI Sat May 13 1961, 4:33 AM EDT Att: 10,103 - Overcast - 64 F
Lenny Green, L (1.8)	L4			F5		P6		1B 3B		5	1	2	1	0	0	0	
Harmon Killebrew, R (1.3)	1B 1B	K		5-3				HR 1B		5	3	3	2	0	1	1	
Earl Battey, R (1.2)	1B WP 1B					L3		F3		5	2	3	0	0	0	1	
Jim Lemon, R (1.7)										3	2	1	1	1	0	1	
Dan Dobbek, L (8, 7)	WP 1B 1B			4-3		5-3		HR		1	1	1	2	0	0	0	
Billy Gardner, R (1.4)	1-3 2-H 1B 1B									4	0	0	0	1	1	2	
Bob Allison, R (1.9)	2-3 3-H 1B									4	2	3	5	0	0	0	
Reno Bertoia, R (1.5)	1-2 3-H 1B									3	1	0	0	1	1	2	
Don Lee, R (1.1)										0	0	0	0	0	0	0	
Jim Kaat, L (2.1)										3	0	0	0	0	0	1	
Ed Palmquist, R (7.1)										0	0	0	0	0	0	0	
Inning Stats	R: 3 H: 4 E: 0 LOB: 2 K: 0 BB: 1 S: 7 P: 11	R: 0 H: 1 E: 0 LOB: 0 K: 1 BB: 0 S: 6 P: 6	R: 3 H: 2 E: 1 LOB: 1 K: 1 BB: 1 S: 8 P: 12	R: 0 H: 1 E: 0 LOB: 0 K: 0 BB: 0 S: 4 P: 4	R: 0 H: 0 E: 0 LOB: 0 K: 1 BB: 0 S: 5 P: 5	R: 0 H: 0 E: 0 LOB: 0 K: 0 BB: 0 S: 3 P: 3	R: 1 H: 1 E: 0 LOB: 0 K: 0 BB: 0 S: 4 P: 4	R: 6 H: 5 E: 1 LOB: 0 K: 0 BB: 1 S: 8 P: 12	R: 0 H: 0 E: 0 LOB: 0 K: 1 BB: 0 S: 5 P: 12	1B: 9 SF: 0 2B: 0 SAC: 1 3B: 1 DP: 0 HR: 4 HBP: 0	WP: 1 PA: 42 FB: 0 SB: 1 CS: 0						
PITCHER	IP WLS BF H R ER SO BB IBB HBP BLK WP HR S P ERA WHIP	IP WLS BF H R ER SO BB IBB HBP BLK WP HR S P ERA WHIP	IP WLS BF H R ER SO BB IBB HBP BLK WP HR S P ERA WHIP	IP WLS BF H R ER SO BB IBB HBP BLK WP HR S P ERA WHIP	IP WLS BF H R ER SO BB IBB HBP BLK WP HR S P ERA WHIP	IP WLS BF H R ER SO BB IBB HBP BLK WP HR S P ERA WHIP	IP WLS BF H R ER SO BB IBB HBP BLK WP HR S P ERA WHIP	IP WLS BF H R ER SO BB IBB HBP BLK WP HR S P ERA WHIP	IP WLS BF H R ER SO BB IBB HBP BLK WP HR S P ERA WHIP	IP WLS BF H R ER SO BB IBB HBP BLK WP HR S P ERA WHIP	IP WLS BF H R ER SO BB IBB HBP BLK WP HR S P ERA WHIP						
Ron Kline, R (1.1)	0.2 2 1 0 0 0 0 0 0 0 0 0 2 2 0.00 3.000																
Ned Garver, R (1.1)	0.1 1 0 0 0 0 0 0 0 0 0 0 2 2 0.00 3.000																
Jerry Casale, R (2.1)	4.0 18 4 3 3 3 1 0 0 0 0 1 23 27 6.75 1.250																
Ted Bowsfield, L (6.1)	1.0 3 0 0 0 0 0 0 0 0 0 0 3 3 0.00 0.000																
Ryne Duren, R (7.1)	1.0 L 4 1 1 1 0 0 0 0 0 0 1 4 4 9.00 1.000																
Tom Morgan, R (8.1)	0.1 5 3 4 4 0 0 0 0 0 0 0 1 4 4 27.00 3.000																
Johnny James, R (8.1)	0.2 4 2 2 2 0 0 0 0 0 0 1 4 4 27.00 3.000																



Batter	1	2	3	4	5	6	7	8	9	AB	R	H	RBI	BB	SO	LOB	TOP																					
Ken Aspromonte, R OBP: 0.336, SLG: 0.323 (1, 4)	F8	P6				6-3	E5		E7	5	0	1	0	0	0	2																						
Albie Pearson, L OBP: 0.466, SLG: 0.462 (1, 8)	1B E		P3			1B BB		G3	1B	4	1	2	0	1	0	0																						
Ken Hunt, R OBP: 0.395, SLG: 0.642 (1, 9)	E8 1B		F9			1B		G6-3 BB	K	4	1	2	0	1	1	2																						
Steve Bilko, R OBP: 0.386, SLG: 0.361 Lee Thomas, L OBP: 0.250, SLG: 0.250 (1, 3) (8, 7)	1B		F9			F8		G6-3	K	4	0	1	1	0	0	3																						
Earl Averill, R OBP: 0.383, SLG: 0.545 Fritz Brickell, R OBP: 0.222, SLG: 0.125 (1, 7) (8, 6)	F9					F7		WP SH1-4 BB		3	0	0	0	1	1	1																						
Gene Leek, R OBP: 0.288, SLG: 0.382 (1, 5)	1B		F7			1B HBP		SH1-4		2	1	1	0	0	0	0																						
Ken Hamlin, R OBP: 0.063, SLG: 0.063 Ted Kluszewski, L OBP: 0.354, SLG: 0.611 (1, 6) (8, PH) (8, 3)	F5					2B		K		3	0	2	0	0	0	2																						
Del Rice, R OBP: 0.294, SLG: 0.077 (1, 2)		P3				1-3				3	0	1	1	1	0	1																						
Ken McBride, R OBP: 0.063, SLG: 0.063 Ron Kline, R OBP: 0.200, SLG: 0.200 (1, 1) (7, 1)	F9							L9		3	0	0	0	0	2	2																						
Inning Stats	R: 2 E: 1 K: 0 S: 7	H: 4 LOB: 2 BB: 0 P: 7	R: 0 E: 0 K: 0 S: 3	H: 0 LOB: 0 BB: 0 P: 3	R: 0 E: 0 K: 0 S: 3	H: 0 LOB: 0 BB: 0 P: 3	R: 0 E: 0 K: 0 S: 4	H: 1 LOB: 1 BB: 0 P: 4	R: 0 E: 0 K: 1 S: 6	H: 1 LOB: 2 BB: 1 P: 10	R: 1 E: 1 K: 2 S: 9	H: 2 LOB: 2 BB: 0 P: 10	R: 0 E: 0 K: 0 S: 2	H: 0 LOB: 0 BB: 1 P: 6	R: 0 E: 0 K: 1 S: 5	H: 0 LOB: 2 BB: 2 P: 13	R: 0 E: 1 K: 2 S: 8	H: 2 LOB: 2 BB: 0 P: 8	1B: 9 2B: 1 3B: 0 HR: 0	SF: 0 SAC: 1 DP: 1 HBP: 1	WP: 1 PA: 40 PB: 0 SB: 0 CS: 0																	
PITCHER	IP	WLS	BF	H	R	ER	SO	BB	IBB	HBP	BLK	WP	HR	S	P	ERA	WHIP	PITCHER				IP	WLS	BF	H	R	ER	SO	BB	IBB	HBP	BLK	WP	HR	S	P	ERA	WHIP
Jack Kralick, L ERA: 3.12 Ray Moore, R ERA: 2.81 (1, 1) (8, 1)	7.0		31	8	3	3	3	2	0	1	0	0	0	34	43	3.86	1.429																					

Los Angeles Angels @ Minnesota Twins
Metropolitan Stadium, Bloomington, MI
Sun May 14 1961, 4:33 AM EDT
Att. 7,825 - Unknown - 58 F


AB	34
R	3
H	10
RBI	2
BB	4
SO	6
LOB	18



Batter	1	2	3	4	5	6	7	8	9	AB	R	H	RBI	BB	SO	LOB	BOTTOM																					
Zoilo Versalles, R OBP: 0.330, SLG: 0.408 (1, 6)	6-3			F7		F8		E6		4	1	0	0	0	0	0																						
Lenny Green, L OBP: 0.426, SLG: 0.475 (1, 8)	F8			5-3 BB		3-1		E1 FC6 FC1 1B		3	0	1	0	1	0	0																						
Harmon Killebrew, R OBP: 0.421, SLG: 0.750 (1, 3) (8, 5)	L5			5-3		1B		FC6 BB FC1 SF8		4	1	1	0	0	0	2																						
Earl Batley, R OBP: 0.417, SLG: 0.467 (1, 2)		1-3		F9		K		FC1 SF8 BB		4	0	0	0	0	1	4																						
Jim Lemon, R OBP: 0.396, SLG: 0.413 Dan Dobbek, L OBP: 0.375, SLG: 0.346 (1, 7) (9, 7)				G6-4-3 1B		E5 SH3-4 BB SF8		HR		3	2	2	1	1	0	0																						
Bob Allison, R OBP: 0.360, SLG: 0.521 (1, 9)		G6-4-3				SF8 SH3-4 BB		SF8		2	0	1	1	1	0	1																						
Billy Gardner, R OBP: 0.321, SLG: 0.323 (1, 4)						SH3-4		SH1-4		2	0	0	0	0	1	2																						
Reno Bertoia, R OBP: 0.354, SLG: 0.275 Don Mincher, L OBP: 0.395, SLG: 0.517 (1, 5) (7, PH) (8, 3)						SF8		4-3		0	0	0	1	1	0	0																						
Jack Kralick, L OBP: 0.211, SLG: 0.167 Elmer Valo, L OBP: 0.235, SLG: 0.200 Ray Moore, R (1, 1) (7, PH) (8, 1)				G4-6-3 BB		2-3 3-H		4-3		1	0	0	0	0	0	1																						
				G4-6-3		K		P4		2	0	0	0	0	1	2																						
Inning Stats	R: 0 E: 0 K: 0 S: 3	H: 0 LOB: 0 BB: 0 P: 3	R: 0 E: 0 K: 1 S: 4	H: 1 LOB: 0 BB: 1 P: 8	R: 0 E: 0 K: 0 S: 3	H: 0 LOB: 1 BB: 1 P: 7	R: 0 E: 0 K: 1 S: 6	H: 0 LOB: 1 BB: 1 P: 10	R: 0 E: 0 K: 1 S: 6	H: 1 LOB: 1 BB: 0 P: 6	R: 1 E: 0 K: 0 S: 5	H: 2 LOB: 1 BB: 0 P: 5	R: 2 E: 2 K: 0 S: 6	H: 1 LOB: 2 BB: 1 P: 10	R: 0 E: 0 K: 0 S: 3	H: 0 LOB: 0 BB: 0 P: 3	1B: 4 2B: 0 3B: 0 HR: 1	SF: 2 SAC: 2 DP: 2 HBP: 0	WP: 0 PA: 34 PB: 0 SB: 0 CS: 0																			
PITCHER	IP	WLS	BF	H	R	ER	SO	BB	IBB	HBP	BLK	WP	HR	S	P	ERA	WHIP	PITCHER				IP	WLS	BF	H	R	ER	SO	BB	IBB	HBP	BLK	WP	HR	S	P	ERA	WHIP
Ken McBride, R ERA: 3.23 Ron Kline, R ERA: 4.05 (1, 1) (7, 1)	6.1		25	4	2	1	3	3	0	0	0	0	0	8	12	0.00	1.200																					

Los Angeles Angels @ Minnesota Twins
Metropolitan Stadium, Bloomington, MI
Sun May 14 1961, 4:33 AM EDT
Att. 7,825 - Unknown - 58 F

AB	26
R	4
H	5
RBI	3
BB	4
SO	3
LOB	13




Batter	1	2	3	4	5	6	7	8	9	AB	R	H	RBI	BB	SO	LOB	TOP			
Zoilo Versalles, R OBP: 0.333, SLG: 0.407	E7 1B	6-3			F2		F7		CS 1B	5	1	2	1	0	0	0	Minnesota Twins @ Chicago White Sox Comiskey Park, Chicago, IL Mon May 15 1961, 8:05 PM EDT Att: 9,123 - Unknown			
Lenny Green, L OBP: 0.435, SLG: 0.471	1B 5-3		4-3		4-3		2B BB		BB BB	3	2	1	1	2	0	0				
Harmon Killebrew, R OBP: 0.444, SLG: 0.791	K		G4-6-3 BB				1-H 2B		BB BB	3	0	2	1	2	1	1				
Earl Battey, R OBP: 0.417, SLG: 0.458	5-3 1B		G4-6-3 1-2		5-3		4-3		1-2 BB	4	0	1	0	1	0	3				
Jim Lemon, R OBP: 0.400, SLG: 0.402	5-3 BB			SH2-4 SF7 BB		5-3		P4	L4	2	1	0	0	2	0	0				
Dan Dobbek, L OBP: 0.364, SLG: 0.333	1-2 BB			SF7 SH2-4 1B			FC6-4 1B			1	0	0	0	0	0	3				
Bob Allison, R OBP: 0.364, SLG: 0.520	5-3			SF7 SH2-4 1B			FC6-4 1B		5-3	4	0	2	1	0	0	2				
Billy Gardner, R OBP: 0.312, SLG: 0.313	5-3			SH2-4			FC6-4 FC6-4		3-1	3	0	0	0	0	0	3				
Reno Bertoia, R OBP: 0.350, SLG: 0.268		K		SF7			FC6-4		SH1-4 1B BB	2	1	0	1	1	1	1				
Camilo Pascual, R OBP: 0.235, SLG: 0.071		K		1-3			6-3		SH1-4	3	0	0	0	0	1	1				
Inning Stats	R: 2 E: 1 K: 1 S: 8	H: 3 LOB: 2 BB: 1 P: 12	R: 0 E: 0 K: 2 S: 7	H: 0 LOB: 0 BB: 0 P: 7	R: 0 E: 0 K: 0 S: 2	H: 0 LOB: 0 BB: 1 P: 6	R: 1 E: 0 K: 0 S: 4	H: 1 LOB: 1 BB: 0 P: 8	R: 0 E: 0 K: 0 S: 4	H: 1 LOB: 1 BB: 0 P: 4	R: 1 E: 0 K: 0 S: 4	H: 1 LOB: 1 BB: 1 P: 8	R: 0 E: 0 K: 0 S: 3	H: 0 LOB: 0 BB: 0 P: 3	R: 1 E: 0 K: 0 S: 3	H: 1 LOB: 3 BB: 4 P: 19	1B: 6 2B: 1 3B: 1 HR: 0	SF: 1 SAC: 2 DP: 1 HBP: 0	WP: 0 PB: 0 CS: 1	PA: 41
PITCHER	IP WLS BF H R ER SO BB IBB HBP BLK WP HR S P ERA WHIP	IP WLS BF H R ER SO BB IBB HBP BLK WP HR S P ERA WHIP	IP WLS BF H R ER SO BB IBB HBP BLK WP HR S P ERA WHIP	IP WLS BF H R ER SO BB IBB HBP BLK WP HR S P ERA WHIP	IP WLS BF H R ER SO BB IBB HBP BLK WP HR S P ERA WHIP	IP WLS BF H R ER SO BB IBB HBP BLK WP HR S P ERA WHIP	IP WLS BF H R ER SO BB IBB HBP BLK WP HR S P ERA WHIP	IP WLS BF H R ER SO BB IBB HBP BLK WP HR S P ERA WHIP	IP WLS BF H R ER SO BB IBB HBP BLK WP HR S P ERA WHIP	IP WLS BF H R ER SO BB IBB HBP BLK WP HR S P ERA WHIP	IP WLS BF H R ER SO BB IBB HBP BLK WP HR S P ERA WHIP	IP WLS BF H R ER SO BB IBB HBP BLK WP HR S P ERA WHIP	IP WLS BF H R ER SO BB IBB HBP BLK WP HR S P ERA WHIP	IP WLS BF H R ER SO BB IBB HBP BLK WP HR S P ERA WHIP	IP WLS BF H R ER SO BB IBB HBP BLK WP HR S P ERA WHIP	IP WLS BF H R ER SO BB IBB HBP BLK WP HR S P ERA WHIP	IP WLS BF H R ER SO BB IBB HBP BLK WP HR S P ERA WHIP			
Cal McLish, R ERA: 4.08	8.0 L	34 7	4 4	4 4	3 3	4 4	0 0	0 0	0 0	0 0	0 0	36 2	52 18	4.50 13.50	1.375 7.500					
Juan Pizarro, L ERA: 4.25	0.2	6 1	1 1	1 1	0 0	4 0	0 0	0 0	0 0	0 0	0 0	2 1	18 1	13.50 0.00	7.500 0.000					
Gerry Staley, R ERA: 7.27	0.1	1 0	0 0	0 0	0 0	0 0	0 0	0 0	0 0	0 0	0 0	1 1	1 1	0.00 0.000						

Batter	1	2	3	4	5	6	7	8	9	AB	R	H	RBI	BB	SO	LOB	BOTTOM			
Luis Aparicio, R OBP: 0.300, SLG: 0.336	P5		K			K		P5		2	0	0	0	0	1	1	Minnesota Twins @ Chicago White Sox Comiskey Park, Chicago, IL Mon May 15 1961, 8:05 PM EDT Att: 9,123 - Unknown			
Sammy Esposito, R OBP: 0.167, SLG: 0.091										2	0	0	0	0	1	0				
Nellie Fox, L OBP: 0.333, SLG: 0.339	4-3			1-3		WP 2B		3-1		4	0	1	0	0	0	0				
Minnie Minoso, R OBP: 0.363, SLG: 0.451	K			2B		F3		6-3		4	0	1	0	0	1	1				
Roy Sievers, R OBP: 0.424, SLG: 0.650		F9		P3		5-3		K		4	0	0	0	0	1	2				
Jim Landis, R OBP: 0.308, SLG: 0.477		F8		6-3			F5			3	0	0	0	0	0	1				
Al Smith, R OBP: 0.289, SLG: 0.455		P5			5-3		K			3	0	0	0	0	1	0				
J.C. Martin, L OBP: 0.317, SLG: 0.419			F7		F8		K			3	0	0	0	0	1	0				
Sherm Lollar, R OBP: 0.352, SLG: 0.377			P6				F9			3	0	1	0	0	0	0				
Cal McLish, S OBP: 0.167, SLG: 0.167										2	0	1	0	0	0	1				
Wes Covington, L OBP: 0.316, SLG: 0.385										1	0	0	0	0	1	0				
Juan Pizarro, L										0	0	0	0	0	0	0				
Gerry Staley, R										0	0	0	0	0	0	0				
Inning Stats	R: 0 E: 0 K: 1 S: 5	H: 0 LOB: 0 BB: 0 P: 5	R: 0 E: 0 K: 0 S: 3	H: 0 LOB: 0 BB: 0 P: 3	R: 0 E: 0 K: 1 S: 6	H: 1 LOB: 1 BB: 0 P: 6	R: 0 E: 0 K: 0 S: 4	H: 1 LOB: 1 BB: 0 P: 4	R: 0 E: 0 K: 1 S: 6	H: 1 LOB: 1 BB: 0 P: 6	R: 0 E: 0 K: 2 S: 7	H: 0 LOB: 0 BB: 0 P: 7	R: 0 E: 0 K: 1 S: 5	H: 0 LOB: 0 BB: 0 P: 5	R: 0 E: 0 K: 1 S: 5	H: 0 LOB: 0 BB: 0 P: 5	1B: 1 2B: 3 3B: 0 HR: 0	SF: 0 SAC: 0 DP: 0 HBP: 0	WP: 1 PB: 0 CS: 0	PA: 31
PITCHER	IP WLS BF H R ER SO BB IBB HBP BLK WP HR S P ERA WHIP	IP WLS BF H R ER SO BB IBB HBP BLK WP HR S P ERA WHIP	IP WLS BF H R ER SO BB IBB HBP BLK WP HR S P ERA WHIP	IP WLS BF H R ER SO BB IBB HBP BLK WP HR S P ERA WHIP	IP WLS BF H R ER SO BB IBB HBP BLK WP HR S P ERA WHIP	IP WLS BF H R ER SO BB IBB HBP BLK WP HR S P ERA WHIP	IP WLS BF H R ER SO BB IBB HBP BLK WP HR S P ERA WHIP	IP WLS BF H R ER SO BB IBB HBP BLK WP HR S P ERA WHIP	IP WLS BF H R ER SO BB IBB HBP BLK WP HR S P ERA WHIP	IP WLS BF H R ER SO BB IBB HBP BLK WP HR S P ERA WHIP	IP WLS BF H R ER SO BB IBB HBP BLK WP HR S P ERA WHIP	IP WLS BF H R ER SO BB IBB HBP BLK WP HR S P ERA WHIP	IP WLS BF H R ER SO BB IBB HBP BLK WP HR S P ERA WHIP	IP WLS BF H R ER SO BB IBB HBP BLK WP HR S P ERA WHIP	IP WLS BF H R ER SO BB IBB HBP BLK WP HR S P ERA WHIP	IP WLS BF H R ER SO BB IBB HBP BLK WP HR S P ERA WHIP	IP WLS BF H R ER SO BB IBB HBP BLK WP HR S P ERA WHIP			
Camilo Pascual, R ERA: 3.31	9.0 W	31 4	0 0	0 0	7 7	0 0	0 0	0 0	0 0	1	0	0	45	45	0.00	0.444				

Batter	1	2	3	4	5	6	7	8	9	AB	R	H	RBI	BB	SO	LOB	TOP					
Zoilo Versalles, R OBP: 0.331, SLG: 0.396	4-0 FC6-5 S BB		0-0 6-3		0-3 K		0-0 SH1-4		0-0 F8	3	0	0	0	1	1	1	Minnesota Twins @ Chicago White Sox Comiskey Park, Chicago, IL Tue May 16 1961, 8:05 PM EDT Att: 11,039 - Unknown - 47 F					
Lenny Green, L OBP: 0.438, SLG: 0.476	0-3 K		0-3 K		4-0 1-2 WP BB		0-0 2B			3	1	1	1	1	2	1						
Harmon Killebrew, R OBP: 0.447, SLG: 0.771	0-0 FC6-5-4 BB 1-3		4-0 BB		0-0 1-1-H 2-H 1B		0-3 K			3	0	1	2	1	1	2						
Earl Batley, R OBP: 0.411, SLG: 0.444	4-0 1-2 BB		0-0 F9		0-3 K		0-0 L3			3	0	0	0	1	1	3						
Jim Lemon, R OBP: 0.398, SLG: 0.393	0-0 F8			0-3 K		4-0 4-3 S BB		0-0 6-3		2	0	0	0	1	1	2						
Dan Dobbek, L OBP: 0.353, SLG: 0.321				0-0 P3		0-3 1-2 K		0-0 F7		1	0	0	0	0	0	0						
Bob Allison, R OBP: 0.361, SLG: 0.510		0-0 G4-6-3 1B		0-0 F9		0-0 4-3		0-0 F3		4	0	1	0	0	1	1						
Billy Gardner, R OBP: 0.301, SLG: 0.301		0-0 G4-6-3 1-2		0-0 F9		0-0 2-3		0-0 F3		4	0	0	0	0	0	2						
Reno Bertoia, R OBP: 0.340, SLG: 0.259		0-0 5-3			0-0 F8		0-0 F8		0-0 5-3	3	0	0	0	0	0	1						
Don Mincher, L OBP: 0.390, SLG: 0.508					0-0 F8			0-0 5-3	1	0	0	0	0	0	0	0						
Pedro Ramos, S OBP: 0.391, SLG: 0.636					0-0 HR		0-0 WP BB 1B		0-0 F9	3	3	3	1	0	0	0						
Elmer Valo, L OBP: 0.222, SLG: 0.168							0-0 SH1-4 2B 1B			1	0	0	0	0	0	0						
Inning Stats	R: 0 E: 0 K: 1 S: 5	H: 0 LOB: 2 BB: 2 P: 13	R: 0 E: 0 K: 0 S: 3	H: 1 LOB: 0 BB: 0 P: 3	R: 1 E: 0 K: 1 S: 6	H: 1 LOB: 1 BB: 1 P: 10	R: 0 E: 0 K: 1 S: 5	H: 0 LOB: 0 BB: 0 P: 5	R: 2 E: 0 K: 2 S: 9	H: 2 LOB: 1 BB: 1 P: 13	R: 0 E: 0 K: 1 S: 5	H: 0 LOB: 1 BB: 1 P: 9	R: 1 E: 0 K: 1 S: 7	H: 2 LOB: 1 BB: 0 P: 7	R: 0 E: 0 K: 0 S: 3	H: 0 LOB: 0 BB: 0 P: 3	R: 0 E: 0 K: 0 S: 3	H: 0 LOB: 0 BB: 0 P: 3	1B: 4 2B: 1 3B: 0 HR: 1	SF: 0 SAC: 1 DP: 1 HBP: 0	WP: 1 PB: 0 CS: 0	PA: 37
PITCHER Early Wynn, R ERA: 3.23	IP: 9.0 WLS: W BF: 37 H: 6 R: 4 ER: 4 SO: 7 BB: 5 IBB: 0 HBP: 0 BLK: 0 WP: 1 HR: 1 S: 46 P: 66 ERA: 4.00 WHIP: 1.222															PITCHER	IP: 9.0 WLS: W BF: 37 H: 6 R: 4 ER: 4 SO: 7 BB: 5 IBB: 0 HBP: 0 BLK: 0 WP: 1 HR: 1 S: 46 P: 66 ERA: 4.00 WHIP: 1.222					

AB	31
R	4
H	6
RBI	4
BB	5
SO	7
LOB	13



Batter	1	2	3	4	5	6	7	8	9	AB	R	H	RBI	BB	SO	LOB	BOTTOM			
Al Smith, R OBP: 0.284, SLG: 0.439	0-0 F2		0-0 E5 BB BB		0-0 1-2 3B 1B		0-0 5-3	0-0 F2		5	1	1	0	0	0	3	Minnesota Twins @ Chicago White Sox Comiskey Park, Chicago, IL Tue May 16 1961, 8:05 PM EDT Att: 11,039 - Unknown - 47 F			
Nellie Fox, L OBP: 0.339, SLG: 0.357	0-0 4-3		4-0 1-2 BB BB		0-0 1-1-H 2-H 3B		0-3 K			3	0	1	2	1	1	0				
Minnie Minoso, R OBP: 0.368, SLG: 0.479	0-0 F9		4-0 1-2 2-3 3-H BB		0-0 P4		0-0 HR			3	1	1	2	1	0	1				
Roy Sievers, R OBP: 0.410, SLG: 0.625		0-3 K	0-0 P4		0-3 K		0-0 F7			4	0	0	0	0	2	4				
Jim Landis, R OBP: 0.306, SLG: 0.464	0-0 5-3			0-3 K		0-0 F2		4-0 FC1-6 BB		3	0	0	0	1	1	0				
J.C. Martin, L OBP: 0.314, SLG: 0.410	0-0 4-3			0-0 P6		0-0 FC4-6 1B		0-0 FC1-6 1B 1-2		4	1	1	0	0	0	1				
Cam Carreon, R OBP: 0.333, SLG: 0.375			0-0 E SH1-3 BB 1B		0-0 F8		0-0 FC4-6 2B 1-2		0-0 1B 1B	4	1	2	0	0	0	1				
Sammy Esposito, R OBP: 0.200, SLG: 0.214			0-0 SH1-3		0-0 3-1		0-0 2B		0-3 K	3	0	1	0	0	1	2				
Early Wynn, S OBP: 0.200, SLG: 0.111			0-0 F7		4-0 1B 3B BB		0-0 F7		0-0 1B	3	1	1	1	1	0	3				
Inning Stats	R: 0 E: 0 K: 0 S: 3	H: 0 LOB: 0 BB: 0 P: 3	R: 0 E: 0 K: 1 S: 5	H: 0 LOB: 0 BB: 0 P: 5	R: 1 E: 1 K: 0 S: 5	H: 1 LOB: 3 BB: 2 P: 13	R: 0 E: 0 K: 1 S: 5	H: 0 LOB: 0 BB: 0 P: 5	R: 2 E: 0 K: 0 S: 5	H: 2 LOB: 2 BB: 0 P: 5	R: 1 E: 0 K: 1 S: 6	H: 1 LOB: 0 BB: 0 P: 6	R: 1 E: 0 K: 1 S: 7	H: 2 LOB: 2 BB: 1 P: 11	R: 1 E: 0 K: 1 S: 7	H: 2 LOB: 2 BB: 1 P: 11		1B: 5 2B: 1 3B: 1 HR: 1	SF: 0 SAC: 1 DP: 0 HBP: 0	WP: 0 PB: 0 CS: 0
PITCHER Pedro Ramos, R ERA: 4.47	IP: 8.0 WLS: L BF: 37 H: 8 R: 5 ER: 4 SO: 5 BB: 4 IBB: 0 HBP: 0 BLK: 0 WP: 0 HR: 1 S: 43 P: 59 ERA: 4.50 WHIP: 1.500															PITCHER	IP: 8.0 WLS: L BF: 37 H: 8 R: 5 ER: 4 SO: 5 BB: 4 IBB: 0 HBP: 0 BLK: 0 WP: 0 HR: 1 S: 43 P: 59 ERA: 4.50 WHIP: 1.500			



Batter	1	2	3	4	5	6	7	8	9	AB	R	H	RBI	BB	SO	LOB	TOP		
Dick Houser, R (1, 6) OBP: 0.395, SLG: 0.340	F6		F7			F7		6-3		4	0	0	0	0	0	1			
Jerry Lumpe, L (1, 4) OBP: 0.350, SLG: 0.308	G3			6-3			1B	F5		4	0	1	0	0	0	0			
Lou Klimchok, L (1, 3) OBP: 0.361, SLG: 0.441	P6			K		G3		P3		4	0	0	0	0	1	2			
Hank Bauer, R (1, 8) OBP: 0.341, SLG: 0.421		FC4-6 1B		6-3				6-3		4	0	2	0	0	0	0			
Joe Pignatano, R (1, 2) OBP: 0.353, SLG: 0.379		FC4-6 1B				F9		2B 1B		4	1	2	0	0	0	1			
Norm Siebern, L (1, 7) OBP: 0.345, SLG: 0.330		FC4-6 G5-4-3		K				G3		4	0	1	0	0	1	3			
Andy Carey, R (1, 5) OBP: 0.369, SLG: 0.378		G5-4-3		F8				BB		3	0	1	1	1	0	2			
Mary Throneberry, L (1, 9) OBP: 0.374, SLG: 0.488			F8			BB		K		3	0	0	0	1	2	4			
Ed Rakow, S (1, 1)				5-3						1	0	0	0	0	0	0			
Dave Wickersham, R (3, 1) OBP: 1.000, SLG: 2.000										0	0	0	0	0	0	0			
Don Larsen, R (6, PH) OBP: 0.429, SLG: 0.333										2	0	0	0	0	0	3			
Ed Keegan, R (8, 1)										0	0	0	0	0	0	0			
Inning Stats	R: 0 E: 0 K: 0 S: 3	H: 0 LOB: 0 BB: 0 P: 3	R: 0 E: 0 K: 0 S: 4	H: 2 LOB: 1 BB: 0 P: 4	R: 0 E: 0 K: 1 S: 3	H: 0 LOB: 0 BB: 0 P: 3	R: 0 E: 0 K: 1 S: 5	H: 0 LOB: 0 BB: 0 P: 5	R: 0 E: 0 K: 1 S: 5	H: 1 LOB: 2 BB: 1 P: 8	R: 1 E: 0 K: 1 S: 8	H: 3 LOB: 2 BB: 0 P: 8	R: 0 E: 0 K: 0 S: 3	H: 0 LOB: 0 BB: 0 P: 3	R: 0 E: 0 K: 1 S: 6	H: 1 LOB: 2 BB: 1 P: 10	1B: 5 2B: 2 3B: 0 HR: 0	SF: 0 SAC: 0 DP: 1 HBP: 0	WP: 0 PA: 35
PITCHER Jack Kralick, L (1, 1) ERA: 2.8	IP: 9.0 WLS: W BF: 35 H: 7 R: 1 ER: 1 SO: 4 BB: 2 IBB: 0 HBP: 0 BLK: 0 WP: 0 HR: 0 S: 41 P: 49 ERA: 1.00 WHIP: 1.000															PITCHER			

Kansas City Athletics @ Minnesota Twins
Metropolitan Stadium, Bloomington, MI
Fri May 19 1961, 8:05 PM EDT
Att: 11,768 - Unknown - 54 F

AB	33
R	1
H	7
RBI	1
BB	2
SO	4
LOB	16



Batter	1	2	3	4	5	6	7	8	9	AB	R	H	RBI	BB	SO	LOB	BOTTOM
Zoilo Versalles, R (1, 6) OBP: 0.331, SLG: 0.400	K		K	4-3		L6		S E 2B		5	1	1	0	0	2	4	
Lenny Green, L (1, 8) OBP: 0.445, SLG: 0.491			HR BB			F5		S WP BB		3	2	2	1	2	0	1	
Dan Dobbek, L (1, 7) OBP: 0.350, SLG: 0.500	F7			F7				K		5	2	2	5	0	1	2	
Harmon Killebrew, R (1, 5) OBP: 0.429, SLG: 0.705			HR					HR		4	0	0	0	1	2	1	
Jose Valdivielso, R (9, 5) OBP: 0.118, SLG: 0.063	K		6-3			4-3 E BB		4-3		0	0	0	0	0	0	0	
Bob Allison, R (1, 9) OBP: 0.359, SLG: 0.532		4-3		HR 2B		F7		F9		5	2	2	0	0	0	1	
Don Mincher, L (1, 3) OBP: 0.386, SLG: 0.530		3-1				4-3		P5		4	1	1	2	0	0	2	
Earl Batley, R (1, 2) OBP: 0.392, SLG: 0.415			F9	P4		P5		1B BB		3	0	0	0	1	0	1	
Billy Gardner, R (1, 4) OBP: 0.317, SLG: 0.336				BB SH HR 1B		G3 3B 2B		SH1-4 2B		4	2	4	1	0	0	0	
Jack Kralick, L (1, 1) OBP: 0.190, SLG: 0.150			SH BB HR			G3		SH1-4 K		2	1	0	0	0	1	3	
Inning Stats	R: 0 E: 0 K: 2 S: 8	H: 1 LOB: 1 BB: 0 P: 8	R: 0 E: 0 K: 0 S: 3	H: 0 LOB: 0 BB: 0 P: 3	R: 6 E: 1 K: 1 S: 10	H: 4 LOB: 0 BB: 1 P: 14	R: 1 E: 0 K: 0 S: 5	H: 2 LOB: 1 BB: 0 P: 5	R: 0 E: 0 K: 0 S: 4	H: 1 LOB: 0 BB: 0 P: 4	R: 2 E: 0 K: 2 S: 10	H: 3 LOB: 2 BB: 1 P: 14	R: 2 E: 0 K: 1 S: 6	H: 1 LOB: 0 BB: 1 P: 10	1B: 4 2B: 4 3B: 1 HR: 3	SF: 0 SAC: 2 DP: 0 HBP: 0	WP: 1 PA: 41
PITCHER Ed Rakow, R (1, 1) ERA: 9.0	IP: 2.2 WLS: L BF: 15 H: 5 R: 6 ER: 3 SO: 3 BB: 1 IBB: 0 HBP: 0 BLK: 0 WP: 0 HR: 0 S: 20 P: 24 ERA: 10.12 WHIP: 2.250															PITCHER	
Dave Wickersham, R (3, 1) ERA: 6.75	IP: 2.1 WLS: 10 BF: 2 H: 1 R: 1 ER: 1 SO: 0 BB: 1 IBB: 0 HBP: 0 BLK: 0 WP: 0 HR: 0 S: 9 P: 13 ERA: 3.86 WHIP: 1.286																
Don Larsen, R (6, 1) ERA: 3.27	IP: 2.0 WLS: 11 BF: 4 H: 2 R: 2 ER: 2 SO: 2 BB: 1 IBB: 0 HBP: 0 BLK: 0 WP: 0 HR: 1 S: 14 P: 18 ERA: 9.00 WHIP: 2.500																
Ed Keegan, R (8, 1) ERA: 4.5	IP: 1.0 WLS: 5 BF: 1 H: 2 R: 1 ER: 1 SO: 1 BB: 0 IBB: 0 HBP: 0 BLK: 0 WP: 1 HR: 0 S: 6 P: 10 ERA: 9.00 WHIP: 2.000																

Kansas City Athletics @ Minnesota Twins
Metropolitan Stadium, Bloomington, MI
Fri May 19 1961, 8:05 PM EDT
Att: 11,768 - Unknown - 54 F

AB	35
R	11
H	12
RBI	9
BB	4
SO	6
LOB	15



Batter	1	2	3	4	5	6	7	8	9	AB	R	H	RBI	BB	SO	LOB	TOP					
Dick Howser, R (1, 6) OBP: 0.398, SLG: 0.356	5-3		2B			F7		1B		4	0	2	0	0	0	0	Kansas City Athletics @ Minnesota Twins Metropolitan Stadium, Bloomington, MI Sat May 20 1961, 4:33 AM EDT Att: 12,306 - Unknown - 62 F livebaseballscorecards.com					
Jay Hankins, L (1, 8) OBP: 0.250, SLG: 0.298	4-3		F8			F8			E4 G3	4	0	0	0	0	0	1						
Jerry Lumpe, L (1, 4) OBP: 0.346, SLG: 0.306	F8				F7			FC3-6 1B	G3	4	0	1	0	0	0	1						
Lou Klimchok, L (1, 3) OBP: 0.325, SLG: 0.395		L9			1-3			FC3-6 1B 1-2	K	4	0	0	0	0	1	2						
Norm Siebern, L (1, 7) OBP: 0.342, SLG: 0.327		FC6-4 1B			F5			K	K	4	0	1	0	0	2	2						
Mary Throneberry, L (1, 9) OBP: 0.373, SLG: 0.483		K				K		1-3 1B		3	0	1	0	0	2	1						
Haywood Sullivan, R (1, 2) OBP: 0.383, SLG: 0.486		FC6-4 1-2				K		1-3 1B	F9	3	0	0	0	0	1	3						
Wayne Causey, L (1, 5) OBP: 0.333, SLG: 0.333										2	0	0	0	0	1	0						
Al Pilarcik, L (8, PH) OBP: 0.242, SLG: 0.200										1	0	0	0	0	1	0						
Andy Carey, R (8, 5) OBP: 0.389, SLG: 0.378										0	0	0	0	0	0	0						
Joe Nuxhall, L (1, 1) OBP: 0.083, SLG: 0.182										2	0	0	0	0	1	0						
Bob Boyd, L (8, PH) OBP: 0.083, SLG: 0.182										1	0	0	0	0	0	0						
Jim Archer, R (8, 1)										0	0	0	0	0	0	0						
Inning Stats	R: 0 E: 0 K: 0 S: 3	H: 0 LOB: 0 BB: 0 P: 3	R: 0 E: 0 K: 1 S: 6	H: 1 LOB: 1 BB: 0 P: 6	R: 0 E: 0 K: 0 S: 4	H: 1 LOB: 1 BB: 0 P: 4	R: 0 E: 0 K: 0 S: 3	H: 0 LOB: 0 BB: 0 P: 3	R: 0 E: 0 K: 3 S: 9	H: 0 LOB: 0 BB: 0 P: 9	R: 0 E: 0 K: 1 S: 5	H: 0 LOB: 0 BB: 0 P: 5	R: 0 E: 0 K: 1 S: 7	H: 2 LOB: 2 BB: 0 P: 7	R: 0 E: 1 K: 2 S: 5	H: 1 LOB: 1 BB: 0 P: 5	R: 0 E: 1 K: 2 S: 8	H: 0 LOB: 1 BB: 0 P: 8	1B: 4 2B: 1 3B: 0 HR: 0	SF: 0 SAC: 0 DP: 0 HBP: 0	WP: 0 PB: 0 SB: 0 CS: 0	PA: 32
PITCHER Camilo Pascual, R (1, 1) ERA: 2.82	IP: 9.0 WLS: W BF: 32 H: 5 R: 0 ER: 0 SO: 9 BB: 0 IBB: 0 HBP: 0 BLK: 0 WP: 0 HR: 0 S: 50 P: 50 ERA: 0.00 WHIP: 0.556															PITCHER						

Batter	1	2	3	4	5	6	7	8	9	AB	R	H	RBI	BB	SO	LOB	BOTTOM			
Zoilo Versalles, R (1, 6) OBP: 0.336, SLG: 0.411	CS 2B		F8		FC5-4 1-2			E BLK SF8 1B		4	1	2	0	0	0	1	Kansas City Athletics @ Minnesota Twins Metropolitan Stadium, Bloomington, MI Sat May 20 1961, 4:33 AM EDT Att: 12,306 - Unknown - 62 F livebaseballscorecards.com			
Lenny Green, L (1, 8) OBP: 0.440, SLG: 0.491	K					4-3		E5 SF8 BB		4	0	1	0	0	1	2				
Harmon Killebrew, R (1, 5) OBP: 0.449, SLG: 0.750	HR					FC6-4 1B		FC6-4 BB		2	1	2	1	2	0	0				
Bob Allison, R (1, 9) OBP: 0.348, SLG: 0.518	5-3				F5			SF8		3	0	0	1	0	1	3				
Earl Battey, R (1, 2) OBP: 0.379, SLG: 0.400		F8			L7			F9 FC6-4		4	0	0	0	0	0	4				
Billy Gardner, R (1, 4) OBP: 0.309, SLG: 0.327		F8			FC6-4 1-2			6-3		3	0	0	0	0	0	2				
Dan Dobbek, L (1, 7) OBP: 0.349, SLG: 0.486						F9				3	0	1	0	0	1	0				
Don Mincher, L (1, 3) OBP: 0.372, SLG: 0.507					K			L7		3	0	0	0	0	1	1				
Camilo Pascual, R (1, 1) OBP: 0.250, SLG: 0.118					6-3			FC5-4 1B		3	0	1	0	0	0	0				
Inning Stats	R: 1 E: 0 K: 1 S: 6	H: 2 LOB: 0 BB: 0 P: 6	R: 0 E: 0 K: 1 S: 5	H: 0 LOB: 0 BB: 0 P: 5	R: 0 E: 0 K: 1 S: 5	H: 0 LOB: 0 BB: 0 P: 5	R: 0 E: 0 K: 0 S: 5	H: 2 LOB: 2 BB: 0 P: 5	R: 0 E: 0 K: 0 S: 4	H: 1 LOB: 1 BB: 0 P: 4	R: 0 E: 0 K: 1 S: 4	H: 0 LOB: 1 BB: 1 P: 8	R: 0 E: 0 K: 0 S: 4	H: 1 LOB: 1 BB: 0 P: 4	R: 1 E: 1 K: 0 S: 5	H: 1 LOB: 2 BB: 1 P: 9		1B: 4 2B: 3 3B: 0 HR: 1	SF: 1 SAC: 0 DP: 1 HBP: 0	WP: 0 PB: 0 SB: 0 CS: 2
PITCHER Joe Nuxhall, L (1, 1) ERA: 3.12	IP: 7.0 WLS: L BF: 26 H: 6 R: 1 ER: 1 SO: 4 BB: 1 IBB: 0 HBP: 0 BLK: 0 WP: 0 HR: 1 S: 33 P: 37 ERA: 1.29 WHIP: 1.000															PITCHER				
Jim Archer, L (8, 1) ERA: 1.29	IP: 1.0 WLS: L BF: 6 H: 1 R: 1 ER: 0 SO: 0 BB: 1 IBB: 0 HBP: 0 BLK: 1 WP: 0 HR: 0 S: 5 P: 9 ERA: 0.00 WHIP: 2.000															PITCHER				

Batter	1	2	3	4	5	6	7	8	9	AB R H RBI BB SO LOB	TOP									
Johnny Temple, R OBP: 0.432, SLG: 0.420 (1.4)										6 3 4 1 0 0 3	Cleveland Indians @ Minnesota Twins Metropolitan Stadium, Bloomington, MI Sun May 21 1961, 4:33 AM EDT Unknown - 68 F									
Jim Piersall, R OBP: 0.367, SLG: 0.444 (1.8)										5 2 3 2 0 0 1										
Tito Francona, L OBP: 0.376, SLG: 0.449 (1.7)										5 1 2 1 0 0 0										
Vic Power, R OBP: 0.333, SLG: 0.439 (1.3)										5 0 1 1 0 0 1										
Willie Kirkland, L OBP: 0.309, SLG: 0.323 (1.9)										5 2 2 0 0 2 3										
John Romano, R OBP: 0.397, SLG: 0.509 (1.2)										4 0 2 2 0 2 3										
Woodie Held, R OBP: 0.340, SLG: 0.354 (1.6)										4 0 2 1 0 0 4										
Bubba Phillips, R OBP: 0.301, SLG: 0.383 (1.5)										5 0 1 0 0 2 6										
Wynn Hawkins, R OBP: 0.214, SLG: 0.083 (1.1)										4 1 1 0 1 0 2										
Inning Stats	R: 1 E: 0 K: 2 S: 11	H: 4 LOB: 3 BB: 0 P: 11	R: 5 E: 1 K: 1 S: 12	H: 7 LOB: 2 BB: 0 P: 12	R: 2 E: 0 K: 0 S: 5	H: 2 LOB: 0 BB: 0 P: 5	R: 1 E: 0 K: 0 S: 5	H: 2 LOB: 1 BB: 0 P: 5	R: 0 E: 0 K: 0 S: 3	H: 0 LOB: 0 BB: 0 P: 3	R: 0 E: 0 K: 0 S: 4	H: 0 LOB: 2 BB: 0 P: 5	R: 0 E: 0 K: 1 S: 5	H: 0 LOB: 0 BB: 0 P: 5	R: 0 E: 0 K: 1 S: 9	H: 2 LOB: 2 BB: 0 P: 9	1B: 14 2B: 2 3B: 1 HR: 1	SF: 1 SAC: 0 DP: 2 HBP: 1	WP: 1 PB: 0 SB: 0 CS: 0	PA: 46
PITCHER	IP WLS BF H R ER SO BB IBB HBP BLK WP HR S P ERA WHIP																			
Pedro Ramos, R ERA: 4.83 (1.1)	1.1 L 10 6 3 3 2 0 0 0 0 0 0 0 14 14 20.25 4.500																			
Paul Giel, R ERA: 8.5 (2.1)	0.1 5 4 3 3 0 0 0 0 0 0 0 0 5 5 81.00 12.000																			
Ted Sadowski, R ERA: 6.23 (2.1)	4.1 20 6 3 3 1 0 0 0 1 1 1 21 22 6.23 1.385																			
Jim Kaat, L ERA: 4.09 (7.1)	3.0 11 2 0 0 3 1 0 0 0 0 0 0 16 20 0.00 1.000																			

AB	43
R	9
H	18
RBI	8
BB	1
SO	6
LOB	23



Batter	1	2	3	4	5	6	7	8	9	AB R H RBI BB SO LOB	BOTTOM										
Zoilo Versalles, R OBP: 0.326, SLG: 0.398 (1.6)										4 0 0 0 0 1 1	Cleveland Indians @ Minnesota Twins Metropolitan Stadium, Bloomington, MI Sun May 21 1961, 4:33 AM EDT Unknown - 68 F										
Lenny Green, L OBP: 0.434, SLG: 0.483 (1.8)										4 0 1 0 0 1 0											
Dan Dobbek, L OBP: 0.319, SLG: 0.439 (1.7)										4 0 0 0 0 0 1											
Harmon Killebrew, R OBP: 0.446, SLG: 0.732 (1.5)										2 0 0 0 1 0 0											
Bob Allison, R OBP: 0.341, SLG: 0.504 (1.9)										3 0 0 0 0 2 1											
Earl Battey, R OBP: 0.378, SLG: 0.393 (1.2)										2 0 0 0 1 0 0											
Don Mincher, L OBP: 0.360, SLG: 0.486 (1.3)										3 0 0 0 0 0 1											
Billy Gardner, R OBP: 0.310, SLG: 0.328 (1.4)										3 0 1 0 0 0 0											
Pedro Ramos, S OBP: 0.322, SLG: 0.836 (1.1)										0 0 0 0 0 0 0	Cleveland Indians @ Minnesota Twins Metropolitan Stadium, Bloomington, MI Sun May 21 1961, 4:33 AM EDT Unknown - 68 F										
Paul Giel, R OBP: 1.005, SLG: 1.000 (2.1)										0 0 0 0 0 0 0											
Ted Sadowski, R OBP: 0.326, SLG: 0.278 (6. PH)										1 0 0 0 0 0 0											
Elmer Vato, L OBP: 0.295, SLG: 0.278 (7.1)										0 0 0 0 0 0 0											
Jim Kaat, L OBP: 0.294, SLG: 0.647 (5. PH)										1 0 0 0 0 0 0											
Inning Stats	R: 0 E: 0 K: 1 S: 5	H: 0 LOB: 0 BB: 0 P: 5	R: 0 E: 0 K: 1 S: 5	H: 0 LOB: 1 BB: 1 P: 9	R: 0 E: 0 K: 0 S: 3	H: 1 LOB: 0 BB: 0 P: 3	R: 0 E: 0 K: 0 S: 3	H: 0 LOB: 0 BB: 0 P: 3	R: 0 E: 0 K: 0 S: 5	H: 0 LOB: 0 BB: 0 P: 3		R: 0 E: 0 K: 1 S: 5	H: 0 LOB: 0 BB: 1 P: 9	R: 0 E: 0 K: 0 S: 3	H: 0 LOB: 0 BB: 0 P: 3	R: 0 E: 0 K: 1 S: 6	H: 1 LOB: 1 BB: 0 P: 6	1B: 2 2B: 1 3B: 0 HR: 0	SF: 0 SAC: 0 DP: 1 HBP: 0	WP: 0 PB: 0 SB: 0 CS: 0	PA: 30
PITCHER	IP WLS BF H R ER SO BB IBB HBP BLK WP HR S P ERA WHIP																				
Wynn Hawkins, R ERA: 1.88 (1.1)	9.0 W 30 2 0 0 4 2 0 0 0 0 0 0 36 44 0.00 0.444																				



Batter	1	2	3	4	5	6	7	8	9	AB	R	H	RBI	BB	SO	LOB	TOP					
Johnny Temple, R OBP: 0.431, SLG: 0.419										5	0	2	0	0	2	2						
Jim Piersall, R OBP: 0.361, SLG: 0.431										4	0	0	0	1	1	3						
Tito Francona, L OBP: 0.377, SLG: 0.443										4	0	1	0	1	0	1						
Vic Power, R OBP: 0.324, SLG: 0.426										4	0	0	0	0	0	3						
Willie Kirkland, L OBP: 0.307, SLG: 0.330										4	1	1	0	0	0	1						
John Romano, R OBP: 0.400, SLG: 0.504										3	1	1	0	1	1	0						
Woodie Held, R OBP: 0.358, SLG: 0.369										3	0	3	1	1	0	0						
Bubba Phillips, R OBP: 0.299, SLG: 0.387										4	0	1	0	0	0	5						
Mudcat Grant, R OBP: 0.350, SLG: 0.294										4	0	1	1	0	0	3						
Inning Stats	R: 0 E: 0 K: 0 S: 4	H: 2 LOB: 1 BB: 0 P: 4	R: 2 E: 0 K: 1 S: 9	H: 5 LOB: 2 BB: 0 P: 9	R: 0 E: 0 K: 0 S: 3	H: 0 LOB: 0 BB: 0 P: 3	R: 0 E: 0 K: 1 S: 7	H: 2 LOB: 2 BB: 0 P: 7	R: 0 E: 0 K: 1 S: 6	H: 1 LOB: 1 BB: 1 P: 6	R: 0 E: 0 K: 1 S: 5	H: 0 LOB: 0 BB: 0 P: 5	R: 0 E: 0 K: 0 S: 3	H: 0 LOB: 0 BB: 2 P: 11	R: 0 E: 0 K: 0 S: 3	H: 0 LOB: 1 BB: 1 P: 7	1B: 8 2B: 2 3B: 0 HR: 0	SF: 0 SAC: 0 DP: 2 HBP: 0	WP: 0 PB: 0 SB: 0 CS: 0	PA: 39		
PITCHER	IP WLS BF H R ER SO BB IBB HBP BLK WP HR S P ERA WHIP	IP WLS BF H R ER SO BB IBB HBP BLK WP HR S P ERA WHIP	IP WLS BF H R ER SO BB IBB HBP BLK WP HR S P ERA WHIP	IP WLS BF H R ER SO BB IBB HBP BLK WP HR S P ERA WHIP	IP WLS BF H R ER SO BB IBB HBP BLK WP HR S P ERA WHIP	IP WLS BF H R ER SO BB IBB HBP BLK WP HR S P ERA WHIP	IP WLS BF H R ER SO BB IBB HBP BLK WP HR S P ERA WHIP	IP WLS BF H R ER SO BB IBB HBP BLK WP HR S P ERA WHIP	IP WLS BF H R ER SO BB IBB HBP BLK WP HR S P ERA WHIP	IP WLS BF H R ER SO BB IBB HBP BLK WP HR S P ERA WHIP	IP WLS BF H R ER SO BB IBB HBP BLK WP HR S P ERA WHIP	IP WLS BF H R ER SO BB IBB HBP BLK WP HR S P ERA WHIP	IP WLS BF H R ER SO BB IBB HBP BLK WP HR S P ERA WHIP	IP WLS BF H R ER SO BB IBB HBP BLK WP HR S P ERA WHIP	IP WLS BF H R ER SO BB IBB HBP BLK WP HR S P ERA WHIP	IP WLS BF H R ER SO BB IBB HBP BLK WP HR S P ERA WHIP	IP WLS BF H R ER SO BB IBB HBP BLK WP HR S P ERA WHIP	IP WLS BF H R ER SO BB IBB HBP BLK WP HR S P ERA WHIP	IP WLS BF H R ER SO BB IBB HBP BLK WP HR S P ERA WHIP	IP WLS BF H R ER SO BB IBB HBP BLK WP HR S P ERA WHIP	IP WLS BF H R ER SO BB IBB HBP BLK WP HR S P ERA WHIP	
Don Lee, R ERA: 9.0	(1, 1) 1.2 L 10 7 2 2 0 0 0 0 0 0 0 0 10 10 10.80 4.200	(2, 1) 5.1 20 3 0 0 4 1 0 0 0 0 0 0 27 31 0.00 0.750	(8, 1) 2.0 9 0 0 0 0 3 0 0 0 0 0 0 6 18 0.00 1.500																			

Cleveland Indians @ Minnesota Twins
Metropolitan Stadium, Bloomington, MI
Sun May 21 1961, 4:38 AM EDT
Att: 30,999 - Unknown - 70 F

AB 35
R 2
H 10
RBI 2
BB 4
SO 4
LOB 18



Batter	1	2	3	4	5	6	7	8	9	AB	R	H	RBI	BB	SO	LOB	BOTTOM				
Zoilo Versalles, R OBP: 0.324, SLG: 0.389										3	0	0	0	1	0	2					
Lenny Green, L OBP: 0.430, SLG: 0.476										4	0	1	0	0	1	1					
Dan Dobbek, L OBP: 0.294, SLG: 0.400										4	0	0	0	0	2	2					
Harmon Killebrew, R OBP: 0.448, SLG: 0.718										3	0	1	0	1	1	0					
Bob Allison, R OBP: 0.331, SLG: 0.488										4	0	0	0	0	1	3					
Don Mincher, L OBP: 0.355, SLG: 0.474										4	0	1	0	0	0	0					
Hal Naragon, L OBP: 0.360, SLG: 0.579										2	0	0	0	1	0	2					
Paul Giel, R OBP: 1.000, SLG: 1.000										0	0	0	0	0	0	0					
Earl Battey, R OBP: 0.375, SLG: 0.389										1	0	0	0	0	0	0					
Billy Gardner, R OBP: 0.302, SLG: 0.319										3	0	0	0	0	1	3					
Don Lee, R	(1, 1)									0	0	0	0	0	0	0					
Pedro Ramos, S OBP: 0.360, SLG: 0.583	(2, 1)									2	0	0	0	0	1	0					
Elmer Valo, L OBP: 0.286, SLG: 0.278	(7, PH)									0	0	0	0	0	0	0					
Billy Consolo, R OBP: 0.375, SLG: 0.389	(7, PH)									0	0	0	0	0	0	0					
Ray Moore, R	(8, 1)									0	0	0	0	0	0	0					
Inning Stats	R: 0 E: 0 K: 2 S: 7	H: 0 LOB: 0 BB: 0 P: 7	R: 0 E: 0 K: 1 S: 7	H: 2 LOB: 0 BB: 0 P: 7	R: 0 E: 0 K: 1 S: 5	H: 0 LOB: 1 BB: 1 P: 9	R: 0 E: 0 K: 1 S: 5	H: 0 LOB: 0 BB: 0 P: 5	R: 0 E: 0 K: 1 S: 5	H: 1 LOB: 2 BB: 1 P: 8	R: 0 E: 0 K: 1 S: 5	H: 0 LOB: 2 BB: 1 P: 10	R: 0 E: 0 K: 0 S: 3	H: 0 LOB: 0 BB: 0 P: 3	R: 0 E: 0 K: 0 S: 3	H: 0 LOB: 0 BB: 0 P: 3	1B: 3 2B: 0 3B: 0 HR: 0	SF: 0 SAC: 0 DP: 0 HBP: 1	WP: 0 PB: 0 SB: 0 CS: 0	PA: 34	
PITCHER	IP WLS BF H R ER SO BB IBB HBP BLK WP HR S P ERA WHIP	IP WLS BF H R ER SO BB IBB HBP BLK WP HR S P ERA WHIP	IP WLS BF H R ER SO BB IBB HBP BLK WP HR S P ERA WHIP	IP WLS BF H R ER SO BB IBB HBP BLK WP HR S P ERA WHIP	IP WLS BF H R ER SO BB IBB HBP BLK WP HR S P ERA WHIP	IP WLS BF H R ER SO BB IBB HBP BLK WP HR S P ERA WHIP	IP WLS BF H R ER SO BB IBB HBP BLK WP HR S P ERA WHIP	IP WLS BF H R ER SO BB IBB HBP BLK WP HR S P ERA WHIP	IP WLS BF H R ER SO BB IBB HBP BLK WP HR S P ERA WHIP	IP WLS BF H R ER SO BB IBB HBP BLK WP HR S P ERA WHIP	IP WLS BF H R ER SO BB IBB HBP BLK WP HR S P ERA WHIP	IP WLS BF H R ER SO BB IBB HBP BLK WP HR S P ERA WHIP	IP WLS BF H R ER SO BB IBB HBP BLK WP HR S P ERA WHIP	IP WLS BF H R ER SO BB IBB HBP BLK WP HR S P ERA WHIP	IP WLS BF H R ER SO BB IBB HBP BLK WP HR S P ERA WHIP	IP WLS BF H R ER SO BB IBB HBP BLK WP HR S P ERA WHIP	IP WLS BF H R ER SO BB IBB HBP BLK WP HR S P ERA WHIP	IP WLS BF H R ER SO BB IBB HBP BLK WP HR S P ERA WHIP	IP WLS BF H R ER SO BB IBB HBP BLK WP HR S P ERA WHIP	IP WLS BF H R ER SO BB IBB HBP BLK WP HR S P ERA WHIP	IP WLS BF H R ER SO BB IBB HBP BLK WP HR S P ERA WHIP
Mudcat Grant, R ERA: 2.45	(1, 1) 9.0 W 34 3 0 0 7 3 0 1 0 0 0 0 44 57 0.00 0.667																				

Cleveland Indians @ Minnesota Twins
Metropolitan Stadium, Bloomington, MI
Sun May 21 1961, 4:38 AM EDT
Att: 30,999 - Unknown - 70 F

AB 30
R 0
H 3
RBI 0
BB 3
SO 7
LOB 13




Batter	1	2	3	4	5	6	7	8	9	10	11	12	13	14	15	AB	R	H	RBI	BB	SO	LOB	TOP										
Johnny Temple, R OBP: 0.431, SLG: 0.411 (1.4)																	5	0	1	0	2	0	0	Cleveland Indians @ Minnesota Twins Metropolitan Stadium, Bloomington, MI Mon May 22 1961, 4:33 AM EDT Att: 5,425 - Unknown - 67 F AB 58 R 7 H 17 RBI 7 BB 3 SO 7 LOB 20									
Jim Piersall, R OBP: 0.351, SLG: 0.416 (1.8)																	7	0	1	0	0	2	3										
Tito Francona, L OBP: 0.375, SLG: 0.438 (1.7)																	6	1	2	0	0	2	1										
Vic Power, R OBP: 0.325, SLG: 0.430 (1.3)																	6	2	2	0	0	0	3										
Willie Kirkland, L OBP: 0.322, SLG: 0.345 (1.9)																		7	1	4	1	0	0		1								
Woodie Held, R OBP: 0.355, SLG: 0.409 (1.6)																	7	3	2	4	0	0	4										
Bubba Phillips, R OBP: 0.305, SLG: 0.389 (1.5)																	7	0	3	1	0	0	1										
Vainmy Thomas, R OBP: 0.333, SLG: 0.167 (1.2)																	6	0	2	1	1	0	2										
Bobby Locke, R (1.1)																	2	0	0	0	0	1	2										
Barry Latman, R (4.1)																	0	0	0	0	0	0	0										
Don Dillard, L (6. PH)																	1	0	0	0	0	0	1										
Bob Allen, L (6.1)																	0	0	0	0	0	0	0										
Frank Funk, R (8.1)																	4	0	0	0	0	2	2										
Inning Stats	R: 0 E: 0 K: 1 S: 5	H: 1 LOB: 0 BB: 0 P: 5	R: 1 E: 0 K: 0 S: 5	H: 3 LOB: 1 BB: 0 P: 5	R: 0 E: 1 K: 1 S: 7	H: 1 LOB: 2 BB: 0 P: 7	R: 0 E: 0 K: 0 S: 5	H: 2 LOB: 2 BB: 0 P: 5	R: 0 E: 0 K: 0 S: 3	H: 0 LOB: 0 BB: 0 P: 3	R: 2 E: 0 K: 0 S: 5	H: 2 LOB: 0 BB: 0 P: 5	R: 0 E: 0 K: 1 S: 5	H: 2 LOB: 0 BB: 0 P: 5	R: 0 E: 0 K: 1 S: 7	H: 0 LOB: 1 BB: 1 P: 11	R: 0 E: 0 K: 1 S: 4	H: 1 LOB: 1 BB: 0 P: 4	R: 0 E: 0 K: 0 S: 5	H: 0 LOB: 0 BB: 0 P: 5	R: 0 E: 0 K: 1 S: 5	H: 0 LOB: 0 BB: 0 P: 3	R: 0 E: 0 K: 0 S: 5		H: 0 LOB: 0 BB: 0 P: 3	R: 0 E: 0 K: 1 S: 5	H: 0 LOB: 1 BB: 1 P: 9	R: 2 E: 0 K: 0 S: 7	H: 4 LOB: 2 BB: 0 P: 7	1B: 14 2B: 2 3B: 0 HR: 2	SF: 0 SAC: 2 DP: 2 HBP: 0	WP: 0 PB: 0 CS: 0	PA: 63
PITCHER	IP: 8.0 WLS: 5.06 BF: 35 H: 11 R: 5 ER: 3 SO: 3 BB: 1 IBB: 0 HBP: 0 BLK: 0 WP: 0 HR: 2 S: 40 P: 44 ERA: 5.62 WHIP: 1.500	PITCHER														IP: 8.0 WLS: 2.14 BF: 13 H: 4 R: 0 ER: 0 SO: 7 BB: 1 IBB: 0 HBP: 0 BLK: 0 WP: 0 HR: 1 S: 16 P: 20 ERA: 0.00 WHIP: 0.500	IP: 15.1 WLS: 18.00 BF: 7 H: 4 R: 2 ER: 2 SO: 7 BB: 0 IBB: 0 HBP: 0 BLK: 0 WP: 0 HR: 7 S: 7 P: 7 ERA: 4.000																

Batter	1	2	3	4	5	6	7	8	9	10	11	12	13	14	15	AB	R	H	RBI	BB	SO	LOB	BOTTOM							
Zello Versalles, R OBP: 0.322, SLG: 0.380 (1.8)																6	0	1	2	1	2	1	Cleveland Indians @ Minnesota Twins Metropolitan Stadium, Bloomington, MI Mon May 22 1961, 4:33 AM EDT Att: 5,425 - Unknown - 67 F AB 55 R 5 H 12 RBI 5 BB 7 SO 8 LOB 26							
Lenny Green, L OBP: 0.423, SLG: 0.462 (1.8)																	6	0	1	1	1	0		3						
Don Mincher, L OBP: 0.350, SLG: 0.463 (1.3)																	6	1	1	0	1	1		4						
Harmon Killebrew, R OBP: 0.438, SLG: 0.717 (1.5)																	7	1	2	2	0	0		3						
Jim Lemon, R OBP: 0.396, SLG: 0.391 (1.7)																	4	0	2	0	0	0		0						
Dan Dobbek, L OBP: 0.278, SLG: 0.375 (8.7)																	3	0	0	0	0	1		1						
Bob Allison, R OBP: 0.329, SLG: 0.468 (1.9)																	5	0	0	0	2	1		2						
Earl Battey, R OBP: 0.385, SLG: 0.390 (1.2)																	5	1	2	0	2	1		3						
Billy Gardner, R OBP: 0.268, SLG: 0.333 (1.4)																	4	1	2	0	0	0		2						
Jose Valdivieso, R OBP: 0.118, SLG: 0.263 (8. PH)																	0	0	0	0	0	0		0						
Elmer Valo, L (9. PH)																	1	0	0	0	0	0		2						
Billy Consolo, R (10.4)																	2	0	0	0	0	1		1						
Ed Palmquist, R (11.1)																	2	1	0	0	0	0		3						
Ron Henry, R (8. PH)																	0	1	0	0	0	0		0						
Ray Moore, R (8.1)																	1	0	0	0	0	0		0						
Hal Naragon, L (10. PH)																	1	0	0	0	0	0	0							
Don Lee, R (11.1)																	1	0	0	0	0	1	0							
Ted Sadowski, R (15.1)																	0	0	0	0	0	0	0							
Reno Bertoia, R (15. PH)																	1	0	0	0	0	1	0							
Inning Stats	R: 2 E: 0 K: 0 S: 6	H: 3 LOB: 1 BB: 0 P: 6	R: 0 E: 0 K: 0 S: 3	H: 0 LOB: 0 BB: 0 P: 7	R: 0 E: 0 K: 0 S: 3	H: 0 LOB: 0 BB: 0 P: 3	R: 3 E: 0 K: 0 S: 7	H: 3 LOB: 4 BB: 2 P: 15	R: 0 E: 0 K: 1 S: 6	H: 1 LOB: 1 BB: 0 P: 6	R: 0 E: 0 K: 0 S: 3	H: 0 LOB: 0 BB: 0 P: 7	R: 0 E: 0 K: 0 S: 3	H: 0 LOB: 0 BB: 0 P: 7	R: 0 E: 0 K: 0 S: 5	H: 0 LOB: 0 BB: 0 P: 5	R: 0 E: 0 K: 1 S: 5	H: 0 LOB: 0 BB: 0 P: 4	R: 0 E: 0 K: 0 S: 7	H: 0 LOB: 0 BB: 0 P: 7	R: 0 E: 0 K: 0 S: 5	H: 0 LOB: 0 BB: 0 P: 3	R: 0 E: 0 K: 0 S: 3	H: 0 LOB: 0 BB: 0 P: 3	R: 0 E: 0 K: 0 S: 4	H: 1 LOB: 1 BB: 0 P: 4	1B: 9 2B: 2 3B: 0 HR: 1	SF: 0 SAC: 1 DP: 1 HBP: 0	WP: 0 PB: 0 CS: 0	PA: 63
PITCHER	IP: 3.2 WLS: 5.63 BF: 20 H: 7 R: 5 ER: 5 SO: 0 BB: 2 IBB: 0 HBP: 0 BLK: 0 WP: 1 HR: 1 S: 18 P: 26 ERA: 12.27 WHIP: 2.455	PITCHER														IP: 8.0 WLS: 2.14 BF: 13 H: 4 R: 0 ER: 0 SO: 7 BB: 1 IBB: 0 HBP: 0 BLK: 0 WP: 0 HR: 1 S: 16 P: 20 ERA: 0.00 WHIP: 0.500														

Batter	1	2	3	4	5	6	7	8	9	AB	R	H	RBI	BB	SO	LOB	TOP								
Jake Wood, R OBP: 0.358, SLG: 0.431 (1, 4)										5	1	2	0	0	2	1									
Bill Bruton, L OBP: 0.286, SLG: 0.311 (1, 8)										5	0	1	0	0	0	2									
Al Kaline, R OBP: 0.358, SLG: 0.444 (1, 9)										4	1	2	2	0	1	3									
Rocky Colavito, R OBP: 0.386, SLG: 0.550 Bubba Morton, R OBP: 0.276, SLG: 0.400 (1, 7) (8, 7)										4	0	0	0	0	1	4									
Norm Cash, L OBP: 0.487, SLG: 0.577 (1, 3)										3	1	1	1	1	1	0									
Steve Boros, R OBP: 0.420, SLG: 0.455 (1, 5)										4	1	1	1	0	0	1									
Dick Brown, R OBP: 0.353, SLG: 0.516 (1, 2)										4	1	2	1	0	1	1									
Chico Fernandez, R OBP: 0.336, SLG: 0.336 (1, 6)										3	0	0	0	1	0	2									
Jim Bunning, R OBP: 0.143, SLG: 0.143 Jim Donohue, R Terry Fox, R Hank Aguirre, R (1, 1) (8, 1) (8, 1) (8, 1)										3	0	0	0	0	1	0									
Inning Stats	R: 0 E: 1 K: 1 S: 6	H: 1 LOB: 1 BB: 0 P: 6	R: 0 E: 0 K: 1 S: 5	H: 0 LOB: 1 BB: 1 P: 9	R: 1 E: 0 K: 0 S: 5	H: 3 LOB: 1 BB: 0 P: 5	R: 0 E: 0 K: 0 S: 4	H: 1 LOB: 1 BB: 0 P: 4	R: 0 E: 0 K: 1 S: 5	H: 0 LOB: 0 BB: 0 P: 5	R: 1 E: 0 K: 1 S: 6	H: 1 LOB: 0 BB: 0 P: 6	R: 0 E: 0 K: 1 S: 5	H: 0 LOB: 0 BB: 0 P: 5	R: 0 E: 1 K: 2 S: 8	H: 0 LOB: 1 BB: 0 P: 8	R: 3 E: 0 K: 1 S: 8	H: 3 LOB: 1 BB: 1 P: 12	1B: 5 2B: 0 3B: 0 HR: 4	SF: 0 SAC: 0 DP: 1 HBP: 0	WP: 0 PB: 0 SB: 1 CS: 0	PA: 38			
PITCHER	IP	WLS	BF	H	R	ER	SO	BB	IBB	HBP	BLK	WP	HR	S	P	ERA	WHIP								
Jack Kralick, L ERA: 2.74 Ray Moore, R ERA: 3.0 Paul Giel, R ERA: 8.82	(1, 1)	8.0	31	6	2	2	7	1	0	0	0	0	1	44	48	2.25	0.875								

Detroit Tigers @ Minnesota Twins
Metropolitan Stadium, Bloomington, MI
Tue May 23 1961, 8:05 PM EDT
Att: 24,449 - Unknown - 62 F


AB 36
R 5
H 9
RBI 5
BB 2
SO 8
LOB 15



Batter	1	2	3	4	5	6	7	8	9	AB	R	H	RBI	BB	SO	LOB	BOTTOM								
Zoilo Versalles, R OBP: 0.311, SLG: 0.366 (1, 6)										5	0	0	0	0	0	5									
Lenny Green, L OBP: 0.422, SLG: 0.455 (1, 8)										4	0	1	0	1	1	3									
Don Mincher, L OBP: 0.352, SLG: 0.447 (1, 3)										3	1	0	0	2	0	2									
Harmon Killebrew, R OBP: 0.440, SLG: 0.705 (1, 5)										3	1	1	0	1	0	2									
Jim Lemon, R OBP: 0.391, SLG: 0.385 (1, 7)										4	0	1	0	0	1	3									
Bob Allison, R OBP: 0.327, SLG: 0.461 (1, 9)										2	0	0	1	1	0	0									
Earl Batley, R OBP: 0.388, SLG: 0.388 (1, 2)										3	0	1	0	1	0	3									
Billy Gardner, R OBP: 0.341, SLG: 0.341 Billy Consolo, R Elmer Vato, L Jose Valdivielso, R (1, 4) (7, PH) (8, 4) (8, PH) (8, PH) (8, 4)										3	0	2	0	0	1	1									
Jack Kralick, L OBP: 0.217, SLG: 0.182 Dan Dobbek, L Ron Henry, R Ray Moore, R Paul Giel, R (1, 1) (8, PH) (8, PH) (9, 1) (9, 1)										2	0	1	0	0	0	2									
Inning Stats	R: 0 E: 0 K: 1 S: 5	H: 0 LOB: 0 BB: 0 P: 5	R: 0 E: 0 K: 1 S: 5	H: 0 LOB: 0 BB: 0 P: 5	R: 0 E: 0 K: 1 S: 5	H: 1 LOB: 1 BB: 1 P: 9	R: 0 E: 0 K: 0 S: 3	H: 1 LOB: 1 BB: 1 P: 7	R: 0 E: 0 K: 0 S: 6	H: 2 LOB: 3 BB: 0 P: 6	R: 1 E: 0 K: 0 S: 4	H: 1 LOB: 2 BB: 1 P: 8	R: 0 E: 0 K: 0 S: 4	H: 1 LOB: 2 BB: 1 P: 8	R: 1 E: 0 K: 0 S: 3	H: 1 LOB: 3 BB: 3 P: 15	R: 0 E: 0 K: 0 S: 3	H: 0 LOB: 0 BB: 0 P: 3	1B: 7 2B: 1 3B: 0 HR: 0	SF: 1 SAC: 1 DP: 3 HBP: 0	WP: 0 PB: 0 SB: 0 CS: 1	PA: 39			
PITCHER	IP	WLS	BF	H	R	ER	SO	BB	IBB	HBP	BLK	WP	HR	S	P	ERA	WHIP								
Jim Bunning, R ERA: 3.73 Jim Donohue, R Terry Fox, R Hank Aguirre, L (1, 1) (8, 1) (8, 1) (8, 1)	(1, 1)	7.0	32	7	2	2	3	5	0	0	0	0	0	0	4	2.57	1.714								

Detroit Tigers @ Minnesota Twins
Metropolitan Stadium, Bloomington, MI
Tue May 23 1961, 8:05 PM EDT
Att: 24,449 - Unknown - 62 F

AB 30
R 2
H 7
RBI 1
BB 7
SO 3
LOB 23



Batter	1	2	3	4	5	6	7	8	9	AB	R	H	RBI	BB	SO	LOB	TOP							
Jake Wood, R OBP: 0.359, SLG: 0.437 (1, 4)	0-0 6-3		0-0 6-3		0-0 F8 1B 2B	0-0 F9		0-0 SH1-3 1B	5	1	2	0	0	0	0	0								
Bill Bruton, L OBP: 0.285, SLG: 0.305 (1, 8)	4-0 BB		0-0 4-3		0-0 F8 2-3		0-0 4-3	3	0	0	0	1	0	1	0	1								
Al Kaline, R OBP: 0.365, SLG: 0.471 (1, 9)	0-0 L8		0-0 HR		0-0 HR 1B		0-0 E7 1B	5	2	3	2	0	0	0	2									
Rocky Colavito, R OBP: 0.387, SLG: 0.563 (1, 7)	0-0 F7		0-3 K		0-0 HR		4-0 BB	4	1	1	2	1	1	2										
Norm Cash, L OBP: 0.488, SLG: 0.571 (1, 3)		0-0 F7		4-0 FC6-4 BB	0-0 S E 1B		0-0 P6	3	1	1	0	1	0	2										
Steve Boros, R OBP: 0.410, SLG: 0.441 (1, 5)		0-0 F8		0-0 FC6-4 1-2	0-0 E3 1-H		0-0 F9	4	0	0	0	0	0	3										
Dick Brown, R OBP: 0.357, SLG: 0.512 (1, 2)		4-0 1B BB		0-0 F9	0-0 P3		0-0 FC1-6 1B	3	0	1	0	1	0	2										
Chico Fernandez, R OBP: 0.333, SLG: 0.333 (1, 6)		0-0 1-2 1B		0-0 4-3		0-0 F9	0-0 FC1-6 CS	4	0	1	0	0	0	2										
Don Mossi, L OBP: 0.238, SLG: 0.167 Bill Fischer, R (7, 1)		0-3 K2-3		0-3 K	0-3 K	0-3 K	0-3 K	3	0	0	0	0	3	2										
Inning Stats	R: 0 E: 0 K: 0 S: 3	H: 0 LOB: 1 BB: 1 P: 7	R: 0 E: 0 K: 1 S: 6	H: 1 LOB: 2 BB: 1 P: 10	R: 1 E: 0 K: 1 S: 6	H: 1 LOB: 0 BB: 0 P: 6	R: 0 E: 0 K: 0 S: 3	H: 0 LOB: 1 BB: 1 P: 7	R: 4 E: 1 K: 1 S: 10	H: 4 LOB: 1 BB: 0 P: 10	R: 0 E: 0 K: 1 S: 5	H: 0 LOB: 0 BB: 0 P: 5	R: 0 E: 1 K: 0 S: 4	H: 1 LOB: 2 BB: 1 P: 8	R: 0 E: 0 K: 1 S: 5	H: 1 LOB: 1 BB: 0 P: 5	R: 0 E: 0 K: 0 S: 4	H: 1 LOB: 1 BB: 0 P: 4	1B: 6 2B: 2 3B: 0 HR: 2	SF: 0 SAC: 1 DP: 1 HBP: 0	WP: 0 PB: 0 SB: 1 CS: 1	PA: 40		
PITCHER	IP WLS BF H R ER SO BB IBB HBP BLK WP HR S P ERA WHIP	IP WLS BF H R ER SO BB IBB HBP BLK WP HR S P ERA WHIP	IP WLS BF H R ER SO BB IBB HBP BLK WP HR S P ERA WHIP	IP WLS BF H R ER SO BB IBB HBP BLK WP HR S P ERA WHIP	IP WLS BF H R ER SO BB IBB HBP BLK WP HR S P ERA WHIP	IP WLS BF H R ER SO BB IBB HBP BLK WP HR S P ERA WHIP	IP WLS BF H R ER SO BB IBB HBP BLK WP HR S P ERA WHIP	IP WLS BF H R ER SO BB IBB HBP BLK WP HR S P ERA WHIP	IP WLS BF H R ER SO BB IBB HBP BLK WP HR S P ERA WHIP	IP WLS BF H R ER SO BB IBB HBP BLK WP HR S P ERA WHIP	IP WLS BF H R ER SO BB IBB HBP BLK WP HR S P ERA WHIP	IP WLS BF H R ER SO BB IBB HBP BLK WP HR S P ERA WHIP	IP WLS BF H R ER SO BB IBB HBP BLK WP HR S P ERA WHIP	IP WLS BF H R ER SO BB IBB HBP BLK WP HR S P ERA WHIP	IP WLS BF H R ER SO BB IBB HBP BLK WP HR S P ERA WHIP	IP WLS BF H R ER SO BB IBB HBP BLK WP HR S P ERA WHIP	IP WLS BF H R ER SO BB IBB HBP BLK WP HR S P ERA WHIP	IP WLS BF H R ER SO BB IBB HBP BLK WP HR S P ERA WHIP	IP WLS BF H R ER SO BB IBB HBP BLK WP HR S P ERA WHIP	IP WLS BF H R ER SO BB IBB HBP BLK WP HR S P ERA WHIP	IP WLS BF H R ER SO BB IBB HBP BLK WP HR S P ERA WHIP	IP WLS BF H R ER SO BB IBB HBP BLK WP HR S P ERA WHIP	IP WLS BF H R ER SO BB IBB HBP BLK WP HR S P ERA WHIP	IP WLS BF H R ER SO BB IBB HBP BLK WP HR S P ERA WHIP

Detroit Tigers @ Minnesota Twins
Metropolitan Stadium, Bloomington, MI
Wed May 24 1961, 8:05 PM EDT
Att: 24,358 - Unknown - 67 F

AB	35
R	5
H	9
RBI	4
BB	4
SO	5
LOB	17



Batter	1	2	3	4	5	6	7	8	9	AB	R	H	RBI	BB	SO	LOB	BOTTOM							
Zoilo Versalles, R OBP: 0.327, SLG: 0.408 (1, 6)	0-0 5-3		0-0 1B		0-0 1-H HR		0-0 G6-4-3 2B		0-0 HR 1B	5	2	4	2	0	0	0								
Lenny Green, L OBP: 0.428, SLG: 0.464 (1, 8)	0-0 CS 1B		0-0 F8		0-0 2B		4-0 G6-4-3 BB		0-3 K	4	0	2	0	1	1	2								
Harmon Killebrew, R OBP: 0.430, SLG: 0.710 (1, 3) (9, 5)	0-3 K		0-3 K		0-0 L9		0-0 G6-4-3 1-2 2-3		0-0 1-H HR	5	1	1	2	0	2	5								
Jim Lemon, R OBP: 0.375, SLG: 0.366 (1, 7)		0-0 6-3		0-3 K	0-0 P4		0-3 K		0-3 K	5	0	0	0	0	3	2								
Bob Allison, R OBP: 0.331, SLG: 0.454 (1, 9)		4-0 2B BB		4-0 BB		0-0 L6		0-0 F8	2	0	0	0	2	0	0	0								
Earl Battey, R OBP: 0.385, SLG: 0.384 (1, 2)		0-0 P4		0-0 F8		0-0 FC6-4 1B		0-0 4-3	4	0	1	0	0	0	2									
Billy Gardner, R OBP: 0.321, SLG: 0.349 (1, 4)		0-0 1-3 2B		0-0 F8		0-0 FC6-4 1B		4-0 BB	3	0	1	0	1	0	2									
Reno Bertoia, R OBP: 0.339, SLG: 0.264 Don Mincher, L OBP: 0.349, SLG: 0.442 (8, PH) (9, 3)		0-0 P3		0-0 HR 1B	0-0 1B	0-0 1-2 1B		0-3 K	3	1	2	0	0	0	2									
Camilo Pascual, R OBP: 0.238, SLG: 0.111 Don Lee, R (5, 1)		0-0 G3		0-0 K	0-3 K	0-3 K		0-0 4-3	1	0	0	0	0	0	0	0								
Ron Henry, R OBP: 0.231, SLG: 0.167 Ted Sadowski, R (7, 1)																								
Elmer Valo, L OBP: 0.292, SLG: 0.250 (9, PH)																								
Inning Stats	R: 0 E: 0 K: 1 S: 5	H: 1 LOB: 0 BB: 0 P: 5	R: 0 E: 0 K: 0 S: 4	H: 1 LOB: 2 BB: 1 P: 8	R: 0 E: 0 K: 1 S: 6	H: 1 LOB: 0 BB: 0 P: 6	R: 0 E: 0 K: 1 S: 5	H: 0 LOB: 1 BB: 1 P: 9	R: 2 E: 0 K: 1 S: 8	H: 3 LOB: 1 BB: 0 P: 8	R: 0 E: 0 K: 1 S: 7	H: 2 LOB: 2 BB: 0 P: 7	R: 0 E: 0 K: 1 S: 5	H: 1 LOB: 1 BB: 1 P: 9	R: 0 E: 0 K: 1 S: 5	H: 0 LOB: 1 BB: 1 P: 9	R: 2 E: 0 K: 2 S: 9	H: 2 LOB: 0 BB: 0 P: 9	1B: 6 2B: 4 3B: 0 HR: 2	SF: 0 SAC: 0 DP: 2 HBP: 0	WP: 0 PB: 0 SB: 0 CS: 1	PA: 40		
PITCHER	IP WLS BF H R ER SO BB IBB HBP BLK WP HR S P ERA WHIP	IP WLS BF H R ER SO BB IBB HBP BLK WP HR S P ERA WHIP	IP WLS BF H R ER SO BB IBB HBP BLK WP HR S P ERA WHIP	IP WLS BF H R ER SO BB IBB HBP BLK WP HR S P ERA WHIP	IP WLS BF H R ER SO BB IBB HBP BLK WP HR S P ERA WHIP	IP WLS BF H R ER SO BB IBB HBP BLK WP HR S P ERA WHIP	IP WLS BF H R ER SO BB IBB HBP BLK WP HR S P ERA WHIP	IP WLS BF H R ER SO BB IBB HBP BLK WP HR S P ERA WHIP	IP WLS BF H R ER SO BB IBB HBP BLK WP HR S P ERA WHIP	IP WLS BF H R ER SO BB IBB HBP BLK WP HR S P ERA WHIP	IP WLS BF H R ER SO BB IBB HBP BLK WP HR S P ERA WHIP	IP WLS BF H R ER SO BB IBB HBP BLK WP HR S P ERA WHIP	IP WLS BF H R ER SO BB IBB HBP BLK WP HR S P ERA WHIP	IP WLS BF H R ER SO BB IBB HBP BLK WP HR S P ERA WHIP	IP WLS BF H R ER SO BB IBB HBP BLK WP HR S P ERA WHIP	IP WLS BF H R ER SO BB IBB HBP BLK WP HR S P ERA WHIP	IP WLS BF H R ER SO BB IBB HBP BLK WP HR S P ERA WHIP	IP WLS BF H R ER SO BB IBB HBP BLK WP HR S P ERA WHIP	IP WLS BF H R ER SO BB IBB HBP BLK WP HR S P ERA WHIP	IP WLS BF H R ER SO BB IBB HBP BLK WP HR S P ERA WHIP	IP WLS BF H R ER SO BB IBB HBP BLK WP HR S P ERA WHIP	IP WLS BF H R ER SO BB IBB HBP BLK WP HR S P ERA WHIP	IP WLS BF H R ER SO BB IBB HBP BLK WP HR S P ERA WHIP	IP WLS BF H R ER SO BB IBB HBP BLK WP HR S P ERA WHIP

Detroit Tigers @ Minnesota Twins
Metropolitan Stadium, Bloomington, MI
Wed May 24 1961, 8:05 PM EDT
Att: 24,358 - Unknown - 67 F


AB	36
R	4
H	11
RBI	4
BB	4
SO	9
LOB	19



Batter	1	2	3	4	5	6	7	8	9	10	11	AB	R	H	RBI	BB	SO	LOB	TOP			
Jake Wood, R OBP: 0.358, SLG: 0.445 (1, 4)	0-0 1B HR 2B	0-0 G3		0-0 2B		0-0 1-3			0-3 K		0-3 K	6	1	2	0	0	2	1				
Bill Bruton, L OBP: 0.293, SLG: 0.327 (1, 8)	0-0 HR 2-3	0-0 E3 WP		4-0 FC5 BB			0-3 K			0-0 HR		4	2	2	1	1	1	0				
Al Kaline, R OBP: 0.360, SLG: 0.483 (1, 9) (10, 7)	0-0 HR 1-2 1-2	0-0 L5-3		0-0 FC5			0-0 L7			0-0 L5-3		5	1	1	3	0	0	3				
Rocky Colavito, R OBP: 0.393, SLG: 0.576 Bubba Morton, R OBP: 0.279, SLG: 0.400 George Thomas, R (10, 9)	0-0 HR 2B		0-0 P3		4-0 G4-6-3 BB		0-0 F8			0-0 2B		4	1	2	0	1	0	0				
Norm Cash, L OBP: 0.491, SLG: 0.589 (1, 3)	0-0 HR 2H		4-0 HBP BB		0-0 G4-6-3			0-3 K		4-0 IBB		3	1	1	2	2	1	1				
Steve Boros, R OBP: 0.494, SLG: 0.429 (1, 5)	0-0 P6		1-0 G5-4-3 HBP		0-3 K			0-0 4-3		0-0 F8		4	0	0	0	0	1	2				
Dick Brown, R OBP: 0.352, SLG: 0.515 (1, 2)	0-0 4-3		0-0 G5-4-3		0-0 3B			0-0 F6		0-0 5-3		5	0	1	0	0	0	4				
Chico Fernandez, R OBP: 0.322, SLG: 0.321 (1, 6)	0-0 F9		0-0 F9		0-0 F7			0-0 P4		0-0 6-3		5	0	0	0	0	0	1				
Paul Foytack, R Terry Fox, R Hank Aguirre, R Bill Fischer, R Charlie Maxwell, L Jim Donohue, R (1, 1) (8, 1) (8, 1) (11, 9) (11, 1) (11, 1)		0-3 K		0-0 F9		0-0 5-3		0-3 K		0-0 4-3		3	0	0	0	0	1	1				
Inning Stats	R: 5 E: 0 K: 0 S: 8	H: 5 LOB: 0 BB: 0 P: 8	R: 0 E: 1 K: 1 S: 6	H: 0 LOB: 1 BB: 0 P: 6	R: 0 E: 0 K: 0 S: 2	H: 0 LOB: 1 BB: 1 P: 7	R: 0 E: 0 K: 0 S: 4	H: 1 LOB: 2 BB: 1 P: 8	R: 0 E: 0 K: 1 S: 4	H: 0 LOB: 0 BB: 0 P: 5	R: 0 E: 0 K: 1 S: 5	H: 0 LOB: 0 BB: 0 P: 5	R: 0 E: 0 K: 2 S: 7	H: 0 LOB: 0 BB: 0 P: 7	R: 1 E: 0 K: 0 S: 5	H: 2 LOB: 2 BB: 1 P: 9	R: 0 E: 0 K: 1 S: 5	H: 0 LOB: 0 BB: 0 P: 5	1B: 1 2B: 4 3B: 1 HR: 3	SF: 0 SAC: 0 DP: 2 HBP: 1	WP: 1 PB: 0 SB: 0 CS: 0	PA: 46
PITCHER	IP ERA WLS BF H R ER SO BB IBB HBP BLK WP HR S P ERA WHIP	9.0 4.5 1.0 6 2 1 1 0 0 1 0 0 0 1 5 9 9.00 2.000	1.0 W 3 0 0 0 1 0 0 0 0 0 0 0 5 5 0.00 0.000	PITCHER																		

Detroit Tigers @ Minnesota Twins
Metropolitan Stadium, Bloomington, MI
Thu May 25 1961, 4:33 AM EDT
Att: 8,549 - Unknown - 56 F


AB 41
R 6
H 9
RBI 6
BB 4
SO 7
LOB 13

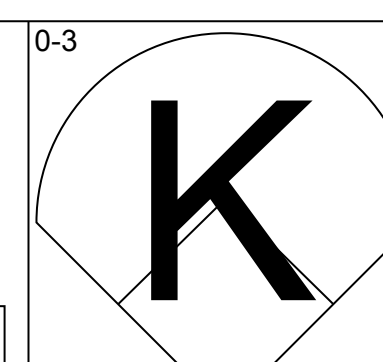
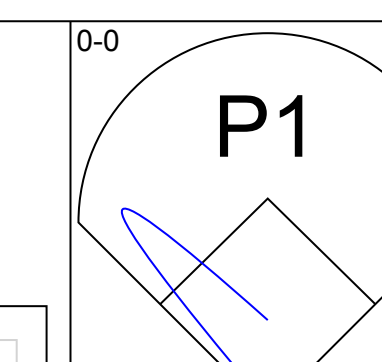
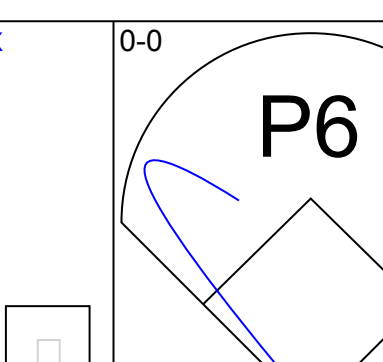
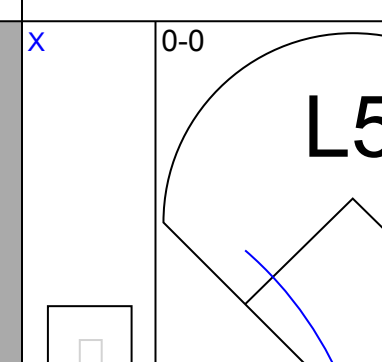
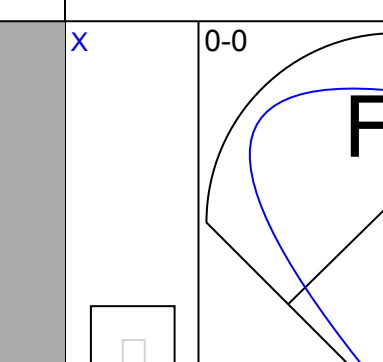
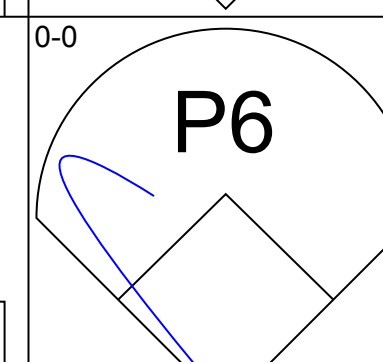
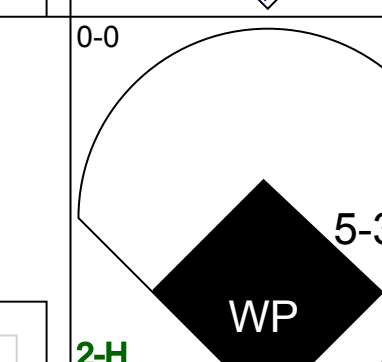
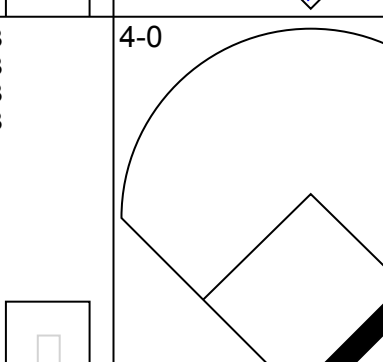
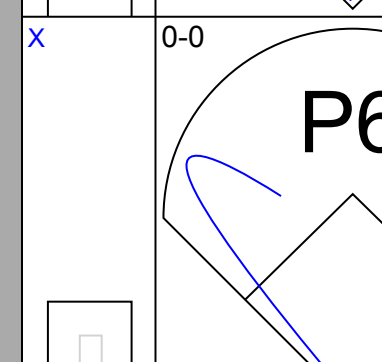
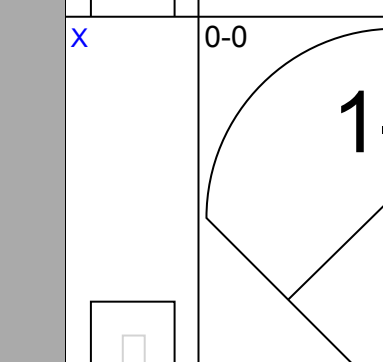
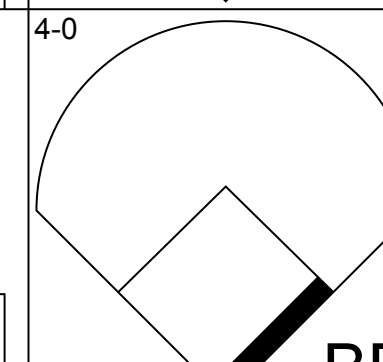
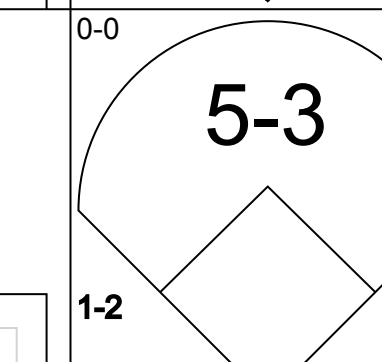
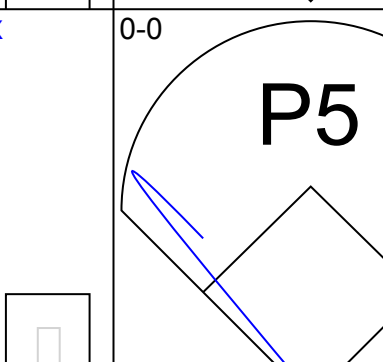
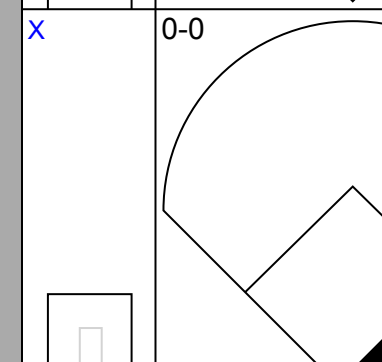
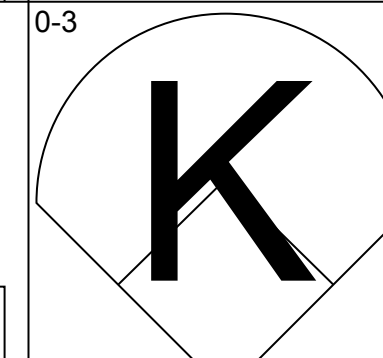
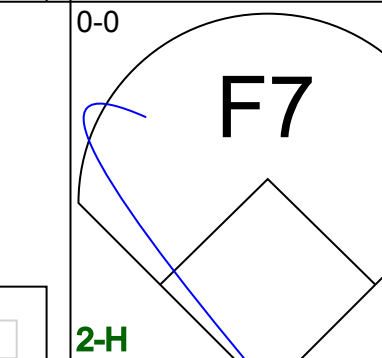

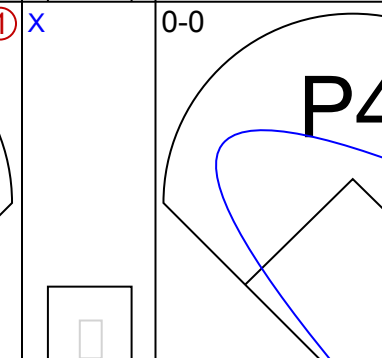
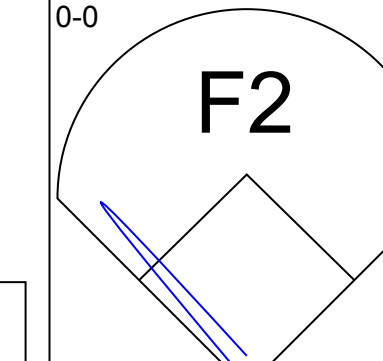
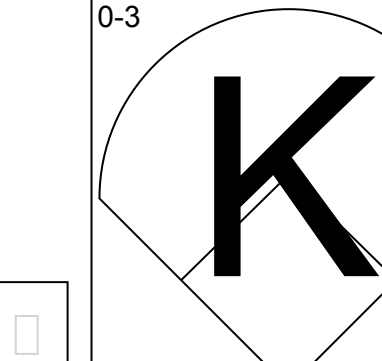
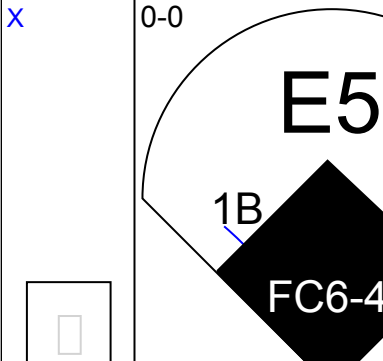
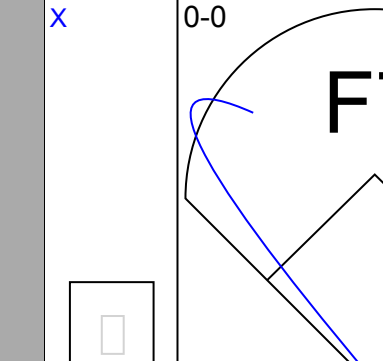
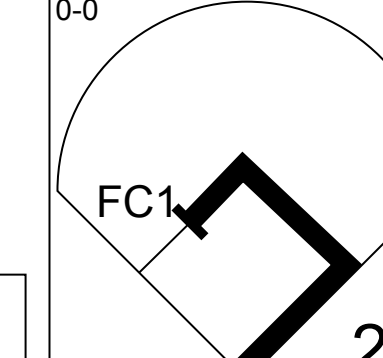
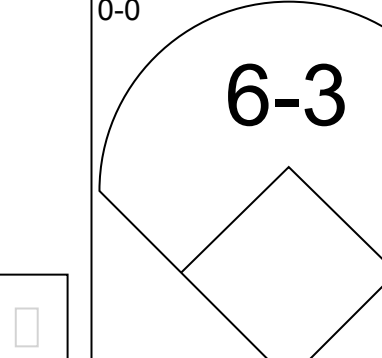
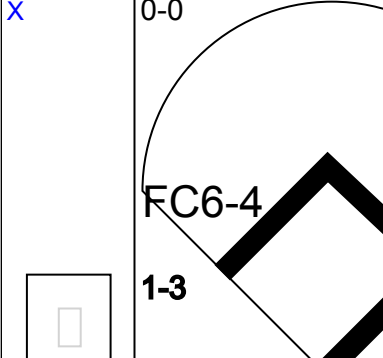
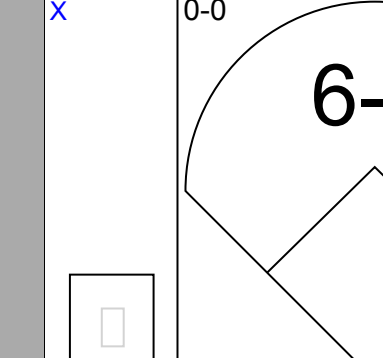
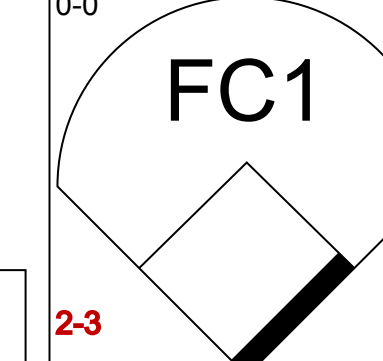
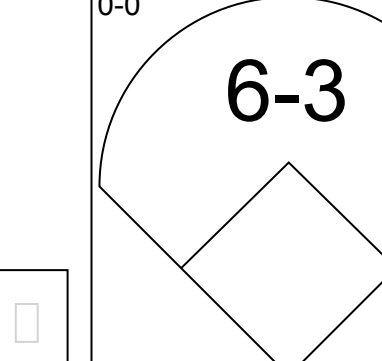
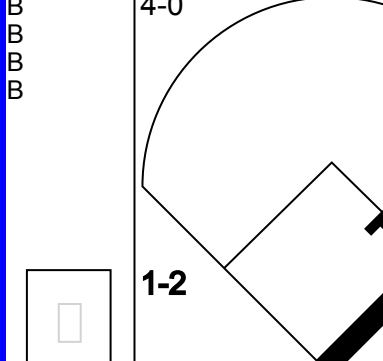
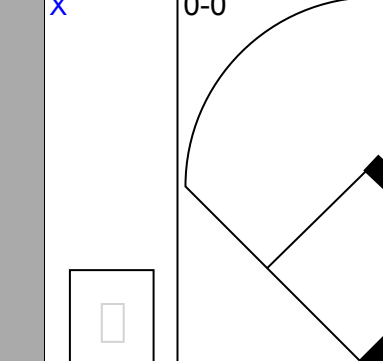
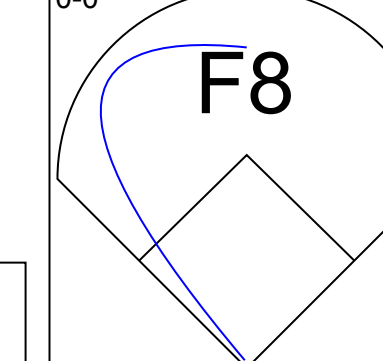
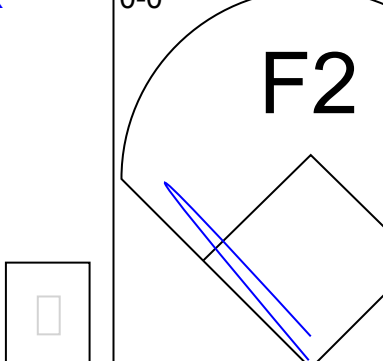
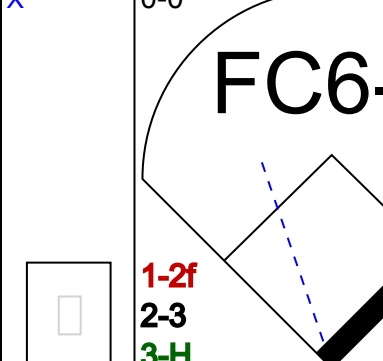
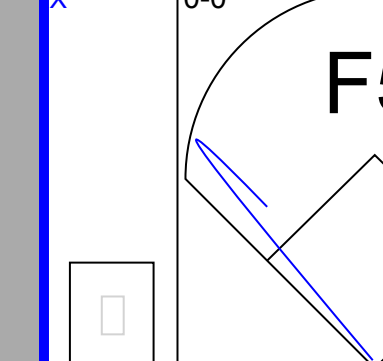
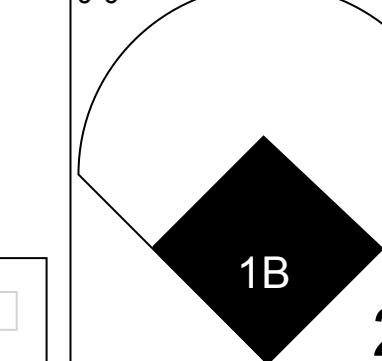
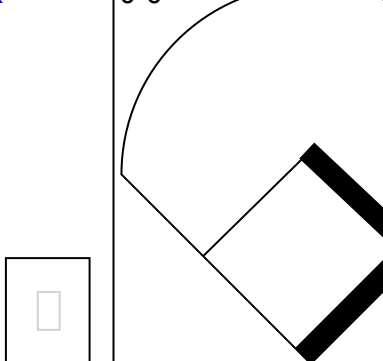
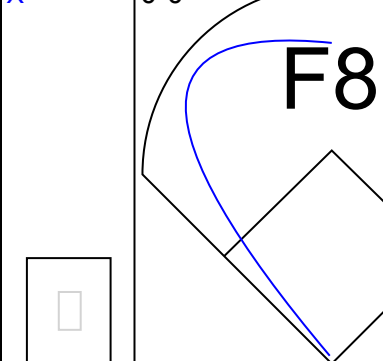
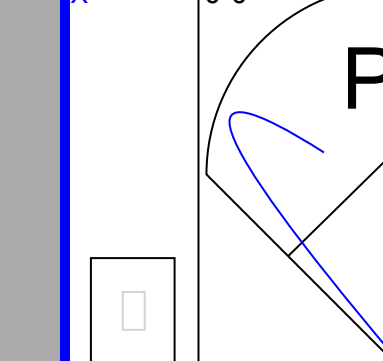


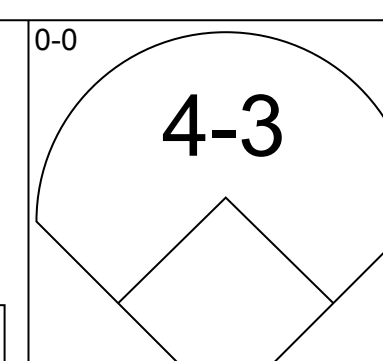
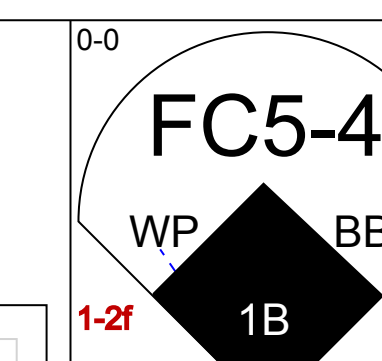
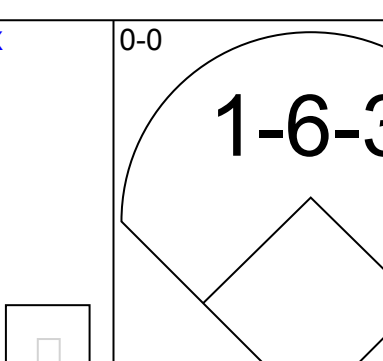
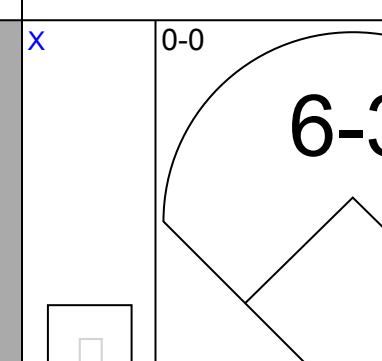
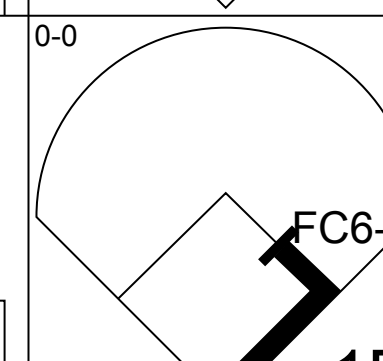
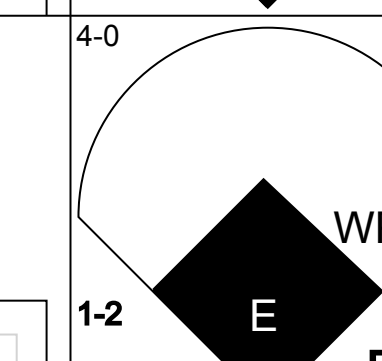
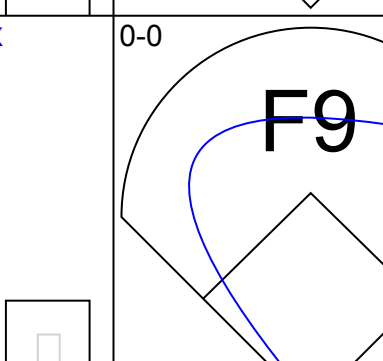
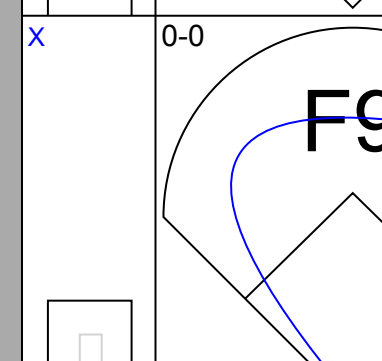
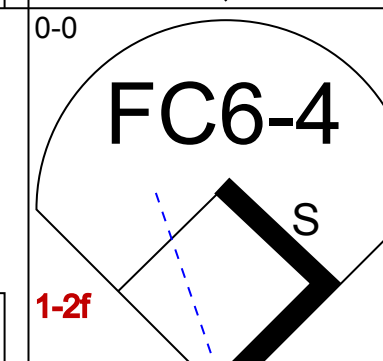
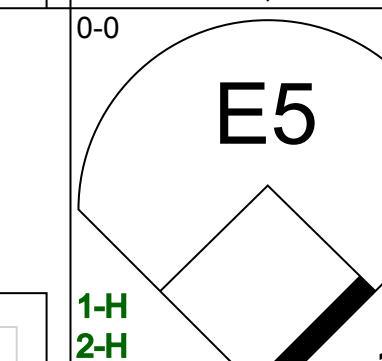


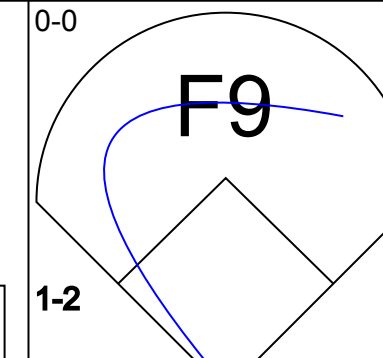
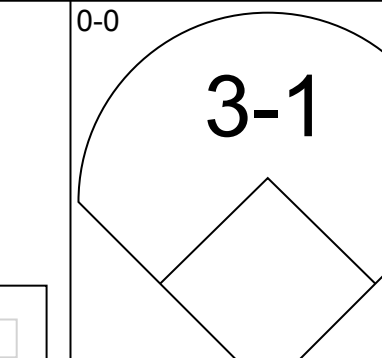


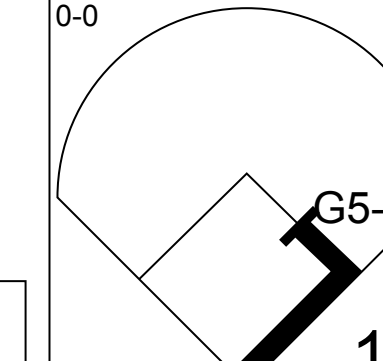
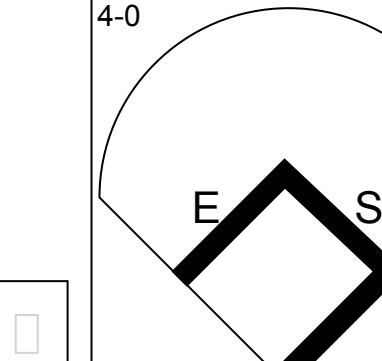
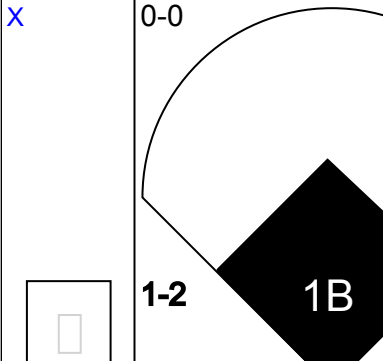
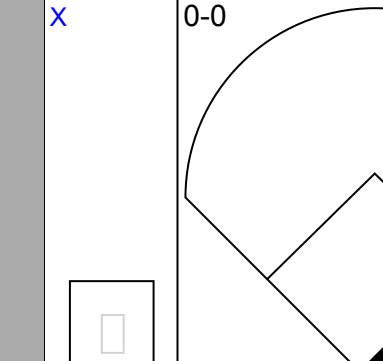



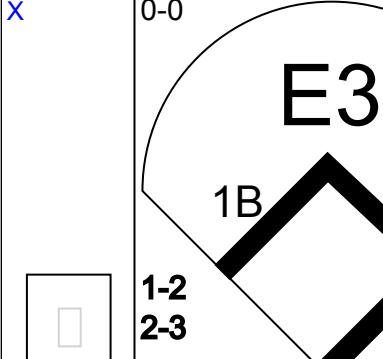
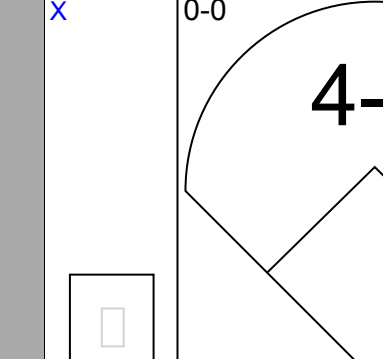



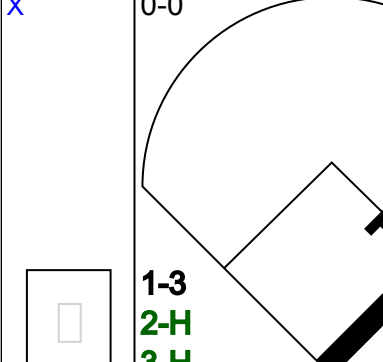
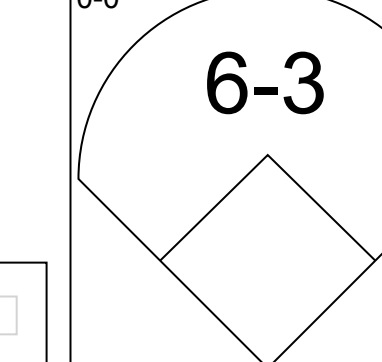

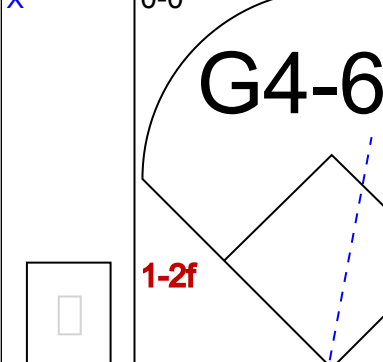
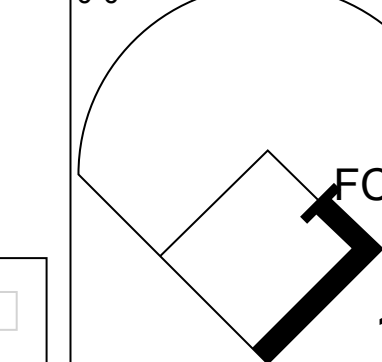
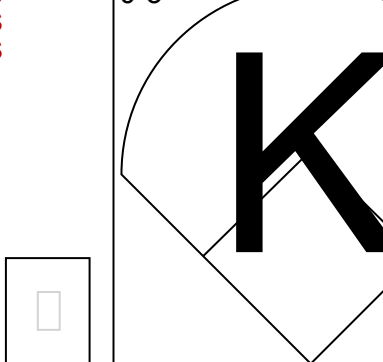
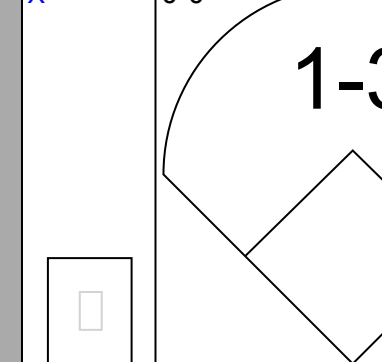
Batter	1	2	3	4	5	6	7	8	9	10	11	AB	R	H	RBI	BB	SO	LOB	BOTTOM			
Zolo Versailles, R OBP: 0.322, SLG: 0.408 Jose Valtierra, R OBP: 0.143, SLG: 0.053 (1, 6) (1, PH) (2, 6)	0-0 4-3		0-3 K		4-0 1B BB		0-0 5-3		0-0 1B 2B	0-0 F2		0	0	0	0	0	0	0				
Dan Dobbek, L OBP: 0.291, SLG: 0.408 Billy Consolo, R (9, PH) (10, 6)			0-0 G3		0-0 1B			0-0 1B	0-0 F7		0-0 SH3-4 1B 2B	6	2	4	0	0	0	1				
Don Mincher, L OBP: 0.345, SLG: 0.427 Reno Bertoia, R OBP: 0.345, SLG: 0.272 (1, 3) (9, PH) (10, 5)	0-3 K		0-3 K		0-0 L9		0-0 K		4-0 FC1-5 1B BB	0-0 1B	0-0 SH3-4	3	0	0	0	1	2	3				
Harmon Killebrew, R OBP: 0.449, SLG: 0.709 (1, 5) (10, 3)	4-0 BB		0-0 K		0-3 K		0-0 HR 1B		0-0 BB FC1-5 1B	4-0 1B IBB	4-0 1B IBB	3	1	2	1	3	1	2				
Jim Lemon, R OBP: 0.373, SLG: 0.393 (1, 7)	0-0 F3		0-0 HR		0-0 3-1		0-0 K		0-0 FC1-5 BB	0-0 L9	0-0 1B	6	1	2	3	0	0	6				
Bob Allison, R OBP: 0.333, SLG: 0.448 (1, 9)		0-0 6-3		0-3 K		0-0 5-3		4-0 K		4-0 SH2-4 1B 1B		4	1	1	0	1	1	0				
Earl Battey, R OBP: 0.381, SLG: 0.403 (1, 2)		0-0 F8		0-0 HR		0-0 6-3		0-0 K		0-0 SH2-4		4	1	1	1	0	1	3				
Billy Gardner, R OBP: 0.317, SLG: 0.343 (1, 4)		0-0 L9		0-0 L9		0-0 L9		0-0 1B	0-0 P3	0-0 5-3		5	0	1	0	0	0	4				
Pedro Ramos, S Terry Fox, R Hank Aguirre, L Bill Fischer, R Jim Donohue, R (1, 1) (9, PH) (10, 1) (10, PH) (10, PH) (11, 1)			0-0 G3		0-3 K		0-0 L5-3		0-0 P5	0-0 1B		3	0	0	0	0	1	1				
Inning Stats	R: 0 E: 0 K: 1 S: 6	H: 1 LOB: 2 BB: 1 P: 10	R: 0 E: 0 K: 0 S: 3	H: 0 LOB: 0 BB: 0 P: 3	R: 0 E: 0 K: 1 S: 5	H: 0 LOB: 0 BB: 0 P: 5	R: 3 E: 0 K: 2 S: 10	H: 3 LOB: 0 BB: 0 P: 10	R: 0 E: 0 K: 0 S: 3	H: 1 LOB: 0 BB: 0 P: 3	R: 1 E: 0 K: 1 S: 7	H: 2 LOB: 3 BB: 2 P: 15	R: 1 E: 0 K: 0 S: 5	H: 2 LOB: 2 BB: 1 P: 9	R: 1 E: 0 K: 0 S: 5	H: 2 LOB: 1 BB: 0 P: 5	R: 1 E: 0 K: 0 S: 3	H: 2 LOB: 2 BB: 1 P: 7	1B: 10 2B: 3 3B: 0 HR: 2	SF: 0 SAC: 2 DP: 1 HBP: 0	WP: 0 PB: 0 SB: 0 CS: 0	PA: 50
PITCHER	IP ERA WLS BF H R ER SO BB IBB HBP BLK WP HR S P ERA WHIP	7.0 5.11 1.1 7 2 1 1 1 0 1 0 0 0 0 2 2 6.75 1.429	0.1 L 4 2 1 1 0 0 1 0 0 0 0 0 3 7 27.00 6.000	PITCHER																		

Detroit Tigers @ Minnesota Twins
Metropolitan Stadium, Bloomington, MI
Thu May 25 1961, 4:33 AM EDT
Att: 8,549 - Unknown - 56 F

AB 42
R 7
H 14
RBI 7
BB 6
SO 7
LOB 21



Batter	1	2	3	4	5	6	7	8	9	AB	R	H	RBI	BB	SO	LOB	TOP		
Zoilo Versalles, R OBP: 0.317, SLG: 0.395 (1, 6)										5	0	0	0	0	1	2	Minnesota Twins @ Washington Senators Griffith Stadium, Washington, DC Fri May 26 1961, 7:05 PM EDT Att: 14,033 - Unknown livebaseballscorecards.com		
Lenny Green, L OBP: 0.435, SLG: 0.473 (1, 8)										4	1	1	1	1	0	0			
Harmon Killebrew, R OBP: 0.490, SLG: 0.696 (1, 3) (6, 5)										3	0	1	0	1	0	3			
Jim Lemon, R OBP: 0.362, SLG: 0.378 (1, 7)										4	0	0	0	0	2	2			
Bob Allison, R OBP: 0.325, SLG: 0.435 (1, 9)										4	1	0	0	0	1	0			
Earl Battey, R OBP: 0.384, SLG: 0.414 (1, 2)										4	0	2	0	0	0	0			
Reno Bertoia, R OBP: 0.339, SLG: 0.266 Don Mincher, L OBP: 0.357, SLG: 0.444 (6, PH) (6, 3)										2	0	0	0	0	0	1			
Billy Gardner, R OBP: 0.311, SLG: 0.336 Elmer Valo, L OBP: 0.269, SLG: 0.227 Jose Valdivieso, R OBP: 0.143, SLG: 0.053 (1, 4) (8, PH) (8, 4)										3	0	0	1	0	0	3			
Jim Kaat, L OBP: 0.231, SLG: 0.333 Dan Dobbek, L OBP: 0.286, SLG: 0.400 (9, PH) (9, PH)										3	1	2	0	0	0	2			
Inning Stats	R: 0 E: 0 K: 2 S: 7	H: 0 LOB: 1 BB: 1 P: 11	R: 0 E: 0 K: 0 S: 4	H: 1 LOB: 1 BB: 0 P: 4	R: 2 E: 0 K: 0 S: 5	H: 2 LOB: 0 BB: 0 P: 5	R: 0 E: 0 K: 1 S: 5	H: 0 LOB: 0 BB: 0 P: 5	R: 0 E: 0 K: 0 S: 4	H: 1 LOB: 2 BB: 1 P: 8	R: 1 E: 1 K: 1 S: 7	H: 1 LOB: 2 BB: 1 P: 11	R: 0 E: 0 K: 0 S: 4	H: 1 LOB: 1 BB: 0 P: 4	R: 0 E: 0 K: 0 S: 3	H: 0 LOB: 0 BB: 0 P: 3		1B: 3 2B: 4 3B: 0 HR: 0	SF: 0 SAC: 0 DP: 0 HBP: 0
PITCHER Joe McClain, R ERA: 2.67 (1, 1)	IP: 9.0 WLS: W BF: 38 H: 7 R: 3 ER: 2 SO: 4 BB: 3 IBB: 0 HBP: 0 BLK: 0 WP: 1 HR: 0 S: 43 P: 55 ERA: 2.00 WHIP: 1.111															PITCHER Joe McClain, R ERA: 2.67 (1, 1)			

Batter	1	2	3	4	5	6	7	8	9	AB	R	H	RBI	BB	SO	LOB	BOTTOM		
Coot Veat, R OBP: 0.287, SLG: 0.269 (1, 6)										4	1	0	0	0	0	1	Minnesota Twins @ Washington Senators Griffith Stadium, Washington, DC Fri May 26 1961, 7:05 PM EDT Att: 14,033 - Unknown livebaseballscorecards.com		
Danny O'Connell, R OBP: 0.370, SLG: 0.292 (1, 4)										3	1	1	0	1	0	0			
Chuck Hinton, R OBP: 0.386, SLG: 0.423 (1, 7)										4	0	1	1	0	0	1			
Jim King, L OBP: 0.364, SLG: 0.559 Marty Keough, L OBP: 0.291, SLG: 0.337 (1, 9) (8, 9)										3	1	1	0	0	0	2			
Willie Tasby, R OBP: 0.392, SLG: 0.515 (1, 8)										3	1	3	0	1	0	0			
Dale Long, L OBP: 0.289, SLG: 0.481 R C Stevens, R OBP: 0.215, SLG: 0.138 (1, 3) (9, 3)										4	0	0	0	0	2	5			
Harry Bright, R OBP: 0.253, SLG: 0.329 (1, 5)										3	0	1	2	0	1	2			
Gene Green, R OBP: 0.264, SLG: 0.360 Pete Daley, R OBP: 0.241, SLG: 0.280 (1, 2) (8, 2)										3	0	0	0	0	1	3			
Joe McClain, R OBP: 0.286, SLG: 0.429 (1, 1)										3	0	1	0	0	1	0			
Inning Stats	R: 0 E: 0 K: 0 S: 4	H: 1 LOB: 0 BB: 0 P: 4	R: 0 E: 0 K: 1 S: 5	H: 1 LOB: 0 BB: 0 P: 5	R: 2 E: 1 K: 0 S: 5	H: 2 LOB: 1 BB: 1 P: 9	R: 0 E: 0 K: 3 S: 9	H: 0 LOB: 1 BB: 1 P: 13	R: 0 E: 0 K: 1 S: 5	H: 0 LOB: 0 BB: 0 P: 5	R: 2 E: 1 K: 0 S: 6	H: 3 LOB: 1 BB: 0 P: 6	R: 0 E: 0 K: 0 S: 3	H: 0 LOB: 0 BB: 0 P: 3	R: 0 E: 0 K: 0 S: 4	H: 1 LOB: 1 BB: 0 P: 4		1B: 8 2B: 0 3B: 0 HR: 0	SF: 0 SAC: 0 DP: 2 HBP: 0
PITCHER Jim Kaat, L ERA: 3.95 (1, 1)	IP: 8.0 WLS: L BF: 33 H: 8 R: 4 ER: 3 SO: 5 BB: 2 IBB: 0 HBP: 0 BLK: 0 WP: 1 HR: 0 S: 41 P: 49 ERA: 3.38 WHIP: 1.250															PITCHER Joe McClain, R ERA: 2.67 (1, 1)			

Batter	1	2	3	4	5	6	7	8	9	AB	R	H	RBI	BB	SO	LOB	TOP					
Zoilo Versalles, R OBP: 0.337, SLG: 0.436 (1, 6)										4	1	1	1	0	0	1	Minnesota Twins @ Cleveland Indians Cleveland Municipal Stadium, Cleveland, OH Tue May 30 1961, 3:33 AM EDT Unknown					
Lenny Green, L OBP: 0.422, SLG: 0.455 (1, 8)										4	0	0	1	0	0	1						
Harmon Killebrew, R OBP: 0.476, SLG: 0.719 (1, 5)										2	0	1	0	2	0	0						
Jim Lemon, R OBP: 0.354, SLG: 0.352 Dan Dobbek, L OBP: 0.279, SLG: 0.382 (1, 7) (8, 7)										3	1	0	0	1	0	3						
Bob Allison, R OBP: 0.326, SLG: 0.423 (1, 9)										3	0	0	0	0	1	1						
Don Mincher, L OBP: 0.336, SLG: 0.410 (1, 3)										4	0	1	0	0	1	2						
Earl Battey, R OBP: 0.387, SLG: 0.417 (1, 2)										4	0	2	1	0	0	0						
Jose Valdivielso, R OBP: 0.179, SLG: 0.115 (1, 4)										4	1	1	0	0	1	3						
Camilo Pascual, R OBP: 0.240, SLG: 0.136 (1, 1)										4	0	1	0	0	1	3						
Inning Stats	R: 0 E: 0 K: 0 S: 3	H: 0 LOB: 1 BB: 1 P: 7	R: 0 E: 0 K: 1 S: 5	H: 0 LOB: 0 BB: 0 P: 5	R: 2 E: 0 K: 1 S: 7	H: 2 LOB: 1 BB: 1 P: 11	R: 0 E: 0 K: 1 S: 7	H: 2 LOB: 2 BB: 0 P: 7	R: 0 E: 0 K: 0 S: 3	H: 0 LOB: 0 BB: 0 P: 3	R: 1 E: 0 K: 0 S: 4	H: 1 LOB: 1 BB: 1 P: 8	R: 0 E: 0 K: 0 S: 3	H: 1 LOB: 0 BB: 0 P: 3	R: 0 E: 0 K: 1 S: 6	H: 1 LOB: 1 BB: 0 P: 6		R: 0 E: 0 K: 0 S: 3	H: 0 LOB: 0 BB: 0 P: 3	1B: 5 2B: 1 3B: 1 HR: 0	SF: 0 SAC: 1 DP: 0 HBP: 0	WP: 0 PB: 0 SB: 0 CS: 0
PITCHER	IP	WLS	BF	H	R	ER	SO	BB	IBB	HBP	BLK	WP	HR	S	P	ERA	WHIP					
Wynn Hawkins, R ERA: 2.09 Frank Funk, R ERA: 1.57 (1, 1) (8, 1)	7.0		29	6	3	3	3	3	0	0	0	0	0	32	44	3.86	1.286					

AB	32
R	3
H	7
RBI	3
BB	3
SO	4
LOB	14



Batter	1	2	3	4	5	6	7	8	9	AB	R	H	RBI	BB	SO	LOB	BOTTOM				
Miguel de la Hoz, R OBP: 0.222, SLG: 0.222 (1, 4)										4	0	0	0	0	1	2	Minnesota Twins @ Cleveland Indians Cleveland Municipal Stadium, Cleveland, OH Tue May 30 1961, 3:33 AM EDT Unknown				
Jim Piersall, R OBP: 0.380, SLG: 0.452 (1, 8)										4	1	2	0	0	1	0					
Tito Francona, L OBP: 0.356, SLG: 0.406 (1, 7)										4	0	0	0	0	0	3					
Vic Power, R OBP: 0.316, SLG: 0.421 (1, 3)										3	1	1	1	0	0	1					
Willie Kirkland, L OBP: 0.320, SLG: 0.355 (1, 9)										4	0	1	0	0	1	1					
John Romano, R OBP: 0.404, SLG: 0.572 (1, 2)										3	2	1	0	1	0	1					
Woodie Held, R OBP: 0.370, SLG: 0.444 (1, 6)										2	0	1	1	2	0	0					
Bubba Phillips, R OBP: 0.311, SLG: 0.392 (1, 5)										4	0	1	0	0	0	3					
Wynn Hawkins, R OBP: 0.188, SLG: 0.071 Bob Hale, L OBP: 0.284, SLG: 0.286 Frank Funk, R OBP: 0.379, SLG: 0.480 (1, 1) (7, PH) (8, 1) (8, PH)										2	0	0	0	0	1	0					
Inning Stats	R: 0 E: 0 K: 0 S: 4	H: 1 LOB: 1 BB: 0 P: 4	R: 0 E: 0 K: 0 S: 3	H: 1 LOB: 1 BB: 1 P: 7	R: 0 E: 0 K: 2 S: 7	H: 0 LOB: 0 BB: 0 P: 7	R: 0 E: 0 K: 0 S: 3	H: 0 LOB: 0 BB: 0 P: 3	R: 0 E: 0 K: 1 S: 6	H: 1 LOB: 1 BB: 0 P: 6	R: 2 E: 0 K: 0 S: 6	H: 3 LOB: 2 BB: 1 P: 10	R: 1 E: 1 K: 1 S: 6	H: 0 LOB: 0 BB: 0 P: 6	R: 1 E: 1 K: 0 S: 3	H: 2 LOB: 2 BB: 1 P: 7		1B: 8 2B: 0 3B: 0 HR: 0	SF: 1 SAC: 0 DP: 1 HBP: 0	WP: 0 PB: 0 SB: 0 CS: 0	PA: 36
PITCHER	IP	WLS	BF	H	R	ER	SO	BB	IBB	HBP	BLK	WP	HR	S	P	ERA	WHIP				
Camilo Pascual, R ERA: 3.18 (1, 1)	8.1	L	36	8	4	3	4	2	1	0	0	0	0	41	53	3.24	1.200				



Batter	1	2	3	4	5	6	7	8	9	AB	R	H	RBI	BB	SO	LOB	TOP			
Reno Bertoia, R (1, 5) OBP: 0.328, SLG: 0.260	0-0 6-3			0-0 F9		0-0 2B 1B	0-0 F9		0-0 P5	5	1	1	0	0	0	2				
Zoilo Versalles, R (1, 6) OBP: 0.341, SLG: 0.444	0-0 6-3			0-0 BB 1B		0-0 1B 2B	0-0 3-1			4	1	2	1	0	0	0				
Lenny Green, L (1, 8) OBP: 0.418, SLG: 0.450	0-0 F3			0-0 F8		0-0 4-3 1B		0-0 F5		4	1	1	1	0	0	1				
Harmon Killebrew, R (1, 3) OBP: 0.470, SLG: 0.701		0-3 K		4-0 1-2 BB		0-0 P2		0-3 K		3	0	0	0	1	2	1				
Dan Dobbek, L (1, 7) OBP: 0.262, SLG: 0.356	0-0 F9			0-0 F9		0-0 4-3		0-0 F9		4	0	0	0	0	0	3				
Hal Naragon, L (1, 2) OBP: 0.346, SLG: 0.560					0-0 F9					4	1	2	1	0	0	0				
Paul Giel, R (9, PR) OBP: 0.500, SLG: 0.500						2-H HR 1B			1B 1B	0	0	0	0	0	0	0				
Bob Allison, R (1, 9) OBP: 0.330, SLG: 0.441			0-0 1-3		4-0 BB	0-0 1-H HR			0-3 K	3	1	1	2	1	1	1				
Billy Gardner, R (1, 4) OBP: 0.297, SLG: 0.319									0-0 F8	3	0	0	0	0	0	1				
Jim Lemon, R (9, PH) OBP: 0.352, SLG: 0.350			0-0 5-3		0-0 P3	0-0 F7			0-0 F8	1	0	0	0	0	0	1				
Pedro Ramos, S (1, 1) OBP: 0.315, SLG: 0.500									0-0 1-2 1B	1	0	0	0	0	0	0				
Chuck Stobbs, L (4, 1) OBP: 0.333, SLG: 0.333										1	0	0	0	0	0	0				
Don Mincher, R (7, PH) OBP: 0.321, SLG: 0.406										1	0	0	0	0	0	0				
Don Lee, R (7, 1) OBP: 0.321, SLG: 0.406										1	0	0	0	0	0	0				
Elmer Vato, L (9, PH) OBP: 0.326, SLG: 0.250										1	0	1	0	0	0	0				
Jose Valdivieso, R (9, PR) OBP: 0.176, SLG: 0.115										0	0	0	0	0	0	0				
Inning Stats	R: 0 E: 0 K: 0 S: 3	H: 0 LOB: 0 BB: 0 P: 3	R: 0 E: 0 K: 1 S: 5	H: 0 LOB: 0 BB: 0 P: 5	R: 0 E: 0 K: 0 S: 3	H: 0 LOB: 0 BB: 0 P: 3	R: 0 E: 0 K: 0 S: 4	H: 1 LOB: 2 BB: 1 P: 8	R: 0 E: 0 K: 0 S: 3	H: 0 LOB: 1 BB: 1 P: 7	R: 5 E: 0 K: 0 S: 8	H: 5 LOB: 0 BB: 0 P: 8	R: 0 E: 0 K: 0 S: 3	H: 0 LOB: 0 BB: 0 P: 3	R: 0 E: 0 K: 1 S: 5	H: 2 LOB: 2 BB: 0 P: 7	1B: 6 2B: 1 3B: 0 HR: 1	SF: 0 SAC: 0 DP: 0 HBP: 0	WP: 0 PB: 0 SB: 0 CS: 0	PA: 37
PITCHER	IP WLS BF H R ER SO BB IBB HBP BLK WP HR S P ERA WHIP	IP WLS BF H R ER SO BB IBB HBP BLK WP HR S P ERA WHIP																		
Mudcat Grant, R (1, 1) ERA: 3.43	6.0 W 26 6 5 5 1 2 0 0 0 0 1 26 34 7.50 1.333		Barry Latman, R (7, 1) ERA: 2.89	3.0 S 11 2 0 0 2 0 0 0 0 0 0 15 15 0.00 0.667																

Minnesota Twins @ Cleveland Indians
Cleveland Municipal Stadium, Cleveland, OH
Tue May 30 1961, 3:38 AM EDT
Att: 13,861 - Unknown

AB 35
R 5
H 8
RBI 5
BB 2
SO 3
LOB 11



Batter	1	2	3	4	5	6	7	8	9	AB	R	H	RBI	BB	SO	LOB	BOTTOM			
Miguel de la Hoz, R (1, 4) OBP: 0.318, SLG: 0.429	4-0 1B 2B BB			0-0 1-3 3-H 1B		0-0 HR				3	2	2	2	1	0	0				
Jim Piersall, R (1, 8) OBP: 0.388, SLG: 0.456	0-0 2B 1-3 4-3 1B		4-0 BB	0-0 1-2 1B		0-0 F9				3	1	2	1	1	0	0				
Tito Francona, L (1, 7) OBP: 0.354, SLG: 0.402	0-3 K		0-0 F7	0-0 P6			0-0 G4-6-3 1B			4	0	1	0	0	1	5				
Vic Power, R (1, 3) OBP: 0.314, SLG: 0.423	0-0 4-3 1B 2B		0-0 9-3		0-0 5-3		0-0 G4-6-3			4	1	1	1	0	0	2				
Willie Kirkland, L (1, 9) OBP: 0.318, SLG: 0.352	0-0 4-3			0-0 E4 1B SF8 1B		0-0 P2		0-0 1B		4	1	1	1	0	0	1				
John Romano, R (1, 2) OBP: 0.412, SLG: 0.577	0-0 2-3 3-H 1B			0-0 SF8 1B 1-2 1B 1B		0-0 1B		0-0 F8		4	1	3	1	0	0	1				
Woodie Held, R (1, 6) OBP: 0.367, SLG: 0.439	0-3 K			0-0 1-2 2-3 1B 1B		0-0 1-3			0-0 4-3	4	1	1	0	0	1	2				
Bubba Phillips, R (1, 5) OBP: 0.305, SLG: 0.383		0-3 K		0-3 K		0-0 F9			0-0 5-3	4	0	0	0	0	2	3				
Mudcat Grant, R (1, 1) OBP: 0.296, SLG: 0.261			0-0 6-3		0-0 SF8		0-0 F3		0-0 6-3	2	0	0	1	0	0	0				
Barry Latman, R (7, 1)					2-3 3-H					1	0	0	0	0	0	0				
Inning Stats	R: 3 E: 0 K: 2 S: 10	H: 3 LOB: 1 BB: 1 P: 14	R: 0 E: 0 K: 1 S: 5	H: 0 LOB: 0 BB: 0 P: 5	R: 0 E: 0 K: 0 S: 2	H: 0 LOB: 0 BB: 1 P: 6	R: 3 E: 1 K: 1 S: 10	H: 4 LOB: 2 BB: 0 P: 10	R: 0 E: 0 K: 0 S: 4	H: 1 LOB: 1 BB: 0 P: 4	R: 1 E: 0 K: 0 S: 4	H: 1 LOB: 0 BB: 0 P: 4	R: 0 E: 0 K: 0 S: 4	H: 2 LOB: 1 BB: 0 P: 4	R: 0 E: 0 K: 0 S: 3	H: 0 LOB: 0 BB: 0 P: 3	1B: 9 2B: 2 3B: 0 HR: 1	SF: 1 SAC: 0 DP: 2 HBP: 0	WP: 0 PB: 0 SB: 0 CS: 0	PA: 36
PITCHER	IP WLS BF H R ER SO BB IBB HBP BLK WP HR S P ERA WHIP	IP WLS BF H R ER SO BB IBB HBP BLK WP HR S P ERA WHIP																		
Pedro Ramos, R (1, 1) ERA: 4.64	3.2 L 20 7 6 3 4 2 0 0 0 0 1 9 9 3.86 0.857		Chuck Stobbs, L (4, 1) ERA: 6.75	2.1 9 2 1 1 0 0 0 0 0 0 0 0 7 7 0.00 1.000																
Don Lee, R (7, 1) ERA: 4.11																				

Minnesota Twins @ Cleveland Indians
Cleveland Municipal Stadium, Cleveland, OH
Tue May 30 1961, 3:38 AM EDT
Att: 13,861 - Unknown

AB 33
R 7
H 11
RBI 7
BB 2
SO 4
LOB 14



Batter	1	2	3	4	5	6	7	8	9	AB	R	H	RBI	BB	SO	LOB	TOP			
Zoilo Versalles, R OBP: 0.344, SLG: 0.445 (1, 6)										4	0	2	0	0	1	0				
Billy Martin, R Elmer Valo, L OBP: 0.276, SLG: 0.240 (1, 4) (9, PH)										3	0	0	0	0	2	1				
Lenny Green, L OBP: 0.420, SLG: 0.448 (1, 7)										3	0	1	0	1	0	0				
Harmon Killebrew, R OBP: 0.458, SLG: 0.678 (1, 5)										4	0	0	0	0	0	3				
Dan Dobbek, L OBP: 0.261, SLG: 0.349 (1, 9)										4	0	1	0	0	1	4				
Bob Allison, R OBP: 0.324, SLG: 0.432 (1, 3)										3	0	0	0	0	1	2				
Hal Naragon, L OBP: 0.310, SLG: 0.500 (1, 2)										3	0	0	0	0	0	1				
Bill Tuttle, R OBP: 0.323, SLG: 0.322 (1, 8)										3	0	0	0	0	0	0				
Jack Kralick, L OBP: 0.192, SLG: 0.160 Jim Lemon, R OBP: 0.349, SLG: 0.347 Don Lee, R (8, 1)										2	0	0	0	0	1	0				
Inning Stats	R: 0 E: 0 K: 1 S: 5	H: 0 LOB: 0 BB: 0 P: 5	R: 0 E: 0 K: 0 S: 4	H: 1 LOB: 1 BB: 0 P: 4	R: 0 E: 0 K: 2 S: 7	H: 0 LOB: 0 BB: 0 P: 7	R: 0 E: 0 K: 0 S: 3	H: 0 LOB: 0 BB: 0 P: 3	R: 0 E: 0 K: 1 S: 6	H: 1 LOB: 1 BB: 0 P: 6	R: 0 E: 0 K: 2 S: 8	H: 1 LOB: 1 BB: 0 P: 8	R: 0 E: 0 K: 0 S: 3	H: 0 LOB: 0 BB: 0 P: 3	R: 0 E: 1 K: 0 S: 4	H: 1 LOB: 2 BB: 1 P: 8	1B: 4 2B: 0 3B: 0 HR: 0	SF: 0 SAC: 0 DP: 1 HBP: 0	WP: 0 PB: 0 SB: 2 CS: 0	PA: 32
PITCHER Jim Bunning, R ERA: 3.36 (1, 1)	IP: 9.0 WLS: W BF: 32 H: 4 R: 0 ER: 0 SO: 6 BB: 1 IBB: 0 HBP: 0 BLK: 0 WP: 0 HR: 0 S: 43 P: 47 ERA: 0.00 WHIP: 0.556															PITCHER IP: 9.0 WLS: W BF: 32 H: 4 R: 0 ER: 0 SO: 6 BB: 1 IBB: 0 HBP: 0 BLK: 0 WP: 0 HR: 0 S: 43 P: 47 ERA: 0.00 WHIP: 0.556				

Minnesota Twins @ Detroit Tigers
Tiger Stadium, Detroit, MI
Fri Jun 02 1961, 7:05 PM EDT
Att: 22,141 - Unknown

AB	31
R	0
H	4
RBI	0
BB	1
SO	6
LOB	12



Batter	1	2	3	4	5	6	7	8	9	AB	R	H	RBI	BB	SO	LOB	BOTTOM			
Jake Wood, R OBP: 0.347, SLG: 0.422 (1, 4)										4	0	2	0	0	1	0				
Bill Bruton, L OBP: 0.312, SLG: 0.345 (1, 8)									3	0	0	0	1	0	3					
Al Kaline, R OBP: 0.375, SLG: 0.491 (1, 9)									4	1	2	1	0	1	3					
Rocky Colavito, R OBP: 0.406, SLG: 0.565 (1, 7)									3	1	1	1	1	0	2					
Norm Cash, L OBP: 0.475, SLG: 0.591 (1, 3)									2	0	0	0	0	1	0					
Steve Boros, R OBP: 0.399, SLG: 0.407 (1, 5)									2	0	0	0	1	0	1					
Dick Brown, R OBP: 0.329, SLG: 0.497 (1, 2)									3	0	0	0	0	0	2					
Chico Fernandez, R OBP: 0.311, SLG: 0.319 (1, 6)									3	0	2	0	0	0	1					
Jim Bunning, R OBP: 0.115, SLG: 0.115 (1, 1)									3	0	0	0	0	0	2					
Inning Stats	R: 0 E: 0 K: 0 S: 3	H: 1 LOB: 0 BB: 0 P: 3	R: 1 E: 0 K: 1 S: 6	H: 1 LOB: 0 BB: 0 P: 6	R: 0 E: 0 K: 1 S: 7	H: 2 LOB: 2 BB: 0 P: 7	R: 0 E: 0 K: 0 S: 3	H: 0 LOB: 1 BB: 1 P: 7	R: 0 E: 0 K: 0 S: 3	H: 1 LOB: 0 BB: 0 P: 3	R: 1 E: 0 K: 0 S: 4	H: 1 LOB: 0 BB: 0 P: 4	R: 0 E: 0 K: 0 S: 2	H: 0 LOB: 1 BB: 1 P: 6	R: 0 E: 0 K: 1 S: 6	H: 1 LOB: 2 BB: 1 P: 10	1B: 4 2B: 1 3B: 0 HR: 2	SF: 0 SAC: 1 DP: 3 HBP: 0	WP: 0 PB: 0 SB: 0 CS: 0	PA: 31
PITCHER Jack Kralick, L ERA: 3.14 Don Lee, R ERA: 3.96 (8, 1)	IP: 7.0 WLS: L BF: 26 H: 6 R: 2 ER: 2 SO: 2 BB: 2 IBB: 0 HBP: 0 BLK: 0 WP: 0 HR: 2 S: 28 P: 36 ERA: 2.57 WHIP: 1.143															PITCHER IP: 1.0 WLS: L BF: 5 H: 1 R: 0 ER: 0 SO: 1 BB: 1 IBB: 0 HBP: 0 BLK: 0 WP: 0 HR: 0 S: 6 P: 10 ERA: 0.00 WHIP: 2.000				

Minnesota Twins @ Detroit Tigers
Tiger Stadium, Detroit, MI
Fri Jun 02 1961, 7:05 PM EDT
Att: 22,141 - Unknown

AB	27
R	2
H	7
RBI	2
BB	3
SO	3
LOB	14



Batter	1	2	3	4	5	6	7	8	9	AB	R	H	RBI	BB	SO	LOB	TOP		
Zoilo Versalles, R (1, 6) OBP: 0.348, SLG: 0.446	0-0 6-3		0-0 P4			0-0 1B		0-0 1-2 1B		4	0	2	0	0	0	2			
Lenny Green, L (1, 7) (6, 9) (6, 7) (6, 9)	0-3 K		0-0 3-1			0-0 L9		0-0 L9		4	0	0	0	0	1	5			
Bill Tuttle, R (1, 8) OBP: 0.320, SLG: 0.319	0-0 F7			0-0 L9		0-0 4-3			0-0 FC6-4 1B BB	4	1	1	0	0	0	1			
Harmon Killebrew, R (1, 5) OBP: 0.446, SLG: 0.656		0-0 F8		0-0 F7			0-0 6-3		0-0 L9	4	0	0	0	0	0	1			
Jim Lemon, R (1, 9) (6, 7) (6, 9) (6, 7)	0-3 K		0-3 K				0-3 K		4-0 FC6-4 BB	3	0	0	0	1	3	0			
Jose Valdrieto, R (9, PR) OBP: 0.179, SLG: 0.115									1-2 BB	0	0	0	0	0	0	0			
Earl Battey, R (1, 2) OBP: 0.380, SLG: 0.408	0-0 L9				0-0 F8				0-0 FC6-4 1B	3	0	0	0	0	0	0			
Billy Gardner, R (9, PH) OBP: 0.295, SLG: 0.317							0-0 F7		1-2 2-3	1	0	0	0	0	0	2			
Jim Kaat, L (9, PR) OBP: 0.231, SLG: 0.333									1-2 2-3	0	0	0	0	0	0	0			
Bob Allison, R (1, 3) OBP: 0.323, SLG: 0.428			0-0 P5		0-0 P4			0-0 1-3	0-0 FC6-4 1B	4	0	1	1	0	0	0			
Billy Martin, R (1, 4) OBP: 0.077, SLG: 0.077			0-0 1B		0-0 F5			0-0 4-3	0-0 FC6-4	4	0	1	0	0	0	2			
Pedro Ramos, S (1, 1) OBP: 0.323, SLG: 0.500			0-0 1B					0-0 1B		2	0	1	0	0	0	0			
Ron Henry, R (8, PH) OBP: 0.286, SLG: 0.231								0-0 1B		1	0	1	0	0	0	0			
Ray Moore, R (8, 1)								0-0 1B		0	0	0	0	0	0	0			
Inning Stats	R: 0 E: 0 K: 1 S: 5	H: 0 LOB: 0 BB: 0 P: 5	R: 0 E: 0 K: 1 S: 5	H: 0 LOB: 0 BB: 0 P: 5	R: 0 E: 0 K: 0 S: 5	H: 2 LOB: 2 BB: 0 P: 5	R: 0 E: 0 K: 0 S: 3	H: 0 LOB: 0 BB: 0 P: 3	R: 0 E: 0 K: 0 S: 4	H: 1 LOB: 1 BB: 0 P: 4	R: 0 E: 0 K: 1 S: 5	H: 0 LOB: 0 BB: 0 P: 5	R: 0 E: 0 K: 0 S: 5	H: 2 LOB: 2 BB: 0 P: 5	R: 1 E: 0 K: 0 S: 5	H: 2 LOB: 2 BB: 1 P: 9	1B: 7 2B: 0 3B: 0 HR: 0	SF: 0 SAC: 0 DP: 0 HBP: 0	WP: 0 PA: 35 PB: 0 SB: 0 CS: 0
PITCHER Don Mossi, L ERA: 2.2	IP: 9.0 WLS: W BF: 35 H: 7 R: 1 ER: 1 SO: 4 BB: 1 IBB: 0 HBP: 0 BLK: 0 WP: 0 HR: 0 S: 42 P: 46 ERA: 1.00 WHIP: 0.889															PITCHER			

Minnesota Twins @ Detroit Tigers
Tiger Stadium, Detroit, MI
Sat Jun 03 1961, 4:33 AM EDT
Att: 11,311 - Unknown

AB 34
R 1
H 7
RBI 1
BB 1
SO 4
LOB 13



Batter	1	2	3	4	5	6	7	8	9	AB	R	H	RBI	BB	SO	LOB	BOTTOM		
Jake Wood, R (1, 4) OBP: 0.345, SLG: 0.419	0-3 K		0-0 FC4-6 1B		0-3 K		0-3 K			4	0	1	0	0	3	1			
Bill Bruton, L (1, 8) OBP: 0.311, SLG: 0.343	0-0 L6-3 1B		0-0 FC4-6 1-2		0-3 K		0-0 G3			4	0	1	0	0	1	2			
Al Kaline, R (1, 9) OBP: 0.367, SLG: 0.480	0-0 L6-3 1-2		0-0 L8		0-0 L5-3		0-0 L6-3			4	0	0	0	0	0	2			
Rocky Colavito, R (1, 7) OBP: 0.413, SLG: 0.583	4-0 BB		0-0 1-3		4-0 E 1B BB BB		0-0 HR			2	2	1	1	2	0	1			
Norm Cash, L (1, 3) OBP: 0.470, SLG: 0.582	0-0 4-3			0-0 G3		0-0 E9 BB 1B		0-0 F7		4	0	1	0	0	0	2			
Steve Boros, R (1, 5) OBP: 0.396, SLG: 0.400		0-0 F7		0-0 P4		4-0 BB IBB		0-0 6-3		3	0	0	0	1	0	0			
Dick Brown, R (1, 2) OBP: 0.326, SLG: 0.491		0-0 F8		0-0 P5		4-0 1-2 2-3 3-H		0-0 4-3		2	0	0	0	0	0	0			
Charlie Maxwell, L (6, PH) OBP: 0.439, SLG: 0.594										0	0	0	1	1	0	0			
Mike Roarke, R (7, 2) OBP: 0.500, SLG: 0.429										1	0	0	0	0	0	0			
Chico Fernandez, R (1, 6) OBP: 0.311, SLG: 0.315		4-0 BB		0-0 F5		0-3 K				2	0	0	0	1	1	3			
Don Mossi, L (1, 1) OBP: 0.231, SLG: 0.174		0-0 4-3		0-0 1B		0-0 F9				3	0	1	0	0	0	4			
Inning Stats	R: 0 E: 0 K: 1 S: 6	H: 1 LOB: 2 BB: 1 P: 10	R: 0 E: 0 K: 0 S: 3	H: 0 LOB: 1 BB: 1 P: 7	R: 0 E: 1 K: 0 S: 4	H: 1 LOB: 1 BB: 0 P: 4	R: 0 E: 0 K: 0 S: 3	H: 0 LOB: 0 BB: 0 P: 3	R: 0 E: 0 K: 2 S: 8	H: 1 LOB: 1 BB: 0 P: 8	R: 1 E: 1 K: 1 S: 6	H: 1 LOB: 3 BB: 3 P: 18	R: 0 E: 0 K: 1 S: 5	H: 0 LOB: 0 BB: 0 P: 5	R: 1 E: 0 K: 0 S: 4	H: 1 LOB: 0 BB: 0 P: 4	1B: 4 2B: 0 3B: 0 HR: 1	SF: 0 SAC: 0 DP: 0 HBP: 0	WP: 0 PA: 34 PB: 0 SB: 0 CS: 0
PITCHER Pedro Ramos, R ERA: 4.36 Ray Moore, R ERA: 3.27	IP: 7.0 WLS: L BF: 30 H: 4 R: 1 ER: 1 SO: 5 BB: 4 IBB: 1 HBP: 0 BLK: 0 WP: 0 HR: 0 S: 35 P: 55 ERA: 1.29 WHIP: 1.143															PITCHER			

Minnesota Twins @ Detroit Tigers
Tiger Stadium, Detroit, MI
Sat Jun 03 1961, 4:33 AM EDT
Att: 11,311 - Unknown

AB 29
R 2
H 5
RBI 2
BB 5
SO 5
LOB 15



Batter	1	2	3	4	5	6	7	8	9	AB	R	H	RBI	BB	SO	LOB	TOP			
Zolo Versailles, R (1.6) OBP: 0.349, SLG: 0.444 Jose Valdivielso, R (3.6) OBP: 0.229, SLG: 0.276	0-0 5-3			0-0 FC1-6 1B		0-0 F8			0-0 HR	1	0	0	0	0	0	0	Minnesota Twins @ Detroit Tigers Tiger Stadium, Detroit, MI Sun Jun 04 1961, 4:33 AM EDT Unknown livebaseballscorecards.com			
Lenny Green, L (1.7) OBP: 0.418, SLG: 0.441	0-0 4-3			0-0 FC1-6 1B		0-0			4-0 HR BB	3	1	2	0	1	0	0				
Julio Becquer, L (1.3) OBP: 0.154, SLG: 0.333	0-0 3-1			0-0 FC1-6 1-2 3-H 0-3					0-0 HR	4	1	1	3	0	0	1				
Harmon Killebrew, R (1.5) OBP: 0.435, SLG: 0.636		0-0 6-3		0-0 K					0-0 P6	4	0	0	0	0	1	1				
Bob Allison, R (1.9) OBP: 0.321, SLG: 0.429		0-0 5-3		0-0 F7					0-0 2B	4	0	1	0	0	0	1				
Bill Tuttle, R (1.8) OBP: 0.317, SLG: 0.316		0-0 CS 1B			0-0 5-3				0-3 K	4	0	1	0	0	2	1				
Hal Naragon, L (1.2) OBP: 0.303, SLG: 0.469		0-0 CS 1-2	0-0 6-3		0-0 4-3				0-0 1B 6-3	4	0	1	0	0	0	1				
Billy Martin, R (1.4) OBP: 0.125, SLG: 0.125			0-0 G3-6-3 1B		0-0 F8				0-3 K	3	0	1	0	0	1	1				
Camilo Pascual, R (1.1) OBP: 0.222, SLG: 0.125 Elmer Valo, L (8, PH) OBP: 0.287, SLG: 0.231 Ed Palmquist, R (8.1) Ted Sadowski, R (8.1)			0-0 G3-6-3 1-2			0-0 1-3			0-0 2-3	2	0	0	0	0	0	1				
Inning Stats	R: 0 E: 0 K: 0 S: 3	H: 0 LOB: 0 BB: 0 P: 3	R: 0 E: 0 K: 0 S: 3	H: 1 LOB: 0 BB: 0 P: 3	R: 0 E: 0 K: 0 S: 3	H: 1 LOB: 0 BB: 0 P: 3	R: 1 E: 0 K: 1 S: 7	H: 2 LOB: 1 BB: 0 P: 7	R: 0 E: 0 K: 0 S: 3	H: 0 LOB: 0 BB: 0 P: 3	R: 0 E: 0 K: 0 S: 3	H: 0 LOB: 0 BB: 0 P: 3	R: 0 E: 0 K: 2 S: 8	H: 1 LOB: 1 BB: 0 P: 8	R: 3 E: 0 K: 1 S: 8	H: 3 LOB: 1 BB: 1 P: 12		1B: 6 2B: 1 3B: 0 HR: 2	SF: 0 SAC: 0 DP: 1 HBP: 0	WP: 0 PB: 0 SB: 0 CS: 1
PITCHER Frank Lary, R (1.1) ERA: 3.88	IP: 9.0 WLS: W BF: 34 H: 9 R: 4 ER: 3 SO: 4 BB: 1 IBB: 0 HBP: 0 BLK: 0 WP: 0 HR: 2 S: 41 P: 45 ERA: 3.00 WHIP: 1.111															PITCHER				

Batter	1	2	3	4	5	6	7	8	9	AB	R	H	RBI	BB	SO	LOB	BOTTOM			
Jake Wood, R (1.4) OBP: 0.350, SLG: 0.435	0-0 1B L6-3	4-0 BB			0-3 K					4	2	2	2	1	1	0	Minnesota Twins @ Detroit Tigers Tiger Stadium, Detroit, MI Sun Jun 04 1961, 4:33 AM EDT Unknown livebaseballscorecards.com			
Bill Bruton, L (1.8) OBP: 0.317, SLG: 0.368	0-0 1B L6-3	0-0 4-3			0-0 F8				0-0 FC6-5 2B	5	1	3	1	0	0	3				
Al Kaline, R (1.9) OBP: 0.368, SLG: 0.472	0-0 1-2 3-H L6-3		0-0 L7			4-0 1B BB	1-0 G6-4-3 HBP	0-0 FC6-5 FC6-4		3	1	0	0	1	0	2				
Rocky Colavito, R (1.7) OBP: 0.408, SLG: 0.571	0-0 K		0-0 5-3			0-0 E PB 1B	0-0 G6-4-3 1-2	0-0 FC6-4 1-2		5	1	1	0	0	1	2				
Norm Cash, L (1.3) OBP: 0.476, SLG: 0.605		0-0 HR	0-0 1B			0-0 E9 PB 1B		0-0 F7		4	1	3	2	0	0	0				
Steve Boros, R (1.5) OBP: 0.393, SLG: 0.393		0-0 P4			0-0 F9		0-0 F9	4-0 E S HR BB		3	1	0	0	1	0	1				
Dick Brown, R (1.2) OBP: 0.330, SLG: 0.506		0-0 6-3			0-0 F8			0-0 HR		3	1	1	2	1	0	0				
Chico Fernandez, R (1.6) OBP: 0.316, SLG: 0.337		0-0 1B			0-0 5-3		0-0 P5	0-0 HR		4	1	2	1	0	0	2				
Frank Lary, R (1.1) OBP: 0.300, SLG: 0.410		0-0 1B			0-0 4-3		0-0 P6	0-0 HR		4	1	2	0	0	0	2				
Inning Stats	R: 1 E: 0 K: 1 S: 6	H: 2 LOB: 0 BB: 0 P: 6	R: 1 E: 0 K: 0 S: 6	H: 3 LOB: 3 BB: 1 P: 10	R: 0 E: 0 K: 0 S: 3	H: 1 LOB: 1 BB: 0 P: 3	R: 0 E: 0 K: 0 S: 3	H: 0 LOB: 0 BB: 0 P: 3	R: 0 E: 0 K: 1 S: 5	H: 0 LOB: 0 BB: 0 P: 5	R: 2 E: 1 K: 0 S: 5	H: 2 LOB: 2 BB: 2 P: 13	R: 1 E: 0 K: 0 S: 3	H: 1 LOB: 0 BB: 0 P: 4	R: 5 E: 0 K: 0 S: 8	H: 5 LOB: 1 BB: 1 P: 12		1B: 8 2B: 1 3B: 0 HR: 5	SF: 0 SAC: 0 DP: 2 HBP: 1	WP: 0 PB: 1 SB: 1 CS: 0
PITCHER Camilo Pascual, R (1.1) ERA: 3.35 Ed Palmquist, R (8.1) ERA: 8.93 Ted Sadowski, R (8.1) ERA: 6.28	IP: 7.0 WLS: L BF: 31 H: 9 R: 5 ER: 4 SO: 2 BB: 3 IBB: 0 HBP: 1 BLK: 0 WP: 0 HR: 2 S: 31 P: 44 ERA: 5.14 WHIP: 1.714															PITCHER				

Batter	1	2	3	4	5	6	7	8	9	AB	R	H	RBI	BB	SO	LOB	TOP																
Billy Martin, R OBP: 0.200, SLG: 0.250 (1, 4)										4	0	2	0	0	0	0	Minnesota Twins @ Detroit Tigers Tiger Stadium, Detroit, MI Sun Jun 04 1961, 4:38 AM EDT Att: 32,761 - Unknown																
Lenny Green, L OBP: 0.415, SLG: 0.437 (1, 8)										4	0	1	0	0	0	1																	
Julio Becquer, L OBP: 0.176, SLG: 0.313 (1, 3)										4	1	1	0	0	0	2																	
Harmon Killebrew, R OBP: 0.442, SLG: 0.652 (1, 5)										3	2	2	0	1	0	0																	
Jim Lemon, R OBP: 0.344, SLG: 0.336 (1, 7)										4	0	1	2	0	0	3																	
Bob Allison, R OBP: 0.320, SLG: 0.422 (1, 9)										3	0	0	0	1	0	2																	
Ron Henry, R OBP: 0.278, SLG: 0.250 (1, 2)										3	0	1	1	0	0	0																	
Jose Valdivielso, R OBP: 0.206, SLG: 0.250 (1, 6)										3	0	0	0	0	0	2																	
Elmer Valo, L OBP: 0.258, SLG: 0.222 (9, PH)										1	0	0	0	0	0	2																	
Jim Kaat, L OBP: 0.200, SLG: 0.286 (1, 1)										2	0	0	0	0	0	0																	
Dan Dobbek, L OBP: 0.257, SLG: 0.344 (7, PH)										1	0	0	0	0	0	0																	
Ted Sadowski, R OBP: 0.294, SLG: 0.455 (7, 1)										0	0	0	0	0	0	0																	
Hal Naragon, L OBP: 0.294, SLG: 0.455 (9, PH)										1	0	0	0	0	0	1																	
Inning Stats	R: 0 E: 0 K: 0 S: 3	H: 1 LOB: 0 BB: 0 P: 3	R: 1 E: 1 K: 0 S: 5	H: 1 LOB: 1 BB: 0 P: 5	R: 0 E: 0 K: 0 S: 5	H: 2 LOB: 3 BB: 1 P: 9	R: 0 E: 0 K: 0 S: 3	H: 0 LOB: 0 BB: 0 P: 3	R: 0 E: 0 K: 0 S: 6	H: 3 LOB: 1 BB: 0 P: 6	R: 0 E: 0 K: 0 S: 3	H: 0 LOB: 0 BB: 0 P: 3	R: 0 E: 0 K: 0 S: 3	H: 0 LOB: 0 BB: 0 P: 3	R: 0 E: 0 K: 0 S: 3	H: 1 LOB: 1 BB: 1 P: 7	1B: 6 2B: 2 3B: 1 HR: 0	SF: 1 SAC: 0 DP: 2 HBP: 0	WP: 0 PB: 0 SB: 0 CS: 0	PA: 36													
PITCHER	IP WLS BF H R ER SO BB IBB HBP BLK WP HR S P ERA WHIP																																
Bob Bruce, R ERA: 2.93 (1, 1)	2.2	13	4	1	1	0	1	0	0	0	0	0	12	16	3.38	1.875																	
Paul Foytack, R ERA: 5.67 (3, 1)	6.1	W	23	4	2	2	0	1	0	0	0	0	0	22	26	2.84	0.789																

Batter	1	2	3	4	5	6	7	8	9	AB	R	H	RBI	BB	SO	LOB	BOTTOM																
Jake Wood, R OBP: 0.347, SLG: 0.429 (1, 4)										5	1	1	0	0	1	2	Minnesota Twins @ Detroit Tigers Tiger Stadium, Detroit, MI Sun Jun 04 1961, 4:38 AM EDT Att: 32,761 - Unknown																
Bubba Morton, R OBP: 0.240, SLG: 0.455 (1, 9)										5	2	1	3	0	0	2																	
Al Kaline, R OBP: 0.366, SLG: 0.467 (1, 8)										4	1	1	0	0	0	0																	
Rocky Colavito, R OBP: 0.409, SLG: 0.585 (1, 7)										3	1	1	3	1	0	0																	
Norm Cash, L OBP: 0.481, SLG: 0.606 (1, 3)										3	1	2	0	1	0	1																	
Steve Boros, R OBP: 0.388, SLG: 0.386 (1, 5)										3	0	0	0	0	0	2																	
Chico Fernandez, R OBP: 0.314, SLG: 0.335 (1, 6)										4	1	1	1	0	0	2																	
Mike Roarke, R OBP: 0.500, SLG: 0.727 (1, 2)										4	1	2	2	0	0	0																	
Bob Bruce, R OBP: 0.176, SLG: 0.188 (1, 1)										0	1	0	0	1	0	0																	
Paul Foytack, R OBP: 0.176, SLG: 0.188 (3, 1)										3	0	1	0	0	0	1																	
Inning Stats	R: 3 E: 0 K: 0 S: 6	H: 3 LOB: 1 BB: 1 P: 10	R: 3 E: 1 K: 0 S: 5	H: 1 LOB: 1 BB: 2 P: 13	R: 0 E: 0 K: 0 S: 4	H: 1 LOB: 1 BB: 0 P: 4	R: 0 E: 0 K: 1 S: 5	H: 0 LOB: 0 BB: 0 P: 5	R: 0 E: 0 K: 0 S: 4	H: 1 LOB: 1 BB: 0 P: 4	R: 0 E: 0 K: 0 S: 3	H: 0 LOB: 0 BB: 0 P: 3	R: 0 E: 0 K: 0 S: 3	H: 0 LOB: 0 BB: 0 P: 3	R: 3 E: 0 K: 0 S: 7	H: 4 LOB: 1 BB: 0 P: 7	1B: 6 2B: 1 3B: 0 HR: 3	SF: 0 SAC: 1 DP: 0 HBP: 0	WP: 0 PB: 0 SB: 0 CS: 0	PA: 38													
PITCHER	IP WLS BF H R ER SO BB IBB HBP BLK WP HR S P ERA WHIP																																
Jim Kaat, L ERA: 4.4 (1, 1)	6.0	L	28	6	6	6	3	0	0	0	0	0	2	27	39	7.50	1.500																
Ted Sadowski, R ERA: 6.75 (7, 1)	2.0		10	4	3	3	0	0	0	0	0	0	1	10	10	13.50	2.000																

AB	33
R	3
H	8
RBI	3
BB	2
SO	0
LOB	13



AB	34
R	9
H	10
RBI	9
BB	3
SO	1
LOB	10



Batter	1	2	3	4	5	6	7	8	9	AB	R	H	RBI	BB	SO	LOB	TOP			
Zoilo Versalles, R OBP: 0.344, SLG: 0.440	E9 4-3 1B	P4			5-3			K		4	1	1	0	0	1	0	Minnesota Twins @ New York Yankees Yankee Stadium, Bronx, NY Mon Jun 05 1961, 7:05 PM EDT Unknown - 78 F			
Bill Tuttle, R OBP: 0.324, SLG: 0.333	4-3		F8							4	0	2	1	0	0	0				
Lenny Green, L OBP: 0.418, SLG: 0.458 Dan Dobbek, L OBP: 0.254, SLG: 0.338	HR		G6-4-3 1B					P4		3	1	2	1	0	1	1				
Harmon Killebrew, R OBP: 0.438, SLG: 0.637	BB BB		G6-4-3 1-2					F9		3	0	0	0	1	0	2				
Jim Lemon, R OBP: 0.348, SLG: 0.336	1-2 BB		F9					K		3	0	1	0	1	1	0				
Earl Battey, R OBP: 0.373, SLG: 0.400 Julio Becquer, L OBP: 0.222, SLG: 0.353	P5		1-3					F3		3	0	0	0	0	0	2				
Billy Martin, R OBP: 0.208, SLG: 0.250	K							5-3		4	0	1	0	0	1	4				
Billy Gardner, R OBP: 0.288, SLG: 0.309		5-3						5-3		4	0	0	0	0	0	3				
Don Lee, R Ray Moore, R	K							F7		3	0	0	0	0	1	0				
								6-3		0	0	0	0	0	0	0				
Inning Stats	R: 2 E: 1 K: 1 S: 7	H: 2 LOB: 2 BB: 2 P: 15	R: 0 E: 0 K: 1 S: 5	H: 0 LOB: 0 BB: 0 P: 5	R: 0 E: 0 K: 0 S: 3	H: 1 LOB: 0 BB: 0 P: 3	R: 0 E: 0 K: 0 S: 4	H: 1 LOB: 1 BB: 0 P: 4	R: 0 E: 0 K: 1 S: 6	H: 0 LOB: 0 BB: 0 P: 5	R: 0 E: 0 K: 0 S: 3	H: 0 LOB: 0 BB: 0 P: 3	R: 0 E: 0 K: 1 S: 6	H: 1 LOB: 1 BB: 0 P: 6	R: 0 E: 0 K: 0 S: 4	H: 2 LOB: 1 BB: 0 P: 4	1B: 6 2B: 1 3B: 0 HR: 1	SF: 0 SAC: 0 DP: 2 HBP: 0	WP: 0 PB: 0 CS: 0	PA: 35
PITCHER	IP WLS BF H R ER SO BB IBB HBP BLK WP HR S P ERA WHIP																			
Jim Coates, R ERA: 2.44 Luis Arroyo, L ERA: 2.81	(1, 1) 8.0 W 33 8 2 2 5 2 0 0 0 0 0 1 41 49 2.25 1.250																			
(9, 1) 1.0 S 2 0 0 0 0 0 0 0 0 0 0 0 2 2 0.00 0.000																				

Batter	1	2	3	4	5	6	7	8	9	AB	R	H	RBI	BB	SO	LOB	BOTTOM	
Clete Boyer, R OBP: 0.355, SLG: 0.338	F9					K	F3			4	0	1	0	0	1	0	Minnesota Twins @ New York Yankees Yankee Stadium, Bronx, NY Mon Jun 05 1961, 7:05 PM EDT Unknown - 78 F	
Tony Kubek, L OBP: 0.354, SLG: 0.447	L4		F2			E4		HR		4	1	1	0	0	0	1		
Roger Maris, L OBP: 0.359, SLG: 0.535	F9			G3 BB		K		P4		3	0	0	0	1	1	2		
Mickey Mantle, S OBP: 0.418, SLG: 0.651		K		F8		F9		HR		4	1	1	2	0	1	2		
Yogi Berra, L OBP: 0.354, SLG: 0.542 Jack Reed, R	E5 1B		G3 1-2			1-3		4-3		4	0	1	0	0	0	1		
Bill Skowron, R OBP: 0.320, SLG: 0.489	5-3		F7			E5 1B HR		1B BB		3	2	0	0	1	0	2		
Elston Howard, R OBP: 0.402, SLG: 0.430	K				4-3			1B HR		3	1	1	0	1	1	1		
Bobby Richardson, R OBP: 0.250, SLG: 0.243 Johnny Blanchard, L OBP: 0.349, SLG: 0.528 Joe Demaestri, R OBP: 0.500, SLG: 0.500			4-3			1-3		HR		2	0	0	0	0	0	0		
Jim Coates, R OBP: 0.133, SLG: 0.071 Luis Arroyo, L OBP: 0.288, SLG: 0.429			F8			5-3		HR		4	0	0	0	0	2	2		
								K		0	0	0	0	0	0	0		
Inning Stats	R: 0 E: 0 K: 0 S: 3	H: 0 LOB: 0 BB: 0 P: 3	R: 0 E: 1 K: 2 S: 8	H: 1 LOB: 1 BB: 0 P: 8	R: 0 E: 0 K: 0 S: 4	H: 1 LOB: 1 BB: 0 P: 4	R: 0 E: 0 K: 0 S: 3	H: 0 LOB: 1 BB: 1 P: 7	R: 0 E: 0 K: 2 S: 8	H: 0 LOB: 0 BB: 0 P: 8	R: 3 E: 1 K: 1 S: 8	H: 2 LOB: 0 BB: 0 P: 8	R: 3 E: 0 K: 1 S: 8	H: 3 LOB: 2 BB: 2 P: 16	1B: 4 2B: 1 3B: 0 HR: 2	SF: 0 SAC: 0 DP: 0 HBP: 0	WP: 0 PB: 0 CS: 0	PA: 36
PITCHER	IP WLS BF H R ER SO BB IBB HBP BLK WP HR S P ERA WHIP																	
Don Lee, R ERA: 3.47 Ray Moore, R ERA: 4.3	(1, 1) 7.0 L 28 4 3 3 2 5 1 0 0 0 0 1 37 41 2.57 0.714																	
(8, 1) 1.0 8 3 3 3 1 2 0 0 0 0 0 1 8 16 27.00 5.000																		

Batter	1	2	3	4	5	6	7	8	9	AB	R	H	RBI	BB	SO	LOB	TOP		
Zoilo Versalles, R OBP: 0.342, SLG: 0.432 (1, 6)	0-0 5-3		0-0 4-3			4-0 PB BB		0-0 6-3		3	0	0	0	1	0	1	Minnesota Twins @ New York Yankees Yankee Stadium, Bronx, NY Mon Jun 05 1961, 7:05 PM EDT Att: 23,103 - Unknown - 76 F		
Bill Tuttle, R OBP: 0.321, SLG: 0.330 (1, 8)	0-3 K		0-0 6-3			0-3 K		0-0 1B		4	0	1	0	0	2	2			
Lenny Green, L OBP: 0.410, SLG: 0.448 (1, 9)	0-0 1-3			0-0 4-3		0-0 6-3		0-0 L4		4	0	0	0	0	0	2			
Harmon Killebrew, R OBP: 0.434, SLG: 0.640 (1, 3)		0-0 L5		0-0 6-3			0-0 FC3-2 3B		0-0 6-3	4	0	1	0	0	0	0			
Jim Lemon, R OBP: 0.346, SLG: 0.333 (1, 7)		0-0 G6-4-3 1B		0-3 K		0-0 FC3-2 1B		0-0 F9		4	0	1	0	0	1	1			
Ron Henry, R OBP: 0.227, SLG: 0.200 (1, 2)		0-0 G6-4-3 1-2			0-0 6-3		0-0 F2		0-0 F7	4	0	0	0	0	0	2			
Billy Martin, R OBP: 0.299, SLG: 0.296 (1, 4)			0-0 WP 2B 1B		0-0 F5		0-0 1-2 1B			3	1	2	0	0	0	0			
Billy Gardner, R OBP: 0.282, SLG: 0.303 (1, 5)			0-0 1-3 1-2		0-0 F7		0-0 F9			3	0	0	0	0	0	3			
Chuck Stobbs, L OBP: 0.400, SLG: 0.600 Ted Sadowski, R (6, 1)			0-0 4-3 2H 2B		0-0 G3			0-0 L6		2	0	1	1	0	0	0			
Elmer Valo, L OBP: 0.250, SLG: 0.214 Jim Kaat, L OBP: 0.200, SLG: 0.286 (8, PH) (8, 1)										0	0	0	0	0	0	0			
Inning Stats	R: 0 E: 0 K: 1 S: 5	H: 0 LOB: 0 BB: 0 P: 5	R: 0 E: 0 K: 0 S: 3	H: 1 LOB: 0 BB: 0 P: 3	R: 1 E: 0 K: 0 S: 5	H: 2 LOB: 1 BB: 0 P: 5	R: 0 E: 0 K: 1 S: 5	H: 0 LOB: 0 BB: 0 P: 5	R: 0 E: 0 K: 0 S: 3	H: 0 LOB: 1 BB: 1 P: 9	R: 0 E: 0 K: 0 S: 5	H: 2 LOB: 2 BB: 0 P: 5	R: 0 E: 0 K: 0 S: 4	H: 1 LOB: 1 BB: 0 P: 4	R: 0 E: 0 K: 0 S: 3	H: 0 LOB: 0 BB: 0 P: 3	1B: 4 2B: 1 3B: 1 HR: 0	SF: 0 SAC: 0 DP: 1 HBP: 0	WP: 1 PA: 33 CS: 0
PITCHER Rollie Sheldon, R ERA: 2.68 (1, 1)	IP: 9.0 WLS: W BF: 33 H: 6 R: 1 ER: 1 SO: 3 BB: 1 IBB: 0 HBP: 0 BLK: 0 WP: 1 HR: 0 S: 38 P: 42 ERA: 1.00 WHIP: 0.778															PITCHER Rollie Sheldon, R ERA: 2.68 (1, 1)	IP: 9.0 WLS: W BF: 33 H: 6 R: 1 ER: 1 SO: 3 BB: 1 IBB: 0 HBP: 0 BLK: 0 WP: 1 HR: 0 S: 38 P: 42 ERA: 1.00 WHIP: 0.778		


AB	32
R	1
H	6
RBI	1
BB	1
SO	3
LOB	11




Batter	1	2	3	4	5	6	7	8	9	AB	R	H	RBI	BB	SO	LOB	BOTTOM		
Clete Boyer, R OBP: 0.352, SLG: 0.331 (1, 5)	0-3 K		0-0 F2		0-0 F8		4-0 HR BB			3	1	0	0	1	1	1	Minnesota Twins @ New York Yankees Yankee Stadium, Bronx, NY Mon Jun 05 1961, 7:05 PM EDT Att: 23,103 - Unknown - 76 F		
Tony Kubek, L OBP: 0.352, SLG: 0.459 (1, 6)	0-0 4-3			0-0 L9	0-0 F8		0-0 HR			4	1	1	2	0	0	1			
Roger Maris, L OBP: 0.362, SLG: 0.528 (1, 9)	0-0 F2			0-0 G3		1-0 1B HBP	4-0 FC6-4 BB			2	1	0	0	1	0	0			
Mickey Mantle, S OBP: 0.410, SLG: 0.635 (1, 8)		0-3 K		0-0 L9		0-0 F7	0-0 F2			4	0	0	0	0	1	2			
Elston Howard, R OBP: 0.417, SLG: 0.456 (1, 2)		0-0 2B			0-0 1B SF9 1B	0-0 1B	0-0 FC6-4 1-2			4	1	3	0	0	0	1			
Bill Skowron, R OBP: 0.318, SLG: 0.484 (1, 3)		0-0 P4			0-0 1B 1B	0-0 P4		0-0 5-3		4	1	1	0	0	0	3			
Hector Lopez, R OBP: 0.273, SLG: 0.260 (1, 7)		0-0 F9			0-0 SF9	0-0 1B	0-0 F9			3	0	1	2	0	0	1			
Bobby Richardson, R OBP: 0.250, SLG: 0.243 (1, 4)			0-0 F7		0-0 1B 1B	0-0 K		0-0 6-3		4	1	1	0	0	1	2			
Rollie Sheldon, R OBP: 0.182, SLG: 0.100 (1, 1)		0-0 F7			0-0 1B		0-0 3-4			3	0	1	2	0	0	0			
Inning Stats	R: 0 E: 0 K: 1 S: 5	H: 0 LOB: 0 BB: 0 P: 5	R: 0 E: 0 K: 1 S: 6	H: 1 LOB: 1 BB: 0 P: 6	R: 0 E: 0 K: 0 S: 3	H: 0 LOB: 0 BB: 0 P: 3	R: 0 E: 0 K: 0 S: 3	H: 0 LOB: 0 BB: 0 P: 3	R: 3 E: 0 K: 0 S: 7	H: 4 LOB: 1 BB: 0 P: 7	R: 1 E: 0 K: 1 S: 7	H: 2 LOB: 2 BB: 0 P: 8	R: 2 E: 0 K: 0 S: 4	H: 1 LOB: 1 BB: 2 P: 12	R: 0 E: 0 K: 0 S: 3	H: 0 LOB: 0 BB: 0 P: 3		1B: 6 2B: 1 3B: 0 HR: 1	SF: 1 SAC: 0 DP: 0 HBP: 1
PITCHER Chuck Stobbs, L ERA: 6.65 Ted Sadowski, R ERA: 7.03 Jim Kaat, L ERA: 4.31	IP: 5.2 WLS: L BF: 25 H: 7 R: 4 ER: 4 SO: 2 BB: 2 IBB: 0 HBP: 0 BLK: 0 WP: 0 HR: 1 S: 28 P: 29 ERA: 6.35 WHIP: 1.235															PITCHER Chuck Stobbs, L ERA: 6.65 Ted Sadowski, R ERA: 7.03 Jim Kaat, L ERA: 4.31	IP: 5.2 WLS: L BF: 25 H: 7 R: 4 ER: 4 SO: 2 BB: 2 IBB: 0 HBP: 0 BLK: 0 WP: 0 HR: 1 S: 28 P: 29 ERA: 6.35 WHIP: 1.235		

AB	31
R	6
H	8
RBI	6
BB	2
SO	3
LOB	11



Batter	1	2	3	4	5	6	7	8	9	AB	R	H	RBI	BB	SO	LOB	TOP			
Zoilo Versalles, R OBP: 0.335, SLG: 0.423 (1, 6)	0-0 5-3		0-0 6-3			0-3 K		0-0 G5-4-3		4	0	0	0	0	1	1	Minnesota Twins @ New York Yankees Yankee Stadium, Bronx, NY Tue Jun 06 1961, 7:05 PM EDT Att: 17,129 - Unknown - 82 F AB 29 R 2 H 3 RBI 2 BB 2 SO 9 LOB 4 			
Lenny Green, L OBP: 0.403, SLG: 0.438 (1, 7) (8, 9)	0-3 K		0-0 4-3			0-0 6-3		0-3 K		4	0	0	0	0	2	0				
Billy Martin, R OBP: 0.226, SLG: 0.258 (1, 4)	0-0 6-3		0-0 E5			0-0 5-3		0-0 L9		4	0	0	0	0	0	0				
Harmon Killebrew, R OBP: 0.429, SLG: 0.627 (1, 3) (8, 5)		0-3 K		4-0 G1-4-3		0-0 6-3		0-0 P4		3	0	0	0	1	1	0				
Bill Tuttle, R OBP: 0.313, SLG: 0.321 (1, 8)		0-0 6-3		0-0 G1-4-3		0-3 K				3	0	0	0	0	1	2				
Bob Allison, R OBP: 0.320, SLG: 0.420 (1, 9) (8, 3)		0-0 1B			0-0 F3			0-3 K		3	0	1	0	0	1	0				
Ron Henry, R OBP: 0.240, SLG: 0.182 (1, 2)		0-3 K2-4-3			0-3 K			4-0 2B		2	1	0	0	1	2	1				
Jose Valdivielso, R OBP: 0.194, SLG: 0.235 (8, PH) Billy Gardner, R OBP: 0.287, SLG: 0.314 Ted Sadowski, R (8, 1)			0-0 5-3			0-0 F2		0-0 1B		2	0	0	0	0	0	0				
Jack Kralick, L OBP: 0.185, SLG: 0.154 Elmer Valo, L OBP: 0.242, SLG: 0.207 Ed Palmquist, R (6, PH) Jim Lemon, R OBP: 0.350, SLG: 0.338 (8, 7)			0-3 K			0-0 6-3		0-0 1B		1	0	0	0	0	1	0				
Inning Stats	R: 0 E: 0 K: 1 S: 5	H: 0 LOB: 0 BB: 0 P: 5	R: 0 E: 0 K: 2 S: 8	H: 1 LOB: 1 BB: 0 P: 8	R: 0 E: 0 K: 1 S: 5	H: 0 LOB: 0 BB: 1 P: 5	R: 0 E: 1 K: 0 S: 3	H: 0 LOB: 1 BB: 1 P: 7	R: 0 E: 0 K: 1 S: 5	H: 0 LOB: 0 BB: 0 P: 5	R: 0 E: 0 K: 1 S: 5	H: 0 LOB: 0 BB: 0 P: 5	R: 0 E: 0 K: 1 S: 5	H: 2 LOB: 0 BB: 1 P: 10	R: 0 E: 0 K: 1 S: 5	H: 0 LOB: 0 BB: 0 P: 5		1B: 2 2B: 1 3B: 0 HR: 0	SF: 0 SAC: 0 DP: 2 HBP: 0	WP: 0 PB: 0 CS: 0
PITCHER	IP WLS BF H R ER SO BB IBB HBP BLK WP HR S P ERA WHIP	IP WLS BF H R ER SO BB IBB HBP BLK WP HR S P ERA WHIP																		
Whitey Ford, L ERA: 3.06 Luis Arroyo, L ERA: 2.67	(1, 1) (8, 1)	7.1 W 27 3 2 2 8	1.2 S 4 0 0 0 1																	

Batter	1	2	3	4	5	6	7	8	9	AB	R	H	RBI	BB	SO	LOB	BOTTOM			
Clete Boyer, R OBP: 0.348, SLG: 0.335 (1, 5)	0-0 1B		0-0 6-3	0-0 SF7		0-3 K	0-0 FC6-4			4	1	1	1	0	1	2	Minnesota Twins @ New York Yankees Yankee Stadium, Bronx, NY Tue Jun 06 1961, 7:05 PM EDT Att: 17,129 - Unknown - 82 F AB 33 R 7 H 12 RBI 7 BB 5 SO 10 LOB 19 			
Tony Kubek, L OBP: 0.358, SLG: 0.462 (1, 6)	0-0 1B		0-0 1B	0-3 K		0-0 HR		0-3 K		5	1	3	0	0	2	1				
Roger Maris, L OBP: 0.358, SLG: 0.539 (1, 9)	0-0 SF7		0-3 K	0-0 F9		0-0 HR		0-0 P5		4	1	1	4	0	1	2				
Mickey Mantle, S OBP: 0.420, SLG: 0.633 (1, 8)	0-3 K		0-0 BB	1-3 1B	4-0 1B	4-0 BB	4-0 BB	4-0 BB		2	0	1	0	3	1	1				
Elston Howard, R OBP: 0.416, SLG: 0.447 (1, 2)	0-0 FC5-4		0-0 1B	4-0 BB	0-0 F9	0-0 G6-4-3		0-0 4-3		4	0	1	0	1	0	3				
Bill Skowron, R OBP: 0.317, SLG: 0.479 (1, 3)	0-0 FC5-4		0-0 P4	0-0 1B	0-0 1B		0-3 K			4	0	1	0	0	1	5				
Hector Lopez, R OBP: 0.280, SLG: 0.270 (1, 7)		0-0 4-3		0-0 1B	0-3 K		1-0 1B			3	2	1	0	0	1	2				
Bobby Richardson, R OBP: 0.250, SLG: 0.243 (1, 4)	0-3 K		0-0 K	0-0 E	0-0 1-3		0-3 K2-3			4	1	1	1	0	2	3				
Whitey Ford, L OBP: 0.378, SLG: 0.267 Luis Arroyo, L OBP: 0.286, SLG: 0.429	(1, 1) (8, 1)	5.0 L 26 4 4 4 3	2.0 11 4 4 4 3																	
Inning Stats	R: 1 E: 0 K: 1 S: 8	H: 3 LOB: 2 BB: 0 P: 8	R: 0 E: 0 K: 2 S: 7	H: 0 LOB: 0 BB: 0 P: 7	R: 0 E: 0 K: 1 S: 7	H: 2 LOB: 3 BB: 1 P: 11	R: 2 E: 0 K: 1 S: 7	H: 2 LOB: 1 BB: 1 P: 11	R: 0 E: 0 K: 1 S: 6	H: 1 LOB: 2 BB: 1 P: 10	R: 3 E: 0 K: 1 S: 7	H: 3 LOB: 0 BB: 1 P: 11	R: 1 E: 0 K: 2 S: 8	H: 1 LOB: 1 BB: 0 P: 9	R: 0 E: 0 K: 1 S: 5	H: 0 LOB: 1 BB: 1 P: 9		1B: 9 2B: 2 3B: 0 HR: 1	SF: 2 SAC: 0 DP: 1 HBP: 1	WP: 0 PB: 0 CS: 0
PITCHER	IP WLS BF H R ER SO BB IBB HBP BLK WP HR S P ERA WHIP	IP WLS BF H R ER SO BB IBB HBP BLK WP HR S P ERA WHIP																		
Jack Kralick, L ERA: 3.16 Ed Palmquist, R ERA: 8.79 Ted Sadowski, R ERA: 6.82	(1, 1) (6, 1) (8, 1)	5.0 L 26 4 4 4 3	2.0 11 4 4 4 3																	

Batter	1	2	3	4	5	6	7	8	9	AB	R	H	RBI	BB	SO	LOB	TOP			
Zoilo Versalles, R (1, 6) OBP: 0.333, SLG: 0.421 Jose Valdivielso, R (2, 6) OBP: 0.154, SLG: 0.222 Dan Dobbek, L (9, PH) OBP: 0.250, SLG: 0.333	L5		F8			6-3		F7	F7	1	0	0	0	0	0	0				
Billy Martin, R (1, 4) OBP: 0.229, SLG: 0.314	2B 3B		K			F9		F2	F2	4	1	1	0	0	1	0				
Lenny Green, L (1, 7) OBP: 0.400, SLG: 0.439	4-3 2B		K			F5		E4	E4	4	0	1	1	0	1	0				
Julio Becquer, L (1, 3) OBP: 0.182, SLG: 0.286	4-3					F8		F9	F9	4	0	0	0	0	0	2				
Harmon Killebrew, R (1, 5) OBP: 0.433, SLG: 0.622	S BB					F7		G4-6-3 BB		1	0	0	0	2	0	0				
Hal Naragon, L (1, 2) OBP: 0.270, SLG: 0.417	F7					1-3		G4-6-3 1-2		3	0	0	0	0	0	3				
Bob Allison, R (1, 9) OBP: 0.320, SLG: 0.415			F8			G6-4-3 BB		P4	P4	2	0	0	0	1	0	0				
Bill Tuttle, R (1, 8) OBP: 0.305, SLG: 0.312			F8			G6-4-3 1-2		6-3	6-3	3	0	0	0	0	0	1				
Pedro Ramos, S (1, 1) OBP: 0.303, SLG: 0.469 Elmer Valo, L (8, PH) OBP: 0.235, SLG: 0.200 Ed Palmquist, R (8, 1)			K			K		5-3	5-3	2	0	0	0	0	2	0				
										1	0	0	0	0	0	0				
										0	0	0	0	0	0	0				
Inning Stats	R: 1 E: 0 K: 0 S: 5	H: 2 LOB: 2 BB: 1 P: 9	R: 0 E: 0 K: 1 S: 5	H: 0 LOB: 0 BB: 0 P: 5	R: 0 E: 0 K: 2 S: 7	H: 0 LOB: 0 BB: 0 P: 7	R: 0 E: 0 K: 0 S: 3	H: 0 LOB: 0 BB: 0 P: 3	R: 0 E: 0 K: 0 S: 4	H: 0 LOB: 0 BB: 1 P: 8	R: 0 E: 0 K: 0 S: 3	H: 0 LOB: 0 BB: 1 P: 6	R: 0 E: 0 K: 0 S: 3	H: 0 LOB: 0 BB: 0 P: 3	R: 0 E: 1 K: 0 S: 4	H: 0 LOB: 1 BB: 0 P: 4	1B: 0 2B: 1 3B: 1 HR: 0	SF: 0 SAC: 0 DP: 2 HBP: 0	WP: 0 PB: 0 CS: 1	PA: 31
PITCHER Ralph Terry, R (1, 1) ERA: 4.55	IP: 9.0 WLS: W BF: 31 H: 2 R: 1 ER: 1 SO: 4 BB: 3 IBB: 0 HBP: 0 BLK: 0 WP: 0 HR: 0 S: 36 P: 48 ERA: 1.00 WHIP: 0.556															PITCHER	IP: 9.0 WLS: W BF: 31 H: 2 R: 1 ER: 1 SO: 4 BB: 3 IBB: 0 HBP: 0 BLK: 0 WP: 0 HR: 0 S: 36 P: 48 ERA: 1.00 WHIP: 0.556			

Minnesota Twins @ New York Yankees
Yankee Stadium, Bronx, NY
Wed Jun 07 1961, 3:33 AM EDT
Att: 9,016 - Sunny - 68 F

AB	28
R	1
H	2
RBI	1
BB	3
SO	4
LOB	6

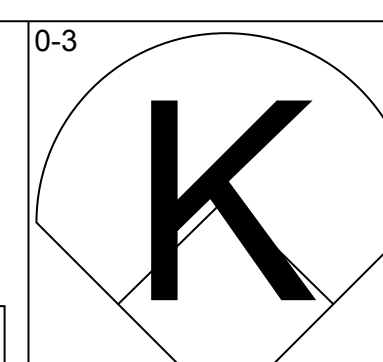
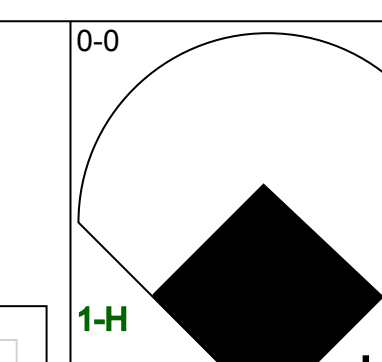
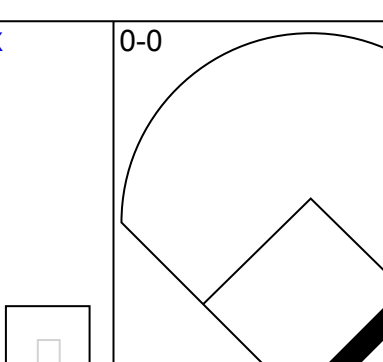
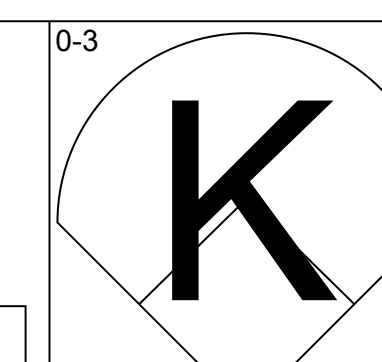
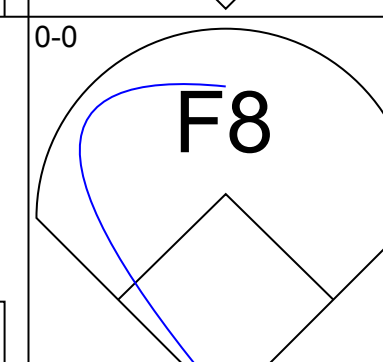
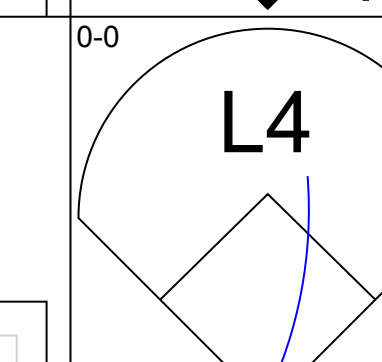
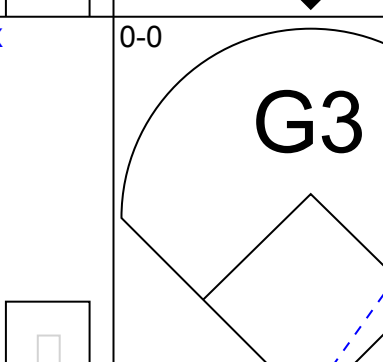
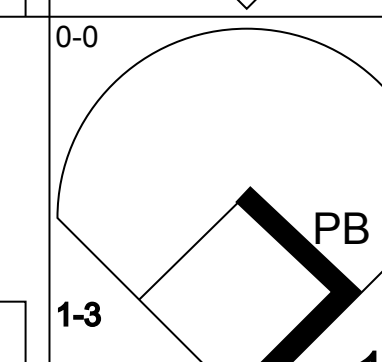
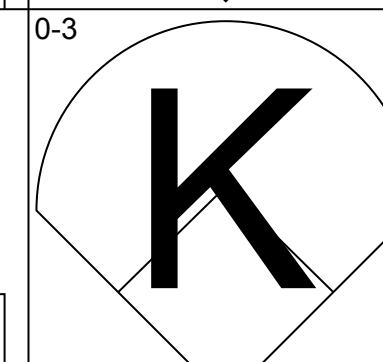
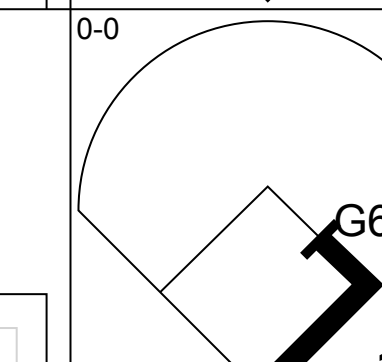
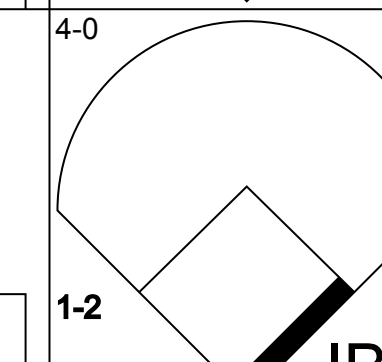
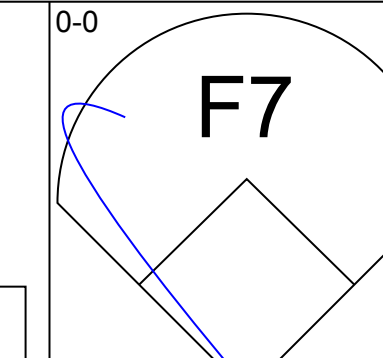
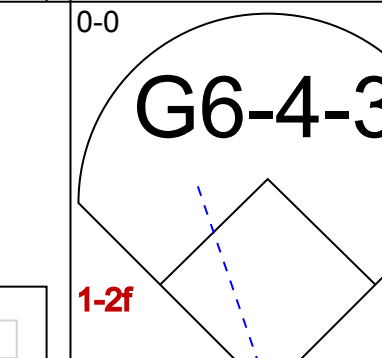
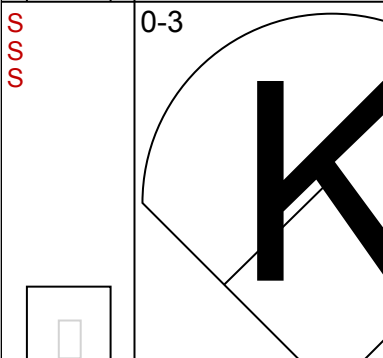
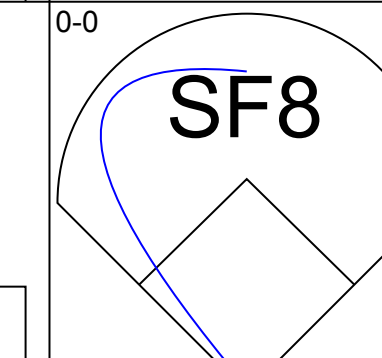
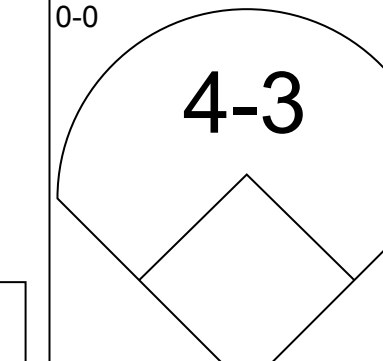
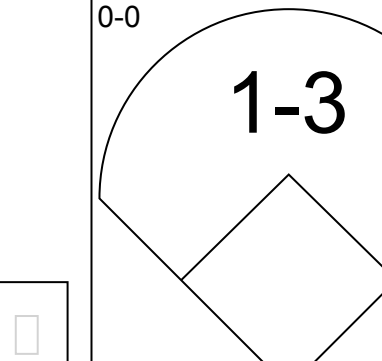
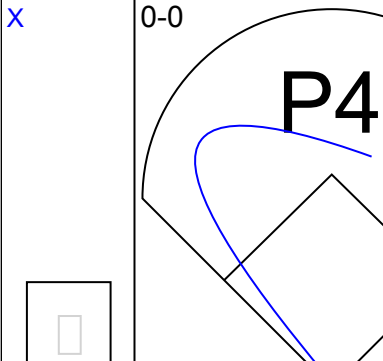
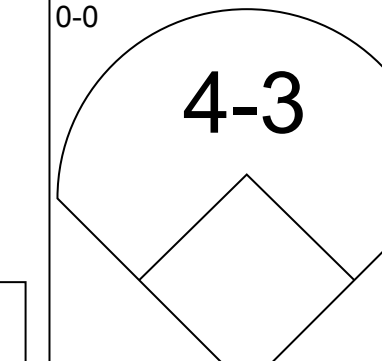
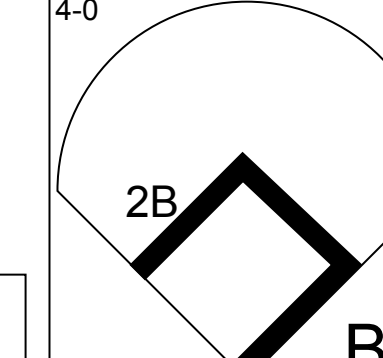
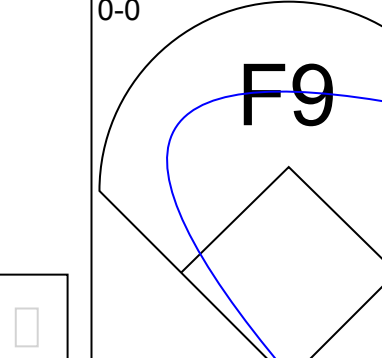






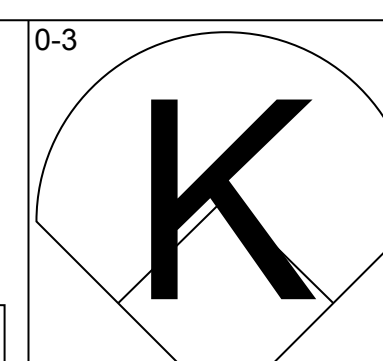
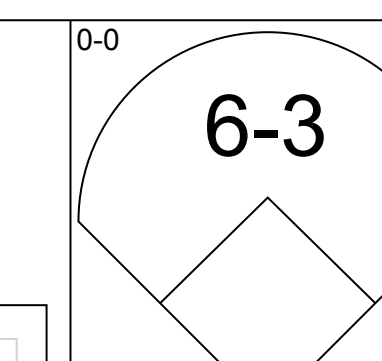
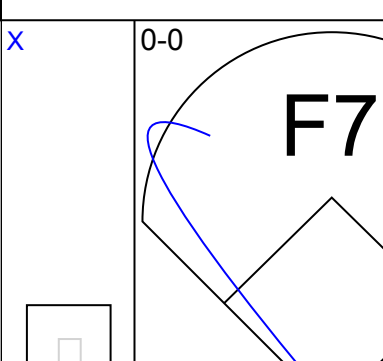
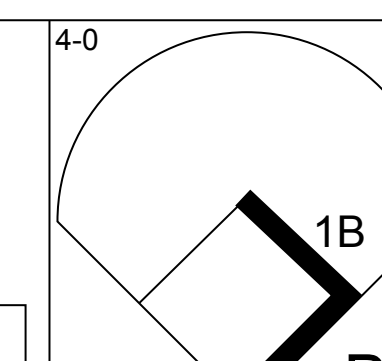
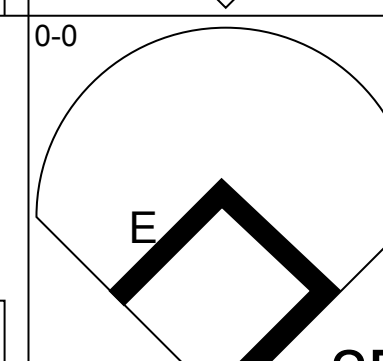
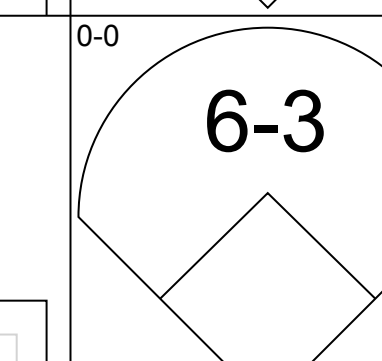
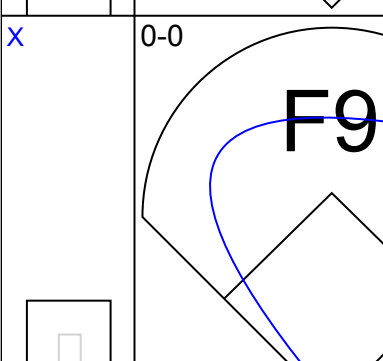
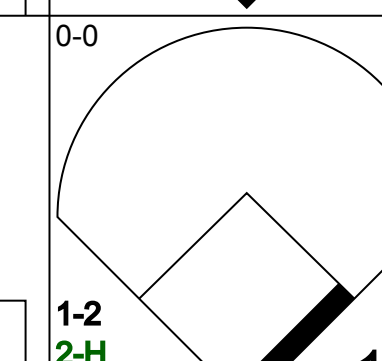
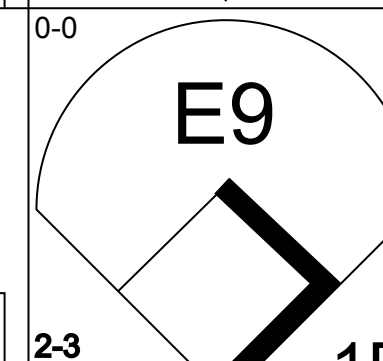
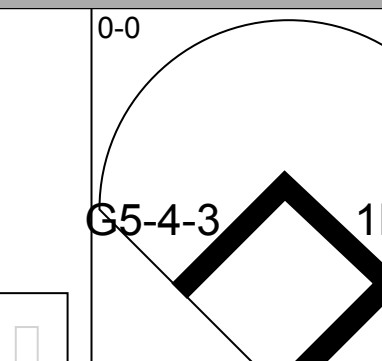
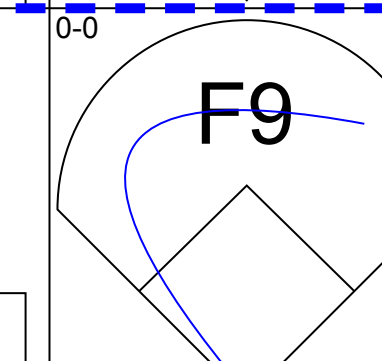
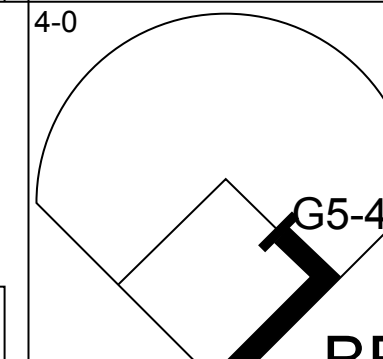

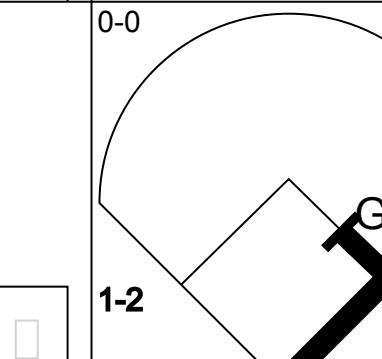
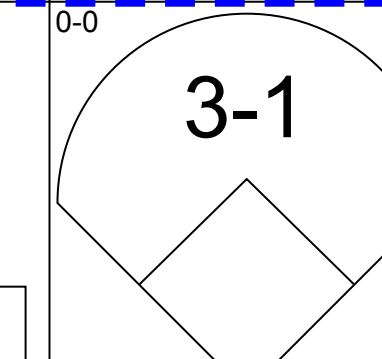
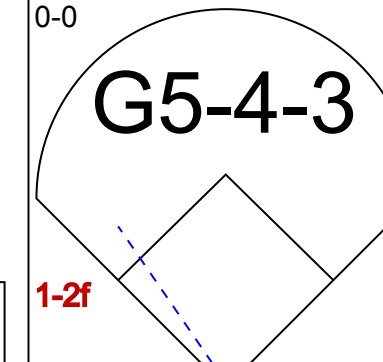
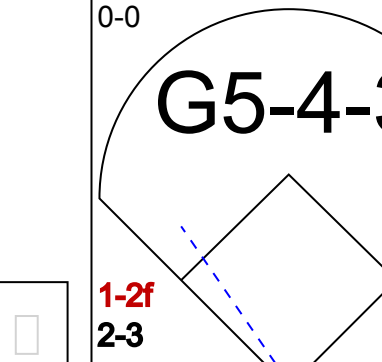
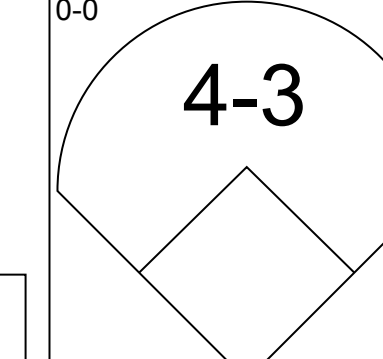
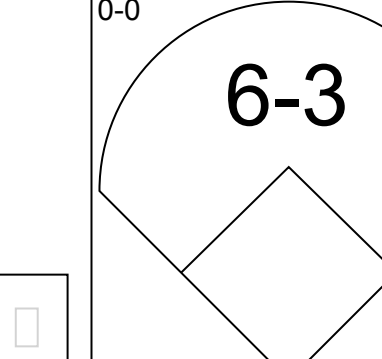
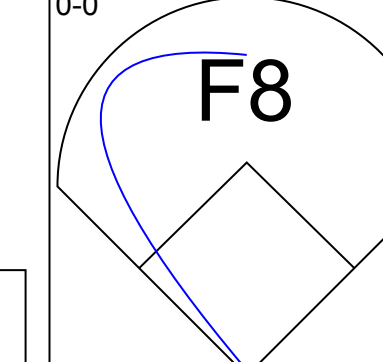
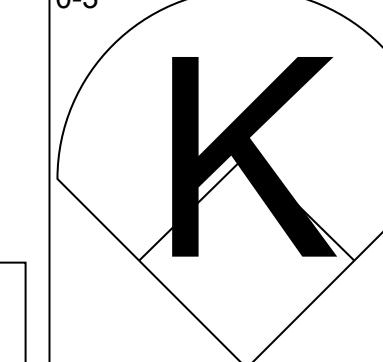
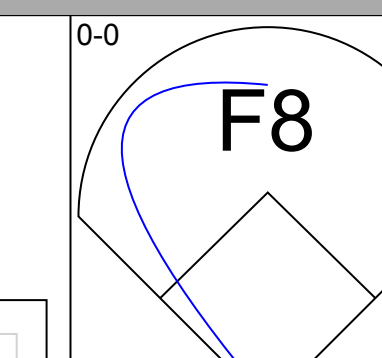
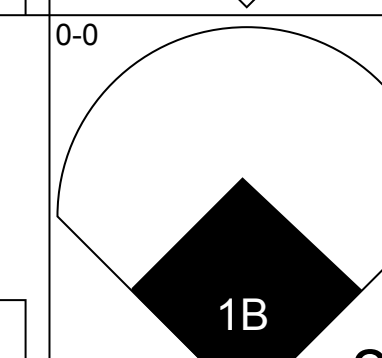
Batter	1	2	3	4	5	6	7	8	9	AB	R	H	RBI	BB	SO	LOB	BOTTOM	
Clete Boyer, R (1, 5) OBP: 0.346, SLG: 0.333	E6		F7	1-2 1B			F7		F7	4	0	1	0	0	0	1		
Tony Kubek, L (1, 6) OBP: 0.356, SLG: 0.458	K		K	1-2 HR			F9		F9	4	1	1	0	0	1	3		
Roger Maris, L (1, 9) OBP: 0.356, SLG: 0.550	F8		1-2 2-H HR	1B			F9		P4	4	1	1	3	0	0	1		
Mickey Mantle, S (1, 8) OBP: 0.421, SLG: 0.627	F7		HR	1B			F7		BB BB	3	1	1	0	1	0	1		
Yogi Berra, L (1, 7) OBP: 0.351, SLG: 0.556		4-3	1-H HR	1B			P2		F8	4	1	1	2	0	0	1		
Bill Skowron, R (1, 3) OBP: 0.320, SLG: 0.474	K		K				BB		FC6-4 BB	2	0	0	0	2	2	0		
Elston Howard, R (1, 2) OBP: 0.400, SLG: 0.429	K						F9		F9	4	0	0	0	0	1	3		
Bobby Richardson, R (1, 4) OBP: 0.245, SLG: 0.238			6-3	1-3			F8		FC6-4 1-2	4	0	0	0	0	0	3		
Ralph Terry, R (1, 1) OBP: 0.364, SLG: 0.381			1B HR	1B			F7		F7	3	1	2	0	0	0	1		
Inning Stats	R: 0 E: 1 K: 1 S: 6	H: 0 LOB: 1 BB: 0 P: 6	R: 0 E: 0 K: 2 S: 7	H: 0 LOB: 0 BB: 0 P: 7	R: 5 E: 0 K: 1 S: 10	H: 5 LOB: 0 BB: 0 P: 10	R: 0 E: 0 K: 0 S: 5	H: 2 LOB: 2 BB: 0 P: 5	R: 0 E: 0 K: 0 S: 3	H: 0 LOB: 0 BB: 1 P: 3	R: 0 E: 0 K: 0 S: 3	H: 0 LOB: 0 BB: 0 P: 3	R: 0 E: 0 K: 0 S: 3	H: 0 LOB: 2 BB: 2 P: 11	1B: 5 2B: 0 3B: 0 HR: 2	SF: 0 SAC: 0 DP: 0 HBP: 0	WP: 0 PB: 0 CS: 0	PA: 35
PITCHER Pedro Ramos, R (1, 1) ERA: 4.52 Ed Palmquist, R (8, 1) ERA: 8.46	IP: 7.0 WLS: L BF: 30 H: 7 R: 5 ER: 5 SO: 4 BB: 1 IBB: 0 HBP: 0 BLK: 0 WP: 0 HR: 2 S: 37 P: 41 ERA: 6.43 WHIP: 1.143															PITCHER	IP: 7.0 WLS: L BF: 30 H: 7 R: 5 ER: 5 SO: 4 BB: 1 IBB: 0 HBP: 0 BLK: 0 WP: 0 HR: 2 S: 37 P: 41 ERA: 6.43 WHIP: 1.143	

Minnesota Twins @ New York Yankees
Yankee Stadium, Bronx, NY
Wed Jun 07 1961, 3:33 AM EDT
Att: 9,016 - Sunny - 68 F

AB	32
R	5
H	7
RBI	5
BB	3
SO	4
LOB	14



Batter	1	2	3	4	5	6	7	8	9	AB	R	H	RBI	BB	SO	LOB	TOP				
Billy Martin, R OBP: 0.256, SLG: 0.410 (1.4)										4	1	2	2	0	2	1	Minnesota Twins @ Baltimore Orioles Memorial Stadium, Baltimore, MD Thu Jun 08 1961, 7:05 PM EDT Att: 6,751 - Unknown				
Lenny Green, L OBP: 0.397, SLG: 0.435 (1.7)										4	0	1	0	0	0	1					
Harmon Killebrew, R OBP: 0.435, SLG: 0.616 (1.5) (8.3)										3	0	1	0	1	1	0					
Bob Allison, R OBP: 0.314, SLG: 0.408 (1.9)										3	0	0	1	0	1	1					
Julio Becquer, L OBP: 0.154, SLG: 0.240 (1.3)										4	0	0	0	0	0	2					
Zolio Versalles, R OBP: 0.333, SLG: 0.421 (8.6)										0	0	0	0	0	0	0					
Earl Battey, R OBP: 0.370, SLG: 0.392 (1.2)										3	0	0	0	1	1	0					
Bill Tuttle, R OBP: 0.303, SLG: 0.319 (1.8)										4	0	1	0	0	1	0					
Jose Valdivielso, R OBP: 0.167, SLG: 0.200 (1.6) (8.5)										4	0	0	0	0	0	2					
Jim Kaat, L OBP: 0.278, SLG: 0.353 (1.1)										3	2	2	0	0	1	0					
Don Lee, R OBP: 0.400, SLG: 0.600 (8.1)										0	0	0	0	0	0	0					
Inning Stats	R: 0 E: 0 K: 2 S: 7	H: 0 LOB: 0 BB: 0 P: 7	R: 0 E: 0 K: 0 S: 4	H: 1 LOB: 2 BB: 1 P: 8	R: 2 E: 0 K: 0 S: 5	H: 3 LOB: 0 BB: 0 P: 5	R: 0 E: 0 K: 0 S: 3	H: 0 LOB: 0 BB: 0 P: 3	R: 0 E: 0 K: 1 S: 6	H: 1 LOB: 1 BB: 0 P: 6	R: 0 E: 0 K: 1 S: 5	H: 0 LOB: 0 BB: 0 P: 5	R: 0 E: 0 K: 0 S: 3	H: 0 LOB: 0 BB: 0 P: 3	R: 1 E: 0 K: 1 S: 7	H: 2 LOB: 1 BB: 1 P: 11	R: 0 E: 0 K: 2 S: 7	H: 0 LOB: 0 BB: 0 P: 7	1B: 5 2B: 1 3B: 0 HR: 1	SF: 1 SAC: 0 DP: 1 HBP: 0	WP: 0 PA: 35 PB: 1 SB: 0 CS: 0
PITCHER	IP	WLS	BF	H	R	ER	SO	BB	IBB	HBP	BLK	WP	HR	S	P	ERA	WHIP				
Jack Fisher, R ERA: 3.99 (1.1)	8.0	L	32	7	3	3	5	1	1	0	0	0	1	40	48	3.38	1.000				
Hoyt Wilhelm, R ERA: 1.6 (9.1)	1.0		3	0	0	0	2	0	0	0	0	0	0	7	7	0.00	0.000				

Batter	1	2	3	4	5	6	7	8	9	AB	R	H	RBI	BB	SO	LOB	BOTTOM				
Jim Busby, R OBP: 0.306, SLG: 0.226 (1.8)										4	0	0	0	1	1	3	Minnesota Twins @ Baltimore Orioles Memorial Stadium, Baltimore, MD Thu Jun 08 1961, 7:05 PM EDT Att: 6,751 - Unknown				
Jackie Brandt, R OBP: 0.406, SLG: 0.554 (1.9)										4	0	2	1	0	0	0					
Brooks Robinson, R OBP: 0.377, SLG: 0.422 (1.5)										4	0	3	0	0	0	2					
Jim Gentile, L OBP: 0.439, SLG: 0.653 (1.3)										3	0	1	0	1	1	3					
Gus Triandos, R OBP: 0.339, SLG: 0.430 (1.2)										4	0	0	0	0	0	5					
Ron Hansen, R OBP: 0.311, SLG: 0.346 (1.6)										4	0	0	0	0	0	1					
Dick Williams, R OBP: 0.245, SLG: 0.367 (1.7)										4	0	1	0	0	1	0					
Jerry Adair, R OBP: 0.309, SLG: 0.407 (1.4)										4	0	1	0	0	1	0					
Jack Fisher, R OBP: 0.200, SLG: 0.130 (1.1)										2	0	0	0	0	1	0					
Dave Philley, S OBP: 0.333, SLG: 0.386 (8. PH)										1	1	1	0	0	0	0					
Hoyt Wilhelm, R ERA: 3.42 (9.1)										0	0	0	0	0	0	0					
Mary Thronberry, L OBP: 0.340, SLG: 0.412 (9. PH)										1	0	1	0	0	0	0					
Inning Stats	R: 0 E: 1 K: 1 S: 6	H: 2 LOB: 2 BB: 1 P: 10	R: 0 E: 0 K: 1 S: 5	H: 0 LOB: 0 BB: 0 P: 5	R: 0 E: 0 K: 0 S: 3	H: 0 LOB: 0 BB: 0 P: 3	R: 0 E: 0 K: 0 S: 4	H: 2 LOB: 1 BB: 0 P: 4	R: 0 E: 0 K: 2 S: 7	H: 0 LOB: 0 BB: 0 P: 7	R: 0 E: 0 K: 1 S: 6	H: 1 LOB: 1 BB: 0 P: 6	R: 0 E: 0 K: 0 S: 3	H: 0 LOB: 0 BB: 0 P: 3	R: 1 E: 0 K: 0 S: 5	H: 2 LOB: 2 BB: 1 P: 9	R: 0 E: 0 K: 0 S: 6	H: 3 LOB: 3 BB: 0 P: 6	1B: 8 2B: 2 3B: 0 HR: 0	SF: 0 SAC: 0 DP: 2 HBP: 0	WP: 0 PA: 37 PB: 0 SB: 0 CS: 0
PITCHER	IP	WLS	BF	H	R	ER	SO	BB	IBB	HBP	BLK	WP	HR	S	P	ERA	WHIP				
Jim Kaat, L ERA: 3.9 (1.1)	7.1		29	7	1	1	5	2	0	0	0	0	0	37	45	1.23	1.227				
Don Lee, R ERA: 3.42 (8.1)	0.1		1	0	0	0	0	0	0	0	0	0	0	1	1	0.00	0.000				
Chuck Stobbs, L ERA: 6.29 (8.1)	1.1	S	7	3	0	0	0	0	0	0	0	0	0	7	7	0.00	2.250				

Batter	1	2	3	4	5	6	7	8	9	AB	R	H	RBI	BB	SO	LOB	TOP			
Billy Martin, R OBP: 0.256, SLG: 0.419 (1,4)	E8 1B 2B		K			K2-3		6-3		4	1	1	0	0	2	0	Minnesota Twins @ Baltimore Orioles Memorial Stadium, Baltimore, MD Sat Jun 10 1961, 3:33 AM EDT Att: 8,183 - Unknown livebaseballscorecards.com			
Lenny Green, L OBP: 0.399, SLG: 0.431 (1,7)	P3		4-3			3B BB		BB		2	1	0	0	2	0	1				
Harmon Killebrew, R OBP: 0.431, SLG: 0.697 (1,5)	FC6-4 1B			P6		K		P3		4	0	1	1	0	1	2				
Julio Becquer, L OBP: 0.167, SLG: 0.310 (1,3)	FC6-4 1-2			4-3		3B		F8		4	0	1	1	0	0	1				
Bob Allison, R OBP: 0.318, SLG: 0.412 (1,9)	F7			BB		6-3		1B 2B		3	1	1	0	1	0	2				
Earl Battey, R OBP: 0.364, SLG: 0.385 (1,2)		P4								3	0	0	0	0	0	1				
Dan Dobbek, L OBP: 0.260, SLG: 0.343 (9, PH)				P6				FC6-4 1B		1	0	1	1	0	0	0				
Bill Tuttle, R OBP: 0.304, SLG: 0.313 (1,8)		6-3								2	0	0	0	1	0	0				
Jim Lemon, R OBP: 0.348, SLG: 0.336 (9, PH)				G4-6-3 BB				FC6-4 1-2		1	0	0	0	0	0	1				
Pedro Ramos, S OBP: 0.303, SLG: 0.469 (9, PR)										0	0	0	0	0	0	0				
Jose Valdivielso, R OBP: 0.159, SLG: 0.190 (7, PH)										2	0	0	0	0	1	1				
Hal Naragon, L OBP: 0.263, SLG: 0.405 (7, PH)				P4						1	0	0	0	0	0	0				
Zolio Versalles, R OBP: 0.332, SLG: 0.419 (7,6)										1	0	0	0	0	0	1				
Camilo Pascual, R OBP: 0.207, SLG: 0.115 (1,1)										2	0	0	0	0	0	1				
Don Lee, R (7,1)				3-1						0	0	0	0	0	0	0				
Elmer Valo, L OBP: 0.229, SLG: 0.194 (8, PH)										1	0	0	0	0	0	0				
Chuck Stobbs, L OBP: 0.400, SLG: 0.600 (8,1)										0	0	0	0	0	0	0				
Inning Stats	R: 1 E: 1 K: 0 S: 5	H: 2 LOB: 1 BB: 0 P: 5	R: 0 E: 0 K: 1 S: 5	H: 0 LOB: 0 BB: 0 P: 5	R: 0 E: 0 K: 1 S: 5	H: 0 LOB: 1 BB: 1 P: 7	R: 0 E: 0 K: 0 S: 2	H: 0 LOB: 0 BB: 1 P: 6	R: 1 E: 0 K: 2 S: 8	H: 1 LOB: 1 BB: 1 P: 12	R: 0 E: 0 K: 0 S: 3	H: 0 LOB: 0 BB: 0 P: 3	R: 0 E: 0 K: 0 S: 3	H: 0 LOB: 1 BB: 0 P: 7	R: 1 E: 0 K: 0 S: 5	H: 2 LOB: 1 BB: 0 P: 5	1B: 2 2B: 2 3B: 1 HR: 0	SF: 0 SAC: 0 DP: 1 HBP: 0	WP: 0 PB: 0 SB: 0 CS: 0	PA: 35
PITCHER	IP WLS BF H R ER SO BB IBB HBP BLK WP HR S P ERA WHIP																			
Hal Brown, R ERA: 2.85 (1,1)	7.0 W 26 3 2 2 4 3 0 0 0 0 0 0 31 43 2.57 0.857																			
Hoyt Wilhelm, R ERA: 1.71 (8,1)	2.0 S 9 2 1 1 0 1 0 0 0 0 0 0 8 12 4.50 1.500																			

Batter	1	2	3	4	5	6	7	8	9	AB	R	H	RBI	BB	SO	LOB	BOTTOM				
Brooks Robinson, R OBP: 0.379, SLG: 0.421 (1,5)	G4-6-3 BB		E7 2B 1B			6-3		P5		3	1	1	1	1	0	0	Minnesota Twins @ Baltimore Orioles Memorial Stadium, Baltimore, MD Sat Jun 10 1961, 3:33 AM EDT Att: 8,183 - Unknown livebaseballscorecards.com				
Dave Philley, S OBP: 0.346, SLG: 0.417 (1,7)	G4-6-3 1-2									4	0	2	1	0	0	1					
Earl Robinson, R OBP: 0.230, SLG: 0.182 (9,9)										0	0	0	0	0	0	0					
Jackie Brandt, R OBP: 0.394, SLG: 0.536 (1,8)	K		5-3			L8		P5		4	0	0	0	0	1	2					
Jim Gentile, L OBP: 0.435, SLG: 0.643 (1,3)						G3		F8		4	0	1	0	0	1	0					
Mary Throneberry, L OBP: 0.340, SLG: 0.410 (1,9)										3	0	1	0	0	1	0					
Russ Snyder, L OBP: 0.297, SLG: 0.304 (6, PR)										0	0	0	0	0	0	0					
Gus Triandos, R OBP: 0.339, SLG: 0.429 (1,2)										3	1	1	0	0	1	2					
Ron Hansen, R OBP: 0.316, SLG: 0.363 (1,6)										2	1	1	2	1	0	2					
Mary Breeding, R OBP: 0.186, SLG: 0.250 (1,4)										3	1	0	0	0	0	1					
Hal Brown, R OBP: 0.136, SLG: 0.095 (1,1)										2	0	0	0	0	0	1					
Whitey Herzog, L OBP: 0.358, SLG: 0.348 (7, PH)										1	0	0	0	0	0	0					
Hoyt Wilhelm, R (8,1)										0	0	0	0	0	0	0					
Inning Stats	R: 0 E: 0 K: 1 S: 4	H: 0 LOB: 0 BB: 1 P: 8	R: 0 E: 0 K: 3 S: 9	H: 0 LOB: 0 BB: 0 P: 9	R: 2 E: 1 K: 0 S: 5	H: 2 LOB: 1 BB: 1 P: 9	R: 2 E: 0 K: 0 S: 5	H: 2 LOB: 0 BB: 0 P: 5	R: 0 E: 0 K: 0 S: 4	H: 1 LOB: 1 BB: 0 P: 4	R: 0 E: 0 K: 0 S: 4	H: 2 LOB: 2 BB: 0 P: 4	R: 0 E: 0 K: 0 S: 3	H: 0 LOB: 0 BB: 0 P: 3	R: 0 E: 0 K: 0 S: 3	H: 0 LOB: 0 BB: 0 P: 3		1B: 5 2B: 1 3B: 0 HR: 1	SF: 0 SAC: 0 DP: 2 HBP: 0	WP: 0 PB: 0 SB: 1 CS: 0	PA: 31
PITCHER	IP WLS BF H R ER SO BB IBB HBP BLK WP HR S P ERA WHIP																				
Camilo Pascual, R ERA: 3.53 (1,1)	6.0 L 25 7 4 4 4 2 0 0 0 0 0 0 31 39 6.00 1.500																				
Don Lee, R (7,1)	1.0 3 0 0 0 0 0 0 0 0 0 0 0 3 3 0.00 0.000																				
Chuck Stobbs, L ERA: 6.04 (8,1)	1.0 3 0 0 0 0 0 0 0 0 0 0 0 3 3 0.00 0.000																				

Batter	1	2	3	4	5	6	7	8	9	AB	R	H	RBI	BB	SO	LOB	TOP						
Zoilo Versalles, R OBP: 0.329, SLG: 0.413 (1, 6)	E3 FC3-6		F8				FC6-4		F3	5	0	1	0	0	0	2	Minnesota Twins @ Boston Red Sox Fenway Park, Boston, MA Sun Jun 11 1961, 3:33 AM EDT Unknown - 68 F						
Lenny Green, L OBP: 0.397, SLG: 0.424 (1, 8)	FC3-6 5-3 BB 1-2		1-3			G3 1-2		1B BB		3	0	0	0	1	0	2							
Harmon Killebrew, R OBP: 0.432, SLG: 0.599 (1, 5) (7, 3) (8, 5)	5-3 1-2 BB			6-3				K		2	0	0	0	2	1	1							
Jim Lemon, R OBP: 0.345, SLG: 0.329 (1, 7)	5-3 1-2 2-3			G6-3 BB		F9		F7		3	0	0	0	1	0	5							
Bob Allison, R OBP: 0.318, SLG: 0.428 Jose Valdivielso, R OBP: 0.159, SLG: 0.190 Julio Becquer, L OBP: 0.194, SLG: 0.333 (1, 3) (7, 5) (8, PH) (8, 3)	K			G6-3 BB 1-2			HR	1B		3	1	1	1	0	1	3							
Earl Battey, R OBP: 0.367, SLG: 0.384 (1, 2)		G6-4-3 BB		G6-4-3 1B			6-3	F4		3	0	1	0	1	0	2							
Billy Martin, R OBP: 0.295, SLG: 0.426 (1, 4)		G6-4-3 1-2		G6-4-3 1-2		F9		F9 SF9 2B		4	1	1	0	0	0	2							
Bill Tuttle, R OBP: 0.302, SLG: 0.311 (1, 9)		6-3		6-3			1B	F9		4	0	1	0	0	0	1							
Pedro Ramos, S OBP: 0.286, SLG: 0.441 Bill Plets, L OBP: 0.209, SLG: 1.000 Elmer Valo, L OBP: 0.229, SLG: 0.219 Jim Kaat, R OBP: 0.275, SLG: 0.333 Ed Palmquist, R OBP: 0.201, SLG: 0.343 (1, 1) (6, 1) (7, PH) (7, PH) (7, 1) (8, PH)			6-3			K		SF9		2	0	0	0	0	1	0							
Inning Stats	R: 0 E: 1 K: 1 S: 6	H: 0 LOB: 2 BB: 1 P: 10	R: 0 E: 0 K: 0 S: 2	H: 0 LOB: 0 BB: 1 P: 6	R: 0 E: 0 K: 0 S: 3	H: 0 LOB: 0 BB: 0 P: 3	R: 0 E: 0 K: 0 S: 2	H: 0 LOB: 0 BB: 1 P: 6	R: 0 E: 0 K: 1 S: 3	H: 1 LOB: 0 BB: 0 P: 3	R: 0 E: 0 K: 1 S: 6	H: 1 LOB: 2 BB: 1 P: 10	R: 1 E: 0 K: 0 S: 6	H: 3 LOB: 2 BB: 0 P: 6	R: 0 E: 0 K: 1 S: 6	H: 1 LOB: 2 BB: 1 P: 10		R: 1 E: 0 K: 0 S: 4	H: 1 LOB: 0 BB: 0 P: 4	1B: 5 2B: 1 3B: 0 HR: 1	SF: 1 SAC: 0 DP: 3 HBP: 0	WP: 0 PB: 0 SB: 0 CS: 0	PA: 37
PITCHER	IP WLS BF H R ER SO BB IBB HBP BLK WP HR S P ERA WHIP	6.1 W 24 3 1 1 2 4 0 0 0 0 1 24 40 1.42 1.105	2.2 S 13 4 1 1 1 1 0 0 0 0 0 0 14 18 3.38 1.875	PITCHER										IP WLS BF H R ER SO BB IBB HBP BLK WP HR S P ERA WHIP									
Don Schwalt, R ERA: 1.31 (1, 1)											6.1 W 24 3 1 1 2 4 0 0 0 0 1 24 40 1.42 1.105												
Mike Fomiele, R ERA: 7.32 (7, 1)											2.2 S 13 4 1 1 1 1 0 0 0 0 0 0 14 18 3.38 1.875												

AB	31
R	2
H	7
RBI	2
BB	5
SO	3
LOB	18



Batter	1	2	3	4	5	6	7	8	9	AB	R	H	RBI	BB	SO	LOB	BOTTOM				
Chuck Schilling, R OBP: 0.329, SLG: 0.319 (1, 4)	F2		K		K	K		FC1-6 1B		5	0	2	0	0	2	0	Minnesota Twins @ Boston Red Sox Fenway Park, Boston, MA Sun Jun 11 1961, 3:33 AM EDT Unknown - 68 F				
Gary Geiger, L OBP: 0.315, SLG: 0.357 (1, 8)	K		F2		K	K		F9		5	0	0	0	0	3	3					
Carl Yastrzemski, L OBP: 0.291, SLG: 0.379 (1, 7)	4-3			4-3		FC5-4 HR 2B	E4 HR	FC1-6 1B		5	2	1	0	0	0	1					
Vic Wertz, L OBP: 0.359, SLG: 0.511 Pete Runnels, L OBP: 0.356, SLG: 0.385 (1, 3) (7, PR) (8, 3)		4-3		3-1		FC5-4 BB	HR IBB	1B		2	0	0	0	2	0	0					
Jackie Jensen, R OBP: 0.338, SLG: 0.401 (1, 9)		4-3 2B		BB E BB		FC5-4 HR 1-2 2-3	HR HR	K		4	2	2	3	1	1	4					
Russ Nixon, L OBP: 0.276, SLG: 0.329 (1, 2)		4-3 2-3		E3 FC5 BB		K	2-3			4	0	0	0	0	1	5					
Frank Malzone, R OBP: 0.226, SLG: 0.295 (1, 5)		F7		1-2 2-3 BB		HR	BB			2	1	1	3	2	0	1					
Don Buddin, R OBP: 0.377, SLG: 0.351 (1, 6)				FC5 HR		HR	F3			4	2	2	2	0	0	4					
Don Schwalt, R OBP: 0.267, SLG: 0.333 Mike Fomiele, R (1, 1) (7, 1)		F4		F4		G3	2B 1B	6-3		3	0	1	0	0	0	0					
Inning Stats	R: 0 E: 0 K: 1 S: 5	H: 0 LOB: 0 BB: 0 P: 5	R: 0 E: 0 K: 0 S: 4	H: 1 LOB: 1 BB: 0 P: 4	R: 1 E: 0 K: 1 S: 6	H: 1 LOB: 0 BB: 0 P: 6	R: 0 E: 0 K: 0 S: 4	H: 0 LOB: 2 BB: 2 P: 12	R: 0 E: 0 K: 2 S: 7	H: 0 LOB: 0 BB: 0 P: 7	R: 4 E: 0 K: 2 S: 12	H: 5 LOB: 2 BB: 1 P: 16	R: 3 E: 1 K: 0 S: 5	H: 1 LOB: 1 BB: 2 P: 13	R: 0 E: 0 K: 1 S: 7	H: 2 LOB: 2 BB: 0 P: 7		1B: 3 2B: 3 3B: 0 HR: 4	SF: 0 SAC: 0 DP: 0 HBP: 0	WP: 0 PB: 0 SB: 0 CS: 0	PA: 41
PITCHER	IP WLS BF H R ER SO BB IBB HBP BLK WP HR S P ERA WHIP	5.2 L 28 7 5 1 5 7 5 1 5 0 0 3 3 0.00 0.000	2.0 12 3 3 2 1 1 1 1 0 0 0 1 12 20 9.00 2.000	PITCHER										IP WLS BF H R ER SO BB IBB HBP BLK WP HR S P ERA WHIP							
Pedro Ramos, R ERA: 4.35 (1, 1)											5.2 L 28 7 5 1 5 7 5 1 5 0 0 3 3 0.00 0.000										
Bill Plets, L ERA: 3.55 (6, 1)											0.1 1 0 0 0 1 0 0 0 0 0 0 3 3 0.00 0.000										
Ed Palmquist, R ERA: 8.49 (7, 1)											2.0 12 3 3 2 1 1 1 1 0 0 0 1 12 20 9.00 2.000										



Batter	1	2	3	4	5	6	7	8	9	AB	R	H	RBI	BB	SO	LOB	TOP					
Zoilo Versalles, R OBP: 0.327, SLG: 0.410	4-3		1B SH3-4 2B 1B	K		F8			SH5-3	4	1	1	0	0	1	0						
Bill Tuttle, R OBP: 0.301, SLG: 0.309	4-3		SH3-4	F3			F9		2B SF9 1B	4	1	1	1	0	0	0						
Harmon Killebrew, R OBP: 0.442, SLG: 0.628	E BB		2B 1B		HR		F9		SF9 1B 2B	4	3	3	3	1	0	0						
Jim Lemon, R OBP: 0.343, SLG: 0.333	E6		HR 2B		F7		K		SF9	4	1	1	2	0	1	1						
Julio Becquer, L OBP: 0.198, SLG: 0.333										0	0	0	1	0	0	0						
Bob Allison, R OBP: 0.329, SLG: 0.448	F7		HR							3	1	2	3	2	0	2						
Lenny Green, L OBP: 0.388, SLG: 0.414		G3	G3		6-3				F7 F9	5	0	0	0	0	0	3						
Billy Martin, R Earl Battey, R	L4				6-3				G5-4-3	4	0	1	0	0	0	2	AB 35					
Hal Naragon, L Jose Valdivielso, R	G3		F8				F9		SH5-3 SH 1B 1B	4	0	1	0	0	0	1	R 10					
Jack Kralick, L Don Lee, R			SH3-4 1B 1B		F8		4-3		SH 1B SH5-3 2B	0	1	0	0	0	0	0	H 11					
Inning Stats	R: 0 E: 1 K: 0 S: 4	H: 0 LOB: 2 BB: 1 P: 8	R: 0 E: 0 K: 0 S: 3	H: 0 LOB: 0 BB: 0 P: 3	R: 5 E: 0 K: 0 S: 9	H: 6 LOB: 1 BB: 0 P: 9	R: 0 E: 0 K: 1 S: 5	H: 0 LOB: 0 BB: 0 P: 5	R: 1 E: 0 K: 0 S: 4	H: 1 LOB: 1 BB: 1 P: 8	R: 0 E: 0 K: 0 S: 3	H: 0 LOB: 0 BB: 0 P: 3	R: 0 E: 0 K: 1 S: 5	H: 0 LOB: 0 BB: 0 P: 5	R: 0 E: 0 K: 0 S: 2	H: 0 LOB: 0 BB: 1 P: 6	R: 4 E: 0 K: 0 S: 8	H: 4 LOB: 1 BB: 0 P: 8	1B: 7 2B: 2 3B: 0 HR: 2	SF: 1 SAC: 3 DP: 1 HBP: 0	WP: 0 PB: 0 SB: 0 CS: 0	PA: 42
PITCHER	IP WLS BF H R ER SO BB IBB HBP BLK WP HR S P ERA WHIP																					
Galen Cisco, R ERA: 19.29	2.1 L 14 5 5 5 0 1 0 0 0 0 0 1 13 17 19.29 2.571																					
Dave Hillman, R ERA: 2.39	3.2 14 2 1 1 1 1 1 0 0 0 0 1 15 19 2.46 0.818																					
Tracy Stallard, R ERA: 3.8	2.0 6 0 0 0 1 1 0 0 0 0 0 0 7 11 0.00 0.500																					
Billy Muffett, R ERA: 5.77	1.0 8 4 4 4 0 0 0 0 0 0 0 0 8 8 36.00 4.000																					

Minnesota Twins @ Boston Red Sox
Fenway Park, Boston, MA
Sun Jun 11 1961, 3:38 AM EDT
Att: 18,809 - Unknown - 68 F

AB 35
R 10
H 11
RBI 10
BB 3
SO 2
LOB 9



Batter	1	2	3	4	5	6	7	8	9	AB	R	H	RBI	BB	SO	LOB	BOTTOM					
Chuck Schilling, R OBP: 0.335, SLG: 0.335	F9						F9			5	0	3	2	0	0	0						
Carroll Hardy, R OBP: 0.340, SLG: 0.386	2H 2B	K		P3			1B 2B		F8	4	2	1	0	1	1	3						
Carl Yastrzemski, L OBP: 0.294, SLG: 0.390	K		6-3				1B 4-3 1B		4-3	5	1	2	1	0	1	2						
Jackie Jensen, R OBP: 0.350, SLG: 0.409	1B 1B			P4			4-3 1B			4	0	3	0	1	0	1						
Frank Matzone, R OBP: 0.225, SLG: 0.292			FC4-6	F7			4-3		1-3	5	0	1	2	0	0	5						
Jim Pagliaroni, R OBP: 0.305, SLG: 0.360	F8		P4				F8			3	0	0	0	0	0	4						
Vic Wertz, L OBP: 0.357, SLG: 0.507					P6					1	0	0	0	0	0	1						
Pete Runnels, L OBP: 0.354, SLG: 0.375		4-3				6-3			F7	3	1	0	0	1	0	0	AB 37					
Don Buddin, R OBP: 0.376, SLG: 0.350										3	1	1	0	0	0	1	R 5					
Russ Nixon, L OBP: 0.275, SLG: 0.325		SH1-4 2B 1B		P4		P4			K	1	0	0	0	0	1	0	H 11					
Galen Cisco, R Dave Hillman, R Billy Harrell, R Tracy Stallard, R Gary Geiger, L Billy Muffett, R		SH1-4		4-3		P3			F6	0	0	0	0	0	0	0	RBI 5					
Inning Stats	R: 1 E: 0 K: 1 S: 7	H: 2 LOB: 1 BB: 1 P: 11	R: 1 E: 0 K: 1 S: 7	H: 2 LOB: 0 BB: 0 P: 7	R: 0 E: 0 K: 0 S: 4	H: 1 LOB: 1 BB: 0 P: 4	R: 1 E: 0 K: 0 S: 4	H: 1 LOB: 1 BB: 1 P: 8	R: 0 E: 0 K: 0 S: 4	H: 1 LOB: 1 BB: 0 P: 4	R: 0 E: 0 K: 0 S: 3	H: 0 LOB: 0 BB: 0 P: 3	R: 2 E: 0 K: 0 S: 6	H: 3 LOB: 1 BB: 0 P: 6	R: 0 E: 0 K: 1 S: 5	H: 0 LOB: 0 BB: 0 P: 5	R: 0 E: 0 K: 0 S: 4	H: 1 LOB: 2 BB: 1 P: 8	1B: 8 2B: 3 3B: 0 HR: 0	SF: 0 SAC: 1 DP: 0 HBP: 0	WP: 0 PB: 0 SB: 0 CS: 0	PA: 41
PITCHER	IP WLS BF H R ER SO BB IBB HBP BLK WP HR S P ERA WHIP																					
Jack Kralick, L ERA: 3.44	6.1 W 30 9 5 5 2 2 0 0 0 0 0 0 32 40 7.11 1.737																					
Don Lee, R ERA: 2.96	2.2 S 11 2 0 0 1 1 0 0 0 0 0 0 12 16 0.00 1.125																					

Minnesota Twins @ Boston Red Sox
Fenway Park, Boston, MA
Sun Jun 11 1961, 3:38 AM EDT
Att: 18,809 - Unknown - 68 F

AB 37
R 5
H 11
RBI 5
BB 3
SO 3
LOB 18



Batter	1	2	3	4	5	6	7	8	9	AB	R	H	RBI	BB	SO	LOB	TOP					
Dick Howser, R OBP: 0.404, SLG: 0.380 (1, 6)										5	1	3	0	0	1	2	Kansas City Athletics @ Minnesota Twins Metropolitan Stadium, Bloomington, MI Tue Jun 13 1961, 8:05 PM EDT Att: 11,375 - Unknown - 72 F livebaseballscorecards.com					
Jerry Lumpe, L OBP: 0.338, SLG: 0.323 (1, 4)										4	0	1	1	1	1	2						
Gene Stephens, L OBP: 0.316, SLG: 0.256 Wes Covington, L OBP: 0.323, SLG: 0.427 (8, PH) (8, 7)										3	0	0	0	0	2	2						
Hank Bauer, R OBP: 0.316, SLG: 0.386 Stan Johnson, L (8, PH) (8, 9)										3	0	0	0	1	0	4						
Leo Posada, R OBP: 0.374, SLG: 0.556 (8, 8)										4	1	3	2	1	0	3						
Haywood Sullivan, R OBP: 0.386, SLG: 0.457 (1, 2)										4	1	2	0	1	0	1						
Norm Siebern, L OBP: 0.390, SLG: 0.470 (1, 3)										5	0	1	0	0	1	7						
Reno Bertoia, R OBP: 0.337, SLG: 0.297 Gerry Staley, R (8, PH) Jim Rivera, L OBP: 0.286, SLG: 0.667 (9, PH)										3	2	1	0	1	1	2						
Norm Bass, R OBP: 0.083, SLG: 0.043 Bill Kunkel, R (7, 1) Joe Pignatano, R OBP: 0.355, SLG: 0.461 (8, 5)										3	0	1	0	0	2	1						
Inning Stats	R: 1 E: 0 K: 0 S: 6	H: 3 LOB: 3 BB: 1 P: 10	R: 1 E: 0 K: 1 S: 8	H: 3 LOB: 3 BB: 0 P: 9	R: 0 E: 0 K: 2 S: 8	H: 1 LOB: 1 BB: 0 P: 8	R: 0 E: 0 K: 1 S: 6	H: 1 LOB: 0 BB: 0 P: 6	R: 1 E: 0 K: 1 S: 6	H: 2 LOB: 0 BB: 0 P: 6	R: 0 E: 0 K: 2 S: 7	H: 0 LOB: 0 BB: 0 P: 7	R: 0 E: 0 K: 1 S: 5	H: 0 LOB: 2 BB: 2 P: 13	R: 1 E: 0 K: 0 S: 3	H: 1 LOB: 2 BB: 3 P: 15		R: 2 E: 0 K: 1 S: 7	H: 2 LOB: 0 BB: 0 P: 7	1B: 9 2B: 2 3B: 0 HR: 2	SF: 0 SAC: 0 DP: 2 HBP: 1	WP: 1 PB: 0 SB: 0 CS: 0
PITCHER	IP WLS BF H R ER SO BB IBB HBP BLK WP HR S P ERA WHIP																					
Jim Kaat, L ERA: 3.96 Ray Moore, R ERA: 4.13 Chuck Stobbs, L ERA: 5.83 Bill Pleis, L ERA: 4.91 Pedro Ramos, R ERA: 4.5	6.0 1.0 0.1 0.0 1.2	WLS W 1 0 S	BF 29 5 4 6	H 10 0 1 2	R 3 0 1 2	ER 3 0 1 2	SO 7 1 0 1	BB 1 2 0 0	IBB 0 0 0 0	HBP 1 0 0 0	BLK 0 0 0 0	WP 0 1 0 0	HR 1 0 5 0	S 41 13 2 4	P 46 10 10 4	ERA 4.50 0.00 27.00 ∞	WHIP 1.833 2.000 9.000 ∞	10.80	1.200			
Batter	1	2	3	4	5	6	7	8	9	AB	R	H	RBI	BB	SO	LOB	BOTTOM					
Zoilo Versalles, R OBP: 0.321, SLG: 0.405 (1, 6)										4	1	1	0	0	0	3	Kansas City Athletics @ Minnesota Twins Metropolitan Stadium, Bloomington, MI Tue Jun 13 1961, 8:05 PM EDT Att: 11,375 - Unknown - 72 F livebaseballscorecards.com					
Billy Martin, R OBP: 0.283, SLG: 0.492 (1, 4)										4	1	2	4	0	0	0						
Lenny Green, L OBP: 0.389, SLG: 0.412 (8, 7)										3	0	0	1	0	0	1						
Harmon Killebrew, R OBP: 0.449, SLG: 0.663 (1, 5)										4	1	1	1	0	0	0						
Jim Lemon, R OBP: 0.350, SLG: 0.344 Chuck Stobbs, L OBP: 0.429, SLG: 0.500 Bill Pleis, L OBP: 0.500, SLG: 0.500 Pedro Ramos, S OBP: 0.278, SLG: 0.429 (8, 1)										3	0	1	0	0	0	0						
Bob Allison, R OBP: 0.336, SLG: 0.447 (8, 9)										4	1	1	0	0	0	1						
Bill Tuttle, R OBP: 0.301, SLG: 0.311 (8, 8)										4	0	1	1	0	2	1						
Earl Batley, R OBP: 0.376, SLG: 0.404 (1, 2)										2	2	2	0	1	0	0						
Jim Kaat, L OBP: 0.263, SLG: 0.333 Dan Dobbek, L OBP: 0.250, SLG: 0.333 Ray Moore, R (7, 1) Julio Becquer, L OBP: 0.206, SLG: 0.344 (8, 3)										1	0	0	0	0	1	1						
Inning Stats	R: 0 E: 0 K: 0 S: 3	H: 0 LOB: 0 BB: 0 P: 3	R: 0 E: 0 K: 0 S: 3	H: 0 LOB: 0 BB: 0 P: 3	R: 0 E: 0 K: 2 S: 8	H: 1 LOB: 1 BB: 0 P: 8	R: 0 E: 0 K: 0 S: 3	H: 0 LOB: 0 BB: 0 P: 3	R: 0 E: 0 K: 1 S: 5	H: 0 LOB: 0 BB: 0 P: 5	R: 3 E: 0 K: 1 S: 8	H: 3 LOB: 0 BB: 0 P: 8	R: 4 E: 0 K: 0 S: 7	H: 4 LOB: 1 BB: 1 P: 11	R: 1 E: 0 K: 1 S: 6	H: 2 LOB: 2 BB: 0 P: 6		1B: 5 2B: 3 3B: 1 HR: 1	SF: 1 SAC: 0 DP: 0 HBP: 0	WP: 0 PB: 0 SB: 0 CS: 1	PA: 34	
PITCHER	IP WLS BF H R ER SO BB IBB HBP BLK WP HR S P ERA WHIP																					
Norm Bass, R ERA: 3.48 Bill Kunkel, R ERA: 3.65 Gerry Staley, R ERA: 4.71	6.1 0.2 1.0	WLS L 4	BF 27 3 4	H 7 1 2	R 7 0 1	ER 7 0 1	SO 4 0 1	BB 7 0 0	IBB 0 0 0	HBP 0 0 0	BLK 0 0 0	WP 0 0 0	HR 0 3 6	S 34 3 6	P 38 3 6	ERA 9.95 0.00 9.00	WHIP 1.263 1.500 2.000					

Batter	1	2	3	4	5	6	7	8	9	AB	R	H	RBI	BB	SO	LOB	TOP								
Dick Houser, R (1, 6) OBP: 0.408, SLG: 0.382	4-0 FC1-6 BB		0-0 FC4-6 S 1B		0-0 F7		0-0 1-3	0-0 2B G4 1B		4	1	2	1	1	0	2									
Gene Stephens, L (1, 8) OBP: 0.330, SLG: 0.271	0-3 K		4-0 FC4-6 1-2 BB		0-0 P2			1-2 2-H BB		3	1	1	1	2	1	1									
Jerry Lumpe, L (1, 4) OBP: 0.335, SLG: 0.319	0-0 FC1-6 1-2		0-3 K		0-0 F7			1-2 BB G4 2B		5	1	1	1	0	1	4									
Wes Covington, L (1, 7) OBP: 0.307, SLG: 0.404 Hank Bauer, R (8, 9) OBP: 0.316, SLG: 0.386	0-3 K		0-0 FC4-6 1-2 2-3		0-3 K			F9 4-3		5	0	0	0	0	2	6									
Norm Siebern, L (1, 3) OBP: 0.386, SLG: 0.479		0-3 K	0-0 4-3		0-3 K			0-0 1-H 2-H HR	0-3 K	5	1	1	3	0	3	2									
Leo Posada, R (1, 9) OBP: 0.383, SLG: 0.545	4-0 1B BB			0-3 K			0-3 K	4-0 BB BB BB	4-0 E SF9 BB	2	2	0	0	3	2	0									
Joe Pignatano, R (1, 2) OBP: 0.357, SLG: 0.448	0-3 K		0-3 K		4-0 E BB		4-0 BB BB	1-2 BB BB	0-0 E6	3	1	0	0	2	2	2									
Reno Bertoia, R (1, 5) OBP: 0.339, SLG: 0.298	0-0 1-2 1B		0-3 K		0-0 E6		4-0 BB BB	1-2 BB BB	0-0 SF9	3	1	1	1	1	1	1									
Jim Archer, R (1, 1) OBP: 0.056, SLG: 0.056 Jim Rivera, L (7, PH) OBP: 0.250, SLG: 0.571 Jerry Walker, S (7, 1) OBP: 0.364, SLG: 0.381	0-0 1-3		0-0 K		0-3 K		0-0 BB BB	1-2 2-3 BB	0-0 F7	2	0	0	0	0	1	2									
Inning Stats	R: 0 E: 0 K: 2 S: 7	H: 0 LOB: 1 BB: 1 P: 11	R: 0 E: 0 K: 2 S: 8	H: 1 LOB: 2 BB: 1 P: 12	R: 0 E: 0 K: 1 S: 6	H: 1 LOB: 2 BB: 1 P: 10	R: 0 E: 0 K: 3 S: 9	H: 0 LOB: 0 BB: 0 P: 9	R: 0 E: 0 K: 2 S: 5	H: 0 LOB: 0 BB: 0 P: 5	R: 0 E: 0 K: 2 S: 7	H: 0 LOB: 0 BB: 0 P: 7	R: 0 E: 1 K: 2 S: 8	H: 0 LOB: 2 BB: 1 P: 12	R: 8 E: 0 K: 0 S: 8	H: 5 LOB: 1 BB: 4 P: 24	R: 1 E: 1 K: 1 S: 6	H: 0 LOB: 1 BB: 1 P: 10	1B: 5 2B: 1 3B: 0 HR: 1	SF: 1 SAC: 0 DP: 0 HBP: 0	WP: 0 PB: 0 SB: 1 CS: 1	PA: 45			
PITCHER	IP	WLS	BF	H	R	ER	SO	BB	IBB	HBP	BLK	WP	HR	S	P	ERA	WHIP								
Camilo Pascual, R (1, 1) ERA: 3.64	7.1	L	33	4	4	4	13	6	0	0	0	0	1	53	77	4.91	1.364								
Ray Moore, R (8, 1) ERA: 4.95	0.0		2	0	0	0	0	2	0	0	0	0	0	0	8	∞	∞								
Bill Pleis, L (8, 1) ERA: 6.14	0.0		3	3	3	0	0	0	0	0	0	0	0	3	3	∞	∞								
Gerry Arrigo, L (8, 1) ERA: 9.0	1.2		7	0	2	1	1	1	0	0	0	0	0	8	12	5.40	0.600								

Kansas City Athletics @ Minnesota Twins
 Metropolitan Stadium, Bloomington, MI
 Wed Jun 14 1961, 8:05 PM EDT
 Att: 12,697 - Unknown - 66 F

AB	35
R	9
H	7
RBI	9
BB	9
SO	14
LOB	23



Batter	1	2	3	4	5	6	7	8	9	AB	R	H	RBI	BB	SO	LOB	BOTTOM								
Zoilo Versalles, R (1, 6) OBP: 0.317, SLG: 0.399 Julio Becquer, L (7, PH) OBP: 0.229, SLG: 0.364	0-0 5-3		0-0 F8		0-0 6-3		0-0 CS 2-H 1B			3	0	0	0	0	0	1									
Billy Martin, R (1, 4) OBP: 0.297, SLG: 0.492	0-0 2B 1B		0-0 CS-5-4 1-2 1B		0-0 5-3		0-0 6-3 1-2			4	0	2	0	0	0	1									
Harmon Killebrew, R (1, 5) OBP: 0.441, SLG: 0.647	0-0 F9		0-0 FC8-5-4 1-2 2-3		0-0 5-3			0-3 K		4	0	0	0	0	1	3									
Jim Lemon, R (1, 7) OBP: 0.350, SLG: 0.350 Jose Valdivieso, R (8, 6) OBP: 0.156, SLG: 0.186	0-0 1-3 2B			0-3 K		0-0 F8		0-3 K		3	0	1	0	0	1	0									
Bob Allison, R (1, 3) OBP: 0.339, SLG: 0.446	0-0 1-3			0-0 2B 1B		4-0 BB		0-0 5-3		3	1	1	0	1	0	2									
Earl Battey, R (1, 2) OBP: 0.373, SLG: 0.406		0-3 K		0-0 1-H 2B		0-3 K		0-0 F7		4	0	1	1	0	2	1									
Lenny Green, L (1, 8) OBP: 0.386, SLG: 0.409	0-0 8-3 1B		0-0 K		0-0 G3			0-0 4-3		4	0	1	0	0	1	2									
Bill Tuttle, R (1, 9) OBP: 0.306, SLG: 0.311	0-0 8-3 1-2			4-0 IBB				0-0 1B		3	0	1	0	1	0	1									
Camilo Pascual, R (1, 1) OBP: 0.226, SLG: 0.143 Ray Moore, R (8, 1) OBP: 0.500, SLG: 0.500 Gerry Arrigo, L (8, 1) ERA: 5.23	0-0 FC8-5 1B			0-0 6-3				0-0 SH3-4 1-2		2	0	1	0	0	0	2									
Inning Stats	R: 0 E: 0 K: 0 S: 5	H: 2 LOB: 0 BB: 0 P: 5	R: 0 E: 0 K: 1 S: 5	H: 1 LOB: 0 BB: 0 P: 5	R: 0 E: 0 K: 0 S: 4	H: 2 LOB: 1 BB: 0 P: 4	R: 1 E: 0 K: 2 S: 9	H: 2 LOB: 2 BB: 1 P: 13	R: 0 E: 0 K: 0 S: 3	H: 0 LOB: 0 BB: 0 P: 3	R: 0 E: 0 K: 1 S: 5	H: 0 LOB: 1 BB: 1 P: 9	R: 1 E: 0 K: 0 S: 4	H: 2 LOB: 0 BB: 0 P: 4	R: 0 E: 0 K: 2 S: 7	H: 0 LOB: 0 BB: 0 P: 7	R: 0 E: 0 K: 0 S: 3	H: 0 LOB: 0 BB: 0 P: 3	1B: 7 2B: 4 3B: 0 HR: 0	SF: 0 SAC: 1 DP: 2 HBP: 0	WP: 1 PB: 0 SB: 0 CS: 1	PA: 35			
PITCHER	IP	WLS	BF	H	R	ER	SO	BB	IBB	HBP	BLK	WP	HR	S	P	ERA	WHIP								
Jim Archer, L (1, 1) ERA: 3.1	6.0		25	7	1	1	4	1	0	0	0	1	0	31	39	1.50	1.333								
Jerry Walker, R (7, 1) ERA: 5.23	3.0	W	10	2	1	1	2	0	0	0	0	1	0	14	14	3.00	0.667								

Kansas City Athletics @ Minnesota Twins
 Metropolitan Stadium, Bloomington, MI
 Wed Jun 14 1961, 8:05 PM EDT
 Att: 12,697 - Unknown - 66 F

AB	32
R	1
H	9
RBI	2
BB	2
SO	6
LOB	13



Batter	1	2	3	4	5	6	7	8	9	AB	R	H	RBI	BB	SO	LOB	TOP					
Dick Howser, R OBP: 0.407, SLG: 0.380 (1, 6)	F3		K		F8		BB		1B	4	0	1	1	1	1	2						
Jerry Lumpe, L OBP: 0.329, SLG: 0.313 (1, 4)	6-3		F8		5-3		F7			4	0	0	0	0	0	3						
Hank Bauer, R OBP: 0.323, SLG: 0.418 (1, 9)	E5		HR		G3		F9			3	1	1	2	1	0	0						
Leo Posada, R OBP: 0.371, SLG: 0.524 (1, 7)	F9		K		F9		5-3			4	0	0	0	0	1	2						
Joe Pignatano, R OBP: 0.361, SLG: 0.444 (1, 2)					5-3		G3			3	0	1	0	1	0	1						
Norm Siebern, L OBP: 0.382, SLG: 0.474 Haywood Sullivan, R OBP: 0.389, SLG: 0.454 (1, 3) (6, PH) (6, 3)	4-3		K		K		BB		K	2	0	0	0	0	1	1						
Deron Johnson, R OBP: 0.192, SLG: 0.174 (1, 8)	K		F8		1-3				SH1-4	4	1	1	0	0	1	3						
Reno Bertoia, R OBP: 0.339, SLG: 0.299 (1, 5)	4-3				SH5-3		F9		SH1-4	3	0	1	0	0	0	1						
Joe Nuxhall, L OBP: 0.400, SLG: 0.526 Bill Kunkel, R (8, 1) Jerry Walker, S OBP: 0.348, SLG: 0.364 Gerry Staley, R (9, PH) (9, 1)			HR		SH5-3		P3		K	2	1	1	0	0	0	0						
Inning Stats	R: 0 E: 1 K: 0 S: 4	H: 0 LOB: 1 BB: 0 P: 4	R: 0 E: 0 K: 1 S: 6	H: 1 LOB: 1 BB: 0 P: 6	R: 2 E: 0 K: 2 S: 9	H: 2 LOB: 0 BB: 0 P: 9	R: 0 E: 0 K: 1 S: 5	H: 0 LOB: 0 BB: 0 P: 5	R: 0 E: 0 K: 0 S: 4	H: 1 LOB: 1 BB: 0 P: 4	R: 0 E: 0 K: 0 S: 3	H: 0 LOB: 2 BB: 1 P: 11	R: 0 E: 0 K: 1 S: 3	H: 0 LOB: 1 BB: 1 P: 7	R: 0 E: 0 K: 1 S: 5	H: 0 LOB: 1 BB: 1 P: 9	R: 1 E: 0 K: 1 S: 6	H: 2 LOB: 1 BB: 0 P: 6	1B: 4 2B: 1 3B: 0 HR: 1	SF: 0 SAC: 2 DP: 0 HBP: 0	WP: 0 PB: 0 SB: 0 CS: 0	PA: 37
PITCHER Jack Kralick, L ERA: 3.4 (1, 1)	IP: 9.0 WLS: W BF: 37 H: 6 R: 3 ER: 3 SO: 6 BB: 4 IBB: 0 HBP: 0 BLK: 0 WP: 0 HR: 1 S: 45 P: 61 ERA: 3.00 WHIP: 1.111															PITCHER						

Kansas City Athletics @ Minnesota Twins
Metropolitan Stadium, Bloomington, MI
Thu Jun 15 1961, 8:05 PM EDT
Att: 12,476 - Unknown - 65 F

AB	31
R	3
H	6
RBI	3
BB	4
SO	6
LOB	15



Batter	1	2	3	4	5	6	7	8	9	AB	R	H	RBI	BB	SO	LOB	BOTTOM			
Billy Martin, R OBP: 0.279, SLG: 0.463 (1, 4)	F9		F2		F7		F7			4	0	0	0	0	0	1				
Lenny Green, L OBP: 0.388, SLG: 0.416 (1, 8) (9, 7)	P6		FC5-4		2B		4-3			4	0	2	0	0	0	0				
Harmon Killebrew, R OBP: 0.442, SLG: 0.642 (1, 5)	1B		FC5-4		F2		4-3			3	1	1	0	1	0	3				
Jim Lemon, R OBP: 0.353, SLG: 0.350 Julio Becquer, L OBP: 0.229, SLG: 0.364 (9, 3)	1B		2B		F8		BB			3	1	1	0	1	1	2				
Bob Allison, R OBP: 0.338, SLG: 0.447 (1, 3) (9, 9)	5-3		2B				K			4	0	1	3	0	1	3				
Earl Battey, R OBP: 0.381, SLG: 0.410 (1, 2)	F9				FC4-6		G5-4-3		SH3-4	3	1	2	0	1	0	0				
Bill Tuttle, R OBP: 0.300, SLG: 0.304 (1, 9) (9, 8)	L6				F9		G5-4-3		SH3-4	3	0	0	0	0	0	2				
Jose Valdivielso, R OBP: 0.163, SLG: 0.191 (1, 6)	K				FC4-6		F8			4	0	1	1	0	1	1				
Jack Kralick, L OBP: 0.212, SLG: 0.188 (1, 1)			FC5-4		F9		P6			3	1	1	0	0	0	1				
Inning Stats	R: 0 E: 0 K: 0 S: 5	H: 2 LOB: 2 BB: 0 P: 5	R: 0 E: 0 K: 1 S: 5	H: 0 LOB: 0 BB: 0 P: 5	R: 3 E: 0 K: 0 S: 5	H: 3 LOB: 1 BB: 1 P: 9	R: 0 E: 0 K: 0 S: 3	H: 0 LOB: 1 BB: 1 P: 7	R: 0 E: 0 K: 1 S: 5	H: 1 LOB: 0 BB: 0 P: 5	R: 0 E: 0 K: 1 S: 3	H: 0 LOB: 0 BB: 0 P: 3	R: 0 E: 0 K: 1 S: 5	H: 0 LOB: 1 BB: 1 P: 9	R: 1 E: 0 K: 0 S: 3	H: 2 LOB: 1 BB: 0 P: 3	1B: 7 2B: 2 3B: 0 HR: 0	SF: 0 SAC: 1 DP: 1 HBP: 0	WP: 0 PB: 1 SB: 0 CS: 0	PA: 35
PITCHER Joe Nuxhall, L ERA: 3.6 Bill Kunkel, R ERA: 3.58 Gerry Staley, R ERA: 5.06 (1, 1) (8, 1) (9, 1)	IP: 7.1 WLS: L BF: 30 H: 7 R: 3 ER: 3 SO: 2 BB: 3 IBB: 0 HBP: 0 BLK: 0 WP: 0 HR: 0 S: 31 P: 43 ERA: 3.68 WHIP: 1.364															PITCHER				

Kansas City Athletics @ Minnesota Twins
Metropolitan Stadium, Bloomington, MI
Thu Jun 15 1961, 8:05 PM EDT
Att: 12,476 - Unknown - 65 F

AB	31
R	4
H	9
RBI	4
BB	3
SO	3
LOB	13



Batter	1	2	3	4	5	6	7	8	9	AB	R	H	RBI	BB	SO	LOB	TOP			
Bill Tuttle, R OBP: 0.297, SLG: 0.301 (1, 8)	0-3 K		0-0 4-3		0-0 6-3		0-0 1B		0-0 P6	5	0	1	0	0	0	1				
Billy Martin, R OBP: 0.289, SLG: 0.442 (1, 4)	0-0 F9		0-0 2B		0-0 4-3		0-0 F8		0-0 F2	5	0	1	0	0	0	4				
Harmon Killebrew, R OBP: 0.442, SLG: 0.654 (1, 3) (8, 5)	0-0 1B		0-0 6-3		0-3 K		0-0 2B		0-0 1B 2B	4	0	2	0	0	0	1				
Jim Lemon, R OBP: 0.352, SLG: 0.369 (1, 7)	0-0 F9			0-3 K		0-3 K		0-0 F8		4	0	0	0	0	2	2				
Bob Allison, R OBP: 0.350, SLG: 0.448 (1, 9)		4-0 4-3 E BB		4-0 BB		0-0 P6		0-0 2-3 1B		2	0	1	0	2	0	0				
Earl Battey, R OBP: 0.380, SLG: 0.406 (1, 2)	0-3 K		0-0 F8		0-0 1B 1B		0-0 K		0-3 K	4	1	1	0	0	2	4				
Rich Rollins, R OBP: 0.179, SLG: 0.286 (8, PH)		0-0 4-3		0-0 1-3		0-0 1B 1B		0-0 F7		3	0	1	0	0	0	2				
Julio Becquer, L OBP: 0.222, SLG: 0.353 (8, 3)		0-0 2-3				0-0 1B 1B				1	0	0	0	0	0	2				
Jose Valdivielso, R OBP: 0.179, SLG: 0.189 (9, PH)		0-0 F8			0-0 5-3		0-0 1B 1B		0-0 1B	3	0	1	1	0	0	1				
Hai Naragon, L OBP: 0.279, SLG: 0.405 (9, PR)						0-0 2H 1B				1	0	1	0	0	0	0				
Pedro Ramos, S OBP: 0.282, SLG: 0.405 (9, PR)									0-0 1B	0	0	0	0	0	0	0				
Jim Kaat, L OBP: 0.238, SLG: 0.300 (1, 1)			0-0 G3		0-3 K		0-3 K		0-0 F8	2	0	0	0	0	1	0				
Ron Henry, R OBP: 0.231, SLG: 0.174 (7, PH)										1	0	0	0	0	1	2				
Chuck Stobbs, L OBP: 0.429, SLG: 0.500 (7, 1)										0	0	0	0	0	0	0				
Lenny Green, L OBP: 0.383, SLG: 0.409 (9, PH)										1	0	0	0	0	0	1				
Inning Stats	R: 0 E: 0 K: 1 S: 6	H: 1 LOB: 1 BB: 0 P: 6	R: 0 E: 1 K: 1 S: 5	H: 0 LOB: 1 BB: 1 P: 9	R: 0 E: 0 K: 0 S: 4	H: 1 LOB: 1 BB: 0 P: 4	R: 0 E: 0 K: 1 S: 5	H: 0 LOB: 1 BB: 0 P: 9	R: 0 E: 0 K: 2 S: 7	H: 0 LOB: 0 BB: 0 P: 7	R: 1 E: 0 K: 1 S: 9	H: 4 LOB: 3 BB: 0 P: 9	R: 0 E: 0 K: 1 S: 7	H: 2 LOB: 2 BB: 0 P: 7	R: 0 E: 0 K: 0 S: 4	H: 1 LOB: 1 BB: 0 P: 4	1B: 7 2B: 2 3B: 0 HR: 0	SF: 0 SAC: 0 DP: 0 HBP: 0	WP: 0 PB: 0 SB: 0 CS: 0	PA: 38
PITCHER	IP	WLS	BF	H	R	ER	SO	BB	IBB	HBP	BLK	WP	HR	S	P	ERA	WHIP			
Juan Pizarro, L ERA: 2.65 (1, 1)	6.2	W	28	6	1	1	7	2	0	0	0	0	0	40	48	1.35	1.200			
Warren Hacker, R ERA: 2.7 (7, 1)	2.1	S	10	3	0	0	1	0	0	0	0	0	0	12	12	0.00	1.286			

Minnesota Twins @ Chicago White Sox
Comiskey Park, Chicago, IL
Sat Jun 17 1961, 4:33 AM EDT
Att: 9,022 - Unknown

AB 36
R 1
H 9
RBI 1
BB 2
SO 8
LOB 20



Batter	1	2	3	4	5	6	7	8	9	AB	R	H	RBI	BB	SO	LOB	BOTTOM			
Luis Aparicio, R OBP: 0.269, SLG: 0.279 (1, 6)	0-0 1B BB 1B			0-0 F8		0-0 L7		0-0 4-3		5	1	2	0	0	0	0				
Jim Landis, R OBP: 0.342, SLG: 0.443 (1, 8)	0-0 BB SF9 1B		0-0 F9		0-0 BB 2B		0-0 2B		0-0 P3	5	2	3	0	0	0	1				
Minnie Minoso, R OBP: 0.355, SLG: 0.381 (1, 7)	0-0 SF9 1B	1-0 BB		4-0 2B BB		0-0 F8		0-0 E 1B		3	1	2	0	1	0	1				
Roy Sievers, R OBP: 0.404, SLG: 0.575 (1, 3)	4-0 S BB		0-0 F7		0-0 P6		0-3 K		0-0 F9	4	0	0	1	1	1	5				
Al Smith, R OBP: 0.345, SLG: 0.513 (1, 9)	0-0 SF9		0-0 L9		0-0 P4		0-0 2B 2B			3	1	1	1	0	0	2				
Andy Carey, R OBP: 0.329, SLG: 0.381 (1, 5)	0-3 K		0-0 1B		0-0 2B		0-0 FC5 2B			4	0	3	3	0	1	2				
Nellie Fox, L OBP: 0.341, SLG: 0.309 (1, 4)	1-0 HBP		0-3 K		1-0 HBP		0-0 F8			1	0	0	0	0	1	0				
Sammy Esposito, R OBP: 0.298, SLG: 0.268 (6, 4)										1	0	0	0	0	0	1				
Cam Carreon, R OBP: 0.299, SLG: 0.313 (1, 2)	0-3 K			0-0 F8		0-0 F9		4-0 IBB		3	0	0	0	1	1	5				
Sherm Lollar, R OBP: 0.335, SLG: 0.345 (8, 2)										0	0	0	0	0	0	0				
Juan Pizarro, L OBP: 0.200, SLG: 0.222 (1, 1)		0-3 K		0-3 K		0-3 K		0-0 FC5		3	0	0	0	0	3	0				
Warren Hacker, R (7, 1)										1	0	0	0	0	0	2				
Inning Stats	R: 2 E: 0 K: 2 S: 10	H: 3 LOB: 3 BB: 1 P: 15	R: 0 E: 0 K: 1 S: 6	H: 1 LOB: 2 BB: 0 P: 7	R: 0 E: 0 K: 1 S: 5	H: 1 LOB: 0 BB: 0 P: 5	R: 0 E: 0 K: 1 S: 5	H: 0 LOB: 0 BB: 0 P: 5	R: 2 E: 0 K: 0 S: 5	H: 2 LOB: 2 BB: 1 P: 10	R: 0 E: 0 K: 1 S: 6	H: 1 LOB: 0 BB: 0 P: 6	R: 1 E: 0 K: 1 S: 7	H: 2 LOB: 2 BB: 1 P: 11	R: 0 E: 1 K: 0 S: 4	H: 1 LOB: 1 BB: 0 P: 4	1B: 7 2B: 4 3B: 0 HR: 0	SF: 1 SAC: 0 DP: 0 HBP: 3	WP: 0 PB: 0 SB: 1 CS: 0	PA: 40
PITCHER	IP	WLS	BF	H	R	ER	SO	BB	IBB	HBP	BLK	WP	HR	S	P	ERA	WHIP			
Jim Kaat, L ERA: 4.14 (1, 1)	6.0	L	30	8	4	4	6	2	0	3	0	0	0	37	48	6.00	1.667			
Chuck Stobbs, L ERA: 5.74 (7, 1)	2.0		10	3	1	1	1	0	1	0	0	0	0	11	15	4.50	1.500			

Minnesota Twins @ Chicago White Sox
Comiskey Park, Chicago, IL
Sat Jun 17 1961, 4:33 AM EDT
Att: 9,022 - Unknown

AB 33
R 5
H 11
RBI 5
BB 3
SO 7
LOB 19



Batter	1	2	3	4	5	6	7	8	9	AB	R	H	RBI	BB	SO	LOB	TOP								
Dan Dobbek, L OBP: 0.247, SLG: 0.365 (1, 9)										5	1	1	1	0	0	1	Minnesota Twins @ Chicago White Sox Comiskey Park, Chicago, IL Sun Jun 18 1961, 4:33 AM EDT Unknown								
Lenny Green, L OBP: 0.385, SLG: 0.408 (1, 8) (8, 7)										3	1	1	0	1	1	1									
Harmon Killebrew, R OBP: 0.443, SLG: 0.647 (1, 5)										2	0	0	0	2	1	1									
Jim Lemon, R OBP: 0.350, SLG: 0.372 Bill Tuttle, R OBP: 0.297, SLG: 0.301 (1, 7) (8, 8)										4	0	1	1	0	2	1									
Bob Allison, R OBP: 0.348, SLG: 0.454 (1, 3)										4	1	1	0	0	1	2									
Billy Martin, R OBP: 0.280, SLG: 0.444 (1, 4)										4	0	2	1	0	0	3									
Earl Batley, R OBP: 0.373, SLG: 0.397 (1, 2)										4	0	0	0	0	1	4									
Jose Valdivielso, R OBP: 0.183, SLG: 0.193 (1, 6)										4	0	1	0	0	1	1									
Bert Cueto, R Pedro Ramos, S OBP: 0.282, SLG: 0.405 (1, 1) (9, 1)										3	0	0	0	0	1	0									
Inning Stats	R: 0 E: 1 K: 1 S: 5	H: 0 LOB: 1 BB: 1 P: 9	R: 1 E: 0 K: 1 S: 6	H: 2 LOB: 0 BB: 0 P: 6	R: 0 E: 0 K: 1 S: 5	H: 0 LOB: 1 BB: 1 P: 9	R: 0 E: 0 K: 2 S: 8	H: 1 LOB: 1 BB: 0 P: 8	R: 0 E: 0 K: 0 S: 3	H: 0 LOB: 0 BB: 0 P: 3	R: 1 E: 0 K: 0 S: 5	H: 2 LOB: 2 BB: 1 P: 9	R: 1 E: 0 K: 2 S: 8	H: 1 LOB: 0 BB: 0 P: 8	R: 0 E: 1 K: 1 S: 6	H: 0 LOB: 1 BB: 0 P: 6		R: 0 E: 0 K: 0 S: 4	H: 1 LOB: 1 BB: 0 P: 4	1B: 4 2B: 1 3B: 1 HR: 1	SF: 0 SAC: 1 DP: 2 HBP: 0	WP: 0 PB: 0 SB: 0 CS: 0	PA: 37		
PITCHER	IP	WLS	BF	H	R	ER	SO	BB	IBB	HBP	BLK	WP	HR	S	P	ERA	WHIP								
Cal McLish, R ERA: 3.86 Turk Lown, R ERA: 1.6	(1, 1) (8, 1)	7.0 W	29 8	6 1	3 0	3 0	7 1	3 0	0 0	0 0	0 0	0 0	1 0	40 10	52 10	3.86 0.00	1.286 0.500								

AB	33
R	3
H	7
RBI	3
BB	3
SO	8
LOB	14



Batter	1	2	3	4	5	6	7	8	9	AB	R	H	RBI	BB	SO	LOB	BOTTOM								
Luis Aparicio, R OBP: 0.275, SLG: 0.286 (1, 6)										5	1	3	0	0	1	0	Minnesota Twins @ Chicago White Sox Comiskey Park, Chicago, IL Sun Jun 18 1961, 4:33 AM EDT Unknown								
Nellie Fox, L OBP: 0.342, SLG: 0.320 (1, 4)										4	1	1	1	1	0	4									
Minnie Minoso, R OBP: 0.358, SLG: 0.389 (1, 7)										4	0	2	1	0	0	4									
Roy Sievers, R OBP: 0.398, SLG: 0.565 (1, 3)										4	0	0	0	0	0	3									
Jim Landis, R OBP: 0.337, SLG: 0.435 (1, 8)										4	0	0	0	0	1	2									
Al Smith, R OBP: 0.348, SLG: 0.507 (1, 9)										2	0	0	0	1	0	0									
Andy Carey, R OBP: 0.327, SLG: 0.377 (1, 5)										4	1	1	0	0	0	3									
Sherm Lollar, R OBP: 0.341, SLG: 0.348 Al Pizarro, L OBP: 0.275, SLG: 0.239 Cam Carreon, R OBP: 0.299, SLG: 0.313 J.C. Martin, L OBP: 0.266, SLG: 0.314 (1, 2) (7, PR) (8, 2) (9, PH)										2	0	1	0	1	0	0									
Cal McLish, S OBP: 0.174, SLG: 0.182 Floyd Robinson, L OBP: 0.381, SLG: 0.435 Turk Lown, R Billy Goodman, L OBP: 0.323, SLG: 0.429 (1, 1) (7, PH) (8, 1) (9, PH)										2	0	0	0	0	1	1									
Inning Stats	R: 1 E: 0 K: 0 S: 4	H: 2 LOB: 1 BB: 1 P: 8	R: 0 E: 0 K: 0 S: 3	H: 0 LOB: 0 BB: 0 P: 3	R: 0 E: 0 K: 1 S: 5	H: 0 LOB: 0 BB: 0 P: 5	R: 0 E: 0 K: 0 S: 4	H: 1 LOB: 2 BB: 0 P: 5	R: 0 E: 0 K: 1 S: 7	H: 2 LOB: 2 BB: 0 P: 7	R: 0 E: 0 K: 1 S: 5	H: 0 LOB: 1 BB: 1 P: 9	R: 0 E: 0 K: 0 S: 4	H: 1 LOB: 2 BB: 1 P: 8	R: 0 E: 0 K: 0 S: 3	R: 3 E: 0 K: 0 S: 5		H: 3 LOB: 0 BB: 0 P: 5	1B: 6 2B: 1 3B: 0 HR: 2	SF: 0 SAC: 0 DP: 1 HBP: 1	WP: 0 PB: 0 SB: 1 CS: 0	PA: 38			
PITCHER	IP	WLS	BF	H	R	ER	SO	BB	IBB	HBP	BLK	WP	HR	S	P	ERA	WHIP								
Bert Cueto, R ERA: 3.24 Pedro Ramos, R ERA: 4.24	(1, 1) (9, 1)	8.1 L	36 2	8 1	3 1	3 1	3 0	3 0	0 0	0 0	0 0	0 0	1 2	38 2	51 2	3.24 27.00	1.320 3.000								

AB	34
R	4
H	9
RBI	4
BB	3
SO	3
LOB	19



Batter	1	2	3	4	5	6	7	8	9	AB	R	H	RBI	BB	SO	LOB	TOP										
Brooks Robinson, R OBP: 0.372, SLG: 0.399 (1, 5)										5	0	2	1	0	1	2											
Dick Williams, R OBP: 0.238, SLG: 0.365 (1, 7)										5	0	0	0	0	0	3											
Jackie Brandt, R OBP: 0.388, SLG: 0.494 (1, 8)										4	0	1	0	0	0	0											
Jim Gentile, L OBP: 0.397, SLG: 0.554 (1, 3)										4	1	1	0	0	1	1											
Gus Triandos, R OBP: 0.335, SLG: 0.453 (1, 2)										4	1	1	0	0	0	1											
Ron Hansen, R OBP: 0.313, SLG: 0.344 (1, 6)										4	0	0	0	0	0	4											
Earl Robinson, R OBP: 0.254, SLG: 0.279 (1, 9)										4	2	3	3	0	1	0											
Jerry Adair, R OBP: 0.312, SLG: 0.412 (1, 4)										3	0	1	0	1	0	1											
Hal Brown, R OBP: 0.160, SLG: 0.087 (1, 1)										1	0	0	0	0	0	1											
Dave Philley, S OBP: 0.277, SLG: 0.397 (5, PH)										1	0	0	0	0	1	2											
Jack Fisher, R OBP: 0.172, SLG: 0.111 (5, 1)										2	0	0	0	0	1	1											
Inning Stats	R: 0 E: 0 K: 0 S: 3	H: 0 LOB: 0 BB: 0 P: 3	R: 0 E: 0 K: 0 S: 3	H: 0 LOB: 0 BB: 0 P: 3	R: 1 E: 0 K: 0 S: 5	H: 2 LOB: 1 BB: 0 P: 5	R: 0 E: 0 K: 1 S: 5	H: 0 LOB: 0 BB: 0 P: 5	R: 0 E: 0 K: 1 S: 6	H: 1 LOB: 2 BB: 1 P: 10	R: 0 E: 0 K: 0 S: 5	H: 0 LOB: 0 BB: 0 P: 5	R: 0 E: 0 K: 1 S: 5	H: 0 LOB: 0 BB: 0 P: 5	R: 3 E: 1 K: 1 S: 10	H: 5 LOB: 2 BB: 0 P: 10	1B: 7 2B: 1 3B: 0 HR: 1	SF: 0 SAC: 0 DP: 0 HBP: 0	WP: 0 PB: 0 SB: 2 CS: 0	PA: 38							
PITCHER	IP	WLS	BF	H	R	ER	SO	BB	IBB	HBP	BLK	WP	HR	S	P	ERA	WHIP										
Jack Kralick, L ERA: 3.47 (1, 1)	8.1		35	8	4	4	4	1	0	0	0	0	1	42	46	4.32	1.080										
Chuck Stobbs, L ERA: 5.63 (9, 1)	0.2	W	3	1	0	0	1	0	0	0	0	0	0	5	5	0.00	1.500										

Baltimore Orioles @ Minnesota Twins
Metropolitan Stadium, Bloomington, MI
Tue Jun 20 1961, 8:05 PM EDT
Att: 17,851 - Unknown - 72 F

AB 37
R 4
H 9
RBI 4
BB 1
SO 5
LOB 16



Batter	1	2	3	4	5	6	7	8	9	AB	R	H	RBI	BB	SO	LOB	BOTTOM										
Billy Martin, R OBP: 0.270, SLG: 0.425 (1, 4)										3	1	1	0	0	1	0											
Lenny Green, L OBP: 0.376, SLG: 0.397 (1, 8) (9, 7)										4	0	0	0	0	0	2											
Harmon Killebrew, R OBP: 0.491, SLG: 0.663 (1, 5)										4	1	2	2	0	0	1											
Jim Lemon, R OBP: 0.346, SLG: 0.360 (1, 7)										2	1	0	0	2	0	0											
Bill Tuttle, R OBP: 0.299, SLG: 0.303 (9, 8)										0	0	0	0	0	0	0											
Bob Allison, R OBP: 0.355, SLG: 0.470 (1, 3)										4	1	2	0	0	2	2											
Dan Dobbek, L OBP: 0.244, SLG: 0.349 (1, 9)										4	0	0	0	0	1	3											
Earl Batley, R OBP: 0.374, SLG: 0.402 (1, 2)										4	0	2	1	0	0	2											
Jose Valdivielso, R OBP: 0.221, SLG: 0.219 (1, 6)										4	0	1	1	0	1	2											
Jack Kralick, L OBP: 0.222, SLG: 0.200 (1, 1)										3	0	1	0	0	1	3											
Chuck Stobbs, L OBP: 0.429, SLG: 0.500 (9, 1)										0	0	0	0	0	0	0											
Julio Becquer, L OBP: 0.243, SLG: 0.457 (9, PH)										1	1	1	1	0	0	0											
Inning Stats	R: 2 E: 0 K: 1 S: 7	H: 2 LOB: 0 BB: 0 P: 7	R: 0 E: 0 K: 1 S: 6	H: 1 LOB: 1 BB: 0 P: 6	R: 0 E: 0 K: 0 S: 3	H: 0 LOB: 0 BB: 0 P: 3	R: 1 E: 0 K: 0 S: 5	H: 2 LOB: 2 BB: 1 P: 9	R: 0 E: 0 K: 2 S: 8	H: 1 LOB: 1 BB: 1 P: 12	R: 0 E: 0 K: 1 S: 5	H: 0 LOB: 0 BB: 0 P: 5	R: 0 E: 0 K: 0 S: 4	H: 1 LOB: 1 BB: 0 P: 4	R: 1 E: 0 K: 1 S: 7	H: 2 LOB: 1 BB: 0 P: 7	R: 1 E: 0 K: 0 S: 1	H: 1 LOB: 0 BB: 0 P: 1	1B: 7 2B: 1 3B: 0 HR: 2	SF: 0 SAC: 1 DP: 0 HBP: 0	WP: 0 PB: 0 SB: 0 CS: 0	PA: 36					
PITCHER	IP	WLS	BF	H	R	ER	SO	BB	IBB	HBP	BLK	WP	HR	S	P	ERA	WHIP										
Hal Brown, R ERA: 3.26 (1, 1)	4.0		18	5	3	3	2	1	0	0	0	0	1	21	25	6.75	1.500										
Jack Fisher, R ERA: 4.64 (5, 1)	4.0	L	18	5	2	2	4	1	0	0	0	0	1	25	29	4.50	1.500										

Baltimore Orioles @ Minnesota Twins
Metropolitan Stadium, Bloomington, MI
Tue Jun 20 1961, 8:05 PM EDT
Att: 17,851 - Unknown - 72 F

AB 33
R 5
H 10
RBI 5
BB 2
SO 6
LOB 15



Batter	1	2	3	4	5	6	7	8	9	AB	R	H	RBI	BB	SO	LOB	TOP					
Brooks Robinson, R OBP: 0.375, SLG: 0.405	F8		FC1-6 1B			F9		6-3		5	0	2	0	0	0	1						
Dick Williams, R OBP: 0.241, SLG: 0.358			FC1-6							4	1	0	0	1	1	3						
Russ Snyder, L OBP: 0.307, SLG: 0.336	1B BB		1-2							0	1	0	0	0	0	0						
Jackie Brandt, R OBP: 0.399, SLG: 0.494	1B 1-2		F7							4	3	3	0	1	0	1						
Jim Gentile, L OBP: 0.402, SLG: 0.565	1B 1-3 2H		K							5	1	2	1	0	2	6						
Gus Triandos, R OBP: 0.342, SLG: 0.474	1-2 3H 1B									5	1	3	5	0	1	0						
Earl Robinson, R OBP: 0.284, SLG: 0.292	G6-4-3									4	1	1	0	1	1	4						
Ron Hansen, R OBP: 0.308, SLG: 0.335										5	0	0	0	0	2	6						
Jerry Adair, R OBP: 0.311, SLG: 0.400			3-1							2	0	0	0	2	1	0						
Mitt Pappas, R OBP: 0.059, SLG: 0.118			K							3	0	0	1	0	1	1						
Inning Stats	R: 2 E: 0 K: 0 S: 5	H: 3 LOB: 1 BB: 1 P: 9	R: 0 E: 0 K: 1 S: 5	H: 0 LOB: 0 BB: 0 P: 5	R: 0 E: 0 K: 1 S: 6	H: 1 LOB: 1 BB: 0 P: 6	R: 0 E: 0 K: 3 S: 9	H: 0 LOB: 0 BB: 0 P: 9	R: 0 E: 0 K: 1 S: 6	H: 1 LOB: 1 BB: 2 P: 14	R: 2 E: 2 K: 1 S: 7	H: 1 LOB: 1 BB: 1 P: 11	R: 2 E: 0 K: 0 S: 5	H: 3 LOB: 1 BB: 1 P: 9	R: 0 E: 0 K: 1 S: 5	H: 0 LOB: 0 BB: 0 P: 5	R: 2 E: 1 K: 1 S: 8	H: 2 LOB: 2 BB: 0 P: 8	1B: 7 2B: 4 3B: 0 HR: 0	SF: 0 SAC: 1 DP: 2 HBP: 0	WP: 0 PB: 0 CS: 0	PA: 43
PITCHER	IP	WLS	BF	H	R	ER	SO	BB	IBB	HBP	BLK	WP	HR	S	P	ERA	WHIP					
Jim Kaat, L ERA: 4.24	(1, 1)	7.0	L	34	9	6	4	7	5	0	0	0	0	43	63	5.14	2.000					
Danny McDevitt, L ERA: 6.75	(8, 1)	2.0		9	2	2	1	2	0	0	0	0	0	13	13	4.50	1.000					

Baltimore Orioles @ Minnesota Twins
Metropolitan Stadium, Bloomington, MI
Thu Jun 22 1961, 4:33 AM EDT
Att: 10,397 - Unknown - 68 F

AB 37
R 8
H 11
RBI 7
BB 5
SO 9
LOB 22



Batter	1	2	3	4	5	6	7	8	9	AB	R	H	RBI	BB	SO	LOB	BOTTOM						
Zoilo Versalles, R OBP: 0.323, SLG: 0.404	6-3		WP 1B						1-3	5	1	3	0	0	0	0							
Lenny Green, L OBP: 0.389, SLG: 0.392	3-1		P5							4	0	0	0	0	0	5							
Harmon Killebrew, R OBP: 0.497, SLG: 0.695										3	0	2	2	1	1	1							
Jim Lemon, R OBP: 0.347, SLG: 0.371										4	0	1	0	0	2	4							
Danny McDevitt, L ERA: 6.75	P4		K							0	0	0	0	0	0	0							
Bob Allison, R OBP: 0.356, SLG: 0.462										2	0	0	0	2	0	0							
Dan Dobbek, L OBP: 0.245, SLG: 0.356										3	0	0	0	1	0	3							
Billy Martin, R OBP: 0.288, SLG: 0.404										3	0	0	0	0	1	2							
Earl Batley, R OBP: 0.365, SLG: 0.391										4	1	1	0	0	0	2							
Jim Kaat, L OBP: 0.261, SLG: 0.318										2	0	1	0	0	1	0							
Julio Becquer, L OBP: 0.225, SLG: 0.421			K							2	0	0	0	0	0	1							
Inning Stats	R: 0 E: 0 K: 0 S: 4	H: 1 LOB: 1 BB: 0 P: 4	R: 0 E: 0 K: 2 S: 8	H: 0 LOB: 1 BB: 1 P: 7	R: 0 E: 0 K: 0 S: 3	H: 0 LOB: 1 BB: 1 P: 7	R: 0 E: 0 K: 1 S: 6	H: 2 LOB: 1 BB: 0 P: 6	R: 0 E: 0 K: 1 S: 5	H: 1 LOB: 1 BB: 1 P: 9	R: 2 E: 0 K: 1 S: 8	H: 3 LOB: 1 BB: 0 P: 8	R: 0 E: 0 K: 0 S: 3	H: 0 LOB: 0 BB: 0 P: 3	R: 0 E: 0 K: 0 S: 3	H: 0 LOB: 0 BB: 0 P: 3	1B: 6 2B: 2 3B: 0 HR: 0	SF: 0 SAC: 1 DP: 1 HBP: 0	WP: 1 PB: 0 SB: 0 CS: 0	PA: 37			
PITCHER	IP	WLS	BF	H	R	ER	SO	BB	IBB	HBP	BLK	WP	HR	S	P	ERA	WHIP						
Mitt Pappas, R ERA: 4.62	(1, 1)	9.0	W	37	8	2	2	5	4	0	0	0	1	0	43	59	2.00	1.333					

Baltimore Orioles @ Minnesota Twins
Metropolitan Stadium, Bloomington, MI
Thu Jun 22 1961, 4:33 AM EDT
Att: 10,397 - Unknown - 68 F

AB 32
R 2
H 8
RBI 2
BB 4
SO 5
LOB 18



Batter	1	2	3	4	5	6	7	8	9	AB	R	H	RBI	BB	SO	LOB	TOP			
Bobby Richardson, R OBP: 0.264, SLG: 0.293 (1,4)										4	0	1	0	0	0	2				
Tony Kubek, L OBP: 0.339, SLG: 0.425 (1,6)										4	0	0	0	0	0	1				
Roger Maris, L OBP: 0.351, SLG: 0.615 (1,9)										4	0	0	0	0	1	1				
Mickey Mantle, S OBP: 0.435, SLG: 0.661 (1,8)										4	0	2	0	0	2	1				
Yogi Berra, L OBP: 0.339, SLG: 0.514 (1,7)										4	0	1	0	0	2	2				
Bill Skowron, R OBP: 0.312, SLG: 0.485 (1,3)										4	0	1	0	0	0	2				
Elston Howard, R OBP: 0.382, SLG: 0.436 (1,2)										3	0	0	0	0	1	1				
Billy Gardner, R OBP: 0.287, SLG: 0.314 (1,5)										3	0	1	0	0	1	1				
Bob Turley, R OBP: 0.100, SLG: 0.105 (8, PH)										1	0	0	0	0	1	0				
Earl Torgeson, L OBP: 0.227, SLG: 0.059 (8, PH)										0	0	0	0	1	0	0				
Hal Reniff, R (8, 1)										0	0	0	0	0	0	0				
Inning Stats	R: 0 E: 0 K: 2 S: 8	H: 1 LOB: 1 BB: 0 P: 8	R: 0 E: 0 K: 1 S: 6	H: 1 LOB: 1 BB: 0 P: 6	R: 0 E: 0 K: 1 S: 5	H: 0 LOB: 0 BB: 0 P: 5	R: 0 E: 0 K: 0 S: 4	H: 1 LOB: 1 BB: 0 P: 4	R: 0 E: 0 K: 1 S: 6	H: 1 LOB: 1 BB: 0 P: 6	R: 0 E: 0 K: 1 S: 5	H: 0 LOB: 0 BB: 0 P: 5	R: 0 E: 0 K: 1 S: 2	H: 0 LOB: 0 BB: 1 P: 6	R: 0 E: 0 K: 1 S: 6	H: 1 LOB: 1 BB: 0 P: 6	1B: 5 2B: 2 3B: 0 HR: 0	SF: 0 SAC: 1 DP: 1 HBP: 0	WP: 1 PB: 1 CS: 0	PA: 33
PITCHER Camilo Pascual, R ERA: 3.7 (1, 1)	IP: 9.0 WLS: W BF: 33 H: 6 R: 0 ER: 0 SO: 8 BB: 1 IBB: 0 HBP: 0 BLK: 0 WP: 1 HR: 0 S: 48 P: 52 ERA: 0.00 WHIP: 0.778															PITCHER				

New York Yankees @ Minnesota Twins
Metropolitan Stadium, Bloomington, MI
Fri Jun 23 1961, 8:05 PM EDT
Att: 30,940 - Unknown - 64 F

AB 31
R 0
H 6
RBI 0
BB 1
SO 8
LOB 11

Batter	1	2	3	4	5	6	7	8	9	AB	R	H	RBI	BB	SO	LOB	BOTTOM			
Zoilo Versalles, R OBP: 0.326, SLG: 0.410 (1,6)										4	1	2	0	0	1	1				
Bill Tuttle, R OBP: 0.298, SLG: 0.302 (1,8)										4	1	1	0	0	0	3				
Harmon Killebrew, R OBP: 0.462, SLG: 0.716 (1,5)										4	1	3	4	0	0	1				
Jim Lemon, R OBP: 0.345, SLG: 0.368 (1,7)										4	0	1	0	0	0	2				
Julio Becquer, L OBP: 0.225, SLG: 0.421 (8, 3)										0	0	0	0	0	0	0				
Bob Allison, R OBP: 0.351, SLG: 0.453 (8, 9)										4	0	0	0	0	0	1				
Dan Dobbek, L OBP: 0.255, SLG: 0.348 (8, 7)										2	0	0	0	2	0	0				
Earl Batley, R OBP: 0.363, SLG: 0.388 (1, 2)										4	0	1	0	0	1	2				
Jose Valdivielso, R OBP: 0.213, SLG: 0.211 (1, 4)										3	0	0	0	0	0	4				
Camilo Pascual, R OBP: 0.222, SLG: 0.182 (1, 1)										3	1	1	0	0	0	2				
Inning Stats	R: 1 E: 0 K: 0 S: 4	H: 2 LOB: 0 BB: 0 P: 4	R: 0 E: 0 K: 0 S: 4	H: 1 LOB: 1 BB: 1 P: 8	R: 2 E: 0 K: 0 S: 5	H: 2 LOB: 0 BB: 0 P: 5	R: 0 E: 0 K: 0 S: 3	H: 0 LOB: 0 BB: 0 P: 3	R: 0 E: 0 K: 0 S: 4	H: 1 LOB: 1 BB: 0 P: 4	R: 0 E: 0 K: 1 S: 6	H: 1 LOB: 2 BB: 1 P: 10	R: 1 E: 0 K: 1 S: 7	H: 2 LOB: 1 BB: 0 P: 7	R: 0 E: 0 K: 0 S: 3	H: 0 LOB: 0 BB: 0 P: 3	1B: 5 2B: 3 3B: 0 HR: 1	SF: 0 SAC: 0 DP: 1 HBP: 0	WP: 0 PB: 0 CS: 0	PA: 34
PITCHER Bob Turley, R ERA: 5.55 (1, 1)	IP: 7.0 WLS: L BF: 31 H: 9 R: 4 ER: 4 SO: 2 BB: 2 IBB: 0 HBP: 0 BLK: 0 WP: 0 HR: 1 S: 33 P: 41 ERA: 5.14 WHIP: 1.571															PITCHER				
Hal Reniff, R (8, 1)	IP: 1.0 WLS: L BF: 3 H: 0 R: 0 ER: 0 SO: 0 BB: 0 IBB: 0 HBP: 0 BLK: 0 WP: 0 HR: 0 S: 3 P: 3 ERA: 0.00 WHIP: 0.000															PITCHER				

New York Yankees @ Minnesota Twins
Metropolitan Stadium, Bloomington, MI
Fri Jun 23 1961, 8:05 PM EDT
Att: 30,940 - Unknown - 64 F

AB 32
R 4
H 9
RBI 4
BB 2
SO 2
LOB 16

Batter	1	2	3	4	5	6	7	8	9	AB	R	H	RBI	BB	SO	LOB	TOP					
Bobby Richardson, R OBP: 0.266, SLG: 0.295 (1, 4)										5	2	2	1	0	0	1						
Tony Kubek, L OBP: 0.340, SLG: 0.424 (1, 6)										5	0	2	0	0	0	1						
Roger Maris, L OBP: 0.358, SLG: 0.618 (1, 9)										2	2	1	1	2	0	0						
Mickey Mantle, S OBP: 0.434, SLG: 0.654 Jack Reed, R (8, 8)										4	1	1	1	1	1	6						
Yogi Berra, L OBP: 0.335, SLG: 0.508 (1, 7)										4	1	1	2	0	0	4						
Bill Skowron, R OBP: 0.310, SLG: 0.491 (1, 3)										5	1	1	2	0	2	3						
Johnny Blanchard, L OBP: 0.392, SLG: 0.595 Elston Howard, R OBP: 0.386, SLG: 0.460 (9, PH) (9, 2)										3	1	2	2	1	1	0						
Billy Gardner, R OBP: 0.285, SLG: 0.317 (1, 5)										5	1	1	0	0	2	2						
Rollie Sheldon, R OBP: 0.143, SLG: 0.100 Jim Coates, R OBP: 0.176, SLG: 0.067 Luis Arroyo, L OBP: 0.182, SLG: 0.273 (6, 1) (8, 1)										3	0	0	0	0	1	2						
Inning Stats	R: 2 E: 1 K: 0 S: 5	H: 2 LOB: 0 BB: 0 P: 5	R: 3 E: 0 K: 1 S: 10	H: 5 LOB: 3 BB: 1 P: 14	R: 0 E: 0 K: 2 S: 7	H: 0 LOB: 0 BB: 0 P: 7	R: 0 E: 0 K: 1 S: 5	H: 0 LOB: 0 BB: 0 P: 5	R: 3 E: 1 K: 1 S: 7	H: 2 LOB: 1 BB: 2 P: 15	R: 1 E: 2 K: 1 S: 7	H: 1 LOB: 2 BB: 0 P: 8	R: 0 E: 0 K: 1 S: 5	H: 0 LOB: 1 BB: 1 P: 9	R: 0 E: 0 K: 0 S: 4	H: 1 LOB: 1 BB: 0 P: 4	R: 1 E: 0 K: 1 S: 6	H: 1 LOB: 0 BB: 0 P: 6	1B: 7 2B: 2 3B: 0 HR: 3	SF: 1 SAC: 1 DP: 0 HBP: 1	WP: 0 PB: 0 CS: 0	PA: 45
PITCHER	IP WLS BF H R ER SO BB IBB HBP BLK WP HR S P ERA WHIP																					
Bert Cueto, R ERA: 8.1 (1, 1)	1.0 L 8 5 5 4 0 0 0 0 0 0 0 2 8 8 36.00 5.000																					
Bill Plets, L ERA: 7.5 (2, 1)	3.0 15 3 3 3 4 3 0 0 0 0 0 20 32 9.00 2.000																					
Don Lee, R ERA: 2.76 (5, 1)	2.0 0 2 1 0 2 0 0 0 1 0 0 0 13 14 0.00 1.000																					
Danny McDevitt, L ERA: 6.05 (7, 1)	2.0 8 1 0 0 1 1 0 0 0 0 0 9 13 0.00 1.000																					
Chuck Stobbs, L ERA: 6.55 (9, 1)	1.0 4 1 1 1 1 0 0 0 0 0 0 1 6 6 9.00 1.000																					
Batter	1	2	3	4	5	6	7	8	9	AB	R	H	RBI	BB	SO	LOB	BOTTOM					
Zoilo Versalles, R OBP: 0.319, SLG: 0.401 (1, 6)										5	0	0	0	0	0	2						
Bill Tuttle, R OBP: 0.289, SLG: 0.292 (1, 8)										5	0	0	0	0	0	2						
Harmon Killebrew, R OBP: 0.461, SLG: 0.728 (1, 5)										5	1	2	1	0	2	0						
Jim Lemon, R OBP: 0.351, SLG: 0.410 (1, 7)										5	3	3	2	0	0	1						
Bob Allison, R OBP: 0.348, SLG: 0.445 (1, 3)										4	1	0	0	0	0	1						
Dan Dobbek, L OBP: 0.284, SLG: 0.340 (1, 9)										2	2	0	0	2	0	0						
Earl Batley, R OBP: 0.374, SLG: 0.412 (1, 2)										3	0	3	3	1	0	0						
Jose Valdivielso, R OBP: 0.268, SLG: 0.205 Lenny Green, L OBP: 0.371, SLG: 0.392 Rich Rollins, R OBP: 0.286, SLG: 0.286 Billy Martin, R OBP: 0.276, SLG: 0.411 (6, PH) (7, 4) (8, PH) (9, 4)										2	0	0	0	0	0	2						
Bert Cueto, R Bill Plets, L Don Lee, R Julio Becquer, L Danny McDevitt, L Ron Henry, R Chuck Stobbs, L (1, 1) (2, 1) (5, 1) (6, PH) (7, 1) (8, PH) (9, 1)										0	0	0	0	0	0	0						
Inning Stats	R: 0 E: 0 K: 0 S: 3	H: 0 LOB: 0 BB: 0 P: 3	R: 1 E: 0 K: 0 S: 4	H: 1 LOB: 1 BB: 1 P: 8	R: 0 E: 0 K: 1 S: 5	H: 0 LOB: 0 BB: 0 P: 5	R: 2 E: 0 K: 0 S: 6	H: 3 LOB: 1 BB: 0 P: 6	R: 0 E: 0 K: 1 S: 5	H: 0 LOB: 0 BB: 0 P: 5	R: 2 E: 0 K: 1 S: 7	H: 2 LOB: 2 BB: 2 P: 15	R: 0 E: 0 K: 0 S: 4	H: 1 LOB: 1 BB: 0 P: 4	R: 2 E: 0 K: 0 S: 5	H: 2 LOB: 2 BB: 1 P: 10	R: 0 E: 0 K: 1 S: 5	H: 0 LOB: 0 BB: 0 P: 5	1B: 2 2B: 3 3B: 1 HR: 3	SF: 0 SAC: 0 DP: 0 HBP: 1	WP: 0 PB: 0 CS: 0	PA: 41
PITCHER	IP WLS BF H R ER SO BB IBB HBP BLK WP HR S P ERA WHIP																					
Rollie Sheldon, R ERA: 3.06 (6, 1)	1.1 8 1 2 2 0 2 0 0 1 0 0 0 5 14 13.50 2.250																					
Jim Coates, R ERA: 3.92 (8, 1)	2.0 S 8 2 0 0 1 0 0 0 0 0 0 10 10 0.00 1.000																					

New York Yankees @ Minnesota Twins
Metropolitan Stadium, Bloomington, MI
Sat Jun 24 1961, 4:33 AM EDT
Att: 35,199 - Unknown - 73 F

AB 38
R 10
H 12
RBI 10
BB 4
SO 8
LOB 19



New York Yankees @ Minnesota Twins
Metropolitan Stadium, Bloomington, MI
Sat Jun 24 1961, 4:33 AM EDT
Att: 35,199 - Unknown - 73 F

AB 36
R 7
H 9
RBI 7
BB 4
SO 4
LOB 12



Batter	1	2	3	4	5	6	7	8	9	AB	R	H	RBI	BB	SO	LOB	TOP					
Bobby Richardson, R OBP: 0.269, SLG: 0.297 (1,4)	F8		6-3		F9		E5 2B			5	1	2	0	0	0	1						
Tony Kubek, L OBP: 0.338, SLG: 0.420 (1,6)	F8			BB 1B		1-3	1-3	5-3		5	1	1	0	0	0	2						
Roger Maris, L OBP: 0.362, SLG: 0.618 (1,9)	G3			BB 1B		4-0 1B	BB HR	BB 2B	3-1	3	2	1	1	2	0	0						
Mickey Mantle, S OBP: 0.434, SLG: 0.647 (1,8)		P3			F9		HR 1B	BB 1B	5-3	4	2	1	0	1	0	2						
Elston Howard, R OBP: 0.393, SLG: 0.481 (1,2)	6-3			L3 1B		HR 1B	1B	BB	6-3	4	1	2	4	1	0	0						
Bill Skowron, R OBP: 0.309, SLG: 0.487 (1,3)	F8			L3 1B		1-3 2-H	HR	BB		4	0	1	2	0	0	2						
Bob Cerv, R OBP: 0.263, SLG: 0.402 (1,7)			HR		5-3		1B	K		4	1	2	1	0	1	2						
Billy Gardner, R OBP: 0.278, SLG: 0.309 (1,5)			4-3		F8	F7		1-3		4	0	0	0	0	0	1						
Bill Stafford, R OBP: 0.269, SLG: 0.182 (1,1)			K					P3	F7	4	0	1	0	0	1	0						
Jim Coates, R OBP: 0.176, SLG: 0.067 (9,1)										0	0	0	0	0	0	0						
Inning Stats	R: 0 E: 0 K: 0 S: 3	H: 0 LOB: 0 BB: 0 P: 3	R: 0 E: 0 K: 0 S: 3	H: 0 LOB: 0 BB: 0 P: 3	R: 1 E: 0 K: 1 S: 6	H: 1 LOB: 0 BB: 0 P: 6	R: 1 E: 0 K: 0 S: 4	H: 2 LOB: 1 BB: 1 P: 8	R: 0 E: 0 K: 0 S: 4	H: 1 LOB: 1 BB: 0 P: 4	R: 3 E: 0 K: 0 S: 6	H: 3 LOB: 1 BB: 1 P: 10	R: 3 E: 1 K: 1 S: 8	H: 3 LOB: 2 BB: 2 P: 16	R: 0 E: 0 K: 0 S: 4	H: 1 LOB: 1 BB: 0 P: 4	R: 0 E: 0 K: 0 S: 3	H: 0 LOB: 0 BB: 0 P: 3	1B: 8 2B: 2 3B: 0 HR: 2	SF: 0 SAC: 0 DP: 1 HBP: 0	WP: 0 PB: 0 SB: 0 CS: 0	PA: 41
PITCHER	IP	WLS	BF	H	R	ER	SO	BB	IBB	HBP	BLK	WP	HR	S	P	ERA	WHIP					
Jack Kralick, L ERA: 3.89 (1,1)	6.2	L	32	9	8	8	1	4	0	0	0	0	2	30	46	10.80	1.950					
Danny McDevitt, L ERA: 5.95 (7,1)	0.1		2	1	0	0	1	0	0	0	0	0	0	4	4	0.00	3.000					
Don Lee, R ERA: 2.59 (8,1)	2.0		7	1	0	0	0	0	0	0	0	0	0	7	7	0.00	0.500					

New York Yankees @ Minnesota Twins
Metropolitan Stadium, Bloomington, MI
Sun Jun 25 1961, 4:33 AM EDT
Att: 35,152 - Unknown - 74 F

AB	37
R	8
H	11
RBI	8
BB	4
SO	2
LOB	10



Batter	1	2	3	4	5	6	7	8	9	AB	R	H	RBI	BB	SO	LOB	BOTTOM					
Zoilo Versalles, R OBP: 0.317, SLG: 0.401 (1,6)	F8		1-3		FC3-6		G5-3			5	0	1	1	0	0	3						
Billy Martin, R OBP: 0.272, SLG: 0.394 (1,4)	E5 E		HR BB		F5		F2		F3	4	2	0	0	1	0	3						
Harmon Killebrew, R OBP: 0.463, SLG: 0.738 (1,5)	E7 2-H		HR		4-3			FC6-4 BB	L6	4	1	2	2	1	0	2						
Jim Lemon, R OBP: 0.349, SLG: 0.404 (1,7)	K		HBP				F7		FC6-4 1B	3	0	0	0	0	1	2						
Bob Allison, R OBP: 0.350, SLG: 0.444 (1,3)	F7		F7				1B BB		1B	3	0	1	0	1	0	2						
Dan Dobbek, L OBP: 0.273, SLG: 0.347 (1,9)		2-3			CS 1B		G5-4-3 1B		F9	4	0	2	0	0	0	2						
Earl Batley, R OBP: 0.368, SLG: 0.404 (1,2)		K			F5		G5-4-3 1B		F8	4	0	0	0	0	1	5						
Bill Tuttle, R OBP: 0.288, SLG: 0.291 (1,8)		F3			5-3				K	4	0	1	0	0	1	0						
Jack Kralick, L OBP: 0.237, SLG: 0.216 (1,1)					1-3					2	0	1	0	0	0	0						
Danny McDevitt, L OBP: 0.373, SLG: 0.394 (7,1)							FC3-6			0	0	0	0	0	0	0						
Lenny Green, L OBP: 0.373, SLG: 0.394 (7,PH)										1	0	1	0	0	0	0						
Don Lee, R OBP: 0.338, SLG: 0.475 (8,PH)										0	0	0	0	0	0	0						
Julio Becquer, L OBP: 0.238, SLG: 0.475 (9,PH)										1	1	1	0	0	0	0						
Inning Stats	R: 1 E: 2 K: 1 S: 7	H: 1 LOB: 1 BB: 0 P: 7	R: 0 E: 0 K: 1 S: 5	H: 0 LOB: 0 BB: 0 P: 5	R: 2 E: 0 K: 0 S: 4	H: 1 LOB: 1 BB: 1 P: 9	R: 0 E: 0 K: 0 S: 3	H: 1 LOB: 0 BB: 0 P: 3	R: 0 E: 0 K: 0 S: 4	H: 1 LOB: 1 BB: 0 P: 4	R: 0 E: 0 K: 0 S: 3	H: 1 LOB: 1 BB: 1 P: 7	R: 0 E: 0 K: 0 S: 4	H: 2 LOB: 1 BB: 0 P: 4	R: 0 E: 0 K: 0 S: 4	H: 1 LOB: 2 BB: 1 P: 8	R: 1 E: 0 K: 1 S: 7	H: 2 LOB: 1 BB: 0 P: 7	1B: 7 2B: 1 3B: 1 HR: 1	SF: 0 SAC: 0 DP: 2 HBP: 1	WP: 0 PB: 0 SB: 0 CS: 1	PA: 39
PITCHER	IP	WLS	BF	H	R	ER	SO	BB	IBB	HBP	BLK	WP	HR	S	P	ERA	WHIP					
Bill Stafford, R ERA: 2.55 (1,1)	8.1	W	37	10	4	3	3	3	0	1	0	0	1	39	52	3.24	1.560					
Jim Coates, R ERA: 3.98 (9,1)	0.2	S	2	0	0	0	0	0	0	0	0	0	0	2	2	0.00	0.000					

New York Yankees @ Minnesota Twins
Metropolitan Stadium, Bloomington, MI
Sun Jun 25 1961, 4:33 AM EDT
Att: 35,152 - Unknown - 74 F

AB	35
R	4
H	10
RBI	3
BB	3
SO	3
LOB	19




Batter	1	2	3	4	5	6	7	8	9	AB	R	H	RBI	BB	SO	LOB	TOP																					
Chuck Schilling, R OBP: 0.341, SLG: 0.318 (1, 4)	4-0 BB		5-3 1-2			G3-6-1 1B		F2		4	0	1	0	1	1	4	Boston Red Sox @ Minnesota Twins Metropolitan Stadium, Bloomington, MI Tue Jun 27 1961, 8:05 PM EDT Unknown - 91 F																					
Carroll Hardy, R OBP: 0.338, SLG: 0.382 (1, 8)	4-3		3-1			G3-6-1 1B		F9		5	0	0	0	0	0	7																						
Carl Yastrzemski, L OBP: 0.282, SLG: 0.366 (1, 7)	K		F9			4-3		F7		5	0	0	0	0	1	3																						
Jackie Jensen, R OBP: 0.344, SLG: 0.378 (1, 9)	FC6-4 BB					K		F8		3	1	0	0	2	1	1																						
Frank Matzone, R OBP: 0.273, SLG: 0.319 (1, 5)	FC6-4					BB 1B		F8		5	1	2	0	0	0	3																						
Jim Paglaroni, R OBP: 0.333, SLG: 0.412 (1, 2)						BB 1B				3	1	1	1	2	0	0																						
Vic Wertz, L OBP: 0.286, SLG: 0.452 Pete Runnels, L OBP: 0.345, SLG: 0.370 (8, PR) (8, 3)	K					F7				3	1	1	1	1	2	2																						
Don Buddin, R OBP: 0.420, SLG: 0.432 (1, 6)	4-3					L6				4	0	2	2	0	0	2																						
Galen Cisco, R OBP: 0.286, SLG: 0.167 Mike Fomiele, R OBP: 0.056, SLG: 0.056 (7, 1)						3-1 WP BB				2	0	1	0	1	1	1																						
Inning Stats	R: 0 E: 0 K: 1 S: 5	H: 0 LOB: 2 BB: 2 P: 13	R: 0 E: 0 K: 1 S: 5	H: 0 LOB: 0 BB: 0 P: 5	R: 0 E: 0 K: 0 S: 3	H: 0 LOB: 1 BB: 1 P: 7	R: 0 E: 0 K: 1 S: 6	H: 1 LOB: 2 BB: 1 P: 10	R: 0 E: 0 K: 0 S: 4	H: 2 LOB: 1 BB: 0 P: 4	R: 4 E: 0 K: 2 S: 11	H: 4 LOB: 1 BB: 1 P: 15	R: 0 E: 0 K: 0 S: 3	H: 0 LOB: 0 BB: 0 P: 3	R: 0 E: 0 K: 0 S: 5	H: 2 LOB: 2 BB: 1 P: 9		R: 0 E: 1 K: 0 S: 4	H: 0 LOB: 2 BB: 1 P: 8	1B: 8 2B: 1 3B: 0 HR: 0	SF: 0 SAC: 0 DP: 1 HBP: 0	WP: 1 PB: 0 SB: 0 CS: 0	PA: 43															
PITCHER	IP	WLS	BF	H	R	ER	SO	BB	IBB	HBP	BLK	WP	HR	S	P	ERA	WHIP	PITCHER				IP	WLS	BF	H	R	ER	SO	BB	IBB	HBP	BLK	WP	HR	S	P	ERA	WHIP
Jim Kaat, L ERA: 4.42 (1, 1)	5.0		25	6	4	4	3	5	0	0	0	1	0	26	46	7.20	2.200																					
Don Lee, R ERA: 2.43 (6, 1)	2.0		7	1	0	0	2	0	0	0	0	0	0	11	11	0.00	0.500																					
Danny McDevitt, L ERA: 5.82 (8, 1)	2.0	W	11	2	1	1	0	2	0	0	0	0	0	9	17	4.50	2.000																					

AB	36
R	5
H	9
RBI	5
BB	7
SO	5
LOB	25




Batter	1	2	3	4	5	6	7	8	9	AB	R	H	RBI	BB	SO	LOB	BOTTOM																					
Zoilo Versalles, R OBP: 0.319, SLG: 0.398 (1, 6)	K		K							4	0	1	2	1	2	1	Boston Red Sox @ Minnesota Twins Metropolitan Stadium, Bloomington, MI Tue Jun 27 1961, 8:05 PM EDT Unknown - 91 F																					
Lenny Green, L OBP: 0.374, SLG: 0.390 (1, 8)	4-3									3	1	0	0	2	0	2																						
Harmon Killebrew, R OBP: 0.464, SLG: 0.734 (1, 3)	F5									4	0	2	0	0	0	2																						
Jim Lemon, R OBP: 0.343, SLG: 0.396 Danny McDevitt, L (8, 1)	6-3									4	0	0	0	0	0	5																						
Bob Allison, R OBP: 0.345, SLG: 0.436 (1, 9)	K									4	0	0	1	0	1	2																						
Earl Battey, R OBP: 0.370, SLG: 0.400 (1, 2)										2	1	0	0	2	0	1																						
Bill Tuttle, R OBP: 0.299, SLG: 0.304 (1, 5)	4-3									3	3	2	0	1	0	1																						
Billy Martin, R OBP: 0.264, SLG: 0.382 Dan Dobson, L OBP: 0.279, SLG: 0.347 Jose Valdivielso, R OBP: 0.236, SLG: 0.205 (1, 4) (8, PH) (9, 4)	5-3									3	0	0	0	0	0	2																						
Jim Kaat, L OBP: 0.280, SLG: 0.333 Don Lee, R (6, 1)	K									2	0	1	1	0	1	0																						
Julio Becquer, L OBP: 0.250, SLG: 0.548 (7, PH) (8, 7)										0	0	0	0	0	0	0																						
Inning Stats	R: 0 E: 0 K: 1 S: 5	H: 0 LOB: 0 BB: 0 P: 5	R: 0 E: 0 K: 1 S: 5	H: 0 LOB: 0 BB: 1 P: 9	R: 0 E: 0 K: 2 S: 7	H: 0 LOB: 0 BB: 0 P: 7	R: 0 E: 0 K: 0 S: 4	H: 1 LOB: 1 BB: 0 P: 4	R: 1 E: 0 K: 0 S: 4	H: 1 LOB: 1 BB: 1 P: 8	R: 1 E: 0 K: 0 S: 4	H: 1 LOB: 1 BB: 1 P: 8	R: 2 E: 0 K: 0 S: 5	H: 2 LOB: 2 BB: 2 P: 13	R: 2 E: 0 K: 1 S: 7	H: 2 LOB: 2 BB: 2 P: 15	R: 2 E: 0 K: 1 S: 7	H: 2 LOB: 2 BB: 2 P: 15	1B: 5 2B: 1 3B: 0 HR: 1	SF: 0 SAC: 0 DP: 0 HBP: 0	WP: 1 PB: 0 SB: 1 CS: 0	PA: 38																
PITCHER	IP	WLS	BF	H	R	ER	SO	BB	IBB	HBP	BLK	WP	HR	S	P	ERA	WHIP	PITCHER				IP	WLS	BF	H	R	ER	SO	BB	IBB	HBP	BLK	WP	HR	S	P	ERA	WHIP
Galen Cisco, R ERA: 7.23 (1, 1)	6.1		28	5	4	4	4	4	0	0	0	1	1	32	48	5.68	1.421																					
Mike Fomiele, R ERA: 5.05 (7, 1)	1.2	L	10	2	2	2	1	3	0	0	0	0	0	9	21	10.80	3.000																					



Batter	1	2	3	4	5	6	7	8	9	AB	R	H	RBI	BB	SO	LOB	TOP								
Chuck Schilling, R (1, 4) <small>OBP: 0.340, SLG: 0.317</small> Joe Ginsberg, L (9, PH) <small>OBP: 0.300, SLG: 0.263</small>	F3		K					F9	K	4	0	1	0	0	1	0									
Gary Geiger, L (1, 8) <small>OBP: 0.352, SLG: 0.367</small>	P6							F8	4-3	4	0	1	0	0	0	1									
Carl Yastrzemski, L (1, 7) <small>OBP: 0.276, SLG: 0.360</small>	4-3							F8	G3	4	0	0	0	0	0	2									
Jackie Jensen, R (1, 9) <small>OBP: 0.343, SLG: 0.373</small>		E5						K	1B	3	1	0	0	1	1	2									
Frank Matzone, R (1, 5) <small>OBP: 0.276, SLG: 0.319</small>	4-3							F3	2B	3	1	1	0	1	0	1									
Pete Runnels, L (1, 3) <small>OBP: 0.348, SLG: 0.382</small>								4-3	1B	4	1	2	2	0	0	2									
Russ Nixon, L (1, 2) <small>OBP: 0.292, SLG: 0.314</small>	F7							1B	P6	4	0	1	0	0	1	2									
Don Buddin, R (1, 6) <small>OBP: 0.416, SLG: 0.428</small>			P4					4-3	6-3	4	0	1	0	0	0	1									
Gene Conley, R (1, 1) <small>OBP: 0.290, SLG: 0.321</small> Vic Wertz, L (7, PH) <small>OBP: 0.352, SLG: 0.450</small> Tracy Stallard, R (7, 1) <small>OBP: 0.347, SLG: 0.350</small>	F3		F3					F8	1B	2	0	0	0	0	1	0									
Inning Stats	R: 0 E: 0 K: 0 S: 3	H: 0 LOB: 0 BB: 0 P: 3	R: 0 E: 1 K: 0 S: 4	H: 1 LOB: 1 BB: 0 P: 4	R: 0 E: 0 K: 1 S: 5	H: 0 LOB: 0 BB: 0 P: 5	R: 0 E: 0 K: 0 S: 4	H: 1 LOB: 2 BB: 1 P: 8	R: 0 E: 0 K: 2 S: 7	H: 0 LOB: 0 BB: 0 P: 7	R: 0 E: 0 K: 1 S: 6	H: 1 LOB: 1 BB: 0 P: 6	R: 0 E: 0 K: 0 S: 5	H: 2 LOB: 2 BB: 0 P: 5	R: 0 E: 0 K: 0 S: 3	H: 0 LOB: 0 BB: 0 P: 3	R: 3 E: 0 K: 1 S: 8	H: 3 LOB: 1 BB: 1 P: 12	1B: 7 2B: 1 3B: 0 HR: 0	SF: 0 SAC: 0 DP: 0 HBP: 0	WP: 0 PB: 0 SB: 1 CS: 1	PA: 37			
PITCHER	IP	WLS	BF	H	R	ER	SO	BB	IBB	HBP	BLK	WP	HR	S	P	ERA	WHIP								
Pedro Ramos, R (1, 1) <small>ERA: 4.2</small>	8.2	W	36	8	3	3	4	2	0	0	0	0	0	42	50	3.12	1.154								
Don Lee, R (9, 1) <small>ERA: 2.41</small>	0.1	S	1	0	0	0	1	0	0	0	0	0	0	3	3	0.00	0.000								

Boston Red Sox @ Minnesota Twins
 Metropolitan Stadium, Bloomington, MI
 Tue Jun 27 1961, 8:05 PM EDT
 Att: 19,385 - Unknown - 80 F


AB 35
 R 3
 H 8
 RBI 3
 BB 2
 SO 5
 LOB 14



Batter	1	2	3	4	5	6	7	8	9	AB	R	H	RBI	BB	SO	LOB	BOTTOM								
Zoilo Versalles, R (1, 6) <small>OBP: 0.320, SLG: 0.396</small>	BB		F7					L6	FC6	4	0	1	0	1	0	0									
Lenny Green, L (1, 8) <small>OBP: 0.381, SLG: 0.390</small>	1B							FC6	BB	2	2	1	0	3	0	2									
Harmon Killebrew, R (1, 3) <small>OBP: 0.464, SLG: 0.728</small>	BB		1B					FC6	1B	3	1	1	0	1	1	3									
Jim Lemon, R (1, 7) <small>OBP: 0.339, SLG: 0.392</small> Dan Dobbek, L (8, 7) <small>OBP: 0.276, SLG: 0.347</small>	F9		K					SH	BB	2	1	0	1	0	1	3									
Bob Allison, R (1, 9) <small>OBP: 0.344, SLG: 0.446</small>	K		5-3					SH	BB	0	0	0	0	0	0	0									
Hal Naragon, L (1, 2) <small>OBP: 0.308, SLG: 0.412</small>	F7		6-3					HR	K	4	1	1	4	0	1	3									
Bill Tuttle, R (1, 5) <small>OBP: 0.298, SLG: 0.299</small>			1-3					1B	FC4-6	4	1	2	0	0	0	0									
Jose Valdivielso, R (1, 4) <small>OBP: 0.210, SLG: 0.208</small>	G3		1B					FC4-6	BB	3	0	0	0	1	0	1									
Pedro Ramos, S (1, 1) <small>OBP: 0.239, SLG: 0.349</small> Don Lee, R (9, 1) <small>ERA: 5.52</small>	K		F3					4-3	FC4-6	4	0	1	0	0	1	3									
Inning Stats	R: 0 E: 0 K: 1 S: 6	H: 1 LOB: 2 BB: 1 P: 10	R: 0 E: 0 K: 2 S: 8	H: 1 LOB: 1 BB: 0 P: 8	R: 0 E: 0 K: 1 S: 6	H: 1 LOB: 0 BB: 0 P: 6	R: 0 E: 0 K: 0 S: 3	H: 0 LOB: 0 BB: 0 P: 3	R: 0 E: 0 K: 1 S: 5	H: 0 LOB: 0 BB: 0 P: 5	R: 4 E: 1 K: 1 S: 8	H: 2 LOB: 1 BB: 2 P: 16	R: 1 E: 0 K: 1 S: 6	H: 1 LOB: 1 BB: 1 P: 10	R: 1 E: 1 K: 0 S: 4	H: 1 LOB: 2 BB: 2 P: 12	1B: 6 2B: 0 3B: 0 HR: 1	SF: 2 SAC: 1 DP: 0 HBP: 0	WP: 0 PB: 0 SB: 0 CS: 0	PA: 38					
PITCHER	IP	WLS	BF	H	R	ER	SO	BB	IBB	HBP	BLK	WP	HR	S	P	ERA	WHIP								
Gene Conley, R (1, 1) <small>ERA: 4.27</small>	6.0	L	27	5	4	3	6	3	0	0	0	0	0	36	48	4.50	1.333								
Tracy Stallard, R (7, 1) <small>ERA: 5.52</small>	2.0		11	2	2	2	1	3	0	0	0	0	0	10	22	9.00	2.500								

Boston Red Sox @ Minnesota Twins
 Metropolitan Stadium, Bloomington, MI
 Tue Jun 27 1961, 8:05 PM EDT
 Att: 19,385 - Unknown - 80 F


AB 29
 R 6
 H 7
 RBI 6
 BB 6
 SO 7
 LOB 17



Batter	1	2	3	4	5	6	7	8	9	AB	R	H	RBI	BB	SO	LOB	TOP			
Chuck Schilling, R OBP: 0.337, SLG: 0.313	F9	E7			F8		HBP E BB		P4	4	0	0	0	1	0	0				
Gary Geiger, L OBP: 0.352, SLG: 0.381 Carroll Hardy, R OBP: 0.333, SLG: 0.376	F7	P4			HR		E6 HBP		F7	3	1	1	1	0	0	1				
Carl Yastrzemski, L OBP: 0.276, SLG: 0.356	BB 2B BB		F7		4-3		SF8		F8	3	1	0	1	1	0	0				
Vic Wertz, L OBP: 0.354, SLG: 0.445 Pete Runnels, L OBP: 0.349, SLG: 0.382	BB 2B BB		4-3		4-3		FC6-4 HBP			2	1	0	0	1	0	0				
Jackie Jensen, R OBP: 0.342, SLG: 0.375	1-H 2-H 2B		K		P4		FC6-4 HBP			4	0	1	2	0	1	3				
Frank Malzone, R OBP: 0.276, SLG: 0.330	F5			L6		HR		F8		4	1	1	1	0	0	1				
Jim Pagliaroni, R OBP: 0.331, SLG: 0.408		P4		K		6-3				4	0	1	0	0	1	0				
Don Buddin, R OBP: 0.418, SLG: 0.422		SH3 E BB		K			E SH3 SF8 BB		FC5-4	2	2	0	0	2	1	1				
Ike Delock, R OBP: 0.185, SLG: 0.120		SH3			F8		SH3		K	2	0	0	0	0	1	1				
Inning Stats	R: 2 E: 0 K: 0 S: 4	H: 1 LOB: 1 BB: 2 P: 12	R: 1 E: 1 K: 0 S: 4	H: 0 LOB: 1 BB: 1 P: 8	R: 0 E: 0 K: 1 S: 5	H: 0 LOB: 0 BB: 0 P: 5	R: 0 E: 0 K: 2 S: 7	H: 0 LOB: 0 BB: 0 P: 7	R: 1 E: 0 K: 0 S: 4	H: 1 LOB: 0 BB: 0 P: 4	R: 1 E: 1 K: 0 S: 4	H: 0 LOB: 3 BB: 2 P: 13	R: 0 E: 0 K: 1 S: 6	H: 1 LOB: 1 BB: 0 P: 6	R: 0 E: 0 K: 0 S: 3	H: 0 LOB: 0 BB: 0 P: 3	1B: 1 2B: 1 3B: 0 HR: 2	SF: 1 SAC: 2 DP: 0 HBP: 1	WP: 0 PB: 0 SB: 0 CS: 0	PA: 39
PITCHER	IP	WLS	BF	H	R	ER	SO	BB	IBB	HBP	BLK	WP	HR	S	P	ERA	WHIP			
Camilo Pascual, R ERA: 3.81	6.1	L	28	3	6	4	3	5	0	0	0	0	2	29	49	5.68	1.263			
Gerry Arrigo, L ERA: 4.91	1.2		8	1	0	0	1	0	0	1	0	0	0	9	10	0.00	0.600			
Don Lee, R ERA: 2.34	1.0		3	0	0	0	0	0	0	0	0	0	0	3	3	0.00	0.000			

Boston Red Sox @ Minnesota Twins
 Metropolitan Stadium, Bloomington, MI
 Wed Jun 28 1961, 8:05 PM EDT
 Att: 15,318 - Unknown - 92 F

AB 30
 R 6
 H 4
 RBI 5
 BB 5
 SO 4
 LOB 9




livebaseballscorecards.com

Batter	1	2	3	4	5	6	7	8	9	AB	R	H	RBI	BB	SO	LOB	BOTTOM			
Zoilo Versalles, R OBP: 0.319, SLG: 0.393	F9		1B			6-3		F2		4	0	1	0	0	0	0				
Lenny Green, L OBP: 0.379, SLG: 0.386	F8			5-3			F7		BB	3	0	0	0	1	0	0				
Harmon Killebrew, R OBP: 0.459, SLG: 0.715	K			6-3			F3		F7	4	0	0	0	0	1	1				
Jim Lemon, R OBP: 0.338, SLG: 0.389		K		4-3			2B 1B		F8	4	1	1	0	0	1	1				
Bob Allison, R OBP: 0.346, SLG: 0.463		HR		5-3			1B 2B		K	4	1	2	2	0	1	1				
Earl Battey, R OBP: 0.369, SLG: 0.399	F3			P4			1B			3	0	1	0	0	0	0				
Bill Tuttle, R OBP: 0.293, SLG: 0.293	1-3			F7			L4			3	0	0	0	0	2					
Billy Martin, R OBP: 0.257, SLG: 0.371			6-3			K		5-3		3	0	0	0	0	1	0				
Camilo Pascual, R OBP: 0.211, SLG: 0.171 Gerry Arrigo, L			4-3			F9		P6		2	0	0	0	0	0	0				
Hal Naragon, L OBP: 0.302, SLG: 0.404 Don Lee, R										1	0	0	0	0	0	0				
Inning Stats	R: 0 E: 0 K: 1 S: 5	H: 0 LOB: 0 BB: 0 P: 5	R: 1 E: 0 K: 1 S: 6	H: 1 LOB: 0 BB: 0 P: 6	R: 0 E: 0 K: 0 S: 3	H: 1 LOB: 0 BB: 0 P: 3	R: 0 E: 0 K: 0 S: 3	H: 0 LOB: 0 BB: 0 P: 3	R: 0 E: 0 K: 1 S: 5	H: 0 LOB: 0 BB: 0 P: 5	R: 1 E: 0 K: 0 S: 6	H: 3 LOB: 2 BB: 0 P: 6	R: 0 E: 0 K: 0 S: 3	H: 0 LOB: 0 BB: 0 P: 3	R: 0 E: 0 K: 1 S: 5	H: 0 LOB: 1 BB: 1 P: 9	1B: 3 2B: 1 3B: 0 HR: 1	SF: 0 SAC: 0 DP: 0 HBP: 0	WP: 0 PB: 0 SB: 0 CS: 0	PA: 32
PITCHER	IP	WLS	BF	H	R	ER	SO	BB	IBB	HBP	BLK	WP	HR	S	P	ERA	WHIP			
Ike Delock, R ERA: 3.75	9.0	W	32	5	2	2	4	1	0	0	0	0	1	39	43	2.00	0.667			

Boston Red Sox @ Minnesota Twins
 Metropolitan Stadium, Bloomington, MI
 Wed Jun 28 1961, 8:05 PM EDT
 Att: 15,318 - Unknown - 92 F

AB 31
 R 2
 H 5
 RBI 2
 BB 1
 SO 4
 LOB 5



livebaseballscorecards.com

Batter	1	2	3	4	5	6	7	8	9	AB	R	H	RBI	BB	SO	LOB	TOP								
Chuck Schilling, R OBP: 0.336, SLG: 0.309	6-3		SH1-4		E6		P6			3	2	0	0	1	0	1	Boston Red Sox @ Minnesota Twins Metropolitan Stadium, Bloomington, MI Thu Jun 29 1961, 4:33 AM EDT Alt. 6,222 - Unknown - 86 F								
Gary Geiger, L OBP: 0.345, SLG: 0.372	F9		P5		4-3		G3			5	0	0	0	0	1	4									
Carl Yastrzemski, L OBP: 0.282, SLG: 0.366			F9							4	2	2	2	1	0	1									
Jackie Jensen, R OBP: 0.346, SLG: 0.378										3	1	1	1	2	0	0									
Frank Matzone, R OBP: 0.282, SLG: 0.359	FC6-4									4	2	2	4	1	0	2									
Jim Pagliaroni, R OBP: 0.328, SLG: 0.400										3	1	0	1	1	0	0									
Pete Runnels, L OBP: 0.344, SLG: 0.370										4	0	0	0	1	1	2									
Don Buddin, R OBP: 0.415, SLG: 0.418										4	0	1	1	0	1	0									
Don Schwall, R OBP: 0.273, SLG: 0.318										3	1	2	0	0	1	2									
Arnold Earley, L (5, 1)										1	0	0	0	0	0	0									
Inning Stats	R: 0 E: 0 K: 0 S: 4	H: 1 LOB: 2 BB: 1 P: 8	R: 0 E: 0 K: 1 S: 5	H: 0 LOB: 0 BB: 0 P: 5	R: 0 E: 0 K: 0 S: 4	H: 1 LOB: 1 BB: 0 P: 4	R: 1 E: 0 K: 0 S: 4	H: 1 LOB: 0 BB: 0 P: 4	R: 6 E: 1 K: 1 S: 10	H: 4 LOB: 2 BB: 3 P: 22	R: 2 E: 0 K: 0 S: 4	H: 1 LOB: 2 BB: 3 P: 16	R: 0 E: 0 K: 0 S: 3	H: 0 LOB: 0 BB: 0 P: 3	R: 0 E: 0 K: 1 S: 5	H: 0 LOB: 0 BB: 0 P: 5	R: 0 E: 0 K: 1 S: 5	H: 0 LOB: 0 BB: 0 P: 5	1B: 3 2B: 3 3B: 0 HR: 2	SF: 1 SAC: 1 DP: 0 HBP: 0	WP: 0 PB: 0 SB: 0 CS: 0	PA: 43			
PITCHER	IP	WLS	BF	H	R	ER	SO	BB	IBB	HBP	BLK	WP	HR	S	P	ERA	WHIP								
Bert Cueto, R ERA: 6.14	4.2	L	24	6	7	1	1	3	0	0	0	0	2	23	35	1.93	1.929								
Gerry Arrigo, L ERA: 6.75	0.2		6	1	2	2	1	3	0	0	0	0	0	5	17	27.00	6.000								
Bill Pleis, L ERA: 6.53	2.2		10	1	0	0	1	0	1	0	0	0	0	11	15	0.00	0.375								
Don Lee, R ERA: 2.27	1.0		3	0	0	0	1	0	0	0	0	0	0	5	5	0.00	0.000								

Batter	1	2	3	4	5	6	7	8	9	AB	R	H	RBI	BB	SO	LOB	BOTTOM								
Zoilo Versalles, R OBP: 0.317, SLG: 0.390	1-3		F9		5-3					5	0	1	0	0	1	1	Boston Red Sox @ Minnesota Twins Metropolitan Stadium, Bloomington, MI Thu Jun 29 1961, 4:33 AM EDT Alt. 6,222 - Unknown - 86 F								
Billy Martin, R OBP: 0.272, SLG: 0.370	F7									3	1	1	0	2	0	1									
Harmon Killebrew, R OBP: 0.497, SLG: 0.795										3	2	0	0	2	1	3									
Bob Allison, R OBP: 0.347, SLG: 0.464										4	0	1	2	1	2	2									
Dan Dobbek, L OBP: 0.293, SLG: 0.356										3	1	1	0	2	1	1									
Earl Battey, R OBP: 0.378, SLG: 0.410										4	1	3	2	1	0	0									
Lenny Green, L OBP: 0.380, SLG: 0.384										4	0	1	0	1	2	5									
Bill Tuttle, R OBP: 0.290, SLG: 0.292										4	0	1	1	0	0	5									
Bert Cueto, R										1	0	0	0	0	0	2									
Gerry Arrigo, L										0	0	0	0	0	0	0									
Bill Pleis, L OBP: 0.250, SLG: 0.250										1	0	0	0	0	0	0									
Ron Henry, R OBP: 0.214, SLG: 0.160										1	0	0	0	0	0	0									
Don Lee, R										0	0	0	0	0	0	0									
Inning Stats	R: 0 E: 0 K: 1 S: 5	H: 0 LOB: 1 BB: 1 P: 9	R: 0 E: 0 K: 0 S: 4	H: 2 LOB: 2 BB: 1 P: 8	R: 0 E: 0 K: 0 S: 3	H: 0 LOB: 1 BB: 1 P: 7	R: 2 E: 1 K: 0 S: 5	H: 2 LOB: 1 BB: 1 P: 9	R: 1 E: 0 K: 1 S: 6	H: 1 LOB: 3 BB: 3 P: 18	R: 2 E: 0 K: 2 S: 9	H: 2 LOB: 1 BB: 1 P: 13	R: 0 E: 0 K: 0 S: 3	H: 0 LOB: 0 BB: 0 P: 3	R: 0 E: 0 K: 1 S: 6	H: 1 LOB: 1 BB: 0 P: 6	R: 0 E: 0 K: 2 S: 8	H: 1 LOB: 2 BB: 1 P: 12	1B: 6 2B: 3 3B: 0 HR: 0	SF: 1 SAC: 1 DP: 0 HBP: 0	WP: 0 PB: 0 SB: 0 CS: 0	PA: 44			
PITCHER	IP	WLS	BF	H	R	ER	SO	BB	IBB	HBP	BLK	WP	HR	S	P	ERA	WHIP								
Don Schwall, R ERA: 2.78	4.1		24	5	3	2	1	7	0	0	0	0	0	19	47	4.15	2.769								
Arnold Earley, L ERA: 3.86	4.2	W	20	4	2	2	6	2	0	0	0	0	0	30	38	3.86	1.286								



Batter	1	2	3	4	5	6	7	8	9	AB	R	H	RBI	BB	SO	LOB	TOP								
Zoilo Versalles, R OBP: 0.317, SLG: 0.396 (1, 6)	F8		2B 3B	1-3 3-H 1B	6-3		K		K	6	2	2	0	0	2	2									
Billy Martin, R OBP: 0.286, SLG: 0.389 (1, 4)	4-3		2B	BB 2B 1B	1B			1-3		5	1	3	3	0	0	0									
Harmon Killebrew, R OBP: 0.459, SLG: 0.799 (1, 3)	BB		3B	BB 2B BB	P3			E6 PB		3	1	1	0	2	0	1									
Bob Allison, R OBP: 0.344, SLG: 0.456 (1, 9)	F2		K	2B 1-2 2-3 BB			K	K		4	0	0	0	1	3	3									
Jim Lemon, R OBP: 0.339, SLG: 0.394 Dan Dobbek, L OBP: 0.293, SLG: 0.356 (8, PR) (8, 7)	L5			1B			K	K		5	1	2	2	0	2	1									
Earl Battey, R OBP: 0.371, SLG: 0.401 (1, 2)	6-3			F2	6-3		6-3			0	0	0	0	0	0	0									
Lenny Green, L OBP: 0.386, SLG: 0.387 (1, 8)	HBP			1B			3-1			3	1	2	0	1	0	0									
Bill Tuttle, R OBP: 0.288, SLG: 0.286 (1, 5)	K			1B			5-3			0	1	0	0	0	0	0									
Jack Kralick, L OBP: 0.233, SLG: 0.214 (1, 1)			K	1B PB 1B	F8		E6		F8	5	1	1	2	0	1	1									
Inning Stats	R: 0 E: 0 K: 0 S: 3	H: 0 LOB: 1 BB: 1 P: 7	R: 0 E: 0 K: 1 S: 5	H: 0 LOB: 1 BB: 0 P: 6	R: 1 E: 0 K: 2 S: 9	H: 3 LOB: 1 BB: 0 P: 9	R: 7 E: 0 K: 0 S: 9	H: 6 LOB: 3 BB: 4 P: 25	R: 0 E: 0 K: 0 S: 4	H: 1 LOB: 1 BB: 0 P: 4	R: 0 E: 0 K: 2 S: 7	H: 0 LOB: 0 BB: 0 P: 7	R: 0 E: 1 K: 3 S: 11	H: 0 LOB: 1 BB: 0 P: 6	R: 0 E: 1 K: 3 S: 11	H: 0 LOB: 2 BB: 0 P: 11	R: 0 E: 0 K: 1 S: 6	H: 1 LOB: 1 BB: 0 P: 6	1B: 7 2B: 2 3B: 2 HR: 0	SF: 0 SAC: 0 DP: 0 HBP: 1	WP: 0 PB: 2 CS: 0	PA: 46			
PITCHER	IP	WLS	BF	H	R	ER	SO	BB	IBB	HBP	BLK	WP	HR	S	P	ERA	WHIP								
Joe Nuxhall, L ERA: 5.13 (1, 1)	3.1	L	18	6	5	5	3	1	1	1	0	0	0	21	30	13.50	2.100								
Norm Bass, R ERA: 4.57 (4, 1)	0.0		3	2	1	1	0	1	0	0	0	0	0	2	6	∞	∞								
Art Ditmar, R ERA: 4.81 (6, 1)	1.2		9	2	2	2	0	2	0	0	0	0	0	7	15	10.80	2.400								
Ed Rakow, R ERA: 4.1 (9, 1)	3.0		12	0	0	0	6	0	0	0	0	0	0	24	24	0.00	0.000								
Bill Kunkel, R ERA: 2.98 (9, 1)	1.0		4	1	0	0	1	0	0	0	0	0	0	6	6	0.00	1.000								

Minnesota Twins @ Kansas City Athletics
Municipal Stadium, Kansas City, MO
Fri Jun 30 1961, 8:05 PM EDT
Att. 7,055 - Unknown - 90 F


AB 36
R 8
H 11
RBI 7
BB 4
SO 9
LOB 13





Batter	1	2	3	4	5	6	7	8	9	AB	R	H	RBI	BB	SO	LOB	BOTTOM								
Dick Howser, R OBP: 0.390, SLG: 0.367 (1, 6)	G6-4-3 BB		1-H 3B		G5-3 1-2 2-3F			F7		3	0	1	1	1	0	2									
Jerry Lumpe, L OBP: 0.338, SLG: 0.343 (1, 4)	F8		4-3		6-3			1B		4	0	1	0	0	0	3									
Deron Johnson, R OBP: 0.212, SLG: 0.267 (1, 9)	G6-4-3 1-2			HR			6-3		P4	4	1	1	1	0	0	2									
Norm Siebern, L OBP: 0.389, SLG: 0.471 (1, 3)	F7		4-3		3-1			6-3		4	0	0	0	0	0	0									
Haywood Sullivan, R OBP: 0.381, SLG: 0.427 (1, 2)	6-3		F8		5-3			6-3		4	0	0	0	0	0	0									
Bobby Prescott, R OBP: 0.231, SLG: 0.091 (1, 7)	K		BB		L5			F8		3	0	0	0	1	1	0									
Leo Posada, R OBP: 0.354, SLG: 0.460 (1, 8)			3B 1B		F3		K		K	3	1	1	0	0	1	1									
Reno Bertoia, R OBP: 0.311, SLG: 0.268 (1, 5)			K		G5-3 BB 1B		K			3	0	1	0	0	2	1									
Joe Nuxhall, L OBP: 0.423, SLG: 0.625 Norm Bass, R OBP: 0.277, SLG: 0.040 Art Ditmar, R OBP: 0.299, SLG: 0.091 Wes Covington, R OBP: 0.280, SLG: 0.300 Ed Rakow, S OBP: 0.320, SLG: 0.143 Jerry Walker, S OBP: 0.320, SLG: 0.333 Bill Kunkel, R (9, 1)	F9				G5-3 BB			F9		1	0	0	0	0	0	0									
Inning Stats	R: 0 E: 0 K: 0 S: 2	H: 0 LOB: 0 BB: 1 P: 6	R: 0 E: 0 K: 1 S: 5	H: 0 LOB: 0 BB: 0 P: 5	R: 1 E: 0 K: 1 S: 7	H: 2 LOB: 1 BB: 0 P: 7	R: 1 E: 0 K: 0 S: 4	H: 1 LOB: 1 BB: 1 P: 8	R: 0 E: 0 K: 0 S: 3	H: 1 LOB: 1 BB: 1 P: 7	R: 0 E: 0 K: 2 S: 7	H: 0 LOB: 0 BB: 0 P: 3	R: 0 E: 0 K: 0 S: 4	H: 1 LOB: 1 BB: 0 P: 4	R: 0 E: 0 K: 0 S: 3	H: 0 LOB: 0 BB: 0 P: 3	1B: 3 2B: 0 3B: 1 HR: 1	SF: 0 SAC: 0 DP: 2 HBP: 0	WP: 0 PB: 0 CS: 0	PA: 33					
PITCHER	IP	WLS	BF	H	R	ER	SO	BB	IBB	HBP	BLK	WP	HR	S	P	ERA	WHIP								
Jack Kralick, L ERA: 3.75 (1, 1)	9.0	W	33	5	2	2	4	3	0	0	0	0	1	38	50	2.00	0.889								

Minnesota Twins @ Kansas City Athletics
Municipal Stadium, Kansas City, MO
Fri Jun 30 1961, 8:05 PM EDT
Att. 7,055 - Unknown - 90 F

AB 30
R 2
H 5
RBI 2
BB 3
SO 4
LOB 10



Batter	1	2	3	4	5	6	7	8	9	AB	R	H	RBI	BB	SO	LOB	TOP					
Zoilo Versalles, R OBP: 0.315, SLG: 0.392	F5		F3		1B	E5			E6	5	1	1	0	0	0	4	Minnesota Twins @ Kansas City Athletics Municipal Stadium, Kansas City, MO Sat Jul 01 1961, 4:33 AM EDT Att. 4,921 - Unknown - 90 F AB 36 R 9 H 12 RBI 7 BB 1 SO 2 LOB 13 					
Billy Martin, R OBP: 0.282, SLG: 0.381	F6		1B		F9		K		E6	5	1	1	1	0	1	3						
Harmon Killebrew, R OBP: 0.465, SLG: 0.724	5-3		1B		1B				HR	5	1	4	5	0	0	0						
Bob Allison, R OBP: 0.339, SLG: 0.447		4-3	G6-4-3		FC5-4		G6-3		4-3	5	0	0	0	0	0	5						
Jim Lemon, R OBP: 0.333, SLG: 0.387		6-3			F7		5-3		6-3	4	0	0	0	0	0	0						
Dan Dobbek, L OBP: 0.291, SLG: 0.353									F2	1	0	0	0	0	0	0						
Earl Battey, R OBP: 0.376, SLG: 0.425					HR		1B			4	2	3	1	0	1	0						
Lenny Green, L OBP: 0.385, SLG: 0.385					L3		1B		F2	4	0	1	0	0	0	1						
Bill Tuttle, R OBP: 0.292, SLG: 0.291					4-3				4-3	0	2	0	0	0	0	0						
Jim Kaat, L OBP: 0.345, SLG: 0.407			1B				1B			3	2	2	0	1	0	0						
Inning Stats	R: 0 E: 0 K: 0 S: 3	H: 0 LOB: 0 BB: 0 P: 3	R: 0 E: 0 K: 0 S: 4	H: 1 LOB: 1 BB: 0 P: 4	R: 2 E: 0 K: 0 S: 5	H: 3 LOB: 1 BB: 1 P: 9	R: 1 E: 0 K: 0 S: 4	H: 1 LOB: 0 BB: 0 P: 4	R: 0 E: 0 K: 0 S: 5	H: 2 LOB: 2 BB: 0 P: 5	R: 2 E: 1 K: 0 S: 6	H: 4 LOB: 2 BB: 0 P: 6	R: 0 E: 0 K: 1 S: 5	H: 1 LOB: 0 BB: 0 P: 5	R: 0 E: 0 K: 1 S: 5	H: 0 LOB: 0 BB: 0 P: 5	R: 4 E: 2 K: 0 S: 7	H: 2 LOB: 0 BB: 0 P: 7	1B: 10 2B: 2 3B: 0 HR: 2	SF: 0 SAC: 0 DP: 2 HBP: 0	WP: 0 PB: 0 CS: 1	PA: 41
PITCHER	IP WLS BF H R ER SO BB IBB HBP BLK WP HR S P ERA WHIP																					
Bob Shaw, R ERA: 4.02	(1, 1) 5.1 L 26 10 5 4 0 0 1 0 0 0 0 0 1 25 29 6.75 2.062																					
Gerry Staley, R ERA: 3.35	(6, 1) 0.2 2 1 0 0 0 0 0 0 0 0 0 0 0 2 2 0.00 1.500																					
Ed Rakow, R ERA: 3.89	(7, 1) 2.0 6 1 0 0 2 0 0 0 0 0 0 0 0 10 10 0.00 0.500																					
Bill Kunkel, R ERA: 2.92	(9, 1) 1.0 7 2 4 0 0 0 0 0 0 0 0 0 1 7 7 0.00 2.000																					

Batter	1	2	3	4	5	6	7	8	9	AB	R	H	RBI	BB	SO	LOB	BOTTOM					
Reno Bertoia, R OBP: 0.313, SLG: 0.268	G3		6-3		FC4-6	FC5			1B	4	1	1	0	1	0	2	Minnesota Twins @ Kansas City Athletics Municipal Stadium, Kansas City, MO Sat Jul 01 1961, 4:33 AM EDT Att. 4,921 - Unknown - 90 F AB 34 R 3 H 6 RBI 2 BB 6 SO 3 LOB 19 					
Lou Klimchok, L OBP: 0.258, SLG: 0.312			6-3		SH5-4				1B	4	1	2	0	0	0	0						
Dick Howser, R OBP: 0.393, SLG: 0.367			1B		FC4-6				FC6-4	3	1	1	1	2	0	2						
Norm Siebern, L OBP: 0.386, SLG: 0.466			1B		BB				1B	5	0	1	1	0	2	5						
Leo Posada, R OBP: 0.349, SLG: 0.448			1B		FC4-6				K	4	0	0	0	1	0	5						
Deron Johnson, R OBP: 0.200, SLG: 0.250			1B		FC4-6				BB	4	0	0	0	0	0	3						
Jerry Lumpe, L OBP: 0.337, SLG: 0.341					F9				F4	4	0	1	0	0	0	0						
Joe Pignatano, R OBP: 0.364, SLG: 0.382					F6				F8	4	0	0	0	0	0	3						
Bob Shaw, R ERA: 4.02	(1, 1) 9.0 W 41 6 3 1 3 6 0 0 0 0 0 0 0 41 65 1.00 1.333																					
Haywood Sullivan, R SLG: 0.427	(6, 1) 0.0 0 0 0 0 0 0 0 0 0 0 0 0 0 0 0 0.00 0.000																					
Ed Rakow, R SLG: 0.448	(7, 1) 0.0 0 0 0 0 0 0 0 0 0 0 0 0 0 0 0 0.00 0.000																					
Bobby Prescott, R SLG: 0.333	(8, 1) 0.0 0 0 0 0 0 0 0 0 0 0 0 0 0 0 0 0.00 0.000																					
Bill Kunkel, R SLG: 0.333	(9, 1) 0.0 0 0 0 0 0 0 0 0 0 0 0 0 0 0 0 0.00 0.000																					
Inning Stats	R: 2 E: 2 K: 0 S: 6	H: 1 LOB: 1 BB: 0 P: 6	R: 0 E: 0 K: 0 S: 3	H: 0 LOB: 0 BB: 0 P: 3	R: 0 E: 0 K: 0 S: 5	H: 2 LOB: 2 BB: 0 P: 5	R: 0 E: 0 K: 0 S: 3	H: 0 LOB: 1 BB: 1 P: 7	R: 0 E: 0 K: 0 S: 3	H: 0 LOB: 2 BB: 2 P: 11	R: 0 E: 0 K: 0 S: 4	H: 1 LOB: 2 BB: 1 P: 8	R: 0 E: 0 K: 1 S: 5	H: 0 LOB: 2 BB: 2 P: 13	R: 0 E: 0 K: 1 S: 5	H: 0 LOB: 0 BB: 0 P: 5	R: 1 E: 0 K: 1 S: 7	H: 2 LOB: 1 BB: 0 P: 7	1B: 6 2B: 0 3B: 0 HR: 0	SF: 0 SAC: 1 DP: 0 HBP: 0	WP: 0 PB: 0 CS: 0	PA: 41
PITCHER	IP WLS BF H R ER SO BB IBB HBP BLK WP HR S P ERA WHIP																					

Batter	1	2	3	4	5	6	7	8	9	AB	R	H	RBI	BB	SO	LOB	TOP					
Luis Aparicio, R (1, 6) OBP: 0.313, SLG: 0.334	6-3		5-3							4	3	2	0	1	0	0	Chicago White Sox @ Minnesota Twins Metropolitan Stadium, Bloomington, MI Mon Jul 03 1961, 8:05 PM EDT Att: 30,392 - Unknown - 74 F					
Nelle Fox, L (1, 4) OBP: 0.339, SLG: 0.318			5-3							4	0	2	2	0	0	1						
Jim Landis, R (1, 8) OBP: 0.360, SLG: 0.476			K							5	0	1	2	0	2	3						
Roy Sievers, R (1, 3) OBP: 0.410, SLG: 0.628										4	0	1	0	1	0	4						
Minnie Minoso, R (1, 7) OBP: 0.361, SLG: 0.443										4	1	2	0	0	0	2						
Al Smith, R (1, 9) OBP: 0.358, SLG: 0.544										5	0	0	0	0	4	6						
J.C. Martin, L (1, 5) OBP: 0.276, SLG: 0.357										3	0	0	0	2	1	2						
Sherm Lollar, R (1, 2) OBP: 0.346, SLG: 0.341										5	0	1	1	0	1	5						
Cam Carreon, R (9, PR) OBP: 0.290, SLG: 0.293										0	0	0	0	0	0	0						
Ray Herbert, R (1, 1) OBP: 0.186, SLG: 0.171										2	0	0	0	0	2	2						
Al Pihlstrom, L (7, PH) OBP: 0.296, SLG: 0.274										1	1	1	0	0	0	0						
Turk Lewis, R (7, 1) OBP: 0.365, SLG: 0.548										0	0	0	0	0	0	0						
Floyd Robinson, L (8, PH) OBP: 0.335, SLG: 0.548										1	1	1	0	0	0	0						
Warren Hacker, R (8, 1) OBP: 0.291, SLG: 0.394										0	0	0	0	0	0	0						
Billy Goodman, L (8, PH) OBP: 0.291, SLG: 0.394										1	0	0	0	0	0	1						
Inning Stats	R: 0 E: 0 K: 1 S: 6	H: 1 LOB: 1 BB: 0 P: 6	R: 0 E: 1 K: 2 S: 8	H: 1 LOB: 2 BB: 1 P: 12	R: 0 E: 0 K: 1 S: 5	H: 0 LOB: 0 BB: 0 P: 5	R: 0 E: 0 K: 2 S: 8	H: 1 LOB: 2 BB: 1 P: 12	R: 1 E: 0 K: 1 S: 7	H: 2 LOB: 1 BB: 0 P: 7	R: 0 E: 0 K: 1 S: 6	H: 1 LOB: 1 BB: 0 P: 6	R: 2 E: 1 K: 1 S: 8	H: 2 LOB: 2 BB: 1 P: 12	R: 2 E: 0 K: 0 S: 5	H: 2 LOB: 2 BB: 1 P: 10	R: 1 E: 1 K: 1 S: 6	H: 1 LOB: 1 BB: 0 P: 7	1B: 10 2B: 1 3B: 0 HR: 0	SF: 0 SAC: 0 DP: 0 HBP: 2	WP: 0 PB: 0 SB: 3 CS: 0	PA: 45
PITCHER	IP WLS BF H R ER SO BB IBB HBP BLK WP HR S P ERA WHIP																					
Camilo Pascual, R (1, 1) ERA: 3.87	7.2 W 37 9 5 4 9 4 0 0 0 0 0 0 51 67 4.70 1.696																					
Danny McDevitt, L (8, 1) ERA: 5.79	0.0 1 0 0 0 0 0 0 0 1 0 0 0 0 1 ∞ ∞																					
Pedro Ramos, R (8, 1) ERA: 4.34	1.1 S 7 2 1 1 1 0 0 0 1 0 0 0 0 8 9 6.75 1.500																					

AB	39
R	6
H	11
RBI	5
BB	4
SO	10
LOB	26



Batter	1	2	3	4	5	6	7	8	9	AB	R	H	RBI	BB	SO	LOB	BOTTOM			
Zoilo Versalles, R (1, 6) OBP: 0.319, SLG: 0.392	E9									4	2	2	0	0	0	2	Chicago White Sox @ Minnesota Twins Metropolitan Stadium, Bloomington, MI Mon Jul 03 1961, 8:05 PM EDT Att: 30,392 - Unknown - 74 F			
Billy Martin, R (1, 4) OBP: 0.285, SLG: 0.395										4	1	2	1	0	0	1				
Harmon Killebrew, R (1, 3) OBP: 0.464, SLG: 0.725										4	1	0	0	0	0	5				
Bob Allison, R (1, 9) OBP: 0.335, SLG: 0.451										4	1	1	4	0	0	2				
Jim Lemon, R (1, 7) OBP: 0.337, SLG: 0.407										4	1	1	1	0	1	1				
Jose Valdivielso, R (8, 5) OBP: 0.297, SLG: 0.205										0	0	0	0	0	0	0				
Earl Battey, R (1, 2) OBP: 0.367, SLG: 0.426										4	1	1	1	0	0	0				
Lenny Green, L (1, 8) OBP: 0.386, SLG: 0.382										4	0	1	0	0	2	0				
Bill Tuttle, R (1, 5) OBP: 0.299, SLG: 0.286										2	0	1	0	2	0	1				
Camilo Pascual, R (1, 1) OBP: 0.195, SLG: 0.158										3	0	0	0	0	1	3				
Danny McDevitt, L (8, 1) ERA: 5.79										0	0	0	0	0	0	0				
Pedro Ramos, S (8, 1) OBP: 0.224, SLG: 0.326										1	0	0	0	0	1	1				
Inning Stats	R: 0 E: 1 K: 0 S: 4	H: 1 LOB: 1 BB: 0 P: 4	R: 1 E: 0 K: 1 S: 7	H: 2 LOB: 1 BB: 0 P: 7	R: 1 E: 0 K: 0 S: 5	H: 2 LOB: 1 BB: 0 P: 5	R: 0 E: 0 K: 1 S: 5	H: 0 LOB: 1 BB: 1 P: 9	R: 0 E: 0 K: 0 S: 3	H: 0 LOB: 0 BB: 0 P: 3	R: 1 E: 0 K: 0 S: 4	H: 1 LOB: 0 BB: 0 P: 4	R: 4 E: 1 K: 1 S: 8	H: 2 LOB: 0 BB: 1 P: 12	R: 0 E: 0 K: 2 S: 8	H: 1 LOB: 1 BB: 0 P: 8	1B: 5 2B: 0 3B: 1 HR: 3	SF: 0 SAC: 0 DP: 0 HBP: 0	WP: 0 PB: 0 SB: 1 CS: 0	PA: 36
PITCHER	IP WLS BF H R ER SO BB IBB HBP BLK WP HR S P ERA WHIP																			
Ray Herbert, R (1, 1) ERA: 5.17	6.0 L 25 6 3 3 2 1 0 0 0 0 0 1 8 12 0.00 3.000																			
Turk Lewis, R (7, 1) ERA: 1.91	1.0 7 2 4 0 1 1 0 0 0 0 0 1 8 12 0.00 3.000																			
Warren Hacker, R (8, 1) ERA: 3.09	1.0 4 1 0 0 2 0 0 0 0 0 0 0 8 8 0.00 1.000																			


AB	34
R	7
H	9
RBI	7
BB	2
SO	5
LOB	16



Batter	1	2	3	4	5	6	7	8	9	AB	R	H	RBI	BB	SO	LOB	TOP					
Luis Aparicio, R (1, 6) OBP: 0.310, SLG: 0.331	F8		6-3		F8			1-3	1B	5	0	1	0	0	0	1						
Floyd Robinson, L (1, 9) OBP: 0.412, SLG: 0.474	FC6-4			FC1-6	1B	K		6-3	BB	5	0	4	1	0	1	0						
Jim Landis, R (1, 8) OBP: 0.363, SLG: 0.471	FC6-4			FC1-6	1B			6-3	BB	3	0	1	0	1	0	1						
Cam Carreon, R (9, PH) OBP: 0.287, SLG: 0.290	1-2			1-2	1B			6-3	BB	1	0	0	0	0	0	2						
Minnie Minoso, R (1, 7) OBP: 0.355, SLG: 0.433	P5			FC1-6	1B	F2		6-3		4	0	0	0	0	5							
Roy Sievers, R (1, 3) OBP: 0.402, SLG: 0.617		F7		K			F9	2B	P4	4	0	1	0	0	1	4						
Al Smith, R (1, 5) OBP: 0.358, SLG: 0.542	6-3			L6				BB	E5	3	1	1	0	1	0	2						
Sherm Lollar, R (1, 2) OBP: 0.344, SLG: 0.339	F8					F8		F9	1B	4	1	1	0	0	0	2						
Sammy Esposito, R (1, 4) OBP: 0.259, SLG: 0.229			6-3		P4		K		K	4	0	0	0	0	2	4						
Cal McLish, S (1, 1) OBP: 0.194, SLG: 0.200				K					5-3	3	0	1	0	0	2	2						
Bob Roselli, R (9, PH) OBP: 0.350, SLG: 0.450							K		1-2	1	0	0	1	0	0	1						
Inning Stats	R: 0 E: 0 K: 0 S: 4	H: 1 LOB: 1 BB: 0 P: 4	R: 0 E: 0 K: 0 S: 3	H: 0 LOB: 0 BB: 0 P: 3	R: 0 E: 0 K: 1 S: 5	H: 0 LOB: 0 BB: 0 P: 5	R: 0 E: 0 K: 1 S: 7	H: 2 LOB: 2 BB: 0 P: 7	R: 0 E: 0 K: 0 S: 4	H: 1 LOB: 1 BB: 0 P: 4	R: 0 E: 0 K: 2 S: 5	H: 0 LOB: 0 BB: 0 P: 5	R: 0 E: 0 K: 0 S: 8	H: 1 LOB: 2 BB: 1 P: 12	R: 0 E: 0 K: 0 S: 4	H: 1 LOB: 2 BB: 1 P: 8	R: 2 E: 1 K: 1 S: 9	H: 4 LOB: 2 BB: 0 P: 9	1B: 9 2B: 1 3B: 0 HR: 0	SF: 0 SAC: 0 DP: 0 HBP: 0	WP: 0 PB: 0 SB: 0 CS: 0	PA: 39
PITCHER Jack Kralick, L (1, 1) ERA: 3.64	IP: 9.0 WLS: W BF: 39	H: 10 R: 2 ER: 2 SO: 6	BB: 2 IBB: 0 HBP: 0 BLK: 0	WP: 0 HR: 0 S: 49 P: 57	ERA: 2.00 WHIP: 1.333	PITCHER	IP: 9.0 WLS: W BF: 39	H: 10 R: 2 ER: 2 SO: 6	BB: 2 IBB: 0 HBP: 0 BLK: 0	WP: 0 HR: 0 S: 49 P: 57	ERA: 2.00 WHIP: 1.333	PITCHER	IP: 9.0 WLS: W BF: 39	H: 10 R: 2 ER: 2 SO: 6	BB: 2 IBB: 0 HBP: 0 BLK: 0	WP: 0 HR: 0 S: 49 P: 57	ERA: 2.00 WHIP: 1.333					

Chicago White Sox @ Minnesota Twins
Metropolitan Stadium, Bloomington, MI
Tue Jul 04 1961, 4:38 AM EDT
Att: 23,592 - Unknown

AB 37
R 2
H 10
RBI 2
BB 2
SO 6
LOB 24



Batter	1	2	3	4	5	6	7	8	9	AB	R	H	RBI	BB	SO	LOB	BOTTOM
Zoilo Versalles, R (1, 6) OBP: 0.321, SLG: 0.391	G3		CS			F2		IHR		4	1	2	0	0	0	0	
Billy Martin, R (1, 4) OBP: 0.290, SLG: 0.402	L6		CS	1-3				6-3		4	0	1	0	0	0	2	
Harmon Killebrew, R (1, 3) OBP: 0.455, SLG: 0.718	L1			F9		F8		IHR		4	1	1	3	0	0	1	
Bob Allison, R (1, 9) OBP: 0.340, SLG: 0.449		F7		K			F8	1B		4	0	1	0	0	1	0	
Jim Lemon, R (1, 7) OBP: 0.336, SLG: 0.416		6-3			G3			5-3		3	0	1	0	0	0	0	
Pedro Ramos, S (7, PR) OBP: 0.224, SLG: 0.326						G6-4-3				0	0	0	0	0	0	0	
Jose Valdivielso, R (8, 5) OBP: 0.205, SLG: 0.203						1B				1	0	0	0	0	0	1	
Earl Battey, R (1, 2) OBP: 0.369, SLG: 0.426		1B		6-3		G6-4-3				3	0	1	0	0	0	1	
Lenny Green, L (1, 8) OBP: 0.387, SLG: 0.381	4-3							SH1-4	1B	3	1	2	0	0	0	1	
Bill Tuttle, R (1, 5) OBP: 0.297, SLG: 0.300			6-3		P4			SH1-4		2	0	0	0	0	0	1	
Jack Kralick, L (1, 1) OBP: 0.239, SLG: 0.222			4-3			P6		IHR	1B	3	1	1	1	0	0	0	
Inning Stats	R: 0 E: 0 K: 0 S: 3	H: 0 LOB: 0 BB: 0 P: 3	R: 0 E: 0 K: 0 S: 4	H: 1 LOB: 1 BB: 0 P: 4	R: 0 E: 0 K: 1 S: 5	H: 0 LOB: 0 BB: 0 P: 5	R: 0 E: 0 K: 0 S: 4	H: 1 LOB: 1 BB: 0 P: 4	R: 0 E: 0 K: 0 S: 3	H: 1 LOB: 1 BB: 0 P: 3	R: 4 E: 0 K: 0 S: 8	H: 5 LOB: 1 BB: 0 P: 8	1B: 8 2B: 1 3B: 0 HR: 1	SF: 0 SAC: 1 DP: 1 HBP: 0	WP: 0 PB: 0 SB: 0 CS: 1	PA: 33	
PITCHER Cal McLish, R (1, 1) ERA: 4.32	IP: 8.0 WLS: L BF: 32	H: 10 R: 4 ER: 4 SO: 1	BB: 0 IBB: 0 HBP: 0 BLK: 0	WP: 0 HR: 0 S: 34 P: 34	ERA: 4.50 WHIP: 1.250	PITCHER	IP: 8.0 WLS: L BF: 32	H: 10 R: 4 ER: 4 SO: 1	BB: 0 IBB: 0 HBP: 0 BLK: 0	WP: 0 HR: 0 S: 34 P: 34	ERA: 4.50 WHIP: 1.250	PITCHER	IP: 8.0 WLS: L BF: 32	H: 10 R: 4 ER: 4 SO: 1	BB: 0 IBB: 0 HBP: 0 BLK: 0	WP: 0 HR: 0 S: 34 P: 34	ERA: 4.50 WHIP: 1.250

Chicago White Sox @ Minnesota Twins
Metropolitan Stadium, Bloomington, MI
Tue Jul 04 1961, 4:38 AM EDT
Att: 23,592 - Unknown

AB 31
R 4
H 10
RBI 4
BB 0
SO 1
LOB 7



Batter	1	2	3	4	5	6	7	8	9	AB	R	H	RBI	BB	SO	LOB	TOP								
Albie Pearson, L (1, 9) OBP: 0.451, SLG: 0.454	6-3		1B		BB HBP		F8		1B HR BB	3	1	1	0	1	0	1									
Joe Koppe, R (1, 6) OBP: 0.408, SLG: 0.452	2B PB 1B		F2		BB			2B 1B	HR 1B	4	3	3	0	1	0	1									
Ken Hunt, R (1, 8) OBP: 0.344, SLG: 0.579	P4		P4		K			2B 1B	HR	5	2	2	3	0	1	5									
Steve Bilko, R (1, 3) OBP: 0.422, SLG: 0.552 Lee Thomas, L (8, PR) OBP: 0.340, SLG: 0.457 Ted Kluszewski, L (8, 3) OBP: 0.318, SLG: 0.485	2B WP 2H						F8	SH3 2B	BB	4	0	2	3	0	0	0									
George Thomas, R (1, 7) OBP: 0.241, SLG: 0.464	6-3						6-3	SH3 2B	F2	4	0	0	0	0	0	2									
Earl Averill, R (1, 2) OBP: 0.395, SLG: 0.503		5-3					F8			3	0	0	0	1	0	0									
Eddie Yost, R (1, 5) OBP: 0.360, SLG: 0.202		6-3					6-3	SH2-4 BB	2-4	3	0	0	0	1	0	3									
Rocky Bridges, R (1, 4) OBP: 0.283, SLG: 0.230								SH2-4		3	0	1	0	0	0	0									
Eli Grba, R (1, 1) OBP: 0.118, SLG: 0.212 Del Rice, R (7, PH) OBP: 0.369, SLG: 0.463 Jim Donohue, R (7, 1) Art Fowler, R (9, 1) OBP: 0.100, SLG: 0.100							F3	FC6-4 BB HBP	F3	2	0	0	0	0	0	1									
Inning Stats	R: 1 E: 0 K: 0 S: 5	H: 2 LOB: 1 BB: 0 P: 5	R: 0 E: 0 K: 0 S: 3	H: 0 LOB: 0 BB: 0 P: 3	R: 0 E: 0 K: 0 S: 4	H: 1 LOB: 1 BB: 0 P: 4	R: 0 E: 0 K: 0 S: 3	H: 0 LOB: 0 BB: 0 P: 3	R: 0 E: 0 K: 1 S: 6	H: 1 LOB: 3 BB: 1 P: 11	R: 0 E: 0 K: 0 S: 3	H: 0 LOB: 0 BB: 0 P: 3	R: 0 E: 0 K: 1 S: 5	H: 0 LOB: 1 BB: 1 P: 9	R: 2 E: 0 K: 0 S: 5	H: 3 LOB: 2 BB: 1 P: 9	R: 3 E: 0 K: 0 S: 5	H: 2 LOB: 1 BB: 2 P: 13	1B: 5 2B: 4 3B: 0 HR: 1	SF: 0 SAC: 2 DP: 1 HBP: 1	WP: 1 PB: 1 SB: 0 CS: 0	PA: 41			
PITCHER	IP	WLS	BF	H	R	ER	SO	BB	IBB	HBP	BLK	WP	HR	S	P	ERA	WHIP								
Jim Kaat, L (1, 1) ERA: 4.06	7.0	L	31	7	3	3	2	2	0	1	0	1	0	32	41	3.86	1.286								
Danny McDevitt, L (8, 1) ERA: 5.7	0.1		2	0	0	0	0	1	0	0	0	0	0	1	5	0.00	3.000								
Don Lee, R (8, 1) ERA: 2.89	1.2		8	2	3	3	0	2	0	0	0	0	1	6	14	16.20	2.400								

Los Angeles Angels @ Minnesota Twins
Metropolitan Stadium, Bloomington, MI
Wed Jul 05 1961, 8:05 PM EDT
Att: 16,169 - Unknown - 79 F

AB 33
R 6
H 9
RBI 6
BB 5
SO 2
LOB 14



Batter	1	2	3	4	5	6	7	8	9	AB	R	H	RBI	BB	SO	LOB	BOTTOM								
Lenny Green, L (1, 8) OBP: 0.387, SLG: 0.377	4-3		L6		P4					3	0	0	0	2	0	2									
Billy Martin, R (1, 4) OBP: 0.387, SLG: 0.387	6-3		6-3		P4		L4-6		F9	5	0	0	0	0	0	8									
Harmon Killebrew, R (1, 3) OBP: 0.453, SLG: 0.799	K				F8					3	1	0	0	1	1	2									
Bob Allison, R (1, 9) OBP: 0.335, SLG: 0.442					5-3 BB					4	0	0	0	0	1	1									
Jim Lemon, R (1, 7) OBP: 0.338, SLG: 0.430					5-3					4	0	0	0	0	1	1									
Earl Battey, R (1, 2) OBP: 0.367, SLG: 0.423					1B HR					4	1	2	2	0	1	0									
Earl Battey, R (1, 2) OBP: 0.367, SLG: 0.423					1B HR					4	0	1	0	0	0	0									
Bill Tuttle, R (1, 5) OBP: 0.300, SLG: 0.301					1B					3	0	1	0	1	0	3									
Jose Valdivielso, R (1, 6) OBP: 0.209, SLG: 0.207 Julio Becquer, L (8, PH) OBP: 0.277, SLG: 0.614					1B					3	0	1	0	0	0	2									
Jim Kaat, L (1, 1) OBP: 0.394, SLG: 0.433 Danny McDevitt, L (8, 1) Don Lee, R (8, 1) Hal Naragon, L (8, PH) OBP: 0.309, SLG: 0.396					F8					3	0	2	0	0	0	0									
Inning Stats	R: 0 E: 0 K: 1 S: 5	H: 0 LOB: 0 BB: 0 P: 5	R: 1 E: 1 K: 1 S: 7	H: 1 LOB: 1 BB: 0 P: 7	R: 0 E: 0 K: 0 S: 3	H: 0 LOB: 0 BB: 0 P: 3	R: 1 E: 0 K: 0 S: 4	H: 2 LOB: 1 BB: 1 P: 8	R: 0 E: 0 K: 0 S: 3	H: 0 LOB: 0 BB: 0 P: 3	R: 0 E: 0 K: 0 S: 4	H: 2 LOB: 2 BB: 1 P: 8	R: 0 E: 0 K: 1 S: 5	H: 0 LOB: 0 BB: 0 P: 5	R: 0 E: 0 K: 1 S: 5	H: 0 LOB: 3 BB: 3 P: 17	1B: 6 2B: 2 3B: 0 HR: 1	SF: 0 SAC: 0 DP: 2 HBP: 0	WP: 0 PB: 0 SB: 0 CS: 0	PA: 38					
PITCHER	IP	WLS	BF	H	R	ER	SO	BB	IBB	HBP	BLK	WP	HR	S	P	ERA	WHIP								
Eli Grba, R (1, 1) ERA: 4.04	6.0		24	5	2	2	2	1	0	0	0	0	0	27	31	3.00	1.000								
Jim Donohue, R (7, 1) ERA: 2.84	2.1	W	11	2	0	0	1	3	0	0	0	0	0	10	22	0.00	2.143								
Art Fowler, R (9, 1) ERA: 2.61	0.2	S	3	0	0	0	1	1	0	0	0	0	0	4	8	0.00	1.500								

Los Angeles Angels @ Minnesota Twins
Metropolitan Stadium, Bloomington, MI
Wed Jul 05 1961, 8:05 PM EDT
Att: 16,169 - Unknown - 79 F

AB 33
R 2
H 7
RBI 2
BB 5
SO 4
LOB 20



Batter	1	2	3	4	5	6	7	8	9	AB	R	H	RBI	BB	SO	LOB	TOP								
Albie Pearson, L OBP: 0.448, SLG: 0.450 (1, 9)										6	2	2	1	0	0	2									
Joe Koppe, R OBP: 0.416, SLG: 0.456 (1, 6)										6	1	3	1	0	0	3									
Ken Hunt, R OBP: 0.345, SLG: 0.574 (1, 8)										4	2	1	1	1	1	2									
Steve Bilko, R OBP: 0.426, SLG: 0.567 (1, 3)										3	1	1	3	2	0	2									
George Thomas, R OBP: 0.303, SLG: 0.516 (1, 7)										3	0	2	2	0	0	0									
Leon Wagner, L OBP: 0.330, SLG: 0.518 (8, PH)										1	0	0	0	0	0	2									
Art Fowler, R OBP: 0.100, SLG: 0.100 (8, 1)										0	0	0	0	0	0	0									
Earl Averill, R OBP: 0.391, SLG: 0.500 (1, 2)										5	1	1	0	0	2	5									
Eddie Yost, R OBP: 0.368, SLG: 0.205 (1, 5)										3	3	1	0	2	1	1									
Billy Moran, R OBP: 0.326, SLG: 0.375 (1, 4)										3	1	0	1	2	0	1									
Ryne Duren, R OBP: 0.214, SLG: 0.083 (1, 1)										0	0	0	0	0	0	0									
Ron Kline, R OBP: 0.148, SLG: 0.115 (2, PH)										1	0	0	0	0	0	0									
Ed Sawrowski, R OBP: 0.258, SLG: 0.313 (2, 1)										1	0	0	0	0	0	0									
Ron Moeller, L OBP: 0.200, SLG: 0.148 (6, PH)										1	0	0	0	0	0	0									
Faye Throneberry, L OBP: 0.313, SLG: 0.250 (6, 1)										0	0	0	0	0	0	0									
Johnny James, L OBP: 0.202, SLG: 0.158 (8, 7)										1	1	1	3	1	0	0									
Lee Thomas, L OBP: 0.343, SLG: 0.477 (8, PH)										1	1	1	3	1	0	0									
Inning Stats	R: 2 E: 0 K: 0 S: 5	H: 2 LOB: 1 BB: 1 P: 9	R: 5 E: 0 K: 1 S: 8	H: 3 LOB: 0 BB: 2 P: 16	R: 1 E: 0 K: 0 S: 4	H: 1 LOB: 0 BB: 0 P: 4	R: 0 E: 0 K: 0 S: 3	H: 0 LOB: 0 BB: 0 P: 3	R: 0 E: 0 K: 1 S: 5	H: 1 LOB: 1 BB: 0 P: 5	R: 0 E: 0 K: 2 S: 7	H: 0 LOB: 0 BB: 0 P: 7	R: 0 E: 0 K: 1 S: 6	H: 1 LOB: 3 BB: 1 P: 11	R: 3 E: 0 K: 1 S: 8	H: 3 LOB: 2 BB: 2 P: 16	R: 1 E: 0 K: 0 S: 4	H: 1 LOB: 2 BB: 2 P: 12	1B: 8 2B: 3 3B: 0 HR: 2	SF: 0 SAC: 0 DP: 1 HBP: 1	WP: 1 PB: 1 SB: 0 CS: 0	PA: 47			
PITCHER	IP	WLS	BF	H	R	ER	SO	BB	IBB	HBP	BLK	WP	HR	S	P	ERA	WHIP								
Gerry Arrigo, L ERA: 10.24 (1, 1)	1.2		11	3	5	5	1	3	0	0	0	0	0	10	22	27.00	3.600								
Chuck Stobbs, L ERA: 6.52 (2, 1)	3.1		13	4	3	3	1	0	0	0	0	0	1	15	15	8.10	1.200								
Bill Pleis, L ERA: 5.93 (6, 1)	2.0	L	11	2	2	2	3	2	0	1	0	0	0	14	23	9.00	2.000								
Camilo Pascual, R ERA: 3.95 (8, 1)	2.0	L	12	3	2	2	1	3	0	0	0	1	1	11	23	9.00	3.000								

Los Angeles Angels @ Minnesota Twins
 Metropolitan Stadium, Bloomington, MI
 Thu Jul 06 1961, 4:33 AM EDT
 Att: 8,899 - Unknown - 82 F

AB	38
R	12
H	12
RBI	12
BB	8
SO	6
LOB	20



Batter	1	2	3	4	5	6	7	8	9	AB	R	H	RBI	BB	SO	LOB	BOTTOM								
Lenny Green, L OBP: 0.391, SLG: 0.387 (1, 8)										3	2	1	2	2	1	1									
Bill Tuttle, R OBP: 0.298, SLG: 0.294 (1, 5)										4	0	0	0	1	1	1									
Harmon Killebrew, R OBP: 0.452, SLG: 0.701 (1, 3)										3	2	0	0	2	0	2									
Bob Allison, R OBP: 0.342, SLG: 0.453 (1, 9)										2	2	1	2	3	0	0									
Jim Lemon, R OBP: 0.333, SLG: 0.425 (1, 7)										3	0	0	1	0	2	1									
Earl Battey, R OBP: 0.371, SLG: 0.426 (1, 2)										5	2	3	1	0	0	2									
Jose Valdivielso, R OBP: 0.222, SLG: 0.224 (1, 6)										3	2	1	0	1	0	3									
Julio Becquer, L OBP: 0.271, SLG: 0.600 (9, PH)										1	0	0	0	0	0	0									
Rich Rollins, R OBP: 0.364, SLG: 0.400 (1, 4)										3	1	1	3	1	0	0									
Gerry Arrigo, L OBP: 0.500, SLG: 0.500 (1, 1)										1	0	1	1	0	0	0									
Chuck Stobbs, L OBP: 0.375, SLG: 0.429 (2, 1)										1	0	0	0	0	1	0									
Ron Kline, R OBP: 0.200, SLG: 0.148 (6, PH)										1	0	0	0	0	0	2									
Bill Pleis, L OBP: 0.167, SLG: 0.167 (6, 1)										1	0	0	0	0	1	0									
Camilo Pascual, R OBP: 0.195, SLG: 0.158 (8, 1)										0	0	0	0	0	0	0									
Inning Stats	R: 6 E: 0 K: 0 S: 6	H: 3 LOB: 4 BB: 1 P: 22	R: 2 E: 0 K: 2 S: 9	H: 2 LOB: 1 BB: 1 P: 13	R: 0 E: 0 K: 1 S: 5	H: 0 LOB: 1 BB: 1 P: 9	R: 0 E: 0 K: 1 S: 4	H: 0 LOB: 0 BB: 1 P: 8	R: 3 E: 0 K: 0 S: 5	H: 3 LOB: 0 BB: 1 P: 9	R: 0 E: 0 K: 0 S: 3	H: 0 LOB: 2 BB: 2 P: 11	R: 0 E: 0 K: 2 S: 7	H: 0 LOB: 0 BB: 0 P: 7	R: 0 E: 0 K: 0 S: 3	H: 0 LOB: 0 BB: 0 P: 3	R: 0 E: 0 K: 0 S: 3	H: 0 LOB: 0 BB: 0 P: 3	1B: 4 2B: 2 3B: 0 HR: 2	SF: 1 SAC: 1 DP: 1 HBP: 0	WP: 0 PB: 0 SB: 1 CS: 1	PA: 44			
PITCHER	IP	WLS	BF	H	R	ER	SO	BB	IBB	HBP	BLK	WP	HR	S	P	ERA	WHIP								
Ryne Duren, R ERA: 4.85 (1, 1)	0.2		7	1	5	5	0	4	0	0	0	0	0	3	3	27.00	6.000								
Ron Kline, R ERA: 5.22 (1, 1)	0.1		3	2	1	1	0	0	0	0	0	0	0	3	3	27.00	6.000								
Ron Moeller, L ERA: 4.92 (2, 1)	4.0		19	5	5	5	4	4	0	0	0	0	2	23	39	11.25	2.250								
Johnny James, R ERA: 4.53 (6, 1)	2.0		8	0	0	0	2	2	0	0	0	0	0	10	18	0.00	1.000								
Art Fowler, R ERA: 2.48 (8, 1)	2.0	W	6	0	0	0	0	0	0	0	0	0	0	6	6	0.00	0.000								

Los Angeles Angels @ Minnesota Twins
 Metropolitan Stadium, Bloomington, MI
 Thu Jul 06 1961, 4:33 AM EDT
 Att: 8,899 - Unknown - 82 F

AB	31
R	11
H	8
RBI	10
BB	10
SO	6
LOB	12



Batter	1	2	3	4	5	6	7	8	9	AB	R	H	RBI	BB	SO	LOB	TOP
Lenny Green, L OBP: 0.389, SLG: 0.385	F7		F7 1B			F8			E6 FC6-4 1B	4	0	1	0	0	0	0	Minnesota Twins @ Washington Senators Griffith Stadium, Washington, DC Fri Jul 07 1961, 7:05 PM EDT Att: 16,596 - Unknown livebaseballscorecards.com
Billy Martin, R OBP: 0.286, SLG: 0.390	BB 1B		F7			F7			FC6-4 1-2 1B	4	0	2	0	0	0	1	
Harmon Killebrew, R OBP: 0.449, SLG: 0.693	G4-6-3 BB			F7			F8		FC6-4 1-2 2-3	3	0	0	0	1	0	2	
Bob Allison, R OBP: 0.338, SLG: 0.447	G4-6-3 1-2			K			5-3		F7	4	0	0	0	0	1	4	
Jim Lemon, R OBP: 0.333, SLG: 0.421		G6-4-3 BB		K			6-3			2	0	0	0	1	1	0	
Earl Battey, R OBP: 0.371, SLG: 0.423		G6-4-3 1-2			F9			L5-3 BB		2	0	0	0	1	0	1	
Ted Leccio, R (8, 6)			K		5-3			L5-3 1-2		3	0	0	0	0	1	1	
Jose Valdivielso, R OBP: 0.217, SLG: 0.218			1-3		1-3			K		2	0	0	0	0	0	0	
Hai Naragon, L OBP: 0.304, SLG: 0.389										1	0	0	0	0	1	0	
Rich Rollins, R OBP: 0.364, SLG: 0.400										0	0	0	0	0	0	0	
Pedro Ramos, S OBP: 0.216, SLG: 0.313			F2			P6			P6	2	0	0	0	0	0	0	
Julio Becquer, L OBP: 0.265, SLG: 0.587										1	0	0	0	0	0	0	
Inning Stats	R: 0 E: 0 K: 0 S: 3	H: 1 LOB: 1 BB: 1 P: 7	R: 0 E: 0 K: 1 S: 4	H: 0 LOB: 0 BB: 1 P: 8	R: 0 E: 0 K: 2 S: 7	H: 0 LOB: 0 BB: 0 P: 7	R: 0 E: 0 K: 0 S: 3	H: 0 LOB: 0 BB: 0 P: 3	R: 0 E: 0 K: 1 S: 5	H: 0 LOB: 2 BB: 0 P: 8	1B: 3 2B: 1 3B: 0 HR: 0	SF: 0 SAC: 0 DP: 3 HBP: 0	WP: 0 PA: 31 PB: 0 CS: 0				
PITCHER Joe McClain, R ERA: 3.19	IP: 9.0 WLS: W BF: 31 H: 3 R: 0 ER: 0 SO: 4 BB: 3 IBB: 0 HBP: 0 BLK: 0 WP: 0 HR: 0 S: 36 P: 48 ERA: 0.00 WHIP: 0.667																

Batter	1	2	3	4	5	6	7	8	9	AB	R	H	RBI	BB	SO	LOB	BOTTOM
Danny O'Connell, R OBP: 0.399, SLG: 0.358	E S 1B	1B			F2			5-3		4	2	2	0	0	0	0	Minnesota Twins @ Washington Senators Griffith Stadium, Washington, DC Fri Jul 07 1961, 7:05 PM EDT Att: 16,596 - Unknown livebaseballscorecards.com
Billy Klaus, L OBP: 0.318, SLG: 0.391	1B BB	2B			F8			P3		3	0	1	1	1	0	0	
Gene Woodling, L OBP: 0.412, SLG: 0.494										3	0	3	1	0	0	0	
Jim King, L OBP: 0.357, SLG: 0.463	1-3 3-H 1B		G6-4-3 1B			G5-4-3 1B				0	0	0	0	0	0	0	
Gene Green, R OBP: 0.357, SLG: 0.584	F8		G6-4-3 1-2			G5-4-3 1-2				3	0	0	0	0	0	4	
Willie Tasby, R OBP: 0.357, SLG: 0.504	F9		F7			6-3				3	0	0	0	0	0	2	
Dale Long, L OBP: 0.331, SLG: 0.506	F8			G6-4-3 BB			F8			2	0	0	0	1	0	2	
Marty Keough, L OBP: 0.316, SLG: 0.462				K			K			3	1	1	1	0	2	1	
Chuck Cottier, R OBP: 0.248, SLG: 0.269		F2		G6-4-3 1-2			6-3			3	0	0	0	0	0	1	
Joe McClain, R OBP: 0.238, SLG: 0.293		5-3			F8			5-3		3	0	0	0	0	0	0	
Inning Stats	R: 1 E: 0 K: 0 S: 5	H: 2 LOB: 2 BB: 1 P: 9	R: 2 E: 0 K: 0 S: 5	H: 3 LOB: 0 BB: 0 P: 5	R: 0 E: 0 K: 1 S: 4	H: 1 LOB: 0 BB: 1 P: 8	R: 0 E: 0 K: 0 S: 3	H: 0 LOB: 0 BB: 0 P: 3	R: 0 E: 0 K: 1 S: 5	H: 0 LOB: 0 BB: 0 P: 5	1B: 5 2B: 1 3B: 0 HR: 1	SF: 0 SAC: 0 DP: 3 HBP: 0	WP: 0 PA: 29 PB: 0 CS: 0				
PITCHER Pedro Ramos, R ERA: 4.28	IP: 8.0 WLS: L BF: 29 H: 7 R: 3 ER: 3 SO: 2 BB: 2 IBB: 0 HBP: 0 BLK: 0 WP: 0 HR: 1 S: 31 P: 39 ERA: 3.38 WHIP: 1.125																

Batter	1	2	3	4	5	6	7	8	9	AB	R	H	RBI	BB	SO	LOB	TOP										
Lenny Green, L OBP: 0.389, SLG: 0.381 (1, 8)										3	0	0	0	2	0	1											
Billy Martin, R OBP: 0.289, SLG: 0.386 (1, 4)										4	0	1	0	1	0	1											
Harmon Killebrew, R OBP: 0.450, SLG: 0.701 (1, 3)										4	1	2	1	0	0	1											
Bob Allison, R OBP: 0.340, SLG: 0.444 (1, 9)										2	0	0	0	2	2	3											
Jim Lemon, R OBP: 0.339, SLG: 0.431 Pedro Ramos, S OBP: 0.216, SLG: 0.313 Bill Tuttle, R OBP: 0.298, SLG: 0.294 (1, 7)										4	0	3	0	0	1	3											
Earl Battey, R OBP: 0.367, SLG: 0.418 (1, 2)										3	0	0	0	0	0	7											
Ted Lepcio, R OBP: 0.200, SLG: 0.444 (1, 5)										4	1	1	1	0	0	2											
Jose Valdivielso, R OBP: 0.219, SLG: 0.231 (1, 6)										4	0	1	0	0	0	2											
Jack Kralick, L OBP: 0.224, SLG: 0.208 Jim Kaat, L OBP: 0.394, SLG: 0.433 Ray Moore, R OBP: 0.260, SLG: 0.574 (1, 1)										3	0	0	0	0	0	1											
Inning Stats	R: 0 E: 0 K: 2 S: 9	H: 2 LOB: 3 BB: 1 P: 13	R: 1 E: 0 K: 0 S: 4	H: 1 LOB: 0 BB: 0 P: 4	R: 0 E: 0 K: 0 S: 3	H: 1 LOB: 2 BB: 2 P: 11	R: 0 E: 0 K: 0 S: 3	H: 0 LOB: 0 BB: 0 P: 3	R: 1 E: 0 K: 0 S: 5	H: 2 LOB: 2 BB: 1 P: 9	R: 0 E: 0 K: 1 S: 5	H: 0 LOB: 0 BB: 0 P: 5	R: 0 E: 0 K: 0 S: 4	H: 1 LOB: 2 BB: 1 P: 4	R: 0 E: 0 K: 0 S: 2	H: 0 LOB: 0 BB: 1 P: 6	1B: 4 2B: 2 3B: 0 HR: 2	SF: 0 SAC: 1 DP: 2 HBP: 0	WP: 0 PB: 0 SB: 0 CS: 0	PA: 38							
PITCHER	IP	WLS	BF	H	R	ER	SO	BB	IBB	HBP	BLK	WP	HR	S	P	ERA	WHIP										
Ed Hobaugh, R ERA: 4.12 (1, 1)	6.0		28	7	2	2	2	4	0	0	0	0	2	28	44	3.00	1.833										
Marty Kutyna, R ERA: 3.53 (7, 1)	2.0	W	7	1	0	0	1	0	0	0	0	0	0	9	9	0.00	0.500										
John Gabler, R ERA: 4.5 (9, 1)	1.0	S	3	0	0	0	0	1	0	0	0	0	0	2	6	0.00	1.000										

Minnesota Twins @ Washington Senators
Griffith Stadium, Washington, DC
Sat Jul 08 1961, 3:33 AM EDT
Att: 9,147 - Unknown

AB 32
R 2
H 8
RBI 2
BB 5
SO 3
LOB 21



Batter	1	2	3	4	5	6	7	8	9	AB	R	H	RBI	BB	SO	LOB	BOTTOM										
Danny O'Connell, R OBP: 0.397, SLG: 0.364 (1, 5)										4	1	1	1	0	1	2											
Billy Klaus, L OBP: 0.316, SLG: 0.387 (1, 6)										4	0	1	1	0	1	1											
Gene Woodling, L OBP: 0.414, SLG: 0.495 Ron Stillwell, R OBP: 0.154, SLG: 0.167 Pete Daley, R OBP: 0.248, SLG: 0.300 (1, 9)										4	0	2	0	0	1	1											
Gene Green, R OBP: 0.365, SLG: 0.588 Tom Cheney, R OBP: 0.337, SLG: 0.250 John Gabler, S OBP: 0.308, SLG: 0.462 (1, 2)										4	0	3	0	0	0	0											
Willie Tasby, R OBP: 0.356, SLG: 0.500 (1, 8)										4	0	1	1	0	1	3											
Dale Long, L OBP: 0.326, SLG: 0.498 (1, 3)										4	0	0	0	0	1	3											
Marty Keough, L OBP: 0.316, SLG: 0.460 (1, 7)										3	0	1	0	0	0	1											
Chuck Cottier, R OBP: 0.250, SLG: 0.279 (1, 4)										3	1	1	0	0	0	1											
Ed Hobaugh, R OBP: 0.097, SLG: 0.067 Chuck Hinton, R OBP: 0.337, SLG: 0.348 Marty Kutyna, R OBP: 0.400, SLG: 0.400 Harry Bright, R OBP: 0.305, SLG: 0.347 Jim King, L OBP: 0.357, SLG: 0.463 (1, 1)										0	0	0	0	0	0	0											
Inning Stats	R: 0 E: 0 K: 1 S: 5	H: 0 LOB: 0 BB: 0 P: 5	R: 0 E: 0 K: 1 S: 5	H: 0 LOB: 0 BB: 0 P: 5	R: 0 E: 0 K: 0 S: 4	H: 1 LOB: 1 BB: 0 P: 4	R: 0 E: 0 K: 0 S: 4	H: 2 LOB: 1 BB: 0 P: 4	R: 0 E: 0 K: 2 S: 8	H: 2 LOB: 1 BB: 0 P: 8	R: 0 E: 0 K: 1 S: 6	H: 1 LOB: 1 BB: 0 P: 6	R: 0 E: 0 K: 0 S: 8	H: 5 LOB: 2 BB: 0 P: 8	R: 3 E: 0 K: 0 S: 8	H: 9 LOB: 1 BB: 1 HR: 0	SF: 0 SAC: 1 DP: 1 HBP: 0	WP: 0 PB: 0 SB: 0 CS: 1	PA: 34								
PITCHER	IP	WLS	BF	H	R	ER	SO	BB	IBB	HBP	BLK	WP	HR	S	P	ERA	WHIP										
Jack Kralick, L ERA: 3.57 (8, 1)	7.1	L	3	2	0	0	0	0	0	0	0	0	0	3	3	0.00	6.000										
Ray Moore, R ERA: 5.76 (8, 1)	0.1		2	1	1	1	0	0	0	0	0	0	0	2	2	27.00	3.000										

Minnesota Twins @ Washington Senators
Griffith Stadium, Washington, DC
Sat Jul 08 1961, 3:33 AM EDT
Att: 9,147 - Unknown

AB 32
R 3
H 11
RBI 3
BB 0
SO 5
LOB 13



Batter	1	2	3	4	5	6	7	8	9	AB	R	H	RBI	BB	SO	LOB	TOP								
Lenny Green, L OBP: 0.392, SLG: 0.390 (1, 8)										5	1	3	0	0	0	0	Minnesota Twins @ Detroit Tigers Tiger Stadium, Detroit, MI Fri Jul 14, 1961, 7:05 PM EDT Att: 30,999 - Unknown								
Billy Martin, R OBP: 0.283, SLG: 0.386 (1, 4)										4	0	0	1	0	1	2									
Harmon Killebrew, R OBP: 0.444, SLG: 0.690 (1, 3)										4	0	0	0	0	3	3									
Bob Allison, R OBP: 0.345, SLG: 0.451 (1, 9)										3	2	1	1	1	0	0									
Jim Lemon, R OBP: 0.339, SLG: 0.436 Bill Tuttle, R OBP: 0.301, SLG: 0.294 (8, PR) (8, 8)										4	1	2	0	0	2	0									
Earl Battey, R OBP: 0.371, SLG: 0.444 (1, 2)										4	0	2	1	0	2	0									
Ted Lepcio, R OBP: 0.182, SLG: 0.571 (1, 5)										4	0	0	1	0	1	3									
Jose Valdivieso, R OBP: 0.231, SLG: 0.245 (1, 6)										4	1	2	0	0	0	0									
Jack Kralick, L OBP: 0.208, SLG: 0.192 (1, 1)										4	0	0	0	0	0	3									
Inning Stats	R: 1 E: 0 K: 0 S: 4	H: 1 LOB: 0 BB: 0 P: 4	R: 0 E: 0 K: 2 S: 7	H: 0 LOB: 0 BB: 0 P: 7	R: 1 E: 1 K: 1 S: 7	H: 2 LOB: 1 BB: 0 P: 7	R: 1 E: 0 K: 0 S: 6	H: 3 LOB: 2 BB: 0 P: 6	R: 0 E: 0 K: 2 S: 7	H: 0 LOB: 0 BB: 0 P: 7	R: 1 E: 0 K: 3 S: 10	H: 1 LOB: 0 BB: 0 P: 10	R: 0 E: 0 K: 0 S: 3	H: 0 LOB: 0 BB: 0 P: 3	R: 1 E: 1 K: 1 S: 7	H: 2 LOB: 2 BB: 0 P: 11		R: 0 E: 0 K: 0 S: 4	H: 1 LOB: 1 BB: 0 P: 4	1B: 8 2B: 1 3B: 0 HR: 1	SF: 1 SAC: 0 DP: 0 HBP: 0	WP: 1 PB: 0 SB: 1 CS: 1	PA: 38		
PITCHER	IP	WLS	BF	H	R	ER	SO	BB	IBB	HBP	BLK	WP	HR	S	P	ERA	WHIP								
Frank Lary, R ERA: 3.42 Fred Gladding, R ERA: 2.64	(1, 1) (8, 1)	7.0 2.0	L 10	28 3	7 1	4 1	3 1	8 1	0 0	0 0	0 0	1 0	1 0	44 11	44 15	3.86 4.50	1.000 2.000								

Batter	1	2	3	4	5	6	7	8	9	AB	R	H	RBI	BB	SO	LOB	BOTTOM								
Bill Bruton, L OBP: 0.318, SLG: 0.361 (1, 8)										5	0	0	1	0	2	3	Minnesota Twins @ Detroit Tigers Tiger Stadium, Detroit, MI Fri Jul 14, 1961, 7:05 PM EDT Att: 30,999 - Unknown								
Chico Fernandez, R OBP: 0.314, SLG: 0.326 (1, 5)										5	0	2	0	0	0	2									
Al Kaline, R OBP: 0.357, SLG: 0.488 (1, 9)										4	0	1	0	0	0	2									
Rocky Colavito, R OBP: 0.410, SLG: 0.571 (1, 7)										3	0	0	0	1	0	2									
Jake Wood, R OBP: 0.339, SLG: 0.395 (1, 4)										4	0	1	0	0	1	3									
Bobo Osborne, L OBP: 0.420, SLG: 0.375 (1, 3)										4	0	0	0	0	2	4									
Dick McAuliffe, L OBP: 0.247, SLG: 0.396 (1, 6)										4	1	2	0	0	1	0									
Mike Roarke, R OBP: 0.325, SLG: 0.378 (1, 2)										4	1	3	1	0	1	1									
Frank Lary, R OBP: 0.283, SLG: 0.356 Bubba Morton, R OBP: 0.244, SLG: 0.368 Fred Gladding, L OBP: 0.304, SLG: 0.450 (8, PH) (8, PH)										2	0	0	0	0	1	1									
Inning Stats	R: 0 E: 0 K: 1 S: 6	H: 1 LOB: 1 BB: 0 P: 6	R: 0 E: 0 K: 2 S: 8	H: 1 LOB: 0 BB: 0 P: 8	R: 0 E: 0 K: 1 S: 5	H: 0 LOB: 0 BB: 0 P: 5	R: 0 E: 0 K: 1 S: 6	H: 1 LOB: 1 BB: 0 P: 6	R: 1 E: 1 K: 0 S: 4	H: 2 LOB: 1 BB: 0 P: 4	R: 0 E: 0 K: 1 S: 6	H: 1 LOB: 1 BB: 0 P: 6	R: 0 E: 0 K: 1 S: 6	H: 1 LOB: 2 BB: 1 P: 10	R: 1 E: 0 K: 0 S: 5	H: 2 LOB: 1 BB: 0 P: 5		1B: 6 2B: 4 3B: 0 HR: 0	SF: 0 SAC: 0 DP: 0 HBP: 0	WP: 0 PB: 1 SB: 0 CS: 0	PA: 38				
PITCHER	IP	WLS	BF	H	R	ER	SO	BB	IBB	HBP	BLK	WP	HR	S	P	ERA	WHIP								
Jack Kralick, L ERA: 3.48	(1, 1)	9.0	W	38	10	2	2	8	1	0	0	0	0	53	57	2.00	1.222								

AB	36
R	5
H	10
RBI	4
BB	1
SO	9
LOB	11



AB	37
R	2
H	10
RBI	2
BB	1
SO	8
LOB	19



Batter	1	2	3	4	5	6	7	8	9	AB	R	H	RBI	BB	SO	LOB	TOP	
Lenny Green, L OBP: 0.388, SLG: 0.385 (1, 8)	F3		F7		F9			F7		4	0	0	0	0	0	1	Minnesota Twins @ Detroit Tigers Tiger Stadium, Detroit, MI Sat Jul 15 1961, 4:33 AM EDT Att: 12,325 - Sunny - 84 F	
Billy Martin, R OBP: 0.282, SLG: 0.379 (1, 4)	3-1		HBP		F7			F3		3	0	0	0	0	0	0		
Harmon Killebrew, R OBP: 0.445, SLG: 0.686 (1, 3) (7, 5)	BB		K		G4-3 1B			L8		3	0	1	0	1	1	2		
Bob Allison, R OBP: 0.341, SLG: 0.444 (1, 9)	K			K	G4-3 1-2			K		4	0	0	0	0	3	2		
Jim Lemon, R OBP: 0.341, SLG: 0.435 (1, 7)		HBP			P4			K		3	0	1	0	0	1	0		
Earl Battey, R OBP: 0.373, SLG: 0.454 (1, 2)	L4		L8		HR			BB		3	1	1	1	1	0	2		
Ted Lepcio, R OBP: 0.192, SLG: 0.520 (1, 5) (7, 6)	F5		FC4-6 1-2		E 1B			K		4	0	1	0	0	1	2		
Jose Valdivielso, R OBP: 0.227, SLG: 0.240 (7, PH)			E6 HBP		P3			E4 G6-4-3		2	0	0	0	0	0	0		
Julio Becquer, L OBP: 0.255, SLG: 0.563 (7, 3)										1	0	0	0	0	0	1		
Camilo Pascual, R OBP: 0.188, SLG: 0.156 (1, 1)	L8		L8		L8			G6-4-3 1-2		3	0	0	0	0	0	3		
Inning Stats	R: 0 E: 0 K: 1 S: 5	H: 0 LOB: 1 BB: 1 P: 9	R: 0 E: 0 K: 0 S: 2	H: 0 LOB: 0 BB: 0 P: 3	R: 0 E: 1 K: 1 S: 6	H: 0 LOB: 2 BB: 0 P: 7	R: 0 E: 0 K: 1 S: 6	H: 1 LOB: 1 BB: 0 P: 6	R: 0 E: 0 K: 0 S: 3	H: 0 LOB: 0 BB: 0 P: 3	R: 1 E: 1 K: 0 S: 5	H: 2 LOB: 1 BB: 0 P: 5	R: 0 E: 0 K: 3 S: 9	H: 0 LOB: 1 BB: 1 P: 13	1B: 3 2B: 0 3B: 0 HR: 1	SF: 0 SAC: 0 DP: 2 HBP: 2	WP: 0 PB: 0 SB: 0 CS: 1	PA: 34
PITCHER Jim Bunning, R ERA: 3.38 (1, 1)	IP: 9.0 WLS: W BF: 34 H: 4 R: 1 ER: 1 SO: 6 BB: 2 IBB: 0 HBP: 2 BLK: 0 WP: 0 HR: 1 S: 42 P: 52 ERA: 1.00 WHIP: 0.667															PITCHER		

AB	30
R	1
H	4
RBI	1
BB	2
SO	6
LOB	13



Batter	1	2	3	4	5	6	7	8	9	AB	R	H	RBI	BB	SO	LOB	BOTTOM			
Dick McAuliffe, L OBP: 0.248, SLG: 0.389 (1, 6)	2-3		4-3		2B 1-2 1B		K			4	0	1	0	0	1	1	Minnesota Twins @ Detroit Tigers Tiger Stadium, Detroit, MI Sat Jul 15 1961, 4:33 AM EDT Att: 12,325 - Sunny - 84 F			
Al Kaline, R OBP: 0.358, SLG: 0.489 (1, 8) (9, 9)	FC3-6 BB		L4-3		1-3 2-H 2B		K			3	0	1	1	1	1	1				
Charlie Maxwell, L OBP: 0.344, SLG: 0.380 (1, 7)	FC3-6				4-3			F5		3	0	0	0	1	0	3				
Bill Bruton, L OBP: 0.318, SLG: 0.361 (9, 8)	FC5-4 1-2				2-3 BB					0	0	0	0	0	0	0				
Rocky Colavito, R OBP: 0.405, SLG: 0.564 (1, 9) (9, 7)	FC5-4 1-2				K			F7		4	0	0	0	0	2	2				
Bobo Osborne, L OBP: 0.426, SLG: 0.442 (1, 3)		F8		2-3 1-2				BB HR		3	1	1	1	1	0	1				
Steve Boros, R OBP: 0.382, SLG: 0.374 (1, 5)		1B		F3				K		3	0	1	0	1	1	1				
Jake Wood, R OBP: 0.339, SLG: 0.395 (1, 4)					5-3			G6-4-3 1-2 1B		3	0	1	0	0	0	2				
Dick Brown, R OBP: 0.303, SLG: 0.448 (1, 2)										1	0	0	0	0	0	2				
Mike Roarke, R OBP: 0.317, SLG: 0.368 (3, 2)	G6-4-3 1-2				K			5-3		2	0	0	0	0	1	0				
Jim Bunning, R OBP: 0.145, SLG: 0.130 (1, 1)			K		1B 2B 1B					3	1	2	0	0	1	0				
Inning Stats	R: 0 E: 0 K: 0 S: 3	H: 0 LOB: 1 BB: 1 P: 7	R: 0 E: 0 K: 0 S: 4	H: 2 LOB: 1 BB: 0 P: 4	R: 0 E: 0 K: 1 S: 5	H: 0 LOB: 0 BB: 0 P: 5	R: 0 E: 0 K: 1 S: 5	H: 0 LOB: 1 BB: 1 P: 9	R: 1 E: 0 K: 1 S: 8	H: 3 LOB: 2 BB: 0 P: 8	R: 0 E: 0 K: 1 S: 4	H: 0 LOB: 1 BB: 2 P: 12	R: 0 E: 0 K: 2 S: 8	H: 1 LOB: 0 BB: 0 P: 8	R: 1 E: 0 K: 1 S: 6	H: 1 LOB: 0 BB: 0 P: 6	1B: 5 2B: 1 3B: 0 HR: 1	SF: 0 SAC: 0 DP: 2 HBP: 0	WP: 0 PB: 0 SB: 0 CS: 0	PA: 33
PITCHER Camilo Pascual, R ERA: 3.66 (1, 1)	IP: 8.0 WLS: L BF: 33 H: 7 R: 2 ER: 2 SO: 7 BB: 4 IBB: 0 HBP: 0 BLK: 0 WP: 0 HR: 1 S: 43 P: 59 ERA: 2.25 WHIP: 1.375															PITCHER				



Batter	1	2	3	4	5	6	7	8	9	AB	R	H	RBI	BB	SO	LOB	TOP			
Lenny Green, L (1, 8) OBP: 0.391, SLG: 0.395	0-3 K		0-0 1B		0-0 3B			0-0 1B	0-3 K	5	1	3	1	0	2	1	Minnesota Twins @ Cleveland Indians Cleveland Municipal Stadium, Cleveland, OH Sun Jul 16 1961, 3:33 AM EDT Unknown			
Billy Martin, R (1, 4) OBP: 0.276, SLG: 0.370	0-0 F5		0-0 F9		0-0 6-3			0-0 P6		4	0	0	1	0	0	3				
Harmon Killebrew, R (1, 3) (7, 5) OBP: 0.443, SLG: 0.680	0-0 F7		0-0 1B		0-0 6-3			0-0 P6		4	0	1	1	0	0	1				
Bob Allison, R (1, 9) OBP: 0.340, SLG: 0.440		0-3 K	0-0 6-3		4-0 BB			0-0 FC6-4		3	0	0	0	1	1	2				
Jim Lemon, R (1, 7) OBP: 0.340, SLG: 0.432		0-0 2B 1B		0-3 K		0-0 G6-4-3 1-2		0-3 K		4	0	1	0	0	2	1				
Earl Battey, R (1, 2) OBP: 0.375, SLG: 0.458		0-0 1-3 2B		0-0 F3		0-0 G3		0-0 HR 1B		4	1	2	0	0	0	0				
Ted Lepcio, R (1, 5) (7, 6) OBP: 0.200, SLG: 0.517		0-3 K		0-3 K			0-0 L4-6 2B	0-0 F7		4	0	1	0	0	2	3				
Jose Valdivielso, R (1, 6) OBP: 0.223, SLG: 0.236		0-3 K			0-0 F5		0-0 L4-6	0-0 HR		2	0	0	0	0	1	2				
Julio Becquer, L (7, 4) (7, 3) OBP: 0.264, SLG: 0.620					0-0 F5		0-0 2-3	0-0 HR		2	1	1	2	0	0	1				
Jim Kaat, L (1, 1) OBP: 0.394, SLG: 0.433			0-0 1B		0-0 3B 1B			0-3 K	4-0 BB	0	0	0	0	0	0	0				
Chuck Stobbs, L (1, 1) OBP: 0.444, SLG: 0.500										1	1	1	0	0	0	0				
Rich Rollins, R (5, PH) OBP: 0.417, SLG: 0.455										1	1	1	0	0	0	0				
Danny McDevitt, L (5, 1) OBP: 0.294, SLG: 0.350										1	0	0	0	0	1	0				
Dan Dobbek, L (9, PH) ERA: 4.29										0	0	0	0	1	0	0				
Inning Stats	R: 0 E: 0 K: 1 S: 5	H: 0 LOB: 0 BB: 0 P: 5	R: 0 E: 0 K: 3 S: 11	H: 2 LOB: 2 BB: 0 P: 11	R: 1 E: 0 K: 0 S: 5	H: 3 LOB: 1 BB: 0 P: 5	R: 0 E: 0 K: 2 S: 7	H: 0 LOB: 0 BB: 0 P: 7	R: 2 E: 0 K: 0 S: 5	H: 2 LOB: 0 BB: 0 P: 5	R: 0 E: 0 K: 1 S: 5	H: 1 LOB: 0 BB: 0 P: 5	R: 0 E: 0 K: 0 S: 4	H: 1 LOB: 1 BB: 0 P: 4	R: 2 E: 0 K: 2 S: 9	H: 2 LOB: 1 BB: 1 P: 13	1B: 7 2B: 3 3B: 1 HR: 1	SF: 0 SAC: 0 DP: 2 HBP: 0	WP: 0 PB: 0 SB: 0 CS: 0	PA: 37
PITCHER	IP WLS BF H R ER SO BB IBB HBP BLK WP HR S P ERA WHIP																			
Gary Bell, R (1, 1) ERA: 4.29	8.2 W 36 H 11 R 5 ER 5 SO 8 BB 2 IBB 0 HBP 0 BLK 0 WP 0 HR 1 S 50 P 58 ERA 5.19 WHIP 1.500																			
Barry Latman, R (9, 1) ERA: 3.14	0.1 S 1 H 0 R 0 ER 0 SO 1 BB 0 IBB 0 HBP 0 BLK 0 WP 0 HR 3 S 3 P 3 ERA 0.00 WHIP 0.000																			

AB 35
R 5
H 11
RBI 5
BB 2
SO 9
LOB 14



Batter	1	2	3	4	5	6	7	8	9	AB	R	H	RBI	BB	SO	LOB	BOTTOM			
Johnny Temple, R (1, 4) OBP: 0.365, SLG: 0.339	HBP 1B BB F8		0-0 F8			0-0 F8		0-0 1B		4	1	1	0	1	0	2	Minnesota Twins @ Cleveland Indians Cleveland Municipal Stadium, Cleveland, OH Sun Jul 16 1961, 3:33 AM EDT Unknown			
Bob Nieman, R (1, 7) OBP: 0.486, SLG: 0.469	0-0 HBP 1B	0-0 1B F9		0-0 1B		0-0 E5		0-3 K		4	0	3	0	0	0	0				
Don Dillard, L (6, FR) (7, 7) OBP: 0.365, SLG: 0.415	1-2 1B	1-2 1B		0-0 1B		0-0 E5		0-0 K		1	0	0	0	0	1	1				
Tito Francona, L (1, 3) OBP: 0.344, SLG: 0.405	1-0 1B	0-0 F9		0-0 F2		0-0 4-3				3	1	0	0	0	0	3				
Bubba Phillips, R (1, 5) OBP: 0.328, SLG: 0.452	0-0 HR 1B	0-0 2-3 1B		0-0 F7		0-0 F7		0-0 F7		4	1	2	1	0	0	1				
Willie Kirkland, L (1, 9) OBP: 0.316, SLG: 0.476	1-2 HR 1B	0-3 K		0-0 3-1		0-0 F8		0-0 F8		4	1	1	1	0	1	3				
Chuck Essegian, R (1, 8) OBP: 0.362, SLG: 0.651	0-0 HR	0-3 K			0-0 5-3		0-0 HR			4	2	2	4	0	1	2				
John Romano, R (1, 2) OBP: 0.388, SLG: 0.513	0-0 HR		0-0 G3 1B		0-0 F3		0-0 F9			4	1	2	1	0	0	0				
Woodie Held, R (1, 6) OBP: 0.362, SLG: 0.429	0-0 6-3 2B		0-0 G3		0-3 K		0-3 K			4	0	1	0	0	2	1				
Gary Bell, R (1, 1) OBP: 0.159, SLG: 0.167	0-0 6-3		0-3 K			0-3 K		0-0 5-3		4	0	0	0	0	2	2				
Barry Latman, R (9, 1) OBP: 0.192, SLG: 0.208	2-3									0	0	0	0	0	0	0				
Inning Stats	R: 6 E: 0 K: 0 S: 8	H: 6 LOB: 1 BB: 1 P: 13	R: 0 E: 0 K: 2 S: 9	H: 2 LOB: 2 BB: 0 P: 9	R: 0 E: 0 K: 1 S: 6	H: 1 LOB: 1 BB: 0 P: 6	R: 0 E: 0 K: 0 S: 4	H: 1 LOB: 1 BB: 0 P: 4	R: 0 E: 0 K: 1 S: 5	H: 0 LOB: 0 BB: 0 P: 5	R: 0 E: 1 K: 1 S: 6	H: 0 LOB: 1 BB: 0 P: 6	R: 1 E: 0 K: 0 S: 4	H: 1 LOB: 0 BB: 0 P: 4	R: 0 E: 0 K: 2 S: 8	H: 1 LOB: 1 BB: 0 P: 8	1B: 8 2B: 1 3B: 0 HR: 3	SF: 0 SAC: 0 DP: 0 HBP: 1	WP: 0 PB: 0 SB: 0 CS: 0	PA: 38
PITCHER	IP WLS BF H R ER SO BB IBB HBP BLK WP HR S P ERA WHIP																			
Jim Kaat, L (1, 1) ERA: 4.59	0.1 L 6 H 4 R 5 ER 5 SO 0 BB 1 IBB 0 HBP 0 BLK 0 WP 0 HR 1 S 4 P 9 ERA 135.00 WHIP 15.000																			
Chuck Stobbs, L (1, 1) ERA: 6.17	3.2 17 6 1 1 3 0 0 0 0 0 0 1 23 23 2.46 1.636																			
Danny McDevitt, L (5, 1) ERA: 5.2	4.0 15 2 1 1 4 0 0 0 0 0 0 1 23 23 2.25 0.500																			

AB 36
R 7
H 12
RBI 7
BB 1
SO 7
LOB 15




Batter	1	2	3	4	5	6	7	8	9	AB	R	H	RBI	BB	SO	LOB	TOP														
Lenny Green, L OBP: 0.398, SLG: 0.413 (1, 8)										6	3	5	2	0	0	0	Minnesota Twins @ Cleveland Indians Cleveland Municipal Stadium, Cleveland, OH Sun Jul 16 1961, 3:38 AM EDT Att: 16,945 - Unknown														
Bill Tuttle, R OBP: 0.302, SLG: 0.302 (1, 5)										5	1	2	3	0	0	2															
Harmon Killebrew, R OBP: 0.447, SLG: 0.677 (1, 3)										4	2	2	1	2	0	2															
Julio Becquer, L OBP: 0.276, SLG: 0.618 (1, 7)										5	1	2	1	0	0	4															
Bob Allison, R OBP: 0.340, SLG: 0.437 Billy Martin, R OBP: 0.273, SLG: 0.365 (1, 9)										2	0	0	1	1	0	2															
Hal Naragon, L OBP: 0.295, SLG: 0.373 (1, 2)										5	0	1	1	0	1	1															
Ted Lepcio, R OBP: 0.200, SLG: 0.455 (1, 4)										4	1	0	0	1	0	0															
Jose Valdivieso, R OBP: 0.231, SLG: 0.243 (1, 6)										5	2	2	0	0	0	3															
Bert Cueto, R Don Lee, R OBP: 0.100, SLG: 0.100 (1, 1)										0	1	0	0	1	0	0															
Inning Stats	R: 1 E: 0 K: 0 S: 5	H: 2 LOB: 1 BB: 0 P: 5	R: 0 E: 0 K: 0 S: 3	H: 0 LOB: 0 BB: 0 P: 3	R: 3 E: 0 K: 0 S: 7	H: 3 LOB: 2 BB: 2 P: 15	R: 0 E: 0 K: 1 S: 5	H: 0 LOB: 0 BB: 0 P: 5	R: 1 E: 1 K: 0 S: 3	H: 1 LOB: 2 BB: 1 P: 7	R: 3 E: 1 K: 1 S: 9	H: 4 LOB: 2 BB: 1 P: 13	R: 0 E: 0 K: 1 S: 5	H: 0 LOB: 0 BB: 0 P: 5	R: 0 E: 0 K: 0 S: 4	H: 1 LOB: 2 BB: 1 P: 8		R: 4 E: 1 K: 0 S: 8	H: 4 LOB: 1 BB: 0 P: 8	1B: 11 2B: 3 3B: 1 HR: 0	SF: 1 SAC: 0 DP: 0 HBP: 0	WP: 1 PB: 0 SB: 0 CS: 0	PA: 48								
PITCHER	IP WLS BF H R ER SO BB IBB HBP BLK WP HR S P ERA WHIP																														
Wynn Hawkins, R ERA: 3.65 Dick Stigman, L ERA: 4.29 Frank Funk, R ERA: 2.91 Bob Allen, L ERA: 1.84	(1, 1) (3, 1) (6, 1) (8, 1)	2.2 3.0 1.1 2.0	15 L 16 4 13	5 5 0 5	4 4 0 4	4 3 2 0	0 3 1 0	0 0 0 1	0 0 0 0	0 0 0 0	1 0 0 0	0 0 6 12	14 29 6 16	18 9.00 6 0.00	2.250 2.667 0.000 2.500																
Batter	1	2	3	4	5	6	7	8	9	AB	R	H	RBI	BB	SO	LOB	BOTTOM														
Johnny Temple, R OBP: 0.363, SLG: 0.340 (1, 4)										5	1	1	0	0	0	0	Minnesota Twins @ Cleveland Indians Cleveland Municipal Stadium, Cleveland, OH Sun Jul 16 1961, 3:38 AM EDT Att: 16,945 - Unknown														
Don Dillard, L OBP: 0.366, SLG: 0.414 (1, 7)										5	1	2	1	0	1	0															
Tito Francona, L OBP: 0.346, SLG: 0.414 (1, 3)										4	1	2	2	0	0	1															
Bubba Phillips, R OBP: 0.327, SLG: 0.449 (1, 5)										3	0	0	0	1	0	1															
Willie Kirkland, L OBP: 0.318, SLG: 0.476 (1, 9)										4	0	2	0	0	0	0															
Chuck Essegian, R OBP: 0.357, SLG: 0.628 (1, 8)										3	0	0	0	1	0	3															
John Romano, R OBP: 0.390, SLG: 0.510 (1, 2)										2	1	0	0	2	2	0															
Miguel de la Hoz, R OBP: 0.297, SLG: 0.402 (1, 6)										4	1	1	2	0	0	2															
Wynn Hawkins, R OBP: 0.134, SLG: 0.138 Dick Stigman, R OBP: 0.125, SLG: 0.125 Frank Funk, R OBP: 0.125, SLG: 0.087 Bob Hall, L OBP: 0.125, SLG: 0.162 Bob Allen, L OBP: 0.375, SLG: 0.375 Bob Nieman, R OBP: 0.402, SLG: 0.402 (1, 1) (3, 1) (6, 1) (7, PH) (8, 1) (9, PH)	(1, 1) (3, 1) (6, 1) (7, PH) (8, 1) (9, PH)	2.2 6.1	14 W 24	4 4	4 4	4 0	0 0	0 3	2 2	0 0	0 0	0 0	0 0	0 0	0 0	0 0															
Inning Stats	R: 0 E: 0 K: 0 S: 3	H: 0 LOB: 0 BB: 0 P: 3	R: 0 E: 0 K: 0 S: 3	H: 0 LOB: 0 BB: 0 P: 3	R: 4 E: 0 K: 0 S: 7	H: 4 LOB: 2 BB: 2 P: 15	R: 0 E: 0 K: 1 S: 5	H: 0 LOB: 0 BB: 0 P: 5	R: 0 E: 0 K: 1 S: 4	H: 1 LOB: 1 BB: 0 P: 4	R: 0 E: 0 K: 1 S: 5	H: 1 LOB: 0 BB: 0 P: 5	R: 1 E: 0 K: 0 S: 5	H: 2 LOB: 1 BB: 0 P: 5	R: 0 E: 0 K: 0 S: 3	H: 0 LOB: 2 BB: 2 P: 11		R: 0 E: 0 K: 1 S: 5	H: 0 LOB: 0 BB: 0 P: 5	1B: 5 2B: 1 3B: 0 HR: 2	SF: 0 SAC: 0 DP: 1 HBP: 0	WP: 0 PB: 0 SB: 0 CS: 0	PA: 38								
PITCHER	IP WLS BF H R ER SO BB IBB HBP BLK WP HR S P ERA WHIP																														
Bert Cueto, R Don Lee, R ERA: 7.29 ERA: 2.68	(1, 1) (3, 1)	2.2 6.1	14 W 24	4 4	4 1	4 1	0 3	2 2	0 0	0 0	0 0	0 28	20 36	13.50 1.42	2.250 0.947																


AB	42
R	12
H	15
RBI	10
BB	5
SO	3
LOB	17



AB	34
R	5
H	8
RBI	5
BB	4
SO	3
LOB	7



Batter	1	2	3	4	5	6	7	8	9	AB	R	H	RBI	BB	SO	LOB	TOP			
Lenny Green, L OBP: 0.395, SLG: 0.409	F8	G3		F8		1-H 1B			4-3	5	0	1	0	0	0	1	Minnesota Twins @ Los Angeles Angels Wrigley Field, Los Angeles, CA Tue Jul 18 1961, 9:05 PM CDT Att. 4,002 - Unknown - 80 F AB 32 R 1 H 6 RBI 1 BB 5 SO 10 LOB 16 			
Bill Tuttle, R OBP: 0.300, SLG: 0.296	2B BB		1-3		F7		F9		5-3	4	0	0	0	1	0					
Harmon Killebrew, R OBP: 0.446, SLG: 0.675	1-3 2B		K		K		1-3 BB		K	4	0	1	0	1	3	0				
Jim Lemon, R OBP: 0.342, SLG: 0.437	K		BB 1B		2B		1-3			4	1	2	0	0	1	3				
Bob Allison, R OBP: 0.344, SLG: 0.436	BB		1B BB		BB		K			1	0	0	0	3	1	1				
Earl Battley, R OBP: 0.373, SLG: 0.455	K		1-2 2-H 1B		K				F2	4	0	1	1	0	2	5				
Ted Lepcio, R OBP: 0.205, SLG: 0.432		1B	F2		E5 1B		F7			4	0	1	0	0	2					
Jose Valdivielso, R OBP: 0.227, SLG: 0.239		F8		4-3		K				2	0	0	0	0	1					
Julio Becquer, L OBP: 0.283, SLG: 0.614										0	0	0	0	0	0	0				
Pedro Ramos, S OBP: 0.207, SLG: 0.309		K		5-3		K			1B	3	0	0	0	0	2	2				
Dan Dobbek, L OBP: 0.292, SLG: 0.346										1	0	0	0	0	1	1				
Ray Moore, R OBP: 0.373, SLG: 0.455										0	0	0	0	0	0	0				
Inning Stats	R: 0 H: 1 E: 0 K: 2 S: 8	H: 1 LOB: 3 BB: 2 P: 16	R: 0 H: 1 E: 0 K: 1 S: 6	H: 1 LOB: 1 BB: 0 P: 6	R: 1 H: 2 E: 0 K: 1 S: 7	H: 2 LOB: 2 BB: 1 P: 11	R: 0 H: 0 E: 0 K: 0 S: 3	H: 0 LOB: 0 BB: 0 P: 3	R: 0 H: 1 E: 0 K: 2 S: 8	H: 2 LOB: 2 BB: 1 P: 8	R: 0 H: 0 E: 0 K: 1 S: 5	H: 0 LOB: 1 BB: 1 P: 9	R: 0 H: 1 E: 0 K: 1 S: 6	H: 1 LOB: 1 BB: 0 P: 6	R: 0 H: 0 E: 0 K: 1 S: 5	H: 0 LOB: 0 BB: 0 P: 5	1B: 5 2B: 2 3B: 0 HR: 0	SF: 0 SAC: 0 DP: 0 HBP: 0	WP: 0 PB: 0 SB: 1 CS: 0	PA: 39
PITCHER Ken McBride, R ERA: 2.83	IP: 9.0 WLS: W BF: 39 H: 7 R: 1 ER: 1 SO: 11 BB: 5 IBB: 0 HBP: 0 BLK: 0 WP: 0 HR: 0 S: 56 P: 76 ERA: 1.00 WHIP: 1.333															PITCHER				

Batter	1	2	3	4	5	6	7	8	9	AB	R	H	RBI	BB	SO	LOB	BOTTOM			
Albie Pearson, L OBP: 0.428, SLG: 0.423	SH5-3 HR 1B		G3			K		1B IBB		3	1	1	0	1	1	1	Minnesota Twins @ Los Angeles Angels Wrigley Field, Los Angeles, CA Tue Jul 18 1961, 9:05 PM CDT Att. 4,002 - Unknown - 80 F AB 26 R 4 H 6 RBI 4 BB 2 SO 11 LOB 5 			
Billy Moran, R OBP: 0.294, SLG: 0.299	SH5-3 1-2		K		F9		1-2 2-H 1B			3	0	1	1	0	1	0				
Lee Thomas, L OBP: 0.360, SLG: 0.480	2-H HR		P4		3-1		K			4	1	1	2	0	1	2				
Steve Bilko, R OBP: 0.426, SLG: 0.586	5-3		K		P4					3	0	0	0	0	1	0				
George Thomas, R OBP: 0.302, SLG: 0.517	K		HR		K					3	1	1	1	0	2	0				
Ken Hunt, R OBP: 0.330, SLG: 0.545		P4		K		P6				3	0	0	0	0	1	0				
Joe Koppe, R OBP: 0.404, SLG: 0.434		CS BB		K		SH2-4 1B				2	1	1	0	1	1	0				
Ed Sadowski, R OBP: 0.302, SLG: 0.408	1-2 K			K		P1				3	0	0	0	0	2	2				
Ken McBride, R OBP: 0.143, SLG: 0.167			G3 2B		K		SH2-4			2	0	1	0	0	1	0				
Inning Stats	R: 2 H: 2 E: 0 K: 1 S: 7	H: 2 LOB: 0 BB: 0 P: 7	R: 0 H: 0 E: 0 K: 1 S: 4	H: 0 LOB: 0 BB: 1 P: 8	R: 0 H: 1 E: 0 K: 1 S: 5	H: 1 LOB: 0 BB: 0 P: 5	R: 1 H: 1 E: 0 K: 2 S: 8	H: 1 LOB: 0 BB: 0 P: 8	R: 0 H: 0 E: 0 K: 3 S: 9	H: 0 LOB: 0 BB: 0 P: 9	R: 0 H: 0 E: 0 K: 1 S: 5	H: 0 LOB: 0 BB: 0 P: 5	R: 0 H: 0 E: 0 K: 1 S: 5	H: 0 LOB: 0 BB: 0 P: 5	R: 1 H: 2 E: 0 K: 1 S: 7	H: 2 LOB: 2 BB: 1 P: 11		1B: 3 2B: 1 3B: 0 HR: 2	SF: 0 SAC: 2 DP: 0 HBP: 0	WP: 0 PB: 0 SB: 0 CS: 1
PITCHER Pedro Ramos, R ERA: 4.41 Ray Moore, R ERA: 5.53	IP: 7.0 WLS: L BF: 24 H: 4 R: 3 ER: 3 SO: 10 BB: 1 IBB: 0 HBP: 0 BLK: 0 WP: 0 HR: 2 S: 43 P: 47 ERA: 3.86 WHIP: 0.714															PITCHER				

Batter	1	2	3	4	5	6	7	8	9	AB	R	H	RBI	BB	SO	LOB	TOP								
Lenny Green, L OBP: 0.393, SLG: 0.406 (1, 8) (7, 7)										5	0	1	0	0	0	1									
Bill Tuttle, R OBP: 0.302, SLG: 0.295 (1, 5) (7, 8)										4	1	1	0	1	2	0									
Harmon Killebrew, R OBP: 0.449, SLG: 0.682 (1, 3)										3	2	1	2	2	0	0									
Jim Lemon, R OBP: 0.341, SLG: 0.438 Rich Rollins, R OBP: 0.402, SLG: 0.455 (1, 7) (7, 4)										4	1	1	0	0	2	2									
Bob Allison, R OBP: 0.350, SLG: 0.461 (1, 9)										5	2	4	4	0	0	1									
Earl Battey, R OBP: 0.377, SLG: 0.458 (1, 2)										5	0	3	0	0	0	2									
Ted Lepcio, R OBP: 0.233, SLG: 0.450 (1, 4) (7, 5)										3	0	1	0	0	0	2									
Jose Valdivielso, R OBP: 0.220, SLG: 0.231 (1, 6)										4	0	0	0	0	2	6									
Camilo Pascual, R OBP: 0.173, SLG: 0.143 (1, 1)										4	0	0	0	0	1	2									
Inning Stats	R: 2 E: 0 K: 1 S: 9	H: 4 LOB: 3 BB: 0 P: 10	R: 0 E: 0 K: 0 S: 3	H: 0 LOB: 0 BB: 0 P: 3	R: 0 E: 0 K: 1 S: 6	H: 1 LOB: 1 BB: 0 P: 6	R: 0 E: 0 K: 2 S: 8	H: 1 LOB: 1 BB: 0 P: 8	R: 3 E: 0 K: 1 S: 8	H: 3 LOB: 1 BB: 1 P: 12	R: 0 E: 0 K: 0 S: 3	H: 1 LOB: 2 BB: 2 P: 11	R: 1 E: 0 K: 1 S: 7	H: 2 LOB: 1 BB: 0 P: 7	R: 0 E: 0 K: 1 S: 5	H: 0 LOB: 0 BB: 0 P: 5	R: 0 E: 0 K: 0 S: 2	H: 0 LOB: 0 BB: 0 P: 3	1B: 7 2B: 3 3B: 0 HR: 3	SF: 0 SAC: 0 DP: 1 HBP: 2	WP: 0 PB: 0 SB: 0 CS: 1	PA: 42			
PITCHER	IP	WLS	BF	H	R	ER	SO	BB	IBB	HBP	BLK	WP	HR	S	P	ERA	WHIP								
Eli Grba, R ERA: 4.31 (1, 1)	5.0	L	26	9	5	5	5	1	0	1	0	0	2	34	39	9.00	2.000								
Ron Kline, R ERA: 5.42 (6, 1)	2.0		10	3	1	1	1	2	0	0	0	0	1	10	18	4.50	2.500								
Tom Morgan, R ERA: 3.72 (8, 1)	2.0		6	0	0	0	1	0	0	1	0	0	0	7	8	0.00	0.000								

Minnesota Twins @ Los Angeles Angels
Wrigley Field, Los Angeles, CA
Wed Jul 19 1961, 9:05 PM CDT
Unknown - 80 F

AB	37
R	6
H	12
RBI	6
BB	3
SO	7
LOB	16



Batter	1	2	3	4	5	6	7	8	9	AB	R	H	RBI	BB	SO	LOB	BOTTOM								
Albie Pearson, L OBP: 0.429, SLG: 0.421 (1, 8)										3	0	1	0	1	0	0									
Joe Koppe, R OBP: 0.390, SLG: 0.417 (1, 6)										4	0	0	0	0	3	2									
Lee Thomas, L OBP: 0.353, SLG: 0.471 (1, 9)										4	0	0	0	0	1	2									
Leon Wagner, L OBP: 0.317, SLG: 0.489 (1, 7)										4	0	0	0	0	1	1									
Ted Kluszewski, L OBP: 0.313, SLG: 0.466 (1, 3)										4	0	1	0	0	1	0									
George Thomas, R OBP: 0.299, SLG: 0.500 (1, 5)										4	0	1	0	0	2	2									
Earl Averill, R OBP: 0.391, SLG: 0.514 (1, 2)										4	0	1	0	0	3	3									
Billy Moran, R OBP: 0.295, SLG: 0.300 (1, 4)										3	0	1	0	0	2	2									
Eli Grba, R OBP: 0.132, SLG: 0.194 Faye Throneberry, L OBP: 0.309, SLG: 0.226 Ron Kline, R OBP: 0.148, SLG: 0.115 Ken Hunt, R OBP: 0.329, SLG: 0.544 Tom Morgan, R (1, 1) (6, PH) (6, 1) (7, PH) (8, 1)										1	0	0	0	0	1	0									
Inning Stats	R: 0 E: 0 K: 1 S: 5	H: 0 LOB: 0 BB: 0 P: 5	R: 0 E: 1 K: 3 S: 11	H: 1 LOB: 2 BB: 0 P: 11	R: 0 E: 0 K: 2 S: 7	H: 0 LOB: 1 BB: 1 P: 11	R: 0 E: 0 K: 1 S: 6	H: 1 LOB: 1 BB: 0 P: 6	R: 0 E: 0 K: 2 S: 7	H: 0 LOB: 0 BB: 0 P: 7	R: 0 E: 0 K: 1 S: 5	H: 0 LOB: 0 BB: 0 P: 5	R: 0 E: 0 K: 2 S: 9	H: 2 LOB: 2 BB: 0 P: 9	R: 0 E: 0 K: 2 S: 8	H: 1 LOB: 1 BB: 0 P: 8	R: 0 E: 0 K: 1 S: 5	H: 0 LOB: 0 BB: 0 P: 5	1B: 5 2B: 0 3B: 0 HR: 0	SF: 0 SAC: 0 DP: 0 HBP: 0	WP: 0 PB: 0 SB: 0 CS: 0	PA: 34			
PITCHER	IP	WLS	BF	H	R	ER	SO	BB	IBB	HBP	BLK	WP	HR	S	P	ERA	WHIP								
Camilo Pascual, R ERA: 3.44 (1, 1)	9.0	W	34	5	0	0	15	1	0	0	0	0	0	63	67	0.00	0.667								

Minnesota Twins @ Los Angeles Angels
Wrigley Field, Los Angeles, CA
Wed Jul 19 1961, 9:05 PM CDT
Unknown - 80 F

AB	33
R	0
H	5
RBI	0
BB	1
SO	15
LOB	14



Batter	1	2	3	4	5	6	7	8	9	AB	R	H	RBI	BB	SO	LOB	TOP			
Johnny Temple, R OBP: 0.360, SLG: 0.350 (1.4)	1-3			F8		4-3		E 1-3 2B		4	0	1	0	0	0	0	Cleveland Indians @ Minnesota Twins Metropolitan Stadium, Bloomington, MI Fri Jul 21 1961, 4:33 AM EDT Att: 17,100 - Unknown - 77 F			
Jim Piersall, R OBP: 0.393, SLG: 0.451 (1.8)	F9			E5		G3		E1		4	0	0	0	0	0	1				
Tito Francona, L OBP: 0.351, SLG: 0.433 (1.3)	4-3			F7				G3 2-3 3-H		4	0	0	0	0	1	3				
Bubba Phillips, R OBP: 0.324, SLG: 0.446 (1.5)				F8				F7		4	1	1	1	0	0	1				
Willie Kirkland, L OBP: 0.319, SLG: 0.478 (1.9)									HR	3	0	0	0	0	0	0				
Chuck Essegian, R OBP: 0.376, SLG: 0.613 (1.7)									P3	4	0	1	0	0	2	1				
John Romano, R OBP: 0.395, SLG: 0.521 (1.2)									1B	2	0	0	0	2	0	1				
Woodie Held, R OBP: 0.375, SLG: 0.441 (1.6)									F7	4	1	1	1	0	3	3				
Wynn Hawkins, R OBP: 0.162, SLG: 0.129 (1.1) Don Dillard, L OBP: 0.354, SLG: 0.394 (8. PH) Joe Schaffernoth, R OBP: 0.354, SLG: 0.394 (8.1)									K	2	0	0	0	2	0	1				
Inning Stats	R: 0 E: 0 K: 0 S: 3	H: 0 LOB: 0 BB: 0 P: 3	R: 0 E: 0 K: 0 S: 2	H: 0 LOB: 0 BB: 0 P: 3	R: 0 E: 0 K: 1 S: 4	H: 0 LOB: 0 BB: 1 P: 8	R: 0 E: 1 K: 0 S: 4	H: 0 LOB: 1 BB: 0 P: 4	R: 0 E: 0 K: 2 S: 7	H: 0 LOB: 0 BB: 0 P: 11	R: 0 E: 0 K: 0 S: 3	H: 0 LOB: 0 BB: 0 P: 3	R: 0 E: 0 K: 2 S: 11	H: 3 LOB: 2 BB: 0 P: 11	R: 1 E: 0 K: 1 S: 7	H: 2 LOB: 1 BB: 0 P: 7		1B: 2 2B: 1 3B: 0 HR: 2	SF: 0 SAC: 0 DP: 2 HBP: 1	WP: 0 PB: 0 SB: 0 CS: 0
PITCHER Don Lee, R ERA: 2.66 (1.1)	IP: 9.0 WLS: W BF: 35 H: 5 R: 3 ER: 2 SO: 7 BB: 2 IBB: 0 HBP: 1 BLK: 0 WP: 0 HR: 2 S: 46 P: 55 ERA: 2.00 WHIP: 0.778																			

Batter	1	2	3	4	5	6	7	8	9	AB	R	H	RBI	BB	SO	LOB	BOTTOM			
Lenny Green, L OBP: 0.391, SLG: 0.402 (1.8)	F8 S BB	F7		E4 G6-4-3				CS 1B	1-H 1B	4	0	2	1	1	0	2	Cleveland Indians @ Minnesota Twins Metropolitan Stadium, Bloomington, MI Fri Jul 21 1961, 4:33 AM EDT Att: 17,100 - Unknown - 77 F			
Billy Martin, R OBP: 0.297, SLG: 0.357 (1.4)	P6 1-2		P6	G6-4-3 1-2			5-3 1-2			4	0	0	0	0	0	4				
Harmon Killebrew, R OBP: 0.447, SLG: 0.687 (1.3)	F8 2-3		5-3				P6	FC1-5 2B		4	0	1	0	0	0	1				
Jim Lemon, R OBP: 0.340, SLG: 0.433 (1.7) Dan Dobbek, L OBP: 0.287, SLG: 0.340 (8.7)	BB BB		6-3				F9	FC1-5 FC5-4 2-3		2	0	0	0	1	0	0				
Bob Allison, R OBP: 0.351, SLG: 0.454 (1.9)	BB BB						5-3	FC5-4 FC6-4 1-2		2	1	0	0	2	0	1				
Earl Battey, R OBP: 0.376, SLG: 0.469 (1.2)	F8			HR BB				FC6-4 1B		4	1	2	2	0	0	4				
Bill Tuttle, R OBP: 0.309, SLG: 0.300 (1.5)				HR				FC6-4 1B		3	1	2	0	1	0	1				
Jose Valdivielso, R OBP: 0.217, SLG: 0.228 (1.6)				S 1B 1B				FC9-6 BB		4	1	1	1	0	0	3				
Don Lee, R OBP: 0.077, SLG: 0.077 (1.1)				SH3-4 1B				FC9-6 1B		3	0	0	0	0	1	2				
Inning Stats	R: 0 E: 0 K: 0 S: 3	H: 0 LOB: 3 BB: 3 P: 15	R: 0 E: 0 K: 0 S: 4	H: 1 LOB: 1 BB: 0 P: 4	R: 0 E: 0 K: 0 S: 3	H: 0 LOB: 0 BB: 0 P: 3	R: 3 E: 1 K: 0 S: 6	H: 3 LOB: 1 BB: 1 P: 10	R: 0 E: 0 K: 0 S: 3	H: 1 LOB: 0 BB: 0 P: 3	R: 0 E: 0 K: 0 S: 3	H: 1 LOB: 0 BB: 0 P: 3	R: 0 E: 0 K: 0 S: 4	H: 1 LOB: 1 BB: 0 P: 4	R: 1 E: 0 K: 1 S: 5	H: 1 LOB: 1 BB: 1 P: 9		1B: 6 2B: 1 3B: 0 HR: 1	SF: 0 SAC: 1 DP: 2 HBP: 0	WP: 0 PB: 0 SB: 3 CS: 1
PITCHER Wynn Hawkins, R ERA: 3.87 (1.1) Joe Schaffernoth, R ERA: 6.59 (8.1)	IP: 7.0 WLS: L BF: 29 H: 6 R: 3 ER: 3 SO: 3 BB: 4 IBB: 0 HBP: 0 BLK: 0 WP: 0 HR: 1 S: 25 P: 41 ERA: 3.86 WHIP: 1.429																			

Batter	1	2	3	4	5	6	7	8	9	AB	R	H	RBI	BB	SO	LOB	TOP			
Johnny Temple, R (1.4) Ken Aspromonte, R (1.4) OBP: 0.361, SLG: 0.352 OBP: 0.316, SLG: 0.283	E5 SH3 SF7 1B		3-1		F7			F8		1	1	1	0	0	0	0	Cleveland Indians @ Minnesota Twins Metropolitan Stadium, Bloomington, MI Sat Jul 22, 1961, 4:33 AM EDT Att: 25,382 - Unknown - 75 F livebaseballscorecards.com			
Jim Piersall, R (1.8) OBP: 0.392, SLG: 0.450	SH3 2-3		F8			E9 FC1-5 1B		E6 3B		3	1	1	0	0	0	0				
Tito Francona, L (1.3) OBP: 0.352, SLG: 0.439				P4		FC1-5 2-3			1-H 3B	4	0	2	1	0	0	1				
Bubba Phillips, R (1.5) OBP: 0.321, SLG: 0.443	SF7			6-3		F7			0-3 3B	3	0	0	1	0	1	2				
Willie Kirkland, L (1.9) OBP: 0.315, SLG: 0.472	K			1-3		1-3				4	0	0	0	0	1	2				
Chuck Essegian, R (1.7) OBP: 0.374, SLG: 0.600		5-3				HR 1B				4	1	1	0	0	1	0				
John Romano, R (1.2) OBP: 0.390, SLG: 0.514		6-3			F8		6-3		E6 FC4-6	4	0	0	0	0	0	1				
Woodie Held, R (1.6) OBP: 0.374, SLG: 0.449		1-3				1-H HR		K		4	1	1	2	0	1	1				
Mudcat Grant, R (1.1) OBP: 0.196, SLG: 0.157			F7		P4			F9		3	0	0	0	0	0	0				
Inning Stats	R: 1 E: 1 K: 1 S: 7	H: 2 LOB: 1 BB: 0 P: 7	R: 0 E: 0 K: 0 S: 3	H: 0 LOB: 0 BB: 0 P: 3	R: 0 E: 0 K: 0 S: 3	H: 0 LOB: 0 BB: 0 P: 3	R: 2 E: 0 K: 0 S: 5	H: 2 LOB: 2 BB: 0 P: 5	R: 0 E: 1 K: 0 S: 4	H: 1 LOB: 1 BB: 0 P: 4	R: 0 E: 0 K: 2 S: 7	H: 0 LOB: 0 BB: 0 P: 7	R: 1 E: 1 K: 1 S: 7	H: 1 LOB: 1 BB: 0 P: 7	R: 0 E: 0 K: 0 S: 4	H: 0 LOB: 0 BB: 0 P: 4		1B: 4 2B: 0 3B: 1 HR: 1	SF: 1 SAC: 1 DP: 0 HBP: 0	WP: 0 PB: 0 SB: 0 CS: 0
PITCHER Jim Kaat, L (1.1) ERA: 4.46	IP: 9.0 WLS: L BF: 35	H: 6 R: 4 ER: 3 SO: 4	BB: 0 IBB: 0 HBP: 0 BLK: 0	WP: 0 HR: 1 S: 43 P: 43	ERA: 3.00 WHIP: 0.667	PITCHER										IP: 9.0 WLS: L BF: 35	H: 6 R: 4 ER: 3 SO: 4	BB: 0 IBB: 0 HBP: 0 BLK: 0	WP: 0 HR: 1 S: 43 P: 43	ERA: 3.00 WHIP: 0.667

Batter	1	2	3	4	5	6	7	8	9	AB	R	H	RBI	BB	SO	LOB	BOTTOM			
Lenny Green, L (1.8) OBP: 0.398, SLG: 0.398	4-3		P6		G4-6-3 1-2		K			4	0	0	0	0	1	1	Cleveland Indians @ Minnesota Twins Metropolitan Stadium, Bloomington, MI Sat Jul 22, 1961, 4:33 AM EDT Att: 25,382 - Unknown - 75 F livebaseballscorecards.com			
Billy Martin, R (1.4) OBP: 0.286, SLG: 0.354	F7		F3		1B 1B			6-3		4	0	1	0	0	0	0				
Harmon Killebrew, R (1.3) OBP: 0.447, SLG: 0.694	BB BB 1B		K		1-2 1B			P4		4	0	2	0	0	1	0				
Jim Lemon, R (1.7) OBP: 0.339, SLG: 0.428	BB BB 1-2 BB			6-3	F9			F8		3	0	0	0	1	0	2				
Bob Allison, R (1.9) OBP: 0.352, SLG: 0.451	BB BB BB 1-2 2-3 BB			P4		G4-6-3 HBP		F8		2	0	0	0	1	0	0				
Hal Naragon, L (1.2) OBP: 0.290, SLG: 0.358	4-3			1B 1B		G4-6-3 1-2		P4		4	0	1	0	0	0	4				
Bill Tuttle, R (1.5) OBP: 0.308, SLG: 0.299		4-3		1-2 1B		F9		1-3		4	0	1	0	0	0	0				
Jose Valdivielso, R (1.6) OBP: 0.221, SLG: 0.232					F9		F7			2	0	1	0	0	0	2				
Dan Dobbek, L (7. PH) OBP: 0.285, SLG: 0.336										1	0	0	0	0	0	0				
Ted Lepcio, R (8. 6) OBP: 0.255, SLG: 0.442										0	0	0	0	0	0	0				
Jim Kaat, L (1.1) OBP: 0.389, SLG: 0.406		F7 1-2			G4-6-3 BB		4-3			2	0	0	0	1	0	1				
Inning Stats	R: 0 E: 0 K: 0 S: 4	H: 1 LOB: 3 BB: 2 P: 12	R: 0 E: 0 K: 0 S: 3	H: 1 LOB: 0 BB: 0 P: 3	R: 0 E: 0 K: 1 S: 5	H: 0 LOB: 0 BB: 0 P: 5	R: 0 E: 0 K: 0 S: 5	H: 2 LOB: 2 BB: 0 P: 5	R: 0 E: 0 K: 0 S: 4	H: 2 LOB: 2 BB: 1 P: 8	R: 0 E: 0 K: 0 S: 2	H: 0 LOB: 0 BB: 0 P: 3	R: 0 E: 0 K: 1 S: 5	H: 0 LOB: 0 BB: 0 P: 5	R: 0 E: 0 K: 0 S: 3	H: 0 LOB: 0 BB: 0 P: 3	1B: 6 2B: 0 3B: 0 HR: 0	SF: 0 SAC: 0 DP: 2 HBP: 1	WP: 0 PB: 0 SB: 0 CS: 1	PA: 34
PITCHER Mudcat Grant, R (1.1) ERA: 3.54	IP: 9.0 WLS: W BF: 34	H: 6 R: 0 ER: 0 SO: 2	BB: 3 IBB: 0 HBP: 1 BLK: 0	WP: 0 HR: 0 S: 34 P: 47	ERA: 0.00 WHIP: 1.000	PITCHER										IP: 9.0 WLS: W BF: 34	H: 6 R: 0 ER: 0 SO: 2	BB: 3 IBB: 0 HBP: 1 BLK: 0	WP: 0 HR: 0 S: 34 P: 47	ERA: 0.00 WHIP: 1.000

Batter	1	2	3	4	5	6	7	8	9	AB	R	H	RBI	BB	SO	LOB	TOP			
Ken Aspromonte, R (1.4) OBP: 0.318, SLG: 0.287										4	0	2	0	0	0	0				
Jim Piersall, R (1.8) OBP: 0.386, SLG: 0.444										4	0	0	0	0	1	3				
Tito Francona, L (1.3) OBP: 0.354, SLG: 0.440										4	0	2	0	0	0	2				
Bubba Phillips, R (1.5) OBP: 0.318, SLG: 0.438										4	0	0	0	0	0	2				
Willie Kirkland, L (1.9) OBP: 0.315, SLG: 0.469										4	0	1	0	0	0	0				
Chuck Essegian, R (1.7) OBP: 0.365, SLG: 0.584										3	0	0	0	0	0	1				
John Romano, R (1.2) OBP: 0.387, SLG: 0.509										3	0	0	0	0	1	1				
Woodie Held, R (1.6) OBP: 0.373, SLG: 0.447										3	0	1	0	0	0	1				
Barry Latman, R (1.1) OBP: 0.167, SLG: 0.179										1	0	0	0	0	1	1				
Bob Hale, L (5, PH) OBP: 0.250, SLG: 0.167										1	0	0	0	0	0	0				
Bobby Locke, R (5.1) OBP: 0.154, SLG: 0.083										0	0	0	0	0	0	0				
Joe Schaffernoth, R (7.1) OBP: 0.266, SLG: 0.354										1	0	0	0	0	1	0				
Inning Stats	R: 0 E: 0 K: 0 S: 4	H: 2 LOB: 1 BB: 0 P: 4	R: 0 E: 0 K: 0 S: 3	H: 0 LOB: 0 BB: 0 P: 3	R: 0 E: 0 K: 2 S: 9	H: 2 LOB: 2 BB: 0 P: 9	R: 0 E: 0 K: 0 S: 3	H: 0 LOB: 0 BB: 0 P: 3	R: 0 E: 0 K: 0 S: 4	H: 1 LOB: 1 BB: 0 P: 4	R: 0 E: 0 K: 1 S: 6	H: 1 LOB: 1 BB: 0 P: 6	R: 0 E: 0 K: 1 S: 5	H: 0 LOB: 0 BB: 0 P: 5	R: 0 E: 0 K: 0 S: 3	H: 0 LOB: 0 BB: 0 P: 3	1B: 6 2B: 0 3B: 0 HR: 0	SF: 0 SAC: 0 DP: 1 HBP: 0	WP: 0 PB: 0 SB: 0 CS: 0	PA: 32
PITCHER Pedro Ramos, R (1.1) ERA: 4.17	IP: 9.0 WLS: W BF: 32 H: 6 R: 0 ER: 0 SO: 4 BB: 0 IBB: 0 HBP: 0 BLK: 0 WP: 0 HR: 0 S: 40 P: 40 ERA: 0.00 WHIP: 0.667															PITCHER				

Cleveland Indians @ Minnesota Twins
Metropolitan Stadium, Bloomington, MI

Sun Jul 23 1961, 4:33 AM EDT
Att: 26,476 - Unknown - 68 F

AB	32
R	0
H	6
RBI	0
BB	0
SO	4
LOB	11

Batter	1	2	3	4	5	6	7	8	9	AB	R	H	RBI	BB	SO	LOB	BOTTOM			
Lenny Green, L (1.7) OBP: 0.394, SLG: 0.404										2	4	2	0	2	0	0				
Hal Naragon, L (8.2) OBP: 0.300, SLG: 0.368										1	0	1	0	0	0	0				
Bill Tuttle, R (1.5) OBP: 0.304, SLG: 0.295										3	0	0	0	0	0	3				
Harmon Killebrew, R (1.3) OBP: 0.447, SLG: 0.689										4	1	1	2	1	1	3				
Bob Allison, R (1.9) OBP: 0.355, SLG: 0.461										4	2	2	3	1	0	1				
Earl Battey, R (1.2) OBP: 0.377, SLG: 0.464										3	0	0	0	0	1	2				
Jim Kaat, L (7, PR) OBP: 0.369, SLG: 0.406										0	1	0	0	0	0	0				
Billy Martin, R (8.4) OBP: 0.266, SLG: 0.354										0	0	0	0	0	0	0				
Dan Dobbek, L (1.8) OBP: 0.283, SLG: 0.342										4	1	1	3	0	0	0				
Ted Lepcio, R (1.4) OBP: 0.294, SLG: 0.532										4	1	3	2	0	1	0				
Jose Valdivielso, R (1.6) OBP: 0.222, SLG: 0.233										4	0	1	0	0	0	1				
Pedro Ramos, S (1.1) OBP: 0.194, SLG: 0.288										4	0	0	0	0	3	3				
Inning Stats	R: 2 E: 0 K: 2 S: 9	H: 2 LOB: 0 BB: 0 P: 9	R: 0 E: 0 K: 1 S: 5	H: 0 LOB: 0 BB: 0 P: 5	R: 1 E: 0 K: 0 S: 4	H: 1 LOB: 2 BB: 2 P: 12	R: 1 E: 0 K: 1 S: 6	H: 1 LOB: 0 BB: 0 P: 6	R: 2 E: 0 K: 0 S: 4	H: 1 LOB: 1 BB: 1 P: 8	R: 0 E: 0 K: 1 S: 6	H: 1 LOB: 1 BB: 0 P: 6	R: 4 E: 0 K: 1 S: 9	H: 4 LOB: 2 BB: 1 P: 14	R: 0 E: 0 K: 0 S: 4	H: 1 LOB: 1 BB: 0 P: 4	1B: 6 2B: 2 3B: 0 HR: 3	SF: 0 SAC: 2 DP: 0 HBP: 1	WP: 0 PB: 0 SB: 0 CS: 0	PA: 40
PITCHER Barry Latman, R (1.1) ERA: 3.18	IP: 4.0 WLS: L BF: 18 H: 4 R: 4 ER: 4 SO: 4 BB: 2 IBB: 0 HBP: 1 BLK: 0 WP: 0 HR: 1 S: 24 P: 25 ERA: 20.25 WHIP: 3.000															PITCHER				
Bobby Locke, R (5.1) ERA: 4.33	IP: 2.2 WLS: L BF: 17 H: 6 R: 6 ER: 6 SO: 1 BB: 2 IBB: 0 HBP: 1 BLK: 0 WP: 0 HR: 1 S: 16 P: 25 ERA: 20.25 WHIP: 3.000															PITCHER				
Joe Schaffernoth, R (7.1) ERA: 6.38	IP: 1.1 WLS: L BF: 5 H: 1 R: 0 ER: 0 SO: 1 BB: 0 IBB: 0 HBP: 0 BLK: 0 WP: 0 HR: 0 S: 7 P: 7 ERA: 0.00 WHIP: 0.750															PITCHER				

Cleveland Indians @ Minnesota Twins
Metropolitan Stadium, Bloomington, MI

Sun Jul 23 1961, 4:33 AM EDT
Att: 26,476 - Unknown - 68 F

AB	33
R	10
H	11
RBI	10
BB	4
SO	6
LOB	13

Batter	1	2	3	4	5	6	7	8	9	AB	R	H	RBI	BB	SO	LOB	TOP				
Marty Keough, L (1, 3) OBP: 0.323, SLG: 0.461	E3 SH1-3 1B		1B 4-3 1B		S 1B		6-3			4	1	2	0	0	0	0					
Bob Johnson, R (1, 6) OBP: 0.464, SLG: 0.522	SH1-3 1-2 1B		4-3 1B		L4 1-2		1-3		1-3	4	0	2	0	0	0	1					
Gene Woodling, L (1, 9) OBP: 0.409, SLG: 0.463	SH1-3		4-3		1-3		1-3		3-1	3	0	0	1	0	0	2					
Jim King, L (9, 9) OBP: 0.366, SLG: 0.446	1-2 2-3		1-2 3-H		1-3		1-3		3-1	0	0	0	0	0	0	0					
Harry Bright, R (1, 5) OBP: 0.325, SLG: 0.386	F5		5-3		K		K		4-3	4	0	0	0	0	1	4					
Billy Klaus, L (9, 5) OBP: 0.316, SLG: 0.376										0	0	0	0	0	0	0					
Willie Tasby, R (1, 8) OBP: 0.337, SLG: 0.452	1-3		5-3						P4	4	0	1	0	0	0	3					
Chuck Hinton, R (1, 7) OBP: 0.322, SLG: 0.344		S 0-3	K		K				CS 1B	4	0	1	0	0	2	1					
Pete Daley, R (1, 2) OBP: 0.281, SLG: 0.270		X 0-0	F8		P6				F9 1B	4	0	0	0	0	2	2					
Chuck Cottier, R (1, 4) OBP: 0.280, SLG: 0.290		X 0-0	F8						1-2 K	3	0	1	0	1	0	0					
Dick Donovan, L (1, 1) OBP: 0.273, SLG: 0.282									F9	3	0	1	0	1	0	0					
									BB 1B	4	1	1	1	0	3	3					
									K	4	1	1	1	0	3	3					
									HR K												
Inning Stats	R: 0 E: 1 K: 0 S: 5	H: 1 LOB: 2 BB: 0 P: 5	R: 0 E: 0 K: 1 S: 5	H: 0 LOB: 0 BB: 0 P: 5	R: 2 E: 0 K: 0 S: 6	H: 3 LOB: 1 BB: 0 P: 6	R: 0 E: 0 K: 2 S: 8	H: 1 LOB: 1 BB: 0 P: 8	R: 0 E: 0 K: 1 S: 6	H: 1 LOB: 1 BB: 0 P: 6	R: 0 E: 0 K: 1 S: 5	H: 0 LOB: 0 BB: 0 P: 5	R: 0 E: 0 K: 0 S: 3	H: 0 LOB: 0 BB: 0 P: 3	R: 0 E: 0 K: 2 S: 8	H: 1 LOB: 2 BB: 1 P: 12	1B: 6 2B: 2 3B: 0 HR: 1	SF: 0 SAC: 1 DP: 1 HBP: 0	WP: 0 PB: 0 SB: 1 CS: 1	PA: 36	
PITCHER	IP WLS BF H R ER SO BB IBB HBP BLK WP HR S P ERA WHIP	IP WLS BF H R ER SO BB IBB HBP BLK WP HR S P ERA WHIP	IP WLS BF H R ER SO BB IBB HBP BLK WP HR S P ERA WHIP	IP WLS BF H R ER SO BB IBB HBP BLK WP HR S P ERA WHIP	IP WLS BF H R ER SO BB IBB HBP BLK WP HR S P ERA WHIP	IP WLS BF H R ER SO BB IBB HBP BLK WP HR S P ERA WHIP	IP WLS BF H R ER SO BB IBB HBP BLK WP HR S P ERA WHIP	IP WLS BF H R ER SO BB IBB HBP BLK WP HR S P ERA WHIP	IP WLS BF H R ER SO BB IBB HBP BLK WP HR S P ERA WHIP	IP WLS BF H R ER SO BB IBB HBP BLK WP HR S P ERA WHIP	IP WLS BF H R ER SO BB IBB HBP BLK WP HR S P ERA WHIP	IP WLS BF H R ER SO BB IBB HBP BLK WP HR S P ERA WHIP	IP WLS BF H R ER SO BB IBB HBP BLK WP HR S P ERA WHIP	IP WLS BF H R ER SO BB IBB HBP BLK WP HR S P ERA WHIP	IP WLS BF H R ER SO BB IBB HBP BLK WP HR S P ERA WHIP	IP WLS BF H R ER SO BB IBB HBP BLK WP HR S P ERA WHIP	IP WLS BF H R ER SO BB IBB HBP BLK WP HR S P ERA WHIP	IP WLS BF H R ER SO BB IBB HBP BLK WP HR S P ERA WHIP	IP WLS BF H R ER SO BB IBB HBP BLK WP HR S P ERA WHIP	IP WLS BF H R ER SO BB IBB HBP BLK WP HR S P ERA WHIP	IP WLS BF H R ER SO BB IBB HBP BLK WP HR S P ERA WHIP

Washington Senators @ Minnesota Twins
Metropolitan Stadium, Bloomington, MI

AB 34
R 2
H 8
RBI 2
BB 1
SO 8
LOB 16



Tue Jul 25 1961, 8:05 PM EDT
Att: 20,600 - Unknown - 85 F

Batter	1	2	3	4	5	6	7	8	9	AB	R	H	RBI	BB	SO	LOB	BOTTOM					
Zoilo Versalles, R (1, 6) OBP: 0.320, SLG: 0.393	P6									4	0	1	0	0	0	0						
Lenny Green, L (1, 7) OBP: 0.395, SLG: 0.403	1-3									3	1	1	0	1	0	0						
Harmon Killebrew, R (1, 3) OBP: 0.442, SLG: 0.680	F9									4	0	0	0	0	0	2						
Bob Allison, R (1, 9) OBP: 0.357, SLG: 0.471										4	0	2	1	0	0	0						
Dan Dobbek, L (1, 8) OBP: 0.275, SLG: 0.330										4	0	0	0	0	1	2						
Hal Naragon, L (1, 2) OBP: 0.301, SLG: 0.394										3	0	1	0	0	0	0						
Ted Lepcio, R (1, 4) OBP: 0.276, SLG: 0.500										3	0	0	0	0	0	1						
Bill Tuttle, R (1, 5) OBP: 0.302, SLG: 0.292										2	0	0	0	0	0	0						
Jim Lemon, R (8, PH) OBP: 0.338, SLG: 0.427										1	0	0	0	0	1	0						
Billy Martin, R (9, 4) OBP: 0.266, SLG: 0.354										0	0	0	0	0	0	0						
Jack Kralick, L (1, 1) OBP: 0.193, SLG: 0.179										2	0	0	0	0	0	0						
Julio Becquer, L (8, PH) OBP: 0.262, SLG: 0.565										1	0	0	0	0	0	0						
Ray Moore, R (9, 1) OBP: 0.266, SLG: 0.354										0	0	0	0	0	0	0						
Inning Stats	R: 0 E: 0 K: 0 S: 3	H: 0 LOB: 0 BB: 0 P: 3	R: 0 E: 0 K: 0 S: 3	H: 0 LOB: 0 BB: 0 P: 3	R: 0 E: 0 K: 0 S: 3	H: 0 LOB: 0 BB: 0 P: 3	R: 1 E: 0 K: 0 S: 4	H: 2 LOB: 1 BB: 1 P: 8	R: 0 E: 0 K: 0 S: 3	H: 0 LOB: 0 BB: 0 P: 3	R: 0 E: 0 K: 0 S: 4	H: 1 LOB: 1 BB: 0 P: 4	R: 0 E: 0 K: 1 S: 6	H: 1 LOB: 1 BB: 0 P: 6	R: 0 E: 0 K: 1 S: 5	H: 0 LOB: 0 BB: 0 P: 5	R: 0 E: 0 K: 0 S: 4	H: 1 LOB: 1 BB: 0 P: 4	1B: 1 2B: 2 3B: 2 HR: 0	SF: 0 SAC: 0 DP: 0 HBP: 0	WP: 0 PB: 0 SB: 0 CS: 0	PA: 32
PITCHER	IP WLS BF H R ER SO BB IBB HBP BLK WP HR S P ERA WHIP	IP WLS BF H R ER SO BB IBB HBP BLK WP HR S P ERA WHIP	IP WLS BF H R ER SO BB IBB HBP BLK WP HR S P ERA WHIP	IP WLS BF H R ER SO BB IBB HBP BLK WP HR S P ERA WHIP	IP WLS BF H R ER SO BB IBB HBP BLK WP HR S P ERA WHIP	IP WLS BF H R ER SO BB IBB HBP BLK WP HR S P ERA WHIP	IP WLS BF H R ER SO BB IBB HBP BLK WP HR S P ERA WHIP	IP WLS BF H R ER SO BB IBB HBP BLK WP HR S P ERA WHIP	IP WLS BF H R ER SO BB IBB HBP BLK WP HR S P ERA WHIP	IP WLS BF H R ER SO BB IBB HBP BLK WP HR S P ERA WHIP	IP WLS BF H R ER SO BB IBB HBP BLK WP HR S P ERA WHIP	IP WLS BF H R ER SO BB IBB HBP BLK WP HR S P ERA WHIP	IP WLS BF H R ER SO BB IBB HBP BLK WP HR S P ERA WHIP	IP WLS BF H R ER SO BB IBB HBP BLK WP HR S P ERA WHIP	IP WLS BF H R ER SO BB IBB HBP BLK WP HR S P ERA WHIP	IP WLS BF H R ER SO BB IBB HBP BLK WP HR S P ERA WHIP	IP WLS BF H R ER SO BB IBB HBP BLK WP HR S P ERA WHIP	IP WLS BF H R ER SO BB IBB HBP BLK WP HR S P ERA WHIP	IP WLS BF H R ER SO BB IBB HBP BLK WP HR S P ERA WHIP	IP WLS BF H R ER SO BB IBB HBP BLK WP HR S P ERA WHIP	IP WLS BF H R ER SO BB IBB HBP BLK WP HR S P ERA WHIP	


Washington Senators @ Minnesota Twins
Metropolitan Stadium, Bloomington, MI


AB 31
R 1
H 5
RBI 1
BB 1
SO 2
LOB 5

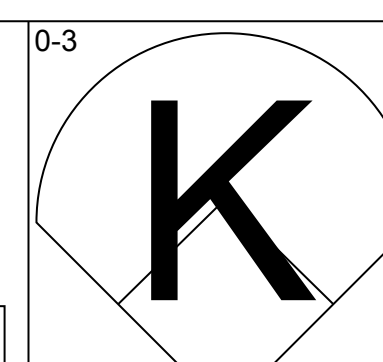
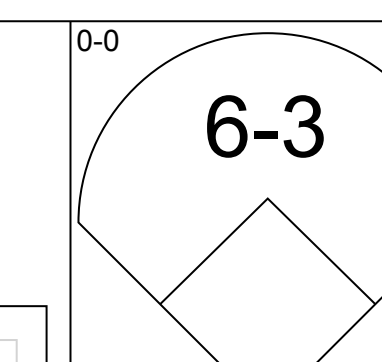
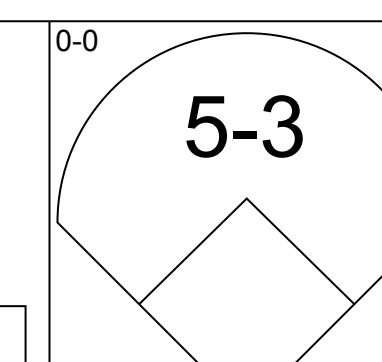
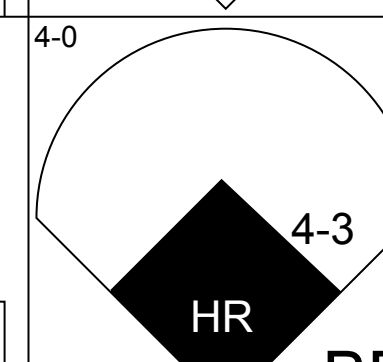
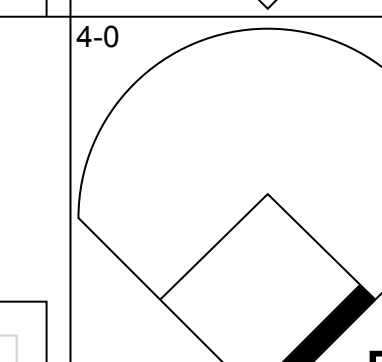
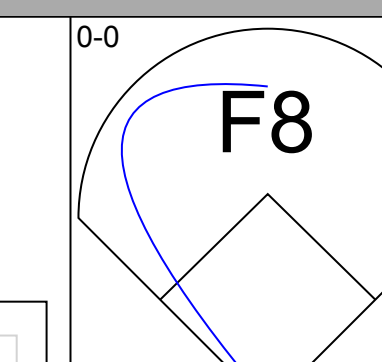
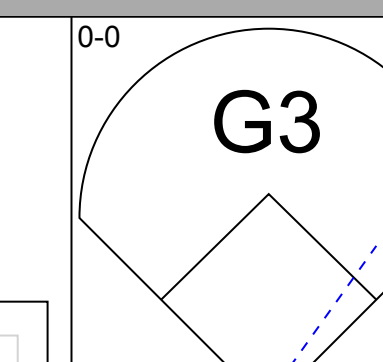
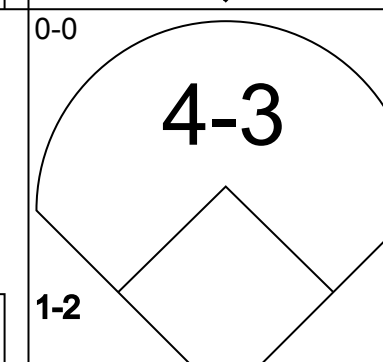
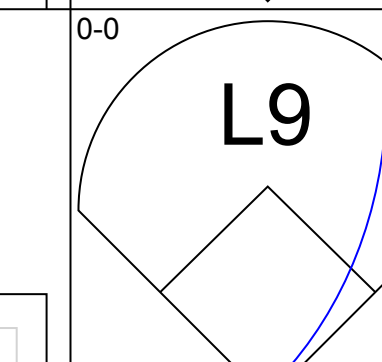
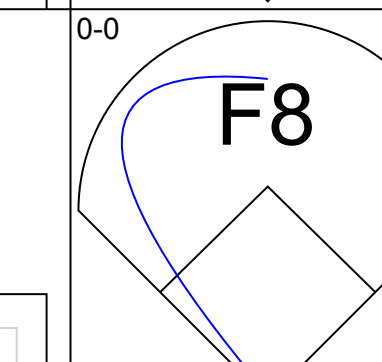
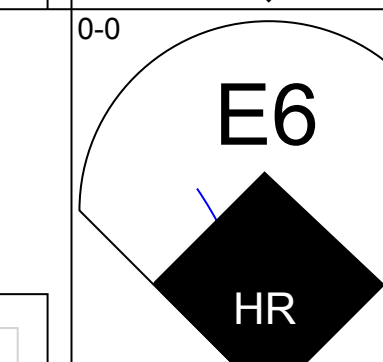
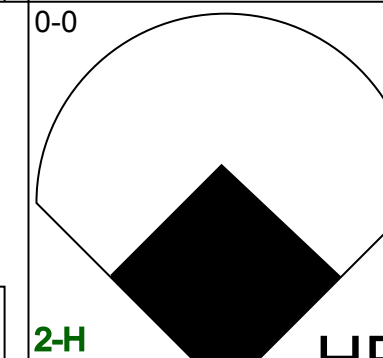
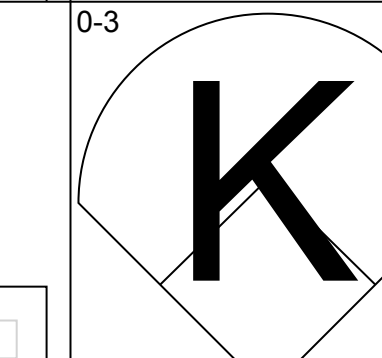
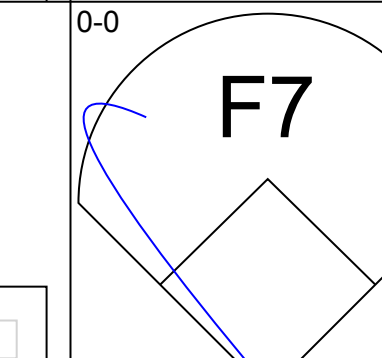
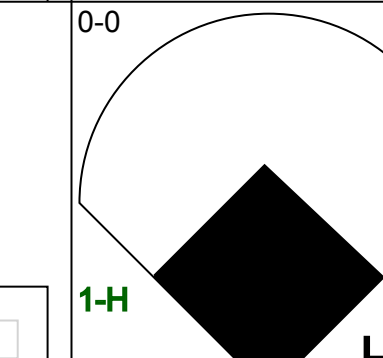
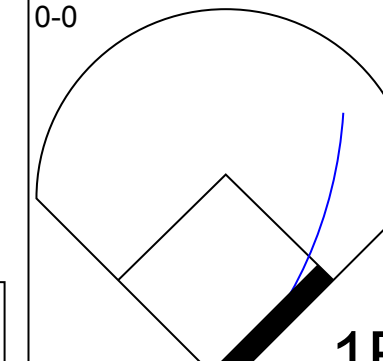
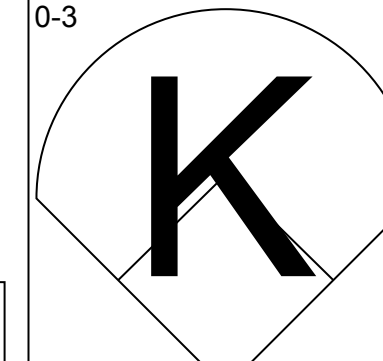
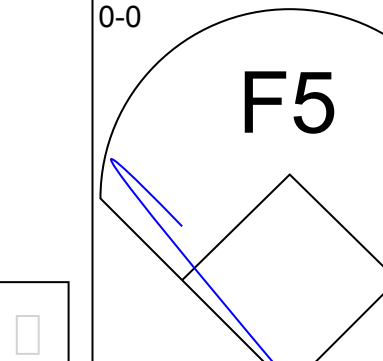
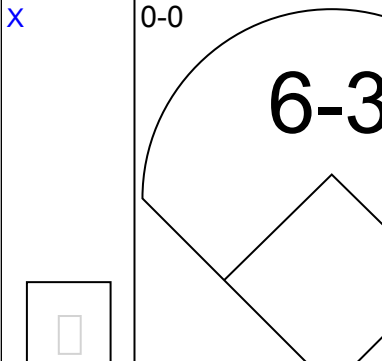
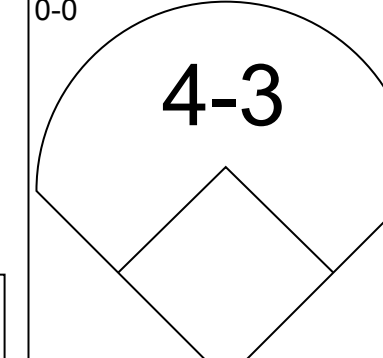
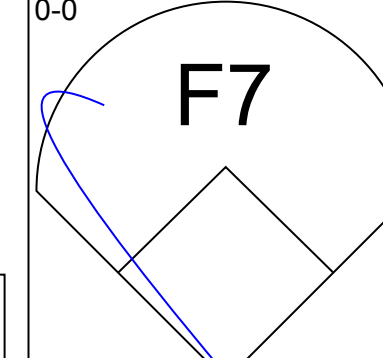
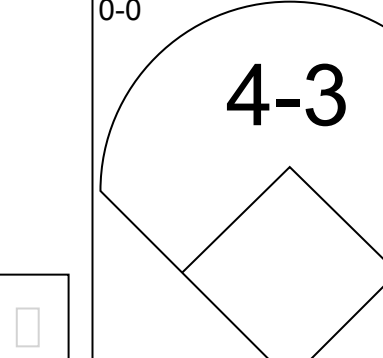
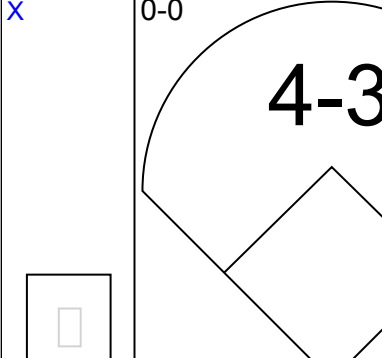
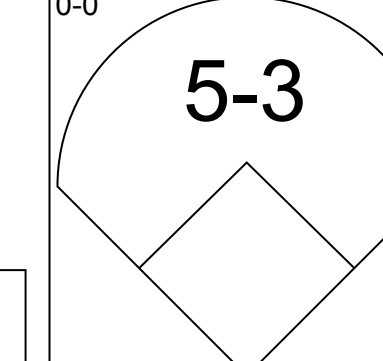
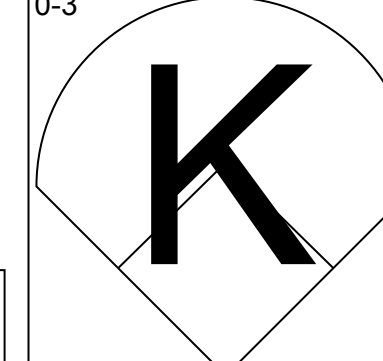
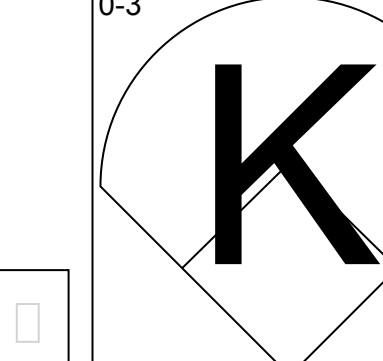
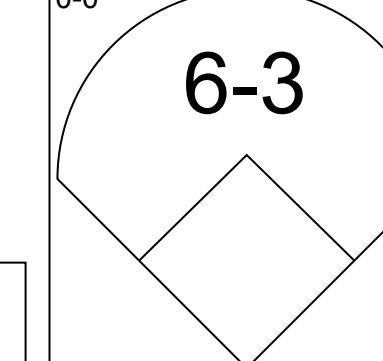
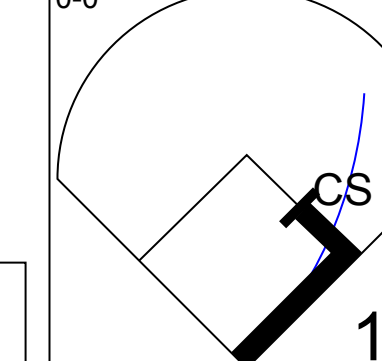
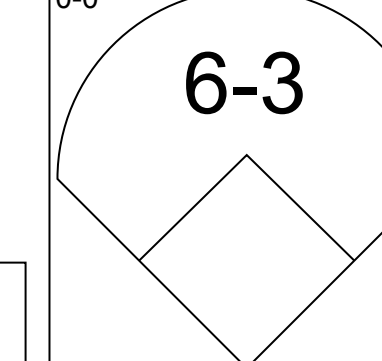
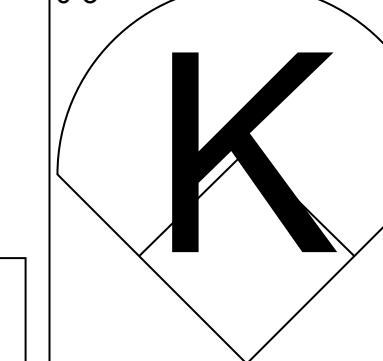
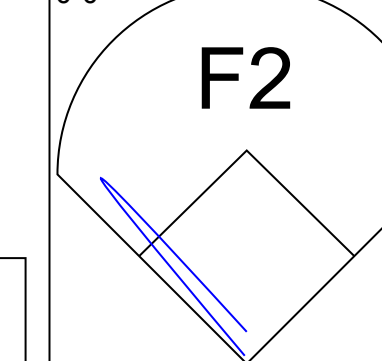
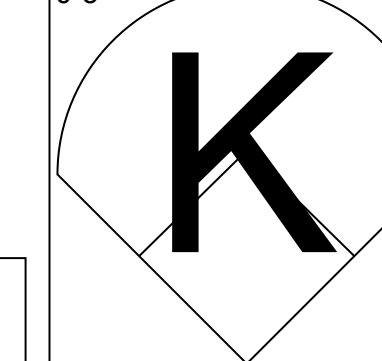


Tue Jul 25 1961, 8:05 PM EDT
Att: 20,600 - Unknown - 85 F

Batter	1	2	3	4	5	6	7	8	9	AB	R	H	RBI	BB	SO	LOB	TOP
Marty Keough, L (1, 8) OBP: 0.332, SLG: 0.479	4-0 BB		0-0 1-3 2B		0-0 1-3 2B	1-3 2B		0-0 1-2 1B		4	0	3	2	1	0	0	Washington Senators @ Minnesota Twins Metropolitan Stadium, Bloomington, MI Wed Jul 26 1961, 8:05 PM EDT Att: 18,658 - Unknown - 79 F
Bob Johnson, R (1, 6) OBP: 0.394, SLG: 0.429	0-0 F3		0-0 6-3		0-0 4-3	0-0 F7		0-3 K		5	0	0	0	0	1	6	
Bud Zupfel, L (1, 3) OBP: 0.200, SLG: 0.400	0-3 K		0-3 K		0-0 F8	0-0 4-3 3-1 2B		0-0 4-3		5	1	1	0	0	2	3	
Jim King, L (1, 7) OBP: 0.364, SLG: 0.448 Willie Tasby, R (9, PH) OBP: 0.339, SLG: 0.452	0-0 4-3		0-0 4-3		0-0 4-3	0-0 1B HR 2B		0-0 4-3		4	1	1	0	0	0	2	
Gene Woodling, L (1, 9) OBP: 0.409, SLG: 0.461 Coot Veal, R (9, PR) OBP: 0.283, SLG: 0.250		0-0 1-3		0-0 G3		0-0 3-1		0-0 1B BB		5	1	2	1	0	0	0	
Billy Klaus, L (1, 5) OBP: 0.317, SLG: 0.389 Danny O'Connell, R (9, PH) OBP: 0.393, SLG: 0.367		0-0 4-3		0-0 P3		0-0 2-3 1B		0-0 1B		4	1	1	3	0	0	0	
Pete Daley, R (1, 2) Chuck Hinton, R (9, PH) OBP: 0.321, SLG: 0.342		0-0 F9		0-3 K		0-3 K		0-0 E1 1B		4	0	0	0	0	2	0	
Chuck Cottier, R (1, 4) OBP: 0.283, SLG: 0.308			0-3 K		0-0 HR	4-0 BB 3B BB		0-0 F7		4	2	1	1	1	2	3	
Bennie Daniels, L (1, 1) Mike Garcia, R (5, 1) Dale Long, L (6, PH) Gene Green, R (6, PH) Dave Sisler, R (6, 1) Johnny Klippstein, R (6, 1) Harry Bright, R (6, PH) Pete Burnside, R (6, 1)			0-0 2B		0-0 HR	4-0 1-2 3B BB		0-3 K		2	1	2	1	0	0	0	
Inning Stats	R: 0 E: 0 K: 1 S: 5	H: 0 LOB: 1 BB: 1 P: 9	R: 0 E: 0 K: 0 S: 3	H: 2 LOB: 2 BB: 0 P: 9	R: 0 E: 0 K: 0 S: 3	H: 0 LOB: 0 BB: 0 P: 3	R: 2 E: 0 K: 1 S: 7	H: 2 LOB: 1 BB: 2 P: 7	R: 1 E: 0 K: 0 S: 4	H: 1 LOB: 0 BB: 0 P: 4	R: 0 E: 1 K: 2 S: 9	H: 1 LOB: 2 BB: 1 P: 9	R: 1 E: 0 K: 2 S: 9	H: 2 LOB: 2 BB: 1 P: 13	1B: 5 2B: 3 3B: 1 HR: 3	SF: 0 SAC: 0 DP: 0 HBP: 0	
PITCHER	IP WLS BF H R ER SO BB IBB HBP BLK WP HR S P ERA WHIP																
Camilo Pascual, R (1, 1) ERA: 3.67	5.2	26	7	6	6	5	2	0	0	0	0	0	3	34	42	9.53	1.588
Danny McDevitt, L (6, 1) ERA: 5.53	0.0	2	1	1	1	0	1	0	0	0	0	0	0	1	5	∞	∞
Bert Cueto, R (6, 1) ERA: 7.17	0.1	W	1	0	0	0	0	0	0	0	0	0	0	1	1	0.00	0.000
Bill Pleis, L (7, 1) ERA: 6.07	2.1	S	13	4	2	2	1	0	0	0	0	0	0	16	20	7.71	2.143
Ray Moore, R (9, 1) ERA: 5.23	0.2	S	2	0	0	0	0	0	0	0	0	0	0	6	6	0.00	0.000
Batter	1	2	3	4	5	6	7	8	9	AB	R	H	RBI	BB	SO	LOB	BOTTOM
Zoilo Versalles, R (1, 6) OBP: 0.318, SLG: 0.393	0-0 6-3		0-3 K		0-0 1B 2B	1-2 F7		0-0 F7		5	1	1	1	0	1	2	Washington Senators @ Minnesota Twins Metropolitan Stadium, Bloomington, MI Wed Jul 26 1961, 8:05 PM EDT Att: 18,658 - Unknown - 79 F
Lenny Green, L (1, 8) OBP: 0.397, SLG: 0.406	0-0 4-3		0-0 F8		0-0 S 1B	2H 3H 2B 1B		0-0 1B		5	1	3	4	0	0	0	
Harmon Killebrew, R (1, 3) OBP: 0.439, SLG: 0.675	0-0 F2		0-0 F5		0-0 F8	1-2 2B		0-3 K		5	0	1	1	0	1	2	
Bob Allison, R (1, 9) OBP: 0.356, SLG: 0.466		0-0 5-3		0-0 F7	4-0 BB	0-0 F9				3	0	0	0	1	0	1	
Jim Lemon, R (1, 7) OBP: 0.338, SLG: 0.423 Bill Pleis, L (7, 1) Ray Moore, R (9, 1)		4-0 1B HR BB		0-0 F8	0-0 6-3		0-0 L6			2	1	0	0	1	0	2	
Hal Naragon, L (1, 2) OBP: 0.325, SLG: 0.427		0-0 1B HR		0-0 G3		0-0 1B 2B		0-0 1B		4	2	3	0	0	0	0	
Ted Lepcio, R (1, 4) OBP: 0.293, SLG: 0.547		0-0 HR		0-0 5-3	4-0 1B BB	0-3 K				3	2	1	3	1	1	1	
Bill Tuttle, R (1, 5) OBP: 0.301, SLG: 0.291		0-0 L4		0-0 2B 1B	0-0 P1	0-0 6-3				4	1	1	0	0	0	3	
Camilo Pascual, R (1, 1) OBP: 0.185, SLG: 0.140 Danny McDevitt, L (6, 1) Bert Cueto, R (6, 1) Julio Becquer, L (6, PH) Pete Burnside, L (7, 3)		0-0 4-3		4-0 2B 1B	0-0 F7	0-0 4-3				1	1	0	0	1	0	0	
Inning Stats	R: 0 E: 0 K: 0 S: 3	H: 2 LOB: 0 BB: 1 P: 9	R: 0 E: 0 K: 1 S: 5	H: 0 LOB: 0 BB: 0 P: 5	R: 0 E: 0 K: 0 S: 3	H: 0 LOB: 0 BB: 0 P: 3	R: 3 E: 0 K: 0 S: 6	H: 3 LOB: 2 BB: 2 P: 14	R: 4 E: 0 K: 0 S: 7	H: 4 LOB: 1 BB: 1 P: 11	R: 0 E: 0 K: 1 S: 6	H: 1 LOB: 1 BB: 0 P: 6	R: 0 E: 0 K: 1 S: 6	H: 1 LOB: 1 BB: 0 P: 6	1B: 7 2B: 3 3B: 0 HR: 1	SF: 0 SAC: 0 DP: 0 HBP: 0	
PITCHER	IP WLS BF H R ER SO BB IBB HBP BLK WP HR S P ERA WHIP																
Bennie Daniels, R (1, 1) ERA: 3.92	4.1	20	5	6	6	1	2	0	0	0	0	0	1	20	28	12.46	1.615
Mike Garcia, R (5, 1) ERA: 4.76	0.2	3	0	0	0	0	1	0	0	0	0	0	0	2	6	0.00	1.500
Dave Sisler, R (6, 1) ERA: 3.95	0.2	L	7	4	4	4	1	0	0	0	0	0	0	6	10	54.00	7.500
Johnny Klippstein, R (6, 1) ERA: 6.53	1.1	5	1	0	0	1	0	0	0	0	0	0	0	7	7	0.00	0.750
Pete Burnside, L (8, 1) ERA: 7.05	1.0	4	1	0	0	1	0	0	0	0	0	0	0	6	6	0.00	1.000

Batter	1	2	3	4	5	6	7	8	9	AB	R	H	RBI	BB	SO	LOB	TOP	
Danny O'Connell, R OBP: 0.389, SLG: 0.362 (1, 5)	0-0 6-3		0-0 F3		0-0 5-3			0-0 L3		4	0	0	0	0	0	0	<p>Washington Senators @ Minnesota Twins Metropolitan Stadium, Bloomington, MI</p> <p>Thu Jul 27 1961, 8:05 PM EDT Att: 17,491 - Unknown - 83 F</p> <p>livebaseballscorecards.com</p> <p>AB 30 R 2 H 4 RBI 2 BB 2 SO 3 LOB 6</p> 	
Marty Keough, L OBP: 0.327, SLG: 0.471 (1, 8)	0-0 F8		0-0 F7		0-0 G3			0-0 3-1		4	0	0	0	0	0	0		
Bud Zupfel, L OBP: 0.222, SLG: 0.333 (1, 3)	0-0 1-3		0-0 4-3			0-0 CS 1B		0-3 K		4	0	1	0	0	1	0		
Gene Woodling, L OBP: 0.403, SLG: 0.453 (1, 9)		0-0 F8		0-0 3-1		0-0 F8		0-0 G3		4	0	0	0	0	0	1		
Gene Green, R OBP: 0.380, SLG: 0.568 (1, 2)		0-0 5-3		4-0 BB BB		0-3 K		0-0 F8		3	0	0	0	1	1	1		
Bob Johnson, R OBP: 0.389, SLG: 0.419 (1, 6)		0-0 HR 1B		0-0 F8			0-0 6-3			3	1	1	0	0	0	1		
Jim King, L OBP: 0.368, SLG: 0.466 (1, 7)		0-0 HR 1B		4-0 F7			0-0 F7			2	1	1	2	1	0	0		
Chuck Cottier, R OBP: 0.284, SLG: 0.309 (1, 4)		0-0 FC5-4 1B		0-0 F7			0-3 K			3	0	1	0	0	1	2		
Joe McClain, R OBP: 0.208, SLG: 0.255 Johnny Klippstein, R OBP: 0.230, SLG: 0.250 Billy Klaus, L OBP: 0.316, SLG: 0.387 Mike Garcia, R (8, 1)	0-0 FC5-4 1B		0-0 L4		0-0 4-3			0-0 4-3		2	0	0	0	0	0	1		
Inning Stats	R: 0 E: 0 K: 0 S: 3	H: 0 LOB: 0 BB: 0 P: 3	R: 2 E: 0 K: 0 S: 6	H: 3 LOB: 1 BB: 0 P: 6	R: 0 E: 0 K: 0 S: 3	H: 0 LOB: 2 BB: 2 P: 11	R: 0 E: 0 K: 1 S: 5	H: 1 LOB: 1 BB: 0 P: 5	R: 0 E: 0 K: 1 S: 5	H: 0 LOB: 0 BB: 0 P: 5	R: 0 E: 0 K: 1 S: 5	H: 0 LOB: 0 BB: 0 P: 3	R: 0 E: 0 K: 1 S: 5	H: 0 LOB: 0 BB: 0 P: 5	1B: 3 2B: 1 3B: 0 HR: 1	SF: 0 SAC: 0 DP: 1 HBP: 0	WP: 0 PB: 0 SB: 0 CS: 1	PA: 32
PITCHER Don Lee, R ERA: 2.48 (1, 1)	IP: 9.0 WLS: W BF: 32 H: 4 R: 2 ER: 2 SO: 3 BB: 2 IBB: 0 HBP: 0 BLK: 0 WP: 0 HR: 1 S: 36 P: 44 ERA: 2.00 WHIP: 0.667											PITCHER	IP: 0 WLS: 0 BF: 0 H: 0 R: 0 ER: 0 SO: 0 BB: 0 IBB: 0 HBP: 0 BLK: 0 WP: 0 HR: 0 S: 0 P: 0 ERA: 0 WHIP: 0					

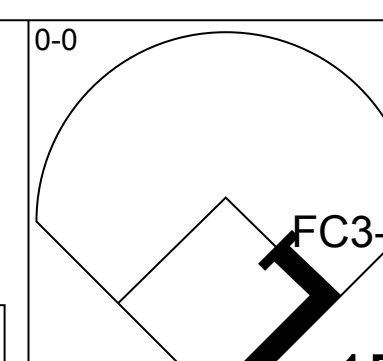
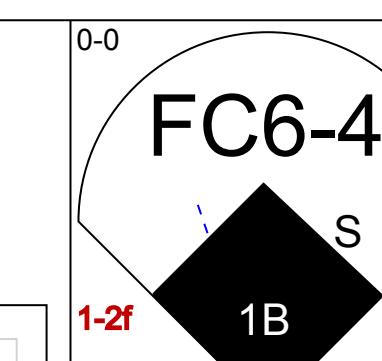
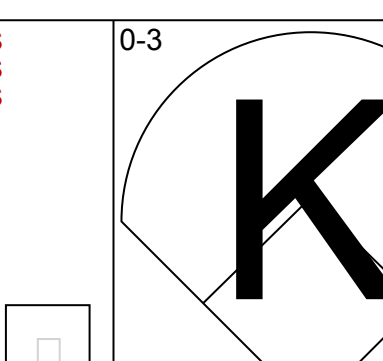
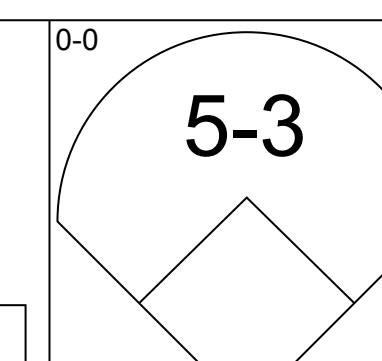
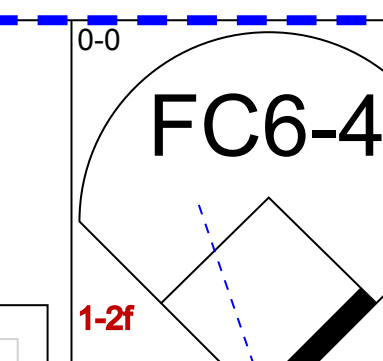
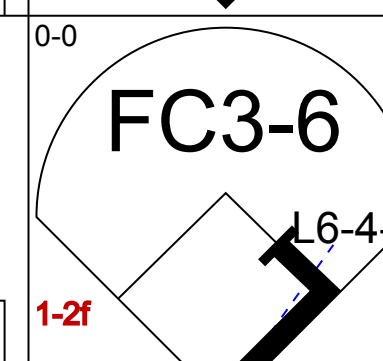
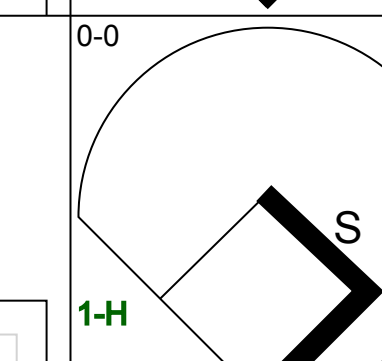
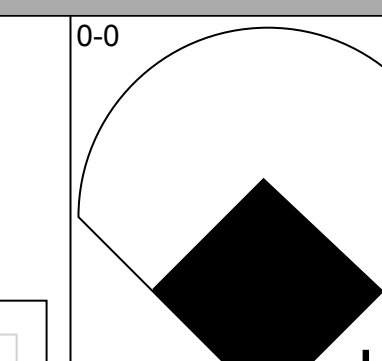
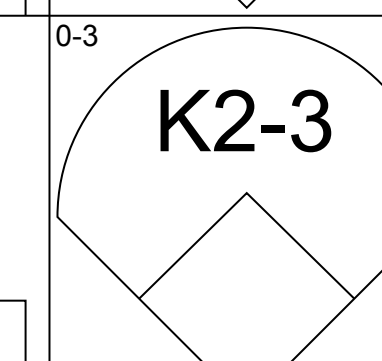
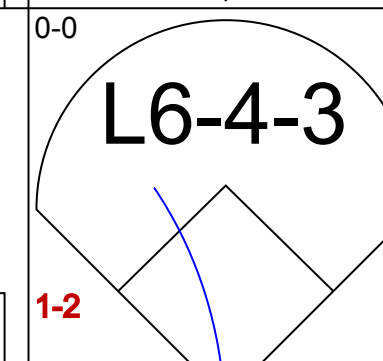
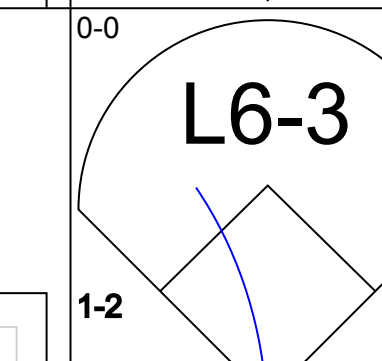
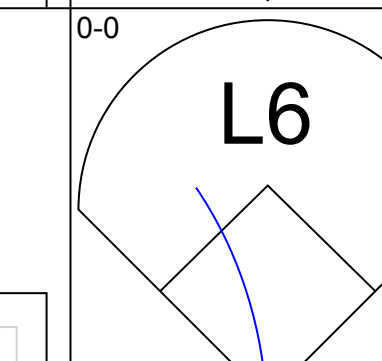
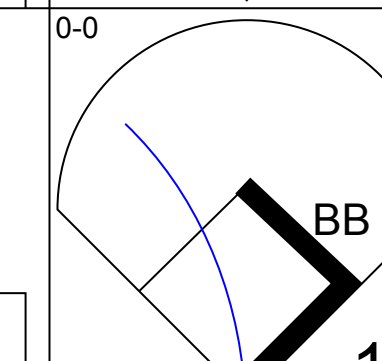
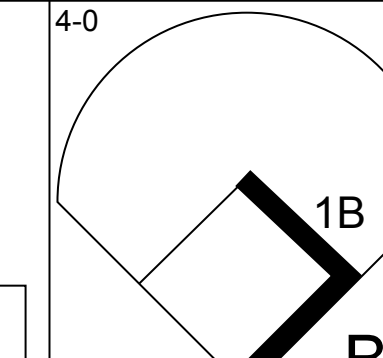
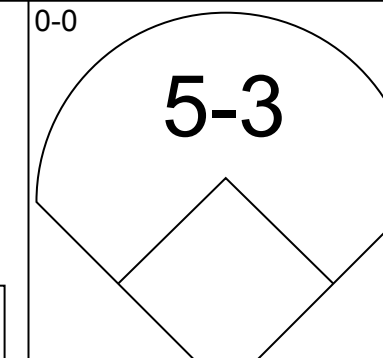
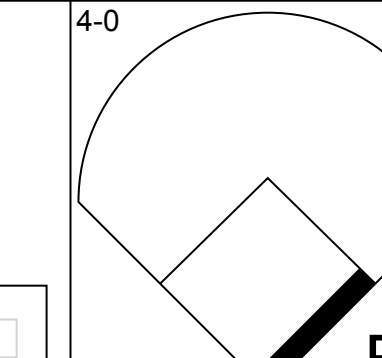
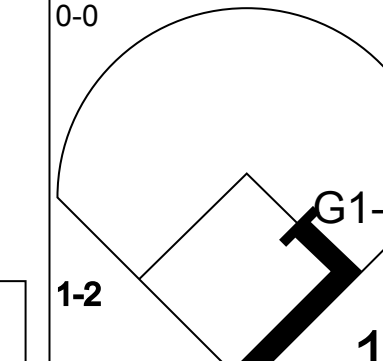
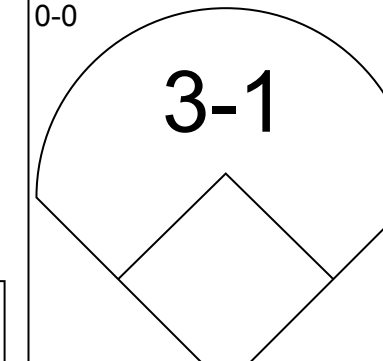
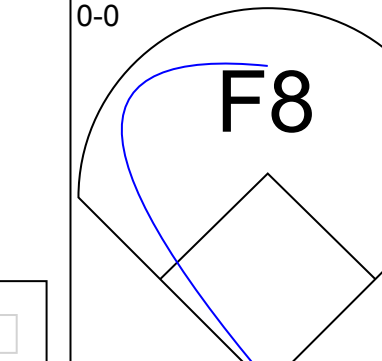
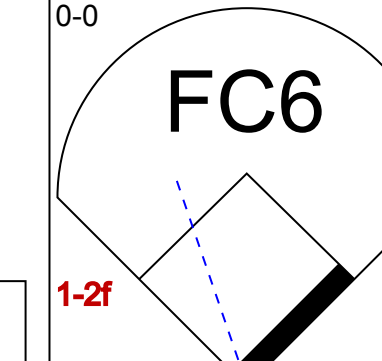
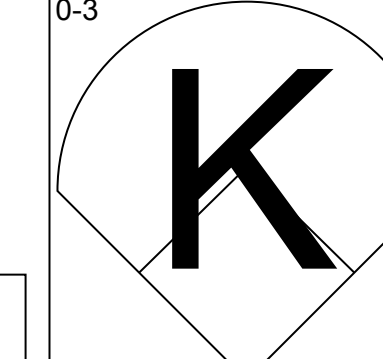
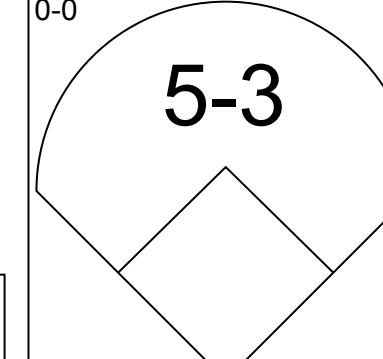
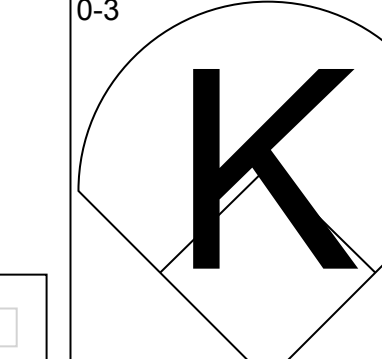
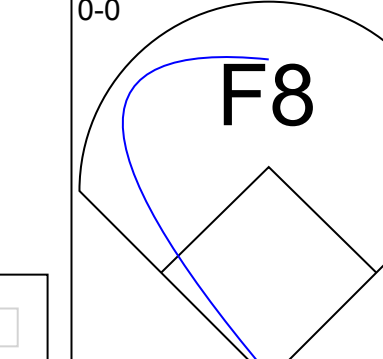
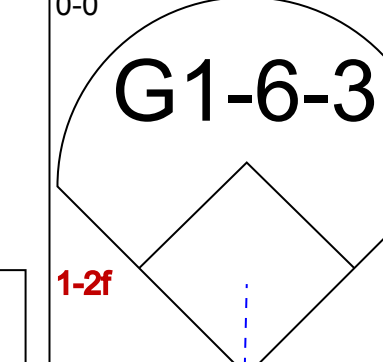
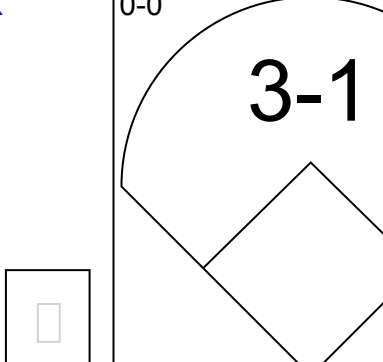
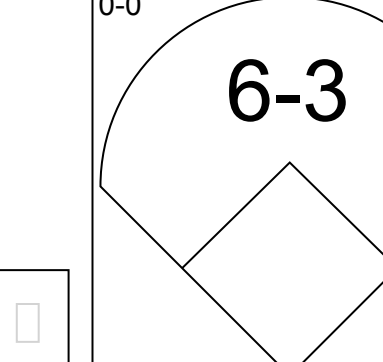
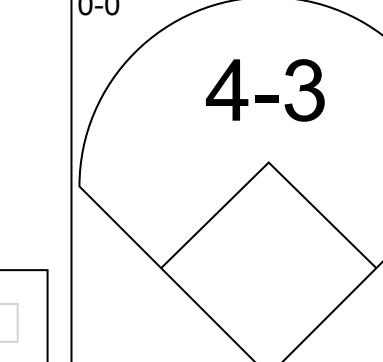
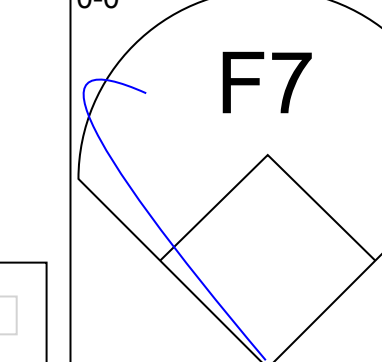
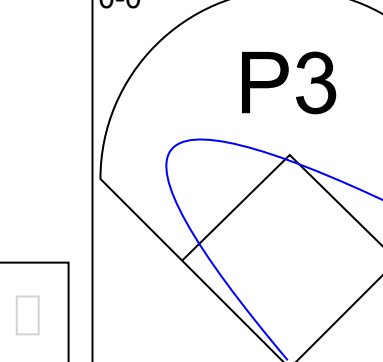
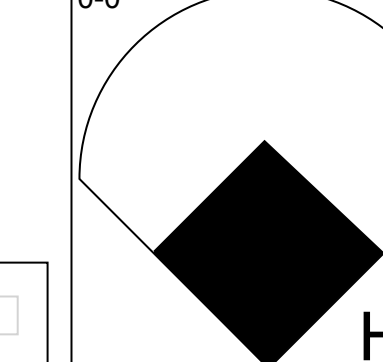
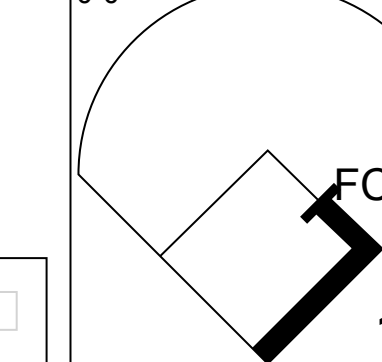
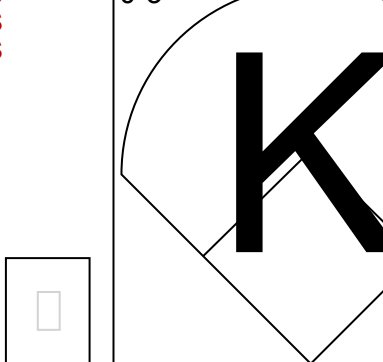
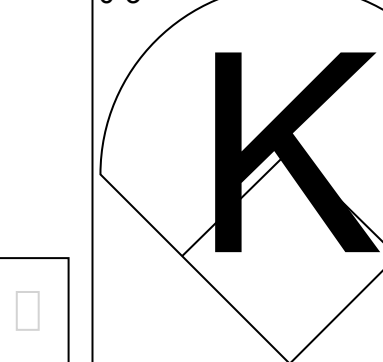
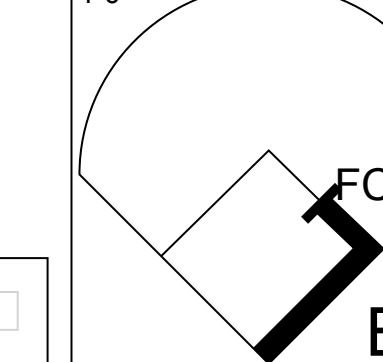
Batter	1	2	3	4	5	6	7	8	9	AB	R	H	RBI	BB	SO	LOB	BOTTOM			
Zoilo Versalles, R OBP: 0.314, SLG: 0.388 (1, 6)	0-3 K		0-0 F7		0-0 F7	0-3 K				4	0	0	0	0	2	1	<p>Washington Senators @ Minnesota Twins Metropolitan Stadium, Bloomington, MI</p> <p>Thu Jul 27 1961, 8:05 PM EDT Att: 17,491 - Unknown - 83 F</p> <p>livebaseballscorecards.com</p> <p>AB 32 R 5 H 11 RBI 5 BB 1 SO 5 LOB 11</p> 			
Lenny Green, L OBP: 0.398, SLG: 0.410 (1, 8) (8, 7)	0-0 F7		0-0 2B		0-0 4-3	0-0 FC6-4 1B				4	0	2	1	0	0	0				
Harmon Killebrew, R OBP: 0.437, SLG: 0.679 (1, 3)	0-0 P6		0-0 F8		0-0 HR	0-0 FC6-4 1B				4	1	1	1	0	0	2				
Bob Allison, R OBP: 0.357, SLG: 0.471 (1, 9)		0-0 SF8 3B	0-0 F8		4-0 1B BB	0-3 K				3	2	1	0	1	1	1				
Jim Lemon, R OBP: 0.340, SLG: 0.426 Billy Martin, R OBP: 0.266, SLG: 0.354 (8, 4)		0-0 SF8 3H		0-0 FC6-4 1B SF9 1B	0-0 1B 1-2 1B	0-0 F9				3	1	2	1	0	0	0				
Hal Naragon, L OBP: 0.333, SLG: 0.430 (1, 2)		0-0 4-3		0-0 FC6-4 1B 1-2 1B	0-0 1-3 2H 1B	0-0 F7				4	0	2	1	0	0	0				
Ted Lepcio, R OBP: 0.290, SLG: 0.526 (8, 5)		0-0 1B		0-0 FC6-4 SF9 1-2 2-3 1B	0-0 F5	0-0 6-3				4	0	1	0	0	0	4				
Bill Tuttle, R OBP: 0.304, SLG: 0.300 (8, 8)		0-0 1B 1-3 1B		0-0 SF9 1-2 3H 1B		0-0 4-3				3	1	2	1	0	0	0				
Don Lee, R OBP: 0.063, SLG: 0.063 (1, 1)	0-3 K		0-0 F3		0-0 SH3-4 2B	0-3 K				3	0	0	0	0	2	3				
Inning Stats	R: 0 E: 0 K: 1 S: 5	H: 0 LOB: 0 BB: 0 P: 5	R: 1 E: 0 K: 1 S: 8	H: 3 LOB: 2 BB: 0 P: 8	R: 0 E: 0 K: 0 S: 4	H: 1 LOB: 1 BB: 0 P: 4	R: 1 E: 0 K: 0 S: 5	H: 2 LOB: 1 BB: 0 P: 5	R: 2 E: 0 K: 0 S: 6	H: 3 LOB: 2 BB: 1 P: 10	R: 1 E: 0 K: 1 S: 7	H: 2 LOB: 1 BB: 0 P: 7	R: 0 E: 0 K: 1 S: 5	H: 0 LOB: 0 BB: 0 P: 5	R: 0 E: 0 K: 1 S: 5	H: 0 LOB: 0 BB: 0 P: 5	1B: 7 2B: 2 3B: 1 HR: 1	SF: 2 SAC: 1 DP: 0 HBP: 0	WP: 0 PB: 0 SB: 0 CS: 0	PA: 36
PITCHER Joe McClain, R ERA: 4.05 Johnny Klippstein, R ERA: 6.39 Mike Garcia, R ERA: 4.05 (1, 1) (5, 1) (8, 1)	IP: 4.2 WLS: L BF: 24 H: 9 R: 4 ER: 4 SO: 2 BB: 1 IBB: 0 HBP: 0 BLK: 0 WP: 0 HR: 1 S: 27 P: 31 ERA: 7.71 WHIP: 2.143											PITCHER	IP: 0 WLS: 0 BF: 0 H: 0 R: 0 ER: 0 SO: 0 BB: 0 IBB: 0 HBP: 0 BLK: 0 WP: 0 HR: 0 S: 0 P: 0 ERA: 0 WHIP: 0							

Batter	1	2	3	4	5	6	7	8	9	AB	R	H	RBI	BB	SO	LOB	TOP
Zoilo Versalles, R OBP: 0.309, SLG: 0.382 (1, 6)			6-3 					5-3 		4	0	0	0	0	2	1	
Lenny Green, L OBP: 0.399, SLG: 0.408 (1, 8) (9, 7)	4-3 HR BB 		BB 					F8 	G3 	2	1	0	0	2	0	0	
Harmon Killebrew, R OBP: 0.432, SLG: 0.671 (1, 3)	4-3 1-2 		L9 					F8 	E6 HR 	4	1	0	0	0	0	2	
Bob Allison, R OBP: 0.359, SLG: 0.489 (1, 9)	HR 2H 		K 					F7 	HR 	4	2	2	4	0	1	1	
Jim Lemon, R OBP: 0.338, SLG: 0.424 Billy Martin, R OBP: 0.266, SLG: 0.354 (1, 7) (9, 4)	1B 			K 				F5 	6-3 	4	0	1	0	0	1	0	
Hal Naragon, L OBP: 0.318, SLG: 0.410 (1, 2)	4-3 			F7 				4-3 	4-3 	4	0	0	0	0	0	1	
Ted Lepcio, R OBP: 0.277, SLG: 0.500 (1, 4) (9, 5)		5-3 		K 				K 		3	0	0	0	0	2	0	
Bill Tuttle, R OBP: 0.304, SLG: 0.301 (1, 5) (9, 8)		6-3 						CS 1B 	6-3 	3	0	1	0	0	0	0	
Pedro Ramos, S OBP: 0.185, SLG: 0.274 Ray Moore, R (1, 1) (9, 1)		K 						F2 	K 	3	0	0	0	0	2	1	
Inning Stats	R: 2 H: 2 E: 0 K: 1 S: 7	H: 2 LOB: 1 BB: 1 P: 11	R: 0 H: 0 E: 0 K: 1 S: 5	H: 0 LOB: 0 BB: 0 P: 5	R: 0 H: 0 E: 0 K: 2 S: 7	H: 0 LOB: 0 BB: 0 P: 7	R: 0 H: 1 E: 0 K: 1 S: 5	H: 1 LOB: 1 BB: 0 P: 5	R: 0 H: 0 E: 0 K: 0 S: 3	H: 0 LOB: 0 BB: 0 P: 3	R: 0 H: 0 E: 0 K: 1 S: 5	H: 0 LOB: 0 BB: 0 P: 5	R: 2 H: 1 E: 1 K: 0 S: 5	H: 1 LOB: 0 BB: 0 P: 5	1B: 2 2B: 1 3B: 0 HR: 2	SF: 0 SAC: 0 DP: 1 HBP: 0	WP: 0 PA: 33 PB: 0 SB: 0 CS: 1
PITCHER Paul Foytack, R ERA: 4.29 (1, 1)	IP: 9.0 WLS: L BF: 33 H: 4 R: 4 ER: 3 SO: 8	BB: 2 IBB: 0 HBP: 0 BLK: 0	WP: 0 HR: 2 S: 47 P: 55	ERA: 3.00 WHIP: 0.667	PITCHER	IP: 0.0 WLS: 0 BF: 0 H: 0 R: 0 ER: 0 SO: 0	BB: 0 IBB: 0 HBP: 0 BLK: 0	WP: 0 HR: 0 S: 0 P: 0	ERA: 0.00 WHIP: 0.000								

Minnesota Twins @ Detroit Tigers
Tiger Stadium, Detroit, MI
Fri Jul 28 1961, 7:05 PM EDT
Att: 35,034 - Unknown

AB	31
R	4
H	4
RBI	4
BB	2
SO	8
LOB	6



Batter	1	2	3	4	5	6	7	8	9	AB	R	H	RBI	BB	SO	LOB	BOTTOM				
Chico Fernandez, R OBP: 0.319, SLG: 0.323 Frank House, L OBP: 0.143, SLG: 0.500 (1, 5) (9, PH)	FC3-6 1B 		FC6-4 S 1B 		K 			5-3 	FC6-4 1-2 	4	1	1	0	0	1	2					
Bill Bruton, L OBP: 0.332, SLG: 0.383 (1, 8)	FC3-6 L6-4-3 1-2 		S 1B 				HR 	K2-3 		4	1	2	2	0	1	1					
Al Kaline, R OBP: 0.376, SLG: 0.511 (1, 9)	L6-4-3 1-2 		L6-3 1-2 				L6 	L6 BB 1B 		4	0	1	0	0	0	2					
Rocky Colavito, R OBP: 0.417, SLG: 0.604 (1, 7)		1B BB 		5-3 				BB 		1	0	0	0	3	0	0					
Norm Cash, L OBP: 0.500, SLG: 0.690 (1, 3)		G1-6-3 1B 1-2 		3-1 				F8 	FC6 1-2 	4	0	1	0	0	0	3					
Jake Wood, R OBP: 0.327, SLG: 0.374 (1, 4)		K 		5-3 				K 	F8 	4	0	0	0	0	2	3					
Dick McAuliffe, L OBP: 0.266, SLG: 0.396 (1, 6)		G1-6-3 1-2 		3-1 				6-3 	4-3 	4	0	0	0	0	0	2					
Mike Roarke, R OBP: 0.310, SLG: 0.342 Charlie Maxwell, L OBP: 0.327, SLG: 0.427 (1, 2) (9, PH)			F7 					P3 	HR 	3	0	1	0	0	0	0					
Paul Foytack, R OBP: 0.194, SLG: 0.300 Bobo Osborne, L OBP: 0.379, SLG: 0.358 Frank Lary, R OBP: 0.265, SLG: 0.328 (1, 1) (9, PH) (9, PR)			FC6-4 1B 		K 			K 	FC6-4 BB 	3	0	1	0	0	2	1					
Inning Stats	R: 0 H: 1 E: 0 K: 0 S: 3	H: 1 LOB: 0 BB: 0 P: 3	R: 0 H: 1 E: 0 K: 1 S: 5	H: 1 LOB: 1 BB: 1 P: 9	R: 1 H: 2 E: 0 K: 0 S: 5	H: 2 LOB: 0 BB: 0 P: 5	R: 0 H: 0 E: 0 K: 0 S: 3	H: 0 LOB: 0 BB: 0 P: 3	R: 0 H: 1 E: 0 K: 2 S: 8	H: 1 LOB: 1 BB: 0 P: 8	R: 1 H: 1 E: 0 K: 1 S: 6	H: 1 LOB: 1 BB: 1 P: 10	R: 0 H: 0 E: 0 K: 1 S: 5	H: 0 LOB: 0 BB: 0 P: 5	R: 0 H: 1 E: 0 K: 1 S: 6	H: 1 LOB: 2 BB: 1 P: 10	R: 1 H: 1 E: 0 K: 0 S: 4	H: 1 LOB: 1 BB: 1 P: 8	1B: 5 2B: 1 3B: 0 HR: 2	SF: 0 SAC: 0 DP: 2 HBP: 0	WP: 0 PA: 37 PB: 0 SB: 2 CS: 0
PITCHER Pedro Ramos, R ERA: 4.11 Ray Moore, R ERA: 5.17 (1, 1) (9, 1)	IP: 8.2 WLS: W BF: 36 H: 8 R: 3 ER: 3 SO: 6	BB: 4 IBB: 0 HBP: 0 BLK: 0	WP: 0 HR: 2 S: 44 P: 60	ERA: 3.12 WHIP: 1.385	PITCHER	IP: 0.1 WLS: S BF: 1 H: 0 R: 0 ER: 0 SO: 0	BB: 0 IBB: 0 HBP: 0 BLK: 0	WP: 0 HR: 0 S: 1 P: 1	ERA: 0.00 WHIP: 0.000												

Minnesota Twins @ Detroit Tigers
Tiger Stadium, Detroit, MI
Fri Jul 28 1961, 7:05 PM EDT
Att: 35,034 - Unknown

AB	33
R	3
H	8
RBI	3
BB	4
SO	6
LOB	15



Batter	1	2	3	4	5	6	7	8	9	AB	R	H	RBI	BB	SO	LOB	TOP								
Zoilo Versalles, R OBP: 0.305, SLG: 0.377 (1, 6)	F2			K	F7			P4		4	0	0	0	0	1	1									
Lenny Green, L OBP: 0.400, SLG: 0.406 (1, 8) (8, 7)	P5			1B HBP		4-3		HR BB		2	2	0	0	1	0	0									
Harmon Killebrew, R OBP: 0.430, SLG: 0.675 (1, 3)	1-3			E6 1B		5-3		HR		4	2	1	3	0	0	1									
Bob Allison, R OBP: 0.358, SLG: 0.487 (1, 9)		5-3		F7		L8		1B		4	0	1	0	0	0	2									
Jim Lemon, R OBP: 0.337, SLG: 0.421 Ray Moore, R (8, 1)	6-3			1B			K	P4		4	0	1	1	0	1	1									
Bill Pleis, L OBP: 0.143, SLG: 0.143 (9, 1)				1-3 2-H 1B						0	0	0	0	0	0	0									
Hal Naragon, L OBP: 0.315, SLG: 0.402 (1, 2)	4-3			1-3 3-H 1B			P4		4-3	4	0	1	1	0	0	0									
Ted Lepcio, R OBP: 0.261, SLG: 0.469 (8, 5)			K	K			K		F8	4	0	0	0	0	3	2									
Bill Tuttle, R OBP: 0.307, SLG: 0.301 (8, 8)			6-3				P4		HR BB 1B	3	1	1	0	1	0	0									
Jim Kaat, L OBP: 0.368, SLG: 0.382 Julio Becquer, L OBP: 0.265, SLG: 0.554 Billy Martin, R OBP: 0.265, SLG: 0.352 (8, PH) (8, 4)	F7						K		F7	2	0	0	0	0	1	0									
										1	0	0	0	0	1	1									
										1	0	0	0	0	0	1									
Inning Stats	R: 0 E: 0 K: 0 S: 3	H: 0 LOB: 0 BB: 0 P: 3	R: 0 E: 0 K: 0 S: 3	H: 0 LOB: 0 BB: 0 P: 3	R: 0 E: 0 K: 1 S: 5	H: 0 LOB: 0 BB: 0 P: 5	R: 2 E: 1 K: 2 S: 10	H: 2 LOB: 2 BB: 0 P: 11	R: 0 E: 0 K: 1 S: 5	H: 0 LOB: 0 BB: 0 P: 5	R: 0 E: 0 K: 0 S: 3	H: 0 LOB: 0 BB: 0 P: 3	R: 0 E: 0 K: 2 S: 7	H: 0 LOB: 0 BB: 0 P: 7	R: 3 E: 1 K: 1 S: 8	H: 3 LOB: 1 BB: 1 P: 12	R: 0 E: 0 K: 0 S: 3	H: 0 LOB: 1 BB: 1 P: 7	1B: 4 2B: 0 3B: 0 HR: 1	SF: 0 SAC: 0 DP: 0 HBP: 1	WP: 0 PB: 0 SB: 0 CS: 0	PA: 36			
PITCHER	IP	WLS	BF	H	R	ER	SO	BB	IBB	HBP	BLK	WP	HR	S	P	ERA	WHIP								
Jim Bunning, R ERA: 3.24 (1, 1)	7.2	L	29	3	4	2	7	1	0	1	0	0	0	41	46	2.35	0.522								
Manny Montejo, R ERA: 4.5 (8, 1)	0.0		2	2	1	1	0	0	0	0	0	0	1	2	2	∞	∞								
Phil Regan, R ERA: 4.58 (8, 1)	1.1		5	0	0	0	0	1	0	0	0	0	0	4	8	0.00	0.750								

Minnesota Twins @ Detroit Tigers
Tiger Stadium, Detroit, MI
Sat Jul 29 1961, 4:33 AM EDT
Att: 13,420 - Unknown

AB 33
R 5
H 5
RBI 5
BB 2
SO 7
LOB 9





Batter	1	2	3	4	5	6	7	8	9	AB	R	H	RBI	BB	SO	LOB	BOTTOM								
Dick McAuliffe, L OBP: 0.270, SLG: 0.391 (1, 6)	K				4-3			HR SF8 HBP	E4	4	1	1	0	0	1	1									
Bubba Morton, R OBP: 0.290, SLG: 0.404 Bill Bruton, L OBP: 0.333, SLG: 0.384 (8, PH) (9, 8)	2B 5-3 1B		FC4-6 L4-3		3-1			3-1 S 1B	K	3	1	1	0	0	0	1									
Al Kaline, R OBP: 0.377, SLG: 0.512 (1, 8) (9, 9)	5-3 2B		L4-3		L9			3-1 BB		3	0	1	0	1	0	1									
Rocky Colavito, R OBP: 0.413, SLG: 0.599 (1, 7)	5-3			K		6-3		SF8		3	0	0	2	0	1	1									
Norm Cash, L OBP: 0.501, SLG: 0.688 Bobo Osborne, L OBP: 0.373, SLG: 0.352 (1, 3) (7, 3)	2-3 3-H FC6-4 HBP			E 1B HBP		P6		3-1		1	1	0	0	0	0	0									
Jake Wood, R OBP: 0.324, SLG: 0.371 (1, 4)	FC6-4			E6 1B		6-3		F8		4	1	0	0	0	5										
Chico Fernandez, R OBP: 0.318, SLG: 0.322 (1, 5)		4-3		1B 1-2 2-H 1B		6-3			K	4	0	1	1	0	1	0									
Mike Roarke, R OBP: 0.311, SLG: 0.341 Frank House, L OBP: 0.125, SLG: 0.429 (9, PH) (9, PH)	5-3			G6-4-3 1-3 2-H 1B		F8			1-3	3	0	1	1	0	0	0									
Jim Bunning, R OBP: 0.169, SLG: 0.156 Manny Montejo, R (8, 1)	4-3			G6-4-3		F9				0	0	0	0	0	0	0									
Phil Regan, R OBP: 0.128, SLG: 0.083 Charlie Maxwell, L OBP: 0.374, SLG: 0.434 Frank Lary, R OBP: 0.265, SLG: 0.328 (9, PH) (9, PH)				1-2				E 1B		0	0	0	0	0	0	0									
										1	0	1	0	0	0	0									
Inning Stats	R: 1 E: 0 K: 1 S: 7	H: 2 LOB: 2 BB: 0 P: 8	R: 0 E: 0 K: 0 S: 3	H: 0 LOB: 0 BB: 0 P: 3	R: 0 E: 1 K: 1 S: 7	H: 1 LOB: 1 BB: 0 P: 8	R: 0 E: 0 K: 0 S: 3	H: 0 LOB: 0 BB: 0 P: 3	R: 0 E: 0 K: 0 S: 3	H: 0 LOB: 0 BB: 0 P: 3	R: 0 E: 0 K: 0 S: 4	H: 0 LOB: 2 BB: 1 P: 9	R: 1 E: 1 K: 2 S: 9	H: 1 LOB: 2 BB: 0 P: 9	1B: 6 2B: 1 3B: 0 HR: 0	SF: 1 SAC: 0 DP: 2 HBP: 3	WP: 0 PB: 0 SB: 1 CS: 0	PA: 38							
PITCHER	IP	WLS	BF	H	R	ER	SO	BB	IBB	HBP	BLK	WP	HR	S	P	ERA	WHIP								
Jim Kaat, L ERA: 4.34 (1, 1)	7.0	W	27	5	3	2	2	0	0	2	0	0	0	29	31	2.57	0.714								
Ray Moore, R ERA: 5.18 (8, 1)	1.2		10	2	1	1	1	1	0	1	0	0	0	10	15	5.40	1.800								
Bill Pleis, L ERA: 6.0 (9, 1)	0.1	S	1	0	0	0	1	0	0	0	0	0	0	3	3	0.00	0.000								

Minnesota Twins @ Detroit Tigers
Tiger Stadium, Detroit, MI
Sat Jul 29 1961, 4:33 AM EDT
Att: 13,420 - Unknown

AB 33
R 4
H 7
RBI 4
BB 1
SO 4
LOB 15



Batter	1	2	3	4	5	6	7	8	9	AB	R	H	RBI	BB	SO	LOB	TOP											
Zoilo Versalles, R OBP: 0.306, SLG: 0.375 (1, 6)	0-3 K			0-3 K			4-0 F8 BB		0-0 1B 2B	3	1	1	0	1	2	0	Minnesota Twins @ Baltimore Orioles Memorial Stadium, Baltimore, MD Wed Aug 02 1961, 7:05 PM EDT Unknown livebaseballscores.com AB 32 R 4 H 5 RBI 4 BB 4 SO 10 LOB 12 											
Lenny Green, L OBP: 0.399, SLG: 0.402 (1, 8) (8, 7)	0-3 K			0-3 K			0-0 F2		0-0 F8	4	0	0	0	0	2	2												
Harmon Killebrew, R OBP: 0.421, SLG: 0.657 (1, 3)	0-3 K			0-0 6-3			0-0 F8		0-0 F9	4	0	0	0	0	1	2												
Bob Allison, R OBP: 0.358, SLG: 0.491 (1, 9)		0-0 F9			0-0 F8		0-0 F5		0-0 2B S	4	1	1	0	0	0	1												
Jim Lemon, R OBP: 0.333, SLG: 0.415 (8, PH) Bill Plets, L OBP: 0.268, SLG: 0.382 (8, 1) Joe Altobelli, L OBP: 0.143, SLG: 0.143 (8, PH) Chuck Stobbs, L OBP: 0.442, SLG: 0.500 Ray Moore, R (8, 1)	0-3 K			0-0 F2			0-0 PB 1B		4-0 2B 2B BB	3	0	1	0	0	1	0												
Hal Naragon, L OBP: 0.330, SLG: 0.421 (1, 2)	0-0 4-3			0-0 F8			0-0 F9		1-3 2B 2B	4	1	1	2	0	0	1												
Ted Lepcio, R OBP: 0.273, SLG: 0.486 (8, 5)			0-3 K			0-0 1-3		0-3 K	2B BB	3	0	0	0	1	2	2												
Bill Tuttle, R OBP: 0.313, SLG: 0.313 (8, 8)			0-3 K			0-0 6-3		4-0 BB	0-0 BB	3	0	1	2	1	1	0												
Don Lee, R OBP: 0.056, SLG: 0.056 (1, 1) Julio Becquer, L OBP: 0.281, SLG: 0.545 (8, PH) Billy Martin, R OBP: 0.263, SLG: 0.350 (8, 4)	0-0 F9			0-0 F9			0-0 K		0-0 P6 L3	2	0	0	0	0	1	0												
Inning Stats	R: 0 E: 0 K: 3 S: 9	H: 0 LOB: 0 BB: 0 P: 9	R: 0 E: 0 K: 1 S: 5	H: 0 LOB: 0 BB: 0 P: 5	R: 0 E: 0 K: 2 S: 7	H: 0 LOB: 0 BB: 0 P: 7	R: 0 E: 0 K: 2 S: 7	H: 0 LOB: 0 BB: 0 P: 7	R: 0 E: 0 K: 1 S: 5	H: 0 LOB: 0 BB: 0 P: 5	R: 0 E: 0 K: 0 S: 3	H: 0 LOB: 1 BB: 1 P: 7	R: 0 E: 0 K: 1 S: 6	H: 1 LOB: 2 BB: 1 P: 10	R: 4 E: 0 K: 0 S: 7	H: 4 LOB: 2 BB: 2 P: 15		1B: 3 2B: 2 3B: 0 HR: 0	SF: 0 SAC: 0 DP: 0 HBP: 0	WP: 0 PB: 1 SB: 1 CS: 0	PA: 36							
PITCHER	IP 8.2	WLS L	BF 34	H 4	R 4	ER 4	SO 10	BB 4	IBB 0	HBP 0	BLK 0	WP 0	HR 0	S 50	P 66	ERA 4.15		WHIP 0.923										
Chuck Estrada, R ERA: 4.38 Wes Stock, R ERA: 2.88	(1, 1) (9, 1)	0.1	2	1	0	0	0	0	0	0	0	0	0	2	2	0.00		3.000										

Batter	1	2	3	4	5	6	7	8	9	AB	R	H	RBI	BB	SO	LOB	BOTTOM											
Brooks Robinson, R OBP: 0.360, SLG: 0.391 (1, 5)	0-0 F8		0-0 SH1-3 1B		0-3 K			0-0 5-3		4	0	1	0	0	1	0	Minnesota Twins @ Baltimore Orioles Memorial Stadium, Baltimore, MD Wed Aug 02 1961, 7:05 PM EDT Unknown livebaseballscores.com AB 32 R 3 H 7 RBI 3 BB 2 SO 6 LOB 9 											
Russ Snyder, L OBP: 0.328, SLG: 0.370 Dick Williams, R OBP: 0.258, SLG: 0.364 Jim Busby, R OBP: 0.329, SLG: 0.338 (1, 7) (8, PH) (8, 8)	0-0 F7		0-0 SH1-3			0-0 G6-4-3 1B		0-0 F9		2	0	1	0	0	0	0												
Jackie Brandt, R OBP: 0.382, SLG: 0.443 (1, 8) (9, 7)	0-0 6-3		0-0 F9			0-0 G6-4-3		0-0 6-3		4	0	0	0	0	0	2												
Jim Gentile, L OBP: 0.441, SLG: 0.673 (1, 3)		0-0 HR		0-0 F9		4-0 BB		4-0 HR BB		2	2	1	1	2	0	0												
Whitey Herzog, L OBP: 0.386, SLG: 0.372 Earl Robinson, R OBP: 0.358, SLG: 0.442 (1, 9) (8, PH)	0-0 4-3			0-0 FC6-4 1B		0-0 F8		0-0 HR		3	0	1	0	0	0	1												
Hank Foiles, R OBP: 0.304, SLG: 0.614 (1, 2)	0-0 1B			0-0 F9			0-0 F5		0-0 P3	4	0	1	0	0	0	1												
Ron Hansen, R OBP: 0.332, SLG: 0.350 Mary Throneberry, L OBP: 0.312, SLG: 0.394 (1, 6) (8, PH)	0-3 K		0-0 FC6-4			0-0 1B		0-0 L3		3	0	1	0	0	1	2												
Jerry Adair, R OBP: 0.298, SLG: 0.369 Dave Philley, S OBP: 0.231, SLG: 0.385 (1, 4) (8, PH)	0-3 K			0-0 P5		0-3 K		0-3 K		3	0	0	0	0	2	2												
Chuck Estrada, R OBP: 0.146, SLG: 0.109 Wes Stock, R (1, 1) (9, 1)	0-0 4-3			0-0 6-3			0-3 K			3	0	0	0	0	1	1												
Inning Stats	R: 0 E: 0 K: 0 S: 3	H: 0 LOB: 0 BB: 0 P: 3	R: 1 E: 0 K: 2 S: 9	H: 2 LOB: 1 BB: 0 P: 9	R: 0 E: 0 K: 0 S: 4	H: 1 LOB: 1 BB: 0 P: 4	R: 0 E: 0 K: 0 S: 4	H: 1 LOB: 1 BB: 0 P: 4	R: 0 E: 0 K: 1 S: 5	H: 0 LOB: 0 BB: 0 P: 5	R: 0 E: 0 K: 0 S: 3	H: 1 LOB: 1 BB: 1 P: 7	R: 0 E: 0 K: 2 S: 8	H: 1 LOB: 1 BB: 0 P: 8	R: 0 E: 0 K: 0 S: 3	H: 0 LOB: 0 BB: 0 P: 3		R: 2 E: 0 K: 1 S: 6	H: 1 LOB: 0 BB: 1 P: 10	1B: 5 2B: 0 3B: 0 HR: 2	SF: 0 SAC: 1 DP: 1 HBP: 0	WP: 0 PB: 0 SB: 0 CS: 0	PA: 35					
PITCHER	IP 7.0	WLS W	BF 3	H 0	R 0	ER 0	SO 0	BB 0	IBB 0	HBP 0	BLK 0	WP 0	HR 0	S 3	P 3	ERA 0.00		WHIP 0.000										
Don Lee, R ERA: 2.36 Bill Plets, L ERA: 5.51 Chuck Stobbs, L ERA: 6.59 Ray Moore, R ERA: 5.03	(1, 1) (8, 1) (9, 1) (9, 1)	1.0	3	0	0	0	0	0	0	0	0	0	0	3	3	0.00		0.000										

Batter	1	2	3	4	5	6	7	8	9	AB	R	H	RBI	BB	SO	LOB	TOP			
Zoilo Versalles, R OBP: 0.305, SLG: 0.370 (1, 6)	F8		1B 2B BB	P4		K			K	4	1	0	0	1	2	2	Minnesota Twins @ Baltimore Orioles Memorial Stadium, Baltimore, MD Wed Aug 02 1961, 7:05 PM EDT Att: 14,379 - Unknown			
Lenny Green, L OBP: 0.401, SLG: 0.405 (1, 8) (8, 7)	F9		2B 1-2 1B	1-3					WP 1B	5	0	3	0	0	0	1				
Harmon Killebrew, R OBP: 0.423, SLG: 0.665 (1, 3)	3B		1-3 2-H 2B			P6			F7	5	0	3	1	0	0	3				
Bob Allison, R OBP: 0.358, SLG: 0.487 (1, 9)	P6		F5							3	0	0	0	2	1	3				
Jim Lemon, R OBP: 0.329, SLG: 0.409 Billy Martin, R OBP: 0.263, SLG: 0.350 Julio Becquer, L OBP: 0.257, SLG: 0.537 (1, 7) (8, 4) (9, PH)			F8							4	0	0	0	0	3	4				
Hal Naragon, L OBP: 0.337, SLG: 0.424 (1, 2)									4-3	0	0	0	0	0	0	0				
										1	0	0	0	0	0	2				
Ted Lepcio, R OBP: 0.272, SLG: 0.514 (1, 4) (8, 5)										4	1	1	2	0	0	2				
Bill Tuttle, R OBP: 0.312, SLG: 0.309 (1, 5) (8, 8)										3	0	0	0	1	2	1				
Pedro Ramos, S OBP: 0.188, SLG: 0.273 (1, 1)										4	0	1	0	0	1	1				
Inning Stats	R: 0 E: 0 K: 0 S: 4	H: 1 LOB: 1 BB: 0 P: 4	R: 0 E: 0 K: 2 S: 8	H: 1 LOB: 1 BB: 0 P: 8	R: 1 E: 0 K: 1 S: 7	H: 2 LOB: 2 BB: 1 P: 11	R: 2 E: 0 K: 0 S: 5	H: 2 LOB: 1 BB: 1 P: 9	R: 0 E: 0 K: 2 S: 9	H: 1 LOB: 2 BB: 0 P: 10	R: 0 E: 0 K: 2 S: 7	H: 0 LOB: 0 BB: 0 P: 7	R: 0 E: 0 K: 2 S: 7	H: 0 LOB: 0 BB: 0 P: 7	R: 0 E: 0 K: 1 S: 6	H: 1 LOB: 2 BB: 1 P: 10	1B: 7 2B: 1 3B: 1 HR: 1	SF: 0 SAC: 0 DP: 0 HBP: 0	WP: 1 PB: 1 SB: 0 CS: 0	PA: 41
PITCHER	IP WLS BF H R ER SO BB IBB HBP BLK WP HR S P ERA WHIP	IP WLS BF H R ER SO BB IBB HBP BLK WP HR S P ERA WHIP																		
Dick Hall, R ERA: 3.52 Hoyt Wilhelm, R ERA: 2.23 (1, 1) (5, 1)	4.0 W 21 4 0 0 8 2 0 0 0 1 0 35 43 6.75 2.000																			

Batter	1	2	3	4	5	6	7	8	9	AB	R	H	RBI	BB	SO	LOB	BOTTOM			
Brooks Robinson, R OBP: 0.357, SLG: 0.387 (1, 5)	6-3		6-3	FC6-4					L5	4	0	0	0	0	0	1	Minnesota Twins @ Baltimore Orioles Memorial Stadium, Baltimore, MD Wed Aug 02 1961, 7:05 PM EDT Att: 14,379 - Unknown			
Russ Snyder, L OBP: 0.328, SLG: 0.372 (1, 7)	4-3		G3						F9	4	1	1	0	0	0	0				
Jackie Brandt, R OBP: 0.383, SLG: 0.442 (1, 8) (9, 9)			1B 1B BB							3	1	1	0	1	1	1				
Jim Gentile, L OBP: 0.444, SLG: 0.674 Jim Busby, R OBP: 0.329, SLG: 0.338 (1, 3) (8, PR) (9, 8)										4	1	3	1	0	0	1				
										0	1	0	0	0	0	0				
Gus Triandos, R OBP: 0.347, SLG: 0.483 Hank Foiles, R OBP: 0.304, SLG: 0.614 (1, 2) (8, PR) (9, 2)										2	0	1	0	1	0	1				
										0	0	0	0	0	0	0				
Whitey Herzog, L OBP: 0.384, SLG: 0.370 Dick Williams, R OBP: 0.258, SLG: 0.364 (1, 9) (9, 3)										4	0	1	2	0	0	4				
										0	0	0	0	0	0	0				
Ron Hansen, R OBP: 0.331, SLG: 0.347 (1, 6)										3	0	0	0	1	1	2				
Mary Breeding, R OBP: 0.230, SLG: 0.245 Dave Philley, S OBP: 0.237, SLG: 0.391 Jerry Adair, R OBP: 0.298, SLG: 0.369 (1, 4) (8, PH) (8, PR) (9, 4)										3	0	0	0	0	1	2				
										1	0	1	1	0	0	0				
										0	0	0	0	0	0	0				
Dick Hall, R OBP: 0.167, SLG: 0.074 Mary Throneberry, L OBP: 0.315, SLG: 0.394 Hoyt Wilhelm, R (1, 1) (4, PH) (5, 1)										1	0	0	0	0	1	2				
										0	0	0	0	1	0	0				
										2	0	0	0	0	1	2				
Inning Stats	R: 0 E: 0 K: 0 S: 4	H: 1 LOB: 1 BB: 0 P: 4	R: 0 E: 0 K: 2 S: 7	H: 0 LOB: 2 BB: 2 P: 15	R: 2 E: 0 K: 0 S: 4	H: 2 LOB: 2 BB: 1 P: 9	R: 0 E: 0 K: 1 S: 5	H: 0 LOB: 1 BB: 1 P: 9	R: 1 E: 0 K: 0 S: 5	H: 3 LOB: 3 BB: 0 P: 6	R: 0 E: 0 K: 0 S: 6	H: 0 LOB: 0 BB: 0 P: 5	R: 0 E: 0 K: 1 S: 5	H: 0 LOB: 0 BB: 0 P: 5	R: 1 E: 0 K: 0 S: 6	H: 3 LOB: 3 BB: 0 P: 6	1B: 7 2B: 1 3B: 0 HR: 0	SF: 0 SAC: 0 DP: 0 HBP: 1	WP: 0 PB: 0 SB: 0 CS: 0	PA: 36
PITCHER	IP WLS BF H R ER SO BB IBB HBP BLK WP HR S P ERA WHIP	IP WLS BF H R ER SO BB IBB HBP BLK WP HR S P ERA WHIP																		
Pedro Ramos, R ERA: 4.13 (1, 1)	8.0 L 36 8 4 4 5 4 0 1 0 0 0 41 58 4.50 1.500																			

AB	37
R	3
H	10
RBI	3
BB	4
SO	11
LOB	22



AB	31
R	4
H	8
RBI	4
BB	4
SO	5
LOB	16



Batter	1	2	3	4	5	6	7	8	9	AB	R	H	RBI	BB	SO	LOB	TOP					
Zoilo Versalles, R OBP: 0.307, SLG: 0.372 (1, 6)										4	0	2	0	0	0	2	Minnesota Twins @ Baltimore Orioles Memorial Stadium, Baltimore, MD Thu Aug 03 1961, 7:05 PM EDT Att: 8,806 - Unknown					
Lenny Green, L OBP: 0.402, SLG: 0.406 (1, 8)										4	0	2	0	0	0	3						
Harmon Killebrew, R OBP: 0.421, SLG: 0.660 (1, 3)										4	0	1	0	0	0	3						
Bob Allison, R OBP: 0.357, SLG: 0.484 (1, 9)										4	0	1	0	0	1	3						
Jim Lemon, R OBP: 0.327, SLG: 0.405 Joe Altobelli, L (8, PH) (8, 7)										3	0	0	0	0	2	3						
Hal Naragon, L OBP: 0.324, SLG: 0.408 (1, 2)										4	0	0	0	0	0	2						
Ted Lepcio, R OBP: 0.282, SLG: 0.519 (1, 4)										3	0	1	0	1	0	0						
Bill Tuttle, R OBP: 0.309, SLG: 0.306 (1, 5)										3	0	0	0	0	0	1						
Jim Kaat, L OBP: 0.366, SLG: 0.378 (1, 1)										3	0	1	0	0	1	2						
Inning Stats	R: 0 E: 0 K: 0 S: 4	H: 1 LOB: 1 BB: 0 P: 4	R: 0 E: 0 K: 0 S: 3	H: 0 LOB: 0 BB: 0 P: 3	R: 0 E: 0 K: 0 S: 5	H: 2 LOB: 2 BB: 0 P: 5	R: 0 E: 0 K: 1 S: 5	H: 1 LOB: 1 BB: 1 P: 5	R: 0 E: 0 K: 1 S: 7	H: 0 LOB: 1 BB: 1 P: 9	R: 0 E: 0 K: 1 S: 7	H: 2 LOB: 2 BB: 0 P: 7	R: 0 E: 0 K: 0 S: 5	H: 2 LOB: 2 BB: 0 P: 5	R: 0 E: 0 K: 2 S: 7	H: 0 LOB: 0 BB: 0 P: 7		R: 0 E: 0 K: 0 S: 3	H: 0 LOB: 0 BB: 0 P: 3	1B: 7 2B: 2 3B: 0 HR: 0	SF: 0 SAC: 1 DP: 1 HBP: 0	WP: 0 PB: 0 SB: 0 CS: 1
PITCHER Hal Brown, R ERA: 3.01 (1, 1)	IP: 9.0 WLS: W BF: 35 H: 8 R: 0 ER: 0 SO: 5 BB: 1 IBB: 0 HBP: 0 BLK: 0 WP: 0 HR: 0 S: 44 P: 48 ERA: 0.00 WHIP: 1.000															PITCHER						

Batter	1	2	3	4	5	6	7	8	9	AB	R	H	RBI	BB	SO	LOB	BOTTOM			
Brooks Robinson, R OBP: 0.354, SLG: 0.384 (1, 5)										4	0	0	0	0	0	1	Minnesota Twins @ Baltimore Orioles Memorial Stadium, Baltimore, MD Thu Aug 03 1961, 7:05 PM EDT Att: 8,806 - Unknown			
Jim Busby, R OBP: 0.313, SLG: 0.320 (1, 8)										4	0	0	0	0	1	0				
Jackie Brandt, R OBP: 0.385, SLG: 0.442 (1, 9)										2	0	1	0	1	1	0				
Jim Gentile, L OBP: 0.443, SLG: 0.670 (1, 3)										2	0	0	0	1	1	1				
Gus Triandos, R OBP: 0.347, SLG: 0.482 (1, 2)										3	0	1	0	0	0	2				
Dick Williams, R OBP: 0.259, SLG: 0.361 Russ Snyder, L OBP: 0.328, SLG: 0.372 (9, 7)										2	1	0	0	1	0	1				
Ron Hansen, R OBP: 0.331, SLG: 0.347 (1, 6)										3	1	1	0	0	1	0				
Mary Breeding, R OBP: 0.238, SLG: 0.254 (1, 4)										3	1	2	1	0	0	0				
Hal Brown, R OBP: 0.194, SLG: 0.152 (1, 1)										2	0	0	0	0	0	0				
Inning Stats	R: 0 E: 0 K: 2 S: 8	H: 1 LOB: 1 BB: 0 P: 8	R: 0 E: 0 K: 0 S: 3	H: 1 LOB: 0 BB: 0 P: 3	R: 0 E: 0 K: 0 S: 3	H: 1 LOB: 1 BB: 0 P: 3	R: 0 E: 0 K: 0 S: 2	H: 0 LOB: 2 BB: 2 P: 10	R: 0 E: 0 K: 1 S: 5	H: 0 LOB: 0 BB: 0 P: 5	R: 0 E: 0 K: 0 S: 3	H: 0 LOB: 0 BB: 0 P: 3	R: 0 E: 0 K: 1 S: 5	H: 0 LOB: 0 BB: 0 P: 5	R: 3 E: 1 K: 0 S: 5	H: 2 LOB: 0 BB: 1 P: 9		1B: 5 2B: 1 3B: 0 HR: 0	SF: 0 SAC: 1 DP: 3 HBP: 0	WP: 0 PB: 0 SB: 2 CS: 0
PITCHER Jim Kaat, L ERA: 4.2 (1, 1)	IP: 8.0 WLS: L BF: 29 H: 5 R: 3 ER: 2 SO: 4 BB: 3 IBB: 0 HBP: 0 BLK: 0 WP: 0 HR: 0 S: 34 P: 46 ERA: 2.25 WHIP: 1.000															PITCHER				




Batter	1	2	3	4	5	6	7	8	9	10	AB	R	H	RBI	BB	SO	LOB								
Zoilo Versalles, R (1,6) OBP: 0.302, SLG: 0.366	5-3			E6 5-3 1B	G5-4-3			FC6-4 HR		F7	5	2	0	0	0	0	2								
Lenny Green, L (1,8) OBP: 0.406, SLG: 0.409	4-3			5-3 1B				HR		E3 1B	4	2	3	0	1	0	0								
Hamon Killebrew, R (1,3) OBP: 0.421, SLG: 0.664	K			5-3			F3	HR		G5-4-3 IBB	4	1	1	3	1	1	3								
Bob Allison, R (1,9) OBP: 0.356, SLG: 0.480		4-3		1B			F7	F9		G5-4-3	5	0	1	2	0	0	4								
Jim Lemon, R (1,7) OBP: 0.329, SLG: 0.406				2-H 3-H 1B							4	0	2	0	0	0	1								
Jim Kaat, L (8, PR) OBP: 0.366, SLG: 0.378	F8						6-3				0	0	0	0	0	0	0								
Bill Pleis, L (8,1) OBP: 0.143, SLG: 0.143				1-3 1B							0	0	0	0	0	0	0								
Earl Battey, R (1,2) OBP: 0.372, SLG: 0.458		F8							P6	5-3	4	0	0	0	0	1	3								
Ted Lepcio, R (1,4) OBP: 0.281, SLG: 0.506				6-3	6-3						4	0	1	0	0	0	2								
Bill Tuttle, R (1,5) OBP: 0.308, SLG: 0.305				6-3				G1-4-3 1B		L4	4	0	1	0	0	0	1								
Camilo Pascual, R (1,1) OBP: 0.179, SLG: 0.135											2	0	0	0	0	2	1								
Billy Martin, R (8, PR) OBP: 0.262, SLG: 0.348											1	0	0	0	0	0	0								
Pedro Ramos, S (8, PR) OBP: 0.189, SLG: 0.273											0	0	0	0	0	0	0								
Jose Valdivielso, R (8,4) OBP: 0.221, SLG: 0.231								E6 FC6-4		F2	1	0	0	0	0	0	0								
Inning Stats	R: 0 E: 0 K: 1 S: 5	H: 0 LOB: 0 BB: 0 P: 5	R: 0 E: 0 K: 0 S: 3	H: 0 LOB: 0 BB: 0 P: 3	R: 0 E: 0 K: 1 S: 5	H: 0 LOB: 0 BB: 0 P: 5	R: 2 E: 1 K: 1 S: 9	H: 3 LOB: 2 BB: 0 P: 9	R: 0 E: 0 K: 1 S: 5	H: 1 LOB: 0 BB: 0 P: 5	R: 0 E: 0 K: 0 S: 4	H: 1 LOB: 1 BB: 0 P: 4	R: 0 E: 0 K: 0 S: 3	H: 1 LOB: 0 BB: 0 P: 3	R: 3 E: 1 K: 0 S: 6	H: 2 LOB: 1 BB: 1 P: 10	R: 0 E: 0 K: 0 S: 3	H: 0 LOB: 0 BB: 0 P: 3	R: 0 E: 1 K: 0 S: 3	H: 1 LOB: 1 BB: 1 P: 7	1B: 8 2B: 0 3B: 0 HR: 1	SF: 0 SAC: 0 DP: 3 HBP: 0	WP: 0 PB: 0 SB: 0 CS: 0	PA: 40	
PITCHER	IP 7.0	WLS 26	BF 6	H 2	R 1	ER 4	SO 4	BB 0	IBB 0	HBP 0	BLK 0	WP 0	HR 0	S 34	P 34	ERA 1.29	WHIP 0.857								
Bill Stafford, R (1,1) ERA: 2.48																									
Luis Arroyo, L (8,1) ERA: 1.89	IP 3.0	WLS 14	BF 3	H 3	R 2	ER 0	SO 0	BB 1	IBB 1	HBP 0	BLK 0	WP 0	HR 1	S 12	P 20	ERA 6.00	WHIP 1.333								

TOP

Minnesota Twins @ New York Yankees
Yankee Stadium, Bronx, NY

Fri Aug 04 1961, 7:05 PM EDT
Att: 24,109 - Unknown - 76 F

AB	38
R	5
H	9
RBI	5
BB	2
SO	4
LOB	17




Batter	1	2	3	4	5	6	7	8	9	10	AB	R	H	RBI	BB	SO	LOB								
Bobby Richardson, R (1,4) OBP: 0.291, SLG: 0.318	1B HR			F8				5-3		K	5	1	2	1	0	1	0								
Tony Kubek, L (1,6) OBP: 0.318, SLG: 0.407		3-H 2B									4	1	1	0	0	1	1								
Luis Arroyo, L (8,1) OBP: 0.300, SLG: 0.400	1-3 HR	4-1			F9			K		1-3	1	0	0	0	0	0	0								
Roger Maris, L (1,9) OBP: 0.384, SLG: 0.651	1-H 3-H HR			1-3				1-3		4-3	4	1	1	3	1	0	0								
Mickey Mantle, S (1,8) OBP: 0.451, SLG: 0.709	F3			4-3				F8		K	4	1	0	0	1	1	1								
Yogi Berra, L (1,7) OBP: 0.337, SLG: 0.463	4-3									4-3	4	1	2	0	1	0	0								
Johnny Blanchard, L (1,2) OBP: 0.401, SLG: 0.654	K							L3 1B		4-3	4	1	1	3	1	2	1								
Elston Howard, R (1,3) OBP: 0.388, SLG: 0.539								L3		K	4	2	2	1	0	2	2								
Clete Boyer, R (1,5) OBP: 0.306, SLG: 0.334		2B 3B						HR		K	3	0	0	0	1	1	1								
Bill Stafford, R (1,1) OBP: 0.262, SLG: 0.189								5-3		5-3	3	0	0	0	1	1	1								
Joe Demaestri, R (8,6) OBP: 0.263, SLG: 0.263								BB		F8	3	0	0	0	0	0	2								
Inning Stats	R: 3 E: 0 K: 1 S: 8	H: 3 LOB: 0 BB: 0 P: 8	R: 1 E: 0 K: 1 S: 7	H: 2 LOB: 1 BB: 0 P: 7	R: 0 E: 0 K: 1 S: 5	H: 0 LOB: 2 BB: 2 P: 13	R: 0 E: 0 K: 0 S: 3	H: 0 LOB: 0 BB: 0 P: 3	R: 0 E: 0 K: 0 S: 3	H: 0 LOB: 0 BB: 0 P: 3	R: 1 E: 0 K: 0 S: 4	H: 2 LOB: 1 BB: 1 P: 8	R: 0 E: 0 K: 2 S: 7	H: 0 LOB: 1 BB: 1 P: 11	R: 0 E: 0 K: 2 S: 7	H: 0 LOB: 0 BB: 0 P: 7	R: 0 E: 0 K: 1 S: 5	H: 0 LOB: 0 BB: 0 P: 5	R: 3 E: 0 K: 0 S: 4	H: 2 LOB: 0 BB: 1 P: 8	1B: 4 2B: 2 3B: 1 HR: 3	SF: 0 SAC: 0 DP: 1 HBP: 0	WP: 1 PB: 0 SB: 0 CS: 0	PA: 42	
PITCHER	IP 7.0	WLS 31	BF 7	H 5	R 5	ER 5	SO 5	BB 4	IBB 0	HBP 0	BLK 0	WP 1	HR 2	S 37	P 53	ERA 6.43	WHIP 1.571								
Camilo Pascual, R (1,1) ERA: 3.79																									
Bill Pleis, L (8,1) ERA: 6.15	IP 2.2	WLS L	BF 11	H 2	R 3	ER 3	SO 3	BB 1	IBB 0	HBP 0	BLK 0	WP 0	HR 1	S 16	P 20	ERA 10.12	WHIP 1.125								

BOTTOM

Minnesota Twins @ New York Yankees
Yankee Stadium, Bronx, NY

Fri Aug 04 1961, 7:05 PM EDT
Att: 24,109 - Unknown - 76 F

AB	37
R	8
H	9
RBI	8
BB	5
SO	8
LOB	8



Batter	1	2	3	4	5	6	7	8	9	AB	R	H	RBI	BB	SO	LOB	TOP			
Zoilo Versalles, R OBP: 0.308, SLG: 0.370	4-0 1B BB		0-0 F7					0-0 F8 2B		2	1	1	0	2	0	0	Minnesota Twins @ New York Yankees Yankee Stadium, Bronx, NY Sat Aug 05 1961, 3:33 AM EDT Att: 18,880 - Overcast - 76 F			
Lenny Green, L OBP: 0.404, SLG: 0.406	0-0 F7		0-0 P4			0-0 SH5-3		0-0 F8 2-3		3	0	0	0	0	0	2				
Harmon Killebrew, R OBP: 0.419, SLG: 0.659	0-0 G5-3 1B		0-0 F9			0-0 F8		0-0 P5		4	0	1	0	0	0	2				
Bob Allison, R OBP: 0.357, SLG: 0.479	0-0 1-2 3-H 1B			0-0 5-3		0-0 BB			0-0 6-3	3	0	1	1	1	0	0				
Jim Lemon, R OBP: 0.326, SLG: 0.403	0-0 G5-3			0-0 P4		0-0 P4			0-0 G3	3	0	0	0	0	0	4				
Julio Becquer, L OBP: 0.254, SLG: 0.529	0-0 2-3f									1	0	0	0	0	0	0				
Earl Battey, R OBP: 0.369, SLG: 0.453		0-0 6-3							0-0 P4	3	0	0	0	0	0	0				
Joe Altobelli, L OBP: 0.667, SLG: 1.500				0-0 6-3					0-0 3B	1	0	1	0	0	0	0				
Ted Lepcio, R OBP: 0.280, SLG: 0.488		0-0 5-3			0-3 K				0-0 P6	3	0	0	0	1	1	0				
Bill Tuttle, R OBP: 0.307, SLG: 0.301		4-0 BB			0-0 F9				0-0 6-3	3	0	0	0	1	0	2				
Jack Kralick, L OBP: 0.172, SLG: 0.159		0-0 G3			0-0 F9				0-0 3-1	3	0	0	0	0	0	1				
Inning Stats	R: 1 E: 0 K: 0 S: 4	H: 2 LOB: 1 BB: 1 P: 8	R: 0 E: 0 K: 0 S: 3	H: 0 LOB: 1 BB: 1 P: 7	R: 0 E: 0 K: 0 S: 3	H: 0 LOB: 0 BB: 0 P: 3	R: 0 E: 0 K: 1 S: 5	H: 0 LOB: 0 BB: 0 P: 5	R: 0 E: 0 K: 0 S: 3	H: 0 LOB: 2 BB: 2 P: 11	R: 0 E: 0 K: 0 S: 3	H: 0 LOB: 0 BB: 0 P: 3	R: 0 E: 0 K: 0 S: 4	H: 1 LOB: 1 BB: 0 P: 4	R: 0 E: 0 K: 0 S: 4	H: 1 LOB: 2 BB: 1 P: 8	1B: 2 2B: 1 3B: 1 HR: 0	SF: 0 SAC: 1 DP: 1 HBP: 0	WP: 0 PB: 0 CS: 0	PA: 35
PITCHER Jim Coates, R ERA: 4.34	IP: 9.0 WLS: W BF: 35 H: 4 R: 1 ER: 1 SO: 1 BB: 5 IBB: 0 HBP: 0 BLK: 0 WP: 0 HR: 0 S: 32 P: 52 ERA: 1.00 WHIP: 1.000															PITCHER				

AB	29
R	1
H	4
RBI	1
BB	5
SO	1
LOB	11



Batter	1	2	3	4	5	6	7	8	9	AB	R	H	RBI	BB	SO	LOB	BOTTOM			
Bobby Richardson, R OBP: 0.288, SLG: 0.315	0-0 6-3		0-0 5-3		0-0 L5		0-0 F8			4	0	0	0	0	0	3	Minnesota Twins @ New York Yankees Yankee Stadium, Bronx, NY Sat Aug 05 1961, 3:33 AM EDT Att: 18,880 - Overcast - 76 F			
Clete Boyer, R OBP: 0.306, SLG: 0.331	4-0 G4-6-3 BB		0-0 F9			0-0 F3		0-0 5-3		3	0	0	0	1	0	0				
Roger Maris, L OBP: 0.385, SLG: 0.648	0-0 G4-6-3			4-0 1B BB		0-0 F9		0-0 3B 1B		3	1	1	0	1	0	1				
Mickey Mantle, S OBP: 0.451, SLG: 0.713		0-0 6-3		0-0 P6		0-0 1B 1B		0-0 1B 3B		4	0	2	1	0	0	1				
Elston Howard, R OBP: 0.394, SLG: 0.542		0-0 5-3 2B 1B		0-0 G6-4-3 1B		0-0 1B 1B		0-0 E6 G6-4-3		4	1	3	0	0	0	1				
Bob Cerv, R OBP: 0.270, SLG: 0.395		0-0 5-3		0-0 G6-4-3		0-0 F8		0-0 G6-4-3		4	0	0	0	0	0	7				
Bill Skowron, R OBP: 0.337, SLG: 0.479		0-0 2B			0-0 SH1-4 L5 1B		4-0 PB BB			2	0	2	1	1	0	0				
Joe Demaestri, R OBP: 0.273, SLG: 0.273		0-0 5-3			0-0 SH1-4 1B		0-0 F8			3	0	1	0	0	0	2				
Jim Coates, R OBP: 0.143, SLG: 0.053			0-3 K		0-0 SH1-4		0-3 K			2	0	0	0	0	2	1				
Inning Stats	R: 0 E: 0 K: 0 S: 2	H: 0 LOB: 0 BB: 1 P: 6	R: 1 E: 0 K: 0 S: 5	H: 2 LOB: 1 BB: 0 P: 5	R: 0 E: 0 K: 1 S: 5	H: 0 LOB: 0 BB: 0 P: 5	R: 0 E: 0 K: 0 S: 3	H: 1 LOB: 1 BB: 1 P: 7	R: 0 E: 0 K: 0 S: 4	H: 2 LOB: 1 BB: 0 P: 4	R: 0 E: 0 K: 0 S: 5	H: 2 LOB: 2 BB: 0 P: 5	R: 0 E: 1 K: 0 S: 5	H: 0 LOB: 1 BB: 0 P: 9	R: 1 E: 1 K: 0 S: 5	H: 2 LOB: 1 BB: 0 P: 5		1B: 7 2B: 2 3B: 1 HR: 0	SF: 0 SAC: 1 DP: 4 HBP: 0	WP: 0 PB: 1 CS: 0
PITCHER Jack Kralick, L ERA: 3.07	IP: 8.0 WLS: L BF: 33 H: 9 R: 2 ER: 2 SO: 2 BB: 3 IBB: 0 HBP: 0 BLK: 0 WP: 0 HR: 0 S: 34 P: 46 ERA: 2.25 WHIP: 1.500															PITCHER				

AB	29
R	2
H	9
RBI	2
BB	3
SO	2
LOB	16



Batter	1	2	3	4	5	6	7	8	9	10	11	12	13	14	15	AB	R	H	RBI	BB	SO	LOB	TOP				
Zolo Versalles, R OBP: 0.313, SLG: 0.385 (1, 9)	6-3		HR		1-3			FC6 1B		2B			7-4-3 BB		P4	6	1	3	1	1	0	1					
Lenny Green, L OBP: 0.398, SLG: 0.400 (1, 8) (9, 7)	F7		4-3		6-3			FC6 WP 1-2		1-3			7-4-3 1-2			6	0	0	0	0	0	3					
Harmon Killebrew, R OBP: 0.416, SLG: 0.651 (1, 3)	K		F4					K G1-4-3 1B			5-3		K			6	0	1	0	0	3	1					
Bob Allison, R OBP: 0.357, SLG: 0.484 (1, 9)		K	HR			K			K					F7		5	1	1	1	1	3	1					
Jim Lemon, R OBP: 0.325, SLG: 0.399 Bill Plets, L OBP: 0.143, SLG: 0.143 Ray Moore, R (10, 1)	PB 3B BB		K		G1-4-3 1-2			5-3		5-3						3	1	0	0	1	1	1					
Earl Battey, R OBP: 0.365, SLG: 0.447 (1, 2)																6	1	1	0	0	1	2					
Ted Lepcio, R OBP: 0.273, SLG: 0.489 (1, 4) (9, 5)																6	1	1	2	0	0	0					
Bill Tuttle, R OBP: 0.311, SLG: 0.314 (1, 5) (9, 8)																5	1	2	2	1	0	0					
Pedro Ramos, S OBP: 0.181, SLG: 0.261 Billy Martin, R OBP: 0.256, SLG: 0.343 (1, 1) (9, 4)																3	0	0	0	0	1	1					
Inning Stats	R: 0 E: 0 K: 1 S: 5	H: 0 LOB: 0 BB: 0 P: 5	R: 3 E: 0 K: 1 S: 7	H: 3 LOB: 0 BB: 1 P: 11	R: 2 E: 0 K: 1 S: 7	H: 2 LOB: 0 BB: 0 P: 7	R: 0 E: 0 K: 0 S: 3	H: 0 LOB: 0 BB: 0 P: 3	R: 0 E: 0 K: 1 S: 5	H: 0 LOB: 0 BB: 0 P: 5	R: 0 E: 0 K: 0 S: 3	H: 0 LOB: 0 BB: 0 P: 3	R: 0 E: 0 K: 1 S: 4	H: 0 LOB: 0 BB: 0 P: 12	R: 0 E: 0 K: 1 S: 5	H: 0 LOB: 0 BB: 1 P: 8	R: 0 E: 0 K: 0 S: 2	H: 0 LOB: 0 BB: 1 P: 6	R: 0 E: 0 K: 0 S: 3	H: 0 LOB: 1 BB: 1 P: 7	1B: 4 2B: 2 3B: 1 HR: 3	SF: 0 SAC: 0 DP: 4 HBP: 0	WP: 2 PB: 1 SB: 1 CS: 0	PA: 55			
PITCHER	IP 10.0	WLS 10.0	BF 38	H 9	R 6	ER 6	SO 7	BB 1	IBB 0	HBP 0	BLK 0	WP 1	HR 3	S 51	P 55	ERA 5.40	WHIP 1.000										
Whitey Ford, L ERA: 3.34 Luis Arroyo, L ERA: 1.54 Hal Reniff, R ERA: 2.61	(1, 1)	(11, 1)	(13, 1)																								

Minnesota Twins @ New York Yankees
Yankee Stadium, Bronx, NY
Sun Aug 06 1961, 3:33 AM EDT
Unknown - 80 F

AB 49
R 6
H 9
RBI 6
BB 10
SO 6
LOB 11



Batter	1	2	3	4	5	6	7	8	9	10	11	12	13	14	15	AB	R	H	RBI	BB	SO	LOB	BOTTOM					
Bobby Richardson, R OBP: 0.296, SLG: 0.316 (1, 4)	HR 1B	L7		F8		1B 1B		F7		G4-3 1-2		F7			F9 1B FC3-6 1B	6	2	3	0	0	0	9						
Clete Boyer, R OBP: 0.304, SLG: 0.329 (1, 9) (11, 6)	F3		5-3		2B WP 1B	K		F9			F2		F9		FC3-6 F9 1B	8	1	2	0	0	1	3						
Roger Maris, L OBP: 0.380, SLG: 0.638 (1, 9)	F6		F5		F8		1B	G3		4-3			G3		F9 1B 1B 2B 3B	8	0	1	0	0	0	4						
Mickey Mantle, S OBP: 0.456, SLG: 0.731 (1, 8)	HR		HR		WP 1B 2B	4-3		K					1B BB		FC3-6 IBB	6	3	4	3	2	1	2						
Yogi Berra, L OBP: 0.334, SLG: 0.455 (1, 7)	F9		6-3		1B BB 2B 3B			F8		F5		F8		1B	FC3-6	7	0	1	1	1	0	3						
Johnny Blanchard, L OBP: 0.390, SLG: 0.650 (1, 2)		4-3		K2-3	F5			4-3			HR		F8	P4		7	1	1	1	0	1	4						
Elston Howard, R OBP: 0.398, SLG: 0.546 (1, 3)								K			5-3				K	7	0	4	1	0	2	0						
Joe Demasari, R OBP: 0.231, SLG: 0.231 Tony Kubek, L OBP: 0.203, SLG: 0.411 Billy Gardner, R OBP: 0.296, SLG: 0.327 (10, PH) (11, 5)		1-3		E1 1-3	6-3			L6			2B			5-3		4	0	0	0	0	0	4						
Whitey Ford, L OBP: 0.294, SLG: 0.205 Hector Lopez, R OBP: 0.292, SLG: 0.289 Luis Arroyo, L OBP: 0.300, SLG: 0.400 Bill Skowron, R OBP: 0.336, SLG: 0.477 Hal Reniff, R (13, 1)	(1, 1)	(10, PH)	(11, 1)	(12, PH)	(11, 5)											2	0	0	0	2	0	2						
Inning Stats	R: 2 E: 0 K: 0 S: 5	H: 2 LOB: 0 BB: 0 P: 5	R: 0 E: 0 K: 0 S: 4	H: 1 LOB: 2 BB: 1 P: 8	R: 1 E: 0 K: 0 S: 4	H: 1 LOB: 0 BB: 0 P: 4	R: 0 E: 1 K: 1 S: 7	H: 1 LOB: 2 BB: 0 P: 7	R: 2 E: 0 K: 0 S: 6	H: 3 LOB: 2 BB: 1 P: 10	R: 0 E: 0 K: 1 S: 7	H: 2 LOB: 2 BB: 0 P: 7	R: 0 E: 0 K: 0 S: 5	H: 0 LOB: 0 BB: 0 P: 5	R: 1 E: 0 K: 0 S: 4	H: 2 LOB: 1 BB: 1 P: 8	R: 0 E: 0 K: 0 S: 4	H: 1 LOB: 2 BB: 1 P: 8	R: 0 E: 0 K: 0 S: 4	H: 0 LOB: 2 BB: 1 P: 8	R: 0 E: 0 K: 2 S: 7	H: 0 LOB: 0 BB: 0 P: 7	R: 1 E: 0 K: 0 S: 4	H: 2 LOB: 3 BB: 1 P: 8	1B: 11 2B: 3 3B: 0 HR: 3	SF: 0 SAC: 0 DP: 1 HBP: 0	WP: 1 PB: 0 SB: 1 CS: 0	PA: 68
PITCHER	IP 8.0	WLS 8.0	BF 36	H 10	R 5	ER 5	SO 3	BB 3	IBB 0	HBP 0	BLK 0	WP 1	HR 2	S 41	P 53	ERA 5.62	WHIP 1.625											
Pedro Ramos, R ERA: 4.19 Bill Plets, L ERA: 6.23 Ray Moore, R ERA: 4.54	(1, 1)	(9, 1)	(10, 1)																									

Minnesota Twins @ New York Yankees
Yankee Stadium, Bronx, NY
Sun Aug 06 1961, 3:33 AM EDT
Unknown - 80 F

AB 61
R 7
H 17
RBI 6
BB 7
SO 6
LOB 33

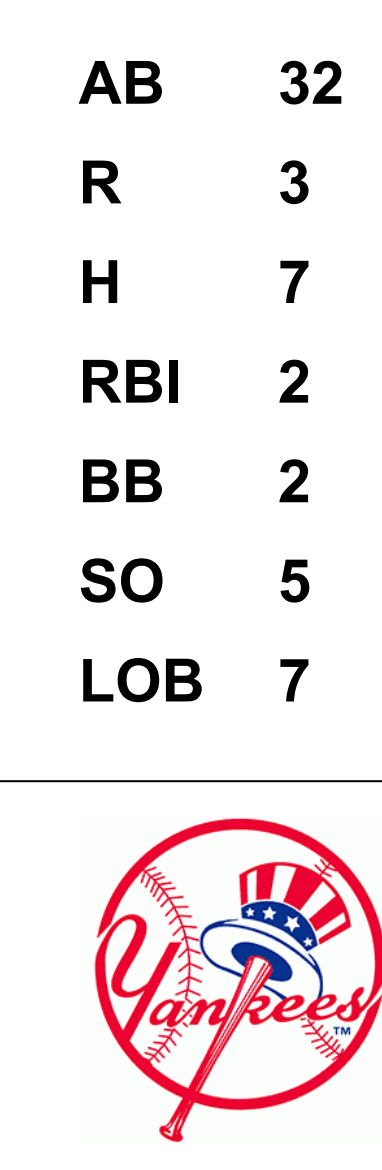


Batter	1	2	3	4	5	6	7	8	9	AB	R	H	RBI	BB	SO	LOB	TOP					
Zoilo Versalles, R OBP: 0.309, SLG: 0.379	5-3		K		F8		F8		L4-3	5	0	0	0	0	1	2	Minnesota Twins @ New York Yankees Yankee Stadium, Bronx, NY Sun Aug 06 1961, 7:05 PM EDT Att: 39,408 - Unknown - 78 F					
Lenny Green, L OBP: 0.399, SLG: 0.401	1B		P4		F8		E7			4	0	2	1	0	0	0						
Harmon Killebrew, R OBP: 0.412, SLG: 0.644	P6		F8		5-3		K			4	0	0	0	0	1	2						
Joe Altobelli, L OBP: 0.750, SLG: 1.333	FC5-4								F7	1	0	1	0	0	0	0						
Julio Becquer, L OBP: 0.270, SLG: 0.535	1B									3	1	2	0	0	0	0						
Bob Allison, R OBP: 0.356, SLG: 0.480	FC5-4								5-3	3	0	0	0	1	0	3						
Hal Naragon, L OBP: 0.324, SLG: 0.406		1-3								3	0	1	0	0	0	1						
Ted Lepcio, R OBP: 0.262, SLG: 0.473										3	0	0	1	0	1	2						
Bill Tuttle, R OBP: 0.310, SLG: 0.311										3	0	0	0	1	0	1						
Al Schroll, R OBP: 0.500, SLG: 0.750										4	1	2	0	0	0	3						
Inning Stats	R: 0 E: 0 K: 0 S: 5	H: 2 LOB: 2 BB: 0 P: 5	R: 0 E: 1 K: 0 S: 4	H: 0 LOB: 1 BB: 0 P: 4	R: 0 E: 0 K: 1 S: 5	H: 0 LOB: 0 BB: 0 P: 5	R: 1 E: 0 K: 0 S: 4	H: 1 LOB: 2 BB: 2 P: 12	R: 0 E: 0 K: 0 S: 3	H: 0 LOB: 0 BB: 0 P: 3	R: 0 E: 0 K: 1 S: 6	H: 1 LOB: 1 BB: 0 P: 6	R: 1 E: 1 K: 1 S: 7	H: 2 LOB: 1 BB: 0 P: 7	R: 0 E: 0 K: 0 S: 4	H: 1 LOB: 1 BB: 0 P: 4	R: 0 E: 0 K: 0 S: 3	H: 1 LOB: 0 BB: 0 P: 3	1B: 7 2B: 2 3B: 0 HR: 0	SF: 1 SAC: 1 DP: 1 HBP: 0	WP: 0 PB: 0 CS: 0	PA: 37
PITCHER Rollie Sheldon, R ERA: 2.98	IP: 9.0 WLS: W BF: 37 H: 8 R: 2 ER: 2 SO: 3 BB: 1 IBB: 1 HBP: 0 BLK: 0 WP: 0 HR: 0 S: 41 P: 49 ERA: 2.00 WHIP: 1.000															PITCHER						

AB 33
R 2
H 8
RBI 2
BB 2
SO 3
LOB 14



Batter	1	2	3	4	5	6	7	8	9	AB	R	H	RBI	BB	SO	LOB	BOTTOM			
Bobby Richardson, R OBP: 0.282, SLG: 0.317	1-3									4	1	2	0	0	0	0	Minnesota Twins @ New York Yankees Yankee Stadium, Bronx, NY Sun Aug 06 1961, 7:05 PM EDT Att: 39,408 - Unknown - 78 F			
Hector Lopez, R OBP: 0.286, SLG: 0.282	5-3									4	0	0	0	0	0	2				
Roger Maris, L OBP: 0.379, SLG: 0.634	F8									4	0	1	0	0	0	0				
Mickey Mantle, S OBP: 0.457, SLG: 0.736										3	2	1	1	1	1	1				
Elston Howard, R OBP: 0.396, SLG: 0.542										4	0	1	0	0	1	0				
Bill Skowron, R OBP: 0.335, SLG: 0.475										4	0	1	0	0	0	2				
Clete Boyer, R OBP: 0.306, SLG: 0.329										3	0	1	1	1	1	0				
Joe Demaestri, R OBP: 0.214, SLG: 0.214										2	0	0	0	0	0	2				
Tony Kubek, L OBP: 0.319, SLG: 0.410										1	0	0	0	0	0	0				
Billy Gardner, R OBP: 0.296, SLG: 0.327										0	0	0	0	0	0	0				
Rollie Sheldon, R OBP: 0.143, SLG: 0.122										3	0	0	0	0	2	0				
Inning Stats	R: 0 E: 0 K: 0 S: 3	H: 0 LOB: 0 BB: 0 P: 3	R: 1 E: 0 K: 1 S: 6	H: 1 LOB: 0 BB: 0 P: 6	R: 0 E: 0 K: 1 S: 3	H: 0 LOB: 0 BB: 0 P: 3	R: 0 E: 0 K: 0 S: 2	H: 1 LOB: 0 BB: 1 P: 6	R: 1 E: 2 K: 2 S: 9	H: 1 LOB: 1 BB: 0 P: 9	R: 0 E: 0 K: 1 S: 5	H: 0 LOB: 0 BB: 0 P: 5	R: 0 E: 0 K: 0 S: 4	H: 1 LOB: 1 BB: 0 P: 4	R: 1 E: 0 K: 0 S: 4	H: 2 LOB: 2 BB: 1 P: 8	1B: 6 2B: 0 3B: 0 HR: 1	SF: 0 SAC: 0 DP: 1 HBP: 0	WP: 0 PB: 0 CS: 0	PA: 34
PITCHER Al Schroll, R ERA: 2.08	IP: 8.2 WLS: L BF: 34 H: 7 R: 3 ER: 2 SO: 5 BB: 2 IBB: 0 HBP: 0 BLK: 0 WP: 0 HR: 1 S: 42 P: 50 ERA: 2.08 WHIP: 1.038															PITCHER				



Batter	1	2	3	4	5	6	7	8	9	AB	R	H	RBI	BB	SO	LOB	TOP			
Zoilo Versalles, R OBP: 0.307, SLG: 0.374 (1, 6)	F9		K		FC4-6 BB		F4		FC4-6	4	0	0	0	1	1	2	Minnesota Twins @ Boston Red Sox Fenway Park, Boston, MA Mon Aug 07 1961, 7:05 PM EDT Unknown - 88 F			
Lenny Green, L OBP: 0.400, SLG: 0.408 (1, 8) (8, 7)	HR		F8		FC4-6 1-2		WP BB			3	1	1	1	1	0	1				
Harmon Killebrew, R OBP: 0.469, SLG: 0.637 (1, 3)	K			K	1-3		K			4	0	0	0	0	3	3				
Bob Allison, R OBP: 0.355, SLG: 0.477 (1, 9)	K			2B 1B	F8			K		4	1	1	0	0	2	1				
Jim Lemon, R OBP: 0.327, SLG: 0.401 Billy Martin, R OBP: 0.258, SLG: 0.343 (1, 7) (8, 4)		FC5-4 BB		2B	F8		F4			3	1	1	0	1	0	0				
Earl Battley, R OBP: 0.364, SLG: 0.448 (1, 2)	FC5-4 1B			2B	5-3		5-3			4	1	1	2	0	0	1				
Ted Lepcio, R OBP: 0.262, SLG: 0.464 (1, 4) (8, 5)	G4-6-3 1B		K		K			F4		4	0	1	0	0	2	1				
Bill Tuttle, R OBP: 0.313, SLG: 0.314 (1, 5) (8, 8)	G4-6-3			FC6-4 1B			FC1-6 1B		3-1	4	0	2	1	0	0	2				
Don Lee, R OBP: 0.091, SLG: 0.091 (1, 1)			F8	FC6-4			FC1-6 WP BB		FC4-6 1B	4	0	1	0	0	0	2				
Inning Stats	R: 1 E: 0 K: 2 S: 8	H: 1 LOB: 0 BB: 0 P: 8	R: 0 E: 0 K: 0 S: 3	H: 1 LOB: 1 BB: 1 P: 7	R: 0 E: 0 K: 1 S: 5	H: 0 LOB: 0 BB: 0 P: 5	R: 3 E: 0 K: 2 S: 11	H: 4 LOB: 1 BB: 0 P: 11	R: 0 E: 0 K: 0 S: 3	H: 0 LOB: 1 BB: 1 P: 7	R: 0 E: 0 K: 1 S: 5	H: 1 LOB: 2 BB: 0 P: 10	R: 0 E: 0 K: 1 S: 5	H: 0 LOB: 0 BB: 0 P: 5	R: 0 E: 0 K: 0 S: 4	H: 1 LOB: 1 BB: 0 P: 4		1B: 5 2B: 2 3B: 0 HR: 1	SF: 0 SAC: 0 DP: 1 HBP: 0	WP: 1 PB: 0 SB: 0 CS: 0
PITCHER	IP	WLS	BF	H	R	ER	SO	BB	IBB	HBP	BLK	WP	HR	S	P	ERA	WHIP			
Ike Delock, R ERA: 4.47 Mike Fomies, R ERA: 5.46 (1, 1) (5, 1)	4.0		18	6	4	4	5	1	0	0	0	0	1	27	31	9.00	1.750			
	5.0	W	19	2	0	0	3	2	0	0	0	1	0	23	31	0.00	0.800			

AB	34
R	4
H	8
RBI	4
BB	3
SO	8
LOB	13



Batter	1	2	3	4	5	6	7	8	9	AB	R	H	RBI	BB	SO	LOB	BOTTOM			
Chuck Schilling, R OBP: 0.337, SLG: 0.322 (1, 4)	1-3 1B 4-3 1B			BB			F3		F3	4	1	2	0	1	0	1	Minnesota Twins @ Boston Red Sox Fenway Park, Boston, MA Mon Aug 07 1961, 7:05 PM EDT Unknown - 88 F			
Gary Geiger, L OBP: 0.359, SLG: 0.429 (1, 8)	4-3 1-2 2B 1B	F6		G3			F6		1B IBB	4	1	1	0	1	0	2				
Carl Yastrzemski, L OBP: 0.314, SLG: 0.361 (1, 7)	1-3	G3			L3			1B BB	1-2 2-3 1B	4	0	1	1	1	0	3				
Vic Wertz, L OBP: 0.357, SLG: 0.464 (1, 3)	4-3		4-3		F5			K		4	0	0	1	0	1	2				
Frank Matzone, R OBP: 0.284, SLG: 0.341 (1, 5)	2-3 3-H 2B		6-3		5-3			1B		4	0	2	1	0	0	0				
Russ Nixon, L OBP: 0.317, SLG: 0.355 Jim Pagliaroni, R OBP: 0.333, SLG: 0.442 (1, 2) (2, 2)	F7					1-3		F7		1	0	0	0	0	0	1				
Carroll Hardy, R OBP: 0.344, SLG: 0.365 (1, 9)		HR BB	F3					F7		3	1	1	0	1	0	3				
Don Buddin, R OBP: 0.400, SLG: 0.392 (1, 6)		HR		6-3		K			F8	4	1	1	2	0	1	1				
Ike Delock, R OBP: 0.211, SLG: 0.118 Pumpsie Green, S OBP: 0.333, SLG: 0.387 Mike Fomies, R OBP: 0.160, SLG: 0.200 (1, 1) (4, PH) (5, 1)	K			K			K		1B 2B	1	0	0	0	0	1	0				
										1	0	0	0	0	1	0				
										2	1	1	0	0	1	0				
Inning Stats	R: 2 E: 0 K: 0 S: 6	H: 3 LOB: 1 BB: 0 P: 6	R: 2 E: 0 K: 1 S: 7	H: 2 LOB: 1 BB: 1 P: 11	R: 0 E: 0 K: 0 S: 4	H: 1 LOB: 1 BB: 0 P: 4	R: 0 E: 0 K: 1 S: 5	H: 0 LOB: 1 BB: 1 P: 9	R: 0 E: 0 K: 0 S: 3	H: 0 LOB: 0 BB: 0 P: 3	R: 0 E: 0 K: 1 S: 5	H: 1 LOB: 0 BB: 0 P: 5	R: 0 E: 0 K: 1 S: 6	H: 0 LOB: 2 BB: 1 P: 10	R: 1 E: 0 K: 0 S: 4	H: 2 LOB: 2 BB: 1 P: 8	1B: 7 2B: 2 3B: 0 HR: 1	SF: 0 SAC: 0 DP: 0 HBP: 0	WP: 0 PB: 0 SB: 0 CS: 1	PA: 39
PITCHER	IP	WLS	BF	H	R	ER	SO	BB	IBB	HBP	BLK	WP	HR	S	P	ERA	WHIP			
Don Lee, R ERA: 2.88 (1, 1)	8.2	L	39	10	5	5	5	3	1	0	0	0	1	45	61	5.19	1.500			



Batter	1	2	3	4	5	6	7	8	9	AB	R	H	RBI	BB	SO	LOB	TOP					
Zoilo Versalles, R OBP: 0.314, SLG: 0.379 (1, 6)										4	2	3	0	1	0	2	Minnesota Twins @ Boston Red Sox Fenway Park, Boston, MA Mon Aug 07 1961, 7:05 PM EDT Att: 11,241 - Unknown - 82 F					
Lenny Green, L OBP: 0.404, SLG: 0.410 (1, 8)									3	0	2	0	2	1	0							
Harmon Killebrew, R OBP: 0.469, SLG: 0.637 (1, 3)									3	0	1	1	0	1	2							
Bob Allison, R OBP: 0.354, SLG: 0.475 (1, 9)									4	0	1	0	0	0	4							
Jim Lemon, R OBP: 0.329, SLG: 0.409 (1, 7)									4	2	2	0	0	0	2							
Hal Naragon, L OBP: 0.321, SLG: 0.400 (1, 2)									4	0	1	1	0	0	1							
Ted Lepcio, R OBP: 0.292, SLG: 0.446 (1, 4)									4	0	0	0	0	2	2							
Bill Tuttle, R OBP: 0.308, SLG: 0.309 (1, 5)									4	0	0	0	0	1	1							
Jim Kaat, L OBP: 0.349, SLG: 0.359 (1, 1)									2	0	0	0	0	0	1							
Chuck Stobbs, L OBP: 0.444, SLG: 0.500 (6, PH)									0	0	0	0	0	0	0							
Julio Becquer, L OBP: 0.280, SLG: 0.535 (6, PH)									0	0	0	0	1	0	0							
Pedro Ramos, S OBP: 0.181, SLG: 0.261 (9, PH)									0	0	0	0	0	0	0							
Earl Battey, R OBP: 0.363, SLG: 0.447 (9, PH)									1	0	0	0	0	0	0							
Inning Stats	R: 1 E: 1 K: 0 S: 3	H: 1 LOB: 1 BB: 1 P: 8	R: 0 E: 0 K: 0 S: 3	H: 0 LOB: 0 BB: 0 P: 3	R: 1 E: 0 K: 0 S: 3	H: 1 LOB: 1 BB: 2 P: 11	R: 1 E: 1 K: 1 S: 7	H: 1 LOB: 1 BB: 0 P: 7	R: 0 E: 0 K: 1 S: 6	H: 2 LOB: 2 BB: 1 P: 6	R: 1 E: 0 K: 1 S: 7	H: 2 LOB: 2 BB: 1 P: 11	R: 0 E: 0 K: 1 S: 4	H: 2 LOB: 1 BB: 0 P: 4	R: 0 E: 0 K: 1 S: 5	H: 0 LOB: 0 BB: 0 P: 5	R: 0 E: 0 K: 1 S: 5	H: 1 LOB: 0 BB: 0 P: 5	1B: 8 2B: 1 3B: 1 HR: 0	SF: 0 SAC: 0 DP: 2 HBP: 1	WP: 0 PB: 0 SB: 0 CS: 1	PA: 38
PITCHER	IP WLS BF H R ER SO BB IBB HBP BLK WP HR S P ERA WHIP																					
Don Schwalt, R ERA: 2.93 (1, 1)	8.0 W 35 9 4 3 4 3 1 1 0 0 0 0 38 55 3.38 1.500																					
Arnold Earley, L ERA: 4.29 (9, 1)	1.0 S 3 1 0 0 1 0 0 0 0 0 0 0 5 5 0.00 1.000																					

AB	33
R	4
H	10
RBI	2
BB	4
SO	5
LOB	15



Batter	1	2	3	4	5	6	7	8	9	AB	R	H	RBI	BB	SO	LOB	BOTTOM			
Chuck Schilling, R OBP: 0.338, SLG: 0.321 (1, 4)										4	1	1	0	1	0	2	Minnesota Twins @ Boston Red Sox Fenway Park, Boston, MA Mon Aug 07 1961, 7:05 PM EDT Att: 11,241 - Unknown - 82 F			
Carroll Hardy, R OBP: 0.343, SLG: 0.359 (1, 8)									3	1	0	0	1	1	1					
Jackie Jensen, R OBP: 0.353, SLG: 0.388 (1, 9)									3	1	2	2	1	0	0					
Frank Maltzone, R OBP: 0.286, SLG: 0.343 (1, 5)									4	0	2	2	0	0	1					
Jim Pagliaroni, R OBP: 0.332, SLG: 0.437 (1, 2)									3	0	0	0	1	0	3					
Pete Runnels, L OBP: 0.375, SLG: 0.413 (1, 3)									3	1	0	0	1	0	2					
Don Buddin, R OBP: 0.398, SLG: 0.388 (1, 6)									3	0	0	0	1	2	1					
Carl Yastrzemski, L OBP: 0.315, SLG: 0.365 (1, 7)									4	0	2	0	0	0	2					
Don Schwalt, R OBP: 0.195, SLG: 0.200 (1, 1)									3	1	1	0	0	1	1					
Vic Wertz, L OBP: 0.359, SLG: 0.466 (8, PH)									1	0	1	1	0	0	0					
Billy Harrell, R OBP: 0.184, SLG: 0.216 (8, PR)									0	0	0	0	0	0	0					
Arnold Earley, L (9, 1)									0	0	0	0	0	0	0					
Inning Stats	R: 0 E: 0 K: 0 S: 3	H: 0 LOB: 0 BB: 0 P: 3	R: 0 E: 0 K: 0 S: 4	H: 1 LOB: 2 BB: 1 P: 8	R: 0 E: 0 K: 1 S: 5	H: 0 LOB: 0 BB: 0 P: 5	R: 1 E: 0 K: 0 S: 3	H: 1 LOB: 0 BB: 1 P: 7	R: 3 E: 0 K: 0 S: 6	H: 3 LOB: 2 BB: 2 P: 14	R: 0 E: 0 K: 2 S: 8	H: 1 LOB: 1 BB: 0 P: 8	R: 0 E: 0 K: 0 S: 3	H: 1 LOB: 1 BB: 1 P: 7	R: 1 E: 0 K: 1 S: 7	H: 2 LOB: 2 BB: 1 P: 11	1B: 7 2B: 2 3B: 0 HR: 1	SF: 0 SAC: 0 DP: 2 HBP: 0	WP: 0 PB: 0 SB: 1 CS: 0	PA: 37
PITCHER	IP WLS BF H R ER SO BB IBB HBP BLK WP HR S P ERA WHIP																			
Jim Kaat, L ERA: 4.33 (1, 1)	4.2																			
Chuck Stobbs, L ERA: 6.54 (5, 1)	0.1																			
Pedro Ramos, R ERA: 4.18 (6, 1)	3.0 L 14 4 1 1 3 2 0 0 0 0 0 0 18 26 3.00 2.000																			

AB	31
R	5
H	9
RBI	5
BB	6
SO	4
LOB	13



Batter	1	2	3	4	5	6	7	8	9	AB	R	H	RBI	BB	SO	LOB	TOP								
Zoilo Versalles, R OBP: 0.310, SLG: 0.373 (1, 6)	4-3		5-3		F7	G6-3			6-3	5	0	0	0	0	0	4	Minnesota Twins @ Boston Red Sox Fenway Park, Boston, MA Tue Aug 08 1961, 7:05 PM EDT Att: 17,499 - Unknown - 85 F								
Lenny Green, L OBP: 0.402, SLG: 0.407 (1, 8) (9, 7)	F5				F2				4-3	5	0	1	0	0	1										
Bob Allison, R OBP: 0.354, SLG: 0.476 (1, 9)					F9				K	5	1	2	0	0	1										
Jim Lemon, R OBP: 0.328, SLG: 0.410 Ted Lepcio, R OBP: 0.292, SLG: 0.446 (1, 7) (9, 5)	K				G6-4-3				K	4	1	1	1	0	1	3									
Harmon Killebrew, R OBP: 0.410, SLG: 0.641 (1, 3)					F7				K	4	1	2	0	0	0	1									
Earl Battey, R OBP: 0.364, SLG: 0.449 (1, 2)									K	3	2	1	1	0	1	2									
Billy Martin, R OBP: 0.258, SLG: 0.341 (1, 4)									K	4	0	1	0	0	3	1									
Bill Tuttle, R OBP: 0.311, SLG: 0.309 (1, 5) (9, 8)					G3				K	3	1	1	1	1	1	0									
Camilo Pascual, R OBP: 0.200, SLG: 0.179 (1, 1)					5-3				4-3	4	0	2	3	0	0	0									
Inning Stats	R: 0 E: 0 K: 1 S: 6	H: 1 LOB: 1 BB: 0 P: 6	R: 0 E: 0 K: 2 S: 7	H: 0 LOB: 0 BB: 0 P: 7	R: 0 E: 0 K: 0 S: 3	H: 0 LOB: 0 BB: 0 P: 3	R: 0 E: 0 K: 0 S: 3	H: 1 LOB: 0 BB: 0 P: 3	R: 3 E: 0 K: 1 S: 8	H: 3 LOB: 1 BB: 1 P: 12	R: 3 E: 0 K: 0 S: 7	H: 5 LOB: 2 BB: 0 P: 8	R: 0 E: 1 K: 1 S: 7	H: 1 LOB: 2 BB: 0 P: 7	R: 0 E: 0 K: 2 S: 7	H: 0 LOB: 0 BB: 0 P: 7		R: 0 E: 0 K: 1 S: 5	H: 0 LOB: 0 BB: 0 P: 5	1B: 6 2B: 4 3B: 1 HR: 0	SF: 0 SAC: 0 DP: 2 HBP: 1	WP: 0 PB: 0 SB: 0 CS: 0	PA: 39		
PITCHER	IP	WLS	BF	H	R	ER	SO	BB	IBB	HBP	BLK	WP	HR	S	P	ERA	WHIP								
Bill Monbouquette, R ERA: 3.62 (1, 1)	5.0	L	22	7	5	5	4	1	0	0	0	0	0	29	33	9.00	1.600								
Billy Muffett, R ERA: 6.7 (6, 1)	2.0		11	4	1	1	1	0	0	1	0	0	0	12	13	4.50	2.000								
Dave Hillman, R ERA: 2.9 (8, 1)	2.0		6	0	0	0	3	0	0	0	0	0	0	12	12	0.00	0.000								

Batter	1	2	3	4	5	6	7	8	9	AB	R	H	RBI	BB	SO	LOB	BOTTOM								
Pete Runnels, L OBP: 0.377, SLG: 0.412 (1, 4)	K								4-3	3	1	1	0	1	1	0	Minnesota Twins @ Boston Red Sox Fenway Park, Boston, MA Tue Aug 08 1961, 7:05 PM EDT Att: 17,499 - Unknown - 85 F								
Gary Geiger, L OBP: 0.356, SLG: 0.435 (1, 8)	K2-3								4-3	4	1	1	4	0	1	0									
Carl Yastrzemski, L OBP: 0.315, SLG: 0.363 (1, 7)	K								4-3	4	0	1	0	0	2	0									
Vic Wertz, L OBP: 0.355, SLG: 0.459 (1, 3)									G1	4	0	0	0	0	1	1									
Frank Matzone, R OBP: 0.286, SLG: 0.340 (1, 5)									1-3	3	0	0	0	1	0	1									
Jim Pagliaroni, R OBP: 0.328, SLG: 0.430 (1, 2)									K	4	0	0	0	0	2	1									
Jackie Jensen, R OBP: 0.353, SLG: 0.390 (1, 9)									K	3	0	1	0	0	2	1									
Don Buddin, R OBP: 0.403, SLG: 0.402 (1, 6)									K	2	2	2	1	1	0	0									
Bill Monbouquette, R OBP: 0.240, SLG: 0.136 Billy Muffett, R OBP: 0.256, SLG: 0.167 Pumpsie Green, S OBP: 0.330, SLG: 0.383 Dave Hillman, R (1, 1) (6, 1) (7, PH) (8, 1)									K	1	1	0	0	0	0	2									
Inning Stats	R: 0 E: 0 K: 3 S: 9	H: 0 LOB: 0 BB: 0 P: 9	R: 0 E: 0 K: 0 S: 3	H: 0 LOB: 0 BB: 0 P: 3	R: 4 E: 0 K: 1 S: 7	H: 3 LOB: 2 BB: 2 P: 15	R: 0 E: 0 K: 2 S: 6	H: 0 LOB: 1 BB: 1 P: 10	R: 0 E: 0 K: 0 S: 3	H: 2 LOB: 2 BB: 0 P: 3	R: 0 E: 1 K: 0 S: 4	H: 0 LOB: 1 BB: 0 P: 4	R: 1 E: 0 K: 2 S: 8	H: 1 LOB: 0 BB: 0 P: 8	R: 0 E: 0 K: 1 S: 5	H: 0 LOB: 0 BB: 0 P: 5		R: 0 E: 0 K: 1 S: 5	H: 0 LOB: 0 BB: 0 P: 5	1B: 3 2B: 2 3B: 0 HR: 2	SF: 0 SAC: 1 DP: 1 HBP: 0	WP: 0 PB: 0 SB: 0 CS: 1	PA: 34		
PITCHER	IP	WLS	BF	H	R	ER	SO	BB	IBB	HBP	BLK	WP	HR	S	P	ERA	WHIP								
Camilo Pascual, R ERA: 3.85 (1, 1)	9.0	W	33	6	5	5	10	3	0	0	0	0	1	50	62	5.00	1.000								

Batter	1	2	3	4	5	6	7	8	9	AB	R	H	RBI	BB	SO	LOB	TOP					
Zoilo Versalles, R OBP: 0.311, SLG: 0.374	F9		F6	F8			BB 1B	FC4-6 1B		5	1	2	0	0	0	1						
Lenny Green, L OBP: 0.404, SLG: 0.413	1-3-1 2B		1B 2B		F9		BB 1B BB	FC4-6 1-2		4	1	2	0	1	0	1						
Bob Allison, R OBP: 0.355, SLG: 0.475	1-3-1 2-3		2B 1B		F5		BB 1B		E6 HR	5	1	2	2	0	0	1						
Jim Lemon, R OBP: 0.332, SLG: 0.423	BB BB		1-3 2B		F9		K		HR	4	1	2	2	1	1	2						
Harmon Killebrew, R OBP: 0.412, SLG: 0.637	1-2 BB		K			1B BB	K		FC1-5 BB	2	0	0	0	3	2	4						
Earl Battey, R OBP: 0.368, SLG: 0.448	3-1		K			1-3 1B	1-2 2-3 BB		FC1-5 BB	3	0	1	0	2	1	5						
Billy Martin, R OBP: 0.254, SLG: 0.335		F9		F6		F4	F5		FC1-5	3	0	0	0	0	0	2	AB 38					
Julio Becquer, L OBP: 0.276, SLG: 0.528									1-2 2-3	1	0	0	0	0	0	3	R 4					
Jose Valdivielso, R OBP: 0.219, SLG: 0.229										1	0	0	0	0	0	2	H 10					
Bill Tuttle, R OBP: 0.309, SLG: 0.314		K		FC4-2 3B		L3		5-3	F9	5	0	1	0	0	1	4	RBI 4					
Jack Kratlick, L OBP: 0.167, SLG: 0.154			F9		FC4-2	F5	F3		3-1	2	0	0	0	0	0	1	BB 7					
Joe Altobelli, L OBP: 0.300, SLG: 1.000										1	0	0	0	0	0	2	SO 5					
Chuck Stobbs, L OBP: 0.444, SLG: 0.500										0	0	0	0	0	0	0	LOB 30					
Hal Naragon, L OBP: 0.301, SLG: 0.398										0	0	0	0	0	0	0						
Danny McDevitt, L OBP: 0.200, SLG: 0.441										1	0	0	0	0	0	2						
Ted Lepore, R OBP: 0.226, SLG: 0.441										0	0	0	0	0	0	2						
Inning Stats	R: 0 E: 0 K: 0 S: 4	H: 1 LOB: 3 BB: 2 P: 12	R: 0 E: 0 K: 1 S: 5	H: 0 LOB: 0 BB: 0 P: 5	R: 1 E: 0 K: 2 S: 10	H: 3 LOB: 2 BB: 0 P: 10	R: 0 E: 0 K: 0 S: 4	H: 1 LOB: 1 BB: 0 P: 4	R: 0 E: 0 K: 0 S: 3	H: 0 LOB: 0 BB: 0 P: 3	R: 0 E: 0 K: 0 S: 4	H: 1 LOB: 2 BB: 1 P: 8	R: 1 E: 0 K: 2 S: 9	H: 2 LOB: 3 BB: 2 P: 17	R: 0 E: 0 K: 0 S: 4	H: 1 LOB: 1 BB: 2 P: 4	R: 2 E: 1 K: 0 S: 5	H: 1 LOB: 2 BB: 2 P: 13	1B: 5 2B: 3 3B: 1 HR: 1	SF: 0 SAC: 0 DP: 0 HBP: 0	WP: 0 PB: 0 SB: 0 CS: 0	PA: 45
PITCHER	IP	WLS	BF	H	R	ER	SO	BB	IBB	HBP	BLK	WP	HR	S	P	ERA	WHIP					
Gene Conley, R ERA: 4.96	6.0	W	29	7	2	2	3	4	0	0	0	0	0	31	47	3.00	1.833					
Dave Hillman, R ERA: 2.54	2.0		13	3	2	1	2	3	0	0	0	0	1	14	26	4.50	3.000					
Mike Fomiele, R ERA: 5.4	1.0	S	3	0	0	0	0	0	0	0	0	0	0	3	3	0.00	0.000					

Minnesota Twins @ Boston Red Sox
Fenway Park, Boston, MA
Wed Aug 09 1961, 7:05 PM EDT
Att: 12,576 - Unknown - 82 F

AB	38
R	4
H	10
RBI	4
BB	7
SO	5
LOB	30



Batter	1	2	3	4	5	6	7	8	9	AB	R	H	RBI	BB	SO	LOB	BOTTOM				
Chuck Schilling, R OBP: 0.341, SLG: 0.323	F8		BB 2B	2H 1B			F9	FC5-4 BB		4	1	2	1	1	0	0					
Carroll Hardy, R OBP: 0.344, SLG: 0.365	F5		F7				BB 1B	FC5-4 1-2		5	1	2	0	0	0	3					
Jackie Jensen, R OBP: 0.354, SLG: 0.388	1-6-3		2B 1-2 BB		5-3		2B BB			2	1	0	0	2	0	1					
Frank Maltzone, R OBP: 0.288, SLG: 0.346		2B 2B	F7		F8		1-2 2B			4	1	2	2	0	0	3					
Jim Pagliaroni, R OBP: 0.333, SLG: 0.441		2H 2B	1-3 2H 2B		BB		F8			3	0	2	2	1	0	1					
Vic Wertz, L OBP: 0.350, SLG: 0.453		F5	F8		F8		G3			4	0	0	0	0	0	6					
Pete Runnels, L OBP: 0.377, SLG: 0.412										0	0	0	0	0	0	0					
Don Buddin, R OBP: 0.404, SLG: 0.407		F1		1B 2B		F7		SH3-4 1B		4	1	2	0	0	0	1	AB 32				
Carl Yastrzemski, L OBP: 0.314, SLG: 0.361				L7		F9		K		3	0	0	0	1	1	2	R 5				
Gene Conley, R OBP: 0.300, SLG: 0.404										0	0	0	0	0	0	0	H 10				
Dave Hillman, R ERA: 2.54										0	0	0	0	0	0	0	RBI 5				
Mike Fomiele, R OBP: 0.160, SLG: 0.200		K		K		K		SH3-4		0	0	0	0	0	0	0	BB 5				
Inning Stats	R: 0 E: 0 K: 0 S: 3	H: 0 LOB: 0 BB: 0 P: 3	R: 1 E: 0 K: 1 S: 7	H: 2 LOB: 1 BB: 1 P: 11	R: 1 E: 0 K: 0 S: 5	H: 2 LOB: 1 BB: 1 P: 9	R: 1 E: 0 K: 1 S: 6	H: 2 LOB: 1 BB: 0 P: 6	R: 0 E: 0 K: 0 S: 4	H: 1 LOB: 2 BB: 1 P: 8	R: 0 E: 0 K: 1 S: 5	H: 0 LOB: 0 BB: 0 P: 5	R: 2 E: 0 K: 0 S: 5	H: 2 LOB: 1 BB: 1 P: 9	R: 0 E: 0 K: 1 S: 6	H: 1 LOB: 2 BB: 1 P: 10	1B: 4 2B: 6 3B: 0 HR: 0	SF: 0 SAC: 1 DP: 0 HBP: 0	WP: 0 PB: 0 SB: 0 CS: 0	PA: 38	
PITCHER	IP	WLS	BF	H	R	ER	SO	BB	IBB	HBP	BLK	WP	HR	S	P	ERA	WHIP				
Jack Kratlick, L ERA: 3.13	5.0	L	24	7	3	3	2	3	0	0	0	0	0	25	37	5.40	2.000				
Chuck Stobbs, L ERA: 6.65	2.0		9	2	2	2	1	1	0	0	0	0	0	10	14	9.00	1.500				
Danny McDevitt, L ERA: 5.34	1.0		5	1	0	0	1	1	0	0	0	0	0	6	10	0.00	2.000				

Minnesota Twins @ Boston Red Sox
Fenway Park, Boston, MA
Wed Aug 09 1961, 7:05 PM EDT
Att: 12,576 - Unknown - 82 F


AB	32
R	5
H	10
RBI	5
BB	5
SO	4
LOB	20



Batter	1	2	3	4	5	6	7	8	9	AB	R	H	RBI	BB	SO	LOB	TOP			
Jake Wood, R OBP: 0.334, SLG: 0.390	F8			P6		K		P4		4	0	0	0	0	1	0				
Bill Bruton, L OBP: 0.331, SLG: 0.376	K			F8		6-3		1-3		4	0	0	0	0	1	0				
Al Kaline, R OBP: 0.377, SLG: 0.509	L1-3			K						4	0	2	0	0	1	0				
Rocky Colavito, R OBP: 0.402, SLG: 0.574		5-3				P6				4	1	1	0	0	1	2				
Norm Cash, L OBP: 0.495, SLG: 0.662	K					F8				4	0	1	0	0	1	1				
Dick McAuliffe, L OBP: 0.284, SLG: 0.399	G3					1B				3	0	1	1	1	0	2				
Chico Fernandez, R OBP: 0.318, SLG: 0.338				P6		K				3	0	0	0	0	2	2				
Mike Roarke, R OBP: 0.310, SLG: 0.318				F9						3	0	1	0	0	0	1				
Paul Foytack, R OBP: 0.229, SLG: 0.324										2	0	0	0	0	2	2				
Hank Aguirre, R				K						0	0	0	0	0	0	0				
Charlie Maxwell, L OBP: 0.371, SLG: 0.455										1	0	0	0	0	1	0				
Gerry Staley, R										0	0	0	0	0	0	0				
Inning Stats	R: 0 E: 0 K: 1 S: 5	H: 0 LOB: 0 BB: 0 P: 5	R: 0 E: 0 K: 1 S: 5	H: 0 LOB: 0 BB: 0 P: 5	R: 0 E: 0 K: 1 S: 5	H: 0 LOB: 0 BB: 0 P: 5	R: 0 E: 0 K: 1 S: 5	H: 0 LOB: 0 BB: 0 P: 5	R: 1 E: 0 K: 2 S: 10	H: 3 LOB: 2 BB: 0 P: 10	R: 0 E: 0 K: 1 S: 6	H: 1 LOB: 1 BB: 0 P: 6	R: 0 E: 0 K: 1 S: 5	H: 0 LOB: 0 BB: 0 P: 5	R: 0 E: 0 K: 1 S: 6	H: 2 LOB: 1 BB: 0 P: 6	1B: 5 2B: 1 3B: 0 HR: 0	SF: 0 SAC: 0 DP: 1 HBP: 0	WP: 0 PB: 0 SB: 1 CS: 0	PA: 33
PITCHER Pedro Ramos, R ERA: 4.03	IP: 9.0 WLS: W BF: 33 H: 6 R: 1 ER: 1 SO: 10 BB: 1 IBB: 0 HBP: 0 BLK: 0 WP: 0 HR: 0 S: 52 P: 56 ERA: 1.00 WHIP: 0.778																			

Detroit Tigers @ Minnesota Twins
Metropolitan Stadium, Bloomington, MI
Fri Aug 11 1961, 8:05 PM EDT
Att: 34,117 - Unknown - 74 F


AB 32
R 1
H 6
RBI 1
BB 1
SO 10
LOB 10



Batter	1	2	3	4	5	6	7	8	9	AB	R	H	RBI	BB	SO	LOB	BOTTOM			
Zoilo Versalles, R OBP: 0.312, SLG: 0.380	F7		P3		F7					3	0	0	0	1	0	1				
Lenny Green, L OBP: 0.402, SLG: 0.410	4-3		F8							4	0	1	0	0	0	2				
Harmon Killebrew, R OBP: 0.499, SLG: 0.628				6-3		K				4	0	1	0	0	2	1				
Bob Allison, R OBP: 0.355, SLG: 0.471										2	0	0	0	2	0	1				
Jim Lemon, R OBP: 0.328, SLG: 0.426										3	0	0	0	0	2	2				
Billy Martin, R OBP: 0.251, SLG: 0.332										1	0	0	0	0	0	0				
Earl Battey, R OBP: 0.372, SLG: 0.466										3	2	2	2	0	0	1				
Ted Lepcio, R OBP: 0.244, SLG: 0.417										3	0	0	0	0	2	0				
Bill Tuttle, R OBP: 0.306, SLG: 0.310										3	0	1	0	0	0	0				
Pedro Ramos, S OBP: 0.187, SLG: 0.264										3	0	1	0	0	2	1				
Inning Stats	R: 0 E: 0 K: 0 S: 4	H: 1 LOB: 1 BB: 0 P: 4	R: 1 E: 0 K: 1 S: 6	H: 1 LOB: 0 BB: 0 P: 6	R: 0 E: 0 K: 1 S: 5	H: 0 LOB: 0 BB: 0 P: 5	R: 0 E: 0 K: 0 S: 3	H: 0 LOB: 1 BB: 1 P: 7	R: 0 E: 0 K: 2 S: 8	H: 1 LOB: 1 BB: 0 P: 8	R: 0 E: 0 K: 2 S: 7	H: 1 LOB: 1 BB: 1 P: 11	R: 1 E: 0 K: 1 S: 7	H: 2 LOB: 2 BB: 1 P: 11	R: 0 E: 0 K: 1 S: 5	H: 0 LOB: 0 BB: 0 P: 5	1B: 4 2B: 0 3B: 0 HR: 2	SF: 0 SAC: 0 DP: 0 HBP: 0	WP: 0 PB: 0 SB: 0 CS: 1	PA: 32
PITCHER Paul Foytack, R ERA: 4.19	IP: 6.2 WLS: L BF: 28 H: 6 R: 2 ER: 2 SO: 7 BB: 3 IBB: 0 HBP: 0 BLK: 0 WP: 0 HR: 2 S: 39 P: 51 ERA: 2.70 WHIP: 1.350																			
Hank Aguirre, L ERA: 3.63	0.1	1	0	0	0	0	0	0	0	0	0	1	1	0.00	0.000					
Gerry Staley, R ERA: 3.99	1.0	3	0	0	0	1	0	0	0	0	0	5	5	0.00	0.000					

Detroit Tigers @ Minnesota Twins
Metropolitan Stadium, Bloomington, MI
Fri Aug 11 1961, 8:05 PM EDT
Att: 34,117 - Unknown - 74 F

AB 29
R 2
H 6
RBI 2
BB 3
SO 8
LOB 9



Batter	1	2	3	4	5	6	7	8	9	AB	R	H	RBI	BB	SO	LOB	TOP					
Jake Wood, R OBP: 0.335, SLG: 0.389 (1, 4)	P6		2B		F7	E5				4	1	1	0	1	0	2	Detroit Tigers @ Minnesota Twins Metropolitan Stadium, Bloomington, MI Sun Aug 13 1961, 4:33 AM EDT Att: 29,383 - Unknown - 80 F livebaseballscores.com					
Bill Bruton, L OBP: 0.332, SLG: 0.376 (1, 8)	P4		2B		F9	1-3		P4		5	0	1	1	0	0	5						
Al Kaline, R OBP: 0.381, SLG: 0.508 (1, 9)			F5			1B			L4	3	1	1	0	2	0	1						
Rocky Colavito, R OBP: 0.407, SLG: 0.576 (1, 7)	F7			2B		E7	K		F3	4	2	1	0	1	1	2						
Norm Cash, L OBP: 0.494, SLG: 0.668 (1, 3)		4-3		2B		1-3	K		1-3	5	0	1	1	0	1	3						
Dick McAuliffe, L OBP: 0.280, SLG: 0.384 (1, 5)	K			F7		F7	1-3			4	0	0	0	0	1	4						
Chico Fernandez, R OBP: 0.326, SLG: 0.346 (1, 6)		F3		P6		1B		FC5-4		4	1	2	2	0	0	1						
Mike Roarke, R OBP: 0.309, SLG: 0.309 (1, 2)			F9	K		E		FC5-4		4	0	1	0	0	1	2						
Ron Kline, R Phil Regan, R George Alusky, R Bob Bruce, R Bobo Osborne, L Manny Montejto, R Charlie Maxwell, L Hank Aguirre, R (1, 1) (2, 1) (5, PH) (5, 1) (6, PH) (6, 1) (8, PH) (8, 1)			K		P4	E3		F7		0	0	0	0	0	0	0						
Inning Stats	R: 0 E: 0 K: 0 S: 3	H: 0 LOB: 1 BB: 1 P: 7	R: 0 E: 0 K: 1 S: 5	H: 0 LOB: 2 BB: 0 P: 5	R: 1 E: 0 K: 1 S: 6	H: 1 LOB: 1 BB: 1 P: 10	R: 1 E: 0 K: 1 S: 6	H: 1 LOB: 1 BB: 1 P: 10	R: 0 E: 0 K: 0 S: 3	H: 0 LOB: 0 BB: 0 P: 3	R: 3 E: 3 K: 0 S: 9	H: 4 LOB: 3 BB: 0 P: 9	R: 0 E: 0 K: 2 S: 7	H: 0 LOB: 1 BB: 1 P: 11	R: 0 E: 0 K: 0 S: 5	H: 2 LOB: 2 BB: 0 P: 5		R: 0 E: 0 K: 0 S: 3	H: 0 LOB: 0 BB: 0 P: 3	1B: 5 2B: 3 3B: 0 HR: 0	SF: 0 SAC: 0 DP: 0 HBP: 0	WP: 0 PB: 0 SB: 0 CS: 0
PITCHER	IP	WLS	BF	H	R	ER	SO	BB	IBB	HBP	BLK	WP	HR	S	P	ERA	WHIP					
Camilo Pascual, R ERA: 3.9 (1, 1)	7.0	W	33	6	5	4	5	4	0	0	0	0	0	39	55	5.14	1.429					
Ray Moore, R ERA: 4.32 (8, 1)	2.0	S	8	2	0	0	0	0	0	0	0	0	0	8	8	0.00	1.000					

Batter	1	2	3	4	5	6	7	8	9	AB	R	H	RBI	BB	SO	LOB	BOTTOM					
Lenny Green, L OBP: 0.408, SLG: 0.426 (1, 8) (7, 7)	L9	E		2B	2B					3	3	3	0	2	0	0	Detroit Tigers @ Minnesota Twins Metropolitan Stadium, Bloomington, MI Sun Aug 13 1961, 4:33 AM EDT Att: 29,383 - Unknown - 80 F livebaseballscores.com					
Billy Martin, R OBP: 0.245, SLG: 0.322 (1, 4)	L9	E6		F7	K	K				5	1	0	1	0	2	6						
Harmon Killebrew, R OBP: 0.499, SLG: 0.628 (1, 3)	K	P5		1B	P4			FC6-4		5	1	2	1	0	1	4						
Bob Allison, R OBP: 0.359, SLG: 0.472 (1, 9)	L9	1B		L9	1B	L9				4	1	2	2	1	0	2						
Jim Lemon, R OBP: 0.330, SLG: 0.425 Ted Lepcio, R OBP: 0.242, SLG: 0.413 (1, 7) (7, 5)				F7	K	K				3	1	1	1	1	1	3						
Earl Battey, R OBP: 0.373, SLG: 0.471 (1, 2)		K		F7	K			FC6-4		5	3	3	0	0	1	3						
Bill Tuttle, R OBP: 0.306, SLG: 0.319 (1, 5) (7, 8)		1B		P4		1-3		L9		5	2	2	6	0	0	0						
Zoilo Versalles, R OBP: 0.318, SLG: 0.384 (1, 6)		E		5-3				G6-4-3		3	1	2	1	2	0	0						
Camilo Pascual, R OBP: 0.188, SLG: 0.167 Ray Moore, R (1, 1) (8, 1)	G3			4-3	FC6-4	F8		G6-4-3		4	0	0	0	0	0	4						
Inning Stats	R: 0 E: 0 K: 1 S: 6	H: 1 LOB: 1 BB: 0 P: 6	R: 6 E: 1 K: 1 S: 11	H: 5 LOB: 2 BB: 2 P: 19	R: 0 E: 0 K: 0 S: 3	H: 0 LOB: 0 BB: 0 P: 3	R: 5 E: 0 K: 0 S: 8	H: 5 LOB: 1 BB: 1 P: 12	R: 1 E: 0 K: 2 S: 9	H: 2 LOB: 1 BB: 0 P: 9	R: 1 E: 1 K: 1 S: 6	H: 1 LOB: 2 BB: 2 P: 14	R: 0 E: 0 K: 1 S: 6	H: 1 LOB: 1 BB: 0 P: 6	R: 0 E: 0 K: 0 S: 2	H: 0 LOB: 0 BB: 1 P: 6		1B: 8 2B: 5 3B: 1 HR: 1	SF: 0 SAC: 0 DP: 1 HBP: 0	WP: 0 PB: 0 SB: 1 CS: 0	PA: 45	
PITCHER	IP	WLS	BF	H	R	ER	SO	BB	IBB	HBP	BLK	WP	HR	S	P	ERA	WHIP					
Ron Kline, R ERA: 5.08 Phil Regan, R ERA: 5.14 Bob Bruce, R ERA: 3.98 Manny Montejto, R ERA: 1.86 Hank Aguirre, L ERA: 3.55 (1, 1) (2, 1) (5, 1) (6, 1) (8, 1)	1.2	L	14	6	6	3	1	2	0	0	0	0	0	1	14	18	19.29	2.571				
	2.1		13	5	5	5	1	1	0	0	0	0	0	9	9	9.00	2.000					
	1.0		5	2	1	1	2	0	0	0	0	0	0	12	20	4.50	2.000					
	2.0		10	2	1	1	2	2	0	0	0	0	0	2	6	0.00	1.000					
	1.0		3	0	0	0	0	1	0	0	0	0	0	2	6	0.00	1.000					

Batter	1	2	3	4	5	6	7	8	9	AB	R	H	RBI	BB	SO	LOB	TOP					
Bobby Del Greco, R OBP: 0.301, SLG: 0.311 (1, 8)	F7		FC4 1B			P4		L6		4	0	1	0	0	0	0						
Jerry Lumpe, L OBP: 0.330, SLG: 0.364 (1, 4)	F7		FC4 1-2			K		E6		4	0	0	0	0	1	1						
Dick Howser, R OBP: 0.382, SLG: 0.346 (1, 6)	1-3			F7		6-3		F7		4	0	0	0	0	0	1						
Leo Posada, R OBP: 0.327, SLG: 0.381 (1, 7)		1-3 BB		K				K		3	0	1	0	1	2	1						
Haywood Sullivan, R OBP: 0.364, SLG: 0.401 (1, 3)	1-3			5-3				F9		4	0	0	0	0	0	2						
Deron Johnson, R OBP: 0.219, SLG: 0.325 (1, 9)	6-3				4-3 1B			HR		4	1	3	1	0	0	1						
Joe Pignatano, R OBP: 0.359, SLG: 0.390 (1, 2)	K				F9			HR		3	1	1	1	0	1	2						
Wayne Causey, L OBP: 0.329, SLG: 0.395 (1, 5)			1-3		4-3			G3-6-1		4	0	1	0	0	0	3						
Jerry Walker, S OBP: 0.244, SLG: 0.250 (1, 1)					6-3			FC6-4 1B		2	0	0	0	0	0	1						
Ed Rakow, S OBP: 0.143, SLG: 0.105 (7, FH)					6-3			FC6-4 1-2		0	0	0	0	0	0	0						
Gordon Mackenzie, R (7, FH)					6-3			FC6-4 1-2		1	0	0	0	0	0	1						
Bill Fischer, R (7, 1)										0	0	0	0	0	0	0						
Inning Stats	R: 0 E: 0 K: 0 S: 3	H: 0 LOB: 0 BB: 0 P: 3	R: 0 E: 0 K: 1 S: 5	H: 0 LOB: 1 BB: 1 P: 9	R: 0 E: 0 K: 0 S: 4	H: 1 LOB: 1 BB: 0 P: 4	R: 0 E: 0 K: 1 S: 5	H: 0 LOB: 0 BB: 0 P: 5	R: 0 E: 0 K: 0 S: 4	H: 1 LOB: 1 BB: 0 P: 4	R: 0 E: 0 K: 1 S: 5	H: 0 LOB: 0 BB: 0 P: 5	R: 2 E: 0 K: 0 S: 6	H: 4 LOB: 1 BB: 0 P: 6	R: 0 E: 1 K: 1 S: 6	H: 0 LOB: 1 BB: 0 P: 6	R: 0 E: 0 K: 0 S: 3	H: 1 LOB: 1 BB: 0 P: 4	1B: 5 2B: 0 3B: 0 HR: 2	SF: 0 SAC: 0 DP: 2 HBP: 1	WP: 0 PB: 0 SB: 0 CS: 0	PA: 35
PITCHER Jim Kaat, L ERA: 4.11 (1, 1)	IP: 9.0 WLS: W BF: 35 H: 7 R: 2 ER: 2 SO: 4 BB: 1 IBB: 0 HBP: 1 BLK: 0 WP: 0 HR: 2 S: 41 P: 46 ERA: 2.00 WHIP: 0.889															PITCHER						

Kansas City Athletics @ Minnesota Twins
 Metropolitan Stadium, Bloomington, MI
 Mon Aug 14 1961, 8:05 PM EDT
 Att: 13,305 - Unknown - 83 F

AB 33
 R 2
 H 7
 RBI 2
 BB 1
 SO 4
 LOB 13



Batter	1	2	3	4	5	6	7	8	9	AB	R	H	RBI	BB	SO	LOB	BOTTOM			
Lenny Green, L OBP: 0.405, SLG: 0.422 (1, 8) (8, 7)	F9		FC1-5 HR	F7		G3				4	1	0	0	0	0	4				
Billy Martin, R OBP: 0.250, SLG: 0.340 (1, 4)	F7		HR		1B FC6-4 1B			1-3		4	2	2	3	0	0	0				
Harmon Killebrew, R OBP: 0.412, SLG: 0.636 (1, 3)	HR		BB 2B		FC6-4 1B			F8		3	2	2	1	1	0	0				
Bob Allison, R OBP: 0.358, SLG: 0.469 (1, 9)	F7		F7		K			BB		3	0	0	0	1	1	3				
Jim Lemon, R OBP: 0.329, SLG: 0.422 (1, 7)		F9	BB		FC6-4			4-3		3	0	0	1	1	0	2				
Ted Lepcio, R OBP: 0.242, SLG: 0.413 (8, 5)			BB		FC6-4 1-2					0	0	0	0	0	0	0				
Earl Battey, R OBP: 0.372, SLG: 0.471 (1, 2)	K		2B		F7			L6		4	0	1	1	0	1	1				
Bill Tuttle, R OBP: 0.303, SLG: 0.315 (1, 5) (8, 8)	F7				F7			4-3		4	0	0	0	0	0	0				
Zoilo Versalles, R OBP: 0.322, SLG: 0.391 (1, 6)			FC1-5 E 1B		E5 F8 1B			2B		4	0	3	0	0	0	0				
Jim Kaat, L OBP: 0.319, SLG: 0.326 (1, 1)			E4 FC1-5 HR		F8 2-3			3-1		4	1	0	0	0	0	4				
Inning Stats	R: 1 E: 0 K: 0 S: 4	H: 1 LOB: 0 BB: 0 P: 4	R: 0 E: 0 K: 1 S: 5	H: 0 LOB: 0 BB: 0 P: 5	R: 4 E: 1 K: 0 S: 6	H: 3 LOB: 2 BB: 2 P: 14	R: 0 E: 1 K: 0 S: 4	H: 0 LOB: 1 BB: 0 P: 4	R: 1 E: 0 K: 1 S: 7	H: 2 LOB: 1 BB: 0 P: 7	R: 0 E: 0 K: 0 S: 4	H: 1 LOB: 1 BB: 0 P: 4	R: 0 E: 0 K: 0 S: 3	H: 0 LOB: 1 BB: 1 P: 7	R: 0 E: 0 K: 0 S: 4	H: 1 LOB: 1 BB: 0 P: 4	1B: 4 2B: 2 3B: 0 HR: 2	SF: 0 SAC: 0 DP: 0 HBP: 0	WP: 0 PB: 0 SB: 0 CS: 0	PA: 36
PITCHER Jerry Walker, R ERA: 5.22 (1, 1)	IP: 4.0 WLS: L BF: 21 H: 6 R: 6 ER: 4 SO: 1 BB: 2 IBB: 0 HBP: 0 BLK: 0 WP: 0 HR: 2 S: 21 P: 29 ERA: 9.00 WHIP: 2.000															PITCHER				
Ed Rakow, R ERA: 5.09 (5, 1)	IP: 2.0 WLS: 7 BF: 1 H: 0 R: 0 ER: 0 SO: 1 BB: 0 IBB: 0 HBP: 0 BLK: 0 WP: 0 HR: 0 S: 9 P: 9 ERA: 0.00 WHIP: 0.500																			
Bill Fischer, R ERA: 4.44 (7, 1)	IP: 2.0 WLS: 8 BF: 1 H: 0 R: 0 ER: 0 SO: 0 BB: 1 IBB: 0 HBP: 0 BLK: 0 WP: 0 HR: 0 S: 7 P: 11 ERA: 0.00 WHIP: 1.000																			

Kansas City Athletics @ Minnesota Twins
 Metropolitan Stadium, Bloomington, MI
 Mon Aug 14 1961, 8:05 PM EDT
 Att: 13,305 - Unknown - 83 F


AB 33
 R 6
 H 8
 RBI 6
 BB 3
 SO 2
 LOB 14



Batter	1	2	3	4	5	6	7	8	9	AB	R	H	RBI	BB	SO	LOB	TOP		
Bobby Del Greco, R OBP: 0.299, SLG: 0.305 (1, 8)	F9	L6			K		6-3			4	0	0	0	1	1	0			
Jerry Lumpe, L OBP: 0.333, SLG: 0.369 (1, 4)	1B		P4		2B		4-3			5	2	3	0	0	0	0			
Dick Howser, R OBP: 0.386, SLG: 0.359 (1, 6)	1B				2B					4	2	3	2	0	0	2			
Deron Johnson, R OBP: 0.227, SLG: 0.331 (8, PR)	BB		F7		5-3					4	0	2	1	0	0	2			
Jay Hankins, L OBP: 0.217, SLG: 0.255 (8, 9)	1B									0	0	0	0	0	0	0			
Leo Posada, R OBP: 0.322, SLG: 0.376 (1, 7)	SF7		F9		F8					3	0	0	1	0	0	3			
Norm Siebern, L OBP: 0.368, SLG: 0.469 (1, 3)	BB		P5		F8					3	0	0	0	1	0	1			
Joe Pignatano, R OBP: 0.353, SLG: 0.383 (1, 2)	5-3		K		6-3					4	0	0	0	0	2	3			
Wayne Causey, L OBP: 0.327, SLG: 0.389 (1, 5)					F8					3	0	0	0	1	1	0			
Jim Archer, R OBP: 0.125, SLG: 0.109 (1, 1)					5-3					2	0	1	0	0	0	1			
Bill Kunkel, R OBP: 0.250, SLG: 0.143 (7, PH)										0	0	0	0	0	0	0			
Gordon Mackenzie, R (7, PH)										1	0	0	0	0	0	0			
Bill Fischer, R (7, 1)										0	0	0	0	0	0	0			
Haywood Sullivan, R OBP: 0.362, SLG: 0.399 (8, PH)	2B									1	0	0	0	0	0	0			
Inning Stats	R: 2 E: 0 K: 0 S: 6	H: 3 LOB: 2 BB: 1 P: 10	R: 0 E: 0 K: 1 S: 5	H: 1 LOB: 0 BB: 0 P: 5	R: 0 E: 0 K: 0 S: 3	H: 0 LOB: 1 BB: 0 P: 4	R: 0 E: 0 K: 1 S: 5	H: 0 LOB: 1 BB: 1 P: 9	R: 1 E: 0 K: 0 S: 7	H: 2 LOB: 1 BB: 0 P: 7	R: 0 E: 0 K: 0 S: 3	H: 0 LOB: 0 BB: 0 P: 3	R: 0 E: 0 K: 1 S: 7	H: 2 LOB: 1 BB: 0 P: 7	R: 0 E: 0 K: 0 S: 4	H: 1 LOB: 2 BB: 1 P: 8	1B: 5 2B: 3 3B: 0 HR: 1	SF: 1 SAC: 0 DP: 0 HBP: 1	WP: 0 PA: 39 CS: 0
PITCHER	IP	WLS	BF	H	R	ER	SO	BB	IBB	HBP	BLK	WP	HR	S	P	ERA	WHIP		
Jack Kralick, L ERA: 3.17 (1, 1)	9.0	W	39	9	4	4	4	3	0	1	0	0	1	43	56	4.00	1.333		

Kansas City Athletics @ Minnesota Twins
Metropolitan Stadium, Bloomington, MI

AB 34
R 4
H 9
RBI 4
BB 3
SO 4
LOB 12



WP: 0 PA: 39
SB: 0
CS: 0

Tue Aug 15 1961, 8:05 PM EDT
Att: 17,614 - Unknown - 85 F

livebaseballscores.com

Batter	1	2	3	4	5	6	7	8	9	AB	R	H	RBI	BB	SO	LOB	BOTTOM		
Lenny Green, L OBP: 0.405, SLG: 0.424 (1, 8)	1-3	FC3-6-2-5		E1						5	2	2	0	0	0	3			
Billy Martin, R OBP: 0.249, SLG: 0.351 (1, 4)	5-3		5-3							5	1	1	3	0	0	2			
Harmon Killebrew, R OBP: 0.415, SLG: 0.645 (1, 3)	HR		6-3							4	2	3	2	0	0	0			
Bob Allison, R OBP: 0.357, SLG: 0.474 (1, 9)	HR		P6		K					4	1	1	2	0	1	1			
Jim Lemon, R OBP: 0.331, SLG: 0.421 (1, 7)					6-3					3	0	1	0	0	0	0			
Ted Lepcio, R OBP: 0.242, SLG: 0.413 (8, 5)					6-3	1-3				0	0	0	0	0	0	0			
Earl Battey, R OBP: 0.373, SLG: 0.475 (1, 2)	F8				1-3					4	1	2	0	0	0	2			
Bill Tuttle, R OBP: 0.299, SLG: 0.310 (8, 8)			F9		F9					4	0	0	0	0	1	3			
Zoilo Versalles, R OBP: 0.324, SLG: 0.390 (1, 6)			BB		1B					3	1	1	0	1	1	1			
Jack Kralick, L OBP: 0.186, SLG: 0.162 (1, 1)					HR					3	1	1	1	1	0	0			
Inning Stats	R: 2 E: 0 K: 0 S: 5	H: 2 LOB: 1 BB: 0 P: 6	R: 0 E: 0 K: 0 S: 3	H: 1 LOB: 1 BB: 1 P: 7	R: 0 E: 0 K: 0 S: 3	H: 0 LOB: 0 BB: 0 P: 3	R: 5 E: 1 K: 1 S: 10	H: 4 LOB: 1 BB: 1 P: 14	R: 0 E: 0 K: 1 S: 6	H: 1 LOB: 1 BB: 0 P: 6	R: 2 E: 0 K: 0 S: 5	H: 2 LOB: 0 BB: 0 P: 5	R: 0 E: 0 K: 1 S: 5	H: 1 LOB: 1 BB: 0 P: 5	R: 0 E: 0 K: 0 S: 4	H: 1 LOB: 1 BB: 0 P: 4	1B: 7 2B: 2 3B: 0 HR: 3	SF: 0 SAC: 0 DP: 1 HBP: 1	WP: 1 PA: 39 CS: 1
PITCHER	IP	WLS	BF	H	R	ER	SO	BB	IBB	HBP	BLK	WP	HR	S	P	ERA	WHIP		
Jim Archer, L ERA: 3.28 (1, 1)	3.2	L	21	7	7	3	0	1	1	1	0	0	1	14	14	7.71	1.286		
Bill Kunkel, R ERA: 4.33 (4, 1)	2.1		10	3	2	2	2	0	0	0	0	1	1	14	14	7.71	1.286		
Bill Fischer, R ERA: 4.28 (7, 1)	2.0		7	2	0	0	1	0	0	0	0	0	0	9	9	0.00	1.000		

Kansas City Athletics @ Minnesota Twins
Metropolitan Stadium, Bloomington, MI

AB 35
R 9
H 12
RBI 8
BB 2
SO 3
LOB 12



WP: 1 PA: 39
SB: 0
CS: 1

Tue Aug 15 1961, 8:05 PM EDT
Att: 17,614 - Unknown - 85 F

livebaseballscores.com

Batter	1	2	3	4	5	6	7	8	9	AB	R	H	RBI	BB	SO	LOB	TOP					
Dick Houser, R OBP: 0.396, SLG: 0.358 (1, 6)										4	2	1	0	1	0	0	Kansas City Athletics @ Minnesota Twins Metropolitan Stadium, Bloomington, MI Wed Aug 16 1961, 8:05 PM EDT Att: 18,894 - Unknown - 86 F					
Jim Rivera, L OBP: 0.330, SLG: 0.347 Bobby Del Greco, R OBP: 0.298, SLG: 0.303 (1, 9) (7, PH) (7, 8)										3	1	1	0	0	0	0						
Jerry Lumpe, L OBP: 0.335, SLG: 0.373 (1, 4)										4	2	2	4	1	0	0						
Norm Siebern, L OBP: 0.366, SLG: 0.466 (1, 3)										5	2	1	0	0	2	3						
Deron Johnson, R OBP: 0.241, SLG: 0.373 Wayne Causey, L OBP: 0.330, SLG: 0.389 (1, 5) (7, 5)										4	2	3	3	0	0	0						
Gene Stephens, L OBP: 0.301, SLG: 0.309 (1, 8) (7, 9)										5	1	2	3	0	0	2						
Leo Posada, R OBP: 0.321, SLG: 0.373 Jay Hankins, L OBP: 0.216, SLG: 0.253 (1, 7) (7, 7)										4	0	1	0	0	0	2						
Haywood Sullivan, R OBP: 0.359, SLG: 0.399 (1, 2)										5	1	1	0	0	1	2						
Norm Bass, R OBP: 0.128, SLG: 0.184 Bill Fischer, R (7, 1) (7, 1)										3	1	1	1	0	2	0						
										1	0	0	0	0	1	1						
Inning Stats	R: 0 E: 0 K: 1 S: 5	H: 0 LOB: 1 BB: 1 P: 9	R: 1 E: 0 K: 1 S: 6	H: 1 LOB: 0 BB: 0 P: 6	R: 4 E: 1 K: 1 S: 10	H: 4 LOB: 1 BB: 0 P: 10	R: 1 E: 0 K: 0 S: 4	H: 1 LOB: 0 BB: 0 P: 4	R: 0 E: 0 K: 0 S: 3	H: 0 LOB: 0 BB: 0 P: 3	R: 1 E: 0 K: 1 S: 6	H: 2 LOB: 0 BB: 0 P: 6	R: 3 E: 0 K: 0 S: 7	H: 3 LOB: 1 BB: 0 P: 7	R: 2 E: 0 K: 2 S: 9	H: 2 LOB: 1 BB: 1 P: 13	R: 0 E: 1 K: 0 S: 3	H: 0 LOB: 1 BB: 1 P: 7	1B: 6 2B: 4 3B: 1 HR: 2	SF: 0 SAC: 1 DP: 1 HBP: 0	WP: 0 PB: 0 SB: 2 CS: 0	PA: 44
PITCHER	IP WLS BF H R ER SO BB IBB HBP BLK WP HR S P ERA WHIP																					
Pedro Ramos, R ERA: 4.09 Bill Plets, L ERA: 7.41 Al Schroll, R ERA: 3.78 (1, 1) (7, 1) (8, 1)	6.0 L 27 8 7 4 4 1 0 0 0 0 2 34 38 6.00 1.500																					

AB	40
R	12
H	13
RBI	11
BB	3
SO	6
LOB	13



Batter	1	2	3	4	5	6	7	8	9	AB	R	H	RBI	BB	SO	LOB	BOTTOM					
Lenny Green, L OBP: 0.403, SLG: 0.420 (1, 8)										4	1	0	0	1	0	2	Kansas City Athletics @ Minnesota Twins Metropolitan Stadium, Bloomington, MI Wed Aug 16 1961, 8:05 PM EDT Att: 18,894 - Unknown - 86 F					
Billy Martin, R OBP: 0.281, SLG: 0.368 (1, 4)										4	1	3	1	0	0	0						
Harmon Killebrew, R OBP: 0.415, SLG: 0.649 (1, 3)										5	1	2	2	0	0	5						
Bob Allison, R OBP: 0.360, SLG: 0.484 (1, 9)										4	2	2	3	1	0	0						
Jim Lemon, R OBP: 0.329, SLG: 0.420 (1, 7)										5	0	1	0	0	0	4						
Earl Battey, R OBP: 0.375, SLG: 0.474 (1, 2)										3	0	1	1	1	0	0						
Bill Tuttle, R OBP: 0.299, SLG: 0.310 (1, 5)										4	0	1	0	0	0	3						
Zoilo Versalles, R OBP: 0.323, SLG: 0.389 (1, 6)										4	1	1	0	0	0	1						
Pedro Ramos, S OBP: 0.182, SLG: 0.257 Bill Plets, L OBP: 0.143, SLG: 0.143 Joe Altobelli, L OBP: 0.455, SLG: 0.600 Al Schroll, R OBP: 0.500, SLG: 0.600 Julio Becquer, L OBP: 0.288, SLG: 0.500 (1, 1) (7, 1) (7, PH) (8, 1) (8, PH)										2	0	0	0	0	1	1						
										0	0	0	0	0	0	0						
Inning Stats	R: 0 E: 0 K: 0 S: 2	H: 0 LOB: 0 BB: 0 P: 3	R: 0 E: 0 K: 0 S: 3	H: 0 LOB: 0 BB: 0 P: 3	R: 0 E: 0 K: 0 S: 4	H: 1 LOB: 1 BB: 0 P: 4	R: 2 E: 0 K: 0 S: 6	H: 3 LOB: 1 BB: 0 P: 6	R: 0 E: 1 K: 1 S: 7	H: 1 LOB: 2 BB: 0 P: 7	R: 0 E: 0 K: 0 S: 3	H: 1 LOB: 1 BB: 1 P: 7	R: 4 E: 0 K: 0 S: 6	H: 3 LOB: 0 BB: 1 P: 10	R: 0 E: 0 K: 0 S: 3	H: 0 LOB: 0 BB: 0 P: 3	R: 1 E: 0 K: 0 S: 5	H: 3 LOB: 2 BB: 1 P: 9	1B: 6 2B: 4 3B: 0 HR: 2	SF: 0 SAC: 0 DP: 3 HBP: 1	WP: 0 PB: 0 SB: 0 CS: 0	PA: 41
PITCHER	IP WLS BF H R ER SO BB IBB HBP BLK WP HR S P ERA WHIP																					
Norm Bass, R ERA: 5.09 Bill Fischer, R ERA: 4.26 (1, 1) (7, 1)	6.2 W 31 9 6 6 1 2 0 0 0 0 0 9 13 8.10 1.650																					

AB	37
R	7
H	12
RBI	7
BB	3
SO	1
LOB	17



Batter	1	2	3	4	5	6	7	8	9	AB	R	H	RBI	BB	SO	LOB	TOP					
Lenny Green, L OBP: 0.400, SLG: 0.416 (1, 8)	F8		P6			K		K		4	0	0	0	0	2	0	Minnesota Twins @ Los Angeles Angels Wrigley Field, Los Angeles, CA Fri Aug 18 1961, 9:05 PM CDT Att. 4,178 - Unknown - 80 F					
Billy Martin, R OBP: 0.281, SLG: 0.370 (1, 4)	5-3		6-3			4-3		2B		4	0	1	0	0	0	0						
Harmon Killebrew, R OBP: 0.411, SLG: 0.643 (1, 3)	6-3		K			K		6-3		4	0	0	0	0	2	1						
Bob Allison, R OBP: 0.359, SLG: 0.481 (1, 9)		E5 1B		G6-4-3 BB			L5		K	3	1	0	0	1	1	0						
Jim Lemon, R OBP: 0.328, SLG: 0.419 Pedro Ramos, S OBP: 0.182, SLG: 0.257 (9, PR)	K		K			6-3		PB 2B 1B		4	0	1	0	0	2	2						
Earl Battey, R OBP: 0.376, SLG: 0.471 (1, 2)		FC5-4 1B BB		G6-4-3 1-2			BB BB		K	2	0	0	0	2	1	2						
Bill Tuttle, R OBP: 0.304, SLG: 0.316 (1, 5)		FC5-4 1-2 2-H 1B			F8		BB		2B	3	0	2	2	1	0	0						
Zoilo Versalles, R OBP: 0.320, SLG: 0.385 (1, 6)		FC5-4 1-2 2-3			K		BB		F9	4	0	0	0	0	1	6						
Camilo Pascual, R OBP: 0.182, SLG: 0.161 Don Lee, R OBP: 0.087, SLG: 0.087 Joe Altobelli, L OBP: 0.417, SLG: 0.545 Bill Pleis, L OBP: 0.143, SLG: 0.143 (8, 1)	K				6-3				1-3	2	0	0	0	0	1	2						
										0	0	0	0	0	0	0						
										1	0	0	0	0	0	0						
										0	0	0	0	0	0	0						
Inning Stats	R: 0 E: 0 K: 0 S: 3	H: 0 LOB: 0 BB: 0 P: 3	R: 1 E: 1 K: 2 S: 9	H: 1 LOB: 2 BB: 1 P: 13	R: 0 E: 0 K: 1 S: 5	H: 0 LOB: 0 BB: 1 P: 5	R: 0 E: 0 K: 1 S: 4	H: 0 LOB: 0 BB: 1 P: 8	R: 0 E: 0 K: 1 S: 5	H: 0 LOB: 0 BB: 0 P: 5	R: 0 E: 0 K: 2 S: 7	H: 0 LOB: 0 BB: 0 P: 7	R: 0 E: 0 K: 0 S: 3	H: 0 LOB: 2 BB: 2 P: 11	R: 0 E: 1 K: 1 S: 6	H: 1 LOB: 1 BB: 0 P: 6	R: 1 E: 0 K: 2 S: 9	H: 2 LOB: 2 BB: 0 P: 9	1B: 2 2B: 2 3B: 0 HR: 0	SF: 0 SAC: 0 DP: 1 HBP: 0	WP: 0 PB: 1 SB: 0 CS: 0	PA: 35
PITCHER	IP WLS BF H R ER SO BB IBB HBP BLK WP HR S P ERA WHIP	9.0 W 35 4 2 0 10 4 0 0 0 0 0 51 67 0.00 0.889																				

Batter	1	2	3	4	5	6	7	8	9	AB	R	H	RBI	BB	SO	LOB	BOTTOM					
Joe Koppe, R OBP: 0.339, SLG: 0.384 (1, 6)	K		1B 1B BB	HR		K	K			4	2	1	1	1	3	3	Minnesota Twins @ Los Angeles Angels Wrigley Field, Los Angeles, CA Fri Aug 18 1961, 9:05 PM CDT Att. 4,178 - Unknown - 80 F					
Albie Pearson, L OBP: 0.404, SLG: 0.420 (1, 9)	S BB		BB 1B 1-2 2-H 1B	2B		G3		K		4	1	2	1	1	1	0						
Lee Thomas, L OBP: 0.349, SLG: 0.461 (1, 3)	F7 1-2		BB 1B 1-2 2-3 1B	K		BB		K		4	1	1	0	1	2	2						
Leon Wagner, L OBP: 0.326, SLG: 0.480 Tom Satriano, L OBP: 0.182, SLG: 0.211 (9, 5)	K		1B BB 1-2 2-3 3-H 1B	1B	BB 1B	F8		F8		4	0	1	1	1	1	2						
Ken Hunt, R OBP: 0.329, SLG: 0.492 (1, 8)		G5-4-3 BB	K		BB 1B		F9			3	0	1	0	1	1	3						
Earl Averill, R OBP: 0.389, SLG: 0.470 (1, 2)	G5-4-3 1-2		FC5-4 1B 1-2 2-H 3-H 1B		F2		BB E BB			3	0	1	2	1	0	3						
George Thomas, R OBP: 0.327, SLG: 0.457 (9, 7)	K		FC5-4 1-2		K		K			4	0	0	0	0	3	5						
Rocky Bridges, R OBP: 0.283, SLG: 0.225 (1, 4)			SH2-4 1B	K	BB 1B		BB BB			2	1	1	0	2	1	0						
Eli Grba, R OBP: 0.216, SLG: 0.313 (1, 1)			SH2-4 1-2	K	F2		BB			2	0	0	0	1	1	3						
										1B: 6 2B: 1 3B: 0 HR: 1	SF: 0 SAC: 1 DP: 1 HBP: 0	WP: 0 PB: 0 SB: 1 CS: 0	PA: 40									
Inning Stats	R: 0 E: 0 K: 2 S: 7	H: 0 LOB: 1 BB: 1 P: 11	R: 0 E: 0 K: 1 S: 4	H: 0 LOB: 0 BB: 1 P: 8	R: 4 E: 0 K: 1 S: 9	H: 4 LOB: 2 BB: 2 P: 17	R: 1 E: 0 K: 3 S: 11	H: 2 LOB: 1 BB: 0 P: 11	R: 0 E: 0 K: 1 S: 7	H: 2 LOB: 3 BB: 1 P: 11	R: 0 E: 0 K: 1 S: 5	H: 0 LOB: 1 BB: 1 P: 9	R: 0 E: 1 K: 2 S: 7	H: 0 LOB: 3 BB: 3 P: 19	R: 0 E: 0 K: 2 S: 7	H: 0 LOB: 0 BB: 0 P: 7	R: 0 E: 0 K: 2 S: 7	H: 0 LOB: 0 BB: 0 P: 7	1B: 6 2B: 1 3B: 0 HR: 1	SF: 0 SAC: 1 DP: 1 HBP: 0	WP: 0 PB: 0 SB: 1 CS: 0	PA: 40
PITCHER	IP WLS BF H R ER SO BB IBB HBP BLK WP HR S P ERA WHIP	6.0 L 31 8 5 5 9 6 0 0 0 0 0 7 19 7.50 2.333																				


Batter	1	2	3	4	5	6	7	8	9	AB	R	H	RBI	BB	SO	LOB	TOP								
Lenny Green, L OBP: 0.402, SLG: 0.425 (1, 8)	0-0 4-3		0-0 HR		0-0 1B		0-0 G3		0-0 BB SH1-3 1B	5	1	3	2	0	0	0	Minnesota Twins @ Los Angeles Angels Wrigley Field, Los Angeles, CA Sat Aug 19 1961, 5:33 AM CDT Att: 2,857 - Sunny - 89 F								
Billy Martin, R OBP: 0.281, SLG: 0.368 (1, 4)	0-0 F9		0-0 F9		0-0 1B		0-0 P3		0-0 SH1-3	4	0	1	0	0	0	0									
Harmon Killebrew, R OBP: 0.413, SLG: 0.649 (1, 3)	0-0 5-3		0-0 HR		0-3 K		0-0 FC5-4 1B		4-0 BB BB	4	1	2	1	1	1	3									
Bob Allison, R OBP: 0.359, SLG: 0.478 (1, 9)		0-0 FC5-4 1B	0-0 F2		0-3 K		0-0 FC5-4		4-0 BB BB	4	0	1	0	1	1	4									
Jim Lemon, R OBP: 0.325, SLG: 0.414 Ted Lepcio, R OBP: 0.240, SLG: 0.409 (1, 7) (8, 5)	0-0 FC5-4 1-2		0-0 F8		0-3 K		0-0 F7		0-3 K	4	0	0	0	0	1	4									
Earl Battey, R OBP: 0.374, SLG: 0.467 (1, 2)	0-0 FC5-4 1-2		0-0 F8		0-0 F8		0-0 CS 1B		0-0 P4	5	0	1	0	0	0	4									
Bill Tuttle, R OBP: 0.306, SLG: 0.331 (1, 5) (8, 8)	0-3 K		0-0 2B		0-0 F8		0-0 F8		0-0 HR	4	1	2	1	0	1	1									
Zolio Versalles, R OBP: 0.324, SLG: 0.396 (1, 6)			0-0 HR 1B		0-0 F8		0-0 HR		0-0 1B	4	2	3	1	0	0	1									
Jim Kaat, L OBP: 0.333, SLG: 0.340 Ray Moore, R (9, 1)			0-3 K		0-0 1B 1B		0-0 3-1		0-0 1B	4	0	2	0	0	1	1									
					0-0 1B		0-0 1B		0-0 1B	0	0	0	0	0	0	0									
Inning Stats	R: 0 E: 0 K: 0 S: 3	H: 0 LOB: 0 BB: 0 P: 3	R: 0 E: 0 K: 1 S: 6	H: 1 LOB: 1 BB: 0 P: 6	R: 3 E: 0 K: 1 S: 8	H: 3 LOB: 0 BB: 0 P: 8	R: 0 E: 0 K: 0 S: 4	H: 1 LOB: 1 BB: 0 P: 4	R: 0 E: 0 K: 0 S: 4	H: 3 LOB: 3 BB: 0 P: 12	R: 1 E: 0 K: 0 S: 4	H: 1 LOB: 0 BB: 0 P: 4	R: 0 E: 0 K: 0 S: 4	H: 1 LOB: 1 BB: 0 P: 4	R: 1 E: 0 K: 0 S: 5	H: 4 LOB: 1 BB: 0 P: 5	R: 0 E: 0 K: 1 S: 6	H: 1 LOB: 3 BB: 2 P: 14	1B: 10 2B: 1 3B: 0 HR: 4	SF: 0 SAC: 1 DP: 0 HBP: 0	WP: 0 PB: 0 CS: 1	PA: 42			
PITCHER	IP WLS BF H R ER SO BB IBB HBP BLK WP HR S P ERA WHIP	8.0 L 36 14 5 5 5 0 0 0 0 0 4 46 46 5.62 1.750	1.0 S 6 1 0 0 1 2 0 0 0 0 0 6 14 0.00 3.000																						

Batter	1	2	3	4	5	6	7	8	9	AB	R	H	RBI	BB	SO	LOB	BOTTOM								
Joe Koppe, R OBP: 0.336, SLG: 0.377 (1, 6)	0-0 F9		4-0 FC5 WP BB			0-0 P5		0-0 F8	0-3 K	4	0	0	0	1	1	2	Minnesota Twins @ Los Angeles Angels Wrigley Field, Los Angeles, CA Sat Aug 19 1961, 5:33 AM CDT Att: 2,857 - Sunny - 89 F								
Albie Pearson, L OBP: 0.405, SLG: 0.417 (1, 9)	0-0 F8		4-0 1-2 2-3 BB			4-0 1B BB		0-3 K		2	0	0	0	2	1	0									
Ken Hunt, R OBP: 0.329, SLG: 0.489 (1, 8)	0-3 K		0-0 FC5 2-3F			0-0 G4-6-3 1B		0-0 F9		4	0	1	0	0	1	3									
Steve Bilko, R OBP: 0.411, SLG: 0.554 (1, 3)		0-3 K		4-0 G4-6-3 BB		0-0 G4-6-3		0-0 HR 2B		3	1	1	0	1	1	2									
Earl Averill, R OBP: 0.388, SLG: 0.478 (1, 2)	0-0 5-3		0-0 G4-6-3		0-0 1-2F	0-0 6-3		0-0 HR		4	1	1	2	0	0	1									
George Thomas, R OBP: 0.331, SLG: 0.465 (1, 7)	0-3 K		0-3 K		0-3 K	0-0 F8 2B		0-0 1B 1B		4	1	2	0	0	2	0									
Eddie Yost, R OBP: 0.336, SLG: 0.201 Lee Thomas, L OBP: 0.351, SLG: 0.463 (1, 5) (9, PH)			0-0 6-3		0-0 F9	0-0 F8		0-0 1B 1B		3	0	0	0	0	0	1									
Rocky Bridges, R OBP: 0.279, SLG: 0.221 Del Rice, R OBP: 0.404, SLG: 0.473 Billy Moran, R OBP: 0.309, SLG: 0.316 Leon Wagner, L OBP: 0.325, SLG: 0.478 (1, 4) (7, PH) (8, 4) (9, PH)	0-0 F9		0-0 F9		0-0 F8	0-0 6-3		0-3 K		2	0	0	0	0	0	0									
Ted Bowsfield, R OBP: 0.171, SLG: 0.235 Ed Sadowski, R OBP: 0.299, SLG: 0.422 Jack Spring, R (9, 1)	0-0 WP 2B		0-0 1-3 2B		0-0 1-3	0-0 P5		0-0 1B		2	0	1	0	0	0	0									
Ted Kluszewski, L OBP: 0.304, SLG: 0.449 Eli Orta, R OBP: 0.216, SLG: 0.313 (9, PH)			0-0 WP 2B		0-0 1-3	0-0 P5		0-0 1-3 2H 1B		1	0	1	0	0	0	0									
Inning Stats	R: 0 E: 0 K: 1 S: 5	H: 0 LOB: 0 BB: 0 P: 5	R: 0 E: 0 K: 2 S: 7	H: 0 LOB: 0 BB: 0 P: 7	R: 0 E: 0 K: 0 S: 4	H: 1 LOB: 2 BB: 0 P: 12	R: 0 E: 0 K: 1 S: 4	H: 0 LOB: 0 BB: 1 P: 8	R: 0 E: 0 K: 0 S: 3	H: 1 LOB: 1 BB: 1 P: 7	R: 0 E: 0 K: 0 S: 4	H: 1 LOB: 1 BB: 0 P: 4	R: 0 E: 0 K: 1 S: 5	H: 0 LOB: 0 BB: 0 P: 5	R: 3 E: 0 K: 2 S: 12	H: 5 LOB: 2 BB: 0 P: 12	1B: 4 2B: 3 3B: 0 HR: 1	SF: 0 SAC: 0 DP: 2 HBP: 0	WP: 1 PB: 0 CS: 0	PA: 37					
PITCHER	IP WLS BF H R ER SO BB IBB HBP BLK WP HR S P ERA WHIP	8.1 W 33 6 3 3 5 4 0 0 0 1 1 39 55 3.24 1.200	0.2 S 4 2 0 0 2 0 0 0 0 0 0 8 8 0.00 3.000																						

AB	39
R	5
H	15
RBI	5
BB	2
SO	6
LOB	21



AB	33
R	3
H	8
RBI	3
BB	4
SO	7
LOB	12



Batter	1	2	3	4	5	6	7	8	9	AB	R	H	RBI	BB	SO	LOB	TOP								
Lenny Green, L OBP: 0.404, SLG: 0.439 (1, 8)	0-0 HR		0-0 HR	4-0 2B 6-3 IBB		0-0 L4		0-0 3-1		4	3	2	2	1	0	0	Minnesota Twins @ Los Angeles Angels Wrigley Field, Los Angeles, CA Sun Aug 20 1961, 5:33 AM CDT Att: 3,977 - Sunny - 87 F								
Billy Martin, R OBP: 0.255, SLG: 0.360 (1, 4)	0-3 K		0-3 K	0-0 6-3		0-0 5-3		0-0 F3		5	0	0	1	0	2	2									
Harmon Killebrew, R OBP: 0.413, SLG: 0.648 (1, 3)	0-0 5-3		0-0 BB 1B	0-0 2B		0-0 F8		0-0 F8		5	0	2	2	0	0	0									
Joe Altobelli, L OBP: 0.353, SLG: 0.500 Ray Moore, R (9, 1)	0-0 3-1		0-0 P6	0-0 F7				0-0 E 2B		5	1	1	0	0	1	2									
Bob Allison, R OBP: 0.360, SLG: 0.476 (1, 9)		0-3 K	4-0 BB 1-2		0-0 E SF8 1B		0-0 F7		0-3 K	4	1	1	0	1	2	1									
Earl Battey, R OBP: 0.377, SLG: 0.471 (1, 2)		0-0 1B	0-3 K		0-0 SF8 1-2 1B		4-0 FC3-6 IBB		0-0 2B	3	0	2	1	1	1	2									
Bill Tuttle, R OBP: 0.304, SLG: 0.327 (9, 8)	0-3 K			4-0 2B 6-3 BB		0-0 P4		0-0 FC3-6 IBB		4	1	0	0	1	2	3									
Zoilo Versalles, R OBP: 0.326, SLG: 0.400 (1, 6)	0-3 K			0-0 6-3 2B		0-0 F9				4	1	2	0	0	1	2									
Jack Kralick, L OBP: 0.194, SLG: 0.214 Al Schroll, R OBP: 0.500, SLG: 1.000 Ted Lepcio, R OBP: 0.240, SLG: 0.409 (4, 1) (9, 5)			0-0 HR	0-0 F5		0-0 5-3		0-0 HR		2	1	1	1	0	0	2									
										2	1	1	1	0	0	1									
										0	0	0	0	0	0	0									
Inning Stats	R: 1 E: 0 K: 1 S: 6	H: 1 LOB: 0 BB: 0 P: 6	R: 0 E: 0 K: 3 S: 10	H: 1 LOB: 1 BB: 0 P: 10	R: 2 E: 0 K: 2 S: 10	H: 3 LOB: 2 BB: 1 P: 14	R: 3 E: 0 K: 0 S: 5	H: 2 LOB: 1 BB: 2 P: 13	R: 1 E: 1 K: 0 S: 5	H: 2 LOB: 1 BB: 0 P: 5	R: 0 E: 0 K: 0 S: 3	H: 0 LOB: 0 BB: 0 P: 3	R: 1 E: 1 K: 0 S: 4	H: 1 LOB: 1 BB: 1 P: 8	R: 1 E: 0 K: 0 S: 4	H: 1 LOB: 0 BB: 0 P: 4	R: 0 E: 0 K: 3 S: 10	H: 1 LOB: 1 BB: 0 P: 10	1B: 4 2B: 4 3B: 0 HR: 4	SF: 1 SAC: 0 DP: 0 HBP: 0	WP: 0 PB: 0 SB: 0 CS: 0	PA: 43			
PITCHER	IP	WLS	BF	H	R	ER	SO	BB	IBB	HBP	BLK	WP	HR	S	P	ERA	WHIP								
Jim Donohue, R ERA: 3.55 (1, 1)	3.0		17	6	5	5	6	2	0	0	0	0	3	27	35	15.00	2.667								
Tom Morgan, R ERA: 2.9 (4, 1)	3.0	L	13	3	2	1	0	0	1	0	0	0	0	12	16	3.00	1.000								
Art Fowler, R ERA: 3.39 (7, 1)	2.0		9	2	2	1	0	0	1	0	0	0	1	8	12	4.50	1.000								
Ryne Duren, R ERA: 3.98 (9, 1)	1.0		4	1	0	0	3	0	0	0	0	0	0	10	10	0.00	1.000								

Batter	1	2	3	4	5	6	7	8	9	AB	R	H	RBI	BB	SO	LOB	BOTTOM								
Joe Koppe, R OBP: 0.333, SLG: 0.373 (1, 6)	0-0 5-3	0-0 2-4-3	0-0 1B	0-0 FC6-4 1B		0-0 P4			0-3 K	5	0	1	0	0	1	2	Minnesota Twins @ Los Angeles Angels Wrigley Field, Los Angeles, CA Sun Aug 20 1961, 5:33 AM CDT Att: 3,977 - Sunny - 87 F								
Albie Pearson, L OBP: 0.406, SLG: 0.416 (1, 9)	0-3 K		0-3 K	0-0 1B		0-0 G6-4-3 BB		4-0 BB		3	0	1	1	2	2	1									
Ken Hunt, R OBP: 0.325, SLG: 0.483 (1, 8)	0-0 P6		0-0 P5	0-0 2-3		0-0 F9		0-0 G6-4-3		5	0	0	0	0	1	5									
Steve Bilko, R OBP: 0.411, SLG: 0.553 (1, 3)		4-0 2B 1B BB	0-0 F8		0-0 2B		0-0 G6-4-3		0-0 F3	4	1	1	0	1	0	3									
Earl Averill, R OBP: 0.392, SLG: 0.510 (1, 2)		0-0 1B 1-3 2B		0-0 HR		0-3 K		0-0 HR		4	3	3	2	0	1	1									
George Thomas, R OBP: 0.342, SLG: 0.493 (1, 7) (9, 5)		0-0 F9 2-3 3-H 1B		0-0 HR		0-0 F8		0-0 1B		4	2	3	2	0	0	1									
Eddie Yost, R OBP: 0.317, SLG: 0.205 Lee Thomas, L OBP: 0.350, SLG: 0.461 (6, PH) (9, 7)		0-0 2-4-3 1B		0-0 FC6-4 1B BB		0-0 F7		0-0 F8		2	1	1	1	1	0	1									
Billy Moran, R OBP: 0.309, SLG: 0.317 Leon Wagner, L OBP: 0.324, SLG: 0.477 Rocky Bridges, R OBP: 0.279, SLG: 0.221 (1, 4) (8, PH) (9, 4)		0-0 F9		0-0 FC6-4 1B		0-0 P6		0-0 F8		3	0	1	0	0	0	2									
Jim Donohue, R OBP: 0.182, SLG: 0.227 Tom Morgan, R OBP: 0.343, SLG: 0.683 Ted Kluszewski, L OBP: 0.447, SLG: 0.847 Art Fowler, R OBP: 0.343, SLG: 0.462 Del Rice, R OBP: 0.156, SLG: 0.250 (1, 1) (4, 1) (6, PH) (7, 1) (8, PH) (9, 1)		0-3 K		0-0 B2		0-0 6-3		0-0 F7		1	0	0	0	0	1	2									
										1	0	0	0	0	0	2									
										1	0	0	0	0	0	1									
										0	0	0	0	0	0	0									
Inning Stats	R: 0 E: 0 K: 1 S: 5	H: 0 LOB: 0 BB: 0 P: 5	R: 3 E: 0 K: 1 S: 7	H: 3 LOB: 2 BB: 1 P: 11	R: 0 E: 0 K: 1 S: 6	H: 1 LOB: 1 BB: 0 P: 6	R: 3 E: 0 K: 0 S: 7	H: 4 LOB: 2 BB: 1 P: 11	R: 0 E: 0 K: 1 S: 6	H: 1 LOB: 1 BB: 0 P: 6	R: 0 E: 0 K: 0 S: 3	H: 0 LOB: 0 BB: 0 P: 3	R: 0 E: 0 K: 0 S: 2	H: 0 LOB: 0 BB: 1 P: 6	R: 1 E: 0 K: 0 S: 5	H: 2 LOB: 1 BB: 0 P: 5	R: 0 E: 0 K: 2 S: 7	H: 0 LOB: 1 BB: 1 P: 11	1B: 6 2B: 2 3B: 0 HR: 3	SF: 0 SAC: 0 DP: 1 HBP: 0	WP: 0 PB: 0 SB: 0 CS: 0	PA: 40			
PITCHER	IP	WLS	BF	H	R	ER	SO	BB	IBB	HBP	BLK	WP	HR	S	P	ERA	WHIP								
Jack Kralick, L ERA: 3.38 (1, 1)	3.2		21	8	6	6	3	2	0	0	0	0	2	24	32	14.73	2.727								
Al Schroll, R ERA: 3.43 (4, 1)	4.1	W	16	3	1	1	1	1	0	0	0	0	1	17	21	2.08	0.923								
Ray Moore, R ERA: 4.15 (9, 1)	1.0	S	4	0	0	0	2	1	0	0	0	0	0	7	11	0.00	1.000								

AB	38
R	9
H	12
RBI	8
BB	4
SO	9
LOB	15




Batter	1	2	3	4	5	6	7	8	9	AB	R	H	RBI	BB	SO	LOB	TOP										
Lenny Green, L OBP: 0.398, SLG: 0.431 (1, 8)	F9		1-3		FC5-6 1B 2B		P4			5	1	1	0	0	0	2	Minnesota Twins @ Chicago White Sox Comiskey Park, Chicago, IL Thu Aug 24 1961, 4:33 AM EDT Att: 6,703 - Unknown										
Billy Martin, R OBP: 0.256, SLG: 0.358 (1, 4)	4-3						E6		1B	5	1	2	1	0	0	1											
Harmon Killebrew, R OBP: 0.410, SLG: 0.638 (1, 3)	5-3		F8				F8			4	0	1	2	0	0	2											
Joe Altobelli, L OBP: 0.320, SLG: 0.391 Ted Lepcio, R OBP: 0.240, SLG: 0.409 (1, 7) (8, 5)		4-3	F8				F8			3	0	0	0	1	0	2											
Bob Allison, R OBP: 0.360, SLG: 0.480 (1, 9)				6-3	K				6-3	3	0	0	0	1	1	2											
Earl Battey, R OBP: 0.373, SLG: 0.464 (1, 2)				5-3	K2-3				P3	4	0	1	0	0	1	2											
Bill Tuttle, R OBP: 0.311, SLG: 0.337 (1, 5) (8, 8)							F7		P4	4	0	1	0	0	0	2											
Zoilo Versalles, R OBP: 0.324, SLG: 0.395 (1, 6)									P6	4	0	0	0	0	0	3											
Jim Kaat, L OBP: 0.345, SLG: 0.380 (1, 1)									F9	3	1	1	0	1	1	0											
Inning Stats	R: 0 E: 0 K: 0 S: 3	H: 0 LOB: 0 BB: 0 P: 3	R: 0 E: 0 K: 0 S: 4	H: 1 LOB: 2 BB: 1 P: 8	R: 1 E: 0 K: 0 S: 5	H: 2 LOB: 1 BB: 0 P: 5	R: 0 E: 0 K: 0 S: 4	H: 1 LOB: 1 BB: 0 P: 4	R: 2 E: 0 K: 2 S: 9	H: 2 LOB: 2 BB: 2 P: 17	R: 0 E: 0 K: 1 S: 5	H: 0 LOB: 0 BB: 0 P: 5	R: 0 E: 1 K: 0 S: 4	H: 0 LOB: 1 BB: 0 P: 4	R: 0 E: 0 K: 0 S: 3	H: 0 LOB: 0 BB: 0 P: 3		R: 0 E: 0 K: 0 S: 4	H: 1 LOB: 1 BB: 0 P: 4	1B: 3 2B: 3 3B: 1 HR: 0	SF: 0 SAC: 0 DP: 0 HBP: 0	WP: 0 PB: 0 CS: 0	PA: 38				
PITCHER	IP	WLS	BF	H	R	ER	SO	BB	IBB	HBP	BLK	WP	HR	S	P	ERA	WHIP										
Ray Herbert, R ERA: 4.79 (1, 1)	4.1	L	22	6	3	3	0	3	0	0	0	0	0	19	31	6.23	2.077										
Warren Hacker, R ERA: 3.74 (5, 1)	3.2		12	0	0	0	3	0	0	0	0	0	0	18	18	0.00	0.000										
Turk Lown, R ERA: 2.39 (9, 1)	1.0		4	1	0	0	0	0	0	0	0	0	0	4	4	0.00	1.000										
Batter	1	2	3	4	5	6	7	8	9	AB	R	H	RBI	BB	SO	LOB	BOTTOM										
Luis Aparicio, R OBP: 0.315, SLG: 0.358 (1, 6)					6-3					3	0	1	0	1	0	0	Minnesota Twins @ Chicago White Sox Comiskey Park, Chicago, IL Thu Aug 24 1961, 4:33 AM EDT Att: 6,703 - Unknown										
Floyd Robinson, L OBP: 0.391, SLG: 0.451 (1, 9)										3	0	1	0	0	2	0											
Jim Landis, R OBP: 0.354, SLG: 0.467 (1, 8)										4	0	1	0	0	0	2											
Roy Sievers, R OBP: 0.387, SLG: 0.561 (1, 3)										4	0	1	0	0	0	1											
Minnie Minoso, R OBP: 0.363, SLG: 0.414 (1, 7)										4	0	1	0	0	0	2											
Al Smith, R OBP: 0.343, SLG: 0.499 (1, 5)										4	0	0	0	0	0	2											
Nellie Fox, L OBP: 0.323, SLG: 0.297 (1, 4)										2	0	0	0	1	0	1											
Cam Carreon, R OBP: 0.341, SLG: 0.366 (1, 2)										3	0	0	0	0	0	2											
Ray Herbert, R OBP: 0.194, SLG: 0.206 Warren Hacker, R (1, 1) (5, 1)										1	0	0	0	0	0	0											
Bob Roselli, R OBP: 0.290, SLG: 0.355 Turk Lown, R (8, PH) (9, 1)										1	0	0	0	0	0	0											
Inning Stats	R: 0 E: 0 K: 0 S: 3	H: 2 LOB: 0 BB: 0 P: 3	R: 0 E: 1 K: 0 S: 4	H: 0 LOB: 2 BB: 1 P: 8	R: 0 E: 0 K: 0 S: 3	H: 0 LOB: 1 BB: 1 P: 7	R: 0 E: 0 K: 0 S: 4	H: 1 LOB: 1 BB: 0 P: 4	R: 0 E: 0 K: 0 S: 3	H: 0 LOB: 0 BB: 0 P: 3	R: 0 E: 0 K: 1 S: 6	H: 1 LOB: 1 BB: 0 P: 6	R: 0 E: 0 K: 0 S: 3	H: 0 LOB: 0 BB: 0 P: 3	R: 0 E: 0 K: 1 S: 5	H: 0 LOB: 0 BB: 0 P: 5	R: 0 E: 0 K: 0 S: 4	H: 1 LOB: 1 BB: 0 P: 4	1B: 5 2B: 1 3B: 0 HR: 0	SF: 0 SAC: 1 DP: 1 HBP: 0	WP: 1 PB: 0 CS: 0	PA: 33					
PITCHER	IP	WLS	BF	H	R	ER	SO	BB	IBB	HBP	BLK	WP	HR	S	P	ERA	WHIP										
Jim Kaat, L ERA: 3.82 (1, 1)	9.0	W	33	5	0	0	2	2	0	0	0	1	0	35	43	0.00	0.778										

Batter	1	2	3	4	5	6	7	8	9	AB	R	H	RBI	BB	SO	LOB	TOP								
Jim Busby, R (1, 8) <small>OBP: 0.335, SLG: 0.419</small> Whitney Hazard, L (6, PH) <small>OBP: 0.403, SLG: 0.419</small> Dave Philley, S (6, PH) <small>OBP: 0.334, SLG: 0.392</small> Russ Snyder, L (6, PH) <small>OBP: 0.323, SLG: 0.392</small>										3	1	2	0	0	0	2									
Earl Robinson, R (1, 9) <small>OBP: 0.383, SLG: 0.439</small>										4	0	2	1	1	0	3									
Jackie Brandt, R (1, 7) <small>OBP: 0.383, SLG: 0.463</small>										4	0	2	0	0	0	2									
Brooks Robinson, R (1, 5) <small>OBP: 0.341, SLG: 0.381</small>										4	1	1	1	0	1	3									
Dick Williams, R (1, 3) <small>OBP: 0.252, SLG: 0.354</small> Jim Gentile, L (7, PH) <small>OBP: 0.448, SLG: 0.684</small>										2	0	0	0	0	0	3									
Hank Foiles, R (1, 2) <small>OBP: 0.323, SLG: 0.477</small>										5	1	2	1	0	2	4									
Jerry Adair, R (1, 6) <small>OBP: 0.311, SLG: 0.385</small>										4	1	2	0	1	0	2									
Mary Breeding, R (1, 4) <small>OBP: 0.248, SLG: 0.259</small>										4	1	1	1	0	1	3									
Jack Fisher, R (1, 1) <small>OBP: 0.167, SLG: 0.111</small>										2	0	1	1	0	0	0									
Inning Stats	R: 1 E: 0 K: 0 S: 5	H: 2 LOB: 1 BB: 0 P: 5	R: 0 E: 0 K: 0 S: 5	H: 2 LOB: 2 BB: 0 P: 5	R: 0 E: 0 K: 1 S: 6	H: 1 LOB: 2 BB: 0 P: 10	R: 0 E: 0 K: 1 S: 5	H: 0 LOB: 0 BB: 0 P: 5	R: 0 E: 0 K: 0 S: 3	H: 1 LOB: 0 BB: 0 P: 3	R: 4 E: 1 K: 1 S: 11	H: 6 LOB: 2 BB: 0 P: 11	R: 0 E: 0 K: 1 S: 5	H: 0 LOB: 0 BB: 0 P: 5	R: 0 E: 0 K: 0 S: 4	H: 1 LOB: 2 BB: 0 P: 8	R: 0 E: 0 K: 1 S: 7	H: 2 LOB: 2 BB: 0 P: 7	1B: 14 2B: 1 3B: 0 HR: 0	SF: 1 SAC: 4 DP: 1 HBP: 0	WP: 0 PB: 0 SB: 0 CS: 0	PA: 43			
PITCHER	IP	WLS	BF	H	R	ER	SO	BB	IBB	HBP	BLK	WP	HR	S	P	ERA	WHIP								
Jack Kralick, L (1, 1) <small>ERA: 3.51</small> Don Lee, R (6, 1) <small>ERA: 3.33</small> Bill Pleis, L (6, 1) <small>ERA: 6.86</small>	5.1	L	26	10	5	5	2	1	0	0	0	0	0	29	33	8.44	2.062								

Baltimore Orioles @ Minnesota Twins
Metropolitan Stadium, Bloomington, MI
Fri Aug 25 1961, 8:05 PM EDT
Att: 24,974 - Unknown - 77 F


AB 36
R 5
H 15
RBI 5
BB 2
SO 5
LOB 24



Batter	1	2	3	4	5	6	7	8	9	AB	R	H	RBI	BB	SO	LOB	BOTTOM								
Lenny Green, L (1, 8) <small>OBP: 0.397, SLG: 0.429</small>										4	1	1	0	0	0	1									
Billy Martin, R (1, 4) <small>OBP: 0.280, SLG: 0.361</small>										4	1	2	0	0	1	0									
Harmon Killebrew, R (1, 3) <small>OBP: 0.466, SLG: 0.632</small>										4	0	0	0	0	0	3									
Joe Altobelli, L (1, 7) <small>OBP: 0.345, SLG: 0.407</small>										4	0	2	1	0	1	0									
Bob Allison, R (1, 9) <small>OBP: 0.361, SLG: 0.480</small>										2	0	1	1	1	0	0									
Earl Battey, R (1, 2) <small>OBP: 0.369, SLG: 0.459</small>										4	0	0	0	0	2	4									
Bill Tuttle, R (1, 5) <small>OBP: 0.316, SLG: 0.340</small>										3	0	2	0	1	0	0									
Zoilo Versalles, R (1, 6) <small>OBP: 0.321, SLG: 0.392</small>										4	0	0	0	0	1	4									
Jack Kralick, L (1, 1) <small>OBP: 0.189, SLG: 0.208</small> Don Lee, R (6, 1) <small>OBP: 0.087, SLG: 0.087</small> Julio Becquer, L (7, PH) <small>OBP: 0.265, SLG: 0.494</small> Bill Pleis, L (6, 1) <small>OBP: 0.143, SLG: 0.143</small> Hai Naragon, L (6, PH) <small>OBP: 0.313, SLG: 0.389</small>										2	0	0	0	0	1	1									
Inning Stats	R: 0 E: 0 K: 0 S: 3	H: 1 LOB: 0 BB: 0 P: 3	R: 0 E: 0 K: 1 S: 6	H: 1 LOB: 2 BB: 1 P: 10	R: 0 E: 0 K: 1 S: 5	H: 0 LOB: 0 BB: 0 P: 5	R: 0 E: 0 K: 1 S: 5	H: 0 LOB: 0 BB: 0 P: 5	R: 0 E: 0 K: 0 S: 3	H: 0 LOB: 1 BB: 1 P: 7	R: 2 E: 0 K: 1 S: 8	H: 3 LOB: 1 BB: 0 P: 8	R: 0 E: 0 K: 1 S: 6	H: 1 LOB: 1 BB: 0 P: 6	R: 0 E: 0 K: 1 S: 7	H: 2 LOB: 2 BB: 0 P: 7	R: 0 E: 0 K: 1 S: 5	H: 0 LOB: 0 BB: 0 P: 5	1B: 8 2B: 0 3B: 0 HR: 0	SF: 1 SAC: 0 DP: 1 HBP: 0	WP: 2 PB: 0 SB: 0 CS: 0	PA: 36			
PITCHER	IP	WLS	BF	H	R	ER	SO	BB	IBB	HBP	BLK	WP	HR	S	P	ERA	WHIP								
Jack Fisher, R (1, 1) <small>ERA: 4.03</small>	9.0	W	36	8	2	2	7	2	0	0	0	2	0	48	56	2.00	1.111								

Baltimore Orioles @ Minnesota Twins
Metropolitan Stadium, Bloomington, MI
Fri Aug 25 1961, 8:05 PM EDT
Att: 24,974 - Unknown - 77 F

AB 33
R 2
H 8
RBI 2
BB 2
SO 7
LOB 14



Batter	1	2	3	4	5	6	7	8	9	AB	R	H	RBI	BB	SO	LOB	TOP					
Brooks Robinson, R (1, 5) OBP: 0.340, SLG: 0.378										4	1	0	0	1	1	2						
Whitely Herzog, L (1, 7) OBP: 0.405, SLG: 0.424										4	1	2	1	0	1	0						
Dave Philley, S (9, PH) OBP: 0.301, SLG: 0.389										1	0	0	0	0	0	1						
Jim Busby, R (9, 8) OBP: 0.319, SLG: 0.326										0	0	0	0	0	0	0						
Jackie Brandt, R (1, 8) OBP: 0.384, SLG: 0.462										3	2	1	0	1	0	0						
Jim Gentile, L (1, 3) OBP: 0.448, SLG: 0.690										4	1	2	2	0	0	1						
Earl Robinson, R (1, 9) OBP: 0.372, SLG: 0.459										2	1	1	1	2	0	2						
Charlie Lau, L (1, 2) OBP: 0.324, SLG: 0.271										3	0	1	0	0	0	1						
Jerry Adair, R (1, 6) OBP: 0.310, SLG: 0.381										3	0	0	0	1	1	2						
Mary Breeding, R (1, 4) OBP: 0.243, SLG: 0.254										4	0	0	0	0	0	3						
Chuck Estrada, R (1, 1) OBP: 0.150, SLG: 0.138										3	1	1	0	0	1	3						
Dick Williams, R (9, PH) OBP: 0.254, SLG: 0.354										0	0	0	0	1	0	0						
Wes Stock, R (9, 1)										0	0	0	0	0	0	0						
Inning Stats	R: 4 E: 1 K: 0 S: 6	H: 3 LOB: 2 BB: 3 P: 18	R: 0 E: 0 K: 0 S: 3	H: 0 LOB: 1 BB: 1 P: 7	R: 0 E: 0 K: 0 S: 2	H: 0 LOB: 0 BB: 1 P: 6	R: 1 E: 0 K: 0 S: 4	H: 2 LOB: 1 BB: 0 P: 4	R: 1 E: 1 K: 1 S: 7	H: 2 LOB: 1 BB: 0 P: 7	R: 0 E: 0 K: 2 S: 7	H: 0 LOB: 0 BB: 0 P: 7	R: 0 E: 0 K: 1 S: 5	H: 0 LOB: 0 BB: 0 P: 5	R: 1 E: 0 K: 0 S: 4	H: 1 LOB: 0 BB: 0 P: 4	R: 0 E: 0 K: 0 S: 2	H: 0 LOB: 0 BB: 1 P: 6	1B: 4 2B: 2 3B: 0 HR: 2	SF: 0 SAC: 1 DP: 2 HBP: 0	WP: 0 PB: 0 SB: 0 CS: 0	PA: 38
PITCHER	IP WLS BF H R ER SO BB IBB HBP BLK WP HR S P ERA WHIP																					
Al Schroll, R (1, 1) ERA: 4.71	0.0 L 6 3 4 3 0 2 0 0 0 0 0 1 4 12 ∞ ∞																					
Danny McDevitt, L (1, 1) ERA: 4.38	5.0 19 4 2 1 1 3 0 0 0 0 0 0 18 30 1.80 1.400																					
Don Lee, R (6, 1) ERA: 3.32	3.0 10 1 1 1 3 0 0 0 0 0 0 1 16 16 3.00 0.333																					
Bill Pleis, L (9, 1) ERA: 6.7	1.0 3 0 0 0 0 1 0 0 0 0 0 0 2 6 0.00 1.000																					
Batter	1	2	3	4	5	6	7	8	9	AB	R	H	RBI	BB	SO	LOB	BOTTOM					
Lenny Green, L (1, 8) OBP: 0.396, SLG: 0.428										4	0	1	0	0	0	1						
Billy Martin, R (1, 4) OBP: 0.280, SLG: 0.359										4	0	1	0	0	0	1						
Harmon Killebrew, R (1, 3) OBP: 0.493, SLG: 0.626										4	0	0	0	0	1	1						
Joe Altobelli, L (1, 7) OBP: 0.333, SLG: 0.367										3	0	0	0	1	1	0						
Bob Allison, R (1, 9) OBP: 0.360, SLG: 0.478										4	1	1	0	0	0	1						
Earl Battey, R (1, 2) OBP: 0.370, SLG: 0.457										2	1	0	0	2	1	2						
Bill Tuttle, R (1, 5) OBP: 0.317, SLG: 0.342										4	2	2	0	0	1	2						
Zoilo Versalles, R (1, 6) OBP: 0.320, SLG: 0.395										4	0	1	2	0	0	3						
Al Schroll, R (1, 1) OBP: 0.290, SLG: 1.000										0	0	0	0	0	0	0						
Danny McDevitt, L (1, 1) OBP: 0.335, SLG: 0.247										1	0	0	0	0	1	0						
Jim Lemon, R (5, PH) OBP: 0.335, SLG: 0.427										1	0	1	2	0	0	0						
Pedro Ramos, S (5, PH) OBP: 0.335, SLG: 0.247										0	0	0	0	0	0	0						
Don Lee, R (6, 1) OBP: 0.335, SLG: 0.247										0	0	0	0	0	0	0						
Julio Becquer, L (8, PH) OBP: 0.335, SLG: 0.488										1	0	0	0	0	1	0						
Bill Pleis, L (9, 1) OBP: 0.335, SLG: 0.143										0	0	0	0	0	0	0						
Hal Naragon, S (9, PH) OBP: 0.335, SLG: 0.386										1	0	0	0	0	1	0						
Inning Stats	R: 0 E: 0 K: 0 S: 3	H: 1 LOB: 0 BB: 0 P: 3	R: 0 E: 0 K: 0 S: 3	H: 0 LOB: 1 BB: 1 P: 7	R: 0 E: 0 K: 1 S: 5	H: 0 LOB: 0 BB: 0 P: 5	R: 0 E: 0 K: 2 S: 7	H: 0 LOB: 0 BB: 0 P: 7	R: 2 E: 0 K: 1 S: 8	H: 3 LOB: 1 BB: 0 P: 8	R: 0 E: 0 K: 0 S: 3	H: 0 LOB: 0 BB: 0 P: 3	R: 0 E: 0 K: 1 S: 5	H: 0 LOB: 1 BB: 1 P: 9	R: 0 E: 0 K: 1 S: 6	H: 1 LOB: 0 BB: 0 P: 6	R: 2 E: 0 K: 0 S: 5	H: 2 LOB: 1 BB: 1 P: 9	1B: 5 2B: 1 3B: 1 HR: 0	SF: 0 SAC: 0 DP: 1 HBP: 0	WP: 0 PB: 0 SB: 0 CS: 0	PA: 36
PITCHER	IP WLS BF H R ER SO BB IBB HBP BLK WP HR S P ERA WHIP																					
Chuck Estrada, R (1, 1) ERA: 4.08	8.0 W 30 5 2 2 6 2 0 0 0 1 0 0 40 48 2.25 0.875																					
Wes Stock, R (9, 1) ERA: 2.95	1.0 S 6 2 2 2 0 1 0 0 0 0 0 0 5 9 18.00 3.000																					

Baltimore Orioles @ Minnesota Twins
Metropolitan Stadium, Bloomington, MI
Sat Aug 26 1961, 4:33 AM EDT
Att: 19,397 - Unknown - 75 F

AB 31
R 7
H 8
RBI 4
BB 6
SO 4
LOB 15



Baltimore Orioles @ Minnesota Twins
Metropolitan Stadium, Bloomington, MI
Sat Aug 26 1961, 4:33 AM EDT
Att: 19,397 - Unknown - 75 F

AB 33
R 4
H 7
RBI 4
BB 3
SO 6
LOB 12




Batter	1	2	3	4	5	6	7	8	9	AB	R	H	RBI	BB	SO	LOB	TOP			
Brooks Robinson, R OBP: 0.340, SLG: 0.379	F8		F8					5-3		4	0	1	0	0	0	0	Baltimore Orioles @ Minnesota Twins Metropolitan Stadium, Bloomington, MI Sun Aug 27 1961, 4:33 AM EDT Att: 19,406 - Unknown - 69 F			
Whitey Herzog, L OBP: 0.403, SLG: 0.425	K		K							4	0	1	0	0	2	2				
Jackie Brandt, R OBP: 0.380, SLG: 0.457	F7							F8		4	0	0	0	0	0	1				
Jim Gentile, L OBP: 0.447, SLG: 0.685		F6								3	0	0	0	1	1	1				
Earl Robinson, R OBP: 0.374, SLG: 0.484										4	1	2	1	0	1	2				
Charlie Lau, L OBP: 0.311, SLG: 0.258		P3								4	0	0	0	0	0	1				
Jerry Adair, R OBP: 0.306, SLG: 0.376		6-3								4	0	0	0	0	0	1				
Mary Breeding, R OBP: 0.248, SLG: 0.258			F7							4	0	2	0	0	0	0				
Mitt Pappas, R OBP: 0.125, SLG: 0.309										4	2	2	2	0	0	2				
Inning Stats	R: 0 E: 0 K: 1 S: 5	H: 0 LOB: 0 BB: 0 P: 5	R: 0 E: 0 K: 0 S: 4	H: 1 LOB: 1 BB: 0 P: 4	R: 1 E: 0 K: 1 S: 6	H: 1 LOB: 0 BB: 0 P: 6	R: 1 E: 1 K: 1 S: 6	H: 1 LOB: 0 BB: 0 P: 6	R: 0 E: 0 K: 0 S: 5	H: 2 LOB: 2 BB: 0 P: 5	R: 0 E: 0 K: 0 S: 3	H: 0 LOB: 0 BB: 0 P: 3	R: 1 E: 0 K: 0 S: 5	H: 2 LOB: 2 BB: 1 P: 9	R: 0 E: 0 K: 0 S: 4	H: 1 LOB: 1 BB: 0 P: 4		1B: 2 2B: 3 3B: 0 HR: 3	SF: 0 SAC: 0 DP: 0 HBP: 0	WP: 0 PB: 0 SB: 0 CS: 1
PITCHER	IP	WLS	BF	H	R	ER	SO	BB	IBB	HBP	BLK	WP	HR	S	P	ERA	WHIP			
Pedro Ramos, R ERA: 4.07	(1, 1)	8.0	L	32	7	3	3	4	0	1	0	0	0	3	39	43	3.38	0.875		
Ray Moore, R ERA: 4.06	(9, 1)	1.0		4	1	0	0	0	0	0	0	0	0	4	4	0.00	1.000			


AB	35
R	3
H	8
RBI	3
BB	1
SO	4
LOB	10

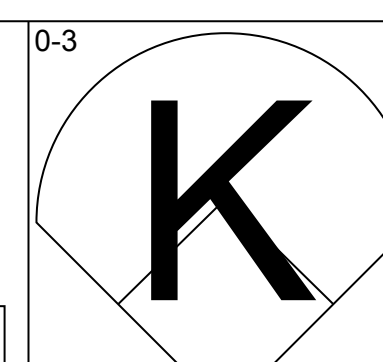
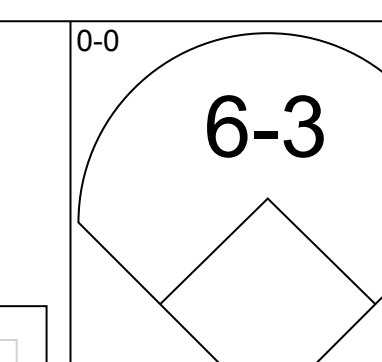
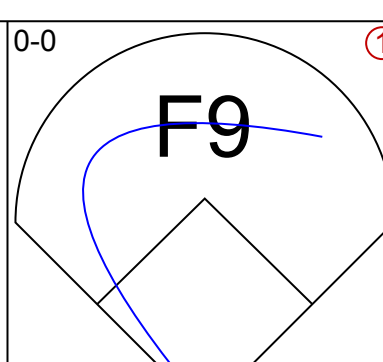
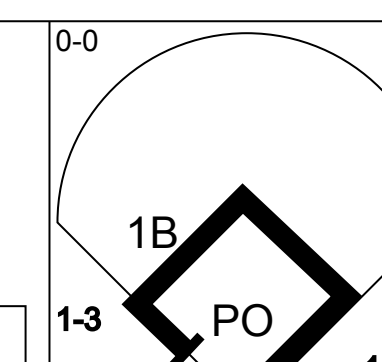
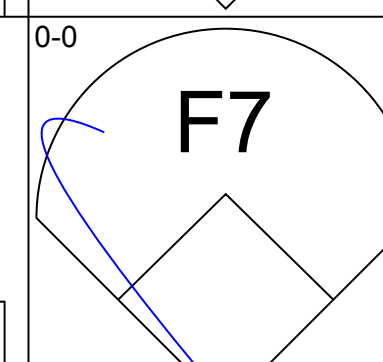
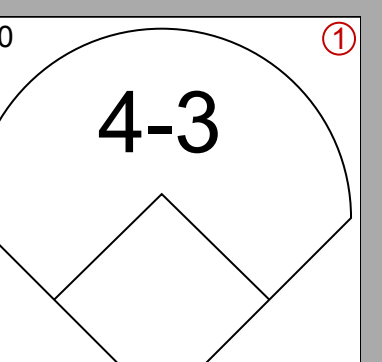
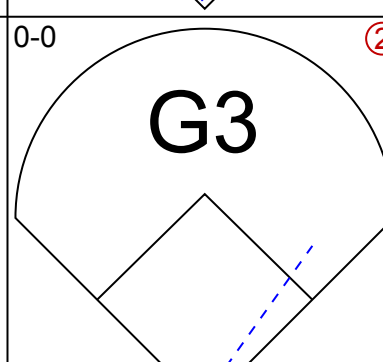
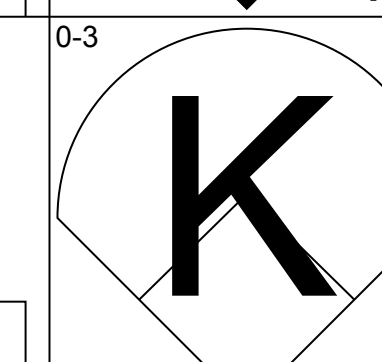
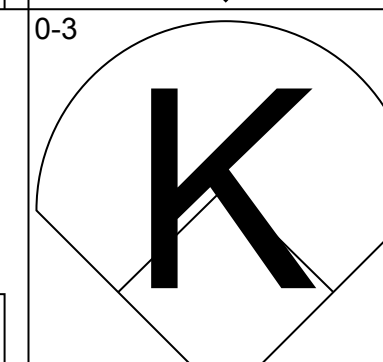
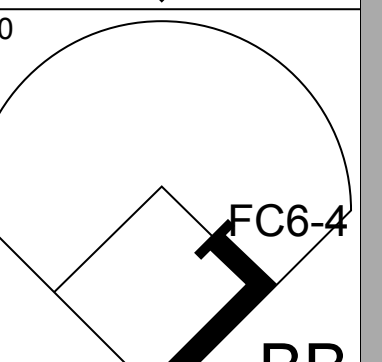
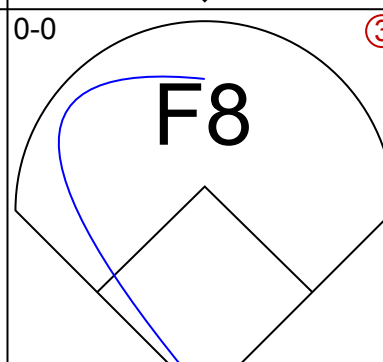
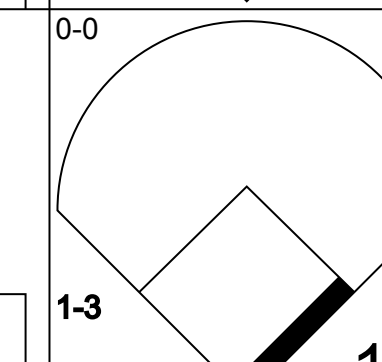
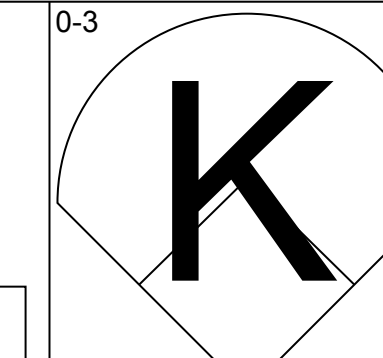
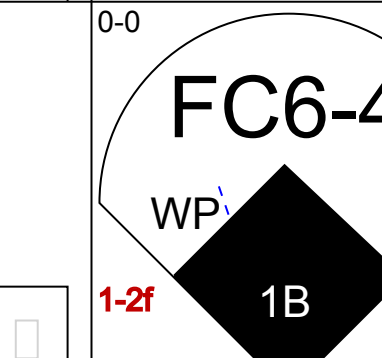
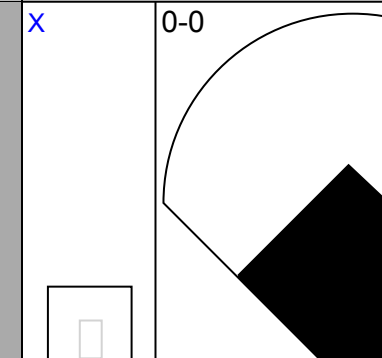
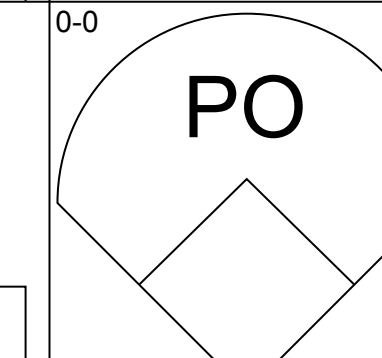
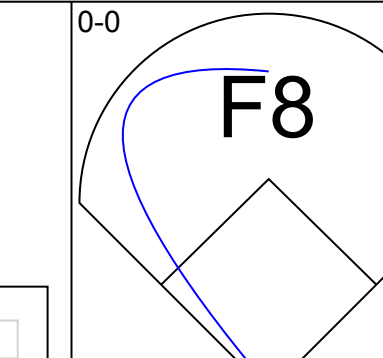
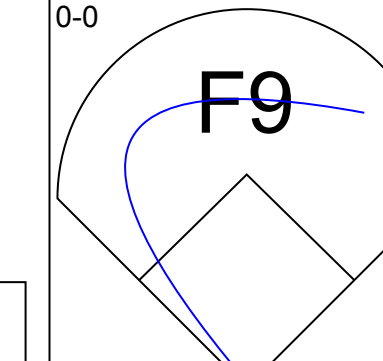
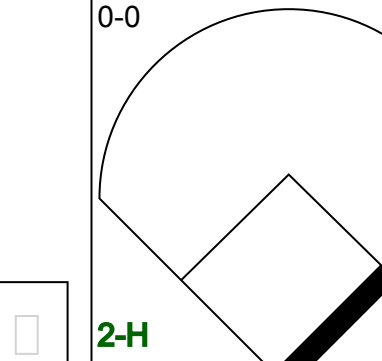
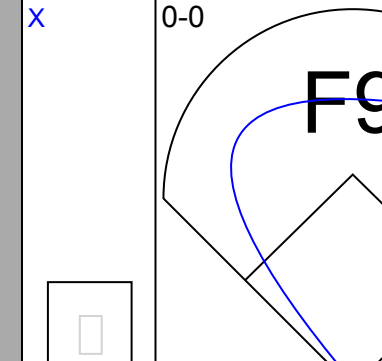
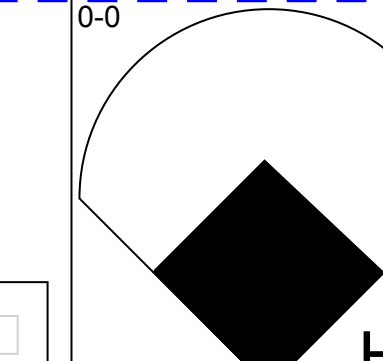
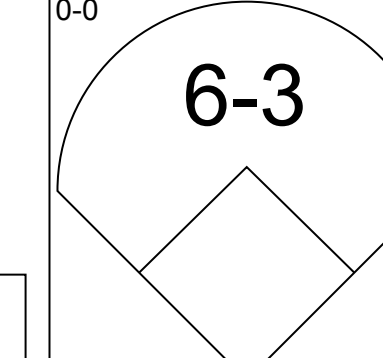
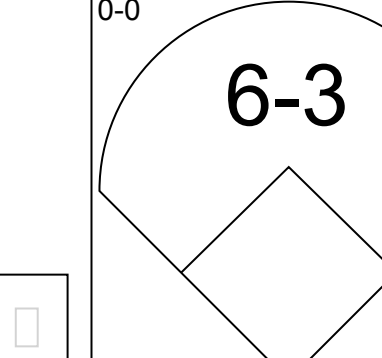
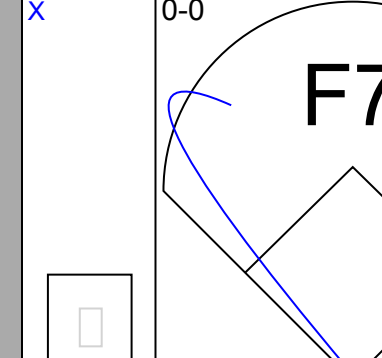
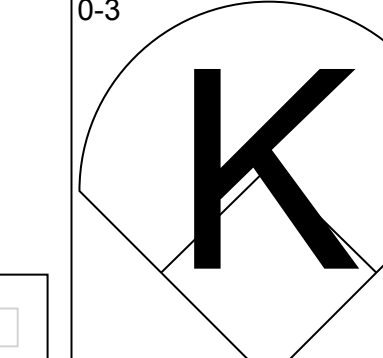
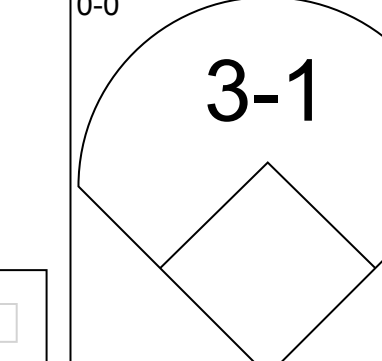
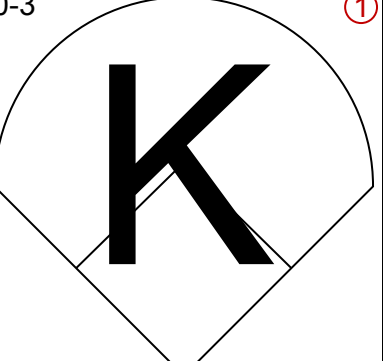
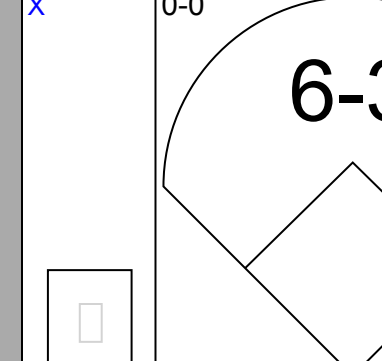
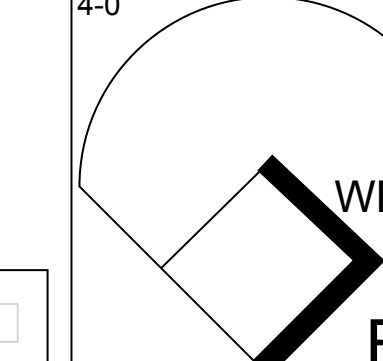
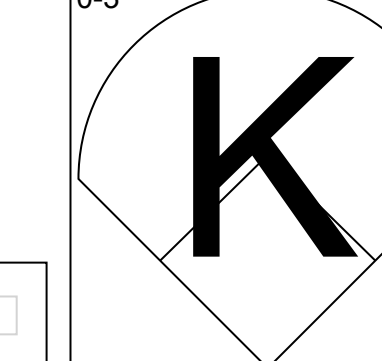
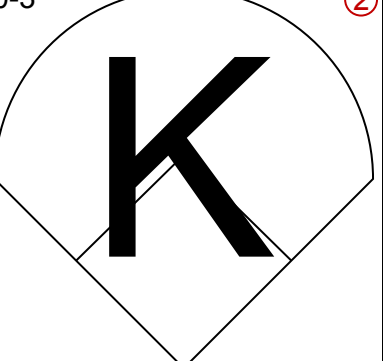
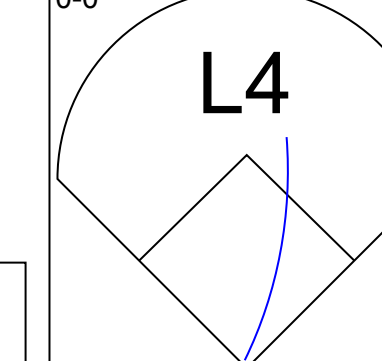
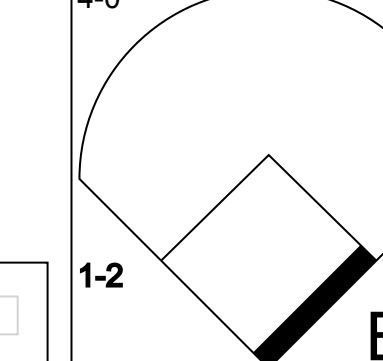
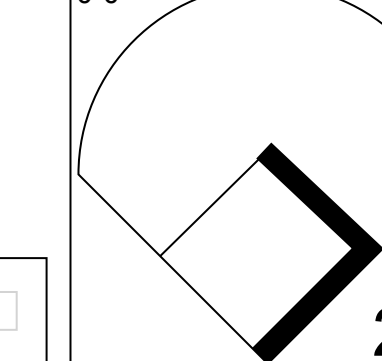
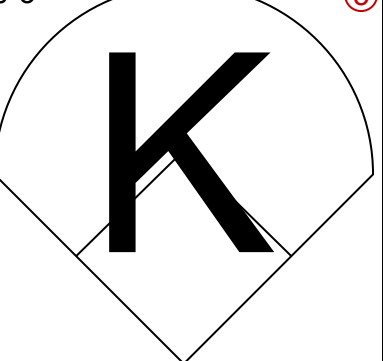
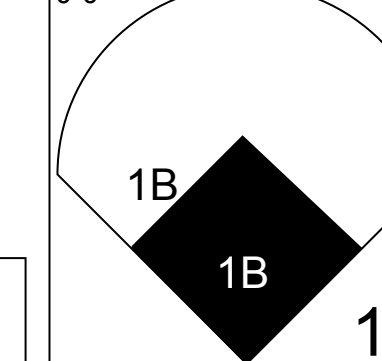
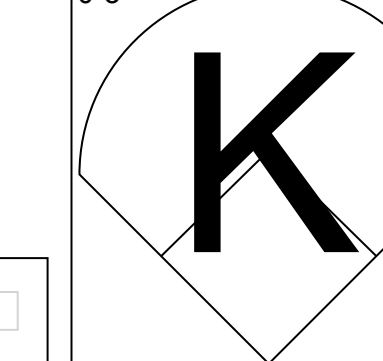


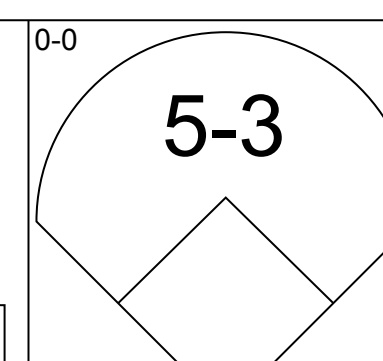
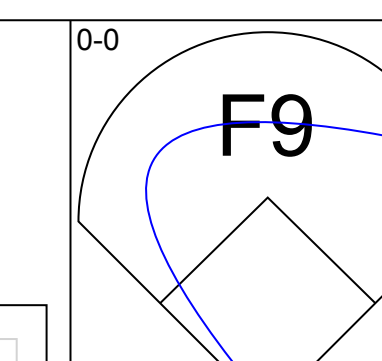
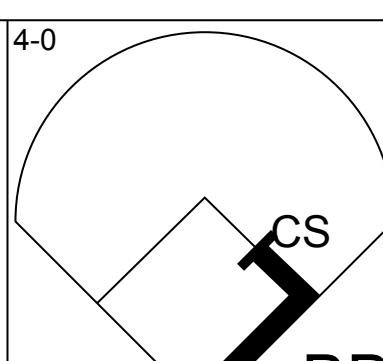
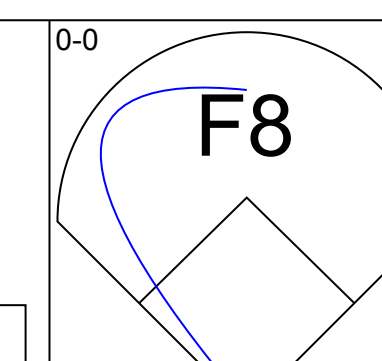
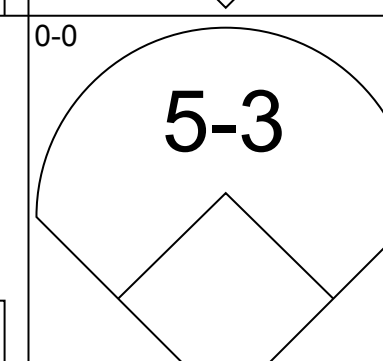
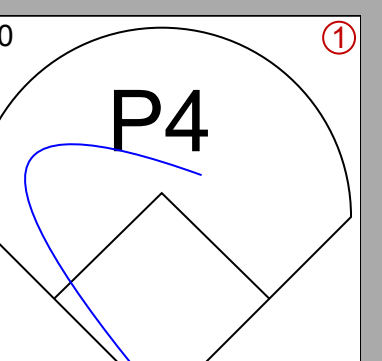
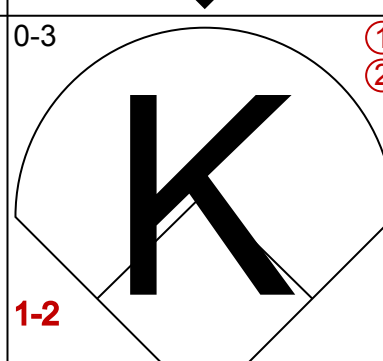
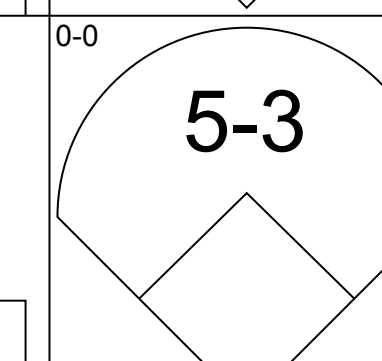
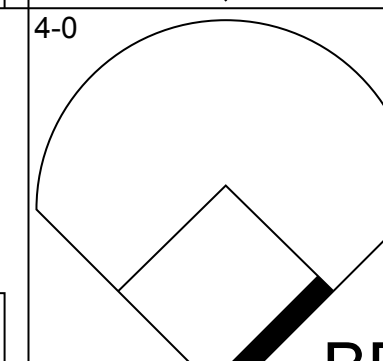
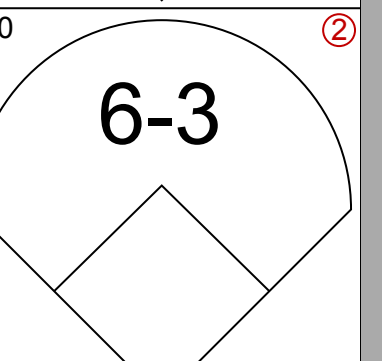
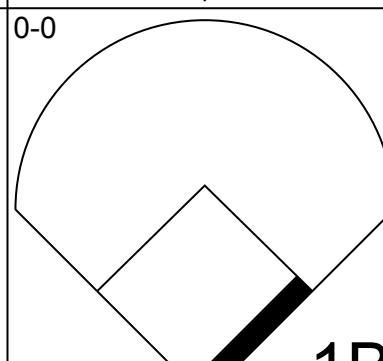
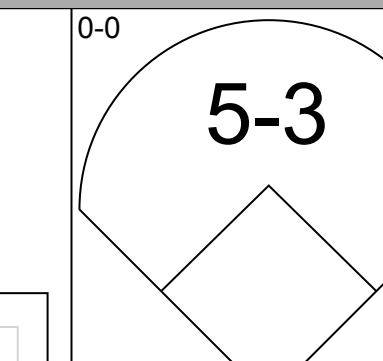
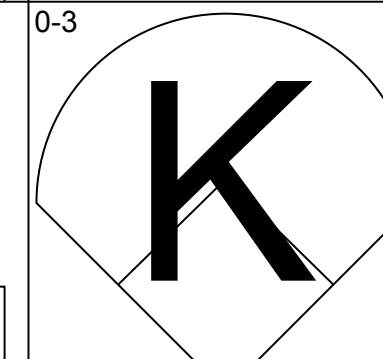
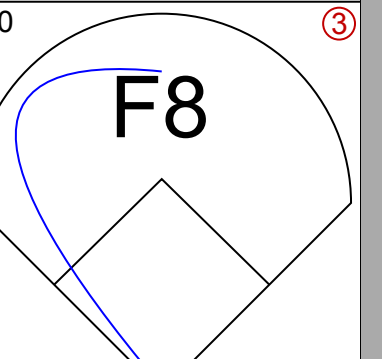
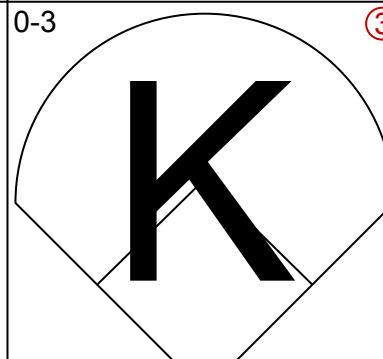
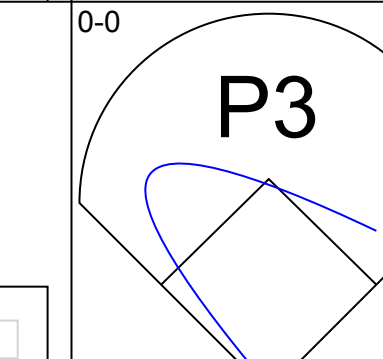
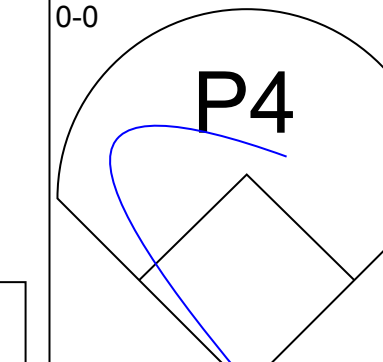
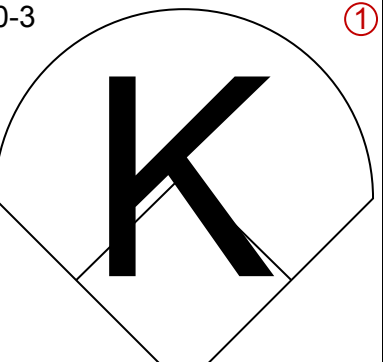
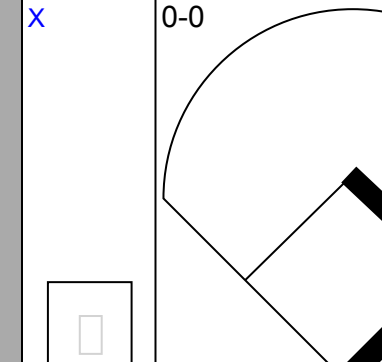
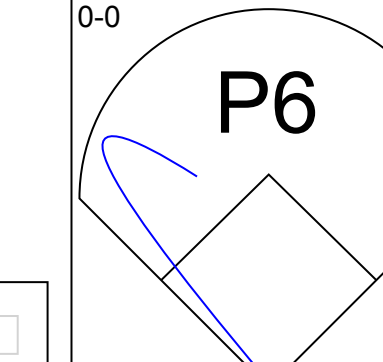
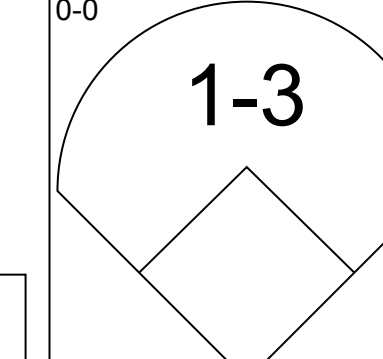
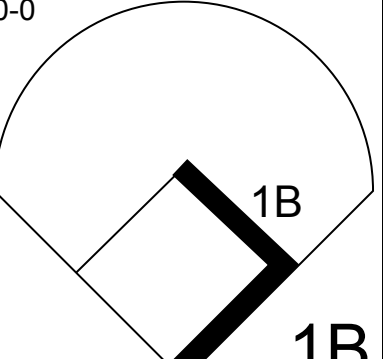
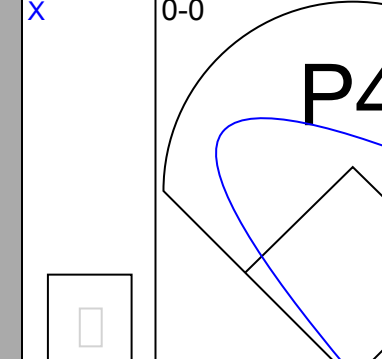
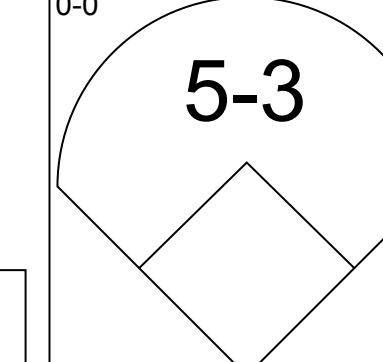
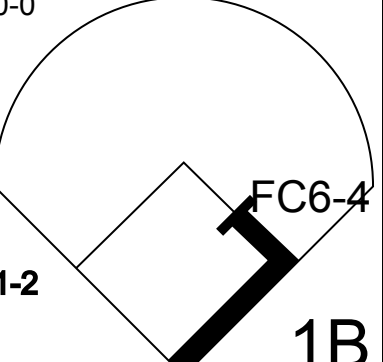
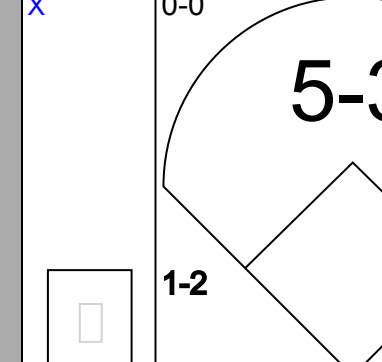
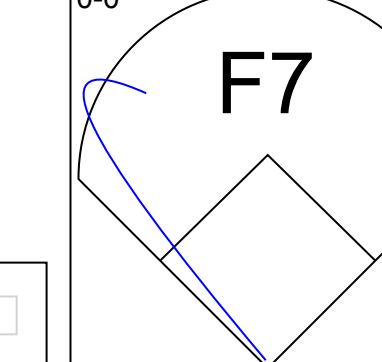
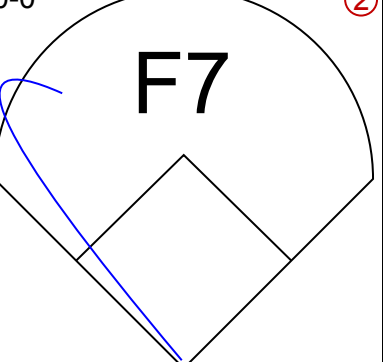
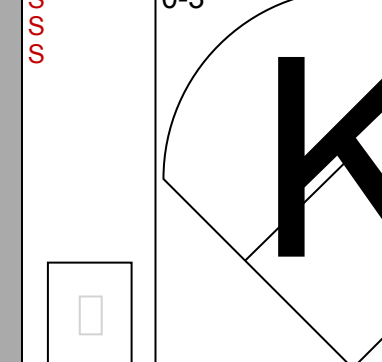
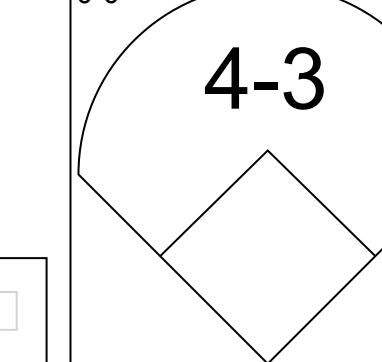
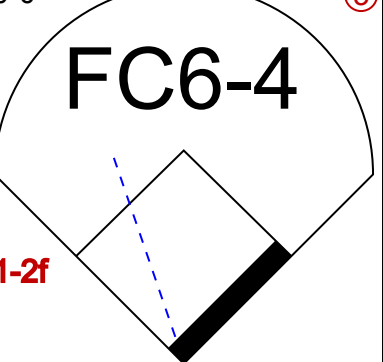
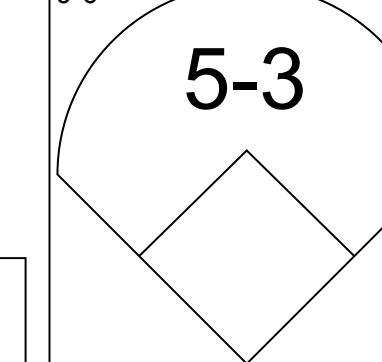
Batter	1	2	3	4	5	6	7	8	9	AB	R	H	RBI	BB	SO	LOB	BOTTOM			
Lenny Green, L OBP: 0.397, SLG: 0.429			F8					F9		3	0	1	0	0	0	0	Baltimore Orioles @ Minnesota Twins Metropolitan Stadium, Bloomington, MI Sun Aug 27 1961, 4:33 AM EDT Att: 19,406 - Unknown - 69 F			
Billy Martin, R OBP: 0.256, SLG: 0.353	K							4-3		4	0	0	0	0	3	2				
Harmon Killebrew, R OBP: 0.400, SLG: 0.620	5-3									4	0	0	0	0	2	2				
Joe Altobelli, L OBP: 0.351, SLG: 0.344	G3									2	0	0	0	2	0	1				
Bob Allison, R OBP: 0.361, SLG: 0.480		F7								3	0	1	0	1	0	2				
Earl Battey, R OBP: 0.367, SLG: 0.452		5-3								4	0	0	0	0	1	3				
Bill Tuttle, R OBP: 0.315, SLG: 0.339										3	0	0	0	0	0	0				
Zoilo Versalles, R OBP: 0.318, SLG: 0.392			K							3	0	0	0	0	3	0				
Pedro Ramos, S OBP: 0.181, SLG: 0.241										2	0	0	0	0	1	0				
Julio Becquer, L OBP: 0.259, SLG: 0.481			K							1	0	0	0	0	1	0				
Ray Moore, R ERA: 4.06	(9, 1)							K		0	0	0	0	0	0	0				
Inning Stats	R: 0 E: 0 K: 1 S: 6	H: 1 LOB: 1 BB: 0 P: 6	R: 0 E: 0 K: 0 S: 3	H: 0 LOB: 0 BB: 0 P: 3	R: 0 E: 0 K: 2 S: 7	H: 0 LOB: 0 BB: 0 P: 7	R: 0 E: 0 K: 2 S: 8	H: 1 LOB: 2 BB: 1 P: 12	R: 0 E: 0 K: 1 S: 5	H: 0 LOB: 0 BB: 0 P: 5	R: 0 E: 1 K: 2 S: 7	H: 0 LOB: 2 BB: 1 P: 12	R: 0 E: 0 K: 2 S: 7	H: 0 LOB: 0 BB: 0 P: 7	R: 0 E: 0 K: 1 S: 5	H: 0 LOB: 1 BB: 1 P: 7	1B: 0 2B: 2 3B: 0 HR: 0	SF: 0 SAC: 0 DP: 0 HBP: 1	WP: 0 PB: 0 SB: 1 CS: 0	PA: 33
PITCHER	IP	WLS	BF	H	R	ER	SO	BB	IBB	HBP	BLK	WP	HR	S	P	ERA	WHIP			
Mitt Pappas, R ERA: 3.02	(1, 1)	9.0	W	33	2	0	0	11	3	0	1	0	0	51	64	0.00	0.556			



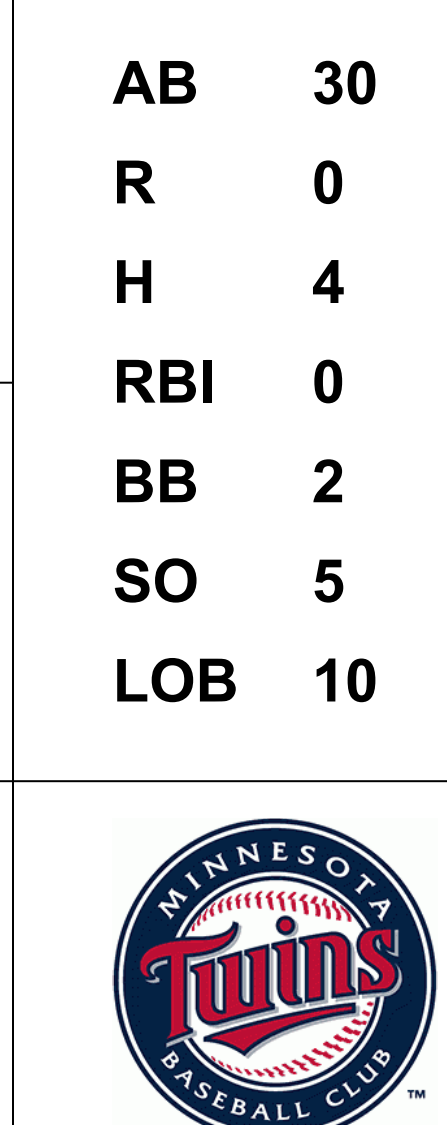
Batter	1	2	3	4	5	6	7	8	9	AB	R	H	RBI	BB	SO	LOB	TOP					
Bobby Richardson, R OBP: 0.300, SLG: 0.328 (1, 4)	5-3					G4-6-3			K	4	0	1	0	0	1	1	New York Yankees @ Minnesota Twins Metropolitan Stadium, Bloomington, MI Tue Aug 29 1961, 8:05 PM EDT Att: 40,118 - Unknown - 91 F AB 29 R 0 H 4 RBI 0 BB 2 SO 9 LOB 13 					
Tony Kubek, L OBP: 0.305, SLG: 0.398 (1, 6)	3-1								K2-3	4	0	0	0	0	2	1						
Roger Maris, L OBP: 0.378, SLG: 0.639 (1, 9)	G3								E7	3	0	0	0	1	0	0						
Mickey Mantle, S OBP: 0.450, SLG: 0.684 (1, 8)									K	4	0	1	0	0	3	2						
Yogi Berra, L OBP: 0.328, SLG: 0.463 (1, 7)										3	0	0	0	0	0	2						
Elston Howard, R OBP: 0.391, SLG: 0.535 (1, 2)										3	0	1	0	0	1	1						
Bill Skowron, R OBP: 0.331, SLG: 0.479 (1, 3)										2	0	0	0	1	1	2						
Clete Boyer, R OBP: 0.310, SLG: 0.337 (8, PH)										2	0	0	0	0	1	1						
Johnny Blanchard, L OBP: 0.370, SLG: 0.563 (8, PH)										1	0	0	0	0	1	1						
Billy Gardner, R OBP: 0.297, SLG: 0.326 (8, 5)										0	0	0	0	0	0	0						
Ralph Terry, R OBP: 0.288, SLG: 0.320 (1, 1)										2	0	1	0	0	0	1						
Bob Cerv, R OBP: 0.275, SLG: 0.390 (8, PH)										1	0	0	0	0	0	1						
Hal Reniff, R (8, 1)										0	0	0	0	0	0	0						
Inning Stats	R: 0 E: 0 K: 0 S: 3	H: 0 LOB: 0 BB: 0 P: 3	R: 0 E: 0 K: 2 S: 7	H: 0 LOB: 0 BB: 0 P: 7	R: 0 E: 0 K: 1 S: 4	H: 0 LOB: 0 BB: 1 P: 8	R: 0 E: 0 K: 1 S: 5	H: 1 LOB: 0 BB: 0 P: 5	R: 0 E: 0 K: 0 S: 4	H: 1 LOB: 1 BB: 0 P: 4	R: 0 E: 0 K: 0 S: 3	H: 1 LOB: 0 BB: 0 P: 3	R: 0 E: 0 K: 1 S: 5	H: 0 LOB: 1 BB: 1 P: 9	R: 0 E: 0 K: 1 S: 6	H: 1 LOB: 1 BB: 0 P: 6	R: 0 E: 1 K: 3 S: 10	H: 0 LOB: 1 BB: 0 P: 10	1B: 4 2B: 0 3B: 0 HR: 0	SF: 0 SAC: 0 DP: 2 HBP: 0	WP: 0 PB: 0 CS: 1	PA: 31
PITCHER Camilo Pascual, R ERA: 3.66 (1, 1)	IP: 9.0 WLS: W BF: 31 H: 4 R: 0 ER: 0 SO: 9 BB: 2 IBB: 0 HBP: 0 BLK: 0 WP: 0 HR: 0 S: 47 P: 55 ERA: 0.00 WHIP: 0.667											PITCHER	IP: 0 WLS: 0 BF: 0 H: 0 R: 0 ER: 0 SO: 0 BB: 0 IBB: 0 HBP: 0 BLK: 0 WP: 0 HR: 0 S: 0 P: 0 ERA: 0.00 WHIP: 0.000									


Batter	1	2	3	4	5	6	7	8	9	AB	R	H	RBI	BB	SO	LOB	BOTTOM						
Lenny Green, L OBP: 0.396, SLG: 0.428 (1, 8) (8, 7)	G3									4	1	1	0	0	0	1	New York Yankees @ Minnesota Twins Metropolitan Stadium, Bloomington, MI Tue Aug 29 1961, 8:05 PM EDT Att: 40,118 - Unknown - 91 F AB 31 R 3 H 8 RBI 3 BB 3 SO 1 LOB 17 						
Billy Martin, R OBP: 0.252, SLG: 0.349 (1, 4)	4-3									3	0	0	1	0	0	1							
Harmon Killebrew, R OBP: 0.399, SLG: 0.617 (1, 3)										4	0	1	0	0	0	1							
Bob Allison, R OBP: 0.364, SLG: 0.481 (1, 9)	5-3									3	1	2	0	1	0	1							
Jim Lemon, R OBP: 0.331, SLG: 0.421 (1, 7)										3	1	1	0	0	0	1							
Ted Lepcio, R OBP: 0.238, SLG: 0.405 (8, 5)										1	0	0	0	0	1	1							
Earl Battey, R OBP: 0.371, SLG: 0.456 (1, 2)										3	0	2	2	1	0	1							
Bill Tuttle, R OBP: 0.314, SLG: 0.336 (1, 5) (8, 8)										3	0	0	0	1	0	4							
Zoilo Versalles, R OBP: 0.315, SLG: 0.388 (1, 6)										4	0	0	0	0	0	6							
Camilo Pascual, R OBP: 0.205, SLG: 0.188 (1, 1)										3	0	1	0	0	0	0							
Inning Stats	R: 0 E: 0 K: 0 S: 4	H: 1 LOB: 1 BB: 0 P: 4	R: 0 E: 0 K: 0 S: 4	H: 1 LOB: 1 BB: 0 P: 4	R: 1 E: 0 K: 0 S: 4	H: 1 LOB: 0 BB: 0 P: 4	R: 0 E: 0 K: 0 S: 4	H: 1 LOB: 2 BB: 1 P: 8	R: 0 E: 0 K: 0 S: 3	H: 0 LOB: 0 BB: 0 P: 3	R: 2 E: 0 K: 0 S: 6	H: 3 LOB: 1 BB: 0 P: 6	R: 0 E: 0 K: 0 S: 4	H: 1 LOB: 1 BB: 0 P: 4	R: 0 E: 0 K: 1 S: 5	H: 0 LOB: 2 BB: 2 P: 13		R: 0 E: 0 K: 1 S: 5	H: 0 LOB: 2 BB: 2 P: 13	1B: 7 2B: 1 3B: 0 HR: 0	SF: 1 SAC: 0 DP: 0 HBP: 0	WP: 0 PB: 0 CS: 1	PA: 35
PITCHER Ralph Terry, R ERA: 3.24 (1, 1)	IP: 7.0 WLS: L BF: 30 H: 8 R: 3 ER: 2 SO: 2 BB: 3 IBB: 0 HBP: 0 BLK: 0 WP: 0 HR: 0 S: 29 P: 33 ERA: 2.57 WHIP: 1.286											PITCHER	IP: 0 WLS: 0 BF: 0 H: 0 R: 0 ER: 0 SO: 0 BB: 0 IBB: 0 HBP: 0 BLK: 0 WP: 0 HR: 0 S: 0 P: 0 ERA: 0.00 WHIP: 0.000										
Hal Reniff, R ERA: 3.64 (8, 1)	IP: 1.0 WLS: 0 BF: 5 H: 0 R: 0 ER: 0 SO: 1 BB: 2 IBB: 0 HBP: 0 BLK: 0 WP: 0 HR: 0 S: 5 P: 13 ERA: 0.00 WHIP: 2.000											PITCHER	IP: 0 WLS: 0 BF: 0 H: 0 R: 0 ER: 0 SO: 0 BB: 0 IBB: 0 HBP: 0 BLK: 0 WP: 0 HR: 0 S: 0 P: 0 ERA: 0.00 WHIP: 0.000										


Batter	1	2	3	4	5	6	7	8	9	AB	R	H	RBI	BB	SO	LOB	TOP		
Bobby Richardson, R OBP: 0.299, SLG: 0.325 (1, 4)										4	0	1	0	0	1	1	New York Yankees @ Minnesota Twins Metropolitan Stadium, Bloomington, MI Wed Aug 30 1961, 8:05 PM EDT Att: 41,357 - Unknown - 87 F		
Tony Kubek, L OBP: 0.303, SLG: 0.395 (1, 6)										4	0	0	0	0	1	2			
Roger Maris, L OBP: 0.379, SLG: 0.637 (1, 9)										3	0	1	1	1	1	0			
Mickey Mantle, S OBP: 0.448, SLG: 0.687 (1, 8)										4	2	1	1	0	1	1			
Elston Howard, R OBP: 0.392, SLG: 0.543 (1, 2)										4	1	2	2	0	0	0			
Bill Skowron, R OBP: 0.329, SLG: 0.475 (1, 3)										4	0	0	0	0	1	1			
Bob Cerv, R OBP: 0.275, SLG: 0.383 (1, 7)										3	0	0	0	1	1	0			
Clete Boyer, R OBP: 0.309, SLG: 0.335 (1, 5)										3	0	0	0	1	2	0			
Bill Stafford, R OBP: 0.237, SLG: 0.204 (1, 1)										4	1	2	0	0	2	2			
Inning Stats	R: 0 E: 0 K: 2 S: 7	H: 0 LOB: 0 BB: 0 P: 7	R: 0 E: 0 K: 1 S: 5	H: 0 LOB: 0 BB: 0 P: 5	R: 0 E: 0 K: 1 S: 6	H: 1 LOB: 1 BB: 0 P: 6	R: 1 E: 1 K: 0 S: 4	H: 1 LOB: 1 BB: 1 P: 8	R: 0 E: 0 K: 3 S: 9	H: 0 LOB: 0 BB: 0 P: 9	R: 1 E: 0 K: 0 S: 4	H: 1 LOB: 0 BB: 0 P: 4	R: 1 E: 0 K: 1 S: 7	H: 3 LOB: 1 BB: 0 P: 7	R: 1 E: 0 K: 2 S: 8	H: 1 LOB: 2 BB: 2 P: 16	1B: 4 2B: 1 3B: 0 HR: 2	SF: 0 SAC: 0 DP: 0 HBP: 0	WP: 2 PA: 37 CS: 0
PITCHER	IP	WLS	BF	H	R	ER	SO	BB	IBB	HBP	BLK	WP	HR	S	P	ERA	WHIP		
Jim Kaat, L ERA: 3.8 (1, 1)	8.0	L	30	6	3	3	8	1	0	0	0	1	1	45	49	3.38	0.875		
Ray Moore, R ERA: 4.17 (9, 1)	1.0		6	1	1	1	2	2	0	0	0	1	1	8	16	9.00	3.000		

Batter	1	2	3	4	5	6	7	8	9	AB	R	H	RBI	BB	SO	LOB	BOTTOM		
Lenny Green, L OBP: 0.395, SLG: 0.425 (1, 8)										3	0	0	0	1	0	0	New York Yankees @ Minnesota Twins Metropolitan Stadium, Bloomington, MI Wed Aug 30 1961, 8:05 PM EDT Att: 41,357 - Unknown - 87 F		
Billy Martin, R OBP: 0.248, SLG: 0.344 (1, 4)										4	0	0	0	0	1	1			
Harmon Killebrew, R OBP: 0.400, SLG: 0.615 (1, 3)										3	0	1	0	1	0	0			
Bob Allison, R OBP: 0.362, SLG: 0.477 (1, 9)										4	0	0	0	0	2	2			
Jim Lemon, R OBP: 0.330, SLG: 0.419 (1, 7)										4	0	1	0	0	1	0			
Earl Battey, R OBP: 0.370, SLG: 0.455 (1, 2)										3	0	1	0	0	0	1			
Bill Tuttle, R OBP: 0.314, SLG: 0.336 (1, 5)										3	0	1	0	0	0	1			
Zoilo Versalles, R OBP: 0.313, SLG: 0.386 (1, 6)										3	0	0	0	0	1	3			
Jim Kaat, L OBP: 0.333, SLG: 0.365 (1, 1)										2	0	0	0	0	0	2			
Julio Becquer, L OBP: 0.296, SLG: 0.476 (8, PH)										1	0	0	0	0	0	0			
Ray Moore, R (9, 1)										0	0	0	0	0	0	0			
Inning Stats	R: 0 E: 0 K: 1 S: 5	H: 0 LOB: 1 BB: 1 P: 9	R: 0 E: 0 K: 0 S: 3	H: 0 LOB: 0 BB: 0 P: 3	R: 0 E: 0 K: 0 S: 3	H: 0 LOB: 0 BB: 0 P: 3	R: 0 E: 0 K: 1 S: 7	H: 2 LOB: 2 BB: 0 P: 7	R: 0 E: 0 K: 2 S: 7	H: 1 LOB: 1 BB: 1 P: 11	R: 0 E: 0 K: 1 S: 6	H: 1 LOB: 1 BB: 0 P: 6	R: 0 E: 0 K: 0 S: 3	H: 0 LOB: 0 BB: 0 P: 3	R: 0 E: 0 K: 0 S: 3	H: 0 LOB: 0 BB: 0 P: 3	1B: 4 2B: 0 3B: 0 HR: 0	SF: 0 SAC: 0 DP: 0 HBP: 0	WP: 0 PA: 32 CS: 1
PITCHER	IP	WLS	BF	H	R	ER	SO	BB	IBB	HBP	BLK	WP	HR	S	P	ERA	WHIP		
Bill Stafford, R ERA: 2.64 (1, 1)	9.0	W	32	4	0	0	5	2	0	0	0	0	0	40	48	0.00	0.667		

AB	33
R	4
H	7
RBI	4
BB	3
SO	10
LOB	7



Batter	1	2	3	4	5	6	7	8	9	AB	R	H	RBI	BB	SO	LOB	TOP				
Bobby Richardson, R OBP: 0.298, SLG: 0.324 (1, 4)	L4		F7 1B		6-3		F3		1-3	5	0	1	0	0	0	0	New York Yankees @ Minnesota Twins Metropolitan Stadium, Bloomington, MI Thu Aug 31 1961, 4:33 AM EDT Att: 33,709 - Unknown - 91 F 				
Tony Kubek, L OBP: 0.306, SLG: 0.397 (1, 6)	1B		F7 1-2				6-3			5	0	3	0	0	0	1					
Roger Maris, L OBP: 0.377, SLG: 0.631 (1, 9)	P3		G3		4-3				K	4	0	0	0	1	1	4					
Mickey Mantle, S OBP: 0.451, SLG: 0.694 (1, 8)	1-2 1B			HR		S HR 1B			5-3	4	2	3	1	0	0	1					
Elston Howard, R OBP: 0.388, SLG: 0.537 (1, 2)	4-3			6-3		F8			1-3	4	0	0	0	0	0	3					
Bill Skowron, R OBP: 0.330, SLG: 0.482 (1, 3)		P5		HR		K				4	1	2	1	0	1	1					
Hector Lopez, R OBP: 0.290, SLG: 0.296 (1, 7)		K		K		1-H HR			F9	4	1	1	2	0	2	1					
Clete Boyer, R OBP: 0.309, SLG: 0.337 (1, 5)		5-3		5-3		E7 2B			K	4	0	1	0	0	1	1					
Rollie Sheldon, R OBP: 0.157, SLG: 0.122 (1, 1)			K							1	0	0	0	0	1	0					
Jim Coates, R OBP: 0.100, SLG: 0.036 (3, 1)									F7	1	0	0	0	0	1	0					
Bob Cerv, R OBP: 0.273, SLG: 0.381 (6, PH)										1	0	0	0	0	1	1					
Hal Reniff, R (6, 1)										0	0	0	0	0	0	0					
Yogi Berra, L OBP: 0.327, SLG: 0.461 (9, PH)										1	0	0	0	0	0	0					
Inning Stats	R: 0 E: 0 K: 0 S: 5	H: 2 LOB: 2 BB: 0 P: 5	R: 0 E: 0 K: 1 S: 5	H: 0 LOB: 0 BB: 0 P: 5	R: 0 E: 0 K: 1 S: 6	H: 1 LOB: 1 BB: 0 P: 6	R: 2 E: 0 K: 1 S: 7	H: 2 LOB: 0 BB: 0 P: 7	R: 0 E: 0 K: 1 S: 6	H: 1 LOB: 1 BB: 0 P: 6	R: 2 E: 1 K: 2 S: 10	H: 3 LOB: 1 BB: 0 P: 10	R: 0 E: 0 K: 0 S: 3	H: 0 LOB: 1 BB: 1 P: 7	R: 0 E: 0 K: 1 S: 6	H: 1 LOB: 1 BB: 0 P: 6	R: 0 E: 0 K: 1 S: 6	H: 1 LOB: 1 BB: 0 P: 6	1B: 7 2B: 1 3B: 0 HR: 3	SF: 0 SAC: 0 DP: 0 HBP: 0	WP: 0 PA: 39 CS: 1
PITCHER Jack Kralick, L ERA: 3.53 (1, 1)	IP: 9.0 WLS: W BF: 39 H: 11 R: 4 ER: 4 SO: 8 BB: 1 IBB: 0 HBP: 0 BLK: 0 WP: 0 HR: 3 S: 54 P: 58 ERA: 4.00 WHIP: 1.333															PITCHER					

Batter	1	2	3	4	5	6	7	8	9	AB	R	H	RBI	BB	SO	LOB	BOTTOM		
Lenny Green, L OBP: 0.396, SLG: 0.425 (1, 8) (8, 7)	1-3		1B 1B BB	F7		G6-4-3 WP 1B		SH3-4 BB		3	1	1	0	2	0	0	New York Yankees @ Minnesota Twins Metropolitan Stadium, Bloomington, MI Thu Aug 31 1961, 4:33 AM EDT Att: 33,709 - Unknown - 91 F 		
Billy Martin, R OBP: 0.259, SLG: 0.351 (1, 4)	E 1B		1B 1B	E S BB		G6-4-3 1B		SH3-4		3	1	3	0	1	0	0			
Harmon Killebrew, R OBP: 0.400, SLG: 0.612 (1, 3)	K		1B 1B	K		G6-4-3 1-2 2-3		IBB		4	1	1	1	1	2	4			
Bob Allison, R OBP: 0.360, SLG: 0.473 (1, 9)	E5 1-3		HR 1B	E3 BB		5-3		F2		5	1	1	2	0	0	5			
Jim Lemon, R OBP: 0.332, SLG: 0.426 (1, 7)	F9		HR 1B					6-3		3	1	1	2	1	1	2			
Ted Lepcio, R OBP: 0.238, SLG: 0.405 (8, 5)										0	0	0	0	0	0	0			
Joe Altobelli, L OBP: 0.342, SLG: 0.333 (8, PH)										1	0	0	0	0	0	2			
Jose Valdivielso, R OBP: 0.219, SLG: 0.229 (9, 5)			HR							0	0	0	0	0	0	0			
Earl Battey, R OBP: 0.371, SLG: 0.454 (1, 2)		G1-4-3 1B	FC6-4 BB	F7						3	0	1	0	1	1	3			
Bill Tuttle, R OBP: 0.314, SLG: 0.335 (1, 5) (8, 8)		G1-4-3 1-2	FC6-4 1-2		1-4-3			1B 1B		4	0	1	0	0	0	2			
Zoilo Versalles, R OBP: 0.312, SLG: 0.384 (1, 6)		E5	K		K			1B		4	0	1	0	0	2	1			
Jack Kralick, L OBP: 0.179, SLG: 0.197 (1, 1)		K	K		L3			F8		4	0	0	0	0	2	4			
Inning Stats	R: 0 E: 1 K: 1 S: 7	H: 1 LOB: 2 BB: 0 P: 7	R: 0 E: 1 K: 1 S: 6	H: 1 LOB: 1 BB: 0 P: 6	R: 5 E: 0 K: 2 S: 11	H: 4 LOB: 1 BB: 2 P: 19	R: 0 E: 1 K: 1 S: 6	H: 0 LOB: 3 BB: 2 P: 14	R: 0 E: 0 K: 1 S: 5	H: 0 LOB: 0 BB: 0 P: 5	R: 0 E: 0 K: 0 S: 4	H: 2 LOB: 1 BB: 0 P: 4	R: 0 E: 0 K: 2 S: 9	H: 2 LOB: 2 BB: 0 P: 9	R: 0 E: 0 K: 0 S: 3	H: 0 LOB: 2 BB: 2 P: 11	1B: 9 2B: 0 3B: 0 HR: 1	SF: 0 SAC: 1 DP: 2 HBP: 0	WP: 1 PA: 41 CS: 0
PITCHER Rollie Sheldon, R ERA: 3.29 (1, 1)	IP: 2.0 WLS: L BF: 13 H: 5 R: 4 ER: 4 SO: 2 BB: 1 IBB: 0 HBP: 0 BLK: 0 WP: 0 HR: 0 S: 16 P: 20 ERA: 18.00 WHIP: 3.000															PITCHER			
Jim Coates, R ERA: 4.16 (3, 1)	IP: 3.0 WLS: L BF: 14 H: 1 R: 1 ER: 1 SO: 4 BB: 3 IBB: 0 HBP: 0 BLK: 0 WP: 0 HR: 1 S: 19 P: 31 ERA: 3.00 WHIP: 1.333															PITCHER			
Hal Reniff, R ERA: 3.31 (6, 1)	IP: 3.0 WLS: L BF: 14 H: 4 R: 0 ER: 0 SO: 2 BB: 1 IBB: 1 HBP: 0 BLK: 0 WP: 1 HR: 0 S: 16 P: 24 ERA: 0.00 WHIP: 1.667															PITCHER			

Batter	1	2	3	4	5	6	7	8	9	AB	R	H	RBI	BB	SO	LOB	TOP					
Chuck Schilling, R OBP: 0.341, SLG: 0.323 (1, 4)										4	0	1	0	0	0	0						
Carroll Hardy, R OBP: 0.342, SLG: 0.394 (1, 8)										4	0	0	0	0	1	2						
Carl Yastrzemski, L OBP: 0.317, SLG: 0.362 (1, 7)										4	0	0	0	0	1	2						
Frank Maltzone, R OBP: 0.305, SLG: 0.385 (1, 5)										3	0	0	0	1	0	0						
Jackie Jensen, R OBP: 0.351, SLG: 0.399 (1, 9)										4	0	0	0	0	1	3						
Pete Runnels, L OBP: 0.389, SLG: 0.422 (1, 3)										4	1	3	0	0	0	0						
Pumpsie Green, S OBP: 0.383, SLG: 0.500 (1, 6)										3	0	0	0	1	1	2						
Jim Pagliaroni, R OBP: 0.328, SLG: 0.406 (1, 2)										4	0	1	1	0	3	2						
Don Schwall, R OBP: 0.170, SLG: 0.174 (8, PH)										2	0	0	0	0	1	1						
Russ Nixon, L OBP: 0.325, SLG: 0.363 (8, 1)										1	0	1	0	0	0	0						
Billy Muffett, R OBP: 0.318, SLG: 0.211 (8, 1)										0	0	0	0	0	0	0						
Inning Stats	R: 0 E: 0 K: 0 S: 3	H: 0 LOB: 0 BB: 0 P: 3	R: 0 E: 0 K: 1 S: 6	H: 1 LOB: 1 BB: 0 P: 6	R: 0 E: 0 K: 1 S: 5	H: 0 LOB: 0 BB: 0 P: 5	R: 0 E: 0 K: 2 S: 7	H: 0 LOB: 0 BB: 0 P: 7	R: 1 E: 0 K: 1 S: 7	H: 2 LOB: 1 BB: 0 P: 7	R: 0 E: 0 K: 0 S: 3	H: 0 LOB: 0 BB: 0 P: 3	R: 0 E: 0 K: 2 S: 8	H: 1 LOB: 2 BB: 1 P: 12	R: 0 E: 0 K: 0 S: 5	H: 2 LOB: 3 BB: 1 P: 9	R: 0 E: 0 K: 1 S: 5	H: 0 LOB: 0 BB: 0 P: 5	1B: 6 2B: 0 3B: 0 HR: 0	SF: 0 SAC: 0 DP: 0 HBP: 0	WP: 0 PB: 0 SB: 0 CS: 0	PA: 35
PITCHER Pedro Ramos, R ERA: 3.95 (1, 1)	IP: 9.0 WLS: W BF: 35 H: 6 R: 1 ER: 1 SO: 8 BB: 2 IBB: 0 HBP: 0 BLK: 0 WP: 0 HR: 0 S: 49 P: 57 ERA: 1.00 WHIP: 0.889															PITCHER						

Boston Red Sox @ Minnesota Twins
Metropolitan Stadium, Bloomington, MI
Fri Sep 01 1961, 8:05 PM EDT
Att: 11,917 - Unknown - 80 F

AB 33
R 1
H 6
RBI 1
BB 2
SO 8
LOB 12



Batter	1	2	3	4	5	6	7	8	9	AB	R	H	RBI	BB	SO	LOB	BOTTOM			
Lenny Green, L OBP: 0.395, SLG: 0.422 (7, 7)										3	0	0	0	1	0	2				
Billy Martin, R OBP: 0.259, SLG: 0.350 (1, 4)										4	0	1	0	0	1	2				
Harmon Killebrew, R OBP: 0.389, SLG: 0.698 (1, 3)										3	0	0	0	1	1	3				
Bob Allison, R OBP: 0.361, SLG: 0.474 (1, 9)										4	1	2	0	0	0	3				
Jim Lemon, R OBP: 0.334, SLG: 0.428 (7, 5)										3	2	2	0	0	0	2				
Ted Lepcio, R OBP: 0.236, SLG: 0.402 (7, 5)										1	0	0	0	0	1	0				
Earl Battey, R OBP: 0.371, SLG: 0.453 (1, 2)										3	1	1	0	0	0	2				
Bill Tuttle, R OBP: 0.316, SLG: 0.337 (7, 8)										4	0	2	2	0	0	2				
Zoilo Versalles, R OBP: 0.313, SLG: 0.389 (1, 6)										3	1	1	2	0	0	2				
Pedro Ramos, S OBP: 0.198, SLG: 0.256 (1, 1)										3	0	2	1	0	1	0				
Inning Stats	R: 0 E: 0 K: 1 S: 5	H: 0 LOB: 1 BB: 1 P: 9	R: 3 E: 0 K: 0 S: 7	H: 4 LOB: 1 BB: 0 P: 7	R: 0 E: 0 K: 0 S: 3	H: 1 LOB: 1 BB: 1 P: 7	R: 0 E: 0 K: 1 S: 5	H: 1 LOB: 0 BB: 0 P: 5	R: 0 E: 0 K: 0 S: 5	H: 3 LOB: 0 BB: 0 P: 5	R: 0 E: 0 K: 0 S: 5	H: 2 LOB: 2 BB: 0 P: 5	R: 0 E: 0 K: 1 S: 5	H: 0 LOB: 0 BB: 0 P: 5	R: 0 E: 0 K: 1 S: 5	H: 0 LOB: 0 BB: 0 P: 5	1B: 10 2B: 1 3B: 1 HR: 0	SF: 0 SAC: 1 DP: 3 HBP: 0	WP: 0 PB: 0 SB: 1 CS: 0	PA: 34
PITCHER Don Schwall, R ERA: 3.14 (8, 1)	IP: 7.0 WLS: L BF: 31 H: 11 R: 5 ER: 5 SO: 3 BB: 2 IBB: 0 HBP: 0 BLK: 0 WP: 0 HR: 0 S: 35 P: 43 ERA: 6.43 WHIP: 1.857															PITCHER				
Billy Muffett, R ERA: 6.42 (8, 1)	IP: 1.0 WLS: L BF: 3 H: 0 R: 0 ER: 0 SO: 1 BB: 0 IBB: 0 HBP: 0 BLK: 0 WP: 0 HR: 0 S: 5 P: 5 ERA: 0.00 WHIP: 0.000															PITCHER				

Boston Red Sox @ Minnesota Twins
Metropolitan Stadium, Bloomington, MI
Fri Sep 01 1961, 8:05 PM EDT
Att: 11,917 - Unknown - 80 F

AB 31
R 5
H 11
RBI 5
BB 2
SO 4
LOB 18



Batter	1	2	3	4	5	6	7	8	9	AB	R	H	RBI	BB	SO	LOB	TOP			
Chuck Schilling, R (1, 4) OBP: 0.340, SLG: 0.322	F3		5-3					F9		4	0	1	1	0	0	0	Boston Red Sox @ Minnesota Twins Metropolitan Stadium, Bloomington, MI Sat Sep 02 1961, 4:33 AM EDT Att: 11,473 - Unknown - 93 F			
Gary Geiger, L (1, 8) OBP: 0.350, SLG: 0.418	1B		F7					F8		3	1	0	0	1	0	1				
Carl Yastrzemski, L (1, 7) OBP: 0.319, SLG: 0.365										4	0	2	0	0	1	0				
Frank Maltzone, R (1, 5) OBP: 0.305, SLG: 0.383	FC7-6-5							P4		3	0	0	1	1	1	2				
Jackie Jensen, R (1, 9) OBP: 0.352, SLG: 0.400	F8									4	0	2	0	0	0	1				
Pete Runnels, L (1, 3)										3	0	1	0	1	0	2				
Pumpsie Green, S (1, 6) OBP: 0.380, SLG: 0.489	F7									3	1	0	0	1	0	2				
Jim Pagliaroni, R (1, 2) OBP: 0.325, SLG: 0.402										3	0	0	0	0	2	2				
Bill Monbouquette, R (1, 1) OBP: 0.212, SLG: 0.119 Arnold Earley, L (9, 1)										3	0	0	0	0	1	2				
										0	0	0	0	0	0	0				
Inning Stats	R: 1 E: 0 K: 0 S: 4	H: 1 LOB: 1 BB: 1 P: 8	R: 0 E: 0 K: 1 S: 5	H: 0 LOB: 0 BB: 0 P: 5	R: 0 E: 0 K: 1 S: 5	H: 0 LOB: 0 BB: 0 P: 5	R: 0 E: 0 K: 0 S: 3	H: 1 LOB: 1 BB: 1 P: 7	R: 1 E: 0 K: 2 S: 4	H: 1 LOB: 1 BB: 0 P: 8	R: 0 E: 0 K: 1 S: 6	H: 1 LOB: 1 BB: 0 P: 6	R: 0 E: 0 K: 0 S: 4	H: 1 LOB: 0 BB: 1 P: 4	R: 0 E: 0 K: 0 S: 2	H: 1 LOB: 0 BB: 1 P: 6	1B: 5 2B: 1 3B: 0 HR: 0	SF: 0 SAC: 0 DP: 2 HBP: 0	WP: 0 PB: 0 SB: 0 CS: 1	PA: 34
PITCHER Don Lee, R (1, 1) ERA: 3.2	IP: 9.0 WLS: L BF: 34 H: 6 R: 2 ER: 2 SO: 5 BB: 4 IBB: 0 HBP: 0 BLK: 0 WP: 0 HR: 0 S: 40 P: 56 ERA: 2.00 WHIP: 1.111																			

AB	30
R	2
H	6
RBI	2
BB	4
SO	5
LOB	12



Batter	1	2	3	4	5	6	7	8	9	AB	R	H	RBI	BB	SO	LOB	BOTTOM					
Lenny Green, L (1, 8) OBP: 0.394, SLG: 0.421	1B		1-3					K		4	0	1	0	0	1	2	Boston Red Sox @ Minnesota Twins Metropolitan Stadium, Bloomington, MI Sat Sep 02 1961, 4:33 AM EDT Att: 11,473 - Unknown - 93 F					
Billy Martin, R (1, 4) OBP: 0.282, SLG: 0.352			F7							4	0	2	0	0	0	2						
Harmon Killebrew, R (1, 3) OBP: 0.386, SLG: 0.662	K									4	0	0	0	0	2	2						
Bob Allison, R (1, 9) OBP: 0.360, SLG: 0.472	5-3									4	0	1	0	0	1	2						
Jim Lemon, R (1, 7) OBP: 0.331, SLG: 0.424										4	0	0	0	0	1	2						
Earl Battey, R (1, 2) OBP: 0.370, SLG: 0.451 Hal Naragon, L (6, 2) OBP: 0.314, SLG: 0.388 Pedro Ramos, S (9, PR) OBP: 0.196, SLG: 0.256										2	1	0	0	0	1	0						
Bill Tuttle, R (1, 5) OBP: 0.316, SLG: 0.337										3	0	1	0	0	0	1						
Zoilo Versalles, R (1, 6) OBP: 0.316, SLG: 0.392										4	0	3	0	0	0	1						
Don Lee, R (1, 1) OBP: 0.080, SLG: 0.080 Joe Altobelli, L (9, PH) OBP: 0.342, SLG: 0.333 Ted Lepcio, R (9, PH) OBP: 0.234, SLG: 0.398										2	0	0	0	0	0	2						
										0	0	0	0	0	0	0						
										1	0	0	0	0	0	2						
Inning Stats	R: 0 E: 0 K: 1 S: 6	H: 2 LOB: 1 BB: 0 P: 6	R: 0 E: 0 K: 1 S: 6	H: 1 LOB: 1 BB: 0 P: 6	R: 0 E: 0 K: 0 S: 3	H: 0 LOB: 0 BB: 0 P: 3	R: 0 E: 0 K: 0 S: 3	H: 0 LOB: 0 BB: 0 P: 3	R: 1 E: 2 K: 0 S: 6	H: 1 LOB: 2 BB: 0 P: 6	R: 0 E: 0 K: 0 S: 4	H: 1 LOB: 1 BB: 0 P: 4	R: 0 E: 0 K: 1 S: 6	H: 1 LOB: 1 BB: 0 P: 6	R: 0 E: 0 K: 3 S: 10	H: 2 LOB: 2 BB: 0 P: 10	R: 0 E: 0 K: 0 S: 4	H: 2 LOB: 2 BB: 0 P: 4	1B: 9 2B: 0 3B: 0 HR: 0	SF: 0 SAC: 2 DP: 1 HBP: 0	WP: 0 PB: 0 SB: 0 CS: 0	PA: 36
PITCHER Bill Monbouquette, R (1, 1) ERA: 3.95 Arnold Earley, L (9, 1) ERA: 3.89	IP: 8.1 WLS: W BF: 35 H: 9 R: 1 ER: 0 SO: 6 BB: 0 IBB: 0 HBP: 0 BLK: 0 WP: 0 HR: 0 S: 47 P: 47 ERA: 0.00 WHIP: 1.080																					



Batter	1	2	3	4	5	6	7	8	9	AB	R	H	RBI	BB	SO	LOB	TOP										
Chuck Schilling, R OBP: 0.339, SLG: 0.321	(1, 4) 0-3 K		(1, 4) 4-3	(1, 4) F3		(1, 4) P6		(1, 4) 1B		5	0	1	0	0	1	2											
Gary Geiger, L OBP: 0.350, SLG: 0.415	(1, 8) 0-0 F9		(1, 8) K		(1, 8) 1B	(1, 8) CS		(1, 8) K		3	1	0	0	2	2	2											
Carl Yastrzemski, L OBP: 0.319, SLG: 0.367	(1, 7) 0-0 F7		(1, 7) K		(1, 7) 1B	(1, 7) CS		(1, 7) 2B		5	1	2	0	0	1	1											
Frank Maltzone, R OBP: 0.306, SLG: 0.383	(1, 5) 0-0 5-3			(1, 5) 2B	(1, 5) 1B	(1, 5) E7		(1, 5) G3		5	2	2	0	0	0	1											
Pete Runnels, L OBP: 0.389, SLG: 0.416	(1, 3) 0-0 1-3			(1, 3) 2B	(1, 3) 1B	(1, 3) SH1-3		(1, 3) F5		3	1	0	0	1	0	2											
Pumpsie Green, S OBP: 0.386, SLG: 0.497	(1, 6) 0-0 3-1			(1, 6) 2B	(1, 6) 1B	(1, 6) S		(1, 6) FC6-4		4	1	2	2	1	0	1											
Jim Pagliaroni, R OBP: 0.327, SLG: 0.399			(1, 2) 4-0	(1, 2) 2B	(1, 2) 1B	(1, 2) F7		(1, 2) FC6-4		2	1	0	0	2	0	3											
Carroll Hardy, R OBP: 0.341, SLG: 0.389	(1, 9) 4-0		(1, 9) 1-2	(1, 9) E	(1, 9) BB	(1, 9) F8		(1, 9) K		3	1	0	0	1	1	4											
Tracy Stallard, R OBP: 0.069, SLG: 0.103	(1, 1) 0-0 E1							(1, 1) 1-3		3	0	0	2	0	0	1											
Mike Fomiele, R OBP: 0.138, SLG: 0.172	(6, 1) 4-3		(6, 1) FC5-4					(6, 1) 1-3		1	0	0	0	0	0	0											
Arnold Earley, L OBP: 0.000, SLG: 0.000	(9, 1) 1-2		(9, 1) 1-2					(9, 1) 5-3		0	0	0	0	0	0	0											
Inning Stats	R: 0 E: 0 K: 1 S: 5	H: 0 LOB: 0 BB: 0 P: 5	R: 0 E: 0 K: 0 S: 3	H: 0 LOB: 0 BB: 0 P: 3	R: 2 E: 1 K: 2 S: 8	H: 0 LOB: 1 BB: 2 P: 16	R: 3 E: 0 K: 0 S: 5	H: 2 LOB: 1 BB: 2 P: 13	R: 3 E: 1 K: 0 S: 6	H: 2 LOB: 1 BB: 1 P: 10	R: 0 E: 0 K: 0 S: 2	H: 0 LOB: 0 BB: 1 P: 6	R: 0 E: 0 K: 0 S: 4	H: 1 LOB: 2 BB: 1 P: 8	R: 0 E: 0 K: 2 S: 8	H: 1 LOB: 1 BB: 0 P: 8	R: 0 E: 0 K: 0 S: 4	H: 1 LOB: 1 BB: 0 P: 4	1B: 5 2B: 2 3B: 0 HR: 0	SF: 0 SAC: 1 DP: 0 HBP: 0	WP: 1 PB: 0 SB: 1 CS: 1	PA: 43					
PITCHER	IP	WLS	BF	H	R	ER	SO	BB	IBB	HBP	BLK	WP	HR	S	P	ERA	WHIP										
Camilo Pascual, R ERA: 3.81	(1, 1)	4.0	L	21	3	7	5	3	5	0	0	0	0	22	42	11.25	2.000										
Bill Plets, L ERA: 6.25	(5, 1)	3.0		13	2	1	0	0	2	0	0	0	0	11	19	0.00	1.333										
Danny McDevitt, L ERA: 4.15	(8, 1)	2.0		8	2	0	0	2	0	0	0	1	0	12	12	0.00	1.000										

Boston Red Sox @ Minnesota Twins
 Metropolitan Stadium, Bloomington, MI
 Sun Sep 03 1961, 4:33 AM EDT
 Att: 17,396 - Unknown - 59 F

AB	34
R	8
H	7
RBI	4
BB	7
SO	5
LOB	17



Batter	1	2	3	4	5	6	7	8	9	AB	R	H	RBI	BB	SO	LOB	BOTTOM										
Lenny Green, L OBP: 0.393, SLG: 0.417	(1, 8) 0-3 K		(1, 8) F8			(1, 8) 1B	(1, 8) BB	(1, 8) SF8	(1, 8) BB	(1, 8) K							4										
Billy Martin, R OBP: 0.285, SLG: 0.350	(1, 4) 0-0		(1, 4) S			(1, 4) 1B	(1, 4) BB	(1, 4) SF8	(1, 4) 1B	(1, 4) K							4										
Bob Allison, R OBP: 0.361, SLG: 0.470	(1, 9) 4-0			(1, 9) K		(1, 9) 1B	(1, 9) BB	(1, 9) HR	(1, 9) 1B	(1, 9) K							4										
Jim Lemon, R OBP: 0.333, SLG: 0.432	(1, 7) 0-0		(1, 7) F8			(1, 7) 1B	(1, 7) BB	(1, 7) SF8		(1, 7) HR							2										
Harmon Killebrew, R OBP: 0.396, SLG: 0.608	(1, 3) 0-3		(1, 3) K			(1, 3) L4-3	(1, 3) 1B	(1, 3) HR		(1, 3) 5-3							4										
Earl Battey, R OBP: 0.371, SLG: 0.458	(1, 2) 0-3		(1, 2) K			(1, 2) L4-3	(1, 2) 1B	(1, 2) HR		(1, 2) HR							3										
Bill Tuttle, R OBP: 0.313, SLG: 0.333	(1, 5) 0-3		(1, 5) K			(1, 5) L5	(1, 5) L7	(1, 5) HR		(1, 5) 6-3							4										
Zoilo Versalles, R OBP: 0.314, SLG: 0.388	(1, 6) 0-0		(1, 6) F7			(1, 6) P6	(1, 6) K	(1, 6) K		(1, 6) 1-3							4										
Camilo Pascual, R ERA: 3.81	(1, 1)	4.0	L	21	3	7	5	3	5	0	0	0	0	22	42	11.25	2.000										
Bill Plets, L ERA: 6.25	(5, 1)	3.0		13	2	1	0	0	2	0	0	0	0	11	19	0.00	1.333										
Danny McDevitt, L ERA: 4.15	(8, 1)	2.0		8	2	0	0	2	0	0	0	1	0	12	12	0.00	1.000										
Inning Stats	R: 0 E: 0 K: 2 S: 8	H: 1 LOB: 2 BB: 1 P: 12	R: 0 E: 0 K: 2 S: 7	H: 0 LOB: 0 BB: 0 P: 7	R: 0 E: 0 K: 0 S: 3	H: 0 LOB: 0 BB: 0 P: 3	R: 0 E: 0 K: 1 S: 5	H: 1 LOB: 1 BB: 1 P: 9	R: 0 E: 0 K: 1 S: 5	H: 0 LOB: 0 BB: 0 P: 5	R: 4 E: 0 K: 1 S: 7	H: 2 LOB: 1 BB: 3 P: 19	R: 0 E: 0 K: 0 S: 3	H: 0 LOB: 1 BB: 1 P: 7	R: 0 E: 0 K: 0 S: 5	H: 2 LOB: 2 BB: 0 P: 5	R: 0 E: 0 K: 3 S: 10	H: 1 LOB: 1 BB: 0 P: 10	1B: 4 2B: 1 3B: 0 HR: 3	SF: 1 SAC: 0 DP: 1 HBP: 0	WP: 0 PB: 0 SB: 1 CS: 0	PA: 39					
PITCHER	IP	WLS	BF	H	R	ER	SO	BB	IBB	HBP	BLK	WP	HR	S	P	ERA	WHIP										
Tracy Stallard, R ERA: 5.25	(1, 1)	5.0	W	21	3	3	3	6	4	0	0	0	0	29	45	5.40	1.400										
Mike Fomiele, R ERA: 4.95	(6, 1)	3.0		14	3	3	3	1	2	0	0	0	3	14	22	9.00	1.667										
Arnold Earley, L ERA: 3.79	(9, 1)	1.0	S	4	1	0	0	3	0	0	0	0	0	10	10	0.00	1.000										

Boston Red Sox @ Minnesota Twins
 Metropolitan Stadium, Bloomington, MI
 Sun Sep 03 1961, 4:33 AM EDT
 Att: 17,396 - Unknown - 59 F

AB	32
R	6
H	7
RBI	6
BB	6
SO	10
LOB	14



Batter	1	2	3	4	5	6	7	8	9	AB	R	H	RBI	BB	SO	LOB	TOP			
Luis Aparicio, R (1, 6) OBP: 0.312, SLG: 0.353 Sammy Esposito, R (5, 6) OBP: 0.289, SLG: 0.246	0-0 5-3			0-0 L5		4-0 G3 BB	0-0 G4-6-3 1B		0-3 K	2	0	0	0	0	0	0	2			
Nellie Fox, L (1, 4) OBP: 0.319, SLG: 0.291	0-0 1-4-3			0-0 G4-3 1B		0-0 G3	0-0 G4-6-3 1-2			4	0	1	0	0	0	3	4			
Floyd Robinson, L (1, 9) OBP: 0.389, SLG: 0.459	0-0 4-3			0-0 G4-3 1-2		0-0 G3				4	0	1	1	0	0	2	4			
Roy Sievers, R (1, 3) OBP: 0.388, SLG: 0.562 J.C. Martin, L (5, 3) OBP: 0.294, SLG: 0.348		0-0 5-3			0-0 6-3					2	0	0	0	0	0	0	2			
Minnie Minoso, R (1, 7) OBP: 0.369, SLG: 0.416		0-3 K			4-0 4-6-3 1B BB					3	1	1	0	1	2	1	3			
Al Smith, R (1, 5) OBP: 0.344, SLG: 0.502		0-0 F7			0-0 4-6-3 1B					4	1	2	0	0	0	1	4			
Al Pilarcik, L (1, 8) OBP: 0.276, SLG: 0.252				0-0 CS 1B		0-0 4-6-3 1-2 2-3				4	1	2	3	0	1	2	4			
Sherm Lollar, R (1, 2) OBP: 0.366, SLG: 0.383 Cam Carreon, R (5, 2) OBP: 0.346, SLG: 0.381				0-3 K		0-0 6-3				2	0	0	0	0	1	3	2			
Frank Baumann, L (1, 1) OBP: 0.291, SLG: 0.380 Russ Kemmerer, R (4, 1) OBP: 0.298, SLG: 0.292 Michael DeGenick, R (4, 1) OBP: 0.283, SLG: 0.390 Andy Carey, R (6, PH) OBP: 0.317, SLG: 0.450 Don Larsen, R (6, PH) OBP: 0.314, SLG: 0.413 Billy Goodman, L (6, PH) OBP: 0.314, SLG: 0.413				0-3 K		1-0 G3 BB G3 HBP				1	0	0	0	0	1	0	1			
Inning Stats	R: 0 E: 0 K: 0 S: 3	H: 0 LOB: 0 BB: 0 P: 3	R: 0 E: 0 K: 1 S: 5	H: 0 LOB: 0 BB: 0 P: 5	R: 0 E: 0 K: 2 S: 7	H: 1 LOB: 0 BB: 0 P: 7	R: 0 E: 0 K: 0 S: 3	H: 1 LOB: 2 BB: 1 P: 3	R: 0 E: 0 K: 0 S: 4	H: 1 LOB: 1 BB: 1 P: 8	R: 4 E: 0 K: 0 S: 7	H: 5 LOB: 0 BB: 0 P: 7	R: 0 E: 0 K: 1 S: 6	H: 1 LOB: 1 BB: 0 P: 6	R: 0 E: 0 K: 3 S: 9	H: 0 LOB: 1 BB: 1 P: 13	1B: 6 2B: 1 3B: 1 HR: 2	SF: 0 SAC: 0 DP: 3 HBP: 1	WP: 0 PB: 0 SB: 0 CS: 1	PA: 37
PITCHER	IP WLS BF H R ER SO BB IBB HBP BLK WP HR S P ERA WHIP	IP WLS BF H R ER SO BB IBB HBP BLK WP HR S P ERA WHIP																		
Al Schroll, R (1, 1) ERA: 5.27 Ray Moore, R (7, 1) ERA: 3.94	6.1 W 28 8 5 5 3 2 0 1 0 0 2 31 40 7.11 1.579	2.2 S 9 1 0 0 4 1 0 0 0 0 0 16 20 0.00 0.750																		

Chicago White Sox @ Minnesota Twins
Metropolitan Stadium, Bloomington, MI
Mon Sep 04 1961, 4:33 AM EDT
Att: 20,036 - Unknown - 65 F

AB	33
R	5
H	9
RBI	5
BB	3
SO	7
LOB	16



Batter	1	2	3	4	5	6	7	8	9	AB	R	H	RBI	BB	SO	LOB	BOTTOM				
Lenny Green, L (1, 8) OBP: 0.391, SLG: 0.416	0-0 P4			0-0 SF7		0-0 6-3				4	0	1	1	0	0	1	4				
Billy Martin, R (1, 4) OBP: 0.285, SLG: 0.349	0-0 G6-4-3 1B			0-0 E5			0-0 5-3			4	0	1	0	0	0	1	4				
Bob Allison, R (1, 9) OBP: 0.360, SLG: 0.468	0-0 G6-4-3 1-2			0-0 CS 1B		0-0 F9				4	1	1	0	0	1	1	4				
Jim Lemon, R (1, 7) OBP: 0.339, SLG: 0.439 Jose Valdivielso, R (7, PR) OBP: 0.219, SLG: 0.229 Ted Lepcio, R (8, 5) OBP: 0.234, SLG: 0.398				0-0 1B		0-0 1B				3	3	3	0	1	0	0	3				
Harmon Killebrew, R (1, 3) OBP: 0.399, SLG: 0.615		0-0 HR		0-0 F2		4-0 1B				3	1	2	2	1	0	2	3				
Earl Battey, R (1, 2) OBP: 0.372, SLG: 0.457		0-0 F7		4-0 1B		0-0 FC4				3	1	1	1	1	0	2	3				
Bill Tuttle, R (1, 5) OBP: 0.312, SLG: 0.332	0-0 1-6-3			0-0 1B		0-0 FC4				4	1	1	1	0	0	1	4				
Zoilo Versalles, R (1, 6) OBP: 0.313, SLG: 0.387	0-3 K			0-0 SF7		0-0 F9				4	1	1	2	0	1	0	4				
Al Schroll, R (1, 1) OBP: 0.455, SLG: 0.778 Ray Moore, R (7, 1) ERA: 3.79	0-0 F9			0-0 WP		0-3 K				2	1	0	0	1	1	0	2				
Inning Stats	R: 0 E: 0 K: 0 S: 3	H: 1 LOB: 0 BB: 0 P: 3	R: 2 E: 0 K: 1 S: 7	H: 2 LOB: 0 BB: 0 P: 7	R: 0 E: 0 K: 0 S: 3	H: 1 LOB: 0 BB: 0 P: 3	R: 6 E: 1 K: 0 S: 7	H: 4 LOB: 2 BB: 2 P: 15	R: 1 E: 0 K: 0 S: 4	H: 2 LOB: 1 BB: 1 P: 8	R: 0 E: 0 K: 1 S: 5	H: 0 LOB: 0 BB: 0 P: 5	R: 0 E: 0 K: 1 S: 6	H: 1 LOB: 2 BB: 1 P: 10	R: 0 E: 1 K: 0 S: 4	H: 0 LOB: 1 BB: 0 P: 4	1B: 9 2B: 1 3B: 0 HR: 1	SF: 1 SAC: 1 DP: 1 HBP: 0	WP: 1 PB: 0 SB: 0 CS: 2	PA: 38	
PITCHER	IP WLS BF H R ER SO BB IBB HBP BLK WP HR S P ERA WHIP	IP WLS BF H R ER SO BB IBB HBP BLK WP HR S P ERA WHIP																			
Frank Baumann, L (1, 1) ERA: 5.74 Russ Kemmerer, R (4, 1) ERA: 4.15 Michael DeGenick, R (4, 1) ERA: 5.4 Don Larsen, R (6, 1) ERA: 3.79	3.1 L 15 6 5 5 1 0 1 0 0 0 0 1 16 20 13.50 1.800	0.0 3 2 0 0 0 1 0 0 0 0 0 0 2 6 - -	1.2 7 2 4 3 0 1 0 0 0 1 0 6 10 16.20 1.800	3.0 12 1 0 0 2 1 0 0 0 0 0 0 15 19 0.00 0.667																	

Chicago White Sox @ Minnesota Twins
Metropolitan Stadium, Bloomington, MI
Mon Sep 04 1961, 4:33 AM EDT
Att: 20,036 - Unknown - 65 F

AB	31
R	9
H	11
RBI	7
BB	4
SO	3
LOB	8



Batter	1	2	3	4	5	6	7	8	9	AB	R	H	RBI	BB	SO	LOB	TOP			
Luis Aparicio, R OBP: 0.314, SLG: 0.357										5	1	1	0	0	1	2				
Floyd Robinson, L OBP: 0.398, SLG: 0.463										4	2	4	0	0	0	0				
Minnie Minoso, R OBP: 0.370, SLG: 0.413										4	1	2	2	1	0	2				
Roy Sievers, R OBP: 0.385, SLG: 0.558										3	0	0	1	1	0	4				
J.C. Martin, L OBP: 0.294, SLG: 0.348										0	0	0	0	0	0	0				
Al Smith, R OBP: 0.347, SLG: 0.516										4	0	1	2	0	1	2				
Nellie Fox, L OBP: 0.319, SLG: 0.295										4	1	2	1	0	0	1				
Mike Hershberger, R OBP: 0.143, SLG: 0.143										4	0	0	0	0	0	2				
Cam Carreon, R OBP: 0.338, SLG: 0.376										4	0	1	0	0	0	1				
Juan Pizarro, L OBP: 0.302, SLG: 0.345										4	1	2	0	0	0	0				
Inning Stats	R: 1 E: 0 K: 2 S: 9	H: 2 LOB: 1 BB: 0 P: 9	R: 1 E: 0 K: 0 S: 5	H: 3 LOB: 1 BB: 0 P: 5	R: 0 E: 0 K: 0 S: 3	H: 1 LOB: 0 BB: 0 P: 3	R: 0 E: 0 K: 0 S: 4	H: 1 LOB: 1 BB: 0 P: 4	R: 4 E: 0 K: 0 S: 8	H: 5 LOB: 1 BB: 0 P: 8	R: 0 E: 0 K: 0 S: 3	H: 0 LOB: 1 BB: 1 P: 7	R: 0 E: 0 K: 0 S: 3	H: 0 LOB: 0 BB: 0 P: 3	R: 0 E: 0 K: 0 S: 4	H: 1 LOB: 2 BB: 1 P: 8	1B: 11 2B: 1 3B: 0 HR: 1	SF: 1 SAC: 0 DP: 3 HBP: 1	WP: 0 PB: 0 SB: 0 CS: 0	PA: 40
PITCHER	IP WLS BF H R ER SO BB IBB HBP BLK WP HR S P ERA WHIP																			
Pedro Ramos, R ERA: 4.1	4.1 L 23 12 6 6 2 0 0 0 0 0 0 0 27 27 12.46 2.769																			
Bill Pleis, L ERA: 5.66	2.2 9 0 0 0 0 1 0 1 0 0 0 0 7 12 0.00 0.375																			
Don Lee, R ERA: 3.1	2.0 8 1 0 0 0 1 0 0 0 0 0 0 7 11 0.00 1.000																			

Chicago White Sox @ Minnesota Twins
Metropolitan Stadium, Bloomington, MI
Wed Sep 06 1961, 8:05 PM EDT
Unknown - 74 F

AB 36
R 6
H 13
RBI 6
BB 2
SO 2
LOB 14



Batter	1	2	3	4	5	6	7	8	9	AB	R	H	RBI	BB	SO	LOB	BOTTOM					
Zoilo Versalles, R OBP: 0.311, SLG: 0.381										5	0	1	0	0	1	2						
Billy Martin, R OBP: 0.258, SLG: 0.336										5	0	0	0	0	2	2						
Bob Allison, R OBP: 0.361, SLG: 0.479										4	1	1	0	0	1	0						
Earl Batley, R OBP: 0.381, SLG: 0.478										4	1	2	2	0	0	0						
Harmon Killebrew, R OBP: 0.397, SLG: 0.605										3	0	1	0	1	0	0						
Bill Tuttle, R OBP: 0.313, SLG: 0.331										4	0	1	0	0	1	2						
Rich Rollins, R OBP: 0.389, SLG: 0.375										4	0	0	0	0	1	2						
Lenny Green, L OBP: 0.390, SLG: 0.419										4	1	3	1	0	0	2						
Pedro Ramos, S OBP: 0.205, SLG: 0.253										1	0	0	0	1	1	2						
Bill Pleis, L OBP: 0.125, SLG: 0.125										0	0	0	0	0	0	0						
Jim Lemon, R OBP: 0.333, SLG: 0.431										1	0	0	0	0	0	0						
Don Lee, R OBP: 0.080, SLG: 0.080										0	0	0	0	0	0	0						
Ted Lepcio, R OBP: 0.232, SLG: 0.395										1	0	0	0	0	1	1						
Inning Stats	R: 2 E: 0 K: 2 S: 9	H: 2 LOB: 0 BB: 0 P: 9	R: 0 E: 0 K: 1 S: 6	H: 1 LOB: 2 BB: 1 P: 10	R: 0 E: 0 K: 1 S: 5	H: 0 LOB: 0 BB: 0 P: 5	R: 0 E: 0 K: 1 S: 6	H: 1 LOB: 2 BB: 1 P: 10	R: 0 E: 0 K: 1 S: 5	H: 0 LOB: 0 BB: 0 P: 5	R: 0 E: 0 K: 1 S: 5	H: 0 LOB: 0 BB: 0 P: 5	R: 1 E: 0 K: 0 S: 4	H: 1 LOB: 0 BB: 0 P: 4	R: 0 E: 0 K: 0 S: 5	H: 2 LOB: 2 BB: 0 P: 5	R: 0 E: 0 K: 1 S: 7	H: 2 LOB: 2 BB: 0 P: 7	1B: 6 2B: 1 3B: 0 HR: 2	SF: 0 SAC: 0 DP: 0 HBP: 0	WP: 0 PB: 0 SB: 0 CS: 0	PA: 38
PITCHER	IP WLS BF H R ER SO BB IBB HBP BLK WP HR S P ERA WHIP																					
Juan Pizarro, L ERA: 2.97	9.0 W 38 9 3 3 8 2 0 0 0 0 0 2 52 60 3.00 1.222																					

Chicago White Sox @ Minnesota Twins
Metropolitan Stadium, Bloomington, MI
Wed Sep 06 1961, 8:05 PM EDT
Unknown - 74 F


AB 36
R 3
H 9
RBI 3
BB 2
SO 8
LOB 13




Batter	1	2	3	4	5	6	7	8	9	10	AB	R	H	RBI	BB	SO	LOB	TOP				
Luis Aparicio, R OBP: 0.311, SLG: 0.353 (1, 6)	F9		F7	K			FC1-6		P4	E6	6	0	0	1	0	1	3	Chicago White Sox @ Minnesota Twins Metropolitan Stadium, Bloomington, MI Wed Sep 06 1961, 8:05 PM EDT Att. 17,898 - Unknown livebaseballscorecards.com				
Floyd Robinson, L OBP: 0.392, SLG: 0.456 (1, 9)	F7		3-1	F5			F2		4-3	3-1	6	0	0	0	0	0	4					
Minnie Minoso, R OBP: 0.372, SLG: 0.414 (1, 7)	E4		E6								4	0	2	0	0	0	0					
Roy Sievers, R OBP: 0.385, SLG: 0.555 (1, 3)	F5										3	0	0	0	2	0	3					
Al Smith, R OBP: 0.347, SLG: 0.514 (1, 5)											4	1	1	0	1	0	2					
Nelle Fox, L OBP: 0.321, SLG: 0.297 (1, 4)											4	1	2	0	1	0	3					
Mike Hershberger, R OBP: 0.167, SLG: 0.167 (1, 8)											5	1	1	0	0	0	3					
Sherm Lollar, R OBP: 0.367, SLG: 0.387 (1, 2)											4	1	2	2	0	1	2					
Don Larsen, R OBP: 0.326, SLG: 0.444 Warren Hacker, R OBP: 0.111, SLG: 0.111 Turk Lown, R OBP: 0.111, SLG: 0.111 (10, 1)											5	0	2	1	0	1	4					
											0	0	0	0	0	0	0					
											0	0	0	0	0	0	0					
Inning Stats	R: 0 E: 1 K: 0 S: 4	H: 0 LOB: 1 BB: 0 P: 4	R: 1 E: 0 K: 1 S: 7	H: 2 LOB: 1 BB: 0 P: 7	R: 0 E: 1 K: 0 S: 4	H: 1 LOB: 2 BB: 1 P: 8	R: 1 E: 0 K: 1 S: 7	H: 2 LOB: 2 BB: 1 P: 11	R: 0 E: 0 K: 0 S: 3	H: 0 LOB: 0 BB: 0 P: 3	R: 0 E: 0 K: 0 S: 5	H: 2 LOB: 2 BB: 0 P: 5	R: 0 E: 0 K: 1 S: 7	H: 2 LOB: 2 BB: 0 P: 7	R: 0 E: 0 K: 0 S: 3	H: 0 LOB: 3 BB: 2 P: 12	R: 2 E: 2 K: 0 S: 5	H: 1 LOB: 0 BB: 0 P: 5	1B: 9 2B: 1 3B: 0 HR: 0	SF: 1 SAC: 0 DP: 0 HBP: 1	WP: 0 PB: 0 SB: 3 CS: 1	PA: 47
PITCHER Camilo Pascual, R ERA: 3.71 (1, 1)	IP 10.0	WLS L	BF 47	H 10	R 4	ER 2	SO 3	BB 4	IBB 0	HBP 1	BLK 0	WP 0	HR 0	S 48	P 65	ERA 1.80	WHIP 1.400					
PITCHER	IP	WLS	BF	H	R	ER	SO	BB	IBB	HBP	BLK	WP	HR	S	P	ERA	WHIP					

Batter	1	2	3	4	5	6	7	8	9	10	AB	R	H	RBI	BB	SO	LOB	BOTTOM			
Lenny Green, L OBP: 0.389, SLG: 0.420 (1, 8)	P5										4	0	1	1	0	0	1	Chicago White Sox @ Minnesota Twins Metropolitan Stadium, Bloomington, MI Wed Sep 06 1961, 8:05 PM EDT Att. 17,898 - Unknown livebaseballscorecards.com			
Billy Martin, R OBP: 0.255, SLG: 0.331 (1, 4)	P6										4	0	0	0	0	0	2				
Harmon Killebrew, R OBP: 0.395, SLG: 0.800 (1, 3)	F7										4	0	0	0	0	2	1				
Bob Allison, R OBP: 0.360, SLG: 0.476 (1, 9)											3	0	0	0	1	0	0				
Joe Altobelli, L OBP: 0.318, SLG: 0.289 (1, 7)											4	0	0	0	0	2	1				
Hal Naragon, L OBP: 0.303, SLG: 0.375 (1, 2)											4	0	0	0	0	0	1				
Bill Tuttle, R OBP: 0.314, SLG: 0.332 (1, 5)											4	1	2	0	0	2	1				
Zoilo Versalles, R OBP: 0.310, SLG: 0.382 (1, 6)											4	1	1	1	0	0	1				
Camilo Pascual, R OBP: 0.197, SLG: 0.181 Julio Becquer, L OBP: 0.247, SLG: 0.459 (10, PH)											2	0	0	0	0	0	0				
											1	0	0	0	0	0	1				
Inning Stats	R: 0 E: 0 K: 0 S: 3	H: 0 LOB: 0 BB: 0 P: 3	R: 0 E: 0 K: 0 S: 3	H: 0 LOB: 0 BB: 0 P: 3	R: 2 E: 0 K: 1 S: 8	H: 3 LOB: 1 BB: 0 P: 8	R: 0 E: 0 K: 1 S: 5	H: 0 LOB: 0 BB: 0 P: 5	R: 0 E: 0 K: 1 S: 5	H: 0 LOB: 1 BB: 0 P: 11	R: 0 E: 1 K: 0 S: 4	H: 0 LOB: 1 BB: 0 P: 4	R: 0 E: 0 K: 1 S: 5	H: 0 LOB: 0 BB: 0 P: 5	R: 0 E: 0 K: 0 S: 4	H: 1 LOB: 1 BB: 0 P: 4	1B: 2 2B: 2 3B: 0 HR: 0	SF: 0 SAC: 1 DP: 0 HBP: 0	WP: 0 PB: 0 SB: 0 CS: 0	PA: 36	
PITCHER Don Larsen, R ERA: 3.59 Warren Hacker, R ERA: 3.98 Turk Lown, R ERA: 2.65 (10, 1)	IP 9.1	WLS W	BF 34	H 4	R 2	ER 0	SO 6	BB 1	IBB 0	HBP 0	BLK 0	WP 0	HR 0	S 45	P 49	ERA 1.93	WHIP 0.536				
PITCHER	IP	WLS	BF	H	R	ER	SO	BB	IBB	HBP	BLK	WP	HR	S	P	ERA	WHIP				



Batter	1	2	3	4	5	6	7	8	9	AB	R	H	RBI	BB	SO	LOB	TOP			
Joe Koppe, R (1,6) OBP: 0.346, SLG: 0.359	0-0 6-3			0-3 K		4-0 BB		0-0 1B		3	0	1	0	1	1	0	Los Angeles Angels @ Minnesota Twins Metropolitan Stadium, Bloomington, MI Mon Sep 11 1961, 8:05 PM EDT Att. 6,215 - Unknown - 58 F 			
Tom Satriano, L (1,5) OBP: 0.310, SLG: 0.360	4-0 BB			0-0 1B		0-0 F5		0-3 K		3	0	1	0	1	1	2				
Lee Thomas, L (1,3) OBP: 0.370, SLG: 0.526	0-0 G4-6-3			0-3 K				0-0 HR		4	1	1	1	0	1	3				
Leon Wagner, L (1,7) OBP: 0.333, SLG: 0.470		0-0 4-3		0-0 1-3				0-0 F2		4	0	0	0	0	1	1				
George Thomas, R (1,8) OBP: 0.325, SLG: 0.481		0-3 K			0-3 K			0-3 K2-3		4	0	0	0	0	3	0				
Ken Hunt, R (1,9) OBP: 0.317, SLG: 0.473		0-3 K			0-0 F9			0-0 1B		4	1	1	0	0	1	0				
Buck Rodgers, S (1,2) OBP: 0.375, SLG: 0.286			0-0 F7		0-0 F8			0-0 1B		3	0	1	1	0	0	0				
Rocky Bridges, R (1,4) OBP: 0.320, SLG: 0.294			0-3 K			0-3 K		0-3 K		3	0	0	0	0	3	1				
Dean Chance, R (1,1) Tom Morgan, R (8,1) Art Fowler, R (8,1)			0-0 1-3		0-3 K			0-3 K		3	0	0	0	0	2	0				
Inning Stats	R: 0 E: 0 K: 0 S: 2	H: 0 LOB: 0 BB: 1 P: 6	R: 0 E: 0 K: 2 S: 7	H: 0 LOB: 0 BB: 0 P: 7	R: 0 E: 0 K: 1 S: 5	H: 0 LOB: 0 BB: 0 P: 5	R: 0 E: 0 K: 2 S: 8	H: 1 LOB: 1 BB: 0 P: 8	R: 0 E: 0 K: 1 S: 5	H: 0 LOB: 0 BB: 0 P: 5	R: 2 E: 0 K: 2 S: 10	H: 3 LOB: 1 BB: 0 P: 10	R: 0 E: 0 K: 1 S: 8	H: 1 LOB: 1 BB: 0 P: 8	R: 0 E: 0 K: 1 S: 5	H: 0 LOB: 0 BB: 0 P: 5		1B: 3 2B: 1 3B: 0 HR: 1	SF: 0 SAC: 0 DP: 1 HBP: 0	WP: 0 PB: 0 SB: 1 CS: 0
PITCHER Camilo Pascual, R (1,1) ERA: 3.64	IP: 9.0 WLS: W BF: 33	H: 5 R: 2 ER: 2 SO: 13	BB: 2 IBB: 0 HBP: 0 BLK: 0	WP: 0 HR: 1 S: 57 P: 65	ERA: 2.00 WHIP: 0.778	PITCHER														

Batter	1	2	3	4	5	6	7	8	9	AB	R	H	RBI	BB	SO	LOB	BOTTOM			
Lenny Green, L (1,8) OBP: 0.386, SLG: 0.415	0-0 L5-4		0-0 1B		0-0 G1-6-3		0-0 L3			4	0	2	0	0	0	2	Los Angeles Angels @ Minnesota Twins Metropolitan Stadium, Bloomington, MI Mon Sep 11 1961, 8:05 PM EDT Att. 6,215 - Unknown - 58 F 			
Billy Martin, R (1,4) OBP: 0.284, SLG: 0.332	0-0 1B		0-0 FC5-2-5			0-0 P5		0-0 E5		4	1	1	0	0	0	2				
Harmon Killebrew, R (1,3) OBP: 0.399, SLG: 0.617	0-0 F3		0-0 F8		0-0 F8		0-0 P3		0-3 K	4	0	0	0	0	1	5				
Bob Allison, R (1,9) OBP: 0.359, SLG: 0.467	0-0 L5-4		0-0 F8			1-0 WP		0-0 1B		3	1	1	0	0	0	4				
Earl Battey, R (1,2) OBP: 0.378, SLG: 0.483		0-0 1-3		0-3 K		0-0 WP		0-0 1B		4	1	2	1	0	1	0				
Jim Lemon, R (1,7) OBP: 0.334, SLG: 0.430		0-0 4-3		0-0 6-3		4-0 1B		0-0 1B		2	0	0	0	1	0	0				
Jose Valdivielso, R (6, PR) OBP: 0.224, SLG: 0.248										0	0	0	0	0	0	0				
Joe Altobelli, L (8, PH) OBP: 0.388, SLG: 0.378						1-2 2-3		0-0 HR		1	1	1	3	0	0	0				
Ted Lepcio, R (9, 5) OBP: 0.232, SLG: 0.395										0	0	0	0	0	0	0				
Bill Tuttle, R (1,5) OBP: 0.309, SLG: 0.323	0-0 6-3		0-0 6-3		0-0 6-3		0-0 F8		0-0 FC4-6	4	0	1	0	0	0	3				
Zoilo Versalles, R (1,6) OBP: 0.313, SLG: 0.385			0-0 2B		0-0 5-3		0-0 5-3		0-0 FC4-6	4	1	1	0	0	0	1				
Camilo Pascual, R (1,1) OBP: 0.228, SLG: 0.227			0-0 1B		0-0 G1-6-3		0-0 L3		0-0 CS	3	0	3	1	0	0	0				
Inning Stats	R: 0 E: 0 K: 0 S: 4	H: 2 LOB: 1 BB: 0 P: 4	R: 0 E: 0 K: 0 S: 3	H: 0 LOB: 0 BB: 0 P: 3	R: 1 E: 0 K: 0 S: 6	H: 3 LOB: 2 BB: 0 P: 6	R: 0 E: 0 K: 1 S: 5	H: 0 LOB: 0 BB: 0 P: 5	R: 0 E: 0 K: 0 S: 3	H: 1 LOB: 0 BB: 0 P: 3	R: 0 E: 0 K: 0 S: 4	H: 1 LOB: 3 BB: 1 P: 9	R: 0 E: 0 K: 0 S: 3	H: 1 LOB: 0 BB: 0 P: 3	R: 4 E: 1 K: 1 S: 9	H: 4 LOB: 0 BB: 0 P: 9	1B: 9 2B: 4 3B: 0 HR: 1	SF: 0 SAC: 0 DP: 3 HBP: 1	WP: 1 PB: 0 SB: 0 CS: 1	PA: 36
PITCHER Dean Chance, R (1,1) ERA: 3.68	IP: 7.1 WLS: L BF: 32	H: 10 R: 4 ER: 3 SO: 2	BB: 0 IBB: 1 HBP: 0 BLK: 0	WP: 1 HR: 0 S: 34 P: 39	ERA: 3.68 WHIP: 1.364	PITCHER														
Tom Morgan, R (8,1) ERA: 2.55	0.0	2	2	1	1	0	0	0	0	0	1	2	2							
Art Fowler, R (8,1) ERA: 4.09	0.2	1	0	0	0	0	0	0	0	0	1	1	1	0.00	0.000					

Batter	1	2	3	4	5	6	7	8	9	AB	R	H	RBI	BB	SO	LOB	TOP			
Joe Koppe, R OBP: 0.349, SLG: 0.358 (1, 6)	6-3	FC9-6																		
Tom Satriano, L OBP: 0.305, SLG: 0.352 (1, 5) (9, 4)	PB 1B	F5			G4-6-3			SH1-3 BB	9-2											
Lee Thomas, L OBP: 0.369, SLG: 0.522 (1, 3)	1B SF7 HBP		P4		F9			P6												
Leon Wagner, L OBP: 0.335, SLG: 0.471 (1, 7)	1B		K			G5-4-3		K												
George Thomas, R OBP: 0.320, SLG: 0.475 (1, 8)	SF7		F9			F7			F9											
Ken Hunt, R OBP: 0.317, SLG: 0.471 (1, 9)	1-3			P6		G5-4-3			1B											
Buck Rodgers, S OBP: 0.417, SLG: 0.364 (1, 2)		E4 FC9-6				F9			1B BB											
Rocky Bridges, R OBP: 0.320, SLG: 0.295 (9, PH)		E1			F9				BB 1B											
Chuck Tanner, L (9, PH)									BB 1B											
Eddie Yost, R OBP: 0.343, SLG: 0.206 (9, 5)		FC9-6 1B							BB 1B											
Ted Bowsfield, R OBP: 0.163, SLG: 0.214 (9, PH)																				
Albie Pearson, L OBP: 0.414, SLG: 0.401 (9, PH)																				
Earl Averill, R OBP: 0.392, SLG: 0.500 (9, PR)																				
Dan Ardell, L (9, PR)																				
Jim Donohue, R OBP: 0.174, SLG: 0.217 (9, 1)									1-2 2-3 3-H											
Inning Stats	R: 2 E: 0 K: 0 S: 5	H: 2 LOB: 1 BB: 0 P: 6	R: 1 E: 2 K: 1 S: 7	H: 1 LOB: 1 BB: 0 P: 7	R: 0 E: 0 K: 1 S: 5	H: 0 LOB: 0 BB: 0 P: 5	R: 0 E: 0 K: 0 S: 4	H: 1 LOB: 1 BB: 0 P: 4	R: 0 E: 0 K: 0 S: 3	H: 1 LOB: 0 BB: 0 P: 3	R: 0 E: 0 K: 0 S: 7	H: 0 LOB: 0 BB: 0 P: 7	R: 0 E: 0 K: 1 S: 5	H: 0 LOB: 1 BB: 1 P: 9	R: 2 E: 0 K: 0 S: 5	H: 3 LOB: 2 BB: 2 P: 13	1B: 9 2B: 1 3B: 0 HR: 0	SF: 1 SAC: 1 DP: 3 HBP: 1	WP: 0 PB: 1 SB: 0 CS: 0	PA: 38
PITCHER	IP WLS BF H R ER SO BB IBB HBP BLK WP HR S P ERA WHIP																			
Don Lee, R ERA: 3.04 (1, 1)	8.0 L 31 6 3 2 5 1 0 1 0 0 0 0 39 44 2.25 0.875																			
Al Schroll, R ERA: 8.06 (9, 1)	0.1 4 2 2 2 0 1 0 0 0 0 0 0 3 7 54.00 9.000																			
Bill Pleis, L ERA: 5.17 (9, 1)	0.2 3 1 0 0 0 1 0 0 0 0 0 0 2 6 0.00 3.000																			

Los Angeles Angels @ Minnesota Twins
Metropolitan Stadium, Bloomington, MI
Thu Sep 14 1961, 4:33 AM EDT
Unknown - 51 F

AB 32
R 5
H 9
RBI 5
BB 3
SO 5
LOB 15



Batter	1	2	3	4	5	6	7	8	9	AB	R	H	RBI	BB	SO	LOB	BOTTOM					
Lenny Green, L OBP: 0.385, SLG: 0.414 (1, 8)	G5-4-3 1B		4-3					4-3														
Billy Martin, R OBP: 0.294, SLG: 0.334 (1, 4)	G5-4-3		F8			E9 SF8 2B			L1													
Harmon Killebrew, R OBP: 0.396, SLG: 0.613 (1, 3)	K				K	SF8			K													
Bob Allison, R OBP: 0.357, SLG: 0.463 (1, 9)		K			F9	G3			F7													
Earl Battey, R OBP: 0.380, SLG: 0.485 (1, 2)		1B 1B			K			G5-4-3 1B														
Jim Lemon, R OBP: 0.332, SLG: 0.427 (1, 7)		K			E5 FC6-4	G5-4-3																
Bill Tuttle, R OBP: 0.309, SLG: 0.323 (1, 5)					K	6-3																
Zoilo Versalles, R OBP: 0.311, SLG: 0.383 (1, 6)		F7			L4			F2														
Don Lee, R OBP: 0.074, SLG: 0.074 (1, 1)					5-3																	
Rich Rollins, R OBP: 0.368, SLG: 0.353 (8, PH)						FC6-4			1-3													
Al Schroll, R OBP: 0.385, SLG: 0.636 (9, 1)																						
Bill Pleis, L OBP: 0.111, SLG: 0.111 (9, 1)																						
Inning Stats	R: 0 E: 0 K: 1 S: 5	H: 1 LOB: 0 BB: 0 P: 5	R: 0 E: 0 K: 2 S: 9	H: 2 LOB: 2 BB: 0 P: 9	R: 0 E: 0 K: 0 S: 3	H: 0 LOB: 0 BB: 0 P: 3	R: 0 E: 0 K: 2 S: 7	H: 0 LOB: 0 BB: 0 P: 7	R: 0 E: 1 K: 1 S: 6	H: 0 LOB: 1 BB: 0 P: 6	R: 1 E: 1 K: 1 S: 6	H: 1 LOB: 0 BB: 0 P: 6	R: 0 E: 0 K: 0 S: 3	H: 1 LOB: 0 BB: 0 P: 3	R: 0 E: 0 K: 0 S: 3	H: 0 LOB: 0 BB: 0 P: 3	R: 0 E: 0 K: 1 S: 5	H: 0 LOB: 0 BB: 0 P: 5	1B: 4 2B: 1 3B: 0 HR: 0	SF: 1 SAC: 0 DP: 2 HBP: 0	WP: 0 PB: 0 SB: 0 CS: 0	PA: 31
PITCHER	IP WLS BF H R ER SO BB IBB HBP BLK WP HR S P ERA WHIP																					
Ted Bowsfield, L ERA: 3.72 (1, 1)	8.0 W 28 5 1 0 0 0 0 0 0 0 0 0 42 42 0.00 0.625																					
Jim Donohue, R ERA: 4.43 (9, 1)	1.0 S 3 0 0 0 1 0 0 0 0 0 0 0 5 5 0.00 0.000																					

Los Angeles Angels @ Minnesota Twins
Metropolitan Stadium, Bloomington, MI
Thu Sep 14 1961, 4:33 AM EDT
Unknown - 51 F

AB 30
R 1
H 5
RBI 1
BB 0
SO 8
LOB 8



Batter	1	2	3	4	5	6	7	8	9	AB	R	H	RBI	BB	SO	LOB	TOP			
Eddie Yost, R OBP: 0.346, SLG: 0.208 (1, 5)										3	1	1	0	1	1	0	Los Angeles Angels @ Minnesota Twins Metropolitan Stadium, Bloomington, MI Thu Sep 14 1961, 4:38 AM EDT Att: 1,605 - Unknown 			
Joe Koppe, R OBP: 0.351, SLG: 0.360 (1, 4)										4	0	2	0	0	1	0				
George Thomas, R OBP: 0.316, SLG: 0.467 (1, 8)										4	0	0	0	0	1	3				
Ken Hunt, R OBP: 0.316, SLG: 0.468 (1, 9)										3	0	0	0	1	1	2				
Steve Bilko, R OBP: 0.393, SLG: 0.533 (1, 3)										4	0	0	0	0	3	4				
Lee Thomas, L OBP: 0.397, SLG: 0.518 (1, 7)										3	0	0	0	0	2	2				
Ed Sadowski, R OBP: 0.286, SLG: 0.391 (1, 2)										3	0	0	0	0	0	0				
Jim Fregosi, R (1, 6)										3	0	0	0	0	0	0				
Ken McBride, R OBP: 0.119, SLG: 0.113 (1, 1)										2	0	0	0	0	1	0				
Art Fowler, R OBP: 0.083, SLG: 0.083 (7, 1)										0	0	0	0	0	0	0				
Jack Spring, R (7, 1)										0	0	0	0	0	0	0				
Earl Averill, R OBP: 0.391, SLG: 0.498 (8, PH)										1	0	0	0	0	0	0				
Ryne Duren, R OBP: 0.146, SLG: 0.042 (8, 1)										0	0	0	0	0	0	0				
Inning Stats	R: 1 E: 0 K: 1 S: 7	H: 2 LOB: 2 BB: 1 P: 11	R: 0 E: 0 K: 0 S: 3	H: 0 LOB: 0 BB: 0 P: 3	R: 0 E: 0 K: 1 S: 5	H: 0 LOB: 0 BB: 0 P: 5	R: 0 E: 0 K: 1 S: 5	H: 0 LOB: 0 BB: 0 P: 5	R: 0 E: 0 K: 2 S: 7	H: 0 LOB: 0 BB: 0 P: 7	R: 0 E: 0 K: 2 S: 7	H: 0 LOB: 0 BB: 0 P: 7	R: 0 E: 0 K: 0 S: 3	H: 0 LOB: 0 BB: 0 P: 3	R: 0 E: 0 K: 2 S: 8	H: 1 LOB: 2 BB: 1 P: 12	1B: 3 2B: 0 3B: 0 HR: 0	SF: 0 SAC: 0 DP: 0 HBP: 0	WP: 1 PB: 0 SB: 0 CS: 0	PA: 32
PITCHER Jim Kaat, L ERA: 3.85 (1, 1)	IP: 9.0 WLS: W BF: 32	H: 3 R: 1 ER: 1 SO: 10	BB: 2 IBB: 0 HBP: 0 BLK: 0	WP: 1 HR: 0 S: 50 P: 58	ERA: 1.00 WHIP: 0.556	PITCHER										IP: 9.0 WLS: W BF: 32	H: 3 R: 1 ER: 1 SO: 10	BB: 2 IBB: 0 HBP: 0 BLK: 0	WP: 1 HR: 0 S: 50 P: 58	ERA: 1.00 WHIP: 0.556

Batter	1	2	3	4	5	6	7	8	9	AB	R	H	RBI	BB	SO	LOB	BOTTOM			
Lenny Green, L OBP: 0.386, SLG: 0.418 (1, 8) (8, 7)										4	1	2	1	0	0	0	Los Angeles Angels @ Minnesota Twins Metropolitan Stadium, Bloomington, MI Thu Sep 14 1961, 4:38 AM EDT Att: 1,605 - Unknown 			
Billy Martin, R OBP: 0.284, SLG: 0.331 (1, 4)										3	1	0	0	1	0	2				
Harmon Killebrew, R OBP: 0.397, SLG: 0.611 (1, 3)										2	0	0	0	2	2	2				
Joe Altobelli, L OBP: 0.357, SLG: 0.375 (1, 7)										3	0	1	1	0	1	2				
Jim Lemon, R OBP: 0.331, SLG: 0.426 (7, PH)										1	0	0	0	0	0	2				
Jose Valdivielso, R OBP: 0.224, SLG: 0.248 (8, 5)										0	0	0	0	0	0	0				
Bob Allison, R OBP: 0.355, SLG: 0.460 (1, 9)										4	0	0	1	0	3	3				
Earl Battey, R OBP: 0.381, SLG: 0.484 (1, 2)										3	0	1	0	1	1	2				
Bill Tuttle, R OBP: 0.307, SLG: 0.319 (1, 5) (8, 8)										4	0	0	0	0	1	4				
Zoilo Versalles, R OBP: 0.311, SLG: 0.382 (1, 6)										3	1	1	0	0	1	1				
Jim Kaat, L OBP: 0.317, SLG: 0.345 (1, 1)										2	0	0	0	0	1	1				
Inning Stats	R: 0 E: 0 K: 1 S: 5	H: 0 LOB: 0 BB: 0 P: 5	R: 0 E: 0 K: 3 S: 9	H: 0 LOB: 0 BB: 0 P: 9	R: 0 E: 0 K: 1 S: 5	H: 0 LOB: 0 BB: 0 P: 5	R: 0 E: 1 K: 1 S: 6	H: 0 LOB: 2 BB: 1 P: 10	R: 0 E: 0 K: 2 S: 8	H: 1 LOB: 1 BB: 0 P: 8	R: 2 E: 1 K: 1 S: 8	H: 2 LOB: 2 BB: 1 P: 12	R: 1 E: 0 K: 0 S: 5	H: 2 LOB: 1 BB: 1 P: 9	R: 0 E: 0 K: 1 S: 5	H: 0 LOB: 1 BB: 1 P: 9	1B: 4 2B: 0 3B: 1 HR: 0	SF: 0 SAC: 2 DP: 0 HBP: 0	WP: 0 PB: 0 SB: 1 CS: 0	PA: 35
PITCHER Ken McBride, R ERA: 3.43 (1, 1)	IP: 6.1 WLS: L BF: 28	H: 5 R: 3 ER: 3 SO: 9	BB: 2 IBB: 0 HBP: 0 BLK: 0	WP: 0 HR: 0 S: 44 P: 52	ERA: 4.26 WHIP: 1.105	PITCHER										IP: 6.1 WLS: L BF: 28	H: 5 R: 3 ER: 3 SO: 9	BB: 2 IBB: 0 HBP: 0 BLK: 0	WP: 0 HR: 0 S: 44 P: 52	ERA: 4.26 WHIP: 1.105
Art Fowler, R ERA: 4.07 (7, 1)	0.1	2	0	0	0	0	1	0	0	0	0	0	1	5	0.00	3.000				
Jack Spring, L ERA: 4.18 (7, 1)	0.1	1	0	0	0	0	0	0	0	0	0	0	1	1	0.00	0.000				
Ryne Duren, R ERA: 4.82 (8, 1)	1.0	4	0	0	0	1	1	0	0	0	0	5	9	0.00	1.000					

Batter	1	2	3	4	5	6	7	8	9	AB	R	H	RBI	BB	SO	LOB	TOP			
Jake Jacobs, R (1, 8) OBP: 0.333, SLG: 0.333 Dan Dobbek, L (6, PH) OBP: 0.269, SLG: 0.322 (6, 8)	F2		K			P3		K		2	0	0	0	0	1	1	Minnesota Twins @ Cleveland Indians Cleveland Municipal Stadium, Cleveland, OH Sat Sep 16 1961, 3:33 AM EDT Att: 2,946 - Unknown livebaseballscorecards.com			
Billy Martin, R (1, 4) OBP: 0.297, SLG: 0.333	P3			4-3					G1-6-3 1B	4	0	2	0	0	0	0				
Harmon Killebrew, R (1, 3) OBP: 0.390, SLG: 0.604	F7			F7		5-3			F3	4	0	0	0	0	0	2				
Bob Allison, R (1, 9) OBP: 0.353, SLG: 0.454		K		L8				G6-4-3 BB	G1-6-3 1-2	3	0	0	0	1	1					
Earl Battey, R (1, 2) OBP: 0.383, SLG: 0.481	P4							G6-4-3 1-2		3	0	1	0	0	0	1				
Jim Lemon, R (1, 7) OBP: 0.330, SLG: 0.425	F3				L8			K		3	0	0	0	0	1	1				
Bill Tuttle, R (1, 5) OBP: 0.310, SLG: 0.318					F7					2	0	1	0	1	0	1				
Zoilo Versalles, R (1, 6) OBP: 0.308, SLG: 0.378			5-3		5-3			K		3	0	0	0	0	1	3				
Pedro Ramos, S (1, 1) OBP: 0.202, SLG: 0.247 Joe Altobelli, L (8, PH) OBP: 0.362, SLG: 0.380 Bill Pleis, L (8, 1) OBP: 0.111, SLG: 0.111			K		5-3			K		2	0	0	0	0	1	1				
										1	0	0	0	0	1	1				
										0	0	0	0	0	0	0				
Inning Stats	R: 0 E: 0 K: 0 S: 3	H: 0 LOB: 0 BB: 0 P: 3	R: 0 E: 0 K: 1 S: 5	H: 0 LOB: 0 BB: 0 P: 5	R: 0 E: 0 K: 2 S: 8	H: 1 LOB: 1 BB: 0 P: 8	R: 0 E: 0 K: 0 S: 3	H: 0 LOB: 0 BB: 0 P: 3	R: 0 E: 0 K: 0 S: 4	H: 1 LOB: 1 BB: 0 P: 4	R: 0 E: 0 K: 0 S: 4	H: 0 LOB: 0 BB: 1 P: 8	R: 0 E: 0 K: 1 S: 9	H: 0 LOB: 1 BB: 1 P: 13	R: 0 E: 0 K: 0 S: 3	H: 1 LOB: 0 BB: 0 P: 3	1B: 4 2B: 0 3B: 0 HR: 0	SF: 0 SAC: 0 DP: 2 HBP: 0	WP: 1 PB: 0 SB: 0 CS: 0	PA: 31
PITCHER Barry Latman, R (1, 1) ERA: 3.83	IP: 9.0 WLS: W BF: 31 H: 4 R: 0 ER: 0 SO: 7 BB: 2 IBB: 0 HBP: 0 BLK: 0 WP: 1 HR: 0 S: 43 P: 51 ERA: 0.00 WHIP: 0.667																			

Batter	1	2	3	4	5	6	7	8	9	AB	R	H	RBI	BB	SO	LOB	BOTTOM			
Johnny Temple, R (1, 4) OBP: 0.356, SLG: 0.352	P3								4-3	4	0	1	0	0	0	2	Minnesota Twins @ Cleveland Indians Cleveland Municipal Stadium, Cleveland, OH Sat Sep 16 1961, 3:33 AM EDT Att: 2,946 - Unknown livebaseballscorecards.com			
Ty Cline, L (1, 8)	L9		L1-3		L9			L4-3		4	0	0	0	0	0	2				
Tito Francona, L (1, 7) OBP: 0.356, SLG: 0.460				F7		F7		S 2B		4	0	2	0	0	0	0				
Al Luplow, L (1, 9)	K			F8		1-3		F9		4	0	0	0	0	1	2				
Hal Jones, R (1, 3)		K		K		E5		FC6-4 BB		3	0	0	0	1	2	0				
Woodie Held, R (1, 6) OBP: 0.351, SLG: 0.462	F3					K		FC6-4 1-2		4	1	1	1	0	1	3				
Jack Kubiszyn, R (1, 5) OBP: 0.235, SLG: 0.133	F2									3	1	1	0	0	1	0				
Valmy Thomas, R (1, 2) OBP: 0.267, SLG: 0.246			5-3					SH3-4 1B		3	0	2	1	0	0	0				
Barry Latman, R (1, 1) OBP: 0.127, SLG: 0.115	F3							SH3-4 1-2		2	0	0	0	0	0	1				
Inning Stats	R: 0 E: 0 K: 1 S: 6	H: 1 LOB: 1 BB: 0 P: 6	R: 0 E: 0 K: 1 S: 5	H: 0 LOB: 0 BB: 0 P: 5	R: 0 E: 0 K: 0 S: 4	H: 1 LOB: 1 BB: 0 P: 4	R: 0 E: 0 K: 1 S: 5	H: 0 LOB: 0 BB: 0 P: 5	R: 2 E: 0 K: 0 S: 6	H: 3 LOB: 1 BB: 0 P: 6	R: 0 E: 1 K: 1 S: 6	H: 0 LOB: 1 BB: 0 P: 6	R: 0 E: 0 K: 1 S: 6	H: 1 LOB: 1 BB: 0 P: 6	R: 0 E: 0 K: 0 S: 4	H: 1 LOB: 2 BB: 1 P: 8	1B: 2 2B: 3 3B: 1 HR: 1	SF: 0 SAC: 1 DP: 0 HBP: 0	WP: 0 PB: 0 SB: 1 CS: 0	PA: 33
PITCHER Pedro Ramos, R (1, 1) ERA: 3.91 Bill Pleis, L (8, 1) ERA: 5.07	IP: 7.0 WLS: L BF: 28 H: 6 R: 2 ER: 2 SO: 5 BB: 0 IBB: 0 HBP: 0 BLK: 0 WP: 0 HR: 1 S: 38 P: 38 ERA: 2.57 WHIP: 0.857																			

AB	29
R	0
H	4
RBI	0
BB	2
SO	7
LOB	13




AB	31
R	2
H	7
RBI	2
BB	1
SO	5
LOB	10



Batter	1	2	3	4	5	6	7	8	9	AB	R	H	RBI	BB	SO	LOB	TOP					
Lenny Green, L OBP: 0.396, SLG: 0.420 (1, 8)			4-1				L8		6-3	5	1	2	0	0	0	1	Minnesota Twins @ Cleveland Indians Cleveland Municipal Stadium, Cleveland, OH Sun Sep 17 1961, 3:33 AM EDT Unknown livebaseballscorecards.com					
Billy Martin, R OBP: 0.289, SLG: 0.338 (1, 4)	K						K2-3			4	1	2	0	0	2	1						
Harmon Killebrew, R OBP: 0.395, SLG: 0.690 (1, 3)	K									3	0	0	0	1	2	4						
Joe Altobelli, L OBP: 0.371, SLG: 0.444 Jose Valdivieso, R OBP: 0.224, SLG: 0.248 (8, 5)										4	2	2	3	0	1	2						
Earl Battey, R OBP: 0.382, SLG: 0.479 (1, 2)	K									4	1	1	0	0	2	2						
Bob Allison, R OBP: 0.354, SLG: 0.454 (1, 9)										3	0	1	0	1	0	1						
Bill Tuttle, R OBP: 0.310, SLG: 0.317 (8, 8)										4	0	1	2	0	1	1						
Zolio Versalles, R OBP: 0.308, SLG: 0.377 (1, 6)			1-3							4	0	1	0	0	1	2						
Camilo Pascual, R OBP: 0.220, SLG: 0.218 (1, 1)			6-3							3	0	0	0	0	0	0						
Inning Stats	R: 0 E: 0 K: 2 S: 7	H: 1 LOB: 1 BB: 0 P: 7	R: 1 E: 0 K: 1 S: 6	H: 2 LOB: 0 BB: 0 P: 6	R: 0 E: 0 K: 0 S: 3	H: 0 LOB: 1 BB: 0 P: 3	R: 0 E: 0 K: 2 S: 8	H: 1 LOB: 1 BB: 0 P: 8	R: 0 E: 0 K: 0 S: 3	H: 0 LOB: 0 BB: 0 P: 3	R: 4 E: 0 K: 2 S: 12	H: 5 LOB: 2 BB: 1 P: 16	R: 0 E: 0 K: 1 S: 5	H: 0 LOB: 0 BB: 0 P: 5	R: 0 E: 0 K: 0 S: 3	H: 0 LOB: 1 BB: 1 P: 7		R: 0 E: 0 K: 1 S: 6	H: 1 LOB: 1 BB: 0 P: 6	1B: 7 2B: 3 3B: 0 HR: 1	SF: 0 SAC: 1 DP: 2 HBP: 0	WP: 0 PB: 1 SB: 0 CS: 1
PITCHER	IP WLS BF H R ER SO BB IBB HBP BLK WP HR S P ERA WHIP																					
Jim Perry, R ERA: 4.62 (1, 1)	5.2 L 25 9 5 5 6 1 0 0 0 0 0 1 36 40 7.94 1.765																					
Bob Allen, L ERA: 3.72 (8, 1)	1.1 4 0 0 0 2 0 0 0 0 0 0 0 8 8 0.00 0.000																					
Joe Schaffernoth, R ERA: 5.92 (8, 1)	2.0 8 1 0 0 1 1 0 0 0 0 0 0 9 13 0.00 1.000																					

Batter	1	2	3	4	5	6	7	8	9	AB	R	H	RBI	BB	SO	LOB	BOTTOM					
Ty Cline, L OBP: 0.125, SLG: 0.125 (1, 8)	L7		L5-3							4	0	1	0	0	0	0	Minnesota Twins @ Cleveland Indians Cleveland Municipal Stadium, Cleveland, OH Sun Sep 17 1961, 3:33 AM EDT Unknown livebaseballscorecards.com					
Tito Francona, L OBP: 0.397, SLG: 0.460 (1, 7)	K2-3									3	0	1	0	1	2	1						
Vic Power, R OBP: 0.309, SLG: 0.373 (1, 4)			5-3			5-3				4	0	1	0	0	0	3						
Al Luplow, L (1, 9)	K		K2-3							4	0	0	0	0	2	3						
Woodie Held, R OBP: 0.349, SLG: 0.458 (1, 6)										4	0	0	0	0	2	0						
Hal Jones, R OBP: 0.154, SLG: 0.083 (1, 3)										4	0	1	0	0	2	0						
Jack Kubiszyn, R OBP: 0.333, SLG: 0.263 (1, 5)										4	0	3	0	0	0	0						
Valmy Thomas, R OBP: 0.266, SLG: 0.247 (1, 2)										4	0	1	0	0	0	3						
Jim Perry, S OBP: 0.196, SLG: 0.203 Bob Allen, L OBP: 0.157, SLG: 0.250 Walt Bond, L OBP: 0.130, SLG: 0.122 Joe Schaffernoth, R (8, 1)										2	0	0	0	0	0	2						
Inning Stats	R: 0 E: 0 K: 2 S: 8	H: 1 LOB: 1 BB: 0 P: 8	R: 0 E: 0 K: 1 S: 7	H: 2 LOB: 2 BB: 0 P: 7	R: 0 E: 0 K: 1 S: 6	H: 1 LOB: 1 BB: 0 P: 6	R: 0 E: 0 K: 0 S: 4	H: 2 LOB: 1 BB: 0 P: 4	R: 0 E: 0 K: 1 S: 6	H: 1 LOB: 1 BB: 0 P: 6	R: 0 E: 0 K: 2 S: 7	H: 0 LOB: 0 BB: 0 P: 7	R: 0 E: 0 K: 1 S: 5	H: 0 LOB: 0 BB: 0 P: 5	R: 0 E: 0 K: 0 S: 3	H: 0 LOB: 1 BB: 1 P: 7		R: 0 E: 0 K: 1 S: 6	H: 1 LOB: 1 BB: 0 P: 6	1B: 7 2B: 1 3B: 0 HR: 0	SF: 0 SAC: 0 DP: 1 HBP: 0	WP: 1 PB: 0 SB: 1 CS: 0
PITCHER	IP WLS BF H R ER SO BB IBB HBP BLK WP HR S P ERA WHIP																					
Camilo Pascual, R ERA: 3.5 (1, 1)	9.0 W 35 8 0 0 9 1 0 0 0 0 1 0 52 56 0.00 1.000																					

Batter	1	2	3	4	5	6	7	8	9	AB	R	H	RBI	BB	SO	LOB	TOP									
Lenny Green, L OBP: 0.385, SLG: 0.417 (1, 8)	F9		F2		F9		FC6-4 BB		4-3	4	1	0	0	1	0	0	Minnesota Twins @ Cleveland Indians Cleveland Municipal Stadium, Cleveland, OH Sun Sep 17 1961, 3:38 AM EDT Att: 6,113 - Unknown livebaseballscorecards.com									
Billy Martin, R OBP: 0.288, SLG: 0.336 (1, 4)	F7		L8		L8		BB E 1B		4-3	5	1	1	0	0	0	0										
Harmon Killebrew, R OBP: 0.395, SLG: 0.598 (1, 3)	K		F5				1B BB BB			2	1	0	0	2	1	0										
Joe Altobelli, L OBP: 0.364, SLG: 0.431 (1, 7)					F2		K FC6-4 WP 1-2 2-H 3-H			4	1	1	1	0	1	2										
Bob Allison, R OBP: 0.356, SLG: 0.454 (1, 9)							BB 1B 1-2		F2	2	1	1	0	2	0	1										
Hal Naragon, L OBP: 0.307, SLG: 0.376 (1, 2)					FC4-6		BB 1B 1-2 2-3			4	0	2	0	0	0	3										
Bill Tuttle, R OBP: 0.309, SLG: 0.315 (1, 5)					P4		BB 1B 1-2 2-3		FC5-4 G6-4-3 1-2	3	0	0	1	1	1	3										
Jose Valdivielso, R OBP: 0.224, SLG: 0.248 (1, 6)							L8 K 1-2 2-3 3-H		G6-4-3 1-2	4	0	1	1	0	1	4										
Al Schroll, R OBP: 0.313, SLG: 0.500 Ray Moore, R (8, 1)	F9				L8		K		4-3	3	0	0	0	0	1	1										
										1	0	0	0	0	0	0										
Inning Stats	R: 0 E: 0 K: 1 S: 5	H: 0 LOB: 0 BB: 0 P: 5	R: 2 E: 0 K: 1 S: 7	H: 2 LOB: 1 BB: 1 P: 11	R: 0 E: 0 K: 0 S: 3	H: 0 LOB: 0 BB: 0 P: 3	R: 0 E: 1 K: 0 S: 3	H: 0 LOB: 1 BB: 1 P: 7	R: 0 E: 0 K: 0 S: 3	H: 0 LOB: 0 BB: 0 P: 3	R: 1 E: 0 K: 2 S: 9	H: 2 LOB: 3 BB: 2 P: 17	R: 2 E: 1 K: 1 S: 6	H: 1 LOB: 1 BB: 2 P: 14	R: 0 E: 0 K: 0 S: 3	H: 1 LOB: 0 BB: 0 P: 3	R: 0 E: 0 K: 0 S: 3	H: 0 LOB: 0 BB: 0 P: 3	1B: 6 2B: 0 3B: 0 HR: 0	SF: 0 SAC: 0 DP: 1 HBP: 0	WP: 1 PB: 1 SB: 0 CS: 0	PA: 38				
PITCHER	IP WLS BF H R ER SO BB IBB HBP BLK WP HR S P ERA WHIP	7.0 L 32 5 5 4 5 6 0 0 0 0 0 0 6 60 5.14 1.571	2.0 6 1 0 0 0 0 0 0 0 0 0 0 0 6 6 0.00 0.500																							

Batter	1	2	3	4	5	6	7	8	9	AB	R	H	RBI	BB	SO	LOB	BOTTOM								
Ty Cline, L OBP: 0.077, SLG: 0.077 (1, 8)	L7		L7						L5-3	5	0	0	0	0	0	0	Minnesota Twins @ Cleveland Indians Cleveland Municipal Stadium, Cleveland, OH Sun Sep 17 1961, 3:38 AM EDT Att: 6,113 - Unknown livebaseballscorecards.com								
Tito Francona, L OBP: 0.380, SLG: 0.460 (1, 7)	G6-4-3 BB				FC6-4 1B				1B BB	2	1	1	0	2	0	0									
Vic Power, R OBP: 0.308, SLG: 0.372 (1, 4)	G6-4-3 1-2				L5				2B 1B 1-2	4	0	1	0	0	0	2									
John Romano, R OBP: 0.375, SLG: 0.488 (1, 2)			5-3		FC6-4 BB 1-2				P6	4	1	1	0	0	0	3									
Woodie Held, R OBP: 0.352, SLG: 0.461 (1, 6)									E6 4-3 1B	3	1	2	1	1	0	1									
Al Luplow, L (1, 9)					FC4-6 1B				1-3 2-H	3	0	0	0	0	1	5									
Willie Kirkland, L OBP: 0.318, SLG: 0.465 (8, PH) (9, 9)					FC4-6 FC6-4 1-2				4-3 BB FC6-4	0	0	0	0	1	0	0									
Jack Kubiszyn, R OBP: 0.280, SLG: 0.217 (1, 5)									FC6-4 1-2	4	0	0	0	0	1	6									
Hal Jones, R OBP: 0.176, SLG: 0.125 (1, 3)					5-3				K2-3	4	0	1	2	0	2	0									
Mudcat Grant, R OBP: 0.212, SLG: 0.238 Don Dillard, L OBP: 0.340, SLG: 0.433 Bill Dailey, R Walt Bond, L OBP: 0.128, SLG: 0.119 (8, PH) (9, 9)					5-3				K	2	0	0	0	0	0	0									
									K	1	0	0	0	0	0	0									
									K	1	0	0	0	0	1	0									
Inning Stats	R: 0 E: 0 K: 0 S: 2	H: 0 LOB: 1 BB: 0 P: 6	R: 0 E: 0 K: 0 S: 4	H: 1 LOB: 1 BB: 0 P: 4	R: 0 E: 0 K: 0 S: 3	H: 0 LOB: 0 BB: 0 P: 3	R: 0 E: 0 K: 1 S: 6	H: 1 LOB: 2 BB: 1 P: 10	R: 0 E: 0 K: 1 S: 5	H: 0 LOB: 0 BB: 0 P: 5	R: 0 E: 0 K: 0 S: 3	H: 0 LOB: 0 BB: 0 P: 3	R: 2 E: 1 K: 2 S: 10	H: 2 LOB: 1 BB: 0 P: 10	R: 1 E: 0 K: 0 S: 5	H: 2 LOB: 3 BB: 2 P: 13	R: 0 E: 0 K: 2 S: 7	H: 0 LOB: 0 BB: 0 P: 7	1B: 5 2B: 1 3B: 0 HR: 0	SF: 0 SAC: 0 DP: 1 HBP: 0	WP: 0 PB: 0 SB: 0 CS: 0	PA: 37			
PITCHER	IP WLS BF H R ER SO BB IBB HBP BLK WP HR S P ERA WHIP	7.2 W 32 6 3 1 4 3 0 0 0 0 0 0 8 12 1.17 1.174	1.1 S 5 0 0 0 2 1 0 0 0 0 0 0 8 12 0.00 0.750																						



Batter	1	2	3	4	5	6	7	8	9	AB	R	H	RBI	BB	SO	LOB	TOP	
Lenny Green, L OBP: 0.383, SLG: 0.414 Dan Dobbek, L OBP: 0.267, SLG: 0.319	3-1		4-3		P4			3-1		3	0	0	0	0	0	0	Minnesota Twins @ Washington Senators Griffith Stadium, Washington, DC Tue Sep 19 1961, 7:05 PM EDT Att: 1,980 - Unknown	
Billy Martin, R OBP: 0.288, SLG: 0.335	1B		F7			1-3		F5		4	0	1	0	0	0	0		
Harmon Killebrew, R OBP: 0.394, SLG: 0.594	K					K		K		3	0	0	0	1	3	1		
Joe Altobelli, L OBP: 0.343, SLG: 0.403 Jose Valdivieso, R OBP: 0.224, SLG: 0.248	P6								G3	4	0	0	0	0	1	2		
Earl Battey, R OBP: 0.381, SLG: 0.480										4	1	1	0	0	1	0		
Bob Allison, R OBP: 0.357, SLG: 0.453										3	1	1	0	1	0	1		
Bill Tuttle, R OBP: 0.311, SLG: 0.322										4	1	2	1	0	0	1		
Zolio Versalles, R OBP: 0.310, SLG: 0.379										3	0	2	2	0	0	0		
Jim Kaat, L OBP: 0.303, SLG: 0.328										3	0	0	0	0	0	3		
Inning Stats	R: 0 E: 0 K: 1 S: 6	H: 1 LOB: 1 BB: 0 P: 6	R: 2 E: 0 K: 0 S: 5	H: 3 LOB: 0 BB: 0 P: 5	R: 0 E: 0 K: 1 S: 5	H: 0 LOB: 0 BB: 1 P: 9	R: 0 E: 0 K: 0 S: 3	H: 0 LOB: 0 BB: 0 P: 3	R: 0 E: 0 K: 0 S: 3	H: 0 LOB: 0 BB: 0 P: 3	R: 1 E: 0 K: 0 S: 5	H: 3 LOB: 1 BB: 0 P: 5	R: 0 E: 0 K: 1 S: 5	H: 0 LOB: 1 BB: 1 P: 9	1B: 5 2B: 1 3B: 1 HR: 0	SF: 0 SAC: 0 DP: 2 HBP: 0	WP: 0 PA: 34 PB: 0 SB: 1 CS: 0	
PITCHER	IP WLS BF H R ER SO BB IBB HBP BLK WP HR S P ERA WHIP																	
Joe McClain, R ERA: 3.91	(1, 1)	7.0 L 27 7 3 3 3 1 0 0 0 0 0 0 32 36 3.86 1.143																
Dave Sisler, R ERA: 4.01	(8, 1)	2.0 7 0 0 0 2 1 0 0 0 0 0 0 10 14 0.00 0.500																


Batter	1	2	3	4	5	6	7	8	9	AB	R	H	RBI	BB	SO	LOB	BOTTOM				
Danny O'Connell, R OBP: 0.370, SLG: 0.338	F9		F3		G3			P4		4	0	0	0	0	0	3	Minnesota Twins @ Washington Senators Griffith Stadium, Washington, DC Tue Sep 19 1961, 7:05 PM EDT Att: 1,980 - Unknown				
Chuck Cottier, R OBP: 0.313, SLG: 0.330	F8		FC5-2			1B		6-3		4	1	1	0	0	0	2					
Bob Johnson, R OBP: 0.332, SLG: 0.410			F9			1B		5-3		3	0	1	0	1	0	2					
Gene Green, R OBP: 0.350, SLG: 0.509	FC6-4									4	0	1	1	0	0	1					
Willie Tasby, R OBP: 0.330, SLG: 0.395										4	0	0	0	0	2	2					
Bud Zupfel, L OBP: 0.269, SLG: 0.361	G3									4	0	0	0	0	1	3					
Chuck Hinton, R OBP: 0.327, SLG: 0.356										3	0	1	0	0	2	0					
Ken Retzer, L OBP: 0.394, SLG: 0.548										2	0	1	0	1	0	1					
Joe McClain, R OBP: 0.214, SLG: 0.265										2	0	1	0	0	1	1					
Harry Bright, R OBP: 0.308, SLG: 0.341										1	0	0	0	0	0	1					
Dave Sisler, R ERA: 4.01										0	0	0	0	0	0	0					
Inning Stats	R: 0 E: 0 K: 0 S: 4	H: 1 LOB: 1 BB: 0 P: 4	R: 0 E: 0 K: 2 S: 7	H: 0 LOB: 0 BB: 0 P: 7	R: 0 E: 0 K: 0 S: 5	H: 2 LOB: 2 BB: 0 P: 5	R: 0 E: 0 K: 1 S: 5	H: 0 LOB: 0 BB: 0 P: 5	R: 0 E: 0 K: 1 S: 6	H: 1 LOB: 1 BB: 0 P: 6	R: 1 E: 0 K: 1 S: 6	H: 2 LOB: 1 BB: 1 P: 10	R: 0 E: 0 K: 1 S: 4	H: 0 LOB: 0 BB: 1 P: 8	R: 0 E: 0 K: 0 S: 3	H: 0 LOB: 0 BB: 0 P: 3	R: 0 E: 1 K: 0 S: 3	H: 0 LOB: 0 BB: 0 P: 3	1B: 5 2B: 2 3B: 0 HR: 0	SF: 0 SAC: 0 DP: 3 HBP: 0	WP: 1 PA: 33 PB: 1 SB: 0 CS: 0
PITCHER	IP WLS BF H R ER SO BB IBB HBP BLK WP HR S P ERA WHIP																				
Jim Kaat, L ERA: 3.72	(1, 1)	9.0 W 33 6 1 1 6 2 0 0 0 0 1 0 43 51 1.00 0.889																			

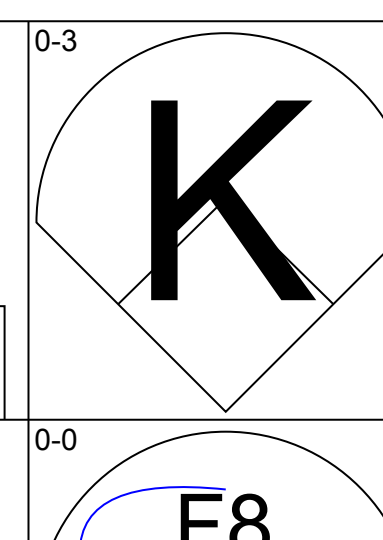
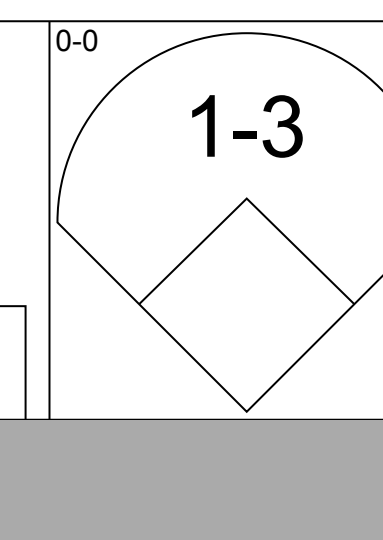
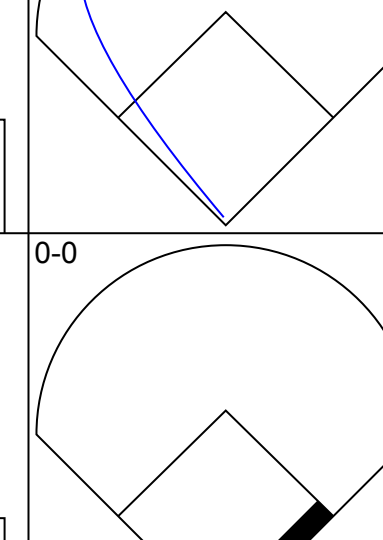
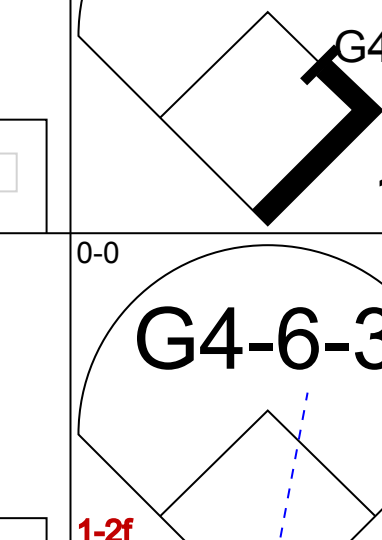
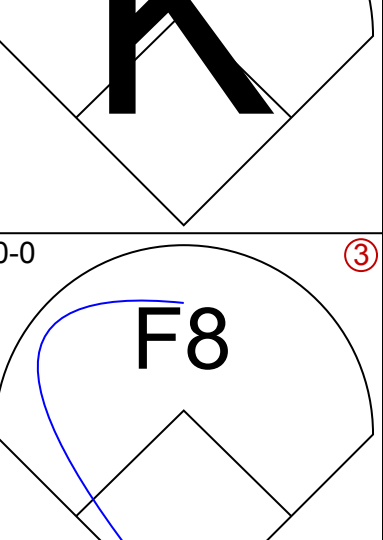
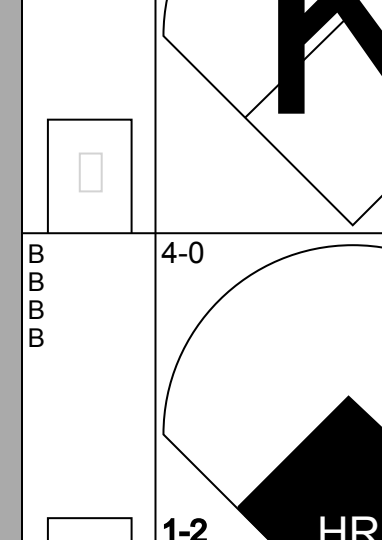
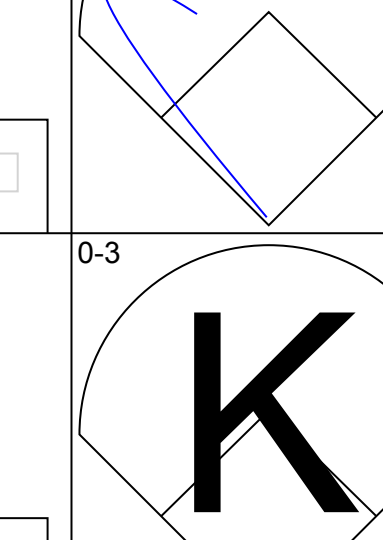
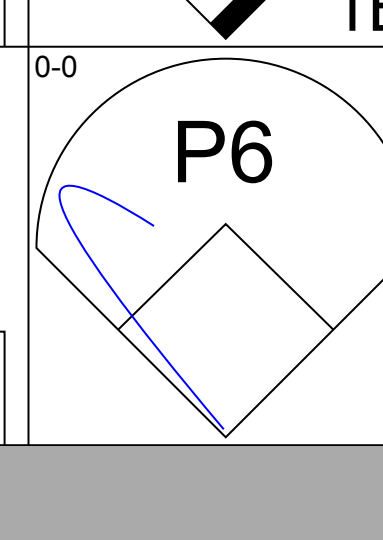
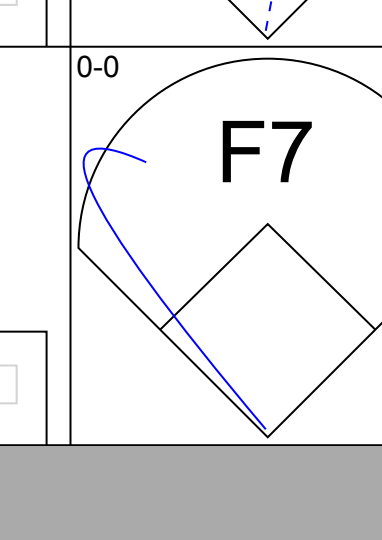

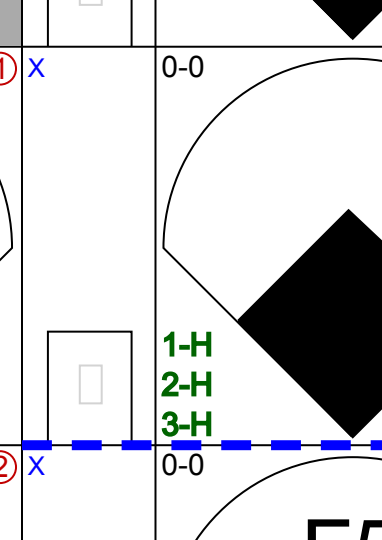
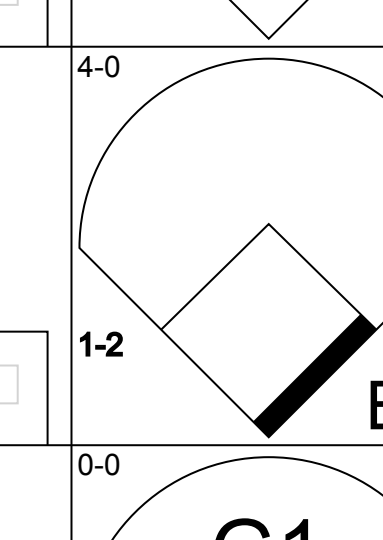


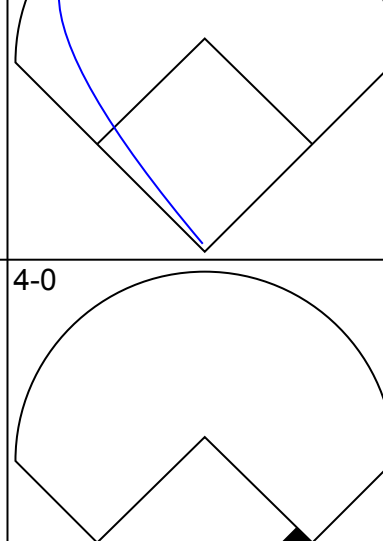
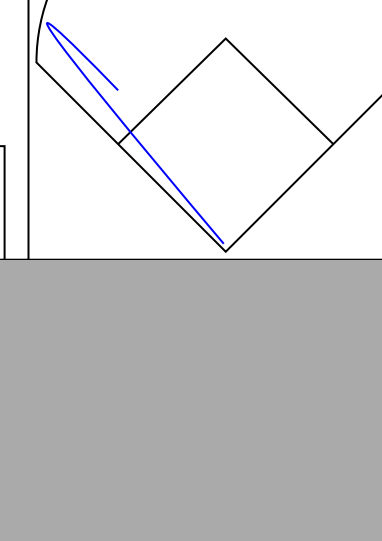
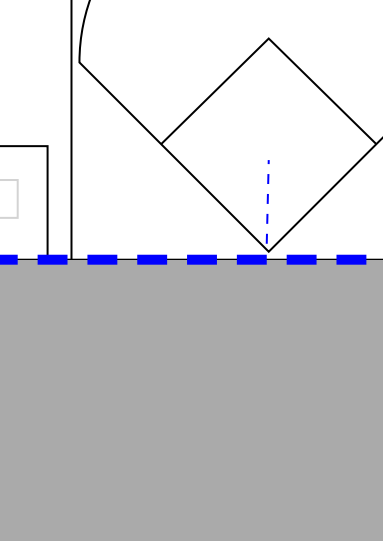
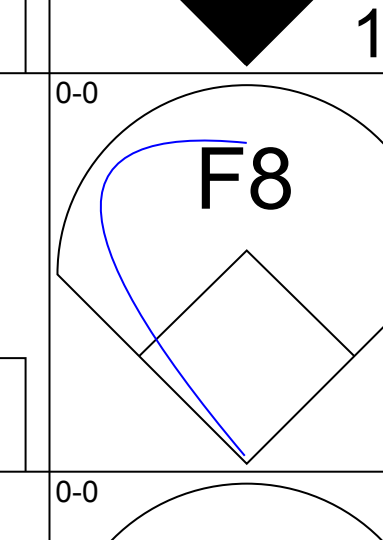
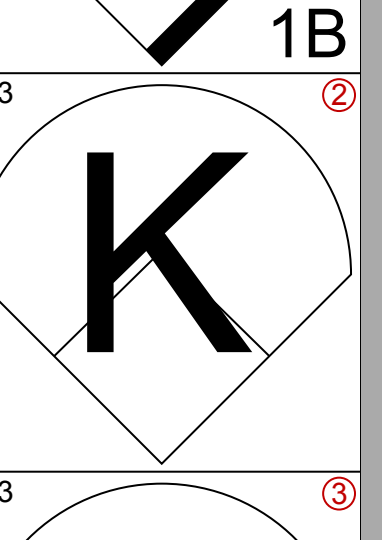
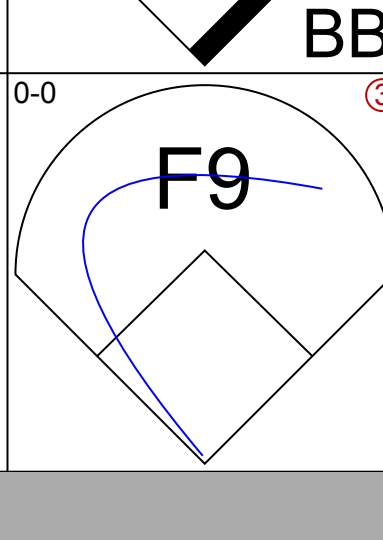


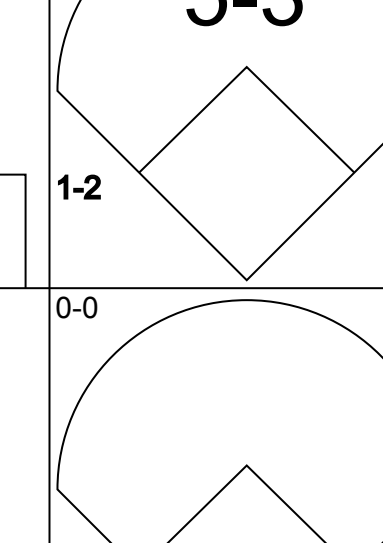


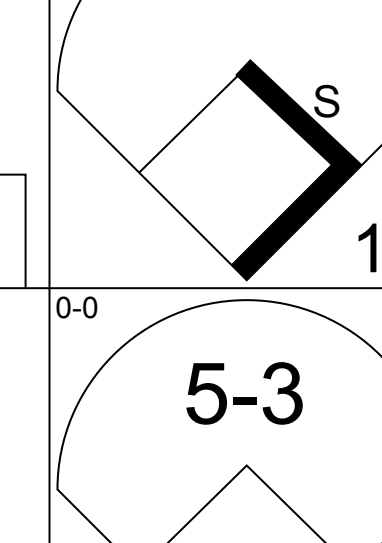
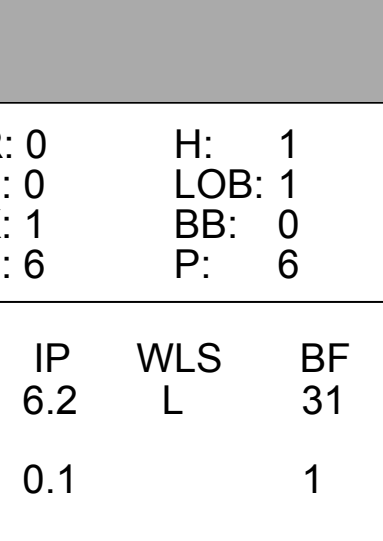
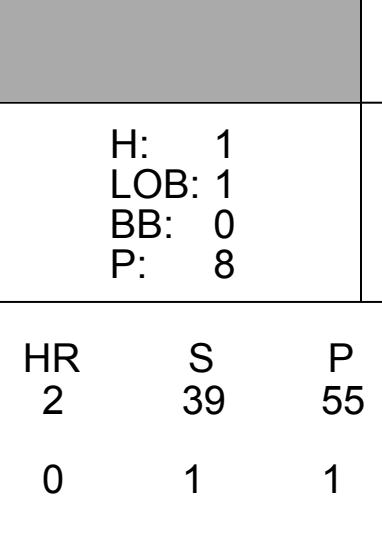
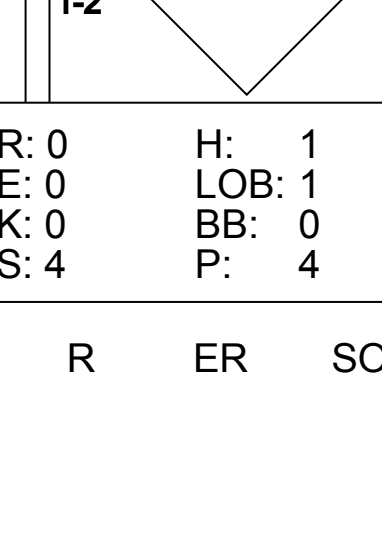
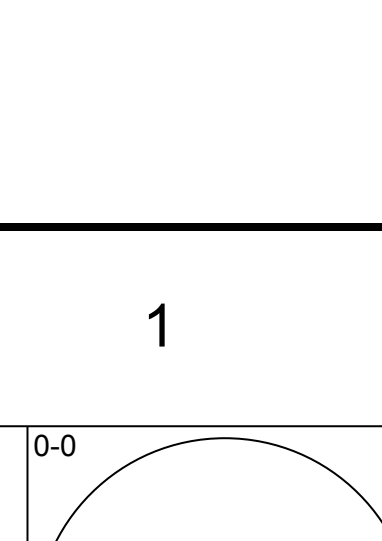
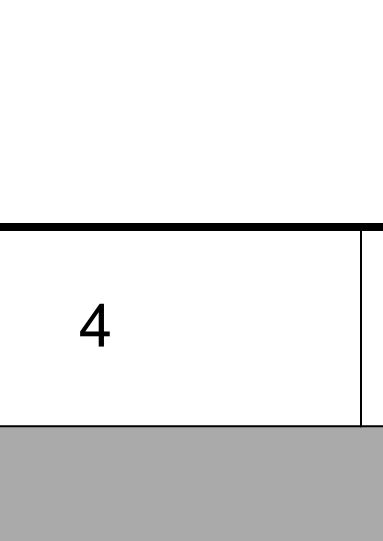
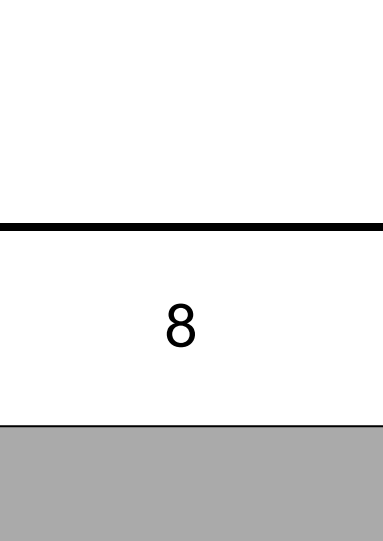
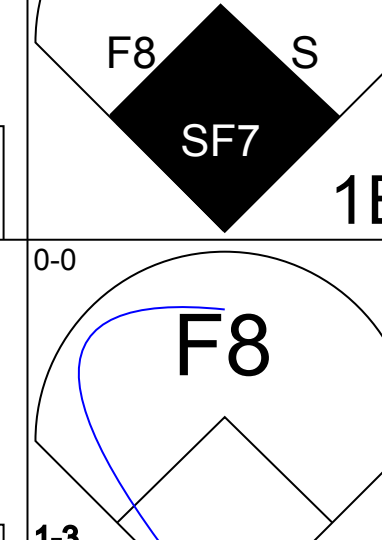

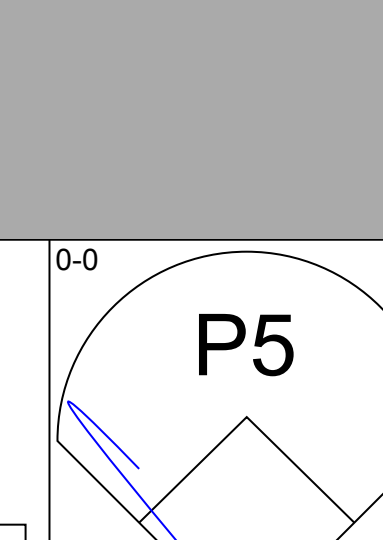
Batter	1	2	3	4	5	6	7	8	9	AB	R	H	RBI	BB	SO	LOB	TOP																					
Lenny Green, L OBP: 0.393, SLG: 0.414 Dan Dobbek, L OBP: 0.263, SLG: 0.314	4-3		6-3			F7		F7		3	1	1	1	0	0	1	Minnesota Twins @ Washington Senators Griffith Stadium, Washington, DC Thu Sep 21 1961, 3:33 AM EDT Att: 1,498 - Unknown																					
Billy Martin, R OBP: 0.284, SLG: 0.330	5-3			L1	5-3	F9		F7		5	0	0	0	0	0	5																						
Harmon Killebrew, R OBP: 0.394, SLG: 0.596	4-3			6-3				F8		5	1	2	2	0	0	0																						
Joe Altobelli, L OBP: 0.347, SLG: 0.418 Jose Valdivieso, R OBP: 0.224, SLG: 0.248		F2			G3			F9		5	0	2	1	0	0	1																						
Earl Battey, R OBP: 0.382, SLG: 0.481 Jim Kaat, L OBP: 0.303, SLG: 0.328 Hal Naragon, L OBP: 0.307, SLG: 0.376		F9						SH1		3	0	2	0	0	0	0																						
Bob Allison, R OBP: 0.356, SLG: 0.454		P6			L6			7-2		4	1	1	0	0	0	3																						
Bill Tuttle, R OBP: 0.314, SLG: 0.322								5-3		2	1	1	0	2	0	0																						
Zoilo Versalles, R OBP: 0.313, SLG: 0.381										3	1	2	2	1	0	1																						
Jack Kralick, L OBP: 0.174, SLG: 0.190 Don Lee, R OBP: 0.071, SLG: 0.071								6-3		2	0	0	0	0	1	3																						
Inning Stats	R: 0 E: 0 K: 0 S: 3	H: 0 LOB: 0 BB: 0 P: 3	R: 0 E: 0 K: 0 S: 3	H: 0 LOB: 0 BB: 0 P: 3	R: 0 E: 0 K: 0 S: 4	H: 1 LOB: 1 BB: 0 P: 4	R: 0 E: 0 K: 0 S: 5	H: 2 LOB: 2 BB: 0 P: 5	R: 3 E: 0 K: 1 S: 7	H: 2 LOB: 1 BB: 2 P: 15	R: 2 E: 0 K: 0 S: 6	H: 3 LOB: 3 BB: 1 P: 10	R: 1 E: 0 K: 0 S: 4	H: 2 LOB: 0 BB: 0 P: 4	R: 0 E: 0 K: 0 S: 4	H: 1 LOB: 1 BB: 0 P: 4		R: 0 E: 0 K: 0 S: 3	H: 0 LOB: 0 BB: 0 P: 3	1B: 8 2B: 3 3B: 1 HR: 0	SF: 0 SAC: 2 DP: 1 HBP: 0	WP: 0 PB: 0 SB: 1 CS: 0	PA: 40															
PITCHER	IP	WLS	BF	H	R	ER	SO	BB	IBB	HBP	BLK	WP	HR	S	P	ERA	WHIP	PITCHER				IP	WLS	BF	H	R	ER	SO	BB	IBB	HBP	BLK	WP	HR	S	P	ERA	WHIP
Bennie Daniels, R ERA: 3.48	(1, 1)	5.0	L	25	7	5	5	1	3	0	0	0	0	0	24	36	9.00	2.000																				
Marty Kutyna, R ERA: 3.89	(6, 1)	2.0		8	3	1	1	0	0	0	0	0	0	0	8	8	4.50	1.500																				
Tom Cheney, R ERA: 10.13	(8, 1)	2.0		7	1	0	0	0	0	0	0	0	0	0	7	7	0.00	0.500																				

AB	35
R	6
H	11
RBI	6
BB	3
SO	1
LOB	19



Batter	1	2	3	4	5	6	7	8	9	AB	R	H	RBI	BB	SO	LOB	BOTTOM																					
Danny O'Connell, R OBP: 0.369, SLG: 0.336	4-3		F9			6-3			6-3	5	0	1	0	0	0	2	Minnesota Twins @ Washington Senators Griffith Stadium, Washington, DC Thu Sep 21 1961, 3:33 AM EDT Att: 1,498 - Unknown																					
Chuck Cottier, R OBP: 0.305, SLG: 0.326	1-3		FC4-6			F7		F8		4	0	0	0	0	0	3																						
Bob Johnson, R OBP: 0.325, SLG: 0.401	F9		PO		L8			F9	F8	4	0	0	0	0	0	1																						
Gene Green, R OBP: 0.351, SLG: 0.509					6-3			F8		4	2	2	0	0	0	0																						
Willie Tasby, R OBP: 0.331, SLG: 0.395		L6						5-3		3	1	1	0	1	0	1																						
Ken Retzer, L OBP: 0.432, SLG: 0.600										4	0	3	1	0	1	1																						
Chuck Hinton, R OBP: 0.327, SLG: 0.356 Jim King, L OBP: 0.367, SLG: 0.447										3	0	1	0	0	1	3																						
Bud Zipfel, L OBP: 0.269, SLG: 0.365										1	0	0	0	0	0	1																						
Bennie Daniels, L OBP: 0.257, SLG: 0.304 Marty Kutyna, R OBP: 0.212, SLG: 0.212 Billy Klaus, L OBP: 0.307, SLG: 0.363 Tom Cheney, R OBP: 0.500, SLG: 0.625 Gene Woodling, L OBP: 0.408, SLG: 0.480										4	0	1	0	0	1	2																						
										2	0	1	0	0	1	1																						
Inning Stats	R: 0 E: 0 K: 0 S: 3	H: 0 LOB: 0 BB: 0 P: 3	R: 1 E: 0 K: 2 S: 9	H: 2 LOB: 1 BB: 0 P: 9	R: 0 E: 0 K: 0 S: 3	H: 1 LOB: 0 BB: 0 P: 3	R: 0 E: 0 K: 1 S: 7	H: 2 LOB: 2 BB: 0 P: 7	R: 0 E: 0 K: 1 S: 6	H: 1 LOB: 1 BB: 0 P: 6	R: 2 E: 1 K: 0 S: 5	H: 2 LOB: 1 BB: 1 P: 9	R: 0 E: 0 K: 0 S: 4	H: 1 LOB: 1 BB: 0 P: 4	R: 0 E: 0 K: 0 S: 4	H: 1 LOB: 1 BB: 0 P: 4	R: 0 E: 0 K: 0 S: 3	H: 0 LOB: 0 BB: 0 P: 3	1B: 8 2B: 2 3B: 0 HR: 0	SF: 0 SAC: 0 DP: 0 HBP: 0	WP: 0 PB: 0 SB: 0 CS: 0	PA: 38																
PITCHER	IP	WLS	BF	H	R	ER	SO	BB	IBB	HBP	BLK	WP	HR	S	P	ERA	WHIP	PITCHER				IP	WLS	BF	H	R	ER	SO	BB	IBB	HBP	BLK	WP	HR	S	P	ERA	WHIP
Jack Kralick, L ERA: 3.98	(1, 1)	5.1	W	22	7	2	1	4	0	0	0	0	0	30	30	1.69	1.312																					
Don Lee, R ERA: 3.02	(6, 1)	3.2	S	15	3	1	1	0	1	0	0	0	0	14	18	2.46	1.091																					

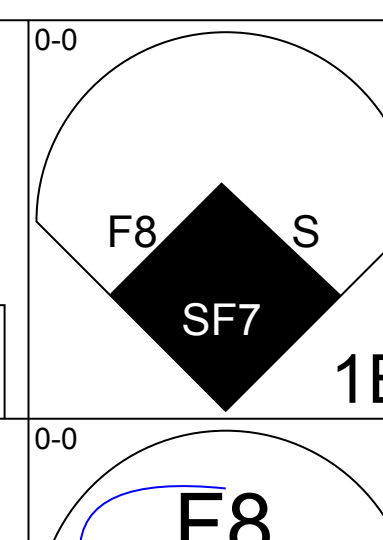
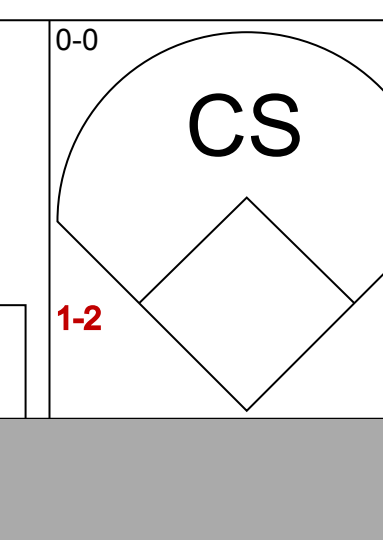
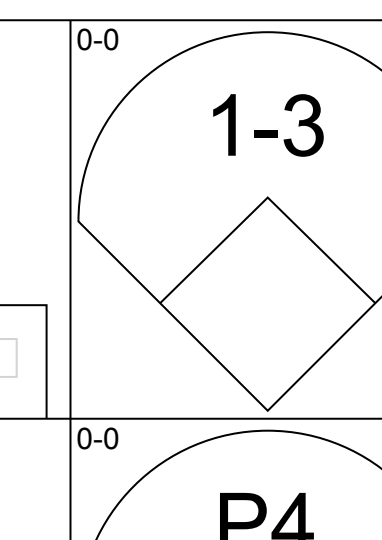
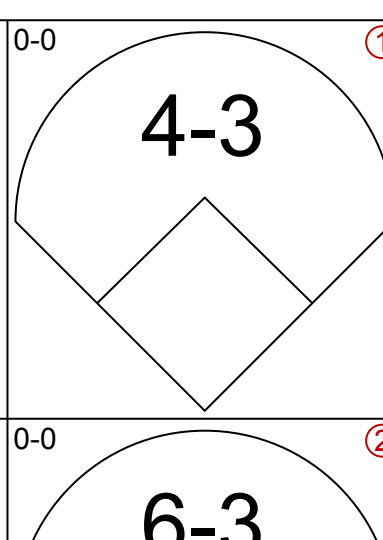
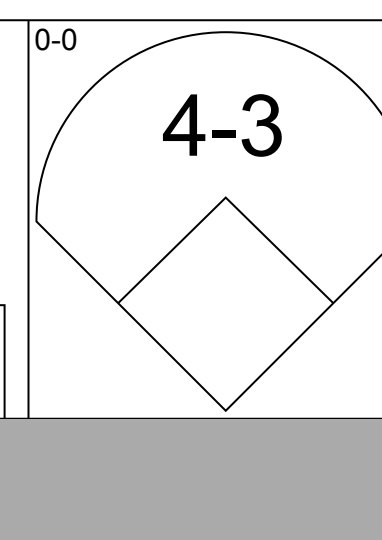
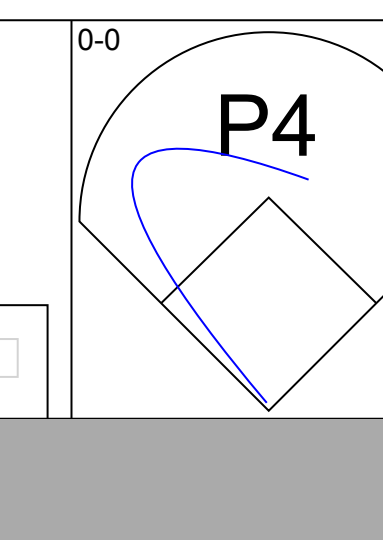
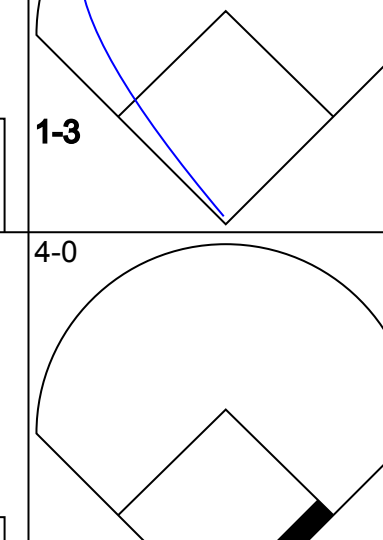
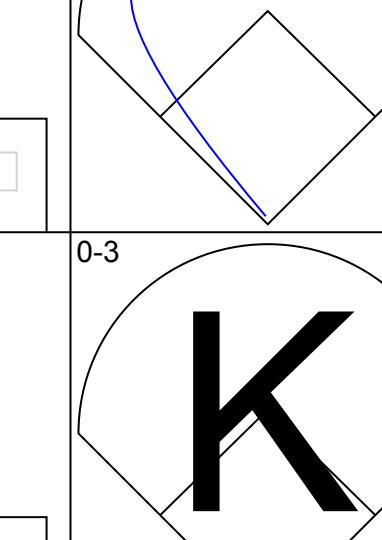
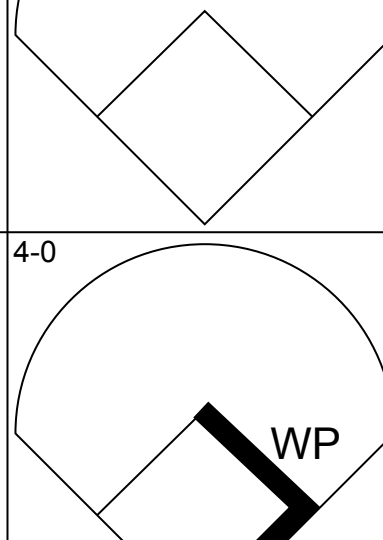
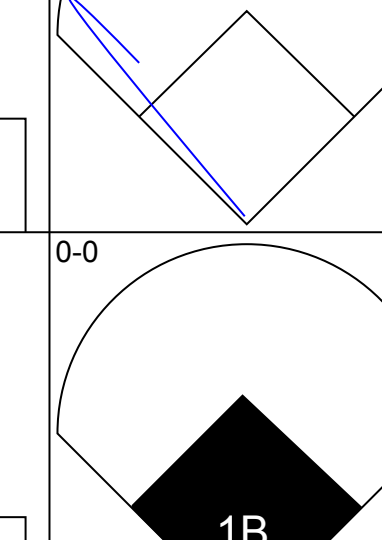
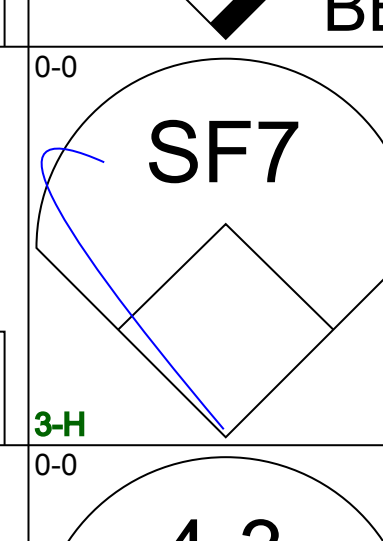

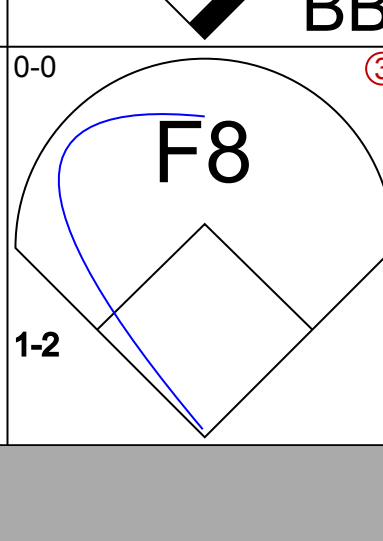
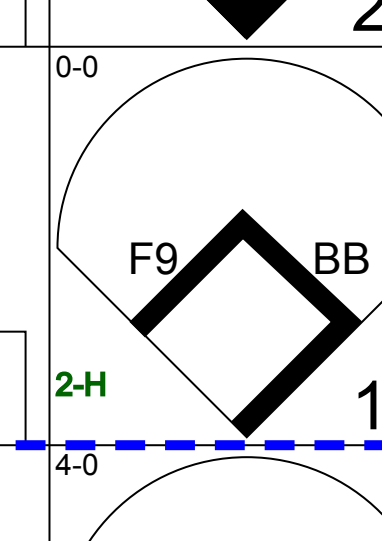
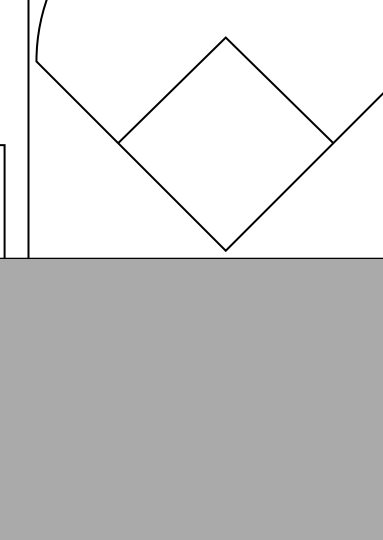
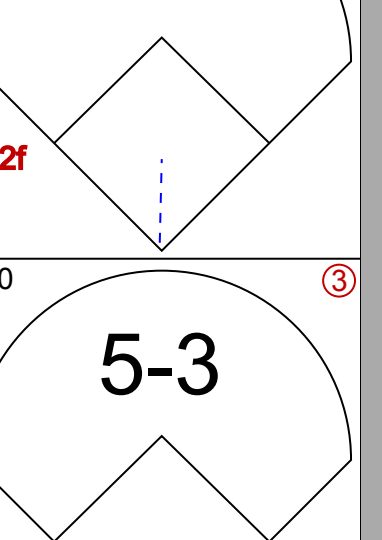

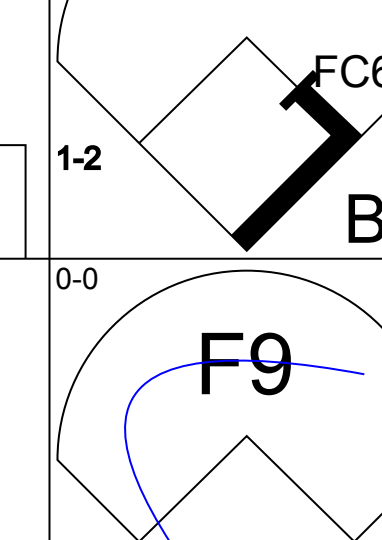


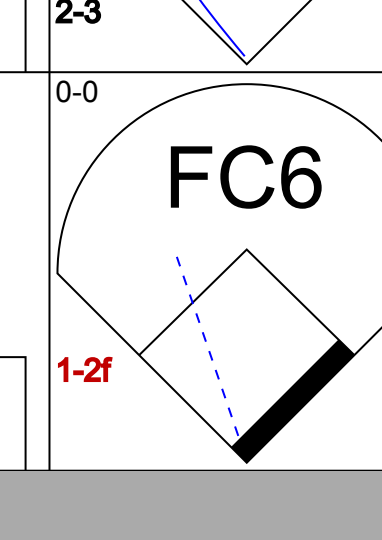
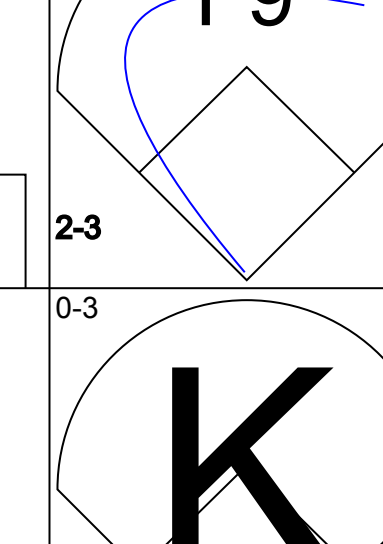


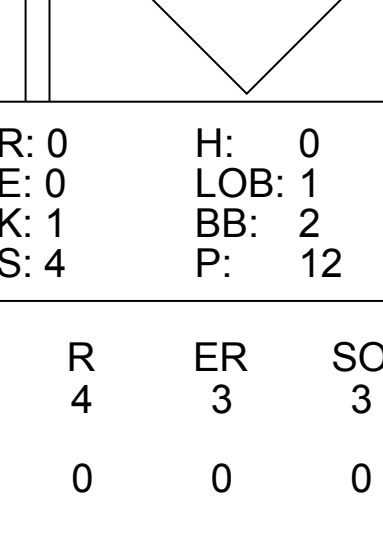
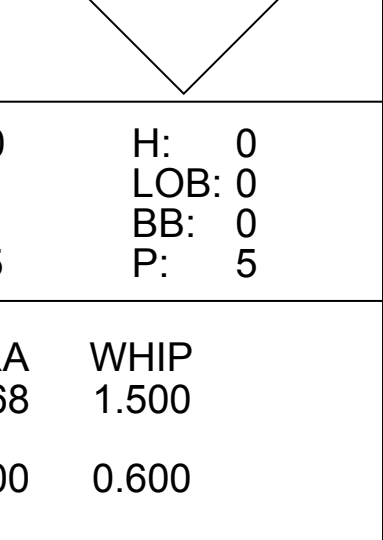
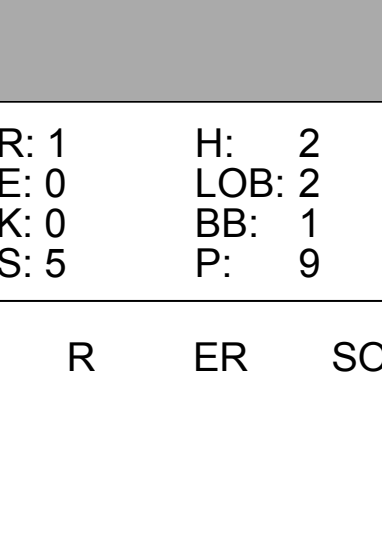





Batter	1	2	3	4	5	6	7	8	9	AB	R	H	RBI	BB	SO	LOB	TOP										
Billy Klaus, L OBP: 0.312, SLG: 0.363 (1, 5)																											
Bob Johnson, R OBP: 0.322, SLG: 0.396 (1, 6)										3	1	1	0	2	1	1											
Gene Woodling, L OBP: 0.408, SLG: 0.478 Chuck Hinton, R OBP: 0.327, SLG: 0.356 (9, 9)										4	1	1	0	1	1	3											
Jim King, L OBP: 0.368, SLG: 0.456 (1, 7)										4	1	1	4	1	0	1											
Bud Zipfel, L OBP: 0.267, SLG: 0.378 (1, 3)										5	1	1	1	0	0	2											
Ken Retzer, L OBP: 0.463, SLG: 0.605 (1, 2)										3	1	2	0	1	0	0											
Willie Tasby, R OBP: 0.326, SLG: 0.391 (1, 8)										4	0	0	0	0	1	3											
Chuck Cottier, R OBP: 0.311, SLG: 0.326 (1, 4)										3	1	1	0	1	1	2											
Claude Osteen, L OBP: 0.333, SLG: 0.333 Dave Sisler, R (8, 1)										3	0	1	1	0	1	1											
Inning Stats	R: 0 E: 0 K: 1 S: 6	H: 1 LOB: 1 BB: 0 P: 6	R: 2 E: 0 K: 0 S: 6	H: 3 LOB: 1 BB: 0 P: 6	R: 0 E: 0 K: 0 S: 3	H: 1 LOB: 1 BB: 0 P: 3	R: 0 E: 0 K: 2 S: 8	H: 1 LOB: 1 BB: 0 P: 8	R: 0 E: 0 K: 0 S: 3	H: 0 LOB: 1 BB: 1 P: 7	R: 4 E: 0 K: 1 S: 6	H: 1 LOB: 0 BB: 3 P: 18	R: 0 E: 0 K: 0 S: 4	H: 1 LOB: 1 BB: 0 P: 4	R: 0 E: 0 K: 1 S: 5	H: 0 LOB: 2 BB: 2 P: 13	1B: 7 2B: 0 3B: 0 HR: 2	SF: 0 SAC: 1 DP: 1 HBP: 0	WP: 0 PB: 0 SB: 1 CS: 0	PA: 41							
PITCHER	IP	WLS	BF	H	R	ER	SO	BB	IBB	HBP	BLK	WP	HR	S	P	ERA	WHIP										
Pedro Ramos, R ERA: 4.02 (1, 1)	6.2	L	31	8	6	6	6	4	0	0	0	0	2	39	55	8.10	1.800										
Bill Plets, L ERA: 5.04 (7, 1)	0.1		1	0	0	0	0	0	0	0	0	0	0	1	1	0.00	0.000										
Ray Moore, R ERA: 3.79 (8, 1)	2.0		9	1	0	0	1	2	0	0	0	0	0	9	17	0.00	1.500										

Washington Senators @ Minnesota Twins
Metropolitan Stadium, Bloomington, MI
Sat Sep 23 1961, 4:33 AM EDT
Unknown - 48 F

AB	34
R	6
H	9
RBI	6
BB	6
SO	7
LOB	17





Batter	1	2	3	4	5	6	7	8	9	AB	R	H	RBI	BB	SO	LOB	BOTTOM										
Lenny Green, L OBP: 0.381, SLG: 0.412 (1, 8)										5	1	1	0	0	0	1											
Billy Martin, R OBP: 0.322, SLG: 0.327 (1, 4)										4	0	0	0	0	0	1											
Harmon Killebrew, R OBP: 0.397, SLG: 0.598 (1, 3)										2	1	1	0	2	1	0											
Bob Allison, R OBP: 0.357, SLG: 0.454 (1, 9)										2	0	1	2	1	0	1											
Earl Battey, R OBP: 0.383, SLG: 0.479 (1, 2)										2	1	0	0	2	0	2											
Jim Lemon, R OBP: 0.331, SLG: 0.424 (1, 7)										3	1	1	0	1	0	2											
Bill Tuttle, R OBP: 0.316, SLG: 0.322 (1, 5)										3	0	1	1	1	0	2											
Zoilo Versalles, R OBP: 0.311, SLG: 0.378 (1, 6)										4	0	0	0	0	0	5											
Pedro Ramos, S OBP: 0.198, SLG: 0.242 Bill Plets, L OBP: 0.111, SLG: 0.111 Jake Jacobs, R OBP: 0.286, SLG: 0.286 Ray Moore, R (8, 1) Joe Altobelli, L OBP: 0.342, SLG: 0.412 (8, PH)										2	0	0	0	0	2	2											
Inning Stats	R: 1 E: 0 K: 0 S: 4	H: 1 LOB: 1 BB: 1 P: 8	R: 0 E: 0 K: 1 S: 4	H: 0 LOB: 1 BB: 2 P: 12	R: 0 E: 0 K: 1 S: 5	H: 0 LOB: 0 BB: 0 P: 5	R: 0 E: 0 K: 0 S: 2	H: 0 LOB: 0 BB: 1 P: 6	R: 0 E: 0 K: 1 S: 5	H: 0 LOB: 0 BB: 0 P: 5	R: 0 E: 0 K: 0 S: 3	H: 0 LOB: 1 BB: 1 P: 7	R: 2 E: 1 K: 0 S: 5	H: 2 LOB: 1 BB: 1 P: 9	R: 1 E: 0 K: 0 S: 5	H: 2 LOB: 2 BB: 1 P: 9	R: 0 E: 0 K: 0 S: 3	H: 0 LOB: 0 BB: 0 P: 3	1B: 4 2B: 1 3B: 0 HR: 0	SF: 1 SAC: 0 DP: 3 HBP: 0	WP: 1 PB: 0 SB: 1 CS: 1	PA: 38					
PITCHER	IP	WLS	BF	H	R	ER	SO	BB	IBB	HBP	BLK	WP	HR	S	P	ERA	WHIP										
Claude Osteen, L ERA: 3.52 (1, 1)	7.1		31	5	4	3	3	6	0	0	0	0	0	31	55	3.68	1.500										
Dave Sisler, R ERA: 3.9 (8, 1)	1.2	S	6	0	0	0	0	1	0	0	0	0	0	5	9	0.00	0.600										

Washington Senators @ Minnesota Twins
Metropolitan Stadium, Bloomington, MI
Sat Sep 23 1961, 4:33 AM EDT
Unknown - 48 F

AB	29
R	4
H	5
RBI	3
BB	7
SO	3
LOB	16



Batter	1	2	3	4	5	6	7	8	9	AB	R	H	RBI	BB	SO	LOB	TOP			
Billy Klaus, L OBP: 0.311, SLG: 0.359 (1, 5)	4-0 BB G6-4-3		0-0 F9			0-0 F9			0-0 1-3	3	0	0	0	1	0	0	Washington Senators @ Minnesota Twins Metropolitan Stadium, Bloomington, MI Sat Sep 23 1961, 4:38 AM EDT Att: 11,121 - Unknown 			
Bob Johnson, R OBP: 0.326, SLG: 0.400 (1, 6)	0-0 F7			4-0 BB		0-0 5-3			0-0 2B	3	0	1	0	1	0	1				
Gene Green, R OBP: 0.350, SLG: 0.504 (1, 9)	0-0 G6-4-3 1-2			0-0 F9			0-3 K		4-0 BB	3	0	0	0	1	1	2				
Jim King, L OBP: 0.363, SLG: 0.449 (1, 7)		0-0 P4		0-0 F9			0-3 K		0-3 K	4	0	0	0	0	2	3				
Bud Zipfel, L OBP: 0.268, SLG: 0.377 (1, 3)				0-3 K			0-3 K			3	0	1	0	0	2	1				
Ken Retzer, L OBP: 0.432, SLG: 0.561 (1, 2)		0-0 L7			0-0 4-3			0-0 F9		3	0	0	0	0	0	1				
Willie Tasby, R OBP: 0.327, SLG: 0.389 (1, 8)				0-0 5-3		0-0 4-3		0-0 F7		3	0	0	0	0	0	1				
Chuck Cottier, R OBP: 0.309, SLG: 0.323 (1, 4)			0-0 F7		0-3 K		0-0 F7			3	0	0	0	0	1	0				
Pete Burnside, R OBP: 0.094, SLG: 0.065 (1, 1)			0-3 K			0-0 1-3			0-0 1-3	1	0	0	0	0	1	0				
Tom Cheney, R OBP: 0.350, SLG: 0.625 (3, 1)										0	0	0	0	0	0	0				
Dale Long, L OBP: 0.321, SLG: 0.463 (6, PH)										0	0	0	0	0	0	0				
Johnny Klippstein, R OBP: 0.143, SLG: 0.143 (6, 1)										0	0	0	0	0	0	0				
Gene Woodling, L OBP: 0.407, SLG: 0.476 (9, PH)										1	0	0	0	0	0	0				
Inning Stats	R: 0 E: 0 K: 0 S: 2	H: 0 LOB: 0 BB: 1 P: 6	R: 0 E: 0 K: 0 S: 4	H: 1 LOB: 1 BB: 0 P: 4	R: 0 E: 0 K: 1 S: 5	H: 0 LOB: 0 BB: 0 P: 5	R: 0 E: 0 K: 1 S: 5	H: 0 LOB: 0 BB: 1 P: 9	R: 0 E: 0 K: 0 S: 3	H: 0 LOB: 0 BB: 0 P: 3	R: 0 E: 0 K: 3 S: 9	H: 0 LOB: 0 BB: 0 P: 9	R: 0 E: 0 K: 0 S: 3	H: 0 LOB: 0 BB: 0 P: 3	R: 0 E: 0 K: 1 S: 6	H: 1 LOB: 2 BB: 1 P: 10	1B: 1 2B: 1 3B: 0 HR: 0	SF: 0 SAC: 0 DP: 1 HBP: 0	WP: 0 PB: 0 SB: 0 CS: 0	PA: 31
PITCHER Camilo Pascual, R ERA: 3.37 (1, 1)	IP: 9.0 WLS: W BF: 31 H: 2 R: 0 ER: 0 SO: 7 BB: 3 IBB: 0 HBP: 0 BLK: 0 WP: 0 HR: 0 S: 42 P: 54 ERA: 0.00 WHIP: 0.556															ERA: 0.00 WHIP: 0.556				

Batter	1	2	3	4	5	6	7	8	9	AB	R	H	RBI	BB	SO	LOB	BOTTOM			
Lenny Green, L OBP: 0.380, SLG: 0.409 (1, 8)	4-0 BB E	0-0 F2		0-3 K		0-0 F7		0-0 F8		4	1	0	0	1	1	2	Washington Senators @ Minnesota Twins Metropolitan Stadium, Bloomington, MI Sat Sep 23 1961, 4:38 AM EDT Att: 11,121 - Unknown 			
Billy Martin, R OBP: 0.286, SLG: 0.333 (1, 4)	0-0 E6 5-3 2B	0-0 CS	0-0 2B 1B	0-0 E BB 1B		0-3 K		0-0 E6 HR		5	3	3	1	0	1	0				
Harmon Killebrew, R OBP: 0.400, SLG: 0.666 (1, 3)	4-0 5-3 BB BB		0-0 1B WP	4-0 E BB		0-0 5-3		0-0 HR		3	2	2	2	2	0	0				
Bob Allison, R OBP: 0.359, SLG: 0.453 (1, 9)	4-0 5-3 BB		0-0 WP SF8 1B	0-0 E6		1-0 FC3-6 HBP		0-0 1-3		3	1	1	2	1	0	2				
Earl Battey, R OBP: 0.382, SLG: 0.475 (1, 2)	0-0 5-3		4-0 SF8 WP 1B	0-3 K		0-0 FC3-6 S E 1-3				3	2	0	1	1	1	6				
Hal Naragon, L OBP: 0.307, SLG: 0.376 (8, 2)	0-0 5-3		1-2 2-3 3-H	0-0 K		1-2 E				0	0	0	0	0	0	0				
Jim Lemon, R OBP: 0.331, SLG: 0.423 (1, 7)	0-0 K		0-0 SF8	0-0 P6		0-0 1-3				1	0	0	0	0	1	2				
Joe Altobelli, L OBP: 0.329, SLG: 0.400 (3, PH) (4, 7)			1-3 2-H 3-H	0-0 P6		1-2 E				2	0	0	1	0	0	4				
Bill Tuttle, R OBP: 0.315, SLG: 0.321 (1, 5)	0-0 6-3		0-0 SF8		0-0 4-3		4-0 E BB			2	0	0	1	1	0	2				
Zoilo Versalles, R OBP: 0.310, SLG: 0.377 (1, 6)		0-0 E1 CS 1B	0-0 F9		0-0 P4		0-0 E4 CS			4	0	1	0	0	0	1				
Camilo Pascual, R OBP: 0.221, SLG: 0.210 (1, 1)		0-0 F3		4-0 BB 1B E BB		0-0 F9		0-0 CS	0-3 K	3	1	0	0	1	1	1				
Inning Stats	R: 2 E: 1 K: 1 S: 6	H: 1 LOB: 2 BB: 3 P: 18	R: 0 E: 1 K: 0 S: 3	H: 1 LOB: 0 BB: 0 P: 3	R: 4 E: 0 K: 0 S: 6	H: 3 LOB: 0 BB: 1 P: 10	R: 1 E: 1 K: 2 S: 9	H: 1 LOB: 3 BB: 2 P: 17	R: 0 E: 0 K: 0 S: 3	H: 0 LOB: 0 BB: 0 P: 3	R: 0 E: 0 K: 1 S: 5	H: 0 LOB: 0 BB: 0 P: 5	R: 1 E: 1 K: 0 S: 3	H: 0 LOB: 1 BB: 1 P: 8	R: 2 E: 1 K: 1 S: 7	H: 1 LOB: 0 BB: 0 P: 7	1B: 4 2B: 2 3B: 0 HR: 1	SF: 2 SAC: 0 DP: 0 HBP: 1	WP: 1 PB: 0 SB: 1 CS: 2	PA: 42
PITCHER Pete Burnside, L ERA: 4.69 (1, 1)	IP: 2.0 WLS: L BF: 12 H: 4 R: 4 ER: 4 SO: 1 BB: 3 IBB: 0 HBP: 0 BLK: 0 WP: 1 HR: 0 S: 16 P: 28 ERA: 9.00 WHIP: 1.667															ERA: 9.00 WHIP: 1.667				
Tom Cheney, R ERA: 10.01 (3, 1)	IP: 3.0 WLS: L BF: 15 H: 2 R: 3 ER: 3 SO: 2 BB: 3 IBB: 0 HBP: 0 BLK: 0 WP: 0 HR: 0 S: 16 P: 28 ERA: 9.00 WHIP: 1.667															ERA: 9.00 WHIP: 1.667				
Johnny Klippstein, R ERA: 6.2 (6, 1)	IP: 3.0 WLS: L BF: 13 H: 1 R: 3 ER: 0 SO: 2 BB: 1 IBB: 0 HBP: 1 BLK: 0 WP: 0 HR: 1 S: 15 P: 20 ERA: 0.00 WHIP: 0.667															ERA: 0.00 WHIP: 0.667				

Batter	1	2	3	4	5	6	7	8	9	AB	R	H	RBI	BB	SO	LOB	TOP								
Ken Aspromonte, R (1,4) OBP: 0.323, SLG: 0.310	4-3	FC8-6 BB		1-2 2-3 1B	1-3			2B FC6-4 BB	1B	4	1	2	0	2	0	0	Cleveland Indians @ Minnesota Twins Metropolitan Stadium, Bloomington, MI Tue Sep 26 1961, 4:33 AM EDT Att. 4,134 - Unknown - 70 F								
Jim Piersall, R (1,8) OBP: 0.377, SLG: 0.439	1B BB	FC8-6		F8			L6	L3	F9	5	1	0	1	1	0	7									
Chuck Essegian, R (1,7) OBP: 0.330, SLG: 0.555 Tito Francona, L (7,PH) OBP: 0.362, SLG: 0.460	1B 1-2 1B	K		1-3			F8	E 2B		3	0	1	0	0	1	4									
Bob Nieman, R (1,9) OBP: 0.427, SLG: 0.537 Willie Kirkland, L (7,PH) OBP: 0.322, SLG: 0.472	P4	1-3			5-3		BB 1B 1B	FC6-4 IBB		3	0	0	0	0	0	4									
John Romano, R (1,2) OBP: 0.375, SLG: 0.486	1-3 2-H 1B		G6-4-3 BB		F5		1B BB 1B	FC6-4		4	0	2	2	1	0	1									
Vic Power, R (1,3) OBP: 0.309, SLG: 0.368	4-3		G6-4-3				1-2 2-3 BB			3	0	1	0	2	0	3									
Woodie Held, R (1,6) OBP: 0.349, SLG: 0.454		1B 1B	K		5-3		1-2 2-3 3-H 1B	F8		5	1	2	1	0	1	3									
Miguel de la Hoz, R (1,5) OBP: 0.290, SLG: 0.370		BB 1B FC8-6 1B		5-3			F7	F9		5	1	1	0	0	0	3									
Gary Bell, R (1,1) OBP: 0.214, SLG: 0.200		FC8-6 BB 1-2 3-H 1B					4-3			5	1	3	1	0	0	0									
Inning Stats	R: 1 E: 0 K: 0 S: 5	H: 2 LOB: 2 BB: 1 P: 9	R: 2 E: 0 K: 1 S: 8	H: 3 LOB: 2 BB: 1 P: 12	R: 0 E: 0 K: 1 S: 4	H: 0 LOB: 0 BB: 1 P: 8	R: 0 E: 0 K: 0 S: 5	H: 2 LOB: 2 BB: 0 P: 5	R: 0 E: 0 K: 0 S: 4	H: 1 LOB: 1 BB: 0 P: 4	R: 0 E: 0 K: 0 S: 3	H: 0 LOB: 0 BB: 0 P: 3	R: 1 E: 0 K: 0 S: 6	H: 3 LOB: 3 BB: 1 P: 10	R: 3 E: 1 K: 0 S: 5	H: 2 LOB: 2 BB: 3 P: 17		R: 0 E: 0 K: 0 S: 4	H: 1 LOB: 1 BB: 0 P: 4	1B: 13 2B: 1 3B: 0 HR: 0	SF: 0 SAC: 0 DP: 1 HBP: 0	WP: 0 PB: 0 SB: 0 CS: 0	PA: 47		
PITCHER	IP WLS BF H R ER SO BB IBB HBP BLK WP HR S P ERA WHIP	IP WLS BF H R ER SO BB IBB HBP BLK WP HR S P ERA WHIP	IP WLS BF H R ER SO BB IBB HBP BLK WP HR S P ERA WHIP	IP WLS BF H R ER SO BB IBB HBP BLK WP HR S P ERA WHIP	IP WLS BF H R ER SO BB IBB HBP BLK WP HR S P ERA WHIP	IP WLS BF H R ER SO BB IBB HBP BLK WP HR S P ERA WHIP	IP WLS BF H R ER SO BB IBB HBP BLK WP HR S P ERA WHIP	IP WLS BF H R ER SO BB IBB HBP BLK WP HR S P ERA WHIP	IP WLS BF H R ER SO BB IBB HBP BLK WP HR S P ERA WHIP	IP WLS BF H R ER SO BB IBB HBP BLK WP HR S P ERA WHIP	IP WLS BF H R ER SO BB IBB HBP BLK WP HR S P ERA WHIP	IP WLS BF H R ER SO BB IBB HBP BLK WP HR S P ERA WHIP	IP WLS BF H R ER SO BB IBB HBP BLK WP HR S P ERA WHIP	IP WLS BF H R ER SO BB IBB HBP BLK WP HR S P ERA WHIP	IP WLS BF H R ER SO BB IBB HBP BLK WP HR S P ERA WHIP	IP WLS BF H R ER SO BB IBB HBP BLK WP HR S P ERA WHIP	IP WLS BF H R ER SO BB IBB HBP BLK WP HR S P ERA WHIP	IP WLS BF H R ER SO BB IBB HBP BLK WP HR S P ERA WHIP	IP WLS BF H R ER SO BB IBB HBP BLK WP HR S P ERA WHIP	IP WLS BF H R ER SO BB IBB HBP BLK WP HR S P ERA WHIP	IP WLS BF H R ER SO BB IBB HBP BLK WP HR S P ERA WHIP	IP WLS BF H R ER SO BB IBB HBP BLK WP HR S P ERA WHIP	IP WLS BF H R ER SO BB IBB HBP BLK WP HR S P ERA WHIP	IP WLS BF H R ER SO BB IBB HBP BLK WP HR S P ERA WHIP	IP WLS BF H R ER SO BB IBB HBP BLK WP HR S P ERA WHIP

AB	40
R	7
H	14
RBI	6
BB	7
SO	2
LOB	25



Batter	1	2	3	4	5	6	7	8	9	AB	R	H	RBI	BB	SO	LOB	BOTTOM								
Lenny Green, L (1,8) OBP: 0.375, SLG: 0.403	1-3	3-1			K			P5	F3	5	0	0	0	0	1	3	Cleveland Indians @ Minnesota Twins Metropolitan Stadium, Bloomington, MI Tue Sep 26 1961, 4:33 AM EDT Att. 4,134 - Unknown - 70 F								
Billy Martin, R (1,4) OBP: 0.288, SLG: 0.335 Bill Pleis, L (9,1) OBP: 0.111, SLG: 0.111 Dan Dobbek, L (9,PH) OBP: 0.259, SLG: 0.309					F6			5-3	F8	4	0	2	0	0	0	0									
Harmon Killebrew, R (1,3) OBP: 0.399, SLG: 0.662	K			L6-4			L7		K	4	0	1	0	1	2	1									
Joe Altobelli, L (1,7) OBP: 0.333, SLG: 0.421					F8			F8	F8	3	0	0	0	2	0	1									
Earl Battey, R (1,2) OBP: 0.381, SLG: 0.476	F9			L6-4			5-3		1B HR 2B	4	1	1	0	0	0	4									
Bob Allison, R (1,9) OBP: 0.358, SLG: 0.451		F2			F7		FC5-4 1B		2-3 HR 1B	4	1	2	0	0	0	0									
Bill Tuttle, R (1,5) OBP: 0.315, SLG: 0.319		2B BB					FC5-4 1B		F3	3	0	1	0	1	0	3									
Zoilo Versalles, R (1,6) OBP: 0.312, SLG: 0.385					P6					4	1	3	3	0	0	1									
Jack Kratick, L (1,1) OBP: 0.170, SLG: 0.186 Julio Becquer, L (6,PH) OBP: 0.245, SLG: 0.444 Lee Stange, R (7,1) Hal Naragon, L (8,PH) OBP: 0.305, SLG: 0.367 Jim Snyder, R (9,4)		F7			F7		4-3			2	0	0	0	0	0	3									
Inning Stats	R: 0 E: 0 K: 1 S: 6	H: 1 LOB: 2 BB: 1 P: 10	R: 0 E: 0 K: 0 S: 4	H: 1 LOB: 2 BB: 1 P: 8	R: 0 E: 0 K: 0 S: 3	H: 2 LOB: 1 BB: 1 P: 7	R: 0 E: 0 K: 0 S: 4	H: 1 LOB: 1 BB: 0 P: 4	R: 0 E: 0 K: 1 S: 5	H: 0 LOB: 1 BB: 1 P: 9	R: 0 E: 0 K: 0 S: 5	H: 2 LOB: 2 BB: 0 P: 5	R: 0 E: 0 K: 0 S: 3	H: 0 LOB: 0 BB: 0 P: 3	R: 3 E: 0 K: 0 S: 6	H: 3 LOB: 1 BB: 1 P: 10		R: 0 E: 0 K: 1 S: 5	H: 0 LOB: 0 BB: 0 P: 5	1B: 5 2B: 5 3B: 0 HR: 1	SF: 0 SAC: 0 DP: 1 HBP: 0	WP: 0 PB: 0 SB: 0 CS: 0	PA: 40		
PITCHER	IP WLS BF H R ER SO BB IBB HBP BLK WP HR S P ERA WHIP	IP WLS BF H R ER SO BB IBB HBP BLK WP HR S P ERA WHIP	IP WLS BF H R ER SO BB IBB HBP BLK WP HR S P ERA WHIP	IP WLS BF H R ER SO BB IBB HBP BLK WP HR S P ERA WHIP	IP WLS BF H R ER SO BB IBB HBP BLK WP HR S P ERA WHIP	IP WLS BF H R ER SO BB IBB HBP BLK WP HR S P ERA WHIP	IP WLS BF H R ER SO BB IBB HBP BLK WP HR S P ERA WHIP	IP WLS BF H R ER SO BB IBB HBP BLK WP HR S P ERA WHIP	IP WLS BF H R ER SO BB IBB HBP BLK WP HR S P ERA WHIP	IP WLS BF H R ER SO BB IBB HBP BLK WP HR S P ERA WHIP	IP WLS BF H R ER SO BB IBB HBP BLK WP HR S P ERA WHIP	IP WLS BF H R ER SO BB IBB HBP BLK WP HR S P ERA WHIP	IP WLS BF H R ER SO BB IBB HBP BLK WP HR S P ERA WHIP	IP WLS BF H R ER SO BB IBB HBP BLK WP HR S P ERA WHIP	IP WLS BF H R ER SO BB IBB HBP BLK WP HR S P ERA WHIP	IP WLS BF H R ER SO BB IBB HBP BLK WP HR S P ERA WHIP	IP WLS BF H R ER SO BB IBB HBP BLK WP HR S P ERA WHIP	IP WLS BF H R ER SO BB IBB HBP BLK WP HR S P ERA WHIP	IP WLS BF H R ER SO BB IBB HBP BLK WP HR S P ERA WHIP	IP WLS BF H R ER SO BB IBB HBP BLK WP HR S P ERA WHIP	IP WLS BF H R ER SO BB IBB HBP BLK WP HR S P ERA WHIP	IP WLS BF H R ER SO BB IBB HBP BLK WP HR S P ERA WHIP	IP WLS BF H R ER SO BB IBB HBP BLK WP HR S P ERA WHIP	IP WLS BF H R ER SO BB IBB HBP BLK WP HR S P ERA WHIP	IP WLS BF H R ER SO BB IBB HBP BLK WP HR S P ERA WHIP

AB	35
R	3
H	10
RBI	3
BB	5
SO	3
LOB	18



Batter	1	2	3	4	5	6	7	8	9	AB	R	H	RBI	BB	SO	LOB	TOP			
Johnny Temple, R (1,4) OBP: 0.354, SLG: 0.350 Walt Bond, L (9, PH) OBP: 0.204, SLG: 0.191	6-3		1-3			1-3			3B BB	3	0	0	0	0	0	1	Cleveland Indians @ Minnesota Twins Metropolitan Stadium, Bloomington, MI Wed Sep 27 1961, 4:33 AM EDT Att. 2,992 - Unknown - 52 F			
Ty Cline, L (1,8) OBP: 0.258, SLG: 0.259	L1-3			L3		L6-3			3B BB	3	1	0	0	1	0					
Tito Francona, L (1,7) OBP: 0.361, SLG: 0.462	P5			5-3			4-3		4-3 3B	4	1	1	3	0	0					
Willie Kirkland, L (1,9) OBP: 0.320, SLG: 0.469		4-3		K			L3		4-3	4	0	0	1	0	1					
John Romano, R (1,2) OBP: 0.374, SLG: 0.483		K				G5-4-3 BB			5-3	3	0	0	0	1	1					
Vic Power, R (1,3) OBP: 0.307, SLG: 0.365		5-3				G5-4-3			F7	4	0	0	0	0	1					
Woodie Held, R (1,6) OBP: 0.350, SLG: 0.453				4-3 5-3 BB		HBP			K	1	0	0	0	1	1					
Miguel de la Hoz, R (1,5) OBP: 0.285, SLG: 0.363			5-3			5-3			P3	3	0	0	0	0	2					
Jim Perry, S (1,1) OBP: 0.176, SLG: 0.192 Bill Dailey, R (6, 1) Joe Schaffernoth, R (8, 1) Don Dillard, L (9, PH) OBP: 0.342, SLG: 0.452			4-3			K			BB BB 3B 1B	2	0	0	0	0	1					
Inning Stats	R: 0 E: 0 K: 0 S: 3	H: 0 LOB: 0 BB: 0 P: 3	R: 0 E: 0 K: 1 S: 5	H: 0 LOB: 0 BB: 0 P: 5	R: 0 E: 0 K: 1 S: 3	H: 0 LOB: 1 BB: 1 P: 7	R: 0 E: 0 K: 1 S: 5	H: 0 LOB: 0 BB: 0 P: 5	R: 0 E: 0 K: 1 S: 5	H: 0 LOB: 0 BB: 0 P: 5	R: 0 E: 0 K: 1 S: 3	H: 0 LOB: 0 BB: 0 P: 3	R: 0 E: 0 K: 1 S: 5	H: 0 LOB: 0 BB: 2 P: 13	R: 4 E: 0 K: 0 S: 5	H: 2 LOB: 0 BB: 2 P: 13		1B: 1 2B: 0 3B: 1 HR: 0	SF: 0 SAC: 0 DP: 1 HBP: 1	WP: 0 PB: 0 SB: 0 CS: 0
PITCHER A Schroll, R (1,1) ERA: 4.93	IP: 9.0 WLS: W BF: 33 H: 2 R: 4 ER: 4 SO: 4 BB: 4 IBB: 0 HBP: 1 BLK: 0 WP: 0 HR: 0 S: 36 P: 53 ERA: 4.00 WHIP: 0.667																			

Batter	1	2	3	4	5	6	7	8	9	AB	R	H	RBI	BB	SO	LOB	BOTTOM			
Lenny Green, L (1,8) OBP: 0.376, SLG: 0.405	6-3		4-3			SH2-3 1B			FC6-2 1B	4	1	2	1	1	0	0	Cleveland Indians @ Minnesota Twins Metropolitan Stadium, Bloomington, MI Wed Sep 27 1961, 4:33 AM EDT Att. 2,992 - Unknown - 52 F			
Billy Martin, R (1,4) OBP: 0.288, SLG: 0.342	P5				SH2-3 1B	FC6-2 1B			FC6-4	4	2	1	1	0	4					
Harmon Killebrew, R (1,3) OBP: 0.491, SLG: 0.697 Dan Dobbek, L (9, 8)			HR		P3				WP 1B	5	2	3	3	0	1					
Joe Altobelli, L (1,7) OBP: 0.326, SLG: 0.407	4-3				F9	3-1			FC6-4 1B	5	0	1	1	0	2					
Earl Battey, R (1,2) OBP: 0.379, SLG: 0.473		4-3			P3				1-3	5	1	1	0	0	1					
Bob Allison, R (1,9) OBP: 0.360, SLG: 0.453		WP 2B			1B BB				F9	4	1	2	0	1	1					
Bill Tuttle, R (1,5) OBP: 0.322, SLG: 0.328					1B BB				1B BB	3	2	3	0	2	0					
Zolo Versailles, R (1,6) OBP: 0.313, SLG: 0.386 Jose Valdivielso, R (4, PR) OBP: 0.227, SLG: 0.246					L6-3 BB				SF9 3B	2	0	1	1	0	2					
A Schroll, R (1,1) OBP: 0.350, SLG: 0.500					F7				E4 2B	4	0	2	2	0	1					
Inning Stats	R: 0 E: 0 K: 0 S: 4	H: 1 LOB: 1 BB: 0 P: 4	R: 0 E: 0 K: 0 S: 3	H: 1 LOB: 1 BB: 1 P: 7	R: 1 E: 0 K: 0 S: 4	H: 1 LOB: 0 BB: 0 P: 4	R: 1 E: 0 K: 1 S: 7	H: 2 LOB: 0 BB: 1 P: 11	R: 0 E: 0 K: 1 S: 6	H: 1 LOB: 1 BB: 0 P: 6	R: 6 E: 2 K: 0 S: 9	H: 6 LOB: 1 BB: 1 P: 13	R: 1 E: 0 K: 0 S: 5	H: 2 LOB: 2 BB: 1 P: 9	R: 1 E: 0 K: 0 S: 5	H: 2 LOB: 2 BB: 1 P: 9		1B: 11 2B: 3 3B: 1 HR: 2	SF: 1 SAC: 1 DP: 1 HBP: 0	WP: 3 PB: 0 SB: 0 CS: 0
PITCHER Jim Perry, R (1,1) ERA: 4.71 Bill Dailey, R (6, 1) ERA: 0.95 Joe Schaffernoth, R (8, 1) ERA: 5.91	IP: 5.1 WLS: L BF: 28 H: 10 R: 7 ER: 4 SO: 2 BB: 3 IBB: 0 HBP: 0 BLK: 0 WP: 1 HR: 1 S: 29 P: 41 ERA: 6.75 WHIP: 2.438																			



Batter	1	2	3	4	5	6	7	8	9	10	AB	R	H	RBI	BB	SO	LOB	TOP								
Dick McAuliffe, L OBP: 0.326, SLG: 0.395 Al Kaline, R OBP: 0.302, SLG: 0.513 Chico Fernandez, R OBP: 0.301, SLG: 0.317	L7		K		P4			K	L1-3		4	0	0	0	2	1	4	Detroit Tigers @ Minnesota Twins Metropolitan Stadium, Bloomington, MI Fri Sep 29 1961, 4:33 AM EDT Att: 3,151 - Unknown - 51 F								
Bill Bruton, L OBP: 0.328, SLG: 0.384	K			F9		P1		3-1	G3		5	0	0	0	0	1	3									
Bubba Morton, R OBP: 0.348, SLG: 0.410	K			6-3						1B		4	1	2	0	1	1		0							
Rocky Colavito, R OBP: 0.401, SLG: 0.581		G5-4-3 1B BB		F8		F2		F7		F9		4	0	0	0	1	0		3							
Norm Cash, L OBP: 0.485, SLG: 0.656		G5-4-3 1B				HR		4-3		1B BB 1B		5	3	4	1	0	0		1							
Steve Boros, R OBP: 0.378, SLG: 0.385		G5-4-3						F8		F7		4	0	1	0	1	0		3							
Jake Wood, R OBP: 0.320, SLG: 0.377	K			FC1-6 1B						1B BB 1B		4	2	2	2	1	1		2							
Dick Brown, R OBP: 0.312, SLG: 0.474 Bill Freehan, R OBP: 0.500, SLG: 0.500 Mike Roarke, R OBP: 0.283, SLG: 0.284	K		K					F9		L1-3 BB 1B		4	0	2	1	0	1		1							
Jim Bunning, R OBP: 0.147, SLG: 0.140 Vic Wertz, L OBP: 0.167, SLG: 0.140 Ron Kline, R OBP: 0.147, SLG: 0.140 Bobo Dabornis, L OBP: 0.147, SLG: 0.140 Hank Aguirre, R OBP: 0.147, SLG: 0.140 Charlie Maxwell, L OBP: 0.147, SLG: 0.140 Terry Fox, R OBP: 0.231, SLG: 0.167	K		K		F9			F7		L1-3 1B		1	0	0	0	0	0		1							
										1-2 2-3 3-H		1	0	0	0	0	1		2							
Inning Stats	R: 0 E: 0 K: 2 S: 7	H: 0 LOB: 0 BB: 0 P: 7	R: 0 E: 0 K: 1 S: 5	H: 1 LOB: 1 BB: 1 P: 9	R: 0 E: 0 K: 3 S: 9	H: 0 LOB: 0 BB: 0 P: 3	R: 0 E: 0 K: 0 S: 3	H: 0 LOB: 0 BB: 0 P: 3	R: 2 E: 0 K: 0 S: 6	H: 3 LOB: 1 BB: 0 P: 6	R: 0 E: 0 K: 0 S: 4	H: 1 LOB: 1 BB: 0 P: 4	R: 0 E: 0 K: 1 S: 6	H: 1 LOB: 1 BB: 0 P: 6	R: 2 E: 0 K: 0 S: 6	H: 3 LOB: 3 BB: 1 P: 10	R: 2 E: 0 K: 1 S: 7	H: 2 LOB: 2 BB: 2 P: 15	1B: 10 2B: 1 3B: 0 HR: 1	SF: 0 SAC: 0 DP: 1 HBP: 0	WP: 0 PB: 0 SB: 0 CS: 0	PA: 45				
PITCHER	IP 9.1	WLS L	BF 43	H 12	R 6	ER 6	SO 7	BB 4	IBB 0	HBP 0	BLK 0	WP 0	HR 1	S 53	P 69	ERA 5.79	WHIP 1.714									
Camilo Pascual, R ERA: 3.48																										
Ray Moore, R ERA: 3.67	(10, 1)	0.2	2	0	0	0	1	0	0	0	0	0	0	0	4	4	0.00	0.000								

AB	41
R	6
H	12
RBI	6
BB	4
SO	8
LOB	22



Batter	1	2	3	4	5	6	7	8	9	10	AB	R	H	RBI	BB	SO	LOB	BOTTOM							
Lenny Green, L OBP: 0.377, SLG: 0.404	F8		E S 1B		F8		F8		L7		5	1	1	0	0	0	0	Detroit Tigers @ Minnesota Twins Metropolitan Stadium, Bloomington, MI Fri Sep 29 1961, 4:33 AM EDT Att: 3,151 - Unknown - 51 F							
Billy Martin, R OBP: 0.273, SLG: 0.359	HR		BB 1B				F8		F7		5	2	3	2	0	0	0								
Harmon Killebrew, R OBP: 0.495, SLG: 0.811	P4		BB 1B						5-3		2	1	0	0	3	0	0								
Joe Altobelli, L OBP: 0.324, SLG: 0.375	4-3		1B BB		L1-6-3 BB		4-3			L1	4	0	0	0	1	0	3								
Bob Allison, R OBP: 0.354, SLG: 0.452		1-3	G1-6-3 1B			2-3 BB		SH1-4 BB		K	3	0	1	2	2	1	0								
Hal Naragon, L OBP: 0.314, SLG: 0.373		3-1	G1-6-3			F7		SH1-4			4	0	1	0	0	0	3								
Bill Tuttle, R OBP: 0.321, SLG: 0.326	E6				K		2-3			F3	4	0	0	0	1	1	2								
Jose Valdivielso, R OBP: 0.226, SLG: 0.240	F8				6-3			F7			3	0	0	0	1	0	3								
Camilo Pascual, R OBP: 0.211, SLG: 0.200			K		F5			F9			4	0	0	0	0	2	4								
Ray Moore, R ERA: 1.41	(10, 1)										0	0	0	0	0	0	0								
Inning Stats	R: 1 E: 0 K: 0 S: 4	H: 1 LOB: 0 BB: 0 P: 4	R: 0 E: 1 K: 0 S: 4	H: 0 LOB: 1 BB: 0 P: 4	R: 3 E: 0 K: 1 S: 7	H: 3 LOB: 1 BB: 2 P: 15	R: 0 E: 0 K: 1 S: 5	H: 0 LOB: 0 BB: 0 P: 5	R: 0 E: 0 K: 0 S: 3	H: 0 LOB: 1 BB: 1 P: 7	R: 0 E: 0 K: 0 S: 3	H: 0 LOB: 2 BB: 1 P: 11	R: 0 E: 0 K: 0 S: 3	H: 0 LOB: 0 BB: 0 P: 3	R: 0 E: 0 K: 1 S: 6	H: 1 LOB: 1 BB: 0 P: 6	1B: 4 2B: 0 3B: 1 HR: 1	SF: 0 SAC: 1 DP: 2 HBP: 0	WP: 0 PB: 0 SB: 1 CS: 0	PA: 43					
PITCHER	IP 4.0	WLS R	BF 18	H 4	R 4	ER 4	SO 2	BB 0	IBB 0	HBP 0	BLK 0	WP 0	HR 1	S 20	P 28	ERA 9.00	WHIP 1.500								
Jim Bunning, R ERA: 3.19																									
Ron Kline, R ERA: 4.14	(5, 1)	2.0	9	1	0	0	1	3	0	0	0	0	0	0	8	20	0.00	2.000							
Hank Aguirre, L ERA: 3.25	(7, 1)	2.0	9	0	0	0	0	3	0	0	0	0	0	0	6	18	0.00	1.500							
Terry Fox, R ERA: 1.41	(9, 1)	2.0	W	7	1	0	0	1	0	0	0	0	0	9	9	0.00	0.500								

AB	34
R	4
H	6
RBI	4
BB	8
SO	4
LOB	15



Batter	1	2	3	4	5	6	7	8	9	AB	R	H	RBI	BB	SO	LOB	TOP	
Chico Fernandez, R OBP: 0.305, SLG: 0.322	0-0 SH1-3 2B 1B		0-0 BLK 1B 1B	0-0 G4-3 1B						3	2	3	0	0	0	0	Detroit Tigers @ Minnesota Twins Metropolitan Stadium, Bloomington, MI Sat Sep 30 1961, 4:33 AM EDT Att. 8,668 - Overcast - 42 F	
Bill Bruton, L OBP: 0.326, SLG: 0.384	0-0 SH1-3 1-2		0-0 6-3 1-H E 1B	0-0 G4-3 1-2						2	1	1	1	0	0	1		
Bubba Morton, R OBP: 0.357, SLG: 0.427	0-0 1B 2-H 2B		0-0 6-3 1-3 1B	0-0 1B						3	0	2	1	0	0	1		
Rocky Colavito, R OBP: 0.402, SLG: 0.581	0-0 1B 2-3 1B		0-0 E7 BB BB 1B	0-0 F7						3	2	2	1	0	0	1		
Steve Boros, R OBP: 0.380, SLG: 0.365	0-0 1B 1-2 1B		4-0 BB BB BB BB	0-3 K						2	1	1	0	1	1	0		
Jake Wood, R OBP: 0.320, SLG: 0.376	0-0 E8 1-H 2-H 1B		0-0 F9	0-3 K						3	0	1	1	0	1	2		
Bobo Osborne, L OBP: 0.354, SLG: 0.355		0-0 3-1	4-0 BB BB BB	0-0 BB BB 2B						2	0	1	0	1	0	0		
Bill Freehan, R OBP: 0.429, SLG: 0.333		0-0 5-3	4-0 BB BB BB	0-0 5-3						2	0	0	1	1	0	1		
Howie Koplitz, R OBP: 0.354, SLG: 0.355		0-3 K	0-0 3-1	0-0 3-1				0-0 6-3		3	0	0	0	0	1	3		
Inning Stats	R: 3 E: 1 K: 0 S: 6	H: 5 LOB: 1 BB: 0 P: 6	R: 0 E: 0 K: 1 S: 5	H: 0 LOB: 0 BB: 0 P: 5	R: 3 E: 1 K: 0 S: 6	H: 3 LOB: 3 BB: 3 P: 18	R: 0 E: 0 K: 0 S: 4	H: 2 LOB: 1 BB: 0 P: 4	R: 0 E: 0 K: 2 S: 8	H: 1 LOB: 1 BB: 0 P: 8	R: 0 E: 0 K: 0 S: 1	H: 0 LOB: 0 BB: 0 P: 1						
PITCHER	IP WLS BF H R ER SO BB IBB HBP BLK WP HR S P ERA WHIP											IP WLS BF H R ER SO BB IBB HBP BLK WP HR S P ERA WHIP						
Jim Kaat, L ERA: 3.92	(1, 1)	2.1	L	14	8	6	5	1	1	0	0	1	0	0	15	19	19.29	3.857
Lee Stange, R ERA: 2.92	(3, 1)	3.0		13	3	0	0	2	2	0	0	0	0	0	15	23	0.00	1.667

Batter	1	2	3	4	5	6	7	8	9	AB	R	H	RBI	BB	SO	LOB	BOTTOM	
Lenny Green, L OBP: 0.377, SLG: 0.403	0-0 1B E 1B		0-0 F7	0-0 P6						3	1	1	0	0	0	0	Detroit Tigers @ Minnesota Twins Metropolitan Stadium, Bloomington, MI Sat Sep 30 1961, 4:33 AM EDT Att. 8,668 - Overcast - 42 F	
Billy Martin, R OBP: 0.273, SLG: 0.359	0-0 1B E 1B		0-0 F9	0-0 P4						3	1	1	0	0	0	0		
Harmon Killebrew, R OBP: 0.495, SLG: 0.699	0-3 K		4-0 BB BB BB	0-0 L8						2	0	0	0	1	1	2		
Joe Altobelli, L OBP: 0.324, SLG: 0.374	0-0 E4 1B SF8 1B		0-0 1B BB	0-0 F9						3	1	1	1	0	0	1		
Bob Allison, R OBP: 0.364, SLG: 0.451	0-0 SF8 BB 1B 1B		0-3 K	0-0 2-3						3	1	1	1	0	1	2		
Hal Naragon, L OBP: 0.321, SLG: 0.370	4-0 1B 1-2 BB		0-0 F9	4-0 1B BB						1	0	0	0	2	0	0		
Bill Tuttle, R OBP: 0.321, SLG: 0.327	0-0 SF8 2-3 3-H		0-0 6-3	0-0 1B						2	0	1	1	0	0	0		
Jose Valdivielso, R OBP: 0.234, SLG: 0.248	0-0 1B		0-0 1B	0-3 K						3	0	2	1	0	1	2		
Jim Kaat, L OBP: 0.294, SLG: 0.317	0-3 K		0-3 K							1	0	0	0	0	1	2		
Lee Stange, R ERA: 2.25	(3, 1)	5.0	W	26	7	4	1	5	3	0	0	0	0	0	33	45		1.80
Inning Stats	R: 4 E: 1 K: 2 S: 12	H: 4 LOB: 2 BB: 1 P: 16	R: 0 E: 0 K: 1 S: 6	H: 1 LOB: 2 BB: 1 P: 10	R: 0 E: 0 K: 1 S: 6	H: 1 LOB: 1 BB: 0 P: 6	R: 0 E: 0 K: 0 S: 3	H: 0 LOB: 0 BB: 0 P: 3	R: 0 E: 0 K: 1 S: 6	H: 1 LOB: 2 BB: 1 P: 10								
PITCHER	IP WLS BF H R ER SO BB IBB HBP BLK WP HR S P ERA WHIP											IP WLS BF H R ER SO BB IBB HBP BLK WP HR S P ERA WHIP						
Howie Koplitz, R ERA: 2.25	(1, 1)	5.0	W	26	7	4	1	5	3	0	0	0	0	0	33	45	1.80	2.000

AB	23
R	6
H	11
RBI	5
BB	3
SO	3
LOB	9



Batter	1	2	3	4	5	6	7	8	9	AB	R	H	RBI	BB	SO	LOB	TOP			
Dick McAuliffe, L (1, 6) OBP: 0.322, SLG: 0.389	3-1			4-3		4-3				4	0	0	0	0	0	4	Detroit Tigers @ Minnesota Twins Metropolitan Stadium, Bloomington, MI Sun Oct 01 1961, 4:33 AM EDT Att: 15,723 - Unknown - 44 F			
Al Kaline, R (8, PH) OBP: 0.393, SLG: 0.515								2H		1	0	1	1	0	0	0				
Chico Fernandez, R (8, PR) OBP: 0.305, SLG: 0.322	FC6									0	0	0	0	0	0	0				
Bill Bruton, L (1, 8) OBP: 0.327, SLG: 0.384	1B	4-3		F9			K	1-3		5	1	1	0	0	1	1				
Norm Cash, L (1, 3) OBP: 0.487, SLG: 0.662	1B					G5-4-3	P4		HR	3	2	2	1	2	0	0				
Rocky Colavito, R (1, 7) OBP: 0.402, SLG: 0.580	1B			P5		G5-4-3		4-3		5	1	2	1	0	0	2				
Bubba Morton, R (1, 9) OBP: 0.342, SLG: 0.407	1B			F8				5-3		5	1	0	0	0	1	3				
Steve Boros, R (1, 5) OBP: 0.382, SLG: 0.364	1B			F3					P6	2	2	0	0	3	0	0				
Jake Wood, R (1, 4) OBP: 0.320, SLG: 0.376	1B			F9			K	E6		4	0	1	0	0	1	2				
Bill Freehan, R (1, 2) OBP: 0.455, SLG: 0.400	1B			5-3				2B		4	1	2	2	0	0	2				
Paul Foytack, R (1, 1) OBP: 0.236, SLG: 0.296	1B			6-3			F3	G2-5-3		4	0	1	1	0	0	4				
Inning Stats	R: 5 E: 1 K: 0 S: 8	H: 4 LOB: 2 BB: 2 P: 16	R: 0 E: 0 K: 0 S: 4	H: 1 LOB: 1 BB: 0 P: 4	R: 0 E: 0 K: 0 S: 3	H: 0 LOB: 0 BB: 0 P: 3	R: 0 E: 0 K: 1 S: 4	H: 0 LOB: 0 BB: 1 P: 8	R: 0 E: 0 K: 1 S: 6	H: 1 LOB: 2 BB: 1 P: 10	R: 0 E: 0 K: 1 S: 6	H: 1 LOB: 1 BB: 0 P: 6	R: 2 E: 1 K: 0 S: 5	H: 2 LOB: 1 BB: 1 P: 9	R: 1 E: 0 K: 0 S: 4	H: 1 LOB: 0 BB: 0 P: 4	1B: 7 2B: 2 3B: 0 HR: 1	SF: 0 SAC: 0 DP: 2 HBP: 0	WP: 1 PB: 0 SB: 0 CS: 0	PA: 42
PITCHER	IP WLS BF H R ER SO BB IBB HBP BLK WP HR S P ERA WHIP																			
Al Schroll, R (1, 1) ERA: 5.22	0.2 L 9 4 5 2 0 2 0 0 0 0 1 0 7 15 27.00 9.000																			
Pedro Ramos, R (1, 1) ERA: 3.95	6.1 23 3 0 0 3 2 0 0 0 0 0 0 27 35 0.00 0.789																			
Jim Kaat, L (8, 1) ERA: 3.9	1.0 6 2 2 0 0 1 0 0 0 0 0 0 5 9 0.00 3.000																			
Don Lee, R (9, 1) ERA: 3.52	1.0 4 1 1 1 0 0 0 0 0 0 0 1 4 4 9.00 1.000																			

Batter	1	2	3	4	5	6	7	8	9	AB	R	H	RBI	BB	SO	LOB	BOTTOM			
Lenny Green, L (1, 8) OBP: 0.374, SLG: 0.400	4-3		3-1		E4		4-3		3-1	5	0	0	0	0	0	2	Detroit Tigers @ Minnesota Twins Metropolitan Stadium, Bloomington, MI Sun Oct 01 1961, 4:33 AM EDT Att: 15,723 - Unknown - 44 F			
Billy Martin, R (1, 4) OBP: 0.271, SLG: 0.355	5-3		P4		F8		F6			4	0	0	0	0	0	2				
Harmon Killebrew, R (1, 3) OBP: 0.495, SLG: 0.696					5-3			F9		2	0	0	0	1	0	1				
Joe Altobelli, L (1, 7) OBP: 0.312, SLG: 0.358	F8		F5				F9	K		4	0	0	0	0	1	2				
Bob Allison, R (1, 9) OBP: 0.363, SLG: 0.450		F5		6-3				F7		4	0	1	0	0	0	0				
Hal Naragon, L (1, 2) OBP: 0.326, SLG: 0.374				F8			L8	1B	1B	4	1	2	0	0	0	1				
Bill Tuttle, R (1, 5) OBP: 0.323, SLG: 0.335							6-3		G4-3	4	1	2	1	0	1	2				
Zoilo Versalles, R (1, 6) OBP: 0.314, SLG: 0.390			5-3						G4-3	4	0	2	0	0	1	1				
Al Schroll, R (1, 1) ERA: 5.22										0	0	0	0	0	0	0				
Pedro Ramos, R (1, 1) ERA: 3.95										2	1	1	0	0	0	0				
Dan Gooden, R (7, PH) OBP: 0.295, SLG: 0.394										1	0	0	0	0	0	1				
Jim Kaat, L (8, 1) ERA: 3.9										0	0	0	0	0	0	0				
Don Lee, R (9, 1) ERA: 3.52										0	0	0	0	0	0	0				
Julio Becquer, L (8, PH) OBP: 0.300, SLG: 0.425										1	0	0	0	0	0	2				
Inning Stats	R: 0 E: 0 K: 0 S: 3	H: 0 LOB: 1 BB: 1 P: 7	R: 0 E: 0 K: 1 S: 6	H: 1 LOB: 1 BB: 0 P: 6	R: 1 E: 0 K: 0 S: 4	H: 1 LOB: 1 BB: 0 P: 5	R: 1 E: 0 K: 1 S: 6	H: 1 LOB: 0 BB: 0 P: 6	R: 0 E: 0 K: 0 S: 4	H: 1 LOB: 1 BB: 0 P: 4	R: 0 E: 0 K: 0 S: 4	H: 1 LOB: 1 BB: 0 P: 4	R: 0 E: 0 K: 1 S: 5	H: 0 LOB: 0 BB: 0 P: 5	R: 1 E: 0 K: 0 S: 5	H: 3 LOB: 1 BB: 0 P: 5	1B: 6 2B: 0 3B: 0 HR: 2	SF: 0 SAC: 0 DP: 1 HBP: 1	WP: 0 PB: 0 SB: 0 CS: 0	PA: 37
PITCHER	IP WLS BF H R ER SO BB IBB HBP BLK WP HR S P ERA WHIP																			
Paul Foytack, R (1, 1) ERA: 3.93	9.0 W 37 8 3 3 3 1 0 1 0 0 0 2 41 46 3.00 1.000																			

