

Minnesota Twins - 1962

Batter	1	2	3	4	5	6	7	8	9	AB	R	H	RBI	BB	SO	LOB	TOP			
Lenny Green, L OBP: 0.500, SLG: 0.333 (1, 8)										3	1	1	0	1	0	0				
Vic Power, R OBP: 0.250, SLG: 0.250 (1, 3)										4	0	1	0	0	0	2				
Harmon Killebrew, R (1, 7)										4	0	0	0	0	0	1				
Bob Allison, R (1, 9)										3	0	0	0	1	2	0				
Earl Battey, R OBP: 0.250, SLG: 0.500 (1, 2)										4	1	1	0	0	1	1				
Bernie Allen, L OBP: 0.250, SLG: 0.750 (1, 4)										4	0	1	1	0	0	0				
Zolio Versailles, R OBP: 0.250, SLG: 0.250 (1, 6)										4	0	1	0	0	0	1				
Rich Rollins, R OBP: 0.667, SLG: 0.667 (1, 5)										3	0	2	0	0	0	0				
Jack Kralick, L (1, 1)										2	0	0	0	0	1	3				
Don Mincher, L (7, PH)										1	0	0	0	0	0	0				
Ray Moore, R (7, 1)										0	0	0	0	0	0	0				
Inning Stats	R: 1 E: 0 K: 0 S: 4	H: 2 LOB: 1 BB: 1 P: 8	R: 0 E: 0 K: 0 S: 4	H: 1 LOB: 1 BB: 0 P: 4	R: 0 E: 0 K: 0 S: 3	H: 0 LOB: 0 BB: 0 P: 3	R: 0 E: 0 K: 2 S: 7	H: 0 LOB: 0 BB: 0 P: 7	R: 0 E: 0 K: 1 S: 6	H: 2 LOB: 2 BB: 1 P: 10	R: 1 E: 0 K: 0 S: 5	H: 2 LOB: 1 BB: 0 P: 5	R: 0 E: 0 K: 0 S: 3	H: 0 LOB: 0 BB: 0 P: 3	R: 0 E: 0 K: 0 S: 3	H: 0 LOB: 0 BB: 0 P: 3	1B: 5 2B: 1 3B: 1 HR: 0	SF: 0 SAC: 0 DP: 1 HBP: 0	WP: 0 PB: 0 CS: 0	PA: 34
PITCHER Ed Rakow, R ERA: 2.0 (1, 1)	IP: 9.0 WLS: W BF: 34 H: 7 R: 2 ER: 2 SO: 4 BB: 2 IBB: 0 HBP: 0 BLK: 0 WP: 0 HR: 0 S: 40 P: 48 ERA: 2.00 WHIP: 1.000															PITCHER				

Minnesota Twins @ Kansas City Athletics
Municipal Stadium, Kansas City, MO
Tue Apr 10 1962, 4:33 AM EST
Att: 21,012 - Unknown

AB 32
R 2
H 7
RBI 1
BB 2
SO 4
LOB 8



Batter	1	2	3	4	5	6	7	8	9	AB	R	H	RBI	BB	SO	LOB	BOTTOM			
Dick Howser, R OBP: 0.250, SLG: 0.250 (1, 6)										4	0	1	0	0	0	0				
Bobby Del Greco, R OBP: 0.250, SLG: 0.250 (1, 8) (9, 7)										4	0	1	0	0	0	2				
Jerry Lumpe, L (1, 4)										4	1	0	0	0	1	2				
Norm Siebern, L OBP: 0.333, SLG: 0.333 (1, 3)										3	1	1	0	0	1	0				
Leo Posada, R OBP: 0.333, SLG: 0.333 Jose Tartabull, L (9, 8)										3	1	1	1	0	0	0				
Gino Cimoli, R OBP: 0.333, SLG: 1.333 (1, 9)										3	1	1	3	0	0	0				
Wayne Causey, L (1, 5)										3	0	0	0	0	1	0				
Haywood Sullivan, R (1, 2)										3	0	0	0	0	0	0				
Ed Rakow, S (1, 1)										3	0	0	0	0	1	0				
Inning Stats	R: 0 E: 0 K: 0 S: 3	H: 0 LOB: 0 BB: 0 P: 3	R: 0 E: 0 K: 1 S: 5	H: 0 LOB: 0 BB: 0 P: 5	R: 0 E: 0 K: 2 S: 7	H: 0 LOB: 0 BB: 0 P: 7	R: 4 E: 0 K: 0 S: 7	H: 4 LOB: 0 BB: 0 P: 7	R: 0 E: 0 K: 0 S: 4	H: 1 LOB: 1 BB: 0 P: 4	R: 0 E: 0 K: 0 S: 3	H: 0 LOB: 0 BB: 0 P: 3	R: 0 E: 0 K: 0 S: 3	H: 0 LOB: 0 BB: 0 P: 3	R: 0 E: 1 K: 1 S: 6	H: 0 LOB: 1 BB: 0 P: 6	1B: 4 2B: 0 3B: 0 HR: 1	SF: 0 SAC: 0 DP: 0 HBP: 0	WP: 0 PB: 0 CS: 0	PA: 30
PITCHER Jack Kralick, L ERA: 6.0 Ray Moore, R ERA: (7, 1)	IP: 6.0 WLS: L BF: 23 H: 5 R: 4 ER: 4 SO: 3 BB: 0 IBB: 0 HBP: 0 BLK: 0 WP: 0 HR: 1 S: 29 P: 29 ERA: 6.00 WHIP: 0.833															PITCHER				

Minnesota Twins @ Kansas City Athletics
Municipal Stadium, Kansas City, MO
Tue Apr 10 1962, 4:33 AM EST
Att: 21,012 - Unknown

AB 30
R 4
H 5
RBI 4
BB 0
SO 4
LOB 4



Batter	1	2	3	4	5	6	7	8	9	AB	R	H	RBI	BB	SO	LOB	TOP										
Lenny Green, L OBP: 0.333, SLG: 0.375 (1, 8)	4-3		SF8 2B		F9	4-3			F5	5	1	1	0	0	0	2											
Vic Power, R OBP: 0.333, SLG: 0.667 (1, 3)	K		5-3		BB 1-3 2B		F9		WP 3B	5	1	2	0	0	1	1											
Harmon Killebrew, R Bill Tuttle, R (1, 7)	BB BB		SF8		BB IBB		K		5-3	2	0	0	1	2	1	1											
Bob Allison, R OBP: 0.556, SLG: 0.800 (1, 9)	1-2 BB		3-H F8		FC4-6 BB		HR		HR BB	2	2	1	2	3	0	0											
Earl Battey, R OBP: 0.333, SLG: 0.778 (1, 2)	K			3B 1B	F3		F8		3-H HR	5	2	2	2	0	1	5											
Bernie Allen, L OBP: 0.111, SLG: 0.333 (1, 4)		K		F7	FC4-6			F9	K	5	0	0	0	0	2	4											
Zolio Versailles, R OBP: 0.111, SLG: 0.250 (1, 6)		E 1B		F8		5-3		4-3		4	0	1	0	0	0	1											
Rich Rollins, R OBP: 0.714, SLG: 1.500 (1, 5)		1-3		1-3					HR	3	1	2	2	0	0	1											
Camilo Pascual, R OBP: 0.250, SLG: 0.250 (1, 1)		1-3		1-3		2B BB 1B		F8	F9	4	1	1	0	0	0	2											
Inning Stats	R: 0 E: 0 K: 2 S: 7	H: 0 LOB: 2 P: 15	R: 0 E: 1 K: 1 S: 6	H: 1 LOB: 1 BB: 0 P: 6	R: 1 E: 0 K: 0 S: 4	H: 1 LOB: 0 BB: 0 P: 4	R: 1 E: 0 K: 0 S: 4	H: 2 LOB: 1 BB: 0 P: 4	R: 1 E: 0 K: 0 S: 5	H: 2 LOB: 3 BB: 2 P: 13	R: 0 E: 0 K: 0 S: 3	H: 0 LOB: 1 BB: 0 P: 4	R: 1 E: 0 K: 1 S: 6	H: 1 LOB: 0 BB: 0 P: 6	R: 1 E: 0 K: 0 S: 4	H: 1 LOB: 0 BB: 0 P: 4	R: 3 E: 0 K: 1 S: 7	H: 2 LOB: 0 BB: 1 P: 11	1B: 3 2B: 2 3B: 2 HR: 3	SF: 1 SAC: 0 DP: 0 HBP: 1	WP: 1 PA: 42 SB: 0 CS: 0						
PITCHER	IP	WLS	BF	H	R	ER	SO	BB	IBB	HBP	BLK	WP	HR	S	P	ERA	WHIP										
John Wyatt, R ERA: 4.5 (1, 1)	6.0	L	28	6	3	3	3	3	1	1	0	0	0	29	46	4.50	1.500										
Bill Kunkel, R ERA: 9.0 (7, 1)	2.0		8	2	2	2	1	0	0	0	0	0	2	10	10	9.00	1.000										
Dan Osinski, R ERA: 27.0 (9, 1)	1.0		6	2	3	3	1	1	0	0	0	1	1	7	11	27.00	3.000										

Minnesota Twins @ Kansas City Athletics
Municipal Stadium, Kansas City, MO
Wed Apr 11 1962, 7:05 PM EST
Att. 4,064 - Unknown

AB	35
R	8
H	10
RBI	7
BB	5
SO	5
LOB	17



Batter	1	2	3	4	5	6	7	8	9	AB	R	H	RBI	BB	SO	LOB	BOTTOM										
Dick Howser, R OBP: 0.250, SLG: 0.143 (1, 6)	5-3		5-3			S BB		6-3		3	0	0	0	1	0	0											
Jose Tartabull, L (1, 8)	5-3			3-1		G1			F2	4	0	0	0	0	0	1											
Jerry Lumpe, L (1, 4)	K			F7			F8		5-3	4	0	0	0	0	1	0											
Norm Siebern, L OBP: 0.429, SLG: 0.333 (1, 3)		K		K		1B 1B			BB	3	0	1	0	1	2	0											
Manny Jimenez, L OBP: 0.750, SLG: 0.750 (1, 7)		FC3-6 1B			L6 2-3 1B	FC5-4 1B			4-3	4	0	3	0	0	0	1											
Wayne Causey, L (1, 5)		FC3-6 1-2			2-3 1-2	K				3	0	0	0	0	1	4											
Gino Cimoli, R OBP: 0.167, SLG: 0.667 (1, 9)		K			L6 2-3	FC5-4 1-2				3	0	0	0	0	1	4											
Haywood Sullivan, R (1, 2)				1-4 HBP		K			P4	2	0	0	0	0	1	0											
John Wyatt, R (1, 1)				1-4		K			6-3	1	0	0	0	0	0	1											
Gene Stephens, L (6, PH)						K				1	0	0	0	0	1	0											
Bill Kunkel, R (7, 1)										0	0	0	0	0	0	0											
Ed Charles, R (8, PH)										1	0	0	0	0	0	0											
Dan Osinski, R (9, 1)										0	0	0	0	0	0	0											
Inning Stats	R: 0 E: 0 K: 1 S: 5	H: 0 LOB: 0 P: 5	R: 0 E: 0 K: 2 S: 8	H: 1 LOB: 0 BB: 0 P: 8	R: 0 E: 0 K: 0 S: 2	H: 0 LOB: 0 BB: 0 P: 3	R: 0 E: 0 K: 1 S: 5	H: 0 LOB: 0 BB: 0 P: 5	R: 0 E: 0 K: 0 S: 3	H: 1 LOB: 0 BB: 0 P: 3	R: 0 E: 0 K: 2 S: 7	H: 0 LOB: 1 BB: 1 P: 11	R: 0 E: 0 K: 1 S: 7	H: 2 LOB: 2 BB: 0 P: 7	R: 0 E: 0 K: 0 S: 3	H: 0 LOB: 0 BB: 0 P: 3	R: 0 E: 0 K: 0 S: 3	H: 0 LOB: 1 BB: 1 P: 7	1B: 4 2B: 2 3B: 0 HR: 0	SF: 0 SAC: 0 DP: 2 HBP: 1	WP: 0 PA: 32 SB: 1 CS: 0						
PITCHER	IP	WLS	BF	H	R	ER	SO	BB	IBB	HBP	BLK	WP	HR	S	P	ERA	WHIP										
Camilo Pascual, R ERA: (1, 1)	9.0	W	32	4	0	0	7	2	0	1	0	0	0	43	52	0.00	0.667										

Minnesota Twins @ Kansas City Athletics
Municipal Stadium, Kansas City, MO
Wed Apr 11 1962, 7:05 PM EST
Att. 4,064 - Unknown

AB	29
R	0
H	4
RBI	0
BB	2
SO	7
LOB	11




Batter	1	2	3	4	5	6	7	8	9	AB	R	H	RBI	BB	SO	LOB	TOP					
Lenny Green, L OBP: 0.429, SLG: 0.455 (1, 8)	F8		2B		1B	1B		P5		3	2	1	0	2	0	0	Minnesota Twins @ Kansas City Athletics Municipal Stadium, Kansas City, MO Thu Apr 12 1962, 4:33 AM EST Att: 854 - Unknown - 45 F					
Vic Power, R OBP: 0.462, SLG: 0.750 (1, 3)	1-3		5-3		SH1-3	BB		CS		3	1	2	2	1	0	0						
Harmon Killebrew, R OBP: 0.286, SLG: 0.280 Bill Tuttle, R (8, 8)	2B		5-3		1B	IBB		K		4	0	1	0	1	1	5						
Bob Allison, R OBP: 0.571, SLG: 0.625 (1, 9)	4-3		5-3		FC6-4	1B		2B		3	2	1	2	2	0	2						
Earl Battey, R OBP: 0.308, SLG: 0.846 (1, 2)		HR	1-3		F9			SH1-3		4	1	1	1	0	0	3						
Bernie Allen, L OBP: 0.071, SLG: 0.214 (1, 4)	6-3				4-3	FC6-4		6-3		5	0	0	0	0	0	4						
Zolio Versalles, R OBP: 0.308, SLG: 0.182 (1, 6)	5-3				1-3			K		3	1	0	0	2	1	0						
Rich Rollins, R OBP: 0.667, SLG: 1.222 (1, 5)	6-3				5-3			FC2-6		3	0	1	2	2	0	0						
Don Lee, R OBP: 1.000, SLG: 1.000 Joe Bonikowski, R OBP: 0.250, SLG: 0.250 (4, 1)			2B		SH1-3	1B		FC2-6		1	1	1	0	0	0	0						
Inning Stats	R: 0 E: 0 K: 0 S: 4	H: 1 LOB: 1 BB: 0 P: 4	R: 1 E: 0 K: 0 S: 4	H: 1 LOB: 0 BB: 0 P: 4	R: 3 E: 0 K: 0 S: 6	H: 3 LOB: 0 BB: 0 P: 6	R: 0 E: 0 K: 0 S: 3	H: 0 LOB: 0 BB: 0 P: 3	R: 2 E: 0 K: 1 S: 5	H: 2 LOB: 2 BB: 2 P: 13	R: 0 E: 0 K: 1 S: 5	H: 0 LOB: 3 BB: 3 P: 17	R: 2 E: 0 K: 1 S: 6	H: 1 LOB: 1 BB: 2 P: 14	R: 0 E: 0 K: 1 S: 5	H: 1 LOB: 0 BB: 3 P: 5	R: 1 E: 0 K: 1 S: 5	H: 0 LOB: 2 BB: 3 P: 17	1B: 4 2B: 4 3B: 0 HR: 1	SF: 0 SAC: 2 DP: 0 HBP: 0	WP: 1 PB: 1 CS: 0	PA: 45
PITCHER	IP WLS BF H R ER SO BB IBB HBP BLK WP HR S P ERA WHIP																					
Norm Bass, R ERA: 12.46 (1, 1)	4.1 L 21 6 6 6 0 1 1 0 0 0 0 1 19 27 12.46 1.615																					
Diego Segui, R ERA: (5, 1)	1.2 9 1 0 0 1 3 0 0 0 0 0 0 8 20 0.00 2.400																					
Dan Pfister, R ERA: 9.0 (7, 1)	2.0 9 2 2 2 2 2 0 0 0 0 0 0 11 19 9.00 2.000																					
Dan Osinski, R ERA: 18.0 (9, 1)	1.0 6 0 1 1 1 3 0 0 0 1 0 5 17 9.00 3.000																					

Batter	1	2	3	4	5	6	7	8	9	AB	R	H	RBI	BB	SO	LOB	BOTTOM			
Dick Howser, R OBP: 0.385, SLG: 0.583 (1, 6)	F9				HR	FC4-6		1B		5	2	3	3	0	1	2	Minnesota Twins @ Kansas City Athletics Municipal Stadium, Kansas City, MO Thu Apr 12 1962, 4:33 AM EST Att: 854 - Unknown - 45 F			
Bobby Del Greco, R OBP: 0.250, SLG: 0.143 Jose Tartabull, L OBP: 0.200, SLG: 0.200 (7, 8)	P4		6-3		1B	K		FC4-6		3	0	0	0	1	1	2				
Jerry Lumpe, L OBP: 0.231, SLG: 0.231 (1, 4)	1B				1B	FC4-6		FC4-6		5	0	3	1	0	0	3				
Norm Siebern, L OBP: 0.500, SLG: 0.250 (1, 3)	1-4-3		F8		G5-4-3	1B		BB		2	0	0	0	3	0	2				
Leo Posada, R OBP: 0.429, SLG: 0.333 Manny Jimenez, L OBP: 0.600, SLG: 0.600 (8, 7)	L9				G5-4-3	K		4-3		3	1	1	0	1	1	6				
Wayne Causey, L OBP: 0.091, SLG: 0.091 (1, 5)	1B		K			3-1		3-1		5	0	1	0	0	1	2				
Gino Cimoli, R OBP: 0.182, SLG: 0.455 (1, 9)	L9				2B	HR		6-3		5	1	1	0	0	1	2				
Joe Azcue, R OBP: 0.400, SLG: 0.600 (1, 2)	1B				HR	F8		F2		5	1	2	1	0	0	0				
Norm Bass, R Diego Segui, R Gene Stephens, L Gordie Windhorn, R Dan Pfister, R Ed Charles, R Dan Osinski, R (1, 1) (5, 1) (6, PH) (6, PH) (7, 1) (8, PH) (9, 1)	K				K	FC4-6		5-3		2	0	0	0	0	2	4				
Inning Stats	R: 0 E: 0 K: 0 S: 4	H: 1 LOB: 1 BB: 0 P: 4	R: 1 E: 0 K: 2 S: 10	H: 3 LOB: 2 BB: 0 P: 10	R: 0 E: 0 K: 1 S: 6	H: 1 LOB: 2 BB: 1 P: 10	R: 3 E: 0 K: 1 S: 8	H: 4 LOB: 2 BB: 2 P: 16	R: 0 E: 0 K: 2 S: 8	H: 1 LOB: 3 BB: 2 P: 16	R: 0 E: 0 K: 1 S: 5	H: 0 LOB: 0 BB: 0 P: 5	R: 1 E: 0 K: 0 S: 5	H: 2 LOB: 2 BB: 1 P: 9	R: 0 E: 0 K: 0 S: 3	H: 0 LOB: 0 BB: 0 P: 3	1B: 10 2B: 1 3B: 0 HR: 1	SF: 0 SAC: 0 DP: 1 HBP: 0	WP: 0 PB: 0 CS: 0	PA: 44
PITCHER	IP WLS BF H R ER SO BB IBB HBP BLK WP HR S P ERA WHIP																			
Don Lee, R ERA: 10.8 (1, 1)	3.1 W 23 3 1 1 3 3 1 0 0 0 0 0 25 41 10.80 3.300																			
Joe Bonikowski, R ERA: 1.59 (4, 1)	5.2 W 23 3 1 1 3 3 1 0 0 0 0 0 25 41 1.59 1.059																			

AB	33
R	9
H	9
RBI	7
BB	10
SO	4
LOB	18



AB	38
R	5
H	12
RBI	5
BB	6
SO	7
LOB	25



Batter	1	2	3	4	5	6	7	8	9	AB	R	H	RBI	BB	SO	LOB	TOP					
Albie Pearson, L OBP: 0.350, SLG: 0.133	0-0 5-3		0-0 F7	0-3 K	0-0 6-3		0-3 K		5 0 0 0 0 2 2													
Joe Koppe, R OBP: 0.526, SLG: 0.467	0-0 2B		4-0 BB		0-0 HR	0-0 1B		0-0 F9	4 1 3 0 1 0 1													
Lee Thomas, L OBP: 0.158, SLG: 0.235	0-0 F9		0-0 G3		0-3 K	0-3 K		0-0 F9	5 0 0 0 0 2 5													
Steve Bilko, R OBP: 0.455, SLG: 1.000	0-0 6-3			0-0 HR	0-0 1-H		0-0 4-3		5 2 2 3 0 0 1													
Leon Wagner, L OBP: 0.389, SLG: 0.706		0-3 K		0-0 2B	0-0 HR		0-0 3-1		5 2 2 1 0 1 0													
Eddie Yost, R OBP: 0.444, SLG: 0.533		4-0 BB		0-0 1B	0-0 2B		0-0 1B		4 1 2 1 1 0 0													
Buck Rodgers, S OBP: 0.353, SLG: 0.438		0-3 K		0-3 K			0-0 1-2		4 0 2 0 0 2 2													
Marlan Coughtry, L (1, 4)		0-3 K		0-3 K			0-0 3-1		4 0 0 0 0 2 5													
Eli Grba, R OBP: 0.333, SLG: 0.200			0-3 K		0-0 1B			4-0 BB	3 0 1 1 1 1 0													
Tom Morgan, R (9, 1)									0 0 0 0 0 0 0													
Inning Stats	R: 0 E: 0 K: 0 S: 4	H: 1 LOB: 1 BB: 0 P: 4	R: 0 E: 0 K: 3 S: 9	H: 0 LOB: 1 BB: 1 P: 13	R: 0 E: 0 K: 1 S: 5	H: 0 LOB: 1 BB: 1 P: 9	R: 3 E: 0 K: 3 S: 13	H: 4 LOB: 1 BB: 0 P: 13	R: 3 E: 0 K: 1 S: 9	H: 4 LOB: 1 BB: 0 P: 9	R: 0 E: 0 K: 1 S: 6	H: 1 LOB: 1 BB: 0 P: 6	R: 0 E: 0 K: 0 S: 5	H: 2 LOB: 2 BB: 0 P: 5	R: 0 E: 0 K: 1 S: 5	H: 0 LOB: 0 BB: 1 P: 9	R: 0 E: 0 K: 0 S: 3	H: 0 LOB: 0 BB: 0 P: 3	1B: 7 2B: 2 3B: 0 HR: 3	SF: 0 SAC: 0 DP: 0 HBP: 0	WP: 0 PB: 0 SB: 0 CS: 0	PA: 42
PITCHER	IP WLS BF H R ER SO BB IBB HBP BLK WP HR S P ERA WHIP																					
Jack Kralick, L ERA: 7.84	(1, 1) 4.1 L 22 7 5 5 8 2 0 0 0 0 0 2 36 44 10.38 2.077																					
Ted Sadowski, R ERA: 13.5	(5, 1) 0.2 4 2 1 1 0 0 0 0 0 0 1 4 4 13.50 3.000																					
Jim Manning, R ERA:	(6, 1) 3.0 13 3 0 0 2 1 0 0 0 0 0 16 20 0.00 1.333																					
Lee Stange, R ERA:	(9, 1) 1.0 3 0 0 0 0 0 0 0 0 0 0 3 3 0.00 0.000																					

Los Angeles Angels @ Minnesota Twins
Metropolitan Stadium, Bloomington, MI
Sun Apr 15 1962, 4:33 AM EST
Att. 7,205 - Unknown - 41 F

AB 39
R 6
H 12
RBI 6
BB 3
SO 10
LOB 16



Batter	1	2	3	4	5	6	7	8	9	AB	R	H	RBI	BB	SO	LOB	BOTTOM					
Lenny Green, L OBP: 0.333, SLG: 0.450	0-0 F7		0-0 L9		0-0 4-3			0-0 F8	0-0 F7	5 0 0 0 0 0 5												
Vic Power, R OBP: 0.409, SLG: 0.550	0-0 FC5-4		0-0 L7			0-0 G6-4-3		0-0 L4		4 0 2 0 0 0 2												
Harmon Killebrew, R OBP: 0.394, SLG: 0.176	0-0 FC5-4			0-3 K		0-0 G6-4-3		4-0 BB		3 0 0 0 1 1 2												
Bob Allison, R OBP: 0.545, SLG: 0.462	0-0 FC5-4			0-0 G1-6-3		0-0 F8		0-0 F8		4 0 1 0 0 0 3												
Earl Battey, R OBP: 0.381, SLG: 0.700				0-0 G6-4-3						4 0 3 0 0 0 1												
Jim Snyder, R (9, PR)										0 0 0 0 0 0 0												
Bernie Allen, L OBP: 0.045, SLG: 0.136		0-0 F7			0-0 4-3		0-0 L1-3		0-0 FC4-6	4 1 0 0 0 0 3												
Zolio Versalles, R OBP: 0.286, SLG: 0.333		0-0 G6-4-3			0-0 6-3		4-0 FC5-4		0-0 FC4	3 1 0 0 1 0 2												
Rich Rollins, R OBP: 0.650, SLG: 1.333			0-0 5-3		4-0 BB		0-0 FC5-4		0-0 HR	3 1 1 3 1 0 1												
Jack Kralick, L OBP: 0.333, SLG: 0.333	(1, 1)				4-0 BB					1 0 1 0 0 0 0												
Ted Sadowski, R ERA: 13.5	(5, 1)									0 0 0 0 0 0 0												
Jim Lemon, R ERA: 13.5	(5, PR)									0 0 0 0 0 0 0												
Jim Kaat, L ERA: 13.5	(5, PR)									0 0 0 0 0 0 0												
Jim Manning, R ERA: 13.5	(6, 1)									0 0 0 0 0 0 0												
Don Mincher, L OBP: 0.333, SLG: 0.333	(6, PR)									1 0 1 0 0 0 0												
Lee Stange, R ERA: 13.5	(9, 1)									0 0 0 0 0 0 0												
George Banks, R ERA: 13.5	(9, PR)									1 0 0 0 0 0 1												
Inning Stats	R: 0 E: 0 K: 0 S: 4	H: 1 LOB: 1 BB: 0 P: 4	R: 0 E: 0 K: 0 S: 3	H: 1 LOB: 0 BB: 0 P: 3	R: 0 E: 0 K: 1 S: 4	H: 1 LOB: 1 BB: 0 P: 4	R: 0 E: 0 K: 1 S: 5	H: 1 LOB: 0 BB: 0 P: 5	R: 0 E: 0 K: 0 S: 3	H: 0 LOB: 2 BB: 2 P: 11	R: 0 E: 0 K: 0 S: 3	H: 1 LOB: 0 BB: 0 P: 3	R: 0 E: 0 K: 0 S: 3	H: 1 LOB: 1 BB: 1 P: 7	R: 0 E: 0 K: 0 S: 4	H: 1 LOB: 2 BB: 1 P: 8	R: 3 E: 1 K: 0 S: 6	H: 2 LOB: 1 BB: 0 P: 6	1B: 8 2B: 1 3B: 0 HR: 1	SF: 0 SAC: 0 DP: 4 HBP: 0	WP: 0 PB: 1 SB: 0 CS: 0	PA: 37
PITCHER	IP WLS BF H R ER SO BB IBB HBP BLK WP HR S P ERA WHIP																					
Eli Grba, R ERA: 2.03	(1, 1) 8.1 W 35 9 3 2 1 4 0 0 0 0 0 1 33 49 2.16 1.560																					
Tom Morgan, R ERA:	(9, 1) 0.2 S 2 0 0 0 0 0 0 0 0 0 0 2 2 0.00 0.000																					

Los Angeles Angels @ Minnesota Twins
Metropolitan Stadium, Bloomington, MI
Sun Apr 15 1962, 4:33 AM EST
Att. 7,205 - Unknown - 41 F

AB 33
R 3
H 9
RBI 3
BB 4
SO 1
LOB 20



Batter	1	2	3	4	5	6	7	8	9	AB R H RBI BB SO LOB	TOP					
Luis Aparicio, R OBP: 0.233, SLG: 0.321 (1, 6)	F7		5-3		F7		5-3		F8	5 0 0 0 0 0 3	Chicago White Sox @ Minnesota Twins Metropolitan Stadium, Bloomington, MI Tue Apr 17 1962, 4:33 AM EST Att. 7,036 - Unknown - 63 F livebaseballscores.com					
Nelle Fox, L OBP: 0.348, SLG: 0.368 Sammy Esposito, R OBP: 0.333, SLG: 0.400 (1, 4)	4-3		F8		K		F7		BB 2B BB	4 0 0 0 0 1 2 0 1 0 0 1 0 0						
Joe Cunningham, L OBP: 0.433, SLG: 0.333 (1, 3)	HR			E2	2B			1B	2B BB	3 3 2 1 2 0 0						
Floyd Robinson, L OBP: 0.571, SLG: 0.875 (1, 7)	HR			F6	2B		1B	2B	BB	5 1 4 7 0 0 1						
Al Smith, R OBP: 0.333, SLG: 0.250 (1, 5)	5-3			F9	F7		FC3-2-5-2-6-1	K		5 0 0 0 0 1 5						
Jim Landis, R OBP: 0.333, SLG: 1.000 (1, 8)		K		BB		K		K2-3		3 0 0 0 1 3 2						
Mike Hershberger, R OBP: 0.370, SLG: 0.304 (1, 9)	F8		F8		L6			3-1		4 0 0 0 0 0 4						
Sherm Lollar, R OBP: 0.619, SLG: 0.889 (1, 2)	F6				1B 2B 1B		1-3		BB 2B 2B	4 2 2 0 0 0 0						
Joe Horlen, R OBP: 0.143, SLG: 0.143 (1, 1)			5-3		2B 2B 1B		K		K	4 1 1 0 0 2 1						
Inning Stats	R: 2 E: 0 K: 0 S: 4	H: 1 LOB: 0 BB: 1 P: 8	R: 0 E: 0 K: 1 S: 5	H: 0 LOB: 0 BB: 0 P: 5	R: 0 E: 1 K: 0 S: 3	H: 0 LOB: 2 BB: 1 P: 8	R: 0 E: 0 K: 1 S: 4	H: 0 LOB: 0 BB: 0 P: 5	R: 0 E: 0 K: 1 S: 5	H: 2 LOB: 2 BB: 0 P: 7	R: 3 E: 0 K: 2 S: 9	H: 2 LOB: 1 BB: 2 P: 17	1B: 4 2B: 4 3B: 0 HR: 1	SF: 0 SAC: 0 DP: 0 HBP: 0	WP: 0 PB: 0 SB: 0 CS: 0	PA: 41
PITCHER	IP WLS BF H R ER SO BB IBB HBP BLK WP HR S P ERA WHIP															
Camilo Pascual, R ERA: 3.21 (1, 1)	5.0 L 23 5 5 5 2 2 0 0 0 0 0 1 25 33 9.00 1.400															
Lee Stange, R ERA: (6, 1)	3.0 11 2 0 0 3 0 0 0 0 0 0 0 17 17 0.00 0.667															
Ray Moore, R ERA: 17.18 (9, 1)	0.2 5 1 3 3 1 2 0 0 0 0 0 0 5 13 40.50 4.500															
Jim Manning, R ERA: (9, 1)	0.1 2 1 0 0 1 0 0 0 0 0 0 0 4 4 0.00 3.000															

Batter	1	2	3	4	5	6	7	8	9	AB R H RBI BB SO LOB	BOTTOM							
Lenny Green, L OBP: 0.357, SLG: 0.478 (1, 8)	F7		F7			BB				3 0 1 0 1 0 0	Chicago White Sox @ Minnesota Twins Metropolitan Stadium, Bloomington, MI Tue Apr 17 1962, 4:33 AM EST Att. 7,036 - Unknown - 63 F livebaseballscores.com							
Vic Power, R OBP: 0.346, SLG: 0.458 (1, 3)	E4 4-3 1B		G3			F8		6-3		4 0 0 0 0 0 2								
Harmon Killebrew, R OBP: 0.333, SLG: 0.290 (1, 7)	4-3 1-2 1B			K		F8			HBP	3 0 1 0 0 1 1								
Bob Allison, R OBP: 0.462, SLG: 0.353 (1, 9)	4-3 1-2 2-3			4-3		5-3		L9		4 0 0 0 0 0 5								
Earl Battey, R OBP: 0.440, SLG: 0.783 (1, 2)	F9			BB		E4 2B		1B 2B		3 0 2 0 1 0 2								
Zoilo Versalles, R OBP: 0.240, SLG: 0.273 (1, 6)		F4		F9		1-3		6-3		4 0 0 0 0 0 3								
Rich Rollins, R OBP: 0.583, SLG: 1.105 (1, 5)		5-3			F9	1-3			4-3 1B	4 0 1 0 0 0 1								
Bernie Allen, L OBP: 0.077, SLG: 0.154 (1, 4)		1-3			G6-4-3 1B	1-3		L4-3	1-2	4 0 1 0 0 0 3								
Camilo Pascual, R OBP: 0.236, SLG: 0.200 Johnny Coors, R Lee Stange, R Don Mincher, L Ray Moore, R Jim Manning, R (1, 1) (5, P) (6, 1) (8, P) (9, 1) (9, 1)			K		G6-4-3 1-2	6-3				1 0 0 0 0 1 0 1 0 0 0 0 0 1 0 0 0 0 0 0 0 1 0								
Inning Stats	R: 0 E: 1 K: 0 S: 5	H: 1 LOB: 2 BB: 0 P: 5	R: 0 E: 0 K: 0 S: 3	H: 0 LOB: 0 BB: 0 P: 3	R: 0 E: 0 K: 1 S: 5	H: 0 LOB: 0 BB: 0 P: 5	R: 0 E: 0 K: 1 S: 3	H: 1 LOB: 1 BB: 1 P: 7	R: 0 E: 1 K: 0 S: 4	H: 1 LOB: 1 BB: 0 P: 4	R: 0 E: 0 K: 0 S: 4	H: 2 LOB: 2 BB: 0 P: 5	R: 0 E: 0 K: 0 S: 4	H: 2 LOB: 1 BB: 0 P: 4	1B: 3 2B: 4 3B: 0 HR: 0	SF: 0 SAC: 0 DP: 2 HBP: 1	WP: 0 PB: 0 SB: 0 CS: 0	PA: 35
PITCHER	IP WLS BF H R ER SO BB IBB HBP BLK WP HR S P ERA WHIP																	
Joe Horlen, R ERA: 0.5 (1, 1)	9.0 W 35 6 0 0 2 2 0 0 1 0 0 0 36 45 0.00 0.889																	



Batter	1	2	3	4	5	6	7	8	9	AB	R	H	RBI	BB	SO	LOB	TOP																			
Luis Aparicio, R (1, 6) OBP: 0.265, SLG: 0.344										4	0	2	0	0	1	0	Chicago White Sox @ Minnesota Twins Metropolitan Stadium, Bloomington, MI Wed Apr 18 1962, 4:33 AM EST Att: 5,928 - Unknown - 60 F																			
Nelle Fox, L (1, 4) OBP: 0.296, SLG: 0.304 Sammy Esposito, R (8, 4) OBP: 0.333, SLG: 0.400										4	0	0	0	0	0	2																				
Joe Cunningham, L (1, 3) OBP: 0.441, SLG: 0.440										4	1	2	0	0	0	1																				
Floyd Robinson, L (1, 7) OBP: 0.594, SLG: 0.857										4	0	3	1	0	0	1																				
Al Smith, R (1, 5) OBP: 0.324, SLG: 0.357										4	1	1	1	0	0	4																				
Jim Landis, R (1, 8) OBP: 0.231, SLG: 0.667										4	0	0	0	0	2	2																				
Mike Hershberger, R (1, 9) OBP: 0.355, SLG: 0.269										3	0	0	0	1	0	1																				
Sherm Lollar, R (1, 2) OBP: 0.520, SLG: 0.727										4	0	0	0	0	0	1																				
Ray Herbert, R (1, 1) OBP: 0.250, SLG: 1.000 Gary Peters, L (8, 1) Turk Lown, R (9, 1) Eddie Fisher, R (9, 1)										3	1	1	1	0	1	0																				
Inning Stats	R: 0 E: 0 K: 1 S: 6	H: 1 LOB: 1 BB: 0 P: 6	R: 1 E: 0 K: 1 S: 5	H: 1 LOB: 0 BB: 1 P: 9	R: 1 E: 0 K: 0 S: 4	H: 2 LOB: 0 BB: 0 P: 4	R: 0 E: 0 K: 0 S: 4	H: 1 LOB: 1 BB: 0 P: 4	R: 0 E: 0 K: 0 S: 3	H: 0 LOB: 0 BB: 0 P: 3	R: 1 E: 0 K: 0 S: 5	H: 2 LOB: 1 BB: 0 P: 5	R: 0 E: 0 K: 1 S: 5	H: 0 LOB: 2 BB: 0 P: 5	R: 0 E: 0 K: 1 S: 5	H: 0 LOB: 0 BB: 0 P: 5		1B: 5 2B: 2 3B: 0 HR: 2	SF: 0 SAC: 0 DP: 2 HBP: 0	WP: 0 PA: 35 CS: 0																
PITCHER	IP	WLS	BF	H	R	ER	SO	BB	IBB	HBP	BLK	WP	HR	S	P	ERA	WHIP	PITCHER		IP	WLS	BF	H	R	ER	SO	BB	IBB	HBP	BLK	WP	HR	S	P	ERA	WHIP
Don Lee, R (1, 1) ERA: 7.27	5.1	L	22	7	3	3	2	1	0	0	0	0	2	25	29	5.06	1.500																			
Joe Bonikowski, R (6, 1) ERA: 1.09	2.2		10	2	0	0	1	0	0	0	0	0	0	12	12	0.00	0.750																			
Ted Sadowski, R (9, 1) ERA: 5.4	1.0		3	0	0	0	1	0	0	0	0	0	0	5	5	0.00	0.000																			

AB	34
R	3
H	9
RBI	3
BB	1
SO	4
LOB	12



Batter	1	2	3	4	5	6	7	8	9	AB	R	H	RBI	BB	SO	LOB	BOTTOM																			
Zoilo Versalles, R (1, 6) OBP: 0.233, SLG: 0.296										5	1	1	0	0	1	3	Chicago White Sox @ Minnesota Twins Metropolitan Stadium, Bloomington, MI Wed Apr 18 1962, 4:33 AM EST Att: 5,928 - Unknown - 60 F																			
Vic Power, R (1, 3) OBP: 0.323, SLG: 0.414										5	0	1	0	0	0	1																				
Rich Rollins, R (1, 5) OBP: 0.586, SLG: 1.042										5	0	3	1	0	0	0																				
Harmon Killebrew, R (1, 7) OBP: 0.406, SLG: 0.190 Jim Kaat, L (9, PR)										1	0	0	0	4	0	2																				
Earl Battey, R (1, 2) OBP: 0.367, SLG: 0.643										5	0	0	0	0	0	8																				
Lenny Green, L (1, 8) OBP: 0.344, SLG: 0.423										3	0	0	0	1	0	2																				
Bob Allison, R (1, 9) OBP: 0.500, SLG: 0.571										4	1	3	1	0	0	1																				
Bernie Allen, L (1, 4) OBP: 0.133, SLG: 0.200										4	0	2	0	0	1	1																				
Don Lee, R (1, 1) OBP: 0.333, SLG: 0.333 Joe Bonikowski, R (6, 1) Don Mincher, L (8, PH) Jim Lemon, R (8, PH) Ted Sadowski, R (9, 1)										2	0	0	0	0	0	2																				
Inning Stats	R: 0 E: 0 K: 0 S: 5	H: 2 LOB: 2 BB: 0 P: 5	R: 0 E: 0 K: 1 S: 7	H: 2 LOB: 2 BB: 0 P: 7	R: 0 E: 0 K: 0 S: 3	H: 0 LOB: 1 BB: 1 P: 7	R: 1 E: 0 K: 0 S: 4	H: 1 LOB: 0 BB: 0 P: 4	R: 1 E: 0 K: 0 S: 5	H: 2 LOB: 1 BB: 1 P: 9	R: 0 E: 0 K: 0 S: 3	H: 0 LOB: 1 BB: 1 P: 7	R: 0 E: 0 K: 1 S: 5	H: 0 LOB: 1 BB: 1 P: 9	R: 0 E: 0 K: 1 S: 4	H: 1 LOB: 2 BB: 1 P: 8		1B: 7 2B: 2 3B: 0 HR: 1	SF: 0 SAC: 1 DP: 0 HBP: 0	WP: 0 PA: 41 CS: 0																
PITCHER	IP	WLS	BF	H	R	ER	SO	BB	IBB	HBP	BLK	WP	HR	S	P	ERA	WHIP	PITCHER		IP	WLS	BF	H	R	ER	SO	BB	IBB	HBP	BLK	WP	HR	S	P	ERA	WHIP
Ray Herbert, R (1, 1) ERA: 4.22	7.2		35	9	2	2	2	4	0	0	0	0	1	35	51	2.35	1.696																			
Gary Peters, L (8, 1) ERA	0.1		1	0	0	0	0	0	0	0	0	0	0	1	1	0.00	0.000																			
Turk Lown, R (9, 1) ERA: 5.4	0.2		3	1	0	0	0	0	0	0	0	0	0	3	3	0.00	1.500																			
Eddie Fisher, R (9, 1) ERA	0.1	S	2	0	0	0	0	1	0	0	0	0	0	1	5	0.00	3.000																			

AB	35
R	2
H	10
RBI	2
BB	5
SO	2
LOB	21



Batter	1	2	3	4	5	6	7	8	9	AB	R	H	RBI	BB	SO	LOB	TOP
Jim Landis, R (1, 8) <small>OBP: 0.333, SLG: 1.000</small> 										5	3	3	5	0	0	0	Chicago White Sox @ Minnesota Twins Metropolitan Stadium, Bloomington, MI Thu Apr 19 1962, 4:33 AM EST Att. 6,263 - Unknown - 55 F
Nelle Fox, L (1, 4) <small>OBP: 0.323, SLG: 0.333</small> Sammy Esposito, R (7, 4) <small>OBP: 0.333, SLG: 0.400</small> 										4	1	2	0	0	0	0	
Joe Cunningham, L (1, 3) <small>OBP: 0.447, SLG: 0.429</small> 										3	1	1	1	1	0	1	
Al Smith, R (1, 7) <small>OBP: 0.342, SLG: 0.355</small> 										3	1	1	1	1	0	1	
Mike Hershberger, R (1, 9) <small>OBP: 0.314, SLG: 0.233</small> 										4	0	0	0	0	0	3	
Charley Smith, R (1, 5) 										4	1	0	0	0	1	2	
Luis Aparicio, R (1, 6) <small>OBP: 0.237, SLG: 0.306</small> 										4	1	0	1	0	0	2	
Cam Carreon, R (1, 2) <small>OBP: 0.125, SLG: 0.125</small> 										4	1	1	2	0	2	0	
John Buzhardt, R (1, 1) 										3	1	0	0	0	1	0	
Inning Stats <small>R: 9, H: 7, E: 3, K: 0, S: 11</small>	<small>R: 0, H: 0, E: 0, K: 0, S: 2</small>	<small>R: 0, H: 0, E: 0, K: 0, S: 2</small>	<small>R: 0, H: 0, E: 0, K: 0, S: 3</small>	<small>R: 0, H: 0, E: 0, K: 0, S: 3</small>	<small>R: 0, H: 0, E: 0, K: 1, S: 5</small>	<small>R: 0, H: 0, E: 0, K: 1, S: 5</small>	<small>R: 1, H: 1, E: 0, K: 0, S: 3</small>	<small>R: 0, H: 0, E: 0, K: 2, S: 3</small>	<small>R: 0, H: 0, E: 0, K: 2, S: 7</small>	<small>1B: 6, SF: 0, 2B: 0, 3B: 0, HR: 2</small>	<small>WP: 0, PA: 37</small>						
PITCHER <small>IP WLS BF H R ER SO BB IBB HBP BLK WP HR S P ERA WHIP</small>	<small>IP WLS BF H R ER SO BB IBB HBP BLK WP HR S P ERA WHIP</small>	<small>IP WLS BF H R ER SO BB IBB HBP BLK WP HR S P ERA WHIP</small>	<small>IP WLS BF H R ER SO BB IBB HBP BLK WP HR S P ERA WHIP</small>	<small>IP WLS BF H R ER SO BB IBB HBP BLK WP HR S P ERA WHIP</small>	<small>IP WLS BF H R ER SO BB IBB HBP BLK WP HR S P ERA WHIP</small>	<small>IP WLS BF H R ER SO BB IBB HBP BLK WP HR S P ERA WHIP</small>	<small>IP WLS BF H R ER SO BB IBB HBP BLK WP HR S P ERA WHIP</small>	<small>IP WLS BF H R ER SO BB IBB HBP BLK WP HR S P ERA WHIP</small>	<small>IP WLS BF H R ER SO BB IBB HBP BLK WP HR S P ERA WHIP</small>	<small>IP WLS BF H R ER SO BB IBB HBP BLK WP HR S P ERA WHIP</small>							
Jim Kaat, L (1, 1) <small>ERA: 11.57</small>	Jim Manning, R (1, 1) <small>ERA: 6.35</small>	Georges Maranda, R (1, 1) <small>ERA: 4.91</small>	Ted Sadowski, R (6, 1) <small>ERA: 4.91</small>	Dick Stigman, L (8, 1) <small>ERA: 4.91</small>													
Zoilo Versalles, R (1, 6) <small>OBP: 0.206, SLG: 0.258</small> 										4	0	0	0	0	0	0	Chicago White Sox @ Minnesota Twins Metropolitan Stadium, Bloomington, MI Thu Apr 19 1962, 4:33 AM EST Att. 6,263 - Unknown - 55 F
Vic Power, R (1, 3) <small>OBP: 0.286, SLG: 0.364</small> 									4	0	0	0	0	0	0		
Rich Rollins, R (1, 5) <small>OBP: 0.576, SLG: 1.074</small> 									3	1	1	1	1	1	0		
Harmon Killebrew, R (1, 7) <small>OBP: 0.361, SLG: 0.160</small> 										4	0	0	0	2	1		
Earl Battey, R (1, 2) <small>OBP: 0.353, SLG: 0.594</small> 										4	1	1	0	0	0	0	
Lenny Green, L (1, 8) <small>OBP: 0.381, SLG: 0.433</small> 										4	1	2	0	0	0	0	
Bob Allison, R (1, 9) <small>OBP: 0.485, SLG: 0.565</small> 										2	0	1	1	0	0	0	
Bernie Allen, L (1, 4) <small>OBP: 0.121, SLG: 0.188</small> 										2	0	0	1	0	0	1	
Jim Kaat, L (1, 1) Jim Manning, R (1, 1) Georges Maranda, R (1, 1) Johnny Goryl, R (5, 9) Ted Sadowski, R (6, 1) Don Mincher, L (7, 9) Dick Stigman, R (8, 1)										0	0	0	0	0	0	0	
Inning Stats <small>R: 1, H: 1, E: 0, K: 1, S: 6</small>	<small>R: 1, H: 2, E: 0, K: 1, S: 7</small>	<small>R: 0, H: 0, E: 0, K: 0, S: 3</small>	<small>R: 0, H: 0, E: 0, K: 0, S: 3</small>	<small>R: 0, H: 0, E: 0, K: 0, S: 3</small>	<small>R: 0, H: 0, E: 0, K: 1, S: 5</small>	<small>R: 0, H: 0, E: 0, K: 2, S: 7</small>	<small>R: 1, H: 2, E: 0, K: 0, S: 5</small>	<small>R: 0, H: 0, E: 0, K: 0, S: 3</small>	<small>R: 0, H: 0, E: 0, K: 0, S: 3</small>	<small>1B: 4, SF: 2, 2B: 0, 3B: 0, HR: 1</small>	<small>WP: 0, PA: 33</small>						
PITCHER <small>IP WLS BF H R ER SO BB IBB HBP BLK WP HR S P ERA WHIP</small>	<small>IP WLS BF H R ER SO BB IBB HBP BLK WP HR S P ERA WHIP</small>	<small>IP WLS BF H R ER SO BB IBB HBP BLK WP HR S P ERA WHIP</small>	<small>IP WLS BF H R ER SO BB IBB HBP BLK WP HR S P ERA WHIP</small>	<small>IP WLS BF H R ER SO BB IBB HBP BLK WP HR S P ERA WHIP</small>	<small>IP WLS BF H R ER SO BB IBB HBP BLK WP HR S P ERA WHIP</small>	<small>IP WLS BF H R ER SO BB IBB HBP BLK WP HR S P ERA WHIP</small>	<small>IP WLS BF H R ER SO BB IBB HBP BLK WP HR S P ERA WHIP</small>	<small>IP WLS BF H R ER SO BB IBB HBP BLK WP HR S P ERA WHIP</small>	<small>IP WLS BF H R ER SO BB IBB HBP BLK WP HR S P ERA WHIP</small>	<small>IP WLS BF H R ER SO BB IBB HBP BLK WP HR S P ERA WHIP</small>							
John Buzhardt, R (1, 1) <small>ERA: 6.97</small>																	

AB 34
R 10
H 8
RBI 10
BB 2
SO 4
LOB 9

AB 30
R 3
H 5
RBI 3
BB 1
SO 5
LOB 4

Batter	1	2	3	4	5	6	7	8	9	10	AB	R	H	RBI	BB	SO	LOB	
Lenny Green, L OBP: 0.366, SLG: 0.471 (1.8)	0-0 1B	4-0 1B		0-0 F5		0-0 F8		0-0 4-3	0-0 4-3		4	2	1	0	1	0	1	
Vic Power, R OBP: 0.300, SLG: 0.368 (1.3)	0-0 E	0-0 1B		0-0 P4		0-0 4-3		0-0 4-3	0-0 P4		5	1	2	1	0	0	1	
Rich Rollins, R OBP: 0.553, SLG: 0.969 (1.5)	0-0 L4	0-0 1B		0-0 F8				0-0 5-3		0-0 E7	5	2	2	2	0	0	1	
Harmon Killebrew, R OBP: 0.341, SLG: 0.287 Bill Tuttle, R (10.8)	0-0 L5	0-0 HR			0-3 K			0-0 F8		0-0 P5	5	1	1	3	0	1	2	
Bob Allison, R OBP: 0.526, SLG: 0.667 (1.9)	0-0 E6	0-0 CS			0-0 2B			0-0 6-3		0-0 1B	4	1	3	1	1	0	0	
Earl Battey, R OBP: 0.359, SLG: 0.568 (1.2)	0-0 F9	0-0 CS			0-0 L8			0-0 F9		0-0 IBB	5	0	2	1	0	0	3	
Zoilo Versalles, R OBP: 0.179, SLG: 0.222 (1.6)		0-0 F8		0-0 FC6-4		0-0 6-3		0-0 F2		0-3 K	5	0	0	0	0	1	3	
Bernie Allen, L OBP: 0.184, SLG: 0.286 (1.4)		0-0 4-3		0-0 HR		4-0 SH3-4		0-0 F8		4-0 IBB	3	1	1	1	2	0	0	
Jack Kralick, L OBP: 0.400, SLG: 0.250 Lee Stange, R (3.1)		1-0 1B		0-3 K		0-0 SH3-4			0-3 K	0-3 K	1	1	0	0	0	1	0	
Joe Bonikowski, R OBP: 0.250, SLG: 0.250 Don Mincher, L OBP: 0.167, SLG: 0.167 Dick Stigman, R (9.1)		1B HBP				1-2 K					0	0	0	0	0	0	0	
Inning Stats	R: 1 E: 1 K: 0 S: 6	H: 3 LOB: 2 BB: 0 P: 6	R: 5 E: 0 K: 0 S: 5	H: 3 LOB: 0 BB: 2 P: 14	R: 1 E: 0 K: 1 S: 6	H: 2 LOB: 0 BB: 0 P: 6	R: 0 E: 0 K: 0 S: 3	H: 0 LOB: 0 BB: 0 P: 3	R: 0 E: 0 K: 0 S: 3	H: 0 LOB: 0 BB: 0 P: 3	R: 0 E: 0 K: 1 S: 5	H: 0 LOB: 0 BB: 0 P: 5	R: 2 E: 1 K: 2 S: 10	H: 3 LOB: 2 BB: 1 P: 14	1B: 7 2B: 2 3B: 1 HR: 2	SF: 0 SAC: 1 DP: 0 HBP: 1	WP: 0 PB: 1 SB: 1 CS: 2	PA: 46
PITCHER	IP 1.2	WLS 13	BF 6	H 6	R 6	ER 6	SO 0	BB 1	IBB 0	HBP 1	BLK 0	WP 0	HR 1	S 11	P 16	ERA 32.40	WHIP 4.200	
Eli Grba, R ERA: 5.4	(1.1)																	
Jim Donohue, R ERA: 1.8	(2.1)	4.1	16	3	1	1	2	2	0	0	0	0	0	1	18	2.08	1.154	
Jack Spring, L ERA: 3.38	(7.1)	1.0	3	0	0	0	0	0	0	0	0	0	0	3	3	0.00	0.000	
Art Fowler, R ERA: 3.18	(8.1)	2.1	L	10	3	2	1	0	0	0	0	0	0	12	12	7.71	1.286	
Tom Morgan, R ERA: 1.13	(10.1)	0.2	3	0	0	0	2	0	1	0	0	0	0	6	10	0.00	0.000	

TOP

Minnesota Twins @ Los Angeles Angels
Dodger Stadium, Los Angeles, CA

Fri Apr 20 1962, 6:05 PM PST
Att. 11,166 - Unknown

livebaseballscores.com

AB	39
R	9
H	12
RBI	9
BB	4
SO	5
LOB	13



Batter	1	2	3	4	5	6	7	8	9	10	AB	R	H	RBI	BB	SO	LOB					
Albie Pearson, L OBP: 0.390, SLG: 0.250 (1.9)	0-0 G4-6-3	0-0 E3		0-0 L9		4-0 BB		0-0 S		0-0 4-3	5	0	2	0	1	0	1					
Joe Koppe, R OBP: 0.395, SLG: 0.387 (1.6)	0-0 G4-6-3	0-0 G4-3		0-0 1-3		0-0 F8		0-3 K			5	0	0	0	0	1	6					
Leon Wagner, L OBP: 0.324, SLG: 0.528 (1.7)	0-0 BB			0-0 4-3		0-0 4-3		0-0 F9			5	1	2	0	0	0	3					
Steve Bilko, R OBP: 0.440, SLG: 0.650 (1.3)	4-0 BB			0-0 1B		0-0 F9		0-0 2B		0-0 5-3	4	2	2	1	1	0	1					
Eddie Yost, R OBP: 0.444, SLG: 0.346 (1.5)	0-0 F8			0-0 3-1		4-0 WP		0-3 K		0-3 K	4	1	1	1	1	2	3					
Lee Thomas, L OBP: 0.184, SLG: 0.229 (1.8)		0-3 K		0-0 3-1		0-0 F9		0-0 1B		0-0 F2	5	1	1	0	0	1	2					
Buck Rodgers, S OBP: 0.306, SLG: 0.303 (1.2)		0-0 1B		4-0 BB		0-0 F7		0-0 5-3		0-0 6-3	4	1	2	2	1	0	1					
Billy Moran, R OBP: 0.433, SLG: 0.480 (1.4)		0-0 1B		0-0 P4				0-0 5-3		0-0 P3	5	1	2	0	0	0	2					
Eli Grba, R OBP: 0.333, SLG: 0.200 Jim Donohue, R OBP: 0.300, SLG: 0.500 Tom Burgess, L (8. PH) Jack Spring, R Frank Leja, L Art Fowler, R Tom Morgan, R Earl Averill, R (10. PH)	(1.1)			0-0 K		0-0 F7		0-0 F8		0-0 F8	0	0	0	0	0	0	0					
Inning Stats	R: 0 E: 0 K: 0 S: 4	H: 2 LOB: 2 BB: 1 P: 8	R: 2 E: 1 K: 1 S: 8	H: 3 LOB: 1 BB: 0 P: 8	R: 3 E: 0 K: 1 S: 8	H: 3 LOB: 1 BB: 1 P: 12	R: 0 E: 0 K: 0 S: 3	H: 0 LOB: 0 BB: 0 P: 3	R: 0 E: 0 K: 0 S: 3	H: 1 LOB: 2 BB: 1 P: 8	R: 2 E: 0 K: 1 S: 8	H: 3 LOB: 1 BB: 0 P: 8	R: 0 E: 0 K: 1 S: 6	H: 1 LOB: 1 BB: 0 P: 6	R: 0 E: 0 K: 1 S: 5	H: 0 LOB: 0 BB: 0 P: 5	R: 0 E: 0 K: 0 S: 3	H: 0 LOB: 0 BB: 0 P: 3	1B: 9 2B: 4 3B: 0 HR: 0	SF: 0 SAC: 0 DP: 2 HBP: 0	WP: 2 PB: 1 SB: 1 CS: 0	PA: 46
PITCHER	IP 2.0	WLS 13	BF 7	H 4	R 4	ER 3	SO 1	BB 1	IBB 0	HBP 0	BLK 0	WP 0	HR 0	S 14	P 18	ERA 13.50	WHIP 4.000					
Jack Kralick, L ERA: 8.76	(1.1)																					
Lee Stange, R ERA: 1.86	(3.1)	4.1	21	5	3	2	2	3	0	0	0	2	0	22	34	4.15	1.846					
Joe Bonikowski, R ERA: 0.9	(7.1)	1.2	6	1	0	0	1	0	0	0	0	0	0	8	8	0.00	0.600					
Dick Stigman, L ERA:	(9.1)	2.0	W	6	0	0	0	1	0	0	0	0	0	8	8	0.00	0.000					


BOTTOM

Minnesota Twins @ Los Angeles Angels
Dodger Stadium, Los Angeles, CA

Fri Apr 20 1962, 6:05 PM PST
Att. 11,166 - Unknown

livebaseballscores.com

AB	42
R	7
H	13
RBI	5
BB	4
SO	5
LOB	22



Batter	1	2	3	4	5	6	7	8	9	AB	R	H	RBI	BB	SO	LOB	TOP						
Lenny Green, L OBP: 0.391, SLG: 0.486 (1, 8)	0-0 4-3		0-0 2B		4-0 BB		4-0 1B BB		0-0 5-3	3	0	1	0	2	0	0	Minnesota Twins @ Los Angeles Angels Dodger Stadium, Los Angeles, CA Sat Apr 21 1962, 6:05 PM PST Att: 12,204 - Unknown livebaseballscorecards.com						
Vic Power, R OBP: 0.333, SLG: 0.405 (1, 3)	0-0 1B 2B		0-0 F7		0-0 5-3		0-0 1B		4-0 3B BB	4	1	2	0	1	0	3							
Rich Rollins, R OBP: 0.558, SLG: 0.973 (1, 5)	0-0 2H 1B		0-0 5-3		0-0 1B CS		0-0 F7		0-0 1H SF9 3B	5	1	3	1	0	0	3							
Harmon Killebrew, R OBP: 0.356, SLG: 0.250 Jim Snyder, R Bill Tuttle, R (1, 7) (8, PR) (8, 8)	0-0 1-3			4-0 G3-6-3 BB		0-3 K		4-0 FC6-4 BB	0-0 SF9	2	0	0	0	2	1	2							
Bob Allison, R OBP: 0.488, SLG: 0.594 (1, 9)		0-3 K		0-0 L6		0-0 2B 1B		0-0 FC6-4 HR	0-0 3H F3	5	2	1	0	0	1	2							
Earl Battey, R OBP: 0.372, SLG: 0.585 (1, 2)		0-0 6-3 1B		0-0 G3-6-3		0-0 2B		0-0 F7		4	0	2	1	0	0	2							
Zolo Versailles, R OBP: 0.209, SLG: 0.350 (1, 6)		0-0 6-3			0-0 4-3 2B		0-0 5-3		0-0 1H HR	4	1	2	2	0	0	2							
Bernie Allen, L OBP: 0.167, SLG: 0.256 (1, 4)		0-3 K			0-0 4-3		0-0 4-3		0-0 E3 FC6-4	4	0	0	0	0	1	3							
Camilo Pascual, R OBP: 0.111, SLG: 0.111 (1, 1)			0-0 5-3		0-0 1-3		0-0 6-3		0-0 FC6-4	4	0	0	0	0	0	2							
Inning Stats	R: 0 E: 0 K: 0 S: 4	H: 2 LOB: 1 BB: 0 P: 4	R: 0 E: 0 K: 2 S: 8	H: 1 LOB: 1 BB: 0 P: 8	R: 0 E: 0 K: 0 S: 4	H: 1 LOB: 1 BB: 0 P: 4	R: 0 E: 0 K: 0 S: 2	H: 0 LOB: 0 BB: 1 P: 6	R: 0 E: 0 K: 0 S: 4	H: 1 LOB: 2 BB: 1 P: 8	R: 1 E: 0 K: 1 S: 7	H: 3 LOB: 1 BB: 0 P: 7	R: 0 E: 0 K: 0 S: 4	H: 1 LOB: 2 BB: 1 P: 8	R: 2 E: 1 K: 0 S: 5	H: 1 LOB: 1 BB: 1 P: 9	R: 2 E: 0 K: 0 S: 4	H: 1 LOB: 0 BB: 1 P: 8	1B: 5 2B: 5 3B: 1 HR: 1	SF: 1 SAC: 0 DP: 2 HBP: 0	WP: 0 PB: 0 SB: 0 CS: 1	PA: 41	
PITCHER	IP WLS BF L	H R ER 3	SO 3	BB 3	IBB 0	HBP 0	BLK 0	WP 0	HR 1	S 38	P 54	ERA 3.38	WHIP 1.750										
Ken McBride, R ERA: 1.23 Tom Morgan, R ERA: 3.0 (1, 1) (9, 1)	8.0 L	36 10	3 3	3 3	4 0	0 0	0 0	0 0	0 0	4 8	8 18.00	2.000											

Batter	1	2	3	4	5	6	7	8	9	AB	R	H	RBI	BB	SO	LOB	BOTTOM						
Albie Pearson, L OBP: 0.356, SLG: 0.222 (1, 9)	0-0 6-3		0-0 4-3			0-0 P4		0-0 6-3		4	0	0	0	0	0	1	Minnesota Twins @ Los Angeles Angels Dodger Stadium, Los Angeles, CA Sat Apr 21 1962, 6:05 PM PST Att: 12,204 - Unknown livebaseballscorecards.com						
Billy Moran, R OBP: 0.412, SLG: 0.448 (1, 4)	0-0 1B			0-0 6-3		0-3 K		0-0 P6		4	0	1	0	0	1	1							
Leon Wagner, L OBP: 0.317, SLG: 0.500 (1, 7)	0-0 F8			0-0 F8		0-0 SH3 E 1B		0-0 F8		4	1	1	0	0	0	1							
Frank Leja, L (1, 3)	0-0 F2			0-0 F2		0-0 SH3		0-0 F9		3	0	0	0	0	0	1							
Buck Rodgers, S OBP: 0.325, SLG: 0.324 (1, 2)		0-0 3-1			0-0 G4-6-3 1B		0-0 E6 4-3 1B		0-0 P6	4	1	2	1	0	0	0							
Lee Thomas, L OBP: 0.371, SLG: 0.211 (1, 8)		0-0 F3			0-0 G4-6-3		0-0 4-3			3	0	0	1	0	0	1							
Eddie Yost, R OBP: 0.436, SLG: 0.345 (1, 5)		0-0 6-3			0-3 K		0-0 1B			3	0	1	0	0	1	0							
Joe Koppe, R OBP: 0.366, SLG: 0.353 (1, 6)			0-0 6-3			0-0 F7		0-0 L4		3	0	0	0	0	0	1							
Ken McBride, R OBP: 0.167, SLG: 0.333 Marian Coughtry, L Tom Morgan, R (1, 1) (8, PH) (9, 1)			0-3 K			0-0 2B		0-0 F9		2	0	1	0	0	1	0							
Inning Stats	R: 0 E: 0 K: 0 S: 4	H: 1 LOB: 1 BB: 0 P: 4	R: 0 E: 0 K: 0 S: 3	H: 0 LOB: 0 BB: 0 P: 3	R: 0 E: 0 K: 1 S: 5	H: 0 LOB: 0 BB: 0 P: 5	R: 0 E: 0 K: 0 S: 3	H: 0 LOB: 0 BB: 0 P: 3	R: 0 E: 0 K: 1 S: 6	H: 1 LOB: 1 BB: 0 P: 6	R: 2 E: 1 K: 0 S: 6	H: 3 LOB: 1 BB: 0 P: 6	R: 0 E: 0 K: 0 S: 3	H: 0 LOB: 0 BB: 0 P: 3	R: 0 E: 0 K: 0 S: 3	H: 0 LOB: 0 BB: 0 P: 3	1B: 5 2B: 1 3B: 0 HR: 0	SF: 0 SAC: 1 DP: 1 HBP: 0	WP: 0 PB: 0 SB: 0 CS: 0	PA: 32			
PITCHER	IP WLS BF W	H R ER 2	SO 2	BB 2	IBB 0	HBP 0	BLK 0	WP 0	HR 0	S 38	P 38	ERA 2.00	WHIP 0.667										
Camilo Pascual, R ERA: 2.74 (1, 1)	9.0 W	32 6	2 2	2 2	3 0	0 0	0 0	0 0	0 0	38 38	38 2.00	0.667											

Batter	1	2	3	4	5	6	7	8	9	AB	R	H	RBI	BB	SO	LOB	TOP					
Lenny Green, L OBP: 0.400, SLG: 0.488 (1, 8)			4-3		F7					4	1	2	0	0	0	0	Minnesota Twins @ Los Angeles Angels Dodger Stadium, Los Angeles, CA Sun Apr 22 1962, 3:33 AM PST Att: 8,539 - Sunny					
Vic Power, R OBP: 0.367, SLG: 0.409 (1, 3)			1B							2	1	1	0	2	0	1						
Rich Rollins, R OBP: 0.532, SLG: 0.925 (1, 5)					4-3		1-3			3	1	1	1	0	0	1						
Harmon Killebrew, R OBP: 0.367, SLG: 0.343 Jim Snyder, R Bill Tuttle, R (1, 7) (8, PR) (8, 8)										3	1	1	3	1	1	1						
Bob Allison, R OBP: 0.468, SLG: 0.543 (1, 9)										3	1	0	0	1	2	2						
Earl Battey, R OBP: 0.362, SLG: 0.545 (1, 2)					5-3					3	0	0	0	1	0	1						
Zolo Versalles, R OBP: 0.191, SLG: 0.318 (1, 6)										4	0	0	0	0	2	2						
Bernie Allen, L OBP: 0.174, SLG: 0.256 (1, 4)										4	0	1	1	0	1	0						
Jim Kaat, L (1, 1)			4-3		1-3					4	0	0	0	0	2	2						
Inning Stats	R: 1 E: 0 K: 2 S: 9	H: 2 LOB: 1 BB: 0 P: 9	R: 0 E: 0 K: 2 S: 7	H: 0 LOB: 0 BB: 0 P: 7	R: 3 E: 0 K: 0 S: 5	H: 2 LOB: 0 BB: 1 P: 9	R: 0 E: 0 K: 0 S: 3	H: 0 LOB: 0 BB: 0 P: 3	R: 0 E: 0 K: 0 S: 3	H: 0 LOB: 1 BB: 1 P: 7	R: 1 E: 0 K: 1 S: 6	H: 1 LOB: 2 BB: 2 P: 14	R: 0 E: 0 K: 0 S: 3	H: 1 LOB: 0 BB: 0 P: 3	R: 0 E: 0 K: 1 S: 4	H: 0 LOB: 1 BB: 1 P: 8		R: 0 E: 0 K: 2 S: 7	H: 0 LOB: 0 BB: 0 P: 7	1B: 5 2B: 0 3B: 0 HR: 1	SF: 1 SAC: 0 DP: 1 HBP: 0	WP: 0 PB: 0 SB: 1 CS: 1
PITCHER	IP WLS BF H R ER SO BB IBB HBP BLK WP HR S P ERA WHIP																					
George Witt, R ERA: 9.39 Joe Nuxhall, L ERA: 3.95 Jack Spring, L ERA: 2.45 Eli Grba, R ERA: 5.06 (1, 1) (4, 1) (7, 1) (9, 1)	3.0 3.0 2.0 1.0	WLS L 6 3	BF 14 13 6 3	H 4 1 1 0 0	R 4 1 1 0 0	ER 4 1 0 0	SO 4 1 1 2	BB 1 3 1 0	IBB 0 0 0 0	HBP 0 0 0 0	BLK 0 0 0 0	WP 0 0 0 0	HR 1 0 7 7	S 21 12 7 7	P 25 24 11 7	ERA 12.00 3.00 0.00 0.00	WHIP 1.667 1.333 1.000 0.000					

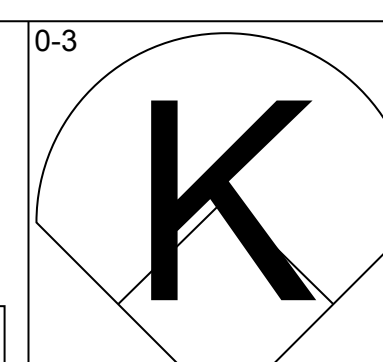
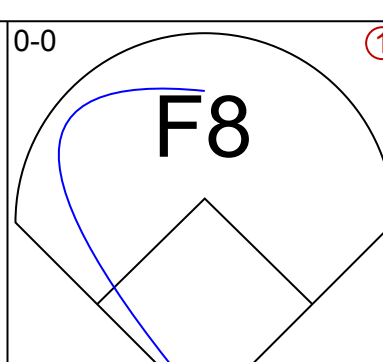
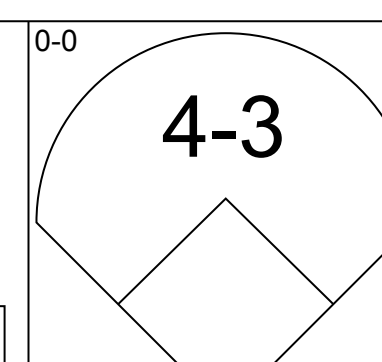
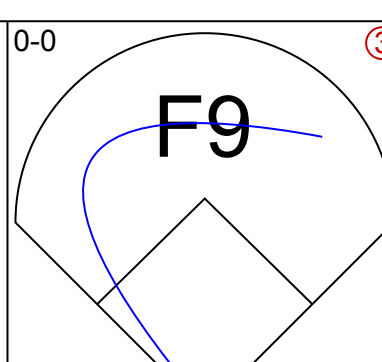
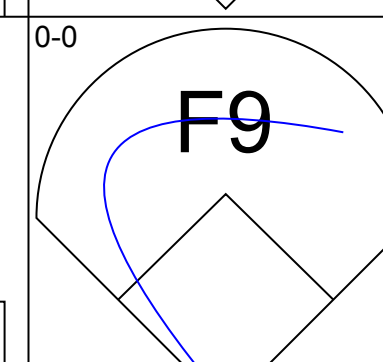
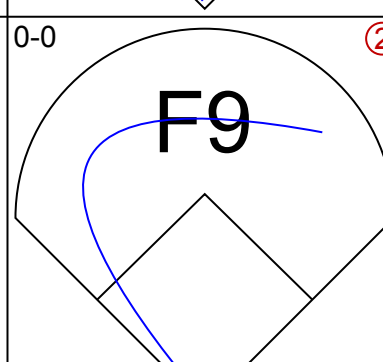
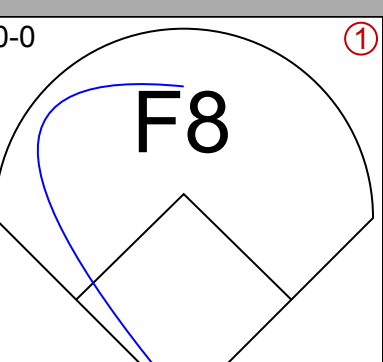
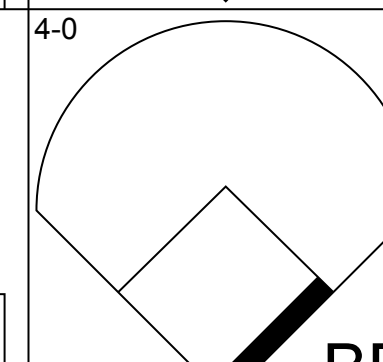
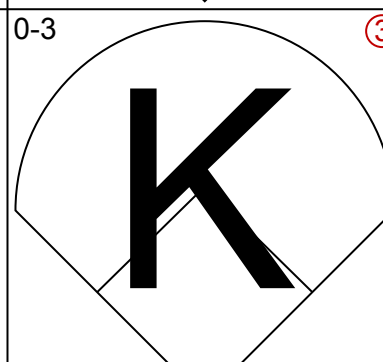
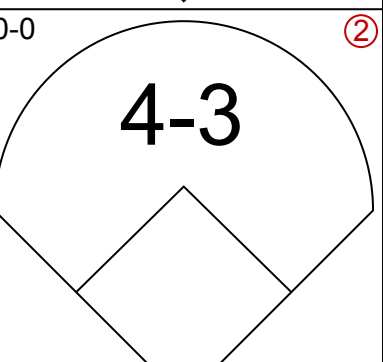
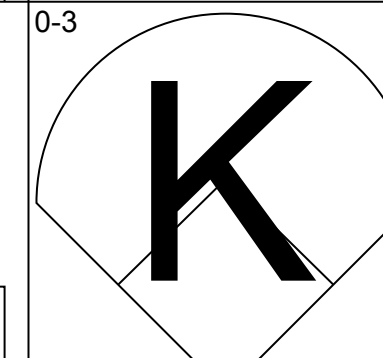
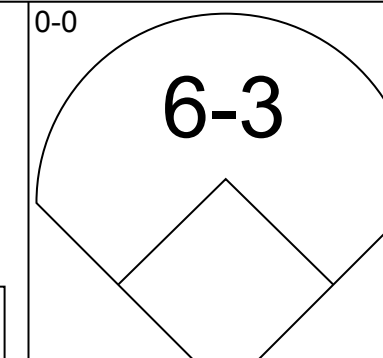
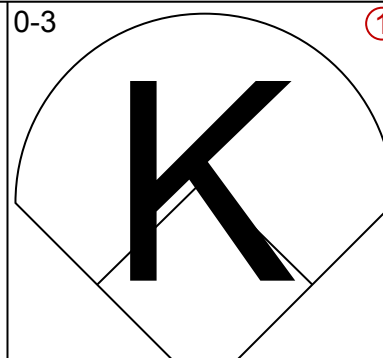
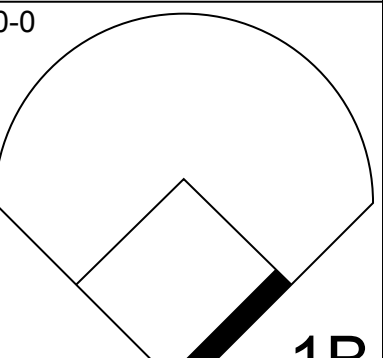
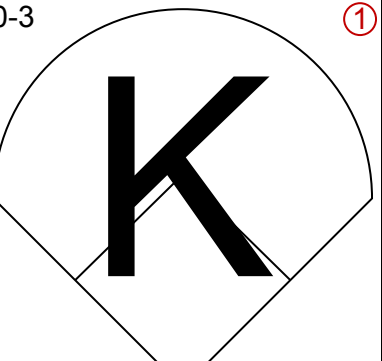

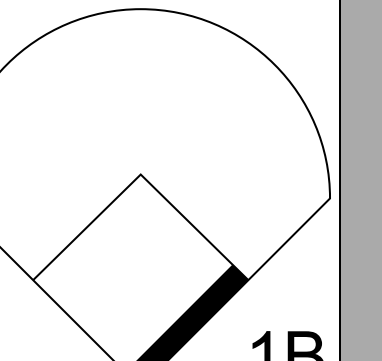
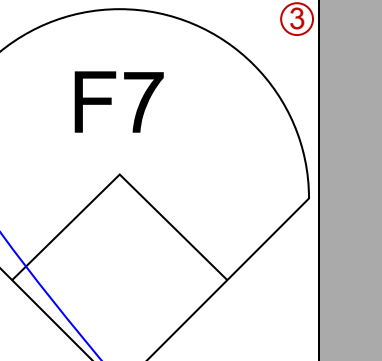
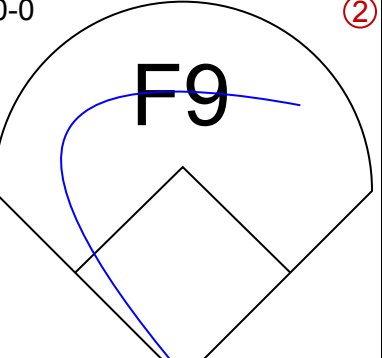
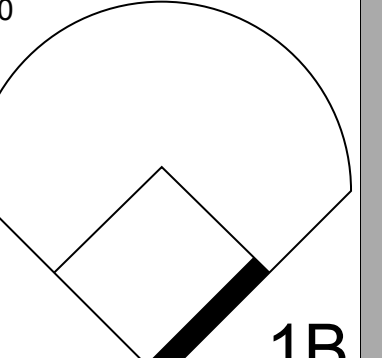
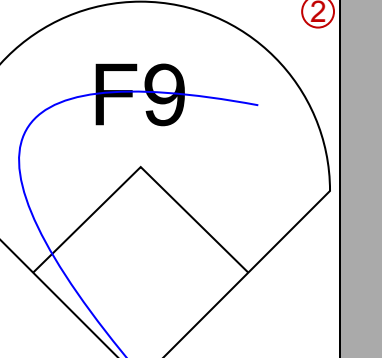

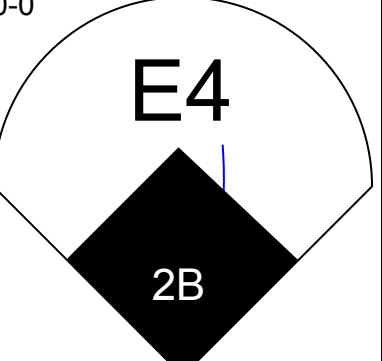
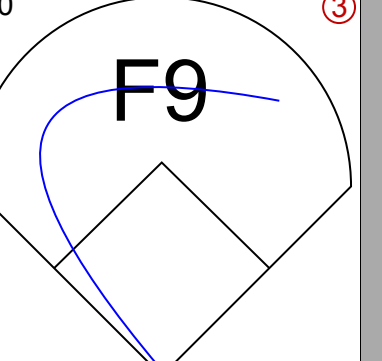
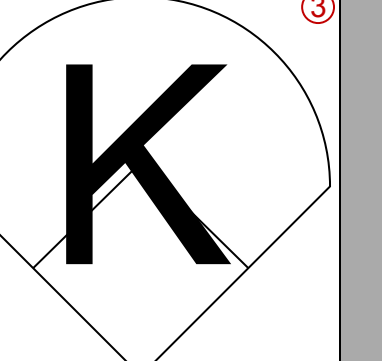

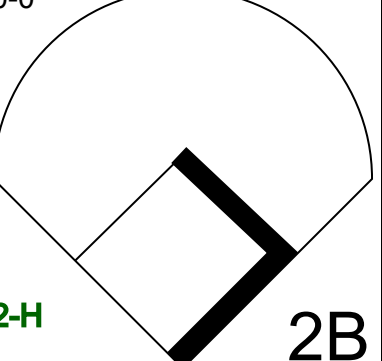
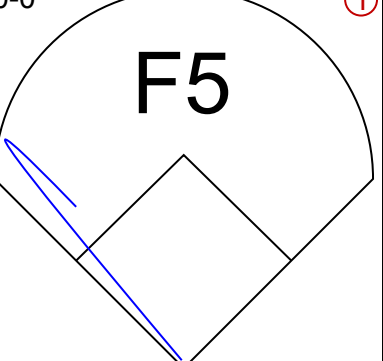
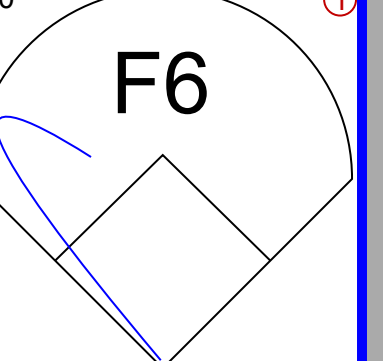
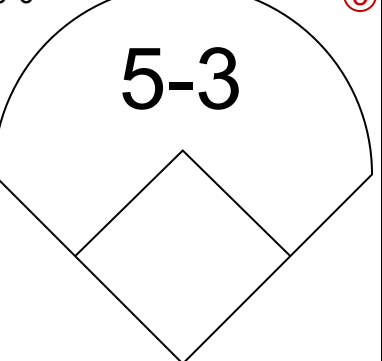
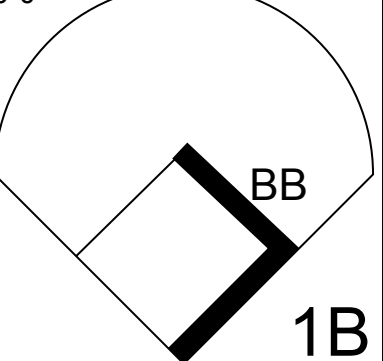
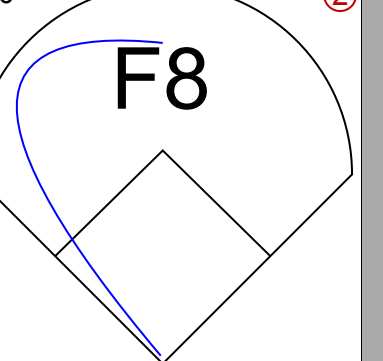
Batter	1	2	3	4	5	6	7	8	9	AB	R	H	RBI	BB	SO	LOB	BOTTOM					
Albie Pearson, L OBP: 0.347, SLG: 0.225 (1, 8)										4	0	1	0	0	1	1	Minnesota Twins @ Los Angeles Angels Dodger Stadium, Los Angeles, CA Sun Apr 22 1962, 3:33 AM PST Att: 8,539 - Sunny					
Billy Moran, R OBP: 0.421, SLG: 0.455 (1, 4)										4	0	2	0	0	0	1						
Buck Rodgers, S OBP: 0.295, SLG: 0.293 (1, 2)										4	0	0	0	0	1	2						
Steve Bilko, R OBP: 0.393, SLG: 0.565 (1, 3)										3	0	0	0	0	1	1						
Earl Averill, R (1, 7)										3	0	0	0	0	1	2						
Leon Wagner, L OBP: 0.302, SLG: 0.476 Ken Hunt, R (7, PH) Lee Thomas, L OBP: 0.171, SLG: 0.211 (8, 9)										2	0	0	0	0	2	0						
Felix Torres, R OBP: 0.143, SLG: 0.286 (1, 5)										3	0	1	0	0	1	0						
Joe Koppe, R OBP: 0.341, SLG: 0.324 (1, 6)										3	0	0	0	0	1	1						
George Witt, R Eddie Yost, R Joe Nuxhall, L Ed Sadowski, R Jack Spring, R Marlan Coughtry, L Eli Grba, R (1, 1) (3, PH) (4, 1) (6, PH) (7, 1) (8, PH) (9, 1)										0 1 0 1 0 1 0 0	0 0 0 0 0 0 0 0	0 0 0 0 0 0 0 0	0 0 0 0 0 0 0 0	0 0 0 0 0 0 0 0	0 0 0 0 0 0 0 0	0 0 0 0 0 0 0 0						
Inning Stats	R: 0 E: 0 K: 1 S: 5	H: 1 LOB: 0 BB: 0 P: 5	R: 0 E: 0 K: 2 S: 7	H: 0 LOB: 0 BB: 0 P: 7	R: 0 E: 0 K: 1 S: 6	H: 1 LOB: 1 BB: 0 P: 6	R: 0 E: 0 K: 0 S: 3	H: 1 LOB: 0 BB: 0 P: 3	R: 0 E: 0 K: 2 S: 7	H: 0 LOB: 0 BB: 0 P: 7	R: 0 E: 0 K: 1 S: 5	H: 0 LOB: 0 BB: 0 P: 5	R: 0 E: 1 K: 2 S: 9	H: 1 LOB: 2 BB: 0 P: 9	R: 0 E: 0 K: 1 S: 5	H: 0 LOB: 0 BB: 0 P: 5		R: 0 E: 0 K: 2 S: 3	H: 0 LOB: 0 BB: 0 P: 3	1B: 3 2B: 1 3B: 0 HR: 0	SF: 0 SAC: 0 DP: 1 HBP: 0	WP: 0 PB: 0 SB: 0 CS: 1
PITCHER	IP WLS BF H R ER SO BB IBB HBP BLK WP HR S P ERA WHIP																					
Jim Kaat, L ERA: 3.95 (1, 1)	9.0 W	30 30	4 4	0 0	0 0	10 10	0 0	0 0	0 0	0 0	0 0	50 50	P 50 50	ERA 0.00 0.444	WHIP 0.444							

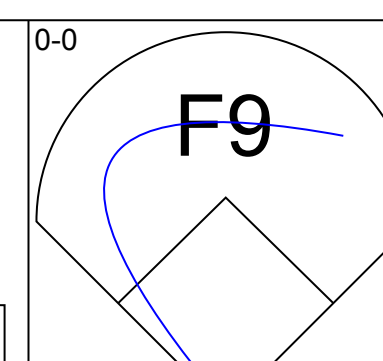
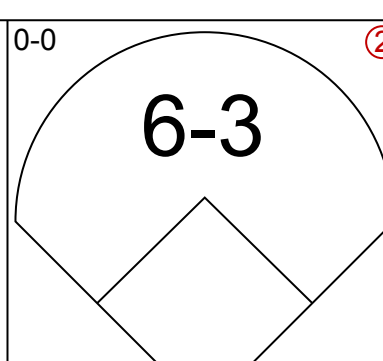
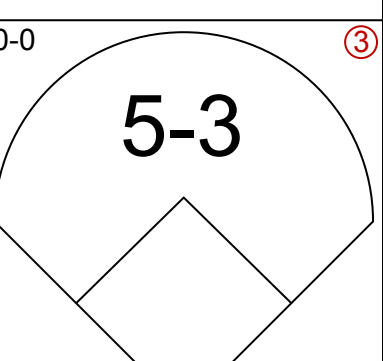

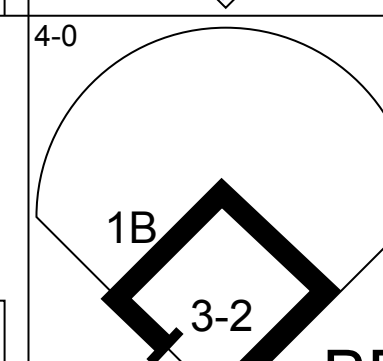
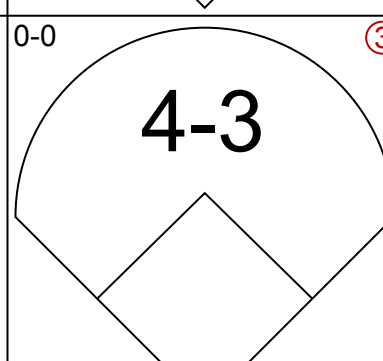


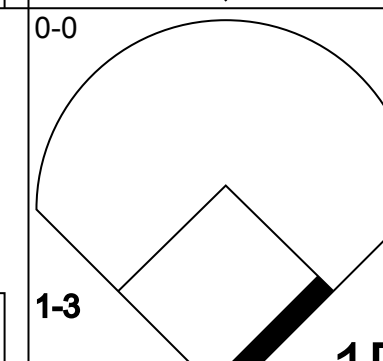
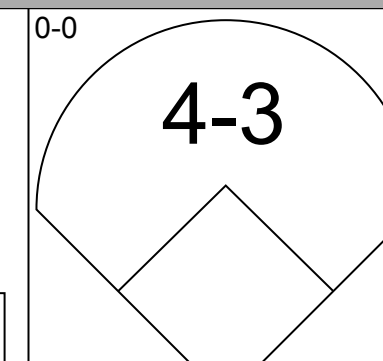
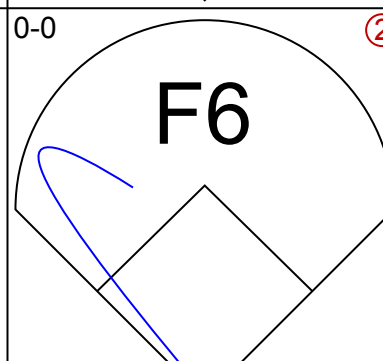
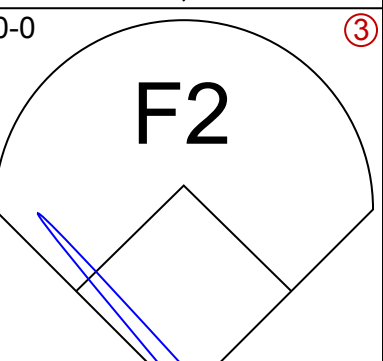
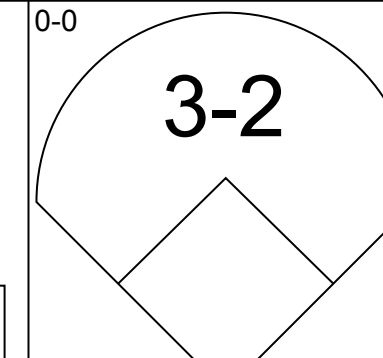
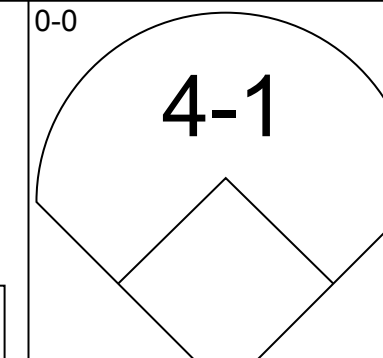
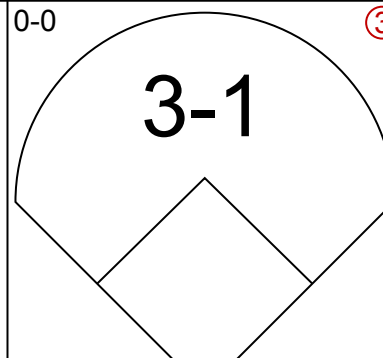

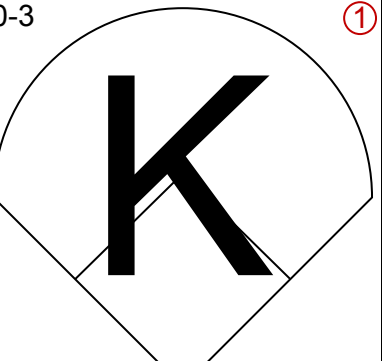
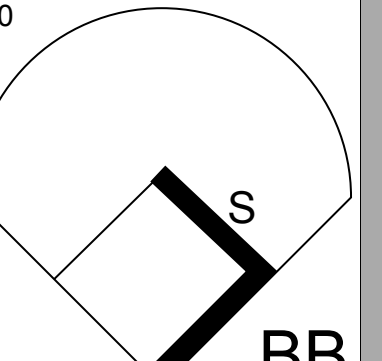


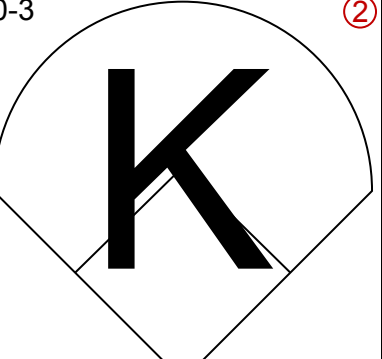
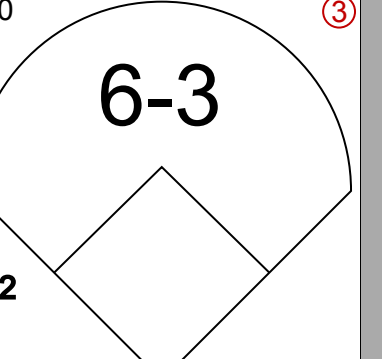


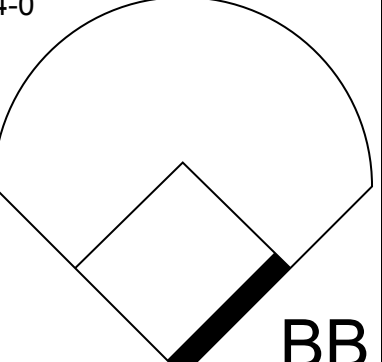
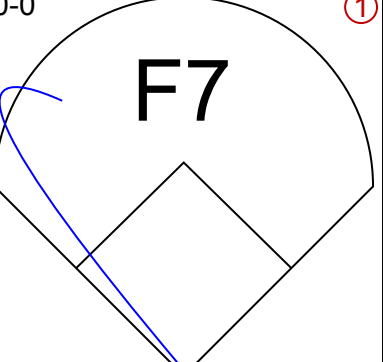
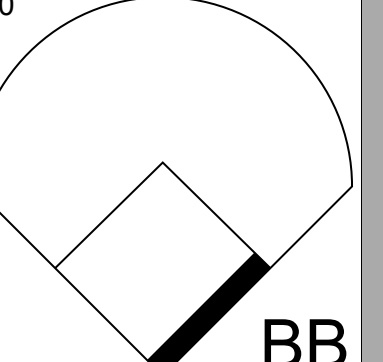
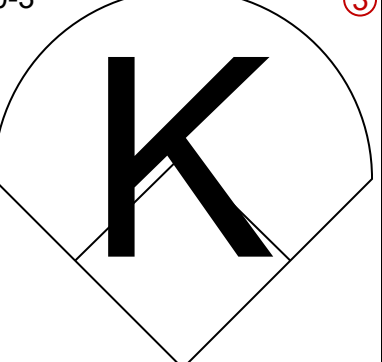
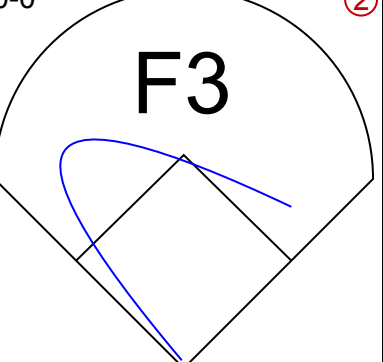
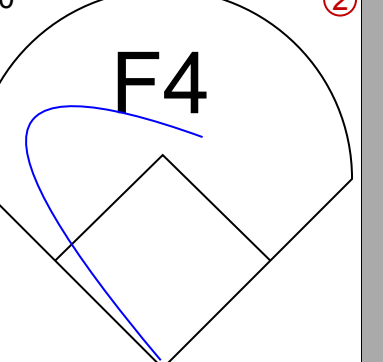
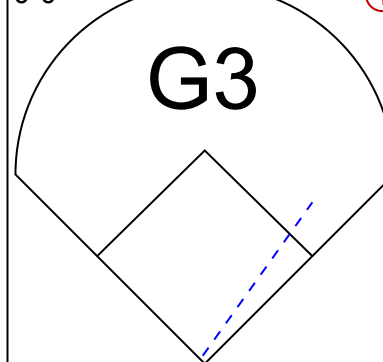
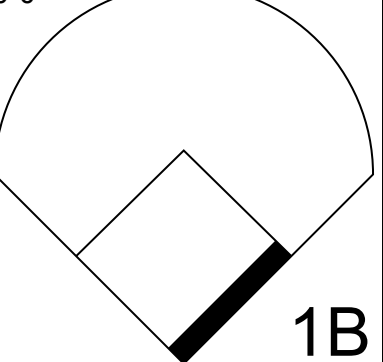
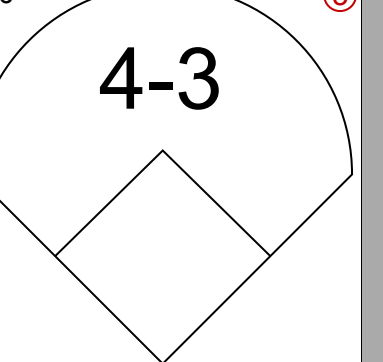


Batter	1	2	3	4	5	6	7	8	9	AB	R	H	RBI	BB	SO	LOB	TOP					
Lenny Green, L OBP: 0.389, SLG: 0.455 (1, 8)	F8		4-3			4-3		SH1-4 1B BB		3	1	0	0	1	0	1	Minnesota Twins @ Baltimore Orioles Memorial Stadium, Baltimore, MD Tue Apr 24 1962, 6:05 PM EST Att: 9,721 - Unknown					
Vic Power, R OBP: 0.365, SLG: 0.404 (1, 3)	4-3			F8		WP BB 1B		SH1-4		3	1	1	0	0	0	0						
Rich Rollins, R OBP: 0.529, SLG: 0.884 (1, 5)	F6			K		WP BB 1B		G6-4-3 1B		3	1	1	1	1	1	0						
Harmon Killebrew, R OBP: 0.358, SLG: 0.316 Bill Tuttle, R (8, 8)	6-3			5-3		1B BB		G6-4-3 1B		3	0	0	0	1	0	1						
Bob Allison, R OBP: 0.471, SLG: 0.538 (1, 9)	G6-4-3 1B			F5		FC5-4 1B		K		4	0	2	2	0	1	0						
Earl Battey, R OBP: 0.353, SLG: 0.521 (1, 2)	G6-4-3 1-2			4-3		FC5-4 1-2 2-H 3-H		3B 1B		4	1	1	0	0	0	3						
Zolo Versailles, R OBP: 0.196, SLG: 0.313 (1, 6)			F7			1B		K		4	0	1	0	0	1	1						
Bernie Allen, L OBP: 0.200, SLG: 0.319 (1, 4)			G3 1B			F4		F9 1-H 3B		4	0	2	1	0	0	1						
Jack Kralick, L OBP: 0.222, SLG: 0.125 Joe Bonikowski, R OBP: 0.250, SLG: 0.250 Dick Stigman, R (9, 1)			G3 1-2			F9		F8		4	0	0	0	0	1	2						
										0	0	0	0	0	0	0						
										0	0	0	0	0	0	0						
Inning Stats	R: 0 E: 0 K: 0 S: 3	H: 0 LOB: 0 BB: 0 P: 3	R: 0 E: 0 K: 0 S: 3	H: 1 LOB: 0 BB: 0 P: 3	R: 0 E: 0 K: 1 S: 4	H: 1 LOB: 1 BB: 0 P: 4	R: 0 E: 0 K: 1 S: 5	H: 0 LOB: 0 BB: 0 P: 5	R: 0 E: 0 K: 0 S: 4	H: 1 LOB: 1 BB: 0 P: 4	R: 2 E: 0 K: 0 S: 5	H: 2 LOB: 2 BB: 2 P: 13	R: 0 E: 0 K: 1 S: 5	H: 0 LOB: 0 BB: 0 P: 5	R: 1 E: 0 K: 2 S: 9	H: 1 LOB: 1 BB: 1 P: 7	R: 1 E: 0 K: 2 S: 9	H: 2 LOB: 1 BB: 0 P: 9	1B: 7 2B: 0 3B: 1 HR: 0	SF: 0 SAC: 1 DP: 2 HBP: 0	WP: 1 PB: 0 SB: 0 CS: 0	PA: 36
PITCHER Milt Pappas, R ERA: 2.25 (1, 1)	IP: 9.0 WLS: W BF: 36 H: 8 R: 4 ER: 4 SO: 4 BB: 3 IBB: 0 HBP: 0 BLK: 0 WP: 1 HR: 0 S: 41 P: 53 ERA: 4.00 WHIP: 1.222											PITCHER	IP: 9.0 WLS: W BF: 36 H: 8 R: 4 ER: 4 SO: 4 BB: 3 IBB: 0 HBP: 0 BLK: 0 WP: 1 HR: 0 S: 41 P: 53 ERA: 4.00 WHIP: 1.222									

Batter	1	2	3	4	5	6	7	8	9	AB	R	H	RBI	BB	SO	LOB	BOTTOM	
Johnny Temple, R OBP: 0.474, SLG: 0.563 Russ Snyder, L OBP: 0.200, SLG: 0.200 (9, PR)	FC3-6 BB SF8 1B		5-3		5-3		FC6-4 1-2		1-3 3-H 1B 2B	5	1	2	1	0	0	1	Minnesota Twins @ Baltimore Orioles Memorial Stadium, Baltimore, MD Tue Apr 24 1962, 6:05 PM EST Att: 9,721 - Unknown	
Earl Robinson, R OBP: 0.334, SLG: 0.313 Marv Throneberry, L Ozzie Virgil, R (9, PH)	4-0 1-2 FC3-6 BB				F7			F8		3	0	1	0	1	0	0		
Boog Powell, L OBP: 0.333, SLG: 0.300 (1, 7)	FC3-6 PB 1-2 2-3		F7			K		F7		5	0	1	2	0	1	3		
Jim Gentile, L OBP: 0.426, SLG: 0.444 (1, 3)	SF8		K			FC6-5 2B		K		3	0	1	1	0	2	1		
Jackie Brandt, R OBP: 0.283, SLG: 0.325 (1, 8)	3-H 1-2 BB			F6		FC6-5 2-3		G5-4-3 BB 1B		3	1	1	0	1	0	1		
Brooks Robinson, R OBP: 0.273, SLG: 0.400 (1, 5)	F9					5-3		G5-4-3 BB		3	0	1	0	1	0	3		
Gus Triandos, R OBP: 0.289, SLG: 0.484 (1, 2)			F7		K		L5	G5-4-3 1-2 2-3		4	0	0	0	1	3			
Ron Hansen, R Jerry Adair, R OBP: 0.242, SLG: 0.241 (7, PR)			F8		5-3		FC6-4 BB	1B 2B 1B		2	0	0	0	1	0	1		
Milt Pappas, R OBP: 0.200, SLG: 0.800 Dick Williams, R OBP: 0.697, SLG: 0.500 Mary Breeding, R OBP: 0.273, SLG: 0.364 (9, PR)			F6			K		2B 1B		3	0	0	0	0	2	1		
										1	0	1	0	0	0	0		
										0	1	0	0	0	0	0		
Inning Stats	R: 1 E: 0 K: 0 S: 4	H: 1 LOB: 2 BB: 2 P: 12	R: 0 E: 0 K: 0 S: 3	H: 0 LOB: 0 BB: 0 P: 3	R: 0 E: 0 K: 1 S: 6	H: 1 LOB: 1 BB: 0 P: 6	R: 0 E: 0 K: 1 S: 6	H: 1 LOB: 1 BB: 0 P: 6	R: 0 E: 0 K: 1 S: 5	H: 0 LOB: 1 BB: 1 P: 9	R: 0 E: 0 K: 1 S: 5	H: 0 LOB: 0 BB: 0 P: 5	R: 4 E: 0 K: 0 S: 6	H: 5 LOB: 2 BB: 2 P: 14	1B: 7 2B: 2 3B: 0 HR: 0	SF: 1 SAC: 0 DP: 1 HBP: 0	WP: 0 PB: 1 SB: 0 CS: 0	PA: 39
PITCHER Jack Kralick, L ERA: 6.86 Joe Bonikowski, R ERA: 1.5 Dick Stigman, L ERA:	IP: 0.0 WLS: L BF: 1 H: 1 R: 0 ER: 0 SO: 0 BB: 0 IBB: 0 HBP: 0 BLK: 0 WP: 0 HR: 0 S: 4 P: 1 ERA: 1.5 WHIP: 1.269											PITCHER	IP: 0.0 WLS: L BF: 1 H: 1 R: 0 ER: 0 SO: 0 BB: 0 IBB: 0 HBP: 0 BLK: 0 WP: 0 HR: 0 S: 4 P: 1 ERA: 1.5 WHIP: 1.269					



Batter	1	2	3	4	5	6	7	8	9	AB	R	H	RBI	BB	SO	LOB	TOP		
Lenny Green, L OBP: 0.373, SLG: 0.417 (1, 8)										4	0	0	0	1	1	0	Minnesota Twins @ Baltimore Orioles Memorial Stadium, Baltimore, MD Wed Apr 25 1962, 6:05 PM EST Att: 12,286 - Unknown		
Vic Power, R OBP: 0.339, SLG: 0.373 (1, 3)										4	0	0	0	0	0	2			
Rich Rollins, R OBP: 0.509, SLG: 0.826 (1, 5)										3	0	0	0	1	2	2			
Harmon Killebrew, R OBP: 0.351, SLG: 0.310 Bill Tuttle, R (9, 8)										4	0	1	0	0	2	1			
Bob Allison, R OBP: 0.455, SLG: 0.512 (1, 9)										4	0	1	0	0	2	1			
Earl Battey, R OBP: 0.345, SLG: 0.500 (1, 2)										4	0	1	0	0	0	1			
Zolo Versailles, R OBP: 0.200, SLG: 0.308 (1, 6)										4	2	1	0	0	1	2			
Bernie Allen, L OBP: 0.208, SLG: 0.340 Jim Snyder, R (7, 4)										3	0	1	1	0	0	0			
Don Lee, R OBP: 0.333, SLG: 0.333 Jim Lemon, R OBP: 0.667, SLG: 2.000 Ray Moore, R (9, 1)										1	1	1	2	0	0	0			
Inning Stats	R: 0 E: 0 K: 2 S: 7	H: 0 LOB: 1 BB: 1 P: 11	R: 1 E: 1 K: 1 S: 7	H: 1 LOB: 1 BB: 0 P: 7	R: 0 E: 0 K: 1 S: 5	H: 0 LOB: 0 BB: 0 P: 5	R: 0 E: 0 K: 1 S: 6	H: 1 LOB: 1 BB: 0 P: 6	R: 0 E: 0 K: 2 S: 8	H: 0 LOB: 0 BB: 0 P: 8	R: 0 E: 0 K: 0 S: 3	H: 0 LOB: 0 BB: 0 P: 3	R: 0 E: 0 K: 0 S: 4	H: 1 LOB: 1 BB: 0 P: 4	R: 2 E: 0 K: 1 S: 7	H: 2 LOB: 0 BB: 0 P: 7		1B: 5 2B: 1 3B: 0 HR: 1	SF: 0 SAC: 0 DP: 0 HBP: 0
PITCHER Chuck Estrada, R ERA: 1.57 (1, 1)	IP: 9.0 WLS: L BF: 37 H: 7 R: 3 ER: 2 SO: 9 BB: 2 IBB: 0 HBP: 0 BLK: 0 WP: 1 HR: 1 S: 53 P: 61 ERA: 2.00 WHIP: 1.000															PITCHER IP: 9.0 WLS: L BF: 37 H: 7 R: 3 ER: 2 SO: 9 BB: 2 IBB: 0 HBP: 0 BLK: 0 WP: 1 HR: 1 S: 53 P: 61 ERA: 2.00 WHIP: 1.000			

Batter	1	2	3	4	5	6	7	8	9	AB	R	H	RBI	BB	SO	LOB	BOTTOM				
Johnny Temple, R OBP: 0.429, SLG: 0.500 (1, 4)										4	0	0	0	0	1	1	Minnesota Twins @ Baltimore Orioles Memorial Stadium, Baltimore, MD Wed Apr 25 1962, 6:05 PM EST Att: 12,286 - Unknown				
Whitey Herzog, L OBP: 0.333, SLG: 0.167 (1, 9)										3	0	0	0	1	0	0					
Boog Powell, L OBP: 0.327, SLG: 0.295 (1, 7)										4	0	1	0	0	0	0					
Jim Gentile, L OBP: 0.392, SLG: 0.400 (1, 3)										4	0	0	0	0	0	2					
Jackie Brandt, R OBP: 0.320, SLG: 0.419 (1, 8)										3	1	2	1	1	1	0					
Brooks Robinson, R OBP: 0.250, SLG: 0.364 (1, 5)										4	0	0	0	0	1	2					
Gus Triandos, R OBP: 0.310, SLG: 0.455 (1, 2)										2	0	0	0	2	1	1					
Ron Hansen, R (1, 6)										3	0	0	0	0	1	2					
Chuck Estrada, R OBP: 0.125, SLG: 0.125 (1, 1)										3	0	1	0	0	0	1					
Inning Stats	R: 0 E: 0 K: 0 S: 3	H: 1 LOB: 1 BB: 1 P: 7	R: 0 E: 0 K: 3 S: 9	H: 0 LOB: 1 BB: 1 P: 13	R: 0 E: 0 K: 0 S: 3	H: 0 LOB: 0 BB: 0 P: 3	R: 0 E: 0 K: 0 S: 3	H: 0 LOB: 1 BB: 1 P: 7	R: 0 E: 0 K: 0 S: 4	H: 1 LOB: 1 BB: 0 P: 4	R: 0 E: 0 K: 0 S: 3	H: 0 LOB: 0 BB: 0 P: 3	R: 1 E: 0 K: 0 S: 4	H: 1 LOB: 1 BB: 1 P: 8	R: 0 E: 0 K: 1 S: 5	H: 0 LOB: 0 BB: 0 P: 5		R: 0 E: 0 K: 1 S: 6	H: 1 LOB: 1 BB: 0 P: 6	1B: 3 2B: 1 3B: 0 HR: 1	SF: 0 SAC: 0 DP: 1 HBP: 0
PITCHER Don Lee, R ERA: 4.32 Ray Moore, R ERA: 13.5 (9, 1)	IP: 8.0 WLS: W BF: 30 H: 3 R: 1 ER: 1 SO: 4 BB: 4 IBB: 0 HBP: 0 BLK: 0 WP: 0 HR: 1 S: 34 P: 50 ERA: 1.12 WHIP: 0.875															PITCHER IP: 1.0 WLS: S BF: 4 H: 1 R: 0 ER: 0 SO: 1 BB: 0 IBB: 0 HBP: 0 BLK: 0 WP: 0 HR: 0 S: 6 P: 6 ERA: 0.00 WHIP: 1.000					



Batter	1	2	3	4	5	6	7	8	9	AB	R	H	RBI	BB	SO	LOB	TOP		
Lenny Green, L OBP: 0.365, SLG: 0.404 (1, 8)	F7		F7		F4		1B			4	0	1	0	0	0	0	Minnesota Twins @ Baltimore Orioles Memorial Stadium, Baltimore, MD Thu Apr 26 1962, 6:05 PM EST Att: 9,826 - Unknown		
Vic Power, R OBP: 0.333, SLG: 0.364 (1, 3)	F9		1B		F8		F8			4	0	1	0	0	0	1			
Rich Rollins, R OBP: 0.492, SLG: 0.776 (1, 5)	F8		F3		BB			3-1		3	0	0	0	1	0	1			
Harmon Killebrew, R OBP: 0.328, SLG: 0.283 Bill Tuttle, R (8, 8)	E3 1B		F8		5-3			F9		4	1	0	0	0	0	2			
Bob Allison, R OBP: 0.458, SLG: 0.511 (1, 9)	FC4-6 1B 2H			F9 4-3 1B			F7	F9		4	2	1	0	0	0	0			
Earl Battey, R OBP: 0.356, SLG: 0.500 (1, 2)	FC4-6 1B 1-2			4-3			F4	FC3-6 1B		4	0	2	0	0	0	1			
Zolo Versailles, R OBP: 0.186, SLG: 0.286 (1, 6)	F9			F9			F9	FC3-6 1-3		4	0	0	0	0	0	4			
Jim Snyder, R OBP: 0.200, SLG: 0.200 (1, 4)	FC4-6 1B 1-2 2-3			FC6-4 1B 3H			F5	1-3		4	0	1	1	0	0	3			
Camilo Pascual, R OBP: 0.154, SLG: 0.154 (1, 1)	F9 1-3 3H			FC6-4 1-2			F9	4-3		4	0	1	1	0	0	2			
Inning Stats	R: 0 E: 0 K: 0 S: 3	H: 0 LOB: 0 BB: 0 P: 3	R: 2 E: 1 K: 0 S: 6	H: 3 LOB: 2 BB: 0 P: 6	R: 0 E: 0 K: 0 S: 4	H: 1 LOB: 1 BB: 0 P: 4	R: 1 E: 0 K: 0 S: 5	H: 2 LOB: 1 BB: 0 P: 5	R: 0 E: 0 K: 0 S: 3	H: 0 LOB: 0 BB: 0 P: 3	R: 0 E: 0 K: 0 S: 4	H: 1 LOB: 1 BB: 0 P: 4	R: 0 E: 0 K: 0 S: 3	H: 0 LOB: 0 BB: 0 P: 3	R: 0 E: 0 K: 0 S: 4	H: 1 LOB: 1 BB: 0 P: 4		1B: 8 2B: 0 3B: 0 HR: 0	SF: 0 SAC: 0 DP: 0 HBP: 0
PITCHER	IP WLS BF H R ER SO BB IBB HBP BLK WP HR S P ERA WHIP	IP WLS BF H R ER SO BB IBB HBP BLK WP HR S P ERA WHIP	IP WLS BF H R ER SO BB IBB HBP BLK WP HR S P ERA WHIP	IP WLS BF H R ER SO BB IBB HBP BLK WP HR S P ERA WHIP	IP WLS BF H R ER SO BB IBB HBP BLK WP HR S P ERA WHIP	IP WLS BF H R ER SO BB IBB HBP BLK WP HR S P ERA WHIP	IP WLS BF H R ER SO BB IBB HBP BLK WP HR S P ERA WHIP	IP WLS BF H R ER SO BB IBB HBP BLK WP HR S P ERA WHIP	IP WLS BF H R ER SO BB IBB HBP BLK WP HR S P ERA WHIP	IP WLS BF H R ER SO BB IBB HBP BLK WP HR S P ERA WHIP	IP WLS BF H R ER SO BB IBB HBP BLK WP HR S P ERA WHIP	IP WLS BF H R ER SO BB IBB HBP BLK WP HR S P ERA WHIP	IP WLS BF H R ER SO BB IBB HBP BLK WP HR S P ERA WHIP	IP WLS BF H R ER SO BB IBB HBP BLK WP HR S P ERA WHIP	IP WLS BF H R ER SO BB IBB HBP BLK WP HR S P ERA WHIP	IP WLS BF H R ER SO BB IBB HBP BLK WP HR S P ERA WHIP	IP WLS BF H R ER SO BB IBB HBP BLK WP HR S P ERA WHIP		
Hal Brown, R ERA: 4.5 (1, 1)	3.0	11	1	0	0	0	1	0	0	0	0	0	0	0	0	0	0.00	0.667	
Dick Hall, R ERA: 2.35 (5, 1)	2.0	7	1	0	0	0	0	0	0	0	0	0	0	0	0	0	0.00	0.500	

Batter	1	2	3	4	5	6	7	8	9	AB	R	H	RBI	BB	SO	LOB	BOTTOM		
Johnny Temple, R OBP: 0.447, SLG: 0.487 Mary Breeding, R (9, FR) OBP: 0.273, SLG: 0.364 (1, 4)	G3 1B	1-3			FC3-6 BB		F7		FC6-4 BB	3	0	1	0	2	0	2	Minnesota Twins @ Baltimore Orioles Memorial Stadium, Baltimore, MD Thu Apr 26 1962, 6:05 PM EST Att: 9,826 - Unknown		
Whitey Herzog, L OBP: 0.250, SLG: 0.118 (1, 9)	G3 1-2		F7		FC3-6 1-2		4-3		FC6-4 1-2	5	0	0	0	0	0	3			
Boog Powell, L OBP: 0.321, SLG: 0.292 (1, 7)	G3 2-3		4-3 1B		K		K		F8	4	0	1	0	0	1	2			
Jim Gentile, L OBP: 0.382, SLG: 0.386 (1, 3)	F6		4-3		K		K		FC5-4 1B	4	0	1	0	0	1	3			
Jackie Brandt, R OBP: 0.352, SLG: 0.435 (1, 8)		1B 1B		BB	G5-4-3 1B		FC5-4 1-2		FC5-4 1-2	3	1	2	0	1	0	1			
Brooks Robinson, R OBP: 0.250, SLG: 0.354 (1, 5)		1B 1-2 1B		F8	G5-4-3 1-2		G5-4-3		K	4	0	1	0	0	1	4			
Gus Triandos, R OBP: 0.326, SLG: 0.541 (1, 2)		F4			F8				HR	4	1	2	1	0	0	2			
Ron Hansen, R Marv Throneberry, L (9, PH) (1, 6)		F5			F6		K		K	3	0	0	0	0	1	3			
Hal Brown, R OBP: 0.250, SLG: 0.250 Dick Hall, R (5, 1) Dick Williams, R OBP: 0.390, SLG: 0.333 Wes Stock, R (8, 1) Charlie Lau, R OBP: 0.400, SLG: 0.750 (9, PH) (1, 1)					K		F8		K	1	0	1	1	0	0	0			
Inning Stats	R: 0 E: 0 K: 0 S: 4	H: 1 LOB: 1 BB: 0 P: 4	R: 1 E: 0 K: 0 S: 6	H: 3 LOB: 2 BB: 0 P: 6	R: 0 E: 0 K: 1 S: 5	H: 0 LOB: 0 BB: 0 P: 5	R: 0 E: 0 K: 2 S: 7	H: 0 LOB: 1 BB: 1 P: 11	R: 0 E: 0 K: 1 S: 6	H: 2 LOB: 1 BB: 0 P: 6	R: 0 E: 0 K: 0 S: 3	H: 0 LOB: 0 BB: 0 P: 3	R: 0 E: 0 K: 1 S: 6	H: 1 LOB: 1 BB: 0 P: 6	R: 1 E: 0 K: 2 S: 8	H: 1 LOB: 1 BB: 1 P: 12		1B: 8 2B: 0 3B: 0 HR: 1	SF: 0 SAC: 0 DP: 1 HBP: 0
PITCHER	IP WLS BF H R ER SO BB IBB HBP BLK WP HR S P ERA WHIP	IP WLS BF H R ER SO BB IBB HBP BLK WP HR S P ERA WHIP	IP WLS BF H R ER SO BB IBB HBP BLK WP HR S P ERA WHIP	IP WLS BF H R ER SO BB IBB HBP BLK WP HR S P ERA WHIP	IP WLS BF H R ER SO BB IBB HBP BLK WP HR S P ERA WHIP	IP WLS BF H R ER SO BB IBB HBP BLK WP HR S P ERA WHIP	IP WLS BF H R ER SO BB IBB HBP BLK WP HR S P ERA WHIP	IP WLS BF H R ER SO BB IBB HBP BLK WP HR S P ERA WHIP	IP WLS BF H R ER SO BB IBB HBP BLK WP HR S P ERA WHIP	IP WLS BF H R ER SO BB IBB HBP BLK WP HR S P ERA WHIP	IP WLS BF H R ER SO BB IBB HBP BLK WP HR S P ERA WHIP	IP WLS BF H R ER SO BB IBB HBP BLK WP HR S P ERA WHIP	IP WLS BF H R ER SO BB IBB HBP BLK WP HR S P ERA WHIP	IP WLS BF H R ER SO BB IBB HBP BLK WP HR S P ERA WHIP	IP WLS BF H R ER SO BB IBB HBP BLK WP HR S P ERA WHIP	IP WLS BF H R ER SO BB IBB HBP BLK WP HR S P ERA WHIP	IP WLS BF H R ER SO BB IBB HBP BLK WP HR S P ERA WHIP		
Camilo Pascual, R ERA: 2.53 (1, 1)	9.0	W	38	9	2	2	7	3	0	0	0	0	0	0	0	0	2.00	1.333	



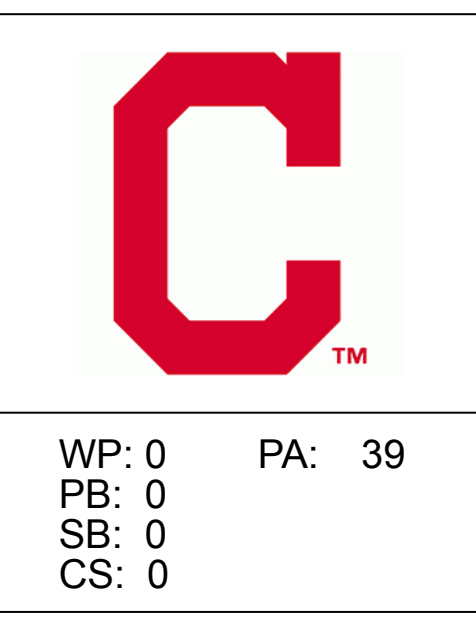
Batter	1	2	3	4	5	6	7	8	9	AB	R	H	RBI	BB	SO	LOB	TOP			
Lenny Green, L OBP: 0.358, SLG: 0.393 (1, 8)	F7		1B		P5			F9		4	0	1	0	0	0	0	Minnesota Twins @ Cleveland Indians Cleveland Municipal Stadium, Cleveland, OH Fri Apr 27, 1962, 6:05 PM EST Att: 12,050 - Unknown			
Vic Power, R OBP: 0.313, SLG: 0.339 (1, 3)	L8		4-3				L8	L8		4	0	0	0	0	0	1				
Rich Rollins, R OBP: 0.476, SLG: 0.736 (1, 5)	L8			F5		G1-6-3 1B		F9		4	0	1	0	0	0	0				
Harmon Killebrew, R OBP: 0.338, SLG: 0.347 (1, 7)		BB		K		G1-6-3 1-2		HR		3	1	1	1	1	1	1				
Bob Allison, R OBP: 0.444, SLG: 0.490 (1, 9)	F2			1B			5-3	F7		4	0	1	0	0	0	1				
Earl Battey, R OBP: 0.349, SLG: 0.483 (1, 2)	L8			1B			P6	6-3		4	0	1	0	0	0	1				
Zolo Versailles, R OBP: 0.206, SLG: 0.339 (1, 6)	F3			F7			BB HBP	HR		3	1	1	1	0	0	3				
Jim Snyder, R OBP: 0.143, SLG: 0.143 (7, PH) Jim Lemon, R OBP: 0.750, SLG: 2.000 Johnny Goryl, R (7, FR) (7, 4)			6-3		6-3		BB	K		2	0	0	0	0	0	0				
Jim Kaat, L (1, 1) Ted Sadowski, R (5, 1) Don Mincher, L OBP: 0.143, SLG: 0.143 Georges Maranda, R (7, 1)			4-3		4-3		1-2 BB	F7		2	0	0	0	0	0	0				
Inning Stats	R: 0 E: 0 K: 0 S: 3	H: 0 LOB: 0 BB: 0 P: 3	R: 0 E: 0 K: 0 S: 3	H: 0 LOB: 1 BB: 1 P: 7	R: 0 E: 0 K: 0 S: 4	H: 1 LOB: 1 BB: 0 P: 4	R: 0 E: 0 K: 1 S: 7	H: 2 LOB: 2 BB: 0 P: 7	R: 0 E: 0 K: 0 S: 3	H: 0 LOB: 0 BB: 0 P: 3	R: 0 E: 0 K: 0 S: 3	H: 0 LOB: 2 BB: 1 P: 8	R: 0 E: 0 K: 0 S: 3	H: 0 LOB: 0 BB: 0 P: 3	R: 2 E: 0 K: 1 S: 7	H: 2 LOB: 0 BB: 0 P: 7		1B: 4 2B: 0 3B: 0 HR: 2	SF: 0 SAC: 0 DP: 1 HBP: 1	WP: 0 PB: 0 SB: 0 CS: 0
PITCHER Dick Donovan, R ERA: 1.56 (1, 1)	IP: 9.0 WLS: W BF: 35 H: 6 R: 2 ER: 2 SO: 2 BB: 2 IBB: 0 HBP: 1 BLK: 0 WP: 0 HR: 2 S: 36 P: 45 ERA: 2.00 WHIP: 0.889																			

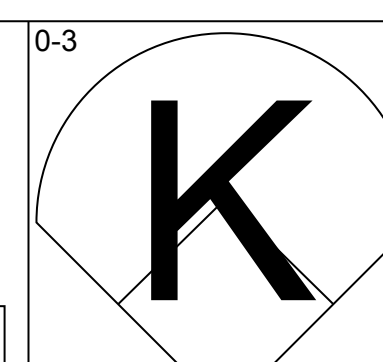
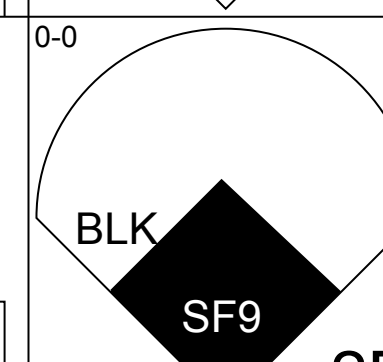
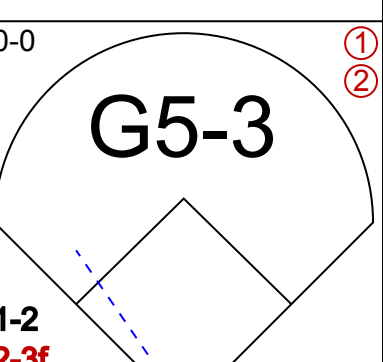
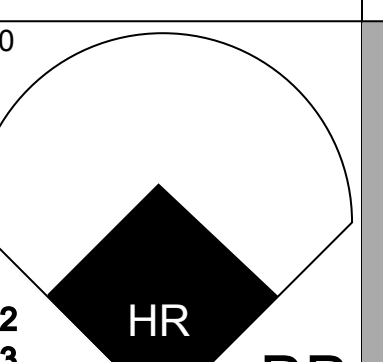
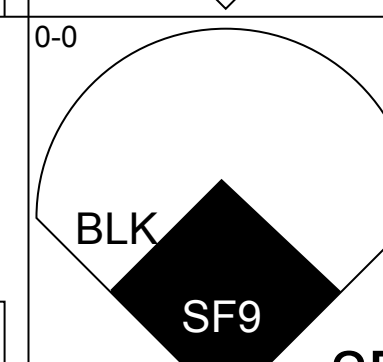
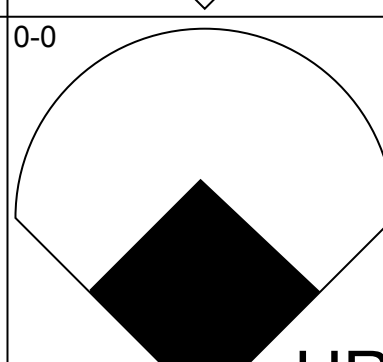
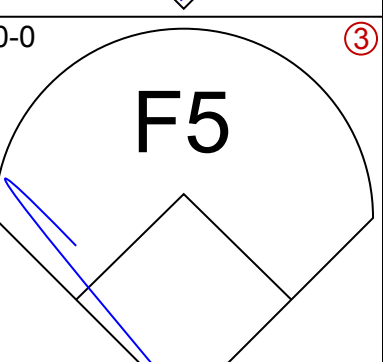
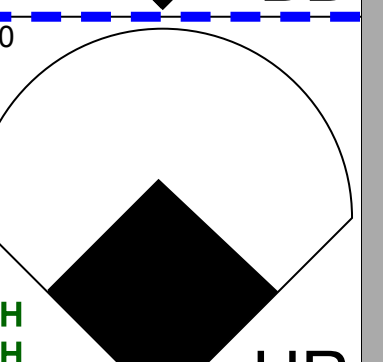
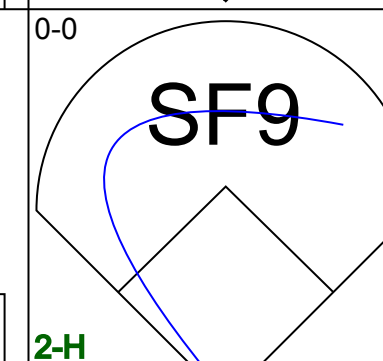
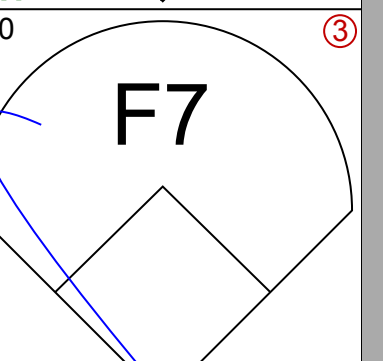
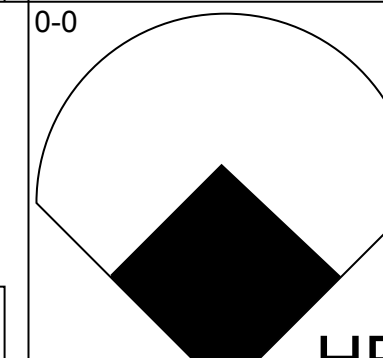
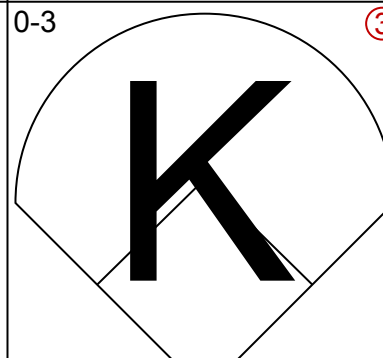
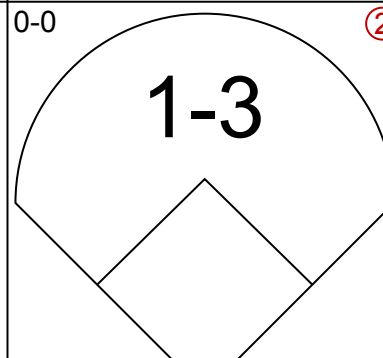

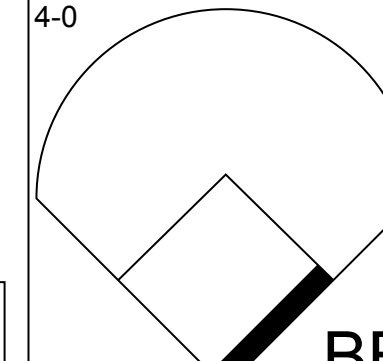

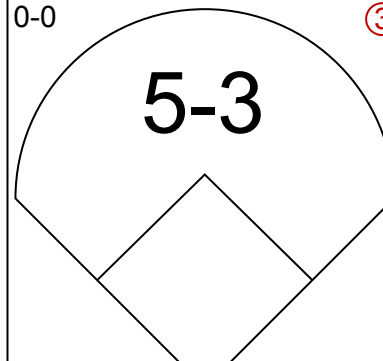
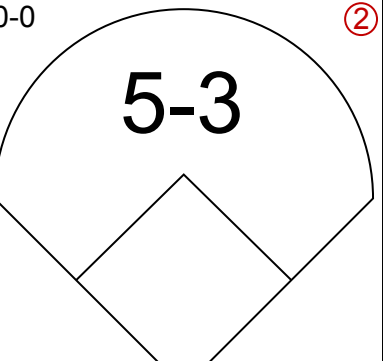
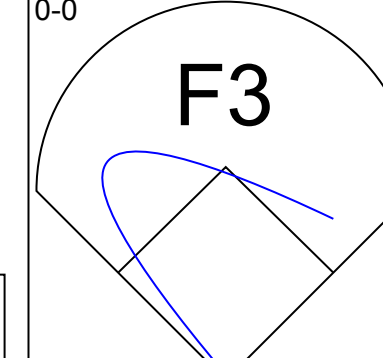
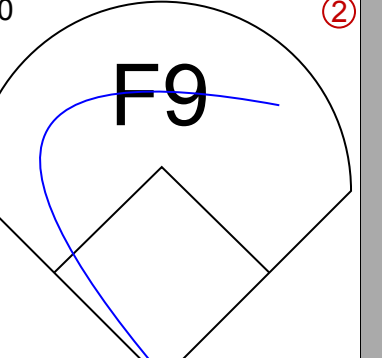

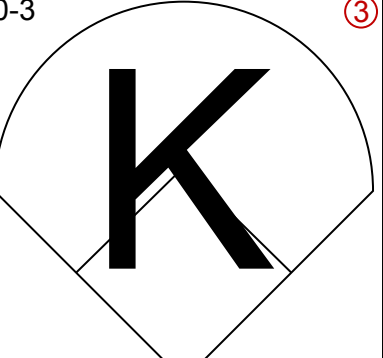

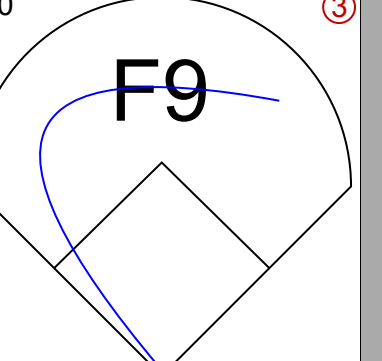
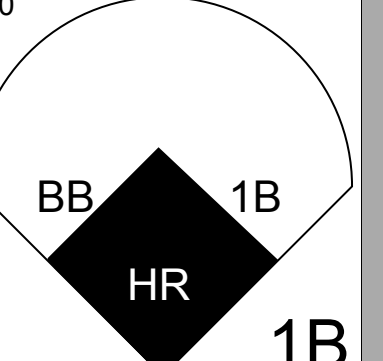

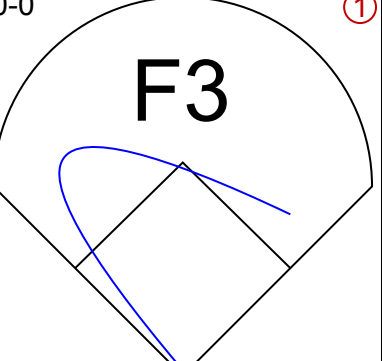
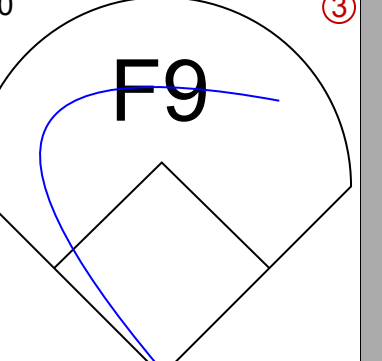
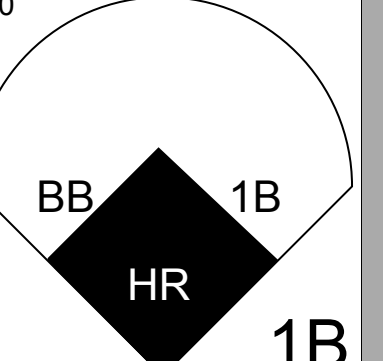
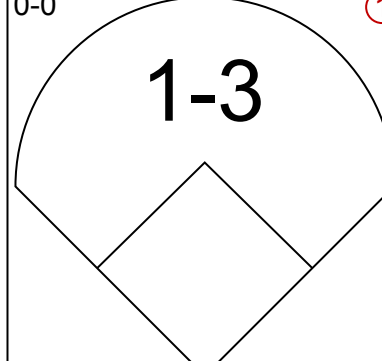
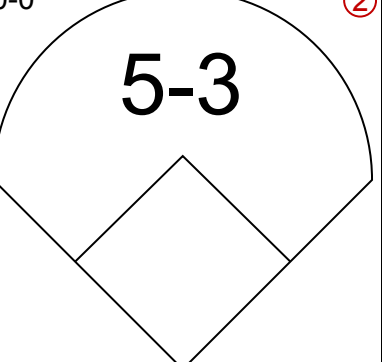
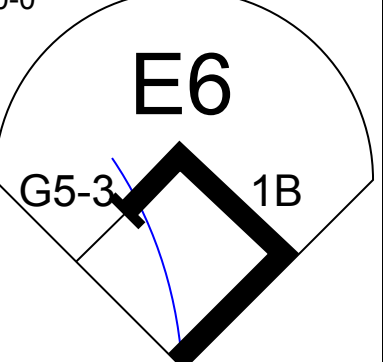
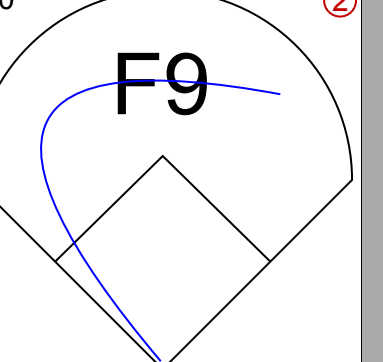
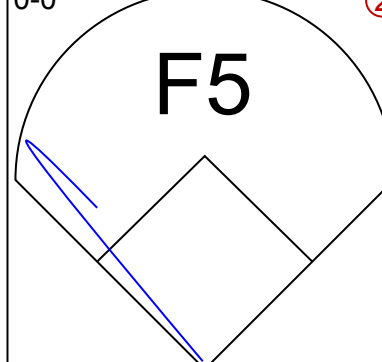
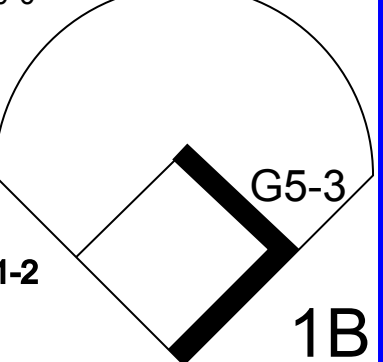
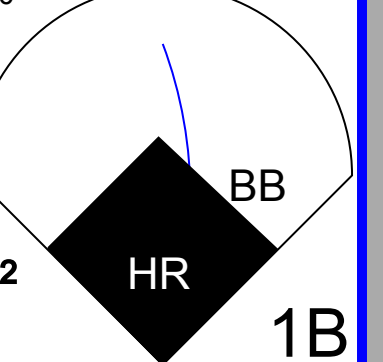
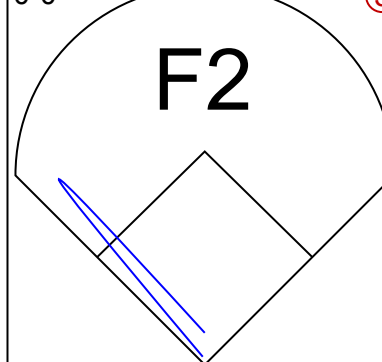
Batter	1	2	3	4	5	6	7	8	9	AB	R	H	RBI	BB	SO	LOB	BOTTOM			
Ty Cline, L OBP: 0.350, SLG: 0.543 (1, 8)	L1-3		FC1-2 1-2 HBP 1B		FC1-6 2B E		E 1B	HR		5	3	3	2	0	0	1	Minnesota Twins @ Cleveland Indians Cleveland Municipal Stadium, Cleveland, OH Fri Apr 27, 1962, 6:05 PM EST Att: 12,050 - Unknown			
Tito Francona, L OBP: 0.315, SLG: 0.271 (1, 3)	6-3		K		E7 1B 2B		E6 1B	E1		5	1	1	0	0	1	3				
Chuck Essegian, R OBP: 0.448, SLG: 0.400 (1, 7)	F3		FC1-2 1-2 2-3 HBP		FC4 1B		K	4-3		4	0	1	1	0	1	3				
Gene Green, R OBP: 0.300, SLG: 0.600 Willie Kirkland, L OBP: 0.347, SLG: 0.317 (6, PH) (6, 9)	F4		FC1-2 1-2 2-3 3-H		FC4 1-2		P5			2	0	0	0	0	0	3				
John Romano, R OBP: 0.440, SLG: 0.400 (1, 2)	HR HBP		P3		F3		FC6-4 1B			2	0	0	0	0	0	3				
Woodie Held, R OBP: 0.320, SLG: 0.370 (1, 6)	HR 1-H				F7		L6	FC6-4 1-2		4	1	1	2	0	0	2				
Bubba Phillips, R OBP: 0.240, SLG: 0.271 (1, 5)	F3				F8		5-3	HR 1B		4	1	1	0	0	0	0				
Jerry Kindall, R OBP: 0.333, SLG: 0.439 (1, 4)	F8				6-3			F3		4	0	1	0	0	0	1				
Dick Donovan, L OBP: 0.200, SLG: 0.077 (1, 1)			HBP 1B FC1-2 HBP		FC1-6 BB		K	F8		2	0	0	0	1	1	2				
Inning Stats	R: 0 E: 0 K: 0 S: 3	H: 0 LOB: 0 BB: 0 P: 3	R: 2 E: 0 K: 0 S: 4	H: 1 LOB: 0 BB: 0 P: 5	R: 0 E: 0 K: 1 S: 6	H: 1 LOB: 3 BB: 0 P: 8	R: 0 E: 0 K: 0 S: 3	H: 0 LOB: 0 BB: 0 P: 3	R: 2 E: 1 K: 0 S: 5	H: 2 LOB: 1 BB: 1 P: 9	R: 0 E: 0 K: 1 S: 6	H: 1 LOB: 1 BB: 0 P: 6	R: 1 E: 1 K: 1 S: 8	H: 2 LOB: 2 BB: 0 P: 8	R: 2 E: 1 K: 0 S: 6	H: 2 LOB: 1 BB: 0 P: 6		1B: 5 2B: 2 3B: 0 HR: 2	SF: 0 SAC: 0 DP: 0 HBP: 3	WP: 0 PB: 0 SB: 0 CS: 0
PITCHER Jim Kaat, L ERA: 5.0 Ted Sadowski, R ERA: 3.38 Georges Maranda, R ERA: 7.04	IP: 4.1 WLS: L BF: 21 H: 4 R: 4 ER: 4 SO: 1 BB: 1 IBB: 0 HBP: 3 BLK: 0 WP: 0 HR: 1 S: 19 P: 26 ERA: 8.31 WHIP: 1.154																			

AB	32
R	2
H	6
RBI	2
BB	2
SO	2
LOB	9



AB	35
R	7
H	9
RBI	6
BB	1
SO	3
LOB	22

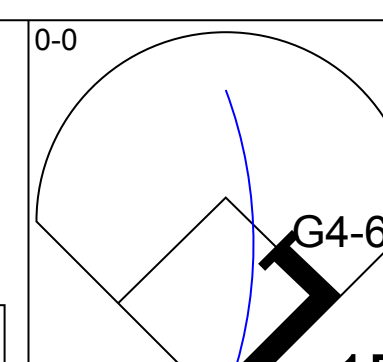
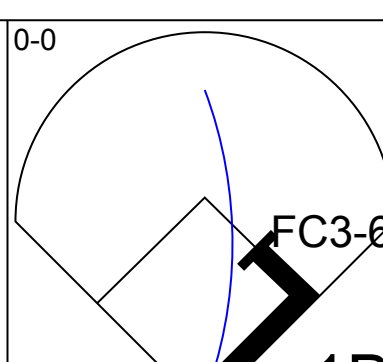
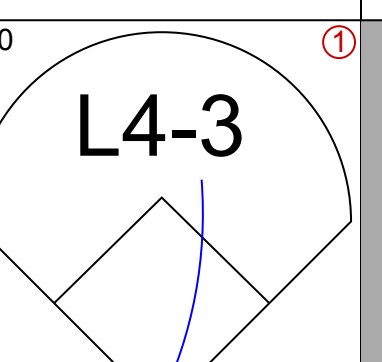
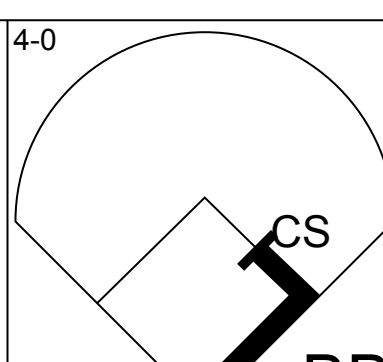
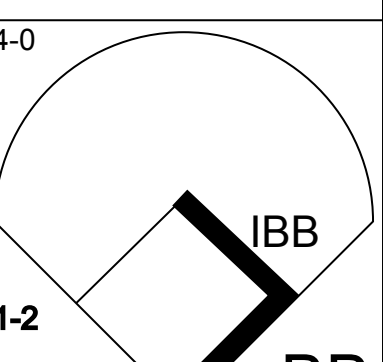
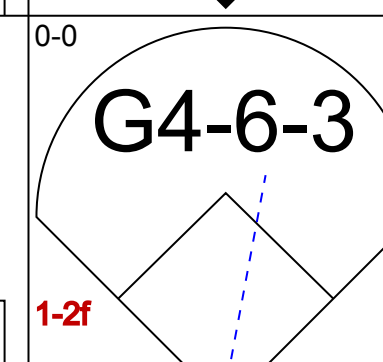
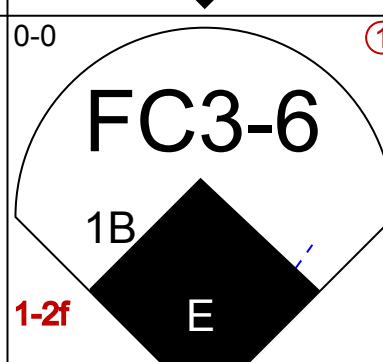
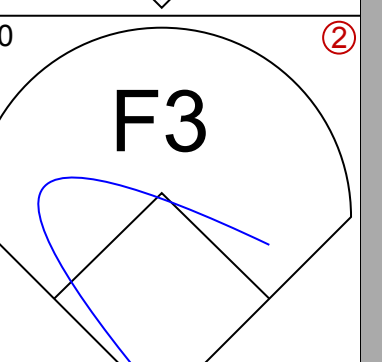
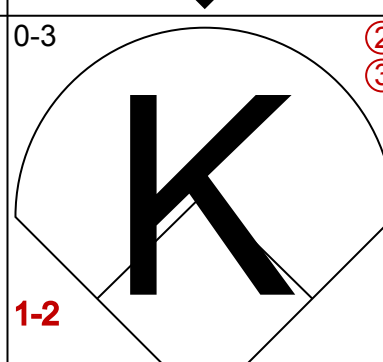
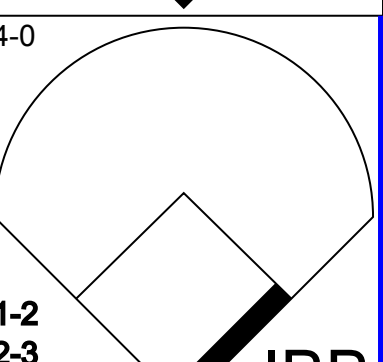
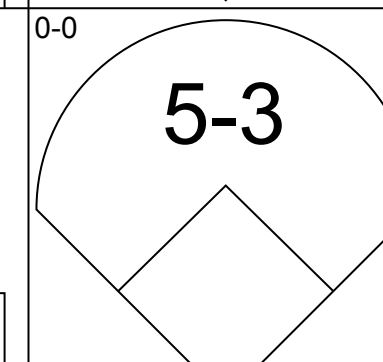
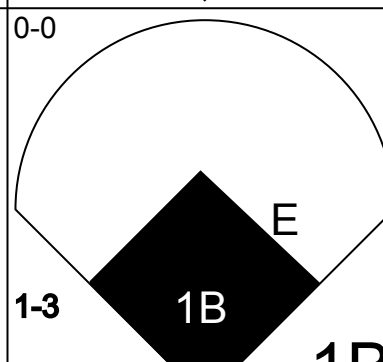

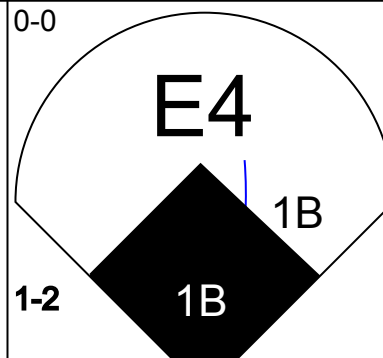

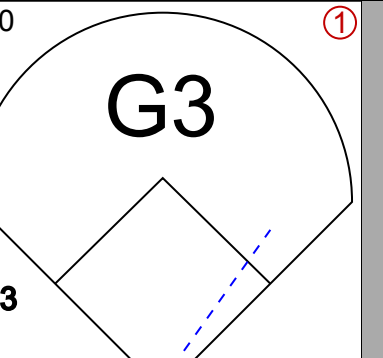

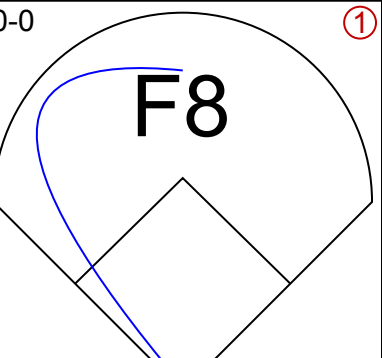
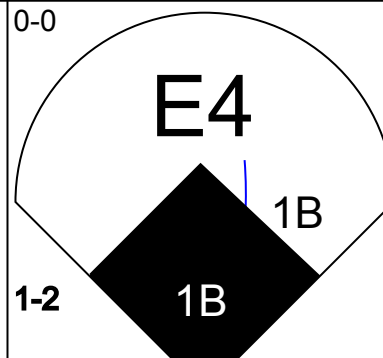
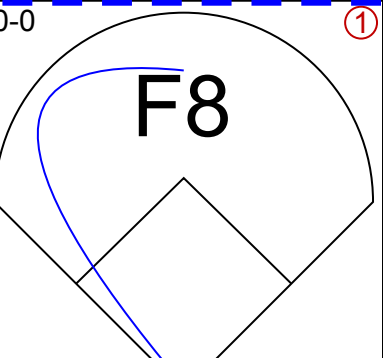
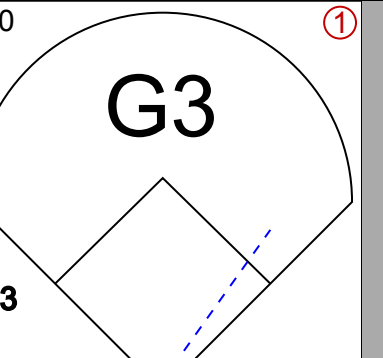
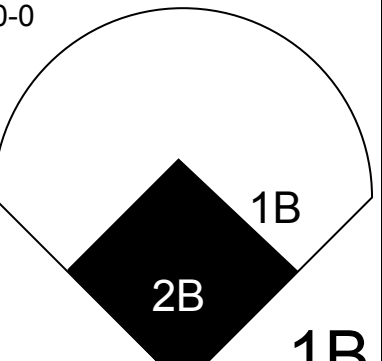
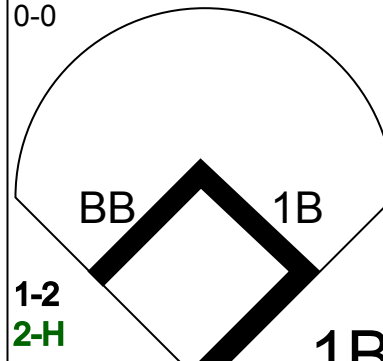
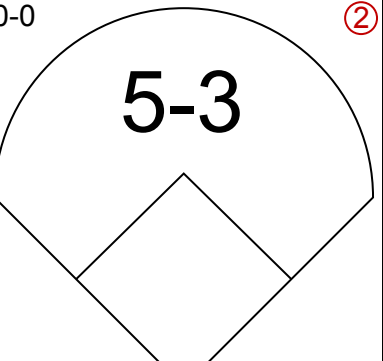
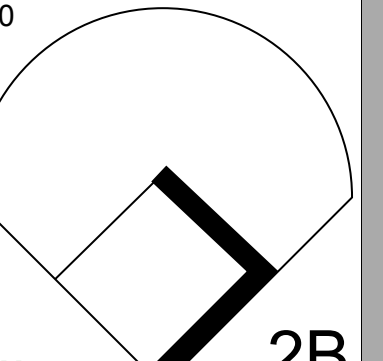
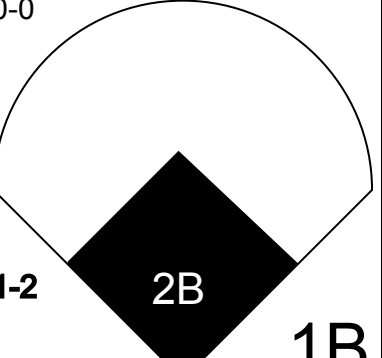
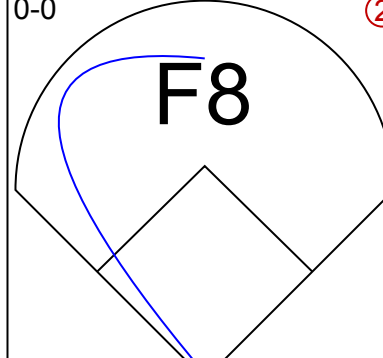
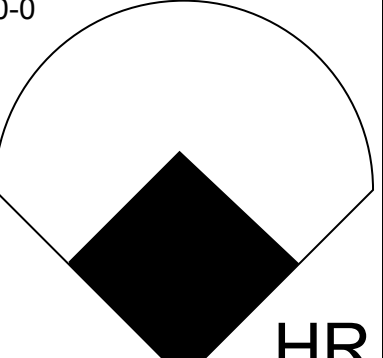

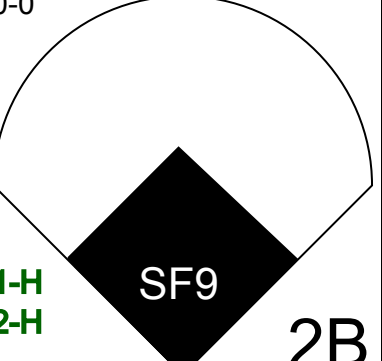
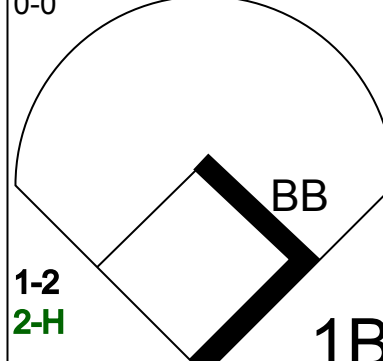
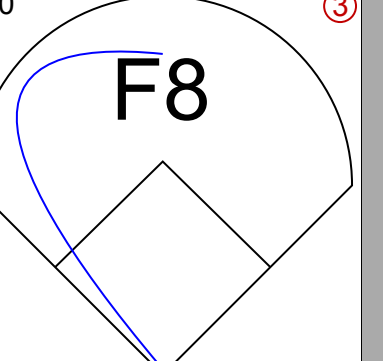
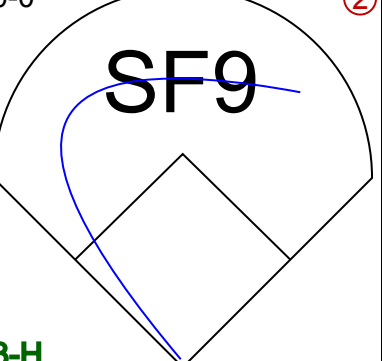
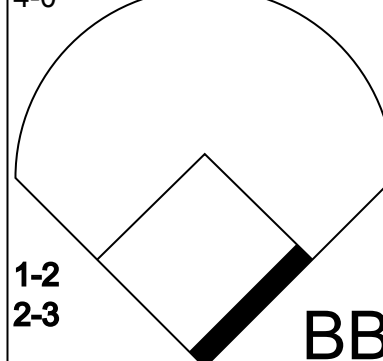
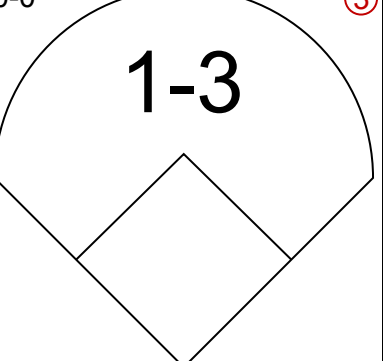
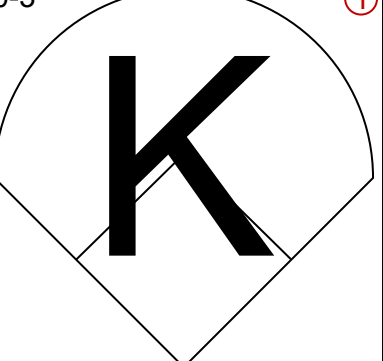
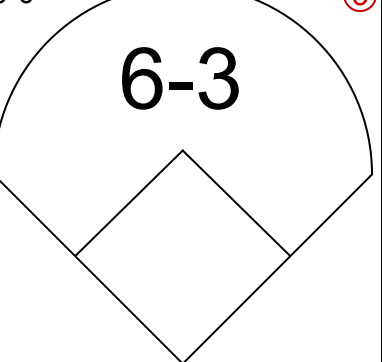
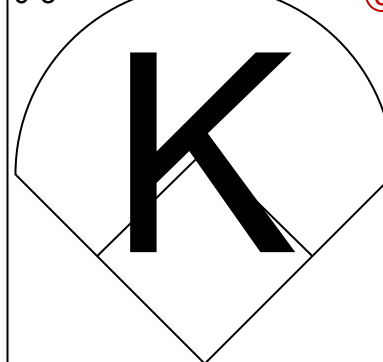
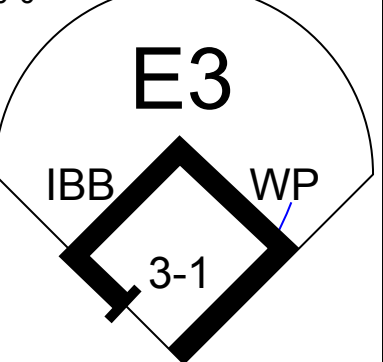



Batter	1	2	3	4	5	6	7	8	9	AB	R	H	RBI	BB	SO	LOB	TOP					
Lenny Green, L OBP: 0.352, SLG: 0.373										3	1	0	0	1	1	2						
Vic Power, R OBP: 0.323, SLG: 0.367										1	1	1	0	0	0	0						
Don Mincher, L OBP: 0.300, SLG: 0.900										3	2	2	5	0	0	1						
Rich Rollins, R OBP: 0.448, SLG: 0.696										3	0	0	1	0	0	0						
Harmon Killebrew, R OBP: 0.348, SLG: 0.420										1	1	1	1	0	0	0						
Jim Lemon, R OBP: 0.429, SLG: 0.800										3	0	0	0	0	1	0						
Bob Allison, R OBP: 0.433, SLG: 0.463										3	0	0	0	1	0	0						
Earl Battey, R OBP: 0.328, SLG: 0.453										4	0	0	0	0	1	1						
Zolo Versailles, R OBP: 0.209, SLG: 0.333										4	1	1	0	0	0	0						
Jim Snyder, R OBP: 0.100, SLG: 0.100										3	0	0	0	0	0	1						
Hal Naragon, L										1	0	0	0	0	0	0						
Jim Manning, R										1	0	0	0	0	0	0						
Lee Stange, R										0	0	0	0	0	0	0						
George Banks, R										0	0	0	0	0	0	0						
Ted Sadowski, R										0	0	0	0	0	0	0						
Bernie Allen, L										0	0	0	0	0	0	0						
Dick Stigman, R										0	0	0	0	0	0	0						
Bill Tuttle, R										1	0	0	0	0	0	0						
Inning Stats	R: 2 E: 0 K: 1 S: 7	H: 2 LOB: 1 BB: 1 P: 11	R: 0 E: 0 K: 0 S: 3	H: 0 LOB: 0 BB: 0 P: 3	R: 1 E: 0 K: 1 S: 6	H: 1 LOB: 0 BB: 0 P: 6	R: 0 E: 0 K: 0 S: 3	H: 0 LOB: 0 BB: 0 P: 3	R: 0 E: 1 K: 0 S: 4	H: 1 LOB: 1 BB: 0 P: 4	R: 0 E: 0 K: 0 S: 3	H: 0 LOB: 0 BB: 0 P: 3	R: 4 E: 0 K: 0 S: 6	H: 3 LOB: 0 BB: 1 P: 10	R: 0 E: 0 K: 1 S: 5	H: 0 LOB: 0 BB: 0 P: 5	R: 0 E: 0 K: 0 S: 3	H: 0 LOB: 0 BB: 0 P: 3	1B: 3 2B: 1 3B: 0 HR: 3	SF: 1 SAC: 0 DP: 1 HBP: 0	WP: 0 PB: 0 SB: 0 CS: 0	PA: 36
PITCHER	IP WLS BF H R ER SO BB IBB HBP BLK WP HR S P ERA WHIP																					
Ron Taylor, R ERA: 4.5	(1, 1) 6.2 28 6 6 6 2 2 0 0 0 1 0 2 30 38 8.10 1.200																					
Frank Funk, R ERA: 1.59	(7, 1) 0.1 2 1 1 1 0 0 0 0 0 0 0 1 2 2 27.00 3.000																					
Barry Latman, R ERA: 5.0	(8, 1) 2.0 W 6 0 0 0 1 0 0 0 0 0 0 0 8 8 0.00 0.000																					

Minnesota Twins @ Cleveland Indians
Cleveland Municipal Stadium, Cleveland, OH
Sat Apr 28, 1962, 3:33 AM EST
Att: 2,747 - Unknown

AB 33
R 7
H 7
RBI 7
BB 2
SO 3
LOB 5



Batter	1	2	3	4	5	6	7	8	9	AB	R	H	RBI	BB	SO	LOB	BOTTOM			
Ty Cline, L OBP: 0.400, SLG: 0.553										3	0	2	0	2	0	0				
Al Luplow, L OBP: 0.286, SLG: 0.423										4	1	0	0	0	1	3				
Chuck Essegian, R OBP: 0.467, SLG: 0.400										0	0	0	0	1	0	0				
Don Dillard, L										0	0	0	0	0	0	0				
Tito Francona, L OBP: 0.322, SLG: 0.283										5	2	2	0	0	0	3				
Willie Kirkland, L OBP: 0.321, SLG: 0.289										4	1	0	1	0	0	2				
John Romano, R OBP: 0.463, SLG: 0.455										4	1	3	2	0	0	0				
Woodie Held, R OBP: 0.333, SLG: 0.440										4	2	2	1	0	1	3				
Bubba Phillips, R OBP: 0.276, SLG: 0.327										4	1	3	3	0	0	1				
Jerry Kindall, R OBP: 0.327, SLG: 0.419										2	0	0	1	1	1	1				
Ron Taylor, R OBP: 0.300, SLG: 0.300										3	0	0	0	0	2	3				
Frank Funk, R										0	0	0	0	0	0	0				
Barry Latman, R										1	0	0	0	0	0	0				
Inning Stats	R: 0 E: 0 K: 0 S: 3	H: 1 LOB: 0 BB: 0 P: 3	R: 3 E: 0 K: 0 S: 6	H: 3 LOB: 0 BB: 0 P: 6	R: 3 E: 1 K: 1 S: 10	H: 4 LOB: 3 BB: 1 P: 14	R: 0 E: 0 K: 0 S: 3	H: 0 LOB: 0 BB: 0 P: 3	R: 1 E: 0 K: 0 S: 5	H: 2 LOB: 1 BB: 0 P: 5	R: 0 E: 0 K: 2 S: 6	H: 0 LOB: 0 BB: 1 P: 10	R: 1 E: 0 K: 1 S: 7	H: 2 LOB: 1 BB: 0 P: 7	R: 0 E: 1 K: 1 S: 5	H: 0 LOB: 2 BB: 2 P: 13	1B: 9 2B: 2 3B: 0 HR: 1	SF: 1 SAC: 0 DP: 1 HBP: 0	WP: 2 PB: 0 SB: 0 CS: 1	PA: 39
PITCHER	IP WLS BF H R ER SO BB IBB HBP BLK WP HR S P ERA WHIP																			
Jim Manning, R ERA: 6.0	(1, 1) 2.1 14 7 6 4 0 0 0 0 0 0 0 8 14 14 15.43 3.000																			
Lee Stange, R ERA: 1.59	(3, 1) 1.2 7 1 0 0 1 1 0 0 0 0 0 0 8 12 0.00 1.200																			
Ted Sadowski, R ERA: 3.68	(5, 1) 2.0 8 2 1 1 2 1 0 0 0 0 0 1 11 15 4.50 1.500																			
Dick Stigman, L ERA: 1.29	(7, 1) 2.0 L 10 2 1 1 2 1 1 0 0 2 0 0 12 20 4.50 1.500																			

Minnesota Twins @ Cleveland Indians
Cleveland Municipal Stadium, Cleveland, OH
Sat Apr 28, 1962, 3:33 AM EST
Att: 2,747 - Unknown

AB 34
R 8
H 12
RBI 8
BB 4
SO 5
LOB 16



Batter	1	2	3	4	5	6	7	8	9	AB	R	H	RBI	BB	SO	LOB	TOP			
Lenny Green, L OBP: 0.395, SLG: 0.375 (1, 8)										5	0	2	0	0	0	4	Minnesota Twins @ Cleveland Indians Cleveland Municipal Stadium, Cleveland, OH Sun Apr 29 1962, 3:33 AM EDT Unknown			
Rich Rollins, R OBP: 0.444, SLG: 0.667 (1, 5)										4	1	1	0	1	0	3				
Jim Lemon, R Ray Moore, R OBP: 0.250, SLG: 0.444 (8, 1)										4	0	0	1	0	1	2				
Don Mincher, L OBP: 0.267, SLG: 0.733 (1, 3)										5	1	1	0	0	0	4				
Bob Allison, R OBP: 0.444, SLG: 0.466 (1, 9)										4	2	2	1	1	1	1				
Earl Battley, R OBP: 0.352, SLG: 0.485 (1, 2)										4	2	3	2	0	0	0				
Zolo Versailles, R OBP: 0.211, SLG: 0.318 (1, 6)										3	1	0	0	1	0	3				
Bernie Allen, L Jim Snyder, R Harmon Killebrew, R Johnny Goryl, R OBP: 0.228, SLG: 0.352 OBP: 0.100, SLG: 0.100 OBP: 0.358, SLG: 0.431 (8, PH) (8, PH) (8, 4)										3	0	1	1	0	0	0				
Jack Kralick, L Joe Bonikowski, R Dick Stigman, R Bill Tuttle, R OBP: 0.250, SLG: 0.100 OBP: 0.250, SLG: 0.250 OBP: 0.333, SLG: 0.500 (8, PH) (8, 8)										2	0	0	0	1	2	0				
Inning Stats	R: 0 E: 0 K: 0 S: 4	H: 1 LOB: 1 BB: 0 P: 4	R: 2 E: 0 K: 0 S: 5	H: 2 LOB: 2 BB: 2 P: 13	R: 1 E: 0 K: 2 S: 9	H: 2 LOB: 1 BB: 0 P: 9	R: 0 E: 0 K: 1 S: 5	H: 0 LOB: 0 BB: 0 P: 5	R: 1 E: 0 K: 0 S: 6	H: 3 LOB: 2 BB: 0 P: 6	R: 0 E: 0 K: 0 S: 3	H: 0 LOB: 0 BB: 0 P: 3	R: 4 E: 1 K: 0 S: 7	H: 3 LOB: 2 BB: 2 P: 15	R: 0 E: 1 K: 0 S: 3	H: 0 LOB: 0 BB: 0 P: 3		1B: 10 2B: 2 3B: 0 HR: 0	SF: 1 SAC: 2 DP: 0 HBP: 0	WP: 0 PB: 0 SB: 1 CS: 2
PITCHER	IP WLS BF H R ER SO BB IBB HBP BLK WP HR S P ERA WHIP																			
Pedro Ramos, R ERA: 6.23 (1, 1)	4.2 24 8 4 4 3 2 0 0 0 0 0 0 28 36 7.71 2.143																			
Mudcat Grant, R ERA: (5, 1)	2.1 7 1 0 0 1 0 0 0 0 0 0 0 9 9 0.00 0.429																			
Barry Latman, R ERA: 8.0 (8, 1)	0.0 L 5 3 4 3 0 0 1 0 0 0 0 0 4 8 ∞ ∞																			
Bob Allen, L ERA: 5.4 (8, 1)	0.1 2 0 0 0 0 0 1 0 0 0 0 0 1 5 0.00 0.000																			
Jim Perry, R ERA: (8, 1)	1.2 5 0 0 0 0 0 0 0 0 0 0 0 5 5 0.00 0.000																			

AB	36
R	8
H	12
RBI	8
BB	4
SO	4
LOB	17



Batter	1	2	3	4	5	6	7	8	9	AB	R	H	RBI	BB	SO	LOB	BOTTOM					
Ty Cline, L OBP: 0.408, SLG: 0.548 (1, 8)										4	1	2	0	0	0	1	Minnesota Twins @ Cleveland Indians Cleveland Municipal Stadium, Cleveland, OH Sun Apr 29 1962, 3:33 AM EDT Unknown					
Tito Francona, L OBP: 0.317, SLG: 0.281 (1, 3)										4	0	1	0	0	1	2						
Chuck Essegian, R OBP: 0.441, SLG: 0.483 (1, 7)										4	1	1	2	0	0	2						
Gene Green, R Willie Kirkland, L OBP: 0.385, SLG: 0.692 OBP: 0.315, SLG: 0.283 (6, PH) (7, 9)										3	1	2	0	0	0	0						
John Romano, R OBP: 0.431, SLG: 0.417 (1, 2)										4	0	0	0	0	0	2						
Woodie Held, R OBP: 0.310, SLG: 0.407 (1, 6)										4	0	0	0	0	0	1						
Bubba Phillips, R OBP: 0.293, SLG: 0.357 (1, 5)										4	1	2	0	0	0	0						
Jerry Kindall, R OBP: 0.327, SLG: 0.413 (1, 4)										3	0	1	0	0	0	2						
Pedro Ramos, S Mudcat Grant, R Don Dillard, L Bob Nieman, R Barry Latman, R Bob Allen, L Jim Perry, S OBP: 0.290, SLG: 1.000 (7, PH) (7, PH) (8, 1) (8, 1) (8, 1)										1	0	1	0	0	0	0						
Inning Stats	R: 0 E: 0 K: 0 S: 3	H: 0 LOB: 0 BB: 0 P: 3	R: 1 E: 1 K: 0 S: 5	H: 1 LOB: 1 BB: 0 P: 5	R: 0 E: 0 K: 0 S: 4	H: 2 LOB: 1 BB: 0 P: 4	R: 0 E: 0 K: 0 S: 3	H: 0 LOB: 0 BB: 0 P: 3	R: 0 E: 0 K: 1 S: 5	H: 1 LOB: 0 BB: 0 P: 5	R: 2 E: 0 K: 1 S: 7	H: 3 LOB: 1 BB: 0 P: 7	R: 1 E: 0 K: 0 S: 4	H: 2 LOB: 0 BB: 0 P: 4	R: 0 E: 0 K: 1 S: 6	H: 1 LOB: 1 BB: 0 P: 6		R: 0 E: 0 K: 0 S: 3	H: 0 LOB: 0 BB: 0 P: 3	1B: 6 2B: 5 3B: 0 HR: 1	SF: 1 SAC: 0 DP: 3 HBP: 0	WP: 0 PB: 0 SB: 0 CS: 1
PITCHER	IP WLS BF H R ER SO BB IBB HBP BLK WP HR S P ERA WHIP																					
Jack Kralick, L ERA: 6.15 (1, 1)	5.1 22 7 3 2 2 2 0 0 0 0 0 0 1 26 26 3.38 1.312																					
Joe Bonikowski, R ERA: 2.45 (6, 1)	1.0 4 2 1 1 0 0 0 0 0 0 0 0 4 4 9.00 2.000																					
Dick Stigman, L ERA: 1.17 (7, 1)	0.2 W 1 0 0 0 0 0 0 0 0 0 0 0 1 1 0.00 0.000																					
Ray Moore, R ERA: 9.45 (8, 1)	2.0 S 7 1 0 0 1 0 0 0 0 0 0 0 9 9 0.00 0.500																					




Batter	1	2	3	4	5	6	7	8	9	AB	R	H	RBI	BB	SO	LOB	TOP					
Johnny Temple, R (1, 4) OBP: 0.422, SLG: 0.491 Mary Breeding, R (7, FR) OBP: 0.231, SLG: 0.308										4	0	2	0	0	0	1	<p>Baltimore Orioles @ Minnesota Twins Metropolitan Stadium, Bloomington, MI Tue May 01 1962, 4:33 AM EDT Att. 5,934 - Unknown - 64 F</p> <p>livebaseballscores.com</p> <p>AB 35 R 3 H 9 RBI 3 BB 1 SO 3 LOB 13</p>					
Russ Snyder, L (1, 8) OBP: 0.286, SLG: 0.571										4	0	0	0	0	2	3						
Boog Powell, L (1, 7) OBP: 0.328, SLG: 0.281										3	1	1	0	1	0	0						
Jim Gentile, L (1, 3) OBP: 0.444, SLG: 0.649										4	1	2	2	0	0	2						
Whitey Herzog, L (1, 9) OBP: 0.270, SLG: 0.161										4	0	0	0	0	1	3						
Brooks Robinson, R (1, 5) OBP: 0.250, SLG: 0.365										4	1	1	0	0	0	1						
Gus Triandos, R (1, 2) OBP: 0.293, SLG: 0.469										4	0	2	1	0	0	0						
Jerry Adair, R (1, 6) OBP: 0.220, SLG: 0.217										4	0	1	0	0	0	2						
Chuck Estrada, R (1, 1) OBP: 0.115, SLG: 0.111 Marv Throneberry, L (7, PH) Wes Stock, R (7, 1) Jim Lebew, R (7, 1) Billy Hoelt, L (8, 1) Charlie Lau, L (8, PH) OBP: 0.202, SLG: 0.200 OBP: 0.254, SLG: 0.444										1	0	0	0	0	0	0						
Inning Stats	R: 0 E: 0 K: 0 S: 4	H: 1 LOB: 2 BB: 1 P: 8	R: 1 E: 0 K: 0 S: 5	H: 2 LOB: 1 BB: 0 P: 5	R: 0 E: 0 K: 0 S: 3	H: 0 LOB: 0 BB: 0 P: 3	R: 0 E: 0 K: 0 S: 4	H: 1 LOB: 1 BB: 0 P: 4	R: 0 E: 0 K: 1 S: 5	H: 0 LOB: 0 BB: 0 P: 5	R: 0 E: 0 K: 1 S: 6	H: 1 LOB: 1 BB: 0 P: 6	R: 0 E: 0 K: 1 S: 7	H: 2 LOB: 2 BB: 0 P: 7	R: 2 E: 0 K: 0 S: 5	H: 2 LOB: 0 BB: 0 P: 5		R: 0 E: 0 K: 0 S: 3	H: 0 LOB: 0 BB: 0 P: 3	1B: 5 2B: 3 HR: 1	SF: 0 SAC: 1 DP: 0 HBP: 0	WP: 0 PB: 0 SB: 1 CS: 0
PITCHER Camilo Pascual, R (1, 1) ERA: 2.63	IP: 9.0 WLS: W BF: 37 H: 9 R: 3 ER: 3 SO: 3 BB: 1 IBB: 0 HBP: 0 BLK: 0 WP: 0 HR: 1 S: 42 P: 46 ERA: 3.00 WHIP: 1.111															PITCHER						

Batter	1	2	3	4	5	6	7	8	9	AB	R	H	RBI	BB	SO	LOB	BOTTOM			
Lenny Green, L (1, 7) OBP: 0.360, SLG: 0.438										4	1	1	0	1	1	4	<p>Baltimore Orioles @ Minnesota Twins Metropolitan Stadium, Bloomington, MI Tue May 01 1962, 4:33 AM EDT Att. 5,934 - Unknown - 64 F</p> <p>livebaseballscores.com</p> <p>AB 33 R 8 H 13 RBI 8 BB 7 SO 4 LOB 20</p>			
Bill Tuttle, R (1, 8) OBP: 0.615, SLG: 0.889										3	1	1	1	2	1	1				
Rich Rollins, R (1, 5) OBP: 0.432, SLG: 0.638										4	0	2	1	0	0	0				
Don Mincher, L (1, 3) OBP: 0.360, SLG: 0.739										3	1	2	1	2	0	1				
Bob Allison, R (1, 9) OBP: 0.415, SLG: 0.418										4	1	1	0	1	1	5				
Earl Battey, R (1, 2) OBP: 0.338, SLG: 0.487										4	1	1	2	0	1	4				
Zoilo Versalles, R (1, 6) OBP: 0.228, SLG: 0.365										4	0	2	1	0	0	1				
Bernie Allen, L (1, 4) OBP: 0.246, SLG: 0.368										3	1	1	0	1	0	2				
Camilo Pascual, R (1, 1) OBP: 0.235, SLG: 0.412										4	2	2	2	0	0	2				
Inning Stats	R: 0 E: 0 K: 1 S: 5	H: 1 LOB: 1 BB: 1 P: 9	R: 3 E: 0 K: 1 S: 8	H: 3 LOB: 1 BB: 1 P: 12	R: 0 E: 0 K: 1 S: 5	H: 0 LOB: 1 BB: 1 P: 9	R: 0 E: 1 K: 0 S: 3	H: 0 LOB: 1 BB: 1 P: 7	R: 0 E: 0 K: 0 S: 4	H: 1 LOB: 1 BB: 0 P: 4	R: 0 E: 0 K: 0 S: 4	H: 1 LOB: 0 BB: 0 P: 4	R: 3 E: 0 K: 0 S: 5	H: 3 LOB: 2 BB: 2 P: 13	R: 2 E: 1 K: 1 S: 9	H: 4 LOB: 3 BB: 1 P: 13		1B: 8 2B: 3 3B: 1 HR: 1	SF: 1 SAC: 1 DP: 1 HBP: 0	WP: 0 PB: 0 SB: 0 CS: 0
PITCHER Chuck Estrada, R (1, 1) ERA: 2.17 Wes Stock, R (7, 1) ERA: 2.31 Jim Lebew, R (7, 1) ERA: 2.84 Billy Hoelt, L (8, 1) ERA: 9.0	IP: 6.0 WLS: L BF: 27 H: 6 R: 3 ER: 3 SO: 3 BB: 4 IBB: 0 HBP: 0 BLK: 0 WP: 0 HR: 1 S: 29 P: 45 ERA: 4.50 WHIP: 1.667															PITCHER				

Batter	1	2	3	4	5	6	7	8	9	AB	R	H	RBI	BB	SO	LOB	TOP															
Jake Wood, R OBP: 0.333, SLG: 0.315 (1,4)	F4	F9			FC3-6 1-3		F9		6-3								5 0 0 0 0 0 2															
Bill Bruton, L OBP: 0.349, SLG: 0.493 (1,8)	F7		6-3		1-3		F8										4 0 0 0 0 0 1															
Al Kaline, R OBP: 0.427, SLG: 0.712 (1,9)	FC5 PB BB							WP 1-3 1B									2 1 2 0 1 0 0															
Norm Cash, L OBP: 0.494, SLG: 0.696 (1,3)					3-1			1-3									2 0 0 0 2 0 3															
Rocky Colavito, R OBP: 0.273, SLG: 0.206 (1,7)	FC5 2-3f		8-6-5-2				F9		1-3								4 0 0 0 0 0 5															
Dick McAuliffe, L OBP: 0.452, SLG: 0.543 (1,6)					L7												3 1 2 1 0 0 0															
Chico Fernandez, R OBP: 0.355, SLG: 0.414 (7,6)																	1 0 1 1 0 0 0															
Dick Brown, R OBP: 0.333, SLG: 0.611 (1,2)		HR			F9		3B		1B								4 0 0 0 0 1 2															
Steve Boros, R OBP: 0.324, SLG: 0.270 (1,5)					F9		K		4-3								4 0 1 0 0 2 1															
Phil Regan, R OBP: 0.250, SLG: 0.143 (1,1)																	2 0 1 0 0 1 0															
Ron Kline, R (7,1)		SH2-3 2B					K		L6-3								1 0 0 0 0 0 0															
Inning Stats	R: 0 E: 0 K: 0 S: 3	H: 0 LOB: 2 BB: 2 P: 11	R: 1 E: 0 K: 0 S: 5	H: 2 LOB: 1 BB: 0 P: 5	R: 0 E: 0 K: 1 S: 3	H: 1 LOB: 1 BB: 1 P: 7	R: 0 E: 0 K: 1 S: 5	H: 0 LOB: 0 BB: 0 P: 5	R: 0 E: 0 K: 2 S: 8	H: 1 LOB: 1 BB: 0 P: 8	R: 0 E: 0 K: 1 S: 5	H: 0 LOB: 0 BB: 0 P: 5	R: 1 E: 0 K: 0 S: 5	H: 2 LOB: 1 BB: 0 P: 5	R: 0 E: 0 K: 0 S: 3	H: 0 LOB: 0 BB: 0 P: 3	1B: 4 2B: 2 3B: 1 HR: 1	SF: 0 SAC: 1 DP: 1 HBP: 1	WP: 1 PA: 37 PB: 1 SB: 0 CS: 0													
PITCHER	IP WLS BF H R ER SO BB IBB HBP BLK WP HR S P ERA WHIP																															
Don Lee, R ERA: 3.03 (1,1)	7.0	29	5	1	1	4	3	0	1	0	0	1	33	46	1.29	1.143																
Joe Bonikowski, R ERA: 2.57 (8,1)	2.0	W 8	2	1	1	0	0	0	0	0	1	0	8	8	4.50	1.000																

Detroit Tigers @ Minnesota Twins
Metropolitan Stadium, Bloomington, MI
Fri May 04 1962, 4:33 AM EDT
Att. 7,543 - Unknown - 82 F


AB 32
R 2
H 7
RBI 2
BB 3
SO 4
LOB 14



Batter	1	2	3	4	5	6	7	8	9	AB	R	H	RBI	BB	SO	LOB	BOTTOM															
Lenny Green, L OBP: 0.360, SLG: 0.424 (1,8)	3-1		F8			SH1-4 1B			FC5-6 4-3 HR								5 1 2 1 0 0 2															
Bill Tuttle, R OBP: 0.500, SLG: 0.600 (1,9)	6-3				F8	SH1-4 1B			4-3								3 0 0 0 1 0 1															
Rich Rollins, R OBP: 0.389, SLG: 0.602 (1,5)	F6				1-3		F8	G3									5 1 1 2 0 0 3															
Harmon Killebrew, R OBP: 0.395, SLG: 0.429 (1,7)					F7												3 0 1 0 1 0 0															
Jim Snyder, R OBP: 0.100, SLG: 0.100 (8, PR)																	0 0 0 0 0 0 0															
Bob Allison, R OBP: 0.400, SLG: 0.400 (9, 9)																	0 0 0 0 0 0 0															
Don Mincher, L OBP: 0.378, SLG: 0.788 (1,3)					F8		P4		SH3 1B								3 0 0 0 0 0 2															
Earl Battey, R OBP: 0.326, SLG: 0.448 (1,2)																	3 1 1 0 1 0 0															
Zolo Versailles, R OBP: 0.242, SLG: 0.353 (1,6)																	4 0 1 0 0 0 3															
Bernie Allen, L OBP: 0.264, SLG: 0.441 (1,4)																	4 1 2 0 0 0 4															
Don Lee, R OBP: 0.333, SLG: 0.333 (1,1)																	2 0 0 0 0 1 3															
Vic Power, R OBP: 0.333, SLG: 0.377 (7, PH)																	1 0 1 1 0 0 0															
Jim Kaat, L (7, PR)																	0 0 0 0 0 0 0															
Joe Bonikowski, R OBP: 0.250, SLG: 0.250 (8, 1)																	0 0 0 0 0 0 0															
George Banks, R OBP: 0.500, SLG: 0.500 (9, PH)																	1 0 1 0 0 0 0															
Inning Stats	R: 0 E: 0 K: 0 S: 3	H: 0 LOB: 0 BB: 0 P: 3	R: 0 E: 0 K: 0 S: 3	H: 0 LOB: 0 BB: 0 P: 3	R: 0 E: 0 K: 0 S: 4	H: 1 LOB: 1 BB: 0 P: 4	R: 0 E: 0 K: 0 S: 3	H: 0 LOB: 0 BB: 0 P: 3	R: 0 E: 0 K: 1 S: 7	H: 2 LOB: 2 BB: 0 P: 7	R: 0 E: 0 K: 0 S: 4	H: 1 LOB: 2 BB: 1 P: 8	R: 2 E: 1 K: 0 S: 6	H: 3 LOB: 2 BB: 1 P: 10	R: 0 E: 0 K: 0 S: 4	H: 1 LOB: 2 BB: 1 P: 8	R: 2 E: 0 K: 0 S: 4	H: 2 LOB: 2 BB: 0 P: 4	1B: 7 2B: 2 3B: 0 HR: 1	SF: 0 SAC: 2 DP: 0 HBP: 0	WP: 0 PA: 39 PB: 0 SB: 0 CS: 0											
PITCHER	IP WLS BF H R ER SO BB IBB HBP BLK WP HR S P ERA WHIP																															
Phil Regan, R ERA: 6.66 (1,1)	6.2	L 10	3	2	2	0	2	0	0	0	0	1	9	13	9.00	2.000																
Ron Kline, R ERA: 5.17 (7,1)	2.0																															

Detroit Tigers @ Minnesota Twins
Metropolitan Stadium, Bloomington, MI
Fri May 04 1962, 4:33 AM EDT
Att. 7,543 - Unknown - 82 F


AB 34
R 4
H 10
RBI 4
BB 3
SO 1
LOB 18



Batter	1	2	3	4	5	6	7	8	9	AB	R	H	RBI	BB	SO	LOB	TOP					
Jake Wood, R OBP: 0.318, SLG: 0.299 (1, 4)	0-0 6-3	0-0 FC5-4			0-3 K2-3			0-0 1-3		4	0	0	0	0	1	2						
Bill Bruton, L OBP: 0.356, SLG: 0.506 (1, 8)	0-0 1B	0-0 4-3			0-0 G3			0-0 2B		4	0	2	0	0	0	2						
Al Kaline, R OBP: 0.419, SLG: 0.688 (1, 9)	0-0 1B				0-0 F2			0-0 L8		4	0	1	0	0	0	1						
Norm Cash, L OBP: 0.471, SLG: 0.650 (1, 3)	0-0 G3-6-3				0-0 4-3			0-3 K		4	0	0	0	0	2	2						
Bobo Osborne, L OBP: 0.600, SLG: 0.333 (1, 5)		0-0 1B			0-3 K			0-0 1B		4	1	2	0	0	1	0						
Dick McAuliffe, L OBP: 0.435, SLG: 0.513 (1, 6)		0-0 1B			0-0 F8			0-3 K		4	1	1	0	0	1	1						
Rocky Colavito, R OBP: 0.272, SLG: 0.208 (1, 7)		0-0 1B			0-0 6-3			0-3 K		4	0	1	1	0	1	1						
Dick Brown, R OBP: 0.333, SLG: 0.589 (1, 2)		0-0 1B			0-0 F5			0-0 6-3		2	0	0	0	1	0	0						
Jim Bunning, R OBP: 0.333, SLG: 0.286 Jerry Casale, R (4, 1)		0-0 P2			0-0 F9			0-3 K		1	0	0	0	0	0	2						
Charlie Maxwell, L OBP: 0.286, SLG: 0.167 Fred Gladding, L (8, 1)										1	0	0	0	0	0	0						
										1	0	0	0	0	0	0						
										0	0	0	0	0	0	0						
Inning Stats	R: 0 E: 0 K: 0 S: 4	H: 2 LOB: 1 BB: 0 P: 4	R: 2 E: 1 K: 0 S: 6	H: 3 LOB: 2 BB: 1 P: 10	R: 0 E: 0 K: 1 S: 5	H: 0 LOB: 0 BB: 0 P: 5	R: 0 E: 0 K: 0 S: 3	H: 0 LOB: 0 BB: 0 P: 3	R: 0 E: 0 K: 1 S: 5	H: 0 LOB: 0 BB: 0 P: 5	R: 0 E: 0 K: 1 S: 5	H: 0 LOB: 0 BB: 0 P: 5	R: 0 E: 0 K: 1 S: 5	H: 0 LOB: 0 BB: 0 P: 5	R: 0 E: 0 K: 1 S: 6	H: 1 LOB: 1 BB: 0 P: 6	R: 0 E: 0 K: 2 S: 8	H: 1 LOB: 1 BB: 0 P: 8	1B: 6 2B: 1 3B: 0 HR: 0	SF: 0 SAC: 0 DP: 1 HBP: 0	WP: 0 PB: 0 SB: 0 CS: 0	PA: 34
PITCHER Lee Stange, R ERA: 1.21 (1, 1)	IP: 9.0 WLS: W BF: 34 H: 7 R: 2 ER: 1 SO: 7 BB: 1 IBB: 0 HBP: 0 BLK: 0 WP: 0 HR: 0 S: 47 P: 51 ERA: 1.00 WHIP: 0.889															PITCHER	IP: 9.0 WLS: W BF: 34 H: 7 R: 2 ER: 1 SO: 7 BB: 1 IBB: 0 HBP: 0 BLK: 0 WP: 0 HR: 0 S: 47 P: 51 ERA: 1.00 WHIP: 0.889					

Detroit Tigers @ Minnesota Twins
Metropolitan Stadium, Bloomington, MI
Sat May 05 1962, 4:33 AM EDT
Att: 18,023 - Unknown - 73 F


AB 33
R 2
H 7
RBI 1
BB 1
SO 7
LOB 11



Batter	1	2	3	4	5	6	7	8	9	AB	R	H	RBI	BB	SO	LOB	BOTTOM			
Lenny Green, L OBP: 0.362, SLG: 0.444 (1, 8)	0-0 L9	0-0 1B		0-0 F7		0-0 2B		0-0 1-3		5	1	2	0	0	0	0				
Bill Tuttle, R OBP: 0.516, SLG: 0.600 (1, 9)	0-0 HR	0-0 1B		0-0 F3		0-0 4-3		0-0 1B		5	1	3	1	0	0	1				
Rich Rollins, R OBP: 0.400, SLG: 0.636 (1, 5)	0-0 HR	0-3 K		0-0 L5		0-0 1B		0-0 1B		5	2	3	2	0	1	1				
Harmon Killebrew, R OBP: 0.388, SLG: 0.407 Jim Snyder, R OBP: 0.100, SLG: 0.100 Bob Allison, R OBP: 0.365, SLG: 0.394 (1, 7)	0-0 F3			0-0 E5		0-3 K		0-3 K		3	1	0	0	1	1	0				
Don Mincher, L OBP: 0.366, SLG: 0.722 (1, 3)	0-0 1B			0-0 4-3		0-3 K		0-0 SH3		3	0	0	0	1	1	3				
Earl Battey, R OBP: 0.354, SLG: 0.489 (1, 2)	0-0 1B			0-0 FC5-4		0-0 3B		0-0 IBB		3	0	3	1	1	0	0				
Zolio Versalles, R OBP: 0.232, SLG: 0.337 (1, 6)	0-0 F8			0-0 FC5-4		0-0 F7		0-0 E6		4	1	0	1	0	0	6				
Bernie Allen, L OBP: 0.263, SLG: 0.472 (1, 4)		0-0 F2		0-0 HR		0-0 F8		0-0 F4		4	1	1	2	0	0	3				
Lee Stange, R (1, 1)		0-0 F3		0-3 K		0-0 4-3		0-0 F3		4	0	0	0	0	1	3				
Inning Stats	R: 2 E: 0 K: 0 S: 6	H: 3 LOB: 2 BB: 1 P: 10	R: 1 E: 0 K: 1 S: 7	H: 2 LOB: 1 BB: 0 P: 7	R: 3 E: 1 K: 1 S: 8	H: 2 LOB: 0 BB: 0 P: 8	R: 0 E: 0 K: 0 S: 3	H: 0 LOB: 0 BB: 0 P: 3	R: 0 E: 0 K: 2 S: 8	H: 1 LOB: 1 BB: 0 P: 8	R: 0 E: 0 K: 0 S: 4	H: 1 LOB: 0 BB: 0 P: 4	R: 1 E: 1 K: 0 S: 5	H: 1 LOB: 3 BB: 2 P: 13	R: 0 E: 0 K: 1 S: 7	H: 2 LOB: 2 BB: 0 P: 7	1B: 7 2B: 2 3B: 1 HR: 2	SF: 0 SAC: 1 DP: 0 HBP: 0	WP: 0 PB: 0 SB: 1 CS: 0	PA: 41
PITCHER Jim Bunning, R ERA: 3.93 Jerry Casale, R ERA: 8.14 Fred Gladding, R ERA: (1, 1)	IP: 3.0 WLS: L BF: 18 H: 7 R: 6 ER: 3 SO: 2 BB: 1 IBB: 0 HBP: 0 BLK: 0 WP: 0 HR: 0 S: 20 P: 28 ERA: 9.00 WHIP: 2.667															PITCHER	IP: 3.0 WLS: L BF: 18 H: 7 R: 6 ER: 3 SO: 2 BB: 1 IBB: 0 HBP: 0 BLK: 0 WP: 0 HR: 0 S: 20 P: 28 ERA: 9.00 WHIP: 2.667			

Detroit Tigers @ Minnesota Twins
Metropolitan Stadium, Bloomington, MI
Sat May 05 1962, 4:33 AM EDT
Att: 18,023 - Unknown - 73 F


AB 37
R 7
H 12
RBI 7
BB 3
SO 5
LOB 19



Batter	1	2	3	4	5	6	7	8	9	AB	R	H	RBI	BB	SO	LOB	TOP										
Jake Wood, R OBP: 0.301, SLG: 0.280	1-3		F8		F8		5-3		F8	5	0	0	0	0	0	4											
Bill Bruton, L OBP: 0.359, SLG: 0.531	K		HR		G1		4-3		BB	4	1	1	3	1	1	3											
Al Kaline, R OBP: 0.407, SLG: 0.659	L5-3		L6-3			K			L6	5	0	1	1	0	1	1											
Norm Cash, L OBP: 0.472, SLG: 0.651		1B FC3-2 BB	K			1B			K	3	1	1	0	1	2	1											
Bobo Osborne, L OBP: 0.538, SLG: 0.333	E8 FC3-2 1B					K			SH5-3 SF8 2B	3	1	1	0	0	2	1											
Steve Boros, R OBP: 0.333, SLG: 0.297										1	1	1	0	0	0	0											
Dick McAuliffe, L OBP: 0.428, SLG: 0.500	FC3-2 1B				F7				SH5-3	3	0	1	1	0	0	2											
Chico Fernandez, R OBP: 0.355, SLG: 0.414						1B				0	0	0	0	0	0	0											
Rocky Colavito, R OBP: 0.271, SLG: 0.213					L5				SF8	3	0	1	2	0	1	1											
Dick Brown, R OBP: 0.344, SLG: 0.600	G5-4-3 1B									4	1	2	0	0	1	2											
Paul Foytack, R OBP: 0.500, SLG: 0.500										2	1	1	0	0	1	1											
Vic Wertz, L OBP: 0.545, SLG: 0.545										1	0	1	0	0	0	0											
Terry Fox, R OBP: 0.344, SLG: 0.600										0	1	0	0	0	0	0											
Hank Aguirre, R OBP: 0.344, SLG: 0.600			HR							1	0	0	0	0	1	0											
Inning Stats	R: 0 E: 0 K: 1 S: 5	H: 0 LOB: 0 BB: 0 P: 5	R: 1 E: 1 K: 0 S: 4	H: 2 LOB: 1 BB: 1 P: 8	R: 2 E: 0 K: 1 S: 7	H: 2 LOB: 0 BB: 0 P: 7	R: 0 E: 0 K: 1 S: 5	H: 0 LOB: 0 BB: 0 P: 5	R: 0 E: 0 K: 1 S: 6	H: 1 LOB: 1 BB: 0 P: 6	R: 1 E: 0 K: 3 S: 11	H: 2 LOB: 1 BB: 0 P: 11	R: 2 E: 0 K: 1 S: 8	H: 3 LOB: 1 BB: 0 P: 8	R: 1 E: 0 K: 1 S: 6	H: 1 LOB: 1 BB: 0 P: 6	R: 0 E: 0 K: 1 S: 5	H: 0 LOB: 1 BB: 1 P: 9	1B: 7 2B: 3 3B: 0 HR: 1	SF: 1 SAC: 1 DP: 1 HBP: 0	WP: 0 PB: 0 SB: 0 CS: 0	PA: 39					
PITCHER	IP	WLS	BF	H	R	ER	SO	BB	IBB	HBP	BLK	WP	HR	S	P	ERA	WHIP										
Camilo Pascual, R ERA: 3.4	(1, 1)	6.2	30	10	6	6	7	1	0	0	0	0	1	43	47	8.10	1.650										
Dick Stigman, L ERA: 2.25	(7, 1)	0.1	2	1	1	1	1	0	0	0	0	0	0	4	4	27.00	3.000										
Ray Moore, R ERA: 6.75	(8, 1)	2.0	W	7	0	0	0	2	1	0	0	0	0	10	14	0.00	0.500										

Detroit Tigers @ Minnesota Twins
Metropolitan Stadium, Bloomington, MI
Sun May 06 1962, 4:33 AM EDT
Att: 25,650 - Unknown - 54 F


AB 35
R 7
H 11
RBI 7
BB 2
SO 10
LOB 16



Batter	1	2	3	4	5	6	7	8	9	AB	R	H	RBI	BB	SO	LOB	BOTTOM										
Lenny Green, L OBP: 0.355, SLG: 0.432	6-3		G6-3 1B		F5		P3		F7	5	0	1	0	0	0	1											
Bill Tuttle, R OBP: 0.444, SLG: 0.500	K		G6-3 1-2		6-3		5-3		L4	5	0	0	0	0	1	2											
Rich Rollins, R OBP: 0.410, SLG: 0.630	BB		BB 1B		BB 1B		6-3		K	4	1	2	0	1	1	0											
Harmon Killebrew, R OBP: 0.388, SLG: 0.387	L7		BB 1B		BB 1B		K		K	3	1	0	0	2	2	1											
Don Mincher, L OBP: 0.391, SLG: 0.700			FC4-6 1B		1B HR BB		F3		K	4	1	2	0	1	1	2											
Earl Battey, R OBP: 0.376, SLG: 0.500			FC4-6 BB 1B		HR 1B		BB 1B		1B	4	2	3	2	1	0	1											
Jim Snyder, R OBP: 0.100, SLG: 0.100			FC4-6 1-2		HR 1B		BB 1B		FC6-4 1B	0	1	0	0	0	0	0											
Zolio Versalles, R OBP: 0.250, SLG: 0.383			BB 1B		HR 1B		P5		FC6-4 1-2	5	2	3	3	0	0	3											
Bernie Allen, L OBP: 0.296, SLG: 0.514			BB 1B		BB 1B		BB 1B		K	2	2	1	3	3	1	0											
Camilo Pascual, R OBP: 0.250, SLG: 0.450			G6-3 BB		BB 1B		BB 1B		K	3	0	1	2	0	0	4											
Dick Stigman, R	(7, 1)		G6-3 1-2		P3		2B		K	1	0	0	0	0	1	0											
Ray Moore, R	(8, 1)		1-2		2B		2B		K	0	0	0	0	0	0	0											
Inning Stats	R: 0 E: 0 K: 1 S: 5	H: 0 LOB: 1 BB: 1 P: 9	R: 0 E: 0 K: 0 S: 4	H: 2 LOB: 2 BB: 1 P: 8	R: 5 E: 0 K: 0 S: 6	H: 4 LOB: 1 BB: 3 P: 18	R: 0 E: 0 K: 0 S: 4	H: 1 LOB: 2 BB: 1 P: 8	R: 2 E: 0 K: 0 S: 5	H: 2 LOB: 1 BB: 1 P: 9	R: 0 E: 0 K: 1 S: 7	H: 2 LOB: 2 BB: 0 P: 7	R: 0 E: 0 K: 2 S: 7	H: 0 LOB: 0 BB: 0 P: 7	R: 0 E: 0 K: 2 S: 7	H: 0 LOB: 0 BB: 0 P: 7	R: 3 E: 0 K: 1 S: 5	H: 2 LOB: 1 BB: 1 P: 9	1B: 10 2B: 1 3B: 0 HR: 2	SF: 0 SAC: 0 DP: 2 HBP: 0	WP: 0 PB: 0 SB: 0 CS: 0	PA: 44					
PITCHER	IP	WLS	BF	H	R	ER	SO	BB	IBB	HBP	BLK	WP	HR	S	P	ERA	WHIP										
Paul Foytack, R ERA: 10.8	(1, 1)	6.0	34	11	7	7	2	7	0	0	0	0	1	31	59	10.50	3.000										
Hank Aguirre, L ERA: 5.25	(7, 1)	2.1	L	10	2	3	3	5	1	0	0	0	1	19	23	11.57	1.286										

Detroit Tigers @ Minnesota Twins
Metropolitan Stadium, Bloomington, MI
Sun May 06 1962, 4:33 AM EDT
Att: 25,650 - Unknown - 54 F

AB 36
R 10
H 13
RBI 10
BB 8
SO 7
LOB 14



Batter	1	2	3	4	5	6	7	8	9	AB	R	H	RBI	BB	SO	LOB	TOP				
Willie Tasby, R OBP: 0.286, SLG: 0.231 (1, 8)	F9		G1-6-3 1B			5-3			K	5	0	2	3	0	1	2	Cleveland Indians @ Minnesota Twins Metropolitan Stadium, Bloomington, MI Tue May 08 1962, 8:05 PM EDT Att: 13,891 - Unknown - 47 F				
Tito Francona, L OBP: 0.326, SLG: 0.341 (1, 3)	4-3		G1-6-3 1-2			K	K		3-1	5	0	0	0	0	2	6					
Chuck Essegian, R Ty Cline, L OBP: 0.463, SLG: 0.600 OBP: 0.348, SLG: 0.459 (1, 7) (7, 8)	5-3			6-3			K		E	3	0	0	0	1	1	3					
Gene Green, R Al Luplow, L Don Dillard, L OBP: 0.500, SLG: 0.895 OBP: 0.382, SLG: 0.583 (8, PR) (8, 9)	4-3			1B		F8		SH1-3 1B	E4	3	0	1	0	0	0	1					
John Romano, R OBP: 0.398, SLG: 0.449 (1, 2)	5-3			F8			SH 1B	SH1-3	F7	3	1	0	0	1	0	3					
Woodie Held, R OBP: 0.318, SLG: 0.329 (1, 6)	1-3			F7			1B 1B	K		3	1	0	0	1	1	3					
Bubba Phillips, R OBP: 0.265, SLG: 0.363 (1, 5)			2B 1B		F7		SH 1B	F7		3	1	1	0	0	0	2					
Jerry Kindall, R OBP: 0.313, SLG: 0.370 (1, 4)			1B 2B		K		F9		3-1 1B	4	2	2	0	0	1	3					
Dick Donovan, L Barry Latman, R OBP: 0.263, SLG: 0.125 OBP: 0.500, SLG: 1.000 (1, 1) (9, 1)			K		F8		1B 1B	1B 3-1	1B E	3	1	1	1	1	1	2					
Inning Stats	R: 0 E: 0 K: 0 S: 3	H: 0 LOB: 0 BB: 0 P: 3	R: 0 E: 0 K: 0 S: 3	H: 0 LOB: 0 BB: 0 P: 3	R: 2 E: 0 K: 1 S: 7	H: 3 LOB: 0 BB: 0 P: 7	R: 0 E: 0 K: 0 S: 4	H: 1 LOB: 1 BB: 0 P: 4	R: 0 E: 0 K: 1 S: 5	H: 0 LOB: 0 BB: 0 P: 5	R: 0 E: 0 K: 2 S: 10	H: 2 LOB: 2 BB: 2 P: 18	R: 0 E: 0 K: 1 S: 6	H: 1 LOB: 2 BB: 0 P: 6	R: 2 E: 1 K: 1 S: 8	H: 2 LOB: 2 BB: 1 P: 12		1B: 8 2B: 1 3B: 0 HR: 0	SF: 0 SAC: 2 DP: 1 HBP: 0	WP: 0 PB: 0 SB: 1 CS: 0	PA: 41
PITCHER	IP	WLS	BF	H	R	ER	SO	BB	IBB	HBP	BLK	WP	HR	S	P	ERA	WHIP				
Jim Kaat, L ERA: 6.08 (1, 1)	6.0	L	24	4	4	4	3	3	0	0	0	0	0	27	39	6.00	1.167				
Joe Bonikowski, R ERA: 2.4 (7, 1)	1.0		6	2	0	0	2	0	0	0	0	0	0	10	10	0.00	2.000				
Lee Stange, R ERA: 1.48 (8, 1)	2.0		11	3	2	1	2	1	0	0	0	0	0	14	18	4.50	2.000				

Batter	1	2	3	4	5	6	7	8	9	AB	R	H	RBI	BB	SO	LOB	BOTTOM					
Lenny Green, L OBP: 0.374, SLG: 0.485 (1, 8)	F9 S BB		1B		L9		2B		HR	4	1	3	2	1	0	1	Cleveland Indians @ Minnesota Twins Metropolitan Stadium, Bloomington, MI Tue May 08 1962, 8:05 PM EDT Att: 13,891 - Unknown - 47 F					
Bill Tuttle, R OBP: 0.390, SLG: 0.429 (1, 9)	F9 1-3		K		5-3		F2		F7	5	0	0	0	0	1	4						
Rich Rollins, R OBP: 0.409, SLG: 0.619 (1, 5)	K		F7		1B		6-3		WP 1B	5	0	2	1	0	1	3						
Harmon Killebrew, R OBP: 0.378, SLG: 0.373 (1, 7)	F7		4-3		K			F9	WP 1B	5	0	1	0	0	1	3						
Don Mincher, L Jim Snyder, R George Banks, R OBP: 0.400, SLG: 0.674 OBP: 0.100, SLG: 0.100 OBP: 0.400, SLG: 0.400 (1, 3) (9, 3) (9, PH)		G6-4-3 BB		4-3		SH1-3 1B		L4	K	3	0	1	0	1	0	0						
Earl Battey, R OBP: 0.375, SLG: 0.495 (1, 2)	G6-4-3 1-2		6-3		SH1-3		1B			3	0	1	0	0	0	1						
Zolio Versalles, R OBP: 0.280, SLG: 0.381 (1, 6)		BB 1B		BB BB	L6		F7			3	0	1	0	1	0	2						
Bernie Allen, L OBP: 0.306, SLG: 0.506 (1, 4)		BB BB		BB BB	F9		K		HR 1B	3	1	1	0	1	1	2						
Jim Kaat, L Joe Bonikowski, R Vic Power, R Lee Stange, R Hal Naragon, L OBP: 0.200, SLG: 0.111 OBP: 0.250, SLG: 0.250 OBP: 0.328, SLG: 0.371 (1, 1) (7, 1) (7, PH) (8, 1) (9, PH)		6-3			6-3		P4		L8	2	1	1	0	0	0	2						
Inning Stats	R: 0 E: 0 K: 1 S: 5	H: 0 LOB: 1 BB: 1 P: 9	R: 0 E: 0 K: 0 S: 3	H: 1 LOB: 2 BB: 2 P: 11	R: 0 E: 0 K: 1 S: 6	H: 1 LOB: 1 BB: 0 P: 6	R: 0 E: 0 K: 0 S: 3	H: 0 LOB: 1 BB: 1 P: 7	R: 1 E: 0 K: 1 S: 7	H: 2 LOB: 1 BB: 0 P: 7	R: 0 E: 0 K: 1 S: 6	H: 1 LOB: 1 BB: 0 P: 6	R: 0 E: 0 K: 0 S: 4	H: 1 LOB: 1 BB: 0 P: 4	R: 0 E: 0 K: 0 S: 4	H: 1 LOB: 0 BB: 0 P: 4		R: 2 E: 1 K: 1 S: 9	H: 4 LOB: 2 BB: 0 P: 9	1B: 9 2B: 1 3B: 0 HR: 1	SF: 0 SAC: 1 DP: 1 HBP: 0	WP: 1 PB: 0 SB: 1 CS: 0
PITCHER	IP	WLS	BF	H	R	ER	SO	BB	IBB	HBP	BLK	WP	HR	S	P	ERA	WHIP					
Dick Donovan, R ERA: 2.84 (1, 1)	8.1	W	37	9	3	3	4	4	0	0	0	0	1	41	57	3.24	1.560					
Barry Latman, R ERA: 7.16 (9, 1)	0.2	S	4	2	0	0	1	0	0	0	0	1	0	6	6	0.00	3.000					

Batter	1	2	3	4	5	6	7	8	9	AB	R	H	RBI	BB	SO	LOB	TOP																
Willie Tasby, R OBP: 0.304, SLG: 0.238 (1, 8)										3	0	1	0	1	0	0	Cleveland Indians @ Minnesota Twins Metropolitan Stadium, Bloomington, MI Wed May 09 1962, 8:05 PM EDT Att: 10,930 - Unknown - 53 F																
Tito Francona, L OBP: 0.327, SLG: 0.341 (1, 3)										3	0	1	0	0	0	1																	
Chuck Essegian, R OBP: 0.499, SLG: 0.563 Willie Kirkland, L OBP: 0.299, SLG: 0.318 (8, PH) (8, 9)										3	0	0	0	0	2	3																	
Gene Green, R OBP: 0.435, SLG: 0.773 Don Dillard, L (8, PH) (8, 7)										3	0	0	0	0	0	3																	
John Romano, R OBP: 0.391, SLG: 0.479 (1, 2)											4	1	1	1	0	1																	
Woodie Held, R OBP: 0.315, SLG: 0.325 (1, 6)											4	0	1	0	0	2		0															
Bubba Phillips, R OBP: 0.343, SLG: 0.452 Ty Cline, L OBP: 0.343, SLG: 0.452 (9, PH)											3	0	0	0	0	0		1															
Jerry Kindall, R OBP: 0.313, SLG: 0.360 (1, 4)											2	0	0	0	1	1		0															
Gary Bell, R OBP: 0.200, SLG: 0.200 Frank Funk, K OBP: 0.333, SLG: 0.429 Ken Aspromonte, R OBP: 0.333, SLG: 0.429 Sam McDowell, L OBP: 0.441, SLG: 0.143 Miguel de la Hoz, R OBP: 0.441, SLG: 0.143 Bob Allen, L OBP: 0.273, SLG: 0.273 (8, 1)										0	0	0	0	0	0	0		0															
Inning Stats	R: 0 E: 0 K: 1 S: 5	H: 0 LOB: 0 BB: 0 P: 5	R: 1 E: 0 K: 1 S: 6	H: 1 LOB: 0 BB: 0 P: 6	R: 0 E: 0 K: 0 S: 3	H: 0 LOB: 0 BB: 0 P: 3	R: 0 E: 0 K: 0 S: 4	H: 1 LOB: 1 BB: 0 P: 4	R: 0 E: 0 K: 1 S: 5	H: 0 LOB: 0 BB: 0 P: 5	R: 0 E: 0 K: 1 S: 6	H: 1 LOB: 2 BB: 1 P: 10	R: 0 E: 0 K: 0 S: 4	H: 1 LOB: 2 BB: 1 P: 8	R: 0 E: 0 K: 0 S: 4	H: 1 LOB: 1 BB: 0 P: 4		R: 0 E: 0 K: 2 S: 7	H: 0 LOB: 0 BB: 0 P: 7	1B: 3 2B: 1 3B: 0 HR: 1	SF: 0 SAC: 1 DP: 0 HBP: 0	WP: 0 PB: 0 SB: 0 CS: 0	PA: 34										
PITCHER	IP WLS BF H R ER SO BB IBB HBP BLK WP HR S P ERA WHIP																																
Jack Kralick, L ERA: 4.29 Ray Moore, R ERA: 5.73	(1, 1) (8, 1)	7.1 S	29 5	5 1	1 1	4 4	2 0	0 0	0 0	0 0	0 0	0 0	1 9	35 9	43 9	1.23 0.00	0.955 0.000																

AB	31
R	1
H	5
RBI	1
BB	2
SO	6
LOB	13



Batter	1	2	3	4	5	6	7	8	9	AB	R	H	RBI	BB	SO	LOB	BOTTOM										
Lenny Green, L OBP: 0.383, SLG: 0.475 (1, 8)										2	1	0	0	3	0	0	Cleveland Indians @ Minnesota Twins Metropolitan Stadium, Bloomington, MI Wed May 09 1962, 8:05 PM EDT Att: 10,930 - Unknown - 53 F										
Vic Power, R OBP: 0.333, SLG: 0.373 (1, 3)										5	0	2	0	0	0	4											
Rich Rollins, R OBP: 0.404, SLG: 0.600 (1, 5)										3	1	0	1	1	1	2											
Harmon Killebrew, R OBP: 0.383, SLG: 0.380 (1, 7)										4	0	2	0	0	0	2											
Earl Battey, R OBP: 0.370, SLG: 0.480 (1, 2)										3	0	0	0	1	0	4											
Zoilo Versalles, R OBP: 0.289, SLG: 0.396 (1, 6)										4	0	2	1	0	0	3											
Bernie Allen, L OBP: 0.315, SLG: 0.513 (1, 4)										3	0	1	0	1	2	2											
Bill Tuttle, R OBP: 0.356, SLG: 0.385 (1, 9)										4	0	0	0	0	0	4											
Jack Kralick, L OBP: 0.263, SLG: 0.353 Ray Moore, R (8, 1)										3	0	0	0	0	0	1											
Inning Stats	R: 2 E: 0 K: 0 S: 6	H: 3 LOB: 3 BB: 2 P: 14	R: 0 E: 0 K: 0 S: 3	H: 0 LOB: 0 BB: 0 P: 3	R: 0 E: 0 K: 0 S: 4	H: 1 LOB: 1 BB: 0 P: 4	R: 0 E: 0 K: 0 S: 4	H: 1 LOB: 2 BB: 1 P: 8	R: 0 E: 0 K: 1 S: 6	H: 0 LOB: 0 BB: 0 P: 10	R: 0 E: 0 K: 1 S: 3	H: 0 LOB: 2 BB: 0 P: 3	R: 0 E: 1 K: 2 S: 8	H: 0 LOB: 2 BB: 1 P: 12	1B: 5 2B: 2 3B: 0 HR: 0	SF: 0 SAC: 0 DP: 0 HBP: 0		WP: 1 PB: 1 SB: 0 CS: 0	PA: 38								
PITCHER	IP WLS BF H R ER SO BB IBB HBP BLK WP HR S P ERA WHIP																										
Gary Bell, R ERA: 4.85 Frank Funk, R ERA: 1.89 Sam McDowell, L ERA: 4.8 Bob Allen, L ERA: 3.86 Ron Taylor, R ERA: 5.74	(1, 1) (1, 1) (6, 1) (7, 1) (8, 1)	0.2 4.1 1.0 1.2 0.1	L 18 3 9 1	7 3 0 1 0	2 0 0 0 0	2 0 0 0 0	3 3 13 21 1	0 18 3 13 1	26 0 3 21 1	0.00 0.00 0.00 0.00 0.00	1.154 0.000 1.800 0.000																

AB	32
R	2
H	7
RBI	2
BB	6
SO	4
LOB	23



Batter	1	2	3	4	5	6	7	8	9	AB	R	H	RBI	BB	SO	LOB	TOP	
Dick Howser, R (1, 6) OBP: 0.333, SLG: 0.347	0-0 6-3 1B		0-0 G3		0-0 CS 1B		0-0 F7			4	1	2	0	0	0	0		
Jose Tartabull, L (1, 8) OBP: 0.222, SLG: 0.333	0-0 6-3 1B		0-0 1B E 1B		0-3 K		0-0 P6			4	1	1	0	0	1	2		
Jerry Lumpe, L (1, 4) OBP: 0.384, SLG: 0.450	0-0 1-3 1B		0-0 E 1B		4-0 1B E BB		0-0 4-3			3	1	1	1	1	0	0		
Norm Siebern, L (1, 3) OBP: 0.409, SLG: 0.477	0-0 3-H F7		0-0 E4 1-2 2-H 1B		0-0 1B E 1B		0-3 K			4	1	1	0	0	1	1		
Manny Jimenez, L (1, 7) OBP: 0.447, SLG: 0.603 Diego Segui, R (8, 1)		0-0 1B 2B	0-3 K		0-3 K		0-0 3-1			4	1	1	0	0	2	4		
Gino Cimoli, R (1, 9) OBP: 0.376, SLG: 0.517		0-0 2-H 1B		0-0 6-3		0-0 1-H 2-H 1B		0-0 1B		4	0	3	2	0	0	0		
Ed Charles, R (1, 5) OBP: 0.258, SLG: 0.246		0-3 K		0-0 6-3		0-3 K		0-0 F8		4	0	0	0	0	2	2		
Haywood Sullivan, R (1, 2) OBP: 0.333, SLG: 0.258		0-3 K		0-0 4-3		4-0 IBB				2	0	0	0	1	1	0		
Dan Pfister, R (1, 1) OBP: 0.400, SLG: 0.400 Dave Wickersham, R (3, 1) OBP: 0.125, SLG: 0.125 Bobby Del Greco, R (8, 7) OBP: 0.413, SLG: 0.392			0-3 K		0-3 K		0-3 K			1	0	0	0	0	1	0		
Inning Stats	R: 1 E: 0 K: 0 S: 4	H: 1 LOB: 0 BB: 0 P: 4	R: 1 E: 0 K: 2 S: 8	H: 2 LOB: 0 BB: 0 P: 8	R: 1 E: 1 K: 2 S: 10	H: 2 LOB: 2 BB: 0 P: 10	R: 0 E: 0 K: 0 S: 3	H: 0 LOB: 0 BB: 0 P: 3	R: 0 E: 0 K: 2 S: 7	H: 1 LOB: 0 BB: 0 P: 7	R: 2 E: 1 K: 3 S: 11	H: 2 LOB: 2 BB: 2 P: 19	R: 0 E: 0 K: 0 S: 3	H: 0 LOB: 0 BB: 0 P: 3	R: 0 E: 0 K: 1 S: 6	H: 1 LOB: 1 BB: 0 P: 6		
PITCHER	IP WLS BF H R ER SO BB IBB HBP BLK WP HR S P ERA WHIP	IP WLS BF H R ER SO BB IBB HBP BLK WP HR S P ERA WHIP																
Camilo Pascual, R (1, 1) ERA: 3.46	7.0 L 30 8 5 3 9 1 1 0 0 0 0 0 46 54 3.86 1.286	1.0 4 1 0 0 1 0 0 0 0 0 0 0 0 6 6 0.00 1.000																

Kansas City Athletics @ Minnesota Twins
Metropolitan Stadium, Bloomington, MI
Fri May 11 1962, 8:05 PM EDT
Att. 4,578 - Unknown - 55 F

livebaseballscorecards.com

AB 32
R 5
H 9
RBI 3
BB 2
SO 10
LOB 11



WP: 0 PA: 34
PB: 0
SB: 0
CS: 1

Batter	1	2	3	4	5	6	7	8	9	AB	R	H	RBI	BB	SO	LOB	BOTTOM	
Lenny Green, L (1, 8) OBP: 0.388, SLG: 0.518	0-0 3-1		0-0 1B 2B		0-0 1-3 1B		0-0 1-3		0-0 FC4-6 1-2	4	0	1	0	0	0	1		
Vic Power, R (1, 3) OBP: 0.325, SLG: 0.400	0-0 P6		0-0 F8 1B		0-0 1-3		0-0 P4		0-0 P4	4	1	1	1	0	0	1		
Rich Rollins, R (1, 5) OBP: 0.418, SLG: 0.620	0-0 WP 2B		0-0 F8 2-3		0-0 2B		0-0 2B		0-0 BB 1B	4	0	3	0	0	0	1		
Harmon Killebrew, R (1, 7) OBP: 0.373, SLG: 0.372	0-0 F9 2-3		1-0 FC5 1B HBP		0-3 K		0-0 F7		0-0 F7	3	0	0	0	0	1	3		
Earl Battey, R (1, 2) OBP: 0.362, SLG: 0.458		0-0 6-3	0-0 1-2 3-H 1B		0-3 K		0-0 F9		0-0 F9	4	0	1	1	0	1	1		
Zoilo Versalles, R (1, 6) OBP: 0.297, SLG: 0.380		0-0 F8	0-0 FC5 2-3		0-0 6-3		0-0 BB		4-0 BB	3	0	0	0	1	0	2		
Bernie Allen, L (1, 4) OBP: 0.292, SLG: 0.471		0-0 F8		0-0 L6		0-3 K		0-0 K		3	0	0	0	0	1	0		
Bill Tuttle, R (1, 9) OBP: 0.346, SLG: 0.341			4-0 WP 1B BB		0-0 6-3		0-0 6-3		0-0 6-3	2	1	0	0	1	0	0		
Camilo Pascual, R (1, 1) OBP: 0.273, SLG: 0.455 Hal Naragon, L (7, PH)			0-0 2B 1B		0-0 4-3		4-0 FC4-6 BB			2	1	1	1	0	0	0		
Bob Allison, R (7, PR) OBP: 0.395, SLG: 0.394 Ray Moore, R (8, 1)			1-H 1B 1B							0	0	0	0	0	0	0		
Inning Stats	R: 0 E: 0 K: 0 S: 4	H: 1 LOB: 1 BB: 0 P: 4	R: 0 E: 0 K: 0 S: 3	H: 0 LOB: 0 BB: 0 P: 3	R: 3 E: 0 K: 0 S: 6	H: 4 LOB: 2 BB: 1 P: 11	R: 0 E: 0 K: 0 S: 3	H: 0 LOB: 0 BB: 0 P: 3	R: 0 E: 0 K: 1 S: 6	H: 1 LOB: 1 BB: 0 P: 6	R: 0 E: 0 K: 2 S: 7	H: 0 LOB: 0 BB: 0 P: 7	R: 0 E: 0 K: 0 S: 3	H: 0 LOB: 1 BB: 1 P: 7	R: 0 E: 0 K: 0 S: 3	H: 1 LOB: 2 BB: 1 P: 7		
PITCHER	IP WLS BF H R ER SO BB IBB HBP BLK WP HR S P ERA WHIP	IP WLS BF H R ER SO BB IBB HBP BLK WP HR S P ERA WHIP																
Dan Pfister, R (1, 1) ERA: 4.6	2.2 W 14 5 3 3 0 1 0 0 0 0 0 20 24 0.00 0.462	0.2 S 4 1 0 0 0 1 0 0 0 0 0 3 7 0.00 3.000																

Kansas City Athletics @ Minnesota Twins
Metropolitan Stadium, Bloomington, MI
Fri May 11 1962, 8:05 PM EDT
Att. 4,578 - Unknown - 55 F

livebaseballscorecards.com

AB 29
R 3
H 7
RBI 3
BB 3
SO 3
LOB 9




WP: 2 PA: 33
PB: 0
SB: 0
CS: 0

Batter	1	2	3	4	5	6	7	8	9	AB	R	H	RBI	BB	SO	LOB	TOP				
Dick Howser, R OBP: 0.331, SLG: 0.344 (1, 6)	L8	1-3			6-3			FC5-6 1B		4	0	1	1	0	0	1					
Jose Tartabull, L OBP: 0.182, SLG: 0.273 (1, 8)	F9	L8			F7			FC5-6 1-2		4	0	0	0	0	0	2					
Jerry Lumpe, L OBP: 0.380, SLG: 0.461 (1, 4)	F5			2-3				K		4	0	1	0	0	1	1					
Norm Siebern, L OBP: 0.412, SLG: 0.468 (1, 3)		1B BB		K				K		2	1	0	0	2	2	1					
Manny Jimenez, L OBP: 0.438, SLG: 0.583 (1, 7)		1B 1B		K				K		4	1	1	0	0	1	2					
Gino Cimoli, R OBP: 0.374, SLG: 0.508 (1, 9)		1B FC6-2 1B			6-3			8-4		4	0	1	1	0	0	2					
Ed Charles, R OBP: 0.257, SLG: 0.246 (1, 5)		FC6-2 1B		L8				5-3		4	1	1	1	0	0	0					
Joe Azcue, R OBP: 0.238, SLG: 0.300 (1, 2)		FC6-2 1B		F9				F3		3	1	0	0	0	0	2					
Art Ditmar, R OBP: 0.200, SLG: 0.200 John Wyatt, R (4, 1)		1-3 3-H 1B			4-3			G3		1	0	1	1	0	0	0					
										2	0	0	0	0	0	0					
Inning Stats	R: 0 E: 0 K: 0 S: 3	H: 0 LOB: 0 BB: 0 P: 3	R: 4 E: 0 K: 0 S: 7	H: 4 LOB: 1 BB: 1 P: 11	R: 0 E: 0 K: 2 S: 7	H: 0 LOB: 0 BB: 0 P: 7	R: 0 E: 0 K: 0 S: 3	H: 0 LOB: 0 BB: 0 P: 3	R: 0 E: 0 K: 0 S: 3	H: 1 LOB: 1 BB: 1 P: 7	R: 0 E: 0 K: 0 S: 3	H: 0 LOB: 0 BB: 0 P: 3	R: 0 E: 0 K: 2 S: 8	H: 1 LOB: 1 BB: 0 P: 8	R: 0 E: 0 K: 0 S: 3	H: 0 LOB: 0 BB: 0 P: 3	1B: 5 2B: 1 3B: 1 HR: 0	SF: 0 SAC: 0 DP: 1 HBP: 0	WP: 0 PB: 0 SB: 0 CS: 0	PA: 34	
PITCHER	IP	WLS	BF	H	R	ER	SO	BB	IBB	HBP	BLK	WP	HR	S	P	ERA	WHIP				
Lee Stange, R ERA: 2.81 Jim Kaat, L ERA: 4.72	(1, 1)	1.1	9	4	4	4	0	1	0	0	0	0	0	8	12	27.00	3.750				
	(2, 1)	7.2	W	25	2	0	4	1	0	0	0	0	0	32	36	0.00	0.391				

Kansas City Athletics @ Minnesota Twins
Metropolitan Stadium, Bloomington, MI
Sat May 12 1962, 4:33 AM EDT
Att. 9,129 - Unknown - 72 F

livebaseballscores.com

AB 32
R 4
H 6
RBI 4
BB 2
SO 4
LOB 11



Batter	1	2	3	4	5	6	7	8	9	AB	R	H	RBI	BB	SO	LOB	BOTTOM				
Lenny Green, L OBP: 0.388, SLG: 0.504 (8, 7)	1B BB	F9			6-3			1-3		3	1	0	0	2	0	1					
Vic Power, R OBP: 0.333, SLG: 0.405 (1, 3)	1B F9			FC6-5 SH5-3 1B	F8			G1		4	1	2	0	0	0	3					
Rich Rollins, R OBP: 0.408, SLG: 0.604 (1, 5)	F9			SH5-3				F8		3	0	0	0	0	1	2					
Harmon Killebrew, R OBP: 0.387, SLG: 0.367 Bob Allison, R OBP: 0.385, SLG: 0.394 (8, 9)	1B IBB			K				1B BB		1	1	0	0	3	1	1					
Earl Battey, R OBP: 0.367, SLG: 0.459 (1, 2)				FC6-5				F8		4	0	2	2	0	0	2					
Zoilo Versalles, R OBP: 0.275, SLG: 0.411 (1, 6)		K						F8		4	2	2	2	0	1	4					
Bernie Allen, L OBP: 0.290, SLG: 0.462 (1, 4)	F9			1B SF8 1B				HR		4	0	1	0	0	1	4					
Bill Tuttle, R OBP: 0.321, SLG: 0.313 (8, 8)				K				4-3		4	0	0	0	0	2	2					
Lee Stange, R Jim Kaat, L OBP: 0.214, SLG: 0.250 (2, 1)		P4		SF8				4-3		0	0	0	0	0	0	0					
										3	0	1	1	0	0	0					
Inning Stats	R: 2 E: 0 K: 1 S: 7	H: 2 LOB: 2 BB: 2 P: 15	R: 0 E: 0 K: 1 S: 5	H: 0 LOB: 0 BB: 0 P: 5	R: 0 E: 0 K: 1 S: 6	H: 1 LOB: 1 BB: 0 P: 6	R: 1 E: 0 K: 1 S: 7	H: 2 LOB: 2 BB: 1 P: 11	R: 0 E: 0 K: 2 S: 8	H: 1 LOB: 1 BB: 1 P: 12	R: 0 E: 0 K: 0 S: 4	H: 1 LOB: 0 BB: 0 P: 4	R: 2 E: 0 K: 0 S: 4	H: 1 LOB: 0 BB: 1 P: 8	R: 0 E: 0 K: 0 S: 3	H: 0 LOB: 0 BB: 0 P: 3	1B: 6 2B: 1 3B: 0 HR: 1	SF: 1 SAC: 1 DP: 0 HBP: 0	WP: 0 PB: 0 SB: 0 CS: 0	PA: 37	
PITCHER	IP	WLS	BF	H	R	ER	SO	BB	IBB	HBP	BLK	WP	HR	S	P	ERA	WHIP				
Art Ditmar, R ERA: 6.16 John Wyatt, R ERA: 4.99	(1, 1)	3.2	L	19	3	2	2	2	1	0	0	0	0	24	36	7.36	1.909				
	(4, 1)	4.1	L	18	3	2	2	2	0	0	0	0	1	20	28	4.15	1.154				

Kansas City Athletics @ Minnesota Twins
Metropolitan Stadium, Bloomington, MI
Sat May 12 1962, 4:33 AM EDT
Att. 9,129 - Unknown - 72 F

livebaseballscores.com


AB 30
R 5
H 8
RBI 5
BB 5
SO 6
LOB 19



Batter	1	2	3	4	5	6	7	8	9	AB	R	H	RBI	BB	SO	LOB	TOP										
Dick Howser, R (1.6)	F7		HR		F8		6-3			4	1	1	2	0	0	1											
Jose Tartabull, L (1.8)	CS 1B		4-3		F8			F8		4	0	1	0	0	0	1											
Jerry Lumpe, L (1.4)	F7			G3 1B		1B SF9 1B		4-3		4	1	2	0	0	0	1											
Norm Siebern, L (1.3)		FC3-6 BB		G3		F9		G3		3	0	0	0	1	0	2											
Manny Jimenez, L (1.7)	FC3-6 1-2f			F9		SF9 1-3 1B		5-3 1B		4	0	2	0	0	0	2											
Gino Cimoli, R (1.9)	G4-6-3 1-2f			BB		SF9 2-3 3-H 6-0		5-3 1-2		2	0	0	1	1	0	2											
Marlan Coughtry, L (1.5)			G6-4-3 BB	3-1		6-3		K		3	0	0	0	1	1	4											
Haywood Sullivan, R (1.2)			G6-4-3 1-2f				F5	P6		4	0	1	0	0	0	2											
Norm Bass, R (1.1)										2	1	1	0	0	1	1											
Bob Grim, R (6.1)										0	0	0	0	0	0	0											
George Alusik, R (7. PH)										1	0	0	0	0	0	0											
Dan Pfister, R (7.1)										0	0	0	0	0	0	0											
Diego Segui, R (8.1)										0	0	0	0	0	0	0											
Inning Stats	R: 0 E: 0 K: 0 S: 3	H: 1 LOB: 0 BB: 0 P: 3	R: 0 E: 0 K: 0 S: 2	H: 0 LOB: 0 BB: 1 P: 6	R: 2 E: 0 K: 0 S: 4	H: 2 LOB: 0 BB: 1 P: 8	R: 0 E: 0 K: 0 S: 4	H: 1 LOB: 2 BB: 1 P: 8	R: 0 E: 0 K: 1 S: 6	H: 1 LOB: 1 BB: 0 P: 6	R: 1 E: 0 K: 0 S: 5	H: 2 LOB: 1 BB: 0 P: 5	R: 0 E: 0 K: 0 S: 3	H: 0 LOB: 0 BB: 0 P: 3	R: 0 E: 0 K: 1 S: 6	H: 1 LOB: 1 BB: 0 P: 6	1B: 7 2B: 0 3B: 0 HR: 1	SF: 1 SAC: 0 DP: 2 HBP: 0	WP: 0 PB: 0 SB: 0 CS: 1	PA: 35							
PITCHER	IP	WLS	BF	H	R	ER	SO	BB	IBB	HBP	BLK	WP	HR	S	P	ERA	WHIP										
Joe Bonikowski, R (1.1)	9.0	W	35	8	3	3	2	3	0	0	0	0	1	36	48	3.00	1.222										

Kansas City Athletics @ Minnesota Twins
Metropolitan Stadium, Bloomington, MI

AB 31
R 3
H 8
RBI 3
BB 3
SO 2
LOB 16



WP: 0 PA: 35
PB: 0
SB: 0
CS: 1

Sun May 13 1962, 4:33 AM EDT
Att: 10,130 - Unknown - 74 F

Batter	1	2	3	4	5	6	7	8	9	AB	R	H	RBI	BB	SO	LOB	BOTTOM										
Lenny Green, L (1.8)	F3	F7			5-3 2B	5-3 2B	HR			2	3	0	0	3	0	1											
Vic Power, R (1.3)	1B BB		G3		5-3	2B 1B	HR			4	1	2	5	1	0	1											
Rich Rollins, R (1.5)	BB 1B		4-3		5-3	2B	K			5	0	2	2	0	1	1											
Harmon Killebrew, R (1.7)			5-3							3	0	1	1	2	0	0											
Bob Allison, R (9.9)										0	0	0	0	0	0	0											
Earl Battey, R (1.2)	F9				F9	G5-4-3 IBB				4	1	1	0	1	0	6											
Zoilo Versalles, R (1.6)	1-3				5-3	P4				5	0	0	0	0	0	6											
Bernie Allen, L (1.4)										5	2	4	2	0	0	0											
Bill Tuttle, R (1.9)										3	2	1	0	2	0	2											
Joe Bonikowski, R (1.1)										3	1	0	0	1	1	4											
Inning Stats	R: 0 E: 0 K: 0 S: 4	H: 1 LOB: 3 BB: 2 P: 12	R: 0 E: 0 K: 0 S: 4	H: 1 LOB: 1 BB: 0 P: 4	R: 0 E: 0 K: 0 S: 3	H: 0 LOB: 0 BB: 0 P: 3	R: 1 E: 0 K: 0 S: 4	H: 1 LOB: 1 BB: 1 P: 8	R: 1 E: 0 K: 0 S: 4	H: 1 LOB: 2 BB: 2 P: 12	R: 3 E: 0 K: 0 S: 5	H: 3 LOB: 2 BB: 3 P: 17	R: 4 E: 0 K: 2 S: 9	H: 2 LOB: 0 BB: 2 P: 17	R: 1 E: 0 K: 0 S: 5	H: 2 LOB: 1 BB: 0 P: 5	1B: 4 2B: 5 3B: 0 HR: 2	SF: 0 SAC: 0 DP: 1 HBP: 0	WP: 1 PB: 0 SB: 0 CS: 0	PA: 44							
PITCHER	IP	WLS	BF	H	R	ER	SO	BB	IBB	HBP	BLK	WP	HR	S	P	ERA	WHIP										
Norm Bass, R (1.1)	5.1	L	28	5	5	5	0	6	1	0	0	0	0	3	7	8.44	2.062										
Bob Grim, R (6.1)	0.2		4	2	0	0	0	0	1	0	0	0	0	3	7	0.00	3.000										
Dan Pfister, R (7.1)	1.0		7	2	4	4	2	2	0	0	0	0	1	9	17	36.00	4.000										
Diego Segui, R (8.1)	1.0		5	2	1	1	0	0	0	0	0	1	0	5	5	9.00	2.000										

Kansas City Athletics @ Minnesota Twins
Metropolitan Stadium, Bloomington, MI

AB 34
R 10
H 11
RBI 10
BB 10
SO 2
LOB 21



WP: 1 PA: 44
PB: 0
SB: 0
CS: 0

Sun May 13 1962, 4:33 AM EDT
Att: 10,130 - Unknown - 74 F

Batter	1	2	3	4	5	6	7	8	9	AB	R	H	RBI	BB	SO	LOB	TOP				
Lenny Green, L OBP: 0.389, SLG: 0.487 (1, 8)										4	1	1	1	0	0	1					
Vic Power, R OBP: 0.344, SLG: 0.471 (1, 3)										4	1	1	2	0	0	1					
Rich Rollins, R OBP: 0.410, SLG: 0.597 (1, 5)										3	0	1	0	1	0	0					
Harmon Killebrew, R OBP: 0.400, SLG: 0.419 Bob Allison, R OBP: 0.395, SLG: 0.394 (1, 7) (8, 9)										4	1	2	1	0	1	1					
Earl Battey, R OBP: 0.357, SLG: 0.437 (1, 2)										4	0	0	0	0	0	3					
Zoilo Versalles, R OBP: 0.294, SLG: 0.388 (1, 6)										4	0	1	0	0	1	3					
Bernie Allen, L OBP: 0.321, SLG: 0.530 (1, 4)										4	1	2	0	0	0	1					
Bill Tuttle, R OBP: 0.328, SLG: 0.315 (1, 9) (8, 8)										3	0	0	0	0	1	1					
Jack Kralick, L OBP: 0.273, SLG: 0.350 Ray Moore, R (8, 1) George Banks, R OBP: 0.286, SLG: 0.286 Lee Stange, R (9, 1) (9, 1)										3	0	1	0	0	0	1					
Inning Stats	R: 2 E: 0 K: 0 S: 5	H: 2 LOB: 0 BB: 0 P: 5	R: 0 E: 0 K: 1 S: 5	H: 0 LOB: 0 BB: 0 P: 5	R: 0 E: 0 K: 1 S: 3	H: 0 LOB: 0 BB: 0 P: 3	R: 0 E: 0 K: 1 S: 5	H: 1 LOB: 1 BB: 1 P: 9	R: 0 E: 0 K: 0 S: 4	H: 2 LOB: 2 BB: 0 P: 7	R: 1 E: 1 K: 0 S: 5	H: 2 LOB: 1 BB: 0 P: 5	R: 1 E: 0 K: 0 S: 5	H: 2 LOB: 1 BB: 0 P: 5	R: 0 E: 0 K: 0 S: 3	H: 0 LOB: 0 BB: 0 P: 3	1B: 7 2B: 0 3B: 0 HR: 2	SF: 1 SAC: 1 DP: 0 HBP: 0	WP: 0 PB: 0 SB: 0 CS: 0	PA: 37	
PITCHER	IP WLS BF H R ER SO BB IBB HBP BLK WP HR S P ERA WHIP	8.0 L 34 9 4 3 3 1 0 0 0 0 2 39 43 3.38 1.250	1.0 3 0 0 0 0 0 0 0 0 0 0 0 3 3 0.00 0.000																		

Minnesota Twins @ Detroit Tigers
Tiger Stadium, Detroit, MI
Tue May 15 1962, 7:05 PM EDT
Att: 20,601 - Unknown

AB	34
R	4
H	9
RBI	4
BB	1
SO	3
LOB	12



Batter	1	2	3	4	5	6	7	8	9	AB	R	H	RBI	BB	SO	LOB	BOTTOM			
Jake Wood, R OBP: 0.296, SLG: 0.304 Dick McAuliffe, L OBP: 0.420, SLG: 0.492 (1, 4) (8, 5)										3	0	1	0	0	1	1				
Bill Bruton, L OBP: 0.339, SLG: 0.491 (1, 8)										4	0	1	0	0	0	2				
Al Kaline, R OBP: 0.410, SLG: 0.688 (1, 9)										4	0	1	0	0	0	1				
Rocky Colavito, R OBP: 0.298, SLG: 0.245 (1, 7)										3	1	1	0	1	1	0				
Norm Cash, L OBP: 0.432, SLG: 0.584 (1, 3)										4	0	0	0	0	1	3				
Steve Boros, R OBP: 0.341, SLG: 0.306 (1, 5) (8, 4)										4	0	1	1	0	0	0				
Chico Fernandez, R OBP: 0.321, SLG: 0.412 (1, 6)										3	0	0	0	0	1	1				
Dick Brown, R OBP: 0.303, SLG: 0.553 (1, 2)										3	1	1	0	0	0	0				
Frank Lary, R OBP: 0.500, SLG: 0.667 Bubba Morton, R OBP: 0.556, SLG: 0.714 Vic Wertz, L OBP: 0.429, SLG: 0.429 Ron Nischwitz, S (1, 1) (8, PH) (8, PH) (9, 1)										1	0	0	0	1	0	0				
Inning Stats	R: 0 E: 0 K: 1 S: 6	H: 1 LOB: 2 BB: 1 P: 10	R: 0 E: 0 K: 0 S: 3	H: 0 LOB: 0 BB: 0 P: 3	R: 0 E: 0 K: 1 S: 5	H: 0 LOB: 0 BB: 0 P: 5	R: 0 E: 0 K: 1 S: 5	H: 0 LOB: 0 BB: 0 P: 5	R: 0 E: 0 K: 0 S: 2	H: 0 LOB: 0 BB: 1 P: 6	R: 1 E: 0 K: 1 S: 7	H: 2 LOB: 1 BB: 0 P: 7	R: 1 E: 1 K: 1 S: 7	H: 2 LOB: 1 BB: 0 P: 7	R: 0 E: 0 K: 0 S: 3	H: 0 LOB: 0 BB: 0 P: 3	1B: 5 2B: 1 3B: 0 HR: 0	SF: 0 SAC: 0 DP: 2 HBP: 0	WP: 0 PB: 0 SB: 0 CS: 0	PA: 33
PITCHER	IP WLS BF H R ER SO BB IBB HBP BLK WP HR S P ERA WHIP	7.0 W 26 5 2 1 4 2 0 0 0 0 0 6 6 0.00 1.000	1.0 S 3 0 0 0 0 0 0 0 0 0 0 3 3 0.00 0.000																	

Minnesota Twins @ Detroit Tigers
Tiger Stadium, Detroit, MI
Tue May 15 1962, 7:05 PM EDT
Att: 20,601 - Unknown

AB	31
R	2
H	6
RBI	1
BB	2
SO	5
LOB	10



Batter	1	2	3	4	5	6	7	8	9	AB	R	H	RBI	BB	SO	LOB	TOP								
Lenny Green, L (1, 8) OBP: 0.393, SLG: 0.500 (8, 7)	F5		1B		1B	2B		L4	FC4-6	5	2	1	1	0	2										
Vic Power, R (1, 3) OBP: 0.357, SLG: 0.478	5-3		2B		2B	BB		WP	BB	5	0	3	3	0	0	2									
Rich Rollins, R (1, 5) OBP: 0.410, SLG: 0.585	K		1B		1B			WP	BB	4	0	1	0	1	2	3									
Harmon Killebrew, R (1, 7) OBP: 0.383, SLG: 0.396 Bill Tuttle, R (8, 8) OBP: 0.328, SLG: 0.315		K		K	K			6-3		5	0	0	0	0	4	3									
Bob Allison, R (1, 9) OBP: 0.418, SLG: 0.427		G6-3		FC6-4		1B		5-3		4	1	3	0	1	0	0									
Earl Battey, R (1, 2) OBP: 0.366, SLG: 0.439		G6-3		FC6-4		2B		FC4-6		4	1	2	1	1	0	2									
Zolio Versailles, R (1, 6) OBP: 0.263, SLG: 0.384			3-1	FC6-4		2B		FC4-6		4	2	1	0	0	0	4									
Bernie Allen, L (1, 4) OBP: 0.333, SLG: 0.534			3-1		2B	1B		1B		3	2	1	1	2	0	3									
Camilo Pascual, R (1, 1) OBP: 0.296, SLG: 0.444			L9		K	BB		L9		5	0	2	2	0	1	2									
Inning Stats	R: 0 E: 0 K: 1 S: 5	H: 0 LOB: 0 BB: 0 P: 5	R: 0 E: 0 K: 1 S: 4	H: 0 LOB: 0 BB: 1 P: 8	R: 2 E: 0 K: 1 S: 8	H: 3 LOB: 1 BB: 0 P: 8	R: 0 E: 0 K: 1 S: 6	H: 1 LOB: 1 BB: 0 P: 6	R: 2 E: 0 K: 2 S: 9	H: 3 LOB: 1 BB: 1 P: 13	R: 3 E: 0 K: 0 S: 7	H: 4 LOB: 2 BB: 1 P: 11	R: 0 E: 0 K: 1 S: 6	H: 1 LOB: 2 BB: 1 P: 10	R: 0 E: 0 K: 0 S: 4	H: 1 LOB: 2 BB: 1 P: 8	R: 1 E: 0 K: 0 S: 5	H: 2 LOB: 2 BB: 1 P: 9	1B: 11 2B: 4 3B: 0 HR: 0	SF: 0 SAC: 1 DP: 1 HBP: 0	WP: 1 PB: 0 SB: 1 CS: 0	PA: 46			
PITCHER	IP	WLS	BF	H	R	ER	SO	BB	IBB	HBP	BLK	WP	HR	S	P	ERA	WHIP								
Jim Bunning, R ERA: 4.76	(1, 1)	5.0	L	24	9	6	6	6	2	0	0	0	0	34	42	10.80	2.200								
Jerry Casale, R ERA: 6.09	(6, 1)	2.0		11	3	1	1	1	2	0	0	0	0	11	19	4.50	2.500								
Doug Gallagher, L ERA: 5.03	(8, 1)	2.0		11	3	1	1	0	2	0	0	0	1	0	9	4.50	2.500								

Minnesota Twins @ Detroit Tigers
Tiger Stadium, Detroit, MI
Wed May 16 1962, 4:33 AM EDT
Att: 5,249 - Unknown

AB	39
R	8
H	15
RBI	8
BB	6
SO	7
LOB	21



Batter	1	2	3	4	5	6	7	8	9	AB	R	H	RBI	BB	SO	LOB	BOTTOM								
Chico Fernandez, R (1, 6) OBP: 0.300, SLG: 0.382	F9	5-3			P4		F8			4	0	0	0	0	0	3									
Bill Bruton, L (1, 8) OBP: 0.326, SLG: 0.474	F9		F7		3-1		FC6			4	0	0	0	0	0	2									
Al Kaline, R (1, 9) OBP: 0.405, SLG: 0.673	BB		K		L5-3		K			4	0	1	0	0	2	0									
Norm Cash, L (1, 3) OBP: 0.434, SLG: 0.609	FC5-4		4-3		K		HR			3	1	1	1	1	1	0									
Rocky Colavito, R (1, 7) OBP: 0.305, SLG: 0.284	FC5-4		G4-6-3		HR		5-3			4	1	2	1	0	0	2									
Dick McAuliffe, L (1, 5) OBP: 0.411, SLG: 0.477		F8	1B		G4-6-3		F7		F8	4	1	1	0	0	0	1									
Steve Boros, R (1, 4) OBP: 0.360, SLG: 0.368		SF9	F8		HR		E		K	4	1	3	1	0	1	0									
Dick Brown, R (1, 2) OBP: 0.290, SLG: 0.528		F8			5-3		P6		1-3	4	0	0	0	0	0	3									
Jim Bunning, R OBP: 0.250, SLG: 0.222 Jerry Casale, R (6, 1)	(1, 1)	0.0			1-3		E4		K	1	0	0	1	0	0	0									
Vic Wertz, L OBP: 0.400, SLG: 0.400 Doug Gallagher, R OBP: 0.500, SLG: 0.400 Bobo Osborne, L OBP: 0.583, SLG: 0.300	(7, PH) (8, 1) (9, PH)	0.0 0.0 0.0					FC6		K	1 0 0	0 0 0	0 0 0	0 0 0	0 0 0	0 0 1	1 0 0									
Inning Stats	R: 0 E: 0 K: 0 S: 4	H: 1 LOB: 2 BB: 1 P: 8	R: 1 E: 0 K: 0 S: 5	H: 2 LOB: 1 BB: 0 P: 5	R: 0 E: 0 K: 1 S: 5	H: 0 LOB: 0 BB: 0 P: 5	R: 1 E: 0 K: 0 S: 4	H: 2 LOB: 0 BB: 0 P: 4	R: 0 E: 0 K: 0 S: 3	H: 0 LOB: 0 BB: 0 P: 3	R: 1 E: 0 K: 1 S: 6	H: 1 LOB: 0 BB: 0 P: 6	R: 0 E: 1 K: 0 S: 5	H: 1 LOB: 2 BB: 0 P: 5	R: 1 E: 0 K: 1 S: 6	H: 1 LOB: 0 BB: 0 P: 6	R: 0 E: 0 K: 2 S: 7	H: 0 LOB: 0 BB: 0 P: 7	1B: 5 2B: 0 3B: 0 HR: 3	SF: 1 SAC: 0 DP: 1 HBP: 0	WP: 0 PB: 0 SB: 0 CS: 0	PA: 36			
PITCHER	IP	WLS	BF	H	R	ER	SO	BB	IBB	HBP	BLK	WP	HR	S	P	ERA	WHIP								
Camilo Pascual, R ERA: 3.53	(1, 1)	9.0	W	36	8	4	4	5	1	0	0	0	3	45	49	4.00	1.000								

Minnesota Twins @ Detroit Tigers
Tiger Stadium, Detroit, MI
Wed May 16 1962, 4:33 AM EDT
Att: 5,249 - Unknown

AB	34
R	4
H	8
RBI	4
BB	1
SO	5
LOB	12



Batter	1	2	3	4	5	6	7	8	9	AB	R	H	RBI	BB	SO	LOB	TOP					
Lenny Green, L OBP: 0.400, SLG: 0.512 (1, 8)										5	1	3	0	0	1	0	Minnesota Twins @ New York Yankees Yankee Stadium, Bronx, NY Fri May 18 1962, 7:05 PM EDT Att: 20,974 - Unknown - 66 F					
Vic Power, R OBP: 0.359, SLG: 0.474 (1, 3)										5	0	2	0	0	0	1						
Rich Rollins, R OBP: 0.420, SLG: 0.595 (1, 5)										3	1	2	1	1	0	1						
Harmon Killebrew, R OBP: 0.387, SLG: 0.442 Bill Tuttle, R OBP: 0.328, SLG: 0.315 (1, 7) (9, 8)										4	2	2	2	0	1	4						
Bob Allison, R OBP: 0.411, SLG: 0.418 (1, 9)										4	0	1	0	0	0	1						
Earl Battey, R OBP: 0.362, SLG: 0.441 (1, 2)										4	0	1	1	0	0	1						
Zolio Versalles, R OBP: 0.263, SLG: 0.380 (1, 6)										4	0	1	0	0	0	1						
Bernie Allen, L OBP: 0.322, SLG: 0.514 (1, 4)										4	0	0	0	0	1	3						
Don Lee, R OBP: 0.294, SLG: 0.250 Dick Stigman, R (9, 1)										4	0	0	0	0	3	2						
										0	0	0	0	0	0	0						
Inning Stats	R: 0 E: 0 K: 0 S: 3	H: 1 LOB: 0 BB: 0 P: 3	R: 1 E: 0 K: 1 S: 7	H: 2 LOB: 1 BB: 0 P: 7	R: 0 E: 0 K: 2 S: 9	H: 2 LOB: 2 BB: 0 P: 9	R: 0 E: 0 K: 0 S: 3	H: 0 LOB: 0 BB: 0 P: 3	R: 1 E: 0 K: 1 S: 8	H: 3 LOB: 2 BB: 0 P: 8	R: 0 E: 0 K: 1 S: 7	H: 2 LOB: 2 BB: 0 P: 7	R: 2 E: 0 K: 1 S: 6	H: 1 LOB: 0 BB: 1 P: 10	R: 0 E: 0 K: 0 S: 3	H: 0 LOB: 0 BB: 0 P: 3	R: 0 E: 0 K: 0 S: 3	H: 1 LOB: 0 BB: 0 P: 3	1B: 7 2B: 4 3B: 0 HR: 1	SF: 0 SAC: 0 DP: 1 HBP: 0	WP: 0 PA: 38	
PITCHER	IP WLS BF ERA WHIP	IP WLS BF ERA WHIP	IP WLS BF ERA WHIP	IP WLS BF ERA WHIP	IP WLS BF ERA WHIP	IP WLS BF ERA WHIP	IP WLS BF ERA WHIP	IP WLS BF ERA WHIP	IP WLS BF ERA WHIP	IP WLS BF ERA WHIP	IP WLS BF ERA WHIP	IP WLS BF ERA WHIP	IP WLS BF ERA WHIP	IP WLS BF ERA WHIP	IP WLS BF ERA WHIP	IP WLS BF ERA WHIP	IP WLS BF ERA WHIP	IP WLS BF ERA WHIP	IP WLS BF ERA WHIP	IP WLS BF ERA WHIP	IP WLS BF ERA WHIP	
Whitey Ford, L ERA: 3.32 Jim Coates, R ERA: 4.13 (1, 1) (9, 1)	8.0 L 35	11 4 4 6	1 0 0 0	0 0 0 0	0 0 3 3	0.00 1.000																

AB	37
R	4
H	12
RBI	4
BB	1
SO	6
LOB	14



Batter	1	2	3	4	5	6	7	8	9	AB	R	H	RBI	BB	SO	LOB	BOTTOM					
Bobby Richardson, R OBP: 0.285, SLG: 0.300 Yogi Berra, L OBP: 0.259, SLG: 0.322 (1, 4) (9, PH)										4	0	0	0	0	0	4	Minnesota Twins @ New York Yankees Yankee Stadium, Bronx, NY Fri May 18 1962, 7:05 PM EDT Att: 20,974 - Unknown - 66 F					
Tom Tresh, S OBP: 0.369, SLG: 0.412 (1, 6)										5	0	2	0	0	0	1						
Joe Pepitone, L OBP: 0.267, SLG: 0.533 (1, 7)										5	0	1	0	0	2	2						
Mickey Mantle, S OBP: 0.523, SLG: 0.607 (1, 8)										3	2	0	0	2	0	3						
Johnny Blanchard, L OBP: 0.300, SLG: 0.473 (1, 9)										4	1	1	0	0	0	2						
Elston Howard, R OBP: 0.287, SLG: 0.451 (1, 2)										3	0	1	1	0	1	0						
Bill Skowron, R OBP: 0.274, SLG: 0.444 (1, 3)										3	0	1	2	0	0	0						
Clete Boyer, R OBP: 0.415, SLG: 0.551 (1, 5)										2	0	1	0	2	0	2						
Whitey Ford, L OBP: 0.087, SLG: 0.095 Roger Maris, L OBP: 0.376, SLG: 0.518 Jim Coates, R (1, 1) (8, PH) (9, 1)										3	0	0	0	0	1	4						
										1	0	0	0	0	0	1						
										0	0	0	0	0	0	0						
Inning Stats	R: 0 E: 0 K: 0 S: 4	H: 1 LOB: 1 BB: 0 P: 4	R: 0 E: 0 K: 0 S: 3	H: 0 LOB: 0 BB: 0 P: 3	R: 0 E: 0 K: 1 S: 6	H: 1 LOB: 2 BB: 1 P: 11	R: 0 E: 0 K: 0 S: 3	H: 0 LOB: 0 BB: 0 P: 3	R: 2 E: 0 K: 2 S: 9	H: 2 LOB: 3 BB: 2 P: 18	R: 0 E: 0 K: 0 S: 4	H: 1 LOB: 1 BB: 0 P: 4	R: 0 E: 0 K: 1 S: 5	H: 0 LOB: 1 BB: 1 P: 9	R: 0 E: 0 K: 0 S: 4	H: 1 LOB: 1 BB: 0 P: 4	1B: 7 2B: 0 3B: 0 HR: 0	SF: 0 SAC: 0 DP: 0 HBP: 2	WP: 1 PA: 40			
PITCHER	IP WLS BF ERA WHIP	IP WLS BF ERA WHIP	IP WLS BF ERA WHIP	IP WLS BF ERA WHIP	IP WLS BF ERA WHIP	IP WLS BF ERA WHIP	IP WLS BF ERA WHIP	IP WLS BF ERA WHIP	IP WLS BF ERA WHIP	IP WLS BF ERA WHIP	IP WLS BF ERA WHIP	IP WLS BF ERA WHIP	IP WLS BF ERA WHIP	IP WLS BF ERA WHIP	IP WLS BF ERA WHIP	IP WLS BF ERA WHIP	IP WLS BF ERA WHIP	IP WLS BF ERA WHIP	IP WLS BF ERA WHIP	IP WLS BF ERA WHIP	IP WLS BF ERA WHIP	
Don Lee, R ERA: 3.6 Dick Stigman, L ERA: 2.39 (1, 1) (9, 1)	8.2 W 39	7 3 3 4	0 0 0 0	0 0 0 0	0 0 1 1	0.00 0.000																



Batter	1	2	3	4	5	6	7	8	9	AB	R	H	RBI	BB	SO	LOB	TOP			
Lenny Green, L OBP: 0.396, SLG: 0.504 (1, 8)	F6		F3			G6-4-3 1B			F4	4	0	1	0	0	0	0	Minnesota Twins @ New York Yankees Yankee Stadium, Bronx, NY Sat May 19 1962, 3:33 AM EDT Att: 13,896 - Unknown - 86 F AB 30 R 1 H 3 RBI 1 BB 0 SO 7 LOB 4			
Vic Power, R OBP: 0.346, SLG: 0.455 (1, 3)	5-3		F8			G6-4-3 1-2			6-3	4	0	0	0	0	0	1				
Rich Rollins, R OBP: 0.408, SLG: 0.577 (1, 5)	E5			5-3		K			6-3	4	0	0	0	0	1	0				
Harmon Killebrew, R OBP: 0.386, SLG: 0.469 (1, 7)	K							K		3	1	1	1	0	2	1				
Bob Allison, R OBP: 0.398, SLG: 0.402 (1, 9)		K							5-3	3	0	0	0	0	1	0				
Earl Battey, R OBP: 0.362, SLG: 0.438 (1, 2)									5-3	3	0	1	0	0	1	0				
Zolo Versailles, R OBP: 0.257, SLG: 0.371 (1, 6)		FC5-4 1B				G3			F7	3	0	0	0	0	0	1				
Bernie Allen, L OBP: 0.314, SLG: 0.500 (1, 4)		F9				K			F9	3	0	0	0	0	1	1				
Joe Bonikowski, R OBP: 0.200, SLG: 0.111 Hal Naragon, L (8, PH) Dick Stigman, R (8, 1)			K			1-3			4-3	2	0	0	0	0	1	0				
										1	0	0	0	0	0	0				
										0	0	0	0	0	0	0				
Inning Stats	R: 0 E: 1 K: 1 S: 6	H: 0 LOB: 1 BB: 0 P: 6	R: 0 E: 0 K: 1 S: 6	H: 1 LOB: 1 BB: 0 P: 6	R: 0 E: 0 K: 1 S: 5	H: 0 LOB: 0 BB: 0 P: 5	R: 1 E: 0 K: 1 S: 6	H: 1 LOB: 0 BB: 0 P: 6	R: 0 E: 0 K: 1 S: 5	H: 0 LOB: 0 BB: 0 P: 5	R: 0 E: 0 K: 1 S: 5	H: 0 LOB: 0 BB: 0 P: 5	R: 0 E: 0 K: 0 S: 3	H: 0 LOB: 0 BB: 0 P: 3	R: 0 E: 0 K: 0 S: 3	H: 0 LOB: 0 BB: 0 P: 3	1B: 2 2B: 0 3B: 0 HR: 1	SF: 0 SAC: 0 DP: 1 HBP: 0	WP: 0 PB: 0 CS: 0	PA: 30
PITCHER Ralph Terry, R ERA: 3.93 (1, 1)	IP: 9.0 WLS: W BF: 30 H: 3 R: 1 ER: 1 SO: 7 BB: 0 IBB: 0 HBP: 0 BLK: 0 WP: 0 HR: 1 S: 44 P: 44 ERA: 1.00 WHIP: 0.333															PITCHER IP: 9.0 WLS: W BF: 30 H: 3 R: 1 ER: 1 SO: 7 BB: 0 IBB: 0 HBP: 0 BLK: 0 WP: 0 HR: 1 S: 44 P: 44 ERA: 1.00 WHIP: 0.333				

Batter	1	2	3	4	5	6	7	8	9	AB	R	H	RBI	BB	SO	LOB	BOTTOM			
Bobby Richardson, R OBP: 0.291, SLG: 0.313 (1, 4)	L4-3								5-3	4	0	2	1	0	0	0	Minnesota Twins @ New York Yankees Yankee Stadium, Bronx, NY Sat May 19 1962, 3:33 AM EDT Att: 13,896 - Unknown - 86 F AB 30 R 2 H 6 RBI 2 BB 3 SO 5 LOB 12			
Tom Tresh, S OBP: 0.373, SLG: 0.424 (1, 6)		1-3 2H 2B							F9	4	0	2	0	0	0	2				
Joe Pepitone, L OBP: 0.235, SLG: 0.471 (1, 8)	FC4-6 1B								1-3	4	0	0	0	0	0	3				
Roger Maris, L OBP: 0.364, SLG: 0.500 (1, 9)	FC3-6								K	4	0	0	0	0	1	3				
Yogi Berra, L OBP: 0.257, SLG: 0.317 Jack Reed, R (9, 7)		WP 1B 5-3 1B							1-3	4	1	1	0	0	1	0				
Elston Howard, R OBP: 0.276, SLG: 0.432 (1, 2)									K	4	0	0	0	0	2	1				
Bill Skowron, R OBP: 0.275, SLG: 0.436 (1, 3)									K	2	0	0	0	1	0	1				
Clete Boyer, R OBP: 0.421, SLG: 0.546 (1, 5)									K	1	1	0	0	2	1	0				
Ralph Terry, R OBP: 0.154, SLG: 0.120 (1, 1)									F9	3	0	1	1	0	0	2				
									FC6-4											
Inning Stats	R: 0 E: 0 K: 0 S: 4	H: 1 LOB: 1 BB: 0 P: 4	R: 2 E: 0 K: 0 S: 6	H: 3 LOB: 2 BB: 1 P: 10	R: 0 E: 0 K: 1 S: 5	H: 0 LOB: 0 BB: 0 P: 5	R: 0 E: 0 K: 1 S: 5	H: 0 LOB: 0 BB: 0 P: 5	R: 0 E: 0 K: 1 S: 5	H: 2 LOB: 2 BB: 0 P: 5	R: 0 E: 0 K: 1 S: 5	H: 0 LOB: 2 BB: 2 P: 13	R: 0 E: 0 K: 2 S: 7	H: 0 LOB: 0 BB: 0 P: 7	R: 0 E: 0 K: 0 S: 3	H: 0 LOB: 0 BB: 0 P: 3	1B: 4 2B: 2 3B: 0 HR: 0	SF: 0 SAC: 0 DP: 0 HBP: 0	WP: 1 PB: 0 CS: 0	PA: 33
PITCHER Joe Bonikowski, R ERA: 2.61 Dick Stigman, L ERA: 2.19 (8, 1)	IP: 7.0 WLS: L BF: 30 H: 6 R: 2 ER: 2 SO: 3 BB: 3 IBB: 0 HBP: 0 BLK: 0 WP: 1 HR: 0 S: 33 P: 45 ERA: 2.57 WHIP: 1.286															PITCHER IP: 1.0 WLS: L BF: 3 H: 0 R: 0 ER: 0 SO: 2 BB: 0 IBB: 0 HBP: 0 BLK: 0 WP: 0 HR: 0 S: 7 P: 7 ERA: 0.00 WHIP: 0.000				

Batter	1	2	3	4	5	6	7	8	9	AB	R	H	RBI	BB	SO	LOB	TOP					
Lenny Green, L OBP: 0.390, SLG: 0.493 (1, 8)										5	0	1	0	0	0	2	Minnesota Twins @ New York Yankees Yankee Stadium, Bronx, NY Sun May 20 1962, 3:33 AM EDT Unknown - 86 F					
Vic Power, R OBP: 0.342, SLG: 0.448 (1, 3)										4	0	1	0	0	0	1						
Rich Rollins, R OBP: 0.404, SLG: 0.567 (1, 5)										4	0	1	0	0	0	1						
Harmon Killebrew, R OBP: 0.389, SLG: 0.495 (1, 7)										3	1	1	1	1	1	1						
Jim Kaat, L OBP: 0.214, SLG: 0.250 (8, PR)										0	0	0	0	0	0	0						
Bill Tuttle, R OBP: 0.328, SLG: 0.315 (8, 8)										0	0	0	0	0	0	0						
Bob Allison, R OBP: 0.402, SLG: 0.407 (1, 9)										4	1	2	0	0	1	1						
Earl Battey, R OBP: 0.372, SLG: 0.439 (1, 2)										2	0	1	0	2	0	3						
Bernie Allen, L OBP: 0.315, SLG: 0.513 (1, 4)										3	1	1	1	0	0	3						
Zolio Versalles, R OBP: 0.250, SLG: 0.360 (1, 6)										4	0	0	0	0	0	3						
Jack Kratlick, L OBP: 0.286, SLG: 0.318 (7, PH)										2	0	0	0	0	0	0						
Don Mincher, L OBP: 0.412, SLG: 0.874 (7, PH)										0	0	0	0	1	0	0						
Mary Martinez, S OBP: 0.250, SLG: 0.250 (7, PH)										0	0	0	0	0	0	0						
Lee Stange, R OBP: 0.250, SLG: 0.250 (7, 1)										0	0	0	0	0	0	0						
George Banks, R OBP: 0.250, SLG: 0.250 (9, PH)										0	0	0	1	0	0	0						
Ray Moore, R OBP: 0.250, SLG: 0.250 (9, 1)										0	0	0	0	0	0	0						
Inning Stats	R: 0 E: 0 K: 0 S: 3	H: 1 LOB: 0 BB: 0 P: 3	R: 1 E: 0 K: 0 S: 5	H: 2 LOB: 1 BB: 0 P: 5	R: 0 E: 0 K: 0 S: 3	H: 0 LOB: 0 BB: 0 P: 3	R: 0 E: 0 K: 1 S: 6	H: 1 LOB: 2 BB: 1 P: 10	R: 0 E: 0 K: 0 S: 3	H: 0 LOB: 0 BB: 0 P: 3	R: 1 E: 0 K: 0 S: 6	H: 1 LOB: 0 BB: 0 P: 6	R: 0 E: 0 K: 0 S: 3	H: 0 LOB: 2 BB: 2 P: 11	R: 0 E: 0 K: 0 S: 4	H: 2 LOB: 2 BB: 1 P: 8	R: 0 E: 0 K: 0 S: 4	H: 1 LOB: 3 BB: 0 P: 4	1B: 6 2B: 1 3B: 1 HR: 1	SF: 1 SAC: 1 DP: 2 HBP: 0	WP: 0 PB: 0 CS: 0	PA: 37
PITCHER	IP WLS BF H R ER SO BB IBB HBP BLK WP HR S P ERA WHIP																					
Bill Stafford, R ERA: 5.32 (1, 1)	7.1	32	7	2	2	2	4	0	0	0	0	0	0	1	32	48	2.46	1.500				
Jim Coates, R ERA: 4.2 (8, 1)	1.2	W	5	1	1	1	0	0	0	0	0	0	0	5	5	5.40	0.600					


AB	31
R	3
H	8
RBI	3
BB	4
SO	2
LOB	15




Batter	1	2	3	4	5	6	7	8	9	AB	R	H	RBI	BB	SO	LOB	BOTTOM					
Bobby Richardson, R OBP: 0.308, SLG: 0.333 (1, 4)										4	0	3	0	1	0	0	Minnesota Twins @ New York Yankees Yankee Stadium, Bronx, NY Sun May 20 1962, 3:33 AM EDT Unknown - 86 F					
Tom Tresh, S OBP: 0.374, SLG: 0.423 (1, 6)										5	0	2	1	0	0	2						
Hector Lopez, R OBP: 0.380, SLG: 0.350 (1, 7)										4	1	1	0	0	2	3						
Roger Maris, L OBP: 0.368, SLG: 0.533 (1, 8) (7, 9)										4	1	2	2	0	0	0						
Elston Howard, R OBP: 0.275, SLG: 0.424 (1, 2)										4	0	1	0	0	0	2						
Bob Cerv, R OBP: 0.250, SLG: 0.500 (1, 9)										3	1	1	0	0	0	1						
Jack Reed, R OBP: 0.295, SLG: 0.464 (8, PH)										0	0	0	0	0	0	0						
Johnny Blanchard, L OBP: 0.235, SLG: 0.471 (9, 8)										1	0	0	0	0	1	1						
Joe Pevitone, L OBP: 0.235, SLG: 0.471 (9, 8)										0	0	0	0	0	0	0						
Bill Skowron, R OBP: 0.265, SLG: 0.419 (1, 3)										4	0	0	0	0	1	3						
Clete Boyer, R OBP: 0.415, SLG: 0.541 (1, 5)										3	1	1	1	0	0	0						
Bill Stafford, R OBP: 0.111, SLG: 0.167 (1, 1)										3	0	0	0	0	0	0						
Jim Coates, R ERA: 2.51 (8, 1)										0	0	0	0	0	0	0						
Yogi Berra, L OBP: 0.288, SLG: 0.317 (9, PH)										0	0	0	0	1	0	0						
Inning Stats	R: 0 E: 0 K: 1 S: 7	H: 2 LOB: 2 BB: 0 P: 7	R: 1 E: 0 K: 0 S: 4	H: 1 LOB: 0 BB: 0 P: 4	R: 0 E: 0 K: 1 S: 5	H: 0 LOB: 0 BB: 0 P: 5	R: 0 E: 0 K: 0 S: 4	H: 1 LOB: 1 BB: 0 P: 4	R: 0 E: 0 K: 0 S: 4	H: 1 LOB: 2 BB: 0 P: 4	R: 2 E: 0 K: 0 S: 5	H: 2 LOB: 0 BB: 0 P: 5	R: 0 E: 0 K: 0 S: 4	H: 1 LOB: 2 BB: 1 P: 8	R: 0 E: 1 K: 1 S: 6	H: 0 LOB: 1 BB: 0 P: 6	R: 0 E: 0 K: 0 S: 3	H: 3 LOB: 3 BB: 1 P: 7	1B: 6 2B: 4 3B: 0 HR: 1	SF: 1 SAC: 0 DP: 0 HBP: 0	WP: 0 PB: 0 CS: 0	PA: 38
PITCHER	IP WLS BF H R ER SO BB IBB HBP BLK WP HR S P ERA WHIP																					
Jack Kratlick, L ERA: 3.93 (7, 1)	2.0	9	1	0	0	1	1	0	0	0	0	10	14	0.00	1.000							
Lee Stange, R ERA: 2.51 (9, 1)	0.0	L	4	3	1	1	0	1	0	0	0	3	7	∞	∞							

AB	35
R	4
H	11
RBI	4
BB	2
SO	3
LOB	12



Batter	1	2	3	4	5	6	7	8	9	10	11	12	13	AB R H RBI BB SO LOB	TOP								
Lenny Green, L OBP: 0.366, SLG: 0.493 (1.8)	F8							F8		E8 1B		L8		6 1 3 1 1 0 0	Minnesota Twins @ New York Yankees Yankee Stadium, Bronx, NY Sun May 20 1962, 3:38 AM EDT Att. 27,998 - Unknown - 80 F livebaseballscorecards.com AB 49 R 4 H 13 RBI 2 BB 6 SO 10 LOB 25 								
Vic Power, R OBP: 0.339, SLG: 0.446 (1.3)	F5									F7			G4-6-3 BB	7 0 2 0 0 1 7									
Rich Rollins, R OBP: 0.401, SLG: 0.554 (1.5)	6-3									E6 1B		6-3		5 0 1 0 1 0 1									
Harman Killebrew, R OBP: 0.362, SLG: 0.476 (10, PR)														4 0 0 0 0 1 3 2									
Bill Tuttle, R OBP: 0.323, SLG: 0.309 (10, 8)														0 0 0 0 0 0 0 0									
Bob Allison, R OBP: 0.398, SLG: 0.413 (1, 9)														1 0 0 0 0 0 0 1									
Bernie Allen, L OBP: 0.315, SLG: 0.500 (1, 4)														6 1 2 0 0 1 4									
Zolio Versailles, R OBP: 0.267, SLG: 0.369 (1, 6)														5 0 1 0 1 1 1									
Jerry Zimmerman, R (1, 2)														5 2 3 1 1 1 1									
Don Mincher, L OBP: 0.464, SLG: 0.656 (7, PH)														1 0 0 0 0 0 0 0									
Earl Battey, R OBP: 0.372, SLG: 0.437 (7, 2)														1 0 0 0 0 0 0 1									
Jim Kaat, L OBP: 0.222, SLG: 0.200 (10, 1)														3 0 0 0 0 1 2 2									
Lee Stange, R (10, PR)														0 0 0 0 0 0 0 0									
George Banks, R OBP: 0.250, SLG: 0.250 (11, PH)														0 0 0 0 0 0 0 1									
Ray Moore, R (11, 1)														0 0 0 0 0 0 0 0									
Hal Naragon, L (13, PR)														1 0 0 0 0 0 0 2									
Johnny Cook, R OBP: 0.262, SLG: 0.260 (13, 1)														0 0 0 0 0 0 0 0									
Dick Stigman, R (13, 1)														0 0 0 0 0 0 0 0									
Inning Stats	R: 0 E: 0 K: 0 S: 3	H: 0 LOB: 0 BB: 0 P: 3	R: 0 E: 0 K: 2 S: 7	H: 0 LOB: 0 BB: 0 P: 7	R: 0 E: 0 K: 0 S: 4	H: 1 LOB: 2 BB: 1 P: 8	R: 0 E: 0 K: 1 S: 6	H: 1 LOB: 1 BB: 0 P: 6	R: 0 E: 0 K: 1 S: 6	H: 1 LOB: 2 BB: 1 P: 10	R: 0 E: 0 K: 1 S: 4	H: 0 LOB: 0 BB: 1 P: 8	R: 1 E: 2 K: 2 S: 8	H: 2 LOB: 1 BB: 0 P: 11		R: 0 E: 0 K: 0 S: 4	H: 1 LOB: 1 BB: 0 P: 4	R: 2 E: 0 K: 0 S: 6	H: 4 LOB: 2 BB: 1 P: 10	1B: 11 2B: 2 3B: 0 HR: 0	SF: 0 SAC: 1 DP: 2 HBP: 0	WP: 0 PB: 0 SB: 1 CS: 0	PA: 56
PITCHER	IP WLS BF H R ER SO BB IBB HBP BLK WP HR S P ERA WHIP																						
Rollie Sheldon, R ERA: 5.09 (8, 1)	7.0 27 3.0	4 1 14	1 1 3	5 0 1	3 0 0	2 3 0	0 0 0	0 0 0	0 0 0	0 0 0	35 17 0	43 29 0.00	2.000										
Bob Turley, R ERA: 1.26 (11, 1)	2.0 L 12	6 2 6	2 2 2	2 2 2	0 0 0	0 0 0	0 0 0	0 0 0	0 0 0	16 16 9.00	3.000												
Jim Coates, R ERA: 4.5 (13, 1)	1.0 3 0	0 0 0	0 0 0	0 0 0	1 0 0	0 0 0	0 0 0	0 0 0	0 0 2	6 0.00 1.000													

Batter	1	2	3	4	5	6	7	8	9	10	11	12	13	AB R H RBI BB SO LOB	BOTTOM										
Bobby Richardson, R OBP: 0.316, SLG: 0.333 (1, 4)														3 1 1 0 2 0 0	Minnesota Twins @ New York Yankees Yankee Stadium, Bronx, NY Sun May 20 1962, 3:38 AM EDT Att. 27,998 - Unknown - 80 F livebaseballscorecards.com AB 37 R 2 H 6 RBI 2 BB 8 SO 12 LOB 21 										
Tom Tresh, S OBP: 0.352, SLG: 0.449 (1, 6)														4 0 2 1 0 1 1											
Hector Lopez, R OBP: 0.375, SLG: 0.333 (1, 7)														5 0 1 0 1 1 5											
Roger Maris, L OBP: 0.374, SLG: 0.528 (8, 9)														3 0 1 1 1 0 2											
Eliot Howard, R OBP: 0.272, SLG: 0.413 (1, 2)														5 0 1 0 0 1 4											
Bob Cerv, R OBP: 0.286, SLG: 0.333 (7, PR)														2 0 0 0 0 0 0											
Jack Reed, R (8, 8)														0 0 0 0 1 0 0											
Yogi Berra, L OBP: 0.260, SLG: 0.308 (11, PH)														2 0 0 0 0 0 1											
Bill Skowron, R OBP: 0.261, SLG: 0.400 (1, 3)														5 0 0 0 1 3 3											
Clete Boyer, R OBP: 0.407, SLG: 0.522 (1, 5)														4 0 0 0 1 2 3											
Rollie Sheldon, R ERA: 5.09 (7, PR)														2 0 0 0 0 2 0											
Billy Gardner, R (8, 1)														0 0 0 0 0 1 2											
Johnny Blanchard, L PH: 0.272, SLG: 0.273 (10, PR)														0 0 0 0 0 1 0 0											
Jim Coates, R (11, 1)														0 1 0 0 0 0 0											
Marshall Bridges, S (13, 1)														1 0 0 0 0 1 0											
														0 0 0 0 0 0 0											
Inning Stats	R: 1 E: 0 K: 1 S: 6	H: 1 LOB: 1 BB: 1 P: 10	R: 0 E: 0 K: 1 S: 5	H: 0 LOB: 0 BB: 0 P: 5	R: 0 E: 0 K: 1 S: 5	H: 1 LOB: 1 BB: 0 P: 6	R: 0 E: 0 K: 2 S: 7	H: 0 LOB: 0 BB: 0 P: 7	R: 0 E: 0 K: 1 S: 6	H: 1 LOB: 2 BB: 1 P: 10	R: 0 E: 0 K: 0 S: 2	H: 0 LOB: 2 BB: 2 P: 11	R: 1 E: 0 K: 2 S: 8	H: 1 LOB: 2 BB: 0 P: 14		R: 0 E: 0 K: 2 S: 7	H: 0 LOB: 0 BB: 0 P: 7	R: 0 E: 0 K: 1 S: 6	H: 1 LOB: 1 BB: 0 P: 6	R: 0 E: 0 K: 1 S: 6	H: 1 LOB: 1 BB: 0 P: 6	1B: 4 2B: 1 3B: 1 HR: 0	SF: 1 SAC: 3 DP: 4 HBP: 3	WP: 1 PB: 0 SB: 1 CS: 0	PA: 52
PITCHER	IP WLS BF H R ER SO BB IBB HBP BLK WP HR S P ERA WHIP																								
Jim Kaat, L ERA: 3.92 (10, 1)	9.1 0.2	38 3	4 0	2 0	1 0	7 0	4 0	3 1	0 0	0 0	42 4	73 8	0.96 0.00	0.857											
Lee Stange, R ERA: 2.45 (11, 1)	2.0 W 7	0 1 0	0 0 0	0 3 3	0 0 0	0 0 0	0 0 0	0 0 13	8 0.00 0.500																
Ray Moore, R ERA: 4.8 (13, 1)	1.0 S 4	1 0 0	0 0 1	0 0 1	0 0 0	0 0 0	0 0 6	6 0.00 1.000																	

Batter	1	2	3	4	5	6	7	8	9	AB	R	H	RBI	BB	SO	LOB	TOP								
Lenny Green, L OBP: 0.386, SLG: 0.477 (1, 8)										5	0	0	0	0	1	4									
Vic Power, R OBP: 0.325, SLG: 0.427 (1, 3)										5	0	0	0	0	1	1									
Rich Rollins, R OBP: 0.401, SLG: 0.545 (1, 5)										4	0	1	0	1	3	0									
Harmon Killebrew, R OBP: 0.376, SLG: 0.491 Bill Tuttle, R OBP: 0.323, SLG: 0.309 (1, 7) (9, 8)										5	1	1	1	0	0	4									
Bob Allison, R OBP: 0.402, SLG: 0.404 (1, 9)										2	0	0	0	1	0	0									
Earl Battey, R OBP: 0.376, SLG: 0.441 Jerry Zimmerman, R OBP: 0.250, SLG: 0.250 (1, 2) (3, 2)										1	0	1	0	0	0	0									
Bernie Allen, L OBP: 0.328, SLG: 0.525 (1, 4)										4	3	3	1	0	0	1									
Zolio Versalles, R OBP: 0.275, SLG: 0.378 (1, 6)										2	0	1	1	1	0	0									
Camilo Pascual, R OBP: 0.323, SLG: 0.452 (1, 1)										4	0	2	2	0	1	1									
Inning Stats	R: 0 E: 0 K: 2 S: 7	H: 0 LOB: 0 BB: 0 P: 7	R: 0 E: 0 K: 0 S: 3	H: 1 LOB: 1 BB: 0 P: 4	R: 0 E: 0 K: 1 S: 5	H: 0 LOB: 0 BB: 1 P: 5	R: 0 E: 0 K: 0 S: 2	H: 0 LOB: 0 BB: 1 P: 6	R: 2 E: 0 K: 0 S: 6	H: 3 LOB: 1 BB: 0 P: 6	R: 1 E: 0 K: 2 S: 8	H: 1 LOB: 1 BB: 1 P: 12	R: 1 E: 1 K: 0 S: 7	H: 3 LOB: 3 BB: 0 P: 7	R: 1 E: 0 K: 1 S: 7	H: 2 LOB: 2 BB: 1 P: 11	R: 0 E: 0 K: 1 S: 5	H: 0 LOB: 0 BB: 0 P: 5	1B: 6 2B: 4 3B: 0 HR: 1	SF: 0 SAC: 1 DP: 1 HBP: 1	WP: 0 PB: 0 SB: 0 CS: 1	PA: 40			
PITCHER	IP	WLS	BF	H	R	ER	SO	BB	IBB	HBP	BLK	WP	HR	S	P	ERA	WHIP								
Dave Stenhouse, R ERA: 1.69 (1, 1)	6.2	L	30	8	4	4	5	2	0	1	0	0	1	37	46	5.40	1.500								
Ed Hobaugh, R ERA: 7.04 (7, 1)	1.1		7	2	1	1	1	0	1	0	0	0	0	8	12	6.75	1.500								
Marty Kutyna, R ERA: 3.24 (9, 1)	1.0		3	0	0	0	1	0	0	0	0	0	0	5	5	0.00	0.000								

Minnesota Twins @ Washington Senators
D.C. Stadium, Washington, DC
Mon May 21 1962, 7:05 PM EDT
Att: 11,797 - Unknown

livebaseballscores.com

AB 35
R 5
H 10
RBI 5
BB 3
SO 7
LOB 12

Batter	1	2	3	4	5	6	7	8	9	AB	R	H	RBI	BB	SO	LOB	BOTTOM								
Jim Piersall, R OBP: 0.286, SLG: 0.378 (1, 8)										4	1	2	1	0	1	1									
Chuck Cottier, R OBP: 0.314, SLG: 0.365 (1, 4)										3	0	2	1	1	0	1									
Gene Woodling, L OBP: 0.419, SLG: 0.532 (1, 9)										4	0	0	0	0	1	3									
Dale Long, L OBP: 0.385, SLG: 0.431 (1, 3)										3	1	1	0	1	1	1									
Bob Johnson, R OBP: 0.339, SLG: 0.411 (1, 6)										3	0	0	0	1	1	3									
Harry Bright, R OBP: 0.324, SLG: 0.750 Chuck Hinton, R OBP: 0.286, SLG: 0.304 (1, 5) (9, FR)										4	0	2	1	0	1	1									
Jim King, L OBP: 0.376, SLG: 0.372 (1, 7)										4	0	0	0	0	2										
Bob Schmidt, R OBP: 0.233, SLG: 0.369 (1, 2)										3	0	0	0	0	1	0									
Dave Stenhouse, R OBP: 0.154, SLG: 0.083 Ed Hobaugh, R (7, 1) Joe Hicks, L OBP: 0.258, SLG: 0.179 Marty Kutyna, R (9, 1)										2	0	0	0	0	0	0									
Inning Stats	R: 0 E: 0 K: 0 S: 3	H: 1 LOB: 0 BB: 0 P: 3	R: 1 E: 0 K: 1 S: 6	H: 2 LOB: 0 BB: 0 P: 6	R: 0 E: 0 K: 0 S: 4	H: 1 LOB: 1 BB: 0 P: 4	R: 0 E: 0 K: 2 S: 7	H: 0 LOB: 1 BB: 1 P: 11	R: 0 E: 0 K: 0 S: 3	H: 0 LOB: 0 BB: 0 P: 3	R: 1 E: 0 K: 0 S: 3	H: 1 LOB: 1 BB: 2 P: 11	R: 0 E: 0 K: 1 S: 5	H: 0 LOB: 0 BB: 0 P: 5	R: 1 E: 0 K: 2 S: 9	H: 2 LOB: 1 BB: 0 P: 9	R: 0 E: 0 K: 0 S: 3	H: 1 LOB: 1 BB: 0 P: 3	1B: 6 2B: 0 3B: 1 HR: 1	SF: 0 SAC: 0 DP: 3 HBP: 0	WP: 0 PB: 0 SB: 2 CS: 0	PA: 35			
PITCHER	IP	WLS	BF	H	R	ER	SO	BB	IBB	HBP	BLK	WP	HR	S	P	ERA	WHIP								
Camilo Pascual, R ERA: 3.47 (1, 1)	9.0	W	34	8	3	3	6	3	0	0	0	0	1	43	55	3.00	1.222								

Minnesota Twins @ Washington Senators
D.C. Stadium, Washington, DC
Mon May 21 1962, 7:05 PM EDT
Att: 11,797 - Unknown

livebaseballscores.com

AB 31
R 3
H 8
RBI 3
BB 3
SO 6
LOB 12

Batter	1	2	3	4	5	6	7	8	9	AB	R	H	RBI	BB	SO	LOB	TOP			
Lenny Green, L OBP: 0.387, SLG: 0.490	4-0 BB 1B BB	0-0 1-H HR	0-0 3-1			0-0 4-3		0-0 G3	4 1 1 2 1 0 1											
Vic Power, R OBP: 0.336, SLG: 0.434	0-0 1-2 BB 1B	0-0 5-3		0-0 F8		0-0 G5-4-3 1B		0-0 1B	5 0 3 0 0 0 0											
Rich Rollins, R OBP: 0.401, SLG: 0.537	0-0 F8		4-0 2B 1B BB	0-0 BB 1B		0-0 G5-4-3 1-2		0-0 F8	4 1 1 0 1 0 4											
Harmon Killebrew, R OBP: 0.390, SLG: 0.504	4-0 1-2 2-3 BB		0-0 1B 2B	4-0 G6-4-3 BB		0-0 CS 1B		0-0 F2	3 1 2 0 2 0 1											
Bob Allison, R OBP: 0.404, SLG: 0.406	0-0 L9		0-0 PB 1B	0-0 G6-4-3 1-2		0-0 6-3			2 1 1 2 0 0 3											
Bill Tuttle, R OBP: 0.313, SLG: 0.298			0-0 2-H 3-H 1B	0-0 G6-4-3 1-2		0-0 6-3			2 0 0 0 0 0 3											
Bernie Allen, L OBP: 0.319, SLG: 0.508	0-0 F9		0-0 F7		0-0 P4		0-0 4-3		4 0 0 0 0 0 4											
Zolo Versailles, R OBP: 0.288, SLG: 0.367		0-0 6-3	0-0 2-3		0-0 F7		0-0 5-3		4 0 0 0 0 0 1											
Jerry Zimmerman, R OBP: 0.500, SLG: 0.429		0-0 HR 1B	0-0 PB 2B 1B		4-0 2B BB		0-0 5-3		3 2 2 1 1 0 0											
Georges Maranda, R OBP: 0.400, SLG: 0.800		0-0 P4					0-0 K		3 0 2 1 0 0 1											
Lee Stange, R									0 0 0 0 0 0 0											
Dick Stigman, R									1 0 0 0 0 1 0											
Ray Moore, R									0 0 0 0 0 0 0											
Inning Stats	R: 0 E: 0 K: 0 S: 4	H: 1 LOB: 3 BB: 2 P: 12	R: 2 E: 0 K: 0 S: 5	H: 2 LOB: 0 BB: 0 P: 5	R: 4 E: 0 K: 0 S: 7	H: 4 LOB: 1 BB: 1 P: 11	R: 0 E: 0 K: 0 S: 3	H: 1 LOB: 1 BB: 1 P: 7	R: 0 E: 0 K: 0 S: 3	H: 1 LOB: 2 BB: 1 P: 7	R: 0 E: 0 K: 0 S: 3	H: 1 LOB: 0 BB: 0 P: 3	R: 0 E: 0 K: 1 S: 5	H: 0 LOB: 0 BB: 0 P: 5	R: 0 E: 0 K: 0 S: 4	H: 1 LOB: 1 BB: 0 P: 4	1B: 8 2B: 3 3B: 0 HR: 1	SF: 0 SAC: 0 DP: 2 HBP: 0	WP: 0 PB: 2 SB: 1 CS: 0	PA: 40
PITCHER	IP WLS BF H R ER SO BB IBB HBP BLK WP HR S P ERA WHIP																			
Joe McClain, R ERA: 10.8	(1, 1) 2.0 L 14 5 5 5 0 3 0 0 0 0 0 1 11 23 22.50 4.000																			
Marty Kutyna, R ERA: 2.59	(3, 1) 2.0 9 3 1 0 0 1 0 0 0 0 0 0 8 12 0.00 2.000																			
Ray Rippelmeyer, R ERA: 4.13	(5, 1) 3.0 10 3 0 0 0 1 0 0 0 0 0 0 9 13 0.00 1.333																			
Bennie Daniels, R ERA: 4.03	(8, 1) 2.0 7 1 0 0 1 0 0 0 0 0 0 0 9 9 0.00 0.500																			

Minnesota Twins @ Washington Senators
D.C. Stadium, Washington, DC
Tue May 22 1962, 7:05 PM EDT
Att: 10,977 - Unknown

AB 35
R 6
H 12
RBI 6
BB 5
SO 1
LOB 18



Batter	1	2	3	4	5	6	7	8	9	AB	R	H	RBI	BB	SO	LOB	BOTTOM					
Danny O'Connell, R OBP: 0.297, SLG: 0.348	0-0 F9	0-0 FC5-4 1B			4-0 E S 1B BB		0-0 G3	0-0 F3	4 1 1 1 1 0 3													
Chuck Cottier, R OBP: 0.318, SLG: 0.390	4-0 2B 3-1 BB	0-0 FC5-4 1-2			0-0 F7		0-0 2-H HR	0-0 P4	4 2 1 2 1 0 5													
Jim Piersall, R OBP: 0.298, SLG: 0.397	0-0 3-1 1-3 2B		0-0 F3		0-0 3-H 1B		0-0 F8		5 0 3 1 0 0 0													
Dale Long, L OBP: 0.377, SLG: 0.421	0-0 3-1		0-0 F2		0-0 F5		0-0 1B 1B		5 0 1 1 0 0 3													
Chuck Hinton, R OBP: 0.279, SLG: 0.295	0-0 2-3 3-H 1-3		0-0 F2		0-3 K		0-0 1-3 1B		5 0 1 0 0 1 3													
Jim King, L OBP: 0.385, SLG: 0.368		0-0 1-3			4-0 1B BB		0-0 G5-4-3 BB		1 0 0 0 2 0 0													
Harry Bright, R OBP: 0.312, SLG: 0.727									1 0 0 0 0 1 2													
Bennie Daniels, L OBP: 0.200, SLG: 0.200									1 0 0 0 0 1 1													
Bob Johnson, R OBP: 0.328, SLG: 0.397		0-0 5-3			0-3 K		0-3 K		4 0 0 0 0 2 2													
Bob Schmidt, R OBP: 0.256, SLG: 0.391		4-0 1B BB			0-0 1B				3 1 2 0 1 0 1													
Ken Hamlin, R OBP: 0.143, SLG: 0.077					0-0 G4-6-3 1B		0-0 G5-4-3 1-2		0 0 0 0 0 0 0													
Ken Retzer, L OBP: 0.270, SLG: 0.212		0-0 1B BB			0-0 G4-6-3 1-2				0 0 0 0 0 0 0													
Joe McClain, R OBP: 0.187, SLG: 0.187					0-0 G4-6-3 1-2				1 0 1 0 0 0 0													
Marty Kutyna, R									0 0 0 0 0 0 0													
Joe Hicks, L									1 0 0 0 0 0 2													
Ray Rippelmeyer, R									0 0 0 0 0 0 0													
Johnny Schave, R									1 1 1 0 0 0 0													
Gene Woodling, R									0 0 0 0 0 1 0 0													
Inning Stats	R: 1 E: 0 K: 0 S: 4	H: 1 LOB: 1 BB: 1 P: 8	R: 1 E: 0 K: 0 S: 5	H: 2 LOB: 2 BB: 1 P: 9	R: 0 E: 0 K: 0 S: 3	H: 0 LOB: 0 BB: 0 P: 3	R: 0 E: 0 K: 1 S: 5	H: 1 LOB: 1 BB: 1 P: 9	R: 1 E: 0 K: 1 S: 6	H: 1 LOB: 1 BB: 1 P: 10	R: 0 E: 0 K: 1 S: 4	H: 0 LOB: 0 BB: 1 P: 8	R: 2 E: 0 K: 1 S: 9	H: 4 LOB: 2 BB: 0 P: 9	R: 0 E: 0 K: 0 S: 4	H: 1 LOB: 2 BB: 1 P: 8	R: 0 E: 0 K: 1 S: 6	H: 1 LOB: 1 BB: 0 P: 6	1B: 8 2B: 2 3B: 0 HR: 1	SF: 0 SAC: 0 DP: 2 HBP: 0	WP: 0 PB: 1 SB: 1 CS: 0	PA: 42
PITCHER	IP WLS BF H R ER SO BB IBB HBP BLK WP HR S P ERA WHIP																					
Georges Maranda, R ERA: 8.03	(1, 1) 4.1 21 4 2 2 2 1 0 0 0 0 0 1 19 35 6.23 2.077																					
Lee Stange, R ERA: 2.54	(5, 1) 2.1 11 4 2 2 2 1 0 0 0 0 0 1 14 18 7.71 2.143																					
Dick Stigman, L ERA: 1.93	(7, 1) 0.2 4 1 0 0 1 1 0 0 0 0 0 0 5 9 0.00 3.000																					
Ray Moore, R ERA: 4.32	(8, 1) 1.2 W 6 1 0 0 1 0 0 0 0 0 0 0 8 8 0.00 0.600																					

Minnesota Twins @ Washington Senators
D.C. Stadium, Washington, DC
Tue May 22 1962, 7:05 PM EDT
Att: 10,977 - Unknown

AB 36
R 5
H 11
RBI 5
BB 6
SO 5
LOB 22



Batter	1	2	3	4	5	6	7	8	9	AB	R	H	RBI	BB	SO	LOB	TOP					
Lenny Green, L OBP: 0.392, SLG: 0.497 (1, 8)										4	0	2	0	1	1	2	Minnesota Twins @ Boston Red Sox Fenway Park, Boston, MA Wed May 23 1962, 7:05 PM EDT Att: 6,051 - Unknown - 61 F					
Vic Power, R OBP: 0.323, SLG: 0.417 (1, 3)										5	0	0	0	0	2	7						
Rich Rollins, R OBP: 0.404, SLG: 0.570 (1, 5)										4	1	2	1	0	1	1						
Harmon Killebrew, R OBP: 0.380, SLG: 0.487 (1, 7)										4	0	0	0	0	2	3						
Bernie Allen, L OBP: 0.317, SLG: 0.500 (1, 4)										4	0	1	0	0	2	3						
Zoilo Versalles, R OBP: 0.287, SLG: 0.360 (1, 6)										3	0	0	0	1	0	2						
Bill Tuttle, R OBP: 0.310, SLG: 0.295 (1, 9)										4	0	1	0	0	1	1						
Jerry Zimmerman, R OBP: 0.400, SLG: 0.333 (7, PH)										2	0	0	0	0	0	0						
Hal Naragon, L OBP: 0.286, SLG: 0.333 (7, 2)										2	0	1	0	0	0	2						
Don Lee, R OBP: 0.278, SLG: 0.235 (5, PH)										1	0	0	0	0	0	0						
Don Mincher, L OBP: 0.215, SLG: 0.059 (7, PH)										0	0	0	0	1	0	0						
Ted Sadowski, R OBP: 0.190, SLG: 0.100 (7, 1)										0	0	0	0	0	0	0						
George Banks, R OBP: 0.200, SLG: 0.200 (6, PH)										0	0	0	0	1	0	0						
Inning Stats	R: 0 E: 1 K: 1 S: 7	H: 1 LOB: 2 BB: 0 P: 7	R: 0 E: 0 K: 0 S: 3	H: 0 LOB: 0 BB: 0 P: 3	R: 0 E: 0 K: 0 S: 3	H: 0 LOB: 0 BB: 0 P: 3	R: 1 E: 1 K: 2 S: 9	H: 2 LOB: 1 BB: 0 P: 9	R: 0 E: 0 K: 1 S: 6	H: 1 LOB: 1 BB: 0 P: 6	R: 0 E: 0 K: 3 S: 9	H: 1 LOB: 3 BB: 0 P: 17	R: 0 E: 0 K: 1 S: 6	H: 1 LOB: 1 BB: 0 P: 6	R: 0 E: 0 K: 1 S: 6	H: 1 LOB: 2 BB: 1 P: 10	1B: 3 2B: 2 3B: 1 HR: 1	SF: 0 SAC: 0 DP: 1 HBP: 0	WP: 1 PB: 0 SB: 0 CS: 0	PA: 38		
PITCHER	IP WLS BF H R ER SO BB IBB HBP BLK WP HR S P ERA WHIP	6.2 W 28 5 1 1 7 3 0 0 0 1 1 39 51 1.35 1.200	2.1 S 10 2 0 0 3 1 0 0 0 0 0 0 15 19 0.00 1.286																			

AB	34
R	1
H	7
RBI	1
BB	4
SO	10
LOB	21



Batter	1	2	3	4	5	6	7	8	9	AB	R	H	RBI	BB	SO	LOB	BOTTOM				
Chuck Schilling, R OBP: 0.283, SLG: 0.304 (1, 4)										4	1	2	1	1	0	0	Minnesota Twins @ Boston Red Sox Fenway Park, Boston, MA Wed May 23 1962, 7:05 PM EDT Att: 6,051 - Unknown - 61 F				
Gary Geiger, L OBP: 0.325, SLG: 0.337 (1, 8)										5	1	2	2	0	1	3					
Carl Yastrzemski, L OBP: 0.380, SLG: 0.464 (1, 7)										4	2	3	0	0	0	1					
Frank Maltzone, R OBP: 0.331, SLG: 0.394 (1, 5)										4	0	2	1	0	2	2					
Pete Runnels, L OBP: 0.404, SLG: 0.406 (1, 3)										3	0	1	1	1	0	2					
Bob Tillman, R OBP: 0.409, SLG: 0.722 (1, 2)										4	0	1	0	0	1	3					
Carroll Hardy, R OBP: 0.323, SLG: 0.365 (1, 9)										4	1	0	0	0	0	4					
Eddie Bressoud, R OBP: 0.293, SLG: 0.409 (1, 6)										4	1	1	1	0	2	1					
Earl Wilson, R OBP: 0.286, SLG: 0.167 (7, 1)										3	0	1	0	0	2	0					
Dick Radatz, R OBP: 0.333, SLG: 0.333 (7, 1)										1	0	0	0	0	0	0					
Inning Stats	R: 2 E: 0 K: 1 S: 8	H: 3 LOB: 2 BB: 1 P: 12	R: 1 E: 0 K: 1 S: 6	H: 1 LOB: 1 BB: 1 P: 10	R: 0 E: 0 K: 0 S: 3	H: 1 LOB: 0 BB: 0 P: 3	R: 1 E: 0 K: 1 S: 6	H: 1 LOB: 0 BB: 0 P: 6	R: 0 E: 0 K: 2 S: 8	H: 1 LOB: 1 BB: 0 P: 8	R: 1 E: 0 K: 1 S: 7	H: 2 LOB: 1 BB: 0 P: 7	R: 0 E: 0 K: 1 S: 6	H: 1 LOB: 1 BB: 0 P: 6	1B: 8 2B: 3 3B: 0 HR: 2	SF: 0 SAC: 0 DP: 0 HBP: 0	WP: 0 PB: 0 SB: 0 CS: 1	PA: 38			
PITCHER	IP WLS BF H R ER SO BB IBB HBP BLK WP HR S P ERA WHIP	4.0 L 19 6 4 1 1 3 0 0 0 0 0 0 16 16 4.50 2.000	2.0 4 1 1 3 0 0 0 0 0 0 0 0 13 13 4.50 1.500																		



Batter	1	2	3	4	5	6	7	8	9	AB	R	H	RBI	BB	SO	LOB	TOP																	
Lenny Green, L OBP: 0.382, SLG: 0.481	L7		4-3		6-3		FC4-6 1B BB		G6-4-3	5	1	0	0	0	0	2	Minnesota Twins @ Boston Red Sox Fenway Park, Boston, MA Thu May 24 1962, 3:33 AM EDT Att. 1,124 - Unknown - 73 F																	
Vic Power, R OBP: 0.341, SLG: 0.450	PB BB 6-3 BB		HR			6-3	BB 1B		1B	4	2	3	1	1	0	0																		
Rich Rollins, R OBP: 0.415, SLG: 0.571	PB BB 1-2 BB		1B			2B 1B BB	BB 1B		P6	3	1	2	0	2	0	1																		
Harmon Killebrew, R OBP: 0.383, SLG: 0.492	6-3 1-2 2H		5-3			1B BB	1-2 2-3 BB			3	1	1	2	1	0	2																		
George Banks, R OBP: 0.286, SLG: 0.250	F7			F7		2B	K			4	0	1	2	0	1	4																		
Bernie Allen, L OBP: 0.305, SLG: 0.485		E5 G4-6-3		F9		F8		F8		4	0	0	0	0	0	1																		
Zolo Versailles, R OBP: 0.261, SLG: 0.351		K		K		5-3		K		4	0	0	0	0	3	2																		
Jerry Zimmerman, R OBP: 0.333, SLG: 0.273					5-3			F7		2	0	0	0	0	0	1																		
Hal Naragon, L OBP: 0.222, SLG: 0.250	G4-6-3 1-2									2	0	0	0	0	0	0																		
Joe Bonikowski, R OBP: 0.167, SLG: 0.091			K							2	0	0	0	0	2	0																		
Lee Stange, R (5, 1)										0	0	0	0	0	0	0																		
Don Mincher, L OBP: 0.426, SLG: 0.659										0	0	0	0	1	0	0																		
Ray Moore, R (7, 1)										0	0	0	0	0	0	0																		
Johnny Gonyl, R OBP: 0.273, SLG: 0.800							FC4-6 BB		G6-4-3 BB	0	0	0	0	1	0	0																		
Inning Stats	R: 1 E: 0 K: 0 S: 3	H: 0 LOB: 1 BB: 2 P: 11	R: 0 E: 1 K: 1 S: 5	H: 0 LOB: 0 BB: 0 P: 5	R: 1 E: 0 K: 1 S: 7	H: 2 LOB: 1 BB: 0 P: 7	R: 0 E: 0 K: 1 S: 5	H: 0 LOB: 0 BB: 0 P: 5	R: 0 E: 0 K: 1 S: 5	H: 0 LOB: 0 BB: 0 P: 5	R: 2 E: 0 K: 0 S: 5	H: 2 LOB: 1 BB: 1 P: 9	R: 1 E: 0 K: 1 S: 7	H: 2 LOB: 3 BB: 2 P: 15	R: 0 E: 0 K: 1 S: 5	H: 0 LOB: 0 BB: 0 P: 5	R: 0 E: 0 K: 0 S: 3	H: 1 LOB: 1 BB: 1 P: 7	1B: 5 2B: 1 3B: 0 HR: 1	SF: 0 SAC: 0 DP: 2 HBP: 0	WP: 0 PB: 1 SB: 0 CS: 0	PA: 39												
PITCHER	IP WLS BF H R ER SO BB IBB HBP BLK WP HR S P ERA WHIP																																	
Don Schwalt, R ERA: 4.66	(1, 1) 1.0	5	0	1	0	0	0	2	0	0	0	0	0	0	3	11	0.00	2.000																
Mike Fomies, R ERA: 5.74	(2, 1) 5.2	W	25	6	4	4	4	2	0	0	0	0	0	1	31	39	6.35	1.412																
Hal Kolstad, R ERA:	(7, 1) 2.1	S	9	1	0	0	2	2	0	0	0	0	0	0	11	19	0.00	1.286																

Batter	1	2	3	4	5	6	7	8	9	AB	R	H	RBI	BB	SO	LOB	BOTTOM																	
Chuck Schilling, R OBP: 0.288, SLG: 0.311	FC3-6 HBP		2B	1-3	F7			G3		4	1	1	0	0	0	2	Minnesota Twins @ Boston Red Sox Fenway Park, Boston, MA Thu May 24 1962, 3:33 AM EDT Att. 1,124 - Unknown - 73 F																	
Gary Geiger, L OBP: 0.320, SLG: 0.324	FC3-6 WP BB 1-2		2B BB	1-3		4-3		P2		4	1	0	0	1	0	1																		
Carl Yastrzemski, L OBP: 0.387, SLG: 0.479	WP BB 1-2		1B 2B		G3	F9		2B		4	1	2	2	1	0	0																		
Frank Maltzone, R OBP: 0.333, SLG: 0.395	5-3 1-2 2-3		F8		F8	E 1B BB 1B	1B	F5		5	1	2	0	0	0	4																		
Pete Runnels, L OBP: 0.418, SLG: 0.418			E 1B FC6-4 1B			BB E 2B 1B	1B	1B		3	2	3	1	1	0	0																		
Bob Tillman, R OBP: 0.385, SLG: 0.636	6-3		E6 FC6-4 1B		E5 2B		K			4	1	1	0	0	1	7																		
Carroll Hardy, R OBP: 0.321, SLG: 0.356		F8	FC6-4 FC6-4		2B BB		K			3	0	0	2	1	1	1																		
Eddie Bressoud, R OBP: 0.292, SLG: 0.412		K	FC6-4		2B		K			4	0	1	2	0	2	1																		
Don Schwalt, R OBP: 0.167, SLG: 0.167										0	0	0	0	0	0	0																		
Mike Fomies, R ERA: 2.7	(2, 1)									3	0	0	0	0	2	2																		
Hal Kolstad, R ERA: 3.86	(7, 1)									1	0	0	0	0	1	0																		
Inning Stats	R: 0 E: 0 K: 0 S: 3	H: 0 LOB: 3 BB: 2 P: 12	R: 0 E: 0 K: 2 S: 7	H: 0 LOB: 0 BB: 0 P: 7	R: 4 E: 1 K: 0 S: 7	H: 4 LOB: 1 BB: 1 P: 11	R: 0 E: 0 K: 1 S: 5	H: 0 LOB: 0 BB: 0 P: 5	R: 3 E: 1 K: 0 S: 7	H: 3 LOB: 2 BB: 1 P: 11	R: 0 E: 0 K: 1 S: 7	H: 2 LOB: 0 BB: 0 P: 7	R: 0 E: 0 K: 3 S: 9	H: 0 LOB: 0 BB: 0 P: 9	R: 0 E: 0 K: 0 S: 4	H: 1 LOB: 1 BB: 0 P: 4	1B: 6 2B: 4 3B: 0 HR: 0	SF: 0 SAC: 0 DP: 0 HBP: 1	WP: 1 PB: 0 SB: 0 CS: 0	PA: 40														
PITCHER	IP WLS BF H R ER SO BB IBB HBP BLK WP HR S P ERA WHIP																																	
Joe Bonikowski, R ERA: 3.57	(1, 1) 4.1	L	25	6	3	5	3	4	0	1	0	0	0	0	26	43	10.38	2.308																
Lee Stange, R ERA: 2.7	(5, 1) 1.2		8	3	0	0	1	0	0	0	0	0	0	10	10	0.00	1.800																	
Ray Moore, R ERA: 3.86	(7, 1) 2.0		7	1	0	0	3	0	0	0	0	0	0	13	13	0.00	0.500																	

Batter	1	2	3	4	5	6	7	8	9	AB	R	H	RBI	BB	SO	LOB	TOP				
Lenny Green, L OBP: 0.388, SLG: 0.497 (1, 8)	F8		4-3	2B			2B		1B	5	0	3	2	0	0	0	Minnesota Twins @ Chicago White Sox Comiskey Park, Chicago, IL Fri May 25 1962, 8:05 PM EDT Att: 16,963 - Unknown				
Vic Power, R OBP: 0.329, SLG: 0.434 (1, 3)	5-3		K	F9			L7		F2	5	0	0	0	0	1	3					
Rich Rollins, R OBP: 0.417, SLG: 0.570 (1, 5)	BB		1B		6-3		F8			4	0	2	0	0	0	1					
Harmon Killebrew, R OBP: 0.386, SLG: 0.496 (1, 7)	1-2		K		5-3			G3	SF8	3	1	1	0	1	1	1					
Earl Battey, R OBP: 0.373, SLG: 0.436 (1, 2)	1-3			BB	6-3			G3	2B	4	1	1	0	0	0	3					
George Banks, R OBP: 0.278, SLG: 0.214 (1, 9)		5-3		2B		5-3			SF8	2	1	0	1	1	0	0					
Bernie Allen, L OBP: 0.307, SLG: 0.478 (1, 4)	1B		F2		4-3				F5	4	0	1	0	0	0	2					
Zolio Versalles, R OBP: 0.266, SLG: 0.361 (1, 6)	1-3		2B		5-3				K	4	1	2	1	0	1	0					
Jack Kratlick, L OBP: 0.245, SLG: 0.304 (1, 1)			1-3		6-3				3-1	1	0	0	0	0	1	1					
Ted Sadowski, R OBP: 1.000, SLG: 1.000 (4, PH)										0	0	0	0	0	0	0					
Hal Naper, R OBP: 0.000, SLG: 0.000 (4, PH)										0	0	0	0	0	0	2					
Georges Maranda, R OBP: 0.356, SLG: 0.522 (4, 1)										0	0	0	0	0	0	0					
Johnny Gonyea, R OBP: 0.256, SLG: 0.377 (7, PH)										0	0	0	0	0	0	0					
Dick Stigman, R OBP: 0.418, SLG: 0.644 (9, PH)										0	0	0	0	0	0	0					
Don Mincher, L OBP: 0.418, SLG: 0.644 (9, PH)										1	0	0	0	0	0	0					
Inning Stats	R: 0 E: 0 K: 0 S: 4	H: 1 LOB: 2 BB: 1 P: 8	R: 0 E: 0 K: 1 S: 6	H: 2 LOB: 1 BB: 0 P: 6	R: 0 E: 0 K: 2 S: 8	H: 1 LOB: 1 BB: 0 P: 8	R: 3 E: 0 K: 0 S: 6	H: 3 LOB: 1 BB: 1 P: 10	R: 0 E: 0 K: 0 S: 3	H: 0 LOB: 0 BB: 0 P: 3	R: 0 E: 0 K: 0 S: 3	H: 0 LOB: 0 BB: 0 P: 3	R: 0 E: 0 K: 0 S: 4	H: 1 LOB: 1 BB: 0 P: 4	R: 1 E: 0 K: 0 S: 4	H: 1 LOB: 0 BB: 0 P: 4	R: 0 E: 0 K: 1 S: 6	H: 1 LOB: 1 BB: 0 P: 6	1B: 6 2B: 4 3B: 0 HR: 0	SF: 1 SAC: 0 DP: 0 HBP: 0	WP: 0 PA: 38 CS: 0
PITCHER Joe Horlen, R ERA: 4.5 (1, 1)	IP: 9.0 WLS: W BF: 38 H: 10 R: 4 ER: 4 SO: 4	BB: 2 IBB: 0 HBP: 0 BLK: 0	WP: 0 HR: 0 S: 44 P: 52	ERA: 4.00 WHIP: 1.333	PITCHER	IP: 9.0 WLS: W BF: 38 H: 10 R: 4 ER: 4 SO: 4	BB: 2 IBB: 0 HBP: 0 BLK: 0	WP: 0 HR: 0 S: 44 P: 52	ERA: 4.00 WHIP: 1.333	PITCHER	IP: 9.0 WLS: W BF: 38 H: 10 R: 4 ER: 4 SO: 4	BB: 2 IBB: 0 HBP: 0 BLK: 0	WP: 0 HR: 0 S: 44 P: 52	ERA: 4.00 WHIP: 1.333							

AB	35
R	4
H	10
RBI	4
BB	2
SO	4
LOB	13



Batter	1	2	3	4	5	6	7	8	9	AB	R	H	RBI	BB	SO	LOB	BOTTOM		
Jim Landis, R OBP: 0.329, SLG: 0.479 (1, 8)	K		3B	1B	WP		F2			3	1	1	0	0	1	0	Minnesota Twins @ Chicago White Sox Comiskey Park, Chicago, IL Fri May 25 1962, 8:05 PM EDT Att: 16,963 - Unknown		
Nellie Fox, L OBP: 0.327, SLG: 0.375 (1, 4)	4-3		1B	3B	1-2		F9			4	1	1	1	0	0	1			
Mike Hershberger, R OBP: 0.335, SLG: 0.319 (1, 9)	3B		3B	1B	FC4-6		F4			3	2	2	1	1	0	0			
Al Smith, R OBP: 0.432, SLG: 0.600 (1, 7)	1B		3B	3B	L8			F9		4	1	2	2	0	0	1			
Charley Smith, R OBP: 0.257, SLG: 0.281 (1, 5)	1B		FC4-6	BB	F6			K		3	0	1	1	1	1	1			
Joe Cunningham, L OBP: 0.454, SLG: 0.443 (1, 3)	F2		FC4-6	BB	FC4-6			F5		4	0	0	0	0	0	4			
Sammy Esposito, R OBP: 0.313, SLG: 0.231 (1, 6)		4-3	F2		4-3					3	0	0	0	0	0	1			
Cam Carreon, R OBP: 0.300, SLG: 0.371 (1, 2)		5-3		6-3			F7			3	0	0	0	0	0	0			
Joe Horlen, R OBP: 0.143, SLG: 0.100 (1, 1)		6-3		F6			4-3			3	0	0	0	0	0	0			
Inning Stats	R: 2 E: 0 K: 1 S: 8	H: 3 LOB: 1 BB: 0 P: 8	R: 0 E: 0 K: 0 S: 3	H: 0 LOB: 0 BB: 0 P: 3	R: 3 E: 0 K: 0 S: 6	H: 4 LOB: 1 BB: 1 P: 10	R: 0 E: 0 K: 0 S: 3	H: 0 LOB: 0 BB: 0 P: 4	R: 0 E: 0 K: 0 S: 3	H: 0 LOB: 1 BB: 1 P: 7	R: 0 E: 0 K: 0 S: 3	H: 0 LOB: 0 BB: 0 P: 3	R: 0 E: 0 K: 1 S: 5	H: 0 LOB: 0 BB: 0 P: 5	R: 0 E: 0 K: 1 S: 5	H: 0 LOB: 0 BB: 0 P: 5		1B: 4 2B: 0 3B: 3 HR: 0	SF: 0 SAC: 0 DP: 0 HBP: 1
PITCHER Jack Kratlick, L ERA: 4.58 (1, 1)	IP: 2.0 WLS: L BF: 13 H: 7 R: 5 ER: 5 SO: 1	BB: 0 IBB: 0 HBP: 0 BLK: 0	WP: 0 HR: 0 S: 15 P: 15	ERA: 22.50 WHIP: 3.500	PITCHER	IP: 2.0 WLS: L BF: 13 H: 7 R: 5 ER: 5 SO: 1	BB: 0 IBB: 0 HBP: 0 BLK: 0	WP: 0 HR: 0 S: 15 P: 15	ERA: 22.50 WHIP: 3.500	PITCHER	IP: 2.0 WLS: L BF: 13 H: 7 R: 5 ER: 5 SO: 1	BB: 0 IBB: 0 HBP: 0 BLK: 0	WP: 0 HR: 0 S: 15 P: 15	ERA: 22.50 WHIP: 3.500					
Ted Sadowski, R ERA: 4.91 (3, 1)	IP: 1.0 WLS: L BF: 3 H: 0 R: 0 ER: 0 SO: 0	BB: 1 IBB: 0 HBP: 0 BLK: 0	WP: 0 HR: 0 S: 2 P: 6	ERA: 0.00 WHIP: 1.000	PITCHER	IP: 1.0 WLS: L BF: 3 H: 0 R: 0 ER: 0 SO: 0	BB: 1 IBB: 0 HBP: 0 BLK: 0	WP: 0 HR: 0 S: 2 P: 6	ERA: 0.00 WHIP: 1.000	PITCHER	IP: 1.0 WLS: L BF: 3 H: 0 R: 0 ER: 0 SO: 0	BB: 1 IBB: 0 HBP: 0 BLK: 0	WP: 0 HR: 0 S: 2 P: 6	ERA: 0.00 WHIP: 1.000					
Georges Maranda, R ERA: 6.46 (4, 1)	IP: 3.0 WLS: L BF: 11 H: 0 R: 0 ER: 0 SO: 0	BB: 1 IBB: 0 HBP: 0 BLK: 0	WP: 0 HR: 0 S: 9 P: 14	ERA: 0.00 WHIP: 0.333	PITCHER	IP: 3.0 WLS: L BF: 11 H: 0 R: 0 ER: 0 SO: 0	BB: 1 IBB: 0 HBP: 0 BLK: 0	WP: 0 HR: 0 S: 9 P: 14	ERA: 0.00 WHIP: 0.333	PITCHER	IP: 3.0 WLS: L BF: 11 H: 0 R: 0 ER: 0 SO: 0	BB: 1 IBB: 0 HBP: 0 BLK: 0	WP: 0 HR: 0 S: 9 P: 14	ERA: 0.00 WHIP: 0.333					
Dick Stigman, L ERA: 1.69 (7, 1)	IP: 2.0 WLS: L BF: 6 H: 0 R: 0 ER: 0 SO: 1	BB: 0 IBB: 0 HBP: 0 BLK: 0	WP: 0 HR: 0 S: 8 P: 8	ERA: 0.00 WHIP: 0.000	PITCHER	IP: 2.0 WLS: L BF: 6 H: 0 R: 0 ER: 0 SO: 1	BB: 0 IBB: 0 HBP: 0 BLK: 0	WP: 0 HR: 0 S: 8 P: 8	ERA: 0.00 WHIP: 0.000	PITCHER	IP: 2.0 WLS: L BF: 6 H: 0 R: 0 ER: 0 SO: 1	BB: 0 IBB: 0 HBP: 0 BLK: 0	WP: 0 HR: 0 S: 8 P: 8	ERA: 0.00 WHIP: 0.000					



Batter	1	2	3	4	5	6	7	8	9	AB	R	H	RBI	BB	SO	LOB	TOP			
Lenny Green, L (1, 8) OBP: 0.393, SLG: 0.488	0-3 K	0-0 1B		0-0 F7		0-0 2-3			0-0 F5	5	0	1	0	0	1	2				
Vic Power, R (1, 3) OBP: 0.331, SLG: 0.433	0-0 FC5-4 1B	0-0 F9			0-0 1B 1B	0-0 5-3			0-0 6-3	5	1	2	0	0	0	2				
Rich Rollins, R (1, 5) OBP: 0.411, SLG: 0.558	0-0 FC5-4 HR		0-0 5-3		0-0 G3 1B 1B		0-0 F3		0-0 F4	5	1	1	0	0	0	1				
Harmon Killebrew, R (1, 7) OBP: 0.395, SLG: 0.524	0-0 HR		0-0 5-3		0-0 G3 1B		4-0 BB			3	1	2	3	1	0	0				
Earl Battey, R (1, 2) OBP: 0.369, SLG: 0.431	0-0 BB 1B		0-0 1-3		0-0 G3 1-2 2-3		0-3 K			4	0	1	0	0	1	3				
George Banks, R (1, 9) OBP: 0.318, SLG: 0.235	4-0 BB			0-0 1B FC6-4 1B	0-0 5-3		0-0 5-3			3	1	1	0	1	0	3				
Bill Tuttle, R (7, 9) OBP: 0.310, SLG: 0.295	1-2 BB									0	0	0	0	0	0	0				
Bernie Allen, L (1, 4) OBP: 0.305, SLG: 0.472	0-0 G3		0-0 FC6-4 1B	0-0 F4			0-3 K			4	0	1	0	0	1	4				
Zoilo Versalles, R (1, 6) OBP: 0.266, SLG: 0.354		0-0 L4		0-0 FC6-4 1-2 3-H		4-0 BB		0-0 F6		3	0	0	1	1	0	1				
Camilo Pascual, R (1, 1) OBP: 0.286, SLG: 0.400		0-0 F3		0-0 2-3		0-0 B3		0-0 4-3		4	0	0	0	0	0	2				
Inning Stats	R: 2 E: 0 K: 1 S: 8	H: 3 LOB: 2 BB: 1 P: 12	R: 0 E: 0 K: 0 S: 4	H: 1 LOB: 1 BB: 0 P: 4	R: 0 E: 0 K: 0 S: 3	H: 0 LOB: 0 BB: 0 P: 3	R: 1 E: 0 K: 0 S: 5	H: 2 LOB: 1 BB: 0 P: 5	R: 1 E: 0 K: 0 S: 6	H: 3 LOB: 1 BB: 1 P: 6	R: 0 E: 0 K: 1 S: 5	H: 0 LOB: 1 BB: 1 P: 9	R: 0 E: 0 K: 1 S: 5	H: 0 LOB: 0 BB: 0 P: 5	R: 0 E: 0 K: 0 S: 3	H: 0 LOB: 0 BB: 0 P: 3	1B: 8 2B: 0 3B: 0 HR: 1	SF: 0 SAC: 0 DP: 0 HBP: 0	WP: 0 PB: 0 SB: 1 CS: 0	PA: 39
PITCHER	IP WLS BF H R ER SO BB IBB HBP BLK WP HR S P ERA WHIP	IP WLS BF H R ER SO BB IBB HBP BLK WP HR S P ERA WHIP																		
John Buzhardt, R (1, 1) ERA: 3.84	4.0 L 22 9 4 4 1 1 0 0 0 0 1 23 27 9.00 2.500																			
Eddie Fisher, R (5, 1) ERA: 4.15	2.0 7 0 0 0 0 1 0 0 0 0 0 6 10 0.00 0.500																			
Russ Kemmerer, R (7, 1) ERA: 4.66	3.0 10 0 0 0 0 2 1 0 0 0 0 0 13 17 0.00 0.333																			

Minnesota Twins @ Chicago White Sox
Comiskey Park, Chicago, IL
Sat May 26 1962, 4:33 AM EDT
Att: 3,962 - Unknown

AB 36
R 4
H 9
RBI 4
BB 3
SO 3
LOB 18



Batter	1	2	3	4	5	6	7	8	9	AB	R	H	RBI	BB	SO	LOB	BOTTOM					
Jim Landis, R (1, 8) OBP: 0.331, SLG: 0.484	0-0 6-3		0-0 1-3 3-H 2B		0-0 L5		0-0 3-1 1B		0-3 K	5	0	2	1	0	1	1						
Nellie Fox, L (1, 4) OBP: 0.320, SLG: 0.365	0-0 3-1		0-0 F7		0-0 F7		0-0 3-1			4	0	0	0	0	0	3						
Joe Cunningham, L (1, 3) OBP: 0.455, SLG: 0.448	0-0 2-3		4-0 BB		0-0 2B		0-0 1-3			3	0	1	0	1	0	1						
Floyd Robinson, L (1, 7) OBP: 0.366, SLG: 0.500		0-3 K	0-0 1-3		0-0 3-1		0-0 1-3			4	0	0	0	0	1	5						
Al Smith, R (1, 5) OBP: 0.427, SLG: 0.589		0-0 F9		0-0 G1-6-3 1B		0-0 6-3		0-0 F8		4	0	1	0	0	0	0						
Mike Hershberger, R (1, 9) OBP: 0.327, SLG: 0.311		0-3 K		0-0 G1-6-3 1-2		0-0 6-3		0-0 1-3		4	0	0	0	0	1	1						
Sammy Esposito, R (1, 6) OBP: 0.400, SLG: 0.353			0-0 1B 2B 1B		0-0 1B 1B		0-0 1B 1B		0-3 K	4	1	3	0	0	1	0						
Sherm Lollar, R (1, 2) OBP: 0.420, SLG: 0.419			0-0 2B 1-3 1B		0-0 1B 1B		0-0 FC6-4 1B			4	0	4	0	0	0	0						
Luis Aparicio, R (9, PR) OBP: 0.252, SLG: 0.287			0-0 2B 1-3 1B		0-0 1B 1B		0-0 FC6-4 1B		0-0 G4-6-3 1B	0	0	0	0	0	0	0						
John Buzhardt, R (1, 1) OBP: 0.182, SLG: 0.100			0-0 L6		0-3 K		0-0 FC6-4		0-0 G4-6-3	2	0	0	0	0	1	4						
Eddie Fisher, R (5, 1) OBP: 1.000, SLG: 1.000										0	0	0	0	0	0	0						
Bob Sadowski, L (6, PH) OBP: 0.325, SLG: 0.543										1	0	0	0	0	0	2						
Russ Kemmerer, R (7, 1) OBP: 0.296, SLG: 0.365										0	0	0	0	0	0	0						
Cam Carron, R (9, PH) OBP: 0.296, SLG: 0.365										1	0	0	0	0	0	1						
Inning Stats	R: 0 E: 0 K: 0 S: 3	H: 0 LOB: 0 BB: 0 P: 3	R: 0 E: 0 K: 2 S: 7	H: 0 LOB: 0 BB: 0 P: 7	R: 1 E: 0 K: 0 S: 6	H: 3 LOB: 3 BB: 1 P: 10	R: 0 E: 0 K: 1 S: 7	H: 3 LOB: 2 BB: 0 P: 7	R: 0 E: 0 K: 0 S: 4	H: 1 LOB: 1 BB: 0 P: 4	R: 0 E: 0 K: 0 S: 5	H: 2 LOB: 2 BB: 0 P: 5	R: 0 E: 0 K: 0 S: 4	H: 1 LOB: 1 BB: 0 P: 4	R: 0 E: 0 K: 1 S: 5	H: 0 LOB: 0 BB: 0 P: 5	R: 0 E: 0 K: 1 S: 5	H: 1 LOB: 1 BB: 0 P: 5	1B: 9 2B: 2 3B: 0 HR: 0	SF: 0 SAC: 0 DP: 2 HBP: 0	WP: 0 PB: 0 SB: 0 CS: 0	PA: 37
PITCHER	IP WLS BF H R ER SO BB IBB HBP BLK WP HR S P ERA WHIP	IP WLS BF H R ER SO BB IBB HBP BLK WP HR S P ERA WHIP																				
Camilo Pascual, R (1, 1) ERA: 3.2	9.0 W 37 11 1 1 5 1 0 0 0 0 0 46 50 1.00 1.333																					

Minnesota Twins @ Chicago White Sox
Comiskey Park, Chicago, IL
Sat May 26 1962, 4:33 AM EDT
Att: 3,962 - Unknown

AB 36
R 1
H 11
RBI 1
BB 1
SO 5
LOB 18



Batter	1	2	3	4	5	6	7	8	9	AB	R	H	RBI	BB	SO	LOB	TOP									
Lenny Green, L OBP: 0.385, SLG: 0.489	F7	F2								4	1	2	0	0	0	1	Minnesota Twins @ Chicago White Sox Comiskey Park, Chicago, IL Sun May 27 1962, 4:33 AM EDT Unknown									
Vic Power, R OBP: 0.329, SLG: 0.434	E5		1-3							4	0	1	1	0	0	1										
Rich Rollins, R OBP: 0.402, SLG: 0.545	F2		F4							4	0	0	0	0	1	2										
Harmon Killebrew, R OBP: 0.398, SLG: 0.519	F9		K							3	1	1	0	1	1	1										
Earl Battey, R OBP: 0.369, SLG: 0.429		F8								3	0	1	0	0	0	1										
Jerry Zimmerman, R OBP: 0.333, SLG: 0.273										0	0	0	0	0	0	0										
George Banks, R OBP: 0.380, SLG: 0.450										3	2	2	2	0	0	1										
Bill Tuttle, R OBP: 0.319, SLG: 0.295										0	0	0	0	1	0	0										
Bernie Allen, L OBP: 0.304, SLG: 0.473										4	1	1	0	0	1	1										
Zolio Versalles, R OBP: 0.260, SLG: 0.345										4	0	0	0	0	1	3										
Jim Kaat, L OBP: 0.217, SLG: 0.200										4	0	1	2	0	2	1										
Inning Stats	R: 0 E: 1 K: 0 S: 4	H: 0 LOB: 1 BB: 0 P: 4	R: 2 E: 0 K: 0 S: 6	H: 3 LOB: 1 BB: 0 P: 6	R: 0 E: 0 K: 1 S: 5	H: 0 LOB: 0 BB: 0 P: 5	R: 0 E: 0 K: 0 S: 3	H: 1 LOB: 0 BB: 0 P: 3	R: 1 E: 0 K: 1 S: 7	H: 2 LOB: 1 BB: 0 P: 7	R: 2 E: 0 K: 1 S: 7	H: 2 LOB: 0 BB: 0 P: 7	R: 0 E: 0 K: 0 S: 3	H: 1 LOB: 0 BB: 0 P: 3	R: 0 E: 0 K: 1 S: 4	H: 0 LOB: 0 BB: 1 P: 8		R: 0 E: 0 K: 2 S: 7	H: 0 LOB: 1 BB: 1 P: 11	1B: 6 2B: 3 3B: 0 HR: 1	SF: 0 SAC: 1 DP: 2 HBP: 0	WP: 1 PB: 0 SB: 0 CS: 1	PA: 36			
PITCHER	IP	WLS	BF	H	R	ER	SO	BB	IBB	HBP	BLK	WP	HR	S	P	ERA	WHIP									
Ray Herbert, R ERA: 5.65	(1, 1)	7.0	L	29	9	5	5	3	0	0	0	0	1	1	35	35	6.43	1.286								
Dom Zanni, R ERA: 3.13	(8, 1)	1.0		3	0	0	0	1	1	0	0	0	0	0	4	8	0.00	1.000								
Turk Lown, R ERA: 3.57	(9, 1)	1.0		4	0	0	0	2	1	0	0	0	0	0	7	11	0.00	1.000								

Batter	1	2	3	4	5	6	7	8	9	AB	R	H	RBI	BB	SO	LOB	BOTTOM								
Joe Cunningham, L OBP: 0.448, SLG: 0.446	5-3									5	1	1	0	0	2	1	Minnesota Twins @ Chicago White Sox Comiskey Park, Chicago, IL Sun May 27 1962, 4:33 AM EDT Unknown								
Luis Aparicio, R OBP: 0.256, SLG: 0.292										4	1	2	1	0	0	0									
Jim Landis, R OBP: 0.346, SLG: 0.511										5	0	4	3	0	0	0									
Al Smith, R OBP: 0.416, SLG: 0.571										4	0	0	0	0	0	5									
Mike Hershberger, R OBP: 0.319, SLG: 0.303										4	0	0	0	0	0	0									
Charley Smith, R OBP: 0.257, SLG: 0.279										4	0	1	0	0	1	0									
Nellie Fox, L OBP: 0.318, SLG: 0.363										4	0	1	0	0	0	1									
Sherm Lollar, R OBP: 0.424, SLG: 0.423										4	0	2	0	0	1	0									
Ray Herbert, R OBP: 0.263, SLG: 0.412										1	1	0	0	1	0	2									
Cam Carreon, R OBP: 0.306, SLG: 0.365										0	1	0	0	1	0	0									
Dom Zanni, R OBP: 0.667, SLG: 0.600										0	0	0	0	0	0	0									
Bob Roselli, R OBP: 0.118, SLG: 0.125										1	0	0	0	0	0	2									
Turk Lown, R										0	0	0	0	0	0	0									
Inning Stats	R: 0 E: 0 K: 0 S: 4	H: 2 LOB: 1 BB: 0 P: 4	R: 0 E: 0 K: 0 S: 3	H: 0 LOB: 0 BB: 0 P: 3	R: 2 E: 0 K: 1 S: 7	H: 2 LOB: 1 BB: 1 P: 11	R: 0 E: 0 K: 0 S: 5	H: 2 LOB: 2 BB: 0 P: 5	R: 0 E: 0 K: 1 S: 6	H: 1 LOB: 1 BB: 0 P: 6	R: 0 E: 0 K: 0 S: 3	H: 0 LOB: 0 BB: 0 P: 3	R: 2 E: 0 K: 1 S: 7	H: 2 LOB: 1 BB: 1 P: 11	R: 0 E: 0 K: 1 S: 7	H: 2 LOB: 2 BB: 0 P: 7	R: 0 E: 0 K: 1 S: 3	H: 0 LOB: 0 BB: 0 P: 3	1B: 8 2B: 3 3B: 0 HR: 0	SF: 1 SAC: 0 DP: 1 HBP: 0	WP: 0 PB: 0 SB: 0 CS: 0	PA: 39			
PITCHER	IP	WLS	BF	H	R	ER	SO	BB	IBB	HBP	BLK	WP	HR	S	P	ERA	WHIP								
Jim Kaat, L ERA: 3.95	(1, 1)	9.0	W	39	11	4	4	4	2	0	0	0	0	45	53	4.00	1.444								

Batter	1	2	3	4	5	6	7	8	9	AB	R	H	RBI	BB	SO	LOB	TOP
Lenny Green, L OBP: 0.390, SLG: 0.494										4	3	2	0	0	0	0	
Vic Power, R OBP: 0.331, SLG: 0.436										4	2	1	1	1	0	3	
Rich Rollins, R OBP: 0.407, SLG: 0.550										4	1	3	3	0	1	0	
Harmon Killebrew, R OBP: 0.415, SLG: 0.550										2	1	2	4	3	0	0	
George Banks, R OBP: 0.310, SLG: 0.375										4	0	0	0	0	1	3	
Joe Bonikowski, R OBP: 0.154, SLG: 0.083										1	0	0	0	0	0	1	
Zoilo Versalles, R OBP: 0.280, SLG: 0.339										3	0	0	0	1	0	0	
Bernie Allen, L OBP: 0.296, SLG: 0.460										4	0	0	0	0	4	3	
Jerry Zimmerman, R OBP: 0.250, SLG: 0.200										4	0	0	0	0	1	3	
Don Lee, R OBP: 0.250, SLG: 0.211										2	0	0	0	0	1	0	
Ted Sadowski, R OBP: 1.000, SLG: 1.000										0	0	0	0	0	0	0	
Johnny Goryl, R OBP: 0.308, SLG: 0.727										0	0	1	0	0	1	0	
Bill Tuttle, R OBP: 0.315, SLG: 0.290										1	0	0	0	0	0	0	
Inning Stats	R: 2 H: 2 E: 0 K: 1 S: 7	H: 2 R: 1 ER: 0 LOB: 3 BB: 2 P: 16	H: 2 R: 0 ER: 0 LOB: 0 BB: 1 P: 8	H: 0 R: 0 ER: 0 LOB: 0 BB: 0 P: 7	H: 0 R: 0 ER: 0 LOB: 1 BB: 1 P: 5	H: 0 R: 0 ER: 0 LOB: 0 BB: 0 P: 9	H: 1 R: 0 ER: 0 LOB: 0 BB: 0 P: 7	H: 3 R: 4 ER: 0 LOB: 1 BB: 1 P: 10	H: 0 R: 0 ER: 0 LOB: 0 BB: 1 P: 5	H: 1 R: 1 ER: 0 LOB: 1 BB: 1 P: 8	1B: 5 2B: 2 3B: 0 HR: 1	SF: 1 SAC: 0 DP: 0 HBP: 1	WP: 0 PA: 41 CS: 0				
PITCHER	IP WLS BF H R ER SO BB IBB HBP BLK WP HR S P ERA WHIP																
Juan Pizarro, L ERA: 4.45	(1, 1) 2.0	(3, 1) 5.0	(8, 1) 2.0	(1, 1) 2.0	(4, 1) 3.0	(7, PH) 4.5	(7, 9) 3.24										
Eddie Fisher, R ERA: 4.55	(3, 1) 5.0	(8, 1) 2.0	(1, 1) 2.0	(4, 1) 3.0	(7, PH) 4.5	(7, 9) 3.24											
Dom Zanni, R ERA: 3.24	(8, 1) 2.0	(1, 1) 2.0	(4, 1) 3.0	(7, PH) 4.5	(7, 9) 3.24												

Minnesota Twins @ Chicago White Sox
Comiskey Park, Chicago, IL
Sun May 27 1962, 4:38 AM EDT
Att: 6,575 - Unknown

AB 33
R 8
H 8
RBI 8
BB 6
SO 8
LOB 13



Batter	1	2	3	4	5	6	7	8	9	AB	R	H	RBI	BB	SO	LOB	BOTTOM
Joe Cunningham, L OBP: 0.443, SLG: 0.440										4	0	1	1	0	0	0	
Nellie Fox, L OBP: 0.322, SLG: 0.358										2	1	0	0	1	0	1	
Floyd Robinson, L OBP: 0.363, SLG: 0.490										3	1	0	0	1	0	1	
Jim Landis, R OBP: 0.350, SLG: 0.504										2	1	0	0	1	1	1	
Al Smith, R OBP: 0.414, SLG: 0.566										3	1	1	1	0	0	0	
Mike Hershberger, R OBP: 0.317, SLG: 0.361										1	0	0	0	0	0	1	
Bob Sadowski, L OBP: 0.341, SLG: 0.538										4	1	2	2	0	2	0	
Luis Aparicio, R OBP: 0.256, SLG: 0.287										3	0	0	0	1	0	3	
Cam Carreon, R OBP: 0.303, SLG: 0.358										4	1	1	2	0	2	2	
Juan Pizarro, L OBP: 0.182, SLG: 0.182										0	0	0	0	0	0	0	
Eddie Fisher, R ERA: 4.5	(3, 1) 5.0	(8, 1) 2.0	(1, 1) 2.0	(4, 1) 3.0	(7, PH) 4.5	(7, 9) 3.24											
Bob Farley, L OBP: 0.351, SLG: 0.300	(7, PH) 4.5	(8, 1) 2.0	(1, 1) 2.0	(4, 1) 3.0	(7, PH) 4.5	(7, 9) 3.24											
Dom Zanni, R OBP: 0.667, SLG: 0.600	(8, 1) 2.0	(1, 1) 2.0	(4, 1) 3.0	(7, PH) 4.5	(7, 9) 3.24												
Sherm Lollar, R OBP: 0.419, SLG: 0.418	(9, PH) 4.5	(8, 1) 2.0	(1, 1) 2.0	(4, 1) 3.0	(7, PH) 4.5	(7, 9) 3.24											
Inning Stats	R: 0 H: 0 E: 0 K: 1 S: 5	H: 0 R: 0 ER: 0 LOB: 0 BB: 0 P: 6	H: 0 R: 0 ER: 0 LOB: 0 BB: 0 P: 5	H: 0 R: 0 ER: 0 LOB: 0 BB: 0 P: 5	H: 4 R: 6 ER: 0 LOB: 1 BB: 2 P: 16	H: 0 R: 0 ER: 0 LOB: 0 BB: 0 P: 3	H: 1 R: 0 ER: 0 LOB: 0 BB: 0 P: 3	H: 0 R: 0 ER: 0 LOB: 0 BB: 0 P: 3	H: 0 R: 0 ER: 0 LOB: 0 BB: 1 P: 6	H: 0 R: 0 ER: 0 LOB: 1 BB: 1 P: 9	1B: 5 2B: 0 3B: 0 HR: 0	SF: 0 SAC: 1 DP: 1 HBP: 2	WP: 0 PA: 36 CS: 1				
PITCHER	IP WLS BF H R ER SO BB IBB HBP BLK WP HR S P ERA WHIP																
Don Lee, R ERA: 4.5	(1, 1) 2.0	(3, 1) 5.0	(8, 1) 2.0	(1, 1) 2.0	(4, 1) 3.0	(7, PH) 4.5	(7, 9) 3.24										
Ted Sadowski, R ERA: 5.09	(4, 1) 3.0	(8, 1) 2.0	(1, 1) 2.0	(4, 1) 3.0	(7, PH) 4.5	(7, 9) 3.24											
Joe Bonikowski, R ERA: 3.29	(7, 1) 3.0	(8, 1) 2.0	(1, 1) 2.0	(4, 1) 3.0	(7, PH) 4.5	(7, 9) 3.24											

Minnesota Twins @ Chicago White Sox
Comiskey Park, Chicago, IL
Sun May 27 1962, 4:38 AM EDT
Att: 6,575 - Unknown

AB 29
R 6
H 5
RBI 6
BB 4
SO 4
LOB 10



Batter	1	2	3	4	5	6	7	8	9	AB	R	H	RBI	BB	SO	LOB	TOP					
Chuck Schilling, R OBP: 0.295, SLG: 0.303										3	1	1	0	1	0	2	Boston Red Sox @ Minnesota Twins Metropolitan Stadium, Bloomington, MI Mon May 28 1962, 8:05 PM EDT Att: 17,927 - Unknown - 66 F					
Carroll Hardy, R OBP: 0.357, SLG: 0.412										2	2	2	0	2	0	0						
Carl Yastrzemski, L OBP: 0.390, SLG: 0.513										4	0	0	0	0	0	7						
Frank Maltzone, R OBP: 0.328, SLG: 0.387										3	0	2	2	0	0	1						
Pete Runnels, L OBP: 0.418, SLG: 0.414										4	0	1	1	0	0	2						
Bob Tillman, R OBP: 0.341, SLG: 0.538										4	0	1	0	0	0	3						
Lou Clinton, R OBP: 0.149, SLG: 0.222										3	0	0	0	1	2	1						
Eddie Bressoud, R OBP: 0.287, SLG: 0.412										4	0	0	0	0	1	2						
Earl Wilson, R OBP: 0.400, SLG: 0.250										2	0	1	0	1	1	0						
Mike Fomieleles, R (8, 1)										1	0	0	0	0	1	0						
Inning Stats	R: 1 E: 0 K: 0 S: 4	H: 1 LOB: 1 BB: 1 P: 8	R: 0 E: 0 K: 1 S: 5	H: 0 LOB: 0 BB: 0 P: 5	R: 2 E: 0 K: 0 S: 6	H: 3 LOB: 2 BB: 1 P: 10	R: 0 E: 0 K: 0 S: 2	H: 0 LOB: 1 BB: 2 P: 10	R: 0 E: 0 K: 0 S: 3	H: 1 LOB: 0 BB: 0 P: 3	R: 0 E: 0 K: 0 S: 4	H: 1 LOB: 1 BB: 0 P: 4	R: 0 E: 0 K: 1 S: 5	H: 1 LOB: 1 BB: 1 P: 9	R: 0 E: 0 K: 0 S: 3	H: 0 LOB: 0 BB: 0 P: 9	R: 0 E: 0 K: 3 S: 9	H: 0 LOB: 0 BB: 0 P: 9	1B: 7 2B: 1 3B: 0 HR: 0	SF: 1 SAC: 0 DP: 4 HBP: 0	WP: 0 PB: 0 SB: 0 CS: 0	PA: 36
PITCHER	IP WLS BF H R ER SO BB IBB HBP BLK WP HR S P ERA WHIP																					
Jack Kralick, L ERA: 4.83	2.2 L 14 4 3 3 1 2 0 0 0 0 0 0 14 22 10.12 2.250																					
Georges Maranda, R ERA: 5.3	3.1 12 2 0 0 0 2 0 0 0 0 0 0 10 18 0.00 1.200																					
Ted Sadowski, R ERA: 4.58	7.1 2 0 0 1 1 0 0 0 0 0 0 0 8 12 0.00 1.500																					
Ray Moore, R ERA: 3.66	9.1 3 0 0 0 3 0 0 0 0 0 0 0 9 9 0.00 0.000																					

Batter	1	2	3	4	5	6	7	8	9	AB	R	H	RBI	BB	SO	LOB	BOTTOM			
Lenny Green, L OBP: 0.393, SLG: 0.492										3	0	1	0	1	0	0	Boston Red Sox @ Minnesota Twins Metropolitan Stadium, Bloomington, MI Mon May 28 1962, 8:05 PM EDT Att: 17,927 - Unknown - 66 F			
Vic Power, R OBP: 0.323, SLG: 0.425										4	0	0	0	0	4					
Rich Rollins, R OBP: 0.409, SLG: 0.546										3	0	1	0	1	0	0				
Harmon Killebrew, R OBP: 0.411, SLG: 0.537										3	0	0	0	1	2	2				
George Banks, R OBP: 0.333, SLG: 0.346										2	0	0	0	2	0	1				
Bernie Allen, L OBP: 0.289, SLG: 0.448										4	0	0	0	0	4					
Zoilo Versalles, R OBP: 0.255, SLG: 0.333										3	0	0	0	0	2					
Jerry Zimmerman, R OBP: 0.222, SLG: 0.176										2	0	0	0	0	0	0				
Hal Naragon, L OBP: 0.182, SLG: 0.200										1	0	0	0	0	0	0				
Jack Kralick, L ERA: 4.83										0	0	0	0	0	0	0				
Georges Maranda, R ERA: 5.3										1	0	0	0	0	0	0				
Johnny Scott, R ERA: 5.26										1	0	0	0	0	0	0				
Ted Sadowski, R ERA: 4.58										0	0	0	0	0	0	0				
Don Mincher, L OBP: 0.245, SLG: 0.344										0	0	0	0	1	0	0				
Ray Moore, R ERA: 3.66										0	0	0	0	0	0	0				
Inning Stats	R: 0 E: 0 K: 0 S: 3	H: 0 LOB: 0 BB: 0 P: 3	R: 0 E: 0 K: 1 S: 4	H: 0 LOB: 0 BB: 1 P: 8	R: 0 E: 0 K: 1 S: 4	H: 0 LOB: 0 BB: 1 P: 8	R: 0 E: 0 K: 0 S: 3	H: 0 LOB: 0 BB: 0 P: 3	R: 0 E: 0 K: 0 S: 3	H: 0 LOB: 2 BB: 2 P: 11	R: 0 E: 0 K: 0 S: 2	H: 0 LOB: 1 BB: 2 P: 10	R: 0 E: 1 K: 0 S: 4	H: 1 LOB: 1 BB: 0 P: 4	R: 0 E: 0 K: 0 S: 3	H: 1 LOB: 1 BB: 0 P: 4	1B: 3 2B: 1 3B: 0 HR: 0	SF: 0 SAC: 0 DP: 4 HBP: 0	WP: 1 PB: 0 SB: 0 CS: 0	PA: 33
PITCHER	IP WLS BF H R ER SO BB IBB HBP BLK WP HR S P ERA WHIP																			
Earl Wilson, R ERA: 3.38	7.1 W 28 2 0 0 2 6 0 0 0 0 0 0 26 50 0.00 1.091																			
Mike Fomieleles, R ERA: 5.4	1.2 S 5 1 0 0 0 0 0 0 0 0 0 0 5 5 0.00 0.600																			



Batter	1	2	3	4	5	6	7	8	9	AB	R	H	RBI	BB	SO	LOB	TOP
Chuck Schilling, R OBP: 0.299, SLG: 0.328	L8	FC5-2		L1						5	1	2	3	0	0	3	Boston Red Sox @ Minnesota Twins Metropolitan Stadium, Bloomington, MI Tue May 29 1962, 4:33 AM EDT Att. 6,284 - Unknown - 74 F
Gary Geiger, L OBP: 0.325, SLG: 0.344	P5			P5		F5		G3		4	0	0	0	1	0	1	
Carl Yastrzemski, L OBP: 0.491, SLG: 0.528					F8				4-3	3	1	1	2	2	0	0	
Frank Maltzone, R OBP: 0.318, SLG: 0.375	L7	K			P4		G6-4-3		K	5	0	0	0	0	2	4	
Pete Runnels, L OBP: 0.418, SLG: 0.410			F8		F7				4-3	4	1	1	0	1	0	0	
Bob Tillman, R OBP: 0.396, SLG: 0.714										3	3	3	3	1	0	0	
Carroll Hardy, R OBP: 0.361, SLG: 0.410										3	1	1	0	1	1	2	
Eddie Bressoud, R OBP: 0.286, SLG: 0.408		E5	5-3							4	0	1	0	0	1	3	
Don Schwall, R OBP: 0.211, SLG: 0.167					6-3					0	1	0	0	1	0	0	
Galen Cisco, R OBP: 0.188, SLG: 0.200						1-3		B1-6-4		1	0	0	0	0	0	0	
Jim Pagliarini, R OBP: 0.364, SLG: 0.429										1	0	0	0	0	0	2	
Mike Fornieles, R OBP: 0.364, SLG: 0.429										1	0	0	0	0	0	1	
Inning Stats	R: 1 E: 0 K: 0 S: 4	H: 1 LOB: 0 BB: 0 P: 4	R: 3 E: 1 K: 1 S: 7	H: 2 LOB: 3 BB: 4 P: 23	R: 1 E: 0 K: 1 S: 6	H: 1 LOB: 0 BB: 0 P: 6	R: 0 E: 0 K: 0 S: 3	H: 0 LOB: 0 BB: 0 P: 3	R: 0 E: 0 K: 0 S: 3	H: 1 LOB: 2 BB: 2 P: 11	R: 0 E: 0 K: 0 S: 4	H: 2 LOB: 1 BB: 0 P: 4	R: 0 E: 0 K: 1 S: 5	H: 0 LOB: 0 BB: 0 P: 5	1B: 5 2B: 0 3B: 0 HR: 4	SF: 0 SAC: 0 DP: 3 HBP: 0	WP: 0 PA: 41 PB: 0 SB: 0 CS: 0
PITCHER	IP WLS BF H R ER SO BB IBB HBP BLK WP HR S P ERA WHIP																
Lee Stange, R ERA: 3.41	1.0	9	3	4	3	0	2	0	0	0	0	0	2	7	15	27.00	5.000
Ted Sadowski, R ERA: 4.54	4.0	L	16	2	3	3	2	3	0	0	0	0	1	17	29	6.75	1.250
Dick Stigman, L ERA: 2.12	1.0	4	1	1	1	1	0	0	0	0	0	0	1	6	6	9.00	1.000
Jim Kaat, L ERA: 3.81	2.0	9	3	0	0	0	2	0	0	0	0	0	7	15	0.00	2.500	
Georges Maranda, R ERA: 5.03	1.0	3	0	0	0	1	0	0	0	0	0	0	5	5	0.00	0.000	

AB	34
R	8
H	9
RBI	8
BB	7
SO	4
LOB	16



Batter	1	2	3	4	5	6	7	8	9	AB	R	H	RBI	BB	SO	LOB	BOTTOM				
Lenny Green, L OBP: 0.397, SLG: 0.489				P4		F3				3	1	1	0	2	0	1	Boston Red Sox @ Minnesota Twins Metropolitan Stadium, Bloomington, MI Tue May 29 1962, 4:33 AM EDT Att. 6,284 - Unknown - 74 F				
Vic Power, R OBP: 0.325, SLG: 0.424	P6								F8	5	0	2	2	0	0	2					
Rich Rollins, R OBP: 0.409, SLG: 0.539	5-3				6-3				G5-4-3	4	0	1	1	1	0	2					
Harmon Killebrew, R OBP: 0.408, SLG: 0.529			K		5-3					4	0	1	1	0	2	4					
George Banks, R OBP: 0.351, SLG: 0.467	K									4	1	2	1	0	2	1					
Hal Naragon, L OBP: 0.297, SLG: 0.286										4	0	2	0	0	0	2					
Zoilo Versalles, R OBP: 0.281, SLG: 0.333										3	0	1	0	1	0	2					
Bernie Allen, L OBP: 0.288, SLG: 0.456										4	2	1	0	0	0	2					
Lee Stange, R ERA: 4.99	1.2	12	3	3	3	1	4	0	0	0	0	0	0	0	0	0					
Galen Cisco, R ERA: 6.38	3.1	W	13	5	2	2	2	0	0	0	0	0	1	17	17	5.40	1.500				
Mike Fornieles, R ERA: 4.73	4.0	S	14	4	0	0	1	0	0	0	0	0	0	16	16	0.00	1.000				
Inning Stats	R: 1 E: 0 K: 1 S: 6	H: 1 LOB: 1 BB: 1 P: 10	R: 2 E: 0 K: 1 S: 7	H: 2 LOB: 3 BB: 3 P: 19	R: 0 E: 0 K: 1 S: 5	H: 1 LOB: 0 BB: 0 P: 5	R: 1 E: 0 K: 0 S: 4	H: 2 LOB: 1 BB: 0 P: 4	R: 1 E: 0 K: 0 S: 5	H: 2 LOB: 1 BB: 0 P: 5	R: 0 E: 0 K: 0 S: 3	H: 0 LOB: 0 BB: 0 P: 3	R: 0 E: 0 K: 1 S: 7	H: 2 LOB: 2 BB: 0 P: 7	R: 0 E: 0 K: 0 S: 3	H: 1 LOB: 0 BB: 0 P: 3	R: 0 E: 0 K: 0 S: 3	H: 1 LOB: 0 BB: 0 P: 3	1B: 10 2B: 0 3B: 1 HR: 1	SF: 0 SAC: 0 DP: 3 HBP: 0	WP: 0 PA: 39 PB: 0 SB: 0 CS: 0
PITCHER	IP WLS BF H R ER SO BB IBB HBP BLK WP HR S P ERA WHIP																				



Batter	1	2	3	4	5	6	7	8	9	10	11	AB	R	H	RBI	BB	SO	LOB								
Clete Boyer, R OBP: 0.411, SLG: 0.489 (1, 5)	6-3		1-4-3		K		K			F9		5	0	0	0	0	2	3								
Bobby Richardson, R OBP: 0.318, SLG: 0.321 (1, 4)	HR		G1-6-3		FC6-4				F5	F8		5	1	2	0	0	0	1								
Roger Maris, L OBP: 0.386, SLG: 0.469 (1, 9)	HR		G1-6-3						3-1	3-1		5	1	1	2	0	1	1								
Johnny Blanchard, L OBP: 0.340, SLG: 0.523 (1, 7)	F2				F8				F2			4	0	0	0	1	0	0								
Elston Howard, R OBP: 0.308, SLG: 0.438 (1, 2)	F9											5	1	1	1	0	0	1								
Bill Skowron, R OBP: 0.303, SLG: 0.432 (1, 3)					HR							4	1	2	0	1	2	0								
Tom Tresh, S OBP: 0.335, SLG: 0.377 (1, 6)					K							4	0	1	0	0	2	2								
Joe Pepitone, L OBP: 0.274, SLG: 0.569 Jack Reed, R (9, 8)												3	0	1	1	1	1	2								
Rollie Sheldon, R OBP: 0.330, SLG: 0.125 Yogi Berra, L OBP: 0.256, SLG: 0.278 Jim Coates, R (7, 1)												1	0	0	0	1	0	2								
												1	0	0	0	0	1	2								
												1	0	0	0	0	1	1								
Inning Stats	R: 2 E: 0 K: 0 S: 5	H: 2 LOB: 0 BB: 0 P: 5	R: 0 E: 0 K: 1 S: 5	H: 1 LOB: 1 BB: 1 P: 9	R: 0 E: 0 K: 0 S: 3	H: 1 LOB: 0 BB: 0 P: 3	R: 1 E: 0 K: 2 S: 8	H: 1 LOB: 0 BB: 0 P: 8	R: 0 E: 0 K: 1 S: 5	H: 0 LOB: 0 BB: 1 P: 8	R: 0 E: 1 K: 3 S: 10	H: 1 LOB: 2 BB: 1 P: 14	R: 0 E: 0 K: 0 S: 3	H: 0 LOB: 0 BB: 0 P: 3	R: 1 E: 0 K: 1 S: 7	H: 2 LOB: 1 BB: 0 P: 7	R: 0 E: 0 K: 0 S: 3	H: 0 LOB: 0 BB: 0 P: 3	R: 0 E: 0 K: 1 S: 5	H: 0 LOB: 0 BB: 0 P: 5	1B: 5 2B: 2 3B: 0 HR: 2	SF: 0 SAC: 0 DP: 3 HBP: 0	WP: 0 PB: 0 SB: 0 CS: 0	PA: 42		
PITCHER	IP ERA WLS BF H R ER SO BB IBB HBP BLK WP HR S P ERA WHIP	9.0 3.28 1.0 3 0 0 0 0 0 0 0 0 0 0 3 3 0.00 1.333	1.0 W 3 0 0 0 1 0 0 0 0 0 0 0 5 5 0.00 0.000																							


TOP

New York Yankees @ Minnesota Twins
Metropolitan Stadium, Bloomington, MI

Wed May 30 1962, 8:05 PM EDT
Att: 35,635 - Cloudy

livebaseballscores.com

AB 38
R 4
H 8
RBI 4
BB 4
SO 10
LOB 15



Batter	1	2	3	4	5	6	7	8	9	10	11	AB	R	H	RBI	BB	SO	LOB								
Lenny Green, L OBP: 0.393, SLG: 0.482 (1, 8)	4-3				F6							5	1	1	0	1	0	1								
Vic Power, R OBP: 0.324, SLG: 0.440 (1, 3)	F8											6	1	2	1	0	0	4								
Rich Rollins, R OBP: 0.406, SLG: 0.529 (1, 5)	6-3											5	1	3	1	0	0	2								
Harmon Killebrew, R OBP: 0.404, SLG: 0.514 (1, 7)												4	1	1	0	1	0	2								
George Banks, R OBP: 0.370, SLG: 0.513 (1, 9)												5	1	3	0	0	0	2								
Hal Naragon, L OBP: 0.348, SLG: 0.350 Bob Allison, R OBP: 0.404, SLG: 0.406 Marty Martinez, S (9, 6)												2	0	1	2	1	0	0								
Zoilo Versalles, R OBP: 0.283, SLG: 0.322 Don Mincher, L OBP: 0.407, SLG: 0.604 Jerry Zimmerman, R OBP: 0.211, SLG: 0.167 (1, 6)												3	0	0	1	0	0	2								
Don Mincher, L OBP: 0.407, SLG: 0.604 Jerry Zimmerman, R OBP: 0.211, SLG: 0.167 (9, 2)												1	0	0	0	0	1	2								
Don Mincher, L OBP: 0.407, SLG: 0.604 Jerry Zimmerman, R OBP: 0.211, SLG: 0.167 (9, 2)												1	0	0	0	0	0	0								
Bernie Allen, L OBP: 0.287, SLG: 0.446 (1, 4)												5	0	1	0	0	0	4								
Camilo Pascual, R OBP: 0.289, SLG: 0.395 Johnny Goryl, R OBP: 0.250, SLG: 0.571 Ray Moore, R (10, 1)												3	0	1	0	0	0	2								
Bill Tuttle, R OBP: 0.311, SLG: 0.286 Dick Stigman, R (11, 1)												1	0	0	0	0	0	0								
												1	0	0	0	0	0	1								
												0	0	0	0	0	0	0								
Inning Stats	R: 0 E: 0 K: 0 S: 3	H: 0 LOB: 0 BB: 0 P: 3	R: 2 E: 1 K: 0 S: 6	H: 2 LOB: 3 BB: 2 P: 14	R: 1 E: 0 K: 0 S: 5	H: 2 LOB: 1 BB: 0 P: 5	R: 0 E: 0 K: 0 S: 3	H: 0 LOB: 0 BB: 0 P: 3	R: 0 E: 0 K: 0 S: 3	H: 0 LOB: 0 BB: 1 P: 3	R: 0 E: 0 K: 1 S: 6	H: 2 LOB: 2 BB: 0 P: 10	R: 1 E: 0 K: 0 S: 6	H: 3 LOB: 2 BB: 0 P: 6	R: 0 E: 0 K: 0 S: 4	H: 1 LOB: 1 BB: 0 P: 4	R: 1 E: 0 K: 0 S: 2	H: 1 LOB: 0 BB: 0 P: 2	1B: 9 2B: 2 3B: 1 HR: 1	SF: 1 SAC: 0 DP: 1 HBP: 0	WP: 0 PB: 0 SB: 0 CS: 0	PA: 47				
PITCHER	IP ERA WLS BF H R ER SO BB IBB HBP BLK WP HR S P ERA WHIP	6.0 4.15 4.1 L 22 8 2 2 1 0 1 0 0 0 1 23 27 4.15 1.846																								


BOTTOM

New York Yankees @ Minnesota Twins
Metropolitan Stadium, Bloomington, MI

Wed May 30 1962, 8:05 PM EDT
Att: 35,635 - Cloudy

livebaseballscores.com

AB 43
R 5
H 13
RBI 5
BB 3
SO 1
LOB 22



Batter	1	2	3	4	5	6	7	8	9	AB	R	H	RBI	BB	SO	LOB	TOP					
Danny O'Connell, R OBP: 0.364, SLG: 0.437 (1, 5)	6-3		F9			FC6-4 1B	L3		5-3	5	0	1	0	0	0	2						
Chuck Cottier, R OBP: 0.296, SLG: 0.338 (1, 4)	5-3		6-3			FC6-4 1-2		5-3		4	0	0	0	0	0	1						
Jim King, L OBP: 0.362, SLG: 0.353 (1, 9)	1B BB		G3					3-1		3	1	1	1	1	0	0						
Dale Long, L OBP: 0.359, SLG: 0.419 (1, 3)	1-2 1B			G3				E5		4	1	2	0	0	0	0						
Chuck Hinton, R OBP: 0.333, SLG: 0.402 (1, 7)	1-4-3			1B				F7		4	0	1	0	0	0	4						
Ken Retzer, L OBP: 0.377, SLG: 0.404 (1, 2)		BB 1B		G6-3 1B				4-3		4	0	2	1	0	0	0						
Jim Piersall, R OBP: 0.270, SLG: 0.345 (1, 8)		G1-6-3 BB		G6-3 1-2				K		3	0	0	0	1	1	2						
Bob Johnson, R OBP: 0.341, SLG: 0.437 (1, 6)		F3						F8		4	0	1	0	0	0	2						
Pete Burnside, R Joe Hicks, L Tom Cheney, R Johnny Schave, R Ed Hobaugh, R Gene Woodling, L (1, 1) (2, PH) (2, 1) (7, PH) (7, 1) (8, PH)		G1-6-3 1-2						6-3		0	0	0	0	0	0	0						
Inning Stats	R: 0 E: 0 K: 0 S: 4	H: 1 LOB: 2 BB: 1 P: 8	R: 0 E: 0 K: 0 S: 3	H: 1 LOB: 1 BB: 1 P: 7	R: 0 E: 0 K: 0 S: 3	H: 0 LOB: 0 BB: 0 P: 3	R: 0 E: 0 K: 0 S: 4	H: 2 LOB: 1 BB: 0 P: 4	R: 0 E: 0 K: 0 S: 4	H: 1 LOB: 1 BB: 0 P: 4	R: 2 E: 0 K: 1 S: 7	H: 2 LOB: 0 BB: 0 P: 7	R: 0 E: 0 K: 0 S: 3	H: 0 LOB: 1 BB: 0 P: 3	R: 0 E: 1 K: 0 S: 4	H: 0 LOB: 1 BB: 0 P: 4	R: 0 E: 0 K: 0 S: 5	H: 2 LOB: 2 BB: 0 P: 5	1B: 7 2B: 1 3B: 0 HR: 1	SF: 0 SAC: 0 DP: 2 HBP: 0	WP: 0 PB: 0 SB: 0 CS: 0	PA: 37
PITCHER Joe Bonikowski, R ERA: 3.44 (1, 1)	IP: 9.0 WLS: W BF: 37 H: 9 R: 2 ER: 2 SO: 1 BB: 2 IBB: 0 HBP: 0 BLK: 0 WP: 0 HR: 1 S: 37 P: 45 ERA: 2.00 WHIP: 1.222															PITCHER						

Washington Senators @ Minnesota Twins
Metropolitan Stadium, Bloomington, MI
Sat Jun 02 1962, 4:33 AM EDT
Att: 8,627 - Unknown - 54 F

AB 35
R 2
H 9
RBI 2
BB 2
SO 1
LOB 13



Batter	1	2	3	4	5	6	7	8	9	AB	R	H	RBI	BB	SO	LOB	BOTTOM			
Lenny Green, L OBP: 0.404, SLG: 0.498 (1, 8) (9, 7)	L9					3-1				4	1	2	3	1	0	0				
Vic Power, R OBP: 0.323, SLG: 0.429 (1, 3)	BB 2B BB	FC1-5 1B	P6			P4				4	1	2	1	1	0	3				
Rich Rollins, R OBP: 0.408, SLG: 0.515 (1, 5)	F8	FC1-5				1-4-3				3	1	0	0	2	0	4				
Bob Allison, R OBP: 0.392, SLG: 0.406 (1, 9)	BB 2B 1B	K				K				5	1	2	1	0	2	3				
Harmon Killebrew, R OBP: 0.402, SLG: 0.490 Bill Tuttle, R OBP: 0.311, SLG: 0.296 (1, 7) (9, 8)	2B 1B BB	P3				K				3	1	0	0	2	1	3				
Bernie Allen, L OBP: 0.296, SLG: 0.446 (1, 4)	1B 2B					G3				4	2	2	2	1	1	1				
Marty Martinez, S OBP: 0.429, SLG: 0.200 (1, 6)	1B					F7				3	1	1	2	1	0	1				
Jerry Zimmerman, R OBP: 0.174, SLG: 0.136 (1, 2)	L7					6-3				3	0	0	0	0	0	2				
Joe Bonikowski, R OBP: 0.222, SLG: 0.176 (1, 1)		1B 1B 1B				6-3				4	1	2	0	0	1	2				
Inning Stats	R: 4 E: 0 K: 0 S: 6	H: 3 LOB: 1 BB: 2 P: 14	R: 1 E: 0 K: 1 S: 8	H: 3 LOB: 3 BB: 0 P: 8	R: 0 E: 0 K: 1 S: 6	H: 1 LOB: 2 BB: 2 P: 14	R: 0 E: 0 K: 1 S: 4	H: 0 LOB: 1 BB: 2 P: 12	R: 0 E: 0 K: 0 S: 3	H: 0 LOB: 0 BB: 0 P: 3	R: 1 E: 0 K: 1 S: 6	H: 1 LOB: 1 BB: 1 P: 10	R: 3 E: 1 K: 1 S: 9	H: 3 LOB: 1 BB: 0 P: 9	R: 0 E: 0 K: 0 S: 3	H: 0 LOB: 1 BB: 1 P: 7	1B: 8 2B: 1 3B: 1 HR: 1	SF: 0 SAC: 2 DP: 0 HBP: 0	WP: 0 PB: 0 SB: 0 CS: 1	PA: 43
PITCHER Pete Burnside, L ERA: 4.06 Tom Cheney, R ERA: 3.62 Ed Hobaugh, R ERA: 5.52 (1, 1) (2, 1) (7, 1)	IP: 1.0 WLS: L BF: 8 H: 3 R: 4 ER: 4 SO: 0 BB: 2 IBB: 0 HBP: 0 BLK: 0 WP: 0 HR: 0 S: 6 P: 14 ERA: 36.00 WHIP: 5.000															PITCHER				

Washington Senators @ Minnesota Twins
Metropolitan Stadium, Bloomington, MI
Sat Jun 02 1962, 4:33 AM EDT
Att: 8,627 - Unknown - 54 F

AB 33
R 9
H 11
RBI 9
BB 8
SO 5
LOB 19



Batter	1	2	3	4	5	6	7	8	9	AB	R	H	RBI	BB	SO	LOB	TOP			
Danny O'Connell, R (1,5) OBP: 0.353, SLG: 0.423 Ken Retzer, L (9,PH) OBP: 0.370, SLG: 0.396	F9		F9		F9		FC6-2 1B		K	4	0	0	0	0	0	1				
Chuck Cottier, R (1,4) OBP: 0.309, SLG: 0.340 Dale Long, L (9,PH) OBP: 0.356, SLG: 0.415	2B BB		6-3						F8	2	1	1	0	2	0	0				
Jim Piersall, R (1,8) OBP: 0.276, SLG: 0.353 Jim King, L (7,PH) OBP: 0.360, SLG: 0.350					1B S 4-3 BB		F9		P4	2	1	1	1	1	0	1				
Harry Bright, R (1,3) OBP: 0.400, SLG: 0.571	F8				F8		K		F5	4	0	0	0	0	1	3				
Chuck Hinton, R (1,7) OBP: 0.330, SLG: 0.396	K						F8		F3	4	0	1	0	0	1	2				
Gene Woodling, L (1,9) OBP: 0.426, SLG: 0.485					4-3					3	2	1	1	1	0	1				
Bob Johnson, R (1,6) OBP: 0.339, SLG: 0.438										4	1	1	1	0	0	2				
Bob Schmidt, R (1,2) OBP: 0.256, SLG: 0.391										4	0	1	1	0	1	1				
Bennie Daniels, L (1,1) OBP: 0.176, SLG: 0.176 Johnny Schaive, R (7,PH) OBP: 0.258, SLG: 0.414 Ray Rippelmeyer, R (7,1) OBP: 0.600, SLG: 1.400 Joe Hicks, L (9,PH) OBP: 0.311, SLG: 0.205										2	0	0	0	0	1	0				
										0	0	0	1	0	0	0				
										0	0	0	0	0	0	0				
										1	0	0	0	0	1	0				
Inning Stats	R: 1 E: 0 K: 1 S: 6	H: 1 LOB: 1 BB: 1 P: 10	R: 0 E: 0 K: 0 S: 3	H: 0 LOB: 0 BB: 0 P: 3	R: 0 E: 0 K: 0 S: 3	H: 0 LOB: 0 BB: 0 P: 3	R: 1 E: 0 K: 0 S: 4	H: 1 LOB: 1 BB: 1 P: 8	R: 0 E: 0 K: 1 S: 5	H: 0 LOB: 0 BB: 1 P: 9	R: 2 E: 1 K: 0 S: 6	H: 2 LOB: 2 BB: 1 P: 10	R: 1 E: 0 K: 0 S: 5	H: 2 LOB: 1 BB: 0 P: 5	R: 0 E: 0 K: 2 S: 7	H: 0 LOB: 0 BB: 0 P: 7	1B: 2 2B: 4 3B: 0 HR: 0	SF: 1 SAC: 0 DP: 0 HBP: 0	WP: 0 PB: 0 SB: 2 CS: 0	PA: 38
PITCHER	IP WLS BF H R ER SO BB IBB HBP BLK WP HR S P ERA WHIP	IP WLS BF H R ER SO BB IBB HBP BLK WP HR S P ERA WHIP																		
Jack Kralick, L (1,1) ERA: 4.54 Ray Moore, R (7,1) ERA: 3.24	6.2 W 29 4 4 3 4 4 0 0 0 0 0 0 33 49 4.05 1.200	2.1 S 9 2 1 1 2 0 0 0 0 0 0 13 13 3.86 0.857																		

Washington Senators @ Minnesota Twins
Metropolitan Stadium, Bloomington, MI
Sun Jun 03 1962, 4:33 AM EDT
Att: 12,996 - Unknown - 65 F

AB 33
R 5
H 6
RBI 5
BB 4
SO 6
LOB 13



Batter	1	2	3	4	5	6	7	8	9	AB	R	H	RBI	BB	SO	LOB	BOTTOM			
Lenny Green, L (1,8) OBP: 0.404, SLG: 0.493	6-3		G3		4-3	E9 1B				4	1	1	2	1	0	0				
Vic Power, R (1,3) OBP: 0.330, SLG: 0.434	CS 1B		E5 HR 1B		5-3					5	1	3	1	0	0	2				
Rich Rollins, R (1,5) OBP: 0.410, SLG: 0.528	1-2 BB				5-3					3	1	1	2	1	0	1				
Bob Allison, R (1,9) OBP: 0.395, SLG: 0.413	F8									3	1	1	0	1	0	1				
Harmon Killebrew, R (1,7) OBP: 0.399, SLG: 0.481 Bill Tuttle, R (8,8) OBP: 0.311, SLG: 0.286										3	0	0	0	1	1	2				
										0	0	0	0	0	0	0				
Hal Naragon, L (1,2) OBP: 0.290, SLG: 0.286										4	0	0	0	0	0	3				
Bernie Allen, L (1,4) OBP: 0.301, SLG: 0.444										3	1	1	0	1	0	0				
Marty Martinez, S (1,6) OBP: 0.444, SLG: 0.286 Don Mincher, L (6,PH) OBP: 0.428, SLG: 0.612 Zoilo Versalles, R (7,6) OBP: 0.249, SLG: 0.317										2	0	1	0	0	0	1				
										0	1	0	0	1	0	0				
										1	0	0	0	0	0	0				
Jack Kralick, L (1,1) OBP: 0.250, SLG: 0.308 Ray Moore, R (7,1)										3	1	1	1	0	1	1				
										1	0	0	0	0	1	1				
Inning Stats	R: 0 E: 0 K: 0 S: 3	H: 1 LOB: 1 BB: 1 P: 7	R: 0 E: 0 K: 0 S: 4	H: 1 LOB: 1 BB: 0 P: 4	R: 2 E: 1 K: 1 S: 7	H: 2 LOB: 2 BB: 2 P: 15	R: 0 E: 0 K: 0 S: 3	H: 1 LOB: 0 BB: 0 P: 3	R: 0 E: 0 K: 1 S: 9	H: 4 LOB: 1 BB: 2 P: 17	R: 0 E: 1 K: 0 S: 3	H: 0 LOB: 0 BB: 0 P: 3	R: 0 E: 1 K: 1 S: 6	H: 0 LOB: 2 BB: 1 P: 10	R: 0 E: 0 K: 0 S: 3	H: 0 LOB: 0 BB: 0 P: 7	1B: 7 2B: 1 3B: 0 HR: 1	SF: 0 SAC: 0 DP: 2 HBP: 0	WP: 0 PB: 0 SB: 1 CS: 1	PA: 38
PITCHER	IP WLS BF H R ER SO BB IBB HBP BLK WP HR S P ERA WHIP	IP WLS BF H R ER SO BB IBB HBP BLK WP HR S P ERA WHIP																		
Bennie Daniels, R (1,1) ERA: 5.47 Ray Rippelmeyer, R (7,1) ERA: 4.5	6.0 L 30 9 7 6 2 4 1 0 0 0 0 0 29 49 9.00 2.167	2.0 8 0 0 0 1 1 0 0 0 0 0 0 9 13 0.00 0.500																		

Washington Senators @ Minnesota Twins
Metropolitan Stadium, Bloomington, MI
Sun Jun 03 1962, 4:33 AM EDT
Att: 12,996 - Unknown - 65 F


AB 32
R 7
H 9
RBI 6
BB 6
SO 3
LOB 12




Batter	1	2	3	4	5	6	7	8	9	AB	R	H	RBI	BB	SO	LOB	TOP								
Dick Howser, R (1, 6) OBP: 0.335, SLG: 0.362	F8		6-3		6-3				F8	5	0	1	0	0	0	0	Kansas City Athletics @ Minnesota Twins Metropolitan Stadium, Bloomington, MI Tue Jun 05 1962, 8:05 PM EDT Att: 15,297 - Unknown - 70 F								
Bobby Del Greco, R (1, 8) OBP: 0.407, SLG: 0.374	F2		HR		G2-3		F9			3	2	1	0	1	0	1									
Norm Siebern, L (1, 3) OBP: 0.426, SLG: 0.503	2B		HR		G2-3		K			4	2	2	2	0	1	1									
Manny Jimenez, L (1, 7) OBP: 0.428, SLG: 0.608										4	0	2	1	0	1	0									
George Alusk, R (9, 7) OBP: 0.229, SLG: 0.303	2B		K		L3					0	0	0	0	0	0	0									
Jerry Lumpe, L (1, 4) OBP: 0.344, SLG: 0.403	L6									4	0	1	0	0	0	2									
Gino Cimoli, R (1, 9) OBP: 0.323, SLG: 0.393										2	0	0	0	0	1	1									
Ed Charles, R (1, 5) OBP: 0.322, SLG: 0.375										4	0	0	0	0	1	3									
Joe Azcue, R (1, 2) OBP: 0.304, SLG: 0.319										3	0	0	0	1	1	1									
John Wyatt, R (1, 1) OBP: 0.067, SLG: 0.067										2	0	0	0	0	2	2									
Wayne Causey, L (7, PH) OBP: 0.368, SLG: 0.338										1	0	0	0	0	0	0									
Diego Segui, R (7, 1)										0	0	0	0	0	0	0									
Gordon Jones, R (8, 1)										1	0	0	0	0	0	0									
Inning Stats	R: 1 E: 0 K: 0 S: 5	H: 2 LOB: 1 BB: 0 P: 5	R: 0 E: 0 K: 2 S: 7	H: 0 LOB: 0 BB: 0 P: 7	R: 2 E: 0 K: 2 S: 8	H: 1 LOB: 0 BB: 1 P: 12	R: 0 E: 1 K: 1 S: 6	H: 0 LOB: 2 BB: 1 P: 10	R: 1 E: 0 K: 0 S: 4	H: 1 LOB: 0 BB: 0 P: 4	R: 0 E: 0 K: 0 S: 4	H: 1 LOB: 1 BB: 0 P: 4	R: 0 E: 0 K: 1 S: 6	H: 1 LOB: 1 BB: 0 P: 6	R: 0 E: 0 K: 0 S: 4	H: 1 LOB: 1 BB: 0 P: 4	R: 0 E: 0 K: 1 S: 5	H: 0 LOB: 0 BB: 0 P: 5	1B: 3 2B: 3 3B: 0 HR: 1	SF: 0 SAC: 2 DP: 0 HBP: 0	WP: 0 PB: 0 SB: 0 CS: 0	PA: 37			
PITCHER	IP	WLS	BF	H	R	ER	SO	BB	IBB	HBP	BLK	WP	HR	S	P	ERA	WHIP								
Camilo Pascual, R (1, 1) ERA: 3.41	7.0	L	30	6	4	4	6	1	1	0	0	0	1	40	48	5.14	1.000								
Dick Stigman, L (8, 1) ERA: 1.53	1.0		4	1	0	0	0	0	0	0	0	0	0	4	4	0.00	1.000								
Ray Moore, R (9, 1) ERA: 3.12	1.0		3	0	0	0	1	0	0	0	0	0	0	5	5	0.00	0.000								

Batter	1	2	3	4	5	6	7	8	9	AB	R	H	RBI	BB	SO	LOB	BOTTOM								
Lenny Green, L (1, 8) OBP: 0.400, SLG: 0.483	4-3		P6		1B		F9		F8	4	1	0	0	1	0	1	Kansas City Athletics @ Minnesota Twins Metropolitan Stadium, Bloomington, MI Tue Jun 05 1962, 8:05 PM EDT Att: 15,297 - Unknown - 70 F								
Vic Power, R (1, 3) OBP: 0.337, SLG: 0.435	F8		E		2B				P6	4	1	2	0	1	0	0									
Rich Rollins, R (1, 5) OBP: 0.405, SLG: 0.525	F9		E6		PB		K		F3	5	0	1	2	0	1	2									
Bob Allison, R (1, 9) OBP: 0.391, SLG: 0.402			F9		F8		5-3			3	0	0	0	1	0	3									
Harmon Killebrew, R (1, 7) OBP: 0.396, SLG: 0.472										3	0	0	0	1	1	2									
Jim Kaat, L (8, PH) OBP: 0.152, SLG: 0.174										0	0	0	0	0	0	0									
Johnny Goryl, R (9, 6) OBP: 0.294, SLG: 0.600										0	0	0	0	0	0	0									
Earl Battey, R (1, 2) OBP: 0.364, SLG: 0.428										4	0	1	0	0	1	1									
Bernie Allen, L (1, 4) OBP: 0.294, SLG: 0.434										4	0	0	0	0	1	2									
Marty Martinez, S (1, 6) OBP: 0.455, SLG: 0.250										1	1	0	0	1	0	0									
George Banks, R (6, PH) OBP: 0.388, SLG: 0.512										0	0	0	0	1	0	0									
Zoilo Versalles, R (7, 6) OBP: 0.249, SLG: 0.317										0	0	0	0	0	0	0									
Don Mincher, L (8, PH) OBP: 0.435, SLG: 0.612										0	0	0	0	1	0	0									
Bill Tuttle, R (8, PH) OBP: 0.311, SLG: 0.286										0	0	0	0	0	0	0									
Camilo Pascual, R (1, 1) OBP: 0.268, SLG: 0.366										3	0	0	0	0	0	2									
Dick Stigman, R (8, 1)										0	0	0	0	0	0	0									
Hal Naragon, L (8, PH) OBP: 0.281, SLG: 0.276										1	0	0	0	0	0	2									
Ray Moore, R (9, 1)										0	0	0	0	0	0	0									
Inning Stats	R: 0 E: 0 K: 0 S: 3	H: 0 LOB: 0 BB: 0 P: 3	R: 0 E: 0 K: 0 S: 4	H: 1 LOB: 1 BB: 0 P: 4	R: 1 E: 1 K: 0 S: 5	H: 1 LOB: 2 BB: 1 P: 9	R: 0 E: 0 K: 1 S: 5	H: 0 LOB: 0 BB: 0 P: 5	R: 2 E: 0 K: 0 S: 5	H: 2 LOB: 2 BB: 2 P: 13	R: 0 E: 0 K: 1 S: 5	H: 0 LOB: 1 BB: 1 P: 9	R: 0 E: 0 K: 1 S: 5	H: 0 LOB: 1 BB: 1 P: 9	R: 0 E: 0 K: 1 S: 5	H: 0 LOB: 2 BB: 2 P: 13	R: 0 E: 0 K: 0 S: 3	H: 0 LOB: 0 BB: 0 P: 3	1B: 2 2B: 2 3B: 0 HR: 0	SF: 0 SAC: 0 DP: 0 HBP: 0	WP: 0 PB: 1 SB: 0 CS: 0	PA: 39			
PITCHER	IP	WLS	BF	H	R	ER	SO	BB	IBB	HBP	BLK	WP	HR	S	P	ERA	WHIP								
John Wyatt, R (1, 1) ERA: 4.1	6.0	W	27	4	3	2	2	4	0	0	0	0	0	27	43	3.00	1.333								
Diego Segui, R (7, 1) ERA: 4.1	1.0		5	0	0	0	1	2	0	0	0	0	0	5	13	0.00	2.000								
Gordon Jones, R (8, 1) ERA:	2.0	S	7	0	0	0	1	1	0	0	0	0	0	8	12	0.00	0.500								

AB 33
R 4
H 7
RBI 3
BB 2
SO 7
LOB 11




AB 32
R 3
H 4
RBI 2
BB 7
SO 4
LOB 15



Batter	1	2	3	4	5	6	7	8	9	AB	R	H	RBI	BB	SO	LOB	TOP			
Dick Howser, R OBP: 0.329, SLG: 0.355 (1, 6)	F3		5-3			5-3		6-3		4	0	0	0	0	0	0				
Bobby Del Greco, R OBP: 0.415, SLG: 0.381 (1, 8)	BB 1B		K			4-3-2 1B		4-3 HBP		3	0	2	0	0	1	0				
Norm Siebern, L OBP: 0.427, SLG: 0.503 (1, 3)	F7					G4-6-3 1B		4-3 1B		4	0	2	0	0	0	2				
Manny Jimenez, L OBP: 0.424, SLG: 0.596 (1, 7)	FC5-4 BB					G4-6-3 1-2		4-3-2 2-3		3	0	0	0	1	0	4				
Jerry Lumpe, L OBP: 0.342, SLG: 0.400 (1, 4)	FC5-4 1-2					1B		F8		4	0	1	0	0	1	3				
Ed Charles, R OBP: 0.315, SLG: 0.366 (1, 5)						L7		F8		3	0	0	0	0	0	1				
Gino Cimoli, R OBP: 0.318, SLG: 0.387 (1, 9)						L8		4-3		3	0	0	0	0	0	0				
Joe Azcue, R OBP: 0.293, SLG: 0.306 (1, 2)						F8		K		3	0	0	0	0	1	0				
Jerry Walker, S OBP: 0.381, SLG: 0.639 (1, 1)						L6		5-3		1	0	0	0	0	0	0				
Bill Kunkel, R OBP: 0.350, SLG: 0.263 (4, 1)										0	0	0	0	0	0	0				
Leo Posada, R OBP: 0.280, SLG: 0.223 (5, PH)										0	0	0	0	0	1	0				
Danny McDevitt, L OBP: 0.220, SLG: 0.234 (5, 1)										0	0	0	0	0	0	0				
George Alusk, R OBP: 0.220, SLG: 0.234 (8, PH)										1	0	0	0	0	0	0				
Bill Fischer, R OBP: 0.220, SLG: 0.234 (8, 1)										0	0	0	0	0	0	0				
Inning Stats	R: 0 E: 0 K: 0 S: 4	H: 1 LOB: 2 BB: 1 P: 8	R: 0 E: 0 K: 0 S: 3	H: 0 LOB: 0 BB: 0 P: 3	R: 0 E: 0 K: 1 S: 5	H: 0 LOB: 0 BB: 0 P: 5	R: 0 E: 0 K: 0 S: 4	H: 2 LOB: 1 BB: 0 P: 4	R: 0 E: 0 K: 1 S: 5	H: 0 LOB: 0 BB: 0 P: 5	R: 0 E: 0 K: 0 S: 3	H: 0 LOB: 0 BB: 0 P: 3	R: 0 E: 0 K: 1 S: 5	H: 0 LOB: 1 BB: 0 P: 6	R: 0 E: 0 K: 1 S: 5	H: 0 LOB: 0 BB: 0 P: 6	1B: 5 2B: 1 3B: 0 HR: 0	SF: 0 SAC: 0 DP: 2 HBP: 1	WP: 0 PB: 0 SB: 0 CS: 0	PA: 32
PITCHER Jim Kaat, L ERA: 3.38 (1, 1)	IP: 9.0 WLS: W BF: 32 H: 5 R: 0 ER: 0 SO: 4 BB: 1 IBB: 0 HBP: 1 BLK: 0 WP: 0 HR: 0 S: 38 P: 43 ERA: 0.00 WHIP: 0.667															PITCHER				

Kansas City Athletics @ Minnesota Twins
Metropolitan Stadium, Bloomington, MI
Wed Jun 06 1962, 8:05 PM EDT
Att: 11,619 - Unknown - 69 F

AB	30
R	0
H	5
RBI	0
BB	1
SO	4
LOB	10



Batter	1	2	3	4	5	6	7	8	9	AB	R	H	RBI	BB	SO	LOB	BOTTOM						
Lenny Green, L OBP: 0.396, SLG: 0.474 (1, 8) (8, 7)	E4 G5-4-3 1B 2B	G3		1B 3B BB		G1		L4		4	2	0	0	1	0	2							
Rich Rollins, R OBP: 0.405, SLG: 0.522 (1, 5)	G5-4-3 1B		E6 F8 BB SF8	1B 3B 1B		6-3				5	2	2	0	0	0	1							
George Banks, R OBP: 0.545, SLG: 0.545 (1, 7)	G5-4-3		SF8 F8 1B BB	1B 3B		K				3	2	1	2	1	1	2							
Bill Tuttle, R OBP: 0.311, SLG: 0.286 (8, 8)	1-2 2-3		1-2 2-3 BB	1B 3B						0	0	0	0	0	0	0							
Don Mincher, L OBP: 0.439, SLG: 0.596 (1, 3)	2B BB		F8 1-2 2-3	1B		5-3				3	0	1	1	1	0	2							
Bob Allison, R OBP: 0.394, SLG: 0.412 (1, 9)	1-3 3-H		SF8 2-3 3-H	F8 1B		FC5-4 BB				2	0	1	2	1	0	1							
Earl Battey, R OBP: 0.361, SLG: 0.423 (1, 2)	F8		1B 3-H	1B		4-3		FC5-4 1-2		4	0	1	1	0	0	3							
Bernie Allen, L OBP: 0.294, SLG: 0.430 (1, 4)			3-1 1-3	1B		K		F9		4	0	1	0	0	1	0							
Zoilo Versalles, R OBP: 0.254, SLG: 0.321 (1, 6)	FC4-6 1B			F5 1B		6-3		2B 1B		4	1	2	0	0	0	0							
Jim Kaat, L OBP: 0.200, SLG: 0.222 (1, 1)	FC4-6 1-2			4-3		5-3		2B		4	0	1	1	0	0	1							
Inning Stats	R: 1 E: 1 K: 0 S: 5	H: 2 LOB: 2 BB: 1 P: 9	R: 0 E: 0 K: 0 S: 4	H: 1 LOB: 1 BB: 0 P: 4	R: 2 E: 1 K: 0 S: 5	H: 2 LOB: 2 BB: 1 P: 9	R: 3 E: 0 K: 0 S: 6	H: 3 LOB: 1 BB: 1 P: 10	R: 0 E: 0 K: 1 S: 5	H: 0 LOB: 0 BB: 0 P: 5	R: 0 E: 0 K: 0 S: 3	H: 0 LOB: 0 BB: 0 P: 3	R: 0 E: 0 K: 1 S: 5	H: 0 LOB: 1 BB: 1 P: 9	R: 1 E: 0 K: 0 S: 5	H: 2 LOB: 1 BB: 0 P: 5	1B: 7 2B: 2 3B: 1 HR: 0	SF: 1 SAC: 0 DP: 1 HBP: 0	WP: 0 PB: 0 SB: 0 CS: 0	PA: 38			
PITCHER Jerry Walker, R ERA: 4.58 (1, 1)	IP: 3.2 WLS: L BF: 22 H: 8 R: 6 ER: 3 SO: 0 BB: 3 IBB: 0 HBP: 0 BLK: 0 WP: 0 HR: 0 S: 19 P: 31 ERA: 7.36 WHIP: 3.000															PITCHER							
Bill Kunkel, R ERA: 3.38 (4, 1)	0.1 0 0 0	1 0 0 0	0 0 0 0	0 0 0 0	0 0 0 0	0 0 0 0	0 0 0 0	0 0 0 0	0 0 0 0	0 0 0 0	0 0 0 0	0 0 0 0	0 0 0 0	0 0 0 0	0 0 0 0	0 0 0 0	0 0 0 0	0 0 0 0	0 0 0 0	0 0 0 0	0 0 0 0	0 0 0 0	
Danny McDevitt, L ERA: 2.65 (5, 1)	3.0 0 0 0	10 0 0 0	2 0 0 2	1 0 0 0	0 0 0 0	0 0 0 0	0 0 0 0	0 0 0 0	0 0 0 0	0 0 0 0	0 0 0 0	0 0 0 0	0 0 0 0	0 0 0 0	0 0 0 0	0 0 0 0	0 0 0 0	0 0 0 0	0 0 0 0	0 0 0 0	0 0 0 0	0 0 0 0	0 0 0 0
Bill Fischer, R ERA: 2.08 (8, 1)	1.0 5 2 1	5 2 1 1	0 0 0 0	0 0 0 0	0 0 0 0	0 0 0 0	0 0 0 0	0 0 0 0	0 0 0 0	0 0 0 0	0 0 0 0	0 0 0 0	0 0 0 0	0 0 0 0	0 0 0 0	0 0 0 0	0 0 0 0	0 0 0 0	0 0 0 0	0 0 0 0	0 0 0 0	0 0 0 0	0 0 0 0

Kansas City Athletics @ Minnesota Twins
Metropolitan Stadium, Bloomington, MI
Wed Jun 06 1962, 8:05 PM EDT
Att: 11,619 - Unknown - 69 F

AB	33
R	7
H	10
RBI	7
BB	4
SO	2
LOB	12



Batter	1	2	3	4	5	6	7	8	9	AB	R	H	RBI	BB	SO	LOB	TOP				
Dick Howser, R OBP: 0.328, SLG: 0.357 (1, 6)										4	0	1	1	0	0	1	Kansas City Athletics @ Minnesota Twins Metropolitan Stadium, Bloomington, MI Thu Jun 07 1962, 4:33 AM EDT Alt. 6, 163 - Unknown - 72 F livebaseballscorecards.com				
Bobby Del Greco, R OBP: 0.406, SLG: 0.370 (1, 8)										4	0	0	0	0	1						
Norm Siebern, L OBP: 0.420, SLG: 0.493 (1, 3)										4	0	0	0	0	0						
Manny Jimenez, L OBP: 0.414, SLG: 0.581 (1, 7)										4	0	0	0	0	0						
Jerry Lumpe, L OBP: 0.341, SLG: 0.397 (1, 4)										4	1	1	0	0	0						
Ed Charles, R OBP: 0.316, SLG: 0.366 (1, 5)										3	0	1	0	0	1	0					
George Alusik, R OBP: 0.231, SLG: 0.297 (1, 9)										3	1	1	0	0	1	2					
Haywood Sullivan, R OBP: 0.306, SLG: 0.247 (1, 2)										3	0	2	0	0	1	1					
Dave Wickersham, R OBP: 0.048, SLG: 0.048 (8, PH)										2	0	0	0	0	0	2					
Wayne Causey, L OBP: 0.364, SLG: 0.333 (8, 1)										1	0	0	0	0	1	1					
Diego Segui, R (8, 1)										0	0	0	0	0	0	0					
Inning Stats	R: 0 E: 0 K: 0 S: 3	H: 0 LOB: 0 BB: 0 P: 3	R: 0 E: 0 K: 1 S: 5	H: 0 LOB: 0 BB: 0 P: 5	R: 0 E: 0 K: 1 S: 6	H: 1 LOB: 1 BB: 0 P: 6	R: 0 E: 0 K: 1 S: 5	H: 0 LOB: 0 BB: 0 P: 5	R: 1 E: 0 K: 0 S: 5	H: 3 LOB: 1 BB: 0 P: 5	R: 0 E: 0 K: 0 S: 3	H: 0 LOB: 0 BB: 0 P: 3	R: 0 E: 0 K: 0 S: 3	H: 0 LOB: 0 BB: 0 P: 3	R: 1 E: 0 K: 2 S: 9	H: 2 LOB: 1 BB: 0 P: 9	R: 0 E: 0 K: 0 S: 3	H: 0 LOB: 0 BB: 0 P: 3	1B: 4 2B: 2 3B: 0 HR: 0	SF: 0 SAC: 0 DP: 1 HBP: 0	WP: 2 PA: 32 CS: 0
PITCHER Joe Bonikowski, R ERA: 3.23 (1, 1)	IP: 9.0 WLS: W BF: 32 H: 6 R: 2 ER: 2 SO: 5 BB: 0 IBB: 0 HBP: 0 BLK: 0 WP: 2 HR: 0 S: 42 P: 42 ERA: 2.00 WHIP: 0.667															PITCHER Joe Bonikowski, R ERA: 3.23 (1, 1)	IP: 9.0 WLS: W BF: 32 H: 6 R: 2 ER: 2 SO: 5 BB: 0 IBB: 0 HBP: 0 BLK: 0 WP: 2 HR: 0 S: 42 P: 42 ERA: 2.00 WHIP: 0.667				

Batter	1	2	3	4	5	6	7	8	9	AB	R	H	RBI	BB	SO	LOB	BOTTOM		
Lenny Green, L OBP: 0.402, SLG: 0.472 (8, 7)										1	1	0	0	2	0	0	Kansas City Athletics @ Minnesota Twins Metropolitan Stadium, Bloomington, MI Thu Jun 07 1962, 4:33 AM EDT Alt. 6, 163 - Unknown - 72 F livebaseballscorecards.com		
Rich Rollins, R OBP: 0.411, SLG: 0.536 (1, 5)										4	0	3	3	0	0				
George Banks, R OBP: 0.386, SLG: 0.521 (1, 7)										4	0	1	0	0	1	4			
Bill Tuttle, R OBP: 0.311, SLG: 0.286 (8, 8)										0	0	0	0	0	0	0			
Don Mincher, L OBP: 0.414, SLG: 0.554 (1, 3)										4	0	0	0	0	1	1			
Bob Allison, R OBP: 0.390, SLG: 0.402 (1, 9)										3	1	0	0	1	0	0			
Earl Battey, R OBP: 0.370, SLG: 0.438 (1, 2)										4	1	3	0	0	0	0			
Bernie Allen, L OBP: 0.293, SLG: 0.426 (1, 4)										4	1	1	1	0	2	2			
Zoilo Versalles, R OBP: 0.255, SLG: 0.321 (1, 6)										3	1	1	0	0	0	2			
Joe Bonikowski, R OBP: 0.200, SLG: 0.158 (1, 1)										2	0	0	0	0	2	2			
Inning Stats	R: 1 E: 0 K: 0 S: 3	H: 1 LOB: 0 BB: 0 P: 4	R: 0 E: 0 K: 1 S: 5	H: 0 LOB: 0 BB: 0 P: 5	R: 0 E: 0 K: 1 S: 5	H: 0 LOB: 0 BB: 0 P: 5	R: 0 E: 0 K: 0 S: 3	H: 1 LOB: 0 BB: 0 P: 3	R: 3 E: 1 K: 2 S: 10	H: 3 LOB: 2 BB: 2 P: 18	R: 0 E: 0 K: 0 S: 4	H: 1 LOB: 1 BB: 0 P: 4	R: 1 E: 0 K: 0 S: 4	H: 2 LOB: 1 BB: 1 P: 8	R: 0 E: 0 K: 2 S: 8	H: 1 LOB: 1 BB: 0 P: 8	1B: 6 2B: 3 3B: 0 HR: 0	SF: 0 SAC: 1 DP: 2 HBP: 1	WP: 0 PA: 34 CS: 0
PITCHER Dave Wickersham, R ERA: 3.18 (1, 1)	IP: 7.0 WLS: L BF: 30 H: 8 R: 5 ER: 5 SO: 4 BB: 3 IBB: 0 HBP: 1 BLK: 0 WP: 0 HR: 0 S: 34 P: 47 ERA: 6.43 WHIP: 1.571															PITCHER Diego Segui, R ERA: 3.95 (8, 1)	IP: 1.0 WLS: L BF: 4 H: 1 R: 0 ER: 0 SO: 2 BB: 0 IBB: 0 HBP: 0 BLK: 0 WP: 0 HR: 0 S: 8 P: 8 ERA: 0.00 WHIP: 1.000		

AB	32
R	2
H	6
RBI	1
BB	0
SO	5
LOB	8



AB	29
R	5
H	9
RBI	4
BB	3
SO	6
LOB	11




Batter	1	2	3	4	5	6	7	8	9	AB	R	H	RBI	BB	SO	LOB	TOP			
Luis Aparicio, R (1, 6) OBP: 0.252, SLG: 0.280	0-0 5-3		0-0 F8			0-0 3B 1B		0-0 2B 1B		4	1	2	0	0	0	1	Chicago White Sox @ Minnesota Twins Metropolitan Stadium, Bloomington, MI Fri Jun 08 1962, 8:05 PM EDT Att: 21,962 - Unknown - 66 F livebaseballscores.com			
Mike Hershberger, R (1, 8) OBP: 0.345, SLG: 0.346	4-0 BB		0-0 F9			0-3 K		0-0 1-3 2B		3	0	1	0	1	1	2				
Floyd Robinson, L (1, 9) OBP: 0.396, SLG: 0.510	0-0 F8			0-0 6-3		0-0 2-H 3B		0-0 5-3		4	0	1	1	0	0	3				
Al Smith, R (1, 7) OBP: 0.417, SLG: 0.546	0-0 F9			0-0 F4		0-0 F7		4-0 IBB		3	0	0	0	1	0	2				
Charley Smith, R (1, 5) OBP: 0.278, SLG: 0.290		0-0 F6		0-0 F8			0-0 F4	0-0 F3		4	0	0	0	0	0	3				
Bob Farley, L (1, 3) OBP: 0.349, SLG: 0.300		0-0 F6			0-3 K		0-0 1B 1B	0-0 4-3		4	0	1	0	0	1	3				
Nellie Fox, L (1, 4) OBP: 0.315, SLG: 0.338		0-0 4-3			0-0 4-3		0-0 1-2 1B		0-0 6-3	4	0	1	0	0	0	0				
Cam Carreon, R (1, 2) OBP: 0.306, SLG: 0.305			4-0 SH1-4 BB		0-0 F9		0-0 F8	0-0 F9		3	0	0	0	1	0	2				
John Buzhardt, R (1, 1) OBP: 0.179, SLG: 0.115			0-0 SH1-4			0-0 5-3		0-0 F4		2	0	0	0	0	1	2				
Jim Landis, R (9, PH) OBP: 0.348, SLG: 0.467			1-2						0-0 F4	1	0	0	0	0	0	0				
Inning Stats	R: 0 E: 0 K: 0 S: 3	H: 0 LOB: 1 BB: 1 P: 7	R: 0 E: 0 K: 0 S: 3	H: 0 LOB: 0 BB: 0 P: 3	R: 0 E: 0 K: 0 S: 3	H: 0 LOB: 0 BB: 1 P: 7	R: 0 E: 0 K: 0 S: 3	H: 0 LOB: 0 BB: 0 P: 3	R: 0 E: 0 K: 1 S: 5	H: 2 LOB: 1 BB: 0 P: 7	R: 0 E: 0 K: 1 S: 7	H: 2 LOB: 2 BB: 0 P: 7	R: 0 E: 0 K: 0 S: 5	H: 2 LOB: 3 BB: 1 P: 9	R: 0 E: 0 K: 0 S: 3	H: 0 LOB: 0 BB: 0 P: 3	1B: 4 2B: 1 3B: 1 HR: 0	SF: 0 SAC: 1 DP: 0 HBP: 0	WP: 0 PB: 0 SB: 1 CS: 0	PA: 36
PITCHER Jack Kralick, L (1, 1) ERA: 4.14	IP: 9.0 WLS: W BF: 36 H: 6 R: 1 ER: 1 SO: 3 BB: 2 IBB: 1 HBP: 0 BLK: 0 WP: 0 HR: 0 S: 39 P: 51 ERA: 1.00 WHIP: 0.889															PITCHER				

Batter	1	2	3	4	5	6	7	8	9	AB	R	H	RBI	BB	SO	LOB	BOTTOM			
Lenny Green, L (1, 8) OBP: 0.403, SLG: 0.470	0-0 4-3		0-0 F9		0-0 G6-4-3 1B			4-0 WP SH5-4 1B BB		3	1	1	0	1	0	1	Chicago White Sox @ Minnesota Twins Metropolitan Stadium, Bloomington, MI Fri Jun 08 1962, 8:05 PM EDT Att: 21,962 - Unknown - 66 F livebaseballscores.com			
Rich Rollins, R (1, 5) OBP: 0.414, SLG: 0.542	0-0 4-3 1B		0-0 2B		0-0 G6-4-3 1-2		0-0 SH5-4	0-0 1-2		3	0	2	0	0	0	1				
George Banks, R (1, 7) OBP: 0.393, SLG: 0.510	0-0 4-3 1B		0-0 L5			0-0 F7		4-0 1B BB		3	0	1	0	1	0	2				
Bill Tuttle, R (9, 8) OBP: 0.311, SLG: 0.286	0-0 1-2 1B		0-0 4-3			0-0 4-3		0-0 1-3 3-H 1B		0	0	0	0	0	0	0				
Don Mincher, L (1, 3) OBP: 0.405, SLG: 0.533	0-0 4-3		0-0 4-3			0-0 4-3		0-0 1-3 3-H 1B		4	0	1	1	0	0	4				
Bob Allison, R (1, 9) OBP: 0.386, SLG: 0.392	0-3 K			4-0 G4-6-3 1B BB		0-0 F7		0-0 F6		3	0	0	0	1	1	4				
Earl Battey, R (1, 2) OBP: 0.367, SLG: 0.433		0-0 L1		0-0 G4-6-3 1B			0-0 F3	0-0 1-3		4	0	1	0	0	0	2				
Bernie Allen, L (1, 4) OBP: 0.293, SLG: 0.425		0-0 G3		0-0 G4-6-3 1-2 2-3			0-0 FC1-4 1B			3	0	1	0	0	0	2				
Zoilo Versalles, R (1, 6) OBP: 0.256, SLG: 0.337		0-0 F8			0-0 HR		0-0 FC1-4	0-0 1-2		3	1	1	1	0	0	1				
Jack Kralick, L (1, 1) OBP: 0.258, SLG: 0.310			0-0 2B 1B		0-3 K		0-0 F6			3	0	1	0	0	1	1				
Inning Stats	R: 0 E: 0 K: 1 S: 7	H: 2 LOB: 2 BB: 0 P: 7	R: 0 E: 0 K: 0 S: 3	H: 0 LOB: 0 BB: 0 P: 3	R: 0 E: 0 K: 0 S: 5	H: 2 LOB: 2 BB: 0 P: 5	R: 0 E: 0 K: 0 S: 2	H: 1 LOB: 0 BB: 1 P: 6	R: 1 E: 0 K: 1 S: 6	H: 2 LOB: 0 BB: 0 P: 6	R: 0 E: 0 K: 0 S: 3	H: 0 LOB: 0 BB: 0 P: 3	R: 0 E: 0 K: 0 S: 4	H: 1 LOB: 1 BB: 0 P: 4	R: 1 E: 0 K: 0 S: 4	H: 1 LOB: 2 BB: 2 P: 12	1B: 7 2B: 1 3B: 0 HR: 1	SF: 0 SAC: 1 DP: 2 HBP: 0	WP: 1 PB: 0 SB: 0 CS: 0	PA: 33
PITCHER John Buzhardt, R (1, 1) ERA: 3.4	IP: 8.0 WLS: L BF: 33 H: 9 R: 2 ER: 2 SO: 2 BB: 3 IBB: 0 HBP: 0 BLK: 0 WP: 1 HR: 1 S: 34 P: 46 ERA: 2.25 WHIP: 1.500															PITCHER				

Batter	1	2	3	4	5	6	7	8	9	AB	R	H	RBI	BB	SO	LOB	TOP		
Luis Aparicio, R OBP: 0.259, SLG: 0.301 (1, 6)	0-0 6-3		0-0 F9			0-0 F3		0-3 K	4-0 BB	4	0	0	0	1	1	1			
Joe Cunningham, L OBP: 0.452, SLG: 0.446 (1, 3)	0-0 5-3		0-3 K2-3			0-0 1B		4-0 HR	0-0 4-3	4	1	1	0	1	1	2			
Jim Landis, R OBP: 0.362, SLG: 0.494 (1, 8)	0-0 1B		0-0 F7			0-0 1B		0-0 HR		4	2	3	3	0	0	0			
Al Smith, R OBP: 0.402, SLG: 0.525 (1, 7)	0-0 WP			0-0 P3		0-0 F9		0-0 E3		4	0	1	1	0	0	2			
Sherm Lollar, R OBP: 0.376, SLG: 0.366 Dave DeBusschere, R OBP: 0.325, SLG: 0.368 Russ Kemmerer, R OBP: 1.000, SLG: 1.000 (1, 2) (8, 1) (8, 1)	0-0 1-3			0-3 K		0-0 4-3		0-0 P4		4	0	0	0	0	1	4			
Floyd Robinson, L OBP: 0.390, SLG: 0.512 (1, 9)		0-0 G3		0-0 1-3				0-0 P4	0-0 1-3	4	0	0	0	0	0	1			
Charley Smith, R OBP: 0.256, SLG: 0.266 (1, 5)		0-0 F8			0-3 K2-3		0-0 6-3		0-0 F8	4	0	0	0	0	1	0			
Nellie Fox, L OBP: 0.325, SLG: 0.368 (1, 4)		0-0 3B			0-0 G3		0-0 6-3		0-0 2B	4	0	2	0	0	0	0			
Joe Horlen, R OBP: 0.103, SLG: 0.071 Eddie Fisher, R OBP: 0.310, SLG: 0.309 Cam Carreon, R OBP: 0.310, SLG: 0.309 (1, 1) (3, 1) (8, PH) (8, 2)	0-3 K				0-3 K			0-0 WP	0-0 F9	1	0	0	0	0	1	1			
Inning Stats	R: 1 E: 0 K: 0 S: 5	H: 2 LOB: 1 BB: 0 P: 5	R: 0 E: 0 K: 1 S: 6	H: 1 LOB: 0 BB: 0 P: 6	R: 0 E: 0 K: 1 S: 5	H: 0 LOB: 0 BB: 0 P: 5	R: 0 E: 0 K: 1 S: 5	H: 0 LOB: 0 BB: 0 P: 5	R: 0 E: 0 K: 2 S: 7	H: 2 LOB: 2 BB: 0 P: 5	R: 0 E: 0 K: 0 S: 3	H: 0 LOB: 0 BB: 0 P: 3	R: 3 E: 1 K: 1 S: 8	H: 2 LOB: 1 BB: 1 P: 12	R: 0 E: 0 K: 0 S: 4	H: 1 LOB: 2 BB: 1 P: 8	1B: 4 2B: 2 3B: 1 HR: 1	SF: 0 SAC: 0 DP: 0 HBP: 0	WP: 2 PA: 38
PITCHER Jim Kaat, L ERA: 3.44 (1, 1)	IP: 9.0 WLS: W BF: 38 H: 8 R: 4 ER: 4 SO: 6 BB: 2 IBB: 0 HBP: 0 BLK: 0 WP: 2 HR: 1 S: 48 P: 56 ERA: 4.00 WHIP: 1.111																		

Chicago White Sox @ Minnesota Twins
Metropolitan Stadium, Bloomington, MI
Sun Jun 10 1962, 4:33 AM EDT
Unknown - 63 F


AB 36
R 4
H 8
RBI 4
BB 2
SO 6
LOB 12



Batter	1	2	3	4	5	6	7	8	9	AB	R	H	RBI	BB	SO	LOB	BOTTOM		
Lenny Green, L OBP: 0.393, SLG: 0.456 (1, 8) (9, 7)	0-0 F2	0-0 G6-3			0-0 G3			0-0 P4		4	0	0	0	0	0	1			
Rich Rollins, R OBP: 0.421, SLG: 0.561 (1, 5)	0-0 HR	0-0 FC5-4			0-0 HR			4-0 HR		3	3	3	1	1	0	0			
Harmon Killebrew, R OBP: 0.393, SLG: 0.495 Bill Tuttle, R OBP: 0.311, SLG: 0.286 (1, 7) (9, 8)	0-3 K	0-0 FC5-4			0-3 K			0-0 HR		4	1	1	2	0	2	2			
Don Mincher, L OBP: 0.415, SLG: 0.561 (1, 3)	0-0 HR		0-0 F7		0-3 K			4-0 BB		3	1	1	2	1	1	0			
Bob Allison, R OBP: 0.386, SLG: 0.414 (1, 9)	0-0 6-3		0-0 F2		0-0 P4			0-3 K		4	0	0	0	0	1	1			
Earl Battey, R OBP: 0.368, SLG: 0.436 (1, 2)		0-0 1B	0-0 1-3		0-0 4-3			0-0 F3		4	1	1	0	0	0	0			
Bernie Allen, L OBP: 0.293, SLG: 0.425 (1, 4)		0-0 1B		0-0 F8		0-3 K				3	1	1	0	0	1	0			
Zoilo Versalles, R OBP: 0.252, SLG: 0.330 (1, 6)		0-0 1B	0-0 5-3		0-0 F6					3	1	1	0	0	0	0			
Jim Kaat, L OBP: 0.212, SLG: 0.233 (1, 1)		0-0 1B		0-3 K		0-0 P6				3	0	1	2	0	1	0			
Inning Stats	R: 2 E: 0 K: 1 S: 7	H: 2 LOB: 0 BB: 0 P: 7	R: 3 E: 0 K: 0 S: 7	H: 5 LOB: 1 BB: 0 P: 7	R: 0 E: 0 K: 1 S: 5	H: 0 LOB: 0 BB: 0 P: 5	R: 0 E: 0 K: 2 S: 8	H: 0 LOB: 0 BB: 0 P: 8	R: 0 E: 0 K: 1 S: 5	H: 0 LOB: 0 BB: 0 P: 5	R: 0 E: 0 K: 0 S: 3	H: 0 LOB: 0 BB: 0 P: 3	R: 2 E: 0 K: 1 S: 5	H: 1 LOB: 2 BB: 2 P: 13	R: 0 E: 0 K: 0 S: 4	H: 0 LOB: 0 BB: 0 P: 8	1B: 6 2B: 0 3B: 0 HR: 3	SF: 0 SAC: 0 DP: 1 HBP: 0	WP: 0 PA: 33
PITCHER Joe Horlen, R ERA: 5.1 Eddie Fisher, R ERA: 4.63 Dave DeBusschere, R ERA: 3.27 Russ Kemmerer, R ERA: 4.5 (1, 1) (3, 1) (8, 1) (8, 1)	IP: 2.0 WLS: L BF: 12 H: 7 R: 5 ER: 5 SO: 1 BB: 0 IBB: 0 HBP: 0 BLK: 0 WP: 0 HR: 1 S: 24 P: 24 ERA: 22.50 WHIP: 3.500																		

Chicago White Sox @ Minnesota Twins
Metropolitan Stadium, Bloomington, MI
Sun Jun 10 1962, 4:33 AM EDT
Unknown - 63 F

AB 31
R 8
H 9
RBI 7
BB 2
SO 6
LOB 4



Batter	1	2	3	4	5	6	7	8	9	AB	R	H	RBI	BB	SO	LOB	TOP																
Jim Landis, R OBP: 0.397, SLG: 0.503 (1, 8)										5	1	3	1	0	1	1	Chicago White Sox @ Minnesota Twins Metropolitan Stadium, Bloomington, MI Sun Jun 10 1962, 4:38 AM EDT Att: 33,049 - Unknown																
Nelle Fox, L OBP: 0.324, SLG: 0.366 (1, 4)										4	0	1	1	0	0	3																	
Joe Cunningham, L OBP: 0.451, SLG: 0.441 (1, 3)										4	1	1	0	1	2	4																	
Floyd Robinson, L OBP: 0.394, SLG: 0.528 (1, 9)										5	1	3	3	0	2	2																	
Al Smith, R OBP: 0.392, SLG: 0.509 (1, 7)										5	0	0	1	0	1	5																	
Bob Sadowski, L OBP: 0.299, SLG: 0.468 Luis Aparicio, R OBP: 0.258, SLG: 0.300 (8, PH) (8, 6)										3	1	1	0	0	0	0																	
Sammy Esposito, R OBP: 0.379, SLG: 0.320 (8, 5)										4	0	0	0	0	0	2																	
Cam Carreon, R OBP: 0.325, SLG: 0.340 (1, 2)										3	2	2	1	1	0	0																	
Ray Herbert, R OBP: 0.192, SLG: 0.292 Russ Kemmerer, R OBP: 0.467, SLG: 0.500 Frank Baumann, L OBP: 0.254, SLG: 0.294 Charley Smith, R OBP: 0.254, SLG: 0.294 Eddie Fisher, R OBP: 0.444, SLG: 0.294 Bob Farley, L OBP: 0.342, SLG: 0.294 Turk Lowm, R OBP: 0.391, SLG: 0.390 (1, 1) (2, 1) (3, 1) (5, PH) (5, 1) (7, PH) (7, 1) (9, PH)										0	0	0	0	0	0	0																	
Inning Stats	R: 0 E: 0 K: 1 S: 5	H: 0 LOB: 0 BB: 0 P: 5	R: 0 E: 0 K: 1 S: 5	H: 0 LOB: 0 BB: 0 P: 5	R: 0 E: 0 K: 1 S: 6	H: 1 LOB: 1 BB: 0 P: 6	R: 2 E: 0 K: 0 S: 5	H: 2 LOB: 0 BB: 0 P: 5	R: 0 E: 0 K: 1 S: 3	H: 0 LOB: 0 BB: 0 P: 3	R: 0 E: 0 K: 1 S: 6	H: 1 LOB: 2 BB: 1 P: 10	R: 3 E: 0 K: 2 S: 11	H: 4 LOB: 1 BB: 0 P: 11	R: 0 E: 0 K: 1 S: 6	H: 1 LOB: 1 BB: 0 P: 6		R: 2 E: 0 K: 1 S: 7	H: 2 LOB: 2 BB: 2 P: 15	1B: 5 2B: 5 3B: 1 HR: 0	SF: 0 SAC: 1 DP: 0 HBP: 0	WP: 1 PB: 0 SB: 0 CS: 0	PA: 41										
PITCHER	IP WLS BF H R ER SO BB IBB HBP BLK WP HR S P ERA WHIP																																
Camilo Pascual, R ERA: 3.61 Dick Stigman, L ERA: 2.49	(1, 1) (8, 1)	7.0 W S	31 BF 10	9 H 2	5 R 2	5 ER 2	6 SO 2	1 BB 2	0 IBB 0	0 HBP 0	0 BLK 0	0 WP 1	0 HR 0	42 S 12	46 P 20	6.43 ERA 9.00	1.429 WHIP 2.000																

Batter	1	2	3	4	5	6	7	8	9	AB	R	H	RBI	BB	SO	LOB	BOTTOM																
Lenny Green, L OBP: 0.394, SLG: 0.468 (1, 8) (7, 7)										5	2	2	2	0	1	2	Chicago White Sox @ Minnesota Twins Metropolitan Stadium, Bloomington, MI Sun Jun 10 1962, 4:38 AM EDT Att: 33,049 - Unknown																
Rich Rollins, R OBP: 0.424, SLG: 0.569 (1, 5)										4	0	2	2	1	2	1																	
Harmon Killebrew, R OBP: 0.391, SLG: 0.479 Bill Tuttle, R OBP: 0.307, SLG: 0.281 (1, 7) (7, 8)										4	1	1	0	0	2	2																	
Don Mincher, L OBP: 0.395, SLG: 0.529 (1, 3)										4	1	0	0	0	1	3																	
Bob Allison, R OBP: 0.389, SLG: 0.439 (1, 9)										4	2	2	3	0	1	1																	
Bernie Allen, L OBP: 0.292, SLG: 0.426 (1, 4)										4	1	1	1	0	0	1																	
Zolio Versailles, R OBP: 0.292, SLG: 0.343 (1, 6)										4	1	1	2	0	0	1																	
Jerry Zimmerman, R OBP: 0.259, SLG: 0.240 (1, 2)										3	2	2	1	1	0	0																	
Camilo Pascual, R OBP: 0.273, SLG: 0.349 Dick Stigman, R ERA: 3.63 (8, 1)										2	1	0	0	1	0	1																	
Inning Stats	R: 0 E: 0 K: 0 S: 4	H: 1 LOB: 1 BB: 0 P: 4	R: 4 E: 0 K: 2 S: 10	H: 3 LOB: 2 BB: 2 P: 18	R: 2 E: 1 K: 1 S: 8	H: 2 LOB: 1 BB: 0 P: 8	R: 3 E: 0 K: 2 S: 10	H: 3 LOB: 0 BB: 0 P: 10	R: 0 E: 0 K: 0 S: 3	H: 0 LOB: 0 BB: 0 P: 3	R: 0 E: 0 K: 2 S: 7	H: 0 LOB: 0 BB: 0 P: 7	R: 0 E: 0 K: 0 S: 3	H: 0 LOB: 0 BB: 0 P: 3	R: 2 E: 0 K: 1 S: 7	H: 2 LOB: 1 BB: 1 P: 11		1B: 5 2B: 2 3B: 1 HR: 3	SF: 0 SAC: 0 DP: 0 HBP: 0	WP: 1 PB: 1 SB: 0 CS: 0	PA: 39												
PITCHER	IP WLS BF H R ER SO BB IBB HBP BLK WP HR S P ERA WHIP																																
Ray Herbert, R ERA: 5.06 Russ Kemmerer, R ERA: 4.3 Frank Baumann, L ERA: 5.19 Eddie Fisher, R ERA: 4.44 Turk Lowm, R ERA: 3.63	(1, 1) (2, 1) (3, 1) (5, 1) (7, 1)	1.2 L 6	11 BF 2	4 H 2	4 R 2	0 ER 0	2 SO 2	2 BB 0	0 IBB 0	0 HBP 0	0 BLK 0	0 WP 0	0 HR 0	10 S 10	10 P 10	0.00 ERA 20.25	2.000 WHIP 2.250																

Batter	1	2	3	4	5	6	7	8	9	AB	R	H	RBI	BB	SO	LOB	TOP																		
Lenny Green, L OBP: 0.394, SLG: 0.479	0-0 FC1-4 1B	0-0 4-3			0-0 F5		0-0 P6		0-0 HR	5	1	2	2	0	0	0																			
Rich Rollins, R OBP: 0.420, SLG: 0.559	0-0 FC1-4 1B		0-0 F9		0-0 F8		4-0 BB		0-0 F7	4	0	0	0	1	0	1																			
Harmon Killebrew, R OBP: 0.391, SLG: 0.474 Marty Martinez, S OBP: 0.455, SLG: 0.250	0-0 1-2 1B		0-0 F7		0-0 F8		0-3 K		4-0 BB	4	0	1	0	1	1	1																			
Don Mincher, L OBP: 0.396, SLG: 0.541	0-0 P4		4-0 FC6-4 BB		0-0 E		0-3 K		0-3 K	4	1	1	0	1	2	3																			
Bob Allison, R OBP: 0.379, SLG: 0.426	0-0 L1		0-0 FC6-4		0-0 6-3		0-0 F5			4	0	0	0	0	0	4																			
Earl Battey, R OBP: 0.370, SLG: 0.434		0-0 6-3		4-0 FC5-4 BB		0-0 E6 FC6		0-0 FC6 1B		3	0	1	1	1	0	0																			
Bernie Allen, L OBP: 0.291, SLG: 0.423		0-0 3B 1B		0-0 F5		0-3 K		0-0 FC6		4	1	1	0	0	1	3																			
Zoilo Versalles, R OBP: 0.252, SLG: 0.351		0-0 1-H WP 3B		0-0 FC5-4		0-0 FC6			0-0 F7	4	1	1	1	0	0	2																			
Joe Bonikowski, R OBP: 0.182, SLG: 0.143 Ted Sadowski, R OBP: 0.667, SLG: 0.667 Hal Naragon, L OBP: 0.265, SLG: 0.258 Lee Stange, R OBP: 0.394, SLG: 0.481		0-0 6-3		0-3 K		0-0 4-3			4-0 HR BB	2	0	0	0	0	1	1																			
Inning Stats	R: 0 E: 0 K: 0 S: 5	H: 2 LOB: 2 BB: 0 P: 5	R: 2 E: 0 K: 0 S: 5	H: 2 LOB: 0 BB: 0 P: 5	R: 0 E: 0 K: 0 S: 3	H: 0 LOB: 1 BB: 1 P: 7	R: 0 E: 0 K: 1 S: 5	H: 0 LOB: 1 BB: 1 P: 9	R: 0 E: 0 K: 0 S: 3	H: 0 LOB: 0 BB: 0 P: 3	R: 1 E: 1 K: 1 S: 7	H: 1 LOB: 1 BB: 0 P: 7	R: 0 E: 0 K: 1 S: 5	H: 0 LOB: 1 BB: 1 P: 9	R: 0 E: 0 K: 1 S: 6	H: 1 LOB: 1 BB: 0 P: 6	R: 2 E: 0 K: 1 S: 6	H: 1 LOB: 1 BB: 2 P: 14	1B: 4 2B: 0 3B: 2 HR: 1	SF: 0 SAC: 0 DP: 0 HBP: 0	WP: 1 PB: 0 SB: 0 CS: 0	PA: 40													
PITCHER	IP	WLS	BF	H	R	ER	SO	BB	IBB	HBP	BLK	WP	HR	S	P	ERA	WHIP	PITCHER	IP	WLS	BF	H	R	ER	SO	BB	IBB	HBP	BLK	WP	HR	S	P	ERA	WHIP
Don Lee, R ERA: 4.03	6.0	W	26	5	3	3	2	2	0	0	0	1	0	28	36	4.50	1.167	Art Fowler, R ERA: 2.53	7.1	2.2	13	2	2	2	2	3	0	0	0	0	1	14	26	6.75	1.875
Jack Spring, L ERA: 2.04	0.1	S	1	0	0	0	1	0	0	0	0	0	0	3	3	0.00	0.000																		

Minnesota Twins @ Los Angeles Angels
 Dodger Stadium, Los Angeles, CA
 Tue Jun 12 1962, 7:05 PM PDT
 Att: 12,098 - Unknown - 62 F

AB	35
R	5
H	7
RBI	4
BB	5
SO	5
LOB	15



Batter	1	2	3	4	5	6	7	8	9	AB	R	H	RBI	BB	SO	LOB	BOTTOM																		
Albie Pearson, L OBP: 0.402, SLG: 0.367	0-0 4-3 G3 2B		4-0 4-3 HR BB		0-0 G3		4-0 1-2 2-3 3-H BB			2	2	1	1	2	0	0																			
Billy Moran, R OBP: 0.329, SLG: 0.414	0-0 4-3		0-0 G3		0-0 6-3		0-0 F7			4	0	0	0	0	0	5																			
Leon Wagner, L OBP: 0.358, SLG: 0.588	0-0 G3		0-0 4-3		0-0 F9		0-3 K			4	0	0	1	0	1	1																			
Lee Thomas, L OBP: 0.381, SLG: 0.457	4-0 BB		0-0 HR		0-3 K		0-0 HR			3	2	2	3	1	1	0																			
Buck Rodgers, S OBP: 0.326, SLG: 0.370	0-0 F7		0-0 1-4-3		0-0 1B 2B		0-3 K			4	1	1	0	0	1	1																			
Earl Averill, R OBP: 0.455, SLG: 0.471 Gordie Windhorn, R OBP: 0.194, SLG: 0.267		0-3 K		0-0 6-3		4-0 1B BB		0-0 P4		3	1	0	0	1	1	0																			
Felix Torres, R OBP: 0.291, SLG: 0.288	0-0 4-3		0-0 4-3		0-0 E9 BB 1B			0-0 F7		4	1	1	1	0	0	0																			
Joe Koppe, R OBP: 0.366, SLG: 0.305	4-0 BB		0-0 F8		4-0 BB BB IBB			0-0 6-3		2	0	0	0	2	0	0																			
Don Lee, R OBP: 0.231, SLG: 0.200 Eddie Yost, R OBP: 0.443, SLG: 0.352 Art Fowler, R OBP: 0.394, SLG: 0.481	0-0 4-3		0-0 1-3		4-0 1-2 2-3 BB			0-0 4-3		2	0	0	0	0	0	1																			
Inning Stats	R: 1 E: 0 K: 0 S: 4	H: 1 LOB: 1 BB: 1 P: 8	R: 0 E: 0 K: 1 S: 5	H: 0 LOB: 1 BB: 1 P: 9	R: 2 E: 0 K: 0 S: 4	H: 1 LOB: 0 BB: 1 P: 8	R: 0 E: 0 K: 0 S: 3	H: 0 LOB: 0 BB: 0 P: 3	R: 0 E: 0 K: 0 S: 3	H: 0 LOB: 0 BB: 0 P: 3	R: 3 E: 1 K: 1 S: 7	H: 2 LOB: 3 BB: 4 P: 23	R: 1 E: 0 K: 2 S: 8	H: 1 LOB: 0 BB: 0 P: 8	R: 0 E: 0 K: 0 S: 3	H: 0 LOB: 0 BB: 0 P: 3	1B: 1 2B: 2 3B: 0 HR: 2	SF: 0 SAC: 0 DP: 0 HBP: 0	WP: 0 PB: 0 SB: 0 CS: 0	PA: 36															
PITCHER	IP	WLS	BF	H	R	ER	SO	BB	IBB	HBP	BLK	WP	HR	S	P	ERA	WHIP	PITCHER	IP	WLS	BF	H	R	ER	SO	BB	IBB	HBP	BLK	WP	HR	S	P	ERA	WHIP
Joe Bonikowski, R ERA: 3.76	5.2	L	28	4	6	6	2	6	1	0	0	0	0	25	53	9.53	1.765	Ted Sadowski, R ERA: 4.59	6.1	0.1	1	0	0	0	0	0	0	0	1	1	0.00	0.000			
Lee Stange, R ERA: 3.92	2.0	7	1	1	1	2	0	0	0	0	0	0	1	11	11	4.50	0.500																		

Minnesota Twins @ Los Angeles Angels
 Dodger Stadium, Los Angeles, CA
 Tue Jun 12 1962, 7:05 PM PDT
 Att: 12,098 - Unknown - 62 F

AB	29
R	7
H	5
RBI	6
BB	7
SO	4
LOB	8



Batter	1	2	3	4	5	6	7	8	9	AB	R	H	RBI	BB	SO	LOB	TOP										
Lenny Green, L OBP: 0.397, SLG: 0.483 (1, 8)										4	1	2	0	0	0	2											
Rich Rollins, R OBP: 0.419, SLG: 0.558 (1, 5)										4	1	1	2	1	0	2											
Harmon Killebrew, R OBP: 0.389, SLG: 0.469 Bill Tuttle, R OBP: 0.316, SLG: 0.292 (1, 7) (8, 8)										4	0	1	0	0	2	2											
Don Mincher, L OBP: 0.396, SLG: 0.519 (1, 3)										3	0	0	0	2	1	5											
Bob Allison, R OBP: 0.382, SLG: 0.450 (1, 9)										4	1	2	2	0	1	3											
Earl Battey, R OBP: 0.363, SLG: 0.425 (1, 2)										4	0	0	0	0	1	3											
Bernie Allen, L OBP: 0.286, SLG: 0.415 (1, 4)										4	0	0	0	0	3	1											
Zolio Versalles, R OBP: 0.257, SLG: 0.358 (1, 6)										4	1	2	0	0	0	0											
Jack Kralick, L OBP: 0.242, SLG: 0.290 George Banks, R OBP: 0.403, SLG: 0.491 Ray Moore, R (7, PH) (7, 1)										2	0	0	0	0	1	0											
Inning Stats	R: 1 E: 0 K: 1 S: 7	H: 2 LOB: 2 BB: 1 P: 11	R: 0 E: 0 K: 0 S: 3	H: 0 LOB: 0 BB: 0 P: 3	R: 0 E: 1 K: 0 S: 4	H: 1 LOB: 1 BB: 0 P: 4	R: 0 E: 0 K: 2 S: 7	H: 1 LOB: 0 BB: 0 P: 7	R: 0 E: 0 K: 1 S: 6	H: 0 LOB: 0 BB: 1 P: 8	R: 0 E: 0 K: 1 S: 7	H: 2 LOB: 2 BB: 0 P: 7	R: 2 E: 1 K: 3 S: 11	H: 1 LOB: 1 BB: 1 P: 15	R: 1 E: 0 K: 0 S: 5	H: 2 LOB: 2 BB: 0 P: 6	1B: 6 2B: 3 3B: 0 HR: 1	SF: 0 SAC: 1 DP: 2 HBP: 1	WP: 1 PB: 0 SB: 0 CS: 1	PA: 40							
PITCHER	IP	WLS	BF	H	R	ER	SO	BB	IBB	HBP	BLK	WP	HR	S	P	ERA	WHIP										
Dean Chance, R ERA: 3.86 (1, 1)	7.0		28	7	1	1	6	2	0	0	0	1	0	38	46	1.29	1.286										
Ryne Duren, R ERA: 3.19 (8, 1)	1.1	L	8	2	3	3	3	1	0	0	0	0	1	13	17	20.25	2.250										
Jack Spring, L ERA: 2.01 (9, 1)	0.2		4	1	0	0	0	0	0	1	0	0	0	3	4	0.00	1.500										

Minnesota Twins @ Los Angeles Angels
Dodger Stadium, Los Angeles, CA
Wed Jun 13 1962, 7:05 PM PDT
Att: 11,475 - Unknown - 58 F

livebaseballscores.com

AB 35
R 4
H 10
RBI 4
BB 3
SO 9
LOB 18

Batter	1	2	3	4	5	6	7	8	9	AB	R	H	RBI	BB	SO	LOB	BOTTOM										
Albie Pearson, L OBP: 0.400, SLG: 0.365 (1, 8)										4	0	1	0	0	1	3											
Billy Moran, R OBP: 0.328, SLG: 0.411 (1, 4)										4	0	1	0	0	1	1											
Leon Wagner, L OBP: 0.357, SLG: 0.580 (1, 9)										3	0	0	0	1	0	1											
Earl Averill, R OBP: 0.443, SLG: 0.444 (1, 7)										3	0	0	0	1	0	2											
Lee Thomas, L OBP: 0.383, SLG: 0.458 (1, 3)										4	1	2	0	0	0	2											
Buck Rodgers, S OBP: 0.329, SLG: 0.377 (1, 2)										4	1	2	0	0	0	2											
Felix Torres, R OBP: 0.292, SLG: 0.289 Ryne Duren, R OBP: 0.111, SLG: 0.222 Jack Spring, R (9, PH) Tom Burgess, L OBP: 0.342, SLG: 0.438 (9, PH)										3	0	1	2	0	1	1											
Joe Koppe, R OBP: 0.364, SLG: 0.304 (1, 6)										4	0	1	0	0	1	1											
Dean Chance, R OBP: 0.211, SLG: 0.118 Steve Bilko, R OBP: 0.341, SLG: 0.382 Billy Conzolo, R OBP: 0.240, SLG: 0.174 (7, PR) (8, 5)										2	0	1	0	0	1	0											
Inning Stats	R: 0 E: 0 K: 0 S: 3	H: 1 LOB: 0 BB: 0 P: 3	R: 2 E: 0 K: 1 S: 9	H: 4 LOB: 2 BB: 0 P: 9	R: 0 E: 0 K: 0 S: 3	H: 0 LOB: 1 BB: 1 P: 7	R: 0 E: 0 K: 0 S: 3	H: 1 LOB: 0 BB: 0 P: 3	R: 0 E: 0 K: 3 S: 9	H: 0 LOB: 0 BB: 0 P: 9	R: 0 E: 0 K: 0 S: 3	H: 1 LOB: 1 BB: 1 P: 7	R: 0 E: 0 K: 1 S: 6	H: 1 LOB: 1 BB: 0 P: 6	R: 0 E: 0 K: 0 S: 4	H: 1 LOB: 1 BB: 0 P: 4	R: 0 E: 0 K: 2 S: 8	H: 1 LOB: 1 BB: 0 P: 8	1B: 9 2B: 1 3B: 0 HR: 0	SF: 0 SAC: 0 DP: 2 HBP: 0	WP: 0 PB: 0 SB: 0 CS: 1	PA: 36					
PITCHER	IP	WLS	BF	H	R	ER	SO	BB	IBB	HBP	BLK	WP	HR	S	P	ERA	WHIP										
Jack Kralick, L ERA: 4.06 (1, 1)	6.0		24	7	2	2	4	2	0	0	0	0	0	30	38	3.00	1.500										
Ray Moore, R ERA: 2.93 (7, 1)	3.0	W	12	3	0	0	3	0	0	0	0	0	0	18	18	0.00	1.000										

Minnesota Twins @ Los Angeles Angels
Dodger Stadium, Los Angeles, CA
Wed Jun 13 1962, 7:05 PM PDT
Att: 11,475 - Unknown - 58 F

livebaseballscores.com

AB 34
R 2
H 10
RBI 2
BB 2
SO 7
LOB 14

Batter	1	2	3	4	5	6	7	8	9	AB	R	H	RBI	BB	SO	LOB	TOP					
Lenny Green, L OBP: 0.392, SLG: 0.476 (1, 8)										6	0	1	1	0	2	5	Minnesota Twins @ Los Angeles Angels Dodger Stadium, Los Angeles, CA Thu Jun 14 1962, 3:33 AM PDT Att: 5,073 - Unknown - 69 F livebaseballscores.com					
Rich Rollins, R OBP: 0.425, SLG: 0.559 (1, 5)										5	1	3	0	1	0	1						
Harmon Killebrew, R OBP: 0.391, SLG: 0.464 (1, 3)										4	0	1	0	2	2	4						
Bob Allison, R OBP: 0.382, SLG: 0.444 (1, 9)										4	0	1	0	1	0	5						
Earl Battey, R OBP: 0.369, SLG: 0.440 (1, 2)										3	2	1	1	2	0	4						
George Banks, R OBP: 0.380, SLG: 0.458 (8, PH)										4	0	0	0	0	2	6						
Don Mincher, L OBP: 0.392, SLG: 0.513 (8, PH)										1	0	0	0	0	2							
Bill Tuttle, R OBP: 0.316, SLG: 0.292 (8, 8)										0	0	0	0	0	0	0						
Bernie Allen, L OBP: 0.289, SLG: 0.426 (1, 4)										4	1	1	1	1	1	3						
Zoilo Versalles, R OBP: 0.260, SLG: 0.364 (1, 6)										5	1	2	1	0	2	4						
Jim Kaat, L OBP: 0.263, SLG: 0.273 (9, 1)										3	0	1	0	2	0	1						
Jim Donohue, R OBP: 0.286, SLG: 0.167 (9, 1)										0	0	0	0	0	0	0						
Inning Stats	R: 0 E: 0 K: 2 S: 8	H: 1 LOB: 1 BB: 0 P: 8	R: 1 E: 0 K: 1 S: 6	H: 1 LOB: 2 BB: 2 P: 14	R: 1 E: 0 K: 3 S: 11	H: 1 LOB: 3 BB: 2 P: 19	R: 0 E: 0 K: 0 S: 4	H: 1 LOB: 2 BB: 1 P: 8	R: 1 E: 0 K: 1 S: 6	H: 1 LOB: 2 BB: 2 P: 14	R: 0 E: 0 K: 1 S: 6	H: 1 LOB: 2 BB: 1 P: 10	R: 1 E: 0 K: 1 S: 6	H: 1 LOB: 2 BB: 0 P: 6	R: 0 E: 0 K: 0 S: 4	H: 1 LOB: 2 BB: 1 P: 8		R: 1 E: 0 K: 0 S: 6	H: 3 LOB: 3 BB: 0 P: 6	1B: 7 2B: 2 3B: 0 HR: 2	SF: 0 SAC: 0 DP: 0 HBP: 0	WP: 0 PB: 0 SB: 0 CS: 0
PITCHER	IP WLS BF H R ER SO BB IBB HBP BLK WP HR S P ERA WHIP																					
Bo Belinsky, L ERA: 3.14 (1, 1)	5.0	30	6	3	2	7	8	0	0	0	0	0	0	1	36	68	3.60	2.800				
Bob Botz, R ERA: 3.71 (6, 1)	2.0	7	1	1	1	2	0	0	0	0	0	0	1	11	11	4.50	0.500					
Eli Grba, R ERA: 7.5 (8, 1)	0.1	3	1	0	0	0	1	0	0	0	0	0	0	2	6	0.00	6.000					
Art Fowler, R ERA: 2.74 (8, 1)	1.2	L 8	3	1	1	0	0	0	0	0	0	0	0	8	8	5.40	1.800					

Batter	1	2	3	4	5	6	7	8	9	AB	R	H	RBI	BB	SO	LOB	BOTTOM						
Albie Pearson, L OBP: 0.400, SLG: 0.363 (1, 8)										4	1	1	0	1	2	0	Minnesota Twins @ Los Angeles Angels Dodger Stadium, Los Angeles, CA Thu Jun 14 1962, 3:33 AM PDT Att: 5,073 - Unknown - 69 F livebaseballscores.com						
Billy Moran, R OBP: 0.337, SLG: 0.434 (1, 4)										4	3	3	2	1	0	2							
Leon Wagner, L OBP: 0.355, SLG: 0.572 (1, 9)										3	0	0	0	0	0	3							
Earl Averill, R OBP: 0.459, SLG: 0.464 (1, 7)										2	0	1	1	2	0	1							
Lee Thomas, L OBP: 0.380, SLG: 0.454 (1, 3)										4	0	1	1	0	2	2							
Buck Rodgers, S OBP: 0.327, SLG: 0.375 (1, 2)										4	0	1	0	0	1	2							
Felix Torres, R OBP: 0.284, SLG: 0.280 (1, 5)										4	0	0	0	0	1	2							
Joe Koppe, R OBP: 0.366, SLG: 0.308 (1, 6)										4	0	2	0	0	2	0							
Bo Belinsky, L ERA: 3.14 (1, 1)	5.0	30	6	3	2	7	8	0	0	0	0	0	0	1	36	68		3.60	2.800				
Bob Botz, R ERA: 3.71 (6, 1)	2.0	7	1	1	1	2	0	0	0	0	0	0	1	11	11	4.50		0.500					
Eli Grba, R ERA: 7.5 (8, 1)	0.1	3	1	0	0	0	1	0	0	0	0	0	0	2	6	0.00		6.000					
Art Fowler, R ERA: 2.74 (8, 1)	1.2	L 8	3	1	1	0	0	0	0	0	0	0	0	8	8	5.40		1.800					
Inning Stats	R: 1 E: 0 K: 2 S: 9	H: 2 LOB: 2 BB: 1 P: 13	R: 0 E: 0 K: 1 S: 5	H: 0 LOB: 0 BB: 0 P: 5	R: 1 E: 0 K: 2 S: 9	H: 2 LOB: 1 BB: 0 P: 9	R: 0 E: 0 K: 2 S: 7	H: 0 LOB: 0 BB: 0 P: 7	R: 0 E: 0 K: 1 S: 3	H: 1 LOB: 1 BB: 1 P: 7	R: 0 E: 0 K: 1 S: 5	H: 1 LOB: 1 BB: 1 P: 9	R: 2 E: 0 K: 0 S: 5	H: 3 LOB: 1 BB: 0 P: 6	R: 0 E: 0 K: 0 S: 3	H: 0 LOB: 0 BB: 0 P: 3		R: 0 E: 0 K: 0 S: 3	H: 1 LOB: 1 BB: 1 P: 7	1B: 6 2B: 3 3B: 0 HR: 1	SF: 0 SAC: 1 DP: 3 HBP: 1	WP: 0 PB: 0 SB: 0 CS: 0	PA: 38
PITCHER	IP WLS BF H R ER SO BB IBB HBP BLK WP HR S P ERA WHIP																						
Jim Kaat, L ERA: 3.53 (9, 1)	0.2	S 1	0	0	0	0	0	0	0	0	0	1	1	1	1	0.00	0.000						

Batter	1	2	3	4	5	6	7	8	9	AB	R	H	RBI	BB	SO	LOB	TOP					
Lenny Green, L (1, 8) OBP: 0.385, SLG: 0.467	0-0 4-3		0-0 F8		0-0 SF7			0-0 1B		3	0	1	1	0	0	1	Minnesota Twins @ Kansas City Athletics Municipal Stadium, Kansas City, MO Sat Jun 16 1962, 8:05 PM EDT Att: 12,519 - Unknown livebaseballscorecards.com					
Vic Power, R (1, 3) OBP: 0.335, SLG: 0.432	0-0 S BB E 1B		0-3 K		0-0 5-3			0-0 F9		4	1	1	0	0	1	2						
Rich Rollins, R (1, 5) OBP: 0.427, SLG: 0.553	4-0 S 1-2 BB		0-0 F5		0-0 F8 1B			0-0 F8		3	0	1	0	1	0	2						
Harmon Killebrew, R (1, 7) OBP: 0.391, SLG: 0.476	0-3 K 1-3 2H			0-0 G6-4-3 1B		0-0 F8 1-2		0-3 K		4	0	1	0	0	2	3						
Bob Allison, R (1, 9) OBP: 0.371, SLG: 0.424	0-0 F4			0-0 G6-4-3 1-2		4-0 G6-4-3 BB		0-0 5-3		3	0	0	0	1	0	2						
Earl Battey, R (1, 2) OBP: 0.364, SLG: 0.432		0-3 K			0-0 1B		0-0 G6-4-3 1-2		0-0 F9		4	0	1	0	0	1		2				
Bernie Allen, L (1, 4) OBP: 0.283, SLG: 0.415		0-0 G3			0-0 4-1			0-3 K		4	0	0	0	0	1	1						
Zoilo Versalles, R (1, 6) OBP: 0.252, SLG: 0.353		0-0 F9					0-0 F7			3	0	0	0	0	0	0						
Joe Bonikowski, R (1, 1) OBP: 0.217, SLG: 0.182							0-0 F2			1	0	1	0	0	0	0						
Johanny Goyri, R (5, PH) OBP: 0.316, SLG: 0.706										1	1	1	0	0	0	0						
Lee Stange, R (5, 1) OBP: 0.500, SLG: 0.633										0	0	0	0	0	0	0						
Don Mincher, L (7, PH) OBP: 0.392, SLG: 0.494										1	0	0	0	0	0	0						
Georges Maranda, R (7, 1) OBP: 0.500, SLG: 0.633										0	0	0	0	0	0	0						
Inning Stats	R: 1 E: 0 K: 1 S: 6	H: 1 LOB: 1 BB: 1 P: 10	R: 0 E: 0 K: 1 S: 5	H: 0 LOB: 0 BB: 0 P: 5	R: 0 E: 0 K: 1 S: 6	H: 1 LOB: 1 BB: 0 P: 6	R: 0 E: 0 K: 0 S: 4	H: 2 LOB: 1 BB: 0 P: 4	R: 1 E: 0 K: 0 S: 4	H: 1 LOB: 0 BB: 0 P: 4	R: 0 E: 0 K: 0 S: 3	H: 0 LOB: 0 BB: 1 P: 7	R: 0 E: 0 K: 0 S: 3	H: 0 LOB: 0 BB: 0 P: 3	R: 0 E: 0 K: 1 S: 6	H: 1 LOB: 1 BB: 0 P: 6	R: 0 E: 0 K: 1 S: 5	H: 0 LOB: 0 BB: 0 P: 5	1B: 6 2B: 0 3B: 1 HR: 0	SF: 1 SAC: 0 DP: 2 HBP: 0	WP: 0 PB: 0 SB: 3 CS: 0	PA: 34
PITCHER Diego Segui, R (1, 1) ERA: 3.05	IP: 9.0 WLS: W BF: 34 H: 7 R: 2 ER: 1 SO: 5 BB: 2 IBB: 0 HBP: 0 BLK: 0 WP: 0 HR: 0 S: 42 P: 50 ERA: 1.00 WHIP: 1.000															PITCHER	IP: 9.0 WLS: W BF: 34 H: 7 R: 2 ER: 1 SO: 5 BB: 2 IBB: 0 HBP: 0 BLK: 0 WP: 0 HR: 0 S: 42 P: 50 ERA: 1.00 WHIP: 1.000					

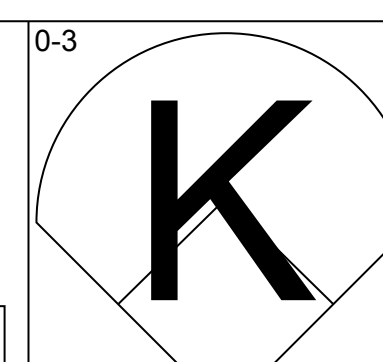
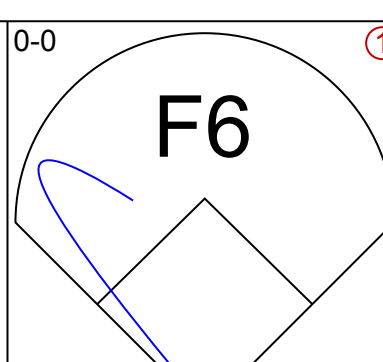
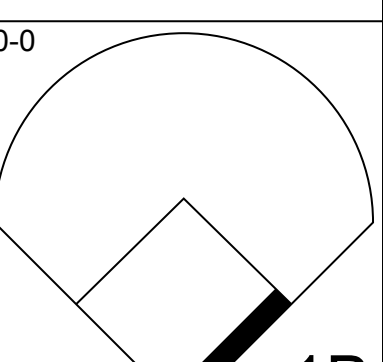
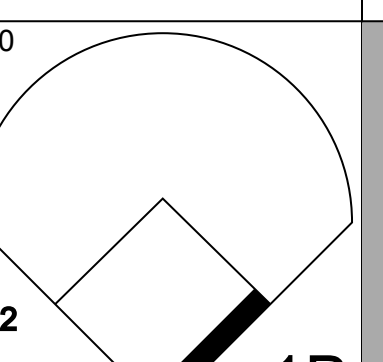
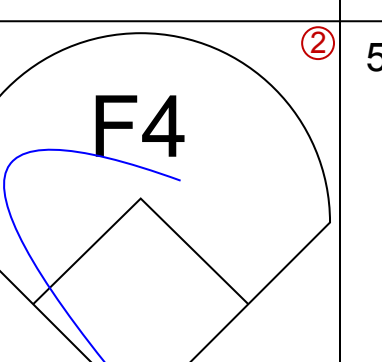
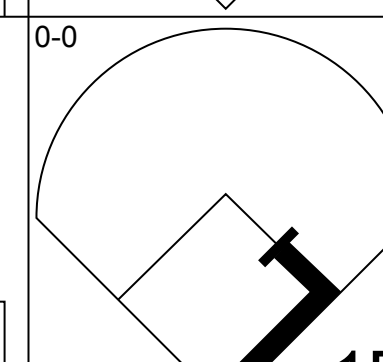
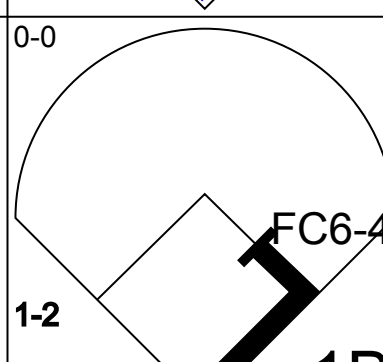
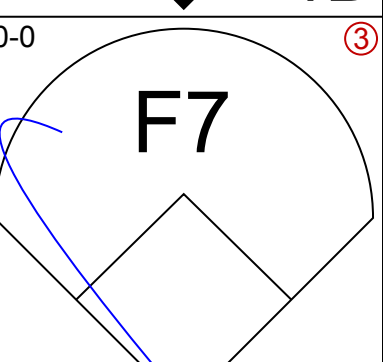
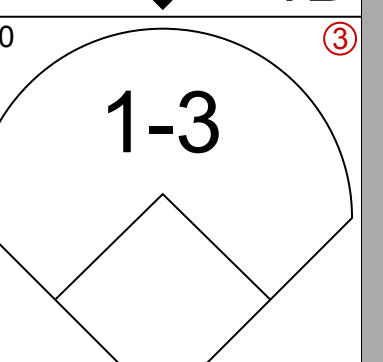
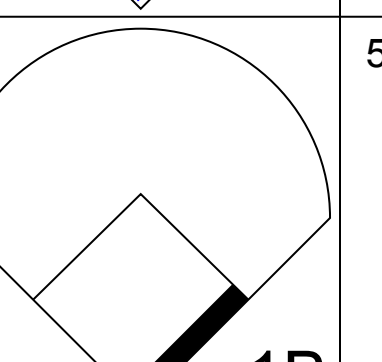
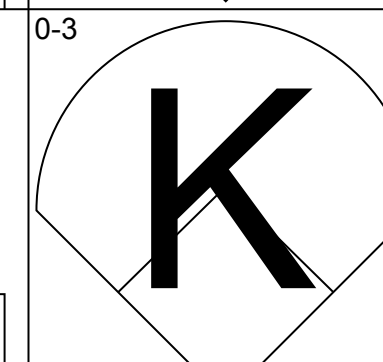
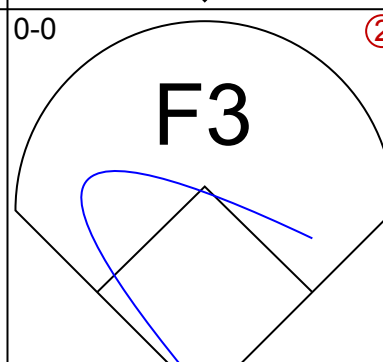
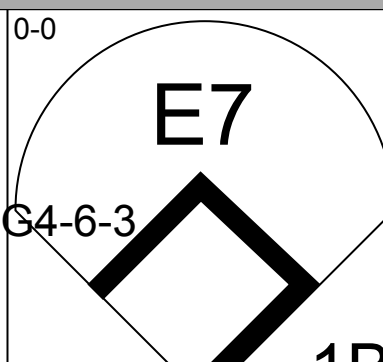
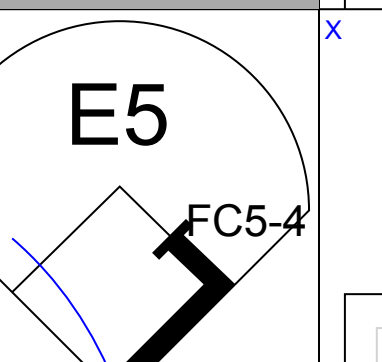
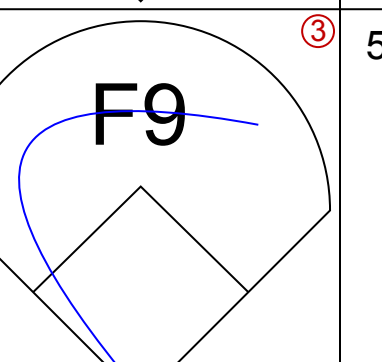
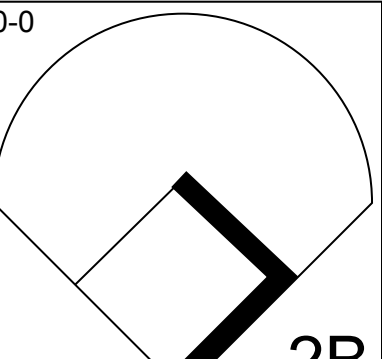
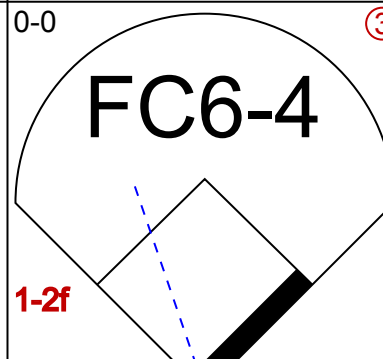
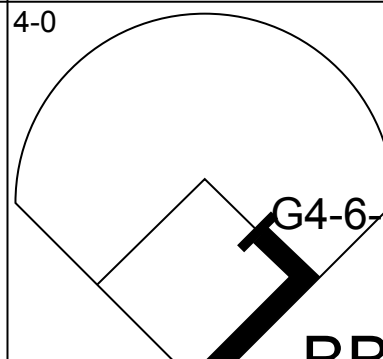
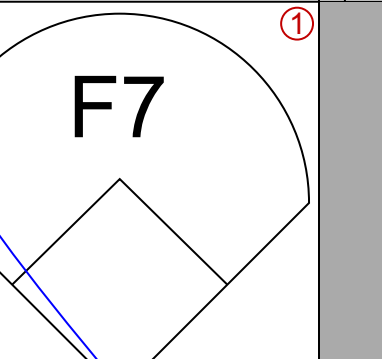
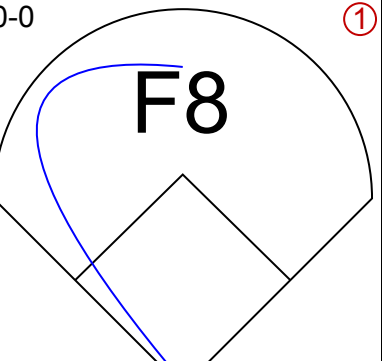
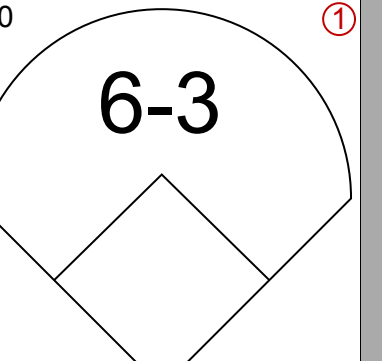
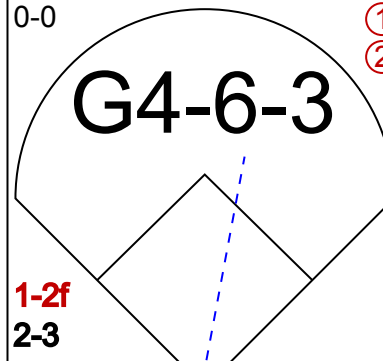
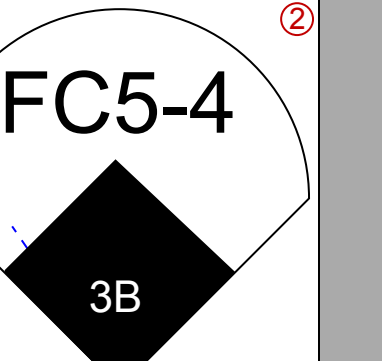
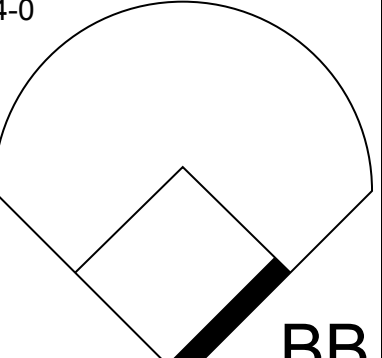
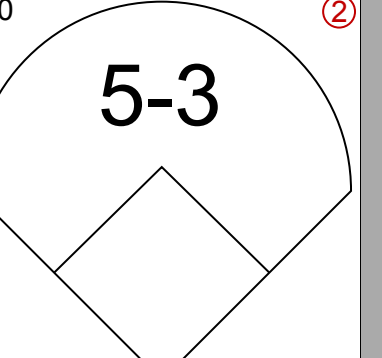
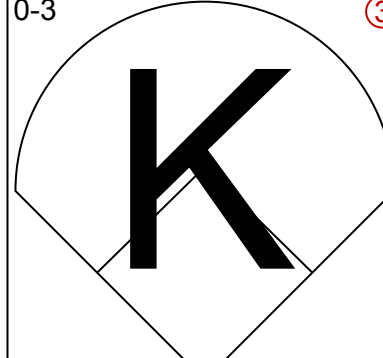
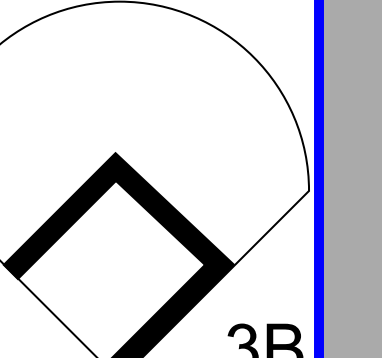
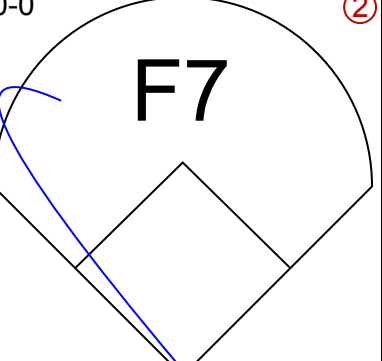
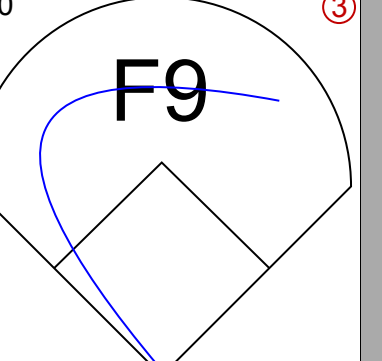
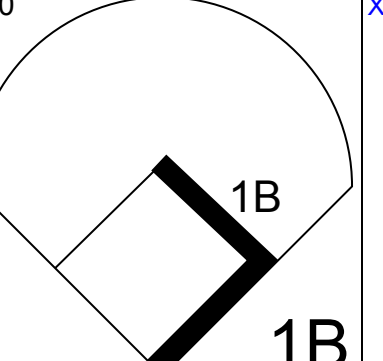
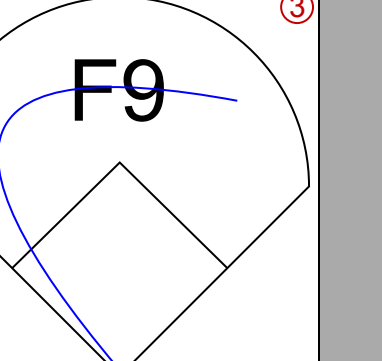
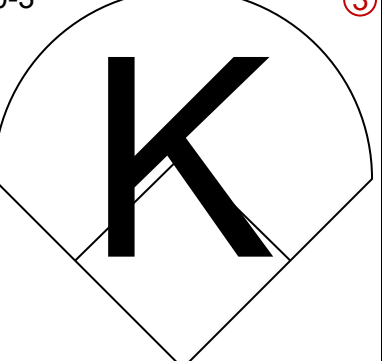
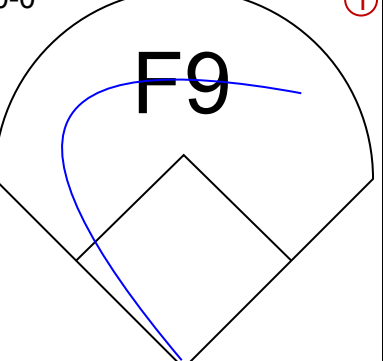
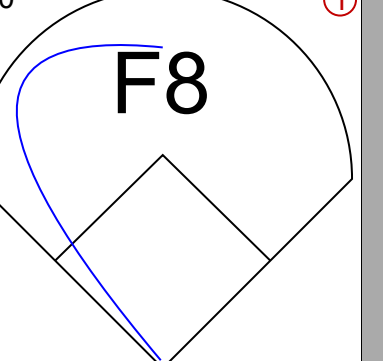
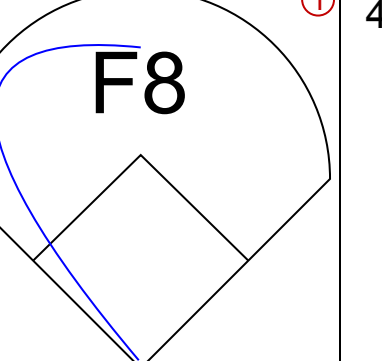
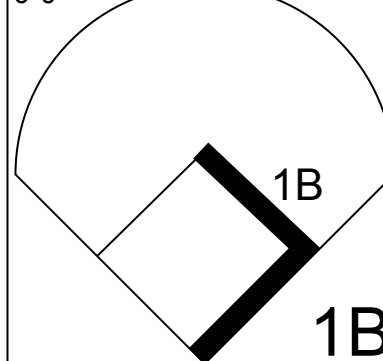
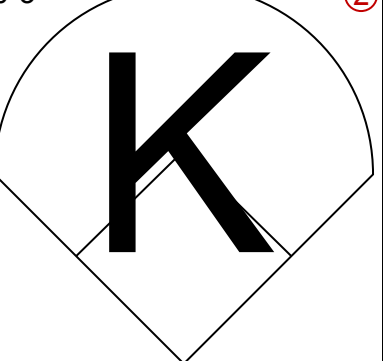
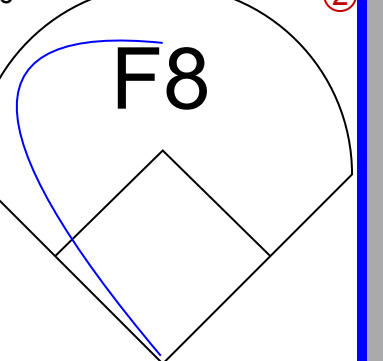
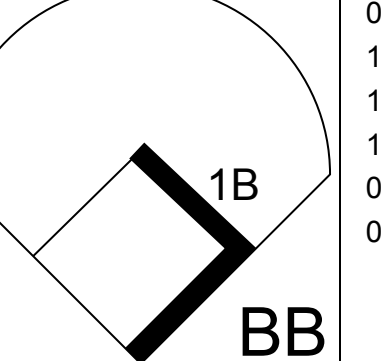
Batter	1	2	3	4	5	6	7	8	9	AB	R	H	RBI	BB	SO	LOB	BOTTOM				
Dick Howser, R (1, 6) OBP: 0.337, SLG: 0.367	0-0 1B 1B							0-3 K		4	3	3	2	0	1	0	Minnesota Twins @ Kansas City Athletics Municipal Stadium, Kansas City, MO Sat Jun 16 1962, 8:05 PM EDT Att: 12,519 - Unknown livebaseballscorecards.com				
Jose Tartabull, L (1, 8) OBP: 0.356, SLG: 0.398	0-0 1B 1-2 FC4-6						0-0 F2			3	1	1	1	0	0	0					
Jerry Lumpe, L (1, 4) OBP: 0.330, SLG: 0.383	0-0 F8						0-0 F8			4	0	0	0	0	0	2					
Manny Jimenez, L (1, 7) OBP: 0.406, SLG: 0.551	0-0 FC4-6 1-3 2H						0-0 G3			4	0	1	1	0	0	0					
Bobby Del Greco, R (9, 7) OBP: 0.393, SLG: 0.355	0-0 FC4-6 1-3 2H						0-0 G3			0	0	0	0	0	0	0					
Norm Siebern, L (1, 3) OBP: 0.415, SLG: 0.472	0-0 FC4-6 1-2 1B						0-3 K			4	0	0	1	0	1	1					
Ed Charles, R (1, 5) OBP: 0.328, SLG: 0.459	0-0 1-2 1B						0-0 HR			4	1	4	1	0	0	0					
Gino Cimoli, R (1, 9) OBP: 0.339, SLG: 0.413	0-0 F9						0-0 HR			3	0	2	0	0	0	2					
Joe Azcue, R (1, 2) OBP: 0.295, SLG: 0.333		0-3 K					0-0 F9			3	0	0	0	0	1	2					
Diego Segui, R (1, 1) OBP: 0.333, SLG: 0.200		0-0 3B 1B					0-3 K			3	1	1	0	0	2	1					
Inning Stats	R: 2 E: 0 K: 0 S: 7	H: 4 LOB: 2 BB: 0 P: 7	R: 2 E: 0 K: 1 S: 7	H: 2 LOB: 0 BB: 0 P: 7	R: 0 E: 0 K: 1 S: 3	H: 1 LOB: 1 BB: 0 P: 3	R: 0 E: 0 K: 1 S: 5	H: 1 LOB: 0 BB: 0 P: 5	R: 1 E: 0 K: 0 S: 4	H: 1 LOB: 0 BB: 0 P: 4	R: 1 E: 0 K: 2 S: 9	H: 2 LOB: 1 BB: 0 P: 9	R: 0 E: 0 K: 1 S: 5	H: 0 LOB: 0 BB: 0 P: 5	R: 0 E: 0 K: 0 S: 3	H: 1 LOB: 0 BB: 0 P: 3		1B: 7 2B: 3 3B: 1 HR: 2	SF: 1 SAC: 0 DP: 1 HBP: 0	WP: 0 PB: 0 SB: 0 CS: 1	PA: 34
PITCHER Joe Bonikowski, R (1, 1) ERA: 4.06 Lee Stange, R (5, 1) ERA: 3.58 Georges Maranda, R (7, 1) ERA: 4.56	IP: 4.0 WLS: L BF: 18 H: 8 R: 4 ER: 4 SO: 2 BB: 0 IBB: 0 HBP: 0 BLK: 0 WP: 0 HR: 0 S: 22 P: 22 ERA: 9.00 WHIP: 2.000															PITCHER		IP: 4.0 WLS: L BF: 18 H: 8 R: 4 ER: 4 SO: 2 BB: 0 IBB: 0 HBP: 0 BLK: 0 WP: 0 HR: 0 S: 22 P: 22 ERA: 9.00 WHIP: 2.000			

Batter	1	2	3	4	5	6	7	8	9	AB	R	H	RBI	BB	SO	LOB	TOP								
Lenny Green, L OBP: 0.389, SLG: 0.477 (1, 8)										3	1	1	1	2	0	0	Minnesota Twins @ Kansas City Athletics Municipal Stadium, Kansas City, MO Sun Jun 17 1962, 4:33 AM EDT Att: 11,097 - Unknown - 92 F AB 33 R 6 H 9 RBI 6 BB 7 SO 8 LOB 18 								
Vic Power, R OBP: 0.332, SLG: 0.426 (1, 3)										5	0	1	0	0	0	2									
Rich Rollins, R OBP: 0.430, SLG: 0.552 (1, 5)										4	1	2	0	1	0	1									
Earl Batley, R OBP: 0.355, SLG: 0.421 (1, 2)										5	0	0	0	0	1	6									
Bob Allison, R OBP: 0.379, SLG: 0.425 (1, 9)										2	1	1	0	2	0	0									
Harmon Killebrew, R OBP: 0.393, SLG: 0.489 (1, 7)										3	2	1	2	1	1	3									
Bernie Allen, L OBP: 0.287, SLG: 0.425 (1, 4)										4	1	2	2	0	1	1									
Zolio Versalles, R OBP: 0.256, SLG: 0.352 (1, 6)										3	0	1	1	1	2	1									
Jack Kratich, L OBP: 0.225, SLG: 0.273 (4, 1)										2	0	0	0	0	2	3									
Ted Stalowski, R OBP: 0.267, SLG: 0.367 (4, 1)										0	0	0	0	0	0	0									
George Banick, R OBP: 0.276, SLG: 0.443 (6, PH)										1	0	0	0	0	0	1									
Jim Donohue, R OBP: 0.304, SLG: 0.457 (6, 1)										0	0	0	0	0	0	0									
Don Mincher, L OBP: 0.288, SLG: 0.457 (8, PH)										1	0	0	0	0	1	0									
Dick Stigman, R OBP: 0.268, SLG: 0.448 (8, 1)										0	0	0	0	0	0	0									
Inning Stats	R: 0 E: 0 K: 0 S: 2	H: 0 LOB: 1 BB: 2 P: 10	R: 0 E: 0 K: 1 S: 5	H: 0 LOB: 1 BB: 1 P: 9	R: 0 E: 0 K: 1 S: 5	H: 0 LOB: 0 BB: 0 P: 5	R: 1 E: 0 K: 2 S: 10	H: 3 LOB: 3 BB: 1 P: 14	R: 0 E: 0 K: 0 S: 4	H: 2 LOB: 1 BB: 0 P: 4	R: 2 E: 0 K: 0 S: 4	H: 2 LOB: 1 BB: 1 P: 8	R: 0 E: 0 K: 1 S: 5	H: 0 LOB: 1 BB: 1 P: 9	R: 2 E: 0 K: 3 S: 10	H: 1 LOB: 0 BB: 1 P: 14	R: 1 E: 0 K: 0 S: 4	H: 1 LOB: 0 BB: 0 P: 4	1B: 6 2B: 0 3B: 1 HR: 2	SF: 0 SAC: 0 DP: 3 HBP: 0	WP: 0 PB: 0 SB: 1 CS: 0	PA: 40			
PITCHER	IP	WLS	BF	H	R	ER	SO	BB	IBB	HBP	BLK	WP	HR	S	P	ERA	WHIP								
Dave Wickersham, R ERA: 3.04 (1, 1)	5.1	W	26	7	3	3	4	5	0	0	0	0	0	29	49	5.06	2.250								
Dan Pfister, R ERA: 5.23 (6, 1)	1.0		3	0	0	0	0	1	0	0	0	0	0	2	6	0.00	1.000								
Bill Fischer, R ERA: 5.68 (7, 1)	0.2		2	0	0	0	1	0	0	0	0	0	0	4	4	0.00	0.000								
Gordon Jones, R ERA: 2.7 (8, 1)	2.0	S	9	2	3	3	3	1	0	0	0	0	2	14	18	13.50	1.500								

Batter	1	2	3	4	5	6	7	8	9	AB	R	H	RBI	BB	SO	LOB	BOTTOM								
Dick Howser, R OBP: 0.341, SLG: 0.364 (1, 6)										2	1	0	0	3	0	2	Minnesota Twins @ Kansas City Athletics Municipal Stadium, Kansas City, MO Sun Jun 17 1962, 4:33 AM EDT Att: 11,097 - Unknown - 92 F AB 34 R 10 H 12 RBI 9 BB 6 SO 6 LOB 17 								
Bobby Del Greco, R OBP: 0.295, SLG: 0.351 (1, 8)										2	0	0	0	2	2	0									
Jerry Lumpe, L OBP: 0.328, SLG: 0.381 (1, 4)										4	1	1	1	0	0	2									
Manny Jimenez, L OBP: 0.406, SLG: 0.547 (8, PR)										5	0	2	1	0	1	3									
George Alusik, R OBP: 0.214, SLG: 0.275 (9, 7)										0	1	0	0	0	0	0									
Norm Siebern, L OBP: 0.418, SLG: 0.500 (1, 3)										5	3	3	3	0	0	3									
Ed Charles, R OBP: 0.330, SLG: 0.480 (1, 5)										5	2	2	1	0	0	2									
Gino Cimoli, R OBP: 0.336, SLG: 0.406 (1, 9)										4	1	0	0	0	2	3									
Joe Azcue, R OBP: 0.310, SLG: 0.377 (1, 2)										4	1	3	2	0	0	1									
Dave Wickersham, R ERA: 4.41 (1, 1)	3.1	L	19	5	5	5	1	3	0	1	0	0	1	17	30	13.50	2.400								
Ted Stalowski, R ERA: 4.23 (4, 1)	1.2		8	1	0	0	2	1	0	0	0	1	0	11	15	0.00	1.200								
Jim Donohue, R ERA: 4.68 (6, 1)	2.0		10	3	2	2	1	2	0	0	0	0	1	10	18	9.00	2.500								
Dick Stigman, L ERA: 3.57 (8, 1)	1.0		6	3	3	3	2	0	0	0	0	1	1	10	10	27.00	3.000								
Inning Stats	R: 0 E: 0 K: 0 S: 3	H: 0 LOB: 1 BB: 1 P: 7	R: 1 E: 0 K: 0 S: 5	H: 2 LOB: 2 BB: 1 P: 9	R: 0 E: 0 K: 1 S: 6	H: 1 LOB: 1 BB: 0 P: 6	R: 4 E: 0 K: 1 S: 8	H: 2 LOB: 2 BB: 2 P: 17	R: 0 E: 0 K: 1 S: 6	H: 1 LOB: 1 BB: 0 P: 6	R: 0 E: 0 K: 0 S: 3	H: 0 LOB: 1 BB: 1 P: 7	R: 2 E: 0 K: 1 S: 7	H: 3 LOB: 1 BB: 1 P: 11	R: 3 E: 0 K: 2 S: 10	H: 3 LOB: 1 BB: 0 P: 10	1B: 6 2B: 2 3B: 1 HR: 3	SF: 0 SAC: 2 DP: 0 HBP: 1	WP: 2 PB: 1 SB: 2 CS: 1	PA: 44					
PITCHER	IP	WLS	BF	H	R	ER	SO	BB	IBB	HBP	BLK	WP	HR	S	P	ERA	WHIP								

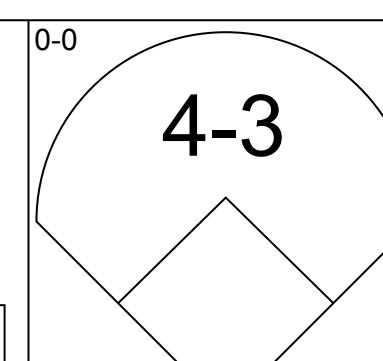
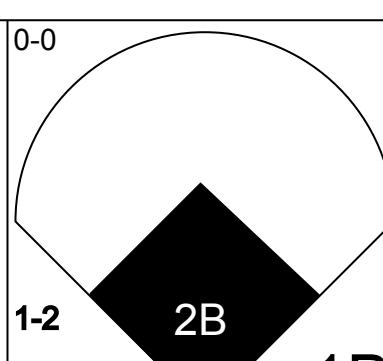
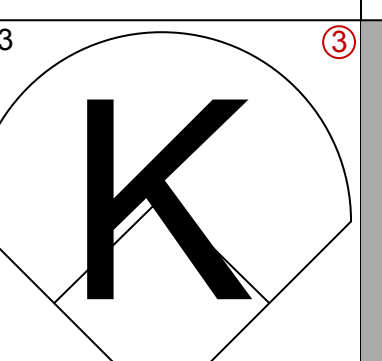
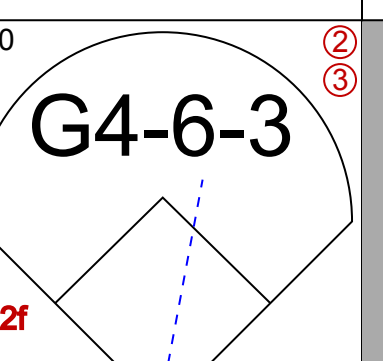
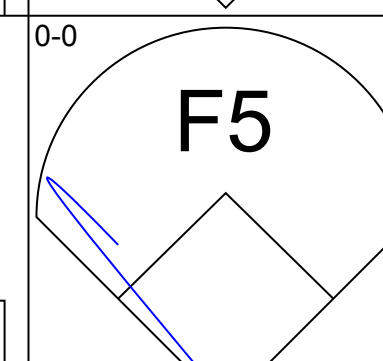
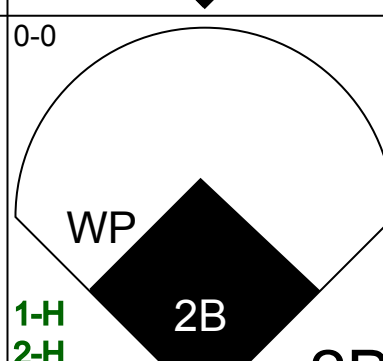
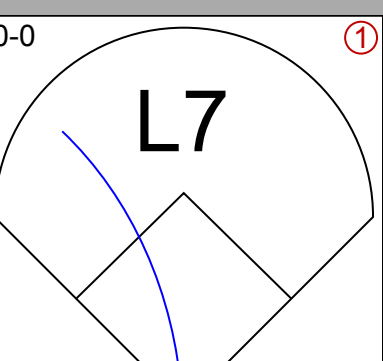
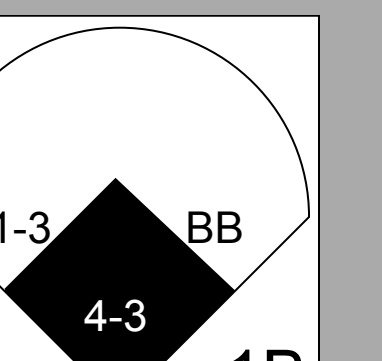
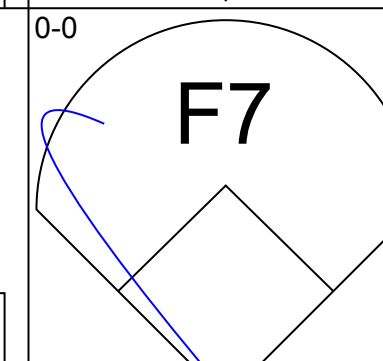
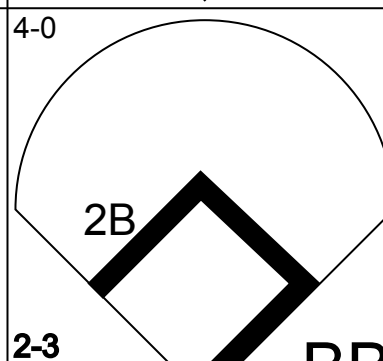
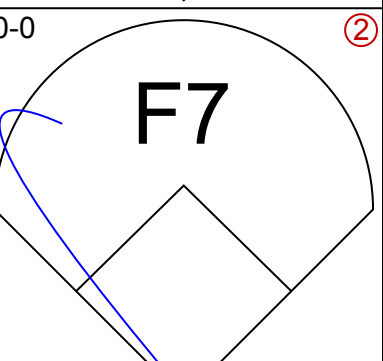
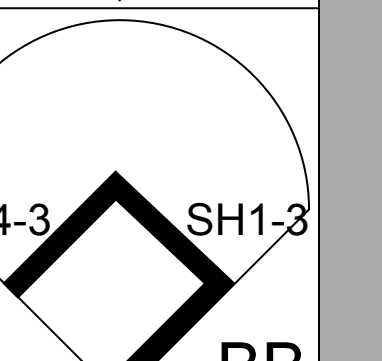
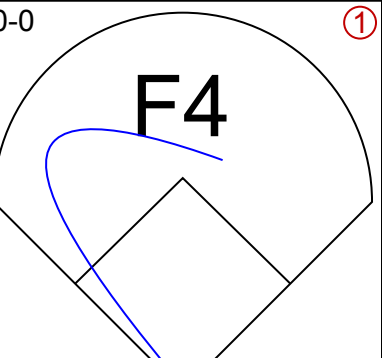
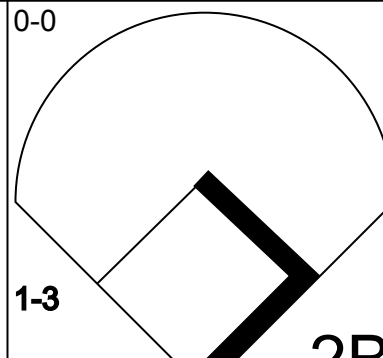
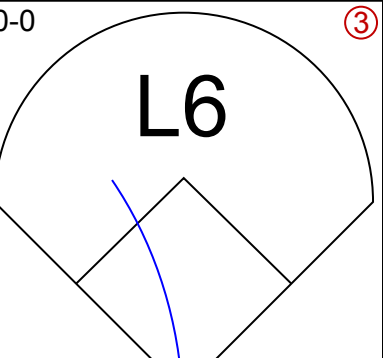
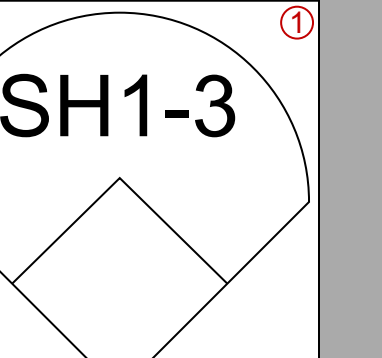
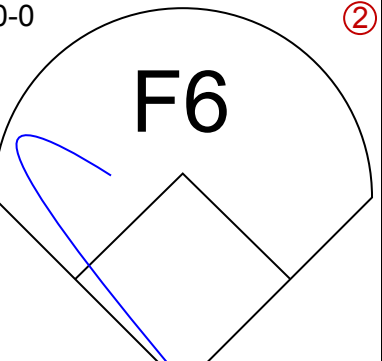
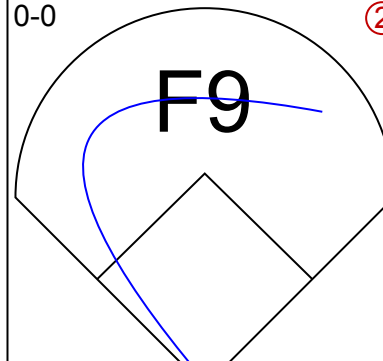
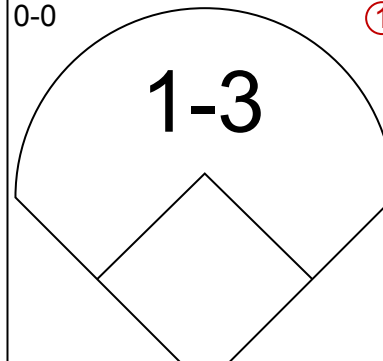
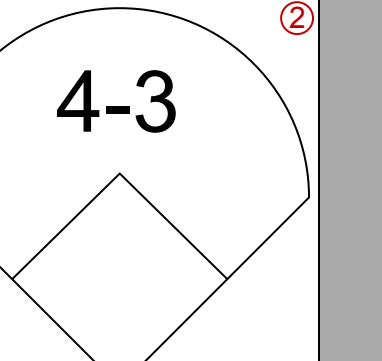
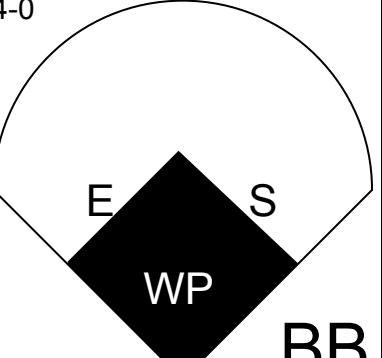
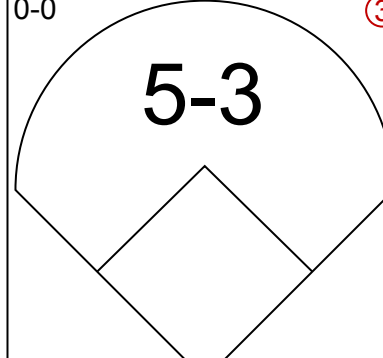
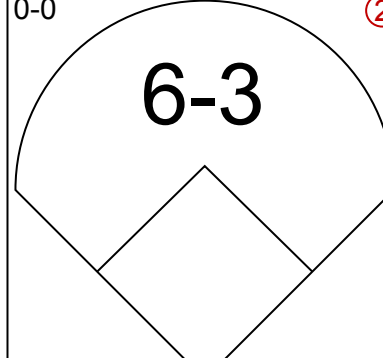
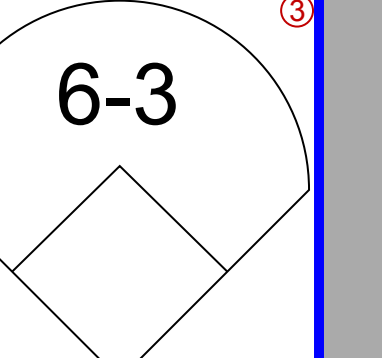
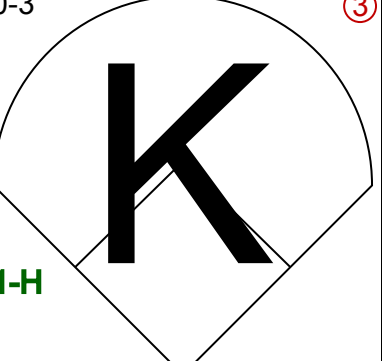
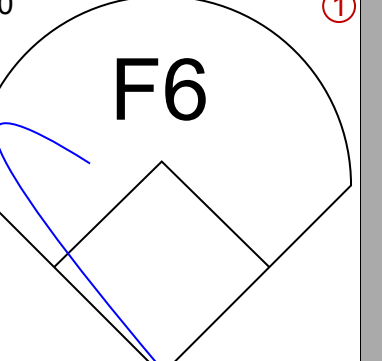
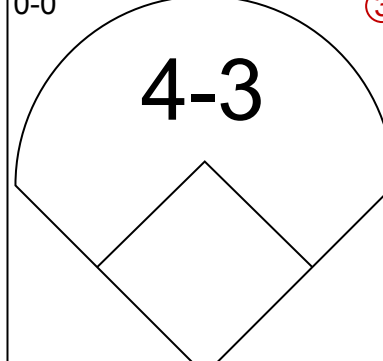
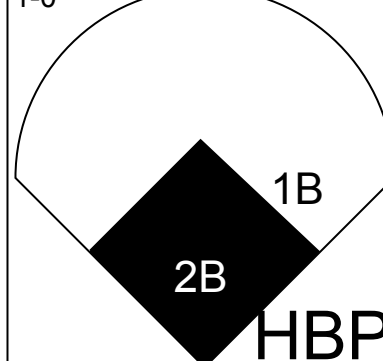
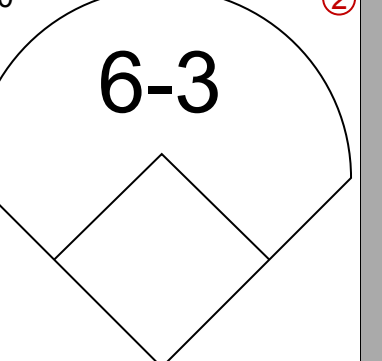

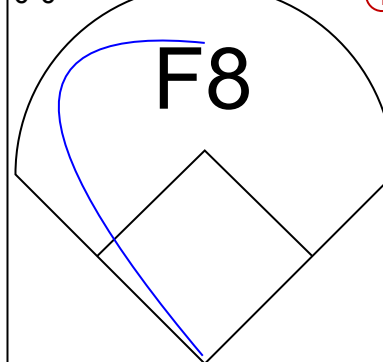
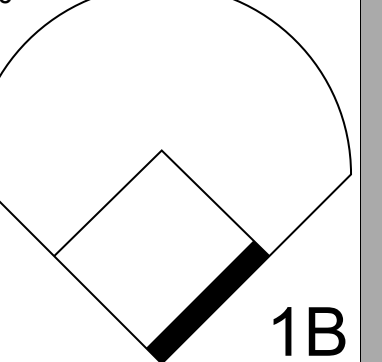
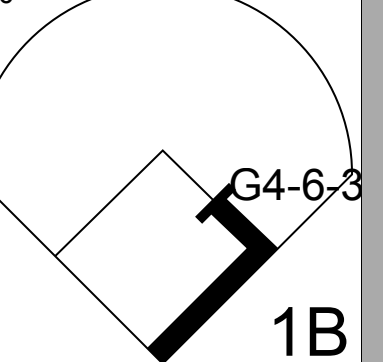
Batter	1	2	3	4	5	6	7	8	9	AB	R	H	RBI	BB	SO	LOB	TOP										
Lenny Green, L OBP: 0.386, SLG: 0.464 Bill Tuttle, R OBP: 0.316, SLG: 0.292	4-3	WP BB		G3				4-3		3	0	0	1	2	0	1	Minnesota Twins @ Chicago White Sox Comiskey Park, Chicago, IL Tue Jun 19 1962, 8:05 PM EDT Att: 15,912 - Unknown livebaseballscorecards.com										
Vic Power, R OBP: 0.340, SLG: 0.451	HR	SF8		HR	F9			L5		4	2	2	2	0	0	3											
Rich Rollins, R OBP: 0.429, SLG: 0.545	F7	1-3		1B HR				K		4	1	0	0	1	1	4											
Harmon Killebrew, R OBP: 0.393, SLG: 0.500	HR		K	HR				F3		5	2	2	2	0	1	0											
Bob Allison, R OBP: 0.380, SLG: 0.438	K			HR				6-3		4	1	1	3	1	1	0											
Earl Battey, R OBP: 0.353, SLG: 0.422		F8	F9	5-3				F8		5	0	0	0	0	0	1											
Bernie Allen, L OBP: 0.300, SLG: 0.427	BB BB		G3		FC6-4 1B			3-1		3	1	1	0	1	0	1											
Zolio Versalles, R OBP: 0.260, SLG: 0.356	BB SF8 BB			F6	F8			F4		3	1	0	0	1	0	1											
Jim Kaat, L OBP: 0.310, SLG: 0.389	WP BB			HR	FC6-4 BB			4-3 1B		3	1	2	1	1	0	1											
Inning Stats	R: 2 E: 0 K: 1 S: 7	H: 2 LOB: 0 BB: 0 P: 7	R: 2 E: 0 K: 0 S: 3	H: 0 LOB: 2 BB: 4 P: 19	R: 0 E: 0 K: 1 S: 5	H: 0 LOB: 1 BB: 1 P: 9	R: 5 E: 0 K: 0 S: 7	H: 4 LOB: 0 BB: 1 P: 11	R: 0 E: 0 K: 0 S: 4	H: 1 LOB: 2 BB: 1 P: 8	R: 0 E: 0 K: 0 S: 3	H: 0 LOB: 0 BB: 0 P: 3	R: 0 E: 0 K: 0 S: 3	H: 0 LOB: 0 BB: 0 P: 3	R: 0 E: 0 K: 1 S: 6	H: 1 LOB: 1 BB: 0 P: 6		R: 0 E: 0 K: 0 S: 3	H: 0 LOB: 0 BB: 0 P: 3	1B: 4 2B: 0 3B: 0 HR: 4	SF: 1 SAC: 0 DP: 0 HBP: 0	WP: 1 PB: 0 SB: 0 CS: 0	PA: 42				
PITCHER	IP	WLS	BF	H	R	ER	SO	BB	IBB	HBP	BLK	WP	HR	S	P	ERA	WHIP										
Juan Pizarro, L ERA: 4.46	1.1	L	10	2	4	4	1	4	0	0	0	0	1	8	24	27.00	4.500										
Dom Zanni, R ERA: 4.23	2.1		13	4	5	5	1	2	0	0	0	1	3	13	21	19.29	2.571										
Frank Baumann, L ERA: 5.13	0.1		0	0	0	0	0	0	0	0	0	0	0	1	1	0.00	0.000										
Russ Kemmerer, R ERA: 3.86	2.0		8	1	0	0	0	1	0	0	0	0	0	7	11	0.00	1.000										
Eddie Fisher, R ERA: 4.18	3.0		10	1	0	0	1	0	0	0	0	0	0	12	12	0.00	0.333										

Batter	1	2	3	4	5	6	7	8	9	AB	R	H	RBI	BB	SO	LOB	BOTTOM										
Luis Aparicio, R OBP: 0.264, SLG: 0.320	F8		F8		G1-3 1B			F9		5	0	2	0	0	0	3	Minnesota Twins @ Chicago White Sox Comiskey Park, Chicago, IL Tue Jun 19 1962, 8:05 PM EDT Att: 15,912 - Unknown livebaseballscorecards.com										
Nellie Fox, L OBP: 0.326, SLG: 0.382	G3			1B	F4			3-1		5	0	1	0	0	0	2											
Joe Cunningham, L OBP: 0.445, SLG: 0.462	E3		1-3		G1-3			K		4	0	0	0	0	1	3											
Al Smith, R OBP: 0.387, SLG: 0.531	F8			1B 2B				E 2B 1B		4	3	3	1	0	0	1											
Mike Hershberger, R OBP: 0.336, SLG: 0.337				6-3				E1 2B 1B		4	1	1	0	0	0	2											
Floyd Robinson, L OBP: 0.393, SLG: 0.508		F6		1B	1B			1B 2B		4	0	2	2	0	1	1											
Charley Smith, R OBP: 0.259, SLG: 0.287		G4-6-3		K				5-3		4	0	1	1	0	1	2											
Cam Carreon, R OBP: 0.304, SLG: 0.308			K		1B			F9		4	0	1	0	0	1	2											
Juan Pizarro, L OBP: 0.194, SLG: 0.194 Dom Zanni, R OBP: 0.326, SLG: 0.400 Frank Baumann, L OBP: 0.306, SLG: 0.326 Sherm Lollar, R OBP: 0.386, SLG: 0.547 Russ Kemmerer, R OBP: 0.407, SLG: 0.520 Sammy Esposito, R OBP: 0.346, SLG: 0.326 Eddie Fisher, R OBP: 0.150, SLG: 0.111			1B WP BB		F8			F9		0	0	0	0	0	0	0											
Inning Stats	R: 0 E: 1 K: 0 S: 4	H: 0 LOB: 1 BB: 0 P: 4	R: 0 E: 0 K: 0 S: 3	H: 1 LOB: 0 BB: 0 P: 3	R: 0 E: 0 K: 1 S: 6	H: 1 LOB: 2 BB: 1 P: 10	R: 1 E: 0 K: 1 S: 8	H: 3 LOB: 2 BB: 0 P: 8	R: 0 E: 0 K: 0 S: 3	H: 1 LOB: 0 BB: 0 P: 3	R: 2 E: 1 K: 0 S: 7	H: 3 LOB: 2 BB: 0 P: 7	R: 1 E: 0 K: 1 S: 6	H: 1 LOB: 0 BB: 0 P: 6	R: 0 E: 0 K: 1 S: 5	H: 0 LOB: 0 BB: 0 P: 5		R: 0 E: 0 K: 0 S: 3	H: 1 LOB: 0 BB: 0 P: 3	1B: 8 2B: 2 3B: 0 HR: 1	SF: 0 SAC: 0 DP: 3 HBP: 0	WP: 1 PB: 0 SB: 0 CS: 0	PA: 38				
PITCHER	IP	WLS	BF	H	R	ER	SO	BB	IBB	HBP	BLK	WP	HR	S	P	ERA	WHIP										
Jim Kaat, L ERA: 3.48	9.0	W	38	11	4	3	4	1	0	0	0	1	1	45	49	3.00	1.333										

Batter	1	2	3	4	5	6	7	8	9	AB	R	H	RBI	BB	SO	LOB	TOP		
Lenny Green, L OBP: 0.396, SLG: 0.463 (1, 8)										5	0	2	0	0	1	2	Minnesota Twins @ Chicago White Sox Comiskey Park, Chicago, IL Wed Jun 20 1962, 8:05 PM EDT Att: 14,426 - Unknown		
Vic Power, R OBP: 0.345, SLG: 0.455 (1, 3)										5	0	3	0	0	0	3			
Rich Rollins, R OBP: 0.425, SLG: 0.538 (1, 5)										5	0	1	0	0	1	4			
Harmon Killebrew, R OBP: 0.395, SLG: 0.502 (1, 7)										3	0	1	0	1	0	3			
Bob Allison, R OBP: 0.372, SLG: 0.428 (1, 9)										4	1	0	0	0	0	4			
Earl Battey, R OBP: 0.356, SLG: 0.430 Jerry Zimmerman, R OBP: 0.259, SLG: 0.240 (1, 2) (8, 2)										3	0	1	1	1	1	1			
Bernie Allen, L OBP: 0.300, SLG: 0.424 (1, 4)										4	0	1	0	0	0	3			
Zolio Versalles, R OBP: 0.256, SLG: 0.350 (1, 6)										4	0	0	0	0	1	3			
Joe Bonikowski, R OBP: 0.217, SLG: 0.182 Johnny Curry, R OBP: 0.335, SLG: 0.722 Ted Sadowski, R OBP: 0.330, SLG: 0.550 Don Minchillo, R OBP: 0.285, SLG: 0.440 Jim Donohue, R OBP: 0.246, SLG: 0.167 George Banks, R OBP: 0.378, SLG: 0.443 (1, 1) (3, PH) (3, 1) (7, PH) (7, 1) (8, PH)										0	0	0	0	0	0	0			
Inning Stats	R: 0 E: 0 K: 2 S: 7	H: 1 LOB: 0 BB: 0 P: 7	R: 0 E: 0 K: 1 S: 6	H: 1 LOB: 2 BB: 1 P: 10	R: 0 E: 0 K: 0 S: 5	H: 2 LOB: 2 BB: 0 P: 5	R: 0 E: 0 K: 0 S: 3	H: 0 LOB: 0 BB: 0 P: 3	R: 0 E: 0 K: 1 S: 6	H: 1 LOB: 1 BB: 1 P: 6	R: 0 E: 0 K: 0 S: 5	H: 2 LOB: 2 BB: 0 P: 5	R: 1 E: 1 K: 0 S: 5	H: 1 LOB: 1 BB: 0 P: 5	R: 0 E: 0 K: 0 S: 4	H: 1 LOB: 2 BB: 1 P: 8		1B: 8 2B: 1 3B: 1 HR: 0	SF: 0 SAC: 0 DP: 1 HBP: 0
PITCHER Ray Herbert, R ERA: 4.5 (1, 1)	IP: 9.0 WLS: W BF: 39 H: 10 R: 1 ER: 0 SO: 5 BB: 3 IBB: 0 HBP: 0 BLK: 0 WP: 0 HR: 0 S: 46 P: 58 ERA: 0.00 WHIP: 1.444															PITCHER			

AB	36
R	1
H	10
RBI	1
BB	3
SO	5
LOB	24



Batter	1	2	3	4	5	6	7	8	9	AB	R	H	RBI	BB	SO	LOB	BOTTOM
Luis Aparicio, R OBP: 0.264, SLG: 0.318 (1, 6)										4	1	1	0	0	1	2	Minnesota Twins @ Chicago White Sox Comiskey Park, Chicago, IL Wed Jun 20 1962, 8:05 PM EDT Att: 14,426 - Unknown
Nellie Fox, L OBP: 0.325, SLG: 0.387 (1, 4)										4	2	2	2	0	0	0	
Jim Landis, R OBP: 0.379, SLG: 0.512 (1, 8)										2	0	0	0	2	0	0	
Floyd Robinson, L OBP: 0.393, SLG: 0.510 (1, 7)										3	0	1	1	0	0	0	
Joe Cunningham, L OBP: 0.438, SLG: 0.454 (1, 3)										4	0	0	1	0	0	3	
Al Smith, R OBP: 0.385, SLG: 0.523 Charley Smith, R OBP: 0.259, SLG: 0.287 (1, 5) (9, 5)										3	1	0	0	1	0	3	
Mike Hershberger, R OBP: 0.332, SLG: 0.332 (1, 9)										3	0	0	0	0	1	0	
Sherm Lollar, R OBP: 0.355, SLG: 0.342 (1, 2)										2	1	0	0	0	1	0	
Ray Herbert, R OBP: 0.226, SLG: 0.310 (1, 1)										3	0	2	0	0	0	1	
Inning Stats	R: 0 E: 0 K: 0 S: 3	H: 0 LOB: 0 BB: 0 P: 3	R: 1 E: 0 K: 1 S: 5	H: 0 LOB: 0 BB: 1 P: 9	R: 3 E: 0 K: 0 S: 6	H: 3 LOB: 2 BB: 1 P: 11	R: 0 E: 0 K: 1 S: 6	H: 1 LOB: 1 BB: 0 P: 6	R: 0 E: 0 K: 0 S: 3	H: 0 LOB: 0 BB: 0 P: 3	R: 0 E: 0 K: 0 S: 5	H: 1 LOB: 0 BB: 0 P: 5	R: 1 E: 0 K: 0 S: 4	H: 1 LOB: 1 BB: 1 P: 8	1B: 4 2B: 2 3B: 0 HR: 0	SF: 0 SAC: 1 DP: 1 HBP: 1	
PITCHER Joe Bonikowski, R ERA: 3.95 Ted Sadowski, R ERA: 4.55 Jim Donohue, R ERA: 4.67 (1, 1) (3, 1) (7, 1)	IP: 2.0 WLS: L BF: 7 H: 4 R: 3 ER: 3 SO: 1 BB: 1 IBB: 0 HBP: 1 BLK: 0 WP: 1 HR: 0 S: 18 P: 23 ERA: 6.75 WHIP: 1.250															PITCHER	

AB	28
R	5
H	6
RBI	4
BB	3
SO	3
LOB	9



Batter	1	2	3	4	5	6	7	8	9	AB	R	H	RBI	BB	SO	LOB	TOP								
Lenny Green, L OBP: 0.380, SLG: 0.455	F4	F4			FC6-4		F6		F2	5	0	0	0	0	0	5	Minnesota Twins @ Chicago White Sox Comiskey Park, Chicago, IL Thu Jun 21 1962, 8:05 PM EDT Att: 12,548 - Unknown								
Vic Power, R OBP: 0.339, SLG: 0.446	F8		5-3		5-3			F7		4	0	0	0	0	0	1									
Rich Rollins, R OBP: 0.420, SLG: 0.530	6-3		F8		F8			F9		4	0	0	0	0	0	1									
Harmon Killebrew, R OBP: 0.396, SLG: 0.498		2B 1B BB	E1		6-3			BB HBP		2	1	0	0	1	0	0									
Bob Allison, R OBP: 0.380, SLG: 0.435		1B 2B	FC5-4		6-3			BB		2	1	1	0	2	0	1									
Earl Battey, R OBP: 0.354, SLG: 0.427		1B			6-3			BB		4	0	1	2	0	3										
Bernie Allen, L OBP: 0.299, SLG: 0.419		2H 3H 1B	K		F2			BB		3	0	0	0	1	1										
Zolio Versalles, R OBP: 0.260, SLG: 0.353		1B			F8			F7		4	0	2	0	0	0	1									
Jack Kralick, L OBP: 0.243, SLG: 0.286		F2						F5		2	0	1	0	0	0	2									
Lee Stange, R					FC6-4			K		0	0	0	0	0	0	0									
Don Mincher, L OBP: 0.381, SLG: 0.476										1	0	0	0	0	0	1									
Dick Stigman, R										0	0	0	0	0	0	0									
George Banks, R OBP: 0.373, SLG: 0.435										1	0	0	0	0	1	1									
Inning Stats	R: 0 E: 0 K: 0 S: 3	H: 0 LOB: 0 BB: 0 P: 3	R: 2 E: 0 K: 1 S: 8	H: 3 LOB: 2 BB: 1 P: 12	R: 0 E: 1 K: 0 S: 4	H: 0 LOB: 1 BB: 0 P: 4	R: 0 E: 0 K: 0 S: 3	H: 0 LOB: 0 BB: 0 P: 3	R: 0 E: 0 K: 0 S: 2	H: 0 LOB: 1 BB: 1 P: 6	R: 0 E: 0 K: 0 S: 3	H: 0 LOB: 1 BB: 1 P: 7	R: 0 E: 0 K: 0 S: 3	H: 0 LOB: 2 BB: 1 P: 8	R: 0 E: 0 K: 1 S: 6	H: 1 LOB: 1 BB: 0 P: 6	1B: 4 2B: 1 3B: 0 HR: 0	SF: 0 SAC: 0 DP: 1 HBP: 1	WP: 0 PB: 0 SB: 0 CS: 0	PA: 37					
PITCHER	IP	WLS	BF	H	R	ER	SO	BB	IBB	HBP	BLK	WP	HR	S	P	ERA	WHIP								
John Buzhardt, R ERA: 3.86	1.1		8	3	2	2	1	1	0	0	0	0	0	9	13	13.50	3.000								
Eddie Fisher, R ERA: 3.65	7.2	W	29	2	0	0	1	3	0	1	0	0	0	27	40	0.00	0.652								

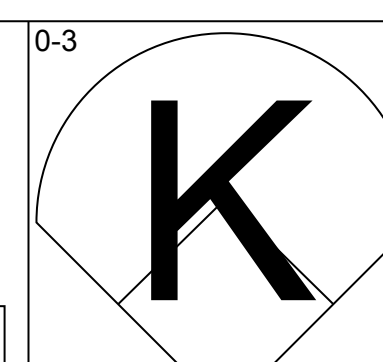
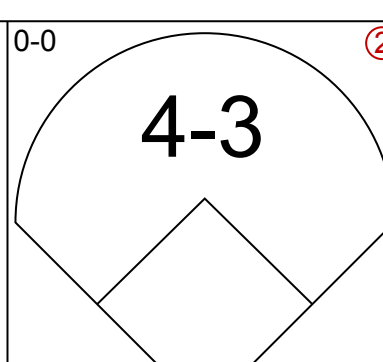
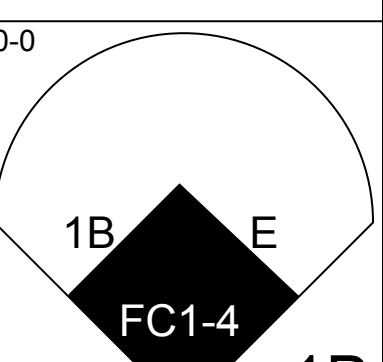
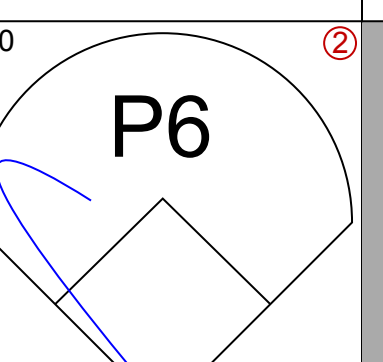
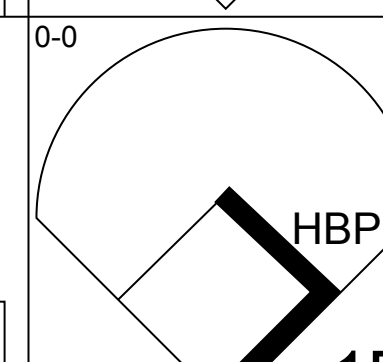
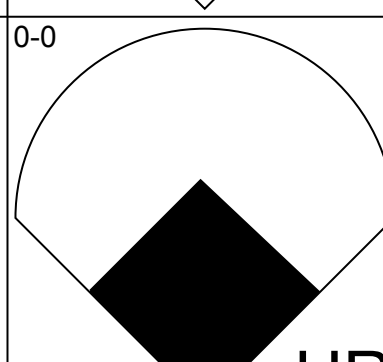
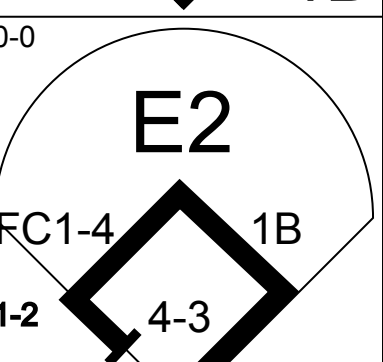
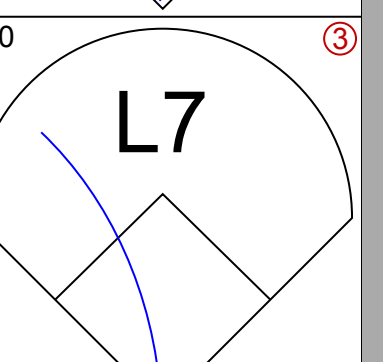
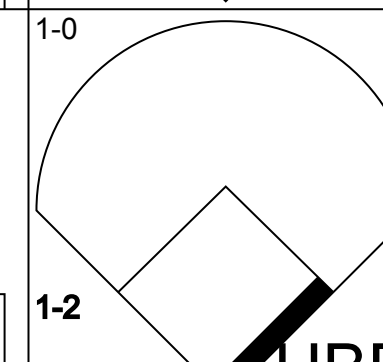
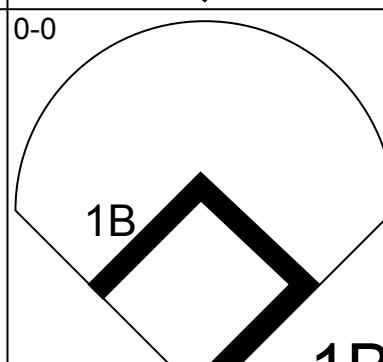
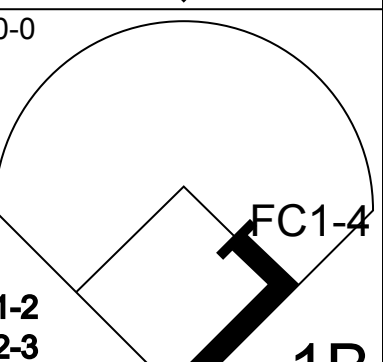

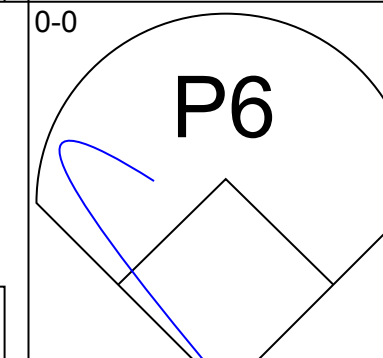
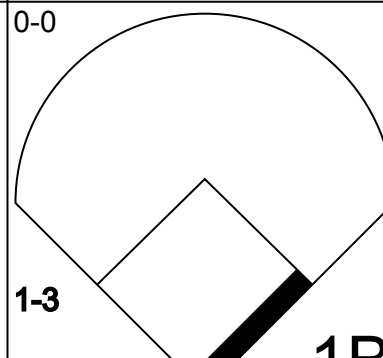
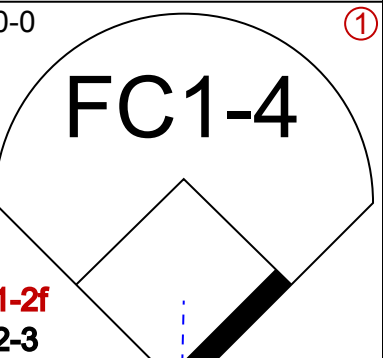

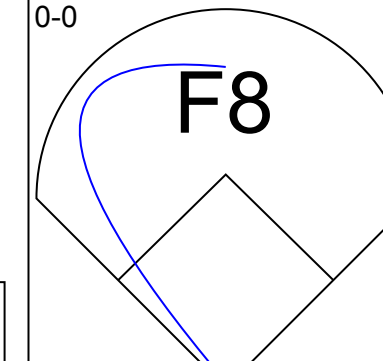
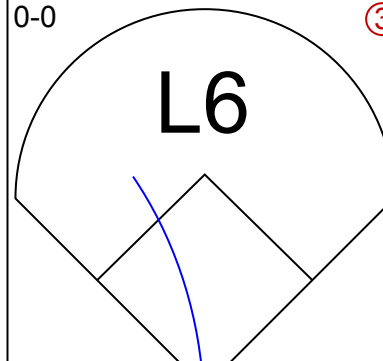
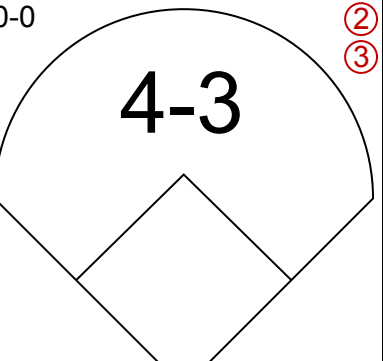

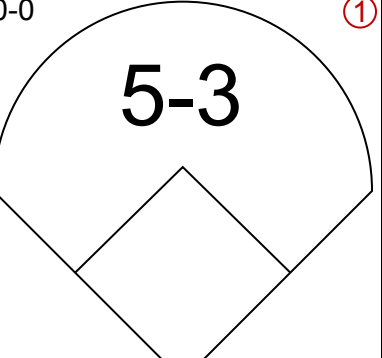

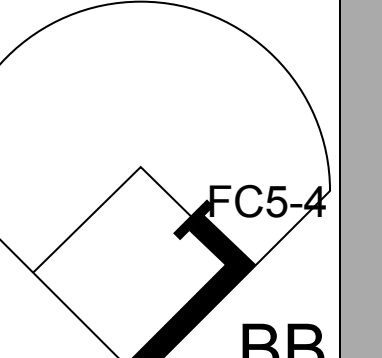

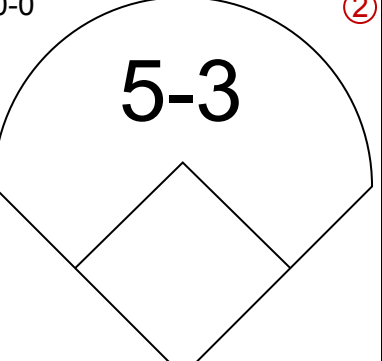
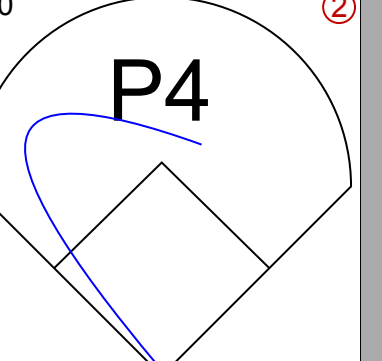
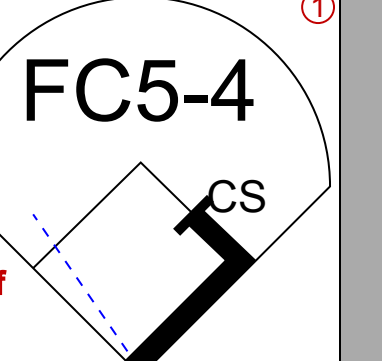
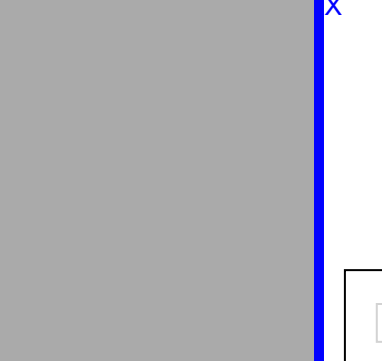
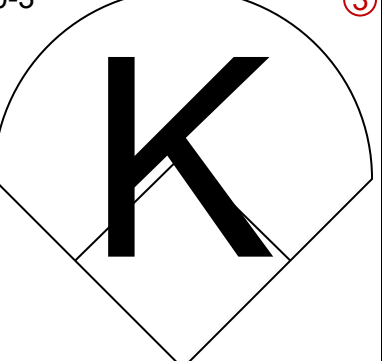
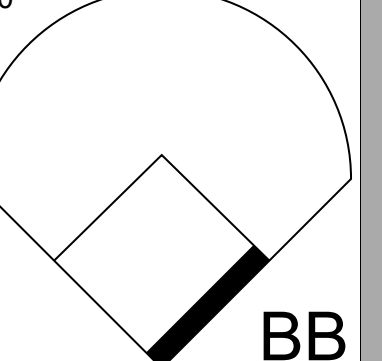
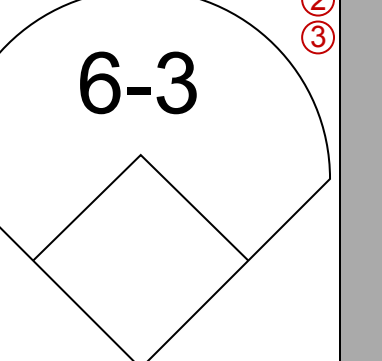
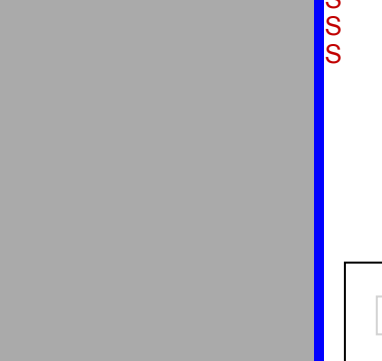


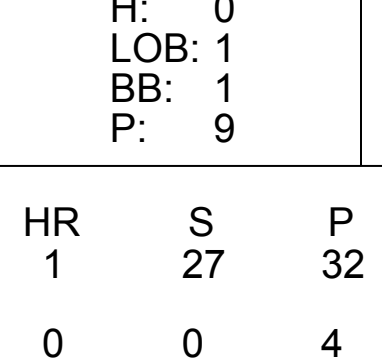
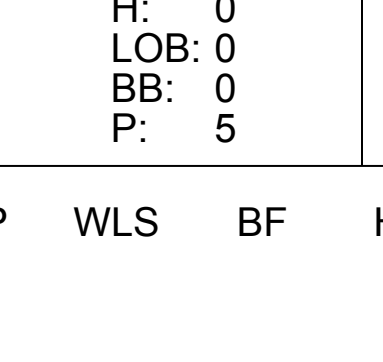
AB	32
R	2
H	5
RBI	2
BB	4
SO	2
LOB	17

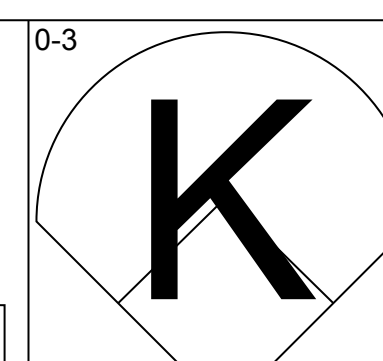
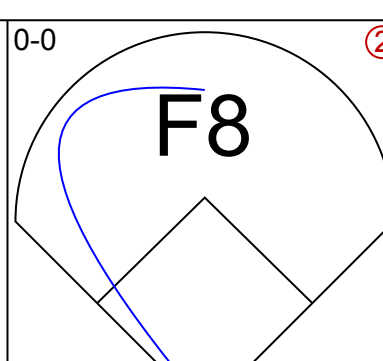
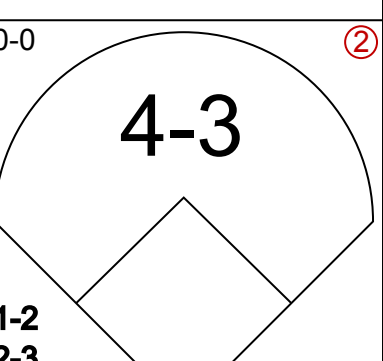

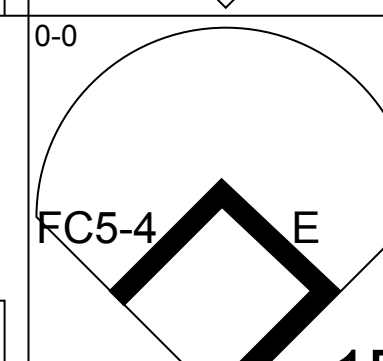
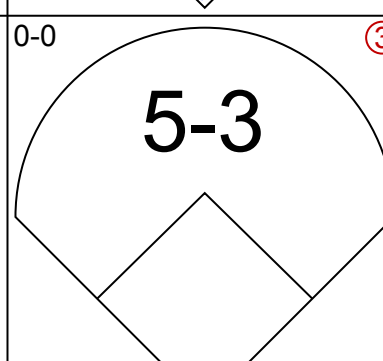
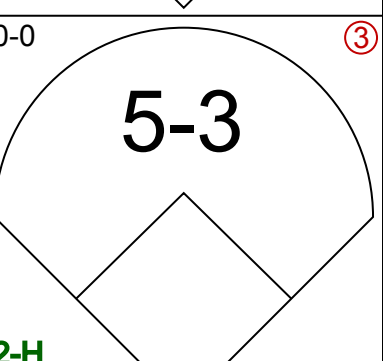

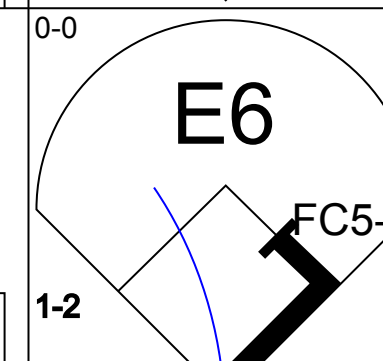
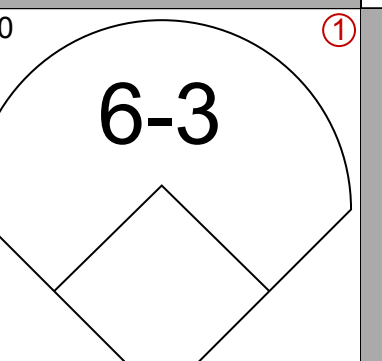
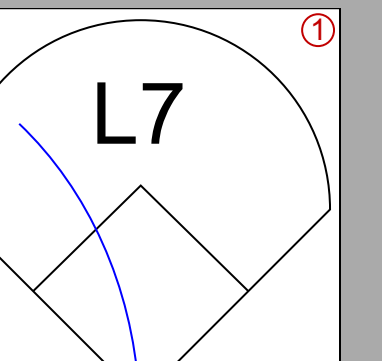

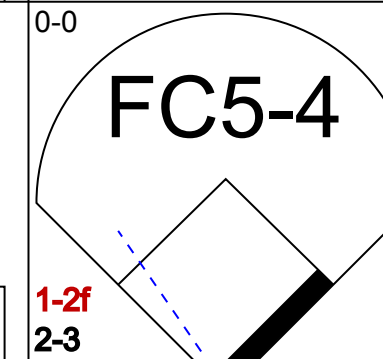

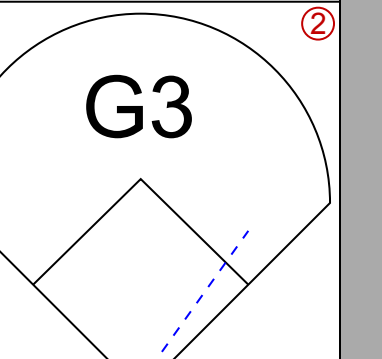

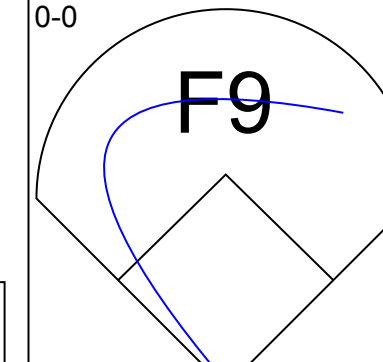



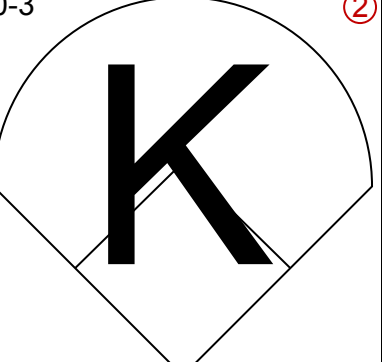
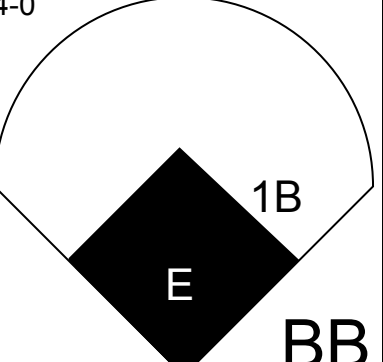
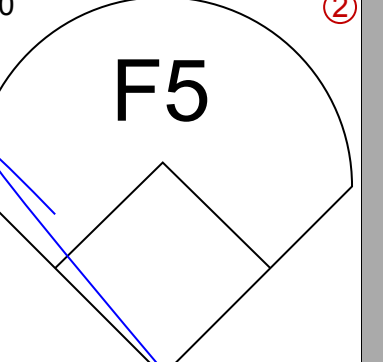
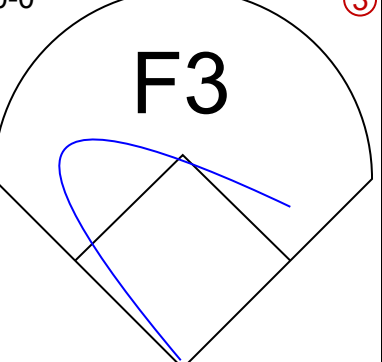
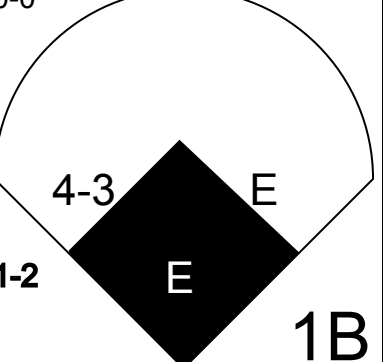
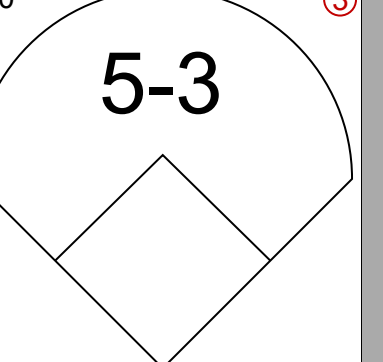

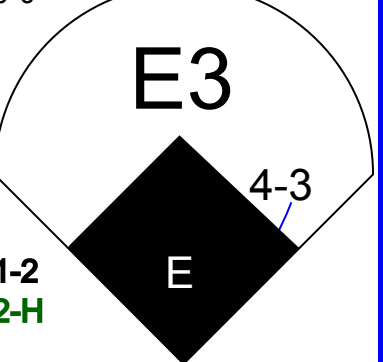

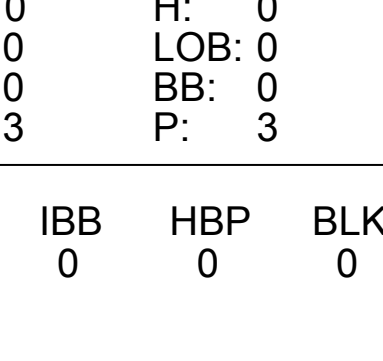
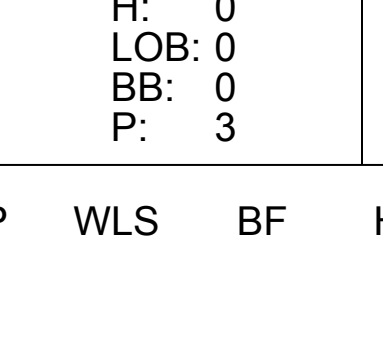


Batter	1	2	3	4	5	6	7	8	9	AB	R	H	RBI	BB	SO	LOB	BOTTOM								
Luis Aparicio, R OBP: 0.267, SLG: 0.324	SH1-3 E	FC3-6		F7				1-3		5	1	2	0	0	0	2	Minnesota Twins @ Chicago White Sox Comiskey Park, Chicago, IL Thu Jun 21 1962, 8:05 PM EDT Att: 12,548 - Unknown								
Nellie Fox, L OBP: 0.329, SLG: 0.387	SH1-3	G6-4-3			1B SF8		F7			3	1	1	0	0	0	3									
Jim Landis, R OBP: 0.385, SLG: 0.510	E BB			FC6-4 S	K		G6-3			1	1	0	0	3	1	1									
Al Smith, R OBP: 0.391, SLG: 0.530	E5			FC6-4	1B		G6-3			3	1	2	2	1	0	1									
Charley Smith, R OBP: 0.259, SLG: 0.287	1B 2B			FC6-4	1B 2-1		1B			0	0	0	0	0	0	0									
Floyd Robinson, L OBP: 0.387, SLG: 0.504	K			FC6-4	SF8		F2			3	0	0	1	0	1	3									
Mike Hershberger, R OBP: 0.339, SLG: 0.340	2B 1B									4	1	3	1	0	0	0									
Joe Cunningham, L OBP: 0.443, SLG: 0.461				5-3						3	1	2	1	1	0	2									
Cam Carreon, R OBP: 0.303, SLG: 0.306	K			6-3	2-1		1B SH3-4			4	0	1	0	0	2	2									
John Buzhardt, R OBP: 0.219, SLG: 0.167							SH3-4			0	0	0	0	0	0	0									
Eddie Fisher, R OBP: 0.167, SLG: 0.162				K			SH3-4			2	0	1	1	1	1	0									
Inning Stats	R: 4 E: 1 K: 2 S: 11	H: 4 LOB: 1 BB: 1 P: 15	R: 0 E: 0 K: 0 S: 2	H: 0 LOB: 0 BB: 1 P: 6	R: 0 E: 0 K: 0 S: 3	H: 1 LOB: 2 BB: 2 P: 11	R: 0 E: 0 K: 1 S: 5	H: 0 LOB: 0 BB: 0 P: 5	R: 1 E: 0 K: 1 S: 7	H: 3 LOB: 3 BB: 1 P: 11	R: 0 E: 0 K: 0 S: 4	H: 2 LOB: 1 BB: 0 P: 4	R: 0 E: 0 K: 0 S: 2	H: 0 LOB: 0 BB: 1 P: 6	R: 1 E: 1 K: 1 S: 7	H: 2 LOB: 1 BB: 0 P: 7	1B: 8 2B: 4 3B: 0 HR: 0	SF: 1 SAC: 2 DP: 3 HBP: 0	WP: 0 PB: 0 SB: 1 CS: 0	PA: 37					
PITCHER	IP	WLS	BF	H	R	ER	SO	BB	IBB	HBP	BLK	WP	HR	S	P	ERA	WHIP								
Jack Kralick, L ERA: 4.68	4.2	L	25	8	5	5	4	5	0	0	0	0	0	28	48	9.64	2.786								
Lee Stange, R ERA: 3.66	1.1		5	2	0	0	0	0	0	0	0	0	0	4	4	0.00	1.500								
Dick Stigman, L ERA: 3.28	2.0		8	2	1	0	1	1	0	0	0	0	0	9	13	0.00	1.500								


AB	28
R	6
H	12
RBI	6
BB	6
SO	5
LOB	14



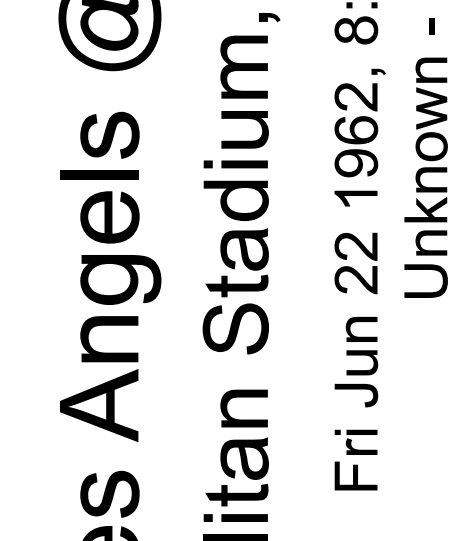
Batter	1	2	3	4	5	6	7	8	9	AB	R	H	RBI	BB	SO	LOB	TOP										
Albie Pearson, L (1, 8) OBP: 0.391, SLG: 0.359										4	1	1	0	0	1	0	Los Angeles Angels @ Minnesota Twins Metropolitan Stadium, Bloomington, MI Fri Jun 22 1962, 8:05 PM EDT Unknown - 78 F										
Billy Moran, R (1, 4) OBP: 0.342, SLG: 0.458										4	1	2	1	0	0	1											
Leon Wagner, L (1, 9) OBP: 0.366, SLG: 0.603										3	0	2	0	0	0	0											
Lee Thomas, L (1, 3) OBP: 0.379, SLG: 0.458										4	0	1	1	0	0	4											
Buck Rodgers, S (1, 2) OBP: 0.336, SLG: 0.415										4	0	0	0	0	0	6											
Felix Torres, R (1, 5) OBP: 0.309, SLG: 0.384										3	0	0	0	1	2	0											
Gordie Windhorn, R (1, 7) OBP: 0.241, SLG: 0.333										3	0	0	0	0	0	1											
Tom Burgess, L (9, PH) OBP: 0.345, SLG: 0.394										1	0	0	0	0	0	0											
Joe Koppe, R (1, 6) OBP: 0.366, SLG: 0.295										2	0	0	0	1	1												
Earl Avenill, R (9, PH) OBP: 0.440, SLG: 0.413										1	0	0	0	0	1	0											
Don Lee, R (1, 1) OBP: 0.226, SLG: 0.200										3	0	0	0	0	1	1											
Inning Stats	R: 0 E: 0 K: 1 S: 6	H: 1 LOB: 2 BB: 0 P: 7	R: 0 E: 0 K: 1 S: 5	H: 0 LOB: 0 BB: 0 P: 5	R: 1 E: 0 K: 0 S: 6	H: 3 LOB: 2 BB: 0 P: 6	R: 0 E: 0 K: 1 S: 5	H: 0 LOB: 1 BB: 1 P: 9	R: 1 E: 1 K: 0 S: 5	H: 2 LOB: 1 BB: 0 P: 5	R: 0 E: 0 K: 0 S: 2	H: 0 LOB: 0 BB: 1 P: 6	R: 0 E: 0 K: 1 S: 5	H: 0 LOB: 0 BB: 0 P: 5	R: 0 E: 0 K: 2 S: 7	H: 0 LOB: 0 BB: 0 P: 7	R: 0 E: 0 K: 1 S: 7	H: 0 LOB: 0 BB: 0 P: 7	R: 0 E: 0 K: 2 S: 7	H: 0 LOB: 0 BB: 0 P: 7	1B: 5 2B: 0 3B: 0 HR: 1	SF: 0 SAC: 0 DP: 0 HBP: 1	WP: 0 PB: 0 SB: 0 CS: 1	PA: 35			
PITCHER	IP	WLS	BF	H	R	ER	SO	BB	IBB	HBP	BLK	WP	HR	S	P	ERA	WHIP										
Georges Maranda, R (1, 1) ERA: 4.4	5.0	W	23	6	2	2	3	1	0	1	0	0	1	27	32	3.60	1.400										
Jim Donohue, R (6, 1) ERA: 4.57	0.0		1	0	0	0	0	1	0	0	0	0	0	0	4	∞	∞										
Lee Stange, R (6, 1) ERA: 3.54	4.0	S	11	0	0	0	3	0	0	0	0	0	0	17	17	0.00	0.000										

Batter	1	2	3	4	5	6	7	8	9	AB	R	H	RBI	BB	SO	LOB	BOTTOM										
Lenny Green, L (1, 8) OBP: 0.377, SLG: 0.450										3	0	0	0	0	1	2	Los Angeles Angels @ Minnesota Twins Metropolitan Stadium, Bloomington, MI Fri Jun 22 1962, 8:05 PM EDT Unknown - 78 F										
Vic Power, R (1, 3) OBP: 0.338, SLG: 0.442										4	0	1	0	0	0	2											
Rich Rollins, R (1, 5) OBP: 0.414, SLG: 0.522										4	0	0	0	0	0	3											
Harmon Killebrew, R (1, 7) OBP: 0.390, SLG: 0.488										4	0	0	0	0	1	4											
Bill Tuttle, R (9, 8) OBP: 0.316, SLG: 0.292										0	0	0	0	0	0	0											
Bob Allison, R (1, 9) OBP: 0.374, SLG: 0.427										3	0	0	0	0	0	2											
Earl Battey, R (1, 2) OBP: 0.348, SLG: 0.421										3	0	0	0	0	0	0											
Bernie Allen, L (1, 4) OBP: 0.299, SLG: 0.416										2	1	0	0	1	1	0											
Zoilo Versalles, R (1, 6) OBP: 0.261, SLG: 0.352										3	1	1	0	0	0	0											
Georges Maranda, R (1, 1) OBP: 0.429, SLG: 0.714										1	0	0	0	0	0	0											
Don Mincher, L (5, PH) OBP: 0.377, SLG: 0.471										1	1	0	0	0	0	1											
Jim Donohue, R (6, 1) OBP: 0.286, SLG: 0.167										0	0	0	0	0	0	0											
Lee Stange, R (6, 1) OBP: 0.167, SLG: 0.167										1	0	1	0	0	0	0											
Inning Stats	R: 0 E: 1 K: 1 S: 7	H: 1 LOB: 2 BB: 0 P: 7	R: 0 E: 0 K: 1 S: 5	H: 0 LOB: 0 BB: 0 P: 5	R: 0 E: 0 K: 1 S: 5	H: 0 LOB: 0 BB: 0 P: 5	R: 0 E: 0 K: 1 S: 5	H: 0 LOB: 0 BB: 0 P: 5	R: 3 E: 2 K: 0 S: 5	H: 1 LOB: 0 BB: 1 P: 9	R: 0 E: 0 K: 0 S: 3	H: 0 LOB: 0 BB: 0 P: 3	R: 0 E: 0 K: 0 S: 3	H: 0 LOB: 0 BB: 0 P: 3	R: 0 E: 1 K: 0 S: 5	H: 1 LOB: 2 BB: 0 P: 5	R: 0 E: 1 K: 0 S: 5	H: 0 LOB: 0 BB: 0 P: 5	R: 0 E: 1 K: 0 S: 5	H: 0 LOB: 0 BB: 0 P: 5	1B: 3 2B: 0 3B: 0 HR: 0	SF: 0 SAC: 1 DP: 0 HBP: 0	WP: 0 PB: 0 SB: 0 CS: 0	PA: 31			
PITCHER	IP	WLS	BF	H	R	ER	SO	BB	IBB	HBP	BLK	WP	HR	S	P	ERA	WHIP										
Don Lee, R (1, 1) ERA: 3.59	8.0	L	31	3	3	0	3	1	0	0	0	0	0	36	40	0.00	0.500										

AB	32
R	2
H	6
RBI	2
BB	2
SO	6
LOB	14



AB	29
R	3
H	3
RBI	0
BB	1
SO	3
LOB	14



Batter	1	2	3	4	5	6	7	8	9	AB	R	H	RBI	BB	SO	LOB	TOP		
Albie Pearson, L OBP: 0.396, SLG: 0.378 (1, 8)	0-0 4-3 3B		0-0 3-1			0-0 1B 2B		0-0 1-2 1B		4	2	3	0	0	0	0			
Billy Moran, R OBP: 0.337, SLG: 0.451 (1, 4)	0-3 K		0-0 6-3			0-0 6-3		0-0 G5-3		4	0	0	0	0	1	4			
Leon Wagner, L OBP: 0.365, SLG: 0.598 (1, 9)	0-0 4-3			0-0 L9		0-0 2-H 1B		0-0 P6		4	0	1	2	0	0	0			
Lee Thomas, L OBP: 0.374, SLG: 0.450 (1, 3) (7, 7)	0-3 K			0-0 F8		0-0 P6		0-0 F8		4	0	0	0	0	1	1			
Buck Rodgers, S OBP: 0.335, SLG: 0.417 (1, 2)		0-0 1B 2B		0-0 3-1				0-0 3-1		4	1	1	0	0	1	0			
Felix Torres, R OBP: 0.309, SLG: 0.383 (1, 5)		0-0 G4-6-3 2-H 1B			0-3 K			0-3 K		3	0	1	1	0	2	0			
Gordie Windhorn, R OBP: 0.228, SLG: 0.315 (1, 7)		0-0 G4-6-3 1-2		0-0 1-3				0-0 5-3		3	0	0	0	0	0	1			
Billy Consolo, R OBP: 0.222, SLG: 0.160 (8, PH)		0-3 K			0-3 K			0-0 G5-3 1B		2	0	0	0	0	2	0			
Tom Burgess, L OBP: 0.352, SLG: 0.403 (8, PR)					0-3 K					1	0	1	0	0	0	0			
Joe Koppe, R OBP: 0.366, SLG: 0.295 (8, 6)								0-3 K		0	0	0	0	0	0	0			
Dean Chance, R OBP: 0.238, SLG: 0.158 (2, 1)			0-3 K			0-3 K				0	0	0	0	0	0	0			
Ryne Duren, R OBP: 0.107, SLG: 0.200 (6, PH)										1	0	0	0	0	1	0			
Earl Averill, R OBP: 0.333, SLG: 0.406 (6, 1)										0	0	0	0	0	0	0			
Bob Botz, R OBP: 0.333, SLG: 0.371 (7, 3)										1	0	0	0	0	1	1			
Steve Bilko, R OBP: 0.333, SLG: 0.371 (7, 1)										0	0	0	0	0	0	0			
Tom Morgan, R OBP: 0.333, SLG: 0.371 (7, 1)										0	0	0	0	0	0	0			
Inning Stats	R: 1 E: 0 K: 2 S: 8	H: 1 LOB: 0 BB: 0 P: 8	R: 1 E: 0 K: 1 S: 6	H: 2 LOB: 0 BB: 0 P: 6	R: 0 E: 0 K: 1 S: 5	H: 0 LOB: 0 BB: 0 P: 5	R: 0 E: 0 K: 0 S: 3	H: 0 LOB: 0 BB: 0 P: 3	R: 0 E: 0 K: 1 S: 7	H: 0 LOB: 0 BB: 0 P: 7	R: 0 E: 0 K: 1 S: 5	H: 0 LOB: 0 BB: 0 P: 5	R: 0 E: 0 K: 1 S: 6	H: 2 LOB: 1 BB: 0 P: 6	R: 0 E: 0 K: 1 S: 5	H: 0 LOB: 0 BB: 0 P: 5	1B: 4 2B: 2 3B: 1 HR: 0	SF: 0 SAC: 0 DP: 2 HBP: 0	WP: 0 PA: 32 ERA: 3.94
PITCHER Camilo Pascual, R ERA: 3.94 (1, 1)	IP: 9.0 WLS: W BF: 32 H: 7 R: 3 ER: 3 SO: 10 BB: 0 IBB: 0 HBP: 0 BLK: 0 WP: 0 HR: 0 S: 52 P: 52 ERA: 3.00 WHIP: 0.778															ERA: 3.94			

Los Angeles Angels @ Minnesota Twins
Metropolitan Stadium, Bloomington, MI
Fri Jun 22 1962, 8:05 PM EDT
Att: 30,696 - Unknown

AB 32
R 3
H 7
RBI 3
BB 0
SO 10
LOB 7



Batter	1	2	3	4	5	6	7	8	9	AB	R	H	RBI	BB	SO	LOB	BOTTOM		
Lenny Green, L OBP: 0.380, SLG: 0.452 (1, 8) (8, 7)	0-0 F8	0-0 1B E 1B		0-0 1B		0-0 FC6-4 2-H 1B		0-0 4-3		5	1	3	1	0	0	0			
Vic Power, R OBP: 0.339, SLG: 0.446 (1, 3)	0-0 5-3	0-0 E6 1-H 3-H 1B		0-0 P5		0-0 FC6-4 1-2		0-0 6-3 1B 2B		5	1	2	1	0	0	2			
Rich Rollins, R OBP: 0.414, SLG: 0.518 (1, 5)	0-0 6-3			0-0 6-3				0-0 6-3 2B 1B		4	0	1	0	1	0	2			
Harmon Killebrew, R OBP: 0.388, SLG: 0.488 (7, PR)		0-3 6-3			0-0 5-3			0-0 2B 1B		4	0	1	0	0	1	2			
Marty Martinez, S OBP: 0.459, SLG: 0.250 (8, 8)					0-3 K			0-0 1-3 2B		0	0	0	0	0	0	0			
Bill Tuttle, R OBP: 0.325, SLG: 0.303 (1, 9)					0-0 5-3			0-3 K		4	0	0	0	1	2	1			
Bob Allison, R OBP: 0.370, SLG: 0.417 (1, 2)		0-0 P4		0-0 5-3				0-0 K		4	0	0	0	1	2	1			
Earl Battey, R OBP: 0.347, SLG: 0.431 (1, 2)		0-0 HR		0-0 F9				0-0 P4		4	1	1	1	0	0	3			
Bernie Allen, L OBP: 0.302, SLG: 0.421 (1, 4)		0-0 BB 2B 1B		0-0 E3				0-0 F5		4	2	2	0	0	0	3			
Zoilo Versalles, R OBP: 0.260, SLG: 0.348 (1, 6)		4-0 2B BB		0-0 4-3				0-3 K 2B		3	1	0	0	1	1	5			
Camilo Pascual, R OBP: 0.278, SLG: 0.415 (1, 1)		0-0 1B E 2B		0-0 6-3				0-0 F8		4	2	2	3	0	0	1			
Inning Stats	R: 0 E: 0 K: 0 S: 3	H: 0 LOB: 0 BB: 0 P: 3	R: 5 E: 1 K: 1 S: 10	H: 5 LOB: 2 BB: 2 P: 18	R: 0 E: 1 K: 0 S: 4	H: 0 LOB: 1 BB: 0 P: 4	R: 0 E: 0 K: 0 S: 4	H: 1 LOB: 0 BB: 0 P: 4	R: 0 E: 0 K: 1 S: 5	H: 0 LOB: 0 BB: 0 P: 5	R: 1 E: 0 K: 1 S: 7	H: 2 LOB: 1 BB: 0 P: 7	R: 0 E: 0 K: 0 S: 5	H: 2 LOB: 3 BB: 1 P: 9	R: 2 E: 0 K: 1 S: 8	H: 3 LOB: 1 BB: 0 P: 8	1B: 7 2B: 4 3B: 0 HR: 2	SF: 0 SAC: 0 DP: 0 HBP: 0	WP: 0 PA: 41 ERA: 4.3
PITCHER Dean Chance, R ERA: 4.26 (1, 1)	IP: 1.2 WLS: L BF: 11 H: 1 R: 0 ER: 0 SO: 4 BB: 1 IBB: 0 HBP: 0 BLK: 0 WP: 0 HR: 1 S: 10 P: 14 ERA: 21.60 WHIP: 3.600															ERA: 4.26			
Ryne Duren, R ERA: 3.07 (2, 1)	3.1 1 0 0 2 1 0 0 0 0 0 16 20 0.00 0.600															ERA: 3.07			
Bob Botz, R ERA: 3.43 (6, 1)	1.0 7 4 1 1 1 0 0 0 0 0 9 9 9.00 4.000															ERA: 3.43			
Tom Morgan, R ERA: 4.3 (7, 1)	2.0 10 3 2 2 1 1 0 0 0 0 1 11 15 9.00 2.000															ERA: 4.3			

Los Angeles Angels @ Minnesota Twins
Metropolitan Stadium, Bloomington, MI
Fri Jun 22 1962, 8:05 PM EDT
Att: 30,696 - Unknown

AB 38
R 8
H 13
RBI 7
BB 3
SO 4
LOB 19



Batter	1	2	3	4	5	6	7	8	9	AB	R	H	RBI	BB	SO	LOB	TOP			
Albie Pearson, L OBP: 0.391, SLG: 0.372 (1, 8)	F5		F7			1-3		1-3		4	0	0	0	0	0	0				
Billy Moran, R OBP: 0.336, SLG: 0.449 (1, 4)	1B		F7			P4		P4		4	0	1	0	0	0	0				
Leon Wagner, L OBP: 0.363, SLG: 0.592 (1, 9)	1-3		P4			3-1		F9		4	0	1	0	0	0	0				
Steve Bilko, R OBP: 0.326, SLG: 0.361 (1, 3)	K			1-3				P3		3	0	0	0	0	1	2				
Lee Thomas, L OBP: 0.370, SLG: 0.444 (1, 7)	4-3			K				K		3	0	0	0	0	2	2				
Eddie Yost, R OBP: 0.423, SLG: 0.346 (1, 5)		K			P4			1-3		3	0	0	0	0	1	0				
Ed Sadowski, R OBP: 0.200, SLG: 0.211 (1, 2)		K				L7		P4		3	0	0	0	0	1	0				
Joe Koppe, R OBP: 0.366, SLG: 0.295 (1, 6)						K		K		3	0	1	0	0	2	0				
Eli Grba, R OBP: 0.263, SLG: 0.389 Earl Averill, R OBP: 0.430, SLG: 0.400 Bob Botz, R (8, 1)			P6			F2		6-3		2	0	0	0	0	0	1				
										1	0	0	0	0	0	0				
										0	0	0	0	0	0	0				
Inning Stats	R: 0 E: 0 K: 1 S: 7	H: 2 LOB: 2 BB: 0 P: 7	R: 0 E: 0 K: 2 S: 8	H: 1 LOB: 1 BB: 0 P: 8	R: 0 E: 0 K: 0 S: 3	H: 0 LOB: 0 BB: 0 P: 3	R: 0 E: 0 K: 1 S: 5	H: 0 LOB: 0 BB: 0 P: 5	R: 0 E: 0 K: 0 S: 3	H: 0 LOB: 0 BB: 0 P: 3	R: 0 E: 0 K: 1 S: 5	H: 0 LOB: 0 BB: 0 P: 5	R: 0 E: 0 K: 0 S: 3	H: 0 LOB: 0 BB: 0 P: 3	R: 0 E: 0 K: 0 S: 3	H: 0 LOB: 0 BB: 0 P: 3	1B: 3 2B: 0 3B: 0 HR: 0	SF: 0 SAC: 0 DP: 0 HBP: 0	WP: 0 PB: 0 SB: 0 CS: 0	PA: 30
PITCHER Jim Kaat, L ERA: 3.19 (1, 1)	IP: 9.0 WLS: W BF: 30 H: 3 R: 0 ER: 0 SO: 7 BB: 0 IBB: 0 HBP: 0 BLK: 0 WP: 0 HR: 0 S: 44 P: 44 ERA: 0.00 WHIP: 0.333															PITCHER				

Los Angeles Angels @ Minnesota Twins
Metropolitan Stadium, Bloomington, MI
Sat Jun 23 1962, 4:33 AM EDT
Att: 18,993 - Unknown - 79 F

AB 30
R 0
H 3
RBI 0
BB 0
SO 7
LOB 5



Batter	1	2	3	4	5	6	7	8	9	AB	R	H	RBI	BB	SO	LOB	BOTTOM			
Lenny Green, L OBP: 0.379, SLG: 0.453 (1, 8) (9, 7)	4-3		P4					SH3		4	0	1	0	0	0	0				
Vic Power, R OBP: 0.343, SLG: 0.476 (1, 3)	6-3					HR		SH3		3	2	2	2	0	0	0				
Rich Rollins, R OBP: 0.409, SLG: 0.511 (1, 5)	4-3		K					F2		4	0	0	0	0	2	1				
Harmon Killebrew, R OBP: 0.386, SLG: 0.481 Bill Tuttle, R OBP: 0.325, SLG: 0.303 (8, 8)		3-1	P4					K		3	0	0	0	1	1	1				
										0	0	0	0	0	0	0				
Bob Allison, R OBP: 0.370, SLG: 0.421 (1, 9)		3-1				5-3		G3		3	1	1	0	0	0	1				
Earl Battey, R OBP: 0.347, SLG: 0.427 (1, 2)		3-1				F3		P3		2	1	0	0	1	0	1				
Bernie Allen, L OBP: 0.299, SLG: 0.416 (1, 4)		3-1				L4		F9		3	0	0	0	0	2					
Zoilo Versalles, R OBP: 0.261, SLG: 0.360 (1, 6)						P4		6-3		3	1	1	3	0	0	0				
Jim Kaat, L OBP: 0.289, SLG: 0.359 (1, 1)						F8		K		3	0	0	0	0	2	0				
Inning Stats	R: 0 E: 0 K: 0 S: 3	H: 0 LOB: 0 BB: 0 P: 3	R: 3 E: 0 K: 1 S: 7	H: 2 LOB: 1 BB: 1 P: 11	R: 1 E: 0 K: 1 S: 6	H: 1 LOB: 0 BB: 0 P: 6	R: 0 E: 0 K: 0 S: 3	H: 0 LOB: 0 BB: 0 P: 3	R: 0 E: 0 K: 1 S: 6	H: 1 LOB: 1 BB: 1 P: 10	R: 0 E: 0 K: 1 S: 5	H: 0 LOB: 0 BB: 0 P: 5	R: 0 E: 0 K: 1 S: 6	H: 1 LOB: 1 BB: 0 P: 6	R: 0 E: 0 K: 1 S: 6	H: 1 LOB: 1 BB: 0 P: 6	1B: 0 2B: 2 3B: 0 HR: 3	SF: 0 SAC: 1 DP: 0 HBP: 0	WP: 0 PB: 0 SB: 1 CS: 0	PA: 31
PITCHER Eli Grba, R ERA: 7.07 Bob Botz, R ERA: 3.27 (8, 1)	IP: 7.0 WLS: L BF: 27 H: 4 R: 5 ER: 5 SO: 4 BB: 2 IBB: 0 HBP: 0 BLK: 0 WP: 0 HR: 3 S: 33 P: 41 ERA: 6.43 WHIP: 0.857															PITCHER				

Los Angeles Angels @ Minnesota Twins
Metropolitan Stadium, Bloomington, MI
Sat Jun 23 1962, 4:33 AM EDT
Att: 18,993 - Unknown - 79 F

AB 28
R 5
H 5
RBI 5
BB 2
SO 5
LOB 6



Batter	1	2	3	4	5	6	7	8	9	10	AB	R	H	RBI	BB	SO	LOB	TOP						
Albie Pearson, L (1, 8) OBP: 0.304, SLG: 0.374	G3		3-1					1B BB		1B SF8 1B	4	1	2	0	1	0	0	Los Angeles Angels @ Minnesota Twins Metropolitan Stadium, Bloomington, MI Sun Jun 24 1962, 4:33 AM EDT Unknown - 80 F						
Billy Moran, R (1, 4) OBP: 0.340, SLG: 0.462	FC6 1B		HR					L9		SF8 1B	5	1	3	1	0	1	2							
Leon Wagner, L (1, 9) OBP: 0.364, SLG: 0.591	FC6 1B		1B					3-1		SF8	4	0	2	1	0	0	1							
Felix Torres, R (1, 5) OBP: 0.312, SLG: 0.380	1B		K					F8		IBB	4	0	1	0	1	2	3							
Earl Averill, R (1, 7) OBP: 0.422, SLG: 0.406 Billy Consolo, R (9, PR) OBP: 0.222, SLG: 0.160 Dean Chance, R (9, 1) OBP: 0.227, SLG: 0.150 Jack Spring, R (10, 1) Tom Morgan, R (10, 1)	K		L6					K		S SF7 2B	4	0	1	0	0	2	2							
Buck Rodgers, S (1, 2) OBP: 0.330, SLG: 0.412		P4		5-3				P6		SF7 2H	3	0	0	1	0	0	0							
Lee Thomas, L (1, 3) OBP: 0.364, SLG: 0.437		4-3		P5				G3		K	4	0	0	0	0	1	1							
Joe Koppe, R (1, 6) OBP: 0.360, SLG: 0.290		L8						5-3		F3	4	0	0	0	0	0	1							
Ken McBride, R (1, 1) OBP: 0.189, SLG: 0.324 Tom Burgess, L (8, PH) OBP: 0.348, SLG: 0.397 Art Fowler, R (8, 1) Gordie Windhorn, R (9, 7) OBP: 0.224, SLG: 0.309			F9					K		P3	2	0	0	0	0	1	0							
										K	1	0	0	0	0	0	0							
											1	0	0	0	0	1	0							
Inning Stats	R: 0 E: 0 K: 1 S: 7	H: 2 LOB: 2 BB: 0 P: 7	R: 0 E: 0 K: 0 S: 3	H: 0 LOB: 0 BB: 0 P: 3	R: 1 E: 0 K: 1 S: 7	H: 2 LOB: 1 BB: 0 P: 7	R: 0 E: 0 K: 2 S: 3	H: 0 LOB: 0 BB: 0 P: 3	R: 0 E: 0 K: 2 S: 5	H: 0 LOB: 0 BB: 0 P: 5	R: 0 E: 0 K: 0 S: 3	H: 0 LOB: 0 BB: 0 P: 3	R: 0 E: 0 K: 1 S: 6	H: 1 LOB: 2 BB: 1 P: 10	R: 1 E: 0 K: 1 S: 6	H: 1 LOB: 1 BB: 0 P: 6	R: 1 E: 0 K: 2 S: 9	H: 2 LOB: 2 BB: 1 P: 13	1B: 7 2B: 1 3B: 0 HR: 1	SF: 2 SAC: 0 DP: 0 HBP: 0	WP: 0 PB: 0 SB: 1 CS: 0	PA: 41		
PITCHER	IP WLS BF H R ER SO ERA WHIP	7.0 2.0 9 2 1 1 2 1 0 0 0 0 12 16 4.50 1.500	0.2 L 5 2 1 1 1 0 1 0 0 0 6 10 13.50 3.000	0.1 1 0 0 0 0 1 0 0 0 0 0 3 3 0.00 0.000																				

AB	37
R	3
H	9
RBI	3
BB	2
SO	9
LOB	12



Batter	1	2	3	4	5	6	7	8	9	10	AB	R	H	RBI	BB	SO	LOB	BOTTOM						
Lenny Green, L (1, 8) OBP: 0.379, SLG: 0.448	G3			4-3				BB		IBB	3	0	0	0	2	0	3	Los Angeles Angels @ Minnesota Twins Metropolitan Stadium, Bloomington, MI Sun Jun 24 1962, 4:33 AM EDT Unknown - 80 F						
Vic Power, R (1, 3) OBP: 0.340, SLG: 0.470	6-3			F9				2-3		L9	5	0	1	0	0	0	4							
Rich Rollins, R (1, 5) OBP: 0.402, SLG: 0.502	6-3			F9				K		FC1-6 BB	5	0	0	0	0	1	1							
Harmon Killebrew, R (1, 7) OBP: 0.390, SLG: 0.473 Bill Tuttle, R (9, 8) OBP: 0.321, SLG: 0.299		5-3						F8		P6	4	0	0	0	0	1	1							
Bob Allison, R (1, 9) OBP: 0.375, SLG: 0.417		4-0						K		E5 2B 1B	2	1	0	0	3	1	0							
Earl Battey, R (1, 2) OBP: 0.348, SLG: 0.431 Marty Martinez, S (10, PR) OBP: 0.455, SLG: 0.250		0-0		G6-4-3 BB				K		1B BB	5	1	2	0	0	2	3							
Bernie Allen, L (1, 4) OBP: 0.312, SLG: 0.418								K		1B BB 2B	0	0	0	0	0	0	0							
Zoilo Versalles, R (1, 6) OBP: 0.262, SLG: 0.360								WP SH1 BB		BB 1B IBB	1	0	1	0	4	0	0							
Jack Krackel, L (1, 1) OBP: 0.231, SLG: 0.270 Don Mincher, L (7, PH) OBP: 0.385, SLG: 0.471 Ray Moore, R (8, 1) Hal Naragon, L (9, PH) OBP: 0.250, SLG: 0.242 Dick Stigman, R (10, 1) Lee Stange, R (10, 1) OBP: 0.197, SLG: 0.167								SH1		BB	3	0	1	1	0	0	4							
								1-2		1B	2	0	0	0	0	1	2							
								2-3		BB	0	0	0	0	0	0	0							
								K		F7	2	0	0	0	0	1	2							
								1-2			0	0	0	1	1	0	0							
								2-3			0	0	0	0	0	0	0							
								1-2			0	0	0	0	0	0	0							
								2-3			0	0	0	0	0	0	0							
Inning Stats	R: 0 E: 0 K: 0 S: 3	H: 0 LOB: 0 BB: 0 P: 3	R: 0 E: 0 K: 0 S: 2	H: 0 LOB: 0 BB: 1 P: 6	R: 0 E: 0 K: 0 S: 2	H: 0 LOB: 0 BB: 1 P: 6	R: 0 E: 0 K: 0 S: 3	H: 0 LOB: 0 BB: 0 P: 3	R: 0 E: 0 K: 2 S: 7	H: 0 LOB: 2 BB: 2 P: 13	R: 2 E: 1 K: 2 S: 10	H: 2 LOB: 3 BB: 2 P: 18	R: 0 E: 0 K: 1 S: 6	H: 1 LOB: 2 BB: 1 P: 10	R: 0 E: 0 K: 0 S: 4	H: 1 LOB: 2 BB: 1 P: 8	R: 0 E: 0 K: 0 S: 4	H: 1 LOB: 3 BB: 2 P: 12	1B: 4 2B: 1 3B: 0 HR: 0	SF: 0 SAC: 2 DP: 2 HBP: 0	WP: 1 PB: 0 SB: 0 CS: 0	PA: 44		
PITCHER	IP WLS BF H R ER SO ERA WHIP	7.0 1.0 5 1 0 0 1 1 0 0 0 6 10 0.00 2.000	1.2 W 9 2 0 0 0 1 1 0 0 0 7 15 0.00 1.800	0.0 1 0 0 0 0 1 0 0 0 0 0 4 ∞ ∞	0.1 S 1 0 0 0 0 0 0 0 0 0 1 1 0.00 0.000																			

AB	32
R	2
H	5
RBI	2
BB	10
SO	6
LOB	19




Batter	1	2	3	4	5	6	7	8	9	AB R H RBI BB SO LOB	TOP																
Albie Pearson, L (1.8) OBP: 0.399, SLG: 0.379										4 0 3 0 0 0 0	Los Angeles Angels @ Minnesota Twins Metropolitan Stadium, Bloomington, MI Sun Jun 24 1962, 4:38 AM EDT Att: 35,451 - Unknown - 84 F AB 36 R 7 H 13 RBI 6 BB 1 SO 10 LOB 12 																
Billy Moran, R (1.4) OBP: 0.338, SLG: 0.470										4 1 1 2 0 1 2																	
Leon Wagner, L (1.9) OBP: 0.361, SLG: 0.582										4 1 0 0 0 1 3																	
Lee Thomas, L (1.3) OBP: 0.361, SLG: 0.433										5 0 1 0 0 1 2																	
Buck Rodgers, S (1.2) OBP: 0.332, SLG: 0.413										4 0 2 1 0 1 0																	
Felix Torres, R (1.5) OBP: 0.306, SLG: 0.373										3 0 0 0 0 2 3																	
Ryne Duren, R (6.1) OBP: 0.091, SLG: 0.182										1 0 0 0 0 1 0																	
Tom Morgan, R (8.1)										0 0 0 0 0 0 0																	
Jack Spring, R (8.1)										0 0 0 0 0 0 0																	
Dean Chance, R (9.1) OBP: 0.227, SLG: 0.150										0 0 0 0 0 0 0																	
Earl Averill, R (1.7) OBP: 0.426, SLG: 0.411										4 1 2 0 0 1 1																	
Gordie Windhorn, R (8.7) OBP: 0.224, SLG: 0.309										0 0 0 0 0 0 0																	
Joe Koppe, R (1.6) OBP: 0.362, SLG: 0.312										4 2 2 1 0 1 1																	
Ted Bowsfield, R (1.1)										1 0 0 0 0 1 0																	
Art Fowler, R (5.1)										0 0 0 0 0 0 0																	
Tom Burgess, L (6. PH) OBP: 0.356, SLG: 0.397										0 1 0 0 1 0 0																	
Eddie Yost, R (6.5) OBP: 0.434, SLG: 0.375										2 1 2 2 0 0 0																	
Inning Stats	R: 0 E: 0 K: 0 S: 3	H: 1 LOB: 0 BB: 0 P: 3	R: 0 E: 0 K: 1 S: 6	H: 1 LOB: 1 BB: 0 P: 6	R: 0 E: 0 K: 2 S: 7	H: 0 LOB: 0 BB: 0 P: 7	R: 0 E: 0 K: 0 S: 3	H: 0 LOB: 0 BB: 0 P: 3	R: 0 E: 0 K: 0 S: 4	H: 1 LOB: 1 BB: 0 P: 4	R: 2 E: 0 K: 1 S: 8	H: 3 LOB: 2 BB: 1 P: 12	R: 3 E: 1 K: 3 S: 13	H: 4 LOB: 1 BB: 0 P: 13	R: 0 E: 0 K: 3 S: 9	H: 0 LOB: 0 BB: 0 P: 9	R: 2 E: 0 K: 0 S: 5	H: 3 LOB: 1 BB: 0 P: 6	1B: 9 2B: 2 3B: 0 HR: 2	SF: 1 SAC: 1 DP: 1 HBP: 1	WP: 1 PB: 0 SB: 0 CS: 0	PA: 40					
PITCHER	IP WLS BF H R ER SO BB IBB HBP BLK WP HR S P ERA WHIP											IP WLS BF H R ER SO BB IBB HBP BLK WP HR S P ERA WHIP															
Joe Bonikowski, R (1.1) ERA: 3.89	5.2	23	6	2	2	3	1	0	0	0	0	0	0	28	32	3.18	1.235										
Lee Stange, R (6.1) ERA: 3.56	0.1	4	3	3	2	1	0	0	0	0	0	0	0	6	6	54.00	9.000										
Dick Stigman, L (7.1) ERA: 3.29	2.0	7	1	0	0	6	0	0	0	0	1	0	19	19	0.00	0.500											
Ray Moore, R (9.1) ERA: 3.31	0.0	2	2	2	2	0	0	0	0	0	1	2	2	∞	∞												
Georges Maranda, R (9.1) ERA: 4.55	1.0	L 4	1	0	0	0	0	0	1	0	0	1	3	4	0.00	1.000											

Batter	1	2	3	4	5	6	7	8	9	AB R H RBI BB SO LOB	BOTTOM															
Bill Tuttle, R (1.8) OBP: 0.325, SLG: 0.296										4 1 1 0 1 0 0	Los Angeles Angels @ Minnesota Twins Metropolitan Stadium, Bloomington, MI Sun Jun 24 1962, 4:38 AM EDT Att: 35,451 - Unknown - 84 F AB 32 R 6 H 9 RBI 6 BB 6 SO 7 LOB 14 															
Vic Power, R (1.3) OBP: 0.337, SLG: 0.464										5 0 1 0 0 1 3																
Rich Rollins, R (1.5) OBP: 0.399, SLG: 0.498										4 0 1 1 0 0 0																
Harmon Killebrew, R (1.7) OBP: 0.382, SLG: 0.471										3 0 1 0 1 0 1																
Marty Martínez, S (8. PR) OBP: 0.455, SLG: 0.250										0 1 0 0 0 0 0																
George Banks, R (9. PH) OBP: 0.382, SLG: 0.435										0 0 0 0 1 0 0																
Bob Allison, R (1.9) OBP: 0.380, SLG: 0.415										3 3 1 0 2 0 3																
Bernie Allen, L (1.4) OBP: 0.311, SLG: 0.416										4 1 1 0 0 1 4																
Zolo Versailles, R (1.6) OBP: 0.259, SLG: 0.357										2 0 0 1 0 1 1																
Don Mincher, L (8. PH) OBP: 0.389, SLG: 0.471										0 0 0 0 1 0 0																
Jim Kaat, L (8. PR) OBP: 0.289, SLG: 0.359										0 0 0 0 0 0 0																
Ray Moore, R (9.1) OBP: 0.429, SLG: 0.714										0 0 0 0 0 0 0																
Jerry Zimmerman, R (1.2) OBP: 0.310, SLG: 0.333										2 0 2 2 0 0 0																
Earl Battey, R (6.2) OBP: 0.346, SLG: 0.429										1 0 0 1 0 1 0																
Joe Bonikowski, R (1.1) OBP: 0.200, SLG: 0.167										2 0 0 0 0 2 2																
Lee Stange, R (6.1) OBP: 0.143, SLG: 0.143										1 0 0 0 0 1 0																
Dick Stigman, R (7.1) OBP: 0.346, SLG: 0.429										0 0 0 0 0 0 0																
Lenny Green, L (8. PH) OBP: 0.381, SLG: 0.450										1 0 1 1 0 0 0																
Inning Stats	R: 0 E: 0 K: 0 S: 3	H: 0 LOB: 0 BB: 0 P: 3	R: 2 E: 1 K: 1 S: 7	H: 2 LOB: 1 BB: 1 P: 11	R: 0 E: 0 K: 0 S: 4	H: 1 LOB: 1 BB: 0 P: 4	R: 1 E: 0 K: 1 S: 7	H: 2 LOB: 1 BB: 0 P: 7	R: 1 E: 0 K: 0 S: 5	H: 2 LOB: 2 BB: 1 P: 9	R: 0 E: 0 K: 3 S: 9	H: 0 LOB: 0 BB: 0 P: 9	R: 0 E: 0 K: 1 S: 5	H: 0 LOB: 0 BB: 0 P: 5	R: 2 E: 0 K: 0 S: 5	H: 2 LOB: 3 BB: 3 P: 17	R: 0 E: 0 K: 1 S: 5	H: 0 LOB: 1 BB: 1 P: 9	1B: 8 2B: 1 3B: 0 HR: 0	SF: 3 SAC: 1 DP: 0 HBP: 0	WP: 0 PB: 0 SB: 0 CS: 0	PA: 42				
PITCHER	IP WLS BF H R ER SO BB IBB HBP BLK WP HR S P ERA WHIP											IP WLS BF H R ER SO BB IBB HBP BLK WP HR S P ERA WHIP														
Ted Bowsfield, L (1.1) ERA: 6.34	4.0	20	7	4	3	2	1	0	0	0	0	0	23	27	6.75	2.000										
Art Fowler, R (5.1) ERA: 2.89	1.0	4	0	0	0	0	1	0	0	0	0	0	3	7	0.00	1.000										
Ryne Duren, R (6.1) ERA: 3.33	2.0	8	1	2	2	4	1	0	0	0	0	0	15	19	9.00	1.000										
Tom Morgan, R (8.1) ERA: 4.15	0.2	5	1	0	0	0	1	1	0	0	0	0	3	11	0.00	3.000										
Jack Spring, L (8.1) ERA: 1.94	0.2	W 3	0	0	0	0	1	0	0	0	0	0	2	6	0.00	1.500										

Batter	1	2	3	4	5	6	7	8	9	AB	R	H	RBI	BB	SO	LOB	TOP					
Lenny Green, L OBP: 0.382, SLG: 0.444 (1, 8)	F9		G3		F9		4-3			4	0	0	0	0	0	1	Minnesota Twins @ New York Yankees Yankee Stadium, Bronx, NY Wed Jun 27 1962, 3:33 AM EDT Att: 18,312 - Unknown - 78 F					
Vic Power, R OBP: 0.341, SLG: 0.469 (1, 3) (6, 4)	1B		2B		1B	2B		F7		4	1	3	1	0	0	0						
Rich Rollins, R OBP: 0.401, SLG: 0.517 (1, 5)	K		K		L7			K		4	0	0	0	0	3	3						
Harmon Killebrew, R OBP: 0.374, SLG: 0.457 (1, 7)	F5			K		F6		L7		4	0	0	0	0	1	2						
Bob Allison, R OBP: 0.378, SLG: 0.408 (1, 9)		K		1B		1B		K		4	0	2	1	0	2	0						
Earl Battey, R OBP: 0.339, SLG: 0.419 (1, 2)	5-3		FC5-4		4-3			1B		4	0	1	0	0	0	2						
Bernie Allen, L OBP: 0.315, SLG: 0.415 Don Mincher, L OBP: 0.400, SLG: 0.512 (6, 3)	G3		4-3				HR	BB		2	0	0	0	0	0	1						
Zolio Versalles, R OBP: 0.259, SLG: 0.351 (1, 6)			E7		F2			K		4	1	1	0	0	1	2						
Jim Kaat, L OBP: 0.283, SLG: 0.350 Ted Sadowski, R OBP: 0.300, SLG: 0.500 Johnny Scurry, R OBP: 0.333, SLG: 0.654 Georges Maranda, R OBP: 0.377, SLG: 0.429 Bill Pleis, L OBP: 0.243, SLG: 0.235 (1, 1) (3, 1) (5, PH) (5, 1) (7, PH) (7, 1) (9, PH)			K		F8		G5-4-3	L6		1	0	0	0	0	1	1						
Inning Stats	R: 0 E: 0 K: 1 S: 6	H: 1 LOB: 1 BB: 0 P: 6	R: 0 E: 0 K: 1 S: 5	H: 0 LOB: 0 BB: 0 P: 5	R: 1 E: 1 K: 2 S: 9	H: 1 LOB: 1 BB: 0 P: 9	R: 0 E: 0 K: 1 S: 6	H: 1 LOB: 1 BB: 0 P: 6	R: 0 E: 0 K: 0 S: 3	H: 0 LOB: 0 BB: 0 P: 3	R: 1 E: 0 K: 0 S: 5	H: 2 LOB: 1 BB: 0 P: 5	R: 1 E: 0 K: 0 S: 4	H: 2 LOB: 0 BB: 0 P: 4	R: 0 E: 0 K: 1 S: 5	H: 0 LOB: 0 BB: 0 P: 5		R: 0 E: 0 K: 2 S: 8	H: 1 LOB: 2 BB: 1 P: 12	1B: 5 2B: 2 3B: 0 HR: 1	SF: 0 SAC: 0 DP: 1 HBP: 0	WP: 0 PB: 0 CS: 1
PITCHER Ralph Terry, R ERA: 3.2 (1, 1)	IP: 9.0 WLS: W BF: 36 H: 8 R: 3 ER: 2 SO: 8 BB: 1 IBB: 0 HBP: 0 BLK: 0 WP: 0 HR: 1 S: 51 P: 55 ERA: 2.00 WHIP: 1.000															PITCHER						

Batter	1	2	3	4	5	6	7	8	9	AB	R	H	RBI	BB	SO	LOB	BOTTOM			
Tom Tresh, S OBP: 0.330, SLG: 0.363 (1, 6)	HR	HR	HBP		F9			F7		4	2	2	4	0	0	0	Minnesota Twins @ New York Yankees Yankee Stadium, Bronx, NY Wed Jun 27 1962, 3:33 AM EDT Att: 18,312 - Unknown - 78 F			
Roger Maris, L OBP: 0.336, SLG: 0.437 (1, 8)	F8	HR	F2			6-3		K		5	1	1	2	0	1	3				
Bobby Richardson, R OBP: 0.335, SLG: 0.361 (1, 4)	6-3					F7		BB		4	0	2	0	1	0	0				
Mickey Mantle, S OBP: 0.494, SLG: 0.593 Joe Pepitone, L OBP: 0.275, SLG: 0.462 (9, 9)	1B	K	G4-6-3			F6		FC6-4		5	0	1	0	0	1	3				
Elston Howard, R OBP: 0.314, SLG: 0.430 (1, 2)	F3		5-3					FC6-4	BLK	4	1	2	0	0	0	1				
Hector Lopez, R OBP: 0.336, SLG: 0.340 Jack Reed, R OBP: 0.368, SLG: 0.529 (7, FR) (8, 7)	F9		HBP			FC6-4		FC6-4	BB	3	1	2	0	1	0	0				
Bill Skowron, R OBP: 0.322, SLG: 0.431 (1, 3)		1B	4-3					FC6-4		4	1	1	0	0	1	5				
Clete Boyer, R OBP: 0.373, SLG: 0.451 (1, 5)		1B	HBP					SF7		2	1	1	1	1	1	0				
Ralph Terry, R OBP: 0.151, SLG: 0.118 (1, 1)	1-3		HBP					K		3	0	0	0	0	1	3				
Inning Stats	R: 1 E: 0 K: 0 S: 5	H: 2 LOB: 1 BB: 0 P: 5	R: 4 E: 0 K: 1 S: 10	H: 5 LOB: 1 BB: 0 P: 10	R: 1 E: 0 K: 0 S: 4	H: 1 LOB: 3 BB: 1 P: 10	R: 0 E: 0 K: 1 S: 7	H: 3 LOB: 2 BB: 0 P: 7	R: 0 E: 0 K: 1 S: 5	H: 0 LOB: 0 BB: 0 P: 5	R: 0 E: 0 K: 0 S: 3	H: 0 LOB: 0 BB: 0 P: 3	R: 1 E: 0 K: 1 S: 6	H: 1 LOB: 1 BB: 1 P: 10	R: 0 E: 0 K: 1 S: 5	H: 0 LOB: 1 BB: 1 P: 9		1B: 10 2B: 0 3B: 0 HR: 2	SF: 1 SAC: 0 DP: 1 HBP: 2	WP: 0 PB: 0 CS: 0
PITCHER Jim Kaat, L ERA: 3.6 Ted Sadowski, R ERA: 4.36 Georges Maranda, R ERA: 4.28 Bill Pleis, L ERA: 4.5 (1, 1) (3, 1) (5, 1) (7, 1)	IP: 2.2 WLS: L BF: 19 H: 8 R: 6 ER: 6 SO: 1 BB: 0 IBB: 0 HBP: 0 BLK: 0 WP: 0 HR: 2 S: 18 P: 24 ERA: 20.25 WHIP: 3.000															PITCHER				

AB 35
R 3
H 8
RBI 3
BB 1
SO 8
LOB 15



AB 34
R 7
H 12
RBI 7
BB 3
SO 5
LOB 15



Batter	1	2	3	4	5	6	7	8	9	AB	R	H	RBI	BB	SO	LOB	TOP											
Lenny Green, L OBP: 0.393, SLG: 0.440 (1, 8)	5-3		BB			L8		F9	BB	3	0	0	0	2	0	1	Minnesota Twins @ New York Yankees Yankee Stadium, Bronx, NY Thu Jun 28 1962, 3:33 AM EDT Att: 18,539 - Unknown - 78 F AB 32 R 2 H 6 RBI 2 BB 6 SO 4 LOB 16											
Vic Power, R OBP: 0.338, SLG: 0.468 (1, 3)	F8		F8			3-1		1B	2B	5	1	1	1	0	0	2												
Rich Rollins, R OBP: 0.396, SLG: 0.510 (1, 5)	F7			F8		F7		6-3		4	0	0	0	0	0	1												
Harmon Killebrew, R OBP: 0.372, SLG: 0.453 Jim Kaat, L OBP: 0.283, SLG: 0.350 Dick Stigman, R OBP: 0.385, SLG: 0.438 Ray Moore, R OBP: 0.321, SLG: 0.292 (1, 7)	K	0-3		F7			F4	BB	BB	4	0	1	1	0	1	0												
Bob Allison, R OBP: 0.385, SLG: 0.415 (1, 9)	5-3	BB		K				2H	1B	2	0	1	0	2	1	0												
Earl Battey, R OBP: 0.341, SLG: 0.418 (1, 2)	5-3					FC5-4	F2	1-2	BB	3	0	1	0	1	0	2												
Johnny Goryl, R OBP: 0.402, SLG: 0.506 Don Mincher, L OBP: 0.402, SLG: 0.506 (1, 4)	F4			FC5-4		1-2	BB	K		2	0	0	0	0	0	2												
Zoilo Versalles, R OBP: 0.259, SLG: 0.350 (1, 6)				FC6		1-2	F6		K	4	0	1	0	0	1	3												
Jack Kralick, L OBP: 0.220, SLG: 0.256 Lee Stange, R OBP: 0.143, SLG: 0.143 George Banks, R OBP: 0.385, SLG: 0.438 Bill Tuttle, R OBP: 0.321, SLG: 0.292 (1, 1)	G6-4-3			G6-4-3		1-2	G3		F4	2	0	0	0	0	0	2												
Inning Stats	R: 0 E: 0 K: 0 S: 3	H: 0 LOB: 0 BB: 0 P: 3	R: 0 E: 0 K: 1 S: 5	H: 0 LOB: 1 BB: 1 P: 9	R: 0 E: 0 K: 0 S: 3	H: 1 LOB: 1 BB: 1 P: 7	R: 0 E: 0 K: 1 S: 5	H: 0 LOB: 0 BB: 0 P: 5	R: 0 E: 0 K: 0 S: 4	H: 1 LOB: 1 BB: 0 P: 4	R: 0 E: 0 K: 0 S: 3	H: 0 LOB: 0 BB: 0 P: 3	R: 0 E: 0 K: 0 S: 4	H: 1 LOB: 2 BB: 1 P: 8	R: 2 E: 0 K: 1 S: 8	H: 3 LOB: 3 BB: 2 P: 16		R: 0 E: 0 K: 1 S: 5	H: 0 LOB: 1 BB: 1 P: 9	1B: 4 2B: 2 3B: 0 HR: 0	SF: 0 SAC: 0 DP: 1 HBP: 0	WP: 0 PB: 0 CS: 1	PA: 38					
PITCHER	IP	WLS	BF	H	R	ER	SO	BB	IBB	HBP	BLK	WP	HR	S	P	ERA		WHIP										
Bill Stafford, R ERA: 3.71 Tex Clevenger, R ERA: 1.42 Marshall Bridges, L ERA: 1.19 (1, 1)	7.2	W	32	6	2	2	2	4	0	0	0	0	0	32	48	2.35		1.304										

Batter	1	2	3	4	5	6	7	8	9	AB	R	H	RBI	BB	SO	LOB	BOTTOM												
Tom Tresh, S OBP: 0.329, SLG: 0.358 (1, 6)	L5		F9		K			BB	BB	3	1	0	0	1	1	1	Minnesota Twins @ New York Yankees Yankee Stadium, Bronx, NY Thu Jun 28 1962, 3:33 AM EDT Att: 18,539 - Unknown - 78 F AB 29 R 4 H 7 RBI 3 BB 2 SO 3 LOB 7												
Roger Maris, L OBP: 0.338, SLG: 0.447 (1, 8)	F2			HR		4-3		1B	BB	3	1	1	1	1	0	0													
Hector Lopez, R OBP: 0.328, SLG: 0.330 Joe Pepitone, L OBP: 0.282, SLG: 0.467 (1, 7)	6-3			K		K		1-3	2H	1B	3	0	0	0	0	2													
Mickey Mantle, S OBP: 0.494, SLG: 0.615 Jack Reed, R OBP: 0.366, SLG: 0.529 (1, 9)				G4-3		HR		F3	F3	4	1	2	1	0	0	2													
Elston Howard, R OBP: 0.313, SLG: 0.431 (1, 2)	G4-3			1B		6-3		SH3	E	2B	4	1	1	0	0	3													
Bill Skowron, R OBP: 0.324, SLG: 0.432 (1, 3)				1B		5-3		SH3		2	0	1	0	0	0	0													
Clete Boyer, R OBP: 0.369, SLG: 0.445 (1, 5)	F7							2-3		3	0	0	0	0	0	1													
Phil Linz, R OBP: 0.306, SLG: 0.382 (1, 4)				F2				3H	F8	3	0	0	0	0	0	0													
Bill Stafford, R OBP: 0.243, SLG: 0.250 Tex Clevenger, R ERA: 3.54 Marshall Bridges, S ERA: 3.27 (1, 1)				6-3					5-3	2	0	1	0	0	0	0													
Inning Stats	R: 0 E: 0 K: 0 S: 3	H: 2 LOB: 1 BB: 0 P: 4	R: 0 E: 0 K: 0 S: 4	H: 2 LOB: 1 BB: 0 P: 4	R: 0 E: 0 K: 0 S: 3	H: 0 LOB: 0 BB: 0 P: 3	R: 2 E: 0 K: 1 S: 7	H: 2 LOB: 0 BB: 0 P: 7	R: 0 E: 0 K: 1 S: 6	H: 1 LOB: 1 BB: 0 P: 6	R: 0 E: 0 K: 1 S: 5	H: 0 LOB: 0 BB: 0 P: 5	R: 1 E: 1 K: 0 S: 4	H: 1 LOB: 0 BB: 0 P: 4	R: 1 E: 0 K: 0 S: 4	H: 1 LOB: 2 BB: 2 P: 12		R: 0 E: 0 K: 0 S: 5	H: 0 LOB: 1 BB: 1 P: 9	1B: 4 2B: 1 3B: 0 HR: 2	SF: 0 SAC: 1 DP: 1 HBP: 0	WP: 0 PB: 0 CS: 0	PA: 32						
PITCHER	IP	WLS	BF	H	R	ER	SO	BB	IBB	HBP	BLK	WP	HR	S	P	ERA		WHIP											
Jack Kralick, L ERA: 4.34 Lee Stange, R ERA: 3.54 Dick Stigman, L ERA: 3.54 Ray Moore, R ERA: 3.27 (1, 1)	6.1	L	24	6	3	2	3	6	3	2	3	0	0	0	0	0		2.84	0.947										

Batter	1	2	3	4	5	6	7	8	9	10	AB	R	H	RBI	BB	SO	LOB									
Lenny Green, L OBP: 0.380, SLG: 0.436 (8, 7)	4-3		4-3		E7			K		F8	5	0	1	1	0	1	1									
Vic Power, R OBP: 0.332, SLG: 0.458 (1, 3)	F2			P6	F8			K		F3	5	0	0	0	0	1	2									
Rich Rollins, R OBP: 0.393, SLG: 0.505 (1, 5)	F7			F7						1-3	5	1	1	0	0	0	0									
Harmon Killebrew, R OBP: 0.374, SLG: 0.464 (8, 8)		P3				5-3					3	1	1	2	1	0	0									
Bill Tuttle, R OBP: 0.321, SLG: 0.292 (8, 8)					BB					HR	0	0	0	0	0	0	0									
Bob Allison, R OBP: 0.382, SLG: 0.408 (1, 9)					F3						3	0	0	0	1	1	1									
Earl Battey, R OBP: 0.340, SLG: 0.415 (1, 2)						5-3					4	0	1	0	0	2	1									
Earl Battey, R OBP: 0.340, SLG: 0.415 (1, 2)								K		K	4	0	1	0	0	2	1									
Bernie Allen, L OBP: 0.317, SLG: 0.414 (1, 4)										6-3	3	1	1	0	1	0	1									
Zoilo Versalles, R OBP: 0.255, SLG: 0.344 (1, 6)											4	0	0	0	0	0	3									
Joe Bonikowski, R OBP: 0.192, SLG: 0.180 (5, PR)											1	0	0	0	0	0	1									
Don Mincher, L OBP: 0.297, SLG: 0.491 (5, 1)											0	0	0	0	0	0	0									
Georges Maranda, R OBP: 0.292, SLG: 0.374 (7, PR)											0	0	0	0	0	0	0									
George Banks, R OBP: 0.190, SLG: 0.431 (7, 1)											0	0	0	0	0	0	1									
Bill Pleis, L OBP: 0.292, SLG: 0.431 (7, 1)											0	0	0	0	0	0	0									
Lee Stange, R OBP: 0.135, SLG: 0.143 (8, 1)											0	0	0	0	0	0	0									
Ray Moore, R OBP: 0.292, SLG: 0.431 (8, 1)											1	0	0	0	0	0	1									
Inning Stats	R: 0 E: 0 K: 0 S: 3	H: 0 LOB: 0 BB: 0 P: 3	R: 0 E: 0 K: 1 S: 5	H: 0 LOB: 0 BB: 0 P: 5	R: 0 E: 0 K: 1 S: 5	H: 0 LOB: 1 BB: 1 P: 9	R: 0 E: 0 K: 0 S: 3	H: 0 LOB: 1 BB: 1 P: 7	R: 1 E: 1 K: 0 S: 6	H: 3 LOB: 2 BB: 0 P: 6	R: 0 E: 0 K: 0 S: 3	H: 0 LOB: 0 BB: 0 P: 3	R: 0 E: 0 K: 1 S: 6	H: 1 LOB: 1 BB: 0 P: 6	R: 2 E: 0 K: 3 S: 11	H: 2 LOB: 1 BB: 1 P: 15	R: 0 E: 0 K: 1 S: 5	H: 0 LOB: 0 BB: 0 P: 5	R: 0 E: 0 K: 0 S: 3	H: 0 LOB: 0 BB: 0 P: 3	1B: 5 2B: 0 3B: 0 HR: 1	SF: 0 SAC: 0 DP: 0 HBP: 0	WP: 0 PA: 39 PB: 0 SB: 0 CS: 0			
PITCHER Dave Stenhouse, R ERA: 2.61 (1, 1)	IP 10.0	WLS W 39	BF H 6	R 3	ER 3	SO 7	BB 3	IBB 0	HBP 0	BLK 0	WP 0	HR 1	S 50	P 62	ERA 2.70	WHIP 0.900										

Minnesota Twins @ Washington Senators
D.C. Stadium, Washington, DC
Fri Jun 29 1962, 7:05 PM EDT
Att: 13,475 - Unknown

AB 36
R 3
H 6
RBI 3
BB 3
SO 7
LOB 11



WP: 0 PA: 39
PB: 0
SB: 0
CS: 0

Batter	1	2	3	4	5	6	7	8	9	10	AB	R	H	RBI	BB	SO	LOB										
Ken Hamlin, R OBP: 0.263, SLG: 0.247 (1, 6)	K				5-3						4	1	0	0	1	1	2										
Danny O'Connell, R OBP: 0.331, SLG: 0.381 (8, PR)											3	1	1	0	0	0	0										
Chuck Cottier, R OBP: 0.296, SLG: 0.327 (9, 4)	2-3										1	0	0	0	0	0	0										
Jim King, L OBP: 0.356, SLG: 0.319 (1, 9)	2-3										4	0	0	0	0	0	1										
Harry Bright, R OBP: 0.377, SLG: 0.585 (1, 3)											5	2	2	1	0	0	3										
Ken Retzer, L OBP: 0.279, SLG: 0.484 (1, 2)											3	0	1	1	1	0	0										
Claude Osteen, L OBP: 0.190, SLG: 0.238 (8, PR)											0	0	0	0	0	0	0										
Bob Schmidt, R OBP: 0.265, SLG: 0.391 (9, 2)											0	1	0	0	1	0	0										
Bud Ziefel, L OBP: 0.278, SLG: 0.188 (1, 7)											3	0	0	0	0	1	1										
Chuck Hinton, R OBP: 0.343, SLG: 0.500 (8, PH)											1	1	1	4	1	0	0										
Jim Piersall, R OBP: 0.300, SLG: 0.364 (1, 8)											4	0	2	0	0	1	3										
Bob Johnson, R OBP: 0.340, SLG: 0.417 (1, 5)											3	0	1	0	1	0	0										
Dave Stenhouse, R OBP: 0.074, SLG: 0.038 (1, 1)											4	0	0	0	0	0	4										
Inning Stats	R: 2 E: 0 K: 2 S: 10	H: 3 LOB: 1 BB: 0 P: 10	R: 0 E: 0 K: 0 S: 4	H: 2 LOB: 1 BB: 0 P: 4	R: 0 E: 0 K: 0 S: 3	H: 0 LOB: 0 BB: 0 P: 3	R: 0 E: 0 K: 1 S: 5	H: 0 LOB: 0 BB: 0 P: 5	R: 0 E: 0 K: 0 S: 3	H: 0 LOB: 0 BB: 0 P: 3	R: 0 E: 0 K: 0 S: 4	H: 1 LOB: 2 BB: 1 P: 8	R: 1 E: 0 K: 0 S: 4	H: 0 LOB: 3 BB: 3 P: 16	R: 0 E: 0 K: 0 S: 3	H: 0 LOB: 0 BB: 0 P: 3	R: 3 E: 0 K: 0 S: 4	H: 2 LOB: 0 BB: 1 P: 8	1B: 4 2B: 3 3B: 0 HR: 1	SF: 0 SAC: 2 DP: 1 HBP: 0	WP: 2 PA: 42 PB: 0 SB: 0 CS: 0						
PITCHER Joe Bonikowski, R ERA: 3.92 (1, 1)	IP 4.0	WLS R 2	BF H 5	R 2	ER 2	SO 3	BB 0	IBB 0	HBP 0	BLK 0	WP 1	HR 0	S 22	P 22	ERA 4.50	WHIP 1.250											
Georges Maranda, R ERA: 4.04 (5, 1)	2.0	6	0	0	0	0	0	0	0	0	0	0	0	6	0.00	0.000											
Bill Pleis, L ERA: 3.38 (7, 1)	0.2	4	1	0	0	0	0	1	0	0	0	0	0	3	7	0.00	1.500										
Lee Stange, R ERA: 3.91 (7, 1)	1.0	7	0	1	1	0	2	1	0	0	0	0	0	4	16	9.00	2.000										
Ray Moore, R ERA: 3.96 (8, 1)	2.0	L	9	2	3	3	0	1	0	0	0	1	1	8	12	13.50	1.500										

Minnesota Twins @ Washington Senators
D.C. Stadium, Washington, DC
Fri Jun 29 1962, 7:05 PM EDT
Att: 13,475 - Unknown

AB 35
R 6
H 8
RBI 6
BB 5
SO 3
LOB 14



WP: 2 PA: 42
PB: 0
SB: 0
CS: 0

Batter	1	2	3	4	5	6	7	8	9	AB	R	H	RBI	BB	SO	LOB	TOP			
Lenny Green, L OBP: 0.379, SLG: 0.434	E4 1B		F9		3-1		F9			4	0	1	0	0	0	3				
Vic Power, R OBP: 0.331, SLG: 0.455	K		F7					F7		4	0	1	0	0	1	1				
Rich Rollins, R OBP: 0.389, SLG: 0.498	K		F8					6-3		4	0	0	0	0	1	2				
Harmon Killebrew, R OBP: 0.372, SLG: 0.458	FC6-4 BB			F7				6-3		3	0	0	0	1	1	1				
Bob Allison, R OBP: 0.380, SLG: 0.405	FC6-4 1-2			K			F2			4	0	1	0	0	1	3				
Earl Battey, R OBP: 0.338, SLG: 0.410		G3		1-3						3	0	0	0	1	1	1				
Bernie Allen, L OBP: 0.316, SLG: 0.416		1-3			6-3					4	0	1	0	0	0	1				
Zolio Versalles, R OBP: 0.256, SLG: 0.344					E1					3	0	1	0	0	1	2				
Don Mincher, L OBP: 0.404, SLG: 0.506							K			1	0	0	0	0	1	1				
Jim Kaat, L OBP: 0.265, SLG: 0.326							K			3	0	0	0	0	3	4				
Inning Stats	R: 0 E: 1 K: 2 S: 8	H: 1 LOB: 2 BB: 1 P: 12	R: 0 E: 0 K: 1 S: 6	H: 1 LOB: 1 BB: 0 P: 6	R: 0 E: 0 K: 0 S: 3	H: 0 LOB: 0 BB: 0 P: 3	R: 0 E: 0 K: 1 S: 5	H: 0 LOB: 0 BB: 0 P: 5	R: 0 E: 1 K: 1 S: 6	H: 0 LOB: 1 BB: 0 P: 6	R: 0 E: 0 K: 2 S: 8	H: 1 LOB: 2 BB: 1 P: 12	R: 0 E: 0 K: 0 S: 3	H: 0 LOB: 0 BB: 0 P: 3	R: 0 E: 0 K: 2 S: 8	H: 1 LOB: 1 BB: 0 P: 8	1B: 4 2B: 1 3B: 0 HR: 0	SF: 0 SAC: 0 DP: 0 HBP: 0	WP: 0 PB: 0 SB: 0 CS: 0	PA: 35
PITCHER Tom Cheney, R ERA: 3.18	IP: 9.0 WLS: W BF: 35 H: 5 R: 0 ER: 0 SO: 10 BB: 2 IBB: 0 HBP: 0 BLK: 0 WP: 0 HR: 0 S: 53 P: 61 ERA: 0.00 WHIP: 0.778															PITCHER				

Minnesota Twins @ Washington Senators
D.C. Stadium, Washington, DC
Sat Jun 30 1962, 7:05 PM EDT
Att: 15,506 - Unknown

livebaseballscorecards.com

AB 33
R 0
H 5
RBI 0
BB 2
SO 10
LOB 19




Batter	1	2	3	4	5	6	7	8	9	AB	R	H	RBI	BB	SO	LOB	BOTTOM			
Ken Hamlin, R OBP: 0.298, SLG: 0.276	G6-3 1B									3	0	3	1	1	0	0				
Danny O'Connell, R OBP: 0.324, SLG: 0.372										4	0	0	0	0	1	5				
Chuck Cottier, R OBP: 0.296, SLG: 0.327	K		1-3							0	0	0	0	0	0	0				
Chuck Hinton, R OBP: 0.341, SLG: 0.492	G6-3 1-2									3	0	0	0	1	0	1				
Harry Bright, R OBP: 0.373, SLG: 0.570		1-3								3	0	0	0	1	1	1				
Jim Piersall, R OBP: 0.300, SLG: 0.362		5-3								4	0	1	0	0	0	2				
Bob Johnson, R OBP: 0.344, SLG: 0.420										3	0	2	0	0	1	1				
Jim King, L OBP: 0.360, SLG: 0.317										1	1	0	0	2	0	1				
Bob Schmidt, R OBP: 0.259, SLG: 0.382										3	0	0	0	0	0	3				
Tom Cheney, R OBP: 0.105, SLG: 0.056										3	0	0	0	0	0	3				
Inning Stats	R: 0 E: 0 K: 1 S: 5	H: 1 LOB: 0 BB: 0 P: 5	R: 0 E: 0 K: 0 S: 4	H: 1 LOB: 1 BB: 0 P: 4	R: 0 E: 0 K: 0 S: 3	H: 0 LOB: 1 BB: 1 P: 7	R: 0 E: 0 K: 0 S: 2	H: 0 LOB: 0 BB: 1 P: 6	R: 0 E: 0 K: 0 S: 5	H: 2 LOB: 3 BB: 1 P: 9	R: 0 E: 0 K: 1 S: 6	H: 1 LOB: 1 BB: 0 P: 6	R: 1 E: 0 K: 0 S: 3	H: 1 LOB: 0 BB: 1 P: 7	R: 0 E: 0 K: 1 S: 5	H: 0 LOB: 1 BB: 1 P: 9	1B: 6 2B: 0 3B: 0 HR: 0	SF: 0 SAC: 0 DP: 2 HBP: 0	WP: 0 PB: 0 SB: 0 CS: 1	PA: 33
PITCHER Jim Kaat, L ERA: 3.43	IP: 8.0 WLS: L BF: 32 H: 6 R: 1 ER: 1 SO: 3 BB: 5 IBB: 0 HBP: 0 BLK: 0 WP: 0 HR: 0 S: 33 P: 53 ERA: 1.12 WHIP: 1.375															PITCHER				


Minnesota Twins @ Washington Senators
D.C. Stadium, Washington, DC
Sat Jun 30 1962, 7:05 PM EDT
Att: 15,506 - Unknown

livebaseballscorecards.com

AB 27
R 1
H 6
RBI 1
BB 5
SO 3
LOB 17



Batter	1	2	3	4	5	6	7	8	9	AB	R	H	RBI	BB	SO	LOB	TOP								
Lenny Green, L (1, 8) OBP: 0.379, SLG: 0.445	F9		F9			F9	K		F7	5	1	2	0	0	1	0	Minnesota Twins @ Boston Red Sox Fenway Park, Boston, MA Mon Jul 02 1962, 7:05 PM EDT Att: 12,805 - Unknown - 76 F AB 35 R 3 H 8 RBI 3 BB 2 SO 6 LOB 19 								
Vic Power, R (1, 3) OBP: 0.331, SLG: 0.451	K		FC5			F9			BB	4	0	1	0	0	1	3									
Rich Rollins, R (1, 5) OBP: 0.393, SLG: 0.495	F4				F7				FC1-2	3	1	1	1	1	0	0									
Harmon Killebrew, R (1, 7) OBP: 0.374, SLG: 0.470		K			6-3				FC5-2	3	1	1	0	1	1	0									
Marty Martínez, S (8, PR) OBP: 0.455, SLG: 0.250									FC1-2	0	0	0	0	0	0	0									
Bill Tuttle, R (8, 8) OBP: 0.321, SLG: 0.292									FC5-2	0	0	0	0	0	0	0									
Bob Allison, R (1, 9) OBP: 0.378, SLG: 0.431	F8					1-3			FC1-2	4	0	1	0	0	0	5									
Earl Battey, R (1, 2) OBP: 0.342, SLG: 0.411	6-3								FC5-2	4	0	1	2	0	0	4									
Bernie Allen, L (1, 4) OBP: 0.317, SLG: 0.422									F8	4	0	1	0	0	1	4									
Zoilo Versalles, R (1, 6) OBP: 0.249, SLG: 0.335			F9			F6			E6	4	0	0	0	0	0	1									
Georges Maranda, R (1, 1) OBP: 0.333, SLG: 0.556			K			K			G4-6-3	2	0	0	0	0	2	1									
Lee Stange, R (6, 1) OBP: 0.143, SLG: 0.143										0	0	0	0	0	0	0									
George Banks, R (7, PH) OBP: 0.375, SLG: 0.424										1	0	0	0	0	0	0									
Dick Stigman, R (7, 1) OBP: 0.400, SLG: 0.500										1	0	0	0	0	0	1									
Inning Stats	R: 0 E: 0 K: 1 S: 5	H: 0 LOB: 0 BB: 0 P: 5	R: 0 E: 0 K: 1 S: 5	H: 0 LOB: 0 BB: 0 P: 5	R: 0 E: 0 K: 1 S: 7	H: 2 LOB: 2 BB: 0 P: 7	R: 0 E: 0 K: 0 S: 4	H: 1 LOB: 1 BB: 0 P: 4	R: 0 E: 0 K: 1 S: 5	H: 0 LOB: 0 BB: 0 P: 5	R: 3 E: 0 K: 1 S: 9	H: 4 LOB: 1 BB: 0 P: 9	R: 0 E: 0 K: 1 S: 5	H: 0 LOB: 0 BB: 0 P: 5	R: 0 E: 0 K: 0 S: 4	H: 1 LOB: 3 BB: 2 P: 12	R: 0 E: 1 K: 0 S: 3	H: 0 LOB: 0 BB: 0 P: 3	1B: 5 2B: 3 3B: 0 HR: 0	SF: 0 SAC: 0 DP: 1 HBP: 0	WP: 0 PB: 0 SB: 0 CS: 0	PA: 37			
PITCHER	IP	WLS	BF	H	R	ER	SO	BB	IBB	HBP	BLK	WP	HR	S	P	ERA	WHIP								
Ike Delock, R (1, 1) ERA: 2.68	5.2		24	7	3	3	4	0	0	0	0	0	0	32	32	4.76	1.235								
Arnold Earley, L (6, 1) ERA: 3.89	1.1	W	6	1	0	0	2	1	0	0	0	0	0	9	13	0.00	1.500								
Mike Fornieles, R (8, 1) ERA: 5.23	2.0	S	7	0	0	0	0	1	0	0	0	0	0	6	10	0.00	0.500								

Batter	1	2	3	4	5	6	7	8	9	AB	R	H	RBI	BB	SO	LOB	BOTTOM								
Billy Gardner, R (1, 4) OBP: 0.286, SLG: 0.287	1-3		L9			L9				4	1	1	0	0	1	2	Minnesota Twins @ Boston Red Sox Fenway Park, Boston, MA Mon Jul 02 1962, 7:05 PM EDT Att: 12,805 - Unknown - 76 F AB 28 R 4 H 6 RBI 4 BB 5 SO 7 LOB 18 								
Gary Geiger, L (1, 8) OBP: 0.333, SLG: 0.389	K		L9			F9				2	0	0	0	2	1	2									
Carl Yastrzemski, L (1, 7) OBP: 0.372, SLG: 0.495			L9			F8				4	0	1	0	0	1	3									
Frank Maltzone, R (1, 5) OBP: 0.322, SLG: 0.445	FC4		L9			F5				4	0	0	1	0	0	3									
Pete Runnels, L (1, 3) OBP: 0.440, SLG: 0.444			L9			F8				2	2	0	0	2	2	1									
Jim Pagliaroni, R (1, 2) OBP: 0.365, SLG: 0.417			L9			F8				2	1	0	0	1	0	1									
Lou Clinton, R (1, 9) OBP: 0.238, SLG: 0.384			L9			F8				3	0	2	0	0	1	0									
Eddie Bressoud, R (1, 6) OBP: 0.304, SLG: 0.401			L9			F8				4	0	1	3	0	1	3									
Ike Delock, R (1, 1) ERA: 4.2			L9			F8				2	0	0	0	0	0	3									
Arnold Earley, L (6, 1) ERA: 3.53			L9			F8				1	0	1	0	0	0	0									
Mike Fornieles, R (8, 1) OBP: 0.300, SLG: 0.300			L9			F8				0	0	0	0	0	0	0									
Inning Stats	R: 0 E: 0 K: 1 S: 6	H: 1 LOB: 1 BB: 0 P: 6	R: 1 E: 0 K: 0 S: 4	H: 1 LOB: 1 BB: 1 P: 8	R: 1 E: 0 K: 1 S: 6	H: 1 LOB: 1 BB: 1 P: 10	R: 0 E: 0 K: 0 S: 3	H: 1 LOB: 1 BB: 1 P: 7	R: 0 E: 0 K: 2 S: 7	H: 0 LOB: 0 BB: 0 P: 7	R: 2 E: 1 K: 1 S: 8	H: 2 LOB: 2 BB: 1 P: 12	R: 0 E: 0 K: 2 S: 7	H: 0 LOB: 0 BB: 0 P: 7	R: 0 E: 0 K: 2 S: 7	H: 0 LOB: 0 BB: 0 P: 7	1B: 6 2B: 0 3B: 0 HR: 0	SF: 0 SAC: 2 DP: 2 HBP: 0	WP: 0 PB: 0 SB: 0 CS: 0	PA: 35					
PITCHER	IP	WLS	BF	H	R	ER	SO	BB	IBB	HBP	BLK	WP	HR	S	P	ERA	WHIP								
Georges Maranda, R (1, 1) ERA: 4.2	5.0		23	4	3	3	2	5	0	0	0	0	0	22	42	5.40	1.800								
Lee Stange, R (6, 1) ERA: 3.53	1.0	L	6	2	1	0	1	0	0	0	0	0	0	8	8	0.00	2.000								
Dick Stigman, L (7, 1) ERA: 3.3	2.0		6	0	0	0	4	0	0	0	0	0	0	14	14	0.00	0.000								

Batter	1	2	3	4	5	6	7	8	9	AB	R	H	RBI	BB	SO	LOB	TOP				
Lenny Green, L OBP: 0.383, SLG: 0.447 (1, 8)										3	1	2	0	1	0	0					
Vic Power, R OBP: 0.333, SLG: 0.452 (1, 3)										4	1	2	1	0	0	2					
Rich Rollins, R OBP: 0.396, SLG: 0.497 (1, 5)										3	0	1	1	1	1	2					
Harmon Killebrew, R OBP: 0.371, SLG: 0.472 Bill Tuttle, R OBP: 0.321, SLG: 0.292 (1, 7) (9, 8)										5	0	1	1	0	2	5					
Bob Allison, R OBP: 0.380, SLG: 0.437 (1, 9)											4	1	2	0	0	1					
Earl Battley, R OBP: 0.341, SLG: 0.409 (1, 2)											4	0	1	0	0	2					
Bernie Allen, L OBP: 0.316, SLG: 0.419 (1, 4)											4	0	1	1	0	2					
Zolio Versalles, R OBP: 0.246, SLG: 0.330 (1, 6)											4	0	0	0	2	3					
Jack Kralick, L OBP: 0.222, SLG: 0.256 Ray Moore, R (9, 1)										4	1	1	0	0	1	1					
Inning Stats	R: 0 E: 0 K: 0 S: 3	H: 1 LOB: 1 BB: 0 P: 4	R: 1 E: 0 K: 1 S: 6	H: 1 LOB: 0 BB: 0 P: 6	R: 1 E: 0 K: 1 S: 6	H: 1 LOB: 1 BB: 1 P: 10	R: 0 E: 0 K: 0 S: 4	H: 1 LOB: 1 BB: 0 P: 4	R: 0 E: 0 K: 0 S: 4	H: 1 LOB: 2 BB: 1 P: 8	R: 2 E: 1 K: 0 S: 6	H: 3 LOB: 1 BB: 0 P: 6	R: 0 E: 0 K: 2 S: 8	H: 1 LOB: 1 BB: 0 P: 8	R: 0 E: 0 K: 2 S: 8	H: 1 LOB: 1 BB: 0 P: 8	1B: 8 2B: 2 3B: 1 HR: 0	SF: 0 SAC: 2 DP: 1 HBP: 1	WP: 0 PB: 0 SB: 0 CS: 0	PA: 40	
PITCHER	IP WLS BF H R ER SO BB IBB HBP BLK WP HR S P ERA WHIP	7.0 L 32 9 4 4 2 2 0 1 0 0 0 0 33 42 5.14 1.571	2.0 L 8 2 0 0 4 0 0 0 0 0 0 0 16 16 0.00 1.000																		

Minnesota Twins @ Boston Red Sox
Fenway Park, Boston, MA
Tue Jul 03 1962, 3:33 AM EDT
Alt. 7,403 - Unknown - 78 F

livebaseballscores.com

AB 35
R 4
H 11
RBI 4
BB 2
SO 6
LOB 18

Batter	1	2	3	4	5	6	7	8	9	AB	R	H	RBI	BB	SO	LOB	BOTTOM				
Billy Gardner, R OBP: 0.274, SLG: 0.275 (1, 4)										4	0	0	0	0	0	2					
Gary Geiger, L OBP: 0.330, SLG: 0.385 Carroll Hardy, R OBP: 0.317, SLG: 0.351 (1, 8) (8, PH) (9, 8)										3	0	0	0	0	1	0					
Carl Yastrzemski, L OBP: 0.369, SLG: 0.499 (1, 7)										4	0	0	0	0	1	0					
Frank Maltzone, R OBP: 0.324, SLG: 0.446 (1, 5)										4	1	2	0	0	0	0					
Pete Runnels, L OBP: 0.438, SLG: 0.441 (1, 3)										4	0	1	0	0	0	1					
Jim Pagliaroni, R OBP: 0.368, SLG: 0.415 (1, 2)										3	1	1	1	0	0	2					
Lou Clinton, R OBP: 0.262, SLG: 0.416 (1, 9)										4	1	3	1	0	1	2					
Eddie Bressoud, R OBP: 0.307, SLG: 0.403 (1, 6)										4	0	2	0	0	1	3					
Don Schwalt, R OBP: 0.182, SLG: 0.156 Bob Tillman, R OBP: 0.314, SLG: 0.511 Dick Radatz, R OBP: 0.167, SLG: 0.167 (1, 1) (7, PH) (8, 1)										2	0	0	0	0	0	4					
Inning Stats	R: 0 E: 0 K: 1 S: 5	H: 0 LOB: 0 BB: 0 P: 5	R: 1 E: 0 K: 0 S: 6	H: 4 LOB: 2 BB: 0 P: 6	R: 0 E: 0 K: 0 S: 3	H: 0 LOB: 0 BB: 0 P: 3	R: 0 E: 0 K: 0 S: 3	H: 0 LOB: 0 BB: 0 P: 3	R: 0 E: 0 K: 0 S: 3	H: 2 LOB: 1 BB: 0 P: 4	R: 2 E: 1 K: 0 S: 4	H: 1 LOB: 0 BB: 0 P: 5	R: 0 E: 0 K: 1 S: 5	H: 0 LOB: 0 BB: 0 P: 5	R: 0 E: 0 K: 2 S: 9	H: 2 LOB: 2 BB: 0 P: 9	1B: 8 2B: 1 3B: 0 HR: 0	SF: 0 SAC: 0 DP: 1 HBP: 1	WP: 1 PB: 0 SB: 1 CS: 0	PA: 35	
PITCHER	IP WLS BF H R ER SO BB IBB HBP BLK WP HR S P ERA WHIP	8.0 W 32 9 3 2 2 9 3 2 2 0 0 7 36 2.25 1.125	1.0 S 3 0 0 0 2 0 0 0 0 0 0 7 7 0.00 0.000																		

Minnesota Twins @ Boston Red Sox
Fenway Park, Boston, MA
Tue Jul 03 1962, 3:33 AM EDT
Alt. 7,403 - Unknown - 78 F

livebaseballscores.com

AB 34
R 3
H 9
RBI 2
BB 0
SO 4
LOB 14

Batter	1	2	3	4	5	6	7	8	9	AB	R	H	RBI	BB	SO	LOB	TOP								
Lenny Green, L OBP: 0.383, SLG: 0.450 (1, 8)	F8		1B	2B			5-3		K	5	1	2	0	0	1	0	Minnesota Twins @ Boston Red Sox Fenway Park, Boston, MA Wed Jul 04 1962, 3:33 AM EDT Unknown - 80 F								
Vic Power, R OBP: 0.334, SLG: 0.462 (1, 3)	6-3		1B	F8			HR		F8	5	2	1	0	0	1										
Rich Rollins, R OBP: 0.398, SLG: 0.497 (1, 5)	5-3		HR							4	2	2	2	0	0										
Harmon Killebrew, R OBP: 0.372, SLG: 0.479 Marty Martínez, S OBP: 0.455, SLG: 0.250 Bill Tuttle, R OBP: 0.321, SLG: 0.292 (1, 7)		1B	K							5	0	2	1	0	2	3									
Bob Allison, R OBP: 0.385, SLG: 0.454 (1, 9)										0	1	0	0	0	0	0									
Earl Battey, R OBP: 0.338, SLG: 0.405 (1, 2)										0	0	0	0	0	0	0									
Bernie Allen, L OBP: 0.315, SLG: 0.417 (1, 4)										5	1	3	4	0	0	0									
Zolio Versalles, R OBP: 0.243, SLG: 0.325 (1, 6)										5	0	1	0	0	1	4									
Joe Bonikowski, R OBP: 0.192, SLG: 0.160 Bill Pleis, L OBP: 0.250, SLG: 0.250 (1, 1)										4	0	1	0	0	1	2									
										4	0	0	0	0	2	4									
										0	0	0	0	0	0	0									
										4	1	1	0	0	2	2									
Inning Stats	R: 0 E: 0 K: 0 S: 3	H: 0 LOB: 0 BB: 0 P: 3	R: 0 E: 0 K: 2 S: 9	H: 2 LOB: 2 BB: 0 P: 9	R: 5 E: 0 K: 1 S: 10	H: 5 LOB: 0 BB: 0 P: 10	R: 0 E: 0 K: 2 S: 8	H: 1 LOB: 1 BB: 0 P: 8	R: 0 E: 0 K: 0 S: 3	H: 0 LOB: 0 BB: 0 P: 3	R: 0 E: 0 K: 1 S: 5	H: 0 LOB: 0 BB: 0 P: 5	R: 1 E: 0 K: 1 S: 7	H: 2 LOB: 1 BB: 0 P: 7	R: 0 E: 0 K: 1 S: 7	H: 2 LOB: 2 BB: 0 P: 7	R: 2 E: 0 K: 1 S: 7	H: 2 LOB: 2 BB: 0 P: 8	1B: 9 2B: 3 3B: 0 HR: 2	SF: 0 SAC: 0 DP: 0 HBP: 1	WP: 0 PB: 0 SB: 0 CS: 0	PA: 42			
PITCHER	IP	WLS	BF	H	R	ER	SO	BB	IBB	HBP	BLK	WP	HR	S	P	ERA	WHIP								
Bill Monbouquette, R ERA: 3.98 Mike Fornieles, R ERA: 5.48 (1, 1)	6.0	L	26	8	5	5	6	0	0	0	0	0	1	38	38	7.50	1.333								
(7, 1)	3.0		16	6	3	3	3	0	0	1	0	0	1	21	22	9.00	2.000								

Batter	1	2	3	4	5	6	7	8	9	AB	R	H	RBI	BB	SO	LOB	BOTTOM								
Billy Gardner, R OBP: 0.280, SLG: 0.274 (1, 4)	1B			3-1					G6-4-3	4	1	1	0	1	0	3	Minnesota Twins @ Boston Red Sox Fenway Park, Boston, MA Wed Jul 04 1962, 3:33 AM EDT Unknown - 80 F								
Gary Geiger, L OBP: 0.332, SLG: 0.384 Carroll Hardy, R OBP: 0.315, SLG: 0.350 (1, 8)										3	0	1	0	0	0	2									
Carl Yastrzemski, L OBP: 0.364, SLG: 0.482 (1, 7)										4	0	0	0	0	0	2									
Frank Maltzone, R OBP: 0.326, SLG: 0.450 (1, 5)										4	0	2	0	0	0	1									
Pete Runnels, L OBP: 0.433, SLG: 0.435 (1, 3)										4	0	0	0	0	1	3									
Jim Pagliaroni, R OBP: 0.366, SLG: 0.430 (1, 2)										4	1	1	1	0	1	1									
Lou Clinton, R OBP: 0.284, SLG: 0.481 (1, 9)										4	2	3	1	0	0	0									
Eddie Bressoud, R OBP: 0.309, SLG: 0.404 (1, 6)										4	0	2	0	0	0	1									
Bill Monbouquette, R OBP: 0.222, SLG: 0.125 Bob Tillman, R OBP: 0.312, SLG: 0.507 Earl Wilson, R OBP: 0.298, SLG: 0.538 Mike Fornieles, R OBP: 0.300, SLG: 0.300 Pumpsie Green, S OBP: 0.290, SLG: 0.231 (1, 1)										1	0	1	0	0	0	0									
										1	0	0	1	0	0	1									
										0	0	0	0	0	0	0									
										0	0	0	0	0	0	0									
										0	0	0	0	1	0	0									
Inning Stats	R: 1 E: 0 K: 0 S: 5	H: 3 LOB: 1 BB: 0 P: 5	R: 1 E: 0 K: 0 S: 5	H: 3 LOB: 2 BB: 1 P: 9	R: 0 E: 0 K: 1 S: 6	H: 1 LOB: 1 BB: 0 P: 6	R: 0 E: 0 K: 0 S: 4	H: 1 LOB: 1 BB: 0 P: 4	R: 0 E: 0 K: 0 S: 3	H: 0 LOB: 0 BB: 0 P: 4	R: 1 E: 0 K: 0 S: 3	H: 1 LOB: 0 BB: 0 P: 3	R: 0 E: 0 K: 1 S: 6	H: 1 LOB: 0 BB: 0 P: 6	R: 0 E: 0 K: 0 S: 2	H: 0 LOB: 0 BB: 1 P: 6	R: 0 E: 0 K: 0 S: 2	H: 0 LOB: 0 BB: 1 P: 6	1B: 7 2B: 2 3B: 0 HR: 2	SF: 0 SAC: 1 DP: 2 HBP: 1	WP: 0 PB: 0 SB: 0 CS: 0	PA: 38			
PITCHER	IP	WLS	BF	H	R	ER	SO	BB	IBB	HBP	BLK	WP	HR	S	P	ERA	WHIP								
Joe Bonikowski, R ERA: 4.06 Bill Pleis, L ERA: 2.7 (1, 1)	1.2		10	6	2	2	0	1	0	0	0	0	1	9	13	10.80	4.200								
(2, 1)	7.1	W	28	5	2	2	2	1	0	1	0	0	1	30	35	2.46	0.818								

Batter	1	2	3	4	5	6	7	8	9	AB	R	H	RBI	BB	SO	LOB	TOP			
Bill Tuttle, R OBP: 0.315, SLG: 0.286 (1, 8)	0-0 4-3		0-0 F9		0-0 6-3		0-0 1B 1-2 2B 1B	0-3 K		5	1	1	0	0	1	2				
Vic Power, R OBP: 0.329, SLG: 0.454 (1, 3)	0-0 L4		0-0 F8			0-0 4-3	0-0 F8		0-0 6-3	5	0	0	0	0	0	2				
Rich Rollins, R OBP: 0.398, SLG: 0.505 (1, 5)	0-0 HR			0-0 4-3		0-0 F9	0-0 2B 1B		0-0 F8	5	2	2	2	0	0	0				
Harmon Killebrew, R OBP: 0.372, SLG: 0.481 (1, 7)	0-3 K			0-3 K		0-0 1B 1B	0-0 1B 1B	0-0 1-3 2-H 2B 1B	0-0 5-3	5	0	2	2	0	2	0				
Bob Allison, R OBP: 0.386, SLG: 0.459 (1, 9)		0-3 K		0-0 2B		0-0 1B 1B	0-0 FC4-6 1B	0-3 K		4	0	2	0	0	2	1				
Earl Battey, R OBP: 0.337, SLG: 0.400 (1, 2)	0-0 3-1			4-0 BB		0-0 FC4-6		0-3 K		3	0	0	0	1	1	2				
Bernie Allen, L OBP: 0.317, SLG: 0.429 (1, 4)	0-0 1B		0-0 F4			0-0 HR		0-0 F2		4	1	2	1	0	0	2				
Zoilo Versalles, R OBP: 0.243, SLG: 0.328 (1, 6)	0-3 K				0-0 F7		0-0 F8	0-0 2B		4	0	1	0	0	1	1				
Jim Kaat, L OBP: 0.286, SLG: 0.318 (5, PH)			0-3 K		0-0 6-3		4-0 1B BB	4-0 BB		1	0	0	0	0	1	0				
Johnny Curry, R OBP: 0.285, SLG: 0.391 (5, PH)										1	0	0	0	0	0	0				
Ted Sadowski, R OBP: 0.300, SLG: 0.500 (5, 1)										0	0	0	0	0	0	0				
Lee Stange, R OBP: 0.300, SLG: 0.443 (5, 1)										0	0	0	0	0	0	0				
Hal Naragon, L OBP: 0.250, SLG: 0.250 (7, PH)										0	1	0	0	1	0	0				
Joe Bonkowski, R OBP: 0.192, SLG: 0.192 (7, 1)										0	0	0	0	0	0	0				
George Banks, R OBP: 0.305, SLG: 0.424 (8, PH)										0	0	0	0	1	0	0				
Ray Moore, R OBP: 0.305, SLG: 0.424 (8, 1)										0	0	0	0	0	0	0				
Inning Stats	R: 1 E: 0 K: 1 S: 6	H: 1 LOB: 0 BB: 0 P: 6	R: 0 E: 0 K: 2 S: 8	H: 1 LOB: 1 BB: 0 P: 8	R: 0 E: 0 K: 1 S: 5	H: 0 LOB: 0 BB: 0 P: 5	R: 0 E: 0 K: 1 S: 6	H: 1 LOB: 2 BB: 1 P: 10	R: 0 E: 0 K: 0 S: 3	H: 2 LOB: 2 BB: 0 P: 5	R: 4 E: 0 K: 1 S: 9	H: 4 LOB: 1 BB: 1 P: 13	R: 0 E: 0 K: 2 S: 8	H: 1 LOB: 2 BB: 0 P: 12	R: 0 E: 0 K: 0 S: 3	H: 0 LOB: 0 BB: 0 P: 3	1B: 5 2B: 3 3B: 0 HR: 2	SF: 0 SAC: 0 DP: 0 HBP: 0	WP: 0 PB: 0 SB: 0 CS: 0	PA: 40
PITCHER	IP WLS BF H R ER SO BB IBB HBP BLK WP HR S P ERA WHIP	IP WLS BF H R ER SO BB IBB HBP BLK WP HR S P ERA WHIP																		
Gene Conley, R ERA: 4.1 (1, 1)	6.2 W 30 8 5 5 5 2 0 0 0 0 2 38 46 6.75 1.500																			
Dick Radatz, R ERA: 2.72 (7, 1)	2.1 S 10 2 0 0 3 1 0 0 0 0 0 15 19 0.00 1.286																			

Minnesota Twins @ Boston Red Sox
Fenway Park, Boston, MA
Wed Jul 04 1962, 3:38 AM EDT
Att: 16,910 - Unknown

AB	37
R	5
H	10
RBI	5
BB	3
SO	8
LOB	10



Batter	1	2	3	4	5	6	7	8	9	AB	R	H	RBI	BB	SO	LOB	BOTTOM			
Billy Gardner, R OBP: 0.286, SLG: 0.300 (1, 4)	0-0 F3	0-3 K		0-0 2B	0-0 4-3			0-0 SH5-3 1B 2B		5	1	2	2	0	1	4				
Carroll Hardy, R OBP: 0.318, SLG: 0.352 (1, 8) (9, 7)	0-0 G4-6-3 1B		0-0 FC1-6 1B	0-0 F8		0-0 5-3		0-0 SH5-3		4	0	2	0	0	0	1				
Carl Yastrzemski, L OBP: 0.387, SLG: 0.494 (6, PH)	0-0 G4-6-3		0-0 FC1-6 WP		0-0 HR		0-0 1B	0-0 2-3 1B		5	1	3	2	0	0	2				
Gary Geiger, L OBP: 0.332, SLG: 0.384 (9, 8)	0-0 1-2		0-0 1-2		0-0 HR		0-0 1B	0-0 3-H 1B		0	0	0	0	0	0	0				
Frank Maltzone, R OBP: 0.330, SLG: 0.452 (1, 5)		0-0 E6 HR 1B	0-3 K2-3	0-0 2B 1B	0-0 BB 2B 1B	0-0 WP 1B		0-0 F6		5	2	3	0	0	1	2				
Bob Tillman, R OBP: 0.308, SLG: 0.493 (1, 2)		0-3 K	0-0 F9	0-0 2B BB	4-0 E BB	0-3 K		0-0 5-3		4	1	0	0	1	2	4				
Lou Clinton, R OBP: 0.315, SLG: 0.553 (1, 9)		0-0 HR		0-0 2B 1B	0-0 E 2B	0-0 1B 2B		0-0 1B 1B		4	3	4	3	0	0	0				
Pete Runnels, L OBP: 0.434, SLG: 0.439 (1, 3)	0-0 4-3			0-0 2B 2B	0-0 4-3		0-0 2B K 1B			4	1	2	0	0	0	2				
Eddie Bressoud, R OBP: 0.314, SLG: 0.408 (1, 6)		4-0 1B BB		0-0 6-3	4-0 E BB		0-0 1B 2B			2	0	1	1	2	0	2				
Gene Conley, R OBP: 0.240, SLG: 0.348 (1, 1)		0-0 1B		0-3 K		0-0 SF7		0-3 K		2	0	1	1	0	1	2				
Dick Radatz, R OBP: 0.154, SLG: 0.154 (7, 1)		0-0 1-2 1B			0-0 K		0-0 1-2 2-3 3-H			1	0	0	0	0	1	1				
Inning Stats	R: 0 E: 0 K: 0 S: 3	H: 1 LOB: 0 BB: 0 P: 3	R: 2 E: 1 K: 2 S: 10	H: 3 LOB: 2 BB: 1 P: 14	R: 0 E: 0 K: 1 S: 6	H: 1 LOB: 1 BB: 0 P: 6	R: 2 E: 0 K: 1 S: 8	H: 3 LOB: 1 BB: 0 P: 8	R: 3 E: 1 K: 0 S: 6	H: 3 LOB: 2 BB: 2 P: 14	R: 0 E: 0 K: 1 S: 6	H: 2 LOB: 1 BB: 0 P: 6	R: 1 E: 0 K: 0 S: 5	H: 2 LOB: 1 BB: 0 P: 5	R: 0 E: 0 K: 0 S: 3	H: 0 LOB: 0 BB: 0 P: 3	1B: 11 2B: 5 3B: 0 HR: 2	SF: 1 SAC: 1 DP: 1 HBP: 0	WP: 2 PB: 0 SB: 0 CS: 0	PA: 41
PITCHER	IP WLS BF H R ER SO BB IBB HBP BLK WP HR S P ERA WHIP	IP WLS BF H R ER SO BB IBB HBP BLK WP HR S P ERA WHIP																		
Jim Kaat, L ERA: 3.61 (5, 1)	0.0 L 4 3 3 3 0 1 0 0 0 0 1 3 7 ∞ ∞																			
Ted Sadowski, R ERA: 5.18 (5, 1)	2.0 8 2 0 0 1 1 0 0 0 0 1 0 9 13 0.00 1.500																			
Lee Stange, R ERA: 3.69 (7, 1)	1.0 4 3 1 1 1 0 0 0 0 0 0 0 6 6 9.00 3.000																			
Joe Bonkowski, R ERA: 4.11 (8, 1)	1.0 5 2 1 1 0 0 0 0 0 0 0 0 5 5 9.00 2.000																			

Minnesota Twins @ Boston Red Sox
Fenway Park, Boston, MA
Wed Jul 04 1962, 3:38 AM EDT
Att: 16,910 - Unknown

AB	36
R	9
H	18
RBI	9
BB	3
SO	6
LOB	20



Batter	1	2	3	4	5	6	7	8	9	AB	R	H	RBI	BB	SO	LOB	TOP					
Tom Tresh, S OBP: 0.343, SLG: 0.378 (1, 6)										5	1	2	1	0	2	1						
Bobby Richardson, R OBP: 0.337, SLG: 0.362 (1, 4)										5	1	2	0	0	1	2						
Roger Maris, L OBP: 0.341, SLG: 0.505 (1, 8)										4	2	2	4	1	2	0						
Mickey Mantle, S OBP: 0.508, SLG: 0.723 Jack Reed, R OBP: 0.346, SLG: 0.450 (9, PR) (9, 9)										4	2	2	2	1	1	0						
Hector Lopez, R OBP: 0.359, SLG: 0.404 (1, 7)										4	0	0	0	1	1	3						
Bill Skowron, R OBP: 0.314, SLG: 0.422 (1, 3)										4	0	1	0	0	0	1						
Johnny Blanchard, L OBP: 0.300, SLG: 0.421 (1, 2)										3	1	0	0	1	1	3						
Clete Boyer, R OBP: 0.361, SLG: 0.441 (1, 5)										4	0	1	0	0	2	3						
Ralph Terry, R OBP: 0.175, SLG: 0.145 Luis Arroyo, L OBP: 0.500, SLG: 0.500 (7, 1)										1	0	0	0	0	0	0						
Inning Stats	R: 4 E: 1 K: 1 S: 10	H: 4 LOB: 1 BB: 0 P: 10	R: 0 E: 0 K: 1 S: 5	H: 0 LOB: 0 BB: 0 P: 5	R: 1 E: 0 K: 1 S: 6	H: 1 LOB: 1 BB: 0 P: 6	R: 1 E: 0 K: 1 S: 6	H: 1 LOB: 1 BB: 1 P: 10	R: 1 E: 0 K: 0 S: 4	H: 1 LOB: 1 BB: 1 P: 8	R: 0 E: 0 K: 2 S: 8	H: 1 LOB: 1 BB: 0 P: 8	R: 0 E: 0 K: 2 S: 7	H: 0 LOB: 0 BB: 0 P: 7	R: 0 E: 0 K: 1 S: 5	H: 1 LOB: 1 BB: 0 P: 5	R: 0 E: 0 K: 1 S: 6	H: 1 LOB: 3 BB: 2 P: 14	1B: 6 2B: 1 3B: 0 HR: 4	SF: 0 SAC: 2 DP: 1 HBP: 0	WP: 0 PB: 0 CS: 1	PA: 41
PITCHER	IP WLS BF H R ER SO BB IBB HBP BLK WP HR S P ERA WHIP	3.2 L 19 6 6 6 4 1 0 0 0 0 3 26 30 14.73 1.909	4.1 1 6 1 1 1 0 1 0 0 0 0 1 5 9 6.75 1.500	6.1 2.0 7 1 0 0 4 0 0 0 0 0 0 15 15 0.00 0.500	8.1 2.0 9 2 0 0 2 2 0 0 0 0 0 0 11 19 0.00 2.000																	

New York Yankees @ Minnesota Twins
Metropolitan Stadium, Bloomington, MI
Fri Jul 06 1962, 8:05 PM EDT
Att: 40,944 - Unknown

AB 35
R 7
H 10
RBI 7
BB 4
SO 10
LOB 13



Batter	1	2	3	4	5	6	7	8	9	AB	R	H	RBI	BB	SO	LOB	BOTTOM					
Lenny Green, L OBP: 0.385, SLG: 0.448 (1, 8)										3	1	1	1	0	0	0						
Vic Power, R OBP: 0.324, SLG: 0.447 (1, 3)										4	0	0	0	0	1	4						
Rich Rollins, R OBP: 0.397, SLG: 0.508 (1, 5)										4	0	1	2	0	0	0						
Harmon Killebrew, R OBP: 0.371, SLG: 0.475 (1, 7)										3	0	0	0	1	0	1						
Bob Allison, R OBP: 0.381, SLG: 0.451 (1, 9)										4	0	0	0	0	2	1						
Earl Battey, R OBP: 0.336, SLG: 0.396 (1, 2)										3	1	0	0	1	0	1						
Bernie Allen, L OBP: 0.317, SLG: 0.430 (1, 4)										4	1	1	0	0	1	1						
Zoilo Versalles, R OBP: 0.246, SLG: 0.330 (1, 6)										4	1	2	1	0	0	0						
Camilo Pascual, R OBP: 0.302, SLG: 0.400 Lee Stange, R OBP: 0.143, SLG: 0.143 George Banks, R OBP: 0.306, SLG: 0.478 Dick Stigman, R OBP: 0.309 Don Mincher, L OBP: 0.297, SLG: 0.495 Ray Moore, R OBP: 0.306, SLG: 0.565 (1, 1) (4, 1) (5, PR) (8, 1) (7, PR) (8, 1) (9, PR)										1	0	0	0	0	0	1						
Inning Stats	R: 0 E: 0 K: 0 S: 3	H: 0 LOB: 0 BB: 0 P: 3	R: 0 E: 0 K: 0 S: 3	H: 0 LOB: 0 BB: 0 P: 3	R: 3 E: 0 K: 0 S: 6	H: 3 LOB: 1 BB: 0 P: 7	R: 0 E: 0 K: 0 S: 3	H: 0 LOB: 0 BB: 0 P: 3	R: 1 E: 0 K: 1 S: 6	H: 1 LOB: 0 BB: 0 P: 6	R: 0 E: 0 K: 1 S: 5	H: 0 LOB: 0 BB: 0 P: 5	R: 1 E: 0 K: 1 S: 7	H: 2 LOB: 2 BB: 1 P: 11	R: 0 E: 0 K: 1 S: 5	H: 0 LOB: 1 BB: 1 P: 9	R: 0 E: 0 K: 1 S: 5	H: 0 LOB: 0 BB: 0 P: 5	1B: 3 2B: 1 3B: 1 HR: 1	SF: 0 SAC: 0 DP: 0 HBP: 1	WP: 0 PB: 0 CS: 0	PA: 36
PITCHER	IP WLS BF H R ER SO BB IBB HBP BLK WP HR S P ERA WHIP	6.2 W 28 6 5 5 3 1 0 0 0 0 1 32 37 6.75 1.050	7.1 S 8 0 0 0 2 1 0 0 0 0 0 0 11 15 0.00 0.429																			

New York Yankees @ Minnesota Twins
Metropolitan Stadium, Bloomington, MI
Fri Jul 06 1962, 8:05 PM EDT
Att: 40,944 - Unknown

AB 33
R 5
H 6
RBI 5
BB 2
SO 5
LOB 11



Batter	1	2	3	4	5	6	7	8	9	AB	R	H	RBI	BB	SO	LOB	TOP							
Tom Tresh, S OBP: 0.337, SLG: 0.372 (1, 6)	1-6-3		K		K		3-1		E3 2B CS	5	0	0	0	0	2	0								
Bobby Richardson, R OBP: 0.338, SLG: 0.389 (1, 4)	4-1 2B		3-1		E4		F9		1-3 2B	5	1	2	0	0	0	0								
Roger Maris, L OBP: 0.342, SLG: 0.500 (1, 8)	4-1 2-3			HR BB	1-3				K 3-H	3	1	0	0	2	1	4								
Mickey Mantle, S OBP: 0.508, SLG: 0.724 Jack Reed, R OBP: 0.346, SLG: 0.450 (7, 9)				K		1B SF7 1B	L4			4	1	2	1	0	1	2								
Hector Lopez, R OBP: 0.363, SLG: 0.429 (1, 7)	L7			K		1B HR			K	4	2	2	2	0	1	1								
Elston Howard, R OBP: 0.302, SLG: 0.413 (1, 2)		E6 G6-4-3		K		SF7			1-3	3	0	0	1	0	1	0								
Bill Skowron, R OBP: 0.321, SLG: 0.438 (1, 3)	F8					HR			1-3	3	1	2	2	1	0	1								
Clete Boyer, R OBP: 0.356, SLG: 0.434 (1, 5)	G6-4-3			1-3		1-3			1-3	4	0	0	0	0	0	3								
Bill Stafford, R OBP: 0.238, SLG: 0.244 Marshall Bridges, S (8, 1)			5-3		1-3		F9		F6	3	0	0	0	0	0	0								
Inning Stats	R: 1 E: 0 K: 0 S: 5	H: 2 LOB: 1 BB: 0 P: 5	R: 0 E: 1 K: 0 S: 3	H: 0 LOB: 0 BB: 0 P: 3	R: 0 E: 0 K: 1 S: 5	H: 0 LOB: 0 BB: 0 P: 5	R: 2 E: 0 K: 2 S: 9	H: 2 LOB: 1 BB: 1 P: 13	R: 0 E: 1 K: 1 S: 6	H: 0 LOB: 1 BB: 0 P: 6	R: 3 E: 0 K: 0 S: 6	H: 3 LOB: 0 BB: 0 P: 6	R: 0 E: 0 K: 0 S: 3	H: 0 LOB: 1 BB: 1 P: 7	R: 0 E: 0 K: 1 S: 5	H: 0 LOB: 1 BB: 1 P: 9	R: 0 E: 1 K: 1 S: 6	H: 1 LOB: 1 BB: 0 P: 6	1B: 3 2B: 3 3B: 0 HR: 2	SF: 1 SAC: 0 DP: 1 HBP: 0	WP: 0 PB: 0 SB: 0 CS: 1	PA: 39		
PITCHER	IP	WLS	BF	H	R	ER	SO	BB	IBB	HBP	BLK	WP	HR	S	P	ERA	WHIP							
Jack Kralick, L ERA: 4.46 (1, 1)	5.1	L	25	7	6	6	4	1	0	0	0	0	2	32	36	10.12	1.500							
Joe Bonikowski, R ERA: 3.99 (6, 1)	2.2		10	0	0	0	1	2	0	0	0	0	0	10	18	0.00	0.750							
Bill Pleis, L ERA: 2.45 (9, 1)	1.0		4	1	0	0	1	0	0	0	0	0	0	6	6	0.00	1.000							

New York Yankees @ Minnesota Twins
Metropolitan Stadium, Bloomington, MI

AB 35
R 6
H 8
RBI 6
BB 3
SO 6
LOB 11



Sat Jul 07 1962, 4:33 AM EDT
Att: 39,665 - Unknown - 86 F

Batter	1	2	3	4	5	6	7	8	9	AB	R	H	RBI	BB	SO	LOB	BOTTOM							
Lenny Green, L OBP: 0.383, SLG: 0.444 (1, 8)	4-3		FC3-6			F2		FC5 BB 1-2 2-3 3-H		3	0	0	1	1	0	2								
Vic Power, R OBP: 0.321, SLG: 0.443 Bill Tuttle, R OBP: 0.322, SLG: 0.286 Bill Pleis, L OBP: 0.250, SLG: 0.250 (8, PH) (9, 1)	F5		4-3			4-3		BB FC5 BB 1-2 2-3 3-H		3	0	0	0	0	0	2								
Rich Rollins, R OBP: 0.393, SLG: 0.501 (1, 5)	K				F7	6-3		FC5 BB 1-2 2-3 3-H		4	0	0	1	0	1	2								
Bob Allison, R OBP: 0.375, SLG: 0.443 (1, 9)		K				K		K		4	0	0	0	0	3	2								
Harmon Killebrew, R OBP: 0.389, SLG: 0.470 (1, 7) (9, 3)		5-3			6-3			F7 BB 1-2 2-3		3	0	0	0	1	0	0								
Bernie Allen, L OBP: 0.313, SLG: 0.424 (1, 4)		F8			1-3			L9		4	0	0	0	0	1	3								
Earl Batley, R OBP: 0.338, SLG: 0.395 (1, 2)			L8			BB		BB 1B BB 1B		3	1	1	0	1	0	0								
Zoilo Versalles, R OBP: 0.249, SLG: 0.332 (1, 6)			BB 1B			F8		BB BB 1B 1-2		4	1	2	0	0	0	1								
Jack Kralick, L OBP: 0.234, SLG: 0.250 Joe Bonikowski, R OBP: 0.192, SLG: 0.160 George Banks, R OBP: 0.393, SLG: 0.471 (6, PH) (9, 7)			FC3-6 BB			K		BB BB FC5 BB 1-2 2-3		1	0	0	0	1	1	1								
Inning Stats	R: 0 E: 0 K: 1 S: 5	H: 0 LOB: 0 BB: 0 P: 5	R: 0 E: 0 K: 1 S: 5	H: 0 LOB: 0 BB: 0 P: 5	R: 0 E: 0 K: 0 S: 4	H: 1 LOB: 2 BB: 1 P: 8	R: 0 E: 0 K: 0 S: 3	H: 0 LOB: 0 BB: 0 P: 3	R: 0 E: 0 K: 1 S: 5	H: 0 LOB: 1 BB: 1 P: 9	R: 0 E: 0 K: 0 S: 3	H: 0 LOB: 0 BB: 0 P: 3	R: 0 E: 0 K: 2 S: 7	H: 0 LOB: 0 BB: 0 P: 7	R: 3 E: 0 K: 1 S: 7	H: 2 LOB: 3 BB: 4 P: 23	R: 0 E: 0 K: 1 S: 5	H: 0 LOB: 0 BB: 0 P: 5	1B: 3 2B: 0 3B: 0 HR: 0	SF: 0 SAC: 0 DP: 0 HBP: 0	WP: 0 PB: 0 SB: 0 CS: 0	PA: 36		
PITCHER	IP	WLS	BF	H	R	ER	SO	BB	IBB	HBP	BLK	WP	HR	S	P	ERA	WHIP							
Bill Stafford, R ERA: 3.85 Marshall Bridges, L ERA: 2.33 (1, 1) (8, 1)	7.0	W	27	3	3	3	5	3	0	0	0	0	0	34	46	3.86	0.857							

New York Yankees @ Minnesota Twins
Metropolitan Stadium, Bloomington, MI

AB 30
R 3
H 3
RBI 3
BB 6
SO 7
LOB 13



Sat Jul 07 1962, 4:33 AM EDT
Att: 39,665 - Unknown - 86 F

Batter	1	2	3	4	5	6	7	8	9	AB	R	H	RBI	BB	SO	LOB	TOP					
Tom Tresh, S OBP: 0.338, SLG: 0.383	E1		K		HR		FC4-6 1B	F2		5	1	2	1	0	1	1	New York Yankees @ Minnesota Twins Metropolitan Stadium, Bloomington, MI Sun Jul 08 1962, 4:33 AM EDT Att: 40,347 - Unknown - 72 F					
Bobby Richardson, R OBP: 0.339, SLG: 0.376	G6-4-3			HR	2B SF9 1B		FC4-6 1B	L7		5	3	2	1	0	0	3						
Roger Maris, L OBP: 0.343, SLG: 0.502	4-3			F9	SF9 2B		1B E 1B		E3 HR	5	2	2	0	0	0	0						
Mickey Mantle, S OBP: 0.515, SLG: 0.721 Jack Reed, R OBP: 0.346, SLG: 0.450		FC6-4 BB		FC1-6 BB	FC4-6 BB		E9 1B 1B		K	2	1	1	1	3	1	1						
Hector Lopez, R OBP: 0.358, SLG: 0.444	F9		FC1-6 1B 2B	SF9			F4		HR	4	2	1	3	0	0	3						
Elston Howard, R OBP: 0.304, SLG: 0.413	F9		2B 1B	FC4-6			FC6-4 1B		E6	5	0	2	1	0	0	3						
Bill Skowron, R OBP: 0.319, SLG: 0.437	FC6-4		1-3 3-H	2B		F9	FC6-4 1B		F8	5	0	1	1	0	0	3						
Clete Boyer, R OBP: 0.353, SLG: 0.430			F3	K2-3		F9			F3	5	0	1	0	0	1	3						
Whitey Ford, L OBP: 0.095, SLG: 0.077 Luis Arroyo, L OBP: 0.500, SLG: 0.500			K		K	K		SH1-4 1B		3	0	0	0	0	3	0						
										0	0	0	0	0	0	0						
Inning Stats	R: 0 E: 1 K: 0 S: 3	H: 0 LOB: 0 BB: 0 P: 3	R: 0 E: 0 K: 0 S: 3	H: 0 LOB: 1 BB: 1 P: 7	R: 0 E: 0 K: 2 S: 7	H: 0 LOB: 0 BB: 0 P: 7	R: 2 E: 0 K: 1 S: 8	H: 3 LOB: 2 BB: 1 P: 12	R: 2 E: 0 K: 1 S: 8	H: 3 LOB: 0 BB: 0 P: 12	R: 0 E: 0 K: 1 S: 5	H: 0 LOB: 0 BB: 0 P: 5	R: 3 E: 1 K: 0 S: 7	H: 4 LOB: 1 BB: 0 P: 7	R: 0 E: 0 K: 0 S: 4	H: 1 LOB: 1 BB: 0 P: 4	R: 2 E: 2 K: 1 S: 8	H: 1 LOB: 1 BB: 0 P: 8	1B: 7 2B: 2 3B: 0 HR: 3	SF: 1 SAC: 1 DP: 1 HBP: 0	WP: 0 PB: 0 SB: 0 CS: 0	PA: 44
PITCHER	IP WLS BF H R ER SO BB IBB HBP BLK WP HR S P ERA WHIP																					
Jim Kaat, L ERA: 3.93	(1, 1) 6.1 L 31 9 7 7 5 3 0 0 0 0 0 2 38 50 9.95 1.895																					
Georges Maranda, R ERA: 4.14	(7, 1) 0.2 3 1 0 0 0 0 0 0 0 0 0 0 3 3 0.00 1.500																					
Ray Moore, R ERA: 3.73	(8, 1) 2.0 10 2 2 1 1 0 0 0 0 0 0 1 12 12 4.50 1.000																					

Batter	1	2	3	4	5	6	7	8	9	AB	R	H	RBI	BB	SO	LOB	BOTTOM					
Lenny Green, L OBP: 0.382, SLG: 0.442 Ray Moore, R	G3	F8			SH1-3 1B		4-3		K	4	0	1	0	0	0	1	New York Yankees @ Minnesota Twins Metropolitan Stadium, Bloomington, MI Sun Jul 08 1962, 4:33 AM EDT Att: 40,347 - Unknown - 72 F					
Bill Tuttle, R OBP: 0.319, SLG: 0.282										1	0	0	0	0	1	0						
Vic Power, R OBP: 0.321, SLG: 0.443 George Banks, R OBP: 0.409, SLG: 0.471	2B FC6-5 1B		FC5-4 HBP		SH1-3		K		BB BB	0	0	0	0	0	0	0						
Rich Rollins, R OBP: 0.390, SLG: 0.500	FC6-5 1-3 2B		FC5-4 1-2 G5-4-3		5-3			4-3	L6	5	0	1	0	0	0	3						
Bob Allison, R OBP: 0.372, SLG: 0.436	FC6-5 HR		G5-4-3		F5			F8	4-0 BB	4	1	0	1	1	0	3						
Harmon Killebrew, R OBP: 0.373, SLG: 0.484	HR						4-3		K	5	1	3	2	0	1	2						
Earl Battey, R OBP: 0.333, SLG: 0.389	K			FC1-6 1B			1-3		L4	4	1	0	0	0	1	2						
Bernie Allen, L OBP: 0.315, SLG: 0.430		1-3		1-H 3B			K		BB HR BB	3	1	1	1	1	1	0						
Zoilo Versalles, R OBP: 0.255, SLG: 0.345				5-3				HR	4-0 BB	3	2	2	1	1	0	1						
Jim Kaat, L OBP: 0.250, SLG: 0.304 Georges Maranda, R OBP: 0.333, SLG: 0.556 Johnny Goryunov, R OBP: 0.268, SLG: 0.542 Don Mincher, L OBP: 0.402, SLG: 0.533		K			F8		5-3		HR	2	0	0	0	0	1	2						
										1	1	1	3	0	0	0						
Inning Stats	R: 3 E: 0 K: 1 S: 8	H: 3 LOB: 0 BB: 0 P: 8	R: 0 E: 0 K: 1 S: 6	H: 1 LOB: 0 BB: 0 P: 6	R: 0 E: 0 K: 0 S: 2	H: 0 LOB: 0 BB: 0 P: 3	R: 1 E: 1 K: 0 S: 5	H: 2 LOB: 1 BB: 0 P: 5	R: 0 E: 0 K: 0 S: 4	H: 1 LOB: 0 BB: 0 P: 4	R: 0 E: 0 K: 1 S: 5	H: 0 LOB: 0 BB: 0 P: 5	R: 1 E: 0 K: 1 S: 6	H: 1 LOB: 0 BB: 0 P: 6	R: 0 E: 0 K: 0 S: 4	H: 1 LOB: 1 BB: 0 P: 4	R: 3 E: 0 K: 2 S: 8	H: 1 LOB: 2 BB: 4 P: 24	1B: 5 2B: 1 3B: 1 HR: 3	SF: 0 SAC: 1 DP: 1 HBP: 1	WP: 0 PB: 0 SB: 0 CS: 0	PA: 41
PITCHER	IP WLS BF H R ER SO BB IBB HBP BLK WP HR S P ERA WHIP																					
Whitey Ford, L ERA: 2.95	(1, 1) 8.0 W 35 9 7 6 4 2 0 1 0 0 0 2 40 49 6.75 1.375																					
Luis Arroyo, L ERA: 4.67	(9, 1) 1.0 S 6 1 1 1 2 2 0 0 0 0 0 1 8 16 9.00 3.000																					

Batter	1	2	3	4	5	6	7	8	9	10	AB	R	H	RBI	BB	SO	LOB	TOP										
Ken Hamlin, R OBP: 0.327, SLG: 0.307 (1, 6)	5-3		2B 1B			HR 1B	F9		G1-6-3 1-2		5	1	2	0	0	0	1											
Chuck Cottier, R OBP: 0.323, SLG: 0.377 (1, 4)	K		2B			HR 1B		E9 HR		HR 1B	5	3	3	2	0	1	0											
Jim King, L OBP: 0.363, SLG: 0.390 (1, 9)	F5		4-3			G3		HR		HR	5	2	2	4	0	0	2											
Harry Bright, R OBP: 0.362, SLG: 0.541 (1, 3)		1-3		F7		1B 1B		F9		HR	5	1	2	1	0	0	0											
Chuck Hinton, R OBP: 0.349, SLG: 0.485 (10, 7)		FC6-4 1B		6-3		K		BB		3-1	4	0	1	0	1	1	1											
Bud Zupfel, L OBP: 0.321, SLG: 0.449 (1, 7)		K		F4		FC6-4 1B		K		F6	5	0	1	0	0	2	2											
Joe Hicks, L OBP: 0.292, SLG: 0.396 (10, 8)		K						K			0	0	0	0	0	0	0											
Ed Brinkman, R OBP: 0.258, SLG: 0.333 (1, 5)		FC6-4 1-2				K		F9		K	5	0	0	0	0	2	4											
Bob Schmidt, R OBP: 0.255, SLG: 0.390 (1, 2)			L5			F5		F9		6-3	4	0	0	0	0	0	0											
Dave Stenhouse, R OBP: 0.091, SLG: 0.032 (1, 1)		5-3				G3		F4		G1-6-3 HBP	3	0	0	0	0	0	0											
Inning Stats	R: 0 E: 0 K: 1 S: 5	H: 0 LOB: 0 BB: 0 P: 5	R: 0 E: 0 K: 1 S: 6	H: 1 LOB: 1 BB: 0 P: 6	R: 0 E: 0 K: 0 S: 5	H: 2 LOB: 2 BB: 0 P: 5	R: 0 E: 0 K: 0 S: 3	H: 0 LOB: 0 BB: 0 P: 3	R: 0 E: 0 K: 1 S: 5	H: 0 LOB: 0 BB: 0 P: 5	R: 2 E: 0 K: 0 S: 9	H: 4 LOB: 2 BB: 0 P: 9	R: 0 E: 0 K: 0 S: 3	H: 0 LOB: 0 BB: 0 P: 3	R: 2 E: 1 K: 1 S: 7	H: 1 LOB: 1 BB: 1 P: 11	R: 0 E: 0 K: 0 S: 2	H: 0 LOB: 0 BB: 0 P: 3	R: 3 E: 0 K: 1 S: 8	H: 3 LOB: 0 BB: 0 P: 8	1B: 6 2B: 1 3B: 0 HR: 4	SF: 0 SAC: 0 DP: 1 HBP: 1	WP: 0 PB: 0 SB: 1 CS: 0	PA: 43				
PITCHER	IP 7.0	WLS L	BF 30	H 8	R 4	ER 3	SO 4	BB 0	IBB 0	HBP 0	BLK 0	WP 0	HR 2	S 38	P 38	ERA 3.86	WHIP 1.143											
Jack Kralick, L ERA: 4.43 (1, 1)																												
Ray Moore, R ERA: 4.19 (8, 1)																												
Joe Bonikowski, R ERA: 3.94 (10, 1)																												

Washington Senators @ Minnesota Twins
Metropolitan Stadium, Bloomington, MI
Thu Jul 12 1962, 8:05 PM EDT
Att: 11,896 - Unknown - 75 F

AB 41
R 7
H 11
RBI 7
BB 1
SO 6
LOB 10



Batter	1	2	3	4	5	6	7	8	9	10	AB	R	H	RBI	BB	SO	LOB	BOTTOM										
Bernie Allen, L OBP: 0.313, SLG: 0.426 (1, 4)	F7		F9			1B 1B		L9		F9	5	0	1	0	0	0	1											
Vic Power, R OBP: 0.320, SLG: 0.440 (1, 3)	F2		F4			1B 1B		K			4	0	1	0	0	1	0											
Harmon Killebrew, R OBP: 0.371, SLG: 0.491 (1, 7)	K			HR		K		K			4	1	1	1	0	3	2											
Rich Rollins, R OBP: 0.389, SLG: 0.496 (1, 5)		F3		F7		G6-4-3 IBB		K		K	3	0	0	0	1	1	0											
George Banks, R OBP: 0.402, SLG: 0.459 (1, 9)		HR 1B		F5		G6-4-3 1-2		F3		F3	4	1	1	0	0	0	3											
Bob Allison, R OBP: 0.370, SLG: 0.445 (1, 8)		HR		3-1				K		3-1	4	1	1	2	0	1	0											
Earl Battey, R OBP: 0.336, SLG: 0.401 (1, 2)		F3						HR			4	1	2	1	0	0	0											
Zoilo Versalles, R OBP: 0.252, SLG: 0.341 (1, 6)		1-3				K		K		F5	4	0	0	0	0	2	1											
Jack Kralick, L OBP: 0.220, SLG: 0.234 (1, 1)						G3		L3		K	3	0	0	0	0	0	0											
Ray Moore, R (8, 1)											0	0	0	0	0	0	0											
Joe Bonikowski, R OBP: 0.192, SLG: 0.160 (10, 1)											0	0	0	0	0	0	0											
Don Mincher, L OBP: 0.398, SLG: 0.527 (10, PH)											1	0	0	0	0	1	1											
Inning Stats	R: 0 E: 0 K: 1 S: 5	H: 0 LOB: 0 BB: 0 P: 5	R: 2 E: 0 K: 0 S: 5	H: 2 LOB: 0 BB: 0 P: 5	R: 0 E: 0 K: 0 S: 3	H: 0 LOB: 0 BB: 0 P: 3	R: 1 E: 0 K: 0 S: 4	H: 1 LOB: 0 BB: 0 P: 4	R: 0 E: 0 K: 1 S: 5	H: 0 LOB: 0 BB: 0 P: 5	R: 0 E: 0 K: 1 S: 6	H: 1 LOB: 0 BB: 0 P: 8	R: 0 E: 0 K: 1 S: 5	H: 0 LOB: 0 BB: 0 P: 5	R: 0 E: 0 K: 1 S: 6	H: 1 LOB: 1 BB: 0 P: 6	1B: 4 2B: 0 3B: 0 HR: 3	SF: 0 SAC: 0 DP: 1 HBP: 0	WP: 0 PB: 0 SB: 0 CS: 0	PA: 37								
PITCHER	IP 10.0	WLS W	BF 37	H 7	R 4	ER 4	SO 9	BB 0	IBB 1	HBP 0	BLK 0	WP 0	HR 3	S 54	P 58	ERA 3.60	WHIP 0.700											
Dave Stenhouse, R ERA: 3.09 (1, 1)																												

Washington Senators @ Minnesota Twins
Metropolitan Stadium, Bloomington, MI
Thu Jul 12 1962, 8:05 PM EDT
Att: 11,896 - Unknown - 75 F

AB 36
R 4
H 7
RBI 4
BB 1
SO 9
LOB 8



Batter	1	2	3	4	5	6	7	8	9	AB	R	H	RBI	BB	SO	LOB	TOP						
Ken Hamlin, R (1,6) OBP: 0.325, SLG: 0.298 Marty Kutyna, R (8,1) OBP: 0.333, SLG: 0.200	4-0 BB		0-0 F9			0-0 F2		0-3 K		3	0	0	0	1	1	2							
Chuck Cottier, R (1,4) OBP: 0.318, SLG: 0.371	0-3 K		0-3 K			0-0 F7		0-0 F7		4	0	0	0	0	0	2	3						
Jim King, L (1,9) OBP: 0.357, SLG: 0.382	0-0 F5					0-3 K				4	0	0	0	0	0	1	1						
Harry Bright, R (1,3) OBP: 0.371, SLG: 0.543	0-0 1-3					0-0 FC5-4 1B				3	0	2	0	1	0	1							
Chuck Hinton, R (1,8) OBP: 0.344, SLG: 0.476			0-0 F9			0-0 FC5-4 S 1-2				4	0	0	0	0	1	3							
Ken Retzer, L (1,2) OBP: 0.350, SLG: 0.450			0-0 4-1			0-0 1-3				4	0	1	0	0	0	2							
Bud Zipfel, L (1,7) OBP: 0.298, SLG: 0.415			0-3 K							4	0	0	0	0	4	3							
Ed Brinkman, R (1,5) OBP: 0.242, SLG: 0.313 Joe Hicks, L (8,PH) OBP: 0.299, SLG: 0.396 Bob Johnson, R (8,6) OBP: 0.330, SLG: 0.406			0-3 K			0-0 5-3				2	0	0	0	0	1	0							
Tom Cheney, R (1,1) OBP: 0.130, SLG: 0.091 Danny O'Connell, R (8,PH) OBP: 0.337, SLG: 0.372			0-0 1B			0-0 5-3				2	0	1	0	0	0	0							
Inning Stats	R: 0 E: 0 K: 1 S: 5	H: 0 LOB: 1 BB: 1 P: 9	R: 0 E: 0 K: 1 S: 5	H: 0 LOB: 0 BB: 0 P: 5	R: 0 E: 0 K: 2 S: 8	H: 1 LOB: 1 BB: 0 P: 8	R: 0 E: 0 K: 1 S: 6	H: 1 LOB: 1 BB: 0 P: 6	R: 0 E: 0 K: 0 S: 3	H: 0 LOB: 0 BB: 0 P: 3	R: 0 E: 0 K: 2 S: 7	H: 0 LOB: 1 BB: 1 P: 11	R: 0 E: 0 K: 1 S: 5	H: 2 LOB: 2 BB: 0 P: 7	1B: 4 2B: 0 3B: 0 HR: 0	SF: 0 SAC: 1 DP: 0 HBP: 0	WP: 1 PB: 0 CS: 1	PA: 34					
PITCHER Camilo Pascual, R (1,1) ERA: 3.51	IP: 9.0 WLS: W BF: 34 H: 4 R: 0 ER: 0 SO: 10 BB: 3 IBB: 0 HBP: 0 BLK: 0 WP: 1 HR: 0 S: 51 P: 63 ERA: 0.00 WHIP: 0.778											PITCHER	IP: 9.0 WLS: W BF: 34 H: 4 R: 0 ER: 0 SO: 10 BB: 3 IBB: 0 HBP: 0 BLK: 0 WP: 1 HR: 0 S: 51 P: 63 ERA: 0.00 WHIP: 0.778										

Washington Senators @ Minnesota Twins
Metropolitan Stadium, Bloomington, MI
Fri Jul 13, 1962, 8:05 PM EDT
Att: 12,175 - Unknown - 66 F

AB 30
R 0
H 4
RBI 0
BB 3
SO 10
LOB 15

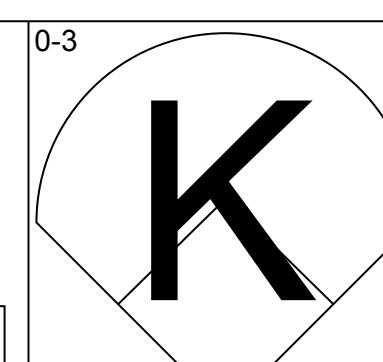
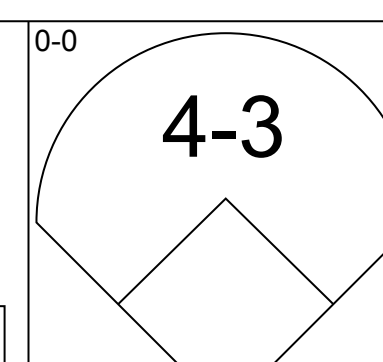
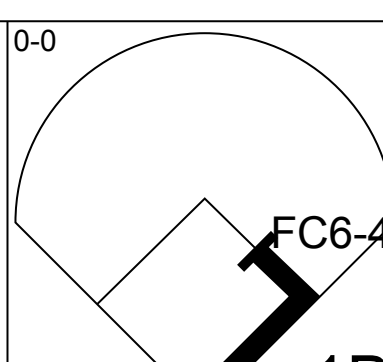
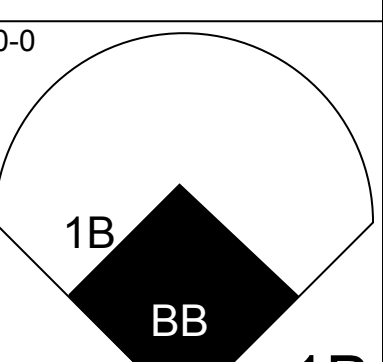
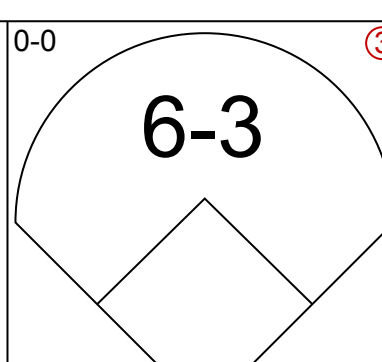
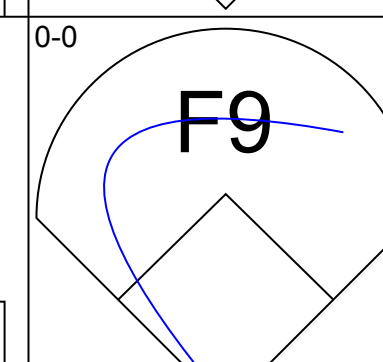
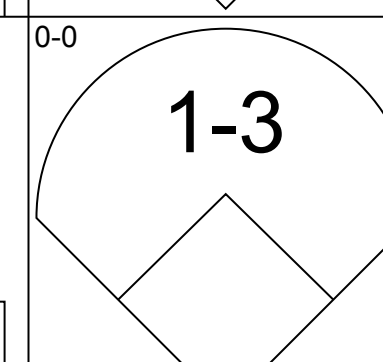
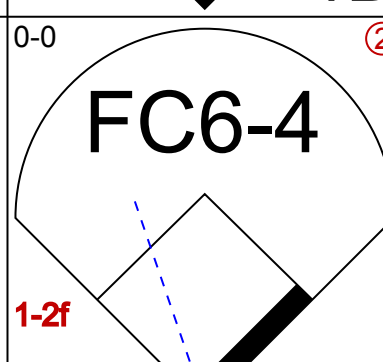
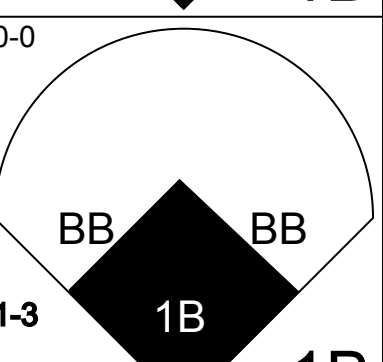
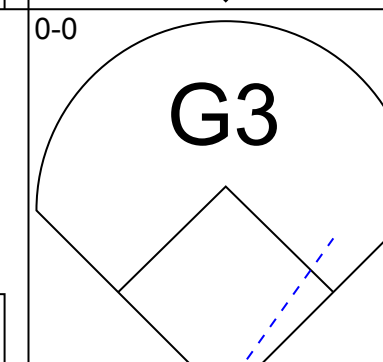
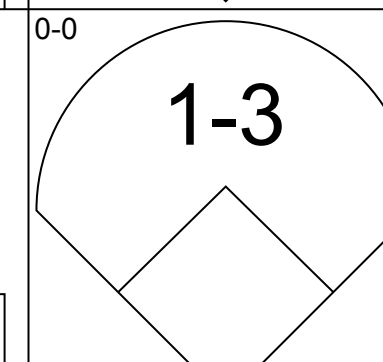
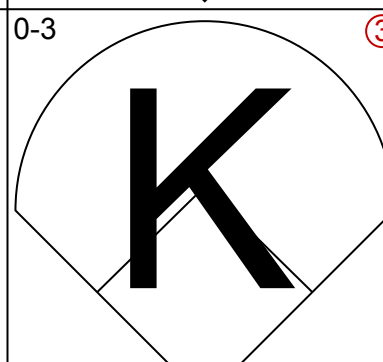
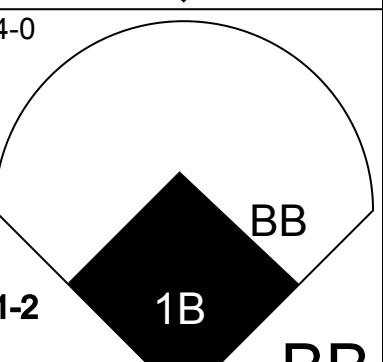
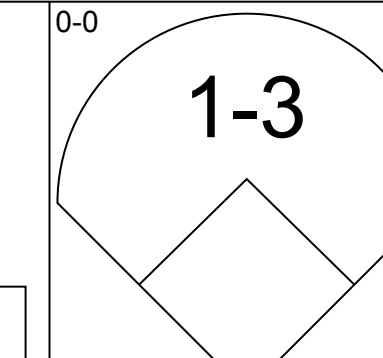
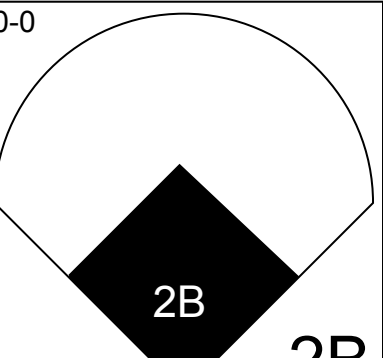
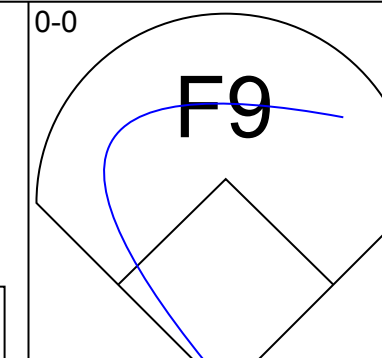
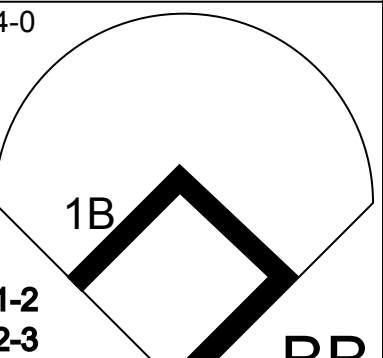
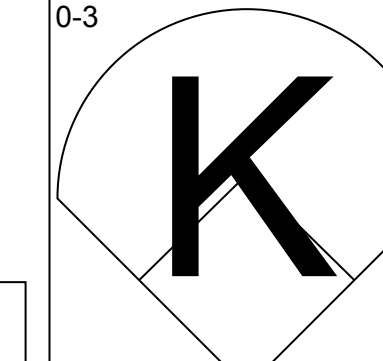
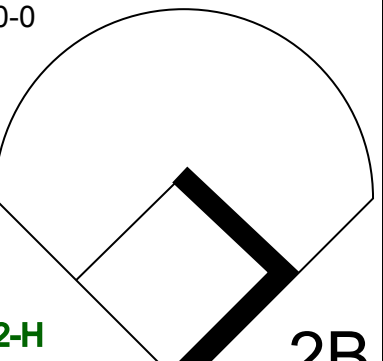
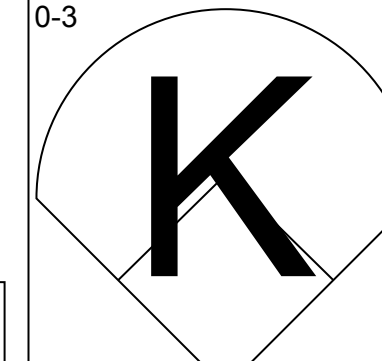
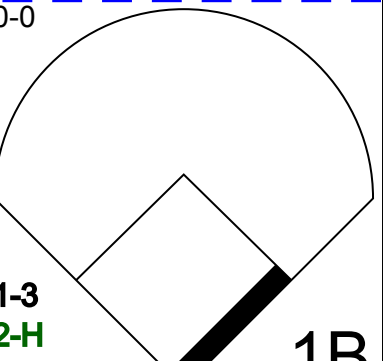
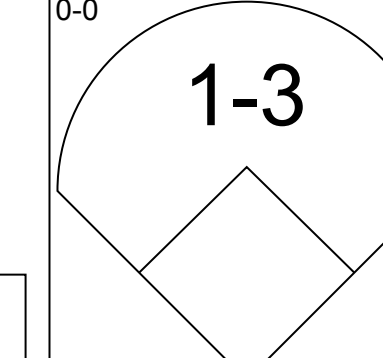
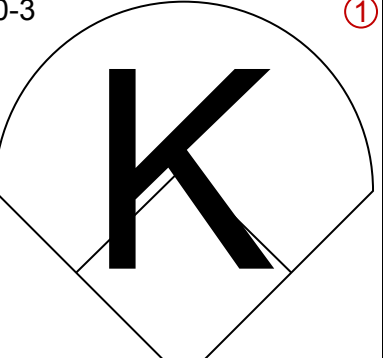
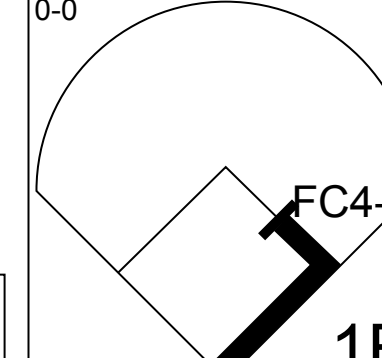
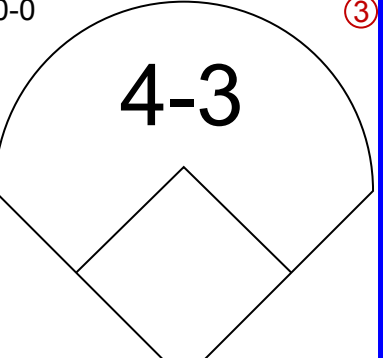
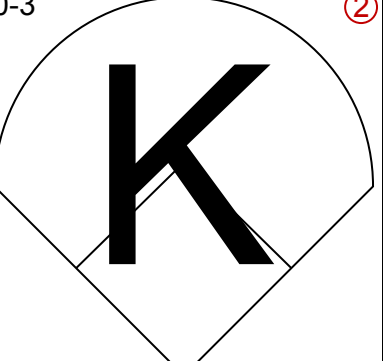
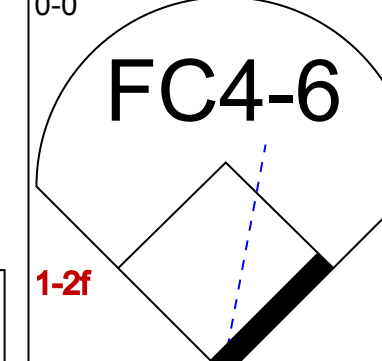

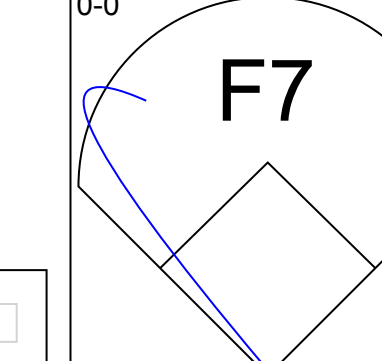
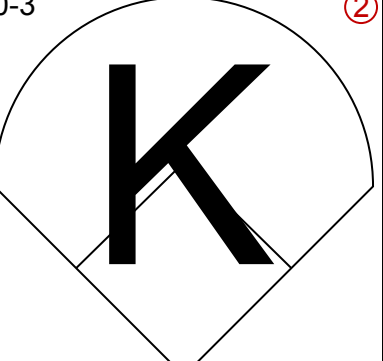
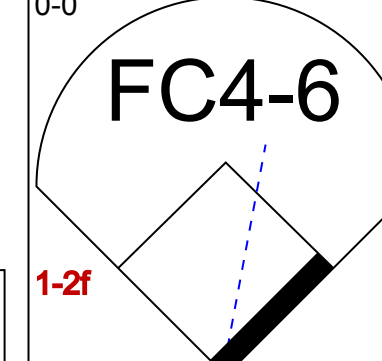
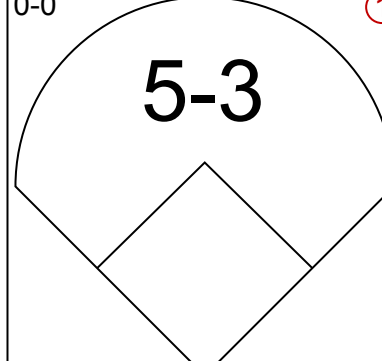
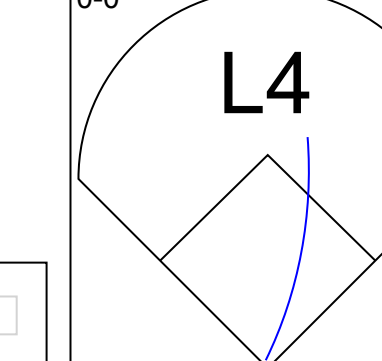
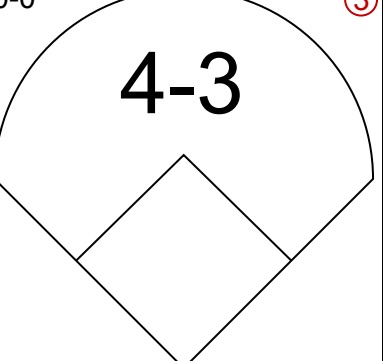
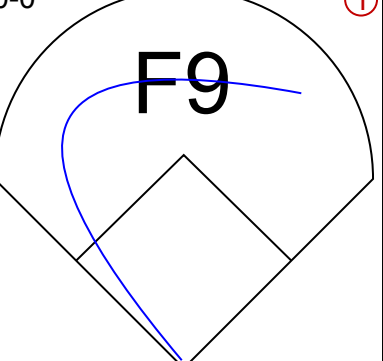
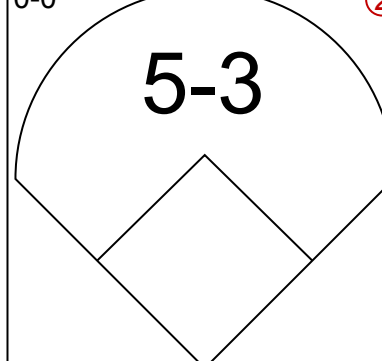
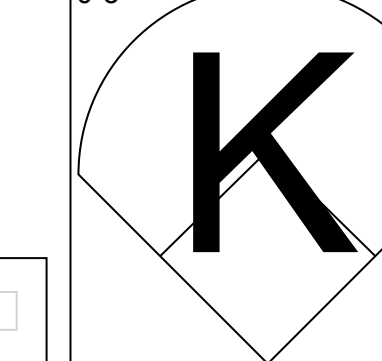
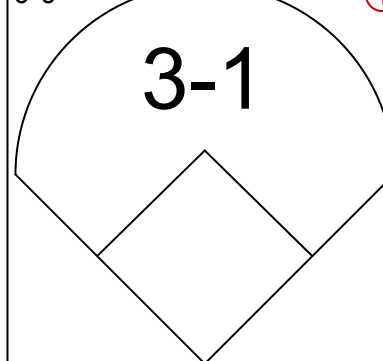
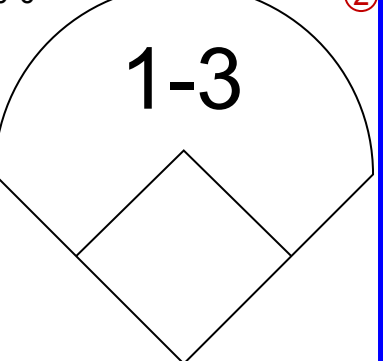
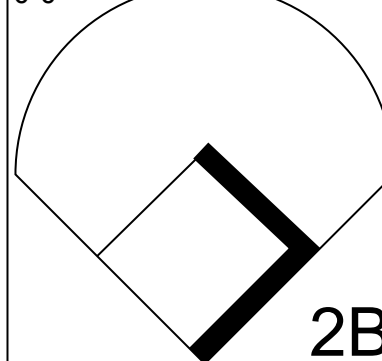


Batter	1	2	3	4	5	6	7	8	9	AB	R	H	RBI	BB	SO	LOB	BOTTOM						
Bill Tuttle, R (1,8) OBP: 0.316, SLG: 0.272	4-0 1B SF9 BB		0-0 F9			0-0 G6-4-3 1-2		0-0 6-3		3	1	0	0	1	0	2							
Vic Power, R (1,3) OBP: 0.326, SLG: 0.442	0-0 BB 1-3 1B		4-0 BB			0-0 F9		0-0 BLK SH5-3 HR 1B		3	1	2	0	1	0	0							
Rich Rollins, R (1,5) OBP: 0.388, SLG: 0.493	0-0 F2		0-0 F8			4-0 FC6-4 BB		0-0 SH5-3 1-2		2	0	0	0	1	0	3							
Harmon Killebrew, R (1,7) OBP: 0.370, SLG: 0.500 Lenny Green, L (9,7) OBP: 0.382, SLG: 0.442	0-0 SF9		0-0 F2			0-0 F7		0-0 HR		3	1	1	3	0	0	2							
Bob Allison, R (1,9) OBP: 0.372, SLG: 0.448	4-0 1-2 BB		4-0 BB			0-0 F8		0-0 F6		3	1	1	0	1	0	1							
Earl Battey, R (1,2) OBP: 0.334, SLG: 0.397	0-0 4-3					4-0 FC6-4 1-2		0-0 4-3 2B		3	0	0	0	1	0	4							
Bernie Allen, L (1,4) OBP: 0.313, SLG: 0.423			0-3 K			0-0 F7		0-0 F8		4	0	1	1	0	1	1							
Zoilo Versalles, R (1,6) OBP: 0.249, SLG: 0.337			0-3 K			0-3 K		0-3 K		4	0	0	0	0	3	2							
Camilo Pascual, R (1,1) OBP: 0.318, SLG: 0.403			0-0 F9			4-0 G6-4-3 BB		0-0 1B		2	0	1	0	1	0	0							
Inning Stats	R: 1 E: 0 K: 0 S: 4	H: 1 LOB: 2 BB: 2 P: 12	R: 0 E: 0 K: 2 S: 7	H: 0 LOB: 0 BB: 0 P: 7	R: 0 E: 0 K: 0 S: 3	H: 0 LOB: 1 BB: 1 P: 7	R: 0 E: 0 K: 1 S: 5	H: 0 LOB: 1 BB: 1 P: 9	R: 0 E: 0 K: 0 S: 2	H: 0 LOB: 0 BB: 1 P: 6	R: 0 E: 0 K: 0 S: 3	H: 0 LOB: 1 BB: 1 P: 7	R: 0 E: 0 K: 1 S: 6	H: 1 LOB: 1 BB: 0 P: 6	R: 3 E: 0 K: 0 S: 7	H: 4 LOB: 1 BB: 0 P: 7	1B: 4 2B: 1 3B: 0 HR: 1	SF: 1 SAC: 1 DP: 1 HBP: 0	WP: 0 PB: 0 SB: 0 CS: 0	PA: 35			
PITCHER Tom Cheney, R (1,1) ERA: 3.14 Marty Kutyna, R (8,1) ERA: 3.56	IP: 7.0 WLS: L BF: 28 H: 2 R: 1 ER: 1 SO: 4 BB: 6 IBB: 0 HBP: 0 BLK: 0 WP: 0 HR: 0 S: 30 P: 54 ERA: 1.29 WHIP: 1.143											PITCHER	IP: 7.0 WLS: L BF: 28 H: 2 R: 1 ER: 1 SO: 4 BB: 6 IBB: 0 HBP: 0 BLK: 0 WP: 0 HR: 0 S: 30 P: 54 ERA: 1.29 WHIP: 1.143										

Washington Senators @ Minnesota Twins
Metropolitan Stadium, Bloomington, MI
Fri Jul 13, 1962, 8:05 PM EDT
Att: 12,175 - Unknown - 66 F

AB 27
R 4
H 6
RBI 4
BB 6
SO 4
LOB 15



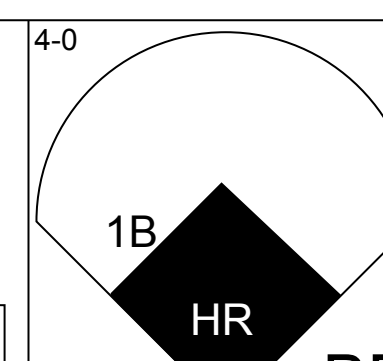
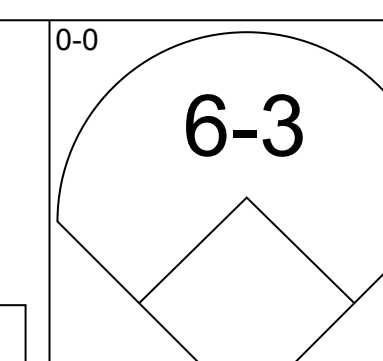
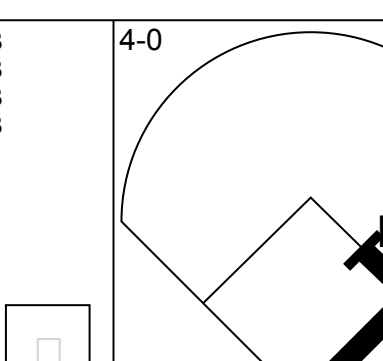
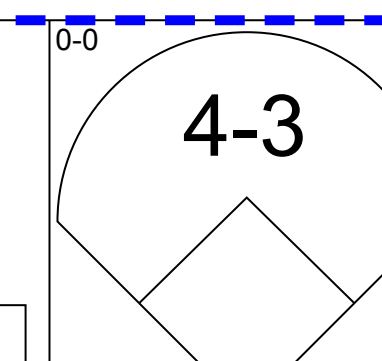
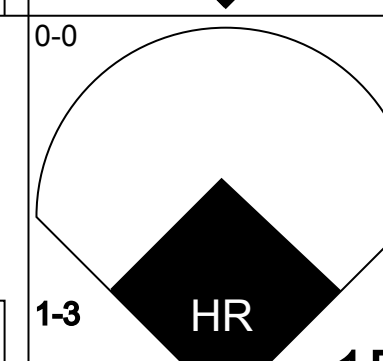
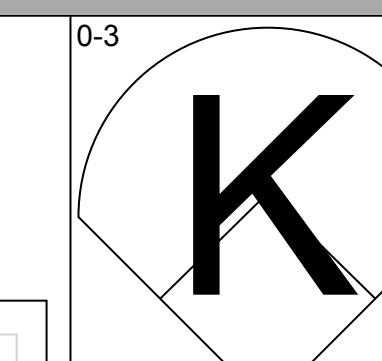
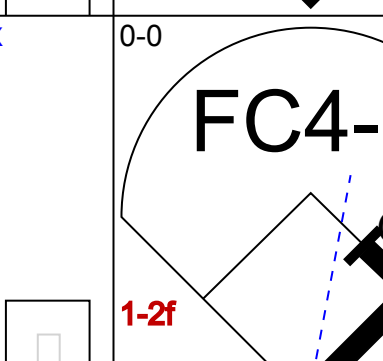
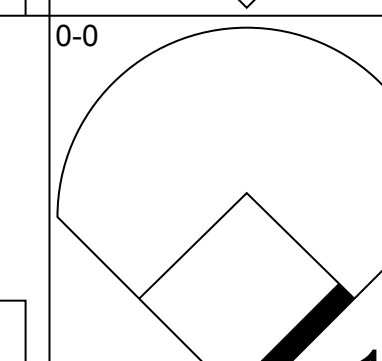
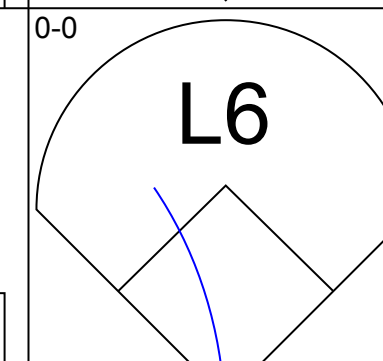
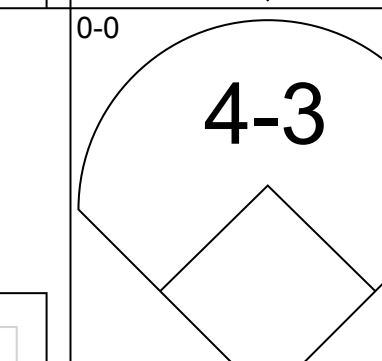
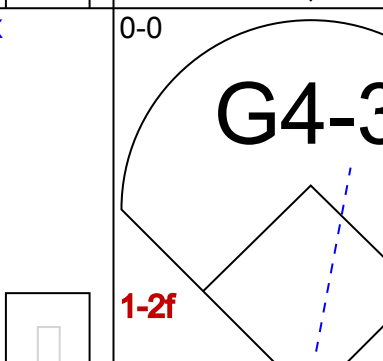
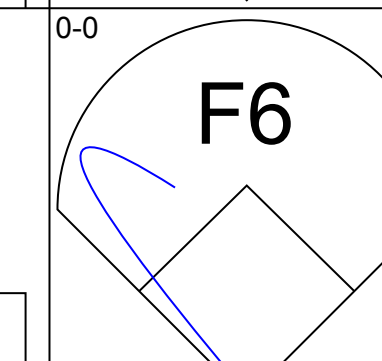
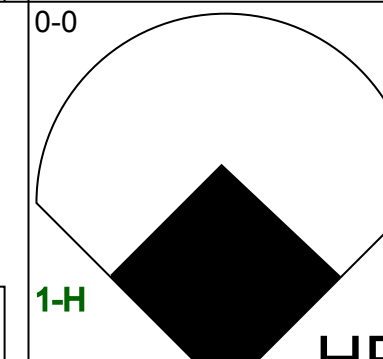
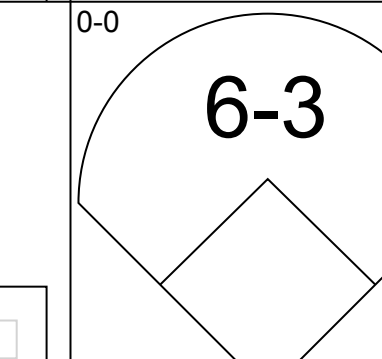
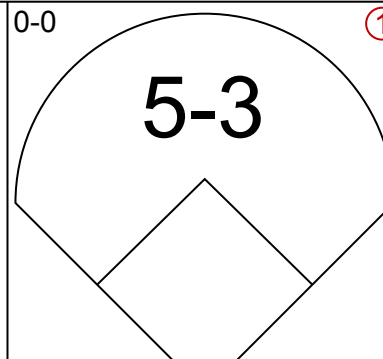
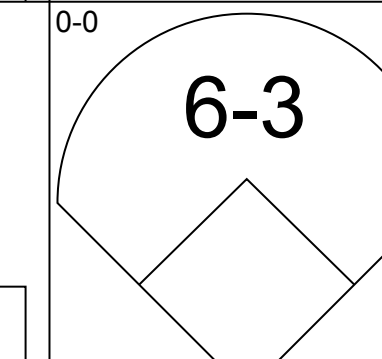
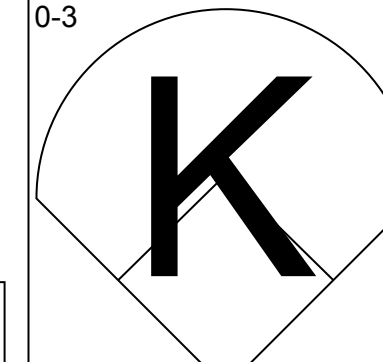
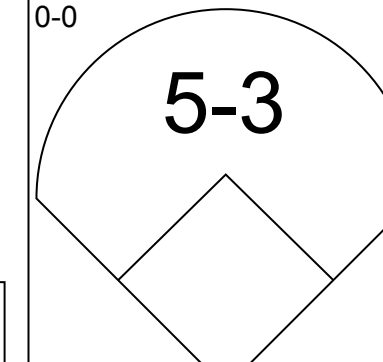
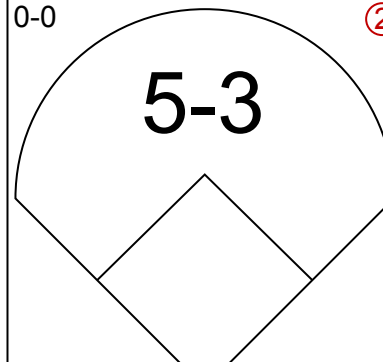
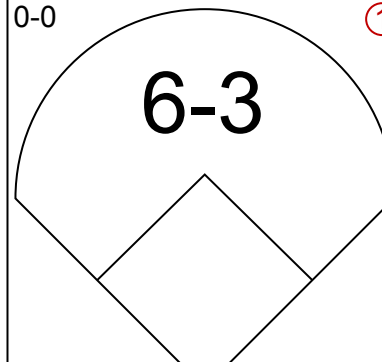
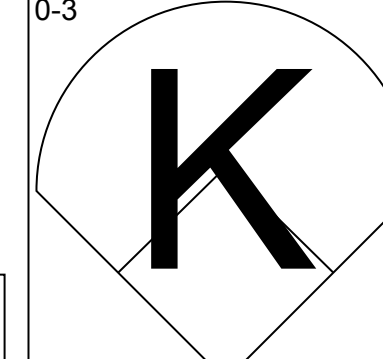
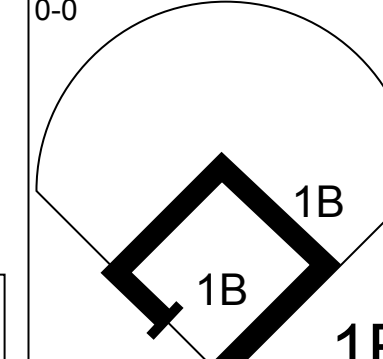
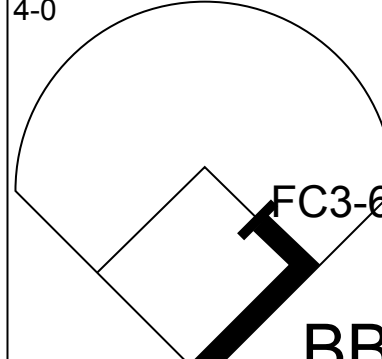
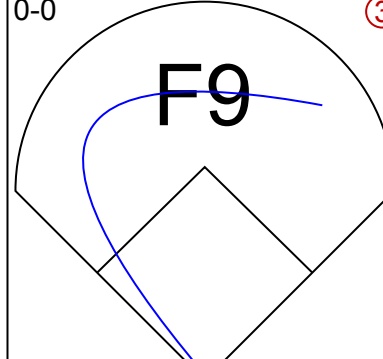
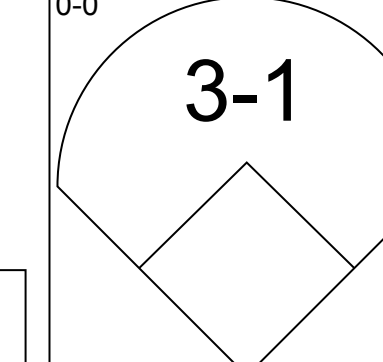
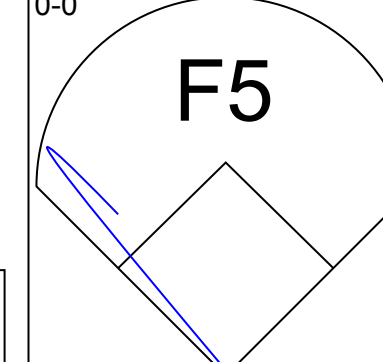
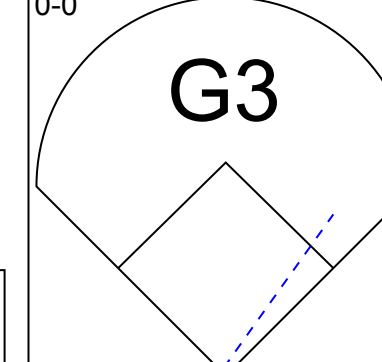
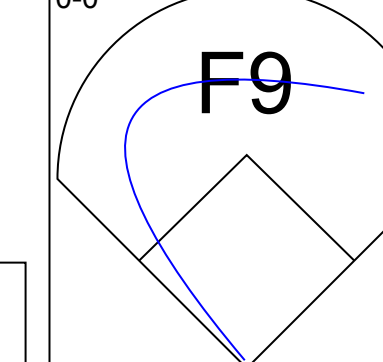
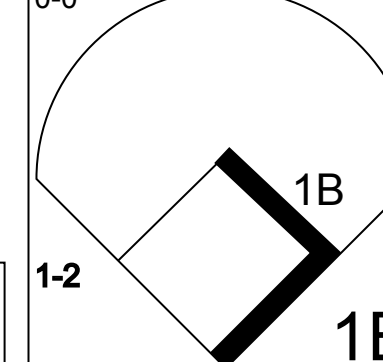
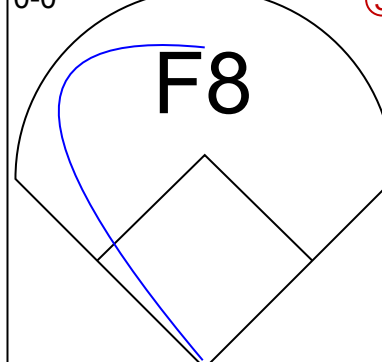
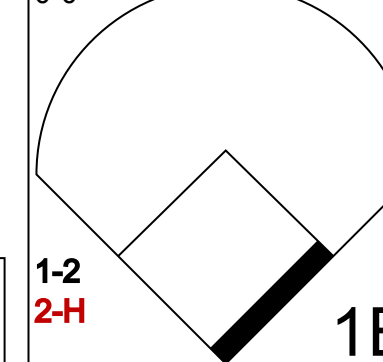
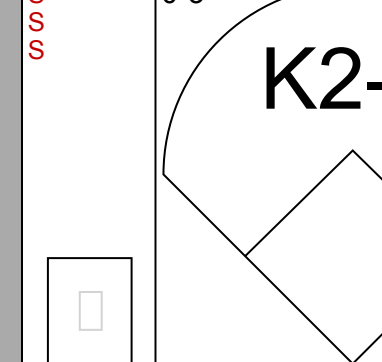
Batter	1	2	3	4	5	6	7	8	9	AB	R	H	RBI	BB	SO	LOB	TOP					
Ken Hamlin, R (1, 6) OBP: 0.328, SLG: 0.303										5	1	2	0	0	1	1						
Chuck Cottier, R (1, 4) OBP: 0.317, SLG: 0.369										4	1	1	0	0	0	1						
Jim King, L (1, 9) OBP: 0.355, SLG: 0.376										3	1	0	0	1	1	1						
Harry Bright, R (1, 3) OBP: 0.374, SLG: 0.545										3	1	1	1	1	0	0						
Chuck Hinton, R (1, 8) OBP: 0.346, SLG: 0.481										4	0	2	3	0	2	0						
Bud Zipfel, L (1, 7) OBP: 0.295, SLG: 0.404										4	0	1	0	0	1	3						
Jim Hannan, R (8, 1) OBP: 0.250, SLG: 0.250										0	0	0	0	0	0	0						
Bob Schmidt, R (1, 2) OBP: 0.248, SLG: 0.379										4	0	0	0	0	1	2						
Ed Brinkman, R (1, 5) OBP: 0.216, SLG: 0.278										4	0	0	0	0	0	1						
Bennie Daniels, L (1, 1) OBP: 0.111, SLG: 0.111										2	0	0	0	0	1	0						
Johanny Schaive, R (8, PH) OBP: 0.273, SLG: 0.375										1	0	0	0	0	0	0						
Joe Hicks, L (8, 8) OBP: 0.306, SLG: 0.412										1	0	1	0	0	0	0						
Inning Stats	R: 0 E: 0 K: 1 S: 5	H: 0 LOB: 0 BB: 0 P: 5	R: 0 E: 0 K: 1 S: 5	H: 0 LOB: 0 BB: 0 P: 5	R: 0 E: 0 K: 1 S: 5	H: 0 LOB: 0 BB: 0 P: 5	R: 0 E: 0 K: 0 S: 3	H: 0 LOB: 0 BB: 0 P: 3	R: 1 E: 0 K: 2 S: 9	H: 2 LOB: 1 BB: 0 P: 9	R: 0 E: 0 K: 1 S: 6	H: 1 LOB: 1 BB: 0 P: 6	R: 0 E: 0 K: 1 S: 6	H: 1 LOB: 1 BB: 0 P: 6	R: 3 E: 0 K: 0 S: 6	H: 3 LOB: 2 BB: 2 P: 14	R: 0 E: 0 K: 0 S: 4	H: 1 LOB: 1 BB: 0 P: 4	1B: 5 2B: 3 3B: 0 HR: 0	SF: 0 SAC: 0 DP: 0 HBP: 0	WP: 0 PB: 0 SB: 0 CS: 0	PA: 37
PITCHER	IP WLS BF H R ER SO BB IBB HBP BLK WP HR S P ERA WHIP																					
Jim Kaat, L (1, 1) ERA: 3.97	7.2 L 31 6 4 4 7 2 0 0 0 0 0 0 43 51 4.70 1.043																					
Joe Bonikowski, R (8, 1) ERA: 3.89	1.1 6 2 0 0 0 0 0 0 0 0 0 0 6 6 0.00 1.500																					

Washington Senators @ Minnesota Twins
Metropolitan Stadium, Bloomington, MI

AB 35
R 4
H 8
RBI 4
BB 2
SO 7
LOB 9



Sat Jul 14 1962, 4:33 AM EDT
Att: 10,468 - Unknown - 72 F

Batter	1	2	3	4	5	6	7	8	9	AB	R	H	RBI	BB	SO	LOB	BOTTOM					
Bill Tuttle, R (1, 8) OBP: 0.323, SLG: 0.265										2	1	0	0	2	0	1						
Vic Power, R (1, 3) OBP: 0.328, SLG: 0.443										4	1	2	0	0	1	1						
Rich Rollins, R (1, 5) OBP: 0.384, SLG: 0.487										4	0	0	0	0	0	4						
Harmon Killebrew, R (1, 7) OBP: 0.369, SLG: 0.507										4	1	1	3	0	0	1						
Bob Allison, R (1, 9) OBP: 0.367, SLG: 0.441										4	0	0	0	0	1	0						
Earl Battey, R (1, 2) OBP: 0.337, SLG: 0.396										3	0	1	0	1	1	0						
Marty Martinez, S (8, FR) OBP: 0.455, SLG: 0.250										0	0	0	0	0	0	0						
Bernie Allen, L (1, 4) OBP: 0.309, SLG: 0.418										4	0	0	0	0	0	2						
Zoilo Versalles, R (1, 6) OBP: 0.249, SLG: 0.335										4	0	1	0	0	0	1						
Jim Kaat, L (1, 1) OBP: 0.273, SLG: 0.313										2	0	1	0	1	1	0						
Joe Bonikowski, R (8, 1) OBP: 0.192, SLG: 0.160										0	0	0	0	0	0	0						
Inning Stats	R: 3 E: 0 K: 2 S: 9	H: 2 LOB: 1 BB: 1 P: 13	R: 0 E: 0 K: 0 S: 3	H: 0 LOB: 1 BB: 1 P: 7	R: 0 E: 0 K: 1 S: 5	H: 0 LOB: 0 BB: 0 P: 5	R: 0 E: 0 K: 0 S: 5	H: 3 LOB: 2 BB: 0 P: 5	R: 0 E: 0 K: 0 S: 2	H: 0 LOB: 0 BB: 1 P: 6	R: 0 E: 0 K: 0 S: 3	H: 0 LOB: 0 BB: 0 P: 3	R: 0 E: 0 K: 1 S: 5	H: 0 LOB: 0 BB: 0 P: 5	R: 0 E: 0 K: 0 S: 4	H: 1 LOB: 1 BB: 0 P: 4	R: 0 E: 0 K: 0 S: 3	H: 0 LOB: 1 BB: 1 P: 7	1B: 5 2B: 0 3B: 0 HR: 1	SF: 0 SAC: 0 DP: 1 HBP: 0	WP: 0 PB: 0 SB: 0 CS: 0	PA: 35
PITCHER	IP WLS BF H R ER SO BB IBB HBP BLK WP HR S P ERA WHIP																					
Bennie Daniels, R (1, 1) ERA: 5.7	7.0 W 27 5 3 3 4 3 0 0 0 0 0 0 32 44 3.86 1.143																					
Jim Hannan, R (8, 1) ERA: 4.24	2.0 S 8 1 0 0 0 1 0 0 0 0 0 0 7 11 0.00 1.000																					

Washington Senators @ Minnesota Twins
Metropolitan Stadium, Bloomington, MI

AB 31
R 3
H 6
RBI 3
BB 4
SO 4
LOB 10



Sat Jul 14 1962, 4:33 AM EDT
Att: 10,468 - Unknown - 72 F

Batter	1	2	3	4	5	6	7	8	9	AB	R	H	RBI	BB	SO	LOB	TOP			
Chuck Schilling, R OBP: 0.307, SLG: 0.340	5-3			F3			F3			4	0	1	0	0	0	2				
Carroll Hardy, R OBP: 0.328, SLG: 0.357	F7				F7		F9			3	0	0	0	0	0	2				
Gary Geiger, L OBP: 0.331, SLG: 0.382		4-3								1	0	0	0	0	0	1				
Carl Yastrzemski, L OBP: 0.387, SLG: 0.476	F7						F6			4	0	2	0	0	0	1				
Frank Matzone, R OBP: 0.326, SLG: 0.429				F7						3	1	0	0	1	0	2				
Lou Clinton, R OBP: 0.366, SLG: 0.658							1-3			3	1	1	0	1	0	0				
Jim Pagliaroni, R OBP: 0.385, SLG: 0.500										4	1	2	3	0	0	2				
Pete Runnels, L OBP: 0.434, SLG: 0.480					F5		5-3			4	0	0	0	0	1	1				
Eddie Bressoud, R OBP: 0.314, SLG: 0.407				E6			1-4-3			3	0	0	0	1	0	1				
Don Schwall, R OBP: 0.179, SLG: 0.158										2	0	0	0	0	1	2				
Russ Nixon, L OBP: 0.303, SLG: 0.313					5-3					1	0	1	0	0	0	0				
Mike Fomiele, R OBP: 0.273, SLG: 0.273										0	0	0	0	0	0	0				
Pumpsie Green, S OBP: 0.273, SLG: 0.214										1	0	0	0	0	0	0				
Inning Stats	R: 0 E: 0 K: 0 S: 3	H: 0 LOB: 0 BB: 0 P: 3	R: 3 E: 0 K: 2 S: 9	H: 2 LOB: 2 BB: 3 P: 21	R: 0 E: 0 K: 0 S: 4	H: 2 LOB: 1 BB: 0 P: 4	R: 0 E: 1 K: 0 S: 4	H: 0 LOB: 1 BB: 0 P: 4	R: 0 E: 0 K: 0 S: 3	H: 1 LOB: 0 BB: 0 P: 3	R: 0 E: 0 K: 0 S: 4	H: 1 LOB: 1 BB: 0 P: 4	R: 0 E: 0 K: 0 S: 3	H: 0 LOB: 0 BB: 0 P: 3	R: 0 E: 0 K: 0 S: 3	H: 0 LOB: 0 BB: 0 P: 3	1B: 6 2B: 1 3B: 0 HR: 1	SF: 0 SAC: 0 DP: 1 HBP: 0	WP: 0 PB: 1 SB: 0 CS: 0	PA: 36
PITCHER	IP WLS BF H R ER SO BB IBB HBP BLK WP HR S P ERA WHIP																			
Bill Pleis, L ERA: 4.26	1.2	10	2	3	3	2	3	0	0	0	0	0	0	0	1	11	23	16.20	3.000	
Georges Maranda, R ERA: 3.92	2.1	9	2	0	0	0	0	0	0	0	0	0	0	0	9	9	0.00	0.857		
Lee Stange, R ERA: 3.63	2.0	W	7	2	0	0	0	0	0	0	0	0	0	7	7	0.00	1.000			
Frank Sullivan, R ERA: 5.54	3.0	S	10	1	0	0	0	0	0	0	0	0	0	10	10	0.00	0.333			

Boston Red Sox @ Minnesota Twins
Metropolitan Stadium, Bloomington, MI
Sun Jul 15 1962, 4:33 AM EDT
Att: 20,450 - Unknown - 61 F

AB 33
R 3
H 7
RBI 3
BB 3
SO 2
LOB 14



Batter	1	2	3	4	5	6	7	8	9	AB	R	H	RBI	BB	SO	LOB	BOTTOM			
Bill Tuttle, R OBP: 0.308, SLG: 0.250	6-3			F8			F4			5	0	0	0	0	0	5				
Vic Power, R OBP: 0.332, SLG: 0.444				F8			L9			4	1	2	0	1	0	0				
Rich Rollins, R OBP: 0.387, SLG: 0.484	L6									2	2	0	0	3	0	2				
Harmon Killebrew, R OBP: 0.370, SLG: 0.514	FC5-4									4	0	2	4	0	1	2				
Bob Allison, R OBP: 0.365, SLG: 0.435				F7			F8			3	1	0	0	1	1	3				
Earl Battey, R OBP: 0.339, SLG: 0.399							4-3			3	0	1	0	1	0	0				
Bernie Allen, L OBP: 0.305, SLG: 0.413										4	0	0	0	0	0	3				
Zoilo Versalles, R OBP: 0.252, SLG: 0.339										3	0	1	0	1	0	0				
Bill Pleis, L ERA: 4.26	6.0	L	32	5	5	3	9	0	0	0	0	0	0	0	0	0	65	7.50	2.333	
Don Schwall, R ERA: 5.3	2.0		7	1	0	0	0	0	0	1	0	7	7	0.00	0.500					
Mike Fomiele, R ERA: 5.16																				
Inning Stats	R: 0 E: 0 K: 0 S: 3	H: 0 LOB: 1 BB: 1 P: 7	R: 1 E: 1 K: 1 S: 7	H: 2 LOB: 2 BB: 1 P: 11	R: 0 E: 0 K: 1 S: 5	H: 0 LOB: 1 BB: 1 P: 9	R: 0 E: 0 K: 0 S: 3	H: 0 LOB: 2 BB: 2 P: 11	R: 1 E: 0 K: 0 S: 4	H: 1 LOB: 1 BB: 2 P: 12	R: 3 E: 0 K: 1 S: 7	H: 2 LOB: 1 BB: 2 P: 15	R: 0 E: 0 K: 0 S: 3	H: 0 LOB: 0 BB: 0 P: 3	R: 0 E: 0 K: 0 S: 4	H: 1 LOB: 1 BB: 0 P: 4	1B: 2 2B: 4 3B: 0 HR: 0	SF: 0 SAC: 0 DP: 0 HBP: 0	WP: 1 PB: 0 SB: 0 CS: 0	PA: 39
PITCHER	IP WLS BF H R ER SO BB IBB HBP BLK WP HR S P ERA WHIP																			

Boston Red Sox @ Minnesota Twins
Metropolitan Stadium, Bloomington, MI
Sun Jul 15 1962, 4:33 AM EDT
Att: 20,450 - Unknown - 61 F

AB 30
R 5
H 6
RBI 4
BB 9
SO 3
LOB 17





Batter	1	2	3	4	5	6	7	8	9	AB	R	H	RBI	BB	SO	LOB	TOP			
Ty Cline, L OBP: 0.340, SLG: 0.363 (1, 8)										4	0	0	0	0	2	0	Cleveland Indians @ Minnesota Twins Metropolitan Stadium, Bloomington, MI Tue Jul 17 1962, 8:05 PM EDT Att: 33,500 - Unknown - 72 F			
Tito Francona, L OBP: 0.313, SLG: 0.387 (1, 3)										4	0	0	0	0	2	0				
Chuck Essegian, R OBP: 0.382, SLG: 0.548 (1, 7)										3	0	1	0	1	0	0				
Willie Kirkland, L OBP: 0.307, SLG: 0.412 (1, 9)										4	1	1	0	0	1	2				
John Romano, R OBP: 0.352, SLG: 0.466 (1, 2)										3	1	1	2	1	1	1				
Woodie Held, R OBP: 0.386, SLG: 0.413 (1, 6)										4	0	1	0	0	0	1				
Bubba Phillips, R OBP: 0.299, SLG: 0.367 (1, 5)										3	0	1	0	0	1	1				
Jerry Kindall, R OBP: 0.287, SLG: 0.377 (1, 4)										3	0	0	0	0	1	2				
Gary Bell, R OBP: 0.158, SLG: 0.111 (1, 1)										1	0	0	0	0	1	0				
Frank Funk, R OBP: 0.100, SLG: 0.100 (3, 1)										1	0	0	0	0	1	1				
Don Dillard, L OBP: 0.261, SLG: 0.398 (7, PH)										1	0	0	0	0	0	1				
Bill Dailey, R (7, 1)										0	0	0	0	0	0	0				
Inning Stats	R: 0 E: 0 K: 1 S: 6	H: 1 LOB: 1 BB: 0 P: 6	R: 0 E: 0 K: 0 S: 3	H: 0 LOB: 0 BB: 0 P: 3	R: 0 E: 0 K: 1 S: 5	H: 0 LOB: 0 BB: 0 P: 5	R: 0 E: 0 K: 2 S: 7	H: 0 LOB: 1 BB: 1 P: 11	R: 0 E: 0 K: 1 S: 8	H: 1 LOB: 1 BB: 0 P: 8	R: 2 E: 0 K: 1 S: 8	H: 3 LOB: 1 BB: 0 P: 8	R: 0 E: 0 K: 2 S: 7	H: 0 LOB: 0 BB: 1 P: 7	R: 0 E: 0 K: 0 S: 2	H: 0 LOB: 0 BB: 1 P: 6	1B: 3 2B: 1 3B: 0 HR: 1	SF: 0 SAC: 0 DP: 1 HBP: 0	WP: 0 PB: 0 SB: 0 CS: 0	PA: 33
PITCHER Camilo Pascual, R ERA: 3.43 (1, 1)	IP: 9.0 WLS: W BF: 33 H: 5 R: 2 ER: 2 SO: 10 BB: 2 IBB: 0 HBP: 0 BLK: 0 WP: 0 HR: 1 S: 51 P: 59 ERA: 2.00 WHIP: 0.778															PITCHER				

Batter	1	2	3	4	5	6	7	8	9	AB	R	H	RBI	BB	SO	LOB	BOTTOM			
Bill Tuttle, R OBP: 0.306, SLG: 0.250 (1, 8)										4	1	1	0	0	0	0	Cleveland Indians @ Minnesota Twins Metropolitan Stadium, Bloomington, MI Tue Jul 17 1962, 8:05 PM EDT Att: 33,500 - Unknown - 72 F			
Vic Power, R OBP: 0.334, SLG: 0.448 (1, 3)										4	2	2	0	0	0	0				
Rich Rollins, R OBP: 0.386, SLG: 0.480 (1, 5)										3	1	0	0	1	1	2				
Harmon Killebrew, R OBP: 0.374, SLG: 0.528 (1, 7)										2	2	2	4	0	0	0				
Marty Martínez, S OBP: 0.455, SLG: 0.250 (8, PR)										0	0	0	0	0	0	0				
Lenny Green, L OBP: 0.382, SLG: 0.442 (9, 7)										0	0	0	0	0	0	0				
Bob Allison, R OBP: 0.364, SLG: 0.444 (1, 9)										4	1	1	2	0	1	2				
Earl Battey, R OBP: 0.339, SLG: 0.397 (1, 2)										2	0	0	0	1	0	0				
Bernie Allen, L OBP: 0.303, SLG: 0.410 (1, 4)										2	0	0	1	0	0	0				
Zoilo Versalles, R OBP: 0.250, SLG: 0.335 (1, 6)										3	0	0	0	0	1	0				
Camilo Pascual, R OBP: 0.304, SLG: 0.385 (1, 1)										3	0	0	0	0	1	0				
Inning Stats	R: 3 E: 0 K: 0 S: 6	H: 3 LOB: 0 BB: 0 P: 6	R: 0 E: 0 K: 0 S: 3	H: 0 LOB: 0 BB: 0 P: 3	R: 3 E: 0 K: 0 S: 5	H: 2 LOB: 0 BB: 1 P: 9	R: 0 E: 0 K: 1 S: 5	H: 0 LOB: 0 BB: 0 P: 5	R: 0 E: 0 K: 0 S: 3	H: 0 LOB: 0 BB: 0 P: 3	R: 1 E: 0 K: 1 S: 4	H: 0 LOB: 1 BB: 1 P: 9	R: 0 E: 0 K: 1 S: 5	H: 0 LOB: 0 BB: 0 P: 5	R: 0 E: 0 K: 1 S: 6	H: 1 LOB: 1 BB: 0 P: 6	1B: 3 2B: 2 3B: 0 HR: 2	SF: 2 SAC: 0 DP: 1 HBP: 1	WP: 1 PB: 0 SB: 0 CS: 0	PA: 32
PITCHER Gary Bell, R ERA: 3.91 Frank Funk, R ERA: 3.35 Bill Dailey, R ERA: 1.38 (1, 1)	IP: 2.1 WLS: L BF: 13 H: 5 R: 6 ER: 6 SO: 6 BB: 1 IBB: 0 HBP: 1 BLK: 0 WP: 1 HR: 0 S: 2 P: 16 ERA: 23.14 WHIP: 2.571															PITCHER				

Batter	1	2	3	4	5	6	7	8	9	AB	R	H	RBI	BB	SO	LOB	TOP
Willie Tasby, R OBP: 0.320, SLG: 0.307 (1, 8)										4	0	0	0	0	3	1	Cleveland Indians @ Minnesota Twins Metropolitan Stadium, Bloomington, MI Wed Jul 18 1962, 4:33 AM EDT Att: 15,829 - Unknown - 78 F
Tito Francona, L OBP: 0.315, SLG: 0.385 (1, 3)										2	1	0	0	1	2	0	
Chuck Essegian, R OBP: 0.376, SLG: 0.537 (1, 7)										4	0	0	0	0	1	2	
John Romano, R OBP: 0.354, SLG: 0.477 (1, 2)										4	1	2	2	0	0	0	
Woodie Held, R OBP: 0.364, SLG: 0.411 (1, 6)										4	0	1	0	0	2	2	
Bubba Phillips, R OBP: 0.296, SLG: 0.363 (1, 5)										4	0	0	0	0	2	1	
Willie Kirkland, L OBP: 0.307, SLG: 0.411 (1, 9)										3	0	1	0	0	1	0	
Jerry Kindall, R OBP: 0.287, SLG: 0.377 (1, 4)										3	0	1	0	0	0	1	
Barry Latman, R OBP: 0.261, SLG: 0.381 (1, 1)										0	0	0	0	0	0	0	
Jim Perry, S OBP: 0.162, SLG: 0.167 (6, PH)										2	0	0	0	0	0	2	
Gene Green, R OBP: 0.349, SLG: 0.593 (8, 1)										1	1	1	1	0	0	0	
Bob Hartman, R (8, 1)										0	0	0	0	0	0	0	
Inning Stats	R: 0 E: 0 K: 3 S: 9	H: 0 LOB: 0 BB: 0 P: 9	R: 0 E: 0 K: 2 S: 7	H: 0 LOB: 0 BB: 0 P: 7	R: 0 E: 0 K: 1 S: 6	H: 1 LOB: 1 BB: 0 P: 6	R: 0 E: 0 K: 0 S: 3	H: 1 LOB: 1 BB: 1 P: 7	R: 0 E: 0 K: 1 S: 5	H: 0 LOB: 0 BB: 0 P: 5	R: 1 E: 0 K: 1 S: 6	H: 1 LOB: 0 BB: 0 P: 6	R: 0 E: 0 K: 0 S: 3	H: 1 LOB: 0 BB: 0 P: 3	1B: 4 2B: 0 3B: 0 HR: 2	SF: 0 SAC: 0 DP: 2 HBP: 1	WP: 0 PA: 33 CS: 0
PITCHER Dick Stigman, L ERA: 3.07 (1, 1)	IP: 9.0 WLS: W BF: 33 H: 6 R: 3 ER: 3 SO: 11 BB: 1 IBB: 0 HBP: 1 BLK: 0 WP: 0 HR: 2 S: 53 P: 58 ERA: 3.00 WHIP: 0.778																

Batter	1	2	3	4	5	6	7	8	9	AB	R	H	RBI	BB	SO	LOB	BOTTOM
Bill Tuttle, R OBP: 0.327, SLG: 0.274 (1, 8)										3	2	2	1	2	0	2	Cleveland Indians @ Minnesota Twins Metropolitan Stadium, Bloomington, MI Wed Jul 18 1962, 4:33 AM EDT Att: 15,829 - Unknown - 78 F
Vic Power, R OBP: 0.338, SLG: 0.450 (1, 3)										5	2	3	1	0	0	1	
Rich Rollins, R OBP: 0.386, SLG: 0.478 (1, 5)										4	2	1	1	1	0	2	
Harmon Killebrew, R OBP: 0.377, SLG: 0.548 (1, 7)										4	3	2	5	1	0	0	
Bob Allison, R OBP: 0.361, SLG: 0.451 (1, 9)										5	1	1	4	0	1	0	
Earl Battey, R OBP: 0.343, SLG: 0.410 (1, 2)										5	2	3	1	0	0	0	
Bernie Allen, L OBP: 0.305, SLG: 0.411 (1, 4)										4	2	2	0	0	0	1	
Zoilo Versalles, R OBP: 0.247, SLG: 0.331 (1, 6)										4	0	0	0	0	0	4	
Dick Stigman, R OBP: 0.125, SLG: 0.143 (1, 1)										3	0	1	1	0	1	1	
Inning Stats	R: 11 E: 1 K: 0 S: 10	H: 7 LOB: 0 BB: 4 P: 26	R: 0 E: 0 K: 0 S: 5	H: 2 LOB: 2 BB: 0 P: 5	R: 1 E: 0 K: 0 S: 4	H: 1 LOB: 0 BB: 0 P: 4	R: 0 E: 0 K: 0 S: 3	H: 0 LOB: 0 BB: 0 P: 3	R: 0 E: 0 K: 1 S: 5	H: 1 LOB: 0 BB: 0 P: 5	R: 2 E: 0 K: 0 S: 7	H: 4 LOB: 2 BB: 0 P: 7	R: 0 E: 0 K: 1 S: 5	H: 0 LOB: 0 BB: 0 P: 5	1B: 10 2B: 1 3B: 0 HR: 4	SF: 1 SAC: 0 DP: 1 HBP: 0	WP: 0 PA: 42 CS: 0
PITCHER Barry Latman, R ERA: 4.16 Jim Perry, R ERA: 4.03 Bob Hartman, L ERA: 3.12 (1, 1)	IP: 7.0 WLS: L BF: 33 H: 11 R: 8 ER: 8 SO: 1 BB: 2 IBB: 0 HBP: 0 BLK: 0 WP: 0 HR: 2 S: 33 P: 41 ERA: 10.29 WHIP: 1.857																

Batter	1	2	3	4	5	6	7	8	9	AB	R	H	RBI	BB	SO	LOB	TOP
Willie Tasby, R OBP: 0.316, SLG: 0.305	F9		F9			F9		F3		4	0	1	0	0	0	0	Cleveland Indians @ Minnesota Twins Metropolitan Stadium, Bloomington, MI Thu Jul 19 1962, 4:33 AM EDT Att: 11,787 - Unknown - 71 F AB 29 R 0 H 3 RBI 0 BB 1 SO 5 LOB 7 
Willie Kirkland, L OBP: 0.303, SLG: 0.404	K		F7			F5			K	4	0	0	0	0	2	1	
Chuck Essegian, R OBP: 0.373, SLG: 0.529	BB		K			5-3			F3	3	0	0	0	1	1	1	
John Romano, R OBP: 0.350, SLG: 0.471	F8				F3			F9	F9	4	0	0	0	0	0	1	
Woodie Held, R OBP: 0.361, SLG: 0.407		1-3			K				5-3	3	0	0	0	0	1	0	
Bubba Phillips, R OBP: 0.299, SLG: 0.363	WP 1B				6-3				HBP	2	0	1	0	0	0	0	
Tito Francona, L OBP: 0.315, SLG: 0.384	6-3					G6-4-3 1B			4-3	3	0	1	0	0	0	2	
Jerry Kindall, R OBP: 0.284, SLG: 0.373	F7					G6-4-3			1-3	3	0	0	0	0	0	2	
Dick Donovan, L OBP: 0.228, SLG: 0.302					1-3				F8	1	0	0	0	0	0	0	
Bill Dailey, R										1	0	0	0	0	1	0	
Doc Edwards, R OBP: 0.381, SLG: 0.486										1	0	0	0	0	0	0	
Frank Funk, R OBP: 0.100, SLG: 0.100										0	0	0	0	0	0	0	
Inning Stats	R: 0 E: 0 K: 1 S: 5	H: 0 LOB: 1 BB: 1 P: 9	R: 0 E: 0 K: 0 S: 4	H: 1 LOB: 1 BB: 0 P: 4	R: 0 E: 0 K: 1 S: 6	H: 1 LOB: 1 BB: 0 P: 6	R: 0 E: 0 K: 1 S: 5	H: 0 LOB: 0 BB: 0 P: 5	R: 0 E: 0 K: 0 S: 3	H: 0 LOB: 1 BB: 0 P: 3	R: 0 E: 0 K: 0 S: 3	H: 0 LOB: 0 BB: 0 P: 3	R: 0 E: 0 K: 1 S: 5	H: 0 LOB: 0 BB: 0 P: 5	1B: 3 2B: 0 3B: 0 HR: 0	SF: 0 SAC: 0 DP: 1 HBP: 1	WP: 1 PA: 31 CS: 0
PITCHER Jim Kaat, L ERA: 3.72	IP: 9.0 WLS: W BF: 31 H: 3 R: 0 ER: 0 SO: 5 BB: 1 IBB: 0 HBP: 1 BLK: 0 WP: 1 HR: 0 S: 39 P: 44 ERA: 0.00 WHIP: 0.444																

Batter	1	2	3	4	5	6	7	8	9	AB	R	H	RBI	BB	SO	LOB	BOTTOM												
Bill Tuttle, R OBP: 0.325, SLG: 0.273	F9		6-3			2B SF8 1B			5-3	4	1	1	1	0	0	0	Cleveland Indians @ Minnesota Twins Metropolitan Stadium, Bloomington, MI Thu Jul 19 1962, 4:33 AM EDT Att: 11,787 - Unknown - 71 F AB 31 R 8 H 10 RBI 7 BB 0 SO 1 LOB 8 												
Vic Power, R OBP: 0.340, SLG: 0.452	4-3		3-H F7			SF8 S 2B			HR HBP	3	2	1	0	0	0	0													
Rich Rollins, R OBP: 0.385, SLG: 0.476	5-3				1B 1B	SF8			F2	3	1	1	1	0	0	1													
Harmon Killebrew, R OBP: 0.376, SLG: 0.544		F4			FC1-5 1B	2-3 3-H			F8	4	0	1	0	0	0	1													
Lenny Green, L OBP: 0.382, SLG: 0.442					1-2 1B	3-H				0	0	0	0	0	0	0													
Bob Allison, R OBP: 0.366, SLG: 0.479					FC1-5 1B 1B				5-3	4	3	3	4	0	0	0													
Earl Battey, R OBP: 0.341, SLG: 0.411					1-2 2-H 1B 1B				HR	4	0	1	0	0	0	2													
Bernie Allen, L OBP: 0.305, SLG: 0.410		L4-6 2B			FC1-5 1B	1-3 2-3 1B			4-3	4	0	1	0	0	0	2													
Zoilo Versalles, R OBP: 0.248, SLG: 0.334		L4-6			G6-4-3 1B	1-3 2-H			K	3	0	1	1	0	1	1													
Jim Kaat, L OBP: 0.259, SLG: 0.294					G6-4-3 1B	1-2			L5	3	1	1	0	0	0	2													
					4-3 2B	1-2			F7	3	0	0	0	0	0	1													
Inning Stats	R: 0 E: 0 K: 0 S: 3	H: 0 LOB: 0 BB: 0 P: 3	R: 1 E: 0 K: 0 S: 4	H: 2 LOB: 0 BB: 0 P: 4	R: 1 E: 0 K: 0 S: 4	H: 1 LOB: 0 BB: 0 P: 4	R: 2 E: 0 K: 0 S: 6	H: 4 LOB: 1 BB: 0 P: 6	R: 2 E: 0 K: 0 S: 5	H: 2 LOB: 0 BB: 0 P: 5	R: 0 E: 0 K: 1 S: 5	H: 0 LOB: 0 BB: 0 P: 5	R: 0 E: 0 K: 0 S: 3	H: 0 LOB: 0 BB: 0 P: 3	R: 2 E: 0 K: 0 S: 4	H: 1 LOB: 0 BB: 0 P: 5	1B: 5 2B: 4 3B: 0 HR: 2	SF: 1 SAC: 0 DP: 2 HBP: 1	WP: 0 PA: 33 CS: 0										
PITCHER Dick Donovan, R ERA: 2.96	IP: 3.1 WLS: L BF: 16 H: 7 R: 4 ER: 4 SO: 0 BB: 0 IBB: 0 HBP: 0 BLK: 0 WP: 0 HR: 1 S: 16 P: 16 ERA: 10.80 WHIP: 2.100																												
Bill Dailey, R ERA: 2.16	3.2	12	2	2	2	1	0	0	0	0	0	14	14	4.91	0.545														
Frank Funk, R ERA: 3.62	1.0	5	1	2	2	0	0	0	1	0	0	4	5	18.00	1.000														

Batter	1	2	3	4	5	6	7	8	9	10	AB	R	H	RBI	BB	SO	LOB	TOP							
Jerry Adair, R OBP: 0.296, SLG: 0.350 (1, 6)	0-0 CS 1B		0-3 K		0-0 2B			0-0 BB SF7 1B		0-0 F3	5	1	3	0	0	1	0								
Whitey Herzog, L OBP: 0.370, SLG: 0.389 (1, 9)	4-0 HR BB		0-3 K		0-0 SF7			0-0 F8		0-0 5-3	3	1	0	1	1	1	1								
Jackie Brandt, R OBP: 0.322, SLG: 0.460 (1, 8)	0-0 HR		0-0 F7		0-0 4-3			0-0 SF7 BB 1B		0-3 K	5	1	2	2	0	1	1								
Jim Gentile, L OBP: 0.374, SLG: 0.552 (1, 3)	0-0 3-1		0-3 K		0-0 F2			4-0 SF7 BB			3	0	0	0	1	1	0								
Dick Williams, R OBP: 0.272, SLG: 0.260 (1, 7)	0-0 F8		0-0 F6		0-0 5-3			0-0 SF7			3	0	0	1	0	0	0								
Brooks Robinson, R OBP: 0.302, SLG: 0.473 (1, 5)		0-0 SH3 FC4-2 2B		0-0 HR				0-0 K			4	1	2	1	0	1	2								
Mary Breeding, R OBP: 0.244, SLG: 0.286 (1, 4)		0-0 SH3		0-0 5-3				0-3 K			3	0	0	0	0	1	0								
Hobie Landrith, L OBP: 0.344, SLG: 0.389 (1, 2)		0-0 FC4-2		0-0 3-1				0-0 3-1			4	0	0	0	0	0	1								
Chuck Estrada, R OBP: 0.135, SLG: 0.111 Boog Powell, L OBP: 0.318, SLG: 0.414 Hal Brown, R OBP: 0.286, SLG: 0.286 (7, PH)		0-3 K		0-0 2B SF7 1B				0-0 6-3			2	1	1	0	0	1	1								
Inning Stats	R: 2 E: 0 K: 0 S: 4	H: 2 LOB: 0 BB: 1 P: 8	R: 0 E: 0 K: 1 S: 6	H: 1 LOB: 1 BB: 0 P: 6	R: 0 E: 0 K: 2 S: 7	H: 0 LOB: 0 BB: 0 P: 7	R: 1 E: 0 K: 1 S: 6	H: 1 LOB: 0 BB: 0 P: 6	R: 1 E: 0 K: 0 S: 5	H: 2 LOB: 1 BB: 0 P: 5	R: 0 E: 0 K: 0 S: 3	H: 0 LOB: 0 BB: 0 P: 3	R: 0 E: 0 K: 1 S: 5	H: 0 LOB: 0 BB: 0 P: 5	R: 1 E: 0 K: 1 S: 7	H: 2 LOB: 2 BB: 1 P: 11	R: 0 E: 0 K: 0 S: 3	H: 0 LOB: 0 BB: 0 P: 3	R: 0 E: 0 K: 1 S: 5	H: 0 LOB: 0 BB: 0 P: 5	1B: 4 2B: 2 3B: 0 HR: 2	SF: 2 SAC: 1 DP: 0 HBP: 0	WP: 0 PA: 39		
PITCHER	IP WLS BF H R ER SO ERA WHIP	IP WLS BF H R ER SO ERA WHIP	IP WLS BF H R ER SO ERA WHIP	IP WLS BF H R ER SO ERA WHIP	IP WLS BF H R ER SO ERA WHIP	IP WLS BF H R ER SO ERA WHIP	IP WLS BF H R ER SO ERA WHIP	IP WLS BF H R ER SO ERA WHIP	IP WLS BF H R ER SO ERA WHIP	IP WLS BF H R ER SO ERA WHIP	IP WLS BF H R ER SO ERA WHIP	IP WLS BF H R ER SO ERA WHIP	IP WLS BF H R ER SO ERA WHIP	IP WLS BF H R ER SO ERA WHIP	IP WLS BF H R ER SO ERA WHIP	IP WLS BF H R ER SO ERA WHIP	IP WLS BF H R ER SO ERA WHIP	IP WLS BF H R ER SO ERA WHIP	IP WLS BF H R ER SO ERA WHIP	IP WLS BF H R ER SO ERA WHIP	IP WLS BF H R ER SO ERA WHIP	IP WLS BF H R ER SO ERA WHIP	IP WLS BF H R ER SO ERA WHIP	IP WLS BF H R ER SO ERA WHIP	IP WLS BF H R ER SO ERA WHIP

Baltimore Orioles @ Minnesota Twins
 Metropolitan Stadium, Bloomington, MI
 Fri Jul 20 1962, 8:05 PM EDT
 Att: 18,992 - Unknown - 74 F


AB 34
 R 5
 H 8
 RBI 5
 BB 2
 SO 7
 LOB 6



Batter	1	2	3	4	5	6	7	8	9	10	AB	R	H	RBI	BB	SO	LOB	BOTTOM						
Bill Tuttle, R OBP: 0.328, SLG: 0.265 (1, 8)	4-0 4-3 BB	4-0 G4-6-3 BB			0-3 K	0-0 L7			0-0 F8		3	0	0	0	2	1	2							
Vic Power, R OBP: 0.338, SLG: 0.451 (1, 3)	0-0 F7	0-0 G4-6-3			0-0 F5		0-0 3-1		0-0 2B		5	0	1	0	0	0	3							
Rich Rollins, R OBP: 0.380, SLG: 0.470 (1, 5)	0-0 4-3	0-3 K			0-0 6-3		0-0 F8		0-0 F5		5	0	0	0	0	1	3							
Harmon Killebrew, R OBP: 0.382, SLG: 0.543 Marty Martinez, S OBP: 0.455, SLG: 0.250 (10, PR)	4-0 BB		0-3 K		0-0 2B 1B	4-0 BB BB		4-0 BB BB		4-0 SH1-4 HR BB	2	1	1	0	3	1	0							
Bob Allison, R OBP: 0.365, SLG: 0.479 (1, 9)	0-0 L9		0-0 F4		0-0 1B 2B	0-3 K		0-0 K		0-0 SH1-4	4	1	1	0	0	1	3							
Earl Battey, R OBP: 0.342, SLG: 0.421 (1, 2)		0-0 1B HR 1B		0-0 F6		0-3 K		0-0 5-3		0-0 HR	5	2	2	2	0	1	2							
Bernie Allen, L OBP: 0.310, SLG: 0.411 (1, 4)		0-0 HR 1B		4-0 G4-6-3 BB		4-0 1B IBB		0-0 4-3			2	1	1	0	2	0	0							
Zoilo Versalles, R OBP: 0.248, SLG: 0.342 (1, 6)		0-0 HR		0-3 K		0-3 K		0-0 1-3			4	1	1	3	0	2	4							
Jack Kralick, L OBP: 0.231, SLG: 0.229 Don Mincher, L OBP: 0.408, SLG: 0.532 Frank Sullivan, R (7, PH) Lenny Green, L OBP: 0.351, SLG: 0.441 Ray Moore, R (9, PH)		4-0 G4-6-3 BB		0-0 1-2		0-0 1B		0-0 F7			1	0	0	0	1	0	1							
Inning Stats	R: 0 E: 0 K: 0 S: 3	H: 0 LOB: 2 BB: 2 P: 11	R: 3 E: 0 K: 1 S: 7	H: 3 LOB: 1 BB: 2 P: 15	R: 0 E: 0 K: 1 S: 4	H: 0 LOB: 0 BB: 1 P: 8	R: 0 E: 0 K: 1 S: 5	H: 0 LOB: 0 BB: 1 P: 5	R: 2 E: 0 K: 2 S: 10	H: 3 LOB: 2 BB: 1 P: 14	R: 0 E: 0 K: 1 S: 5	H: 0 LOB: 1 BB: 1 P: 9	R: 0 E: 0 K: 0 S: 3	H: 0 LOB: 0 BB: 0 P: 3	R: 2 E: 0 K: 0 S: 4	H: 1 LOB: 1 BB: 0 P: 4	R: 2 E: 0 K: 0 S: 2	H: 1 LOB: 1 BB: 1 P: 6	1B: 4 2B: 2 3B: 0 HR: 2	SF: 0 SAC: 1 DP: 2 HBP: 0	WP: 0 PA: 42			
PITCHER	IP WLS BF H R ER SO ERA WHIP	IP WLS BF H R ER SO ERA WHIP	IP WLS BF H R ER SO ERA WHIP	IP WLS BF H R ER SO ERA WHIP	IP WLS BF H R ER SO ERA WHIP	IP WLS BF H R ER SO ERA WHIP	IP WLS BF H R ER SO ERA WHIP	IP WLS BF H R ER SO ERA WHIP	IP WLS BF H R ER SO ERA WHIP	IP WLS BF H R ER SO ERA WHIP	IP WLS BF H R ER SO ERA WHIP	IP WLS BF H R ER SO ERA WHIP	IP WLS BF H R ER SO ERA WHIP	IP WLS BF H R ER SO ERA WHIP	IP WLS BF H R ER SO ERA WHIP	IP WLS BF H R ER SO ERA WHIP	IP WLS BF H R ER SO ERA WHIP	IP WLS BF H R ER SO ERA WHIP	IP WLS BF H R ER SO ERA WHIP	IP WLS BF H R ER SO ERA WHIP	IP WLS BF H R ER SO ERA WHIP	IP WLS BF H R ER SO ERA WHIP	IP WLS BF H R ER SO ERA WHIP	IP WLS BF H R ER SO ERA WHIP

Baltimore Orioles @ Minnesota Twins
 Metropolitan Stadium, Bloomington, MI
 Fri Jul 20 1962, 8:05 PM EDT
 Att: 18,992 - Unknown - 74 F

AB 33
 R 7
 H 8
 RBI 7
 BB 8
 SO 7
 LOB 18



Batter	1	2	3	4	5	6	7	8	9	AB	R	H	RBI	BB	SO	LOB	TOP								
Jerry Adair, R OBP: 0.294, SLG: 0.343 (1, 4)	0-3 K	0-0 6-3		0-0 F5		4-0 BB		0-0 F2		4	0	0	0	1	1	3									
Russ Snyder, L OBP: 0.303, SLG: 0.451 (1, 9) (8, 7)	0-0 4-3	0-3 K			0-0 6-3	0-0 PO	0-0 4-3	0-0 F3		5	0	0	0	0	1	3									
Jackie Brandt, R OBP: 0.333, SLG: 0.488 (1, 8)	0-0 1B BB			0-0 1B S		0-0 4-3		0-0 HR	0-0 HR 1B	5	3	4	3	0	0	0									
Jim Gentile, L OBP: 0.376, SLG: 0.555 (1, 3)	4-0 1B BB			0-0 F8		0-3 K		0-0 HR	0-0 HR 1B	4	2	1	2	1	2	1									
Boog Powell, L OBP: 0.327, SLG: 0.419 Whitey Herzog, L OBP: 0.371, SLG: 0.391 (1, 7) (8, 9)	0-0 1B BB			0-3 K		4-0 SH 1B BB		0-0 1B	0-0 1B	3	1	2	1	2	1	1									
Brooks Robinson, R OBP: 0.309, SLG: 0.473 (1, 5)	0-0 1B			0-0 1B		0-0 SH 1B FC3-5		0-0 1B	0-0 F7	3	0	2	1	1	0	1									
Ron Hansen, R OBP: 0.312, SLG: 0.293 (1, 6)	0-3 K			0-3 K		0-0 BB FC3-5 PO 1B		0-3 K	0-0 5-3	5	0	1	1	0	3	6									
Hobie Landrith, L OBP: 0.346, SLG: 0.389 (1, 2)		0-0 3-1		0-0 1-3		0-0 F7		0-0 1B 1B	0-0 B1-6-4 1B	5	1	2	0	0	0	2									
Robin Roberts, S OBP: 0.345, SLG: 0.261 Billy Hoelt, L OBP: 0.444, SLG: 0.385 Hoyt Wilhelm, R OBP: 0.182, SLG: 0.100 (1, 1) (7, 1) (9, 1)		0-0 2B		0-0 4-3		0-0 FC3-5 BB		0-0 E3 1B	0-0 B1-6-4	3	0	1	0	0	0	2									
Inning Stats	R: 2 E: 0 K: 2 S: 10	H: 3 LOB: 2 BB: 1 P: 14	R: 0 E: 0 K: 1 S: 6	H: 1 LOB: 1 BB: 0 P: 6	R: 0 E: 0 K: 2 S: 9	H: 2 LOB: 0 BB: 0 P: 9	R: 0 E: 0 K: 0 S: 3	H: 0 LOB: 0 BB: 0 P: 3	R: 0 E: 0 K: 1 S: 5	H: 0 LOB: 0 BB: 0 P: 5	R: 1 E: 1 K: 0 S: 4	H: 1 LOB: 2 BB: 2 P: 12	R: 1 E: 0 K: 2 S: 8	H: 1 LOB: 2 BB: 2 P: 16	R: 4 E: 1 K: 0 S: 8	H: 4 LOB: 1 BB: 0 P: 8	R: 0 E: 0 K: 0 S: 3	H: 1 LOB: 1 BB: 0 P: 3	1B: 10 2B: 1 3B: 0 HR: 2	SF: 0 SAC: 1 DP: 1 HBP: 0	WP: 0 PB: 0 SB: 1 CS: 0	PA: 46			
PITCHER	IP WLS BF H R ER SO BB IBB HBP BLK WP HR S P ERA WHIP	IP WLS BF H R ER SO BB IBB HBP BLK WP HR S P ERA WHIP	IP WLS BF H R ER SO BB IBB HBP BLK WP HR S P ERA WHIP	IP WLS BF H R ER SO BB IBB HBP BLK WP HR S P ERA WHIP	IP WLS BF H R ER SO BB IBB HBP BLK WP HR S P ERA WHIP	IP WLS BF H R ER SO BB IBB HBP BLK WP HR S P ERA WHIP	IP WLS BF H R ER SO BB IBB HBP BLK WP HR S P ERA WHIP	IP WLS BF H R ER SO BB IBB HBP BLK WP HR S P ERA WHIP	IP WLS BF H R ER SO BB IBB HBP BLK WP HR S P ERA WHIP	IP WLS BF H R ER SO BB IBB HBP BLK WP HR S P ERA WHIP	IP WLS BF H R ER SO BB IBB HBP BLK WP HR S P ERA WHIP	IP WLS BF H R ER SO BB IBB HBP BLK WP HR S P ERA WHIP	IP WLS BF H R ER SO BB IBB HBP BLK WP HR S P ERA WHIP	IP WLS BF H R ER SO BB IBB HBP BLK WP HR S P ERA WHIP	IP WLS BF H R ER SO BB IBB HBP BLK WP HR S P ERA WHIP	IP WLS BF H R ER SO BB IBB HBP BLK WP HR S P ERA WHIP	IP WLS BF H R ER SO BB IBB HBP BLK WP HR S P ERA WHIP	IP WLS BF H R ER SO BB IBB HBP BLK WP HR S P ERA WHIP	IP WLS BF H R ER SO BB IBB HBP BLK WP HR S P ERA WHIP	IP WLS BF H R ER SO BB IBB HBP BLK WP HR S P ERA WHIP	IP WLS BF H R ER SO BB IBB HBP BLK WP HR S P ERA WHIP	IP WLS BF H R ER SO BB IBB HBP BLK WP HR S P ERA WHIP	IP WLS BF H R ER SO BB IBB HBP BLK WP HR S P ERA WHIP	IP WLS BF H R ER SO BB IBB HBP BLK WP HR S P ERA WHIP	IP WLS BF H R ER SO BB IBB HBP BLK WP HR S P ERA WHIP

Baltimore Orioles @ Minnesota Twins
Metropolitan Stadium, Bloomington, MI
Sun Jul 22 1962, 4:33 AM EDT
Att: 30,031 - Unknown - 72 F

AB	39
R	8
H	13
RBI	8
BB	5
SO	8
LOB	21

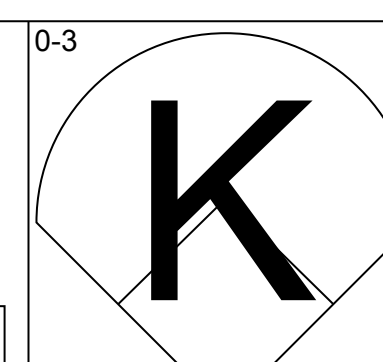
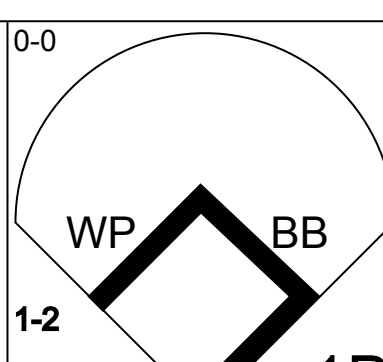
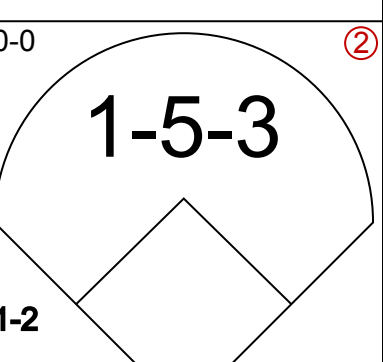
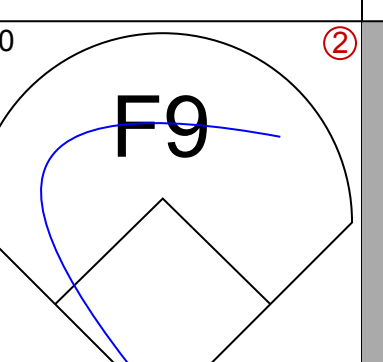
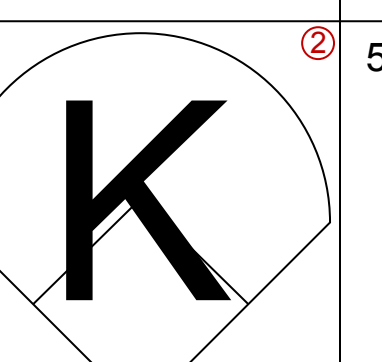

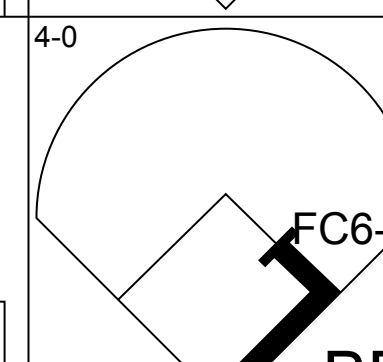
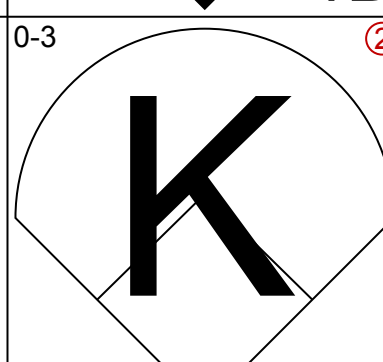
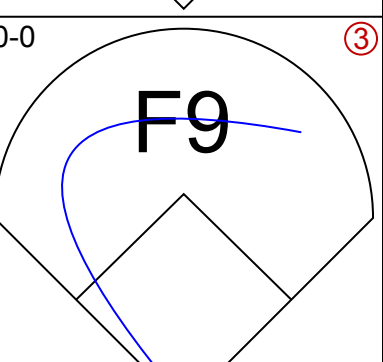
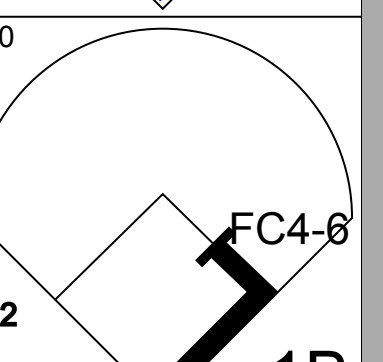
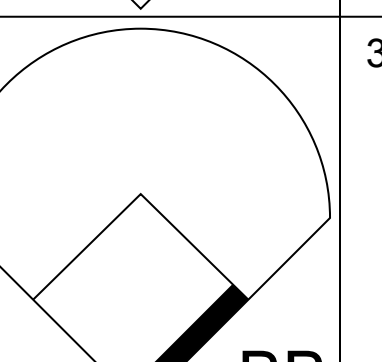
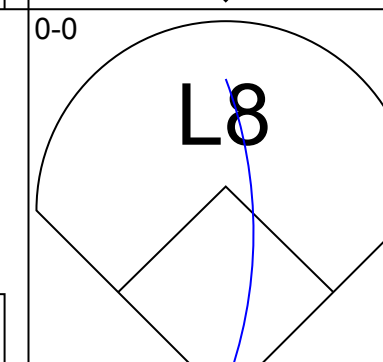
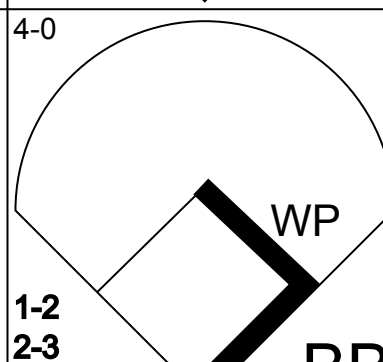
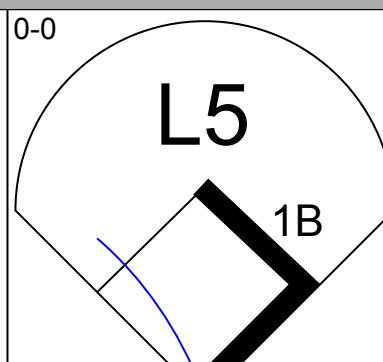
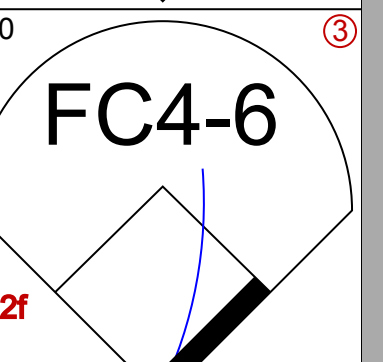
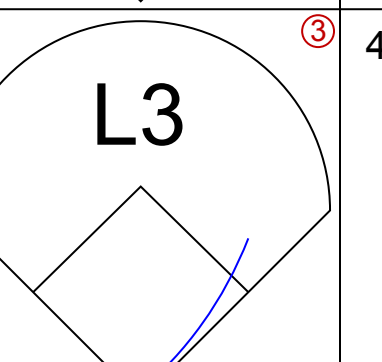
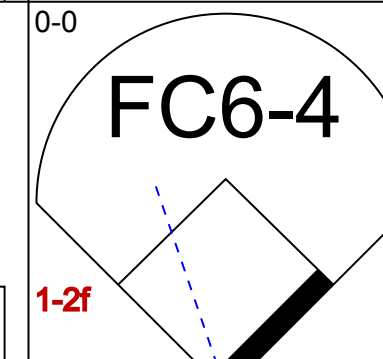
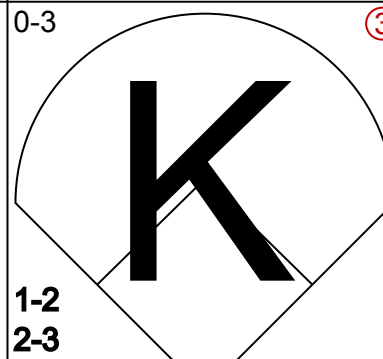
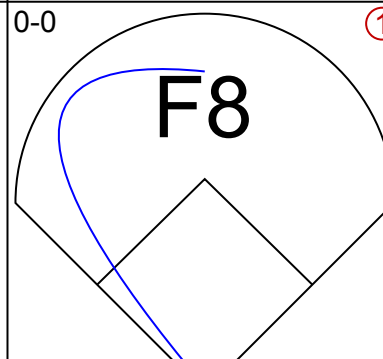

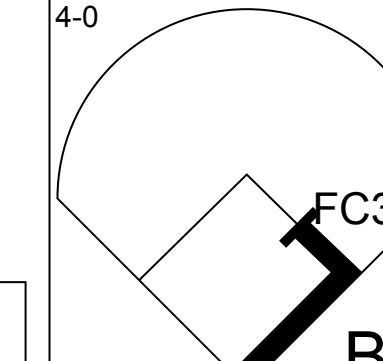
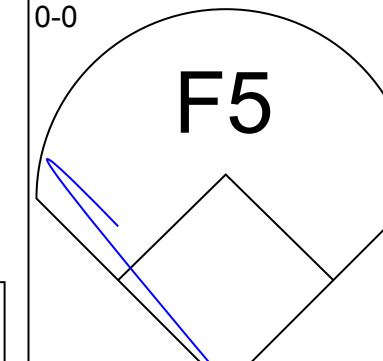
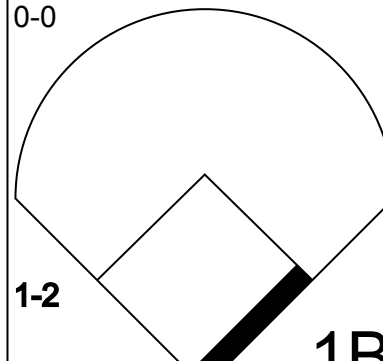
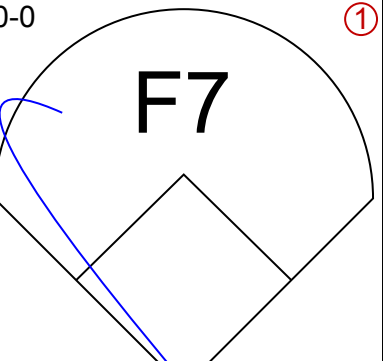
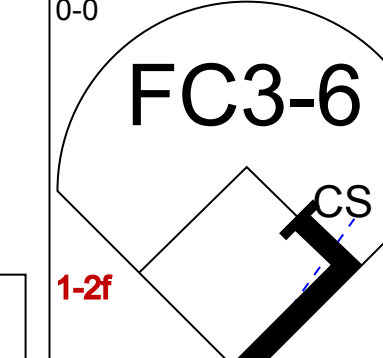
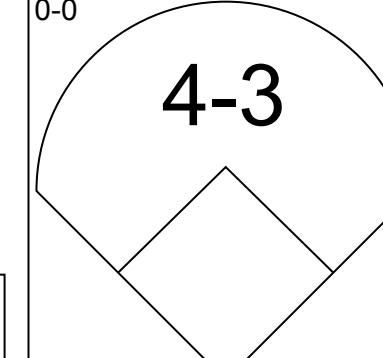
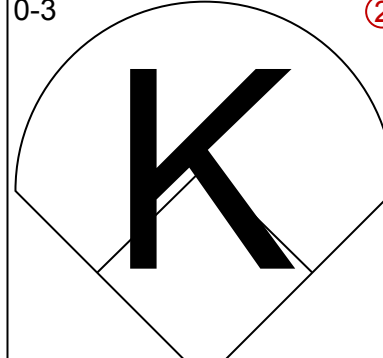
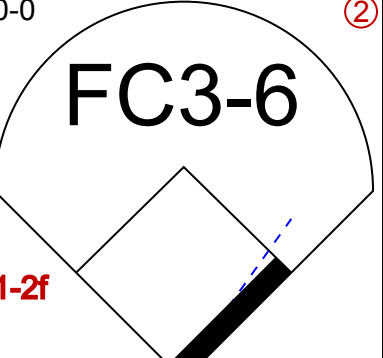
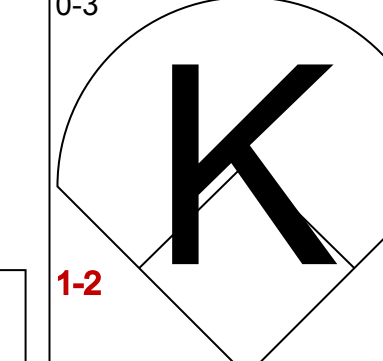
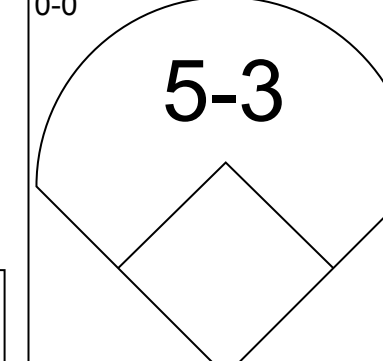
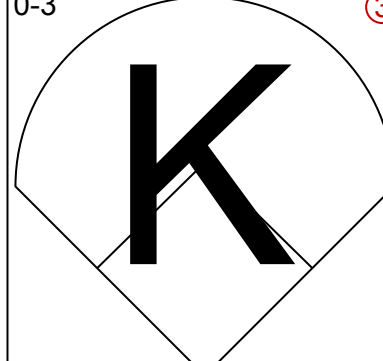
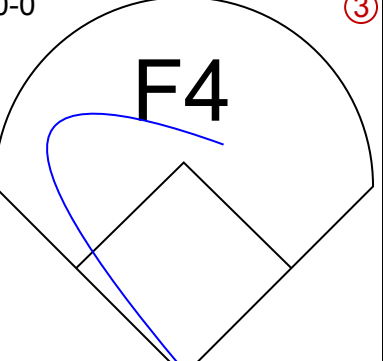
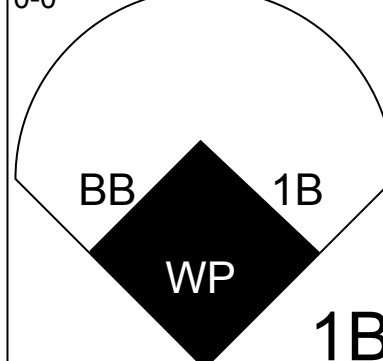
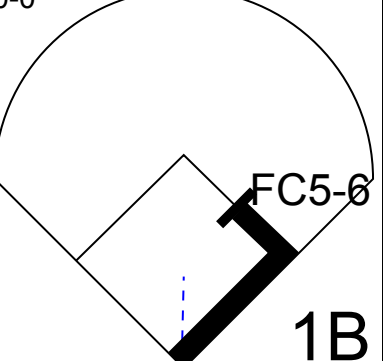
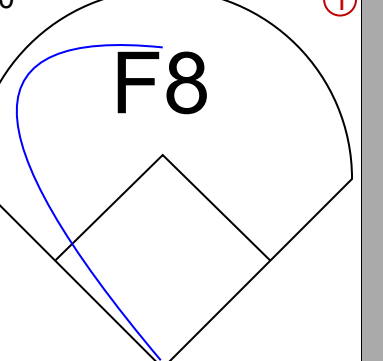
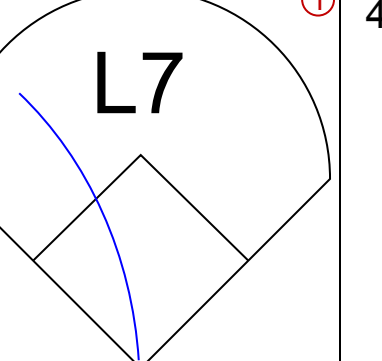

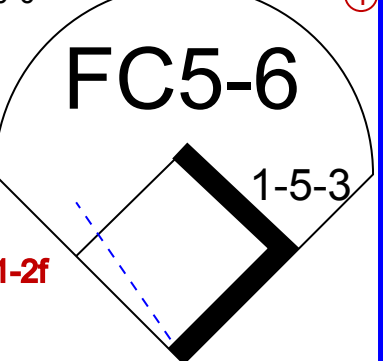
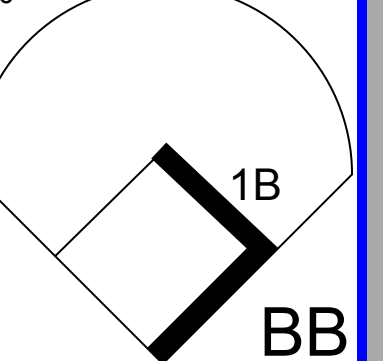
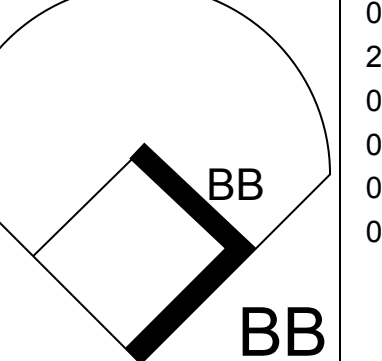


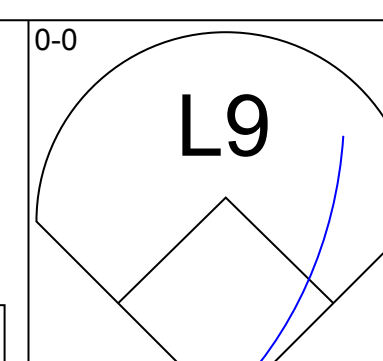
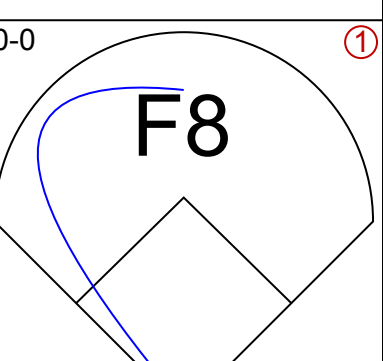
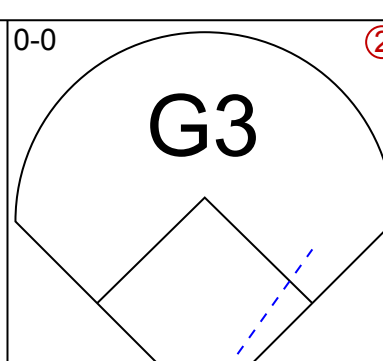
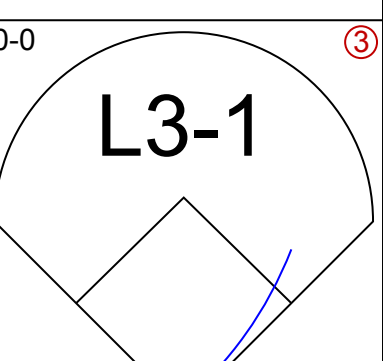

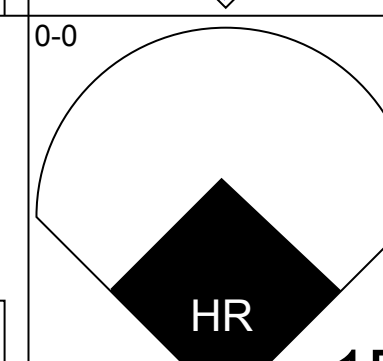
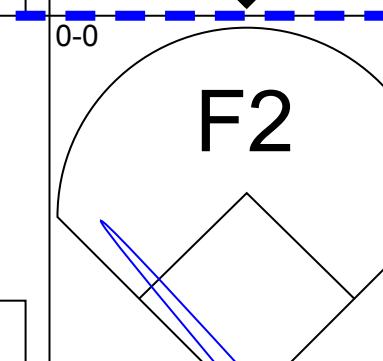
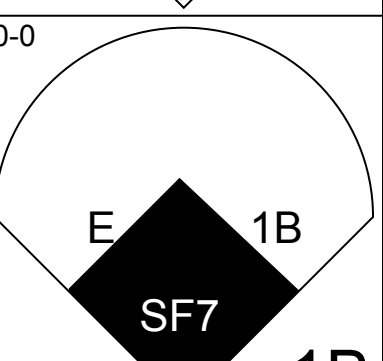
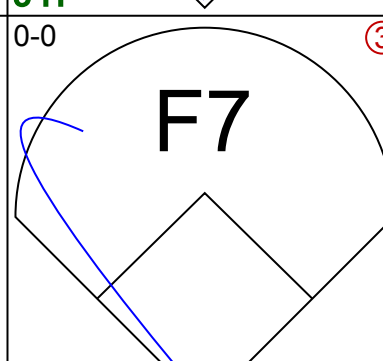
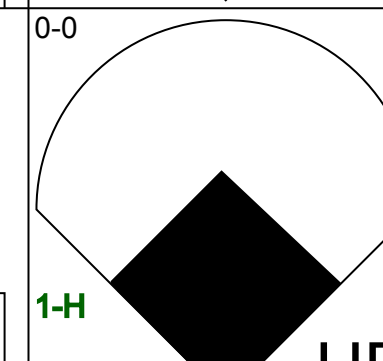
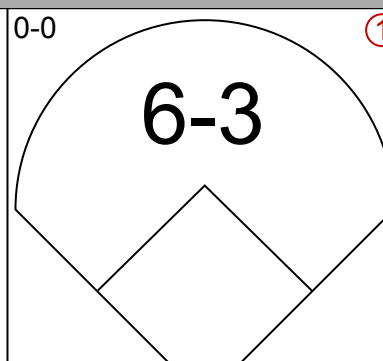
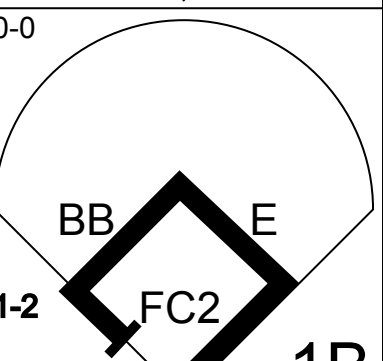
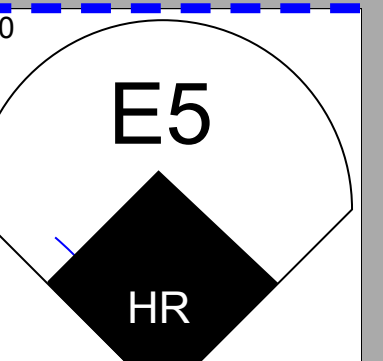
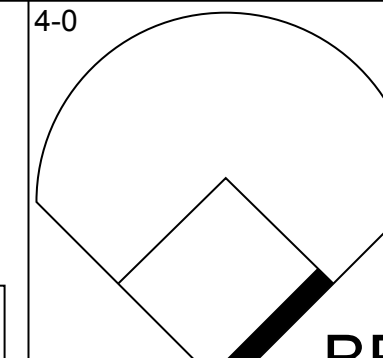
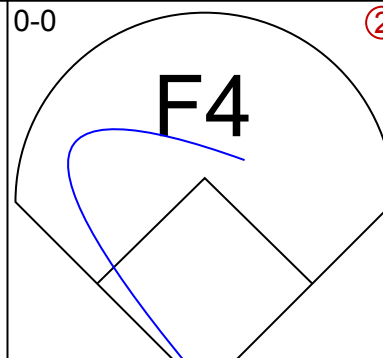
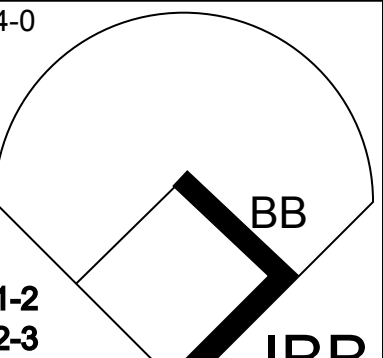
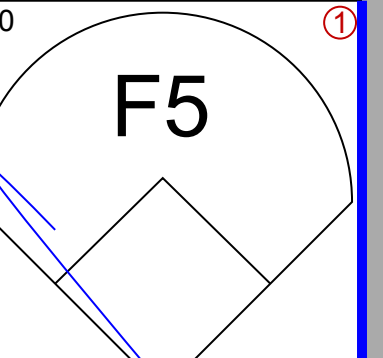
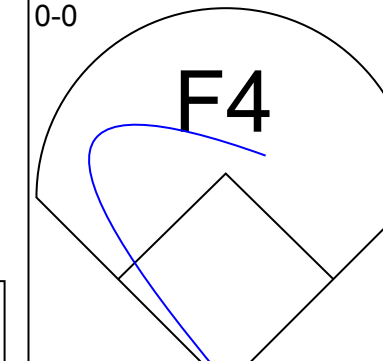
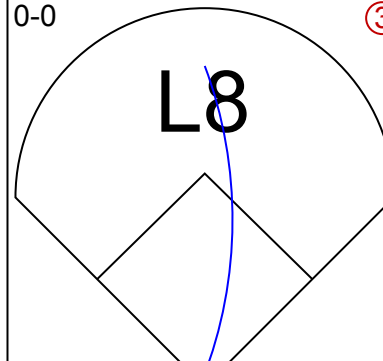
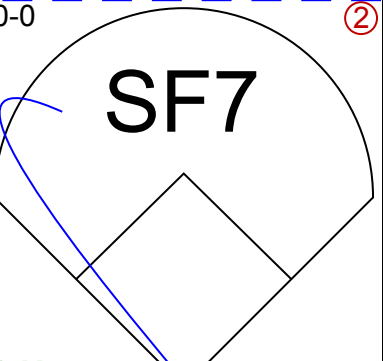
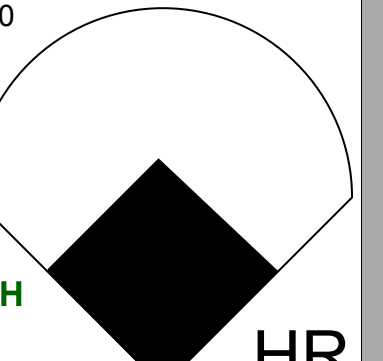
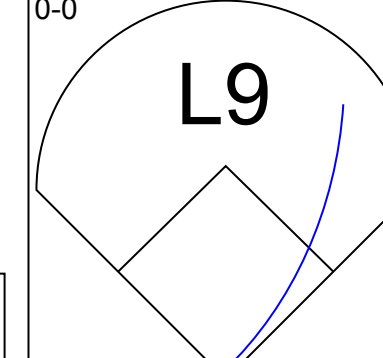
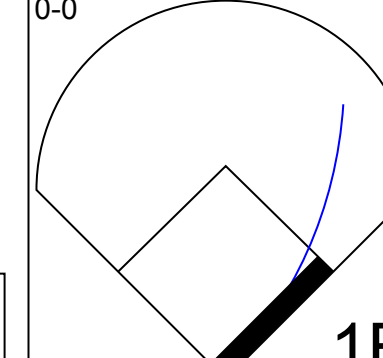
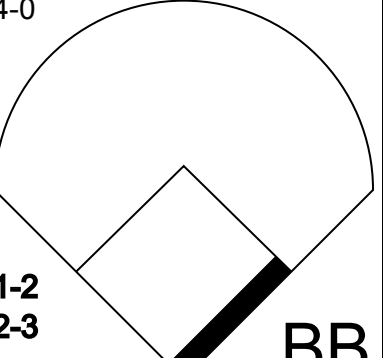
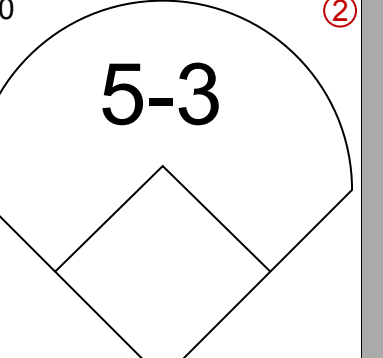
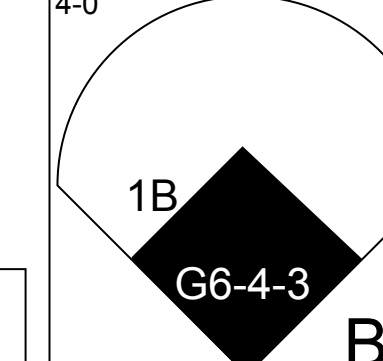
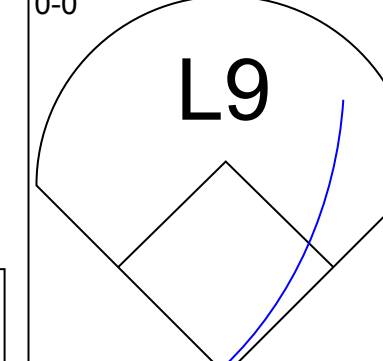
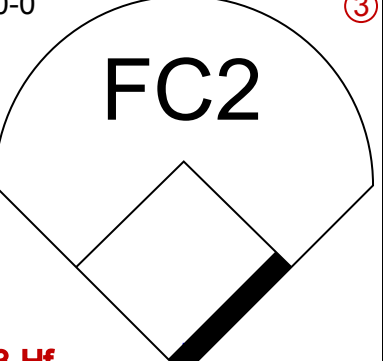
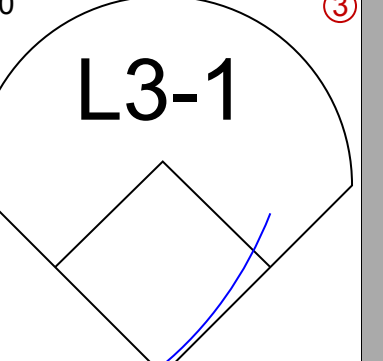
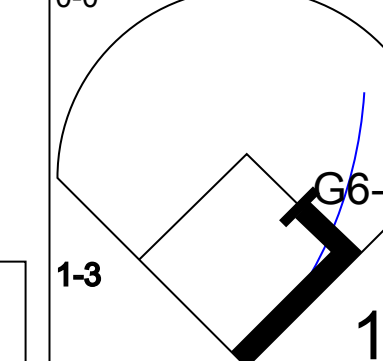
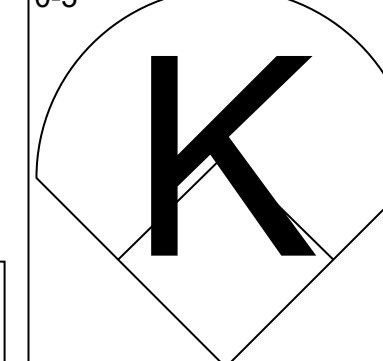
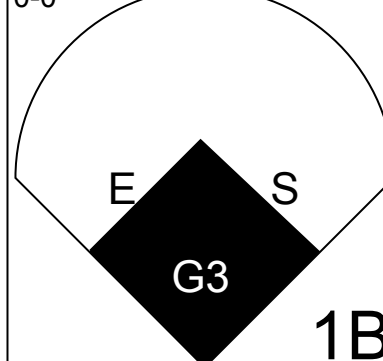
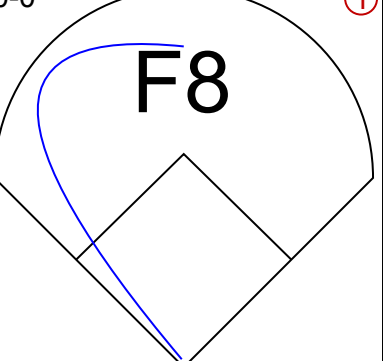
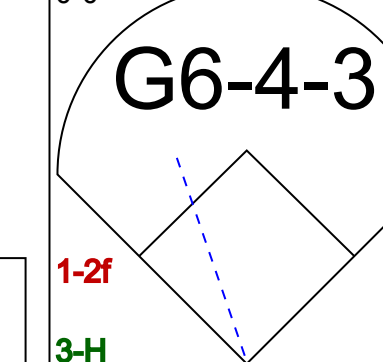
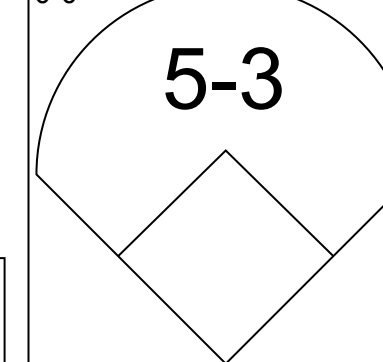
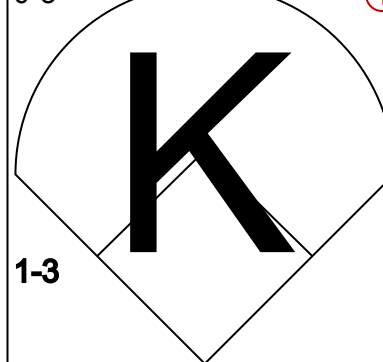
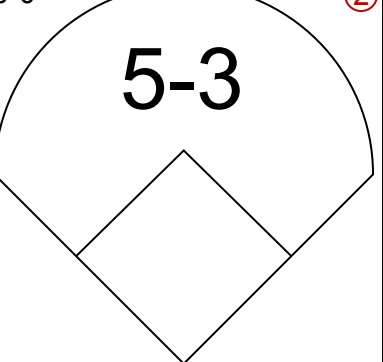
Batter	1	2	3	4	5	6	7	8	9	AB	R	H	RBI	BB	SO	LOB	BOTTOM								
Bill Tuttle, R OBP: 0.311, SLG: 0.252 (1, 8)	0-0 F7	0-0 F9			0-0 F5		0-0 G5-4-3		0-0 SF8	4	0	0	1	0	0	3									
Vic Power, R OBP: 0.334, SLG: 0.442 (1, 3)	0-0 6-3			0-0 F6		0-0 6-3		0-0 4-3	0-0 WP 1B	5	0	1	1	0	0	0									
Rich Rollins, R OBP: 0.385, SLG: 0.471 (1, 5)	0-3 K			0-0 1B		0-0 5-3		4-0 BB	0-0 5-3	4	0	1	0	1	1	2									
Harmon Killebrew, R OBP: 0.383, SLG: 0.547 (1, 7)		0-0 HR		0-3 K		0-0 6-3		0-0 G6-4-3		4	1	1	1	0	1	2									
Bob Allison, R OBP: 0.367, SLG: 0.480 (1, 9)		0-0 SH1-3 1B 2B		0-0 F4		0-0 F7		4-0 1B BB	0-0 1B BB	3	2	1	0	1	0	1									
Earl Battey, R OBP: 0.344, SLG: 0.421 (1, 2)		0-0 SH1-3		0-0 SH3-4 1B		0-0 F9		0-0 BB 1B	0-0 SF8 1B	3	1	2	0	0	0	0									
Bernie Allen, L OBP: 0.321, SLG: 0.432 (1, 4)		0-0 1B 1B		0-0 SH3-4		0-0 HR		0-0 BB 1B	0-0 1B 1B	3	2	3	2	0	0	0									
Zoilo Versalles, R OBP: 0.251, SLG: 0.341 (1, 6)		0-0 1B		0-0 F5		0-0 F3		0-0 F3	0-0 F3	4	0	2	0	0	0	4									
Camilo Pascual, R OBP: 0.296, SLG: 0.373 Georges Maranda, R OBP: 0.300, SLG: 0.500 Lenny Green, R OBP: 0.380, SLG: 0.440 Frank Sullivan, R OBP: 0.321, SLG: 0.239 Jack Kralick, L OBP: 0.413, SLG: 0.532 (1, 1) (7, 1) (8, 1) (9, 1) (9, 1)	0-0 F4			0-0 5-3		0-0 F3		4-0 WP 1B BB	0-0 1B BB	2	0	0	0	0	0	3									
Inning Stats	R: 0 E: 0 K: 1 S: 5	H: 0 LOB: 0 BB: 0 P: 5	R: 2 E: 0 K: 0 S: 7	H: 4 LOB: 2 BB: 0 P: 7	R: 0 E: 0 K: 1 S: 6	H: 1 LOB: 1 BB: 0 P: 6	R: 0 E: 0 K: 0 S: 4	H: 1 LOB: 0 BB: 0 P: 4	R: 0 E: 0 K: 0 S: 3	H: 0 LOB: 0 BB: 0 P: 3	R: 1 E: 0 K: 0 S: 4	H: 2 LOB: 0 BB: 0 P: 4	R: 0 E: 0 K: 0 S: 2	H: 0 LOB: 1 BB: 1 P: 6	R: 3 E: 0 K: 0 S: 6	H: 3 LOB: 2 BB: 2 P: 14	1B: 8 2B: 1 3B: 0 HR: 2	SF: 1 SAC: 2 DP: 2 HBP: 0	WP: 1 PB: 0 SB: 0 CS: 0	PA: 39					
PITCHER	IP WLS BF H R ER SO BB IBB HBP BLK WP HR S P ERA WHIP	IP WLS BF H R ER SO BB IBB HBP BLK WP HR S P ERA WHIP	IP WLS BF H R ER SO BB IBB HBP BLK WP HR S P ERA WHIP	IP WLS BF H R ER SO BB IBB HBP BLK WP HR S P ERA WHIP	IP WLS BF H R ER SO BB IBB HBP BLK WP HR S P ERA WHIP	IP WLS BF H R ER SO BB IBB HBP BLK WP HR S P ERA WHIP	IP WLS BF H R ER SO BB IBB HBP BLK WP HR S P ERA WHIP	IP WLS BF H R ER SO BB IBB HBP BLK WP HR S P ERA WHIP	IP WLS BF H R ER SO BB IBB HBP BLK WP HR S P ERA WHIP	IP WLS BF H R ER SO BB IBB HBP BLK WP HR S P ERA WHIP	IP WLS BF H R ER SO BB IBB HBP BLK WP HR S P ERA WHIP	IP WLS BF H R ER SO BB IBB HBP BLK WP HR S P ERA WHIP	IP WLS BF H R ER SO BB IBB HBP BLK WP HR S P ERA WHIP	IP WLS BF H R ER SO BB IBB HBP BLK WP HR S P ERA WHIP	IP WLS BF H R ER SO BB IBB HBP BLK WP HR S P ERA WHIP	IP WLS BF H R ER SO BB IBB HBP BLK WP HR S P ERA WHIP	IP WLS BF H R ER SO BB IBB HBP BLK WP HR S P ERA WHIP	IP WLS BF H R ER SO BB IBB HBP BLK WP HR S P ERA WHIP	IP WLS BF H R ER SO BB IBB HBP BLK WP HR S P ERA WHIP	IP WLS BF H R ER SO BB IBB HBP BLK WP HR S P ERA WHIP	IP WLS BF H R ER SO BB IBB HBP BLK WP HR S P ERA WHIP	IP WLS BF H R ER SO BB IBB HBP BLK WP HR S P ERA WHIP	IP WLS BF H R ER SO BB IBB HBP BLK WP HR S P ERA WHIP	IP WLS BF H R ER SO BB IBB HBP BLK WP HR S P ERA WHIP	IP WLS BF H R ER SO BB IBB HBP BLK WP HR S P ERA WHIP

Baltimore Orioles @ Minnesota Twins
Metropolitan Stadium, Bloomington, MI
Sun Jul 22 1962, 4:33 AM EDT
Att: 30,031 - Unknown - 72 F

AB	33
R	6
H	11
RBI	6
BB	3
SO	2
LOB	16



Batter	1	2	3	4	5	6	7	8	9	AB	R	H	RBI	BB	SO	LOB	TOP					
Jake Wood, R OBP: 0.288, SLG: 0.350 (1, 4)										5	0	1	0	0	2	3	<p>Detroit Tigers @ Minnesota Twins Metropolitan Stadium, Bloomington, MI Mon Jul 23 1962, 8:05 PM EDT Att: 25,220 - Unknown - 65 F</p> <p>AB 32 R 1 H 5 RBI 0 BB 7 SO 8 LOB 26</p> 					
Bubba Morton, R OBP: 0.355, SLG: 0.338 (1, 8)										3	0	1	0	2	1	3						
Al Kaline, R OBP: 0.395, SLG: 0.653 (1, 9)										4	0	0	0	1	0	5						
Rocky Colavito, R OBP: 0.364, SLG: 0.524 (1, 7)										3	0	0	0	1	1	4						
Steve Boros, R OBP: 0.333, SLG: 0.365 (1, 5)										3	0	1	0	1	0	1						
Norm Cash, L OBP: 0.383, SLG: 0.522 (1, 3)										4	0	0	0	0	1	4						
Chico Fernandez, R OBP: 0.284, SLG: 0.401 (1, 6)										4	0	0	0	0	2	4						
Dick Brown, R OBP: 0.271, SLG: 0.357 (1, 2)										4	1	2	0	0	0	0						
Paul Foytack, R OBP: 0.200, SLG: 0.152 (2, 1)										0	0	0	0	0	0	0						
Hank Aguirre, R OBP: 0.097, SLG: 0.029 (5, 1)										2	0	0	0	0	1	2						
Sam Jones, R OBP: 0.250 (7, PH)										0	0	0	0	0	0	0						
Dick McAuliffe, L OBP: 0.049, SLG: 0.416 (7, 1)										0	0	0	0	1	0	0						
Ron Kline, R OBP: 0.290, SLG: 0.408 (9, PH)										0	0	0	0	1	0	0						
Inning Stats	R: 0 E: 0 K: 1 S: 5	H: 0 LOB: 1 BB: 1 P: 9	R: 0 E: 0 K: 1 S: 4	H: 0 LOB: 1 BB: 1 P: 8	R: 1 E: 0 K: 3 S: 11	H: 2 LOB: 2 BB: 1 P: 15	R: 0 E: 0 K: 0 S: 3	H: 0 LOB: 0 BB: 0 P: 3	R: 0 E: 0 K: 0 S: 4	H: 1 LOB: 0 BB: 0 P: 4	R: 0 E: 1 K: 2 S: 9	H: 1 LOB: 2 BB: 0 P: 9	R: 0 E: 0 K: 0 S: 4	H: 1 LOB: 2 BB: 1 P: 8	R: 0 E: 0 K: 0 S: 3	H: 0 LOB: 1 BB: 1 P: 7	R: 0 E: 0 K: 1 S: 5	H: 0 LOB: 2 BB: 2 P: 13	1B: 5 2B: 1 3B: 0 HR: 0	SF: 0 SAC: 0 DP: 1 HBP: 0	WP: 1 PB: 0 SB: 0 CS: 1	PA: 39
PITCHER Dick Stigman, L ERA: 2.7 (1, 1)	IP: 9.0 WLS: W BF: 39 H: 5 R: 1 ER: 1 SO: 8 BB: 7 IBB: 0 HBP: 0 BLK: 0 WP: 1 HR: 0 S: 48 P: 76 ERA: 1.00 WHIP: 1.333															PITCHER						

Batter	1	2	3	4	5	6	7	8	9	AB	R	H	RBI	BB	SO	LOB	BOTTOM	
Lenny Green, L OBP: 0.378, SLG: 0.445 (1, 8) (8, 7)										5	1	1	2	0	0	0	<p>Detroit Tigers @ Minnesota Twins Metropolitan Stadium, Bloomington, MI Mon Jul 23 1962, 8:05 PM EDT Att: 25,220 - Unknown - 65 F</p> <p>AB 32 R 8 H 9 RBI 7 BB 4 SO 2 LOB 11</p> 	
Vic Power, R OBP: 0.336, SLG: 0.443 (1, 3)										4	2	2	0	0	0	0		
Rich Rollins, R OBP: 0.386, SLG: 0.479 (1, 5)										4	2	2	2	0	0	0		
Harmon Killebrew, R OBP: 0.384, SLG: 0.544 (1, 7) (8, 8)										2	0	0	0	2	0	1		
Bob Allison, R OBP: 0.365, SLG: 0.489 (1, 9)										3	1	1	3	0	0	1		
Earl Battey, R OBP: 0.346, SLG: 0.420 (1, 2)										3	0	1	0	1	0	1		
Bernie Allen, L OBP: 0.320, SLG: 0.429 (1, 4)										3	1	0	0	1	0	4		
Zoilo Versalles, R OBP: 0.253, SLG: 0.343 (1, 6)										4	1	2	0	0	1	1		
Dick Stigman, R OBP: 0.083, SLG: 0.091 (1, 1)										4	0	0	0	0	1	3		
Inning Stats	R: 2 E: 0 K: 0 S: 5	H: 2 LOB: 1 BB: 1 P: 9	R: 2 E: 0 K: 0 S: 4	H: 2 LOB: 0 BB: 1 P: 8	R: 0 E: 0 K: 1 S: 6	H: 1 LOB: 0 BB: 0 P: 6	R: 1 E: 0 K: 0 S: 5	H: 2 LOB: 3 BB: 2 P: 13	R: 1 E: 0 K: 1 S: 6	H: 1 LOB: 0 BB: 0 P: 6	R: 2 E: 1 K: 0 S: 5	H: 1 LOB: 0 BB: 0 P: 5	R: 0 E: 0 K: 0 S: 3	H: 0 LOB: 0 BB: 0 P: 3	1B: 6 2B: 0 3B: 0 HR: 3	SF: 1 SAC: 0 DP: 1 HBP: 0		WP: 0 PB: 1 SB: 1 CS: 0
PITCHER Paul Foytack, R ERA: 4.25 (1, 1)	IP: 1.2 WLS: L BF: 10 H: 4 R: 4 ER: 4 SO: 0 BB: 2 IBB: 0 HBP: 0 BLK: 0 WP: 0 HR: 2 S: 16 P: 16 ERA: 21.60 WHIP: 3.600															PITCHER		
Hank Aguirre, L ERA: 2.31 (2, 1)	IP: 2.2 WLS: L BF: 12 H: 3 R: 1 ER: 0 SO: 1 BB: 0 IBB: 0 HBP: 0 BLK: 0 WP: 0 HR: 0 S: 13 P: 17 ERA: 0.00 WHIP: 1.125																	
Sam Jones, R ERA: 3.47 (5, 1)	IP: 1.2 WLS: W BF: 7 H: 1 R: 1 ER: 0 SO: 1 BB: 0 IBB: 0 HBP: 0 BLK: 0 WP: 0 HR: 0 S: 8 P: 12 ERA: 0.00 WHIP: 1.200																	
Ron Kline, R ERA: 4.88 (7, 1)	IP: 2.0 WLS: W BF: 8 H: 1 R: 2 ER: 1 SO: 0 BB: 0 IBB: 0 HBP: 0 BLK: 0 WP: 0 HR: 1 S: 8 P: 8 ERA: 4.50 WHIP: 0.500																	

Batter	1	2	3	4	5	6	7	8	9	AB	R	H	RBI	BB	SO	LOB	TOP										
Don Buddin, R OBP: 0.324, SLG: 0.313 Dick McAuliffe, L OBP: 0.357, SLG: 0.414										3	0	1	0	1	0	1											
Bubba Morton, R OBP: 0.358, SLG: 0.343 Bill Bruton, L OBP: 0.341, SLG: 0.432										3	0	2	1	0	0	1											
Al Kaline, R OBP: 0.390, SLG: 0.639									4	0	1	1	0	0	1												
Rocky Colavito, R OBP: 0.368, SLG: 0.527									4	1	2	0	1	0	1												
Steve Boros, R OBP: 0.330, SLG: 0.374									5	1	1	2	0	1	5												
Norm Cash, L OBP: 0.382, SLG: 0.533									5	0	2	1	0	2	3												
Chico Fernandez, R OBP: 0.284, SLG: 0.407									4	1	1	1	0	0	3												
Dick Brown, R OBP: 0.268, SLG: 0.352 Vic Wertz, L OBP: 0.305, SLG: 0.420 Mike Roarke, R OBP: 0.229, SLG: 0.308									3	0	0	0	0	0	3												
Don Mossi, L OBP: 0.306, SLG: 0.171 Phil Regan, R OBP: 0.228, SLG: 0.207 Jake Wood, L OBP: 0.295, SLG: 0.357 Frank Lary, R OBP: 0.316, SLG: 0.259 Bob Farley, L OBP: 0.292, SLG: 0.292 Sam Jones, R OBP: 0.405, SLG: 0.500 Ron Nischwitz, S OBP: 0.250, SLG: 0.250 Terry Fox, R OBP: 0.260, SLG: 0.250									2	1	0	0	0	0	0												
Inning Stats	R: 0 E: 0 K: 0 S: 3	H: 1 LOB: 0 BB: 0 P: 3	R: 0 E: 0 K: 1 S: 7	H: 2 LOB: 2 BB: 0 P: 7	R: 0 E: 0 K: 0 S: 4	H: 1 LOB: 1 BB: 0 P: 4	R: 1 E: 0 K: 0 S: 5	H: 2 LOB: 1 BB: 0 P: 5	R: 1 E: 2 K: 1 S: 8	H: 2 LOB: 3 BB: 1 P: 12	R: 0 E: 0 K: 0 S: 3	H: 0 LOB: 0 BB: 0 P: 3	R: 0 E: 0 K: 0 S: 3	H: 0 LOB: 1 BB: 1 P: 7	R: 3 E: 0 K: 1 S: 7	H: 2 LOB: 0 BB: 1 P: 11	1B: 7 2B: 2 3B: 1 HR: 2	SF: 1 SAC: 0 DP: 2 HBP: 0	WP: 0 PB: 0 SB: 0 CS: 0	PA: 42							
PITCHER	IP	WLS	BF	H	R	ER	SO	BB	IBB	HBP	BLK	WP	HR	S	P	ERA	WHIP										
Jack Kralick, L ERA: 4.42	5.1		27	10	3	2	2	0	1	0	0	0	1	30	34	3.38	1.875										
Georges Maranda, R ERA: 4.05	2.2		11	1	2	2	0	3	0	0	0	0	0	8	20	6.75	1.500										
Ray Moore, R ERA: 4.2	1.0	W	4	1	1	1	1	0	0	0	0	0	1	6	6	9.00	1.000										

Detroit Tigers @ Minnesota Twins
Metropolitan Stadium, Bloomington, MI
Wed Jul 25 1962, 8:05 PM EDT
Att: 29,992 - Unknown - 64 F

AB 37
R 6
H 12
RBI 6
BB 4
SO 3
LOB 21



Batter	1	2	3	4	5	6	7	8	9	AB	R	H	RBI	BB	SO	LOB	BOTTOM										
Lenny Green, L OBP: 0.378, SLG: 0.442										5	1	1	0	0	1	0											
Vic Power, R OBP: 0.338, SLG: 0.453										5	2	3	2	0	0	0											
Rich Rollins, R OBP: 0.393, SLG: 0.484										4	1	3	2	1	0	0											
Harmon Killebrew, R OBP: 0.384, SLG: 0.541 Bill Tuttle, R OBP: 0.311, SLG: 0.252										3	1	1	0	1	1	1											
Bob Allison, R OBP: 0.366, SLG: 0.500										4	1	2	3	0	2	2											
Earl Battey, R OBP: 0.347, SLG: 0.419										4	0	1	0	0	0	1											
Bernie Allen, L OBP: 0.316, SLG: 0.420										3	0	0	0	1	2	1											
Zoilo Versalles, R OBP: 0.251, SLG: 0.338										4	0	0	0	0	2	2											
Jack Kralick, L OBP: 0.222, SLG: 0.220 Georges Maranda, R OBP: 0.273, SLG: 0.455 Ray Moore, R										2	0	0	0	0	1	0											
Don Mincher, L OBP: 0.415, SLG: 0.526 Marty Martinez, S OBP: 0.495, SLG: 0.250										1	0	0	0	0	0	0											
Inning Stats	R: 0 E: 0 K: 1 S: 5	H: 0 LOB: 0 BB: 0 P: 5	R: 1 E: 0 K: 1 S: 6	H: 1 LOB: 1 BB: 1 P: 10	R: 1 E: 0 K: 1 S: 6	H: 1 LOB: 2 BB: 2 P: 14	R: 0 E: 0 K: 1 S: 5	H: 0 LOB: 0 BB: 0 P: 5	R: 3 E: 1 K: 1 S: 9	H: 4 LOB: 1 BB: 0 P: 9	R: 0 E: 0 K: 0 S: 3	H: 0 LOB: 0 BB: 0 P: 3	R: 0 E: 0 K: 1 S: 6	H: 1 LOB: 1 BB: 0 P: 6	R: 0 E: 0 K: 3 S: 10	H: 1 LOB: 0 BB: 0 P: 10	R: 2 E: 0 K: 0 S: 3	H: 3 LOB: 2 BB: 1 P: 7	1B: 7 2B: 2 3B: 0 HR: 2	SF: 0 SAC: 0 DP: 0 HBP: 0	WP: 0 PB: 0 SB: 0 CS: 0	PA: 39					
PITCHER	IP	WLS	BF	H	R	ER	SO	BB	IBB	HBP	BLK	WP	HR	S	P	ERA	WHIP										
Don Mossi, L ERA: 3.68	4.2		23	6	5	5	5	3	0	0	0	0	0	1	42	0.00	0.000										
Phil Regan, R ERA: 5.1	0.1		1	0	0	0	0	0	0	0	0	0	0	1	1	0.00	0.000										
Frank Lary, R ERA: 5.35	2.0		7	1	0	0	1	0	0	0	0	0	0	9	9	0.00	0.500										
Sam Jones, R ERA: 3.56	1.0		5	1	1	1	3	1	0	0	0	0	0	10	14	9.00	2.000										
Ron Nischwitz, L ERA: 2.35	0.0	L	1	1	0	0	0	0	0	0	0	0	0	1	1	∞	∞										
PITCHER	IP	WLS	BF	H	R	ER	SO	BB	IBB	HBP	BLK	WP	HR	S	P	ERA	WHIP										
Terry Fox, R ERA: 1.29	0.0		2	2	1	1	0	0	0	0	0	0	0	2	2	∞	∞										

Detroit Tigers @ Minnesota Twins
Metropolitan Stadium, Bloomington, MI
Wed Jul 25 1962, 8:05 PM EDT
Att: 29,992 - Unknown - 64 F

AB 35
R 7
H 11
RBI 7
BB 4
SO 9
LOB 7



Batter	1	2	3	4	5	6	7	8	9	AB	R	H	RBI	BB	SO	LOB	TOP			
Lenny Green, L (1,8) OBP: 0.379, SLG: 0.441										3	1	1	0	1	0	0	Minnesota Twins @ Cleveland Indians Cleveland Municipal Stadium, Cleveland, OH Fri Jul 27 1962, 7:05 PM EDT Att: 23,272 - Unknown			
Vic Power, R (1,3) OBP: 0.337, SLG: 0.451										4	0	1	0	0	1					
Rich Rollins, R (1,5) OBP: 0.390, SLG: 0.481										3	0	0	1	0	0					
Harmon Killebrew, R (1,7) OBP: 0.385, SLG: 0.539 Bill Tuttle, R (9,8) OBP: 0.311, SLG: 0.252										3	0	1	0	1	0	0				
Bob Allison, R (1,9) OBP: 0.367, SLG: 0.509										3	1	1	1	1	0	2				
Earl Battey, R (1,2) OBP: 0.343, SLG: 0.414										4	0	0	0	0	1	2				
Bernie Allen, L (1,4) OBP: 0.318, SLG: 0.422										3	0	2	0	0	0	0				
Zoilo Versalles, R (1,6) OBP: 0.249, SLG: 0.335										3	0	0	0	0	0	1				
Camilo Pascual, R (1,1) OBP: 0.284, SLG: 0.357										3	0	0	0	0	0	0				
Inning Stats	R: 1 E: 0 K: 0 S: 4	H: 2 LOB: 1 BB: 1 P: 8	R: 0 E: 0 K: 0 S: 3	H: 0 LOB: 0 BB: 0 P: 3	R: 0 E: 0 K: 0 S: 3	H: 0 LOB: 0 BB: 0 P: 3	R: 0 E: 0 K: 0 S: 3	H: 1 LOB: 0 BB: 0 P: 3	R: 0 E: 0 K: 0 S: 3	H: 0 LOB: 0 BB: 0 P: 3	R: 0 E: 0 K: 0 S: 4	H: 2 LOB: 2 BB: 1 P: 8	R: 0 E: 0 K: 1 S: 5	H: 0 LOB: 1 BB: 1 P: 9	R: 1 E: 0 K: 1 S: 6	H: 1 LOB: 0 BB: 0 P: 6	1B: 5 2B: 0 3B: 0 HR: 1	SF: 1 SAC: 0 DP: 2 HBP: 0	WP: 0 PB: 0 SB: 0 CS: 0	PA: 33
PITCHER Jim Perry, R (1,1) ERA: 3.92	IP: 9.0 WLS: L BF: 33	H: 6 R: 2 ER: 2 SO: 2	BB: 3 IBB: 0 HBP: 0 BLK: 0	WP: 0 HR: 1 S: 34 P: 46	ERA: 2.00 WHIP: 1.000	PITCHER	IP: 9.0 WLS: L BF: 33	H: 6 R: 2 ER: 2 SO: 2	BB: 3 IBB: 0 HBP: 0 BLK: 0	WP: 0 HR: 1 S: 34 P: 46	ERA: 2.00 WHIP: 1.000	PITCHER	IP: 9.0 WLS: L BF: 33	H: 6 R: 2 ER: 2 SO: 2	BB: 3 IBB: 0 HBP: 0 BLK: 0	WP: 0 HR: 1 S: 34 P: 46	ERA: 2.00 WHIP: 1.000			

AB	29
R	2
H	6
RBI	2
BB	3
SO	2
LOB	6



Batter	1	2	3	4	5	6	7	8	9	AB	R	H	RBI	BB	SO	LOB	BOTTOM			
Ty Cline, L (1,8) OBP: 0.335, SLG: 0.349										3	0	1	0	1	1	0	Minnesota Twins @ Cleveland Indians Cleveland Municipal Stadium, Cleveland, OH Fri Jul 27 1962, 7:05 PM EDT Att: 23,272 - Unknown			
Don Dillard, L (1,7) OBP: 0.272, SLG: 0.395										4	0	1	0	0	1	1				
Tito Francona, L (1,3) OBP: 0.314, SLG: 0.385										4	0	2	0	0	2	2				
Willie Kirkland, L (1,9) OBP: 0.299, SLG: 0.411										4	1	1	0	0	0	2				
John Romano, R (1,2) OBP: 0.350, SLG: 0.461 Pedro Ramos, S (9, PR) OBP: 0.263, SLG: 0.528										3	0	1	0	1	1	0				
Woodie Held, R (1,6) OBP: 0.356, SLG: 0.392										3	0	0	0	0	0	1				
Bubba Phillips, R (1,5) OBP: 0.292, SLG: 0.354										3	0	0	1	0	0	2				
Jerry Kindall, R (1,4) OBP: 0.281, SLG: 0.374										3	0	0	0	0	1	2				
Jim Perry, S (1,1) OBP: 0.186, SLG: 0.190										3	0	0	0	0	1	0				
Inning Stats	R: 0 E: 0 K: 0 S: 3	H: 1 LOB: 1 BB: 1 P: 7	R: 0 E: 0 K: 0 S: 3	H: 0 LOB: 0 BB: 0 P: 3	R: 0 E: 0 K: 1 S: 7	H: 2 LOB: 2 BB: 0 P: 7	R: 1 E: 1 K: 0 S: 5	H: 2 LOB: 1 BB: 0 P: 5	R: 0 E: 0 K: 0 S: 3	H: 0 LOB: 0 BB: 0 P: 3	R: 0 E: 0 K: 1 S: 5	H: 0 LOB: 1 BB: 1 P: 9	R: 0 E: 0 K: 1 S: 5	H: 0 LOB: 1 BB: 1 P: 9	R: 1 E: 0 K: 1 S: 6	H: 0 LOB: 0 BB: 0 P: 6	1B: 6 2B: 1 3B: 0 HR: 0	SF: 0 SAC: 1 DP: 3 HBP: 0	WP: 0 PB: 0 SB: 0 CS: 0	PA: 33
PITCHER Camilo Pascual, R (1,1) ERA: 3.38	IP: 9.0 WLS: W BF: 33	H: 6 R: 1 ER: 1 SO: 7	BB: 2 IBB: 0 HBP: 0 BLK: 0	WP: 0 HR: 0 S: 45 P: 53	ERA: 1.00 WHIP: 0.889	PITCHER	IP: 9.0 WLS: W BF: 33	H: 6 R: 1 ER: 1 SO: 7	BB: 2 IBB: 0 HBP: 0 BLK: 0	WP: 0 HR: 0 S: 45 P: 53	ERA: 1.00 WHIP: 0.889	PITCHER	IP: 9.0 WLS: W BF: 33	H: 6 R: 1 ER: 1 SO: 7	BB: 2 IBB: 0 HBP: 0 BLK: 0	WP: 0 HR: 0 S: 45 P: 53	ERA: 1.00 WHIP: 0.889			

AB	30
R	1
H	6
RBI	1
BB	2
SO	7
LOB	10



Batter	1	2	3	4	5	6	7	8	9	AB	R	H	RBI	BB	SO	LOB	TOP					
Lenny Green, L OBP: 0.375, SLG: 0.436 (1, 8)	F7		F9		K		4-3		SF8	4	0	0	1	0	1	2	Minnesota Twins @ Cleveland Indians Cleveland Municipal Stadium, Cleveland, OH Sat Jul 28 1962, 3:33 AM EDT Att: 8,509 - Unknown livebaseballscorecards.com					
Vic Power, R OBP: 0.338, SLG: 0.453 (1, 3)	F5			5-3			F4		1B	5	1	2	2	0	0	0						
Rich Rollins, R OBP: 0.392, SLG: 0.481 (1, 5)				BB	F7		5-3		1B	4	0	2	2	1	0	1						
Harmon Killebrew, R OBP: 0.383, SLG: 0.534 Bill Tuttle, R OBP: 0.311, SLG: 0.252 (1, 7)	K			E1			1B	3-1	F4	5	0	1	0	0	1	3						
Bob Allison, R OBP: 0.366, SLG: 0.503 (1, 9)				K			F7			3	0	0	0	1	1	3						
Earl Battey, R OBP: 0.339, SLG: 0.409 (1, 2)	F3			5-3			F5		F4	4	0	0	0	0	0	4						
Bernie Allen, L OBP: 0.320, SLG: 0.426 (1, 4)							K			4	1	2	0	0	1	1						
Zolio Versalles, R OBP: 0.252, SLG: 0.336 (1, 6)				F8			1B		SH5-4	2	1	1	0	1	0	0						
Jim Kaat, L OBP: 0.262, SLG: 0.293 (1, 1)				F6			2B		1B	4	2	2	0	0	0	3						
Inning Stats	R: 0 E: 0 K: 1 S: 6	H: 1 LOB: 1 BB: 0 P: 6	R: 0 E: 0 K: 0 S: 2	H: 0 LOB: 0 BB: 1 P: 6	R: 0 E: 0 K: 0 S: 3	H: 0 LOB: 0 BB: 0 P: 3	R: 0 E: 1 K: 1 S: 6	H: 0 LOB: 2 BB: 1 P: 10	R: 2 E: 0 K: 2 S: 10	H: 3 LOB: 1 BB: 0 P: 10	R: 0 E: 0 K: 0 S: 5	H: 2 LOB: 3 BB: 1 P: 9	R: 0 E: 0 K: 0 S: 3	H: 0 LOB: 0 BB: 0 P: 3	R: 0 E: 0 K: 0 S: 3	H: 0 LOB: 0 BB: 0 P: 3		R: 3 E: 0 K: 0 S: 7	H: 4 LOB: 1 BB: 0 P: 7	1B: 8 2B: 2 3B: 0 HR: 0	SF: 1 SAC: 1 DP: 1 HBP: 0	WP: 0 PB: 1 SB: 1 CS: 0
PITCHER	IP	WLS	BF	H	R	ER	SO	BB	IBB	HBP	BLK	WP	HR	S	P	ERA	WHIP					
Barry Latman, R ERA: 4.08 (1, 1)	5.0		21	4	2	2	4	2	0	0	0	0	0	27	35	3.60	1.200					
Bill Dalley, R ERA: 3.05 (6, 1)	2.0		9	2	0	0	0	0	1	0	0	0	0	8	12	0.00	1.000					
Gary Bell, R ERA: 3.95 (8, 1)	2.0	L	10	4	3	3	0	0	0	0	0	0	0	10	10	13.50	2.000					

Batter	1	2	3	4	5	6	7	8	9	AB	R	H	RBI	BB	SO	LOB	BOTTOM					
Willie Tasby, R OBP: 0.331, SLG: 0.341 (1, 8)	1-3		F8				L4-3			2	0	0	0	2	0	0	Minnesota Twins @ Cleveland Indians Cleveland Municipal Stadium, Cleveland, OH Sat Jul 28 1962, 3:33 AM EDT Att: 8,509 - Unknown livebaseballscorecards.com					
Willie Kirkland, L OBP: 0.295, SLG: 0.405 (1, 9)	1-3			F9	F4		L4-3			4	0	0	0	0	0	4						
Chuck Essegian, R OBP: 0.365, SLG: 0.523 (1, 7)	K			F7			K		F7	4	0	0	0	0	2	0						
John Romano, R OBP: 0.355, SLG: 0.463 (1, 2)				F7			FC6-4		1B	3	1	2	0	1	0	0						
Woodie Held, R OBP: 0.353, SLG: 0.388 (1, 6)	K				G1		E4		K	4	0	0	0	0	2	3						
Bubba Phillips, R OBP: 0.292, SLG: 0.351 (1, 5)	K				1B		FC6-4		K2-3	3	1	0	0	0	2	4						
Tito Francona, L OBP: 0.316, SLG: 0.386 (1, 3)	4-3				1B		1B		4-3	4	0	2	1	0	0	1						
Jerry Kindall, R OBP: 0.278, SLG: 0.369 (1, 4)				6-3			FC8-4		F8	4	0	0	1	0	1	3						
Barry Latman, R OBP: 0.285, SLG: 0.364 Gene Green, R OBP: 0.344, SLG: 0.580 Ruben Gomez, R OBP: 0.278, SLG: 0.222 Bill Dalley, R OBP: 0.345, SLG: 0.400 Jack Kubiszyn, R OBP: 0.203, SLG: 0.158 Gary Bell, R OBP: 0.301, SLG: 0.460 (1, 1)	F9				F9		BB		K	1	0	0	0	0	0	0						
Inning Stats	R: 0 E: 0 K: 1 S: 5	H: 0 LOB: 0 BB: 0 P: 5	R: 0 E: 0 K: 2 S: 8	H: 1 LOB: 0 BB: 0 P: 8	R: 0 E: 0 K: 0 S: 3	H: 0 LOB: 0 BB: 0 P: 3	R: 0 E: 0 K: 0 S: 3	H: 0 LOB: 0 BB: 0 P: 3	R: 1 E: 0 K: 0 S: 5	H: 2 LOB: 3 BB: 1 P: 10	R: 1 E: 1 K: 1 S: 8	H: 2 LOB: 2 BB: 0 P: 8	R: 0 E: 0 K: 1 S: 4	H: 0 LOB: 0 BB: 1 P: 8	R: 0 E: 0 K: 2 S: 7	H: 0 LOB: 1 BB: 1 P: 11		R: 0 E: 0 K: 1 S: 5	H: 0 LOB: 0 BB: 0 P: 5	1B: 5 2B: 1 3B: 0 HR: 0	SF: 0 SAC: 0 DP: 1 HBP: 1	WP: 0 PB: 0 SB: 0 CS: 0
PITCHER	IP	WLS	BF	H	R	ER	SO	BB	IBB	HBP	BLK	WP	HR	S	P	ERA	WHIP					
Jim Kaat, L ERA: 3.54 (1, 1)	9.0	W	36	5	2	1	8	3	0	1	0	0	0	48	61	1.00	0.889					

Batter	1	2	3	4	5	6	7	8	9	AB	R	H	RBI	BB	SO	LOB	TOP
Lenny Green, L (1.8) OBP: 0.374, SLG: 0.434	F4			F4			FC5-4 SH1-3 1B		E4 HR	4	1	1	0	0	0	0	Minnesota Twins @ Cleveland Indians Cleveland Municipal Stadium, Cleveland, OH Sun Jul 29 1962, 3:33 AM EDT Unknown livebaseballscorecards.com
Vic Power, R (1.3) OBP: 0.338, SLG: 0.460	3-1			6-3			SH1-3 1-2		HR	3	1	1	2	0	0	0	
Rich Rollins, R (1.5) OBP: 0.393, SLG: 0.481	F4			6-3			FC5-4 1B		L8 1B	4	0	2	0	0	0	0	
Harmon Killebrew, R (1.7) OBP: 0.379, SLG: 0.527		5-3			5-3		FC5-4 1-2 2-3		L8 1-2	4	0	0	0	0	0	3	
Bob Allison, R (1.9) OBP: 0.362, SLG: 0.497		F8			5-3		5-3		5-3	4	0	0	0	0	0	3	
Earl Battey, R (1.2) OBP: 0.338, SLG: 0.407		5-3			4-3				FC4-6 1B	4	0	1	0	0	0	1	
Bernie Allen, L (1.4) OBP: 0.320, SLG: 0.425				G6-4-3 1B		F5			FC4-6 1-2	3	0	1	0	0	0	1	
Zolio Versalles, R (1.6) OBP: 0.250, SLG: 0.333				G6-4-3 1-2		2-3			F8	3	0	0	0	0	0	2	
Dick Stigman, R (1.1) OBP: 0.071, SLG: 0.077				1-3		6-3			4-3	2	0	0	0	0	0	0	
Don Mincher, L (8, PH) OBP: 0.411, SLG: 0.521										1	0	0	0	0	0	1	
Georges Maranda, R (8.1) OBP: 0.273, SLG: 0.455										0	0	0	0	0	0	0	
Jackie Collum, L (8.1)										0	0	0	0	0	0	0	
Inning Stats	R: 0 E: 0 K: 0 S: 3	H: 0 LOB: 0 BB: 0 P: 3	R: 0 E: 0 K: 0 S: 3	H: 0 LOB: 0 BB: 0 P: 3	R: 0 E: 0 K: 0 S: 3	H: 1 LOB: 0 BB: 0 P: 3	R: 0 E: 0 K: 0 S: 3	H: 0 LOB: 0 BB: 0 P: 3	R: 0 E: 0 K: 0 S: 5	H: 2 LOB: 2 BB: 0 P: 5	R: 0 E: 0 K: 0 S: 4	H: 1 LOB: 1 BB: 0 P: 4	R: 2 E: 1 K: 0 S: 6	H: 2 LOB: 1 BB: 0 P: 6	1B: 5 2B: 0 3B: 0 HR: 1	SF: 0 SAC: 1 DP: 1 HBP: 0	WP: 0 PA: 33 PB: 0 SB: 0 CS: 0
PITCHER Dick Donovan, R (1.1) ERA: 2.93	IP: 9.0 WLS: W BF: 33 H: 6 R: 2 ER: 1 SO: 0 BB: 0 IBB: 0 HBP: 0 BLK: 0 WP: 0 HR: 1 S: 33 P: 33 ERA: 1.00 WHIP: 0.667																

Batter	1	2	3	4	5	6	7	8	9	AB	R	H	RBI	BB	SO	LOB	BOTTOM		
Willie Tasby, R (1.8) OBP: 0.342, SLG: 0.344	1B BB BB			1B BB			G6-4-3 1-2			2	0	1	0	2	0	1	Minnesota Twins @ Cleveland Indians Cleveland Municipal Stadium, Cleveland, OH Sun Jul 29 1962, 3:33 AM EDT Unknown livebaseballscorecards.com		
Willie Kirkland, L (1.9) OBP: 0.298, SLG: 0.407	L6			G6-4-3 1-3 1B		F7		SH1-4 SF8 1B	4	1	2	0	0	0	2				
Chuck Essegian, R (1.7) OBP: 0.367, SLG: 0.525	F2			K				SH1-4 E BB	3	1	1	0	1	1	3				
Ty Cline, L (9.8) OBP: 0.335, SLG: 0.349				G6-4-3 1-2				SH1-4 BB	0	0	0	0	0	0	0				
John Romano, R (1.2) OBP: 0.354, SLG: 0.460	1B BB BB			G6-4-3 1-2		F7		SH1-4	2	0	0	0	1	0	3				
Woodie Held, R (1.6) OBP: 0.357, SLG: 0.388				F7		G6-3 BB		1B IBB	2	0	1	0	2	0	0				
Bubba Phillips, R (1.5) OBP: 0.291, SLG: 0.351	F6			G4-6-3 1B		G6-3 1-2		SF8	3	0	1	1	0	0	5				
Tito Francona, L (1.3) OBP: 0.317, SLG: 0.389				G4-6-3 1-2			F7 1B	SH1-4 1-3 1B	4	1	2	0	0	0	1				
Jerry Kindall, R (1.4) OBP: 0.275, SLG: 0.365				K		5-3		F7 2-3	4	0	0	0	0	1	3				
Dick Donovan, L (1.1) OBP: 0.234, SLG: 0.288				K		F8		G6-4-3 3H 1B	3	0	1	1	0	1	0				
Inning Stats	R: 0 E: 0 K: 0 S: 4	H: 1 LOB: 3 BB: 2 P: 12	R: 0 E: 0 K: 2 S: 7	H: 0 LOB: 0 BB: 0 P: 7	R: 0 E: 0 K: 1 S: 5	H: 1 LOB: 1 BB: 1 P: 9	R: 0 E: 0 K: 0 S: 3	H: 1 LOB: 0 BB: 0 P: 3	R: 0 E: 0 K: 0 S: 4	H: 1 LOB: 1 BB: 0 P: 4	R: 0 E: 0 K: 0 S: 3	H: 1 LOB: 1 BB: 1 P: 7	R: 1 E: 0 K: 0 S: 4	H: 2 LOB: 0 BB: 0 P: 4	R: 2 E: 1 K: 0 S: 5	H: 2 LOB: 2 BB: 2 P: 13	1B: 7 2B: 2 3B: 0 HR: 0	SF: 1 SAC: 1 DP: 4 HBP: 0	WP: 0 PA: 35 PB: 0 SB: 0 CS: 0
PITCHER Dick Stigman, L (1.1) ERA: 2.53	IP: 7.0 WLS: L BF: 28 H: 7 R: 1 ER: 1 SO: 3 BB: 4 IBB: 0 HBP: 0 BLK: 0 WP: 0 HR: 0 S: 30 P: 46 ERA: 1.29 WHIP: 1.571																		
Georges Maranda, R (8.1) ERA: 4.18	0.2	6	2	2	1	0	1	1	0	0	0	4	12	13.50	4.500				
Jackie Collum, L (8.1) ERA:	0.1	1	0	0	0	0	0	0	0	0	0	1	1	0.00	0.000				

Batter	1	2	3	4	5	6	7	8	9	10	11	AB	R	H	RBI	BB	SO	LOB	TOP											
Lenny Green, L OBP: 0.376, SLG: 0.444 (1, 8)	F8		F4		SH3-1 1B 2B		HR	F9		BB		5	2	2	1	1	0	0												
Vic Power, R OBP: 0.339, SLG: 0.468 (1, 3)			F8		SH3-1		HR	6-3		F7		5	1	2	1	0	0	1												
Rich Rollins, R OBP: 0.394, SLG: 0.480 (1, 5)	F5				1B E BB		4-3	6-3			1B SH 1B	5	2	2	1	1	0	1												
Harmon Killebrew, R OBP: 0.375, SLG: 0.524 Mary Martinez, S OBP: 0.455, SLG: 0.250 (11, 6)	K				2-3 1B		HR				1B SH FC6-2 1B	6	1	2	0	0	3	3												
Bob Allison, R OBP: 0.359, SLG: 0.492 (1, 9)			F3		HBP 1B		F8	E5 1B BB		F5	SH FC6-2 SF9	5	1	1	0	0	0	2												
Bernie Allen, L OBP: 0.323, SLG: 0.423 (1, 4)			F9		E3 HBP		G3	1B BB			E FC6-2 IBB	4	0	1	1	2	0	1												
Zolo Versailles, R OBP: 0.249, SLG: 0.332 Bill Tuttle, R OBP: 0.308, SLG: 0.250 (11, 8)					1-2 3-H 1B		F4	1-3			FC6-2	5	0	1	0	0	1	6												
Jerry Zimmerman, R OBP: 0.364, SLG: 0.367 Don Minter, L OBP: 0.408, SLG: 0.515 Earl Battey, R OBP: 0.337, SLG: 0.407 (10, 2)			4-3		1-2 2-3 HBP			1B			FC6-2	3	0	2	1	0	0	1												
Jack Kralick, L OBP: 0.207, SLG: 0.204 Bill Pleis, L OBP: 0.333, SLG: 0.333 Frank Sullivan, R OBP: 0.404, SLG: 0.453 George Banks, R OBP: 0.404, SLG: 0.453 Ray Moore, R OBP: 0.337, SLG: 0.407 (10, 1)					1-2 2-3 HBP		6-3	6-3			L8	4	0	0	0	0	1	7												
Inning Stats	R: 0 E: 0 K: 1 S: 6	H: 1 LOB: 1 BB: 0 P: 6	R: 0 E: 0 K: 0 S: 4	H: 1 LOB: 1 BB: 0 P: 4	R: 0 E: 0 K: 0 S: 3	H: 0 LOB: 0 BB: 0 P: 3	R: 1 E: 1 K: 1 S: 7	H: 1 LOB: 3 BB: 1 P: 12	R: 1 E: 0 K: 0 S: 5	H: 2 LOB: 1 BB: 0 P: 5	R: 0 E: 0 K: 0 S: 4	H: 1 LOB: 1 BB: 0 P: 4	R: 3 E: 1 K: 2 S: 12	H: 4 LOB: 3 BB: 1 P: 16	R: 0 E: 0 K: 0 S: 3	H: 0 LOB: 0 BB: 0 P: 3	R: 0 E: 0 K: 1 S: 6	H: 1 LOB: 1 BB: 0 P: 6	R: 0 E: 0 K: 1 S: 5	H: 0 LOB: 1 BB: 1 P: 9	R: 2 E: 2 K: 0 S: 6	H: 2 LOB: 2 BB: 1 P: 10	1B: 10 2B: 1 3B: 0 HR: 2	SF: 1 SAC: 2 DP: 0 HBP: 1	WP: 0 PB: 0 SB: 0 CS: 0	PA: 54				
PITCHER	IP ERA WLS BF H R ER SO BB IBB HBP BLK WP HR S P ERA WHIP	6.0 3.38 1.0 7 2 1 0 2 1 0 0 0 0 0 10 14 0.00 3.000	8 4 4 2 1 0 0 2 1 0 0 0 0 0 9 9 0.00 0.500	29 2 1 0 1 1 1 1 1 0 0 0 0 0 11 19 4.50 1.500																										

Minnesota Twins @ Cleveland Indians
Cleveland Municipal Stadium, Cleveland, OH
Sun Jul 29 1962, 3:38 AM EDT
Att: 26,377 - Unknown

AB 46
R 7
H 13
RBI 6
BB 4
SO 6
LOB 27



Batter	1	2	3	4	5	6	7	8	9	10	11	AB	R	H	RBI	BB	SO	LOB	BOTTOM											
Willie Tasby, R OBP: 0.342, SLG: 0.344 Ty Cline, L OBP: 0.332, SLG: 0.346 (7, 8)	G3-6-3 1B		G4-6-3			3-1	L9			L4-3		3	0	1	0	0	0	1												
Willie Kirkland, L OBP: 0.293, SLG: 0.400 (1, 9)	G3-6-3 1-2				F7	F7	K			F8		5	0	0	0	0	1	3												
Chuck Essegian, R OBP: 0.375, SLG: 0.527 Jack Kubiszyn, R OBP: 0.429, SLG: 0.400 (11, 6)					HR 1B	1B		6-3		E BB		3	1	2	0	2	0	0												
John Romano, R OBP: 0.358, SLG: 0.469 (1, 2)	F9				HR 1B	1B	1B BB	4-3		E6 1B		4	2	2	2	1	0	1												
Woodie Held, R OBP: 0.357, SLG: 0.388 Jim Mahoney, R OBP: 0.143, SLG: 0.286 (8, 6)			F9		1-3	1-3	SH 1B 1B	F5				3	0	1	0	0	0	0												
Don Dillard, L OBP: 0.277, SLG: 0.395 (10, 7)					1-3	1-3	1B 1B			IBB		0	0	0	0	1	0	0												
Bubba Phillips, R OBP: 0.280, SLG: 0.349 (1, 5)			5-3		1-3	1-3	SH 1B 1B			F7		5	1	1	1	0	0	3												
Tito Francona, L OBP: 0.317, SLG: 0.388 (1, 3)			1-3			G5-4-3 1B	SH 1B	4-3			F4	4	0	1	0	0	0	0												
Jerry Kindall, R OBP: 0.276, SLG: 0.365 (1, 4)					G5-4-3 1B	G5-4-3 1-2	F6				K	5	0	2	0	0	1	4												
Ruben Gomez, R OBP: 0.273, SLG: 0.273 Frank Funk, R OBP: 0.101, SLG: 0.101 Clem Williams, R OBP: 0.251, SLG: 0.194 Mudcat Grant, R OBP: 0.250, SLG: 0.241 Pedro Ramos, S OBP: 0.453, SLG: 0.527 Al Lupow, L OBP: 0.250, SLG: 0.328 Bill Dailey, R OBP: 0.337, SLG: 0.407 Doc Edwards, R OBP: 0.337, SLG: 0.407 (10, 1)					F1		1-2 2-H 3-H 1B	F6		F6		2	0	1	0	0	0	0												
Inning Stats	R: 0 E: 0 K: 0 S: 3	H: 1 LOB: 1 BB: 1 P: 7	R: 0 E: 0 K: 0 S: 3	H: 0 LOB: 0 BB: 0 P: 3	R: 0 E: 0 K: 0 S: 3	H: 2 LOB: 0 BB: 0 P: 3	R: 2 E: 0 K: 0 S: 5	H: 2 LOB: 0 BB: 0 P: 5	R: 0 E: 0 K: 0 S: 3	H: 1 LOB: 1 BB: 0 P: 3	R: 3 E: 0 K: 1 S: 9	H: 3 LOB: 2 BB: 2 P: 13	R: 0 E: 0 K: 0 S: 3	H: 0 LOB: 0 BB: 0 P: 3	R: 0 E: 0 K: 0 S: 4	H: 1 LOB: 1 BB: 0 P: 4	R: 0 E: 1 K: 0 S: 4	H: 1 LOB: 3 BB: 2 P: 12	R: 0 E: 0 K: 1 S: 5	H: 0 LOB: 0 BB: 0 P: 5	1B: 11 2B: 0 3B: 0 HR: 1	SF: 0 SAC: 1 DP: 3 HBP: 0	WP: 0 PB: 0 SB: 0 CS: 0	PA: 45						
PITCHER	IP ERA WLS BF H R ER SO BB IBB HBP BLK WP HR S P ERA WHIP	6.0 4.55 0.1 3 1 0 0 0 0 0 0 0 0 0 3 3 0.00 3.000	9 5 0 0 0 0 0 0 0 0 0 0 0 0 11 11 0.00 0.375	24 1 0 0 1 1 1 1 1 0 0 0 0 0 9 17 0.00 1.000																										

Minnesota Twins @ Cleveland Indians
Cleveland Municipal Stadium, Cleveland, OH
Sun Jul 29 1962, 3:38 AM EDT
Att: 26,377 - Unknown

AB 40
R 5
H 12
RBI 5
BB 4
SO 2
LOB 15



Batter	1	2	3	4	5	6	7	8	9	AB	R	H	RBI	BB	SO	LOB	TOP								
Lenny Green, L (1.8) OBP: 0.374, SLG: 0.440	F4		1-3			BB		4-3	K2-3	4	0	0	0	1	1	0									
Vic Power, R (1.3) OBP: 0.339, SLG: 0.467	F7		F9					1B	1B	5	1	2	0	0	0	1									
Rich Rollins, R (1.5) OBP: 0.392, SLG: 0.477	5-3			K				1B	FC5-4	5	1	1	0	0	1	2									
Harmon Killebrew, R (1.7) OBP: 0.377, SLG: 0.530		E5 3B		F8				K		4	2	1	1	0	1	2									
Bob Allison, R (1.9) OBP: 0.361, SLG: 0.498		G4-6-3 3B		5-3				HR		4	2	2	2	0	0	0									
Earl Battey, R (1.2) OBP: 0.341, SLG: 0.418		G4-6-3 BB			F9			BB		3	1	2	3	1	0	0									
Bernie Allen, L (1.4) OBP: 0.322, SLG: 0.419		G4-6-3 1-2 3-H		4-3				1B	HR	3	0	0	0	1	0	2									
Zolio Versalles, R (1.6) OBP: 0.249, SLG: 0.329		5-3		5-3				BB	FC6-4	3	0	0	0	1	0	1									
Jackie Collum, L (1.1) Georges Maranda, R (4.1) Lee Stange, R (4.1) Don Mincher, R (7.9) Bill Pleis, L (7.1) George Banks, R (6.9) OBP: 0.400, SLG: 0.447			G3			K	4-3		K	1	0	0	0	0	0	0									
Inning Stats	R: 0 E: 0 K: 0 S: 3	H: 0 LOB: 0 BB: 0 P: 3	R: 2 E: 1 K: 0 S: 4	H: 1 LOB: 0 BB: 1 P: 8	R: 0 E: 0 K: 1 S: 3	H: 0 LOB: 0 BB: 0 P: 3	R: 0 E: 0 K: 1 S: 5	H: 0 LOB: 0 BB: 0 P: 5	R: 0 E: 0 K: 0 S: 3	H: 0 LOB: 0 BB: 0 P: 3	R: 0 E: 0 K: 1 S: 5	H: 0 LOB: 1 BB: 1 P: 9	R: 1 E: 0 K: 0 S: 5	H: 2 LOB: 2 BB: 1 P: 9	R: 4 E: 0 K: 1 S: 9	H: 4 LOB: 1 BB: 1 P: 13	R: 0 E: 0 K: 2 S: 8	H: 1 LOB: 1 BB: 0 P: 8	1B: 5 2B: 0 3B: 1 HR: 2	SF: 0 SAC: 0 DP: 1 HBP: 0	WP: 0 PB: 0 SB: 0 CS: 0	PA: 39			
PITCHER	IP	WLS	BF	H	R	ER	SO	BB	IBB	HBP	BLK	WP	HR	S	P	ERA	WHIP								
Jack Fisher, R (1.1) ERA: 5.79	7.2	W	33	7	7	5	3	3	0	0	0	0	2	36	48	5.87	1.304								
Hoyt Wilhelm, R (8.1) ERA: 1.12	1.1	S	6	1	0	0	2	1	0	0	0	0	0	9	13	0.00	1.500								

Minnesota Twins @ Baltimore Orioles
Memorial Stadium, Baltimore, MD
Tue Jul 31 1962, 7:05 PM EDT
Att: 8,929 - Unknown

AB 35
R 7
H 8
RBI 6
BB 4
SO 5
LOB 10



Batter	1	2	3	4	5	6	7	8	9	AB	R	H	RBI	BB	SO	LOB	BOTTOM								
Johnny Temple, R (1.4) OBP: 0.355, SLG: 0.315	1B		6-3	F3		F4				4	0	1	0	1	0	1									
Whitely Herzog, L (1.9) OBP: 0.379, SLG: 0.392	F8		4-3	3-H						4	2	2	1	0	0	1									
Dave Nicholson, R (7.9) OBP: 0.305, SLG: 0.299				1B		E		E1		1	0	1	0	0	0	0									
Jackie Brandt, R (1.8) OBP: 0.336, SLG: 0.471	FC4-6 1-2		K	1B		E4 1B		F3		5	1	2	0	0	1	2									
Brooks Robinson, R (1.5) OBP: 0.318, SLG: 0.476	F4			F7		SH1-3 1B		F9		5	0	2	2	0	0	3									
Dick Williams, R (1.3) OBP: 0.276, SLG: 0.267	FC4-6 1-2			BB		SH1-3				2	1	0	1	1	0	4									
Boog Powell, L (1.7) OBP: 0.322, SLG: 0.414		F7		BB						4	1	1	0	0	1	1									
Russ Snyder, L (9.7) OBP: 0.309, SLG: 0.448				1B		K2-3				0	0	0	0	0	0	0									
Gus Triandos, R (1.2) OBP: 0.252, SLG: 0.310				1B				F7		1	1	0	0	3	0	0									
Jerry Adair, R (1.6) OBP: 0.298, SLG: 0.363		F9		1B						4	1	1	2	0	0	2									
Jack Fisher, R (1.1) OBP: 0.207, SLG: 0.115				1B						4	1	1	0	0	0	2									
Hoyt Wilhelm, R (8.1) OBP: 0.182, SLG: 0.100		1-3		1B				F7		0	0	0	0	0	0	0									
Inning Stats	R: 0 E: 0 K: 0 S: 4	H: 1 LOB: 2 BB: 1 P: 8	R: 0 E: 0 K: 0 S: 3	H: 0 LOB: 1 BB: 1 P: 7	R: 0 E: 0 K: 1 S: 5	H: 0 LOB: 0 BB: 0 P: 5	R: 6 E: 1 K: 0 S: 9	H: 6 LOB: 2 BB: 2 P: 17	R: 0 E: 0 K: 0 S: 3	H: 0 LOB: 0 BB: 0 P: 7	R: 2 E: 1 K: 1 S: 8	H: 2 LOB: 1 BB: 0 P: 8	R: 0 E: 0 K: 0 S: 3	H: 0 LOB: 0 BB: 0 P: 3	R: 0 E: 1 K: 0 S: 4	H: 2 LOB: 1 BB: 0 P: 4	1B: 11 2B: 0 3B: 0 HR: 0	SF: 0 SAC: 1 DP: 0 HBP: 0	WP: 0 PB: 2 SB: 0 CS: 0	PA: 40					
PITCHER	IP	WLS	BF	H	R	ER	SO	BB	IBB	HBP	BLK	WP	HR	S	P	ERA	WHIP								
Jackie Collum, L (1.1) ERA: 12.27	3.1	L	18	4	5	5	1	4	0	0	0	0	0	4	4	27.00	9.000								
Georges Maranda, R (4.1) ERA: 4.34	0.1		4	3	1	1	0	0	0	0	0	0	0	4	4	27.00	9.000								
Lee Stange, R (4.1) ERA: 3.53	2.1		11	2	2	0	1	1	0	0	0	0	0	12	16	0.00	1.286								
Bill Pleis, L (7.1) ERA: 4.08	2.0		7	2	0	0	0	0	0	0	0	0	0	7	7	0.00	1.000								

Minnesota Twins @ Baltimore Orioles
Memorial Stadium, Baltimore, MD
Tue Jul 31 1962, 7:05 PM EDT
Att: 8,929 - Unknown

AB 34
R 8
H 11
RBI 6
BB 5
SO 2
LOB 16




Batter	1	2	3	4	5	6	7	8	9	10	11	AB	R	H	RBI	BB	SO	LOB	TOP			
Lenny Green, L OBP: 0.375, SLG: 0.439 (1, 8)	3-1		F3				1-4		F2		FC6-4 SH BB	5	0	2	0	1	0	0				
Vic Power, R OBP: 0.340, SLG: 0.466 (1, 3)	BB 1B		4-3				1-4		F6		SH FC6-4	5	1	2	1	0	0	1				
Rich Rollins, R OBP: 0.387, SLG: 0.470 (1, 5)	K		1-3				6-3			F7	FC6-4 FC5-4	6	0	0	0	0	1	5				
Harmon Killebrew, R OBP: 0.377, SLG: 0.523 Bill Tuttle, R OBP: 0.308, SLG: 0.250 (11, 8)	1B BB			5-3			6-3				FC5-4 1-2	4	0	0	0	2	0	4				
Bob Allison, R OBP: 0.364, SLG: 0.498 (1, 9)											BB	4	0	2	1	1	1	1				
Earl Battay, R OBP: 0.340, SLG: 0.413 (1, 2)	6-3											4	0	0	0	1	2	5				
Bernie Allen, L OBP: 0.328, SLG: 0.423 (1, 4)												4	1	3	0	1	1	0				
Zolo Versailles, R OBP: 0.247, SLG: 0.326 Don Mincer, L OBP: 0.402, SLG: 0.505 Marty Martinez, S OBP: 0.417, SLG: 0.222 (8, PH)												3	0	0	0	0	0	4				
Jim Kaat, L OBP: 0.257, SLG: 0.317 (1, 1)												5	1	1	1	0	3	2				
Inning Stats	R: 1 E: 0 K: 1 S: 7	H: 2 LOB: 2 BB: 1 P: 11	R: 0 E: 0 K: 2 S: 7	H: 0 LOB: 0 BB: 0 P: 7	R: 0 E: 0 K: 0 S: 3	H: 0 LOB: 0 BB: 0 P: 3	R: 0 E: 0 K: 1 S: 5	H: 1 LOB: 2 BB: 0 P: 10	R: 0 E: 0 K: 0 S: 3	H: 1 LOB: 0 BB: 0 P: 3	R: 0 E: 0 K: 0 S: 5	H: 2 LOB: 2 BB: 0 P: 5	R: 0 E: 0 K: 1 S: 5	H: 0 LOB: 0 BB: 0 P: 5	R: 0 E: 0 K: 2 S: 7	H: 0 LOB: 1 BB: 1 P: 11	R: 2 E: 0 K: 1 S: 8	H: 2 LOB: 2 BB: 1 P: 12	1B: 9 2B: 1 3B: 1 HR: 0	SF: 0 SAC: 1 DP: 1 HBP: 0	WP: 0 PB: 0 SB: 1 CS: 0	PA: 49
PITCHER	IP 10.1	WLS L	BF 46	H 10	R 3	ER 3	SO 9	BB 5	IBB 1	HBP 0	BLK 0	WP 0	HR 0	S 58	P 82	ERA 2.61	WHIP 1.452					
Robin Roberts, R ERA: 2.52 Hal Brown, R ERA: 4.27 (11, 1)	0.2	3	0	0	0	0	0	0	0	0	0	0	0	3	3	0.00	0.000					

Minnesota Twins @ Baltimore Orioles
Memorial Stadium, Baltimore, MD
 Wed Aug 01 1962, 7:05 PM EDT
 Att: 11,425 - Unknown

livebaseballscorecards.com

AB 42
 R 3
 H 10
 RBI 3
 BB 6
 SO 9
 LOB 25



Batter	1	2	3	4	5	6	7	8	9	10	11	AB	R	H	RBI	BB	SO	LOB	BOTTOM			
Jerry Adair, R OBP: 0.293, SLG: 0.355 (1, 4)	F9		6-3				L4			5-3		6	0	0	0	0	2	3				
Whitey Herzog, L OBP: 0.390, SLG: 0.390 Dave Nicholson, R OBP: 0.291, SLG: 0.282 (3, PR)	F6		2B SF9 HBP						F3		K	1	0	0	0	0	0	0				
Jackie Brandt, R OBP: 0.337, SLG: 0.472 (1, 8)									F5			5	0	2	0	0	1	0				
Brooks Robinson, R OBP: 0.321, SLG: 0.478 (1, 5)	5-3		SF9 2B									4	0	3	1	0	0	1				
Dick Williams, R OBP: 0.280, SLG: 0.287 (1, 3)												4	0	1	0	1	1	3				
Boog Powell, L OBP: 0.320, SLG: 0.410 (1, 7)												5	0	1	0	0	3	4				
Gus Triandos, R OBP: 0.250, SLG: 0.301 (1, 2)												4	0	0	0	1	0	3				
Ron Hansen, R OBP: 0.315, SLG: 0.289 (1, 6)												3	0	0	0	2	1	3				
Robin Roberts, S OBP: 0.343, SLG: 0.276 Hal Brown, R OBP: 0.261, SLG: 0.261 Johnny Temple, R OBP: 0.354, SLG: 0.313 (11, PH)												4	0	2	0	0	1	3				
Inning Stats	R: 0 E: 0 K: 0 S: 4	H: 1 LOB: 1 BB: 0 P: 4	R: 0 E: 0 K: 2 S: 7	H: 0 LOB: 2 BB: 2 P: 15	R: 1 E: 0 K: 0 S: 4	H: 1 LOB: 1 BB: 0 P: 5	R: 0 E: 0 K: 2 S: 9	H: 2 LOB: 2 BB: 0 P: 9	R: 0 E: 0 K: 2 S: 9	H: 1 LOB: 1 BB: 0 P: 4	R: 0 E: 0 K: 3 S: 10	H: 1 LOB: 1 BB: 0 P: 10	R: 0 E: 0 K: 0 S: 3	H: 0 LOB: 0 BB: 0 P: 3	R: 0 E: 0 K: 1 S: 6	H: 1 LOB: 2 BB: 1 P: 10	R: 0 E: 0 K: 2 S: 7	H: 0 LOB: 0 BB: 0 P: 7	1B: 8 2B: 1 3B: 0 HR: 0	SF: 1 SAC: 0 DP: 0 HBP: 1	WP: 0 PB: 3 SB: 0 CS: 0	PA: 47
PITCHER	IP 11.0	WLS W	BF 47	H 9	R 1	ER 1	SO 12	BB 4	IBB 0	HBP 1	BLK 0	WP 0	HR 0	S 66	P 83	ERA 0.82	WHIP 1.182					
Jim Kaat, L ERA: 3.36 (1, 1)	11.0	W	47	9	1	1	12	4	0	1	0	0	0	66	83	0.82	1.182					

Minnesota Twins @ Baltimore Orioles
Memorial Stadium, Baltimore, MD
 Wed Aug 01 1962, 7:05 PM EDT
 Att: 11,425 - Unknown

livebaseballscorecards.com

AB 41
 R 1
 H 9
 RBI 1
 BB 4
 SO 12
 LOB 20



Batter	1	2	3	4	5	6	7	8	9	AB	R	H	RBI	BB	SO	LOB	TOP									
Lenny Green, L OBP: 0.371, SLG: 0.433 (1, 8)										5	0	0	0	0	0	4	Minnesota Twins @ Baltimore Orioles Memorial Stadium, Baltimore, MD Thu Aug 02 1962, 7:05 PM EDT Att: 8,256 - Unknown 									
Vic Power, R OBP: 0.344, SLG: 0.468 (1, 3)										5	0	3	2	0	1	1										
Rich Rollins, R OBP: 0.385, SLG: 0.467 (1, 5)										5	0	1	1	0	0	3										
Harmon Killebrew, R OBP: 0.376, SLG: 0.520 Hal Naragon, L OBP: 0.417, SLG: 0.235 (1, 7) (9, 2)										4	0	1	0	0	1	2										
Bob Allison, R OBP: 0.366, SLG: 0.500 (1, 9)										3	1	1	0	1	2	2										
Earl Battey, R OBP: 0.338, SLG: 0.411 Jerry Zimmerman, R OBP: 0.353, SLG: 0.355 Marty Martinez, S OBP: 0.417, SLG: 0.222 Ray Moore, R (1, 2) (5, 2) (9, PR) (9, 1)										2	0	0	0	0	1	1										
Bernie Allen, L OBP: 0.328, SLG: 0.421 (1, 4)										4	0	1	0	0	2	2										
Zolio Versalles, R OBP: 0.250, SLG: 0.334 (1, 6)										3	2	1	1	1	0	1										
Dick Stigman, R OBP: 0.407, SLG: 0.071 George Eastman, R OBP: 0.406, SLG: 0.447 Lee Stange, L OBP: 0.325, SLG: 0.125 Don Minchew, L OBP: 0.342, SLG: 0.500 Frank Sullivan, R OBP: 0.333, SLG: 0.290 (1, 1) (5, PR) (6, 1) (7, PR) (7, 1) (9, PR) (9, 8)										1	0	0	0	0	0	0										
Inning Stats	R: 0 E: 0 K: 1 S: 5	H: 0 LOB: 0 BB: 0 P: 5	R: 0 E: 0 K: 1 S: 6	H: 1 LOB: 1 BB: 0 P: 6	R: 0 E: 0 K: 0 S: 3	H: 0 LOB: 0 BB: 0 P: 3	R: 0 E: 0 K: 0 S: 3	H: 1 LOB: 0 BB: 0 P: 3	R: 0 E: 0 K: 3 S: 9	H: 0 LOB: 0 BB: 0 P: 9	R: 2 E: 0 K: 1 S: 8	H: 3 LOB: 2 BB: 1 P: 12	R: 0 E: 0 K: 1 S: 6	H: 1 LOB: 1 BB: 0 P: 6	R: 0 E: 0 K: 0 S: 4	H: 1 LOB: 1 BB: 0 P: 4		R: 4 E: 1 K: 1 S: 7	H: 1 LOB: 1 BB: 3 P: 19	1B: 6 2B: 1 3B: 0 HR: 1	SF: 0 SAC: 1 DP: 1 HBP: 0	WP: 2 PB: 1 SB: 0 CS: 0	PA: 39			
PITCHER	IP	WLS	BF	H	R	ER	SO	BB	IBB	HBP	BLK	WP	HR	S	P	ERA		WHIP								
Dick Hall, R ERA: 2.15 (1, 1)	5.2		22	5	2	2	5	1	0	0	0	0	1	31	35	3.18		1.059								
Hoyt Wilhelm, R ERA: 1.49 (6, 1)	2.2	L	14	2	4	3	3	3	0	0	0	1	0	17	29	10.12		1.875								
Billy Hoelt, L ERA: 4.77 (9, 1)	0.2		3	1	0	0	0	0	0	0	0	0	0	3	3	0.00		1.500								

Batter	1	2	3	4	5	6	7	8	9	AB	R	H	RBI	BB	SO	LOB	BOTTOM									
Jerry Adair, R OBP: 0.294, SLG: 0.366 (1, 4)										5	1	2	1	0	0	1	Minnesota Twins @ Baltimore Orioles Memorial Stadium, Baltimore, MD Thu Aug 02 1962, 7:05 PM EDT Att: 8,256 - Unknown 									
Russ Snyder, L OBP: 0.323, SLG: 0.455 (1, 9)										3	1	3	0	2	0	0										
Jackie Brandt, R OBP: 0.338, SLG: 0.476 (1, 8)										4	0	2	1	0	0	5										
Brooks Robinson, R OBP: 0.319, SLG: 0.475 (1, 5)										5	1	1	0	0	0	6										
Dick Williams, R OBP: 0.277, SLG: 0.258 (1, 3)										4	0	0	0	1	1	4										
Boog Powell, L OBP: 0.315, SLG: 0.404 Dave Nicholson, R OBP: 0.291, SLG: 0.282 (1, 7) (8, 7)										4	0	0	0	0	1	4										
Gus Triandos, R OBP: 0.256, SLG: 0.301 Hobie Landrith, L OBP: 0.346, SLG: 0.388 (1, 2) (9, 2)										3	0	1	1	1	0	0										
Ron Hansen, R OBP: 0.308, SLG: 0.281 (1, 6)										4	0	0	0	0	0	2										
Dick Hall, R OBP: 0.267, SLG: 0.231 Hoyt Wilhelm, R OBP: 0.154, SLG: 0.083 Billy Hoelt, L OBP: 0.421, SLG: 0.357 (1, 1) (6, 1) (9, 1)										2	0	1	0	0	0	1										
Inning Stats	R: 2 E: 0 K: 1 S: 8	H: 3 LOB: 1 BB: 0 P: 8	R: 0 E: 0 K: 0 S: 4	H: 1 LOB: 3 BB: 2 P: 12	R: 1 E: 0 K: 0 S: 5	H: 2 LOB: 1 BB: 0 P: 5	R: 0 E: 0 K: 0 S: 5	H: 2 LOB: 2 BB: 0 P: 5	R: 0 E: 0 K: 1 S: 5	H: 0 LOB: 0 BB: 0 P: 5	R: 0 E: 0 K: 0 S: 3	H: 0 LOB: 0 BB: 0 P: 3	R: 0 E: 0 K: 0 S: 4	H: 1 LOB: 2 BB: 1 P: 8	R: 0 E: 0 K: 0 S: 3	H: 0 LOB: 0 BB: 0 P: 3		R: 0 E: 0 K: 0 S: 4	H: 1 LOB: 2 BB: 1 P: 8	1B: 8 2B: 1 3B: 0 HR: 1	SF: 0 SAC: 1 DP: 0 HBP: 0	WP: 0 PB: 0 SB: 0 CS: 0	PA: 41			
PITCHER	IP	WLS	BF	H	R	ER	SO	BB	IBB	HBP	BLK	WP	HR	S	P	ERA		WHIP								
Dick Stigman, L ERA: 2.76 (1, 1)	5.0		25	8	3	3	2	2	0	0	0	0	0	3	3	0.00		0.000								
Lee Stange, R ERA: 3.48 (6, 1)	1.0		3	0	0	0	0	0	0	0	0	0	0	3	3	0.00		0.000								
Frank Sullivan, R ERA: 4.15 (7, 1)	2.0	W	8	1	0	0	0	1	0	0	0	0	0	7	11	0.00		1.000								
Ray Moore, R ERA: 3.94 (9, 1)	1.0	S	5	1	0	0	0	1	0	0	0	0	0	4	8	0.00		2.000								

Batter	1	2	3	4	5	6	7	8	9	AB	R	H	RBI	BB	SO	LOB	TOP					
Lenny Green, L (1, 8) OBP: 0.371, SLG: 0.436	F4		F7			6-3 2B	3-1	G5-4-3 1B		5	1	2	2	0	0	3						
Vic Power, R (1, 3) OBP: 0.339, SLG: 0.462	4-3			F7	6-3	4-3		G5-4-3 1B		5	0	0	0	0	0	5						
Rich Rollins, R (1, 5) OBP: 0.388, SLG: 0.470	F3			HR	1B	1B	F7		E 6-3 1B	5	3	3	1	0	0	0						
Harmon Killebrew, R (1, 7) OBP: 0.376, SLG: 0.527		5-3		HR	1B	1B	F4		E6 1B	5	1	2	3	0	0	1						
Bill Tuttle, R (9, 8) OBP: 0.313, SLG: 0.250				HR	1B	1B				0	0	0	0	0	0	0						
Bob Allison, R (1, 9) OBP: 0.363, SLG: 0.495	6-3			K	1B	1B	K		6-3	5	0	1	1	0	2	1						
Earl Battey, R (1, 2) OBP: 0.339, SLG: 0.410																						
Marty Martinez, S (8, FR) OBP: 0.417, SLG: 0.222																						
Jerry Zimmerman, R (8, 2) OBP: 0.343, SLG: 0.344				E BB	F7			1B SH3-4 1B	K	3	0	1	0	1	1	2						
Bernie Allen, L (1, 4) OBP: 0.332, SLG: 0.423			F4	E8 1B		FC1-5 1B		SH3-4 1B		3	0	2	0	1	0	0						
Zolio Versalles, R (1, 6) OBP: 0.249, SLG: 0.332			5-3	F8			3-1 FC1-5 1B	E6 1B	F8	5	1	1	0	0	0	6						
Jack Kralick, L (1, 1) OBP: 0.226, SLG: 0.224					K	FC1-5 1B				4	0	2	0	0	1	2						
Inning Stats	R: 0 E: 0 K: 0 S: 3	H: 0 LOB: 0 BB: 0 P: 3	R: 0 E: 0 K: 1 S: 5	H: 0 LOB: 0 BB: 0 P: 5	R: 0 E: 0 K: 0 S: 4	H: 1 LOB: 1 BB: 0 P: 4	R: 2 E: 1 K: 1 S: 8	H: 3 LOB: 2 BB: 1 P: 12	R: 2 E: 0 K: 1 S: 9	H: 4 LOB: 2 BB: 0 P: 9	R: 0 E: 0 K: 0 S: 5	H: 2 LOB: 0 BB: 0 P: 5	R: 0 E: 0 K: 1 S: 5	H: 0 LOB: 0 BB: 0 P: 5	R: 2 E: 1 K: 0 S: 6	H: 3 LOB: 3 BB: 1 P: 6	R: 1 E: 1 K: 1 S: 7	H: 1 LOB: 2 BB: 1 P: 11	1B: 11 2B: 2 3B: 0 HR: 1	SF: 0 SAC: 1 DP: 1 HBP: 0	WP: 0 PB: 0 SB: 0 CS: 0	PA: 44
PITCHER	IP WLS BF H R ER SO BB IBB HBP BLK WP HR S P ERA WHIP																					
Jim Bunning, R (1, 1) ERA: 3.78	7.1	L	36	12	6	5	4	1	0	0	0	0	0	0	0	1	43	47	6.14	1.773		
Ron Nischwitz, L (8, 1) ERA: 2.5	0.0		1	1	0	0	0	0	0	0	0	0	0	0	1	1						
Terry Fox, R (8, 1) ERA: 1.11	1.2		7	1	1	0	1	0	1	0	0	0	0	0	8	12	0.00	0.600				

Minnesota Twins @ Detroit Tigers
Tiger Stadium, Detroit, MI
Fri Aug 03 1962, 7:05 PM EDT
Att: 26,320 - Unknown

AB 41
R 7
H 14
RBI 7
BB 2
SO 5
LOB 21



Batter	1	2	3	4	5	6	7	8	9	AB	R	H	RBI	BB	SO	LOB	BOTTOM				
Don Buddin, R (1, 4) OBP: 0.323, SLG: 0.298	K		6-3			K		F9		4	0	0	0	0	2	0					
Bubba Morton, R (1, 8) OBP: 0.355, SLG: 0.356	F8		K			HR		K		4	1	1	1	0	2	0					
Al Kaline, R (1, 9) OBP: 0.393, SLG: 0.622	K		L9			F3		L8		4	0	0	0	0	1	0					
Rocky Colavito, R (1, 7) OBP: 0.371, SLG: 0.514		HR BB BB		F8		BB		K		2	1	0	0	2	1	0					
Norm Cash, L (1, 3) OBP: 0.397, SLG: 0.543		HR BB		K		L3		3-1		3	1	0	0	1	1	1					
Steve Boros, R (1, 5) OBP: 0.329, SLG: 0.368		HR		F6		6-3		K		4	1	1	3	0	1	0					
Chico Fernandez, R (1, 6) OBP: 0.287, SLG: 0.492		6-3			5-3					3	0	0	0	0	1	0					
Dick Brown, R (1, 2) OBP: 0.278, SLG: 0.364		6-3			K			1B		3	0	1	0	0	1	0					
Jim Bunning, R (1, 1) OBP: 0.183, SLG: 0.259					K					3	0	0	0	0	1	1					
Ron Nischwitz, S (8, 1) OBP: 0.697, SLG: 1.000										0	0	0	0	0	0	0					
Terry Fox, R (8, 1) OBP: 0.429, SLG: 0.200					K			1-3		0	0	0	0	0	0	0					
Inning Stats	R: 0 E: 0 K: 2 S: 7	H: 0 LOB: 0 BB: 0 P: 7	R: 3 E: 0 K: 0 S: 4	H: 1 LOB: 0 BB: 2 P: 12	R: 0 E: 0 K: 1 S: 5	H: 0 LOB: 0 BB: 0 P: 5	R: 0 E: 0 K: 1 S: 5	H: 0 LOB: 0 BB: 0 P: 5	R: 0 E: 0 K: 2 S: 7	H: 0 LOB: 0 BB: 0 P: 7	R: 1 E: 0 K: 1 S: 6	H: 1 LOB: 1 BB: 1 P: 10	R: 0 E: 0 K: 1 S: 6	H: 1 LOB: 0 BB: 0 P: 6	R: 0 E: 0 K: 1 S: 5	R: 0 E: 0 K: 2 S: 7	H: 0 LOB: 0 BB: 0 P: 7	1B: 1 2B: 0 3B: 0 HR: 2	SF: 0 SAC: 0 DP: 0 HBP: 0	WP: 0 PB: 0 SB: 0 CS: 0	PA: 33
PITCHER	IP WLS BF H R ER SO BB IBB HBP BLK WP HR S P ERA WHIP																				
Jack Kralick, L (1, 1) ERA: 4.52	9.0	W	33	3	4	4	11	3	0	0	0	0	0	0	2	52	64	4.00	0.667		

Minnesota Twins @ Detroit Tigers
Tiger Stadium, Detroit, MI
Fri Aug 03 1962, 7:05 PM EDT
Att: 26,320 - Unknown

AB 30
R 4
H 3
RBI 4
BB 3
SO 11
LOB 2



Batter	1	2	3	4	5	6	7	8	9	10	11	AB	R	H	RBI	BB	SO	LOB	TOP					
Lenny Green, L OBP: 0.376, SLG: 0.438 (1, 8)	4-3 1B	F5 1B		FC6-4 1B			F6 1B		1B		HR 1B	6	1	3	1	0	0	2						
Vic Power, R OBP: 0.333, SLG: 0.451 (1, 3)	HR 1B	4-3		L9			4-3		4-3		F7 1B	6	1	1	0	0	0	6						
Rich Rollins, R OBP: 0.386, SLG: 0.473 (1, 5)	L5			BB 1B			FC6-4 1-2r		6-3		F8 2H	6	1	2	2	0	0	3						
Harmon Killebrew, R OBP: 0.376, SLG: 0.539 Bill Tuttle, R OBP: 0.316, SLG: 0.272 (1, 7)	HR 1-H			F8			5-3		FC1-6 BB		6-3 1B	3	1	1	2	1	0	1						
Bob Allison, R OBP: 0.367, SLG: 0.497 (1, 9)	FC6-4 BB			F7			6-3		F2		1B 1B	4	1	1	1	2	0	2						
Earl Battay, R OBP: 0.344, SLG: 0.410 (1, 2)	FC6-4 1-2r			BB			F8		FC1-6 1-2r		F7 1-H	5	0	1	1	1	0	3						
Bernie Allen, L OBP: 0.331, SLG: 0.420 (1, 4)				F8			F2		G3		1B 1B 4-3	6	1	2	0	0	0	4						
Zolo Versailles, R OBP: 0.254, SLG: 0.334 (1, 6)				FC1-6 1B			F4		F8		SH2-4	4	0	2	0	0	0	0						
Jim Kaat, L OBP: 0.243, SLG: 0.299 George Banks, R OBP: 0.412, SLG: 0.447 Marty Martinez, S OBP: 0.417, SLG: 0.222 Frank Sullivan, R (1, 1)				FC1-5 1B			3-1		K		1B WP BB	4	0	0	0	0	2	3						
Inning Stats	R: 2 E: 0 K: 0 S: 5	H: 2 LOB: 1 BB: 1 P: 9	R: 0 E: 0 K: 0 S: 5	H: 2 LOB: 2 BB: 0 P: 5	R: 0 E: 0 K: 0 S: 4	H: 1 LOB: 2 BB: 1 P: 8	R: 0 E: 0 K: 1 S: 7	H: 2 LOB: 2 BB: 0 P: 7	R: 0 E: 0 K: 0 S: 3	H: 0 LOB: 0 BB: 0 P: 3	R: 0 E: 0 K: 0 S: 3	H: 0 LOB: 0 BB: 0 P: 3	R: 0 E: 0 K: 1 S: 6	H: 1 LOB: 1 BB: 0 P: 6	R: 0 E: 0 K: 0 S: 3	H: 0 LOB: 1 BB: 1 P: 7	R: 0 E: 0 K: 0 S: 9	H: 6 LOB: 1 BB: 1 P: 13	1B: 11 2B: 0 3B: 1 HR: 2	SF: 0 SAC: 1 DP: 0 HBP: 0	WP: 1 PB: 0 SB: 0 CS: 0	PA: 52		
PITCHER	IP ERA WLS BF H R ER SO BB IBB HBP BLK WP HR S P ERA WHIP	Paul Foytack, R ERA: 3.97 Sam Jones, R ERA: 3.51 Ron Nischwitz, L ERA: 3.22 Terry Fox, R ERA: 1.6 Ron Kline, R ERA: 4.69	11.1 (9, 1) (11, 1) (11, 1) (11, 1)	8.0 2.0 0.1 3 0.1	34 8 4 2 2	7 1 3 2 2	0 0 3 1 2	0 0 0 0 0	1 0 0 0 0	0 0 0 0 0	0 0 0 0 0	0 0 0 0 0	0 0 0 0 0	0 0 0 0 0	0 0 0 0 0	0 0 0 0 0	0 0 0 0 0	0 0 0 0 0	0 0 0 0 0	0 0 0 0 0	0 0 0 0 0	0 0 0 0 0	0 0 0 0 0	0 0 0 0 0

Minnesota Twins @ Detroit Tigers
Tiger Stadium, Detroit, MI
Sun Aug 05 1962, 4:33 AM EDT
Unknown

AB 46
R 8
H 14
RBI 7
BB 5
SO 2
LOB 24

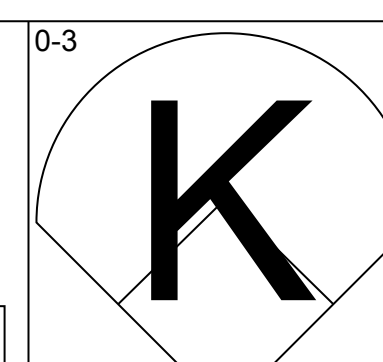
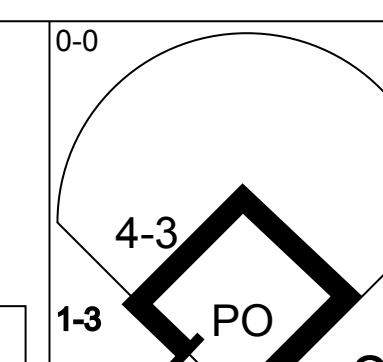
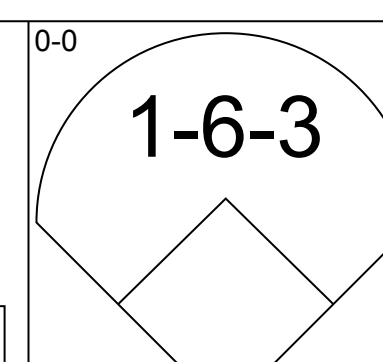
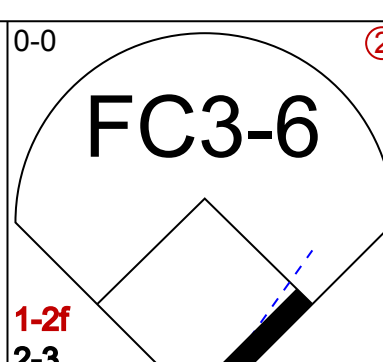
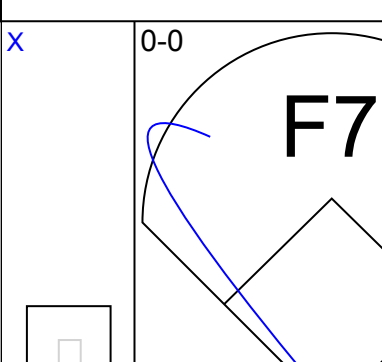
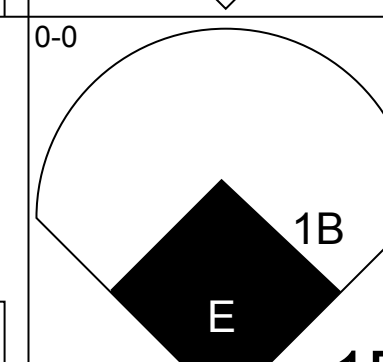
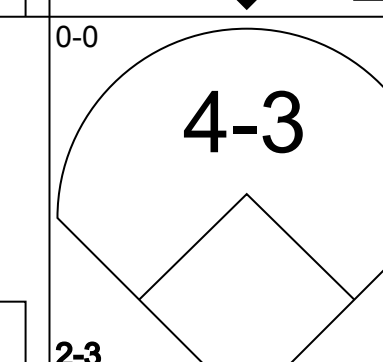
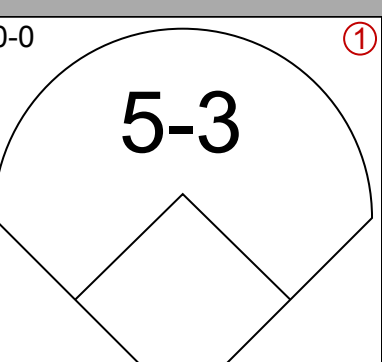
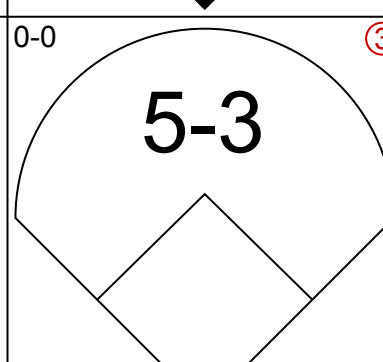
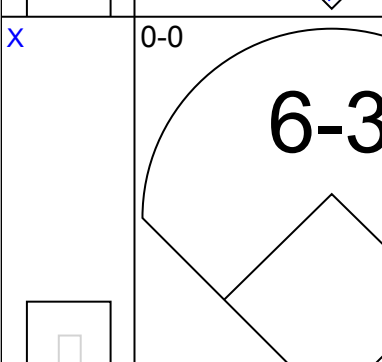
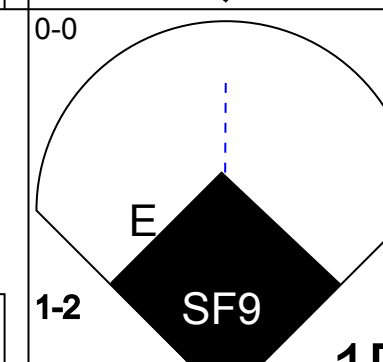
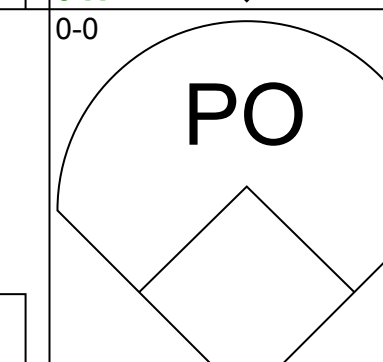
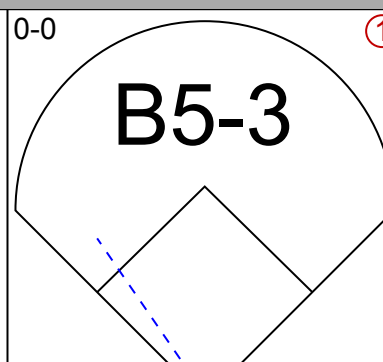
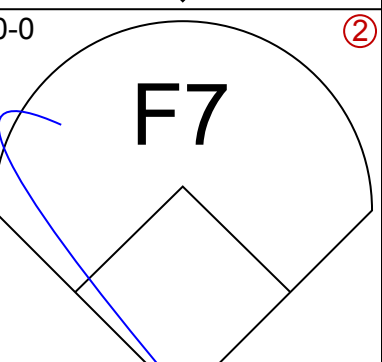
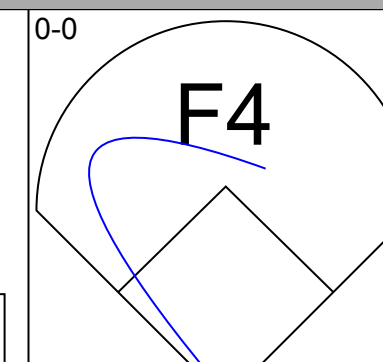
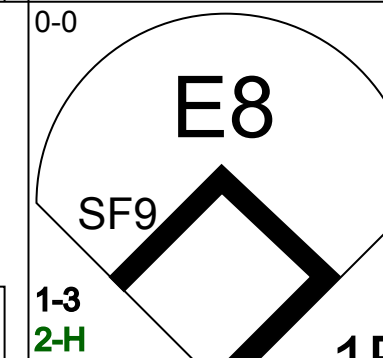
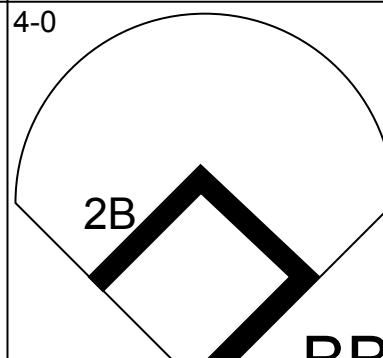
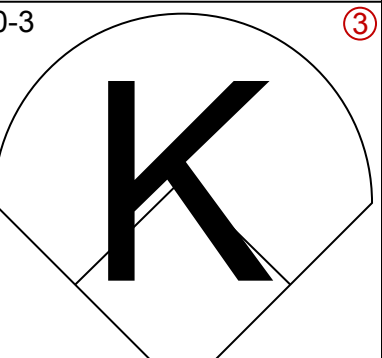
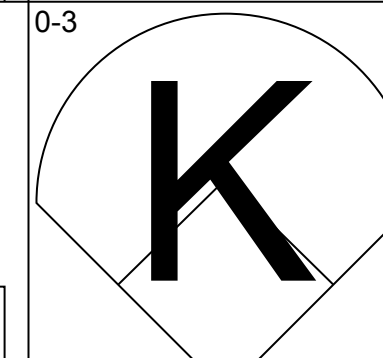
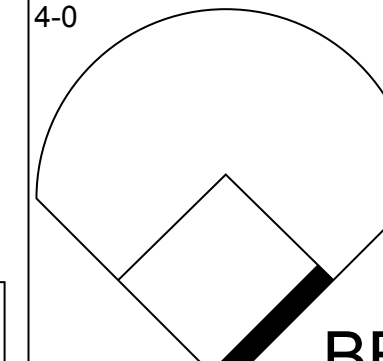
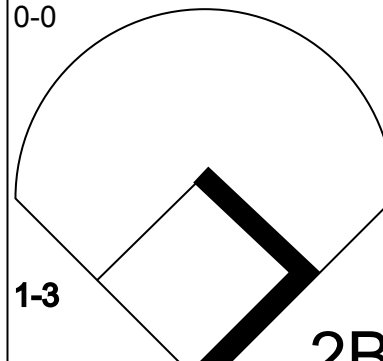
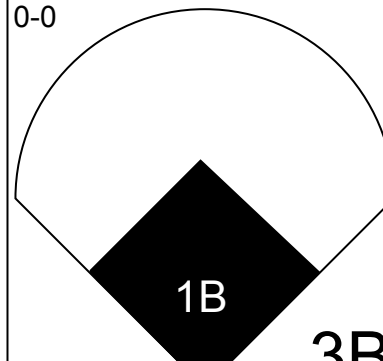
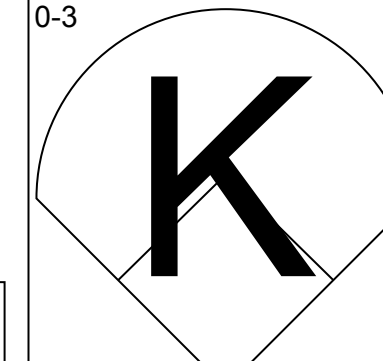
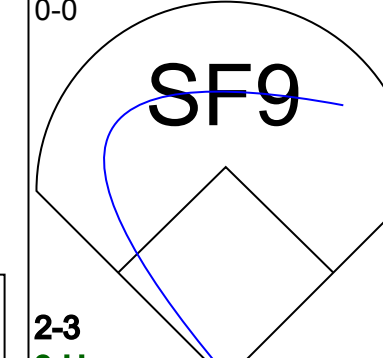
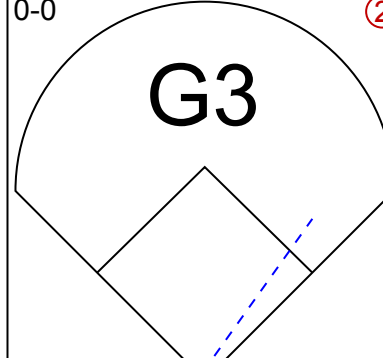
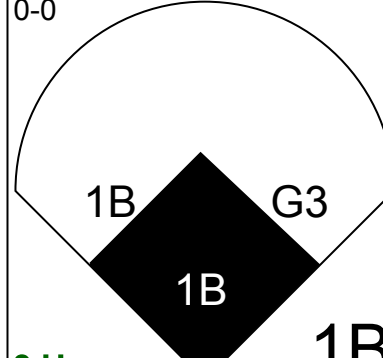
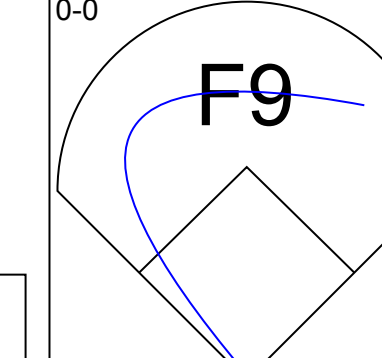
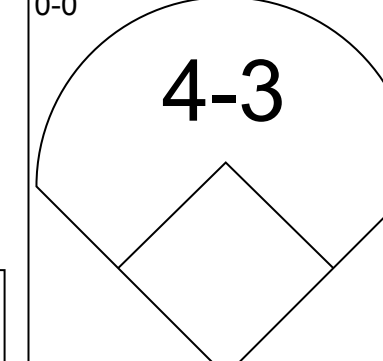
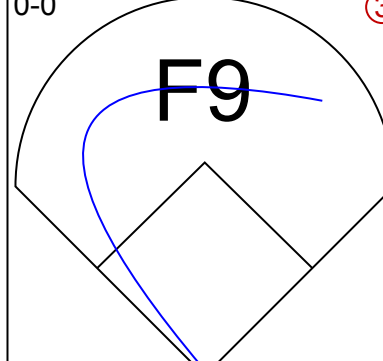
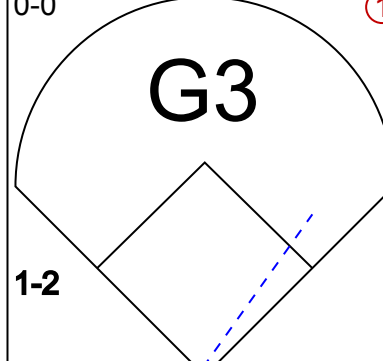
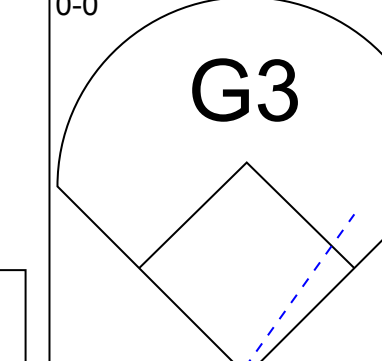
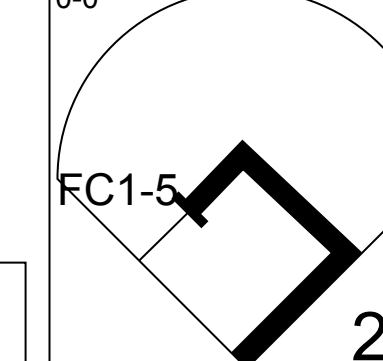
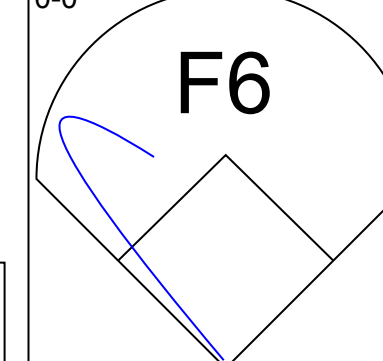
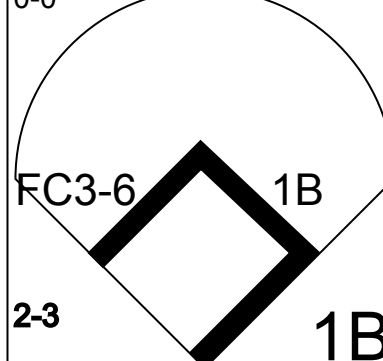
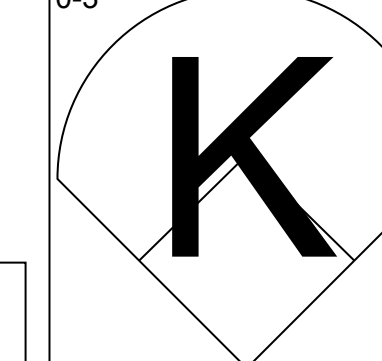
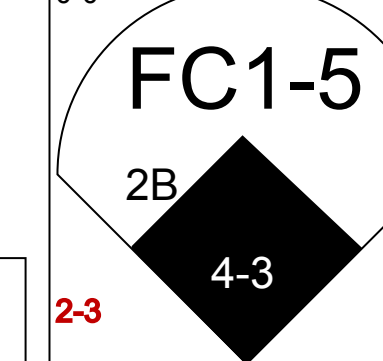
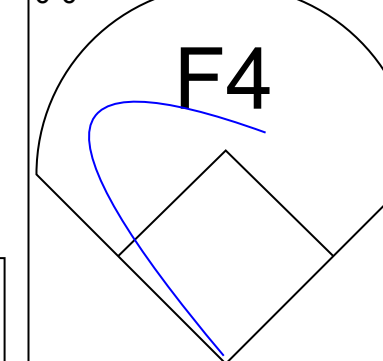
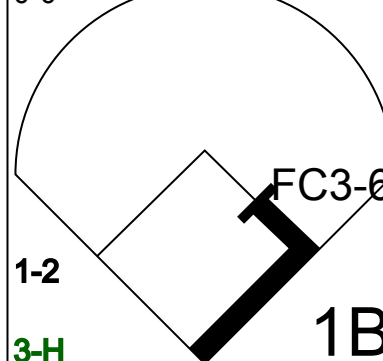
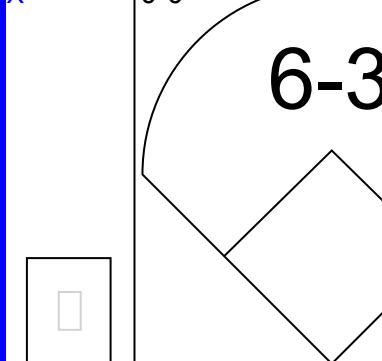


Batter	1	2	3	4	5	6	7	8	9	10	11	AB	R	H	RBI	BB	SO	LOB	BOTTOM			
Jake Wood, R OBP: 0.293, SLG: 0.352 (1, 4)	6-3			F8		FC4-6 1B		1-3			K	5	0	0	0	0	1	1				
Don Buddin, R OBP: 0.343, SLG: 0.327 (1, 6)	F4			2B		1B		HR 1B			5-3	5	1	3	0	0	0	0				
Al Kaline, R OBP: 0.388, SLG: 0.617 (1, 9)	L5-3			L6		L6		HR 1-H			L7	5	1	1	2	0	0	3				
Rocky Colavito, R OBP: 0.372, SLG: 0.516 (1, 7)				K		WP 1B		F4			HR	5	1	2	1	0	1	1				
Norm Cash, L OBP: 0.386, SLG: 0.540 (1, 3)				F8		L6		K			2B	5	0	2	0	0	1	1				
Bubba Morton, R OBP: 0.354, SLG: 0.351 Bill Bruton, L OBP: 0.349, SLG: 0.418 (1, 8)				F9		5-3		G5-4-3 BB			FC5-4 1B	3	0	0	0	1	0	1				
Chico Fernandez, R OBP: 0.283, SLG: 0.395 (1, 5)				F4		K		G5-4-3 1-2r			F7	4	0	0	0	0	1	3				
Dick Brown, R OBP: 0.284, SLG: 0.368 (1, 2)				F8		FC1-6 1B		1-3-1			F3	4	0	1	0	0	0	0				
Paul Foytack, R ERA: 3.26 Sam Jones, R ERA: 3.51 Ron Nischwitz, L ERA: 3.22 Terry Fox, R ERA: 1.6 Ron Kline, R ERA: 4.69 (1, 1)				K		FC1-6 1-2r		6-3			F9	2	0	0	0	0	0	1				
Inning Stats	R: 0 E: 0 K: 0 S: 3	H: 0 LOB: 0 BB: 0 P: 3	R: 0 E: 0 K: 0 S: 3	H: 0 LOB: 0 BB: 0 P: 3	R: 0 E: 0 K: 1 S: 5	H: 0 LOB: 0 BB: 0 P: 5	R: 0 E: 0 K: 1 S: 6	H: 1 LOB: 1 BB: 0 P: 6	R: 0 E: 0 K: 0 S: 3	H: 0 LOB: 0 BB: 0 P: 3	R: 0 E: 0 K: 0 S: 3	H: 0 LOB: 0 BB: 0 P: 5	R: 0 E: 0 K: 1 S: 5	H: 3 LOB: 1 BB: 0 P: 6	R: 0 E: 0 K: 1 S: 5	H: 0 LOB: 0 BB: 0 P: 5	R: 1 E: 0 K: 0 S: 5	H: 2 LOB: 1 BB: 0 P: 5	1B: 5 2B: 2 3B: 0 HR: 2	SF: 0 SAC: 0 DP: 1 HBP: 0	WP: 2 PB: 0 SB: 0 CS: 0	PA: 42
PITCHER	IP ERA WLS BF H R ER SO BB IBB HBP BLK WP HR S P ERA WHIP	Jim Kaat, L ERA: 3.26 Frank Sullivan, R ERA: 4.29	11.1 (11, 1)	10.0 1.0	37 5	7 2	2 1	0 0	0 0	0 0	0 0	0 0	0 0	0 0	0 0	0 0	0 0	0 0	0 0	0 0	0 0	

Minnesota Twins @ Detroit Tigers
Tiger Stadium, Detroit, MI
Sun Aug 05 1962, 4:33 AM EDT
Unknown

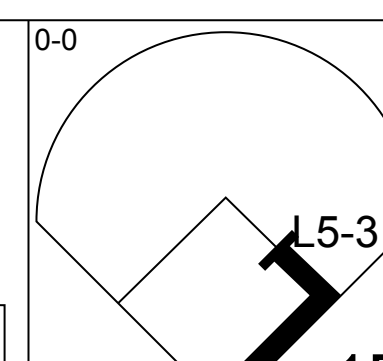
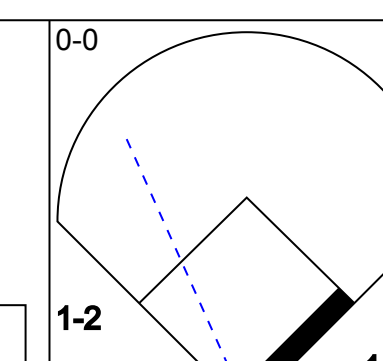
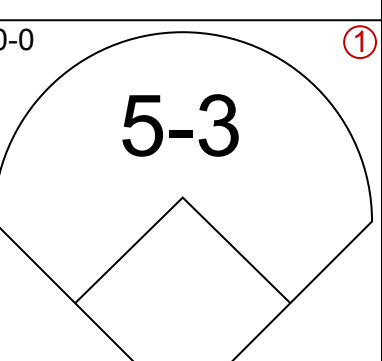
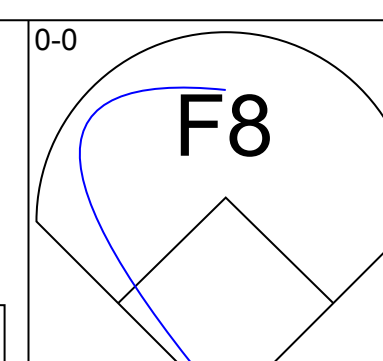
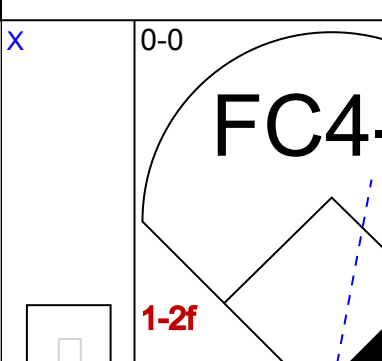
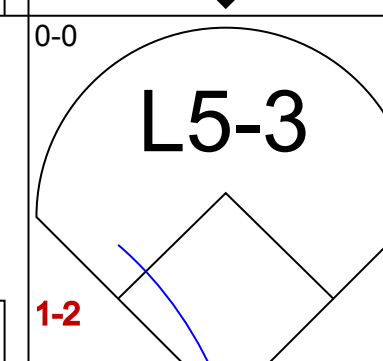
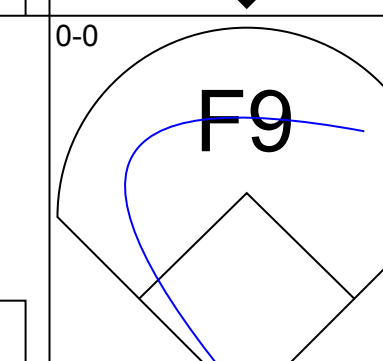
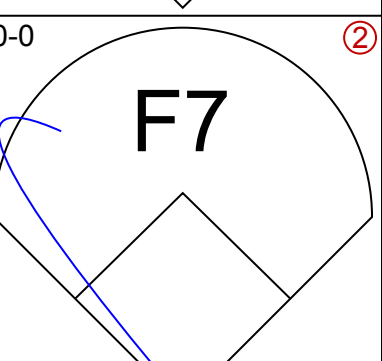
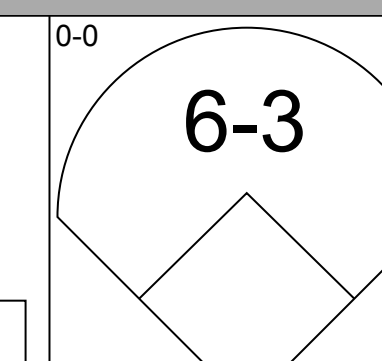
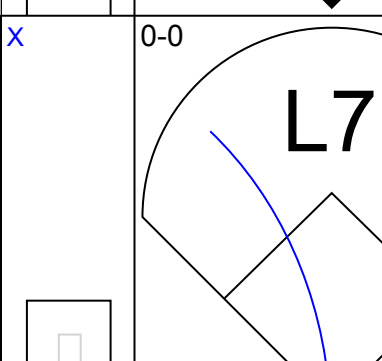
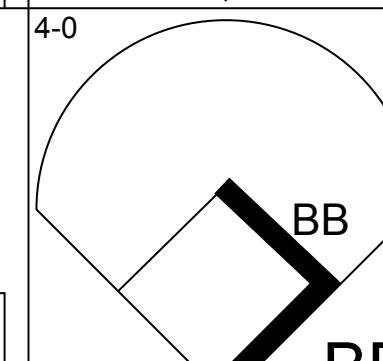
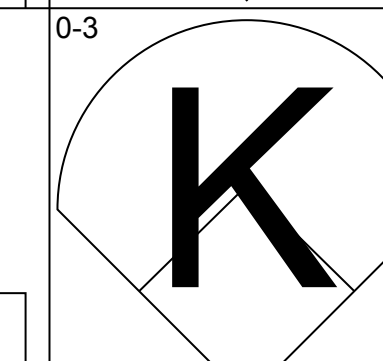
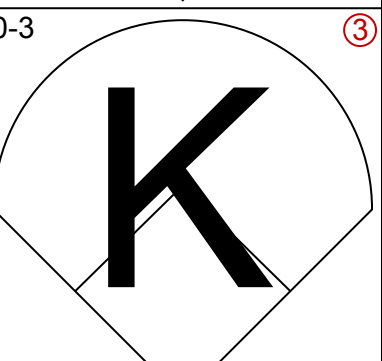
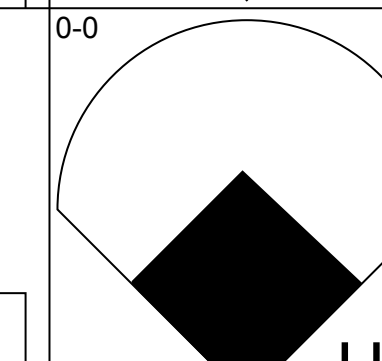
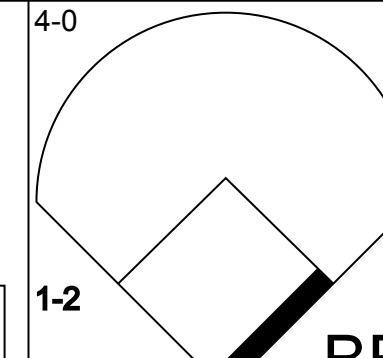
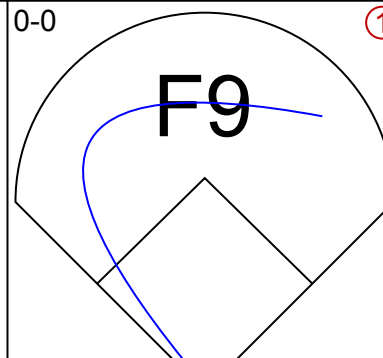
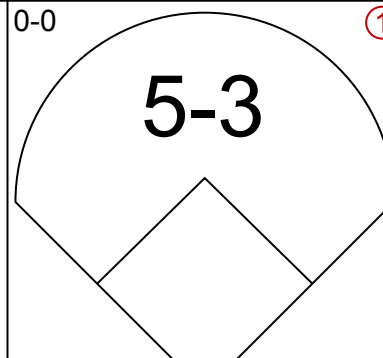
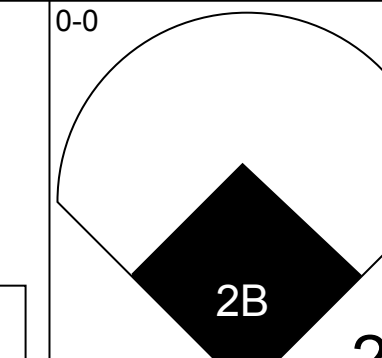

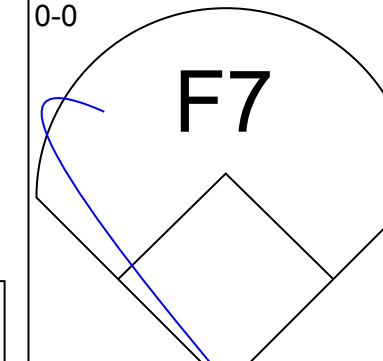
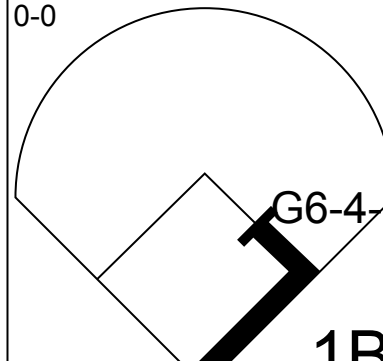
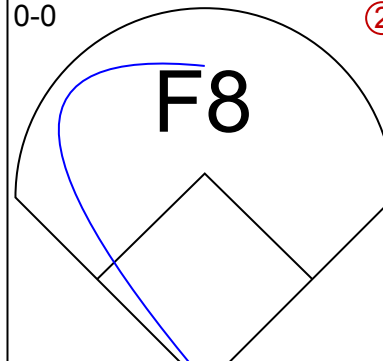
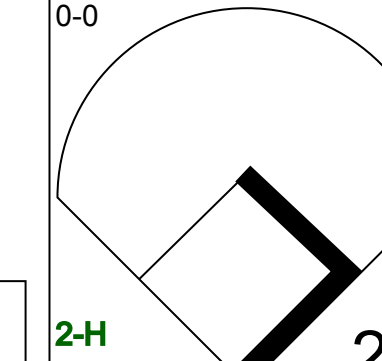

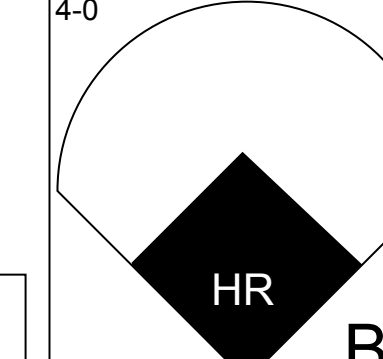
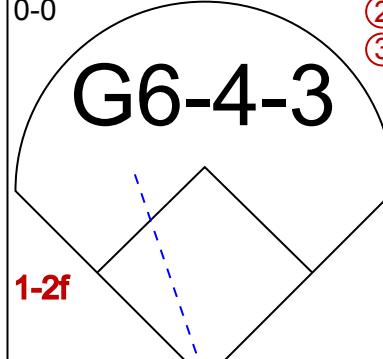
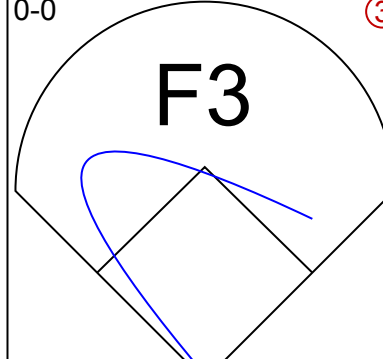
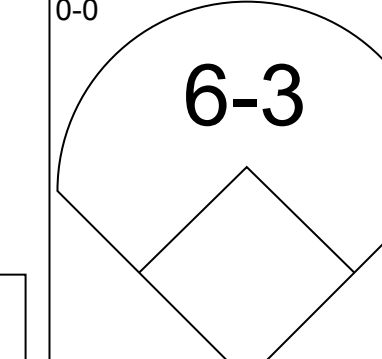

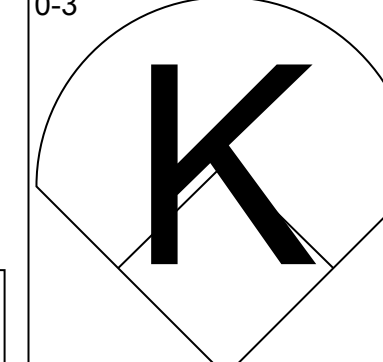
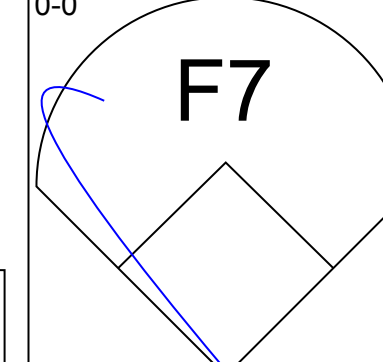
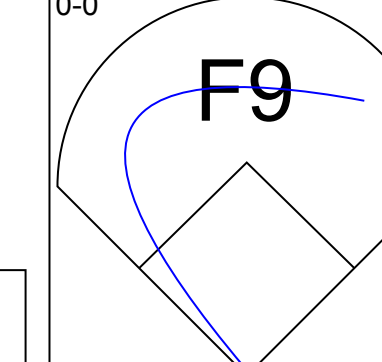
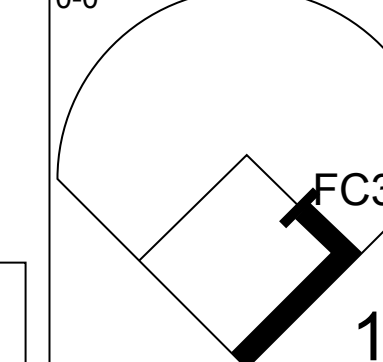
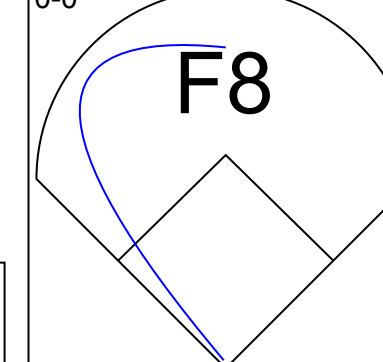
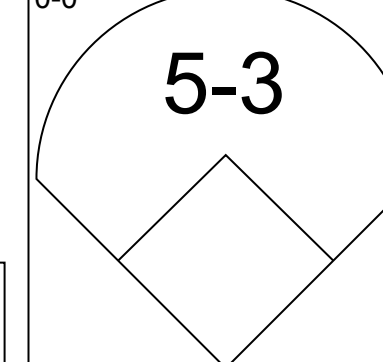
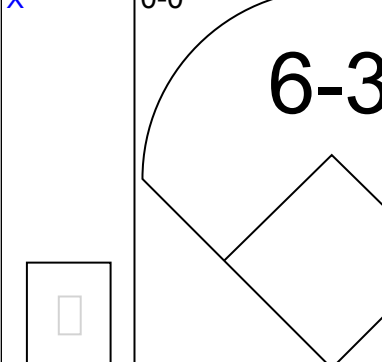
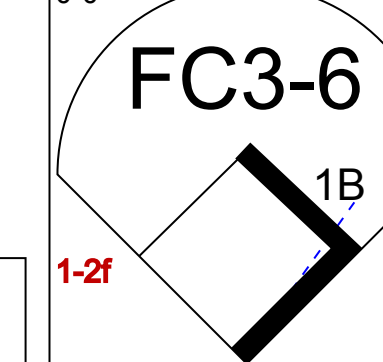
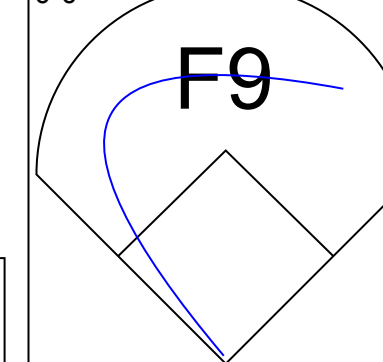
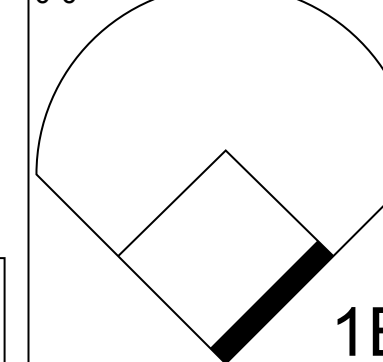
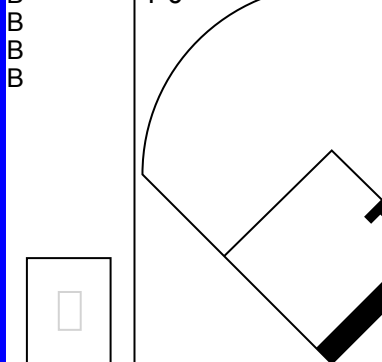
AB 41
R 3
H 9
RBI 3
BB 1
SO 5
LOB 12



Batter	1	2	3	4	5	6	7	8	9	AB	R	H	RBI	BB	SO	LOB	TOP					
Lenny Green, L OBP: 0.374, SLG: 0.437 (1, 8)										5	0	1	0	0	1	2	Minnesota Twins @ New York Yankees Yankee Stadium, Bronx, NY Mon Aug 06 1962, 7:05 PM EDT Att: 25,282 - Unknown - 80 F					
Vic Power, R OBP: 0.329, SLG: 0.444 (1, 3)										5	1	1	1	0	0	3						
Rich Rollins, R OBP: 0.384, SLG: 0.469 (1, 5)										4	1	1	0	0	0	0						
Harmon Killebrew, R OBP: 0.378, SLG: 0.536 Bill Tuttle, R OBP: 0.316, SLG: 0.272 (1, 7)										3	0	1	1	1	2	0						
Bob Allison, R OBP: 0.370, SLG: 0.505 (1, 9)										3	1	2	0	1	1	0						
Earl Battey, R OBP: 0.343, SLG: 0.409 (1, 2)										3	1	1	2	0	0	2						
Bernie Allen, L OBP: 0.329, SLG: 0.422 (1, 4)										4	0	0	0	0	0	5						
Zolio Versalles, R OBP: 0.257, SLG: 0.338 (1, 6)										4	0	2	0	0	1	0						
Dick Stigman, R OBP: 0.111, SLG: 0.118 Frank Sullivan, R (8, 1)										3	1	1	1	0	0	1						
Inning Stats	R: 2 E: 1 K: 1 S: 8	H: 3 LOB: 2 BB: 1 P: 12	R: 1 E: 0 K: 0 S: 4	H: 2 LOB: 0 BB: 0 P: 4	R: 0 E: 0 K: 0 S: 4	H: 1 LOB: 2 BB: 1 P: 8	R: 0 E: 0 K: 0 S: 3	H: 0 LOB: 0 BB: 0 P: 3	R: 0 E: 0 K: 1 S: 5	H: 0 LOB: 0 BB: 0 P: 5	R: 0 E: 0 K: 0 S: 7	H: 4 LOB: 2 BB: 0 P: 7	R: 0 E: 0 K: 2 S: 7	H: 0 LOB: 0 BB: 0 P: 7	R: 0 E: 0 K: 1 S: 5	H: 0 LOB: 0 BB: 0 P: 5		R: 0 E: 0 K: 0 S: 3	H: 0 LOB: 0 BB: 0 P: 3	1B: 6 2B: 3 3B: 1 HR: 0	SF: 1 SAC: 0 DP: 0 HBP: 0	WP: 0 PB: 0 CS: 0
PITCHER	IP WLS BF H R ER SO BB IBB HBP BLK WP HR S P ERA WHIP																					
Rollie Sheldon, R ERA: 5.56 (1, 1)	0.1 L 5 3 2 2 1 1 0 0 0 0 0 6 10 54.00 12.000																					
Bob Turley, R ERA: 3.33 (1, 1)	6.2 27 7 3 3 3 1 0 0 0 0 0 32 36 4.05 1.200																					
Luis Arroyo, L ERA: 4.94 (8, 1)	2.0 6 0 0 0 1 0 0 0 0 0 0 8 8 0.00 0.000																					

AB	35
R	5
H	10
RBI	5
BB	2
SO	5
LOB	13



Batter	1	2	3	4	5	6	7	8	9	AB	R	H	RBI	BB	SO	LOB	BOTTOM			
Tom Tresh, S OBP: 0.336, SLG: 0.398 (1, 6)										5	0	2	0	0	0	2	Minnesota Twins @ New York Yankees Yankee Stadium, Bronx, NY Mon Aug 06 1962, 7:05 PM EDT Att: 25,282 - Unknown - 80 F			
Bobby Richardson, R OBP: 0.333, SLG: 0.386 (1, 4)										5	0	0	0	0	0	4				
Roger Maris, L OBP: 0.351, SLG: 0.485 (1, 9)										3	1	1	1	1	2	2				
Mickey Mantle, S OBP: 0.482, SLG: 0.633 Jack Reed, R OBP: 0.306, SLG: 0.438 (8, PR)										3	0	1	0	1	0	0				
Elston Howard, R OBP: 0.312, SLG: 0.451 (1, 2)										4	0	2	1	0	0	2				
Hector Lopez, R OBP: 0.368, SLG: 0.429 (1, 7)										3	1	0	0	1	0	2				
Bill Skowron, R OBP: 0.309, SLG: 0.457 Yogi Berra, L OBP: 0.306, SLG: 0.392 Dale Long, L OBP: 0.327, SLG: 0.379 (1, 3)										3	1	1	2	0	1	0				
Clete Boyer, R OBP: 0.347, SLG: 0.419 (1, 5)										4	0	1	0	0	0	0				
Rollie Sheldon, R OBP: 0.207, SLG: 0.042 Bob Turley, R OBP: 0.333, SLG: 0.398 Phil Linz, R OBP: 0.306, SLG: 0.392 Luis Arroyo, L OBP: 0.306, SLG: 0.392 Johnny Blanchard, L OBP: 0.306, SLG: 0.392 Jim Bouton, R OBP: 0.327, SLG: 0.379 (1, 1)										0	0	0	0	0	0	0				
Inning Stats	R: 0 E: 0 K: 0 S: 3	H: 1 LOB: 2 BB: 2 P: 11	R: 2 E: 0 K: 1 S: 8	H: 3 LOB: 2 BB: 1 P: 12	R: 0 E: 0 K: 0 S: 3	H: 1 LOB: 0 BB: 0 P: 3	R: 0 E: 0 K: 1 S: 5	H: 0 LOB: 0 BB: 0 P: 5	R: 0 E: 0 K: 0 S: 3	H: 0 LOB: 0 BB: 0 P: 3	R: 0 E: 0 K: 0 S: 4	H: 1 LOB: 1 BB: 0 P: 4	R: 0 E: 0 K: 0 S: 6	H: 3 LOB: 1 BB: 0 P: 6	R: 0 E: 0 K: 0 S: 3	H: 0 LOB: 1 BB: 1 P: 7		1B: 5 2B: 3 3B: 0 HR: 2	SF: 0 SAC: 0 DP: 2 HBP: 0	WP: 0 PB: 0 CS: 0
PITCHER	IP WLS BF H R ER SO BB IBB HBP BLK WP HR S P ERA WHIP																			
Dick Stigman, L ERA: 2.99 (1, 1)	7.1 W 32 9 4 4 3 3 0 0 0 0 0 2 35 47 4.91 1.636																			
Frank Sullivan, R ERA: 4.1 (8, 1)	1.2 S 6 0 0 0 0 1 0 0 0 0 0 0 5 9 0.00 0.600																			

AB	34
R	4
H	9
RBI	4
BB	4
SO	3
LOB	14



Batter	1	2	3	4	5	6	7	8	9	AB	R	H	RBI	BB	SO	LOB	TOP					
Lenny Green, L OBP: 0.373, SLG: 0.436										4	0	1	0	0	0	3	Minnesota Twins @ New York Yankees Yankee Stadium, Bronx, NY Tue Aug 07 1962, 3:33 AM EDT Att: 17,703 - Unknown					
Vic Power, R OBP: 0.329, SLG: 0.442										4	0	1	0	0	0	1						
Rich Rollins, R OBP: 0.381, SLG: 0.465										4	0	0	0	0	1	2						
Harmon Killebrew, R OBP: 0.375, SLG: 0.530										4	0	0	0	0	0	1						
Bob Allison, R OBP: 0.366, SLG: 0.498										4	0	0	0	0	1	1						
Earl Battey, R OBP: 0.342, SLG: 0.408										1	0	0	0	0	0	0						
Jerry Zimmerman, R OBP: 0.317, SLG: 0.316										2	0	0	0	0	0	0						
Bernie Allen, L OBP: 0.327, SLG: 0.418										3	0	0	0	0	1	0						
Zolio Versalles, R OBP: 0.262, SLG: 0.346										3	1	3	0	0	0	0						
Camilo Pascual, R OBP: 0.284, SLG: 0.357										0	0	0	0	0	0	0						
Jackie Collum, L (3, PH)										1	0	0	1	0	0	1						
Georges Maranda, R OBP: 0.357, SLG: 0.462										0	0	0	0	1	0	0						
Inning Stats	R: 0 E: 0 K: 0 S: 3	H: 1 LOB: 0 BB: 0 P: 3	R: 0 E: 0 K: 0 S: 3	H: 0 LOB: 0 BB: 0 P: 3	R: 0 E: 0 K: 1 S: 6	H: 1 LOB: 1 BB: 0 P: 6	R: 0 E: 0 K: 0 S: 3	H: 0 LOB: 0 BB: 0 P: 3	R: 0 E: 0 K: 1 S: 5	H: 0 LOB: 0 BB: 0 P: 5	R: 1 E: 1 K: 0 S: 4	H: 1 LOB: 0 BB: 0 P: 4	R: 0 E: 0 K: 1 S: 5	H: 0 LOB: 0 BB: 0 P: 5	R: 0 E: 0 K: 0 S: 4	H: 1 LOB: 2 BB: 1 P: 8	R: 0 E: 0 K: 0 S: 4	H: 1 LOB: 1 BB: 0 P: 4	1B: 4 2B: 1 3B: 0 HR: 0	SF: 1 SAC: 0 DP: 1 HBP: 0	WP: 0 PB: 0 CS: 0	PA: 32
PITCHER Ralph Terry, R ERA: 3.13	IP: 9.0 WLS: W BF: 32	H: 5 R: 1 ER: 0 SO: 3	BB: 1 IBB: 0 HBP: 0 BLK: 0	WP: 0 HR: 0 S: 37 P: 41	ERA: 0.00 WHIP: 0.667											ERA: 0.00 WHIP: 0.667						

Batter	1	2	3	4	5	6	7	8	9	AB	R	H	RBI	BB	SO	LOB	BOTTOM			
Tom Tresh, S OBP: 0.338, SLG: 0.415										5	3	3	3	0	0	1	Minnesota Twins @ New York Yankees Yankee Stadium, Bronx, NY Tue Aug 07 1962, 3:33 AM EDT Att: 17,703 - Unknown			
Bobby Richardson, R OBP: 0.336, SLG: 0.391										5	1	3	0	0	0	1				
Roger Maris, L OBP: 0.480, SLG: 0.483										2	2	0	0	2	0	2				
Phil Linz, R OBP: 0.342, SLG: 0.377										1	0	1	0	0	0	0				
Mickey Mantle, S OBP: 0.480, SLG: 0.627										2	1	0	0	1	0	1				
Jack Reed, R OBP: 0.316, SLG: 0.441										2	1	1	0	0	0	1				
Elston Howard, R OBP: 0.318, SLG: 0.460										4	1	4	3	0	0	0				
Bill Skowron, R OBP: 0.310, SLG: 0.456										5	2	2	2	0	0	3				
Tony Kubek, L OBP: 0.250, SLG: 1.000										4	1	1	3	0	0	3				
Clete Boyer, R OBP: 0.346, SLG: 0.421										3	1	1	1	0	0	0				
Ralph Terry, R OBP: 0.200, SLG: 0.178										4	1	2	2	0	0	1				
Inning Stats	R: 5 E: 0 K: 0 S: 6	H: 3 LOB: 0 BB: 2 P: 14	R: 1 E: 0 K: 0 S: 5	H: 2 LOB: 1 BB: 0 P: 5	R: 1 E: 0 K: 0 S: 5	H: 2 LOB: 1 BB: 0 P: 5	R: 0 E: 0 K: 0 S: 3	H: 1 LOB: 0 BB: 0 P: 3	R: 0 E: 0 K: 0 S: 3	H: 1 LOB: 0 BB: 0 P: 3	R: 0 E: 0 K: 0 S: 4	H: 1 LOB: 1 BB: 0 P: 4	R: 0 E: 0 K: 0 S: 9	H: 6 LOB: 0 BB: 1 P: 13	R: 0 E: 0 K: 0 S: 4	H: 2 LOB: 1 BB: 0 P: 4	1B: 12 2B: 3 3B: 0 HR: 3	SF: 2 SAC: 0 DP: 1 HBP: 0	WP: 0 PB: 0 CS: 0	PA: 42
PITCHER Camilo Pascual, R ERA: 3.64	IP: 2.0 WLS: L BF: 13	H: 5 R: 6 ER: 6 SO: 0	BB: 2 IBB: 0 HBP: 0 BLK: 0	WP: 0 HR: 2 S: 11 P: 19	ERA: 27.00 WHIP: 3.500											ERA: 13.50 WHIP: 2.357				
Jackie Collum, L ERA: 13.11	IP: 4.2 WLS: L BF: 23	H: 10 R: 7 ER: 7 SO: 0	BB: 1 IBB: 0 HBP: 0 BLK: 0	WP: 0 HR: 0 S: 22 P: 26	ERA: 13.50 WHIP: 2.357											ERA: 6.75 WHIP: 2.250				
Georges Maranda, R ERA: 4.05	IP: 1.1 WLS: L BF: 6	H: 3 R: 1 ER: 1 SO: 0	BB: 0 IBB: 0 HBP: 0 BLK: 0	WP: 0 HR: 1 S: 6 P: 6	ERA: 6.75 WHIP: 2.250											ERA: 4.05				

Batter	1	2	3	4	5	6	7	8	9	AB	R	H	RBI	BB	SO	LOB	TOP			
Lenny Green, L OBP: 0.370, SLG: 0.431	F6		F5			F5		3-1		4	0	0	0	0	0	0				
Vic Power, R OBP: 0.330, SLG: 0.441	1B			F8		K			BB	3	0	1	0	1	1	0				
Rich Rollins, R OBP: 0.378, SLG: 0.461	F9			1-3			5-3	F9		4	0	0	0	0	0	2				
Harmon Killebrew, R OBP: 0.374, SLG: 0.535	F2			K			F5		HR	4	1	1	1	0	1	1				
Bob Allison, R OBP: 0.365, SLG: 0.494		6-3				E		F3		3	1	0	0	1	0	0				
Bernie Allen, L OBP: 0.329, SLG: 0.425	F6				F7			1B	BB	3	1	1	2	1	0	1				
Zolo Versailles, R OBP: 0.264, SLG: 0.348	F8				F7			1B		4	0	2	0	0	0	1				
Jerry Zimmerman, R OBP: 0.289, SLG: 0.286			5-3		6-3		5-3		K	4	0	0	0	0	1	4				
Jack Kratlick, L Don Minter, L Frank Sullivan, R George Banks, R Bill Pleis, L Ray Moore, R			K			K		G3	K	2	0	0	0	0	2	0				
Inning Stats	R: 0 E: 0 K: 0 S: 4	H: 1 LOB: 1 BB: 0 P: 4	R: 0 E: 0 K: 0 S: 3	H: 0 LOB: 0 BB: 0 P: 3	R: 0 E: 0 K: 1 S: 5	H: 0 LOB: 0 BB: 0 P: 5	R: 0 E: 0 K: 1 S: 5	H: 0 LOB: 1 BB: 1 P: 7	R: 0 E: 0 K: 0 S: 7	H: 0 LOB: 0 BB: 0 P: 7	R: 2 E: 1 K: 0 S: 6	H: 2 LOB: 1 BB: 0 P: 6	R: 0 E: 0 K: 0 S: 3	H: 0 LOB: 1 BB: 1 P: 7	R: 1 E: 0 K: 2 S: 9	H: 2 LOB: 2 BB: 1 P: 13	1B: 3 2B: 0 3B: 0 HR: 2	SF: 0 SAC: 0 DP: 0 HBP: 0	WP: 0 PB: 0 SB: 1 CS: 1	PA: 36
PITCHER	IP WLS BF H R ER SO BB IBB HBP BLK WP HR S P ERA WHIP																			
Diego Segui, R ERA: 3.88	(1, 1) 8.1 33 4 3 1 4 3 0 0 0 0 2 38 50 1.08 0.840																			
Ed Rakow, R ERA: 4.07	(9, 1) 0.2 W 3 1 0 0 2 0 0 0 0 0 0 7 7 0.00 1.500																			

Minnesota Twins @ Kansas City Athletics
Municipal Stadium, Kansas City, MO
Wed Aug 08 1962, 8:05 PM EDT
Att: 9,907 - Unknown

AB	33
R	3
H	5
RBI	3
BB	3
SO	6
LOB	11



Batter	1	2	3	4	5	6	7	8	9	AB	R	H	RBI	BB	SO	LOB	BOTTOM			
Billy Consolo, R OBP: 0.335, SLG: 0.292	6-3		5-3			6-3		6-3		4	0	0	0	0	0	0				
Jerry Lumpe, L OBP: 0.341, SLG: 0.428	CS			3-1		3-1		F6		3	0	0	0	1	0	0				
Ed Charles, R OBP: 0.349, SLG: 0.449	K			4-3		5-3		SH5-4	SH	4	1	1	0	0	1	1				
Norm Siebern, L OBP: 0.405, SLG: 0.465		4-3				HR	BB	SH	SH5-4	1	1	1	0	2	0	0				
Manny Jimenez, L OBP: 0.379, SLG: 0.469	F9					K		SH5-4		3	0	0	0	0	2	3				
Jose Tartabull, L OBP: 0.333, SLG: 0.336								SH5-4		0	0	0	0	0	0	0				
George Alusik, R OBP: 0.333, SLG: 0.566	4-3					K				3	1	1	2	0	1	1				
Bobby Del Greco, R OBP: 0.381, SLG: 0.384										0	0	0	0	0	0	0				
Wayne Causey, L OBP: 0.366, SLG: 0.371						HR		IBB		0	0	0	0	1	0	0				
Gino Cimoli, R OBP: 0.335, SLG: 0.433	1-3									4	1	1	0	0	2	4				
Joe Azcue, R OBP: 0.296, SLG: 0.320			F9			L3		S		3	0	0	1	0	0	2				
Diego Segui, R OBP: 0.242, SLG: 0.344										3	0	0	0	0	3	0				
Ed Rakow, S OBP: 0.133, SLG: 0.121			K			K		K		0	0	0	0	0	0	0				
Inning Stats	R: 0 E: 0 K: 1 S: 4	H: 0 LOB: 0 BB: 1 P: 8	R: 0 E: 0 K: 0 S: 4	H: 1 LOB: 1 BB: 0 P: 4	R: 0 E: 0 K: 1 S: 5	H: 0 LOB: 0 BB: 0 P: 5	R: 0 E: 0 K: 1 S: 5	H: 0 LOB: 1 BB: 1 P: 9	R: 1 E: 0 K: 2 S: 8	H: 1 LOB: 0 BB: 0 P: 8	R: 0 E: 0 K: 0 S: 3	H: 0 LOB: 0 BB: 0 P: 3	R: 2 E: 0 K: 2 S: 8	H: 1 LOB: 0 BB: 1 P: 12	R: 0 E: 0 K: 1 S: 5	H: 0 LOB: 2 BB: 1 P: 10	1B: 1 2B: 1 3B: 1 HR: 1	SF: 1 SAC: 2 DP: 0 HBP: 0	WP: 0 PB: 0 SB: 1 CS: 1	PA: 35
PITCHER	IP WLS BF H R ER SO BB IBB HBP BLK WP HR S P ERA WHIP																			
Jack Kratlick, L ERA: 4.49	(1, 1) 7.0 26 3 3 3 7 3 0 0 0 0 1 37 49 3.86 0.857																			
Frank Sullivan, R ERA: 3.99	(8, 1) 1.0 3 0 0 0 1 0 0 0 0 0 0 5 5 0.00 0.000																			
Bill Pleis, L ERA: 4.5	(9, 1) 0.1 L 3 1 1 1 0 0 0 0 0 0 0 3 3 27.00 3.000																			
Ray Moore, R ERA: 3.75	(9, 1) 0.1 3 0 0 0 1 0 1 0 0 0 0 3 7 0.00 0.000																			

Minnesota Twins @ Kansas City Athletics
Municipal Stadium, Kansas City, MO
Wed Aug 08 1962, 8:05 PM EDT
Att: 9,907 - Unknown

AB	28
R	4
H	4
RBI	3
BB	4
SO	9
LOB	11



Batter	1	2	3	4	5	6	7	8	9	AB	R	H	RBI	BB	SO	LOB	TOP							
Lenny Green, L (1, 8) OBP: 0.378, SLG: 0.437										4	3	4	0	2	0	0								
Vic Power, R (1, 3) OBP: 0.333, SLG: 0.443										5	3	2	1	1	0	3								
Rich Rollins, R (1, 5) OBP: 0.377, SLG: 0.459										6	2	2	4	0	0	6								
Harmon Killebrew, R (1, 7) OBP: 0.373, SLG: 0.529										4	1	0	0	2	1	4								
Bill Tuttle, R (8, 8) OBP: 0.316, SLG: 0.272										0	0	0	0	0	0	0								
Bob Allison, R (1, 9) OBP: 0.367, SLG: 0.493										5	1	2	0	1	1	5								
Earl Battley, R (1, 2) OBP: 0.347, SLG: 0.410										5	0	3	2	1	0	2								
Bernie Allen, L (1, 4) OBP: 0.333, SLG: 0.431										6	1	4	4	0	0	3								
Zolio Versalles, R (1, 6) OBP: 0.263, SLG: 0.345										6	1	1	1	0	1	7								
Lee Stange, R (1, 1) OBP: 0.077, SLG: 0.077										2	0	0	0	0	1	1								
Georges Maranda, R (4, 1) OBP: 0.357, SLG: 0.462										0	0	0	0	0	0	0								
Bill Pleis, L (4, 1) OBP: 0.286, SLG: 0.286										1	0	0	0	0	1	0								
Don Mincher, L (7, PH) OBP: 0.397, SLG: 0.495										1	0	0	0	0	1	0								
Frank Sullivan, R (7, 1) OBP: 0.397, SLG: 0.495										1	0	0	0	0	1	0								
Inning Stats	R: 2 E: 0 K: 1 S: 8	H: 3 LOB: 2 BB: 1 P: 12	R: 0 E: 1 K: 1 S: 7	H: 1 LOB: 2 BB: 0 P: 7	R: 0 E: 0 K: 0 S: 3	H: 0 LOB: 0 BB: 0 P: 3	R: 2 E: 0 K: 1 S: 9	H: 4 LOB: 1 BB: 1 P: 13	R: 0 E: 0 K: 0 S: 4	H: 1 LOB: 1 BB: 0 P: 4	R: 3 E: 0 K: 1 S: 8	H: 3 LOB: 2 BB: 2 P: 16	R: 0 E: 0 K: 0 S: 5	H: 0 LOB: 1 BB: 1 P: 9	R: 2 E: 0 K: 0 S: 5	H: 3 LOB: 1 BB: 1 P: 9	R: 3 E: 1 K: 0 S: 7	H: 3 LOB: 2 BB: 1 P: 11	1B: 16 2B: 2 3B: 0 HR: 0	SF: 0 SAC: 0 DP: 1 HBP: 0	WP: 1 PB: 0 CS: 0	PA: 53		
PITCHER	IP WLS BF H R ER SO BB IBB HBP BLK WP HR S P ERA WHIP	IP WLS BF H R ER SO BB IBB HBP BLK WP HR S P ERA WHIP	IP WLS BF H R ER SO BB IBB HBP BLK WP HR S P ERA WHIP	IP WLS BF H R ER SO BB IBB HBP BLK WP HR S P ERA WHIP	IP WLS BF H R ER SO BB IBB HBP BLK WP HR S P ERA WHIP	IP WLS BF H R ER SO BB IBB HBP BLK WP HR S P ERA WHIP	IP WLS BF H R ER SO BB IBB HBP BLK WP HR S P ERA WHIP	IP WLS BF H R ER SO BB IBB HBP BLK WP HR S P ERA WHIP	IP WLS BF H R ER SO BB IBB HBP BLK WP HR S P ERA WHIP	IP WLS BF H R ER SO BB IBB HBP BLK WP HR S P ERA WHIP	IP WLS BF H R ER SO BB IBB HBP BLK WP HR S P ERA WHIP	IP WLS BF H R ER SO BB IBB HBP BLK WP HR S P ERA WHIP	IP WLS BF H R ER SO BB IBB HBP BLK WP HR S P ERA WHIP	IP WLS BF H R ER SO BB IBB HBP BLK WP HR S P ERA WHIP	IP WLS BF H R ER SO BB IBB HBP BLK WP HR S P ERA WHIP	IP WLS BF H R ER SO BB IBB HBP BLK WP HR S P ERA WHIP	IP WLS BF H R ER SO BB IBB HBP BLK WP HR S P ERA WHIP	IP WLS BF H R ER SO BB IBB HBP BLK WP HR S P ERA WHIP	IP WLS BF H R ER SO BB IBB HBP BLK WP HR S P ERA WHIP	IP WLS BF H R ER SO BB IBB HBP BLK WP HR S P ERA WHIP	IP WLS BF H R ER SO BB IBB HBP BLK WP HR S P ERA WHIP	IP WLS BF H R ER SO BB IBB HBP BLK WP HR S P ERA WHIP	IP WLS BF H R ER SO BB IBB HBP BLK WP HR S P ERA WHIP	IP WLS BF H R ER SO BB IBB HBP BLK WP HR S P ERA WHIP
Dan Pfister, R ERA: 5.03	5.0	29	10	6	6	3	3	0	0	0	1	0	32	44	10.80	2.600								
John Wyatt, R ERA: 5.21	2.0	13	4	3	3	2	3	0	0	0	0	0	14	26	13.50	3.500								
Bill Fischer, R ERA: 3.56	1.0	3	1	0	0	0	0	0	0	0	0	0	3	6	0.00	1.000								
Danny McDevitt, L ERA: 4.96	0.1	L 5	2	3	3	0	1	0	0	0	0	0	4	8	81.00	9.000								
Jim Archer, L ERA: 10.13	0.2	3	1	0	0	0	0	0	0	0	0	0	3	3	0.00	1.500								

Minnesota Twins @ Kansas City Athletics
Municipal Stadium, Kansas City, MO
Thu Aug 09 1962, 4:33 AM EDT
Att: 5,213 - Unknown

livebaseballscorecards.com

AB 46
R 12
H 18
RBI 12
BB 7
SO 5
LOB 33

Batter	1	2	3	4	5	6	7	8	9	AB	R	H	RBI	BB	SO	LOB	BOTTOM							
Jose Tartabull, L (1, 8) OBP: 0.331, SLG: 0.342										5	1	1	0	0	0	2								
Ed Charles, R (1, 5) OBP: 0.350, SLG: 0.459										5	2	2	4	0	1	0								
Jerry Lumpe, L (1, 4) OBP: 0.342, SLG: 0.427										5	0	2	0	0	0	1								
Norm Siebern, L (1, 3) OBP: 0.407, SLG: 0.472										4	2	2	2	1	0	1								
Manny Jimenez, L (1, 7) OBP: 0.381, SLG: 0.475										5	2	3	0	0	0	3								
George Aluskic, R (1, 9) OBP: 0.336, SLG: 0.586										5	1	2	3	0	0	1								
Bobby Del Greco, R (8, FR) OBP: 0.381, SLG: 0.384										0	0	0	0	0	0	0								
Wayne Causey, L (1, 6) OBP: 0.367, SLG: 0.367										4	0	1	1	1	0	2								
Joe Azcue, R (1, 2) OBP: 0.300, SLG: 0.320										3	1	1	0	1	0	1								
Deron Johnson, R (8, PH) OBP: 0.273, SLG: 0.300										1	0	0	0	0	0	2								
Dan Pfister, R ERA: 5.03	3.0	17	6	7	7	0	2	0	0	0	0	0	15	23	21.00	2.667								
John Wyatt, R ERA: 5.21	0.2	5	2	1	1	0	1	0	0	0	0	1	4	8	13.50	4.500								
Bill Fischer, R ERA: 3.56	2.1	10	3	1	1	1	0	0	0	0	0	0	12	12	3.86	1.286								
Danny McDevitt, L ERA: 4.96	3.0	W 12	3	1	1	1	0	0	0	0	0	0	14	14	3.00	1.000								
Inning Stats	R: 1 E: 0 K: 0 S: 4	H: 1 LOB: 0 BB: 0 P: 4	R: 1 E: 0 K: 0 S: 5	H: 2 LOB: 1 BB: 0 P: 5	R: 0 E: 0 K: 0 S: 3	H: 0 LOB: 0 BB: 0 P: 3	R: 6 E: 0 K: 0 S: 8	H: 5 LOB: 2 BB: 3 P: 20	R: 0 E: 0 K: 1 S: 6	H: 1 LOB: 1 BB: 0 P: 6	R: 1 E: 0 K: 0 S: 5	H: 2 LOB: 1 BB: 0 P: 5	R: 0 E: 0 K: 0 S: 3	H: 0 LOB: 0 BB: 0 P: 3	R: 0 E: 0 K: 1 S: 5	H: 0 LOB: 0 BB: 0 P: 5	R: 1 E: 0 K: 0 S: 6	H: 3 LOB: 2 BB: 0 P: 6	1B: 7 2B: 3 3B: 1 HR: 3	SF: 0 SAC: 0 DP: 0 HBP: 0	WP: 0 PB: 0 CS: 0	PA: 44		
PITCHER	IP WLS BF H R ER SO BB IBB HBP BLK WP HR S P ERA WHIP	IP WLS BF H R ER SO BB IBB HBP BLK WP HR S P ERA WHIP	IP WLS BF H R ER SO BB IBB HBP BLK WP HR S P ERA WHIP	IP WLS BF H R ER SO BB IBB HBP BLK WP HR S P ERA WHIP	IP WLS BF H R ER SO BB IBB HBP BLK WP HR S P ERA WHIP	IP WLS BF H R ER SO BB IBB HBP BLK WP HR S P ERA WHIP	IP WLS BF H R ER SO BB IBB HBP BLK WP HR S P ERA WHIP	IP WLS BF H R ER SO BB IBB HBP BLK WP HR S P ERA WHIP	IP WLS BF H R ER SO BB IBB HBP BLK WP HR S P ERA WHIP	IP WLS BF H R ER SO BB IBB HBP BLK WP HR S P ERA WHIP	IP WLS BF H R ER SO BB IBB HBP BLK WP HR S P ERA WHIP	IP WLS BF H R ER SO BB IBB HBP BLK WP HR S P ERA WHIP	IP WLS BF H R ER SO BB IBB HBP BLK WP HR S P ERA WHIP	IP WLS BF H R ER SO BB IBB HBP BLK WP HR S P ERA WHIP	IP WLS BF H R ER SO BB IBB HBP BLK WP HR S P ERA WHIP	IP WLS BF H R ER SO BB IBB HBP BLK WP HR S P ERA WHIP	IP WLS BF H R ER SO BB IBB HBP BLK WP HR S P ERA WHIP	IP WLS BF H R ER SO BB IBB HBP BLK WP HR S P ERA WHIP	IP WLS BF H R ER SO BB IBB HBP BLK WP HR S P ERA WHIP	IP WLS BF H R ER SO BB IBB HBP BLK WP HR S P ERA WHIP	IP WLS BF H R ER SO BB IBB HBP BLK WP HR S P ERA WHIP	IP WLS BF H R ER SO BB IBB HBP BLK WP HR S P ERA WHIP	IP WLS BF H R ER SO BB IBB HBP BLK WP HR S P ERA WHIP	IP WLS BF H R ER SO BB IBB HBP BLK WP HR S P ERA WHIP
Lee Stange, R ERA: 3.84	3.0	17	6	7	7	0	2	0	0	0	0	0	15	23	21.00	2.667								
Georges Maranda, R ERA: 4.17	0.2	5	2	1	1	0	1	0	0	0	0	1	4	8	13.50	4.500								
Bill Pleis, L ERA: 4.43	2.1	10	3	1	1	1	0	0	0	0	0	0	12	12	3.86	1.286								
Frank Sullivan, R ERA: 3.92	3.0	W 12	3	1	1	1	0	0	0	0	0	0	14	14	3.00	1.000								

Minnesota Twins @ Kansas City Athletics
Municipal Stadium, Kansas City, MO
Thu Aug 09 1962, 4:33 AM EDT
Att: 5,213 - Unknown

livebaseballscorecards.com

AB 41
R 10
H 14
RBI 10
BB 3
SO 2
LOB 17

Batter	1	2	3	4	5	6	7	8	9	10	11	AB	R	H	RBI	BB	SO	LOB						
Lenny Green, L OBP: 0.374, SLG: 0.432 (1, 8)	F4		4-3		3-1			4-3			1-3	5	0	0	0	0	0	0						
Vic Power, R OBP: 0.331, SLG: 0.440 (1, 3)	4-3		3-1		4-3			K			G5-4-3 1B	5	0	1	0	0	1	0						
Rich Rollins, R OBP: 0.379, SLG: 0.459 (1, 5)											G5-4-3 1-2f 1B	3	0	1	0	2	0	1						
Harmon Killebrew, R OBP: 0.370, SLG: 0.524 (1, 7)	K											4	0	0	0	0	2	3						
Bob Allison, R OBP: 0.363, SLG: 0.487 (1, 9)												4	0	0	0	0	0	2						
Earl Battay, R OBP: 0.348, SLG: 0.411 (1, 2)												4	0	2	0	0	0	0						
Bernie Allen, L OBP: 0.333, SLG: 0.428 (1, 4)												3	0	0	0	1	1	1						
Zolio Versailles, R OBP: 0.263, SLG: 0.344 (1, 6)												4	0	1	0	0	1	4						
Jim Kaat, L OBP: 0.231, SLG: 0.282 (1, 1)												4	0	0	0	0	2	1						
Inning Stats	R: 0 E: 0 K: 1 S: 6	H: 1 LOB: 1 BB: 0 P: 6	R: 0 E: 0 K: 0 S: 4	H: 1 LOB: 1 BB: 0 P: 4	R: 0 E: 0 K: 0 S: 3	H: 0 LOB: 0 BB: 0 P: 3	R: 0 E: 0 K: 0 S: 4	H: 1 LOB: 3 BB: 2 P: 12	R: 0 E: 0 K: 1 S: 5	H: 0 LOB: 0 BB: 0 P: 5	R: 0 E: 0 K: 2 S: 7	H: 0 LOB: 0 BB: 0 P: 7	R: 0 E: 0 K: 1 S: 5	H: 0 LOB: 0 BB: 0 P: 5	R: 0 E: 0 K: 0 S: 3	H: 0 LOB: 0 BB: 0 P: 3	R: 0 E: 1 K: 1 S: 6	H: 1 LOB: 1 BB: 0 P: 6	R: 0 E: 0 K: 0 S: 3	H: 1 LOB: 0 BB: 0 P: 3	1B: 5 2B: 0 3B: 0 HR: 0	SF: 0 SAC: 0 DP: 2 HBP: 0	WP: 0 PB: 0 SB: 0 CS: 0	PA: 39
PITCHER Dean Chance, R ERA: 3.06 (1, 1)	IP: 11.0 WLS: 11.0 BF: 39 H: 5 R: 0 ER: 0 SO: 7 BB: 3 IBB: 0 HBP: 0 BLK: 0 WP: 0 HR: 0 S: 50 P: 62 ERA: 0.00 WHIP: 0.727																							


TOP

Minnesota Twins @ Los Angeles Angels
Dodger Stadium, Los Angeles, CA

Fri Aug 10 1962, 7:05 PM PDT
Att. 14,091 - Unknown - 72 F

livebaseballscorecards.com

AB 36
R 0
H 5
RBI 0
BB 3
SO 7
LOB 12



Batter	1	2	3	4	5	6	7	8	9	10	11	AB	R	H	RBI	BB	SO	LOB						
Albie Pearson, L OBP: 0.379, SLG: 0.367 (1, 8)	4-3	6-3			G3						F9	5	0	1	0	0	0	2						
Billy Moran, R OBP: 0.332, SLG: 0.422 (1, 4)	F9				6-3						4-3	5	0	0	0	0	0	1						
Felix Torres, R OBP: 0.340, SLG: 0.437 (1, 5)					1-3							4	0	1	0	1	1	0						
Steve Bilko, R OBP: 0.370, SLG: 0.478 Jim Fregosi, R OBP: 0.250, SLG: 0.250 (11, PR)					E5							3	0	1	0	1	1	2						
Buck Rodgers, S OBP: 0.319, SLG: 0.386 (1, 2)												0	1	0	0	0	0	0						
Earl Averill, R OBP: 0.353, SLG: 0.320 Leon Wagner, L OBP: 0.342, SLG: 0.520 (9, PH) (10, 7)												5	0	1	0	0	0	6						
George Thomas, R OBP: 0.318, SLG: 0.289 (1, 9)												3	0	0	0	0	3	0						
Joe Koppe, R OBP: 0.358, SLG: 0.311 (1, 6)												2	0	1	1	0	0	0						
Dean Chance, R OBP: 0.132, SLG: 0.083 (1, 1)												4	0	0	0	0	2	3						
Inning Stats	R: 0 E: 0 K: 0 S: 4	H: 1 LOB: 2 BB: 2 P: 5	R: 0 E: 1 K: 2 S: 8	H: 0 LOB: 2 BB: 1 P: 12	R: 0 E: 1 K: 0 S: 4	H: 0 LOB: 0 BB: 0 P: 4	R: 0 E: 0 K: 1 S: 5	H: 1 LOB: 1 BB: 0 P: 5	R: 0 E: 0 K: 1 S: 5	H: 0 LOB: 0 BB: 0 P: 5	R: 0 E: 0 K: 2 S: 7	H: 0 LOB: 1 BB: 1 P: 11	R: 0 E: 0 K: 1 S: 6	H: 1 LOB: 2 BB: 1 P: 10	R: 0 E: 0 K: 0 S: 3	H: 0 LOB: 0 BB: 0 P: 3	R: 0 E: 1 K: 1 S: 3	H: 0 LOB: 0 BB: 0 P: 3	R: 1 E: 0 K: 1 S: 6	H: 3 LOB: 2 BB: 0 P: 6	1B: 5 2B: 1 3B: 0 HR: 0	SF: 0 SAC: 0 DP: 1 HBP: 1	WP: 2 PB: 0 SB: 0 CS: 0	PA: 43
PITCHER Jim Kaat, L ERA: 3.15 (1, 1)	IP: 10.1 WLS: 10.1 BF: 42 H: 6 R: 1 ER: 1 SO: 8 BB: 3 IBB: 1 HBP: 1 BLK: 0 WP: 2 HR: 0 S: 53 P: 70 ERA: 0.87 WHIP: 0.871																							


BOTTOM

Minnesota Twins @ Los Angeles Angels
Dodger Stadium, Los Angeles, CA

Fri Aug 10 1962, 7:05 PM PDT
Att. 14,091 - Unknown - 72 F

livebaseballscorecards.com

AB 37
R 1
H 6
RBI 1
BB 4
SO 8
LOB 15



Batter	1	2	3	4	5	6	7	8	9	AB	R	H	RBI	BB	SO	LOB	TOP			
Lenny Green, L (1, 8) OBP: 0.375, SLG: 0.431										3	0	1	0	1	0	0	Minnesota Twins @ Los Angeles Angels Dodger Stadium, Los Angeles, CA Sat Aug 11 1962, 7:05 PM PDT Att: 19,671 - Unknown			
Vic Power, R (1, 3) OBP: 0.328, SLG: 0.436										4	0	0	0	0	0	3				
Rich Rollins, R (1, 5) OBP: 0.382, SLG: 0.460										3	0	2	0	1	0	0				
Harmon Killebrew, R (1, 7) OBP: 0.371, SLG: 0.521										2	0	0	0	2	1	2				
Bob Allison, R (1, 9) OBP: 0.360, SLG: 0.481										4	0	0	0	0	2	4				
Earl Battey, R (1, 2) OBP: 0.347, SLG: 0.408										3	0	0	0	1	0	1				
Marty Martinez, S (9, PR) OBP: 0.417, SLG: 0.222										0	0	0	0	0	0	0				
Bernie Allen, L (1, 4) OBP: 0.334, SLG: 0.428										3	0	1	0	1	1	2				
Zoilo Versalles, R (1, 6) OBP: 0.260, SLG: 0.341										4	0	0	0	0	0	4				
Camilo Pascual, R (1, 1) OBP: 0.276, SLG: 0.347										2	0	0	0	0	0	2				
George Banks, R (7, PH) OBP: 0.404, SLG: 0.436										1	0	0	0	0	1	1				
Lee Stange, R (7, 1) OBP: 0.077, SLG: 0.077										0	0	0	0	0	0	0				
Inning Stats	R: 0 E: 0 K: 0 S: 3	H: 1 LOB: 0 BB: 0 P: 3	R: 0 E: 0 K: 1 S: 4	H: 0 LOB: 0 BB: 1 P: 8	R: 0 E: 0 K: 0 S: 4	H: 1 LOB: 2 BB: 1 P: 8	R: 0 E: 0 K: 2 S: 8	H: 0 LOB: 0 BB: 0 P: 6	R: 0 E: 0 K: 0 S: 2	H: 0 LOB: 1 BB: 1 P: 11	R: 0 E: 0 K: 2 S: 7	H: 0 LOB: 1 BB: 1 P: 11	R: 0 E: 0 K: 0 S: 4	H: 1 LOB: 1 BB: 0 P: 4	R: 0 E: 1 K: 0 S: 4	H: 0 LOB: 1 BB: 0 P: 4	1B: 4 2B: 0 3B: 0 HR: 0	SF: 0 SAC: 0 DP: 2 HBP: 0	WP: 0 PB: 0 SB: 0 CS: 1	PA: 35
PITCHER Bo Belinsky, L (1, 1) ERA: 2.96	IP: 9.0 WLS: W BF: 35 H: 4 R: 0 ER: 0 SO: 5 BB: 6 IBB: 0 HBP: 0 BLK: 0 WP: 0 HR: 0 S: 39 P: 63 ERA: 0.00 WHIP: 1.111																			

AB	29
R	0
H	4
RBI	0
BB	6
SO	5
LOB	19



Batter	1	2	3	4	5	6	7	8	9	AB	R	H	RBI	BB	SO	LOB	BOTTOM			
Albie Pearson, L (1, 8) OBP: 0.380, SLG: 0.372										4	0	2	1	0	1	0	Minnesota Twins @ Los Angeles Angels Dodger Stadium, Los Angeles, CA Sat Aug 11 1962, 7:05 PM PDT Att: 19,671 - Unknown			
Billy Moran, R (1, 4) OBP: 0.329, SLG: 0.419										4	1	0	0	0	0	2				
Lee Thomas, L (1, 3) OBP: 0.350, SLG: 0.438										4	0	1	1	0	0	1				
Leon Wagner, L (1, 7) OBP: 0.342, SLG: 0.518										3	0	1	0	0	0	1				
Buck Rodgers, S (1, 2) OBP: 0.317, SLG: 0.383										3	0	0	0	0	1	1				
Felix Torres, R (1, 5) OBP: 0.337, SLG: 0.433										3	0	0	0	0	1	0				
George Thomas, R (1, 9) OBP: 0.298, SLG: 0.288										3	0	0	0	0	2	0				
Joe Koppe, R (1, 6) OBP: 0.360, SLG: 0.310										1	1	0	0	2	1	0				
Bo Belinsky, L (1, 1) OBP: 0.229, SLG: 0.119										3	1	1	0	0	2	1				
Inning Stats	R: 0 E: 0 K: 0 S: 3	H: 1 LOB: 0 BB: 0 P: 3	R: 0 E: 0 K: 1 S: 5	H: 0 LOB: 0 BB: 0 P: 5	R: 3 E: 0 K: 1 S: 8	H: 3 LOB: 1 BB: 1 P: 12	R: 0 E: 0 K: 2 S: 7	H: 0 LOB: 0 BB: 0 P: 7	R: 0 E: 0 K: 0 S: 2	H: 0 LOB: 0 BB: 0 P: 7	R: 0 E: 0 K: 0 S: 4	H: 1 LOB: 1 BB: 0 P: 4	R: 0 E: 0 K: 1 S: 5	H: 0 LOB: 1 BB: 1 P: 9	R: 0 E: 0 K: 1 S: 5	H: 0 LOB: 0 BB: 0 P: 5		1B: 3 2B: 2 3B: 0 HR: 0	SF: 0 SAC: 0 DP: 1 HBP: 0	WP: 1 PB: 0 SB: 1 CS: 0
PITCHER Camilo Pascual, R (1, 1) ERA: 3.67	IP: 6.0 WLS: L BF: 23 H: 5 R: 3 ER: 3 SO: 6 BB: 1 IBB: 0 HBP: 0 BLK: 0 WP: 1 HR: 0 S: 34 P: 38 ERA: 4.50 WHIP: 1.000																			
PITCHER Lee Stange, R (7, 1) ERA: 3.74	IP: 2.0 WLS: 7 BF: 7 H: 0 R: 0 ER: 0 SO: 2 BB: 1 IBB: 0 HBP: 0 BLK: 0 WP: 0 HR: 0 S: 10 P: 14 ERA: 0.00 WHIP: 0.500																			



Batter	1	2	3	4	5	6	7	8	9	AB	R	H	RBI	BB	SO	LOB	TOP			
Lenny Green, L OBP: 0.379, SLG: 0.436 (1, 8)										4	0	3	0	1	0	0	Minnesota Twins @ Los Angeles Angels Dodger Stadium, Los Angeles, CA Sun Aug 12 1962, 3:33 AM PDT Att: 9,383 - Unknown - 88 F			
Vic Power, R OBP: 0.327, SLG: 0.433 (1, 3)										5	1	1	0	0	0	6				
Rich Rollins, R OBP: 0.383, SLG: 0.459 (1, 5)										3	2	1	0	1	0	1				
Harmon Killebrew, R OBP: 0.371, SLG: 0.518 Marty Martínez, S OBP: 0.417, SLG: 0.222 Bill Tuttle, R OBP: 0.316, SLG: 0.272 (1, 7)										4	0	1	1	1	3	2				
Bob Allison, R OBP: 0.363, SLG: 0.483 (1, 9)										5	2	3	2	0	0	3				
Earl Battley, R OBP: 0.345, SLG: 0.405 (1, 2)										5	0	1	0	0	1	3				
Bernie Allen, L OBP: 0.337, SLG: 0.431 (1, 4)										4	0	2	1	1	1	1				
Zolio Versalles, R OBP: 0.260, SLG: 0.337 (1, 6)										4	0	0	0	1	0	6				
Dick Stigman, R OBP: 0.091, SLG: 0.095 (1, 1)										4	0	0	0	0	3	5				
Inning Stats	R: 2 E: 0 K: 0 S: 6	H: 3 LOB: 3 BB: 2 P: 14	R: 0 E: 0 K: 1 S: 5	H: 1 LOB: 0 BB: 0 P: 5	R: 0 E: 0 K: 1 S: 5	H: 0 LOB: 0 BB: 0 P: 5	R: 0 E: 0 K: 1 S: 6	H: 1 LOB: 1 BB: 0 P: 6	R: 0 E: 0 K: 0 S: 6	H: 3 LOB: 3 BB: 1 P: 10	R: 2 E: 2 K: 3 S: 12	H: 2 LOB: 2 BB: 1 P: 16	R: 0 E: 1 K: 0 S: 4	H: 1 LOB: 3 BB: 1 P: 8	R: 0 E: 0 K: 1 S: 5	H: 0 LOB: 0 BB: 0 P: 5	1B: 10 2B: 2 3B: 0 HR: 0	SF: 0 SAC: 1 DP: 1 HBP: 0	WP: 1 PB: 0 CS: 1	PA: 44
PITCHER	IP WLS BF H R ER SO BB IBB HBP BLK WP HR S P ERA WHIP	IP WLS BF H R ER SO BB IBB HBP BLK WP HR S P ERA WHIP																		
Don Lee, R ERA: 3.74 (1, 1)	6.1 L 32 11 5 3 5 2 1 0 0 0 0 0 39 51 4.26 2.053																			
Ryne Duren, R ERA: 4.5 (7, 1)	0.2 4 0 0 0 2 1 0 0 0 1 0 7 11 0.00 1.500																			
Bob Botz, R ERA: 3.75 (8, 1)	2.0 8 1 0 0 1 1 0 0 0 0 0 9 13 0.00 1.000																			

AB	38
R	5
H	12
RBI	4
BB	5
SO	8
LOB	27



Batter	1	2	3	4	5	6	7	8	9	AB	R	H	RBI	BB	SO	LOB	BOTTOM			
Albie Pearson, L OBP: 0.380, SLG: 0.371 (1, 8)										4	1	1	0	1	0	0	Minnesota Twins @ Los Angeles Angels Dodger Stadium, Los Angeles, CA Sun Aug 12 1962, 3:33 AM PDT Att: 9,383 - Unknown - 88 F			
Billy Moran, R OBP: 0.331, SLG: 0.419 (1, 4)										4	1	2	0	0	0	1				
Lee Thomas, L OBP: 0.351, SLG: 0.437 (1, 3)										3	0	1	0	1	1	2				
Felix Torres, R OBP: 0.336, SLG: 0.440 (1, 5)										4	1	1	3	0	0	4				
Leon Wagner, L OBP: 0.341, SLG: 0.516 (1, 7)										4	0	1	0	0	0	3				
Buck Rodgers, S OBP: 0.317, SLG: 0.382 (1, 2)										4	0	1	0	0	0	1				
George Thomas, R OBP: 0.314, SLG: 0.289 (1, 9)										4	0	2	0	0	0	2				
Joe Koppe, R OBP: 0.357, SLG: 0.307 (1, 6)										4	0	0	0	0	1	2				
Don Lee, R OBP: 0.192, SLG: 0.196 (1, 1)										2	0	0	0	0	1	1				
Ryne Duren, R OBP: 0.077, SLG: 0.154 (7, PH)										0	0	0	0	0	0	0				
Earl Averill, R OBP: 0.351, SLG: 0.318 (7, PH)										1	0	0	0	0	0	1				
Bob Botz, R (8, 1)										0	0	0	0	0	0	0				
Steve Bilko, R OBP: 0.368, SLG: 0.475 (8, PH)										1	0	0	0	0	1	0				
Inning Stats	R: 0 E: 0 K: 0 S: 3	H: 0 LOB: 0 BB: 0 P: 3	R: 0 E: 0 K: 0 S: 4	H: 1 LOB: 1 BB: 0 P: 4	R: 0 E: 0 K: 1 S: 5	H: 0 LOB: 0 BB: 0 P: 5	R: 0 E: 0 K: 0 S: 4	H: 2 LOB: 1 BB: 0 P: 4	R: 0 E: 0 K: 1 S: 6	H: 1 LOB: 1 BB: 0 P: 6	R: 0 E: 0 K: 0 S: 4	H: 1 LOB: 2 BB: 1 P: 8	R: 0 E: 1 K: 1 S: 8	H: 3 LOB: 1 BB: 1 P: 12	R: 0 E: 0 K: 1 S: 5	H: 0 LOB: 0 BB: 0 P: 5	1B: 8 2B: 0 3B: 0 HR: 1	SF: 0 SAC: 0 DP: 1 HBP: 0	WP: 0 PB: 0 CS: 0	PA: 37
PITCHER	IP WLS BF H R ER SO BB IBB HBP BLK WP HR S P ERA WHIP	IP WLS BF H R ER SO BB IBB HBP BLK WP HR S P ERA WHIP																		
Dick Stigman, L ERA: 2.99 (1, 1)	9.0 W 37 9 3 3 4 2 0 0 0 0 1 43 51 3.00 1.222																			

AB	35
R	3
H	9
RBI	3
BB	2
SO	4
LOB	17



Batter	1	2	3	4	5	6	7	8	9	AB	R	H	RBI	BB	SO	LOB	TOP					
Tom Tresh, S OBP: 0.341, SLG: 0.413 (1, 6)										4	1	2	1	1	1	1	New York Yankees @ Minnesota Twins Metropolitan Stadium, Bloomington, MI Mon Aug 13 1962, 8:05 PM EDT Att: 44,366 - Unknown livebaseballscorecards.com					
Bobby Richardson, R OBP: 0.337, SLG: 0.399 (1, 4)										4	0	1	0	1	0	3						
Roger Maris, L OBP: 0.357, SLG: 0.481 (1, 9)										4	0	1	1	1	0	2						
Mickey Mantle, S OBP: 0.470, SLG: 0.590 (1, 8)										5	1	2	0	0	0	2						
Elston Howard, R OBP: 0.317, SLG: 0.450 (1, 2)										5	0	2	0	0	0	3						
Bill Skowron, R OBP: 0.316, SLG: 0.456 (8, PR)										1	0	1	1	1	0	0						
Jack Reed, R OBP: 0.308, SLG: 0.429 (8, 1)										0	1	0	0	0	0	0						
Bud Daley, L OBP: 0.287, SLG: 0.287 (8, 1)										0	0	0	0	0	0	0						
Yogi Berra, L OBP: 0.302, SLG: 0.378 (9, PH)										1	0	0	0	0	0	1						
Tony Kubek, L OBP: 0.429, SLG: 0.550 (1, 7)										3	0	2	0	0	0	2						
Clete Boyer, R OBP: 0.345, SLG: 0.425 (1, 5)										4	0	1	1	0	0	5						
Jim Bouton, R OBP: 0.111, SLG: 0.042 (7, PH)										2	0	0	0	0	1	2						
Phil Lutz, R OBP: 0.348, SLG: 0.382 (7, 1)										0	1	0	0	1	0	0						
Jim Coates, R OBP: 0.102, SLG: 0.058 (7, 1)										0	0	0	0	0	0	0						
Luis Arroyo, L OBP: 0.102, SLG: 0.058 (7, 1)										0	0	0	0	0	0	0						
Dale Long, L OBP: 0.232, SLG: 0.377 (8, PH)										1	0	0	0	0	0	1						
Dale Long, L OBP: 0.232, SLG: 0.377 (8, 3)										1	0	0	0	0	0	1						
Inning Stats	R: 0 E: 0 K: 1 S: 5	H: 0 LOB: 1 BB: 1 P: 9	R: 0 E: 0 K: 1 S: 7	H: 2 LOB: 2 BB: 0 P: 7	R: 1 E: 0 K: 0 S: 4	H: 1 LOB: 0 BB: 0 P: 4	R: 0 E: 0 K: 0 S: 3	H: 1 LOB: 1 BB: 0 P: 4	R: 0 E: 0 K: 0 S: 4	H: 1 LOB: 1 BB: 0 P: 4	R: 1 E: 0 K: 0 S: 5	H: 3 LOB: 1 BB: 1 P: 5	R: 1 E: 0 K: 0 S: 5	H: 3 LOB: 2 BB: 1 P: 9	R: 1 E: 0 K: 0 S: 4	H: 1 LOB: 1 BB: 2 P: 12	R: 0 E: 0 K: 0 S: 3	H: 0 LOB: 1 BB: 1 P: 7	1B: 11 2B: 1 3B: 0 HR: 1	SF: 1 SAC: 1 DP: 2 HBP: 1	WP: 0 PB: 0 SB: 0 CS: 0	PA: 42
PITCHER	IP WLS BF H R ER SO BB IBB HBP BLK WP HR S P ERA WHIP																					
Jack Kralick, L ERA: 4.48 (1, 1)	6.1	30	10	3	3	2	2	0	1	0	0	0	1	31	40	4.26	1.895					
Ray Moore, R ERA: 3.81 (7, 1)	1.2	W	8	2	1	1	0	1	1	0	0	0	0	6	14	5.40	1.800					
Frank Sullivan, R ERA: 3.83 (9, 1)	1.0	S	4	0	0	0	0	1	0	0	0	0	0	3	7	0.00	1.000					

Batter	1	2	3	4	5	6	7	8	9	AB	R	H	RBI	BB	SO	LOB	BOTTOM					
Lenny Green, L OBP: 0.383, SLG: 0.438 (1, 8)										3	2	2	0	2	0	1	New York Yankees @ Minnesota Twins Metropolitan Stadium, Bloomington, MI Mon Aug 13 1962, 8:05 PM EDT Att: 44,366 - Unknown livebaseballscorecards.com					
Vic Power, R OBP: 0.325, SLG: 0.430 (1, 3)										5	1	1	0	0	0	4						
Rich Rollins, R OBP: 0.389, SLG: 0.461 (1, 5)										2	2	2	0	3	0	0						
Harmon Killebrew, R OBP: 0.376, SLG: 0.524 (1, 7)										5	0	4	5	0	1	3						
Bob Allison, R OBP: 0.363, SLG: 0.480 (1, 9)										4	0	1	1	1	1	6						
Earl Battey, R OBP: 0.343, SLG: 0.402 (1, 2)										3	0	0	0	0	0	5						
Bill Tuttle, R OBP: 0.314, SLG: 0.270 (7, PH)										1	0	0	0	0	0	3						
Jerry Zimmerman, R OBP: 0.289, SLG: 0.286 (8, 2)										0	0	0	0	0	0	0						
Bernie Allen, L OBP: 0.336, SLG: 0.428 (1, 4)										3	0	0	0	1	0	5						
Zoilo Versalles, R OBP: 0.259, SLG: 0.336 (1, 6)										4	0	1	0	0	0	1						
Jack Kralick, L OBP: 0.224, SLG: 0.222 (1, 1)										3	0	1	0	0	0	2						
Ray Moore, R ERA: 4.38 (7, 1)										0	0	0	0	0	0	0						
George Banks, R OBP: 0.410, SLG: 0.436 (8, PH)										0	1	0	0	1	0	0						
Frank Sullivan, R ERA: 4.01 (9, 1)										0	0	0	0	0	0	0						
Inning Stats	R: 1 E: 0 K: 0 S: 4	H: 2 LOB: 1 BB: 1 P: 8	R: 0 E: 0 K: 2 S: 9	H: 0 LOB: 1 BB: 1 P: 7	R: 0 E: 0 K: 2 S: 9	H: 2 LOB: 3 BB: 1 P: 13	R: 0 E: 0 K: 0 S: 3	H: 1 LOB: 0 BB: 0 P: 3	R: 2 E: 0 K: 0 S: 6	H: 3 LOB: 2 BB: 1 P: 10	R: 0 E: 0 K: 0 S: 3	H: 1 LOB: 0 BB: 0 P: 3	R: 0 E: 0 K: 0 S: 5	H: 2 LOB: 3 BB: 1 P: 9	R: 3 E: 0 K: 0 S: 4	H: 1 LOB: 1 BB: 3 P: 16	R: 0 E: 0 K: 0 S: 3	H: 0 LOB: 1 BB: 0 P: 7	1B: 11 2B: 1 3B: 0 HR: 0	SF: 0 SAC: 0 DP: 3 HBP: 0	WP: 0 PB: 0 SB: 1 CS: 0	PA: 41
PITCHER	IP WLS BF H R ER SO BB IBB HBP BLK WP HR S P ERA WHIP																					
Jim Bouton, R ERA: 3.43 (1, 1)	6.0	28	9	3	3	2	4	0	0	0	0	0	0	3	7	0.00	9.000					
Jim Coates, R ERA: 4.38 (7, 1)	0.1	4	2	0	0	0	1	0	0	0	0	0	0	3	7	0.00	9.000					
Luis Arroyo, L ERA: 4.81 (7, 1)	0.2	2	0	0	0	0	0	0	0	0	0	0	0	2	2	0.00	0.000					
Bud Daley, L ERA: 4.01 (8, 1)	1.0	L	7	1	3	3	0	3	0	0	0	0	0	4	16	27.00	4.000					

Batter	1	2	3	4	5	6	7	8	9	AB	R	H	RBI	BB	SO	LOB	TOP									
Tom Tresh, S OBP: 0.343, SLG: 0.421 (1, 6)	K		L6				1B		G5-4-3	4	2	3	1	1	0		New York Yankees @ Minnesota Twins Metropolitan Stadium, Bloomington, MI Tue Aug 14, 1962, 8:05 PM EDT Att. 41,207 - Cloudy									
Bobby Richardson, R OBP: 0.338, SLG: 0.399 (1, 4)	F6				5-3		1B		G5-4-3	5	0	2	1	0	0	1										
Roger Maris, L OBP: 0.358, SLG: 0.483 (1, 9)	K			K			F9		1-2	4	0	2	1	0	2	1										
Mickey Mantle, S OBP: 0.467, SLG: 0.583 (1, 8)		BB		K			K		G3	3	0	0	0	1	2	4										
Elston Howard, R OBP: 0.313, SLG: 0.444 (1, 2)	F4			5-3			F9		K	4	0	0	0	0	1	3										
Bill Skowron, R OBP: 0.316, SLG: 0.453 (1, 3)	F4						2-3		PB	4	0	1	0	0	1	2										
Tony Kubek, L OBP: 0.400, SLG: 0.500 (1, 7)	F6						HR		4-3	4	1	1	0	0	0	2										
Clete Boyer, R OBP: 0.342, SLG: 0.421 (1, 5)			4-3				E5		F6	4	1	0	0	0	0	2										
Whitey Ford, L OBP: 0.134, SLG: 0.098 (1, 1)			K				F6		1-3	3	1	0	0	1	1	2										
Inning Stats	R: 0 E: 0 K: 2 S: 7	H: 0 LOB: 0 BB: 7	R: 0 E: 0 K: 0 S: 3	H: 0 LOB: 1 BB: 1 P: 7	R: 0 E: 0 K: 1 S: 5	H: 0 LOB: 0 BB: 0 P: 5	R: 0 E: 0 K: 2 S: 8	H: 1 LOB: 1 BB: 0 P: 8	R: 3 E: 1 K: 1 S: 8	H: 2 LOB: 0 BB: 0 P: 8	R: 0 E: 0 K: 1 S: 6	H: 1 LOB: 1 BB: 0 P: 6	R: 2 E: 0 K: 0 S: 6	H: 3 LOB: 2 BB: 1 P: 10	R: 0 E: 0 K: 1 S: 6	H: 1 LOB: 1 BB: 0 P: 6	R: 0 E: 0 K: 0 S: 2	H: 0 LOB: 0 BB: 1 P: 6	1B: 6 2B: 1 3B: 0 HR: 1	SF: 0 SAC: 0 DP: 1 HBP: 0	WP: 0 PB: 1 CS: 0	PA: 38				
PITCHER	IP	WLS	BF	H	R	ER	SO	BB	IBB	HBP	BLK	WP	HR	S	P	ERA	WHIP									
Bill Pleis, L ERA: 3.42 Georges Maranda, R ERA: 4.26	(1, 1)	6.0	L	24	4	3	0	7	1	0	0	0	0	1	37	41	0.00	0.833								
(7, 1)	3.0		14	4	2	2	1	2	0	0	0	0	0	14	22	6.00	2.000									

AB	35
R	5
H	8
RBI	5
BB	3
SO	8
LOB	17



Batter	1	2	3	4	5	6	7	8	9	AB	R	H	RBI	BB	SO	LOB	BOTTOM									
Lenny Green, L OBP: 0.381, SLG: 0.437 (1, 8)	L4						K		F8	5	0	1	0	0	1	2	New York Yankees @ Minnesota Twins Metropolitan Stadium, Bloomington, MI Tue Aug 14, 1962, 8:05 PM EDT Att. 41,207 - Cloudy									
Vic Power, R OBP: 0.326, SLG: 0.437 (1, 3)	HR				6-3		F9		1B	5	1	2	1	0	0	1										
Rich Rollins, R OBP: 0.389, SLG: 0.463 (1, 5)	E		4-3				F8		F8	5	0	2	0	0	0	1										
Harmon Killebrew, R OBP: 0.375, SLG: 0.520 (1, 7)	K		K				BB		F9	3	0	0	0	1	2	2										
Bob Allison, R OBP: 0.364, SLG: 0.488 (1, 9)	E		F5				K		HR	3	1	1	1	1	1	1										
Earl Battey, R OBP: 0.342, SLG: 0.401 (1, 2)	E5						L1		6-3	4	0	1	0	0	0	2										
Bernie Allen, L OBP: 0.338, SLG: 0.428 (1, 4)	K						1B		K	4	0	2	0	0	2	3										
Zoilo Versalles, R OBP: 0.257, SLG: 0.333 (1, 6)			F5				1B		F6	4	0	0	0	0	1	3										
Bill Pleis, L OBP: 0.222, SLG: 0.222 George Banks, R OBP: 0.406, SLG: 0.430 Georges Maranda, R OBP: 0.357, SLG: 0.462 Johnny Goryl, R OBP: 0.259, SLG: 0.520 (1, 1)	K						F1		K	2	0	0	0	0	1	2										
Inning Stats	R: 1 E: 1 K: 2 S: 10	H: 2 LOB: 3 BB: 1 P: 14	R: 0 E: 0 K: 1 S: 6	H: 1 LOB: 0 BB: 0 P: 6	R: 0 E: 0 K: 1 S: 5	H: 0 LOB: 0 BB: 0 P: 5	R: 0 E: 0 K: 0 S: 5	H: 2 LOB: 2 BB: 0 P: 5	R: 0 E: 0 K: 1 S: 5	H: 0 LOB: 1 BB: 1 P: 9	R: 0 E: 0 K: 1 S: 6	H: 1 LOB: 1 BB: 0 P: 6	R: 0 E: 0 K: 1 S: 6	H: 1 LOB: 1 BB: 0 P: 6	R: 1 E: 0 K: 1 S: 6	H: 1 LOB: 0 BB: 0 P: 6	R: 0 E: 0 K: 1 S: 6	H: 1 LOB: 1 BB: 0 P: 6	1B: 5 2B: 2 3B: 0 HR: 2	SF: 0 SAC: 0 DP: 0 HBP: 0	WP: 0 PB: 0 CS: 0	PA: 39				
PITCHER	IP	WLS	BF	H	R	ER	SO	BB	IBB	HBP	BLK	WP	HR	S	P	ERA	WHIP									
Whitey Ford, L ERA: 2.87	(1, 1)	9.0	W	39	9	2	2	9	2	0	0	0	0	2	55	63	2.00	1.222								

AB	37
R	2
H	9
RBI	2
BB	2
SO	9
LOB	18



Batter	1	2	3	4	5	6	7	8	9	AB	R	H	RBI	BB	SO	LOB	TOP					
Tom Tresh, S OBP: 0.346, SLG: 0.428 (1, 6)	5-3		F4														4 2 2 3 1 0 0					
Bobby Richardson, R OBP: 0.339, SLG: 0.399 (1, 4)	4-3		6-3														3 1 1 1 1 0 0					
Roger Maris, L OBP: 0.358, SLG: 0.480 (1, 9)				3-1	F6												3 0 0 0 2 0 2					
Mickey Mantle, S OBP: 0.466, SLG: 0.578 Jack Reed, R OBP: 0.306, SLG: 0.429 (8, PR) (8, 8)				5-3	FC6-4												4 1 1 2 1 0 1 0 0 0 0 0 0 0					
Elston Howard, R OBP: 0.314, SLG: 0.444 (1, 2)	FC6-4																5 1 2 0 0 0 2					
Bill Skowron, R OBP: 0.319, SLG: 0.464 (1, 3)																	5 1 3 3 0 0 0					
Hector Lopez, R OBP: 0.360, SLG: 0.420 (1, 7)	1-3																5 0 1 0 0 1 3					
Clete Boyer, R OBP: 0.347, SLG: 0.424 (1, 5)																	4 3 3 0 1 0 0					
Ralph Terry, R OBP: 0.192, SLG: 0.171 (1, 1)																	2 0 0 0 0 0 2					
Inning Stats	R: 0 E: 0 K: 0 S: 3	H: 0 LOB: 2 BB: 2 P: 11	R: 0 E: 0 K: 0 S: 3	H: 0 LOB: 0 BB: 0 P: 3	R: 0 E: 0 K: 0 S: 3	H: 0 LOB: 0 BB: 0 P: 3	R: 0 E: 0 K: 1 S: 7	H: 2 LOB: 2 BB: 0 P: 7	R: 2 E: 0 K: 0 S: 5	H: 2 LOB: 1 BB: 1 P: 9	R: 0 E: 0 K: 0 S: 3	H: 1 LOB: 0 BB: 0 P: 3	R: 1 E: 0 K: 0 S: 5	H: 2 LOB: 1 BB: 0 P: 5	R: 6 E: 1 K: 0 S: 8	H: 5 LOB: 2 BB: 2 P: 16	R: 0 E: 0 K: 0 S: 4	H: 1 LOB: 2 BB: 1 P: 8	1B: 10 2B: 1 3B: 0 HR: 2	SF: 0 SAC: 4 DP: 1 HBP: 0	WP: 1 PB: 0 CS: 1	PA: 46
PITCHER	IP	WLS	BF	H	R	ER	SO	BB	IBB	HBP	BLK	WP	HR	S	P	ERA	WHIP					
Jim Kaat, L ERA: 3.22 (1, 1)	7.0	L	32	8	5	5	1	3	0	0	0	0	1	31	43	6.43	1.571					
Lee Stange, R ERA: 3.52 (8, 1)	0.2		8	4	4	0	0	1	1	0	0	0	1	6	14	0.00	7.500					
Jackie Collum, L ERA: 12.75 (8, 1)	0.1		0	0	0	0	0	0	0	0	0	0	0	0	0	0.00	0.000					
Ray Moore, R ERA: 3.74 (9, 1)	1.0		5	1	0	0	0	1	0	0	0	1	0	4	8	0.00	2.000					

New York Yankees @ Minnesota Twins
Metropolitan Stadium, Bloomington, MI
Wed Aug 15 1962, 8:05 PM EDT
Att: 41,536 - Unknown - 77 F

AB	35
R	9
H	13
RBI	9
BB	6
SO	1
LOB	10



Batter	1	2	3	4	5	6	7	8	9	AB	R	H	RBI	BB	SO	LOB	BOTTOM					
Lenny Green, L OBP: 0.382, SLG: 0.443 (1, 8)			F2														3 1 1 1 1 1 0					
Vic Power, R OBP: 0.325, SLG: 0.435 (1, 3)			6-3														4 0 1 0 0 0 0					
Rich Rollins, R OBP: 0.390, SLG: 0.462 (1, 5)			5-3														3 0 1 0 1 1 0					
Harmon Killebrew, R OBP: 0.372, SLG: 0.515 (1, 7)																	4 0 0 0 0 0 4					
Bob Allison, R OBP: 0.363, SLG: 0.485 (1, 9)																	4 1 1 0 0 2 2					
Earl Battey, R OBP: 0.346, SLG: 0.412 (1, 2)																	4 1 3 2 0 0 0					
Bernie Allen, L OBP: 0.335, SLG: 0.424 (1, 4)																	4 0 0 0 0 0 2					
Zoilo Versalles, R OBP: 0.255, SLG: 0.331 (1, 6)																	3 0 0 0 0 1 2					
Jim Kaat, L OBP: 0.225, SLG: 0.274 (8, 1)																	2 0 0 0 0 1 1					
Lee Stange, R OBP: 0.377, SLG: 0.077 Jackie Collum, L (8, PH)																	0 0 0 0 0 0 0					
Don Mincher, L OBP: 0.394, SLG: 0.490 Ray Moore, R (9, 1)																	1 0 0 0 0 0 0					
Inning Stats	R: 0 E: 0 K: 1 S: 5	H: 1 LOB: 2 BB: 2 P: 13	R: 0 E: 0 K: 2 S: 8	H: 1 LOB: 1 BB: 0 P: 8	R: 0 E: 0 K: 0 S: 3	H: 0 LOB: 0 BB: 0 P: 3	R: 0 E: 0 K: 1 S: 5	H: 0 LOB: 0 BB: 0 P: 5	R: 0 E: 0 K: 0 S: 3	H: 0 LOB: 0 BB: 0 P: 3	R: 1 E: 0 K: 1 S: 6	H: 1 LOB: 0 BB: 0 P: 6	R: 0 E: 0 K: 0 S: 4	H: 1 LOB: 1 BB: 0 P: 4	R: 0 E: 0 K: 1 S: 5	H: 0 LOB: 0 BB: 0 P: 5	R: 2 E: 0 K: 0 S: 5	H: 3 LOB: 0 BB: 0 P: 5	1B: 5 2B: 0 3B: 0 HR: 2	SF: 0 SAC: 0 DP: 2 HBP: 0	WP: 0 PB: 0 CS: 0	PA: 34
PITCHER	IP	WLS	BF	H	R	ER	SO	BB	IBB	HBP	BLK	WP	HR	S	P	ERA	WHIP					
Ralph Terry, R ERA: 3.24 (1, 1)	9.0	W	34	7	3	3	6	2	0	0	0	0	2	44	52	3.00	1.000					

New York Yankees @ Minnesota Twins
Metropolitan Stadium, Bloomington, MI
Wed Aug 15 1962, 8:05 PM EDT
Att: 41,536 - Unknown - 77 F

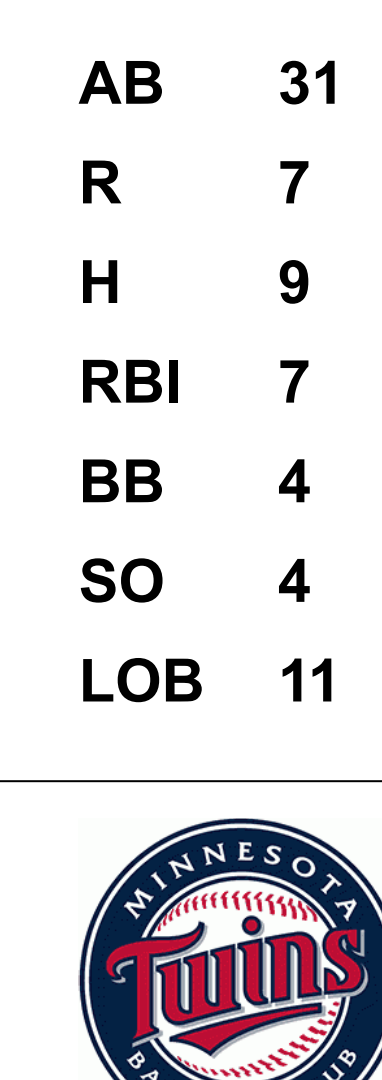
AB	32
R	3
H	7
RBI	3
BB	2
SO	6
LOB	11



Batter	1	2	3	4	5	6	7	8	9	AB	R	H	RBI	BB	SO	LOB	TOP			
Carroll Hardy, R OBP: 0.314, SLG: 0.340 (1, 8)	6-3		6-3			6-3		L8		4	0	0	0	0	0	0	Boston Red Sox @ Minnesota Twins Metropolitan Stadium, Bloomington, MI Fri Aug 17 1962, 8:05 PM EDT Unknown - 76 F			
Eddie Bressoud, R OBP: 0.328, SLG: 0.427 (1, 6)	F8			2-3		5-3		5-3		4	0	0	0	0	0					
Carl Yastrzemski, L OBP: 0.353, SLG: 0.456 (1, 7)	F8			6-3		HR		K		4	1	1	0	0	1					
Lou Clinton, R OBP: 0.361, SLG: 0.591 (1, 9)										3	2	3	2	1	0					
Frank Matzone, R OBP: 0.306, SLG: 0.387 (1, 5)	F6			5-3		K		6-3		4	0	0	0	0	1					
Bob Tillman, R OBP: 0.300, SLG: 0.485 (1, 2)	F8									3	0	1	1	1	0					
Pete Runnels, L OBP: 0.417, SLG: 0.469 (1, 3)	K			5-3				FC6-4		4	0	1	0	0	1					
Chuck Schilling, R OBP: 0.281, SLG: 0.314 (1, 4)				F2		F6		F8		4	0	1	0	0	2					
Ike Delock, R OBP: 0.095, SLG: 0.050 (1, 1)				K		F7		F8		3	0	0	0	0	1					
Mike Fomieleles, R OBP: 0.214, SLG: 0.214 (7, 1)										0	0	0	0	0	0					
Jim Pagliarone, R OBP: 0.368, SLG: 0.473 (9, PH)										1	0	0	0	0	2					
Inning Stats	R: 0 E: 0 K: 0 S: 3	H: 0 LOB: 0 BB: 0 P: 3	R: 0 E: 0 K: 1 S: 6	H: 1 LOB: 1 BB: 0 P: 6	R: 0 E: 0 K: 1 S: 5	H: 0 LOB: 0 BB: 0 P: 5	R: 0 E: 0 K: 0 S: 3	H: 0 LOB: 1 BB: 1 P: 7	R: 2 E: 0 K: 1 S: 7	H: 2 LOB: 0 BB: 0 P: 7	R: 0 E: 0 K: 0 S: 4	H: 1 LOB: 1 BB: 0 P: 4	R: 0 E: 0 K: 1 S: 5	H: 0 LOB: 0 BB: 0 P: 5	R: 1 E: 0 K: 0 S: 6	H: 3 LOB: 2 BB: 0 P: 6	1B: 6 2B: 0 3B: 0 HR: 1	SF: 0 SAC: 0 DP: 0 HBP: 0	WP: 0 PB: 0 SB: 0 CS: 0	PA: 36
PITCHER Jack Kralick, L ERA: 4.41 (1, 1)	IP: 9.0 WLS: W BF: 36 H: 7 R: 3 ER: 3 SO: 4 BB: 2 IBB: 0 HBP: 0 BLK: 0 WP: 0 HR: 1 S: 42 P: 50 ERA: 3.00 WHIP: 1.000															PITCHER				

Batter	1	2	3	4	5	6	7	8	9	AB	R	H	RBI	BB	SO	LOB	BOTTOM	
Lenny Green, L OBP: 0.382, SLG: 0.448 (1, 8) (9, 7)	4-3		F7							3	1	1	2	1	0	0	Boston Red Sox @ Minnesota Twins Metropolitan Stadium, Bloomington, MI Fri Aug 17 1962, 8:05 PM EDT Unknown - 76 F	
Vic Power, R OBP: 0.321, SLG: 0.431 (1, 3)	F7									4	0	1	0	0	1			
Rich Rollins, R OBP: 0.389, SLG: 0.459 (1, 5)	F9									4	1	1	0	0	1			
Harmon Killebrew, R OBP: 0.388, SLG: 0.507 (1, 7) Bill Tuttle, R OBP: 0.312, SLG: 0.267 (9, 8)	F7									4	0	0	0	0	1			
Bob Allison, R OBP: 0.365, SLG: 0.489 (1, 9)										0	0	0	0	0	0			
Earl Battey, R OBP: 0.351, SLG: 0.422 (1, 2)										3	0	0	0	1	1			
Bernie Allen, L OBP: 0.340, SLG: 0.433 (1, 4)										3	2	2	2	1	0			
Zoilo Versalles, R OBP: 0.258, SLG: 0.340 (1, 6)										3	1	1	1	1	0			
Jack Kralick, L OBP: 0.239, SLG: 0.284 (1, 1)										4	2	2	2	0	1			
Inning Stats	R: 0 E: 0 K: 0 S: 3	H: 0 LOB: 0 BB: 0 P: 3	R: 0 E: 0 K: 1 S: 5	H: 0 LOB: 0 BB: 0 P: 5	R: 0 E: 0 K: 2 S: 8	H: 1 LOB: 1 BB: 0 P: 8	R: 2 E: 0 K: 0 S: 5	H: 2 LOB: 1 BB: 1 P: 9	R: 0 E: 0 K: 0 S: 3	H: 0 LOB: 0 BB: 0 P: 3	R: 3 E: 0 K: 0 S: 6	H: 3 LOB: 0 BB: 0 P: 6	R: 0 E: 0 K: 1 S: 8	H: 3 LOB: 2 BB: 1 P: 12	1B: 3 2B: 2 3B: 0 HR: 4	SF: 0 SAC: 1 DP: 1 HBP: 0		WP: 2 PB: 0 SB: 0 CS: 0
PITCHER Ike Delock, R ERA: 2.73 Mike Fomieleles, R ERA: 5.53 (1, 1) (7, 1)	IP: 6.2 WLS: L BF: 28 H: 6 R: 5 ER: 5 SO: 3 BB: 3 IBB: 0 HBP: 0 BLK: 0 WP: 1 HR: 3 S: 31 P: 43 ERA: 6.75 WHIP: 1.350															PITCHER		

AB 34
R 3
H 7
RBI 3
BB 2
SO 4
LOB 13




Batter	1	2	3	4	5	6	7	8	9	AB	R	H	RBI	BB	SO	LOB	TOP								
Gary Geiger, L (1, 8) OBP: 0.331, SLG: 0.386	0-0 4-3	0-3 K			0-0 F7		0-0 HR	0-0 F5		5	1	1	1	0	1	3									
Eddie Bressoud, R (1, 6) OBP: 0.327, SLG: 0.437	0-3 K		0-0 F2		0-0 WP 3B		0-0 HR		0-0 F4	5	2	2	2	0	1	0									
Carl Yastrzemski, L (1, 7) OBP: 0.354, SLG: 0.458	0-0 2B		0-0 4-3		0-0 G3		0-0 1B		0-0 F6	5	0	2	0	0	0	0									
Lou Clinton, R (1, 9) OBP: 0.358, SLG: 0.595	0-0 F3		0-0 5-3		0-0 HR		0-0 F8		0-3 K	5	1	1	1	0	1	2									
Pete Runnels, L (1, 3) OBP: 0.415, SLG: 0.465		4-0 1B HR BB		0-0 3-1		0-3 K		0-0 6-3		3	1	0	0	1	1	0									
Frank Malzone, R (1, 5) OBP: 0.307, SLG: 0.391		0-0 1-2 HR 1B		0-0 5-3		0-0 F9		0-0 1B 2B		4	2	2	0	0	0	0									
Jim Pagliaroni, R (1, 2) OBP: 0.366, SLG: 0.467		0-3 K		0-0 L6		0-3 K		4-0 1B BB		3	0	0	0	1	2	2									
Chuck Schilling, R (1, 4) OBP: 0.284, SLG: 0.317		0-0 F6			0-0 WP 3B 1B		0-0 6-3	0-0 1-2 2-H 1B		4	1	2	1	0	0	2									
Earl Wilson, R (1, 1) OBP: 0.235, SLG: 0.417		0-0 1-1 2-H HR			0-3 K		0-0 F3	0-3 K		3	1	1	3	0	1	1									
Dick Radatz, R (7, 1) OBP: 0.091, SLG: 0.091					1-2 K					1	0	0	0	0	1	2									
Inning Stats	R: 0 E: 0 K: 1 S: 6	H: 1 LOB: 1 BB: 0 P: 6	R: 3 E: 0 K: 2 S: 9	H: 2 LOB: 0 BB: 1 P: 13	R: 0 E: 0 K: 0 S: 3	H: 0 LOB: 0 BB: 0 P: 3	R: 0 E: 0 K: 0 S: 3	H: 0 LOB: 0 BB: 0 P: 3	R: 2 E: 0 K: 1 S: 7	H: 2 LOB: 0 BB: 0 P: 7	R: 1 E: 0 K: 2 S: 8	H: 1 LOB: 0 BB: 0 P: 8	R: 2 E: 0 K: 0 S: 6	H: 3 LOB: 1 BB: 0 P: 6	R: 1 E: 0 K: 1 S: 7	H: 2 LOB: 2 BB: 1 P: 11	R: 0 E: 0 K: 1 S: 5	H: 0 LOB: 0 BB: 0 P: 5	1B: 4 2B: 2 3B: 1 HR: 4	SF: 0 SAC: 0 DP: 0 HBP: 0	WP: 2 PB: 0 SB: 0 CS: 0	PA: 40			
PITCHER	IP	WLS	BF	H	R	ER	SO	BB	IBB	HBP	BLK	WP	HR	S	P	ERA	WHIP	PITCHER							
Georges Maranda, R (1, 1) ERA: 4.95	6.2	L	29	8	8	8	6	1	0	0	0	2	4	40	44	10.80	1.350								
Jackie Collum, L (7, 1) ERA: 12.41	0.1		2	1	0	0	0	0	0	0	0	0	0	2	2	0.00	3.000								
Ray Moore, R (8, 1) ERA: 3.76	2.0		9	2	1	1	2	1	0	0	0	0	0	12	16	4.50	1.500								

Boston Red Sox @ Minnesota Twins
Metropolitan Stadium, Bloomington, MI
Fri Aug 17 1962, 8:05 PM EDT
Att: 34,239 - Unknown - 65 F

livebaseballscores.com

AB 38
R 9
H 11
RBI 8
BB 2
SO 8
LOB 12




Batter	1	2	3	4	5	6	7	8	9	AB	R	H	RBI	BB	SO	LOB	BOTTOM								
Lenny Green, L (1, 8) OBP: 0.379, SLG: 0.444	0-0 L6		0-0 F5			0-0 F9	0-3 K			4	0	0	0	0	1	2									
Vic Power, R (1, 3) OBP: 0.323, SLG: 0.430	0-0 1B		0-0 4-3			0-3 K		4-0 BB		3	0	1	0	1	1	1									
Rich Rollins, R (1, 5) OBP: 0.386, SLG: 0.455	0-0 F9			0-0 5-3		0-0 F4		0-0 F3		4	0	0	0	0	0	2									
Harmon Killebrew, R (1, 7) OBP: 0.367, SLG: 0.504	0-3 K			0-0 F8		4-0 G6-4-3 1B BB	0-3 K	0-3 K		3	1	0	0	1	2	2									
Bob Allison, R (1, 9) OBP: 0.364, SLG: 0.487		0-3 K		0-0 F3		0-0 G6-4-3 1B	0-3 K	0-3 K		4	0	1	0	0	2	1									
Earl Battey, R (1, 2) OBP: 0.350, SLG: 0.419		0-0 4-3			0-3 K	0-0 G6-4-3		4-0 2-3 BB		3	0	0	0	1	1	2									
Bernie Allen, L (1, 4) OBP: 0.341, SLG: 0.440		0-3 K			0-0 HR	0-0 G6-4-3 1B		0-0 2-3 BB		4	2	2	2	0	1	1									
Zoilo Versalles, R (1, 6) OBP: 0.260, SLG: 0.349			0-0 1B		0-3 K	0-0 K		0-0 F5		4	1	2	2	0	1	1									
Georges Maranda, R (1, 1) OBP: 0.313, SLG: 0.400			0-3 1B		0-3 K	4-0 HR 1B		0-3 K		2	0	0	0	0	2	1									
Jackie Collum, L (7, 1) ERA: 12.41					0-0 K	0-0 K		0-0 K		0	0	0	0	0	0	0									
Don Mincher, L (7, PH) OBP: 0.398, SLG: 0.490					0-0 K	0-0 K		0-0 K		0	0	0	0	1	0	0									
Ray Moore, R (8, 1) ERA: 3.76					0-0 K	0-0 K		0-0 K		0	0	0	0	0	0	0									
George Banks, R (8, PH) OBP: 0.408, SLG: 0.425					0-0 K	0-0 K		0-3 K		1	0	0	0	0	1	1									
Inning Stats	R: 0 E: 0 K: 1 S: 6	H: 1 LOB: 1 BB: 0 P: 6	R: 0 E: 0 K: 2 S: 7	H: 0 LOB: 0 BB: 0 P: 7	R: 0 E: 0 K: 1 S: 6	H: 1 LOB: 1 BB: 0 P: 6	R: 0 E: 0 K: 0 S: 3	H: 0 LOB: 0 BB: 0 P: 3	R: 1 E: 0 K: 3 S: 10	H: 1 LOB: 0 BB: 0 P: 10	R: 0 E: 0 K: 1 S: 5	H: 0 LOB: 0 BB: 0 P: 5	R: 3 E: 0 K: 1 S: 7	H: 3 LOB: 1 BB: 2 P: 15	R: 0 E: 0 K: 2 S: 7	H: 0 LOB: 1 BB: 1 P: 11	R: 0 E: 0 K: 1 S: 5	H: 0 LOB: 1 BB: 1 P: 9	1B: 4 2B: 0 3B: 0 HR: 2	SF: 0 SAC: 0 DP: 1 HBP: 0	WP: 0 PB: 0 SB: 0 CS: 0	PA: 36			
PITCHER	IP	WLS	BF	H	R	ER	SO	BB	IBB	HBP	BLK	WP	HR	S	P	ERA	WHIP	PITCHER							
Earl Wilson, R (1, 1) ERA: 3.55	6.2	W	27	6	4	4	8	2	0	0	0	0	2	41	49	5.40	1.200								
Dick Radatz, R (7, 1) ERA: 1.78	2.1	S	9	0	0	0	4	2	0	0	0	0	0	15	23	0.00	0.857								

Boston Red Sox @ Minnesota Twins
Metropolitan Stadium, Bloomington, MI
Fri Aug 17 1962, 8:05 PM EDT
Att: 34,239 - Unknown - 65 F

livebaseballscores.com


AB 32
R 4
H 6
RBI 4
BB 4
SO 12
LOB 14



Batter	1	2	3	4	5	6	7	8	9	AB	R	H	RBI	BB	SO	LOB	TOP								
Carroll Hardy, R OBP: 0.311, SLG: 0.335 (1, 8)	6-3		K	FC4-6		G5-4-3	F2			5	0	0	0	1	1	4									
Eddie Bressoud, R OBP: 0.329, SLG: 0.437 (1, 6)	2B SF8 BB		1-3		SH3-4 HR 1B				F8	5	3	2	0	1	0	3									
Carl Yastrzemski, L OBP: 0.397, SLG: 0.464 (1, 7)	SF8 1-3 2B			FC6-4 1B	SH3-4					4	1	3	0	0	0	0									
Lou Clinton, R OBP: 0.355, SLG: 0.598 (1, 9)	SF8 2-3 3-H			FC6-4	L7					4	1	1	3	0	0	2									
Frank Matzone, R OBP: 0.312, SLG: 0.408 (1, 5)	5-3									5	3	4	4	0	0	1									
Bob Tillman, R OBP: 0.297, SLG: 0.492 (1, 2)		K		HR	5-3					5	1	1	2	0	2	1									
Pete Runnels, L OBP: 0.417, SLG: 0.474 (1, 3)			K							5	2	3	1	0	1	0									
Chuck Schilling, R OBP: 0.292, SLG: 0.330 (1, 4)										4	1	3	0	1	0	1									
Gene Conley, R OBP: 0.250, SLG: 0.375 (1, 1)										3	0	0	0	0	0	3									
Dick Radatz, R OBP: 0.130, SLG: 0.130 (6, 1)										1	0	1	2	0	0	0									
Jim Pagliaromi, R OBP: 0.365, SLG: 0.465 (9, PH)										1	0	0	0	0	1	0									
Arnold Earley, L OBP: 0.273, SLG: 0.200 (9, 1)										0	0	0	0	0	0	0									
Inning Stats	R: 1 E: 0 K: 0 S: 4	H: 1 LOB: 1 BB: 1 P: 8	R: 0 E: 0 K: 1 S: 6	H: 1 LOB: 1 BB: 0 P: 6	R: 0 E: 0 K: 1 S: 6	H: 1 LOB: 1 BB: 0 P: 6	R: 1 E: 1 K: 1 S: 8	H: 2 LOB: 2 BB: 0 P: 8	R: 2 E: 0 K: 0 S: 5	H: 2 LOB: 0 BB: 0 P: 5	R: 1 E: 0 K: 0 S: 3	H: 1 LOB: 0 BB: 1 P: 7	R: 7 E: 0 K: 0 S: 10	H: 8 LOB: 0 BB: 0 P: 10	R: 0 E: 0 K: 1 S: 6	H: 1 LOB: 1 BB: 0 P: 6	R: 0 E: 0 K: 0 S: 4	H: 1 LOB: 2 BB: 1 P: 8	1B: 9 2B: 4 3B: 1 HR: 4	SF: 1 SAC: 1 DP: 2 HBP: 0	WP: 0 PB: 0 SB: 0 CS: 0	PA: 47			
PITCHER	IP	WLS	BF	H	R	ER	SO	BB	IBB	HBP	BLK	WP	HR	S	P	ERA	WHIP								
Bill Pleis, L ERA: 4.31 (1, 1)	5.0	L	25	8	5	5	3	1	0	0	0	0	3	30	34	9.00	1.800								
Frank Sullivan, R ERA: 4.57 (6, 1)	1.0		8	5	5	5	0	1	0	0	0	0	1	7	11	45.00	6.000								
Jackie Collum, L ERA: 11.15 (7, 1)	3.0		14	5	2	2	1	1	0	0	0	0	0	15	19	6.00	2.000								

Boston Red Sox @ Minnesota Twins
Metropolitan Stadium, Bloomington, MI
Sat Aug 18 1962, 4:33 AM EDT
Att: 21,078 - Unknown - 78 F


AB 42
R 12
H 18
RBI 12
BB 3
SO 4
LOB 16





Batter	1	2	3	4	5	6	7	8	9	AB	R	H	RBI	BB	SO	LOB	BOTTOM								
Lenny Green, L OBP: 0.378, SLG: 0.440 (1, 8)	F6			F8				4-3	4-1	4	0	0	0	1	0	1									
Vic Power, R OBP: 0.324, SLG: 0.428 (1, 3)	G6-4-3 BB			F9				F2		2	0	0	1	2	0	0									
Rich Rollins, R OBP: 0.387, SLG: 0.454 (1, 5)	G6-4-3			5-3						3	1	1	1	1	0	1									
Harmon Killebrew, R OBP: 0.368, SLG: 0.511 (1, 7)		L6 E 1B			6-3	K				4	1	2	2	0	1	3									
Bob Allison, R OBP: 0.363, SLG: 0.483 (1, 9)		K			F5	K				3	0	0	0	1	2	4									
Earl Battey, R OBP: 0.350, SLG: 0.417 (1, 2)										2	0	0	0	1	0	1									
Jerry Zimmerman, R OBP: 0.283, SLG: 0.279 (8, 2)		L6			6-3			FC5-4 BB		1	0	0	0	0	0	1									
Bernie Allen, L OBP: 0.340, SLG: 0.441 (1, 4)				F7						4	1	1	0	0	0	1									
Zoilo Versalles, R OBP: 0.259, SLG: 0.348 (1, 6)				6-3						4	0	1	0	0	0	2									
Bill Pleis, L OBP: 0.200, SLG: 0.200 (1, 1)										1	0	0	0	0	0	0									
Frank Sullivan, R ERA: 1.92 (6, 1)										0	1	0	0	1	0	0									
Jackie Collum, L ERA: 5.37 (7, 1)										1	0	0	0	0	1	1									
George Banks, R OBP: 0.404, SLG: 0.420 (9, PH)										1	0	0	0	0	0	1									
Inning Stats	R: 0 E: 0 K: 0 S: 2	H: 0 LOB: 0 BB: 1 P: 6	R: 0 E: 1 K: 1 S: 5	H: 1 LOB: 0 BB: 0 P: 5	R: 0 E: 0 K: 0 S: 3	H: 0 LOB: 0 BB: 0 P: 3	R: 0 E: 0 K: 0 S: 3	H: 0 LOB: 0 BB: 0 P: 3	R: 2 E: 0 K: 1 S: 5	H: 2 LOB: 1 BB: 1 P: 9	R: 0 E: 0 K: 0 S: 4	H: 1 LOB: 1 BB: 0 P: 4	R: 2 E: 0 K: 0 S: 5	H: 2 LOB: 1 BB: 1 P: 9	R: 0 E: 0 K: 0 S: 4	H: 1 LOB: 1 BB: 0 P: 4	1B: 3 2B: 2 3B: 0 HR: 1	SF: 0 SAC: 0 DP: 2 HBP: 0	WP: 0 PB: 0 SB: 0 CS: 0	PA: 37					
PITCHER	IP	WLS	BF	H	R	ER	SO	BB	IBB	HBP	BLK	WP	HR	S	P	ERA	WHIP								
Gene Conley, R ERA: 4.1 (1, 1)	5.1	W	20	2	2	2	1	4	0	0	0	0	0	18	34	3.38	1.125								
Dick Radatz, R ERA: 1.92 (6, 1)	2.2		13	2	2	2	3	3	0	0	0	0	1	16	28	6.75	1.875								
Arnold Earley, L ERA: 5.37 (9, 1)	1.0	S	4	1	0	0	0	0	0	0	0	0	0	4	4	0.00	1.000								

Boston Red Sox @ Minnesota Twins
Metropolitan Stadium, Bloomington, MI
Sat Aug 18 1962, 4:33 AM EDT
Att: 21,078 - Unknown - 78 F

AB 30
R 4
H 5
RBI 4
BB 7
SO 4
LOB 16




Batter	1	2	3	4	5	6	7	8	9	AB	R	H	RBI	BB	SO	LOB	TOP
Gary Geiger, L OBP: 0.330, SLG: 0.393 (1, 8)	1-6-3 ①		HR ①		4-3 ③			3-1 ②		4	1	1	2	0	0	0	Boston Red Sox @ Minnesota Twins Metropolitan Stadium, Bloomington, MI Sun Aug 19 1962, 4:33 AM EDT Unknown - 86 F AB 32 R 2 H 5 RBI 2 BB 0 SO 2 LOB 9 
Eddie Bressoud, R OBP: 0.328, SLG: 0.433 (1, 6)	F8 ②		F9 ②			E6 FC1-6 ①		K ③		4	0	0	0	0	1	0	
Carl Yastrzemski, L OBP: 0.356, SLG: 0.462 (1, 7)			F8 ③			FC1-6 FC6-4 1-2 ①			6-3 ①	4	0	1	0	0	0	1	
Lou Clinton, R OBP: 0.350, SLG: 0.588 (1, 9)	F6 ③			1-3 ①		F4 ②			5-3 ②	4	0	0	0	0	0	2	
Frank Matzone, R OBP: 0.312, SLG: 0.406 (1, 5)		6-3 ①		FC6-4 1B ②		FC6-4 1-2 ③			L5 ③	4	0	1	0	0	0	1	
Jim Pagliaroni, R OBP: 0.384, SLG: 0.463 Carroll Hardy, R OBP: 0.311, SLG: 0.335 Bob Tillman, R OBP: 0.297, SLG: 0.492 (7, PR) (7, 2)	6-3 ②			F3 ②			G6-4-3 1B ①			3	0	1	0	0	0	1	
Pete Runnels, L OBP: 0.415, SLG: 0.471 Don Gile, R (8, 3)	1-3 ③			FC6-4 1-2 ③			F6 ①			3	0	0	0	0	0	2	
Chuck Schilling, R OBP: 0.293, SLG: 0.330 (1, 4)				HR 1B ①		F4 ①		G6-4-3 1-2 ②		3	1	1	0	0	0	1	
Bill Monbouquette, R OBP: 0.190, SLG: 0.113 (1, 1)			K ①			L3 ②			6-3 ①	3	0	0	0	0	1	1	
Inning Stats	R: 0 E: 0 K: 0 S: 4	H: 1 LOB: 1 BB: 0 P: 4	R: 0 E: 0 K: 0 S: 3	H: 0 LOB: 0 BB: 0 P: 3	R: 2 E: 0 K: 1 S: 7	H: 2 LOB: 0 BB: 0 P: 7	R: 0 E: 0 K: 0 S: 4	H: 1 LOB: 1 BB: 0 P: 4	R: 0 E: 0 K: 0 S: 3	H: 1 LOB: 1 BB: 0 P: 3	R: 0 E: 0 K: 0 S: 5	H: 0 LOB: 0 BB: 0 P: 5	R: 0 E: 0 K: 0 S: 3	H: 0 LOB: 0 BB: 0 P: 3	1B: 4 2B: 0 3B: 0 HR: 1	SF: 0 SAC: 0 DP: 1 HBP: 0	
PITCHER Jim Kaat, L ERA: 3.16 (1, 1)	IP: 9.0 WLS: W BF: 32 H: 5 R: 2 ER: 2 SO: 2 BB: 0 IBB: 0 HBP: 0 BLK: 0 WP: 0 HR: 1 S: 36 P: 36 ERA: 2.00 WHIP: 0.556															PITCHER IP: 9.0 WLS: W BF: 32 H: 5 R: 2 ER: 2 SO: 2 BB: 0 IBB: 0 HBP: 0 BLK: 0 WP: 0 HR: 1 S: 36 P: 36 ERA: 2.00 WHIP: 0.556	

Batter	1	2	3	4	5	6	7	8	9	AB	R	H	RBI	BB	SO	LOB	BOTTOM		
Lenny Green, L OBP: 0.378, SLG: 0.440 (1, 8) (9, 7)	G6-4-3 1B ①		F3 ③			L6 ①		BLK SH3-4 FC6 1B ①		4	1	2	0	0	0	0	Boston Red Sox @ Minnesota Twins Metropolitan Stadium, Bloomington, MI Sun Aug 19 1962, 4:33 AM EDT Unknown - 86 F AB 28 R 4 H 6 RBI 3 BB 3 SO 5 LOB 9 		
Vic Power, R OBP: 0.322, SLG: 0.425 (1, 3)	G2 ①			F9 ①		F7 ②		SH3-4 1-2 ①		3	0	0	0	0	0	1			
Rich Rollins, R OBP: 0.386, SLG: 0.452 (1, 5)	G6-4-3 1-2 ②			F3 ②			1B ③	FC6 1B E 2-H ①		4	1	1	1	0	0	1			
Harmon Killebrew, R OBP: 0.387, SLG: 0.508 Johnny Gonyea, R OBP: 0.259, SLG: 0.520 Bill Tuttle, R OBP: 0.312, SLG: 0.267 (1, 7) (8, PR) (9, 8)		F4 ①		F8 ③		L8 ③		E2 G4-6-3 1-H 1B ①		4	0	1	0	0	0	1			
Bob Allison, R OBP: 0.362, SLG: 0.480 (1, 9)		K ②			HR 1B ①			G4-6-3 1-2 ③		4	1	1	0	0	2	1			
Earl Battey, R OBP: 0.350, SLG: 0.415 (1, 2)		4-0 BB ③			F4 ①			K ②		2	0	0	0	1	1	1			
Bernie Allen, L OBP: 0.340, SLG: 0.439 (1, 4)					F7 ②			BB BB ②		2	0	0	0	1	0	2			
Zolio Versalles, R OBP: 0.262, SLG: 0.355 (1, 6)			6-3 ①							2	1	1	2	1	0	0			
Jim Kaat, L OBP: 0.217, SLG: 0.263 (1, 1)			F9 ②			HR ③				3	0	0	0	0	2	2			
Inning Stats	R: 0 E: 0 K: 0 S: 3	H: 1 LOB: 0 BB: 1 P: 3	R: 0 E: 0 K: 1 S: 5	H: 0 LOB: 1 BB: 1 P: 9	R: 0 E: 0 K: 0 S: 3	H: 0 LOB: 0 BB: 0 P: 3	R: 0 E: 0 K: 0 S: 3	H: 0 LOB: 0 BB: 0 P: 3	R: 2 E: 0 K: 1 S: 7	H: 2 LOB: 0 BB: 0 P: 7	R: 0 E: 0 K: 0 S: 4	H: 1 LOB: 1 BB: 0 P: 4	R: 0 E: 0 K: 3 S: 9	H: 0 LOB: 2 BB: 2 P: 17	R: 2 E: 1 K: 0 S: 5	H: 2 LOB: 1 BB: 0 P: 5		1B: 5 2B: 0 3B: 0 HR: 1	SF: 0 SAC: 1 DP: 2 HBP: 0
PITCHER Bill Monbouquette, R ERA: 3.76 (1, 1)	IP: 8.0 WLS: L BF: 32 H: 6 R: 4 ER: 3 SO: 5 BB: 3 IBB: 0 HBP: 0 BLK: 0 WP: 0 HR: 1 S: 39 P: 51 ERA: 3.38 WHIP: 1.125															PITCHER IP: 8.0 WLS: L BF: 32 H: 6 R: 4 ER: 3 SO: 5 BB: 3 IBB: 0 HBP: 0 BLK: 0 WP: 0 HR: 1 S: 39 P: 51 ERA: 3.38 WHIP: 1.125			

Batter	1	2	3	4	5	6	7	8	9	AB	R	H	RBI	BB	SO	LOB	TOP
Gary Geiger, L (1, 8) OBP: 0.332, SLG: 0.395	0-3 K		0-0 1B 2B	0-0 6-3			4-0 BB			3	1	1	0	1	1	0	
Eddie Bressoud, R (1, 6) OBP: 0.328, SLG: 0.430	4-0 2B BB		0-3 K		0-0 6-3		0-0 F6			3	0	0	0	1	1	2	
Carl Yastrzemski, L (1, 7) OBP: 0.359, SLG: 0.467	0-0 2B		0-0 BB HR 1B		0-0 G6-4-3 1B			0-0 F8		4	1	3	1	0	0	0	
Lou Clinton, R (1, 9) OBP: 0.348, SLG: 0.581	0-0 FC5-2-5 FC6-4 2-3 3-H		4-0 HR BB		0-0 G6-4-3 1-2			0-3 K		3	1	0	0	1	1	3	
Frank Matzone, R (1, 5) OBP: 0.311, SLG: 0.411	0-0 FC6-4 1-2		0-0 HR			0-3 K		0-3 K		4	1	1	3	0	2	2	
Bob Tillman, R (1, 2) OBP: 0.296, SLG: 0.490		0-3 K		0-0 G5-4-3 1B		0-0 5-3			0-0 4-3	1	0	0	0	0	1	0	
Russ Nixon, L (3, PH) OBP: 0.290, SLG: 0.339										3	0	1	0	0	0	0	
Don Gile, R (1, 3)			1-0 HBP	0-0 G5-4-3 1-2		0-0 F8			0-3 K	3	0	0	0	0	1	1	
Chuck Schilling, R (1, 4) OBP: 0.289, SLG: 0.325		0-0 5-3 1-2		0-0 6-3			0-0 F4		0-0 F4	4	0	0	0	0	0	1	
Hal Kolstad, R (1, 1) OBP: 0.071, SLG: 0.071		0-3 K		0-3 K			0-3 K			3	0	0	0	0	3	1	
Galen Cisco, R (7, 1) OBP: 0.179, SLG: 0.120										0	0	0	0	0	0	0	
Mike Fornieles, R (8, 1) OBP: 0.214, SLG: 0.214										0	0	0	0	0	0	0	
Inning Stats	R: 0 E: 0 K: 1 S: 6	H: 1 LOB: 2 BB: 1 P: 10	R: 0 E: 0 K: 2 S: 7	H: 0 LOB: 1 BB: 0 P: 8	R: 4 E: 0 K: 1 S: 8	H: 4 LOB: 0 BB: 1 P: 12	R: 0 E: 0 K: 1 S: 5	H: 0 LOB: 0 BB: 0 P: 5	R: 0 E: 0 K: 1 S: 5	H: 0 LOB: 0 BB: 1 P: 9	R: 0 E: 0 K: 2 S: 7	H: 0 LOB: 0 BB: 0 P: 7	R: 0 E: 0 K: 1 S: 5	H: 0 LOB: 0 BB: 0 P: 5	1B: 3 2B: 2 3B: 0 HR: 1	SF: 0 SAC: 0 DP: 2 HBP: 1	WP: 0 PA: 35 PB: 0 SB: 0 CS: 0
PITCHER	IP WLS BF H R ER SO BB IBB HBP BLK WP HR S P ERA WHIP																
Lee Stange, R (1, 1) ERA: 3.93	7.0 W 29 6 4 4 7 3 0 0 0 0 0 1 39 52 5.14 1.286																
Ray Moore, R (8, 1) ERA: 3.63	2.0 S 6 0 0 0 3 0 0 0 0 0 0 0 12 12 0.00 0.000																

Boston Red Sox @ Minnesota Twins
 Metropolitan Stadium, Bloomington, MI
 Sun Aug 19 1962, 4:38 AM EDT
 Att: 20,469 - Unknown - 90 F


AB 31
 R 4
 H 6
 RBI 4
 BB 3
 SO 10
 LOB 10



Batter	1	2	3	4	5	6	7	8	9	AB	R	H	RBI	BB	SO	LOB	BOTTOM		
Lenny Green, L (1, 8) OBP: 0.377, SLG: 0.439	0-0 F8	0-0 F9			0-0 E3		0-0 1B 2B 1B	0-0 SF7		4	1	1	1	0	0	0			
Rich Rollins, R (1, 5) OBP: 0.388, SLG: 0.453	4-0 HR BB		0-0 FC5-4 1B		0-0 L4		0-0 2B 1B	0-0 F3		4	2	2	1	1	0	2			
Harmon Killebrew, R (1, 7) OBP: 0.369, SLG: 0.518	0-0 1-H HR		0-0 FC5-4 BB 1-2		0-0 F3		0-0 1B 2B			4	2	2	4	0	0	2			
Bill Tuttle, R (9, 8) OBP: 0.312, SLG: 0.267										0	0	0	0	0	0	0			
Don Mincher, L (1, 3) OBP: 0.394, SLG: 0.477	4-0 FC5-4 BB		0-0 F8		0-0 G3		0-0 F6			3	0	0	0	1	0	3			
Ray Moore, R (8, 1) ERA: 3.63										0	0	0	0	0	0	0			
Bob Allison, R (1, 9) OBP: 0.365, SLG: 0.481	0-0 FC5-4 1B 1-2		4-0 BB		4-0 G1-6-3 BB		0-0 2-H 1B			2	0	1	1	2	0	1			
Bernie Allen, L (1, 4) OBP: 0.339, SLG: 0.437	0-0 1-3 1B		0-0 L4		0-0 G1-6-3 1-2		0-0 F8			4	0	1	0	0	0	4			
Zolio Versalles, R (1, 6) OBP: 0.260, SLG: 0.352	0-3 K				0-0 F9		0-0 F6		0-0 E8 SF7	4	1	0	0	0	1	2			
Jerry Zimmerman, R (1, 2) OBP: 0.260, SLG: 0.255		0-0 5-3		0-0 5-3			0-0 F4	0-0 5-3		4	0	0	0	0	0	1			
Lee Stange, R (1, 1) OBP: 0.067, SLG: 0.067		0-3 K		0-3 K			0-0 1B 1B	4-0 SF7 BB		2	0	0	0	0	2	0			
Vic Power, R (7, PH) OBP: 0.325, SLG: 0.427										1	1	1	0	1	0	0			
Inning Stats	R: 2 E: 0 K: 1 S: 7	H: 2 LOB: 2 BB: 2 P: 15	R: 0 E: 0 K: 1 S: 5	H: 0 LOB: 0 BB: 0 P: 5	R: 0 E: 0 K: 0 S: 4	H: 1 LOB: 2 BB: 1 P: 8	R: 0 E: 0 K: 1 S: 5	H: 0 LOB: 0 BB: 0 P: 5	R: 0 E: 1 K: 0 S: 4	H: 0 LOB: 1 BB: 0 P: 4	R: 0 E: 0 K: 0 S: 2	H: 0 LOB: 1 BB: 1 P: 6	R: 4 E: 0 K: 0 S: 8	H: 5 LOB: 1 BB: 0 P: 8	R: 1 E: 1 K: 0 S: 4	H: 0 LOB: 1 BB: 1 P: 8	1B: 6 2B: 1 3B: 0 HR: 1	SF: 1 SAC: 0 DP: 1 HBP: 0	WP: 0 PA: 38 PB: 0 SB: 0 CS: 0
PITCHER	IP WLS BF H R ER SO BB IBB HBP BLK WP HR S P ERA WHIP																		
Hal Kolstad, R (1, 1) ERA: 6.09	6.1 L 28 5 4 4 3 4 0 0 0 0 0 0 7 11 18.00 4.000																		
Galen Cisco, R (7, 1) ERA: 6.72	1.0 L 8 3 3 2 0 1 0 0 0 0 0 0 7 11 18.00 4.000																		
Mike Fornieles, R (8, 1) ERA: 5.47	0.2 2 0 0 0 0 0 0 0 0 0 0 0 2 2 0.00 0.000																		

Boston Red Sox @ Minnesota Twins
 Metropolitan Stadium, Bloomington, MI
 Sun Aug 19 1962, 4:38 AM EDT
 Att: 20,469 - Unknown - 90 F

AB 32
 R 7
 H 8
 RBI 7
 BB 5
 SO 3
 LOB 15



Batter	1	2	3	4	5	6	7	8	9	AB	R	H	RBI	BB	SO	LOB	TOP									
Gary Geiger, L (1, 8) OBP: 0.335, SLG: 0.395	4-0 BB G4-3		0-0 4-3		4-0 BB FC5-4		0-3 K		0-0 BB 1B	3	0	1	0	2	1	1	Boston Red Sox @ Minnesota Twins Metropolitan Stadium, Bloomington, MI Mon Aug 20 1962, 4:33 AM EDT Att: 12,853 - Unknown - 84 F									
Eddie Bressoud, R (1, 6) OBP: 0.324, SLG: 0.430	0-3 K			0-0 1B 2B	0-0 FC5-4		0-0 F5		0-0 F3	5	1	1	0	0	1	3										
Carl Yastrzemski, L (1, 7) OBP: 0.362, SLG: 0.468	0-0 G4-3			0-0 2H 1B		4-0 BB HR		0-0 BB 1B		3	1	2	1	1	0	1										
Lou Clinton, R (1, 9) OBP: 0.347, SLG: 0.587		0-0 F2		0-0 F9		0-0 1H HR		0-3 K		4	1	1	2	0	1	2										
Frank Matzone, R (1, 5) OBP: 0.313, SLG: 0.413		0-0 F2		0-3 K		0-0 1B 2B		4-0 BB 1B		3	0	1	0	1	1	1										
Jim Pagliaroni, R (1, 2) OBP: 0.359, SLG: 0.456		0-0 F6		0-0 F8		0-0 F7		0-0 BB F5		4	0	0	0	0	0	4										
Pete Runnels, L (1, 3) OBP: 0.417, SLG: 0.472			4-0 BB 1B		0-0 1B G6-4-3		0-0 2-3 1B		0-0 F9	3	1	2	0	1	0	2										
Chuck Schilling, R (1, 4) OBP: 0.289, SLG: 0.325			0-0 F8		0-0 1B G6-4-3		0-3 K2-6-5-2		0-0 3-1	3	0	1	0	0	1	3										
Russ Nixon, L (9, PH) OBP: 0.286, SLG: 0.333					1-3 1B				0-0 3-1	1	0	0	0	0	0	0										
Don Schwall, R (1, 1) OBP: 0.148, SLG: 0.115			0-0 F7		0-0 G6-4-3				0-0 4-3	2	0	0	0	0	0	2										
Billy Gardner, R (7, PH) OBP: 0.294, SLG: 0.322					1-2 3H					1	0	0	0	0	0	0										
Dick Radatz, R (7, PH) OBP: 0.130, SLG: 0.130										0	0	0	0	0	0	0										
Pumpsie Green, S (9, PH) OBP: 0.257, SLG: 0.203										1	0	0	0	0	0	0										
Inning Stats	R: 0 E: 0 K: 1 S: 4	H: 0 LOB: 0 BB: 1 P: 8	R: 0 E: 0 K: 0 S: 3	H: 0 LOB: 0 BB: 0 P: 3	R: 0 E: 0 K: 0 S: 3	H: 0 LOB: 1 BB: 1 P: 7	R: 1 E: 0 K: 1 S: 7	H: 2 LOB: 1 BB: 0 P: 7	R: 1 E: 0 K: 0 S: 4	H: 2 LOB: 1 BB: 1 P: 8	R: 2 E: 0 K: 1 S: 7	H: 3 LOB: 2 BB: 1 P: 11	R: 0 E: 0 K: 1 S: 5	H: 0 LOB: 0 BB: 0 P: 5	R: 0 E: 0 K: 1 S: 6	H: 1 LOB: 2 BB: 1 P: 10		R: 0 E: 0 K: 0 S: 4	H: 1 LOB: 1 BB: 0 P: 4	1B: 6 2B: 3 3B: 0 HR: 1	SF: 0 SAC: 0 DP: 3 HBP: 0	WP: 0 PB: 0 SB: 0 CS: 0	PA: 38			
PITCHER	IP	WLS	BF	H	R	ER	SO	BB	IBB	HBP	BLK	WP	HR	S	P	ERA	WHIP									
Dick Stigman, L (1, 1) ERA: 3.61	7.1	W	32	8	4	4	5	5	0	0	0	0	0	1	37	57	4.91	1.773								
Frank Sullivan, R (8, 1) ERA: 4.5	1.2	S	6	1	0	0	0	0	0	0	0	0	0	0	6	6	0.00	0.600								

Batter	1	2	3	4	5	6	7	8	9	AB	R	H	RBI	BB	SO	LOB	BOTTOM									
Lenny Green, L (1, 8) OBP: 0.374, SLG: 0.435	0-0 G3	0-0 4-3			0-0 F7		0-0 F2			4	0	0	0	0	0	0	Boston Red Sox @ Minnesota Twins Metropolitan Stadium, Bloomington, MI Mon Aug 20 1962, 4:33 AM EDT Att: 12,853 - Unknown - 84 F									
Vic Power, R (1, 3) OBP: 0.329, SLG: 0.433	4-0 FC5-4 2B BB		0-0 1B 2B		0-0 F8		0-0 1B 2B			3	2	2	0	1	0	0										
Rich Rollins, R (1, 5) OBP: 0.390, SLG: 0.455	0-0 E5		0-0 1B		0-0 F8		0-0 HR 1B		0-0 CS 1B	4	1	3	1	0	0	1										
Harmon Killebrew, R (1, 7) OBP: 0.369, SLG: 0.525	0-0 FC5-4		0-0 FC6-4-2-5-1		0-0 F8		0-0 CS		0-0 G6-4-3	4	2	2	2	0	0	4										
Johnny Gonyea, R (8, PH) OBP: 0.259, SLG: 0.520	0-0 FC5-4		0-0 FC6-4-2-5-1		0-0 F8		0-0 CS		0-0 G6-4-3	0	0	0	0	0	0	0										
Bill Tuttle, R (9, 8) OBP: 0.312, SLG: 0.267	0-0 2B 1B		0-0 FC6-4-2-5-1		0-0 F8		0-0 CS		0-0 G6-4-3	0	0	0	0	0	0	0										
Bob Allison, R (1, 9) OBP: 0.364, SLG: 0.481	0-0 1B 2B		0-0 K		0-3 K		0-3 K		0-3 K	4	1	1	1	0	3	2										
Earl Battey, R (1, 2) OBP: 0.351, SLG: 0.414	0-0 1B		0-3 K		0-0 F8		0-0 G3 BB		0-0 G6-4-3	3	0	1	2	1	1	1										
Bernie Allen, L (1, 4) OBP: 0.337, SLG: 0.434	0-0 6-3		0-0 F8		0-0 F8		0-0 G3		0-0 G6-4-3	3	0	0	0	0	0	2										
Zoilo Versalles, R (1, 6) OBP: 0.258, SLG: 0.350		0-0 5-3		0-0 6-3		0-0 5-3				3	0	0	0	0	0	1										
Dick Stigman, R (1, 1) ERA: 5.27		0-0 6-3			0-0 L7		0-3 K			3	0	0	0	0	1	0										
Frank Sullivan, R (8, 1) ERA: 1.99										0	0	0	0	0	0	0										
Inning Stats	R: 3 E: 1 K: 0 S: 6	H: 2 LOB: 1 BB: 1 P: 10	R: 0 E: 0 K: 0 S: 3	H: 0 LOB: 0 BB: 0 P: 3	R: 0 E: 0 K: 1 S: 6	H: 2 LOB: 1 BB: 0 P: 6	R: 0 E: 0 K: 1 S: 5	H: 0 LOB: 0 BB: 0 P: 5	R: 0 E: 0 K: 0 S: 3	H: 0 LOB: 0 BB: 0 P: 3	R: 2 E: 0 K: 1 S: 7	H: 2 LOB: 1 BB: 1 P: 11	R: 1 E: 0 K: 1 S: 6	H: 2 LOB: 0 BB: 0 P: 6	R: 0 E: 0 K: 1 S: 5	H: 1 LOB: 1 BB: 0 P: 5		1B: 5 2B: 4 3B: 0 HR: 1	SF: 0 SAC: 0 DP: 2 HBP: 0	WP: 0 PB: 0 SB: 0 CS: 1	PA: 34					
PITCHER	IP	WLS	BF	H	R	ER	SO	BB	IBB	HBP	BLK	WP	HR	S	P	ERA		WHIP								
Don Schwall, R (1, 1) ERA: 5.27	6.0	L	26	6	5	2	3	2	0	0	0	0	0	1	30	38	4.50	1.500								
Dick Radatz, R (7, 1) ERA: 1.99	2.0		7	3	1	1	2	0	0	0	0	0	0	11	11	11	4.50	1.500								

Batter	1	2	3	4	5	6	7	8	9	10	AB	R	H	RBI	BB	SO	LOB	TOP				
Joe Hicks, L OBP: 0.315, SLG: 0.417 Jim Piersall, R OBP: 0.310, SLG: 0.342	6-3		6-3		K		HR		BB 1B	FC3 1B	5	3	2	3	1	1	0					
Bob Johnson, R OBP: 0.330, SLG: 0.421	G5-4-3 1B		K2-3		4-3		S 1B		BB 1B	FC3 2B	6	2	4	0	0	1	0					
Chuck Hinton, R OBP: 0.356, SLG: 0.475	G5-4-3		F8				1B		F5	FC3 6-3	6	0	1	2	0	1	4					
Bud Zupfel, L OBP: 0.333, SLG: 0.366 Harry Bright, R OBP: 0.327, SLG: 0.475		1B	F8				1B		BB 1B	6-3	4	0	2	0	1	1	0					
Ken Retzer, L OBP: 0.365, SLG: 0.430		BB 1B	L6				1B		BB 1B	K	6	0	2	2	0	1	4					
Don Lock, R OBP: 0.348, SLG: 0.500		BB			2B		F5		FC6-4 BB		1	1	0	0	4	0	0					
Johnny Schaive, R OBP: 0.265, SLG: 0.425 Chuck Cottier, R OBP: 0.309, SLG: 0.354		K			2B		1-3		FC6-4 FC6-4	F3	4	0	1	1	0	1	4					
Ed Brinkman, R OBP: 0.227, SLG: 0.248		K			K		1B HR		F8	1-3	4	1	0	0	1	2	8					
Claude Osteen, L OBP: 0.194, SLG: 0.278 Jim Hanan, R OBP: 0.211, SLG: 0.299 Marty Kutyna, R OBP: 0.217, SLG: 0.263 Tom Cheney, R OBP: 0.217, SLG: 0.263 Steve Hamilton, L OBP: 0.209, SLG: 0.280 Johnny Gandy, R OBP: 0.228, SLG: 0.320		F8			K		1B HR		FC6-4		2	0	0	0	0	1	3					
Inning Stats	R: 0 E: 0 K: 0 S: 3	H: 1 LOB: 0 BB: 0 P: 3	R: 0 E: 0 K: 2 S: 9	H: 2 LOB: 3 BB: 1 P: 13	R: 0 E: 0 K: 1 S: 5	H: 0 LOB: 0 BB: 0 P: 5	R: 1 E: 0 K: 1 S: 6	H: 1 LOB: 1 BB: 1 P: 10	R: 0 E: 0 K: 2 S: 7	H: 0 LOB: 0 BB: 0 P: 7	R: 4 E: 0 K: 0 S: 8	H: 5 LOB: 2 BB: 1 P: 12	R: 0 E: 0 K: 0 S: 3	H: 0 LOB: 1 BB: 1 P: 7	R: 2 E: 0 K: 0 S: 5	H: 2 LOB: 3 BB: 3 P: 17	R: 1 E: 0 K: 2 S: 10	H: 2 LOB: 2 BB: 0 P: 10	1B: 10 2B: 2 3B: 0 HR: 1	SF: 0 SAC: 0 DP: 1 HBP: 0	WP: 0 PB: 0 SB: 1 CS: 0	PA: 50
PITCHER	IP	WLS	BF	H	R	ER	SO	BB	IBB	HBP	BLK	WP	HR	S	P	ERA	WHIP					
Lee Stange, R ERA: 4.14	6.2		29	7	5	5	8	3	0	0	0	0	0	42	54	6.75	1.500					
Frank Sullivan, R ERA: 4.37	7.1	1.1	7	2	0	0	0	1	0	0	0	0	0	6	10	0.00	2.250					
Ray Moore, R ERA: 3.84	9.1	0.1	6	2	2	2	0	3	0	0	0	0	0	3	15	54.00	15.000					
Georges Maranda, R ERA: 5.01	10.1	1.0	6	2	1	1	1	0	0	0	0	0	0	8	8	9.00	2.000					
Bill Pleis, L ERA: 4.22	10.1	0.2	2	0	0	0	1	0	0	0	0	0	0	4	4	0.00	0.000					

Washington Senators @ Minnesota Twins
 Metropolitan Stadium, Bloomington, MI
 Wed Aug 22 1962, 8:05 PM EDT
 Att: 14,692 - Unknown - 72 F

livebaseballscorecards.com

AB 43
 R 8
 H 13
 RBI 8
 BB 7
 SO 10
 LOB 29



Batter	1	2	3	4	5	6	7	8	9	10	AB	R	H	RBI	BB	SO	LOB	BOTTOM						
Lenny Green, L OBP: 0.376, SLG: 0.435	FC6-4 HBP		F3		1B		1B			K	5	0	2	2	0	1	2							
Bill Tuttle, R OBP: 0.319, SLG: 0.287	K		6-3		K		FC6-4 1B		BB 2B	1B	6	1	3	1	0	2	2							
Rich Rollins, R OBP: 0.386, SLG: 0.449	K		4-3		F4		FC6-4		F4		6	0	1	1	0	1	5							
Harmon Killebrew, R OBP: 0.366, SLG: 0.524	FC6-4				1-3		HR		F8	5-3	6	1	1	1	0	1	4							
Bob Allison, R OBP: 0.368, SLG: 0.477		BB			4-3 1B		F8		K	BB E	3	1	1	0	2	1	0							
Earl Battey, R OBP: 0.353, SLG: 0.416 Jim Kaat, L OBP: 0.217, SLG: 0.263 Jerry Zimmerman, R OBP: 0.250, SLG: 0.255		K			4-3		6-3			BB E	5	1	2	1	0	1	2							
Bernie Allen, L OBP: 0.337, SLG: 0.431			4-1		FC5-4 BB		1-3		F7	K	4	0	0	0	1	1	3							
Zoilo Versalles, R OBP: 0.264, SLG: 0.358		IBB			FC5-4		BB 1B IBB			BB SH3-4 1B	3	3	2	1	2	0	2							
Lee Stange, R ERA: 3.66 Frank Sullivan, R ERA: 2.87 Don Mincher, L OBP: 0.211, SLG: 0.299 Marty Kutyna, R OBP: 0.217, SLG: 0.263 Tom Cheney, R OBP: 0.217, SLG: 0.263 Steve Hamilton, L OBP: 0.209, SLG: 0.280 Johnny Gandy, R OBP: 0.228, SLG: 0.320		K			F3		1B BB		3-1 BB	SH3-4	2	1	0	0	1	1	2							
Inning Stats	R: 0 E: 0 K: 2 S: 7	H: 0 LOB: 1 BB: 0 P: 8	R: 0 E: 1 K: 2 S: 7	H: 0 LOB: 2 BB: 2 P: 15	R: 0 E: 0 K: 0 S: 3	H: 0 LOB: 0 BB: 0 P: 3	R: 0 E: 0 K: 0 S: 4	H: 1 LOB: 2 BB: 1 P: 8	R: 0 E: 0 K: 1 S: 6	H: 1 LOB: 1 BB: 1 P: 6	R: 4 E: 0 K: 0 S: 7	H: 4 LOB: 4 BB: 2 P: 15	R: 0 E: 0 K: 1 S: 5	H: 0 LOB: 0 BB: 0 P: 5	R: 1 E: 0 K: 0 S: 3	H: 1 LOB: 1 BB: 1 P: 7	R: 2 E: 1 K: 2 S: 9	H: 2 LOB: 2 BB: 1 P: 13	R: 1 E: 0 K: 1 S: 8	H: 3 LOB: 2 BB: 0 P: 8	1B: 8 2B: 2 3B: 0 HR: 2	SF: 0 SAC: 1 DP: 0 HBP: 1	WP: 0 PB: 0 SB: 0 CS: 0	PA: 49
PITCHER	IP	WLS	BF	H	R	ER	SO	BB	IBB	HBP	BLK	WP	HR	S	P	ERA	WHIP							
Claude Osteen, L ERA: 3.66	5.2		28	5	4	4	5	3	2	0	0	0	0	32	53	6.35	1.412							
Jim Hanan, R ERA: 2.87	6.1	0.1	2	1	0	0	0	0	0	0	0	0	0	2	2	0.00	3.000							
Marty Kutyna, R ERA: 3.59	7.1	2.0	8	2	2	2	1	1	0	0	0	0	1	9	13	9.00	1.500							
Tom Cheney, R ERA: 3.59	9.1	0.2	4	1	0	0	1	1	0	0	0	0	0	5	9	0.00	3.000							
Steve Hamilton, L ERA: 3.47	9.1	1.0	6	3	2	1	2	0	0	0	0	0	0	10	10	9.00	3.000							

Washington Senators @ Minnesota Twins
 Metropolitan Stadium, Bloomington, MI
 Wed Aug 22 1962, 8:05 PM EDT
 Att: 14,692 - Unknown - 72 F

livebaseballscorecards.com

AB 40
 R 8
 H 12
 RBI 7
 BB 7
 SO 9
 LOB 22



Batter	1	2	3	4	5	6	7	8	9	AB	R	H	RBI	BB	SO	LOB	TOP								
Joe Hicks, L OBP: 0.311, SLG: 0.409 (1.8)	0-0 2-3		0-3 K		0-0 E 1B		0-3 K		0-0 4-3	5	1	1	1	0	2	2									
Bob Johnson, R OBP: 0.329, SLG: 0.420 (1.5)	0-0 6-3			0-0 4-1	0-0 CS 1B		0-0 6-3			4	0	1	2	0	0	0									
Chuck Hinton, R OBP: 0.353, SLG: 0.470 (1.9)	0-0 5-3			0-0 5-3	0-0 CS	0-0 F7		0-0 E5 FC6-4		4	0	0	0	0	0	0									
Bud Zipfel, L OBP: 0.339, SLG: 0.365 (1.3)		0-0 G4-6-3 1B		0-0 4-3		4-0 HR BB		0-0 FC6-4 1B		3	1	1	0	1	0	1									
Ken Retzer, L OBP: 0.367, SLG: 0.443 (1.2)		0-0 G4-6-3 1-2			0-0 FC6-4 1B	0-0 1-H HR		0-0 F8		4	1	2	2	0	0	2									
Don Lock, R OBP: 0.345, SLG: 0.492 (1.7)		0-3 K			0-0 FC6-4 2B 6-3	0-0 S 1B		0-0 F8		4	1	1	0	0	1	2									
Johnny Schave, R OBP: 0.270, SLG: 0.438 (1.4)			0-0 1-3		0-0 1B 2B	0-3 K			0-0 2B	4	1	2	0	0	1	1	AB 35								
Chuck Cottier, R OBP: 0.309, SLG: 0.354 (9.4)						1-2 K				0	0	0	0	0	0	0	R 6								
Ed Brinkman, R OBP: 0.228, SLG: 0.257 (1.6)					0-0 6-3	0-3 K			0-3 K	4	0	1	1	0	2	3	H 9								
Ed Hobaugh, R OBP: 0.143, SLG: 0.429 (1.1)					0-3 K				0-3 K2-3	1	0	0	0	0	1	1	RBI 6								
Jim King, L OBP: 0.353, SLG: 0.381 (5, PH)										0	1	0	0	1	0	0	BB 2								
Bennie Daniels, L OBP: 0.125, SLG: 0.200 (5.1)					0-0 E 1B BB					2	0	0	0	0	2	1	SO 9								
Inning Stats	R: 0 E: 0 K: 0 S: 3	H: 0 LOB: 0 BB: 0 P: 3	R: 0 E: 0 K: 1 S: 5	H: 1 LOB: 0 BB: 0 P: 5	R: 0 E: 0 K: 2 S: 8	H: 1 LOB: 1 BB: 0 P: 8	R: 0 E: 0 K: 0 S: 3	H: 0 LOB: 0 BB: 0 P: 3	R: 4 E: 1 K: 0 S: 6	H: 4 LOB: 0 BB: 1 P: 10	R: 2 E: 0 K: 2 S: 9	H: 2 LOB: 1 BB: 1 P: 13	R: 0 E: 0 K: 0 S: 7	H: 0 LOB: 0 BB: 0 P: 7	R: 0 E: 1 K: 0 S: 4	H: 0 LOB: 1 BB: 0 P: 4	R: 0 E: 0 K: 2 S: 8	H: 1 LOB: 1 BB: 0 P: 8	1B: 5 2B: 3 3B: 0 HR: 1	SF: 0 SAC: 0 DP: 1 HBP: 0	WP: 0 PB: 0 SB: 0 CS: 1	PA: 38			
PITCHER	IP	WLS	BF	H	R	ER	SO	BB	IBB	HBP	BLK	WP	HR	S	P	ERA	WHIP								
Ruben Gomez, R ERA: 4.8 (1.1)	5.1	L	24	8	6	5	3	2	0	0	0	0	1	28	36	8.44	1.875								
Camilo Pascual, R ERA: 3.6 (6.1)	3.2		13	1	0	0	6	0	0	0	0	0	0	25	25	0.00	0.273								

Washington Senators @ Minnesota Twins
Metropolitan Stadium, Bloomington, MI
Thu Aug 23 1962, 8:05 PM EDT
Unknown - 82 F

AB 35
R 6
H 9
RBI 6
BB 2
SO 9
LOB 13



Batter	1	2	3	4	5	6	7	8	9	AB	R	H	RBI	BB	SO	LOB	BOTTOM								
Lenny Green, L OBP: 0.374, SLG: 0.432 (1.8)	0-0 6-3		0-0 F4		0-0 4-3			0-0 1-3		4	0	0	0	0	0	0									
Vic Power, R OBP: 0.328, SLG: 0.431 (1.3)	0-0 1B HR		0-0 F6		0-0 6-3			0-0 F6		4	1	1	0	0	0	0									
Rich Rollins, R OBP: 0.387, SLG: 0.448 (1.5)	0-0 1-2 1B HR		4-0 2B BB		0-0 5-3			0-0 5-3		3	2	1	0	1	0	0									
Harmon Killebrew, R OBP: 0.365, SLG: 0.524 (1.7)	0-3 K		0-0 1-H 2B		0-0 6-3			0-0 1-3		4	0	1	1	0	1	2									
Bob Allison, R OBP: 0.367, SLG: 0.482 (1.9)	0-0 1-H 2-H HR		0-0 6-3		0-0 F8			0-0 K		4	1	1	3	0	1	1									
Earl Battey, R OBP: 0.352, SLG: 0.413 (1.2)	0-0 1-3			0-0 F8				0-0 F9		3	0	0	0	1	0	0									
Marty Martinez, S OBP: 0.417, SLG: 0.222 (9, FR)									4-0 BB	0	0	0	0	0	0	0									
Bernie Allen, L OBP: 0.337, SLG: 0.431 (1.4)		0-0 4-3		0-0 2B				0-0 4-3		4	0	1	0	0	0	1	AB 32								
Zoilo Versalles, R OBP: 0.262, SLG: 0.356 (1.6)		0-3 K		0-3 K				0-0 F8		3	0	0	0	0	2	1	R 4								
Ruben Gomez, R OBP: 0.200, SLG: 0.200 (1.1)		0-0 4-3			0-0 2-3			0-0 1-3		2	0	0	0	0	0	1	H 5								
Camilo Pascual, R OBP: 0.273, SLG: 0.342 (6.1)										1	0	0	0	0	0	0	RBI 4								
Inning Stats	R: 3 E: 0 K: 1 S: 8	H: 3 LOB: 0 BB: 0 P: 8	R: 0 E: 0 K: 1 S: 5	H: 0 LOB: 0 BB: 0 P: 5	R: 1 E: 0 K: 0 S: 4	H: 1 LOB: 1 BB: 1 P: 8	R: 0 E: 0 K: 1 S: 6	H: 1 LOB: 0 BB: 0 P: 6	R: 0 E: 0 K: 0 S: 3	H: 0 LOB: 0 BB: 0 P: 3	R: 0 E: 0 K: 0 S: 3	H: 0 LOB: 0 BB: 0 P: 3	R: 0 E: 0 K: 0 S: 3	H: 0 LOB: 0 BB: 0 P: 3	R: 0 E: 0 K: 1 S: 5	H: 0 LOB: 1 BB: 1 P: 9	1B: 2 2B: 2 3B: 0 HR: 1	SF: 0 SAC: 0 DP: 0 HBP: 0	WP: 0 PB: 0 SB: 0 CS: 0	PA: 34					
PITCHER	IP	WLS	BF	H	R	ER	SO	BB	IBB	HBP	BLK	WP	HR	S	P	ERA	WHIP								
Ed Hobaugh, R ERA: 4.5 (1.1)	4.0		18	5	4	4	3	1	0	0	0	0	1	23	27	9.00	1.500								
Bennie Daniels, R ERA: 5.24 (5.1)	5.0	W	16	0	0	0	1	1	0	0	0	0	0	17	21	0.00	0.200								

Washington Senators @ Minnesota Twins
Metropolitan Stadium, Bloomington, MI
Thu Aug 23 1962, 8:05 PM EDT
Unknown - 82 F

AB 32
R 4
H 5
RBI 4
BB 2
SO 4
LOB 6



Batter	1	2	3	4	5	6	7	8	9	AB	R	H	RBI	BB	SO	LOB	TOP										
Bobby Del Greco, R OBP: 0.396, SLG: 0.418 (1, 8)										4	2	2	0	1	1	2	Kansas City Athletics @ Minnesota Twins Metropolitan Stadium, Bloomington, MI Fri Aug 24 1962, 8:05 PM EDT Att: 21,900 - Unknown - 66 F livebaseballscorecards.com										
Ed Charles, R OBP: 0.363, SLG: 0.460 (1, 5)										6	1	2	0	0	0	2											
Jerry Lumpe, L OBP: 0.345, SLG: 0.441 Billy Conzolo, R OBP: 0.333, SLG: 0.283 (8, 6)										4	2	2	2	1	0	3											
Norm Siebern, L OBP: 0.416, SLG: 0.499 Deron Johnson, R OBP: 0.293, SLG: 0.188 (8, 3)										4	2	2	1	1	1	3											
Gino Cimoli, R OBP: 0.335, SLG: 0.448 (1, 9)										5	2	2	4	0	1	3											
George Alusik, R OBP: 0.347, SLG: 0.549 (1, 7)										5	1	1	0	0	0	3											
Wayne Causey, L OBP: 0.377, SLG: 0.383 (8, 4)										5	1	2	2	0	1	0											
Billy Bryan, L OBP: 0.246, SLG: 0.377 (1, 2)										4	1	2	3	1	1	1											
Orlando Pena, R OBP: 0.154, SLG: 0.083 (1, 1)										4	0	0	0	1	4	1											
Inning Stats	R: 1 E: 0 K: 1 S: 7	H: 2 LOB: 2 BB: 1 P: 11	R: 0 E: 0 K: 2 S: 7	H: 1 LOB: 1 BB: 0 P: 7	R: 8 E: 1 K: 2 S: 16	H: 8 LOB: 2 BB: 1 P: 20	R: 0 E: 0 K: 0 S: 3	H: 0 LOB: 0 BB: 0 P: 3	R: 0 E: 0 K: 0 S: 3	H: 0 LOB: 1 BB: 1 P: 7	R: 0 E: 0 K: 1 S: 5	H: 0 LOB: 2 BB: 2 P: 13	R: 3 E: 0 K: 0 S: 7	H: 4 LOB: 1 BB: 0 P: 7	R: 0 E: 0 K: 2 S: 7	H: 0 LOB: 2 BB: 1 P: 12		1B: 12 2B: 3 3B: 0 HR: 1	SF: 0 SAC: 0 DP: 1 HBP: 1	WP: 0 PB: 1 SB: 0 CS: 0	PA: 49						
PITCHER	IP	WLS	BF	H	R	ER	SO	BB	IBB	HBP	BLK	WP	HR	S	P	ERA	WHIP										
Bill Pleis, L ERA: 4.76 (1, 1)	2.0	L	13	6	5	4	3	1	0	0	0	0	0	18	22	18.00	3.500										
Lee Stange, R ERA: 4.52 (3, 1)	0.1		6	4	4	3	1	1	0	0	0	0	1	7	11	81.00	15.000										
Georges Maranda, R ERA: 4.52 (3, 1)	2.2		9	1	0	0	3	0	0	0	0	0	0	15	15	0.00	0.375										
Frank Sullivan, R ERA: 4.2 (6, 1)	2.0		9	0	0	0	1	3	0	0	0	0	0	8	20	0.00	1.500										
Ray Moore, R ERA: 4.15 (8, 1)	2.0		12	4	3	3	2	1	0	1	0	0	0	14	19	13.50	2.500										
Batter	1	2	3	4	5	6	7	8	9	AB	R	H	RBI	BB	SO	LOB	BOTTOM										
Lenny Green, L OBP: 0.371, SLG: 0.427 (1, 8)										5	0	0	0	0	0	6	Kansas City Athletics @ Minnesota Twins Metropolitan Stadium, Bloomington, MI Fri Aug 24 1962, 8:05 PM EDT Att: 21,900 - Unknown - 66 F livebaseballscorecards.com										
Vic Power, R OBP: 0.325, SLG: 0.427 (1, 3)										3	0	1	1	0	0	0											
Rich Rollins, R OBP: 0.385, SLG: 0.444 (1, 5)										3	0	0	0	1	0	2											
Harmon Killebrew, R OBP: 0.363, SLG: 0.518 (1, 7)										4	0	0	0	0	2	1											
Bob Allison, R OBP: 0.367, SLG: 0.476 (1, 9)										3	0	0	0	1	0	0											
Earl Battey, R OBP: 0.348, SLG: 0.408 Jerry Zimmerman, R OBP: 0.260, SLG: 0.255 (9, 2)										4	0	1	0	0	0	1											
Bernie Allen, L OBP: 0.339, SLG: 0.431 (1, 4)										3	0	1	0	1	0	2											
Zoilo Versalles, R OBP: 0.262, SLG: 0.354 (1, 6)										4	1	2	0	0	0	3											
Bill Pleis, L ERA: 4.76 (1, 1)	2.0		13	6	5	4	3	1	0	0	0	0	0	18	22	18.00	3.500										
Lee Stange, R ERA: 4.52 (3, 1)	0.1		6	4	4	3	1	1	0	0	0	0	1	7	11	81.00	15.000										
Georges Maranda, R ERA: 4.52 (3, 1)	2.2		9	1	0	0	3	0	0	0	0	0	0	15	15	0.00	0.375										
Frank Sullivan, R ERA: 4.2 (6, 1)	2.0		9	0	0	0	1	3	0	0	0	0	0	8	20	0.00	1.500										
Ray Moore, R ERA: 4.15 (8, 1)	2.0		12	4	3	3	2	1	0	1	0	0	0	14	19	13.50	2.500										
Inning Stats	R: 0 E: 0 K: 1 S: 5	H: 0 LOB: 1 BB: 1 P: 9	R: 0 E: 0 K: 0 S: 5	H: 2 LOB: 3 BB: 1 P: 9	R: 0 E: 0 K: 0 S: 3	H: 0 LOB: 0 BB: 0 P: 3	R: 0 E: 0 K: 0 S: 3	H: 1 LOB: 0 BB: 0 P: 3	R: 1 E: 0 K: 0 S: 4	H: 1 LOB: 1 BB: 1 P: 8	R: 0 E: 1 K: 1 S: 6	H: 0 LOB: 2 BB: 1 P: 10	R: 0 E: 0 K: 0 S: 3	H: 1 LOB: 1 BB: 0 P: 6	R: 0 E: 0 K: 0 S: 3	H: 0 LOB: 0 BB: 0 P: 3	R: 0 E: 0 K: 0 S: 3	H: 0 LOB: 1 BB: 1 P: 7	1B: 5 2B: 0 3B: 0 HR: 0	SF: 1 SAC: 0 DP: 1 HBP: 0	WP: 0 PB: 0 SB: 0 CS: 0	PA: 37					
PITCHER	IP	WLS	BF	H	R	ER	SO	BB	IBB	HBP	BLK	WP	HR	S	P	ERA	WHIP										
Orlando Pena, R ERA: 4.0 (1, 1)	9.0	W	37	5	1	1	3	5	0	0	0	0	0	38	58	1.00	1.111										

Batter	1	2	3	4	5	6	7	8	9	AB	R	H	RBI	BB	SO	LOB	TOP			
Bobby Del Greco, R OBP: 0.394, SLG: 0.427										4	1	1	1	0	1	2				
Ed Charles, R OBP: 0.385, SLG: 0.460										4	0	2	0	0	0	0				
Jerry Lumpe, L OBP: 0.344, SLG: 0.442										4	0	1	0	0	0	2				
Norm Siebern, L OBP: 0.414, SLG: 0.497										4	0	1	0	0	1	1				
Gino Cimoli, R OBP: 0.334, SLG: 0.449										4	0	1	0	0	2	3				
George Alusk, R OBP: 0.338, SLG: 0.536										4	0	0	0	0	1	3				
Wayne Causey, L OBP: 0.377, SLG: 0.382										3	0	1	0	0	0	0				
Billy Bryan, L OBP: 0.233, SLG: 0.357										3	0	0	0	0	0	1				
Ed Rakow, S OBP: 0.134, SLG: 0.123										2	0	1	0	0	1	0				
Manny Jimenez, L OBP: 0.368, SLG: 0.450										1	0	0	0	0	1	1				
Dave Wickersham, R OBP: 0.107, SLG: 0.074										0	0	0	0	0	0	0				
Inning Stats	R: 1 E: 0 K: 1 S: 7	H: 2 LOB: 1 BB: 0 P: 7	R: 0 E: 0 K: 0 S: 3	H: 0 LOB: 0 BB: 0 P: 3	R: 0 E: 0 K: 0 S: 3	H: 1 LOB: 0 BB: 0 P: 3	R: 0 E: 0 K: 1 S: 6	H: 1 LOB: 1 BB: 0 P: 6	R: 0 E: 0 K: 1 S: 5	H: 0 LOB: 0 BB: 0 P: 5	R: 0 E: 0 K: 1 S: 5	H: 0 LOB: 0 BB: 0 P: 5	R: 0 E: 0 K: 2 S: 8	H: 1 LOB: 1 BB: 0 P: 8	R: 0 E: 0 K: 1 S: 7	H: 2 LOB: 2 BB: 0 P: 7	1B: 5 2B: 2 3B: 0 HR: 1	SF: 0 SAC: 0 DP: 2 HBP: 0	WP: 0 PB: 0 SB: 0 CS: 0	PA: 33
PITCHER Dick Stigman, L ERA: 3.39	IP: 9.0 WLS: W BF: 33 H: 8 R: 1 ER: 1 SO: 7 BB: 0 IBB: 0 HBP: 0 BLK: 0 WP: 0 HR: 1 S: 47 P: 47 ERA: 1.00 WHIP: 0.889															PITCHER				

Kansas City Athletics @ Minnesota Twins
Metropolitan Stadium, Bloomington, MI
Sat Aug 25 1962, 4:33 AM EDT
Att: 16,790 - Unknown - 78 F

AB	33
R	1
H	8
RBI	1
BB	0
SO	7
LOB	13



Batter	1	2	3	4	5	6	7	8	9	AB	R	H	RBI	BB	SO	LOB	BOTTOM			
Lenny Green, L OBP: 0.370, SLG: 0.425										4	1	1	0	0	0	4				
Vic Power, R OBP: 0.324, SLG: 0.425										4	0	1	0	0	1	1				
Rich Rollins, R OBP: 0.384, SLG: 0.443										4	1	1	0	0	2	1				
Harmon Killebrew, R OBP: 0.384, SLG: 0.520										4	0	2	1	0	1	1				
Bill Tuttle, R OBP: 0.319, SLG: 0.287										0	0	0	0	0	0	0				
Bob Allison, R OBP: 0.364, SLG: 0.472										4	0	0	1	0	1	3				
Earl Battey, R OBP: 0.347, SLG: 0.408										4	1	1	0	0	1	1				
Bernie Allen, L OBP: 0.340, SLG: 0.431										3	0	1	0	1	1	1				
Zoilo Versalles, R OBP: 0.264, SLG: 0.356										3	0	2	1	0	0	1				
Dick Stigman, R OBP: 0.097, SLG: 0.069										3	0	0	0	0	2	4				
Inning Stats	R: 2 E: 1 K: 2 S: 10	H: 3 LOB: 1 BB: 0 P: 10	R: 0 E: 0 K: 0 S: 4	H: 1 LOB: 1 BB: 0 P: 4	R: 0 E: 0 K: 2 S: 8	H: 1 LOB: 1 BB: 0 P: 8	R: 1 E: 0 K: 2 S: 9	H: 2 LOB: 1 BB: 0 P: 9	R: 0 E: 0 K: 1 S: 6	H: 1 LOB: 1 BB: 0 P: 6	R: 0 E: 0 K: 1 S: 6	H: 1 LOB: 2 BB: 1 P: 10	R: 0 E: 0 K: 1 S: 5	H: 0 LOB: 0 BB: 0 P: 5	R: 0 E: 0 K: 0 S: 3	H: 0 LOB: 0 BB: 0 P: 3	1B: 7 2B: 2 3B: 0 HR: 0	SF: 0 SAC: 0 DP: 0 HBP: 0	WP: 1 PB: 1 SB: 0 CS: 0	PA: 34
PITCHER Ed Rakow, R ERA: 4.13 Dave Wickersham, R ERA: 3.28	IP: 7.0 WLS: L BF: 31 H: 9 R: 3 ER: 2 SO: 9 BB: 1 IBB: 0 HBP: 0 BLK: 0 WP: 1 HR: 0 S: 48 P: 52 ERA: 2.57 WHIP: 1.429															PITCHER				

Kansas City Athletics @ Minnesota Twins
Metropolitan Stadium, Bloomington, MI
Sat Aug 25 1962, 4:33 AM EDT
Att: 16,790 - Unknown - 78 F

AB	33
R	3
H	9
RBI	3
BB	1
SO	9
LOB	17



Batter	1	2	3	4	5	6	7	8	9	AB	R	H	RBI	BB	SO	LOB	TOP		
Bobby Del Greco, R (1, 8) OBP: 0.389, SLG: 0.421	F7			6-3			5-3		F3	4	0	0	0	0	0	1			
Ed Charles, R (1, 5) OBP: 0.382, SLG: 0.457	F9			F9			K			3	0	0	0	0	1	0			
Jerry Lumpe, L (1, 4) OBP: 0.343, SLG: 0.439	G3			3-1			1-3			3	0	0	0	0	0	0			
Norm Siebern, L (1, 3) OBP: 0.412, SLG: 0.494										3	0	0	0	0	1	0			
Gino Cimoli, R (1, 9) OBP: 0.332, SLG: 0.446										3	0	0	0	0	0	0			
Manny Jimenez, L (1, 7) OBP: 0.383, SLG: 0.447										3	0	0	0	0	0	0			
Wayne Causey, L (1, 6) OBP: 0.372, SLG: 0.376										3	0	0	0	0	0	0			
Billy Bryan, L (1, 2) OBP: 0.226, SLG: 0.345										2	0	0	0	0	1	0			
George Alusk, R (9, PH) OBP: 0.343, SLG: 0.536										0	0	0	0	1	0	0			
Dick Howser, R (9, FR) OBP: 0.326, SLG: 0.350										0	0	0	0	0	0	0			
Bill Fischer, R (1, 1) OBP: 0.160, SLG: 0.200										2	0	0	0	0	0	0			
Billy Consolo, R (9, PH) OBP: 0.331, SLG: 0.281										1	0	0	0	0	0	1			
Inning Stats	R: 0 E: 0 K: 0 S: 3	H: 0 LOB: 0 BB: 0 P: 3	R: 0 E: 0 K: 1 S: 5	H: 0 LOB: 0 BB: 0 P: 5	R: 0 E: 0 K: 1 S: 5	H: 0 LOB: 0 BB: 0 P: 3	R: 0 E: 0 K: 0 S: 3	H: 0 LOB: 0 BB: 0 P: 3	R: 0 E: 0 K: 0 S: 3	H: 0 LOB: 0 BB: 0 P: 3	R: 0 E: 0 K: 0 S: 3	H: 0 LOB: 0 BB: 0 P: 3	R: 0 E: 0 K: 0 S: 3	H: 0 LOB: 0 BB: 0 P: 3	R: 0 E: 0 K: 0 S: 3	H: 0 LOB: 0 BB: 0 P: 7	1B: 0 2B: 0 3B: 0 HR: 0	SF: 0 SAC: 0 DP: 0 HBP: 0	WP: 0 PA: 28 CS: 0
PITCHER Jack Kralick, L (1, 1) ERA: 4.02	IP: 9.0 WLS: W BF: 28 H: 0 R: 0 ER: 0 SO: 3 BB: 1 IBB: 0 HBP: 0 BLK: 0 WP: 0 HR: 0 S: 33 P: 37 ERA: 0.00 WHIP: 0.111															ERA: 0.00 WHIP: 0.111			

Kansas City Athletics @ Minnesota Twins
Metropolitan Stadium, Bloomington, MI
Sun Aug 26 1962, 4:33 AM EDT
Att: 23,224 - Unknown - 78 F

AB	27
R	0
H	0
RBI	0
BB	1
SO	3
LOB	2



Batter	1	2	3	4	5	6	7	8	9	AB	R	H	RBI	BB	SO	LOB	BOTTOM		
Lenny Green, L (1, 8) OBP: 0.368, SLG: 0.423	K2-3									3	0	0	1	0	1	1			
Vic Power, R (1, 3) OBP: 0.325, SLG: 0.426	E7									4	0	2	0	0	0	1			
Rich Rollins, R (1, 5) OBP: 0.381, SLG: 0.439	5-3									4	0	0	0	0	0	3			
Harmon Killebrew, R (1, 7) OBP: 0.381, SLG: 0.515	K									4	0	0	0	0	1	3			
Bill Tuttle, R (9, 8) OBP: 0.319, SLG: 0.287	K									0	0	0	0	0	0	0			
Bob Allison, R (1, 9) OBP: 0.361, SLG: 0.467										4	0	0	0	0	4	0			
Earl Battey, R (1, 2) OBP: 0.347, SLG: 0.408										3	0	1	0	0	0	0			
Bernie Allen, L (1, 4) OBP: 0.344, SLG: 0.434										3	1	3	0	0	0	0			
Zoilo Versalles, R (1, 6) OBP: 0.265, SLG: 0.357										2	0	1	0	0	0	2			
Jack Kralick, L (1, 1) OBP: 0.240, SLG: 0.282										2	0	1	0	0	0	2			
Inning Stats	R: 0 E: 1 K: 2 S: 8	H: 1 LOB: 1 BB: 0 P: 8	R: 0 E: 0 K: 1 S: 6	H: 2 LOB: 1 BB: 0 P: 6	R: 0 E: 0 K: 0 S: 5	H: 2 LOB: 2 BB: 0 P: 5	R: 0 E: 0 K: 1 S: 7	H: 2 LOB: 2 BB: 0 P: 7	R: 0 E: 0 K: 0 S: 3	H: 0 LOB: 0 BB: 0 P: 3	R: 0 E: 0 K: 1 S: 5	H: 0 LOB: 0 BB: 0 P: 5	R: 1 E: 0 K: 0 S: 5	H: 1 LOB: 1 BB: 0 P: 5	R: 0 E: 0 K: 1 S: 5	H: 0 LOB: 0 BB: 0 P: 5	1B: 8 2B: 0 3B: 0 HR: 0	SF: 1 SAC: 2 DP: 1 HBP: 0	WP: 0 PA: 32 CS: 0
PITCHER Bill Fischer, R (1, 1) ERA: 3.41	IP: 8.0 WLS: L BF: 32 H: 8 R: 1 ER: 1 SO: 6 BB: 0 IBB: 0 HBP: 0 BLK: 0 WP: 0 HR: 0 S: 44 P: 44 ERA: 1.12 WHIP: 1.000															ERA: 1.12 WHIP: 1.000			

Kansas City Athletics @ Minnesota Twins
Metropolitan Stadium, Bloomington, MI
Sun Aug 26 1962, 4:33 AM EDT
Att: 23,224 - Unknown - 78 F

AB	29
R	1
H	8
RBI	1
BB	0
SO	6
LOB	12



Batter	1	2	3	4	5	6	7	8	9	AB	R	H	RBI	BB	SO	LOB	TOP					
Lenny Green, L OBP: 0.360, SLG: 0.412 (1, 8)	F8		4-3	F2		F5		F4		5	0	0	0	0	0	3	Minnesota Twins @ Boston Red Sox Fenway Park, Boston, MA Fri Aug 31 1962, 7:05 PM EDT Att: 14,741 - Unknown - 68 F					
Vic Power, R OBP: 0.320, SLG: 0.418 (1, 3)	4-3		F8		F8		E6 F8 1B	FC4		5	0	1	0	0	0	2						
Rich Rollins, R OBP: 0.387, SLG: 0.450 (1, 5)			HR		HR		F8		4	2	3	1	1	0	1							
Harmon Killebrew, R OBP: 0.358, SLG: 0.514 (1, 7)	K		HR		K		K		5	1	1	2	0	3	3							
Bob Allison, R OBP: 0.364, SLG: 0.469 (1, 9)									3	1	1	0	2	1	2							
Earl Battey, R OBP: 0.347, SLG: 0.409 (1, 2)		FC1-5-6-5	K						5	1	2	1	0	1	3							
Bernie Allen, L OBP: 0.346, SLG: 0.435 (1, 4)									4	0	2	0	0	1	2							
Zolio Versalles, R OBP: 0.271, SLG: 0.361 (1, 6)									4	0	3	0	0	0	0							
Dick Stigman, R ERA: 3.99 Ruben Gomez, R ERA: 4.99 Don Mincher, R ERA: 4.42 Lee Stange, R ERA: 4.42 George Banks, R ERA: 3.99 Ray Moore, R ERA: 4.09									2	0	0	0	0	1	4							
Inning Stats	R: 0 E: 0 K: 1 S: 6	H: 1 LOB: 1 BB: 0 P: 6	R: 0 E: 0 K: 2 S: 8	H: 1 LOB: 2 BB: 1 P: 12	R: 2 E: 0 K: 1 S: 8	H: 3 LOB: 1 BB: 0 P: 8	R: 0 E: 0 K: 0 S: 4	H: 2 LOB: 1 BB: 0 P: 4	R: 2 E: 0 K: 1 S: 7	H: 2 LOB: 1 BB: 1 P: 11	R: 0 E: 0 K: 1 S: 5	H: 0 LOB: 0 BB: 0 P: 5	R: 0 E: 1 K: 2 S: 8	H: 1 LOB: 1 BB: 0 P: 8	R: 0 E: 0 K: 0 S: 6	H: 3 LOB: 2 BB: 0 P: 6	R: 0 E: 0 K: 0 S: 3	H: 0 LOB: 1 BB: 1 P: 7	1B: 10 2B: 1 3B: 0 HR: 2	SF: 1 SAC: 0 DP: 0 HBP: 0	WP: 0 PB: 0 SB: 1 CS: 1	PA: 42
PITCHER	IP	WLS	BF	H	R	ER	SO	BB	IBB	HBP	BLK	WP	HR	S	P	ERA	WHIP					
Bill Monbouquette, R ERA: 2.04	(1, 1)	4.2	24	9	4	4	5	2	0	0	0	0	2	32	40	7.71	2.357					
Dick Radatz, R ERA: 2.04	(5, 1)	4.1	W	18	4	1	1	3	1	0	0	0	0	23	27	2.08	1.154					

AB	38
R	5
H	13
RBI	5
BB	3
SO	8
LOB	20



Batter	1	2	3	4	5	6	7	8	9	AB	R	H	RBI	BB	SO	LOB	BOTTOM				
Gary Geiger, L OBP: 0.339, SLG: 0.401 (1, 8)	3-1 WP BB			1B 2B				K		4	2	2	2	1	2	2	Minnesota Twins @ Boston Red Sox Fenway Park, Boston, MA Fri Aug 31 1962, 7:05 PM EDT Att: 14,741 - Unknown - 68 F				
Eddie Brassoud, R OBP: 0.327, SLG: 0.446 (1, 6)	K		6-3	2B				K		5	1	1	0	0	2	1					
Carl Yastrzemski, L OBP: 0.366, SLG: 0.475 (1, 7)	3-1		BB	1B SF8				F4		4	2	1	2	1	1						
Lou Clinton, R OBP: 0.339, SLG: 0.571 (1, 9)			K	SF8				BB		1	0	0	1	2	1						
Frank Matzone, R OBP: 0.315, SLG: 0.420 (1, 5)	L7		1B	FC6-4				FC1-4-6		2	1	0	0	2	0	3					
Bob Tillman, R OBP: 0.285, SLG: 0.467 (1, 2)			6-3	1B				K		4	0	1	1	0	1	2					
Pete Runnels, L OBP: 0.420, SLG: 0.474 (1, 3)			6-3	1B				F8		4	0	1	1	0	0	0					
Chuck Schilling, R OBP: 0.295, SLG: 0.336 (1, 4)			1B	F3				F5		3	1	1	0	1	0	2					
Bill Monbouquette, R OBP: 0.188, SLG: 0.119 Dick Radatz, R OBP: 0.115, SLG: 0.115			1B					K		2	0	1	0	0	1	0					
Inning Stats	R: 0 E: 0 K: 1 S: 5	H: 0 LOB: 2 BB: 2 P: 13	R: 0 E: 0 K: 1 S: 7	H: 2 LOB: 2 BB: 0 P: 7	R: 2 E: 0 K: 1 S: 7	H: 2 LOB: 2 BB: 2 P: 15	R: 3 E: 0 K: 1 S: 8	H: 3 LOB: 1 BB: 1 P: 12	R: 2 E: 0 K: 0 S: 4	H: 1 LOB: 0 BB: 1 P: 8	R: 0 E: 0 K: 2 S: 7	H: 0 LOB: 1 BB: 1 P: 11	R: 0 E: 0 K: 1 S: 5	H: 0 LOB: 0 BB: 0 P: 5	R: 0 E: 0 K: 2 S: 7	H: 0 LOB: 0 BB: 0 P: 7	1B: 6 2B: 1 3B: 0 HR: 1	SF: 1 SAC: 1 DP: 0 HBP: 0	WP: 1 PB: 0 SB: 0 CS: 0	PA: 39	
PITCHER	IP	WLS	BF	H	R	ER	SO	BB	IBB	HBP	BLK	WP	HR	S	P	ERA	WHIP				
Dick Stigman, L ERA: 3.7	(1, 1)	3.1	L	21	7	5	5	4	2	0	0	0	0	1	6	13.50	3.300				
Ruben Gomez, R ERA: 4.99	(4, 1)	1.2		8	1	2	2	0	2	0	0	0	0	1	6	10.80	1.800				
Lee Stange, R ERA: 4.42	(6, 1)	2.0		7	0	0	0	3	1	0	0	0	0	12	16	0.00	0.500				
Ray Moore, R ERA: 4.09	(8, 1)	1.0		3	0	0	0	2	0	0	0	0	0	7	7	0.00	0.000				



Batter	1	2	3	4	5	6	7	8	9	AB	R	H	RBI	BB	SO	LOB	TOP					
Lenny Green, L OBP: 0.358, SLG: 0.409	F8	F5		BB		F8			4-3	4	0	0	0	1	0	2						
Vic Power, R OBP: 0.323, SLG: 0.424	BB	6-3		BB					BB	5	1	3	0	0	0	4						
Rich Rollins, R OBP: 0.386, SLG: 0.447	BB		5-3		5-3				5-3	4	0	0	0	1	0	2						
Harmon Killebrew, R OBP: 0.359, SLG: 0.519	BB		K		K				HR	3	1	1	2	1	2	0						
Bob Allison, R OBP: 0.365, SLG: 0.475	G5-4-3		BB		HR				K	3	1	1	1	1	1	3						
Earl Battey, R OBP: 0.348, SLG: 0.408		BB	F3		HR				F9	3	1	1	0	1	0	1						
Bernie Allen, L OBP: 0.347, SLG: 0.433	E				F5				L9	2	0	0	0	2	0	1	AB 31					
Zoilo Versalles, R OBP: 0.269, SLG: 0.358	E3				K				FC5-4	4	0	0	0	0	2	2	R 4					
Jack Kralick, L OBP: 0.244, SLG: 0.274									B1-6-4	2	0	0	0	1	2	2	H 6					
Frank Sullivan, R										1	0	0	0	0	0	1	RBI 3					
Bill Pleis, L OBP: 0.308, SLG: 0.250										0	0	0	0	0	0	0	BB 8					
Ray Moore, R										0	0	0	0	0	0	0	SO 7					
										0	0	0	0	0	0	0	LOB 18					
Inning Stats	R: 0 E: 0 K: 0 S: 3	H: 1 LOB: 2 BB: 1 P: 11	R: 1 E: 1 K: 1 S: 7	H: 1 LOB: 2 BB: 1 P: 11	R: 0 E: 0 K: 1 S: 5	H: 0 LOB: 1 BB: 1 P: 9	R: 0 E: 0 K: 1 S: 5	H: 0 LOB: 2 BB: 1 P: 13	R: 1 E: 0 K: 1 S: 6	H: 1 LOB: 1 BB: 1 P: 10	R: 0 E: 0 K: 2 S: 7	H: 0 LOB: 0 BB: 0 P: 7	R: 2 E: 0 K: 1 S: 7	H: 2 LOB: 0 BB: 0 P: 7	R: 0 E: 0 K: 0 S: 2	H: 0 LOB: 0 BB: 1 P: 6	R: 0 E: 0 K: 0 S: 3	H: 1 LOB: 0 BB: 0 P: 3	1B: 3 2B: 0 3B: 1 HR: 2	SF: 0 SAC: 0 DP: 3 HBP: 0	WP: 0 PB: 0 SB: 0 CS: 0	PA: 39
PITCHER	IP WLS BF H R ER SO BB IBB HBP BLK WP HR S P ERA WHIP																					
Earl Wilson, R ERA: 3.9	(1, 1) 7.0 33 5 4 3 7 7 0 0 0 0 2 40 68 3.86 1.714																					
Mike Fomiele, R ERA: 5.35	(8, 1) 2.0 W 6 1 0 0 0 1 0 0 0 0 0 5 9 0.00 1.000																					

Minnesota Twins @ Boston Red Sox
Fenway Park, Boston, MA
Sat Sep 01 1962, 3:33 AM EDT
Att. 7,370 - Unknown - 80 F

AB	31
R	4
H	6
RBI	3
BB	8
SO	7
LOB	18



Batter	1	2	3	4	5	6	7	8	9	AB	R	H	RBI	BB	SO	LOB	BOTTOM					
Gary Geiger, L OBP: 0.339, SLG: 0.397	1-3		K		F8				G4-6-3	3	0	0	0	1	1	1						
Eddie Brassoud, R OBP: 0.325, SLG: 0.442	5-3		K		F2				G4-6-3	4	0	0	0	0	1	2						
Carl Yastrzemski, L OBP: 0.366, SLG: 0.479			F8						6-3	4	1	1	1	0	0	0						
Lou Clinton, R OBP: 0.341, SLG: 0.567	HR				F8				K	2	2	0	0	2	1	0						
Frank Matzone, R OBP: 0.318, SLG: 0.427	HR								F7	3	2	2	2	1	0	0						
Bob Tillman, R OBP: 0.285, SLG: 0.463	L8				F8				K	4	0	1	1	0	1	1						
Pete Runnels, L OBP: 0.419, SLG: 0.471			K		1-3				1-3	3	0	0	0	1	1	1	AB 29					
Chuck Schilling, R OBP: 0.300, SLG: 0.339										3	0	2	1	1	0	0	R 5					
Earl Wilson, R OBP: 0.220, SLG: 0.375										0	0	0	0	1	1	1	H 6					
Jim Paglaroni, R ERA: 4.44										1	0	0	0	0	1	1	RBI 5					
Mike Fomiele, R OBP: 0.200, SLG: 0.200										0	0	0	0	0	0	0	BB 6					
										0	0	0	0	0	0	0	SO 7					
										0	0	0	0	0	0	0	LOB 7					
Inning Stats	R: 3 E: 0 K: 0 S: 5	H: 2 LOB: 0 BB: 1 P: 9	R: 0 E: 0 K: 2 S: 7	H: 0 LOB: 0 BB: 0 P: 7	R: 0 E: 0 K: 2 S: 7	H: 0 LOB: 0 BB: 0 P: 7	R: 0 E: 0 K: 0 S: 3	H: 0 LOB: 1 BB: 1 P: 7	R: 0 E: 0 K: 0 S: 4	H: 1 LOB: 1 BB: 0 P: 4	R: 0 E: 0 K: 1 S: 5	H: 0 LOB: 0 BB: 0 P: 5	R: 0 E: 0 K: 2 S: 8	H: 1 LOB: 1 BB: 0 P: 8	R: 0 E: 0 K: 0 S: 2	H: 0 LOB: 0 BB: 1 P: 6	R: 2 E: 0 K: 0 S: 2	H: 2 LOB: 3 BB: 3 P: 14	1B: 4 2B: 0 3B: 0 HR: 2	SF: 0 SAC: 0 DP: 1 HBP: 0	WP: 1 PB: 0 SB: 0 CS: 0	PA: 35
PITCHER	IP WLS BF H R ER SO BB IBB HBP BLK WP HR S P ERA WHIP																					
Jack Kralick, L ERA: 4.03	(1, 1) 6.2 26 4 3 3 6 2 0 0 0 0 0 2 36 44 4.05 0.900																					
Frank Sullivan, R ERA: 4.44	(7, 1) 1.1 L 7 2 2 2 1 2 0 0 0 0 0 0 7 15 13.50 3.000																					
Bill Pleis, L ERA: 4.3	(9, 1) 0.0 1 0 0 0 0 0 1 0 0 0 1 0 0 4 ∞ ∞																					
Ray Moore, R ERA: 4.09	(9, 1) 0.0 1 0 0 0 0 1 0 0 0 0 0 0 0 4 ∞ ∞																					

Minnesota Twins @ Boston Red Sox
Fenway Park, Boston, MA
Sat Sep 01 1962, 3:33 AM EDT
Att. 7,370 - Unknown - 80 F

AB	29
R	5
H	6
RBI	5
BB	6
SO	7
LOB	7



Batter	1	2	3	4	5	6	7	8	9	AB	R	H	RBI	BB	SO	LOB	TOP								
Lenny Green, L OBP: 0.361, SLG: 0.405 (1, 8)	G3			FC5-4 1B		F9		3-1	BB 1-2	4	0	1	0	1	0	0	Minnesota Twins @ Washington Senators D.C. Stadium, Washington, DC Mon Sep 03 1962, 3:38 AM EDT Att: 19,406 - Unknown livebaseballscorecards.com								
Vic Power, R OBP: 0.325, SLG: 0.428 (1, 3)	6-3			FC5-4 1B		L6-4 2B		HR 1B	F9	5	1	3	0	0	0	2									
Rich Rollins, R OBP: 0.385, SLG: 0.446 (1, 5)	F3			FC5-4 1-2 2-3		L6-4 2-3		K	F8	5	0	0	0	0	1	6									
Harmon Killebrew, R OBP: 0.359, SLG: 0.514 Bill Tuttle, R OBP: 0.319, SLG: 0.287 (1, 7) (9, 8)	K			K				FC6-4 1B	HR BB	3	1	1	0	1	2	1									
Bob Allison, R OBP: 0.366, SLG: 0.491 (1, 9)	6-3-2 3B					G4-6-3 BB		FC6-4 FC4-6 1-2	HR 1-H 2-H	3	1	2	3	1	0	1									
Bernie Allen, L OBP: 0.348, SLG: 0.427 (1, 4)	6-3-2 3-H					G4-6-3 1-2		FC4-6 1B	BB	3	1	0	0	1	0	3									
Zolo Versailles, R OBP: 0.272, SLG: 0.363 (1, 6)				6-3		2B 1B		1B 1-2	4-3	4	0	2	0	0	0	1									
Jerry Zimmerman, R OBP: 0.290, SLG: 0.293 (1, 2)				F9		1-3 2-H		1B	6-3	4	0	2	1	0	0	0									
Ruben Gomez, R OBP: 0.211, SLG: 0.167 (1, 1)				K		6-3		F6	BB BB	3	0	0	0	1	1	4									
Inning Stats	R: 0 E: 0 K: 0 S: 3	H: 0 LOB: 0 BB: 0 P: 3	R: 0 E: 0 K: 1 S: 5	H: 1 LOB: 0 BB: 0 P: 5	R: 0 E: 0 K: 1 S: 5	H: 0 LOB: 0 BB: 0 P: 5	R: 0 E: 0 K: 1 S: 6	H: 2 LOB: 1 BB: 0 P: 6	R: 0 E: 0 K: 0 S: 4	H: 2 LOB: 2 BB: 1 P: 8	R: 0 E: 0 K: 0 S: 3	H: 1 LOB: 0 BB: 0 P: 3	R: 1 E: 0 K: 0 S: 6	H: 3 LOB: 2 BB: 0 P: 6	R: 3 E: 0 K: 1 S: 7	H: 2 LOB: 1 BB: 2 P: 15		R: 0 E: 0 K: 0 S: 3	H: 0 LOB: 2 BB: 2 P: 11	1B: 7 2B: 4 3B: 1 HR: 1	SF: 0 SAC: 0 DP: 4 HBP: 0	WP: 0 PB: 0 SB: 0 CS: 0	PA: 39		
PITCHER	IP	WLS	BF	H	R	ER	SO	BB	IBB	HBP	BLK	WP	HR	S	P	ERA	WHIP								
Bennie Daniels, R ERA: 5.09 (1, 1)	8.0	L	34	11	4	4	4	3	0	0	0	0	1	39	51	4.50	1.750								
Jim Hannan, R ERA: 3.1 (9, 1)	0.1		3	0	0	0	0	2	0	0	0	0	0	1	9	0.00	6.000								
Tom Cheney, R ERA: 3.22 (9, 1)	0.2		2	0	0	0	0	0	0	0	0	0	0	2	2	0.00	0.000								

Batter	1	2	3	4	5	6	7	8	9	AB	R	H	RBI	BB	SO	LOB	BOTTOM								
Danny O'Connell, R OBP: 0.322, SLG: 0.349 (1, 5)	1-3			1B BB		2-3 1B		F6		3	0	1	0	1	0	0	Minnesota Twins @ Washington Senators D.C. Stadium, Washington, DC Mon Sep 03 1962, 3:38 AM EDT Att: 19,406 - Unknown livebaseballscorecards.com								
Jim Piersall, R OBP: 0.307, SLG: 0.341 (1, 8)	F9			F9		S 1B		F9		4	0	1	1	0	0	1									
Chuck Hinton, R OBP: 0.354, SLG: 0.479 (1, 4)	K			G4-6-3 1B		F4 1-2		F9		4	0	1	0	0	1	1									
Harry Bright, R OBP: 0.321, SLG: 0.478 (1, 3)	F9			G4-6-3 1-2		4-3		6-3		4	0	0	0	0	0	2									
Jim King, L OBP: 0.351, SLG: 0.398 (1, 9)	4-3			F9		HR 1B		F7		4	1	1	0	0	0	0									
Don Lock, R OBP: 0.323, SLG: 0.451 (1, 7)	CS BB			F5		L7				2	0	0	0	1	0	1									
Bob Schmidt, R OBP: 0.274, SLG: 0.426 (1, 2)	CS 1-2			6-3		HR				3	1	1	2	0	1	0									
Ken Hamlin, R OBP: 0.294, SLG: 0.313 (1, 6)				F7		1B SH1-4 1B BB		F8		2	1	0	0	1	0	0									
Bennie Daniels, L OBP: 0.119, SLG: 0.190 Joe Hicks, L OBP: 0.306, SLG: 0.400 Jim Hannan, R OBP: 0.091, SLG: 0.091 Tom Cheney, R OBP: 0.146, SLG: 0.079 (1, 1) (8, PH) (9, 1) (9, 1)	K					SH1-4		F8		1	0	0	0	0	1	0									
Inning Stats	R: 0 E: 0 K: 1 S: 5	H: 0 LOB: 0 BB: 0 P: 5	R: 0 E: 0 K: 0 S: 2	H: 0 LOB: 1 BB: 1 P: 6	R: 0 E: 0 K: 2 S: 7	H: 0 LOB: 0 BB: 0 P: 7	R: 0 E: 0 K: 0 S: 3	H: 1 LOB: 1 BB: 1 P: 7	R: 0 E: 0 K: 0 S: 3	H: 0 LOB: 0 BB: 0 P: 3	R: 1 E: 0 K: 0 S: 4	H: 2 LOB: 1 BB: 1 P: 8	R: 2 E: 0 K: 0 S: 5	H: 2 LOB: 0 BB: 0 P: 5	R: 0 E: 0 K: 0 S: 3	H: 0 LOB: 0 BB: 0 P: 3		R: 0 E: 0 K: 0 S: 3	H: 0 LOB: 0 BB: 0 P: 3	1B: 4 2B: 0 3B: 0 HR: 1	SF: 0 SAC: 1 DP: 1 HBP: 0	WP: 0 PB: 0 SB: 1 CS: 1	PA: 33		
PITCHER	IP	WLS	BF	H	R	ER	SO	BB	IBB	HBP	BLK	WP	HR	S	P	ERA	WHIP								
Ruben Gomez, R ERA: 4.7 (1, 1)	9.0	W	32	5	3	3	3	3	0	0	0	0	1	35	47	3.00	0.889								

Batter	1	2	3	4	5	6	7	8	9	10	11	AB	R	H	RBI	BB	SO	LOB	TOP					
Lenny Green, L OBP: 0.363, SLG: 0.409 (1.8)												5	3	3	0	1	0	0						
Vic Power, R OBP: 0.324, SLG: 0.427 (1.3)												6	0	1	2	0	1	4						
Rich Rollins, R OBP: 0.384, SLG: 0.444 (1.5)												3	0	0	1	2	0	3						
Harmon Killebrew, R OBP: 0.360, SLG: 0.518 Bill Tuttle, R OBP: 0.317, SLG: 0.285 (1.7)												4	2	1	2	1	0	2						
Bob Allison, R OBP: 0.369, SLG: 0.492 (1.9)												3	1	1	0	2	0	0						
Earl Battay, R OBP: 0.350, SLG: 0.414 Marty Martinez, S OBP: 0.417, SLG: 0.222 Jerry Zimmerman, R OBP: 0.290, SLG: 0.293 (1.2)												3	2	2	2	1	0	2						
Bernie Allen, L OBP: 0.347, SLG: 0.425 (1.4)												5	0	1	1	0	1	3						
Zolio Versailles, R OBP: 0.271, SLG: 0.362 (1.6)												4	0	1	1	0	0	1						
Dick Stigman, R OBP: 0.300, SLG: 0.409 Lee Stange, R OBP: 0.321, SLG: 0.400 Ray Moore, R OBP: 0.353, SLG: 0.400 Frank Sullivan, R OBP: 0.353, SLG: 0.400 Jim Lemon, R OBP: 0.321, SLG: 0.400 Johnny Schaefer, L OBP: 0.321, SLG: 0.400 Bill Pleis, L OBP: 0.321, SLG: 0.400 (1.1)												3	0	0	0	0	2	1						
Inning Stats	R: 2 E: 0 K: 0 S: 5	H: 2 LOB: 0 BB: 0 P: 5	R: 1 E: 0 K: 2 S: 8	H: 1 LOB: 0 BB: 0 P: 8	R: 2 E: 0 K: 2 S: 5	H: 2 LOB: 2 BB: 2 P: 13	R: 0 E: 0 K: 0 S: 3	H: 0 LOB: 0 BB: 0 P: 3	R: 0 E: 0 K: 1 S: 5	H: 1 LOB: 0 BB: 0 P: 5	R: 0 E: 0 K: 0 S: 3	H: 0 LOB: 1 BB: 1 P: 7	R: 2 E: 1 K: 1 S: 8	H: 2 LOB: 2 BB: 1 P: 12	R: 0 E: 0 K: 0 S: 3	H: 0 LOB: 0 BB: 0 P: 3	R: 0 E: 0 K: 0 S: 2	H: 0 LOB: 1 BB: 1 P: 6	R: 2 E: 0 K: 0 S: 4	H: 2 LOB: 1 BB: 1 P: 8	1B: 6 2B: 5 3B: 0 HR: 2	SF: 2 SAC: 2 DP: 2 HBP: 0	WP: 1 PB: 0 SB: 0 CS: 1	PA: 49
PITCHER	Dave Stenhouse, R ERA: 3.55 (1.1)	IP: 2.2 WLS: 2.2 BF: 14 H: 4 R: 5 ER: 5 SO: 2 BB: 2 IBB: 0 HBP: 0 BLK: 0 WP: 0 HR: 2 S: 16 P: 24 ERA: 16.88 WHIP: 2.250	Ed Hobaugh, R ERA: 4.12 (3.1)	3.1 13 3 0 0 1 1 0 0 0 0 0 0 14 18 0.00 1.200	Pete Burnside, L ERA: 4.54 (7.1)	1.0 4 0 0 0 1 0 0 0 0 0 0 3 7 0.00 1.000	Jim Hannan, R ERA: 3.14 (8.1)	2.0 10 2 2 1 1 1 0 0 0 0 0 0 11 15 4.50 1.500	Steve Hamilton, L ERA: 3.75 (10.1)	1.0 L 5 1 2 2 0 2 0 0 0 0 0 3 11 18.00 3.000	PITCHER	Marty Kutyna, R ERA: 4.03 (11.1)	IP: 1.0 WLS: 1.0 BF: 3 H: 1 R: 0 ER: 0 SO: 0 BB: 0 IBB: 0 HBP: 0 BLK: 0 WP: 1 HR: 0 S: 3 P: 3 ERA: 0.00 WHIP: 1.000											

Minnesota Twins @ Washington Senators
D.C. Stadium, Washington, DC
Wed Sep 05 1962, 7:05 PM EDT
Unknown

livebaseballscores.com

AB 38
R 9
H 11
RBI 9
BB 7
SO 4
LOB 18



Batter	1	2	3	4	5	6	7	8	9	10	11	AB	R	H	RBI	BB	SO	LOB	BOTTOM					
Danny O'Connell, R OBP: 0.331, SLG: 0.349 (1.5)												3	2	1	0	3	0	0						
Chuck Cottier, R OBP: 0.309, SLG: 0.351 Steve Hamilton, L OBP: 0.111, SLG: 0.154 Marty Kutyna, R OBP: 0.222, SLG: 0.125 Bob Johnson, R OBP: 0.340, SLG: 0.428 (1.4)												4	0	2	2	1	0	1						
Chuck Hinton, R OBP: 0.351, SLG: 0.475 (10.4)												6	1	1	2	0	0	5						
Harry Bright, R OBP: 0.319, SLG: 0.473 Bud Zupfel, L OBP: 0.321, SLG: 0.355 (1.3)												4	0	0	0	1	1	2						
Don Lock, R OBP: 0.321, SLG: 0.446 Jim King, L OBP: 0.353, SLG: 0.400 (1.7)												4	1	1	0	0	2	3						
Jim Piersall, R OBP: 0.304, SLG: 0.337 (1.8)												5	0	0	0	0	0	6						
Bob Schmidt, R OBP: 0.275, SLG: 0.422 Ed Brinkman, R OBP: 0.231, SLG: 0.259 Jim Hannan, R OBP: 0.091, SLG: 0.091 Joe Hicks, L OBP: 0.304, SLG: 0.395 (1.2)												2	0	0	0	1	1	0						
Ken Hamlin, R OBP: 0.296, SLG: 0.315 (1.6)												5	1	2	1	0	0	0						
Dave Stenhouse, R OBP: 0.300, SLG: 0.409 Ed Hobaugh, R OBP: 0.321, SLG: 0.400 John Kruk, R OBP: 0.353, SLG: 0.400 Pete Burnside, R OBP: 0.222, SLG: 0.125 Johnny Schaefer, L OBP: 0.321, SLG: 0.400 Ken Rietzler, R OBP: 0.353, SLG: 0.400 (1.1)												0	0	0	0	0	0	0						
Inning Stats	R: 0 E: 0 K: 0 S: 3	H: 0 LOB: 0 BB: 0 P: 3	R: 0 E: 0 K: 2 S: 7	H: 0 LOB: 0 BB: 0 P: 7	R: 0 E: 0 K: 2 S: 7	H: 0 LOB: 0 BB: 0 P: 7	R: 0 E: 0 K: 0 S: 2	H: 0 LOB: 0 BB: 1 P: 6	R: 0 E: 0 K: 0 S: 5	H: 2 LOB: 2 BB: 1 P: 9	R: 1 E: 0 K: 0 S: 5	H: 2 LOB: 2 BB: 1 P: 9	R: 0 E: 0 K: 1 S: 7	H: 2 LOB: 3 BB: 1 P: 11	R: 4 E: 0 K: 0 S: 7	H: 4 LOB: 2 BB: 2 P: 15	R: 0 E: 0 K: 1 S: 5	H: 0 LOB: 0 BB: 0 P: 5	R: 0 E: 0 K: 1 S: 6	H: 1 LOB: 1 BB: 0 P: 6	1B: 10 2B: 0 3B: 0 HR: 1	SF: 0 SAC: 0 DP: 1 HBP: 0	WP: 1 PB: 0 SB: 0 CS: 1	PA: 49
PITCHER	Dick Stigman, L ERA: 3.72 (7.1)	IP: 6.2 WLS: 0.2 BF: 26 H: 5 R: 4 ER: 0 SO: 4 BB: 3 IBB: 0 HBP: 0 BLK: 0 WP: 0 HR: 1 S: 31 P: 43 ERA: 4.05 WHIP: 1.050	Lee Stange, R ERA: 4.39 (8.1)	0.2 5 2 0 0 0 1 0 0 0 0 0 0 4 8 0.00 4.500	Ray Moore, R ERA: 4.6 (8.1)	1.0 7 2 4 4 1 2 0 0 0 0 0 0 7 15 36.00 4.000	Frank Sullivan, R ERA: 4.3 (9.1)	1.2 W 7 2 0 0 1 0 0 0 0 1 0 9 9 0.00 1.200	Bill Pleis, L ERA: 4.05 (11.1)	1.0 S 4 1 0 0 1 0 0 0 0 0 0 6 6 0.00 1.000	PITCHER	Marty Kutyna, R ERA: 4.03 (11.1)	IP: 1.0 WLS: 1.0 BF: 3 H: 1 R: 0 ER: 0 SO: 0 BB: 0 IBB: 0 HBP: 0 BLK: 0 WP: 1 HR: 0 S: 3 P: 3 ERA: 0.00 WHIP: 1.000											

Minnesota Twins @ Washington Senators
D.C. Stadium, Washington, DC
Wed Sep 05 1962, 7:05 PM EDT
Unknown

livebaseballscores.com

AB 43
R 7
H 11
RBI 7
BB 6
SO 7
LOB 20



Batter	1	2	3	4	5	6	7	8	9	AB	R	H	RBI	BB	SO	LOB	TOP			
Lenny Green, L (1, 8) OBP: 0.363, SLG: 0.407	F9			F6		4-3		1B		4	0	1	0	0	0	1	Minnesota Twins @ Washington Senators D.C. Stadium, Washington, DC Wed Sep 05 1962, 7:05 PM EDT Att: 7,622 - Unknown livebaseballscorecards.com			
Vic Power, R (1, 3) OBP: 0.321, SLG: 0.423	4-3			F9		3-1		F7		4	0	0	0	0	0	2				
Rich Rollins, R (1, 5) OBP: 0.383, SLG: 0.442	4-3			FC5-4 1B				F9		4	0	1	0	0	0	0				
Harmon Killebrew, R (1, 7) OBP: 0.359, SLG: 0.514 Johnny Gonyea, R (9, PR) OBP: 0.250, SLG: 0.500		4-3		FC5-4 1-2				6-3		3	0	0	0	1	0	1				
Bob Allison, R (1, 9) OBP: 0.368, SLG: 0.489		6-3						F8		3	0	0	0	1	0	1				
Earl Battey, R (1, 2) OBP: 0.347, SLG: 0.411		F8						F8		4	0	0	0	0	0	2				
Bernie Allen, L (1, 4) OBP: 0.345, SLG: 0.422				3-1				F8		3	0	0	0	0	0	2				
Zolio Versalles, R (1, 6) OBP: 0.272, SLG: 0.362				4-3		E6 4-3 SH1-4		G4-6-3 1B		3	0	1	0	0	0	0				
Jack Kralick, L (1, 1) OBP: 0.241, SLG: 0.270 Jim Lemon, R (8, PH) OBP: 0.286, SLG: 0.455 Frank Sullivan, R (8, 1)				4-3		SH1-4		G4-6-3 1-2		1	0	0	0	0	0	0				
Inning Stats	R: 0 E: 0 K: 0 S: 3	H: 0 LOB: 0 BB: 0 P: 3	R: 0 E: 0 K: 0 S: 3	H: 0 LOB: 0 BB: 0 P: 3	R: 0 E: 0 K: 0 S: 3	H: 0 LOB: 0 BB: 0 P: 3	R: 0 E: 0 K: 0 S: 4	H: 1 LOB: 1 BB: 0 P: 4	R: 0 E: 0 K: 0 S: 3	H: 0 LOB: 0 BB: 0 P: 3	R: 0 E: 1 K: 0 S: 4	H: 0 LOB: 1 BB: 0 P: 4	R: 0 E: 1 K: 0 S: 4	H: 0 LOB: 2 BB: 1 P: 8	R: 0 E: 0 K: 0 S: 3	H: 0 LOB: 1 BB: 1 P: 7	1B: 3 2B: 0 3B: 0 HR: 0	SF: 0 SAC: 1 DP: 1 HBP: 0	WP: 0 PB: 0 SB: 0 CS: 0	PA: 33
PITCHER Claude Osteen, L (1, 1) ERA: 3.53	IP: 9.0 WLS: W BF: 33 H: 3 R: 0 ER: 0 SO: 0 BB: 2 IBB: 0 HBP: 0 BLK: 0 WP: 0 HR: 0 S: 31 P: 39 ERA: 0.00 WHIP: 0.556															PITCHER				

Batter	1	2	3	4	5	6	7	8	9	AB	R	H	RBI	BB	SO	LOB	BOTTOM			
Ken Hamlin, R (1, 6) OBP: 0.292, SLG: 0.310	F6		F6		1-3			5-3		4	0	0	0	0	0	0	Minnesota Twins @ Washington Senators D.C. Stadium, Washington, DC Wed Sep 05 1962, 7:05 PM EDT Att: 7,622 - Unknown livebaseballscorecards.com			
Chuck Cottier, R (1, 4) OBP: 0.311, SLG: 0.353	FC6-4 1B		K		F7			1B 1B		4	1	2	0	0	1	0				
Chuck Hinton, R (1, 9) OBP: 0.353, SLG: 0.477	FC6-4 1-2		2B		5-3			1B 1-2 1B		4	1	2	0	0	0	1				
Harry Bright, R (1, 3) OBP: 0.319, SLG: 0.471	4-3		5-3					1B FC3-2 1B		4	0	1	1	0	0	2				
Don Lock, R (1, 7) OBP: 0.325, SLG: 0.459		5-3		2B 3B		F9		FC3-2 1-3 3-H 1B		4	1	2	1	0	0	0				
Bob Johnson, R (1, 5) OBP: 0.339, SLG: 0.425		FC5-4 BB		F3		F8		FC3-2 1-2 3-H		3	0	0	0	1	0	3				
Bob Schmidt, R (1, 2) OBP: 0.275, SLG: 0.424		FC5-4 1B 1-2		2B				F7		4	0	1	1	0	0	3				
Jim Piersall, R (1, 8) OBP: 0.304, SLG: 0.337				F3				F6		3	0	1	0	0	0	1				
Claude Osteen, L (1, 1) OBP: 0.205, SLG: 0.273		F8		F2				F6		3	0	0	0	0	0	3				
Inning Stats	R: 0 E: 0 K: 0 S: 4	H: 1 LOB: 1 BB: 0 P: 4	R: 0 E: 0 K: 0 S: 4	H: 1 LOB: 2 BB: 1 P: 8	R: 0 E: 0 K: 1 S: 6	H: 1 LOB: 1 BB: 0 P: 6	R: 1 E: 0 K: 0 S: 5	H: 2 LOB: 1 BB: 0 P: 5	R: 0 E: 0 K: 0 S: 3	H: 0 LOB: 0 BB: 0 P: 3	R: 0 E: 0 K: 0 S: 3	H: 0 LOB: 0 BB: 0 P: 3	R: 0 E: 0 K: 0 S: 3	H: 0 LOB: 0 BB: 0 P: 3	R: 2 E: 0 K: 0 S: 7	H: 4 LOB: 2 BB: 0 P: 7	1B: 6 2B: 2 3B: 1 HR: 0	SF: 0 SAC: 0 DP: 0 HBP: 0	WP: 0 PB: 0 SB: 0 CS: 0	PA: 34
PITCHER Jack Kralick, L (1, 1) ERA: 3.93 Frank Sullivan, R (8, 1) ERA: 4.56	IP: 7.0 WLS: L BF: 27 H: 5 R: 1 ER: 1 SO: 1 BB: 1 IBB: 0 HBP: 0 BLK: 0 WP: 0 HR: 0 S: 28 P: 32 ERA: 1.29 WHIP: 0.857															PITCHER				

Batter	1	2	3	4	5	6	7	8	9	AB	R	H	RBI	BB	SO	LOB	TOP			
Lenny Green, L OBP: 0.365, SLG: 0.408 (1, 8)	0-0 1B SF8	4-0 BB	0-0 1B	0-0 1-2 2-H 3-H 1B		0-0 1-3 1B		0-0 F4		4	1	3	2	1	0	2				
Vic Power, R OBP: 0.319, SLG: 0.419 (1, 3)	0-0 1-3 1B	0-0 F3	0-0 F8			0-0 4-3		0-0 F3		5	0	1	0	0	0	6				
Rich Rollins, R OBP: 0.382, SLG: 0.442 (1, 5)	0-0 3-H SF8		0-0 L9	0-0 5-3			0-0 F8		0-0 F4	4	0	0	1	0	0	0				
Harmon Killebrew, R OBP: 0.358, SLG: 0.507 Bill Tuttle, R OBP: 0.317, SLG: 0.285 (1, 7) (9, 8)	4-0 HR BB		0-3 K	0-3 K			0-0 F7		0-0 6-3	4	1	0	0	1	2	0				
Bob Allison, R OBP: 0.370, SLG: 0.508 (1, 9)	0-0 1-H HR		0-0 HR	0-3 K			0-0 6-3		4-0 BB	4	2	3	1	1	0					
Earl Battley, R OBP: 0.350, SLG: 0.411 (1, 2)	0-0 4-3		0-0 2B BB 1B			0-0 F8		0-0 2B SH1-4 1B	0-0 L1	5	2	2	0	0	0	1				
Bernie Allen, L OBP: 0.347, SLG: 0.424 (1, 4)		0-0 E5 SF9 1B	0-0 BB 1B 2B			0-0 6-3		0-0 SH1-4		3	2	2	0	0	0	0				
Zolio Versalles, R OBP: 0.273, SLG: 0.363 (1, 6)		0-0 SF9	4-0 BB 1B IBB			0-0 5-3		0-0 1B 2-3 2B		2	1	1	1	1	0	0				
Camilo Pascual, R OBP: 0.276, SLG: 0.329 (1, 1)		0-0 3-H F4	4-0 1-2 2-3 3-H 1B BB			0-0 L9		0-0 2-3 3-H 1B		3	0	1	2	1	0	0				
Inning Stats	R: 3 E: 0 K: 0 S: 5	H: 3 LOB: 0 BB: 1 P: 9	R: 1 E: 1 K: 0 S: 4	H: 1 LOB: 1 BB: 1 P: 8	R: 4 E: 0 K: 1 S: 9	H: 4 LOB: 2 BB: 2 P: 17	R: 0 E: 0 K: 2 S: 7	H: 0 LOB: 0 BB: 0 P: 7	R: 0 E: 0 K: 0 S: 3	H: 1 LOB: 0 BB: 0 P: 3	R: 0 E: 0 K: 0 S: 3	H: 0 LOB: 0 BB: 0 P: 3	R: 0 E: 0 K: 0 S: 6	H: 3 LOB: 2 BB: 0 P: 6	R: 0 E: 0 K: 0 S: 3	H: 0 LOB: 1 BB: 1 P: 7	1B: 8 2B: 2 3B: 0 HR: 2	SF: 2 SAC: 1 DP: 0 HBP: 0	WP: 0 PB: 0 SB: 0 CS: 0	PA: 42
PITCHER	IP WLS BF H R ER SO BB IBB HBP BLK WP HR S P ERA WHIP	IP WLS BF H R ER SO BB IBB HBP BLK WP HR S P ERA WHIP																		
Don Mossi, L ERA: 4.25 (1, 1)	2.2 L 18 7 8 7 1 3 1 0 0 0 2 16 32 23.62 3.750																			
Frank Lary, R ERA: 5.49 (3, 1)	4.1 14 2 0 0 2 0 0 0 0 0 0 18 18 0.00 0.462																			
Bob Humphreys, R ERA: 4.5 (8, 1)	2.0 10 3 1 1 0 1 0 0 0 0 0 9 13 4.50 2.000																			

Minnesota Twins @ Detroit Tigers
Tiger Stadium, Detroit, MI
Sat Sep 08 1962, 4:33 AM EDT
Att: 9,324 - Unknown

AB	34
R	9
H	12
RBI	9
BB	5
SO	3
LOB	9



Batter	1	2	3	4	5	6	7	8	9	AB	R	H	RBI	BB	SO	LOB	BOTTOM					
Chico Fernandez, R OBP: 0.300, SLG: 0.411 (1, 6)	0-0 FC5-4 1B		0-0 2-H 1B			0-0 1B		4-0 1-2 2-3 BB		3	0	3	1	1	0	0						
Bill Bruton, L OBP: 0.354, SLG: 0.443 (1, 8)	0-3 K		0-0 4-3			0-0 4-3		0-3 K		4	0	0	0	0	2	5						
Al Kaline, R OBP: 0.372, SLG: 0.592 (1, 9)	0-0 L4			0-3 K		0-0 L9		0-0 L7		4	0	0	0	0	1	1						
Rocky Colavito, R OBP: 0.372, SLG: 0.527 (1, 7)	0-0 FC5-4 1-2			0-0 1B		0-0 5-3		0-0 F9		4	0	1	0	0	0	1						
Norm Cash, L OBP: 0.380, SLG: 0.505 (1, 3)		0-0 G3		0-0 F6		0-3 K		0-0 F5		4	0	0	0	0	1	1						
Dick McAuliffe, L OBP: 0.344, SLG: 0.381 (1, 4)		0-0 F8		0-0 4-3			0-0 BB 1B		0-0 1B	4	0	2	0	0	0	1						
Bobo Osborne, L OBP: 0.354, SLG: 0.246 (1, 5)		0-0 4-3			0-0 6-3		0-0 F8		0-3 K	4	0	0	0	0	1	2						
Dick Brown, R OBP: 0.281, SLG: 0.357 (1, 2)			0-0 1B 2B		0-0 HR		0-0 F7		0-3 K	4	2	2	1	0	1	2						
Don Mossi, L OBP: 0.286, SLG: 0.149 Frank Lary, R OBP: 0.200, SLG: 0.217 Bob Farley, L OBP: 0.352, SLG: 0.293 Bob Humphreys, R OBP: 0.333, SLG: 0.667 (1, 1) (3, 1) (7, PH) (8, 1) (9, PH)			0-0 F4		0-0 6-3		0-0 BB 1B		0-0 F8	0	0	0	0	0	0	0						
Inning Stats	R: 0 E: 0 K: 1 S: 6	H: 1 LOB: 1 BB: 0 P: 6	R: 0 E: 0 K: 0 S: 3	H: 0 LOB: 0 BB: 0 P: 3	R: 1 E: 0 K: 0 S: 4	H: 2 LOB: 0 BB: 0 P: 4	R: 0 E: 0 K: 1 S: 6	H: 1 LOB: 1 BB: 0 P: 6	R: 1 E: 0 K: 0 S: 5	H: 2 LOB: 1 BB: 0 P: 5	R: 0 E: 0 K: 1 S: 5	H: 0 LOB: 0 BB: 0 P: 5	R: 0 E: 0 K: 0 S: 7	H: 2 LOB: 3 BB: 1 P: 11	R: 0 E: 0 K: 0 S: 3	H: 0 LOB: 0 BB: 0 P: 3	R: 0 E: 0 K: 2 S: 8	H: 1 LOB: 1 BB: 0 P: 8	1B: 7 2B: 1 3B: 0 HR: 1	SF: 0 SAC: 0 DP: 0 HBP: 0	WP: 0 PB: 0 SB: 0 CS: 0	PA: 36
PITCHER	IP WLS BF H R ER SO BB IBB HBP BLK WP HR S P ERA WHIP	IP WLS BF H R ER SO BB IBB HBP BLK WP HR S P ERA WHIP																				
Camilo Pascual, R ERA: 3.56 (1, 1)	9.0 W 36 9 2 2 6 1 0 0 0 0 1 47 51 2.00 1.111																					

Minnesota Twins @ Detroit Tigers
Tiger Stadium, Detroit, MI
Sat Sep 08 1962, 4:33 AM EDT
Att: 9,324 - Unknown

AB	35
R	2
H	9
RBI	2
BB	1
SO	6
LOB	15



Batter	1	2	3	4	5	6	7	8	9	AB	R	H	RBI	BB	SO	LOB	TOP					
Lenny Green, L OBP: 0.365, SLG: 0.407			F3			F5	F8		6-3	6	0	2	0	0	0	4						
Vic Power, R OBP: 0.320, SLG: 0.421			F3			6-3		5-3		5	1	2	0	0	0	1						
Rich Rollins, R OBP: 0.382, SLG: 0.442	FC5-2-5-2					L7	FC6-4	6-3		4	0	1	1	1	0	3						
Harmon Killebrew, R OBP: 0.357, SLG: 0.503	F6					K	FC6-4	F6		4	0	0	0	1	1	4						
Bob Allison, R OBP: 0.371, SLG: 0.512	K		FC6-4			HR		6-3	2B	4	2	1	2	1	1	4						
Earl Battey, R OBP: 0.350, SLG: 0.411		6-3				5-3			HR	3	0	1	0	0	0	0						
Jerry Zimmerman, R OBP: 0.313, SLG: 0.333							1B	1B	HR	2	1	2	0	0	0	0						
Bernie Allen, L OBP: 0.347, SLG: 0.429	K		FC4-6			HR	F8	HR		4	2	1	3	1	1	2	AB 41					
Zolio Versalles, R OBP: 0.275, SLG: 0.364	6-3					HR		6-3		4	1	2	0	1	0	0	R 9					
Jack Kratlick, L OBP: 0.247, SLG: 0.289						HR				2	1	1	0	0	0	2	H 15					
Ruben Gomez, R OBP: 0.211, SLG: 0.187										0	0	0	0	0	0	0	RBI 9					
Don Miner, R OBP: 0.204, SLG: 0.195										0	0	0	0	0	0	0	BB 5					
Lee Stange, R OBP: 0.194, SLG: 0.189										0	0	0	0	0	0	0	SO 4					
Bill Pleis, L OBP: 0.193, SLG: 0.288										0	0	0	0	0	0	0	LOB 20					
Frank Sullivan, R OBP: 0.182, SLG: 0.288										0	0	0	0	0	0	0						
Tony Oliva, L OBP: 0.181, SLG: 0.288										0	0	0	0	0	0	0						
Inning Stats	R: 0 E: 0 K: 1 S: 7	H: 2 LOB: 2 BB: 0 P: 7	R: 0 E: 0 K: 1 S: 5	H: 0 LOB: 0 BB: 0 P: 5	R: 1 E: 0 K: 0 S: 5	H: 2 LOB: 2 BB: 1 P: 9	R: 0 E: 0 K: 0 S: 5	H: 3 LOB: 3 BB: 0 P: 5	R: 2 E: 0 K: 1 S: 7	H: 2 LOB: 0 BB: 0 P: 7	R: 3 E: 0 K: 0 S: 5	H: 2 LOB: 1 BB: 2 P: 13	R: 0 E: 0 K: 0 S: 5	H: 2 LOB: 2 BB: 1 P: 9	R: 0 E: 0 K: 0 S: 3	H: 0 LOB: 0 BB: 0 P: 3	R: 3 E: 0 K: 1 S: 7	H: 2 LOB: 0 BB: 1 P: 11	1B: 8 2B: 4 3B: 0 HR: 3	SF: 0 SAC: 0 DP: 0 HBP: 0	WP: 1 PB: 0 SB: 0 CS: 0	PA: 46
PITCHER	IP WLS BF H R ER SO BB IBB HBP BLK WP HR S P ERA WHIP																					
Jim Bunning, R ERA: 3.48	(1, 1) 5.0 0 27 11 6 6 3 2 0 0 0 1 2 31 39 10.80 2.600																					
Terry Fox, R ERA: 1.97	(6, 1) 3.0 W 15 3 2 2 0 3 0 0 1 0 0 12 24 6.00 2.000																					
Bob Humphreys, R ERA: 6.0	(9, 1) 1.0 S 4 1 1 1 1 0 0 0 0 0 0 1 6 6 9.00 1.000																					

Minnesota Twins @ Detroit Tigers
Tiger Stadium, Detroit, MI
Sun Sep 09 1962, 4:33 AM EDT
Att: 10,137 - Unknown

AB	41
R	9
H	15
RBI	9
BB	5
SO	4
LOB	20



Batter	1	2	3	4	5	6	7	8	9	AB	R	H	RBI	BB	SO	LOB	BOTTOM			
Chico Fernandez, R OBP: 0.306, SLG: 0.417	F3		SH			1B	2B			4	3	3	1	1	0	0				
Bill Bruton, L OBP: 0.355, SLG: 0.443	5-3		SH			2B	1B			4	2	2	1	0	0	1				
Al Kaline, R OBP: 0.375, SLG: 0.599			SF8			1B	2B			3	1	2	3	1	1	1				
Rocky Colavito, R OBP: 0.372, SLG: 0.525	F7		L7			SH5-4	FC6-2			5	0	2	2	0	0	4				
Bubba Morton, R OBP: 0.368, SLG: 0.401			F7			FC6-2	SH5-4			2	1	1	1	0	0	2				
Norm Cash, L OBP: 0.380, SLG: 0.503						FC6-2	SH5-4			3	0	1	1	0	1	1				
Frank Koest, R OBP: 0.286, SLG: 0.429	5-3					SH5-4				4	0	1	0	0	0	0				
Dick McAuliffe, L OBP: 0.347, SLG: 0.388	L9		FC1-3-6			FC6-2	IBB			3	1	1	1	2	0	1	AB 37			
Dick Brown, R OBP: 0.280, SLG: 0.355	L6		FC4-6			FC6-2				5	0	1	0	0	0	4	R 10			
Jim Bunning, R OBP: 0.247, SLG: 0.325						L7				3	1	1	0	0	1	4	H 15			
Terry Fox, R OBP: 0.345, SLG: 0.429						L7				1	1	0	0	1	0	2	RBI 10			
Bob Humphreys, R ERA: 4.45						2B				0	0	0	0	0	0	0	BB 5			
Lee Stange, R ERA: 4.45										3	1	1	0	0	1	4	SO 3			
Bill Pleis, L ERA: 4.83										1	1	0	0	1	0	2	LOB 20			
Frank Sullivan, R ERA: 4.45										0	0	0	0	0	0	0				
Inning Stats	R: 0 E: 0 K: 0 S: 3	H: 0 LOB: 1 BB: 1 P: 7	R: 1 E: 0 K: 0 S: 4	H: 1 LOB: 0 BB: 0 P: 4	R: 1 E: 0 K: 0 S: 5	H: 1 LOB: 2 BB: 1 P: 9	R: 0 E: 0 K: 0 S: 4	H: 1 LOB: 1 BB: 0 P: 4	R: 3 E: 0 K: 2 S: 9	H: 5 LOB: 3 BB: 1 P: 14	R: 1 E: 0 K: 2 S: 9	H: 2 LOB: 0 BB: 0 P: 9	R: 4 E: 0 K: 0 S: 7	H: 4 LOB: 1 BB: 1 P: 11	R: 0 E: 0 K: 0 S: 4	H: 1 LOB: 2 BB: 1 P: 8	1B: 10 2B: 3 3B: 0 HR: 2	SF: 1 SAC: 2 DP: 0 HBP: 0	WP: 0 PB: 0 SB: 1 CS: 0	PA: 45
PITCHER	IP WLS BF H R ER SO BB IBB HBP BLK WP HR S P ERA WHIP																			
Jack Kratlick, L ERA: 4.07	(1, 1) 4.0 0 22 7 5 5 0 2 0 0 0 0 1 20 28 11.25 2.250																			
Ruben Gomez, R ERA: 4.82	(5, 1) 1.0 0 5 1 0 0 1 0 1 0 0 0 0 6 10 0.00 1.000																			
Lee Stange, R ERA: 4.45	(6, 1) 0.2 0 4 2 1 1 1 0 0 0 0 0 0 6 6 13.50 3.000																			
Bill Pleis, L ERA: 4.83	(6, 1) 1.0 L 7 3 4 4 1 1 0 0 0 0 0 1 8 12 36.00 4.000																			
Frank Sullivan, R ERA: 4.45	(7, 1) 1.1 0 7 2 0 0 0 1 0 0 0 0 0 6 10 0.00 2.250																			

Minnesota Twins @ Detroit Tigers
Tiger Stadium, Detroit, MI
Sun Sep 09 1962, 4:33 AM EDT
Att: 10,137 - Unknown

AB	37
R	10
H	15
RBI	10
BB	5
SO	3
LOB	20



Batter	1	2	3	4	5	6	7	8	9	10	11	12	AB	R	H	RBI	BB	SO	LOB	TOP					
Jim Landis, R OBP: 0.333, SLG: 0.387 (1.8)	F2		CS			6-3		1B		K		E5	5	0	1	0	1	1	2						
Nellie Fox, L OBP: 0.314, SLG: 0.342 (1.4)	G6-3		CS	1B				G4-6-3			G3	F9	6	0	4	0	0	0	2						
Joe Cunningham, L OBP: 0.409, SLG: 0.436 (1.3)	G6-3					F7		G4-6-3			4-3		5	0	0	0	0	0	5						
Floyd Robinson, L OBP: 0.382, SLG: 0.459 (9.7)						K				F6			4	1	1	0	1	1	2						
Charlie Maxwell, L OBP: 0.364, SLG: 0.448 (9.9)																									
Mike Hershberger, R OBP: 0.324, SLG: 0.318 (8.9)																									
Al Smith, R OBP: 0.371, SLG: 0.481 (12.5)																									
Sammy Esposito, R OBP: 0.361, SLG: 0.238 (12.5)																									
Luis Aparicio, R OBP: 0.285, SLG: 0.349 (1.6)																									
Cam Carreon, R OBP: 0.320, SLG: 0.359 (12.1)																									
Deacon Jones, L OBP: 0.429, SLG: 0.333 (12.1)																									
Turk Lown, R OBP: 0.378, SLG: 0.365 (12.2)																									
Eddie Fisher, R OBP: 0.178, SLG: 0.233 (12.1)																									
Sherm Lollar, R OBP: 0.378, SLG: 0.365 (12.2)																									
Inning Stats	R: 0 E: 0 K: 0 S: 3	H: 1 LOB: 0 BB: 0 P: 3	R: 1 E: 0 K: 0 S: 4	H: 2 LOB: 0 BB: 4 P: 4	R: 0 E: 0 K: 1 S: 5	H: 1 LOB: 0 BB: 0 P: 5	R: 0 E: 0 K: 0 S: 5	H: 2 LOB: 2 BB: 0 P: 6	R: 0 E: 0 K: 1 S: 5	H: 0 LOB: 0 BB: 0 P: 5	R: 0 E: 0 K: 1 S: 6	H: 1 LOB: 1 BB: 0 P: 6	R: 0 E: 0 K: 0 S: 3	H: 0 LOB: 0 BB: 0 P: 3	R: 0 E: 0 K: 2 S: 8	H: 1 LOB: 1 BB: 0 P: 8	R: 0 E: 0 K: 0 S: 3	H: 0 LOB: 1 BB: 1 P: 7	R: 1 E: 2 K: 1 S: 8	H: 2 LOB: 2 BB: 0 P: 8	1B: 12 2B: 0 3B: 0 HR: 0	SF: 0 SAC: 1 DP: 2 HBP: 0	WP: 1 PB: 0 SB: 0 CS: 2	PA: 49	
PITCHER Camilo Pascual, R ERA: 3.45 (1.1)	IP: 12.0 WLS: L BF: 47	H: 12 R: 2 ER: 2 SO: 7	BB: 2 IBB: 0 HBP: 0 BLK: 1	WP: 1 HR: 0 S: 59 P: 67	ERA: 1.50 WHIP: 1.167																				

Chicago White Sox @ Minnesota Twins
Metropolitan Stadium, Bloomington, MI

Wed Sep 12 1962, 8:05 PM EDT
Att. 20,298 - Unknown - 72 F

AB 44
R 2
H 12
RBI 2
BB 2
SO 7
LOB 21



Batter	1	2	3	4	5	6	7	8	9	10	11	12	AB	R	H	RBI	BB	SO	LOB	BOTTOM					
Lenny Green, L OBP: 0.360, SLG: 0.400 (1.8)	3-1					G3		F8			K		5	0	1	1	0	1	1						
Vic Power, R OBP: 0.318, SLG: 0.418 (1.3)	5-3									F6		F7	5	0	1	0	0	0	2						
Rich Rollins, R OBP: 0.376, SLG: 0.433 (1.5)	5-3					L7				6-3			5	0	0	0	0	2	1						
Bob Allison, R OBP: 0.364, SLG: 0.501 (1.9)													5	0	1	0	0	3	0						
Harmon Killebrew, R OBP: 0.357, SLG: 0.496 (1.7)													4	0	0	0	1	1	2						
Earl Battey, R OBP: 0.344, SLG: 0.403 (1.2)													5	0	1	0	0	0	2						
Bernie Allen, L OBP: 0.343, SLG: 0.423 (1.4)													4	0	1	0	0	0	1						
Zoilo Versalles, R OBP: 0.274, SLG: 0.361 (1.6)													4	0	0	0	0	0	1						
Camilo Pascual, R OBP: 0.286, SLG: 0.349 (1.1)													4	1	2	0	0	0	0						
Inning Stats	R: 0 E: 0 K: 0 S: 3	H: 0 LOB: 0 BB: 0 P: 3	R: 0 E: 0 K: 1 S: 4	H: 0 LOB: 0 BB: 1 P: 8	R: 1 E: 0 K: 0 S: 5	H: 3 LOB: 1 BB: 0 P: 5	R: 0 E: 0 K: 1 S: 5	H: 0 LOB: 0 BB: 0 P: 6	R: 0 E: 0 K: 0 S: 3	H: 0 LOB: 0 BB: 0 P: 3	R: 0 E: 0 K: 1 S: 4	H: 1 LOB: 1 BB: 0 P: 4	R: 0 E: 1 K: 0 S: 3	H: 0 LOB: 0 BB: 0 P: 3	R: 0 E: 0 K: 1 S: 5	H: 0 LOB: 0 BB: 0 P: 5	R: 0 E: 0 K: 1 S: 6	H: 1 LOB: 1 BB: 0 P: 6	1B: 5 2B: 2 3B: 0 HR: 0	SF: 0 SAC: 0 DP: 3 HBP: 0	WP: 0 PB: 0 SB: 0 CS: 0	PA: 42			
PITCHER Eddie Fisher, R ERA: 3.23 (1.1)	IP: 11.0 WLS: W BF: 38	H: 6 R: 1 ER: 1 SO: 6	BB: 1 IBB: 0 HBP: 0 BLK: 0	WP: 0 HR: 0 S: 49 P: 53	ERA: 0.82 WHIP: 0.636																				
Turk Lown, R ERA: 3.23 (12.1)	IP: 1.0 WLS: S BF: 4	H: 1 R: 0 ER: 0 SO: 1	BB: 0 IBB: 0 HBP: 0 BLK: 0	WP: 0 HR: 0 S: 6 P: 6	ERA: 0.00 WHIP: 1.000																				

Chicago White Sox @ Minnesota Twins
Metropolitan Stadium, Bloomington, MI

Wed Sep 12 1962, 8:05 PM EDT
Att. 20,298 - Unknown - 72 F


AB 41
R 1
H 7
RBI 1
BB 1
SO 7
LOB 10




Batter	1	2	3	4	5	6	7	8	9	AB	R	H	RBI	BB	SO	LOB	TOP			
Luis Aparicio, R OBP: 0.285, SLG: 0.349 (1, 6)	F6		5-3		FC5-4 1B			6-3		4	0	1	0	0	0	0	Chicago White Sox @ Minnesota Twins Metropolitan Stadium, Bloomington, MI Thu Sep 13 1962, 4:33 AM EDT Att. 5,864 - Unknown - 74 F			
Nelle Fox, L OBP: 0.315, SLG: 0.343 (1, 4)	1B		F5		FC5-4 1-2			FC5-4 1B		4	0	2	0	0	0	1				
Floyd Robinson, L OBP: 0.381, SLG: 0.459 Ken Berry, R OBP: 0.333, SLG: 0.333 (4, PH) (4, 7)	K			G6-3 1B 2B			1-3	FC5-4 1-2		1	0	0	0	0	1	1				
Jim Landis, R OBP: 0.335, SLG: 0.388 (1, 8)	4-3			G6-3 1B 1-2			1-3	FC5-4 1-2		4	0	2	0	0	0	1				
Al Smith, R OBP: 0.370, SLG: 0.479 (1, 5)				G6-3 1B 1-2 2-3			G5-4-3			4	0	1	0	0	1	3				
Mike Hershberger, R OBP: 0.323, SLG: 0.320 (1, 9)	F4			2B 3-H 0-0			5-3			4	0	1	1	0	0	1				
Joe Cunningham, L OBP: 0.407, SLG: 0.434 (1, 3)	E6			1-3			K			3	0	0	0	0	1	2				
Sherm Lollar, R OBP: 0.373, SLG: 0.359 (1, 2)	K						F8			3	0	0	0	0	2	2				
John Buzhardt, R OBP: 0.175, SLG: 0.192 (4, 1)			6-3				K			1	0	0	0	0	0	0				
Dick Kenworthy, R OBP: 0.245, SLG: 0.409 Mike Joyce, R OBP: 0.299, SLG: 0.359 Cam Carson, R OBP: 0.299, SLG: 0.359 Dave DeBusschere, R (8, 1)							5-3			0	0	0	0	0	0	0				
Inning Stats	R: 0 E: 0 K: 1 S: 6	H: 1 LOB: 1 BB: 0 P: 6	R: 0 E: 1 K: 1 S: 6	H: 1 LOB: 1 BB: 0 P: 6	R: 0 E: 0 K: 0 S: 3	H: 0 LOB: 0 BB: 0 P: 3	R: 1 E: 0 K: 0 S: 5	H: 3 LOB: 1 BB: 0 P: 5	R: 0 E: 0 K: 0 S: 6	H: 1 LOB: 1 BB: 0 P: 6	R: 0 E: 0 K: 2 S: 7	H: 0 LOB: 0 BB: 0 P: 7	R: 0 E: 0 K: 0 S: 4	H: 1 LOB: 1 BB: 0 P: 4	R: 0 E: 0 K: 1 S: 5	H: 0 LOB: 0 BB: 0 P: 5	1B: 7 2B: 1 3B: 0 HR: 0	SF: 0 SAC: 0 DP: 2 HBP: 0	WP: 0 PB: 0 SB: 0 CS: 0	PA: 33
PITCHER Jack Kralick, L ERA: 3.95 (1, 1)	IP: 9.0 WLS: W BF: 33 H: 8 R: 1 ER: 1 SO: 6 BB: 0 IBB: 0 HBP: 0 BLK: 0 WP: 0 HR: 0 S: 45 P: 45 ERA: 1.00 WHIP: 0.889																			

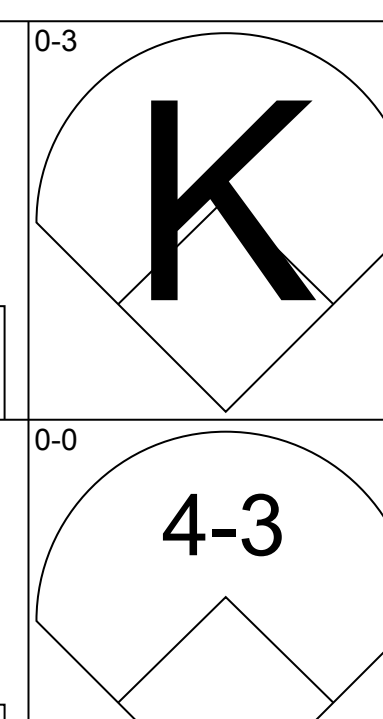
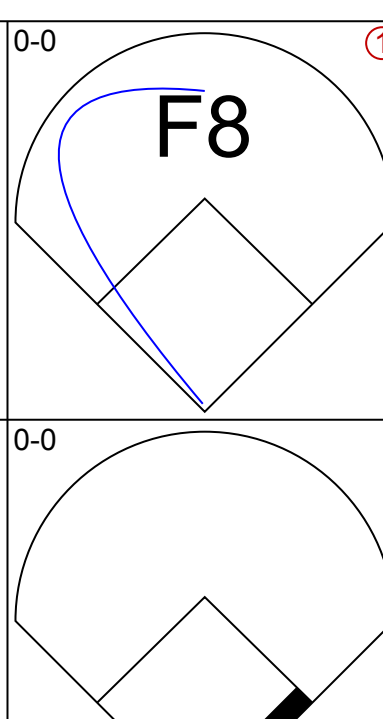
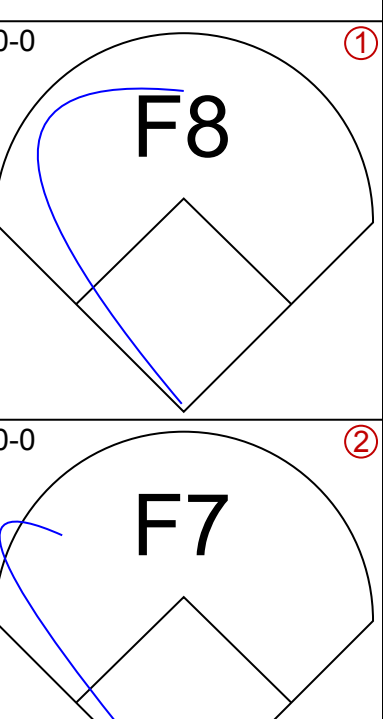
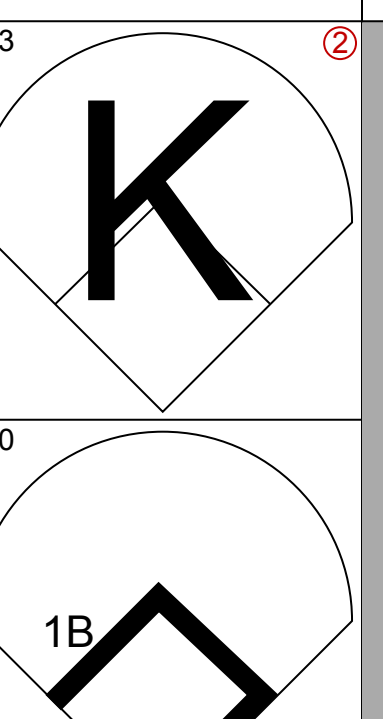
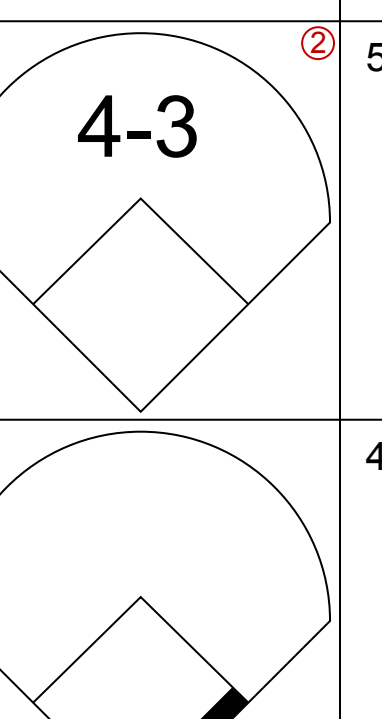
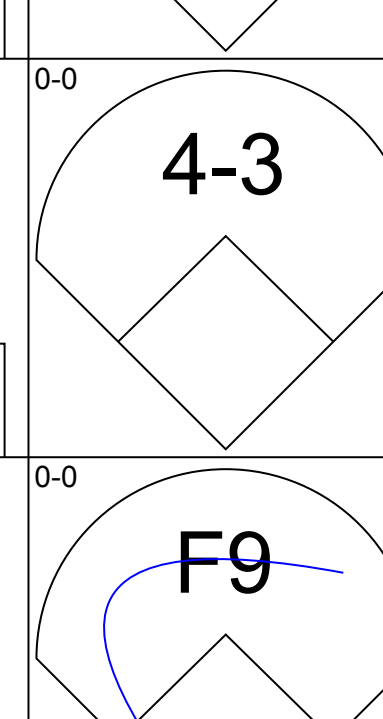
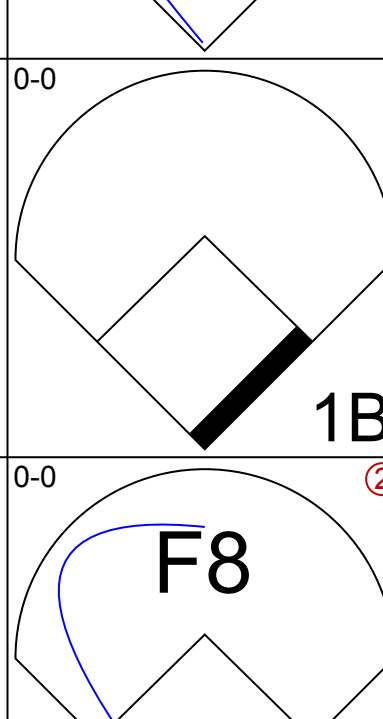
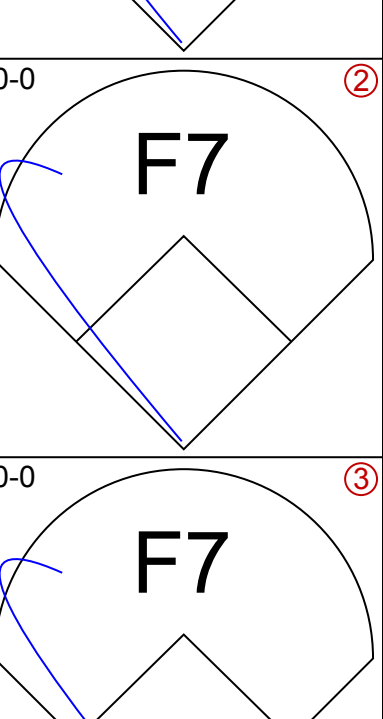
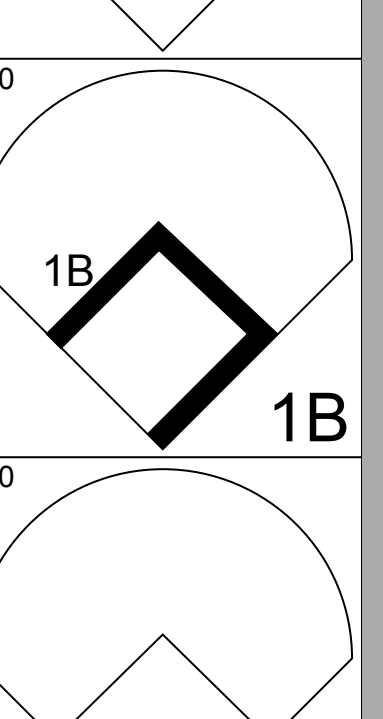
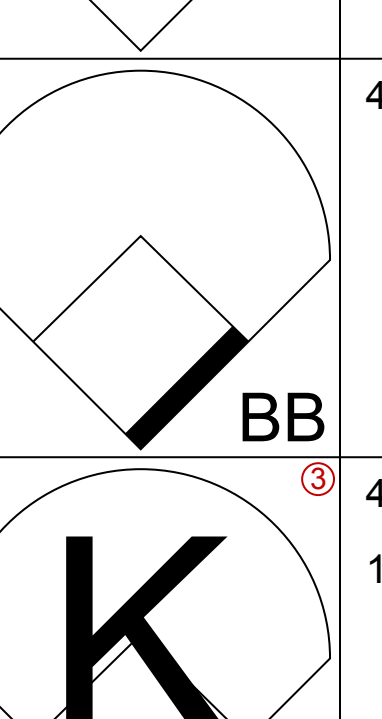
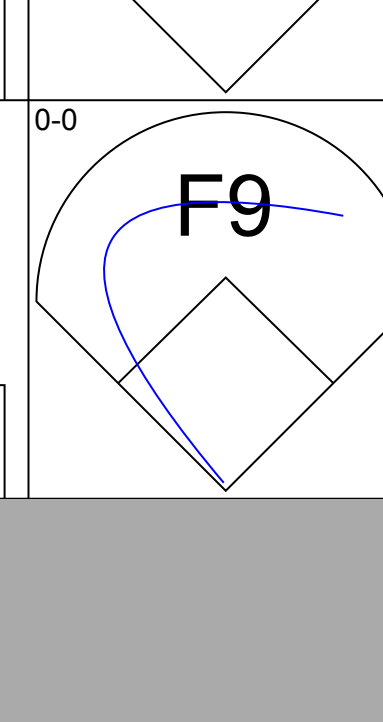
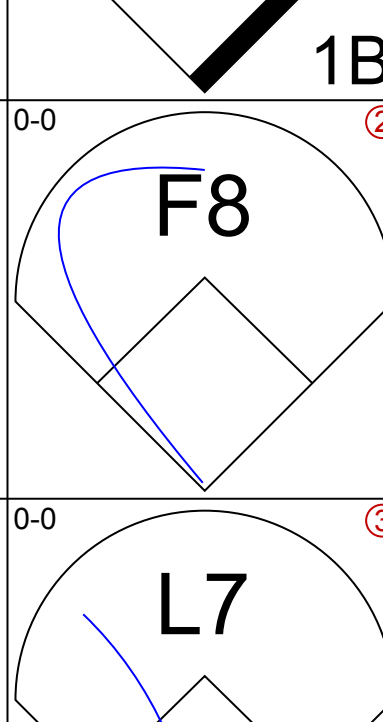
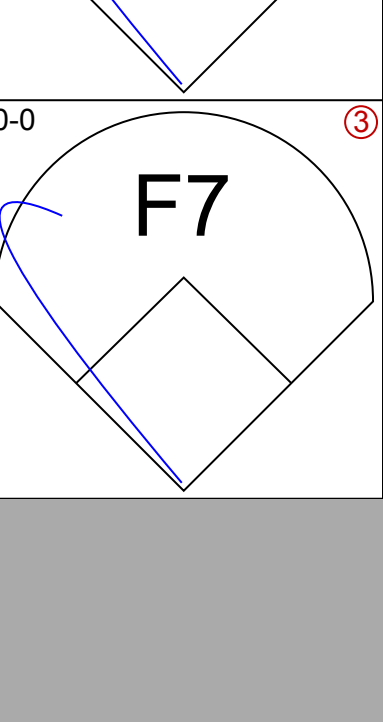
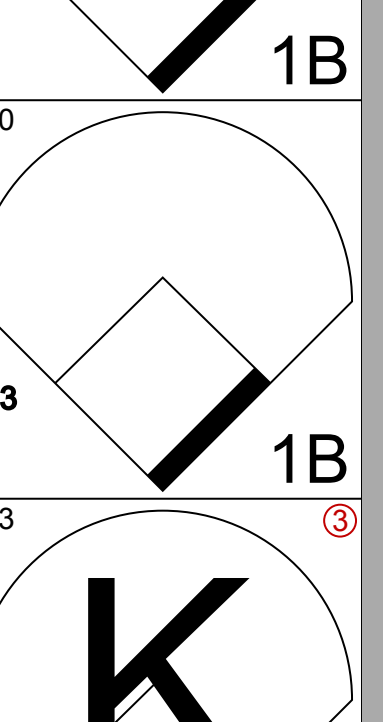
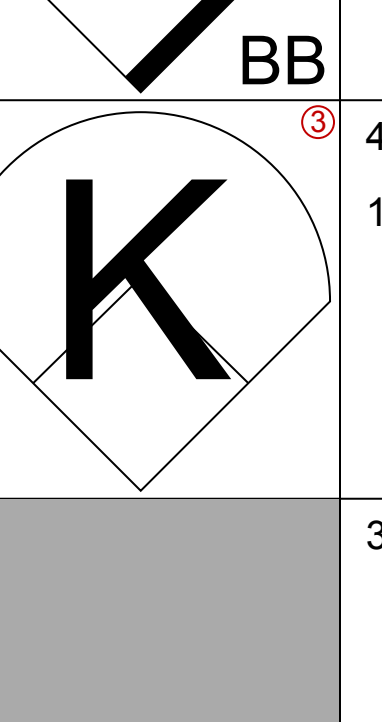
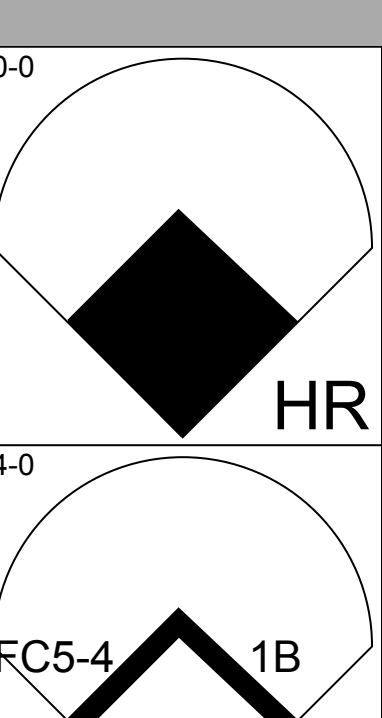
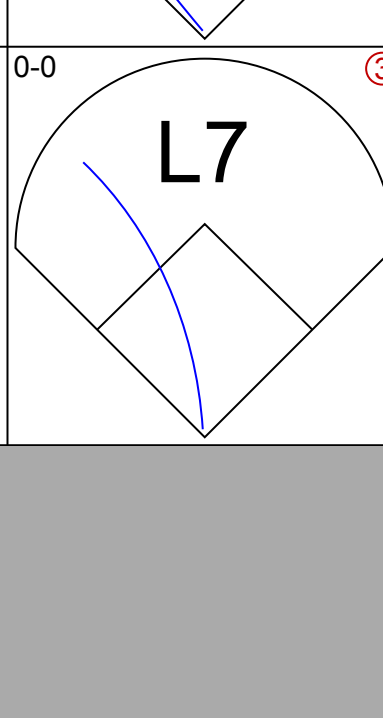
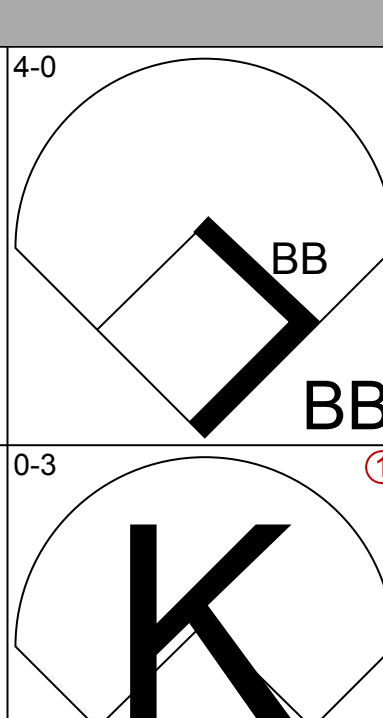

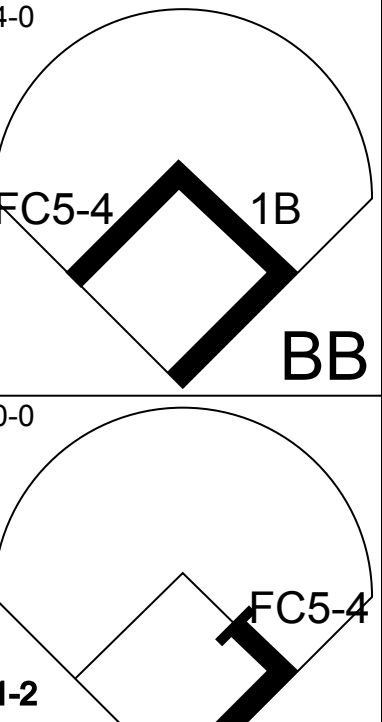

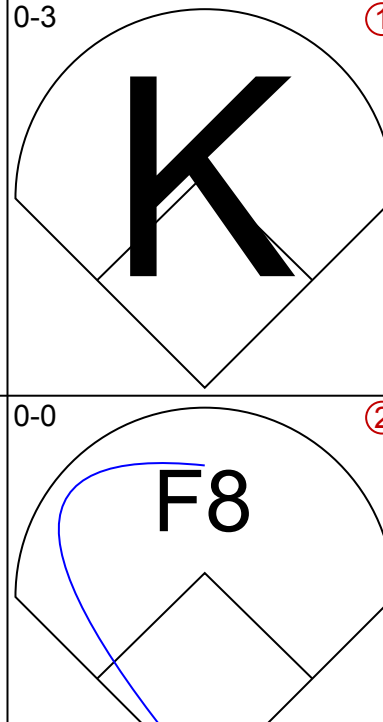
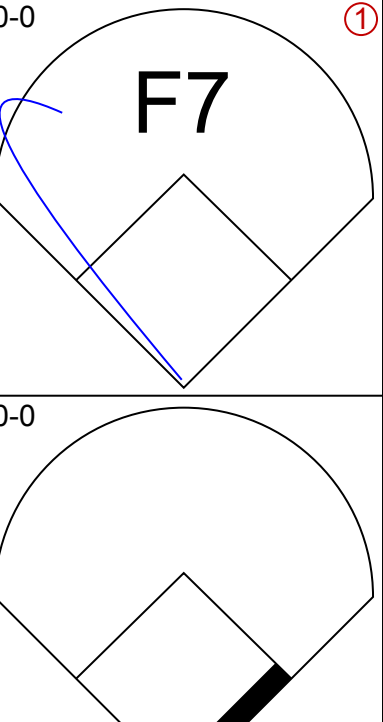
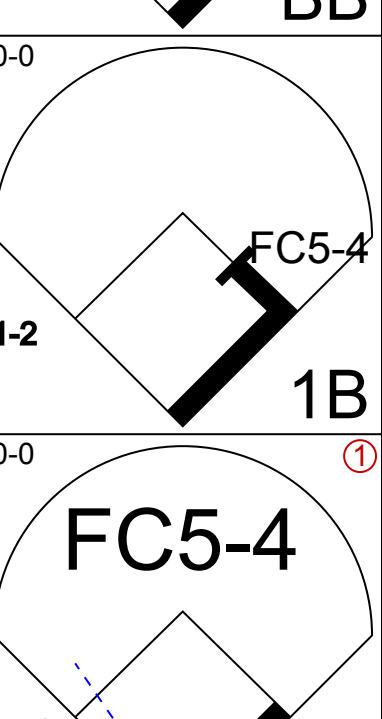
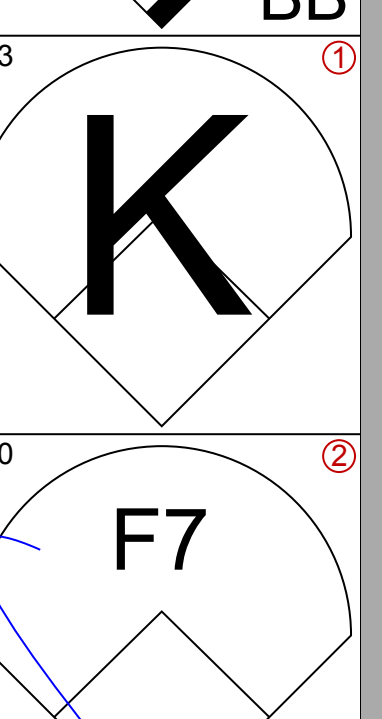
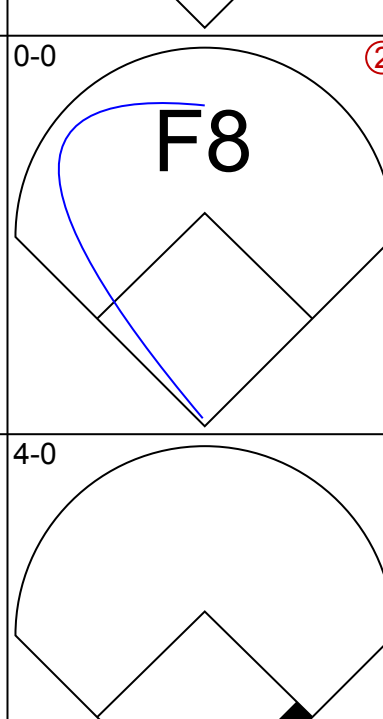
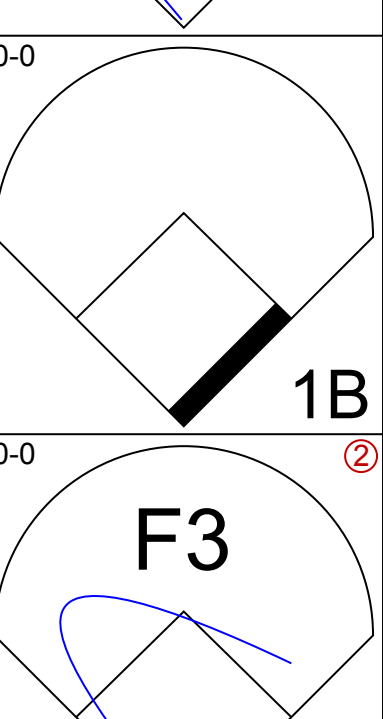
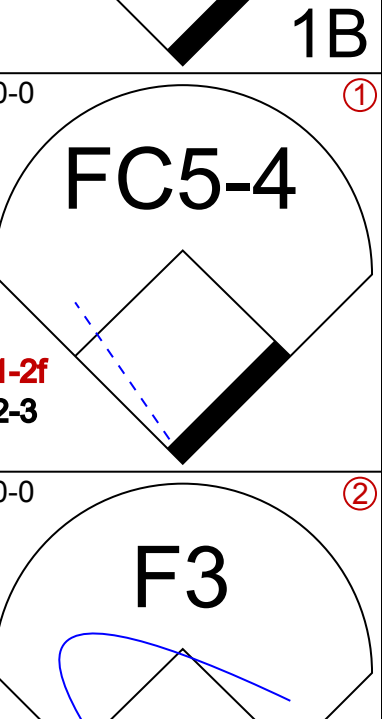
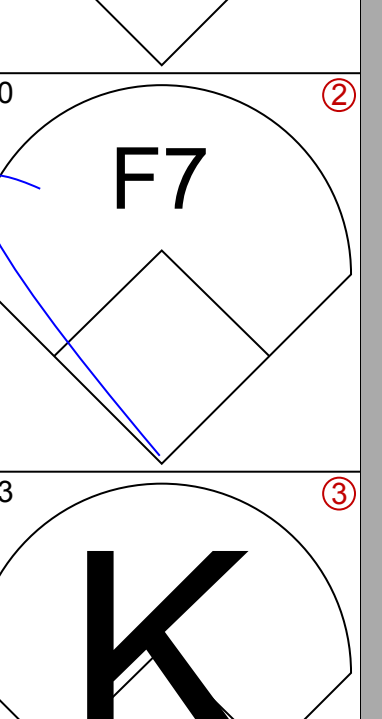
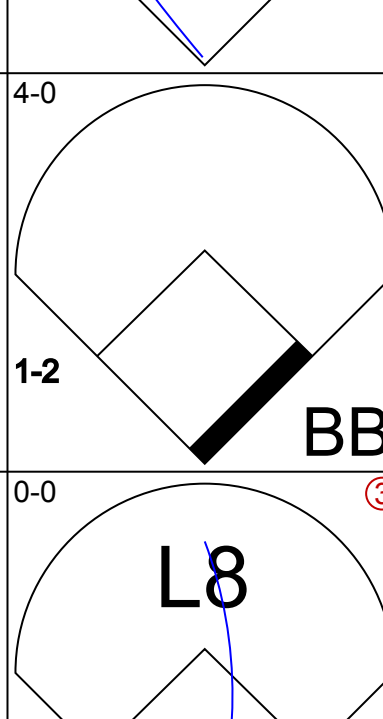
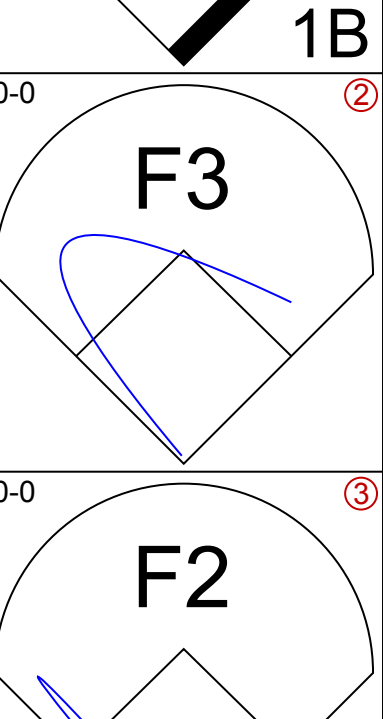
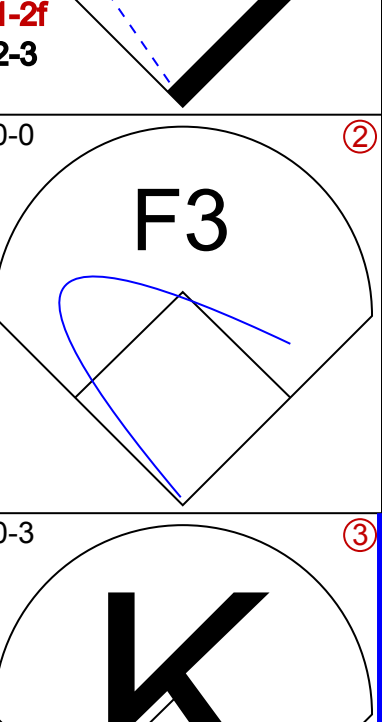
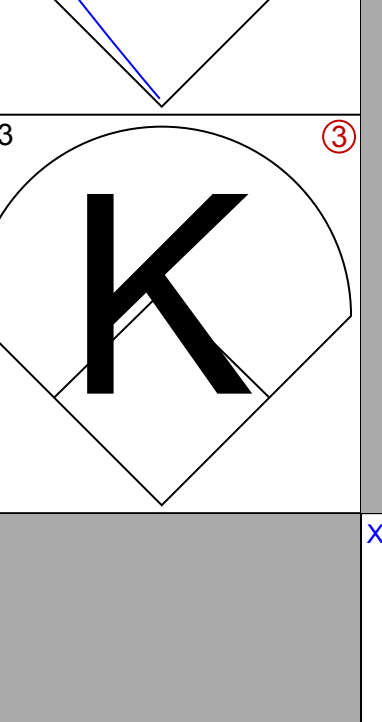
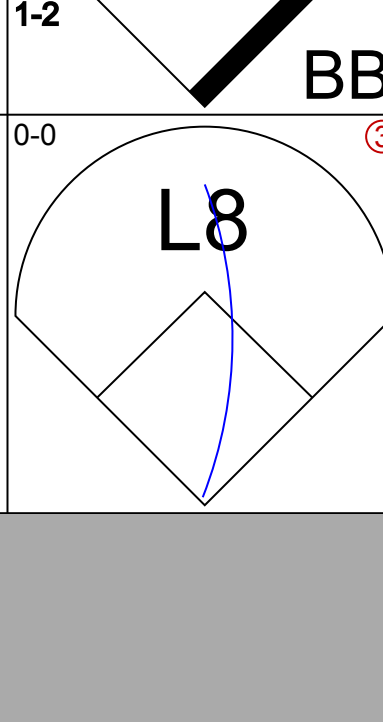
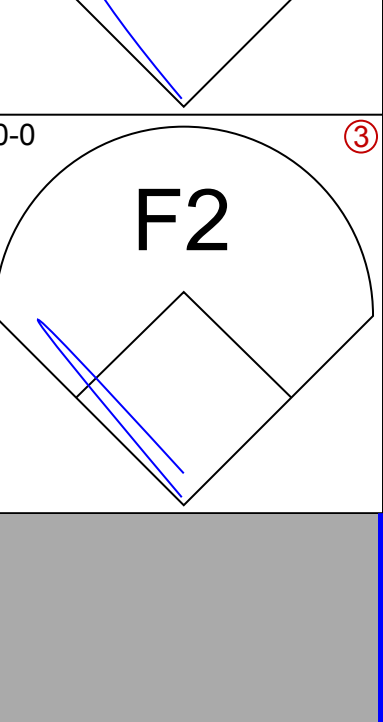

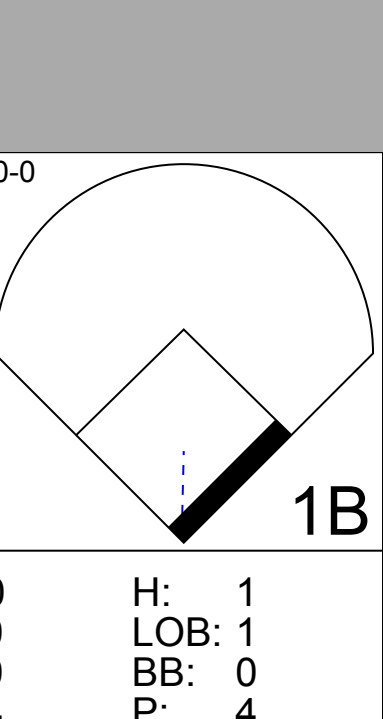
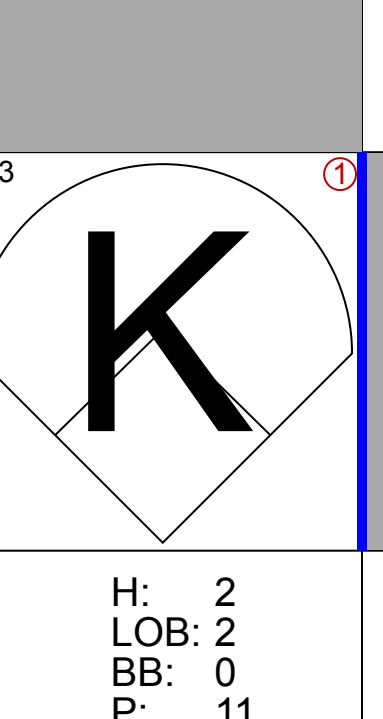
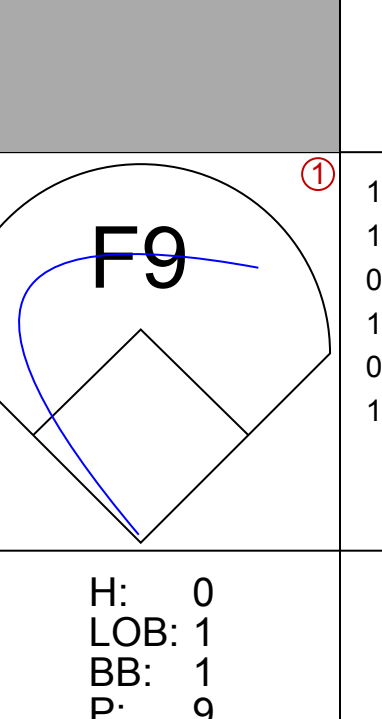
Batter	1	2	3	4	5	6	7	8	9	AB	R	H	RBI	BB	SO	LOB	BOTTOM			
Lenny Green, L OBP: 0.361, SLG: 0.401 (1, 8) (8, 7)	SF8 2B		FC4-6 BB	FC1-6 FC6-4 1-2 2-3		FC4-6 1B		F6		4	1	1	0	1	0	4	Chicago White Sox @ Minnesota Twins Metropolitan Stadium, Bloomington, MI Thu Sep 13 1962, 4:33 AM EDT Att. 5,864 - Unknown - 74 F			
Vic Power, R OBP: 0.317, SLG: 0.417 (1, 3)	3-1		FC4-6 1B 1-2	FC6-4 1-2		FC6-4 1B				4	1	1	1	0	0	4				
George Banks, R OBP: 0.387, SLG: 0.407 (1, 5)	SF8		BB 1B			F7		FC6-4 1-2		3	1	1	1	0	0	2				
Jim Lemon, R OBP: 0.263, SLG: 0.333 Bill Tuttle, R OBP: 0.317, SLG: 0.285 (8, 8)	K2-3		BB 1B			6-3				3	0	0	0	1	1	0				
Bob Allison, R OBP: 0.365, SLG: 0.505 (1, 9)			4-3	L4-3 1B		6-3				4	0	2	2	0	0	0				
Earl Battey, R OBP: 0.345, SLG: 0.402 (1, 2)			L4-3 1B			4-3				3	0	1	0	1	0	3				
Bernie Allen, L OBP: 0.341, SLG: 0.419 (1, 4)	FC4-6 3B			4-3		3-1		4-3		4	1	0	0	0	0	2				
Zoilo Versalles, R OBP: 0.277, SLG: 0.367 (1, 6)			FC1-6 BB			FC4-6 1B		F9		3	1	2	1	1	0	0				
Jack Kralick, L OBP: 0.259, SLG: 0.300 (1, 1)	G3			FC1-6 1B		FC4-6 1B		3-1		4	0	2	0	0	0	1				
Inning Stats	R: 1 E: 0 K: 1 S: 6	H: 1 LOB: 0 BB: 0 P: 6	R: 1 E: 0 K: 0 S: 5	H: 2 LOB: 1 BB: 0 P: 5	R: 2 E: 0 K: 0 S: 4	H: 2 LOB: 1 BB: 2 P: 12	R: 0 E: 0 K: 0 S: 4	H: 1 LOB: 2 BB: 1 P: 8	R: 0 E: 0 K: 0 S: 4	H: 1 LOB: 1 BB: 0 P: 4	R: 1 E: 0 K: 0 S: 6	H: 3 LOB: 2 BB: 0 P: 6	R: 0 E: 0 K: 0 S: 3	H: 0 LOB: 1 BB: 1 P: 7	R: 0 E: 0 K: 0 S: 3	H: 0 LOB: 0 BB: 0 P: 3		1B: 7 2B: 2 3B: 2 HR: 0	SF: 1 SAC: 0 DP: 1 HBP: 0	WP: 0 PB: 0 SB: 0 CS: 0
PITCHER John Buzhardt, R ERA: 4.07 Michael DeGerick, R ERA: Mike Joyce, R ERA: 0.48 Dave DeBusschere, R ERA: 2.57 (1, 1) (4, 1) (5, 1) (8, 1)	IP: 3.0 WLS: L BF: 15 H: 5 R: 4 ER: 4 SO: 4 BB: 2 IBB: 0 HBP: 0 BLK: 0 WP: 0 HR: 0 S: 15 P: 23 ERA: 12.00 WHIP: 2.333																			

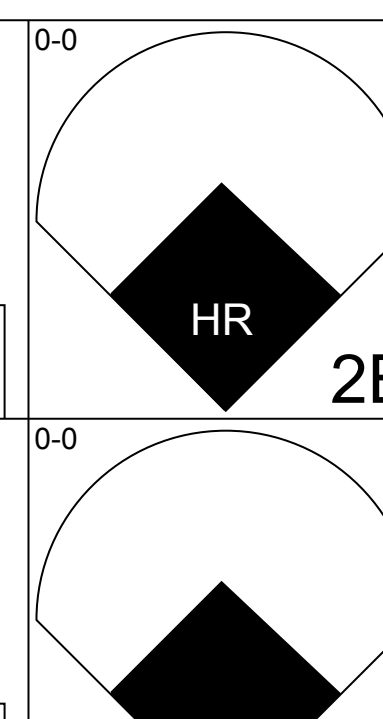
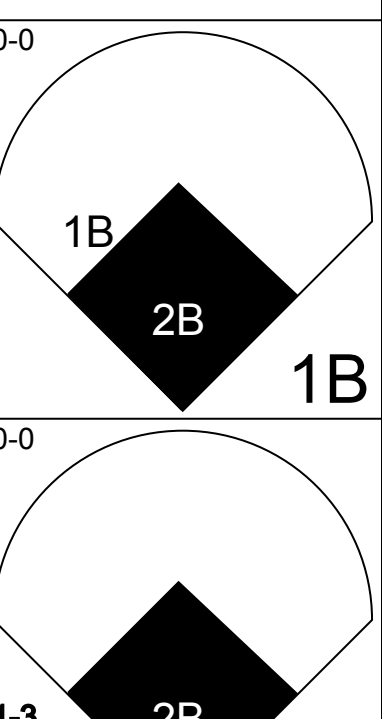
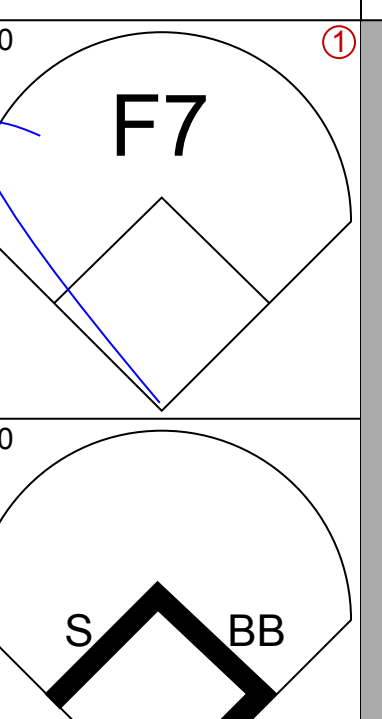
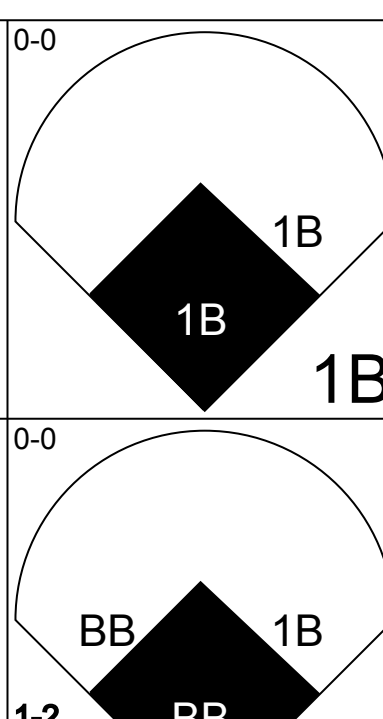
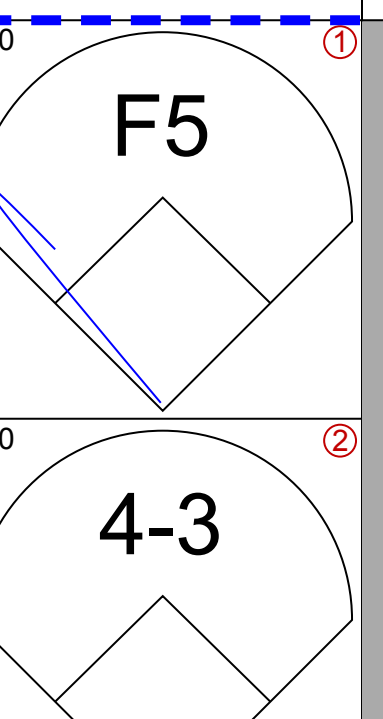
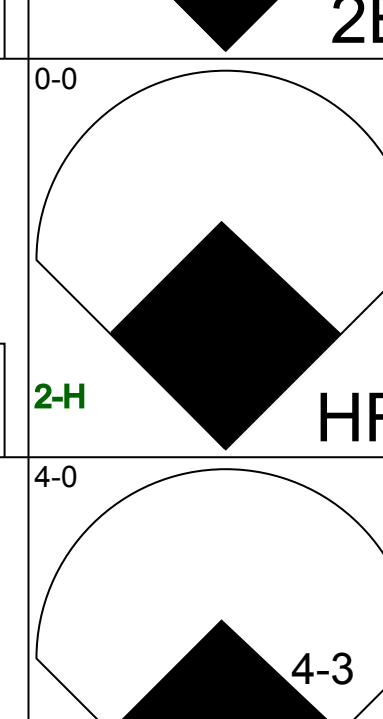
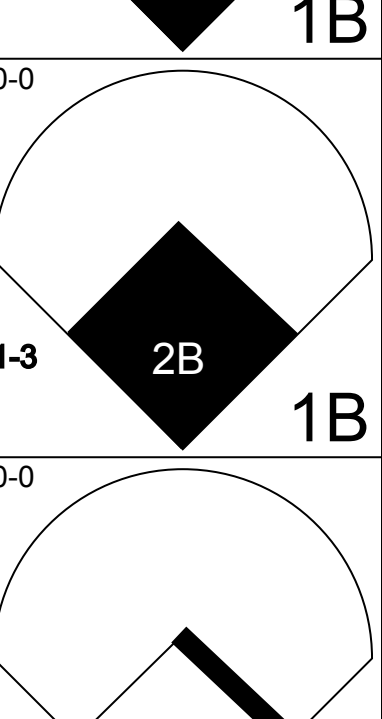
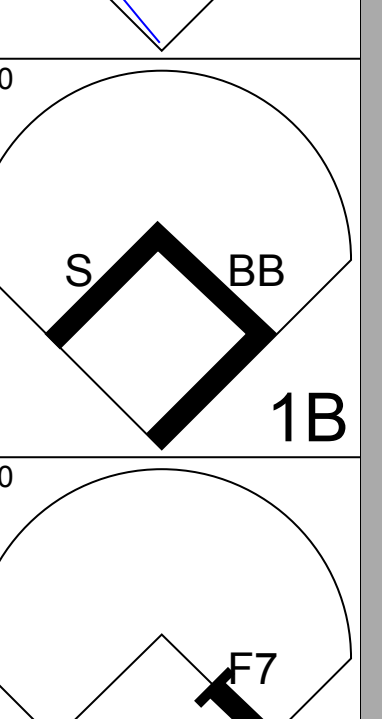
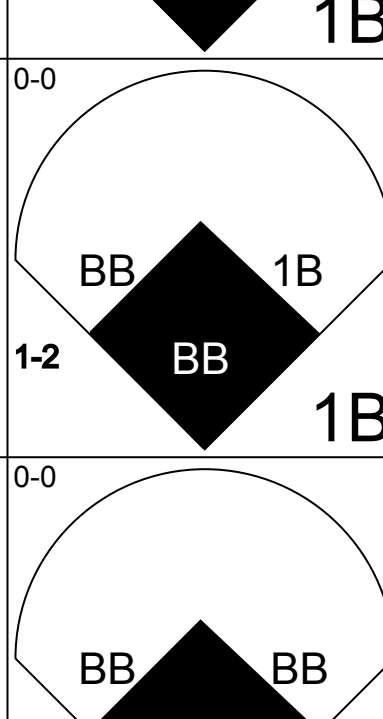
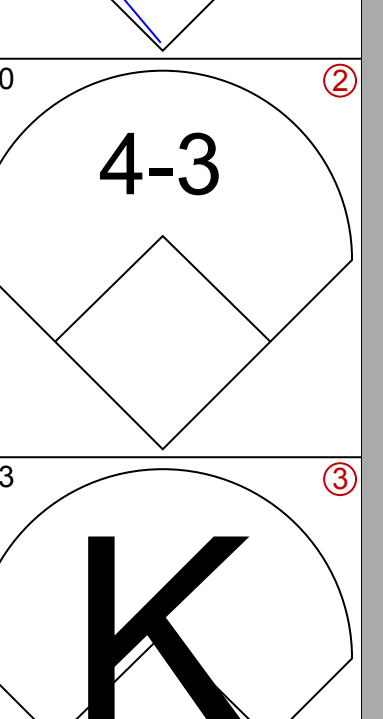
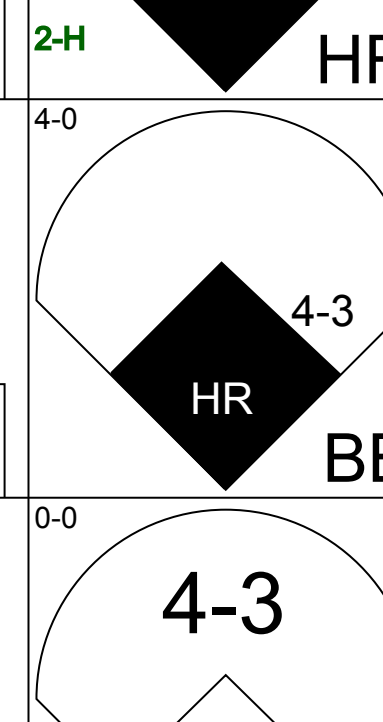
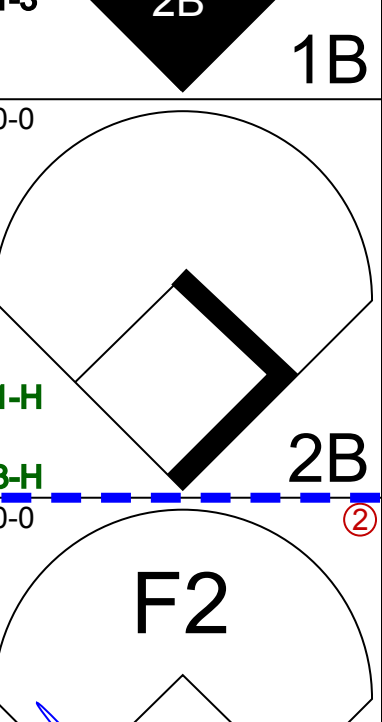
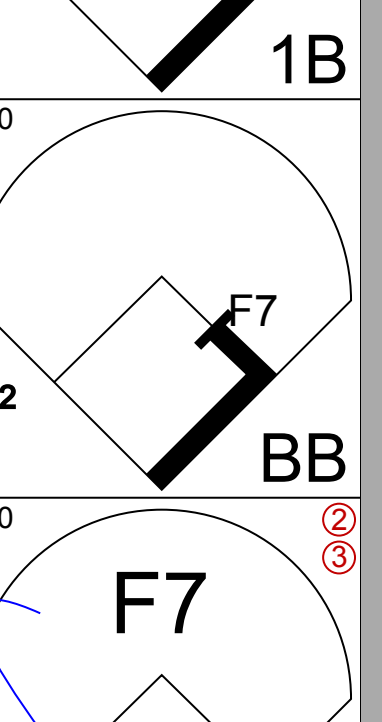
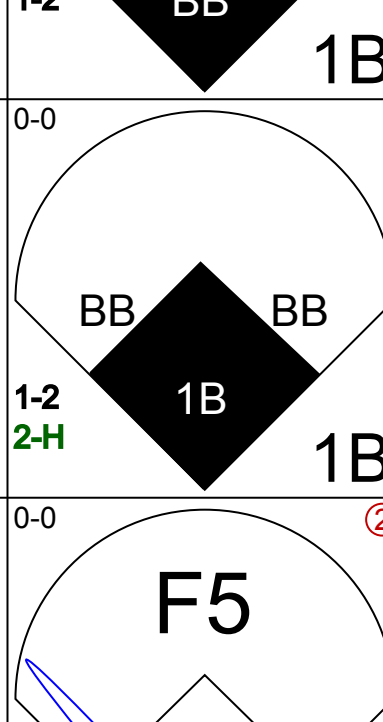
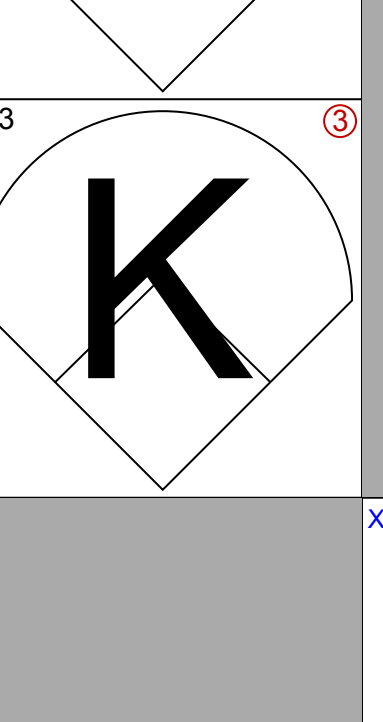
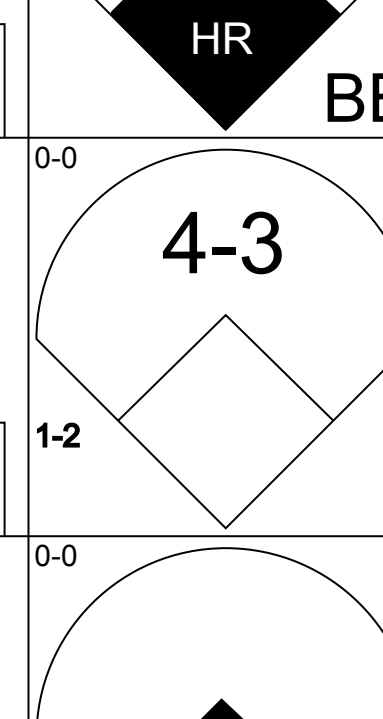
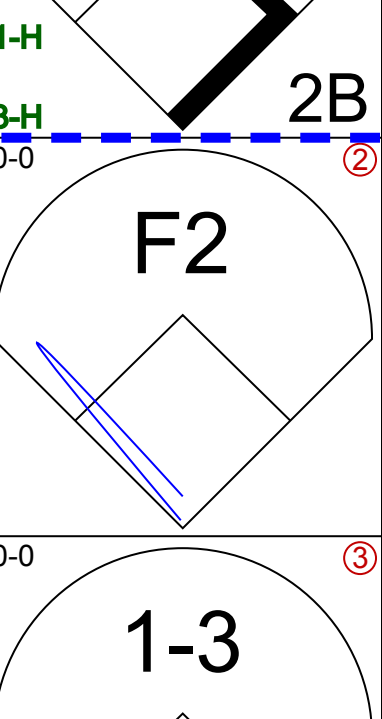
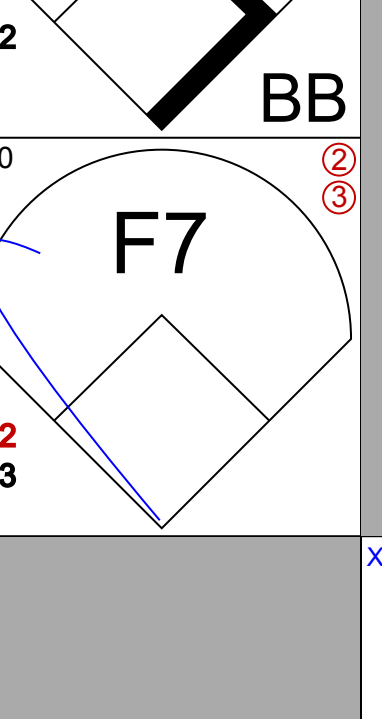
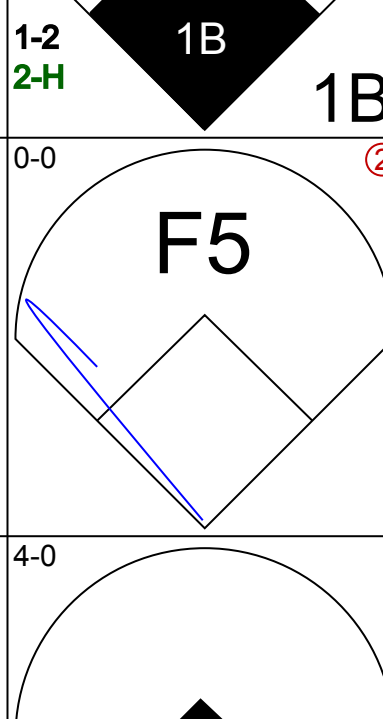
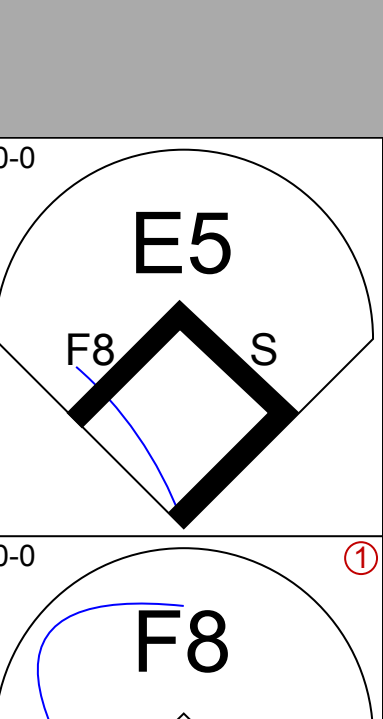
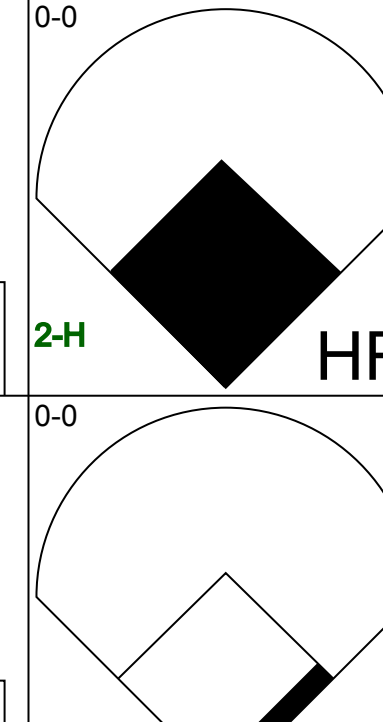
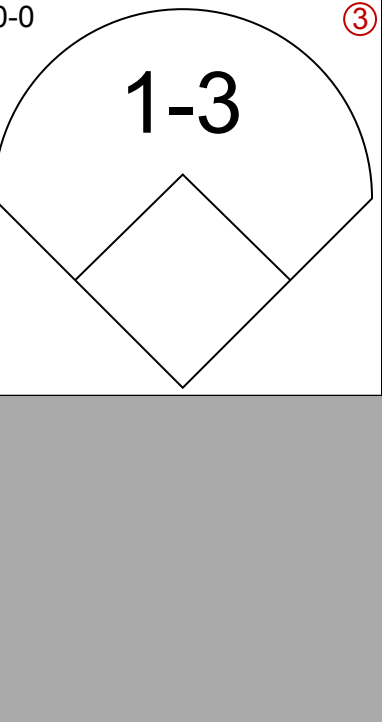
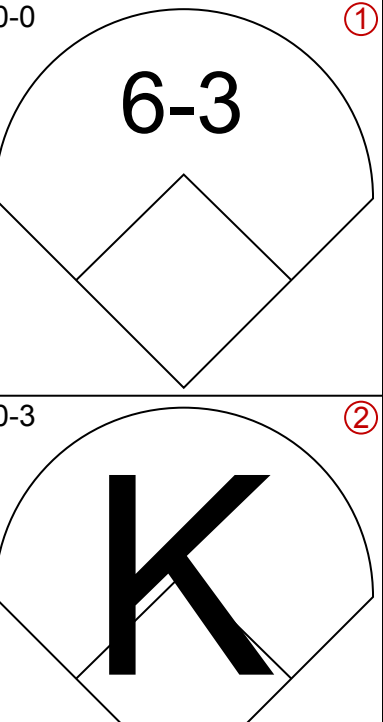
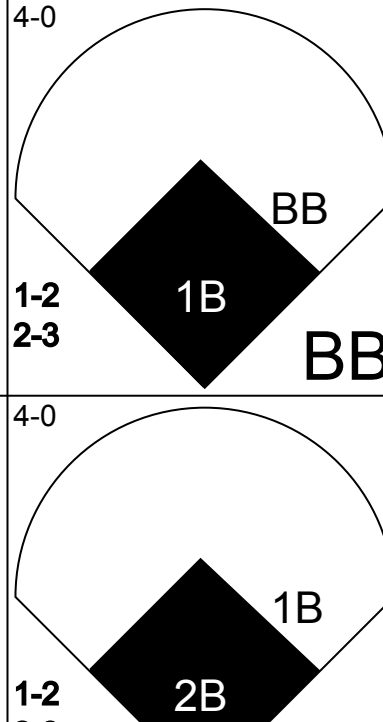
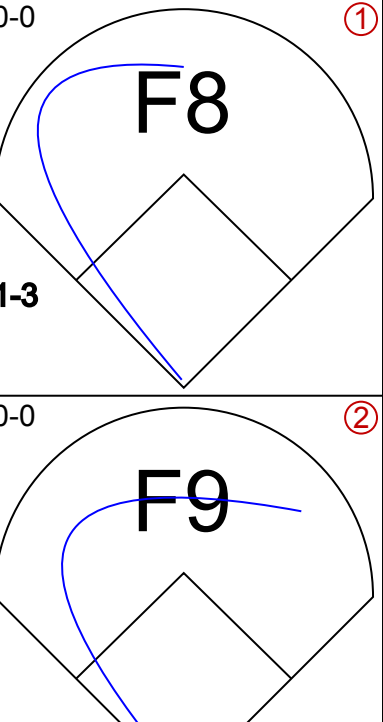
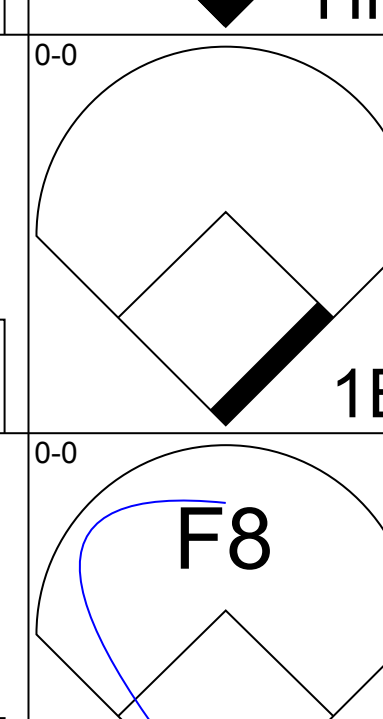

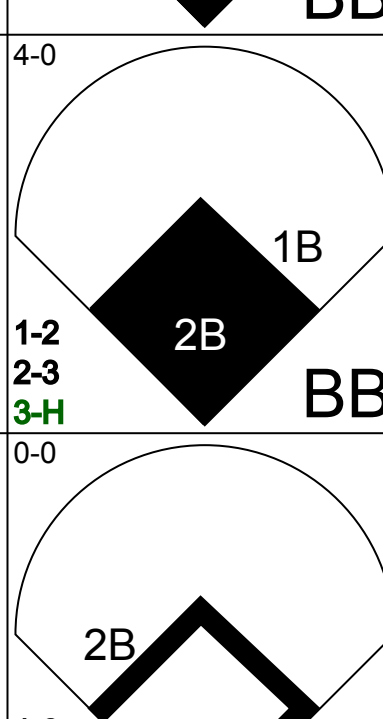
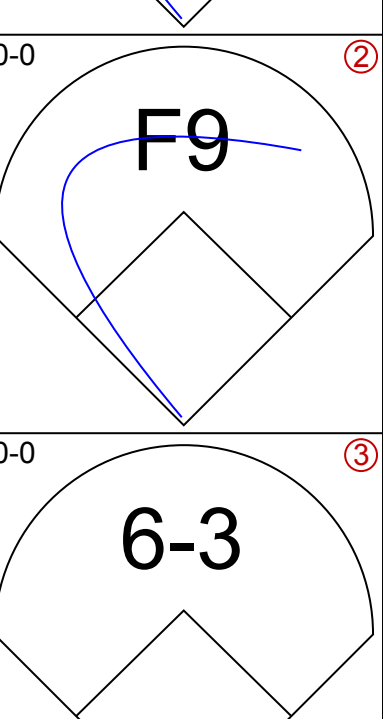
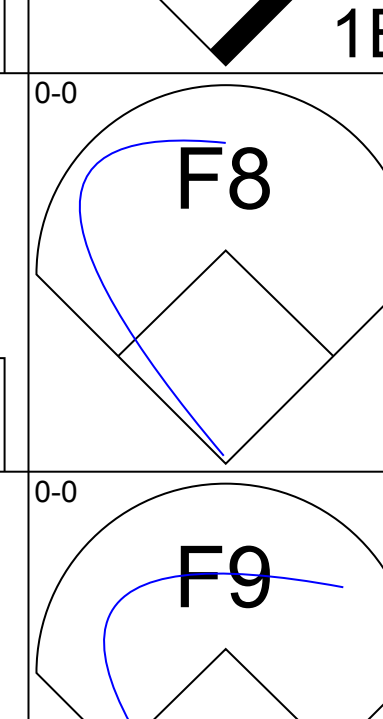
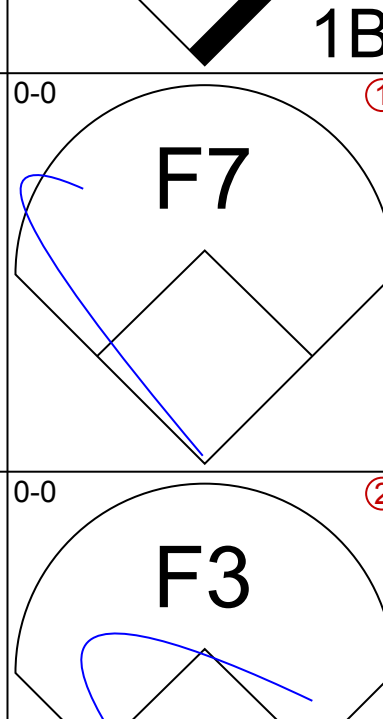
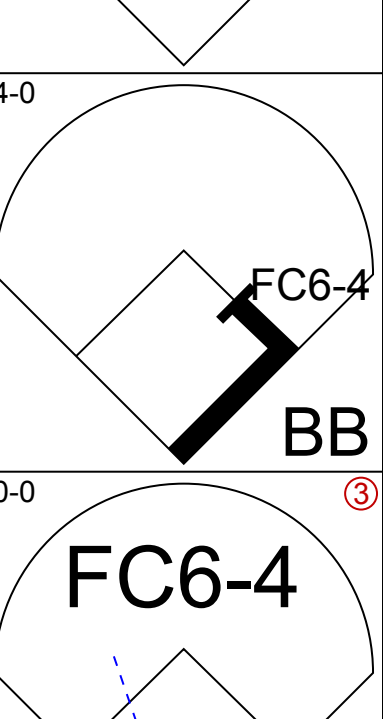
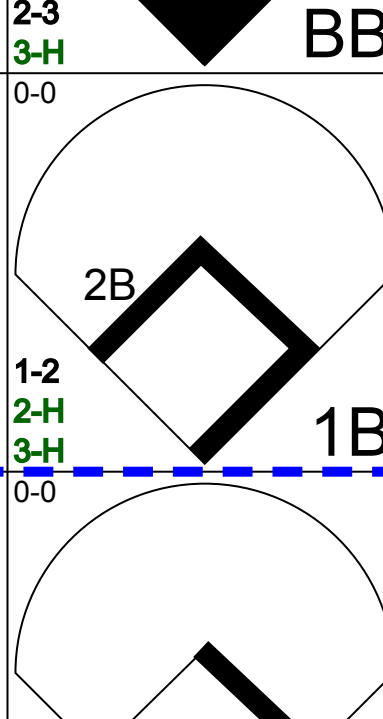

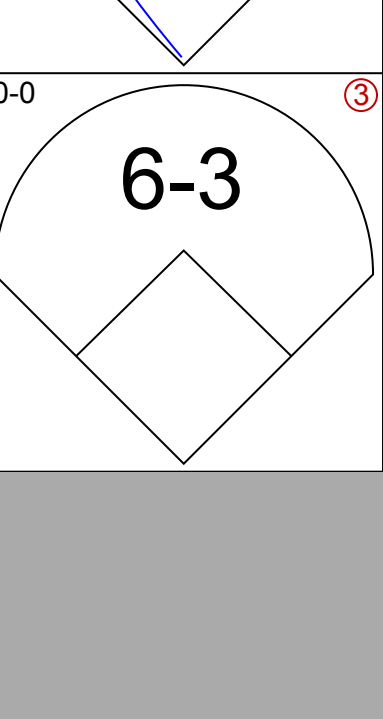
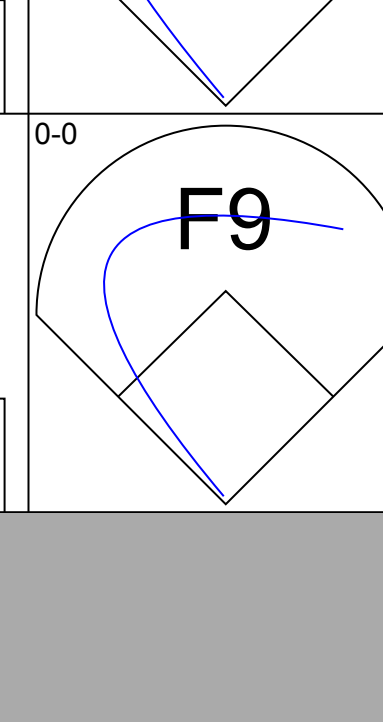
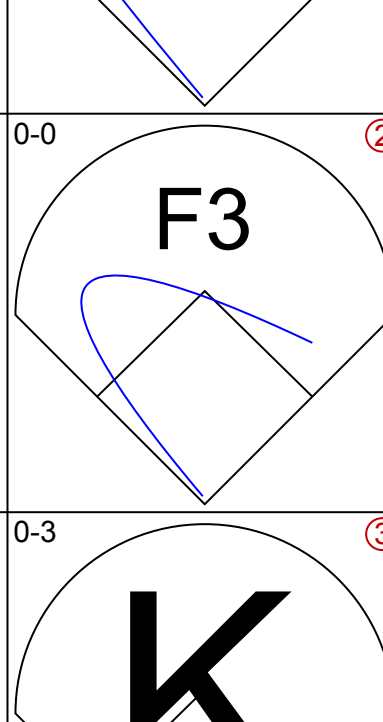
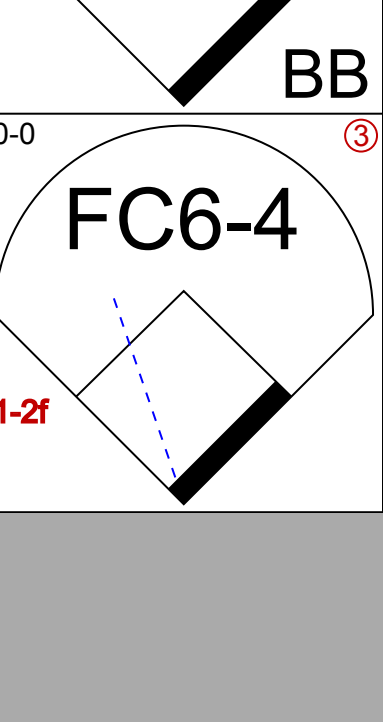
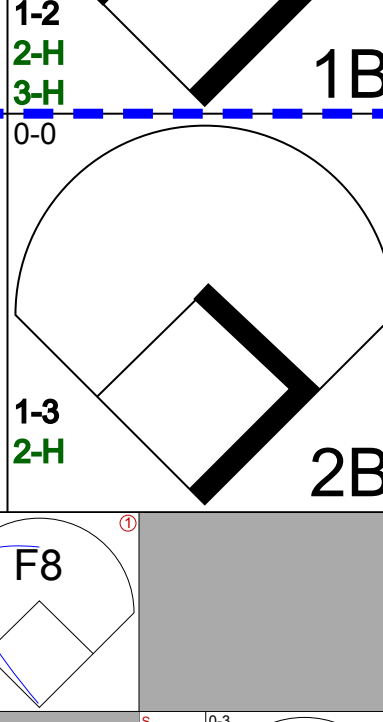
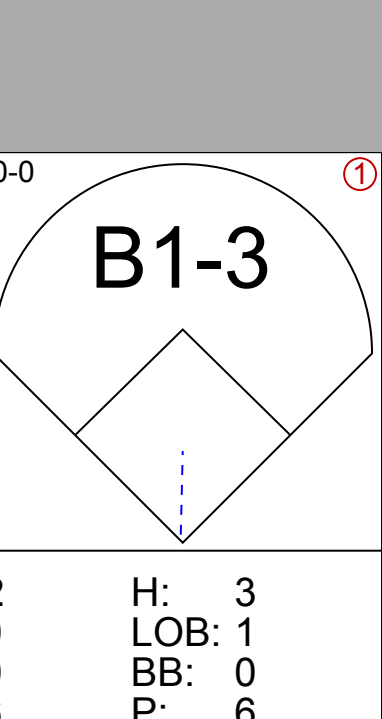
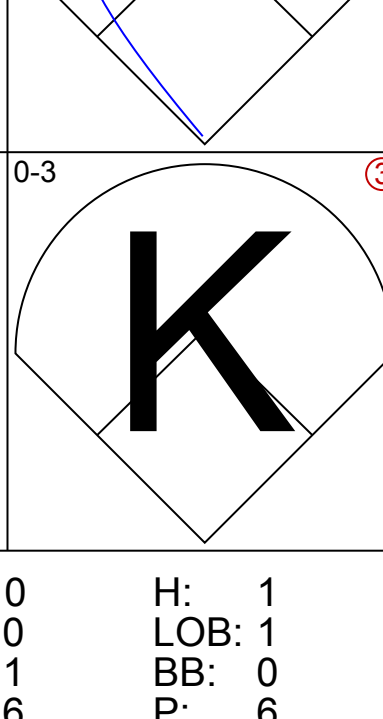
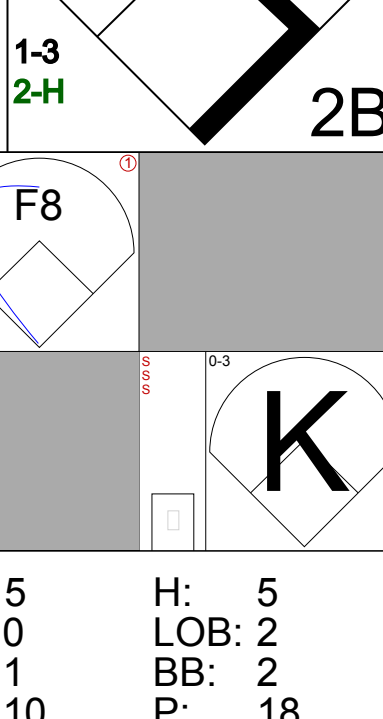

AB	33
R	1
H	8
RBI	1
BB	0
SO	6
LOB	12



AB	32
R	5
H	10
RBI	5
BB	4
SO	1
LOB	16




Batter	1	2	3	4	5	6	7	8	9	AB	R	H	RBI	BB	SO	LOB	TOP		
Willie Tasby, R OBP: 0.320, SLG: 0.323 (1, 9)										5	0	0	0	0	2	1	Cleveland Indians @ Minnesota Twins Metropolitan Stadium, Bloomington, MI Fri Sep 14 1962, 8:05 PM EDT Att: 25,372 - Unknown - 64 F		
Tito Francona, L OBP: 0.324, SLG: 0.403 (1, 3)										4	0	2	0	1	0	1			
Max Alvis, R OBP: 0.231, SLG: 0.167 Gene Green, R OBP: 0.313, SLG: 0.540 (9, PH)										4	0	1	0	0	0	2			
Chuck Essegian, R OBP: 0.370, SLG: 0.514 (1, 7)										3	1	1	1	1	1	3			
John Romano, R OBP: 0.354, SLG: 0.444 (1, 2)										2	0	0	0	2	1	1			
Woodie Held, R OBP: 0.354, SLG: 0.402 (1, 6)										4	0	2	0	0	1	2			
Bubba Phillips, R OBP: 0.289, SLG: 0.353 (1, 8)										3	0	0	0	1	0	4			
Jerry Kindall, R OBP: 0.288, SLG: 0.348 (1, 4)										4	0	0	0	0	1	6			
Dick Donovan, L OBP: 0.281, SLG: 0.345 Sam McDowell, L OBP: 0.136, SLG: 0.136 Frank Funk, R OBP: 0.077, SLG: 0.077 Hal Jones, R OBP: 0.077, SLG: 0.077 Bill Dailey, R OBP: 0.077, SLG: 0.077 Tommy Agee, R OBP: 0.077, SLG: 0.077 (1, 1)											1	0	0	0	0	1		2	
Inning Stats	R: 0 E: 0 K: 1 S: 5	H: 0 LOB: 0 BB: 0 P: 5	R: 1 E: 0 K: 1 S: 7	H: 2 LOB: 2 BB: 1 P: 11	R: 0 E: 0 K: 0 S: 4	H: 1 LOB: 1 BB: 0 P: 4	R: 0 E: 0 K: 2 S: 7	H: 0 LOB: 1 BB: 1 P: 11	R: 0 E: 0 K: 1 S: 4	H: 0 LOB: 2 BB: 0 P: 13	R: 0 E: 0 K: 3 S: 11	H: 2 LOB: 2 BB: 0 P: 11	R: 0 E: 0 K: 0 S: 4	H: 1 LOB: 1 BB: 0 P: 4	R: 0 E: 0 K: 1 S: 5	H: 0 LOB: 1 BB: 1 P: 9		1B: 6 2B: 0 3B: 0 HR: 1	SF: 0 SAC: 0 DP: 0 HBP: 0
PITCHER Dick Stigman, L ERA: 3.69 (1, 1)	IP: 9.0 WLS: W BF: 39 H: 7 R: 1 ER: 1 SO: 9 BB: 5 IBB: 0 HBP: 0 BLK: 0 WP: 0 HR: 1 S: 52 P: 72 ERA: 1.00 WHIP: 1.333															PITCHER IP: WLS: BF: H: R: ER: SO: BB: IBB: HBP: BLK: WP: HR: S: P: ERA: WHIP			

Batter	1	2	3	4	5	6	7	8	9	AB	R	H	RBI	BB	SO	LOB	BOTTOM		
Lenny Green, L OBP: 0.363, SLG: 0.405 (1, 8)										5	3	3	0	0	0	0	Cleveland Indians @ Minnesota Twins Metropolitan Stadium, Bloomington, MI Fri Sep 14 1962, 8:05 PM EDT Att: 25,372 - Unknown - 64 F		
Vic Power, R OBP: 0.321, SLG: 0.426 (1, 3)										5	3	4	2	0	0	0			
Tony Oliva, L OBP: 0.667, SLG: 0.750 (1, 9)										3	2	2	3	2	1	0			
Bob Allison, R OBP: 0.362, SLG: 0.500 (1, 7)										5	0	0	0	0	0	6			
George Banks, R OBP: 0.388, SLG: 0.433 (1, 5)										4	2	1	2	1	0	2			
Earl Battey, R OBP: 0.348, SLG: 0.403 (1, 2)										4	1	2	1	1	1	1			
Bernie Allen, L OBP: 0.341, SLG: 0.418 (1, 4)										4	0	1	2	1	0	3			
Zoilo Versalles, R OBP: 0.277, SLG: 0.368 (1, 6)										4	0	1	1	0	0	3			
Dick Stigman, R OBP: 0.073, SLG: 0.051 (1, 1)										4	0	0	0	0	2	3			
Inning Stats	R: 4 E: 0 K: 0 S: 7	H: 4 LOB: 1 BB: 1 P: 11	R: 2 E: 0 K: 0 S: 6	H: 3 LOB: 1 BB: 0 P: 6	R: 0 E: 0 K: 1 S: 6	H: 1 LOB: 1 BB: 0 P: 6	R: 0 E: 0 K: 0 S: 3	H: 1 LOB: 1 BB: 1 P: 7	R: 0 E: 0 K: 1 S: 5	H: 0 LOB: 1 BB: 1 P: 9	R: 5 E: 0 K: 1 S: 10	H: 5 LOB: 2 BB: 2 P: 18	R: 0 E: 0 K: 1 S: 5	H: 0 LOB: 0 BB: 0 P: 5	R: 0 E: 1 K: 0 S: 4	H: 0 LOB: 1 BB: 0 P: 4		1B: 9 2B: 3 3B: 0 HR: 2	SF: 0 SAC: 0 DP: 0 HBP: 0
PITCHER Dick Donovan, R ERA: 3.5 Sam McDowell, L ERA: 5.96 Frank Funk, R ERA: 3.53 Bill Dailey, R ERA: 3.67 (1, 1)	IP: 1.1 WLS: L BF: 12 H: 7 R: 6 ER: 6 SO: 0 BB: 1 IBB: 0 HBP: 0 BLK: 0 WP: 0 HR: 2 S: 11 P: 15 ERA: 40.50 WHIP: 6.000															PITCHER IP: WLS: BF: H: R: ER: SO: BB: IBB: HBP: BLK: WP: HR: S: P: ERA: WHIP			

Batter	1	2	3	4	5	6	7	8	9	AB	R	H	RBI	BB	SO	LOB	TOP			
Bubba Phillips, R OBP: 0.288, SLG: 0.354	0-0 WP 2B		0-0 F2		0-0 F8			0-0 6-3		4	1	1	0	0	0	1	Cleveland Indians @ Minnesota Twins Metropolitan Stadium, Bloomington, MI Sat Sep 15, 1962, 4:33 AM EDT Att: 23,172 - Unknown - 72 F			
Tito Francona, L OBP: 0.322, SLG: 0.401	0-3 K		0-0 6-3		0-0 G3			0-0 2-3		4	0	0	0	0	1	2				
Chuck Essegian, R OBP: 0.372, SLG: 0.516	4-0 F9 WP BB		0-0 6-3		0-0 L8			0-0 2B		3	0	1	0	1	0	0				
Gene Green, R OBP: 0.318, SLG: 0.556	0-0 F9		0-0 6-3		0-0 HR			4-0 2B		3	1	1	1	1	0	1				
John Romano, R OBP: 0.353, SLG: 0.443	0-0 5-3		0-0 1-3		0-0 G3			0-3 BB		1	0	0	0	0	0	1				
Doc Edwards, R OBP: 0.358, SLG: 0.427			0-0 1-3		0-0 G3			0-3 K		3	0	0	0	0	1	2				
Woodie Held, R OBP: 0.357, SLG: 0.404		0-0 1B	0-0 1B		0-0 5-3			4-0 L4-3 BB		3	0	2	0	1	0	0				
Willie Kirkland, L OBP: 0.278, SLG: 0.386	0-0 F7		0-0 F7		0-0 G3			0-0 L4-3		3	0	0	0	0	0	2				
Tommie Agee, R (9, PH)								1-2 F9		1	0	0	0	0	0	1				
Jerry Kindall, R OBP: 0.287, SLG: 0.347	0-0 F9		0-0 FC5-4 1B		0-0 K			0-0 F9		4	0	1	0	0	1	1				
Barry Latman, R OBP: 0.231, SLG: 0.265	0-0 3-1		0-0 FC5-4		0-0 K					1	0	0	0	0	0	1				
Pedro Ramos, S OBP: 0.177, SLG: 0.350										1	0	0	0	0	0	1				
Dave Tyriver, R (6, 1)										1	0	0	0	0	1	0				
Inning Stats	R: 1 E: 0 K: 1 S: 6	H: 1 LOB: 1 BB: 1 P: 10	R: 0 E: 0 K: 0 S: 4	H: 1 LOB: 0 BB: 0 P: 4	R: 0 E: 0 K: 0 S: 3	H: 0 LOB: 1 BB: 0 P: 3	R: 0 E: 0 K: 0 S: 4	H: 1 LOB: 1 BB: 0 P: 4	R: 0 E: 0 K: 0 S: 4	H: 0 LOB: 0 BB: 0 P: 4	R: 0 E: 0 K: 2 S: 7	H: 0 LOB: 0 BB: 0 P: 7	R: 0 E: 0 K: 1 S: 6	H: 1 LOB: 2 BB: 1 P: 10	R: 0 E: 0 K: 0 S: 2	H: 0 LOB: 0 BB: 1 P: 6	1B: 3 2B: 3 3B: 0 HR: 1	SF: 0 SAC: 0 DP: 1 HBP: 0	WP: 2 PB: 0 SB: 0 CS: 0	PA: 35
PITCHER Jim Kaat, L ERA: 3.07	IP: 9.0 WLS: W BF: 35 H: 6 R: 2 ER: 2 SO: 4 BB: 3 IBB: 0 HBP: 0 BLK: 0 WP: 2 HR: 1 S: 40 P: 52 ERA: 2.00 WHIP: 1.000															PITCHER				

Batter	1	2	3	4	5	6	7	8	9	AB	R	H	RBI	BB	SO	LOB	BOTTOM			
Lenny Green, L OBP: 0.364, SLG: 0.406	0-0 F6	0-0 1B HR 1B	0-0 1B			0-0 F8	0-0 1B			5	1	3	2	0	0	0	Cleveland Indians @ Minnesota Twins Metropolitan Stadium, Bloomington, MI Sat Sep 15, 1962, 4:33 AM EDT Att: 23,172 - Unknown - 72 F			
Vic Power, R OBP: 0.321, SLG: 0.425	0-0 5-3	0-0 1B HR 1B	0-0 5-3			0-0 HR 1B	0-0 F8			3	1	1	0	0	0	1				
Don Mincher, L OBP: 0.400, SLG: 0.487										2	1	1	0	0	0	1				
Tony Oliva, L OBP: 0.571, SLG: 0.600	0-0 E6 1B	0-0 HR				0-0 HR	0-0 F8			1	0	0	0	0	0	0				
Hammon Killebrew, R OBP: 0.358, SLG: 0.508		1-H 3-H HR				1-H HR				4	2	2	5	0	1	1				
Bill Tuttle, R OBP: 0.317, SLG: 0.285										0	0	0	0	0	0	0				
Bob Allison, R OBP: 0.366, SLG: 0.508	0-0 1-2 1B	0-0 FC6 1B HBP				0-0 1B	0-0 F2			4	1	3	1	0	0	1				
George Banks, R OBP: 0.388, SLG: 0.432	0-0 5-3	0-0 FC6 1B				0-0 F4	0-0 6-3 1B 1B			5	1	2	0	0	0	3				
Earl Battey, R OBP: 0.347, SLG: 0.404						0-0 F8	0-0 6-3			4	1	1	0	0	0	4				
Jerry Zimmerman, R OBP: 0.308, SLG: 0.328		0-0 SH 2B FC6				0-0 F8	0-0 6-3			1	0	0	0	0	1	0				
Bernie Allen, L OBP: 0.343, SLG: 0.418		4-0 SH BB	4-0 SH1-3 1B BB			0-0 G3	0-0 3B 1B			3	3	1	1	2	0	0				
Marty Martinez, S OBP: 0.429, SLG: 0.455		0-0 SH 1B	0-0 SH1-3 1-2			0-0 L4	0-0 1-H 3B			2	1	1	1	0	0	0				
Jim Kaat, L OBP: 0.223, SLG: 0.245		0-3 K	0-0 F3			0-0 4-3	0-3 K			4	0	0	0	0	2	3				
Inning Stats	R: 0 E: 1 K: 0 S: 5	H: 1 LOB: 2 BB: 0 P: 5	R: 6 E: 1 K: 1 S: 10	H: 5 LOB: 1 BB: 1 P: 15	R: 1 E: 0 K: 0 S: 4	H: 1 LOB: 1 BB: 1 P: 8	R: 0 E: 0 K: 1 S: 6	H: 1 LOB: 1 BB: 0 P: 6	R: 0 E: 0 K: 1 S: 3	H: 0 LOB: 0 BB: 0 P: 3	R: 5 E: 0 K: 1 S: 11	H: 6 LOB: 1 BB: 0 P: 11	R: 0 E: 0 K: 0 S: 4	H: 1 LOB: 1 BB: 0 P: 4	R: 0 E: 0 K: 1 S: 5	H: 0 LOB: 0 BB: 0 P: 5	1B: 10 2B: 1 3B: 1 HR: 3	SF: 0 SAC: 2 DP: 1 HBP: 1	WP: 0 PB: 0 SB: 0 CS: 0	PA: 43
PITCHER Barry Latman, R ERA: 4.11	IP: 1.1 WLS: L BF: 13 H: 5 R: 6 ER: 5 SO: 1 BB: 1 IBB: 0 HBP: 0 BLK: 0 WP: 0 HR: 1 S: 13 P: 18 ERA: 33.75 WHIP: 4.500															PITCHER				
Pedro Ramos, R ERA: 3.89	4.1 22 9 6 6 1 1 0 0 0 0 2 23 27 12.46 2.308																			
Dave Tyriver, R ERA: 5.87	2.1 8 1 0 0 2 0 0 0 0 0 0 12 12 0.00 0.429																			

AB 32
R 2
H 6
RBI 1
BB 3
SO 4
LOB 13



AB 38
R 12
H 15
RBI 10
BB 2
SO 4
LOB 14



Batter	1	2	3	4	5	6	7	8	9	AB	R	H	RBI	BB	SO	LOB	TOP			
Ty Cline, L OBP: 0.309, SLG: 0.323 Gene Green, R OBP: 0.316, SLG: 0.552	L4-3		K						K	4	0	2	0	0	1	0	Cleveland Indians @ Minnesota Twins Metropolitan Stadium, Bloomington, MI Sun Sep 16 1962, 4:33 AM EDT Att: 27,461 - Unknown - 74 F livebaseballscorecards.com			
Al Luplow, L OBP: 0.356, SLG: 0.475			F2							4	0	2	1	0	0	1				
Tito Francona, L OBP: 0.321, SLG: 0.399			K2-3							3	0	0	0	1	1	2				
Walt Bond, L										4	0	0	0	0	2	4				
Doc Edwards, R OBP: 0.348, SLG: 0.414	4-3									4	0	0	0	0	0	2				
Woodie Held, R OBP: 0.356, SLG: 0.402										4	0	1	0	0	2	1				
Bubba Phillips, R OBP: 0.289, SLG: 0.359										4	1	1	1	0	1	1				
Jerry Kindall, R OBP: 0.288, SLG: 0.353 Don Dillard, L OBP: 0.270, SLG: 0.351										3	1	1	1	0	2	0				
Mudcat Grant, R OBP: 0.184, SLG: 0.229 Willie Kirkland, L OBP: 0.277, SLG: 0.385										1	0	0	0	0	0	0				
Inning Stats	R: 0 E: 0 K: 1 S: 6	H: 1 LOB: 2 BB: 1 P: 10	R: 1 E: 0 K: 2 S: 8	H: 1 LOB: 0 BB: 0 P: 8	R: 0 E: 0 K: 2 S: 7	H: 0 LOB: 0 BB: 0 P: 7	R: 0 E: 0 K: 0 S: 4	H: 1 LOB: 1 BB: 0 P: 4	R: 0 E: 1 K: 0 S: 4	H: 0 LOB: 1 BB: 0 P: 4	R: 2 E: 0 K: 2 S: 11	H: 4 LOB: 2 BB: 0 P: 11	R: 0 E: 0 K: 2 S: 7	H: 0 LOB: 0 BB: 0 P: 7	R: 0 E: 0 K: 2 S: 7	H: 0 LOB: 0 BB: 0 P: 7		1B: 4 2B: 2 3B: 0 HR: 2	SF: 0 SAC: 0 DP: 0 HBP: 0	WP: 0 PB: 0 SB: 0 CS: 0
PITCHER Camilo Pascual, R ERA: 3.44	IP: 9.0 WLS: W BF: 37 H: 8 R: 3 ER: 3 SO: 12 BB: 1 IBB: 0 HBP: 0 BLK: 0 WP: 0 HR: 2 S: 60 P: 64 ERA: 3.00 WHIP: 1.000															PITCHER				

Batter	1	2	3	4	5	6	7	8	9	AB	R	H	RBI	BB	SO	LOB	BOTTOM			
Lenny Green, L OBP: 0.366, SLG: 0.407	F7								4-3	4	0	2	1	1	0	2	Cleveland Indians @ Minnesota Twins Metropolitan Stadium, Bloomington, MI Sun Sep 16 1962, 4:33 AM EDT Att: 27,461 - Unknown - 74 F livebaseballscorecards.com			
Vic Power, R OBP: 0.321, SLG: 0.426										4	1	1	0	0	0	6				
Harmon Killebrew, R OBP: 0.357, SLG: 0.512 Bill Tuttle, R OBP: 0.317, SLG: 0.285										4	1	1	1	0	0	4				
Bob Allison, R OBP: 0.365, SLG: 0.508										4	0	1	1	0	1	0				
George Banks, R OBP: 0.376, SLG: 0.414										4	0	0	0	0	3	1				
Earl Battey, R OBP: 0.348, SLG: 0.402 Jim Kaat, L OBP: 0.223, SLG: 0.245 Jerry Zimmerman, R OBP: 0.306, SLG: 0.328										2	0	0	0	2	0	0				
Bernie Allen, L OBP: 0.343, SLG: 0.416										4	1	1	0	0	1	2				
Marty Martinez, S OBP: 0.353, SLG: 0.357 Tony Oliva, L OBP: 0.625, SLG: 0.600 Zoilo Versalles, R OBP: 0.277, SLG: 0.368										3	0	0	0	0	1	2				
Camilo Pascual, R OBP: 0.305, SLG: 0.378										4	0	3	1	0	0	1				
Inning Stats	R: 1 E: 0 K: 1 S: 7	H: 2 LOB: 3 BB: 1 P: 10	R: 0 E: 0 K: 0 S: 5	H: 0 LOB: 0 BB: 0 P: 5	R: 0 E: 0 K: 2 S: 9	H: 2 LOB: 2 BB: 0 P: 9	R: 0 E: 0 K: 1 S: 5	H: 0 LOB: 0 BB: 1 P: 5	R: 0 E: 0 K: 0 S: 3	H: 0 LOB: 1 BB: 1 P: 7	R: 1 E: 0 K: 0 S: 4	H: 2 LOB: 2 BB: 0 P: 4	R: 1 E: 0 K: 1 S: 6	H: 1 LOB: 2 BB: 2 P: 14	R: 1 E: 0 K: 1 S: 6	H: 1 LOB: 2 BB: 1 P: 14		1B: 5 2B: 3 3B: 0 HR: 1	SF: 0 SAC: 0 DP: 1 HBP: 0	WP: 0 PB: 1 SB: 0 CS: 0
PITCHER Mudcat Grant, R ERA: 4.41	IP: 8.0 WLS: L BF: 37 H: 9 R: 4 ER: 3 SO: 6 BB: 4 IBB: 0 HBP: 0 BLK: 0 WP: 0 HR: 1 S: 45 P: 61 ERA: 3.38 WHIP: 1.625															PITCHER				

Batter	1	2	3	4	5	6	7	8	9	AB	R	H	RBI	BB	SO	LOB	TOP
Chico Fernandez, R OBP: 0.305, SLG: 0.419										4	1	1	0	0	0	0	Detroit Tigers @ Minnesota Twins Metropolitan Stadium, Bloomington, MI Tue Sep 18 1962, 4:33 AM EDT Att. 7,911 - Unknown - 67 F
Bill Bruton, L OBP: 0.347, SLG: 0.426										4	0	2	1	0	1	1	
Al Kaline, R OBP: 0.373, SLG: 0.592										2	0	0	0	2	0	2	
Rocky Colavito, R OBP: 0.374, SLG: 0.527										3	0	0	0	1	0	3	
Frank Kostro, R OBP: 0.300, SLG: 0.345										4	1	0	0	0	1	2	
Norm Cash, L OBP: 0.372, SLG: 0.499										4	0	0	0	0	1	2	
Dick McAuliffe, L OBP: 0.345, SLG: 0.389										4	0	1	1	0	1	0	
Dick Brown, R OBP: 0.288, SLG: 0.367										3	0	0	0	0	1	1	
Jim Bunning, R OBP: 0.261, SLG: 0.326										3	0	0	0	0	0	0	
Terry Fox, R OBP: 0.500, SLG: 0.375										0	0	0	0	0	0	0	
Inning Stats	R: 0 E: 0 K: 0 S: 3	H: 1 LOB: 0 BB: 0 P: 3	R: 1 E: 1 K: 1 S: 7	H: 1 LOB: 1 BB: 0 P: 7	R: 0 E: 0 K: 1 S: 5	H: 0 LOB: 0 BB: 0 P: 5	R: 0 E: 0 K: 0 S: 3	H: 0 LOB: 1 BB: 1 P: 7	R: 0 E: 0 K: 1 S: 4	H: 0 LOB: 0 BB: 0 P: 3	R: 0 E: 0 K: 0 S: 4	H: 1 LOB: 2 BB: 1 P: 8	R: 0 E: 0 K: 0 S: 7	H: 0 LOB: 0 BB: 0 P: 7	1B: 3 2B: 2 3B: 0 HR: 0	SF: 0 SAC: 0 DP: 2 HBP: 0	WP: 0 PA: 34 PB: 0 SB: 0 CS: 0
PITCHER Jack Kralick, L ERA: 3.79	IP: 9.0 WLS: L BF: 34 H: 4 R: 2 ER: 0 SO: 5 BB: 3 IBB: 0 HBP: 0 BLK: 0 WP: 0 HR: 0 S: 41 P: 53 ERA: 0.00 WHIP: 0.778											PITCHER	IP: 9.0 WLS: L BF: 34 H: 4 R: 2 ER: 0 SO: 5 BB: 3 IBB: 0 HBP: 0 BLK: 0 WP: 0 HR: 0 S: 41 P: 53 ERA: 0.00 WHIP: 0.778				

Batter	1	2	3	4	5	6	7	8	9	AB	R	H	RBI	BB	SO	LOB	BOTTOM				
Lenny Green, L OBP: 0.365, SLG: 0.404										4	0	0	0	1	1	1	Detroit Tigers @ Minnesota Twins Metropolitan Stadium, Bloomington, MI Tue Sep 18 1962, 4:33 AM EDT Att. 7,911 - Unknown - 67 F				
Vic Power, R OBP: 0.320, SLG: 0.425										4	0	1	0	0	0	1					
Harmon Killebrew, R OBP: 0.355, SLG: 0.558										4	0	0	0	1	1	2					
Bob Allison, R OBP: 0.368, SLG: 0.510										2	1	1	0	1	1	1					
George Banks, R OBP: 0.375, SLG: 0.412										3	0	1	0	0	0	4					
Tony Oliva, L OBP: 0.667, SLG: 0.667										1	0	1	0	0	0	0					
Rich Rollins, R OBP: 0.376, SLG: 0.433										0	0	0	0	0	0	0					
Earl Battey, R OBP: 0.350, SLG: 0.402										2	0	1	0	1	0	2					
Bernie Allen, L OBP: 0.342, SLG: 0.415										2	0	0	1	1	1	3					
Zoilo Versalles, R OBP: 0.275, SLG: 0.365										4	0	0	0	0	1	7					
Jack Kralick, L OBP: 0.250, SLG: 0.289										3	0	0	0	0	2	1					
Don Mincher, L OBP: 0.404, SLG: 0.492										1	0	1	0	0	0	0					
Johnny Goryl, R OBP: 0.250, SLG: 0.500										0	0	0	0	0	0	0					
Inning Stats	R: 0 E: 0 K: 0 S: 3	H: 0 LOB: 0 BB: 0 P: 3	R: 1 E: 0 K: 0 S: 4	H: 1 LOB: 1 BB: 1 P: 8	R: 0 E: 0 K: 1 S: 5	H: 0 LOB: 0 BB: 0 P: 5	R: 0 E: 0 K: 0 S: 4	H: 1 LOB: 3 BB: 1 P: 9	R: 0 E: 0 K: 1 S: 6	H: 1 LOB: 2 BB: 2 P: 14	R: 0 E: 0 K: 2 S: 8	H: 1 LOB: 1 BB: 0 P: 8	R: 0 E: 0 K: 1 S: 7	H: 0 LOB: 1 BB: 1 P: 11	R: 0 E: 0 K: 1 S: 6	H: 1 LOB: 2 BB: 0 P: 6	R: 0 E: 0 K: 0 S: 4	H: 1 LOB: 1 BB: 0 P: 4	1B: 5 2B: 1 3B: 0 HR: 0	SF: 1 SAC: 2 DP: 0 HBP: 1	WP: 0 PA: 39 PB: 0 SB: 1 CS: 0
PITCHER Jim Bunning, R ERA: 3.47	IP: 8.0 WLS: W BF: 35 H: 5 R: 1 ER: 1 SO: 7 BB: 4 IBB: 1 HBP: 1 BLK: 0 WP: 0 HR: 0 S: 43 P: 64 ERA: 1.12 WHIP: 1.125											PITCHER	IP: 8.0 WLS: W BF: 35 H: 5 R: 1 ER: 1 SO: 7 BB: 4 IBB: 1 HBP: 1 BLK: 0 WP: 0 HR: 0 S: 43 P: 64 ERA: 1.12 WHIP: 1.125								
PITCHER Terry Fox, R ERA: 1.75	IP: 1.0 WLS: S BF: 4 H: 1 R: 0 ER: 0 SO: 0 BB: 0 IBB: 0 HBP: 0 BLK: 0 WP: 0 HR: 4 S: 4 P: 4 ERA: 0.00 WHIP: 1.000											PITCHER	IP: 1.0 WLS: S BF: 4 H: 1 R: 0 ER: 0 SO: 0 BB: 0 IBB: 0 HBP: 0 BLK: 0 WP: 0 HR: 4 S: 4 P: 4 ERA: 0.00 WHIP: 1.000								

AB	31
R	2
H	4
RBI	2
BB	3
SO	5
LOB	11



Batter	1	2	3	4	5	6	7	8	9	AB	R	H	RBI	BB	SO	LOB	TOP					
Chico Fernandez, R OBP: 0.306, SLG: 0.417	4-0 1B SH1-3 SF9 BB		0-3 K		0-0 F7		0-0 F4		0-0 3-1 2B	4	1	1	0	1	1	0						
Bill Bruton, L OBP: 0.348, SLG: 0.433	0-0 SH1-3		0-0 1B		0-0 HR		0-0 4-3		0-0 3-1	4	1	2	0	0	0	1						
Al Kaline, R OBP: 0.377, SLG: 0.597	0-0 SF9 2-3 1B		0-0 FC5-4 1-2 1B		0-0 HR		0-0 L6 1B BB		4-0 S BB	4	2	3	2	1	0	0						
Rocky Colavito, R OBP: 0.372, SLG: 0.521	0-0 E3 SF9 1-2 1B		0-0 F3		0-3 K		4-0 1B BB		4-0 1-2 BB	3	1	0	0	2	1	4						
Frank Kostro, R OBP: 0.270, SLG: 0.343	0-0 SF9 1-2 2-3 3-4		0-0 FC5-4 1-2		0-0 F9		0-3 K		0-0 F9	4	0	0	1	0	1	7						
Norm Cash, L OBP: 0.375, SLG: 0.505	0-0 CS 2H 3H 1B		0-0 1-3		0-0 1B		0-0 F7			4	0	2	2	0	0	2						
Dick McAuliffe, L OBP: 0.343, SLG: 0.386	0-0 CS 1-2	0-3 K		0-0 1-3		0-0 F5		0-0 1B		4	0	1	0	0	1	1						
Dick Brown, R OBP: 0.284, SLG: 0.361		0-0 1-3		0-0 F6		0-0 F4		0-0 F8		3	0	0	0	0	0	1						
Vic Wertz, L OBP: 0.367, SLG: 0.495		0-0 1-3								1	0	0	0	0	0	3						
Mike Roarke, R OBP: 0.275, SLG: 0.351		0-0 1-3								0	0	0	0	0	0	0						
Phil Regan, R OBP: 0.226, SLG: 0.233		0-0 1-3								4	0	0	0	0	1	0						
Terry Fox, R OBP: 0.500, SLG: 0.375					0-0 4-3		0-3 K		0-0 5-3	0	0	0	0	0	0	0						
Inning Stats	R: 3 E: 1 K: 0 S: 5	H: 2 LOB: 0 BB: 1 P: 9	R: 0 E: 0 K: 1 S: 5	H: 0 LOB: 0 BB: 0 P: 5	R: 0 E: 0 K: 1 S: 7	H: 2 LOB: 2 BB: 0 P: 7	R: 0 E: 0 K: 0 S: 3	H: 0 LOB: 0 BB: 0 P: 3	R: 2 E: 0 K: 1 S: 7	H: 2 LOB: 0 BB: 0 P: 7	R: 0 E: 0 K: 0 S: 4	H: 1 LOB: 1 BB: 0 P: 4	R: 0 E: 0 K: 1 S: 5	H: 0 LOB: 0 BB: 0 P: 5	R: 0 E: 1 K: 1 S: 7	H: 1 LOB: 3 BB: 2 P: 11	R: 0 E: 0 K: 0 S: 4	H: 1 LOB: 3 BB: 2 P: 12	1B: 6 2B: 2 3B: 0 HR: 1	SF: 1 SAC: 1 DP: 0 HBP: 0	WP: 0 PB: 0 SB: 1 CS: 1	PA: 42
PITCHER	IP WLS BF H R ER SO BB IBB HBP BLK WP HR S P ERA WHIP	IP WLS BF H R ER SO BB IBB HBP BLK WP HR S P ERA WHIP																				
Jim Kaat, L ERA: 3.08	(1, 1) 5.0 L 22 6 5 2 3 1 0 0 0 0 1 27 31 3.60 1.400	(6, 1) 2.0 7 1 0 0 1 0 0 0 0 0 0 9 9 0.00 0.500	(8, 1) 2.0 12 2 0 0 1 2 1 0 0 0 0 11 23 0.00 2.000																			

Detroit Tigers @ Minnesota Twins
Metropolitan Stadium, Bloomington, MI
Thu Sep 20 1962, 4:33 AM EDT
Att. 6,645 - Unknown - 57 F

AB 35
R 5
H 9
RBI 5
BB 4
SO 5
LOB 19



Batter	1	2	3	4	5	6	7	8	9	AB	R	H	RBI	BB	SO	LOB	BOTTOM			
Lenny Green, L OBP: 0.363, SLG: 0.399	0-0 4-3		4-0 6-3 BB		0-0 F6		0-0 6-3		0-0 L4	4	0	0	0	1	0	3				
Vic Power, R OBP: 0.318, SLG: 0.425	0-0 F8		0-0 6-3		0-0 4-3		0-0 FC6-4 1B		0-0 F7	5	0	1	0	0	0	4				
Rich Rollins, R OBP: 0.377, SLG: 0.430	0-0 6-3		0-0 F8		0-0 5-3		0-0 L9			4	0	0	0	0	0	3				
Harmon Killebrew, R OBP: 0.357, SLG: 0.515		4-0 7-4 1B BB		0-0 F4		0-0 F8		0-0 FC6-4 1B		3	0	0	0	1	0	1				
Bob Allison, R OBP: 0.377, SLG: 0.516		0-0 1-2 1B		0-0 L7		4-0 BB		0-0 1B		3	0	2	0	1	0	0				
Earl Battey, R OBP: 0.353, SLG: 0.403		0-0 F3		0-0 WP 2B		0-0 1-3		0-0 L9		4	0	1	0	0	0	5				
Bernie Allen, L OBP: 0.342, SLG: 0.414		0-0 7-4		0-0 1-3				0-0 3-1		4	0	1	0	0	0	3				
Zoilo Versalles, R OBP: 0.280, SLG: 0.371			0-3 K		0-0 HR		0-0 2-3		0-0 1B	4	1	2	1	0	1	0				
Jim Kaat, L ERA: 3.08	(1, 1) 8.0 W 35 8 1 1 1 4 0 0 0 0 0 33 49 1.12 1.500	(5, PH) 0.0 0.00 0.000	(6, 1) 0.0 0.00 0.000	(7, PH) 0.0 0.00 0.000	(8, 1) 0.0 0.00 0.000	(9, PH) 0.0 0.00 0.000														
Inning Stats	R: 0 E: 0 K: 0 S: 3	H: 0 LOB: 0 BB: 0 P: 3	R: 0 E: 0 K: 0 S: 3	H: 1 LOB: 1 BB: 1 P: 7	R: 0 E: 0 K: 1 S: 6	H: 1 LOB: 2 BB: 1 P: 10	R: 0 E: 0 K: 0 S: 4	H: 1 LOB: 1 BB: 0 P: 4	R: 1 E: 0 K: 0 S: 4	H: 1 LOB: 0 BB: 0 P: 4	R: 0 E: 0 K: 0 S: 3	H: 0 LOB: 1 BB: 1 P: 7	R: 0 E: 0 K: 0 S: 3	H: 2 LOB: 2 BB: 0 P: 5	R: 0 E: 0 K: 0 S: 5	H: 2 LOB: 2 BB: 0 P: 5	1B: 6 2B: 2 3B: 0 HR: 1	SF: 0 SAC: 0 DP: 1 HBP: 0	WP: 1 PB: 0 SB: 0 CS: 0	PA: 38
PITCHER	IP WLS BF H R ER SO BB IBB HBP BLK WP HR S P ERA WHIP	IP WLS BF H R ER SO BB IBB HBP BLK WP HR S P ERA WHIP																		
Phil Regan, R ERA: 4.13	(1, 1) 8.0 W 35 8 1 1 1 4 0 0 0 0 0 33 49 1.12 1.500	(9, 1) 1.0 S 3 0 0 0 0 0 0 0 0 0 0 3 3 0.00 0.000																		

Detroit Tigers @ Minnesota Twins
Metropolitan Stadium, Bloomington, MI
Thu Sep 20 1962, 4:33 AM EDT
Att. 6,645 - Unknown - 57 F

AB 34
R 1
H 8
RBI 1
BB 4
SO 1
LOB 21



Batter	1	2	3	4	5	6	7	8	9	AB	R	H	RBI	BB	SO	LOB	TOP	
Lenny Green, L OBP: 0.364, SLG: 0.399	F6	3-1			4-3		2B			4	0	1	0	0	0	0		
Vic Power, R OBP: 0.317, SLG: 0.422	1B HR		6-3		4-3		4-3			4	1	1	0	0	0	1		
Rich Rollins, R OBP: 0.375, SLG: 0.428	1B HR		5-3			F4		F6		4	1	1	0	0	0	0		
Harmon Killebrew, R OBP: 0.358, SLG: 0.523	1B HR		F6			FC1-6 BB		F8		3	1	1	3	1	0	0		
Bob Allison, R OBP: 0.375, SLG: 0.510	F8			CS BB		FC1-6 PB BB		F2		3	0	0	0	1	0	1		
Earl Battey, R OBP: 0.351, SLG: 0.398	BB			1-2 K		1-2 PB BB			5-3	2	0	0	0	2	1	1		
Bernie Allen, L OBP: 0.342, SLG: 0.413	F9			E6		L8			G3	4	0	0	0	0	0	3		
Zolio Versalles, R OBP: 0.281, SLG: 0.374		6-3		K			K			4	0	1	0	0	2	1		
Jack Kratlick, L Ruben Gomez, R Tony Garcia, L Joe Bonikowski, R Bill Pleis, L Don Mincher, L	F6				F6		4-3		F4	2	0	0	0	0	0	0		
Inning Stats	R: 3 E: 0 K: 0 S: 6	H: 3 LOB: 1 BB: 1 P: 10	R: 0 E: 0 K: 0 S: 3	H: 0 LOB: 0 BB: 0 P: 3	R: 0 E: 0 K: 2 S: 3	H: 0 LOB: 1 BB: 1 P: 11	R: 0 E: 0 K: 0 S: 3	H: 0 LOB: 0 BB: 0 P: 3	R: 0 E: 0 K: 1 S: 6	H: 1 LOB: 1 BB: 0 P: 6	R: 0 E: 0 K: 0 S: 3	H: 0 LOB: 0 BB: 0 P: 3	R: 0 E: 0 K: 0 S: 4	H: 1 LOB: 1 BB: 0 P: 4	1B: 2 2B: 2 3B: 0 HR: 1	SF: 0 SAC: 0 DP: 0 HBP: 0	WP: 0 PB: 1 SB: 0 CS: 1	PA: 36
PITCHER	IP WLS BF H R ER SO BB IBB HBP BLK WP HR S P ERA WHIP																	
Mitt Pappas, R ERA: 3.99	(1, 1) 2.0	10	3	3	3	0	1	0	0	0	0	0	0	1	9	13	13.50	2.000
Wes Stock, R ERA: 3.53	(3, 1) 1.0	3	0	0	0	0	0	0	0	0	0	0	0	0	3	3	0.00	0.000
John Miller, R ERA:	(4, 1) 3.0	W	12	0	0	0	2	3	0	0	0	0	0	13	25	0.00	1.000	
Dick Hall, R ERA: 2.3	(7, 1) 3.0	S	11	2	0	0	1	0	0	0	0	0	0	13	13	0.00	0.667	

Minnesota Twins @ Baltimore Orioles
Memorial Stadium, Baltimore, MD
Sat Sep 22 1962, 3:33 AM EDT
Att: 4,071 - Unknown

AB	32
R	3
H	5
RBI	3
BB	4
SO	3
LOB	8



Batter	1	2	3	4	5	6	7	8	9	AB	R	H	RBI	BB	SO	LOB	BOTTOM			
Jerry Adair, R OBP: 0.317, SLG: 0.404	F2		K		F8		F7			4	0	0	0	0	1	3				
Jackie Brandt, R OBP: 0.330, SLG: 0.445	G6-4-3 1B		1B HR			F6		BB		3	1	2	2	1	0	0				
Brooks Robinson, R OBP: 0.343, SLG: 0.489	G6-4-3		F8			HR	1B			4	1	1	0	0	1	3				
Jim Gentile, L OBP: 0.354, SLG: 0.492		4-3		F2		1B HR		F9		4	1	1	2	0	0	0				
Boog Powell, L OBP: 0.319, SLG: 0.407				F6		K		K		3	0	1	0	0	1	0				
Russ Snyder, L OBP: 0.332, SLG: 0.428				1B				K		1	0	0	0	0	1	0				
Dave Nicholson, R OBP: 0.299, SLG: 0.373				K		F2		HR		4	1	1	1	0	1	1				
Gus Triandos, R OBP: 0.262, SLG: 0.280		F6			K		F8			3	0	0	0	0	1	1				
Mary Breeding, R OBP: 0.272, SLG: 0.321			HR	1B			K			3	1	2	0	0	1	0				
Mitt Pappas, R OBP: 0.100, SLG: 0.284	(1, 1)			K						0	0	0	0	0	0	0				
Wes Stock, R ERA: 4.45	(3, 1)									0	0	0	0	0	0	0				
Nate Smith, R OBP: 0.500, SLG: 0.500	(3, PH)			K						1	0	0	0	0	1	1				
John Miller, R ERA:	(4, 1)									1	0	0	0	0	1	1				
Dick Hall, R OBP: 0.286, SLG: 0.208	(7, 1)						1B			1	0	1	0	0	0	1				
Inning Stats	R: 0 E: 0 K: 0 S: 3	H: 1 LOB: 0 BB: 0 P: 3	R: 0 E: 0 K: 1 S: 6	H: 1 LOB: 0 BB: 0 P: 6	R: 2 E: 0 K: 2 S: 9	H: 2 LOB: 0 BB: 0 P: 9	R: 0 E: 0 K: 0 S: 3	H: 0 LOB: 0 BB: 0 P: 3	R: 0 E: 0 K: 2 S: 8	H: 1 LOB: 1 BB: 0 P: 8	R: 3 E: 0 K: 1 S: 8	H: 3 LOB: 0 BB: 0 P: 8	R: 0 E: 0 K: 2 S: 8	H: 1 LOB: 2 BB: 1 P: 12	R: 0 E: 0 K: 1 S: 5	H: 0 LOB: 0 BB: 0 P: 5	1B: 6 2B: 0 3B: 0 HR: 3	SF: 0 SAC: 0 DP: 1 HBP: 0	WP: 1 PB: 0 SB: 0 CS: 0	PA: 33
PITCHER	IP WLS BF H R ER SO BB IBB HBP BLK WP HR S P ERA WHIP																			
Jack Kratlick, L ERA: 3.89	(1, 1) 5.2	L	24	8	5	5	6	0	0	0	0	0	0	0	1	1	0.00	0.000		
Ruben Gomez, R ERA: 4.45	(6, 1) 0.1	1	0	0	0	0	0	0	0	0	0	1	1	0.00	0.000					
Joe Bonikowski, R ERA: 4.0	(7, 1) 1.0	5	1	0	0	2	1	0	0	0	1	0	8	12	0.00	2.000				
Bill Pleis, L ERA: 4.4	(8, 1) 1.0	3	0	0	0	1	0	0	0	0	0	5	5	0.00	0.000					

Minnesota Twins @ Baltimore Orioles
Memorial Stadium, Baltimore, MD
Sat Sep 22 1962, 3:33 AM EDT
Att: 4,071 - Unknown

AB	32
R	5
H	9
RBI	5
BB	1
SO	9
LOB	10



Batter	1	2	3	4	5	6	7	8	9	AB	R	H	RBI	BB	SO	LOB	TOP			
Lenny Green, L (1, 8) OBP: 0.365, SLG: 0.401										4	0	2	0	0	0	2				
Vic Power, R (1, 3) OBP: 0.318, SLG: 0.426										4	0	0	0	0	0	4				
Rich Rollins, R (1, 5) OBP: 0.374, SLG: 0.425										4	0	1	0	0	1	1				
Harmon Killebrew, R (1, 7) OBP: 0.361, SLG: 0.535										3	1	2	1	1	0	0				
Bob Allison, R (1, 9) OBP: 0.371, SLG: 0.510										4	0	0	0	0	0	3				
Bernie Allen, L (1, 4) OBP: 0.338, SLG: 0.407										4	0	0	0	0	0	3				
Earl Batley, R (1, 2) OBP: 0.353, SLG: 0.398										3	0	1	0	1	0	1				
Johnny Goryl, R (9, PR) OBP: 0.295, SLG: 0.500										0	0	0	0	0	0	0				
Zoilo Versalles, R (1, 6) OBP: 0.279, SLG: 0.370										4	0	0	0	0	0	4				
Camilo Pascual, R (1, 1) OBP: 0.310, SLG: 0.372										1	0	0	0	1	0	0				
Tony Oliva, L (7, PH) OBP: 0.363, SLG: 0.556										1	0	1	0	0	0	0				
Joe Bonikowski, R (7, 1) OBP: 0.179, SLG: 0.148										0	0	0	0	0	0	0				
Don Mincher, L (9, PH) OBP: 0.406, SLG: 0.488										1	0	0	0	0	1	1				
Inning Stats	R: 0 E: 0 K: 1 S: 5	H: 1 LOB: 0 BB: 0 P: 5	R: 1 E: 0 K: 0 S: 4	H: 1 LOB: 0 BB: 0 P: 4	R: 0 E: 0 K: 0 S: 3	H: 0 LOB: 1 BB: 1 P: 7	R: 0 E: 0 K: 0 S: 4	H: 1 LOB: 3 BB: 2 P: 12	R: 0 E: 0 K: 0 S: 4	H: 1 LOB: 1 BB: 0 P: 4	R: 0 E: 0 K: 0 S: 4	H: 1 LOB: 1 BB: 0 P: 4	R: 0 E: 0 K: 0 S: 3	H: 0 LOB: 0 BB: 0 P: 3	R: 0 E: 0 K: 1 S: 6	H: 1 LOB: 1 BB: 0 P: 6	1B: 6 2B: 0 3B: 0 HR: 1	SF: 0 SAC: 0 DP: 1 HBP: 0	WP: 0 PB: 0 SB: 1 CS: 0	PA: 36
PITCHER Pedro Ramos, R (1, 1) ERA: 3.71	IP: 9.0 WLS: W BF: 36 H: 7 R: 1 ER: 1 SO: 2 BB: 3 IBB: 0 HBP: 0 BLK: 0 WP: 0 HR: 1 S: 37 P: 49 ERA: 1.00 WHIP: 1.111																			

Minnesota Twins @ Cleveland Indians
Cleveland Municipal Stadium, Cleveland, OH

AB 33
R 1
H 7
RBI 1
BB 3
SO 2
LOB 19



WP: 0
PB: 0
SB: 1
CS: 0

Tue Sep 25 1962, 7:05 PM EDT
Att: 1,209 - Unknown

Batter	1	2	3	4	5	6	7	8	9	AB	R	H	RBI	BB	SO	LOB	BOTTOM			
Ty Cline, L (1, 8) OBP: 0.311, SLG: 0.334										5	1	1	0	0	3	1				
Tito Francona, L (1, 3) OBP: 0.323, SLG: 0.401										5	0	0	0	0	0	2				
Walt Bond, L (1, 7) OBP: 0.459, SLG: 0.853										4	1	3	0	0	1	0				
Willie Kirkland, L (1, 9) OBP: 0.273, SLG: 0.378										4	0	0	0	0	0	5				
John Romano, R (1, 2) OBP: 0.362, SLG: 0.479										2	2	0	0	2	1	0				
Woodie Held, R (1, 6) OBP: 0.359, SLG: 0.404										3	1	2	3	1	0	0				
Max Alvis, R (1, 5) OBP: 0.222, SLG: 0.229										4	0	1	0	0	0	2				
Jerry Kindall, R (1, 4) OBP: 0.289, SLG: 0.348										2	0	0	0	2	0	0				
Pedro Ramos, S (1, 1) OBP: 0.171, SLG: 0.324										4	0	0	0	0	1	5				
Inning Stats	R: 0 E: 0 K: 2 S: 8	H: 0 LOB: 1 BB: 0 P: 8	R: 2 E: 0 K: 0 S: 4	H: 1 LOB: 0 BB: 1 P: 8	R: 3 E: 1 K: 1 S: 8	H: 2 LOB: 3 BB: 3 P: 20	R: 0 E: 0 K: 1 S: 6	H: 1 LOB: 1 BB: 0 P: 6	R: 0 E: 0 K: 0 S: 4	H: 1 LOB: 2 BB: 1 P: 8	R: 0 E: 0 K: 0 S: 4	H: 1 LOB: 1 BB: 0 P: 4	R: 0 E: 0 K: 1 S: 5	H: 1 LOB: 1 BB: 0 P: 5	R: 0 E: 1 K: 1 S: 6	H: 0 LOB: 1 BB: 0 P: 6	1B: 6 2B: 0 3B: 0 HR: 1	SF: 0 SAC: 0 DP: 0 HBP: 0	WP: 1 PB: 1 SB: 1 CS: 1	PA: 39
PITCHER Camilo Pascual, R (1, 1) ERA: 3.44	IP: 6.0 WLS: L BF: 31 H: 6 R: 5 ER: 3 SO: 4 BB: 3 IBB: 2 HBP: 0 BLK: 0 WP: 1 HR: 1 S: 34 P: 54 ERA: 4.50 WHIP: 1.500																			
PITCHER Joe Bonikowski, R (7, 1) ERA: 3.92	IP: 2.0 WLS: 7 BF: 1 H: 1 R: 0 ER: 0 SO: 2 BB: 0 IBB: 0 HBP: 0 BLK: 0 WP: 0 HR: 0 S: 11 P: 11 ERA: 0.00 WHIP: 0.500																			

Minnesota Twins @ Cleveland Indians
Cleveland Municipal Stadium, Cleveland, OH

AB 33
R 5
H 7
RBI 3
BB 5
SO 6
LOB 15



WP: 1
PB: 1
SB: 1
CS: 1

Tue Sep 25 1962, 7:05 PM EDT
Att: 1,209 - Unknown

Batter	1	2	3	4	5	6	7	8	9	AB	R	H	RBI	BB	SO	LOB	TOP								
Jerry Adair, R OBP: 0.318, SLG: 0.417 (1, 6)										4	1	1	1	0	0	1	Baltimore Orioles @ Minnesota Twins Metropolitan Stadium, Bloomington, MI Fri Sep 28 1962, 4:33 AM EDT Alt. 4,655 - Unknown - 63 F								
Pete Ward, L OBP: 0.412, SLG: 0.385 (1, 7)										4	0	0	0	0	2	0									
Brooks Robinson, R OBP: 0.344, SLG: 0.489 (1, 5)										3	0	1	0	1	1	0									
Jim Gentile, L OBP: 0.349, SLG: 0.481 (1, 3)										4	0	0	0	0	1	2									
Jackie Brandt, R OBP: 0.331, SLG: 0.448 (1, 9)										4	1	2	0	0	0	0									
Dave Nicholson, R OBP: 0.287, SLG: 0.351 (1, 8)										3	0	0	0	0	2	2									
Bob Saverine, S OBP: 0.214, SLG: 0.357 (1, 4)										3	1	2	1	0	0	0									
Nate Smith, R OBP: 0.429, SLG: 0.200 (1, 2)										1	1	0	0	1	0	1									
Mitt Pappas, R OBP: 0.097, SLG: 0.275 (1, 1)										2	0	0	0	0	1	1									
Dick Williams, R OBP: 0.297, SLG: 0.309 (8, PH)										1	1	1	3	0	0	0									
Wes Stock, R OBP: 0.385, SLG: 0.263 (8, 1)										0	0	0	0	0	0	0									
Inning Stats	R: 0 E: 0 K: 0 S: 3	H: 0 LOB: 0 BB: 0 P: 3	R: 0 E: 0 K: 0 S: 3	H: 0 LOB: 0 BB: 0 P: 3	R: 0 E: 0 K: 1 S: 5	H: 1 LOB: 0 BB: 0 P: 5	R: 1 E: 0 K: 3 S: 10	H: 1 LOB: 0 BB: 0 P: 10	R: 0 E: 0 K: 0 S: 2	H: 0 LOB: 0 BB: 0 P: 3	R: 0 E: 0 K: 0 S: 3	H: 1 LOB: 0 BB: 0 P: 3	R: 4 E: 0 K: 2 S: 10	H: 3 LOB: 0 BB: 1 P: 14	R: 0 E: 0 K: 0 S: 2	H: 0 LOB: 0 BB: 1 P: 6	1B: 3 2B: 2 3B: 0 HR: 2	SF: 0 SAC: 0 DP: 3 HBP: 1	WP: 0 PB: 0 SB: 0 CS: 2	PA: 32					
PITCHER	IP	WLS	BF	H	R	ER	SO	BB	IBB	HBP	BLK	WP	HR	S	P	ERA	WHIP								
Jim Kaat, L ERA: 3.14 (1, 1)	7.1	W	27	7	5	5	6	1	0	1	0	0	2	37	42	6.14	1.091								
Frank Sullivan, R ERA: 4.47 (8, 1)	0.2		2	0	0	0	1	0	0	0	0	0	0	4	4	0.00	0.000								
Joe Bonikowski, R ERA: 3.88 (9, 1)	1.0	S	3	0	0	0	0	1	0	0	0	0	0	2	6	0.00	1.000								

Batter	1	2	3	4	5	6	7	8	9	AB	R	H	RBI	BB	SO	LOB	BOTTOM								
Lenny Green, L OBP: 0.367, SLG: 0.405 (1, 8)										5	0	2	2	1	0	5	Baltimore Orioles @ Minnesota Twins Metropolitan Stadium, Bloomington, MI Fri Sep 28 1962, 4:33 AM EDT Alt. 4,655 - Unknown - 63 F								
Vic Power, R OBP: 0.317, SLG: 0.424 (1, 3)										6	0	1	1	0	1	5									
Rich Rollins, R OBP: 0.374, SLG: 0.425 (1, 5)										5	0	2	1	0	1	1									
Harmon Killebrew, R OBP: 0.383, SLG: 0.534 (1, 7)										3	0	1	0	2	0	2									
Bill Tuttle, R OBP: 0.317, SLG: 0.285 (8, PR)										0	1	0	0	0	0	0									
Bob Allison, R OBP: 0.373, SLG: 0.516 (1, 9)										4	2	2	2	1	0	4									
Earl Battey, R OBP: 0.351, SLG: 0.395 (1, 2)										4	0	0	0	0	0	2									
Johnny Goryl, R OBP: 0.250, SLG: 0.500 (7, PR)										0	1	0	0	0	0	0									
Jerry Zimmerman, R OBP: 0.316, SLG: 0.339 (8, 2)										1	1	1	0	0	0	0									
Bernie Allen, L OBP: 0.340, SLG: 0.407 (1, 4)										4	2	2	0	1	1	2									
Zoilo Versalles, R OBP: 0.284, SLG: 0.373 (1, 6)										4	3	3	1	1	0	2									
Jim Kaat, L OBP: 0.239, SLG: 0.260 (1, 1)										4	1	2	2	0	1	4									
Frank Sullivan, R OBP: 0.316, SLG: 0.263 (8, 1)										0	0	0	0	0	0	0									
Jim Lemon, R OBP: 0.286, SLG: 0.353 (8, PH)										1	0	1	2	0	0	0									
Joe Bonikowski, R OBP: 0.179, SLG: 0.148 (9, 1)										0	0	0	0	0	0	0									
Inning Stats	R: 0 E: 0 K: 1 S: 5	H: 1 LOB: 1 BB: 1 P: 9	R: 0 E: 0 K: 0 S: 5	H: 2 LOB: 2 BB: 0 P: 5	R: 0 E: 0 K: 1 S: 6	H: 1 LOB: 1 BB: 0 P: 6	R: 1 E: 0 K: 1 S: 6	H: 1 LOB: 2 BB: 2 P: 14	R: 0 E: 0 K: 0 S: 3	H: 0 LOB: 1 BB: 1 P: 7	R: 3 E: 0 K: 0 S: 8	H: 5 LOB: 3 BB: 1 P: 12	R: 2 E: 2 K: 1 S: 8	H: 2 LOB: 2 BB: 0 P: 8	R: 5 E: 0 K: 0 S: 8	H: 5 LOB: 1 BB: 1 P: 12	1B: 15 2B: 0 3B: 1 HR: 1	SF: 0 SAC: 0 DP: 0 HBP: 0	WP: 0 PB: 0 SB: 2 CS: 0	PA: 47					
PITCHER	IP	WLS	BF	H	R	ER	SO	BB	IBB	HBP	BLK	WP	HR	S	P	ERA	WHIP								
Mitt Pappas, R ERA: 4.03 (1, 1)	7.0	L	38	12	6	4	4	5	0	0	0	0	0	41	61	5.14	2.429								
Wes Stock, R ERA: 4.43 (8, 1)	0.1		5	3	4	4	0	1	0	0	0	0	1	4	8	108.00	12.000								
Billy Hoelt, L ERA: 4.59 (8, 1)	0.2		4	2	1	1	0	0	0	0	0	0	0	4	4	13.50	3.000								

AB	29
R	5
H	7
RBI	5
BB	2
SO	7
LOB	7

AB	41
R	11
H	17
RBI	11
BB	6
SO	4
LOB	27



Batter	1	2	3	4	5	6	7	8	9	AB	R	H	RBI	BB	SO	LOB	TOP			
Jerry Adair, R OBP: 0.320, SLG: 0.418 (1, 6)	F9		SH5-4 1B		BB			5-3 1B	L5	4	1	2	0	1	0	1				
Bob Saverine, S OBP: 0.278, SLG: 0.389 (1, 4)	1B		SH5-4				F2	5-3	FC6-4 1B	4	0	2	1	0	0	2				
Brooks Robinson, R OBP: 0.343, SLG: 0.487 (1, 5)	K		K				F7	BB 1B	FC6-4	5	0	1	1	0	2	5				
Jim Gentile, L OBP: 0.348, SLG: 0.479 (1, 3)	K		F4				K	BB 1B		3	0	0	0	1	2	3				
Jackie Brandt, R OBP: 0.330, SLG: 0.446 (1, 9)		BB			F8		F8	F3		3	0	0	0	1	0	2				
Dave Nicholson, R OBP: 0.286, SLG: 0.366 (1, 8)	K			HR			K	L8		4	1	1	1	0	2	3				
Pete Ward, L OBP: 0.333, SLG: 0.294 (1, 7)	F9				F7		G3		F9	4	0	0	0	0	0	1				
Nate Smith, R OBP: 0.364, SLG: 0.333 (1, 2)	K				F9		K	1B E 2B		4	1	1	0	0	2	1				
Chuck Estrada, R OBP: 0.174, SLG: 0.197 (1, 1)							K			2	0	1	0	0	1	0				
Jack Fisher, R OBP: 0.200, SLG: 0.102 (6, 1)										0	0	0	0	0	0	0				
Mary Breeding, R OBP: 0.273, SLG: 0.321 (7, PH)			SH5-4 1B							1	0	0	0	0	1	0				
Steve Barber, L OBP: 0.133, SLG: 0.071 (7, 1)			1B							0	0	0	0	0	0	0				
Dick Williams, R OBP: 0.301, SLG: 0.313 (9, PH)			1B						2-3 1B	1	1	1	0	0	0	0				
Inning Stats	R: 0 E: 0 K: 2 S: 8	H: 1 LOB: 1 BB: 0 P: 8	R: 0 E: 0 K: 2 S: 7	H: 0 LOB: 1 BB: 1 P: 11	R: 0 E: 0 K: 1 S: 7	H: 2 LOB: 2 BB: 0 P: 7	R: 1 E: 0 K: 0 S: 4	H: 1 LOB: 0 BB: 0 P: 4	R: 0 E: 0 K: 1 S: 5	H: 0 LOB: 1 BB: 1 P: 9	R: 0 E: 0 K: 2 S: 7	H: 0 LOB: 0 BB: 0 P: 7	R: 0 E: 0 K: 0 S: 5	H: 0 LOB: 2 BB: 1 P: 9	R: 1 E: 1 K: 0 S: 6	H: 3 LOB: 1 BB: 0 P: 6	1B: 7 2B: 1 3B: 0 HR: 1	SF: 0 SAC: 1 DP: 0 HBP: 0	WP: 0 PB: 0 SB: 0 CS: 0	PA: 39
PITCHER Jack Kralick, L ERA: 3.86 (1, 1)	IP: 9.0 WLS: W BF: 39	H: 9 R: 4 ER: 3 SO: 10	BB: 3 IBB: 0 HBP: 0 BLK: 0	WP: 0 HR: 1 S: 56 P: 68	ERA: 3.00 WHIP: 1.333															

Baltimore Orioles @ Minnesota Twins
Metropolitan Stadium, Bloomington, MI
Sat Sep 29 1962, 4:33 AM EDT
Att: 10,696 - Unknown - 57 F

AB 35
R 4
H 9
RBI 3
BB 3
SO 10
LOB 18



Batter	1	2	3	4	5	6	7	8	9	AB	R	H	RBI	BB	SO	LOB	BOTTOM			
Lenny Green, L OBP: 0.367, SLG: 0.404 (1, 8) (9, 7)	F9 1B		F9	G4-6-3		1B HBP WP	K			4	1	1	0	0	1	2				
Vic Power, R OBP: 0.318, SLG: 0.423 (1, 3)	FC6-4 1B		F3	5-3		WP 1B HR HBP		6-3		4	1	1	0	0	0	1				
Rich Rollins, R OBP: 0.376, SLG: 0.430 (1, 5)	F9		1B BB		HR	WP HR 1B		5-3		4	3	2	1	1	0	2				
Harmon Killebrew, R OBP: 0.385, SLG: 0.545 (1, 7) (9, 8)	K		1B		HR	HR		5-3		5	2	3	4	0	1	2				
Bill Tuttle, R OBP: 0.317, SLG: 0.285 (9, 8)	K		1B		HR	HR		5-3		0	0	0	0	0	0	0				
Bob Allison, R OBP: 0.372, SLG: 0.514 (1, 9)	FC6-4		1B		K	5-3				4	0	1	1	0	1	2				
Earl Battey, R OBP: 0.350, SLG: 0.393 (1, 2)		F9	5-3		E BB	F7				3	0	0	0	1	0	2				
Bernie Allen, L OBP: 0.340, SLG: 0.405 (1, 4)	K			1B HBP G4-6-3 BB	F8	G3				3	1	0	0	1	1	1				
Zoilo Versalles, R OBP: 0.287, SLG: 0.373 (1, 6)				G4-6-3 1B HBP				5-3		2	0	1	0	1	0	0				
Jack Kralick, L OBP: 0.245, SLG: 0.281 (1, 1)	F5		G4-6-3 1B		K	K				4	0	1	0	0	2	3				
Inning Stats	R: 0 E: 1 K: 1 S: 7	H: 2 LOB: 2 BB: 0 P: 7	R: 0 E: 0 K: 1 S: 6	H: 1 LOB: 1 BB: 0 P: 6	R: 1 E: 0 K: 0 S: 5	H: 2 LOB: 2 BB: 1 P: 9	R: 1 E: 0 K: 0 S: 3	H: 1 LOB: 1 BB: 1 P: 8	R: 2 E: 1 K: 2 S: 9	H: 2 LOB: 2 BB: 2 P: 17	R: 4 E: 0 K: 0 S: 5	H: 2 LOB: 0 BB: 0 P: 7	R: 0 E: 0 K: 2 S: 7	H: 0 LOB: 0 BB: 0 P: 7	R: 0 E: 0 K: 0 S: 3	H: 0 LOB: 0 BB: 0 P: 3	1B: 7 2B: 0 3B: 0 HR: 3	SF: 0 SAC: 0 DP: 1 HBP: 3	WP: 1 PB: 0 SB: 0 CS: 0	PA: 40
PITCHER Chuck Estrada, R ERA: 3.83 (1, 1)	IP: 5.0 WLS: L BF: 29	H: 8 R: 6 ER: 5 SO: 4	BB: 3 IBB: 1 HBP: 3 BLK: 0	WP: 0 HR: 2 S: 30 P: 49	ERA: 9.00 WHIP: 2.200															
Jack Fisher, R ERA: 5.09 (6, 1)	IP: 1.0 WLS: L BF: 5	H: 2 R: 2 ER: 2 SO: 0	BB: 0 IBB: 0 HBP: 0 BLK: 0	WP: 1 HR: 1 S: 5 P: 5	ERA: 18.00 WHIP: 2.000															
Steve Barber, L ERA: 3.4 (7, 1)	IP: 2.0 WLS: L BF: 6	H: 0 R: 0 ER: 0 SO: 2	BB: 0 IBB: 0 HBP: 0 BLK: 0	WP: 0 HR: 0 S: 10 P: 10	ERA: 0.00 WHIP: 0.000															

Baltimore Orioles @ Minnesota Twins
Metropolitan Stadium, Bloomington, MI
Sat Sep 29 1962, 4:33 AM EDT
Att: 10,696 - Unknown - 57 F

AB 33
R 8
H 10
RBI 6
BB 4
SO 6
LOB 15



Batter	1	2	3	4	5	6	7	8	9	AB	R	H	RBI	BB	SO	LOB	TOP			
Jerry Adair, R OBP: 0.318, SLG: 0.414 (1, 6)										4	0	0	0	0	2	1	<p>Baltimore Orioles @ Minnesota Twins Metropolitan Stadium, Bloomington, MI Sun Sep 30 1962, 4:33 AM EDT Att: 11,550 - Unknown - 56 F</p>			
Bob Saverine, S OBP: 0.273, SLG: 0.333 (1, 4)										3	0	0	0	1	1					
Brooks Robinson, R OBP: 0.342, SLG: 0.486 Dick Williams, R OBP: 0.303, SLG: 0.315 (1, 5) (4, 5)										1	0	0	0	0	0	0				
Jim Gentile, L OBP: 0.346, SLG: 0.475 (1, 3)										4	0	0	0	0	2					
Boog Powell, L OBP: 0.311, SLG: 0.398 (1, 7)										4	0	0	0	0	1					
Pete Ward, L OBP: 0.280, SLG: 0.238 (1, 9)										4	0	0	0	0	1	0				
Dave Nicholson, R OBP: 0.289, SLG: 0.364 Barry Shetrone, L OBP: 0.250, SLG: 0.417 (1, 8) (6, 8)										1	0	0	0	0	1	0				
Andy Etchebarren, R OBP: 0.333, SLG: 0.333 (1, 2)										3	0	1	0	0	2	2				
John Miller, R (1, 1)										2	0	0	0	0	0	2				
Whitey Herzog, L (8, PH) Dick Hall, R (8, 1) OBP: 0.286, SLG: 0.208										1	0	0	0	0	0	0				
										0	0	0	0	0	0	0				
Inning Stats	R: 0 E: 0 K: 1 S: 5	H: 0 LOB: 0 BB: 0 P: 5	R: 0 E: 0 K: 0 S: 3	H: 0 LOB: 0 BB: 0 P: 3	R: 0 E: 0 K: 2 S: 7	H: 0 LOB: 1 BB: 0 P: 8	R: 0 E: 0 K: 0 S: 3	H: 0 LOB: 1 BB: 1 P: 7	R: 0 E: 0 K: 1 S: 6	H: 1 LOB: 1 BB: 0 P: 6	R: 0 E: 0 K: 0 S: 4	H: 1 LOB: 1 BB: 0 P: 4	R: 0 E: 1 K: 1 S: 6	H: 0 LOB: 1 BB: 0 P: 6	R: 0 E: 0 K: 1 S: 5	H: 0 LOB: 0 BB: 0 P: 5	1B: 3 2B: 0 3B: 0 HR: 0	SF: 0 SAC: 1 DP: 0 HBP: 1	WP: 0 PB: 0 SB: 1 CS: 0	PA: 33
PITCHER Camilo Pascual, R ERA: 3.32 (1, 1)	IP: 9.0 WLS: W BF: 33 H: 3 R: 0 ER: 0 SO: 7 BB: 1 IBB: 0 HBP: 1 BLK: 0 WP: 0 HR: 0 S: 45 P: 50 ERA: 0.00 WHIP: 0.444															PITCHER				

Batter	1	2	3	4	5	6	7	8	9	AB	R	H	RBI	BB	SO	LOB	BOTTOM
Lenny Green, L OBP: 0.367, SLG: 0.402 (1, 8) (9, 7)										2	1	0	0	1	0	1	<p>Baltimore Orioles @ Minnesota Twins Metropolitan Stadium, Bloomington, MI Sun Sep 30 1962, 4:33 AM EDT Att: 11,550 - Unknown - 56 F</p>
Vic Power, R OBP: 0.316, SLG: 0.421 (1, 3)										3	0	0	0	0	1	2	
Rich Rollins, R OBP: 0.374, SLG: 0.428 (1, 5)										3	0	0	0	0	0	1	
Harmon Killebrew, R OBP: 0.386, SLG: 0.545 Bill Tuttle, R OBP: 0.317, SLG: 0.285 (1, 7) (9, 8)										2	0	1	1	1	0	0	
Bob Allison, R OBP: 0.370, SLG: 0.511 (1, 9)										3	0	0	0	0	0	2	
Earl Battey, R OBP: 0.348, SLG: 0.391 (1, 2)										3	0	0	0	0	0	1	
Bernie Allen, L OBP: 0.338, SLG: 0.403 (1, 4)										3	0	0	0	0	0	0	
Marty Martinez, S OBP: 0.286, SLG: 0.278 (1, 6)										3	0	0	0	0	1	0	
Camilo Pascual, R OBP: 0.311, SLG: 0.371 (1, 1)										3	0	1	0	0	0	0	
										1B: 2 2B: 1 3B: 0 HR: 0	SF: 0 SAC: 0 DP: 1 HBP: 0	WP: 0 PB: 0 SB: 1 CS: 0	PA: 27				
Inning Stats	R: 1 E: 0 K: 1 S: 6	H: 1 LOB: 1 BB: 1 P: 10	R: 0 E: 0 K: 0 S: 3	H: 0 LOB: 0 BB: 0 P: 3	R: 0 E: 0 K: 0 S: 3	H: 1 LOB: 0 BB: 0 P: 3	R: 0 E: 0 K: 0 S: 3	H: 0 LOB: 0 BB: 0 P: 3	R: 0 E: 0 K: 1 S: 5	H: 0 LOB: 0 BB: 0 P: 5	R: 0 E: 0 K: 0 S: 3	H: 0 LOB: 0 BB: 0 P: 3	R: 0 E: 0 K: 0 S: 3	H: 0 LOB: 0 BB: 0 P: 3	R: 0 E: 0 K: 0 S: 3	H: 0 LOB: 0 BB: 0 P: 3	
PITCHER John Miller, R (1, 1) Dick Hall, R (8, 1) ERA: 2.28	IP: 7.0 WLS: L BF: 24 H: 2 R: 1 ER: 1 SO: 2 BB: 2 IBB: 0 HBP: 0 BLK: 0 WP: 0 HR: 0 S: 26 P: 34 ERA: 1.29 WHIP: 0.571															PITCHER	