

Minnesota Twins - 1963

Batter	1	2	3	4	5	6	7	8	9	AB	R	H	RBI	BB	SO	LOB	TOP			
Vic Davallo, L (1,8)	L6		F1		4-3		1-3			4	0	0	0	0	0	0	Cleveland Indians @ Minnesota Twins Metropolitan Stadium, Bloomington, MI Tue Apr 09 1963, 4:33 AM EST Att: 22,091 - Unknown - 49 F			
Tony Martinez, R (1,6)	6-3 BB		F7		4-3		1-3			3	0	0	0	1	0					
Tito Francona, L (1,7) Willie Tasby, R (8,PH) (8,7)	6-3		3-1			F8 6-2 2B		K		3	0	1	0	0	0	1				
Fred Whitfield, L (1,3) OBP: 0.250, SLG: 1.000	F8					F8 2-3		4-3		4	1	1	1	0	0	2				
John Romano, R (1,2) OBP: 0.500, SLG: 1.333						HR		K		3	1	1	1	1	1	0				
Ellis Burton, S (1,9)								L3		3	1	1	1	1	1	0				
Max Alvis, R (1,5) OBP: 0.500, SLG: 1.500										4	0	0	0	0	1	2				
Woodie Held, R (1,4) OBP: 0.750, SLG: 2.000										4	2	2	1	0	0	0				
Mudcat Grant, R (1,1)										2	1	1	2	1	0	0				
										4	0	0	0	0	1	2				
Inning Stats	R: 0 E: 0 K: 0 S: 3	H: 0 LOB: 1 BB: 1 P: 7	R: 1 E: 0 K: 1 S: 6	H: 1 LOB: 1 BB: 0 P: 7	R: 0 E: 0 K: 0 S: 3	H: 0 LOB: 0 BB: 0 P: 3	R: 2 E: 0 K: 2 S: 9	H: 2 LOB: 0 BB: 0 P: 9	R: 0 E: 0 K: 0 S: 3	H: 1 LOB: 1 BB: 1 P: 7	R: 2 E: 0 K: 0 S: 5	H: 2 LOB: 0 BB: 0 P: 5	R: 0 E: 0 K: 1 S: 5	H: 0 LOB: 0 BB: 0 P: 5	R: 0 E: 0 K: 0 S: 3	H: 0 LOB: 1 BB: 1 P: 7	1B: 0 2B: 3 3B: 0 HR: 4	SF: 0 SAC: 0 DP: 1 HBP: 1	WP: 0 PB: 0 SB: 0 CS: 0	PA: 36
PITCHER	IP WLS BF H R ER SO BB IBB HBP BLK WP HR S P ERA WHIP																			
Camilo Pascual, R (1,1) ERA: 6.43	7.0 L 29 6 5 5 3 2 0 0 0 0 0 4 32 41 6.43 1.143																			
Bill Pleis, L (8,1) ERA:	1.0 3 0 0 0 1 0 0 0 0 0 0 0 5 5 0.00 0.000																			
Ray Moore, R (9,1) ERA:	1.0 4 0 0 0 0 1 0 0 0 0 0 0 3 7 0.00 1.000																			

AB 32
R 5
H 6
RBI 5
BB 3
SO 4
LOB 7



Batter	1	2	3	4	5	6	7	8	9	AB	R	H	RBI	BB	SO	LOB	BOTTOM			
Lenny Green, L (1,8) OBP: 0.250, SLG: 1.000	4-3							4-3		4	1	1	1	0	0	0	Cleveland Indians @ Minnesota Twins Metropolitan Stadium, Bloomington, MI Tue Apr 09 1963, 4:33 AM EST Att: 22,091 - Unknown - 49 F			
Vic Power, R (1,3) OBP: 0.250, SLG: 1.000	5-3									4	1	1	1	0	0	0				
Harmon Killebrew, R (1,7) OBP: 0.250, SLG: 0.250 Johnny Goryl, R (8,PH) Bill Tuttle, R (9,8)										4	0	1	0	0	0	0				
Bob Allison, R (1,9) OBP: 0.250, SLG: 0.250										4	1	1	0	0	0	2				
Bernie Allen, L (1,4) OBP: 0.500, SLG: 0.333										3	1	1	0	1	1	2				
Earl Battey, R (1,2) OBP: 0.500, SLG: 0.750										4	0	2	2	0	1	1				
George Banks, R (1,5)										4	0	0	0	0	1	3				
Zoilo Versalles, R (1,6)										4	0	0	0	0	1	2				
Camilo Pascual, R (1,1) Jimmie Hall, L (7,PH) Bill Pleis, L (8,1) Ray Moore, R (9,1)										2	0	0	0	0	0	1				
										1	0	0	0	0	0	0				
										0	0	0	0	0	0	0				
										0	0	0	0	0	0	0				
Inning Stats	R: 0 E: 0 K: 0 S: 4	H: 1 LOB: 1 BB: 0 P: 4	R: 0 E: 0 K: 1 S: 6	H: 2 LOB: 1 BB: 0 P: 6	R: 1 E: 0 K: 0 S: 4	H: 1 LOB: 0 BB: 0 P: 4	R: 2 E: 0 K: 1 S: 7	H: 2 LOB: 1 BB: 1 P: 11	R: 0 E: 1 K: 0 S: 3	H: 0 LOB: 0 BB: 0 P: 3	R: 0 E: 1 K: 0 S: 3	H: 0 LOB: 0 BB: 0 P: 3	R: 0 E: 0 K: 1 S: 7	H: 1 LOB: 1 BB: 0 P: 7	R: 0 E: 0 K: 1 S: 5	H: 0 LOB: 0 BB: 0 P: 5	1B: 4 2B: 1 3B: 0 HR: 2	SF: 0 SAC: 0 DP: 3 HBP: 0	WP: 0 PB: 0 SB: 0 CS: 0	PA: 35
PITCHER	IP WLS BF H R ER SO BB IBB HBP BLK WP HR S P ERA WHIP																			
Mudcat Grant, R (1,1) ERA: 4.0	9.0 W 35 7 4 4 4 1 0 0 0 0 0 2 42 46 4.00 0.889																			

AB 34
R 4
H 7
RBI 4
BB 1
SO 4
LOB 12



Batter	1	2	3	4	5	6	7	8	9	AB	R	H	RBI	BB	SO	LOB	TOP	
Vic Davalillo, L OBP: 0.125, SLG: 0.125	3-1		6-3			E 1B		4-3		4	0	1	0	0	0	0	Cleveland Indians @ Minnesota Twins Metropolitan Stadium, Bloomington, MI Wed Apr 10 1963, 4:33 AM EST Att. 6,996 - Unknown - 44 F	
Tony Martinez, R OBP: 0.250, SLG: 0.286				K		F9 1-2		F8		4	0	1	0	0	1	1		
Al Luplow, L OBP: 0.250, SLG: 0.250 Barry Latman, R	F4			FC6-4 1B		K		K		4	0	1	0	0	2	2		
Joe Adcock, R OBP: 0.250, SLG: 0.250 Jerry Kindall, R	6-3			F6		F3				4	0	1	0	0	0	3		
John Romano, R OBP: 0.250, SLG: 0.571				FC6-4				F4		4	0	0	0	0	0	2		
Ellis Burton, S OBP: 0.250, SLG: 0.250										4	1	2	0	0	0	0		
Max Alvis, R OBP: 0.250, SLG: 0.750										4	0	0	0	0	1	3		
Miguel de la Hoz, R OBP: 0.500, SLG: 0.750				6-3						4	0	2	2	0	0	1		
Sam McDowell, L OBP: 0.500, SLG: 2.000 Jim Perry, S Willie Tasby, R Gary Bell, R Gene Green, R	1-3					G1-6-3 1B				1	0	0	0	0	0	0		
Inning Stats	R: 0 E: 0 K: 0 S: 4	H: 1 LOB: 1 BB: 0 P: 4	R: 0 E: 0 K: 1 S: 5	H: 0 LOB: 0 BB: 0 P: 5	R: 0 E: 0 K: 0 S: 3	H: 0 LOB: 0 BB: 0 P: 3	R: 0 E: 0 K: 1 S: 6	H: 1 LOB: 1 BB: 0 P: 6	R: 0 E: 0 K: 0 S: 4	H: 0 LOB: 1 BB: 0 P: 4	R: 1 E: 0 K: 0 S: 6	H: 1 LOB: 0 BB: 0 P: 6	R: 2 E: 0 K: 0 S: 6	H: 3 LOB: 2 BB: 0 P: 6	1B: 6 2B: 2 3B: 0 HR: 1	SF: 0 SAC: 0 DP: 1 HBP: 0	WP: 0 PB: 0 SB: 0 CS: 0	PA: 36
PITCHER Jim Kaat, L ERA: 3.0	IP: 9.0 WLS: W BF: 36 H: 9 R: 3 ER: 3 SO: 4 BB: 0 IBB: 0 HBP: 0 BLK: 0 WP: 0 HR: 1 S: 44 P: 44 ERA: 3.00 WHIP: 1.000																	

Batter	1	2	3	4	5	6	7	8	9	AB	R	H	RBI	BB	SO	LOB	BOTTOM	
Lenny Green, L OBP: 0.250, SLG: 0.625	F5		FC6-4 1B					P6		4	0	1	0	0	0	0	Cleveland Indians @ Minnesota Twins Metropolitan Stadium, Bloomington, MI Wed Apr 10 1963, 4:33 AM EST Att. 6,996 - Unknown - 44 F	
Vic Power, R OBP: 0.250, SLG: 0.625	4-3		FC6-4 1-2					HR 1B		4	1	1	0	0	0	1		
Harmon Killebrew, R OBP: 0.250, SLG: 0.625 Bill Tuttle, R	F6			K				HR		4	1	1	2	0	1	1		
Bob Allison, R OBP: 0.375, SLG: 0.429				5-3						3	1	1	0	1	0	1		
Bernie Allen, L OBP: 0.375, SLG: 0.167				4-3		SH1-3 BB		F9		3	0	0	0	1	0	2		
Earl Battey, R OBP: 0.500, SLG: 0.667				HR 1B		SH1-3				2	1	1	1	0	1	0		
George Banks, R OBP: 0.143, SLG: 0.571						5-3				3	1	1	2	0	0	1		
Zoilo Versalles, R										3	0	0	0	0	0	1		
Jim Kaat, L										3	0	0	0	0	2	0		
Inning Stats	R: 0 E: 0 K: 0 S: 3	H: 0 LOB: 0 BB: 0 P: 3	R: 3 E: 0 K: 1 S: 8	H: 3 LOB: 0 BB: 0 P: 8	R: 0 E: 0 K: 1 S: 6	H: 1 LOB: 1 BB: 0 P: 6	R: 0 E: 0 K: 0 S: 3	H: 0 LOB: 0 BB: 1 P: 7	R: 0 E: 0 K: 1 S: 5	H: 0 LOB: 0 BB: 0 P: 5	R: 0 E: 0 K: 0 S: 3	H: 0 LOB: 0 BB: 0 P: 3	R: 2 E: 0 K: 0 S: 5	H: 2 LOB: 1 BB: 1 P: 9	1B: 3 2B: 1 3B: 0 HR: 2	SF: 0 SAC: 1 DP: 0 HBP: 0	WP: 0 PB: 0 SB: 0 CS: 0	PA: 32
PITCHER Sam McDowell, L ERA: 9.0 Jim Perry, R ERA: Gary Bell, R ERA: Barry Latman, R ERA: 18.0	IP: 3.0 WLS: L BF: 14 H: 4 R: 3 ER: 3 SO: 2 BB: 1 IBB: 0 HBP: 0 BLK: 0 WP: 1 HR: 1 S: 17 P: 21 ERA: 9.00 WHIP: 1.667																	

Batter	1	2	3	4	5	6	7	8	9	AB	R	H	RBI	BB	SO	LOB	TOP			
Lenny Green, L (1, 8) OBP: 0.250, SLG: 0.583	0-0 2B		0-0 F4			0-0 F8		0-0 F9		4	0	1	0	0	0	1	Minnesota Twins @ Kansas City Athletics Municipal Stadium, Kansas City, MO Fri Apr 12 1963, 7:05 PM EST Att: 6,462 - Unknown livebaseballscorecards.com			
Vic Power, R (1, 3) OBP: 0.250, SLG: 0.500	0-0 L6		0-0 F7			0-0 5-3		0-0 1B		4	0	1	0	0	0	1				
Harmon Killebrew, R (1, 7) OBP: 0.250, SLG: 0.455	0-0 5-3		0-0 F8			4-0 BB		0-3 K		3	0	0	0	1	1	3				
Bob Allison, R (1, 9) OBP: 0.250, SLG: 0.273	0-0 5-3			0-3 K		0-0 5-3			0-0 F6	4	0	0	0	0	1	2				
Bernie Allen, L (1, 4) OBP: 0.250, SLG: 0.100		0-3 K		0-0 G3			0-0 F7		0-0 F8	4	0	0	0	0	1	0				
Earl Battey, R (1, 2) OBP: 0.200, SLG: 0.444		4-0 BB BB		0-0 F9			0-0 5-3		0-3 K	3	0	0	0	1	1	0				
George Banks, R (1, 5) OBP: 0.200, SLG: 0.444		4-0 BB BB			0-0 F9		0-0 6-3			2	0	0	0	1	0	0				
Zoilo Versalles, R (1, 6) OBP: 0.200, SLG: 0.444		0-0 F8			0-0 F8			4-0 1B BB		2	0	0	0	1	0	2				
Jack Kralick, L (1, 1) OBP: 0.200, SLG: 0.444		0-3 K			0-0 F1			0-3 K		2	0	0	0	0	1	2				
Bill Dailey, R (7, 1) OBP: 0.200, SLG: 0.444										0	0	0	0	0	0	0				
Jimmie Hall, L (8, PH) OBP: 0.200, SLG: 0.444										1	0	0	0	0	1	1				
Fred Lasher, R (8, 1) OBP: 0.200, SLG: 0.444										0	0	0	0	0	0	0				
Inning Stats	R: 0 E: 0 K: 0 S: 4	H: 1 LOB: 1 BB: 0 P: 4	R: 0 E: 0 K: 2 S: 7	H: 0 LOB: 2 BB: 2 P: 15	R: 0 E: 0 K: 1 S: 3	H: 0 LOB: 0 BB: 0 P: 3	R: 0 E: 0 K: 1 S: 5	H: 0 LOB: 0 BB: 0 P: 5	R: 0 E: 0 K: 0 S: 3	H: 0 LOB: 1 BB: 1 P: 7	R: 0 E: 0 K: 0 S: 3	H: 0 LOB: 0 BB: 0 P: 3	R: 0 E: 0 K: 2 S: 8	H: 1 LOB: 2 BB: 1 P: 12	R: 0 E: 0 K: 1 S: 5	H: 0 LOB: 0 BB: 0 P: 5	1B: 1 2B: 1 3B: 0 HR: 0	SF: 0 SAC: 0 DP: 0 HBP: 0	WP: 0 PB: 0 SB: 0 CS: 0	PA: 33
PITCHER	IP WLS BF H R ER SO BB IBB HBP BLK WP HR S P ERA WHIP																			
Ed Rakow, R (1, 1) ERA: 0.00	9.0 W 33 2 0 0 6 4 0 0 0 0 0 0 0 41 57 0.00 0.667																			

Batter	1	2	3	4	5	6	7	8	9	AB	R	H	RBI	BB	SO	LOB	BOTTOM	
Dick Howser, R (1, 6) OBP: 0.231, SLG: 0.167	0-0 F9	0-0 F8			0-0 5-3		0-0 F5			4	0	0	0	0	0	2	Minnesota Twins @ Kansas City Athletics Municipal Stadium, Kansas City, MO Fri Apr 12 1963, 7:05 PM EST Att: 6,462 - Unknown livebaseballscorecards.com	
Gino Cimoli, R (1, 8) OBP: 0.333, SLG: 0.273	4-0 BB HR BB	0-0 FC5-4 1B			0-3 K		0-0 2B 1B			3	2	2	0	1	1	0		
Ed Charles, R (1, 5) OBP: 0.375, SLG: 0.333	4-0 1-2 HR BB	0-0 FC5-4 1-2			0-0 L5		0-0 1-3 2-H 2B			3	2	1	1	1	0	2		
Norm Siebern, L (1, 3) OBP: 0.333, SLG: 0.444	0-0 1-H 2-H HR		0-0 F5			0-0 1-3	4-0 1B IBB			3	1	1	3	1	0	0		
Chuck Essegian, R (1, 7) OBP: 0.250, SLG: 0.455	0-3 K		0-0 F8			0-0 L5	0-0 1-3 2-H 1B			4	0	1	2	0	1	0		
Jose Tartabull, L (7, PR) OBP: 0.222, SLG: 0.125										0	0	0	0	0	0	0		
Jerry Lumpe, L (1, 4) OBP: 0.333, SLG: 0.417	0-0 1B		0-3 K			0-0 1B	0-0 1-3			4	0	2	0	0	1	2		
George Alusik, R (1, 9) OBP: 0.200, SLG: 0.200	0-0 F7				0-0 F8		0-0 5-3		0-0 F9	3	0	0	0	0	0	2		
Bobby Del Greco, R (8, 7) OBP: 0.200, SLG: 0.200										1	0	0	0	0	0	0		
Haywood Sullivan, R (1, 2) OBP: 0.400, SLG: 0.400		0-0 F9			0-0 F8		0-0 F9	0-0 1B		4	0	1	0	0	0	0		
Ed Rakow, S (1, 1) OBP: 0.500, SLG: 0.333		4-0 1B BB			0-0 6-3		0-0 1B 2B 1B	0-0 F9		3	1	1	0	1	0	0		
Inning Stats	R: 3 E: 0 K: 1 S: 7	H: 2 LOB: 1 BB: 2 P: 15	R: 0 E: 0 K: 0 S: 4	H: 1 LOB: 2 BB: 1 P: 8	R: 0 E: 0 K: 1 S: 5	H: 0 LOB: 0 BB: 0 P: 5	R: 0 E: 0 K: 0 S: 3	H: 0 LOB: 0 BB: 0 P: 3	R: 0 E: 0 K: 0 S: 4	H: 1 LOB: 1 BB: 0 P: 4	R: 3 E: 0 K: 0 S: 7	H: 4 LOB: 2 BB: 1 P: 11	R: 0 E: 0 K: 0 S: 3	H: 1 LOB: 0 BB: 0 P: 3	1B: 7 2B: 1 3B: 0 HR: 1	SF: 0 SAC: 0 DP: 0 HBP: 0	WP: 0 PB: 0 SB: 0 CS: 0	PA: 36
PITCHER	IP WLS BF H R ER SO BB IBB HBP BLK WP HR S P ERA WHIP																	
Jack Kralick, L (1, 1) ERA: 5.68	6.1 L 27 5 4 4 4 3 0 0 0 0 0 1 30 42 5.68 1.263																	
Bill Dailey, R (7, 1) ERA: 27.00	0.2 6 3 2 2 0 0 1 0 0 0 0 0 5 9 27.00 4.500																	
Fred Lasher, R (8, 1) ERA: 0.00	1.0 3 1 0 0 0 0 0 0 0 0 0 0 3 3 0.00 1.000																	

Batter	1	2	3	4	5	6	7	8	9	AB	R	H	RBI	BB	SO	LOB	TOP			
Lenny Green, L OBP: 0.286, SLG: 0.450	F5	FC1-5 BB		K					1-3	4	0	1	1	1	1	1	Minnesota Twins @ Kansas City Athletics Municipal Stadium, Kansas City, MO Sun Apr 14 1963, 7:05 PM EST Att: 10,378 - Unknown livebaseballscorecards.com			
Vic Power, R OBP: 0.250, SLG: 0.400 Don Mincher, L (8, 3)	HR	FC1-5			1-3		F4		F8	4	1	1	1	0	0	3				
Harmon Killebrew, R OBP: 0.190, SLG: 0.263	K	K			6-3		K		K	5	0	0	0	0	4	4				
Bob Allison, R OBP: 0.400, SLG: 0.611	HR				6-3					4	1	3	2	0	0	0				
Bernie Allen, L OBP: 0.300, SLG: 0.176					G4-6-3		F9			4	0	1	0	0	0	3				
Earl Battey, R OBP: 0.333, SLG: 0.412	K				F7					4	0	1	0	0	2	1				
George Banks, R OBP: 0.278, SLG: 0.375				K						4	0	1	0	0	3	1				
Zolio Versalles, R OBP: 0.222, SLG: 0.235		SH FC1-5					F5			4	1	2	0	0	1	2				
Camilo Pascual, R Jim Roland, R Paul Ratliff, L Bill Pleis, L Jimmie Hall, L Ray Moore, R		SH FC1-5 BB								1	0	0	0	0	1	1				
Inning Stats	R: 2 E: 0 K: 2 S: 10	H: 3 LOB: 1 BB: 0 P: 10	R: 1 E: 1 K: 2 S: 9	H: 1 LOB: 2 BB: 1 P: 13	R: 0 E: 0 K: 0 S: 3	H: 1 LOB: 0 BB: 0 P: 3	R: 0 E: 0 K: 0 S: 10	H: 1 LOB: 1 BB: 0 P: 10	R: 0 E: 0 K: 1 S: 6	H: 0 LOB: 0 BB: 0 P: 6	R: 0 E: 0 K: 1 S: 8	H: 3 LOB: 2 BB: 0 P: 8	R: 0 E: 0 K: 3 S: 10	H: 1 LOB: 1 BB: 0 P: 10	R: 0 E: 0 K: 1 S: 5	H: 0 LOB: 0 BB: 0 P: 5	1B: 7 2B: 3 3B: 0 HR: 1	SF: 0 SAC: 1 DP: 1 HBP: 0	WP: 0 PB: 0 SB: 1 CS: 0	PA: 39
PITCHER	IP	WLS	BF	H	R	ER	SO	BB	IBB	HBP	BLK	WP	HR	S	P	ERA	WHIP			
Diego Segui, R ERA: 8.64	(1, 1)	4.0	19	6	3	2	7	1	0	0	0	0	1	32	36	4.50	1.750			
Orlando Pena, R ERA: 1.5	(5, 1)	5.0	W	20	5	1	1	6	0	0	0	0	0	32	32	1.80	1.000			

Batter	1	2	3	4	5	6	7	8	9	AB	R	H	RBI	BB	SO	LOB	BOTTOM			
Dick Howser, R OBP: 0.286, SLG: 0.211	E5			FC6-4 BB						4	1	2	0	1	1	2	Minnesota Twins @ Kansas City Athletics Municipal Stadium, Kansas City, MO Sun Apr 14 1963, 7:05 PM EST Att: 10,378 - Unknown livebaseballscorecards.com			
Jose Tartabull, L OBP: 0.308, SLG: 0.417	FC4-6 BB		FC6-4 G4-6-3							4	0	2	2	0	1	3				
Jerry Lumpe, L OBP: 0.250, SLG: 0.300	F5		G4-6-3							4	0	0	0	0	1	6				
Norm Siebern, L OBP: 0.300, SLG: 0.313	FC4-6									4	0	1	0	0	2	2				
Chuck Essegian, R OBP: 0.250, SLG: 0.389 Bobby Del Greco, R (9, 7)	F8									4	0	0	0	0	2	3				
Ed Charles, R OBP: 0.438, SLG: 0.500										4	1	2	0	0	1	1				
Gino Cimoli, R OBP: 0.450, SLG: 0.444										3	1	2	0	1	0	1				
Billy Bryan, L OBP: 0.400, SLG: 0.667										3	1	0	0	1	1	2				
Diego Segui, R OBP: 0.500, SLG: 0.500 Manny Jimenez, L OBP: 0.687, SLG: 1.000 Dale Willis, R (4, PR) Orlando Pena, R OBP: 0.500, SLG: 0.500										1	0	1	0	0	0	0				
Inning Stats	R: 0 E: 1 K: 0 S: 5	H: 1 LOB: 2 BB: 0 P: 5	R: 0 E: 0 K: 0 S: 3	H: 1 LOB: 0 BB: 0 P: 3	R: 0 E: 0 K: 0 S: 4	H: 2 LOB: 1 BB: 0 P: 4	R: 0 E: 0 K: 3 S: 12	H: 3 LOB: 2 BB: 3 P: 24	R: 0 E: 0 K: 1 S: 6	H: 1 LOB: 1 BB: 0 P: 6	R: 0 E: 0 K: 2 S: 8	H: 1 LOB: 0 BB: 0 P: 8	R: 0 E: 0 K: 2 S: 7	H: 0 LOB: 0 BB: 0 P: 7	R: 0 E: 0 K: 1 S: 7	H: 3 LOB: 2 BB: 0 P: 7	1B: 10 2B: 1 3B: 1 HR: 0	SF: 0 SAC: 0 DP: 2 HBP: 0	WP: 0 PB: 0 SB: 0 CS: 1	PA: 37
PITCHER	IP	WLS	BF	H	R	ER	SO	BB	IBB	HBP	BLK	WP	HR	S	P	ERA	WHIP			
Camilo Pascual, R ERA: 8.44	(1, 1)	3.2	L	20	7	5	5	2	0	0	0	0	0	17	17	0.00	0.857			
Jim Roland, L ERA:	(4, 1)	2.1		9	2	0	0	4	0	0	0	0	0	7	7	0.00	0.000			
Bill Pleis, L ERA:	(7, 1)	1.0		3	0	0	0	2	0	0	0	0	0	7	7	0.00	0.000			
Ray Moore, R ERA:	(8, 1)	1.0		5	3	0	0	1	0	0	0	0	0	7	7	0.00	3.000			

Batter	1	2	3	4	5	6	7	8	9	AB	R	H	RBI	BB	SO	LOB	TOP								
Albie Pearson, L OBP: 0.419, SLG: 0.333 (1, 8)	4-3		3-1		E 1B		F5		CS 1B	5	1	2	1	0	0	0	Los Angeles Angels @ Minnesota Twins Metropolitan Stadium, Bloomington, MI Wed Apr 17 1963, 4:33 AM EST Alt. 4,850 - Unknown - 51 F livebaseballscorecards.com								
Billy Moran, R OBP: 0.300, SLG: 0.250 (1, 4)	1B BB		1-3		E7 1B		4-3		L7	4	1	1	0	1	0	1									
Lee Thomas, L OBP: 0.429, SLG: 0.680 (1, 3)	F8		FC6 BB		G4-6-3 1B				K 1-2	4	0	2	1	1	1	2									
Felix Torres, R OBP: 0.409, SLG: 0.421 (1, 5)	1-2 1B		FC6		G4-6-3 1B		F8			4	0	1	0	0	0	3									
Buck Rodgers, S OBP: 0.214, SLG: 0.462 (1, 2)	F2				K		WP 1B		HR	4	1	2	1	0	1	2									
George Thomas, R OBP: 0.167, SLG: 0.174 (1, 9)			6-3		6-3		F1 1-2		F9	4	0	0	0	0	0	1									
Ken Hunt, R OBP: 0.222, SLG: 0.250 (1, 7)			F6		6-3		K			4	0	1	0	0	1	1									
Jim Fregosi, R OBP: 0.276, SLG: 0.235 (1, 6)			FC5-4 1B		SH3-4 1B				F9	3	1	2	0	1	0	1									
Don Lee, R (1, 1)			FC5-4 1-2		SH3-4 1-2		K		F4	3	0	0	0	0	1	4									
Inning Stats	R: 0 E: 0 K: 0 S: 4	H: 1 LOB: 2 BB: 1 P: 8	R: 0 E: 0 K: 0 S: 4	H: 1 LOB: 1 BB: 0 P: 4	R: 0 E: 0 K: 0 S: 3	H: 0 LOB: 1 BB: 1 P: 7	R: 0 E: 0 K: 1 S: 5	H: 0 LOB: 0 BB: 0 P: 5	R: 3 E: 1 K: 0 S: 6	H: 4 LOB: 0 BB: 0 P: 6	R: 0 E: 0 K: 2 S: 8	H: 1 LOB: 2 BB: 1 P: 12	R: 0 E: 0 K: 0 S: 4	H: 1 LOB: 1 BB: 0 P: 4	R: 1 E: 0 K: 0 S: 5	H: 2 LOB: 1 BB: 0 P: 5		R: 0 E: 0 K: 1 S: 5	H: 1 LOB: 0 BB: 0 P: 5	1B: 9 2B: 2 3B: 0 HR: 1	SF: 0 SAC: 1 DP: 2 HBP: 0	WP: 1 PB: 0 SB: 0 CS: 1	PA: 39		
PITCHER	IP	WLS	BF	H	R	ER	SO	BB	IBB	HBP	BLK	WP	HR	S	P	ERA	WHIP								
Jack Kralick, L ERA: 4.76 (1, 1)	5.0	L	23	7	3	2	1	2	0	0	0	0	0	23	31	3.60	1.800								
Lee Stange, R ERA: 3.35 (6, 1)	1.0		4	0	0	0	2	0	1	0	0	1	0	7	11	0.00	0.000								
Bill Dailey, R ERA: 5.79 (7, 1)	2.0		9	3	1	1	0	0	0	0	0	0	1	9	9	4.50	1.500								
Bill Pleis, L ERA: 3.86 (9, 1)	1.0		3	1	0	0	1	0	0	0	0	0	0	5	5	0.00	1.000								

Batter	1	2	3	4	5	6	7	8	9	AB	R	H	RBI	BB	SO	LOB	BOTTOM								
Lenny Green, L OBP: 0.281, SLG: 0.387 (1, 8)	G3				F6		4-3		G3-6-1 1B	4	0	1	0	0	0	0	Los Angeles Angels @ Minnesota Twins Metropolitan Stadium, Bloomington, MI Wed Apr 17 1963, 4:33 AM EST Alt. 4,850 - Unknown - 51 F livebaseballscorecards.com								
Vic Power, R OBP: 0.256, SLG: 0.387 (1, 3)	F9				WP 1B		1-3		G3-6-1 1-2	4	0	1	0	0	0	2									
Jim Lemon, R OBP: 0.250, SLG: 0.250 (1, 7)	K				F4 1-2		6-3			3	0	0	0	0	1	1									
Bob Allison, R OBP: 0.433, SLG: 0.692 (1, 9)					F7		5-3			3	0	0	0	0	0	1									
Paul Ratliff, L OBP: 0.167, SLG: 0.333 (1, 2)					4-3		4-3			3	0	0	0	0	0	0									
George Banks, R OBP: 0.250, SLG: 0.250 (1, 5)					F6		F8			3	0	0	0	0	0	0									
Bernie Allen, L OBP: 0.367, SLG: 0.346 (1, 4)					FC3-6 1B		3-1		F6	3	0	1	0	0	0	0									
Zoilo Versalles, R OBP: 0.185, SLG: 0.192 (1, 6)					FC3-6 CS		6-3		6-3	3	0	0	0	0	0	1									
Jack Kralick, L Lee Stange, R Jimmie Hall, L Bill Dailey, R Bill Pleis, L Don Mincher, L (1, 1) (6, 1) (6, PH) (7, 1) (9, 1) (6, PH)					K 1-2		K		1B BB	1	0	0	0	0	0	1		1							
Inning Stats	R: 0 E: 0 K: 1 S: 5	H: 0 LOB: 0 BB: 0 P: 5	R: 0 E: 0 K: 0 S: 3	H: 0 LOB: 0 BB: 0 P: 3	R: 0 E: 0 K: 1 S: 5	H: 1 LOB: 0 BB: 0 P: 5	R: 0 E: 0 K: 0 S: 4	H: 1 LOB: 1 BB: 0 P: 4	R: 0 E: 0 K: 0 S: 3	H: 0 LOB: 0 BB: 0 P: 3	R: 0 E: 0 K: 1 S: 5	H: 0 LOB: 0 BB: 0 P: 5	R: 0 E: 0 K: 0 S: 3	H: 0 LOB: 0 BB: 0 P: 3	R: 0 E: 0 K: 0 S: 3	H: 1 LOB: 1 BB: 1 P: 7		R: 0 E: 0 K: 0 S: 3	H: 1 LOB: 1 BB: 1 P: 7	1B: 3 2B: 0 3B: 0 HR: 0	SF: 0 SAC: 0 DP: 1 HBP: 0	WP: 1 PB: 0 SB: 0 CS: 1	PA: 29		
PITCHER	IP	WLS	BF	H	R	ER	SO	BB	IBB	HBP	BLK	WP	HR	S	P	ERA	WHIP								
Don Lee, R ERA: (1, 1)	9.0	W	29	3	0	0	3	1	0	0	0	1	0	34	38	0.00	0.444								

Batter	1	2	3	4	5	6	7	8	9	AB	R	H	RBI	BB	SO	LOB	TOP			
Albie Pearson, L OBP: 0.400, SLG: 0.323 (1, 8)										4	0	1	0	0	1	0	Los Angeles Angels @ Minnesota Twins Metropolitan Stadium, Bloomington, MI Thu Apr 18 1963, 4:33 AM EST Att: 5,220 - Overcast - 48 F			
Billy Moran, R OBP: 0.285, SLG: 0.219 (1, 4)										4	0	0	0	0	0	1				
Lee Thomas, L OBP: 0.406, SLG: 0.621 (1, 3)										4	0	1	0	0	1	0				
Felix Torres, R OBP: 0.400, SLG: 0.381 (1, 5)										2	0	0	0	1	0	1				
Buck Rodgers, S OBP: 0.194, SLG: 0.414 (1, 2)										3	0	0	0	0	0	1				
George Thomas, R OBP: 0.148, SLG: 0.154 (1, 9)										3	0	0	0	0	1	0				
Ken Hunt, R OBP: 0.167, SLG: 0.182 (1, 7)										3	0	0	0	0	1	0				
Jim Fregosi, R OBP: 0.286, SLG: 0.300 (1, 6)										3	0	1	0	0	1	0				
Ken McBride, R (8, PH) Joe Koppe, R Eli Grba, R Mel Nelson, R (8, 1)										2	0	0	0	0	0	1				
Inning Stats	R: 0 E: 0 K: 0 S: 4	H: 1 LOB: 1 BB: 0 P: 4	R: 0 E: 0 K: 2 S: 7	H: 0 LOB: 0 BB: 0 P: 7	R: 0 E: 0 K: 1 S: 6	H: 1 LOB: 1 BB: 0 P: 6	R: 0 E: 0 K: 0 S: 3	H: 0 LOB: 0 BB: 0 P: 3	R: 0 E: 0 K: 0 S: 3	H: 0 LOB: 0 BB: 1 P: 6	R: 0 E: 0 K: 0 S: 2	H: 0 LOB: 0 BB: 1 P: 6	R: 0 E: 0 K: 0 S: 3	H: 0 LOB: 0 BB: 0 P: 3	R: 0 E: 0 K: 2 S: 7	H: 0 LOB: 0 BB: 0 P: 7	1B: 2 2B: 1 3B: 0 HR: 0	SF: 0 SAC: 0 DP: 1 HBP: 0	WP: 0 PB: 0 SB: 0 CS: 0	PA: 30
PITCHER Dick Stigman, L ERA: 1.8 (1, 1)	IP: 9.0 WLS: W BF: 30 H: 3 R: 0 ER: 0 SO: 5 BB: 1 IBB: 0 HBP: 0 BLK: 0 WP: 0 HR: 0 S: 39 P: 43 ERA: 0.00 WHIP: 0.444																			

Batter	1	2	3	4	5	6	7	8	9	AB	R	H	RBI	BB	SO	LOB	BOTTOM			
Lenny Green, L OBP: 0.278, SLG: 0.371 (1, 8) (9, 7)										4	1	1	1	0	0	1	Los Angeles Angels @ Minnesota Twins Metropolitan Stadium, Bloomington, MI Thu Apr 18 1963, 4:33 AM EST Att: 5,220 - Overcast - 48 F			
Vic Power, R OBP: 0.257, SLG: 0.371 (1, 3)										4	0	1	0	0	0	1				
Jimmie Hall, L OBP: 0.250, SLG: 0.385 Bill Tuttle, R (9, 8)										3	0	0	1	0	0	1				
Bob Allison, R OBP: 0.441, SLG: 0.655 (1, 9)										3	0	1	0	1	0	1				
Bernie Allen, L OBP: 0.324, SLG: 0.300 (1, 4)										4	0	0	0	0	0	2				
Earl Battey, R OBP: 0.370, SLG: 0.560 (1, 2)										3	1	2	1	1	0	1				
George Banks, R OBP: 0.258, SLG: 0.231 Don Mincher, L Jim Lemon, R Johnny Goryl, R (8, PH) (8, PH) (9, 5)										2	0	0	0	0	0	2				
Zoilo Versalles, R OBP: 0.258, SLG: 0.310 (1, 6)										3	1	2	0	1	0	1				
Dick Stigman, R (1, 1)										3	0	0	0	1	2	6				
Inning Stats	R: 0 E: 0 K: 0 S: 3	H: 0 LOB: 0 BB: 0 P: 3	R: 1 E: 0 K: 0 S: 3	H: 1 LOB: 1 BB: 1 P: 8	R: 0 E: 0 K: 0 S: 3	H: 0 LOB: 1 BB: 1 P: 7	R: 0 E: 0 K: 1 S: 6	H: 1 LOB: 1 BB: 0 P: 6	R: 2 E: 0 K: 0 S: 6	H: 3 LOB: 1 BB: 0 P: 6	R: 0 E: 0 K: 2 S: 8	H: 1 LOB: 2 BB: 1 P: 12	R: 0 E: 0 K: 0 S: 3	H: 0 LOB: 0 BB: 0 P: 3	R: 0 E: 1 K: 1 S: 7	H: 1 LOB: 3 BB: 1 P: 11	1B: 5 2B: 0 3B: 1 HR: 1	SF: 1 SAC: 0 DP: 0 HBP: 1	WP: 0 PB: 0 SB: 0 CS: 1	PA: 36
PITCHER Ken McBride, R ERA: 1.33 Eli Grba, R Mel Nelson, L ERA:	IP: 7.0 WLS: L BF: 30 H: 6 R: 3 ER: 3 SO: 3 BB: 3 IBB: 0 HBP: 0 BLK: 0 WP: 0 HR: 1 S: 32 P: 45 ERA: 3.86 WHIP: 1.286																			

Batter	1	2	3	4	5	6	7	8	9	AB	R	H	RBI	BB	SO	LOB	TOP								
Lenny Green, L OBP: 0.353, SLG: 0.417	F6		1B 3B		SH1-4 1B		F9		2B	5	1	3	1	0	0	0	Minnesota Twins @ Chicago White Sox Comiskey Park, Chicago, IL Sun Apr 21 1963, 4:33 AM EST Unknown								
Vic Power, R OBP: 0.265, SLG: 0.348	1-3		SF8		SH1-4		F9	BB	BB	2	0	0	1	1	0	0									
Jimmie Hall, L Bill Tuttle, R OBP: 0.318	F8		3B 1B		K		F5	BB	K	5	1	1	0	0	2	3									
Bob Allison, R OBP: 0.426, SLG: 0.756		F4	1B 3B		F7		HR			4	2	2	3	0	0	1									
Earl Battey, R OBP: 0.400, SLG: 0.500	F7		1B		6-3		1B			4	0	2	1	0	0	0									
Bernie Allen, L OBP: 0.298, SLG: 0.244	G3		1-3		4-3		F4			4	0	0	0	0	0	2									
Rich Rollins, R Johnny Goryl, R OBP: 0.250			2B FC6-2 1B		6-3		F3		HR	3	0	1	0	0	0	0									
Zolio Versailles, R OBP: 0.250, SLG: 0.310			1B 2B		4-3		F8		5-3	4	1	1	0	0	0	0									
Jim Roland, R			FC6-2 1B SF8		1-3		K		5-3	4	1	0	0	0	1	2									
Inning Stats	R: 0 E: 0 K: 0 S: 3	H: 0 LOB: 0 BB: 0 P: 3	R: 0 E: 0 K: 0 S: 3	H: 0 LOB: 0 BB: 0 P: 3	R: 5 E: 0 K: 0 S: 9	H: 6 LOB: 1 BB: 0 P: 9	R: 0 E: 0 K: 0 S: 3	H: 0 LOB: 0 BB: 0 P: 3	R: 0 E: 0 K: 0 S: 6	H: 1 LOB: 1 BB: 0 P: 6	R: 0 E: 0 K: 0 S: 3	H: 0 LOB: 0 BB: 0 P: 3	R: 0 E: 0 K: 1 S: 5	H: 0 LOB: 0 BB: 0 P: 5	R: 1 E: 0 K: 0 S: 5	H: 2 LOB: 1 BB: 0 P: 5		R: 1 E: 0 K: 1 S: 7	H: 2 LOB: 2 BB: 1 P: 11	1B: 6 2B: 2 3B: 1 HR: 2	SF: 1 SAC: 1 DP: 0 HBP: 0	WP: 0 PB: 0 SB: 0 CS: 0	PA: 39		
PITCHER	IP	WLS	BF	H	R	ER	SO	BB	IBB	HBP	BLK	WP	HR	S	P	ERA	WHIP								
Eddie Fisher, R ERA: 6.97	(1, 1)	3.0	L	15	6	5	0	0	0	0	0	0	0	15	15	15.00	2.000								
Dave DeBusschere, R ERA: 1.8	(4, 1)	5.0		18	3	1	2	0	0	0	0	0	1	22	22	1.80	0.600								
Mike Joyce, R ERA: 5.4	(9, 1)	1.0		6	2	1	1	1	0	0	0	0	1	7	11	9.00	3.000								

Batter	1	2	3	4	5	6	7	8	9	AB	R	H	RBI	BB	SO	LOB	BOTTOM								
Mike Herschberger, R OBP: 0.200, SLG: 0.130	3-1	K			BB 1B BB		F6		6-3	4	0	0	0	1	1	1	Minnesota Twins @ Chicago White Sox Comiskey Park, Chicago, IL Sun Apr 21 1963, 4:33 AM EST Unknown								
Nellie Fox, L OBP: 0.310, SLG: 0.237	BB 1B		F7		F6		F6		F7	5	0	1	0	0	0	1									
Floyd Robinson, L OBP: 0.472, SLG: 0.500	BB 1B		F6		BB 1B		BB		BB	3	0	2	0	1	0	0									
Dave Nicholson, R OBP: 0.306, SLG: 0.433	K		K		F3		F9			4	0	0	0	0	2	5									
Joe Cunningham, L OBP: 0.385, SLG: 0.375	BB BB		1-3		1-2 2-3 BB		BB		BB	1	0	0	0	3	0	0									
Ron Hansen, R OBP: 0.314, SLG: 0.387	K		BB BB		5-3		F9			3	0	0	0	1	1	7									
Pete Ward, L OBP: 0.333, SLG: 0.438		BB			F9		G5-4-3 BB		F7	2	0	0	0	2	0	2									
Sherm Lollar, R		F8			G5-4-3		G5-4-3		F3	3	0	0	0	1	0	3									
Eddie Fisher, R Dave DeBusschere, R Mike Joyce, R Cam Carrson, R OBP: 0.231		K			K		K		1-3	1	0	0	0	0	1	1									
Inning Stats	R: 0 E: 0 K: 2 S: 9	H: 2 LOB: 3 BB: 1 P: 13	R: 0 E: 0 K: 2 S: 7	H: 0 LOB: 1 BB: 1 P: 11	R: 0 E: 0 K: 1 S: 5	H: 0 LOB: 0 BB: 0 P: 5	R: 0 E: 0 K: 1 S: 5	H: 0 LOB: 2 BB: 2 P: 13	R: 0 E: 0 K: 0 S: 4	H: 1 LOB: 3 BB: 2 P: 12	R: 0 E: 0 K: 1 S: 4	H: 0 LOB: 0 BB: 1 P: 8	R: 0 E: 0 K: 0 S: 3	H: 0 LOB: 1 BB: 1 P: 7	R: 0 E: 0 K: 0 S: 3	H: 0 LOB: 1 BB: 1 P: 7		R: 0 E: 0 K: 0 S: 3	H: 0 LOB: 0 BB: 0 P: 3	1B: 3 2B: 0 3B: 0 HR: 0	SF: 0 SAC: 0 DP: 1 HBP: 0	WP: 0 PB: 0 SB: 0 CS: 0	PA: 38		
PITCHER	IP	WLS	BF	H	R	ER	SO	BB	IBB	HBP	BLK	WP	HR	S	P	ERA	WHIP								
Jim Roland, L ERA: 0.68	(1, 1)	9.0	W	38	3	0	7	9	0	0	0	0	0	43	79	0.00	1.333								

Batter	1	2	3	4	5	6	7	8	9	AB	R	H	RBI	BB	SO	LOB	TOP		
Lenny Green, L OBP: 0.322, SLG: 0.375	F9		K			F2		F7		4	0	0	0	0	1	1			
Vic Power, R OBP: 0.263, SLG: 0.321	K			G5-4-3 1B		5-3			G3	4	0	1	0	0	1	0			
Jimmie Hall, L OBP: 0.265, SLG: 0.333	K			F7			4-3		F8	4	0	0	0	0	1	1			
Bob Allison, R OBP: 0.382, SLG: 0.653		4-3		G5-4-3 1-2			K		F6	4	0	0	0	0	1	1			
Earl Battey, R OBP: 0.395, SLG: 0.487		6-3			F7		1B 1B			3	0	1	0	0	0	0			
Bernie Allen, L OBP: 0.296, SLG: 0.250	K			E 1B			1-2 1B			3	0	2	0	0	1	0			
Rich Rollins, R OBP: 0.308, SLG: 0.250					L5 1-3		F6			3	0	1	0	0	0	3			
Zolio Versailles, R OBP: 0.220, SLG: 0.271			K		1-3			5-3		3	0	0	0	0	1	2			
Dick Stigman, R Don Mincher, L Ray Moore, R			K		6-3			K		2	0	0	0	0	1	1			
Inning Stats	R: 0 H: 0 E: 0 K: 2 S: 7	H: 0 LOB: 0 BB: 0 P: 7	R: 0 H: 0 E: 0 K: 1 S: 5	H: 0 LOB: 0 BB: 0 P: 5	R: 0 H: 1 E: 0 K: 3 S: 10	H: 1 LOB: 1 BB: 0 P: 10	R: 0 H: 1 E: 0 K: 0 S: 3	H: 1 LOB: 1 BB: 0 P: 3	R: 0 H: 1 E: 1 K: 0 S: 4	H: 1 LOB: 1 BB: 0 P: 4	R: 0 H: 0 E: 0 K: 1 S: 7	H: 2 LOB: 2 BB: 0 P: 7	R: 0 H: 0 E: 0 K: 1 S: 5	H: 0 LOB: 0 BB: 0 P: 5	R: 0 H: 0 E: 0 K: 0 S: 3	H: 0 LOB: 0 BB: 0 P: 3	1B: 5 2B: 0 3B: 0 HR: 0	SF: 0 SAC: 0 DP: 1 HBP: 0	WP: 0 PA: 31 PB: 0 SB: 0 CS: 0
PITCHER Mitt Pappas, R ERA: 1.54	IP: 9.0 WLS: W BF: 31 H: 5 R: 0 ER: 0 SO: 8 BB: 0 IBB: 0 HBP: 0 BLK: 0 WP: 0 HR: 0 S: 47 P: 47 ERA: 0.00 WHIP: 0.556															PITCHER			

Minnesota Twins @ Baltimore Orioles
 Memorial Stadium, Baltimore, MD
 Tue Apr 23 1963, 6:05 PM EST
 Att.: 4,055 - Unknown


AB	31
R	0
H	5
RBI	0
BB	0
SO	8
LOB	9



Batter	1	2	3	4	5	6	7	8	9	AB	R	H	RBI	BB	SO	LOB	BOTTOM
Luis Aparicio, R OBP: 0.431, SLG: 0.571	K			1B 1B	1-3					4	0	2	0	0	1	3	
Jackie Brandt, R OBP: 0.212, SLG: 0.355	F8		F9			K		G6-3 1B		4	0	0	0	0	1	2	
Al Smith, R OBP: 0.438, SLG: 0.605	5-3			1-2 1B		1B 9-2 BB		5-3		3	0	1	0	1	0	0	
Jim Gentile, L OBP: 0.188, SLG: 0.200		F4	L8			1-3 1B		K		4	0	1	0	0	1	2	
Brooks Robinson, R OBP: 0.319, SLG: 0.326		1B SF8 1B			F8	9-2				4	1	2	0	0	0	2	
Joe Gaines, R OBP: 1.000, SLG: 1.000										1	0	1	0	2	0	0	
Russ Snyder, L OBP: 0.227, SLG: 0.318		S 1B		BB 1B BB		G6-4-3 BB		F8		1	0	0	0	0	0	1	
Jerry Adair, R OBP: 0.205, SLG: 0.293		SF8			F7			F8		2	0	0	1	0	0	2	
John Orsino, R OBP: 0.421, SLG: 0.563		5-3				G6-4-3				3	0	1	0	0	0	2	
Mitt Pappas, R					F7			F8		2	0	0	0	1	0	0	
Inning Stats	R: 0 H: 0 E: 0 K: 1 S: 5	H: 2 LOB: 1 BB: 0 P: 5	R: 1 H: 2 E: 0 K: 0 S: 5	H: 2 LOB: 1 BB: 0 P: 5	R: 0 H: 2 E: 0 K: 0 S: 5	H: 2 LOB: 2 BB: 0 P: 5	R: 0 H: 1 E: 0 K: 0 S: 4	H: 1 LOB: 3 BB: 2 P: 12	R: 0 H: 0 E: 0 K: 0 S: 2	H: 0 LOB: 1 BB: 1 P: 6	R: 0 H: 1 E: 0 K: 0 S: 3	H: 1 LOB: 0 BB: 0 P: 3	R: 0 H: 1 E: 0 K: 1 S: 6	H: 1 LOB: 1 BB: 0 P: 6	1B: 8 2B: 1 3B: 0 HR: 0	SF: 1 SAC: 0 DP: 3 HBP: 0	WP: 0 PA: 33 PB: 0 SB: 1 CS: 0
PITCHER Dick Stigman, L Ray Moore, R	IP: 7.0 WLS: L BF: 29 H: 7 R: 1 ER: 1 SO: 2 BB: 4 IBB: 0 HBP: 0 BLK: 0 WP: 0 HR: 0 S: 29 P: 45 ERA: 1.29 WHIP: 1.571															PITCHER	

Minnesota Twins @ Baltimore Orioles
 Memorial Stadium, Baltimore, MD
 Tue Apr 23 1963, 6:05 PM EST
 Att.: 4,055 - Unknown

AB	28
R	1
H	8
RBI	1
BB	4
SO	3
LOB	14



Batter	1	2	3	4	5	6	7	8	9	AB R H RBI BB SO LOB	TOP			
Luis Aparicio, R OBP: 0.380, SLG: 0.463 (1, 6)										5 0 2 0 0 0 0	Baltimore Orioles @ Minnesota Twins Metropolitan Stadium, Bloomington , MI Tue Apr 30 1963, 4:33 AM EDT Att: 5,635 - Unknown AB 37 R 1 H 11 RBI 1 BB 0 SO 3 LOB 17 			
Charlie Lau, L OBP: 0.100, SLG: 0.100 (1, 2)										4 0 1 0 0 0 2				
Al Smith, R OBP: 0.432, SLG: 0.594 (1, 9)										4 1 2 0 0 0 1				
Jim Gentile, L OBP: 0.267, SLG: 0.333 (1, 3)										4 0 2 0 0 0 2				
Boog Powell, L OBP: 0.306, SLG: 0.517 Joe Gaines, R OBP: 0.667, SLG: 1.167 (8, PR) (8, 7)										4 0 1 0 0 1 4 0 0 0 0 0 0 0				
Brooks Robinson, R OBP: 0.352, SLG: 0.400 (1, 5)										4 0 2 1 0 0 2				
Jackie Brandt, R OBP: 0.288, SLG: 0.389 (1, 8)										4 0 1 0 0 1 4				
Jerry Adair, R OBP: 0.164, SLG: 0.206 (1, 4)										4 0 0 0 0 0 2				
Steve Barber, L OBP: 0.188, SLG: 0.200 Bob Saverine, S OBP: 0.333, SLG: 0.333 Dick Hall, R Wes Stock, R Russ Snyder, L OBP: 0.200, SLG: 0.280 (9, PH)										2 0 0 0 0 0 0 1 0 1 0 0 0 0 1 0				
Inning Stats	R: 0 H: 2 E: 0 K: 1 S: 7	H: 0 LOB: 0 BB: 0 P: 7	R: 0 H: 0 E: 0 K: 1 S: 5	H: 0 LOB: 0 BB: 0 P: 3	R: 0 H: 2 E: 0 K: 0 S: 5	H: 1 LOB: 1 BB: 0 P: 4	R: 0 H: 3 E: 0 K: 0 S: 6	H: 1 LOB: 0 BB: 0 P: 3	R: 0 H: 2 E: 0 K: 1 S: 5	H: 0 LOB: 0 BB: 0 P: 5		1B: 10 2B: 1 3B: 0 HR: 0	SF: 0 SAC: 0 DP: 0 HBP: 0	WP: 0 PA: 37 PB: 0 SB: 0 CS: 0
PITCHER Camilo Pascual, R ERA: 4.67 (1, 1)	IP: 9.0 WLS: W BF: 37 H: 11 R: 1 ER: 1 SO: 3 BB: 0 IBB: 0 HBP: 0 BLK: 0 WP: 0 HR: 0 S: 43 P: 43 ERA: 1.00 WHIP: 1.222											PITCHER	IP: 9.0 WLS: W BF: 37 H: 11 R: 1 ER: 1 SO: 3 BB: 0 IBB: 0 HBP: 0 BLK: 0 WP: 0 HR: 0 S: 43 P: 43 ERA: 1.00 WHIP: 1.222	


Batter	1	2	3	4	5	6	7	8	9	AB R H RBI BB SO LOB	BOTTOM			
Lenny Green, L OBP: 0.295, SLG: 0.337 (1, 8) (9, 7)										4 1 0 0 1 0 3	Baltimore Orioles @ Minnesota Twins Metropolitan Stadium, Bloomington , MI Tue Apr 30 1963, 4:33 AM EDT Att: 5,635 - Unknown AB 38 R 8 H 14 RBI 8 BB 2 SO 5 LOB 15 			
Vic Power, R OBP: 0.286, SLG: 0.329 (1, 3)										5 2 3 1 0 0 0				
Rich Rollins, R OBP: 0.308, SLG: 0.378 (1, 5)										5 0 2 2 0 1 3				
Bob Allison, R OBP: 0.407, SLG: 0.657 (1, 9)										5 0 2 1 0 2 2				
Earl Battey, R OBP: 0.319, SLG: 0.476 (1, 2)										4 0 0 0 0 0 3				
Jim Lemon, R OBP: 0.167, SLG: 0.118 Jimmie Hall, L OBP: 0.321, SLG: 0.318 Bill Tuttle, R (9, 8)										3 0 0 0 0 1 2 0 1 0 0 1 0 0 0 0 0 0 0 0 0				
Bernie Allen, L OBP: 0.278, SLG: 0.282 (1, 4)										4 2 2 0 0 0 0				
Zoilo Versalles, R OBP: 0.278, SLG: 0.362 (1, 6)										4 2 3 2 0 0 0				
Camilo Pascual, R OBP: 0.231, SLG: 0.231 (1, 1)										4 0 2 2 0 1 2				
Inning Stats	R: 1 H: 2 E: 0 K: 0 S: 5	H: 2 LOB: 1 BB: 0 P: 5	R: 0 H: 1 E: 0 K: 2 S: 8	H: 1 LOB: 2 BB: 0 P: 9	R: 1 H: 2 E: 0 K: 1 S: 7	H: 2 LOB: 2 BB: 1 P: 11	R: 0 H: 1 E: 0 K: 0 S: 4	H: 1 LOB: 1 BB: 0 P: 4	R: 0 H: 1 E: 0 K: 1 S: 6	H: 5 LOB: 1 BB: 1 P: 14		1B: 8 2B: 6 3B: 0 HR: 0	SF: 0 SAC: 0 DP: 0 HBP: 1	WP: 0 PA: 41 PB: 0 SB: 0 CS: 0
PITCHER Steve Barber, L ERA: 1.77 Dick Hall, R ERA: 8.43 Wes Stock, R ERA: 1.42	IP: 6.0 WLS: L BF: 28 H: 8 R: 3 ER: 3 SO: 3 BB: 1 IBB: 0 HBP: 0 BLK: 0 WP: 0 HR: 0 S: 12 P: 16 ERA: 33.75 WHIP: 5.250											PITCHER	IP: 6.0 WLS: L BF: 28 H: 8 R: 3 ER: 3 SO: 3 BB: 1 IBB: 0 HBP: 0 BLK: 0 WP: 0 HR: 0 S: 12 P: 16 ERA: 33.75 WHIP: 5.250	

Batter	1	2	3	4	5	6	7	8	9	10	AB	R	H	RBI	BB	SO	LOB		
Clete Boyer, R OBP: 0.343, SLG: 0.507 (1.5)	L7 0-0		4-3 0-0		K 0-3		1B 0-0			HR 0-0	5	1	2	1	0	1	0		
Bobby Richardson, R OBP: 0.237, SLG: 0.301 (1.4)	3B 0-0		F9 0-0		F8 0-0		F8 0-0			F9 0-0	5	1	1	0	0	0	1		
Tom Tresh, S OBP: 0.366, SLG: 0.517 (1.8)	2B 0-0		6-3 0-0		F4 0-0				F5 0-0	6-3 0-0	5	1	1	1	0	0	0		
Elston Howard, R OBP: 0.318, SLG: 0.525 (1.2)	K 0-3			1B 4-0		3-1 0-0				G4-6-3 1B 0-0	3	0	1	0	1	1	0		
Harry Bright, R OBP: 0.571, SLG: 0.846 (1.3)	1B 0-0			1B 0-0		HR 0-0				G4-6-3 1-2f 0-0	4	1	3	1	0	0	1		
Roger Maris, L OBP: 0.355, SLG: 0.481 (1.9)	F8 0-0			1B 0-3		5-3 0-0				4-3 0-0	4	0	0	0	0	1	3		
Hector Lopez, R OBP: 0.300, SLG: 0.389 (1.7)			K 0-3		6-3 0-0		F3 0-0			F7 0-0	4	0	0	0	0	1	2		
Tony Kubek, L OBP: 0.211, SLG: 0.260 (1.6)			6-3 0-0		1B 4-0		F2 0-0			K 0-3	3	0	0	0	1	1	0		
Bill Stafford, R OBP: 0.167, SLG: 0.167 (1.1)					IBB 0-3												2		
Phil Linz, R OBP: 0.200, SLG: 0.200 (7. PH)			K 0-3								2	0	0	0	0	2	3		
Jim Bouton, R OBP: 0.200, SLG: 0.200 (7. 1)			K 0-3				F6 0-0			K 0-3	1	0	0	0	0	0	0		
Inning Stats	R: 2 E: 0 K: 1 S: 8	H: 3 LOB: 1 BB: 0 P: 8	R: 0 E: 0 K: 2 S: 7	H: 0 LOB: 0 BB: 0 P: 7	R: 0 E: 0 K: 1 S: 8	H: 1 LOB: 3 BB: 2 P: 16	R: 0 E: 0 K: 1 S: 5	H: 0 LOB: 0 BB: 0 P: 5	R: 1 E: 0 K: 0 S: 4	H: 1 LOB: 1 BB: 0 P: 4	R: 0 E: 0 K: 0 S: 3	H: 1 LOB: 0 BB: 0 P: 3	R: 0 E: 0 K: 1 S: 5	H: 0 LOB: 0 BB: 0 P: 5	R: 1 E: 0 K: 1 S: 6	H: 1 LOB: 0 BB: 0 P: 6	1B: 4 2B: 1 3B: 1 HR: 2	SF: 0 SAC: 0 DP: 1 HBP: 0	WP: 1 PA: 39
PITCHER Dick Stigman, L ERA: 2.41 (1.1)	IP 10.0	WLS L	BF 39	H 8	R 4	ER 4	SO 8	BB 1	IBB 1	HBP 0	BLK 0	WP 1	HR 2	S 53	P 61	ERA 3.60	WHIP 0.900		

TOP

New York Yankees @ Minnesota Twins
Metropolitan Stadium, Bloomington, MI
Fri May 03 1963, 8:05 PM EDT
Att: 29,168 - Unknown - 66 F

AB 37
R 4
H 8
RBI 3
BB 2
SO 8
LOB 10



Batter	1	2	3	4	5	6	7	8	9	10	AB	R	H	RBI	BB	SO	LOB
Lenny Green, L OBP: 0.299, SLG: 0.341 (1.8)	L8 0-0				SH2-3 0-0		F7 0-0			F8 0-0	4	0	1	0	0	0	1
Vic Power, R OBP: 0.277, SLG: 0.337 (1.3)	F4 0-0				K 0-3		F3 0-0			G3 0-0	5	0	0	0	0	1	2
Rich Rollins, R OBP: 0.333, SLG: 0.400 (1.5)	BB 4-0				F7 0-0		F7 0-0			L4 0-0	4	0	0	0	1	0	2
Bob Allison, R OBP: 0.418, SLG: 0.628 (1.9)	F5 0-0				K 0-3					4-3 0-0	5	0	1	0	0	1	2
Jimmie Hall, L OBP: 0.306, SLG: 0.275 (1.7)							1B 0-0			6-3 0-0	4	1	0	0	0	0	1
Earl Battey, R OBP: 0.372, SLG: 0.529 (1.2)							HR 1-2f			K 0-3	2	2	1	2	2	1	0
Bernie Allen, L OBP: 0.261, SLG: 0.275 (1.4)							HR 1-H			1-3 0-0	4	0	1	0	0	0	2
Zoilo Versalles, R OBP: 0.259, SLG: 0.346 (1.6)							2B 1-2			F3 0-0	4	0	1	1	0	0	2
Dick Stigman, R OBP: 0.267, SLG: 0.154 (1.1)										2B 2-H	3	0	1	0	1	2	2
Inning Stats	R: 0 E: 0 K: 0 S: 3	H: 0 LOB: 1 BB: 1 P: 7	R: 1 E: 0 K: 1 S: 6	H: 1 LOB: 1 BB: 1 P: 10	R: 0 E: 0 K: 1 S: 6	H: 1 LOB: 1 BB: 1 P: 6	R: 0 E: 0 K: 0 S: 3	H: 0 LOB: 0 BB: 0 P: 3	R: 0 E: 0 K: 1 S: 5	H: 0 LOB: 0 BB: 0 P: 5	R: 0 E: 0 K: 0 S: 3	H: 0 LOB: 1 BB: 1 P: 7	R: 0 E: 0 K: 0 S: 3	H: 0 LOB: 0 BB: 0 P: 3	1B: 2 2B: 3 3B: 0 HR: 1	SF: 0 SAC: 1 DP: 0 HBP: 0	WP: 0 PA: 40
PITCHER Bill Stafford, R ERA: 4.0 (1.1)	IP 6.0	WLS R	BF 27	H 6	R 3	ER 3	SO 4	BB 3	IBB 0	HBP 0	BLK 0	WP 0	HR 1	S 32	P 44	ERA 4.50	WHIP 1.500
Jim Bouton, R ERA: 2.21 (7.1)	IP 4.0	WLS W	BF 13	H 0	R 0	ER 0	SO 1	BB 1	IBB 0	HBP 0	BLK 0	WP 0	HR 0	S 14	P 18	ERA 0.00	WHIP 0.250

BOTTOM

New York Yankees @ Minnesota Twins
Metropolitan Stadium, Bloomington, MI
Fri May 03 1963, 8:05 PM EDT
Att: 29,168 - Unknown - 66 F

AB 35
R 3
H 6
RBI 3
BB 4
SO 5
LOB 14



Main table containing batter information, play diagrams (diamonds with ball and strike counts), and statistics for the top half of the game.

New York Yankees @ Minnesota Twins
Metropolitan Stadium, Bloomington, MI

AB 33
R 3
H 8
RBI 3
BB 2
SO 4
LOB 8



TOP

Sat May 04 1963, 4:33 AM EDT

Att: 31,667 - Unknown - 58 F

AB 33
R 3
H 8
RBI 3
BB 2
SO 4
LOB 8



BOTTOM

New York Yankees @ Minnesota Twins
Metropolitan Stadium, Bloomington, MI

AB 31
R 2
H 4
RBI 2
BB 3
SO 2
LOB 9



Sat May 04 1963, 4:33 AM EDT

Att: 31,667 - Unknown - 58 F

PA: 36

PA: 34

livebaseballscorecards.com

livebaseballscorecards.com

PITCHER table for top half: Jim Kaat, L (8.0 IP, 33 BF, 7 H, 3 R, 3 ER, 2 SO, 1 BB, 0 IBB, 0 HBP, 0 BLK, 0 WP, 3 HR, 34 S, 38 P, 3.38 ERA, 1.000 WHIP); Ray Moore, R (1.0 IP, 5 BF, 1 H, 0 R, 0 ER, 2 SO, 0 BB, 1 IBB, 0 HBP, 0 BLK, 0 WP, 0 HR, 8 S, 12 P, 0.00 ERA, 1.000 WHIP).

PITCHER table for bottom half: Stan Williams, R (8.2 IP, 33 BF, 4 H, 2 R, 2 ER, 2 SO, 3 BB, 0 IBB, 0 HBP, 0 BLK, 0 WP, 0 HR, 34 S, 46 P, 2.08 ERA, 0.808 WHIP); Hal Reniff, R (0.1 IP, 1 BF, 0 H, 0 R, 0 ER, 0 SO, 0 BB, 0 IBB, 0 HBP, 0 BLK, 0 WP, 0 HR, 1 S, 1 P, 0.00 ERA, 0.000 WHIP).

Batter	1	2	3	4	5	6	7	8	9	AB R H RBI BB SO LOB	TOP										
Tony Kubek, L (1, 6) OBP: 0.226, SLG: 0.263	0-3 K2-3		0-0 1-3			0-0 4-3		0-0 1B		4 0 1 0 0 1 0	New York Yankees @ Minnesota Twins Metropolitan Stadium, Bloomington , MI Sun May 05 1963, 4:33 AM EDT Att: 37,615 - Unknown - 62 F										
Bobby Richardson, R (1, 4) OBP: 0.241, SLG: 0.313	0-0 5-3			0-0 6-3		0-0 F8		0-0 1-3		4 0 0 0 0 0 2											
Tom Tresh, S (1, 7) OBP: 0.367, SLG: 0.516	4-0 BB			0-0 3B		0-0 F8			0-0 F7	3 0 1 0 1 0 0											
Mickey Mantle, S (1, 8) OBP: 0.342, SLG: 0.529	0-0 F7			0-3 K			0-3 K		0-0 F5	4 0 0 0 0 2 2											
Roger Maris, L (1, 9) OBP: 0.333, SLG: 0.543		0-0 F9		0-3 K			0-0 HR		0-0 WP	4 1 2 1 0 1 1											
Joe Pepitone, L (1, 3) OBP: 0.286, SLG: 0.525		0-3 K			0-0 F8		0-3 K		0-3 K2-3	4 0 0 0 0 3 1											
Elston Howard, R (1, 2) OBP: 0.329, SLG: 0.618		0-3 K			0-0 F9		0-0 F6			3 0 0 0 0 1 0											
Clete Boyer, R (1, 5) OBP: 0.338, SLG: 0.514			0-0 1-3			0-0 2B		0-0 5-3		3 0 1 0 0 0 0											
Ralph Terry, R (1, 1) OBP: 0.071, SLG: 0.071					0-0 5-3			0-0 1B	0-0 1B	2 0 0 0 0 0 1											
Yogi Berra, L (8, PH) OBP: 0.125, SLG: 0.125			0-0 5-3			0-0 L9				1 0 1 0 0 0 0											
Phil Linz, R (8, PR) OBP: 0.200, SLG: 0.200										0 0 0 0 0 0 0											
Luis Arroyo, L (8, 1)										0 0 0 0 0 0 0											
Inning Stats	R: 0 E: 0 K: 1 S: 5	H: 0 LOB: 1 BB: 1 P: 9	R: 0 E: 0 K: 2 S: 7	H: 0 LOB: 0 BB: 0 P: 7	R: 0 E: 0 K: 0 S: 3	H: 0 LOB: 0 BB: 0 P: 3	R: 0 E: 0 K: 2 S: 8	H: 1 LOB: 1 BB: 0 P: 8	R: 0 E: 0 K: 0 S: 4	H: 1 LOB: 1 BB: 0 P: 4	R: 0 E: 0 K: 0 S: 3	H: 0 LOB: 0 BB: 0 P: 3	R: 1 E: 0 K: 2 S: 8	H: 1 LOB: 0 BB: 0 P: 8	R: 0 E: 0 K: 0 S: 4	H: 2 LOB: 2 BB: 0 P: 4	R: 0 E: 0 K: 1 S: 6	H: 1 LOB: 1 BB: 0 P: 6	1B: 2 2B: 2 3B: 1 HR: 1	SF: 0 SAC: 0 DP: 0 HBP: 0	WP: 1 PA: 33 CS: 0
PITCHER Camilo Pascual, R (1, 1) ERA: 3.92	IP 9.0	WLS W	BF 33	H 6	R 1	ER 1	SO 8	BB 1	IBB 0	HBP 0	BLK 0	WP 1	HR 1	S 48	P 52	ERA 1.00	WHIP 0.778				



Batter	1	2	3	4	5	6	7	8	9	AB R H RBI BB SO LOB	BOTTOM										
Lenny Green, L (1, 8) OBP: 0.314, SLG: 0.371	0-0 HR		0-0 F9			0-0 F9		0-0 2B BB 1B		4 2 2 1 0 0 3	New York Yankees @ Minnesota Twins Metropolitan Stadium, Bloomington , MI Sun May 05 1963, 4:33 AM EDT Att: 37,615 - Unknown - 62 F										
Vic Power, R (1, 3) OBP: 0.275, SLG: 0.351	0-0 6-3		0-0 2B		0-0 F8		0-0 BB SF9 2B		0-0 SF9 BB IBB	4 1 2 1 0 0 2											
Rich Rollins, R (1, 5) OBP: 0.304, SLG: 0.346	0-0 G4-3		0-0 6-3			0-0 F9		0-0 SF9 BB IBB		3 0 0 0 1 0 1											
Bob Allison, R (1, 9) OBP: 0.404, SLG: 0.583	0-0 5-3			0-0 5-3		0-0 L8		0-0 1-2 2-3 3-H BB		3 0 0 1 1 0 0											
Jimmie Hall, L (1, 7) OBP: 0.290, SLG: 0.259		0-0 4-3		0-0 F9		0-0 4-3		0-0 SF9		3 0 0 0 0 0 0											
Harmon Killebrew, R (8, PH) OBP: 0.152, SLG: 0.263								0-0 2-3 3-H		0 0 0 1 0 0 0											
Bill Tuttle, R (9, 8)								0-0 2-3 3-H		0 0 0 0 0 0 0											
Earl Battey, R (1, 2) OBP: 0.348, SLG: 0.500		0-0 F9		0-0 F6		0-0 L8		0-3 K		4 0 0 0 0 1 2											
Bernie Allen, L (1, 4) OBP: 0.253, SLG: 0.264		0-0 F8			0-3 K2-3		0-0 F7			3 0 0 0 0 1 0											
Zoilo Versalles, R (1, 6) OBP: 0.276, SLG: 0.369			0-0 SH1-4 2B 1B		0-0 1B		0-3 K			3 1 2 0 0 1 0											
Camilo Pascual, R (1, 1) OBP: 0.267, SLG: 0.267			0-0 SH1-4		0-0 1B		0-0 B5-3			2 0 1 0 0 0 0											
Inning Stats	R: 1 E: 0 K: 0 S: 4	H: 1 LOB: 0 BB: 0 P: 4	R: 0 E: 0 K: 0 S: 3	H: 0 LOB: 0 BB: 0 P: 3	R: 1 E: 0 K: 0 S: 5	H: 2 LOB: 1 BB: 0 P: 5	R: 0 E: 0 K: 0 S: 3	H: 0 LOB: 0 BB: 0 P: 3	R: 0 E: 0 K: 1 S: 7	H: 2 LOB: 2 BB: 0 P: 7	R: 0 E: 0 K: 0 S: 3	H: 0 LOB: 0 BB: 0 P: 3	R: 0 E: 0 K: 1 S: 5	H: 0 LOB: 0 BB: 0 P: 5	R: 2 E: 0 K: 1 S: 7	H: 2 LOB: 2 BB: 2 P: 15	1B: 4 2B: 2 3B: 0 HR: 1	SF: 1 SAC: 1 DP: 0 HBP: 0	WP: 0 PA: 33 CS: 0		
PITCHER Ralph Terry, R (1, 1) ERA: 3.14	IP 7.0	WLS L	BF 26	H 5	R 2	ER 2	SO 2	BB 0	IBB 0	HBP 0	BLK 0	WP 0	HR 1	S 30	P 30	ERA 2.57	WHIP 0.714				
Luis Arroyo, L (8, 1) ERA: 9.0	IP 1.0	WLS 7	BF 7	H 2	R 2	ER 2	SO 1	BB 1	IBB 1	HBP 0	BLK 0	WP 0	HR 0	S 7	P 15	ERA 18.00	WHIP 3.000				



Batter	1	2	3	4	5	6	7	8	9	AB	R	H	RBI	BB	SO	LOB	TOP					
Lenny Green, L OBP: 0.325, SLG: 0.365	F4			F3		F5			F2	4	0	0	0	0	0	1						
Rich Rollins, R OBP: 0.277, SLG: 0.300	F7			F2			K		5-3	4	0	0	0	0	1	0						
Jimmie Hall, L OBP: 0.293, SLG: 0.254	K			F2			FC5-4 1B			3	0	1	0	0	1	0						
Bob Allison, R OBP: 0.421, SLG: 0.578		G4-3 1B			G3		FC5-4 1-2			3	0	1	0	0	0	1						
Earl Battey, R OBP: 0.340, SLG: 0.470		G4-3 1-2			K		F4			3	0	0	0	0	1	2						
Don Mincher, L		K			K			K		3	0	0	0	0	3	0						
Zolo Versailles, R OBP: 0.325, SLG: 0.348			F5			F3		F9		3	0	0	0	0	0	0						
Bernie Allen, L OBP: 0.262, SLG: 0.266			F7				1B	K		3	0	1	0	0	1	0						
Jim Perry, S Jay Ward, R (9, PH)			K			F9		K		2	0	0	0	0	1	1						
										1	0	0	0	0	1	0						
Inning Stats	R: 0 E: 0 K: 1 S: 5	H: 0 LOB: 0 BB: 0 P: 5	R: 0 E: 0 K: 1 S: 5	H: 1 LOB: 0 BB: 0 P: 5	R: 0 E: 0 K: 0 S: 5	H: 0 LOB: 0 BB: 0 P: 5	R: 0 E: 0 K: 2 S: 3	H: 0 LOB: 0 BB: 0 P: 3	R: 0 E: 0 K: 2 S: 7	H: 0 LOB: 0 BB: 0 P: 7	R: 0 E: 0 K: 1 S: 4	H: 1 LOB: 1 BB: 0 P: 4	R: 0 E: 0 K: 1 S: 6	H: 1 LOB: 1 BB: 0 P: 6	R: 0 E: 0 K: 2 S: 7	H: 0 LOB: 0 BB: 0 P: 7	R: 0 E: 0 K: 1 S: 5	H: 0 LOB: 0 BB: 0 P: 5	1B: 3 2B: 0 3B: 0 HR: 0	SF: 0 SAC: 0 DP: 1 HBP: 0	WP: 0 PB: 0 SB: 0 CS: 0	PA: 29
PITCHER Bob Turley, R ERA: 3.04	IP: 9.0 WLS: W BF: 29 H: 3 R: 0 ER: 0 SO: 9 BB: 0 IBB: 0 HBP: 0 BLK: 0 WP: 0 HR: 0 S: 47 P: 47 ERA: 0.00 WHIP: 0.333															PITCHER	IP: 9.0 WLS: W BF: 29 H: 3 R: 0 ER: 0 SO: 9 BB: 0 IBB: 0 HBP: 0 BLK: 0 WP: 0 HR: 0 S: 47 P: 47 ERA: 0.00 WHIP: 0.333					

Minnesota Twins @ Los Angeles Angels
Dodger Stadium, Los Angeles, CA
Tue May 07 1963, 7:05 PM PDT
Att. 6,315 - Unknown - 61 F

AB	29
R	0
H	3
RBI	0
BB	0
SO	9
LOB	5



Batter	1	2	3	4	5	6	7	8	9	AB	R	H	RBI	BB	SO	LOB	BOTTOM			
Albie Pearson, L OBP: 0.408, SLG: 0.352	FC 1B BB	4-1			1-3			G3		3	1	0	0	1	0	1				
Billy Moran, R OBP: 0.316, SLG: 0.343	FC 1B 1-2		1-3		F6			6-3		4	1	0	0	0	0	1				
Leon Wagner, L OBP: 0.309, SLG: 0.564 Ken Hunt, R OBP: 0.227, SLG: 0.308				FC4-6 1B		F7				3	0	2	1	0	0	0				
										0	0	0	0	0	0	0				
Lee Thomas, L OBP: 0.291, SLG: 0.350	F8		FC4-6 1-2		L3					3	0	0	0	0	0	3				
George Thomas, R OBP: 0.250, SLG: 0.342	F9		F7		F8					3	0	0	0	0	0	2				
Felix Torres, R OBP: 0.297, SLG: 0.337	F9			6-3		F8				3	0	0	0	0	0	1				
Jim Fregosi, R OBP: 0.283, SLG: 0.330		K		5-3		5-3				3	0	0	0	0	1	0				
Ed Sadowski, R OBP: 0.262, SLG: 0.375		FC1-8 1B		1-3		6-3				3	0	1	0	0	0	0				
Bob Turley, R		FC1-6 1-2			K			K		3	0	0	0	0	2	1				
Inning Stats	R: 2 E: 0 K: 0 S: 5	H: 1 LOB: 1 BB: 1 P: 9	R: 0 E: 0 K: 1 S: 6	H: 1 LOB: 1 BB: 0 P: 6	R: 0 E: 0 K: 0 S: 4	H: 1 LOB: 1 BB: 0 P: 4	R: 0 E: 0 K: 0 S: 3	H: 0 LOB: 0 BB: 0 P: 3	R: 0 E: 0 K: 1 S: 5	H: 0 LOB: 0 BB: 0 P: 5	R: 0 E: 0 K: 0 S: 3	H: 0 LOB: 0 BB: 0 P: 3	R: 0 E: 0 K: 1 S: 3	H: 0 LOB: 0 BB: 0 P: 3	R: 0 E: 0 K: 1 S: 5	H: 0 LOB: 0 BB: 0 P: 5	1B: 3 2B: 0 3B: 0 HR: 0	SF: 0 SAC: 0 DP: 0 HBP: 0	WP: 0 PB: 0 SB: 0 CS: 0	PA: 29
PITCHER Jim Perry, R ERA: 3.93	IP: 8.0 WLS: L BF: 29 H: 3 R: 2 ER: 2 SO: 3 BB: 1 IBB: 0 HBP: 0 BLK: 0 WP: 0 HR: 0 S: 34 P: 38 ERA: 2.25 WHIP: 0.500															PITCHER	IP: 8.0 WLS: L BF: 29 H: 3 R: 2 ER: 2 SO: 3 BB: 1 IBB: 0 HBP: 0 BLK: 0 WP: 0 HR: 0 S: 34 P: 38 ERA: 2.25 WHIP: 0.500			

Minnesota Twins @ Los Angeles Angels
Dodger Stadium, Los Angeles, CA
Tue May 07 1963, 7:05 PM PDT
Att. 6,315 - Unknown - 61 F

AB	28
R	2
H	3
RBI	1
BB	1
SO	3
LOB	9



Batter	1	2	3	4	5	6	7	8	9	AB	R	H	RBI	BB	SO	LOB	TOP								
Lenny Green, L OBP: 0.314, SLG: 0.352 (1, 8)	4-3		F7		G4-3-6			F9		4	0	0	0	0	0	1	Minnesota Twins @ Los Angeles Angels Dodger Stadium, Los Angeles, CA Wed May 08 1963, 7:05 PM PDT Att: 6,858 - Unknown - 61 F								
Jay Ward, R (1, 5)	F8			F8	K			K		4	0	0	0	0	2	0									
Jimmie Hall, L OBP: 0.282, SLG: 0.242 Harmon Killebrew, R OBP: 0.290, SLG: 0.300 Johnny Goryunov, R OBP: 0.333, SLG: 0.833 Bill Tuttle, R (8, 8)	F7			G3		K		1B		3	0	0	0	0	1	0									
Bob Allison, R OBP: 0.414, SLG: 0.596 (1, 9)		F6		HR		F9		F7		4	1	1	1	0	0	1									
Earl Battey, R OBP: 0.337, SLG: 0.453 (1, 2)		F2		BB		6-3			6-3	3	0	0	0	1	0	0									
Don Mincher, L OBP: 0.167, SLG: 0.067 Vic Power, R OBP: 0.276, SLG: 0.350 (7, 3)				BB			SH5-4 WP		4-3	2	0	1	0	0	0	1									
Zolio Versailles, R OBP: 0.276, SLG: 0.368 (1, 6)							1B			2	0	1	0	0	0	0									
		F5			2B		SH5-4			3	1	2	0	0	0	1									
Bernie Allen, L OBP: 0.262, SLG: 0.276 (1, 4)																									
				6-3																					
Jim Kaat, L OBP: 0.083, SLG: 0.083 (1, 1)																									
				4-3																					
Inning Stats	R: 0 E: 0 K: 0 S: 3	H: 0 LOB: 0 BB: 0 P: 3	R: 0 E: 0 K: 0 S: 4	H: 1 LOB: 0 BB: 0 P: 4	R: 0 E: 0 K: 0 S: 3	H: 0 LOB: 0 BB: 0 P: 3	R: 1 E: 0 K: 0 S: 4	H: 1 LOB: 1 BB: 1 P: 8	R: 2 E: 0 K: 1 S: 7	H: 3 LOB: 0 BB: 0 P: 7	R: 0 E: 0 K: 1 S: 5	H: 0 LOB: 0 BB: 0 P: 5	R: 0 E: 0 K: 1 S: 4	H: 1 LOB: 1 BB: 0 P: 4	R: 0 E: 0 K: 1 S: 6	H: 1 LOB: 1 BB: 0 P: 6	R: 0 E: 0 K: 0 S: 4	H: 1 LOB: 1 BB: 0 P: 4	R: 0 E: 0 K: 0 S: 4	H: 1 LOB: 1 BB: 0 P: 4	1B: 5 2B: 2 3B: 0 HR: 1	SF: 0 SAC: 1 DP: 1 HBP: 0	WP: 1 PB: 0 SB: 0 CS: 0	PA: 35	
PITCHER	IP WLS BF H R ER SO BB IBB HBP BLK WP HR S P ERA WHIP																								
Don Lee, R ERA: 3.38 Mel Nelson, L ERA: 2.75 Art Fowler, R ERA:	(1, 1) (5, 1) (9, 1)	4.0 W S	18 13 4	5 2 1	3 0 0	3 0 0	0 3 0	1 0 0	0 0 0	0 0 0	0 1 0	17 19 4	21 19 4	6.75 0.00 0.00	1.500 0.500 1.000										

AB	33
R	3
H	8
RBI	2
BB	1
SO	3
LOB	7



Batter	1	2	3	4	5	6	7	8	9	AB	R	H	RBI	BB	SO	LOB	BOTTOM										
Albie Pearson, L OBP: 0.396, SLG: 0.339 (1, 8)	4-3	F6		K			4-3			4	0	0	0	0	1	2	Minnesota Twins @ Los Angeles Angels Dodger Stadium, Los Angeles, CA Wed May 08 1963, 7:05 PM PDT Att: 6,858 - Unknown - 61 F										
Billy Moran, R OBP: 0.331, SLG: 0.351 (1, 4)	WP			L4-3			F8			3	1	2	1	1	0	0											
Leon Wagner, L OBP: 0.303, SLG: 0.548 Art Fowler, R (9, 1)	WP			L4-3						3	0	0	0	1	1	3											
										0	0	0	0	0	0	0											
Felix Torres, R OBP: 0.305, SLG: 0.365 (1, 5)										4	1	2	1	0	0	0											
George Thomas, R OBP: 0.250, SLG: 0.337 (9, 7)										4	0	1	1	0	0	2											
Ken Hunt, R OBP: 0.229, SLG: 0.372 (1, 9)										4	1	1	1	0	1	3											
Jim Fregosi, R OBP: 0.291, SLG: 0.337 (1, 6)										4	1	2	0	0	0	1											
Ed Sadowski, R OBP: 0.304, SLG: 0.395 (1, 2)										3	0	2	0	1	0	0											
Don Lee, R OBP: 0.083, SLG: 0.083 Mel Nelson, R Lee Thomas, L OBP: 0.291, SLG: 0.350 (9, 3)										2	0	0	0	0	2	4											
										1	0	0	0	0	0	0											
										0	0	0	0	0	0	0											
Inning Stats	R: 1 E: 0 K: 0 S: 4	H: 1 LOB: 2 BB: 2 P: 12	R: 1 E: 0 K: 1 S: 8	H: 3 LOB: 2 BB: 0 P: 8	R: 1 E: 0 K: 1 S: 7	H: 2 LOB: 2 BB: 1 P: 11	R: 0 E: 0 K: 1 S: 5	H: 1 LOB: 0 BB: 0 P: 5	R: 0 E: 0 K: 1 S: 5	H: 0 LOB: 0 BB: 0 P: 5	R: 0 E: 0 K: 0 S: 3	H: 0 LOB: 0 BB: 0 P: 3	R: 0 E: 0 K: 1 S: 5	H: 0 LOB: 0 BB: 0 P: 5	R: 1 E: 0 K: 0 S: 5	H: 3 LOB: 2 BB: 0 P: 5	R: 0 E: 0 K: 0 S: 4	H: 1 LOB: 3 BB: 0 P: 4	R: 0 E: 0 K: 0 S: 4	H: 1 LOB: 3 BB: 0 P: 4	1B: 8 2B: 1 3B: 1 HR: 1	SF: 0 SAC: 0 DP: 1 HBP: 0	WP: 2 PB: 0 SB: 0 CS: 0	PA: 35			
PITCHER	IP WLS BF H R ER SO BB IBB HBP BLK WP HR S P ERA WHIP																										
Jim Kaat, L ERA: 4.54	(1, 1)	8.0 L	35	10	4	4	5	2	1	0	0	1	1	42	54	4.50	1.500										



Batter	1	2	3	4	5	6	7	8	9	AB	R	H	RBI	BB	SO	LOB	TOP			
Wayne Causey, L (1, 6) OBP: 0.414, SLG: 0.494	F8		K			6-3		L9		4	0	0	0	0	1	1	Kansas City Athletics @ Minnesota Twins Metropolitan Stadium, Bloomington, MI Fri May 10 1963, 8:05 PM EDT Att: 11,276 - Unknown - 48 F livebaseballscorecards.com			
Jose Tartabull, L (1, 8) OBP: 0.299, SLG: 0.283	4-3		L7			F5		L8		4	0	0	0	0	0	1				
Jerry Lumpe, L (1, 4) OBP: 0.271, SLG: 0.280	2B			4-3		4-3		F6		4	0	1	0	0	0	0				
Norm Siebern, L (1, 3) OBP: 0.320, SLG: 0.327	BB			3-1		4-3		K		3	0	0	0	1	1	0				
Ed Charles, R (1, 5) OBP: 0.390, SLG: 0.371	F9			F3		F8		K		4	0	0	0	0	1	2				
Manly Jimenez, L (1, 7) OBP: 0.353, SLG: 0.326		1-3				2B				2	0	1	0	1	0	0				
Gino Cimoli, R (1, 9) OBP: 0.291, SLG: 0.340		5-3				4-3		L4		3	0	0	0	0	0	2				
Billy Bryan, L (1, 2) OBP: 0.288, SLG: 0.386		K				K		2-3		3	0	0	0	0	2	1				
Orlando Pena, R (1, 1) OBP: 0.333, SLG: 0.111 (8, PH)			F9			K				2	0	0	0	0	1	1				
Chuck Essegian, R (8, PH) OBP: 0.294, SLG: 0.355										1	0	1	0	0	0	0				
Tony La Russa, R (8, PR)										0	0	0	0	0	0	0				
John Wyatt, R (8, 1)								1B		0	0	0	0	0	0	0				
Inning Stats	R: 0 E: 0 K: 0 S: 4	H: 1 LOB: 2 BB: 1 P: 8	R: 0 E: 0 K: 1 S: 5	H: 0 LOB: 0 BB: 0 P: 5	R: 0 E: 0 K: 1 S: 5	H: 0 LOB: 0 BB: 0 P: 5	R: 0 E: 0 K: 0 S: 3	H: 0 LOB: 0 BB: 0 P: 3	R: 0 E: 0 K: 2 S: 8	H: 1 LOB: 1 BB: 1 P: 8	R: 0 E: 0 K: 0 S: 3	H: 0 LOB: 1 BB: 1 P: 7	R: 0 E: 0 K: 0 S: 4	H: 1 LOB: 0 BB: 0 P: 4	R: 0 E: 0 K: 2 S: 7	H: 0 LOB: 0 BB: 0 P: 7	1B: 1 2B: 2 3B: 0 HR: 0	SF: 0 SAC: 0 DP: 0 HBP: 0	WP: 0 PB: 0 SB: 0 CS: 0	PA: 32
PITCHER Camilo Pascual, R (1, 1) ERA: 3.25	IP: 9.0 WLS: W BF: 32 H: 3 R: 0 ER: 0 SO: 6 BB: 2 IBB: 0 HBP: 0 BLK: 0 WP: 0 HR: 0 S: 42 P: 50 ERA: 0.00 WHIP: 0.556															PITCHER				

Batter	1	2	3	4	5	6	7	8	9	AB	R	H	RBI	BB	SO	LOB	BOTTOM			
Zoilo Versalles, R (1, 6) OBP: 0.284, SLG: 0.374	F8		F8							4	0	2	0	0	0	0	Kansas City Athletics @ Minnesota Twins Metropolitan Stadium, Bloomington, MI Fri May 10 1963, 8:05 PM EDT Att: 11,276 - Unknown - 48 F livebaseballscorecards.com			
Vic Power, R (1, 3) OBP: 0.266, SLG: 0.337	5-3		F9		L9			F3		4	0	0	0	0	0	2				
Lenny Green, L (1, 8) OBP: 0.303, SLG: 0.339 (9, 7)	F7		K			F5		F8		4	0	0	0	0	1	1				
Bob Allison, R (1, 9) OBP: 0.404, SLG: 0.577		K		K		F5				3	0	0	0	0	2	0				
Earl Battey, R (1, 2) OBP: 0.337, SLG: 0.443		F8			BB	5-3				2	0	0	0	1	0	0				
Jimmie Hall, L (1, 7) OBP: 0.284, SLG: 0.261								F8		3	1	1	0	0	1	1				
Bill Tuttle, R (9, 8)		2B		K						0	0	0	0	0	0	0				
Bernie Allen, L (1, 4) OBP: 0.284, SLG: 0.270		2B			F5			K		2	1	0	0	1	1	1				
Jay Ward, R (1, 5) OBP: 0.111, SLG: 0.222		BB								3	0	1	2	0	2	0				
Camilo Pascual, R (1, 1) OBP: 0.222, SLG: 0.222		2B								3	0	0	0	0	1	1				
Inning Stats	R: 0 E: 0 K: 0 S: 3	H: 0 LOB: 0 BB: 0 P: 3	R: 2 E: 0 K: 2 S: 9	H: 2 LOB: 1 BB: 1 P: 13	R: 0 E: 0 K: 1 S: 5	H: 0 LOB: 0 BB: 0 P: 5	R: 0 E: 0 K: 2 S: 7	H: 0 LOB: 1 BB: 1 P: 11	R: 0 E: 0 K: 1 S: 6	H: 1 LOB: 1 BB: 0 P: 6	R: 0 E: 0 K: 0 S: 3	H: 0 LOB: 0 BB: 0 P: 3	R: 0 E: 0 K: 2 S: 7	H: 0 LOB: 0 BB: 0 P: 7	R: 0 E: 0 K: 0 S: 4	H: 1 LOB: 1 BB: 0 P: 4	1B: 2 2B: 2 3B: 0 HR: 0	SF: 0 SAC: 0 DP: 0 HBP: 0	WP: 0 PB: 0 SB: 0 CS: 0	PA: 30
PITCHER Orlando Pena, R (1, 1) ERA: 2.0	IP: 7.0 WLS: L BF: 26 H: 3 R: 2 ER: 2 SO: 8 BB: 2 IBB: 0 HBP: 0 BLK: 0 WP: 0 HR: 0 S: 40 P: 48 ERA: 2.57 WHIP: 0.714															PITCHER				
John Wyatt, R (8, 1) ERA: 4.15	IP: 1.0 WLS: L BF: 4 H: 1 R: 0 ER: 0 SO: 0 BB: 0 IBB: 0 HBP: 0 BLK: 0 WP: 0 HR: 0 S: 4 P: 4 ERA: 0.00 WHIP: 1.000															PITCHER				


Batter	1	2	3	4	5	6	7	8	9	AB R H RBI BB SO LOB	TOP										
Wayne Causey, L (1, 6) OBP: 0.413, SLG: 0.500	0-3 K	0-0 F3		0-0 F6		0-0 1B 1B		0-0 2B		5 0 2 0 0 1 4	Kansas City Athletics @ Minnesota Twins Metropolitan Stadium, Bloomington, MI Sat May 11 1963, 4:33 AM EDT Att: 11,879 - Unknown - 48 F livebaseballscorecards.com										
Gino Cimoli, R (1, 9) OBP: 0.306, SLG: 0.351	4-0 BB BB	0-0 SF8		0-0 HR 1B	0-0 1B	0-0 FC4-6 1B		0-0 1-3		3 1 2 1 1 0 1											
Ed Charles, R (1, 5) OBP: 0.374, SLG: 0.355	0-3 K	0-0 FC5		0-0 F9	0-0 FC4-6			0-0 F8		5 0 0 0 0 1 6											
Norm Siebern, L (1, 3) OBP: 0.339, SLG: 0.330	4-0 1-2 BB		0-0 F4	0-0 HR 1B	0-0 FC1-6 BB			4-0 WP BB		2 1 1 0 3 0 0											
George Alusik, R (1, 7) OBP: 0.304, SLG: 0.360	0-3 K		0-0 F7	0-0 F6	0-0 FC1-6 G3			0-0 F7		4 0 0 0 0 1 5											
Jose Tartabull, L (7, PR) OBP: 0.294, SLG: 0.279								1-2		1 0 0 0 0 0 1											
Jerry Lumpe, L (1, 4) OBP: 0.276, SLG: 0.306		4-0 SH BB BB	0-0 F8	0-0 HR	0-0 G3			0-0 G3		4 2 1 3 1 0 2											
Bobby Del Greco, R (1, 8) OBP: 0.240, SLG: 0.348		0-0 BB SH SF8 1B		0-0 WP 1B	0-0 F4			0-0 F8		4 1 2 0 0 0 2											
Haywood Sullivan, R (1, 2) OBP: 0.359, SLG: 0.324		0-0 SH FC5 BB	0-0 F8	0-0 F9	0-0 6-3			0-0 6-3		3 0 0 0 0 0 1											
Ted Bowsfield, R (1, 1) OBP: 0.250, SLG: 0.200	1-2 2-3 SH BB		0-0 F2	0-0 5-3	0-3 K					3 0 0 1 1 1 1											
Inning Stats	R: 0 E: 0 K: 3 S: 9	H: 0 LOB: 2 BB: 2 P: 17	R: 2 E: 1 K: 0 S: 5	H: 1 LOB: 2 BB: 2 P: 13	R: 0 E: 0 K: 0 S: 3	H: 0 LOB: 0 BB: 0 P: 3	R: 0 E: 0 K: 0 S: 4	H: 1 LOB: 1 BB: 0 P: 4	R: 3 E: 0 K: 0 S: 6	H: 3 LOB: 0 BB: 0 P: 6	R: 0 E: 0 K: 0 S: 5	H: 2 LOB: 2 BB: 0 P: 5	R: 0 E: 0 K: 0 S: 3	H: 0 LOB: 2 BB: 1 P: 7	R: 0 E: 0 K: 1 S: 6	H: 1 LOB: 1 BB: 0 P: 6	R: 0 E: 0 K: 0 S: 3	H: 0 LOB: 1 BB: 1 P: 7	1B: 6 2B: 1 3B: 0 HR: 1	SF: 1 SAC: 1 DP: 0 HBP: 0	WP: 2 PA: 42 SB: 0 CS: 0
PITCHER	IP WLS BF H R ER SO BB IBB HBP BLK WP HR S P ERA WHIP																				
Jim Roland, L (1, 1) ERA: 3.07	5.0 L 25 5 5 3 3 4 0 0 0 1 1 27 43 5.40 1.800																				
Frank Sullivan, R (6, 1) ERA: 8.1	3.0 13 3 0 0 1 1 0 0 0 0 0 14 18 0.00 1.333																				
Bill Pleis, L (9, 1) ERA: 2.25	1.0 4 0 0 0 0 1 0 0 0 1 0 3 7 0.00 1.000																				

Batter	1	2	3	4	5	6	7	8	9	AB R H RBI BB SO LOB	BOTTOM									
Zoilo Versalles, R (1, 6) OBP: 0.283, SLG: 0.363	0-0 F5		0-0 FC4-6			0-0 F9			4-0 1B G6-4-3 BB	3 1 0 0 1 0 1	Kansas City Athletics @ Minnesota Twins Metropolitan Stadium, Bloomington, MI Sat May 11 1963, 4:33 AM EDT Att: 11,879 - Unknown - 48 F livebaseballscorecards.com									
Vic Power, R (1, 3) OBP: 0.265, SLG: 0.333	0-0 F9		0-0 F8			0-0 4-3			0-0 G6-4-3 1B	4 0 1 0 0 0 1										
Harmon Killebrew, R (1, 7) OBP: 0.231, SLG: 0.273	0-0 6-3			0-3 K		0-0 4-3			0-0 G6-4-3	2 0 0 0 0 1 0										
Bill Tuttle, R (5, 8)									1-2 3-H	2 0 0 0 0 0 1										
Bob Allison, R (1, 9) OBP: 0.407, SLG: 0.570		0-3 K		4-0 BB		0-0 F8			0-0 FC6-4 1B	3 0 1 0 1 1 0										
Earl Battey, R (1, 2) OBP: 0.333, SLG: 0.429		4-0 BB		0-0 F8		0-0 6-3			0-0 FC6-4	3 0 0 0 1 0 2										
Lenny Green, L (1, 8) OBP: 0.296, SLG: 0.330		0-3 K		0-0 F4		0-0 4-3			1-2	3 0 0 0 0 1 2										
Jay Ward, R (1, 5) OBP: 0.167, SLG: 0.182		0-0 F7			4-0 G4-6-3 BB				0-0 1-3	2 0 0 0 1 0 1										
Bernie Allen, L (1, 4) OBP: 0.265, SLG: 0.265			4-0 FC4-6 BB		0-0 G4-6-3				0-0 4-3	2 0 0 0 1 0 1										
Jim Roland, R (1, 1) OBP: 0.273, SLG: 0.295			0-0 F1		0-0 F9				0-3 K	1 0 0 0 0 0 1										
Rich Rollins, R (5, PH) OBP: 0.273, SLG: 0.295										1 0 0 0 0 0 0										
Frank Sullivan, R (6, 1) OBP: 0.286, SLG: 0.714										0 0 0 0 0 0 0										
Johnny Goryl, R (8, PH)										1 0 0 0 0 1 0										
Bill Pleis, L (9, 1)										0 0 0 0 0 1 0										
Inning Stats	R: 0 E: 0 K: 0 S: 3	H: 0 LOB: 0 BB: 0 P: 3	R: 0 E: 0 K: 2 S: 7	H: 0 LOB: 1 BB: 1 P: 11	R: 0 E: 0 K: 1 S: 5	H: 0 LOB: 1 BB: 1 P: 9	R: 0 E: 0 K: 0 S: 2	H: 0 LOB: 0 BB: 1 P: 6	R: 0 E: 0 K: 0 S: 3	H: 0 LOB: 0 BB: 0 P: 3	R: 0 E: 0 K: 1 S: 5	H: 0 LOB: 0 BB: 0 P: 5	R: 0 E: 0 K: 0 S: 4	H: 2 LOB: 1 BB: 1 P: 8	R: 1 E: 0 K: 0 S: 4	H: 2 LOB: 1 BB: 1 P: 8	1B: 2 2B: 0 3B: 0 HR: 0	SF: 0 SAC: 0 DP: 2 HBP: 0	WP: 0 PA: 32 SB: 0 CS: 0	
PITCHER	IP WLS BF H R ER SO BB IBB HBP BLK WP HR S P ERA WHIP																			
Ted Bowsfield, L (1, 1) ERA: 5.14	9.0 W 32 2 1 1 4 5 0 0 0 0 0 35 55 1.00 0.778																			


Batter	1	2	3	4	5	6	7	8	9	AB	R	H	RBI	BB	SO	LOB	TOP			
Lenny Green, L OBP: 0.293, SLG: 0.333	F8		4-3		2B		K			4	0	1	0	0	1	0	Minnesota Twins @ New York Yankees Yankee Stadium, Bronx, NY Tue May 14 1963, 7:05 PM EDT Att: 14,507 - Unknown - 64 F			
Vic Power, R OBP: 0.264, SLG: 0.345	4-3			1B	2B		1-3	F8		4	1	1	0	0	0	1				
Harmon Killebrew, R OBP: 0.226, SLG: 0.231	5-3			E6	1B	1B		K		3	0	0	0	1	1	1				
Bob Allison, R OBP: 0.413, SLG: 0.575		FC6-4		F4			K	L5		3	0	0	0	1	1	4				
Earl Battey, R OBP: 0.321, SLG: 0.408		F4		F4	1B		6-3		4-3		4	0	1	1	0	0		1		
Rich Rollins, R OBP: 0.257, SLG: 0.277		K		F8	1B		3-1		F9		4	0	0	0	0	1		3		
Zolo Versalles, R OBP: 0.274, SLG: 0.349		FC6-4			1B		K		F4		4	0	1	0	0	1		1		
Johnny Goryl, R OBP: 0.300, SLG: 0.600				B5-6-4	1B		K		5-3		3	0	1	0	0	1		3		
Dick Stigman, R OBP: 0.222, SLG: 0.125				B5-6-4			K		K		3	0	0	0	0	2	1			
Inning Stats	R: 0 E: 0 K: 0 S: 3	H: 0 LOB: 0 BB: 0 P: 3	R: 0 E: 0 K: 1 S: 5	H: 0 LOB: 1 BB: 1 P: 9	R: 0 E: 0 K: 0 S: 3	H: 1 LOB: 0 BB: 0 P: 3	R: 1 E: 1 K: 1 S: 9	H: 3 LOB: 3 BB: 0 P: 9	R: 0 E: 0 K: 2 S: 5	H: 1 LOB: 2 BB: 1 P: 12	R: 0 E: 0 K: 1 S: 7	H: 0 LOB: 0 BB: 0 P: 7	R: 0 E: 0 K: 1 S: 5	H: 0 LOB: 0 BB: 0 P: 5	R: 0 E: 0 K: 0 S: 3	H: 0 LOB: 0 BB: 0 P: 3	1B: 3 2B: 2 3B: 0 HR: 0	SF: 0 SAC: 0 DP: 1 HBP: 0	WP: 0 PB: 0 CS: 0	PA: 34
PITCHER Whitey Ford, L ERA: 2.83	IP: 9.0 WLS: W BF: 34 H: 5 R: 1 ER: 1 SO: 8 BB: 2 IBB: 0 HBP: 0 BLK: 0 WP: 0 HR: 0 S: 48 P: 56 ERA: 1.00 WHIP: 0.778															PITCHER				

Batter	1	2	3	4	5	6	7	8	9	AB	R	H	RBI	BB	SO	LOB	BOTTOM	
Tony Kubek, L OBP: 0.212, SLG: 0.227	K		F9	FC3-2			1-3			3	1	0	0	1	1	3	Minnesota Twins @ New York Yankees Yankee Stadium, Bronx, NY Tue May 14 1963, 7:05 PM EDT Att: 14,507 - Unknown - 64 F	
Bobby Richardson, R OBP: 0.227, SLG: 0.298	F8		5-3	BB	1-2	2-3	F8	F2		4	0	1	0	0	0	3		
Tom Tresh, S OBP: 0.363, SLG: 0.573	1B		F9	BB	6-3			L6		3	0	0	0	1	0	2		
Mickey Mantle, S OBP: 0.389, SLG: 0.597	1B		5-3	F6			FC5	BB		3	0	1	1	1	0	1		
Clete Boyer, R OBP: 0.357, SLG: 0.514	F3		F9	L9			FC	1B		4	1	0	0	0	0	4		
Elston Howard, R OBP: 0.304, SLG: 0.515	5-3			1B	FC3-2		5-3	FC5	1B	4	0	1	0	0	0	2		
Hector Lopez, R OBP: 0.301, SLG: 0.373	K		FC3-2	BB	1-3		F3	1B		4	0	2	1	0	1	0		
Joe Pepitone, L OBP: 0.291, SLG: 0.494	1B			K			4-3	4-3		4	0	1	0	0	1	4		
Whitey Ford, L OBP: 0.176, SLG: 0.313	G3			FC3-2	BB		K			2	0	0	0	1	1	1		
Inning Stats	R: 0 E: 0 K: 1 S: 6	H: 1 LOB: 2 BB: 1 P: 10	R: 0 E: 0 K: 1 S: 6	H: 1 LOB: 0 BB: 0 P: 6	R: 1 E: 0 K: 0 S: 4	H: 1 LOB: 1 BB: 1 P: 8	R: 0 E: 0 K: 1 S: 7	H: 2 LOB: 3 BB: 1 P: 11	R: 0 E: 0 K: 0 S: 3	H: 0 LOB: 0 BB: 0 P: 3	R: 0 E: 0 K: 1 S: 5	H: 0 LOB: 0 BB: 0 P: 5	R: 0 E: 2 K: 0 S: 5	H: 0 LOB: 2 BB: 1 P: 9	1B: 6 2B: 0 3B: 0 HR: 0	SF: 0 SAC: 0 DP: 0 HBP: 0	WP: 0 PB: 0 CS: 0	PA: 35
PITCHER Dick Stigman, L ERA: 2.2	IP: 8.0 WLS: L BF: 35 H: 6 R: 2 ER: 1 SO: 4 BB: 4 IBB: 0 HBP: 0 BLK: 0 WP: 0 HR: 0 S: 39 P: 55 ERA: 1.12 WHIP: 1.250															PITCHER		

AB 32
R 1
H 5
RBI 1
BB 2
SO 8
LOB 15



AB 31
R 2
H 6
RBI 2
BB 4
SO 4
LOB 20



Batter	1	2	3	4	5	6	7	8	9	AB	R	H	RBI	BB	SO	LOB	TOP																				
Lenny Green, L OBP: 0.292, SLG: 0.331 (1, 8)	F2		F6		F6		1B			4	0	1	0	0	0	1	Minnesota Twins @ New York Yankees Yankee Stadium, Bronx, NY Wed May 15 1963, 3:33 AM EDT Att: 14,177 - Unknown																				
Vic Power, R OBP: 0.272, SLG: 0.358 (1, 3)	4-3		F8			1B	1B			4	1	2	0	0	0	0																					
Harmon Killebrew, R OBP: 0.229, SLG: 0.233 (1, 7)	F8			F8		1B	F8			4	1	1	0	0	0	2																					
Bob Allison, R OBP: 0.408, SLG: 0.564 (1, 9)		K		5-3		L6	L6	L6	L6	4	0	1	2	0	1	0																					
Earl Battey, R OBP: 0.322, SLG: 0.400 (1, 2)			F9			SH1-3	SH1-3			2	0	0	0	0	0	0																					
Jay Ward, R OBP: 0.133, SLG: 0.143 (8, PR)				F7		1B	SH1-3			0	0	0	0	0	0	0																					
Jerry Zimmerman, R (8, 2)						1-2		L3	L3	0	0	0	0	0	0	0																					
Bernie Allen, L OBP: 0.256, SLG: 0.250 (1, 4)		1B			4-3	L8	L8	L3	L3	3	0	0	0	1	0	2																					
Rich Rollins, R OBP: 0.270, SLG: 0.304 (1, 5)						L5	L5		L6	4	1	2	0	0	0	1																					
Zoilo Versalles, R OBP: 0.265, SLG: 0.336 (1, 6)					5-3		F7		F2	4	0	0	0	0	0	3																					
Camilo Pascual, R OBP: 0.238, SLG: 0.286 (1, 1)				4-3						3	0	1	1	0	0	0																					
Ray Moore, R (8, 1)							6-3			0	0	0	0	0	0	0																					
Jimmie Hall, L OBP: 0.279, SLG: 0.257 (9, PH)									K	1	0	0	0	0	1	0																					
Inning Stats	R: 0 E: 0 K: 0 S: 3	H: 0 LOB: 0 BB: 0 P: 3	R: 0 E: 0 K: 1 S: 6	H: 1 LOB: 2 BB: 1 P: 10	R: 0 E: 0 K: 0 S: 3	H: 0 LOB: 0 BB: 0 P: 3	R: 0 E: 0 K: 0 S: 3	H: 0 LOB: 0 BB: 0 P: 3	R: 1 E: 0 K: 0 S: 5	H: 2 LOB: 1 BB: 0 P: 5	R: 2 E: 0 K: 0 S: 6	H: 3 LOB: 1 BB: 0 P: 6	R: 0 E: 0 K: 0 S: 5	H: 2 LOB: 2 BB: 0 P: 5	R: 0 E: 0 K: 1 S: 2	H: 0 LOB: 1 BB: 0 P: 3	R: 0 E: 0 K: 1 S: 5	H: 0 LOB: 0 BB: 0 P: 5	1B: 5 2B: 4 3B: 0 HR: 0	SF: 0 SAC: 1 DP: 1 HBP: 1	WP: 0 PA: 36 CS: 0																
PITCHER	IP	WLS	BF	H	R	ER	SO	BB	IBB	HBP	BLK	WP	HR	S	P	ERA	WHIP	PITCHER		IP	WLS	BF	H	R	ER	SO	BB	IBB	HBP	BLK	WP	HR	S	P	ERA	WHIP	
Ralph Terry, R ERA: 3.1 (1, 1)	7.0		30	8	3	3	1	1	0	0	0	0	0	31	35	3.86	1.286			7.0		30	8	3	3	1	1	0	0	0	0	0	0	0	0	3.86	1.286
Bill Stafford, R ERA: 4.13 (8, 1)	2.0	W	6	0	0	0	1	0	0	1	0	0	0	7	8	0.00	0.000			2.0	W	6	0	0	0	1	0	0	0	1	0	0	0	0	0	0.00	0.000
Tony Kubek, L OBP: 0.205, SLG: 0.219 (1, 6)	F8		6-3							4	0	0	0	0	2	1	Minnesota Twins @ New York Yankees Yankee Stadium, Bronx, NY Wed May 15 1963, 3:33 AM EDT Att: 14,177 - Unknown																				
Bobby Richardson, R OBP: 0.266, SLG: 0.299 (1, 4)	5-3								L7	3	1	1	0	1	0	0																					
Tom Tresh, S OBP: 0.359, SLG: 0.560 (1, 7)	K								F8	4	1	1	0	0	1	2																					
Mickey Mantle, S OBP: 0.395, SLG: 0.636 (1, 8)					F5				F8	4	2	2	2	0	1	0																					
Joe Pepitone, L OBP: 0.289, SLG: 0.481 (1, 3)									K	4	0	1	1	0	1	1																					
Elston Howard, R OBP: 0.321, SLG: 0.520 (1, 2)									K	3	0	2	1	1	1	0																					
Hector Lopez, R OBP: 0.286, SLG: 0.352 (1, 9)									F8	4	0	0	0	0	3	4																					
Clete Boyer, R OBP: 0.357, SLG: 0.509 (1, 5)									K	3	0	1	0	0	0	2																					
Ralph Terry, R OBP: 0.059, SLG: 0.059 (1, 1)									F7	1	0	0	0	0	0	0																					
Yogi Berra, L OBP: 0.214, SLG: 0.429 (7, PH)										1	0	0	0	0	0	0																					
Bill Stafford, R OBP: 0.143, SLG: 0.143 (8, 1)										0	0	0	0	0	0	0																					
Inning Stats	R: 0 E: 0 K: 1 S: 5	H: 0 LOB: 0 BB: 0 P: 5	R: 0 E: 0 K: 2 S: 9	H: 2 LOB: 2 BB: 0 P: 9	R: 0 E: 0 K: 0 S: 3	H: 0 LOB: 1 BB: 1 P: 7	R: 0 E: 0 K: 1 S: 5	H: 0 LOB: 0 BB: 0 P: 5	R: 0 E: 0 K: 1 S: 6	H: 1 LOB: 1 BB: 0 P: 6	R: 2 E: 0 K: 2 S: 9	H: 2 LOB: 1 BB: 1 P: 13	R: 0 E: 0 K: 1 S: 5	H: 0 LOB: 0 BB: 0 P: 5	R: 2 E: 0 K: 1 S: 8	H: 3 LOB: 1 BB: 0 P: 8	R: 0 E: 0 K: 1 S: 8	H: 0 LOB: 1 BB: 0 P: 8	1B: 7 2B: 0 3B: 0 HR: 1	SF: 0 SAC: 1 DP: 0 HBP: 0	WP: 0 PA: 34 CS: 0																
PITCHER	IP	WLS	BF	H	R	ER	SO	BB	IBB	HBP	BLK	WP	HR	S	P	ERA	WHIP	PITCHER		IP	WLS	BF	H	R	ER	SO	BB	IBB	HBP	BLK	WP	HR	S	P	ERA	WHIP	
Camilo Pascual, R ERA: 3.43 (1, 1)	7.2		33	8	4	4	0	0	0	0	0	0	0	3	3	4.70	1.304			7.2		33	8	4	4	0	0	0	0	0	0	0	0	0	4.70	1.304	
Ray Moore, R ERA: 2.25 (8, 1)	0.1		1	0	0	0	1	0	0	0	0	0	0	3	3	0.00	0.000			0.1		1	0	0	0	1	0	0	0	0	0	0	0	0	0.00	0.000	



AB	33
R	3
H	8
RBI	3
BB	1
SO	2
LOB	9

AB	31
R	4
H	8
RBI	4
BB	2
SO	9
LOB	10

TOP

BOTTOM

Batter	1	2	3	4	5	6	7	8	9	AB	R	H	RBI	BB	SO	LOB	TOP					
Lenny Green, L OBP: 0.303, SLG: 0.336	F9		F7		HR	SH2-3 1B		HR		4	2	2	1	1	0	1	Minnesota Twins @ Cleveland Indians Cleveland Municipal Stadium, Cleveland, OH Fri May 17 1963, 7:05 PM EDT Att: 6,905 - Unknown					
Vic Power, R OBP: 0.264, SLG: 0.347	F7			F2	K	SH2-3		F4		4	0	0	0	0	1	3						
Harmon Killebrew, R OBP: 0.233, SLG: 0.314 Jimmie Hall, L OBP: 0.279, SLG: 0.257	F8			HR	F3	5-3		L6		5	1	1	1	0	0	5						
Bob Allison, R OBP: 0.415, SLG: 0.643		F5		K	HR			HR		5	3	3	6	0	1	0						
Earl Battey, R OBP: 0.333, SLG: 0.413		L3 BB		6-3			K			4	0	2	0	1	1	0						
Bernie Allen, L OBP: 0.282, SLG: 0.250	L3				F2		E4 1B	G3		4	1	1	0	1	0	3						
Rich Rollins, R OBP: 0.278, SLG: 0.301			5-3		HR	1B	F7		F8	4	2	1	0	0	0	1						
Zolio Versalles, R OBP: 0.279, SLG: 0.368			K		HR		F8		G1-6-3 1B	4	1	2	3	1	1	1						
Jim Perry, S OBP: 0.400, SLG: 0.333 Ray Moore, R (7, 1)							F9		G1-6-3 1-2	0	1	0	0	0	0	0						
				1B		BB				1	0	0	0	0	0	1						
Inning Stats	R: 0 E: 0 K: 0 S: 3	H: 0 LOB: 0 BB: 0 P: 3	R: 0 E: 0 K: 0 S: 2	H: 0 LOB: 0 BB: 1 P: 6	R: 0 E: 0 K: 1 S: 6	H: 1 LOB: 1 BB: 0 P: 6	R: 1 E: 0 K: 1 S: 6	H: 1 LOB: 0 BB: 0 P: 6	R: 6 E: 0 K: 1 S: 8	H: 3 LOB: 1 BB: 3 P: 21	R: 1 E: 0 K: 0 S: 6	H: 3 LOB: 2 BB: 0 P: 6	R: 1 E: 1 K: 1 S: 7	H: 2 LOB: 2 BB: 1 P: 11	R: 2 E: 0 K: 0 S: 6	H: 3 LOB: 1 BB: 0 P: 6	R: 0 E: 0 K: 0 S: 3	H: 1 LOB: 0 BB: 0 P: 3	1B: 8 2B: 2 3B: 0 HR: 5	SF: 0 SAC: 1 DP: 2 HBP: 1	WP: 0 PB: 0 SB: 1 CS: 0	PA: 45
PITCHER	IP	WLS	BF	H	R	ER	SO	BB	IBB	HBP	BLK	WP	HR	S	P	ERA	WHIP					
Gary Bell, R ERA: 5.1	(1, 1)	4.0	L	18	3	5	5	2	3	0	1	0	0	0	0	11.25	1.500					
Mudcat Grant, R ERA: 3.59	(5, 1)	0.2		4	1	2	2	1	1	0	0	0	0	1	5	9	27.00	3.000				
Jerry Walker, R ERA: 7.24	(5, 1)	2.1		14	6	2	2	1	1	0	0	0	0	1	15	19	7.71	3.000				
Ron Nischwitz, L ERA: 10.13	(8, 1)	2.0		9	4	2	2	0	0	0	0	0	0	1	9	9	9.00	2.000				

Batter	1	2	3	4	5	6	7	8	9	AB	R	H	RBI	BB	SO	LOB	BOTTOM					
Vic Davallilo, L OBP: 0.295, SLG: 0.393	G6-4-3 1B	F7			F8				4-3	5	0	2	1	0	0	2	Minnesota Twins @ Cleveland Indians Cleveland Municipal Stadium, Cleveland, OH Fri May 17 1963, 7:05 PM EDT Att: 6,905 - Unknown					
Al Luplow, L OBP: 0.204, SLG: 0.278	K				F3		F9			4	0	1	0	0	1	2						
Woodie Held, R OBP: 0.343, SLG: 0.500	G6-4-3 1-2			6-3				F2		3	0	0	0	1	0	2						
Joe Adcock, R OBP: 0.250, SLG: 0.333		F3	FC4-2 PO 1B		5-3 BB			F5		4	0	0	0	0	0	2						
Tito Francona, L OBP: 0.330, SLG: 0.378		WP 1B BB					F7			2	1	1	0	2	0	1						
John Romano, R OBP: 0.313, SLG: 0.452		1B 1B		PO	F7		F7		F5	4	1	1	0	0	0	2						
Max Alvis, R OBP: 0.306, SLG: 0.473		1B 1B			F4		1-3		F5	4	1	1	2	0	0	0						
Tony Martinez, R OBP: 0.198, SLG: 0.216		SH1-3 1B			F4		F8			4	0	2	1	0	0	0						
Gary Bell, R OBP: 0.283, SLG: 0.167 Mudcat Grant, R OBP: 0.333, SLG: 0.290 Jerry Walker, S OBP: 0.295, SLG: 0.414 Ellis Burdon, S OBP: 0.271, SLG: 0.364 Ron Nischwitz, S OBP: 0.271, SLG: 0.364	(1, 1) (5, 1) (5, 1) (7, PH) (8, 1) (8, PH)	SH1-3			3-1				K	0	0	0	0	0	0	0						
										1	0	0	0	0	1	1						
Inning Stats	R: 0 E: 0 K: 1 S: 5	H: 1 LOB: 0 BB: 0 P: 5	R: 3 E: 0 K: 0 S: 6	H: 3 LOB: 1 BB: 1 P: 10	R: 0 E: 0 K: 0 S: 4	H: 2 LOB: 1 BB: 0 P: 4	R: 0 E: 0 K: 0 S: 3	H: 0 LOB: 0 BB: 0 P: 3	R: 0 E: 0 K: 0 S: 3	H: 0 LOB: 0 BB: 0 P: 3	R: 0 E: 0 K: 0 S: 3	H: 0 LOB: 1 BB: 1 P: 7	R: 1 E: 0 K: 0 S: 5	H: 2 LOB: 1 BB: 0 P: 5	R: 0 E: 0 K: 0 S: 3	H: 0 LOB: 1 BB: 1 P: 7	R: 0 E: 0 K: 1 S: 6	H: 1 LOB: 1 BB: 0 P: 6	1B: 7 2B: 2 3B: 0 HR: 0	SF: 0 SAC: 1 DP: 1 HBP: 0	WP: 1 PB: 0 SB: 1 CS: 0	PA: 38
PITCHER	IP	WLS	BF	H	R	ER	SO	BB	IBB	HBP	BLK	WP	HR	S	P	ERA	WHIP					
Jim Perry, R ERA: 3.55	(1, 1)	6.2	W	28	8	4	4	1	2	0	0	0	0	0	28	36	5.40	1.500				
Ray Moore, R ERA: 1.74	(7, 1)	2.1	S	9	1	0	0	1	1	0	0	0	0	10	14	0.00	0.857					



Batter	1	2	3	4	5	6	7	8	9	AB	R	H	RBI	BB	SO	LOB	TOP																					
Zoilo Versalles, R OBP: 0.276, SLG: 0.369 (1, 6)	F5		K			6-3	F8		SF9 2B	5	1	1	0	0	1	3																						
Vic Power, R OBP: 0.261, SLG: 0.349 (1, 3)	F4			HR		4-3		F7	4-3	5	1	1	0	0	0	1																						
Hamron Killebrew, R OBP: 0.250, SLG: 0.410 Lenny Green, L OBP: 0.301, SLG: 0.336 (1, 7) (8, PR) (8, 8)	K			HR		F8		1B	SF9	4	1	2	2	0	1	0																						
Bob Allison, R OBP: 0.414, SLG: 0.630 (8, 9)		F8		L5			HR	BB	F7	4	2	1	0	1	0	0																						
Wally Post, R OBP: 0.250, SLG: 0.455 Jimmie Hall, L OBP: 0.279, SLG: 0.257 (8, PR) (8, 7)	6-3			L5			HR	BB		4	1	2	3	0	0	0																						
Earl Battey, R OBP: 0.331, SLG: 0.402 (1, 2)	4-3			K			F5	1B		3	0	0	0	1	1	0																						
Rich Rollins, R OBP: 0.289, SLG: 0.312 (1, 5)			K				F9	BB		4	0	2	2	0	1	0																						
Bernie Allen, L OBP: 0.269, SLG: 0.246 (1, 4)				BB			4-3		F8	2	0	0	0	2	0	2																						
Jim Kaat, L OBP: 0.063, SLG: 0.063 (1, 1)			F7				K		F7	4	0	0	0	0	2	5																						
Inning Stats	R: 0 E: 0 K: 1 S: 5	H: 0 LOB: 0 BB: 0 P: 5	R: 0 E: 0 K: 0 S: 3	H: 0 LOB: 0 BB: 0 P: 3	R: 0 E: 0 K: 2 S: 7	H: 0 LOB: 1 BB: 1 P: 11	R: 2 E: 0 K: 1 S: 7	H: 2 LOB: 0 BB: 0 P: 7	R: 0 E: 0 K: 1 S: 5	H: 0 LOB: 0 BB: 0 P: 5	R: 2 E: 0 K: 1 S: 7	H: 2 LOB: 2 BB: 2 P: 15	R: 3 E: 0 K: 0 S: 7	H: 4 LOB: 2 BB: 1 P: 11	R: 1 E: 0 K: 0 S: 4	H: 1 LOB: 0 BB: 0 P: 4	1B: 5 2B: 2 3B: 0 HR: 2	SF: 1 SAC: 0 DP: 0 HBP: 0	WP: 0 PB: 0 SB: 0 CS: 0	PA: 40																		
PITCHER	IP	WLS	BF	H	R	ER	SO	BB	IBB	HBP	BLK	WP	HR	S	P	ERA	WHIP	PITCHER				IP	WLS	BF	H	R	ER	SO	BB	IBB	HBP	BLK	WP	HR	S	P	ERA	WHIP
Sam McDowell, L ERA: 4.26 (1, 1)	7.1	L	32	7	7	7	6	3	0	0	0	0	2	41	53	8.59	1.364																					
Barry Latman, R ERA: 3.73 (8, 1)	0.2		4	1	0	0	0	1	0	0	0	0	0	3	7	0.00	3.000																					
Bob Allen, L ERA: 2.31 (9, 1)	1.0		4	1	1	1	0	0	0	0	0	0	0	4	4	9.00	1.000																					

Minnesota Twins @ Cleveland Indians
Cleveland Municipal Stadium, Cleveland, OH
Sat May 18 1963, 3:33 AM EDT
Att: 3,010 - Unknown

AB 35
R 8
H 9
RBI 8
BB 4
SO 6
LOB 11



Batter	1	2	3	4	5	6	7	8	9	AB	R	H	RBI	BB	SO	LOB	BOTTOM																					
Vic Davallo, L OBP: 0.302, SLG: 0.405 (1, 8)	G6-4-3 1B		F7			5-3				4	0	2	0	0	0	0																						
Tony Martinez, R OBP: 0.191, SLG: 0.208 (1, 6)	G6-4-3 1-2			6-3		F9			6-3	4	0	0	0	0	2																							
Gene Green, R OBP: 0.267, SLG: 0.429 (1, 9)	1-4-3			6-3		F9			F3	4	0	0	0	0	1																							
John Romano, R OBP: 0.310, SLG: 0.442 (1, 2)		F3					F9		4-3	4	0	1	0	0	1																							
Tito Francona, L OBP: 0.320, SLG: 0.366 (1, 7)		4-3		3-1			K			3	0	0	0	1	1																							
Joe Adcock, R OBP: 0.254, SLG: 0.333 (1, 3)					1-3		F8			3	0	1	0	0	0																							
Max Alvis, R OBP: 0.307, SLG: 0.500 (1, 5)									6-3	3	1	1	1	0	1																							
Jerry Kindall, R (1, 4)			K						K2-3	2	0	0	0	1	2	0																						
Sam McDowell, L OBP: 0.231, SLG: 0.167 Barry Latman, R OBP: 0.200, SLG: 0.200 Miguel de la Hoz, R OBP: 0.200, SLG: 0.267 Bob Allen, L (1, 1) (8, 1) (8, PH) (9, 1)			K						6-3	2	0	0	0	0	1																							
Inning Stats	R: 0 E: 0 K: 0 S: 3	H: 1 LOB: 0 BB: 0 P: 3	R: 0 E: 0 K: 1 S: 6	H: 1 LOB: 0 BB: 0 P: 6	R: 0 E: 0 K: 2 S: 7	H: 0 LOB: 0 BB: 0 P: 7	R: 0 E: 0 K: 0 S: 4	H: 1 LOB: 1 BB: 0 P: 4	R: 1 E: 0 K: 0 S: 3	H: 1 LOB: 0 BB: 1 P: 7	R: 0 E: 0 K: 0 S: 3	H: 0 LOB: 0 BB: 0 P: 3	R: 0 E: 0 K: 1 S: 5	H: 0 LOB: 0 BB: 0 P: 5	R: 0 E: 0 K: 1 S: 4	H: 1 LOB: 1 BB: 0 P: 4	1B: 3 2B: 1 3B: 0 HR: 1	SF: 0 SAC: 0 DP: 2 HBP: 0	WP: 0 PB: 0 SB: 0 CS: 0	PA: 31																		
PITCHER	IP	WLS	BF	H	R	ER	SO	BB	IBB	HBP	BLK	WP	HR	S	P	ERA	WHIP	PITCHER				IP	WLS	BF	H	R	ER	SO	BB	IBB	HBP	BLK	WP	HR	S	P	ERA	WHIP
Jim Kaat, L ERA: 3.86 (1, 1)	9.0	W	31	5	1	1	5	1	0	0	0	0	1	40	44	1.00	0.667																					

Minnesota Twins @ Cleveland Indians
Cleveland Municipal Stadium, Cleveland, OH
Sat May 18 1963, 3:33 AM EDT
Att: 3,010 - Unknown

AB 30
R 1
H 5
RBI 1
BB 1
SO 5
LOB 7



Batter	1	2	3	4	5	6	7	8	9	AB	R	H	RBI	BB	SO	LOB	TOP			
Lenny Green, L OBP: 0.291, SLG: 0.324 (1, 8)	F5		F5		4-3			K	F6	5	0	0	0	0	1	2				
Vic Power, R OBP: 0.254, SLG: 0.338 (1, 3)	F8			6-3		6-3		6-3		4	0	0	0	0	0	0				
Harmon Killebrew, R OBP: 0.250, SLG: 0.395 (1, 7)	6-3			6-3				F3		4	0	1	0	0	0	0				
Bob Allison, R OBP: 0.410, SLG: 0.615 (1, 9)		K				F2		F8		3	0	0	0	1	1	1				
Earl Battey, R OBP: 0.336, SLG: 0.432 (1, 2)				F3		K		HR		4	1	2	1	0	1	2				
Rich Rollins, R OBP: 0.299, SLG: 0.321 (1, 5)				F3				F8		4	0	2	0	0	0	1				
Bernie Allen, L OBP: 0.269, SLG: 0.246 (1, 4)				F7		G6-4-3		F8		4	1	1	0	0	0	3				
Zolio Versalles, R OBP: 0.290, SLG: 0.416 (1, 6)								F5		3	1	2	2	0	0	1				
Dick Stigman, R OBP: 0.211, SLG: 0.115 (4, 1)										1	0	0	0	0	0	1				
Bill Dalley, R OBP: 0.267, SLG: 0.307 (5, PH)										0	0	0	0	0	0	0				
Frank Sullivan, R OBP: 0.287, SLG: 0.417 (7, PH)										0	0	0	0	0	0	0				
Wally Post, R OBP: 0.231, SLG: 0.417 (7, PH)										0	0	0	0	0	0	0				
Bill Pleis, L OBP: 0.271, SLG: 0.067 (9, PH)										0	0	0	0	0	0	0				
Inning Stats	R: 0 E: 0 K: 0 S: 3	H: 0 LOB: 0 BB: 0 P: 3	R: 0 E: 0 K: 1 S: 6	H: 1 LOB: 1 BB: 0 P: 6	R: 0 E: 0 K: 1 S: 4	H: 0 LOB: 0 BB: 0 P: 5	R: 0 E: 0 K: 0 S: 3	H: 0 LOB: 1 BB: 1 P: 7	R: 2 E: 0 K: 0 S: 5	H: 3 LOB: 0 BB: 0 P: 5	R: 0 E: 0 K: 1 S: 6	H: 1 LOB: 1 BB: 0 P: 6	R: 0 E: 0 K: 1 S: 5	H: 0 LOB: 0 BB: 0 P: 5	R: 2 E: 0 K: 0 S: 6	H: 3 LOB: 2 BB: 1 P: 10	1B: 5 2B: 0 3B: 1 HR: 3	SF: 0 SAC: 0 DP: 1 HBP: 1	WP: 0 PB: 0 SB: 0 CS: 1	PA: 37
PITCHER	IP WLS BF H R ER SO BB IBB HBP BLK WP HR S P ERA WHIP																			
Pedro Ramos, R ERA: 4.75 (1, 1)	8.2 W 36 9 4 4 5 2 0 0 0 0 0 3 43 52 4.15 1.269																			
Bob Allen, L ERA: 2.25 (9, 1)	0.1 S 1 0 0 0 0 0 0 0 0 0 0 0 1 1 0.00 0.000																			

Minnesota Twins @ Cleveland Indians
Cleveland Municipal Stadium, Cleveland, OH
Sun May 19 1963, 3:33 AM EDT
Unknown

AB 34
R 4
H 9
RBI 4
BB 2
SO 5
LOB 12



Batter	1	2	3	4	5	6	7	8	9	AB	R	H	RBI	BB	SO	LOB	BOTTOM	
Vic Davallo, L OBP: 0.308, SLG: 0.408 (1, 8)			F8	E1		4-3				4	0	2	0	0	0	0		
Tony Martinez, R OBP: 0.193, SLG: 0.209 (1, 6)			F9	F9				F7		4	0	1	0	0	0	2		
Gene Green, R OBP: 0.222, SLG: 0.353 (1, 9)			G6-4-3	5-3				F8		3	0	0	0	0	1	2		
Ellis Burton, S OBP: 0.273, SLG: 0.400 (6, 9)										1	0	0	0	0	0	0		
John Romano, R OBP: 0.318, SLG: 0.450 (1, 2)								F4		3	1	1	0	1	0	0		
Tito Francona, L OBP: 0.336, SLG: 0.385 (1, 7)										3	2	2	0	1	1	1		
Joe Adcock, R OBP: 0.288, SLG: 0.355 (1, 3)										2	1	2	1	1	0	0		
Fred Whitfield, L OBP: 0.267, SLG: 0.357 (5, FR) (6, 3)										1	0	0	0	0	0	1		
Max Alvis, R OBP: 0.305, SLG: 0.495 (1, 5)										3	1	1	1	0	0	4		
Jerry Kindall, R OBP: 0.250, SLG: 0.167 (1, 4)										3	0	1	1	0	0	0		
Pedro Ramos, S OBP: 0.125, SLG: 0.125 (1, 1)										3	1	1	2	0	1	3		
Bob Allen, L (9, 1)										0	0	0	0	0	0	0		
Inning Stats	R: 0 E: 0 K: 1 S: 5	H: 1 LOB: 0 BB: 0 P: 5	R: 0 E: 0 K: 2 S: 9	H: 2 LOB: 3 BB: 1 P: 13	R: 0 E: 0 K: 0 S: 3	H: 1 LOB: 0 BB: 0 P: 3	R: 5 E: 2 K: 0 S: 7	H: 4 LOB: 1 BB: 2 P: 15	R: 0 E: 0 K: 0 S: 4	H: 2 LOB: 2 BB: 0 P: 4	R: 0 E: 0 K: 0 S: 3	H: 0 LOB: 0 BB: 0 P: 3	R: 0 E: 0 K: 0 S: 4	H: 1 LOB: 0 BB: 0 P: 4	1B: 9 2B: 2 3B: 0 HR: 0	SF: 2 SAC: 0 DP: 2 HBP: 0	WP: 0 PB: 0 SB: 0 CS: 1	PA: 35
PITCHER	IP WLS BF H R ER SO BB IBB HBP BLK WP HR S P ERA WHIP																	
Dick Stigman, L ERA: 2.92 (4, 1)	3.1 L 18 7 1 0 0 0 0 0 0 0 0 0 0 3 3 0.00 1.500																	
Frank Sullivan, R ERA: 6.23 (5, 1)	2.0 7 2 0 0 0 0 0 0 0 0 0 0 7 7 0.00 1.000																	
Bill Pleis, L ERA: 2.7 (7, 1)	2.0 7 1 1 1 0 0 0 0 0 0 0 0 7 7 4.50 0.500																	

Minnesota Twins @ Cleveland Indians
Cleveland Municipal Stadium, Cleveland, OH
Sun May 19 1963, 3:33 AM EDT
Unknown

AB 30
R 6
H 11
RBI 5
BB 3
SO 3
LOB 13



Batter	1	2	3	4	5	6	7	8	9	AB	R	H	RBI	BB	SO	LOB	TOP			
Lenny Green, L OBP: 0.288, SLG: 0.343 (1, 8)	F4		SF9		3-1		4-3		HR	4	1	1	3	0	0	0	Minnesota Twins @ Cleveland Indians Cleveland Municipal Stadium, Cleveland, OH Sun May 19 1963, 3:38 AM EDT Att: 9,112 - Unknown			
Vic Power, R OBP: 0.252, SLG: 0.333 (1, 3)	F3		1-4-3		4-3			FC1-5 1B	4-3	5	0	1	0	0	0	0				
Harmon Killebrew, R OBP: 0.269, SLG: 0.426 (1, 7)	F4			1B FC4-6 2B		5-3		FC1-5 1B		4	1	2	0	0	0	0				
Bob Allison, R OBP: 0.412, SLG: 0.605 (1, 9)		F7 S SF9 BB		FC4-6 1B BB		5-3		FC1-5 1B		2	1	0	0	2	0	2				
Earl Battey, R OBP: 0.331, SLG: 0.425 Paul Ratliff, L OBP: 0.214, SLG: 0.231 (5, 2)	F7			F6		4-3		K		2	0	0	0	0	0	3				
Rich Rollins, R OBP: 0.308, SLG: 0.325 (1, 5)	SF9			FC4-6 1B			HR BB	K		2	1	1	1	1	1	2				
Bernie Allen, L OBP: 0.275, SLG: 0.287 (1, 4)	4-3			FC4-6			HR		SH1-4 HR 2B	4	2	2	3	0	0	2				
Zolio Versalles, R OBP: 0.291, SLG: 0.422 (1, 6)			SH5-4 SF9 2B	4-3			F4		SH1-4	3	1	1	0	0	0	2				
Jim Roland, R Bill Dalley, R Jimmie Hall, L Ray Moore, R Don Mincher, L Garry Roggenburk, R Frank Sullivan, R (1, 1) (4, 1) (7, PH) (7, 1) (9, PH) (9, 1) (9, 1)			SH5-4		6-3		F5		K	0	0	0	0	0	0	0				
Inning Stats	R: 0 E: 0 K: 0 S: 3	H: 0 LOB: 0 BB: 0 P: 3	R: 1 E: 0 K: 0 S: 3	H: 0 LOB: 0 BB: 1 P: 7	R: 1 E: 0 K: 0 S: 4	H: 1 LOB: 0 BB: 0 P: 4	R: 1 E: 0 K: 0 S: 5	H: 2 LOB: 2 BB: 1 P: 9	R: 0 E: 0 K: 0 S: 3	H: 0 LOB: 0 BB: 0 P: 3	R: 2 E: 0 K: 0 S: 4	H: 1 LOB: 0 BB: 1 P: 8	R: 0 E: 0 K: 2 S: 9	H: 2 LOB: 2 BB: 0 P: 9	R: 2 E: 0 K: 1 S: 7	H: 2 LOB: 0 BB: 0 P: 7		1B: 3 2B: 3 3B: 0 HR: 2	SF: 2 SAC: 2 DP: 0 HBP: 0	WP: 0 PA: 38 PB: 0 SB: 1 CS: 0
PITCHER	IP WLS BF H R ER SO BB IBB HBP BLK WP HR S P ERA WHIP																			
Mudcat Grant, R ERA: 3.96 Barry Latman, R ERA: 4.29 (1, 1) (8, 1)	7.0 L 28 4 5 5 0 3 0 0 0 0 0 1 25 37 6.43 1.000																			

Batter	1	2	3	4	5	6	7	8	9	AB	R	H	RBI	BB	SO	LOB	BOTTOM					
Vic Davalillo, L OBP: 0.304, SLG: 0.400 (1, 8)	K		F9		1-3 1B		F9		1-3	5	0	1	0	0	1	2	Minnesota Twins @ Cleveland Indians Cleveland Municipal Stadium, Cleveland, OH Sun May 19 1963, 3:38 AM EDT Att: 9,112 - Unknown					
Tony Martinez, R OBP: 0.188, SLG: 0.204 Al Luplow, L OBP: 0.200, SLG: 0.273 Barry Latman, R OBP: 0.200, SLG: 0.200 Fred Whitfield, L OBP: 0.279, SLG: 0.357 Pedro Ramos, S OBP: 0.125, SLG: 0.125 (1, 6) (7, PH) (8, 1) (9, PH) (9, PR) (9, 1)	F9		F8		1-3		K		BB	3	0	0	0	0	0	1						
Gene Green, R OBP: 0.238, SLG: 0.316 Ellis Burton, S OBP: 0.265, SLG: 0.387 Woodie Held, R OBP: 0.340, SLG: 0.494 (1, 9) (6, 9) (9, PH)	6-3			F8 HR BB		K		K	K	2	1	0	0	1	1	1						
John Romano, R OBP: 0.337, SLG: 0.451 (1, 2)		4-3 PB 1B		HR BB		K		CS BB		2	2	1	0	2	1	0						
Tito Francona, L OBP: 0.342, SLG: 0.378 (1, 7)	4-3		F8				K		HR BB	2	1	0	0	2	0	3						
Joe Adcock, R OBP: 0.314, SLG: 0.470 (1, 3)				HR		K		HR		4	2	3	6	0	1	1						
Max Alvis, R OBP: 0.312, SLG: 0.490 (1, 5)	F9			HR			FC3-6 1B		HBP	3	0	1	0	0	0	1						
Jerry Kindall, R OBP: 0.167, SLG: 0.100 (1, 4) (8, 6)	K				F9		FC3-6 BB		F3	4	0	0	0	0	1	3						
Mudcat Grant, R OBP: 0.071, SLG: 0.143 Willie Kirkland, L OBP: 0.317, SLG: 0.327 Miguel de la Hoz, R OBP: 0.188, SLG: 0.250 (1, 1) (7, PH) (8, 4)			4-3		F7		K		F8	2	0	0	0	0	0	0						
Inning Stats	R: 0 E: 0 K: 1 S: 5	H: 2 LOB: 1 BB: 0 P: 5	R: 1 E: 0 K: 1 S: 7	H: 2 LOB: 0 BB: 0 P: 7	R: 0 E: 0 K: 0 S: 3	H: 0 LOB: 0 BB: 0 P: 3	R: 3 E: 0 K: 0 S: 4	H: 1 LOB: 2 BB: 2 P: 12	R: 0 E: 0 K: 1 S: 6	H: 1 LOB: 1 BB: 0 P: 6	R: 0 E: 0 K: 2 S: 6	H: 0 LOB: 1 BB: 1 P: 10	R: 0 E: 0 K: 1 S: 6	H: 1 LOB: 2 BB: 1 P: 10	R: 2 E: 0 K: 1 S: 5	H: 1 LOB: 1 BB: 2 P: 14		R: 0 E: 0 K: 1 S: 5	H: 0 LOB: 1 BB: 1 P: 9	1B: 4 2B: 0 3B: 0 HR: 2	SF: 0 SAC: 0 DP: 0 HBP: 1	WP: 0 PA: 39 PB: 1 SB: 0 CS: 1
PITCHER	IP WLS BF H R ER SO BB IBB HBP BLK WP HR S P ERA WHIP																					
Jim Roland, L ERA: 3.56 Bill Dalley, R ERA: 4.11 Ray Moore, R ERA: 2.95 Garry Roggenburk, L ERA: 2.25 Frank Sullivan, R ERA: 6.0 (1, 1) (4, 1) (7, 1) (9, 1) (9, 1) (9, 1)	3.1 15 3 4 3 2 2 0 0 0 0 0 0 17 25 8.10 1.500																					

Batter	1	2	3	4	5	6	7	8	9	AB	R	H	RBI	BB	SO	LOB	TOP								
Zoilo Versalles, R OBP: 0.304, SLG: 0.427 (1, 6)	4-0 1B WP BB		0-3 K														3 1 2 0 1 1 0								
Vic Power, R OBP: 0.252, SLG: 0.331 (1, 3)	0-0 1B F9 HR																4 1 1 0 0 0 3								
Harmon Killebrew, R OBP: 0.293, SLG: 0.471 Jimmie Hall, L OBP: 0.284, SLG: 0.303 (1, 7) (9, 7)	0-3 K																4 1 1 1 0 1 4 0 0 0 0 0 0 0								
Bob Allison, R OBP: 0.408, SLG: 0.617 (1, 8) (8, 9)	0-0 F9																4 1 1 1 0 0 1								
Wally Post, R OBP: 0.235, SLG: 0.375 Lenny Green, L OBP: 0.288, SLG: 0.343 (1, 9) (8, 8)	0-0 HR																4 1 1 0 0 1 0 0 0 0 0 0 0 0								
Earl Battley, R OBP: 0.328, SLG: 0.444 (1, 2)	0-0 HR																4 1 1 3 0 2 0								
Rich Rollins, R OBP: 0.316, SLG: 0.333 (1, 5)	0-0 F3																4 0 2 0 0 0 0								
Bernie Allen, L OBP: 0.275, SLG: 0.280 (1, 4)																	4 0 2 0 0 0 0								
Camilo Pascual, R OBP: 0.250, SLG: 0.292 Gary Roggenburk, R Bill Dailey, R (7, 1) (7, 1)																	4 0 2 0 0 0 0								
Inning Stats	R: 4 E: 0 K: 1 S: 8	H: 3 LOB: 0 BB: 1 P: 12	R: 0 E: 0 K: 3 S: 9	H: 0 LOB: 0 BB: 0 P: 9	R: 1 E: 1 K: 0 S: 4	H: 1 LOB: 0 BB: 1 P: 4	R: 0 E: 0 K: 1 S: 5	H: 0 LOB: 1 BB: 0 P: 9	R: 1 E: 0 K: 0 S: 4	H: 2 LOB: 0 BB: 0 P: 4	R: 0 E: 0 K: 0 S: 4	H: 1 LOB: 1 BB: 0 P: 4	R: 0 E: 0 K: 2 S: 7	H: 0 LOB: 0 BB: 0 P: 7	R: 0 E: 0 K: 1 S: 5	H: 1 LOB: 0 BB: 0 P: 5	1B: 7 2B: 3 3B: 0 HR: 3	SF: 0 SAC: 0 DP: 4 HBP: 0	WP: 1 PB: 0 SB: 0 CS: 0	PA: 36					
PITCHER	IP	WLS	BF	H	R	ER	SO	BB	IBB	HBP	BLK	WP	HR	S	P	ERA	WHIP								
Earl Wilson, R ERA: 2.66 Jack Lamabe, R ERA: 3.89 Dick Radatz, R ERA: 1.59	(1, 1) (6, 1) (8, 1)	5.0 2.0 2.0	L 8 6	22 3 1	6 0 0	6 0 0	5 0 3	2 0 0	0 0 0	0 0 0	0 0 0	1 0 0	3 8 12	30 8 12	38 8 12	10.80 0.00 0.00	1.600 1.500 0.500								

Minnesota Twins @ Boston Red Sox
Fenway Park, Boston, MA
Mon May 20 1963, 7:05 PM EDT
Att: 5,019 - Unknown

AB 34
R 6
H 10
RBI 5
BB 2
SO 8
LOB 11



Batter	1	2	3	4	5	6	7	8	9	AB	R	H	RBI	BB	SO	LOB	BOTTOM								
Chuck Schilling, R OBP: 0.404, SLG: 0.482 (1, 4)	0-0 BB 1B																4 0 1 0 1 0 0								
Gary Geiger, L OBP: 0.341, SLG: 0.378 (1, 8)	0-3 K																3 1 1 1 1 2 1								
Carl Yastrzemski, L OBP: 0.493, SLG: 0.437 (1, 7)	4-0 G5-4-3 BB																3 1 1 0 1 0 2								
Frank Maltzone, R OBP: 0.386, SLG: 0.516 (1, 5)	0-0 G5-4-3																4 0 0 1 0 1 5								
Lou Clinton, R OBP: 0.301, SLG: 0.419 (1, 9)																	3 0 0 0 1 1 0								
Dick Stuart, R OBP: 0.307, SLG: 0.452 (1, 3)	0-3 K																4 0 1 1 0 2 0								
Eddie Bressoud, R OBP: 0.307, SLG: 0.347 (1, 6)	0-3 K																4 1 1 0 0 2 2								
Bob Tillman, R OBP: 0.283, SLG: 0.351 (1, 2)																	4 1 1 1 0 2 2								
Earl Wilson, R OBP: 0.288, SLG: 0.292 Billy Gardner, R OBP: 0.167, SLG: 0.167 Jack Lamabe, R OBP: 0.250, SLG: 0.375 Dick Williams, R OBP: 0.250, SLG: 0.375 Dick Radatz, R Russ Nixon, L OBP: 0.346, SLG: 0.348 (1, 1) (5, PH) (8, 1) (7, PH) (8, 1) (9, PH)																	1 0 0 0 0 1 0 1 0 0 0 0 0 1 0 0 0 0 0 0 0 0 0 1 1 1 0 0 0 0 0 0 0 0 0 0 0 0 0 1 0 0 0 0 1 0								
Inning Stats	R: 0 E: 0 K: 1 S: 5	H: 1 LOB: 1 BB: 1 P: 9	R: 0 E: 0 K: 2 S: 7	H: 0 LOB: 0 BB: 0 P: 7	R: 0 E: 0 K: 2 S: 7	H: 0 LOB: 0 BB: 0 P: 7	R: 2 E: 1 K: 2 S: 10	H: 3 LOB: 2 BB: 1 P: 14	R: 0 E: 0 K: 2 S: 7	H: 0 LOB: 0 BB: 0 P: 7	R: 0 E: 0 K: 1 S: 5	H: 0 LOB: 0 BB: 0 P: 5	R: 3 E: 0 K: 1 S: 8	H: 3 LOB: 2 BB: 2 P: 16	R: 0 E: 0 K: 1 S: 5	H: 0 LOB: 0 BB: 0 P: 5	R: 0 E: 0 K: 1 S: 5	H: 0 LOB: 0 BB: 0 P: 5	1B: 5 2B: 2 3B: 0 HR: 0	SF: 0 SAC: 0 DP: 1 HBP: 0	WP: 1 PB: 0 SB: 0 CS: 0	PA: 37			
PITCHER	IP	WLS	BF	H	R	ER	SO	BB	IBB	HBP	BLK	WP	HR	S	P	ERA	WHIP								
Camilo Pascual, R ERA: 3.78 Gary Roggenburk, L ERA: 2.08 Bill Dailey, R ERA: 3.57	(1, 1) (7, 1) (7, 1)	6.1 0.1 2.1	W 1 S	29 1 7	5 0 0	5 0 0	10 0 3	4 0 0	0 0 0	0 0 0	0 0 0	0 1 0	45 1 13	61 1 13	17.37 0.00 0.00	1.737 0.000 0.000									

Minnesota Twins @ Boston Red Sox
Fenway Park, Boston, MA
Mon May 20 1963, 7:05 PM EDT
Att: 5,019 - Unknown

AB 33
R 5
H 7
RBI 4
BB 4
SO 13
LOB 12



Batter	1	2	3	4	5	6	7	8	9	AB	R	H	RBI	BB	SO	LOB	TOP										
Zoilo Versalles, R OBP: 0.301, SLG: 0.419	G3		3B 1B	F9		K		F6		5	1	1	0	0	1	0	Minnesota Twins @ Boston Red Sox Fenway Park, Boston, MA Tue May 21 1963, 7:05 PM EDT Att: 11,899 - Unknown										
Vic Power, R OBP: 0.250, SLG: 0.340	G3		1B 3B	4-3		F3		6-3		5	1	1	2	0	0												
Harmon Killebrew, R OBP: 0.282, SLG: 0.446 Jimmie Hall, L OBP: 0.284, SLG: 0.303	K		2B 1B	F8		K		E5		5	1	1	1	0	2	0											
Bob Allison, R OBP: 0.401, SLG: 0.609		F6	1B 2B		K		F7		F7	5	1	1	0	0	1	1											
Wally Post, R OBP: 0.238, SLG: 0.350 Lenny Green, L OBP: 0.286, SLG: 0.340	K	K	K	F9		F9	1B	4-3		4	0	1	0	0	2	2											
Earl Battey, R OBP: 0.338, SLG: 0.471	E3 FC5	1B IBB	1B	HR		1B		5-3		4	2	2	1	1	0	1											
Rich Rollins, R OBP: 0.333, SLG: 0.337		1B	1B	BB		F9				2	1	1	2	2	0	2											
Bernie Allen, L OBP: 0.274, SLG: 0.273	FC5	K	K	BB		F9				3	0	0	0	1	1	6											
Jim Perry, S OBP: 0.429, SLG: 0.333				L3				F6		3	1	1	2	1	0	2											
Inning Stats	R: 0 E: 0 K: 1 S: 5	H: 0 LOB: 0 BB: 0 P: 5	R: 0 E: 1 K: 1 S: 6	H: 0 LOB: 2 BB: 1 P: 10	R: 7 E: 0 K: 2 S: 12	H: 6 LOB: 1 BB: 2 P: 20	R: 0 E: 0 K: 0 S: 3	H: 0 LOB: 0 BB: 0 P: 3	R: 1 E: 0 K: 1 S: 6	H: 1 LOB: 2 BB: 2 P: 14	R: 0 E: 0 K: 2 S: 7	H: 0 LOB: 0 BB: 0 P: 7	R: 0 E: 0 K: 0 S: 5	H: 2 LOB: 2 BB: 0 P: 5	R: 0 E: 0 K: 0 S: 3	H: 0 LOB: 0 BB: 0 P: 3		R: 0 E: 1 K: 0 S: 4	H: 0 LOB: 1 BB: 0 P: 4	1B: 6 2B: 1 3B: 1 HR: 1	SF: 0 SAC: 0 DP: 0 HBP: 0	WP: 1 PB: 0 SB: 0 CS: 0	PA: 42				
PITCHER	IP	WLS	BF	H	R	ER	SO	BB	IBB	HBP	BLK	WP	HR	S	P	ERA	WHIP										
Dave Morehead, R ERA: 2.34	2.0	L	13	4	5	5	2	2	0	0	0	0	0	15	23	22.50	3.000										
Jack Lamabe, R ERA: 4.57	3.0		14	3	3	3	3	2	1	0	0	1	1	17	29	9.00	1.667										
Mike Fornieles, R ERA: 1.23	4.0		15	2	0	0	2	0	0	0	0	0	0	19	19	0.00	0.500										

AB	37
R	8
H	9
RBI	8
BB	5
SO	7
LOB	15



Batter	1	2	3	4	5	6	7	8	9	AB	R	H	RBI	BB	SO	LOB	BOTTOM										
Chuck Schilling, R OBP: 0.400, SLG: 0.475	1B		F4		G4-6-3		1-3			4	0	1	0	0	0	2	Minnesota Twins @ Boston Red Sox Fenway Park, Boston, MA Tue May 21 1963, 7:05 PM EDT Att: 11,899 - Unknown										
Gary Geiger, L OBP: 0.376, SLG: 0.400	1B		F8		1B			G1-6-3 BB		3	0	2	0	1	0	0											
Carl Yastrzemski, L OBP: 0.392, SLG: 0.423	F7		6-3		1-3			G1-6-3		4	0	0	0	0	0	4											
Frank Maltzone, R OBP: 0.375, SLG: 0.500	F2			F7		K		E6		4	0	0	0	0	1	2											
Lou Clinton, R OBP: 0.300, SLG: 0.438	F6			HR		F7		F8		4	1	1	1	0	0	3											
Dick Stuart, R OBP: 0.305, SLG: 0.469		K		HR		F8		K		4	1	1	1	0	2	0											
Eddie Bressoud, R OBP: 0.298, SLG: 0.336		K		HR	K		F9		6-3	4	0	0	0	0	2	0											
Bob Tillman, R OBP: 0.282, SLG: 0.366					6-3		6-3		F9	4	0	1	0	0	0	0											
Dave Morehead, R OBP: 0.071, SLG: 0.071 Jack Lamabe, R	F3									1	0	0	0	0	0	1											
Billy Gardner, R OBP: 0.286, SLG: 0.286 Mike Fornieles, R OBP: 0.500, SLG: 1.000					G4-6-3					1	0	1	0	0	0	0											
Inning Stats	R: 0 E: 0 K: 0 S: 5	H: 2 LOB: 2 BB: 0 P: 5	R: 0 E: 0 K: 2 S: 8	H: 1 LOB: 1 BB: 0 P: 8	R: 0 E: 0 K: 0 S: 3	H: 0 LOB: 0 BB: 0 P: 3	R: 2 E: 0 K: 1 S: 7	H: 2 LOB: 0 BB: 0 P: 7	R: 0 E: 0 K: 0 S: 4	H: 2 LOB: 1 BB: 0 P: 4	R: 0 E: 0 K: 1 S: 5	H: 0 LOB: 0 BB: 0 P: 5	R: 0 E: 1 K: 0 S: 4	H: 1 LOB: 1 BB: 0 P: 4	R: 0 E: 0 K: 0 S: 3	H: 0 LOB: 0 BB: 1 P: 7	R: 0 E: 0 K: 1 S: 5	H: 0 LOB: 0 BB: 0 P: 5	1B: 4 2B: 1 3B: 1 HR: 2	SF: 0 SAC: 0 DP: 2 HBP: 0	WP: 0 PB: 0 SB: 0 CS: 0	PA: 35					
PITCHER	IP	WLS	BF	H	R	ER	SO	BB	IBB	HBP	BLK	WP	HR	S	P	ERA	WHIP										
Jim Perry, R ERA: 3.21	9.0	W	35	8	2	2	5	1	0	0	0	0	2	44	48	2.00	1.000										



Batter	1	2	3	4	5	6	7	8	9	AB	R	H	RBI	BB	SO	LOB	TOP				
Zoilo Versalles, R OBP: 0.304, SLG: 0.418 (1, 6)	6-3		1B FC5-2	F8		K			FC1-6 1B	5	0	2	0	0	1	3	Minnesota Twins @ Boston Red Sox Fenway Park, Boston, MA Wed May 22 1963, 3:33 AM EDT Att: 3,285 - Unknown				
Vic Power, R OBP: 0.248, SLG: 0.336 (1, 3)	K		FC5-2 1B	F3		F9			FC1-6 1-2	5	0	1	0	0	1	4					
Harmon Killebrew, R OBP: 0.299, SLG: 0.426 Jimmie Hall, L OBP: 0.284, SLG: 0.303 (1, 7) (9, 7)	1B		FC5-2 1-2		6-3				K	5	0	1	0	0	1	3					
Bob Allison, R OBP: 0.398, SLG: 0.613 (1, 8) (7, 9)	F8		F8			3B				4	1	1	0	0	0	3					
Wally Post, R OBP: 0.240, SLG: 0.417 Lenny Green, L OBP: 0.286, SLG: 0.340 (1, 9) (7, 8)		K		E6 1B 2B					K	4	1	1	1	0	2	0					
Earl Battey, R OBP: 0.336, SLG: 0.464 (1, 2)	6-3			2B 1-2 1B		K			F8	4	1	1	0	0	1	1					
Rich Rollins, R OBP: 0.340, SLG: 0.348 (1, 5)				1B 1-3 2H 2B		5-3			5-3	3	0	1	1	1	0	1					
Bernie Allen, L OBP: 0.267, SLG: 0.265 (1, 4)	K			K					K	4	0	0	0	0	3	3					
Jim Kaat, L OBP: 0.150, SLG: 0.150 (1, 1)			K	WP 1B 2-3 3H					F9	4	0	2	1	0	1	0					
Inning Stats	R: 0 E: 0 K: 1 S: 6	H: 1 LOB: 1 P: 6	R: 0 E: 0 K: 2 S: 7	H: 0 LOB: 1 BB: 1 P: 11	R: 0 E: 0 K: 1 S: 7	H: 2 LOB: 2 BB: 0 P: 7	R: 2 E: 1 K: 1 S: 9	H: 3 LOB: 2 BB: 0 P: 9	R: 1 E: 0 K: 1 S: 7	H: 2 LOB: 1 BB: 0 P: 7	R: 0 E: 0 K: 1 S: 5	H: 0 LOB: 0 BB: 0 P: 5	R: 0 E: 0 K: 1 S: 5	H: 0 LOB: 0 BB: 0 P: 5	R: 0 E: 0 K: 1 S: 6	H: 1 LOB: 1 BB: 0 P: 6		1B: 7 2B: 1 3B: 2 HR: 0	SF: 0 SAC: 0 DP: 0 HBP: 0	WP: 1 PB: 0 SB: 0 CS: 0	PA: 39
PITCHER	IP	WLS	BF	H	R	ER	SO	BB	IBB	HBP	BLK	WP	HR	S	P	ERA	WHIP				
Arnold Earley, L ERA: 4.32 (1, 1)	5.0	L	25	8	3	2	6	1	0	0	0	1	0	36	40	3.60	1.800				
Jack Lamabe, R ERA: 4.01 (6, 1)	3.0		10	1	0	0	3	0	0	0	0	0	0	16	16	0.00	0.333				
Earl Wilson, R ERA: 2.62 (9, 1)	1.0		4	1	0	0	1	0	0	0	0	0	0	6	6	0.00	1.000				

AB	38
R	3
H	10
RBI	3
BB	1
SO	10
LOB	18



Batter	1	2	3	4	5	6	7	8	9	AB	R	H	RBI	BB	SO	LOB	BOTTOM					
Chuck Schilling, R OBP: 0.390, SLG: 0.462 (1, 4)	F9		K					G6-4-3 1-2		4	0	0	0	0	1	3	Minnesota Twins @ Boston Red Sox Fenway Park, Boston, MA Wed May 22 1963, 3:33 AM EDT Att: 3,285 - Unknown					
Roman Mejias, R OBP: 0.170, SLG: 0.229 (1, 8)	1-3			FC5-4 1B				1B		4	0	2	0	0	0	2						
Carl Yastrzemski, L OBP: 0.382, SLG: 0.410 (1, 7)	6-3			K				F8		4	0	0	0	0	1	2						
Dick Stuart, R OBP: 0.297, SLG: 0.455 (1, 3)		6-3		FC5-4 FC6-4 1-2				K		4	0	0	0	0	1	1						
Frank Matzone, R OBP: 0.371, SLG: 0.500 (1, 5)		F9		FC6-4 1-2				F4		4	0	1	0	0	0	1						
Lou Clinton, R OBP: 0.306, SLG: 0.470 (1, 9)								F9		4	1	2	1	0	0	1						
Bob Tillman, R OBP: 0.272, SLG: 0.352 (1, 2)					HR			L7		4	0	0	0	0	1	2						
Eddie Bressoud, R OBP: 0.299, SLG: 0.336 (1, 6)					6-3			F8		4	0	0	0	0	1	2						
Arnold Earley, L (1, 1)										3	0	1	0	0	0	0						
Dick Williams, R (5, PH) Jack Lamabe, R (6, 1) Billy Gardner, R (8, PH) Earl Wilson, R (9, 1)				K				G6-4-3 BB		1	0	0	0	0	1	0						
Inning Stats	R: 0 E: 0 K: 0 S: 3	H: 0 LOB: 0 P: 3	R: 0 E: 0 K: 1 S: 6	H: 1 LOB: 1 BB: 0 P: 6	R: 0 E: 0 K: 2 S: 7	H: 0 LOB: 0 BB: 0 P: 7	R: 0 E: 0 K: 1 S: 6	H: 1 LOB: 1 BB: 0 P: 6	R: 1 E: 0 K: 0 S: 6	H: 3 LOB: 2 BB: 0 P: 6	R: 0 E: 0 K: 1 S: 5	H: 0 LOB: 0 BB: 0 P: 5	R: 0 E: 0 K: 0 S: 3	H: 0 LOB: 0 BB: 0 P: 3	R: 0 E: 0 K: 0 S: 3	H: 1 LOB: 1 BB: 1 P: 7	R: 0 E: 0 K: 0 S: 4	H: 1 LOB: 1 BB: 0 P: 4	1B: 4 2B: 2 3B: 0 HR: 1	SF: 0 SAC: 0 DP: 1 HBP: 0	WP: 0 PB: 0 SB: 0 CS: 0	PA: 34
PITCHER	IP	WLS	BF	H	R	ER	SO	BB	IBB	HBP	BLK	WP	HR	S	P	ERA	WHIP					
Jim Kaat, L ERA: 3.4 (1, 1)	9.0	W	34	7	1	1	5	1	0	0	0	0	1	43	47	1.00	0.889					



Batter	1	2	3	4	5	6	7	8	9	AB	R	H	RBI	BB	SO	LOB	TOP				
Jim Landis, R OBP: 0.348, SLG: 0.495 (1, 8)	K	K			K	FC6-4			FC1-4 1B	5	0	1	0	0	3	5	Chicago White Sox @ Minnesota Twins Metropolitan Stadium, Bloomington, MI Fri May 24 1963, 8:05 PM EDT Att: 26,765 - Unknown				
Nelle Fox, L OBP: 0.350, SLG: 0.345 (1, 4)	F6		F6		1B		F7	F9	5	0	1	0	0	0	1						
Mike Hershberger, R OBP: 0.374, SLG: 0.417 (1, 9)	6-3		6-3		1B		4-3	FC1-4 1B HR	5	1	1	0	0	0	1						
Dave Nicholson, R OBP: 0.343, SLG: 0.489 (1, 7)		F3	F9		K		HR	HR	5	2	2	1	0	1	3						
Ron Hansen, R OBP: 0.301, SLG: 0.384 (1, 6)		BB 1B BB		5-3	K		K	HR	4	2	1	3	1	2	3						
Pete Ward, L OBP: 0.331, SLG: 0.418 (1, 5)		BB 1B		F3		BB 1B		FC4-6 1B	5	1	3	0	0	0	0						
Joe Cunningham, L OBP: 0.365, SLG: 0.349 (1, 3)		BB 1B BB				F6		FC4-6 1B	3	0	1	0	1	0	2						
Cam Carreon, R OBP: 0.300, SLG: 0.340 (1, 2)		F3		F4		FC6-4 BB		F9	3	0	0	0	1	0	5						
Ray Herbert, R Gary Peters, L Sherm Lillard, R Hoyt Wilhelm, R Al Weiss, S Eddie Fisher, R OBP: 0.281, SLG: 0.273 OBP: 0.271, SLG: 0.477 OBP: 0.290, SLG: 0.154 OBP: 0.285, SLG: 0.100 OBP: 0.295, SLG: 0.286 OBP: 0.274, SLG: 0.274 (1, 1) (5, 1) (6, Ph) (6, Ph) (8, Ph) (8, Ph) (8, 1)		1-3 2-H 3-H			1B 1B BB	K		F9	1	0	1	2	1	0	0						
																	WP: 0 PA: 42 PB: 0 SB: 0 CS: 0				
Inning Stats	R: 0 E: 0 K: 1 S: 5	H: 0 LOB: 0 BB: 0 P: 5	R: 2 E: 0 K: 1 S: 7	H: 2 LOB: 2 BB: 2 P: 15	R: 0 E: 0 K: 0 S: 3	H: 0 LOB: 0 BB: 0 P: 3	R: 0 E: 0 K: 0 S: 4	H: 1 LOB: 1 BB: 0 P: 4	R: 0 E: 0 K: 3 S: 11	H: 2 LOB: 3 BB: 1 P: 15	R: 0 E: 0 K: 1 S: 6	H: 1 LOB: 2 BB: 1 P: 10	R: 1 E: 0 K: 1 S: 6	H: 1 LOB: 0 BB: 0 P: 6	R: 0 E: 0 K: 0 S: 4	H: 1 LOB: 1 BB: 0 P: 4	R: 3 E: 0 K: 0 S: 6	H: 3 LOB: 0 BB: 0 P: 6	1B: 9 2B: 0 3B: 0 HR: 2	SF: 0 SAC: 0 DP: 0 HBP: 0	WP: 0 PA: 42 PB: 0 SB: 0 CS: 0
PITCHER Dick Stigman, L ERA: 3.38 (1, 1)	IP: 9.0 WLS: W BF: 42 H: 11 R: 6 ER: 6 SO: 7 BB: 4 IBB: 0 HBP: 0 BLK: 0 WP: 0 HR: 2 S: 52 P: 68 ERA: 6.00 WHIP: 1.667															PITCHER					

Batter	1	2	3	4	5	6	7	8	9	AB	R	H	RBI	BB	SO	LOB	BOTTOM				
Lenny Green, L OBP: 0.289, SLG: 0.338 (1, 8)	6-3		4-3		HR BB	F6			FC1-6 1B	4	1	1	1	1	0	3	Chicago White Sox @ Minnesota Twins Metropolitan Stadium, Bloomington, MI Fri May 24 1963, 8:05 PM EDT Att: 26,765 - Unknown				
Vic Power, R OBP: 0.247, SLG: 0.338 (1, 3)	K			1B 2B	F9		5-3	FC1-6 HR	5	2	1	0	0	1	4						
Harmon Killebrew, R Jimmie Hall, L OBP: 0.271, SLG: 0.477 OBP: 0.292, SLG: 0.351 (1, 7) (8, 7)	F5			G6-4-3 1B 2-H	HR		6-3	HR	4	1	2	5	0	0	0						
Bob Allison, R OBP: 0.388, SLG: 0.596 (1, 9)		6-3		F4	K		6-3		4	0	0	0	0	1	1						
Earl Battey, R OBP: 0.333, SLG: 0.457 (1, 2)		F9		G6-4-3 1-2		1B HBP 1B		F3	4	0	1	0	0	0	1						
Rich Rollins, R OBP: 0.364, SLG: 0.372 (1, 5)					1B BB 1B	1B HBP		2B	2	1	2	0	0	0	0						
Zolio Versalles, R OBP: 0.309, SLG: 0.421 (1, 6)		FC4			BB 1B HR 1B	1B 1B		K	4	1	2	0	0	1	2						
Bernie Allen, L OBP: 0.273, SLG: 0.267 (1, 4)			1-3		HR BB 1B	K		IBB	3	1	1	0	1	1	3						
Dick Stigman, R OBP: 0.174, SLG: 0.095 (1, 1)			K		K	K		F3	4	0	0	0	0	3	8						
Inning Stats	R: 0 E: 0 K: 1 S: 5	H: 0 LOB: 0 BB: 0 P: 5	R: 0 E: 0 K: 0 S: 3	H: 0 LOB: 1 BB: 0 P: 4	R: 0 E: 0 K: 1 S: 5	H: 0 LOB: 0 BB: 0 P: 5	R: 1 E: 0 K: 0 S: 4	H: 2 LOB: 0 BB: 0 P: 4	R: 5 E: 0 K: 2 S: 11	H: 4 LOB: 0 BB: 1 P: 15	R: 0 E: 0 K: 2 S: 9	H: 2 LOB: 3 BB: 0 P: 10	R: 0 E: 0 K: 0 S: 3	H: 0 LOB: 0 BB: 0 P: 3	R: 0 E: 0 K: 1 S: 6	H: 1 LOB: 2 BB: 1 P: 10	R: 2 E: 0 K: 0 S: 3	H: 2 LOB: 0 BB: 0 P: 3	1B: 7 2B: 2 3B: 0 HR: 2	SF: 0 SAC: 0 DP: 1 HBP: 2	WP: 0 PA: 39 PB: 0 SB: 0 CS: 0
PITCHER Ray Herbert, R Gary Peters, L Hoyt Wilhelm, R Eddie Fisher, R ERA: 2.71 ERA: 2.67 ERA: 1.67 ERA: 5.77 (1, 1) (5, 1) (6, 1) (8, 1)	IP: 4.2 WLS: 1 BF: 21 H: 6 R: 6 ER: 6 SO: 3 BB: 1 IBB: 0 HBP: 0 BLK: 0 WP: 0 HR: 1 S: 25 P: 30 ERA: 11.57 WHIP: 1.500															PITCHER					

Batter	1	2	3	4	5	6	7	8	9	AB	R	H	RBI	BB	SO	LOB	TOP			
Mike Hershberger, R (1.8) OBP: 0.370, SLG: 0.406	0-3 K		0-0 1-3		0-0 F8			4-0 BB		3	0	0	0	1	1	0	Chicago White Sox @ Minnesota Twins Metropolitan Stadium, Bloomington, MI Sat May 25 1963, 4:33 AM EDT Att: 18,194 - Unknown livebaseballscores.com			
Nelle Fox, L (1.4) OBP: 0.342, SLG: 0.336	0-0 F4		0-0 6-3			0-0 4-3		0-0 F7		4	0	0	0	0	0	1				
Pete Ward, L (1.5) OBP: 0.330, SLG: 0.420	0-3 K		0-0 2B			0-0 6-3		0-0 4-3		4	0	1	0	0	1	1				
Floyd Robinson, L (1.9) OBP: 0.411, SLG: 0.489		0-0 E4 BB	0-3 K			4-0 FC5-4 BB		0-0 G6-3 1B		3	0	1	0	1	1	1				
Joe Cunningham, L (1.3) OBP: 0.362, SLG: 0.341		4-0 BB BB		0-3 K		0-0 FC5-4 1-2		0-0 G6-3 1-2		3	0	0	0	1	1	2				
Dave Nicholson, R (1.7) OBP: 0.335, SLG: 0.475		0-3 K		0-0 F6			0-3 K		0-3 K		4	0	0	0	0	3		2		
Ron Hansen, R (1.6) OBP: 0.296, SLG: 0.376		0-3 K		0-0 F8			0-0 F7			3	0	0	0	0	1	2				
J.C. Martin, L (1.2) OBP: 0.239, SLG: 0.235		4-0 1-2 2-3 BB		0-0 1-3			0-0 L8			2	0	0	0	1	0	0				
Joe Horlen, R (7.1) OBP: 0.273, SLG: 0.273										0	0	0	0	0	0	0				
Juan Pizarro, L (1.1) OBP: 0.150, SLG: 0.263		0-0 3-1								2	0	0	0	0	0	3				
Cam Carreon, R (7.2) OBP: 0.295, SLG: 0.333										1	0	0	0	0	0	0				
Inning Stats	R: 0 E: 0 K: 2 S: 7	H: 0 LOB: 0 BB: 0 P: 7	R: 0 E: 1 K: 2 S: 8	H: 0 LOB: 3 BB: 2 P: 16	R: 0 E: 0 K: 1 S: 6	H: 1 LOB: 1 BB: 0 P: 6	R: 0 E: 0 K: 1 S: 5	H: 0 LOB: 0 BB: 0 P: 5	R: 0 E: 0 K: 0 S: 3	H: 0 LOB: 0 BB: 1 P: 7	R: 0 E: 0 K: 1 S: 5	H: 0 LOB: 0 BB: 0 P: 5	R: 0 E: 0 K: 0 S: 3	H: 0 LOB: 1 BB: 1 P: 7	R: 0 E: 0 K: 1 S: 5	H: 1 LOB: 0 BB: 0 P: 5	1B: 1 2B: 1 3B: 0 HR: 0	SF: 0 SAC: 0 DP: 1 HBP: 0	WP: 0 PB: 0 SB: 0 CS: 0	PA: 33
PITCHER Camilo Pascual, R (1.1) ERA: 3.33	IP: 9.0 WLS: W BF: 33	H: 2 R: 0 ER: 0 SO: 8	BB: 4 IBB: 0 HBP: 0 BLK: 0	WP: 0 HR: 0 S: 45 P: 61	ERA: 0.00 WHIP: 0.667	PITCHER										IP: WLS: BF: H: R: ER: SO: BB: IBB: HBP: BLK: WP: HR: S: P: ERA: WHIP				

Batter	1	2	3	4	5	6	7	8	9	AB	R	H	RBI	BB	SO	LOB	BOTTOM			
Zoilo Versalles, R (1.6) OBP: 0.299, SLG: 0.407	0-0 6-3		0-0 5-3		0-0 L4	0-0 F9		0-0 F9		5	0	0	0	0	0	2	Chicago White Sox @ Minnesota Twins Metropolitan Stadium, Bloomington, MI Sat May 25 1963, 4:33 AM EDT Att: 18,194 - Unknown livebaseballscores.com			
Vic Power, R (1.3) OBP: 0.251, SLG: 0.340	0-0 E5 BB		0-0 6-3		0-0 WP 1B	0-0 2H 1B		0-0 F9		5	0	2	1	0	0	1				
Harmon Killebrew, R (1.7) OBP: 0.270, SLG: 0.456	4-0 1-2 BB		0-3 K		0-0 F5	0-0 F8				3	0	0	0	1	1	2				
Jimmie Hall, L (9.7) OBP: 0.292, SLG: 0.351					1-2 BB					0	0	0	0	0	0	0				
Bob Allison, R (1.8) OBP: 0.379, SLG: 0.579	0-0 F9			0-0 F3	0-0 L8		0-0 F7			4	0	0	0	0	0	3				
Wally Post, R (1.9) OBP: 0.276, SLG: 0.536	0-0 F3			0-0 WP 1B			0-0 1-3			4	2	2	1	0	0	2				
Lenny Green, L (8.8) OBP: 0.289, SLG: 0.338				0-0 WP 1B			0-0 1-3			0	0	0	0	0	0	0				
Earl Battey, R (1.2) OBP: 0.338, SLG: 0.450		4-0 BB		4-0 1B 1-2 BB		0-0 4-3	0-0 5-3			2	0	0	0	2	0	0				
Rich Rollins, R (1.5) OBP: 0.376, SLG: 0.412		0-0 F7		0-0 1-2 2H 1B		4-0 1B 2B BB		0-0 HR		3	2	2	2	1	0	1				
Bernie Allen, L (1.4) OBP: 0.272, SLG: 0.266		0-0 F7		0-3 K		0-0 2B 1B		0-0 6-3		4	1	1	0	0	1	3				
Camilo Pascual, R (1.1) OBP: 0.286, SLG: 0.333		0-0 L1		0-0 1-3		0-0 1B 2B		1-0 HBP		3	1	1	2	0	0	3				
Inning Stats	R: 0 E: 1 K: 0 S: 4	H: 0 LOB: 2 BB: 1 P: 8	R: 0 E: 0 K: 0 S: 3	H: 0 LOB: 1 BB: 1 P: 7	R: 0 E: 0 K: 1 S: 5	H: 0 LOB: 0 BB: 0 P: 5	R: 1 E: 0 K: 1 S: 7	H: 2 LOB: 2 BB: 1 P: 11	R: 0 E: 0 K: 0 S: 4	H: 1 LOB: 1 BB: 0 P: 4	R: 4 E: 0 K: 0 S: 7	H: 4 LOB: 1 BB: 1 P: 11	R: 0 E: 0 K: 0 S: 3	H: 0 LOB: 0 BB: 0 P: 3	R: 1 E: 0 K: 0 S: 4	H: 1 LOB: 1 BB: 0 P: 5	1B: 5 2B: 1 3B: 0 HR: 2	SF: 0 SAC: 0 DP: 0 HBP: 1	WP: 2 PB: 0 SB: 0 CS: 0	PA: 38
PITCHER Juan Pizarro, L (1.1) ERA: 2.25	IP: 6.0 WLS: L BF: 30	H: 7 R: 5 ER: 5 SO: 2	BB: 4 IBB: 0 HBP: 0 BLK: 0	WP: 2 HR: 1 S: 30 P: 46	ERA: 7.50 WHIP: 1.833	PITCHER										IP: WLS: BF: H: R: ER: SO: BB: IBB: HBP: BLK: WP: HR: S: P: ERA: WHIP				
Joe Horlen, R (7.1) ERA: 4.34	IP: 2.0 WLS: L BF: 8	H: 1 R: 1 ER: 1 SO: 0	BB: 0 IBB: 0 HBP: 1 BLK: 0	WP: 0 HR: 1 S: 7 P: 8	ERA: 4.50 WHIP: 0.500	PITCHER										IP: WLS: BF: H: R: ER: SO: BB: IBB: HBP: BLK: WP: HR: S: P: ERA: WHIP				



Batter	1	2	3	4	5	6	7	8	9	AB	R	H	RBI	BB	SO	LOB	TOP			
Jim Landis, R OBP: 0.350, SLG: 0.480 (1, 8)	F9	BB					F8		K	3	1	0	0	2	1	0	Chicago White Sox @ Minnesota Twins Metropolitan Stadium, Bloomington, MI Sun May 26 1963, 4:33 AM EDT Att: 19,553 - Unknown livebaseballscorecards.com			
Nelle Fox, L OBP: 0.345, SLG: 0.346 (1, 4)	F7	4-3				L3-6 1-H	FC6			4	0	2	1	0	0	2				
Pete Ward, L OBP: 0.328, SLG: 0.416 (1, 5)	1B				F7		F4		FC6	4	1	1	0	0	0	2				
Floyd Robinson, L OBP: 0.414, SLG: 0.490 (1, 9)	1B				F8		L3-6		1B	4	0	2	0	0	0	1				
Joe Cunningham, L OBP: 0.372, SLG: 0.353 (1, 3)	1B						6-3		1B	4	0	3	1	0	0	0				
Dave Nicholson, R OBP: 0.328, SLG: 0.462 (1, 7)	K				F6		K		K	4	0	0	0	0	3	5				
Ron Hansen, R OBP: 0.294, SLG: 0.368 (1, 6)					F3		1-3		G6-4-3	3	0	0	0	1	0	2				
J.C. Martin, L OBP: 0.240, SLG: 0.235 (1, 2)					F5		FC6		F7	4	0	1	0	0	0	1				
John Buzhardt, R OBP: 0.043, SLG: 0.043 Charlie Maxwell, L OBP: 0.429, SLG: 0.333 Hoyt Wilhelm, R OBP: 0.100, SLG: 0.100 Jim Brosnan, R OBP: 0.250, SLG: 0.250 Deacon Jones, L OBP: 0.250, SLG: 0.250 (7, PH) (7, 1) (8, 1) (9, PH)	K				1-3		1-3		F7	2	0	0	0	0	1	1				
									F5	1	0	0	0	0	0	0				
										0	0	0	0	0	0	0				
										1	0	0	0	0	0	0				
Inning Stats	R: 1 E: 0 K: 1 S: 8	H: 3 LOB: 2 BB: 0 P: 8	R: 0 E: 0 K: 1 S: 6	H: 1 LOB: 2 BB: 1 P: 10	R: 0 E: 0 K: 0 S: 4	H: 1 LOB: 1 BB: 0 P: 4	R: 0 E: 0 K: 0 S: 3	H: 0 LOB: 0 BB: 1 P: 3	R: 1 E: 0 K: 0 S: 5	H: 1 LOB: 0 BB: 1 P: 7	R: 0 E: 0 K: 0 S: 4	H: 1 LOB: 1 BB: 0 P: 4	R: 0 E: 0 K: 1 S: 6	H: 2 LOB: 1 BB: 0 P: 6	R: 0 E: 0 K: 1 S: 5	H: 0 LOB: 0 BB: 0 P: 5	1B: 8 2B: 2 3B: 0 HR: 0	SF: 0 SAC: 0 DP: 2 HBP: 0	WP: 0 PB: 0 SB: 0 CS: 0	PA: 37
PITCHER	IP WLS BF H R ER SO BB IBB HBP BLK WP HR S P ERA WHIP	IP WLS BF H R ER SO BB IBB HBP BLK WP HR S P ERA WHIP																		
Jim Perry, R ERA: 3.12 Bill Dailey, R ERA: 3.2	(1, 1) (8, 1)	7.0 W 32	9 2 2 3	2 2 0 2	3 3 0 0	0 0 0 0	0 0 0 0	0 0 0 0	0 0 0 0	0 0 0 0	0 0 0 0	0 0 0 0	0 0 0 0	0 0 0 0	0 0 0 0	0 0 0 0	2.57 1.714	0.00 0.000		

Batter	1	2	3	4	5	6	7	8	9	AB	R	H	RBI	BB	SO	LOB	BOTTOM			
Lenny Green, L OBP: 0.282, SLG: 0.329 (1, 8)	F7					6-3				4	0	0	0	0	1	1	Chicago White Sox @ Minnesota Twins Metropolitan Stadium, Bloomington, MI Sun May 26 1963, 4:33 AM EDT Att: 19,553 - Unknown livebaseballscorecards.com			
Vic Power, R OBP: 0.257, SLG: 0.349 (1, 3)	4-3				1-3					4	1	2	0	0	0	0				
Harmon Killebrew, R OBP: 0.292, SLG: 0.493 Jimmie Hall, L OBP: 0.292, SLG: 0.351 (1, 7) (9, 7)	BB				F9				G5-3	3	1	1	2	1	0	3				
Bob Allison, R OBP: 0.376, SLG: 0.568 (1, 9)	F8				5-3				HR	0	0	0	0	0	0	0				
Earl Battey, R OBP: 0.342, SLG: 0.474 (1, 2)	5-3								1-3	3	0	0	0	1	0	1				
Rich Rollins, R OBP: 0.374, SLG: 0.406 (1, 5)	K				1B				HR	4	1	2	1	0	0	1				
Zolo Versalles, R OBP: 0.304, SLG: 0.435 (1, 6)	HR				L8				FC6-4	4	0	1	0	0	1	2				
Bernie Allen, L OBP: 0.272, SLG: 0.266 (1, 4)	4-3				L8				1B	4	2	2	1	0	1	1				
Jim Perry, S OBP: 0.375, SLG: 0.286 Bill Dailey, R ERA: 2.7 (1, 1) (8, 1)					K				F3	4	2	2	1	0	1	1				
									1B	4	0	1	1	0	0	1				
									4-3	4	0	1	1	0	0	1				
									1-3	2	0	0	0	0	1	0				
									SH1-4	0	0	0	0	0	0	0				
Inning Stats	R: 0 E: 0 K: 0 S: 3	H: 0 LOB: 1 BB: 1 P: 7	R: 1 E: 0 K: 1 S: 6	H: 1 LOB: 0 BB: 0 P: 6	R: 0 E: 0 K: 1 S: 5	H: 0 LOB: 0 BB: 0 P: 5	R: 0 E: 0 K: 0 S: 4	H: 1 LOB: 1 BB: 0 P: 4	R: 0 E: 0 K: 0 S: 3	H: 0 LOB: 0 BB: 0 P: 3	R: 2 E: 0 K: 0 S: 5	H: 2 LOB: 1 BB: 1 P: 9	R: 1 E: 0 K: 1 S: 8	H: 3 LOB: 2 BB: 0 P: 8	R: 1 E: 0 K: 1 S: 7	H: 2 LOB: 1 BB: 0 P: 7	1B: 4 2B: 2 3B: 0 HR: 3	SF: 0 SAC: 1 DP: 1 HBP: 0	WP: 0 PB: 1 SB: 1 CS: 0	PA: 35
PITCHER	IP WLS BF H R ER SO BB IBB HBP BLK WP HR S P ERA WHIP	IP WLS BF H R ER SO BB IBB HBP BLK WP HR S P ERA WHIP																		
John Buzhardt, R ERA: 2.88 Hoyt Wilhelm, R ERA: 2.08 Jim Brosnan, R ERA: 2.7	(1, 1) (7, 1) (8, 1)	6.0 L 24	4 3 3 2	3 2 1 0	3 2 1 0	0 0 0 0	0 0 0 0	0 0 0 0	0 0 0 0	0 0 0 0	0 0 0 0	0 0 0 0	0 0 0 0	0 0 0 0	0 0 0 0	0 0 0 0	4.50 1.000	13.50 3.750	0.00 0.000	

Batter	1	2	3	4	5	6	7	8	9	AB	R	H	RBI	BB	SO	LOB	TOP			
Ed Brinkman, R (1.6) OBP: 0.288, SLG: 0.327	F9		5-3			5-3		K		4	0	0	0	0	1	1				
Minnie Minoza, R (1.7) OBP: 0.340, SLG: 0.233	CS 1B					5-3			1B 2B	4	1	3	0	0	0	0				
Chuck Hinton, R (1.9) OBP: 0.324, SLG: 0.497	K 1-2								HR 1B	4	1	1	1	0	3	2				
Don Lock, R (1.8) OBP: 0.361, SLG: 0.440									HR 1B	3	1	2	2	1	1	1				
Bobo Osborne, L (1.3) OBP: 0.313, SLG: 0.440	P6								HR	4	0	0	0	0	2	3				
Mary Breeding, R (1.5) OBP: 0.320, SLG: 0.362	K									4	0	0	0	0	1	2				
Chuck Cottler, R (1.4) OBP: 0.248, SLG: 0.360	5-3									4	0	1	0	0	1	1				
Hobie Landrith, L (1.2) OBP: 0.263, SLG: 0.188										2	0	0	0	0	1	0				
Tom Brown, S (8, PH) OBP: 0.217, SLG: 0.190										0	0	0	0	0	0	0				
Ken Retzer, L (8.2) OBP: 0.269, SLG: 0.271										0	0	0	0	0	0	0				
Bennie Daniels, L (1.1) OBP: 0.300, SLG: 0.125										2	0	0	0	0	1	0				
John Kennedy, R (8, PH) OBP: 0.269, SLG: 0.271										1	0	0	0	0	0	2				
Ron Kline, R (8.1)										0	0	0	0	0	0	0				
Inning Stats	R: 0 E: 0 K: 1 S: 5	H: 1 LOB: 1 BB: 0 P: 5	R: 0 E: 0 K: 1 S: 6	H: 1 LOB: 1 BB: 0 P: 6	R: 0 E: 0 K: 1 S: 5	H: 0 LOB: 0 BB: 0 P: 5	R: 0 E: 0 K: 2 S: 8	H: 1 LOB: 1 BB: 0 P: 8	R: 0 E: 0 K: 0 S: 3	H: 0 LOB: 0 BB: 0 P: 3	R: 0 E: 0 K: 1 S: 5	H: 0 LOB: 0 BB: 1 P: 11	R: 0 E: 0 K: 1 S: 5	H: 1 LOB: 1 BB: 0 P: 6	R: 3 E: 0 K: 2 S: 10	H: 3 LOB: 0 BB: 0 P: 10	1B: 3 2B: 4 3B: 0 HR: 1	SF: 0 SAC: 0 DP: 2 HBP: 1	WP: 0 PB: 0 SB: 0 CS: 1	PA: 34
PITCHER Jim Kaat, L (1.1) ERA: 3.34	IP: 9.0 WLS: W BF: 34 H: 7 R: 3 ER: 3 SO: 11 BB: 1 IBB: 0 HBP: 1 BLK: 0 WP: 0 HR: 1 S: 54 P: 59 ERA: 3.00 WHIP: 0.889																			

Washington Senators @ Minnesota Twins
Metropolitan Stadium, Bloomington, MI
Tue May 28 1963, 8:05 PM EDT
Att: 7,532 - Unknown

AB	32
R	3
H	7
RBI	3
BB	1
SO	11
LOB	12

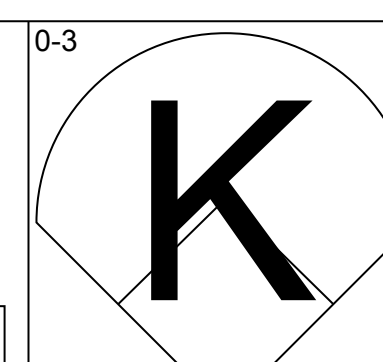
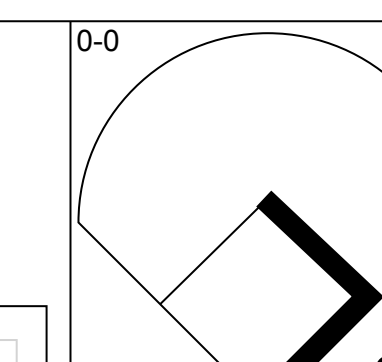
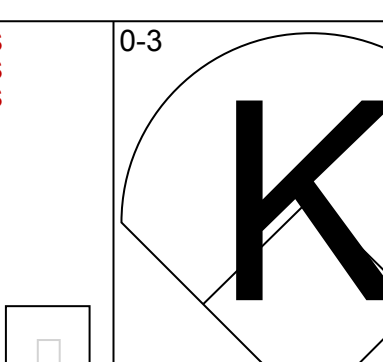
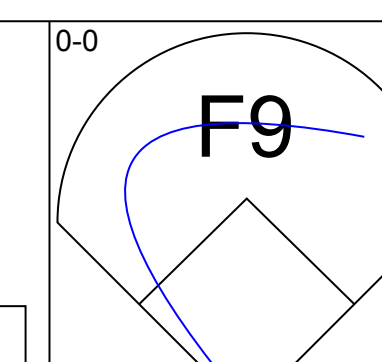

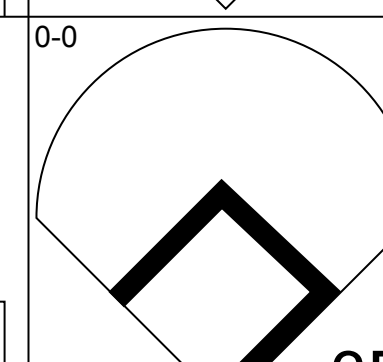
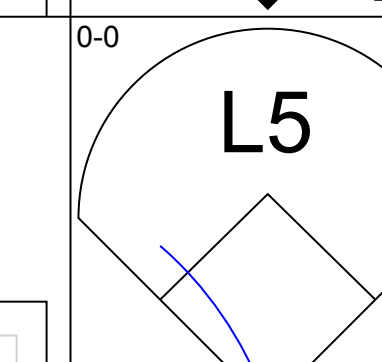
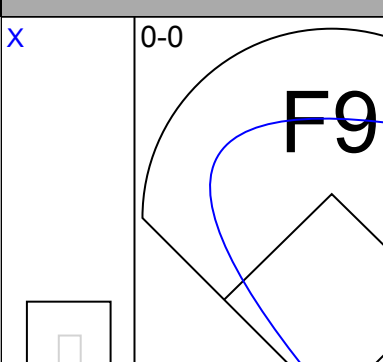
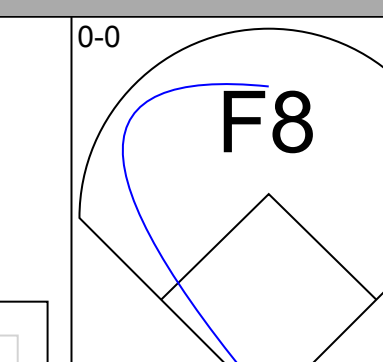
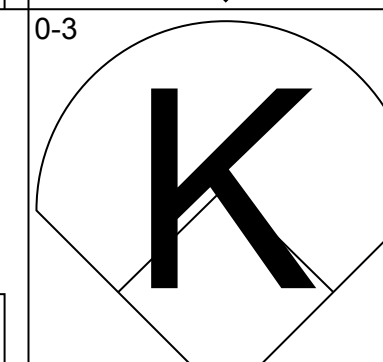
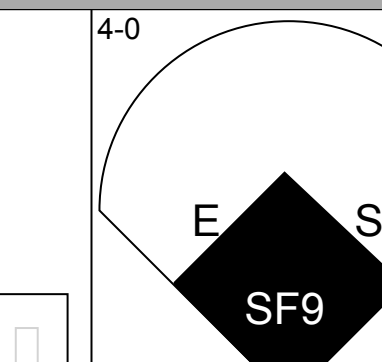
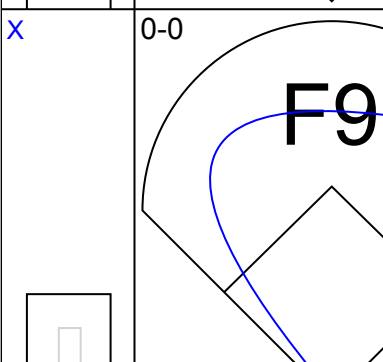
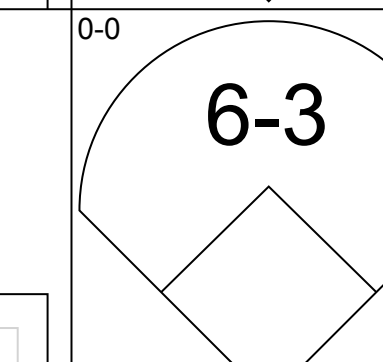
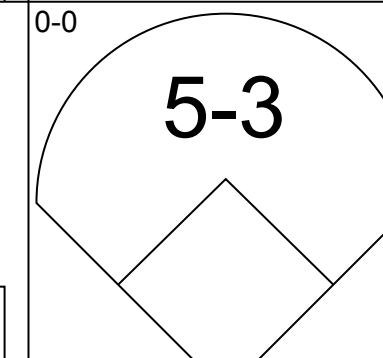
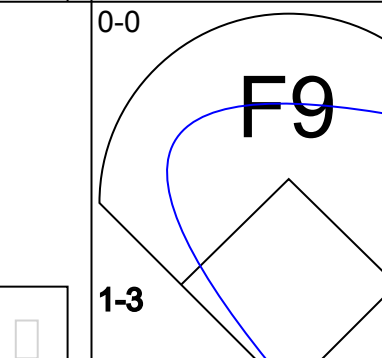
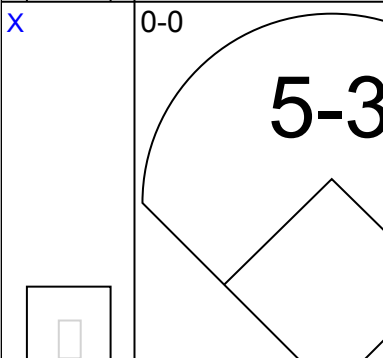
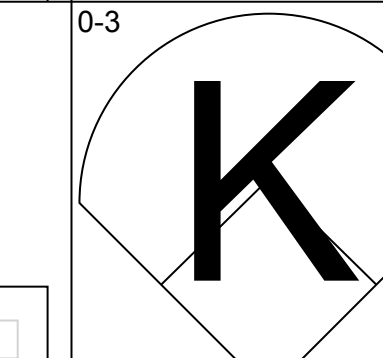
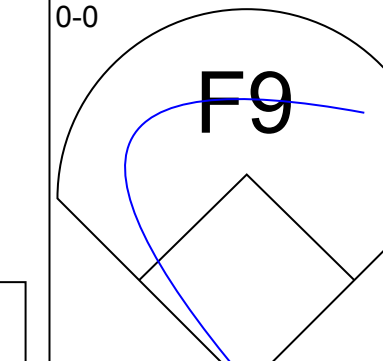
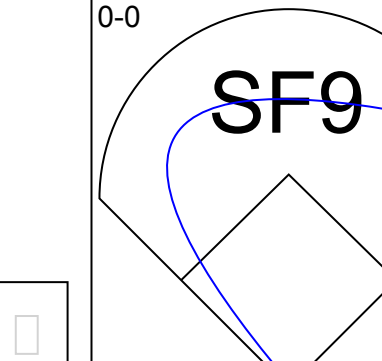
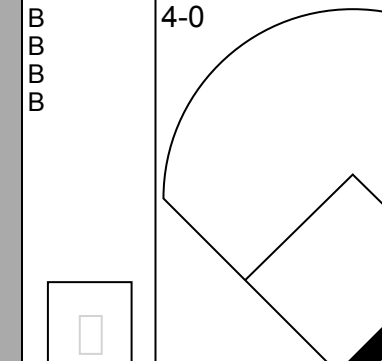
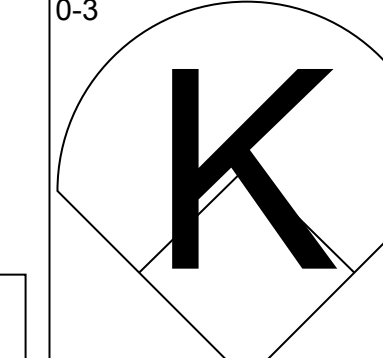
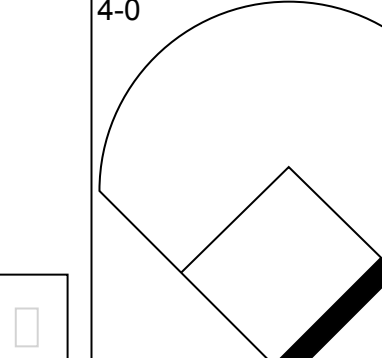
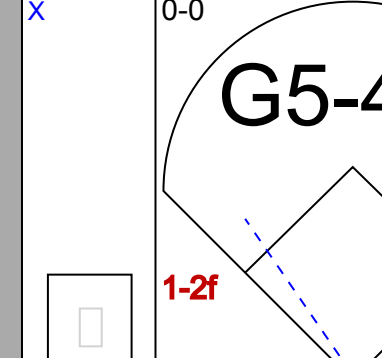
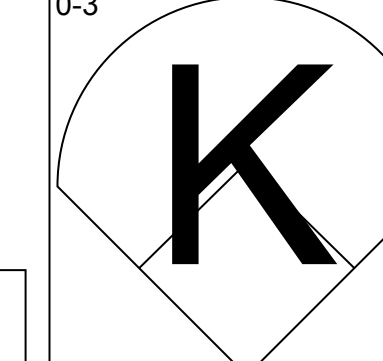
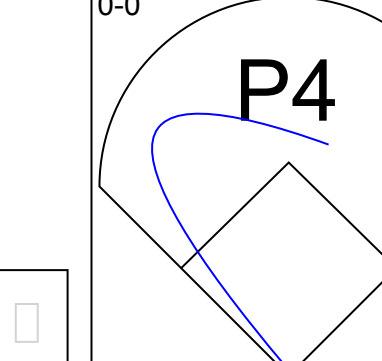
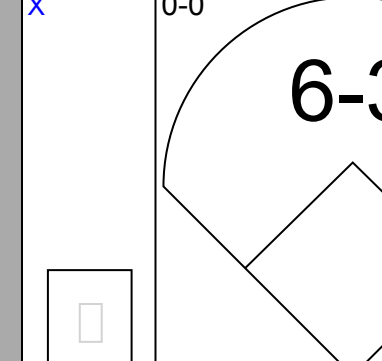
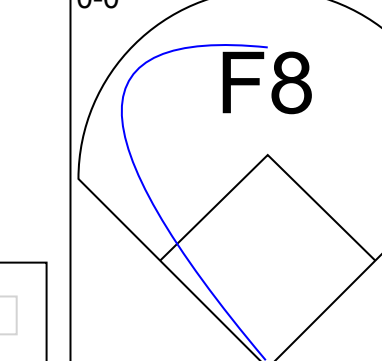
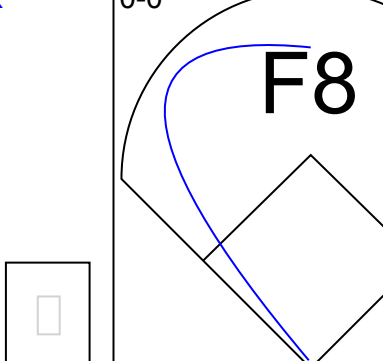
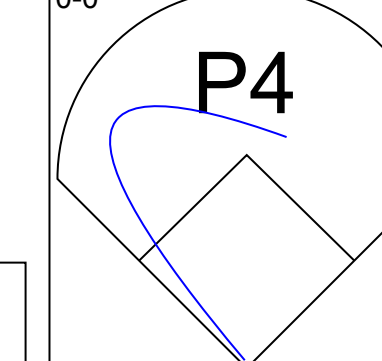
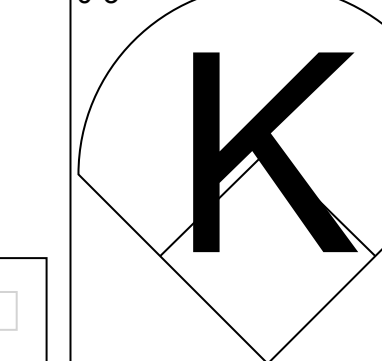
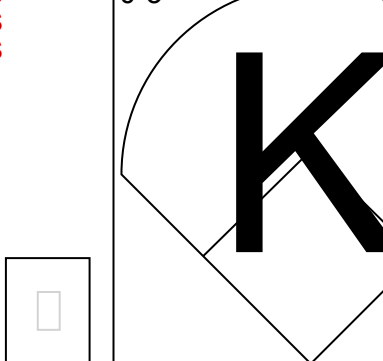
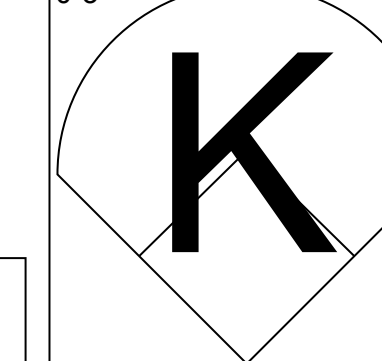


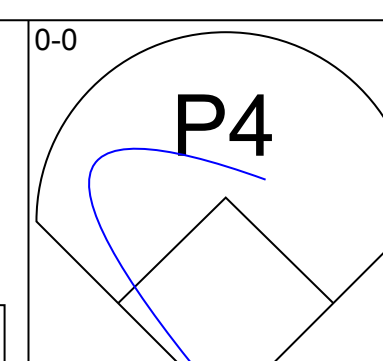
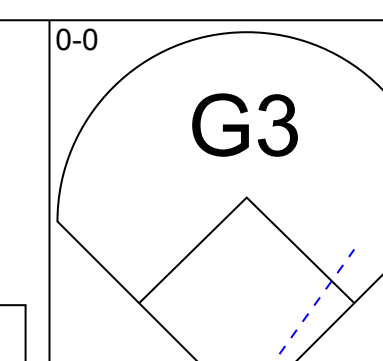
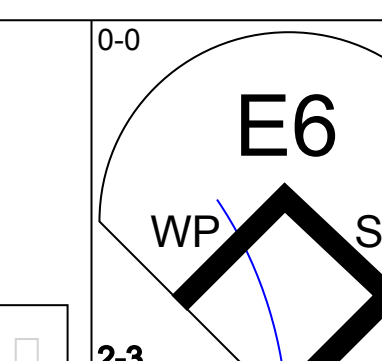
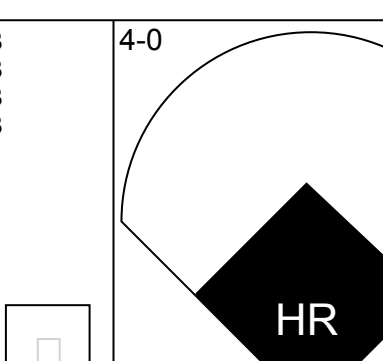
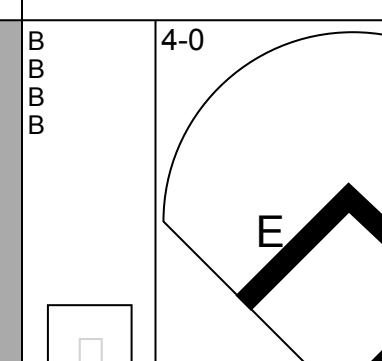
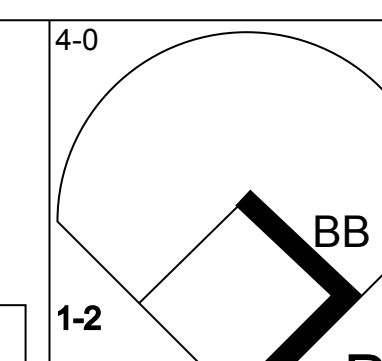
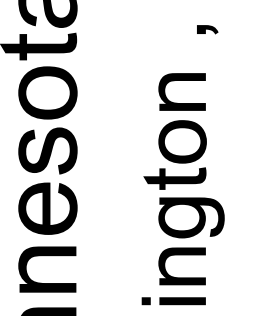
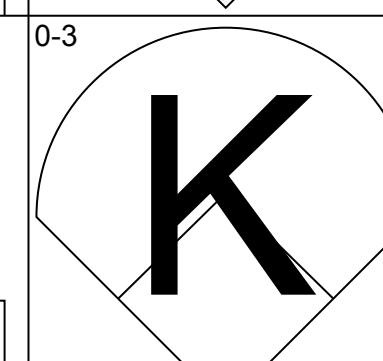
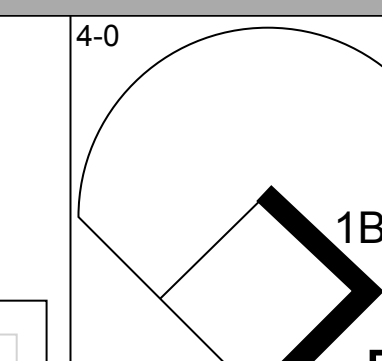
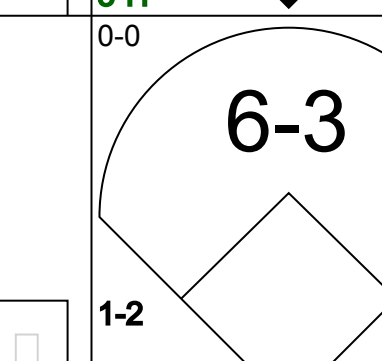
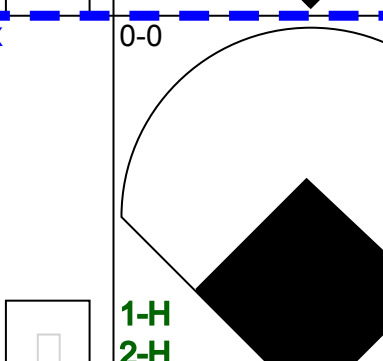
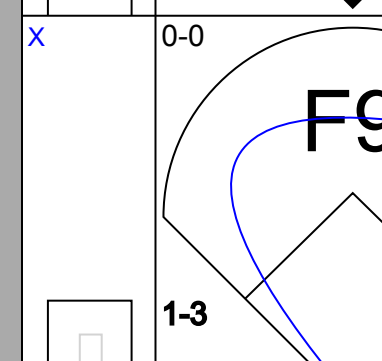
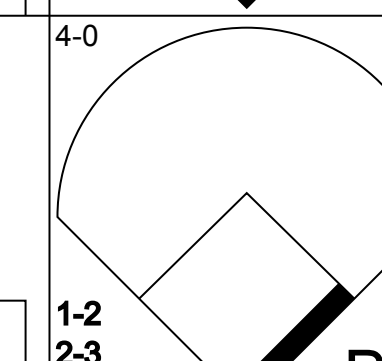
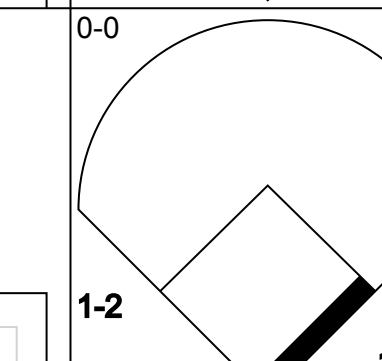
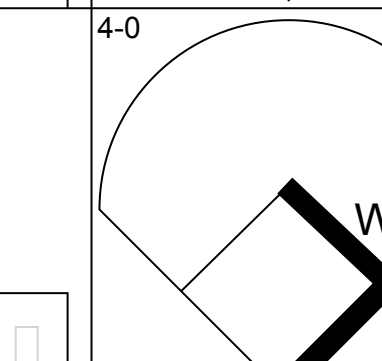
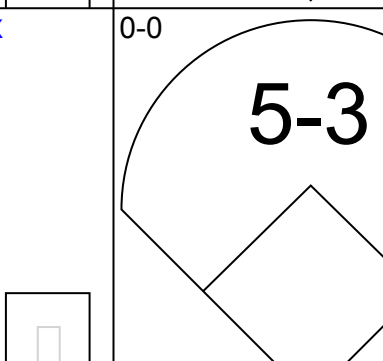

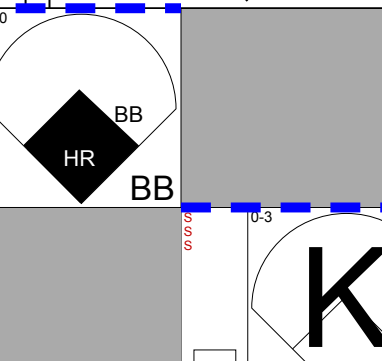
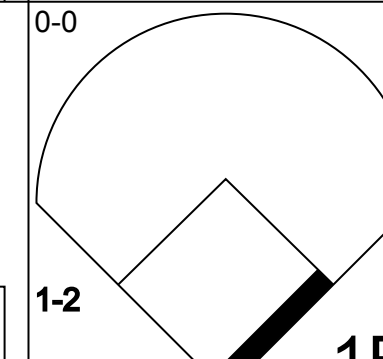
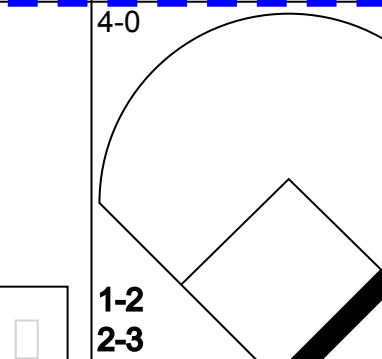

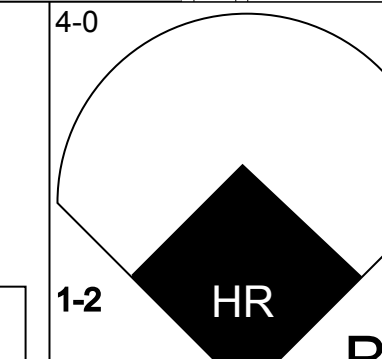
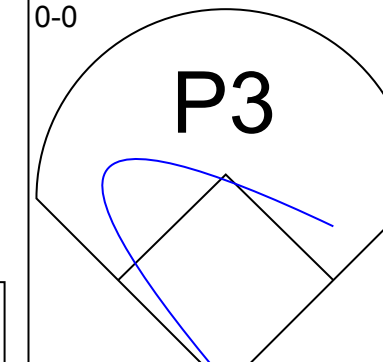
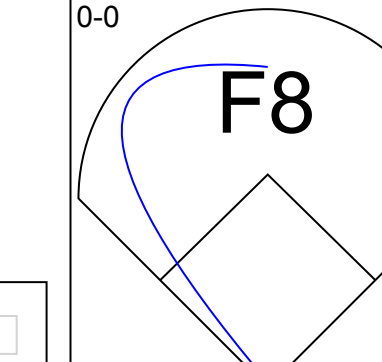
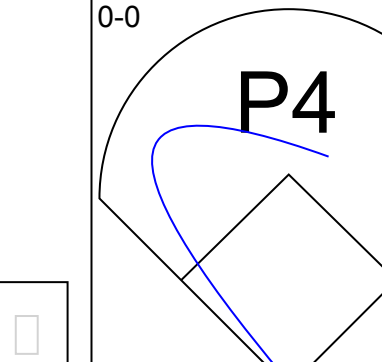
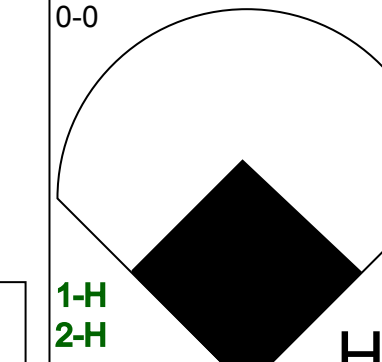

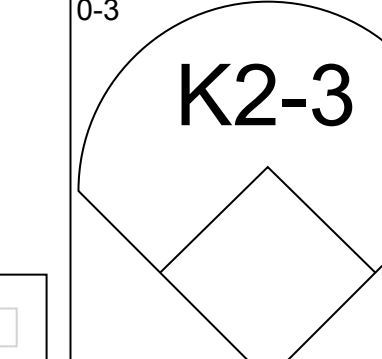

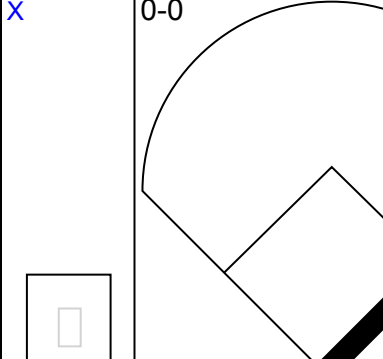
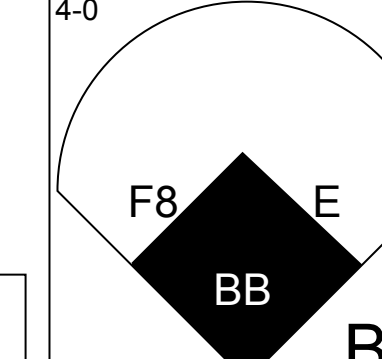


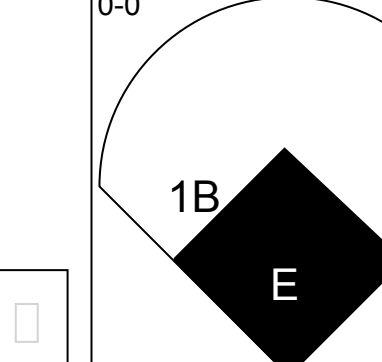
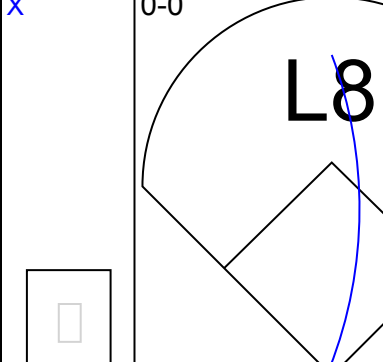
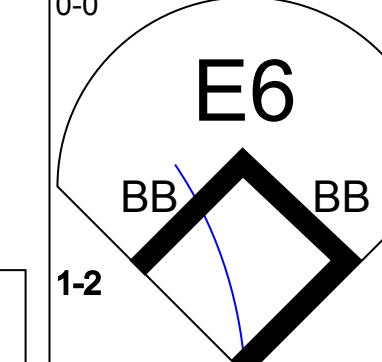
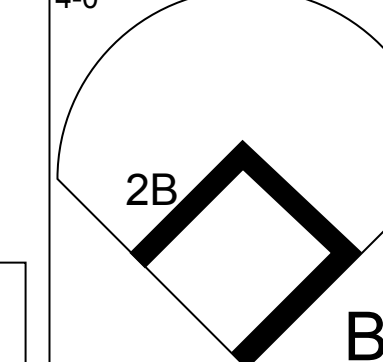

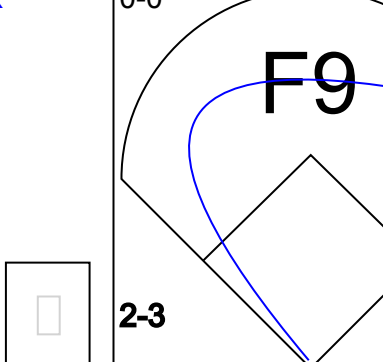
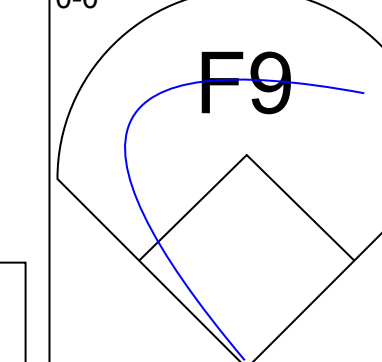
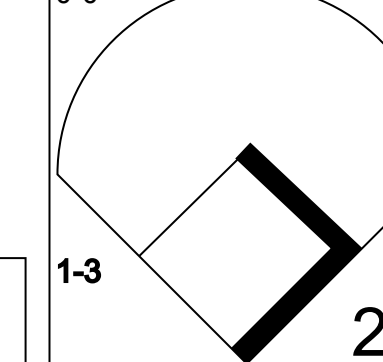
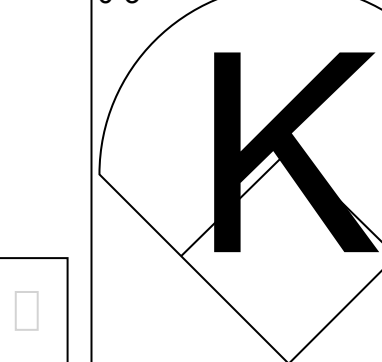
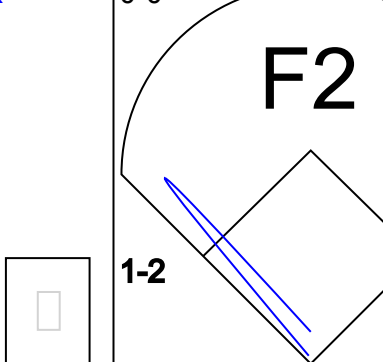

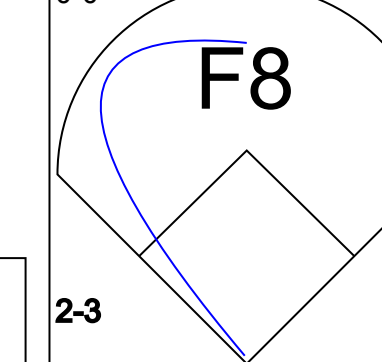
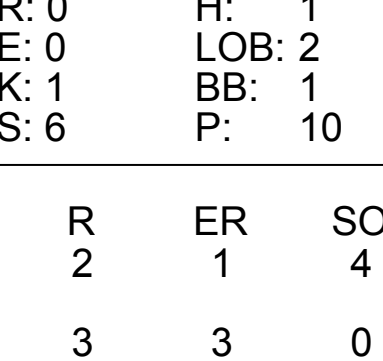
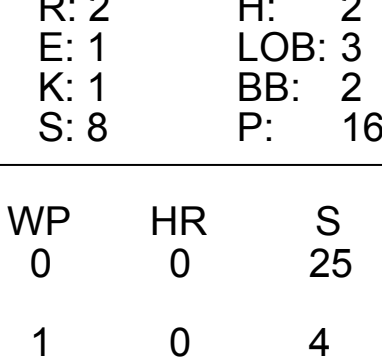
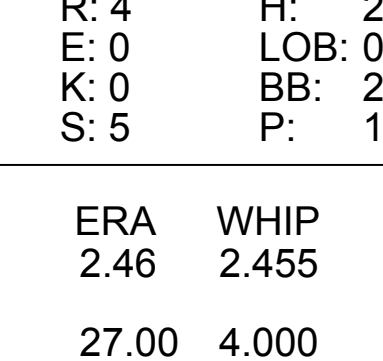
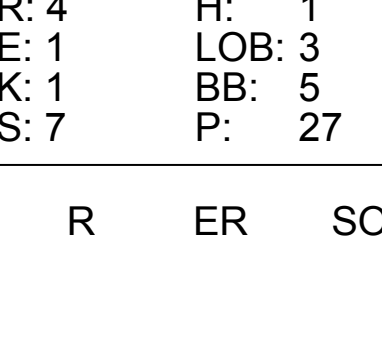


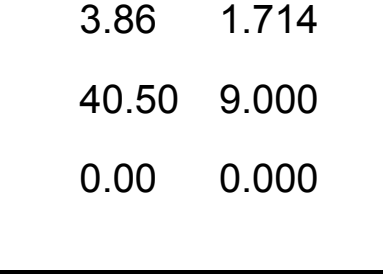


Batter	1	2	3	4	5	6	7	8	9	AB	R	H	RBI	BB	SO	LOB	BOTTOM			
Lenny Green, L (1.8) OBP: 0.286, SLG: 0.333	BB 1B BB									4	2	1	0	1	0	0				
Vic Power, R (1.3) OBP: 0.267, SLG: 0.349	1B BB 1B								HR 2B	3	1	1	0	2	0	2				
Harmon Killebrew, R (1.7) OBP: 0.293, SLG: 0.467	K									4	0	0	0	0	2	4				
Jimmie Hall, L (8.7) OBP: 0.289, SLG: 0.346										1	0	0	0	0	0	2				
Bob Allison, R (1.9) OBP: 0.376, SLG: 0.579	1B BB 1-2 2-3								HR	4	1	1	3	1	2	1				
Earl Battey, R (1.2) OBP: 0.352, SLG: 0.474	1B									2	1	1	1	2	0	0				
Rich Rollins, R (1.5) OBP: 0.370, SLG: 0.429	L6									4	1	1	2	0	1	5				
Zollo Versalles, R (1.6) OBP: 0.309, SLG: 0.433	F7									3	0	1	0	1	0	3				
Bernie Allen, L (1.4) OBP: 0.265, SLG: 0.259										4	0	0	0	0	1	3				
Jim Kaat, L (1.1) OBP: 0.130, SLG: 0.130										3	0	0	0	0	1	0				
Wally Post, R (8, PH) OBP: 0.267, SLG: 0.517	K									1	0	0	0	0	1	0				
Inning Stats	R: 1 E: 0 K: 1 S: 7	H: 2 LOB: 3 BB: 2 P: 15	R: 0 E: 0 K: 1 S: 5	H: 0 LOB: 0 BB: 0 P: 5	R: 0 E: 0 K: 0 S: 2	H: 0 LOB: 0 BB: 1 P: 6	R: 0 E: 0 K: 0 S: 2	H: 0 LOB: 0 BB: 1 P: 6	R: 0 E: 1 K: 1 S: 6	H: 0 LOB: 1 BB: 0 P: 6	R: 2 E: 0 K: 1 S: 6	H: 1 LOB: 1 BB: 2 P: 14	R: 0 E: 1 K: 2 S: 9	H: 0 LOB: 2 BB: 0 P: 9	R: 3 E: 0 K: 1 S: 6	H: 2 LOB: 0 BB: 1 P: 10	1B: 3 2B: 1 3B: 0 HR: 2	SF: 0 SAC: 0 DP: 2 HBP: 0	WP: 0 PB: 0 SB: 0 CS: 0	PA: 40
PITCHER Bennie Daniels, R (1.1) ERA: 4.75	IP: 7.0 WLS: L BF: 30 H: 3 R: 3 ER: 3 SO: 5 BB: 6 IBB: 0 HBP: 0 BLK: 0 WP: 0 HR: 1 S: 34 P: 58 ERA: 3.86 WHIP: 1.286																			
PITCHER Ron Kline, R (8.1) ERA: 3.15	IP: 1.2 WLS: L BF: 10 H: 3 R: 3 ER: 3 SO: 3 BB: 1 IBB: 0 HBP: 0 BLK: 0 WP: 0 HR: 1 S: 15 P: 19 ERA: 16.20 WHIP: 2.400																			

Washington Senators @ Minnesota Twins
Metropolitan Stadium, Bloomington, MI
Tue May 28 1963, 8:05 PM EDT
Att: 7,532 - Unknown

AB	33
R	6
H	6
RBI	6
BB	7
SO	8
LOB	20



Batter	1	2	3	4	5	6	7	8	9	AB	R	H	RBI	BB	SO	LOB	TOP			
Ed Brinkman, R OBP: 0.287, SLG: 0.331 (1, 6)										4	0	1	0	0	2	0	Washington Senators @ Minnesota Twins Metropolitan Stadium, Bloomington, MI Wed May 29 1963, 8:05 PM EDT Att: 13,898 - Unknown - 66 F 			
Minnie Minoza, R OBP: 0.338, SLG: 0.250 (1, 7)										4	0	1	0	0	0	1				
Chuck Hinton, R OBP: 0.322, SLG: 0.490 (1, 9)										3	1	0	0	1	1	1				
Don Lock, R OBP: 0.352, SLG: 0.428 (1, 8)										4	0	0	0	0	1	2				
Don Leppert, R OBP: 0.352, SLG: 0.526 (1, 2)										1	0	0	1	1	0	0				
John Kennedy, R (1, 5)										2	0	0	0	1	1	1				
Tom Brown, S OBP: 0.204, SLG: 0.178 (1, 3)										3	0	0	0	0	1	1				
Chuck Cottier, R OBP: 0.243, SLG: 0.353 (1, 4)										3	0	0	0	0	0	0				
Dave Stenhouse, R OBP: 0.186, SLG: 0.143 (1, 1)										1	0	0	0	0	1	0				
Jim Bronstad, R (4, 1)										1	0	0	0	0	1	0				
Jim Coates, R (5, 1)										0	0	0	0	0	0	0				
Mary Breeding, R (6, PH)										1	0	0	0	0	1	0				
Claude Osteen, L OBP: 0.353, SLG: 0.222 (8, 1)										0	0	0	0	0	0	0				
Pete Burnside, R (8, 1)										0	0	0	0	0	0	0				
Inning Stats	R: 0 E: 0 K: 2 S: 8	H: 1 LOB: 1 BB: 0 P: 8	R: 0 E: 0 K: 2 S: 7	H: 0 LOB: 0 BB: 0 P: 7	R: 0 E: 0 K: 1 S: 6	H: 1 LOB: 1 BB: 0 P: 6	R: 1 E: 0 K: 0 S: 3	H: 0 LOB: 1 BB: 2 P: 11	R: 0 E: 0 K: 2 S: 7	H: 0 LOB: 0 BB: 0 P: 7	R: 0 E: 0 K: 0 S: 3	H: 0 LOB: 0 BB: 1 P: 6	R: 0 E: 0 K: 1 S: 5	H: 0 LOB: 0 BB: 0 P: 5	R: 0 E: 0 K: 1 S: 5	H: 0 LOB: 0 BB: 0 P: 5	1B: 0 2B: 1 3B: 1 HR: 0	SF: 1 SAC: 0 DP: 1 HBP: 0	WP: 0 PB: 0 SB: 1 CS: 0	PA: 31
PITCHER Dick Stigman, L ERA: 2.94 (1, 1)	IP: 9.0 WLS: W BF: 31 H: 2 R: 1 ER: 0 SO: 9 BB: 3 IBB: 0 HBP: 0 BLK: 0 WP: 0 HR: 0 S: 46 P: 58 ERA: 0.00 WHIP: 0.556																			

Batter	1	2	3	4	5	6	7	8	9	AB	R	H	RBI	BB	SO	LOB	BOTTOM			
Lenny Green, L OBP: 0.293, SLG: 0.327 (1, 8)										3	1	0	1	3	0	3	Washington Senators @ Minnesota Twins Metropolitan Stadium, Bloomington, MI Wed May 29 1963, 8:05 PM EDT Att: 13,898 - Unknown - 66 F 			
Vic Power, R OBP: 0.275, SLG: 0.364 (1, 3)										4	1	1	5	2	1	3				
Don Mincher, L OBP: 0.200, SLG: 0.063 (9, 3)										0	0	0	0	0	0	0				
Harmon Killebrew, R OBP: 0.299, SLG: 0.466 (1, 7)										2	0	1	0	3	0	0				
Jimmie Hall, L OBP: 0.286, SLG: 0.342 (8, PR) (9, 7)										1	1	0	0	0	1	3				
Bob Allison, R OBP: 0.383, SLG: 0.574 (1, 9)										3	1	1	0	2	0	2				
Earl Battey, R OBP: 0.348, SLG: 0.486 (1, 2)										5	1	1	3	0	1	7				
Rich Rollins, R OBP: 0.379, SLG: 0.431 (1, 5)										4	2	2	0	1	1	2				
Zolio Versailles, R OBP: 0.312, SLG: 0.429 (1, 6)										4	2	1	0	1	1	2				
Bernie Allen, L OBP: 0.275, SLG: 0.260 (1, 4)										3	1	1	0	2	0	4				
Dick Stigman, R OBP: 0.179, SLG: 0.154 (1, 1)										5	0	1	0	0	1	7				
Inning Stats	R: 0 E: 0 K: 1 S: 6	H: 1 LOB: 2 BB: 1 P: 10	R: 0 E: 0 K: 1 S: 6	H: 1 LOB: 2 BB: 1 P: 10	R: 0 E: 0 K: 1 S: 6	H: 1 LOB: 2 BB: 1 P: 10	R: 2 E: 1 K: 1 S: 8	H: 2 LOB: 3 BB: 2 P: 16	R: 4 E: 0 K: 0 S: 5	H: 2 LOB: 0 BB: 2 P: 13	R: 0 E: 0 K: 1 S: 6	H: 1 LOB: 1 BB: 0 P: 6	R: 0 E: 0 K: 0 S: 2	H: 0 LOB: 2 BB: 2 P: 10	R: 4 E: 1 K: 1 S: 7	H: 1 LOB: 3 BB: 5 P: 27	1B: 6 2B: 1 3B: 0 HR: 2	SF: 0 SAC: 0 DP: 1 HBP: 0	WP: 1 PB: 0 SB: 3 CS: 0	PA: 48
PITCHER Dave Stenhouse, R ERA: 3.88 (1, 1)	IP: 3.2 WLS: L BF: 21 H: 5 R: 2 ER: 1 SO: 4 BB: 4 IBB: 0 HBP: 0 BLK: 0 WP: 1 HR: 0 S: 25 P: 41 ERA: 2.46 WHIP: 2.455																			
Jim Bronstad, R ERA: 4.69 (4, 1)	IP: 1.0 WLS: 7 BF: 7 H: 1 R: 3 ER: 3 SO: 0 BB: 3 IBB: 0 HBP: 0 BLK: 0 WP: 0 HR: 4 S: 16 P: 16 ERA: 27.00 WHIP: 4.000																			
Jim Coates, R ERA: 7.29 (5, 1)	IP: 2.1 WLS: 10 BF: 2 H: 1 R: 1 ER: 1 SO: 1 BB: 2 IBB: 0 HBP: 0 BLK: 0 WP: 0 HR: 10 S: 18 P: 18 ERA: 3.86 WHIP: 1.714																			
Claude Osteen, L ERA: 4.03 (8, 1)	IP: 0.2 WLS: 9 BF: 1 H: 1 R: 4 ER: 3 SO: 0 BB: 5 IBB: 0 HBP: 0 BLK: 0 WP: 0 HR: 4 S: 24 P: 24 ERA: 40.50 WHIP: 9.000																			
Pete Burnside, L ERA: 5.19 (8, 1)	IP: 0.1 WLS: 1 BF: 0 H: 0 R: 0 ER: 0 SO: 1 BB: 0 IBB: 0 HBP: 0 BLK: 0 WP: 0 HR: 3 S: 3 P: 3 ERA: 0.00 WHIP: 0.000																			

Batter	1	2	3	4	5	6	7	8	9	AB	R	H	RBI	BB	SO	LOB	TOP					
Ed Brinkman, R OBP: 0.281, SLG: 0.324 (1, 6)	0-0 5-3		0-3 K		0-0 F3			0-0 4-3		4	0	0	0	0	1	3						
Jim King, L OBP: 0.295, SLG: 0.398 (1, 9)	0-0 4-3		0-0 4-3		0-0 E8 1-H 3-H 6-3			0-0 3-2 1B		4	0	2	1	0	0	1						
Chuck Hinton, R OBP: 0.321, SLG: 0.485 (1, 7)	0-0 1B			0-0 F8				0-0 E5 1-3		4	0	1	0	0	1	2						
Bobo Osborne, L OBP: 0.306, SLG: 0.430 (1, 3)	0-3 K			0-0 F7				0-0 3-2		4	0	0	0	0	2	3						
Don Lock, R OBP: 0.362, SLG: 0.433 (1, 8)		4-0 F8 BB		0-0 1B				0-0 K		3	0	2	0	1	1	0						
Ken Retzer, L OBP: 0.256, SLG: 0.257 (1, 2)		0-0 F8 1-2		0-0 1-3				0-0 F9		4	0	0	0	0	0	3						
John Kennedy, R OBP: 0.250, SLG: 0.143 (1, 5)		0-3 K			0-0 1B 1B			0-3 K		4	1	1	0	0	2	1						
Chuck Cottier, R OBP: 0.257, SLG: 0.359 (1, 4)			0-0 FC1-6 1B		0-0 1B E 1B			0-0 F7		3	1	2	0	1	0	0						
Tom Cheney, R OBP: 0.074, SLG: 0.074 (1, 1)			0-0 FC1-6 1-2		0-3 K			0-0 6-3		4	0	0	0	0	1	5						
Inning Stats	R: 0 E: 0 K: 1 S: 6	H: 1 LOB: 1 BB: 0 P: 6	R: 0 E: 0 K: 1 S: 4	H: 0 LOB: 0 BB: 1 P: 8	R: 0 E: 0 K: 1 S: 6	H: 1 LOB: 1 BB: 0 P: 6	R: 0 E: 0 K: 0 S: 4	H: 1 LOB: 1 BB: 0 P: 4	R: 2 E: 1 K: 2 S: 10	H: 3 LOB: 1 BB: 0 P: 10	R: 0 E: 0 K: 2 S: 7	H: 0 LOB: 0 BB: 0 P: 7	R: 0 E: 0 K: 1 S: 5	H: 0 LOB: 0 BB: 0 P: 5	R: 0 E: 1 K: 0 S: 4	H: 1 LOB: 1 BB: 0 P: 4	R: 0 E: 0 K: 0 S: 4	H: 1 LOB: 2 BB: 1 P: 8	1B: 8 2B: 1 3B: 0 HR: 0	SF: 0 SAC: 0 DP: 1 HBP: 0	WP: 0 PB: 0 SB: 0 CS: 0	PA: 36
PITCHER Camilo Pascual, R ERA: 3.08 (1, 1)	IP: 9.0 WLS: W BF: 36 H: 8 R: 2 ER: 1 SO: 8 BB: 1 IBB: 1 HBP: 0 BLK: 0 WP: 0 HR: 0 S: 50 P: 58 ERA: 1.00 WHIP: 1.000															PITCHER						

Washington Senators @ Minnesota Twins
Metropolitan Stadium, Bloomington, MI
Thu May 30 1963, 4:33 AM EDT
Att: 22,081 - Unknown - 70 F

AB 34
R 2
H 8
RBI 1
BB 2
SO 8
LOB 18



Batter	1	2	3	4	5	6	7	8	9	AB	R	H	RBI	BB	SO	LOB	BOTTOM					
Lenny Green, L OBP: 0.292, SLG: 0.321 (1, 8)	0-0 F7		4-0 S E BB		0-0 G3			0-0 F5		3	1	0	0	1	0	0						
Vic Power, R OBP: 0.280, SLG: 0.367 (1, 3)	0-0 F3		0-0 E8 6-3 1-H 1B		0-0 4-3			0-0 G5-4-3 1B		4	0	2	1	0	0	0						
Harmon Killebrew, R OBP: 0.286, SLG: 0.444 (1, 7)	0-0 F7		0-0 6-3		0-0 F7			0-0 F7		4	0	0	0	0	0	2						
Bob Allison, R OBP: 0.390, SLG: 0.592 (1, 9)		0-0 HR	4-0 BB		4-0 1B BB			0-0 G5-4-3 1-2		2	1	1	1	2	0	1						
Earl Battey, R OBP: 0.357, SLG: 0.490 (1, 2)		4-0 BB	0-0 F9		0-0 1B			0-0 SH5-4 SF8 1B		3	0	2	0	1	0	2						
Johnny Goryl, R OBP: 0.300, SLG: 0.600 (9, PR)			0-0 BB		0-0 1B			0-0 SH5-4 1B		0	1	0	0	0	0	0						
Rich Rollins, R OBP: 0.376, SLG: 0.429 (1, 5)		0-0 F8		0-0 G5-4-3 1B				0-0 SH5-4		3	0	1	0	0	0	3						
Zolo Versailles, R OBP: 0.310, SLG: 0.424 (1, 6)		0-0 F7		0-0 G5-4-3 1-2				0-0 1B		4	0	1	0	0	0	4						
Bernie Allen, L OBP: 0.274, SLG: 0.255 (1, 4)		0-0 F6		0-0 F3				4-0 1B		3	0	0	0	1	0	1						
Camilo Pascual, R OBP: 0.250, SLG: 0.300 (1, 1)			0-0 F8		0-0 1-3			0-0 F2		3	0	0	1	0	0	0						
Inning Stats	R: 0 E: 0 K: 0 S: 3	H: 0 LOB: 0 BB: 0 P: 3	R: 1 E: 0 K: 0 S: 4	H: 1 LOB: 1 BB: 1 P: 8	R: 1 E: 1 K: 0 S: 4	H: 1 LOB: 2 BB: 2 P: 12	R: 0 E: 0 K: 0 S: 3	H: 1 LOB: 0 BB: 0 P: 3	R: 0 E: 0 K: 0 S: 4	H: 1 LOB: 2 BB: 1 P: 8	R: 0 E: 0 K: 0 S: 3	H: 0 LOB: 0 BB: 0 P: 3	R: 0 E: 0 K: 0 S: 3	H: 0 LOB: 0 BB: 0 P: 3	R: 0 E: 0 K: 0 S: 3	H: 1 LOB: 0 BB: 0 P: 3	R: 3 E: 0 K: 0 S: 4	H: 2 LOB: 2 BB: 1 P: 8	1B: 6 2B: 0 3B: 0 HR: 1	SF: 1 SAC: 1 DP: 2 HBP: 0	WP: 0 PB: 0 SB: 1 CS: 0	PA: 36
PITCHER Tom Cheney, R ERA: 2.62 (1, 1)	IP: 8.2 WLS: L BF: 36 H: 7 R: 3 ER: 3 SO: 0 BB: 4 IBB: 1 HBP: 0 BLK: 0 WP: 0 HR: 1 S: 31 P: 51 ERA: 3.12 WHIP: 1.269															PITCHER						

Washington Senators @ Minnesota Twins
Metropolitan Stadium, Bloomington, MI
Thu May 30 1963, 4:33 AM EDT
Att: 22,081 - Unknown - 70 F

AB 29
R 3
H 7
RBI 3
BB 5
SO 0
LOB 13



Batter	1	2	3	4	5	6	7	8	9	AB	R	H	RBI	BB	SO	LOB	TOP				
Jake Wood, R OBP: 0.307, SLG: 0.421 (1, 4)										4	0	2	0	0	0	0					
Bill Bruton, L OBP: 0.317, SLG: 0.365 (1, 8)										3	0	0	0	0	1	1					
Al Kaline, R OBP: 0.405, SLG: 0.538 (1, 9)										4	1	1	0	0	0	1					
Norm Cash, L OBP: 0.357, SLG: 0.378 (1, 3)										4	1	1	0	0	0	1					
Dick McAuliffe, L OBP: 0.348, SLG: 0.391 (1, 6)										3	1	0	0	1	0	0					
Gus Triandos, R OBP: 0.336, SLG: 0.444 (1, 2)										3	0	1	2	1	0	0					
Rocky Colavito, R OBP: 0.340, SLG: 0.340 (1, 7)										3	0	0	1	0	1	1					
Don Wert, R OBP: 0.400, SLG: 0.340 (1, 5)										3	0	1	0	0	0	1					
Jim Bunning, R OBP: 0.207, SLG: 0.179 (1, 1)										3	0	0	0	0	1	1					
Inning Stats	R: 0 E: 0 K: 0 S: 3	H: 1 LOB: 0 BB: 0 P: 3	R: 0 E: 0 K: 1 S: 5	H: 0 LOB: 1 BB: 1 P: 9	R: 0 E: 0 K: 1 S: 5	H: 0 LOB: 0 BB: 0 P: 5	R: 3 E: 0 K: 1 S: 8	H: 3 LOB: 1 BB: 1 P: 12	R: 0 E: 0 K: 0 S: 3	H: 0 LOB: 0 BB: 0 P: 3	R: 0 E: 0 K: 0 S: 4	H: 1 LOB: 1 BB: 0 P: 4	R: 0 E: 0 K: 0 S: 4	H: 1 LOB: 1 BB: 0 P: 4	R: 0 E: 0 K: 0 S: 3	H: 0 LOB: 0 BB: 0 P: 3	1B: 6 2B: 0 3B: 0 HR: 0	SF: 1 SAC: 1 DP: 1 HBP: 0	WP: 0 PB: 0 SB: 0 CS: 0	PA: 34	
PITCHER	IP	WLS	BF	H	R	ER	SO	BB	IBB	HBP	BLK	WP	HR	S	P	ERA	WHIP				
Jim Perry, R ERA: 3.21 (1, 1)	7.0	L	27	5	3	3	3	2	0	0	0	0	0	31	39	3.86	1.000				
Bill Dailey, R ERA: 2.91 (8, 1)	2.0		7	1	0	0	0	0	0	0	0	0	0	7	7	0.00	0.500				

Detroit Tigers @ Minnesota Twins
Metropolitan Stadium, Bloomington, MI
Fri May 31 1963, 8:05 PM EDT
Att: 15,483 - Unknown - 74 F

AB 30
R 3
H 6
RBI 3
BB 2
SO 3
LOB 6



Batter	1	2	3	4	5	6	7	8	9	AB	R	H	RBI	BB	SO	LOB	BOTTOM					
Lenny Green, L OBP: 0.286, SLG: 0.313 (1, 8)										4	0	0	0	0	0	1						
Vic Power, R OBP: 0.274, SLG: 0.359 (1, 3)										4	0	0	0	0	0	0						
Harmon Killebrew, R OBP: 0.395, SLG: 0.452 (1, 7)										3	0	2	0	1	1	0						
Bob Allison, R OBP: 0.382, SLG: 0.578 (1, 9)										4	0	0	0	0	2	3						
Earl Battey, R OBP: 0.360, SLG: 0.510 (1, 2)										4	1	2	1	0	1	1						
Rich Rollins, R OBP: 0.386, SLG: 0.414 (1, 5)										4	0	0	0	0	0	2						
Zollo Versalles, R OBP: 0.320, SLG: 0.438 (1, 6)										4	0	3	0	0	1	0						
Bernie Allen, L OBP: 0.268, SLG: 0.248 (1, 4)										4	0	0	0	0	0	3						
Jim Perry, S OBP: 0.333, SLG: 0.250 (1, 1)										2	0	0	0	0	2	1						
Jimmie Hall, L OBP: 0.283, SLG: 0.338 (7, PH)										1	0	0	0	0	0	1						
Bill Dailey, R (8, 1)										0	0	0	0	0	0	0						
Inning Stats	R: 0 E: 0 K: 0 S: 4	H: 1 LOB: 1 BB: 0 P: 4	R: 0 E: 0 K: 1 S: 5	H: 0 LOB: 0 BB: 0 P: 5	R: 0 E: 0 K: 1 S: 5	H: 0 LOB: 0 BB: 0 P: 5	R: 0 E: 0 K: 1 S: 6	H: 1 LOB: 2 BB: 1 P: 10	R: 0 E: 0 K: 1 S: 6	H: 1 LOB: 1 BB: 0 P: 6	R: 0 E: 0 K: 2 S: 8	H: 1 LOB: 1 BB: 0 P: 8	R: 0 E: 0 K: 0 S: 4	H: 1 LOB: 1 BB: 0 P: 4	R: 0 E: 0 K: 1 S: 5	H: 0 LOB: 0 BB: 0 P: 5	R: 1 E: 0 K: 0 S: 5	H: 2 LOB: 1 BB: 0 P: 5	1B: 5 2B: 1 3B: 0 HR: 1	SF: 0 SAC: 0 DP: 0 HBP: 0	WP: 0 PB: 0 SB: 0 CS: 0	PA: 35
PITCHER	IP	WLS	BF	H	R	ER	SO	BB	IBB	HBP	BLK	WP	HR	S	P	ERA	WHIP					
Jim Bunning, R ERA: 2.94 (1, 1)	9.0	W	35	7	1	1	7	1	0	0	0	0	1	48	52	1.00	0.889					

Detroit Tigers @ Minnesota Twins
Metropolitan Stadium, Bloomington, MI
Fri May 31 1963, 8:05 PM EDT
Att: 15,483 - Unknown - 74 F

AB 34
R 1
H 7
RBI 1
BB 1
SO 7
LOB 12



Batter	1	2	3	4	5	6	7	8	9	AB	R	H	RBI	BB	SO	LOB	TOP					
Jake Wood, R OBP: 0.305, SLG: 0.424 (1, 4)	0-3 K		0-3 K			0-0 1B 2B		0-3 K		4	1	1	0	0	3	1	Detroit Tigers @ Minnesota Twins Metropolitan Stadium, Bloomington, MI Sat Jun 01 1963, 4:33 AM EDT Att: 10,946 - Unknown - 78 F					
Bill Bruton, L OBP: 0.312, SLG: 0.358 Bubba Phillips, R OBP: 0.202, SLG: 0.239 (1, 8) (8, PH) (8, 8)	0-0 4-3		0-0 F9			0-0 F5		0-0 1-3		3	0	0	0	0	0	2						
Al Kaline, R OBP: 0.397, SLG: 0.526 (1, 9)	0-0 L5-3			0-0 L9		0-0 L9		0-0 L6		4	0	0	0	0	0	1						
Gus Triandos, R OBP: 0.341, SLG: 0.442 Jim Bunning, R OBP: 0.207, SLG: 0.179 (1, 2) (9, PR)		0-0 F9		0-0 F6		0-0 2H 1B		4-0 G5-4-3 BB		3	0	1	1	1	0	0						
Rocky Colavito, R OBP: 0.339, SLG: 0.344 (1, 7)		0-0 WP 2B		0-0 F8		0-0 F8		0-0 G5-4-3 1-2		4	0	1	0	0	0	2						
Norm Cash, L OBP: 0.354, SLG: 0.369 (1, 3)	0-3 K			0-0 3-1				4-0 FC5-4 BB		3	0	0	0	1	1	1						
Don Wert, R OBP: 0.406, SLG: 0.352 (1, 5)	0-3 K			0-0 BB 1B		0-0 1-3 1B		0-0 FC5-4 1-2		4	0	2	0	0	1	2						
Dick McAuliffe, L OBP: 0.348, SLG: 0.385 (1, 6)			0-0 4-1		4-0 G4-6-3 BB		0-0 1-3			2	0	0	0	1	0	1						
Bob Anderson, R Paul Foytack, R Frank Kostro, R Phil Regan, R Bill Freshman, R Tom Sturdivant, L (1, 1) (2, 1) (5, PH) (5, 1) (7, PH) (7, 1)			4-0 BB		0-0 G4-6-3 1-2		0-3 K			0	0	0	0	0	0	0						
Inning Stats	R: 0 E: 0 K: 1 S: 5	H: 0 LOB: 0 BB: 0 P: 5	R: 0 E: 0 K: 2 S: 8	H: 1 LOB: 0 BB: 0 P: 8	R: 0 E: 0 K: 1 S: 5	H: 0 LOB: 1 BB: 1 P: 9	R: 0 E: 0 K: 0 S: 3	H: 0 LOB: 0 BB: 0 P: 3	R: 0 E: 0 K: 0 S: 3	H: 1 LOB: 1 BB: 0 P: 7	R: 1 E: 0 K: 0 S: 5	H: 2 LOB: 1 BB: 0 P: 5	R: 0 E: 0 K: 1 S: 6	H: 1 LOB: 1 BB: 0 P: 6	R: 0 E: 0 K: 1 S: 5	H: 0 LOB: 0 BB: 0 P: 5		R: 0 E: 0 K: 0 S: 2	H: 0 LOB: 1 BB: 2 P: 10	1B: 3 2B: 2 3B: 0 HR: 0	SF: 0 SAC: 0 DP: 2 HBP: 0	WP: 1 PB: 0 SB: 0 CS: 0
PITCHER Jim Roland, L ERA: 3.02 (1, 1)	IP: 9.0 WLS: W BF: 34 H: 5 R: 1 ER: 1 SO: 6 BB: 4 IBB: 0 HBP: 0 BLK: 0 WP: 1 HR: 0 S: 42 P: 58 ERA: 1.00 WHIP: 1.000															PITCHER	IP: 9.0 WLS: W BF: 34 H: 5 R: 1 ER: 1 SO: 6 BB: 4 IBB: 0 HBP: 0 BLK: 0 WP: 1 HR: 0 S: 42 P: 58 ERA: 1.00 WHIP: 1.000					


Batter	1	2	3	4	5	6	7	8	9	AB	R	H	RBI	BB	SO	LOB	BOTTOM			
Zoilo Versalles, R OBP: 0.333, SLG: 0.466 (1, 6)	0-0 2B			0-0 F3		0-0 1B 2B		0-0 BB 2B		5	3	4	0	0	0	0	Detroit Tigers @ Minnesota Twins Metropolitan Stadium, Bloomington, MI Sat Jun 01 1963, 4:33 AM EDT Att: 10,946 - Unknown - 78 F			
Vic Power, R OBP: 0.277, SLG: 0.360 (1, 3)	0-0 F4		0-0 L9		0-0 5-3 1B		0-0 2H 1B		0-0 F8		5	1	2	1	0	4				
Harmon Killebrew, R Lenny Green, L OBP: 0.310, SLG: 0.455 OBP: 0.286, SLG: 0.313 (1, 7) (9, 8)	0-0 2B		4-0 FC5-6 BB		0-0 5-3		0-0 L6		0-3 K		4	1	1	1	1	3				
Bob Allison, R OBP: 0.378, SLG: 0.564 (1, 9)	0-0 E1 2B		0-0 FC5-6		0-3 K		0-0 F6		4-0 BB		4	1	0	0	1	6				
Earl Battey, R OBP: 0.367, SLG: 0.516 (1, 2)	0-3 K		0-0 4-3 SF8 2B		0-0 F3		0-0 2H 1B		4-0 1-2 2-3 BB		4	1	2	1	1	2				
Jimmie Hall, L OBP: 0.276, SLG: 0.341 (1, 8) (9, 7)	0-0 2B		0-0 4-3		0-0 F4		0-0 F8		0-3 K		5	0	1	2	0	4				
Rich Rollins, R OBP: 0.370, SLG: 0.497 (1, 5)	0-0 L9		4-0 BB		4-0 WP BB		0-0 1-3				2	0	0	0	2	0				
Bernie Allen, L OBP: 0.268, SLG: 0.245 (1, 4)		0-0 E6 SH3-4		0-0 SF8		4-0 1-2 IBB		0-0 F7		2	0	0	1	1	0	0				
Jim Roland, R (1, 1)		0-0 SH3-4		0-0 F3		0-0 G3		0-0 4-3		3	0	0	0	0	0	3				
Inning Stats	R: 3 E: 1 K: 1 S: 9	H: 3 LOB: 1 BB: 0 P: 9	R: 0 E: 1 K: 0 S: 5	H: 1 LOB: 3 BB: 1 P: 9	R: 1 E: 0 K: 0 S: 4	H: 1 LOB: 1 BB: 1 P: 8	R: 0 E: 0 K: 1 S: 6	H: 1 LOB: 1 BB: 0 P: 6	R: 0 E: 0 K: 0 S: 3	H: 0 LOB: 2 BB: 2 P: 11	R: 2 E: 0 K: 0 S: 6	H: 3 LOB: 1 BB: 0 P: 6	R: 0 E: 0 K: 0 S: 3	H: 0 LOB: 0 BB: 0 P: 3	R: 1 E: 0 K: 2 S: 8	H: 1 LOB: 2 BB: 2 P: 16		1B: 4 2B: 6 3B: 0 HR: 0	SF: 1 SAC: 1 DP: 0 HBP: 0	WP: 3 PB: 0 SB: 0 CS: 0
PITCHER Bob Anderson, R ERA: 3.38 Paul Foytack, R ERA: 7.27 Phil Regan, R ERA: 3.58 Tom Sturdivant, R ERA: 4.68 (1, 1) (2, 1) (5, 1) (7, 1)	IP: 1.2 WLS: L BF: 12 H: 4 R: 3 ER: 3 SO: 1 BB: 1 IBB: 0 HBP: 0 BLK: 0 WP: 0 HR: 0 S: 13 P: 17 ERA: 5.40 WHIP: 3.000															PITCHER	IP: 1.2 WLS: L BF: 12 H: 4 R: 3 ER: 3 SO: 1 BB: 1 IBB: 0 HBP: 0 BLK: 0 WP: 0 HR: 0 S: 13 P: 17 ERA: 5.40 WHIP: 3.000			



Batter	1	2	3	4	5	6	7	8	9	AB	R	H	RBI	BB	SO	LOB	TOP										
Jake Wood, R OBP: 0.314, SLG: 0.430 (1, 4)	5-3		HR		K		E8 FC5-2 1B		SH1-4 1B	5	3	2	0	1	0												
Bill Bruton, L OBP: 0.306, SLG: 0.350 (1, 8)	K		F8		L9		FC5-2 1B		SH1-4	4	0	0	0	0	1	3											
Al Kaline, R OBP: 0.407, SLG: 0.545 (1, 9)	FC6-4 BB		HR		L5-3		1B		1B IBB	3	1	2	3	2	0	0											
Rocky Colavito, R OBP: 0.340, SLG: 0.364 (1, 7)	FC6-4		K		L8		K		G5-4-3 1B	5	1	2	2	0	2	3											
Gus Triandos, R OBP: 0.336, SLG: 0.432 (1, 2)			F2		L8		K		G5-4-3	5	0	1	0	0	1	4											
Norm Cash, L OBP: 0.346, SLG: 0.358 (1, 3)		FC3-6 1B			6-3		F8			4	0	0	0	0	0	1											
Don Wert, R OBP: 0.382, SLG: 0.328 (1, 5)		K			5-3		E5 HBP 1B		K	4	1	0	0	0	2	1											
Dick McAuliffe, L OBP: 0.356, SLG: 0.396 (1, 6)					2-3		HBP E 1B		1B	4	1	3	0	0	0	0											
Bill Faul, R OBP: 0.182, SLG: 0.200 (7, PH)							E 1B		K	2	0	0	0	0	2	2											
Bubba Phillips, R OBP: 0.209, SLG: 0.239 (7, 1)							FC5-2 HBP			0	0	0	0	0	0	0											
Terry Fox, R (7, 1)										1	0	0	0	0	1	1											
Inning Stats	R: 0 E: 0 K: 1 S: 5	H: 0 LOB: 1 BB: 1 P: 9	R: 0 E: 0 K: 2 S: 9	H: 2 LOB: 2 BB: 0 P: 9	R: 2 E: 0 K: 1 S: 7	H: 2 LOB: 0 BB: 0 P: 7	R: 0 E: 0 K: 0 S: 3	H: 0 LOB: 0 BB: 0 P: 3	R: 0 E: 0 K: 2 S: 7	H: 0 LOB: 0 BB: 0 P: 7	R: 1 E: 0 K: 0 S: 4	H: 1 LOB: 0 BB: 0 P: 4	R: 3 E: 2 K: 2 S: 11	H: 3 LOB: 2 BB: 0 P: 12	R: 0 E: 0 K: 2 S: 8	H: 1 LOB: 1 BB: 0 P: 8	R: 1 E: 0 K: 0 S: 4	H: 2 LOB: 1 BB: 1 P: 8	1B: 9 2B: 0 3B: 0 HR: 2	SF: 0 SAC: 1 DP: 1 HBP: 1	WP: 0 PB: 0 SB: 0 CS: 0	PA: 41					
PITCHER	IP	WLS	BF	H	R	ER	SO	BB	IBB	HBP	BLK	WP	HR	S	P	ERA	WHIP										
Jim Kaat, L ERA: 3.88 (1, 1)	6.1		29	7	6	5	6	1	0	1	0	0	2	39	44	7.11	1.263										
Bill Dailey, R ERA: 2.74 (7, 1)	1.1		6	2	0	0	3	0	0	0	0	0	0	12	12	0.00	1.500										
Ray Moore, R ERA: 2.84 (8, 1)	0.1		1	0	0	0	1	0	0	0	0	0	0	3	3	0.00	0.000										
Frank Sullivan, R ERA: 6.3 (9, 1)	1.0	L	5	2	1	1	0	0	1	0	0	0	0	4	8	9.00	2.000										

Detroit Tigers @ Minnesota Twins
Metropolitan Stadium, Bloomington, MI
Sun Jun 02 1963, 4:33 AM EDT
Att: 21,555 - Unknown - 78 F


AB 37
R 7
H 11
RBI 7
BB 2
SO 10
LOB 15



Batter	1	2	3	4	5	6	7	8	9	AB	R	H	RBI	BB	SO	LOB	BOTTOM										
Zoilo Versalles, R OBP: 0.330, SLG: 0.455 (1, 6)	K		BB		F9	F8			1-3	4	0	0	0	1	1	3											
Vic Power, R OBP: 0.275, SLG: 0.361 (1, 3)	K		F8		4-3				2B	5	0	1	0	0	1	1											
Harmon Killebrew, R OBP: 0.395, SLG: 0.473 (1, 7)	K				HR				K	5	1	1	1	0	3	1											
Bob Allison, R OBP: 0.383, SLG: 0.577 (1, 9)		HR			HR	PB 1B BB			L6	3	3	1	1	2	1	1											
Earl Battey, R OBP: 0.365, SLG: 0.510 (1, 2)		F8			F7	FC IBB 1B			F8	4	1	1	0	0	0	1											
Jimmie Hall, L OBP: 0.287, SLG: 0.352 (1, 8)		4-3			F4	BB FC IBB			1B 2B	3	1	1	0	1	0	1											
Rich Rollins, R OBP: 0.374, SLG: 0.410 (1, 5)		F3			1B	FC BB			1B	4	0	2	3	0	0	2											
Bernie Allen, L OBP: 0.262, SLG: 0.241 (1, 4)					4-3	SF7			F2	3	0	0	1	0	0	2											
Jim Kaat, L OBP: 0.154, SLG: 0.120 (7, 1)					6-3	3H 4-0 BB			F4	2	0	0	0	1	0	0											
Bill Dailey, R (7, 1)										0	0	0	0	0	0	0											
Ray Moore, R (8, 1)										0	0	0	0	0	0	0											
Lenny Green, L OBP: 0.284, SLG: 0.311 (8, PH)										0	0	0	0	0	0	0											
Frank Sullivan, R (9, 1)										0	0	0	0	0	1	1											
Inning Stats	R: 0 E: 0 K: 3 S: 9	H: 0 LOB: 0 BB: 0 P: 9	R: 1 E: 0 K: 0 S: 4	H: 1 LOB: 0 BB: 0 P: 4	R: 0 E: 0 K: 0 S: 3	H: 0 LOB: 1 BB: 1 P: 7	R: 2 E: 0 K: 0 S: 5	H: 2 LOB: 1 BB: 1 P: 9	R: 0 E: 0 K: 1 S: 3	H: 0 LOB: 0 BB: 0 P: 3	R: 2 E: 0 K: 1 S: 7	H: 1 LOB: 3 BB: 3 P: 19	R: 0 E: 0 K: 1 S: 5	H: 0 LOB: 0 BB: 0 P: 5	R: 1 E: 0 K: 0 S: 5	H: 2 LOB: 1 BB: 0 P: 5	R: 0 E: 0 K: 1 S: 6	H: 1 LOB: 1 BB: 0 P: 6	1B: 3 2B: 2 3B: 0 HR: 2	SF: 1 SAC: 0 DP: 0 HBP: 0	WP: 0 PB: 1 SB: 0 CS: 0	PA: 40					
PITCHER	IP	WLS	BF	H	R	ER	SO	BB	IBB	HBP	BLK	WP	HR	S	P	ERA	WHIP										
Bill Faul, R ERA: 3.86 (1, 1)	6.0		28	4	5	4	4	4	1	0	0	0	2	31	51	6.00	1.333										
Terry Fox, R ERA: 3.05 (7, 1)	3.0	W	12	3	1	1	2	0	0	0	0	0	0	16	16	3.00	1.000										

Detroit Tigers @ Minnesota Twins
Metropolitan Stadium, Bloomington, MI
Sun Jun 02 1963, 4:33 AM EDT
Att: 21,555 - Unknown - 78 F

AB 34
R 6
H 7
RBI 6
BB 5
SO 6
LOB 13



Batter	1	2	3	4	5	6	7	8	9	AB	R	H	RBI	BB	SO	LOB	TOP	
Zoilo Versalles, R OBP: 0.323, SLG: 0.445	L6		1-3			FC6-4		F9		4	0	0	0	0	0	2		
Vic Power, R OBP: 0.270, SLG: 0.354	F9			5-3		F9		F7		4	0	0	0	0	0	2		
Harmon Killebrew, R OBP: 0.363, SLG: 0.456	HBP			6-3		FC5-4			K	3	0	0	0	0	1	1		
Bob Allison, R OBP: 0.390, SLG: 0.582	1-3			2B			FC4-6		E	2	1	1	0	2	0	1		
Earl Battey, R OBP: 0.362, SLG: 0.503		G4-6-3		F7			F8		5-3	4	0	1	0	0	0	3		
Jimmie Hall, L OBP: 0.276, SLG: 0.337	F5				K		FC4-6		E3	4	0	0	0	0	1	2		
Rich Rollins, R OBP: 0.364, SLG: 0.397	G4-6-3			6-3			F7		L6	4	0	0	0	0	0	3		
Bernie Allen, L OBP: 0.256, SLG: 0.236			F7		5-3				3-1	3	0	0	0	0	0	0		
Camilo Pascual, R OBP: 0.265, SLG: 0.313										2	0	1	0	0	1	0		
Lenny Green, L OBP: 0.288, SLG: 0.315			K							1	0	1	0	0	0	0		
Ray Moore, R										0	0	0	0	0	0	0		
Bill Pleis, L										0	0	0	0	0	0	0		
Inning Stats	R: 0 E: 0 K: 0 S: 3	H: 0 LOB: 1 BB: 0 P: 4	R: 0 E: 0 K: 0 S: 3	H: 1 LOB: 0 BB: 0 P: 3	R: 0 E: 0 K: 1 S: 5	H: 0 LOB: 0 BB: 0 P: 5	R: 0 E: 0 K: 0 S: 4	H: 1 LOB: 1 BB: 0 P: 4	R: 0 E: 0 K: 0 S: 3	H: 0 LOB: 1 BB: 1 P: 7	R: 0 E: 0 K: 0 S: 4	H: 1 LOB: 1 BB: 0 P: 4	R: 1 E: 1 K: 1 S: 6	H: 0 LOB: 1 BB: 1 P: 10	1B: 3 2B: 1 3B: 0 HR: 0	SF: 0 SAC: 0 DP: 1 HBP: 1	WP: 0 PB: 1 CS: 0	PA: 34
PITCHER Dave Wickersham, R ERA: 3.08	IP: 9.0 WLS: W BF: 34 H: 4 R: 1 ER: 0 SO: 3 BB: 2 IBB: 0 HBP: 1 BLK: 0 WP: 0 HR: 0 S: 37 P: 46 ERA: 0.00 WHIP: 0.667																	

Minnesota Twins @ Kansas City Athletics
Municipal Stadium, Kansas City, MO
Mon Jun 03 1963, 8:05 PM EDT
Att: 5,780 - Unknown

AB 31
R 1
H 4
RBI 0
BB 2
SO 3
LOB 14



Batter	1	2	3	4	5	6	7	8	9	AB	R	H	RBI	BB	SO	LOB	BOTTOM			
Wayne Causey, L OBP: 0.385, SLG: 0.497	F9		G3-6-3			9-6		E		3	1	1	0	1	0	1				
John Wojcik, L OBP: 0.250, SLG: 0.192	K			F5		9-6		E9		4	1	1	0	0	1	1				
Ed Charles, R OBP: 0.384, SLG: 0.434	5-3			F3			F7	1B		4	0	1	1	0	0	0				
Norm Siebern, L OBP: 0.348, SLG: 0.374		6-3		F6			3-1	F7		3	0	0	0	1	0	1				
Jerry Lumpe, L OBP: 0.287, SLG: 0.332		F6			4-3					3	0	1	0	0	0	1				
Gino Cimoli, R OBP: 0.337, SLG: 0.401		6-3			F8					3	0	0	0	0	0	2				
Doc Edwards, R OBP: 0.316, SLG: 0.434		4-3						K		3	1	1	1	0	1	1				
Bobby Del Greco, R OBP: 0.300, SLG: 0.288			F8		F5			K		3	0	0	0	0	1	0				
Dave Wickersham, R OBP: 0.231, SLG: 0.200						K		1B	BB	3	1	2	0	0	1	0				
Inning Stats	R: 0 E: 0 K: 1 S: 5	H: 0 LOB: 0 BB: 0 P: 5	R: 0 E: 0 K: 0 S: 3	H: 0 LOB: 1 BB: 1 P: 7	R: 0 E: 0 K: 0 S: 3	H: 1 LOB: 0 BB: 0 P: 3	R: 0 E: 0 K: 0 S: 3	H: 0 LOB: 0 BB: 0 P: 3	R: 1 E: 0 K: 0 S: 4	H: 1 LOB: 0 BB: 0 P: 4	R: 0 E: 0 K: 1 S: 5	H: 1 LOB: 0 BB: 0 P: 5	R: 0 E: 0 K: 0 S: 4	H: 1 LOB: 1 BB: 0 P: 4	R: 3 E: 1 K: 2 S: 10	H: 3 LOB: 1 BB: 1 P: 14	1B: 5 2B: 2 3B: 0 HR: 1	SF: 0 SAC: 0 DP: 2 HBP: 0	WP: 0 PB: 1 CS: 0	PA: 31
PITCHER Camilo Pascual, R ERA: 2.95 Ray Moore, R ERA: 4.05 Bill Pleis, L ERA: 2.61	IP: 7.0 WLS: L BF: 24 H: 4 R: 1 ER: 1 SO: 2 BB: 1 IBB: 0 HBP: 0 BLK: 0 WP: 0 HR: 1 S: 27 P: 31 ERA: 1.29 WHIP: 0.714																			

Minnesota Twins @ Kansas City Athletics
Municipal Stadium, Kansas City, MO
Mon Jun 03 1963, 8:05 PM EDT
Att: 5,780 - Unknown

AB 29
R 4
H 7
RBI 2
BB 2
SO 4
LOB 7



Batter	1	2	3	4	5	6	7	8	9	AB R H RBI BB SO LOB	TOP												
Lenny Green, L OBP: 0.291, SLG: 0.314 (1, 8)	0-0 4-3		0-0 4-3		0-0 F8 SH1-3 1B		4-0 S BB		0-0 3-1	4 0 1 0 1 0 0	Minnesota Twins @ Kansas City Athletics Municipal Stadium, Kansas City, MO Tue Jun 04 1963, 8:05 PM EDT Att: 12,769 - Unknown livebaseballscorecards.com												
Vic Power, R OBP: 0.269, SLG: 0.352 (1, 3)	0-3 K		0-0 1B HR		0-0 SH1-3 1-2		0-3 K		0-0 L4	4 1 1 0 0 2 1													
Harmon Killebrew, R OBP: 0.310, SLG: 0.455 Jimmie Hall, L OBP: 0.276, SLG: 0.337 (1, 7) (7, 7)	1-0 FC6-4 HBP		0-0 1-3 HR		0-0 F8 2-3		0-3 K			3 1 1 0 0 1 2 0 0 0 0 0 0 0													
Bob Allison, R OBP: 0.392, SLG: 0.603 (1, 9)	0-0 FC6-4 1-2		0-0 1-H 3-H HR		0-0 F8				0-0 3B 2B	4 2 2 3 0 0 2													
Earl Battey, R OBP: 0.360, SLG: 0.515 (1, 2)		0-0 HR	0-0 K		0-0 F4				0-0 1-3	4 1 1 1 0 1 1													
Rich Rollins, R OBP: 0.354, SLG: 0.385 (1, 5)		0-0 F9	0-0 5-3		0-0 4-3				0-3 K	4 0 0 0 0 1 1													
Zolo Versailles, R OBP: 0.332, SLG: 0.459 (1, 6)		4-0 1B BB		0-0 4-3		0-0 E 1B			0-0 2-H 3B	3 0 2 1 1 0 0													
Bernie Allen, L OBP: 0.258, SLG: 0.237 (1, 4)		0-0 G6-4-3 1B		0-0 4-3		0-0 1-3			0-0 4-3	4 0 1 0 0 0 2													
Jim Perry, S OBP: 0.273, SLG: 0.200 (1, 1)		0-0 G6-4-3 1-2		0-3 K					0-0 F6	4 0 0 0 0 1 2													
Inning Stats	R: 0 E: 0 K: 1 S: 5	H: 0 LOB: 1 BB: 0 P: 6	R: 1 E: 0 K: 0 S: 4	H: 2 LOB: 1 BB: 1 P: 8	R: 3 E: 0 K: 1 S: 8	H: 3 LOB: 0 BB: 0 P: 8	R: 0 E: 0 K: 0 S: 5	H: 0 LOB: 0 BB: 0 P: 5	R: 0 E: 0 K: 0 S: 4	H: 1 LOB: 1 BB: 0 P: 4		R: 0 E: 1 K: 0 S: 4	H: 1 LOB: 1 BB: 0 P: 4	R: 0 E: 0 K: 2 S: 7	H: 0 LOB: 1 BB: 1 P: 11	R: 1 E: 0 K: 0 S: 7	H: 2 LOB: 1 BB: 0 P: 7	R: 0 E: 0 K: 0 S: 3	H: 0 LOB: 0 BB: 0 P: 3	1B: 5 2B: 1 3B: 1 HR: 2	SF: 0 SAC: 1 DP: 1 HBP: 1	WP: 0 PB: 0 SB: 1 CS: 1	PA: 38
PITCHER	IP WLS BF H R ER SO BB IBB HBP BLK WP HR S P ERA WHIP											PITCHER	IP WLS BF H R ER SO BB IBB HBP BLK WP HR S P ERA WHIP										
Ed Rakow, R ERA: 3.39 (1, 1)	5.0 L 22 6 4 4 3 1 0 0 1 0 0 2 26 31 7.20 1.400																						
Diego Segui, R ERA: 6.4 (6, 1)	2.0 8 1 0 0 2 1 0 0 0 0 0 0 11 15 0.00 1.000																						
Dale Willis, R ERA: 4.67 (8, 1)	1.0 5 2 1 1 1 0 0 0 0 0 0 0 7 7 9.00 2.000																						
Bill Fischer, R ERA: 1.71 (9, 1)	1.0 3 0 0 0 0 0 0 0 0 0 0 0 3 3 0.00 0.000																						

Batter	1	2	3	4	5	6	7	8	9	AB R H RBI BB SO LOB	BOTTOM												
Wayne Causey, L OBP: 0.383, SLG: 0.488 (1, 6)	0-0 F6		0-0 F6		0-0 F8			4-0 FC4-6 BB		3 0 0 0 1 0 1	Minnesota Twins @ Kansas City Athletics Municipal Stadium, Kansas City, MO Tue Jun 04 1963, 8:05 PM EDT Att: 12,769 - Unknown livebaseballscorecards.com												
John Wojcik, L OBP: 0.219, SLG: 0.167 (1, 7)	0-0 4-3		0-0 F6		0-0 F5			0-0 FC4-6 1B		4 0 0 0 0 0 2													
Ed Charles, R OBP: 0.377, SLG: 0.425 (1, 5)	0-0 F8			0-0 F9		0-0 F6		0-0 F8		4 0 0 0 0 0 1													
Norm Siebern, L OBP: 0.355, SLG: 0.379 (1, 3)		0-0 CS 1B		4-0 2B BB		0-0 G3		0-0 1-2 1B		3 0 2 0 1 0 0													
Jerry Lumpe, L OBP: 0.282, SLG: 0.324 (1, 4)		0-0 F5 1-2		0-0 F8		0-0 F9		0-0 4-3		4 0 0 0 0 0 4													
Gino Cimoli, R OBP: 0.340, SLG: 0.406 (1, 9)		4-0 BB BB		0-0 1-3 2B		0-0 F9		0-0 F8		3 0 1 0 1 0 0													
Doc Edwards, R OBP: 0.328, SLG: 0.418 (1, 2)		4-0 1-2 BB		0-0 5-3					0-3 K	2 0 0 0 1 1 2													
Bobby Del Greco, R OBP: 0.297, SLG: 0.286 (1, 8)		0-0 F8			0-0 1B				0-3 K	4 0 1 0 0 1 3													
Ed Rakow, S OBP: 0.241, SLG: 0.192 Chuck Essington, R OBP: 0.286, SLG: 0.327 Diego Segui, R OBP: 0.296, SLG: 0.398 Hector Martinez, R OBP: 0.296, SLG: 0.350 Dale Willis, R OBP: 0.273, SLG: 0.200 Bill Fischer, R OBP: 0.273, SLG: 0.200 (1, 1) (5, 1) (6, 1) (7, 1) (8, 1) (9, 1)			0-3 K		0-3 K		0-3 K			1 0 0 0 0 1 0 1 0 0 0 0 0 1 0 0 0 0 0 0 0 1 0 0 0 0 0 1 0 0 0 0 0 0 0 0 0 0 0 0 0 0													
Inning Stats	R: 0 E: 0 K: 0 S: 3	H: 0 LOB: 0 BB: 0 P: 3	R: 0 E: 0 K: 0 S: 3	H: 1 LOB: 2 BB: 2 P: 11	R: 0 E: 0 K: 1 S: 5	H: 0 LOB: 0 BB: 0 P: 5	R: 0 E: 0 K: 0 S: 4	H: 1 LOB: 2 BB: 1 P: 8	R: 0 E: 0 K: 0 S: 6	H: 1 LOB: 1 BB: 0 P: 6		R: 0 E: 0 K: 0 S: 3	H: 0 LOB: 0 BB: 0 P: 3	R: 0 E: 0 K: 1 S: 5	H: 0 LOB: 1 BB: 0 P: 6	R: 0 E: 0 K: 0 S: 4	H: 1 LOB: 2 BB: 1 P: 8	R: 0 E: 0 K: 2 S: 7	H: 0 LOB: 0 BB: 0 P: 7	1B: 3 2B: 1 3B: 0 HR: 0	SF: 0 SAC: 0 DP: 0 HBP: 1	WP: 0 PB: 0 SB: 0 CS: 1	PA: 35
PITCHER	IP WLS BF H R ER SO BB IBB HBP BLK WP HR S P ERA WHIP											PITCHER	IP WLS BF H R ER SO BB IBB HBP BLK WP HR S P ERA WHIP										
Jim Perry, R ERA: 2.77 (1, 1)	9.0 W 35 4 0 0 5 4 0 0 1 0 0 0 40 57 0.00 0.889																						

Batter	1	2	3	4	5	6	7	8	9	AB	R	H	RBI	BB	SO	LOB	TOP					
Lenny Green, L OBP: 0.294, SLG: 0.308 (1, 8)										3	0	0	0	2	1	0	Minnesota Twins @ Kansas City Athletics Municipal Stadium, Kansas City, MO Wed Jun 05 1963, 8:05 PM EDT Att: 10,286 - Unknown					
Vic Power, R OBP: 0.269, SLG: 0.350 (1, 3)										4	1	1	0	0	0	2						
Harmon Killebrew, R OBP: 0.316, SLG: 0.451 Jimmie Hall, L OBP: 0.276, SLG: 0.337 (1, 7) (8, 7)										3	1	1	0	1	0	1						
Bob Allison, R OBP: 0.394, SLG: 0.616 (1, 9)										3	1	1	1	1	1	2						
Earl Battey, R OBP: 0.352, SLG: 0.503 (1, 2)										4	0	0	0	0	1	3						
Rich Rollins, R OBP: 0.364, SLG: 0.418 (1, 5)										4	1	3	3	0	0	0						
Zolio Versailles, R OBP: 0.325, SLG: 0.450 (1, 6)										4	0	0	0	0	2	3						
Bernie Allen, L OBP: 0.253, SLG: 0.231 (1, 4)										4	0	0	0	0	2	3						
Jim Roland, R Bill Dailey, R (1, 1) (8, 1)										3	0	0	0	0	2	0						
										1	0	0	0	0	1	0						
Inning Stats	R: 0 E: 0 K: 1 S: 6	H: 1 LOB: 1 BB: 0 P: 6	R: 0 E: 0 K: 0 S: 3	H: 0 LOB: 0 BB: 0 P: 3	R: 0 E: 0 K: 1 S: 5	H: 0 LOB: 0 BB: 0 P: 5	R: 1 E: 1 K: 1 S: 8	H: 2 LOB: 3 BB: 1 P: 12	R: 0 E: 0 K: 1 S: 4	H: 0 LOB: 0 BB: 1 P: 8	R: 2 E: 0 K: 3 S: 10	H: 1 LOB: 1 BB: 1 P: 14	R: 0 E: 0 K: 1 S: 5	H: 0 LOB: 1 BB: 1 P: 9	R: 1 E: 0 K: 1 S: 7	H: 2 LOB: 1 BB: 0 P: 7	R: 0 E: 0 K: 1 S: 5	H: 0 LOB: 0 BB: 0 P: 5	1B: 4 2B: 0 3B: 0 HR: 2	SF: 0 SAC: 0 DP: 0 HBP: 0	WP: 0 PB: 0 SB: 0 CS: 1	PA: 37
PITCHER	IP WLS BF H R ER SO BB IBB HBP BLK WP HR S P ERA WHIP	6.0 L 25 4 3 3 7 3 0 0 0 0 1 36 48 4.50 1.167	2.0 9 2 1 1 2 1 0 0 0 0 1 12 16 4.50 1.500	1.0 3 0 0 0 1 0 0 0 0 0 0 5 5 0.00 0.000											IP WLS BF H R ER SO BB IBB HBP BLK WP HR S P ERA WHIP							
Orlando Pena, R ERA: 3.23 Bill Fischer, R ERA: 1.97 John Wyatt, R ERA: 2.31 (1, 1) (7, 1) (9, 1)																						
Batter	1	2	3	4	5	6	7	8	9	AB	R	H	RBI	BB	SO	LOB	BOTTOM					
Wayne Causey, L OBP: 0.374, SLG: 0.477 (1, 6)										4	0	0	0	0	0	3	Minnesota Twins @ Kansas City Athletics Municipal Stadium, Kansas City, MO Wed Jun 05 1963, 8:05 PM EDT Att: 10,286 - Unknown					
Gino Cimoli, R OBP: 0.335, SLG: 0.402 (1, 9)										4	0	1	0	0	1	3						
Ed Charles, R OBP: 0.374, SLG: 0.421 (1, 5)										4	0	1	0	0	0	2						
Norm Siebern, L OBP: 0.358, SLG: 0.379 (1, 3)										3	0	1	0	1	0	1						
George Alusik, R OBP: 0.308, SLG: 0.385 (1, 7)										4	0	0	0	0	0	3						
Jerry Lumpe, L OBP: 0.276, SLG: 0.318 (1, 4)										4	0	0	0	0	1	2						
Bobby Del Greco, R OBP: 0.299, SLG: 0.288 (1, 8)										3	0	1	0	0	0	1						
Haywood Sullivan, R OBP: 0.305, SLG: 0.268 (1, 2)										3	0	1	0	0	0	0						
Orlando Pena, R ERA: 2.59 Chuck Essinger, R OBP: 0.295, SLG: 0.327 Tony La Russa, R OBP: 0.276, SLG: 0.318 Bill Fischer, R ERA: 1.97 John Wojcik, L OBP: 0.276, SLG: 0.318 John Wyatt, R ERA: 2.31 (1, 1) (5, PH) (5, PH) (7, 1) (8, PH) (9, 1)										1	0	0	0	0	1	0						
										0	0	0	0	0	0	0						
										1	0	0	0	0	0	0						
										0	0	0	0	0	0	0						
										0	0	0	0	0	0	0						
										0	0	0	0	0	0	0						
										0	0	0	0	0	0	0						
Inning Stats	R: 0 E: 0 K: 0 S: 3	H: 1 LOB: 0 BB: 0 P: 3	R: 0 E: 0 K: 0 S: 3	H: 0 LOB: 1 BB: 1 P: 7	R: 0 E: 0 K: 1 S: 5	H: 0 LOB: 0 BB: 0 P: 5	R: 0 E: 0 K: 1 S: 6	H: 1 LOB: 1 BB: 0 P: 6	R: 0 E: 0 K: 1 S: 5	H: 0 LOB: 0 BB: 0 P: 5	R: 0 E: 0 K: 0 S: 3	H: 0 LOB: 1 BB: 1 P: 7	R: 0 E: 0 K: 0 S: 3	H: 0 LOB: 0 BB: 0 P: 3	R: 0 E: 0 K: 0 S: 5	H: 2 LOB: 2 BB: 0 P: 5	R: 0 E: 0 K: 0 S: 4	H: 1 LOB: 1 BB: 0 P: 4	1B: 5 2B: 0 3B: 0 HR: 0	SF: 0 SAC: 0 DP: 1 HBP: 0	WP: 0 PB: 0 SB: 0 CS: 0	PA: 33
PITCHER	IP WLS BF H R ER SO BB IBB HBP BLK WP HR S P ERA WHIP	7.0 W 24 2 0 0 3 2 0 0 0 0 0 0 9 9 0.00 0.571	2.0 S 9 3 0 0 0 0 0 0 0 0 0 0 9 9 0.00 1.500											IP WLS BF H R ER SO BB IBB HBP BLK WP HR S P ERA WHIP								
Jim Roland, L ERA: 2.59 Bill Dailey, R ERA: 2.52 (1, 1) (8, 1)																						

Batter	1	2	3	4	5	6	7	8	9	AB	R	H	RBI	BB	SO	LOB	TOP					
Lenny Green, L OBP: 0.302, SLG: 0.316	G1-6-3 1B		1B BB		G3		2H 3H 1B		4-3	5	1	3	2	0	0	1						
Vic Power, R OBP: 0.272, SLG: 0.351	G1-6-3		BB BB 1B		5-3			4-3	FC6-4 1B	5	0	2	1	0	0	1						
Harmon Killebrew, R OBP: 0.311, SLG: 0.434 Jimmie Hall, L OBP: 0.276, SLG: 0.337	K		BB BB 1-2 BB		1-3			K	FC6-4 1-2 BB	4	0	0	0	1	2	1						
Bob Allison, R OBP: 0.396, SLG: 0.617		5-3	1-2 2-3 3-H BB		F8			E 2B		3	1	1	1	1	0	0						
Earl Battey, R OBP: 0.355, SLG: 0.506		2B	5-3		K			E 1B BB		3	1	1	0	1	1	3						
Rich Rollins, R OBP: 0.388, SLG: 0.420		5-3		1-3			SH2-4 1B	E8 1B		4	1	2	1	0	0	1						
Zolo Versailles, R OBP: 0.320, SLG: 0.443		6-3		F9			SH 1-2 1B	F9		3	1	0	0	0	0	2						
Bernie Allen, L OBP: 0.254, SLG: 0.233			3-1 K		SH2-4 1-2 2-3			4-3 SH1-3 1B		3	1	1	0	0	1	0						
Jim Kaat, L OBP: 0.138, SLG: 0.107			K		6-3			SH1-3 1-2		3	0	0	0	0	1	2						
Inning Stats	R: 0 E: 0 K: 1 S: 5	H: 1 LOB: 0 BB: 0 P: 5	R: 0 E: 0 K: 0 S: 4	H: 1 LOB: 1 BB: 0 P: 4	R: 1 E: 0 K: 1 S: 7	H: 2 LOB: 3 BB: 2 P: 15	R: 0 E: 0 K: 1 S: 5	H: 0 LOB: 0 BB: 0 P: 5	R: 0 E: 0 K: 0 S: 3	H: 0 LOB: 0 BB: 0 P: 3	R: 0 E: 0 K: 1 S: 5	H: 0 LOB: 1 BB: 0 P: 5	R: 2 E: 1 K: 0 S: 5	H: 2 LOB: 1 BB: 0 P: 5	R: 2 E: 1 K: 1 S: 7	H: 2 LOB: 1 BB: 1 P: 11	R: 1 E: 0 K: 0 S: 5	H: 2 LOB: 1 BB: 0 P: 5	1B: 8 2B: 2 3B: 0 HR: 0	SF: 0 SAC: 3 DP: 1 HBP: 0	WP: 0 PB: 0 SB: 0 CS: 0	PA: 39
PITCHER	IP	WLS	BF	H	R	ER	SO	BB	IBB	HBP	BLK	WP	HR	S	P	ERA	WHIP					
Dean Chance, R ERA: 3.41	(1, 1)	8.0	L	34	8	5	2	5	3	0	0	0	0	41	53	2.25	1.375					
Jack Spring, L ERA: 2.45	(9, 1)	1.0		5	2	1	1	0	0	0	0	0	0	5	5	9.00	2.000					

Minnesota Twins @ Los Angeles Angels
Dodger Stadium, Los Angeles, CA

AB 33
R 6
H 10
RBI 5
BB 3
SO 5
LOB 11



WP: 0 PA: 39
PB: 0
SB: 0
CS: 0

Batter	1	2	3	4	5	6	7	8	9	AB	R	H	RBI	BB	SO	LOB	BOTTOM					
Albie Pearson, L OBP: 0.405, SLG: 0.433	1B		F3		1-3			1-3		4	0	1	0	0	0	0						
Jim Fregosi, R OBP: 0.301, SLG: 0.387	K		E4 FC5-1 1B		F7			5-3		4	0	1	0	0	1	1						
Leon Wagner, L OBP: 0.301, SLG: 0.580	F8		FC5-1 G6-3 2-3		HBP			2B		3	0	1	0	0	0	2						
Felix Torres, R OBP: 0.317, SLG: 0.358	1-3		G6-3 1-2		1-3			5-3		4	0	0	0	0	0	4						
Billy Moran, R OBP: 0.295, SLG: 0.329		5-3			F9			5-3		4	0	0	0	0	0	1						
Charlie Dees, L OBP: 0.524, SLG: 0.600		2-3		1B BB		K				2	1	0	0	1	1	0						
Lee Thomas, L OBP: 0.292, SLG: 0.315		6-3		5-3 1B 1-3 1B		K				3	0	1	0	0	1	0						
Ed Sadowski, R OBP: 0.270, SLG: 0.337			F3		1-2 3-H 1B			6-3		3	0	1	1	0	0	0						
Dean Chance, R George Thomas, R (8, PH) Jack Spring, R	(1, 1)	(8, PH)	(9, 1)		5-3			K		2	0	0	0	0	1	2						
Inning Stats	R: 0 E: 0 K: 1 S: 6	H: 1 LOB: 1 BB: 0 P: 6	R: 0 E: 0 K: 0 S: 3	H: 0 LOB: 0 BB: 0 P: 3	R: 0 E: 0 K: 1 S: 5	H: 0 LOB: 0 BB: 0 P: 5	R: 0 E: 1 K: 0 S: 3	H: 1 LOB: 0 BB: 0 P: 3	R: 1 E: 0 K: 0 S: 4	H: 2 LOB: 1 BB: 1 P: 8	R: 0 E: 0 K: 0 S: 3	H: 0 LOB: 0 BB: 0 P: 4	R: 0 E: 0 K: 2 S: 7	H: 0 LOB: 0 BB: 0 P: 7	R: 0 E: 0 K: 1 S: 5	H: 0 LOB: 0 BB: 0 P: 5	R: 0 E: 0 K: 0 S: 4	H: 1 LOB: 1 BB: 0 P: 4	1B: 4 2B: 1 3B: 0 HR: 0	SF: 0 SAC: 0 DP: 1 HBP: 1	WP: 0 PB: 0 SB: 0 CS: 0	PA: 32
PITCHER	IP	WLS	BF	H	R	ER	SO	BB	IBB	HBP	BLK	WP	HR	S	P	ERA	WHIP					
Jim Kaat, L ERA: 3.38	(1, 1)	9.0	W	32	5	1	1	5	1	0	1	0	0	40	45	1.00	0.667					

Minnesota Twins @ Los Angeles Angels
Dodger Stadium, Los Angeles, CA

AB 30
R 1
H 5
RBI 1
BB 1
SO 5
LOB 10



WP: 0 PA: 32
PB: 0
SB: 0
CS: 0

Batter	1	2	3	4	5	6	7	8	9	AB	R	H	RBI	BB	SO	LOB	TOP										
Lenny Green, L OBP: 0.304, SLG: 0.315										4	0	1	0	1	0	1											
Vic Power, R OBP: 0.275, SLG: 0.354										4	2	1	0	1	0	3											
Harmon Killebrew, R OBP: 0.323, SLG: 0.477										3	2	2	3	1	0	0											
Earl Battey, R OBP: 0.351, SLG: 0.497										5	1	1	0	0	0	3											
Jimmie Hall, L OBP: 0.291, SLG: 0.381										5	2	3	2	0	1	2											
Rich Rollins, R OBP: 0.371, SLG: 0.418										3	0	1	1	0	0	2											
Zolio Versalles, R OBP: 0.314, SLG: 0.434										4	1	0	1	0	1	2											
Bernie Allen, L OBP: 0.254, SLG: 0.239										4	1	1	0	0	1	1											
Camilo Pascual, R OBP: 0.263, SLG: 0.306										4	0	1	2	0	1	0											
Inning Stats	R: 4 E: 0 K: 1 S: 10	H: 5 LOB: 1 BB: 0 P: 10	R: 0 E: 0 K: 1 S: 4	H: 0 LOB: 0 BB: 1 P: 8	R: 2 E: 0 K: 1 S: 7	H: 2 LOB: 0 BB: 0 P: 7	R: 0 E: 0 K: 0 S: 3	H: 0 LOB: 0 BB: 0 P: 3	R: 1 E: 1 K: 0 S: 4	H: 1 LOB: 0 BB: 0 P: 4	R: 2 E: 0 K: 0 S: 5	H: 2 LOB: 1 BB: 0 P: 6	R: 0 E: 2 K: 0 S: 4	H: 1 LOB: 1 BB: 0 P: 4	R: 0 E: 0 K: 0 S: 3	H: 0 LOB: 0 BB: 0 P: 3	R: 0 E: 0 K: 1 S: 5	H: 0 LOB: 2 BB: 2 P: 13	1B: 6 2B: 4 3B: 0 HR: 2	SF: 1 SAC: 0 DP: 2 HBP: 1	WP: 0 PB: 0 SB: 0 CS: 0	PA: 41					
PITCHER	IP	WLS	BF	H	R	ER	SO	BB	IBB	HBP	BLK	WP	HR	S	P	ERA	WHIP										
Dan Osinski, R ERA: 3.1	(1, 1)	0.1	L 6	5	4	4	0	0	0	0	0	0	1	6	6	108.00	15.000										
Don Lee, R ERA: 3.57	(1, 1)	1.2	5	0	0	0	2	1	0	0	0	0	0	8	12	0.00	0.600										
Bob Turley, R ERA: 3.92	(3, 1)	3.0	12	3	3	2	1	0	0	0	0	0	1	14	14	6.00	1.000										
Tom Morgan, R ERA: 5.51	(6, 1)	2.0	10	3	2	2	0	0	0	1	0	0	0	9	10	9.00	1.500										
Jack Spring, L ERA: 2.08	(8, 1)	2.0	8	0	0	0	1	2	0	0	0	0	0	8	16	0.00	1.000										

Minnesota Twins @ Los Angeles Angels
Dodger Stadium, Los Angeles, CA
Sat Jun 08 1963, 7:05 PM PDT
Att: 11,889 - Unknown - 60 F

AB	36
R	9
H	11
RBI	9
BB	3
SO	4
LOB	14



Batter	1	2	3	4	5	6	7	8	9	AB	R	H	RBI	BB	SO	LOB	BOTTOM										
Albie Pearson, L OBP: 0.402, SLG: 0.432										3	0	1	1	0	0	1											
Jim Fregosi, R OBP: 0.294, SLG: 0.378										4	0	0	0	0	2	3											
Leon Wagner, L OBP: 0.394, SLG: 0.568										4	0	0	0	0	1	1											
Charlie Dees, L OBP: 0.500, SLG: 0.564										4	0	1	0	0	1	1											
Lee Thomas, L OBP: 0.288, SLG: 0.311										3	0	0	0	0	0	1											
George Thomas, R OBP: 0.256, SLG: 0.337										1	0	0	0	0	1	0											
Billy Moran, R OBP: 0.303, SLG: 0.333										3	1	2	0	1	0	0											
Felix Torres, R OBP: 0.315, SLG: 0.355										4	1	1	0	0	2	3											
Ed Sadowski, R OBP: 0.258, SLG: 0.322										4	1	0	1	0	2	2											
Dan Osinski, R ERA: 3.1	(1, 1)	9.0	W 36	7	3	1	10	1	0	0	0	0	0	55	59	1.00	0.889										
Don Lee, R ERA: 3.57	(1, 1)	1.2	5	0	0	0	2	1	0	0	0	0	0	8	12	0.00	0.600										
Bob Turley, R ERA: 3.92	(3, 1)	3.0	12	3	3	2	1	0	0	0	0	0	1	14	14	6.00	1.000										
Tom Morgan, R ERA: 5.51	(6, 1)	2.0	10	3	2	2	0	0	0	1	0	0	0	9	10	9.00	1.500										
Jack Spring, L ERA: 2.08	(8, 1)	2.0	8	0	0	0	1	2	0	0	0	0	0	8	16	0.00	1.000										
Inning Stats	R: 0 E: 0 K: 1 S: 6	H: 1 LOB: 1 BB: 0 P: 6	R: 3 E: 1 K: 1 S: 9	H: 3 LOB: 1 BB: 0 P: 9	R: 0 E: 0 K: 0 S: 3	H: 0 LOB: 0 BB: 0 P: 3	R: 0 E: 0 K: 2 S: 7	H: 0 LOB: 0 BB: 0 P: 7	R: 0 E: 0 K: 2 S: 7	H: 0 LOB: 0 BB: 0 P: 7	R: 0 E: 0 K: 0 S: 4	H: 1 LOB: 2 BB: 1 P: 8	R: 0 E: 0 K: 1 S: 6	H: 1 LOB: 1 BB: 0 P: 6	R: 0 E: 0 K: 2 S: 7	H: 0 LOB: 0 BB: 0 P: 7	R: 0 E: 1 K: 1 S: 6	H: 1 LOB: 1 BB: 0 P: 6	1B: 7 2B: 0 3B: 0 HR: 0	SF: 1 SAC: 0 DP: 0 HBP: 0	WP: 0 PB: 0 SB: 0 CS: 0	PA: 36					
PITCHER	IP	WLS	BF	H	R	ER	SO	BB	IBB	HBP	BLK	WP	HR	S	P	ERA	WHIP										
Camilo Pascual, R ERA: 2.77	(1, 1)	9.0	W 36	7	3	1	10	1	0	0	0	0	0	55	59	1.00	0.889										

Minnesota Twins @ Los Angeles Angels
Dodger Stadium, Los Angeles, CA
Sat Jun 08 1963, 7:05 PM PDT
Att: 11,889 - Unknown - 60 F

AB	34
R	3
H	7
RBI	3
BB	1
SO	10
LOB	13



Batter	1	2	3	4	5	6	7	8	9	AB	R	H	RBI	BB	SO	LOB	TOP			
Lenny Green, L OBP: 0.308, SLG: 0.319 (1, 8)										4	1	2	0	0	0	0	Minnesota Twins @ Los Angeles Angels Dodger Stadium, Los Angeles, CA Sun Jun 09 1963, 3:33 AM PDT Att: 11,262 - Unknown			
Vic Power, R OBP: 0.276, SLG: 0.353 (1, 3)										3	0	1	0	0	0	0				
Harmon Killebrew, R OBP: 0.336, SLG: 0.473 (1, 7)										1	0	0	0	2	0	1				
Earl Battey, R OBP: 0.345, SLG: 0.486 (1, 2)										4	0	0	0	0	2	4				
Jimmie Hall, L OBP: 0.298, SLG: 0.410 (1, 9)										3	1	1	1	1	0	1				
Rich Rollins, R OBP: 0.388, SLG: 0.414 (1, 5)										4	0	1	0	0	1	1				
Zolio Versalles, R OBP: 0.318, SLG: 0.435 (1, 6)										4	0	2	0	0	0	1				
Bernie Allen, L OBP: 0.250, SLG: 0.235 (9, PH)										3	0	0	0	0	2	2				
Wally Post, R OBP: 0.236, SLG: 0.500 (9, PH)										1	0	0	0	0	1	2				
Jim Perry, S OBP: 0.283, SLG: 0.190 (4, 1)										1	0	0	0	0	1	1				
Bob Allison, R OBP: 0.244, SLG: 0.613 (7, PH)										1	0	0	0	0	0	0				
Ray Moore, R OBP: 0.244, SLG: 0.613 (7, 1)										0	0	0	0	0	0	0				
Garry Roggenburk, R OBP: 0.244, SLG: 0.613 (8, 1)										0	0	0	0	0	0	0				
Frank Sullivan, R OBP: 0.244, SLG: 0.613 (8, 1)										0	0	0	0	0	0	0				
Johnny Goryl, R OBP: 0.222, SLG: 0.545 (9, PH)										1	0	0	0	0	1	2				
Inning Stats	R: 1 E: 0 K: 0 S: 4	H: 2 LOB: 0 BB: 0 P: 4	R: 1 E: 0 K: 2 S: 9	H: 2 LOB: 1 BB: 0 P: 9	R: 0 E: 0 K: 1 S: 5	H: 0 LOB: 1 BB: 0 P: 6	R: 0 E: 0 K: 0 S: 3	H: 0 LOB: 0 BB: 0 P: 3	R: 0 E: 0 K: 2 S: 7	H: 0 LOB: 0 BB: 0 P: 7	R: 0 E: 0 K: 1 S: 5	H: 1 LOB: 1 BB: 0 P: 9	R: 0 E: 0 K: 0 S: 4	H: 1 LOB: 1 BB: 0 P: 4	R: 0 E: 0 K: 3 S: 10	H: 1 LOB: 2 BB: 1 P: 14	1B: 6 2B: 0 3B: 0 HR: 1	SF: 0 SAC: 1 DP: 2 HBP: 1	WP: 0 PB: 0 SB: 1 CS: 0	PA: 36
PITCHER	IP WLS BF H R ER SO BB IBB HBP BLK WP HR S P ERA WHIP																			
Ken McBride, R ERA: 2.82 (1, 1)	8.1 W 34 7 2 2 7 3 0 1 0 0 1 44 57 2.16 1.200																			
Mel Nelson, L ERA: 3.92 (9, 1)	0.2 S 2 0 0 0 2 0 0 0 0 0 0 6 6 0.00 0.000																			

Batter	1	2	3	4	5	6	7	8	9	AB	R	H	RBI	BB	SO	LOB	BOTTOM			
Albie Pearson, L OBP: 0.400, SLG: 0.429 (1, 8)										4	0	1	0	0	0	0	Minnesota Twins @ Los Angeles Angels Dodger Stadium, Los Angeles, CA Sun Jun 09 1963, 3:33 AM PDT Att: 11,262 - Unknown			
Jim Fregosi, R OBP: 0.295, SLG: 0.388 (1, 6)										3	2	1	0	1	0	0				
Charlie Dees, L OBP: 0.520, SLG: 0.571 (1, 3)										3	1	2	0	0	0	0				
Leon Wagner, L OBP: 0.396, SLG: 0.564 (1, 7)										3	0	1	0	1	0	3				
George Thomas, R OBP: 0.256, SLG: 0.337 (9, 7)										0	0	0	0	0	0	0				
Lee Thomas, L OBP: 0.289, SLG: 0.311 (1, 9)										3	1	1	1	0	1	1				
Billy Moran, R OBP: 0.297, SLG: 0.327 (1, 4)										4	0	0	1	0	0	4				
Joe Koppe, R OBP: 0.307, SLG: 0.275 (1, 5)										3	0	0	0	0	1	3				
Ed Sadowski, R OBP: 0.260, SLG: 0.322 (1, 2)										3	0	1	1	0	0	0				
Ken McBride, R OBP: 0.171, SLG: 0.294 (1, 1)										3	0	0	0	0	0	2				
Mel Nelson, R OBP: 0.100, SLG: 0.100 (9, 1)										0	0	0	0	0	0	0				
Inning Stats	R: 0 E: 0 K: 0 S: 4	H: 1 LOB: 1 BB: 0 P: 4	R: 0 E: 0 K: 0 S: 3	H: 0 LOB: 0 BB: 0 P: 3	R: 0 E: 0 K: 0 S: 3	H: 0 LOB: 0 BB: 0 P: 3	R: 3 E: 0 K: 1 S: 9	H: 3 LOB: 2 BB: 1 P: 13	R: 0 E: 0 K: 0 S: 3	H: 0 LOB: 0 BB: 0 P: 3	R: 0 E: 0 K: 1 S: 6	H: 1 LOB: 1 BB: 0 P: 6	R: 0 E: 0 K: 0 S: 3	H: 1 LOB: 0 BB: 0 P: 3	R: 1 E: 0 K: 0 S: 3	H: 1 LOB: 1 BB: 1 P: 8	1B: 6 2B: 1 3B: 1 HR: 0	SF: 0 SAC: 1 DP: 1 HBP: 1	WP: 1 PB: 0 SB: 0 CS: 1	PA: 34
PITCHER	IP WLS BF H R ER SO BB IBB HBP BLK WP HR S P ERA WHIP																			
Jim Perry, R ERA: 3.01 (1, 1)	3.2 L 17 4 3 3 1 1 0 0 0 0 0 0 10 10 0.00 0.429																			
Ray Moore, R ERA: 4.4 (7, 1)	1.0 4 2 1 1 0 0 0 0 0 0 0 4 4 9.00 2.000																			
Garry Roggenburk, L ERA: 1.93 (8, 1)	0.1 3 0 0 0 0 1 0 0 1 0 1 0 1 6 0.00 3.000																			
Frank Sullivan, R ERA: 5.91 (8, 1)	0.2 1 0 0 0 0 0 0 0 0 0 0 0 1 1 0.00 0.000																			

Batter	1	2	3	4	5	6	7	8	9	AB	R	H	RBI	BB	SO	LOB	TOP					
Lenny Green, L OBP: 0.308, SLG: 0.325	F7		F8	F2		SH1-3 1B		PB 2B	G3	6	1	2	0	0	0	1	Minnesota Twins @ Chicago White Sox Comiskey Park, Chicago, IL Tue Jun 11 1963, 8:05 PM EDT Att: 5,738 - Unknown					
Vic Power, R OBP: 0.274, SLG: 0.355	P5		2B	6-3		SH1-3		K	5-3	5	1	1	0	0	1	2						
Harmon Killebrew, R Garry Roggenburk, R	P4		2B 1B			1B 2B		PB 2B		3	2	2	1	2	0	0						
Bob Allison, R OBP: 0.390, SLG: 0.608		K	1B 2B			F7		K		5	1	1	1	0	3	4						
Earl Batley, R OBP: 0.346, SLG: 0.484		FC5-4 1B	1B 1B			6-3		F8		5	0	2	2	0	1	4						
Rich Rollins, R OBP: 0.375, SLG: 0.416	FC5-4 1B		1B			2B		K		4	2	2	0	0	1	1						
Zolo Versailles, R OBP: 0.330, SLG: 0.451			1B			1B			SH1-4 HBP	4	0	4	2	0	0	0						
Bernie Allen, L OBP: 0.254, SLG: 0.241	F9		K			2B		K		4	1	1	1	1	2	6						
Dick Stigman, R Bill Pleis, L			K			P6				1	0	0	0	0	1	0						
Bill Dailey, R Jimmie Hall, L			K			K		4-3		2	0	0	0	0	1	2						
Inning Stats	R: 0 E: 0 K: 0 S: 3	H: 0 LOB: 0 BB: 0 P: 3	R: 0 E: 0 K: 1 S: 7	H: 2 LOB: 2 BB: 0 P: 7	R: 3 E: 0 K: 2 S: 12	H: 5 LOB: 3 BB: 1 P: 16	R: 0 E: 0 K: 0 S: 3	H: 0 LOB: 0 BB: 0 P: 3	R: 2 E: 0 K: 1 S: 8	H: 3 LOB: 2 BB: 1 P: 12	R: 0 E: 0 K: 1 S: 6	H: 1 LOB: 1 BB: 1 P: 10	R: 0 E: 0 K: 2 S: 8	H: 1 LOB: 1 BB: 0 P: 8	R: 1 E: 0 K: 3 S: 11	H: 2 LOB: 1 BB: 0 P: 11	R: 2 E: 0 K: 0 S: 5	H: 2 LOB: 1 BB: 0 P: 6	1B: 10 2B: 6 3B: 0 HR: 0	SF: 0 SAC: 2 DP: 0 HBP: 1	WP: 0 PB: 2 SB: 0 CS: 0	PA: 47
PITCHER	IP	WLS	BF	H	R	ER	SO	BB	IBB	HBP	BLK	WP	HR	S	P	ERA	WHIP					
Ray Herbert, R	3.0		17	7	3	3	3	1	0	0	0	0	0	22	26	9.00	2.667					
Eddie Fisher, R	2.0		10	3	2	2	1	1	0	0	0	0	0	11	15	9.00	2.000					
Dave DeBusschere, R	2.0		9	2	0	0	3	1	0	0	0	0	0	14	18	0.00	1.500					
Hoyt Wilhelm, R	2.0	L	11	4	3	3	3	0	0	1	0	0	0	16	17	13.50	2.000					

AB	41
R	8
H	16
RBI	8
BB	3
SO	10
LOB	21



Batter	1	2	3	4	5	6	7	8	9	AB	R	H	RBI	BB	SO	LOB	BOTTOM				
Jim Landis, R OBP: 0.337, SLG: 0.448	K	F8		E9 1B		E5 1B	6-3		F8	6	1	1	0	0	1	4	Minnesota Twins @ Chicago White Sox Comiskey Park, Chicago, IL Tue Jun 11 1963, 8:05 PM EDT Att: 5,738 - Unknown				
Nellie Fox, L OBP: 0.341, SLG: 0.349	F7		BB 1B BB	P6		SH2-3 1B		G6-3 1B		4	2	2	1	1	0	2					
Floyd Robinson, L OBP: 0.396, SLG: 0.492			BB 1B BB	4-3		SH2-3		G6-3		3	1	1	0	1	0	3					
Dave Nicholson, R OBP: 0.327, SLG: 0.487	2B		BB	K		K		5-3		4	1	1	1	1	2	5					
Pete Ward, L OBP: 0.348, SLG: 0.453	F7		K					4-3		5	0	2	1	0	1	4					
Ron Hansen, R OBP: 0.329, SLG: 0.401		5-3	BB	1B		FC5-4 BB		K		4	0	1	0	1	1	2					
Tom McCraw, L OBP: 0.194, SLG: 0.290			BB	1B		F9				5	1	3	2	0	1	2					
Cam Carson, R Eddie Fisher, R Mike Harshberger, R Dave DeBusschere, R			BB 1B BB	5-3				SH1-4 1B		2	0	1	1	0	0	2					
Al Weis, S Hoyt Wilhelm, R Garry Roggenburk, L		2H	1B			1-2		BB		0	0	0	0	0	0	0					
Ray Herbert, R Sherm Lollar, R J.C. Martin, L		K		E		F9		5-3		1	0	0	0	0	1	1					
Inning Stats	R: 0 E: 0 K: 1 S: 6	H: 1 LOB: 2 BB: 1 P: 10	R: 1 E: 0 K: 1 S: 7	H: 2 LOB: 1 BB: 0 P: 7	R: 2 E: 0 K: 2 S: 8	H: 1 LOB: 2 BB: 3 P: 20	R: 0 E: 1 K: 1 S: 6	H: 1 LOB: 2 BB: 1 P: 10	R: 0 E: 0 K: 0 S: 4	H: 1 LOB: 1 BB: 0 P: 4	R: 1 E: 0 K: 0 S: 4	H: 2 LOB: 0 BB: 0 P: 4	R: 0 E: 0 K: 2 S: 8	H: 1 LOB: 2 BB: 1 P: 12	1B: 9 2B: 2 3B: 0 HR: 1	SF: 0 SAC: 2 DP: 1 HBP: 0	WP: 0 PB: 0 SB: 0 CS: 0	PA: 46			
PITCHER	IP	WLS	BF	H	R	ER	SO	BB	IBB	HBP	BLK	WP	HR	S	P	ERA	WHIP				
Dick Stigman, L	2.2		16	4	3	3	4	4	0	0	0	0	0	16	24	0.00	2.000				
Bill Pleis, L	3.0		16	4	2	0	1	2	0	0	0	0	1	11	11	3.86	1.286				
Bill Dailey, R	2.1	W	9	3	1	1	1	0	0	0	0	0	1	11	11	0.00	2.000				
Garry Roggenburk, L	1.0	S	5	1	0	0	2	1	0	0	0	0	0	8	12	0.00	2.000				


AB	37
R	6
H	12
RBI	6
BB	7
SO	8
LOB	30



Batter	1	2	3	4	5	6	7	8	9	AB	R	H	RBI	BB	SO	LOB	TOP					
Wayne Causey, L (1, 6) OBP: 0.369, SLG: 0.446	G3						F3		L3	5	1	2	0	1	0	1	Kansas City Athletics @ Minnesota Twins Metropolitan Stadium, Bloomington, MI Wed Jun 12 1963, 8:05 PM EDT Unknown - 67 F					
Gino Cimoli, R (1, 9) OBP: 0.336, SLG: 0.412 Jay Hankins, L (6, 8) OBP: 0.176, SLG: 0.176		5-3		L3			F2		F6	4	2	2	1	0	0	2						
Ed Charles, R (1, 5) OBP: 0.380, SLG: 0.449							F4			4	3	3	3	1	0	1						
Chuck Essegian, R (1, 7) OBP: 0.319, SLG: 0.394 George Alusk, R (8, 7) OBP: 0.304, SLG: 0.374	K									4	2	3	2	1	1	1						
Doc Edwards, R (1, 2) OBP: 0.313, SLG: 0.403										5	1	2	2	0	0	3						
Ken Harrelson, R (1, 3) OBP: 0.286, SLG: 0.714										5	2	2	2	0	1	2						
Jerry Lumpe, L (1, 4) OBP: 0.278, SLG: 0.319 Sammy Esposito, R (8, 4)										5	0	1	0	0	0	4						
Bobby Del Greco, R (1, 8) OBP: 0.289, SLG: 0.284										5	0	1	2	0	1	1						
Dave Wickersham, R (1, 1) OBP: 0.212, SLG: 0.188										5	1	1	0	0	0	1						
Inning Stats	R: 2 E: 0 K: 1 S: 9	H: 4 LOB: 2 BB: 0 P: 9	R: 0 E: 0 K: 0 S: 3	H: 0 LOB: 1 BB: 1 P: 7	R: 3 E: 1 K: 0 S: 7	H: 4 LOB: 1 BB: 0 P: 7	R: 0 E: 0 K: 0 S: 3	H: 1 LOB: 2 BB: 2 P: 11	R: 0 E: 0 K: 1 S: 5	H: 0 LOB: 0 BB: 0 P: 5	R: 5 E: 0 K: 1 S: 11	H: 6 LOB: 1 BB: 0 P: 11	R: 0 E: 1 K: 0 S: 4	H: 0 LOB: 1 BB: 0 P: 4	R: 2 E: 0 K: 0 S: 5	H: 2 LOB: 0 BB: 0 P: 5		R: 0 E: 0 K: 0 S: 3	H: 0 LOB: 0 BB: 0 P: 3	1B: 12 2B: 4 3B: 0 HR: 2	SF: 0 SAC: 0 DP: 1 HBP: 0	WP: 0 PB: 0 SB: 1 CS: 0
PITCHER	IP WLS BF H R ER SO BB IBB HBP BLK WP HR S P ERA WHIP																					
Jim Kaat, L (1, 1) ERA: 3.76	3.2 L 21 9 5 5 1 2 0 0 0 0 0 0 21 29 12.27 3.000																					
Frank Sullivan, R (4, 1) ERA: 5.73	0.1 2 0 0 0 0 1 0 0 0 0 0 0 1 5 0.00 3.000																					
Ray Moore, R (5, 1) ERA: 6.61	2.0 12 6 5 5 2 0 0 0 0 0 0 1 16 16 22.50 3.000																					
Bill Pleis, L (7, 1) ERA: 2.76	3.0 12 2 2 2 0 0 0 0 0 0 0 1 12 12 6.00 0.667																					
Batter	1	2	3	4	5	6	7	8	9	AB	R	H	RBI	BB	SO	LOB	BOTTOM					
Lenny Green, L (1, 8) OBP: 0.311, SLG: 0.323										4	1	1	1	1	0	3	Kansas City Athletics @ Minnesota Twins Metropolitan Stadium, Bloomington, MI Wed Jun 12 1963, 8:05 PM EDT Unknown - 67 F					
Vic Power, R (1, 3) OBP: 0.268, SLG: 0.347										5	0	0	0	0	0	4						
Harmon Killebrew, R (1, 7) OBP: 0.343, SLG: 0.470										4	0	0	0	0	3	1						
Bob Allison, R (1, 9) OBP: 0.392, SLG: 0.603										3	0	1	0	1	0	0						
Earl Battey, R (1, 2) OBP: 0.344, SLG: 0.479										4	0	1	1	0	1	1						
Rich Rollins, R (1, 5) OBP: 0.386, SLG: 0.405										4	0	0	0	0	0	3						
Zollo Versalles, R (1, 6) OBP: 0.333, SLG: 0.449										3	1	1	0	1	0	0						
Bernie Allen, L (1, 4) OBP: 0.258, SLG: 0.257										4	2	2	1	0	1	0						
Jim Kaat, L (1, 1) ERA: 3.76 Frank Sullivan, R (4, 1) ERA: 5.73 Jimmie Hall, L (4, PH) OBP: 0.316, SLG: 0.422 Ray Moore, R (5, 1) ERA: 6.61 Don Mincher, L (5, PH) OBP: 0.192, SLG: 0.059 Bill Pleis, L (7, 1) ERA: 2.76 Wally Post, R (5, PH) OBP: 0.265, SLG: 0.454										1	0	1	1	0	0	0						
Inning Stats	R: 1 E: 0 K: 1 S: 7	H: 2 LOB: 2 BB: 1 P: 11	R: 1 E: 0 K: 0 S: 4	H: 2 LOB: 1 BB: 1 P: 8	R: 0 E: 0 K: 2 S: 8	H: 1 LOB: 1 BB: 0 P: 8	R: 1 E: 1 K: 0 S: 5	H: 1 LOB: 1 BB: 0 P: 5	R: 0 E: 0 K: 0 S: 3	H: 0 LOB: 0 BB: 0 P: 3	R: 1 E: 0 K: 0 S: 5	H: 2 LOB: 1 BB: 0 P: 5	R: 0 E: 0 K: 1 S: 5	H: 0 LOB: 0 BB: 0 P: 5	R: 0 E: 0 K: 0 S: 3	H: 0 LOB: 0 BB: 0 P: 3		R: 0 E: 0 K: 2 S: 7	H: 0 LOB: 1 BB: 1 P: 11	1B: 6 2B: 2 3B: 0 HR: 0	SF: 0 SAC: 0 DP: 0 HBP: 0	WP: 0 PB: 0 SB: 0 CS: 0
PITCHER	IP WLS BF H R ER SO BB IBB HBP BLK WP HR S P ERA WHIP																					
Dave Wickersham, R (1, 1) ERA: 3.32	9.0 W 38 8 4 3 6 3 0 0 0 0 0 0 47 59 3.00 1.222																					

Batter	1	2	3	4	5	6	7	8	9	AB	R	H	RBI	BB	SO	LOB	TOP			
Jay Hankins, L (1, 8) OBP: 0.190, SLG: 0.333	F5		K			1-3		HR		4	1	1	1	0	1	1	Kansas City Athletics @ Minnesota Twins Metropolitan Stadium, Bloomington, MI Wed Jun 12 1963, 8:05 PM EDT Att: 24,501 - Unknown - 65 F livebaseballscorecards.com			
Wayne Causey, L (1, 6) OBP: 0.362, SLG: 0.437	K			E6		4-3		F8		4	0	0	0	0	1	0				
Ed Charles, R (1, 5) OBP: 0.378, SLG: 0.445	K			G5-3 BB 1B			K		6-3	4	0	1	0	0	2	0				
Norm Siebern, L (1, 3) OBP: 0.379, SLG: 0.412		F8			4-0 BB 1-2			FC5-4 1B	4-3	3	0	1	0	1	0	0				
Chuck Essegian, R (1, 7) OBP: 0.310, SLG: 0.382	K			G5-3 2-3f			FC5-4 1B 1-2f		K	4	0	0	0	0	2	3				
Jerry Lumpe, L (1, 4) OBP: 0.283, SLG: 0.324	6-3				0-0 G5-4-3 1B					3	0	2	0	0	0	0				
Gino Cimoli, R (1, 9) OBP: 0.332, SLG: 0.406			5-3		0-0 F3				1-3	3	0	0	0	0	0	3				
Haywood Sullivan, R (1, 2) OBP: 0.322, SLG: 0.295					0-0 G5-4-3 1-2f				6-3	3	0	1	0	0	0	1				
Orlando Pena, R (1, 1) OBP: 0.250, SLG: 0.286			6-3		0-0 F7				1-3	2	0	0	0	0	0	1				
Dale Willis, R (6, 1)										0	0	0	0	0	0	0				
Ken Harrelson, R (8, PH) OBP: 0.250, SLG: 0.625										1	0	0	0	0	0	0				
John Wyatt, R (8, 1)										0	0	0	0	0	0	0				
Inning Stats	R: 0 E: 0 K: 2 S: 7	H: 0 LOB: 0 BB: 0 P: 7	R: 0 E: 0 K: 1 S: 5	H: 0 LOB: 0 BB: 0 P: 5	R: 0 E: 0 K: 1 S: 6	H: 1 LOB: 1 BB: 0 P: 6	R: 0 E: 1 K: 0 S: 3	H: 1 LOB: 1 BB: 1 P: 7	R: 0 E: 0 K: 0 S: 3	H: 1 LOB: 0 BB: 0 P: 3	R: 0 E: 0 K: 1 S: 7	H: 2 LOB: 2 BB: 0 P: 7	R: 1 E: 0 K: 0 S: 4	H: 1 LOB: 0 BB: 0 P: 4	R: 0 E: 0 K: 1 S: 5	H: 0 LOB: 0 BB: 0 P: 5	1B: 4 2B: 1 3B: 0 HR: 1	SF: 0 SAC: 0 DP: 2 HBP: 0	WP: 0 PB: 0 SB: 0 CS: 0	PA: 32
PITCHER	IP WLS BF H R ER SO BB IBB HBP BLK WP HR S P ERA WHIP																			
Camilo Pascual, R (1, 1) ERA: 2.64	5.0 W 17 3 0 0 4 1 0 0 0 0 0 24 28 0.00 0.800																			
Bill Dailey, R (6, 1) ERA: 2.41	4.0 S 15 3 1 1 2 0 0 0 0 0 0 1 19 19 2.25 0.750																			

Batter	1	2	3	4	5	6	7	8	9	AB	R	H	RBI	BB	SO	LOB	BOTTOM			
Lenny Green, L (1, 8) OBP: 0.308, SLG: 0.320	6-3	F9		F3		F5		BB E BB 1B		5	1	1	0	0	0	5	Kansas City Athletics @ Minnesota Twins Metropolitan Stadium, Bloomington, MI Wed Jun 12 1963, 8:05 PM EDT Att: 24,501 - Unknown - 65 F livebaseballscorecards.com			
Vic Power, R (1, 3) OBP: 0.363, SLG: 0.339	1-3		4-3	L4		1-6-3		E3 BB BB 1B		5	1	0	0	0	0	5				
Harmon Killebrew, R (1, 7) OBP: 0.352, SLG: 0.492	HR		6-3		K		2B BB	BB 1B BB		3	3	1	2	2	1	0				
Bob Allison, R (1, 9) OBP: 0.401, SLG: 0.609	1B		1B S BB		F7		SH3-4 1-H 2B	1B BB BB		3	1	2	2	2	0	0				
Rich Rollins, R (1, 5) OBP: 0.369, SLG: 0.408	1-3		1B		F8		SH3-4	5-3 1B		4	0	2	2	0	0	1				
Zoilo Versalles, R (1, 6) OBP: 0.339, SLG: 0.453		1B	1B	1-2 3-H 1B		1B S 1B	K	5-3		5	1	3	1	0	1	3				
Bernie Allen, L (1, 4) OBP: 0.266, SLG: 0.258		F7	F9			4-3 1B				3	0	1	0	2	0	3				
Jerry Zimmerman, R (1, 2) OBP: 0.316, SLG: 0.427		F9		1-3		4-3 1B				2	0	0	0	0	0	1				
Jimmie Hall, L (6, PH) OBP: 0.341, SLG: 0.474						1-2 3-H 1B				1	0	1	1	0	0	0				
Earl Battey, R (7, 2) OBP: 0.341, SLG: 0.474						4-3				2	0	0	0	0	1	5				
Camilo Pascual, R (1, 1) OBP: 0.300, SLG: 0.368										2	0	2	0	0	0	0				
Bill Dailey, R (6, 1)		1-2 1B				4-3				2	1	0	0	1	1	5				
Inning Stats	R: 1 E: 0 K: 0 S: 5	H: 2 LOB: 1 BB: 0 P: 5	R: 0 E: 0 K: 0 S: 5	H: 2 LOB: 2 BB: 0 P: 5	R: 1 E: 0 K: 0 S: 5	H: 2 LOB: 1 BB: 1 P: 9	R: 0 E: 0 K: 0 S: 4	H: 1 LOB: 1 BB: 0 P: 4	R: 0 E: 0 K: 1 S: 5	H: 0 LOB: 0 BB: 0 P: 5	R: 1 E: 0 K: 0 S: 6	H: 3 LOB: 2 BB: 0 P: 6	R: 1 E: 0 K: 1 S: 6	H: 1 LOB: 2 BB: 2 P: 14	R: 4 E: 1 K: 2 S: 10	H: 2 LOB: 3 BB: 4 P: 26	1B: 10 2B: 2 3B: 0 HR: 1	SF: 0 SAC: 1 DP: 0 HBP: 0	WP: 0 PB: 0 SB: 2 CS: 0	PA: 45
PITCHER	IP WLS BF H R ER SO BB IBB HBP BLK WP HR S P ERA WHIP																			
Orlando Pena, R (1, 1) ERA: 3.61	5.0 L 25 9 3 3 1 2 0 0 0 0 0 0 1 26 30 5.40 2.000																			
Dale Willis, R (6, 1) ERA: 4.24	2.0 10 2 1 1 1 2 0 0 0 0 0 0 10 18 4.50 2.000																			
John Wyatt, R (8, 1) ERA: 3.33	1.0 10 2 4 3 2 3 1 0 0 0 0 0 10 26 27.00 5.000																			



Batter	1	2	3	4	5	6	7	8	9	AB	R	H	RBI	BB	SO	LOB	TOP	
Jay Hankins, L (1,8) OBP: 0.160, SLG: 0.280 Bobby Del Greco, R (9, PH) OBP: 0.286, SLG: 0.279	0-0 4-3		0-0 L8		0-0 F7		0-0 L4		0-0 F9	4	0	0	0	0	0	1		
Wayne Causey, L (1,6) OBP: 0.354, SLG: 0.426	0-0 F7		0-0 F6		0-0 4-3		0-0 F7		0-0 3-1	5	0	0	0	0	0	3		
Norm Siebern, L (1,3) OBP: 0.381, SLG: 0.411	0-0 F8		4-0 BB		0-0 2B SF9 1B		0-0 G3			3	1	1	0	1	0	0		
Ed Charles, R (1,5) OBP: 0.376, SLG: 0.446		0-0 4-3	0-3 K		0-0 2B 2B		0-0 2-3			4	1	1	0	0	1	2		
Chuck Essegian, R (1,7) OBP: 0.308, SLG: 0.378		0-0 F9		0-0 1B 1B		0-3 K		0-0 F9		4	0	1	0	0	1	2		
Jerry Lumpe, L (1,4) OBP: 0.280, SLG: 0.326		4-0 BB BB		0-0 1B 1-2 1B		4-0 2B BB		0-0 4-3		2	1	1	0	2	0	0		
Gino Cimoli, R (1,9) OBP: 0.335, SLG: 0.407		4-0 1-2 BB		0-0 1-2 1B L8-6-3		0-0 SF9		0-0 F6		2	0	1	1	1	0	0		
Doc Edwards, R (1,2) OBP: 0.322, SLG: 0.420		0-0 1-3		0-0 1-2 1B L8-6-3		0-0 1-2 2B		0-0 2B 1B		4	0	2	2	0	0	4		
Moe Drabowsky, R (1,1) OBP: 0.500, SLG: 1.000 George Alusik, R (6, PH) OBP: 0.301, SLG: 0.370 Bill Fischer, R (6, 1) Ken Harrelson, R (9, PH) OBP: 0.333, SLG: 0.778			0-0 2B		0-0 F8		0-0 5-3		0-0 1-3 2B	2	0	1	0	0	0	0		
Inning Stats	R: 0 E: 0 K: 0 S: 3	H: 0 LOB: 0 BB: 0 P: 3	R: 0 E: 0 K: 0 S: 3	H: 0 LOB: 2 BB: 2 P: 11	R: 0 E: 0 K: 1 S: 6	H: 1 LOB: 2 BB: 1 P: 10	R: 0 E: 0 K: 0 S: 4	H: 3 LOB: 1 BB: 0 P: 4	R: 0 E: 0 K: 0 S: 3	H: 0 LOB: 0 BB: 0 P: 3	R: 0 E: 0 K: 0 S: 3	H: 0 LOB: 0 BB: 0 P: 3	R: 0 E: 0 K: 0 S: 5	H: 2 LOB: 2 BB: 0 P: 5	1B: 5 2B: 5 3B: 0 HR: 0	SF: 1 SAC: 0 DP: 1 HBP: 0	WP: 0 PA: 38 CS: 0	
PITCHER	IP WLS BF H R ER SO BB IBB HBP BLK WP HR S P ERA WHIP	IP WLS BF H R ER SO BB IBB HBP BLK WP HR S P ERA WHIP	IP WLS BF H R ER SO BB IBB HBP BLK WP HR S P ERA WHIP	IP WLS BF H R ER SO BB IBB HBP BLK WP HR S P ERA WHIP	IP WLS BF H R ER SO BB IBB HBP BLK WP HR S P ERA WHIP	IP WLS BF H R ER SO BB IBB HBP BLK WP HR S P ERA WHIP	IP WLS BF H R ER SO BB IBB HBP BLK WP HR S P ERA WHIP	IP WLS BF H R ER SO BB IBB HBP BLK WP HR S P ERA WHIP	IP WLS BF H R ER SO BB IBB HBP BLK WP HR S P ERA WHIP	IP WLS BF H R ER SO BB IBB HBP BLK WP HR S P ERA WHIP	IP WLS BF H R ER SO BB IBB HBP BLK WP HR S P ERA WHIP	IP WLS BF H R ER SO BB IBB HBP BLK WP HR S P ERA WHIP	IP WLS BF H R ER SO BB IBB HBP BLK WP HR S P ERA WHIP	IP WLS BF H R ER SO BB IBB HBP BLK WP HR S P ERA WHIP	IP WLS BF H R ER SO BB IBB HBP BLK WP HR S P ERA WHIP	IP WLS BF H R ER SO BB IBB HBP BLK WP HR S P ERA WHIP	IP WLS BF H R ER SO BB IBB HBP BLK WP HR S P ERA WHIP	
Jim Perry, R (1,1) ERA: 3.04	8.1	W	36	9	3	3	2	4	0	0	0	0	0	0	0	0	3.24	1.560
Jim Kaat, L (9,1) ERA: 3.74	0.2	S	2	0	0	0	0	0	0	0	0	0	0	0	0	0	0.00	0.000

Kansas City Athletics @ Minnesota Twins
Metropolitan Stadium, Bloomington, MI
Thu Jun 13 1963, 8:05 PM EDT
Att: 11,195 - Unknown - 76 F

AB 33
R 3
H 9
RBI 3
BB 4
SO 2
LOB 15



Batter	1	2	3	4	5	6	7	8	9	AB	R	H	RBI	BB	SO	LOB	BOTTOM		
Zoilo Versalles, R (1,6) OBP: 0.336, SLG: 0.444	0-0 F3	0-0 F9		1-0 BB 1B HBP	0-0 5-3		0-0 L6			4	1	0	0	0	0	2			
Vic Power, R (1,3) OBP: 0.276, SLG: 0.355	0-0 WP 2B		4-0 BB 1B	0-0 BB 1B	0-0 1B		0-0 SH1-3 FC5-2 1B			4	2	4	1	1	0	0			
Harmon Killebrew, R (1,7) OBP: 0.353, SLG: 0.494 Lenny Green, L (8, PR) OBP: 0.308, SLG: 0.320	0-0 F3		0-0 F8	4-0 2B BB	0-0 F7		0-0 FC5-2 SH1-3 1B			4	0	1	0	1	0	3			
Bob Allison, R (1,9) OBP: 0.407, SLG: 0.615	4-0 BB		0-0 1B	0-0 1-2 2B		0-0 1-3 2H 3H	0-0 SH1-3			3	0	2	2	1	0	0			
Jimmie Hall, L (1,8) OBP: 0.320, SLG: 0.415	0-0 F2		0-0 F5	4-0 BB		0-0 4-3	0-0 FC5 FC5-2 IBB			3	0	0	0	2	0	4			
Earl Battey, R (1,2) OBP: 0.341, SLG: 0.472 Jerry Zimmerman, R (6, PH) (7, 2)		0-0 F4	0-0 F9	0-0 1-2 2H 1B	0-0 F9		0-0 FC5-2			3	0	1	1	0	0	3			
Rich Rollins, R (1,5) OBP: 0.385, SLG: 0.491		0-0 1B 1B	0-0 5-3	0-0 F8		0-0 6-3	0-0 FC5			5	0	1	0	0	0	8			
Bernie Allen, L (1,4) OBP: 0.274, SLG: 0.298		0-0 1B		0-3 K	0-0 HR		0-0 HR			4	2	3	2	0	1	0			
Jim Perry, S (1,1) OBP: 0.259, SLG: 0.200 Jim Kaat, L (9,1) OBP: 0.167, SLG: 0.138		0-0 F7		0-0 HBP 1B 1B	0-0 4-3		0-0 G3			4	1	1	0	0	0	2			
Inning Stats	R: 0 E: 0 K: 0 S: 4	H: 1 LOB: 2 BB: 1 P: 8	R: 0 E: 0 K: 0 S: 5	H: 2 LOB: 2 BB: 0 P: 5	R: 1 E: 0 K: 0 S: 5	H: 2 LOB: 2 BB: 1 P: 9	R: 3 E: 0 K: 1 S: 8	H: 3 LOB: 3 BB: 2 P: 17	R: 1 E: 0 K: 0 S: 5	H: 2 LOB: 1 BB: 0 P: 5	R: 0 E: 0 K: 0 S: 3	H: 0 LOB: 0 BB: 0 P: 3	R: 1 E: 0 K: 0 S: 4	H: 1 LOB: 0 BB: 0 P: 4	R: 0 E: 0 K: 0 S: 5	H: 2 LOB: 3 BB: 1 P: 9	1B: 9 2B: 2 3B: 0 HR: 2	SF: 0 SAC: 1 DP: 0 HBP: 1	WP: 1 PA: 43 CS: 0
PITCHER	IP WLS BF H R ER SO BB IBB HBP BLK WP HR S P ERA WHIP	IP WLS BF H R ER SO BB IBB HBP BLK WP HR S P ERA WHIP	IP WLS BF H R ER SO BB IBB HBP BLK WP HR S P ERA WHIP	IP WLS BF H R ER SO BB IBB HBP BLK WP HR S P ERA WHIP	IP WLS BF H R ER SO BB IBB HBP BLK WP HR S P ERA WHIP	IP WLS BF H R ER SO BB IBB HBP BLK WP HR S P ERA WHIP	IP WLS BF H R ER SO BB IBB HBP BLK WP HR S P ERA WHIP	IP WLS BF H R ER SO BB IBB HBP BLK WP HR S P ERA WHIP	IP WLS BF H R ER SO BB IBB HBP BLK WP HR S P ERA WHIP	IP WLS BF H R ER SO BB IBB HBP BLK WP HR S P ERA WHIP	IP WLS BF H R ER SO BB IBB HBP BLK WP HR S P ERA WHIP	IP WLS BF H R ER SO BB IBB HBP BLK WP HR S P ERA WHIP	IP WLS BF H R ER SO BB IBB HBP BLK WP HR S P ERA WHIP	IP WLS BF H R ER SO BB IBB HBP BLK WP HR S P ERA WHIP	IP WLS BF H R ER SO BB IBB HBP BLK WP HR S P ERA WHIP	IP WLS BF H R ER SO BB IBB HBP BLK WP HR S P ERA WHIP	IP WLS BF H R ER SO BB IBB HBP BLK WP HR S P ERA WHIP		
Moe Drabowsky, R (1,1) ERA: 9.0	5.0	L	30	10	5	5	1	4	0	0	0	0	0	0	0	0	9.00	2.800	
Bill Fischer, R (6,1) ERA: 2.41	3.0		13	3	1	1	0	0	1	0	0	0	0	0	0	0	3.00	1.000	

Kansas City Athletics @ Minnesota Twins
Metropolitan Stadium, Bloomington, MI
Thu Jun 13 1963, 8:05 PM EDT
Att: 11,195 - Unknown - 76 F

AB 36
R 6
H 13
RBI 6
BB 5
SO 1
LOB 25



Batter	1	2	3	4	5	6	7	8	9	AB	R	H	RBI	BB	SO	LOB	TOP		
Jim Fregosi, R OBP: 0.293, SLG: 0.386 (1, 6)	F9		HR		K		L6		6-3	5	1	1	1	0	1	2			
Billy Moran, R OBP: 0.290, SLG: 0.322 (1, 4)	1B	2B	4-3		FC5-4			F8		4	1	2	0	0	0	0			
Leon Wagner, L OBP: 0.302, SLG: 0.577 (1, 7)	F8				FC5-4			1B		3	0	1	0	1	0	2			
Felix Torres, R OBP: 0.335, SLG: 0.390 Joe Koppe, R OBP: 0.291, SLG: 0.260 (1, 5) (8, 5)	2H	1B	L7		K			1B		4	0	2	1	0	1	2			
Lee Thomas, L OBP: 0.294, SLG: 0.326 (1, 9)	F2				K			K		4	0	0	0	0	2	4			
Bob Perry, R OBP: 0.275, SLG: 0.367 Julio Navarro, R OBP: 0.400, SLG: 0.333 (1, 8) (8, 1)			K		6-3			F2		4	0	0	0	0	1	2			
Charlie Dees, L OBP: 0.486, SLG: 0.574 (1, 3)			CS					F7		3	0	2	0	1	0	0			
Ed Sadowski, R OBP: 0.270, SLG: 0.340 (1, 2)			K		K			L6		3	0	0	0	1	3	3			
Dan Osinski, R OBP: 0.087, SLG: 0.045 George Thomas, R OBP: 0.254, SLG: 0.335 (1, 1) (8, 8)			1-3		K			SH3-4		2	0	0	0	0	1	2			
Inning Stats	R: 1 E: 0 K: 0 S: 5	H: 2 LOB: 1 BB: 0 P: 5	R: 0 E: 0 K: 2 S: 7	H: 0 LOB: 1 BB: 1 P: 11	R: 1 E: 0 K: 1 S: 6	H: 1 LOB: 1 BB: 1 P: 10	R: 0 E: 0 K: 2 S: 8	H: 1 LOB: 1 BB: 0 P: 8	R: 0 E: 0 K: 0 S: 3	H: 0 LOB: 0 BB: 1 P: 3	R: 0 E: 0 K: 0 S: 2	H: 0 LOB: 0 BB: 1 P: 6	R: 0 E: 0 K: 1 S: 7	H: 2 LOB: 2 BB: 0 P: 7	R: 0 E: 0 K: 2 S: 8	H: 1 LOB: 1 BB: 0 P: 8	1B: 6 2B: 2 3B: 0 HR: 1	SF: 0 SAC: 1 DP: 1 HBP: 0	WP: 1 PA: 37 CS: 1
PITCHER Dick Stigman, L ERA: 3.07 (1, 1)	IP: 9.0 WLS: W BF: 37 H: 8 R: 2 ER: 2 SO: 10 BB: 3 IBB: 0 HBP: 0 BLK: 0 WP: 1 HR: 1 S: 54 P: 66 ERA: 2.00 WHIP: 1.222																		

Los Angeles Angels @ Minnesota Twins
Metropolitan Stadium, Bloomington, MI
Fri Jun 14 1963, 8:05 PM EDT
Att: 15,697 - Unknown - 67 F

livebaseballscorecards.com

AB 33
R 2
H 8
RBI 2
BB 3
SO 10
LOB 18



Batter	1	2	3	4	5	6	7	8	9	AB	R	H	RBI	BB	SO	LOB	BOTTOM		
Zoilo Versalles, R OBP: 0.330, SLG: 0.436 (1, 6)	4-3		F7		F9			6-3		4	0	0	0	0	0	0			
Vic Power, R OBP: 0.277, SLG: 0.357 (1, 3)	E	2B	E3		F8			F3		4	0	1	0	0	0	0			
Harmon Killebrew, R OBP: 0.357, SLG: 0.455 Lenny Green, L OBP: 0.308, SLG: 0.320 (1, 7) (8, PR) (9, 8)	K		FC5-4		HR		G4-6-3	2B		3	1	1	0	1	1	2			
Bob Allison, R OBP: 0.408, SLG: 0.626 (1, 9)	E6		HR		F6			BB		3	1	1	2	1	0	2			
Jimmie Hall, L OBP: 0.310, SLG: 0.400 (1, 8) (9, 7)	FC4-6		K		G4-6-3			5-3		4	0	0	0	0	1	5			
Earl Battey, R OBP: 0.345, SLG: 0.490 (1, 2)			5-3		G6-3			HR		3	1	2	1	0	0	0			
Rich Rollins, R OBP: 0.359, SLG: 0.394 (1, 5)			4-3		F7			6-3		3	0	0	0	0	0	1			
Bernie Allen, L OBP: 0.275, SLG: 0.303 (1, 4)			2B		G6-3			4-3		3	0	1	0	0	0	1			
Dick Stigman, R OBP: 0.156, SLG: 0.133 (1, 1)			K		K			K		3	0	0	0	0	3	1			
Inning Stats	R: 0 E: 1 K: 1 S: 7	H: 1 LOB: 2 BB: 0 P: 7	R: 0 E: 0 K: 1 S: 6	H: 1 LOB: 0 BB: 0 P: 6	R: 2 E: 1 K: 1 S: 7	H: 1 LOB: 0 BB: 0 P: 7	R: 0 E: 0 K: 0 S: 3	H: 1 LOB: 0 BB: 0 P: 3	R: 0 E: 0 K: 1 S: 5	H: 0 LOB: 0 BB: 0 P: 5	R: 0 E: 0 K: 0 S: 2	H: 0 LOB: 0 BB: 1 P: 6	R: 1 E: 0 K: 1 S: 6	H: 1 LOB: 0 BB: 0 P: 6	R: 0 E: 0 K: 0 S: 4	H: 1 LOB: 2 BB: 1 P: 8	1B: 1 2B: 3 3B: 0 HR: 2	SF: 0 SAC: 0 DP: 2 HBP: 0	WP: 0 PA: 32 CS: 0
PITCHER Dan Osinski, R ERA: 2.9 Julio Navarro, R ERA: 2.1 (1, 1) (8, 1)	IP: 7.0 WLS: L BF: 27 H: 5 R: 3 ER: 1 SO: 5 BB: 1 IBB: 0 HBP: 0 BLK: 0 WP: 0 HR: 2 S: 36 P: 40 ERA: 1.29 WHIP: 0.857																		

Los Angeles Angels @ Minnesota Twins
Metropolitan Stadium, Bloomington, MI
Fri Jun 14 1963, 8:05 PM EDT
Att: 15,697 - Unknown - 67 F

livebaseballscorecards.com

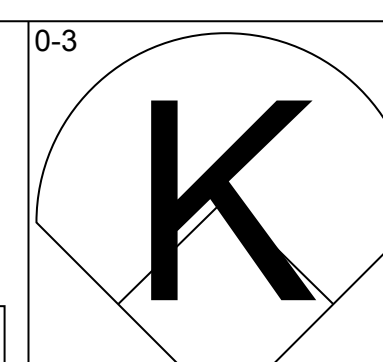
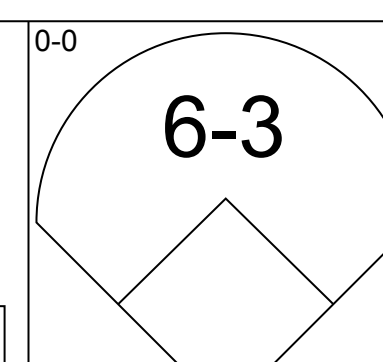
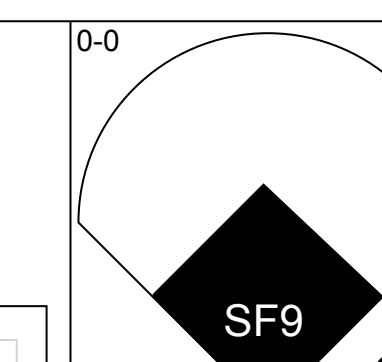
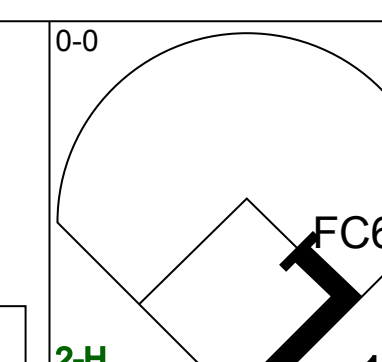
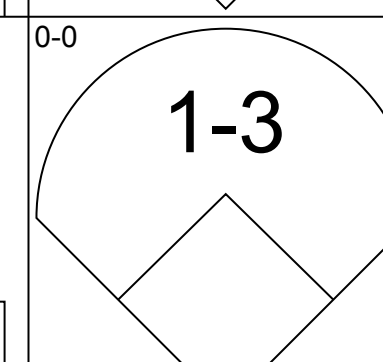
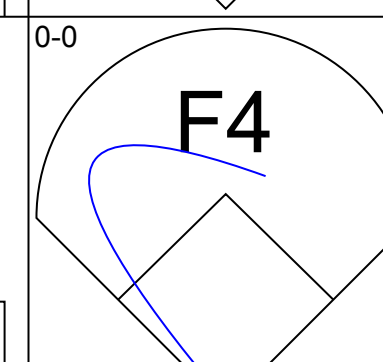
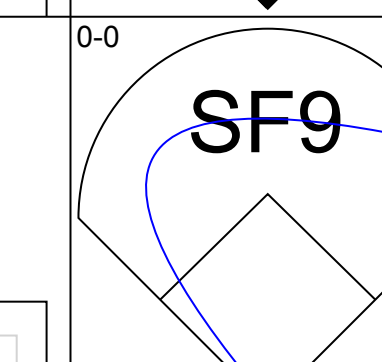
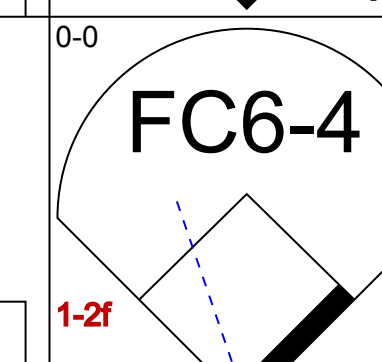
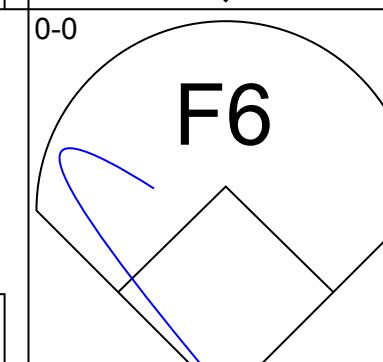
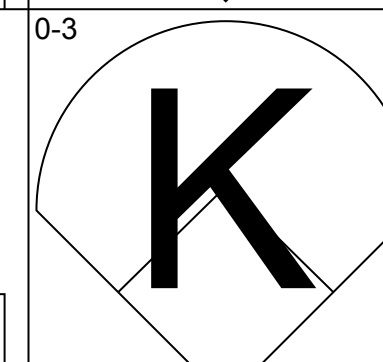
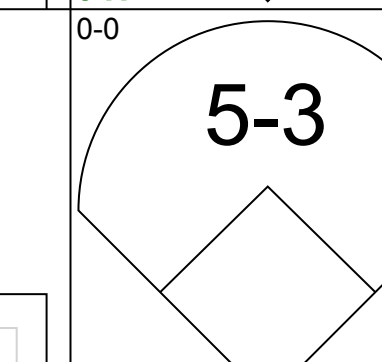
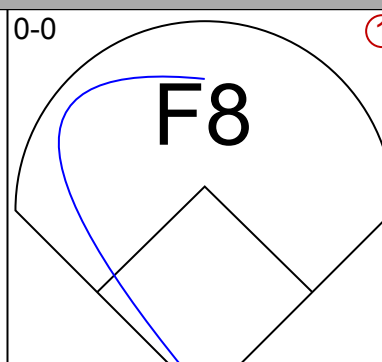
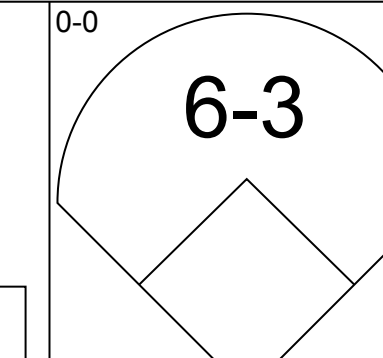
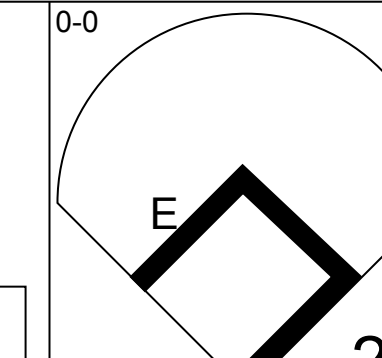
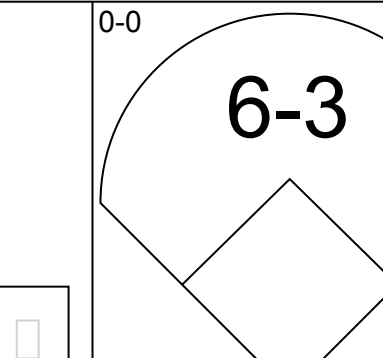
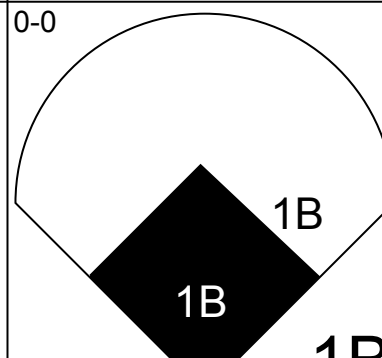
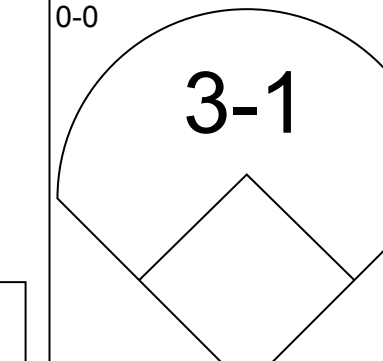
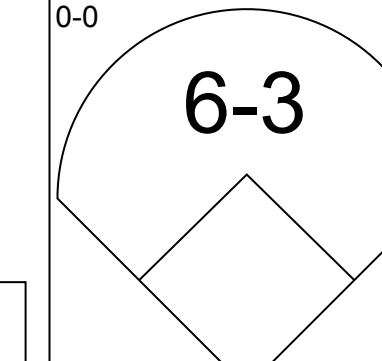
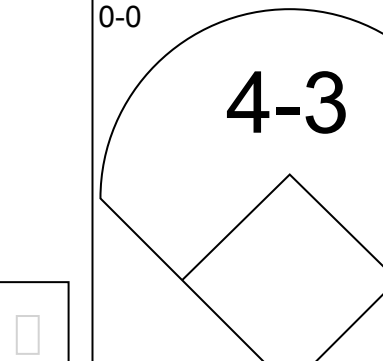
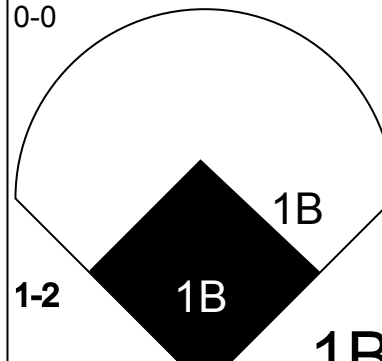
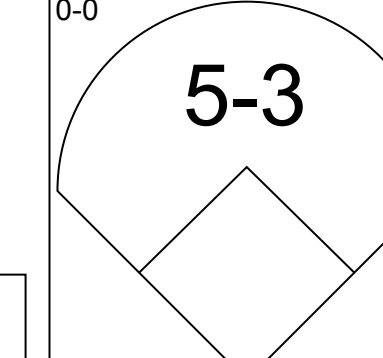
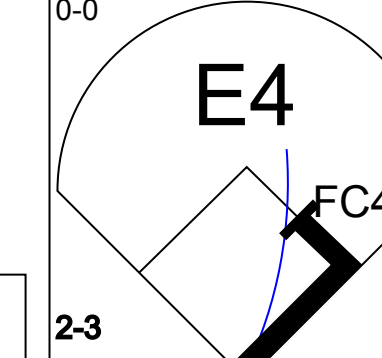
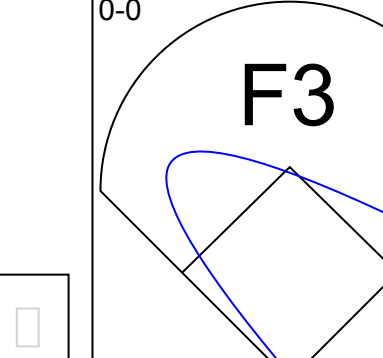
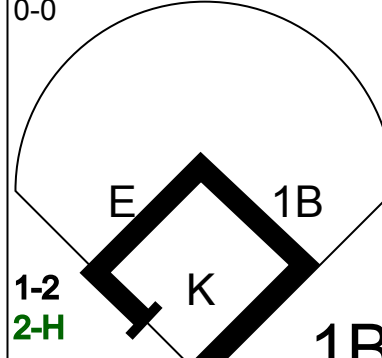
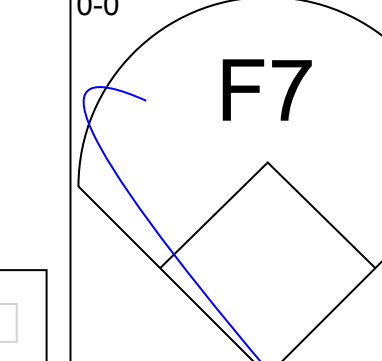
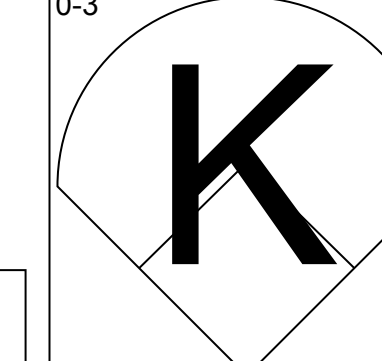
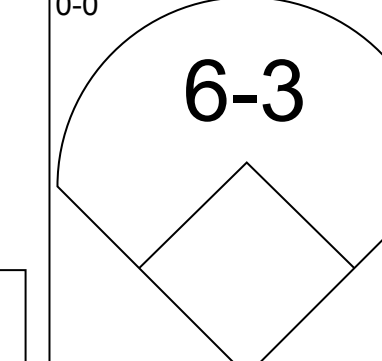
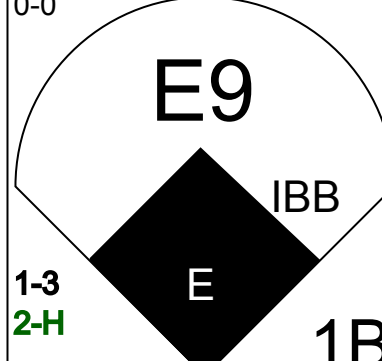
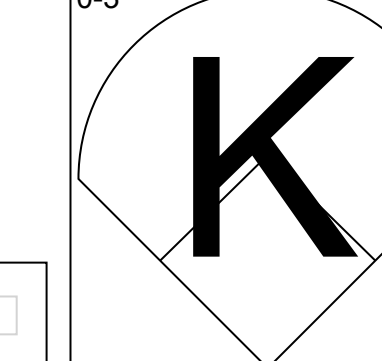
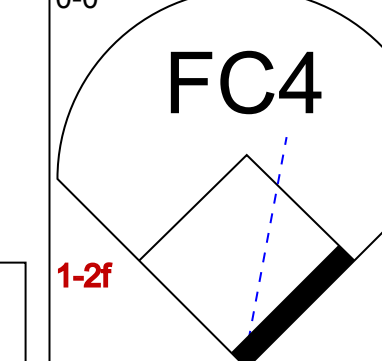
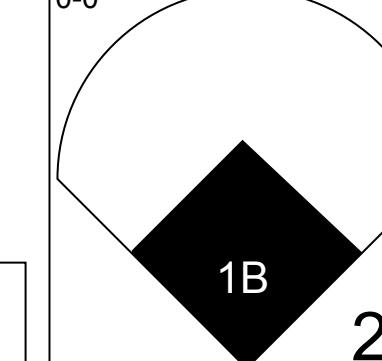
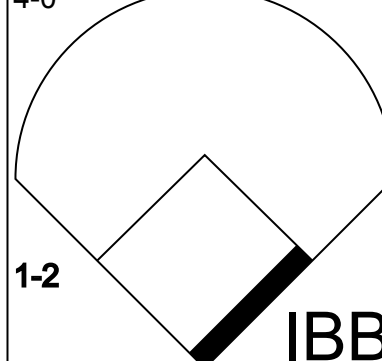
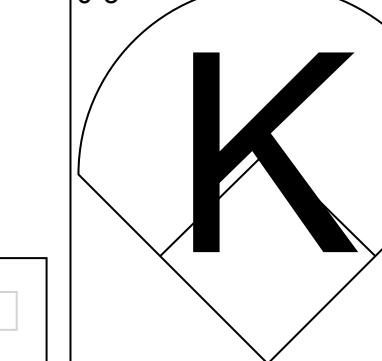
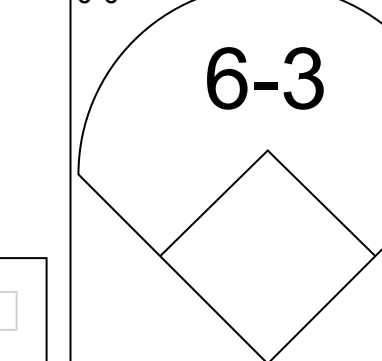
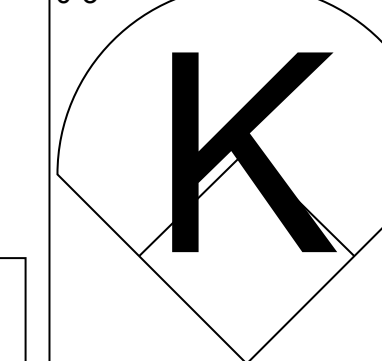
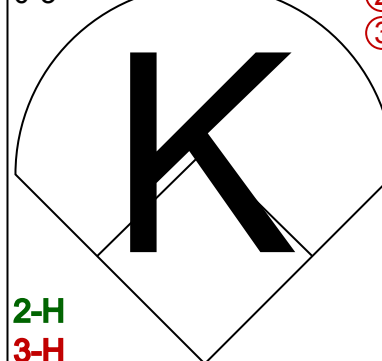
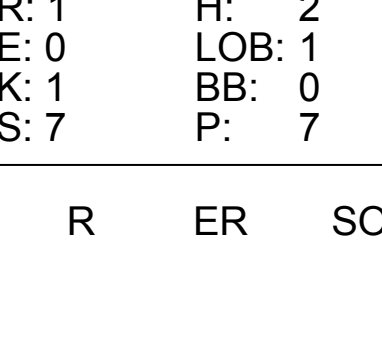
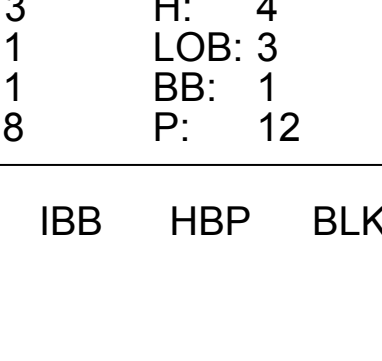
AB 30
R 3
H 6
RBI 3
BB 2
SO 5
LOB 12



Batter	1	2	3	4	5	6	7	8	9	AB	R	H	RBI	BB	SO	LOB	TOP										
Jim Fregosi, R OBP: 0.296, SLG: 0.386 (1, 6)	K		E 2B 1B	6-3		SH3 1B		K		5	2	2	0	0	2	0	Los Angeles Angels @ Minnesota Twins Metropolitan Stadium, Bloomington, MI Sat Jun 15 1963, 4:33 AM EDT Att: 17,592 - Unknown - 74 F livebaseballscorecards.com										
Billy Moran, R OBP: 0.298, SLG: 0.333 (1, 4)	1B		F SF7 2B	L5		SH3		FC3-6 1B		4	1	3	0	0	0	0											
Leon Wagner, L OBP: 0.406, SLG: 0.576 George Thomas, R OBP: 0.254, SLG: 0.335 (8, 7)	G6-4-3 1B		4-3			HBP 1B		FC3-6 1-2		4	1	2	2	1	0	3											
Felix Torres, R OBP: 0.337, SLG: 0.386 (1, 5)	G6-4-3 1-2		FC HR			SF8 WP 1B		F9		4	2	1	0	0	0	4											
Charlie Dees, L OBP: 0.453, SLG: 0.547 (1, 3)	K		SF7			SF8		G4-6-3		3	0	0	2	0	1	2											
Hank Foiles, R OBP: 0.333, SLG: 0.400 (1, 2)	BB 1B HBP		HR			FC6-4 1B		F3		4	2	2	3	0	1	0											
Lee Thomas, L OBP: 0.296, SLG: 0.325 (1, 9)	1B BB		1B			F6		3-1		4	0	1	0	1	0	1											
Bob Perry, R OBP: 0.291, SLG: 0.396 (1, 8)	G6-4-3 1B		F9			FC6-4				4	0	2	1	0	0	2											
Ken McBride, R OBP: 0.162, SLG: 0.278 Art Fowler, R OBP: 0.400, SLG: 0.250 Julio Navarro, R OBP: 0.400, SLG: 0.333 (8, 1)	G6-4-3 1-2					K		SH3 1B		2	0	0	0	0	1	2											
Inning Stats	R: 0 E: 0 K: 1 S: 6	H: 2 LOB: 1 BB: 0 P: 6	R: 1 E: 0 K: 1 S: 5	H: 1 LOB: 1 BB: 1 P: 10	R: 4 E: 1 K: 0 S: 8	H: 4 LOB: 1 BB: 0 P: 8	R: 0 E: 0 K: 1 S: 5	H: 0 LOB: 0 BB: 0 P: 5	R: 2 E: 0 K: 0 S: 5	H: 2 LOB: 1 BB: 1 P: 9	R: 2 E: 0 K: 0 S: 5	H: 3 LOB: 1 BB: 0 P: 6	R: 0 E: 0 K: 1 S: 6	H: 1 LOB: 1 BB: 0 P: 6	R: 0 E: 0 K: 1 S: 6	H: 0 LOB: 0 BB: 0 P: 5		R: 0 E: 0 K: 1 S: 5	H: 0 LOB: 0 BB: 0 P: 5	1B: 11 2B: 2 3B: 0 HR: 1	SF: 2 SAC: 1 DP: 3 HBP: 2	WP: 1 PB: 0 SB: 0 CS: 0	PA: 43				
PITCHER	IP	WLS	BF	H	R	ER	SO	BB	IBB	HBP	BLK	WP	HR	S	P	ERA	WHIP										
Garry Roggenburk, L ERA: 2.18 (1, 1)	2.2	L	16	7	5	1	2	1	0	1	0	0	1	18	23	3.38	3.000										
Mike Fomieses, R ERA: 7.27 (3, 1)	3.1		16	5	4	4	1	1	0	1	0	1	0	16	21	10.80	1.800										
Ray Moore, R ERA: 5.88 (7, 1)	2.0		8	2	0	0	2	0	0	0	0	0	0	12	12	0.00	1.000										
Bill Pleis, L ERA: 2.6 (9, 1)	1.0		3	0	0	0	1	0	0	0	0	0	0	5	5	0.00	0.000										

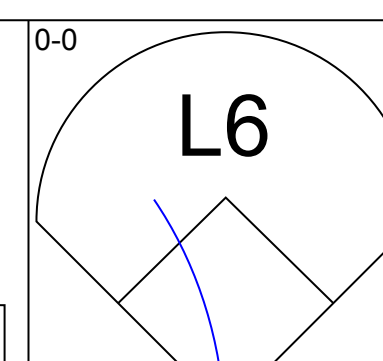
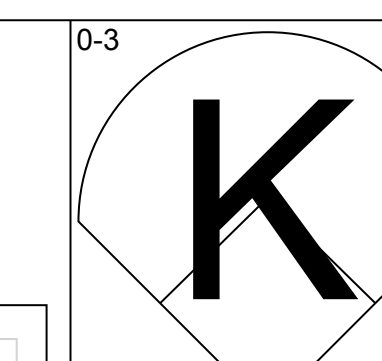
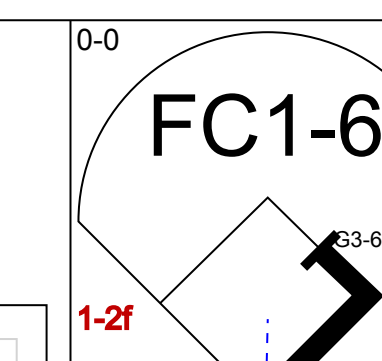
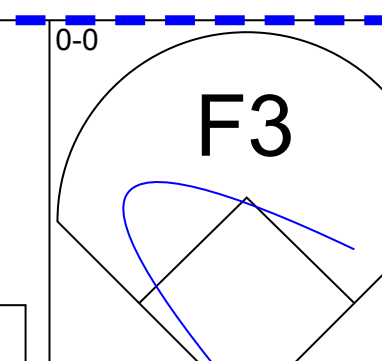
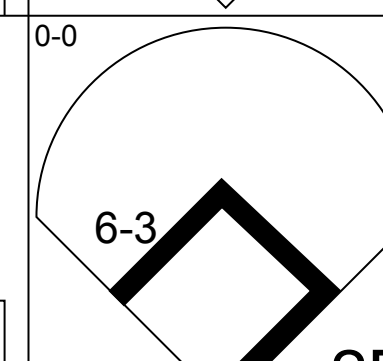
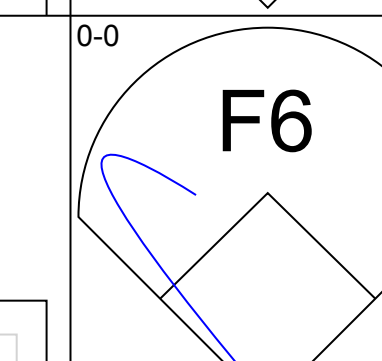
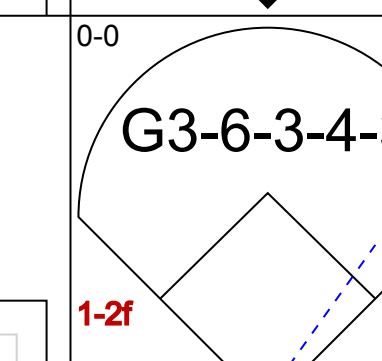
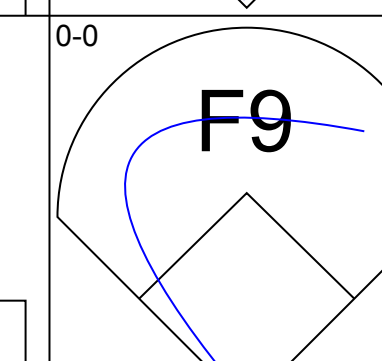
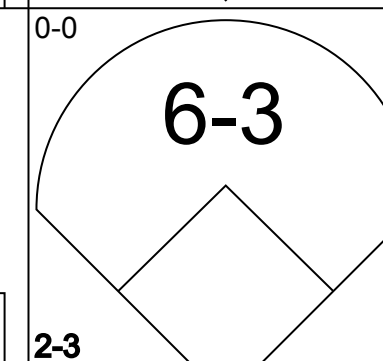
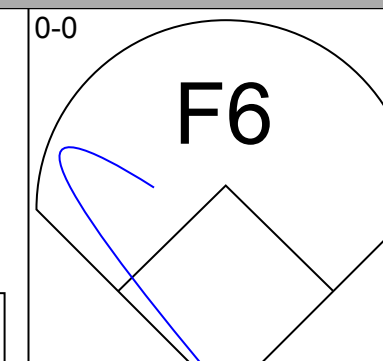
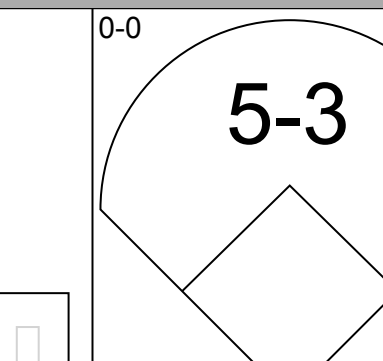
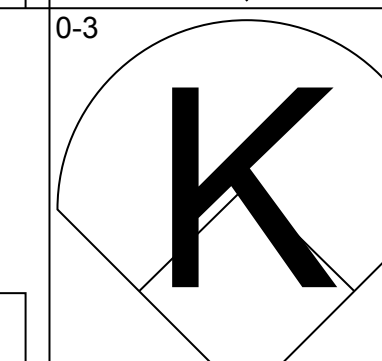
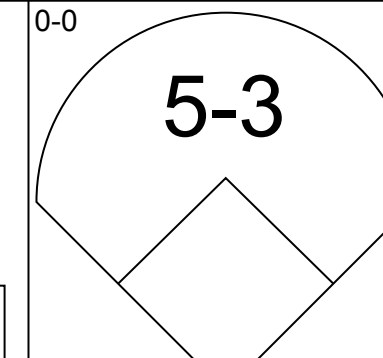
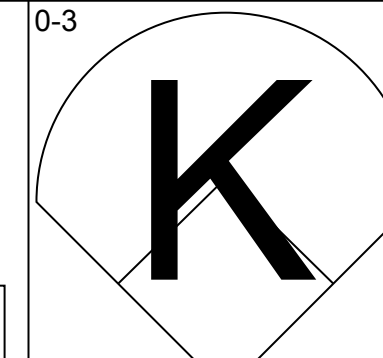
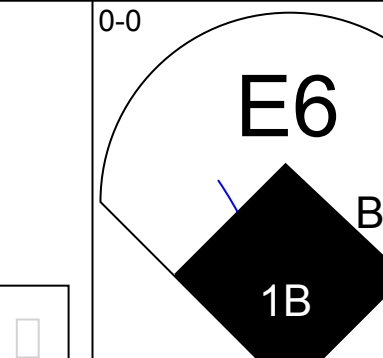
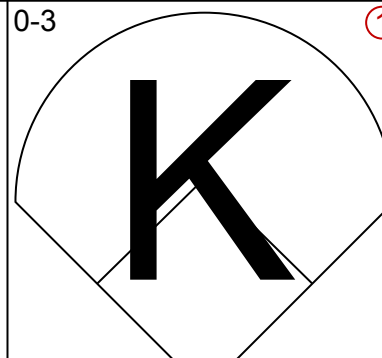
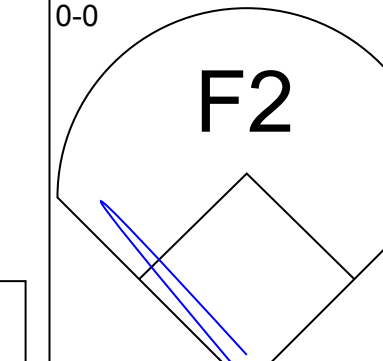
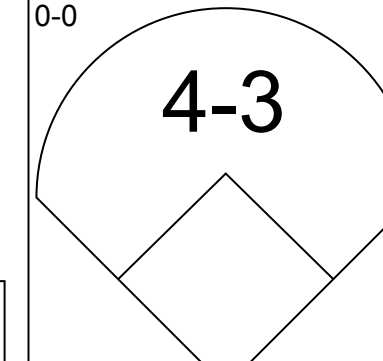
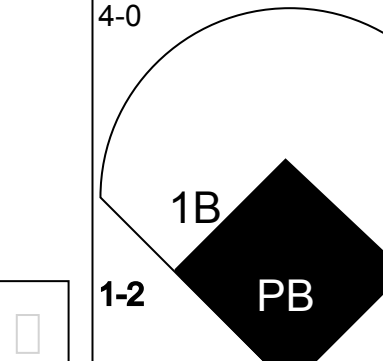
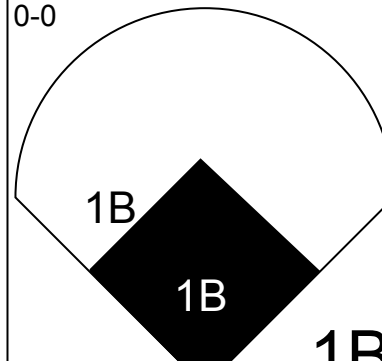
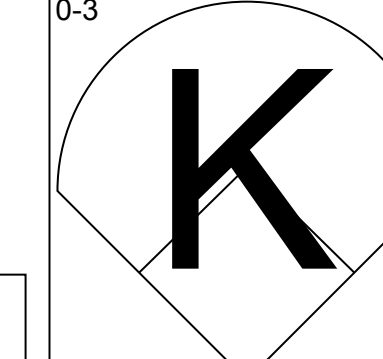
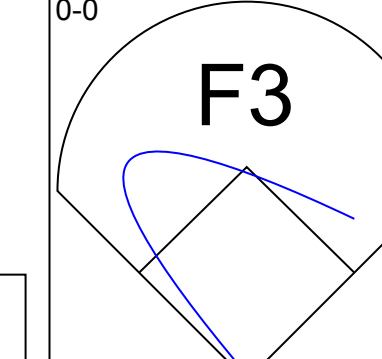
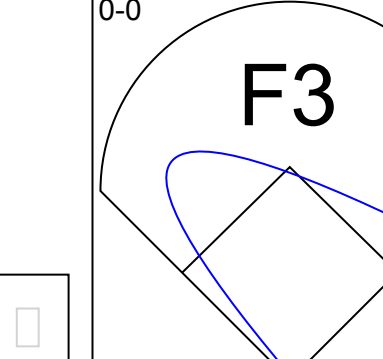
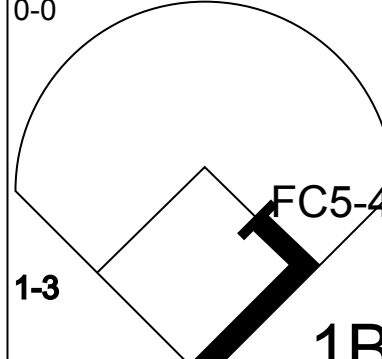
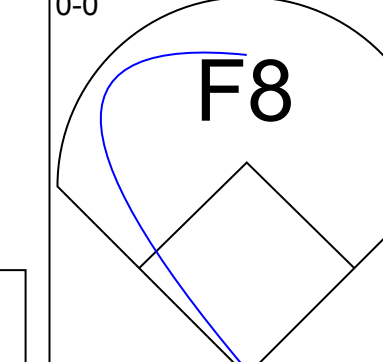
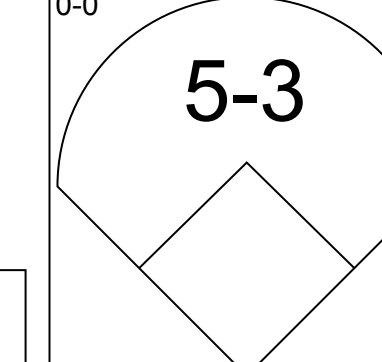
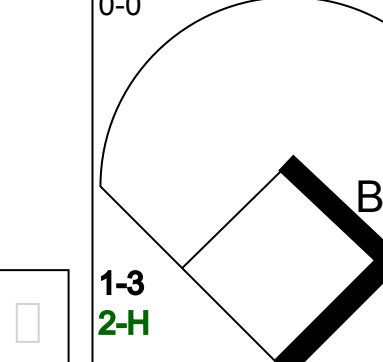
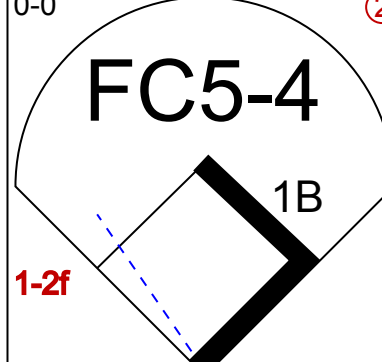
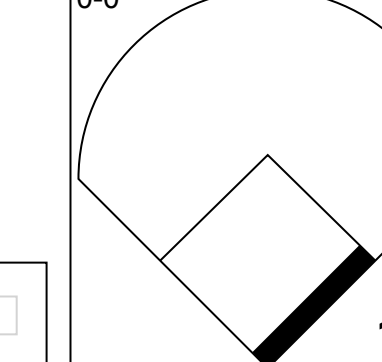
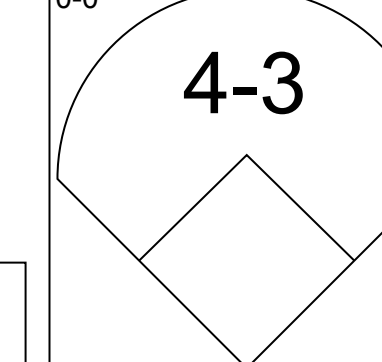
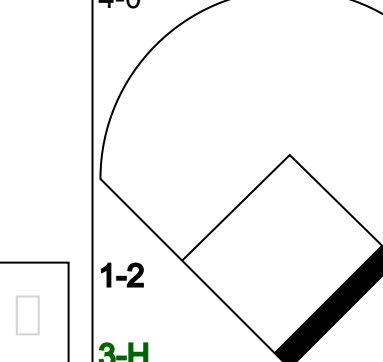
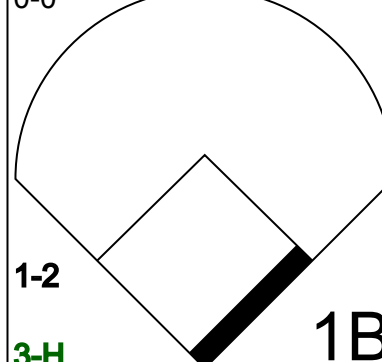
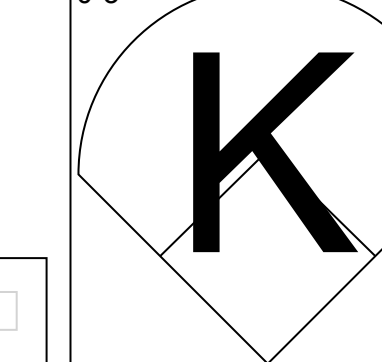
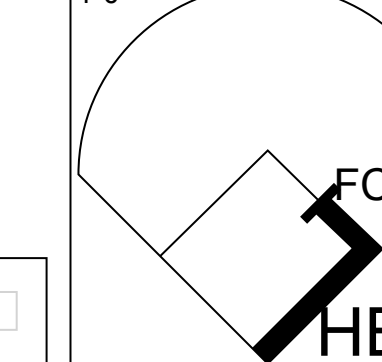
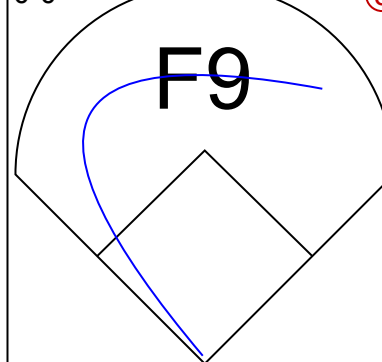
Batter	1	2	3	4	5	6	7	8	9	AB	R	H	RBI	BB	SO	LOB	BOTTOM										
Zoilo Versalles, R OBP: 0.329, SLG: 0.438 Johnny Goryl, R OBP: 0.250, SLG: 0.500 (7, PR) (8, 6)	5-3		6-3	F8			1B 2B	F4		4	0	1	1	0	0	1	Los Angeles Angels @ Minnesota Twins Metropolitan Stadium, Bloomington, MI Sat Jun 15 1963, 4:33 AM EDT Att: 17,592 - Unknown - 74 F livebaseballscorecards.com										
Vic Power, R OBP: 0.283, SLG: 0.357 (1, 3)	F2		CS BB			FC6-4 BB		F8		3	0	1	1	2	0	0											
Harmon Killebrew, R OBP: 0.359, SLG: 0.594 (1, 7)	6-3		BB 1-2			L6		K		4	1	1	1	1	1	3											
Bob Allison, R OBP: 0.408, SLG: 0.617 (1, 9)	5-3		FC4-6 BB			FC6-4		K		3	0	0	0	2	1	3											
Jimmie Hall, L OBP: 0.305, SLG: 0.391 (1, 8)	5-3 1B		FC4-6 1-2			F7		F6		5	0	1	0	0	0	6											
Earl Battey, R OBP: 0.342, SLG: 0.498 (1, 2)	5-3 1-2			HR		4-3		6-3		5	1	1	1	0	0	2											
Rich Rollins, R OBP: 0.367, SLG: 0.498 (1, 5)	5-3					4-3 1B		1B 1-3 2B		4	1	3	0	0	0	1											
Bernie Allen, L OBP: 0.279, SLG: 0.307 (1, 4)			3B 1B			K		4-3		4	1	2	0	0	1	2											
Garry Roggenburk, R ERA: 2.98 Mike Fomieses, R ERA: 7.27 Lenny Green, L ERA: 5.27, SLG: 0.318 Ray Moore, R ERA: 5.88 Don Mincher, L ERA: 0.12, SLG: 0.056 Bill Pleis, L ERA: 2.6 (1, 1) (3, 1) (6, PH) (7, 1) (8, PH) (9, 1)			6-3 3B			K		1-3 1B		0	0	0	0	0	0	0											
Inning Stats	R: 0 E: 0 K: 0 S: 3	H: 0 LOB: 0 BB: 0 P: 3	R: 0 E: 0 K: 0 S: 4	H: 1 LOB: 1 BB: 0 P: 4	R: 2 E: 0 K: 0 S: 4	H: 2 LOB: 2 BB: 3 P: 16	R: 1 E: 0 K: 2 S: 9	H: 2 LOB: 1 BB: 0 P: 9	R: 0 E: 0 K: 0 S: 3	H: 0 LOB: 1 BB: 1 P: 7	R: 0 E: 0 K: 0 S: 4	H: 1 LOB: 1 BB: 0 P: 4	R: 1 E: 0 K: 2 S: 9	H: 2 LOB: 2 BB: 0 P: 9	R: 0 E: 0 K: 0 S: 5	H: 2 LOB: 1 BB: 0 P: 5		R: 1 E: 0 K: 0 S: 4	H: 1 LOB: 1 BB: 1 P: 8	1B: 6 2B: 2 3B: 1 HR: 2	SF: 0 SAC: 0 DP: 0 HBP: 0	WP: 0 PB: 0 SB: 0 CS: 1	PA: 42				
PITCHER	IP	WLS	BF	H	R	ER	SO	BB	IBB	HBP	BLK	WP	HR	S	P	ERA	WHIP										
Ken McBride, R ERA: 2.98 (1, 1)	3.0		16	5	3	3	3	3	0	0	0	0	0	13	25	9.00	2.667										
Art Fowler, R ERA: 1.77 (4, 1)	4.1	W	19	5	2	2	4	1	0	0	0	0	0	26	30	4.15	1.385										
Julio Navarro, R ERA: 2.53 (8, 1)	1.2	S	7	1	1	1	0	1	0	0	0	0	1	6	10	5.40	1.200										



Batter	1	2	3	4	5	6	7	8	9	AB R H RBI BB SO LOB	TOP											
Jim Fregosi, R (1, 6) OBP: 0.299, SLG: 0.397										4 1 2 1 0 1 0	Los Angeles Angels @ Minnesota Twins Metropolitan Stadium, Bloomington, MI Sun Jun 16 1963, 4:33 AM EDT Unknown - 72 F											
Billy Moran, R (1, 4) OBP: 0.293, SLG: 0.329										3 0 0 1 0 0 1												
Leon Wagner, L (1, 7) OBP: 0.400, SLG: 0.566										4 0 0 0 0 1 0												
Felix Torres, R (1, 5) OBP: 0.340, SLG: 0.394										4 1 2 0 0 0 0												
Charlie Dees, L (1, 3) OBP: 0.443, SLG: 0.529										4 1 1 0 0 0 1												
Hank Foiles, R (1, 2) OBP: 0.318, SLG: 0.368										4 0 1 1 0 0 1												
Lee Thomas, L (1, 9) OBP: 0.295, SLG: 0.323										4 1 1 1 0 1 2												
Bob Perry, R (1, 8) OBP: 0.305, SLG: 0.411										3 1 1 0 1 1 2												
Dean Chance, R (1, 1) OBP: 0.071, SLG: 0.037										2 0 0 0 0 1 0												
Joe Koppe, R (8, PH) OBP: 0.288, SLG: 0.257										1 0 0 0 0 1 1												
Don Lee, R (8, PH) OBP: 0.053, SLG: 0.053										1 0 0 0 0 1 2												
Julio Navarro, R (9, 1) OBP: 0.400, SLG: 0.333										0 0 0 0 0 0 0												
Inning Stats	R: 0 E: 0 K: 1 S: 5	H: 0 LOB: 0 BB: 0 P: 5	R: 0 E: 0 K: 0 S: 3	H: 0 LOB: 0 BB: 0 P: 3	R: 0 E: 0 K: 2 S: 7	H: 0 LOB: 0 BB: 0 P: 7	R: 0 E: 0 K: 1 S: 5	H: 0 LOB: 0 BB: 0 P: 5	R: 0 E: 1 K: 1 S: 7	H: 1 LOB: 2 BB: 0 P: 7	R: 0 E: 0 K: 0 S: 4	H: 1 LOB: 0 BB: 0 P: 4	R: 0 E: 0 K: 0 S: 3	H: 0 LOB: 0 BB: 0 P: 3	R: 1 E: 0 K: 1 S: 7	H: 2 LOB: 1 BB: 0 P: 7	R: 3 E: 1 K: 1 S: 8	H: 4 LOB: 3 BB: 1 P: 12	1B: 5 2B: 2 3B: 1 HR: 0	SF: 1 SAC: 0 DP: 0 HBP: 0	WP: 0 PB: 0 SB: 0 CS: 0	PA: 36
PITCHER	IP WLS BF H R ER SO BB IBB HBP BLK WP HR S P ERA WHIP											IP WLS BF H R ER SO BB IBB HBP BLK WP HR S P ERA WHIP										
Jim Kaat, L (1, 1) ERA: 3.79	8.1 L 34 8 5 4 6 0 0 0 0 0 0 0 46 46 4.32 0.960											Bill Dailey, R (9, 1) ERA: 2.36	0.2 2 0 0 0 1 0 1 0 0 0 0 3 7 0.00 0.000									

AB	34
R	5
H	8
RBI	4
BB	1
SO	7
LOB	10



Batter	1	2	3	4	5	6	7	8	9	AB R H RBI BB SO LOB	BOTTOM													
Zoilo Versalles, R (1, 6) OBP: 0.324, SLG: 0.430										4 0 0 0 0 1 2	Los Angeles Angels @ Minnesota Twins Metropolitan Stadium, Bloomington, MI Sun Jun 16 1963, 4:33 AM EDT Unknown - 72 F													
Vic Power, R (1, 3) OBP: 0.283, SLG: 0.359										4 0 1 0 0 0 2														
Harmon Killebrew, R (1, 7) OBP: 0.350, SLG: 0.499										4 0 0 0 0 1 1														
Bob Allison, R (1, 9) OBP: 0.402, SLG: 0.605										4 1 0 0 0 2 1														
Jimmie Hall, L (1, 8) OBP: 0.311, SLG: 0.390										3 2 1 0 1 0 0														
Earl Battey, R (1, 2) OBP: 0.341, SLG: 0.493										4 0 1 0 0 1 2														
Jay Ward, R (9, FR) OBP: 0.133, SLG: 0.143										0 0 0 0 0 0 0														
Rich Rollins, R (1, 5) OBP: 0.365, SLG: 0.495										4 0 1 1 0 0 2														
Bernie Allen, L (1, 4) OBP: 0.287, SLG: 0.313										3 0 2 1 1 0 0														
Jim Kaat, L (1, 1) OBP: 0.182, SLG: 0.129										2 0 0 0 0 2 3														
Bill Dailey, R (9, 1) ERA: 3.51										0 0 0 0 0 0 0														
Lenny Green, L (9, PH) OBP: 0.305, SLG: 0.317										1 0 0 0 0 0 2														
Inning Stats	R: 0 E: 0 K: 0 S: 4	H: 1 LOB: 1 BB: 0 P: 4	R: 0 E: 0 K: 1 S: 5	H: 0 LOB: 0 BB: 0 P: 5	R: 0 E: 0 K: 2 S: 8	H: 1 LOB: 1 BB: 0 P: 8	R: 0 E: 0 K: 1 S: 5	H: 0 LOB: 0 BB: 0 P: 5	R: 0 E: 0 K: 1 S: 5	H: 0 LOB: 0 BB: 0 P: 5	R: 1 E: 0 K: 1 S: 8	H: 3 LOB: 2 BB: 0 P: 8	R: 0 E: 0 K: 1 S: 5	H: 0 LOB: 0 BB: 0 P: 5	R: 2 E: 1 K: 1 S: 7	H: 1 LOB: 2 BB: 2 P: 15	R: 0 E: 0 K: 1 S: 5	H: 0 LOB: 0 BB: 0 P: 5	R: 1 E: 0 K: 1 S: 8	H: 3 LOB: 2 BB: 0 P: 8	1B: 5 2B: 1 3B: 0 HR: 0	SF: 0 SAC: 0 DP: 1 HBP: 1	WP: 0 PB: 1 SB: 0 CS: 0	PA: 36
PITCHER	IP WLS BF H R ER SO BB IBB HBP BLK WP HR S P ERA WHIP											IP WLS BF H R ER SO BB IBB HBP BLK WP HR S P ERA WHIP												
Dean Chance, R (1, 1) ERA: 3.4	7.0 3 2 0 5 2 0 0 0 0 0 0 10 10 6.75 1.500											Don Lee, R (8, 1) ERA: 3.51	1.1 W 6 2 1 1 2 0 0 0 0 0 0 3 3 0.00 1.500											
Julio Navarro, R (9, 1) ERA: 2.49	0.2 S 3 1 0 0 0 0 0 0 0 0 0 3 3 0.00 1.500																							

AB	33
R	3
H	6
RBI	2
BB	2
SO	7
LOB	15



Batter	1	2	3	4	5	6	7	8	9	10	11	AB	R	H	RBI	BB	SO	LOB	TOP			
Jim Fregosi, R OBP: 0.293, SLG: 0.388 (1.6)	F3		5-3			F6		1-3		F5		5	0	0	0	0	0	1				
Billy Moran, R OBP: 0.295, SLG: 0.343 (1.4)	6-3			1B FC1-6		HR		F2		6-3		5	2	2	1	0	0	0				
Leon Wagner, L OBP: 0.204, SLG: 0.566 (1.7)	6-3			FC1-6 1B		L8						5	1	3	0	0	0	0				
Lee Thomas, L OBP: 0.297, SLG: 0.335 (1.9)		1-3		FC1-6		HR						4	1	1	2	1	0	2				
Charlie Dees, L OBP: 0.440, SLG: 0.514 (1.3)				F6		4-3		3-1				4	1	1	0	0	0	3				
Felix Torres, R OBP: 0.342, SLG: 0.400 (1.5)		G6-4-3 1B		K								5	0	2	1	0	1	2				
Bob Perry, R OBP: 0.297, SLG: 0.390 (1.8)				6-3		F9		F9				3	0	0	1	1	0	0				
Ed Sadowski, R OBP: 0.276, SLG: 0.336 (1.2)				K		K		F5				4	0	1	0	1	2	2				
Bob Turley, R ERA: 3.13 (1.1)				F4		F8		G6-4-3		6-3		3	0	0	0	0	0	3				
Inning Stats	R: 0 E: 0 K: 0 S: 3	H: 0 LOB: 0 BB: 0 P: 3	R: 0 E: 0 K: 0 S: 3	H: 1 LOB: 0 BB: 0 P: 3	R: 0 E: 0 K: 0 S: 4	H: 1 LOB: 1 BB: 0 P: 4	R: 1 E: 0 K: 1 S: 7	H: 2 LOB: 1 BB: 0 P: 7	R: 0 E: 0 K: 1 S: 5	H: 1 LOB: 1 BB: 1 P: 5	R: 0 E: 0 K: 0 S: 4	H: 1 LOB: 2 BB: 0 P: 8	R: 0 E: 0 K: 0 S: 3	H: 0 LOB: 0 BB: 0 P: 3	R: 0 E: 0 K: 0 S: 3	H: 0 LOB: 0 BB: 0 P: 3	R: 2 E: 0 K: 1 S: 7	H: 2 LOB: 2 BB: 1 P: 12	1B: 7 2B: 1 3B: 0 HR: 2	SF: 1 SAC: 0 DP: 2 HBP: 1	WP: 1 PB: 0 SB: 1 CS: 0	PA: 45
PITCHER	Lee Stange, R ERA: 3.0 (1.1)	IP: 6.0 WLS: 2 BF: 25	H: 7 R: 3 ER: 3 SO: 2	BB: 0 IBB: 0 HBP: 0 BLK: 0	WP: 0 HR: 0 S: 28 P: 32	ERA: 4.50 WHIP: 1.333	Gerry Roggenburk, L ERA: 3.12 (11.1)	IP: 0.1 WLS: 3 BF: 1	H: 1 R: 0 ER: 0 SO: 0	BB: 0 IBB: 0 HBP: 0 BLK: 0	WP: 0 HR: 0 S: 4 P: 8	ERA: 13.50 WHIP: 0.000										

Los Angeles Angels @ Minnesota Twins
Metropolitan Stadium, Bloomington, MI
Sun Jun 16 1963, 4:38 AM EDT
Att. 36,160 - Unknown - 78 F

AB 40
R 5
H 10
RBI 5
BB 3
SO 4
LOB 15



Batter	1	2	3	4	5	6	7	8	9	10	11	AB	R	H	RBI	BB	SO	LOB	BOTTOM			
Zolo Versailles, R OBP: 0.324, SLG: 0.427 (1.6)	L6-4 BB 1B		F2				F7		F8		K	6	0	2	1	0	1	3				
Vic Power, R OBP: 0.261, SLG: 0.353 (1.3)			6-3		F3			F9		4-3		4	0	0	0	1	0	2				
Harmon Killebrew, R OBP: 0.347, SLG: 0.478 (1.7)					L8							3	0	0	0	1	1	4				
Jay Ward, R OBP: 0.125, SLG: 0.133 (8. PR) (9.7)	L6-4		K					1B BB		F8		1	0	0	0	0	0	0				
Bob Allison, R OBP: 0.394, SLG: 0.590 (1.9)	F8			F4		3-1		F6		F8		5	0	0	0	0	0	2				
Jimmie Hall, L OBP: 0.309, SLG: 0.385 (1.8)				4-3		4-3						4	0	1	0	0	0	0				
Wally Post, R OBP: 0.242, SLG: 0.469 (11. PH)												1	0	0	0	0	1	0				
Rich Rollins, R OBP: 0.385, SLG: 0.427 (1.5)				K		K		K				5	2	2	1	0	3	2				
Bernie Allen, L OBP: 0.289, SLG: 0.311 (1.4)				HR								4	1	1	0	1	0	1				
Jerry Zimmerman, R (1.2)				FC6-4 BB 1B		4-3		4-3		L7		4	1	1	0	1	0	1				
Earl Battey, R OBP: 0.345, SLG: 0.510 (7. PH) (8.2)				F7		K		F4				2	0	0	0	0	1	2				
Lee Stange, R ERA: 3.13 (1.1)				FC6-4						L6		2	0	1	0	0	0	1				
Inning Stats	R: 0 E: 0 K: 0 S: 3	H: 1 LOB: 1 BB: 1 P: 7	R: 1 E: 0 K: 0 S: 4	H: 1 LOB: 1 BB: 1 P: 8	R: 0 E: 0 K: 1 S: 5	H: 0 LOB: 0 BB: 0 P: 5	R: 0 E: 0 K: 1 S: 5	H: 0 LOB: 0 BB: 0 P: 5	R: 1 E: 0 K: 1 S: 8	H: 1 LOB: 2 BB: 0 P: 8	R: 0 E: 0 K: 1 S: 6	H: 1 LOB: 2 BB: 1 P: 10	R: 1 E: 0 K: 0 S: 4	H: 1 LOB: 0 BB: 0 P: 4	R: 0 E: 0 K: 0 S: 3	H: 0 LOB: 0 BB: 0 P: 3	R: 1 E: 0 K: 2 S: 10	H: 3 LOB: 2 BB: 0 P: 10	1B: 8 2B: 2 3B: 0 HR: 2	SF: 0 SAC: 0 DP: 1 HBP: 0	WP: 0 PB: 0 SB: 0 CS: 0	PA: 46
PITCHER	Bob Turley, R ERA: 3.13 (1.1)	IP: 7.2 WLS: 1 BF: 32	H: 7 R: 2 ER: 2 SO: 4	BB: 3 IBB: 0 HBP: 0 BLK: 0	WP: 0 HR: 1 S: 37 P: 49	ERA: 2.35 WHIP: 1.304	Julio Navarro, R ERA: 2.62 (8.1)	IP: 1.1 WLS: 5 BF: 7	H: 1 R: 1 ER: 1 SO: 1	BB: 0 IBB: 0 HBP: 0 BLK: 0	WP: 0 HR: 0 S: 9 P: 9	ERA: 5.40 WHIP: 1.200										

Los Angeles Angels @ Minnesota Twins
Metropolitan Stadium, Bloomington, MI
Sun Jun 16 1963, 4:38 AM EDT
Att. 36,160 - Unknown - 78 F

AB 43
R 4
H 11
RBI 4
BB 3
SO 7
LOB 17



Batter	1	2	3	4	5	6	7	8	9	AB	R	H	RBI	BB	SO	LOB	TOP			
Jim Landis, R OBP: 0.335, SLG: 0.442 (1, 8)	0-0 6-3		0-0 F9		0-0 BB 1B	0-0 1-2 1B		0-0 F9		5	0	2	0	0	0	2	Chicago White Sox @ Minnesota Twins Metropolitan Stadium, Bloomington, MI Tue Jun 18 1963, 8:05 PM EDT Att: 18,576 - Unknown - 75 F			
Nellie Fox, L OBP: 0.332, SLG: 0.335 (1, 4)	0-0 L7		0-0 G3		4-0 BB	0-0 4-3			0-0 3-1	4	0	0	0	1	0	4				
Pete Ward, L OBP: 0.362, SLG: 0.457 (1, 5)	0-0 1B		0-0 F7		0-0 F8		4-0 G3 BB		0-0 L8	4	0	1	0	1	0	4				
Floyd Robinson, L OBP: 0.401, SLG: 0.489 (1, 9)	0-0 G3			0-0 6-3	0-0 L8		0-0 G3 BB		0-0 2B	5	0	1	0	0	0	4				
Charlie Maxwell, L OBP: 0.468, SLG: 0.467 (1, 7)		0-0 4-3		0-0 3B		4-0 2B 4-3 BB		0-0 G3	0-0 F7	4	1	1	0	1	0	2				
Tom McCraw, L OBP: 0.293, SLG: 0.294 (1, 3)	0-0 6-3			4-0 BB BB		0-0 4-3 1B 2B		0-0 F6		3	1	1	0	1	0	1				
Ron Hansen, R OBP: 0.328, SLG: 0.383 (1, 6)	0-0 F8			4-0 BB		0-3 K		0-0 F5		3	0	0	0	1	1	2				
Sherm Lollar, R OBP: 0.316, SLG: 0.278 Eddie Fisher, R OBP: 0.357, SLG: 0.492 Mike Harshbarger, R OBP: 0.356, SLG: 0.375 Dave DeBusschere, R OBP: 0.351, SLG: 0.351 Al Weis, S OBP: 0.281, SLG: 0.259 Hoyt Wilhelm, R OBP: 0.277, SLG: 0.277 (1, 2) (4, 1) (6, PH) (8, 1) (8, PH) (8, 1)			0-0 G3 1B		0-0 F8		0-0 4-3		0-3 K	2	0	1	0	0	0	2				
Joe Horlen, R OBP: 0.286, SLG: 0.286 J.C. Martin, L OBP: 0.244, SLG: 0.250 (1, 1) (4, 2)			0-0 1-2 1B		0-0 L8		0-0 1B 1B		0-0 HR	1	0	1	0	0	0	0				
Inning Stats	R: 0 E: 0 K: 0 S: 4	H: 1 LOB: 1 BB: 0 P: 4	R: 0 E: 0 K: 0 S: 3	H: 0 LOB: 0 BB: 0 P: 3	R: 0 E: 0 K: 0 S: 5	H: 2 LOB: 2 BB: 0 P: 5	R: 0 E: 0 K: 0 S: 3	H: 1 LOB: 2 BB: 2 P: 11	R: 0 E: 0 K: 1 S: 8	H: 3 LOB: 2 BB: 1 P: 12	R: 0 E: 0 K: 0 S: 3	H: 0 LOB: 1 BB: 1 P: 7	R: 1 E: 0 K: 1 S: 6	H: 1 LOB: 0 BB: 0 P: 6	R: 0 E: 0 K: 0 S: 4	H: 1 LOB: 1 BB: 0 P: 4		1B: 6 2B: 2 3B: 1 HR: 1	SF: 0 SAC: 0 DP: 0 HBP: 0	WP: 0 PB: 0 SB: 0 CS: 0
PITCHER	IP WLS BF H R ER SO BB IBB HBP BLK WP HR S P ERA WHIP	IP WLS BF H R ER SO BB IBB HBP BLK WP HR S P ERA WHIP																		
Jim Perry, R ERA: 2.98 Bill Dailey, R ERA: 2.41 (1, 1) (8, 1)	7.0 W 33 8 2 2 1 5 0 0 0 0 0 0 30 50 2.57 1.857	2.0 S 8 2 1 1 1 0 0 0 0 0 1 10 10 4.50 1.000																		

Batter	1	2	3	4	5	6	7	8	9	AB	R	H	RBI	BB	SO	LOB	BOTTOM			
Zoilo Versalles, R OBP: 0.323, SLG: 0.424 (1, 6)	0-0 5-3		0-0 G6-4-3		0-0 1-2 2-H 1B	0-3 K				4	0	1	1	0	1	3	Chicago White Sox @ Minnesota Twins Metropolitan Stadium, Bloomington, MI Tue Jun 18 1963, 8:05 PM EDT Att: 18,576 - Unknown - 75 F			
Vic Power, R OBP: 0.281, SLG: 0.352 (1, 3)	0-0 F8		0-0 2B 3-H 1B		0-0 F3		0-0 F5		4	0	1	1	0	0	2					
Harmon Killebrew, R OBP: 0.397, SLG: 0.511 Lenny Green, L OBP: 0.308, SLG: 0.320 (1, 7) (8, 8)	4-0 BB		0-0 1-3 2B		0-0 HR		0-3 K		3	1	2	1	1	1	0					
Jimmie Hall, L OBP: 0.301, SLG: 0.373 (1, 8) (8, 7)	0-0 F8		0-0 1-3		0-0 F8		0-0 F5		4	0	0	0	0	0	3					
Bob Allison, R OBP: 0.395, SLG: 0.598 (1, 9)		0-0 5-3		0-0 4-3 1B 2B		0-0 6-3		0-0 SH1-4 SF7 2B	4	2	2	0	0	0	0					
Earl Battey, R OBP: 0.340, SLG: 0.502 (1, 2)		0-0 4-3		0-0 4-3		0-0 6-3		0-0 SH1-4	3	0	0	0	0	0	1					
Rich Rollins, R OBP: 0.368, SLG: 0.433 (1, 5)		0-0 4-3		4-0 1B BB		0-0 SH4-3 2B		0-0 SF7	2	1	1	1	1	0	0					
Bernie Allen, L OBP: 0.290, SLG: 0.316 (1, 4)			0-0 G6-4-3 1B 2B		0-0 F4		0-0 SH4-3		0-0 4-3	3	1	1	0	0	2					
Jim Perry, S OBP: 0.300, SLG: 0.222 Bill Dailey, R ERA: 2.88 (1, 1) (8, 1)			4-0 G6-4-3 BB		0-0 1B		0-3 K			2	0	1	1	1	1					
Inning Stats	R: 0 E: 0 K: 0 S: 3	H: 0 LOB: 0 BB: 1 P: 7	R: 0 E: 0 K: 0 S: 3	H: 0 LOB: 0 BB: 0 P: 3	R: 1 E: 0 K: 0 S: 5	H: 3 LOB: 1 BB: 1 P: 9	R: 2 E: 0 K: 0 S: 6	H: 3 LOB: 2 BB: 1 P: 10	R: 1 E: 0 K: 0 S: 4	H: 1 LOB: 0 BB: 0 P: 4	R: 0 E: 0 K: 2 S: 8	H: 1 LOB: 0 BB: 0 P: 8	R: 0 E: 0 K: 1 S: 5	H: 0 LOB: 0 BB: 0 P: 5	R: 1 E: 0 K: 0 S: 4	H: 1 LOB: 0 BB: 0 P: 4		1B: 3 2B: 5 3B: 0 HR: 1	SF: 1 SAC: 2 DP: 1 HBP: 0	WP: 0 PB: 0 SB: 0 CS: 0
PITCHER	IP WLS BF H R ER SO BB IBB HBP BLK WP HR S P ERA WHIP	IP WLS BF H R ER SO BB IBB HBP BLK WP HR S P ERA WHIP																		
Joe Horlen, R ERA: 4.24 Eddie Fisher, R ERA: 4.91 Dave DeBusschere, R ERA: 2.61 Hoyt Wilhelm, R ERA: 2.88 (1, 1) (4, 1) (6, 1) (8, 1)	3.1 L 16 4 3 3 0 3 0 0 0 0 0 1 8 8 5.40 1.800	2.0 7 1 0 0 3 0 0 0 0 0 0 0 0 13 13 0.00 0.500	1.0 4 1 1 1 0 0 0 0 0 0 0 0 0 4 4 9.00 1.000																	

Batter	1	2	3	4	5	6	7	8	9	AB	R	H	RBI	BB	SO	LOB	TOP					
Jim Landis, R OBP: 0.340, SLG: 0.440 (1, 8)										5	1	2	0	1	0	1						
Nellie Fox, L OBP: 0.343, SLG: 0.351 (1, 4)										6	1	5	2	0	0	2						
Floyd Robinson, L OBP: 0.403, SLG: 0.515 (1, 9)										6	2	3	4	0	0	4						
Dave Nicholson, R OBP: 0.321, SLG: 0.463 (1, 7)										4	0	1	0	1	0	1						
Pete Ward, L OBP: 0.363, SLG: 0.456 (1, 5)										5	1	2	0	0	0	3						
Ron Hansen, R OBP: 0.325, SLG: 0.376 (1, 6)										4	2	0	0	1	0	3						
Tom McCraw, L OBP: 0.333, SLG: 0.436 (1, 3)										4	3	3	5	1	0	0						
Sherm Lollar, R OBP: 0.319, SLG: 0.317 (1, 2)										5	1	2	0	0	1	1						
Ray Herbert, R OBP: 0.286, SLG: 0.424 (1, 1)										4	1	1	1	0	0	1						
Inning Stats	R: 0 E: 0 K: 0 S: 4	H: 1 LOB: 1 BB: 0 P: 4	R: 0 E: 0 K: 1 S: 6	H: 1 LOB: 1 BB: 0 P: 6	R: 0 E: 0 K: 0 S: 5	H: 2 LOB: 3 BB: 1 P: 9	R: 5 E: 0 K: 0 S: 7	H: 4 LOB: 0 BB: 1 P: 11	R: 0 E: 0 K: 0 S: 3	H: 0 LOB: 0 BB: 0 P: 3	R: 1 E: 0 K: 0 S: 5	H: 2 LOB: 1 BB: 0 P: 5	R: 0 E: 0 K: 0 S: 3	H: 1 LOB: 0 BB: 0 P: 3	R: 1 E: 0 K: 0 S: 4	H: 2 LOB: 1 BB: 1 P: 8	R: 5 E: 0 K: 0 S: 9	H: 6 LOB: 2 BB: 1 P: 13	1B: 12 2B: 4 3B: 0 HR: 4	SF: 1 SAC: 0 DP: 2 HBP: 0	WP: 1 PB: 0 SB: 0 CS: 0	PA: 48
PITCHER	IP WLS BF H R ER SO BB IBB HBP BLK WP HR S P ERA WHIP																					
Dick Stigman, L ERA: 3.45	(1, 1) 4.0 L 22 8 5 5 1 2 0 0 0 0 1 2 22 30 11.25 2.500																					
Lee Stange, R ERA: 2.77	(5, 1) 1.0 3 0 0 0 0 0 0 0 0 0 0 0 3 3 0.00 0.000																					
Mike Fornieles, R ERA: 7.06	(6, 1) 2.1 12 5 2 2 0 1 0 0 0 0 0 0 11 15 7.71 2.571																					
Gary Roggenburk, L ERA: 2.89	(8, 1) 0.2 1 0 0 0 0 0 0 0 0 0 0 0 1 1 0.00 0.000																					
Ray Moore, R ERA: 7.78	(9, 1) 0.2 8 5 5 5 0 1 0 0 0 0 0 0 2 7 11 67.50 9.000																					
Bill Pleis, L ERA: 2.5	(9, 1) 0.1 2 1 0 0 0 0 0 0 0 0 0 0 2 2 0.00 3.000																					

Chicago White Sox @ Minnesota Twins
Metropolitan Stadium, Bloomington, MI
Wed Jun 19 1963, 8:05 PM EDT
Att: 20,770 - Unknown - 70 F

AB 43
R 12
H 19
RBI 12
BB 4
SO 1
LOB 16

Batter	1	2	3	4	5	6	7	8	9	AB	R	H	RBI	BB	SO	LOB	BOTTOM					
Zoilo Versalles, R OBP: 0.325, SLG: 0.426 (1, 6)										4	0	2	0	0	0	0						
Johnny Goryl, R OBP: 0.286, SLG: 0.500 (9, 6)										1	0	0	0	0	0	3						
Vic Power, R OBP: 0.277, SLG: 0.346 (1, 3)										4	0	0	0	0	0	2						
Harmon Killebrew, R OBP: 0.354, SLG: 0.524 (1, 7)										4	1	1	1	0	0	0						
Jimmie Hall, L OBP: 0.299, SLG: 0.377 (1, 8)										4	1	1	0	0	0	0						
Bob Allison, R OBP: 0.393, SLG: 0.590 (1, 9)										3	1	0	0	1	0	2						
Earl Battey, R OBP: 0.347, SLG: 0.507 (1, 2)										4	1	3	0	0	0	1						
Rich Rollins, R OBP: 0.366, SLG: 0.429 (1, 5)										4	0	1	2	0	0	2						
Bernie Allen, L OBP: 0.289, SLG: 0.315 (1, 4)										4	0	1	1	0	0	2						
Dick Stigman, L ERA: 3.45	(1, 1) 4.0 W 37 9 4 2 1 2 0 0 0 0 0 0 1 37 45 2.00 1.222																					
Lee Stange, R ERA: 2.77	(5, 1) 1.0 W 12 5 2 2 0 1 0 0 0 0 0 0 2 11 15 7.71 2.571																					
Mike Fornieles, R ERA: 7.06	(6, 1) 2.1 W 12 5 2 2 0 1 0 0 0 0 0 0 7 11 67.50 9.000																					
Gary Roggenburk, L ERA: 2.89	(8, 1) 0.2 W 8 5 5 5 0 1 0 0 0 0 0 0 2 7 11 67.50 9.000																					
Ray Moore, R ERA: 7.78	(9, 1) 0.2 W 8 5 5 5 0 1 0 0 0 0 0 0 2 7 11 67.50 9.000																					
Bill Pleis, L ERA: 2.5	(9, 1) 0.1 W 2 1 0 0 0 0 0 0 0 0 0 0 2 2 0.00 3.000																					
Inning Stats	R: 1 E: 0 K: 0 S: 4	H: 2 LOB: 0 BB: 0 P: 4	R: 0 E: 0 K: 0 S: 4	H: 1 LOB: 1 BB: 0 P: 4	R: 0 E: 0 K: 0 S: 3	H: 1 LOB: 0 BB: 0 P: 3	R: 0 E: 0 K: 0 S: 4	H: 1 LOB: 1 BB: 0 P: 4	R: 0 E: 0 K: 1 S: 5	H: 0 LOB: 0 BB: 0 P: 5	R: 0 E: 0 K: 0 S: 3	H: 0 LOB: 0 BB: 0 P: 3	R: 1 E: 0 K: 0 S: 4	H: 1 LOB: 1 BB: 1 P: 8	R: 0 E: 0 K: 0 S: 3	H: 0 LOB: 0 BB: 0 P: 3	R: 2 E: 1 K: 0 S: 7	H: 3 LOB: 3 BB: 1 P: 11	1B: 7 2B: 1 3B: 0 HR: 1	SF: 0 SAC: 0 DP: 2 HBP: 0	WP: 0 PB: 0 SB: 0 CS: 0	PA: 37
PITCHER	IP WLS BF H R ER SO BB IBB HBP BLK WP HR S P ERA WHIP																					
Ray Herbert, R ERA: 3.88	(1, 1) 9.0 W 37 9 4 2 1 2 0 0 0 0 0 0 1 37 45 2.00 1.222																					

Chicago White Sox @ Minnesota Twins
Metropolitan Stadium, Bloomington, MI
Wed Jun 19 1963, 8:05 PM EDT
Att: 20,770 - Unknown - 70 F

AB 35
R 4
H 9
RBI 4
BB 2
SO 1
LOB 12

Batter	1	2	3	4	5	6	7	8	9	AB	R	H	RBI	BB	SO	LOB	TOP										
Jim Landis, R OBP: 0.337, SLG: 0.434 (1, 8)	0-0 4-3		0-0 3-1 1B		0-0 6-3	0-3 K		0-3 K	5 0 1 0 0 2 2																		
Nelle Fox, L OBP: 0.341, SLG: 0.348 (1, 4)	0-0 1-3		0-0 3-1 1-2		0-3 K	0-0 F8		0-0 1B	5 0 1 0 0 1 3																		
Floyd Robinson, L OBP: 0.399, SLG: 0.506 (1, 9)	0-0 3-1		4-0 BB		0-0 3-1		0-0 4-3	0-3 K	4 0 0 0 1 1 1																		
Dave Nicholson, R OBP: 0.322, SLG: 0.459 (1, 7)		4-0 1B BB	0-0 L7		0-0 E 1B 1B	0-3 K		0-0 F5	4 1 1 0 1 1 3																		
Pete Ward, L OBP: 0.368, SLG: 0.473 (1, 5)		0-3 K		0-0 HR		0-0 E7 BB 1B 1B	0-0 1B		4 2 3 1 0 1 1																		
Ron Hansen, R OBP: 0.328, SLG: 0.378 (1, 6)		0-0 1-2 1B		0-0 F8		0-0 1B BB SF9 1B	0-0 F2		4 1 2 1 0 0 1																		
Tom McCraw, L OBP: 0.305, SLG: 0.421 (1, 3)		0-3 K		0-3 K		0-0 1B BB	0-0 1-3		2 0 0 0 0 2 2								AB 36										
Mike Hershberger, R OBP: 0.359, SLG: 0.375 (6, PH)									0 0 0 0 1 0 0								R 4										
Hoyt Wilhelm, R OBP: 0.077, SLG: 0.077 (6, PH)									0 0 0 0 0 0 0								H 10										
Al Weis, S OBP: 0.278, SLG: 0.255 (6, PH)									1 0 0 0 0 0 0								RBI 4										
Eddie Fisher, R OBP: 0.211, SLG: 0.167 (6, PH)									0 0 0 0 0 0 0								BB 3										
Sherm Lollar, R OBP: 0.333, SLG: 0.333 (1, 2)		0-0 F9		0-0 1B		0-0 1-2 2-3 BB	0-0 F8		4 0 2 1 0 0 2								SO 8										
John Buzhardt, R OBP: 0.105, SLG: 0.195 (4, 1)																	LOB 16										
Dave DeBusschere, R OBP: 0.226, SLG: 0.143 (6, PH)																											
Frank Baumann, L OBP: 0.226, SLG: 0.143 (6, PH)																											
Cam Esposito, R OBP: 0.450, SLG: 0.657 (6, PH)			0-0 4-3		0-0 F9				2 0 0 0 0 0 1																		
Charlie Maxwell, L OBP: 0.450, SLG: 0.657 (6, PH)									0 0 0 0 0 0 0																		
Inning Stats	R: 0 E: 0 K: 0 S: 3	H: 0 LOB: 0 BB: 0 P: 3	R: 0 E: 0 K: 2 S: 8	H: 1 LOB: 2 BB: 1 P: 12	R: 0 E: 0 K: 0 S: 4	H: 1 LOB: 2 BB: 1 P: 8	R: 1 E: 0 K: 1 S: 7	H: 2 LOB: 1 BB: 0 P: 7	R: 0 E: 0 K: 1 S: 5	H: 0 LOB: 0 BB: 0 P: 5	R: 3 E: 1 K: 1 S: 9	H: 4 LOB: 2 BB: 1 P: 13	R: 0 E: 0 K: 1 S: 6	H: 1 LOB: 1 BB: 0 P: 6	R: 0 E: 0 K: 0 S: 3	H: 0 LOB: 0 BB: 0 P: 3	R: 0 E: 0 K: 2 S: 8	H: 1 LOB: 1 BB: 0 P: 8	1B: 9 2B: 0 3B: 0 HR: 1	SF: 1 SAC: 0 DP: 0 HBP: 0	WP: 0 PB: 0 SB: 0 CS: 0	PA: 40					
PITCHER	IP	WLS	BF	H	R	ER	SO	BB	IBB	HBP	BLK	WP	HR	S	P	ERA	WHIP										
Jim Kaat, L ERA: 3.96 (1, 1)	5.0	W	26	8	4	4	4	3	0	0	0	0	1	31	43	7.20	2.200										
Bill Dailey, R ERA: 2.18 (6, 1)	4.0	S	14	2	0	0	4	0	0	0	0	0	0	22	22	0.00	0.500										

Chicago White Sox @ Minnesota Twins
Metropolitan Stadium, Bloomington, MI
Thu Jun 20 1963, 4:33 AM EDT
Att. 9,173 - Unknown - 65 F

AB	36
R	4
H	10
RBI	4
BB	3
SO	8
LOB	16





Batter	1	2	3	4	5	6	7	8	9	AB	R	H	RBI	BB	SO	LOB	BOTTOM										
Zoilo Versalles, R OBP: 0.327, SLG: 0.437 (1, 6)	0-0 F3			0-0 FC6-4 1-2	0-0 3B		0-0 L5		5 0 2 4 0 0 2																		
Vic Power, R OBP: 0.279, SLG: 0.351 (1, 3)	0-0 1B 2B	0-0 6-3 3-H		0-0 F4	0-0 L9		0-0 FC5-4 1B		5 1 2 0 0 0 3																		
Harmon Killebrew, R OBP: 0.361, SLG: 0.547 (6, PR)	0-0 2B FC5 1B		0-0 F8		0-0 HR	0-0 G1-6-3 1B		0-0 FC5-4 1-2	5 1 3 1 0 0 1																		
Lenny Green, L OBP: 0.307, SLG: 0.319 (9, 8)									0 0 0 0 0 0 0																		
Jimmie Hall, L OBP: 0.316, SLG: 0.386 (1, 8)	0-0 FC5 1-3 3-H 2B		4-0 PB BB		4-0 SH5-4 BB BB	0-0 G1-6-3 1-2		4-0 BB 1-2 BB	2 1 1 1 3 0 1																		
Bob Allison, R OBP: 0.390, SLG: 0.581 (1, 9)	0-0 FC5 3-H		0-0 L5		0-0 BB SH5-4 3B 1B	0-0 F7		0-0 F2	5 1 1 0 0 0 5																		
Earl Battey, R OBP: 0.346, SLG: 0.516 (1, 2)	0-0 FC5 2-3		0-0 F4		0-0 SH5-4 1-2 2-3		0-0 HR	0-0 F2	4 1 1 1 0 0 5																		
Rich Rollins, R OBP: 0.373, SLG: 0.439 (1, 5)			0-0 F8 S 2B 1B		0-0 F9 1B 2B	4-0 BB 3B IBB		0-0 1-3	3 3 2 0 1 0 0								AB 36										
Bernie Allen, L OBP: 0.289, SLG: 0.311 (1, 4)		0-0 F8 1-3		0-0 F9 2-3	4-0 3B BB		0-0 6-3	3 1 0 1 1 0 2									R 9										
Jim Kaat, L OBP: 0.194, SLG: 0.147 (1, 1)				0-0 FC6-4 3-H 1B	0-0 L4		0-0 1B	3 0 1 1 0 0 4									H 14										
Bill Dailey, R OBP: 0.222, SLG: 0.125 (6, 1)								1 0 1 0 0 0 0									RBI 9										
Inning Stats	R: 1 E: 0 K: 0 S: 6	H: 3 LOB: 2 BB: 0 P: 6	R: 1 E: 0 K: 0 S: 5	H: 2 LOB: 0 BB: 0 P: 5	R: 0 E: 0 K: 0 S: 3	H: 0 LOB: 1 BB: 1 P: 7	R: 1 E: 0 K: 0 S: 5	H: 2 LOB: 1 BB: 0 P: 5	R: 5 E: 0 K: 0 S: 6	H: 3 LOB: 1 BB: 3 P: 18	R: 0 E: 0 K: 0 S: 3	H: 1 LOB: 0 BB: 0 P: 3	R: 1 E: 0 K: 0 S: 5	H: 2 LOB: 2 BB: 0 P: 5	R: 0 E: 0 K: 0 S: 4	H: 1 LOB: 2 BB: 1 P: 8	1B: 7 2B: 4 3B: 1 HR: 2	SF: 0 SAC: 1 DP: 1 HBP: 0	WP: 0 PB: 1 SB: 2 CS: 0	PA: 42							
PITCHER	IP	WLS	BF	H	R	ER	SO	BB	IBB	HBP	BLK	WP	HR	S	P	ERA	WHIP										
John Buzhardt, R ERA: 2.18 (1, 1)	3.1	L	18	7	3	3	0	1	0	0	0	0	1	5	9	27.00	3.000										
Dave DeBusschere, R ERA: 3.74 (4, 1)	1.0		6	2	3	3	0	1	0	0	0	0	0	3	11	27.00	3.000										
Frank Baumann, L ERA: 2.93 (5, 1)	0.2		5	1	2	2	0	1	1	0	0	0	0	3	11	27.00	3.000										
Hoyt Wilhelm, R ERA: 2.94 (6, 1)	2.0		8	3	1	1	0	0	0	0	0	0	1	8	8	4.50	1.500										
Eddie Fisher, R ERA: 4.83 (8, 1)	1.0		5	1	0	0	0	1	0	0	0	0	0	4	8	0.00	2.000										

Chicago White Sox @ Minnesota Twins
Metropolitan Stadium, Bloomington, MI
Thu Jun 20 1963, 4:33 AM EDT
Att. 9,173 - Unknown - 65 F

AB	36
R	9
H	14
RBI	9
BB	5
SO	0
LOB	23



Batter	1	2	3	4	5	6	7	8	9	AB	R	H	RBI	BB	SO	LOB	TOP			
Luis Aparicio, R (1, 6) OBP: 0.311, SLG: 0.367	0-3 K		0-0 FC4-6 1B		0-0 1B			0-0 L8		4	0	2	0	0	1	0	<p>Baltimore Orioles @ Minnesota Twins</p> <p>Metropolitan Stadium, Bloomington, MI</p> <p>Fri Jun 21 1963, 8:05 PM EDT</p> <p>Unknown</p> <p>livebaseballscorecards.com</p> <p>AB 35 R 2 H 8 RBI 2 BB 1 SO 7 LOB 12</p> 			
Russ Snyder, L (1, 9) OBP: 0.303, SLG: 0.313	0-0 4-3		0-0 FC4-6 FC6-4		0-0 F6			0-3 K		4	0	0	0	0	1	2				
Brooks Robinson, R (1, 5) OBP: 0.317, SLG: 0.370	0-3 K		0-0 FC6-4			0-0 1-6-3			0-0 F5	4	0	0	0	0	1	1				
Jim Gentile, L (1, 3) OBP: 0.365, SLG: 0.458 Jerry Adair, R (9, PR) OBP: 0.204, SLG: 0.327		0-0 F9		0-0 F4		0-0 G1			0-0 1B 1B	4	0	1	0	0	0	0				
Boog Powell, L (1, 7) OBP: 0.338, SLG: 0.497		4-0 WP 1B BB		0-0 L7		0-0 F6			0-0 1B 1B 1B	3	1	1	0	1	0	0				
Jackie Brandt, R (1, 8) OBP: 0.312, SLG: 0.418		0-0 1B		0-0 1B			0-0 F9		0-0 1B	4	0	3	2	0	0	0				
Dick Brown, R (1, 2) OBP: 0.326, SLG: 0.370 Joe Gaines, R (9, PR) OBP: 0.403, SLG: 0.569	0-3 K			0-0 F2			0-0 6-3		0-0 1B	4	0	1	0	0	1	2				
Bob Saverine, S (1, 4) OBP: 0.284, SLG: 0.267 Al Smith, R (9, PH) OBP: 0.351, SLG: 0.435		0-0 F7			0-3 K		0-0 1-3		0-3 K	3	0	0	0	0	1	1				
Ike Delock, R (1, 1) OBP: 0.200, SLG: 0.227 Dean Stone, L (8, PH) OBP: 0.336, SLG: 0.389			0-0 F7		0-3 K			0-0 F4	0-0 5-3	2	0	0	0	0	1	0				
										1	0	0	0	0	0	0				
										1	0	0	0	0	0	0				
										1	0	0	0	0	0	3				
										2	0	0	0	0	1	0				
										0	0	0	0	0	0	0				
										1	0	0	0	0	0	3				
Inning Stats	R: 0 E: 0 K: 2 S: 7	H: 0 LOB: 0 BB: 0 P: 7	R: 1 E: 0 K: 1 S: 6	H: 1 LOB: 1 BB: 1 P: 10	R: 0 E: 0 K: 0 S: 4	H: 1 LOB: 1 BB: 0 P: 4	R: 0 E: 0 K: 0 S: 4	H: 1 LOB: 1 BB: 0 P: 4	R: 0 E: 0 K: 2 S: 8	H: 0 LOB: 0 BB: 0 P: 3	R: 0 E: 0 K: 0 S: 3	H: 0 LOB: 0 BB: 0 P: 3	R: 0 E: 0 K: 1 S: 5	H: 0 LOB: 0 BB: 0 P: 5	R: 1 E: 0 K: 1 S: 9	H: 4 LOB: 3 BB: 0 P: 9		1B: 8 2B: 0 3B: 0 HR: 0	SF: 0 SAC: 0 DP: 0 HBP: 0	WP: 1 PB: 0 SB: 0 CS: 0
PITCHER	IP WLS BF H R ER SO BB IBB HBP BLK WP HR S P ERA WHIP	IP WLS BF H R ER SO BB IBB HBP BLK WP HR S P ERA WHIP																		
Lee Stange, R (1, 1) ERA: 2.53	8.1 W 34 8 2 2 6 1 0 0 0 1 0 45 49 2.16 1.080																			
Bill Dailey, R (9, 1) ERA: 2.14	0.2 S 2 0 0 0 1 0 0 0 0 0 0 4 4 0.00 0.000																			

Batter	1	2	3	4	5	6	7	8	9	AB	R	H	RBI	BB	SO	LOB	BOTTOM			
Zoilo Versalles, R (1, 6) OBP: 0.322, SLG: 0.430	0-0 F2		0-0 F6		0-0 G5-4-3		0-0 F3			4	0	0	0	0	0	2	<p>Baltimore Orioles @ Minnesota Twins</p> <p>Metropolitan Stadium, Bloomington, MI</p> <p>Fri Jun 21 1963, 8:05 PM EDT</p> <p>Unknown</p> <p>livebaseballscorecards.com</p> <p>AB 27 R 5 H 4 RBI 5 BB 4 SO 2 LOB 5</p> 			
Vic Power, R (1, 3) OBP: 0.275, SLG: 0.346	0-0 F8			0-0 F8		0-0 F8		0-0 F9		4	0	0	0	0	0	0				
Harmon Killebrew, R (1, 7) OBP: 0.394, SLG: 0.562 Lenny Green, L (9, 8) OBP: 0.307, SLG: 0.319	0-0 5-3			0-0 HR		4-0 HR BB		0-0 F8		3	2	1	1	1	0	0				
Jimmie Hall, L (1, 8) OBP: 0.321, SLG: 0.407		0-0 F8		4-0 HR BB		0-0 HR		0-0 F8		3	2	1	2	1	0	0				
Bob Allison, R (1, 9) OBP: 0.389, SLG: 0.591		0-0 5-3		0-0 HR		0-0 5-3		0-0 F8		3	1	1	2	0	0	0				
Earl Battey, R (1, 2) OBP: 0.345, SLG: 0.511		0-0 F7		0-0 HR		0-0 F3		4-0 BB		2	0	0	0	1	0	0				
Rich Rollins, R (1, 5) OBP: 0.373, SLG: 0.434			4-0 BB		0-0 F3		0-0 6-3			2	0	0	0	1	0	1				
Bernie Allen, L (1, 4) OBP: 0.285, SLG: 0.307			0-3 K		0-0 F9		0-0 3-1			3	0	0	0	0	1	1				
Lee Stange, R (1, 1) OBP: 0.333, SLG: 0.333 Bill Dailey, R (9, 1) OBP: 0.222, SLG: 0.125			0-3 K		0-0 G5-4-3 1B		0-0 F6			3	0	1	0	0	1	1				
										0	0	0	0	0	0	0				
										1	0	0	0	0	0	0				
										0	0	0	0	0	0	0				
										0	0	0	0	0	0	0				
										0	0	0	0	0	0	0				
										0	0	0	0	0	0	0				
Inning Stats	R: 0 E: 0 K: 0 S: 3	H: 0 LOB: 0 BB: 0 P: 3	R: 0 E: 0 K: 0 S: 3	H: 0 LOB: 0 BB: 0 P: 3	R: 0 E: 0 K: 2 S: 7	H: 0 LOB: 1 BB: 1 P: 11	R: 0 E: 0 K: 0 S: 5	H: 2 LOB: 0 BB: 1 P: 9	R: 0 E: 0 K: 0 S: 3	H: 1 LOB: 1 BB: 0 P: 3	R: 2 E: 0 K: 0 S: 4	H: 1 LOB: 2 BB: 2 P: 12	R: 0 E: 0 K: 0 S: 3	H: 0 LOB: 0 BB: 0 P: 3	R: 0 E: 0 K: 0 S: 3	H: 0 LOB: 0 BB: 0 P: 3		1B: 1 2B: 0 3B: 0 HR: 3	SF: 0 SAC: 0 DP: 1 HBP: 0	WP: 0 PB: 0 SB: 0 CS: 0
PITCHER	IP WLS BF H R ER SO BB IBB HBP BLK WP HR S P ERA WHIP	IP WLS BF H R ER SO BB IBB HBP BLK WP HR S P ERA WHIP																		
Ike Delock, R (1, 1) ERA: 4.93	7.0 L 28 4 5 5 2 4 0 0 0 0 0 0 3 28 44 6.43 1.143																			
Dean Stone, L (8, 1) ERA: 5.12	1.0 3 0 0 0 0 0 0 0 0 0 0 0 3 3 0.00 0.000																			

Batter	1	2	3	4	5	6	7	8	9	AB	R	H	RBI	BB	SO	LOB	TOP		
Luis Aparicio, R (1, 6) OBP: 0.308, SLG: 0.362	L8					F6		1-3		4	0	1	0	0	0	2			
Russ Snyder, L (1, 9) OBP: 0.306, SLG: 0.338			1B			F8		2-3		4	0	1	0	0	0	4			
Brooks Robinson, R (1, 5) OBP: 0.321, SLG: 0.366	F3				6-3			K		3	1	0	0	1	1	4			
Jim Gentile, L (1, 3) OBP: 0.357, SLG: 0.445	K				4-3			L8		4	0	1	0	0	1	1			
Boog Powell, L (1, 7) OBP: 0.332, SLG: 0.487		4-3			F8			4-3		4	0	0	1	0	0	1			
Jackie Brandt, R (1, 8) OBP: 0.310, SLG: 0.409		6-3				F9		K		4	0	0	0	0	1	1			
Bob Johnson, R (1, 4) OBP: 0.316, SLG: 0.442		L5				L9		L4		3	0	0	0	0	0	1			
Dick Brown, R (1, 2) OBP: 0.326, SLG: 0.369			K			6-3		1B		3	0	1	0	0	1	0			
Mike McCormick, L (1, 1) OBP: 0.250, SLG: 0.400										2	0	0	0	0	0	0			
Charlie Lau, L (8, PH) OBP: 0.217, SLG: 0.244			1-3			F7				1	0	1	0	0	0	0			
Bob Saverine, S (8, PR) OBP: 0.284, SLG: 0.267								1-3		0	0	0	0	0	0	0			
Wes Stock, R (8, 1)								1B		0	0	0	0	0	0	0			
Inning Stats	R: 0 E: 0 K: 1 S: 6	H: 1 LOB: 1 BB: 0 P: 6	R: 0 E: 0 K: 0 S: 3	H: 0 LOB: 0 BB: 0 P: 3	R: 0 E: 0 K: 1 S: 6	H: 1 LOB: 1 BB: 0 P: 6	R: 0 E: 0 K: 0 S: 3	H: 0 LOB: 0 BB: 0 P: 3	R: 0 E: 0 K: 0 S: 3	H: 0 LOB: 0 BB: 0 P: 3	R: 1 E: 0 K: 0 S: 4	H: 1 LOB: 1 BB: 1 P: 8	R: 0 E: 0 K: 1 S: 7	H: 2 LOB: 3 BB: 0 P: 7	R: 0 E: 0 K: 1 S: 5	H: 0 LOB: 0 BB: 0 P: 5	1B: 5 2B: 0 3B: 0 HR: 0	SF: 0 SAC: 0 DP: 0 HBP: 0	WP: 0 PA: 33 PB: 0 SB: 0 CS: 0
PITCHER	IP WLS BF H R ER SO BB IBB HBP BLK WP HR S P ERA WHIP																		
Jim Perry, R (1, 1) ERA: 2.84	7.1 W 28 5 1 1 2 1 0 0 0 0 0 31 35 1.23 0.818																		
Bill Dailey, R (8, 1) ERA: 2.06	1.2 S 5 0 0 0 2 0 0 0 0 0 0 9 9 0.00 0.000																		

Baltimore Orioles @ Minnesota Twins
Metropolitan Stadium, Bloomington, MI
Sat Jun 22 1963, 4:33 AM EDT
Att: 19,244 - Unknown

AB 32
R 1
H 5
RBI 1
BB 1
SO 4
LOB 14



Batter	1	2	3	4	5	6	7	8	9	AB	R	H	RBI	BB	SO	LOB	BOTTOM		
Zoilo Versalles, R (1, 6) OBP: 0.319, SLG: 0.446	F7		F8							4	2	2	2	0	0	0			
Vic Power, R (1, 5) OBP: 0.273, SLG: 0.353			F7		L5			F8		4	1	1	1	0	0	0			
Harmon Killebrew, R (1, 7) OBP: 0.370, SLG: 0.575			4-3					F9		4	0	2	0	0	0	0			
Lenny Green, L (9, 8) OBP: 0.306, SLG: 0.317			2B		2B					0	0	0	0	0	0	0			
Bob Allison, R (1, 8) OBP: 0.392, SLG: 0.583					F6			F5		2	0	0	0	2	0	1			
Wally Post, R (1, 9) OBP: 0.250, SLG: 0.441										2	0	0	0	1	2	2			
Jimmie Hall, L (7, 8) OBP: 0.329, SLG: 0.443			K				K			1	0	1	0	0	0	0			
Earl Battey, R (1, 2) OBP: 0.346, SLG: 0.507					6-3					3	0	0	0	1	1	2			
Vic Wertz, L (1, 3)					4-3					3	0	0	0	1	0	2			
Bernie Allen, L (9, 4) OBP: 0.281, SLG: 0.301			G6-4-3				F6	F6		0	0	0	0	0	0	0			
Johnny Goryl, R (1, 4) OBP: 0.263, SLG: 0.421			G6-4-3							3	0	0	0	0	2	1			
Jim Perry, S (1, 1) OBP: 0.273, SLG: 0.200										3	0	0	0	0	1	0			
Bill Dailey, R (8, 1) OBP: 0.222, SLG: 0.125			K		F3			6-3		0	0	0	0	0	0	0			
Inning Stats	R: 1 E: 0 K: 0 S: 4	H: 1 LOB: 2 BB: 2 P: 12	R: 0 E: 0 K: 1 S: 4	H: 0 LOB: 0 BB: 1 P: 8	R: 0 E: 0 K: 1 S: 6	H: 1 LOB: 2 BB: 1 P: 10	R: 0 E: 0 K: 1 S: 5	H: 0 LOB: 0 BB: 0 P: 5	R: 1 E: 0 K: 2 S: 7	H: 2 LOB: 1 BB: 0 P: 5	R: 0 E: 0 K: 2 S: 7	H: 0 LOB: 0 BB: 0 P: 7	R: 1 E: 0 K: 1 S: 6	H: 1 LOB: 0 BB: 0 P: 6	R: 0 E: 0 K: 0 S: 4	H: 1 LOB: 2 BB: 1 P: 8	1B: 0 2B: 2 3B: 1 HR: 3	SF: 0 SAC: 0 DP: 1 HBP: 0	WP: 0 PA: 34 PB: 0 SB: 0 CS: 0
PITCHER	IP WLS BF H R ER SO BB IBB HBP BLK WP HR S P ERA WHIP																		
Mike McCormick, L (1, 1) ERA: 3.86	7.0 L 29 5 3 3 6 3 3 0 0 0 0 3 37 53 3.86 1.143																		
Wes Stock, R (8, 1) ERA: 3.86	1.0 5 1 0 0 0 1 0 0 0 0 0 4 8 0.00 2.000																		

Baltimore Orioles @ Minnesota Twins
Metropolitan Stadium, Bloomington, MI
Sat Jun 22 1963, 4:33 AM EDT
Att: 19,244 - Unknown

AB 29
R 3
H 6
RBI 3
BB 5
SO 6
LOB 8



Batter	1	2	3	4	5	6	7	8	9	AB	R	H	RBI	BB	SO	LOB	TOP					
Luis Aparicio, R OBP: 0.306, SLG: 0.357 (1, 6)										4	0	0	0	1	1	4	<p>Baltimore Orioles @ Minnesota Twins Metropolitan Stadium, Bloomington, MI Sun Jun 23 1963, 4:33 AM EDT Att: 24,679 - Unknown</p>					
Joe Gaines, R OBP: 0.390, SLG: 0.515 (1, 7)										4	1	0	0	1	1	2						
Brooks Robinson, R OBP: 0.319, SLG: 0.363 (1, 5)										5	0	1	0	0	2	3						
Jim Gentile, L OBP: 0.361, SLG: 0.450 (1, 3)										4	1	2	0	1	0	2						
Al Smith, R OBP: 0.366, SLG: 0.478 (1, 9)										4	2	3	2	1	0	1						
Jackie Brandt, R OBP: 0.309, SLG: 0.404 Stu Miller, R OBP: 0.333, SLG: 0.333 (7, 1)										3	0	0	0	1	1	5						
Bob Johnson, R OBP: 0.328, SLG: 0.436 Jerry Adair, R OBP: 0.204, SLG: 0.326 (8, 4)										3	0	1	1	1	1	3						
Dick Brown, R OBP: 0.323, SLG: 0.356 (1, 2)										3	0	0	0	1	1	2						
Steve Barber, L OBP: 0.111, SLG: 0.093 Russ Snyder, L OBP: 0.304, SLG: 0.336 (7, 8)										2	0	0	0	1	1	3						
										1	0	0	0	0	0	0						
Inning Stats	R: 0 E: 0 K: 1 S: 5	H: 0 LOB: 1 BB: 1 P: 9	R: 1 E: 0 K: 2 S: 8	H: 1 LOB: 0 BB: 0 P: 8	R: 0 E: 0 K: 1 S: 5	H: 0 LOB: 1 BB: 1 P: 9	R: 1 E: 0 K: 1 S: 7	H: 2 LOB: 3 BB: 2 P: 15	R: 0 E: 0 K: 0 S: 3	H: 0 LOB: 0 BB: 0 P: 3	R: 2 E: 0 K: 2 S: 9	H: 2 LOB: 2 BB: 2 P: 17	R: 0 E: 0 K: 1 S: 5	H: 0 LOB: 0 BB: 1 P: 8	R: 0 E: 0 K: 0 S: 4	H: 1 LOB: 2 BB: 1 P: 8	1B: 5 2B: 2 3B: 0 HR: 1	SF: 0 SAC: 0 DP: 0 HBP: 0	WP: 2 PB: 0 SB: 1 CS: 0	PA: 43		
PITCHER	IP WLS BF H R ER SO BB IBB HBP BLK WP HR S P ERA WHIP	IP WLS BF H R ER SO BB IBB HBP BLK WP HR S P ERA WHIP	IP WLS BF H R ER SO BB IBB HBP BLK WP HR S P ERA WHIP	IP WLS BF H R ER SO BB IBB HBP BLK WP HR S P ERA WHIP	IP WLS BF H R ER SO BB IBB HBP BLK WP HR S P ERA WHIP	IP WLS BF H R ER SO BB IBB HBP BLK WP HR S P ERA WHIP	IP WLS BF H R ER SO BB IBB HBP BLK WP HR S P ERA WHIP	IP WLS BF H R ER SO BB IBB HBP BLK WP HR S P ERA WHIP	IP WLS BF H R ER SO BB IBB HBP BLK WP HR S P ERA WHIP	IP WLS BF H R ER SO BB IBB HBP BLK WP HR S P ERA WHIP	IP WLS BF H R ER SO BB IBB HBP BLK WP HR S P ERA WHIP	IP WLS BF H R ER SO BB IBB HBP BLK WP HR S P ERA WHIP	IP WLS BF H R ER SO BB IBB HBP BLK WP HR S P ERA WHIP	IP WLS BF H R ER SO BB IBB HBP BLK WP HR S P ERA WHIP	IP WLS BF H R ER SO BB IBB HBP BLK WP HR S P ERA WHIP	IP WLS BF H R ER SO BB IBB HBP BLK WP HR S P ERA WHIP	IP WLS BF H R ER SO BB IBB HBP BLK WP HR S P ERA WHIP	IP WLS BF H R ER SO BB IBB HBP BLK WP HR S P ERA WHIP	IP WLS BF H R ER SO BB IBB HBP BLK WP HR S P ERA WHIP	IP WLS BF H R ER SO BB IBB HBP BLK WP HR S P ERA WHIP	IP WLS BF H R ER SO BB IBB HBP BLK WP HR S P ERA WHIP	
Dick Stigman, L ERA: 3.53 Mike Fomiele, R ERA: 6.75 Lee Stange, R ERA: 2.49 Ray Moore, R ERA: 6.85 (1, 1)	3.1 L 17 3 2 2 4 3 0 0 0 0 1 21 33 5.40 1.800	3.1 L 17 3 2 2 2 4 0 0 0 0 2 0 17 33 5.40 2.100	0.1 L 2 1 0 0 1 0 0 0 0 0 0 4 4 0.00 3.000	2.0 L 8 1 0 0 1 1 0 0 0 0 0 9 13 0.00 1.000																		

AB 35
R 4
H 8
RBI 3
BB 8
SO 8
LOB 27



Batter	1	2	3	4	5	6	7	8	9	AB	R	H	RBI	BB	SO	LOB	BOTTOM				
Zoilo Versalles, R OBP: 0.318, SLG: 0.443 (1, 6)										4	0	1	0	0	1	1	<p>Baltimore Orioles @ Minnesota Twins Metropolitan Stadium, Bloomington, MI Sun Jun 23 1963, 4:33 AM EDT Att: 24,679 - Unknown</p>				
Vic Power, R OBP: 0.276, SLG: 0.353 (1, 5)										3	0	1	0	1	0	1					
Harmon Killebrew, R OBP: 0.367, SLG: 0.567 (1, 7)										4	0	1	0	0	1	4					
Bob Allison, R OBP: 0.394, SLG: 0.579 (1, 8)										3	1	1	0	1	1	1					
Earl Battey, R OBP: 0.345, SLG: 0.500 (1, 2)										3	0	0	0	0	0	2					
Wally Post, R OBP: 0.250, SLG: 0.421 (1, 9)										4	0	1	1	0	0	0					
Vic Wertz, L OBP: 0.133, SLG: 0.071 (1, 3)										4	0	1	0	0	0	2					
Johnny Goryl, R OBP: 0.304, SLG: 0.435 (1, 4)										4	0	2	0	0	0	1					
Dick Stigman, R ERA: 3.53 Mike Fomiele, R ERA: 6.75 Lee Stange, R ERA: 2.49 Lenny Green, R ERA: 3.33 Ray Moore, R ERA: 6.85 Jimmie Hall, L ERA: 3.33 (1, 1)	6.1 W 29 8 1 1 3 2 0 0 0 0 0 32 41 1.42 1.579	2.2 S 7 0 0 0 1 0 0 0 0 0 9 9 0.00 0.000																			
Inning Stats	R: 0 E: 0 K: 1 S: 6	H: 1 LOB: 2 BB: 1 P: 10	R: 0 E: 0 K: 0 S: 4	H: 1 LOB: 0 BB: 0 P: 4	R: 0 E: 0 K: 0 S: 3	H: 0 LOB: 0 BB: 0 P: 3	R: 0 E: 0 K: 1 S: 6	H: 1 LOB: 1 BB: 0 P: 6	R: 1 E: 0 K: 1 S: 6	H: 2 LOB: 1 BB: 0 P: 7	R: 0 E: 0 K: 0 S: 4	H: 2 LOB: 2 BB: 1 P: 8	R: 0 E: 0 K: 1 S: 5	H: 0 LOB: 0 BB: 0 P: 5	R: 0 E: 0 K: 0 S: 3	H: 0 LOB: 0 BB: 0 P: 3		1B: 8 2B: 0 3B: 0 HR: 0	SF: 0 SAC: 0 DP: 2 HBP: 1	WP: 0 PB: 0 SB: 0 CS: 0	PA: 36
PITCHER	IP WLS BF H R ER SO BB IBB HBP BLK WP HR S P ERA WHIP	IP WLS BF H R ER SO BB IBB HBP BLK WP HR S P ERA WHIP	IP WLS BF H R ER SO BB IBB HBP BLK WP HR S P ERA WHIP	IP WLS BF H R ER SO BB IBB HBP BLK WP HR S P ERA WHIP	IP WLS BF H R ER SO BB IBB HBP BLK WP HR S P ERA WHIP	IP WLS BF H R ER SO BB IBB HBP BLK WP HR S P ERA WHIP	IP WLS BF H R ER SO BB IBB HBP BLK WP HR S P ERA WHIP	IP WLS BF H R ER SO BB IBB HBP BLK WP HR S P ERA WHIP	IP WLS BF H R ER SO BB IBB HBP BLK WP HR S P ERA WHIP	IP WLS BF H R ER SO BB IBB HBP BLK WP HR S P ERA WHIP	IP WLS BF H R ER SO BB IBB HBP BLK WP HR S P ERA WHIP	IP WLS BF H R ER SO BB IBB HBP BLK WP HR S P ERA WHIP	IP WLS BF H R ER SO BB IBB HBP BLK WP HR S P ERA WHIP	IP WLS BF H R ER SO BB IBB HBP BLK WP HR S P ERA WHIP	IP WLS BF H R ER SO BB IBB HBP BLK WP HR S P ERA WHIP	IP WLS BF H R ER SO BB IBB HBP BLK WP HR S P ERA WHIP	IP WLS BF H R ER SO BB IBB HBP BLK WP HR S P ERA WHIP	IP WLS BF H R ER SO BB IBB HBP BLK WP HR S P ERA WHIP	IP WLS BF H R ER SO BB IBB HBP BLK WP HR S P ERA WHIP	IP WLS BF H R ER SO BB IBB HBP BLK WP HR S P ERA WHIP	IP WLS BF H R ER SO BB IBB HBP BLK WP HR S P ERA WHIP

AB 33
R 1
H 8
RBI 1
BB 2
SO 4
LOB 15



Batter	1	2	3	4	5	6	7	8	9	AB	R	H	RBI	BB	SO	LOB	TOP			
Jake Wood, R OBP: 0.347, SLG: 0.456 (1, 4)	0-0 FC1-6 1B		0-0 5-3			0-0 F4		0-3 K		4	0	1	0	0	1	0				
Dick McAuliffe, L OBP: 0.335, SLG: 0.372 (1, 6)	0-0 FC1-6 WP BB 1-2		0-0 F9			0-0 1B		0-0 G3		4	0	1	0	0	0	1				
Al Kaline, R OBP: 0.404, SLG: 0.567 (1, 9)	0-0 L7			0-0 L8		0-0 G6-4-3 1B		0-0 L7		4	0	1	0	0	0	1				
Rocky Colavito, R OBP: 0.347, SLG: 0.384 (1, 7)	4-0 WP BB 1-2			0-0 1B		0-0 G6-4-3 1-2		4-0 WP BB		2	0	1	0	2	0	2				
Norm Cash, L OBP: 0.355, SLG: 0.393 (1, 3)	0-0 4-3 1-2 2-3			0-0 F6			0-0 F7		0-0 F7		4	0	0	0	0	4				
Bill Bruton, L OBP: 0.284, SLG: 0.320 (1, 8)		0-0 4-3		0-0 G3			0-0 F7		0-0 4-3		4	0	0	0	0	2				
Bubba Phillips, R OBP: 0.246, SLG: 0.297 (1, 5)		0-0 6-3			0-0 F9						3	0	1	0	0	0				
Bill Freehan, R OBP: 0.352, SLG: 0.400 (1, 2)		0-0 F9			0-3 K		0-0 5-3				3	0	0	0	0	1				
Jim Bunning, R OBP: 0.205, SLG: 0.237 Gates Brown, L OBP: 0.200, SLG: 0.500 Terry Fox, R (8, 1)			0-3 K2-3		0-0 4-3			0-0 4-3		2	0	0	0	0	1	0				
Inning Stats	R: 0 E: 0 K: 0 S: 4	H: 1 LOB: 2 BB: 1 P: 8	R: 0 E: 0 K: 0 S: 3	H: 0 LOB: 0 BB: 0 P: 3	R: 0 E: 0 K: 1 S: 5	H: 0 LOB: 0 BB: 0 P: 5	R: 0 E: 0 K: 0 S: 4	H: 1 LOB: 1 BB: 0 P: 4	R: 0 E: 0 K: 1 S: 5	H: 0 LOB: 0 BB: 0 P: 5	R: 0 E: 0 K: 0 S: 4	H: 1 LOB: 1 BB: 0 P: 4	R: 0 E: 0 K: 0 S: 5	H: 0 LOB: 0 BB: 1 P: 5	R: 0 E: 0 K: 0 S: 3	H: 0 LOB: 1 BB: 1 P: 7	1B: 5 2B: 0 3B: 0 HR: 0	SF: 0 SAC: 0 DP: 1 HBP: 0	WP: 2 PB: 0 SB: 0 CS: 0	PA: 33
PITCHER Lee Stange, R ERA: 1.76 (1, 1)	IP: 9.0 WLS: W BF: 33 H: 5 R: 0 ER: 0 SO: 3 BB: 2 IBB: 0 HBP: 0 BLK: 0 WP: 2 HR: 0 S: 37 P: 45 ERA: 0.00 WHIP: 0.778											PITCHER	IP: 9.0 WLS: W BF: 33 H: 5 R: 0 ER: 0 SO: 3 BB: 2 IBB: 0 HBP: 0 BLK: 0 WP: 2 HR: 0 S: 37 P: 45 ERA: 0.00 WHIP: 0.778							

Detroit Tigers @ Minnesota Twins
Metropolitan Stadium, Bloomington, MI
Tue Jun 25 1963, 8:05 PM EDT
Att: 20,934 - Unknown - 82 F

AB 31
R 0
H 5
RBI 0
BB 2
SO 3
LOB 11



Batter	1	2	3	4	5	6	7	8	9	AB	R	H	RBI	BB	SO	LOB	BOTTOM			
Zoilo Versalles, R OBP: 0.313, SLG: 0.443 (1, 6)	0-3 K		0-0 6-3		0-0 F8			0-0 F7		4	0	0	0	0	1	0				
Vic Power, R OBP: 0.276, SLG: 0.353 (1, 3)	0-0 5-3		0-0 1-3		0-0 F8			0-0 5-3		4	0	0	0	0	0	0				
Harmon Killebrew, R OBP: 0.369, SLG: 0.576 Lenny Green, L OBP: 0.304, SLG: 0.316 (1, 7) (9, 8)	4-0 BB BB BB		0-0 HR		0-0 F4			4-0 F4		2	1	1	1	1	0	0				
Jimmie Hall, L OBP: 0.331, SLG: 0.432 (1, 8) (9, 7)	4-0 BB BB 1-2		0-0 4-3		4-0 FC6 BB			4-0 FC6 BB		1	0	0	0	2	0	0				
Bob Allison, R OBP: 0.394, SLG: 0.573 (1, 9)	4-0 BB BB 1-2 2-3		0-0 6-3		0-0 FC6			0-0 FC6		2	0	0	0	1	0	1				
Earl Battey, R OBP: 0.343, SLG: 0.489 (1, 2)	0-0 F8			0-0 F7			0-0 5-3			3	0	0	0	0	0	3				
Rich Rollins, R OBP: 0.376, SLG: 0.439 (1, 5)		0-0 5-3		0-0 L9			0-0 5-3		0-3 L4-3 1B		3	0	1	0	0	0				
Johnny Goryl, R OBP: 0.299, SLG: 0.370 (1, 4)		0-0 F2			0-0 6-3		0-0 L4-3			3	0	0	0	0	0	1				
Lee Stange, R OBP: 0.222, SLG: 0.222 (1, 1)		0-0 L9			0-0 5-3			0-3 K		3	0	0	0	0	1	0				
Inning Stats	R: 0 E: 0 K: 1 S: 5	H: 0 LOB: 3 BB: 3 P: 17	R: 0 E: 0 K: 0 S: 3	H: 0 LOB: 0 BB: 0 P: 3	R: 1 E: 0 K: 0 S: 4	H: 1 LOB: 0 BB: 0 P: 4	R: 0 E: 0 K: 0 S: 3	H: 0 LOB: 0 BB: 0 P: 3	R: 0 E: 0 K: 0 S: 3	H: 0 LOB: 1 BB: 1 P: 7	R: 0 E: 0 K: 0 S: 3	H: 1 LOB: 0 BB: 0 P: 3	R: 0 E: 0 K: 1 S: 5	H: 0 LOB: 0 BB: 0 P: 5	R: 0 E: 0 K: 1 S: 5	H: 0 LOB: 0 BB: 0 P: 5	1B: 1 2B: 1 3B: 0 HR: 1	SF: 0 SAC: 0 DP: 1 HBP: 0	WP: 0 PB: 0 SB: 0 CS: 0	PA: 29
PITCHER Jim Bunning, R ERA: 3.56 Terry Fox, R ERA: 4.75 (1, 1) (8, 1)	IP: 7.0 WLS: L BF: 26 H: 2 R: 1 ER: 1 SO: 1 BB: 4 IBB: 0 HBP: 0 BLK: 0 WP: 0 HR: 1 S: 24 P: 40 ERA: 1.29 WHIP: 0.857											PITCHER	IP: 1.0 WLS: L BF: 3 H: 0 R: 0 ER: 0 SO: 1 BB: 0 IBB: 0 HBP: 0 BLK: 0 WP: 0 HR: 0 S: 5 P: 5 ERA: 0.00 WHIP: 0.000							

Detroit Tigers @ Minnesota Twins
Metropolitan Stadium, Bloomington, MI
Tue Jun 25 1963, 8:05 PM EDT
Att: 20,934 - Unknown - 82 F


AB 25
R 1
H 2
RBI 1
BB 4
SO 2
LOB 5



Batter	1	2	3	4	5	6	7	8	9	AB	R	H	RBI	BB	SO	LOB	TOP			
Jake Wood, R OBP: 0.346, SLG: 0.453 (1,4)										4	0	1	0	0	1	1				
Dick McAuliffe, L OBP: 0.329, SLG: 0.365 (1,6)										4	0	0	0	0	2	3				
Al Kaline, R OBP: 0.405, SLG: 0.566 (1,9)										4	0	2	0	0	1	1				
Rocky Colavito, R OBP: 0.346, SLG: 0.379 (1,7)										3	0	0	0	1	0	3				
Norm Cash, L OBP: 0.349, SLG: 0.386 (1,3)										4	0	0	0	0	2					
Bubba Phillips, R OBP: 0.251, SLG: 0.307 (1,5)										4	0	2	0	0	2					
George Thomas, R OBP: 0.258, SLG: 0.328 (9, PH)										3	0	1	0	0	0	1	AB 35			
Gates Brown, L OBP: 0.182, SLG: 0.455 (1,2)										1	0	0	0	0	0	0	R 1			
Gus Triandos, R OBP: 0.303, SLG: 0.411 (1,2)										4	1	1	1	0	1	3	H 8			
Bill Faul, R OBP: 0.136, SLG: 0.190 (1,1)																	RBI 1			
Tom Sturdivant, L (8,1)																	BB 1			
Bill Bruton, L OBP: 0.283, SLG: 0.319 (9, PH)																	SO 7			
																	LOB 16			
Inning Stats	R: 0 E: 0 K: 0 S: 4	H: 2 LOB: 1 BB: 0 P: 4	R: 0 E: 0 K: 0 S: 4	H: 1 LOB: 1 BB: 0 P: 4	R: 0 E: 0 K: 2 S: 8	H: 1 LOB: 2 BB: 0 P: 8	R: 0 E: 0 K: 1 S: 7	H: 2 LOB: 0 BB: 0 P: 7	R: 0 E: 0 K: 0 S: 3	H: 0 LOB: 1 BB: 1 P: 7	R: 1 E: 0 K: 2 S: 9	H: 1 LOB: 1 BB: 0 P: 9	R: 0 E: 0 K: 0 S: 4	H: 1 LOB: 0 BB: 0 P: 4	R: 0 E: 0 K: 0 S: 3	H: 0 LOB: 0 BB: 3 P: 3	1B: 5 2B: 2 3B: 0 HR: 1	SF: 0 SAC: 0 DP: 1 HBP: 0	WP: 1 PB: 0 SB: 0 CS: 0	PA: 36
PITCHER	IP WLS BF H R ER SO BB IBB HBP BLK WP HR S P ERA WHIP																			
Dick Stigman, L ERA: 3.36 (1,1)	7.0 W 29 7 1 1 7 1 0 0 0 1 1 42 46 1.29 1.143																			
Bill Dailey, R ERA: 1.9 (8,1)	2.0 S 7 1 0 0 0 0 0 0 0 0 0 0 7 7 0.00 0.500																			

Detroit Tigers @ Minnesota Twins
Metropolitan Stadium, Bloomington, MI
Wed Jun 26 1963, 8:05 PM EDT
Att: 26,290 - Unknown - 80 F


AB 35
R 1
H 8
RBI 1
BB 1
SO 7
LOB 16



Batter	1	2	3	4	5	6	7	8	9	AB	R	H	RBI	BB	SO	LOB	BOTTOM	
Zoilo Versalles, R OBP: 0.315, SLG: 0.440 (1,6)										4	0	1	1	1	0	3		
Vic Power, R OBP: 0.275, SLG: 0.351 (1,3)										5	0	1	2	0	0	4		
Harmon Killebrew, R OBP: 0.362, SLG: 0.563 (1,7)										4	0	0	0	0	1	4		
Lenny Green, L OBP: 0.304, SLG: 0.316 (8,8)										0	0	0	0	0	0	0		
Jimmie Hall, L OBP: 0.324, SLG: 0.420 (1,8)										4	0	0	0	0	0	0		
Bob Allison, R OBP: 0.399, SLG: 0.599 (1,9)										3	2	2	2	1	0	0		
Earl Battey, R OBP: 0.353, SLG: 0.508 (1,2)										3	1	3	1	1	0	0		
Rich Rollins, R OBP: 0.376, SLG: 0.441 (1,5)										4	2	2	0	0	0	3		
Johnny Goryl, R OBP: 0.267, SLG: 0.367 (1,4)										3	0	1	0	0	0	1		
Dick Stigman, R OBP: 0.167, SLG: 0.121 (1,1)										1	0	0	0	1	1	0		
Vic Wertz, L OBP: 0.166, SLG: 0.071 (7, PH)										0	0	0	0	1	0	0		
Bernie Allen, L OBP: 0.281, SLG: 0.301 (7, PR)										0	1	0	0	0	0	0		
Bill Dailey, R OBP: 0.200, SLG: 0.111 (8,1)										1	0	0	0	0	0	2		
Inning Stats	R: 0 E: 0 K: 0 S: 3	H: 0 LOB: 0 BB: 0 P: 3	R: 0 E: 0 K: 0 S: 3	H: 1 LOB: 1 BB: 1 P: 7	R: 0 E: 0 K: 0 S: 3	H: 0 LOB: 2 BB: 2 P: 11	R: 1 E: 0 K: 0 S: 5	H: 2 LOB: 1 BB: 0 P: 5	R: 0 E: 0 K: 1 S: 5	H: 0 LOB: 0 BB: 0 P: 5	R: 2 E: 0 K: 1 S: 7	H: 2 LOB: 2 BB: 2 P: 15	R: 3 E: 0 K: 0 S: 8	H: 5 LOB: 2 BB: 0 P: 8	1B: 7 2B: 0 3B: 0 HR: 3	SF: 0 SAC: 1 DP: 1 HBP: 0	WP: 0 PB: 0 SB: 0 CS: 0	PA: 38
PITCHER	IP WLS BF H R ER SO BB IBB HBP BLK WP HR S P ERA WHIP																	
Bill Faul, R ERA: 3.81 (1,1)	7.1 L 33 7 5 5 2 4 0 0 0 0 0 0 3 32 6.14 1.500																	
Tom Sturdivant, R ERA: 3.66 (8,1)	0.2 5 3 1 1 0 0 0 0 0 0 0 0 5 5 13.50 4.500																	

Detroit Tigers @ Minnesota Twins
Metropolitan Stadium, Bloomington, MI
Wed Jun 26 1963, 8:05 PM EDT
Att: 26,290 - Unknown - 80 F


AB 32
R 6
H 10
RBI 6
BB 5
SO 2
LOB 17



Batter	1	2	3	4	5	6	7	8	9	AB	R	H	RBI	BB	SO	LOB	TOP				
Jake Wood, R OBP: 0.340, SLG: 0.444 (1, 4)	F9		F8		F9		G3		F7	5	0	0	0	0	0	2					
Dick McAuliffe, L OBP: 0.331, SLG: 0.374 (1, 6)	F5		WP BB 1B		SF9 3B		3-1		E5 L6-3	5	1	2	2	0	0	0					
Al Kaline, R OBP: 0.405, SLG: 0.563 (1, 9)	L5 PB E		WP BB 1-2		SF9				L6-3 1-2	3	1	1	1	1	0	1					
Rocky Colavito, R OBP: 0.345, SLG: 0.377 (1, 7)	E9 1-H 1B		4-3		F2		L7			4	0	1	1	0	0	3					
Norm Cash, L OBP: 0.344, SLG: 0.379 (1, 3)	L8				4-3		F3		F9	4	0	0	0	0	0	1					
Bill Bruton, L OBP: 0.282, SLG: 0.317 (1, 8)			3-1		L4		F4		HR 1B	4	1	1	0	0	0	0					
Bubba Phillips, R OBP: 0.251, SLG: 0.306 (1, 5)			5-3		F8		BB 1B		F8	4	0	1	0	0	0	1					
Bill Freehan, R OBP: 0.364, SLG: 0.435 (1, 2)			K				PB BB 3B 1B		HR	3	2	2	2	1	1	0					
Phil Regan, R OBP: 0.286, SLG: 0.375 (5, PH) Gates Brown, L OBP: 0.192, SLG: 0.417 (5, 1) Terry Fox, R (5, 1) Don Mossi, L OBP: 0.340, SLG: 0.227 (5, PH) Whitely Herzog, L OBP: 0.252, SLG: 0.154 (5, 1) Bob Anderson, R (5, 1)			L7				1-2 3B BB		F4 6-3	1	0	0	0	1	0	0					
Inning Stats	R: 1 E: 2 K: 0 S: 5	H: 1 LOB: 1 BB: 0 P: 5	R: 0 E: 0 K: 1 S: 5	H: 0 LOB: 0 BB: 0 P: 5	R: 0 E: 0 K: 0 S: 4	H: 1 LOB: 2 BB: 1 P: 8	R: 0 E: 0 K: 0 S: 3	H: 0 LOB: 0 BB: 0 P: 3	R: 3 E: 0 K: 0 S: 5	H: 2 LOB: 0 BB: 1 P: 9	R: 0 E: 0 K: 0 S: 4	H: 1 LOB: 1 BB: 0 P: 8	R: 0 E: 0 K: 0 S: 4	H: 1 LOB: 1 BB: 0 P: 4	R: 2 E: 0 K: 0 S: 5	H: 2 LOB: 0 BB: 0 P: 5	R: 0 E: 1 K: 0 S: 3	H: 0 LOB: 0 BB: 0 P: 3	1B: 6 2B: 0 3B: 1 HR: 1	SF: 1 SAC: 0 DP: 1 HBP: 0	WP: 1 PA: 39 PB: 1 SB: 0 CS: 0
PITCHER Jim Perry, R ERA: 3.03 (1, 1)	IP: 9.0 WLS: W BF: 39 H: 8 R: 6 ER: 5 SO: 1 BB: 3 IBB: 0 HBP: 0 BLK: 0 WP: 1 HR: 1 S: 38 P: 50 ERA: 5.00 WHIP: 1.222															PITCHER	IP: 9.0 WLS: W BF: 39 H: 8 R: 6 ER: 5 SO: 1 BB: 3 IBB: 0 HBP: 0 BLK: 0 WP: 1 HR: 1 S: 38 P: 50 ERA: 5.00 WHIP: 1.222				

Detroit Tigers @ Minnesota Twins
Metropolitan Stadium, Bloomington, MI
Thu Jun 27 1963, 4:33 AM EDT
Att: 8,876 - Unknown - 78 F


AB	35
R	6
H	8
RBI	6
BB	3
SO	1
LOB	10



Batter	1	2	3	4	5	6	7	8	9	AB	R	H	RBI	BB	SO	LOB	BOTTOM		
Zoilo Versalles, R OBP: 0.320, SLG: 0.443 (1, 6)	K				L9					5	1	3	1	0	1	1			
Vic Power, R OBP: 0.275, SLG: 0.350 (1, 3)					F2					3	0	1	1	0	0	1			
Vic Wertz, L OBP: 0.167, SLG: 0.063 (5, 3)	L9									2	0	0	0	0	0	3			
Harmon Killebrew, R OBP: 0.369, SLG: 0.591 (1, 7)										5	3	3	2	0	1	3			
Lenny Green, L OBP: 0.304, SLG: 0.316 (9, 8)	HR 1B		K							0	0	0	0	0	0	0			
Jimmie Hall, L OBP: 0.331, SLG: 0.442 (1, 8)					F5					4	2	2	3	1	1	0			
Bob Allison, R OBP: 0.399, SLG: 0.593 (1, 9)	HR 1-H				BB					4	0	1	0	1	0	3			
Earl Battey, R OBP: 0.350, SLG: 0.502 (1, 2)					F8					4	0	1	0	1	0	3			
Rich Rollins, R OBP: 0.387, SLG: 0.447 (1, 5)					F5					5	0	1	1	0	1	3			
Johnny Goryl, R OBP: 0.235, SLG: 0.324 (1, 4)					K					4	1	0	0	0	1	5			
Jim Perry, S OBP: 0.270, SLG: 0.182 (1, 1)										3	1	0	0	1	1	2			
Inning Stats	R: 2 E: 0 K: 1 S: 7	H: 2 LOB: 1 BB: 1 P: 11	R: 1 E: 0 K: 1 S: 7	H: 2 LOB: 2 BB: 1 P: 11	R: 0 E: 0 K: 0 S: 3	H: 0 LOB: 1 BB: 1 P: 7	R: 0 E: 0 K: 1 S: 5	H: 0 LOB: 1 BB: 1 P: 9	R: 1 E: 0 K: 1 S: 6	H: 1 LOB: 0 BB: 0 P: 6	R: 6 E: 1 K: 0 S: 11	H: 6 LOB: 2 BB: 0 P: 11	R: 0 E: 0 K: 1 S: 6	H: 1 LOB: 1 BB: 0 P: 6	R: 0 E: 0 K: 1 S: 7	H: 2 LOB: 2 BB: 0 P: 7	1B: 12 2B: 0 3B: 0 HR: 2	SF: 0 SAC: 1 DP: 0 HBP: 0	WP: 0 PA: 44 PB: 0 SB: 0 CS: 0
PITCHER Phil Regan, R ERA: 3.59 (1, 1) Terry Fox, R ERA: 5.57 (6, 1) Don Mossi, L ERA: 4.4 (6, 1) Bob Anderson, R ERA: 2.91 (8, 1)	IP: 5.0 WLS: L BF: 24 H: 5 R: 4 ER: 4 SO: 4 BB: 4 IBB: 0 HBP: 0 BLK: 0 WP: 0 HR: 2 S: 28 P: 44 ERA: 7.20 WHIP: 1.800															PITCHER	IP: 5.0 WLS: L BF: 24 H: 5 R: 4 ER: 4 SO: 4 BB: 4 IBB: 0 HBP: 0 BLK: 0 WP: 0 HR: 2 S: 28 P: 44 ERA: 7.20 WHIP: 1.800		

Detroit Tigers @ Minnesota Twins
Metropolitan Stadium, Bloomington, MI
Thu Jun 27 1963, 4:33 AM EDT
Att: 8,876 - Unknown - 78 F


AB	39
R	10
H	14
RBI	9
BB	4
SO	6
LOB	22



Batter	1	2	3	4	5	6	7	8	9	AB	R	H	RBI	BB	SO	LOB	TOP										
Zoilo Versalles, R OBP: 0.317, SLG: 0.446 (1, 6)	F8		HR 3B	HBP			4-3 3B		F4	4	2	2	2	0	0	0											
Vic Power, R OBP: 0.269, SLG: 0.341 (1, 3)	F8		F8	G3			4-3		F9	5	0	0	1	0	0	3											
Hamron Killebrew, R OBP: 0.379, SLG: 0.691 Lenny Green, L OBP: 0.304, SLG: 0.316 (1, 7) (9, PR) (9, 8)	5-3		HR BB				5-3		1B 1B	4	1	1	0	1	1	0											
Jimmie Hall, L OBP: 0.349, SLG: 0.491 (1, 8) (9, 7)		L4	HR	WP 1B			F6		FC5-4 1B	5	1	3	3	0	0	0											
Bob Allison, R OBP: 0.403, SLG: 0.578 (1, 9)		K	HR	1B			F4		FC5-4 1B	4	0	1	0	1	1	3											
Earl Battey, R OBP: 0.353, SLG: 0.508 (1, 2)		K	BB				F4		F3	4	0	0	0	0	1	3											
Rich Rollins, R OBP: 0.389, SLG: 0.447 (1, 5)			F7	SH5-3 2B			F9		2-3 1B	4	0	2	0	0	0	0											
Johnny Goryl, R OBP: 0.277, SLG: 0.409 (1, 4)			3B 2B	SH5-3			K		2-3	3	1	1	0	0	1	2											
Camilo Pascual, R OBP: 0.317, SLG: 0.368 Vic Wertz, L OBP: 0.217, SLG: 0.250 Mike Fornieles, R OBP: 0.222, SLG: 0.556 Bill Dailey, R OBP: 0.250, SLG: 0.182 (1, 1) (4, PH) (4, 1) (8, 1)			3B BB	4-3			K		L1	0	1	0	0	1	0	0											
Inning Stats	R: 0 E: 0 K: 0 S: 3	H: 0 LOB: 0 BB: 0 P: 3	R: 0 E: 0 K: 2 S: 7	H: 0 LOB: 0 BB: 0 P: 7	R: 5 E: 0 K: 0 S: 6	H: 3 LOB: 1 BB: 3 P: 18	R: 0 E: 0 K: 0 S: 4	H: 1 LOB: 2 BB: 0 P: 5	R: 0 E: 0 K: 1 S: 6	H: 1 LOB: 1 BB: 0 P: 6	R: 0 E: 0 K: 2 S: 7	H: 0 LOB: 0 BB: 0 P: 7	R: 1 E: 0 K: 0 S: 4	H: 1 LOB: 0 BB: 0 P: 4	R: 0 E: 0 K: 0 S: 5	H: 2 LOB: 2 BB: 0 P: 5	R: 0 E: 0 K: 0 S: 5	H: 2 LOB: 2 BB: 0 P: 5	1B: 5 2B: 2 3B: 2 HR: 1	SF: 0 SAC: 1 DP: 0 HBP: 1	WP: 1 PA: 41 PB: 0 SB: 0 CS: 0						
PITCHER	IP	WLS	BF	H	R	ER	SO	BB	IBB	HBP	BLK	WP	HR	S	P	ERA	WHIP										
Dave Stenhouse, R ERA: 4.6 Jim Duckworth, R ERA: 4.3 Don Rudolph, L ERA: 4.63 Ron Kline, R ERA: 2.41 (1, 1) (3, 1) (7, 1) (9, 1)	2.2	L	14	3	5	5	2	3	0	0	0	0	1	15	27	16.88	2.250										

Minnesota Twins @ Washington Senators
D.C. Stadium, Washington, DC
Sun Jun 30 1963, 3:33 AM EDT
Att: 6,907 - Unknown


AB 36
R 6
H 10
RBI 6
BB 3
SO 5
LOB 14



Batter	1	2	3	4	5	6	7	8	9	AB	R	H	RBI	BB	SO	LOB	BOTTOM										
Mary Breeding, R OBP: 0.292, SLG: 0.320 (1, 4)	K		5-3				F3		SF3 1B BB	4	1	1	0	0	1	2											
Jim King, L OBP: 0.321, SLG: 0.495 (1, 9)	4-3			F3			F3		1B SF3 BB	3	0	0	0	1	0	1											
Chuck Hinton, R OBP: 0.324, SLG: 0.446 (1, 7)	K			6-3			6-3		SF3	3	0	0	1	0	1	0											
Bobo Osborne, L OBP: 0.319, SLG: 0.418 (1, 3)		K		F9			FC5 1B BB		2-3 3-H 1B	3	0	1	1	1	1	0											
Don Lock, R OBP: 0.322, SLG: 0.424 (1, 8)		K			F5		FC5 1B		K	4	0	1	0	0	2	2											
Don Zimmer, R OBP: 0.282, SLG: 0.500 (1, 5)		F6			F6		FC5		F3	4	0	0	0	0	2												
Ed Brinkman, R OBP: 0.274, SLG: 0.328 Ken Retzer, L OBP: 0.257, SLG: 0.250 (1, 6) (9, PH)				K			F3		K	3	0	0	0	0	1	2											
Hobie Landrith, L OBP: 0.321, SLG: 0.239 (1, 2)				3-1					F7	2	1	0	0	2	0	0											
Dave Stenhouse, R OBP: 0.143, SLG: 0.080 Jim Duckworth, R Minnie Minoso, R OBP: 0.274, SLG: 0.279 Don Rudolph, L OBP: 0.317, SLG: 0.340 Dick Phillips, L OBP: 0.257, SLG: 0.250 Ron Kline, R OBP: 0.333, SLG: 1.000 (1, 1) (3, 1) (6, PH) (7, 1) (8, PH) (9, 1)				E6			F6		F8	0	0	0	0	0	0	0											
Inning Stats	R: 0 E: 0 K: 2 S: 7	H: 0 LOB: 0 BB: 0 P: 7	R: 0 E: 0 K: 2 S: 7	H: 0 LOB: 0 BB: 0 P: 7	R: 0 E: 1 K: 1 S: 6	H: 0 LOB: 1 BB: 0 P: 6	R: 0 E: 0 K: 0 S: 3	H: 0 LOB: 0 BB: 0 P: 3	R: 0 E: 0 K: 0 S: 3	H: 0 LOB: 0 BB: 0 P: 3	R: 0 E: 0 K: 0 S: 3	H: 0 LOB: 1 BB: 1 P: 7	R: 0 E: 0 K: 0 S: 4	H: 1 LOB: 2 BB: 1 P: 8	R: 2 E: 0 K: 1 S: 7	H: 2 LOB: 2 BB: 2 P: 15	R: 0 E: 0 K: 1 S: 5	H: 0 LOB: 0 BB: 0 P: 5	1B: 3 2B: 0 3B: 0 HR: 0	SF: 1 SAC: 0 DP: 0 HBP: 0	WP: 0 PA: 35 PB: 0 SB: 0 CS: 0						
PITCHER	IP	WLS	BF	H	R	ER	SO	BB	IBB	HBP	BLK	WP	HR	S	P	ERA	WHIP										
Camilo Pascual, R ERA: 2.57 Mike Fornieles, R ERA: 6.37 Bill Dailey, R ERA: 1.74 (1, 1) (4, 1) (8, 1)	3.0	W	19	2	2	2	0	4	0	0	0	0	0	15	31	4.15	1.385										

Minnesota Twins @ Washington Senators
D.C. Stadium, Washington, DC
Sun Jun 30 1963, 3:33 AM EDT
Att: 6,907 - Unknown

AB 30
R 2
H 3
RBI 2
BB 4
SO 7
LOB 11



Batter	1	2	3	4	5	6	7	8	9	AB	R	H	RBI	BB	SO	LOB	TOP				
Zoilo Versalles, R OBP: 0.315, SLG: 0.445 (1, 6)	4-3		1B	L5		K		L9		5	1	1	0	0	1	2					
Vic Power, R OBP: 0.274, SLG: 0.343 (1, 3)	F6		G6-4-3 2H	BB		HR		6-3		4	1	2	1	1	0	0					
Harmon Killebrew, R OBP: 0.379, SLG: 0.594 Lenny Green, L OBP: 0.304, SLG: 0.316 (1, 7) (9, 8)	BB		G6-4-3 1-2	FC5		FC5		1B		4	1	1	0	1	0	5					
Jimmie Hall, L OBP: 0.350, SLG: 0.506 (1, 8) (9, 7)	K		HR			K		F7		5	2	2	3	0	2	2					
Bob Allison, R OBP: 0.406, SLG: 0.588 (1, 9)		K	HR			K				4	1	2	2	1	2	0					
Earl Battey, R OBP: 0.351, SLG: 0.502 (1, 2)	1B		K			K		G6-4-3		5	1	1	0	0	2	2					
Rich Rollins, R OBP: 0.390, SLG: 0.448 (1, 5)	K			L6				F2		4	0	1	0	1	1	1					
Johnny Goryl, R OBP: 0.308, SLG: 0.417 (1, 4)	E7		BB	HBP				F3		4	0	2	0	1	0	1					
Dick Stigman, R OBP: 0.175, SLG: 0.111 Bill Dailey, R OBP: 0.250, SLG: 0.182 (1, 1) (9, 1)	K		FC5	BB		K		K		3	0	0	0	0	3	4					
Inning Stats	R: 0 E: 0 K: 1 S: 5	H: 0 LOB: 1 BB: 1 P: 9	R: 1 E: 1 K: 3 S: 11	H: 2 LOB: 1 BB: 0 P: 11	R: 3 E: 0 K: 1 S: 8	H: 4 LOB: 0 BB: 0 P: 8	R: 0 E: 0 K: 0 S: 4	H: 1 LOB: 3 BB: 1 P: 9	R: 0 E: 0 K: 3 S: 10	H: 1 LOB: 0 BB: 0 P: 10	R: 3 E: 1 K: 1 S: 10	H: 2 LOB: 0 BB: 0 P: 10	R: 0 E: 0 K: 0 S: 5	H: 0 LOB: 0 BB: 0 P: 5	R: 0 E: 0 K: 0 S: 4	H: 1 LOB: 1 BB: 1 P: 7	1B: 8 2B: 2 3B: 0 HR: 2	SF: 0 SAC: 0 DP: 2 HBP: 1	WP: 0 PB: 0 SB: 0 CS: 0	PA: 44	
PITCHER	IP	WLS	BF	H	R	ER	SO	BB	IBB	HBP	BLK	WP	HR	S	P	ERA	WHIP				
Bill Faul, R ERA: 4.02 (1, 1)	2.2	L	14	6	4	3	4	1	0	0	0	0	1	21	25	10.12	2.625				
Tom Sturdivant, R ERA: 4.15 (3, 1)	4.1		22	4	3	2	7	2	1	1	0	0	1	32	45	4.15	1.385				
Bob Anderson, R ERA: 2.66 (8, 1)	2.0		8	2	0	0	0	1	0	0	0	0	0	7	11	0.00	1.500				

Minnesota Twins @ Detroit Tigers
Tiger Stadium, Detroit, MI
Tue Jul 02 1963, 7:05 PM EDT
Att: 13,520 - Unknown

AB	38
R	7
H	12
RBI	6
BB	5
SO	11
LOB	17



Batter	1	2	3	4	5	6	7	8	9	AB	R	H	RBI	BB	SO	LOB	BOTTOM				
Jake Wood, R OBP: 0.334, SLG: 0.421 (1, 4)	6-3		K					1B		4	1	1	0	0	1	1					
Dick McAuliffe, L OBP: 0.330, SLG: 0.386 (1, 6)	F6		BB	BB				F7		3	0	0	0	1	1	1					
Al Kaline, R OBP: 0.397, SLG: 0.562 (1, 9)	HR		1-2	2-3				L7		3	1	2	1	1	0	0					
Rocky Colavito, R OBP: 0.354, SLG: 0.398 (1, 7)	F7		1-2	2-3	3-H			SF7		2	0	0	2	1	0	0					
Norm Cash, L OBP: 0.337, SLG: 0.397 (1, 3)		G4-3	4-3					F4		4	0	1	0	0	1	4					
Bubba Phillips, R OBP: 0.251, SLG: 0.293 (1, 5)	G4-3				F7			F8		4	0	0	0	0	0	1					
Bill Bruton, L OBP: 0.297, SLG: 0.351 (1, 8)	K				K			K		4	1	1	1	0	3	0					
Bill Freehan, R OBP: 0.371, SLG: 0.441 (1, 2)			BB	S	BB			K		4	1	3	0	0	1	0					
Bill Faul, R OBP: 0.338, SLG: 0.190 Tom Sturdivant, L OBP: 0.267, SLG: 0.324 George Thomas, R OBP: 0.302, SLG: 0.407 Bob Anderson, R OBP: 0.302, SLG: 0.407 Gus Triandos, R OBP: 0.325, SLG: 0.428 (1, 1) (3, 1) (7, PH) (8, 1) (9, PH) (9, PH)			K		F8			K		0	0	0	0	0	0	0					
Inning Stats	R: 1 E: 0 K: 0 S: 4	H: 1 LOB: 0 BB: 0 P: 4	R: 0 E: 0 K: 1 S: 5	H: 1 LOB: 0 BB: 0 P: 5	R: 1 E: 0 K: 2 S: 8	H: 1 LOB: 3 BB: 3 P: 20	R: 0 E: 0 K: 1 S: 6	H: 1 LOB: 1 BB: 0 P: 6	R: 0 E: 0 K: 1 S: 5	H: 0 LOB: 0 BB: 0 P: 5	R: 0 E: 0 K: 3 S: 9	H: 0 LOB: 0 BB: 0 P: 9	R: 1 E: 0 K: 0 S: 5	H: 2 LOB: 1 BB: 0 P: 5	R: 1 E: 0 K: 0 S: 4	H: 2 LOB: 0 BB: 0 P: 4	1B: 6 2B: 1 3B: 0 HR: 2	SF: 1 SAC: 0 DP: 2 HBP: 0	WP: 0 PB: 0 SB: 1 CS: 0	PA: 36	
PITCHER	IP	WLS	BF	H	R	ER	SO	BB	IBB	HBP	BLK	WP	HR	S	P	ERA	WHIP				
Dick Stigman, L ERA: 3.44 (1, 1)	8.1	W	35	8	4	4	9	3	0	0	0	0	2	50	62	4.32	1.320				
Bill Dailey, R ERA: 1.72 (9, 1)	0.2	S	1	0	0	0	0	0	0	0	0	0	0	1	1	0.00	0.000				

Minnesota Twins @ Detroit Tigers
Tiger Stadium, Detroit, MI
Tue Jul 02 1963, 7:05 PM EDT
Att: 13,520 - Unknown

AB	32
R	4
H	8
RBI	4
BB	3
SO	9
LOB	10



Batter	1	2	3	4	5	6	7	8	9	AB	R	H	RBI	BB	SO	LOB	TOP											
Zoilo Versalles, R OBP: 0.313, SLG: 0.441 (1, 6)	F8		F8			F8		6-3	1B	5	0	1	0	0	0	2												
Vic Power, R OBP: 0.270, SLG: 0.338 (1, 3)	F3			K		L9		L9	4-3	5	0	0	0	0	1	4												
Harmon Killebrew, R OBP: 0.373, SLG: 0.582 (1, 7)	F5			K		K		K		4	0	0	0	0	3	0												
Jimmie Hall, L OBP: 0.353, SLG: 0.540 (1, 8)		K		K			HR		HR	4	2	2	2	0	2	0												
Bob Allison, R OBP: 0.407, SLG: 0.589 (1, 9)	K				5-3			BB	1B	3	1	1	0	1	1	0												
Earl Battey, R OBP: 0.349, SLG: 0.498 Bernie Allen, L OBP: 0.281, SLG: 0.301 (9, PR)	F7			K		F6		1B	1B	4	0	1	1	0	1	1												
Rich Rollins, R OBP: 0.387, SLG: 0.445 (1, 5)			K		K		L9		1B	4	0	1	0	0	2	1												
Johnny Goryl, R OBP: 0.339, SLG: 0.431 (1, 4)								HR	F5	3	1	2	0	1	0	2												
Jim Perry, S OBP: 0.283, SLG: 0.176 Bill Pleis, L OBP: 0.286, SLG: 0.167 Lenny Gilbert, L OBP: 0.303, SLG: 0.314 Mike Egnatowski, R OBP: 0.295, SLG: 0.359 Vic Wertz, L OBP: 0.256, SLG: 0.429 Garry Roggenburk, R OBP: 0.240, SLG: 0.353 (9, PH)	F5					K			F7	1	0	0	0	0	0	1												
Inning Stats	R: 0 E: 0 K: 0 S: 3	H: 0 LOB: 0 BB: 0 P: 3	R: 0 E: 0 K: 2 S: 7	H: 0 LOB: 0 BB: 0 P: 7	R: 0 E: 0 K: 1 S: 6	H: 1 LOB: 1 BB: 0 P: 6	R: 0 E: 0 K: 3 S: 9	H: 0 LOB: 0 BB: 0 P: 9	R: 0 E: 0 K: 2 S: 7	H: 0 LOB: 1 BB: 1 P: 7	R: 0 E: 0 K: 1 S: 5	H: 0 LOB: 1 BB: 1 P: 9	R: 1 E: 0 K: 1 S: 6	H: 1 LOB: 1 BB: 1 P: 10	R: 2 E: 0 K: 1 S: 7	H: 2 LOB: 0 BB: 0 P: 7	R: 2 E: 0 K: 0 S: 8	H: 5 LOB: 3 BB: 0 P: 8	1B: 5 2B: 1 3B: 0 HR: 3	SF: 0 SAC: 0 DP: 0 HBP: 0	WP: 0 PB: 0 SB: 0 CS: 0	PA: 38						
PITCHER	IP	WLS	BF	H	R	ER	SO	BB	IBB	HBP	BLK	WP	HR	S	P	ERA	WHIP											
Jim Bunning, R ERA: 3.99 Terry Fox, R ERA: 4.95	(1, 1)	8.0	W	33	7	5	5	11	2	0	0	0	0	3	53	61	5.62	1.125										

Minnesota Twins @ Detroit Tigers
Tiger Stadium, Detroit, MI
Wed Jul 03 1963, 4:33 AM EDT
Att: 4,358 - Unknown

AB 35
R 5
H 8
RBI 3
BB 2
SO 11
LOB 14



Batter	1	2	3	4	5	6	7	8	9	AB	R	H	RBI	BB	SO	LOB	BOTTOM										
Jake Wood, R OBP: 0.329, SLG: 0.413 (1, 4)	F9		K		K	F8		1-3		5	0	0	0	0	2	5											
Dick McAuliffe, L OBP: 0.336, SLG: 0.399 (1, 6)	3-1			HR	1B			S	BB	2	2	1	1	2	0	0											
Al Kaline, R OBP: 0.396, SLG: 0.558 (1, 9)	L5			L8	1B	PB		K		4	1	1	1	0	1	1											
Rocky Colavito, R OBP: 0.355, SLG: 0.403 (1, 7)	F9			HR	2B	1B		F3		4	1	2	2	0	0	1											
Norm Cash, L OBP: 0.336, SLG: 0.407 (1, 3)	F5			HR	4-3			K		4	1	1	2	0	1	2											
Bill Bruton, L OBP: 0.300, SLG: 0.353 (1, 8)	F6			CS	1B			F9		4	0	2	0	0	0	0											
Bubba Phillips, R OBP: 0.252, SLG: 0.294 (1, 5)	F9		F8		F8	1B		SH3		3	1	1	0	0	0	1											
Gus Triandos, R OBP: 0.314, SLG: 0.408 (1, 2)			FC1-8		FC1-8			6-3		2	0	1	1	2	0	1											
Jim Bunning, R OBP: 0.205, SLG: 0.214 Terry Fox, R ERA: 4.5	(1, 1)	4.2	L	22	6	6	5	2	3	0	0	0	0	0	0	0											
Inning Stats	R: 0 E: 0 K: 0 S: 3	H: 0 LOB: 0 BB: 0 P: 3	R: 0 E: 0 K: 0 S: 3	H: 0 LOB: 0 BB: 0 P: 3	R: 0 E: 0 K: 1 S: 5	H: 0 LOB: 1 BB: 1 P: 9	R: 3 E: 0 K: 0 S: 6	H: 4 LOB: 0 BB: 0 P: 6	R: 3 E: 0 K: 1 S: 7	H: 2 LOB: 1 BB: 2 P: 15	R: 1 E: 0 K: 0 S: 5	H: 2 LOB: 1 BB: 0 P: 5	R: 0 E: 0 K: 2 S: 7	H: 0 LOB: 1 BB: 1 P: 11	R: 0 E: 0 K: 0 S: 4	H: 1 LOB: 2 BB: 1 P: 8	1B: 6 2B: 1 3B: 0 HR: 2	SF: 0 SAC: 1 DP: 0 HBP: 0	WP: 0 PB: 1 SB: 1 CS: 1	PA: 37							
PITCHER	IP	WLS	BF	H	R	ER	SO	BB	IBB	HBP	BLK	WP	HR	S	P	ERA	WHIP										
Jim Perry, R ERA: 3.32 Bill Pleis, L ERA: 3.26 Mike Fornieles, R ERA: 6.25 Garry Roggenburk, L ERA: 4.5	(1, 1)	0.1	1	0	0	0	0	0	0	0	0	0	0	1	1	0.00	0.000										

Minnesota Twins @ Detroit Tigers
Tiger Stadium, Detroit, MI
Wed Jul 03 1963, 4:33 AM EDT
Att: 4,358 - Unknown

AB 31
R 7
H 9
RBI 7
BB 5
SO 4
LOB 14



Batter	1	2	3	4	5	6	7	8	9	AB	R	H	RBI	BB	SO	LOB	TOP										
Zoilo Versalles, R OBP: 0.309, SLG: 0.434 (1, 6)	F3		F2		6-3		L9		F8	5	0	0	0	0	0	5											
Rich Rollins, R OBP: 0.380, SLG: 0.435 (1, 5)	L9		F8			F4	K		F3	5	0	0	0	0	1	3											
Harmon Killebrew, R OBP: 0.371, SLG: 0.576 (1, 7)	F6			5-3		HR		6-3		4	1	1	0	0	0	0											
Jimmie Hall, L OBP: 0.356, SLG: 0.553 (1, 8)		K		K		HR		BB		3	1	1	2	1	2	0											
Bob Allison, R OBP: 0.405, SLG: 0.583 (1, 9)	K		K			F3		BB		3	0	0	0	1	2	0											
Vic Wertz, L OBP: 0.214, SLG: 0.360 (1, 3)	E4				F8	F5		K		0	0	0	0	0	0	0											
Earl Batley, R OBP: 0.348, SLG: 0.498 (1, 2)	K				E4			F2		4	0	1	0	0	1	3											
Johnny Goryl, R OBP: 0.350, SLG: 0.491 (1, 4)			HR			1B	K		F8	4	1	2	1	0	1	1											
Lee Stange, R OBP: 0.182, SLG: 0.182 (1, 1)				6-3						2	0	0	0	0	0	2											
Lenny Green, L OBP: 0.306, SLG: 0.314 (7, PH)					L9					0	0	0	0	1	0	0											
Bill Dailey, R OBP: 0.250, SLG: 0.182 (7, PH)										0	0	0	0	0	0	0											
Bernie Allen, L OBP: 0.284, SLG: 0.304 (9, PH)								BB	1B	1	0	1	0	0	0	0											
Inning Stats	R: 0 E: 0 K: 0 S: 3	H: 0 LOB: 0 BB: 0 P: 3	R: 0 E: 1 K: 3 S: 10	H: 0 LOB: 1 BB: 0 P: 10	R: 1 E: 0 K: 0 S: 4	H: 1 LOB: 0 BB: 0 P: 4	R: 0 E: 0 K: 2 S: 7	H: 0 LOB: 0 BB: 0 P: 7	R: 0 E: 1 K: 0 S: 5	H: 1 LOB: 2 BB: 0 P: 5	R: 2 E: 0 K: 0 S: 5	H: 2 LOB: 0 BB: 0 P: 5	R: 0 E: 0 K: 2 S: 8	H: 1 LOB: 2 BB: 1 P: 12	R: 0 E: 0 K: 1 S: 5	H: 0 LOB: 2 BB: 2 P: 13	R: 0 E: 0 K: 0 S: 4	H: 1 LOB: 1 BB: 0 P: 4	1B: 3 2B: 1 3B: 0 HR: 2	SF: 0 SAC: 0 DP: 0 HBP: 0	WP: 0 PB: 0 SB: 0 CS: 0	PA: 38					
PITCHER	IP	WLS	BF	H	R	ER	SO	BB	IBB	HBP	BLK	WP	HR	S	P	ERA	WHIP										
Phil Regan, R ERA: 3.49 (1, 1)	6.1	W	27	5	3	3	6	1	0	0	0	0	2	38	42	4.26	0.947										
Tom Sturdivant, R ERA: 4.09 (7, 1)	1.0		5	0	0	0	1	2	0	0	0	0	0	5	13	0.00	2.000										
Willie Smith, L ERA: 5.4 (8, 1)	0.1		1	0	0	0	1	0	0	0	0	0	0	3	3	0.00	0.000										
Terry Fox, R ERA: 4.78 (8, 1)	1.1	S	5	1	0	0	0	0	0	0	0	0	0	5	5	0.00	0.750										

Minnesota Twins @ Detroit Tigers
Tiger Stadium, Detroit, MI
Thu Jul 04 1963, 4:33 AM EDT
Unknown

AB 31
R 3
H 6
RBI 3
BB 3
SO 7
LOB 14



Batter	1	2	3	4	5	6	7	8	9	AB	R	H	RBI	BB	SO	LOB	BOTTOM										
Jake Wood, R OBP: 0.324, SLG: 0.407 (1, 4)	F7	FC6-2		K			1-3			4	0	0	0	0	1	2											
Dick McAuliffe, L OBP: 0.334, SLG: 0.394 (1, 6)	WP 1B BB	F7			F8		6-3			3	1	0	0	1	0	2											
Al Kaline, R OBP: 0.397, SLG: 0.561 (1, 9)	K		L5-3			2B	E5 1B			4	0	2	0	0	1	1											
Rocky Colavito, R OBP: 0.357, SLG: 0.404 (1, 7)	WP 1B 1B		E 1B		F7		E5			4	2	2	0	0	0	2											
Norm Cash, L OBP: 0.335, SLG: 0.405 (1, 3)	1H 2H 1B		F5		F7		F8			4	0	1	2	0	0	2											
Bill Bruton, L OBP: 0.302, SLG: 0.355 (1, 8)	1-3		E9 1B 1B			S 1B 1B		K		4	2	2	0	0	1	1											
Bubba Phillips, R OBP: 0.261, SLG: 0.299 (1, 5)		SH3-4 FC6-2 1B	CS 1B			F6				3	0	2	1	1	0	1											
Bill Freehan, R OBP: 0.367, SLG: 0.434 (1, 2)		SH3-4 1B	CS	K		K		K		4	0	1	0	0	3	2											
Phil Regan, R OBP: 0.276, SLG: 0.370 (1, 1)		SH3-4		K						2	0	1	1	0	1	0											
Tom Sturdivant, L (7, 1)		SH3-4		K						0	0	0	0	0	0	0											
Willie Smith, L OBP: 0.250, SLG: 0.250 (8, 1)				K						0	0	0	0	0	0	0											
Terry Fox, R (8, 1)		1-2 2-3		K		2H 1B				0	0	0	0	0	0	0											
Inning Stats	R: 2 E: 0 K: 1 S: 7	H: 2 LOB: 1 BB: 1 P: 11	R: 0 E: 0 K: 0 S: 5	H: 2 LOB: 2 BB: 0 P: 5	R: 2 E: 1 K: 0 S: 5	H: 3 LOB: 0 BB: 0 P: 5	R: 0 E: 0 K: 3 S: 9	H: 0 LOB: 0 BB: 0 P: 9	R: 0 E: 0 K: 0 S: 4	H: 1 LOB: 1 BB: 0 P: 4	R: 1 E: 0 K: 1 S: 6	H: 2 LOB: 1 BB: 0 P: 6	R: 0 E: 1 K: 0 S: 4	H: 1 LOB: 1 BB: 0 P: 4	R: 0 E: 0 K: 2 S: 7	H: 0 LOB: 1 BB: 1 P: 11	1B: 10 2B: 1 3B: 0 HR: 0	SF: 0 SAC: 1 DP: 0 HBP: 0	WP: 1 PB: 0 SB: 1 CS: 1	PA: 36							
PITCHER	IP	WLS	BF	H	R	ER	SO	BB	IBB	HBP	BLK	WP	HR	S	P	ERA	WHIP										
Lee Stange, R ERA: 2.45 (1, 1)	6.0	L	27	10	5	4	4	1	0	0	0	0	0	36	40	6.00	1.833										
Bill Dailey, R ERA: 1.66 (7, 1)	2.0		8	1	0	0	2	1	0	0	0	0	0	11	15	0.00	1.000										

Minnesota Twins @ Detroit Tigers
Tiger Stadium, Detroit, MI
Thu Jul 04 1963, 4:33 AM EDT
Unknown


AB 32
R 5
H 11
RBI 4
BB 2
SO 7
LOB 13




Batter	1	2	3	4	5	6	7	8	9	AB	R	H	RBI	BB	SO	LOB	TOP			
Zoilo Versalles, R OBP: 0.314, SLG: 0.438	0-0 G6-4-3 1B		0-0 G6-4-3 1B		0-3 K			0-0 FC6-4 1B		4	0	3	0	0	1	0	Minnesota Twins @ Detroit Tigers Tiger Stadium, Detroit, MI Thu Jul 04 1963, 4:38 AM EDT Att: 17,444 - Unknown			
Vic Power, R OBP: 0.269, SLG: 0.336	0-0 G6-4-3 1-2f		0-0 G6-4-3 1B		0-0 F4			0-0 FC6-4 1-2f		4	0	1	0	0	0	2				
Harmon Killebrew, R Wally Post, R OBP: 0.372, SLG: 0.573 OBP: 0.296, SLG: 0.400	4-0 BB		0-0 G6-4-3 1-2f 2-3		4-0 FC4-6 BB			0-0 5-3		1	0	0	0	1	0	2				
Bob Allison, R OBP: 0.400, SLG: 0.574	0-3 K		0-3 K		0-0 F7			0-0 5-3		1	0	0	0	1	0	1				
Rich Rollins, R OBP: 0.378, SLG: 0.445		0-0 HR		0-0 5-3		0-0 FC4-6 1-2f		0-3 K		4	1	1	1	0	1	1				
Jimmie Hall, L OBP: 0.354, SLG: 0.544		0-3 K		4-0 FC6-4 BB		0-3 K		0-0 4-3		3	0	0	0	1	2	1				
Johnny Goryl, R OBP: 0.344, SLG: 0.466		0-3 K		0-3 K			0-0 5-3	1-0 HBP		3	0	0	0	0	2	1				
Jerry Zimmerman, R Mike Fomiele, R Lenny Green, L OBP: 0.154, SLG: 0.154 OBP: 0.222, SLG: 0.556 OBP: 0.305, SLG: 0.313	0-0 1B		0-0 FC6-4 1-2f		0-0 F8		0-0 F8	0-0 F8		3	0	1	0	0	0	1				
Jim Kaat, L Earl Batley, R OBP: 0.182, SLG: 0.167 OBP: 0.347, SLG: 0.496	0-0 F4			0-0 1-3			0-0 6-3			2	0	0	0	0	0	1				
Earl Batley, R OBP: 0.347, SLG: 0.496										1	0	0	0	0	0	0				
Inning Stats	R: 0 E: 0 K: 1 S: 5	H: 1 LOB: 1 BB: 1 P: 9	R: 1 E: 0 K: 2 S: 9	H: 2 LOB: 1 BB: 0 P: 9	R: 0 E: 0 K: 1 S: 6	H: 2 LOB: 1 BB: 0 P: 6	R: 0 E: 0 K: 1 S: 5	H: 0 LOB: 0 BB: 0 P: 9	R: 0 E: 0 K: 1 S: 5	H: 0 LOB: 1 BB: 0 P: 9	R: 0 E: 0 K: 0 S: 3	H: 0 LOB: 0 BB: 0 P: 3	R: 0 E: 1 K: 0 S: 4	H: 1 LOB: 1 BB: 0 P: 4	R: 0 E: 0 K: 1 S: 5	H: 0 LOB: 1 BB: 0 P: 6	1B: 5 2B: 0 3B: 0 HR: 1	SF: 0 SAC: 0 DP: 2 HBP: 1	WP: 0 PB: 0 SB: 0 CS: 0	PA: 35
PITCHER Hank Aquirre, L ERA: 4.3	IP: 9.0 WLS: W BF: 35 H: 6 R: 1 ER: 1 SO: 8 BB: 3 IBB: 0 HBP: 1 BLK: 0 WP: 0 HR: 1 S: 47 P: 60 ERA: 1.00 WHIP: 1.000															PITCHER				

Batter	1	2	3	4	5	6	7	8	9	AB	R	H	RBI	BB	SO	LOB	BOTTOM			
Jake Wood, R OBP: 0.330, SLG: 0.410	0-0 FC3-6 1B			1-0 S 1B HBP			0-0 F8			3	0	2	1	0	0	0	Minnesota Twins @ Detroit Tigers Tiger Stadium, Detroit, MI Thu Jul 04 1963, 4:38 AM EDT Att: 17,444 - Unknown			
Dick McAuliffe, L OBP: 0.333, SLG: 0.392	0-0 FC3-6 1B 1-2f	0-0 3-H 5-3 1B		0-0 1-H 1B			0-0 4-3			4	0	1	0	0	0	3				
Al Kaline, R OBP: 0.395, SLG: 0.556	0-0 L9		0-0 L9		0-0 1B		0-0 L8			4	0	1	0	0	0	1				
Rocky Colavito, R OBP: 0.362, SLG: 0.411	0-0 1-3 1B		0-0 1B 2B		0-0 F8		4-0 F8 BB			3	1	2	0	1	0	1				
Norm Cash, L OBP: 0.330, SLG: 0.398	0-0 G3		0-0 F5		0-3 K		0-0 F8 1-2f			4	0	0	0	0	1	5				
Bubba Phillips, R OBP: 0.261, SLG: 0.298		0-0 4-3	0-0 2-H 1B 1B		0-0 4-3		0-0 F7			4	1	1	1	0	0	2				
George Thomas, R OBP: 0.262, SLG: 0.328		0-0 1B 1B	0-0 2-H 1B		0-0 F9		0-0 F6			4	1	2	1	0	0	1				
Gus Triandos, R OBP: 0.314, SLG: 0.406	0-0 1-3 1B 1B		0-0 1B 1B		0-3 K		0-3 K			3	0	1	0	0	2	0				
Hank Aquirre, R OBP: 0.205, SLG: 0.216	0-3 K		0-3 K		0-0 1-3					3	0	0	0	0	2	2				
Inning Stats	R: 0 E: 0 K: 0 S: 5	H: 2 LOB: 2 BB: 0 P: 5	R: 1 E: 0 K: 1 S: 8	H: 3 LOB: 0 BB: 0 P: 8	R: 2 E: 0 K: 0 S: 5	H: 3 LOB: 1 BB: 0 P: 5	R: 0 E: 0 K: 2 S: 7	H: 1 LOB: 2 BB: 0 P: 8	R: 0 E: 0 K: 1 S: 6	H: 1 LOB: 1 BB: 0 P: 6	R: 0 E: 0 K: 1 S: 5	H: 0 LOB: 0 BB: 0 P: 5	R: 0 E: 0 K: 0 S: 3	H: 0 LOB: 0 BB: 0 P: 3	R: 0 E: 0 K: 0 S: 3	H: 0 LOB: 1 BB: 1 P: 7		1B: 9 2B: 1 3B: 0 HR: 0	SF: 0 SAC: 0 DP: 0 HBP: 1	WP: 0 PB: 0 SB: 1 CS: 0
PITCHER Jim Kaat, L Mike Fomiele, R ERA: 3.91 ERA: 5.66	IP: 6.0 WLS: L BF: 27 H: 10 R: 3 ER: 3 SO: 5 BB: 0 IBB: 0 HBP: 1 BLK: 0 WP: 0 HR: 0 S: 36 P: 37 ERA: 4.50 WHIP: 1.667															PITCHER				

AB 31
R 1
H 6
RBI 1
BB 3
SO 8
LOB 15



AB 32
R 3
H 10
RBI 3
BB 1
SO 5
LOB 15



Batter	1	2	3	4	5	6	7	8	9	AB	R	H	RBI	BB	SO	LOB	TOP										
Lenny Green, L OBP: 0.303, SLG: 0.307 (1, 8)	0-0 6-3			0-0 F5		4-0 BB 1B BB	0-0 F6		0-0 FC1-6 FC6-4	4	1	0	0	1	0	2											
Vic Power, R OBP: 0.271, SLG: 0.337 (1, 3)	0-0 F7			0-0 G5-4-3 1B		0-0 BB 1B		0-3 K	0-0 FC6-4	5	0	2	0	0	1	1											
Rich Rollins, R OBP: 0.372, SLG: 0.438 (1, 5)	0-0 5-3			0-0 G5-4-3 1-2		0-0 F9		0-0 E6		4	0	0	0	0	0	3											
Jimmie Hall, L OBP: 0.357, SLG: 0.538 (1, 7)		0-0 L8			4-0 BB 1B BB	4-0 BB		0-3 K		2	0	0	0	2	1	1											
Bob Allison, R OBP: 0.398, SLG: 0.568 (1, 9)		0-3 K			0-0 F9	4-0 BB		0-0 F6		3	0	0	1	1	1	2											
Earl Battey, R OBP: 0.349, SLG: 0.500 (1, 2)	0-0 F4				0-0 BB 1B	0-0 F8			0-0 2B	4	1	2	0	0	0	3											
Zolo Versailles, R OBP: 0.316, SLG: 0.440 (1, 6)			0-0 6-3		4-0 BB 1B BB	0-0 G6-4-3 BB		0-0 5-3		3	1	1	1	1	0	0											
Johnny Goryl, R OBP: 0.353, SLG: 0.484 (1, 4)			0-0 F7		0-0 G6-4-3 1-2		0-0 F8 2B		0-0 FC1-6 1B	4	0	2	1	0	0	3											
Ray Moore, R Lee Stange, R Bernie Allen, R Jim Perry, R Vic Wertz, L Gary Roggenburk, R Harmon Killebrew, R (1, 1) (1, 1) (6, PH) (6, 1) (7, PH) (7, 1) (9, PH)	0-0 F4				0-0 G3	0-0 F8		0-3 K		0	0	0	0	0	0	0											
Inning Stats	R: 0 E: 0 K: 0 S: 3	H: 0 LOB: 0 BB: 0 P: 3	R: 0 E: 0 K: 1 S: 5	H: 0 LOB: 0 BB: 0 P: 5	R: 0 E: 0 K: 0 S: 3	H: 1 LOB: 0 BB: 0 P: 3	R: 0 E: 0 K: 0 S: 3	H: 1 LOB: 2 BB: 2 P: 11	R: 1 E: 0 K: 0 S: 4	H: 1 LOB: 3 BB: 3 P: 16	R: 0 E: 0 K: 2 S: 8	H: 1 LOB: 1 BB: 0 P: 4	R: 0 E: 1 K: 2 S: 8	H: 0 LOB: 1 BB: 0 P: 8	R: 2 E: 0 K: 1 S: 8	H: 3 LOB: 1 BB: 0 P: 8	1B: 4 2B: 3 3B: 0 HR: 0	SF: 0 SAC: 0 DP: 2 HBP: 0	WP: 0 PB: 0 SB: 0 CS: 0	PA: 38							
PITCHER	IP	WLS	BF	H	R	ER	SO	BB	IBB	HBP	BLK	WP	HR	S	P	ERA	WHIP										
Ike Delock, R ERA: 4.58 (1, 1)	5.2	W	23	3	1	1	1	5	0	0	0	0	0	20	40	1.59	1.412										
Dick Hall, R ERA: 4.75 (6, 1)	2.1		12	4	2	2	2	0	0	0	0	0	0	16	16	7.71	1.714										
Stu Miller, R ERA: 2.92 (9, 1)	1.0	S	3	0	0	0	1	0	0	0	0	0	0	5	5	0.00	0.000										

Minnesota Twins @ Baltimore Orioles
Memorial Stadium, Baltimore, MD
Fri Jul 05 1963, 7:05 PM EDT
Unknown

AB	33
R	3
H	7
RBI	3
BB	5
SO	4
LOB	17



Batter	1	2	3	4	5	6	7	8	9	AB	R	H	RBI	BB	SO	LOB	BOTTOM										
Luis Aparicio, R OBP: 0.308, SLG: 0.361 (1, 6)	4-0 1B S E BB	4-0 SH1-3 BB		0-0 F7		0-0 L7		0-0 F5		3	1	0	0	2	0	3											
Bob Saverine, S OBP: 0.298, SLG: 0.253 (1, 8)	0-0 E6 BB 1B	0-0 SH1-3		0-0 F5		0-0 4-3		4-0 BB		3	1	0	0	1	0	1											
Russ Snyder, L OBP: 0.327, SLG: 0.368 (1, 9)	0-0 E6 1-2 2H BB 1B	0-0 4-3		0-0 F3		0-3 K		0-0 PO		4	1	1	0	0	1	1											
Jim Gentile, L OBP: 0.378, SLG: 0.478 (1, 3)	4-0 1B 2B BB	4-0 BB			0-3 K		0-0 PB 2B			2	1	1	0	2	1	0											
Boog Powell, L OBP: 0.318, SLG: 0.464 (1, 7)	0-0 2B 1-3 2H 3H 1B	0-0 F8		0-0 F7		4-0 BB		0-0 BB		3	0	1	2	1	0	2											
Brooks Robinson, R OBP: 0.326, SLG: 0.366 (1, 5)	0-0 BB 2B		0-0 F3		0-0 1-3		0-3 K			4	0	1	1	0	1	2											
Jerry Adair, R OBP: 0.209, SLG: 0.319 (1, 4)	0-0 F3		0-0 4-3			0-0 6-3		0-0 1B FC 1B		4	0	1	0	0	0	2											
John Orsino, R OBP: 0.335, SLG: 0.378 (1, 2)	0-0 F9		0-0 E6 1B		0-0 5-3		0-0 F5 FC PO 1B			4	0	2	0	0	0	2											
Ike Delock, R Dick Hall, R Stu Miller, R (1, 1) (6, 1) (9, 1)	0-3 K		0-0 F9		0-0 2B		0-0 FC F5			2	0	0	0	0	1	3											
Inning Stats	R: 4 E: 2 K: 1 S: 9	H: 3 LOB: 2 BB: 2 P: 17	R: 0 E: 0 K: 0 S: 3	H: 0 LOB: 2 BB: 2 P: 11	R: 0 E: 1 K: 0 S: 4	H: 1 LOB: 1 BB: 0 P: 4	R: 0 E: 0 K: 0 S: 3	H: 0 LOB: 0 BB: 0 P: 3	R: 0 E: 0 K: 0 S: 5	H: 0 LOB: 0 BB: 0 P: 5	R: 0 E: 0 K: 1 S: 4	H: 1 LOB: 1 BB: 0 P: 4	R: 0 E: 0 K: 2 S: 8	H: 1 LOB: 2 BB: 1 P: 12	R: 0 E: 0 K: 0 S: 4	H: 2 LOB: 2 BB: 1 P: 8	1B: 5 2B: 3 3B: 0 HR: 0	SF: 0 SAC: 1 DP: 0 HBP: 0	WP: 0 PB: 1 SB: 1 CS: 0	PA: 39							
PITCHER	IP	WLS	BF	H	R	ER	SO	BB	IBB	HBP	BLK	WP	HR	S	P	ERA	WHIP										
Ray Moore, R ERA: 7.99 (1, 1)	0.0	L	5	2	4	3	0	2	0	0	0	0	0	21	29	0.00	0.800										
Lee Stange, R ERA: 2.16 (6, 1)	5.0		19	2	0	0	2	2	0	0	0	0	0	4	4	0.00	1.000										
Jim Perry, R ERA: 3.28 (7, 1)	1.0		4	1	0	0	0	0	0	0	0	0	0	4	4	0.00	2.500										
Gary Roggenburk, L ERA: 3.94 (7, 1)	2.0		10	3	0	0	2	2	0	0	0	0	0	12	20	0.00	2.500										

Minnesota Twins @ Baltimore Orioles
Memorial Stadium, Baltimore, MD
Fri Jul 05 1963, 7:05 PM EDT
Unknown

AB	31
R	4
H	8
RBI	3
BB	6
SO	4
LOB	18



Batter	1	2	3	4	5	6	7	8	9	AB	R	H	RBI	BB	SO	LOB	TOP																		
Zoilo Versalles, R OBP: 0.315, SLG: 0.439 (1, 6)										5	0	1	0	0	0	4																			
Vic Power, R OBP: 0.279, SLG: 0.348 (1, 3)										5	1	4	1	0	0	1																			
Harmon Killebrew, R OBP: 0.369, SLG: 0.562 Lenny Green, L OBP: 0.300, SLG: 0.304 (1, 7) (6, 8)										3	0	0	0	0	3	4																			
Jimmie Hall, L OBP: 0.358, SLG: 0.550 (1, 8) (6, 7)										5	2	2	1	0	1	3																			
Bob Allison, R OBP: 0.401, SLG: 0.568 (1, 9)										5	1	3	0	0	1	1																			
Rich Rollins, R OBP: 0.373, SLG: 0.449 (1, 5)										5	1	2	2	0	1	4																			
Johnny Goryl, R OBP: 0.370, SLG: 0.537 (1, 4)										5	2	3	3	0	0	0																			
Jerry Zimmerman, R OBP: 0.167, SLG: 0.167 (1, 2)										5	0	1	0	0	1	3																			
Bill Pleis, L OBP: 0.333, SLG: 0.143 Mike Fomieleles, R OBP: 0.222, SLG: 0.556 Jim Kaat, L OBP: 0.182, SLG: 0.167 Vic Wertz, L OBP: 0.200, SLG: 0.333 Bill Dailey, R OBP: 0.308, SLG: 0.250 (1, 1) (5, 1) (5, 1) (7, PH) (7, 1) (7, 1)										1	0	0	0	1	1	0																			
Inning Stats	R: 0 E: 0 K: 2 S: 8	H: 1 LOB: 1 BB: 0 P: 8	R: 0 E: 0 K: 0 S: 3	H: 1 LOB: 0 BB: 0 P: 3	R: 0 E: 0 K: 1 S: 5	H: 0 LOB: 0 BB: 0 P: 5	R: 0 E: 1 K: 2 S: 9	H: 2 LOB: 2 BB: 0 P: 9	R: 1 E: 0 K: 2 S: 9	H: 2 LOB: 2 BB: 1 P: 13	R: 2 E: 0 K: 0 S: 5	H: 2 LOB: 0 BB: 0 P: 5	R: 0 E: 0 K: 1 S: 8	H: 1 LOB: 1 BB: 0 P: 8	R: 2 E: 0 K: 1 S: 9	H: 4 LOB: 2 BB: 0 P: 9	R: 2 E: 0 K: 0 S: 7	H: 4 LOB: 2 BB: 0 P: 7	1B: 12 2B: 2 3B: 0 HR: 3	SF: 0 SAC: 0 DP: 1 HBP: 0	WP: 0 PB: 1 SB: 0 CS: 0	PA: 44													
PITCHER	IP	WLS	BF	H	R	ER	SO	BB	IBB	HBP	BLK	WP	HR	S	P	ERA	WHIP																		
Robin Roberts, R ERA: 3.02 Herman Starrette, R ERA: 13.5 Milt Pappas, R ERA: 2.79 (1, 1) (8, 1) (9, 1)	7.2		36	13	5	5	10	1	0	0	0	0	3	55	59	5.87	1.826																		
																		PITCHER	IP	WLS	BF	H	R	ER	SO	BB	IBB	HBP	BLK	WP	HR	S	P	ERA	WHIP

Minnesota Twins @ Baltimore Orioles
Memorial Stadium, Baltimore, MD
Fri Jul 05 1963, 7:05 PM EDT
Att: 19,695 - Unknown

AB 43
R 7
H 17
RBI 7
BB 1
SO 10
LOB 22



Batter	1	2	3	4	5	6	7	8	9	AB	R	H	RBI	BB	SO	LOB	BOTTOM																		
Luis Aparicio, R OBP: 0.306, SLG: 0.359 (1, 6)										5	1	1	1	0	0	1																			
Russ Snyder, L OBP: 0.329, SLG: 0.366 (1, 8) (8, 9)										4	0	1	0	1	0	3																			
Joe Gaines, R OBP: 0.386, SLG: 0.494 (1, 7)										5	1	1	0	0	2	4																			
Al Smith, R OBP: 0.352, SLG: 0.449 Bob Saverine, S OBP: 0.296, SLG: 0.253 (1, 9) (7, PR) (8, 8)										4	0	3	1	0	0	1																			
Brooks Robinson, R OBP: 0.328, SLG: 0.368 (1, 5)										4	0	2	1	0	0	2																			
Boog Powell, L OBP: 0.317, SLG: 0.460 (1, 3)										2	0	0	1	1	1	1																			
Jerry Adair, R OBP: 0.210, SLG: 0.331 (1, 4)										4	1	1	1	0	0	5																			
Dick Brown, R OBP: 0.307, SLG: 0.339 Jim Gentile, L OBP: 0.377, SLG: 0.476 John Orsino, R OBP: 0.335, SLG: 0.378 (1, 2) (8, PH) (9, 2)										3	1	2	0	0	0	0																			
Robin Roberts, S OBP: 0.304, SLG: 0.311 Herman Starrette, R OBP: 0.182, SLG: 0.091 Milt Pappas, R OBP: 0.304, SLG: 0.400 (1, 1) (8, 1) (9, 1) (9, PH)										2	1	1	0	0	0	0																			
Inning Stats	R: 0 E: 0 K: 0 S: 3	H: 1 LOB: 0 BB: 0 P: 3	R: 0 E: 0 K: 0 S: 3	H: 1 LOB: 0 BB: 0 P: 3	R: 1 E: 0 K: 0 S: 5	H: 2 LOB: 1 BB: 0 P: 5	R: 1 E: 1 K: 0 S: 5	H: 1 LOB: 1 BB: 0 P: 5	R: 3 E: 0 K: 0 S: 8	H: 5 LOB: 3 BB: 1 P: 12	R: 0 E: 0 K: 1 S: 5	H: 0 LOB: 0 BB: 0 P: 3	R: 0 E: 0 K: 1 S: 6	H: 1 LOB: 1 BB: 0 P: 5	R: 0 E: 1 K: 1 S: 6	H: 1 LOB: 1 BB: 0 P: 6	R: 0 E: 0 K: 1 S: 5	H: 0 LOB: 1 BB: 1 P: 9	1B: 10 2B: 1 3B: 0 HR: 1	SF: 1 SAC: 1 DP: 2 HBP: 0	WP: 0 PB: 0 SB: 0 CS: 1	PA: 40													
PITCHER	IP	WLS	BF	H	R	ER	SO	BB	IBB	HBP	BLK	WP	HR	S	P	ERA	WHIP																		
Bill Pleis, L ERA: 3.89 Mike Fomieleles, R ERA: 5.82 Jim Kaat, L ERA: 3.87 Bill Dailey, R ERA: 1.57 (1, 1) (5, 1) (5, 1) (7, 1)	4.1		20	8	5	4	0	0	0	0	0	0	0	3	3	8.31	1.846																		
																		PITCHER	IP	WLS	BF	H	R	ER	SO	BB	IBB	HBP	BLK	WP	HR	S	P	ERA	WHIP

Minnesota Twins @ Baltimore Orioles
Memorial Stadium, Baltimore, MD
Fri Jul 05 1963, 7:05 PM EDT
Att: 19,695 - Unknown

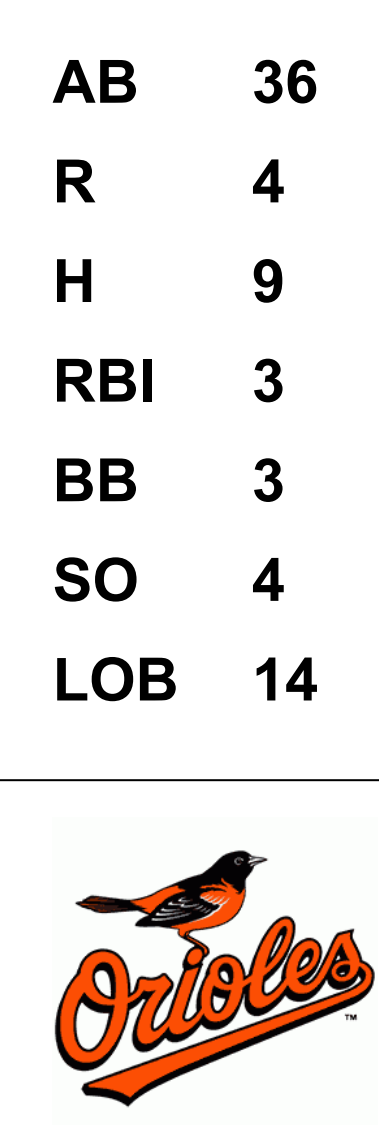
AB 35
R 5
H 12
RBI 5
BB 2
SO 3
LOB 19



Batter	1	2	3	4	5	6	7	8	9	10	AB	R	H	RBI	BB	SO	LOB	TOP					
Zolo Versailles, R OBP: 0.309, SLG: 0.429 (1, 6)	6-3		6-3			F8	1-3			K	5	0	0	0	0	1	4	Minnesota Twins @ Baltimore Orioles Memorial Stadium, Baltimore, MD Sun Jul 07 1963, 3:33 AM EDT Att: 6,793 - Unknown					
Vic Power, R OBP: 0.275, SLG: 0.341 (1, 3)	4-3		6-3			F8		F8		F4	5	0	1	0	0	0	0						
Hamon Killebrew, R OBP: 0.370, SLG: 0.553 (8, PR)	F8					SF8					2	0	1	1	1	0	0						
Lenny Green, L OBP: 0.303, SLG: 0.312 (8, 8)											1	1	1	0	0	0	0						
Jimmie Hall, L OBP: 0.352, SLG: 0.635 (1, 8)			F5			K				F6	5	0	0	0	0	1	3						
Bob Allison, R OBP: 0.398, SLG: 0.570 (1, 9)						1-3					4	0	1	0	0	1	2						
Earl Battey, R OBP: 0.353, SLG: 0.498 (1, 2)											3	0	1	0	1	1	1						
Bernie Allen, L OBP: 0.282, SLG: 0.303 (9, PR)						K					0	0	0	0	0	0	0						
Jerry Zimmerman, R OBP: 0.167, SLG: 0.167 (9, 2)											0	0	0	0	0	0	0						
Rich Rollins, R OBP: 0.367, SLG: 0.440 (1, 5)						1-3				SH1	3	0	0	0	0	0	2						
Johnny Goyl, R OBP: 0.383, SLG: 0.514 (1, 4)			4-3							5-3	3	1	1	0	1	0	2						
Jim Perry, S OBP: 0.293, SLG: 0.243 (8, 1)											3	1	2	1	0	1	0						
Bill Dalley, R OBP: 0.308, SLG: 0.250 (8, 1)											0	0	0	0	0	0	0						
Vic Wertz, L OBP: 0.188, SLG: 0.310 (9, PH)											1	0	0	0	0	0	2						
Jim Kaat, L OBP: 0.152, SLG: 0.167 (9, 1)											0	0	0	0	0	0	0						
Lee Stange, R OBP: 0.167, SLG: 0.167 (10, 1)											0	0	0	0	0	0	0						
Inning Stats	R: 0 E: 0 K: 0 S: 3	H: 0 LOB: 0 BB: 0 P: 7	R: 0 E: 0 K: 0 S: 3	H: 0 LOB: 1 BB: 1 P: 7	R: 0 E: 0 K: 1 S: 5	H: 0 LOB: 0 BB: 0 P: 5	R: 0 E: 0 K: 0 S: 2	H: 0 LOB: 0 BB: 1 P: 6	R: 0 E: 0 K: 1 S: 5	H: 0 LOB: 0 BB: 0 P: 5	R: 2 E: 0 K: 1 S: 8	H: 3 LOB: 1 BB: 0 P: 8	R: 0 E: 0 K: 0 S: 5	H: 2 LOB: 3 BB: 1 P: 9	R: 1 E: 1 K: 1 S: 6	H: 1 LOB: 1 BB: 0 P: 6	R: 0 E: 0 K: 0 S: 4	H: 1 LOB: 2 BB: 0 P: 4	R: 0 E: 0 K: 1 S: 6	H: 1 LOB: 1 BB: 0 P: 6	1B: 5 2B: 3 3B: 0 HR: 0	SF: 1 SAC: 1 DP: 1 HBP: 0	WP: 0 PA: 40 PB: 0 SB: 0 CS: 1
PITCHER	IP 8.0	WLS 33	BF 7	H 3	R 2	ER 4	SO 4	BB 2	IBB 1	HBP 0	BLK 0	WP 0	HR 0	S 38	P 50	ERA 2.25	WHIP 1.125						
Mitt Pappas, R ERA: 2.75 (1, 1)																							
Stu Miller, R ERA: 2.75 (9, 1)																							

Batter	1	2	3	4	5	6	7	8	9	10	AB	R	H	RBI	BB	SO	LOB	BOTTOM			
Luis Aparicio, R OBP: 0.312, SLG: 0.370 (1, 6)	FC		F7			F9		FC6-4			5	1	2	0	0	0	1	Minnesota Twins @ Baltimore Orioles Memorial Stadium, Baltimore, MD Sun Jul 07 1963, 3:33 AM EDT Att: 6,793 - Unknown			
Russ Snyder, L OBP: 0.330, SLG: 0.366 (1, 8)	FC		4-3								5	0	2	1	0	0	0				
Jackie Brandt, R OBP: 0.303, SLG: 0.409 (1, 7)											3	0	1	0	0	0	0				
Jim Gentile, L OBP: 0.376, SLG: 0.474 (9, 3)			1-3								1	0	0	0	0	0	2				
Boog Powell, L OBP: 0.312, SLG: 0.455 (1, 3)											4	0	1	0	0	1	3				
Bob Saverine, S OBP: 0.302, SLG: 0.250 (8, PR)	4-3										0	2	0	0	1	0	0				
Al Smith, R OBP: 0.350, SLG: 0.440 (1, 9)											2	0	0	0	2	0	2				
Brooks Robinson, R OBP: 0.327, SLG: 0.372 (1, 5)											4	0	1	1	0	1	4				
Jerry Adair, R OBP: 0.208, SLG: 0.325 (1, 4)											4	0	0	0	0	0	2				
John Orsino, R OBP: 0.339, SLG: 0.406 (1, 2)											4	1	1	1	0	1	0				
Mitt Pappas, R OBP: 0.135, SLG: 0.111 (1, 1)											3	0	1	0	0	1	0				
Stu Miller, R OBP: 0.250, SLG: 0.250 (9, 1)											1	0	0	0	0	0	0				
Inning Stats	R: 1 E: 0 K: 1 S: 8	H: 2 LOB: 2 BB: 0 P: 8	R: 0 E: 0 K: 1 S: 5	H: 0 LOB: 0 BB: 0 P: 5	R: 0 E: 0 K: 0 S: 3	H: 0 LOB: 0 BB: 0 P: 3	R: 0 E: 0 K: 0 S: 3	H: 0 LOB: 0 BB: 0 P: 3	R: 0 E: 0 K: 1 S: 6	H: 1 LOB: 1 BB: 1 P: 10	R: 0 E: 0 K: 0 S: 4	H: 1 LOB: 1 BB: 0 P: 4	R: 1 E: 0 K: 0 S: 5	H: 2 LOB: 2 BB: 1 P: 9	R: 0 E: 0 K: 0 S: 5	H: 2 LOB: 2 BB: 0 P: 5	R: 1 E: 1 K: 0 S: 1	H: 0 LOB: 1 BB: 1 P: 5	1B: 4 2B: 3 3B: 1 HR: 1	SF: 0 SAC: 2 DP: 0 HBP: 0	WP: 1 PA: 41 PB: 0 SB: 0 CS: 0
PITCHER	IP 7.2	WLS 31	BF 6	H 3	R 3	ER 3	SO 4	BB 1	IBB 0	HBP 0	BLK 0	WP 0	HR 1	S 38	P 42	ERA 3.52	WHIP 0.913				
Jim Perry, R ERA: 3.31 (1, 1)																					
Bill Dalley, R ERA: 1.56 (8, 1)																					
Jim Kaat, L ERA: 3.84 (9, 1)																					
Lee Stange, R ERA: 2.16 (10, 1)																					

AB	35
R	3
H	8
RBI	2
BB	3
SO	5
LOB	16



Batter	1	2	3	4	5	6	7	8	9	10	AB	R	H	RBI	BB	SO	LOB	TOP	
Chuck Schilling, R OBP: 0.320, SLG: 0.364 (1, 4)			6-3	5-3			F7			4-3	5	0	1	0	0	0	2		
Roman Mejias, R OBP: 0.242, SLG: 0.347 (1, 8)	F7		F2		F5		L7			HR	4	0	0	0	0	0	2		
Dick Radatz, R OBP: 0.056, SLG: 0.111 (7, 1)											0	0	0	0	0	0	0		
Dick Williams, R OBP: 0.297, SLG: 0.339 (10, 3)											1	1	1	0	0	0	0		
Carl Yastrzemski, L OBP: 0.419, SLG: 0.502 (1, 7)	G5-3 E 1B			2B	K			6-3		HR	4	2	2	0	1	1	0		
Frank Maizone, R OBP: 0.363, SLG: 0.489 (1, 5)	E5			HR	F3			L8		K	5	1	1	1	0	1	4		
Dick Stuart, R OBP: 0.328, SLG: 0.503 (1, 3)	G5-3			HR							5	2	3	5	0	1	3		
Jack Lamabe, R (10, 1)							K				0	0	0	0	0	0	0		
Lou Clinton, R OBP: 0.289, SLG: 0.433 (1, 9)		4-3		HR			6-3			F7	4	1	1	1	1	0	1		
Eddie Bressoud, R OBP: 0.322, SLG: 0.412 (1, 6)		5-3		HR	L8		5-3			F9	5	0	0	0	0	1	1		
Bob Tillman, R OBP: 0.298, SLG: 0.348 (1, 2)		L9			WP	2B				F6	4	0	1	0	0	0	0		
Earl Wilson, R OBP: 0.275, SLG: 0.313 (7, PH)											2	0	0	0	0	0	1		
Gary Geiger, L OBP: 0.372, SLG: 0.583 (7, 8)			6-3		F6					F8	2	0	1	0	0	0	0		
											2	0	1	0	0	0	0		
Inning Stats	R: 0 E: 1 K: 0 S: 5	H: 2 LOB: 2 BB: 0 P: 3	R: 0 E: 0 K: 0 S: 3	H: 0 LOB: 0 BB: 0 P: 3	R: 0 E: 0 K: 0 S: 3	H: 0 LOB: 0 BB: 0 P: 3	R: 4 E: 0 K: 1 S: 5	H: 5 LOB: 1 BB: 0 P: 8	R: 0 E: 0 K: 1 S: 5	H: 0 LOB: 0 BB: 0 P: 5	R: 0 E: 0 K: 0 S: 4	H: 1 LOB: 1 BB: 0 P: 4	R: 0 E: 0 K: 0 S: 3	H: 0 LOB: 0 BB: 0 P: 3	R: 3 E: 0 K: 2 S: 9	H: 2 LOB: 1 BB: 2 P: 17	1B: 4 2B: 4 3B: 0 HR: 3	SF: 0 SAC: 0 DP: 1 HBP: 0	WP: 1 PA: 43
PITCHER	IP WLS BF H R ER SO BB IBB HBP BLK WP HR S P ERA WHIP	IP WLS BF H R ER SO BB IBB HBP BLK WP HR S P ERA WHIP	IP WLS BF H R ER SO BB IBB HBP BLK WP HR S P ERA WHIP	IP WLS BF H R ER SO BB IBB HBP BLK WP HR S P ERA WHIP	IP WLS BF H R ER SO BB IBB HBP BLK WP HR S P ERA WHIP	IP WLS BF H R ER SO BB IBB HBP BLK WP HR S P ERA WHIP	IP WLS BF H R ER SO BB IBB HBP BLK WP HR S P ERA WHIP	IP WLS BF H R ER SO BB IBB HBP BLK WP HR S P ERA WHIP	IP WLS BF H R ER SO BB IBB HBP BLK WP HR S P ERA WHIP	IP WLS BF H R ER SO BB IBB HBP BLK WP HR S P ERA WHIP	IP WLS BF H R ER SO BB IBB HBP BLK WP HR S P ERA WHIP	IP WLS BF H R ER SO BB IBB HBP BLK WP HR S P ERA WHIP	IP WLS BF H R ER SO BB IBB HBP BLK WP HR S P ERA WHIP	IP WLS BF H R ER SO BB IBB HBP BLK WP HR S P ERA WHIP	IP WLS BF H R ER SO BB IBB HBP BLK WP HR S P ERA WHIP	IP WLS BF H R ER SO BB IBB HBP BLK WP HR S P ERA WHIP	IP WLS BF H R ER SO BB IBB HBP BLK WP HR S P ERA WHIP	IP WLS BF H R ER SO BB IBB HBP BLK WP HR S P ERA WHIP	
Jim Kaat, L ERA: 4.04 (1, 1)	3.0	7	1	0	0	1	0	0	0	0	1	0	9	9	0.00	0.500			
Mike Fomiele, R ERA: 5.5 (4, 1)	2.0	3	0	0	0	1	0	0	0	0	0	0	5	5	0.00	0.000			
Lee Stange, R ERA: 2.11 (6, 1)	1.0	3	0	0	0	1	0	0	0	0	0	0	5	5	0.00	0.000			
Bill Dalley, R ERA: 1.9 (7, 1)	4.0	L	18	4	3	3	2	1	1	0	0	0	1	20	28	6.75	1.250		

Boston Red Sox @ Minnesota Twins
Metropolitan Stadium, Bloomington, MI
Wed Jul 10 1963, 8:05 PM EDT
Att: 18,184 - Unknown - 80 F

AB 41
R 7
H 11
RBI 7
BB 2
SO 4
LOB 14



Batter	1	2	3	4	5	6	7	8	9	10	AB	R	H	RBI	BB	SO	LOB	BOTTOM					
Zoilo Versalles, R OBP: 0.308, SLG: 0.425 (1, 6)	5-3		F8				F3			F9	5	0	1	0	0	0	1						
Vic Power, R OBP: 0.274, SLG: 0.337 (1, 3)	5-3			5-3	F8		F6			BB	4	0	0	0	1	0	2						
Harmon Killebrew, R OBP: 0.371, SLG: 0.557 (1, 7)	F6			HR	BB		F5			F4	4	1	1	0	1	0	1						
Jimmie Hall, L OBP: 0.353, SLG: 0.530 (1, 8)		4-3		K			BB	1B		K	4	1	1	0	1	2	2						
Bob Allison, R OBP: 0.398, SLG: 0.576 (1, 9)		F7			HR		1B	BB		L7	4	2	1	2	1	1	2						
Earl Battey, R OBP: 0.354, SLG: 0.496 (1, 2)											3	0	1	1	0	0	0						
Camilo Pascual, R OBP: 0.317, SLG: 0.368 (8, PR)	5-3			6-3						4-3	0	0	0	0	0	0	0						
Jerry Zimmerman, R OBP: 0.167, SLG: 0.167 (9, 2)											0	0	0	0	0	0	0						
Bernie Allen, L OBP: 0.281, SLG: 0.302 (10, PH)											1	0	0	0	0	0	0						
Rich Rollins, R OBP: 0.365, SLG: 0.438 (1, 5)			5-3		K		K		SH1-4		4	0	1	0	0	2	1						
Johnny Goyl, R OBP: 0.395, SLG: 0.507 (1, 4)					1-3		1B			K	3	0	1	0	2	1	1						
Jim Kaat, L OBP: 0.178, SLG: 0.183 (4, 1)											1	0	0	0	0	0	1						
Mike Fomiele, R OBP: 0.052, SLG: 0.096 (5, PH)											0	0	0	0	0	0	0						
Lenny Green, L OBP: 0.052, SLG: 0.096 (5, PH)											0	0	0	0	0	0	0						
Lee Stange, R OBP: 0.167, SLG: 0.167 (8, PH)											0	0	0	0	0	0	0						
Vic Wertz, L OBP: 0.312, SLG: 0.333 (8, PH)											1	0	1	0	0	0	0						
Bill Dalley, R OBP: 0.286, SLG: 0.231 (7, 1)											1	0	0	0	0	0	2						
Inning Stats	R: 0 E: 0 K: 0 S: 3	H: 0 LOB: 0 BB: 0 P: 3	R: 0 E: 0 K: 0 S: 3	H: 0 LOB: 0 BB: 0 P: 3	R: 0 E: 0 K: 0 S: 4	H: 1 LOB: 1 BB: 0 P: 4	R: 2 E: 0 K: 1 S: 6	H: 1 LOB: 0 BB: 1 P: 10	R: 0 E: 1 K: 1 S: 7	H: 1 LOB: 2 BB: 0 P: 7	R: 2 E: 0 K: 1 S: 7	H: 3 LOB: 2 BB: 2 P: 15	R: 0 E: 0 K: 0 S: 4	H: 1 LOB: 1 BB: 1 P: 8	R: 0 E: 0 K: 0 S: 2	H: 0 LOB: 2 BB: 1 P: 7	R: 0 E: 0 K: 1 S: 5	H: 0 LOB: 1 BB: 0 P: 9	R: 0 E: 0 K: 2 S: 8	H: 1 LOB: 1 BB: 0 P: 8	1B: 7 2B: 0 3B: 0 HR: 1	SF: 0 SAC: 1 DP: 1 HBP: 1	WP: 2 PA: 44
PITCHER	IP WLS BF H R ER SO BB IBB HBP BLK WP HR S P ERA WHIP	IP WLS BF H R ER SO BB IBB HBP BLK WP HR S P ERA WHIP	IP WLS BF H R ER SO BB IBB HBP BLK WP HR S P ERA WHIP	IP WLS BF H R ER SO BB IBB HBP BLK WP HR S P ERA WHIP	IP WLS BF H R ER SO BB IBB HBP BLK WP HR S P ERA WHIP	IP WLS BF H R ER SO BB IBB HBP BLK WP HR S P ERA WHIP	IP WLS BF H R ER SO BB IBB HBP BLK WP HR S P ERA WHIP	IP WLS BF H R ER SO BB IBB HBP BLK WP HR S P ERA WHIP	IP WLS BF H R ER SO BB IBB HBP BLK WP HR S P ERA WHIP	IP WLS BF H R ER SO BB IBB HBP BLK WP HR S P ERA WHIP	IP WLS BF H R ER SO BB IBB HBP BLK WP HR S P ERA WHIP	IP WLS BF H R ER SO BB IBB HBP BLK WP HR S P ERA WHIP	IP WLS BF H R ER SO BB IBB HBP BLK WP HR S P ERA WHIP	IP WLS BF H R ER SO BB IBB HBP BLK WP HR S P ERA WHIP	IP WLS BF H R ER SO BB IBB HBP BLK WP HR S P ERA WHIP	IP WLS BF H R ER SO BB IBB HBP BLK WP HR S P ERA WHIP	IP WLS BF H R ER SO BB IBB HBP BLK WP HR S P ERA WHIP	IP WLS BF H R ER SO BB IBB HBP BLK WP HR S P ERA WHIP					
Earl Wilson, R ERA: 2.57 (1, 1)	6.0	6	4	4	3	3	0	0	0	0	6.00	1.333											
Dick Radatz, R ERA: 1.37 (7, 1)	3.0	W	13	1	0	0	1	3	0	0	0.00	1.333											
Jack Lamabe, R ERA: 3.12 (10, 1)	1.0	S	4	1	0	0	2	0	0	0	0.00	1.000											

Boston Red Sox @ Minnesota Twins
Metropolitan Stadium, Bloomington, MI
Wed Jul 10 1963, 8:05 PM EDT
Att: 18,184 - Unknown - 80 F


AB 36
R 4
H 8
RBI 3
BB 6
SO 6
LOB 13



Batter	1	2	3	4	5	6	7	8	9	AB	R	H	RBI	BB	SO	LOB	TOP																					
Chuck Schilling, R OBP: 0.317, SLG: 0.360 (1, 4)	0-0 6-3		0-0 F4			0-0 5-3		0-0 F4		4	0	0	0	0	0	0																						
Roman Mejias, R OBP: 0.242, SLG: 0.345 (1, 8)	0-0 F8			0-0 G4-6-3 1B		0-0 F7		0-3 K		4	0	1	0	0	1	0																						
Carl Yastrzemski, L OBP: 0.414, SLG: 0.495 (1, 7)	0-0 4-3			0-0 G4-6-3 1-2		0-3 K		0-3 K		4	0	0	0	0	2	1																						
Frank Maltzone, R OBP: 0.361, SLG: 0.485 (1, 5)		0-0 F8		4-0 BB				0-0 6-3		3	0	0	0	1	1	0																						
Dick Stuart, R OBP: 0.322, SLG: 0.498 (1, 3)		0-0 F9		0-0 F8				0-3 K		3	0	0	0	0	1	1																						
Lou Clinton, R OBP: 0.287, SLG: 0.429 (1, 9)		0-3 K				0-3 K		0-3 K		3	0	0	0	0	3	0																						
Eddie Bressoud, R OBP: 0.325, SLG: 0.428 (1, 6)			0-0 5-3			0-0 2B		0-0 HR		3	1	2	1	0	0	0																						
Bob Tillman, R OBP: 0.299, SLG: 0.366 (1, 2)			0-0 HR			0-0 L7		0-3 K		3	1	1	1	0	1	1																						
Bill Monbouquette, R OBP: 0.173, SLG: 0.140 (1, 1)			0-0 F9			0-3 K		0-3 K		3	0	0	0	0	2	1																						
Inning Stats	R: 0 E: 0 K: 0 S: 3	H: 0 LOB: 0 BB: 0 P: 3	R: 0 E: 0 K: 1 S: 5	H: 0 LOB: 0 BB: 0 P: 5	R: 1 E: 0 K: 0 S: 4	H: 1 LOB: 0 BB: 0 P: 4	R: 0 E: 0 K: 0 S: 3	H: 1 LOB: 1 BB: 1 P: 7	R: 0 E: 0 K: 2 S: 8	H: 0 LOB: 0 BB: 0 P: 8	R: 0 E: 0 K: 1 S: 5	H: 0 LOB: 0 BB: 0 P: 5	R: 0 E: 0 K: 2 S: 7	H: 0 LOB: 0 BB: 0 P: 7	R: 1 E: 0 K: 3 S: 8	H: 1 LOB: 0 BB: 0 P: 8	R: 0 E: 0 K: 3 S: 9	H: 0 LOB: 0 BB: 0 P: 9	1B: 1 2B: 1 3B: 0 HR: 2	SF: 0 SAC: 0 DP: 1 HBP: 0	WP: 0 PB: 0 SB: 0 CS: 0	PA: 31																
PITCHER	IP	WLS	BF	H	R	ER	SO	BB	IBB	HBP	BLK	WP	HR	S	P	ERA	WHIP	PITCHER				IP	WLS	BF	H	R	ER	SO	BB	IBB	HBP	BLK	WP	HR	S	P	ERA	WHIP
Dick Stigman, L ERA: 3.28 (1, 1)	8.0	L	28	4	2	2	8	1	0	0	0	0	2	43	47	2.25	0.625																					
Ray Moore, R ERA: 7.96 (9, 1)	1.0		3	0	0	0	3	0	0	0	0	0	0	9	9	0.00	0.000																					

Boston Red Sox @ Minnesota Twins
 Metropolitan Stadium, Bloomington, MI
 Thu Jul 11 1963, 8:05 PM EDT
 Att: 18,116 - Unknown - 82 F


AB 30
 R 2
 H 4
 RBI 2
 BB 1
 SO 11
 LOB 4

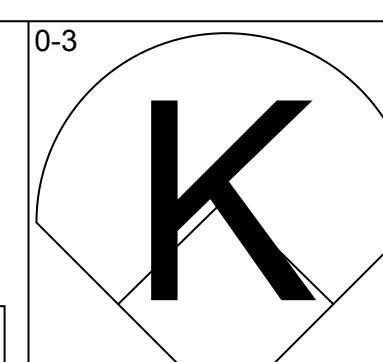
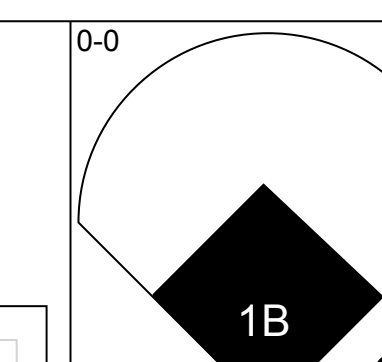
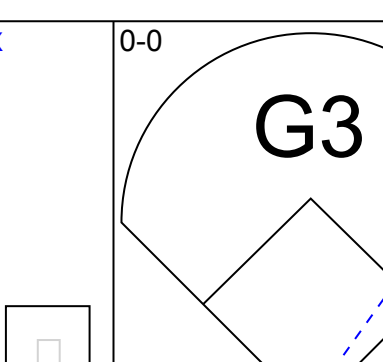
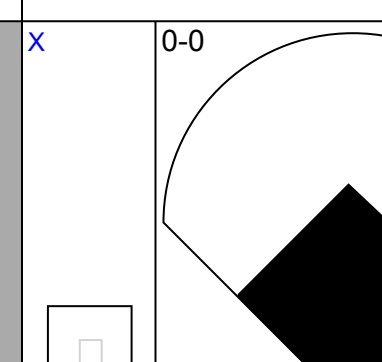
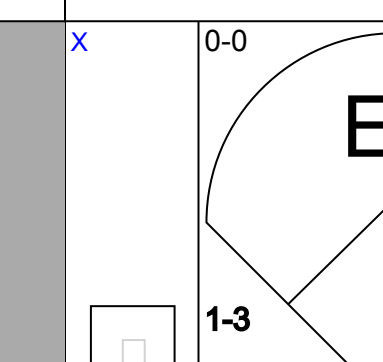
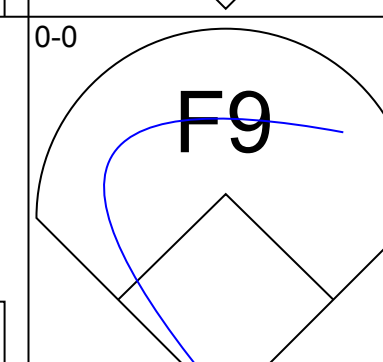
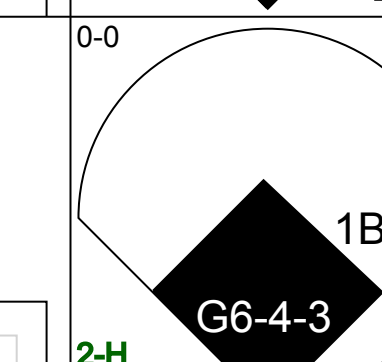
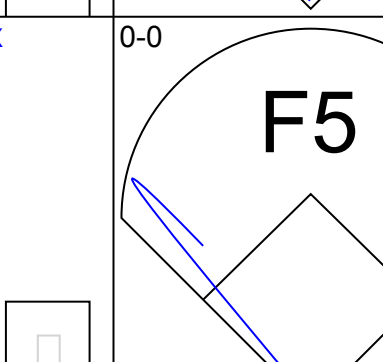
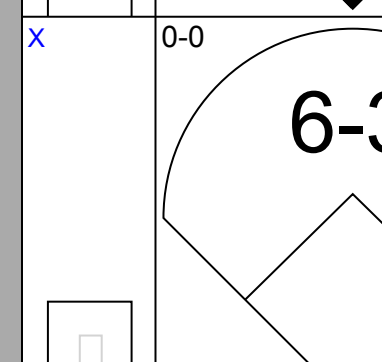
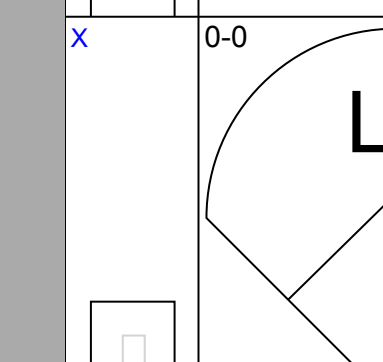
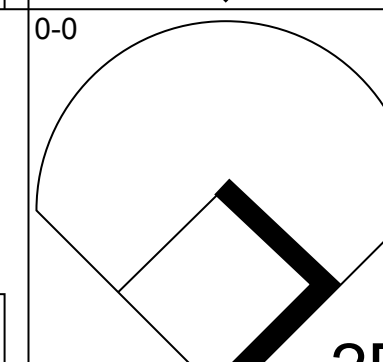
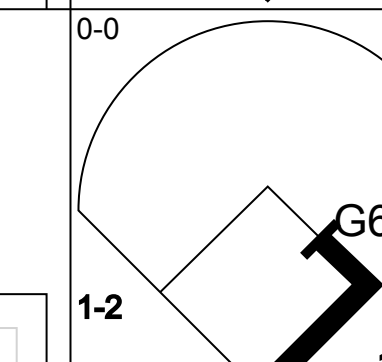
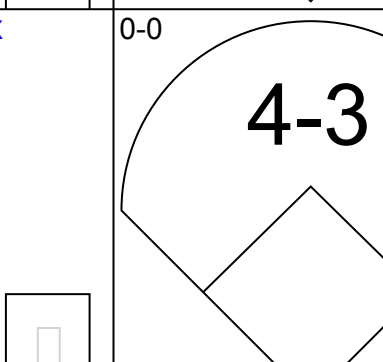
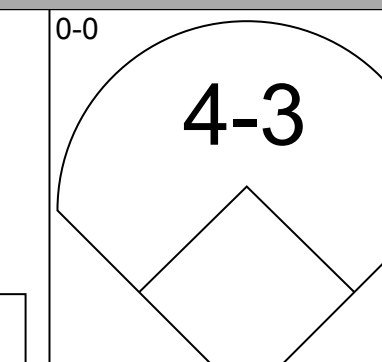
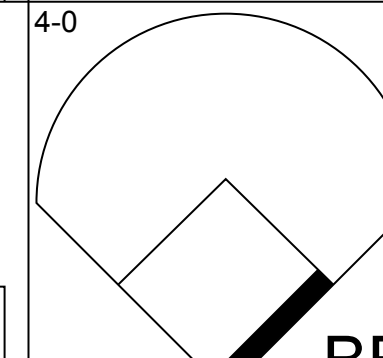
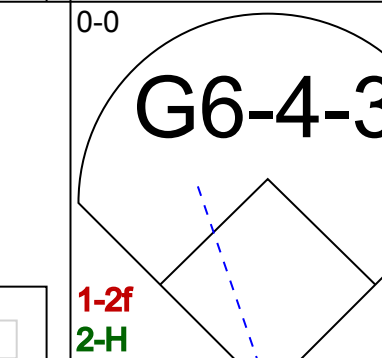

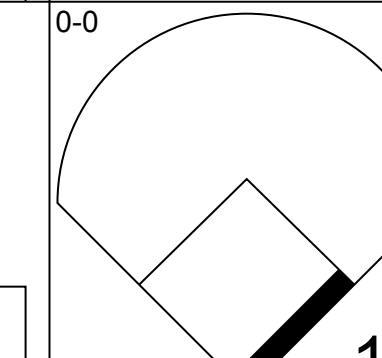
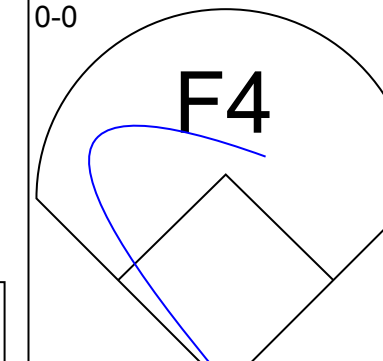
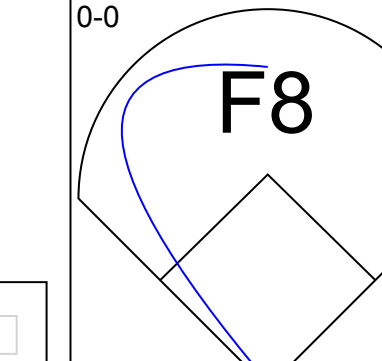

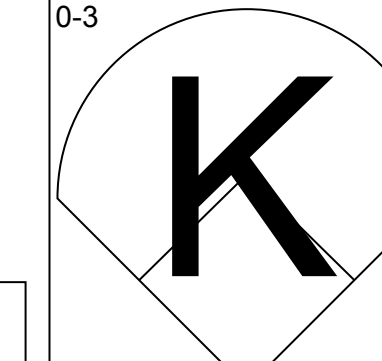
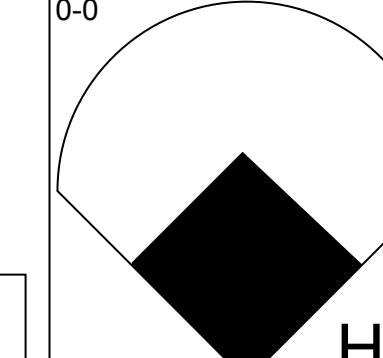
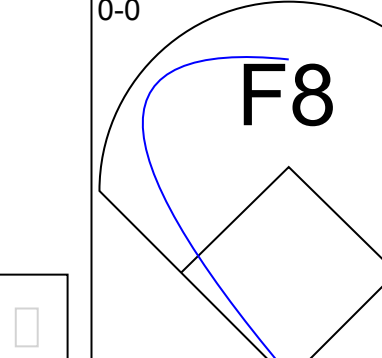
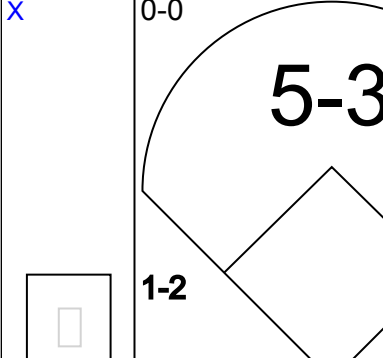
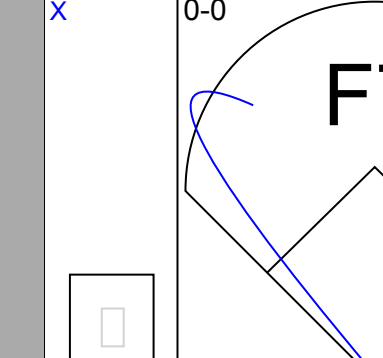





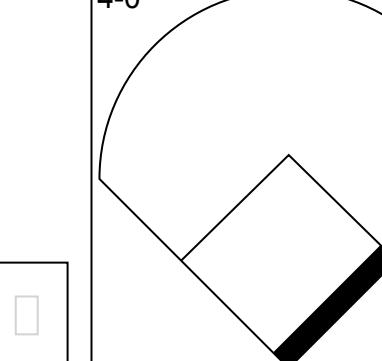

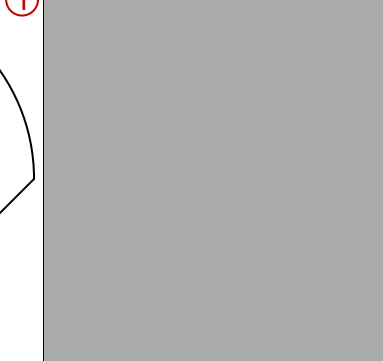
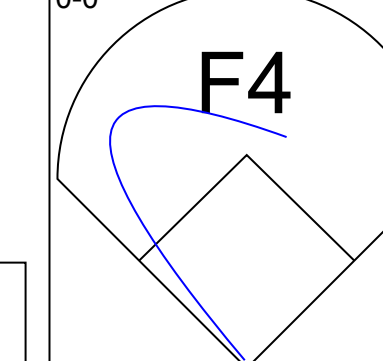
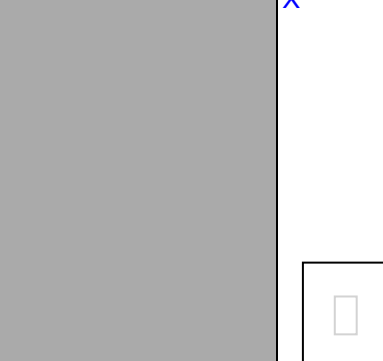



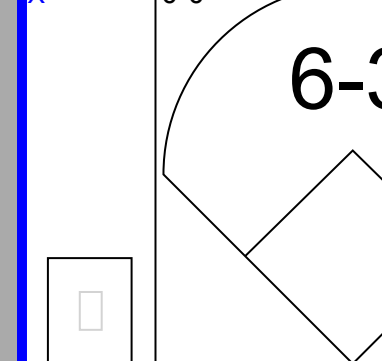
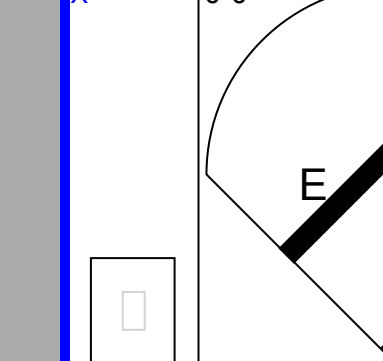


Batter	1	2	3	4	5	6	7	8	9	AB	R	H	RBI	BB	SO	LOB	BOTTOM																					
Zoilo Versalles, R OBP: 0.307, SLG: 0.423 (1, 6)	0-0 K2-4-2 1B			0-3 K		0-0 F9		0-0 1-3		4	0	1	0	0	1	0																						
Vic Power, R OBP: 0.271, SLG: 0.333 (1, 3)	0-0 F3			0-0 5-3		0-0 E9		0-0 F9		4	0	0	0	0	0	1																						
Harmon Killebrew, R OBP: 0.369, SLG: 0.552 (1, 7)	0-3 K2-4-2 1-2			0-0 1B		0-3 K		0-0 3-1		4	0	1	0	0	2	2																						
Jimmie Hall, L OBP: 0.352, SLG: 0.524 (1, 8)		0-3 K		0-0 F6				0-0 F9		4	0	1	0	0	1	1																						
Bob Allison, R OBP: 0.394, SLG: 0.570 (1, 9)		0-3 K			0-0 6-3			0-0 F8		3	0	0	0	0	1	1																						
Earl Battey, R OBP: 0.354, SLG: 0.493 (1, 2)		0-0 5-3			4-0 BB			0-0 6-3		2	0	0	0	1	0	1																						
Rich Rollins, R OBP: 0.361, SLG: 0.432 (1, 5)			0-3 K		0-0 F9			0-0 L7		3	0	0	0	0	1	2																						
Johnny Goryl, R OBP: 0.382, SLG: 0.487 (1, 4)			0-0 6-3		0-3 K			0-0 1-3		3	0	0	0	0	1	1																						
Dick Stigman, R OBP: 0.178, SLG: 0.122 (8, PH)			0-0 3-1			0-3 K		0-0 4-3		2	0	0	0	0	1	0																						
Ray Moore, R (9, 1)										0	0	0	0	0	0	0																						
Inning Stats	R: 0 E: 0 K: 1 S: 5	H: 1 LOB: 1 BB: 0 P: 5	R: 0 E: 0 K: 2 S: 7	H: 0 LOB: 0 BB: 0 P: 7	R: 0 E: 0 K: 1 S: 5	H: 0 LOB: 0 BB: 0 P: 5	R: 0 E: 0 K: 1 S: 6	H: 1 LOB: 1 BB: 0 P: 6	R: 0 E: 0 K: 1 S: 5	H: 0 LOB: 1 BB: 1 P: 9	R: 0 E: 1 K: 2 S: 8	H: 0 LOB: 1 BB: 0 P: 8	R: 0 E: 0 K: 0 S: 4	H: 1 LOB: 1 BB: 0 P: 4	R: 0 E: 0 K: 0 S: 3	H: 0 LOB: 0 BB: 0 P: 3	R: 0 E: 0 K: 0 S: 3	H: 0 LOB: 0 BB: 0 P: 3	1B: 3 2B: 1 3B: 0 HR: 0	SF: 0 SAC: 0 DP: 1 HBP: 0	WP: 0 PB: 0 SB: 0 CS: 0	PA: 31																
PITCHER	IP	WLS	BF	H	R	ER	SO	BB	IBB	HBP	BLK	WP	HR	S	P	ERA	WHIP	PITCHER				IP	WLS	BF	H	R	ER	SO	BB	IBB	HBP	BLK	WP	HR	S	P	ERA	WHIP
Bill Monbouquette, R ERA: 3.24 (1, 1)	9.0	W	31	3	0	0	8	1	0	0	0	0	0	46	50	0.00	0.444																					

Boston Red Sox @ Minnesota Twins
 Metropolitan Stadium, Bloomington, MI
 Thu Jul 11 1963, 8:05 PM EDT
 Att: 18,116 - Unknown - 82 F

AB 30
 R 0
 H 3
 RBI 0
 BB 1
 SO 8
 LOB 9

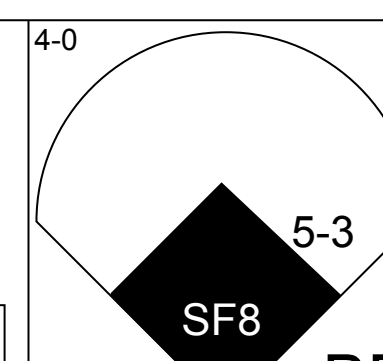
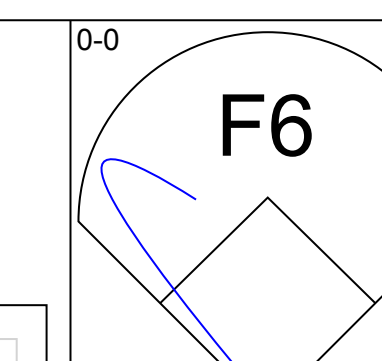
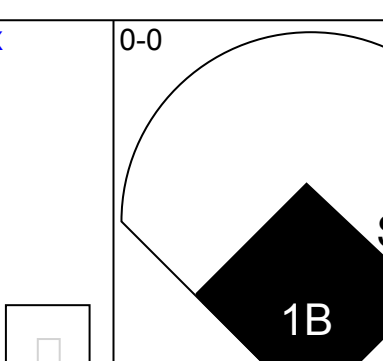
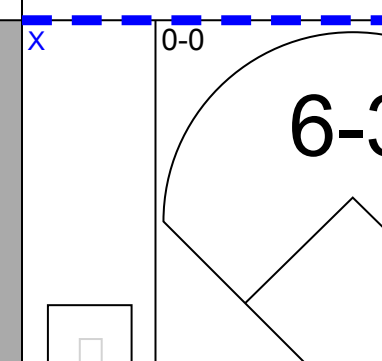
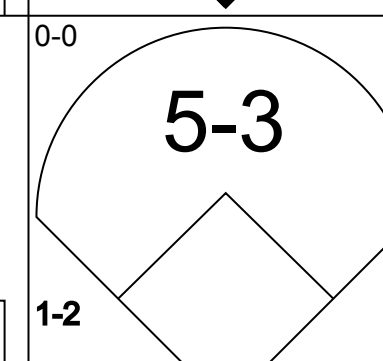
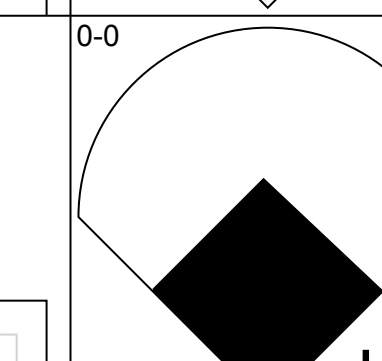
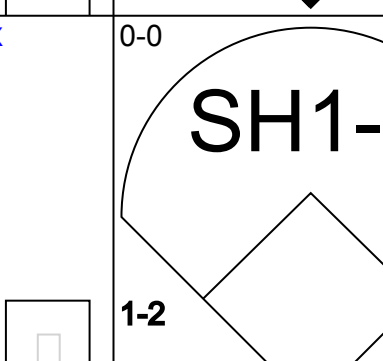
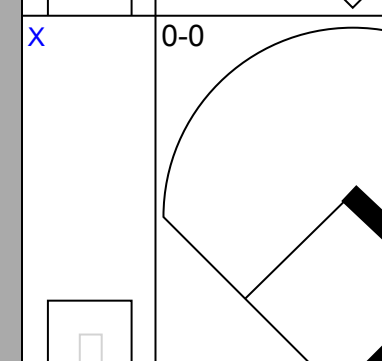
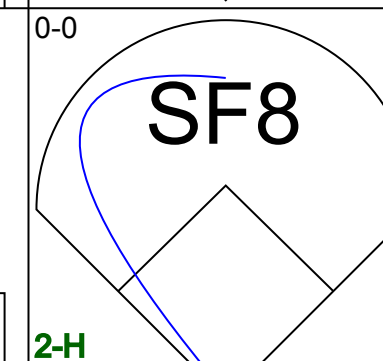
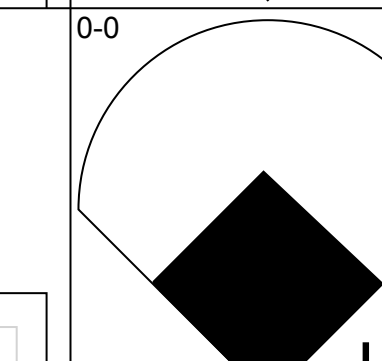
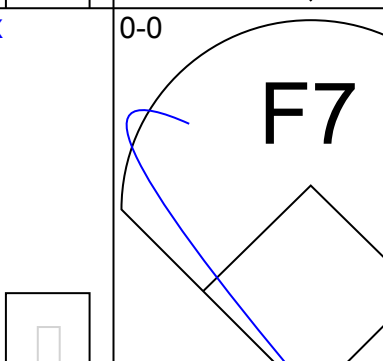
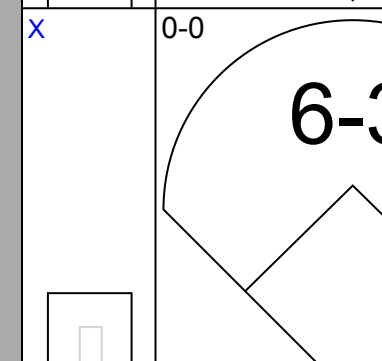
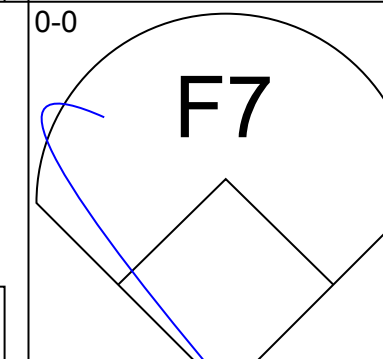
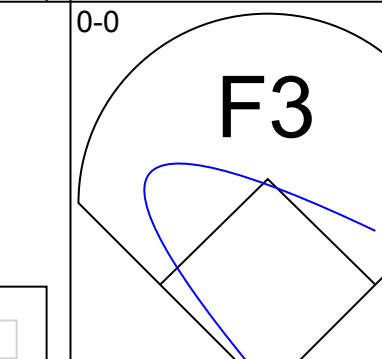
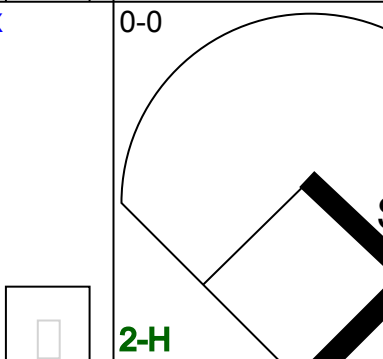
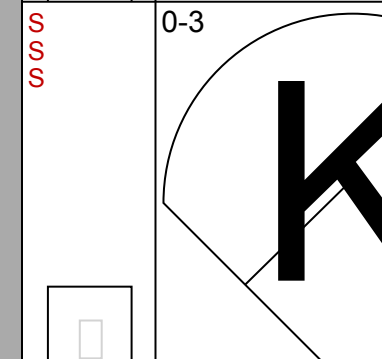


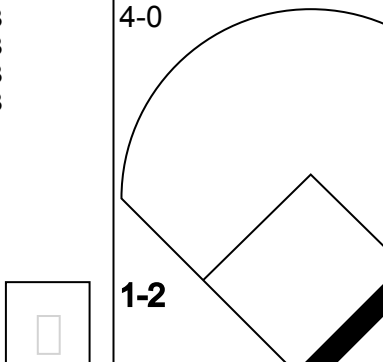
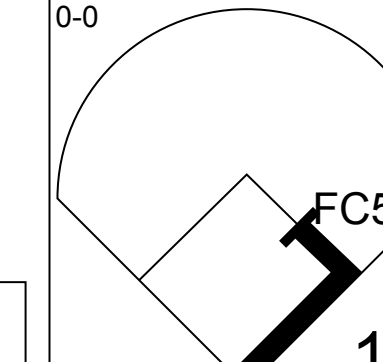
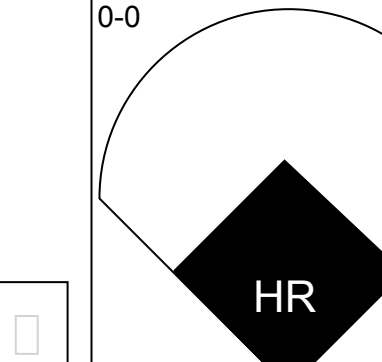

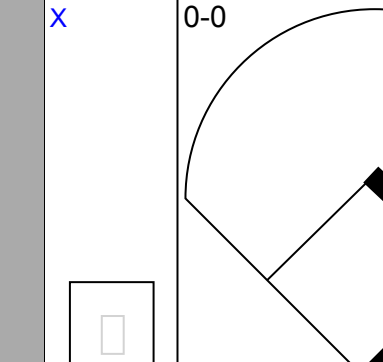


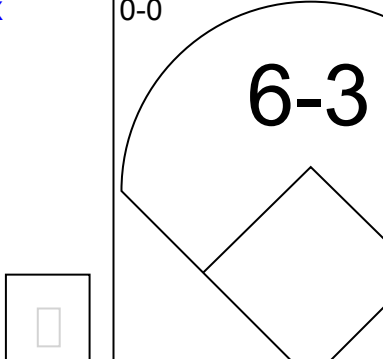
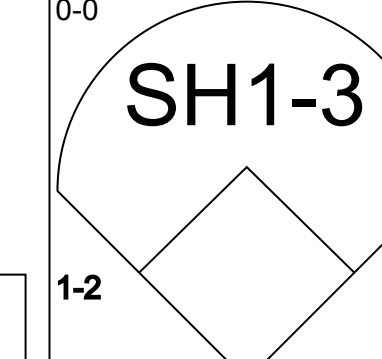
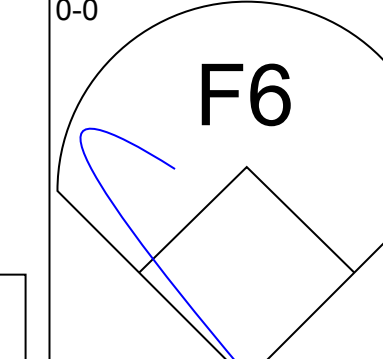
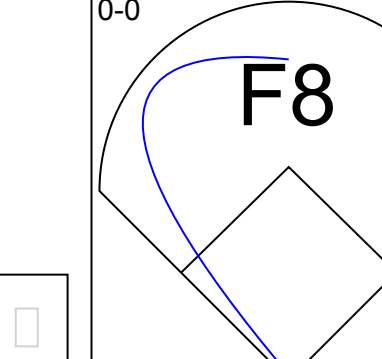

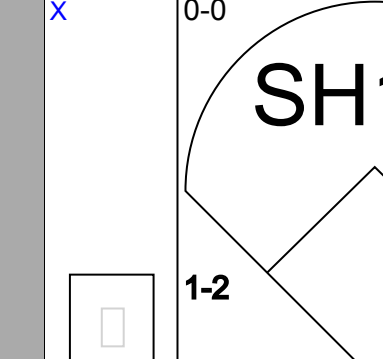




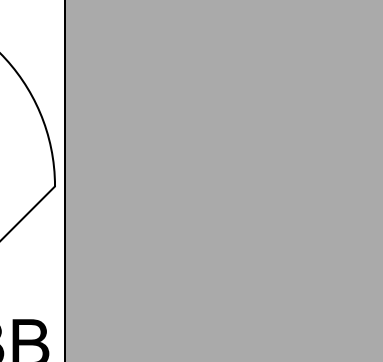




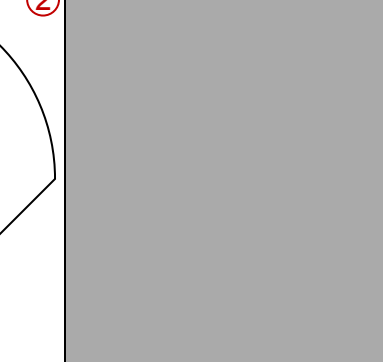
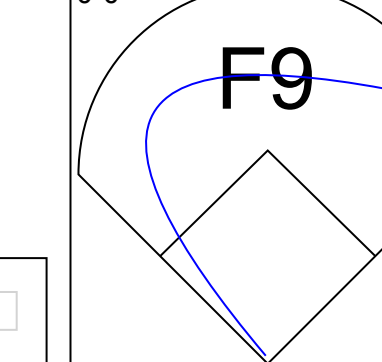


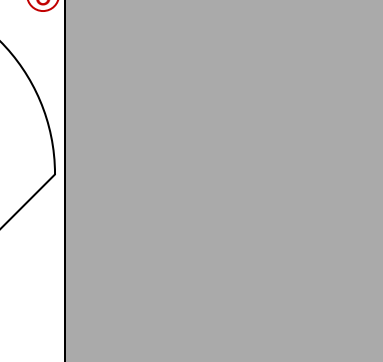


Batter	1	2	3	4	5	6	7	8	9	AB	R	H	RBI	BB	SO	LOB	TOP							
Chuck Schilling, R (1,4) OBP: 0.321, SLG: 0.372										5	2	2	1	0	1	1	Boston Red Sox @ Minnesota Twins Metropolitan Stadium, Bloomington, MI Sat Jul 13 1963, 4:33 AM EDT Att: 19,051 - Unknown - 79 F							
Roman Mejias, R (1,8) OBP: 0.239, SLG: 0.336										5	1	1	1	0	0	2								
Carl Yastrzemski, L (1,7) OBP: 0.419, SLG: 0.598										4	0	2	0	0	0	0								
Frank Maltzone, R (1,5) OBP: 0.362, SLG: 0.480										3	0	1	0	1	0	1								
Dick Stuart, R (1,3) OBP: 0.319, SLG: 0.489										4	0	1	0	0	1	3								
Lou Clinton, R (1,9)										4	1	1	1	0	0	2								
Eddie Bressoud, R (1,6)										4	0	0	0	0	0	1								
Bob Tillman, R (1,2) OBP: 0.298, SLG: 0.359										2	0	0	0	1	0	0								
Russ Nixon, L (9, PH) OBP: 0.340, SLG: 0.436										1	0	0	0	0	0	0								
Bob Heffner, R (1,1) OBP: 0.231, SLG: 0.250										2	0	0	0	0	0	1								
Arnold Earley, L (5,1) OBP: 0.273, SLG: 0.364										0	0	0	0	0	0	0								
Gary Geiger, L (7, PH) OBP: 0.368, SLG: 0.576										1	0	0	0	0	0	0								
Jack Lamabe, R (7,1)										0	0	0	0	0	0	0								
Dick Williams, R (9, PH) OBP: 0.308, SLG: 0.351										1	0	1	0	0	0	0								
Inning Stats	R: 0 E: 0 K: 1 S: 6	H: 1 LOB: 2 BB: 1 P: 10	R: 1 E: 0 K: 0 S: 4	H: 1 LOB: 0 BB: 0 P: 4	R: 2 E: 0 K: 0 S: 5	H: 3 LOB: 0 BB: 0 P: 5	R: 0 E: 0 K: 0 S: 3	H: 0 LOB: 1 BB: 1 P: 7	R: 0 E: 0 K: 0 S: 3	H: 0 LOB: 0 BB: 0 P: 3	R: 0 E: 0 K: 0 S: 4	H: 1 LOB: 1 BB: 0 P: 4	R: 1 E: 0 K: 0 S: 4	H: 1 LOB: 0 BB: 0 P: 4	R: 0 E: 0 K: 1 S: 6	H: 1 LOB: 1 BB: 0 P: 6	R: 0 E: 0 K: 0 S: 5	H: 1 LOB: 2 BB: 0 P: 5	1B: 5 2B: 2 3B: 0 HR: 2	SF: 0 SAC: 0 DP: 1 HBP: 0	WP: 0 PB: 0 SB: 0 CS: 0	PA: 38		
PITCHER Lee Stange, R (1,1) ERA: 2.44	IP: 9.0 WLS: W BF: 38	H: 9 R: 4 ER: 4 SO: 2	BB: 2 IBB: 0 HBP: 0 BLK: 0	WP: 0 HR: 2 S: 40 P: 48	ERA: 4.00 WHIP: 1.222	PITCHER														IP: 9.0 WLS: W BF: 38	H: 9 R: 4 ER: 4 SO: 2	BB: 2 IBB: 0 HBP: 0 BLK: 0	WP: 0 HR: 2 S: 40 P: 48	ERA: 4.00 WHIP: 1.222

Boston Red Sox @ Minnesota Twins
 Metropolitan Stadium, Bloomington, MI
 Sat Jul 13 1963, 4:33 AM EDT
 Att: 19,051 - Unknown - 79 F

AB 36
 R 4
 H 9
 RBI 3
 BB 2
 SO 2
 LOB 11



Batter	1	2	3	4	5	6	7	8	9	AB	R	H	RBI	BB	SO	LOB	BOTTOM							
Zoilo Versalles, R (1,6) OBP: 0.304, SLG: 0.415										3	2	1	0	1	0	0	Boston Red Sox @ Minnesota Twins Metropolitan Stadium, Bloomington, MI Sat Jul 13 1963, 4:33 AM EDT Att: 19,051 - Unknown - 79 F							
Rich Rollins, R (1,5) OBP: 0.374, SLG: 0.468										3	1	2	1	0	0	1								
Harmon Killebrew, R (1,7) OBP: 0.370, SLG: 0.575										3	1	1	2	0	0	2								
Lenny Green, L (9,8) OBP: 0.305, SLG: 0.313										4	0	1	1	0	1	1								
Jimmie Hall, L (1,8) OBP: 0.347, SLG: 0.509										3	1	3	0	1	0	0								
Bob Allison, R (1,9) OBP: 0.397, SLG: 0.565										3	1	3	0	1	0	0								
Don Mincher, L (1,3) OBP: 0.214, SLG: 0.045										2	0	0	0	0	0	2								
Vic Power, R (5, PH) OBP: 0.271, SLG: 0.331										1	0	0	0	0	0	2								
Earl Batley, R (1,2) OBP: 0.351, SLG: 0.493										3	1	1	2	1	1	1								
Bernie Allen, L (1,4) OBP: 0.273, SLG: 0.292										4	0	0	0	0	0	3								
Lee Stange, R (1,1) OBP: 0.125, SLG: 0.125										4	0	0	0	0	1	2								
Inning Stats	R: 1 E: 0 K: 0 S: 3	H: 0 LOB: 0 BB: 1 P: 7	R: 0 E: 0 K: 0 S: 4	H: 1 LOB: 1 BB: 0 P: 4	R: 2 E: 0 K: 0 S: 5	H: 2 LOB: 0 BB: 0 P: 5	R: 2 E: 0 K: 0 S: 5	H: 2 LOB: 0 BB: 0 P: 5	R: 1 E: 0 K: 0 S: 5	H: 2 LOB: 2 BB: 1 P: 9	R: 0 E: 0 K: 1 S: 5	H: 0 LOB: 0 BB: 0 P: 5	R: 0 E: 0 K: 1 S: 6	H: 1 LOB: 1 BB: 0 P: 6	R: 0 E: 0 K: 1 S: 6	H: 1 LOB: 2 BB: 1 P: 10	1B: 5 2B: 1 3B: 0 HR: 3	SF: 1 SAC: 2 DP: 0 HBP: 0	WP: 0 PB: 0 SB: 1 CS: 0	PA: 36				
PITCHER Bob Heffner, R (1,1) ERA: 4.5	IP: 4.2 WLS: L BF: 23	H: 7 R: 6 ER: 6 SO: 0	BB: 2 IBB: 0 HBP: 0 BLK: 0	WP: 0 HR: 3 S: 21 P: 29	ERA: 11.57 WHIP: 1.929	PITCHER														IP: 4.2 WLS: L BF: 23	H: 7 R: 6 ER: 6 SO: 0	BB: 2 IBB: 0 HBP: 0 BLK: 0	WP: 0 HR: 3 S: 21 P: 29	ERA: 11.57 WHIP: 1.929
Arnold Earley, L (5,1) ERA: 4.22	1.1	4	0	0	0	1	0	0	0	0	0	6	6	0.00	0.000									
Jack Lamabe, R (7,1) ERA: 2.96	2.0	9	2	0	0	2	0	1	0	0	0	12	16	0.00	1.000									

Boston Red Sox @ Minnesota Twins
 Metropolitan Stadium, Bloomington, MI
 Sat Jul 13 1963, 4:33 AM EDT
 Att: 19,051 - Unknown - 79 F

AB 30
 R 6
 H 9
 RBI 6
 BB 3
 SO 3
 LOB 14



Batter	1	2	3	4	5	6	7	8	9	AB	R	H	RBI	BB	SO	LOB	TOP					
Dick Howser, R (1, 6) OBP: 0.341, SLG: 0.286										4	0	2	0	1	1	0	Cleveland Indians @ Minnesota Twins Metropolitan Stadium, Bloomington, MI Sun Jul 14 1963, 4:38 AM EDT Att: 32,260 - Unknown - 77 F					
Willie Tasby, R (1, 7) OBP: 0.395, SLG: 0.552										3	0	1	0	0	1	3						
Al Luplow, L (7, PH) OBP: 0.296, SLG: 0.300										0	0	0	0	0	0	0						
Willie Kirkland, L (1, 8) OBP: 0.333, SLG: 0.425										4	0	1	1	0	1	3						
Max Alvis, R (1, 5) OBP: 0.341, SLG: 0.460										4	1	1	0	0	0	5						
Gene Green, R (1, 9) OBP: 0.246, SLG: 0.322										4	0	1	0	0	1	1						
Fred Whitfield, L (1, 3) OBP: 0.292, SLG: 0.449										4	0	1	0	0	0	1						
Joe Azcue, R (1, 2) OBP: 0.329, SLG: 0.479										4	0	1	1	0	1	1						
Larry Brown, R (1, 4) OBP: 0.444, SLG: 0.375										2	0	0	0	0	0	1						
Tito Francona, L (6, PH) OBP: 0.333, SLG: 0.321										1	0	0	0	0	0	2						
Jerry Kindall, R (6, 4) OBP: 0.262, SLG: 0.289										1	0	0	0	0	0	0						
Barry Latman, R (1, 1) OBP: 0.280, SLG: 0.391										2	1	1	0	0	1	0						
Woodie Held, R (7, PH) OBP: 0.333, SLG: 0.426										1	0	0	0	0	0	0						
Gary Bell, R (7, 1) OBP: 0.136, SLG: 0.095										0	0	0	0	0	0	0						
John Romano, R (9, PH) OBP: 0.372, SLG: 0.488										1	0	0	0	0	0	0						
Inning Stats	R: 0 E: 0 K: 2 S: 8	H: 1 LOB: 1 BB: 0 P: 8	R: 0 E: 0 K: 1 S: 6	H: 1 LOB: 1 BB: 0 P: 6	R: 1 E: 0 K: 1 S: 7	H: 3 LOB: 1 BB: 0 P: 7	R: 0 E: 0 K: 1 S: 5	H: 0 LOB: 0 BB: 0 P: 5	R: 0 E: 0 K: 1 S: 6	H: 1 LOB: 1 BB: 0 P: 6	R: 1 E: 0 K: 0 S: 6	H: 3 LOB: 2 BB: 0 P: 6	R: 0 E: 0 K: 0 S: 3	H: 0 LOB: 2 BB: 1 P: 8	R: 0 E: 0 K: 0 S: 3	H: 0 LOB: 0 BB: 0 P: 3	R: 0 E: 0 K: 0 S: 3	H: 0 LOB: 0 BB: 0 P: 3	1B: 7 2B: 2 3B: 0 HR: 0	SF: 0 SAC: 0 DP: 1 HBP: 1	WP: 0 PB: 0 SB: 0 CS: 0	PA: 37
PITCHER	IP WLS BF H R ER SO BB IBB HBP BLK WP HR S P ERA WHIP																					
Bill Pleis, L (1, 1) ERA: 3.79	5.2 W 25 9 2 2 6 0 0 0 0 1 0 0 0 37 37 3.18 1.588																					
Mike Fornieles, R (6, 1) ERA: 5.4	0.2 4 0 0 0 0 1 0 0 1 0 0 0 0 2 7 0.00 1.500																					
Gary Roggenburk, L (7, 1) ERA: 3.38	2.2 S 8 0 0 0 0 0 0 0 0 0 0 0 0 8 8 0.00 0.000																					

Batter	1	2	3	4	5	6	7	8	9	AB	R	H	RBI	BB	SO	LOB	BOTTOM			
Zoilo Versalles, R (1, 6) OBP: 0.306, SLG: 0.419										3	0	0	0	1	1	0	Cleveland Indians @ Minnesota Twins Metropolitan Stadium, Bloomington, MI Sun Jul 14 1963, 4:38 AM EDT Att: 32,260 - Unknown - 77 F			
Rich Rollins, R (1, 5) OBP: 0.371, SLG: 0.460										3	2	1	0	1	1	0				
Harmon Killebrew, R (1, 7) OBP: 0.371, SLG: 0.591										4	2	2	2	0	2	1				
Lenny Green, L (9, 8) OBP: 0.305, SLG: 0.313										0	0	0	0	0	0	0				
Jimmie Hall, L (1, 8) OBP: 0.348, SLG: 0.507										4	1	2	0	0	0	1				
Bob Allison, R (1, 9) OBP: 0.402, SLG: 0.564										3	2	2	1	1	1	0				
Don Mincher, L (1, 3) OBP: 0.285, SLG: 0.250										4	1	2	4	0	0	1				
Bernie Allen, L (1, 4) OBP: 0.272, SLG: 0.290										4	0	1	0	0	0	2				
Jerry Zimmerman, R (1, 2) OBP: 0.182, SLG: 0.182										4	0	1	0	0	1	0				
Bill Pleis, L (1, 1) OBP: 0.273, SLG: 0.111										2	0	0	0	0	2	0				
Mike Fornieles, R (6, 1) ERA: 5.56										0	0	0	0	0	0	0				
Gary Roggenburk, R (7, 1) ERA: 3.35										2	0	0	0	0	1	3				
Inning Stats	R: 4 E: 0 K: 0 S: 6	H: 3 LOB: 0 BB: 1 P: 10	R: 0 E: 0 K: 1 S: 5	H: 0 LOB: 0 BB: 0 P: 5	R: 0 E: 0 K: 2 S: 7	H: 0 LOB: 0 BB: 0 P: 7	R: 0 E: 0 K: 1 S: 5	H: 1 LOB: 0 BB: 0 P: 5	R: 0 E: 0 K: 2 S: 6	H: 0 LOB: 0 BB: 1 P: 10	R: 2 E: 0 K: 0 S: 6	H: 4 LOB: 1 BB: 0 P: 6	R: 0 E: 0 K: 1 S: 5	H: 0 LOB: 0 BB: 0 P: 5	R: 2 E: 1 K: 2 S: 11	H: 3 LOB: 3 BB: 1 P: 15	1B: 8 2B: 1 3B: 0 HR: 2	SF: 0 SAC: 0 DP: 0 HBP: 0	WP: 0 PB: 0 SB: 0 CS: 0	PA: 38
PITCHER	IP WLS BF H R ER SO BB IBB HBP BLK WP HR S P ERA WHIP																			
Barry Latman, R (1, 1) ERA: 4.87	6.0 L 25 8 6 6 6 1 1 0 0 0 0 0 0 2 35 43 9.00 1.500																			
Gary Bell, R (7, 1) ERA: 3.35	2.0 11 3 2 1 3 1 0 0 0 0 0 0 0 16 20 4.50 2.000																			

Batter	1	2	3	4	5	6	7	8	9	AB	R	H	RBI	BB	SO	LOB	TOP					
Dick Howser, R (1,6) OBP: 0.344, SLG: 0.287	4-0 BB G4-6-3		0-0 E 1B		0-0 5-3			0-0 F8		3	1	1	0	1	0	2						
Gene Green, R (1,9) OBP: 0.246, SLG: 0.317	0-0 G4-6-3 1-2f		0-0 E9 1B 1-H			0-0 6-3		0-0 F9		4	0	1	1	0	0	2						
Willie Kirkland, L (1,8) OBP: 0.328, SLG: 0.417	0-3 K		0-0 4-3			0-0 6-3		0-0 L9		4	0	0	0	0	1	2						
Joe Adcock, R (1,3) OBP: 0.326, SLG: 0.461		0-0 F4		0-0 5-3		0-0 F6			0-0 5-3	4	0	0	0	0	0	0						
Max Alvis, R (1,5) OBP: 0.337, SLG: 0.454		0-0 E5		0-0 F2			0-3 K		0-0 F8	4	0	0	0	0	1	0						
John Romano, R (1,7) OBP: 0.369, SLG: 0.476		0-3 K		0-0 F6			4-0 FC1-4 BB		0-3 K	3	0	0	0	1	2	1						
Joe Azcue, R (1,2) OBP: 0.324, SLG: 0.470		0-3 K			0-3 K		0-0 FC1-4 1-2f			3	0	0	0	0	2	2						
Larry Brown, R (1,4) OBP: 0.429, SLG: 0.368			0-0 F7		0-0 1B		0-0 F5			3	0	1	0	0	0	1						
Dick Donovan, L (1,1) OBP: 0.128, SLG: 0.154			0-3 K		0-3 K			0-0 1B		2	0	0	0	0	2	1						
Pedro Ramos, S (7,1) OBP: 0.050, SLG: 0.050										0	0	0	0	0	0	0						
Ted Abernathy, R (7,1) OBP: 0.500, SLG: 0.600										1	0	1	0	0	0	0						
Inning Stats	R: 0 E: 0 K: 1 S: 4	H: 0 LOB: 0 BB: 1 P: 8	R: 0 E: 1 K: 2 S: 8	H: 0 LOB: 1 BB: 0 P: 8	R: 1 E: 1 K: 1 S: 7	H: 2 LOB: 1 BB: 0 P: 7	R: 0 E: 0 K: 0 S: 3	H: 0 LOB: 0 BB: 0 P: 3	R: 0 E: 0 K: 0 S: 8	H: 1 LOB: 1 BB: 0 P: 8	R: 0 E: 0 K: 0 S: 3	H: 0 LOB: 0 BB: 0 P: 3	R: 0 E: 0 K: 1 S: 5	H: 0 LOB: 1 BB: 1 P: 9	R: 0 E: 0 K: 0 S: 4	H: 1 LOB: 1 BB: 0 P: 4	R: 0 E: 0 K: 1 S: 5	H: 0 LOB: 0 BB: 0 P: 5	1B: 4 2B: 0 3B: 0 HR: 0	SF: 0 SAC: 0 DP: 1 HBP: 0	WP: 0 PB: 0 SB: 0 CS: 0	PA: 33
PITCHER Dick Stigman, L (1,1) ERA: 3.12	IP: 9.0 WLS: W BF: 33 H: 4 R: 1 ER: 1 SO: 8 BB: 2 IBB: 0 HBP: 0 BLK: 0 WP: 0 HR: 0 S: 47 P: 55 ERA: 1.00 WHIP: 0.667															PITCHER						

Cleveland Indians @ Minnesota Twins
Metropolitan Stadium, Bloomington, MI
Mon Jul 15 1963, 4:33 AM EDT
Att: 11,160 - Unknown - 70 F

AB 31
R 1
H 4
RBI 1
BB 2
SO 8
LOB 11





Batter	1	2	3	4	5	6	7	8	9	AB	R	H	RBI	BB	SO	LOB	BOTTOM														
Zoilo Versalles, R (1,6) OBP: 0.307, SLG: 0.425	0-0 6-3		0-0 2B 1B	0-0 3B		0-0 4-3	0-0 FC1-6-4 1-2f 2-3 3-H			5	1	2	1	0	0	2															
Rich Rollins, R (1,5) OBP: 0.371, SLG: 0.462	0-0 F9		0-0 1B 2B 1-H	0-0 5-3			0-0 E6			5	2	2	1	0	0	2															
Harmon Killebrew, R (1,7) OBP: 0.371, SLG: 0.589	0-0 FC6 1B		0-3 K		0-0 6-3		0-0 HR			5	1	2	2	0	1	3															
Jerry Zimmerman, R (9,2) OBP: 0.182, SLG: 0.182								0-0 F8		0	0	0	0	0	0	0															
Jimmie Hall, L (1,8) OBP: 0.353, SLG: 0.511	0-0 FC6 1-2f		0-0 5-3 HR 1B 2-H		0-0 E1 1B S		4-0 1B BB	0-0 WP 2B		4	3	2	1	1	0	1															
Bob Allison, R (1,9) OBP: 0.402, SLG: 0.561		0-0 FC5-6 1B	0-0 5-3 1-2		0-0 L8		0-0 1B E 1B	0-3 K 2-3		5	1	2	0	0	1	3															
Don Mincher, L (1,3) OBP: 0.308, SLG: 0.394		0-0 FC5-6 HR 1-2f	0-0 HR 2-H		0-0 1B 2-H		0-0 BB E 1B FC1-6-4 1B 1-2 2-H	0-0 F3		5	3	3	4	0	0	2															
Earl Batley, R (1,2) OBP: 0.353, SLG: 0.510	0-0 HR 1-H		0-0 6-3		0-3 K		0-0 F8	4-0 BB BB		4	1	1	2	1	1	3															
Lenny Green, L (6, PR) OBP: 0.305, SLG: 0.313								0-0 BB BB		0	0	0	0	0	0	0															
Bernie Allen, L (1,4) OBP: 0.271, SLG: 0.286		0-0 4-3		0-0 F8		0-0 F2	0-0 E3 FC1-6-4 BB E 1-2 2-H	4-0 BB BB		4	1	0	0	1	0	1															
Dick Stigman, R (1,1) OBP: 0.180, SLG: 0.111	0-0 G3		0-0 F4		0-3 K		4-0 FC1-6-4 BB 1-2 2-3	0-0 5-3		4	0	0	0	1	1	3															
Inning Stats	R: 0 E: 0 K: 0 S: 4	H: 1 LOB: 1 BB: 0 P: 4	R: 2 E: 0 K: 0 S: 5	H: 2 LOB: 0 BB: 0 P: 5	R: 4 E: 0 K: 1 S: 9	H: 4 LOB: 0 BB: 0 P: 9	R: 0 E: 0 K: 0 S: 4	H: 1 LOB: 1 BB: 0 P: 4	R: 1 E: 1 K: 1 S: 7	H: 1 LOB: 1 BB: 0 P: 7	R: 0 E: 0 K: 1 S: 5	H: 0 LOB: 0 BB: 0 P: 5	R: 6 E: 2 K: 0 S: 9	H: 4 LOB: 2 BB: 2 P: 17	R: 0 E: 0 K: 1 S: 6	H: 1 LOB: 3 BB: 2 P: 14	1B: 8 2B: 2 3B: 1 HR: 3	SF: 0 SAC: 0 DP: 0 HBP: 0	WP: 1 PB: 0 SB: 1 CS: 0	PA: 45											
PITCHER Dick Donovan, R (1,1) ERA: 4.51	IP: 6.0 WLS: L BF: 30 H: 11 R: 9 ER: 8 SO: 3 BB: 0 IBB: 0 HBP: 0 BLK: 0 WP: 0 HR: 3 S: 36 P: 36 ERA: 12.00 WHIP: 1.833															PITCHER															
Pedro Ramos, R (7,1) ERA: 3.72	0.1	6	2	2	1	0	2	0	0	0	0	0	0	4	12	27.00	12.000														
Ted Abernathy, R (7,1) ERA: 3.58	1.2	9	1	2	0	1	2	0	0	0	1	0	0	9	17	0.00	1.800														

Cleveland Indians @ Minnesota Twins
Metropolitan Stadium, Bloomington, MI
Mon Jul 15 1963, 4:33 AM EDT
Att: 11,160 - Unknown - 70 F

AB 41
R 13
H 14
RBI 11
BB 4
SO 4
LOB 20



Batter	1	2	3	4	5	6	7	8	9	AB	R	H	RBI	BB	SO	LOB	TOP			
Tony Kubek, L (1, 6) OBP: 0.265, SLG: 0.306	0-3 K		0-0 4-3	0-0 3-1		0-0 E6			4-0 FC1-6 BB	4	0	0	0	1	1	3	New York Yankees @ Minnesota Twins Metropolitan Stadium, Bloomington, MI Thu Jul 18 1963, 4:33 AM EDT Att: 39,029 - Unknown 			
Bobby Richardson, R (1, 4) OBP: 0.300, SLG: 0.336	0-0 2B		0-0 E S 1B		0-0 F7	0-0 F9			0-0 FC1-6	5	0	2	0	0	0	3				
Tom Tresh, S (1, 8) OBP: 0.350, SLG: 0.475 Harry Bright, R (6, 3) OBP: 0.337, SLG: 0.429	4-0 FC6-4 BB		4-0 1-3 BB		4-0 CS BB BB				0-3 K	0	0	0	0	3	0	0				
Joe Pepitone, L (1, 3) OBP: 0.305, SLG: 0.480	0-0 F4		0-0 F5		4-0 1-2 CS BB				0-0 4-3	3	0	0	0	1	0	4				
Elston Howard, R (1, 2) OBP: 0.318, SLG: 0.533	0-0 FC6-4			0-0 HR	0-3 K				0-0 1-3	4	1	1	1	0	1	4				
Johnny Blanchard, L (1, 9) OBP: 0.313, SLG: 0.371		0-0 F7		4-0 2B 4-3 BB		0-0 FC5-4 1B			0-0 E4	3	1	1	0	1	0	0				
Hector Lopez, R (1, 7) OBP: 0.296, SLG: 0.412	0-3 K		0-0 4-3 2B		0-0 FC5-4 E 1B PB				0-0 G6-4-3	4	1	1	0	0	1	2				
Clete Boyer, R (1, 5) OBP: 0.304, SLG: 0.405	0-0 5-3		0-0 F8		0-0 PB E 1B				0-3 K	4	0	1	0	0	1	2				
Ralph Terry, R (1, 1) OBP: 0.113, SLG: 0.096 Yogi Berra, L (6, PH) OBP: 0.300, SLG: 0.543 Bill Kunkel, R (6, 1) OBP: 0.333, SLG: 0.533 Marshall Bridges, S (6, 1) OBP: 0.316, SLG: 0.381 Bill Stafford, R (6, PH) OBP: 0.250, SLG: 0.200			0-0 F7	0-0 4-3		0-0 K			0-0 4-3	2	0	0	1	0	0	1				
Inning Stats	R: 0 E: 0 K: 1 S: 6	H: 1 LOB: 2 BB: 1 P: 10	R: 0 E: 0 K: 1 S: 5	H: 0 LOB: 0 BB: 0 P: 5	R: 0 E: 0 K: 0 S: 4	H: 1 LOB: 2 BB: 1 P: 8	R: 2 E: 0 K: 0 S: 5	H: 2 LOB: 1 BB: 1 P: 9	R: 0 E: 0 K: 1 S: 4	H: 0 LOB: 0 BB: 0 P: 12	R: 1 E: 1 K: 1 S: 8	H: 2 LOB: 2 BB: 0 P: 8	R: 0 E: 0 K: 0 S: 3	H: 0 LOB: 0 BB: 0 P: 3	R: 0 E: 1 K: 1 S: 5	H: 0 LOB: 1 BB: 1 P: 9		1B: 3 2B: 2 3B: 0 HR: 1	SF: 0 SAC: 0 DP: 1 HBP: 0	WP: 0 PB: 1 CS: 2
PITCHER	IP WLS BF H R ER SO BB IBB HBP BLK WP HR S P ERA WHIP	5.1 W 26 6 3 2 3 5 0 0 0 0 1 27 47 3.38 2.062	0.1 0 0 0 0 0 1 0 0 0 0 0 0 4 4 0.00 0.000	0.1 0 0 0 0 0 0 0 0 0 0 0 0 1 1 0.00 0.000	3.0 S 10 0 0 0 2 1 0 0 0 0 0 13 17 0.00 0.333	PITCHER										IP WLS BF H R ER SO BB IBB HBP BLK WP HR S P ERA WHIP				

Batter	1	2	3	4	5	6	7	8	9	AB	R	H	RBI	BB	SO	LOB	BOTTOM			
Zoilo Versalles, R (1, 6) OBP: 0.315, SLG: 0.438	0-0 6-3		0-0 1B 1B		0-0 6-3 1B		4-0 HR BB	4-0 2B BB		3	3	2	1	2	0	0	New York Yankees @ Minnesota Twins Metropolitan Stadium, Bloomington, MI Thu Jul 18 1963, 4:33 AM EDT Att: 39,029 - Unknown 			
Rich Rollins, R (1, 5) OBP: 0.367, SLG: 0.469	0-0 5-3		0-3 K		0-0 6-3		0-0 HR	0-0 1-3 2B		5	1	2	5	0	1	2				
Harmon Killebrew, R (1, 7) OBP: 0.373, SLG: 0.591 Jim Kaat, L (6, PR) OBP: 0.167, SLG: 0.152 Jerry Zimmerman, R (9, 2) OBP: 0.182, SLG: 0.182	0-0 5-3		0-0 FC6-4 1B		0-0 5-3		4-0 BB	0-0 E5 1-3		4	0	1	1	1	0	2				
Jimmie Hall, L (1, 8) OBP: 0.345, SLG: 0.496		0-0 E4 1B	0-0 FC6-4		0-0 F4	0-3 K	0-0 1-3		0-0 1-2 2-3	5	1	0	0	0	1	4				
Bob Allison, R (1, 9) OBP: 0.395, SLG: 0.547		0-0 F3		0-0 5-3		4-0 2B BB	0-0 F2	0-3 K		4	0	0	0	1	1	5				
Don Mincher, L (1, 3) OBP: 0.340, SLG: 0.439		0-0 G5-4-3 1B		0-0 1B G3 1B		0-0 1-3 2B	0-3 K			4	1	3	1	0	1	1				
Earl Batley, R (1, 2) OBP: 0.357, SLG: 0.508 Lenny Green, L (6, PR) OBP: 0.303, SLG: 0.312		0-0 G5-4-3		0-0 G3 1B		4-0 IBB		0-0 BB 1B 1B		3	0	2	0	1	0	1				
Bernie Allen, L (1, 4) OBP: 0.272, SLG: 0.291 Vic Power, R (6, PH) OBP: 0.272, SLG: 0.340 Bill Dailey, R (7, 1) OBP: 0.267, SLG: 0.214			0-0 SH5-4 1B 2B		0-0 G3		0-0 F5	0-3 K		2	1	1	1	0	0	1				
Camilo Pascual, R (1, 1) OBP: 0.310, SLG: 0.359 Jim Roland, R (6, 1) OBP: 0.318, SLG: 0.237 Johnny Goryl, R (6, PH) OBP: 0.380, SLG: 0.481			0-0 SH5-4 1B	0-0 6-3		0-3 K		0-0 BB 2B 1B		0	0	0	0	0	0	0				
Inning Stats	R: 0 E: 0 K: 0 S: 3	H: 0 LOB: 0 BB: 0 P: 3	R: 1 E: 1 K: 0 S: 4	H: 1 LOB: 0 BB: 0 P: 4	R: 2 E: 0 K: 1 S: 8	H: 3 LOB: 1 BB: 0 P: 8	R: 1 E: 0 K: 0 S: 5	H: 2 LOB: 1 BB: 0 P: 5	R: 0 E: 0 K: 0 S: 3	H: 1 LOB: 3 BB: 0 P: 3	R: 0 E: 0 K: 1 S: 6	H: 1 LOB: 3 BB: 2 P: 14	R: 2 E: 0 K: 2 S: 8	H: 1 LOB: 1 BB: 2 P: 16	R: 3 E: 1 K: 2 S: 11	H: 3 LOB: 3 BB: 1 P: 15		1B: 8 2B: 3 3B: 0 HR: 1	SF: 0 SAC: 1 DP: 1 HBP: 0	WP: 0 PB: 0 CS: 0
PITCHER	IP WLS BF H R ER SO BB IBB HBP BLK WP HR S P ERA WHIP	5.0 L 21 7 4 3 1 0 0 0 0 0 0 23 23 5.40 1.400	0.1 0 0 0 0 0 0 1 1 0 0 0 0 2 10 0.00 6.000	2.0 0 0 0 0 0 0 3 0 0 0 0 1 18 30 22.50 3.500	0.2 0 0 0 0 0 1 0 0 0 0 0 0 5 5 0.00 0.000	PITCHER										IP WLS BF H R ER SO BB IBB HBP BLK WP HR S P ERA WHIP				

Batter	1	2	3	4	5	6	7	8	9	AB	R	H	RBI	BB	SO	LOB	TOP					
Mary Breeding, R OBP: 0.298, SLG: 0.342	F8		6-3		F9		F7			4	0	0	0	0	0	0						
Minnie Minoza, R OBP: 0.313, SLG: 0.266	1-3		F8		K			5-3		4	0	0	0	0	1	0						
Chuck Hinton, R OBP: 0.334, SLG: 0.463	G3							5-3		4	1	2	1	0	0	0						
Don Leppert, R OBP: 0.313, SLG: 0.396		P4	F3					G3		4	0	0	0	0	0	1						
Don Lock, R OBP: 0.330, SLG: 0.445		P2						5-3		4	1	1	1	0	0	0						
Don Zimmer, R OBP: 0.337, SLG: 0.521		2B 1B			L6			1B		4	1	3	1	0	0	0						
Dick Phillips, L OBP: 0.305, SLG: 0.330			1-3		1-3			F8		4	0	1	0	0	0	1						
Chuck Cottier, R OBP: 0.254, SLG: 0.320					P6			L6		2	0	0	0	2	0	0						
Steve Ritzik, R								F8		3	0	0	0	0	0	3						
Pete Burnside, R								F8		0	0	0	0	0	0	0						
Ed Brinkman, R OBP: 0.275, SLG: 0.317		P4						F8		1	0	0	0	0	0	1						
Inning Stats	R: 0 E: 0 K: 0 S: 3	H: 0 LOB: 0 BB: 0 P: 3	R: 0 E: 0 K: 0 S: 5	H: 2 LOB: 3 BB: 1 P: 9	R: 0 E: 0 K: 0 S: 4	H: 1 LOB: 1 BB: 0 P: 4	R: 1 E: 0 K: 0 S: 4	H: 1 LOB: 3 BB: 0 P: 4	R: 0 E: 0 K: 1 S: 5	H: 0 LOB: 0 BB: 0 P: 5	R: 1 E: 0 K: 0 S: 5	H: 2 LOB: 1 BB: 0 P: 5	R: 0 E: 0 K: 0 S: 3	H: 0 LOB: 0 BB: 0 P: 3	R: 0 E: 0 K: 0 S: 3	H: 0 LOB: 0 BB: 0 P: 3	R: 1 E: 0 K: 0 S: 4	H: 1 LOB: 1 BB: 1 P: 8	1B: 3 2B: 1 3B: 0 HR: 3	SF: 0 SAC: 0 DP: 0 HBP: 0	WP: 0 PB: 0 SB: 0 CS: 0	PA: 36
PITCHER Dick Stigman, L ERA: 3.12	IP: 9.0 WLS: W BF: 36 H: 7 R: 3 ER: 3 SO: 1 BB: 2 IBB: 0 HBP: 0 BLK: 0 WP: 0 HR: 3 S: 36 P: 44 ERA: 3.00 WHIP: 1.000															PITCHER	IP: 9.0 WLS: W BF: 36 H: 7 R: 3 ER: 3 SO: 1 BB: 2 IBB: 0 HBP: 0 BLK: 0 WP: 0 HR: 3 S: 36 P: 44 ERA: 3.00 WHIP: 1.000					

Washington Senators @ Minnesota Twins
Metropolitan Stadium, Bloomington, MI

AB 34
R 3
H 7
RBI 3
BB 2
SO 1
LOB 6



WP: 0 PA: 36
PB: 0
SB: 0
CS: 0

Sat Jul 20 1963, 4:33 AM EDT
Att: 11,681 - Unknown - 84 F

Batter	1	2	3	4	5	6	7	8	9	AB	R	H	RBI	BB	SO	LOB	BOTTOM			
Bernie Allen, L OBP: 0.270, SLG: 0.299	4-3		F7	FC4-6 1B		4-3		HR		5	1	1	2	0	0	3				
Rich Rollins, R OBP: 0.373, SLG: 0.487	6-3		1B HR	1B BB		1-3		WP 3B		5	2	3	1	0	0	0				
Harmon Killebrew, R OBP: 0.363, SLG: 0.587										3	1	1	1	2	0	0				
Lenny Green, L OBP: 0.303, SLG: 0.312										0	0	0	0	0	0	0				
Don Mincher, L OBP: 0.362, SLG: 0.549	G3									5	2	2	4	0	1	4				
Bob Allison, R OBP: 0.389, SLG: 0.533		2-3	F8							5	0	0	0	0	2	0				
Jimmie Hall, L OBP: 0.336, SLG: 0.477		F5	1-3							4	0	0	0	0	0	0				
Earl Battey, R OBP: 0.363, SLG: 0.511										2	1	2	0	1	0	0				
Jerry Zimmerman, R OBP: 0.182, SLG: 0.182										0	0	0	0	0	0	0				
Johnny Goryl, R OBP: 0.371, SLG: 0.477										4	2	1	0	0	0	3				
Dick Stigman, R OBP: 0.204, SLG: 0.125										3	2	1	2	1	0	2				
Inning Stats	R: 0 E: 0 K: 0 S: 3	H: 0 LOB: 1 BB: 1 P: 7	R: 0 E: 0 K: 0 S: 3	H: 0 LOB: 1 BB: 0 P: 4	R: 4 E: 0 K: 0 S: 6	H: 3 LOB: 0 BB: 1 P: 10	R: 1 E: 1 K: 0 S: 6	H: 2 LOB: 3 BB: 1 P: 10	R: 0 E: 0 K: 1 S: 5	H: 0 LOB: 0 BB: 0 P: 3	R: 0 E: 0 K: 1 S: 5	H: 0 LOB: 0 BB: 0 P: 5	R: 0 E: 0 K: 1 S: 11	H: 6 LOB: 0 BB: 0 P: 11	R: 6 E: 0 K: 1 S: 11	H: 6 LOB: 0 BB: 0 P: 11	1B: 5 2B: 2 3B: 1 HR: 3	SF: 0 SAC: 0 DP: 0 HBP: 1	WP: 1 PB: 0 SB: 0 CS: 0	PA: 41
PITCHER Steve Ritzik, R ERA: 6.87	IP: 7.2 WLS: L BF: 40 H: 11 R: 11 ER: 10 SO: 2 BB: 4 IBB: 0 HBP: 1 BLK: 0 WP: 1 HR: 3 S: 39 P: 56 ERA: 11.74 WHIP: 1.957															PITCHER	IP: 7.2 WLS: L BF: 40 H: 11 R: 11 ER: 10 SO: 2 BB: 4 IBB: 0 HBP: 1 BLK: 0 WP: 1 HR: 3 S: 39 P: 56 ERA: 11.74 WHIP: 1.957			
Pete Burnside, L ERA: 4.33	IP: 0.1 WLS: 1 BF: 1 H: 0 R: 0 ER: 0 SO: 1 BB: 0 IBB: 0 HBP: 0 BLK: 0 WP: 0 HR: 3 S: 3 P: 3 ERA: 0.00 WHIP: 0.000															PITCHER	IP: 0.1 WLS: 1 BF: 1 H: 0 R: 0 ER: 0 SO: 1 BB: 0 IBB: 0 HBP: 0 BLK: 0 WP: 0 HR: 3 S: 3 P: 3 ERA: 0.00 WHIP: 0.000			

Washington Senators @ Minnesota Twins
Metropolitan Stadium, Bloomington, MI

AB 36
R 11
H 11
RBI 10
BB 4
SO 3
LOB 12



WP: 1 PA: 41
PB: 0
SB: 0
CS: 0

Sat Jul 20 1963, 4:33 AM EDT
Att: 11,681 - Unknown - 84 F

Batter	1	2	3	4	5	6	7	8	9	AB	R	H	RBI	BB	SO	LOB	TOP				
Don Blasingame, L (1, 4) OBP: 0.284, SLG: 0.215	G3		FC4-6 1B			F8	3-1			4	0	1	0	0	0	1					
Dick Phillips, L (1, 3) OBP: 0.303, SLG: 0.328	4-3		FC4-6				4-3			4	1	1	0	0	0	3					
Chuck Hinton, R (1, 7) OBP: 0.336, SLG: 0.462		CS BB		4-3				6-3		3	0	1	0	1	0	0					
Jim King, L (1, 9) OBP: 0.338, SLG: 0.496	CS	L4		P4		SF8		E3		3	0	0	1	0	0	0					
Don Lock, R (1, 8) OBP: 0.332, SLG: 0.446		5-3						G5-4-3		4	0	2	0	0	0	1					
Don Zimmer, R (1, 5) OBP: 0.333, SLG: 0.510		6-3		P4				F7		4	0	1	0	0	0	1					
Ken Retzer, L (1, 2) OBP: 0.268, SLG: 0.250			F9			F2				3	1	1	0	0	0	0					
Mary Breeding, R (9, PH) OBP: 0.302, SLG: 0.346								L8-3		1	0	1	0	0	0	0					
Ed Brinkman, R (1, 6) OBP: 0.275, SLG: 0.316			F9			K		L8-3		4	0	1	0	0	1	1					
Don Rudolph, L (1, 1) OBP: 0.206, SLG: 0.226										2	0	1	1	0	0	0					
Ron Kline, R (8, 1) OBP: 0.200, SLG: 0.600						P6				0	0	0	0	0	0	0					
Inning Stats	R: 0 E: 0 K: 0 S: 2	H: 0 LOB: 0 BB: 1 P: 6	R: 0 E: 0 K: 0 S: 3	H: 0 LOB: 0 BB: 0 P: 3	R: 0 E: 0 K: 0 S: 5	H: 2 LOB: 2 BB: 0 P: 5	R: 0 E: 0 K: 0 S: 4	H: 1 LOB: 1 BB: 0 P: 4	R: 0 E: 0 K: 1 S: 5	H: 0 LOB: 0 BB: 0 P: 5	R: 1 E: 0 K: 0 S: 6	H: 4 LOB: 1 BB: 0 P: 6	R: 0 E: 1 K: 0 S: 3	H: 0 LOB: 0 BB: 0 P: 3	R: 0 E: 0 K: 0 S: 3	H: 1 LOB: 0 BB: 0 P: 3	1B: 10 2B: 1 3B: 0 HR: 0	SF: 1 SAC: 1 DP: 2 HBP: 0	WP: 0 PB: 0 SB: 0 CS: 1	PA: 36	
PITCHER	IP WLS BF H R ER SO BB IBB HBP BLK WP HR S P ERA WHIP	IP WLS BF H R ER SO BB IBB HBP BLK WP HR S P ERA WHIP	IP WLS BF H R ER SO BB IBB HBP BLK WP HR S P ERA WHIP	IP WLS BF H R ER SO BB IBB HBP BLK WP HR S P ERA WHIP	IP WLS BF H R ER SO BB IBB HBP BLK WP HR S P ERA WHIP	IP WLS BF H R ER SO BB IBB HBP BLK WP HR S P ERA WHIP	IP WLS BF H R ER SO BB IBB HBP BLK WP HR S P ERA WHIP	IP WLS BF H R ER SO BB IBB HBP BLK WP HR S P ERA WHIP	IP WLS BF H R ER SO BB IBB HBP BLK WP HR S P ERA WHIP	IP WLS BF H R ER SO BB IBB HBP BLK WP HR S P ERA WHIP	IP WLS BF H R ER SO BB IBB HBP BLK WP HR S P ERA WHIP	IP WLS BF H R ER SO BB IBB HBP BLK WP HR S P ERA WHIP	IP WLS BF H R ER SO BB IBB HBP BLK WP HR S P ERA WHIP	IP WLS BF H R ER SO BB IBB HBP BLK WP HR S P ERA WHIP	IP WLS BF H R ER SO BB IBB HBP BLK WP HR S P ERA WHIP	IP WLS BF H R ER SO BB IBB HBP BLK WP HR S P ERA WHIP	IP WLS BF H R ER SO BB IBB HBP BLK WP HR S P ERA WHIP	IP WLS BF H R ER SO BB IBB HBP BLK WP HR S P ERA WHIP	IP WLS BF H R ER SO BB IBB HBP BLK WP HR S P ERA WHIP	IP WLS BF H R ER SO BB IBB HBP BLK WP HR S P ERA WHIP	IP WLS BF H R ER SO BB IBB HBP BLK WP HR S P ERA WHIP

Washington Senators @ Minnesota Twins
Metropolitan Stadium, Bloomington, MI

Sun Jul 21 1963, 4:33 AM EDT
Att: 16,279 - Unknown - 89 F

AB 32
R 2
H 10
RBI 2
BB 1
SO 1
LOB 7



Batter	1	2	3	4	5	6	7	8	9	AB	R	H	RBI	BB	SO	LOB	BOTTOM				
Zoilo Versalles, R (1, 6) OBP: 0.310, SLG: 0.429	G6-4-3 1B			4-3		F9		K		4	0	1	0	0	1	2					
Rich Rollins, R (1, 5) OBP: 0.369, SLG: 0.480	F9			P4		FC5-4		G4-6-3		4	0	0	0	0	0	3					
Harmon Killebrew, R (1, 7) OBP: 0.382, SLG: 0.582	G6-4-3			F7				BB		2	0	0	0	1	0	1					
Bob Allison, R (1, 8) OBP: 0.387, SLG: 0.529		6-3				P4		F9		3	0	0	0	0	0	1					
Earl Battey, R (1, 2) OBP: 0.363, SLG: 0.509		P4				F9				3	0	1	0	0	0	0					
Wally Post, R (1, 9) OBP: 0.229, SLG: 0.356										3	0	0	0	0	1	2					
Jimmie Hall, L (8, 8) OBP: 0.336, SLG: 0.477	1-3					K		G5-4-3		0	0	0	0	0	0	0					
Don Mincher, L (1, 3) OBP: 0.377, SLG: 0.667				F8						3	2	2	2	0	0	0					
Vic Power, R (9, 3) OBP: 0.274, SLG: 0.342										0	0	0	0	0	0	0					
Johnny Goryl, R (1, 4) OBP: 0.370, SLG: 0.506				P6		F8				3	1	1	1	0	0	0					
Jim Perry, S (1, 1) OBP: 0.328, SLG: 0.250										2	0	1	0	0	1	0					
Gary Roggenburk, R (7, 1) OBP: 0.250, SLG: 0.250				K						1	0	1	0	0	0	0					
Inning Stats	R: 0 E: 0 K: 0 S: 3	H: 1 LOB: 0 BB: 0 P: 3	R: 0 E: 0 K: 0 S: 3	H: 0 LOB: 0 BB: 0 P: 3	R: 0 E: 0 K: 1 S: 5	H: 0 LOB: 0 BB: 0 P: 5	R: 0 E: 0 K: 0 S: 3	H: 0 LOB: 0 BB: 0 P: 3	R: 0 E: 0 K: 0 S: 5	H: 0 LOB: 0 BB: 0 P: 5	R: 1 E: 0 K: 0 S: 5	H: 2 LOB: 1 BB: 0 P: 5	R: 0 E: 0 K: 0 S: 3	H: 1 LOB: 1 BB: 1 P: 7	R: 2 E: 0 K: 1 S: 7	H: 3 LOB: 0 BB: 0 P: 7	1B: 4 2B: 0 3B: 0 HR: 3	SF: 0 SAC: 0 DP: 3 HBP: 0	WP: 0 PB: 0 SB: 0 CS: 0	PA: 29	
PITCHER	IP WLS BF H R ER SO BB IBB HBP BLK WP HR S P ERA WHIP	IP WLS BF H R ER SO BB IBB HBP BLK WP HR S P ERA WHIP	IP WLS BF H R ER SO BB IBB HBP BLK WP HR S P ERA WHIP	IP WLS BF H R ER SO BB IBB HBP BLK WP HR S P ERA WHIP	IP WLS BF H R ER SO BB IBB HBP BLK WP HR S P ERA WHIP	IP WLS BF H R ER SO BB IBB HBP BLK WP HR S P ERA WHIP	IP WLS BF H R ER SO BB IBB HBP BLK WP HR S P ERA WHIP	IP WLS BF H R ER SO BB IBB HBP BLK WP HR S P ERA WHIP	IP WLS BF H R ER SO BB IBB HBP BLK WP HR S P ERA WHIP	IP WLS BF H R ER SO BB IBB HBP BLK WP HR S P ERA WHIP	IP WLS BF H R ER SO BB IBB HBP BLK WP HR S P ERA WHIP	IP WLS BF H R ER SO BB IBB HBP BLK WP HR S P ERA WHIP	IP WLS BF H R ER SO BB IBB HBP BLK WP HR S P ERA WHIP	IP WLS BF H R ER SO BB IBB HBP BLK WP HR S P ERA WHIP	IP WLS BF H R ER SO BB IBB HBP BLK WP HR S P ERA WHIP	IP WLS BF H R ER SO BB IBB HBP BLK WP HR S P ERA WHIP	IP WLS BF H R ER SO BB IBB HBP BLK WP HR S P ERA WHIP	IP WLS BF H R ER SO BB IBB HBP BLK WP HR S P ERA WHIP	IP WLS BF H R ER SO BB IBB HBP BLK WP HR S P ERA WHIP	IP WLS BF H R ER SO BB IBB HBP BLK WP HR S P ERA WHIP	IP WLS BF H R ER SO BB IBB HBP BLK WP HR S P ERA WHIP

Washington Senators @ Minnesota Twins
Metropolitan Stadium, Bloomington, MI

Sun Jul 21 1963, 4:33 AM EDT
Att: 16,279 - Unknown - 89 F

AB 28
R 3
H 7
RBI 3
BB 1
SO 3
LOB 9



Batter	1	2	3	4	5	6	7	8	9	10	11	12	13	AB	R	H	RBI	BB	SO	LOB	TOP					
Lenny Green, L OBP: 0.306, SLG: 0.311 (1, 8)	K		G4-6-3 1B		L5				F2			G4-3 BB		4	1	1	0	2	1	0						
Rich Rollins, R OBP: 0.366, SLG: 0.477 (1, 5)	F8		G4-6-3 1B		F5				FC5			G4-3 BB		6	0	2	0	0	0	3						
Harmon Killebrew, R OBP: 0.378, SLG: 0.573 (1, 7)	F9		G4-6-3 1B		6-3				F5			F6		6	0	1	0	0	0	2						
Don Mincher, L OBP: 0.394, SLG: 0.649 (1, 3)		BB 1B				K						F6		3	1	1	0	2	1	1						
Earl Battey, R OBP: 0.357, SLG: 0.500 (1, 2)	K		F8			K			F9			F6		6	0	0	0	0	2	5						
Jimmie Hall, L OBP: 0.336, SLG: 0.470 (1, 9)		BB 1B			F8							4-3		4	0	0	0	2	0	1						
Zolio Versailles, R OBP: 0.313, SLG: 0.432 (1, 6)									F9			4-3		5	0	3	1	0	0	2						
Johnny Goryl, R OBP: 0.359, SLG: 0.489 Vic Wertz, L OBP: 0.225, SLG: 0.276 (9, PH) Bernie Allen, L OBP: 0.269, SLG: 0.297 (9, 4)	F4		FC1-4 1B		FC1-4				K			F7		3	0	0	0	0	1	3						
Camilo Pascual, R OBP: 0.298, SLG: 0.341 (1, 1)	4-3		FC6-4		FC6-4				F2			K		1	0	0	0	0	0	0						
														5	0	1	0	0	0	3						
Inning Stats	R: 0 E: 0 K: 1 S: 5	H: 0 LOB: 0 BB: 0 P: 5	R: 1 E: 0 K: 1 S: 7	H: 2 LOB: 1 BB: 1 P: 11	R: 1 E: 0 K: 0 S: 4	H: 2 LOB: 1 BB: 1 P: 8	R: 0 E: 0 K: 0 S: 3	H: 0 LOB: 0 BB: 0 P: 3	R: 0 E: 0 K: 2 S: 7	H: 0 LOB: 0 BB: 0 P: 7	R: 0 E: 0 K: 1 S: 6	H: 1 LOB: 2 BB: 1 P: 10	R: 0 E: 0 K: 0 S: 3	H: 0 LOB: 2 BB: 2 P: 11	R: 0 E: 0 K: 0 S: 4	H: 1 LOB: 1 BB: 0 P: 4	R: 0 E: 0 K: 1 S: 5	H: 1 LOB: 0 BB: 0 P: 5	R: 0 E: 0 K: 0 S: 2	H: 0 LOB: 0 BB: 1 P: 6	R: 0 E: 0 K: 0 S: 4	H: 1 LOB: 1 BB: 0 P: 4	1B: 9 2B: 0 3B: 0 HR: 0	SF: 0 SAC: 1 DP: 2 HBP: 0	W/P: 0 PB: 0 SB: 0 CS: 1	PA: 51
PITCHER Mudcat Grant, R ERA: 3.56 (1, 1)	IP: 13.0 W: 5 L: 5	BF: 51 H: 9 R: 2 ER: 2 SO: 6	BB: 6 IBB: 0 HBP: 0 BLK: 0	WP: 0 HR: 0 S: 57 P: 81	ERA: 1.39 WHIP: 1.154	PITCHER										PITCHER										

Minnesota Twins @ Cleveland Indians
Cleveland Municipal Stadium, Cleveland, OH
Tue Jul 23 1963, 7:05 PM EDT
Att: 7,373 - Unknown

AB 44
R 2
H 9
RBI 1
BB 6
SO 6
LOB 21



Batter	1	2	3	4	5	6	7	8	9	10	11	12	13	AB	R	H	RBI	BB	SO	LOB	BOTTOM					
Tito Francona, L OBP: 0.302, SLG: 0.340 (1, 7)	F3		4-3			F7 HR 2B			F8			F3		6	2	2	1	0	0	1						
Larry Brown, R OBP: 0.429, SLG: 0.357 (1, 6)					FC5 WP 1B				K			F7		4	0	1	0	1	1	2						
Wille Kirkland, L OBP: 0.326, SLG: 0.413 (1, 8)	F8				K						3-1			5	1	2	2	0	1	2						
Joe Adcock, R OBP: 0.305, SLG: 0.418 (1, 3)	F8				K				F3			F5		5	0	0	0	0	1	4						
Max Alvis, R OBP: 0.332, SLG: 0.461 (1, 5)		K			FC5				5-3			K		5	0	0	0	0	3	1						
John Romano, R OBP: 0.387, SLG: 0.430 Pedro Ramos, S OBP: 0.087, SLG: 0.045 (10, PH) Miguel de la Hoz, R OBP: 0.307, SLG: 0.453 (11, 4)			G3-6-3 BB						F7			E5 FC1-6		3	0	1	0	1	0	0						
Al Luplow, L OBP: 0.290, SLG: 0.283 (1, 9)		G3-6-3			F4						FC1-6			5	0	0	0	0	1	3						
Jerry Kindall, R OBP: 0.249, SLG: 0.268 Joe Azcue, R OBP: 0.303, SLG: 0.446 (10, PH) (11, 2)			F4						F7			G3-6		3	0	0	0	0	1	1						
Mudcat Grant, R OBP: 0.182, SLG: 0.233 (1, 1)			K						F3			1B		5	0	1	0	0	3	0						
Inning Stats	R: 0 E: 0 K: 0 S: 3	H: 0 LOB: 1 BB: 1 P: 7	R: 0 E: 0 K: 1 S: 4	H: 0 LOB: 0 BB: 0 P: 8	R: 0 E: 0 K: 1 S: 8	H: 1 LOB: 1 BB: 0 P: 8	R: 0 E: 0 K: 0 S: 3	H: 0 LOB: 0 BB: 0 P: 3	R: 2 E: 0 K: 1 S: 7	H: 2 LOB: 0 BB: 0 P: 7	R: 0 E: 0 K: 2 S: 8	H: 1 LOB: 1 BB: 0 P: 8	R: 0 E: 0 K: 1 S: 5	H: 0 LOB: 0 BB: 0 P: 5	R: 0 E: 0 K: 1 S: 3	H: 0 LOB: 0 BB: 0 P: 5	R: 0 E: 0 K: 0 S: 5	H: 2 LOB: 2 BB: 0 P: 5	R: 0 E: 0 K: 1 S: 5	H: 0 LOB: 0 BB: 0 P: 5	R: 1 E: 0 K: 1 S: 5	H: 1 LOB: 0 BB: 0 P: 5	1B: 4 2B: 1 3B: 0 HR: 2	SF: 0 SAC: 0 DP: 2 HBP: 0	W/P: 1 PB: 0 SB: 1 CS: 0	PA: 46
PITCHER Camilo Pascual, R ERA: 2.56 (1, 1)	IP: 12.2 W: 1 L: 4	BF: 46 H: 7 R: 3 ER: 3 SO: 11	BB: 2 IBB: 0 HBP: 0 BLK: 0	WP: 1 HR: 2 S: 66 P: 74	ERA: 2.13 WHIP: 0.711	PITCHER										PITCHER										

Minnesota Twins @ Cleveland Indians
Cleveland Municipal Stadium, Cleveland, OH
Tue Jul 23 1963, 7:05 PM EDT
Att: 7,373 - Unknown

AB 44
R 3
H 7
RBI 3
BB 2
SO 11
LOB 15



Batter	1	2	3	4	5	6	7	8	9	AB	R	H	RBI	BB	SO	LOB	TOP								
Zoilo Versalles, R OBP: 0.314, SLG: 0.431 (1, 6)	F7		5-3		F7		SH1-3 HR 1B	1-2 2-H 1B		5	1	2	1	0	0	0	Minnesota Twins @ Cleveland Indians Cleveland Municipal Stadium, Cleveland, OH Wed Jul 24 1963, 7:05 PM EDT Unknown livebaseballscorecards.com								
Rich Rollins, R OBP: 0.367, SLG: 0.484 Bernie Allen, L OBP: 0.269, SLG: 0.297 (1, 5) (9, 4)	HR		5-3		K		SH1-3 1-2	5-3		4	1	1	1	0	1	2									
Harmon Killebrew, R OBP: 0.379, SLG: 0.566 Lenny Green, L OBP: 0.308, SLG: 0.311 (1, 7) (9, PR) (9, 8)	K		5-3		1-3		K		CS 1B	5	0	1	0	0	2	1									
Don Mincher, L OBP: 0.408, SLG: 0.738 (1, 3)	HR			F7		E 1B BB	HR		K	4	3	2	3	1	1	1									
Bob Allison, R OBP: 0.382, SLG: 0.521 (1, 9)	L1			1-3		F8	5-3		K	5	0	0	0	0	1	2									
Jimmie Hall, L OBP: 0.334, SLG: 0.466 (1, 8) (9, 7)		F7		4-3		E 1B			K	4	1	1	0	0	1	0									
Earl Batley, R OBP: 0.361, SLG: 0.500 (1, 2)		HBP			HR 1B	E6 1B			1B BB	2	2	1	0	1	0	2									
Johnny Goryl, R OBP: 0.364, SLG: 0.521 (1, 4) (9, 5)		K			HR 1B				F8	4	1	2	4	0	1	2									
Dick Stigman, R OBP: 0.207, SLG: 0.135 (1, 1)		K			K	K			1B	4	0	1	0	0	3	3									
Inning Stats	R: 2 E: 0 K: 1 S: 7	H: 2 LOB: 0 BB: 7 P: 7	R: 0 E: 0 K: 2 S: 7	H: 0 LOB: 1 BB: 0 P: 8	R: 0 E: 0 K: 0 S: 3	H: 0 LOB: 0 BB: 0 P: 3	R: 0 E: 0 K: 0 S: 3	H: 0 LOB: 0 BB: 0 P: 3	R: 2 E: 0 K: 2 S: 9	H: 2 LOB: 0 BB: 0 P: 9	R: 2 E: 1 K: 1 S: 8	H: 2 LOB: 2 BB: 1 P: 12	R: 2 E: 0 K: 0 S: 7	H: 2 LOB: 0 BB: 7 P: 7	R: 1 E: 0 K: 1 S: 7	H: 2 LOB: 2 BB: 1 P: 11	R: 0 E: 0 K: 2 S: 7	H: 1 LOB: 1 BB: 0 P: 7	1B: 7 2B: 1 3B: 0 HR: 4	SF: 0 SAC: 1 DP: 1 HBP: 1	WP: 0 PB: 0 SB: 0 CS: 1	PA: 41			
PITCHER	IP	WLS	BF	H	R	ER	SO	BB	IBB	HBP	BLK	WP	HR	S	P	ERA	WHIP								
Pedro Ramos, R ERA: 3.61 (1, 1)	5.0	L	20	4	4	4	5	0	0	1	0	0	3	29	30	7.20	0.800								
Jerry Walker, R ERA: 4.88 (6, 1)	2.0		12	4	4	2	2	1	0	0	0	0	1	15	19	9.00	2.500								
Bob Allen, L ERA: 4.42 (6, 1)	2.0		9	3	1	1	3	1	0	0	0	0	0	14	18	4.50	2.000								

Batter	1	2	3	4	5	6	7	8	9	AB	R	H	RBI	BB	SO	LOB	BOTTOM								
Tito Francona, L OBP: 0.300, SLG: 0.338 (1, 7)	F6		S 1B		F4		F8		F8	5	0	1	0	0	0	3	Minnesota Twins @ Cleveland Indians Cleveland Municipal Stadium, Cleveland, OH Wed Jul 24 1963, 7:05 PM EDT Unknown livebaseballscorecards.com								
Larry Brown, R OBP: 0.434, SLG: 0.391 (1, 6)	F3		F2		1-2 2-3 1B		2B			4	0	2	0	0	0	1									
Max Alvis, R OBP: 0.328, SLG: 0.456 (1, 5)	K			K	K		5-3			4	0	0	0	0	3	4									
Willie Kirkland, L OBP: 0.323, SLG: 0.407 (1, 8)		F6		K2-3	F7		K			4	0	0	0	0	2	3									
John Romano, R OBP: 0.360, SLG: 0.428 (1, 2)		K		BB BB		WP 1B		F2		3	0	1	0	1	1	0									
Joe Adcock, R OBP: 0.309, SLG: 0.414 (1, 3)		BB		BB	BB		5-3		F6	2	0	0	0	2	0	1									
Gene Green, R OBP: 0.250, SLG: 0.324 (1, 9)		F8		F8		F9				4	0	1	0	0	0	4									
Jerry Kindall, R OBP: 0.249, SLG: 0.268 (1, 4)			6-3		1B 1B 1B		K		K	4	0	1	0	0	2	2									
Pedro Ramos, S OBP: 0.083, SLG: 0.043 Woodie Held, R OBP: 0.235, SLG: 0.423 Jerry Walker, S OBP: 0.266, SLG: 0.167 Willie Tasow, L OBP: 0.286, SLG: 0.500 Bob Allen, L OBP: 0.204, SLG: 0.444 (1, 1) (5, PR) (6, 1) (7, PR) (8, 1) (9, PR)			K		1-2 1B		F6		F9	1	0	0	0	0	1	0									
Inning Stats	R: 0 E: 0 K: 1 S: 5	H: 0 LOB: 0 BB: 0 P: 5	R: 0 E: 0 K: 1 S: 5	H: 0 LOB: 1 BB: 1 P: 9	R: 0 E: 0 K: 1 S: 6	H: 1 LOB: 1 BB: 0 P: 6	R: 0 E: 0 K: 2 S: 7	H: 0 LOB: 2 BB: 2 P: 15	R: 0 E: 0 K: 1 S: 8	H: 3 LOB: 3 BB: 0 P: 8	R: 0 E: 0 K: 1 S: 6	H: 1 LOB: 1 BB: 0 P: 6	R: 0 E: 0 K: 0 S: 4	H: 1 LOB: 1 BB: 0 P: 4	R: 0 E: 0 K: 1 S: 5	H: 0 LOB: 0 BB: 0 P: 5	R: 0 E: 0 K: 1 S: 6	H: 1 LOB: 1 BB: 0 P: 6	1B: 5 2B: 2 3B: 0 HR: 0	SF: 0 SAC: 0 DP: 0 HBP: 0	WP: 1 PB: 0 SB: 1 CS: 0	PA: 37			
PITCHER	IP	WLS	BF	H	R	ER	SO	BB	IBB	HBP	BLK	WP	HR	S	P	ERA	WHIP								
Dick Stigman, L ERA: 2.93 (1, 1)	9.0	W	37	7	0	0	9	3	0	0	0	1	0	52	64	0.00	1.111								

Batter	1	2	3	4	5	6	7	8	9	AB	R	H	RBI	BB	SO	LOB	TOP																
Zoilo Versalles, R OBP: 0.318, SLG: 0.432 (1, 6)	0-0 6-3		0-0 1B			1-0 HBP		0-0 1B	0-0 F4	4	0	2	0	0	0	0																	
Rich Rollins, R OBP: 0.362, SLG: 0.478 (1, 5)	0-0 F8		0-0 5-3			0-3 K		0-0 G6-4-3		4	0	0	0	0	0	1	4																
Hamron Killebrew, R OBP: 0.371, SLG: 0.557 Lenny Green, L OBP: 0.308, SLG: 0.311 (1, 7) (9, 8)	0-0 F8			0-0 4-3		0-3 K			0-0 6-3	4	0	0	0	0	0	1	1																
Don Mincher, L OBP: 0.400, SLG: 0.703 (1, 3)		4-0 BB		0-3 K		0-3 K			0-0 F7	3	0	0	0	1	2	1																	
Jimmie Hall, L OBP: 0.333, SLG: 0.475 (1, 8) (9, 7)		0-3 K		0-3 K			0-0 F8		0-0 HR	4	1	1	1	0	2	1																	
Bob Allison, R OBP: 0.383, SLG: 0.522 (1, 9)		0-0 F9			4-0 SH5-4 BB		0-0 1-3		0-0 E 2B	3	1	1	0	1	0	1																	
Johnny Goryl, R OBP: 0.304, SLG: 0.515 (1, 4)		0-0 5-3			0-0 SH5-4 1-2		0-3 K		0-0 E6 HR 1B	3	1	1	0	0	1	1																	
Jerry Zimmerman, R OBP: 0.200, SLG: 0.200 Bernie Allen, L OBP: 0.299, SLG: 0.297 Earl Battey, R OBP: 0.363, SLG: 0.500 (1, 2) (8, FR) (8, 2)			0-0 4-3		0-0 F7			0-0 1B	4-0 HR IBB	3	0	1	0	0	0	1																	
Jim Kaat, L OBP: 0.182, SLG: 0.226 (1, 1)			0-0 3-1		0-3 K			0-3 K	0-0 HR	4	1	1	3	0	2	2																	
Inning Stats	R: 0 E: 0 K: 0 S: 3	H: 0 LOB: 0 BB: 0 P: 3	R: 0 E: 0 K: 1 S: 5	H: 0 LOB: 1 BB: 1 P: 9	R: 0 E: 0 K: 2 S: 4	H: 1 LOB: 1 BB: 0 P: 4	R: 0 E: 0 K: 2 S: 7	H: 0 LOB: 0 BB: 0 P: 7	R: 0 E: 0 K: 1 S: 5	H: 0 LOB: 1 BB: 1 P: 9	R: 0 E: 0 K: 3 S: 9	H: 0 LOB: 0 BB: 0 P: 10	R: 0 E: 0 K: 1 S: 5	H: 0 LOB: 0 BB: 0 P: 5	R: 0 E: 0 K: 1 S: 6	H: 2 LOB: 2 BB: 0 P: 6	R: 5 E: 1 K: 0 S: 7	H: 4 LOB: 0 BB: 1 P: 11	1B: 4 2B: 1 3B: 0 HR: 2	SF: 0 SAC: 1 DP: 1 HBP: 1	WP: 0 PB: 0 SB: 1 CS: 0	PA: 37											
PITCHER Dick Donovan, R ERA: 4.69 Gary Bell, R ERA: 3.18 (1, 1) (9, 1)	IP 8.2	WLS L	BF 36	H 7	R 5	ER 5	SO 9	BB 2	IBB 1	HBP 1	BLK 0	WP 0	HR 2	S 50	P 63	ERA 5.19	WHIP 1.038	PITCHER IP WLS BF H R ER SO BB IBB HBP BLK WP HR S P ERA WHIP (1, 1) (9, 1)	4 0 0 0 0 0 4	4 0 2 0 0 0 0	4 0 1 0 0 1 2	3 0 0 0 1 2 2	4 0 0 0 0 3 4	3 0 1 0 0 1 0	1 0 1 0 0 0 0	4 0 0 0 0 1 3	3 0 1 0 0 0 1	3 0 0 0 0 3 4	0 0 0 0 0 0 0	1B: 5 2B: 0 3B: 1 HR: 0	SF: 0 SAC: 0 DP: 1 HBP: 1	WP: 0 PB: 0 SB: 0 CS: 0	PA: 35

Minnesota Twins @ Cleveland Indians
Cleveland Municipal Stadium, Cleveland, OH
Wed Jul 24 1963, 7:05 PM EDT
Att: 11,347 - Unknown

AB 32
R 5
H 7
RBI 4
BB 3
SO 9
LOB 12



Batter	1	2	3	4	5	6	7	8	9	AB	R	H	RBI	BB	SO	LOB	BOTTOM											
Tito Francona, L OBP: 0.297, SLG: 0.333 (1, 7)	0-0 6-3		0-0 4-3		0-0 1-3		0-0 1-3			4	0	0	0	0	0	4												
Larry Brown, R OBP: 0.438, SLG: 0.400 (1, 6)	0-0 1-3		0-0 5-3			0-0 1B		0-0 1B		4	0	2	0	0	0	0												
Max Alvis, R OBP: 0.327, SLG: 0.459 (1, 5)				0-0 F3		0-0 F4		0-3 K		4	0	1	0	0	1	2												
Joe Adcock, R OBP: 0.308, SLG: 0.407 (1, 3)	4-0 BB			0-0 6-3		0-3 K		0-3 K		3	0	0	0	1	2	2												
Willie Kirkland, L OBP: 0.319, SLG: 0.401 (1, 8)	0-3 K			0-3 K		0-0 4-3		0-3 K		4	0	0	0	0	3	4												
Gene Green, R OBP: 0.283, SLG: 0.325 Al Luplow, L OBP: 0.283, SLG: 0.286 (1, 9) (7, FR) (8, 9)		0-3 K			0-0 E5 FC5-4		0-0 1B		0-0 G6-4-3 1B	3	0	1	0	0	1	0												
Joe Azcue, R OBP: 0.302, SLG: 0.436 (1, 2)		0-3 K			0-0 FC5-4 HBP		0-0 F9		0-0 F9	4	0	0	0	0	1	3												
Miguel de la Hoz, R OBP: 0.311, SLG: 0.444 (1, 4)			0-0 6-3		1-0 HBP		0-0 1B		0-0 G6-4-3	3	0	1	0	0	0	1												
Dick Donovan, L OBP: 0.114, SLG: 0.136 Gary Bell, R OBP: 0.136, SLG: 0.095 (1, 1) (9, 1)				0-3 K		0-3 K		0-3 K		3	0	0	0	0	3	4												
Inning Stats	R: 0 E: 0 K: 1 S: 6	H: 1 LOB: 2 BB: 1 P: 10	R: 0 E: 0 K: 2 S: 7	H: 0 LOB: 0 BB: 0 P: 7	R: 0 E: 0 K: 1 S: 5	H: 0 LOB: 0 BB: 0 P: 5	R: 0 E: 0 K: 1 S: 5	H: 0 LOB: 0 BB: 0 P: 5	R: 0 E: 0 K: 1 S: 6	H: 1 LOB: 1 BB: 0 P: 6	R: 0 E: 0 K: 1 S: 7	H: 2 LOB: 2 BB: 0 P: 7	R: 0 E: 0 K: 3 S: 10	H: 1 LOB: 1 BB: 0 P: 10	R: 0 E: 0 K: 0 S: 3	H: 1 LOB: 0 BB: 0 P: 3	1B: 5 2B: 0 3B: 1 HR: 0	SF: 0 SAC: 0 DP: 1 HBP: 1	WP: 0 PB: 0 SB: 0 CS: 0	PA: 35								
PITCHER Jim Kaat, L ERA: 3.79 (1, 1)	IP 9.0	WLS W	BF 35	H 6	R 0	ER 0	SO 11	BB 1	IBB 0	HBP 1	BLK 0	WP 0	HR 0	S 55	P 60	ERA 0.00	WHIP 0.778	PITCHER IP WLS BF H R ER SO BB IBB HBP BLK WP HR S P ERA WHIP (1, 1) (9, 1)	4 0 0 0 0 0 4	4 0 2 0 0 0 0	4 0 1 0 0 1 2	3 0 0 0 1 2 2	4 0 0 0 0 3 4	0 0 0 0 0 0 0	1B: 5 2B: 0 3B: 1 HR: 0	SF: 0 SAC: 0 DP: 1 HBP: 1	WP: 0 PB: 0 SB: 0 CS: 0	PA: 35

Minnesota Twins @ Cleveland Indians
Cleveland Municipal Stadium, Cleveland, OH
Wed Jul 24 1963, 7:05 PM EDT
Att: 11,347 - Unknown

AB 33
R 0
H 6
RBI 0
BB 1
SO 11
LOB 20



Batter	1	2	3	4	5	6	7	8	9	AB	R	H	RBI	BB	SO	LOB	TOP			
Zoilo Versalles, R OBP: 0.319, SLG: 0.437 (1, 6)										4	0	2	0	0	0	0	Minnesota Twins @ New York Yankees Yankee Stadium, Bronx, NY Sat Jul 27 1963, 3:33 AM EDT Att: 40,713 - Unknown - 94 F AB 33 R 1 H 7 RBI 1 BB 0 SO 6 LOB 12 			
Johnny Gonyl, R OBP: 0.395, SLG: 0.573 (1, 5)										4	0	1	0	0	1	1				
Harmon Killebrew, R OBP: 0.363, SLG: 0.551 (1, 7)										4	1	1	1	0	0	3				
Don Mincher, L OBP: 0.349, SLG: 0.600 (1, 3)										4	0	0	0	0	2	3				
Jimmie Hall, L OBP: 0.327, SLG: 0.464 (1, 8)										4	0	0	0	0	1	2				
Earl Battey, R OBP: 0.357, SLG: 0.491 (1, 2)										4	0	0	0	0	1	0				
Bob Allison, R OBP: 0.380, SLG: 0.513 (1, 9)										3	0	2	0	0	0	0				
Bernie Allen, L OBP: 0.271, SLG: 0.299 (1, 4)										3	0	1	0	0	1	1				
Bill Pleis, L OBP: 0.250, SLG: 0.100 (1, 1)										1	0	0	0	0	0	2				
Jim Kaat, L OBP: 0.179, SLG: 0.222 (3, 1)										1	0	0	0	0	0	0				
Lenny Green, L OBP: 0.310, SLG: 0.326 (6, PH)										1	0	0	0	0	0	0				
Ray Moore, R (8, 1)										0	0	0	0	0	0	0				
Inning Stats	R: 0 E: 0 K: 0 S: 5	H: 2 LOB: 2 BB: 0 P: 5	R: 0 E: 0 K: 0 S: 4	H: 2 LOB: 1 BB: 0 P: 4	R: 0 E: 0 K: 2 S: 8	H: 1 LOB: 1 BB: 0 P: 8	R: 0 E: 0 K: 0 S: 3	H: 0 LOB: 0 BB: 0 P: 3	R: 0 E: 0 K: 1 S: 5	H: 0 LOB: 0 BB: 0 P: 5	R: 0 E: 0 K: 1 S: 6	H: 1 LOB: 1 BB: 0 P: 6	R: 0 E: 0 K: 0 S: 3	H: 0 LOB: 0 BB: 0 P: 3	R: 1 E: 0 K: 2 S: 8	H: 1 LOB: 0 BB: 0 P: 8	1B: 5 2B: 1 3B: 0 HR: 1	SF: 0 SAC: 0 DP: 0 HBP: 0	WP: 0 PB: 0 CS: 0	PA: 33
PITCHER Ralph Terry, R ERA: 3.24 (1, 1)	IP: 9.0 WLS: W BF: 33 H: 7 R: 1 ER: 1 SO: 6 BB: 0 IBB: 0 HBP: 0 BLK: 0 WP: 0 HR: 1 S: 45 P: 45 ERA: 1.00 WHIP: 0.778															PITCHER	IP: 9.0 WLS: W BF: 33 H: 7 R: 1 ER: 1 SO: 6 BB: 0 IBB: 0 HBP: 0 BLK: 0 WP: 0 HR: 1 S: 45 P: 45 ERA: 1.00 WHIP: 0.778			

Batter	1	2	3	4	5	6	7	8	9	AB	R	H	RBI	BB	SO	LOB	BOTTOM			
Tony Kubek, L OBP: 0.278, SLG: 0.323 (1, 6)										4	2	2	0	0	1	0	Minnesota Twins @ New York Yankees Yankee Stadium, Bronx, NY Sat Jul 27 1963, 3:33 AM EDT Att: 40,713 - Unknown - 94 F AB 30 R 5 H 7 RBI 5 BB 1 SO 2 LOB 9 			
Bobby Richardson, R OBP: 0.366, SLG: 0.332 (1, 4)										4	0	1	0	0	0	1				
Tom Tresh, S OBP: 0.356, SLG: 0.491 (1, 8)										3	1	1	3	0	1	0				
Roger Maris, L OBP: 0.355, SLG: 0.590 (1, 9)										4	1	1	0	0	0	1				
Elston Howard, R OBP: 0.324, SLG: 0.524 (1, 2)										3	0	0	0	1	0	1				
Hector Lopez, R OBP: 0.303, SLG: 0.433 (1, 7)										4	0	0	0	0	0	2				
Joe Pepitone, L OBP: 0.308, SLG: 0.478 (1, 3)										2	1	2	2	0	0	0				
Clete Boyer, R OBP: 0.309, SLG: 0.406 (1, 5)										3	0	0	0	0	0	3				
Ralph Terry, R OBP: 0.100, SLG: 0.085 (1, 1)										3	0	0	0	0	0	1				
Inning Stats	R: 1 E: 0 K: 0 S: 5	H: 2 LOB: 1 BB: 0 P: 5	R: 1 E: 0 K: 0 S: 4	H: 1 LOB: 0 BB: 0 P: 4	R: 3 E: 0 K: 0 S: 7	H: 4 LOB: 2 BB: 1 P: 11	R: 0 E: 0 K: 0 S: 3	H: 0 LOB: 0 BB: 0 P: 3	R: 0 E: 0 K: 0 S: 3	H: 0 LOB: 1 BB: 0 P: 4	R: 0 E: 0 K: 2 S: 7	H: 0 LOB: 0 BB: 0 P: 7	R: 0 E: 0 K: 0 S: 3	H: 0 LOB: 0 BB: 0 P: 3	R: 0 E: 0 K: 2 S: 8	H: 0 LOB: 0 BB: 0 P: 8		1B: 4 2B: 1 3B: 0 HR: 2	SF: 1 SAC: 0 DP: 0 HBP: 1	WP: 0 PB: 0 CS: 0
PITCHER Bill Pleis, L ERA: 4.57 Jim Kaat, L ERA: 3.07 Ray Moore, R ERA: 7.07	IP: 2.1 WLS: L BF: 17 H: 1 R: 0 ER: 0 SO: 2 BB: 1 IBB: 0 HBP: 1 BLK: 0 WP: 0 HR: 0 S: 19 P: 24 ERA: 0.00 WHIP: 0.429															PITCHER	IP: 2.1 WLS: L BF: 17 H: 1 R: 0 ER: 0 SO: 2 BB: 1 IBB: 0 HBP: 1 BLK: 0 WP: 0 HR: 0 S: 19 P: 24 ERA: 0.00 WHIP: 0.429			

Batter	1	2	3	4	5	6	7	8	9	AB	R	H	RBI	BB	SO	LOB	TOP												
Zoilo Versalles, R OBP: 0.316, SLG: 0.431	0-0 6-3		0-0 5-3		0-0 F9	0-0 F8		0-0 B2-3	5	0	0	0	0	0	0	2	Minnesota Twins @ New York Yankees Yankee Stadium, Bronx, NY Sun Jul 28 1963, 3:33 AM EDT Unknown - 95 F livebaseballscores.com												
Vic Power, R OBP: 0.277, SLG: 0.347	0-0 1-3		0-0 F9		0-0 1B	0-0 FC6-5 1B		0-0 2B	5	0	3	1	0	0	0														
Hamron Killebrew, R OBP: 0.351, SLG: 0.545 Bernie Allen, L OBP: 0.271, SLG: 0.299	0-0 1B		0-0 1-3		0-0 F9		0-3 K	0-0 3-1	5	0	1	0	0	1	3														
Bob Allison, R OBP: 0.384, SLG: 0.513	0-0 1B		4-0 FC6-4 BB		4-0 1B 3B BB	4-0 FC6-5 FC5-4		2	2	1	1	0	2	0	1														
Earl Battey, R OBP: 0.353, SLG: 0.485	0-0 F8		0-0 F8		0-0 F4	0-0 FC5-4		3	4	0	0	0	0	0	5														
Wally Post, R OBP: 0.235, SLG: 0.354 Jimmie Hall, L OBP: 0.326, SLG: 0.463		0-0 F4		0-0 FC6-4		0-0 BB 1B		0-0 4-3	3	1	1	0	0	0	1														
Don Mincher, L Lenny Green, L OBP: 0.310, SLG: 0.326		0-0 1-3			0-0 HR	4-0 1-2 3B BB		0-0 G3	3	2	1	1	1	0	0														
Johnny Goryl, R OBP: 0.365, SLG: 0.579		0-0 F9			0-0 F8	0-0 1-2 3B		0-0 F8	4	0	1	3	0	0	0														
Camilo Pascual, R OBP: 0.294, SLG: 0.333			0-0 F3		0-0 WP 1B 1B	0-0 F9		0-0 5-3	4	1	1	0	0	0	1														
Inning Stats	R: 0 E: 0 K: 0 S: 5	H: 2 LOB: 2 BB: 0 P: 5	R: 0 E: 0 K: 0 S: 3	H: 0 LOB: 0 BB: 0 P: 3	R: 0 E: 0 K: 0 S: 3	H: 0 LOB: 1 BB: 1 P: 7	R: 2 E: 0 K: 0 S: 6	H: 3 LOB: 1 BB: 0 P: 6	R: 3 E: 0 K: 0 S: 5	H: 2 LOB: 1 BB: 2 P: 13	R: 0 E: 0 K: 1 S: 6	H: 1 LOB: 1 BB: 0 P: 6	R: 0 E: 0 K: 0 S: 3	H: 0 LOB: 0 BB: 0 P: 3	R: 0 E: 0 K: 0 S: 4	H: 1 LOB: 1 BB: 0 P: 4		1B: 6 2B: 1 3B: 1 HR: 1	SF: 0 SAC: 0 DP: 0 HBP: 0	WP: 1 PB: 0 SB: 1 CS: 0	PA: 39								
PITCHER	IP WLS BF L	H R ER SO	BB IBB HBP BLK	WP HR S P	ERA WHIP	PITCHER														ERA WHIP									
Whitey Ford, L ERA: 3.29	5.1	7	5	5	0	3	0	0	0	1	1	23	35	8.44	1.875														
Bill Stafford, R ERA: 5.57	1.2	1	0	0	1	0	0	0	0	0	0	8	8	0.00	0.600														
Bill Kunkel, R ERA: 2.56	2.0	1	0	0	0	0	0	0	0	0	0	7	7	0.00	0.500														

Batter	1	2	3	4	5	6	7	8	9	AB	R	H	RBI	BB	SO	LOB	BOTTOM												
Tony Kubek, L OBP: 0.274, SLG: 0.318	0-0 F5	0-0 4-3			0-0 F8		0-0 6-3		0-0 F8	5	0	0	0	0	0	2	Minnesota Twins @ New York Yankees Yankee Stadium, Bronx, NY Sun Jul 28 1963, 3:33 AM EDT Unknown - 95 F livebaseballscores.com												
Bobby Richardson, R OBP: 0.304, SLG: 0.332	0-0 6-3		0-0 L7		0-0 F4		0-0 WP 1B		4	0	1	0	0	0	0														
Tom Tresh, S OBP: 0.360, SLG: 0.490	4-0 3B BB		0-0 G3		4-0 BB		4-0 1-2 BB		1	1	0	0	3	0	0														
Roger Maris, L OBP: 0.353, SLG: 0.593	0-0 1-2 3B		0-0 F8		0-0 G3		0-0 F5		4	0	1	1	0	0	3														
Joe Pepitone, L OBP: 0.307, SLG: 0.473	4-0 BB		0-0 G3		0-0 2-3		0-0 F6		3	0	0	0	1	0	2														
Yogi Berra, L OBP: 0.355, SLG: 0.500	0-0 4-3		0-0 3-1		0-0 L8		0-0 F9		4	0	0	0	0	0	4														
Hector Lopez, R OBP: 0.305, SLG: 0.434		0-0 FC5-6 1B		0-0 1B 1B		0-0 F4		0-0 F7	4	0	2	0	0	0	0														
Clete Boyer, R OBP: 0.309, SLG: 0.405		0-3 K		0-0 1-2 1B		0-0 F3		0-0 F8	4	0	1	0	0	1	1														
Whitey Ford, L OBP: 0.215, SLG: 0.233 Bill Stafford, R OBP: 0.316, SLG: 0.381 Phil Linz, R OBP: 0.333, SLG: 0.385 Bill Kunkel, R OBP: 0.333, SLG: 0.333 Elston Howard, R OBP: 0.326, SLG: 0.526	0-0 FC5-6		0-0 F6		0-3 K		0-0 1B		2	0	0	0	0	0	3														
Inning Stats	R: 1 E: 0 K: 0 S: 4	H: 1 LOB: 2 BB: 2 P: 12	R: 0 E: 0 K: 1 S: 6	H: 1 LOB: 1 BB: 0 P: 6	R: 0 E: 0 K: 0 S: 3	H: 0 LOB: 2 BB: 0 P: 3	R: 0 E: 0 K: 0 S: 5	H: 2 LOB: 2 BB: 0 P: 5	R: 0 E: 0 K: 0 S: 3	H: 0 LOB: 1 BB: 1 P: 7	R: 0 E: 0 K: 0 S: 3	H: 0 LOB: 0 BB: 0 P: 3	R: 0 E: 0 K: 1 S: 5	H: 0 LOB: 0 BB: 0 P: 5	R: 0 E: 0 K: 0 S: 4	H: 1 LOB: 2 BB: 1 P: 8		R: 0 E: 0 K: 0 S: 4	H: 1 LOB: 1 BB: 0 P: 4	1B: 5 2B: 0 3B: 1 HR: 0	SF: 0 SAC: 0 DP: 0 HBP: 0	WP: 2 PB: 0 SB: 0 CS: 0	PA: 37						
PITCHER	IP WLS BF L	H R ER SO	BB IBB HBP BLK	WP HR S P	ERA WHIP	PITCHER														ERA WHIP									
Camilo Pascual, R ERA: 2.45	9.0	6	1	1	2	4	0	0	0	2	0	37	53	1.00	1.111														

AB 36
R 5
H 9
RBI 5
BB 3
SO 1
LOB 13



AB 33
R 1
H 6
RBI 1
BB 4
SO 2
LOB 15



Batter	1	2	3	4	5	6	7	8	9	AB	R	H	RBI	BB	SO	LOB	TOP		
Zoilo Versalles, R OBP: 0.313, SLG: 0.427	4-3	G5-3			F6		G6-4-3			4	0	0	0	0	0	3	Minnesota Twins @ New York Yankees Yankee Stadium, Bronx, NY Sun Jul 28 1963, 3:38 AM EDT Att: 29,813 - Overcast - 92 F livebaseballscorecards.com		
Vic Power, R OBP: 0.280, SLG: 0.357	L3			HR	FC5-4		F9		4	1	2	1	0	0	0				
Harmon Killebrew, R OBP: 0.360, SLG: 0.540	E			K	FC5-4		F3		3	0	0	0	1	1	1				
Don Mincher, L OBP: 0.351, SLG: 0.610	E4			1B	4-3		4-3		4	0	1	0	0	0	2				
Bob Allison, R OBP: 0.382, SLG: 0.510	F7			K	5-3		SH1-4		4	0	1	0	0	1	3				
Jimmie Hall, L OBP: 0.326, SLG: 0.461		K	K		SH1-4		SH1-4		3	0	1	0	0	2	1				
Johnny Goryl, R OBP: 0.369, SLG: 0.581	E9			5-3	G5-4-3		BB		3	1	1	0	1	0	1				
Jerry Zimmerman, R OBP: 0.207, SLG: 0.207	HBP			4-3	6-3		K		4	0	1	1	0	1	2				
Dick Stigman, R OBP: 0.226, SLG: 0.130				F9			6-3		2	0	0	0	1	0	2				
Bill Dailey, R OBP: 0.267, SLG: 0.214							BB		0	0	0	0	0	0	0				
Inning Stats	R: 0 E: 1 K: 0 S: 4	H: 0 LOB: 2 BB: 1 P: 8	R: 1 E: 1 K: 1 S: 6	H: 2 LOB: 1 BB: 0 P: 7	R: 1 E: 0 K: 3 S: 11	H: 2 LOB: 1 BB: 0 P: 11	R: 0 E: 0 K: 0 S: 3	H: 0 LOB: 0 BB: 0 P: 3	R: 0 E: 0 K: 0 S: 2	H: 0 LOB: 0 BB: 1 P: 6	R: 0 E: 0 K: 0 S: 3	H: 0 LOB: 0 BB: 1 P: 3	R: 0 E: 0 K: 1 S: 6	H: 1 LOB: 2 BB: 1 P: 10	1B: 5 2B: 1 3B: 0 HR: 1	SF: 0 SAC: 1 DP: 3 HBP: 1	WP: 0 PA: 36 CS: 0		
PITCHER	IP	WLS	BF	H	R	ER	SO	BB	IBB	HBP	BLK	WP	HR	S	P	ERA	WHIP		
Stan Williams, R ERA: 4.05	8.0		31	6	2	2	4	2	0	1	0	0	1	36	45	2.25	1.000		
Hal Reniff, R ERA: 3.13	1.0	W	5	1	0	0	1	1	0	0	0	0	0	6	10	0.00	2.000		

Batter	1	2	3	4	5	6	7	8	9	AB	R	H	RBI	BB	SO	LOB	BOTTOM				
Tony Kubek, L OBP: 0.272, SLG: 0.314	K		K			F8		F7		4	0	0	0	0	2	2	Minnesota Twins @ New York Yankees Yankee Stadium, Bronx, NY Sun Jul 28 1963, 3:38 AM EDT Att: 29,813 - Overcast - 92 F livebaseballscorecards.com				
Bobby Richardson, R OBP: 0.304, SLG: 0.331	L9				G6-4-3	F9		4-3		4	0	1	0	0	0	1					
Tom Tresh, S OBP: 0.359, SLG: 0.487	F3				F3	F8		1B		4	1	1	0	0	0	1					
Elston Howard, R OBP: 0.328, SLG: 0.524					G6-4-3	FC6		1B		3	1	1	0	1	0	1					
Harry Bright, R OBP: 0.331, SLG: 0.486						1B		1B		4	1	2	1	0	0	1					
Jack Reed, R OBP: 0.293, SLG: 0.302						FC6		1B		0	0	0	0	0	0	0					
Hector Lopez, R OBP: 0.305, SLG: 0.431					HR	F9		1B		4	0	1	2	0	1	1					
Joe Pepitone, L OBP: 0.307, SLG: 0.472					K	L9		1B		3	0	1	0	0	1	1					
Clete Boyer, R OBP: 0.309, SLG: 0.404						FC5-4		F7		3	0	1	0	0	0	1					
Stan Williams, R OBP: 0.120, SLG: 0.167						FC5-4		F7		2	0	0	0	0	1	2					
Phil Linz, R OBP: 0.342, SLG: 0.385					F7			S		0	0	0	0	1	0	0					
Hal Reniff, R ERA: 2.17								BB		0	0	0	0	0	0	0					
Inning Stats	R: 0 E: 0 K: 1 S: 5	H: 0 LOB: 0 BB: 0 P: 5	R: 0 E: 0 K: 1 S: 5	H: 0 LOB: 0 BB: 0 P: 5	R: 0 E: 0 K: 2 S: 8	H: 1 LOB: 1 BB: 0 P: 8	R: 0 E: 0 K: 0 S: 3	H: 1 LOB: 0 BB: 0 P: 3	R: 1 E: 0 K: 1 S: 7	H: 2 LOB: 1 BB: 0 P: 7	R: 0 E: 0 K: 0 S: 3	H: 0 LOB: 0 BB: 0 P: 3	R: 0 E: 0 K: 0 S: 4	H: 1 LOB: 1 BB: 0 P: 4	R: 0 E: 0 K: 0 S: 3	H: 0 LOB: 1 BB: 1 P: 7	R: 2 E: 0 K: 0 S: 3	H: 3 LOB: 2 BB: 1 P: 7	1B: 7 2B: 0 3B: 0 HR: 1	SF: 0 SAC: 0 DP: 1 HBP: 0	WP: 0 PA: 33 CS: 0
PITCHER	IP	WLS	BF	H	R	ER	SO	BB	IBB	HBP	BLK	WP	HR	S	P	ERA	WHIP				
Dick Stigman, L ERA: 2.95	8.0	L	32	7	3	3	5	2	0	0	0	0	0	1	40	48	3.38	1.125			
Bill Dailey, R ERA: 2.17	0.0		1	1	0	0	0	0	0	0	0	0	0	1	1	∞	∞				

Batter	1	2	3	4	5	6	7	8	9	AB	R	H	RBI	BB	SO	LOB	TOP																		
Zoilo Versalles, R OBP: 0.311, SLG: 0.424	5-3		4-3		G4-6-3			HR	K	5	1	1	0	0	1	1	Minnesota Twins @ Boston Red Sox Fenway Park, Boston, MA Mon Jul 29 1963, 7:05 PM EDT Att: 10,104 - Unknown																		
Vic Power, R OBP: 0.285, SLG: 0.370	1B		1B			6-3		HR		4	1	3	2	0	0	0																			
Harmon Killebrew, R OBP: 0.355, SLG: 0.532	K		K			F9		5-3		4	0	0	0	0	2	2																			
Don Mincher, L OBP: 0.357, SLG: 0.640	K			F2		1B		HR		4	1	2	1	0	1	1																			
Bob Allison, R OBP: 0.383, SLG: 0.518		1B		HR		K		K		4	1	2	1	0	2	1																			
Jimmie Hall, L OBP: 0.325, SLG: 0.462		F5		K			3-1			4	0	1	0	0	1	1																			
Earl Batley, R OBP: 0.352, SLG: 0.491		K		K			HR	6-3		4	1	1	1	0	2	2																			
Johnny Goryl, R OBP: 0.366, SLG: 0.570		F9			G4-6-3		L5		K	4	0	1	0	0	1	1																			
Jim Perry, S OBP: 0.306, SLG: 0.233			K			F9			4-3	0	0	0	0	0	0	0																			
Gary Roggenburk, R OBP: 0.167, SLG: 0.167							6-3			2	0	0	0	0	1	1																			
Lenny Green, L OBP: 0.338, SLG: 0.324										1	0	0	0	0	0	0																			
Bill Dalley, R OBP: 0.287, SLG: 0.214										0	0	0	0	0	0	0																			
Vic Wertz, L OBP: 0.233, SLG: 0.270										1	0	0	0	0	0	0																			
Inning Stats	R: 0 E: 0 K: 2 S: 8	H: 1 LOB: 1 BB: 0 P: 8	R: 0 E: 0 K: 1 S: 6	H: 1 LOB: 1 BB: 0 P: 6	R: 0 E: 0 K: 2 S: 8	H: 1 LOB: 1 BB: 0 P: 8	R: 1 E: 0 K: 2 S: 8	H: 1 LOB: 0 BB: 0 P: 8	R: 0 E: 0 K: 1 S: 3	H: 1 LOB: 0 BB: 0 P: 3	R: 0 E: 0 K: 1 S: 6	H: 1 LOB: 1 BB: 0 P: 6	R: 1 E: 0 K: 0 S: 4	H: 1 LOB: 0 BB: 0 P: 4	R: 3 E: 0 K: 1 S: 9	H: 4 LOB: 1 BB: 0 P: 9	R: 0 E: 0 K: 2 S: 7	H: 0 LOB: 0 BB: 0 P: 7	1B: 6 2B: 1 3B: 0 HR: 4	SF: 0 SAC: 0 DP: 1 HBP: 0	WP: 0 PB: 0 SB: 0 CS: 0	PA: 37													
PITCHER	IP WLS BF H R ER SO BB IBB HBP BLK WP HR S P ERA WHIP																																		
Bill Monbouquette, R ERA: 3.12	(1, 1)	7.1	W	31	10	5	5	8	0	0	0	0	0	0	4	47	47	6.14	1.364																
Dick Radatz, R ERA: 1.13	(8, 1)	1.2	S	6	1	0	0	3	0	0	0	0	0	0	0	12	12	0.00	0.600																

livebaseballscores.com





AB 37
R 5
H 11
RBI 5
BB 0
SO 11
LOB 10

Batter	1	2	3	4	5	6	7	8	9	AB	R	H	RBI	BB	SO	LOB	BOTTOM																	
Chuck Schilling, R OBP: 0.323, SLG: 0.367	1B	F4	F7			2B		5-3		4	1	1	0	1	0	2	Minnesota Twins @ Boston Red Sox Fenway Park, Boston, MA Mon Jul 29 1963, 7:05 PM EDT Att: 10,104 - Unknown																	
Gary Geiger, L OBP: 0.357, SLG: 0.513	HR	FC3-6		4-3		K		F7		5	1	2	0	0	1	1																		
Carl Yastrzemski, L OBP: 0.419, SLG: 0.501	F6	FC3-6	FC6-4	K		F6				4	0	0	0	0	1	5																		
Frank Maltzone, R OBP: 0.353, SLG: 0.463	E6	FC6-4		F5		5-3				4	1	0	0	0	0	4																		
Dick Stuart, R OBP: 0.312, SLG: 0.479	HR		PB	1B	2B	1B		K		4	2	3	3	0	1	0																		
Russ Nixon, L OBP: 0.333, SLG: 0.427	4-3		PB	2B	1B		4-3			4	1	1	0	0	0	1																		
Eddie Bressoud, R OBP: 0.314, SLG: 0.416	HR		K			F8		BB		3	1	1	1	1	1	3																		
Roman Mejias, R OBP: 0.259, SLG: 0.356	F3						F3			3	0	1	2	1	0	1																		
Bill Monbouquette, R ERA: 3.15			FC3-6							3	0	1	0	0	0	3																		
Dick Radatz, R ERA: 0.987					F9			1-3		1	0	0	0	0	0	0																		
Inning Stats	R: 5 E: 1 K: 0 S: 7	H: 3 LOB: 0 BB: 1 P: 11	R: 0 E: 0 K: 0 S: 5	H: 2 LOB: 2 BB: 0 P: 5	R: 2 E: 0 K: 1 S: 8	H: 3 LOB: 1 BB: 0 P: 8	R: 0 E: 0 K: 1 S: 5	H: 0 LOB: 0 BB: 0 P: 5	R: 0 E: 0 K: 1 S: 4	H: 1 LOB: 2 BB: 1 P: 8	R: 0 E: 0 K: 1 S: 6	H: 1 LOB: 1 BB: 0 P: 6	R: 0 E: 0 K: 1 S: 5	H: 0 LOB: 1 BB: 1 P: 9	R: 0 E: 0 K: 0 S: 3	H: 0 LOB: 0 BB: 0 P: 3	R: 0 E: 0 K: 0 S: 3	H: 0 LOB: 0 BB: 0 P: 3	1B: 5 2B: 3 3B: 0 HR: 2	SF: 0 SAC: 0 DP: 0 HBP: 0	WP: 0 PB: 1 SB: 0 CS: 0	PA: 38												
PITCHER	IP WLS BF H R ER SO BB IBB HBP BLK WP HR S P ERA WHIP																																	
Jim Perry, R ERA: 3.15	(1, 1)	1.1	L	11	5	5	3	0	1	0	0	0	0	0	25	29	1.93	1.071																
Gary Roggenburk, L ERA: 2.38	(2, 1)	4.2		20	5	2	1	3	0	1	0	0	0	0	8	12	0.00	0.500																
Bill Dalley, R ERA: 2.11	(7, 1)	2.0		7	0	0	0	1	1	0	0	0	0	0	0	0	0.00	0.500																

livebaseballscores.com



AB 35
R 7
H 10
RBI 6
BB 3
SO 4
LOB 20

Batter	1	2	3	4	5	6	7	8	9	AB	R	H	RBI	BB	SO	LOB	TOP								
Rich Rollins, R OBP: 0.361, SLG: 0.471 (1, 5)	F8		K2-4-2 1B	1-3		SH3-4 1B BB	1B		5-3	5	1	2	0	1	0	2	Minnesota Twins @ Boston Red Sox Fenway Park, Boston, MA Tue Jul 30 1963, 7:05 PM EDT Att: 15,194 - Unknown 								
Vic Power, R OBP: 0.286, SLG: 0.370 (1, 4)	1B		K2-4-2		F9	SH3-4	1B		6-3	5	0	2	0	0	0	1									
Harmon Killebrew, R OBP: 0.359, SLG: 0.530 (1, 7)	F5		1B		BB	1B	IBB		6-3	3	0	1	0	2	0	3									
Don Mincher, L OBP: 0.359, SLG: 0.622 (1, 3)	F8		K		F9	BB	1B		1B	4	0	1	2	1	1	3									
Bob Allison, R OBP: 0.381, SLG: 0.514 (1, 9)	BB 1B		K		F7	K	K		K	5	0	1	0	0	3	4									
Earl Battey, R OBP: 0.355, SLG: 0.490 (1, 2)	K		K		E 2B BB	1B	K		K	3	2	1	0	2	2	2									
Jimmie Hall, L OBP: 0.326, SLG: 0.459 (1, 8)	F2		E3 2B		1-2	1B	1B		1B	4	1	1	0	1	0	5									
Johnny Goryl, R OBP: 0.380, SLG: 0.585 (1, 6)										2	1	2	1	1	0	0									
Zolo Versalles, R OBP: 0.310, SLG: 0.422 (6, 6)										2	0	0	0	0	0	2									
Jim Kaat, L OBP: 0.172, SLG: 0.214 (1, 1)										2	0	0	0	0	1	4									
Jim Perry, S OBP: 0.306, SLG: 0.233 (5, 1)										0	0	0	0	0	0	0									
Vic Wertz, L OBP: 0.250, SLG: 0.289 (6, PH)										1	0	1	2	0	0	0									
Bernie Allen, L OBP: 0.271, SLG: 0.299 (6, PR)										0	1	0	0	0	0	0									
Bill Dailey, R OBP: 0.235, SLG: 0.188 (6, 1)										2	0	0	0	0	2	0									
Inning Stats	R: 0 E: 0 K: 0 S: 4	H: 1 LOB: 1 BB: 0 P: 4	R: 0 E: 0 K: 2 S: 8	H: 1 LOB: 2 BB: 1 P: 12	R: 0 E: 0 K: 2 S: 8	H: 2 LOB: 1 BB: 0 P: 8	R: 1 E: 1 K: 1 S: 7	H: 1 LOB: 2 BB: 1 P: 11	R: 0 E: 0 K: 0 S: 3	H: 0 LOB: 1 BB: 1 P: 7	R: 5 E: 0 K: 1 S: 9	H: 4 LOB: 3 BB: 4 P: 25	R: 0 E: 0 K: 1 S: 7	H: 2 LOB: 2 BB: 0 P: 7	R: 0 E: 0 K: 2 S: 8	H: 1 LOB: 2 BB: 1 P: 12		R: 0 E: 0 K: 1 S: 5	H: 0 LOB: 0 BB: 0 P: 5	1B: 11 2B: 2 3B: 0 HR: 0	SF: 0 SAC: 1 DP: 1 HBP: 0	WP: 1 PB: 1 SB: 0 CS: 0	PA: 47		
PITCHER	IP	WLS	BF	H	R	ER	SO	BB	IBB	HBP	BLK	WP	HR	S	P	ERA	WHIP								
Bob Turley, R ERA: 3.7 (1, 1)	5.0	L	26	7	4	4	5	4	0	0	0	0	0	32	48	7.20	2.200								
Jack Lamabe, R ERA: 3.19 (6, 1)	0.1		4	1	0	0	0	1	1	0	0	1	0	2	10	0.00	6.000								
Wilbur Wood, L ERA: 3.8 (6, 1)	1.2		9	3	2	2	2	1	0	0	0	0	0	12	16	10.80	2.400								
Arnold Earley, L ERA: 4.76 (8, 1)	2.0		8	1	0	0	3	1	0	0	0	0	0	13	17	0.00	1.000								
Batter	1	2	3	4	5	6	7	8	9	AB	R	H	RBI	BB	SO	LOB	BOTTOM								
Gary Geiger, L OBP: 0.354, SLG: 0.506 (1, 8)	FC4-6 1B		G3		G3		1-3		F6	5	1	1	0	0	0	2	Minnesota Twins @ Boston Red Sox Fenway Park, Boston, MA Tue Jul 30 1963, 7:05 PM EDT Att: 15,194 - Unknown 								
Chuck Schilling, R OBP: 0.324, SLG: 0.369 (1, 4)	FC4-6 BB		2B		F4		K			3	1	1	0	1	1	0									
Carl Yastrzemski, L OBP: 0.419, SLG: 0.504 (1, 7)	FC4-6 1B		FC SF8 2B		S 1B				6-3	4	1	2	1	0	0	2									
Dick Stuart, R OBP: 0.313, SLG: 0.478 (1, 3)	G6-4-3 1B		FC		FC4 BB				F4	3	0	1	1	1	0	1									
Frank Matzone, R OBP: 0.350, SLG: 0.459 (1, 5)	G6-4-3		SF8		FC4				5-3	3	0	0	1	0	0	4									
Roman Mejias, R OBP: 0.255, SLG: 0.350 (1, 9)	L5		F4		K2-3				K	4	0	0	0	0	2	1									
Eddie Bressoud, R OBP: 0.316, SLG: 0.417 (1, 6)	FC4-6 1B		4-3		K				FC4-6 1B	4	0	2	0	0	1	0									
Bob Tillman, R OBP: 0.315, SLG: 0.381 (1, 2)	FC4-6		5-3		K				FC4-6 1B	3	0	0	0	0	1	1									
Russ Nixon, L OBP: 0.331, SLG: 0.424 (9, PH)	FC4-6								FC4-6 1B	1	0	0	0	0	0	1									
Bob Turley, R OBP: 0.172, SLG: 0.214 (6, 1)	FC6-4									2	0	1	0	0	0	1									
Jack Lamabe, R (6, 1)										0	0	0	0	0	0	0									
Wilbur Wood, R (6, 1)										0	0	0	0	0	0	0									
Felix Mantilla, R OBP: 0.192 (6, 1)										1	0	0	0	0	0	0									
Arnold Earley, L OBP: 0.352 (6, 1)										0	0	0	0	0	0	0									
Dick Williams, R OBP: 0.301, SLG: 0.417 (6, PH)										1	0	1	0	0	0	0									
Inning Stats	R: 1 E: 0 K: 0 S: 4	H: 2 LOB: 1 BB: 1 P: 8	R: 0 E: 0 K: 0 S: 4	H: 1 LOB: 0 BB: 0 P: 4	R: 2 E: 0 K: 0 S: 6	H: 2 LOB: 1 BB: 0 P: 6	R: 0 E: 0 K: 0 S: 3	H: 1 LOB: 0 BB: 0 P: 3	R: 0 E: 0 K: 0 S: 4	H: 1 LOB: 2 BB: 1 P: 8	R: 0 E: 0 K: 3 S: 9	H: 0 LOB: 0 BB: 0 P: 9	R: 0 E: 0 K: 1 S: 5	H: 0 LOB: 0 BB: 0 P: 5	R: 0 E: 0 K: 0 S: 3	H: 0 LOB: 0 BB: 0 P: 3	R: 0 E: 0 K: 1 S: 7	H: 2 LOB: 2 BB: 0 P: 7	1B: 7 2B: 2 3B: 0 HR: 0	SF: 1 SAC: 0 DP: 1 HBP: 0	WP: 0 PB: 0 SB: 1 CS: 0	PA: 37			
PITCHER	IP	WLS	BF	H	R	ER	SO	BB	IBB	HBP	BLK	WP	HR	S	P	ERA	WHIP								
Jim Kaat, L ERA: 3.73 (1, 1)	4.2		22	7	3	3	0	2	0	0	0	0	0	20	28	5.79	1.929								
Jim Perry, R ERA: 3.14 (5, 1)	0.1		1	0	0	0	0	0	0	0	0	0	0	1	1	0.00	0.000								
Bill Dailey, R ERA: 2.0 (6, 1)	4.0	W	14	2	0	0	5	0	0	0	0	0	0	24	24	0.00	0.500								

Batter	1	2	3	4	5	6	7	8	9	AB	R	H	RBI	BB	SO	LOB	TOP								
Rich Rollins, R OBP: 0.364, SLG: 0.470 (1, 5)	5-3		G5-4-3		1B	HBP	BB	4-3		5	0	2	0	0	0	5									
Vic Power, R OBP: 0.284, SLG: 0.367 (1, 4) (9, 3)	F8		1B		F9	FC5	F7		F7	6	0	1	1	0	0	7									
Hamron Killebrew, R OBP: 0.361, SLG: 0.528 Lenny Green, L OBP: 0.308, SLG: 0.324 (1, 7) (9, 8)	F2		1B		K				K	5	1	2	0	1	2	2									
Don Mincher, L OBP: 0.358, SLG: 0.604 Bernie Allen, L OBP: 0.271, SLG: 0.299 (1, 3) (9, 4)		F7	3-1		1B				F2	6	1	2	1	0	0	5									
Bob Allison, R OBP: 0.381, SLG: 0.523 (1, 9)		F2			K				F8	5	2	2	2	0	1	2									
Earl Battey, R OBP: 0.353, SLG: 0.486 (1, 2)		5-3			F4				K	5	1	1	1	0	1	0									
Jimmie Hall, L OBP: 0.333, SLG: 0.473 (1, 8) (9, 7)			2B		K				K	4	2	3	2	1	1	0									
Zoilo Versalles, R OBP: 0.313, SLG: 0.426 (1, 6)			G5-4-3		1B				E6	4	1	2	0	1	0	2									
Lee Stange, R OBP: 0.238, SLG: 0.111 Bill Pleis, L OBP: 0.333, SLG: 0.167 (1, 1) (4, 1)			1B		1B				SH1-4	0	0	0	0	1	0	0									
Inning Stats	R: 0 E: 0 K: 0 S: 3	H: 0 LOB: 0 BB: 0 P: 3	R: 0 E: 0 K: 0 S: 3	H: 0 LOB: 0 BB: 0 P: 3	R: 2 E: 0 K: 0 S: 6	H: 4 LOB: 2 BB: 1 P: 10	R: 1 E: 0 K: 1 S: 6	H: 2 LOB: 1 BB: 0 P: 6	R: 1 E: 0 K: 2 S: 10	H: 3 LOB: 2 BB: 0 P: 10	R: 0 E: 1 K: 1 S: 7	H: 1 LOB: 3 BB: 0 P: 8	R: 5 E: 1 K: 0 S: 9	H: 6 LOB: 3 BB: 2 P: 17	R: 0 E: 1 K: 1 S: 6	H: 0 LOB: 3 BB: 2 P: 14	R: 0 E: 0 K: 1 S: 5	H: 0 LOB: 0 BB: 0 P: 5	1B: 12 2B: 2 3B: 0 HR: 2	SF: 0 SAC: 1 DP: 1 HBP: 1	WP: 0 PB: 0 SB: 0 CS: 0	PA: 49			
PITCHER	IP	WLS	BF	H	R	ER	SO	BB	IBB	HBP	BLK	WP	HR	S	P	ERA	WHIP								
Bob Heffner, R ERA: 4.59 (1, 1)	4.2		22	9	4	4	2	1	0	0	0	0	1	25	29	7.71	2.143								
Jack Lamabe, R ERA: 3.23 (5, 1)	1.1	L	9	3	2	2	2	0	0	1	0	0	0	12	13	13.50	2.250								
Dick Radatz, R ERA: 1.38 (7, 1)	2.0		15	4	3	2	1	4	0	0	0	0	1	13	29	9.00	4.000								
Arnold Earley, L ERA: 4.7 (9, 1)	1.0		3	0	0	0	1	0	0	0	0	0	0	5	5	0.00	0.000								

Minnesota Twins @ Boston Red Sox
Fenway Park, Boston, MA
Wed Jul 31 1963, 3:33 AM EDT
Att: 7,972 - Unknown

AB 42
R 9
H 16
RBI 7
BB 5
SO 6
LOB 25



Batter	1	2	3	4	5	6	7	8	9	AB	R	H	RBI	BB	SO	LOB	BOTTOM								
Chuck Schilling, R OBP: 0.321, SLG: 0.365 (1, 4)	F6		5-3	E6			1-3		6-3	5	0	0	0	0	0	1									
Gary Geiger, L OBP: 0.347, SLG: 0.496 (1, 8)	5-3		4-3	F8			K		K	5	0	0	0	0	2	2									
Carl Yastrzemski, L OBP: 0.419, SLG: 0.504 (1, 7)	G3			HR	K					4	1	2	0	0	1	0									
Dick Stuart, R OBP: 0.315, SLG: 0.486 (1, 3)		K		HR	FC1-4		F2			4	1	2	2	0	1	1									
Frank Matzone, R OBP: 0.349, SLG: 0.459 (1, 5)		6-3		HR	FC1-4		6-3			4	1	1	0	0	0	1									
Roman Mejias, R OBP: 0.259, SLG: 0.364 (1, 9)		S		HR	F6		F7			4	1	2	2	0	0	1									
Eddie Bressoud, R OBP: 0.320, SLG: 0.425 (1, 6)		FC4-6		HR	E		F8		HR	2	1	1	1	2	0	0									
Russ Nixon, L OBP: 0.324, SLG: 0.414 (1, 2)		FC4-6		F9	F9		F9		4-3	4	0	0	0	0	0	3									
Bob Heffner, R OBP: 0.211, SLG: 0.222 Jack Lamabe, R OBP: 0.043, SLG: 0.087 Dick Radatz, R OBP: 0.286, SLG: 0.357 Arnold Earley, L OBP: 0.357, SLG: 0.411 (1, 1) (5, 1) (9, 1) (9, PH)		F9		F9	F9		6-3		5-3	2	0	0	0	0	0	1									
Inning Stats	R: 0 E: 0 K: 0 S: 3	H: 1 LOB: 2 BB: 1 P: 10	R: 0 E: 0 K: 0 S: 3	H: 0 LOB: 0 BB: 0 P: 3	R: 4 E: 1 K: 0 S: 8	H: 4 LOB: 2 BB: 1 P: 12	R: 0 E: 0 K: 0 S: 3	H: 1 LOB: 1 BB: 0 P: 6	R: 0 E: 0 K: 1 S: 6	H: 0 LOB: 0 BB: 0 P: 3	R: 0 E: 0 K: 1 S: 6	H: 1 LOB: 1 BB: 0 P: 6	R: 1 E: 0 K: 0 S: 4	H: 1 LOB: 0 BB: 0 P: 4	R: 0 E: 0 K: 1 S: 5	H: 0 LOB: 0 BB: 0 P: 5	1B: 4 2B: 1 3B: 0 HR: 3	SF: 0 SAC: 0 DP: 0 HBP: 0	WP: 0 PB: 0 SB: 1 CS: 0	PA: 38					
PITCHER	IP	WLS	BF	H	R	ER	SO	BB	IBB	HBP	BLK	WP	HR	S	P	ERA	WHIP								
Lee Stange, R ERA: 3.26 (1, 1)	3.0		16	5	4	4	1	2	0	0	0	0	1	16	24	12.00	2.333								
Bill Pleis, L ERA: 4.2 (4, 1)	6.0	W	22	3	1	1	3	0	0	0	0	0	1	28	28	1.50	0.500								

Minnesota Twins @ Boston Red Sox
Fenway Park, Boston, MA
Wed Jul 31 1963, 3:33 AM EDT
Att: 7,972 - Unknown

AB 36
R 5
H 8
RBI 5
BB 2
SO 4
LOB 10



Batter	1	2	3	4	5	6	7	8	9	AB	R	H	RBI	BB	SO	LOB	TOP										
Rich Rollins, R OBP: 0.369, SLG: 0.482 (1, 5)	0-0 1-3		0-0 6-3		0-0 1B		0-0 1B		0-0 1B HR	5	1	3	0	0	0	0											
Vic Power, R OBP: 0.289, SLG: 0.372 (1, 4) (9, 3)	0-0 2B		F9		0-0 4-3		F9		0-0 1B HR	5	1	2	0	0	0	2											
Hamon Killebrew, R OBP: 0.364, SLG: 0.532 Lenny Green, L OBP: 0.308, SLG: 0.324 (1, 7) (9, 8)	0-3 K		0-0 1-3		0-3 K		F8		0-0 1B HR 1-H 2-H	5	1	1	3	0	2	2											
Don Mincher, L OBP: 0.367, SLG: 0.590 Bernie Allen, L OBP: 0.271, SLG: 0.299 (1, 3) (9, 4)	4-0 BB			0-3 K		0-0 HR 2B		0-0 1B 2B	0-0 F5	4	2	2	0	1	1	0											
Jimmie Hall, L OBP: 0.334, SLG: 0.490 (1, 8) (9, 7)	0-0 F9			4-0 S BB		0-0 HR 2H		0-3 K	0-0 1-3	4	1	1	2	1	1	3											
Bob Allison, R OBP: 0.384, SLG: 0.528 (1, 9)		0-0 HR		0-3 K		0-0 3-1		0-0 F8		4	1	1	1	0	1	2											
Earl Batley, R OBP: 0.353, SLG: 0.483 (1, 2)		0-0 5-3		0-0 6-3		0-0 FC4-6 1B		0-0 1-H 2B		4	0	2	1	0	0	1											
Zolio Versailles, R OBP: 0.309, SLG: 0.419 (1, 6)		0-0 1-3			0-0 F7		0-0 FC4-6 1-2		0-0 F9	4	0	0	0	0	0	2											
Dick Stigman, R OBP: 0.212, SLG: 0.121 (1, 1)		0-3 K		0-3 K		0-3 K		0-0 5-3		0-3 K	4	0	0	0	0	3	0										
Inning Stats	R: 0 E: 0 K: 1 S: 6	H: 1 LOB: 2 BB: 1 P: 10	R: 1 E: 0 K: 1 S: 6	H: 1 LOB: 0 BB: 0 P: 6	R: 0 E: 0 K: 2 S: 3	H: 0 LOB: 1 BB: 1 P: 11	R: 0 E: 0 K: 1 S: 6	H: 1 LOB: 1 BB: 0 P: 6	R: 2 E: 0 K: 1 S: 8	H: 3 LOB: 1 BB: 0 P: 8	R: 0 E: 0 K: 0 S: 4	H: 1 LOB: 1 BB: 0 P: 4	R: 1 E: 0 K: 1 S: 7	H: 2 LOB: 1 BB: 0 P: 7	R: 3 E: 0 K: 1 S: 8	H: 3 LOB: 0 BB: 0 P: 8	1B: 6 2B: 3 3B: 0 HR: 3	SF: 0 SAC: 0 DP: 0 HBP: 0	WP: 0 PB: 0 SB: 1 CS: 1	PA: 41							
PITCHER	IP	WLS	BF	H	R	ER	SO	BB	IBB	HBP	BLK	WP	HR	S	P	ERA	WHIP										
Dave Wickersham, R ERA: 4.04 (1, 1)	7.0	L	30	7	3	3	6	2	0	0	0	0	2	40	48	3.86	1.286										
Ted Bowsfield, L ERA: 5.08 (8, 1)	2.0		11	5	4	4	2	0	0	0	0	0	1	15	15	18.00	2.500										

Minnesota Twins @ Kansas City Athletics
Municipal Stadium, Kansas City, MO
Sat Aug 03 1963, 8:05 PM EDT
Att: 11,107 - Unknown

livebaseballscores.com

AB 39
R 7
H 12
RBI 7
BB 2
SO 8
LOB 12



Batter	1	2	3	4	5	6	7	8	9	AB	R	H	RBI	BB	SO	LOB	BOTTOM										
Gino Cimoli, R OBP: 0.318, SLG: 0.385 (1, 9)	0-0 6-3	0-0 FC4-6 1-2			0-0 6-3		0-0 6-3		0-0 1-H 3-H 3B	5	0	1	2	0	0	3											
Wayne Causey, L OBP: 0.360, SLG: 0.444 (1, 6)	0-0 FC3-6 1B		0-0 F9		0-0 WP 1B		0-0 F7		0-0 F2	5	0	2	0	0	0	1											
Ed Charles, R OBP: 0.342, SLG: 0.393 (1, 5)	0-0 FC3-6 1-2 1B		0-0 6-3		0-3 K		0-0 F9			4	0	1	0	0	1	1											
Norm Siebern, L OBP: 0.377, SLG: 0.432 (1, 3)	0-0 FC3-6 1-2 2-3 1B		0-3 K		0-3 K		0-3 K		4-0 BB	3	0	0	0	1	2	2											
Ken Harrelson, R OBP: 0.304, SLG: 0.408 (1, 7)	0-0 FC5-4 1-2			4-0 G3 BB		0-0 6-3		0-3 K		3	0	0	0	1	1	3											
Jerry Lumpe, L OBP: 0.320, SLG: 0.364 (1, 4)		0-0 1B 1B		0-0 F8		0-3 K			0-0 6-3	4	0	1	0	0	1	1											
Doc Edwards, R OBP: 0.277, SLG: 0.358 (1, 2)		0-0 FC4-6 1-2 1B		0-0 G3		0-0 F4		0-3 K2-3		4	0	1	0	0	1	1											
Bobby Del Greco, R OBP: 0.289, SLG: 0.296 (1, 8)		0-0 F8		0-0 6-3		0-0 F7		0-0 1B 3B 1B		4	1	1	0	0	0	3											
Dave Wickersham, R OBP: 0.161, SLG: 0.145 Chuck Essegian, R OBP: 0.293, SLG: 0.340 Ted Bowsfield, R OBP: 0.182, SLG: 0.105 George Alusik, R OBP: 0.332, SLG: 0.429 (1, 1) (7, PH) (8, 1) (8, PH)		0-0 F1			0-3 K		4-0 BB		0-0 1-3 3B 1B	2	0	0	0	0	1	2											
Inning Stats	R: 0 E: 0 K: 0 S: 5	H: 2 LOB: 2 BB: 0 P: 5	R: 0 E: 0 K: 0 S: 5	H: 2 LOB: 0 BB: 0 P: 5	R: 0 E: 0 K: 0 S: 3	H: 0 LOB: 1 BB: 1 P: 7	R: 0 E: 0 K: 2 S: 8	H: 1 LOB: 1 BB: 0 P: 8	R: 0 E: 0 K: 2 S: 7	H: 0 LOB: 0 BB: 0 P: 7	R: 0 E: 0 K: 0 S: 3	H: 0 LOB: 1 BB: 1 P: 7	R: 1 E: 0 K: 1 S: 5	H: 0 LOB: 1 BB: 1 P: 9	R: 2 E: 0 K: 1 S: 8	H: 3 LOB: 1 BB: 0 P: 8	1B: 7 2B: 0 3B: 1 HR: 0	SF: 0 SAC: 0 DP: 0 HBP: 0	WP: 1 PB: 0 SB: 0 CS: 0	PA: 38							
PITCHER	IP	WLS	BF	H	R	ER	SO	BB	IBB	HBP	BLK	WP	HR	S	P	ERA	WHIP										
Dick Stigman, L ERA: 2.9 (1, 1)	9.0	W	38	8	2	2	7	3	0	0	0	1	0	49	61	2.00	1.222										

Minnesota Twins @ Kansas City Athletics
Municipal Stadium, Kansas City, MO
Sat Aug 03 1963, 8:05 PM EDT
Att: 11,107 - Unknown

livebaseballscores.com

AB 35
R 2
H 8
RBI 2
BB 3
SO 7
LOB 17



Batter	1	2	3	4	5	6	7	8	9	AB	R	H	RBI	BB	SO	LOB	TOP					
Rich Rollins, R OBP: 0.365, SLG: 0.477 (1, 5)	F3		F6			6-3			5-3	4	0	0	0	0	0	1						
Vic Power, R OBP: 0.289, SLG: 0.371 (1, 4)	K			F4		G6-4-3 1B			F3	4	0	1	0	0	1	0						
Harmon Killebrew, R OBP: 0.363, SLG: 0.538 (1, 7)	F6			K		G6-4-3 1-2			HR	4	1	1	1	0	1	1						
Don Mincher, L OBP: 0.355, SLG: 0.569 (1, 3)		F9		F9				G3		4	0	0	0	0	0	0						
Jimmie Hall, L OBP: 0.334, SLG: 0.498 (1, 8)	K				HR			F3		3	1	1	1	0	1	0						
Bob Allison, R OBP: 0.382, SLG: 0.524 (1, 9)	4-3				F8			K		3	0	0	0	0	1	0						
Earl Batley, R OBP: 0.353, SLG: 0.482 (1, 2)			F4			FC6-4 1B			F9	3	0	1	0	0	0	0						
Zolio Versailles, R OBP: 0.307, SLG: 0.416 (1, 6)			F4			FC6-4 1-2			4-3	3	0	0	0	0	0	1						
Jim Perry, S OBP: 0.326, SLG: 0.273 (3, 1)										1	0	1	0	0	0	0						
Don Williams, R OBP: 0.320, SLG: 0.392 (5, PH)										0	0	0	0	0	0	0						
Vic Wertz, L OBP: 0.244, SLG: 0.182 (5, PH)										1	0	0	0	0	0	1						
Gary Roggenburk, R OBP: 0.207, SLG: 0.163 (8, PH)										0	0	0	0	0	0	0						
Lenny Green, L OBP: 0.207, SLG: 0.223 (8, PH)										1	0	0	0	0	0	0						
Bill Pleis, L OBP: 0.233, SLG: 0.167 (8, PH)										0	0	0	0	0	0	0						
Inning Stats	R: 0 E: 0 K: 1 S: 5	H: 0 LOB: 0 BB: 0 P: 5	R: 0 E: 0 K: 1 S: 5	H: 0 LOB: 0 BB: 0 P: 5	R: 0 E: 0 K: 0 S: 4	H: 1 LOB: 1 BB: 0 P: 4	R: 0 E: 0 K: 1 S: 5	H: 0 LOB: 0 BB: 0 P: 5	R: 1 E: 0 K: 0 S: 5	H: 2 LOB: 1 BB: 0 P: 5	R: 0 E: 0 K: 0 S: 3	H: 0 LOB: 0 BB: 0 P: 5	R: 0 E: 0 K: 1 S: 5	H: 0 LOB: 0 BB: 0 P: 5	R: 0 E: 0 K: 0 S: 3	H: 0 LOB: 0 BB: 0 P: 3	R: 1 E: 0 K: 0 S: 4	H: 1 LOB: 0 BB: 0 P: 4	1B: 2 2B: 1 3B: 0 HR: 2	SF: 0 SAC: 0 DP: 1 HBP: 0	WP: 0 PB: 0 SB: 0 CS: 0	PA: 31
PITCHER Moe Drabowsky, R ERA: 3.0 (1, 1)	IP: 9.0 WLS: W BF: 31 H: 5 R: 2 ER: 2 SO: 4 BB: 0 IBB: 0 HBP: 0 BLK: 0 WP: 0 HR: 2 S: 39 P: 39 ERA: 2.00 WHIP: 0.556															PITCHER	IP: 9.0 WLS: W BF: 31 H: 5 R: 2 ER: 2 SO: 4 BB: 0 IBB: 0 HBP: 0 BLK: 0 WP: 0 HR: 2 S: 39 P: 39 ERA: 2.00 WHIP: 0.556					

Minnesota Twins @ Kansas City Athletics
Municipal Stadium, Kansas City, MO
Sun Aug 04 1963, 4:33 AM EDT
Att: 10,771 - Unknown


AB	31
R	2
H	5
RBI	2
BB	0
SO	4
LOB	4



Batter	1	2	3	4	5	6	7	8	9	AB	R	H	RBI	BB	SO	LOB	BOTTOM					
Jose Tartabull, L OBP: 0.252, SLG: 0.271 (1, 8)	4-3		4-3		K				F6	5	0	0	0	0	1	3						
Wayne Causey, L OBP: 0.360, SLG: 0.444 (1, 6)	1B		6-3	F8	1B			F8		5	0	2	0	0	0	0						
Jerry Lumpe, L OBP: 0.321, SLG: 0.365 (1, 4)	F7		1B	3-1	1B			5-3		5	1	2	1	0	0	1						
Norm Siebern, L OBP: 0.379, SLG: 0.434 (1, 3)	1B		1B	BB	1B			F7		5	1	3	0	0	0	2						
Charlie Lau, L OBP: 0.333, SLG: 0.389 (1, 2)	F2		1B	BB	BB			6-3		3	1	1	2	1	0	2						
Ed Charles, R OBP: 0.343, SLG: 0.393 (1, 5)		F8	1B	BB	BB			K		3	1	1	1	1	1	0						
Gino Cimoli, R OBP: 0.320, SLG: 0.387 (1, 9)			1B	BB	BB			K		4	1	2	0	0	1	3						
George Alusik, R OBP: 0.332, SLG: 0.429 (7, 9)			1B	BB	BB			K		0	0	0	0	0	0	0						
Ken Harrelson, R OBP: 0.309, SLG: 0.403 (1, 7)	K		1B	BB	BB			F9		2	0	0	0	2	1	1						
Moe Drabowsky, R OBP: 0.233, SLG: 0.367 (1, 1)	F2		1B	BB	BB			K		4	1	1	2	0	1	2						
Inning Stats	R: 0 E: 0 K: 0 S: 5	H: 2 LOB: 2 BB: 0 P: 5	R: 0 E: 0 K: 1 S: 6	H: 1 LOB: 1 BB: 0 P: 6	R: 5 E: 0 K: 0 S: 9	H: 6 LOB: 2 BB: 1 P: 13	R: 0 E: 0 K: 0 S: 4	H: 1 LOB: 2 BB: 2 P: 12	R: 1 E: 0 K: 1 S: 7	H: 2 LOB: 2 BB: 1 P: 11	R: 0 E: 0 K: 2 S: 7	H: 0 LOB: 0 BB: 0 P: 7	R: 0 E: 0 K: 1 S: 5	H: 0 LOB: 0 BB: 0 P: 5	R: 0 E: 0 K: 0 S: 3	H: 0 LOB: 0 BB: 0 P: 3	R: 0 E: 0 K: 0 S: 3	H: 0 LOB: 0 BB: 0 P: 3	1B: 11 2B: 1 3B: 0 HR: 0	SF: 0 SAC: 0 DP: 0 HBP: 0	WP: 0 PB: 0 SB: 0 CS: 0	PA: 40
PITCHER Jim Perry, R ERA: 3.4 (1, 1)	IP: 2.2 WLS: L BF: 16 H: 8 R: 5 ER: 5 SO: 1 BB: 0 IBB: 0 HBP: 0 BLK: 0 WP: 0 HR: 0 S: 18 P: 18 ERA: 16.88 WHIP: 3.000															PITCHER	IP: 2.2 WLS: L BF: 16 H: 8 R: 5 ER: 5 SO: 1 BB: 0 IBB: 0 HBP: 0 BLK: 0 WP: 0 HR: 0 S: 18 P: 18 ERA: 16.88 WHIP: 3.000					
Don Williams, R ERA: (3, 1)	IP: 1.1 WLS: 0 BF: 9 H: 2 R: 0 ER: 0 SO: 0 BB: 3 IBB: 0 HBP: 0 BLK: 0 WP: 0 HR: 0 S: 6 P: 6 ERA: 0.00 WHIP: 3.750															PITCHER	IP: 1.1 WLS: 0 BF: 9 H: 2 R: 0 ER: 0 SO: 0 BB: 3 IBB: 0 HBP: 0 BLK: 0 WP: 0 HR: 0 S: 6 P: 6 ERA: 0.00 WHIP: 3.750					
Gary Roggenburk, L ERA: 2.41 (5, 1)	IP: 3.0 WLS: 2 BF: 12 H: 2 R: 1 ER: 1 SO: 4 BB: 1 IBB: 0 HBP: 0 BLK: 0 WP: 0 HR: 0 S: 19 P: 23 ERA: 3.00 WHIP: 1.000															PITCHER	IP: 3.0 WLS: 2 BF: 12 H: 2 R: 1 ER: 1 SO: 4 BB: 1 IBB: 0 HBP: 0 BLK: 0 WP: 0 HR: 0 S: 19 P: 23 ERA: 3.00 WHIP: 1.000					
Bill Pleis, L ERA: 4.11 (8, 1)	IP: 1.0 WLS: 3 BF: 3 H: 0 R: 0 ER: 0 SO: 0 BB: 0 IBB: 0 HBP: 0 BLK: 0 WP: 0 HR: 0 S: 3 P: 3 ERA: 0.00 WHIP: 0.000															PITCHER	IP: 1.0 WLS: 3 BF: 3 H: 0 R: 0 ER: 0 SO: 0 BB: 0 IBB: 0 HBP: 0 BLK: 0 WP: 0 HR: 0 S: 3 P: 3 ERA: 0.00 WHIP: 0.000					

Minnesota Twins @ Kansas City Athletics
Municipal Stadium, Kansas City, MO
Sun Aug 04 1963, 4:33 AM EDT
Att: 10,771 - Unknown

AB	36
R	6
H	12
RBI	6
BB	4
SO	5
LOB	14



Batter	1	2	3	4	5	6	7	8	9	AB	R	H	RBI	BB	SO	LOB	TOP										
Rich Rollins, R OBP: 0.366, SLG: 0.476 (1, 5)										5	1	2	0	0	0	0											
Vic Power, R OBP: 0.287, SLG: 0.369 (1, 4) (8, 3)										5	1	1	0	0	1	1											
Hamon Killebrew, R OBP: 0.363, SLG: 0.539 Lenny Green, L OBP: 0.307, SLG: 0.323 (1, 7) (9, PR) (9, 8)										5	0	2	0	0	1	2											
Don Mincher, L OBP: 0.359, SLG: 0.559 Bernie Allen, L OBP: 0.270, SLG: 0.298 (1, 3) (8, PR) (8, 4)										2	1	0	0	1	0	1											
Bob Allison, R OBP: 0.386, SLG: 0.527 (1, 9)										3	1	2	2	1	0	2											
Jimmie Hall, L OBP: 0.333, SLG: 0.493 (1, 8) (9, 7)										3	0	0	0	1	1	4											
Earl Batley, R OBP: 0.352, SLG: 0.481 (1, 2)										3	0	1	2	0	1	1											
Zolio Versalles, R OBP: 0.307, SLG: 0.415 (1, 6)										4	0	1	1	0	1	3											
Lee Stange, R OBP: 0.200, SLG: 0.091 Bill Dailey, R OBP: 0.235, SLG: 0.168 (1, 1) (9, 1)										4	0	0	0	0	1	2											
Inning Stats	R: 3 E: 0 K: 2 S: 11	H: 4 LOB: 2 BB: 0 P: 12	R: 0 E: 0 K: 2 S: 7	H: 0 LOB: 0 BB: 0 P: 7	R: 0 E: 0 K: 1 S: 5	H: 0 LOB: 1 BB: 1 P: 9	R: 0 E: 0 K: 0 S: 3	H: 0 LOB: 0 BB: 0 P: 3	R: 0 E: 0 K: 1 S: 4	H: 0 LOB: 1 BB: 0 P: 6	R: 0 E: 0 K: 0 S: 3	H: 0 LOB: 0 BB: 0 P: 3	R: 2 E: 0 K: 0 S: 5	H: 2 LOB: 2 BB: 2 P: 13	R: 0 E: 0 K: 0 S: 5	H: 2 LOB: 2 BB: 0 P: 5	1B: 7 2B: 2 3B: 0 HR: 0	SF: 1 SAC: 0 DP: 0 HBP: 2	WP: 0 PB: 0 SB: 1 CS: 0	PA: 41							
PITCHER	IP	WLS	BF	H	R	ER	SO	BB	IBB	HBP	BLK	WP	HR	S	P	ERA	WHIP										
Dean Chance, R ERA: 3.33 (1, 1)	7.2	L	35	7	5	5	6	2	1	2	0	0	0	42	56	5.87	1.174										
Julio Navarro, R ERA: 2.73 (8, 1)	0.1		1	0	0	0	0	0	0	0	0	0	0	1	1	0.00	0.000										
Dan Osinski, R ERA: 3.4 (9, 1)	1.0		5	2	0	0	0	0	0	0	0	0	0	5	5	0.00	2.000										

Minnesota Twins @ Los Angeles Angels
Dodger Stadium, Los Angeles, CA
Tue Aug 06 1963, 7:05 PM PDT
Att. 7,348 - Unknown - 70 F

AB	35
R	5
H	9
RBI	5
BB	3
SO	6
LOB	18



Batter	1	2	3	4	5	6	7	8	9	AB	R	H	RBI	BB	SO	LOB	BOTTOM										
Albie Pearson, L OBP: 0.394, SLG: 0.403 (1, 9)										4	0	1	1	0	0	1											
Jim Fregosi, R OBP: 0.300, SLG: 0.388 (1, 6)										4	0	1	0	0	1	2											
Lee Thomas, L OBP: 0.321, SLG: 0.351 (1, 3)										4	0	0	0	0	0	1											
Leon Wagner, L OBP: 0.372, SLG: 0.482 (1, 7)										4	0	1	0	0	0	1											
Billy Moran, R OBP: 0.298, SLG: 0.346 (1, 4)										4	0	1	0	0	2	2											
Buck Rodgers, S OBP: 0.304, SLG: 0.335 Dan Osinski, R OBP: 0.128, SLG: 0.108 Frank Kostro, R OBP: 0.314, SLG: 0.289 (1, 2) (9, 1) (9, PH)										3	0	0	0	0	0	1											
Felix Torres, R OBP: 0.315, SLG: 0.360 (1, 5)										4	0	0	0	0	1	2											
Jim Piersall, R OBP: 0.285, SLG: 0.292 (1, 8)										3	1	1	0	0	1	0											
Dean Chance, R OBP: 0.182, SLG: 0.170 Julio Navarro, R OBP: 0.308, SLG: 0.250 Bob Sadowski, L OBP: 0.315, SLG: 0.299 Ed Sadowski, R OBP: 0.249, SLG: 0.263 (1, 1) (8, 1) (9, PH) (9, 2)										1	0	0	0	1	1	0											
Inning Stats	R: 0 E: 0 K: 1 S: 5	H: 0 LOB: 0 BB: 0 P: 5	R: 0 E: 0 K: 1 S: 5	H: 1 LOB: 0 BB: 0 P: 5	R: 0 E: 0 K: 2 S: 7	H: 0 LOB: 0 BB: 0 P: 7	R: 0 E: 0 K: 0 S: 3	H: 0 LOB: 0 BB: 0 P: 3	R: 0 E: 0 K: 0 S: 3	H: 0 LOB: 0 BB: 0 P: 3	R: 0 E: 0 K: 1 S: 5	H: 0 LOB: 0 BB: 0 P: 5	R: 0 E: 0 K: 1 S: 4	H: 1 LOB: 1 BB: 0 P: 4	R: 1 E: 0 K: 0 S: 6	H: 3 LOB: 2 BB: 0 P: 6	R: 0 E: 0 K: 0 S: 4	H: 1 LOB: 2 BB: 1 P: 8	1B: 6 2B: 0 3B: 0 HR: 0	SF: 0 SAC: 0 DP: 1 HBP: 0	WP: 0 PB: 0 SB: 0 CS: 0	PA: 34					
PITCHER	IP	WLS	BF	H	R	ER	SO	BB	IBB	HBP	BLK	WP	HR	S	P	ERA	WHIP										
Lee Stange, R ERA: 3.01 (1, 1)	8.2	W	33	6	1	1	6	2	0	0	0	0	0	43	51	1.04	0.923										
Bill Dailey, R ERA: 1.99 (9, 1)	0.1	S	1	0	0	0	0	0	0	0	0	0	0	1	1	0.00	0.000										

Minnesota Twins @ Los Angeles Angels
Dodger Stadium, Los Angeles, CA
Tue Aug 06 1963, 7:05 PM PDT
Att. 7,348 - Unknown - 70 F

AB	32
R	1
H	6
RBI	1
BB	2
SO	6
LOB	10



Batter	1	2	3	4	5	6	7	8	9	AB	R	H	RBI	BB	SO	LOB	TOP										
Rich Rollins, R OBP: 0.363, SLG: 0.472 (1, 5)	5-3			6-3		6-3		1B HR	6-3	5	1	1	0	0	0	1											
Vic Power, R OBP: 0.289, SLG: 0.369 (1, 4) (9, 3)	F8			5-3		5-3		1B HR	G1-4-3	5	1	2	0	0	0	0											
Harmon Killebrew, R OBP: 0.361, SLG: 0.543 (1, 7)	K			6-3		6-3		1B HR	G1-4-3	5	1	1	3	0	1	1											
Don Mincher, L OBP: 0.371, SLG: 0.558 (1, 3)										2	2	1	0	2	0	0											
Jerry Zimmerman, R OBP: 0.207, SLG: 0.297 (9, 2)										0	0	0	0	0	0	0											
Jimmie Hall, L OBP: 0.335, SLG: 0.493 (1, 9)										4	0	2	0	0	0	1											
Earl Battey, R OBP: 0.353, SLG: 0.482 (1, 2)										3	0	2	2	0	1	0											
Bernie Allen, L OBP: 0.270, SLG: 0.298 (9, 4)	K									0	1	0	0	0	0	0											
Lenny Green, L OBP: 0.302, SLG: 0.317 (1, 8)										4	1	0	0	0	0	4											
Zoilo Versalles, R OBP: 0.308, SLG: 0.418 (1, 6)										4	1	2	1	0	0	1											
Camilo Pascual, R OBP: 0.310, SLG: 0.364 (1, 1)										2	0	0	0	0	1	3											
Vic Wertz, L OBP: 0.239, SLG: 0.275 (8, PH)										1	0	0	0	0	1	0											
Bill Dalley, R OBP: 0.278, SLG: 0.412 (8, 1)	K									1	1	1	3	0	0	0											
Inning Stats	R: 0 E: 0 K: 1 S: 5	H: 0 LOB: 0 BB: 0 P: 5	R: 0 E: 0 K: 1 S: 5	H: 1 LOB: 0 BB: 0 P: 5	R: 0 E: 0 K: 1 S: 5	H: 0 LOB: 0 BB: 0 P: 5	R: 0 E: 0 K: 0 S: 3	H: 0 LOB: 0 BB: 0 P: 3	R: 1 E: 0 K: 0 S: 5	H: 3 LOB: 2 BB: 1 P: 9	R: 0 E: 0 K: 0 S: 3	H: 0 LOB: 0 BB: 0 P: 3	R: 1 E: 0 K: 0 S: 4	H: 1 LOB: 1 BB: 1 P: 8	R: 3 E: 0 K: 1 S: 8	H: 3 LOB: 0 BB: 0 P: 8	R: 4 E: 1 K: 0 S: 7	H: 4 LOB: 1 BB: 0 P: 7	1B: 9 2B: 1 3B: 0 HR: 2	SF: 1 SAC: 0 DP: 3 HBP: 0	WP: 0 PA: 39 PB: 0 SB: 0 CS: 0						
PITCHER	IP	WLS	BF	H	R	ER	SO	BB	IBB	HBP	BLK	WP	HR	S	P	ERA	WHIP										
Ken McBride, R ERA: 2.72 (1, 1)	8.0	L	32	8	5	5	4	2	0	0	0	0	1	38	46	5.62	1.250										
Art Fowler, R ERA: 2.45 (9, 1)	0.0		3	2	4	3	0	0	0	0	0	0	0	3	3	∞	∞										
Julio Navarro, R ERA: 2.82 (9, 1)	1.0		4	2	0	0	0	0	0	0	0	0	1	4	4	0.00	2.000										

Minnesota Twins @ Los Angeles Angels
Dodger Stadium, Los Angeles, CA
Wed Aug 07 1963, 7:05 PM PDT
Att: 7,509 - Unknown - 72 F

AB 36
R 9
H 12
RBI 9
BB 2
SO 4
LOB 11



Batter	1	2	3	4	5	6	7	8	9	AB	R	H	RBI	BB	SO	LOB	BOTTOM										
Albie Pearson, L OBP: 0.393, SLG: 0.402 (1, 8) (6, 9)	4-3	F9		SH1-4		L4-3		2B	1B	4	0	1	0	0	0	2											
Billy Moran, R OBP: 0.297, SLG: 0.344 (1, 4)	5-3	5-3		K				F6		5	0	1	0	0	1	3											
Lee Thomas, L OBP: 0.322, SLG: 0.350 (1, 3)	HR			K				F8		4	1	1	0	1	1	4											
Leon Wagner, L OBP: 0.372, SLG: 0.490 (1, 7)	HR	F7				G3		F4		5	1	2	2	0	0	2											
Buck Rodgers, S OBP: 0.301, SLG: 0.331 (1, 2)	1B			F4		F6		F7		5	1	1	0	0	0	3											
Bob Sadowski, L OBP: 0.315, SLG: 0.300 (1, 9)	1B									3	1	1	0	0	1	0											
Jim Piersall, R OBP: 0.284, SLG: 0.290 (6, 8)	1B			F7		K		F9		1	0	0	0	0	0	0											
Frank Kostro, R OBP: 0.311, SLG: 0.287 (1, 5)	1B			6-3				6-3		4	0	1	1	0	0	0											
Jim Fregosi, R OBP: 0.306, SLG: 0.394 (1, 6)	E6									4	0	4	0	0	0	0											
Ken McBride, R OBP: 0.178, SLG: 0.268 (1, 1)										2	0	1	0	0	1	2											
Ken Hunt, R OBP: 0.257, SLG: 0.365 (8, PH)										1	0	0	0	0	0	1											
Art Fowler, R OBP: 0.375, SLG: 0.167 (9, 1)										0	0	0	0	0	0	0											
Julio Navarro, R OBP: 0.308, SLG: 0.250 (9, 1)										0	0	0	0	0	0	0											
Inning Stats	R: 4 E: 1 K: 1 S: 10	H: 5 LOB: 2 BB: 1 P: 14	R: 0 E: 0 K: 0 S: 4	H: 1 LOB: 1 BB: 0 P: 4	R: 0 E: 0 K: 2 S: 9	H: 0 LOB: 0 BB: 0 P: 3	R: 0 E: 0 K: 2 S: 9	H: 1 LOB: 2 BB: 0 P: 9	R: 0 E: 0 K: 0 S: 4	H: 2 LOB: 1 BB: 0 P: 4	R: 0 E: 0 K: 0 S: 4	H: 1 LOB: 1 BB: 0 P: 4	R: 0 E: 0 K: 0 S: 4	H: 1 LOB: 2 BB: 0 P: 4	R: 0 E: 0 K: 0 S: 5	H: 2 LOB: 2 BB: 0 P: 5	1B: 11 2B: 2 3B: 0 HR: 1	SF: 0 SAC: 2 DP: 1 HBP: 0	WP: 0 PA: 41 PB: 0 SB: 0 CS: 0								
PITCHER	IP	WLS	BF	H	R	ER	SO	BB	IBB	HBP	BLK	WP	HR	S	P	ERA	WHIP										
Camilo Pascual, R ERA: 2.55 (1, 1)	7.0	W	32	10	4	3	4	1	0	0	0	0	1	39	43	3.86	1.571										
Bill Dalley, R ERA: 1.94 (8, 1)	2.0	S	9	3	0	0	0	0	0	0	0	0	0	9	9	0.00	1.500										

Minnesota Twins @ Los Angeles Angels
Dodger Stadium, Los Angeles, CA
Wed Aug 07 1963, 7:05 PM PDT
Att: 7,509 - Unknown - 72 F

AB 38
R 4
H 13
RBI 3
BB 1
SO 4
LOB 17



Batter	1	2	3	4	5	6	7	8	9	AB	R	H	RBI	BB	SO	LOB	TOP										
Rich Rollins, R OBP: 0.366, SLG: 0.472 (1, 5)										4	0	2	1	1	0	0											
Vic Power, R OBP: 0.292, SLG: 0.372 (1, 4) (8, 3)										5	0	3	0	0	0	3											
Harmon Killebrew, R OBP: 0.364, SLG: 0.541 (1, 7)										3	1	1	0	2	1	1											
Don Mincher, L OBP: 0.360, SLG: 0.538 (1, 3)										4	0	0	0	0	0	5											
Bernie Allen, L OBP: 0.270, SLG: 0.298 (8, 4)										0	0	0	0	0	0	0											
Jimmie Hall, L OBP: 0.331, SLG: 0.487 (1, 9)										4	0	0	0	0	2	3											
Earl Battey, R OBP: 0.355, SLG: 0.487 (1, 2)										3	1	1	0	1	1	0											
Lenny Green, L OBP: 0.298, SLG: 0.313 (1, 8)										3	0	0	1	0	0	1											
Zolio Versalles, R OBP: 0.310, SLG: 0.418 (1, 6)										4	1	2	1	0	0	2											
Dick Stigman, R OBP: 0.206, SLG: 0.117 (1, 1)										2	0	0	0	0	1	0											
Inning Stats	R: 0 E: 0 K: 1 S: 7	H: 3 LOB: 2 BB: 0 P: 7	R: 2 E: 0 K: 0 S: 6	H: 3 LOB: 1 BB: 0 P: 6	R: 1 E: 1 K: 0 S: 4	H: 0 LOB: 2 BB: 1 P: 12	R: 0 E: 0 K: 0 S: 4	H: 1 LOB: 2 BB: 1 P: 8	R: 0 E: 0 K: 1 S: 5	H: 0 LOB: 0 BB: 0 P: 5	R: 0 E: 0 K: 0 S: 3	H: 1 LOB: 1 BB: 1 P: 7	R: 0 E: 0 K: 1 S: 5	H: 0 LOB: 0 BB: 0 P: 5	R: 0 E: 0 K: 0 S: 3	H: 0 LOB: 1 BB: 0 P: 3	R: 0 E: 0 K: 2 S: 8	H: 1 LOB: 1 BB: 0 P: 8	1B: 8 2B: 0 3B: 1 HR: 0	SF: 1 SAC: 2 DP: 1 HBP: 0	WP: 1 PB: 1 SB: 0 CS: 0	PA: 39					
PITCHER	IP	WLS	BF	H	R	ER	SO	BB	IBB	HBP	BLK	WP	HR	S	P	ERA	WHIP										
Paul Foytack, R ERA: 5.56 (1, 1)	2.1	L	15	6	3	2	1	2	0	0	0	1	0	15	23	7.71	3.429										
Dan Osinski, R ERA: 3.25 (3, 1)	5.2		20	2	0	0	2	2	0	0	0	0	0	22	30	0.00	0.706										
Julio Navarro, R ERA: 2.78 (9, 1)	1.0		4	1	0	0	2	0	0	0	0	0	0	8	8	0.00	1.000										

Minnesota Twins @ Los Angeles Angels
Dodger Stadium, Los Angeles, CA
Thu Aug 08 1963, 3:33 AM PDT
Att. 3,399 - Unknown - 81 F

AB 32
R 3
H 9
RBI 3
BB 4
SO 5
LOB 15



Batter	1	2	3	4	5	6	7	8	9	AB	R	H	RBI	BB	SO	LOB	BOTTOM										
Albie Pearson, L OBP: 0.394, SLG: 0.405 (1, 9)										4	0	2	0	0	0	0											
Jim Piersall, R OBP: 0.281, SLG: 0.287 (1, 8)										3	0	0	0	0	0	1											
Billy Moran, R OBP: 0.299, SLG: 0.346 (1, 4)										4	0	2	0	0	1	2											
Ken Hunt, R OBP: 0.248, SLG: 0.350 (1, 7)										4	0	0	0	0	2	2											
Frank Kostro, R OBP: 0.309, SLG: 0.278 (1, 5)										3	0	0	0	1	0	1											
Buck Rodgers, S OBP: 0.305, SLG: 0.335 (1, 2)										4	0	2	0	0	1	1											
Ed Sadowski, R OBP: 0.249, SLG: 0.263 (9, FR)										0	0	0	0	0	0	0											
Lee Thomas, L OBP: 0.319, SLG: 0.347 (1, 3)										4	0	0	0	0	1	3											
Joe Koppe, R OBP: 0.264, SLG: 0.265 (1, 6)										3	0	0	0	0	0	2											
Paul Foytack, R OBP: 0.211, SLG: 0.167 (1, 1)										1	0	0	0	0	0	2											
Dan Osinski, R OBP: 0.125, SLG: 0.105 (3, 1)										1	0	0	0	0	0	0											
Jim Fregosi, R OBP: 0.305, SLG: 0.393 (9, PH)										1	0	0	0	0	0	0											
Julio Navarro, R OBP: 0.308, SLG: 0.250 (9, 1)										0	0	0	0	0	0	0											
Inning Stats	R: 0 E: 0 K: 2 S: 8	H: 1 LOB: 1 BB: 0 P: 8	R: 0 E: 1 K: 1 S: 6	H: 0 LOB: 2 BB: 1 P: 10	R: 0 E: 1 K: 0 S: 3	H: 1 LOB: 1 BB: 0 P: 3	R: 0 E: 0 K: 0 S: 4	H: 1 LOB: 1 BB: 0 P: 4	R: 0 E: 0 K: 0 S: 3	H: 0 LOB: 0 BB: 0 P: 3	R: 0 E: 0 K: 0 S: 4	H: 1 LOB: 1 BB: 0 P: 4	R: 0 E: 0 K: 1 S: 5	H: 0 LOB: 0 BB: 0 P: 5	R: 0 E: 0 K: 0 S: 4	H: 1 LOB: 1 BB: 0 P: 4	R: 0 E: 0 K: 1 S: 6	H: 1 LOB: 1 BB: 0 P: 6	1B: 5 2B: 1 3B: 0 HR: 0	SF: 0 SAC: 1 DP: 0 HBP: 0	WP: 0 PB: 0 SB: 1 CS: 0	PA: 34					
PITCHER	IP	WLS	BF	H	R	ER	SO	BB	IBB	HBP	BLK	WP	HR	S	P	ERA	WHIP										
Dick Stigman, L ERA: 2.75 (1, 1)	9.0	W	34	6	0	0	5	1	0	0	0	0	0	43	47	0.00	0.778										

Minnesota Twins @ Los Angeles Angels
Dodger Stadium, Los Angeles, CA
Thu Aug 08 1963, 3:33 AM PDT
Att. 3,399 - Unknown - 81 F


AB 32
R 0
H 6
RBI 0
BB 1
SO 5
LOB 14



Batter	1	2	3	4	5	6	7	8	9	AB	R	H	RBI	BB	SO	LOB	TOP			
Felix Mantilla, R OBP: 0.294, SLG: 0.286 (1, 8)	F5		F2		1-3			6-3		4	0	0	0	0	0	1				
Chuck Schilling, R OBP: 0.318, SLG: 0.357 (1, 4)	F4		1-3			F6		F3		4	0	0	0	0	0	1				
Carl Yastrzemski, L OBP: 0.429, SLG: 0.511 (1, 7)	4-3			HR					HR	3	2	2	1	1	0	0				
Dick Stuart, R OBP: 0.310, SLG: 0.482 (1, 3)		6-3		HR		K		F8		4	1	1	2	0	1	1				
Gary Geiger, L OBP: 0.351, SLG: 0.519 (1, 9)		FC6-4 BB		K		L7		4-3		3	0	0	0	1	1	1				
Dick Williams, R OBP: 0.333, SLG: 0.376 (1, 5)	FC6-4			F9				F8		4	0	0	0	0	0	1				
Eddie Bressoud, R OBP: 0.314, SLG: 0.415 (1, 6)		F9		F7				F6		3	0	0	0	0	0	1				
Bob Tillman, R OBP: 0.320, SLG: 0.382 (1, 2)				1B		F9		5-3		3	0	1	0	0	0	0				
Dave Morehead, R OBP: 0.081, SLG: 0.081 (8, PH)				K		F9		F8		2	0	0	0	0	1	1				
Roman Mejias, R OBP: 0.259, SLG: 0.364 (8, 1)										1	0	0	0	0	0	0				
Arnold Earley, L OBP: 0.286, SLG: 0.357 (8, 1)										0	0	0	0	0	0	0				
Inning Stats	R: 0 E: 0 K: 0 S: 3	H: 0 LOB: 0 BB: 0 P: 3	R: 0 E: 1 K: 0 S: 3	H: 0 LOB: 1 BB: 1 P: 7	R: 0 E: 0 K: 1 S: 6	H: 1 LOB: 1 BB: 0 P: 6	R: 2 E: 0 K: 1 S: 7	H: 2 LOB: 0 BB: 0 P: 7	R: 0 E: 0 K: 0 S: 3	H: 0 LOB: 0 BB: 0 P: 3	R: 0 E: 0 K: 0 S: 3	H: 0 LOB: 0 BB: 0 P: 3	R: 0 E: 0 K: 0 S: 3	H: 0 LOB: 0 BB: 0 P: 3	R: 1 E: 0 K: 0 S: 4	H: 1 LOB: 0 BB: 0 P: 4	1B: 2 2B: 0 3B: 0 HR: 2	SF: 0 SAC: 0 DP: 0 HBP: 0	WP: 0 PB: 0 SB: 0 CS: 0	PA: 33
PITCHER Jim Perry, R ERA: 3.38 (1, 1)	IP: 9.0 WLS: W BF: 33 H: 4 R: 3 ER: 3 SO: 3 BB: 2 IBB: 0 HBP: 0 BLK: 0 WP: 0 HR: 2 S: 37 P: 45 ERA: 3.00 WHIP: 0.667																			

Boston Red Sox @ Minnesota Twins
Metropolitan Stadium, Bloomington, MI
Fri Aug 09 1963, 8:05 PM EDT
Att: 31,594 - Unknown - 78 F


AB 31
R 3
H 4
RBI 3
BB 2
SO 3
LOB 7



Batter	1	2	3	4	5	6	7	8	9	AB	R	H	RBI	BB	SO	LOB	BOTTOM			
Rich Rollins, R OBP: 0.369, SLG: 0.481 (1, 5)	F8		1B BB		SH1-4		HR			2	1	1	1	1	0	0				
Vic Power, R OBP: 0.292, SLG: 0.371 (9, 3)	4-3		1-2 1B		F3		F8			4	0	1	0	0	0	1				
Harmon Killebrew, R OBP: 0.361, SLG: 0.535 (1, 7)	K		K		F5		K			4	0	0	0	0	3	3				
Don Mincher, L OBP: 0.357, SLG: 0.554 (9, 4)		HR		K		3-1		F4		4	1	1	1	0	1	0				
Bernie Allen, L OBP: 0.270, SLG: 0.298 (1, 9)		K		G3		L9		F5		0	0	0	0	0	0	0				
Jimmie Hall, L OBP: 0.328, SLG: 0.481 (1, 9)		K								4	0	0	0	0	1	0				
Earl Battey, R OBP: 0.356, SLG: 0.484 (1, 2)		F8		FC4-6 BB		E BB		K		2	1	0	0	2	1	0				
Lenny Green, L OBP: 0.298, SLG: 0.322 (1, 8)		3-1		FC4-6		E4				3	1	1	1	0	0	1				
Zoilo Versalles, R OBP: 0.310, SLG: 0.424 (1, 6)			K			HR		5-3		3	1	1	1	0	1	0				
Jim Perry, S OBP: 0.321, SLG: 0.277 (1, 1)			6-3		SH1-4 1B		1-3			3	0	1	0	0	0	0				
Inning Stats	R: 0 E: 0 K: 1 S: 5	H: 0 LOB: 0 BB: 0 P: 5	R: 1 E: 0 K: 1 S: 6	H: 1 LOB: 0 BB: 0 P: 6	R: 0 E: 0 K: 2 S: 8	H: 1 LOB: 2 BB: 1 P: 12	R: 0 E: 0 K: 1 S: 5	H: 0 LOB: 1 BB: 1 P: 9	R: 1 E: 0 K: 0 S: 5	H: 2 LOB: 1 BB: 0 P: 5	R: 2 E: 1 K: 0 S: 4	H: 1 LOB: 0 BB: 1 P: 8	R: 1 E: 0 K: 1 S: 6	H: 1 LOB: 0 BB: 0 P: 6	R: 0 E: 0 K: 1 S: 5	H: 0 LOB: 0 BB: 0 P: 5	1B: 2 2B: 0 3B: 1 HR: 3	SF: 0 SAC: 1 DP: 0 HBP: 0	WP: 0 PB: 0 SB: 0 CS: 0	PA: 33
PITCHER Dave Morehead, R ERA: 4.22 Arnold Earley, L ERA: 4.76 (8, 1)	IP: 7.0 WLS: L BF: 30 H: 6 R: 5 ER: 4 SO: 6 BB: 3 IBB: 0 HBP: 0 BLK: 0 WP: 0 HR: 3 S: 39 P: 51 ERA: 5.14 WHIP: 1.286																			

Boston Red Sox @ Minnesota Twins
Metropolitan Stadium, Bloomington, MI
Fri Aug 09 1963, 8:05 PM EDT
Att: 31,594 - Unknown - 78 F


AB 29
R 5
H 6
RBI 4
BB 3
SO 7
LOB 5



Batter	1	2	3	4	5	6	7	8	9	AB	R	H	RBI	BB	SO	LOB	TOP											
Felix Mantilla, R OBP: 0.291, SLG: 0.283 (1, 8)										4	0	1	0	0	0	0												
Chuck Schilling, R OBP: 0.318, SLG: 0.356 (1, 4)										4	0	1	0	0	1	1												
Carl Yastrzemski, L OBP: 0.425, SLG: 0.506 (1, 7)										4	0	0	0	0	0	2												
Dick Stuart, R OBP: 0.311, SLG: 0.496 (1, 3)										4	2	2	2	0	2	1												
Gary Geiger, L OBP: 0.353, SLG: 0.518 (1, 9)										4	1	2	0	0	0	0												
Dick Williams, R OBP: 0.330, SLG: 0.382 (1, 5)										4	0	1	0	0	0	1												
Eddie Bressoud, R OBP: 0.311, SLG: 0.412 (1, 6)										3	0	0	1	0	1	1												
Bob Tillman, R OBP: 0.317, SLG: 0.377 (1, 2)										3	0	0	0	0	1	2												
Earl Wilson, R OBP: 0.292, SLG: 0.383 Jack Lamabe, R (3, 1)										1	0	0	0	0	1	0												
Russ Nixon, L OBP: 0.314, SLG: 0.392 Dick Radatz, R OBP: 0.043, SLG: 0.087 (7, 1)										1	0	0	0	0	0	0												
										1	0	0	0	0	0	0												
										0	0	0	0	0	0	0												
Inning Stats	R: 0 E: 0 K: 2 S: 8	H: 1 LOB: 1 BB: 0 P: 8	R: 0 E: 0 K: 0 S: 4	H: 1 LOB: 1 BB: 0 P: 4	R: 0 E: 0 K: 1 S: 5	H: 0 LOB: 0 BB: 0 P: 5	R: 2 E: 0 K: 0 S: 6	H: 3 LOB: 1 BB: 0 P: 6	R: 0 E: 0 K: 0 S: 4	H: 1 LOB: 1 BB: 0 P: 4	R: 1 E: 0 K: 0 S: 4	H: 1 LOB: 0 BB: 0 P: 4	R: 0 E: 0 K: 1 S: 5	H: 0 LOB: 0 BB: 0 P: 5	R: 0 E: 0 K: 1 S: 5	H: 0 LOB: 0 BB: 0 P: 5	R: 0 E: 0 K: 1 S: 5	H: 0 LOB: 0 BB: 0 P: 5	1B: 4 2B: 1 3B: 0 HR: 2	SF: 1 SAC: 0 DP: 0 HBP: 0	WP: 0 PB: 0 SB: 0 CS: 0	PA: 34						
PITCHER	IP	WLS	BF	H	R	ER	SO	BB	IBB	HBP	BLK	WP	HR	S	P	ERA	WHIP											
Lee Stange, R ERA: 3.12 Bill Dailey, R ERA: 1.87	(1, 1)	6.0	W	25	7	3	3	3	0	0	0	0	0	2	31	31	4.50	1.167										
	(7, 1)	3.0	S	9	0	0	0	3	0	0	0	0	0	0	15	15	0.00	0.000										

Boston Red Sox @ Minnesota Twins
Metropolitan Stadium, Bloomington, MI
Sat Aug 10 1963, 4:33 AM EDT
Att: 21,155 - Unknown - 79 F


AB 33
R 3
H 7
RBI 3
BB 0
SO 6
LOB 8



Batter	1	2	3	4	5	6	7	8	9	AB	R	H	RBI	BB	SO	LOB	BOTTOM											
Rich Rollins, R OBP: 0.370, SLG: 0.479 (1, 5)										3	1	1	0	0	0	3												
Vic Power, R OBP: 0.292, SLG: 0.370 (1, 4)										4	0	1	0	0	0	5												
Don Mincher, L OBP: 0.354, SLG: 0.544 Bernie Allen, L OBP: 0.270, SLG: 0.298 (1, 3)										4	1	1	0	0	1	2												
Harmon Killebrew, R OBP: 0.357, SLG: 0.530 (1, 7)										3	0	0	1	0	2	1												
Jimmie Hall, L OBP: 0.330, SLG: 0.489 (1, 9)										3	1	1	2	1	1	0												
Earl Battey, R OBP: 0.356, SLG: 0.483 Jerry Zimmerman, R OBP: 0.200, SLG: 0.200 (1, 2)										3	0	1	0	0	0	2												
Lenny Green, L OBP: 0.297, SLG: 0.318 (1, 8)										3	1	0	0	1	0	1												
Zoilo Versalles, R OBP: 0.314, SLG: 0.434 (1, 6)										4	1	3	1	0	0	1												
Lee Stange, R OBP: 0.222, SLG: 0.087 Vic Wertz, L OBP: 0.234, SLG: 0.268 Bill Dailey, R OBP: 0.263, SLG: 0.389 (1, 1)										1	0	0	0	1	0	1												
										1	0	0	0	0	2													
										1	0	0	0	1	0													
Inning Stats	R: 1 E: 0 K: 1 S: 7	H: 2 LOB: 2 BB: 1 P: 11	R: 1 E: 0 K: 0 S: 3	H: 0 LOB: 1 BB: 2 P: 11	R: 2 E: 0 K: 0 S: 5	H: 2 LOB: 0 BB: 0 P: 5	R: 0 E: 0 K: 0 S: 4	H: 1 LOB: 1 BB: 0 P: 4	R: 0 E: 0 K: 1 S: 5	H: 0 LOB: 0 BB: 0 P: 5	R: 0 E: 0 K: 0 S: 5	H: 2 LOB: 3 BB: 0 P: 6	R: 0 E: 0 K: 2 S: 7	H: 0 LOB: 0 BB: 0 P: 7	R: 1 E: 0 K: 1 S: 6	H: 1 LOB: 0 BB: 0 P: 6	1B: 6 2B: 0 3B: 0 HR: 2	SF: 1 SAC: 0 DP: 0 HBP: 1	WP: 2 PB: 0 SB: 0 CS: 0	PA: 36								
PITCHER	IP	WLS	BF	H	R	ER	SO	BB	IBB	HBP	BLK	WP	HR	S	P	ERA	WHIP											
Earl Wilson, R ERA: 3.46 Jack Lamabe, R ERA: 3.42 Dick Radatz, R ERA: 1.84	(1, 1)	2.1	L	14	4	4	4	1	3	0	0	0	0	1	13	25	15.43	3.000										
	(3, 1)	3.2		15	3	0	0	1	0	0	1	0	0	0	16	17	0.00	0.818										
	(7, 1)	2.0		7	1	1	1	3	0	0	0	0	0	1	13	13	4.50	0.500										

Boston Red Sox @ Minnesota Twins
Metropolitan Stadium, Bloomington, MI
Sat Aug 10 1963, 4:33 AM EDT
Att: 21,155 - Unknown - 79 F


AB 31
R 5
H 8
RBI 4
BB 3
SO 5
LOB 18



Batter	1	2	3	4	5	6	7	8	9	AB	R	H	RBI	BB	SO	LOB	TOP					
Felix Mantilla, R OBP: 0.288, SLG: 0.281 (1, 8)										4	0	1	0	0	0	1						
Chuck Schilling, R OBP: 0.315, SLG: 0.353 (1, 4)										4	0	0	0	0	0	3						
Carl Yastrzemski, L OBP: 0.426, SLG: 0.505 (1, 7)										3	1	1	0	1	0	0						
Dick Stuart, R OBP: 0.311, SLG: 0.501 (1, 3)										4	1	1	2	0	3	1						
Gary Geiger, L OBP: 0.352, SLG: 0.514 (1, 9)										4	0	1	0	0	0	0						
Dick Williams, R OBP: 0.337, SLG: 0.380 (1, 5)										3	0	1	0	1	1	2						
Eddie Bressoud, R OBP: 0.311, SLG: 0.409 (1, 6)										3	0	0	0	1	1	2						
Russ Nixon, L OBP: 0.313, SLG: 0.386 (1, 2)										3	0	0	0	1	1	3						
Bob Turley, R OBP: 0.176, SLG: 0.294 (7, PH)										2	0	0	0	0	1	1						
Roman Mejias, R OBP: 0.258, SLG: 0.363 (7, 1)										1	0	0	0	0	1	0						
Arnold Earley, L OBP: 0.286, SLG: 0.357 (7, 1)										0	0	0	0	0	0	0						
Inning Stats	R: 0 E: 0 K: 0 S: 3	H: 0 LOB: 0 BB: 0 P: 3	R: 0 E: 0 K: 1 S: 5	H: 0 LOB: 1 BB: 1 P: 9	R: 0 E: 0 K: 0 S: 3	H: 0 LOB: 1 BB: 1 P: 7	R: 0 E: 0 K: 1 S: 6	H: 1 LOB: 3 BB: 2 P: 14	R: 0 E: 0 K: 1 S: 5	H: 1 LOB: 0 BB: 0 P: 5	R: 2 E: 0 K: 2 S: 9	H: 2 LOB: 0 BB: 0 P: 9	R: 0 E: 1 K: 1 S: 6	H: 0 LOB: 1 BB: 0 P: 6	R: 0 E: 0 K: 1 S: 5	H: 0 LOB: 0 BB: 0 P: 5	R: 0 E: 0 K: 1 S: 5	H: 1 LOB: 0 BB: 0 P: 5	1B: 4 2B: 0 3B: 0 HR: 1	SF: 0 SAC: 0 DP: 2 HBP: 0	WP: 0 PB: 0 SB: 0 CS: 0	PA: 35
PITCHER Camilo Pascual, R ERA: 2.52 (1, 1)	IP: 9.0 WLS: W BF: 35 H: 5 R: 2 ER: 2 SO: 8 BB: 4 IBB: 0 HBP: 0 BLK: 0 WP: 0 HR: 1 S: 47 P: 63 ERA: 2.00 WHIP: 1.000															PITCHER Camilo Pascual, R ERA: 2.52 (1, 1)	IP: 9.0 WLS: W BF: 35 H: 5 R: 2 ER: 2 SO: 8 BB: 4 IBB: 0 HBP: 0 BLK: 0 WP: 0 HR: 1 S: 47 P: 63 ERA: 2.00 WHIP: 1.000					

Boston Red Sox @ Minnesota Twins
Metropolitan Stadium, Bloomington, MI
Sun Aug 11 1963, 4:33 AM EDT
Att: 27,229 - Unknown - 81 F


AB 31
R 2
H 5
RBI 2
BB 4
SO 8
LOB 13



Batter	1	2	3	4	5	6	7	8	9	AB	R	H	RBI	BB	SO	LOB	BOTTOM			
Rich Rollins, R OBP: 0.371, SLG: 0.478 (1, 5)										3	1	1	0	1	0	1				
Vic Power, R OBP: 0.291, SLG: 0.368 (1, 4)										4	1	1	0	0	0	2				
Don Mincher, L OBP: 0.351, SLG: 0.558 (9, 4)										4	1	1	3	0	2	0				
Harmon Killebrew, R OBP: 0.358, SLG: 0.527 (1, 7)										2	0	0	0	2	0	0				
Bob Allison, R OBP: 0.386, SLG: 0.527 (9, 9)										0	0	0	0	0	0	0				
Jimmie Hall, L OBP: 0.326, SLG: 0.483 (9, 7)										4	1	0	0	0	0	2				
Zoilo Versalles, R OBP: 0.313, SLG: 0.439 (1, 6)										4	1	1	2	0	0	1				
Lenny Green, L OBP: 0.298, SLG: 0.315 (1, 8)										2	0	0	0	1	0	1				
Jerry Zimmerman, R OBP: 0.212, SLG: 0.212 (1, 2)										3	0	1	0	0	0	1				
Camilo Pascual, R OBP: 0.311, SLG: 0.351 (1, 1)										2	0	0	0	1	0	1				
Inning Stats	R: 0 E: 0 K: 1 S: 4	H: 0 LOB: 1 BB: 1 P: 8	R: 0 E: 0 K: 0 S: 3	H: 0 LOB: 1 BB: 1 P: 7	R: 0 E: 0 K: 0 S: 3	H: 0 LOB: 1 BB: 1 P: 7	R: 2 E: 0 K: 0 S: 4	H: 1 LOB: 2 BB: 2 P: 12	R: 3 E: 0 K: 0 S: 6	H: 3 LOB: 0 BB: 0 P: 6	R: 0 E: 0 K: 0 S: 4	H: 1 LOB: 0 BB: 0 P: 4	R: 0 E: 0 K: 1 S: 5	H: 0 LOB: 0 BB: 0 P: 5	R: 0 E: 0 K: 0 S: 3	H: 0 LOB: 0 BB: 0 P: 3	1B: 3 2B: 0 3B: 0 HR: 2	SF: 0 SAC: 0 DP: 1 HBP: 0	WP: 0 PB: 0 SB: 0 CS: 0	PA: 33
PITCHER Bob Turley, R ERA: 3.99 (7, 1)	IP: 6.0 WLS: L BF: 27 H: 5 R: 5 ER: 5 SO: 1 BB: 5 IBB: 0 HBP: 0 BLK: 0 WP: 0 HR: 2 S: 24 P: 44 ERA: 7.50 WHIP: 1.667															PITCHER Arnold Earley, L ERA: 4.64 (7, 1)	IP: 2.0 WLS: L BF: 6 H: 0 R: 0 ER: 0 SO: 1 BB: 0 IBB: 0 HBP: 0 BLK: 0 WP: 0 HR: 0 S: 8 P: 48 ERA: 0.00 WHIP: 0.000			

Boston Red Sox @ Minnesota Twins
Metropolitan Stadium, Bloomington, MI
Sun Aug 11 1963, 4:33 AM EDT
Att: 27,229 - Unknown - 81 F

AB 28
R 5
H 5
RBI 5
BB 5
SO 2
LOB 9



Batter	1	2	3	4	5	6	7	8	9	AB	R	H	RBI	BB	SO	LOB	TOP										
Chuck Schilling, R <small>OBP: 0.314, SLG: 0.349</small> 										4	0	0	0	1	1	3											
Felix Mantilla, R <small>OBP: 0.286, SLG: 0.328</small> 										4	1	1	1	0	0	1											
Carl Yastrzemski, L <small>OBP: 0.426, SLG: 0.505</small> 										4	0	2	0	0	0	0											
Dick Stuart, R <small>OBP: 0.308, SLG: 0.497</small> 										4	0	0	0	0	1	4											
Frank Matzone, R <small>OBP: 0.334, SLG: 0.437</small> 										4	2	1	0	0	0	2											
Lou Clinton, R <small>OBP: 0.274, SLG: 0.414</small> Gary Geiger, L <small>OBP: 0.352, SLG: 0.514</small> 										4	2	2	4	0	0	1											
Eddie Bressoud, R <small>OBP: 0.308, SLG: 0.405</small> 										4	0	0	0	0	0	1											
Bob Tillman, R <small>OBP: 0.316, SLG: 0.372</small> 										3	0	0	0	1	0	0											
Bob Heffner, R <small>OBP: 0.182, SLG: 0.190</small> Dick Radatz, R <small>OBP: 0.083, SLG: 0.087</small> 										3	0	0	0	0	0	0											
Inning Stats R: 0 H: 1 E: 1 LOB: 1 K: 0 BB: 0 S: 4 R: 0 H: 0 E: 0 LOB: 0 K: 0 BB: 0 S: 3 R: 0 H: 0 E: 0 LOB: 1 K: 0 BB: 1 S: 3 R: 2 H: 1 E: 1 LOB: 0 K: 1 BB: 0 S: 7 R: 0 H: 0 E: 0 LOB: 0 K: 0 BB: 0 S: 3 R: 3 H: 3 E: 0 LOB: 0 K: 0 BB: 0 S: 6 R: 0 H: 0 E: 0 LOB: 0 K: 1 BB: 0 S: 5 R: 0 H: 0 E: 0 LOB: 0 K: 0 BB: 0 S: 3 R: 0 H: 1 E: 0 LOB: 3 K: 0 BB: 2 S: 4 1B: 3 SF: 0 2B: 0 SAC: 0 3B: 0 DP: 1 HR: 3 HBP: 0 WP: 0 PA: 37 FB: 0 SB: 0 CS: 0																											
PITCHER Jim Kaat, L <small>ERA: 3.77</small> Gary Roggenburk, L <small>ERA: 2.28</small> Bill Dailey, R <small>ERA: 1.84</small>	IP	WLS	BF	H	R	ER	SO	BB	IBB	HBP	BLK	WP	HR	S	P	ERA	WHIP										
PITCHER Rich Rollins, R <small>OBP: 0.374, SLG: 0.478</small> 																			4	1	2	0	1	1	3		
Vic Power, R <small>OBP: 0.289, SLG: 0.366</small> 																			3	0	0	0	0	0	1		
Don Mincher, L <small>OBP: 0.346, SLG: 0.541</small> 																			4	0	0	0	1	2	2		
Harmon Killebrew, R <small>OBP: 0.354, SLG: 0.519</small> 																			5	1	0	0	0	2	3		
Jimmie Hall, L <small>OBP: 0.328, SLG: 0.492</small> 																			4	1	2	2	0	0	3		
Zoilo Versalles, R <small>OBP: 0.313, SLG: 0.437</small> 																			4	1	1	0	0	0	1		
Lenny Green, L <small>OBP: 0.301, SLG: 0.318</small> 																			4	0	2	1	0	0	0		
Jerry Zimmerman, R <small>OBP: 0.194, SLG: 0.194</small> Vic Wertz, L <small>OBP: 0.229, SLG: 0.262</small> Bill Dailey, R <small>OBP: 0.263, SLG: 0.389</small> 																			3	0	0	0	0	1	2		
Jim Kaat, L <small>OBP: 0.167, SLG: 0.207</small> Gary Roggenburk, R <small>OBP: 0.143, SLG: 0.143</small> Earl Battey, R <small>OBP: 0.397, SLG: 0.483</small> 																			2	0	0	0	0	0	2		
Inning Stats R: 0 H: 1 E: 0 LOB: 1 K: 0 BB: 0 S: 4 R: 2 H: 3 E: 1 LOB: 1 K: 1 BB: 0 S: 8 R: 0 H: 0 E: 1 LOB: 1 K: 0 BB: 0 S: 4 R: 0 H: 0 E: 1 LOB: 1 K: 0 BB: 0 S: 4 R: 0 H: 0 E: 0 LOB: 0 K: 0 BB: 0 S: 4 R: 2 H: 2 E: 1 LOB: 1 K: 1 BB: 0 S: 8 R: 0 H: 0 E: 0 LOB: 0 K: 0 BB: 0 S: 3 R: 0 H: 0 E: 0 LOB: 2 K: 1 BB: 2 S: 5 R: 0 H: 1 E: 0 LOB: 2 K: 1 BB: 0 S: 6 R: 0 H: 0 E: 0 LOB: 0 K: 2 BB: 0 S: 7 1B: 6 SF: 0 2B: 0 SAC: 2 3B: 0 DP: 0 HR: 1 HBP: 1 WP: 0 PA: 40 FB: 0 SB: 0 CS: 0																											
PITCHER Bob Heffner, R <small>ERA: 4.4</small> Dick Radatz, R <small>ERA: 1.6</small>	IP	WLS	BF	H	R	ER	SO	BB	IBB	HBP	BLK	WP	HR	S	P	ERA	WHIP										
PITCHER Rich Rollins, R <small>OBP: 0.374, SLG: 0.478</small> 																			4	1	2	0	1	1	3		
Vic Power, R <small>OBP: 0.289, SLG: 0.366</small> 																			3	0	0	0	0	0	1		
Don Mincher, L <small>OBP: 0.346, SLG: 0.541</small> 																			4	0	0	0	1	2	2		
Harmon Killebrew, R <small>OBP: 0.354, SLG: 0.519</small> 																			5	1	0	0	0	2	3		
Jimmie Hall, L <small>OBP: 0.328, SLG: 0.492</small> 																			4	1	2	2	0	0	3		
Zoilo Versalles, R <small>OBP: 0.313, SLG: 0.437</small> 																			4	1	1	0	0	0	1		
Lenny Green, L <small>OBP: 0.301, SLG: 0.318</small> 																			4	0	2	1	0	0	0		
Jerry Zimmerman, R <small>OBP: 0.194, SLG: 0.194</small> Vic Wertz, L <small>OBP: 0.229, SLG: 0.262</small> Bill Dailey, R <small>OBP: 0.263, SLG: 0.389</small> 																			3	0	0	0	0	1	2		
Jim Kaat, L <small>OBP: 0.167, SLG: 0.207</small> Gary Roggenburk, R <small>OBP: 0.143, SLG: 0.143</small> Earl Battey, R <small>OBP: 0.397, SLG: 0.483</small> 																			2	0	0	0	0	0	2		
Inning Stats R: 0 H: 1 E: 0 LOB: 1 K: 0 BB: 0 S: 4 R: 2 H: 3 E: 1 LOB: 1 K: 1 BB: 0 S: 8 R: 0 H: 0 E: 1 LOB: 1 K: 0 BB: 0 S: 4 R: 0 H: 0 E: 1 LOB: 1 K: 0 BB: 0 S: 4 R: 0 H: 0 E: 0 LOB: 0 K: 0 BB: 0 S: 4 R: 2 H: 2 E: 1 LOB: 1 K: 1 BB: 0 S: 8 R: 0 H: 0 E: 0 LOB: 0 K: 0 BB: 0 S: 3 R: 0 H: 0 E: 0 LOB: 2 K: 1 BB: 2 S: 5 R: 0 H: 1 E: 0 LOB: 2 K: 1 BB: 0 S: 6 R: 0 H: 0 E: 0 LOB: 0 K: 2 BB: 0 S: 7 1B: 6 SF: 0 2B: 0 SAC: 2 3B: 0 DP: 0 HR: 1 HBP: 1 WP: 0 PA: 40 FB: 0 SB: 0 CS: 0																											

Boston Red Sox @ Minnesota Twins
Metropolitan Stadium, Bloomington, MI
Mon Aug 12 1963, 4:33 AM EDT
Att: 12,321 - Unknown - 75 F

AB 34
R 5
H 6
RBI 5
BB 3
SO 2
LOB 12



Boston Red Sox @ Minnesota Twins
Metropolitan Stadium, Bloomington, MI
Mon Aug 12 1963, 4:33 AM EDT
Att: 12,321 - Unknown - 75 F

AB 35
R 4
H 7
RBI 3
BB 2
SO 6
LOB 18



Batter	1	2	3	4	5	6	7	8	9	10	11	12	13	AB	R	H	RBI	BB	SO	LOB	TOP		
Luis Aparicio, R OBP: 0.262, SLG: 0.337 (1, 6)	F8		4-3			E4 1-2		F9			SH1-4 1-2				5	0	1	0	0	0	1		
Russ Snyder, L OBP: 0.337, SLG: 0.373 (1, 8)	HR			CS 1B				6-3			F7		F7 1B	6	1	3	1	0	0	2			
Boog Powell, L OBP: 0.321, SLG: 0.484 (1, 7)	F4			K 1-2		F5				F8				4	0	0	0	1	1	4			
John Orsino, R OBP: 0.341, SLG: 0.456 (1, 2)	6-3			5-3		F9				F9		6-3 IBB		5	0	0	0	0	0	5			
Jim Gentile, L OBP: 0.354, SLG: 0.442 (1, 3)		F7				G3				F8			G3	5	0	0	0	0	1	0			
Bob Johnson, R OBP: 0.366, SLG: 0.486 (1, 4)		L3				K		1-3					F8	4	0	0	0	1	1	0			
Brooks Robinson, R OBP: 0.314, SLG: 0.365 (1, 5)			5-3			F9				K			F3	5	0	1	0	0	1	1			
Jackie Brandt, R OBP: 0.293, SLG: 0.374 (1, 9)			4-3			6-3		F7					F9	5	0	0	0	0	2				
Robin Roberts, S OBP: 0.242, SLG: 0.246 (1, 1)														3	0	1	0	0	0	0			
Bob Saverine, S OBP: 0.231, SLG: 0.226 (11, PH)			F5											0	0	0	0	1	0	0			
Stu Miller, R OBP: 0.385, SLG: 0.615 (11, 1)						1B E 1B		F3				SH1-4 BB		1	0	0	0	0	1	0			
Inning Stats	R: 1 E: 0 K: 0 S: 4	H: 1 LOB: 0 BB: 0 P: 4	R: 0 E: 0 K: 0 S: 3	H: 0 LOB: 0 BB: 0 P: 3	R: 0 E: 0 K: 1 S: 5	H: 1 LOB: 0 BB: 0 P: 5	R: 0 E: 0 K: 1 S: 6	H: 2 LOB: 3 BB: 0 P: 6	R: 0 E: 1 K: 0 S: 6	H: 1 LOB: 1 BB: 0 P: 6	R: 0 E: 0 K: 0 S: 3	H: 0 LOB: 0 BB: 0 P: 3	R: 0 E: 0 K: 1 S: 4	H: 0 LOB: 0 BB: 1 P: 8	R: 0 E: 0 K: 0 S: 3	H: 0 LOB: 0 BB: 0 P: 3	R: 0 E: 0 K: 1 S: 6	H: 1 LOB: 1 BB: 0 P: 6	1B: 5 2B: 1 3B: 0 HR: 1	SF: 0 SAC: 1 DP: 2 HBP: 0	WIP: 0 PB: 0 SB: 0 CS: 1	PA: 47	
PITCHER	IP 7.0	WLS 26	BF 6	H 5	R 1	ER 1	SO 3	BB 0	IBB 0	HBP 0	BLK 0	WP 0	HR 1	S 32	P 32	ERA 1.29	WHIP 0.714						
Jim Perry, R ERA: 3.28 (8, 1)	2.0																						
Gary Roggenbuck, L 6FA: 2:13 (10, 1)	4.0	W	15	1	0	0	2	2	1	0	0	0	0	0	16	28	0.00	0.750					

Baltimore Orioles @ Minnesota Twins
Metropolitan Stadium, Bloomington, MI
Wed Aug 14 1963, 8:05 PM EDT
Att. 25,014 - Unknown

AB 43
R 1
H 6
RBI 1
BB 3
SO 5
LOB 15



Batter	1	2	3	4	5	6	7	8	9	10	11	12	13	AB	R	H	RBI	BB	SO	LOB	BOTTOM			
Rich Rollins, R OBP: 0.368, SLG: 0.469 (1, 5)	F9		L9			F9	F7			6-3			K	6	0	0	0	0	1	3				
Vic Power, R OBP: 0.267, SLG: 0.364 (9, 3)	F8		6-3			F6		F6		F7			1B 2B	6	1	1	0	0	0	0				
Don Mincher, L OBP: 0.340, SLG: 0.525 (8, PR)				4-3		F5		5-3 BB		F6			1B	3	0	0	0	1	0	0				
Bernie Allen, L OBP: 0.272, SLG: 0.300 (9, 4)	4-3													2	0	1	1	0	0	0				
Harmon Killebrew, R OBP: 0.336, SLG: 0.534 (1, 7)		F7				F8		HR 1-2		5-3			K	5	1	1	1	0	1	1				
Jimmie Hall, L OBP: 0.333, SLG: 0.495 (1, 8)		1B 1B									F4			4	0	3	0	1	0	0				
Bob Allison, R OBP: 0.362, SLG: 0.521 (1, 9)		F4				F2				F2	F6			5	0	0	0	0	0	5				
Earl Battey, R OBP: 0.357, SLG: 0.478 (1, 2)			1B			F6		BB 1B		5-3			6-3	4	0	1	0	1	0	0				
Zolo Versalles, R OBP: 0.307, SLG: 0.429 (1, 6)		L8				F8				F3			F8	5	0	0	0	0	0	4				
Jim Perry, S OBP: 0.309, SLG: 0.285 (7, PH)														2	0	0	0	0	0	0				
Lenny Green, L OBP: 0.302, SLG: 0.317 (8, 1)			3-1			4-3				F7			F8	0	0	0	0	1	0	0				
Gary Roggenbuck, R OBP: 0.143, SLG: 0.143 (9, PH)														1	0	0	0	0	0	0				
Vic Wertz, L OBP: 0.250, SLG: 0.256 (10, 1)								1-2 2-3 BB						1	0	0	0	0	0	0				
Bill Dalley, R OBP: 0.250, SLG: 0.368 (10, 1)														1	0	0	0	0	0	0				
Inning Stats	R: 0 E: 0 K: 0 S: 3	H: 0 LOB: 0 BB: 0 P: 3	R: 0 E: 0 K: 0 S: 5	H: 2 LOB: 2 BB: 0 P: 5	R: 0 E: 0 K: 0 S: 3	H: 1 LOB: 1 BB: 0 P: 4	R: 0 E: 0 K: 0 S: 3	H: 0 LOB: 0 BB: 0 P: 3	R: 1 E: 0 K: 0 S: 5	H: 2 LOB: 3 BB: 2 P: 13	R: 0 E: 0 K: 0 S: 3	H: 0 LOB: 2 BB: 2 P: 11	R: 0 E: 0 K: 0 S: 3	H: 0 LOB: 0 BB: 0 P: 3	R: 0 E: 0 K: 1 S: 5	H: 0 LOB: 0 BB: 0 P: 5	R: 0 E: 0 K: 0 S: 3	H: 0 LOB: 0 BB: 0 P: 3	R: 1 E: 0 K: 1 S: 5	H: 2 LOB: 1 BB: 0 P: 5	1B: 4 2B: 2 3B: 0 HR: 1	SF: 0 SAC: 0 DP: 0 HBP: 0	WIP: 0 PB: 0 SB: 0 CS: 0	PA: 48
PITCHER	IP 10.0	WLS 39	BF 5	H 5	R 1	ER 1	SO 0	BB 2	IBB 2	HBP 0	BLK 0	WP 0	HR 1	S 35	P 51	ERA 0.90	WHIP 0.700							
Robin Roberts, R ERA: 3.06 (11, 1)	2.1	L	9	2	1	1	2	0	0	0	0	0	0	13	13	3.86	0.857							

Baltimore Orioles @ Minnesota Twins
Metropolitan Stadium, Bloomington, MI
Wed Aug 14 1963, 8:05 PM EDT
Att. 25,014 - Unknown

AB 44
R 2
H 7
RBI 2
BB 4
SO 2
LOB 13



Batter	1	2	3	4	5	6	7	8	9	AB	R	H	RBI	BB	SO	LOB	TOP			
Luis Aparicio, R OBP: 0.292, SLG: 0.336 (1, 6)	F8		SH5-4				F5		6-3	4	0	1	0	0	0	0				
Russ Snyder, L OBP: 0.335, SLG: 0.368 (1, 8)	K		E3				E3		1B	4	1	0	1	1	1	2				
Boog Powell, L OBP: 0.324, SLG: 0.485 (1, 7)	3-1		K						1B	4	1	2	0	1	1	2				
John Orsino, R OBP: 0.340, SLG: 0.456 Herman Starrette, R OBP: 0.335, SLG: 0.368 Bob Johnson, R OBP: 0.369, SLG: 0.489 (1, 2)		FC5	K				F4		E4	4	0	1	0	0	2	6				
Jim Gentile, L OBP: 0.353, SLG: 0.440 (1, 3)	F6						3-1			4	0	1	0	0	0	1				
Brooks Robinson, R OBP: 0.311, SLG: 0.361 (1, 5)	5-3						F6		K	4	0	0	0	0	2	2				
Jackie Brandt, R OBP: 0.296, SLG: 0.376 (1, 9)	FC5								F8	4	0	2	0	0	0	2				
Jerry Adair, R OBP: 0.236, SLG: 0.348 (1, 4)			SH5-4				F9		L3	4	1	1	0	0	1	3				
Milt Pappas, R OBP: 0.138, SLG: 0.161 Dick Hall, R OBP: 0.429, SLG: 0.619 Joe Garms, R OBP: 0.383, SLG: 0.482 George Brunet, L OBP: 0.365, SLG: 0.452 Fred Valentine, S OBP: 0.409, SLG: 0.234 Wes Stock, R OBP: 0.333, SLG: 0.358 (1, 1)			SH				K		K	0	0	0	0	0	0	0				
Inning Stats	R: 0 E: 0 K: 1 S: 5	H: 0 LOB: 0 BB: 0 P: 5	R: 0 E: 0 K: 0 S: 4	H: 1 LOB: 1 BB: 0 P: 4	R: 1 E: 2 K: 2 S: 10	H: 1 LOB: 2 BB: 0 P: 10	R: 0 E: 0 K: 2 S: 8	H: 1 LOB: 1 BB: 0 P: 8	R: 0 E: 0 K: 1 S: 4	H: 1 LOB: 2 BB: 0 P: 4	R: 0 E: 0 K: 1 S: 7	H: 1 LOB: 1 BB: 0 P: 7	R: 0 E: 0 K: 1 S: 6	H: 1 LOB: 1 BB: 0 P: 6	R: 2 E: 1 K: 1 S: 6	H: 2 LOB: 1 BB: 1 P: 10	1B: 8 2B: 1 3B: 0 HR: 0	SF: 0 SAC: 2 DP: 0 HBP: 0	WP: 0 PB: 0 SB: 0 CS: 0	PA: 40
PITCHER Lee Stange, R ERA: 2.91 (1, 1)	IP: 9.0 WLS: W BF: 40 H: 9 R: 3 ER: 1 SO: 9 BB: 2 IBB: 0 HBP: 0 BLK: 0 WP: 0 HR: 0 S: 56 P: 64 ERA: 1.00 WHIP: 1.222															PITCHER				

Baltimore Orioles @ Minnesota Twins
Metropolitan Stadium, Bloomington, MI
Thu Aug 15 1963, 8:05 PM EDT
Att: 22,537 - Unknown

AB 36
R 3
H 9
RBI 2
BB 2
SO 9
LOB 18



Batter	1	2	3	4	5	6	7	8	9	AB	R	H	RBI	BB	SO	LOB	BOTTOM			
Rich Rollins, R OBP: 0.367, SLG: 0.466 (1, 5)	L6		F8						K	6	2	2	1	0	1	4				
Vic Power, R OBP: 0.293, SLG: 0.374 Bernie Allen, L OBP: 0.272, SLG: 0.300 (1, 4)			1B							5	3	4	2	0	0	0				
Jimmie Hall, L OBP: 0.337, SLG: 0.506 (1, 8)	F7		WP							5	2	3	5	0	0	1				
Harmon Killebrew, R OBP: 0.354, SLG: 0.530 Jerry Zimmerman, R OBP: 0.194, SLG: 0.194 (1, 7)	F4		SF9							3	0	0	1	1	0	1				
Don Mincher, L OBP: 0.355, SLG: 0.552 (1, 3)			HR							4	2	2	1	1	1	3				
Bob Allison, R OBP: 0.384, SLG: 0.529 (1, 9)	F7		1B							5	1	3	2	0	1	1				
Earl Batley, R OBP: 0.356, SLG: 0.478 Lenny Green, L OBP: 0.305, SLG: 0.317 (1, 2)	5-3									4	1	2	1	0	0	0				
Zoilo Versalles, R OBP: 0.304, SLG: 0.424 (1, 6)	F9		K							5	1	0	0	0	3	6				
Lee Stange, R OBP: 0.219, SLG: 0.074 (1, 1)			1B							4	1	0	0	1	2	5				
Inning Stats	R: 0 E: 0 K: 0 S: 4	H: 1 LOB: 1 BB: 0 P: 4	R: 1 E: 0 K: 0 S: 4	H: 1 LOB: 0 BB: 0 P: 4	R: 4 E: 0 K: 1 S: 9	H: 4 LOB: 2 BB: 2 P: 17	R: 0 E: 0 K: 0 S: 3	H: 0 LOB: 0 BB: 0 P: 3	R: 0 E: 1 K: 1 S: 6	H: 0 LOB: 1 BB: 0 P: 6	R: 3 E: 0 K: 1 S: 9	H: 4 LOB: 2 BB: 1 P: 13	R: 5 E: 0 K: 2 S: 12	H: 4 LOB: 0 BB: 0 P: 12	R: 0 E: 0 K: 3 S: 11	H: 2 LOB: 3 BB: 1 P: 15	1B: 10 2B: 3 3B: 0 HR: 3	SF: 1 SAC: 0 DP: 0 HBP: 0	WP: 2 PB: 1 SB: 1 CS: 0	PA: 46
PITCHER Milt Pappas, R ERA: 2.91 (1, 1) Dick Hall, R ERA: 3.76 (3, 1) George Brunet, L ERA: 6.66 (5, 1) Wes Stock, R ERA: 3.6 (7, 1) Herman Starrette, R ERA: 3.0 (8, 1)	IP: 2.2 WLS: L BF: 16 H: 6 R: 5 ER: 5 SO: 0 BB: 2 IBB: 0 HBP: 0 BLK: 0 WP: 0 HR: 1 S: 14 P: 22 ERA: 16.88 WHIP: 3.000															PITCHER				

Baltimore Orioles @ Minnesota Twins
Metropolitan Stadium, Bloomington, MI
Thu Aug 15 1963, 8:05 PM EDT
Att: 22,537 - Unknown

AB 41
R 13
H 16
RBI 13
BB 4
SO 8
LOB 21



Batter	1	2	3	4	5	6	7	8	9	AB	R	H	RBI	BB	SO	LOB	TOP											
Ed Brinkman, R OBP: 0.266, SLG: 0.311	0-0 HR	0-0 6-3		0-0 1-3		0-0 1B		0-0 5-3		5	1	2	1	0	0	1												
Minnie Minoso, R OBP: 0.326, SLG: 0.328	0-0 F3	0-0 HR			0-0 G6-4-3	0-0 1B		0-0 F7		5	1	3	2	0	0	0												
Chuck Hinton, R OBP: 0.338, SLG: 0.444	4-0 PB	0-0 HR			0-0 G6-4-3	0-0 1B		0-0 F7		3	2	1	2	2	0	3												
Don Lock, R OBP: 0.339, SLG: 0.462	0-0 HR	0-0 5-3			0-3 K			0-0 FC1-5		5	1	2	1	0	2	1												
Don Leppert, R OBP: 0.308, SLG: 0.387	0-0 F3			0-0 F8		0-0 F7		0-0 FC1-5		5	0	1	0	0	1	2												
Don Zimmer, R OBP: 0.293, SLG: 0.441	0-0 HR			0-0 F9		0-0 HR		0-0 FC1-5		5	2	2	2	0	0	3												
Dick Phillips, L OBP: 0.282, SLG: 0.332	0-0 P4			0-3 K		0-0 HR		0-0 3-1		4	1	1	2	0	1	2												
Chuck Cottier, R OBP: 0.254, SLG: 0.327		0-0 SH2-4		0-0 6-3		0-3 K		0-0 6-3		4	1	1	0	0	1	2												
Bennie Daniels, L OBP: 0.317, SLG: 0.176		0-0 SH2-4		0-3 K		4-0 1B		0-3 K		2	1	0	0	1	2	0												
Inning Stats	R: 4 E: 0 K: 0 S: 6	H: 3 LOB: 0 BB: 1 P: 10	R: 3 E: 0 K: 0 S: 6	H: 3 LOB: 0 BB: 0 P: 6	R: 0 E: 0 K: 1 S: 5	H: 0 LOB: 0 BB: 0 P: 5	R: 0 E: 0 K: 1 S: 5	H: 0 LOB: 0 BB: 0 P: 5	R: 0 E: 0 K: 1 S: 9	H: 1 LOB: 0 BB: 0 P: 5	R: 0 E: 0 K: 1 S: 5	H: 2 LOB: 2 BB: 0 P: 5	R: 0 E: 0 K: 1 S: 5	H: 0 LOB: 0 BB: 1 P: 11	R: 0 E: 0 K: 2 S: 7	H: 0 LOB: 1 BB: 1 P: 11	1B: 8 2B: 1 3B: 0 HR: 4	SF: 0 SAC: 1 DP: 1 HBP: 0	WP: 1 PB: 1 SB: 1 CS: 0	PA: 42								
PITCHER	IP	WLS	BF	H	R	ER	SO	BB	IBB	HBP	BLK	WP	HR	S	P	ERA	WHIP											
Dick Stigman, L ERA: 2.98	(1, 1)	0.2	L	6	3	4	4	0	1	0	0	0	0	2	5	9	54.00	6.000										
Bill Plets, L ERA: 4.23	(1, 1)	4.1		16	4	3	3	3	0	0	0	0	1	22	22	6.23	0.923											
Don Williams, R ERA: 10.38	(6, 1)	3.0		16	6	3	3	2	1	0	0	0	1	1	19	23	9.00	2.333										
Ray Moore, R ERA: 6.68	(9, 1)	1.0		4	0	0	0	2	1	0	0	0	0	0	7	11	0.00	1.000										

Washington Senators @ Minnesota Twins
Metropolitan Stadium, Bloomington, MI

AB 38
R 10
H 13
RBI 10
BB 3
SO 7
LOB 14



Sat Aug 17 1963, 4:33 AM EDT
Att: 16,589 - Unknown - 63 F

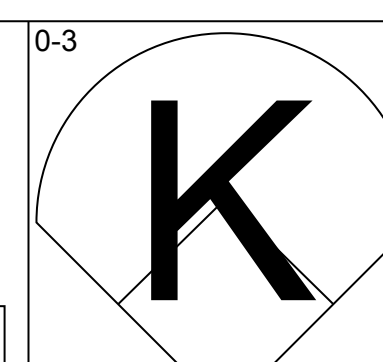
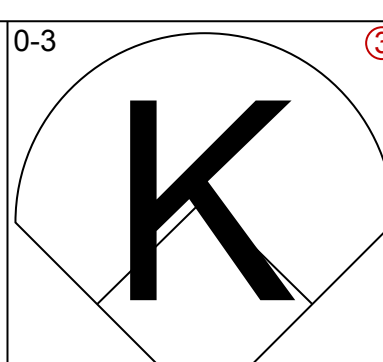
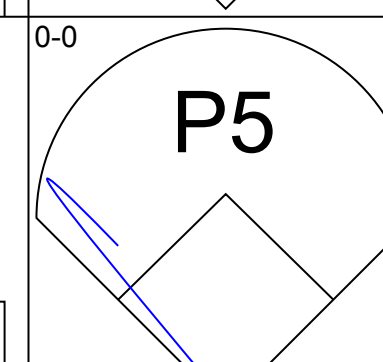
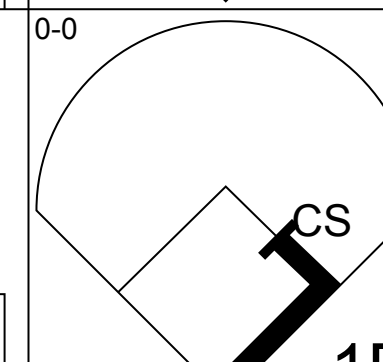
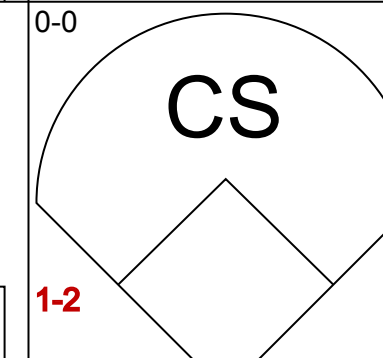
Batter	1	2	3	4	5	6	7	8	9	AB	R	H	RBI	BB	SO	LOB	BOTTOM										
Rich Rollins, R OBP: 0.371, SLG: 0.467	0-0 6-3		4-0 FC6-4			0-0 5-3		0-0 E6		3	0	0	0	1	0	0											
Vic Power, R OBP: 0.292, SLG: 0.372	0-0 6-3		0-0 FC6-4			0-0 FC3-6		0-0 4-3		4	0	1	0	0	0	2											
Jimmie Hall, L OBP: 0.335, SLG: 0.512	0-0 G3			0-0 4-3		0-0 FC3-6		0-0 4-3		4	0	0	0	0	0	1											
Harmon Killebrew, R OBP: 0.350, SLG: 0.519		0-0 4-3		0-0 6-3		0-0 FC6-4		0-3 K		4	0	0	0	0	1	1											
Don Mincher, L OBP: 0.356, SLG: 0.540		0-0 1B		0-3 K		4-0 G6-4-3		0-3 K		3	0	1	0	1	2	0											
Bob Allison, R OBP: 0.381, SLG: 0.522		0-0 F9		0-3 K		0-0 G6-4-3		0-0 K		3	0	0	0	0	1	2											
Earl Batley, R OBP: 0.359, SLG: 0.475		0-0 1-3		4-0 FC5-4		0-0 F9				2	0	0	0	1	0	1											
Jerry Zimmerman, R OBP: 0.194, SLG: 0.194				0-0 BB						0	0	0	0	0	0	0											
Zoilo Versalles, R OBP: 0.304, SLG: 0.422			0-0 F9		0-0 FC5-4			0-0 4-3		3	0	0	0	0	0	1											
Dick Stigman, R OBP: 0.200, SLG: 0.113	(1, 1)		0-3 K		0-0 4-3			0-0 5-3		0	0	0	0	0	0	0											
Bill Plets, L OBP: 0.313, SLG: 0.154	(1, 1)									1	0	0	0	0	1	0											
Bennie Daniels, L OBP: 0.271, SLG: 0.299	(5, PH)									1	0	0	0	0	0	0											
Don Williams, R OBP: 0.299	(6, 1)									0	0	0	0	0	0	0											
Lenny Green, L OBP: 0.324, SLG: 0.376	(8, PH)									1	0	0	0	0	0	0											
Ray Moore, R ERA: 6.68	(9, 1)									0	0	0	0	0	0	0											
Inning Stats	R: 0 E: 0 K: 0 S: 3	H: 0 LOB: 0 BB: 0 P: 3	R: 0 E: 0 K: 0 S: 4	H: 1 LOB: 1 BB: 0 P: 4	R: 0 E: 0 K: 1 S: 5	H: 0 LOB: 1 BB: 1 P: 9	R: 0 E: 0 K: 1 S: 5	H: 0 LOB: 0 BB: 0 P: 5	R: 0 E: 0 K: 1 S: 4	H: 0 LOB: 1 BB: 0 P: 4	R: 0 E: 0 K: 0 S: 2	H: 0 LOB: 0 BB: 1 P: 6	R: 0 E: 1 K: 0 S: 4	H: 0 LOB: 1 BB: 0 P: 4	R: 0 E: 0 K: 2 S: 7	H: 0 LOB: 0 BB: 0 P: 7	1B: 2 2B: 0 3B: 0 HR: 0	SF: 0 SAC: 0 DP: 1 HBP: 0	WP: 0 PB: 0 SB: 0 CS: 0	PA: 32							
PITCHER	IP	WLS	BF	H	R	ER	SO	BB	IBB	HBP	BLK	WP	HR	S	P	ERA	WHIP										
Bennie Daniels, R ERA: 4.4	(1, 1)	9.0	W	32	2	0	0	5	3	0	0	0	0	39	51	0.00	0.556										

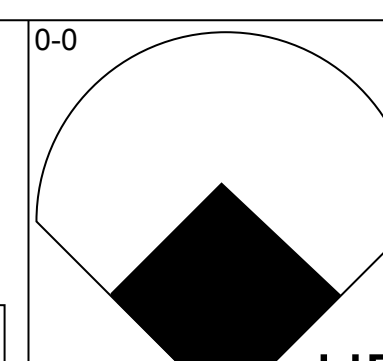
Washington Senators @ Minnesota Twins
Metropolitan Stadium, Bloomington, MI

AB 29
R 0
H 2
RBI 0
BB 3
SO 5
LOB 9



Sat Aug 17 1963, 4:33 AM EDT
Att: 16,589 - Unknown - 63 F

Batter	1	2	3	4	5	6	7	8	9	AB	R	H	RBI	BB	SO	LOB	TOP					
Don Blasingame, L (1, 4) OBP: 0.291, SLG: 0.262			2-3					F8		4	1	0	0	1	2	1	<p>Washington Senators @ Minnesota Twins Metropolitan Stadium, Bloomington, MI</p> <p>Sun Aug 18 1963, 4:33 AM EDT Att: 18,557 - Unknown - 72 F</p> <p>livebaseballscorecards.com</p>					
Dick Phillips, L (1, 3) OBP: 0.290, SLG: 0.335								F7		4	1	2	0	1	0	0						
Chuck Hinton, R (1, 7) OBP: 0.342, SLG: 0.447								1-3		4	1	3	1	1	0	0						
Jim King, L (1, 9) OBP: 0.319, SLG: 0.484		P4	F8					SH		4	0	0	0	0	0	4						
Don Lock, R (1, 8) OBP: 0.340, SLG: 0.460								F2		4	0	1	0	1	1	3						
Don Zimmer, R (1, 5) OBP: 0.296, SLG: 0.470		E4						FC5-4		5	3	2	3	0	0	6						
Don Leppert, R (1, 2) OBP: 0.311, SLG: 0.405		F9						HR		5	1	2	3	0	0	2						
Ed Brinkman, R (1, 6) OBP: 0.268, SLG: 0.312		F9						HR		3	0	1	0	1	0	3						
Steve Ritzik, R (1, 1) OBP: 0.167, SLG: 0.500			1-3					HR		4	0	0	0	0	2	3						
Ron Kline, R (9, 1) OBP: 0.167, SLG: 0.500				K				HR		0	0	0	0	0	0	0						
Inning Stats	R: 0 E: 0 K: 1 S: 5	H: 1 LOB: 0 BB: 0 P: 5	R: 0 E: 1 K: 0 S: 5	H: 1 LOB: 2 BB: 0 P: 5	R: 0 E: 0 K: 0 S: 3	H: 0 LOB: 2 BB: 2 P: 11	R: 1 E: 0 K: 1 S: 7	H: 2 LOB: 1 BB: 0 P: 7	R: 1 E: 1 K: 0 S: 4	H: 2 LOB: 2 BB: 2 P: 12	R: 0 E: 0 K: 1 S: 6	H: 1 LOB: 1 BB: 0 P: 6	R: 4 E: 1 K: 1 S: 9	H: 3 LOB: 1 BB: 1 P: 13	R: 0 E: 0 K: 0 S: 3	H: 0 LOB: 0 BB: 0 P: 3	R: 1 E: 0 K: 1 S: 6	H: 1 LOB: 0 BB: 0 P: 6	1B: 8 2B: 0 3B: 0 HR: 3	SF: 0 SAC: 1 DP: 1 HBP: 0	WP: 0 PB: 0 SB: 0 CS: 1	PA: 44
PITCHER	IP WLS BF H R ER SO BB IBB HBP BLK WP HR S P ERA WHIP																					
Jim Perry, R (1, 1) ERA: 3.37	4.0	21	6	2	2	2	3	0	0	0	0	0	1	22	34	4.50	2.250					
Gary Roggenburk, L (5, 1) ERA: 1.94	2.2	L 14	4	4	0	1	1	1	0	0	0	0	1	14	22	0.00	1.875					
Ray Moore, R (7, 1) ERA: 0.4	1.1	4	0	0	0	1	0	0	0	0	0	0	0	6	6	0.00	0.000					
Bill Dailey, R (9, 1) ERA: 1.84	1.0	4	1	1	1	1	0	0	0	0	0	0	1	6	6	9.00	1.000					

Batter	1	2	3	4	5	6	7	8	9	AB	R	H	RBI	BB	SO	LOB	BOTTOM					
Rich Rollins, R (1, 5) OBP: 0.370, SLG: 0.472			6-3					K		4	1	1	1	0	1	4	<p>Washington Senators @ Minnesota Twins Metropolitan Stadium, Bloomington, MI</p> <p>Sun Aug 18 1963, 4:33 AM EDT Att: 18,557 - Unknown - 72 F</p> <p>livebaseballscorecards.com</p>					
Vic Power, R (1, 4) OBP: 0.290, SLG: 0.368	6-3							F8		4	0	0	0	0	1	1						
Jimmie Hall, L (1, 9) OBP: 0.334, SLG: 0.517	K							K		4	1	1	1	0	2	1						
Harmon Killebrew, R (1, 7) OBP: 0.347, SLG: 0.514	P6							4-3		4	0	0	0	0	1	0						
Don Mincher, L (1, 3) OBP: 0.354, SLG: 0.539		F7						F9		4	1	1	0	0	0	0						
Earl Battey, R (1, 2) OBP: 0.358, SLG: 0.471		F7						HR		3	0	0	0	1	2	1						
Lenny Green, L (1, 8) OBP: 0.307, SLG: 0.320								SH		3	0	2	1	0	0	0						
Zoilo Versalles, R (1, 6) OBP: 0.301, SLG: 0.419								BB		4	0	0	0	0	0	4						
Jim Perry, S (1, 1) OBP: 0.304, SLG: 0.260								SH		1	0	0	0	0	0	0						
Gary Roggenburk, R (5, 1) OBP: 0.250, SLG: 0.143								BB		0	0	0	0	1	0	0						
Ray Moore, R (7, 1) OBP: 0.273, SLG: 0.301								BB		0	0	0	0	0	0	0						
Bernie Allen, L (8, PH) OBP: 0.273, SLG: 0.301								BB		1	0	1	0	0	0	0						
Bill Dailey, R (9, 1) OBP: 0.250, SLG: 0.368								BB		0	0	0	0	0	0	0						
Inning Stats	R: 1 E: 0 K: 1 S: 6	H: 1 LOB: 0 BB: 0 P: 6	R: 0 E: 0 K: 0 S: 3	H: 0 LOB: 0 BB: 0 P: 3	R: 0 E: 0 K: 0 S: 3	H: 0 LOB: 0 BB: 0 P: 3	R: 1 E: 0 K: 1 S: 6	H: 1 LOB: 0 BB: 0 P: 6	R: 0 E: 0 K: 0 S: 3	H: 0 LOB: 2 BB: 2 P: 11	R: 0 E: 0 K: 1 S: 5	H: 0 LOB: 0 BB: 0 P: 5	R: 0 E: 0 K: 1 S: 6	H: 1 LOB: 1 BB: 0 P: 6	R: 0 E: 0 K: 1 S: 6	H: 1 LOB: 1 BB: 0 P: 6	R: 1 E: 0 K: 2 S: 9	H: 2 LOB: 1 BB: 0 P: 9	1B: 3 2B: 1 3B: 0 HR: 2	SF: 0 SAC: 1 DP: 1 HBP: 0	WP: 0 PB: 0 SB: 0 CS: 0	PA: 35
PITCHER	IP WLS BF H R ER SO BB IBB HBP BLK WP HR S P ERA WHIP																					
Steve Ritzik, R (1, 1) ERA: 5.11	8.2	W 34	6	3	3	7	2	0	0	0	0	0	0	46	54	3.12	0.923					
Ron Kline, R (9, 1) ERA: 2.95	0.1	S 1	0	0	0	0	0	0	0	0	0	0	0	1	1	0.00	0.000					

Batter	1	2	3	4	5	6	7	8	9	AB	R	H	RBI	BB	SO	LOB	TOP			
Lenny Green, L (1.8) OBP: 0.310, SLG: 0.320										3	0	1	0	1	1	0	Minnesota Twins @ Detroit Tigers Tiger Stadium, Detroit, MI Tue Aug 20 1963, 7:05 PM EDT Att: 16,960 - Unknown			
Rich Rollins, R (1.5) OBP: 0.367, SLG: 0.468										4	0	0	0	0	0	1				
Harmon Killebrew, R (1.7) OBP: 0.346, SLG: 0.511										4	0	1	0	0	0	2				
Jimmie Hall, L (1.9) OBP: 0.332, SLG: 0.513										3	0	0	0	0	0	2				
Earl Battey, R (1.2) OBP: 0.358, SLG: 0.469										2	0	0	0	1	1	2				
Jerry Zimmerman, R (7.2) OBP: 0.194, SLG: 0.194										0	0	0	0	0	0	0				
Zoilo Versalles, R (1.6) OBP: 0.300, SLG: 0.416										3	0	0	0	0	0	2				
Don Mincher, L (1.3) OBP: 0.348, SLG: 0.529										3	0	0	0	0	2	1				
Johnny Goryl, R (1.4) OBP: 0.369, SLG: 0.567										3	0	0	0	0	1	0				
Lee Stange, R (1.1) OBP: 0.206, SLG: 0.069										2	0	0	0	0	0	0				
Gary Roggenburk, R (7.1) OBP: 0.250, SLG: 0.143										0	0	0	0	0	0	0				
Vic Power, R (8. PH) OBP: 0.289, SLG: 0.367										1	0	0	0	0	0	0				
Bill Pleis, L (8.1) OBP: 0.313, SLG: 0.154										0	0	0	0	0	0	0				
Ray Moore, R (8.1)										0	0	0	0	0	0	0				
Inning Stats	R: 0 E: 0 K: 0 S: 3	H: 1 LOB: 0 BB: 0 P: 3	R: 0 E: 0 K: 1 S: 5	H: 0 LOB: 1 BB: 1 P: 9	R: 0 E: 0 K: 1 S: 4	H: 0 LOB: 0 BB: 1 P: 8	R: 0 E: 1 K: 1 S: 6	H: 0 LOB: 1 BB: 0 P: 6	R: 0 E: 0 K: 1 S: 5	H: 0 LOB: 0 BB: 0 P: 5	R: 0 E: 0 K: 1 S: 4	H: 1 LOB: 1 BB: 0 P: 4	R: 0 E: 0 K: 0 S: 3	H: 0 LOB: 0 BB: 0 P: 3	R: 0 E: 0 K: 0 S: 3	H: 0 LOB: 0 BB: 0 P: 3	1B: 2 2B: 0 3B: 0 HR: 0	SF: 0 SAC: 0 DP: 1 HBP: 0	WP: 0 PB: 0 SB: 0 CS: 1	PA: 31
PITCHER Hank Aguirre, L (1.1) ERA: 3.72	IP: 9.0 WLS: W BF: 30 H: 2 R: 0 ER: 0 SO: 5 BB: 2 IBB: 0 HBP: 0 BLK: 0 WP: 0 HR: 0 S: 38 P: 46 ERA: 0.00 WHIP: 0.444																			

Batter	1	2	3	4	5	6	7	8	9	AB	R	H	RBI	BB	SO	LOB	BOTTOM			
Bill Bruton, L (1.8) OBP: 0.333, SLG: 0.391										2	0	2	0	2	0	0	Minnesota Twins @ Detroit Tigers Tiger Stadium, Detroit, MI Tue Aug 20 1963, 7:05 PM EDT Att: 16,960 - Unknown			
Dick McAuliffe, L (1.6) OBP: 0.333, SLG: 0.383										3	1	1	0	1	0	1				
Gates Brown, L (1.7) OBP: 0.358, SLG: 0.447										4	0	0	0	0	3	4				
Rocky Colavito, R (1.9) OBP: 0.369, SLG: 0.444										3	2	2	1	1	0	1				
Norm Cash, L (1.3) OBP: 0.383, SLG: 0.465										4	1	1	3	0	2	1				
Bubba Phillips, R (1.5) OBP: 0.289, SLG: 0.303										4	1	1	0	0	0	1				
George Smith, R (1.4) OBP: 0.370, SLG: 0.440										4	1	1	0	0	1	2				
Bill Freehan, R (1.2) OBP: 0.328, SLG: 0.362										3	0	0	0	1	1	2				
Hank Aguirre, R (1.1) OBP: 0.183, SLG: 0.207										4	0	1	1	0	3	2				
Inning Stats	R: 0 E: 0 K: 1 S: 6	H: 1 LOB: 1 BB: 0 P: 6	R: 0 E: 0 K: 1 S: 5	H: 0 LOB: 0 BB: 0 P: 5	R: 0 E: 0 K: 2 S: 8	H: 1 LOB: 2 BB: 1 P: 12	R: 0 E: 0 K: 1 S: 6	H: 1 LOB: 0 BB: 0 P: 6	R: 0 E: 0 K: 1 S: 4	H: 0 LOB: 0 BB: 1 P: 8	R: 1 E: 0 K: 1 S: 6	H: 1 LOB: 2 BB: 1 P: 10	R: 2 E: 1 K: 1 S: 6	H: 2 LOB: 1 BB: 1 P: 10	R: 3 E: 0 K: 2 S: 10	H: 3 LOB: 2 BB: 2 P: 18		1B: 4 2B: 2 3B: 1 HR: 2	SF: 0 SAC: 0 DP: 0 HBP: 0	WP: 1 PB: 0 SB: 2 CS: 2
PITCHER Lee Stange, R (1.1) ERA: 2.91	IP: 6.1 WLS: L BF: 27 H: 6 R: 3 ER: 1 SO: 8 BB: 2 IBB: 0 HBP: 0 BLK: 0 WP: 0 HR: 1 S: 41 P: 49 ERA: 1.42 WHIP: 1.263																			
Gary Roggenburk, L (7.1) ERA: 1.93	0.2	1	0	0	0	0	1	0	0	0	0	0	4	0.00	1.500					
Bill Pleis, L (8.1) ERA: 4.72	0.2	6	3	3	3	1	0	1	0	0	1	1	7	11	40.50	4.500				
Ray Moore, R (8.1) ERA: 6.34	0.1	2	0	0	0	1	0	1	0	0	0	0	3	7	0.00	0.000				


AB	28
R	0
H	2
RBI	0
BB	2
SO	5
LOB	10




AB	31
R	6
H	9
RBI	5
BB	5
SO	10
LOB	14



Batter	1	2	3	4	5	6	7	8	9	AB	R	H	RBI	BB	SO	LOB	TOP										
Lenny Green, L OBP: 0.317, SLG: 0.327 (1, 8)										4	2	2	0	1	0	1	Minnesota Twins @ Detroit Tigers Tiger Stadium, Detroit, MI Wed Aug 21 1963, 4:33 AM EDT Att: 7,958 - Unknown										
Rich Rollins, R OBP: 0.388, SLG: 0.468 Johnny Goryl, R OBP: 0.364, SLG: 0.558 (7, PH) (7, 5)										4	1	2	3	0	0	2											
Jimmie Hall, L OBP: 0.335, SLG: 0.514 (1, 9)										3	2	1	0	2	0	1											
Don Mincher, L OBP: 0.360, SLG: 0.559 (1, 3)										4	2	3	4	1	0	2											
Harmon Killebrew, R OBP: 0.349, SLG: 0.511 (1, 7)										4	1	2	1	1	0	1											
Earl Battey, R OBP: 0.359, SLG: 0.467 Jerry Zimmerman, R OBP: 0.194, SLG: 0.194 (9, 2)										4	1	1	1	1	1	2											
Zolo Versailles, R OBP: 0.299, SLG: 0.414 (1, 6)										5	1	1	1	0	0	5											
Bernie Allen, L OBP: 0.275, SLG: 0.310 (1, 4)										5	1	2	0	0	0	3											
Camilo Pascual, R OBP: 0.290, SLG: 0.323 (1, 1)										4	1	1	1	0	1	1											
Inning Stats	R: 0 E: 0 K: 0 S: 3	H: 1 LOB: 0 BB: 0 P: 3	R: 0 E: 0 K: 1 S: 5	H: 0 LOB: 1 BB: 1 P: 9	R: 0 E: 0 K: 1 S: 6	H: 1 LOB: 1 BB: 0 P: 6	R: 3 E: 1 K: 0 S: 11	H: 9 LOB: 3 BB: 3 P: 23	R: 4 E: 0 K: 0 S: 6	H: 3 LOB: 0 BB: 0 P: 7	R: 0 E: 0 K: 0 S: 3	H: 0 LOB: 1 BB: 0 P: 3	R: 0 E: 0 K: 1 S: 6	H: 1 LOB: 2 BB: 1 P: 10	R: 0 E: 0 K: 0 S: 3	H: 0 LOB: 1 BB: 0 P: 7		R: 0 E: 0 K: 0 S: 3	H: 0 LOB: 0 BB: 0 P: 3	1B: 9 2B: 5 3B: 0 HR: 1	SF: 0 SAC: 1 DP: 0 HBP: 1	WP: 2 PB: 0 SB: 0 CS: 1	PA: 47				
PITCHER	IP	WLS	BF	H	R	ER	SO	BB	IBB	HBP	BLK	WP	HR	S	P	ERA	WHIP	PITCHER									
Jim Bunning, R ERA: 4.46 (1, 1)	3.0	L	16	7	5	5	2	1	0	0	0	0	0	19	23	15.00	2.667										
Alan Koch, R ERA: 7.35 (4, 1)	0.1		4	2	1	1	0	1	0	0	0	0	0	3	7	27.00	9.000										
Bill Faul, R ERA: 4.86 (4, 1)	1.2		12	5	6	6	0	2	0	1	0	1	1	9	18	32.40	4.200										
Bob Anderson, R ERA: 3.32 (6, 1)	2.0		8	1	0	0	1	1	0	0	0	0	0	9	13	0.00	1.000										
Fred Gladding, R ERA: 3.75 (8, 1)	2.0		7	0	0	0	0	1	0	0	0	1	0	6	10	0.00	0.500										
Batter	1	2	3	4	5	6	7	8	9	AB	R	H	RBI	BB	SO	LOB	BOTTOM										
Bill Bruton, L OBP: 0.333, SLG: 0.389 (1, 8)										4	1	1	0	0	1	2	Minnesota Twins @ Detroit Tigers Tiger Stadium, Detroit, MI Wed Aug 21 1963, 4:33 AM EDT Att: 7,958 - Unknown										
Dick McAuliffe, L OBP: 0.331, SLG: 0.380 (1, 6)										4	0	0	0	0	1	1											
Gates Brown, L OBP: 0.351, SLG: 0.431 (1, 7)										4	0	1	0	0	2	1											
Rocky Colavito, R OBP: 0.370, SLG: 0.445 (1, 9)										3	0	1	1	1	0	1											
Norm Cash, L OBP: 0.379, SLG: 0.460 (1, 3)										4	0	0	0	0	1	3											
Don Wert, R OBP: 0.335, SLG: 0.380 (1, 5)										3	0	2	0	1	0	0											
Gus Triandos, R OBP: 0.305, SLG: 0.386 (1, 2)										4	0	1	0	0	1	2											
George Smith, R OBP: 0.357, SLG: 0.423 (1, 4)										2	0	0	0	0	0	1											
Jim Bunning, R OBP: 0.188, SLG: 0.185 Alan Koch, R OBP: 1.000, SLG: 1.000 Bill Faul, R OBP: 0.148, SLG: 0.192 Whitely Hertzog, L OBP: 0.292, SLG: 0.299 Bob Anderson, R OBP: 0.327, SLG: 0.362 Bill Freshman, R OBP: 0.327, SLG: 0.362 Fred Gladding, L (1, 1)										1	0	0	0	0	0	2											
Inning Stats	R: 1 E: 0 K: 1 S: 7	H: 2 LOB: 1 BB: 0 P: 7	R: 0 E: 0 K: 0 S: 5	H: 2 LOB: 2 BB: 0 P: 5	R: 0 E: 0 K: 2 S: 7	H: 0 LOB: 0 BB: 0 P: 7	R: 0 E: 0 K: 0 S: 3	H: 0 LOB: 0 BB: 0 P: 3	R: 0 E: 0 K: 2 S: 7	H: 0 LOB: 0 BB: 0 P: 7	R: 0 E: 0 K: 0 S: 4	H: 1 LOB: 1 BB: 0 P: 4	R: 0 E: 0 K: 0 S: 3	H: 0 LOB: 1 BB: 1 P: 7	R: 0 E: 0 K: 1 S: 5	H: 0 LOB: 0 BB: 0 P: 5		R: 0 E: 0 K: 1 S: 5	H: 1 LOB: 1 BB: 1 P: 9	1B: 5 2B: 1 3B: 0 HR: 0	SF: 0 SAC: 1 DP: 1 HBP: 0	WP: 0 PB: 0 SB: 0 CS: 0	PA: 34				
PITCHER	IP	WLS	BF	H	R	ER	SO	BB	IBB	HBP	BLK	WP	HR	S	P	ERA	WHIP	PITCHER									
Camilo Pascual, R ERA: 2.53 (1, 1)	9.0	W	34	6	1	1	7	2	0	0	0	0	0	46	54	1.00	0.889										

Batter	1	2	3	4	5	6	7	8	9	AB	R	H	RBI	BB	SO	LOB	TOP					
Lenny Green, L OBP: 0.312, SLG: 0.321 (1, 8)	0-0 4-3		0-0 4-3	0-3 K			0-0 F7		0-0 4-3	5	0	0	0	0	1	2	Minnesota Twins @ Baltimore Orioles Memorial Stadium, Baltimore, MD Fri Aug 23 1963, 7:05 PM EDT Unknown livebaseballscores.com AB 33 R 4 H 6 RBI 4 BB 5 SO 5 LOB 17 					
Rich Rollins, R OBP: 0.388, SLG: 0.466 (1, 5)	0-0 6-3		4-0 BB		0-0 1B		0-0 F4		0-0 F9	4	0	1	0	1	0	2						
Jimmie Hall, L OBP: 0.334, SLG: 0.510 (1, 9)	0-0 F7		0-3 K		0-0 3-6		4-0 BB		4-0 BB	3	0	0	0	1	1	2						
Don Mincher, L OBP: 0.358, SLG: 0.549 (1, 3)		4-0 2B BB	0-0 F6		0-0 E3		0-0 F4			3	1	0	0	1	0	3						
Harmon Killebrew, R OBP: 0.350, SLG: 0.512 (1, 7)	0-0 G3 1-H 2B		4-0 1B FC1-6 BB		0-3 K		0-0 6-3		0-0 6-3	3	1	1	1	1	1	1						
Earl Battey, R OBP: 0.358, SLG: 0.464 (1, 2)	0-0 G3		0-0 FC1-6 1B		0-0 F8		0-0 4-3		0-0 4-3	4	0	1	0	0	0	1						
Zolo Versailles, R OBP: 0.296, SLG: 0.411 (1, 6)	0-0 F4		0-3 K		0-0 1-3		0-0 6-3		0-0 6-3	4	0	0	0	0	1	3						
Bernie Allen, L OBP: 0.275, SLG: 0.307 (1, 4)	4-0 IBB		0-0 FC1-6 HR		0-0 4-3		0-0 4-3		0-0 4-3	3	1	0	1	1	0	1						
Dick Stigman, R OBP: 0.197, SLG: 0.111 (1, 1)	0-3 K		0-0 HR		0-0 PB		0-0 4-3		0-0 4-3	1	0	0	0	0	1	2						
Bill Pleis, L OBP: 0.313, SLG: 0.154 (3, 1)										0	0	0	0	0	0	0						
Vic Wertz, L OBP: 0.240, SLG: 0.341 (4, PH)										1	1	1	2	0	0	0						
Ray Moore, R OBP: 0.333, SLG: 0.333 (4, 1)										1	0	1	0	0	0	0						
Johnny Goryl, R OBP: 0.365, SLG: 0.562 (9, PH)										1	0	1	0	0	0	0						
Inning Stats	R: 0 E: 0 K: 0 S: 3	H: 0 LOB: 0 BB: 0 P: 3	R: 1 E: 0 K: 1 S: 6	H: 1 LOB: 2 BB: 2 P: 14	R: 0 E: 0 K: 1 S: 5	H: 0 LOB: 1 BB: 1 P: 9	R: 3 E: 0 K: 2 S: 9	H: 2 LOB: 0 BB: 1 P: 13	R: 0 E: 0 K: 1 S: 6	H: 1 LOB: 2 BB: 0 P: 6	R: 0 E: 0 K: 0 S: 3	H: 0 LOB: 0 BB: 0 P: 3	R: 0 E: 0 K: 0 S: 4	H: 1 LOB: 2 BB: 1 P: 8	R: 0 E: 0 K: 0 S: 3	H: 0 LOB: 0 BB: 0 P: 3		R: 0 E: 0 K: 0 S: 4	H: 1 LOB: 1 BB: 0 P: 4	1B: 4 2B: 2 3B: 0 HR: 1	SF: 0 SAC: 0 DP: 1 HBP: 0	WP: 0 PB: 1 SB: 0 CS: 0
PITCHER Mitt Pappas, R ERA: 2.87 (1, 1)	IP: 9.0 WLS: W BF: 38 H: 6 R: 4 ER: 4 SO: 5 BB: 4 IBB: 1 HBP: 0 BLK: 0 WP: 0 HR: 1 S: 43 P: 63 ERA: 4.00 WHIP: 1.111															PITCHER	IP: 9.0 WLS: W BF: 38 H: 6 R: 4 ER: 4 SO: 5 BB: 4 IBB: 1 HBP: 0 BLK: 0 WP: 0 HR: 1 S: 43 P: 63 ERA: 4.00 WHIP: 1.111					

Batter	1	2	3	4	5	6	7	8	9	AB	R	H	RBI	BB	SO	LOB	BOTTOM				
Luis Aparicio, R OBP: 0.294, SLG: 0.339 (1, 6)	0-0 S 1B	0-0 1-2 2-H 3-H HR 1B		0-0 1B 3B	4-0 BB		0-0 1B 1B			4	3	4	2	1	0	0	Minnesota Twins @ Baltimore Orioles Memorial Stadium, Baltimore, MD Fri Aug 23 1963, 7:05 PM EDT Unknown livebaseballscores.com AB 41 R 14 H 19 RBI 13 BB 3 SO 5 LOB 27 				
Bob Johnson, R OBP: 0.376, SLG: 0.519 (1, 3)	0-3 K	0-0 1-H 2-H HR		0-0 6-3	0-0 F8		0-0 1B E 1B			5	2	2	3	0	1	4					
Boog Powell, L OBP: 0.338, SLG: 0.494 (7, PR)	0-0 F7	0-0 6-3		0-0 BB 3B 1B	0-0 F7		0-0 E9 6-3 1B			5	1	2	3	0	0	3					
Joe Gaines, R OBP: 0.383, SLG: 0.482 (8, 7)	0-0 F7	0-0 6-3		0-0 3B 1B	0-0 F7		0-0 1B 6-3 1B			0	0	0	0	0	0	0					
Brooks Robinson, R OBP: 0.315, SLG: 0.379 (1, 5)	0-0 F9		0-0 HR	4-0 1-2 3B BB		0-0 1B FC4-6 2B	0-0 F7			4	3	2	1	1	0	2					
Jackie Brandt, R OBP: 0.305, SLG: 0.398 Bob Saverine, S OBP: 0.304, SLG: 0.220 (7, 8)		0-0 1B FC5-2 1B	0-0 FC6-5 2B	0-0 1-H 2-H 3B		0-0 FC4-6 1B	0-0 6-3			4	0	4	2	0	0	0					
Al Smith, R OBP: 0.346, SLG: 0.419 (1, 9)		0-0 FC5-2 1B 1B	4-0 FC6-5 1B BB	0-3 K		0-0 FC4-6 S	0-0 F8			4	2	1	1	1	1	4					
Jerry Adair, R OBP: 0.245, SLG: 0.349 (1, 4)	0-0 1B FC5-2 1B	0-0 FC5-2 1B 1B	0-0 FC6-5 1B	0-0 F8		0-0 FC1-6-5		0-0 5-3		5	1	1	0	0	0	4					
Dick Brown, R OBP: 0.303, SLG: 0.333 (1, 2)	0-0 FC5-2 1B HR	0-0 FC5-2 1B HR	0-0 1B	0-0 SH3-4 1B		0-3 K		0-0 F5		5	1	2	1	0	1	4					
Mitt Pappas, R OBP: 0.145, SLG: 0.167 (1, 1)	0-3 K	0-3 G1-5-3		0-0 SH3-4 1B		0-0 K		0-3 K		4	1	1	0	0	2	5					
Inning Stats	R: 0 E: 0 K: 1 S: 6	H: 1 LOB: 1 BB: 0 P: 6	R: 5 E: 0 K: 1 S: 10	H: 5 LOB: 0 BB: 0 P: 10	R: 2 E: 0 K: 0 S: 5	H: 3 LOB: 1 BB: 1 P: 9	R: 3 E: 0 K: 1 S: 8	H: 3 LOB: 1 BB: 1 P: 12	R: 0 E: 0 K: 0 S: 4	H: 1 LOB: 2 BB: 1 P: 8	R: 1 E: 0 K: 1 S: 7	H: 2 LOB: 1 BB: 0 P: 7	R: 3 E: 1 K: 0 S: 7	H: 4 LOB: 2 BB: 0 P: 7	R: 0 E: 0 K: 1 S: 5	H: 0 LOB: 0 BB: 0 P: 5		1B: 13 2B: 2 3B: 2 HR: 2	SF: 0 SAC: 1 DP: 1 HBP: 0	WP: 0 PB: 0 SB: 2 CS: 0	PA: 45
PITCHER Dick Stigman, L ERA: 3.28 Bill Pleis, L ERA: 4.66 Ray Moore, R ERA: 7.17 (1, 1)	IP: 2.1 WLS: L BF: 17 H: 9 R: 7 ER: 7 SO: 2 BB: 1 IBB: 0 HBP: 0 BLK: 0 WP: 0 HR: 0 S: 20 P: 24 ERA: 27.00 WHIP: 4.286															PITCHER		IP: 2.1 WLS: L BF: 17 H: 9 R: 7 ER: 7 SO: 2 BB: 1 IBB: 0 HBP: 0 BLK: 0 WP: 0 HR: 0 S: 20 P: 24 ERA: 27.00 WHIP: 4.286			
PITCHER Bill Pleis, L ERA: 4.66 Ray Moore, R ERA: 7.17 (3, 1)	0.2 L BF: 1 H: 0 R: 0 ER: 0 SO: 0 BB: 0 IBB: 0 HBP: 0 BLK: 0 WP: 0 HR: 0 S: 1 P: 1 ERA: 0.00 WHIP: 0.000															PITCHER		0.2 L BF: 1 H: 0 R: 0 ER: 0 SO: 0 BB: 0 IBB: 0 HBP: 0 BLK: 0 WP: 0 HR: 0 S: 1 P: 1 ERA: 0.00 WHIP: 0.000			
PITCHER Ray Moore, R ERA: 7.17 (4, 1)	5.0 BF: 27 H: 10 R: 7 ER: 7 SO: 3 BB: 2 IBB: 0 HBP: 0 BLK: 0 WP: 0 HR: 0 S: 31 P: 39 ERA: 12.60 WHIP: 2.400															PITCHER		5.0 BF: 27 H: 10 R: 7 ER: 7 SO: 3 BB: 2 IBB: 0 HBP: 0 BLK: 0 WP: 0 HR: 0 S: 31 P: 39 ERA: 12.60 WHIP: 2.400			

Batter	1	2	3	4	5	6	7	8	9	AB	R	H	RBI	BB	SO	LOB	TOP			
Lenny Green, L (1.8) OBP: 0.315, SLG: 0.323	F5					4-3											4 0 2 1 0 0 0			
Rich Rollins, R (1.5) OBP: 0.395, SLG: 0.461	F9					6-3											4 0 0 0 0 0 2			
Jimmie Hall, L (1.9) OBP: 0.338, SLG: 0.520	4-3																3 1 2 1 1 0 0			
Don Mincher, L (1.3) OBP: 0.356, SLG: 0.542																	4 0 1 0 0 0 2			
Harmon Killebrew, R (1.7) OBP: 0.349, SLG: 0.509																	4 0 1 0 0 0 2			
Zoilo Versalles, R (1.6) OBP: 0.294, SLG: 0.408																	4 0 0 0 0 1 4			
Bernie Allen, L (1.4) OBP: 0.278, SLG: 0.313																	4 1 2 0 0 0 2			
Jerry Zimmerman, R (1.2) OBP: 0.179, SLG: 0.179																	3 0 0 0 0 0 2			
Jim Perry, S (1.1) OBP: 0.298, SLG: 0.255																	1 0 0 0 0 0 1			
Johnny Goryl, R (5. PH) OBP: 0.356, SLG: 0.557																	1 0 0 0 0 0 0			
Gary Roggenburk, R (5. PH) OBP: 0.250, SLG: 0.143																	0 0 0 0 0 0 0			
Vic Wertz, L (8. PH) OBP: 0.235, SLG: 0.333																	1 0 0 0 0 0 0			
Bill Dalley, R (8. PH) OBP: 0.250, SLG: 0.368																	0 0 0 0 0 0 0			
Inning Stats	R: 0 E: 0 K: 0 S: 3	H: 0 LOB: 0 BB: 0 P: 3	R: 0 E: 0 K: 0 S: 3	H: 1 LOB: 0 BB: 0 P: 3	R: 1 E: 0 K: 0 S: 5	H: 2 LOB: 1 BB: 0 P: 5	R: 0 E: 0 K: 1 S: 6	H: 1 LOB: 1 BB: 0 P: 6	R: 0 E: 0 K: 0 S: 3	H: 0 LOB: 0 BB: 0 P: 3	R: 0 E: 0 K: 0 S: 4	H: 1 LOB: 2 BB: 1 P: 8	R: 0 E: 0 K: 0 S: 4	H: 1 LOB: 0 BB: 0 P: 4	R: 0 E: 0 K: 0 S: 4	H: 1 LOB: 2 BB: 1 P: 8	1B: 6 2B: 1 3B: 0 HR: 1	SF: 0 SAC: 0 DP: 2 HBP: 0	WP: 0 PB: 0 SB: 0 CS: 0	PA: 34
PITCHER Robin Roberts, R (1.1) ERA: 3.17	IP: 9.0 WLS: W BF: 34 H: 8 R: 2 ER: 2 SO: 1 BB: 1 IBB: 0 HBP: 0 BLK: 0 WP: 0 HR: 1 S: 35 P: 39 ERA: 2.00 WHIP: 1.000																			

Minnesota Twins @ Baltimore Orioles
Memorial Stadium, Baltimore, MD
Fri Aug 23 1963, 7:05 PM EDT
Att: 13,544 - Unknown

AB 33
R 2
H 8
RBI 2
BB 1
SO 1
LOB 15



Batter	1	2	3	4	5	6	7	8	9	AB	R	H	RBI	BB	SO	LOB	BOTTOM			
Luis Aparicio, R (1.6) OBP: 0.294, SLG: 0.336	6-3																4 1 0 0 1 0 2			
Russ Snyder, L (1.8) OBP: 0.337, SLG: 0.384																	4 2 3 4 0 0 1			
Boog Powell, L (1.7) OBP: 0.335, SLG: 0.488	L8																4 0 0 0 0 0 1			
John Orsino, R (1.2) OBP: 0.351, SLG: 0.470																	4 0 1 0 0 0 0			
Brooks Robinson, R (1.5) OBP: 0.317, SLG: 0.383																	3 1 1 0 1 0 0			
Jim Gentile, L (1.3) OBP: 0.348, SLG: 0.441																	3 1 2 2 1 1 0			
Bob Johnson, R (1.4) OBP: 0.374, SLG: 0.514																	4 0 1 0 0 0 4			
Fred Valentine, S (1.9) OBP: 0.444, SLG: 0.333																	2 0 1 0 1 0 1			
Bob Savarine, S (8.8) OBP: 0.309, SLG: 0.227																	1 0 1 0 0 0 0			
Robin Roberts, S (1.1) OBP: 0.246, SLG: 0.250																	3 1 1 0 0 0 3			
Inning Stats	R: 1 E: 0 K: 0 S: 5	H: 2 LOB: 3 BB: 2 P: 13	R: 0 E: 0 K: 0 S: 4	H: 1 LOB: 1 BB: 0 P: 4	R: 0 E: 0 K: 0 S: 3	H: 0 LOB: 0 BB: 0 P: 3	R: 4 E: 0 K: 0 S: 6	H: 4 LOB: 0 BB: 1 P: 10	R: 1 E: 0 K: 0 S: 5	H: 2 LOB: 2 BB: 1 P: 9	R: 0 E: 0 K: 1 S: 5	H: 1 LOB: 0 BB: 0 P: 5	R: 0 E: 1 K: 0 S: 4	H: 1 LOB: 1 BB: 0 P: 4	R: 0 E: 0 K: 0 S: 4	H: 1 LOB: 1 BB: 0 P: 4	1B: 7 2B: 1 3B: 1 HR: 3	SF: 0 SAC: 1 DP: 2 HBP: 0	WP: 0 PB: 0 SB: 1 CS: 0	PA: 37
PITCHER Jim Perry, R (1.1) ERA: 3.5	IP: 4.0 WLS: L BF: 21 H: 7 R: 5 ER: 5 SO: 0 BB: 3 IBB: 0 HBP: 0 BLK: 0 WP: 0 HR: 3 S: 18 P: 30 ERA: 11.25 WHIP: 2.500																			
Gary Roggenburk, L (5.1) ERA: 2.0	IP: 3.0 WLS: 12 BF: 3 H: 1 R: 1 ER: 1 SO: 1 BB: 0 IBB: 0 HBP: 0 BLK: 0 WP: 0 HR: 0 S: 13 P: 17 ERA: 3.00 WHIP: 1.333																			
Bill Dalley, R (8.1) ERA: 1.62	IP: 1.0 WLS: 4 BF: 1 H: 0 R: 0 ER: 0 SO: 0 BB: 0 IBB: 0 HBP: 0 BLK: 0 WP: 0 HR: 0 S: 4 P: 4 ERA: 0.00 WHIP: 1.000																			

Minnesota Twins @ Baltimore Orioles
Memorial Stadium, Baltimore, MD
Fri Aug 23 1963, 7:05 PM EDT
Att: 13,544 - Unknown

AB 32
R 6
H 11
RBI 6
BB 4
SO 1
LOB 12



Batter	1	2	3	4	5	6	7	8	9	AB	R	H	RBI	BB	SO	LOB	TOP										
Lenny Green, L OBP: 0.310, SLG: 0.319	F7		5-3		F6			L3		4	0	0	0	0	0	1	Minnesota Twins @ Baltimore Orioles Memorial Stadium, Baltimore, MD Sat Aug 24 1963, 7:05 PM EDT Att: 8,988 - Unknown										
Rich Rollins, R OBP: 0.362, SLG: 0.457	5-3		F4			F8		F9		4	0	0	0	0	0	0											
Jimmie Hall, L OBP: 0.340, SLG: 0.528	K			F8		CS 1B		HR		4	1	2	1	0	1	0											
Don Mincher, L OBP: 0.348, SLG: 0.529 Vic Power, R OBP: 0.299, SLG: 0.367		F7		K		L8		F9		4	0	0	0	0	1	1											
Harmon Killebrew, R OBP: 0.350, SLG: 0.512 Bob Allison, R OBP: 0.361, SLG: 0.522		FC5 1B					F9		6-3	4	0	2	0	0	0	0											
Earl Battey, R OBP: 0.357, SLG: 0.462		F4		F6			1B		6-3	4	0	1	0	0	0	2											
Bernie Allen, L OBP: 0.284, SLG: 0.319							1B		3-1	4	0	3	0	0	0	0											
Zolio Versailles, R OBP: 0.292, SLG: 0.405		FC5			F8		F7			3	0	0	0	0	0	5											
Lee Stange, R OBP: 0.194, SLG: 0.065			4-3		SH1-4		K			2	0	0	0	0	1	2											
Inning Stats	R: 0 E: 0 K: 1 S: 5	H: 0 LOB: 0 BB: 0 P: 5	R: 0 E: 0 K: 0 S: 5	H: 2 LOB: 2 BB: 0 P: 5	R: 0 E: 0 K: 0 S: 3	H: 0 LOB: 0 BB: 0 P: 3	R: 0 E: 0 K: 1 S: 6	H: 1 LOB: 1 BB: 0 P: 6	R: 0 E: 0 K: 0 S: 4	H: 1 LOB: 1 BB: 0 P: 4	R: 0 E: 0 K: 0 S: 3	H: 1 LOB: 2 BB: 0 P: 3	R: 0 E: 0 K: 1 S: 7	H: 2 LOB: 2 BB: 0 P: 7	R: 1 E: 0 K: 0 S: 4	H: 1 LOB: 0 BB: 0 P: 4		R: 0 E: 0 K: 0 S: 3	H: 0 LOB: 0 BB: 0 P: 3	1B: 6 2B: 1 3B: 0 HR: 1	SF: 0 SAC: 1 DP: 0 HBP: 0	WP: 0 PB: 0 SB: 0 CS: 1	PA: 34				
PITCHER	IP	WLS	BF	H	R	ER	SO	BB	IBB	HBP	BLK	WP	HR	S	P	ERA	WHIP										
Dick Hall, R ERA: 3.36	(1, 1)	8.0	L	31	8	1	1	3	0	0	0	0	1	37	37	1.12	1.000										
Stu Miller, R ERA: 2.34	(9, 1)	1.0		3	0	0	0	0	0	0	0	0	0	3	3	0.00	0.000										

Batter	1	2	3	4	5	6	7	8	9	AB	R	H	RBI	BB	SO	LOB	BOTTOM										
Luis Aparicio, R OBP: 0.296, SLG: 0.340	WP G3 1B					F8		SH3-4		3	0	2	0	0	0	0	Minnesota Twins @ Baltimore Orioles Memorial Stadium, Baltimore, MD Sat Aug 24 1963, 7:05 PM EDT Att: 8,988 - Unknown										
Russ Snyder, L OBP: 0.339, SLG: 0.386	F9					3-1 2B		3-1		3	0	1	0	1	0	2											
Boog Powell, L OBP: 0.332, SLG: 0.483	G3		G1-2-3			3-1		3-1		4	0	0	0	0	0	6											
John Orsino, R OBP: 0.347, SLG: 0.463	F2					K		K		4	0	0	0	0	3	2											
Al Smith, R OBP: 0.342, SLG: 0.414		F7				F9		K		4	0	0	0	0	1	0											
Jim Gentile, L OBP: 0.348, SLG: 0.439 Bob Saverine, S OBP: 0.309, SLG: 0.227		3-1				F4		K		4	0	1	0	0	1	0											
Brooks Robinson, R OBP: 0.318, SLG: 0.394						F7		FC4-6 1B		4	0	2	0	0	1	0											
Jerry Adair, R OBP: 0.243, SLG: 0.346 Jackie Brandt, R OBP: 0.304, SLG: 0.397			F4			5-3		FC4-6		3	0	0	0	0	0	1											
Dick Hall, R OBP: 0.458, SLG: 0.625 Bob Johnson, R OBP: 0.372, SLG: 0.511 Stu Miller, R OBP: 0.357, SLG: 0.571						K		E4 3-1 SH3-4		2	0	1	0	0	1	0											
Inning Stats	R: 0 E: 0 K: 0 S: 4	H: 1 LOB: 1 BB: 0 P: 4	R: 0 E: 0 K: 1 S: 5	H: 0 LOB: 0 BB: 0 P: 5	R: 0 E: 0 K: 0 S: 4	H: 2 LOB: 2 BB: 1 P: 8	R: 0 E: 0 K: 1 S: 5	H: 0 LOB: 0 BB: 0 P: 5	R: 0 E: 0 K: 1 S: 5	H: 0 LOB: 0 BB: 0 P: 5	R: 0 E: 0 K: 1 S: 6	H: 1 LOB: 1 BB: 0 P: 6	R: 0 E: 0 K: 2 S: 8	H: 1 LOB: 1 BB: 0 P: 8	R: 0 E: 1 K: 0 S: 4	H: 0 LOB: 1 BB: 0 P: 4		R: 0 E: 0 K: 1 S: 7	H: 2 LOB: 2 BB: 0 P: 7	1B: 5 2B: 2 3B: 0 HR: 0	SF: 0 SAC: 1 DP: 1 HBP: 0	WP: 1 PB: 0 SB: 0 CS: 0	PA: 35				
PITCHER	IP	WLS	BF	H	R	ER	SO	BB	IBB	HBP	BLK	WP	HR	S	P	ERA	WHIP										
Lee Stange, R ERA: 2.88	(1, 1)	9.0	W	35	7	0	0	7	1	0	0	1	0	48	52	0.00	0.889										

AB 33
R 1
H 8
RBI 1
BB 0
SO 3
LOB 11




AB 33
R 0
H 7
RBI 0
BB 1
SO 7
LOB 13




Batter	1	2	3	4	5	6	7	8	9	10	AB	R	H	RBI	BB	SO	LOB	TOP			
Rich Rollins, R OBP: 0.360, SLG: 0.454 (1.5)	K						FC6-4 1B		K		5	1	1	0	0	2	3	Minnesota Twins @ Baltimore Orioles Memorial Stadium, Baltimore, MD Sun Aug 25 1963, 3:33 AM EDT Att: 6,021 - Unknown			
Vic Power, R OBP: 0.290, SLG: 0.370 (1.3)	5-3		F8		5-3		1B 1B		SH1-3 1B	2B	5	1	2	1	0	0	3				
Jimmie Hall, L OBP: 0.339, SLG: 0.525 (1.8)	F8		F8		4-3		1B 1B		SH1-3		4	0	1	1	0	0	3				
Harmon Killebrew, R OBP: 0.391, SLG: 0.599 (10, PR)		K		FC6-4 1B		K		6-3		1B 1B	4	0	1	0	1	2	0				
Lenny Green, L OBP: 0.310, SLG: 0.319 (10.8)											0	1	0	0	0	0	0				
Bob Allison, R OBP: 0.379, SLG: 0.516 (1.9)	5-3		F4		F3		5-3		1B 1B		5	0	1	1	0	0	1				
Earl Battey, R OBP: 0.361, SLG: 0.475 (1.2)	HR		FC6-4 BB		F9		2B		1B 1B		4	1	3	2	1	0	0				
Zoilo Versalles, R OBP: 0.292, SLG: 0.403 (1.6)	CS 1B		FC6-4 1B		6-3		F9		G5-4-3 1B		5	0	1	0	0	0	5				
Bernie Allen, L OBP: 0.283, SLG: 0.318 (1.4)	CS		4-3		K		FC6-4 1B		K		4	1	1	0	0	2	2				
Camilo Pascual, R OBP: 0.315, SLG: 0.353 (1.1)			1B		2B		FC6-4 BB		K		3	0	2	0	1	1	0				
Inning Stats	R: 0 E: 0 K: 1 S: 5	H: 0 LOB: 0 BB: 0 P: 5	R: 1 E: 0 K: 1 S: 6	H: 2 LOB: 0 BB: 0 P: 6	R: 0 E: 0 K: 0 S: 5	H: 2 LOB: 2 BB: 0 P: 5	R: 0 E: 0 K: 0 S: 6	H: 1 LOB: 2 BB: 1 P: 10	R: 0 E: 0 K: 0 S: 4	H: 0 LOB: 0 BB: 0 P: 5	R: 2 E: 0 K: 0 S: 5	H: 3 LOB: 2 BB: 1 P: 9	R: 0 E: 0 K: 3 S: 9	H: 1 LOB: 1 BB: 0 P: 4	R: 0 E: 0 K: 3 S: 9	H: 0 LOB: 0 BB: 0 P: 9	R: 2 E: 0 K: 0 S: 5	H: 3 LOB: 2 BB: 1 P: 9	1B: 9 2B: 3 3B: 0 HR: 1	SF: 0 SAC: 1 DP: 1 HBP: 0	WP: 1 PA: 44
PITCHER	IP 8.0	WLS W	BF 34	H 10	R 3	ER 3	SO 4	BB 2	IBB 0	HBP 0	BLK 0	WP 1	HR 1	S 40	P 48	ERA 3.38	WHIP 1.500				
Steve Barber, L ERA: 2.61	(1.1)																				
Stu Miller, R ERA: 2.49	(9.1)	2.0	L	9	3	2	2	3	0	1	0	0	0	0	14	18	9.00	1.500			

Batter	1	2	3	4	5	6	7	8	9	10	AB	R	H	RBI	BB	SO	LOB	BOTTOM			
Luis Aparicio, R OBP: 0.297, SLG: 0.341 (1.6)	F6	E6		F8			4-3 1B		G5-2-3 1B		5	1	2	0	0	0	2	Minnesota Twins @ Baltimore Orioles Memorial Stadium, Baltimore, MD Sun Aug 25 1963, 3:33 AM EDT Att: 6,021 - Unknown			
Russ Snyder, L OBP: 0.337, SLG: 0.385 (1.8)	F6	SF8		F8		4-3	1B		E3 1B		4	0	1	1	0	0	1				
Boog Powell, L OBP: 0.335, SLG: 0.484 (1.7)	BB 1B	K		G5-4-3 1B		K			G5-2-3 1B		4	0	2	0	1	2	3				
John Orsino, R OBP: 0.348, SLG: 0.460 (1.2)	BB		F5	G5-4-3 1B		G5-2-3 1B			G5-2-3		4	0	1	1	1	0	4				
Jackie Brandt, R OBP: 0.303, SLG: 0.393 (1.9)	5-3		6-3			F6		5-3	1B		4	0	0	0	1	0	2				
Jim Gentile, L OBP: 0.351, SLG: 0.439 (1.3)		BB 1B		F6		F6		1B	K		2	1	1	0	2	0	0				
Bob Saverine, S OBP: 0.309, SLG: 0.227 (8, PR)		BB 1B		F6					K		0	0	0	0	0	0	0				
Bob Johnson, R OBP: 0.370, SLG: 0.508 (9, PH)		BB 1B		BB					K		1	0	0	0	0	1	3				
Brooks Robinson, R OBP: 0.317, SLG: 0.384 (1.5)	K		5-3			2B		K			5	0	1	0	0	3	3				
Jerry Adair, R OBP: 0.248, SLG: 0.347 (1.4)		E BB 1B		4-3					K		4	1	2	0	1	1	0				
Steve Barber, L OBP: 0.167, SLG: 0.200 (1.1)		BB 1B		G3		F9		5-3	K		2	0	0	0	1	0	2				
Al Smith, R OBP: 0.341, SLG: 0.412 (8, PH)											1	0	0	0	0	0	2				
Stu Miller, R OBP: 0.357, SLG: 0.571 (9.1)											0	0	0	0	0	0	0				
Fred Valentine, S OBP: 0.429, SLG: 0.316 (10, PH)		BB									1	0	0	0	0	1	0				
Inning Stats	R: 0 E: 0 K: 0 S: 4	H: 1 LOB: 2 BB: 1 P: 8	R: 2 E: 1 K: 2 S: 10	H: 2 LOB: 2 BB: 1 P: 14	R: 0 E: 0 K: 0 S: 3	H: 0 LOB: 1 BB: 1 P: 7	R: 0 E: 0 K: 0 S: 3	H: 0 LOB: 0 BB: 0 P: 3	R: 0 E: 0 K: 0 S: 3	H: 1 LOB: 0 BB: 0 P: 3	R: 0 E: 0 K: 1 S: 6	H: 2 LOB: 1 BB: 0 P: 6	R: 0 E: 0 K: 1 S: 6	H: 1 LOB: 2 BB: 1 P: 10	R: 0 E: 1 K: 3 S: 6	H: 2 LOB: 3 BB: 2 P: 14	R: 0 E: 0 K: 3 S: 9	H: 0 LOB: 0 BB: 0 P: 9	1B: 9 2B: 1 3B: 0 HR: 0	SF: 1 SAC: 0 DP: 2 HBP: 0	WP: 0 PA: 45
PITCHER	IP 10.0	WLS W	BF 45	H 10	R 3	ER 1	SO 8	BB 4	IBB 3	HBP 0	BLK 0	WP 0	HR 0	S 54	P 82	ERA 0.90	WHIP 1.400				
Camilo Pascual, R ERA: 2.45	(1.1)																				



Batter	1	2	3	4	5	6	7	8	9	AB	R	H	RBI	BB	SO	LOB	TOP								
Bernie Allen, L OBP: 0.284, SLG: 0.318 (1, 4)	3-1		F4		G4-6-3		6-3		G6-4-3 1B	5	0	1	0	0	0	2	Minnesota Twins @ Washington Senators D.C. Stadium, Washington, DC Mon Aug 26 1963, 7:05 PM EDT Att: 8,078 - Unknown livebaseballscorecards.com 								
Rich Rollins, R OBP: 0.361, SLG: 0.456 (1, 5)	6-3		K				K		G6-4-3 1-2	4	0	0	0	1	2	2									
Jimmie Hall, L OBP: 0.339, SLG: 0.528 (1, 8)	K		E1 1B		G3				K	5	1	1	1	0	2	2									
Don Mincher, L OBP: 0.359, SLG: 0.545 (1, 3)		F9								3	1	2	1	0	0	0									
Harmon Killebrew, R OBP: 0.353, SLG: 0.513 (1, 7)										4	0	1	0	0	1	4									
Bob Allison, R OBP: 0.378, SLG: 0.531 (1, 9)										4	1	2	1	0	2	0									
Earl Batley, R OBP: 0.364, SLG: 0.474 (1, 2)										3	0	1	0	1	0	0									
Zolio Versalles, R OBP: 0.289, SLG: 0.397 (1, 6)										3	0	0	0	1	1	2									
Jim Kaat, L OBP: 0.184, SLG: 0.207 (5, 1)										0	0	0	0	1	0	0									
Dwight Siebler, R OBP: 0.221, SLG: 0.109 (6, 1)										0	0	0	0	0	0	0									
Vic Wertz, L OBP: 0.221, SLG: 0.109 (6, 1)										1	0	0	0	0	0	2									
Gary Roggenburk, R OBP: 0.231, SLG: 0.114 (7, 1)										0	0	0	0	0	0	0									
Ray Moore, R OBP: 0.231, SLG: 0.114 (7, 1)										0	0	0	0	0	0	0									
Lenny Green, L OBP: 0.231, SLG: 0.114 (8, 1)										1	0	0	0	0	0	0									
Bill Dalley, R OBP: 0.231, SLG: 0.114 (8, 1)										0	0	0	0	0	0	0									
Inning Stats	R: 0 E: 0 K: 1 S: 5	H: 0 LOB: 0 BB: 0 P: 5	R: 0 E: 0 K: 0 S: 4	H: 2 LOB: 2 BB: 1 P: 8	R: 0 E: 1 K: 1 S: 7	H: 1 LOB: 3 BB: 1 P: 11	R: 0 E: 0 K: 1 S: 5	H: 0 LOB: 0 BB: 0 P: 5	R: 0 E: 0 K: 0 S: 2	H: 0 LOB: 1 BB: 1 P: 7	R: 1 E: 0 K: 1 S: 7	H: 2 LOB: 2 BB: 1 P: 11	R: 1 E: 0 K: 2 S: 8	H: 1 LOB: 1 BB: 0 P: 9	R: 1 E: 0 K: 1 S: 6	H: 1 LOB: 0 BB: 0 P: 6	R: 0 E: 0 K: 1 S: 5	H: 1 LOB: 0 BB: 0 P: 5	1B: 4 2B: 1 3B: 0 HR: 3	SF: 0 SAC: 0 DP: 2 HBP: 2	WP: 0 PB: 0 SB: 0 CS: 0	PA: 39			
PITCHER	IP	WLS	BF	H	R	ER	SO	BB	IBB	HBP	BLK	WP	HR	S	P	ERA	WHIP								
Steve Ridzik, R ERA: 5.23 (1, 1)	6.2	W	31	6	2	2	5	4	0	2	0	0	2	35	53	2.70	1.500								
Ron Kline, R ERA: 2.91 (7, 1)	2.1	S	8	2	1	1	3	0	0	0	0	0	1	14	14	3.86	0.857								

Batter	1	2	3	4	5	6	7	8	9	AB	R	H	RBI	BB	SO	LOB	BOTTOM								
Don Blasingame, L OBP: 0.305, SLG: 0.298 (1, 4)	K		FC4-6 1B			G3		G3		5	1	2	0	0	1	1	Minnesota Twins @ Washington Senators D.C. Stadium, Washington, DC Mon Aug 26 1963, 7:05 PM EDT Att: 8,078 - Unknown livebaseballscorecards.com 								
Minnie Minoso, R OBP: 0.321, SLG: 0.315 (1, 7)	G3									3	1	0	1	1	0	2									
Jim King, L OBP: 0.315, SLG: 0.490 (8, PH)			FC4-6 S							1	0	0	0	0	0	0									
Chuck Hinton, R OBP: 0.345, SLG: 0.449 (1, 9)	5-3		6-3							5	1	1	0	0	0	3									
Don Lock, R OBP: 0.333, SLG: 0.445 (1, 8)										2	0	0	0	2	0	1									
Don Zimmer, R OBP: 0.282, SLG: 0.433 (1, 5)										1	2	0	1	2	1	1									
Dick Phillips, L OBP: 0.289, SLG: 0.354 (1, 3)										2	1	1	4	1	0	1									
Cal Neeman, R OBP: 0.133, SLG: 0.071 (1, 2)										4	0	1	0	0	0	4									
Ed Brinkman, R OBP: 0.262, SLG: 0.300 (1, 6)										3	1	1	1	1	0	0									
Steve Ridzik, R OBP: 0.087, SLG: 0.045 (1, 1)										3	0	1	0	0	1	1									
Ron Kline, R OBP: 0.111, SLG: 0.333 (7, 1)										1	0	0	0	0	1	2									
Inning Stats	R: 0 E: 0 K: 1 S: 5	H: 0 LOB: 0 BB: 0 P: 5	R: 0 E: 0 K: 1 S: 5	H: 0 LOB: 1 BB: 1 P: 9	R: 1 E: 0 K: 0 S: 4	H: 1 LOB: 1 BB: 1 P: 8	R: 2 E: 0 K: 0 S: 4	H: 1 LOB: 0 BB: 1 P: 8	R: 2 E: 0 K: 1 S: 6	H: 1 LOB: 3 BB: 3 P: 19	R: 0 E: 0 K: 0 S: 4	H: 1 LOB: 1 BB: 0 P: 4	R: 2 E: 0 K: 1 S: 8	H: 3 LOB: 2 BB: 1 P: 12	R: 0 E: 0 K: 0 S: 3	H: 0 LOB: 0 BB: 0 P: 3	1B: 5 2B: 1 3B: 0 HR: 1	SF: 1 SAC: 0 DP: 0 HBP: 1	WP: 0 PB: 0 SB: 2 CS: 0	PA: 39					
PITCHER	IP	WLS	BF	H	R	ER	SO	BB	IBB	HBP	BLK	WP	HR	S	P	ERA	WHIP								
Jim Kaat, L ERA: 3.34 (5, 1)	0.2	L	20	3	5	5	3	4	0	0	0	0	0	2	11	0.00	3.000								
Gary Roggenburk, L ERA: 2.31 (6, 1)	1.2		10	4	2	2	0	1	0	0	0	0	0	9	13	10.80	3.000								
Ray Moore, R ERA: 7.11 (7, 1)	0.1		1	0	0	0	1	0	0	0	0	0	0	3	3	0.00	0.000								
Bill Dalley, R ERA: 1.77 (8, 1)	1.0		3	0	0	0	0	0	0	0	0	0	0	3	3	0.00	0.000								

Batter	1	2	3	4	5	6	7	8	9	AB	R	H	RBI	BB	SO	LOB	TOP					
Rich Rollins, R OBP: 0.360, SLG: 0.460 (1, 5)										5	2	1	1	1	1	4	Minnesota Twins @ Washington Senators D.C. Stadium, Washington, DC Thu Aug 29 1963, 3:33 AM EDT Unknown livebaseballscores.com					
Vic Power, R OBP: 0.294, SLG: 0.386 (1, 3)										6	3	4	4	0	0	0						
Jimmie Hall, L OBP: 0.340, SLG: 0.534 (1, 8) (6, 7)										5	2	2	1	0	1	1						
Harmon Killebrew, R OBP: 0.357, SLG: 0.530 Lenny Green, L OBP: 0.308, SLG: 0.316 (1, 7) (6, 8)										4	3	3	3	1	0	1						
Bob Allison, R OBP: 0.378, SLG: 0.542 (1, 9)										5	1	2	3	0	0	1						
Earl Battey, R OBP: 0.361, SLG: 0.469 Jerry Zimmerman, R OBP: 0.200, SLG: 0.200 (1, 2) (7, 2)										4	0	0	0	0	2	1						
Zolo Versailles, R OBP: 0.290, SLG: 0.397 (1, 6)										5	0	2	0	0	0	2						
Bernie Allen, L OBP: 0.289, SLG: 0.332 (1, 4)										5	2	3	1	0	0	2						
Lee Stange, R OBP: 0.225, SLG: 0.143 (1, 1)										4	1	2	1	0	0	1						
Inning Stats	R: 3 E: 0 K: 2 S: 10	H: 3 LOB: 0 BB: 0 P: 10	R: 0 E: 0 K: 1 S: 6	H: 1 LOB: 1 BB: 0 P: 6	R: 1 E: 0 K: 1 S: 7	H: 2 LOB: 1 BB: 0 P: 7	R: 0 E: 0 K: 0 S: 4	H: 1 LOB: 0 BB: 0 P: 4	R: 1 E: 0 K: 0 S: 4	H: 1 LOB: 0 BB: 0 P: 4	R: 6 E: 0 K: 0 S: 8	H: 5 LOB: 0 BB: 1 P: 12	R: 0 E: 0 K: 0 S: 5	H: 2 LOB: 2 BB: 0 P: 5	R: 1 E: 0 K: 0 S: 5	H: 2 LOB: 2 BB: 1 P: 9		R: 2 E: 0 K: 0 S: 6	H: 3 LOB: 1 BB: 0 P: 6	1B: 10 2B: 1 3B: 1 HR: 8	SF: 0 SAC: 2 DP: 0 HBP: 0	WP: 0 PB: 0 SB: 0 CS: 0
PITCHER	IP WLS BF H R ER SO BB IBB HBP BLK WP HR S P ERA WHIP																					
Don Rudolph, L ERA: 4.25 (1, 1)	3.0 L 15 6 4 4 4 0 0 0 0 0 2 23 23 12.00 2.000																					
Pete Burnside, L ERA: 4.79 (4, 1)	2.0 8 2 1 1 0 0 0 0 0 0 1 8 8 4.50 1.000																					
Ron Moeller, L ERA: 6.62 (6, 1)	3.0 20 9 7 7 0 2 0 0 0 0 3 18 26 21.00 3.667																					
Ed Roebuck, R ERA: 4.31 (9, 1)	1.0 6 3 2 2 0 0 0 0 0 0 2 6 6 18.00 3.000																					

Batter	1	2	3	4	5	6	7	8	9	AB	R	H	RBI	BB	SO	LOB	BOTTOM			
Don Blasingame, L OBP: 0.303, SLG: 0.296 (1, 4)										5	0	1	0	0	0	1	Minnesota Twins @ Washington Senators D.C. Stadium, Washington, DC Thu Aug 29 1963, 3:33 AM EDT Unknown livebaseballscores.com			
Dick Phillips, L OBP: 0.290, SLG: 0.355 Ron Moeller, L OBP: 0.333, SLG: 0.333 Don Leppert, R OBP: 0.302, SLG: 0.382 Ed Roebuck, R OBP: 0.308, SLG: 0.250 (1, 3) (6, 1) (6, PH) (9, 1)										2	0	1	0	0	0	0				
Chuck Hinton, R OBP: 0.345, SLG: 0.448 (1, 7)										3	0	1	0	0	0	1				
Jim King, L OBP: 0.312, SLG: 0.485 (1, 9)										4	0	0	0	0	0	4				
Don Lock, R OBP: 0.333, SLG: 0.442 (1, 8)										3	0	0	0	1	0	0				
Don Zimmer, R OBP: 0.286, SLG: 0.434 (1, 5)										4	1	2	0	0	0	3				
Ken Retzer, L OBP: 0.294, SLG: 0.332 (1, 2)										3	1	1	2	1	0	0				
Ed Brinkman, R OBP: 0.264, SLG: 0.305 (1, 6)										4	0	2	0	0	0	2				
Don Rudolph, L OBP: 0.196, SLG: 0.209 Minnie Minoza, R OBP: 0.320, SLG: 0.313 Pete Burnside, R OBP: 0.222, SLG: 0.125 Bobo Osborne, L OBP: 0.305, SLG: 0.367 (1, 1) (3, PH) (4, 1) (5, PH) (6, 3)										0	0	0	0	0	0	0				
Inning Stats	R: 0 E: 0 K: 0 S: 3	H: 0 LOB: 0 BB: 0 P: 3	R: 0 E: 0 K: 0 S: 3	H: 0 LOB: 0 BB: 0 P: 3	R: 0 E: 0 K: 0 S: 4	H: 1 LOB: 1 BB: 0 P: 4	R: 0 E: 0 K: 0 S: 4	H: 1 LOB: 2 BB: 1 P: 8	R: 0 E: 0 K: 1 S: 6	H: 1 LOB: 1 BB: 0 P: 6	R: 2 E: 0 K: 0 S: 5	H: 2 LOB: 0 BB: 0 P: 5	R: 0 E: 0 K: 0 S: 4	H: 1 LOB: 3 BB: 2 P: 12	R: 0 E: 0 K: 0 S: 4	H: 1 LOB: 1 BB: 0 P: 4		1B: 6 2B: 2 3B: 0 HR: 1	SF: 0 SAC: 1 DP: 1 HBP: 0	WP: 0 PB: 0 SB: 0 CS: 0
PITCHER	IP WLS BF H R ER SO BB IBB HBP BLK WP HR S P ERA WHIP																			
Lee Stange, R ERA: 2.83 (1, 1)	9.0 W 37 8 2 2 1 3 0 0 0 0 1 36 48 2.00 1.222																			

Batter	1	2	3	4	5	6	7	8	9	AB	R	H	RBI	BB	SO	LOB	TOP					
Bernie Allen, L OBP: 0.293, SLG: 0.346 (1,4)										5	1	3	3	0	0	0	Minnesota Twins @ Washington Senators D.C. Stadium, Washington, DC Thu Aug 29 1963, 3:38 AM EDT Att: 2,161 - Unknown					
Rich Rollins, R OBP: 0.363, SLG: 0.462 (1,5)										5	0	3	0	0	1	2						
Jimmie Hall, L OBP: 0.343, SLG: 0.543 (1,8) (8,7)										5	2	3	1	0	1	2						
Don Mincher, L OBP: 0.355, SLG: 0.533 (1,3)										4	1	0	0	1	1	3						
Harmon Killebrew, R OBP: 0.356, SLG: 0.533 Jerry Zimmerman, R OBP: 0.200, SLG: 0.200 (1,7) (8,2)										5	1	1	2	0	0	3						
Bob Allison, R OBP: 0.376, SLG: 0.536 (1,9)										4	0	0	0	1	2	3						
Earl Batley, R OBP: 0.362, SLG: 0.470 Lenny Green, L OBP: 0.307, SLG: 0.315 (1,2) (8,8)										4	1	2	1	0	0	0						
Zoilo Versalles, R OBP: 0.292, SLG: 0.407 (1,6)										4	3	2	1	1	0	2						
Dwight Siebler, R OBP: 0.200, SLG: 0.200 (1,1)										5	1	1	1	0	2	1						
Inning Stats	R: 1 E: 0 K: 1 S: 8	H: 3 LOB: 2 BB: 0 P: 8	R: 1 E: 0 K: 2 S: 9	H: 2 LOB: 1 BB: 0 P: 9	R: 5 E: 1 K: 0 S: 7	H: 4 LOB: 1 BB: 2 P: 15	R: 2 E: 0 K: 0 S: 5	H: 2 LOB: 0 BB: 0 P: 5	R: 1 E: 0 K: 0 S: 5	H: 2 LOB: 1 BB: 0 P: 5	R: 0 E: 0 K: 1 S: 6	H: 1 LOB: 2 BB: 1 P: 10	R: 0 E: 0 K: 1 S: 6	H: 1 LOB: 0 BB: 0 P: 6	R: 0 E: 0 K: 1 S: 5	H: 0 LOB: 0 BB: 0 P: 5	R: 0 E: 0 K: 1 S: 5	H: 0 LOB: 0 BB: 0 P: 5	1B: 10 2B: 0 3B: 1 HR: 4	SF: 0 SAC: 0 DP: 0 HBP: 0	WP: 3 PB: 0 SB: 0 CS: 0	PA: 45
PITCHER	IP WLS BF H R ER SO BB IBB HBP BLK WP HR S P ERA WHIP																					
Jim Duckworth, R ERA: 5.69 (1,1)	2.2 L 18 8 7 7 3 2 0 0 0 0 2 2 22 30 23.62 3.750																					
Pete Burnside, L ERA: 5.04 (3,1)	2.1 12 5 3 3 0 0 0 0 0 0 2 12 12 11.57 2.143																					
Don Rudolph, L ERA: 4.17 (6,1)	3.0 12 2 0 0 0 1 0 0 0 0 0 0 17 21 0.00 1.000																					
Ron Kline, R ERA: 2.87 (9,1)	1.0 3 0 0 0 0 1 0 0 0 0 0 0 5 5 0.00 0.000																					


Batter	1	2	3	4	5	6	7	8	9	AB	R	H	RBI	BB	SO	LOB	BOTTOM					
Don Blasingame, L OBP: 0.302, SLG: 0.295 (1,4)										4	0	1	0	0	0	0	Minnesota Twins @ Washington Senators D.C. Stadium, Washington, DC Thu Aug 29 1963, 3:38 AM EDT Att: 2,161 - Unknown					
Jim King, L OBP: 0.309, SLG: 0.480 (1,9)										4	0	0	0	0	0	1						
Chuck Hinton, R OBP: 0.346, SLG: 0.448 (1,7)										3	0	1	0	1	0	0						
Don Lock, R OBP: 0.330, SLG: 0.438 (1,8)										4	0	0	0	0	3	2						
Bobo Osborne, L OBP: 0.303, SLG: 0.364 (1,3)										3	0	0	0	0	0	0						
Don Zimmer, R OBP: 0.282, SLG: 0.429 (1,5)										3	0	0	0	0	0	0						
Ken Retzer, L OBP: 0.295, SLG: 0.337 (1,2)										3	0	1	0	0	0	0						
Ed Brinkman, R OBP: 0.262, SLG: 0.303 (1,6)										3	0	0	0	0	0	1						
Jim Duckworth, R (1,1)										0	0	0	0	0	0	0						
Pete Burnside, R OBP: 0.200, SLG: 0.111 (3,1)										1	0	0	0	0	1	0						
Don Rudolph, L OBP: 0.213, SLG: 0.209 (6,1)										0	1	0	0	1	0	0						
Minnie Minoso, R OBP: 0.319, SLG: 0.312 (8, PH)										1	0	0	0	0	0	0						
Ron Kline, R OBP: 0.311, SLG: 0.333 (9,1)										0	0	0	0	0	0	0						
Inning Stats	R: 0 E: 0 K: 1 S: 5	H: 0 LOB: 1 BB: 1 P: 9	R: 0 E: 0 K: 0 S: 3	H: 0 LOB: 0 BB: 0 P: 3	R: 0 E: 0 K: 1 S: 5	H: 0 LOB: 0 BB: 0 P: 5	R: 0 E: 0 K: 1 S: 5	H: 0 LOB: 0 BB: 0 P: 5	R: 0 E: 0 K: 1 S: 4	H: 1 LOB: 1 BB: 0 P: 4	R: 1 E: 0 K: 1 S: 6	H: 2 LOB: 1 BB: 1 P: 10	R: 0 E: 0 K: 0 S: 3	H: 0 LOB: 0 BB: 0 P: 3	R: 0 E: 0 K: 0 S: 3	H: 0 LOB: 0 BB: 0 P: 3	R: 0 E: 0 K: 0 S: 3	H: 0 LOB: 0 BB: 0 P: 3	1B: 2 2B: 1 3B: 0 HR: 0	SF: 0 SAC: 0 DP: 1 HBP: 0	WP: 0 PB: 0 SB: 0 CS: 0	PA: 31
PITCHER	IP WLS BF H R ER SO BB IBB HBP BLK WP HR S P ERA WHIP																					
Dwight Siebler, R ERA: 0.93 (1,1)	9.0 W 31 3 1 1 4 2 0 0 0 0 0 0 37 45 1.00 0.556																					

Batter	1	2	3	4	5	6	7	8	9	AB	R	H	RBI	BB	SO	LOB	TOP					
Mike Hershberger, R OBP: 0.332, SLG: 0.350	0-0 FC5-4 1B	0-3 K	4-0 WP BB	0-0 F5	0-3 K	0-0 F5	0-3 K	0-0 K		4	0	1	0	1	2	2						
Tom McCraw, L OBP: 0.307, SLG: 0.381	0-0 FC5-4 1-2		0-3 K	0-0 G3	0-0 1-3	0-0 1-3		0-0 F8		5	0	0	0	0	1	2						
Floyd Robinson, L OBP: 0.351, SLG: 0.400	0-0 F2		4-0 1B SF8 BB		0-0 1B 2B	0-0 L4		0-0 F8		4	2	1	0	1	0	1						
Pete Ward, L OBP: 0.341, SLG: 0.471	0-3 K		0-0 S 1B 1-3 1B		0-0 F8		0-3 K		0-3 K	5	0	1	0	0	3	2						
Nellie Fox, L OBP: 0.302, SLG: 0.317		0-0 F9	0-0 SF8		0-0 HBP 2H 1B		0-0 L6		0-0 4-1	4	0	1	2	0	0	0						
Charlie Maxwell, L OBP: 0.384, SLG: 0.367		0-0 HR	0-0 1-2 1B		4-0 HBP 1-2 BB		4-0 1B BB			2	1	2	1	2	0	0						
Ron Hansen, R OBP: 0.313, SLG: 0.347		0-0 1B	0-0 F8		0-0 F8		0-0 1-2 1B			4	0	2	0	0	0	4						
J.C. Martin, L OBP: 0.269, SLG: 0.273		0-0 1-3 1B		0-0 F9	1-0 1-2 2-3 HBP		0-0 4-3			3	0	1	0	0	0	2						
Jim Brosnan, R OBP: 0.250, SLG: 0.250				0-0 F9			0-0 4-3			0	0	0	0	0	0	0						
Ray Herbert, R OBP: 0.290, SLG: 0.327	0-3 K		0-3 K		0-0 F7		0-3 K			3	0	0	0	0	2	5						
Frank Baumann, L OBP: 0.250, SLG: 0.143										0	0	0	0	0	0	0						
Cam Carreon, R OBP: 0.322, SLG: 0.341										1	0	0	0	0	1	0						
Inning Stats	R: 0 E: 0 K: 1 S: 6	H: 1 LOB: 1 BB: 0 P: 6	R: 1 E: 0 K: 2 S: 10	H: 3 LOB: 2 BB: 0 P: 10	R: 1 E: 0 K: 1 S: 7	H: 2 LOB: 1 BB: 1 P: 11	R: 0 E: 0 K: 1 S: 5	H: 0 LOB: 3 BB: 1 P: 9	R: 1 E: 0 K: 0 S: 5	H: 2 LOB: 3 BB: 1 P: 10	R: 0 E: 0 K: 0 S: 3	H: 0 LOB: 0 BB: 0 P: 3	R: 0 E: 0 K: 1 S: 6	H: 1 LOB: 2 BB: 1 P: 10	R: 0 E: 0 K: 2 S: 7	H: 0 LOB: 0 BB: 0 P: 7	R: 0 E: 0 K: 1 S: 5	H: 0 LOB: 0 BB: 0 P: 5	1B: 7 2B: 1 3B: 0 HR: 1	SF: 1 SAC: 0 DP: 0 HBP: 1	WP: 1 PB: 0 SB: 1 CS: 0	PA: 41
PITCHER Camilo Pascual, R ERA: 2.47	IP: 9.0 WLS: W BF: 41 H: 9 R: 3 ER: 3 SO: 9 BB: 4 IBB: 0 HBP: 1 BLK: 0 WP: 1 HR: 1 S: 54 P: 71 ERA: 3.00 WHIP: 1.444											PITCHER	IP: 9.0 WLS: W BF: 41 H: 9 R: 3 ER: 3 SO: 9 BB: 4 IBB: 0 HBP: 1 BLK: 0 WP: 1 HR: 1 S: 54 P: 71 ERA: 3.00 WHIP: 1.444									

Chicago White Sox @ Minnesota Twins
Metropolitan Stadium, Bloomington, MI
Fri Aug 30 1963, 8:05 PM EDT
Att: 29,745 - Unknown - 66 F

livebaseballscorecards.com

AB 35
R 3
H 9
RBI 3
BB 4
SO 9
LOB 18




Batter	1	2	3	4	5	6	7	8	9	AB	R	H	RBI	BB	SO	LOB	BOTTOM			
Bernie Allen, L OBP: 0.295, SLG: 0.347	0-0 4-3 1B	0-0 L8		0-0 2H 3H 1B		0-0 FC4-6 1-2 2H 1B	0-0 F4			5	0	2	3	0	0	4				
Rich Rollins, R OBP: 0.353, SLG: 0.461	0-0 4-3 1-2 1B		0-3 K	0-0 6-3		0-0 1-2 1B	0-0 F6			5	0	2	0	0	1	1				
Jimmie Hall, L OBP: 0.341, SLG: 0.544	0-0 4-3 1-2 2-3		0-0 3B		0-0 F5	0-3 K	0-3 K			5	0	1	0	0	2	4				
Don Mincher, L OBP: 0.355, SLG: 0.530	0-3 K		0-0 F6		0-0 FC6-4 1B		0-0 4-1		0-0 6-3	3	0	1	0	0	1	3				
Vic Power, R OBP: 0.293, SLG: 0.384										2	0	0	0	0	0	0				
Harmon Killebrew, R OBP: 0.357, SLG: 0.539	4-0 IBB		0-3 K		0-0 FC6-4 1-2 WP		0-0 HR			3	1	1	1	1	1	2				
Bob Allison, R OBP: 0.375, SLG: 0.541	0-0 F4			0-0 F3	0-0 L7		0-0 HR			4	1	1	1	0	0	4				
Earl Batley, R OBP: 0.367, SLG: 0.473		0-0 G1 1B		0-0 5-3 BB 1B		0-0 BB FC4-6 1B	4-0 1B BB			3	2	3	0	1	0	0				
Zoilo Versalles, R OBP: 0.294, SLG: 0.407		0-0 F8		4-0 5-3 1B BB		0-0 F5	0-0 1-2 1B			3	1	1	0	1	0	2				
Camilo Pascual, R OBP: 0.312, SLG: 0.347		0-0 G1		0-0 5-3		0-0 FC4-6 1-2 1B	0-0 F9			4	0	1	0	0	0	5				
Inning Stats	R: 0 E: 0 K: 1 S: 7	H: 2 LOB: 3 BB: 1 P: 11	R: 0 E: 0 K: 0 S: 4	H: 1 LOB: 1 BB: 0 P: 4	R: 0 E: 0 K: 2 S: 8	H: 1 LOB: 1 BB: 0 P: 8	R: 2 E: 0 K: 0 S: 5	H: 2 LOB: 1 BB: 1 P: 9	R: 0 E: 0 K: 0 S: 4	H: 1 LOB: 1 BB: 0 P: 4	R: 1 E: 0 K: 1 S: 8	H: 3 LOB: 2 BB: 0 P: 8	R: 2 E: 0 K: 0 S: 6	H: 3 LOB: 2 BB: 1 P: 10	R: 0 E: 0 K: 1 S: 5	H: 0 LOB: 0 BB: 0 P: 5	1B: 10 2B: 0 3B: 1 HR: 2	SF: 0 SAC: 0 DP: 0 HBP: 0	WP: 1 PB: 0 SB: 0 CS: 0	PA: 40
PITCHER Ray Herbert, R ERA: 3.3	IP: 5.1 WLS: 3 BF: 27 H: 9 R: 3 ER: 3 SO: 3 BB: 1 IBB: 0 HBP: 0 BLK: 0 WP: 0 HR: 0 S: 31 P: 39 ERA: 5.06 WHIP: 1.875											PITCHER	IP: 5.1 WLS: 3 BF: 27 H: 9 R: 3 ER: 3 SO: 3 BB: 1 IBB: 0 HBP: 0 BLK: 0 WP: 0 HR: 0 S: 31 P: 39 ERA: 5.06 WHIP: 1.875							
Frank Baumann, L ERA: 2.75	0.2 L	3	1	0	0	1	0	0	0	0	0	5	5	0.00	1.500					
Jim Brosnan, R ERA: 2.7	2.0	L	10	3	2	2	1	1	0	0	0	2	11	15	9.00	2.000				


Chicago White Sox @ Minnesota Twins
Metropolitan Stadium, Bloomington, MI
Fri Aug 30 1963, 8:05 PM EDT
Att: 29,745 - Unknown - 66 F

livebaseballscorecards.com

AB 37
R 5
H 13
RBI 5
BB 3
SO 5
LOB 25




Batter	1	2	3	4	5	6	7	8	9	AB	R	H	RBI	BB	SO	LOB	TOP											
Jim Landis, R OBP: 0.327, SLG: 0.391 (1, 8)	F3			FC5-4 BB		F9			HR	3	1	1	1	1	0	0	Chicago White Sox @ Minnesota Twins Metropolitan Stadium, Bloomington, MI Sat Aug 31 1963, 4:33 AM EDT Att: 23,415 - Unknown - 74 F AB 31 R 2 H 5 RBI 2 BB 2 SO 5 LOB 9 											
Floyd Robinson, L OBP: 0.350, SLG: 0.405 (1, 9)	5-3			F4			F8		HR	4	1	1	1	0	0	1												
Dave Nicholson, R OBP: 0.327, SLG: 0.426 (1, 7)	K			FC5-4 1-2					L3	4	0	1	0	0	1	1												
Jim Lemon, R OBP: 0.303, SLG: 0.294 Tom McCraw, L OBP: 0.307, SLG: 0.381 (9, 3)				G4-6-3 1B			F9		K	4	0	1	0	0	2	2												
Pete Ward, L OBP: 0.341, SLG: 0.468 (1, 5)				G4-6-3 1-2						3	0	0	0	1	1	2												
Ron Hansen, R OBP: 0.310, SLG: 0.344 (1, 6)				F8			F3		L6	4	0	0	0	0	0	1												
Nellie Fox, L OBP: 0.302, SLG: 0.317 (1, 4)				F6			F6			3	0	1	0	0	0	0												
Cam Carreon, R OBP: 0.318, SLG: 0.336 J.C. Martin, L OBP: 0.289, SLG: 0.273 (8, 2)				F4			F4		F9	3	0	0	0	0	0	1												
Joe Horlen, R OBP: 0.222, SLG: 0.222 Mike Hershberger, R OBP: 0.331, SLG: 0.349 Hoyt Wilhelm, R OBP: 0.111, SLG: 0.077 (8, 1)				K			4-3		F4	2	0	0	0	0	1	0												
										1	0	0	0	0	0	1												
										0	0	0	0	0	0	0												
Inning Stats	R: 0 E: 0 K: 1 S: 5	H: 0 LOB: 0 BB: 0 P: 5	R: 0 E: 0 K: 0 S: 3	H: 1 LOB: 0 BB: 0 P: 3	R: 0 E: 0 K: 1 S: 5	H: 0 LOB: 0 BB: 0 P: 5	R: 0 E: 0 K: 1 S: 5	H: 0 LOB: 1 BB: 1 P: 9	R: 0 E: 0 K: 1 S: 5	H: 0 LOB: 0 BB: 0 P: 5	R: 0 E: 0 K: 0 S: 3	H: 0 LOB: 0 BB: 0 P: 3	R: 0 E: 0 K: 0 S: 4	H: 1 LOB: 1 BB: 0 P: 4	R: 0 E: 0 K: 0 S: 4	H: 1 LOB: 1 BB: 0 P: 4	R: 2 E: 0 K: 1 S: 7	H: 2 LOB: 1 BB: 1 P: 11	1B: 3 2B: 0 3B: 0 HR: 2	SF: 0 SAC: 0 DP: 1 HBP: 0	WP: 0 PB: 0 SB: 0 CS: 0	PA: 33						
PITCHER	IP	WLS	BF	H	R	ER	SO	BB	IBB	HBP	BLK	WP	HR	S	P	ERA	WHIP											
Dick Stigman, L ERA: 3.2 Bill Dailey, R ERA: 1.77	(1, 1)	8.2	L	32	5	2	2	5	2	0	0	0	0	2	40	48	2.08	0.808										
(9, 1)	0.1	1	0	0	0	0	0	0	0	0	0	0	0	1	1	0.00	0.000											

Batter	1	2	3	4	5	6	7	8	9	AB	R	H	RBI	BB	SO	LOB	BOTTOM										
Bernie Allen, L OBP: 0.292, SLG: 0.343 (1, 4)	6-3			F8			G3		K	4	0	0	0	0	1	1	Chicago White Sox @ Minnesota Twins Metropolitan Stadium, Bloomington, MI Sat Aug 31 1963, 4:33 AM EDT Att: 23,415 - Unknown - 74 F AB 32 R 0 H 6 RBI 0 BB 0 SO 3 LOB 11 										
Rich Rollins, R OBP: 0.362, SLG: 0.459 (1, 5)				F3			L7		K	4	0	1	0	0	1	1											
Jimmie Hall, L OBP: 0.345, SLG: 0.548 (1, 8)										4	0	3	0	0	0	0											
Harmon Killebrew, R OBP: 0.354, SLG: 0.534 (1, 7)				FC6-4 1B			1-3 2B		6-3	4	0	0	0	0	1	5											
Don Mincher, L OBP: 0.349, SLG: 0.519 (1, 3)				FC6-4 1-2			1-3		F9	4	0	0	0	0	1	5											
Bob Allison, R OBP: 0.373, SLG: 0.537 (1, 9)				F8			L4		L9	4	0	0	0	0	0	3											
Earl Batley, R OBP: 0.367, SLG: 0.472 (1, 2)										3	0	0	0	0	0	0											
Zoilo Versalles, R OBP: 0.292, SLG: 0.404 (1, 6)										3	0	0	0	0	0	1											
Dick Stigman, R OBP: 0.205, SLG: 0.129 Bill Dailey, R OBP: 0.250, SLG: 0.368 (9, 1)										3	0	1	0	0	0	0											
										0	0	0	0	0	0	0											
Inning Stats	R: 0 E: 0 K: 1 S: 7	H: 2 LOB: 2 BB: 0 P: 7	R: 0 E: 0 K: 0 S: 3	H: 1 LOB: 0 BB: 0 P: 3	R: 0 E: 0 K: 0 S: 5	H: 2 LOB: 2 BB: 0 P: 5	R: 0 E: 0 K: 0 S: 3	H: 0 LOB: 0 BB: 0 P: 3	R: 0 E: 0 K: 0 S: 4	H: 1 LOB: 1 BB: 0 P: 4	R: 0 E: 0 K: 0 S: 3	H: 0 LOB: 0 BB: 0 P: 3	R: 0 E: 0 K: 2 S: 7	H: 0 LOB: 0 BB: 0 P: 7	R: 0 E: 0 K: 0 S: 3	H: 0 LOB: 0 BB: 0 P: 3	1B: 5 2B: 2 3B: 0 HR: 0	SF: 0 SAC: 0 DP: 1 HBP: 0	WP: 0 PB: 0 SB: 0 CS: 0	PA: 32							
PITCHER	IP	WLS	BF	H	R	ER	SO	BB	IBB	HBP	BLK	WP	HR	S	P	ERA	WHIP										
Joe Horlen, R ERA: 3.4 Hoyt Wilhelm, R ERA: 2.97	(1, 1)	7.0	W	26	6	0	0	2	0	0	0	0	0	10	10	0.00	0.857										
(8, 1)	2.0	W	6	0	0	0	2	0	0	0	0	0	0	10	10	0.00	0.000										


Batter	1	2	3	4	5	6	7	8	9	AB	R	H	RBI	BB	SO	LOB	TOP					
Jim Landis, R OBP: 0.327, SLG: 0.400 (1.8)	G3		PB SH1-3 1B		5-3		5-3		1-H 2-H HR	5	2	3	0	0	0		Chicago White Sox @ Minnesota Twins Metropolitan Stadium, Bloomington, MI Sun Sep 01 1963, 4:33 AM EDT Att: 26,870 - Unknown - 79 F					
Floyd Robinson, L OBP: 0.343, SLG: 0.404 (1.9)	4-3		SH1-3		F8			E 1-3 1B	F4	4	1	1	0	0	0							
Dave Nicholson, R OBP: 0.324, SLG: 0.421 (1.7)	3-1		F2		K			1-3 1B	F8	5	0	0	0	0	1	2						
Jim Lemon, R OBP: 0.304, SLG: 0.295 (6.3)		K				5-3		E3 CS		3	0	1	1	0	1	0						
Tom McCraw, L OBP: 0.306, SLG: 0.380 (6.3)								2-H		1	0	0	0	0	0	0						
Pete Ward, L OBP: 0.342, SLG: 0.468 (1.5)			L8					F6		4	1	2	0	0	0	2						
Ron Hansen, R OBP: 0.312, SLG: 0.343 (1.6)								1-2		3	1	1	0	1	0	2						
Al Weis, S OBP: 0.332, SLG: 0.321 (1.4)								1-2		4	2	2	0	0	0	2						
Cam Carreon, R OBP: 0.322, SLG: 0.345 (1.2)										3	0	2	1	0	1	0						
J.C. Martin, L OBP: 0.297, SLG: 0.272 (7.2)										1	0	0	0	0	0	2						
Eddie Fisher, R OBP: 0.200, SLG: 0.143 (1.1)										3	0	0	0	0	1	3						
Hoyt Wilhelm, R OBP: 0.111, SLG: 0.077 (7.1)										0	1	0	1	0	0	0						
Inning Stats	R: 0 E: 0 K: 0 S: 3	H: 0 LOB: 0 BB: 0 P: 3	R: 2 E: 1 K: 1 S: 8	H: 3 LOB: 1 BB: 0 P: 8	R: 1 E: 0 K: 0 S: 5	H: 2 LOB: 1 BB: 0 P: 5	R: 0 E: 0 K: 0 S: 3	H: 1 LOB: 0 BB: 0 P: 7	R: 0 E: 0 K: 1 S: 5	H: 0 LOB: 0 BB: 0 P: 5	R: 0 E: 0 K: 0 S: 4	H: 1 LOB: 1 BB: 0 P: 4	R: 0 E: 0 K: 2 S: 7	H: 0 LOB: 0 BB: 0 P: 7	R: 1 E: 1 K: 0 S: 4	H: 1 LOB: 0 BB: 0 P: 4	R: 4 E: 1 K: 0 S: 7	H: 3 LOB: 0 BB: 0 P: 7	1B: 9 2B: 1 3B: 0 HR: 1	SF: 0 SAC: 2 DP: 1 HBP: 0	WP: 0 PB: 2 SB: 0 CS: 1	PA: 39
PITCHER	IP WLS BF H R ER SO BB IBB HBP BLK WP HR S P ERA WHIP																					
Jim Kaat, L ERA: 3.86 (1.1)	6.0	L	25	7	3	1	2	1	0	0	0	0	0	0	0	0	1.50	1.333				
Bill Dailey, R ERA: 2.01 (7.1)	2.1	L	12	4	5	3	2	0	0	0	0	0	0	0	1	16	11.57	1.714				
Bill Pleis, L ERA: 4.61 (9.1)	0.2		2	0	0	0	0	0	0	0	0	0	0	0	2	2	0.00	0.000				


Batter	1	2	3	4	5	6	7	8	9	AB	R	H	RBI	BB	SO	LOB	BOTTOM					
Bernie Allen, L OBP: 0.288, SLG: 0.338 (1.4)	F4		G3			F2		4-3		4	0	0	0	0	0	0	Chicago White Sox @ Minnesota Twins Metropolitan Stadium, Bloomington, MI Sun Sep 01 1963, 4:33 AM EDT Att: 26,870 - Unknown - 79 F					
Rich Rollins, R OBP: 0.361, SLG: 0.457 (1.5)	6-3					6-3		F7		4	0	1	0	0	0	0						
Jimmie Hall, L OBP: 0.344, SLG: 0.548 (1.8)	4-3							K		4	1	1	0	0	1	1						
Don Mincher, L OBP: 0.347, SLG: 0.513 (1.3)										4	0	1	0	0	0	2						
Harmon Killebrew, R OBP: 0.353, SLG: 0.531 (1.7)										4	0	1	0	0	1	2						
Bob Allison, R OBP: 0.374, SLG: 0.539 (1.9)										4	1	2	1	0	2	1						
Earl Batley, R OBP: 0.366, SLG: 0.477 (1.2)										4	1	1	2	0	0	2						
Zoilo Versalles, R OBP: 0.293, SLG: 0.406 (1.6)										3	0	1	0	0	0	0						
Jim Kaat, L OBP: 0.190, SLG: 0.203 (1.1)										1	0	0	0	0	0	0						
Lenny Green, L OBP: 0.306, SLG: 0.314 (6, PH)										1	0	0	0	0	0	0						
Bill Dailey, R OBP: 0.238, SLG: 0.350 (7.1)										1	0	0	0	0	1	1						
Bill Pleis, L OBP: 0.313, SLG: 0.154 (9.1)										0	0	0	0	0	0	0						
Inning Stats	R: 0 E: 0 K: 0 S: 3	H: 0 LOB: 0 BB: 0 P: 3	R: 0 E: 0 K: 1 S: 6	H: 1 LOB: 1 BB: 0 P: 6	R: 0 E: 0 K: 0 S: 3	H: 0 LOB: 0 BB: 0 P: 3	R: 0 E: 0 K: 0 S: 4	H: 2 LOB: 2 BB: 0 P: 4	R: 0 E: 0 K: 1 S: 5	H: 0 LOB: 0 BB: 0 P: 5	R: 0 E: 0 K: 0 S: 3	H: 0 LOB: 0 BB: 0 P: 3	R: 3 E: 0 K: 2 S: 11	H: 4 LOB: 1 BB: 0 P: 11	R: 0 E: 0 K: 1 S: 5	H: 0 LOB: 0 BB: 0 P: 5	R: 0 E: 0 K: 0 S: 4	H: 1 LOB: 1 BB: 0 P: 4	1B: 4 2B: 3 3B: 0 HR: 1	SF: 0 SAC: 0 DP: 0 HBP: 0	WP: 0 PB: 0 SB: 0 CS: 0	PA: 34
PITCHER	IP WLS BF H R ER SO BB IBB HBP BLK WP HR S P ERA WHIP																					
Eddie Fisher, R ERA: 4.24 (1.1)	6.2	W	24	3	1	1	2	0	0	0	0	0	0	0	0	0	2.70	0.750				
Hoyt Wilhelm, R ERA: 2.99 (7.1)	2.1	W	10	3	1	1	2	0	0	0	0	0	0	0	1	14	3.86	1.286				

AB 36
R 8
H 11
RBI 6
BB 1
SO 4
LOB 13



AB 34
R 3
H 8
RBI 3
BB 0
SO 5
LOB 9



Batter	1	2	3	4	5	6	7	8	9	AB	R	H	RBI	BB	SO	LOB	TOP																																						
Jose Tartabull, L OBP: 0.282, SLG: 0.324 (1, 8)	0-0 4-3		0-0 3-1	0-0 K		0-0 FC5-4 1B		0-0 F8		5	0	1	0	0	0	1																																							
Wayne Causey, L OBP: 0.348, SLG: 0.403 (1, 6)	0-0 F9		0-0 HBP 1B	1-3 K		0-0 1B		0-0 F8		5	1	2	0	0	1	2																																							
Norm Siebern, L OBP: 0.364, SLG: 0.434 (1, 3)	0-0 1B		0-0 HBP 1B	4-0 BB		0-3 K			4-0 G4-6-3 BB	3	1	2	0	2	1	2																																							
Manny Jimenez, L OBP: 0.341, SLG: 0.325 (1, 7)	0-0 F5		1-0 1B	0-0 4-3		0-0 G3			0-0 G4-6-3 1-2	4	0	0	0	0	0	7																																							
Charlie Lau, L OBP: 0.320, SLG: 0.384 Ken Harrelson, R OBP: 0.316, SLG: 0.390 (9, PH)		0-0 4-3	0-0 1-2 2H 3H		0-0 E9				0-0 6-3	4	0	1	2	0	0	0																																							
Ed Charles, R OBP: 0.345, SLG: 0.404 (1, 5)	4-0 1B BB		0-0 F9		0-3 K					3	0	0	0	1	1	3																																							
Jerry Lumpe, L OBP: 0.322, SLG: 0.365 (1, 4)	0-0 F9		0-0 F8		0-0 F7				4-0 FC6-4 BB	3	0	0	0	1	0	4	AB 36 R 2 H 8 RBI 2 BB 4 SO 3 LOB 24																																						
Gino Cimoli, R OBP: 0.317, SLG: 0.385 (1, 9)	0-0 1-3 1B			0-0 E1 2B		0-0 L7			0-0 FC6-4 1-2	4	0	1	0	0	0	2																																							
Dave Wickersham, R OBP: 0.164, SLG: 0.152 Chuck Essegian, R OBP: 0.278, SLG: 0.324 Pete Lovrich, R OBP: 0.182, SLG: 0.105 (8, PH)	0-0 F8			0-0 F2					0-0 6-3	3	0	1	0	0	0	3																																							
Ted Bowsfield, R OBP: 0.182, SLG: 0.105 (8, 1)										1	0	0	0	0	0	0																																							
Inning Stats											R: 0 E: 0 K: 0 S: 4	H: 1 LOB: 1 BB: 0 P: 4	R: 0 E: 0 K: 0 S: 4	H: 1 LOB: 2 BB: 1 P: 8	R: 2 E: 0 K: 0 S: 6	H: 3 LOB: 2 BB: 0 P: 7	R: 0 E: 1 K: 1 S: 7	H: 1 LOB: 3 BB: 1 P: 11	R: 0 E: 0 K: 1 S: 6	H: 0 LOB: 1 BB: 0 P: 6	R: 0 E: 0 K: 1 S: 7	H: 2 LOB: 2 BB: 0 P: 7	R: 0 E: 0 K: 0 S: 3	H: 0 LOB: 1 BB: 1 P: 7	R: 0 E: 0 K: 0 S: 3	H: 0 LOB: 0 BB: 0 P: 3	R: 0 E: 0 K: 0 S: 2	H: 0 LOB: 0 BB: 1 P: 6	1B: 7 2B: 1 3B: 0 HR: 0	SF: 0 SAC: 0 DP: 1 HBP: 1	WP: 0 PB: 0 SB: 0 CS: 0	PA: 41																							
PITCHER											IP	WLS	BF	H	R	ER	SO	BB	IBB	HBP	BLK	WP	HR	S	P	ERA	WHIP	PITCHER											IP	WLS	BF	H	R	ER	SO	BB	IBB	HBP	BLK	WP	HR	S	P	ERA	WHIP
Jim Perry, R ERA: 3.54 (1, 1)	3.1											19	6	2	2	0	0	1	0	0	0	0	0	17	22	5.40	2.100																												
Bill Pleis, L ERA: 4.19 (4, 1)	5.2											22	2	0	0	3	3	0	0	0	0	0	0	25	37	0.00	0.882																												

AB	36
R	2
H	8
RBI	2
BB	4
SO	3
LOB	24



AB	34
R	6
H	10
RBI	6
BB	4
SO	4
LOB	19




1B	6	SF	1	WP	0	PA	39
2B	2	SAC	0	PB	0		
3B	0	DP	0	SB	1		
HR	2	HBP	0	CS	0		

Batter	1	2	3	4	5	6	7	8	9	AB	R	H	RBI	BB	SO	LOB	TOP					
Jose Tartabull, L (1.8) X OBP: 0.277, SLG: 0.318	F4	K			F7			1-3		4	0	0	0	0	1	1						
Wayne Causey, L (1.6) X Tony La Russa, R (2.6) X OBP: 0.349, SLG: 0.404 OBP: 0.294, SLG: 0.375	2B 1B		K		K			1B		1	1	1	0	0	0	0						
Norm Siebern, L (1.3) X OBP: 0.363, SLG: 0.435	1-H 2B		K		L9			K		4	0	1	1	0	2	1						
Manny Jimenez, L (1.7) X OBP: 0.345, SLG: 0.331	1B		F9		L8-3 1B			F7		4	0	2	0	0	0	0						
Charlie Lau, L (1.2) X OBP: 0.313, SLG: 0.374	F9				4-1			L8-3		4	0	0	0	0	0	3						
Ed Charles, R (1.5) X OBP: 0.345, SLG: 0.401	F7				4-0 BB			5-3		3	0	0	0	1	0	2						
Jerry Lumpe, L (1.4) X OBP: 0.321, SLG: 0.363			F5		L8			K		3	0	0	0	0	1	1						
Bobby Del Greco, R (1.9) X OBP: 0.307, SLG: 0.328	F5		F5		K			K		3	0	0	0	0	2	1						
Tom Sturdivant, L (1.1) X Chuck Essegian, R (8, PH) X Bill Fischer, R (8, 1) X OBP: 0.277, SLG: 0.323 OBP: 0.278, SLG: 0.071	E6				F7			F2		2	0	0	0	0	0	0						
Inning Stats	R: 1 E: 0 K: 0 S: 6	H: 3 LOB: 2 BB: 0 P: 6	R: 0 E: 1 K: 1 S: 6	H: 0 LOB: 1 BB: 0 P: 6	R: 0 E: 0 K: 1 S: 7	H: 0 LOB: 1 BB: 1 P: 9	R: 0 E: 0 K: 1 S: 5	H: 0 LOB: 0 BB: 0 P: 5	R: 0 E: 0 K: 2 S: 7	H: 0 LOB: 0 BB: 0 P: 7	R: 0 E: 0 K: 1 S: 6	H: 1 LOB: 1 BB: 0 P: 6	R: 0 E: 0 K: 0 S: 3	H: 0 LOB: 0 BB: 0 P: 3	R: 0 E: 0 K: 0 S: 3	H: 1 LOB: 1 BB: 0 P: 3	1B: 4 2B: 2 3B: 0 HR: 0	SF: 0 SAC: 0 DP: 1 HBP: 0	WP: 0 PB: 0 SB: 0 CS: 0	PA: 33		
PITCHER Lee Stange, R (1.1) ERA: 2.42	IP 9.0 WLS W BF 33 H 5 R 1 ER 1 SO 8	BB 1 IBB 0 HBP 0 BLK 0	WP 0 HR 0 S 48 P 52	ERA 1.00 WHIP 0.667																		
Batter	1	2	3	4	5	6	7	8	9	AB	R	H	RBI	BB	SO	LOB	BOTTOM					
Rich Rollins, R (1.5) X OBP: 0.369, SLG: 0.463	FC5-4 1B		1B PB E BB		5-3			PB BB		2	1	1	0	2	0	0						
Vic Power, R (1.3) X OBP: 0.296, SLG: 0.385	FC5-4 1-2 HR		E 1-3 1B		G3-6 1B			K		4	1	2	0	0	1	2						
Jimmie Hall, L (1.8) X OBP: 0.341, SLG: 0.547 (9, 7)	1-H HR		F5		G3-6 1-2			4-3		4	1	1	2	0	0	4						
Harmon Killebrew, R (1.7) X Lenny Green, R (9, 8) X OBP: 0.352, SLG: 0.533 OBP: 0.306, SLG: 0.314	F9		F3		6-3			5-3		4	0	0	0	0	0	2						
Bob Allison, R (1.9) X OBP: 0.378, SLG: 0.544	L5		E6 1-2 3-H		F9 BB BB			BB BB		2	0	0	0	2	0	1						
Bernie Allen, L (1.4) X OBP: 0.285, SLG: 0.331			G3		F5			F7		3	0	0	0	1	0	3						
Zolio Versalles, R (1.6) X OBP: 0.292, SLG: 0.406	1B 1B				5-3			F9		4	0	1	0	0	0	3						
Jerry Zimmerman, R (1.2) X OBP: 0.209, SLG: 0.209	G1-4-3 1-3 1B				6-3			K		3	0	1	0	0	1	2						
Lee Stange, R (1.1) X OBP: 0.209, SLG: 0.132	G1-4-3 1-2				F7			K		3	0	0	0	0	1	2						
Inning Stats	R: 2 E: 0 K: 0 S: 5	H: 2 LOB: 0 BB: 0 P: 5	R: 0 E: 0 K: 0 S: 4	H: 2 LOB: 1 BB: 0 P: 4	R: 1 E: 1 K: 0 S: 5	H: 1 LOB: 2 BB: 1 P: 9	R: 0 E: 0 K: 0 S: 3	H: 0 LOB: 0 BB: 0 P: 3	R: 0 E: 0 K: 1 S: 5	H: 0 LOB: 2 BB: 2 P: 13	R: 0 E: 0 K: 2 S: 7	H: 0 LOB: 1 BB: 1 P: 11	R: 0 E: 0 K: 0 S: 3	H: 0 LOB: 1 BB: 1 P: 7	1B: 5 2B: 0 3B: 0 HR: 1	SF: 0 SAC: 0 DP: 2 HBP: 0	WP: 0 PB: 2 SB: 0 CS: 0	PA: 34				
PITCHER Tom Sturdivant, R (1.1) ERA: 4.69 Bill Fischer, R (8, 1) X ERA: 3.71	IP 7.0 WLS L BF 30 H 6 R 3 ER 2 SO 3	BB 4 IBB 0 HBP 0 BLK 0	WP 0 HR 1 S 32 P 48	ERA 2.57 WHIP 1.429																		

Kansas City Athletics @ Minnesota Twins
Metropolitan Stadium, Bloomington, MI
Mon Sep 02 1963, 8:05 PM EDT
Att: 12,348 - Unknown - 63 F


AB 32
R 1
H 5
RBI 1
BB 1
SO 8
LOB 9



WP: 0 PA: 33
PB: 0
SB: 0
CS: 0

Kansas City Athletics @ Minnesota Twins
Metropolitan Stadium, Bloomington, MI
Mon Sep 02 1963, 8:05 PM EDT
Att: 12,348 - Unknown - 63 F

AB 29
R 3
H 6
RBI 2
BB 5
SO 3
LOB 19




WP: 0 PA: 34
PB: 2
SB: 0
CS: 0

Top half of the baseball scorecard showing batter performance by inning (1-12) and pitcher stats. Includes columns for AB, R, H, RBI, BB, SO, LOB and a list of batters with their OBP and SLG statistics. Batter actions are represented by diamond diagrams and letters (K, F, E, SH). Pitcher stats include IP, WLS, BF, H, R, ER, SO, BB, IBB, HBP, BLK, WP, HR, S, P, ERA, WHIP.

Minnesota Twins @ Chicago White Sox
Comiskey Park, Chicago, IL
Sat Sep 07 1963, 4:33 AM EDT
Att. 7,730 - Unknown

AB 41
R 4
H 10
RBI 3
BB 5
SO 11
LOB 18




PITCHER stats for both teams, including IP, WLS, BF, H, R, ER, SO, BB, IBB, HBP, BLK, WP, HR, S, P, ERA, WHIP.

Bottom half of the baseball scorecard showing batter performance by inning (1-12) and pitcher stats. Includes columns for AB, R, H, RBI, BB, SO, LOB and a list of batters with their OBP and SLG statistics. Batter actions are represented by diamond diagrams and letters (K, F, E, SH). Pitcher stats include IP, WLS, BF, H, R, ER, SO, BB, IBB, HBP, BLK, WP, HR, S, P, ERA, WHIP.

Minnesota Twins @ Chicago White Sox
Comiskey Park, Chicago, IL
Sat Sep 07 1963, 4:33 AM EDT
Att. 7,730 - Unknown

AB 40
R 2
H 7
RBI 2
BB 7
SO 5
LOB 18



Batter	1	2	3	4	5	6	7	8	9	AB	R	H	RBI	BB	SO	LOB	TOP			
Bernie Allen, L OBP: 0.291, SLG: 0.338 (1, 4)										5	1	2	0	0	0	2	Minnesota Twins @ Chicago White Sox Comiskey Park, Chicago, IL Sun Sep 08 1963, 4:38 AM EDT Att: 18,230 - Unknown			
Rich Rollins, R OBP: 0.395, SLG: 0.458 (1, 5)										5	1	2	0	0	0	1				
Jimmie Hall, L OBP: 0.335, SLG: 0.532 (1, 8)										4	0	1	0	0	2	2				
Harmon Killebrew, R OBP: 0.349, SLG: 0.539 (1, 7)										4	1	2	1	0	0	2				
Bob Allison, R OBP: 0.383, SLG: 0.542 (1, 9)										2	1	1	0	2	0	1				
Don Mincher, L OBP: 0.352, SLG: 0.513 (1, 3)										4	0	2	2	0	0	3				
Vic Power, R OBP: 0.295, SLG: 0.381 (8, 3)										0	0	0	0	0	0	0				
Zolo Versailles, R OBP: 0.298, SLG: 0.414 (1, 6)										4	0	2	1	0	0	3				
Jerry Zimmerman, R OBP: 0.213, SLG: 0.213 (1, 2)										4	0	1	0	0	1	2				
Dick Stigman, R OBP: 0.202, SLG: 0.132 (1, 1)										3	0	0	0	0	3	2				
Bill Dalley, R OBP: 0.238, SLG: 0.350 (8, 1)										0	0	0	0	0	0	0				
Vic Wertz, L OBP: 0.222, SLG: 0.313 (9, PH)										1	0	0	0	0	0	0				
Garry Roggenburk, R OBP: 0.250, SLG: 0.143 (9, 1)										0	0	0	0	0	0	0				
Inning Stats	R: 3 E: 0 K: 1 S: 8	H: 4 LOB: 1 BB: 1 P: 12	R: 0 E: 0 K: 2 S: 8	H: 1 LOB: 1 BB: 0 P: 8	R: 0 E: 0 K: 1 S: 5	H: 1 LOB: 0 BB: 0 P: 5	R: 0 E: 0 K: 1 S: 7	H: 2 LOB: 2 BB: 0 P: 7	R: 0 E: 0 K: 0 S: 4	H: 2 LOB: 2 BB: 1 P: 8	R: 0 E: 0 K: 0 S: 3	H: 0 LOB: 0 BB: 0 P: 3	R: 1 E: 0 K: 0 S: 5	H: 2 LOB: 1 BB: 0 P: 5	R: 0 E: 0 K: 0 S: 3	H: 0 LOB: 0 BB: 0 P: 3	1B: 11 2B: 3 3B: 0 HR: 0	SF: 0 SAC: 0 DP: 4 HBP: 0	WP: 0 PB: 0 CS: 0	PA: 38
PITCHER	IP	WLS	BF	H	R	ER	SO	BB	IBB	HBP	BLK	WP	HR	S	P	ERA	WHIP			
Ray Herbert, R ERA: 3.38 (1, 1)	8.0		35	13	4	4	6	2	0	0	0	0	0	45	53	4.50	1.875			
Jim Brosnan, R ERA: 3.05 (9, 1)	1.0	W	3	0	0	0	0	0	0	0	0	0	0	3	3	0.00	0.000			

AB	36
R	4
H	13
RBI	4
BB	2
SO	6
LOB	18



Batter	1	2	3	4	5	6	7	8	9	AB	R	H	RBI	BB	SO	LOB	BOTTOM					
Jim Landis, R OBP: 0.318, SLG: 0.383 (1, 8)										5	1	1	0	0	1	2	Minnesota Twins @ Chicago White Sox Comiskey Park, Chicago, IL Sun Sep 08 1963, 4:38 AM EDT Att: 18,230 - Unknown					
Floyd Robinson, L OBP: 0.355, SLG: 0.406 (1, 9)										5	1	3	0	0	2	0						
Dave Nicholson, R OBP: 0.330, SLG: 0.421 (1, 7)										3	0	0	0	0	2	1						
Mike Hershberger, R OBP: 0.333, SLG: 0.351 (7, 9)										2	1	1	1	0	0	1						
Jim Lemon, R OBP: 0.307, SLG: 0.295 (1, 3)										3	0	1	0	1	2	0						
Tom McCraw, L OBP: 0.304, SLG: 0.385 (8, PR)										0	1	0	0	0	0	0						
Pete Ward, L OBP: 0.341, SLG: 0.474 (1, 5)										4	0	1	1	0	0	3						
Ron Hansen, R OBP: 0.312, SLG: 0.336 (1, 6)										2	0	0	0	1	1	1						
Joe Cunningham, L OBP: 0.374, SLG: 0.356 (8, PH)										0	0	0	0	1	0	0						
Jim Brosnan, R OBP: 0.308, SLG: 0.308 (9, 1)										0	0	0	0	0	0	0						
Al Weis, S OBP: 0.340, SLG: 0.320 (9, 6)										4	0	1	1	0	1	1						
Cam Carreon, R OBP: 0.320, SLG: 0.336 (1, 2)										4	0	0	0	0	1	3						
Ray Herbert, R OBP: 0.292, SLG: 0.316 (1, 1)										1	0	0	0	1	0	0						
Nellie Fox, L OBP: 0.302, SLG: 0.314 (8, PH)										2	1	1	0	0	0	0						
Inning Stats	R: 0 E: 0 K: 0 S: 5	H: 2 LOB: 2 BB: 0 P: 5	R: 0 E: 0 K: 1 S: 5	H: 0 LOB: 0 BB: 0 P: 5	R: 0 E: 0 K: 1 S: 5	H: 0 LOB: 0 BB: 0 P: 5	R: 0 E: 0 K: 3 S: 10	H: 1 LOB: 1 BB: 0 P: 10	R: 0 E: 0 K: 1 S: 5	H: 0 LOB: 1 BB: 1 P: 9	R: 0 E: 0 K: 1 S: 9	H: 0 LOB: 0 BB: 0 P: 9	R: 0 E: 0 K: 1 S: 5	H: 0 LOB: 1 BB: 1 P: 9	R: 4 E: 2 K: 0 S: 7	H: 4 LOB: 2 BB: 2 P: 15	R: 1 E: 1 K: 0 S: 4	H: 2 LOB: 2 BB: 0 P: 4	1B: 8 2B: 1 3B: 0 HR: 0	SF: 0 SAC: 0 DP: 0 HBP: 0	WP: 0 PB: 0 CS: 0	PA: 39
PITCHER	IP	WLS	BF	H	R	ER	SO	BB	IBB	HBP	BLK	WP	HR	S	P	ERA	WHIP					
Dick Stigman, L ERA: 3.16 (1, 1)	7.2		33	6	4	3	10	3	1	0	0	0	0	49	65	3.52	1.174					
Bill Dalley, R ERA: 2.03 (8, 1)	0.1		2	1	0	0	0	0	0	0	0	0	0	2	2	0.00	3.000					
Garry Roggenburk, L ERA: 2.28 (9, 1)	0.1	L	4	2	1	0	0	0	0	0	0	0	0	4	4	0.00	6.000					

AB	35
R	5
H	9
RBI	3
BB	4
SO	10
LOB	12



Batter	1	2	3	4	5	6	7	8	9	AB	R	H	RBI	BB	SO	LOB	TOP					
Larry Brown, R (1,4) OBP: 0.324, SLG: 0.363	K		L6		FC6-4 1B		P6			4	0	1	0	0	1	0	Cleveland Indians @ Minnesota Twins Metropolitan Stadium, Bloomington, MI Wed Sep 11 1963, 8:05 PM EDT Att: 8,749 - Unknown - 69 F					
Vic Davallo, L (1,8) OBP: 0.322, SLG: 0.436	5-3		4-3		FC6-4 1-2			FC6-4 1B		4	0	1	0	0	0	1						
Max Alvis, R (1,5) OBP: 0.329, SLG: 0.477	K			5-3		E5 F7		FC6-4 1-2 2B		4	1	0	0	0	1	1						
Fred Whitfield, L (1,3) OBP: 0.301, SLG: 0.483		HR		HR		F7 2-3		L8		4	2	2	2	0	0	2						
Bob Chance, L (1,9) OBP: 0.409, SLG: 0.636	K			1B		F7		1-H 2B		4	0	2	1	0	1	1						
Joe Azcue, R (1,2) OBP: 0.297, SLG: 0.456	5-3			L9		BB		P4		3	0	0	0	1	0	2						
Tommie Agee, R (1,7) OBP: 0.214, SLG: 0.286				K		K			E5 G4-6-3	4	0	1	0	0	2	3						
Tony Martinez, R (1,6) OBP: 0.191, SLG: 0.192	K				5-3		F9		F9	4	0	0	0	0	1	2						
Dick Donovan, L (1,1) OBP: 0.155, SLG: 0.188			4-3						G4-6-3	3	0	0	0	0	2	0						
Gary Bell, R (7,1) OBP: 0.125, SLG: 0.087					K					0	0	0	0	0	0	0						
Tommy John, R (8,1) OBP: 0.305, SLG: 0.355									1-2	1	0	0	0	0	0	1						
Tito Francona, L (9, FH) OBP: 0.305, SLG: 0.355										1	0	0	0	0	0	1						
Inning Stats	R: 0 E: 0 K: 2 S: 7	H: 0 LOB: 0 BB: 0 P: 7	R: 1 E: 0 K: 2 S: 9	H: 2 LOB: 1 BB: 0 P: 9	R: 0 E: 0 K: 0 S: 3	H: 0 LOB: 0 BB: 0 P: 3	R: 1 E: 0 K: 1 S: 7	H: 2 LOB: 1 BB: 0 P: 7	R: 0 E: 0 K: 1 S: 6	H: 1 LOB: 1 BB: 0 P: 6	R: 0 E: 1 K: 1 S: 6	H: 0 LOB: 2 BB: 1 P: 10	R: 0 E: 0 K: 1 S: 5	H: 0 LOB: 0 BB: 0 P: 5	R: 1 E: 0 K: 0 S: 5	H: 2 LOB: 1 BB: 0 P: 5	R: 0 E: 1 K: 0 S: 3	H: 0 LOB: 0 BB: 0 P: 3	1B: 4 2B: 1 3B: 0 HR: 2	SF: 0 SAC: 0 DP: 1 HBP: 0	WP: 0 PB: 0 SB: 0 CS: 0	PA: 36
PITCHER Lee Stange, R (1,1) ERA: 2.44	IP: 9.0 WLS: W BF: 36 H: 7 R: 3 ER: 3 SO: 8 BB: 1 IBB: 0 HBP: 0 BLK: 0 WP: 0 HR: 2 S: 51 P: 55 ERA: 3.00 WHIP: 0.889															PITCHER						

Batter	1	2	3	4	5	6	7	8	9	AB	R	H	RBI	BB	SO	LOB	BOTTOM			
Rich Rollins, R (1,5) OBP: 0.366, SLG: 0.454	G6-4-3 1B		F8		1-3		SH3-4 1B	BB HR IBB		4	2	2	0	1	0	0	Cleveland Indians @ Minnesota Twins Metropolitan Stadium, Bloomington, MI Wed Sep 11 1963, 8:05 PM EDT Att: 8,749 - Unknown - 69 F			
Vic Power, R (1,3) OBP: 0.297, SLG: 0.381	G6-4-3 1-2		L8		1B		SH3-4 1-2	K		4	0	1	0	0	1	4				
Jimmie Hall, L (1,8) OBP: 0.340, SLG: 0.541	3-1			K2-3-2 BB	1-3 1B		BB 1B	HR BB		3	1	2	2	2	0	0				
Harmon Killebrew, R (1,7) OBP: 0.352, SLG: 0.541		K		K2-3-2 1-1					3	1	1	4	2	2	1					
Lenny Green, L (9,8) OBP: 0.310, SLG: 0.318					1-2 BB		1-2 BB	HR	0	0	0	0	0	0	0	0				
Bob Allison, R (1,9) OBP: 0.385, SLG: 0.559		1B E 1B		HR 1B			K	F3	5	2	2	0	0	2	5					
Earl Battey, R (1,2) OBP: 0.368, SLG: 0.482							P4 K		4	1	2	2	0	1	2					
Zoilo Versalles, R (1,6) OBP: 0.300, SLG: 0.412		L5		HR				E BB BB	3	1	2	0	1	0	1					
Bernie Allen, L (1,4) OBP: 0.297, SLG: 0.341							F8 2B	BB E BB	3	1	1	0	1	0	2					
Lee Stange, R (1,1) OBP: 0.180, SLG: 0.111							F7 F3	HR BB	4	0	0	0	0	1	3					
Inning Stats	R: 0 E: 0 K: 0 S: 3	H: 1 LOB: 0 BB: 0 P: 3	R: 1 E: 1 K: 1 S: 7	H: 2 LOB: 1 BB: 0 P: 7	R: 0 E: 0 K: 0 S: 3	H: 0 LOB: 0 BB: 0 P: 3	R: 2 E: 0 K: 1 S: 7	H: 4 LOB: 2 BB: 1 P: 11	R: 0 E: 0 K: 1 S: 7	H: 2 LOB: 3 BB: 1 P: 11	R: 0 E: 0 K: 0 S: 4	H: 1 LOB: 1 BB: 0 P: 4	R: 1 E: 0 K: 2 S: 9	H: 2 LOB: 2 BB: 1 P: 13	R: 5 E: 1 K: 2 S: 8	H: 1 LOB: 0 BB: 4 P: 24	1B: 10 2B: 2 3B: 0 HR: 2	SF: 0 SAC: 1 DP: 2 HBP: 0	WP: 0 PB: 0 SB: 0 CS: 0	PA: 41
PITCHER Dick Donovan, R (1,1) ERA: 4.24	IP: 6.1 WLS: L BF: 30 H: 12 R: 4 ER: 4 SO: 3 BB: 2 IBB: 0 HBP: 0 BLK: 0 WP: 0 HR: 1 S: 34 P: 42 ERA: 4.26 WHIP: 2.211															PITCHER				
Gary Bell, R (7,1) ERA: 3.19	1.1	10	1	5	5	4	4	1	0	0	0	1	13	33	33.75	3.750				
Tommy John, L (8,1) ERA:	0.1	1	0	0	0	0	0	0	0	0	0	1	1	0.00	0.000					

Batter	1	2	3	4	5	6	7	8	9	10	AB	R	H	RBI	BB	SO	LOB	TOP						
Larry Brown, R OBP: 0.319, SLG: 0.356 (1, 4)	F7		F8			K		L6		SH1-3	4	0	0	0	0	1	0	Cleveland Indians @ Minnesota Twins Metropolitan Stadium, Bloomington, MI Thu Sep 12 1963, 4:33 AM EDT Att: 6,100 - Unknown - 54 F						
Vic Davallo, L OBP: 0.320, SLG: 0.433 (1, 8)	1B		F8			4-3			P6	F8	5	0	1	0	0	0	1							
Max Alvis, R OBP: 0.328, SLG: 0.481 (1, 5)	P3				P6					HR	4	1	1	1	0	0	1							
Fred Whitfield, L OBP: 0.300, SLG: 0.489 (1, 3)	G3				F9					HR	4	1	1	1	0	0	1							
Bob Chance, L OBP: 0.266, SLG: 0.560 Tommy Agee, R OBP: 0.214, SLG: 0.286 (9, 7)	F8				BB			3-1		K	3	0	0	0	1	1	0							
Joe Azcue, R OBP: 0.303, SLG: 0.458 (1, 2)	WP BB				F9						3	0	2	0	1	0	1							
Willie Kirkland, L OBP: 0.300, SLG: 0.376 (9, 9)	K 1-2									1B	4	0	0	0	0	2	3							
Tony Martinez, R OBP: 0.188, SLG: 0.189 Tito Francona, L OBP: 0.305, SLG: 0.354 Jerry Kindall, R OBP: 0.281, SLG: 0.298 (8, 6)	P6										2	0	0	0	0	0	1							
Pedro Ramos, S OBP: 0.176, SLG: 0.313 (1, 1)			F9								1	0	0	0	0	1	0							
										SH1-3 1B	4	0	1	0	0	2	0							
Inning Stats	R: 0 E: 0 K: 0 S: 4	H: 1 LOB: 1 BB: 0 P: 4	R: 0 E: 0 K: 1 S: 5	H: 0 LOB: 1 BB: 1 P: 9	R: 0 E: 0 K: 0 S: 3	H: 0 LOB: 0 BB: 0 P: 3	R: 0 E: 0 K: 0 S: 3	H: 0 LOB: 1 BB: 1 P: 7	R: 0 E: 0 K: 1 S: 5	H: 0 LOB: 0 BB: 0 P: 5	R: 0 E: 0 K: 1 S: 6	H: 1 LOB: 1 BB: 0 P: 6	R: 0 E: 0 K: 2 S: 7	H: 0 LOB: 0 BB: 0 P: 7	R: 2 E: 0 K: 1 S: 8	H: 3 LOB: 1 BB: 0 P: 8	R: 0 E: 0 K: 0 S: 4	H: 1 LOB: 1 BB: 0 P: 4	1B: 4 2B: 0 3B: 0 HR: 2	SF: 0 SAC: 1 DP: 0 HBP: 0	WP: 1 PB: 0 SB: 0 CS: 0	PA: 38		
PITCHER	IP WLS BF H R ER SO BB IBB HBP BLK WP HR S P ERA WHIP	8.1 2.84	3 1 0 0 1 0 0 0 0 0 0 0 0 0 4 2.16 0.720	1.0 W 4 1 0 0 0 0 0 0 0 0 0 0 4 0.00 1.000																				

Batter	1	2	3	4	5	6	7	8	9	10	AB	R	H	RBI	BB	SO	LOB	BOTTOM		
Rich Rollins, R OBP: 0.363, SLG: 0.449 (1, 5)	K		F7		FC3-6			F7		FC6-4	5	0	0	0	0	1	4	Cleveland Indians @ Minnesota Twins Metropolitan Stadium, Bloomington, MI Thu Sep 12 1963, 4:33 AM EDT Att: 6,100 - Unknown - 54 F		
Vic Power, R OBP: 0.298, SLG: 0.380 (1, 3)	F7		K		F9			HR 1B		IBB 1B SF8 BB	4	2	1	0	1	1	3			
Jimmie Hall, L OBP: 0.341, SLG: 0.546 (9, 7)	F7					K		HR		IBB 1B	5	1	2	2	0	2	0			
Harmon Killebrew, R OBP: 0.391, SLG: 0.538 Lenny Green, L OBP: 0.312, SLG: 0.318 (9, 8)	K				1B BB			L6			3	0	0	0	1	2	0			
Bob Allison, R OBP: 0.365, SLG: 0.557 (1, 9)	K							G3		IBB	3	0	1	1	1	1	0			
Earl Battey, R OBP: 0.367, SLG: 0.479 (1, 2)	F8				1B					3H	3	0	0	0	1	1	3			
Zoilo Versalles, R OBP: 0.300, SLG: 0.412 (1, 6)					5-3			G3 SH1-3 BB		F9	3	0	0	0	1	1	3			
Bernie Allen, L OBP: 0.301, SLG: 0.346 (1, 4)											3	0	1	0	0	2				
Dwight Siebler, R OBP: 0.182, SLG: 0.182 Gary Roggenburk, R OBP: 0.250, SLG: 0.143 Tony Oliva, L OBP: 0.667, SLG: 0.667 Bill Dalley, R OBP: 0.238, SLG: 0.350 (10, 1)					1B 1B			SH1-3 BB		P6	4	0	3	0	0	0	1			
											3	0	0	0	0	2	4			
Inning Stats	R: 0 E: 0 K: 1 S: 5	H: 0 LOB: 0 BB: 0 P: 5	R: 0 E: 0 K: 2 S: 7	H: 0 LOB: 0 BB: 0 P: 7	R: 0 E: 0 K: 2 S: 8	H: 1 LOB: 2 BB: 1 P: 12	R: 0 E: 0 K: 0 S: 4	H: 0 LOB: 1 BB: 0 P: 4	R: 0 E: 0 K: 1 S: 5	H: 0 LOB: 1 BB: 1 P: 9	R: 2 E: 0 K: 1 S: 7	H: 2 LOB: 1 BB: 1 P: 11	R: 0 E: 0 K: 1 S: 6	H: 1 LOB: 1 BB: 0 P: 6	R: 1 E: 0 K: 0 S: 2	H: 1 LOB: 2 BB: 2 P: 10	1B: 7 2B: 0 3B: 0 HR: 1	SF: 1 SAC: 1 DP: 0 HBP: 0	WP: 0 PB: 0 SB: 0 CS: 0	PA: 41
PITCHER	IP WLS BF H R ER SO BB IBB HBP BLK WP HR S P ERA WHIP	9.1 L 41 8 3 3 11 4 1 0 0 0 1 58 2.89 1.286																		



Batter	1	2	3	4	5	6	7	8	9	AB	R	H	RBI	BB	SO	LOB	TOP										
Tony Kubek, L (1, 6) OBP: 0.296, SLG: 0.340	F8		4-3		F8-4 1B		G3			4	0	1	0	0	0	0											
Bobby Richardson, R (1, 4) OBP: 0.256, SLG: 0.333	1-6-3		6-3		F8-4 1-2			K		4	0	0	0	0	1	1											
Hector Lopez, R (1, 7) OBP: 0.304, SLG: 0.398	K		K		BB			F6		3	0	0	0	1	2	0											
Joe Pepitone, L (1, 3)		1B BB		HR	K			3-1		3	1	1	1	1	1	1											
Elston Howard, R (1, 2) OBP: 0.342, SLG: 0.529	F6		6-3		F9			K		4	0	0	0	0	1	1											
Johnny Blanchard, L (1, 9) OBP: 0.312, SLG: 0.497		HBP 1B		HR	K			K		3	1	2	1	0	1	0											
Jack Reed, R (6, 9) OBP: 0.304, SLG: 0.306										1	0	0	0	0	1	0											
Phil Linz, R (1, 8) OBP: 0.312, SLG: 0.333			E5		5-3			1-3		3	0	0	0	0	0	0											
Tom Tresh, S (9, 8) OBP: 0.368, SLG: 0.486		HBP								0	0	0	0	0	0	0											
Clete Boyer, R (1, 5) OBP: 0.294, SLG: 0.369		K		5-4-3				5-3		3	0	0	0	0	1	4											
Jim Bouton, R (1, 1) OBP: 0.089, SLG: 0.090		K		6-3				K		3	0	0	0	0	2	4											
Inning Stats	R: 0 E: 0 K: 1 S: 5	H: 0 LOB: 0 BB: 0 P: 5	R: 0 E: 0 K: 2 S: 8	H: 1 LOB: 3 BB: 1 P: 13	R: 0 E: 0 K: 1 S: 5	H: 0 LOB: 0 BB: 0 P: 5	R: 2 E: 1 K: 0 S: 6	H: 2 LOB: 1 BB: 1 P: 6	R: 0 E: 0 K: 1 S: 5	H: 0 LOB: 0 BB: 0 P: 5	R: 0 E: 0 K: 1 S: 5	H: 0 LOB: 0 BB: 0 P: 5	R: 0 E: 0 K: 2 S: 7	H: 0 LOB: 0 BB: 0 P: 7	R: 0 E: 0 K: 2 S: 7	H: 0 LOB: 0 BB: 0 P: 7	1B: 2 2B: 1 3B: 0 HR: 2	SF: 0 SAC: 0 DP: 1 HBP: 1	WP: 0 PB: 0 CS: 0	PA: 34							
PITCHER	IP	WLS	BF	H	R	ER	SO	BB	IBB	HBP	BLK	WP	HR	S	P	ERA	WHIP										
Camilo Pascual, R (1, 1) ERA: 2.6	8.0	L	31	4	2	2	8	2	0	1	0	0	2	44	53	2.25	0.750										
Bill Dailey, R (9, 1) ERA: 1.99	1.0		3	0	0	0	2	0	0	0	0	0	0	7	7	0.00	0.000										

New York Yankees @ Minnesota Twins
Metropolitan Stadium, Bloomington, MI
Fri Sep 13 1963, 8:05 PM EDT
Att: 32,445 - Unknown - 63 F

AB 31
R 2
H 4
RBI 2
BB 2
SO 10
LOB 11





Batter	1	2	3	4	5	6	7	8	9	AB	R	H	RBI	BB	SO	LOB	BOTTOM										
Rich Rollins, R (1, 5) OBP: 0.362, SLG: 0.449	F6		F4			1B		SH5-4		3	0	1	0	0	0	0											
Vic Power, R (1, 3) OBP: 0.296, SLG: 0.377	K			6-3		1-3		F3		4	0	0	0	0	1	3											
Jimmie Hall, L (1, 8) OBP: 0.340, SLG: 0.543	F6			F3			K	FC6-4 BB		3	0	0	0	1	1	0											
Harmon Killebrew, R (1, 7) OBP: 0.350, SLG: 0.535		5-3		K			1B	FC6-4		4	0	1	0	0	1	3											
Bob Allison, R (1, 9) OBP: 0.384, SLG: 0.554		6-3			G6-4-3 BB		K		K	3	0	0	0	1	2	1											
Earl Battey, R (1, 2) OBP: 0.368, SLG: 0.479					G6-4-3 1-2			F8		4	0	2	0	0	0	1											
Zollo Versalles, R (1, 6) OBP: 0.300, SLG: 0.411		K			K		K			4	0	1	0	0	3	3											
Bernie Allen, L (1, 4) OBP: 0.301, SLG: 0.343			K			K		SH5-4 1B BB	F5	3	0	0	0	1	2	1											
Camilo Pascual, R (1, 1) OBP: 0.294, SLG: 0.350			K					SH5-4 1B		2	0	0	0	0	1	0											
Tony Oliva, L (8, PH) OBP: 0.750, SLG: 0.750										1	0	1	0	0	0	0											
Bill Dailey, R (9, 1) OBP: 0.238, SLG: 0.350								SH5-4 1B		0	0	0	0	0	0	0											
Inning Stats	R: 0 E: 0 K: 1 S: 5	H: 0 LOB: 0 BB: 0 P: 5	R: 0 E: 0 K: 1 S: 6	H: 1 LOB: 1 BB: 0 P: 6	R: 0 E: 0 K: 2 S: 7	H: 0 LOB: 0 BB: 0 P: 7	R: 0 E: 0 K: 1 S: 5	H: 0 LOB: 0 BB: 0 P: 5	R: 0 E: 0 K: 1 S: 4	H: 0 LOB: 1 BB: 1 P: 8	R: 0 E: 0 K: 1 S: 6	H: 1 LOB: 1 BB: 0 P: 6	R: 0 E: 0 K: 3 S: 11	H: 2 LOB: 2 BB: 0 P: 11	R: 0 E: 0 K: 0 S: 4	H: 1 LOB: 3 BB: 2 P: 12	R: 0 E: 0 K: 1 S: 6	H: 1 LOB: 1 BB: 0 P: 6	1B: 6 2B: 0 3B: 0 HR: 0	SF: 0 SAC: 1 DP: 1 HBP: 0	WP: 0 PB: 0 CS: 0	PA: 35					
PITCHER	IP	WLS	BF	H	R	ER	SO	BB	IBB	HBP	BLK	WP	HR	S	P	ERA	WHIP										
Jim Bouton, R (1, 1) ERA: 2.49	9.0	W	35	6	0	0	11	3	0	0	0	0	0	54	66	0.00	1.000										

New York Yankees @ Minnesota Twins
Metropolitan Stadium, Bloomington, MI
Fri Sep 13 1963, 8:05 PM EDT
Att: 32,445 - Unknown - 63 F

AB 31
R 0
H 6
RBI 0
BB 3
SO 11
LOB 12



Batter	1	2	3	4	5	6	7	8	9	AB	R	H	RBI	BB	SO	LOB	TOP					
Phil Linz, R OBP: 0.305, SLG: 0.325 (1, 6)	F4		F3		K			F6		4	0	0	0	0	1	1	New York Yankees @ Minnesota Twins Metropolitan Stadium, Bloomington, MI Sat Sep 14 1963, 4:33 AM EDT Att: 34,836 - Unknown - 69 F 					
Pedro Gonzalez, R OBP: 0.231, SLG: 0.308 (1, 4)	E5		4-3		K			4-3		4	0	0	0	0	1	1						
Tom Tresh, S OBP: 0.370, SLG: 0.488 (1, 7)	E5			5-3						4	0	3	0	0	0	0						
Mickey Mantle, S OBP: 0.447, SLG: 0.647 (1, 8)	F3			6-3				F4		4	1	1	0	0	0	4						
Tony Kubek, L OBP: 0.296, SLG: 0.340 (8, 8)				2B						0	0	0	0	0	0	0						
Elston Howard, R OBP: 0.343, SLG: 0.535 (1, 2)	F9			6-3						4	1	2	1	0	0	3						
Joe Pepitone, L OBP: 0.311, SLG: 0.455 (1, 3)				2B						4	0	2	1	0	1	1						
Harry Bright, R OBP: 0.311, SLG: 0.436 (1, 5)	F9			K						4	0	0	0	0	1	2						
Jack Reed, R OBP: 0.301, SLG: 0.292 (1, 9)	L6-3									3	0	0	0	1	1	1						
Bill Stafford, R OBP: 0.346, SLG: 0.375 (1, 1)										2	0	0	0	0	0	1						
Bobby Richardson, R OBP: 0.294, SLG: 0.333 (7, PH)										1	0	0	0	0	0	0						
Marshall Bridges, S OBP: 0.294, SLG: 0.333 (7, 1)										0	0	0	0	0	0	0						
Inning Stats	R: 0 E: 2 K: 0 S: 5	H: 1 LOB: 2 BB: 0 P: 5	R: 0 E: 0 K: 0 S: 3	H: 1 LOB: 0 BB: 0 P: 3	R: 0 E: 0 K: 0 S: 3	H: 0 LOB: 0 BB: 0 P: 3	R: 1 E: 0 K: 1 S: 7	H: 2 LOB: 1 BB: 0 P: 7	R: 0 E: 0 K: 2 S: 7	H: 0 LOB: 1 BB: 1 P: 11	R: 0 E: 0 K: 1 S: 6	H: 2 LOB: 1 BB: 0 P: 6	R: 0 E: 0 K: 0 S: 3	H: 0 LOB: 0 BB: 0 P: 3	R: 0 E: 0 K: 0 S: 4	H: 1 LOB: 1 BB: 0 P: 4	R: 1 E: 0 K: 1 S: 6	H: 1 LOB: 0 BB: 0 P: 6	1B: 5 2B: 3 3B: 0 HR: 1	SF: 0 SAC: 0 DP: 2 HBP: 0	WP: 0 PB: 0 CS: 0	PA: 35
PITCHER Dick Stigman, L ERA: 3.11 (1, 1)	IP: 9.0 WLS: W BF: 35 H: 8 R: 2 ER: 2 SO: 5 BB: 1 IBB: 0 HBP: 0 BLK: 0 WP: 0 HR: 1 S: 44 P: 48 ERA: 2.00 WHIP: 1.000															PITCHER	IP: 9.0 WLS: W BF: 35 H: 8 R: 2 ER: 2 SO: 5 BB: 1 IBB: 0 HBP: 0 BLK: 0 WP: 0 HR: 1 S: 44 P: 48 ERA: 2.00 WHIP: 1.000					

Batter	1	2	3	4	5	6	7	8	9	AB	R	H	RBI	BB	SO	LOB	BOTTOM			
Rich Rollins, R OBP: 0.363, SLG: 0.449 (1, 5)	1B			5-3						2	1	1	0	0	0	1	New York Yankees @ Minnesota Twins Metropolitan Stadium, Bloomington, MI Sat Sep 14 1963, 4:33 AM EDT Att: 34,836 - Unknown - 69 F 			
George Banks, R OBP: 0.268, SLG: 0.235 (3, 5)	3-1									3	1	1	1	0	0	1				
Vic Power, R OBP: 0.300, SLG: 0.383 (1, 3)	1B									5	1	4	1	0	0	0				
Jimmie Hall, L OBP: 0.341, SLG: 0.540 (1, 8)	1B									2	1	0	0	2	0	1				
Harmon Killebrew, R OBP: 0.348, SLG: 0.531 (1, 7)	1B									4	0	0	1	0	1	5				
Lenny Green, L OBP: 0.312, SLG: 0.318 (8, 8)	3-1									0	0	0	0	0	0	0				
Bob Allison, R OBP: 0.385, SLG: 0.555 (1, 9)	F4									3	1	1	1	1	1	2				
Earl Battey, R OBP: 0.368, SLG: 0.477 (1, 2)	K									4	0	1	2	0	1	4				
Zoilo Versalles, R OBP: 0.301, SLG: 0.410 (1, 6)										3	1	1	0	1	0	1				
Bernie Allen, L OBP: 0.300, SLG: 0.340 (1, 4)	F7									3	0	0	0	1	0	2				
Dick Stigman, R OBP: 0.207, SLG: 0.128 (1, 1)	K									2	0	0	0	1	2	3				
Inning Stats	R: 1 E: 0 K: 1 S: 7	H: 2 LOB: 2 BB: 1 P: 11	R: 0 E: 0 K: 1 S: 6	H: 1 LOB: 1 BB: 0 P: 6	R: 3 E: 0 K: 1 S: 8	H: 3 LOB: 2 BB: 2 P: 16	R: 0 E: 0 K: 0 S: 3	H: 0 LOB: 0 BB: 0 P: 3	R: 0 E: 0 K: 1 S: 5	H: 0 LOB: 0 BB: 0 P: 5	R: 0 E: 0 K: 0 S: 3	H: 0 LOB: 1 BB: 1 P: 7	R: 0 E: 0 K: 1 S: 6	H: 1 LOB: 2 BB: 1 P: 10	R: 2 E: 0 K: 0 S: 5	H: 2 LOB: 1 BB: 1 P: 9	1B: 6 2B: 3 3B: 0 HR: 0	SF: 0 SAC: 2 DP: 0 HBP: 0	WP: 0 PB: 0 CS: 0	PA: 39
PITCHER Bill Stafford, R ERA: 6.06 (1, 1)	IP: 6.0 WLS: L BF: 28 H: 6 R: 4 ER: 4 SO: 4 BB: 4 IBB: 0 HBP: 0 BLK: 0 WP: 0 HR: 0 S: 32 P: 48 ERA: 6.00 WHIP: 1.667															PITCHER	IP: 6.0 WLS: L BF: 28 H: 6 R: 4 ER: 4 SO: 4 BB: 4 IBB: 0 HBP: 0 BLK: 0 WP: 0 HR: 0 S: 32 P: 48 ERA: 6.00 WHIP: 1.667			
PITCHER Marshall Bridges, L ERA: 3.82 (7, 1)	IP: 2.0 WLS: 11 BF: 3 H: 2 R: 2 ER: 2 SO: 1 BB: 2 IBB: 0 HBP: 0 BLK: 0 WP: 0 HR: 0 S: 11 P: 19 ERA: 9.00 WHIP: 2.500															PITCHER	IP: 2.0 WLS: 11 BF: 3 H: 2 R: 2 ER: 2 SO: 1 BB: 2 IBB: 0 HBP: 0 BLK: 0 WP: 0 HR: 0 S: 11 P: 19 ERA: 9.00 WHIP: 2.500			


Batter	1	2	3	4	5	6	7	8	9	AB	R	H	RBI	BB	SO	LOB	TOP					
Tony Kubek, L (1, 6) OBP: 0.294, SLG: 0.338	0-3 K		0-3 K		0-0 5-3		0-0 4-3			4	0	0	0	0	2	2	New York Yankees @ Minnesota Twins Metropolitan Stadium, Bloomington, MI Sat Sep 14 1963, 8:05 PM EDT Att: 37,044 - Unknown - 62 F livebaseballscores.com					
Bobby Richardson, R (1, 4) OBP: 0.296, SLG: 0.334	0-0 F8		0-0 BB			0-0 F9		0-0 F3B		4	1	2	1	0	0	0						
Tom Tresh, S (1, 8) OBP: 0.374, SLG: 0.495	4-0 BB		4-0 BB			0-0 HR		0-0 F4		1	1	1	1	2	0	0						
Joe Pepitone, L (8, PH) OBP: 0.311, SLG: 0.455	BB		1-2 BB					1-3		1	0	0	0	0	0	1						
Elston Howard, R (1, 2) OBP: 0.343, SLG: 0.533	0-0 F8		0-0 F8			0-0 1B		0-0 L8		4	0	1	0	0	0	4						
Hector Lopez, R (1, 7) OBP: 0.305, SLG: 0.402		0-3 K		4-0 G4-6-3 BB		0-0 F8		0-0 3B		3	0	1	1	1	1	1						
Johnny Blanchard, L (1, 9) OBP: 0.309, SLG: 0.467	0-0 F9		0-0 G4-6-3		0-0 4-3			0-0 1-3		4	0	0	0	0	0	3						
Harry Bright, R (1, 3) OBP: 0.305, SLG: 0.428	0-0 5-3				0-3 K		0-0 F9		0-3 K	3	0	0	0	0	1	0						
Jack Reed, R (8, 8) OBP: 0.297, SLG: 0.288										1	0	0	0	0	1	0						
Clete Boyer, R (1, 5) OBP: 0.293, SLG: 0.368			0-0 WP SH5-4 1B		0-0 F3		0-0 F9		0-0 1-3	4	1	1	0	0	0	0						
Ralph Terry, R (1, 1) OBP: 0.100, SLG: 0.080			0-0 SH5-4		0-0 6-3		4-0 BB		0-0 4-3	2	0	0	0	1	0	0						
Inning Stats	R: 0 E: 0 K: 1 S: 5	H: 0 LOB: 1 BB: 1 P: 9	R: 0 E: 0 K: 1 S: 5	H: 0 LOB: 0 BB: 0 P: 5	R: 1 E: 0 K: 1 S: 7	H: 2 LOB: 2 BB: 1 P: 11	R: 0 E: 0 K: 1 S: 4	H: 0 LOB: 0 BB: 1 P: 8	R: 0 E: 0 K: 0 S: 3	H: 0 LOB: 1 BB: 0 P: 7	R: 1 E: 0 K: 0 S: 5	H: 2 LOB: 1 BB: 0 P: 5	R: 0 E: 0 K: 0 S: 3	H: 0 LOB: 1 BB: 1 P: 7	R: 1 E: 0 K: 0 S: 5	H: 2 LOB: 1 BB: 0 P: 5	R: 0 E: 0 K: 1 S: 5	H: 0 LOB: 0 BB: 0 P: 5	1B: 4 2B: 0 3B: 1 HR: 1	SF: 0 SAC: 1 DP: 1 HBP: 0	WP: 1 PB: 0 CS: 1	PA: 36
PITCHER	IP WLS BF H R ER SO BB IBB HBP BLK WP HR S P ERA WHIP																					
Gerry Arrigo, L (1, 1) ERA: 1.29	7.0 L 28 4 2 2 4 4 0 0 0 0 1 1 32 48 2.57 1.143																					
Bill Dailey, R (8, 1) ERA: 2.04	2.0 8 2 1 1 1 0 0 0 0 0 0 0 10 10 4.50 1.000																					

Batter	1	2	3	4	5	6	7	8	9	AB	R	H	RBI	BB	SO	LOB	BOTTOM					
Zoilo Versalles, R (1, 6) OBP: 0.299, SLG: 0.408	0-0 1-3		0-0 L7		0-0 5-3			0-0 B1-3		4	0	0	0	0	0	0	New York Yankees @ Minnesota Twins Metropolitan Stadium, Bloomington, MI Sat Sep 14 1963, 8:05 PM EDT Att: 37,044 - Unknown - 62 F livebaseballscores.com					
Vic Power, R (1, 3) OBP: 0.298, SLG: 0.380	0-0 6-3		0-0 E6		0-0 5-3			0-0 F6		4	0	0	0	0	0	0						
Jimmie Hall, L (1, 8) OBP: 0.340, SLG: 0.537	4-0 2B BB		0-0 G3-6-3			0-0 F7		0-0 F7		3	0	0	0	1	0	1						
Harmon Killebrew, R (1, 7) OBP: 0.349, SLG: 0.533	0-0 1-3 2B			0-0 1B G6-4-3 1B		0-0 F6			0-0 1-3	4	1	2	0	0	0	0						
Bob Allison, R (1, 9) OBP: 0.384, SLG: 0.552	0-3 K			0-0 1B G6-4-3 1B		0-3 K			0-0 5-3	4	0	1	0	0	2	2						
Earl Battey, R (1, 2) OBP: 0.365, SLG: 0.473		0-0 F8		0-0 G6-4-3			0-0 F4		0-0 6-3	4	0	0	0	0	0	1						
George Banks, R (1, 5) OBP: 0.295, SLG: 0.297		0-0 6-3			0-0 1B					3	0	2	0	0	0	0						
Bernie Allen, L (1, 4) OBP: 0.301, SLG: 0.340		0-0 1B			0-0 L4			0-0 F2		3	0	1	0	0	0	2						
Gerry Arrigo, L (1, 1) OBP: 0.600, SLG: 0.600		0-3 K			0-0 F5			0-0 4-3		2	0	0	0	0	1	1						
Tony Oliva, L (7, PH) OBP: 0.238, SLG: 0.350										1	0	0	0	0	0	1						
Bill Dailey, R (8, 1) OBP: 0.238, SLG: 0.350										0	0	0	0	0	0	0						
Inning Stats	R: 0 E: 0 K: 1 S: 6	H: 1 LOB: 2 BB: 1 P: 10	R: 0 E: 0 K: 1 S: 6	H: 1 LOB: 1 BB: 0 P: 6	R: 0 E: 1 K: 0 S: 3	H: 0 LOB: 0 BB: 0 P: 3	R: 1 E: 0 K: 0 S: 5	H: 3 LOB: 1 BB: 0 P: 5	R: 0 E: 0 K: 0 S: 3	H: 0 LOB: 0 BB: 0 P: 3	R: 0 E: 0 K: 1 S: 5	H: 0 LOB: 0 BB: 0 P: 5	R: 0 E: 0 K: 0 S: 4	H: 1 LOB: 1 BB: 0 P: 4	R: 0 E: 0 K: 0 S: 3	H: 0 LOB: 0 BB: 0 P: 3	R: 0 E: 0 K: 0 S: 3	H: 0 LOB: 0 BB: 0 P: 3	1B: 4 2B: 2 3B: 0 HR: 0	SF: 0 SAC: 0 DP: 2 HBP: 0	WP: 0 PB: 0 CS: 0	PA: 33
PITCHER	IP WLS BF H R ER SO BB IBB HBP BLK WP HR S P ERA WHIP																					
Ralph Terry, R (1, 1) ERA: 3.17	9.0 W 33 6 1 1 3 1 0 0 0 0 0 0 38 42 1.00 0.778																					

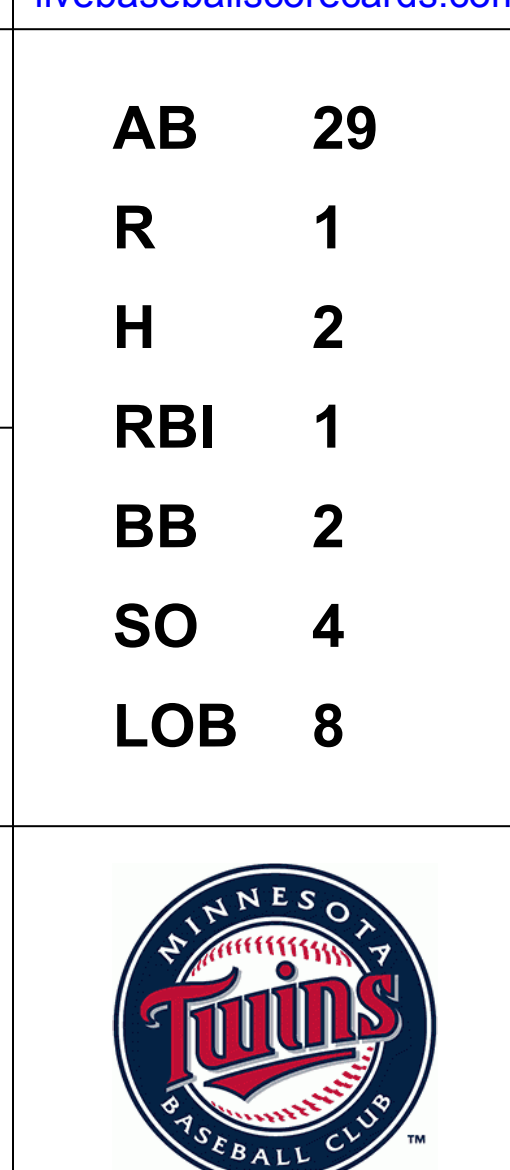
Batter	1	2	3	4	5	6	7	8	9	AB	R	H	RBI	BB	SO	LOB	TOP										
Tony Kubek, L OBP: 0.293, SLG: 0.337 (1, 6)	4-3		F5 1B		F8			F7		4	0	1	0	0	0	0	New York Yankees @ Minnesota Twins Metropolitan Stadium, Bloomington, MI Sun Sep 15 1963, 4:33 AM EDT Att: 35,010 - Overcast - 73 F										
Bobby Richardson, R OBP: 0.234, SLG: 0.332 Pedro Gonzalez, R OBP: 0.231, SLG: 0.308 (1, 4) (9, 4)	F8		F5 1-2		5-3			F8		4	0	0	0	0	0	1											
Hector Lopez, R OBP: 0.307, SLG: 0.405 (1, 7)										4	0	2	0	0	1	0											
Joe Peppone, L OBP: 0.310, SLG: 0.453 (1, 3)	F5									4	0	1	0	0	0	1											
Elston Howard, R OBP: 0.344, SLG: 0.533 (1, 2)										4	1	2	0	0	0	2											
Johnny Blanchard, L OBP: 0.332, SLG: 0.450 Tom Tresh, S OBP: 0.373, SLG: 0.494 (1, 9) (9, PH) (9, 8)										3	0	0	0	0	1	2											
Phil Linz, R OBP: 0.311, SLG: 0.333 Jack Reed, R OBP: 0.297, SLG: 0.288 (1, 8) (9, 9)										2	1	1	0	1	0	0											
Clete Boyer, R OBP: 0.294, SLG: 0.368 (1, 5)										3	0	1	2	0	0	3											
Whitey Ford, L OBP: 0.194, SLG: 0.195 (1, 1)										3	0	0	0	0	1	1											
Inning Stats	R: 0 E: 0 K: 0 S: 4	H: 1 LOB: 1 BB: 0 P: 4	R: 2 E: 0 K: 1 S: 7	H: 3 LOB: 1 BB: 0 P: 7	R: 0 E: 0 K: 1 S: 5	H: 1 LOB: 0 BB: 1 P: 5	R: 0 E: 0 K: 1 S: 6	H: 1 LOB: 2 BB: 1 P: 10	R: 0 E: 0 K: 0 S: 3	H: 0 LOB: 0 BB: 0 P: 3	R: 0 E: 1 K: 0 S: 3	H: 0 LOB: 0 BB: 0 P: 3	R: 0 E: 0 K: 0 S: 3	H: 0 LOB: 0 BB: 0 P: 3	R: 0 E: 0 K: 0 S: 4	H: 2 LOB: 1 BB: 0 P: 4		1B: 6 2B: 5 3B: 0 HR: 0	SF: 0 SAC: 0 DP: 3 HBP: 0	WP: 0 PB: 0 CS: 0	PA: 33						
PITCHER	IP	WLS	BF	H	R	ER	SO	BB	IBB	HBP	BLK	WP	HR	S	P	ERA	WHIP										
Lee Stange, R ERA: 2.43 Gary Roggenburk, L ERA: 2.17 Bill Daitley, R ERA: 2.04 (1, 1) (9, 1) (9, 1)	8.0	L	29	6	2	2	3	1	0	0	0	0	0	34	38	2.25	0.875										

Batter	1	2	3	4	5	6	7	8	9	AB	R	H	RBI	BB	SO	LOB	BOTTOM										
Zoilo Versalles, R OBP: 0.301, SLG: 0.406 (1, 6)	6-3			1B FC5-4 BB				6-3		2	1	0	0	2	0	0	New York Yankees @ Minnesota Twins Metropolitan Stadium, Bloomington, MI Sun Sep 15 1963, 4:33 AM EDT Att: 35,010 - Overcast - 73 F										
Vic Power, R OBP: 0.296, SLG: 0.377 (1, 3)	5-3			F9				F8		4	0	0	0	0	2												
Jimmie Hall, L OBP: 0.340, SLG: 0.534 (1, 8)	4-3			FC5-4 1B				F8		4	0	1	0	0	1												
Harmon Killebrew, R OBP: 0.346, SLG: 0.528 (1, 7)				FC5-4 FC6-4				K		4	0	0	1	0	2												
Bob Allison, R OBP: 0.382, SLG: 0.549 (1, 9)				E5 G4-6-3				FC6-4		3	0	0	0	0	1												
Earl Battey, R OBP: 0.363, SLG: 0.471 (1, 2)				G4-6-3				6-3		3	0	0	0	0	1												
George Banks, R OBP: 0.277, SLG: 0.275 (1, 5)								6-3		3	0	0	0	0	1												
Johnny Goryl, R OBP: 0.362, SLG: 0.548 (1, 4)				F8				5-3		3	0	0	0	0	0												
Lee Stange, R OBP: 0.173, SLG: 0.106 Rich Rollins, R OBP: 0.352, SLG: 0.448 Gary Roggenburk, R OBP: 0.250, SLG: 0.143 Bill Daitley, R OBP: 0.238, SLG: 0.350 (1, 1) (8, PH) (9, 1) (9, 1)				6-3				6-3		2	0	0	0	0	1												
Inning Stats	R: 0 E: 0 K: 0 S: 3	H: 0 LOB: 0 BB: 0 P: 3	R: 0 E: 1 K: 0 S: 3	H: 0 LOB: 0 BB: 0 P: 3	R: 0 E: 0 K: 0 S: 3	H: 0 LOB: 0 BB: 0 P: 3	R: 1 E: 0 K: 0 S: 4	H: 1 LOB: 1 BB: 1 P: 8	R: 0 E: 0 K: 2 S: 8	H: 1 LOB: 1 BB: 0 P: 8	R: 0 E: 0 K: 1 S: 5	H: 0 LOB: 1 BB: 1 P: 9	R: 0 E: 0 K: 0 S: 3	H: 0 LOB: 0 BB: 0 P: 3	R: 0 E: 0 K: 1 S: 5	H: 0 LOB: 0 BB: 0 P: 5		1B: 2 2B: 0 3B: 0 HR: 0	SF: 0 SAC: 0 DP: 1 HBP: 0	WP: 0 PB: 0 CS: 0	PA: 31						
PITCHER	IP	WLS	BF	H	R	ER	SO	BB	IBB	HBP	BLK	WP	HR	S	P	ERA	WHIP										
Whitey Ford, L ERA: 2.88 (1, 1)	9.0	W	31	2	1	1	4	2	0	0	0	0	0	37	45	1.00	0.444										

AB	32
R	2
H	8
RBI	2
BB	1
SO	3
LOB	11



AB	29
R	1
H	2
RBI	1
BB	2
SO	4
LOB	8



Batter	1	2	3	4	5	6	7	8	9	AB	R	H	RBI	BB	SO	LOB	TOP			
Bill Bruton, L OBP: 0.339, SLG: 0.378 (1, 8)										4	0	0	0	0	1	1				
Dick McAuliffe, L OBP: 0.342, SLG: 0.400 (1, 6)										4	0	0	0	0	1	0				
Al Kaline, R OBP: 0.372, SLG: 0.498 (1, 9)										3	0	0	0	1	0	0				
Rocky Colavito, R OBP: 0.362, SLG: 0.438 (1, 7)										4	0	1	0	0	0	1				
Norm Cash, L OBP: 0.379, SLG: 0.460 (1, 3)										3	0	0	0	0	0	0				
Bubba Phillips, R OBP: 0.277, SLG: 0.309 (1, 5)										3	0	1	0	0	0	0				
Don Wert, R OBP: 0.321, SLG: 0.369 (1, 4)										3	1	1	0	0	1	1				
Bill Freehan, R OBP: 0.340, SLG: 0.390 (1, 2)										3	0	0	0	0	1	2				
Hank Aquirre, R OBP: 0.173, SLG: 0.181 (1, 1)										2	0	0	0	0	2	0				
Willie Horton, R OBP: 0.750, SLG: 1.500 (8, PH)										1	0	1	1	0	0	0				
Terry Fox, R OBP: 0.231, SLG: 0.091 (8, 1)										0	0	0	0	0	0	0				
Inning Stats	R: 0 E: 0 K: 1 S: 5	H: 0 LOB: 1 BB: 1 P: 9	R: 0 E: 0 K: 1 S: 5	H: 0 LOB: 0 BB: 0 P: 5	R: 0 E: 0 K: 0 S: 3	H: 0 LOB: 0 BB: 0 P: 3	R: 0 E: 0 K: 0 S: 4	H: 1 LOB: 1 BB: 0 P: 4	R: 0 E: 0 K: 1 S: 5	H: 0 LOB: 0 BB: 0 P: 5	R: 0 E: 0 K: 0 S: 3	H: 1 LOB: 0 BB: 0 P: 3	R: 1 E: 0 K: 1 S: 7	H: 2 LOB: 1 BB: 0 P: 7	R: 0 E: 0 K: 1 S: 5	H: 0 LOB: 0 BB: 0 P: 5	1B: 3 2B: 1 3B: 0 HR: 0	SF: 0 SAC: 0 DP: 0 HBP: 0	WP: 0 PB: 0 SB: 1 CS: 0	PA: 31
PITCHER Dwight Siebler, R ERA: 2.36 (1, 1)	IP: 9.0 WLS: W BF: 31 H: 4 R: 1 ER: 1 SO: 6 BB: 1 IBB: 0 HBP: 0 BLK: 0 WP: 0 HR: 0 S: 42 P: 46 ERA: 1.00 WHIP: 0.556																			

Detroit Tigers @ Minnesota Twins
Metropolitan Stadium, Bloomington, MI
Tue Sep 17 1963, 8:05 PM EDT
Att: 14,147 - Unknown - 73 F

AB 30
R 1
H 4
RBI 1
BB 1
SO 6
LOB 5



Batter	1	2	3	4	5	6	7	8	9	AB	R	H	RBI	BB	SO	LOB	BOTTOM			
Johnny Goryl, R OBP: 0.353, SLG: 0.532 (1, 4)										4	0	0	0	0	0	1				
Vic Power, R OBP: 0.296, SLG: 0.376 (1, 3)										4	0	1	0	0	0	0				
Jimmie Hall, L OBP: 0.343, SLG: 0.537 (1, 8) (9, 7)										3	1	2	0	1	0	0				
Harmon Killebrew, R OBP: 0.346, SLG: 0.532 (1, 7) Lenny Green, L OBP: 0.312, SLG: 0.318 (9, 8)										4	1	1	1	0	0	5				
Bob Allison, R OBP: 0.383, SLG: 0.547 (1, 9)										3	0	1	0	1	2	1				
Earl Battey, R OBP: 0.362, SLG: 0.475 (1, 2)										4	1	1	2	0	0	2				
George Banks, R OBP: 0.275, SLG: 0.273 (1, 5)										4	0	1	0	0	1	1				
Zoilo Versalles, R OBP: 0.301, SLG: 0.405 (1, 6)										2	0	0	0	0	1	1				
Dwight Siebler, R OBP: 0.214, SLG: 0.154 (1, 1)										2	0	0	0	1	0	2				
Inning Stats	R: 0 E: 0 K: 0 S: 4	H: 1 LOB: 1 BB: 0 P: 4	R: 0 E: 0 K: 0 S: 3	H: 1 LOB: 3 BB: 2 P: 14	R: 0 E: 0 K: 0 S: 3	H: 0 LOB: 2 BB: 1 P: 8	R: 0 E: 0 K: 0 S: 3	H: 0 LOB: 0 BB: 0 P: 3	R: 1 E: 0 K: 1 S: 7	H: 2 LOB: 1 BB: 0 P: 7	R: 0 E: 0 K: 0 S: 3	H: 0 LOB: 0 BB: 0 P: 3	R: 2 E: 0 K: 2 S: 9	H: 2 LOB: 0 BB: 0 P: 9	R: 0 E: 0 K: 1 S: 5	H: 0 LOB: 0 BB: 0 P: 5	1B: 4 2B: 1 3B: 0 HR: 2	SF: 0 SAC: 0 DP: 1 HBP: 1	WP: 0 PB: 0 SB: 0 CS: 0	PA: 34
PITCHER Hank Aguirre, L ERA: 3.57 (1, 1) Terry Fox, R ERA: 3.4 (8, 1)	IP: 7.0 WLS: L BF: 29 H: 5 R: 2 ER: 2 SO: 2 BB: 3 IBB: 0 HBP: 1 BLK: 0 WP: 0 HR: 1 S: 29 P: 42 ERA: 1.29 WHIP: 1.143																			

Detroit Tigers @ Minnesota Twins
Metropolitan Stadium, Bloomington, MI
Tue Sep 17 1963, 8:05 PM EDT
Att: 14,147 - Unknown - 73 F


AB 30
R 3
H 7
RBI 3
BB 3
SO 4
LOB 13



Batter	1	2	3	4	5	6	7	8	9	AB	R	H	RBI	BB	SO	LOB	TOP		
Bill Bruton, L OBP: 0.337, SLG: 0.375 (1, 8)	F6			4-3		4-3		L4-3		4	0	0	0	0	0	1			
Dick McAuliffe, L OBP: 0.340, SLG: 0.397 (1, 6)	4-3			F9			4-3		F9	4	0	0	0	0	0	0			
Willie Horton, R OBP: 0.375, SLG: 0.750 (1, 7)	K			F4			K		K	4	0	0	0	0	3	0			
Rocky Colavito, R OBP: 0.363, SLG: 0.440 (1, 9)		G6-3 1B			K		BB 2B		6-3	4	0	2	0	0	1	0			
Norm Cash, L OBP: 0.380, SLG: 0.459 (1, 3)		G6-3			BB		BB BB			1	0	0	0	2	0	1			
Bubba Phillips, R OBP: 0.276, SLG: 0.308 (1, 5)				K			BB BB			2	0	0	0	1	2	1			
Don Wert, R OBP: 0.317, SLG: 0.364 (1, 4)			F8		K		K			3	0	0	0	0	2	4			
Bill Freehan, R OBP: 0.336, SLG: 0.385 (1, 2)			K			5-3		E7 L4-3		3	0	0	0	0	1	0			
Phil Regan, R OBP: 0.177, SLG: 0.190 Willie Smith, L OBP: 0.126, SLG: 0.126 Gates Brown, L OBP: 0.075, SLG: 0.075 Larry Foster, L OBP: 0.075, SLG: 0.075 Purnal Goldy, R OBP: 0.075, SLG: 0.075 Bob Anderson, R OBP: 0.044, SLG: 0.050 (1, 1)			4-3			4-3		K		0	0	0	0	0	0	0			
Inning Stats	R: 0 E: 0 K: 1 S: 5	H: 0 LOB: 0 BB: 0 P: 5	R: 0 E: 0 K: 1 S: 5	H: 1 LOB: 0 BB: 0 P: 5	R: 0 E: 0 K: 1 S: 5	H: 0 LOB: 0 BB: 0 P: 5	R: 0 E: 0 K: 0 S: 3	H: 0 LOB: 1 BB: 1 P: 3	R: 0 E: 0 K: 0 S: 3	H: 0 LOB: 0 BB: 0 P: 3	R: 0 E: 0 K: 2 S: 8	H: 1 LOB: 3 BB: 2 P: 16	R: 0 E: 1 K: 1 S: 5	H: 0 LOB: 0 BB: 0 P: 5	R: 0 E: 0 K: 1 S: 5	H: 0 LOB: 0 BB: 0 P: 5	1B: 1 2B: 2 3B: 0 HR: 0	SF: 0 SAC: 0 DP: 2 HBP: 0	WP: 0 PA: 31 CS: 0
PITCHER Camilo Pascual, R ERA: 2.5 (1, 1)	IP: 9.0 WLS: W BF: 31 H: 2 R: 0 ER: 0 SO: 10 BB: 3 IBB: 0 HBP: 0 BLK: 0 WP: 0 HR: 0 S: 48 P: 60 ERA: 0.00 WHIP: 0.556																		

Detroit Tigers @ Minnesota Twins
Metropolitan Stadium, Bloomington, MI
Wed Sep 18 1963, 8:05 PM EDT
Att: 10,712 - Unknown - 65 F


AB 28
R 0
H 2
RBI 0
BB 3
SO 10
LOB 8



Batter	1	2	3	4	5	6	7	8	9	AB	R	H	RBI	BB	SO	LOB	BOTTOM		
Johnny Goryl, R OBP: 0.354, SLG: 0.545 (1, 6)	HR	BB		1-3	K2-3		6-3			4	1	1	1	1	1	2			
Rich Rollins, R OBP: 0.383, SLG: 0.450 George Banks, R OBP: 0.275, SLG: 0.273 (8, 5)	1B 2B	K		5-3		K	FC5 E 1B			5	1	2	0	0	2	1			
Jimmie Hall, L OBP: 0.343, SLG: 0.535 (9, 7)	SH3-4 SF9 2H 1B	K		F8		1B 2B BB	E4 FC5 1-2			4	2	1	1	1	1	2			
Harmon Killebrew, R OBP: 0.348, SLG: 0.538 Lenny Green, L OBP: 0.312, SLG: 0.318 (8, 8)	SH3-4 BB			F8		HR 2B 1B	FC5 1-2 2-3			4	2	2	1	1	0	2			
Don Mincher, L OBP: 0.352, SLG: 0.510 (1, 3)	SH3-4			G3		F3 1B 2B	F7			4	1	1	2	0	0	0			
Bob Allison, R OBP: 0.383, SLG: 0.545 (1, 9)	SF9			1B BB	1B FC6-4 BB	F9	6-3			2	2	0	1	2	0	1			
Earl Batley, R OBP: 0.366, SLG: 0.478 Julio Becquer, L (8, PR) Jerry Zimmerman, R OBP: 0.213, SLG: 0.213 (9, 2)	3H 4-0 IBB			1B BB	FC6-4 1B BB	1B 2H 1B	2B BB			3	0	3	1	2	0	0			
Bernie Allen, L OBP: 0.304, SLG: 0.346 (1, 4)	K			1B	FC6-4 1B	1-3				5	0	3	2	0	1	3			
Camilo Pascual, R OBP: 0.278, SLG: 0.329 (1, 1)		6-3		4-3		FC6-4 1-2 2-3 3H	4-3	6-3		5	0	0	1	0	0	6			
Inning Stats	R: 3 E: 0 K: 1 S: 8	H: 3 LOB: 2 BB: 2 P: 16	R: 0 E: 0 K: 2 S: 7	H: 0 LOB: 1 BB: 1 P: 11	R: 1 E: 0 K: 0 S: 5	H: 2 LOB: 2 BB: 1 P: 9	R: 0 E: 0 K: 0 S: 3	H: 0 LOB: 0 BB: 0 P: 3	R: 2 E: 0 K: 1 S: 8	H: 3 LOB: 2 BB: 1 P: 12	R: 3 E: 0 K: 1 S: 8	H: 3 LOB: 1 BB: 1 P: 12	R: 0 E: 1 K: 0 S: 5	H: 1 LOB: 2 BB: 1 P: 5	R: 1 E: 0 K: 0 S: 4	H: 1 LOB: 2 BB: 1 P: 8	1B: 8 2B: 3 3B: 0 HR: 2	SF: 1 SAC: 1 DP: 0 HBP: 0	WP: 0 PA: 45 CS: 0
PITCHER Phil Regan, R ERA: 3.78 Willie Smith, L ERA: 5.12 Larry Foster, R ERA: 13.5 Bob Anderson, R ERA: 3.41 (1, 1)	IP: 0.0 WLS: L BF: 4 H: 3 R: 3 ER: 3 SO: 3 BB: 1 IBB: 0 HBP: 0 BLK: 0 WP: 0 HR: 1 S: 7 P: 7 ERA: ∞ WHIP: 1.600																		

Detroit Tigers @ Minnesota Twins
Metropolitan Stadium, Bloomington, MI
Wed Sep 18 1963, 8:05 PM EDT
Att: 10,712 - Unknown - 65 F

AB 36
R 10
H 13
RBI 10
BB 7
SO 5
LOB 17



Batter	1	2	3	4	5	6	7	8	9	10	11	12	13	AB	R	H	RBI	BB	SO	LOB	TOP	
George Thomas, R OBP: 0.263, SLG: 0.336 Bill Bruton, L OBP: 0.337, SLG: 0.375														3	0	0	0	1	1	4		
Dick McAuliffe, L OBP: 0.339, SLG: 0.395														7	1	2	0	0	1	4		
Al Kaline, R OBP: 0.374, SLG: 0.514														7	3	4	4	0	0	1		
Rocky Colavito, R OBP: 0.361, SLG: 0.442														7	1	1	1	0	1	4		
Bubba Phillips, R OBP: 0.276, SLG: 0.306														6	1	1	1	0	1	3		
Gus Triandos, R OBP: 0.319, SLG: 0.415 Willie Smith, L OBP: 0.125, SLG: 0.125 Mike Roarke, R OBP: 0.362, SLG: 0.318														3	1	2	1	1	1	0		
Bill Freehan, R OBP: 0.336, SLG: 0.384 Norm Cash, L OBP: 0.379, SLG: 0.456														6	0	2	1	0	1	1		
George Smith, R OBP: 0.284, SLG: 0.286														5	0	2	0	1	2	4		
Jim Bunning, R ERA: 3.16 Willie Porter, R ERA: 3.16 Terry Fox, R ERA: 3.16 Fred Gladding, L ERA: 3.16 Don Wert, R ERA: 3.16 Hank Aguirre, L ERA: 3.16 Phil Regan, R ERA: 3.16														3	0	1	0	0	0	3		
Inning Stats	R: 0 E: 0 K: 1 S: 6	H: 1 LOB: 2 BB: 1 P: 10	R: 1 E: 0 K: 2 S: 9	H: 2 LOB: 1 BB: 0 P: 9	R: 0 E: 0 K: 1 S: 5	H: 0 LOB: 0 BB: 0 P: 5	R: 1 E: 0 K: 1 S: 5	H: 2 LOB: 2 BB: 1 P: 9	R: 2 E: 0 K: 1 S: 7	H: 2 LOB: 0 BB: 0 P: 7	R: 0 E: 0 K: 1 S: 6	H: 1 LOB: 1 BB: 0 P: 6	R: 0 E: 0 K: 2 S: 8	H: 1 LOB: 3 BB: 1 P: 13	R: 1 E: 0 K: 0 S: 6	H: 1 LOB: 0 BB: 0 P: 6	R: 2 E: 1 K: 0 S: 7	H: 3 LOB: 2 BB: 0 P: 7	1B: 12 2B: 0 3B: 1 HR: 4	SF: 0 SAC: 2 DP: 0 HBP: 1	WIP: 0 PB: 0 SB: 1 CS: 0	PA: 62
PITCHER	IP	WLS	BF	H	R	ER	SO	BB	IBB	HBP	BLK	WP	HR	S	P	ERA	WHIP					
Dick Stigman, L ERA: 3.16	7.2		35	9	4	4	6	3	0	0	0	0	3	44	56	4.70	1.565					
Bill Dailey, R ERA: 2.1	1.1		6	2	1	1	0	0	0	0	0	0	0	6	6	6.75	1.500					
Garry Roggenbuck, L ERA: 2.1	0.1		4	1	0	0	1	1	0	1	0	0	0	4	9	0.00	6.000					
Bill Pleis, L ERA: 4.37	1.2		6	1	1	1	1	0	0	0	0	0	1	8	8	5.40	0.600					
Gerry Arigo, L ERA: 2.35	1.1	L	9	4	2	2	1	0	0	0	0	0	0	11	11	13.50	3.000					

Detroit Tigers @ Minnesota Twins
Metropolitan Stadium, Bloomington, MI

Thu Sep 19 1963, 4:33 AM EDT
Att: 6,646 - Unknown -61 F

AB 55
R 8
H 17
RBI 8
BB 4
SO 9
LOB 33



Batter	1	2	3	4	5	6	7	8	9	10	11	12	13	AB	R	H	RBI	BB	SO	LOB	BOTTOM			
Johnny Goyell, R ERA: 3.16 Vic Wertz, R ERA: 3.16 Garry Roggenbuck, L ERA: 2.1 Bill Pleis, L ERA: 4.37 Wally Poff, R ERA: 3.16 Gerry Arigo, L ERA: 2.35 Jim Perry, R ERA: 3.56														4	0	0	0	0	1	0				
Rich Rollins, R OBP: 0.350, SLG: 0.444														6	0	0	0	0	0	0				
Jimmie Hall, L OBP: 0.345, SLG: 0.533														4	1	1	0	2	2	0				
Harmon Killebrew, R OBP: 0.347, SLG: 0.536 Lenny Green, L OBP: 0.316, SLG: 0.326														4	0	1	1	0	0	2				
Don Mincher, L OBP: 0.350, SLG: 0.519 Vic Power, R OBP: 0.295, SLG: 0.375														4	1	1	1	0	1	1				
Bob Allison, R OBP: 0.384, SLG: 0.545														6	2	3	0	0	1	0				
Paul Ratliff, L OBP: 0.278, SLG: 0.438 Jerry Zimmerman, R OBP: 0.208, SLG: 0.208														3	1	1	1	1	1	3				
Bernie Allen, L OBP: 0.304, SLG: 0.353 George Banks, R OBP: 0.264, SLG: 0.261														4	1	1	2	0	1	1				
Dick Stigman, R OBP: 0.200, SLG: 0.123 Bill Dailey, R OBP: 0.350 Tony Oliva, L OBP: 0.500, SLG: 0.500 Zolio Versalles, R OBP: 0.302, SLG: 0.406														3	0	0	0	0	2	1				
Inning Stats	R: 0 E: 0 K: 0 S: 3	H: 0 LOB: 1 BB: 1 P: 7	R: 1 E: 0 K: 1 S: 6	H: 1 LOB: 1 BB: 0 P: 4	R: 1 E: 0 K: 1 S: 6	H: 1 LOB: 0 BB: 0 P: 6	R: 0 E: 0 K: 1 S: 5	H: 0 LOB: 0 BB: 0 P: 5	R: 2 E: 0 K: 2 S: 9	H: 2 LOB: 0 BB: 0 P: 9	R: 1 E: 1 K: 3 S: 5	H: 2 LOB: 2 BB: 1 P: 9	R: 0 E: 0 K: 0 S: 4	H: 1 LOB: 1 BB: 0 P: 4	R: 1 E: 0 K: 1 S: 7	H: 2 LOB: 1 BB: 0 P: 7	R: 0 E: 0 K: 1 S: 6	H: 1 LOB: 1 BB: 0 P: 6	R: 0 E: 0 K: 1 S: 5	H: 0 LOB: 0 BB: 0 P: 5	1B: 7 2B: 1 3B: 0 HR: 3	SF: 0 SAC: 1 DP: 0 HBP: 0	WIP: 0 PB: 0 SB: 0 CS: 0	PA: 53
PITCHER	IP	WLS	BF	H	R	ER	SO	BB	IBB	HBP	BLK	WP	HR	S	P	ERA	WHIP							
Jim Bunning, R ERA: 4.06	7.0		28	5	4	4	6	2	0	0	0	0	3	38	46	5.14	1.000							
Terry Fox, R ERA: 3.49	0.2		5	2	1	1	0	1	0	0	0	0	0	4	8	13.50	4.500							
Fred Gladding, R ERA: 2.08	1.1		4	0	0	0	3	0	0	0	0	0	0	10	10	0.00	0.000							
Hank Aguirre, L ERA: 3.58	2.0		9	3	1	1	1	0	0	0	0	0	0	11	11	4.50	1.500							
Phil Regan, R ERA: 3.74	2.0	W	7	1	0	0	2	0	0	0	0	0	0	11	11	0.00	0.500							

Detroit Tigers @ Minnesota Twins
Metropolitan Stadium, Bloomington, MI

Thu Sep 19 1963, 4:33 AM EDT
Att: 6,646 - Unknown -61 F

AB 49
R 6
H 11
RBI 6
BB 3
SO 12
LOB 12



Batter	1	2	3	4	5	6	7	8	9	AB	R	H	RBI	BB	SO	LOB	TOP				
Bernie Allen, L OBP: 0.306, SLG: 0.360 (1, 4)	E8 HR 1B	F8				4-3		HR 2B	K	6	2	3	3	0	1	4	Minnesota Twins @ Boston Red Sox Fenway Park, Boston, MA Sat Sep 21 1963, 3:33 AM EDT Unknown livebaseballscorecards.com				
George Banks, R OBP: 0.271, SLG: 0.314 (1, 5)	HR		BB	K		K		HR 2B	F3	5	2	1	2	1	2	5					
Jimmie Hall, L OBP: 0.342, SLG: 0.527 (1, 8) (8, 7)	K		F8			F8		F6		5	0	0	0	0	2	3					
Harmon Killebrew, R OBP: 0.350, SLG: 0.554 Lenny Green, L OBP: 0.316, SLG: 0.326 (1, 7) (8, 8)	HR		F6			HR		HR		5	3	3	5	0	1	1					
Don Mincher, L OBP: 0.351, SLG: 0.529 (1, 3)	F9		K			HR		F6	BB	4	1	1	1	1	1	1					
Bob Allison, R OBP: 0.382, SLG: 0.543 (1, 9)	K		F3			F9		HR 2B	F8	5	1	1	0	0	1	1					
Earl Batley, R OBP: 0.366, SLG: 0.477 Jerry Zimmerman, R OBP: 0.224, SLG: 0.208 (1, 2) (5, 2)			4-3			6-3		SH SH5-4 1B 2B	FC6-4 BB	3	0	1	0	0	0	0					
Zolio Versalles, R OBP: 0.304, SLG: 0.406 (1, 6)	L8		1B BB			4-3 SH3-4 BB		SH5-4 2B 1B	FC6-4 1B	3	2	1	1	2	0	2					
Lee Stange, R OBP: 0.185, SLG: 0.122 Bill Dailey, R OBP: 0.273, SLG: 0.381 (1, 1) (6, 1)	F9		1B 2B			SH3-4		SH5-4	1B	2	1	1	0	0	0	1					
Inning Stats	R: 3 E: 1 K: 2 S: 10	H: 3 LOB: 0 BB: 0 P: 10	R: 0 E: 0 K: 0 S: 4	H: 1 LOB: 1 BB: 0 P: 4	R: 0 E: 0 K: 1 S: 5	H: 0 LOB: 1 BB: 1 P: 9	R: 2 E: 0 K: 1 S: 7	H: 2 LOB: 1 BB: 1 P: 11	R: 2 E: 0 K: 0 S: 5	H: 2 LOB: 0 BB: 0 P: 5	R: 0 E: 0 K: 1 S: 7	H: 0 LOB: 0 BB: 0 P: 7	R: 0 E: 0 K: 0 S: 9	H: 4 LOB: 1 BB: 1 P: 13	R: 0 E: 0 K: 1 S: 6	H: 1 LOB: 2 BB: 1 P: 10		1B: 5 2B: 3 3B: 0 HR: 5	SF: 0 SAC: 3 DP: 0 HBP: 0	WP: 0 PB: 0 SB: 0 CS: 0	PA: 47
PITCHER	IP	WLS	BF	H	R	ER	SO	BB	IBB	HBP	BLK	WP	HR	S	P	ERA	WHIP				
Bill Monbouquette, R ERA: 3.78 (1, 1)	4.0	L	20	6	5	5	4	2	0	0	0	0	2	26	34	11.25	2.000				
Pete Smith, R ERA: 4.5 (5, 1)	3.0		12	2	2	2	3	1	0	0	0	0	2	17	21	6.00	1.000				
Arnold Earley, L ERA: 4.75 (8, 1)	0.2		9	4	6	3	0	1	0	0	0	0	1	8	12	40.50	7.500				
Bob Turley, R ERA: 4.19 (8, 1)	1.1		6	1	0	0	1	1	0	0	0	0	0	7	11	0.00	1.500				

Batter	1	2	3	4	5	6	7	8	9	AB	R	H	RBI	BB	SO	LOB	BOTTOM					
Jim Gosger, L OBP: 0.231, SLG: 0.091 (1, 8)	F8		K			6-3		4-3		4	0	0	0	0	1	0	Minnesota Twins @ Boston Red Sox Fenway Park, Boston, MA Sat Sep 21 1963, 3:33 AM EDT Unknown livebaseballscorecards.com					
Felix Mantilla, R OBP: 0.382, SLG: 0.450 (1, 4)	6-3		E 1B			4-3		5-3		4	0	1	0	0	0	0						
Carl Yastrzemski, L OBP: 0.419, SLG: 0.477 (1, 7)	WP 1B		F5			4-3		4-3		4	0	1	0	0	0	1						
Dick Stuart, R OBP: 0.310, SLG: 0.525 (1, 3)	K		E5			HR		5-3		4	1	1	1	0	1	2						
Frank Matzone, R OBP: 0.331, SLG: 0.427 (1, 5)		6-3	F8			5-3		1B		4	0	1	0	0	0	2						
Lou Clinton, R OBP: 0.293, SLG: 0.420 (1, 9)	5-3					HR		6-3		4	1	1	1	0	0	1						
Russ Nixon, L OBP: 0.320, SLG: 0.384 (1, 2)			F8			HR		L7		4	2	2	1	0	0	0						
Rico Petrocelli, R OBP: 0.250, SLG: 0.500 (1, 6)			1B 2B			K		5-3		4	0	1	1	0	1	0						
Bill Monbouquette, R OBP: 0.154, SLG: 0.156 Chuck Schilling, R OBP: 0.289, SLG: 0.320 Pete Smith, R ERA: 4.5 (1, 1) (4, PH) (5, 1) (7, PH) (8, 1) (8, 1) (8, 1) (8, PH) Gary Geiger, L OBP: 0.305, SLG: 0.449 Arnold Earley, L OBP: 0.175, SLG: 0.333 Bob Turley, R OBP: 0.375, SLG: 0.282 Dick Williams, R OBP: 0.336, SLG: 0.374 (1, 1) (4, PH) (5, 1) (7, PH) (8, 1) (8, 1) (8, PH) (8, PH)			6-3			F8		5-3		1	0	0	0	0	1	1						
Inning Stats	R: 0 E: 0 K: 1 S: 6	H: 1 LOB: 1 BB: 0 P: 6	R: 1 E: 0 K: 1 S: 7	H: 2 LOB: 1 BB: 0 P: 7	R: 0 E: 1 K: 1 S: 7	H: 1 LOB: 2 BB: 0 P: 7	R: 1 E: 0 K: 1 S: 6	H: 1 LOB: 0 BB: 0 P: 6	R: 0 E: 0 K: 0 S: 3	H: 0 LOB: 0 BB: 0 P: 3	R: 2 E: 0 K: 0 S: 5	H: 2 LOB: 0 BB: 0 P: 5	R: 0 E: 0 K: 0 S: 3	H: 0 LOB: 0 BB: 0 P: 3	R: 0 E: 0 K: 0 S: 4	H: 1 LOB: 1 BB: 0 P: 4		R: 0 E: 0 K: 0 S: 3	H: 0 LOB: 0 BB: 0 P: 3	1B: 4 2B: 1 3B: 0 HR: 3	SF: 0 SAC: 0 DP: 0 HBP: 0	WP: 1 PB: 0 SB: 0 CS: 0
PITCHER	IP	WLS	BF	H	R	ER	SO	BB	IBB	HBP	BLK	WP	HR	S	P	ERA	WHIP					
Lee Stange, R ERA: 2.57 (1, 1)	5.2	W	25	7	4	4	4	0	0	0	0	0	0	3	33	6.35	1.235					
Bill Dailey, R ERA: 2.03 (6, 1)	3.1	S	11	1	0	0	0	0	0	0	0	0	0	11	11	0.00	0.300					

Batter	1	2	3	4	5	6	7	8	9	AB	R	H	RBI	BB	SO	LOB	TOP			
Bernie Allen, L OBP: 0.307, SLG: 0.361 (1, 4)																				
George Banks, R OBP: 0.250, SLG: 0.286 (1, 5)																				
Jimmie Hall, L OBP: 0.345, SLG: 0.528 (1, 8)																				
Harmon Killebrew, R OBP: 0.349, SLG: 0.558 (1, 7)																				
Don Mincher, L OBP: 0.350, SLG: 0.521 (1, 3)																				
Bob Allison, R OBP: 0.382, SLG: 0.541 (1, 9)																				
Zolo Versailles, R OBP: 0.305, SLG: 0.406 (1, 6)																				
Jerry Zimmerman, R OBP: 0.225, SLG: 0.293 (6, PH)																				
Tony Oliva, L OBP: 0.315, SLG: 0.425 (6, PH)																				
Jim Perry, S OBP: 0.245, SLG: 0.245 (6, PH)																				
Gerry Arrigo, L OBP: 0.287, SLG: 0.325 (6, PH)																				
Lenny Green, L OBP: 0.315, SLG: 0.325 (6, PH)																				
Gary Dotter, L OBP: 0.250, SLG: 0.389 (6, PH)																				
Dwight Siebler, R OBP: 0.188, SLG: 0.133 (5, 1)																				
Fred Lasher, R OBP: 0.250, SLG: 0.389 (6, 2)																				
Paul Ratliff, L OBP: 0.250, SLG: 0.389 (6, 2)																				
Inning Stats	R: 1 E: 0 K: 0 S: 5	H: 2 LOB: 1 BB: 0 P: 5	R: 0 E: 1 K: 0 S: 4	H: 0 LOB: 2 BB: 1 P: 8	R: 0 E: 0 K: 0 S: 3	H: 1 LOB: 0 BB: 0 P: 3	R: 0 E: 0 K: 0 S: 3	H: 0 LOB: 0 BB: 0 P: 3	R: 0 E: 0 K: 1 S: 9	H: 2 LOB: 2 BB: 1 P: 10	R: 0 E: 0 K: 1 S: 5	H: 0 LOB: 0 BB: 0 P: 5	R: 0 E: 0 K: 2 S: 9	H: 2 LOB: 3 BB: 1 P: 13	R: 0 E: 0 K: 1 S: 5	H: 0 LOB: 0 BB: 0 P: 5	1B: 5 2B: 1 3B: 0 HR: 1	SF: 0 SAC: 0 DP: 1 HBP: 1	WP: 0 PB: 0 SB: 0 CS: 0	PA: 38
PITCHER	IP	WLS	BF	H	R	ER	SO	BB	IBB	HBP	BLK	WP	HR	S	P	ERA	WHIP			
Gene Conley, R ERA: 6.64 (1, 1)	6.0	W	26	5	2	2	2	2	0	1	0	0	1	27	36	3.00	1.167			
Jack Lamabe, R ERA: 3.1 (7, 1)	3.0	S	12	2	0	0	4	1	0	0	0	0	0	19	23	0.00	1.000			

Minnesota Twins @ Boston Red Sox
Fenway Park, Boston, MA
Sat Sep 21 1963, 3:38 AM EDT
Att: 6,469 - Unknown

AB 34
R 2
H 7
RBI 2
BB 3
SO 6
LOB 16



Batter	1	2	3	4	5	6	7	8	9	AB	R	H	RBI	BB	SO	LOB	BOTTOM			
Felix Mantilla, R OBP: 0.380, SLG: 0.460 (1, 6)																				
Roman Mejias, R OBP: 0.251, SLG: 0.358 (1, 8)																				
Carl Yastrzemski, L OBP: 0.421, SLG: 0.478 (1, 7)																				
Dick Stuart, R OBP: 0.310, SLG: 0.526 (1, 3)																				
Dick Williams, R OBP: 0.336, SLG: 0.374 (8, 3)																				
Lou Clinton, R OBP: 0.293, SLG: 0.420 (1, 9)																				
Frank Malzone, R OBP: 0.330, SLG: 0.425 (1, 5)																				
Bob Tillman, R OBP: 0.308, SLG: 0.353 (1, 2)																				
Chuck Schilling, R OBP: 0.289, SLG: 0.318 (1, 4)																				
Gene Conley, R OBP: 0.200, SLG: 0.267 (1, 1)																				
Gary Geiger, L OBP: 0.329, SLG: 0.448 (6, PH)																				
Jack Lamabe, R OBP: 0.097, SLG: 0.167 (7, 1)																				
Inning Stats	R: 0 E: 0 K: 1 S: 6	H: 1 LOB: 2 BB: 1 P: 10	R: 0 E: 0 K: 0 S: 3	H: 1 LOB: 0 BB: 0 P: 3	R: 1 E: 2 K: 0 S: 5	H: 2 LOB: 1 BB: 0 P: 5	R: 0 E: 0 K: 0 S: 4	H: 1 LOB: 1 BB: 0 P: 4	R: 3 E: 1 K: 1 S: 7	H: 3 LOB: 2 BB: 1 P: 12	R: 3 E: 1 K: 1 S: 9	H: 2 LOB: 3 BB: 3 P: 19	R: 4 E: 1 K: 1 S: 9	H: 4 LOB: 1 BB: 1 P: 13	R: 0 E: 0 K: 2 S: 7	H: 0 LOB: 0 BB: 0 P: 7	1B: 10 2B: 2 3B: 0 HR: 2	SF: 0 SAC: 0 DP: 1 HBP: 0	WP: 0 PB: 0 SB: 0 CS: 0	PA: 43
PITCHER	IP	WLS	BF	H	R	ER	SO	BB	IBB	HBP	BLK	WP	HR	S	P	ERA	WHIP			
Dwight Siebler, R ERA: 2.79 (5, 1)	0.2	L	2	0	0	0	0	0	0	0	0	0	0	2	2	0.00	0.000			
Fred Lasher, R ERA: 4.75 (6, 1)	1.2		13	4	6	6	1	3	1	0	0	0	0	11	27	32.40	4.200			
Jim Perry, R ERA: 3.83 (7, 1)	0.1		3	2	1	1	1	0	0	0	0	0	1	5	5	27.00	6.000			
Gerry Arrigo, L ERA: 2.87 (8, 1)	1.0		3	0	0	0	2	0	0	0	0	0	0	7	7	0.00	0.000			

Minnesota Twins @ Boston Red Sox
Fenway Park, Boston, MA
Sat Sep 21 1963, 3:38 AM EDT
Att: 6,469 - Unknown

AB 37
R 11
H 14
RBI 10
BB 6
SO 6
LOB 20



Batter	1	2	3	4	5	6	7	8	9	AB	R	H	RBI	BB	SO	LOB	TOP								
Bernie Allen, L OBP: 0.308, SLG: 0.364 (1, 4)	0-0 IHR 2B		0-0 3-1	0-0 3-1		0-0 3-1		0-0 1-3 1B		5	1	2	0	0	0	1									
George Banks, R OBP: 0.246, SLG: 0.328 (1, 5)	0-3 K		0-0 HR		0-0 5-3	0-3 K		0-3 K		5	1	1	1	0	3	3									
Jimmie Hall, L OBP: 0.345, SLG: 0.532 (1, 8) (9, 7)	0-0 IHR		4-0 BB BB		0-3 K		0-0 F4	0-0 L5		4	1	1	2	1	1	2									
Harmon Killebrew, R OBP: 0.351, SLG: 0.563 Lenny Green, L OBP: 0.315, SLG: 0.325 (1, 7) (9, 8)	0-3 K		4-0 BB BB		0-0 1B E 1B		0-0 HR		0-0 6-3	4	2	2	1	1	1	0									
Don Mincher, L OBP: 0.347, SLG: 0.514 (1, 3)	0-0 F9		0-3 K		0-0 BB E 1B		0-0 6-3		0-0 F5	5	0	1	0	0	1	2									
Bob Allison, R OBP: 0.380, SLG: 0.538 (1, 9)		0-0 1-3	0-0 F9		0-0 E7 BB 1B		0-3 K		0-0 5-3	5	0	1	0	0	1	2									
Zolio Versalles, R OBP: 0.307, SLG: 0.405 (1, 6)		0-0 6-3		4-0 5-3 BB		4-0 1-2 2-3 BB		0-3 K		2	0	0	0	2	1	0									
Jerry Zimmerman, R OBP: 0.255, SLG: 0.245 (1, 2)		0-0 1B		0-0 5-3		0-3 K		0-0 1B 2B		4	1	2	0	0	1	4									
Camilo Pascual, R OBP: 0.277, SLG: 0.326 (1, 1)		0-0 5-3		0-0 6-3		0-0 F5		0-0 1B 2H 1B		4	0	1	1	0	0	2									
Inning Stats	R: 2 E: 0 K: 2 S: 9	H: 2 LOB: 0 BB: 0 P: 9	R: 0 E: 0 K: 0 S: 4	H: 1 LOB: 1 BB: 0 P: 4	R: 1 E: 0 K: 1 S: 6	H: 1 LOB: 2 BB: 2 P: 14	R: 0 E: 0 K: 0 S: 3	H: 0 LOB: 1 BB: 1 P: 7	R: 1 E: 1 K: 2 S: 10	H: 3 LOB: 3 BB: 1 P: 14	R: 0 E: 0 K: 1 S: 5	H: 0 LOB: 0 BB: 0 P: 5	R: 1 E: 0 K: 1 S: 6	H: 1 LOB: 0 BB: 0 P: 6	R: 1 E: 0 K: 2 S: 10	H: 3 LOB: 2 BB: 0 P: 10	R: 0 E: 0 K: 0 S: 3	H: 0 LOB: 0 BB: 0 P: 3	1B: 6 2B: 2 3B: 0 HR: 3	SF: 0 SAC: 0 DP: 0 HBP: 0	WP: 0 PB: 0 SB: 0 CS: 0	PA: 42			
PITCHER	IP	WLS	BF	H	R	ER	SO	BB	IBB	HBP	BLK	WP	HR	S	P	ERA	WHIP								
Bob Heffner, R ERA: 4.29 Pete Smith, R ERA: 4.5	(1, 1) (8, 1)	7.0 9	33 9	8 3	5 1	5 1	7 2	4 0	0 0	0 0	0 0	0 0	2 0	43 13	59 13	6.43 4.50	1.714 1.500								

Minnesota Twins @ Boston Red Sox
Fenway Park, Boston, MA
Sun Sep 22 1963, 3:33 AM EDT
Att: 6,144 - Unknown

AB 38
R 6
H 11
RBI 5
BB 4
SO 9
LOB 16





Batter	1	2	3	4	5	6	7	8	9	AB	R	H	RBI	BB	SO	LOB	BOTTOM								
Felix Mantilla, R OBP: 0.372, SLG: 0.449 (1, 6)	0-3 K		0-0 L6		0-3 K		0-0 G6-4-3			4	0	0	0	0	2	1									
Roman Mejias, R OBP: 0.255, SLG: 0.365 (1, 8)	0-0 BB 2B 1B		0-0 6-3		0-0 2B		0-0 G5-4-3 1B			4	1	3	0	0	0	0									
Carl Yastrzemski, L OBP: 0.421, SLG: 0.477 (1, 7)	4-0 2B 1-2 BB BB		0-0 WP 1B		0-0 F7		0-0 F8			3	0	1	0	1	0	2									
Dick Stuart, R OBP: 0.312, SLG: 0.527 (1, 3)	0-0 2B		4-0 1-2 BB		0-3 K		0-0 G5-4-3			3	0	1	1	1	1	2									
Lou Clinton, R OBP: 0.294, SLG: 0.419 (1, 9)	4-0 FC5-4 BB		0-0 F6		0-0 5-3		0-0 E1 1B			3	0	1	0	1	0	2									
Frank Malzone, R OBP: 0.328, SLG: 0.422 (1, 5)	0-0 FC5-4		0-0 5-3		0-3 K		0-3 K		0-0 5-3	4	0	0	0	0	1	3									
Bob Tillman, R OBP: 0.304, SLG: 0.349 (1, 2)		0-0 F5		0-3 K		0-3 K		0-3 K		4	0	0	0	0	3	1									
Chuck Schilling, R OBP: 0.291, SLG: 0.319 (1, 4)		0-0 F9		0-0 1B		0-0 G6-4-3 1B		0-0 E5		4	0	2	0	0	0	1									
Bob Heffner, R OBP: 0.136, SLG: 0.186 Dick Williams, R OBP: 0.333, SLG: 0.371 Pete Smith, R Gary Geiger, L OBP: 0.328, SLG: 0.447 (1, 1) (7, PH) (8, 1) (9, PH)		0-0 5-3		0-3 K		0-3 K		0-0 G3		2	0	0	0	0	1	1									
Inning Stats	R: 1 E: 0 K: 1 S: 6	H: 2 LOB: 2 BB: 2 P: 14	R: 0 E: 0 K: 0 S: 3	H: 0 LOB: 0 BB: 0 P: 3	R: 0 E: 0 K: 0 S: 4	H: 1 LOB: 1 BB: 1 P: 8	R: 0 E: 0 K: 2 S: 8	H: 1 LOB: 1 BB: 0 P: 8	R: 0 E: 0 K: 2 S: 7	H: 0 LOB: 0 BB: 0 P: 7	R: 0 E: 0 K: 1 S: 5	H: 1 LOB: 0 BB: 0 P: 5	R: 0 E: 0 K: 0 S: 3	H: 1 LOB: 2 BB: 0 P: 3	R: 0 E: 2 K: 1 S: 7	H: 1 LOB: 2 BB: 0 P: 7	1B: 6 2B: 2 3B: 0 HR: 0	SF: 0 SAC: 0 DP: 2 HBP: 0	WP: 1 PB: 0 SB: 0 CS: 0	PA: 36					
PITCHER	IP	WLS	BF	H	R	ER	SO	BB	IBB	HBP	BLK	WP	HR	S	P	ERA	WHIP								
Camilo Pascual, R ERA: 2.44	(1, 1)	9.0 W	36 36	8 8	1 1	1 1	9 9	3 3	0 0	0 0	0 0	1 1	0 0	51 51	63 63	1.00 1.00	1.222 1.222								

Minnesota Twins @ Boston Red Sox
Fenway Park, Boston, MA
Sun Sep 22 1963, 3:33 AM EDT
Att: 6,144 - Unknown

AB 33
R 1
H 8
RBI 1
BB 3
SO 9
LOB 16

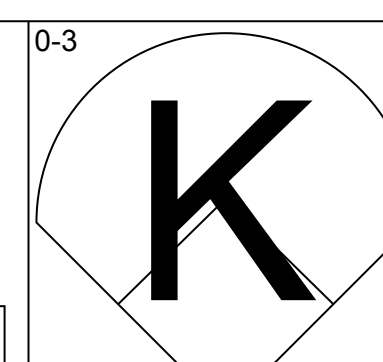
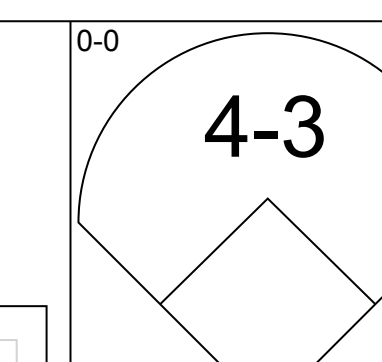
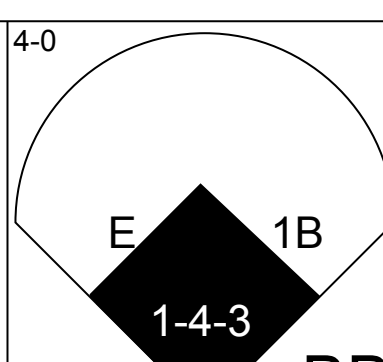
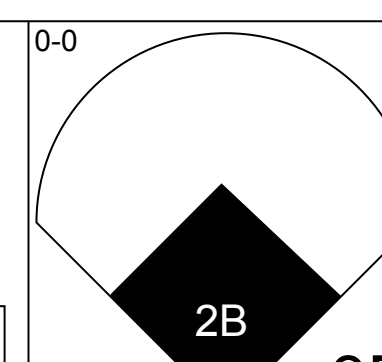
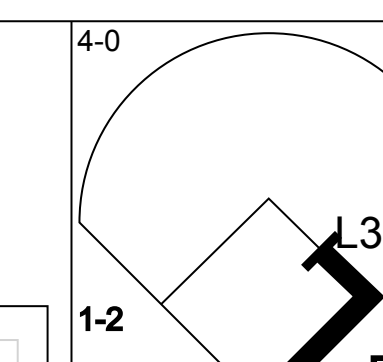
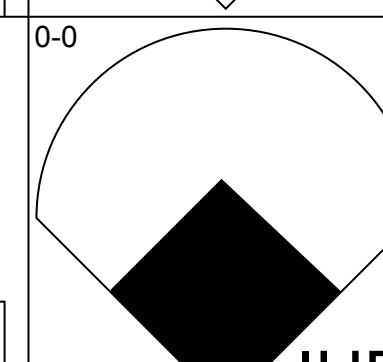
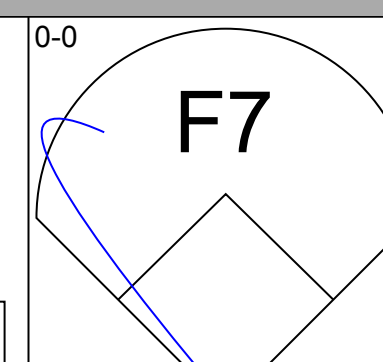
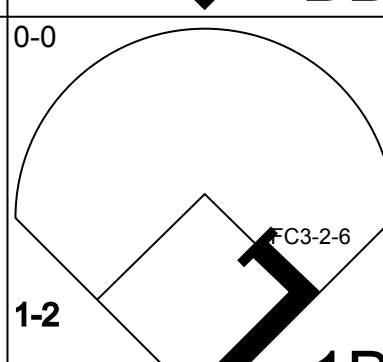
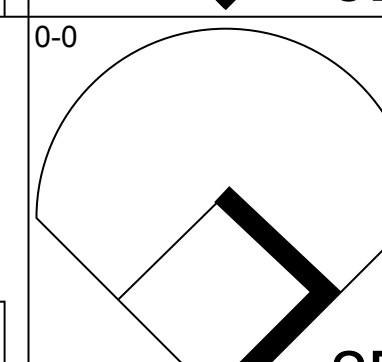
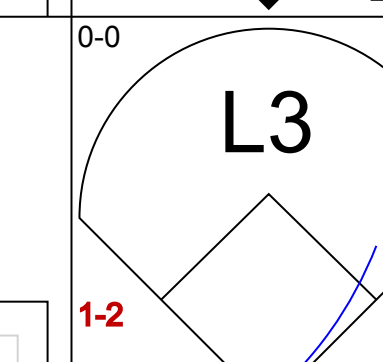
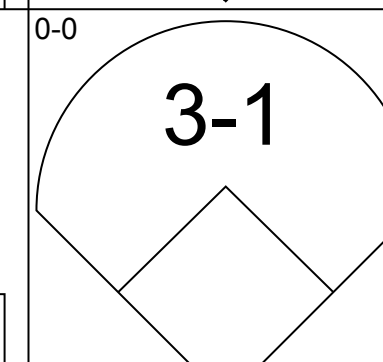
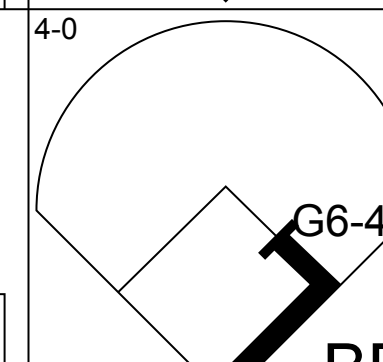
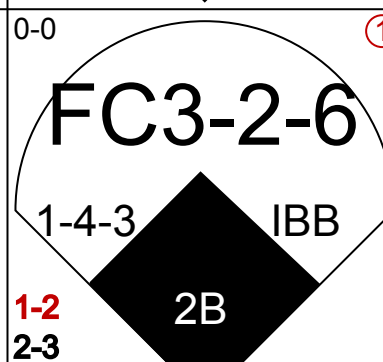
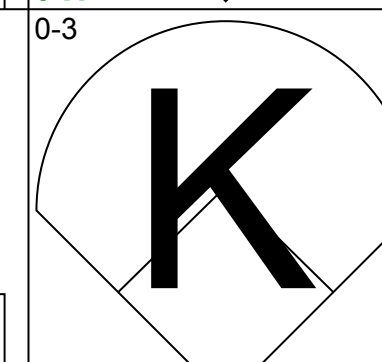
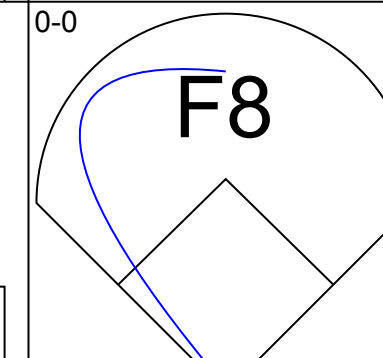
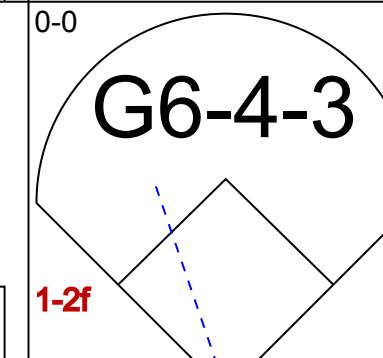
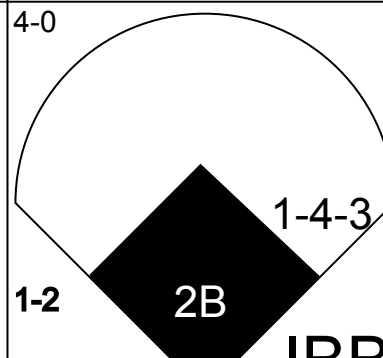
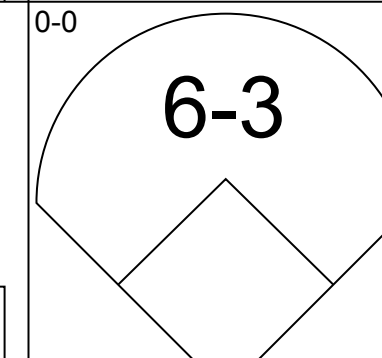
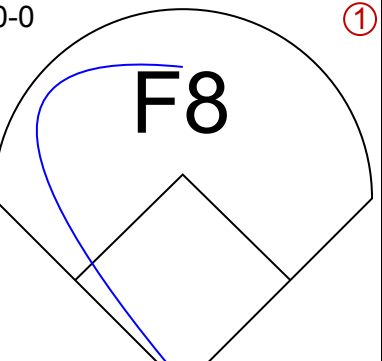
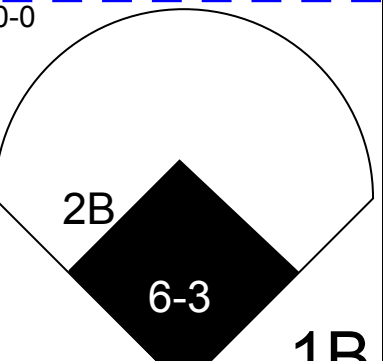
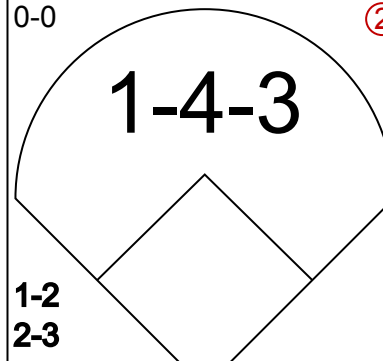
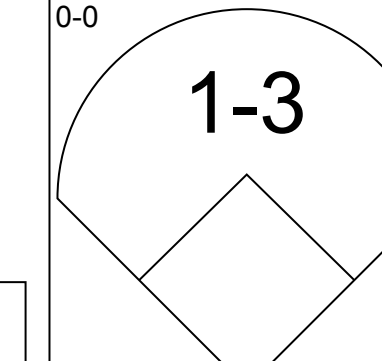
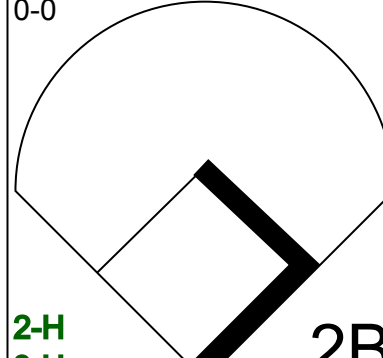
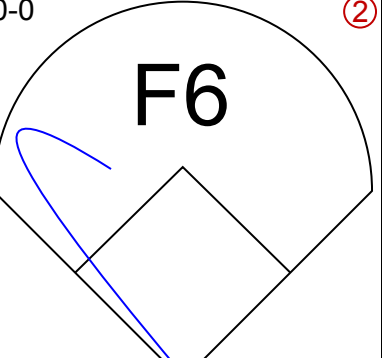
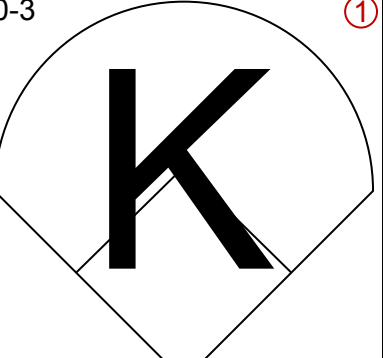
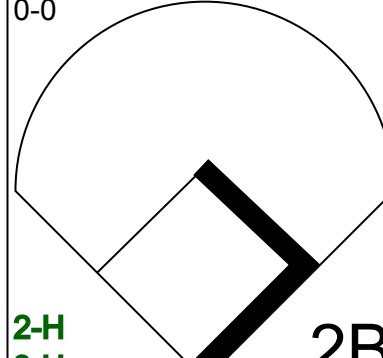
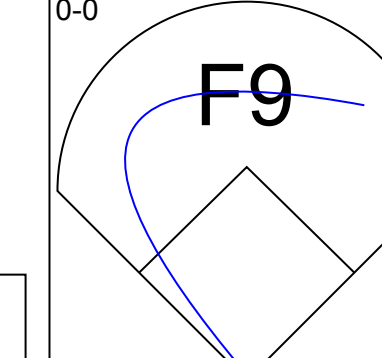
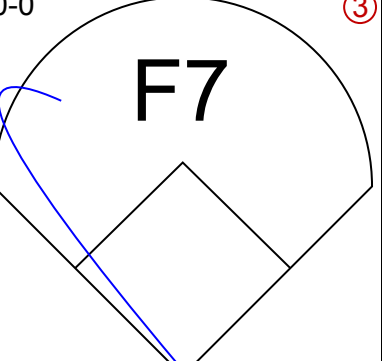
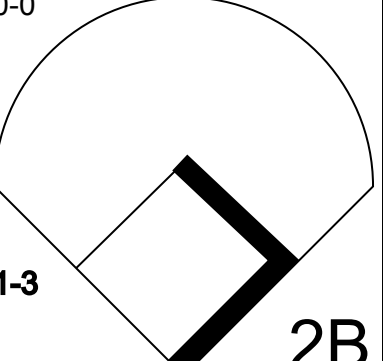
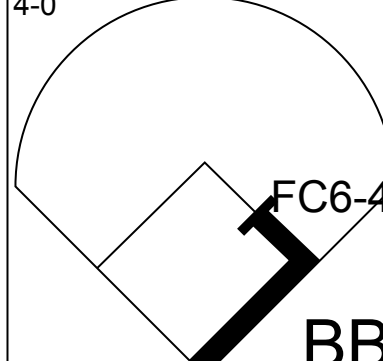
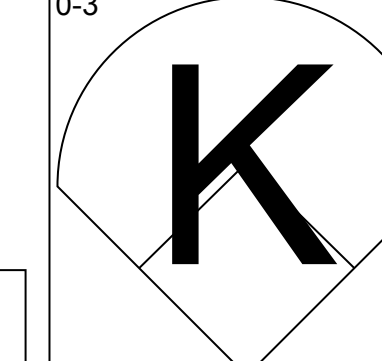
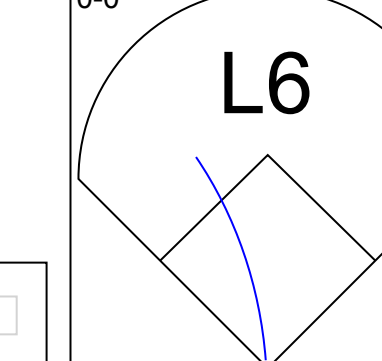
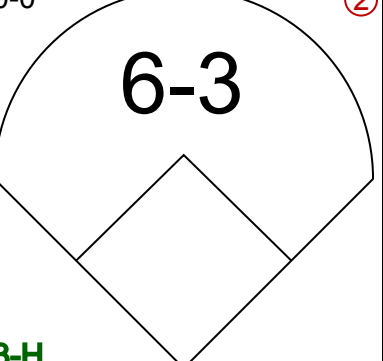
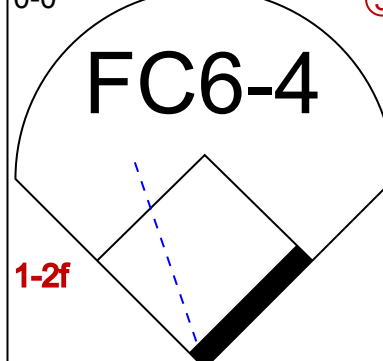
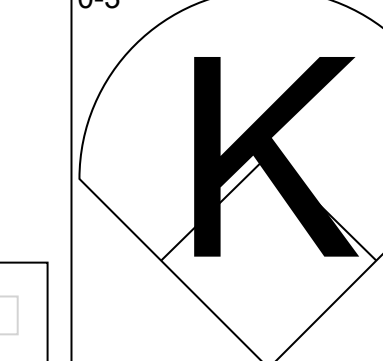
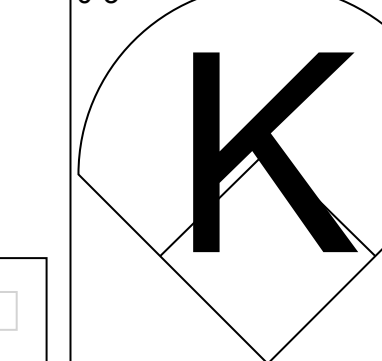
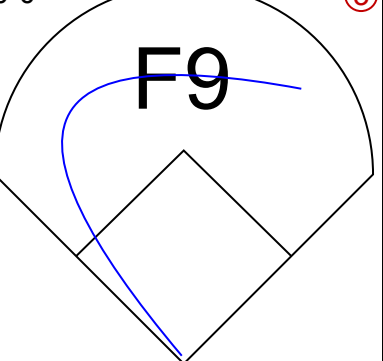
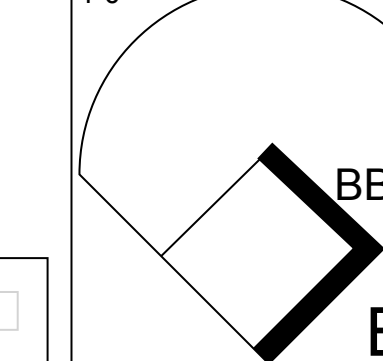
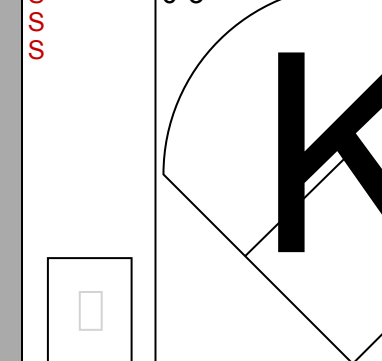
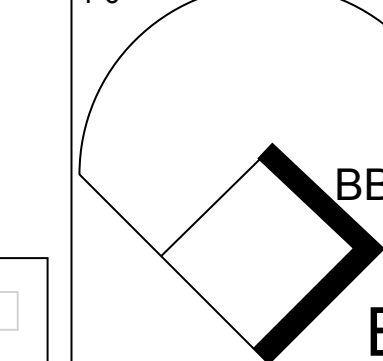


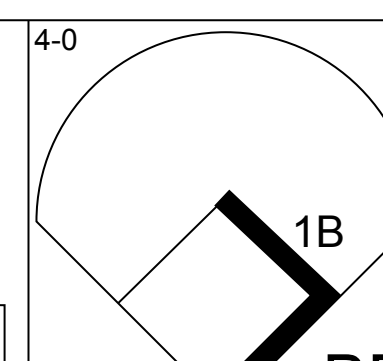
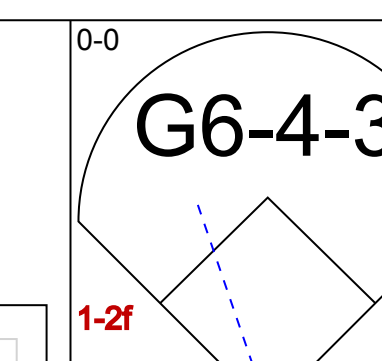
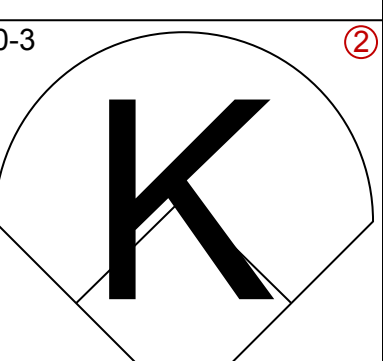
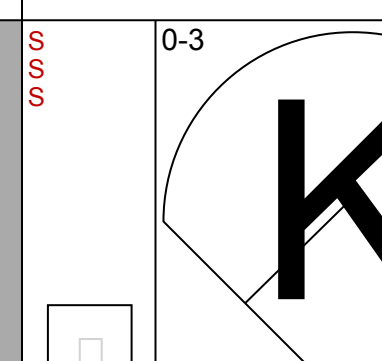
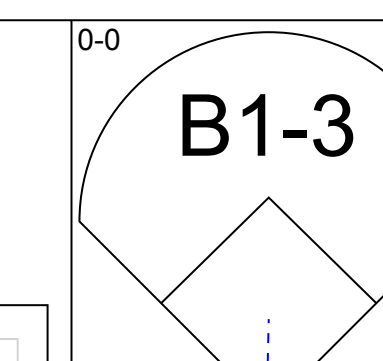
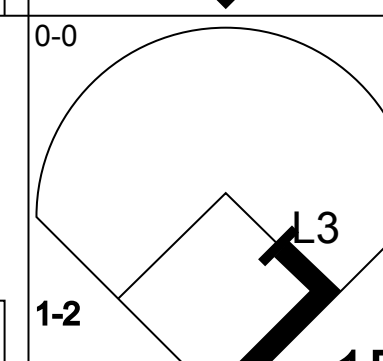
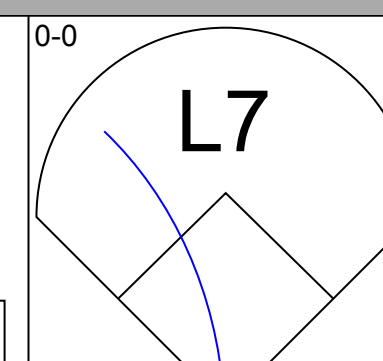
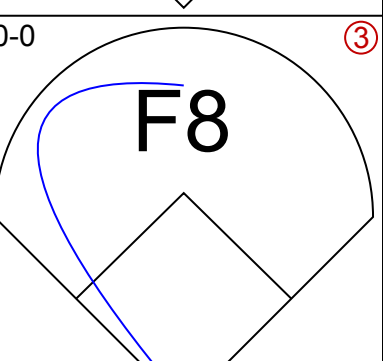
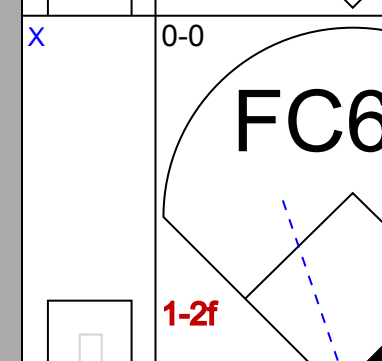
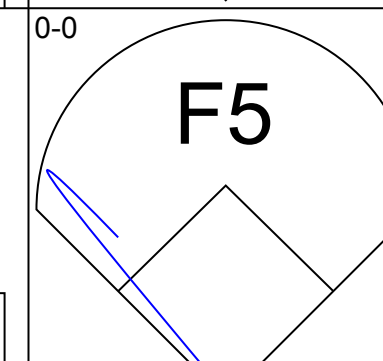
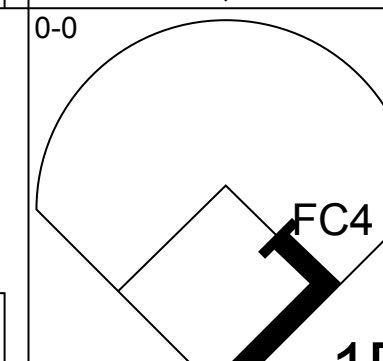
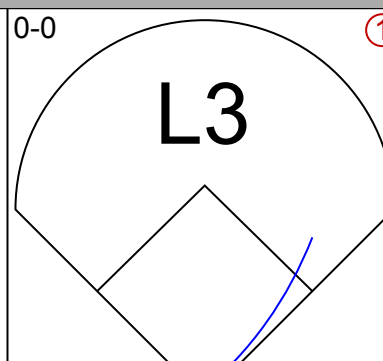
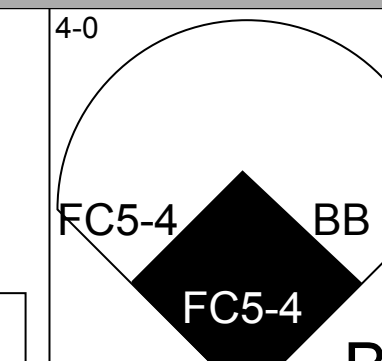
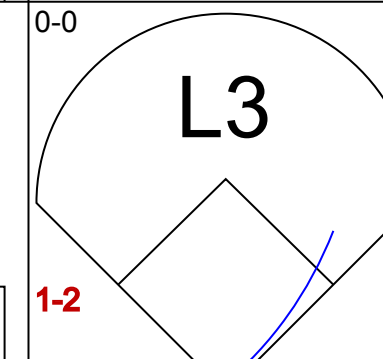
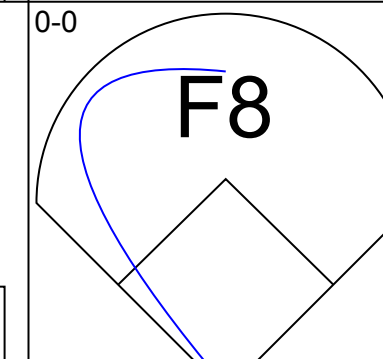
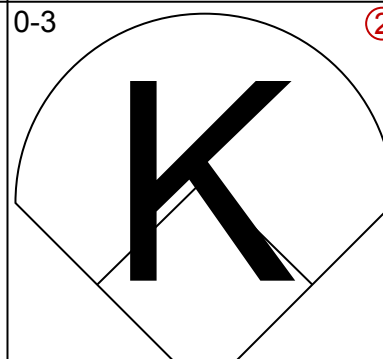
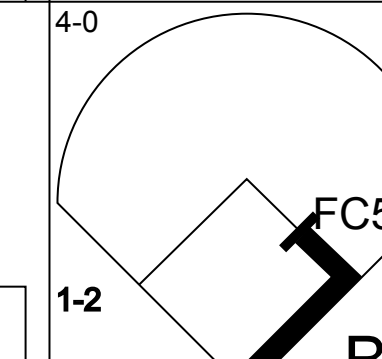

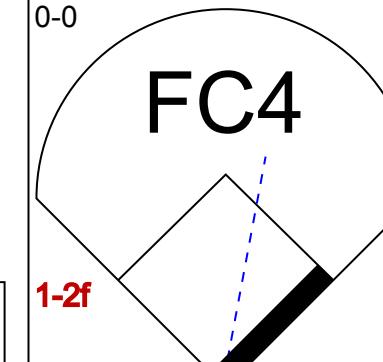
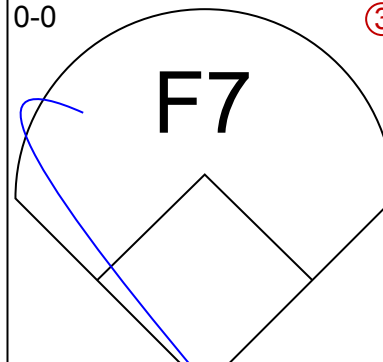
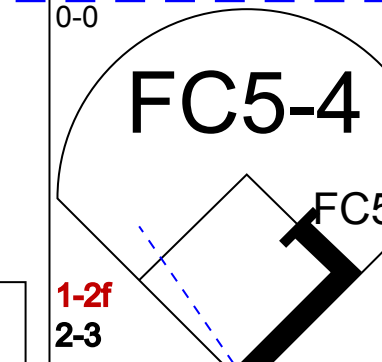



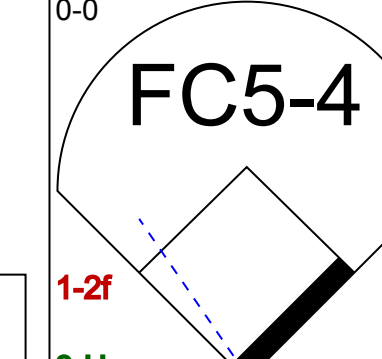
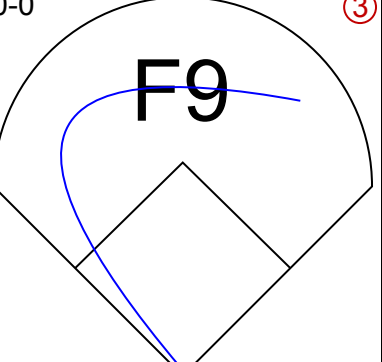


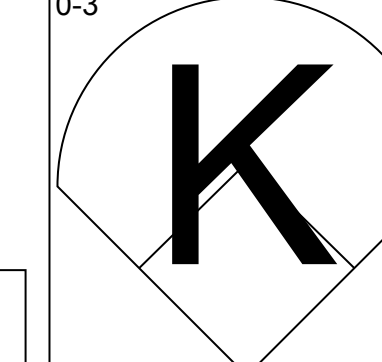




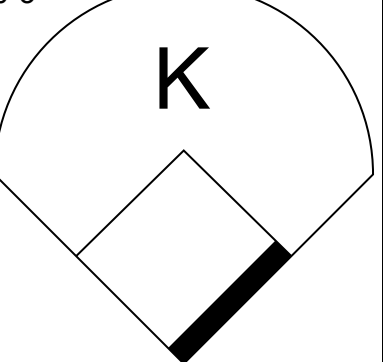
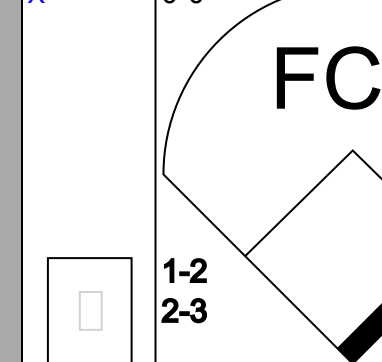

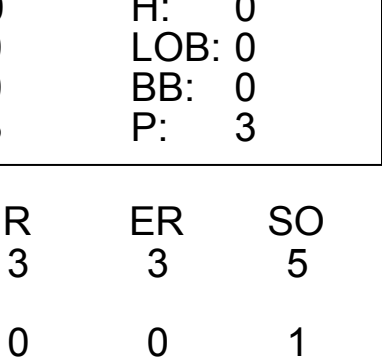
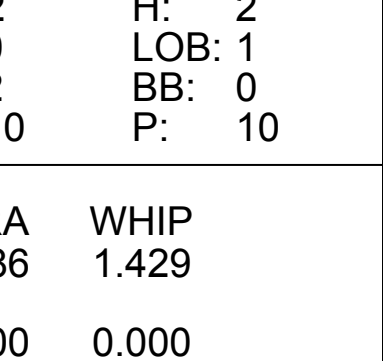
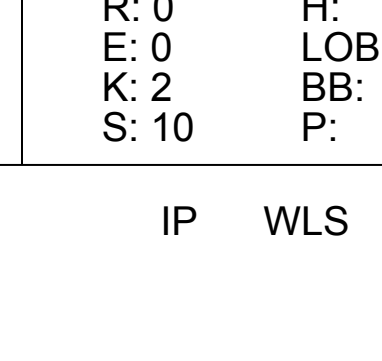
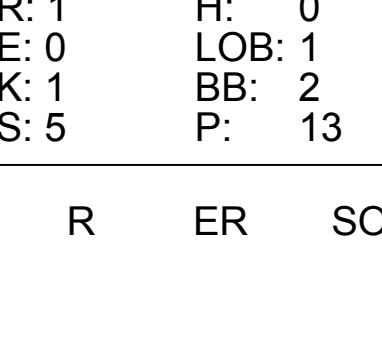




Batter	1	2	3	4	5	6	7	8	9	AB	R	H	RBI	BB	SO	LOB	TOP			
Bernie Allen, L (1,4) OBP: 0.306, SLG: 0.361	0-0 6-3		0-0 4-3			0-0 F8		0-0 G3		4	0	0	0	0	0	0	Minnesota Twins @ Cleveland Indians Cleveland Municipal Stadium, Cleveland, OH Tue Sep 24 1963, 7:05 PM EDT Att: 2,472 - Unknown livebaseballscores.com AB 31 R 1 H 5 RBI 1 BB 2 SO 10 LOB 8 			
George Banks, R (1,5) OBP: 0.280, SLG: 0.344	0-3 K		4-0 BB			0-0 2B		0-0 5-3		3	0	1	0	1	1	0				
Jimmie Hall, L (1,8) OBP: 0.345, SLG: 0.529	0-3 K		0-3 K			0-3 K		4-0 BB		3	0	0	0	1	3	2				
Harmon Killebrew, R (1,7) OBP: 0.349, SLG: 0.559		0-0 F8		0-0 5-3		0-0 F5		0-0 5-3		4	0	0	0	0	0	2				
Don Mincher, L (1,3) OBP: 0.345, SLG: 0.509		0-3 K		0-0 L4				0-0 F9		4	1	1	0	0	1	0				
Bob Allison, R (1,9) OBP: 0.378, SLG: 0.536		0-0 1B		0-0 F3				0-0 F3		4	0	1	0	0	1	1				
Paul Ratliff, L (1,2) OBP: 0.292, SLG: 0.381		0-0 1B				0-0 F7		1-0 1B		3	0	1	0	0	0	0				
Zolio Versalles, R (1,6) OBP: 0.307, SLG: 0.405		0-3 K		0-0 4-3				0-0 1B		3	0	1	1	0	1	2				
Dick Stigman, R (1,1) OBP: 0.194, SLG: 0.119			0-3 K							3	0	0	0	0	3	1				
Bill Dailey, R (8,1) OBP: 0.273, SLG: 0.381				0-3 K				0-3 K		0	0	0	0	0	0	0				
Inning Stats	R: 0 H: 0 E: 0 K: 2 S: 7	H: 0 LOB: 0 BB: 0 P: 7	R: 0 H: 2 E: 0 K: 2 S: 9	LOB: 2 BB: 0 P: 9	R: 0 H: 0 E: 0 K: 2 S: 7	H: 0 LOB: 1 BB: 1 P: 11	R: 0 H: 0 E: 0 K: 0 S: 3	H: 0 LOB: 0 BB: 0 P: 3	R: 0 H: 1 E: 0 K: 1 S: 6	H: 1 LOB: 1 BB: 0 P: 6	R: 1 H: 2 E: 0 K: 2 S: 8	H: 2 LOB: 1 BB: 0 P: 9	R: 0 H: 0 E: 0 K: 0 S: 3	H: 0 LOB: 1 BB: 1 P: 7	R: 0 H: 0 E: 0 K: 0 S: 3	H: 0 LOB: 0 BB: 0 P: 3	1B: 4 2B: 1 3B: 0 HR: 0	SF: 0 SAC: 0 DP: 0 HBP: 1	WP: 0 PB: 0 SB: 0 CS: 0	PA: 34
PITCHER Mudcat Grant, R (1,1) ERA: 3.8	IP: 9.0 WLS: W BF: 34 H: 5 R: 1 ER: 1 SO: 10 BB: 2 IBB: 0 HBP: 1 BLK: 0 WP: 0 HR: 0 S: 51 P: 60 ERA: 1.00 WHIP: 0.778																			

Batter	1	2	3	4	5	6	7	8	9	AB	R	H	RBI	BB	SO	LOB	BOTTOM			
Miguel de la Hoz, R (1,7) OBP: 0.313, SLG: 0.433	0-0 5-3		0-0 F2			0-3 K2-3		0-0 1B		4	0	1	0	0	1	1	Minnesota Twins @ Cleveland Indians Cleveland Municipal Stadium, Cleveland, OH Tue Sep 24 1963, 7:05 PM EDT Att: 2,472 - Unknown livebaseballscores.com AB 31 R 5 H 8 RBI 5 BB 1 SO 7 LOB 8 			
Tito Francona, L (8, PR) OBP: 0.299, SLG: 0.348			0-0 F7			0-0 F7		0-0 1B		4	1	1	0	0	1	1				
Vic Davallilo, L (1,8) OBP: 0.332, SLG: 0.440	0-3 K					0-0 F1		0-0 1B		3	0	1	0	1	1	0				
Max Alvis, R (1,5) OBP: 0.330, SLG: 0.472	0-0 1B					0-3 K		4-0 1B		4	1	1	2	0	1	1				
Joe Adcock, R (1,3) OBP: 0.313, SLG: 0.401	0-3 K					0-0 E6		0-0 1B		4	1	1	2	0	1	1				
Joe Azcue, R (1,2) OBP: 0.314, SLG: 0.473		0-0 5-3		0-0 F7		0-0 HR		0-0 HR		4	2	2	3	0	0	1				
Larry Brown, R (1,4) OBP: 0.314, SLG: 0.339		0-0 F7		0-0 F8		0-0 WP		0-0 F1		4	0	1	0	0	0	2				
Tommie Agee, R (1,9) OBP: 0.179, SLG: 0.296		0-3 K				0-3 K		1-2 K		3	0	0	0	0	3	1				
Tony Martinez, R (1,6) OBP: 0.184, SLG: 0.184			0-0 SH1-4			0-0 F5		0-0 F4		3	0	1	0	0	0	1				
Mudcat Grant, R (1,1) OBP: 0.225, SLG: 0.269			0-0 SH1-4			0-0 5-3		0-0 4-3		2	0	0	0	0	0	0				
Inning Stats	R: 0 H: 1 E: 0 K: 2 S: 8	H: 1 LOB: 1 BB: 0 P: 8	R: 0 H: 0 E: 0 K: 1 S: 5	H: 0 LOB: 0 BB: 0 P: 5	R: 0 H: 1 E: 0 K: 0 S: 4	H: 1 LOB: 1 BB: 0 P: 4	R: 0 H: 0 E: 1 K: 0 S: 4	H: 0 LOB: 1 BB: 0 P: 4	R: 0 H: 0 E: 0 K: 1 S: 5	H: 0 LOB: 0 BB: 0 P: 5	R: 0 H: 0 E: 0 K: 2 S: 7	H: 0 LOB: 0 BB: 0 P: 7	R: 1 H: 2 E: 0 K: 1 S: 7	H: 2 LOB: 1 BB: 0 P: 7	R: 4 H: 4 E: 0 K: 0 S: 6	H: 4 LOB: 1 BB: 1 P: 10	1B: 6 2B: 0 3B: 0 HR: 2	SF: 0 SAC: 1 DP: 0 HBP: 0	WP: 1 PB: 0 SB: 1 CS: 0	PA: 33
PITCHER Dick Stigman, L (1,1) ERA: 3.25	IP: 7.2 WLS: L BF: 32 H: 8 R: 5 ER: 5 SO: 7 BB: 1 IBB: 0 HBP: 0 BLK: 0 WP: 1 HR: 2 S: 45 P: 49 ERA: 5.87 WHIP: 1.174																			
Bill Dailey, R (8,1) ERA: 2.03	IP: 0.1 WLS: L BF: 1 H: 0 R: 0 ER: 0 SO: 0 BB: 0 IBB: 0 HBP: 0 BLK: 0 WP: 0 HR: 0 S: 1 P: 1 ERA: 0.00 WHIP: 0.000																			

Batter	1	2	3	4	5	6	7	8	9	AB R H RBI BB SO LOB	TOP											
Bernie Allen, L OBP: 0.302, SLG: 0.356 (1, 4)	0-0 4-3	0-0 F6		0-3 K		0-3 K			0-0 4-1	5 0 0 0 0 2 4	Minnesota Twins @ New York Yankees Yankee Stadium, Bronx, NY Fri Sep 27 1963, 7:05 PM EDT Alt. 9,768 - Unknown - 74 F											
George Banks, R OBP: 0.247, SLG: 0.324 (1, 5)	0-3 K	0-3 K		0-3 K			0-0 F8			4 0 0 0 0 3 3												
Jimmie Hall, L OBP: 0.342, SLG: 0.524 (1, 8)	0-0 F5		0-3 K		0-3 K		0-3 K			4 0 0 0 0 3 0												
Harmon Killebrew, R OBP: 0.350, SLG: 0.559 (1, 7)		0-0 2B 1B	0-0 2B SF8 1B		0-0 F4		0-0 F3			4 2 2 0 0 0 0												
Don Mincher, L OBP: 0.351, SLG: 0.520 Vic Power, R OBP: 0.295, SLG: 0.375 (8, 3)	0-0 1B 1-3 1B	0-0 1B 2B	0-0 1B 2B		4-0 BB		0-3 K			3 2 2 0 1 1 0 0 0 0 0 0 0 0												
Bob Allison, R OBP: 0.378, SLG: 0.533 (1, 9)	4-0 1B BB	0-0 SF8		0-0 5-3			0-3 K			2 0 0 1 1 1 1												
Earl Battey, R OBP: 0.369, SLG: 0.477 (1, 2)	0-0 1-2 2-3 3-H 1B	0-0 1B	0-0 2-H 1B		0-0 L9		0-3 K			4 0 2 2 0 1 0												
Zolio Versalles, R OBP: 0.306, SLG: 0.404 (1, 6)	0-0 F6	0-0 1-3			0-0 SH3-4 1B			0-0 6-3		4 0 1 0 0 0 4												
Camilo Pascual, R OBP: 0.278, SLG: 0.326 (1, 1)	0-0 1-2 2-3 3-H 1B		0-0 F9		0-0 SH3-4			0-0 6-3		3 0 1 1 0 0 0												
Inning Stats	R: 0 E: 0 K: 1 S: 5	H: 0 LOB: 0 BB: 0 P: 5	R: 2 E: 0 K: 1 S: 9	H: 4 LOB: 3 BB: 1 P: 13	R: 2 E: 0 K: 1 S: 8	H: 3 LOB: 1 BB: 0 P: 8	R: 0 E: 0 K: 2 S: 7	H: 0 LOB: 0 BB: 0 P: 7	R: 0 E: 0 K: 1 S: 6	H: 1 LOB: 1 BB: 0 P: 6		R: 0 E: 0 K: 1 S: 5	H: 0 LOB: 0 BB: 0 P: 5	R: 0 E: 0 K: 3 S: 9	H: 0 LOB: 0 BB: 0 P: 9	R: 0 E: 0 K: 3 S: 9	H: 0 LOB: 0 BB: 0 P: 9	R: 0 E: 0 K: 3 S: 3	H: 0 LOB: 0 BB: 0 P: 3	1B: 6 2B: 2 3B: 0 HR: 0	SF: 1 SAC: 1 DP: 0 HBP: 0	WP: 0 PB: 0 CS: 0
PITCHER	IP WLS BF H R ER SO BB IBB HBP BLK WP HR S P ERA WHIP																					
Stan Williams, R ERA: 3.2 (1, 1)	3.0 L 17 7 4 4 3 1 0 0 0 0 0 0 22 26 12.00 2.667																					
Steve Hamilton, L ERA: 2.94 (4, 1)	3.0 11 1 0 0 4 1 0 0 0 0 0 0 18 22 0.00 0.667																					
Ralph Terry, R ERA: 3.22 (7, 1)	3.0 9 0 0 0 4 0 0 0 0 0 0 0 17 17 0.00 0.000																					

Batter	1	2	3	4	5	6	7	8	9	AB R H RBI BB SO LOB	BOTTOM											
Phil Linz, R OBP: 0.332, SLG: 0.357 (1, 6)	0-0 1B 2B		0-0 6-3	0-0 1-2 2-3 1B			0-0 5-3		0-0 CS 1B	5 1 3 0 0 0 0	Minnesota Twins @ New York Yankees Yankee Stadium, Bronx, NY Fri Sep 27 1963, 7:05 PM EDT Alt. 9,768 - Unknown - 74 F											
Bobby Richardson, R OBP: 0.294, SLG: 0.331 Pedro Gonzalez, R OBP: 0.192, SLG: 0.231 (5, 4)	0-0 BB 2-H 1B		0-0 F2	0-0 F9			0-0 3-1		0-3 K	3 0 1 1 0 0 3 2 0 0 0 0 1 1												
Tom Tresh, S OBP: 0.371, SLG: 0.487 Hector Lopez, R OBP: 0.306, SLG: 0.399 (6, 7)	0-3 K		4-0 BB		0-3 K		0-0 5-3			2 0 0 0 1 2 1 1 0 0 0 0 0 0												
Mickey Mantle, S OBP: 0.443, SLG: 0.626 Johnny Blanchard, L OBP: 0.305, SLG: 0.468 (9, 9)	4-0 FC6-4 BB		0-0 F4		0-0 1B			0-0 B4		3 0 1 0 1 0 1 0 0 0 0 0 0 0												
Roger Maris, L OBP: 0.347, SLG: 0.543 Jack Reed, R OBP: 0.284, SLG: 0.274 (8, PR)	0-0 F4			0-0 HR		0-0 F4		0-0 WP 1B 2B		4 1 2 1 0 0 3 0 1 0 0 0 0 0												
Elston Howard, R OBP: 0.342, SLG: 0.530 Yogi Berra, L OBP: 0.362, SLG: 0.500 (4, 2)	0-0 FC6-4		4-0 FC1-5 BB		0-0 G3			0-0 F2		1 0 0 0 0 0 2 2 0 0 0 1 0 2												
Joe Pepitone, L OBP: 0.303, SLG: 0.443 (1, 3)		0-0 G3		0-3 K		0-0 L9		0-0 1B		4 0 1 1 0 1 1												
Clete Boyer, R OBP: 0.295, SLG: 0.363 (1, 5)		0-3 K		0-0 1B FC1-5 1B		0-3 K		0-0 F4		4 0 1 0 0 2 2												
Stan Williams, R OBP: 0.154, SLG: 0.163 Steve Hamilton, L OBP: 0.287, SLG: 0.400 Jake Gibbs, L OBP: 0.250, SLG: 0.250 Ralph Terry, R OBP: 0.100, SLG: 0.080 Harry Bright, R OBP: 0.295, SLG: 0.411 (9, PH)	0-3 K		0-0 FC1-5 1B		0-3 K			0-3 K		1 0 0 0 0 1 0 1 0 0 0 0 0 2 1 0 0 0 0 1 0 0 0 0 0 0 0 0 1 0 0 0 0 1 0												
Inning Stats	R: 1 E: 0 K: 1 S: 7	H: 2 LOB: 2 BB: 1 P: 11	R: 0 E: 0 K: 2 S: 7	H: 0 LOB: 0 BB: 0 P: 7	R: 0 E: 0 K: 0 S: 3	H: 0 LOB: 1 BB: 1 P: 7	R: 1 E: 0 K: 1 S: 8	H: 3 LOB: 3 BB: 1 P: 12	R: 0 E: 0 K: 1 S: 6	H: 1 LOB: 1 BB: 0 P: 6		R: 0 E: 0 K: 2 S: 7	H: 0 LOB: 0 BB: 0 P: 7	R: 0 E: 0 K: 0 S: 3	H: 0 LOB: 2 BB: 0 P: 3	R: 1 E: 0 K: 0 S: 5	H: 2 LOB: 2 BB: 0 P: 5	R: 0 E: 0 K: 2 S: 7	H: 1 LOB: 0 BB: 0 P: 7	1B: 6 2B: 2 3B: 0 HR: 1	SF: 0 SAC: 0 DP: 0 HBP: 0	WP: 1 PB: 0 CS: 1
PITCHER	IP WLS BF H R ER SO BB IBB HBP BLK WP HR S P ERA WHIP																					
Camilo Pascual, R ERA: 2.46 (1, 1)	9.0 W 38 9 3 3 9 3 0 0 0 1 1 53 65 3.00 1.333																					

Batter	1	2	3	4	5	6	7	8	9	AB	R	H	RBI	BB	SO	LOB	TOP						
Johnny Goryl, R OBP: 0.353, SLG: 0.540										3	2	1	0	2	1	0	Minnesota Twins @ New York Yankees Yankee Stadium, Bronx, NY Sat Sep 28 1963, 3:33 AM EDT Alt: 8,147 - Unknown - 74 F						
Vic Power, R OBP: 0.297, SLG: 0.384										5	1	3	2	0	0	2							
Jimmie Hall, L OBP: 0.342, SLG: 0.521										3	1	0	0	1	1	3							
Harmon Killebrew, R OBP: 0.349, SLG: 0.555										3	1	0	0	1	0	2							
Earl Batley, R OBP: 0.368, SLG: 0.476										1	0	0	0	0	0	0							
Jerry Zimmerman, R OBP: 0.259, SLG: 0.250										3	1	1	1	0	0	2							
Bob Allison, R OBP: 0.378, SLG: 0.533										4	0	1	2	0	1	1							
George Banks, R OBP: 0.259, SLG: 0.338										3	0	1	0	1	1	0							
Zolio Versalles, R OBP: 0.305, SLG: 0.401										4	0	0	1	0	1	3							
Lee Stange, R OBP: 0.175, SLG: 0.115										3	0	0	0	0	2	1							
Bill Dailey, R OBP: 0.304, SLG: 0.381										0	0	0	0	1	0	0							
Inning Stats	R: 1 E: 0 K: 1 S: 6	H: 1 LOB: 0 BB: 0 P: 6	R: 0 E: 0 K: 0 S: 3	H: 0 LOB: 0 BB: 0 P: 3	R: 0 E: 0 K: 1 S: 5	H: 0 LOB: 0 BB: 1 P: 5	R: 0 E: 0 K: 0 S: 2	H: 0 LOB: 1 BB: 0 P: 6	R: 1 E: 0 K: 1 S: 7	H: 2 LOB: 1 BB: 0 P: 7	R: 3 E: 1 K: 0 S: 5	H: 2 LOB: 2 BB: 3 P: 17	R: 1 E: 0 K: 2 S: 9	H: 2 LOB: 1 BB: 0 P: 9	R: 0 E: 0 K: 1 S: 5	H: 0 LOB: 0 BB: 0 P: 5	R: 0 E: 0 K: 1 S: 4	H: 0 LOB: 1 BB: 2 P: 12	1B: 2 2B: 4 3B: 1 HR: 1	SF: 0 SAC: 0 DP: 2 HBP: 0	WP: 0 PB: 0 CS: 0	PA: 38	
PITCHER	IP WLS BF H R ER SO BB IBB HBP BLK WP HR S P ERA WHIP																						
Whitey Ford, L ERA: 2.74	(1, 1) 4.0	L 13	1 1 1 2	1 0 0 0	0 0 0 0	0 0 16 20	2.25 0.500																
Al Downing, L ERA: 2.96	(5, 1) 5.0	L 25	6 5 5 5	4 1 0 0	0 0 30 50	9.00 2.000																	

Batter	1	2	3	4	5	6	7	8	9	AB	R	H	RBI	BB	SO	LOB	BOTTOM						
Phil Linz, R OBP: 0.328, SLG: 0.349										4	0	0	0	1	2	5	Minnesota Twins @ New York Yankees Yankee Stadium, Bronx, NY Sat Sep 28 1963, 3:33 AM EDT Alt: 8,147 - Unknown - 74 F						
Bobby Richardson, R OBP: 0.294, SLG: 0.330										4	0	1	0	0	0	4							
Tom Tresh, S OBP: 0.371, SLG: 0.487										3	0	1	0	0	0	2							
Jack Reed, R OBP: 0.293, SLG: 0.274										0	1	0	0	1	0	0							
Mickey Mantle, S OBP: 0.441, SLG: 0.622										1	0	0	0	0	0	2							
Johnny Blanchard, L OBP: 0.305, SLG: 0.463										2	0	0	0	1	1	1							
Roger Maris, L OBP: 0.346, SLG: 0.542										1	0	0	0	0	0	0							
Hector Lopez, R OBP: 0.304, SLG: 0.396										3	0	0	0	0	0	3							
Elston Howard, R OBP: 0.342, SLG: 0.528										4	1	1	1	0	1	1							
Joe Pepitone, L OBP: 0.304, SLG: 0.448										4	1	2	2	0	1	1							
Clete Boyer, R OBP: 0.295, SLG: 0.363										4	0	1	0	0	0	0							
Whitey Ford, L OBP: 0.194, SLG: 0.196										1	0	1	0	0	0	0							
Al Downing, R OBP: 0.146, SLG: 0.138										2	0	0	0	0	1	2							
Yogi Berra, L OBP: 0.360, SLG: 0.497										1	0	0	0	0	0	0							
Inning Stats	R: 0 E: 0 K: 0 S: 3	H: 1 LOB: 1 BB: 1 P: 7	R: 0 E: 0 K: 0 S: 3	H: 0 LOB: 0 BB: 0 P: 3	R: 0 E: 0 K: 0 S: 3	H: 1 LOB: 0 BB: 0 P: 3	R: 0 E: 0 K: 0 S: 4	H: 1 LOB: 1 BB: 0 P: 4	R: 2 E: 0 K: 2 S: 10	H: 2 LOB: 1 BB: 0 P: 10	R: 0 E: 0 K: 1 S: 5	H: 0 LOB: 0 BB: 0 P: 5	R: 0 E: 0 K: 2 S: 10	H: 2 LOB: 3 BB: 0 P: 10	R: 1 E: 0 K: 1 S: 5	H: 0 LOB: 1 BB: 2 P: 13	R: 0 E: 0 K: 0 S: 3	H: 0 LOB: 0 BB: 0 P: 3	1B: 6 2B: 1 3B: 0 HR: 1	SF: 0 SAC: 0 DP: 2 HBP: 0	WP: 1 PB: 0 CS: 0	PA: 37	
PITCHER	IP WLS BF H R ER SO BB IBB HBP BLK WP HR S P ERA WHIP																						
Lee Stange, R ERA: 2.82	(1, 1) 7.0	W 31	7 3 3 5	3 3 3 5	0 0 0 0	1 1 38 50	3.86 1.429																
Bill Dailey, R ERA: 1.99	(8, 1) 2.0	S 6	0 0 0 1	0 0 0 0	0 0 8 8	0.00 0.000																	

AB	32
R	6
H	7
RBI	6
BB	6
SO	7
LOB	14



AB	34
R	3
H	7
RBI	3
BB	3
SO	6
LOB	21

