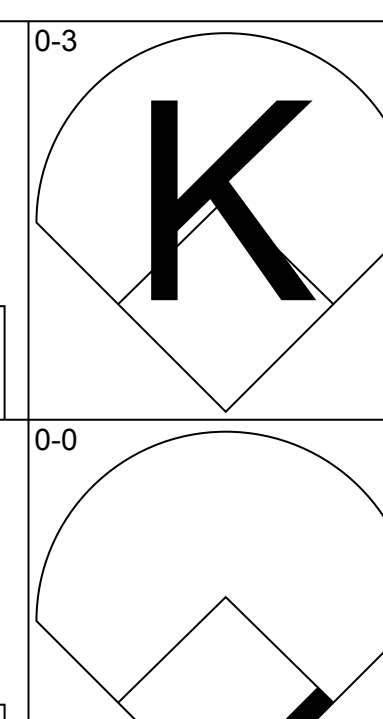
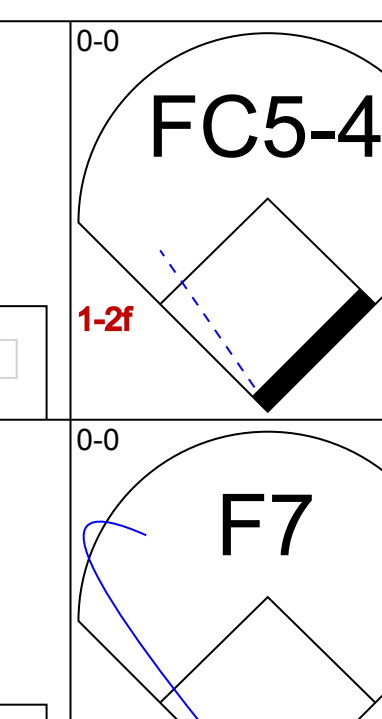
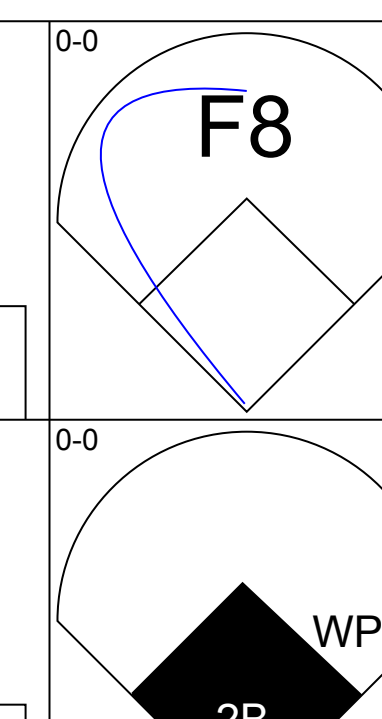
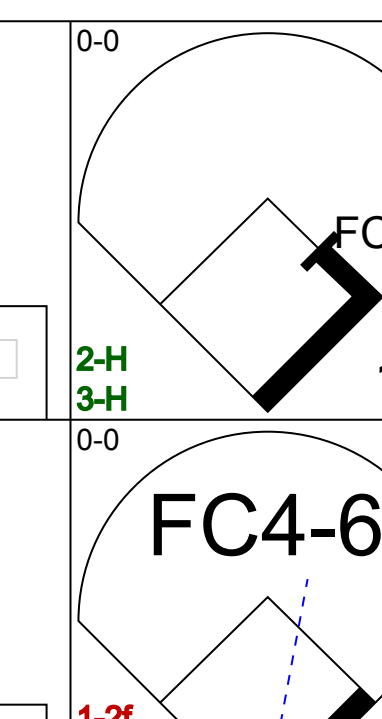
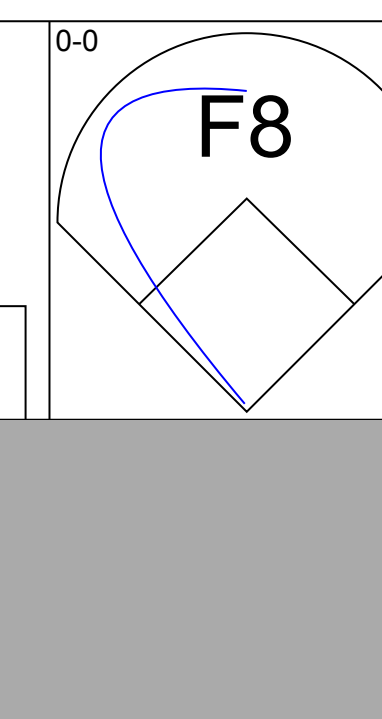
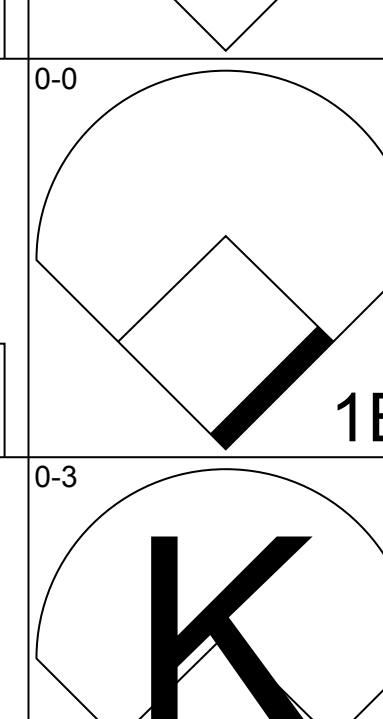
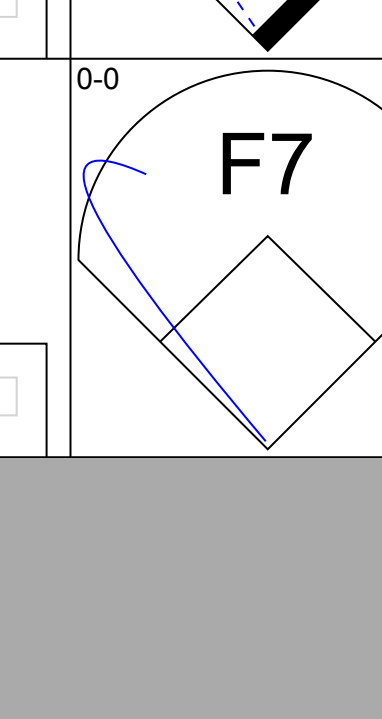
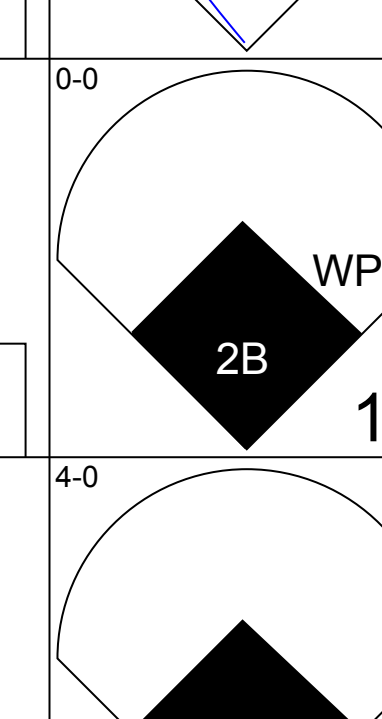
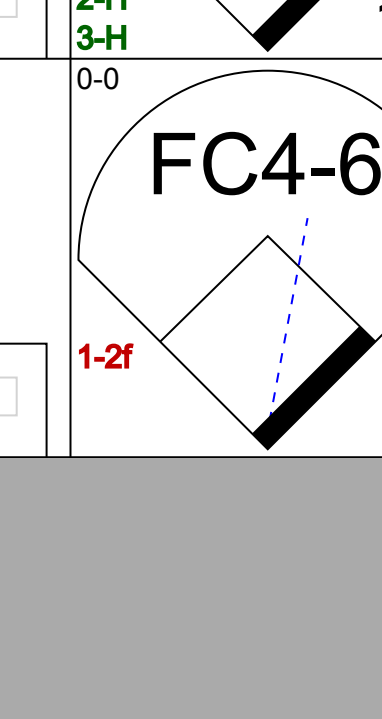
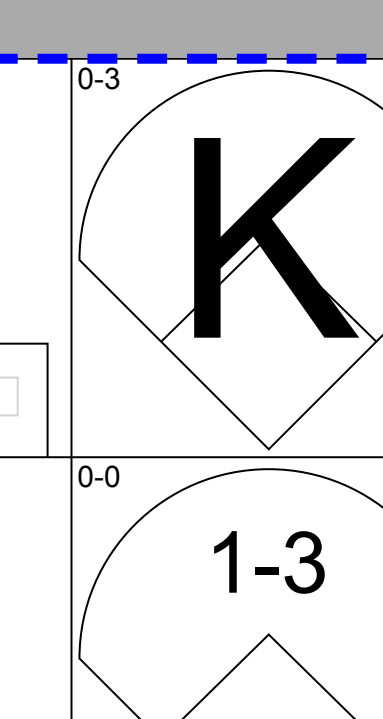
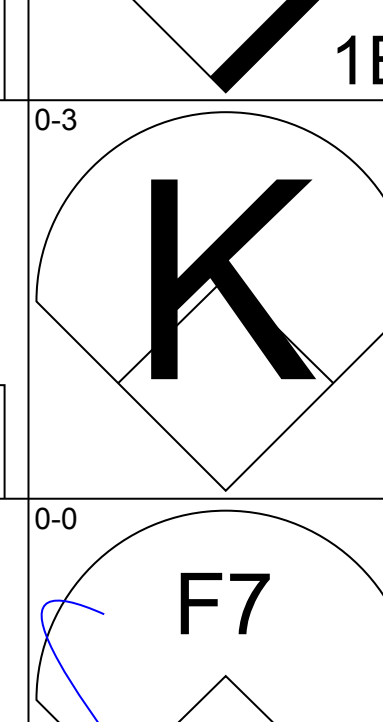
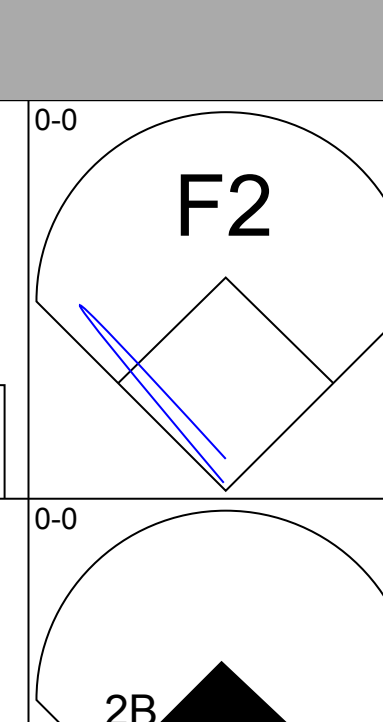
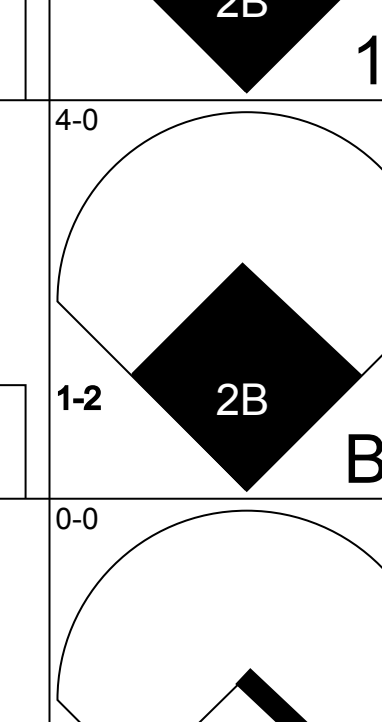
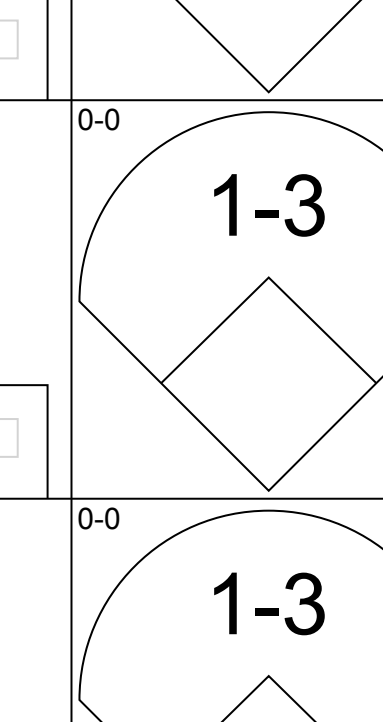
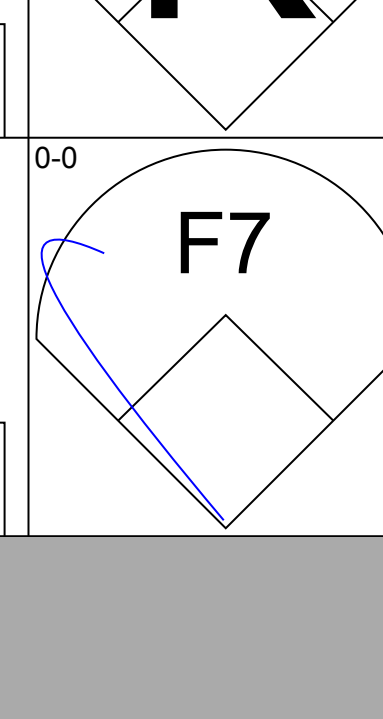
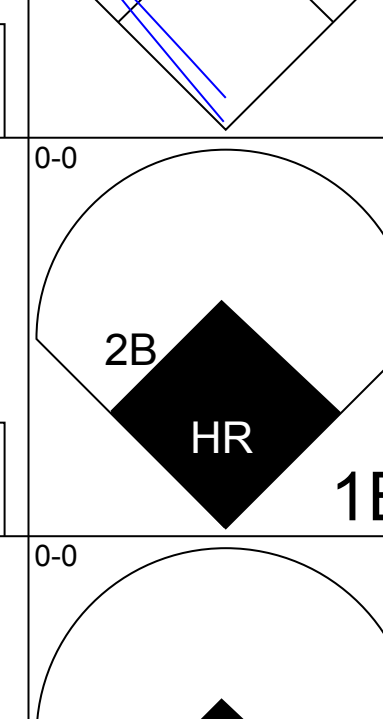
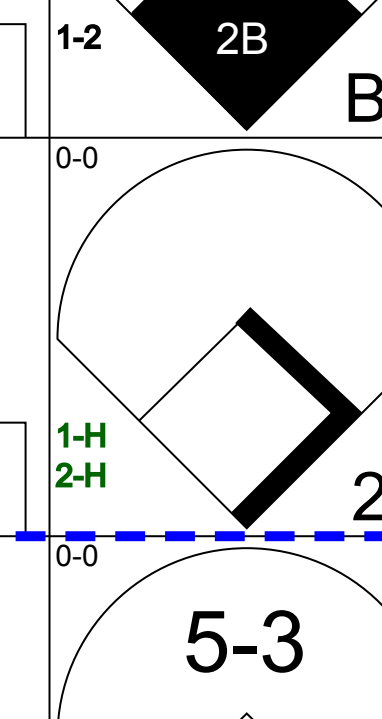


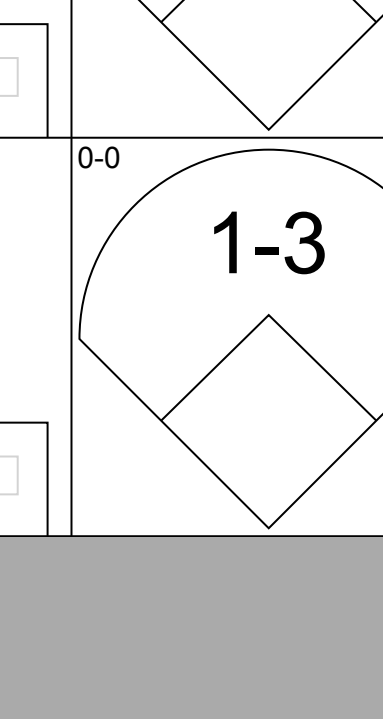
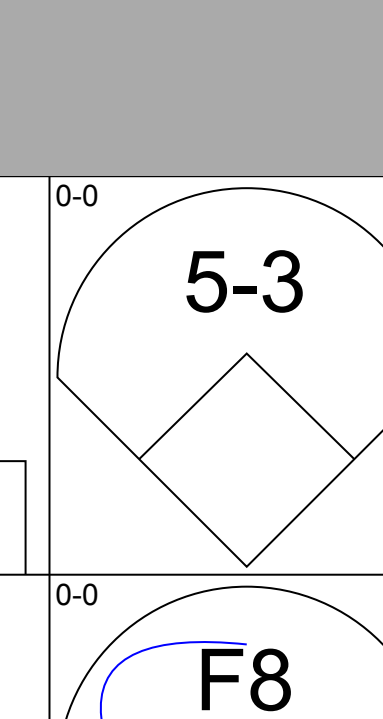
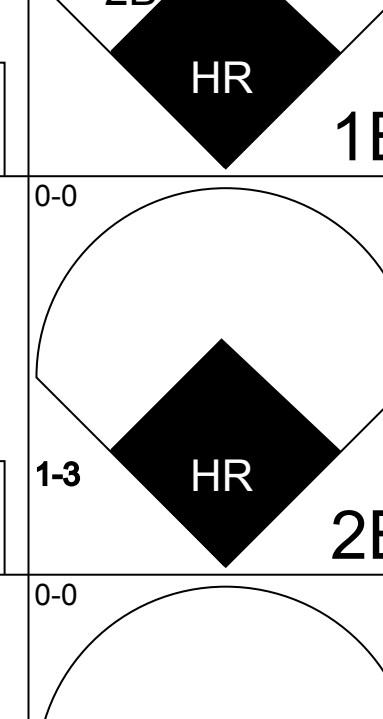
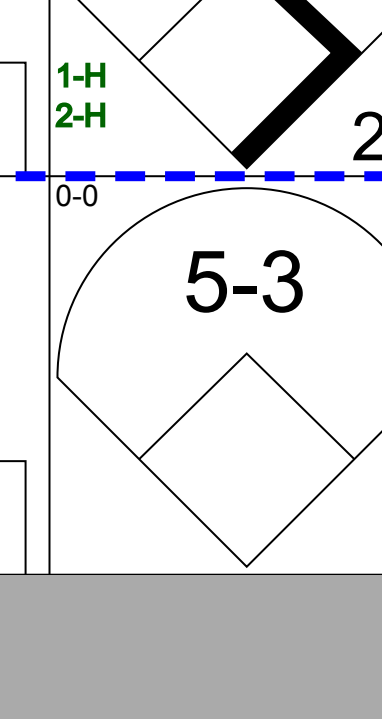

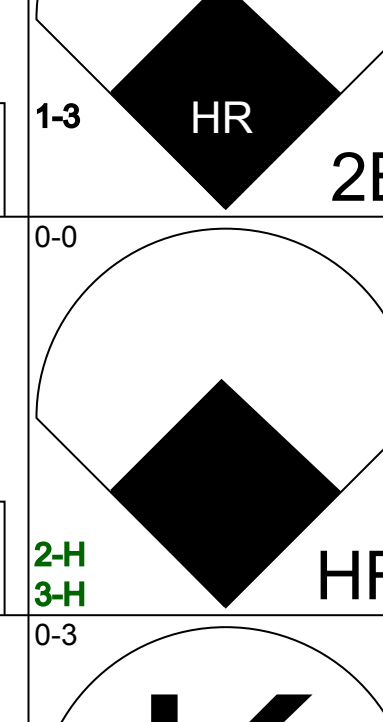
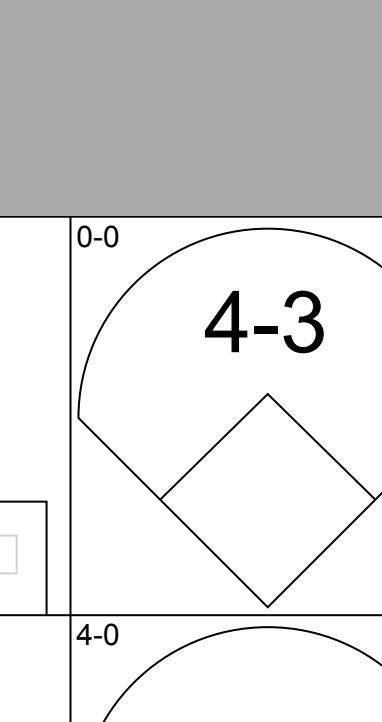


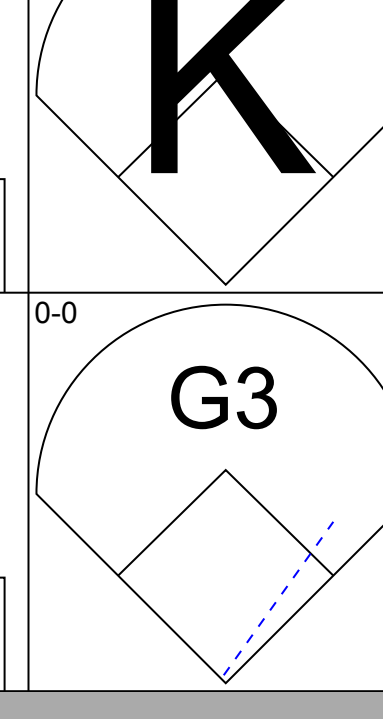
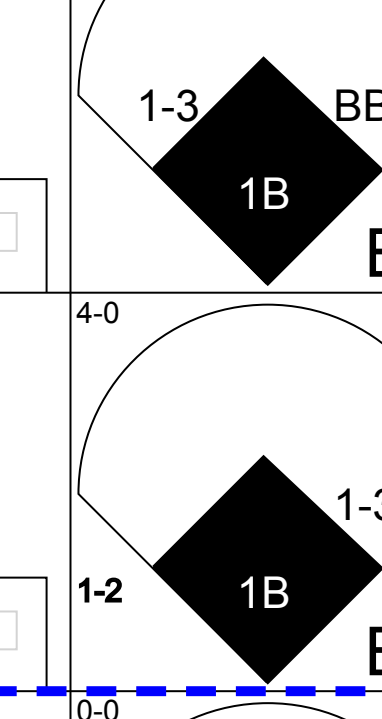
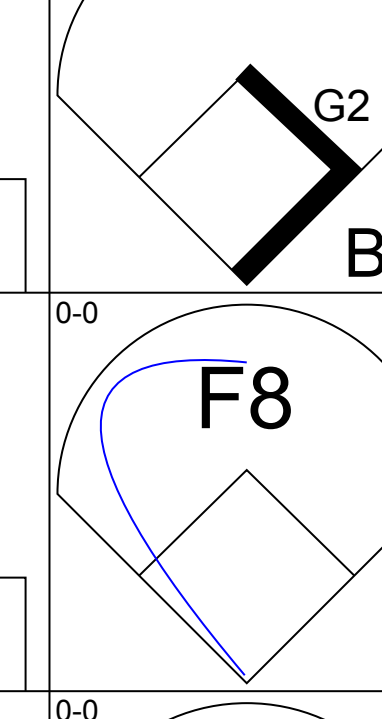
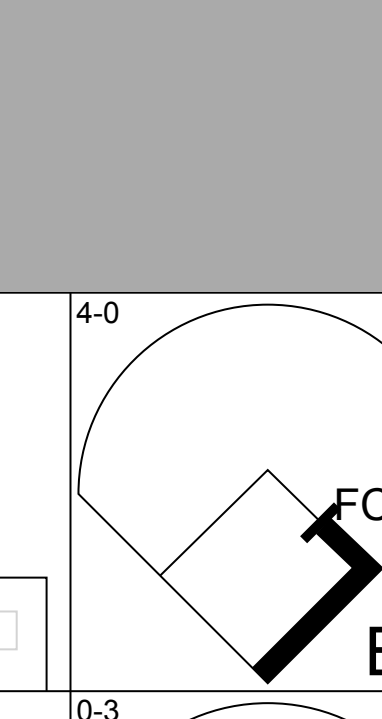
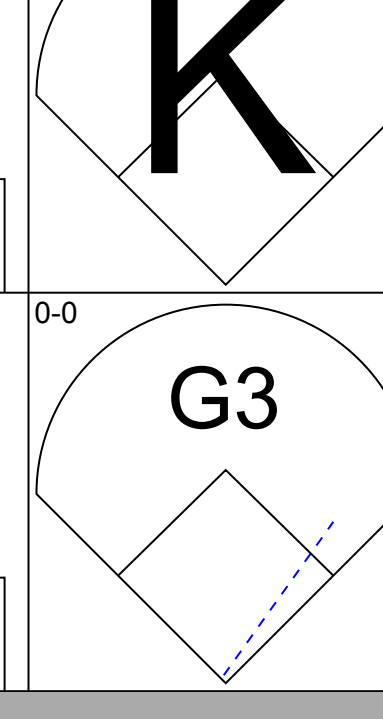
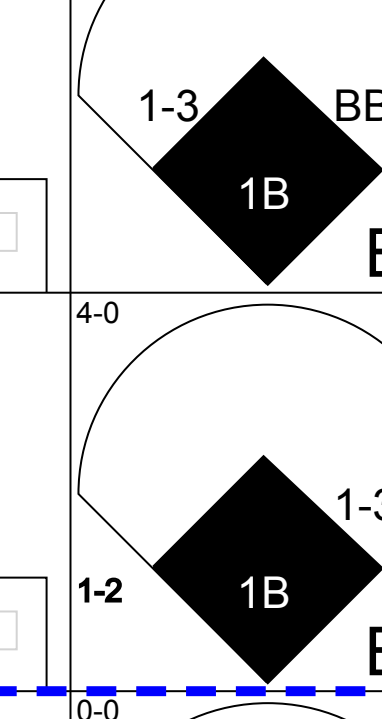
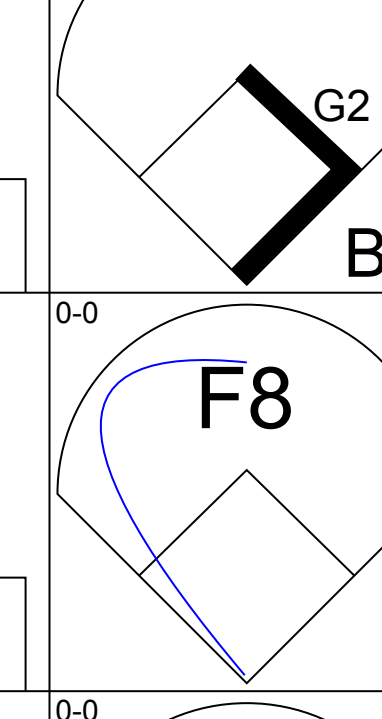

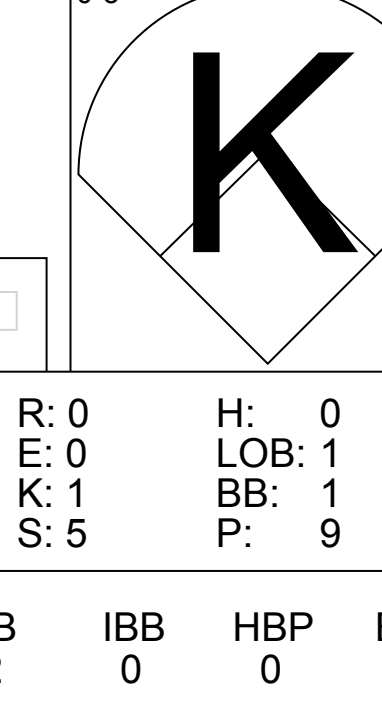
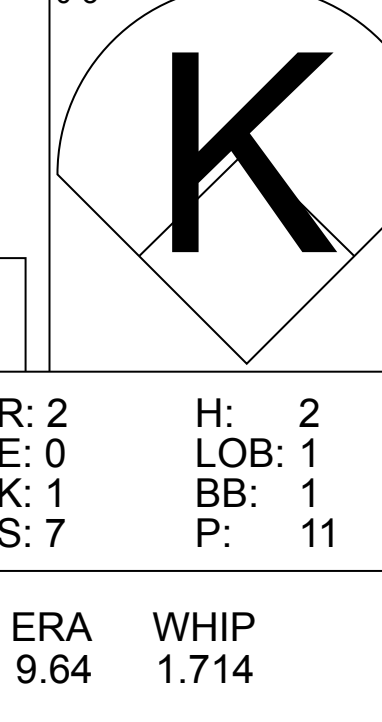
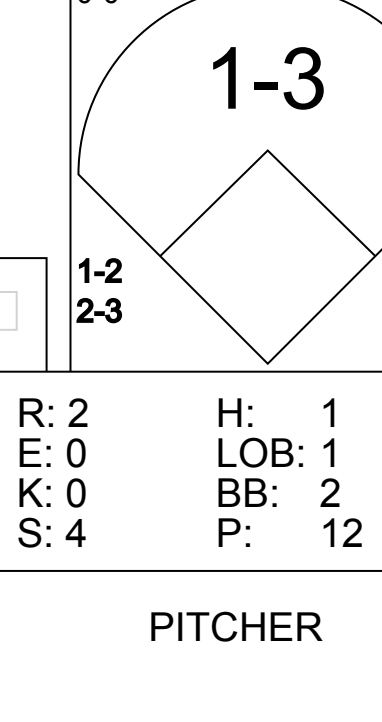
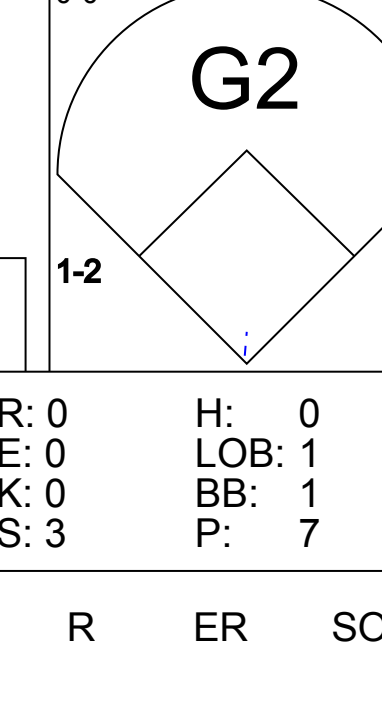
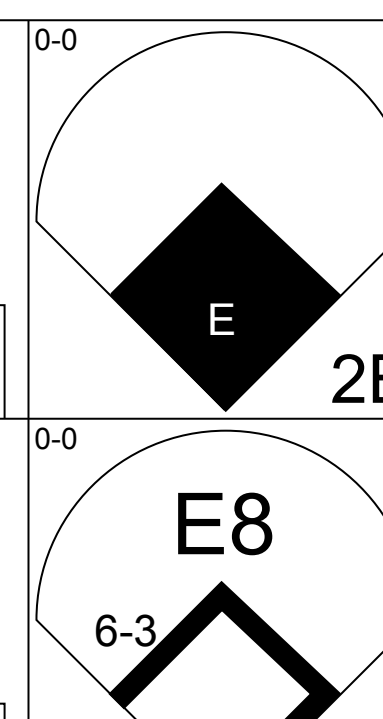
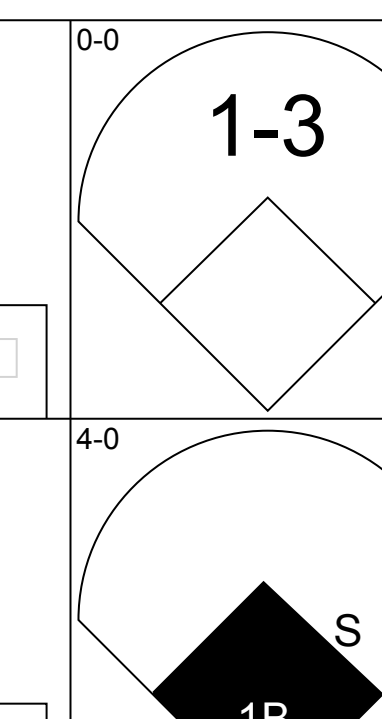
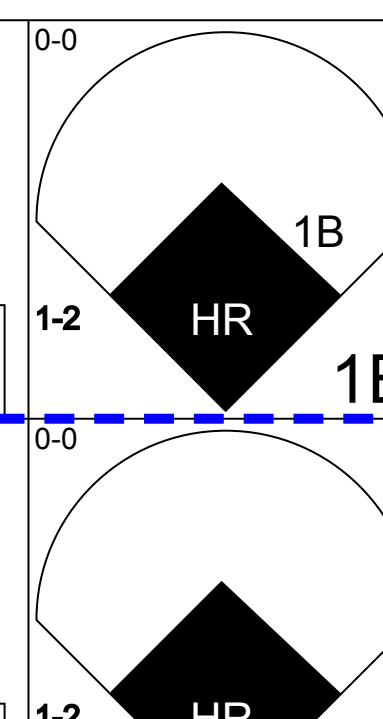
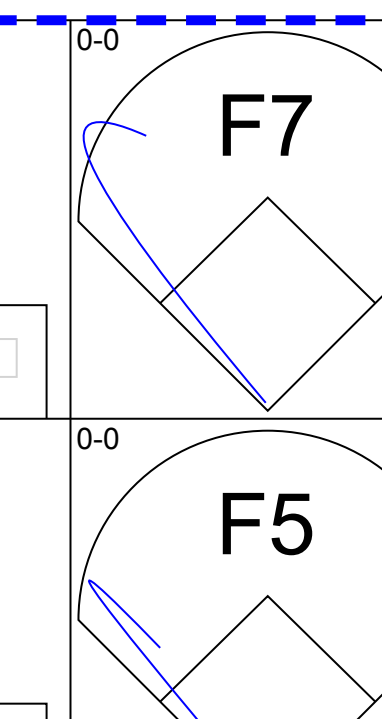
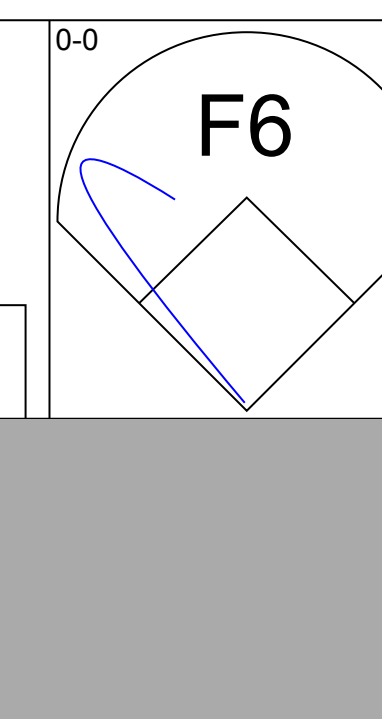
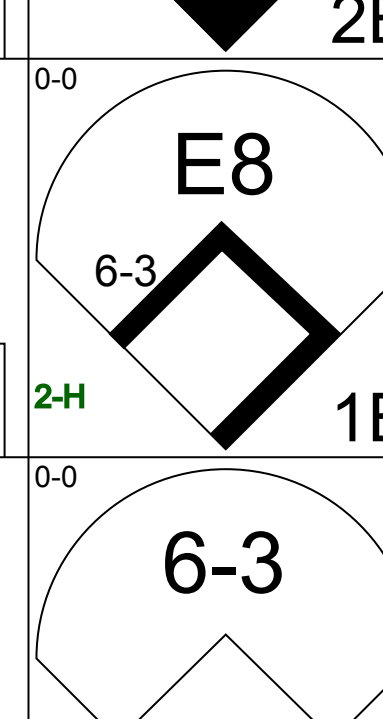
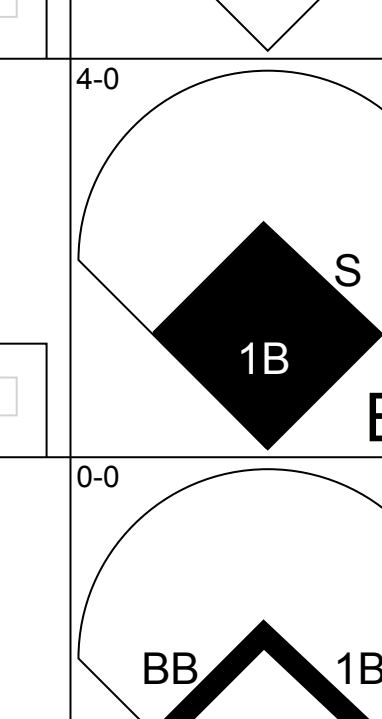
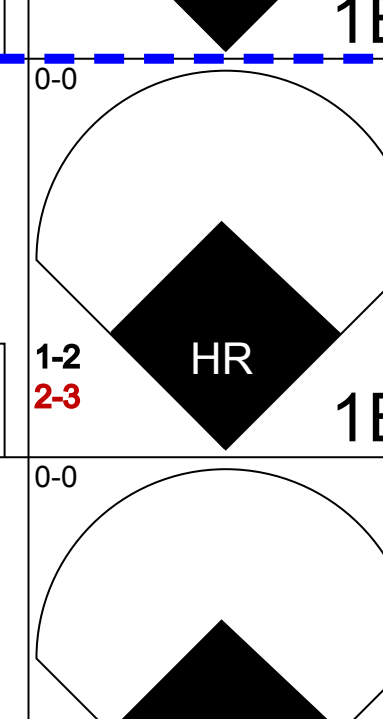
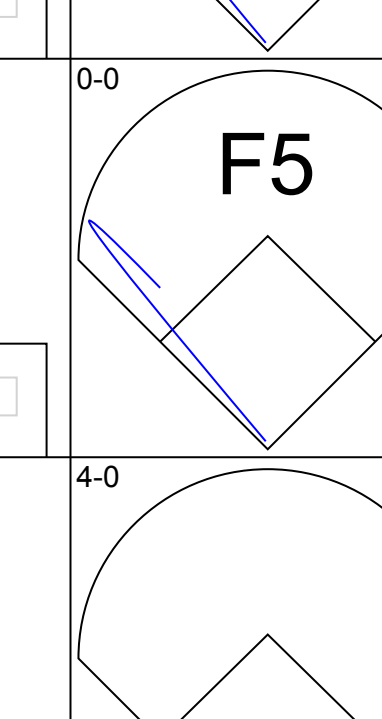
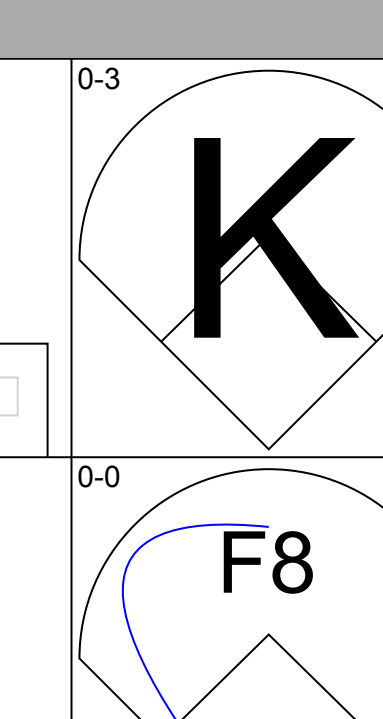
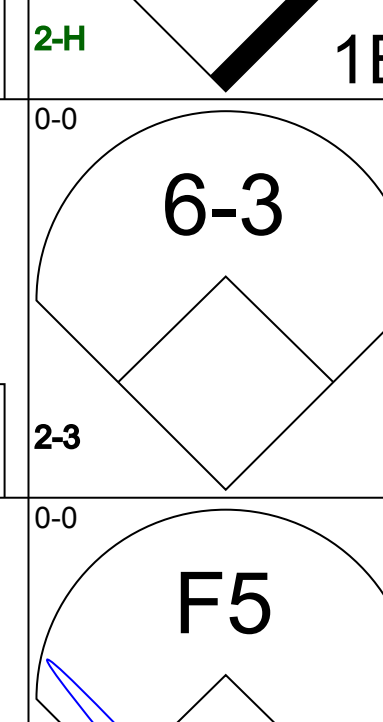
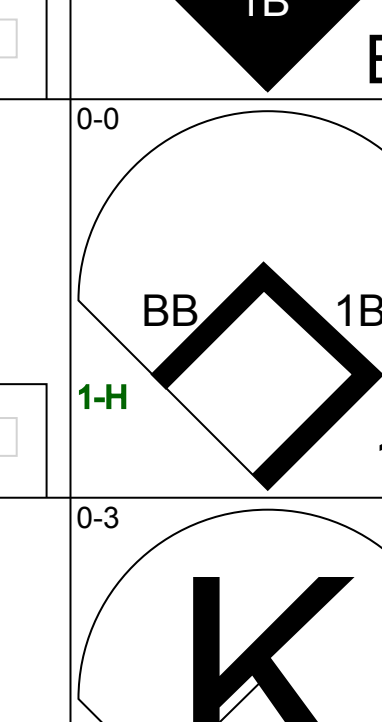
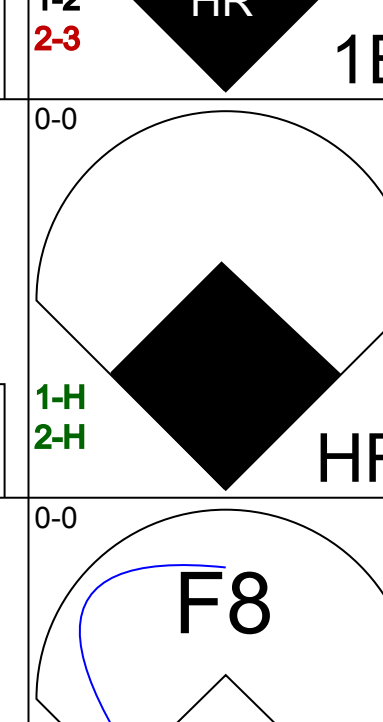
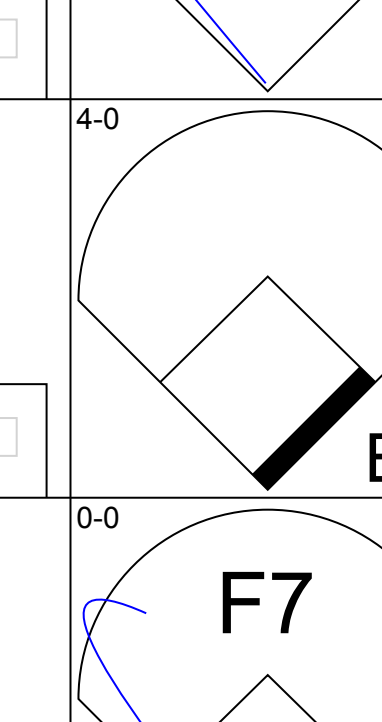

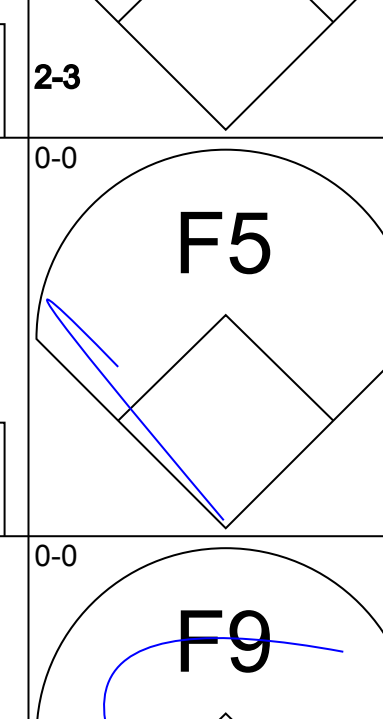
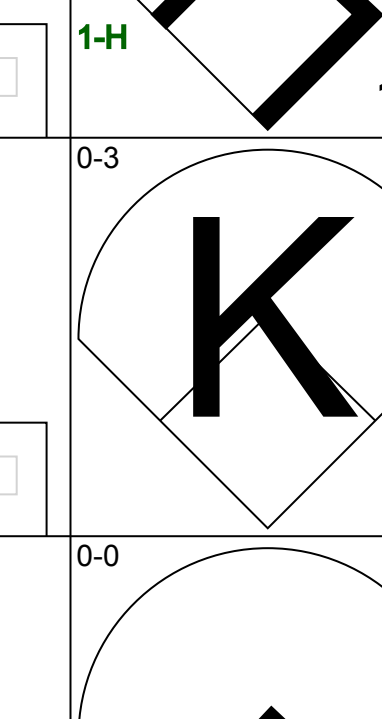
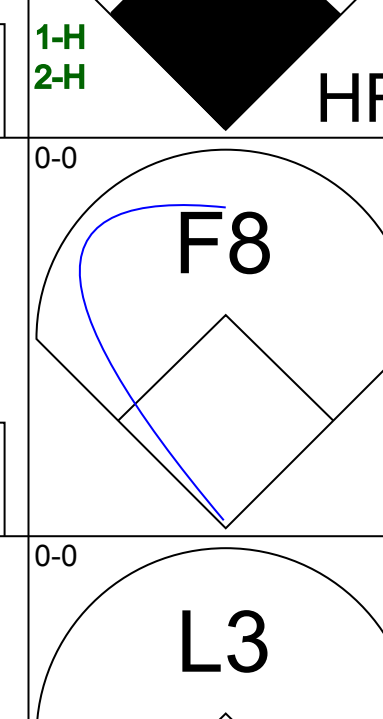
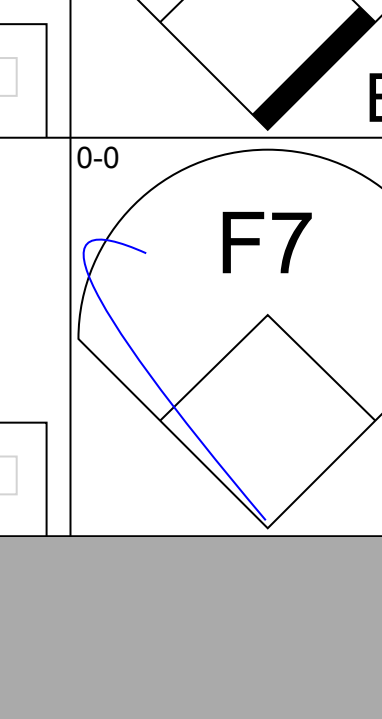
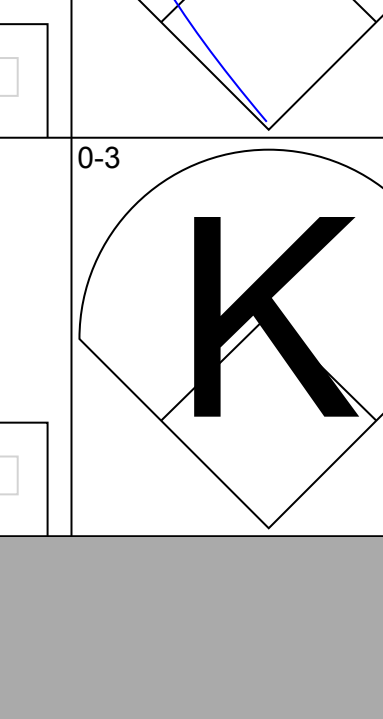
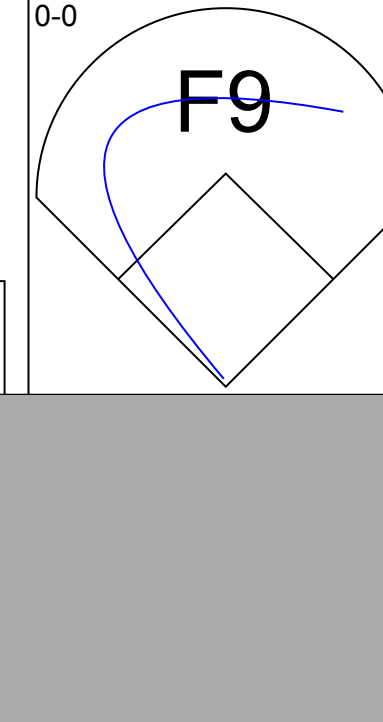
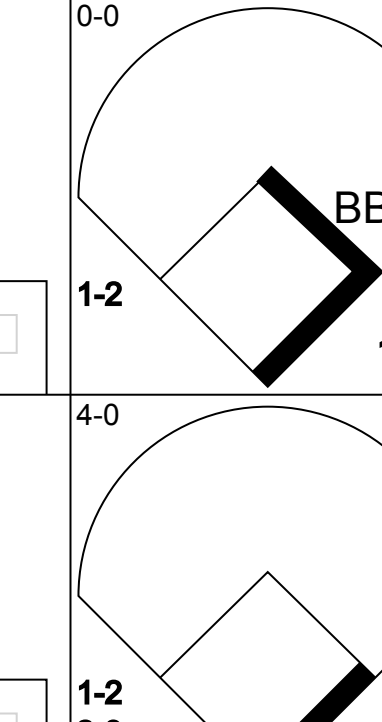
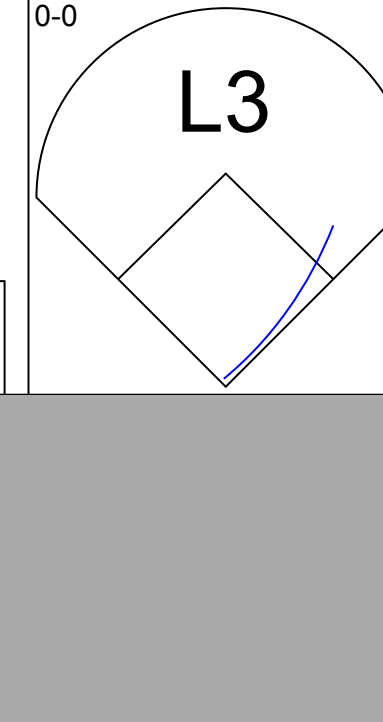
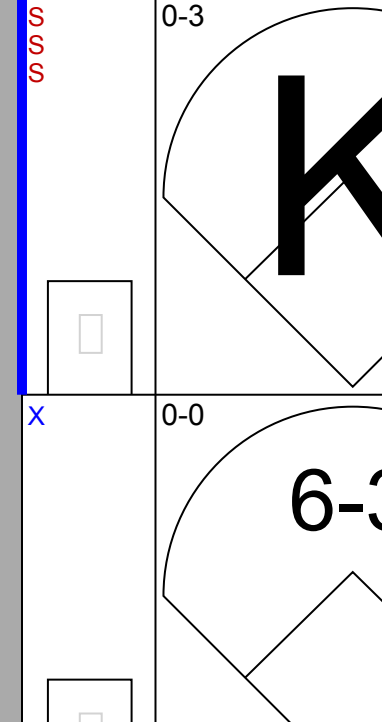
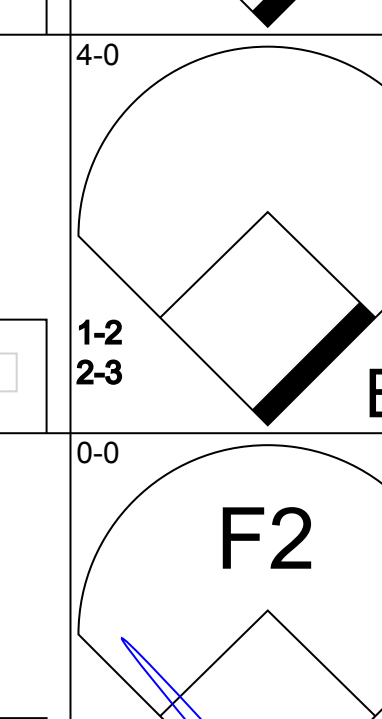
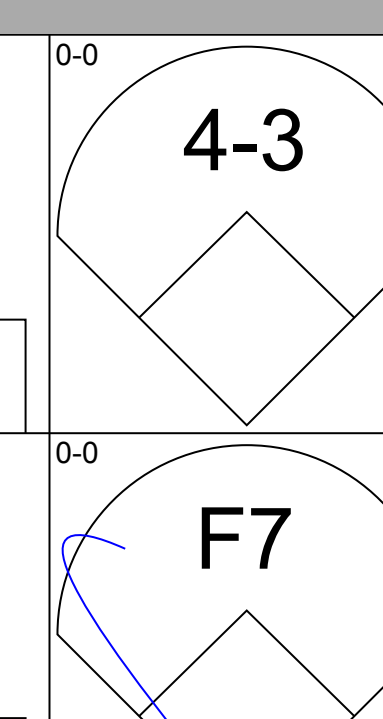
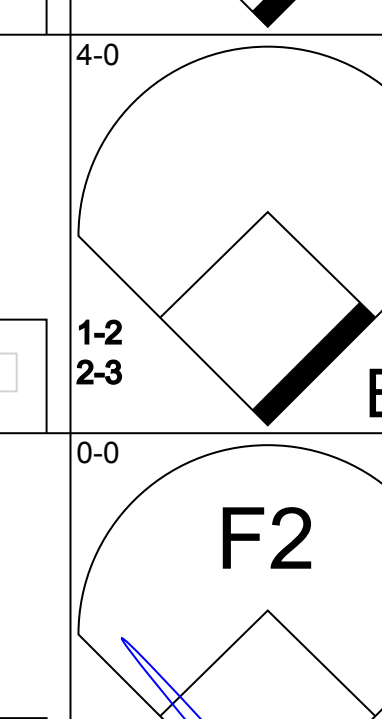
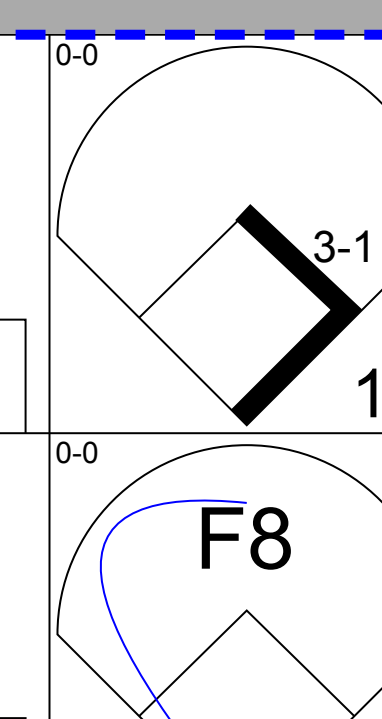
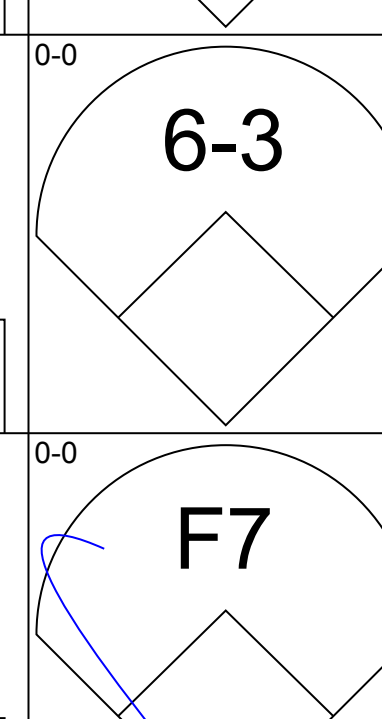
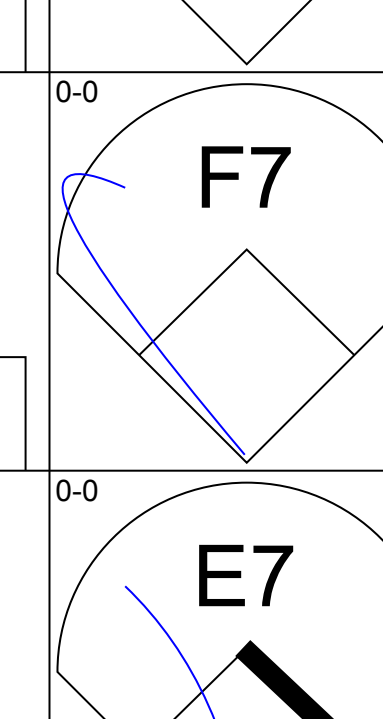
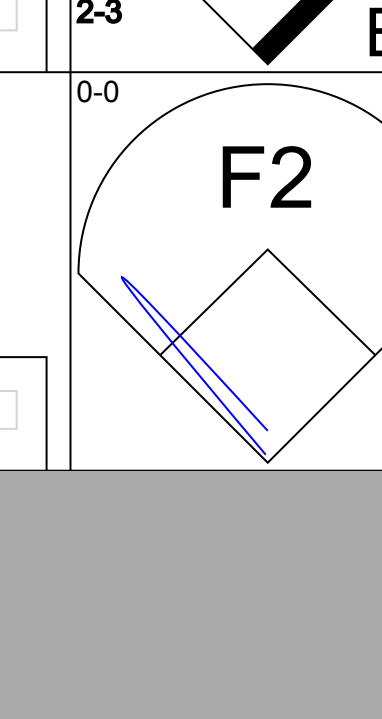
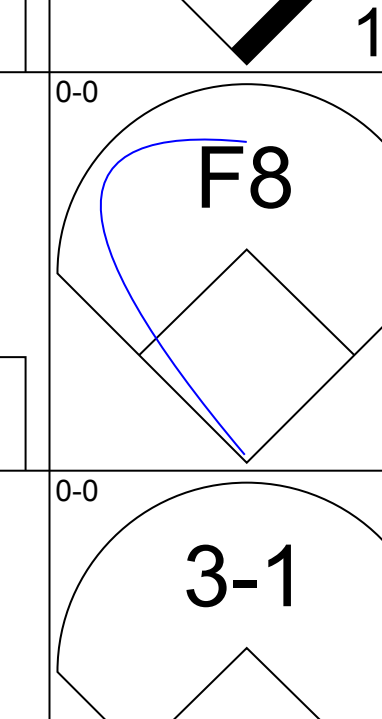
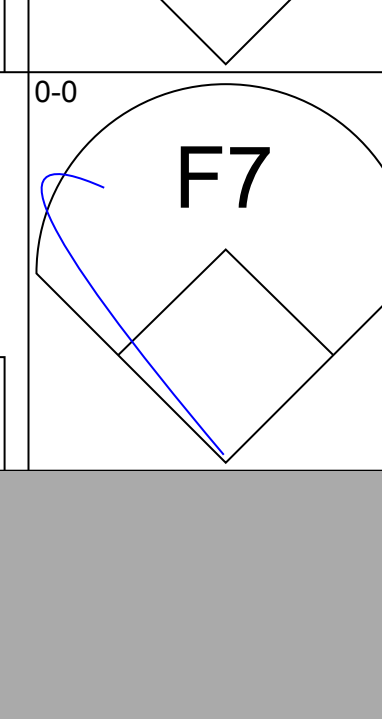
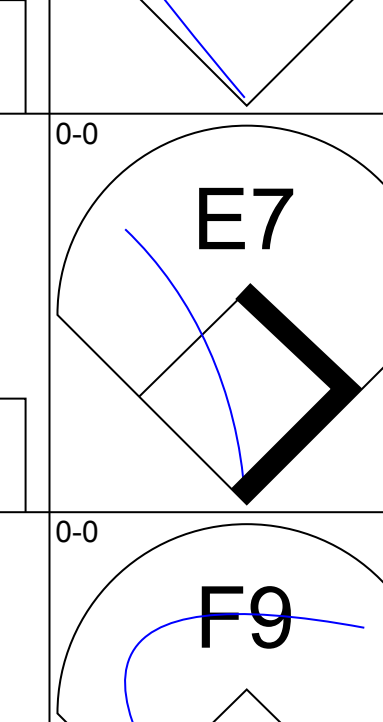
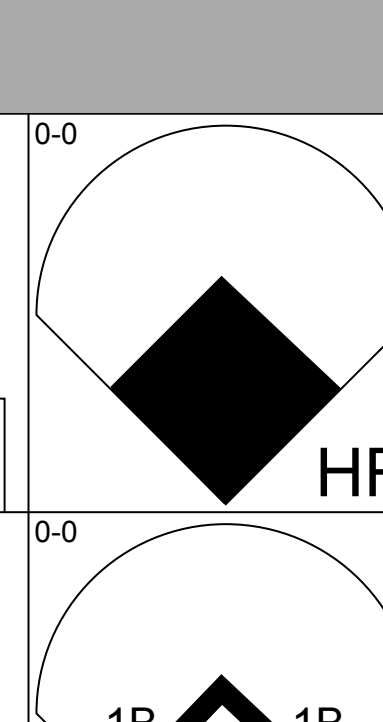
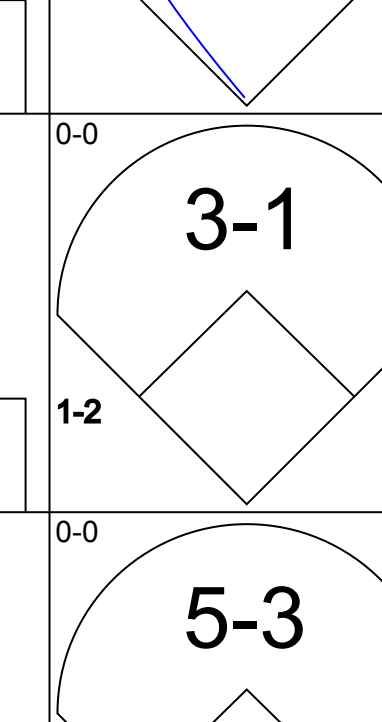
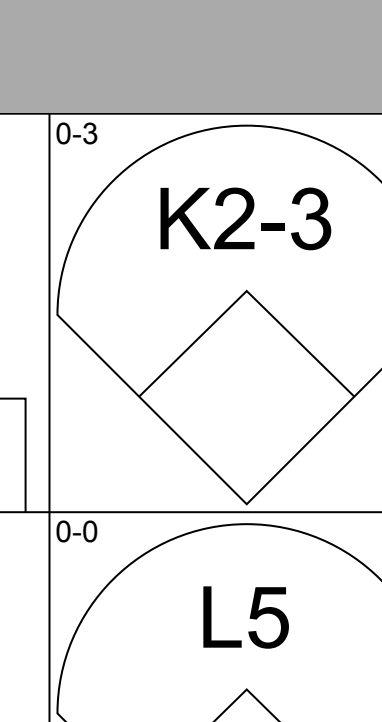

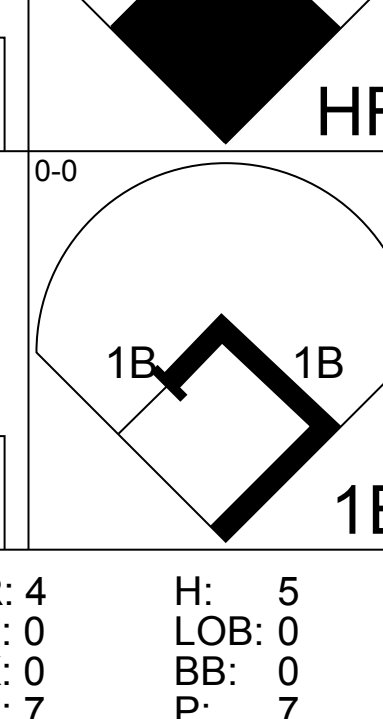
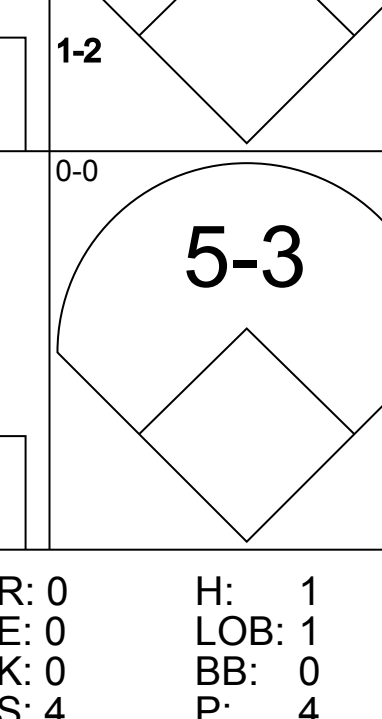
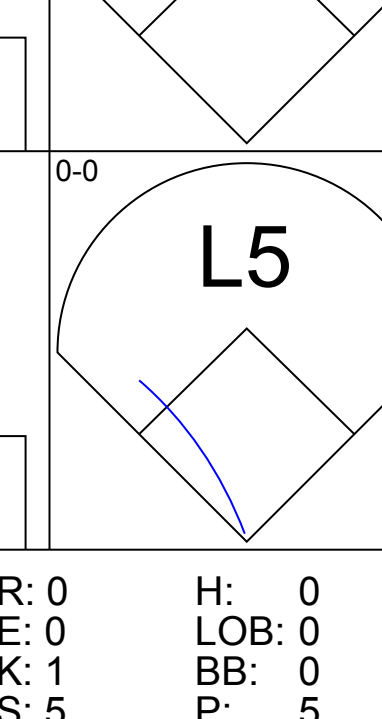


Minnesota Twins - 1964

Batter	1	2	3	4	5	6	7	8	9	AB	R	H	RBI	BB	SO	LOB	TOP										
Rich Rollins, R OBP: 0.200, SLG: 0.200 (1, 5)										5	0	1	2	0	1	2	Minnesota Twins @ Cleveland Indians Cleveland Municipal Stadium, Cleveland, OH Tue Apr 14 1964, 3:33 AM EST Att: 25,617 - Unknown										
Tony Oliva, L OBP: 0.400, SLG: 0.400 (1, 9)										5	1	2	0	0	1	2											
Bob Allison, R (1, 3)										4	1	0	0	1	2	1											
Jimmie Hall, L OBP: 0.400, SLG: 0.600 (1, 8)										5	1	2	2	0	0	1											
Harmon Killebrew, R OBP: 0.500, SLG: 0.750 (1, 7)										4	1	2	0	0	0	1											
Earl Battey, R OBP: 0.250, SLG: 1.000 (1, 2)										4	1	1	3	0	0	1											
Zolo Versailles, R (1, 6)										2	1	0	0	2	1	0											
Bernie Allen, L (1, 4)										2	1	0	0	2	0	1											
Camilo Pascual, R Gerry Arrigo, L Lenny Green, L Jim Perry, S Don Mincher, L Jim Roland, R (1, 1) (4, 1) (5, PH) (5, 1) (6, PH) (6, 1)										1	0	0	0	0	1	1											
Inning Stats	R: 0 E: 0 K: 2 S: 8	H: 1 LOB: 1 BB: 0 P: 8	R: 0 E: 0 K: 0 S: 3	H: 0 LOB: 0 BB: 0 P: 3	R: 0 E: 0 K: 1 S: 5	H: 0 LOB: 1 BB: 1 P: 9	R: 3 E: 0 K: 1 S: 8	H: 3 LOB: 0 BB: 0 P: 8	R: 2 E: 0 K: 0 S: 4	H: 1 LOB: 1 BB: 2 P: 12	R: 0 E: 0 K: 1 S: 6	H: 1 LOB: 1 BB: 0 P: 6	R: 0 E: 0 K: 0 S: 3	H: 0 LOB: 1 BB: 1 P: 7	R: 0 E: 0 K: 1 S: 5	H: 0 LOB: 0 BB: 0 P: 5		1B: 5 2B: 2 3B: 0 HR: 1	SF: 0 SAC: 0 DP: 0 HBP: 0	WP: 1 PB: 0 SB: 0 CS: 0	PA: 40						
PITCHER	IP	WLS	BF	H	R	ER	SO	BB	IBB	HBP	BLK	WP	HR	S	P	ERA	WHIP										
Mudcat Grant, R ERA: 9.64 (1, 1)	4.2		22	6	5	5	5	2	0	0	0	1	1	30	38	9.64	1.714										
Jerry Walker, R ERA: 27.0 (5, 1)	0.2	L	4	0	2	2	0	2	0	0	0	0	0	2	10	27.00	3.000										
Pedro Ramos, R ERA: (6, 1)	2.2		11	2	0	0	1	1	0	0	0	0	0	12	16	0.00	1.125										
Ted Abernathy, R ERA: (9, 1)	1.0		3	0	0	0	1	0	0	0	0	0	0	5	5	0.00	0.000										

AB	35
R	7
H	8
RBI	7
BB	5
SO	7
LOB	13




Batter	1	2	3	4	5	6	7	8	9	AB	R	H	RBI	BB	SO	LOB	BOTTOM										
Dick Howser, R OBP: 0.400, SLG: 0.600 (1, 6)										5	2	2	0	0	0	0	Minnesota Twins @ Cleveland Indians Cleveland Municipal Stadium, Cleveland, OH Tue Apr 14 1964, 3:33 AM EST Att: 25,617 - Unknown										
Vic Davallilo, L OBP: 0.600, SLG: 0.500 (1, 8)										4	2	2	1	1	1	0											
Leon Wagner, L OBP: 0.800, SLG: 1.250 (1, 7)										4	1	2	4	1	0	1											
Max Alvis, R (1, 5)										5	0	0	0	0	2	3											
Fred Whitfield, L OBP: 0.333, SLG: 0.333 (1, 3)										3	0	1	0	0	0	1											
Wally Post, R (7, PH) Jerry Kindall, R (8, 3)										1	0	0	0	0	1	0											
										0	0	0	0	0	0	0											
Tito Francona, L OBP: 0.500, SLG: 0.333 (1, 9)										3	0	1	0	1	0	0											
John Romano, R (1, 2)										4	0	0	0	0	0	4											
Woodie Held, R OBP: 0.250, SLG: 1.000 (1, 4)										4	1	1	1	0	1	1											
Mudcat Grant, R OBP: 0.500, SLG: 0.500 Jerry Walker, S (5, 1) Pedro Ramos, S (6, 1) Larry Brown, R (8, PH) Ted Abernathy, R (9, 1)										2	0	1	0	0	0	1											
Inning Stats	R: 1 E: 1 K: 0 S: 5	H: 2 LOB: 1 BB: 0 P: 5	R: 0 E: 1 K: 0 S: 4	H: 0 LOB: 1 BB: 0 P: 4	R: 1 E: 0 K: 1 S: 7	H: 2 LOB: 3 BB: 2 P: 15	R: 4 E: 0 K: 0 S: 7	H: 5 LOB: 0 BB: 0 P: 7	R: 0 E: 0 K: 0 S: 4	H: 1 LOB: 1 BB: 0 P: 4	R: 0 E: 0 K: 0 S: 3	H: 0 LOB: 1 BB: 1 P: 7	R: 0 E: 0 K: 1 S: 5	H: 0 LOB: 0 BB: 0 P: 5	R: 0 E: 0 K: 1 S: 5	H: 0 LOB: 0 BB: 0 P: 5	R: 0 E: 0 K: 2 S: 7	H: 0 LOB: 0 BB: 0 P: 7	1B: 7 2B: 1 3B: 0 HR: 2	SF: 0 SAC: 0 DP: 0 HBP: 0	WP: 0 PB: 0 SB: 1 CS: 0	PA: 40					
PITCHER	IP	WLS	BF	H	R	ER	SO	BB	IBB	HBP	BLK	WP	HR	S	P	ERA	WHIP										
Camilo Pascual, R ERA: 12.0 (1, 1)	3.0		19	7	5	5	1	2	0	0	0	0	1	4	4	9.00	2.000										
Gerry Arrigo, L ERA: 18.0 (4, 1)	1.0		4	2	1	1	0	0	0	0	0	0	0	4	4	0.00	1.000										
Jim Perry, R ERA: (5, 1)	1.0	W	4	1	0	0	0	0	0	0	0	0	0	4	4	0.00	1.000										
Jim Roland, L ERA: (6, 1)	4.0	S	13	0	0	0	4	1	0	0	0	0	0	20	24	0.00	0.250										


AB	37
R	6
H	10
RBI	6
BB	3
SO	5
LOB	12



Batter	1	2	3	4	5	6	7	8	9	AB	R	H	RBI	BB	SO	LOB	TOP					
Rich Rollins, R OBP: 0.300, SLG: 0.333 (1,5)										4	2	1	0	0	1	0	Minnesota Twins @ Washington Senators D.C. Stadium, Washington, DC Thu Apr 16 1964, 6:05 PM EST Att: 5,760 - Unknown					
Vic Power, R OBP: 0.400, SLG: 0.250 (1,3)										4	0	1	0	1	0	2						
Tony Oliva, L OBP: 0.500, SLG: 0.800 (1,9)										5	1	3	2	0	0	2						
Bob Allison, R OBP: 0.444, SLG: 0.167 (1,8)										2	1	1	0	2	0	1						
Harmon Killebrew, R OBP: 0.250, SLG: 0.375 (1,7)										4	1	0	0	0	0	5						
Earl Battey, R OBP: 0.250, SLG: 0.571 (1,2)										3	1	0	0	1	1	1						
Zolo Versailles, R OBP: 0.500, SLG: 0.833 (1,6)										4	0	2	3	0	0	0						
Bernie Allen, L (1,4)										4	0	0	0	0	0	3						
Jim Kaat, L (1,1)										4	0	0	0	0	2	1						
Inning Stats	R: 1 E: 0 K: 0 S: 4	H: 2 LOB: 1 BB: 1 P: 8	R: 0 E: 0 K: 1 S: 6	H: 1 LOB: 1 BB: 0 P: 6	R: 0 E: 0 K: 1 S: 6	H: 1 LOB: 1 BB: 0 P: 6	R: 0 E: 0 K: 0 S: 3	H: 0 LOB: 0 BB: 0 P: 3	R: 0 E: 0 K: 1 S: 5	H: 0 LOB: 0 BB: 0 P: 5	R: 3 E: 0 K: 0 S: 6	H: 3 LOB: 1 BB: 1 P: 10	R: 1 E: 0 K: 0 S: 3	H: 1 LOB: 1 BB: 0 P: 4	R: 1 E: 1 K: 0 S: 4	H: 0 LOB: 1 BB: 1 P: 8		R: 0 E: 0 K: 1 S: 5	H: 0 LOB: 1 BB: 1 P: 9	1B: 3 2B: 3 3B: 2 HR: 0	SF: 0 SAC: 0 DP: 0 HBP: 1	WP: 1 PB: 0 SB: 1 CS: 0
PITCHER	IP WLS BF H R ER SO BB IBB HBP BLK WP HR S P ERA WHIP																					
Carl Bouldin, R ERA: 6.43 (1,1)	7.0 L 30 8 5 5 3 2 0 0 0 0 0 0 33 42 6.43 1.429																					
Ed Roebuck, R ERA: 9.0 (8,1)	1.0 5 0 1 1 0 1 0 0 0 0 1 0 4 8 9.00 1.000																					
Jim Hannan, R ERA: (9,1)	1.0 4 0 0 0 0 1 1 0 0 0 0 0 5 9 0.00 1.000																					

Batter	1	2	3	4	5	6	7	8	9	AB	R	H	RBI	BB	SO	LOB	BOTTOM					
Chuck Cottier, R (1,4)										4	0	0	0	0	0	1	Minnesota Twins @ Washington Senators D.C. Stadium, Washington, DC Thu Apr 16 1964, 6:05 PM EST Att: 5,760 - Unknown					
Ed Brinkman, R (1,6)										4	0	0	0	0	2	1						
Chuck Hinton, R OBP: 0.333, SLG: 0.400 (1,7)										3	0	1	0	1	0	0						
Bill Skowron, R OBP: 0.167, SLG: 0.417 (1,3)										4	0	0	0	0	1	2						
Ken Hunt, R OBP: 0.250, SLG: 1.000 (1,8)										4	1	1	1	0	1	0						
Don Lock, R OBP: 0.500, SLG: 0.625 (1,9)										4	1	1	1	0	1	0						
Ken Retzer, L OBP: 0.364, SLG: 0.125 (1,2)										3	0	1	0	0	0	0						
John Kennedy, R OBP: 0.400, SLG: 0.250 (1,5)										3	0	2	0	0	0	1						
Carl Bouldin, S (1,1)										2	0	0	0	0	2	1						
Ed Roebuck, R (8,1)										0	0	0	0	0	0	0						
Don Zimmer, R (8, PH)										1	0	0	0	0	0	1						
Jim Hannan, R (9,1)										0	0	0	0	0	0	0						
Inning Stats	R: 0 E: 0 K: 0 S: 4	H: 1 LOB: 1 BB: 0 P: 4	R: 1 E: 0 K: 1 S: 7	H: 2 LOB: 1 BB: 0 P: 7	R: 0 E: 0 K: 1 S: 3	H: 0 LOB: 0 BB: 0 P: 3	R: 0 E: 0 K: 1 S: 5	H: 0 LOB: 0 BB: 0 P: 5	R: 0 E: 0 K: 1 S: 5	H: 1 LOB: 1 BB: 0 P: 5	R: 0 E: 0 K: 1 S: 5	H: 0 LOB: 1 BB: 1 P: 9	R: 0 E: 0 K: 2 S: 7	H: 0 LOB: 0 BB: 0 P: 7	R: 0 E: 0 K: 1 S: 6	H: 1 LOB: 1 BB: 0 P: 6	R: 1 E: 0 K: 0 S: 4	H: 1 LOB: 0 BB: 0 P: 4	1B: 4 2B: 0 3B: 0 HR: 2	SF: 0 SAC: 0 DP: 0 HBP: 0	WP: 0 PB: 0 SB: 0 CS: 0	PA: 33
PITCHER	IP WLS BF H R ER SO BB IBB HBP BLK WP HR S P ERA WHIP																					
Jim Kaat, L ERA: 2.0 (1,1)	9.0 W 33 6 2 2 7 1 0 0 0 0 0 2 46 50 2.00 0.778																					

Batter	1	2	3	4	5	6	7	8	9	AB	R	H	RBI	BB	SO	LOB	TOP				
Rich Rollins, R (1.5) OBP: 0.397, SLG: 0.385	F7		FC6-4 1B		F8			1B		4	0	2	0	0	0	0	Minnesota Twins @ Washington Senators D.C. Stadium, Washington, DC Fri Apr 17 1964, 6:05 PM EST Att: 10,606 - Unknown				
Vic Power, R (1.3) OBP: 0.222, SLG: 0.125	F9		FC6-4 E		6-3			F2		4	1	0	0	0	0	2					
Tony Oliva, L (1.9) OBP: 0.500, SLG: 0.786	F7		E7 2B					4-3		4	0	2	1	0	0	1					
Bob Allison, R (1.8) OBP: 0.385, SLG: 0.500		HR	F8		F8			F8		4	1	1	1	0	0	2					
Harmon Killebrew, R (1.7) OBP: 0.250, SLG: 0.273		BB			F9			P5		3	0	0	0	1	1	0					
Earl Battey, R (1.2) OBP: 0.250, SLG: 0.455		K			F7			P6		4	0	1	0	0	1	1					
Zolo Versalles, R (1.6) OBP: 0.333, SLG: 0.500		F8			K			F8		4	0	0	0	0	1	2					
Bernie Allen, L (1.4) OBP: 0.273, SLG: 0.444		F7			5-3			HR		3	1	1	1	0	0	1					
Lee Stange, R (1.1) Jimmie Hall, L (8, PH) Bill Dailey, R (8, 1)			K		F7			F9		2	0	0	0	0	1	0					
Inning Stats	R: 0 E: 0 K: 0 S: 3	H: 0 LOB: 0 BB: 0 P: 3	R: 1 E: 0 K: 1 S: 6	H: 1 LOB: 1 BB: 1 P: 10	R: 1 E: 1 K: 1 S: 7	H: 2 LOB: 1 BB: 0 P: 7	R: 0 E: 0 K: 1 S: 5	H: 0 LOB: 0 BB: 0 P: 5	R: 0 E: 0 K: 0 S: 3	H: 1 LOB: 0 BB: 0 P: 3	R: 0 E: 0 K: 0 S: 3	H: 0 LOB: 0 BB: 0 P: 3	R: 1 E: 0 K: 1 S: 5	H: 2 LOB: 1 BB: 0 P: 5	R: 0 E: 0 K: 1 S: 6	H: 1 LOB: 1 BB: 0 P: 6		1B: 4 2B: 1 3B: 0 HR: 2	SF: 0 SAC: 0 DP: 0 HBP: 0	WP: 0 PB: 0 SB: 0 CS: 1	PA: 34
PITCHER	IP	WLS	BF	H	R	ER	SO	BB	IBB	HBP	BLK	WP	HR	S	P	ERA	WHIP				
Tom Cheney, R (1.1) ERA: 3.86	7.0		26	5	3	3	3	1	0	0	0	0	2	31	35	3.86	0.857				
Ron Kline, R (8, 1) ERA: 2.25	2.0	W	8	2	0	0	1	0	0	0	0	0	0	10	10	0.00	1.000				

Batter	1	2	3	4	5	6	7	8	9	AB	R	H	RBI	BB	SO	LOB	BOTTOM				
Chuck Cottier, R (1.4) Don Blasingame, L (8, PH)	6-3		K		F9			FC6-5 SH3-4 BB		3	0	0	0	0	1	2	Minnesota Twins @ Washington Senators D.C. Stadium, Washington, DC Fri Apr 17 1964, 6:05 PM EST Att: 10,606 - Unknown				
Ed Brinkman, R (1.6) OBP: 0.087, SLG: 0.067	K				K			SH3-4		3	0	1	1	0	2	1					
Chuck Hinton, R (1.7) OBP: 0.313, SLG: 0.357			1B		F8			FC6-5		4	0	1	0	0	0	2					
Bill Skowron, R (1.3) OBP: 0.188, SLG: 0.563	4-3				K			5-3		4	1	1	1	0	1	2					
Jim King, L (1.9)		K2-3			P6			F8		4	0	0	0	0	1	0					
Don Lock, R (1.8) OBP: 0.500, SLG: 0.545		F9						4-3		3	1	1	0	1	0	0					
Ken Retzer, L (1.2) Fred Valentine, S (9, PH) OBP: 1.000, SLG: 1.000		F8			4-3			FC3-6 1B 2B		3	0	0	0	0	0	1					
John Kennedy, R (1.5) Dick Phillips, L (9, PH)			WP 1B					FC3-6 1B		2	1	1	0	1	0	0					
Tom Cheney, R (1.1) Ron Kline, R (8, 1) Don Zimmer, R (9, PH) OBP: 0.500, SLG: 1.000			1B		K			FC3-6 1B		1	0	1	1	0	0	0					
Inning Stats	R: 0 E: 0 K: 1 S: 6	H: 1 LOB: 1 BB: 0 P: 6	R: 0 E: 0 K: 1 S: 5	H: 0 LOB: 0 BB: 0 P: 5	R: 1 E: 0 K: 2 S: 9	H: 2 LOB: 1 BB: 0 P: 9	R: 0 E: 0 K: 1 S: 5	H: 0 LOB: 1 BB: 1 P: 9	R: 0 E: 0 K: 0 S: 4	H: 1 LOB: 0 BB: 0 P: 4	R: 0 E: 0 K: 0 S: 3	H: 0 LOB: 0 BB: 0 P: 3	R: 0 E: 0 K: 0 S: 3	H: 0 LOB: 1 BB: 1 P: 7	R: 2 E: 1 K: 0 S: 5	H: 3 LOB: 1 BB: 0 P: 5		1B: 5 2B: 1 3B: 0 HR: 1	SF: 0 SAC: 2 DP: 0 HBP: 0	WP: 1 PB: 0 SB: 1 CS: 0	PA: 36
PITCHER	IP	WLS	BF	H	R	ER	SO	BB	IBB	HBP	BLK	WP	HR	S	P	ERA	WHIP				
Lee Stange, R (1.1) ERA: 2.57	7.0		27	4	2	2	6	2	0	0	0	0	1	37	45	2.57	0.857				
Bill Dailey, R (8, 1) ERA: 5.4	1.2	L	9	3	2	1	0	1	0	0	0	0	0	8	12	5.40	2.400				

Batter	1	2	3	4	5	6	7	8	9	10	AB	R	H	RBI	BB	SO	LOB					
Rich Rollins, R OBP: 0.316, SLG: 0.333 (1, 5)											5	1	1	0	0	2	1					
Vic Power, R OBP: 0.143, SLG: 0.077 (1, 3)											5	1	0	0	0	1	1					
Tony Oliva, L OBP: 0.474, SLG: 0.842 (1, 9)											5	2	2	1	0	1	1					
Bob Allison, R OBP: 0.500, SLG: 0.638 (1, 8)											3	2	2	0	2	0	1					
Harmon Killebrew, R OBP: 0.294, SLG: 0.524 Joe Nossek, R (10, 8)											3	0	0	0	2	0	3					
Earl Battey, R OBP: 0.286, SLG: 0.462 Joe McCabe, R (4, 2)											2	0	1	2	0	0	1					
Jimmie Hall, L OBP: 0.286, SLG: 0.429 Jerry Zimmerman, R OBP: 1.000, SLG: 1.000 (8, 2)											5	0	0	0	0	1	4					
Zoilo Versalles, R OBP: 0.235, SLG: 0.333 (1, 6)											5	0	0	0	0	1	4					
Bernie Allen, L OBP: 0.438, SLG: 1.077 (1, 4)											4	2	3	2	1	0	0					
Dick Stigman, R (1, 1)											3	0	0	0	0	2	1					
Jim Perry, S (6, 1)											0	0	0	0	0	0	0					
Gerry Arrigo, L (6, 1)											0	0	0	0	0	0	0					
Lenny Green, L (9, PH)											1	0	0	0	0	0	0					
Bill Pleis, L (9, 1)											0	0	0	0	0	0	0					
Inning Stats	R: 2 E: 0 K: 0 S: 6	H: 3 LOB: 2 BB: 1 P: 10	R: 1 E: 0 K: 2 S: 8	H: 1 LOB: 0 BB: 0 P: 8	R: 0 E: 0 K: 1 S: 3	H: 0 LOB: 1 BB: 1 P: 7	R: 1 E: 0 K: 1 S: 6	H: 1 LOB: 0 BB: 0 P: 6	R: 2 E: 1 K: 1 S: 7	H: 1 LOB: 1 BB: 1 P: 11	R: 0 E: 0 K: 2 S: 6	H: 1 LOB: 1 BB: 0 P: 6	R: 0 E: 0 K: 0 S: 3	H: 0 LOB: 0 BB: 0 P: 3	R: 0 E: 0 K: 0 S: 3	H: 0 LOB: 0 BB: 0 P: 3	R: 2 E: 1 K: 0 S: 5	H: 3 LOB: 2 BB: 1 P: 9	1B: 6 2B: 2 3B: 0 HR: 3	SF: 1 SAC: 0 DP: 1 HBP: 0	WP: 0 PB: 1 SB: 0 CS: 1	PA: 44
PITCHER	IP	WLS	BF	H	R	ER	SO	BB	IBB	HBP	BLK	WP	HR	S	P	ERA	WHIP					
Dave Stenhouse, R ERA: 9.0 (1, 1)	4.0		21	6	6	4	3	2	0	0	0	0	2	25	33	9.00	2.000					
Buster Narum, R ERA: (5, 1)	1.0		4	0	0	0	1	1	0	0	0	0	0	5	9	0.00	1.000					
Jim Duckworth, R ERA: (6, 1)	2.0		7	1	0	0	3	1	0	0	0	0	0	12	16	0.00	1.000					
Steve Ridzik, R ERA: 3.0 (8, 1)	3.0	L	12	3	2	2	0	1	0	0	0	0	1	11	15	6.00	1.333					

TOP

Minnesota Twins @ Washington Senators
D.C. Stadium, Washington, DC

Sat Apr 18 1964, 3:33 AM EST
Att: 4,166 - Unknown

livebaseballscores.com

AB 38
R 8
H 10
RBI 7
BB 5
SO 7
LOB 13

WP: 0 PA: 44
PB: 1
SB: 0
CS: 1

Batter	1	2	3	4	5	6	7	8	9	10	AB	R	H	RBI	BB	SO	LOB							
Chuck Cottier, R (1, 4)											5	0	0	0	0	2	1							
Ed Brinkman, R OBP: 0.200, SLG: 0.400 (1, 6)											5	2	3	1	0	1	0							
Chuck Hinton, R OBP: 0.429, SLG: 0.633 (1, 7)										4	2	3	3	1	0	1								
Bill Skowron, R OBP: 0.238, SLG: 0.524 (1, 3)										5	1	2	1	0	1	3								
Ken Hunt, R OBP: 0.296, SLG: 0.667 (1, 8)										2	0	0	0	1	0	0								
Don Lock, R OBP: 0.500, SLG: 0.500 (1, 9)										3	0	1	0	1	1	0								
Ken Retzer, L OBP: 0.250, SLG: 0.077 (1, 2)										2	0	0	0	0	0	0								
Don Zimmer, R OBP: 0.333, SLG: 0.667 (6, PH)										1	0	0	0	0	0	2								
Mike Brumley, L (7, 2)										1	0	0	0	0	0	2								
John Kennedy, R OBP: 0.353, SLG: 0.214 (1, 5)										4	0	0	0	0	1	1								
Dave Stenhouse, R OBP: 1.000, SLG: 1.000 (1, 1)											1	1	1	0	0	0								
Buster Narum, R ERA: (5, 1)											0	0	0	0	0	0								
Fred Valentine, S OBP: 1.000, SLG: 1.000 (5, PH)											1	0	0	0	0	0								
Jim Duckworth, R (8, 1)											0	0	0	0	0	0								
Don Leppert, R (7, PH)											1	0	0	0	0	1								
Steve Ridzik, R (8, 1)											1	0	0	0	0	1								
Inning Stats	R: 0 E: 0 K: 1 S: 6	H: 1 LOB: 1 BB: 0 P: 6	R: 0 E: 0 K: 1 S: 5	H: 0 LOB: 0 BB: 0 P: 5	R: 2 E: 0 K: 1 S: 8	H: 3 LOB: 1 BB: 0 P: 8	R: 0 E: 0 K: 0 S: 3	H: 0 LOB: 0 BB: 0 P: 3	R: 0 E: 0 K: 1 S: 5	H: 0 LOB: 0 BB: 0 P: 5	R: 3 E: 0 K: 0 S: 6	H: 4 LOB: 1 BB: 1 P: 10	R: 0 E: 0 K: 2 S: 7	H: 0 LOB: 0 BB: 0 P: 7	R: 1 E: 0 K: 0 S: 4	H: 2 LOB: 1 BB: 1 P: 8	R: 0 E: 0 K: 2 S: 7	H: 0 LOB: 0 BB: 0 P: 7	R: 0 E: 0 K: 0 S: 2	H: 0 LOB: 0 BB: 1 P: 6	1B: 5 2B: 3 3B: 2 HR: 2	SF: 0 SAC: 1 DP: 3 HBP: 0	WP: 0 PB: 0 SB: 0 CS: 0	PA: 40
PITCHER	IP	WLS	BF	H	R	ER	SO	BB	IBB	HBP	BLK	WP	HR	S	P	ERA	WHIP							
Dick Stigman, L ERA: 9.0 (1, 1)	5.0		22	7	5	5	4	0	0	0	0	0	2	30	30	9.00	1.400							
Jim Perry, R ERA: (6, 1)	0.0		2	1	0	0	0	1	0	0	0	0	0	1	5	∞	∞							
Gerry Arrigo, L ERA: 6.75 (6, 1)	3.0		10	2	1	1	2	0	1	0	0	0	0	13	17	3.00	0.667							
Bill Pleis, L ERA: (9, 1)	2.0	W	6	0	0	0	2	1	0	0	0	0	0	9	13	0.00	0.500							

BOTTOM

Minnesota Twins @ Washington Senators
D.C. Stadium, Washington, DC

Sat Apr 18 1964, 3:33 AM EST
Att: 4,166 - Unknown

livebaseballscores.com

AB 36
R 6
H 10
RBI 5
BB 3
SO 8
LOB 10

Batter	1	2	3	4	5	6	7	8	9	AB	R	H	RBI	BB	SO	LOB	TOP								
Rich Rollins, R OBP: 0.400, SLG: 0.417										6	2	4	1	0	0	1	Minnesota Twins @ Detroit Tigers Tiger Stadium, Detroit, MI Sun Apr 19 1964, 3:33 AM EST Unknown								
Tony Oliva, L OBP: 0.480, SLG: 0.833										5	0	2	2	1	0	2									
Bob Allison, R OBP: 0.417, SLG: 0.389										5	1	0	0	1	1	5									
Don Mincher, L OBP: 0.500, SLG: 0.500										5	2	3	1	0	0	2									
Harmon Killebrew, R OBP: 0.384, SLG: 0.632 Lenny Green, L										5	2	3	4	0	0	1									
Zoilo Versalles, R OBP: 0.318, SLG: 0.368										4	1	2	0	1	0	2									
Bernie Allen, L OBP: 0.476, SLG: 0.938										3	2	1	0	2	0	2									
Jerry Zimmerman, R OBP: 0.600, SLG: 0.500										3	1	1	1	1	0	1									
Camilo Pascual, R OBP: 0.333, SLG: 0.500										5	1	2	2	0	0	3									
Inning Stats	R: 1 E: 0 K: 0 S: 6	H: 3 LOB: 2 BB: 0 P: 6	R: 2 E: 0 K: 0 S: 5	H: 2 LOB: 1 BB: 1 P: 9	R: 0 E: 0 K: 0 S: 3	H: 1 LOB: 0 BB: 0 P: 3	R: 0 E: 0 K: 0 S: 4	H: 2 LOB: 1 BB: 0 P: 4	R: 3 E: 0 K: 0 S: 5	H: 3 LOB: 0 BB: 1 P: 9	R: 0 E: 0 K: 0 S: 4	H: 1 LOB: 2 BB: 1 P: 4	R: 2 E: 0 K: 0 S: 6	H: 3 LOB: 2 BB: 1 P: 10	R: 0 E: 0 K: 0 S: 3	H: 0 LOB: 1 BB: 1 P: 7	R: 4 E: 0 K: 2 S: 10	H: 3 LOB: 1 BB: 2 P: 18	1B: 14 2B: 2 3B: 1 HR: 2	SF: 0 SAC: 1 DP: 1 HBP: 0	WP: 2 PB: 0 SB: 0 CS: 2	PA: 48			
PITCHER	IP	WLS	BF	H	R	ER	SO	BB	IBB	HBP	BLK	WP	HR	S	P	ERA	WHIP								
Phil Regan, R ERA: 3.97	3.0	L	15	6	3	3	0	1	0	0	0	0	0	14	18	9.00	2.333								
Alan Koch, R ERA: 9.0	3.0		14	6	3	3	0	1	0	0	0	1	1	13	17	9.00	2.333								
Fred Gladding, R ERA: 9.0	2.0		11	3	2	2	0	2	0	0	0	1	1	9	17	9.00	2.500								
Fritz Fisher, L ERA: 108.0	0.1		5	2	4	4	1	2	0	0	0	0	0	5	13	108.00	12.000								
Ed Rakow, R ERA:	0.2		3	1	0	0	1	0	0	0	0	0	0	5	5	0.00	1.500								

Batter	1	2	3	4	5	6	7	8	9	AB	R	H	RBI	BB	SO	LOB	BOTTOM								
Dick McAuliffe, L OBP: 0.438, SLG: 0.643										4	1	3	1	0	1	0	Minnesota Twins @ Detroit Tigers Tiger Stadium, Detroit, MI Sun Apr 19 1964, 3:33 AM EST Unknown								
Jerry Lumpe, L OBP: 0.375, SLG: 0.533										3	0	0	0	1	1	1									
Norm Cash, L OBP: 0.313, SLG: 0.643										4	0	0	0	0	0	3									
Al Kaline, R OBP: 0.125, SLG: 0.125										4	0	0	0	0	1	2									
Don Demeter, R OBP: 0.125, SLG: 0.125										4	0	0	0	0	2	1									
Willie Horton, R OBP: 0.222, SLG: 0.125										4	0	0	0	0	0	1									
John Sullivan, L										3	0	0	0	0	1	0									
Don Wert, R OBP: 0.429, SLG: 0.750										3	1	1	1	0	1	0									
Phil Regan, R Bubba Phillips, R Alan Koch, R Bill Bruton, L Fred Gladding, L George Thomas, R Fritz Fisher, L Ed Rakow, S										0	0	0	0	0	0	0									
Inning Stats	R: 0 E: 0 K: 1 S: 5	H: 1 LOB: 1 BB: 1 P: 9	R: 0 E: 0 K: 0 S: 3	H: 0 LOB: 0 BB: 0 P: 3	R: 0 E: 0 K: 2 S: 7	H: 0 LOB: 0 BB: 0 P: 7	R: 0 E: 0 K: 0 S: 3	H: 0 LOB: 0 BB: 0 P: 3	R: 0 E: 1 K: 1 S: 6	H: 1 LOB: 0 BB: 0 P: 6	R: 0 E: 0 K: 1 S: 6	H: 0 LOB: 1 BB: 0 P: 6	R: 2 E: 0 K: 1 S: 8	H: 3 LOB: 1 BB: 0 P: 8	R: 0 E: 0 K: 0 S: 3	H: 0 LOB: 0 BB: 0 P: 3	1B: 2 2B: 0 3B: 0 HR: 3	SF: 0 SAC: 0 DP: 2 HBP: 0	WP: 0 PB: 0 SB: 1 CS: 0	PA: 33					
PITCHER	IP	WLS	BF	H	R	ER	SO	BB	IBB	HBP	BLK	WP	HR	S	P	ERA	WHIP								
Camilo Pascual, R ERA: 5.25	9.0	W	33	5	3	3	7	1	0	0	0	0	3	46	50	3.00	0.667								



Batter	1	2	3	4	5	6	7	8	9	AB	R	H	RBI	BB	SO	LOB	TOP					
Rich Rollins, R OBP: 0.333, SLG: 0.345 (1, 5)	0-0 1-3		0-0 4-3		0-0 F6		0-0 F4		0-0 E6	5	0	0	0	0	0	2						
Tony Oliva, L OBP: 0.433, SLG: 0.793 (1, 9)	0-0 F8		0-0 1B 3B		0-0 F5		0-0 G6-4-3		0-0 F7	5	1	1	0	0	0	3						
Bob Allison, R OBP: 0.429, SLG: 0.381 (1, 8)	0-3 K		0-0 1B		0-0 5-3			4-0 5-3 BB		3	0	1	1	1	1	0						
Don Mincher, L OBP: 0.400, SLG: 0.333 (1, 3)		0-3 K	0-0 L9		0-0 1B BB		4-0 1B BB		0-0 F3	3	0	0	0	1	1	2						
Harmon Killebrew, R OBP: 0.346, SLG: 0.545 (1, 7)		4-0 BB 1B BB	0-3 K		0-0 F8		0-0 F8		0-0 5-3	3	0	0	0	1	1	3						
Joe McCabe, R (1, 2)		0-3 K		0-3 K		0-3 K		0-0 6-3		3	0	0	0	0	3	2						
Lenny Green, L (8, PH)										1	0	0	0	0	0	1						
Jerry Zimmerman, R OBP: 0.600, SLG: 0.500 (8, 2)										0	0	0	0	0	0	0						
Zolo Versailles, R OBP: 0.385, SLG: 0.409 (1, 6)		0-0 BB 1B		4-0 BB		0-0 1B		0-0 K		3	0	2	0	1	1	0						
Bernie Allen, L OBP: 0.440, SLG: 0.789 (1, 4)		4-0 1-2 2-3 BB		0-0 F4		0-0 L9		0-0 E5		3	0	0	0	1	0	3						
Jim Roland, R (7, PH)		0-3 K		0-0 F3		4-0 G6-4-3 BB		0-3 K		2	0	0	0	0	1	4						
Jimmie Hall, L OBP: 0.375, SLG: 0.429 (7, PH)										0	0	0	0	1	0	0						
Joe Niekirk, R (7, PH)										0	0	0	0	0	0	0						
Bill Fischer, R (7, PH)										0	0	0	0	0	0	0						
Gerry Arrigo, L (8, PH)										0	0	0	0	0	0	0						
Johnny Goryl, R (8, PH)										1	0	0	0	0	0	1						
Inning Stats	R: 0 E: 0 K: 1 S: 5	H: 0 LOB: 0 BB: 0 P: 5	R: 0 E: 0 K: 3 S: 10	H: 1 LOB: 3 BB: 2 P: 18	R: 1 E: 0 K: 1 S: 7	H: 2 LOB: 1 BB: 0 P: 7	R: 0 E: 0 K: 1 S: 5	H: 0 LOB: 1 BB: 1 P: 9	R: 0 E: 0 K: 0 S: 3	H: 0 LOB: 0 BB: 0 P: 3	R: 0 E: 0 K: 1 S: 6	H: 1 LOB: 2 BB: 1 P: 10	R: 0 E: 0 K: 0 S: 2	H: 0 LOB: 1 BB: 1 P: 6	R: 0 E: 0 K: 0 S: 3	H: 0 LOB: 1 BB: 1 P: 7	R: 0 E: 2 K: 2 S: 9	H: 0 LOB: 2 BB: 0 P: 9	1B: 3 2B: 0 3B: 1 HR: 0	SF: 0 SAC: 0 DP: 1 HBP: 0	WP: 0 PB: 0 SB: 0 CS: 0	PA: 38
PITCHER Dave Wickersham, R ERA: 0.96 (1, 1)	IP: 9.0 WLS: W BF: 38 H: 4 R: 1 ER: 1 SO: 9 BB: 6 IBB: 0 HBP: 0 BLK: 0 WP: 0 HR: 0 S: 50 P: 74 ERA: 1.00 WHIP: 1.111															PITCHER						

Minnesota Twins @ Detroit Tigers
Tiger Stadium, Detroit, MI
Sun Apr 19 1964, 3:38 AM EST
Att: 14,061 - Unknown

AB 32
R 1
H 4
RBI 1
BB 6
SO 9
LOB 21



Batter	1	2	3	4	5	6	7	8	9	AB	R	H	RBI	BB	SO	LOB	BOTTOM			
Don Wert, R OBP: 0.333, SLG: 0.563 (1, 5)	0-0 F3		0-0 F8		0-0 F8		0-0 1-3			4	0	0	0	0	0	2				
Jerry Lumpe, L OBP: 0.300, SLG: 0.421 (1, 4)	0-0 F5		0-0 L8		0-0 4-3		0-3 K			4	0	0	0	0	1	0				
Norm Cash, L OBP: 0.300, SLG: 0.556 (1, 3)	0-0 G3		0-0 G3		0-0 1B		0-0 F4			4	0	1	0	0	0	0				
Al Kaline, R OBP: 0.150, SLG: 0.150 (1, 9)		0-0 2B BLK 1B		0-0 L8		0-0 L5-3		0-0 L8		4	1	1	0	0	0	1				
Willie Horton, R OBP: 0.333, SLG: 0.545 (1, 7)		0-0 BLK FC4-2-5-6 2B		0-0 L8		0-0 SF8 3B				3	1	2	0	0	0	0				
George Thomas, R OBP: 0.500, SLG: 2.667 (1, 8)		0-0 FC4-2-5-6		0-0 HR		0-0 SF8				2	1	1	2	0	0	1				
Dick McAuliffe, L OBP: 0.526, SLG: 0.667 (1, 6)		2H 3H 4-0		4-0 G6-4-3 BB		0-0 CS 1B				1	0	1	0	2	0	0				
Mike Roarke, R OBP: 0.333, SLG: 0.333 (1, 2)		0-0 F6		0-0 F7		0-0 1B 1B				3	0	1	0	0	0	2				
Dave Wickersham, R OBP: 0.333, SLG: 0.333 (1, 1)			0-0 6-3		0-0 G6-4-3		0-0 1-2 1B			3	0	1	0	0	0	1				
Inning Stats	R: 0 E: 0 K: 0 S: 3	H: 0 LOB: 0 BB: 0 P: 3	R: 1 E: 0 K: 0 S: 4	H: 2 LOB: 1 BB: 1 P: 8	R: 0 E: 0 K: 0 S: 3	H: 0 LOB: 0 BB: 0 P: 3	R: 0 E: 0 K: 0 S: 3	H: 0 LOB: 0 BB: 0 P: 3	R: 1 E: 0 K: 0 S: 3	H: 1 LOB: 1 BB: 1 P: 7	R: 0 E: 0 K: 0 S: 4	H: 1 LOB: 0 BB: 0 P: 4	R: 1 E: 0 K: 0 S: 6	H: 4 LOB: 2 BB: 0 P: 6	R: 0 E: 0 K: 1 S: 5	H: 0 LOB: 0 BB: 0 P: 5	1B: 5 2B: 2 3B: 1 HR: 1	SF: 1 SAC: 0 DP: 2 HBP: 0	WP: 0 PB: 0 SB: 0 CS: 1	PA: 31
PITCHER Jim Roland, L ERA: 1.8 (1, 1)	IP: 6.0 WLS: L BF: 22 H: 4 R: 2 ER: 2 SO: 2 BB: 2 IBB: 0 HBP: 0 BLK: 1 WP: 0 HR: 1 S: 20 P: 28 ERA: 3.00 WHIP: 1.000															PITCHER				
Bill Fischer, R ERA: 9.0 (7, 1)	1.0 6 4 1 1 0 0 0 0 0 0 6 6 9.00 4.000																			
Gerry Arrigo, L ERA: 5.4 (8, 1)	1.0 3 0 0 0 1 0 0 0 0 0 5 5 0.00 0.000																			

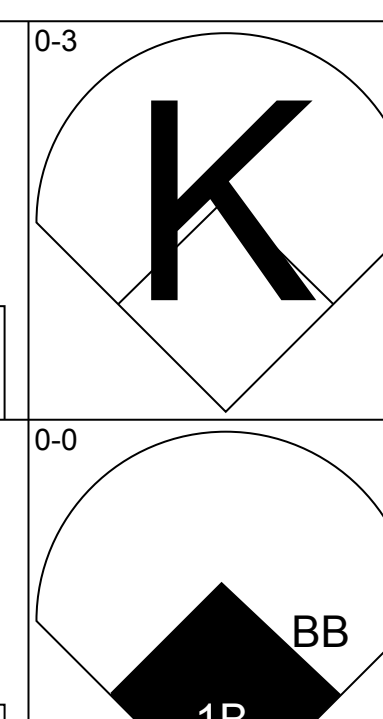
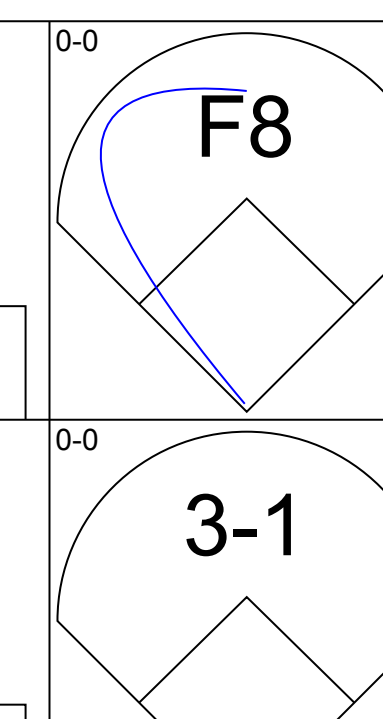
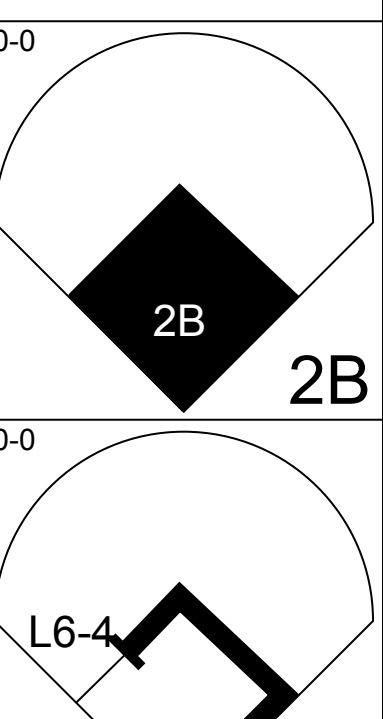
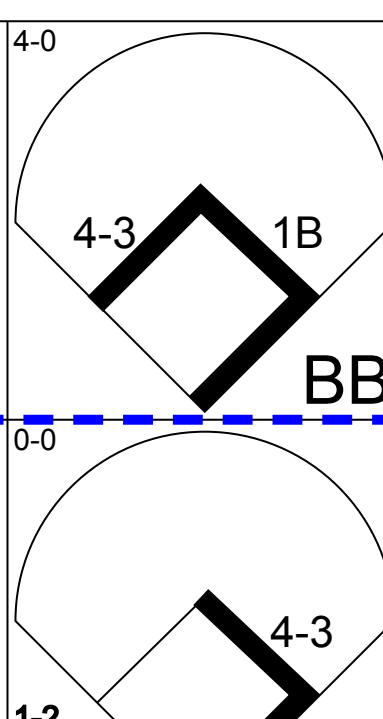
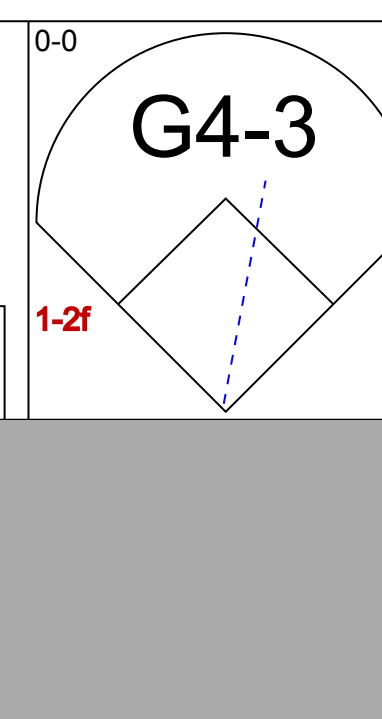
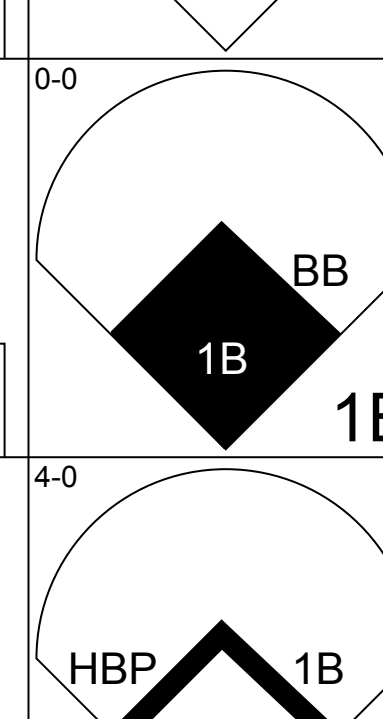
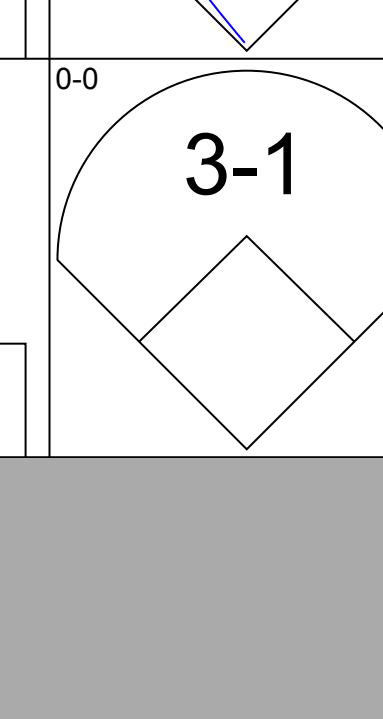

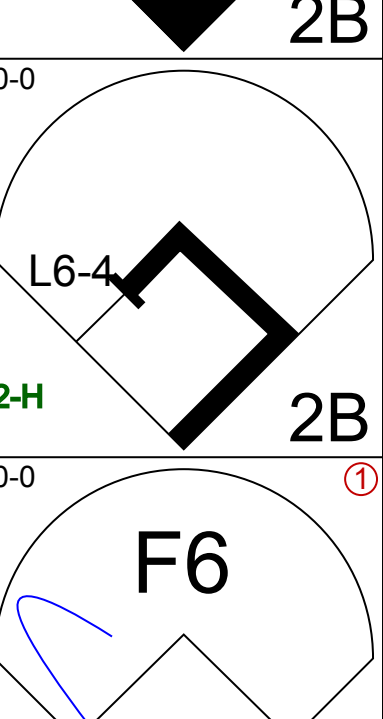
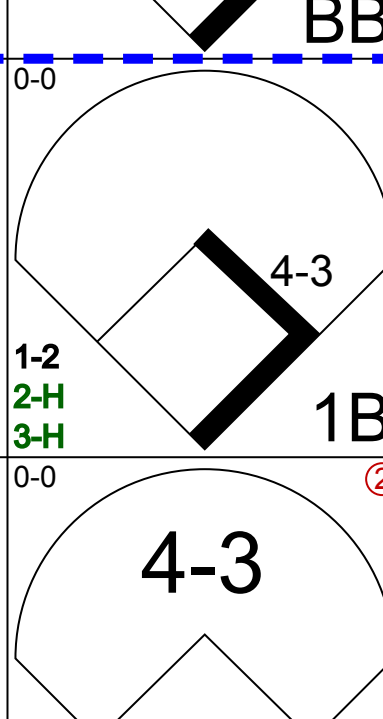

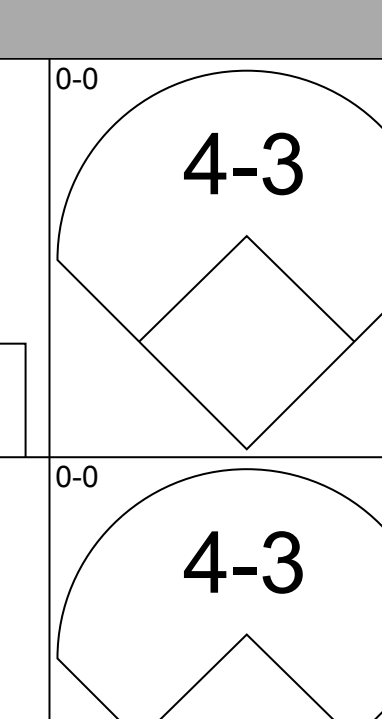
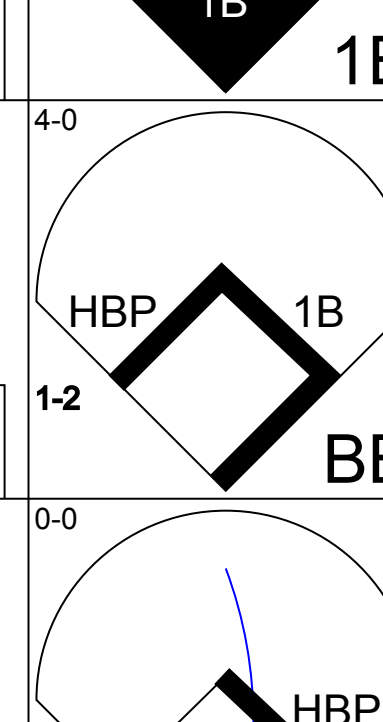

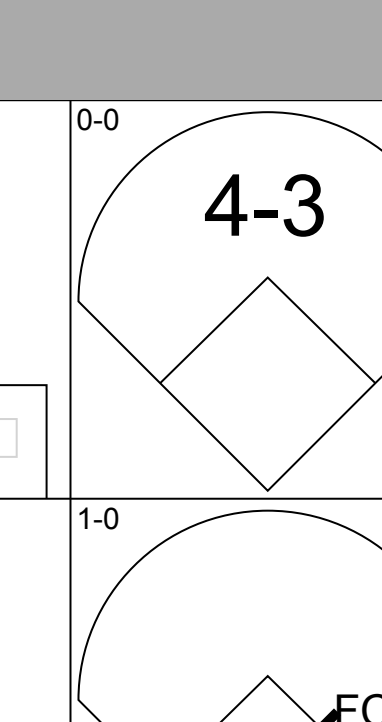
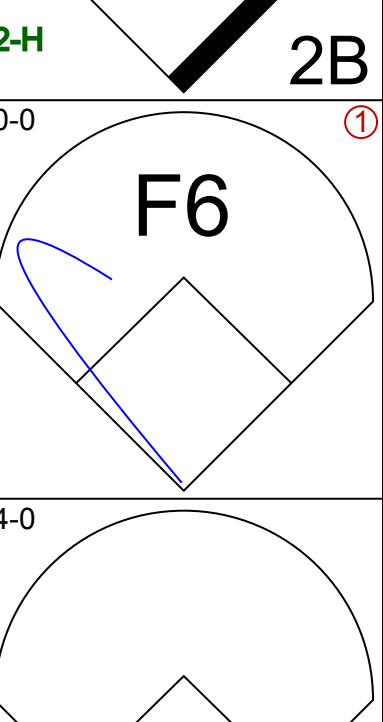
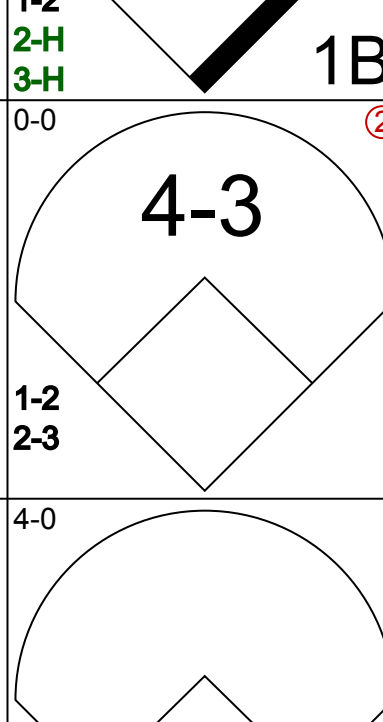

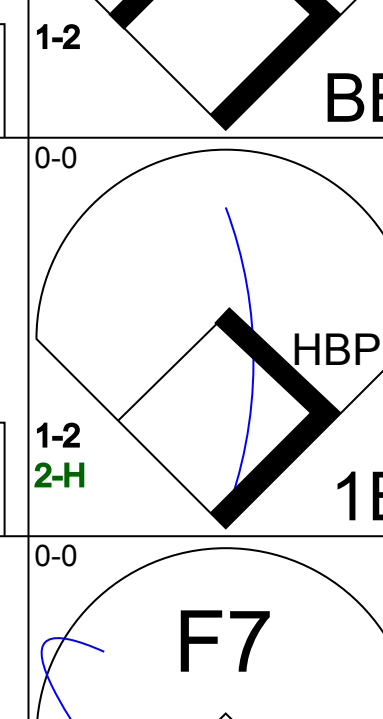

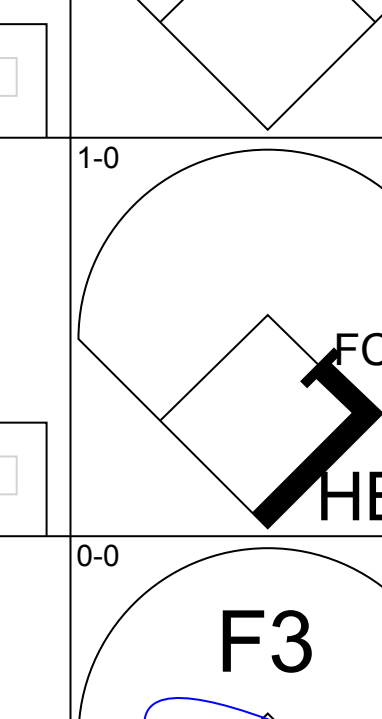

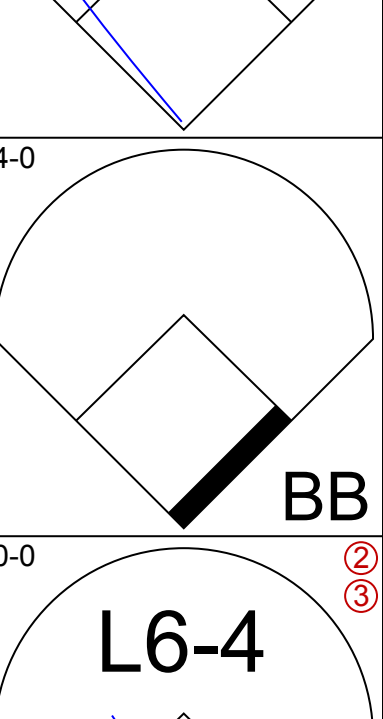
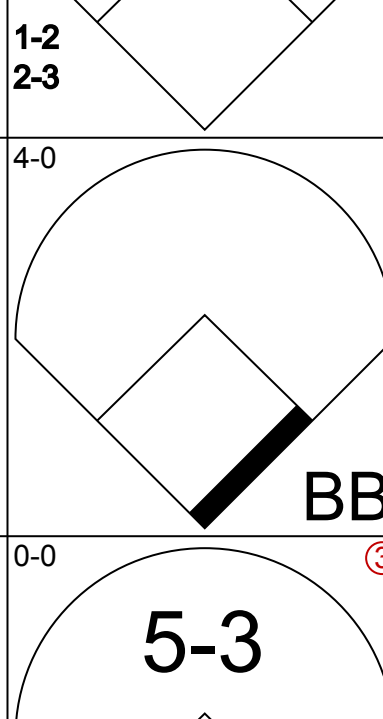

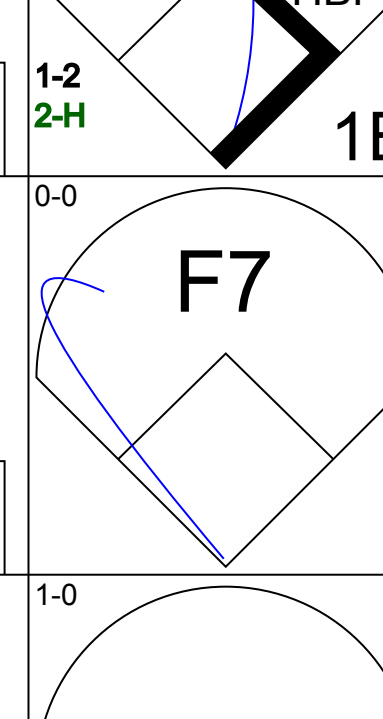
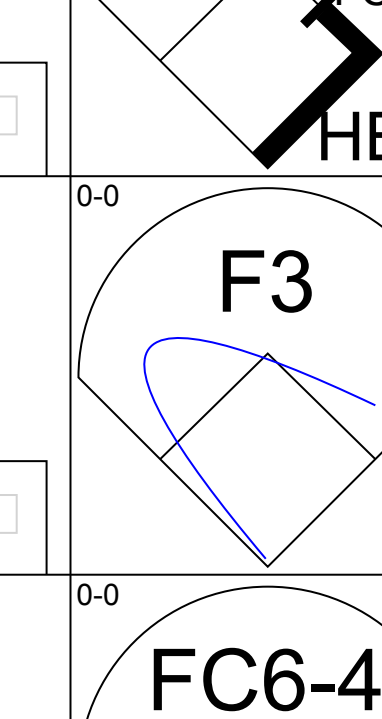
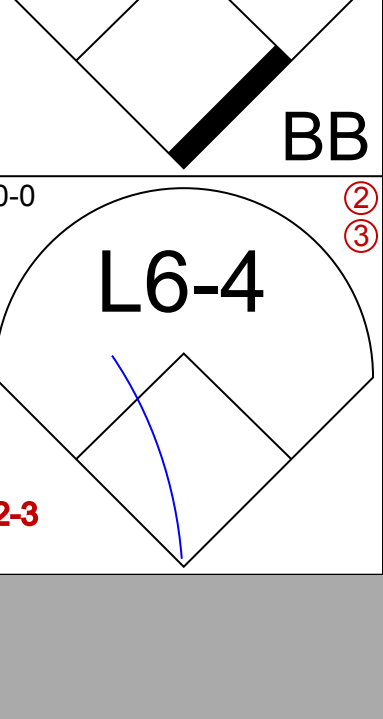
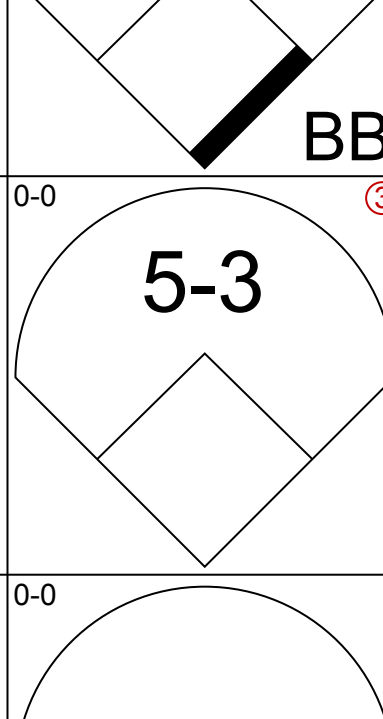

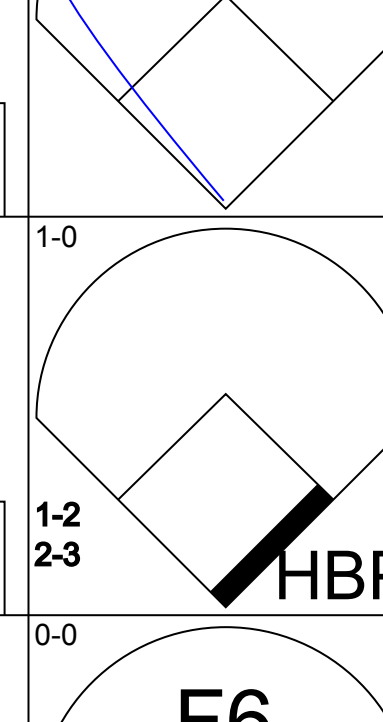
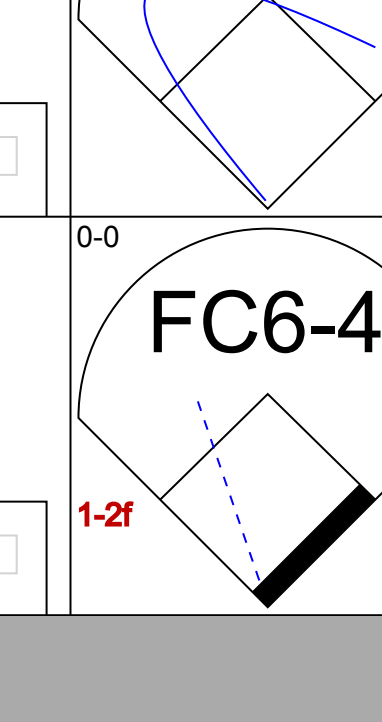
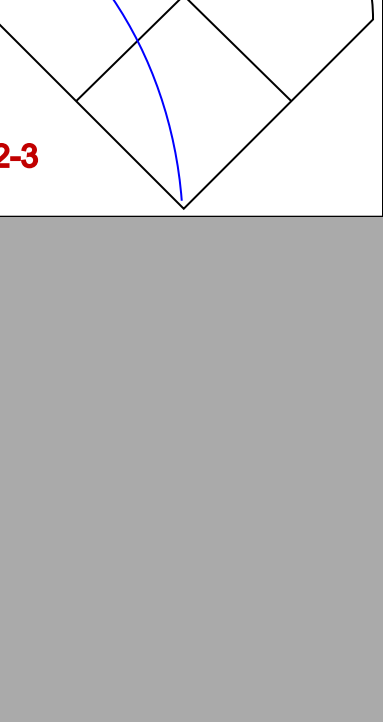
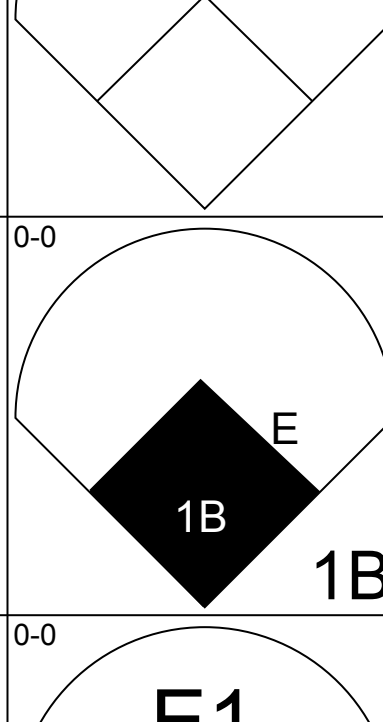
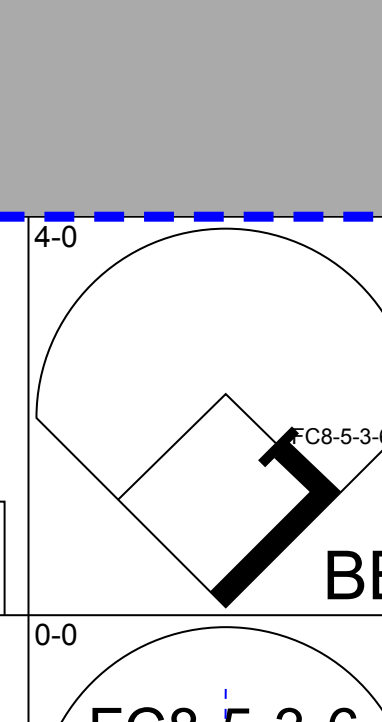

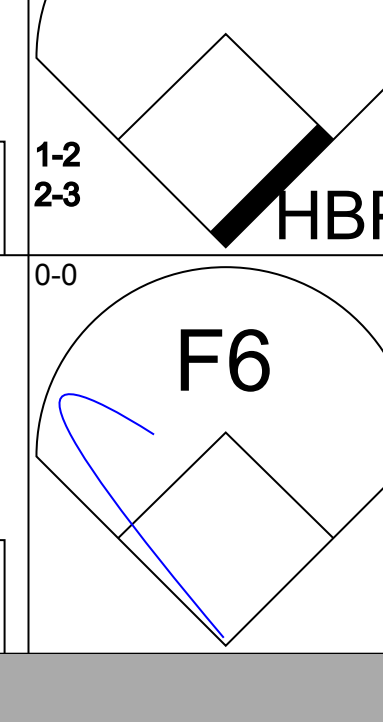
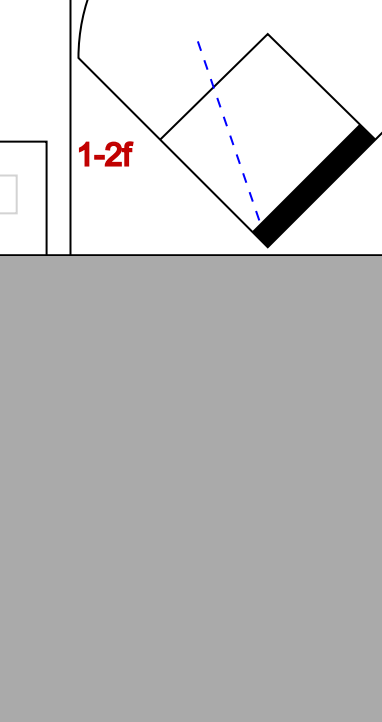

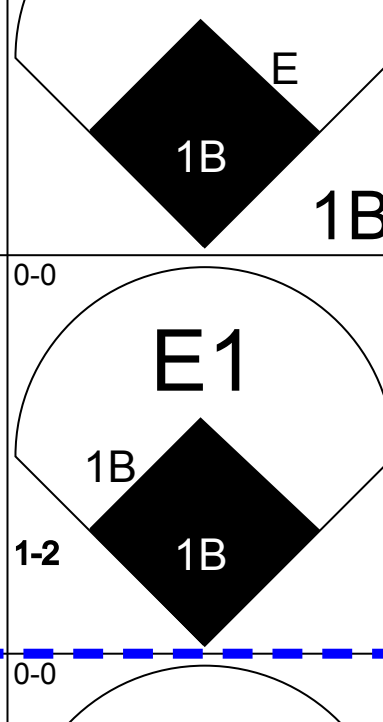
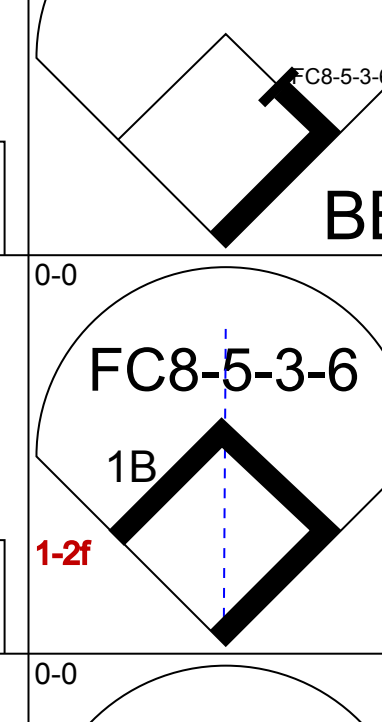

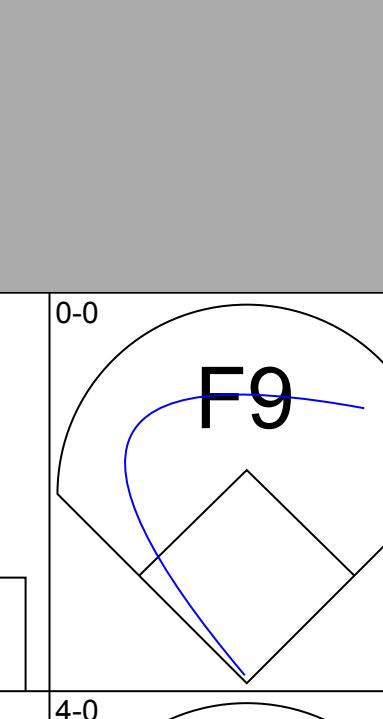


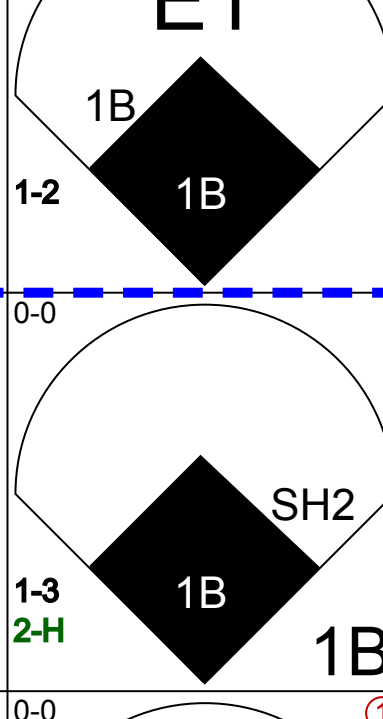
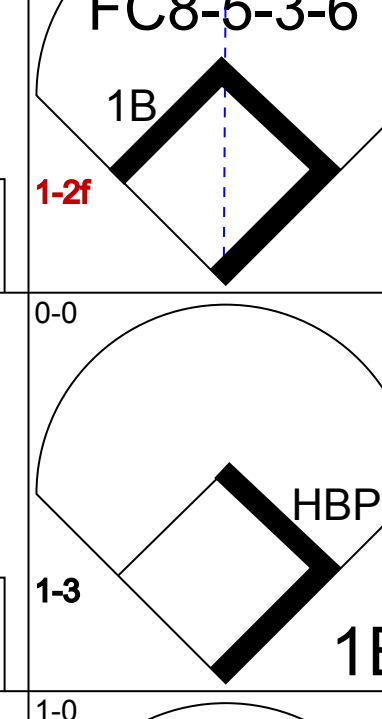
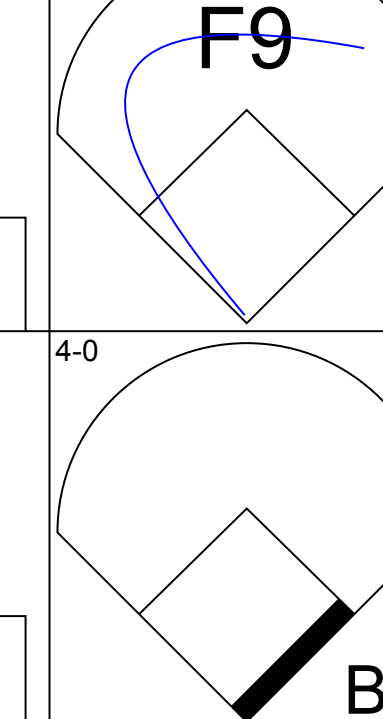


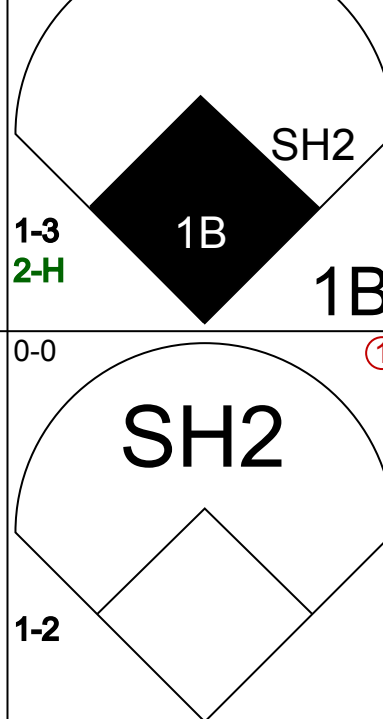
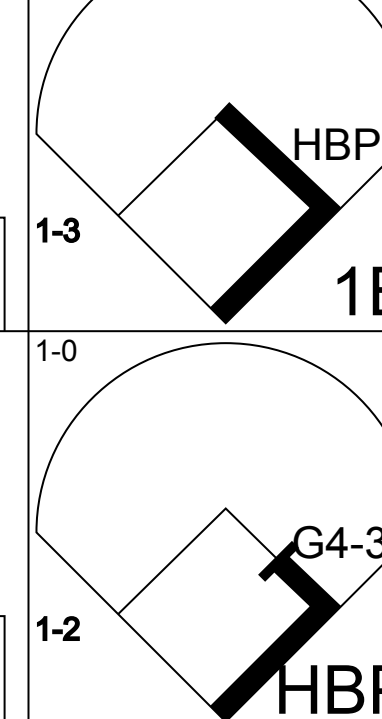
Minnesota Twins @ Detroit Tigers
Tiger Stadium, Detroit, MI
Sun Apr 19 1964, 3:38 AM EST
Att: 14,061 - Unknown

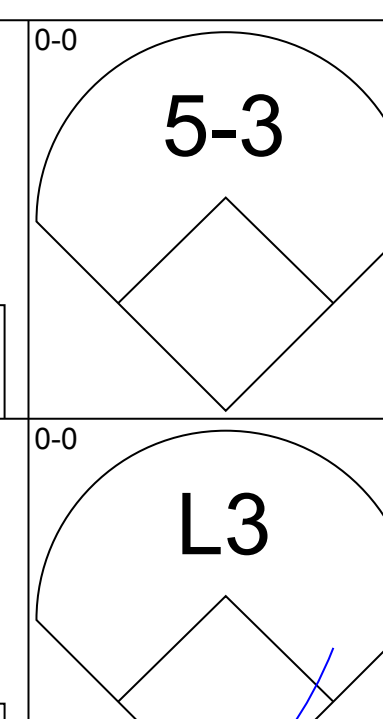



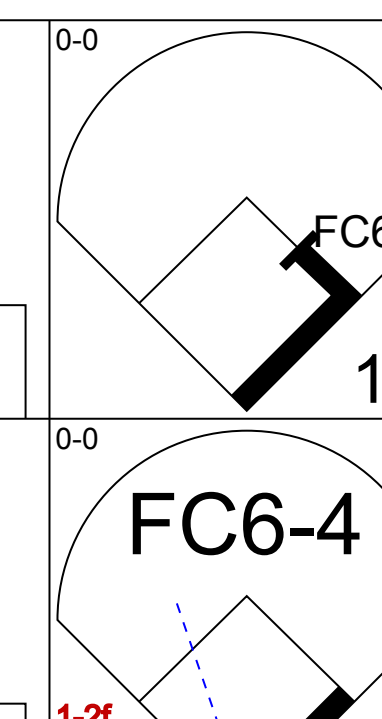
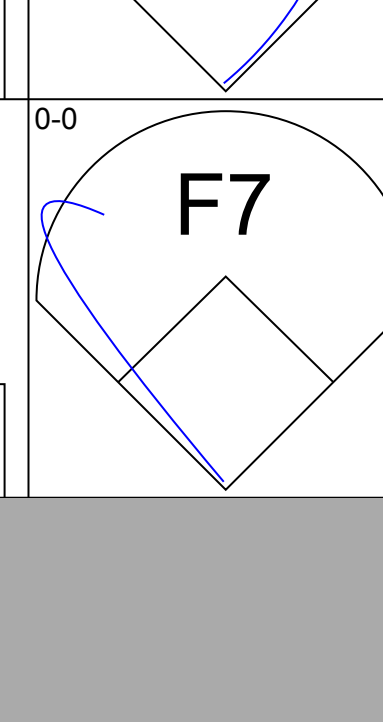

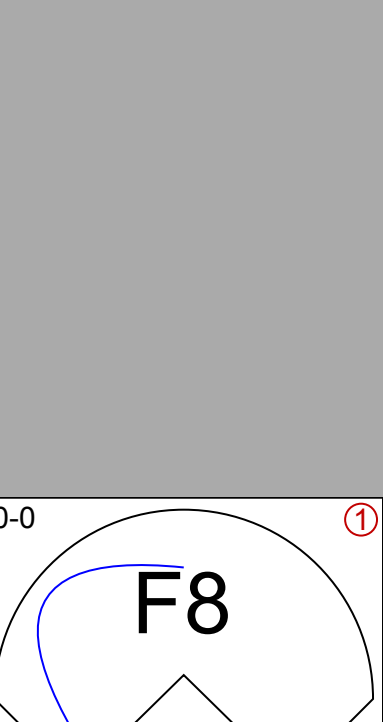
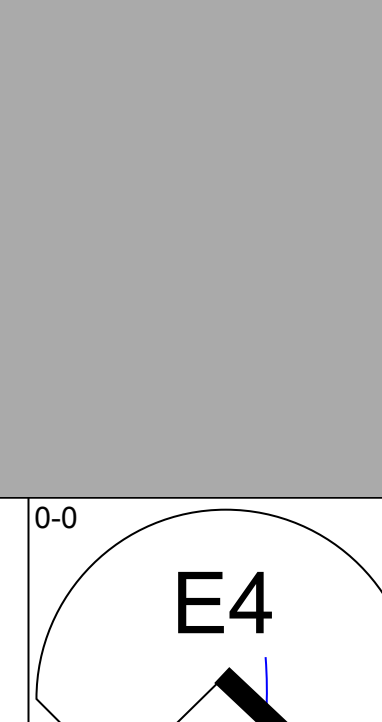



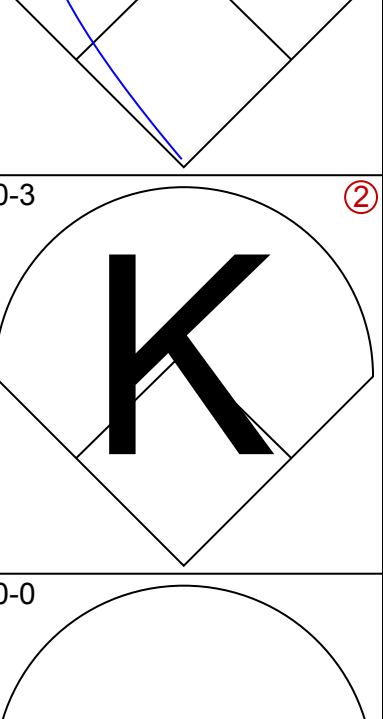
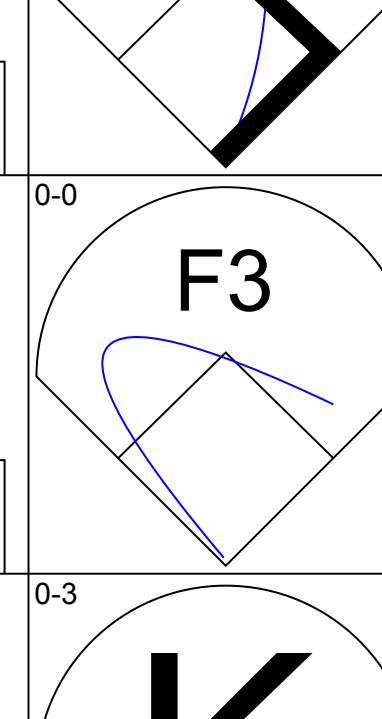
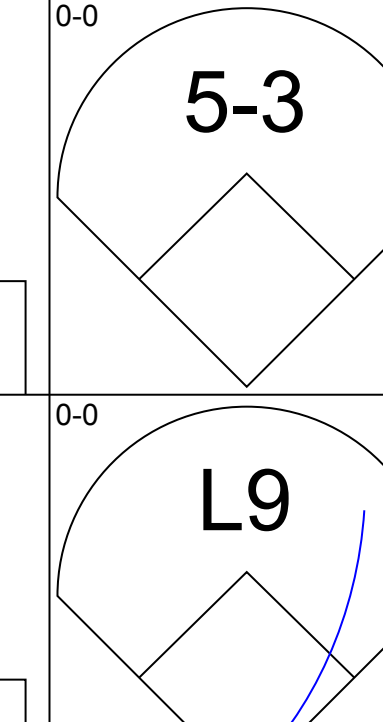

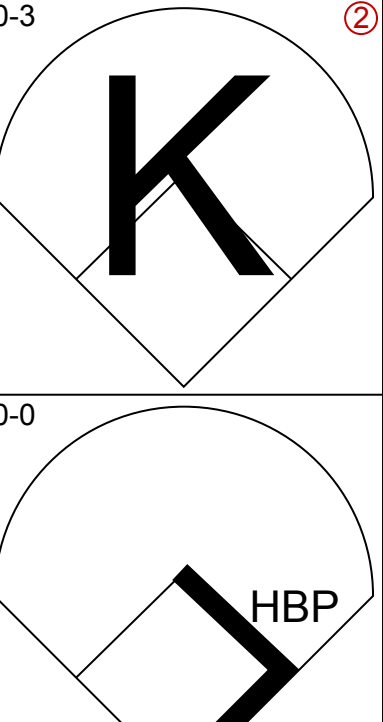
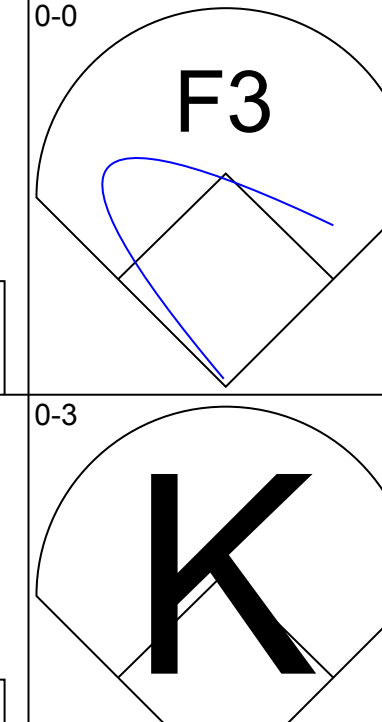

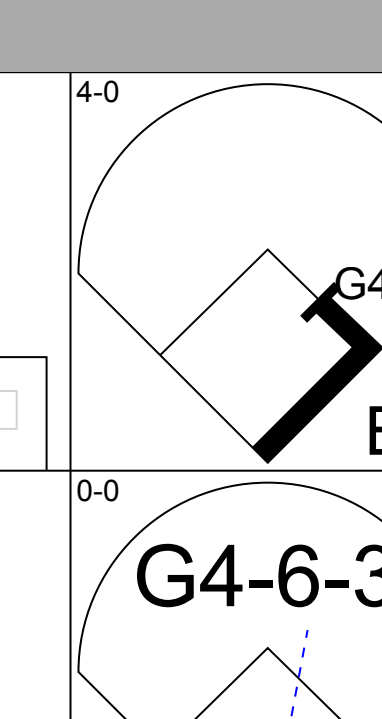
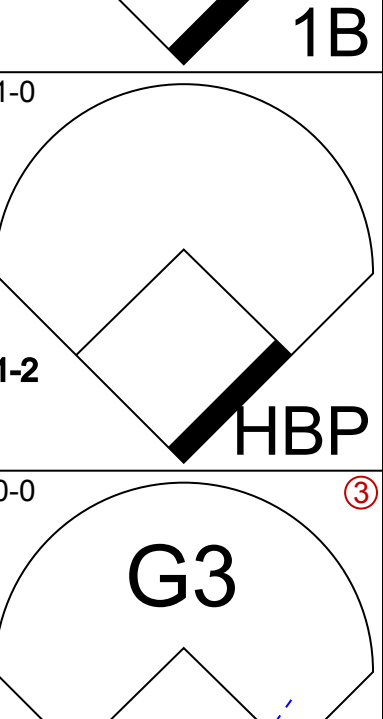
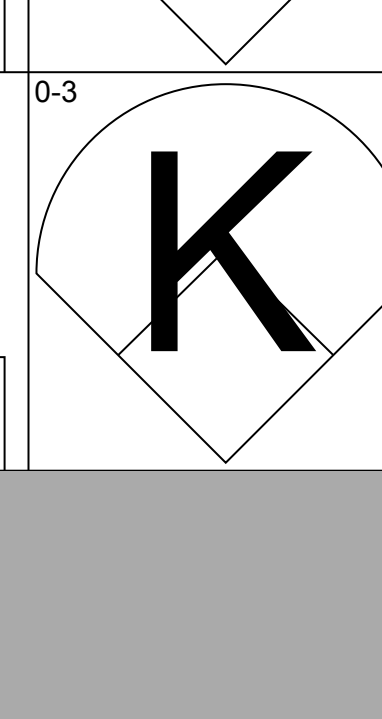

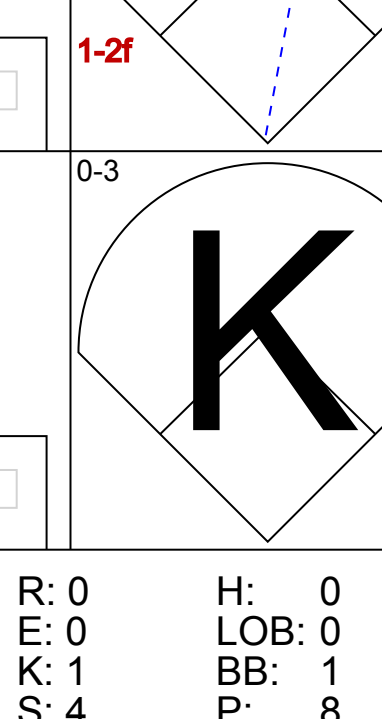



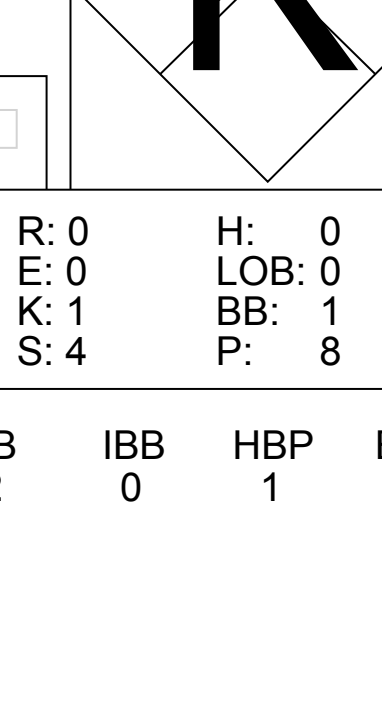
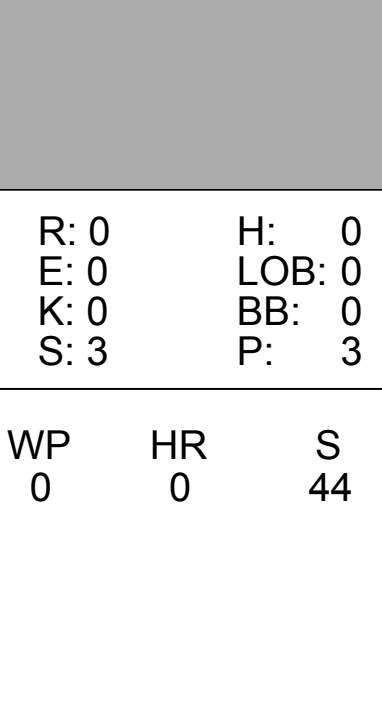
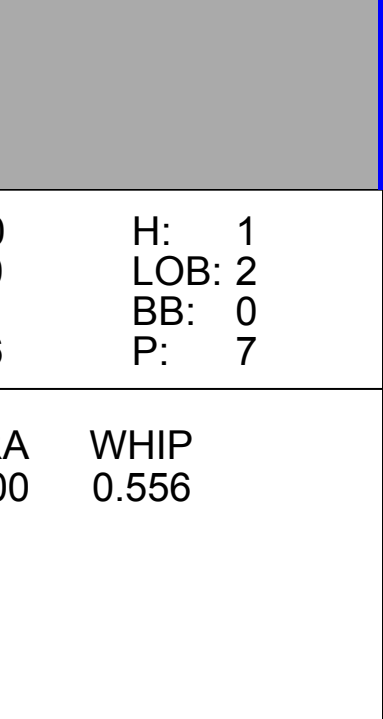
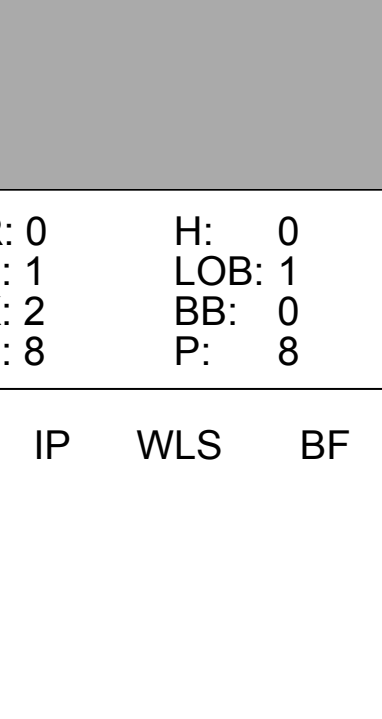




AB 28
R 3
H 8
RBI 2
BB 2
SO 1
LOB 7



Batter	1	2	3	4	5	6	7	8	9	AB	R	H	RBI	BB	SO	LOB	TOP			
Don Zimmer, R (1,5) OBP: 0.308, SLG: 0.462 John Kennedy, R (8,5) OBP: 0.318, SLG: 0.167	0-3 K		0-0 5-3			0-0 6-3		0-0 1B 2H 1B		4	0	1	1	0	1	0	Washington Senators @ Minnesota Twins Metropolitan Stadium, Bloomington, MI Thu Apr 23 1964, 4:33 AM EST Att: 4,638 - Unknown livebaseballscorecards.com			
Don Blasingame, L (1,4) OBP: 0.412, SLG: 0.467	0-0 FC1-6 HR 1B		0-0 4-3			0-0 S 1B		0-0 1-3 1B 1B		4	2	3	0	0	0	0				
Chuck Hinton, R (1,7) OBP: 0.344, SLG: 0.607	0-0 FC1-6 1B		0-0 F7			0-0 F9		0-0 FC5-2-6 1B 1-2 3-3 1-3 2H 1B		4	0	1	0	0	0	3				
Bill Skowron, R (1,3) OBP: 0.281, SLG: 0.594	0-0 FC1-6 HR 1-2 2-3			0-0 F3		0-0 4-3		0-0 1-3 2H 1B		4	1	1	1	0	0	3				
Jim King, L (1,9) OBP: 0.200, SLG: 0.316	0-0 HR			0-0 4-3			0-0 4-3	0-0 P6		4	1	1	3	0	0	2				
Don Lock, R (1,8) OBP: 0.414, SLG: 0.333 Ken Hunt, R (6,8) OBP: 0.273, SLG: 0.500	0-0 P4			0-3 K			0-3 K		0-0 CS 5-3 1B	2	0	0	0	0	1	0				
Mike Brumley, L (1,2)		0-0 4-3			0-0 3-1		0-0 4-3		0-0 5-3 1-2	4	0	0	0	0	0	1				
Ed Brinkman, R (1,6) OBP: 0.219, SLG: 0.387	0-3 K			0-0 F8				0-3 K 2-3	0-0 5-3	4	0	0	0	0	2	1				
Carl Bouldin, S (1,1) Jim Hannan, R (2,1) Steve Ridzik, R (3,1) Fred Valentine, S (8,PH) Ron Kline, R (8,1)	0-3 K				0-0 L5			0-0 1B 2B		1	0	0	0	0	1	0				
Inning Stats	R: 3 E: 0 K: 1 S: 8	H: 3 LOB: 0 BB: 0 P: 8	R: 0 E: 0 K: 2 S: 7	H: 0 LOB: 0 BB: 0 P: 7	R: 0 E: 0 K: 0 S: 3	H: 0 LOB: 0 BB: 0 P: 3	R: 0 E: 0 K: 1 S: 5	H: 0 LOB: 0 BB: 0 P: 5	R: 0 E: 0 K: 0 S: 4	H: 1 LOB: 1 BB: 0 P: 4	R: 0 E: 0 K: 1 S: 5	H: 0 LOB: 0 BB: 0 P: 5	R: 2 E: 0 K: 1 S: 9	H: 4 LOB: 2 BB: 0 P: 9	R: 0 E: 0 K: 0 S: 3	H: 1 LOB: 0 BB: 0 P: 3		1B: 7 2B: 1 3B: 0 HR: 1	SF: 0 SAC: 0 DP: 0 HBP: 0	WP: 0 PB: 0 SB: 1 CS: 1
PITCHER	IP WLS BF H R ER SO BB IBB HBP BLK WP HR S P ERA WHIP																			
Lee Stange, R (1,1) ERA: 4.4	7.1 L 29 7 5 5 6 0 0 0 0 0 1 41 41 6.14 0.955																			
Bill Fischer, R (8,1) ERA: 3.0	1.2 6 2 0 0 0 0 0 0 0 0 0 6 6 0.00 1.200																			

Batter	1	2	3	4	5	6	7	8	9	AB	R	H	RBI	BB	SO	LOB	BOTTOM					
Rich Rollins, R (1,5) OBP: 0.308, SLG: 0.421	0-0 5-3	0-0 2B	0-0 1-3			0-3 K	0-0 F7			5	0	1	0	0	1	5	Washington Senators @ Minnesota Twins Metropolitan Stadium, Bloomington, MI Thu Apr 23 1964, 4:33 AM EST Att: 4,638 - Unknown livebaseballscorecards.com					
Tony Oliva, L (1,9) OBP: 0.436, SLG: 0.811	0-0 2B 1B	1-0 HBP		0-0 4-3		0-0 2B 2B		0-0 L1-3		4	2	2	0	0	0	0						
Jimmie Hall, L (1,8) OBP: 0.294, SLG: 0.333	0-0 G3 1-2	0-0 3-1		0-0 4-3		0-0 2B 2B		0-0 F5		5	0	1	1	0	0	4						
Harmon Killebrew, R (1,7) OBP: 0.314, SLG: 0.433	4-0 2B BB		0-0 BB 1B	0-3 K		0-3 K		0-0 F9		4	1	1	0	1	2	1						
Don Mincher, L (1,3) OBP: 0.444, SLG: 0.625	0-0 2B		0-3 K		0-0 FC6-4 BB 1B		4-0 SH5-4 1B BB		0-0 P4	4	1	2	1	1	1	1						
Earl Battey, R (1,2) OBP: 0.318, SLG: 0.368 Joe Nosssek, R (9,FR)	0-0 4-3		4-0 E 1B BB		4-0 FC6-4 BB		0-0 SH5-4		0-0 WP 1B	2	0	1	0	2	0	2						
Zolio Versalles, R (1,6) OBP: 0.400, SLG: 0.467		0-3 K	0-0 F9		0-0 FC6-4 G3-6-3 1-2 2-3		0-0 1-3		0-0 L6 WP 1B	5	0	1	0	0	1	5						
Bernie Allen, L (1,4) OBP: 0.500, SLG: 0.708		4-0 FC3-6 BB	0-0 E8 BB 1B		0-0 G3-6-3 1-2		4-0 1B IBB		4-0 1B IBB	2	0	1	1	3	0	2						
Lee Stange, R (1,1) OBP: 0.333, SLG: 0.200 Bill Fischer, R (8,1) Lenny Green, L (9,PH)	0-0 FC3-6 2B		0-0 BB		0-0 6-3		0-0 1B		0-0 L6	3	0	1	1	1	0	1						
Inning Stats	R: 1 E: 0 K: 0 S: 5	H: 2 LOB: 2 BB: 1 P: 9	R: 0 E: 0 K: 1 S: 6	H: 1 LOB: 3 BB: 1 P: 11	R: 1 E: 1 K: 1 S: 7	H: 2 LOB: 3 BB: 2 P: 15	R: 0 E: 0 K: 1 S: 5	H: 0 LOB: 0 BB: 0 P: 5	R: 0 E: 0 K: 0 S: 3	H: 1 LOB: 1 BB: 1 P: 7	R: 1 E: 0 K: 2 S: 9	H: 2 LOB: 1 BB: 0 P: 9	R: 1 E: 0 K: 0 S: 4	H: 1 LOB: 2 BB: 2 P: 12	R: 0 E: 0 K: 0 S: 3	H: 0 LOB: 0 BB: 0 P: 3		R: 0 E: 0 K: 0 S: 4	H: 2 LOB: 2 BB: 1 P: 8	1B: 7 2B: 5 3B: 0 HR: 0	SF: 0 SAC: 1 DP: 2 HBP: 1	WP: 1 PB: 0 SB: 0 CS: 0
PITCHER	IP WLS BF H R ER SO BB IBB HBP BLK WP HR S P ERA WHIP																					
Carl Bouldin, R (1,1) ERA: 6.23	1.2 11 3 1 1 1 2 0 0 0 0 0 7 15 9.00 4.000																					
Jim Hannan, R (2,1) ERA: 2.7	1.0 7 2 1 1 1 2 0 0 0 0 0 0 7 15 9.00 4.000																					
Steve Ridzik, R (3,1) ERA: 3.48	4.1 W 19 4 2 2 3 2 1 0 0 0 0 22 34 4.15 1.385																					
Ron Kline, R (8,1) ERA: 1.5	2.0 S 8 2 0 0 0 0 1 0 0 0 1 0 7 11 0.00 1.000																					

Batter	1	2	3	4	5	6	7	8	9	AB	R	H	RBI	BB	SO	LOB	TOP										
Don Wert, R OBP: 0.333, SLG: 0.500 (1, 5)										4	1	1	0	1	1	4	Detroit Tigers @ Minnesota Twins Metropolitan Stadium, Bloomington, MI Fri Apr 24 1964, 4:33 AM EST Att: 6,169 - Unknown										
Jerry Lumpe, L OBP: 0.400, SLG: 0.469 (1, 4)										5	1	3	3	0	0	1											
Norm Cash, L OBP: 0.286, SLG: 0.469 (1, 3)										4	0	0	0	1	0	3											
Al Kaline, R OBP: 0.412, SLG: 0.231 (1, 9)										2	0	1	1	2	0	0											
Don Demeter, R OBP: 0.120, SLG: 0.120 (1, 8)										5	0	0	0	0	0	8											
Willie Horton, R OBP: 0.308, SLG: 0.318 (1, 7)										3	1	1	0	1	0	1											
Dick McAuliffe, L OBP: 0.424, SLG: 0.536 (1, 6)										5	1	0	0	0	1	5											
Bill Freehan, R OBP: 0.563, SLG: 0.800 (1, 2)										4	1	2	1	0	0	0											
Mickey Lolich, S (1, 1)										1	0	0	0	1	0	0											
Inning Stats	R: 1 E: 0 K: 1 S: 7	H: 2 LOB: 3 BB: 1 P: 12	R: 0 E: 0 K: 0 S: 3	H: 0 LOB: 1 BB: 1 P: 7	R: 0 E: 0 K: 0 S: 3	H: 0 LOB: 1 BB: 0 P: 4	R: 0 E: 0 K: 0 S: 3	H: 0 LOB: 0 BB: 0 P: 3	R: 1 E: 0 K: 0 S: 4	H: 2 LOB: 1 BB: 1 P: 8	R: 3 E: 1 K: 0 S: 7	H: 3 LOB: 3 BB: 2 P: 15	R: 0 E: 0 K: 0 S: 3	H: 1 LOB: 2 BB: 1 P: 8	R: 0 E: 0 K: 1 S: 5	H: 0 LOB: 0 BB: 0 P: 5	R: 0 E: 0 K: 1 S: 5	H: 0 LOB: 0 BB: 0 P: 5	1B: 6 2B: 3 3B: 0 HR: 0	SF: 0 SAC: 1 DP: 2 HBP: 3	WP: 0 PB: 0 SB: 0 CS: 0	PA: 43					
PITCHER	IP	WLS	BF	H	R	ER	SO	BB	IBB	HBP	BLK	WP	HR	S	P	ERA	WHIP										
Dick Stigman, L ERA: 7.2 (1, 1)	5.0	L	25	5	4	4	1	3	0	2	0	0	0	22	36	7.20	1.600										
Dwight Siebler, R ERA: 5.4 (6, 1)	0.1		3	1	0	0	0	1	0	0	0	0	0	2	6	0.00	6.000										
Gerry Arrigo, L ERA: 4.76 (6, 1)	0.2		4	1	1	0	0	1	0	0	0	0	0	3	7	0.00	3.000										
Bill Dailey, R ERA: 4.91 (7, 1)	2.0		8	1	0	0	0	1	0	1	0	0	0	6	11	0.00	1.000										
Bill Pleis, L ERA: (9, 1)	1.0		3	0	0	0	1	0	0	0	0	0	0	5	5	0.00	0.000										

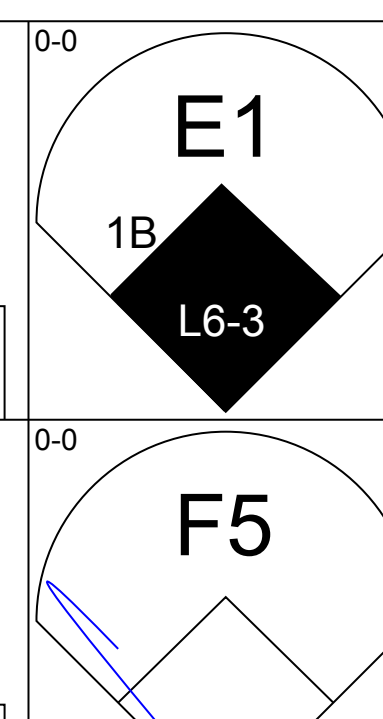
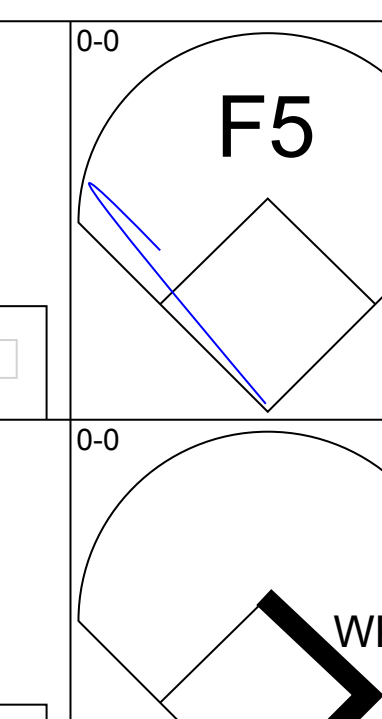
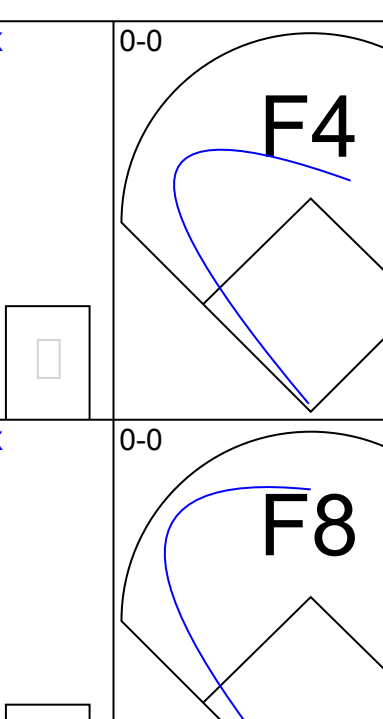
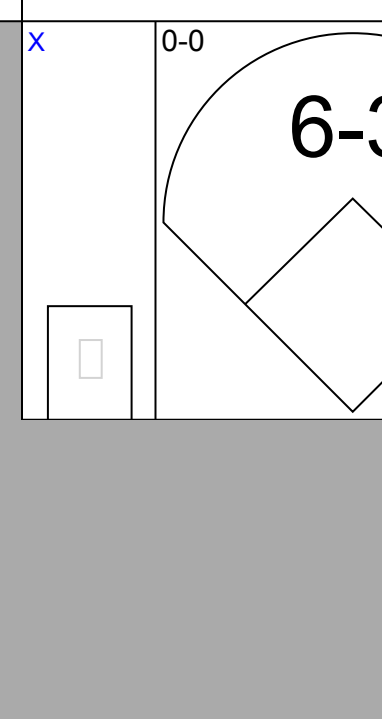
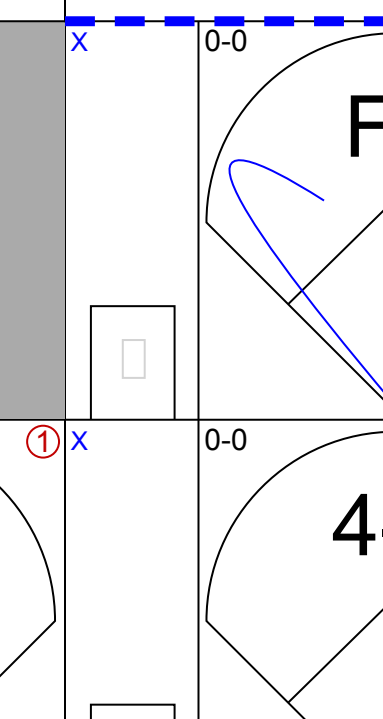

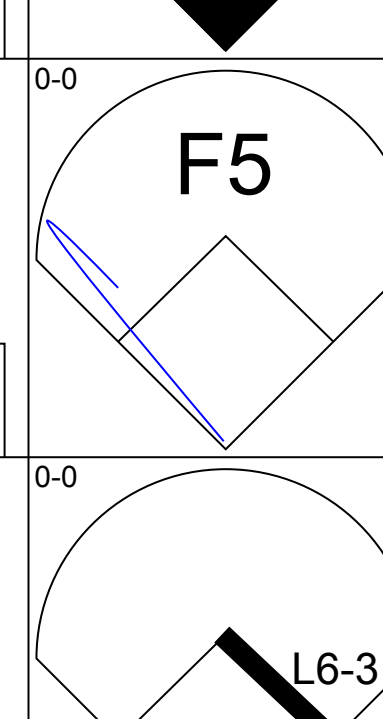
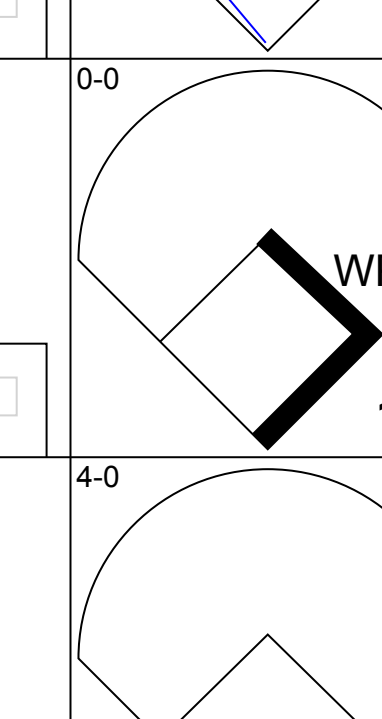
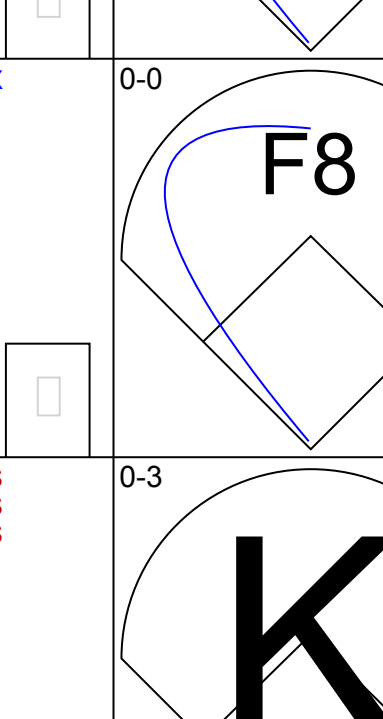
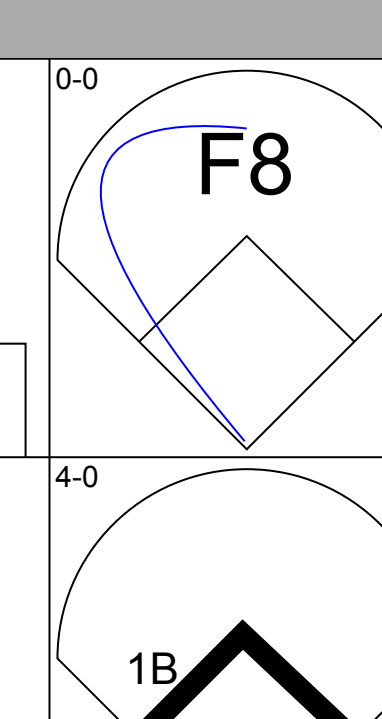
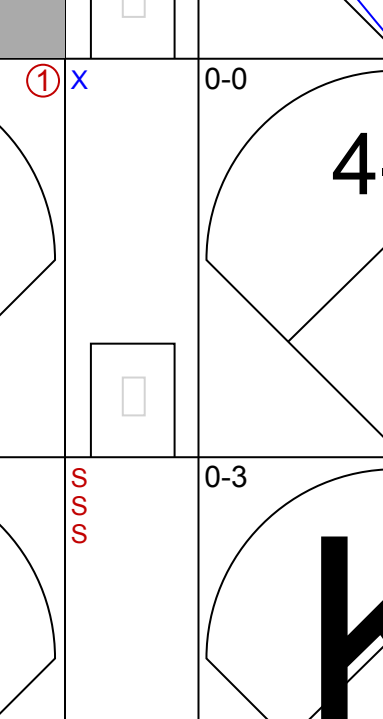
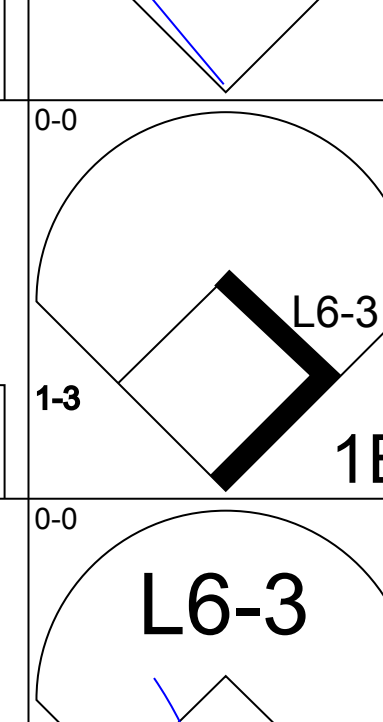
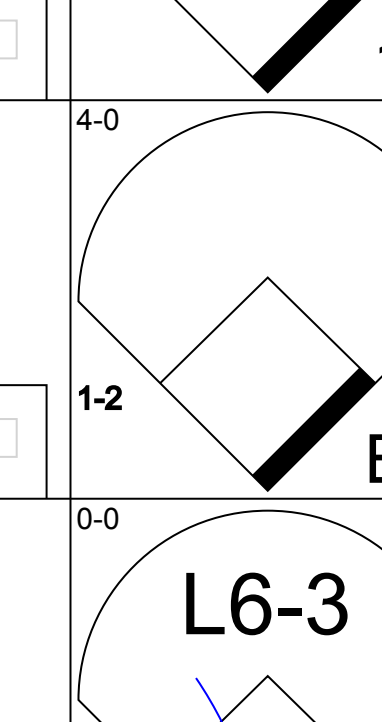
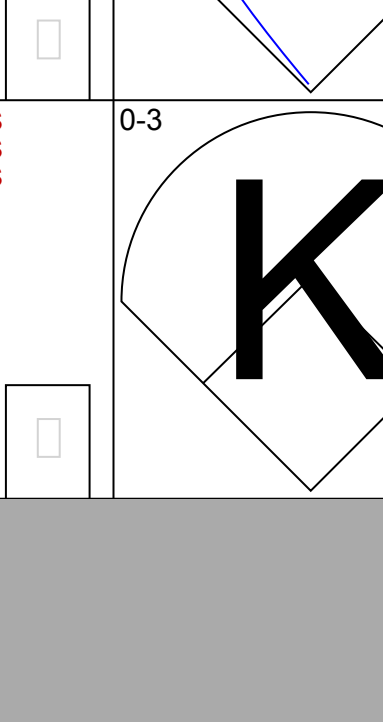
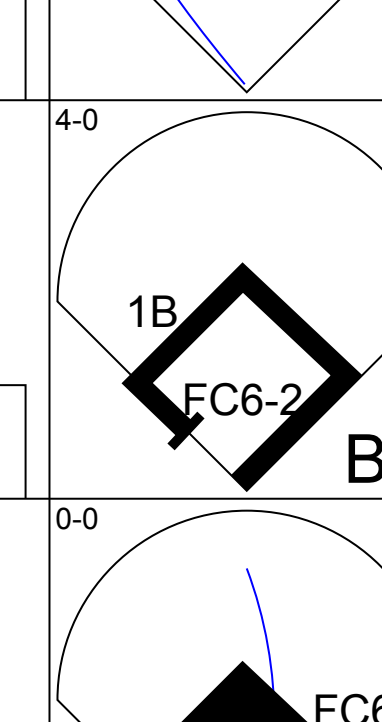
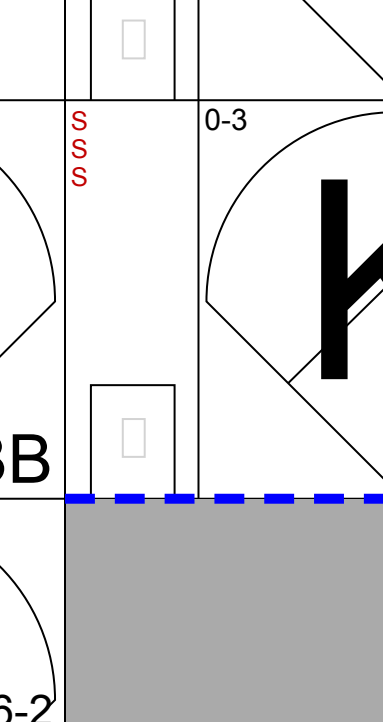
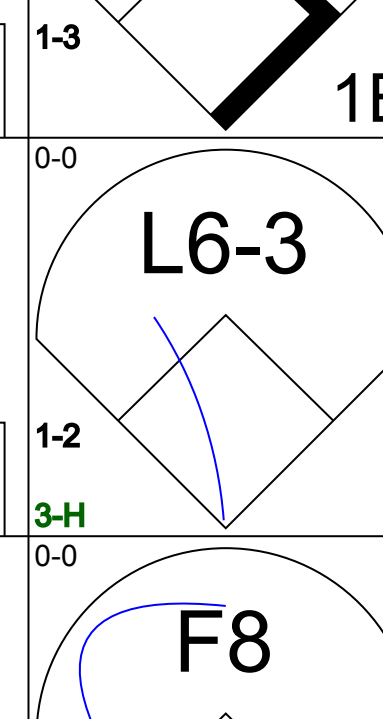
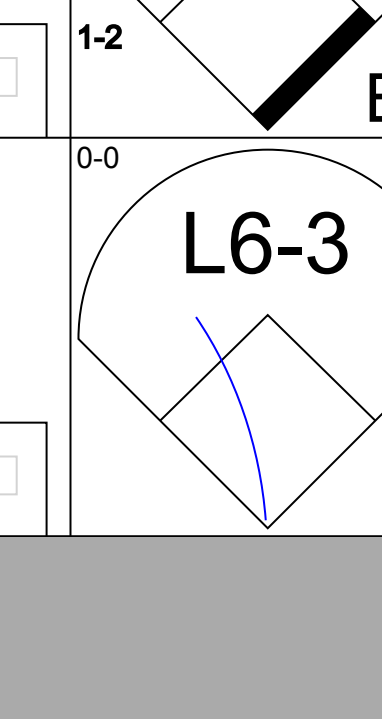
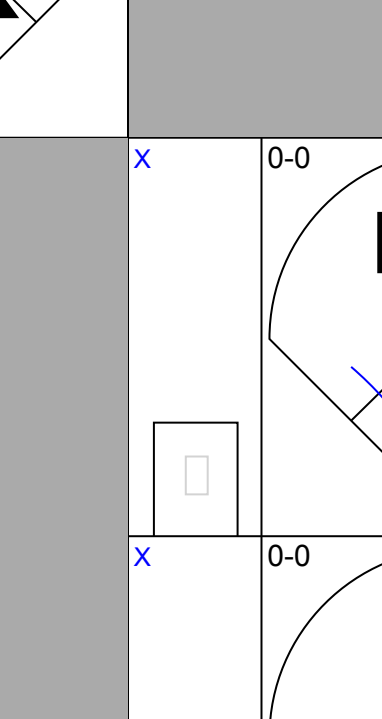
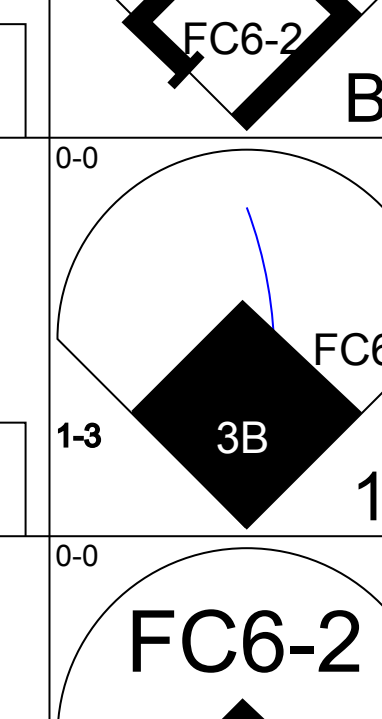
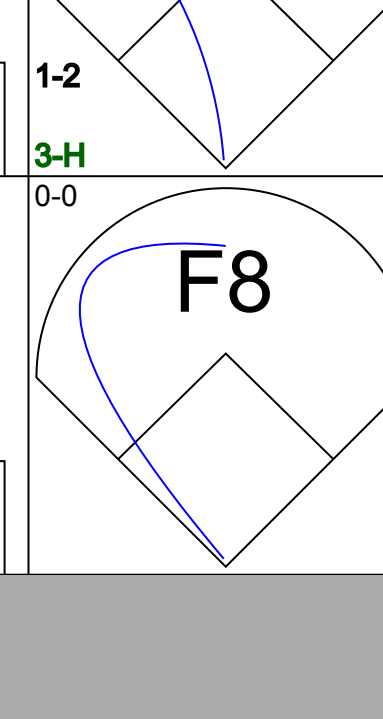
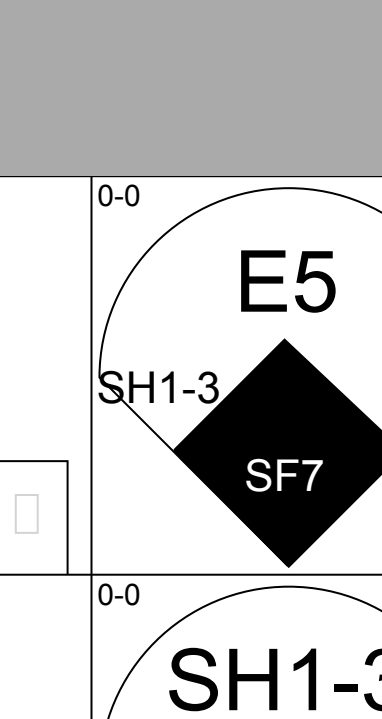
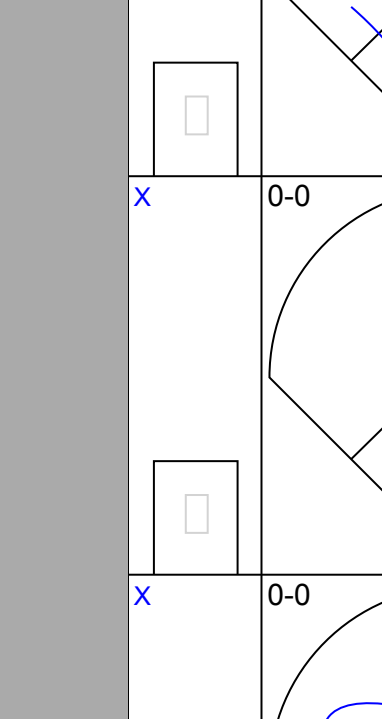
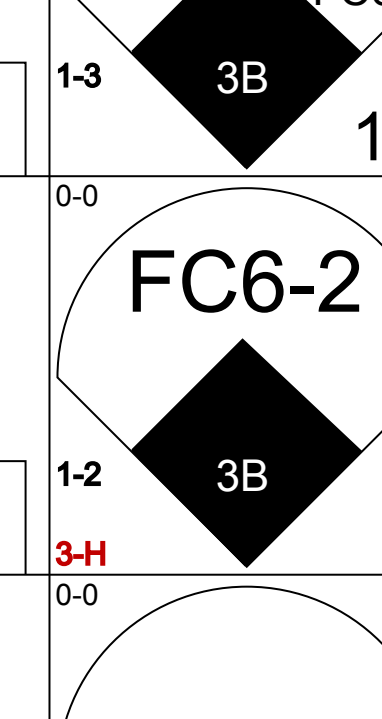
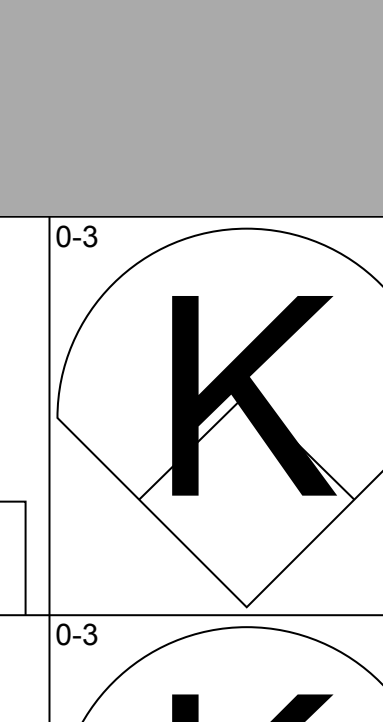
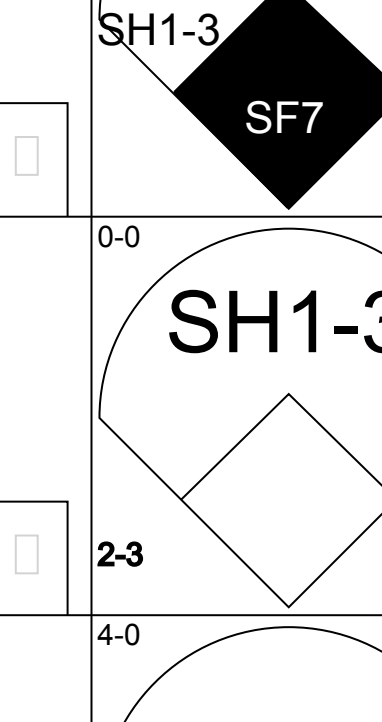
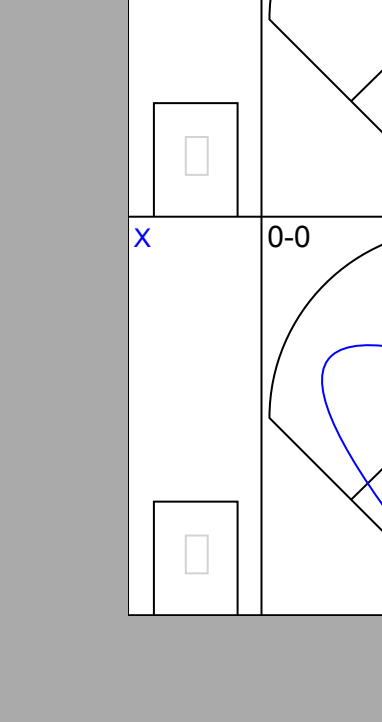
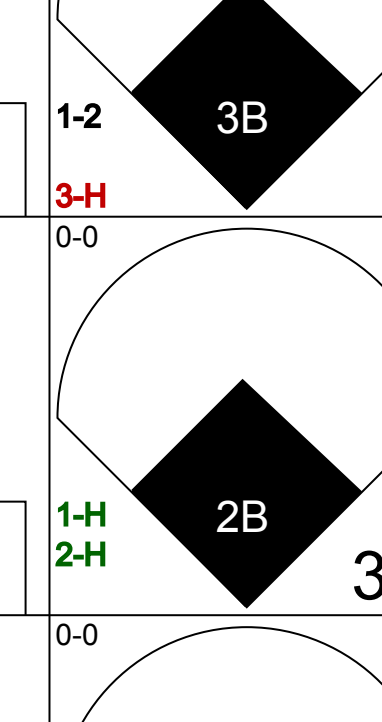
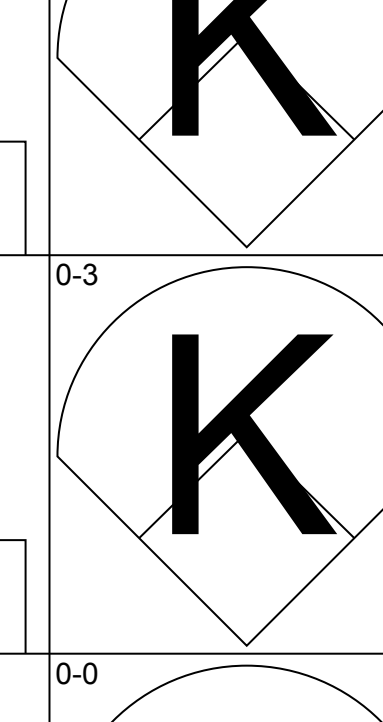
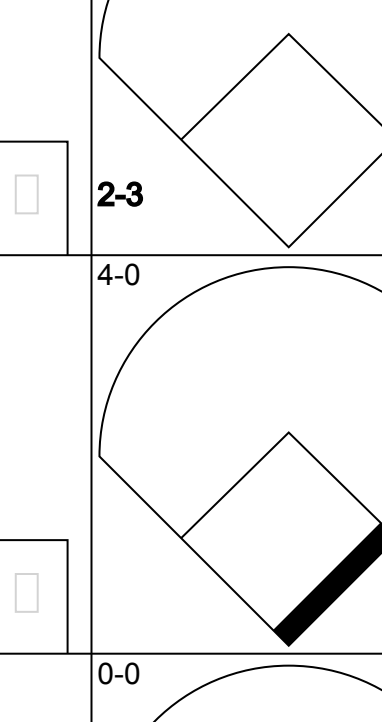
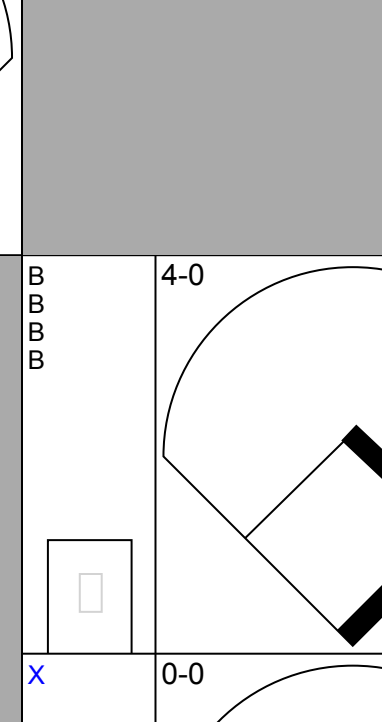
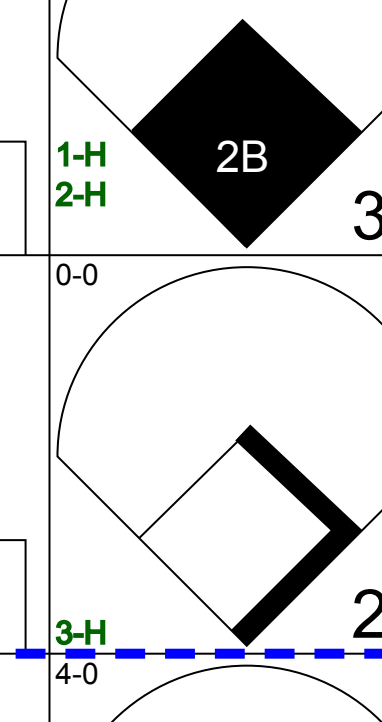
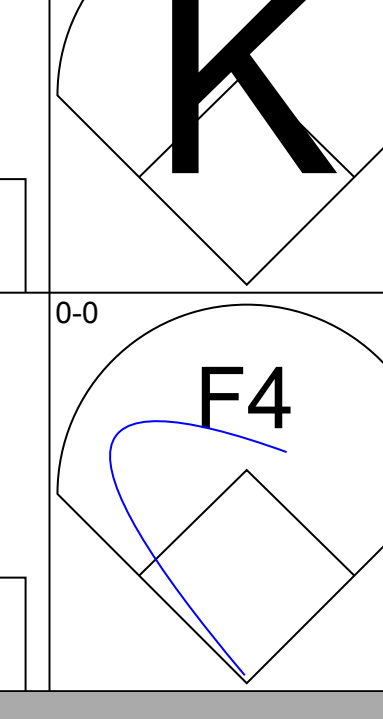
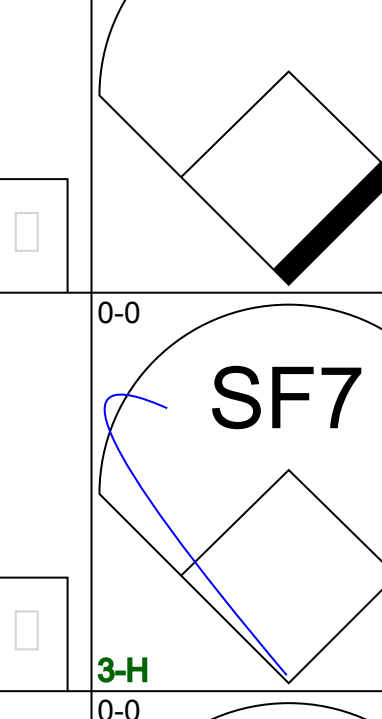
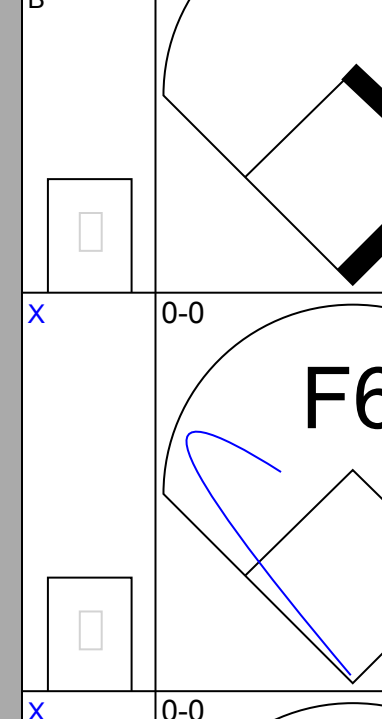
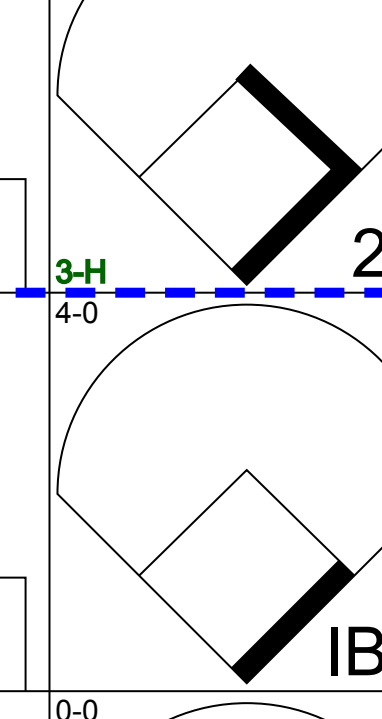
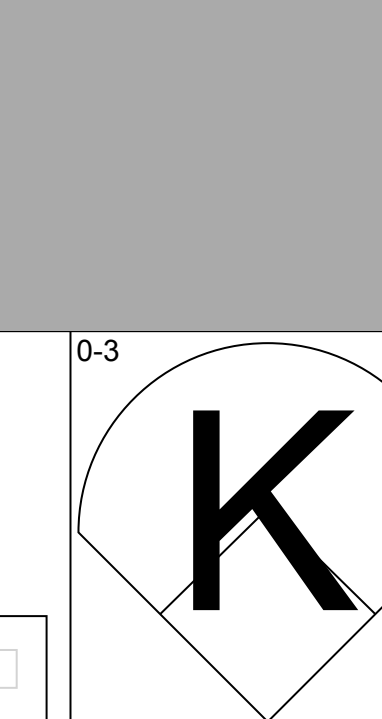
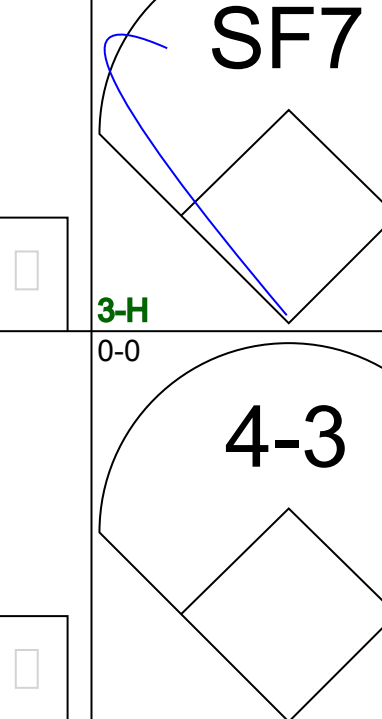
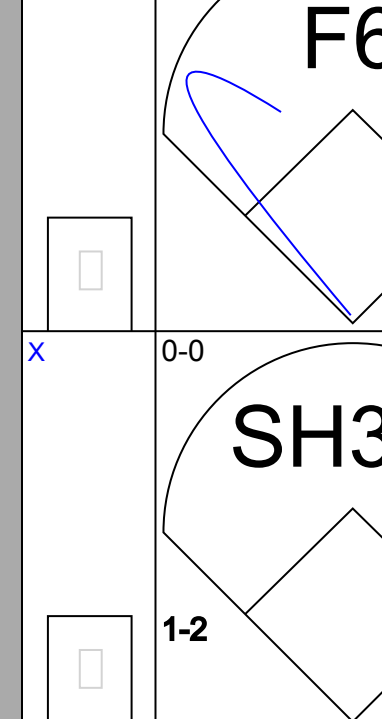
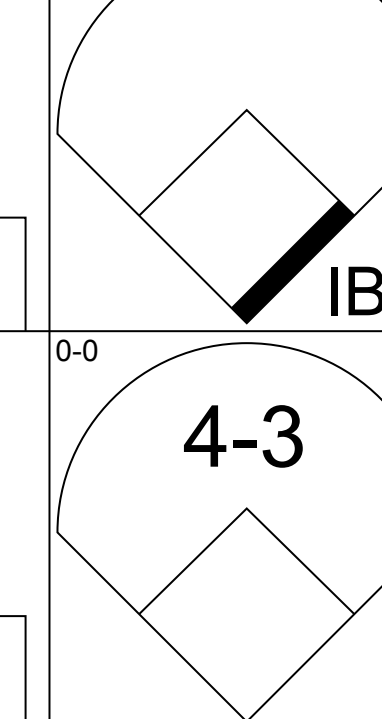
Batter	1	2	3	4	5	6	7	8	9	AB	R	H	RBI	BB	SO	LOB	BOTTOM										
Rich Rollins, R OBP: 0.302, SLG: 0.405 (1, 5)										4	0	1	0	0	1	0	Detroit Tigers @ Minnesota Twins Metropolitan Stadium, Bloomington, MI Fri Apr 24 1964, 4:33 AM EST Att: 6,169 - Unknown										
Vic Power, R OBP: 0.158, SLG: 0.167 (1, 3)										4	0	1	0	0	0	1											
Tony Oliva, L OBP: 0.395, SLG: 0.732 (1, 9)										4	0	0	0	0	0	1											
Harmon Killebrew, R OBP: 0.282, SLG: 0.382 (1, 7)										4	0	0	0	0	0	0											
Jimmie Hall, L OBP: 0.286, SLG: 0.278 (1, 8)										3	0	0	0	1	1	1											
Earl Battey, R OBP: 0.333, SLG: 0.381 Joe McCabe, R (7, 2)										2	0	1	0	0	0	0											
Zolio Versalles, R OBP: 0.421, SLG: 0.452 (1, 6)										1	0	0	0	1	1	1											
Bernie Allen, L OBP: 0.459, SLG: 0.630 (1, 4)										3	0	0	0	0	1	3											
Dick Stigman, R Dwight Siebler, R Gerry Arrigo, L Johnny Gory, R Bill Dailey, R Joe Nossek, R Bill Pleis, L (1, 1) (6, 1) (6, 1) (6, PH) (7, 1) (6, PH) (9, 1)										1	0	0	0	0	1	0											
Inning Stats	R: 0 E: 0 K: 0 S: 3	H: 0 LOB: 0 BB: 0 P: 3	R: 0 E: 0 K: 0 S: 3	H: 0 LOB: 0 BB: 0 P: 3	R: 0 E: 0 K: 1 S: 4	H: 0 LOB: 0 BB: 1 P: 8	R: 0 E: 0 K: 0 S: 3	H: 0 LOB: 0 BB: 0 P: 3	R: 0 E: 0 K: 2 S: 6	H: 1 LOB: 2 BB: 0 P: 7	R: 0 E: 0 K: 2 S: 8	H: 1 LOB: 1 BB: 0 P: 8	R: 0 E: 0 K: 1 S: 6	H: 1 LOB: 1 BB: 0 P: 6	R: 0 E: 0 K: 0 S: 3	H: 0 LOB: 1 BB: 1 P: 7	R: 0 E: 0 K: 0 S: 3	H: 0 LOB: 1 BB: 1 P: 7	1B: 2 2B: 1 3B: 0 HR: 0	SF: 0 SAC: 0 DP: 1 HBP: 1	WP: 0 PB: 0 SB: 0 CS: 0	PA: 33					
PITCHER	IP	WLS	BF	H	R	ER	SO	BB	IBB	HBP	BLK	WP	HR	S	P	ERA	WHIP										
Mickey Lolich, L ERA: 1.26 (1, 1)	9.0	W	33	3	0	0	7	2	0	1	0	0	0	44	53	0.00	0.556										

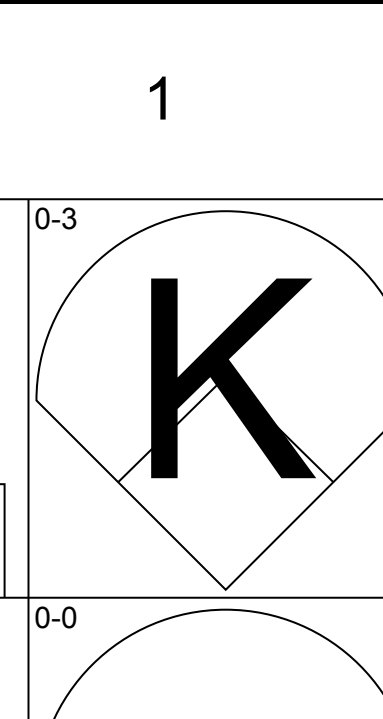
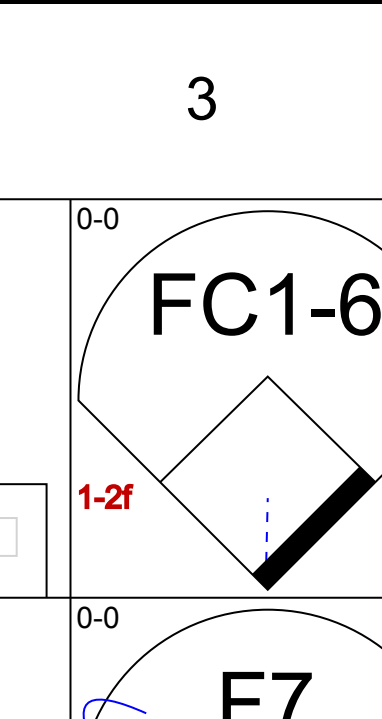
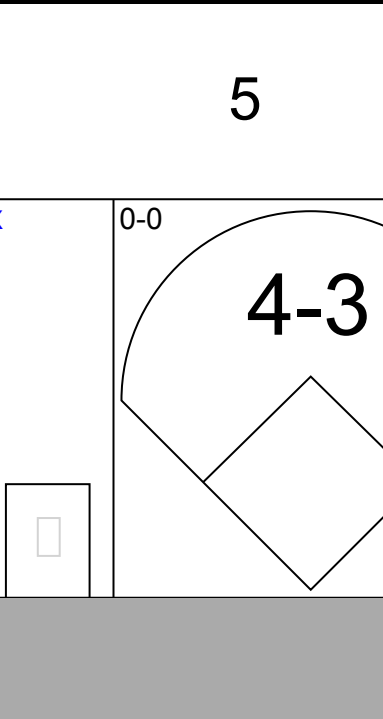
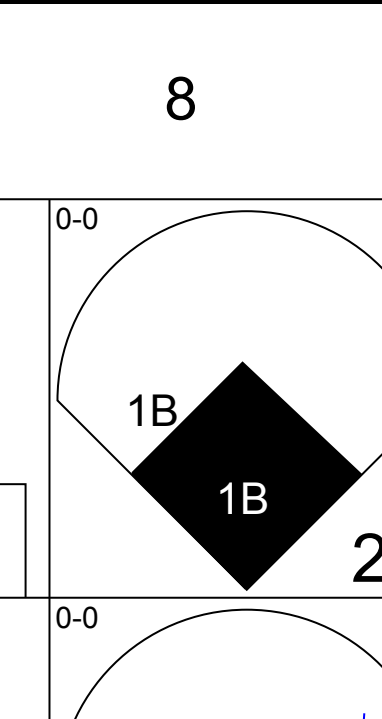

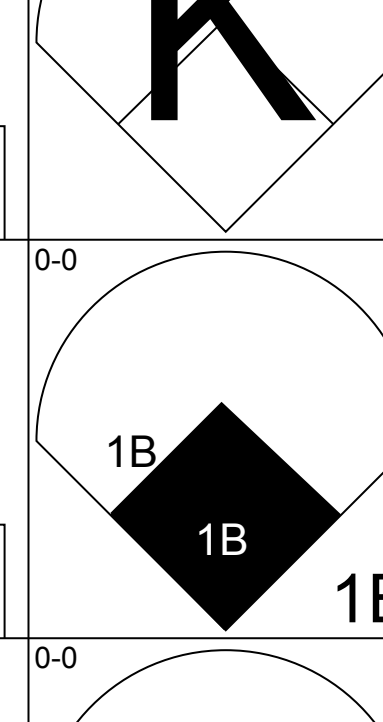
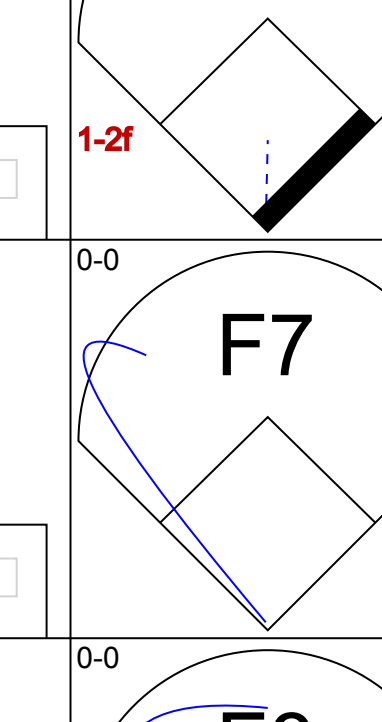
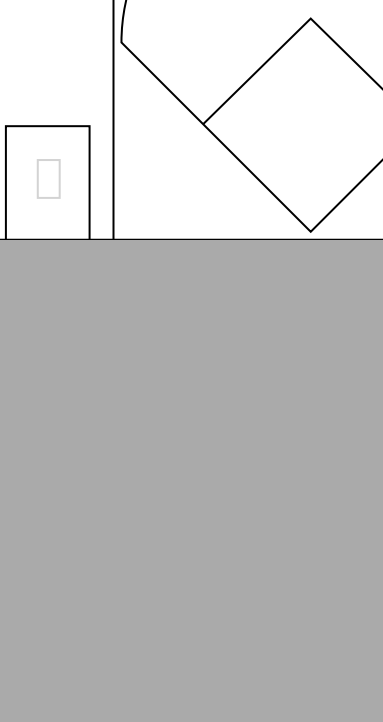
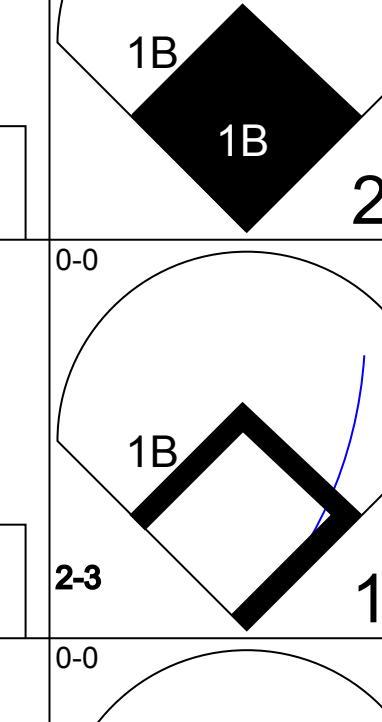
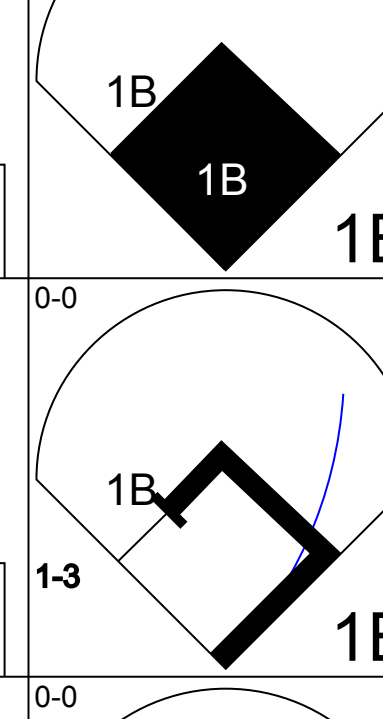
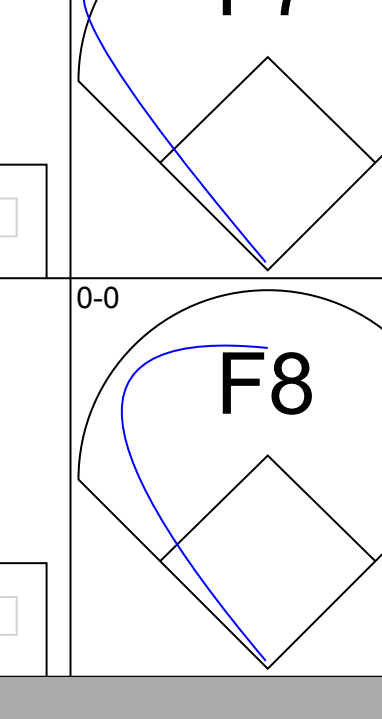

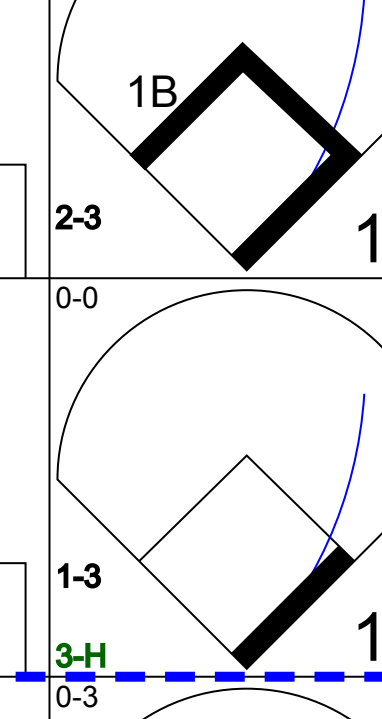
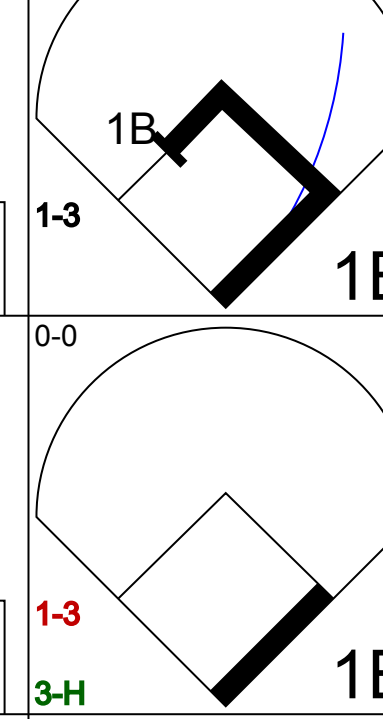
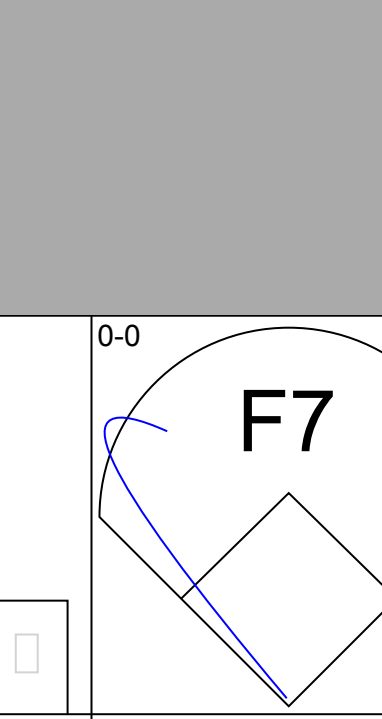
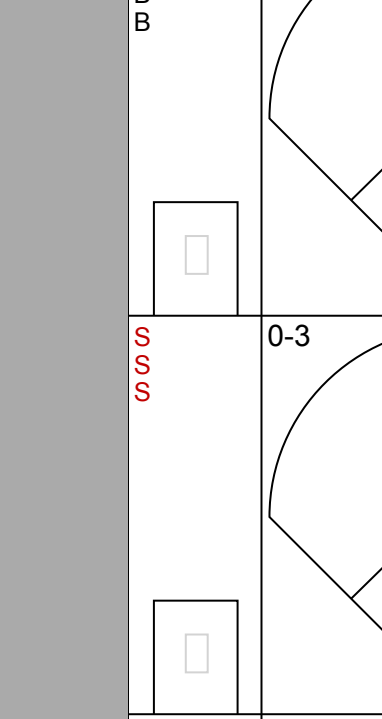
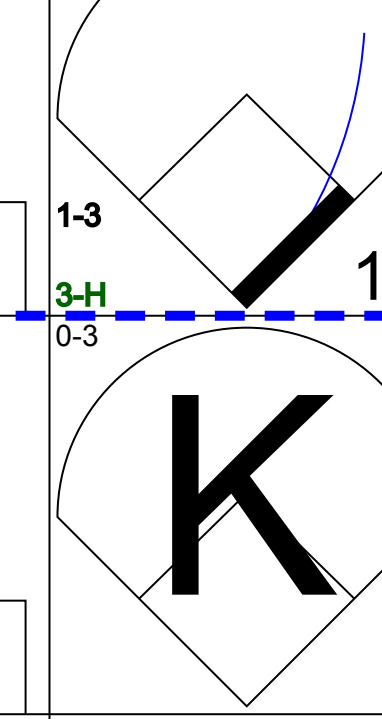
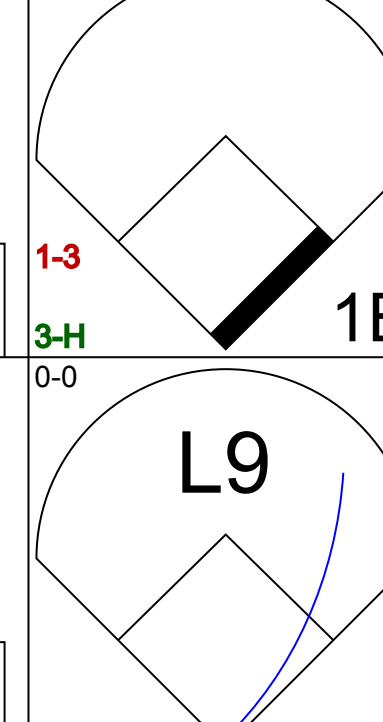
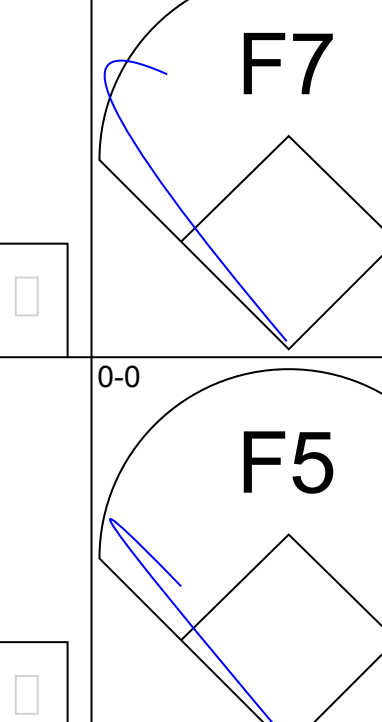
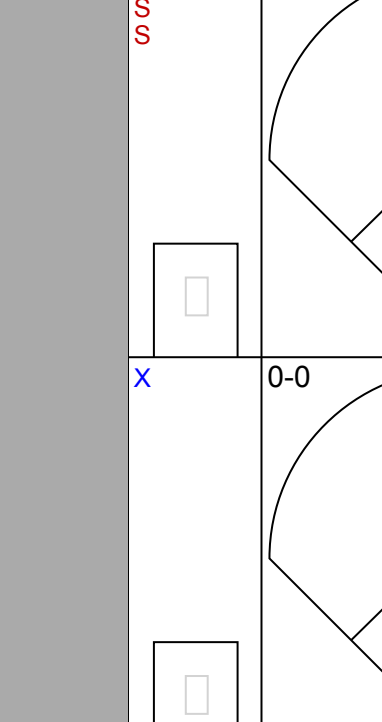
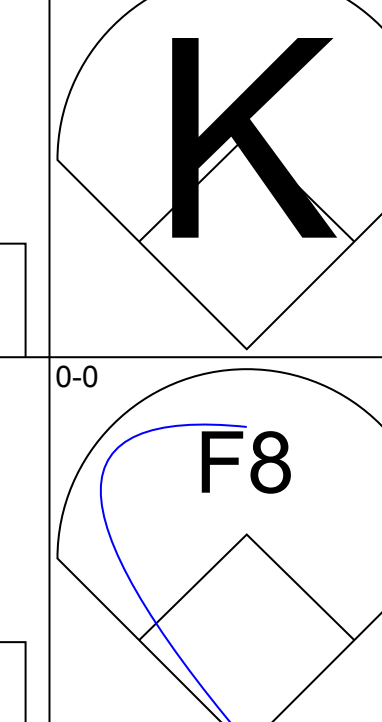
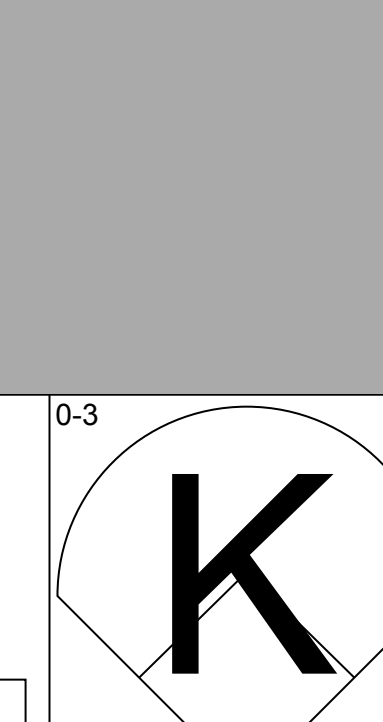
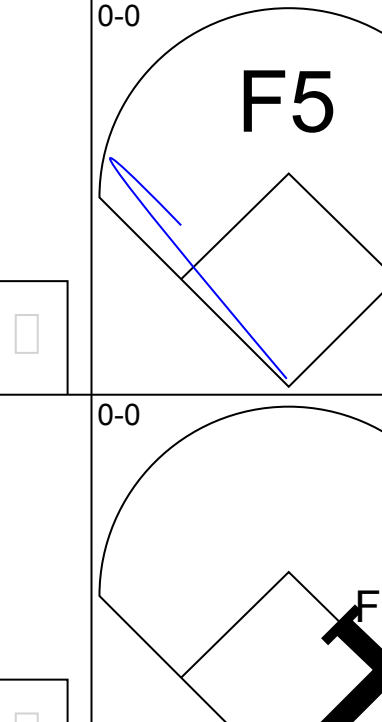
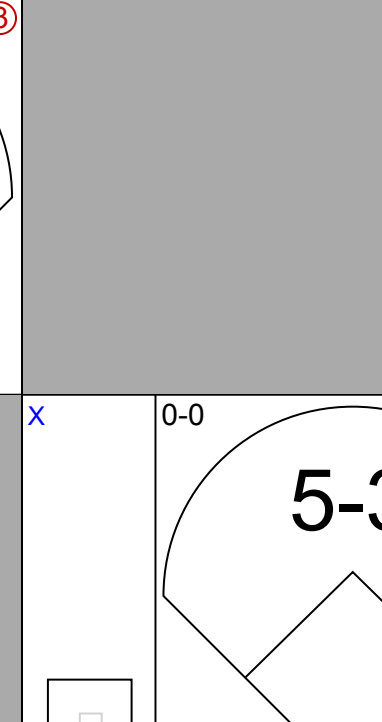
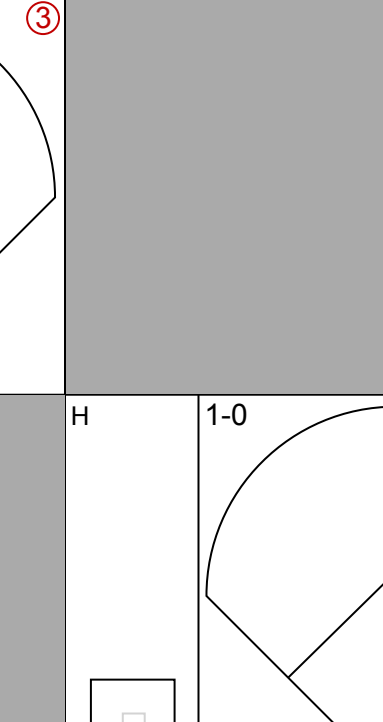
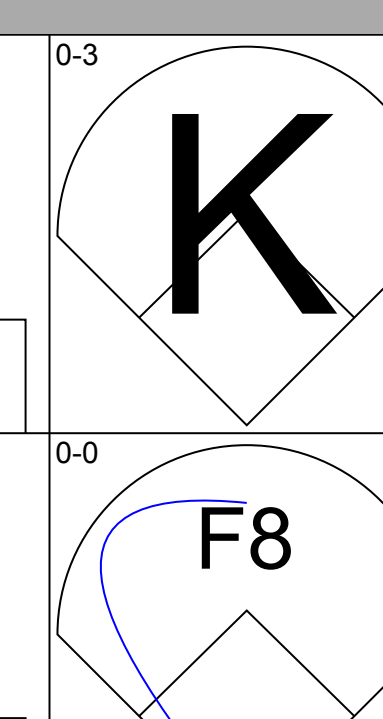
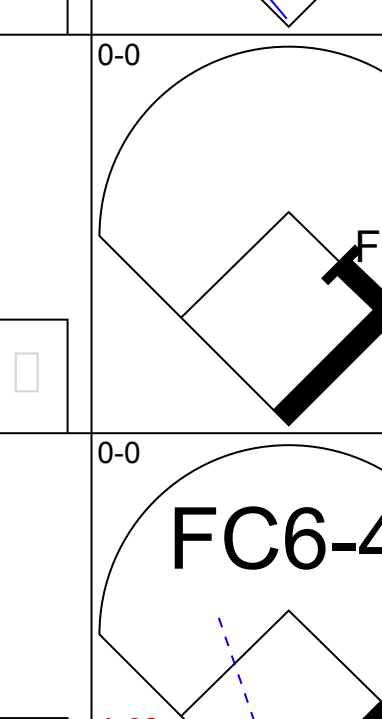
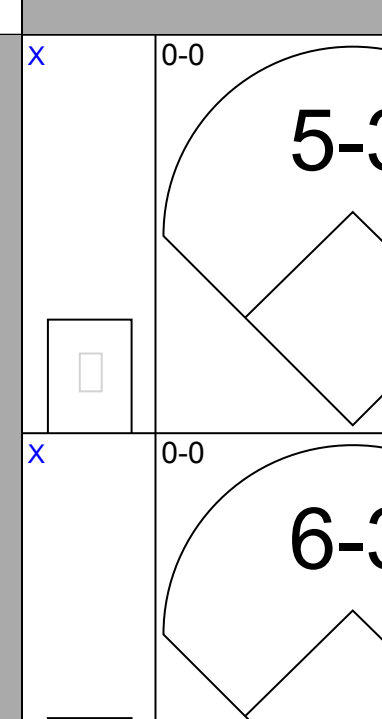
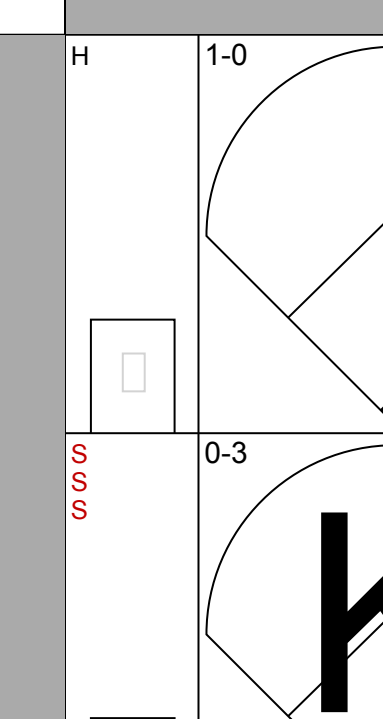
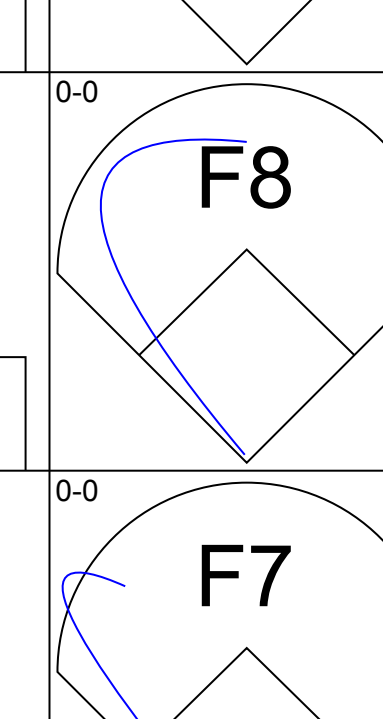

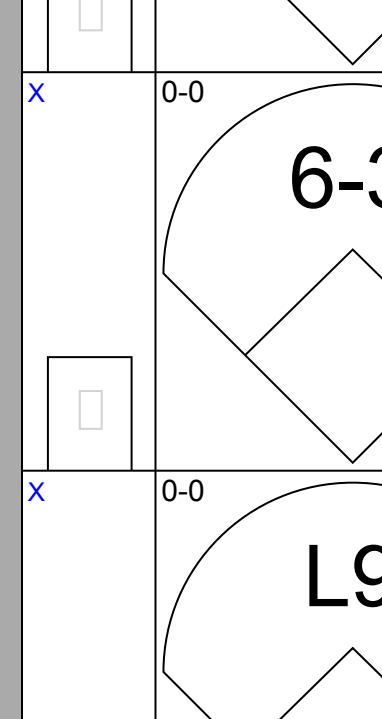
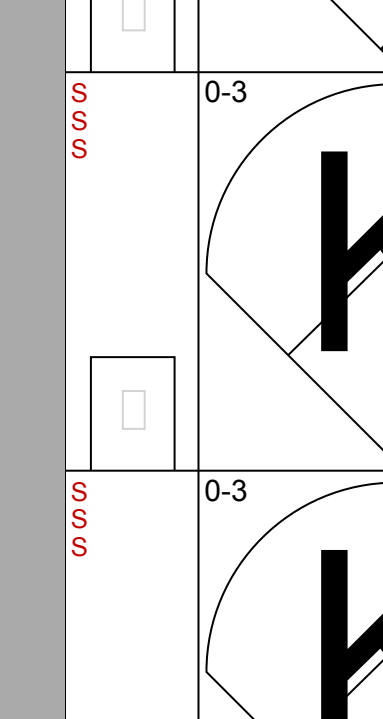
AB	33
R	5
H	8
RBI	5
BB	6
SO	2
LOB	22



AB	30
R	0
H	3
RBI	0
BB	2
SO	7
LOB	9



Batter	1	2	3	4	5	6	7	8	9	AB R H RBI BB SO LOB	TOP																
Bill Bruton, L OBP: 0.211, SLG: 0.294 (1, 7)										5 1 0 0 0 0 1	<p>Detroit Tigers @ Minnesota Twins Metropolitan Stadium, Bloomington, MI Sat Apr 25 1964, 4:33 AM EST Att: 15,412 - Unknown</p> <p>livebaseballscores.com</p> <p>AB 31 R 5 H 6 RBI 5 BB 5 SO 5 LOB 12</p> 																
Jerry Lumpe, L OBP: 0.375, SLG: 0.432 (1, 4)										5 0 1 0 0 0 1																	
Norm Cash, L OBP: 0.325, SLG: 0.457 (1, 3)										3 0 1 0 2 2 0																	
Al Kaline, R OBP: 0.395, SLG: 0.233 (1, 9)										4 1 1 1 0 0 3																	
Don Demeter, R OBP: 0.138, SLG: 0.138 (1, 8)										4 2 1 0 0 0 3																	
Dick McAuliffe, L OBP: 0.417, SLG: 0.581 (1, 6)										3 1 1 2 0 1 0																	
Don Wert, R OBP: 0.378, SLG: 0.531 (1, 5)										2 0 1 1 2 1 0																	
Bill Freehan, R OBP: 0.500, SLG: 0.706 (1, 2)										2 0 0 1 1 0 1																	
Dave Wickersham, R OBP: 0.167, SLG: 0.167 Larry Sherry, R (8, 1)										3 0 0 0 0 1 3 0 0 0 0 0 0 0																	
Inning Stats	R: 1 E: 1 K: 0 S: 5	H: 1 LOB: 1 BB: 0 P: 5	R: 0 E: 0 K: 2 S: 7	H: 0 LOB: 0 BB: 7 P: 7	R: 0 E: 0 K: 1 S: 6	H: 1 LOB: 2 BB: 1 P: 10	R: 1 E: 1 K: 0 S: 4	H: 1 LOB: 1 BB: 1 P: 8	R: 0 E: 0 K: 1 S: 5	H: 0 LOB: 0 BB: 0 P: 3		R: 0 E: 0 K: 0 S: 3	H: 0 LOB: 0 BB: 0 P: 7	R: 3 E: 0 K: 0 S: 6	H: 3 LOB: 2 BB: 2 P: 14	R: 0 E: 0 K: 1 S: 5	H: 0 LOB: 0 BB: 0 P: 5	1B: 4 2B: 1 3B: 1 HR: 0	SF: 1 SAC: 2 DP: 0 HBP: 0	WP: 1 PB: 0 SB: 0 CS: 0	PA: 39						
PITCHER	IP WLS BF H R ER SO BB IBB HBP BLK WP HR S P ERA WHIP											IP WLS BF H R ER SO BB IBB HBP BLK WP HR S P ERA WHIP															
Camilo Pascual, R ERA: 4.58 Lee Stange, R ERA: 4.3 Jim Roland, L ERA: 1.5	(1, 1) (8, 1) (9, 1)	7.2 0.1 1.0	L 2 3	34 0 0	6 0 0	5 0 0	3 0 0	4 0 1	4 1 0	0 0 0	0 1 0	0 0 0	0 0 5	38 1 5	54 5 5	0.00 0.00 0.00	1.304 0.000 0.000										

Batter	1	2	3	4	5	6	7	8	9	AB R H RBI BB SO LOB	BOTTOM																
Rich Rollins, R OBP: 0.298, SLG: 0.413 (1, 5)										4 1 1 0 0 1 1	<p>Detroit Tigers @ Minnesota Twins Metropolitan Stadium, Bloomington, MI Sat Apr 25 1964, 4:33 AM EST Att: 15,412 - Unknown</p> <p>livebaseballscores.com</p> <p>AB 33 R 2 H 7 RBI 2 BB 2 SO 6 LOB 14</p> 																
Tony Oliva, L OBP: 0.404, SLG: 0.711 (1, 9)										4 1 2 0 0 0 1																	
Jimmie Hall, L OBP: 0.360, SLG: 0.333 (1, 8)										3 0 2 1 1 0 1																	
Harmon Killebrew, R OBP: 0.279, SLG: 0.388 (1, 7)										4 0 1 1 0 2 3																	
Don Mincher, L OBP: 0.364, SLG: 0.500 (1, 3)										4 0 0 0 0 0 4																	
Earl Battey, R OBP: 0.357, SLG: 0.375 Joe Nosske, R (9, FR)										3 0 1 0 0 1 0 0 0 0 0 0 0 0																	
Zolio Versalles, R OBP: 0.381, SLG: 0.490 (1, 6)										4 0 0 0 0 1 2																	
Bernie Allen, L OBP: 0.415, SLG: 0.548 (1, 4)										4 0 0 0 0 1 1																	
Camilo Pascual, R OBP: 0.375, SLG: 0.429 Lee Stange, R OBP: 0.333, SLG: 0.200 Lenny Green, L Jim Roland, R Bob Allison, R (9, PH)	(1, 1) (8, 1) (9, 1) (9, PH)	7.1 S 1.2	W 6 S	30 0 6	3 0 0	2 0 0	3 3 0	4 0 0	4 0 0	1 0 0		0 0 0	1 0 0	0 0 0	0 0 0	0 0 0	0 0 0	0 0 0	1B: 6 2B: 1 3B: 0 HR: 0	SF: 0 SAC: 0 DP: 0 HBP: 1	WP: 0 PB: 0 SB: 0 CS: 0	PA: 36					
PITCHER	IP WLS BF H R ER SO BB IBB HBP BLK WP HR S P ERA WHIP											IP WLS BF H R ER SO BB IBB HBP BLK WP HR S P ERA WHIP															
Dave Wickersham, R ERA: 2.12 Larry Sherry, R ERA:	(1, 1) (8, 1)	7.1 1.2	W S	30 6	3 0	2 0	3 3	4 0	4 0	0 0	0 1	0 0	0 11	34 12	42 12	0.00 0.000	1.227 0.000										

Batter	1	2	3	4	5	6	7	8	9	10	11	AB	R	H	RBI	BB	SO	LOB	TOP					
Don Wert, R OBP: 0.357, SLG: 0.486 (1, 5)	5-3		K		F4			S 1B		FC1-6 4-3		5	0	1	0	0	1	3						
Jerry Lumpe, L OBP: 0.333, SLG: 0.381 (1, 4)	1-3		K			4-3		F8 1-2		4-3		5	0	0	0	0	1	3						
Norm Cash, L OBP: 0.333, SLG: 0.436 (1, 3)	F4				G4-6-3 BB HBP			K		K		4	1	1	0	0	2	2						
Al Kaline, R OBP: 0.395, SLG: 0.212 (1, 9)		L6-3			G4-6-3 BB		L8					3	0	0	0	2	1	1						
Don Demeter, R OBP: 0.176, SLG: 0.265 (1, 8)					G4-6-3 1-2 2-3			HR		K		5	1	2	2	0	1	4						
Willie Horton, R OBP: 0.250, SLG: 0.296 (1, 7)					1-2 2-3			K		K		5	0	1	0	0	2	2						
Dick McAuliffe, L OBP: 0.386, SLG: 0.500 (1, 6)								F8				5	0	0	0	0	2	2						
Mike Roarke, R OBP: 0.250, SLG: 0.250 (1, 2)					5-3			6-3		1-3		4	0	0	0	0	0	0						
Phil Regan, R OBP: 0.558, SLG: 0.429 Dick Egan, L (11, 1)												3	0	2	0	1	1	0						
												0	0	0	0	0	0	0						
Inning Stats	R: 0 E: 0 K: 0 S: 3	H: 0 LOB: 0 BB: 0 P: 3	R: 0 E: 0 K: 1 S: 6	H: 1 LOB: 1 BB: 0 P: 6	R: 0 E: 0 K: 2 S: 8	H: 1 LOB: 1 BB: 0 P: 8	R: 0 E: 0 K: 1 S: 4	H: 0 LOB: 1 BB: 1 P: 9	R: 2 E: 0 K: 1 S: 7	H: 2 LOB: 0 BB: 0 P: 7	R: 0 E: 0 K: 1 S: 5	H: 0 LOB: 0 BB: 0 P: 5	R: 0 E: 0 K: 2 S: 8	H: 1 LOB: 2 BB: 1 P: 12	R: 0 E: 0 K: 1 S: 5	H: 0 LOB: 0 BB: 0 P: 5	R: 0 E: 0 K: 1 S: 6	H: 1 LOB: 1 BB: 0 P: 6	R: 0 E: 0 K: 1 S: 6	H: 1 LOB: 1 BB: 0 P: 6	1B: 6 2B: 0 3B: 0 HR: 1	SF: 0 SAC: 0 DP: 1 HBP: 1	WP: 0 PB: 0 SB: 1 CS: 0	PA: 43
PITCHER Jim Kaat, L ERA: 3.05 (1, 1)	IP: 11.0 WLS: 4 BF: 43 H: 7 R: 2 ER: 2 SO: 11 BB: 3 IBB: 0 HBP: 1 BLK: 0 WP: 0 HR: 1 S: 61 P: 74 ERA: 1.64 WHIP: 0.909																							

Detroit Tigers @ Minnesota Twins
Metropolitan Stadium, Bloomington, MI
Sun Apr 26 1964, 4:33 AM EDT
Att: 14,675 - Unknown


AB 39
R 2
H 7
RBI 2
BB 3
SO 11
LOB 17



Batter	1	2	3	4	5	6	7	8	9	10	11	AB	R	H	RBI	BB	SO	LOB	BOTTOM			
Rich Rollins, R OBP: 0.314, SLG: 0.440 (1, 5)	4-3		BB 1B		SH3					F8		4	0	2	0	0	0	0				
Tony Oliva, L OBP: 0.365, SLG: 0.660 (1, 9)	L9		BB 1B		L6			F8		G3		5	0	1	0	0	0	2				
Bob Allison, R OBP: 0.412, SLG: 0.481 (1, 3)	HR		F7					6-3		L9		5	1	2	1	0	0	2				
Jimmie Hall, L OBP: 0.433, SLG: 0.500 (1, 8)	HR							G3				3	2	2	1	2	0	0				
Harmon Killebrew, R OBP: 0.292, SLG: 0.357 (1, 7)	F2				L9			K				4	0	1	0	1	1	5				
Earl Battey, R OBP: 0.333, SLG: 0.321 (1, 2)			K		F4			F8		F8		4	0	0	0	1	1	3				
Zolo Versalles, R OBP: 0.340, SLG: 0.350 (1, 6)			K		4-3			F3		K		5	0	0	0	0	2	5				
Bernie Allen, L OBP: 0.378, SLG: 0.486 Johnny Goryl, R OBP: 0.250, SLG: 0.250 (11, PH)			4-3		F6			1-3		4-3		4	0	0	0	0	0	0				
Jim Kaat, L OBP: 0.125, SLG: 0.125 Vic Power, R OBP: 0.150, SLG: 0.158 (11, PH)			K					5-3		L9		4	0	1	0	0	1	0				
					L6 SH3 1B							1	0	0	0	0	0	2				
Inning Stats	R: 2 E: 0 K: 0 S: 5	H: 2 LOB: 0 BB: 0 P: 5	R: 0 E: 0 K: 2 S: 7	H: 0 LOB: 0 BB: 0 P: 7	R: 0 E: 0 K: 1 S: 7	H: 2 LOB: 3 BB: 1 P: 11	R: 0 E: 0 K: 0 S: 3	H: 0 LOB: 0 BB: 0 P: 3	R: 0 E: 0 K: 0 S: 3	H: 1 LOB: 2 BB: 1 P: 10	R: 0 E: 0 K: 1 S: 6	H: 1 LOB: 1 BB: 1 P: 4	R: 0 E: 0 K: 0 S: 3	H: 0 LOB: 0 BB: 0 P: 5	R: 0 E: 0 K: 0 S: 3	H: 0 LOB: 0 BB: 0 P: 3	R: 1 E: 1 K: 1 S: 7	H: 2 LOB: 3 BB: 1 P: 11	1B: 6 2B: 2 3B: 0 HR: 2	SF: 0 SAC: 1 DP: 1 HBP: 0	WP: 0 PB: 0 SB: 0 CS: 0	PA: 45
PITCHER Phil Regan, R ERA: 2.81 Dick Egan, L ERA: 1.42 (1, 1)	IP: 10.1 WLS: 1 BF: 43 H: 9 R: 3 ER: 2 SO: 5 BB: 3 IBB: 1 HBP: 0 BLK: 0 WP: 0 HR: 2 S: 49 P: 65 ERA: 1.74 WHIP: 1.161																					

Detroit Tigers @ Minnesota Twins
Metropolitan Stadium, Bloomington, MI
Sun Apr 26 1964, 4:33 AM EDT
Att: 14,675 - Unknown

AB 40
R 3
H 9
RBI 2
BB 4
SO 6
LOB 22



Batter	1	2	3	4	5	6	7	8	9	10	AB	R	H	RBI	BB	SO	LOB							
Dick Howser, R OBP: 0.275, SLG: 0.206	(1, 6) BB 4-0 PB G3 BB		X 0-0 6-3		X 4-0 BB	X 0-0 FC6-4 1B	X 1-2 FC4-6 HBP	X 0-0 FC4-6 HBP	X 0-0 FC4-6 HBP		2	0	1	0	2	0	0							
Vic Davallio, L OBP: 0.225, SLG: 0.256	(1, 8) X 0-0 F8		X 0-0 6-3		X 0-0 F9	X 0-0 FC6-4 HR	X 0-0 FC6-4 HR	X 0-0 FC4-6 HR	X 0-0 FC4-6 HR		5	1	0	0	0	0	5							
Leon Wagner, L OBP: 0.410, SLG: 0.606	(1, 7) X 0-0 G3		X 0-0 4-3		X 0-0 K	X 0-0 K	X 0-0 K	X 0-0 K	X 0-0 K		5	2	1	3	0	1	2							
John Romano, R OBP: 0.486, SLG: 0.871	(1, 2) X 0-0 6-3		X 0-0 HR		X 0-0 2B	X 4-0 F9 1B BB	X 0-0 HR	X 0-0 HR	X 0-0 HR		4	3	3	3	1	0	1							
Al Smith, R OBP: 0.296, SLG: 0.714	(1, 9) X 0-0 F7		X 0-0 HR		X 0-0 HR	X 0-0 1B	X 0-0 K	X 0-3 K	X 0-3 K		5	1	2	2	0	2	0							
Tito Francona, L OBP: 0.459, SLG: 0.379	(1, 3) X 0-0 FC6-4 1B		X 0-0 5-3		X 0-0 F9	X 0-0 F9	X 0-0 F9	X 0-0 F9	X 0-0 F9		4	0	1	0	1	0	2							
Max Alvis, R OBP: 0.162, SLG: 0.147	(1, 5) X 0-0 F6		X 0-3 K		X 0-3 K	X 0-3 K	X 0-0 1-3	X 0-0 1-3	X 0-0 1-3		5	0	0	0	0	2	4							
Woodie Held, R OBP: 0.314, SLG: 0.414	(1, 4) X 0-0 FC6-4		X 0-0 6-3		X 0-0 6-3	X 4-0 FC6-4 1B HR BB	X 0-0 1B	X 0-0 1B	X 0-0 6-3		4	1	1	0	1	0	1							
Dick Donovan, L OBP: 0.262, SLG: 0.250	(5, 1) X 0-0 K		X 0-3 K		X 0-3 K	X 0-3 K	X 0-0 1-3	X 0-0 1-3	X 0-0 1-3		2	0	0	0	0	2	0							
Don McMahon, R OBP: 0.100, SLG: 0.000	(5, 1) X 0-0 K		X 0-3 K		X 0-3 K	X 0-3 K	X 0-0 1-3	X 0-0 1-3	X 0-0 1-3		0	0	0	0	0	0	0							
Gordon Seyfried, R ERA: 3.00	(6, 1) X 0-0 K		X 0-3 K		X 0-3 K	X 0-3 K	X 0-0 1-3	X 0-0 1-3	X 0-0 1-3		0	0	0	0	0	0	0							
Larry Brown, R ERA: 3.00	(7, PH) X 0-0 K		X 0-3 K		X 0-3 K	X 0-3 K	X 0-0 1-3	X 0-0 1-3	X 0-0 1-3		0	0	0	0	0	1	1							
Ted Abernathy, R ERA: 3.00	(7, 1) X 0-0 K		X 0-3 K		X 0-3 K	X 0-3 K	X 0-0 1-3	X 0-0 1-3	X 0-0 1-3		0	0	0	0	0	0	0							
Bob Chance, L ERA: 3.00	(8, PH) X 0-0 K		X 0-3 K		X 0-3 K	X 0-3 K	X 0-0 1-3	X 0-0 1-3	X 0-0 1-3		0	0	0	0	0	0	0							
Gary Bell, R OBP: 1.000, SLG: 1.000	(8, 1) X 0-0 K		X 0-3 K		X 0-3 K	X 0-3 K	X 0-0 1-3	X 0-0 1-3	X 0-0 1-3		0	0	0	0	0	0	0							
Inning Stats	R: 0 E: 0 K: 0 S: 3	H: 0 LOB: 1 BB: 1 P: 7	R: 0 E: 0 K: 0 S: 4	H: 1 LOB: 1 BB: 0 P: 4	R: 0 E: 0 K: 1 S: 5	H: 0 LOB: 0 BB: 0 P: 5	R: 2 E: 0 K: 1 S: 7	H: 2 LOB: 0 BB: 0 P: 7	R: 0 E: 0 K: 1 S: 5	H: 0 LOB: 1 BB: 1 P: 9	R: 0 E: 0 K: 2 S: 8	H: 1 LOB: 2 BB: 1 P: 12	R: 4 E: 0 K: 2 S: 10	H: 3 LOB: 0 BB: 1 P: 14	R: 0 E: 0 K: 0 S: 4	H: 1 LOB: 1 BB: 0 P: 4	R: 2 E: 0 K: 1 S: 6	H: 1 LOB: 0 BB: 0 P: 7	R: 0 E: 0 K: 0 S: 2	H: 0 LOB: 0 BB: 1 P: 6	1B: 4 2B: 1 3B: 0 HR: 4	SF: 0 SAC: 0 DP: 1 HBP: 1	WP: 0 PA: 44	
PITCHER	IP WLS BF H R ER SO ERA WHIP	IP WLS BF H R ER SO ERA WHIP	IP WLS BF H R ER SO ERA WHIP	IP WLS BF H R ER SO ERA WHIP	IP WLS BF H R ER SO ERA WHIP	IP WLS BF H R ER SO ERA WHIP	IP WLS BF H R ER SO ERA WHIP	IP WLS BF H R ER SO ERA WHIP	IP WLS BF H R ER SO ERA WHIP	IP WLS BF H R ER SO ERA WHIP	IP WLS BF H R ER SO ERA WHIP	IP WLS BF H R ER SO ERA WHIP	IP WLS BF H R ER SO ERA WHIP	IP WLS BF H R ER SO ERA WHIP	IP WLS BF H R ER SO ERA WHIP	IP WLS BF H R ER SO ERA WHIP	IP WLS BF H R ER SO ERA WHIP	IP WLS BF H R ER SO ERA WHIP	IP WLS BF H R ER SO ERA WHIP	IP WLS BF H R ER SO ERA WHIP	IP WLS BF H R ER SO ERA WHIP	IP WLS BF H R ER SO ERA WHIP	IP WLS BF H R ER SO ERA WHIP	IP WLS BF H R ER SO ERA WHIP
Jim Roland, L ERA: 3.38	(1, 1) 6.2	(1, 1) 0.1	(8, 1) 3.0	(1, 1) 6.2	(1, 1) 0.1	(8, 1) 3.0	(1, 1) 6.2	(1, 1) 0.1	(8, 1) 3.0	(1, 1) 6.2	(1, 1) 0.1	(8, 1) 3.0	(1, 1) 6.2	(1, 1) 0.1	(8, 1) 3.0	(1, 1) 6.2	(1, 1) 0.1	(8, 1) 3.0	(1, 1) 6.2	(1, 1) 0.1	(8, 1) 3.0	(1, 1) 6.2	(1, 1) 0.1	(8, 1) 3.0
Jim Perry, R ERA: 2.84	(7, 1) 0.1	(7, 1) 0.1	(8, 1) 3.0	(7, 1) 0.1	(7, 1) 0.1	(8, 1) 3.0	(7, 1) 0.1	(7, 1) 0.1	(8, 1) 3.0	(7, 1) 0.1	(7, 1) 0.1	(8, 1) 3.0	(7, 1) 0.1	(7, 1) 0.1	(8, 1) 3.0	(7, 1) 0.1	(7, 1) 0.1	(8, 1) 3.0	(7, 1) 0.1	(7, 1) 0.1	(8, 1) 3.0	(7, 1) 0.1	(7, 1) 0.1	(8, 1) 3.0
Bill Dailey, R ERA: 5.4	(8, 1) 3.0	(8, 1) 3.0	(8, 1) 3.0	(8, 1) 3.0	(8, 1) 3.0	(8, 1) 3.0	(8, 1) 3.0	(8, 1) 3.0	(8, 1) 3.0	(8, 1) 3.0	(8, 1) 3.0	(8, 1) 3.0	(8, 1) 3.0	(8, 1) 3.0	(8, 1) 3.0	(8, 1) 3.0	(8, 1) 3.0	(8, 1) 3.0	(8, 1) 3.0	(8, 1) 3.0	(8, 1) 3.0	(8, 1) 3.0	(8, 1) 3.0	(8, 1) 3.0

TOP


Cleveland Indians @ Minnesota Twins
Metropolitan Stadium, Bloomington, MI

Tue Apr 28 1964, 8:05 PM EDT
Att: 4,390 - Unknown

AB	38
R	8
H	9
RBI	8
BB	5
SO	8
LOB	17

C

Batter	1	2	3	4	5	6	7	8	9	10	AB	R	H	RBI	BB	SO	LOB							
Rich Rollins, R OBP: 0.321, SLG: 0.491	(1, 5) X 0-0 1B 1B		X 0-0 F7		X 0-0 F7	X 0-0 HR	X 0-0 F9	X 0-0 F9	X 0-0 SH1-4		5	2	2	2	0	0	1							
Tony Oliva, L OBP: 0.414, SLG: 0.648	(1, 9) X 0-0 1B 1B		X 0-0 F5		X 0-0 2B WP 1B	X 4-0 1B BB	X 0-0 F7	X 0-0 F7	X 4-0 1B WP IBB		4	2	2	0	2	0	0							
Bob Allison, R OBP: 0.475, SLG: 0.548	(1, 3) X 0-0 FC1-4 G3 1B		X 4-0 G4-6-3 BB		X 0-0 WP 2B	X 0-0 1B	X 0-3 K	X 0-3 K	X 4-0 1B IBB		4	1	3	2	2	1	0							
Jimmie Hall, L OBP: 0.472, SLG: 0.621	(1, 8) X 0-0 FC1-4 1B		X 0-0 G4-6-3		X 4-0 WP IBB	X 0-0 4-3	X 0-0 4-3	X 0-0 4-3	X 0-0 HR		5	1	3	3	1	0	3							
Harmon Killebrew, R OBP: 0.294, SLG: 0.319	(1, 7) X 0-0 FC1-4 G3		X 0-0 L4		X 0-3 K	X 0-0 1-3	X 0-0 1-3	X 0-0 1-3	X 0-0 F8		5	0	0	0	0	1	4							
Earl Battey, R OBP: 0.342, SLG: 0.313	(1, 2) X 0-0 G3		X 0-0 F9		X 0-0 F9	X 4-0 2B BB	X 4-0 2B BB	X 0-0 K	X 0-3 K		4	0	1	1	1	1	3							
Zoilo Versalles, R OBP: 0.365, SLG: 0.400	(1, 6) X 0-0 F8		X 0-0 F5		X 0-0 F5	X 0-0 FC6-4 1B	X 0-0 FC6-4 1B	X 0-0 FC6-4 1B	X 0-0 FC6-4 1B		5	0	3	0	0	0	2							
Bernie Allen, L OBP: 0.360, SLG: 0.436	(1, 4) X 0-0 G3		X 0-0 F5		X 0-0 F5	X 0-0 FC6-4 HR	X 4-0 FC6-4 HR	X 0-0 FC6-4 HR	X 0-0 F4		4	1	0	0	1	0	3							
Jim Roland, R OBP: 0.167, SLG: 0.167	(1, 1) 4.1	(1, 1) 0.1	(8, 1) 3.0	(1, 1) 4.1	(1, 1) 0.1	(8, 1) 3.0	(1, 1) 4.1	(1, 1) 0.1	(8, 1) 3.0	(1, 1) 4.1	(1, 1) 0.1	(8, 1) 3.0	(1, 1) 4.1	(1, 1) 0.1	(8, 1) 3.0	(1, 1) 4.1	(1, 1) 0.1	(8, 1) 3.0	(1, 1) 4.1	(1, 1) 0.1	(8, 1) 3.0	(1, 1) 4.1	(1, 1) 0.1	(8, 1) 3.0
Don McMahon, R ERA: 3.6	(5, 1) 1.1	(5, 1) 1.1	(8, 1) 3.0	(5, 1) 1.1	(5, 1) 1.1	(8, 1) 3.0	(5, 1) 1.1	(5, 1) 1.1	(8, 1) 3.0	(5, 1) 1.1	(5, 1) 1.1	(8, 1) 3.0	(5, 1) 1.1	(5, 1) 1.1	(8, 1) 3.0	(5, 1) 1.1	(5, 1) 1.1	(8, 1) 3.0	(5, 1) 1.1	(5, 1) 1.1	(8, 1) 3.0	(5, 1) 1.1	(5, 1) 1.1	(8, 1) 3.0
Gordon Seyfried, R ERA: 3.6	(6, 1) 0.1	(6, 1) 0.1	(8, 1) 3.0	(6, 1) 0.1	(6, 1) 0.1	(8, 1) 3.0	(6, 1) 0.1	(6, 1) 0.1	(8, 1) 3.0	(6, 1) 0.1	(6, 1) 0.1	(8, 1) 3.0	(6, 1) 0.1	(6, 1) 0.1	(8, 1) 3.0	(6, 1) 0.1	(6, 1) 0.1	(8, 1) 3.0	(6, 1) 0.1	(6, 1) 0.1	(8, 1) 3.0	(6, 1) 0.1	(6, 1) 0.1	(8, 1) 3.0
Ted Abernathy, R ERA: 3.6	(7, 1) 1.0	(7, 1) 1.0	(8, 1) 3.0	(7, 1) 1.0	(7, 1) 1.0	(8, 1) 3.0	(7, 1) 1.0	(7, 1) 1.0	(8, 1) 3.0	(7, 1) 1.0	(7, 1) 1.0	(8, 1) 3.0	(7, 1) 1.0	(7, 1) 1.0	(8, 1) 3.0	(7, 1) 1.0	(7, 1) 1.0	(8, 1) 3.0	(7, 1) 1.0	(7, 1) 1.0	(8, 1) 3.0	(7, 1) 1.0	(7, 1) 1.0	(8, 1) 3.0
Gary Bell, R ERA: 4.7	(8, 1) 2.1	(8, 1) 2.1	(8, 1) 3.0	(8, 1) 2.1	(8, 1) 2.1	(8, 1) 3.0	(8, 1) 2.1	(8, 1) 2.1	(8, 1) 3.0	(8, 1) 2.1	(8, 1) 2.1	(8, 1) 3.0	(8, 1) 2.1	(8, 1) 2.1	(8, 1) 3.0	(8, 1) 2.1	(8, 1) 2.1	(8, 1) 3.0	(8, 1) 2.1	(8, 1) 2.1	(8, 1) 3.0	(8, 1) 2.1	(8, 1) 2.1	(8, 1) 3.0
Inning Stats	R: 3 E: 0 K: 0 S: 7	H: 4 LOB: 1 BB: 0 P: 7	R: 0 E: 0 K: 1 S: 5	H: 0 LOB: 0 BB: 0 P: 5	R: 0 E: 0 K: 0 S: 2	H: 0 LOB: 0 BB: 1 P: 6	R: 0 E: 0 K: 0 S: 4	H: 1 LOB: 1 BB: 0 P: 4	R: 2 E: 0 K: 1 S: 8	H: 3 LOB: 2 BB: 1 P: 12	R: 2 E: 0 K: 1 S: 8	H: 3 LOB: 2 BB: 1 P: 12	R: 0 E: 0 K: 0 S: 3	H: 1 LOB: 2 BB: 2 P: 11	R: 0 E: 0 K: 1 S: 5	H: 0 LOB: 0 BB: 0 P: 5	R: 1 E: 0 K: 1 S: 7	H: 2 LOB: 1 BB: 0 P: 7	R: 1 E: 0 K: 0 S: 2	H: 1 LOB: 3 BB: 3 P: 14	1B: 11 2B: 3 3B: 0 HR: 2	SF: 0 SAC: 1 DP: 2 HBP: 0	WP: 2 PA: 49	
PITCHER	IP WLS BF H R ER SO ERA WHIP	IP WLS BF H R ER SO ERA WHIP	IP WLS BF H R ER SO ERA WHIP	IP WLS BF H R ER SO ERA WHIP	IP WLS BF H R ER SO ERA WHIP	IP WLS BF H R ER SO ERA WHIP	IP WLS BF H R ER SO ERA WHIP	IP WLS BF H R ER SO ERA WHIP	IP WLS BF H R ER SO ERA WHIP	IP WLS BF H R ER SO ERA WHIP	IP WLS BF H R ER SO ERA WHIP	IP WLS BF H R ER SO ERA WHIP	IP WLS BF H R ER SO ERA WHIP	IP WLS BF H R ER SO ERA WHIP	IP WLS BF H R ER SO ERA WHIP	IP WLS BF H R ER SO ERA WHIP	IP WLS BF H R ER SO ERA WHIP	IP WLS BF H R ER SO ERA WHIP	IP WLS BF H R ER SO ERA WHIP	IP WLS BF H R ER SO ERA WHIP	IP WLS BF H R ER SO ERA WHIP	IP WLS BF H R ER SO ERA WHIP	IP WLS BF H R ER SO ERA WHIP	IP WLS BF H R ER SO ERA WHIP
Dick Donovan, R ERA: 5.11	(1, 1) 4.1	(1, 1) 4.1	(8, 1) 3.0	(1, 1) 4.1	(1, 1) 4.1	(8, 1) 3.0	(1, 1) 4.1	(1, 1) 4.1	(8, 1) 3.0	(1, 1) 4.1	(1, 1) 4.1	(8, 1) 3.0	(1, 1) 4.1	(1, 1) 4.1	(8, 1) 3.0	(1, 1) 4.1	(1, 1) 4.1	(8, 1) 3.0	(1, 1) 4.1	(1, 1) 4.1	(8, 1) 3.0	(1, 1) 4.1	(1, 1) 4.1	(8, 1) 3.0
Don McMahon, R ERA: 3.6	(5, 1) 1.1	(5, 1) 1.1	(8, 1) 3.0	(5, 1) 1.1	(5, 1) 1.1	(8, 1) 3.0	(5, 1) 1.1	(5, 1) 1.1	(8, 1) 3.0	(5, 1) 1.1	(5, 1) 1.1	(8, 1) 3.0	(5, 1) 1.1	(5, 1) 1.1	(8, 1) 3.0	(5, 1) 1.1	(5, 1) 1.1	(8, 1) 3.0	(5, 1) 1.1	(5, 1) 1.1	(8, 1) 3.0	(5, 1) 1.1	(5, 1) 1.1	(8, 1) 3.0
Gordon Seyfried, R ERA: 3.6	(6, 1) 0.1	(6, 1) 0.1	(8, 1) 3.0	(6, 1) 0.1	(6, 1) 0.1																			

Batter	1	2	3	4	5	6	7	8	9	AB	R	H	RBI	BB	SO	LOB	TOP								
Dick Howser, R (1, 6) OBP: 0.289, SLG: 0.256	F8			F3		HR	FC4-6		G3	5	2	2	2	0	0	2	Cleveland Indians @ Minnesota Twins Metropolitan Stadium, Bloomington, MI Thu Apr 30 1964, 4:33 AM EDT Att: 3,107 - Unknown livebaseballscorecards.com								
Vic Davallio, L (1, 8) OBP: 0.244, SLG: 0.279	K			K		HR	BB		G3	4	1	1	2	1	2	2									
Leon Wagner, L (1, 7) OBP: 0.355, SLG: 0.730	F4			2B		HR	1B		IBB	4	1	3	3	1	0	0									
John Romano, R (1, 2) OBP: 0.476, SLG: 0.829		CS		F9		F8		1B	G1-2-3	4	1	1	0	1	0	4									
Al Smith, R (1, 9) OBP: 0.182, SLG: 0.455	K			F8		K		K		4	0	0	0	0	3	2									
Tito Francona, L (1, 3) OBP: 0.439, SLG: 0.344	K			CS		K		F7		3	0	0	0	1	2	1									
Max Alvis, R (1, 5) OBP: 0.195, SLG: 0.184				F3		F7		1B	S	4	1	2	1	0	0	1									
Woodie Held, R (1, 4) OBP: 0.333, SLG: 0.406				5-3		2B	FC4-6	1B	6-3	3	2	1	0	1	0	1									
Pedro Ramos, S (1, 1) OBP: 0.286, SLG: 0.286				K		K		FC4-6	G3	4	0	2	0	0	2	1									
Ted Abernathy, R (9, 1)								1B	G1-2-3	0	0	0	0	0	0	0									
Inning Stats	R: 0 E: 0 K: 1 S: 5	H: 0 LOB: 0 BB: 0 P: 5	R: 0 E: 0 K: 2 S: 6	H: 0 LOB: 0 BB: 1 P: 10	R: 0 E: 0 K: 1 S: 5	H: 0 LOB: 0 BB: 0 P: 5	R: 0 E: 0 K: 1 S: 6	H: 1 LOB: 1 BB: 0 P: 6	R: 0 E: 0 K: 0 S: 2	H: 0 LOB: 0 BB: 1 P: 6	R: 4 E: 0 K: 2 S: 9	H: 2 LOB: 0 BB: 2 P: 17	R: 3 E: 0 K: 1 S: 9	H: 5 LOB: 2 BB: 0 P: 9	R: 1 E: 0 K: 1 S: 7	H: 2 LOB: 1 BB: 0 P: 7		R: 0 E: 0 K: 0 S: 4	H: 2 LOB: 2 BB: 1 P: 8	1B: 7 2B: 4 3B: 0 HR: 1	SF: 0 SAC: 0 DP: 1 HBP: 0	WP: 0 PB: 0 SB: 1 CS: 2	PA: 40		
PITCHER	IP	WLS	BF	H	R	ER	SO	BB	IBB	HBP	BLK	WP	HR	S	P	ERA	WHIP								
Dick Stigman, L (1, 1) ERA: 7.04	5.1	L	21	3	4	4	6	4	0	0	0	0	1	29	45	6.75	1.312								
Dwight Siebler, R (6, 1) ERA: 12.0	1.1		8	4	3	3	2	0	0	0	0	0	0	12	12	20.25	3.000								
Gerry Arrigo, L (7, 1) ERA: 4.5	0.1		1	1	0	0	0	0	0	0	0	0	0	1	1	0.00	3.000								
Bill Dailey, R (8, 1) ERA: 5.19	2.0		10	4	1	1	1	0	1	0	0	0	0	11	15	4.50	2.000								

Batter	1	2	3	4	5	6	7	8	9	AB	R	H	RBI	BB	SO	LOB	BOTTOM								
Rich Rollins, R (1, 5) OBP: 0.328, SLG: 0.500	F8		F8		5-3				G6-4-3	5	1	2	2	0	0	2	Cleveland Indians @ Minnesota Twins Metropolitan Stadium, Bloomington, MI Thu Apr 30 1964, 4:33 AM EDT Att: 3,107 - Unknown livebaseballscorecards.com								
Tony Oliva, L (1, 9) OBP: 0.387, SLG: 0.603	F8		F9			F8	K			4	0	0	0	0	1	3									
Bob Allison, R (1, 3) OBP: 0.432, SLG: 0.500	SF7			K		F8		F8		3	0	0	1	0	1	0									
Jimmie Hall, L (1, 8) OBP: 0.450, SLG: 0.576	G3			WP		G3		F5		4	0	1	0	0	0	0									
Harmon Killebrew, R (1, 7) OBP: 0.263, SLG: 0.314			F8		F8			5-3		4	1	1	0	0	0	1									
Earl Battey, R (1, 2) OBP: 0.357, SLG: 0.343			5-3			F9				3	0	1	0	1	0	1									
Joe Nosske, R (9, FR)				WP					2B	0	1	0	0	0	0	0									
Zollo Versalles, R (1, 6) OBP: 0.357, SLG: 0.388					K			F8		4	0	1	0	0	1	4									
Bernie Allen, L (1, 4) OBP: 0.352, SLG: 0.442						F9		E4		4	1	1	1	0	0	2									
Dick Stigman, R (1, 1) ERA: 7.04										2	0	0	0	0	2	0									
Dwight Siebler, R (6, 1) ERA: 12.0										0	0	0	0	0	0	0									
Gerry Arrigo, L (7, 1) ERA: 4.5										0	0	0	0	0	0	0									
Lenny Green, L (7, PH)										0	0	0	0	0	1	0									
Bill Dailey, R (8, 1) ERA: 5.19										0	0	0	0	0	0	0									
Don Mincher, L (8, PH) OBP: 0.375, SLG: 0.475										0	0	0	1	0	0	0									
Inning Stats	R: 1 E: 0 K: 0 S: 4	H: 1 LOB: 0 BB: 0 P: 4	R: 0 E: 0 K: 0 S: 4	H: 1 LOB: 1 BB: 0 P: 4	R: 0 E: 0 K: 1 S: 5	H: 0 LOB: 0 BB: 0 P: 5	R: 0 E: 0 K: 2 S: 8	H: 1 LOB: 2 BB: 1 P: 12	R: 0 E: 0 K: 1 S: 5	H: 0 LOB: 0 BB: 0 P: 5	R: 0 E: 0 K: 0 S: 3	H: 0 LOB: 0 BB: 0 P: 3	R: 2 E: 1 K: 1 S: 8	H: 2 LOB: 2 BB: 1 P: 12	R: 0 E: 0 K: 0 S: 3	H: 0 LOB: 0 BB: 0 P: 3	R: 1 E: 0 K: 0 S: 4	H: 2 LOB: 1 BB: 1 P: 8	1B: 4 2B: 3 3B: 0 HR: 0	SF: 1 SAC: 0 DP: 1 HBP: 0	WP: 1 PB: 0 SB: 1 CS: 0	PA: 37			
PITCHER	IP	WLS	BF	H	R	ER	SO	BB	IBB	HBP	BLK	WP	HR	S	P	ERA	WHIP								
Pedro Ramos, R (1, 1) ERA: 1.89	8.1	W	35	7	4	2	5	2	0	0	0	0	0	43	51	2.16	1.080								
Ted Abernathy, R (9, 1) ERA:	0.2	S	2	0	0	0	0	1	0	0	0	0	0	1	5	0.00	1.500								



Batter	1	2	3	4	5	6	7	8	9	AB	R	H	RBI	BB	SO	LOB	TOP					
Rich Rollins, R OBP: 0.348, SLG: 0.500 (1, 5)										4	1	2	2	1	0	0						
Tony Oliva, L OBP: 0.403, SLG: 0.597 (1, 9)										4	2	2	0	1	0	2						
Bob Allison, R OBP: 0.469, SLG: 0.583 (1, 3)										2	3	1	1	2	0	2						
Jimmie Hall, L OBP: 0.422, SLG: 0.514 (1, 8)										4	0	0	0	1	2	4						
Harmon Killebrew, R OBP: 0.242, SLG: 0.286 Lenny Green, L (9, 7)										5	0	0	0	0	2	6						
Earl Battey, R OBP: 0.370, SLG: 0.436 Jerry Zimmerman, R OBP: 0.667, SLG: 0.600 (8, 2)										4	2	2	6	0	0	0						
Zolo Versailles, R OBP: 0.344, SLG: 0.358 (1, 6)										4	1	0	0	0	0	1						
Bernie Allen, L OBP: 0.328, SLG: 0.404 (1, 4)										4	1	0	0	0	0	3						
Camilo Pascual, R OBP: 0.333, SLG: 0.300 Bill Pleis, L (8, 1)										3	0	0	1	1	0	0						
Inning Stats	R: 0 E: 0 K: 1 S: 5	H: 0 LOB: 1 BB: 1 P: 9	R: 0 E: 0 K: 0 S: 3	H: 0 LOB: 0 BB: 0 P: 3	R: 0 E: 0 K: 0 S: 4	H: 1 LOB: 2 BB: 1 P: 8	R: 0 E: 0 K: 0 S: 3	H: 0 LOB: 0 BB: 0 P: 3	R: 0 E: 0 K: 0 S: 3	H: 0 LOB: 0 BB: 0 P: 3	R: 4 E: 0 K: 2 S: 10	H: 3 LOB: 0 BB: 1 P: 14	R: 0 E: 0 K: 0 S: 3	H: 0 LOB: 0 BB: 0 P: 3	R: 5 E: 0 K: 1 S: 7	H: 2 LOB: 2 BB: 3 P: 21	R: 1 E: 0 K: 0 S: 5	H: 2 LOB: 1 BB: 0 P: 5	1B: 6 2B: 0 3B: 0 HR: 2	SF: 0 SAC: 0 DP: 0 HBP: 2	WP: 0 PB: 0 CS: 0	PA: 43
PITCHER	IP	WLS	BF	H	R	ER	SO	BB	IBB	HBP	BLK	WP	HR	S	P	ERA	WHIP					
Moe Drabowsky, R ERA: 3.86 (1, 1)	7.0	L	29	4	5	5	3	4	0	0	0	0	1	31	47	6.43	1.143					
Tom Sturdivant, R ERA: 9.52 (8, 1)	0.1		5	1	1	1	1	1	0	2	0	0	0	4	10	27.00	6.000					
Ted Bowsfield, L ERA: 4.91 (8, 1)	1.2		9	3	4	4	0	1	0	0	0	0	1	8	12	21.60	2.400					

Minnesota Twins @ Kansas City Athletics
Municipal Stadium, Kansas City, MO
Fri May 01 1964, 8:05 PM EDT
Att: 6,047 - Unknown

AB	35
R	10
H	8
RBI	10
BB	6
SO	4
LOB	18



Batter	1	2	3	4	5	6	7	8	9	AB	R	H	RBI	BB	SO	LOB	BOTTOM					
Nelson Mathews, R OBP: 0.271, SLG: 0.326 (1, 8)										5	0	2	0	0	1	1						
Ed Charles, R OBP: 0.383, SLG: 0.524 (1, 5)										3	0	0	0	1	2	2						
Wayne Causey, L OBP: 0.490, SLG: 0.378 (1, 6)										5	0	1	0	0	0	3						
Jim Gentile, L OBP: 0.356, SLG: 0.641 (1, 3)										3	2	1	1	1	0	3						
Rocky Colavito, R OBP: 0.386, SLG: 0.622 (1, 9)										4	1	1	2	0	0	0						
Charlie Lau, L OBP: 0.316, SLG: 0.500 (1, 2)										4	1	3	1	0	0	0						
Tommie Reynolds, R OBP: 0.287, SLG: 0.296 Manny Jimenez, L OBP: 0.333, SLG: 1.000 Gino Cimoli, R (9, 7)										3	0	0	0	0	2	1						
Dick Green, R OBP: 0.220, SLG: 0.333 (1, 4)										4	1	1	1	0	1	2						
Moe Drabowsky, R (1, 1)										3	0	0	0	0	3	0						
Tom Sturdivant, L (8, 1)										0	0	0	0	0	0	0						
Ted Bowsfield, R (8, 1)										0	0	0	0	0	0	0						
George Alusik, R (9, PH)										0	0	0	0	1	0	0						
Inning Stats	R: 0 E: 0 K: 0 S: 4	H: 1 LOB: 1 BB: 0 P: 4	R: 0 E: 0 K: 0 S: 4	H: 1 LOB: 0 BB: 0 P: 4	R: 0 E: 0 K: 1 S: 5	H: 0 LOB: 0 BB: 0 P: 5	R: 2 E: 0 K: 1 S: 6	H: 1 LOB: 0 BB: 1 P: 10	R: 1 E: 0 K: 2 S: 8	H: 2 LOB: 2 BB: 1 P: 11	R: 1 E: 0 K: 2 S: 8	H: 1 LOB: 1 BB: 0 P: 8	R: 0 E: 0 K: 0 S: 5	H: 1 LOB: 1 BB: 0 P: 5	R: 1 E: 0 K: 0 S: 5	H: 2 LOB: 1 BB: 0 P: 5	R: 0 E: 0 K: 2 S: 7	H: 0 LOB: 1 BB: 1 P: 11	1B: 5 2B: 0 3B: 0 HR: 4	SF: 0 SAC: 1 DP: 0 HBP: 0	WP: 1 PB: 0 CS: 0	PA: 39
PITCHER	IP	WLS	BF	H	R	ER	SO	BB	IBB	HBP	BLK	WP	HR	S	P	ERA	WHIP					
Camilo Pascual, R ERA: 5.0 (1, 1)	7.1	W	33	9	5	5	7	2	0	0	0	0	4	45	53	6.14	1.500					
Bill Pleis, L ERA: (8, 1)	1.2	S	6	0	0	0	2	1	0	0	0	1	0	9	13	0.00	0.600					

Minnesota Twins @ Kansas City Athletics
Municipal Stadium, Kansas City, MO
Fri May 01 1964, 8:05 PM EDT
Att: 6,047 - Unknown

AB	35
R	5
H	9
RBI	5
BB	3
SO	9
LOB	13



Batter	1	2	3	4	5	6	7	8	9	10	11	AB	R	H	RBI	BB	SO	LOB
Rich Rollins, R OBP: 0.338, SLG: 0.478 (1, 5)	F3		HR		K			6-3		F8		5	1	1	0	0	1	0
Tony Oliva, L OBP: 0.431, SLG: 0.716 (1, 9)	L6		HR			3-4					HR	5	2	4	3	0	0	0
Bob Allison, R OBP: 0.444, SLG: 0.610 (1, 3)	F8		1-3			F9		K2-3			HR	5	1	1	1	0	1	2
Jimmie Hall, L OBP: 0.400, SLG: 0.548 (1, 8)		F7		F8		3-4			4-3		HR	5	1	1	1	0	0	1
Harmon Killebrew, R OBP: 0.254, SLG: 0.393 Lenny Green, L (11, 7)	6-3			6-3		F4			HR		HR	5	2	2	2	0	0	1
Earl Battey, R OBP: 0.373, SLG: 0.455 (1, 2)							F4		K		K	5	0	2	0	0	2	0
Zolo Versalles, R OBP: 0.318, SLG: 0.328 (1, 6)		F3		F5			F4		6-3		F2	5	0	0	0	0	0	2
Bernie Allen, L OBP: 0.317, SLG: 0.373 (1, 4)			B1-6-4 BB		F4		F8		4-3		G3	4	0	0	0	1	0	0
Lee Stange, R OBP: 0.100, SLG: 0.125 Bill Dailey, R ERA: 2.45 Bill Fischer, R ERA: 2.7 Bill Pleis, L ERA: Don Mincher, L OBP: 0.363, SLG: 0.465 Gerry Arrigo, L ERA: 3.36 (10, 1)			B1-6-4 BB		K			K		F2		3	0	0	0	0	2	1


Inning Stats	R	H	E	K	S	P	IP	WLS	BF	H	R	ER	SO	BB	IBB	HBP	BLK	WP	HR	S	P	ERA	WHIP	
	0	0	0	0	3	3	7.0	0	26	5	2	2	2	1	0	0	0	0	1	14	29	33	2.57	0.857

PITCHER	IP	WLS	BF	H	R	ER	SO	BB	IBB	HBP	BLK	WP	HR	S	P	ERA	WHIP	
Aurelio Monteaquedo, R ERA: 2.94 (11, 1)	7.0	0	26	5	2	2	2	1	0	0	0	0	1	14	29	33	2.57	0.857
John Wyatt, R ERA: 2.45 (8, 1)	2.0	0	8	2	1	1	3	0	0	0	0	0	0	1	14	14	4.50	1.000
Dan Pfister, R ERA: 19.29 (10, 1)	1.0	L	6	3	3	3	0	0	0	0	0	0	0	3	6	6	27.00	3.000
Vern Handrahan, R ERA: 8.1 (11, 1)	1.0		4	1	1	1	1	0	0	0	0	0	0	1	6	6	9.00	1.000

Minnesota Twins @ Kansas City Athletics
Municipal Stadium, Kansas City, MO
Sat May 02 1964, 4:33 AM EDT
Att: 8,159 - Unknown

livebaseballscorecards.com

AB 43
R 7
H 11
RBI 7
BB 1
SO 6
LOB 7



Batter	1	2	3	4	5	6	7	8	9	10	11	AB	R	H	RBI	BB	SO	LOB
Nelson Mathews, R OBP: 0.245, SLG: 0.294 (1, 8)	1-3			K		K		FC6-4		K		5	0	0	0	0	3	2
Wayne Causey, L OBP: 0.444, SLG: 0.333 (1, 6)	F7			6-3			F9	F7		1-3		5	0	0	0	0	0	1
Ed Charles, R OBP: 0.404, SLG: 0.553 (1, 5)	F6			5-3			3B 1B		4-3 1B		1B	5	2	3	0	0	0	0
Jim Gentile, L OBP: 0.354, SLG: 0.610 Doc Edwards, R OBP: 0.320, SLG: 0.304 (8, 3)		F6			G5-4-3 BB		K		4-3	F4		2	0	0	0	1	1	1
Rocky Colavito, R OBP: 0.389, SLG: 0.585 (8, 7)		F6			G5-4-3		3B BB		1-3 1B		F9	4	1	1	1	1	0	1
Charlie Lau, L OBP: 0.375, SLG: 0.591 (1, 2)	F7			1-3			3B		1-3 1B		FC6-4 1B	4	0	2	2	1	0	0
Tommy Reynolds, R OBP: 0.281, SLG: 0.310 Manny Jimenez, L OBP: 0.300, SLG: 0.889 Gino Cimoli, R Jose Tartabull, L (11, 9)					G4-6-3 1B		F3	6-3		1-3		K	2	0	1	0	0	0
Dick Green, R OBP: 0.205, SLG: 0.310 George Alusk, R George Williams, R (10, 4)					G4-6-3		F8		F4		FC6-4	3	0	0	0	0	0	1
Aurelio Monteaquedo, R OBP: 0.333, SLG: 0.333 John Wyatt, R Billy Bryan, L OBP: 0.500, SLG: 0.800 Dan Pfister, R Vern Handrahan, L (11, 1)					K				FC6-4 BB		K	2	0	1	0	0	1	0


Inning Stats	R	H	E	K	S	P	IP	WLS	BF	H	R	ER	SO	BB	IBB	HBP	BLK	WP	HR	S	P	ERA	WHIP	
	0	0	0	0	3	3	8.0	0	30	5	3	3	4	3	0	0	0	0	0	12	35	47	3.38	1.000

PITCHER	IP	WLS	BF	H	R	ER	SO	BB	IBB	HBP	BLK	WP	HR	S	P	ERA	WHIP	
Lee Stange, R ERA: 3.97 (11, 1)	8.0	0	30	5	3	3	4	3	0	0	0	0	0	12	35	47	3.38	1.000
Bill Dailey, R ERA: 5.0 (9, 1)	0.1	2	1	0	0	0	0	0	0	0	0	0	0	2	2	0.00	3.000	
Bill Fischer, R ERA: 2.7 (9, 1)	0.1	3	0	0	0	0	0	0	2	0	0	0	0	1	9	0.00	0.000	
Bill Pleis, L ERA: (9, 1)	0.1	1	0	0	0	0	1	0	0	0	0	0	0	3	3	0.00	0.000	
Gerry Arrigo, L ERA: 3.36 (10, 1)	2.0	W	8	2	0	0	2	0	0	0	0	0	0	12	12	0.00	1.000	

Minnesota Twins @ Kansas City Athletics
Municipal Stadium, Kansas City, MO
Sat May 02 1964, 4:33 AM EDT
Att: 8,159 - Unknown


livebaseballscorecards.com


AB 39
R 3
H 8
RBI 3
BB 5
SO 7
LOB 16





Batter	1	2	3	4	5	6	7	8	9	AB	R	H	RBI	BB	SO	LOB	TOP				
Rich Rollins, R OBP: 0.342, SLG: 0.507 (1, 5)	5-3		1B FC1-2 BB		6-3		HR		F9	4	1	1	1	1	0	0	Minnesota Twins @ Kansas City Athletics Municipal Stadium, Kansas City, MO Sun May 03 1964, 4:33 AM EDT Unknown livebaseballscorecards.com				
Tony Oliva, L OBP: 0.416, SLG: 0.681 (1, 9)	K		FC1-2 1-3 1B		4-3		4-3		F7	5	0	1	0	0	1	0					
Bob Allison, R OBP: 0.441, SLG: 0.600 (1, 3)	K		FC5 FC1-2 BB				K		F8	4	0	1	0	1	2	0					
Jimmie Hall, L OBP: 0.407, SLG: 0.609 (1, 8)		HR	FC1-2 1-2 2-3 3-H		K		BB 1B			4	1	2	1	0	1	4					
Harmon Killebrew, R OBP: 0.289, SLG: 0.381 (1, 7)	5-3		FC5 2-3f			BB	BB			2	0	0	0	2	0	3					
Earl Battey, R OBP: 0.370, SLG: 0.511 Don Mincher, L OBP: 0.360, SLG: 0.455 (7, PH) Vic Power, R OBP: 0.143, SLG: 0.150 (7, PH) Jerry Zimmerman, R OBP: 0.667, SLG: 0.600 (7, 2)	K					F8	L4			3	1	1	1	0	1	1					
Zolo Versalles, R OBP: 0.314, SLG: 0.311 (1, 6)	BB					F8			G3	3	0	0	0	1	1	1					
Bernie Allen, L OBP: 0.299, SLG: 0.345 (1, 4)	F8					F7			F9	4	0	0	0	0	1	2					
Jim Kaat, L OBP: 0.182, SLG: 0.455 Bill Fischer, R (7, 1) Lenny Green, L (8, PH) Dwight Siebler, R (8, 1)			K		K		HR		K	3	1	1	1	0	2	0					
Inning Stats	R: 0 E: 0 K: 2 S: 7	H: 0 LOB: 0 BB: 0 P: 7	R: 1 E: 0 K: 1 S: 6	H: 1 LOB: 1 BB: 1 P: 10	R: 0 E: 0 K: 1 S: 6	H: 1 LOB: 3 BB: 2 P: 14	R: 1 E: 0 K: 3 S: 10	H: 1 LOB: 0 BB: 0 P: 10	R: 0 E: 0 K: 0 S: 3	H: 0 LOB: 1 BB: 1 P: 7	R: 2 E: 0 K: 1 S: 8	H: 3 LOB: 2 BB: 1 P: 12	R: 0 E: 0 K: 1 S: 5	H: 0 LOB: 0 BB: 0 P: 5	R: 0 E: 0 K: 0 S: 3	H: 0 LOB: 0 BB: 0 P: 3		1B: 2 2B: 1 3B: 0 HR: 4	SF: 0 SAC: 0 DP: 0 HBP: 0	WP: 0 PB: 0 SB: 2 CS: 0	PA: 39
PITCHER	IP	WLS	BF	H	R	ER	SO	BB	IBB	HBP	BLK	WP	HR	S	P	ERA	WHIP				
Diego Segui, R ERA: 4.55 Ted Bowsfield, L ERA: 4.5 John Wyatt, R ERA: 1.93	(1, 1)	6.2	32	7	4	4	9	5	0	0	0	0	4	45	65	5.40	1.800				
	(7, 1)	0.1	1	0	0	0	0	0	0	0	0	0	0	1	1	0.00	0.000				
	(8, 1)	2.0	W	6	0	0	1	0	0	0	0	0	0	8	8	0.00	0.000				


Batter	1	2	3	4	5	6	7	8	9	AB	R	H	RBI	BB	SO	LOB	BOTTOM				
Wayne Causey, L OBP: 0.448, SLG: 0.318 (1, 6)	BB		K			6-3	1B 1-2 2-3 HBP			2	0	0	0	1	1	1	Minnesota Twins @ Kansas City Athletics Municipal Stadium, Kansas City, MO Sun May 03 1964, 4:33 AM EDT Unknown livebaseballscorecards.com				
Dick Green, R OBP: 0.191, SLG: 0.289 Manny Jimenez, L OBP: 0.364, SLG: 0.900 (7, PH) George Williams, R (7, PR) (8, 4)	K		K			K	1B 1-3 2-H 3-H			3	0	0	0	0	3	2					
Ed Charles, R OBP: 0.393, SLG: 0.529 (1, 5)	K				F8	HR WP	G3			4	1	1	0	0	1	3					
Jim Gentile, L OBP: 0.365, SLG: 0.659 (1, 3)	G3				4-3	HR 1-H		HR BB		3	2	1	2	1	0	1					
Rocky Colavito, R OBP: 0.377, SLG: 0.622 (1, 9)	5-3				K	6-3		HR		4	1	1	2	0	1	0					
Doc Edwards, R OBP: 0.276, SLG: 0.259 (1, 2)	5-3				6-3		F6	E4 G4-3		4	0	0	0	0	0	0					
Tommie Reynolds, R OBP: 0.276, SLG: 0.303 (1, 7)	F3				K		HBP BB 1B	G4-3		4	1	1	0	0	1	1					
Nelson Mathews, R OBP: 0.281, SLG: 0.400 (1, 8)			SH1-4 1B			IHR	K		2B	4	1	3	1	0	1	1					
Diego Segui, R OBP: 0.300, SLG: 0.600 Ted Bowsfield, R (7, 1) George Alusik, R (7, PH) John Wyatt, R (8, 1)			SH1-4		K		HBP 1B BB	K		1	0	0	0	0	1	0					
Inning Stats	R: 0 E: 0 K: 2 S: 7	H: 0 LOB: 1 BB: 1 P: 11	R: 0 E: 0 K: 0 S: 3	H: 0 LOB: 0 BB: 0 P: 3	R: 0 E: 0 K: 2 S: 8	H: 1 LOB: 1 BB: 0 P: 8	R: 0 E: 0 K: 1 S: 5	H: 0 LOB: 0 BB: 0 P: 5	R: 1 E: 0 K: 2 S: 8	H: 1 LOB: 0 BB: 0 P: 8	R: 2 E: 0 K: 1 S: 7	H: 2 LOB: 0 BB: 0 P: 7	R: 2 E: 0 K: 1 S: 7	H: 2 LOB: 1 BB: 1 P: 11	R: 2 E: 1 K: 1 S: 7	H: 2 LOB: 1 BB: 1 P: 11		1B: 4 2B: 1 3B: 0 HR: 3	SF: 0 SAC: 1 DP: 1 HBP: 1	WP: 1 PB: 0 SB: 0 CS: 0	PA: 36
PITCHER	IP	WLS	BF	H	R	ER	SO	BB	IBB	HBP	BLK	WP	HR	S	P	ERA	WHIP				
Jim Kaat, L ERA: 3.95 Bill Fischer, R ERA: 2.45 Dwight Siebler, R ERA: 13.5	(1, 1)	6.2	L	28	5	5	9	2	0	1	0	0	1	43	52	6.75	1.050				
	(7, 1)	0.1	2	1	0	0	0	0	0	0	0	0	0	2	2	0.00	3.000				
	(8, 1)	1.0	6	2	2	2	1	1	0	0	0	0	1	7	11	18.00	3.000				



Batter	1	2	3	4	5	6	7	8	9	AB	R	H	RBI	BB	SO	LOB	TOP					
Albie Pearson, L OBP: 0.291, SLG: 0.268	0-0 1B		0-0 FC1-5 G6-4-3			0-0 2B 1B	0-0 E6		0-3 K	5	0	2	0	0	1	2	Los Angeles Angels @ Minnesota Twins Metropolitan Stadium, Bloomington, MI Wed May 06 1964, 8:05 PM EDT Att: 9,534 - Unknown AB 34 R 4 H 8 RBI 4 BB 2 SO 5 LOB 14 					
Billy Moran, R OBP: 0.272, SLG: 0.266	0-3 K		0-0 G6-4-3			0-0 F7	0-0 5-3			4	0	0	0	0	1	4						
Lee Thomas, L OBP: 0.293, SLG: 0.351	0-0 F4			0-0 4-3		0-0 2B		4-0 SH1-4 BB		3	0	1	0	1	0	1						
Buck Rodgers, S OBP: 0.329, SLG: 0.299	0-0 F7			0-0 F3		0-0 G1		0-0 SH1-4	1-2	3	0	0	0	0	0	3						
Ed Kirkpatrick, L OBP: 0.308, SLG: 0.340		0-0 F9					0-0 F8	0-0 F5		4	0	0	0	0	1	1						
Tom Satriano, L OBP: 0.500, SLG: 0.455		0-0 G3			0-0 F5		0-0 HR 2B	0-3 K		4	1	1	0	0	1	1						
Bobby Knoop, R OBP: 0.338, SLG: 0.418		0-0 F8			0-0 5-3		4-0 HR BB		0-0 1-3 1B	3	1	1	0	1	0	0						
Joe Koppe, R OBP: 0.481, SLG: 0.500			0-0 2B 1B		0-0 F2		0-0 HR		0-0 1-3	2	1	1	0	0	0	0						
Jim Fregosi, R OBP: 0.166, SLG: 0.698									1-2 1-3	1	1	1	3	0	0	0						
Joe Adcock, R OBP: 0.291, SLG: 0.367									1-2	1	0	0	0	0	0	1						
Don Lee, R OBP: 0.500, SLG: 0.500			0-0 FC1-5 1-H 2B			0-0 G3	0-0 G3		0-3 K	0	0	0	0	0	0	0						
Dan Osinski, R (2, 1)										0	0	0	0	0	0	0						
Charlie Dees, L OBP: 0.235, SLG: 0.200										1	0	1	1	0	0	0						
Willie Smith, L (3, 1)										2	0	0	0	0	0	0						
Bob Lee, R (8, 1)										1	0	0	0	0	1	1						
Inning Stats	R: 0 E: 0 K: 1 S: 6	H: 1 LOB: 1 BB: 0 P: 6	R: 0 E: 0 K: 0 S: 3	H: 0 LOB: 0 BB: 0 P: 3	R: 1 E: 0 K: 0 S: 4	H: 2 LOB: 0 BB: 0 P: 4	R: 0 E: 0 K: 1 S: 5	H: 0 LOB: 0 BB: 0 P: 5	R: 0 E: 0 K: 0 S: 3	H: 0 LOB: 0 BB: 0 P: 3	R: 0 E: 0 K: 0 S: 5	H: 2 LOB: 2 BB: 0 P: 5	R: 3 E: 1 K: 0 S: 6	H: 2 LOB: 1 BB: 1 P: 10	R: 0 E: 0 K: 2 S: 5	H: 0 LOB: 1 BB: 0 P: 9		R: 0 E: 0 K: 2 S: 8	H: 1 LOB: 1 BB: 0 P: 8	1B: 4 2B: 3 3B: 0 HR: 1	SF: 0 SAC: 1 DP: 1 HBP: 0	WP: 0 PB: 0 SB: 0 CS: 0
PITCHER	IP WLS BF H R ER SO BB IBB HBP BLK WP HR S P ERA WHIP																					
Camilo Pascual, R ERA: 5.03	(1, 1)	7.0 L 29 7 4 4 2 1 0 0 0 0 0 1 32 36 5.14 1.143																				
Bill Pleis, L ERA: 1.08	(8, 1)	2.0 8 1 0 0 3 1 0 0 0 0 0 0 13 17 0.00 1.000																				

Batter	1	2	3	4	5	6	7	8	9	AB	R	H	RBI	BB	SO	LOB	BOTTOM					
Rich Rollins, R OBP: 0.374, SLG: 0.488	0-0 WP 1B 1B	0-0 1B		0-0 4-3			0-0 F9		0-0 F9	5	1	2	1	0	0	2	Los Angeles Angels @ Minnesota Twins Metropolitan Stadium, Bloomington, MI Wed May 06 1964, 8:05 PM EDT Att: 9,534 - Unknown AB 33 R 3 H 9 RBI 3 BB 3 SO 5 LOB 18 					
Tony Oliva, L OBP: 0.444, SLG: 0.702	0-0 1B	3-H 1B			0-0 F8		0-0 F8			4	1	2	0	0	0	1						
Bob Allison, R OBP: 0.417, SLG: 0.638	0-0 F6	0-3 K			0-0 5-3			0-0 SH1-3 1B		4	0	1	0	0	1	4						
Jimmie Hall, L OBP: 0.394, SLG: 0.607	0-3 K		4-0 G1-4-3 BB		0-0 3-1			0-0 SH1-3	1-2	2	0	0	0	1	1	2						
Harmon Killebrew, R OBP: 0.274, SLG: 0.360	0-0 FC6-4 2-H 3-H 1B		0-0 G1-4-3			4-0 G6-4-3 BB		0-0 1-3		3	0	1	2	1	0	2						
Earl Battey, R OBP: 0.338, SLG: 0.444	0-0 FC6-4		0-0 6-3			0-0 F8		4-0 IBB		3	0	0	0	1	0	2						
Zolo Versalles, R OBP: 0.317, SLG: 0.356		0-0		0-0 6-3		0-0 G6-4-3		0-3 K		3	1	1	0	0	0	1						
Don Mincher, L OBP: 0.370, SLG: 0.583			E S 1B							1	0	0	0	0	1	2						
Bud Bloomfield, R (9, 6)										0	0	0	0	0	0	0						
Bernie Allen, L OBP: 0.290, SLG: 0.333	0-0 F8				0-3 K				0-0 F6	2	0	0	0	0	1	1						
Johnny Goryl, R OBP: 0.207, SLG: 0.214	0-0 F8	1-3								2	0	0	0	0	0	0						
Camilo Pascual, R OBP: 0.357, SLG: 0.417	0-0 G3								0-3 K	2	0	1	0	0	0	1						
Vic Power, R OBP: 0.174, SLG: 0.182										1	0	1	0	0	0	0						
Bill Pleis, L (8, 1)										0	0	0	0	0	0	0						
Lenny Green, L (8, PH)										1	0	0	0	0	1	0						
Inning Stats	R: 2 E: 0 K: 1 S: 8	H: 3 LOB: 1 BB: 0 P: 8	R: 1 E: 0 K: 1 S: 8	H: 3 LOB: 2 BB: 0 P: 8	R: 0 E: 0 K: 0 S: 2	H: 0 LOB: 0 BB: 1 P: 6	R: 0 E: 0 K: 1 S: 6	H: 1 LOB: 0 BB: 0 P: 6	R: 0 E: 0 K: 0 S: 3	H: 0 LOB: 0 BB: 0 P: 3	R: 0 E: 0 K: 0 S: 2	H: 0 LOB: 1 BB: 1 P: 6	R: 0 E: 0 K: 0 S: 4	H: 1 LOB: 1 BB: 0 P: 4	R: 0 E: 0 K: 1 S: 6	H: 1 LOB: 2 BB: 1 P: 10		R: 0 E: 0 K: 1 S: 5	H: 0 LOB: 0 BB: 0 P: 5	1B: 8 2B: 1 3B: 0 HR: 0	SF: 0 SAC: 1 DP: 2 HBP: 0	WP: 1 PB: 0 SB: 1 CS: 0
PITCHER	IP WLS BF H R ER SO BB IBB HBP BLK WP HR S P ERA WHIP																					
Don Lee, R ERA: 3.48	(1, 1)	1.2 1 0 0 0 1 0 0 0 0 0 0 0 3 3 0.00 0.000																				
Dan Osinski, R ERA: 1.54	(2, 1)	0.1 1 0 0 0 1 0 0 0 0 0 0 0 3 3 0.00 0.000																				
Willie Smith, L ERA:	(3, 1)	5.1 W 19 3 0 0 1 2 0 0 0 0 0 0 19 27 0.00 0.938																				
Bob Lee, R ERA: 1.71	(8, 1)	1.2 S 6 0 0 0 2 0 1 0 0 0 0 0 9 13 0.00 0.000																				

Batter	1	2	3	4	5	6	7	8	9	AB	R	H	RBI	BB	SO	LOB	TOP			
Albie Pearson, L (1.8) OBP: 0.293, SLG: 0.270	K2-3		SH1-3					3-1		3	0	1	0	0	1	0	Los Angeles Angels @ Minnesota Twins Metropolitan Stadium, Bloomington, MI Thu May 07 1964, 4:33 AM EDT Att: 4,712 - Unknown 			
Joe Koppe, R (1.6) OBP: 0.484, SLG: 0.520	2B		FC6		FC5-4			1-4-3		3	0	1	0	1	0	1				
Billy Moran, R (1.5) OBP: 0.259, SLG: 0.253	FC1-5-6-4		FC6					L6		4	0	0	0	0	0	3				
Joe Adcock, R (1.3) OBP: 0.305, SLG: 0.423		HR			F6			K		3	1	1	1	1	1	0				
Buck Rodgers, S (1.2) OBP: 0.325, SLG: 0.296	F9				E6			6-3		4	0	1	0	0	0	0				
Lee Thomas, L (1.9) OBP: 0.279, SLG: 0.333	K				L5			3-1		4	0	0	0	0	1	2				
Bobby Knoop, R (1.4) OBP: 0.325, SLG: 0.400	F9				4-3			6-3		3	0	0	0	0	0	1				
Ed Kirkpatrick, L (1.7) OBP: 0.291, SLG: 0.320			4-3					F5		3	0	0	0	0	0	0				
Fred Newman, R (1.1) Dan Osinski, R (6.1) Jack Spring, R (6.1) Bob Duliba, R (6.1) Jim Piersall, R (7. PH) Paul Foytack, R (7.1)			SH1-3					6-3		2	0	1	0	0	0	0				
Inning Stats	R: 0 E: 0 K: 1 S: 5	H: 1 LOB: 0 BB: 0 P: 5	R: 1 E: 0 K: 1 S: 6	H: 1 LOB: 0 BB: 0 P: 6	R: 0 E: 0 K: 0 S: 4	H: 1 LOB: 2 BB: 1 P: 8	R: 0 E: 1 K: 0 S: 4	H: 0 LOB: 1 BB: 0 P: 4	R: 0 E: 0 K: 0 S: 3	H: 1 LOB: 1 BB: 1 P: 7	R: 0 E: 0 K: 0 S: 3	H: 0 LOB: 0 BB: 0 P: 3	R: 0 E: 0 K: 1 S: 5	H: 0 LOB: 0 BB: 0 P: 5	R: 0 E: 0 K: 1 S: 5	H: 0 LOB: 0 BB: 0 P: 5		1B: 3 2B: 2 3B: 0 HR: 1	SF: 0 SAC: 1 DP: 1 HBP: 0	WP: 0 PB: 0 SB: 0 CS: 1
PITCHER Jim Kaat, L (1.1) ERA: 3.22	IP: 9.0 WLS: W BF: 33 H: 5 R: 1 ER: 1 SO: 3 BB: 2 IBB: 0 HBP: 0 BLK: 0 WP: 0 HR: 1 S: 37 P: 45 ERA: 1.00 WHIP: 0.778															PITCHER				

Batter	1	2	3	4	5	6	7	8	9	AB	R	H	RBI	BB	SO	LOB	BOTTOM			
Rich Rollins, R (1.5) OBP: 0.368, SLG: 0.471	1-3	F2			SH5-3	HR		6-3		3	1	0	0	1	0	1	Los Angeles Angels @ Minnesota Twins Metropolitan Stadium, Bloomington, MI Thu May 07 1964, 4:33 AM EDT Att: 4,712 - Unknown 			
Tony Oliva, L (1.9) OBP: 0.463, SLG: 0.775	BB	HBP	K		1B	HR		HR		5	2	4	6	0	1	0				
Bob Allison, R (1.3) OBP: 0.455, SLG: 0.672	BB	HBP	4-3		1B	HR		HR		3	1	3	0	1	0	0				
Jimmie Hall, L (1.8) OBP: 0.394, SLG: 0.633	FC6-4		4-3		F4	F8		HR		4	1	1	2	1	0	4				
Harmon Killebrew, R (1.7) OBP: 0.258, SLG: 0.338 Jerry Zimmerman, R (9.2) OBP: 0.714, SLG: 0.660	K		F6		FC4	K		6-3		5	0	0	0	0	2	7				
Earl Battey, R (1.2) OBP: 0.333, SLG: 0.421 Joe Nosske, R (9.7)	FC6-4				G6-4-3	L6	5-3			3	0	0	0	1	0	3				
Zolo Versalles, R (1.6) OBP: 0.314, SLG: 0.351			1-3		G6-4-3	E	5-3			4	1	1	0	0	0	1				
Bud Bloomfield, R (1.4) OBP: 0.250, SLG: 0.250		G3			4-3	WP	F4			4	1	1	0	0	0	0				
Jim Kaat, L (1.1) OBP: 0.267, SLG: 0.429					SH5-3	E5		K		3	2	1	0	1	1	2				
Inning Stats	R: 0 E: 0 K: 1 S: 6	H: 1 LOB: 3 BB: 1 P: 11	R: 0 E: 0 K: 0 S: 3	H: 0 LOB: 1 BB: 1 P: 7	R: 0 E: 0 K: 1 S: 6	H: 1 LOB: 1 BB: 0 P: 6	R: 0 E: 0 K: 0 S: 2	H: 0 LOB: 0 BB: 1 P: 6	R: 1 E: 0 K: 0 S: 6	H: 3 LOB: 2 BB: 0 P: 6	R: 5 E: 1 K: 1 S: 9	H: 3 LOB: 1 BB: 2 P: 17	R: 0 E: 0 K: 0 S: 3	H: 0 LOB: 0 BB: 0 P: 3	R: 3 E: 0 K: 1 S: 8	H: 3 LOB: 0 BB: 0 P: 8		1B: 7 2B: 1 3B: 0 HR: 3	SF: 0 SAC: 1 DP: 1 HBP: 1	WP: 1 PB: 0 SB: 0 CS: 0
PITCHER Fred Newman, R (1.1) ERA: 2.55 Dan Osinski, R (6.1) ERA: 2.31 Jack Spring, L (6.1) ERA: 2.7 Bob Duliba, R (6.1) ERA: Paul Foytack, R (7.1) ERA: 15.43	IP: 5.1 WLS: L BF: 27 H: 7 R: 4 ER: 4 SO: 2 BB: 3 IBB: 0 HBP: 0 BLK: 0 WP: 0 HR: 0 S: 27 P: 40 ERA: 6.75 WHIP: 1.875															PITCHER				

Batter	1	2	3	4	5	6	7	8	9	AB	R	H	RBI	BB	SO	LOB	TOP										
Wayne Causey, L OBP: 0.430, SLG: 0.356	3-1		HR	6-3 SH2-4 1B BB	4-3			G4-6-3 1-2		4	2	1	1	1	0	1											
Dick Green, R OBP: 0.238, SLG: 0.307	K2-3		FC3-6 HR BB	SH2-4			K		F8	3	1	0	0	1	2	0											
Ed Charles, R OBP: 0.363, SLG: 0.418	F7		FC3-6 1-2 BB	6-3			K		2B BB	3	1	0	0	2	1	1											
Jim Gentile, L OBP: 0.420, SLG: 0.587		BB E BB	FC3-6 HR	HR			K		K	4	2	1	1	1	2	3											
Rocky Colavito, R OBP: 0.400, SLG: 0.704	E5 1-2 BB		K	3-H HR					5-3	5	1	2	3	0	1	3											
Manny Jimenez, L OBP: 0.286, SLG: 0.722	F6		1-H HR	BB					4-3	4	1	1	3	1	1	3											
Charlie Lau, L OBP: 0.341, SLG: 0.514	K		3-H HR	BB					K	3	0	0	0	1	2	3											
Nelson Mathews, R OBP: 0.368, SLG: 0.468		1-2 2-3 BB	1-2 BB						F5	2	0	0	0	2	1	0											
Orlando Pena, R OBP: 0.105, SLG: 0.056	5-3		K						K	3	0	0	0	0	2	5											
Jack Aker, R (6, 1)										0	0	0	0	0	0	0											
Joe Grzenda, R (7, 1)										0	0	0	0	0	0	0											
George Alusik, R (8, PH)									G4-6-3 BB	0	0	0	0	1	0	0											
Vern Handrahan, L (8, 1)										0	0	0	0	0	0	0											
Inning Stats	R: 0 E: 0 K: 1 S: 5	H: 0 LOB: 0 BB: 0 P: 5	R: 0 E: 1 K: 1 S: 6	H: 0 LOB: 3 BB: 2 P: 14	R: 4 E: 0 K: 2 S: 9	H: 2 LOB: 2 BB: 4 P: 25	R: 3 E: 0 K: 0 S: 5	H: 2 LOB: 1 BB: 2 P: 13	R: 0 E: 0 K: 1 S: 5	H: 0 LOB: 0 BB: 0 P: 5	R: 0 E: 0 K: 1 S: 9	H: 0 LOB: 0 BB: 0 P: 9	R: 0 E: 0 K: 1 S: 5	H: 0 LOB: 0 BB: 0 P: 5	R: 0 E: 0 K: 1 S: 4	H: 0 LOB: 0 BB: 1 P: 8	R: 1 E: 0 K: 2 S: 8	H: 1 LOB: 1 BB: 1 P: 12	1B: 1 2B: 1 3B: 0 HR: 3	SF: 0 SAC: 1 DP: 1 HBP: 0	WP: 0 PB: 0 SB: 0 CS: 0	PA: 42					
PITCHER	IP	WLS	BF	H	R	ER	SO	BB	IBB	HBP	BLK	WP	HR	S	P	ERA	WHIP										
Lee Stange, R ERA: 6.75	2.2		15	2	4	4	3	4	0	0	0	0	2	17	33	13.50	2.250										
Jim Roland, L ERA: 3.91	0.0		2	0	0	0	0	2	0	0	0	0	0	0	8	∞	∞										
Bill Fischer, R ERA: 7.11	2.1		11	2	3	3	2	2	0	0	0	0	1	13	21	11.57	1.714										
Gerry Arrigo, L ERA: 4.96	4.0	W	14	1	1	1	7	2	0	0	0	0	0	26	34	2.25	0.750										

Kansas City Athletics @ Minnesota Twins
Metropolitan Stadium, Bloomington, MI
Sat May 09 1964, 4:33 AM EDT
Att: 9,219 - Unknown

AB	31
R	8
H	5
RBI	8
BB	10
SO	12
LOB	19



Batter	1	2	3	4	5	6	7	8	9	AB	R	H	RBI	BB	SO	LOB	BOTTOM										
Zoilo Versalles, R OBP: 0.354, SLG: 0.386	HR 1B		G5-4-3 1B		5-3		E 2B BB	F9		4	1	2	0	1	0	0											
Rich Rollins, R OBP: 0.382, SLG: 0.474			G5-4-3		F8		K		FC4-6 HBP	4	1	1	1	0	1	2											
Bud Bloomfield, R OBP: 0.200, SLG: 0.200	HR		1-2							0	0	0	0	0	0	0											
Tony Oliva, L OBP: 0.457, SLG: 0.755	BB 1B		F9				1B HR	E6 2B	FC4-6 1B	5	2	2	0	0	0	2											
Jimmie Hall, L OBP: 0.420, SLG: 0.701	K						F8		2B IBB	4	2	2	1	1	1	2											
Bob Allison, R OBP: 0.448, SLG: 0.686							HR		1B	4	3	3	4	1	0	2											
Don Mincher, L OBP: 0.395, SLG: 0.643							HR		F6	3	1	1	3	0	0	2											
Vic Power, R OBP: 0.160, SLG: 0.167	4-3						4-3		F4	1	0	0	0	0	0	1											
Earl Batley, R OBP: 0.333, SLG: 0.490			F8				G6-4-3 1B		5-3	4	0	2	1	0	0	0											
Johnny Goryl, R OBP: 0.348, SLG: 0.250			6-3		G6-4-3				5-3	3	0	1	0	1	0	1											
Lee Stange, R OBP: 0.273, SLG: 0.111			6-3						4-3	1	0	0	0	0	0	0											
Jim Roland, R OBP: 0.125, SLG: 0.125									F6	0	0	0	0	0	0	0											
Bill Fischer, R (5, PH)										0	0	0	0	0	0	0											
Bernie Allen, L OBP: 0.282, SLG: 0.322										1	0	0	0	1	0	0											
Gerry Arrigo, L (6, 1)										2	0	0	0	0	0	3											
Inning Stats	R: 1 E: 0 K: 1 S: 7	H: 3 LOB: 2 BB: 1 P: 11	R: 0 E: 0 K: 0 S: 3	H: 0 LOB: 0 BB: 0 P: 3	R: 0 E: 0 K: 0 S: 3	H: 1 LOB: 0 BB: 0 P: 3	R: 2 E: 0 K: 0 S: 5	H: 3 LOB: 0 BB: 0 P: 5	R: 0 E: 0 K: 1 S: 5	H: 0 LOB: 0 BB: 0 P: 5	R: 3 E: 0 K: 0 S: 7	H: 4 LOB: 1 BB: 0 P: 7	R: 4 E: 1 K: 1 S: 8	H: 2 LOB: 2 BB: 3 P: 20	R: 0 E: 0 K: 0 S: 4	H: 1 LOB: 2 BB: 0 P: 5	1B: 9 2B: 1 3B: 0 HR: 4	SF: 0 SAC: 0 DP: 2 HBP: 1	WP: 1 PB: 1 SB: 0 CS: 0	PA: 41							
PITCHER	IP	WLS	BF	H	R	ER	SO	BB	IBB	HBP	BLK	WP	HR	S	P	ERA	WHIP										
Orlando Pena, R ERA: 4.12	5.1		24	10	6	6	2	1	1	0	0	0	4	27	31	10.12	2.062										
Jack Aker, R ERA: 13.5	1.0	L	8	2	4	2	1	1	1	0	0	0	0	8	16	18.00	3.000										
Joe Grzenda, L ERA:	0.2		4	1	0	0	0	1	0	0	0	1	0	3	7	0.00	3.000										
Vern Handrahan, R ERA: 5.4	1.0		5	1	0	0	0	0	0	1	0	0	0	4	5	0.00	1.000										

Kansas City Athletics @ Minnesota Twins
Metropolitan Stadium, Bloomington, MI
Sat May 09 1964, 4:33 AM EDT
Att: 9,219 - Unknown

AB	36
R	10
H	14
RBI	10
BB	4
SO	3
LOB	15



Batter	1	2	3	4	5	6	7	8	9	AB	R	H	RBI	BB	SO	LOB	TOP			
Wayne Causey, L (1, 6) OBP: 0.418, SLG: 0.359										5	0	1	0	0	0	1				
Dick Green, R (1, 4) OBP: 0.299, SLG: 0.363										5	1	3	0	0	1	1				
Manny Jimenez, L (1, 7) OBP: 0.289, SLG: 0.609										5	1	1	0	0	2	3				
Jim Gentile, L (1, 3) OBP: 0.419, SLG: 0.567										4	1	1	1	1	1	0				
Rocky Colavito, R (1, 9) OBP: 0.422, SLG: 0.716										3	0	2	2	2	0	0				
Charlie Lau, L (1, 2) OBP: 0.356, SLG: 0.500										3	0	1	0	1	1	4				
Nelson Mathews, R (1, 8) OBP: 0.374, SLG: 0.469										4	0	2	0	0	1	2				
George Williams, R (1, 5) OBP: 0.374, SLG: 0.469										4	0	0	0	0	1	5				
Aurelio Monteaquedo, R (5, PH) Joe Garaboli, L (5, PH) Joe Grzenda, R (5, PH) Billy Bryan, L (7, PH) Vern Handrahan, L (7, PH) George Alusik, R (8, PH)										1	0	1	0	0	0	0				
Inning Stats	R: 0 E: 0 K: 2 S: 8	H: 1 LOB: 3 BB: 2 P: 16	R: 0 E: 0 K: 0 S: 4	H: 1 LOB: 1 BB: 0 P: 4	R: 0 E: 0 K: 0 S: 3	H: 0 LOB: 0 BB: 0 P: 3	R: 0 E: 0 K: 0 S: 4	H: 2 LOB: 1 BB: 0 P: 4	R: 0 E: 0 K: 1 S: 6	H: 1 LOB: 1 BB: 1 P: 10	R: 0 E: 0 K: 1 S: 6	H: 1 LOB: 2 BB: 0 P: 6	R: 0 E: 0 K: 2 S: 8	H: 1 LOB: 1 BB: 1 P: 12	R: 3 E: 0 K: 0 S: 6	H: 4 LOB: 1 BB: 0 P: 6	1B: 7 2B: 3 3B: 2 HR: 0	SF: 0 SAC: 0 DP: 1 HBP: 0	WP: 0 PB: 0 SB: 0 CS: 0	PA: 41
PITCHER Camilo Pascual, R (1, 1) ERA: 4.6	IP: 9.0 WLS: W BF: 41	H: 12 R: 3 ER: 3 SO: 7	BB: 4 IBB: 0 HBP: 0 BLK: 0	WP: 0 HR: 0 S: 51 P: 67	ERA: 3.00 WHIP: 1.778	PITCHER IP: WLS: BF: H: R: ER: SO: BB: IBB: HBP: BLK: WP: HR: S: P: ERA: WHIP														

Kansas City Athletics @ Minnesota Twins
Metropolitan Stadium, Bloomington, MI
Sun May 10 1964, 4:33 AM EDT
Att: 16,845 - Unknown

AB 37
R 3
H 12
RBI 3
BB 4
SO 7
LOB 16



Batter	1	2	3	4	5	6	7	8	9	AB	R	H	RBI	BB	SO	LOB	BOTTOM			
Zoilo Versalles, R (1, 6) OBP: 0.340, SLG: 0.368										4	0	0	0	0	0	1				
Rich Rollins, R (1, 5) OBP: 0.358, SLG: 0.465										4	1	1	0	0	0	1				
Tony Oliva, L (1, 9) OBP: 0.468, SLG: 0.765										4	1	3	1	0	0	0				
Jimmie Hall, L (1, 8) OBP: 0.412, SLG: 0.676										4	1	1	1	0	1	2				
Bob Allison, R (1, 7) OBP: 0.440, SLG: 0.658										3	0	0	0	1	1	2				
Don Mincher, L (1, 3) OBP: 0.353, SLG: 0.710										3	1	1	3	0	0	0				
Earl Batley, R (1, 2) Jerry Zimmerman, R (6, PH) Jerry Zimmerman, R (7, 2)										2	1	1	1	0	0	0				
Johnny Goryl, R (1, 4) OBP: 0.346, SLG: 0.261										3	0	1	0	0	1	1				
Camilo Pascual, R (1, 1) OBP: 0.353, SLG: 0.467										3	1	1	0	0	1	1				
Inning Stats	R: 4 E: 0 K: 0 S: 7	H: 4 LOB: 0 BB: 0 P: 7	R: 0 E: 0 K: 1 S: 5	H: 0 LOB: 0 BB: 0 P: 5	R: 0 E: 0 K: 1 S: 5	H: 0 LOB: 0 BB: 0 P: 5	R: 1 E: 0 K: 0 S: 5	H: 2 LOB: 1 BB: 0 P: 5	R: 0 E: 0 K: 0 S: 4	H: 1 LOB: 1 BB: 0 P: 4	R: 0 E: 0 K: 1 S: 5	H: 0 LOB: 1 BB: 1 P: 9	R: 1 E: 0 K: 0 S: 5	H: 2 LOB: 1 BB: 0 P: 5	R: 0 E: 0 K: 1 S: 5	H: 0 LOB: 0 BB: 0 P: 5	1B: 5 2B: 2 3B: 0 HR: 2	SF: 0 SAC: 1 DP: 0 HBP: 0	WP: 1 PB: 0 SB: 0 CS: 0	PA: 34
PITCHER Aurelio Monteaquedo, R (1, 1) Joe Grzenda, L (5, 1) Vern Handrahan, R (7, 1)	IP: 4.0 WLS: L BF: 18	H: 6 R: 5 ER: 5 SO: 2	BB: 0 IBB: 0 HBP: 0 BLK: 0	WP: 0 HR: 2 S: 22 P: 22	ERA: 11.25 WHIP: 1.500	PITCHER IP: WLS: BF: H: R: ER: SO: BB: IBB: HBP: BLK: WP: HR: S: P: ERA: WHIP														

Kansas City Athletics @ Minnesota Twins
Metropolitan Stadium, Bloomington, MI
Sun May 10 1964, 4:33 AM EDT
Att: 16,845 - Unknown

AB 32
R 6
H 9
RBI 6
BB 1
SO 4
LOB 9



Batter	1	2	3	4	5	6	7	8	9	AB	R	H	RBI	BB	SO	LOB	TOP		
Mike Hershberger, R OBP: 0.304, SLG: 0.250 (1, 8)	1-3	F9			F3		F8			4	0	0	0	0	0	2	Chicago White Sox @ Minnesota Twins Metropolitan Stadium, Bloomington, MI Tue May 12 1964, 8:05 PM EDT Att: 12,038 - Unknown		
Al Weis, S OBP: 0.317, SLG: 0.322 (1, 4)	F7		F8		5-3			K		4	0	0	0	0	1	0			
Floyd Robinson, L OBP: 0.415, SLG: 0.457 Minnie Minoso, R OBP: 0.375, SLG: 0.750 (5, PH) (5, 9)	BB 1B		E6 F8 1B		F8			E6 G5-4-3		2	0	1	0	0	0	0			
Ron Hansen, R OBP: 0.422, SLG: 0.603 (1, 6)	1-2 BB		1-2 1B			F8		G5-4-3 1-2		3	0	1	0	1	0	1			
Pete Ward, L OBP: 0.286, SLG: 0.167 (1, 5)	K		F8			K		F7		4	0	0	0	0	2	4			
Dave Nicholson, R OBP: 0.420, SLG: 0.538 (1, 7)		HR	K		F8			F8		4	1	1	1	0	1	2			
Joe Cunningham, L OBP: 0.352, SLG: 0.323 (1, 3)		K			F8			1-3		4	0	0	0	0	1	0			
Cam Carreon, R OBP: 0.154, SLG: 0.231 (1, 2)		F7			K			5-3		3	0	0	0	0	1	0			
Ray Herbert, R OBP: 0.332, SLG: 0.333 Frank Kreuzer, L OBP: 0.233, SLG: 0.267 Jerry Wertheimer, R OBP: 0.156, SLG: 0.195 Joe Horlen, R OBP: 0.300, SLG: 0.333 Don Buford, S OBP: 0.250, SLG: 0.250 Frank Baumann, L OBP: 0.250, SLG: 0.250 Don Mossi, L OBP: 0.250, SLG: 0.250 (1, 1) (3, 1) (4, PH) (4, 1) (7, PH) (7, 1) (8, 1)			F8		F8			HBP		1	0	1	0	0	0	0			
Inning Stats	R: 0 E: 0 K: 1 S: 6	H: 1 LOB: 2 BB: 1 P: 10	R: 1 E: 0 K: 1 S: 7	H: 2 LOB: 1 BB: 0 P: 7	R: 0 E: 1 K: 1 S: 7	H: 1 LOB: 2 BB: 0 P: 7	R: 0 E: 0 K: 1 S: 5	H: 0 LOB: 0 BB: 0 P: 5	R: 0 E: 0 K: 0 S: 3	H: 0 LOB: 1 BB: 0 P: 4	R: 0 E: 1 K: 1 S: 5	H: 0 LOB: 0 BB: 0 P: 5	R: 0 E: 0 K: 0 S: 3	H: 0 LOB: 0 BB: 0 P: 3	R: 0 E: 0 K: 0 S: 3	H: 0 LOB: 0 BB: 0 P: 3		1B: 3 2B: 0 3B: 0 HR: 1	SF: 0 SAC: 0 DP: 1 HBP: 1
PITCHER Jim Kaat, L ERA: 2.78 (1, 1)	IP: 9.0 WLS: W BF: 34 H: 4 R: 1 ER: 1 SO: 6 BB: 1 IBB: 0 HBP: 1 BLK: 0 WP: 0 HR: 1 S: 44 P: 49 ERA: 1.00 WHIP: 0.556																		

Batter	1	2	3	4	5	6	7	8	9	AB	R	H	RBI	BB	SO	LOB	BOTTOM		
Zoilo Versalles, R OBP: 0.362, SLG: 0.413 (1, 6)	2B 1B	F2		WP 1B 2B	1-2 2H 1B		SF9 1-3 2H 3H 2B			5	2	4	3	0	0	1	Chicago White Sox @ Minnesota Twins Metropolitan Stadium, Bloomington, MI Tue May 12 1964, 8:05 PM EDT Att: 12,038 - Unknown		
Rich Rollins, R OBP: 0.351, SLG: 0.466 (1, 5)	G3 1H 2B		F8	F7	1-3		SF9			4	0	1	2	0	0	3			
Tony Oliva, L OBP: 0.465, SLG: 0.748 (1, 9)	1-3		1B FC6-4	HR 1B		4-3	F7			5	2	2	1	0	0	2			
Jimmie Hall, L OBP: 0.411, SLG: 0.697 (1, 8)	G3 2-3		FC6-4 1B	1H HR		F3		K		5	1	2	2	0	1	1			
Bob Allison, R OBP: 0.417, SLG: 0.615 (1, 7)	6-3		FC6-4 1B 1-2	6-3		F8		F3		5	1	0	1	0	0	2			
Don Mincher, L OBP: 0.410, SLG: 0.806 (1, 3)		HR	1B	1B			SH5-4 1B	L5		5	2	4	1	0	0	0			
Bernie Allen, L OBP: 0.293, SLG: 0.333 (1, 4)		E3 SH2-3	1B	1B		FC5-4 BB 1B	SH5-4 2B 1B			4	2	2	1	0	0	1			
Jerry Zimmerman, R OBP: 0.455, SLG: 0.333 (1, 2)		SH2-3	K			F7	SH5-4			2	0	0	0	0	1	3			
Jim Kaat, L OBP: 0.316, SLG: 0.375 (1, 1)	K			4-3	1-2 BB		2B SF9 BB			2	1	0	0	2	1	1			
Inning Stats	R: 1 E: 0 K: 0 S: 5	H: 2 LOB: 1 BB: 0 P: 5	R: 1 E: 1 K: 1 S: 7	H: 1 LOB: 1 BB: 0 P: 7	R: 2 E: 0 K: 1 S: 9	H: 4 LOB: 2 BB: 0 P: 9	R: 3 E: 0 K: 0 S: 6	H: 3 LOB: 0 BB: 0 P: 6	R: 1 E: 0 K: 0 S: 5	H: 2 LOB: 1 BB: 1 P: 9	R: 0 E: 0 K: 0 S: 3	H: 0 LOB: 0 BB: 0 P: 3	R: 3 E: 0 K: 0 S: 6	H: 3 LOB: 1 BB: 1 P: 10	R: 0 E: 0 K: 1 S: 5	H: 0 LOB: 0 BB: 0 P: 5		1B: 10 2B: 3 3B: 0 HR: 2	SF: 1 SAC: 2 DP: 0 HBP: 0
PITCHER Ray Herbert, R ERA: 4.5 Frank Kreuzer, L ERA: 3.46 Joe Horlen, R ERA: 5.73 Frank Baumann, L ERA: 7.11 Don Mossi, L ERA: 1.35 (1, 1) (3, 1) (4, 1) (7, 1) (8, 1)	IP: 2.2 WLS: L BF: 14 H: 5 R: 4 ER: 4 SO: 1 BB: 0 IBB: 0 HBP: 0 BLK: 0 WP: 0 HR: 1 S: 16 P: 16 ERA: 13.50 WHIP: 1.875																		

Batter	1	2	3	4	5	6	7	8	9	AB	R	H	RBI	BB	SO	LOB	TOP											
Zoilo Versalles, R OBP: 0.347, SLG: 0.419										4	0	0	0	0	1	2												
Rich Rollins, R OBP: 0.362, SLG: 0.496										4	0	0	0	0	1	0												
Tony Oliva, L OBP: 0.449, SLG: 0.717										4	0	3	0	0	0	0												
Bob Allison, R OBP: 0.413, SLG: 0.644										4	0	0	0	0	1	2												
Jimmie Hall, L OBP: 0.388, SLG: 0.639										3	0	0	0	1	1	0												
Harmon Killebrew, R OBP: 0.262, SLG: 0.380										4	1	0	0	0	3	2												
Earl Batley, R OBP: 0.354, SLG: 0.456										1	0	1	0	1	0	0												
Bernie Allen, L OBP: 0.287, SLG: 0.324										3	0	1	1	0	0	2												
Camilo Pascual, R OBP: 0.300, SLG: 0.389										3	0	0	0	0	0	2												
Inning Stats	R: 0 E: 0 K: 1 S: 5	H: 0 LOB: 0 BB: 0 P: 5	R: 0 E: 0 K: 1 S: 5	H: 0 LOB: 0 BB: 0 P: 5	R: 0 E: 0 K: 0 S: 3	H: 0 LOB: 1 BB: 1 P: 7	R: 0 E: 0 K: 0 S: 3	H: 1 LOB: 0 BB: 0 P: 3	R: 0 E: 0 K: 2 S: 8	H: 0 LOB: 1 BB: 0 P: 8	R: 0 E: 0 K: 0 S: 3	H: 1 LOB: 0 BB: 0 P: 3	R: 1 E: 1 K: 0 S: 5	H: 1 LOB: 1 BB: 0 P: 5	R: 0 E: 0 K: 2 S: 8	H: 1 LOB: 2 BB: 1 P: 12	1B: 3 2B: 2 3B: 0 HR: 0	SF: 0 SAC: 1 DP: 1 HBP: 0	WP: 1 PB: 0 SB: 0 CS: 0	PA: 33								
PITCHER	IP	WLS	BF	H	R	ER	SO	BB	IBB	HBP	BLK	WP	HR	S	P	ERA	WHIP											
Bill Monbouquette, R ERA: 4.43	(1, 1)	8.0	L	28	4	1	0	5	1	0	0	0	0	37	41	0.00	0.625											
Dick Radatz, R ERA: 0.99	(9, 1)	1.0		5	1	0	0	2	1	0	0	0	1	0	8	12	0.00	2.000										

Minnesota Twins @ Boston Red Sox
Fenway Park, Boston, MA
Fri May 15 1964, 7:05 PM EDT
Att: 18,116 - Unknown

AB 30
R 1
H 5
RBI 1
BB 2
SO 7
LOB 10



Batter	1	2	3	4	5	6	7	8	9	AB	R	H	RBI	BB	SO	LOB	BOTTOM										
Dalton Jones, L OBP: 0.321, SLG: 0.556										4	0	1	0	0	0	2											
Eddie Bressoud, R OBP: 0.426, SLG: 0.486										4	0	0	0	0	1	2											
Carl Yastrzemski, L OBP: 0.324, SLG: 0.435										4	0	1	0	0	1	1											
Frank Maltzone, R OBP: 0.350, SLG: 0.419										2	0	1	0	2	0	0											
Dick Stuart, R OBP: 0.275, SLG: 0.343										4	0	0	0	0	2	4											
Tony Conigliaro, R OBP: 0.286, SLG: 0.495										4	0	1	0	0	2	1											
Bob Tillman, R OBP: 0.376, SLG: 0.434										3	0	0	0	1	0	1											
Roman Mejias, R OBP: 0.200, SLG: 0.200										3	0	1	0	0	0	1											
Bill Monbouquette, R OBP: 0.308, SLG: 0.100	(1, 1)									1	0	0	0	0	0	1											
Russ Nixon, L OBP: 0.444, SLG: 0.556	(8, PH)									1	0	1	0	0	0	0											
Felix Mantilla, R OBP: 0.154, SLG: 0.240	(8, PR)									0	0	0	0	0	0	0											
Dick Radatz, R OBP: 0.333, SLG: 0.333	(9, 1)									0	0	0	0	0	0	0											
Inning Stats	R: 0 E: 0 K: 0 S: 4	H: 2 LOB: 2 BB: 1 P: 8	R: 0 E: 0 K: 0 S: 4	H: 2 LOB: 1 BB: 0 P: 4	R: 0 E: 0 K: 0 S: 3	H: 0 LOB: 0 BB: 0 P: 3	R: 0 E: 0 K: 2 S: 7	H: 0 LOB: 0 BB: 0 P: 7	R: 0 E: 0 K: 0 S: 3	H: 0 LOB: 1 BB: 1 P: 7	R: 0 E: 0 K: 0 S: 4	H: 1 LOB: 1 BB: 0 P: 4	R: 0 E: 0 K: 0 S: 3	H: 0 LOB: 0 BB: 0 P: 3	R: 0 E: 0 K: 2 S: 8	H: 1 LOB: 1 BB: 0 P: 8	R: 0 E: 0 K: 2 S: 7	H: 0 LOB: 1 BB: 1 P: 11	1B: 4 2B: 2 3B: 0 HR: 0	SF: 0 SAC: 1 DP: 1 HBP: 0	WP: 0 PB: 0 SB: 1 CS: 0	PA: 34					
PITCHER	IP	WLS	BF	H	R	ER	SO	BB	IBB	HBP	BLK	WP	HR	S	P	ERA	WHIP										
Camilo Pascual, R ERA: 3.81	(1, 1)	9.0	W	34	6	0	0	6	3	0	0	0	0	43	55	0.00	1.000										

Minnesota Twins @ Boston Red Sox
Fenway Park, Boston, MA
Fri May 15 1964, 7:05 PM EDT
Att: 18,116 - Unknown

AB 30
R 0
H 6
RBI 0
BB 3
SO 6
LOB 13



Batter	1	2	3	4	5	6	7	8	9	AB	R	H	RBI	BB	SO	LOB	TOP					
Zoilo Versalles, R OBP: 0.341, SLG: 0.405																	2 0 0 1 1 1 1					
Rich Rollins, R OBP: 0.346, SLG: 0.463																	3 0 0 0 1 0 2					
Tony Oliva, L OBP: 0.419, SLG: 0.667																	4 0 0 0 0 2 3					
Bob Allison, R OBP: 0.424, SLG: 0.680																	3 0 1 0 0 0 1					
Jimmie Hall, L OBP: 0.374, SLG: 0.600																	3 0 0 0 1 2 2					
Harmon Killebrew, R OBP: 0.261, SLG: 0.430																	4 1 1 1 0 2 3					
Earl Batley, R OBP: 0.345, SLG: 0.427																	4 0 0 0 0 1 2					
Bernie Allen, L OBP: 0.284, SLG: 0.317																	4 1 1 0 0 0 0					
Jim Kaat, L OBP: 0.364, SLG: 0.389																	2 0 1 0 1 1 0					
Bill Dailey, R OBP: 0.500, SLG: 0.500																	0 0 0 0 0 0 0					
Jim Perry, S OBP: 0.388, SLG: 0.761																	1 0 0 0 0 1 0					
Don Mincher, L OBP: 0.388, SLG: 0.761																	0 0 0 0 0 1 0					
Inning Stats	R: 0 E: 0 K: 0 S: 3	H: 0 LOB: 1 BB: 1 P: 7	R: 0 E: 0 K: 1 S: 5	H: 0 LOB: 0 BB: 0 P: 5	R: 0 E: 0 K: 2 S: 7	H: 0 LOB: 0 BB: 0 P: 7	R: 0 E: 1 K: 1 S: 6	H: 0 LOB: 1 BB: 0 P: 6	R: 2 E: 0 K: 1 S: 8	H: 3 LOB: 1 BB: 0 P: 8	R: 0 E: 0 K: 2 S: 8	H: 1 LOB: 2 BB: 1 P: 12	R: 0 E: 0 K: 1 S: 5	H: 0 LOB: 2 BB: 2 P: 13	R: 0 E: 0 K: 1 S: 4	H: 0 LOB: 0 BB: 0 P: 5	R: 0 E: 0 K: 1 S: 5	H: 0 LOB: 0 BB: 0 P: 5	1B: 2 2B: 1 3B: 0 HR: 1	SF: 1 SAC: 0 DP: 1 HBP: 1	WP: 2 PB: 0 CS: 0	PA: 36
PITCHER	IP WLS BF H R ER SO BB IBB HBP BLK WP HR S P ERA WHIP																					
Dave Morehead, R ERA: 2.65	(1, 1) 7.0 W 30 4 2 2 8 4 0 0 0 2 1 42 58 2.57 1.143																					
Dick Radatz, R ERA: 0.89	(8, 1) 2.0 S 6 0 0 0 2 0 0 1 0 0 0 9 10 0.00 0.000																					

Minnesota Twins @ Boston Red Sox
Fenway Park, Boston, MA
Sun May 17 1964, 3:33 AM EDT
Unknown

AB 30
R 2
H 4
RBI 2
BB 4
SO 10
LOB 14



Batter	1	2	3	4	5	6	7	8	9	AB	R	H	RBI	BB	SO	LOB	BOTTOM			
Chuck Schilling, R OBP: 0.276, SLG: 0.282																	4 1 0 1 1 1 1			
Eddie Bressoud, R OBP: 0.424, SLG: 0.522																	5 1 2 0 0 2 1			
Carl Yastrzemski, L OBP: 0.330, SLG: 0.465																	5 0 2 0 0 2 5			
Frank Maltzone, R OBP: 0.358, SLG: 0.416																	3 1 2 2 1 0 0			
Dick Stuart, R OBP: 0.282, SLG: 0.340																	3 1 1 1 1 0 4			
Tony Conigliaro, R OBP: 0.308, SLG: 0.520																	3 0 1 0 1 0 3			
Bob Tillman, R OBP: 0.362, SLG: 0.412																	4 0 1 0 0 0 4			
Roman Mejias, R OBP: 0.176, SLG: 0.176																	4 1 1 0 0 1 3			
Dave Morehead, R ERA: 3.31	(1, 1) 6.1 L 31 10 5 5 7 10 0 0 0 0 1 43 51 7.11 1.895																			
Felix Mantilla, R ERA: 4.15	(7, PH) 0.0 2 1 0 0 0 1 0 0 0 0 1 0 1 5																			
Dick Radatz, R OBP: 0.375, SLG: 0.375	(8, 1) 0.0 2 1 0 0 0 1 0 0 0 0 1 0 1 5																			
Inning Stats	R: 0 E: 0 K: 1 S: 6	H: 1 LOB: 2 BB: 1 P: 10	R: 0 E: 0 K: 0 S: 3	H: 1 LOB: 0 BB: 0 P: 3	R: 0 E: 0 K: 1 S: 6	H: 1 LOB: 1 BB: 0 P: 6	R: 0 E: 0 K: 1 S: 6	H: 1 LOB: 2 BB: 1 P: 10	R: 0 E: 0 K: 3 S: 9	H: 0 LOB: 0 BB: 0 P: 9	R: 0 E: 0 K: 0 S: 5	H: 2 LOB: 2 BB: 0 P: 5	R: 6 E: 1 K: 1 S: 11	H: 5 LOB: 1 BB: 1 P: 15	R: 0 E: 0 K: 0 S: 3	H: 0 LOB: 1 BB: 1 P: 7	1B: 8 2B: 3 3B: 0 HR: 0	SF: 0 SAC: 0 DP: 1 HBP: 0	WP: 3 PB: 0 CS: 0	PA: 39
PITCHER	IP WLS BF H R ER SO BB IBB HBP BLK WP HR S P ERA WHIP																			
Jim Kaat, L ERA: 3.31	(1, 1) 6.1 L 31 10 5 5 7 10 0 0 0 0 1 43 51 7.11 1.895																			
Bill Dailey, R ERA: 4.15	(7, PH) 0.0 2 1 0 0 0 1 0 0 0 0 1 0 1 5																			
Jim Perry, R ERA: 3.09	(7, 1) 1.2 6 0 1 0 0 1 0 0 0 0 1 0 5 9 0.00 0.600																			

Minnesota Twins @ Boston Red Sox
Fenway Park, Boston, MA
Sun May 17 1964, 3:33 AM EDT
Unknown

AB 35
R 6
H 11
RBI 4
BB 4
SO 7
LOB 21



Batter	1	2	3	4	5	6	7	8	9	AB	R	H	RBI	BB	SO	LOB	TOP					
Zoilo Versalles, R OBP: 0.333, SLG: 0.384										4	1	1	0	0	1	0	Minnesota Twins @ New York Yankees Yankee Stadium, Bronx, NY Wed May 20 1964, 3:33 AM EDT Alt: 8,175 - Unknown - 72 F					
Rich Rollins, R OBP: 0.347, SLG: 0.496										4	1	1	1	0	0	1						
Tony Oliva, L OBP: 0.413, SLG: 0.669										4	1	1	2	0	2	1						
Bob Allison, R OBP: 0.402, SLG: 0.655										4	2	2	0	0	1	0						
Jimmie Hall, L OBP: 0.372, SLG: 0.621										4	0	0	0	0	2	1						
Harmon Killebrew, R OBP: 0.280, SLG: 0.509 Lenny Green, L										4	2	3	3	0	1	1						
Earl Batley, R OBP: 0.330, SLG: 0.429										4	0	0	0	0	1	2						
Bernie Allen, L OBP: 0.274, SLG: 0.293										4	0	1	0	0	2	0						
Camilo Pascual, R OBP: 0.292, SLG: 0.364										4	0	1	0	0	0	2						
Inning Stats	R: 5 E: 0 K: 2 S: 12	H: 5 LOB: 0 BB: 0 P: 12	R: 0 E: 0 K: 0 S: 3	H: 0 LOB: 0 BB: 0 P: 3	R: 0 E: 0 K: 1 S: 5	H: 0 LOB: 0 BB: 0 P: 5	R: 0 E: 0 K: 0 S: 3	H: 1 LOB: 0 BB: 0 P: 3	R: 0 E: 0 K: 1 S: 6	H: 1 LOB: 1 BB: 0 P: 6	R: 1 E: 1 K: 2 S: 10	H: 2 LOB: 2 BB: 0 P: 10	R: 0 E: 0 K: 0 S: 3	H: 0 LOB: 0 BB: 0 P: 3	R: 1 E: 0 K: 2 S: 8	H: 1 LOB: 0 BB: 0 P: 8		R: 0 E: 0 K: 2 S: 7	H: 0 LOB: 0 BB: 0 P: 7	1B: 4 2B: 1 3B: 2 HR: 3	SF: 0 SAC: 1 DP: 1 HBP: 0	WP: 0 PB: 0 CS: 0
PITCHER	IP WLS BF H R ER SO BB IBB HBP BLK WP HR S P ERA WHIP																					
Ralph Terry, R ERA: 6.86	(1, 1) 0.1 L 6 5 5 5 1 0 0 0 0 0 0 2 8 8 135.00 15.000																					
Bill Stafford, R ERA: 1.95	(1, 1) 5.2 21 4 1 0 5 0 0 0 0 0 0 0 31 31 0.00 0.706																					
Pete Mikkelsen, R ERA: 8.76	(7, 1) 1.0 3 0 0 0 0 0 0 0 0 0 0 0 3 3 0.00 0.000																					
Steve Hamilton, L ERA: 2.4	(8, 1) 2.0 7 1 1 1 4 0 0 0 0 0 0 1 15 15 4.50 0.500																					

Batter	1	2	3	4	5	6	7	8	9	AB	R	H	RBI	BB	SO	LOB	BOTTOM			
Pedro Gonzalez, R OBP: 0.319, SLG: 0.326										5	1	1	0	0	1	1	Minnesota Twins @ New York Yankees Yankee Stadium, Bronx, NY Wed May 20 1964, 3:33 AM EDT Alt: 8,175 - Unknown - 72 F			
Bobby Richardson, R OBP: 0.350, SLG: 0.333										5	0	2	1	0	0	0				
Roger Maris, L OBP: 0.359, SLG: 0.574										4	0	2	0	0	1	2				
Mickey Mantle, S OBP: 0.437, SLG: 0.531										3	0	1	0	1	1	2				
Tom Tresh, S OBP: 0.327, SLG: 0.435										4	0	0	0	0	2	6				
Joe Pepitone, L OBP: 0.328, SLG: 0.461										4	0	0	0	0	1	3				
Elston Howard, R OBP: 0.378, SLG: 0.412										3	0	1	0	1	0	0				
Clete Boyer, R OBP: 0.250, SLG: 0.260										4	2	1	0	0	1	2				
Ralph Terry, R ERA: 6.86 Bill Stafford, R ERA: 1.95 Pete Mikkelsen, R ERA: 8.76 Hector Lopez, R OBP: 0.340, SLG: 0.531 Steve Hamilton, L OBP: 0.404, SLG: 0.391	(1, 1) 0.1 L 6 5 5 5 1 0 0 0 0 0 0 2 8 8 135.00 15.000 (1, 1) 5.2 21 4 1 0 5 0 0 0 0 0 0 0 31 31 0.00 0.706 (7, 1) 1.0 3 0 0 0 0 0 0 0 0 0 0 0 3 3 0.00 0.000 (8, 1) 2.0 7 1 1 1 4 0 0 0 0 0 0 0 1 15 15 4.50 0.500																			
Inning Stats	R: 0 E: 0 K: 1 S: 6	H: 1 LOB: 1 BB: 0 P: 6	R: 0 E: 0 K: 1 S: 5	H: 0 LOB: 0 BB: 0 P: 5	R: 2 E: 0 K: 2 S: 11	H: 3 LOB: 2 BB: 0 P: 11	R: 0 E: 0 K: 1 S: 5	H: 0 LOB: 0 BB: 0 P: 5	R: 0 E: 0 K: 1 S: 5	H: 1 LOB: 1 BB: 1 P: 7	R: 0 E: 0 K: 1 S: 5	H: 0 LOB: 1 BB: 1 P: 9	R: 0 E: 0 K: 2 S: 9	H: 2 LOB: 2 BB: 0 P: 9	R: 2 E: 0 K: 0 S: 5	H: 2 LOB: 0 BB: 0 P: 5		1B: 5 2B: 2 3B: 1 HR: 1	SF: 0 SAC: 0 DP: 1 HBP: 0	WP: 0 PB: 1 CS: 0
PITCHER	IP WLS BF H R ER SO BB IBB HBP BLK WP HR S P ERA WHIP																			
Camilo Pascual, R ERA: 3.84	(1, 1) 9.0 W 38 9 4 4 9 2 0 0 0 0 0 1 54 62 4.00 1.222																			

Batter	1	2	3	4	5	6	7	8	9	AB	R	H	RBI	BB	SO	LOB	TOP																				
Zoilo Versalles, R OBP: 0.331, SLG: 0.373	F7			5-3			F8		F8	5	0	1	2	0	0	1																					
Vic Power, R OBP: 0.188, SLG: 0.194	5-3	K					F8	E8	K2-3	5	1	1	0	0	2	2																					
Rich Rollins, R OBP: 0.344, SLG: 0.476	K						4-3	1-3	5-3	4	0	0	0	1	1	1																					
Bob Allison, R OBP: 0.390, SLG: 0.622		K	K				F8			4	1	1	1	0	2	1																					
Harmon Killebrew, R OBP: 0.321, SLG: 0.533		1B					K			3	1	2	0	1	1	0																					
Jimmie Hall, L OBP: 0.362, SLG: 0.589		BB					F8	G3		4	1	2	0	0	0	2																					
Earl Batley, R OBP: 0.333, SLG: 0.433		SF8					F8			2	0	0	1	1	0	0																					
Bernie Allen, L OBP: 0.304, SLG: 0.316		BB						E1		3	1	1	0	1	1	2																					
Lee Stange, R OBP: 0.278, SLG: 0.071		1B					K	FC4		3	0	0	0	1	2	4																					
Inning Stats	R: 0 H: 0 E: 0 K: 1 S: 5	H: 2 R: 5 ER: 4 LOB: 0 BB: 0 P: 5	R: 3 H: 2 E: 0 K: 2 S: 9	H: 2 R: 5 ER: 0 LOB: 2 BB: 3 P: 21	R: 0 H: 2 E: 0 K: 1 S: 5	H: 2 R: 9 ER: 1 LOB: 1 BB: 0 P: 9	R: 0 H: 1 E: 0 K: 1 S: 6	H: 1 R: 0 ER: 0 LOB: 0 BB: 0 P: 6	R: 0 H: 0 E: 0 K: 0 S: 3	H: 0 R: 0 ER: 0 LOB: 0 BB: 0 P: 3	R: 0 H: 0 E: 0 K: 2 S: 7	H: 0 R: 0 ER: 0 LOB: 0 BB: 0 P: 7	R: 2 H: 3 E: 2 K: 0 S: 7	H: 3 R: 0 ER: 0 LOB: 3 BB: 1 P: 11	R: 0 H: 0 E: 0 K: 1 S: 5	H: 0 R: 0 ER: 0 LOB: 0 BB: 0 P: 5	1B: 6 2B: 2 3B: 0 HR: 0	SF: 1 SAC: 0 DP: 0 HBP: 0	WP: 0 PA: 39 PB: 0 SB: 0 CS: 1																		
PITCHER	IP	WLS	BF	H	R	ER	SO	BB	IBB	HBP	BLK	WP	HR	S	P	ERA	WHIP	PITCHER		IP	WLS	BF	H	R	ER	SO	BB	IBB	HBP	BLK	WP	HR	S	P	ERA	WHIP	
Dave McNally, L ERA: 4.26	(1, 1)	8.0	L	36	8	5	4	8	4	1	0	0	0	0	47	67	4.50	1.500																			
Harvey Haddix, L ERA: 3.12	(9, 1)	1.0		3	0	0	0	1	0	0	0	0	0	0	5	5	0.00	0.000																			

Minnesota Twins @ Baltimore Orioles
 Memorial Stadium, Baltimore, MD
 Sat May 23 1964, 3:33 AM EDT
 Att: 7,336 - Unknown

AB	33
R	5
H	8
RBI	4
BB	5
SO	9
LOB	13



Batter	1	2	3	4	5	6	7	8	9	AB	R	H	RBI	BB	SO	LOB	BOTTOM																					
Jackie Brandt, R OBP: 0.329, SLG: 0.371	1B		K				1-3			4	0	1	0	0	1	1																						
Luis Aparicio, R OBP: 0.327, SLG: 0.346	1B		FC5-4				L9			4	0	2	0	0	0	1																						
Bob Johnson, R OBP: 0.295, SLG: 0.326	K						F9			4	0	1	0	0	1	3																						
Norm Siebern, L OBP: 0.419, SLG: 0.442	L3						F9			4	0	0	0	0	0	3																						
Brooks Robinson, R OBP: 0.359, SLG: 0.469							F4			3	0	0	0	1	0	0																						
Boog Powell, L OBP: 0.388, SLG: 0.576										3	1	2	1	1	0	0																						
Sam Bowens, R OBP: 0.337, SLG: 0.481	K						G6-4-3			4	0	0	0	0	1	4																						
John Orsino, R OBP: 0.303, SLG: 0.417							5-3			3	0	0	0	0	1	1																						
Dave McNally, R OBP: 0.294, SLG: 0.313										2	0	1	0	0	1	0																						
Russ Snyder, L OBP: 0.375, SLG: 0.364										1	0	0	0	0	0	0																						
Harvey Haddix, L ERA: 3.12										0	0	0	0	0	0	0																						
Inning Stats	R: 0 H: 2 E: 0 K: 1 S: 6	H: 0 R: 1 ER: 1 LOB: 0 BB: 0 P: 5	R: 0 H: 0 E: 0 K: 1 S: 5	H: 0 R: 5 ER: 0 LOB: 0 BB: 0 P: 5	R: 0 H: 1 E: 0 K: 1 S: 6	H: 1 R: 6 ER: 0 LOB: 1 BB: 0 P: 6	R: 0 H: 1 E: 0 K: 0 S: 3	H: 1 R: 0 ER: 0 LOB: 2 BB: 0 P: 11	R: 0 H: 0 E: 0 K: 1 S: 5	H: 0 R: 0 ER: 0 LOB: 0 BB: 0 P: 5	R: 0 H: 0 E: 0 K: 0 S: 3	H: 0 R: 0 ER: 0 LOB: 0 BB: 0 P: 3	R: 0 H: 1 E: 0 K: 1 S: 6	H: 1 R: 0 ER: 0 LOB: 1 BB: 0 P: 6	R: 0 H: 1 E: 0 K: 0 S: 4	H: 1 R: 0 ER: 0 LOB: 1 BB: 0 P: 4	R: 1 H: 1 E: 0 K: 0 S: 4	H: 1 R: 0 ER: 0 LOB: 0 BB: 0 P: 4	1B: 5 2B: 2 3B: 0 HR: 1	SF: 0 SAC: 0 DP: 2 HBP: 0	WP: 0 PA: 34 PB: 0 SB: 0 CS: 0																	
PITCHER	IP	WLS	BF	H	R	ER	SO	BB	IBB	HBP	BLK	WP	HR	S	P	ERA	WHIP	PITCHER		IP	WLS	BF	H	R	ER	SO	BB	IBB	HBP	BLK	WP	HR	S	P	ERA	WHIP		
Lee Stange, R ERA: 5.02	(1, 1)	9.0	W	34	7	1	1	5	2	0	0	0	0	1	42	50	1.00	1.000																				

Minnesota Twins @ Baltimore Orioles
 Memorial Stadium, Baltimore, MD
 Sat May 23 1964, 3:33 AM EDT
 Att: 7,336 - Unknown


AB	32
R	1
H	7
RBI	1
BB	2
SO	5
LOB	13



Batter	1	2	3	4	5	6	7	8	9	AB	R	H	RBI	BB	SO	LOB	TOP			
Zoilo Versalles, R OBP: 0.259, SLG: 0.370	F8			F9		L7		G1-4-3 1B		4	0	1	0	0	0	1	Minnesota Twins @ Baltimore Orioles Memorial Stadium, Baltimore, MD Sun May 24 1964, 3:33 AM EDT Unknown			
Rich Rollins, R OBP: 0.341, SLG: 0.469	K					E4 1-2		G1-4-3 1-2		4	0	1	0	0	1	2				
Tony Oliva, L OBP: 0.410, SLG: 0.653	3-1			K		F8			F4	4	0	0	0	0	1	3				
Bob Allison, R OBP: 0.386, SLG: 0.610				K		E5 1-2 2-3			F8	4	0	1	0	0	1	3				
Jimmie Hall, L OBP: 0.351, SLG: 0.569						G1			F8	4	0	0	0	0	1	4				
Harmon Killebrew, R OBP: 0.314, SLG: 0.520	K					F8				3	0	0	0	0	2	0				
Earl Batley, R OBP: 0.333, SLG: 0.430				4-3					F3	3	0	1	0	0	0	0				
Bernie Allen, L OBP: 0.297, SLG: 0.307				1-3		F6			F7	3	0	0	0	0	0	1				
Jim Roland, R OBP: 0.143, SLG: 0.143				F4					1-3	2	0	1	0	0	0	0				
Lenny Green, L (8, PH)										1	0	0	0	0	0	0				
Bill Pleis, L (8, 1)										0	0	0	0	0	0	0				
Inning Stats	R: 0 E: 0 K: 1 S: 5	H: 0 LOB: 0 BB: 0 P: 5	R: 0 E: 0 K: 1 S: 5	H: 1 LOB: 0 BB: 0 P: 5	R: 0 E: 0 K: 2 S: 3	H: 0 LOB: 0 BB: 0 P: 3	R: 0 E: 0 K: 2 S: 8	H: 1 LOB: 1 BB: 0 P: 8	R: 0 E: 0 K: 1 S: 6	H: 1 LOB: 3 BB: 0 P: 6	R: 0 E: 0 K: 1 S: 5	H: 0 LOB: 0 BB: 0 P: 5	R: 0 E: 0 K: 0 S: 3	H: 1 LOB: 0 BB: 0 P: 3	R: 0 E: 0 K: 0 S: 3	H: 0 LOB: 0 BB: 0 P: 3	1B: 5 2B: 0 3B: 0 HR: 0	SF: 0 SAC: 0 DP: 2 HBP: 0	WP: 0 PB: 0 SB: 0 CS: 0	PA: 32
PITCHER Robin Roberts, R ERA: 1.88	IP: 9.0 WLS: W BF: 32 H: 5 R: 0 ER: 0 SO: 6 BB: 0 IBB: 0 HBP: 0 BLK: 0 WP: 0 HR: 0 S: 44 P: 44 ERA: 0.00 WHIP: 0.556															PITCHER				

Batter	1	2	3	4	5	6	7	8	9	AB	R	H	RBI	BB	SO	LOB	BOTTOM			
Jackie Brandt, R OBP: 0.327, SLG: 0.370	F3		F3		SF8		FC3-6 1B			3	0	1	1	0	0	0	Minnesota Twins @ Baltimore Orioles Memorial Stadium, Baltimore, MD Sun May 24 1964, 3:33 AM EDT Unknown			
Luis Aparicio, R OBP: 0.325, SLG: 0.343			K		FC5-6 2B		FC3-6 CS			4	1	1	0	0	1	2				
Sam Bowens, R OBP: 0.506, SLG: 0.506							CS			4	0	3	1	0	1	1				
Willie Kirkland, L OBP: 0.333, SLG: 0.288	K									0	0	0	0	0	0	0				
Norm Siebern, L OBP: 0.408, SLG: 0.427	F7		K		G3					4	0	0	0	0	2	4				
Brooks Robinson, R OBP: 0.356, SLG: 0.463			5-3		6-3		F9			4	0	1	0	0	0	0				
Boog Powell, L OBP: 0.372, SLG: 0.569										3	0	1	0	1	2	1				
Russ Snyder, L OBP: 0.375, SLG: 0.364							K			0	0	0	0	0	0	0				
Bob Johnson, R OBP: 0.259, SLG: 0.327			F8		G5-4-3					3	0	1	0	0	0	2				
Jerry Adair, R OBP: 0.238, SLG: 0.204										0	0	0	0	0	0	0				
John Orsino, R OBP: 0.311, SLG: 0.427							SH SF8 2B			2	1	1	0	1	0	1				
Robin Roberts, S OBP: 0.091, SLG: 0.091			F2		SH FC5-6					2	0	0	0	0	0	2				
Inning Stats	R: 0 E: 0 K: 1 S: 6	H: 1 LOB: 1 BB: 0 P: 6	R: 0 E: 0 K: 0 S: 4	H: 1 LOB: 2 BB: 1 P: 8	R: 0 E: 0 K: 2 S: 8	H: 1 LOB: 0 BB: 0 P: 8	R: 0 E: 0 K: 0 S: 2	H: 0 LOB: 0 BB: 1 P: 6	R: 2 E: 0 K: 0 S: 6	H: 2 LOB: 1 BB: 0 P: 6	R: 0 E: 0 K: 1 S: 6	H: 1 LOB: 1 BB: 0 P: 6	R: 0 E: 0 K: 0 S: 3	H: 1 LOB: 0 BB: 0 P: 3	R: 0 E: 0 K: 2 S: 8	H: 2 LOB: 1 BB: 0 P: 8	1B: 7 2B: 2 3B: 0 HR: 0	SF: 1 SAC: 1 DP: 1 HBP: 0	WP: 0 PB: 0 SB: 1 CS: 2	PA: 34
PITCHER Jim Roland, L ERA: 2.93	IP: 7.0 WLS: L BF: 29 H: 7 R: 2 ER: 2 SO: 4 BB: 2 IBB: 0 HBP: 0 BLK: 0 WP: 0 HR: 0 S: 35 P: 43 ERA: 2.57 WHIP: 1.286															PITCHER				
Bill Pleis, L ERA: 2.3	IP: 1.0 WLS: L BF: 4 H: 2 R: 0 ER: 0 SO: 2 BB: 0 IBB: 0 HBP: 0 BLK: 0 WP: 0 HR: 0 S: 8 P: 8 ERA: 0.00 WHIP: 2.000															PITCHER				

AB 32
R 0
H 5
RBI 0
BB 0
SO 6
LOB 14



AB 29
R 2
H 9
RBI 2
BB 2
SO 6
LOB 13



Batter	1	2	3	4	5	6	7	8	9	AB	R	H	RBI	BB	SO	LOB	TOP															
Zoilo Versalles, R OBP: 0.327, SLG: 0.373 (1, 6)										4	0	1	0	0	1	3	Minnesota Twins @ Baltimore Orioles Memorial Stadium, Baltimore, MD Sun May 24 1964, 3:38 AM EDT Att: 15,917 - Unknown															
Rich Rollins, R OBP: 0.327, SLG: 0.467 (1, 5)										5	0	1	1	0	0	3																
Tony Oliva, L Lee Stange, R OBP: 0.410, SLG: 0.664 OBP: 0.278, SLG: 0.071 (1, 9) (9, 1)										5	1	2	2	0	3	3																
Bob Allison, R OBP: 0.387, SLG: 0.602 (1, 3) (9, 9)										5	1	2	0	0	1	2																
Jimmie Hall, L OBP: 0.353, SLG: 0.570 (1, 8)										5	1	2	1	0	0	2																
Harmon Killebrew, R OBP: 0.312, SLG: 0.535 (1, 7)										4	1	1	2	0	1	2																
Bernie Allen, L OBP: 0.295, SLG: 0.305 (1, 4)										4	0	1	0	0	1	0																
Joe McCabe, R OBP: 0.188, SLG: 0.200 Jerry Zimmerman, R OBP: 0.421, SLG: 0.313 (1, 2) (8, 2)										4	1	2	0	0	1	2																
Dick Stigman, R Jim Perry, S Don Mincher, L Gerry Arrigo, L Lenny Green, L Bill Pleis, L Vic Power, R OBP: 0.188, SLG: 0.154 (1, 1) (3, 1) (5, PH) (5, 1) (7, PH) (7, 1) (9, 3)										1	0	0	0	0	1	1																
Inning Stats	R: 0 E: 0 K: 1 S: 6	H: 1 LOB: 1 BB: 0 P: 6	R: 0 E: 0 K: 1 S: 5	H: 0 LOB: 0 BB: 0 P: 5	R: 0 E: 0 K: 1 S: 6	H: 1 LOB: 1 BB: 0 P: 6	R: 0 E: 0 K: 0 S: 4	H: 1 LOB: 1 BB: 0 P: 4	R: 1 E: 0 K: 1 S: 7	H: 2 LOB: 2 BB: 1 P: 11	R: 0 E: 0 K: 2 S: 9	H: 2 LOB: 0 BB: 0 P: 9	R: 0 E: 0 K: 1 S: 5	H: 0 LOB: 0 BB: 0 P: 5	R: 3 E: 0 K: 2 S: 10	H: 3 LOB: 0 BB: 0 P: 10		R: 2 E: 0 K: 0 S: 6	H: 3 LOB: 1 BB: 0 P: 6	1B: 8 2B: 3 3B: 0 HR: 2	SF: 0 SAC: 1 DP: 0 HBP: 0	WP: 1 PA: 41 PB: 0 SB: 0 CS: 0										
PITCHER	IP WLS BF H R ER SO BB IBB HBP BLK WP HR S P ERA WHIP																															
Milt Pappas, R ERA: 3.19 Stu Miller, R ERA: 2.39 (1, 1) (9, 1)	8.2 W 1	40 BF	13 H	6 R	6 ER	9 SO	1 BB	0 IBB	0 HBP	0 BLK	1 WP	2 HR	57 S	61 P	6.23 ERA	1.615 WHIP																

AB	39
R	6
H	13
RBI	6
BB	1
SO	9
LOB	18



Batter	1	2	3	4	5	6	7	8	9	AB	R	H	RBI	BB	SO	LOB	BOTTOM												
Jackie Brandt, R OBP: 0.329, SLG: 0.367 (1, 8)										4	1	1	0	1	1	0	Minnesota Twins @ Baltimore Orioles Memorial Stadium, Baltimore, MD Sun May 24 1964, 3:38 AM EDT Att: 15,917 - Unknown												
Luis Aparicio, R OBP: 0.321, SLG: 0.336 (1, 6)										3	1	0	1	1	0	2													
Sam Bowens, R OBP: 0.341, SLG: 0.482 (1, 9)										4	1	0	0	0	1	1													
Norm Siebern, L OBP: 0.410, SLG: 0.425 (1, 3)										3	1	1	1	1	0	0													
Brooks Robinson, R OBP: 0.353, SLG: 0.456 (1, 5)										2	0	0	1	1	1	1													
Boog Powell, L OBP: 0.376, SLG: 0.558 (1, 7)										2	1	0	0	2	0	1													
Jerry Adair, R OBP: 0.248, SLG: 0.247 (1, 4)										4	1	2	2	0	0	2													
Dick Brown, R OBP: 0.240, SLG: 0.391 (1, 2)										3	0	0	1	0	1	0													
Milt Pappas, R Stu Miller, R John Orsino, R Bob Saverine, S OBP: 0.150, SLG: 0.158 (1, 1) (9, 1) (9, PH) (9, PR)										3	0	0	0	0	2	2													
Inning Stats	R: 0 E: 0 K: 0 S: 3	H: 0 LOB: 0 BB: 0 P: 3	R: 2 E: 0 K: 1 S: 6	H: 1 LOB: 2 BB: 2 P: 14	R: 2 E: 1 K: 0 S: 5	H: 1 LOB: 2 BB: 2 P: 13	R: 0 E: 1 K: 1 S: 5	H: 0 LOB: 1 BB: 1 P: 9	R: 0 E: 0 K: 1 S: 5	H: 0 LOB: 0 BB: 0 P: 5	R: 0 E: 0 K: 2 S: 7	H: 0 LOB: 0 BB: 0 P: 7	R: 0 E: 0 K: 0 S: 3	H: 0 LOB: 1 BB: 1 P: 7	R: 3 E: 1 K: 0 S: 4	H: 2 LOB: 1 BB: 1 P: 8		1B: 3 2B: 0 3B: 0 HR: 1	SF: 3 SAC: 0 DP: 1 HBP: 0	WP: 1 PA: 38 PB: 1 SB: 1 CS: 0									
PITCHER	IP WLS BF H R ER SO BB IBB HBP BLK WP HR S P ERA WHIP																												
Dick Stigman, L Jim Perry, R Gerry Arrigo, L Bill Pleis, L Lee Stange, R ERA: 6.53 ERA: 2.51 ERA: 5.06 ERA: 2.5 ERA: 4.98 (1, 1) (3, 1) (5, 1) (7, 1) (9, 1)	2.1 7 6 2.1 0.1	13 0 0 10 2	4 0 0 1 1	2 0 0 2 0	4 0 0 2 0	0 0 0 0 0	0 0 0 0 0	0 0 0 0 0	0 0 0 1 0	0 7 10 12 2	15 10 20 2	0.00 0.00 3.86 0.00	1.200 0.000 1.286 3.000																

AB	28
R	7
H	4
RBI	6
BB	7
SO	6
LOB	9



Batter	1	2	3	4	5	6	7	8	9	AB	R	H	RBI	BB	SO	LOB	TOP				
Zoilo Versalles, R OBP: 0.329, SLG: 0.374	0-0 S HR 1B		0-0 2B 1B 1B		0-0 F8	0-3 K		0-0 5-3		5	2	2	0	0	1	2					
Rich Rollins, R OBP: 0.333, SLG: 0.465	0-3 K		0-0 1B 2B		0-0 4-3	0-0 FC5-4			0-0 F8	5	1	1	0	0	1	3					
Tony Oliva, L OBP: 0.422, SLG: 0.686	0-0 2H HR		0-3 K		0-0 E6 1B		4-0 1B 1B		0-0 E 1B 1B	4	3	3	2	1	1	2					
Jimmie Hall, L OBP: 0.368, SLG: 0.579	0-0 1B		0-0 1B 1B		0-0 1B 1B		0-0 1B SF7 1B		0-0 F9	5	1	4	3	0	0	1					
Harmon Killebrew, R OBP: 0.315, SLG: 0.530 Lenny Green, L (9, PR)	0-0 F8		0-3 K		0-0 F3		0-0 G4-3 1B		0-0 E8 1B	5	0	2	1	0	1	3					
Don Mincher, L OBP: 0.386, SLG: 0.706	0-0 F6		0-0 1B		0-0 4-3		0-0 SF7 1B		4-0 1B	3	0	1	1	1	0	1					
Earl Batley, R OBP: 0.333, SLG: 0.427 Jerry Zimmerman, R (7, PH)		0-0 3-1		0-3 K		0-0 1B 1B		0-0 G4-3	0-0 4-3	3	1	1	0	0	1	0					
Bernie Allen, L OBP: 0.294, SLG: 0.303		0-0 4-3		0-3 K		0-0 1B 1B			0-0 L6	4	0	1	0	0	1	0					
Camilo Pascual, R OBP: 0.286, SLG: 0.346		0-0 4-3		0-0 1-3		0-0 FC5-4 1B			0-0 F9	4	0	1	1	0	0	0					
Inning Stats	R: 2 E: 0 K: 1 S: 8	H: 3 LOB: 1 BB: 0 P: 8	R: 0 E: 0 K: 0 S: 3	H: 0 LOB: 0 BB: 0 P: 3	R: 2 E: 0 K: 2 S: 10	H: 4 LOB: 2 BB: 0 P: 10	R: 0 E: 0 K: 2 S: 7	H: 0 LOB: 0 BB: 0 P: 7	R: 1 E: 1 K: 0 S: 5	H: 2 LOB: 1 BB: 0 P: 5	R: 2 E: 0 K: 0 S: 4	H: 2 LOB: 0 BB: 1 P: 8	R: 0 E: 0 K: 0 S: 3	H: 0 LOB: 0 BB: 0 P: 3	R: 0 E: 1 K: 0 S: 5	H: 2 LOB: 3 BB: 1 P: 9	1B: 14 2B: 1 3B: 0 HR: 1	SF: 1 SAC: 0 DP: 1 HBP: 0	WP: 0 PA: 43 PB: 0 SB: 1 CS: 0		
PITCHER	IP WLS BF H R ER SO BB IBB HBP BLK WP HR S P ERA WHIP	IP WLS BF H R ER SO BB IBB HBP BLK WP HR S P ERA WHIP	IP WLS BF H R ER SO BB IBB HBP BLK WP HR S P ERA WHIP	IP WLS BF H R ER SO BB IBB HBP BLK WP HR S P ERA WHIP	IP WLS BF H R ER SO BB IBB HBP BLK WP HR S P ERA WHIP	IP WLS BF H R ER SO BB IBB HBP BLK WP HR S P ERA WHIP	IP WLS BF H R ER SO BB IBB HBP BLK WP HR S P ERA WHIP	IP WLS BF H R ER SO BB IBB HBP BLK WP HR S P ERA WHIP	IP WLS BF H R ER SO BB IBB HBP BLK WP HR S P ERA WHIP	IP WLS BF H R ER SO BB IBB HBP BLK WP HR S P ERA WHIP	IP WLS BF H R ER SO BB IBB HBP BLK WP HR S P ERA WHIP	IP WLS BF H R ER SO BB IBB HBP BLK WP HR S P ERA WHIP	IP WLS BF H R ER SO BB IBB HBP BLK WP HR S P ERA WHIP	IP WLS BF H R ER SO BB IBB HBP BLK WP HR S P ERA WHIP	IP WLS BF H R ER SO BB IBB HBP BLK WP HR S P ERA WHIP	IP WLS BF H R ER SO BB IBB HBP BLK WP HR S P ERA WHIP	IP WLS BF H R ER SO BB IBB HBP BLK WP HR S P ERA WHIP	IP WLS BF H R ER SO BB IBB HBP BLK WP HR S P ERA WHIP	IP WLS BF H R ER SO BB IBB HBP BLK WP HR S P ERA WHIP		
Barry Latman, R ERA: 4.62	3.0 L	15	7	4	4	3	0	0	0	0	0	0	0	0	0	0	12.00	2.333			
Don Lee, R ERA: 1.96	2.0	8	2	1	0	2	0	0	0	0	0	0	0	0	0	12	0.00	1.000			
Dan Osinski, R ERA: 6.0	1.0	9	5	3	3	1	1	0	0	0	0	0	0	0	0	14	27.00	6.000			
Bob Duliba, R ERA: 0.93	3.0	11	2	0	0	0	1	0	0	0	0	0	0	0	10	14	0.00	1.000			
PITCHER	IP WLS BF H R ER SO BB IBB HBP BLK WP HR S P ERA WHIP	IP WLS BF H R ER SO BB IBB HBP BLK WP HR S P ERA WHIP	IP WLS BF H R ER SO BB IBB HBP BLK WP HR S P ERA WHIP	IP WLS BF H R ER SO BB IBB HBP BLK WP HR S P ERA WHIP	IP WLS BF H R ER SO BB IBB HBP BLK WP HR S P ERA WHIP	IP WLS BF H R ER SO BB IBB HBP BLK WP HR S P ERA WHIP	IP WLS BF H R ER SO BB IBB HBP BLK WP HR S P ERA WHIP	IP WLS BF H R ER SO BB IBB HBP BLK WP HR S P ERA WHIP	IP WLS BF H R ER SO BB IBB HBP BLK WP HR S P ERA WHIP	IP WLS BF H R ER SO BB IBB HBP BLK WP HR S P ERA WHIP	IP WLS BF H R ER SO BB IBB HBP BLK WP HR S P ERA WHIP	IP WLS BF H R ER SO BB IBB HBP BLK WP HR S P ERA WHIP	IP WLS BF H R ER SO BB IBB HBP BLK WP HR S P ERA WHIP	IP WLS BF H R ER SO BB IBB HBP BLK WP HR S P ERA WHIP	IP WLS BF H R ER SO BB IBB HBP BLK WP HR S P ERA WHIP	IP WLS BF H R ER SO BB IBB HBP BLK WP HR S P ERA WHIP	IP WLS BF H R ER SO BB IBB HBP BLK WP HR S P ERA WHIP	IP WLS BF H R ER SO BB IBB HBP BLK WP HR S P ERA WHIP	IP WLS BF H R ER SO BB IBB HBP BLK WP HR S P ERA WHIP		
Albie Pearson, L OBP: 0.303, SLG: 0.290 Bob Perry, R	0-0 6-3 1B		4-0 BB		0-0 G6-3				0-3 K	3	0	1	0	1	1	2					
Bobby Knoop, R OBP: 0.288, SLG: 0.326	0-0 6-3 1-2		0-3 K			0-0 WP 1B SF8 1B			0-3 K	4	1	1	0	0	2	2					
Lee Thomas, L OBP: 0.318, SLG: 0.350	4-0 FC5-4 BB		0-0 F5			0-0 WP 1B			4-0 G3-6-4 BB	2	0	1	0	2	0	1					
Buck Rodgers, S OBP: 0.310, SLG: 0.278	0-3 K			0-0 L6			0-0 F8		0-0 G3-6-1	4	0	0	0	0	1	5					
Billy Moran, R OBP: 0.314, SLG: 0.324	0-0 FC5-4			4-0 BB			0-0 SF8			0-0 F8	2	0	0	1	1	0	2				
Tom Satriano, L OBP: 0.372, SLG: 0.343		0-0 F5		0-3 K			0-0 3-1			0-3 K	3	0	0	0	0	1	2				
Ed Kirkpatrick, L OBP: 0.343, SLG: 0.402		0-3 K		0-3 K						0-0 3-1	4	0	0	0	0	2	1				
Joe Koppe, R OBP: 0.434, SLG: 0.409		0-0 F8			0-0 G6-3 1B					4-0 BB	2	0	1	0	1	0	0				
Barry Latman, R ERA: 4.62 Charlie Chace, L OBP: 0.182, SLG: 0.152 Don Lee, R OBP: 0.303, SLG: 0.125 Willie Smith, R OBP: 0.300, SLG: 0.500 Dan Osinski, R OBP: 0.314, SLG: 0.290 Joe Adcock, R OBP: 0.337, SLG: 0.405 Bob Duliba, R OBP: 0.342, SLG: 0.528																					
Inning Stats	R: 0 E: 0 K: 1 S: 6	H: 1 LOB: 2 BB: 1 P: 10	R: 0 E: 0 K: 1 S: 5	H: 0 LOB: 0 BB: 0 P: 5	R: 0 E: 0 K: 1 S: 5	H: 0 LOB: 1 BB: 1 P: 9	R: 0 E: 0 K: 2 S: 7	H: 0 LOB: 1 BB: 1 P: 11	R: 0 E: 0 K: 0 S: 5	H: 1 LOB: 0 BB: 0 P: 5	R: 1 E: 0 K: 0 S: 5	H: 2 LOB: 1 BB: 0 P: 5	R: 0 E: 0 K: 2 S: 7	H: 0 LOB: 1 BB: 1 P: 11	R: 0 E: 0 K: 1 S: 4	H: 0 LOB: 0 BB: 1 P: 8	R: 0 E: 0 K: 1 S: 5	H: 0 LOB: 0 BB: 0 P: 5	1B: 4 2B: 0 3B: 0 HR: 0	SF: 1 SAC: 0 DP: 2 HBP: 0	WP: 1 PA: 34 PB: 0 SB: 0 CS: 0
PITCHER	IP WLS BF H R ER SO BB IBB HBP BLK WP HR S P ERA WHIP	IP WLS BF H R ER SO BB IBB HBP BLK WP HR S P ERA WHIP	IP WLS BF H R ER SO BB IBB HBP BLK WP HR S P ERA WHIP	IP WLS BF H R ER SO BB IBB HBP BLK WP HR S P ERA WHIP	IP WLS BF H R ER SO BB IBB HBP BLK WP HR S P ERA WHIP	IP WLS BF H R ER SO BB IBB HBP BLK WP HR S P ERA WHIP	IP WLS BF H R ER SO BB IBB HBP BLK WP HR S P ERA WHIP	IP WLS BF H R ER SO BB IBB HBP BLK WP HR S P ERA WHIP	IP WLS BF H R ER SO BB IBB HBP BLK WP HR S P ERA WHIP	IP WLS BF H R ER SO BB IBB HBP BLK WP HR S P ERA WHIP	IP WLS BF H R ER SO BB IBB HBP BLK WP HR S P ERA WHIP	IP WLS BF H R ER SO BB IBB HBP BLK WP HR S P ERA WHIP	IP WLS BF H R ER SO BB IBB HBP BLK WP HR S P ERA WHIP	IP WLS BF H R ER SO BB IBB HBP BLK WP HR S P ERA WHIP	IP WLS BF H R ER SO BB IBB HBP BLK WP HR S P ERA WHIP	IP WLS BF H R ER SO BB IBB HBP BLK WP HR S P ERA WHIP	IP WLS BF H R ER SO BB IBB HBP BLK WP HR S P ERA WHIP	IP WLS BF H R ER SO BB IBB HBP BLK WP HR S P ERA WHIP	IP WLS BF H R ER SO BB IBB HBP BLK WP HR S P ERA WHIP		

Minnesota Twins @ Los Angeles Angels
Dodger Stadium, Los Angeles, CA
Mon May 25 1964, 7:05 PM PDT
Att: 5,601 - Unknown

AB 40
R 8
H 16
RBI 8
BB 2
SO 6
LOB 16



Minnesota Twins @ Los Angeles Angels
Dodger Stadium, Los Angeles, CA
Mon May 25 1964, 7:05 PM PDT
Att: 5,601 - Unknown

AB 28
R 1
H 4
RBI 1
BB 5
SO 10
LOB 17



Batter	1	2	3	4	5	6	7	8	9	AB	R	H	RBI	BB	SO	LOB	TOP			
Zoilo Versalles, R OBP: 0.327, SLG: 0.367 (1, 6)										3	0	0	0	0	1	3				
Rich Rollins, R OBP: 0.331, SLG: 0.456 (1, 5)										3	1	0	0	0	1	2				
Tony Oliva, L OBP: 0.412, SLG: 0.669 (1, 9)										4	0	0	0	0	0	1				
Jimmie Hall, L OBP: 0.358, SLG: 0.562 (1, 8)										4	0	0	0	0	3	2				
Harmon Killebrew, R OBP: 0.313, SLG: 0.519 (1, 7)										3	0	0	0	1	0	0				
Don Mincher, L OBP: 0.393, SLG: 0.698 (1, 3)										2	1	1	1	1	1	0				
Earl Batley, R OBP: 0.325, SLG: 0.414 (1, 2)										3	0	0	0	0	2	3				
Bernie Allen, L OBP: 0.292, SLG: 0.301 (1, 4)										4	0	1	0	0	2	2				
Jim Kaat, L OBP: 0.370, SLG: 0.364 (1, 1)										1	0	1	1	1	0	0				
Inning Stats	R: 0 E: 0 K: 0 S: 2	H: 0 LOB: 0 BB: 0 P: 3	R: 0 E: 0 K: 2 S: 7	H: 0 LOB: 0 BB: 0 P: 7	R: 0 E: 0 K: 2 S: 7	H: 1 LOB: 1 BB: 1 P: 11	R: 1 E: 1 K: 1 S: 6	H: 0 LOB: 2 BB: 1 P: 11	R: 0 E: 0 K: 1 S: 6	H: 1 LOB: 1 BB: 0 P: 6	R: 0 E: 0 K: 0 S: 3	H: 0 LOB: 0 BB: 0 P: 3	R: 1 E: 0 K: 0 S: 5	H: 2 LOB: 1 BB: 0 P: 5	R: 0 E: 0 K: 2 S: 7	H: 0 LOB: 1 BB: 1 P: 11	1B: 3 2B: 0 3B: 0 HR: 0	SF: 1 SAC: 2 DP: 1 HBP: 2	WP: 0 PB: 0 SB: 0 CS: 0	PA: 35
PITCHER	IP WLS BF H R ER SO BB IBB HBP BLK WP HR S P ERA WHIP																			
Ken McBride, R ERA: 4.3 (1, 1)	8.0 L 31 3 2 1 8 2 0 0 2 0 0 0 0 43 53 1.12 0.625																			
Bob Lee, R ERA: 2.11 (9, 1)	1.0 4 0 0 0 2 1 0 0 0 0 0 0 0 7 11 0.00 1.000																			

Minnesota Twins @ Los Angeles Angels
Dodger Stadium, Los Angeles, CA
 Tue May 26 1964, 7:05 PM PDT
 Att: 5,642 - Unknown

AB 27
 R 2
 H 3
 RBI 2
 BB 3
 SO 10
 LOB 13



Batter	1	2	3	4	5	6	7	8	9	AB	R	H	RBI	BB	SO	LOB	BOTTOM					
Albie Pearson, L OBP: 0.314, SLG: 0.298 (1, 9)										3	1	2	0	1	0	1						
Bobby Knoop, R OBP: 0.287, SLG: 0.324 (1, 4)										4	0	1	0	0	1	4						
Billy Moran, R OBP: 0.306, SLG: 0.315 (1, 5)										4	0	0	0	0	0	2						
Joe Adcock, R OBP: 0.347, SLG: 0.473 (7, PR)										3	0	2	0	0	1	0						
Charlie Dees, L OBP: 0.154, SLG: 0.125 (8, 3)										0	0	0	0	0	0	0						
Felix Torres, R OBP: 0.359, SLG: 0.541 (8, PH)										1	0	1	0	0	0	0						
Willie Smith, L OBP: 0.154, SLG: 0.250 (8, PR)										0	0	0	0	0	0	0						
Buck Rodgers, S OBP: 0.303, SLG: 0.271 (1, 2)										3	0	0	0	0	1	2						
Bob Perry, R (1, 8)										3	0	0	0	0	3	2						
Joe Koppe, R OBP: 0.411, SLG: 0.383 (1, 6)										3	0	0	0	0	1	2						
AB 30 R 1 H 8 RBI 0 BB 1 SO 9 LOB 14																						
Jim Piersall, R OBP: 0.382, SLG: 0.355 (1, 7)										3	0	1	0	0	1	0						
Ken McBride, R OBP: 0.381, SLG: 0.278 (1, 1)										2	0	1	0	0	0	0						
Jim Fregosi, R OBP: 0.408, SLG: 0.585 (8, PH)										1	0	0	0	0	1	1						
Bob Lee, R (9, 1)										0	0	0	0	0	0	0						
Inning Stats	R: 1 E: 0 K: 1 S: 7	H: 3 LOB: 1 BB: 0 P: 7	R: 0 E: 0 K: 2 S: 7	H: 0 LOB: 0 BB: 0 P: 7	R: 0 E: 0 K: 0 S: 3	H: 1 LOB: 0 BB: 0 P: 3	R: 0 E: 0 K: 1 S: 5	H: 0 LOB: 0 BB: 0 P: 5	R: 0 E: 0 K: 2 S: 7	H: 0 LOB: 0 BB: 0 P: 7	R: 0 E: 0 K: 1 S: 5	H: 0 LOB: 1 BB: 1 P: 9	R: 0 E: 0 K: 1 S: 6	H: 1 LOB: 2 BB: 0 P: 6	R: 0 E: 1 K: 1 S: 6	H: 2 LOB: 1 BB: 0 P: 6	R: 0 E: 0 K: 0 S: 3	H: 1 LOB: 1 BB: 0 P: 3	1B: 7 2B: 1 3B: 0 HR: 0	SF: 0 SAC: 1 DP: 4 HBP: 0	WP: 0 PB: 0 SB: 0 CS: 0	PA: 32
PITCHER	IP WLS BF H R ER SO BB IBB HBP BLK WP HR S P ERA WHIP																					
Jim Kaat, L ERA: 3.29 (1, 1)	9.0 W 32 8 1 1 9 1 0 0 0 0 0 0 0 49 53 1.00 1.000																					

Minnesota Twins @ Los Angeles Angels
Dodger Stadium, Los Angeles, CA
 Tue May 26 1964, 7:05 PM PDT
 Att: 5,642 - Unknown

AB 30
 R 1
 H 8
 RBI 0
 BB 1
 SO 9
 LOB 14



Batter	1	2	3	4	5	6	7	8	9	AB	R	H	RBI	BB	SO	LOB	TOP					
Zoilo Versalles, R OBP: 0.320, SLG: 0.357 (1, 6)	K2-3 0-3 ①		1-3 0-0 ②			F9 0-0 ②		F8 0-0 ③		4	0	0	0	0	1	0	Minnesota Twins @ Los Angeles Angels Dodger Stadium, Los Angeles, CA Wed May 27 1964, 7:05 PM PDT Unknown livebaseballscorecards.com					
Rich Rollins, R OBP: 0.330, SLG: 0.451 (1, 5)	FC5 0-0 1B		K 0-3 ③			K 0-3 ③			6-3 0-0 ①	4	0	1	0	0	2	0						
Tony Oliva, L OBP: 0.414, SLG: 0.665 (1, 9)	E3 0-0 CS 1-2 FC5					CS 0-0 1B		G4-3 0-0 1B	F8 0-0 ②	4	0	2	0	0	0	1						
Bob Allison, R OBP: 0.377, SLG: 0.583 (1, 3) (5, 8)	FC5 0-0 1-2 2-3					K 0-3 1-2		G4-3 0-0 1-2	5-3 0-0 ③	4	0	0	0	0	1	4						
Harmon Killebrew, R OBP: 0.320, SLG: 0.543 (1, 7)	CS 0-0 2-3					F5 0-0		1B 0-0 1B		3	1	2	1	0	0	0						
Jimmie Hall, L OBP: 0.360, SLG: 0.557 Vic Power, R OBP: 0.212, SLG: 0.219 (5, PR) (5, 3)			K 0-3 ①			G4-6-3 1-0 HBP		1B 0-0 1-2		1	0	0	0	0	1	0						
Earl Batley, R OBP: 0.316, SLG: 0.402 (1, 2)			5-3 0-0 ②			G4-6-3 0-0 1-2		F4 0-0 ③		3	0	0	0	0	0	3						
Bernie Allen, L OBP: 0.288, SLG: 0.296 Johnny Goryl, R OBP: 0.345, SLG: 0.269 (8, PH) (8, 4)			K 0-3 ③			5-3 0-0 ③		1B 0-0 ①		2	0	0	0	0	1	1						
Lee Stange, R OBP: 0.250, SLG: 0.063 Joe McCabe, R OBP: 0.176, SLG: 0.168 Bill Pleis, L OBP: 0.667, SLG: 0.500 (8, PH) (8, 1)			K 0-3 ①			K 0-3 ①		6-3 0-0 ②		2	0	0	0	0	2	0						
Inning Stats	R: 0 E: 1 K: 1 S: 6	H: 1 LOB: 1 BB: 0 P: 6	R: 1 E: 0 K: 2 S: 8	H: 1 LOB: 0 BB: 0 P: 8	R: 0 E: 0 K: 2 S: 7	H: 0 LOB: 0 BB: 0 P: 7	R: 0 E: 0 K: 1 S: 5	H: 1 LOB: 0 BB: 0 P: 5	R: 0 E: 0 K: 0 S: 2	H: 0 LOB: 2 BB: 0 P: 3	R: 0 E: 0 K: 2 S: 7	H: 0 LOB: 0 BB: 0 P: 7	R: 0 E: 0 K: 0 S: 5	H: 3 LOB: 3 BB: 0 P: 5	R: 0 E: 0 K: 0 S: 3	H: 1 LOB: 0 BB: 0 P: 3		R: 0 E: 0 K: 0 S: 3	H: 0 LOB: 0 BB: 0 P: 3	1B: 6 2B: 1 3B: 0 HR: 1	SF: 0 SAC: 0 DP: 3 HBP: 1	WP: 0 PB: 0 SB: 0 CS: 2
PITCHER Bo Belinsky, L ERA: 3.48 (1, 1)	IP: 9.0 WLS: W BF: 31 H: 7 R: 1 ER: 1 SO: 8 BB: 0 IBB: 0 HBP: 1 BLK: 0 WP: 0 HR: 1 S: 46 P: 47 ERA: 1.00 WHIP: 0.778															PITCHER	IP: 9.0 WLS: W BF: 31 H: 7 R: 1 ER: 1 SO: 8 BB: 0 IBB: 0 HBP: 1 BLK: 0 WP: 0 HR: 1 S: 46 P: 47 ERA: 1.00 WHIP: 0.778					

Batter	1	2	3	4	5	6	7	8	9	AB	R	H	RBI	BB	SO	LOB	BOTTOM			
Albie Pearson, L OBP: 0.313, SLG: 0.297 (1, 8)	F8 0-0 ①		S 0-0 1B			6-3 0-0 ①		4-3 0-0 ②		4	1	1	0	0	0	1	Minnesota Twins @ Los Angeles Angels Dodger Stadium, Los Angeles, CA Wed May 27 1964, 7:05 PM PDT Unknown livebaseballscorecards.com			
Bobby Knoop, R OBP: 0.279, SLG: 0.315 (1, 4)	E6 0-0		K 0-3 1-2			K 0-3		F5 0-0		4	0	0	0	0	2	2				
Lee Thomas, L OBP: 0.329, SLG: 0.352 (1, 9)	F7 0-0 ②		L4-3 0-0 2-H 1B			BB 4-0		SH5-4 0-0 2B BB		2	1	1	1	2	0	1				
Buck Rodgers, S OBP: 0.297, SLG: 0.265 (1, 2)	F6 0-0 ③		L4-3 0-0 1-2			F5 0-0 ③		SH5-4 0-0 1-2		3	0	0	0	0	0	4				
Billy Moran, R OBP: 0.311, SLG: 0.327 (1, 5)			F7 0-0 ①			5-3 0-0 ①		4-3 0-0 1B		4	1	2	1	0	0	0				
Tom Satriano, L OBP: 0.366, SLG: 0.338 (1, 3)			2B 0-0 WP 1B			4-3 0-0 ②		K 0-3 ①		4	1	1	0	0	1	2				
Ed Kirkpatrick, L OBP: 0.358, SLG: 0.427 (1, 7)			WP 0-0 1-3 2B			4-3 0-0 ②		1-3 0-0 1-2 1B		4	0	3	1	0	0	1				
Joe Koppe, R OBP: 0.383, SLG: 0.353 (1, 6)			K 0-3 2-3 3-H			K 0-3 ③		5-3 0-0 ③		4	0	0	0	0	2	4				
Bo Belinsky, L OBP: 0.143, SLG: 0.154 (1, 1)			F7 0-0 ③			2B 0-0		6-3 0-0 ①		3	0	1	0	0	0	1				
Inning Stats	R: 0 E: 1 K: 0 S: 4	H: 0 LOB: 1 BB: 0 P: 4	R: 1 E: 0 K: 1 S: 7	H: 2 LOB: 1 BB: 0 P: 7	R: 1 E: 0 K: 1 S: 6	H: 2 LOB: 0 BB: 0 P: 6	R: 0 E: 0 K: 1 S: 6	H: 1 LOB: 1 BB: 0 P: 6	R: 0 E: 0 K: 1 S: 6	H: 1 LOB: 2 BB: 1 P: 10	R: 0 E: 0 K: 1 S: 6	H: 1 LOB: 0 BB: 0 P: 6	R: 0 E: 0 K: 0 S: 3	H: 0 LOB: 0 BB: 0 P: 3	R: 2 E: 0 K: 0 S: 5	H: 2 LOB: 1 BB: 1 P: 9		1B: 6 2B: 4 3B: 0 HR: 0	SF: 0 SAC: 1 DP: 1 HBP: 0	WP: 1 PB: 0 SB: 1 CS: 0
PITCHER Lee Stange, R ERA: 4.85 Bill Pleis, L ERA: 3.32 (8, 1)	IP: 7.0 WLS: L BF: 29 H: 7 R: 2 ER: 2 SO: 5 BB: 1 IBB: 0 HBP: 0 BLK: 0 WP: 0 HR: 0 S: 38 P: 42 ERA: 2.57 WHIP: 1.143															PITCHER	IP: 7.0 WLS: L BF: 29 H: 7 R: 2 ER: 2 SO: 5 BB: 1 IBB: 0 HBP: 0 BLK: 0 WP: 0 HR: 0 S: 38 P: 42 ERA: 2.57 WHIP: 1.143			

Batter	1	2	3	4	5	6	7	8	9	10	11	12	13	AB R H RBI BB SO LOB	TOP															
Zolo Versailles, R OBP: 0.326, SLG: 0.358 (1, 6)														5 1 2 0 1 2 1	Minnesota Twins @ Los Angeles Angels Dodger Stadium, Los Angeles, CA Wed May 27 1964, 7:05 PM PDT Att. 10,138 - Unknown															
Vic Power, R OBP: 0.205, SLG: 0.211 (1, 3) (11, 5)														6 1 1 0 0 0 3																
Rich Rollins, R OBP: 0.326, SLG: 0.446 (1, 5) Bernie Allen, L OBP: 0.279, SLG: 0.286 (5, 4)														2 0 0 0 0 1 0 4 0 0 0 0 1 4																
Tony Oliva, L OBP: 0.411, SLG: 0.655 (1, 9)														4 0 1 1 1 1 0																
Bob Allison, R OBP: 0.388, SLG: 0.603 (1, 8)														4 1 2 1 2 1 3																
Harmon Killebrew, R OBP: 0.321, SLG: 0.531 (1, 7)														5 0 1 0 1 1 2																
Johnny Goryl, R OBP: 0.303, SLG: 0.233 (1, 4) (5, 5)														4 0 0 0 0 0 5 2 1 1 1 0 1 0																
Don Mincher, L OBP: 0.397, SLG: 0.745 (11, PH) (11, 3)														6 0 1 0 0 2 2																
Jerry Zimmerman, R OBP: 0.333, SLG: 0.250 (1, 2)														3 0 1 0 0 0 1 0 0 0 0 0 0 0 3 0 0 0 0 3 0																
Gerry Arrigo, L OBP: 0.100, SLG: 0.100 (1, 1) Bill Dailey, R (8, 1) Dick Stigman, R OBP: 0.111, SLG: 0.116 (8, 1)														3 0 1 0 0 0 1 0 0 0 0 0 0 0 3 0 0 0 0 3 0																
Inning Stats	R: 0 E: 0 K: 0 S: 3	H: 1 LOB: 0 BB: 0 P: 3	R: 0 E: 0 K: 0 S: 4	H: 1 LOB: 1 BB: 4 P: 4	R: 0 E: 0 K: 1 S: 5	H: 0 LOB: 0 BB: 0 P: 5	R: 0 E: 0 K: 1 S: 5	H: 0 LOB: 0 BB: 0 P: 5	R: -1 E: 0 K: 0 S: 5	H: 2 LOB: 1 BB: 0 P: 5	R: 2 E: 1 K: 1 S: 7	H: 1 LOB: 2 BB: 2 P: 15	R: 0 E: 0 K: 1 S: 5	H: 0 LOB: 0 BB: 0 P: 5		R: 0 E: 0 K: 1 S: 6	H: 1 LOB: 1 BB: 0 P: 6	R: 0 E: 0 K: 3 S: 9	H: 0 LOB: 0 BB: 0 P: 9	R: 0 E: 0 K: 0 S: 4	H: 1 LOB: 2 BB: 1 P: 8	R: -1 E: 0 K: 2 S: 8	H: 1 LOB: 0 BB: 0 P: 8	1B: 8 2B: 0 3B: 0 HR: 2	SF: 1 SAC: 0 DP: 1 HBP: 0	WP: 1 PB: 0 SB: 0 CS: 0	PA: 54			
PITCHER	IP WLS BF H R ER SO BB IBB HBP BLK WP HR S P ERA WHIP																													
Willie Smith, L ERA: 1.75 (1, 1)	5.2	WLS: 24	H: 5	R: 3	ER: 1	SO: 3	BB: 2	IBB: 0	HBP: 0	BLK: 0	WP: 1	HR: 1	S: 28	P: 36		ERA: 1.59	WHIP: 1.235													
Bob Daibus, R ERA: 0.87 (8, 1)	1.1	6	2	0	0	1	0	0	0	0	0	0	0	8	8	0.00	1.500													
Bob Lee, R ERA: 2.06 (8, 1)	1.0	5	0	0	0	2	2	0	0	0	0	0	0	7	15	0.00	2.000													
Don Lee, R ERA: 1.93 (8, 1)	5.0	L: 19	3	1	1	7	0	1	0	0	0	1	32	36	1.80	0.600														

Batter	1	2	3	4	5	6	7	8	9	10	11	12	13	AB R H RBI BB SO LOB	BOTTOM															
Jim Piersall, R OBP: 0.371, SLG: 0.344 (1, 8) Lee Thomas, L OBP: 0.329, SLG: 0.358 (3, 9)															1 0 0 0 0 0 0 6 0 2 0 0 2 1															
Bobby Knopp, R OBP: 0.288, SLG: 0.318 (1, 4)														5 2 2 0 1 2 1																
Billy Moran, R OBP: 0.322, SLG: 0.329 (1, 5)														5 1 2 0 2 1 2																
Joe Adcock, R OBP: 0.343, SLG: 0.463 (1, 3) Charlie Dees, L OBP: 0.143, SLG: 0.115 (8, PH) (9, 3)														4 0 1 1 0 1 3 2 0 0 0 0 0 3																
Buck Rodgers, S OBP: 0.294, SLG: 0.263 (1, 2)														5 0 1 0 0 1 4																
Bob Perry, R OBP: 0.333, SLG: 0.333 (1, 9) (3, 8)														3 0 2 1 0 0 0 1 0 0 0 1 1 0																
Tom Satriano, L OBP: 0.369, SLG: 0.333 (8, PH) (9, 6)														5 0 1 1 1 1 3																
Ed Kirkpatrick, L OBP: 0.357, SLG: 0.416 (1, 7)														3 0 1 0 0 1 2 2 0 0 0 1 0 3																
Joe Koppe, R OBP: 0.381, SLG: 0.352 (1, 6) Albie Pearson, L OBP: 0.313, SLG: 0.293 (8, PH) (9, 8)														2 0 0 0 0 1 3 0 0 0 0 0 0 0 1 0 0 0 0 0 0 1 0 0 0 0 0 0 2 0 0 0 0 0 2																
Willie Smith, L ERA: 1.75 (1, 1) Bob Daibus, R ERA: 0.87 (8, 1) Felix Torres, R ERA: 0.52 (7, PH) Bob Lee, R ERA: 2.06 (8, 1) Jim Francisco, R ERA: 0.26 (8, PH) Don Lee, R ERA: 1.93 (8, 1)														2 0 0 0 0 0 1 3 0 0 0 0 0 0 0 0 1 0 0 0 0 0 0 0 1 0 0 0 0 0 0 0 2 0 0 0 0 0 0 2																
Inning Stats	R: 0 E: 0 K: 0 S: 3	H: 0 LOB: 1 BB: 1 P: 7	R: 0 E: 0 K: 2 S: 8	H: 1 LOB: 2 BB: 1 P: 12	R: 0 E: 0 K: 1 S: 5	H: 0 LOB: 0 BB: 0 P: 5	R: 0 E: 0 K: 1 S: 6	H: 1 LOB: 1 BB: 0 P: 6	R: 1 E: 0 K: 2 S: 10	H: 3 LOB: 2 BB: 0 P: 10	R: 0 E: 0 K: 1 S: 5	H: 0 LOB: 0 BB: 0 P: 5	R: 2 E: 0 K: 2 S: 9	H: 4 LOB: 3 BB: 1 P: 13	R: 0 E: 0 K: 2 S: 7	H: 0 LOB: 1 BB: 1 P: 11	R: 0 E: 0 K: 0 S: 4	H: 1 LOB: 2 BB: 1 P: 8	R: 0 E: 0 K: 0 S: 4	H: 1 LOB: 2 BB: 1 P: 8	R: 0 E: 0 K: 1 S: 5	H: 0 LOB: 0 BB: 0 P: 5	R: 0 E: 0 K: 1 S: 6	H: 1 LOB: 1 BB: 0 P: 6	1B: 11 2B: 1 3B: 0 HR: 0	SF: 0 SAC: 3 DP: 0 HBP: 0	WP: 0 PB: 1 SB: 0 CS: 0	PA: 57		
PITCHER	IP WLS BF H R ER SO BB IBB HBP BLK WP HR S P ERA WHIP																													
Gerry Arrigo, L ERA: 4.76 (1, 1)	7.1	WLS: 32	H: 8	R: 3	ER: 3	SO: 7	BB: 2	IBB: 0	HBP: 0	BLK: 0	WP: 0	HR: 0	S: 44	P: 52	ERA: 3.68	WHIP: 1.364														
Bill Dailey, R ERA: 4.15 (8, 1)	0.0	2	1	0	0	0	1	0	0	0	0	0	1	5	=	=														
Dick Stigman, L ERA: 5.72 (8, 1)	5.2	W: 23	3	0	0	5	1	2	0	0	0	0	0	30	42	0.00	0.706													



Batter	1	2	3	4	5	6	7	8	9	AB	R	H	RBI	BB	SO	LOB	TOP			
Chuck Schilling, R (1,4) OBP: 0.281, SLG: 0.256	F4		K		F8			6-3		4	0	0	0	0	1	0	Boston Red Sox @ Minnesota Twins Metropolitan Stadium, Bloomington, MI Fri May 29 1964, 8:05 PM EDT Att: 20,290 - Unknown			
Eddie Bressoud, R (1,6) OBP: 0.412, SLG: 0.478	K				F7			F6		3	0	0	0	1	1	0				
Tony Conigliaro, R (1,7) OBP: 0.331, SLG: 0.492	1-3		F7		5-3				K	4	0	0	0	0	1	1				
Carl Yastrzemski, L (1,8)		HR	K		L6			4-3		3	1	0	0	1	1	1				
Dick Stuart, R (1,3) OBP: 0.299, SLG: 0.430		HR			F8			F7		4	1	1	2	0	0	0				
Frank Malzone, R (1,5) OBP: 0.305, SLG: 0.372	F8				K		WP	HBP		2	0	0	0	0	1	0				
Lou Clinton, R (1,9) OBP: 0.286, SLG: 0.371		FC6-4			6-3			F5		3	0	1	0	0	0	1				
Bob Tillman, R (1,2) OBP: 0.341, SLG: 0.392	K				K			F8		3	0	0	0	0	2	2				
Jack Lamabe, R (1,1) OBP: 0.167, SLG: 0.217	FC6-4				6-3				F6	2	0	0	0	0	0	1				
Felix Mantilla, R (8, PH) OBP: 0.222, SLG: 0.400										1	0	0	0	0	0	0				
Dick Radatz, R (8, 1) OBP: 0.300, SLG: 0.300										0	0	0	0	0	0	0				
Inning Stats	R: 0 E: 0 K: 1 S: 5	H: 0 LOB: 0 BB: 0 P: 5	R: 2 E: 0 K: 1 S: 7	H: 2 LOB: 1 BB: 1 P: 11	R: 0 E: 0 K: 2 S: 7	H: 0 LOB: 1 BB: 1 P: 11	R: 0 E: 0 K: 1 S: 5	H: 0 LOB: 0 BB: 0 P: 5	R: 0 E: 0 K: 0 S: 3	H: 0 LOB: 0 BB: 0 P: 3	R: 0 E: 0 K: 0 S: 3	H: 0 LOB: 0 BB: 0 P: 4	R: 0 E: 0 K: 0 S: 3	H: 0 LOB: 0 BB: 0 P: 3	R: 0 E: 0 K: 1 S: 5	H: 0 LOB: 0 BB: 0 P: 5	1B: 1 2B: 0 3B: 0 HR: 1	SF: 0 SAC: 0 DP: 0 HBP: 1	WP: 1 PB: 0 SB: 0 CS: 0	PA: 32
PITCHER Jim Roland, L (1,1) ERA: 2.77	IP: 9.0 WLS: W BF: 32 H: 2 R: 2 ER: 2 SO: 7 BB: 2 IBB: 0 HBP: 1 BLK: 0 WP: 1 HR: 1 S: 43 P: 52 ERA: 2.00 WHIP: 0.444															PITCHER				

Batter	1	2	3	4	5	6	7	8	9	AB	R	H	RBI	BB	SO	LOB	BOTTOM	
Zoilo Versalles, R (1,6) OBP: 0.319, SLG: 0.350	5-3		1-3		6-3			F5		4	0	0	0	0	0	0	Boston Red Sox @ Minnesota Twins Metropolitan Stadium, Bloomington, MI Fri May 29 1964, 8:05 PM EDT Att: 20,290 - Unknown	
Tony Oliva, L (1,9) OBP: 0.418, SLG: 0.674	1-3		2B		F7					4	1	3	0	0	0	0		
Bob Allison, R (1,8) OBP: 0.390, SLG: 0.607	2B		1B		E5			F5		4	1	2	0	0	0	2		
Don Mincher, L (1,3) OBP: 0.373, SLG: 0.695	1-3		E7		WP			F5		4	0	0	0	0	1	4		
Harmon Killebrew, R (1,7) OBP: 0.337, SLG: 0.562	K2-3		3-1		F8			3-1		4	0	0	0	0	1	4		
Earl Battey, R (1,2) OBP: 0.314, SLG: 0.396			3-1		2-3					3	1	3	2	1	0	0		
Bernie Allen, L (1,4) OBP: 0.279, SLG: 0.279		HR	1B		FC1-5			BB		4	0	1	0	0	0	2		
Johnny Goryl, R (1,5) OBP: 0.270, SLG: 0.206	1-3		5-3		FC1-5			F8		3	0	0	0	1	0	3		
Jim Roland, R (1,1) OBP: 0.118, SLG: 0.118	FC5-4		BB		1-2			F6		4	0	0	0	0	2	4		
Jack Lamabe, R (1,1) ERA: 3.7	FC5-4		1-2		5-3			K		4	0	0	0	0	2	4		
Dick Radatz, R (8, 1) ERA: 1.6	1-2		1-2		G3			4-3		3	0	0	0	0	1	3		
Inning Stats	R: 0 E: 0 K: 1 S: 6	H: 1 LOB: 1 BB: 0 P: 6	R: 1 E: 0 K: 1 S: 6	H: 1 LOB: 1 BB: 1 P: 10	R: 2 E: 1 K: 0 S: 6	H: 3 LOB: 1 BB: 0 P: 6	R: 0 E: 0 K: 0 S: 3	H: 0 LOB: 0 BB: 0 P: 3	R: 0 E: 1 K: 0 S: 4	H: 1 LOB: 1 BB: 0 P: 4	R: 0 E: 0 K: 1 S: 5	H: 1 LOB: 1 BB: 1 P: 9	R: 0 E: 0 K: 1 S: 5	H: 0 LOB: 1 BB: 1 P: 9	1B: 5 2B: 2 3B: 1 HR: 1	SF: 0 SAC: 0 DP: 0 HBP: 0	WP: 1 PB: 0 SB: 0 CS: 0	PA: 35
PITCHER Jack Lamabe, R (1,1) ERA: 3.7	IP: 7.0 WLS: L BF: 31 H: 9 R: 3 ER: 3 SO: 3 BB: 1 IBB: 0 HBP: 0 BLK: 0 WP: 1 HR: 1 S: 36 P: 40 ERA: 3.86 WHIP: 1.429															PITCHER		



Batter	1	2	3	4	5	6	7	8	9	AB	R	H	RBI	BB	SO	LOB	TOP						
Dalton Jones, L (1,4) OBP: 0.340, SLG: 0.458	F4		1B	1-3			F8		G3	5	0	1	0	0	0	3							
Eddie Bressoud, R (1,6) OBP: 0.403, SLG: 0.466	K		K				F8		F7	4	0	0	0	0	2	1							
Tony Conigliaro, R (1,7) OBP: 0.343, SLG: 0.504			1B	G4-6-3			G3-6-4		F3	3	0	2	0	1	0	0							
Carl Yastrzemski, L (1,8) OBP: 0.355, SLG: 0.429			1B	G4-6-3			G3-6-1		F8	3	0	0	0	1	0	3							
Dick Stuart, R (1,3) OBP: 0.298, SLG: 0.445	K			6-3			K		HR	4	1	1	1	0	2	2							
Frank Malzone, R (1,5)				HR			F6		F8	4	1	1	0	0	0	0							
Lou Clinton, R (1,9) OBP: 0.303, SLG: 0.416				HR			F8		1B	4	1	3	2	0	0	0							
Bob Tillman, R (1,2) OBP: 0.338, SLG: 0.388	K			K			F8		1B	4	0	1	0	0	2	1							
Dave Morehead, R (1,1) OBP: 0.150, SLG: 0.056							5-3		K	1	0	0	0	1	0	1							
Felix Mantilla, R (7, PH) OBP: 0.216, SLG: 0.389	G3									1	0	0	0	0	0	0							
Bill Spanswick, L (7, 1) OBP: 0.429, SLG: 0.333										0	0	0	0	0	0	0							
Dick Williams, R (9, PH) OBP: 0.158, SLG: 0.111				BB						1	0	0	0	0	1	2							
Inning Stats	R: 0 E: 0 K: 2 S: 8	H: 1 LOB: 2 BB: 1 P: 12	R: 0 E: 0 K: 1 S: 6	H: 1 LOB: 1 BB: 0 P: 6	R: 0 E: 0 K: 1 S: 6	H: 2 LOB: 1 BB: 1 P: 6	R: 2 E: 0 K: 1 S: 7	H: 2 LOB: 1 BB: 1 P: 11	R: 0 E: 0 K: 0 S: 2	H: 0 LOB: 0 BB: 1 P: 6	R: 0 E: 0 K: 0 S: 5	H: 0 LOB: 0 BB: 0 P: 5	R: 0 E: 0 K: 0 S: 3	H: 0 LOB: 0 BB: 0 P: 3	R: 0 E: 0 K: 0 S: 3	H: 0 LOB: 0 BB: 0 P: 3	R: 1 E: 0 K: 1 S: 8	H: 3 LOB: 2 BB: 0 P: 8	1B: 6 2B: 1 3B: 0 HR: 2	SF: 0 SAC: 0 DP: 2 HBP: 0	WP: 0 PB: 0 SB: 0 CS: 0	PA: 37	
PITCHER Camilo Pascual, R (1,1) ERA: 3.42	IP: 9.0 WLS: W BF: 37 H: 9 R: 3 ER: 3 SO: 7 BB: 3 IBB: 0 HBP: 0 BLK: 0 WP: 0 HR: 2 S: 48 P: 60 ERA: 3.00 WHIP: 1.333											PITCHER	IP: 9.0 WLS: W BF: 37 H: 9 R: 3 ER: 3 SO: 7 BB: 3 IBB: 0 HBP: 0 BLK: 0 WP: 0 HR: 2 S: 48 P: 60 ERA: 3.00 WHIP: 1.333										

Boston Red Sox @ Minnesota Twins
Metropolitan Stadium, Bloomington, MI
Sat May 30 1964, 4:33 AM EDT
Att: 20,551 - Unknown

AB 34
R 3
H 9
RBI 3
BB 3
SO 7
LOB 13

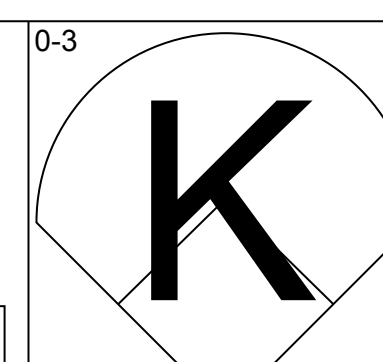
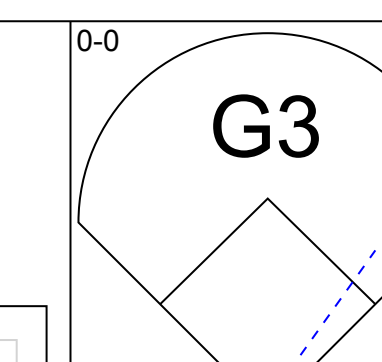
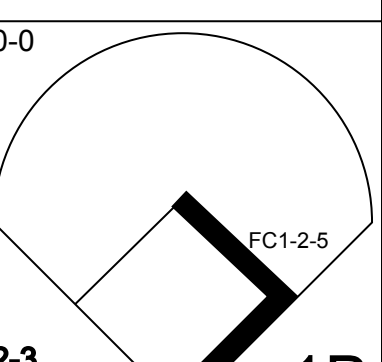
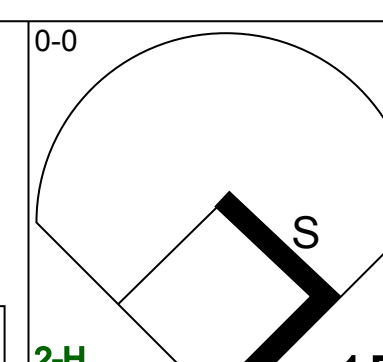
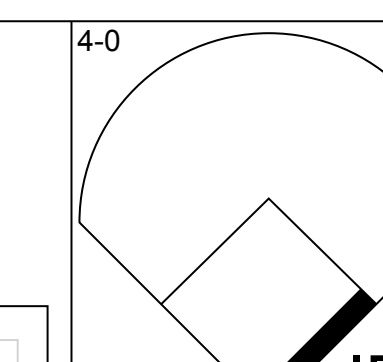
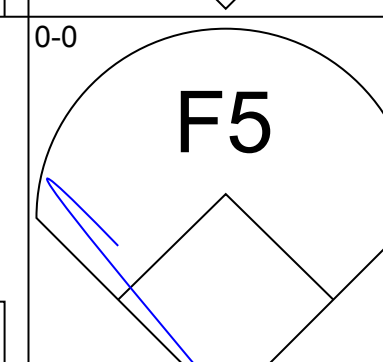
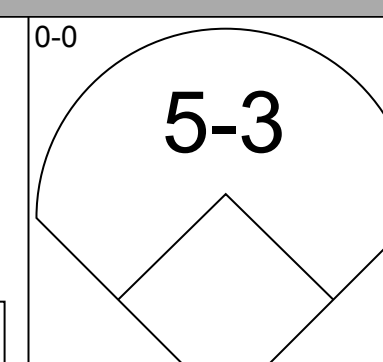
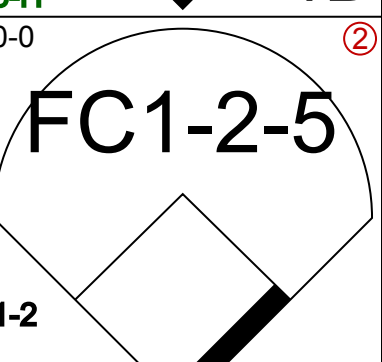
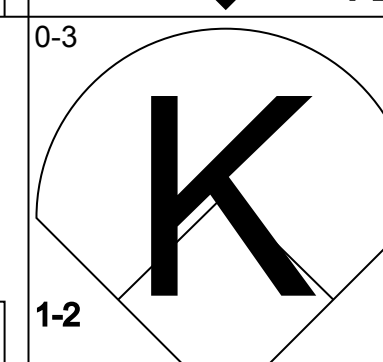
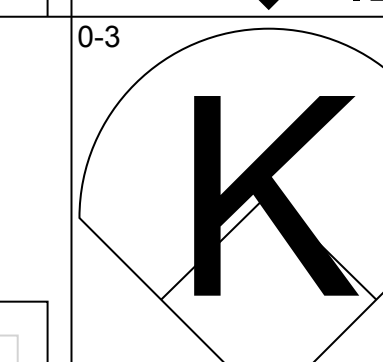
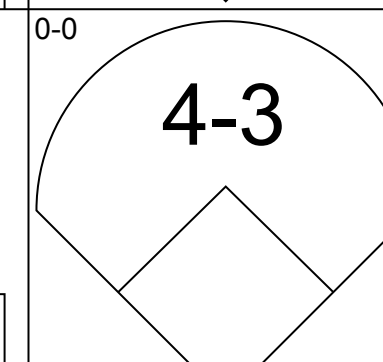
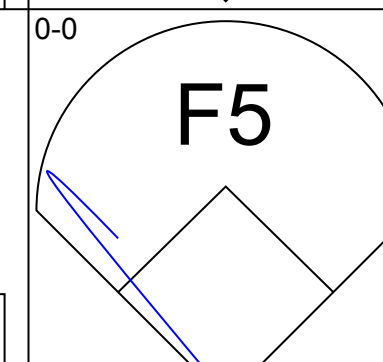
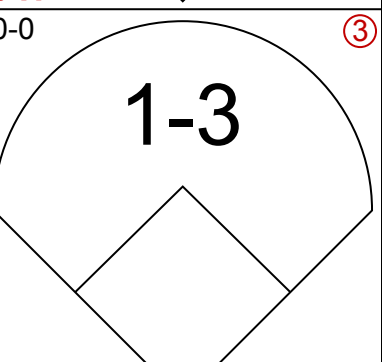
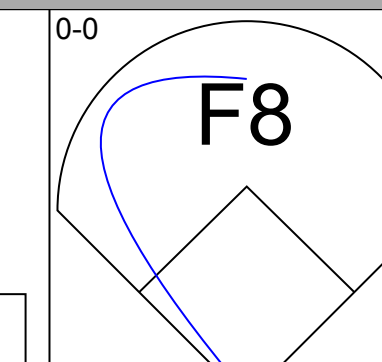
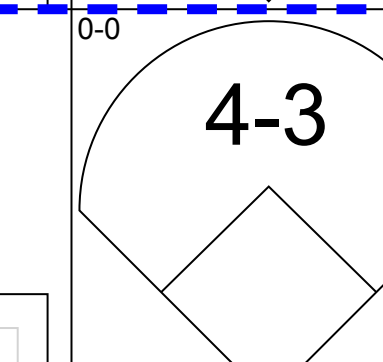
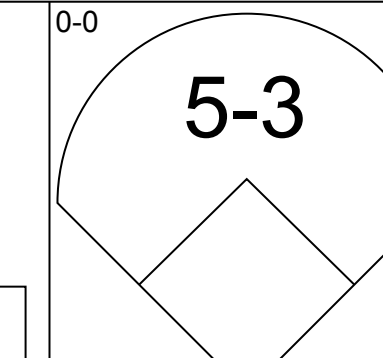
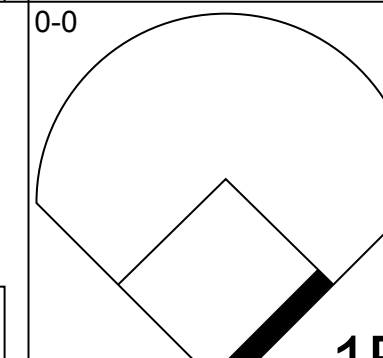
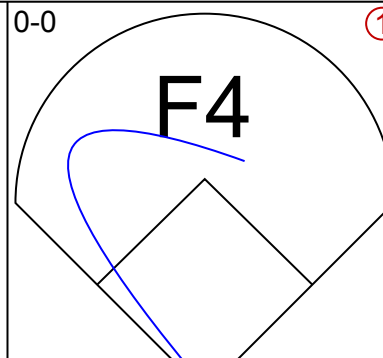
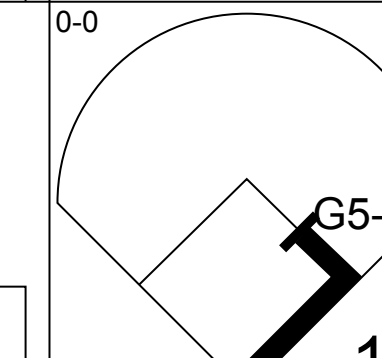


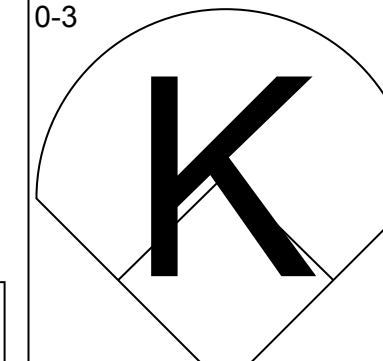
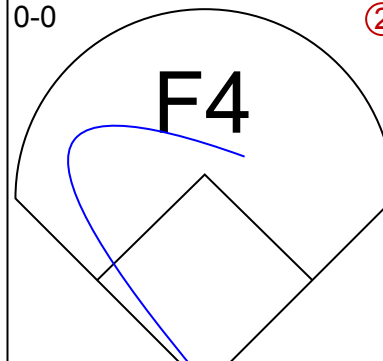
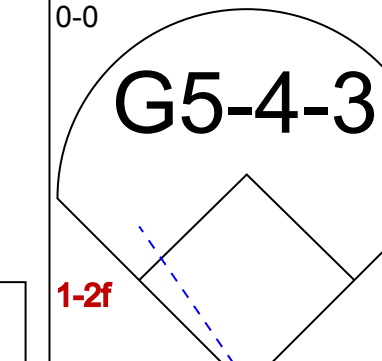

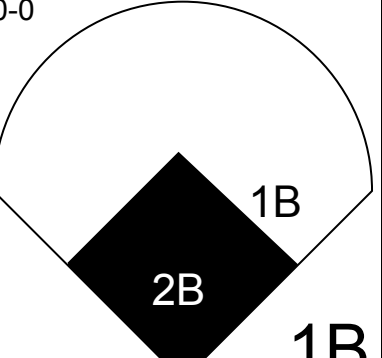
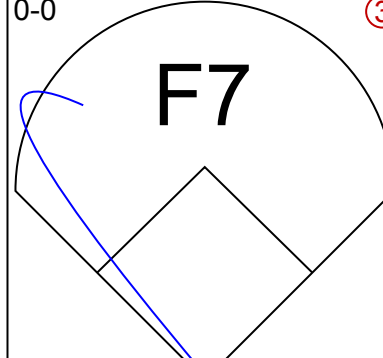
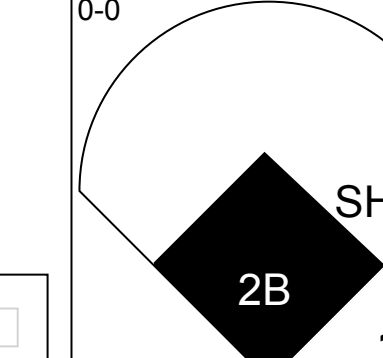
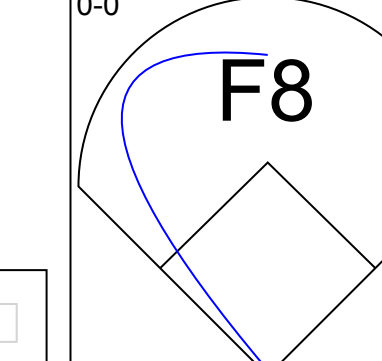
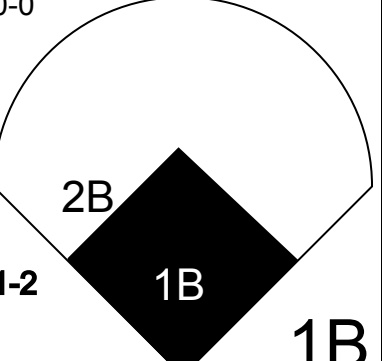

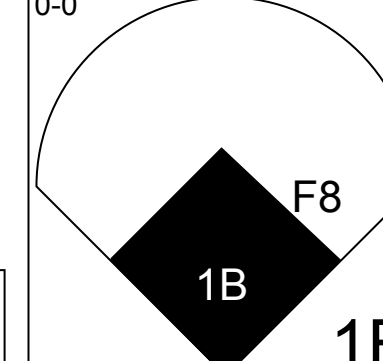
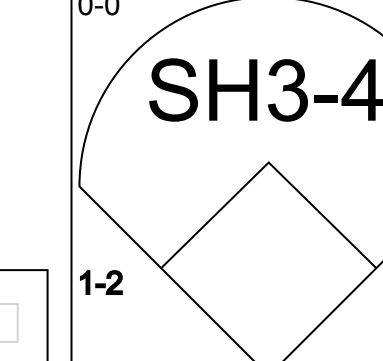

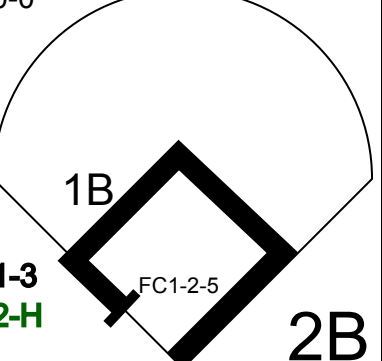

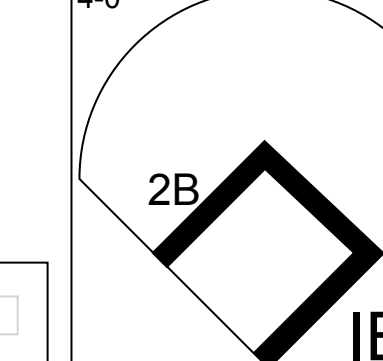
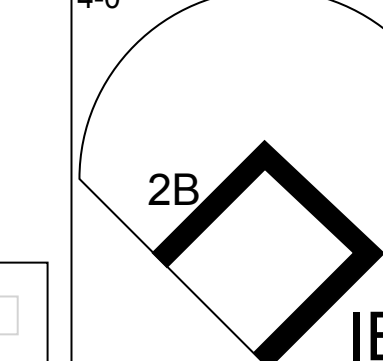
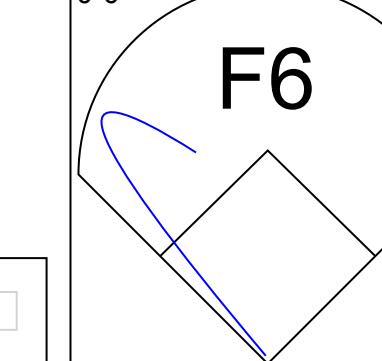
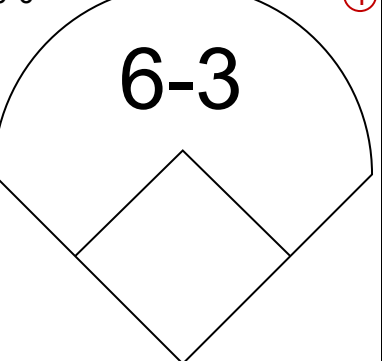
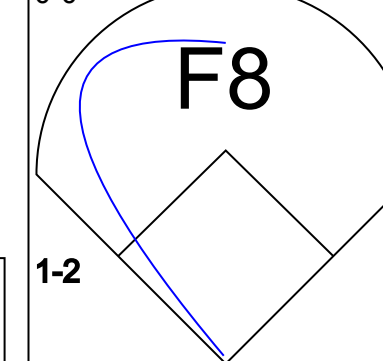
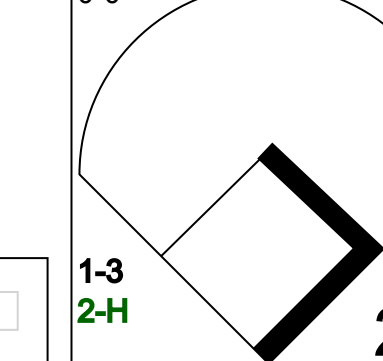
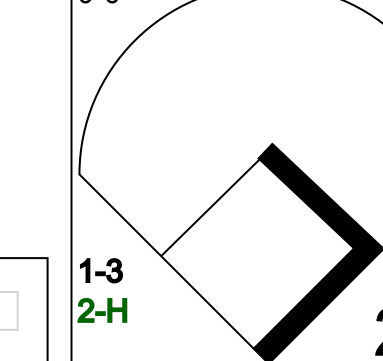


Batter	1	2	3	4	5	6	7	8	9	AB	R	H	RBI	BB	SO	LOB	BOTTOM						
Zoilo Versalles, R (1,6) OBP: 0.317, SLG: 0.353	F2		6-3			FC	F8			4	1	1	0	0	0	0							
Tony Oliva, L (1,9) OBP: 0.415, SLG: 0.682	4-3		HR			3-1	E4			4	1	1	1	0	0	1							
Bob Allison, R (1,8) OBP: 0.399, SLG: 0.613	2B		K			FC	BB			2	2	1	0	2	1	0							
Don Mincher, L (1,3) OBP: 0.380, SLG: 0.694	2B			4-3		FC	BB			3	1	1	2	1	0	1							
Harmon Killebrew, R (1,7) OBP: 0.335, SLG: 0.553	K			5-3		HR	BB			4	1	1	1	0	1	4							
Earl Battey, R (1,2) OBP: 0.304, SLG: 0.385			K			SF8				3	0	0	1	0	2	0							
Bernie Allen, L (1,4) OBP: 0.285, SLG: 0.310	L5					HR				4	1	2	2	0	0	0							
Johnny Goryl, R (1,5) OBP: 0.244, SLG: 0.184	F8					K	F8		G6-4-3	4	0	0	0	0	1	1							
Camilo Pascual, R (1,1) OBP: 0.258, SLG: 0.310			1-3			4-3			5-3	3	0	0	0	0	0	0							
Inning Stats	R: 1 E: 0 K: 1 S: 7	H: 2 LOB: 1 BB: 0 P: 7	R: 0 E: 0 K: 1 S: 5	H: 0 LOB: 0 BB: 0 P: 5	R: 1 E: 0 K: 1 S: 6	H: 1 LOB: 0 BB: 0 P: 6	R: 0 E: 0 K: 1 S: 5	H: 0 LOB: 0 BB: 0 P: 5	R: 0 E: 0 K: 0 S: 5	H: 0 LOB: 0 BB: 0 P: 5	R: 5 E: 0 K: 0 S: 7	H: 3 LOB: 0 BB: 1 P: 11	R: 0 E: 1 K: 0 S: 4	H: 0 LOB: 3 BB: 2 P: 12	R: 0 E: 0 K: 0 S: 3	H: 1 LOB: 0 BB: 0 P: 3	1B: 2 2B: 3 3B: 0 HR: 2	SF: 1 SAC: 0 DP: 1 HBP: 0	WP: 0 PB: 0 SB: 0 CS: 0	PA: 35			
PITCHER Dave Morehead, R (1,1) ERA: 4.14	IP: 6.0 WLS: L BF: 26 H: 6 R: 7 ER: 7 SO: 5 BB: 1 IBB: 0 HBP: 0 BLK: 0 WP: 0 HR: 2 S: 35 P: 39 ERA: 10.50 WHIP: 1.167											PITCHER	IP: 6.0 WLS: L BF: 26 H: 6 R: 7 ER: 7 SO: 5 BB: 1 IBB: 0 HBP: 0 BLK: 0 WP: 0 HR: 2 S: 35 P: 39 ERA: 10.50 WHIP: 1.167										
PITCHER Bill Spanswick, L (7, 1) ERA: 5.6	IP: 2.0 WLS: 9 BF: 1 H: 0 R: 0 ER: 0 SO: 0 BB: 2 IBB: 0 HBP: 0 BLK: 0 WP: 0 HR: 7 S: 15 P: 15 ERA: 0.00 WHIP: 1.500											PITCHER	IP: 2.0 WLS: 9 BF: 1 H: 0 R: 0 ER: 0 SO: 0 BB: 2 IBB: 0 HBP: 0 BLK: 0 WP: 0 HR: 7 S: 15 P: 15 ERA: 0.00 WHIP: 1.500										

Boston Red Sox @ Minnesota Twins
Metropolitan Stadium, Bloomington, MI
Sat May 30 1964, 4:33 AM EDT
Att: 20,551 - Unknown

AB 31
R 7
H 7
RBI 7
BB 3
SO 5
LOB 7

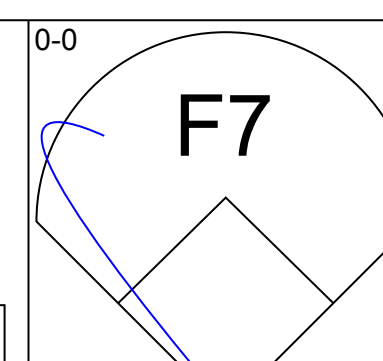
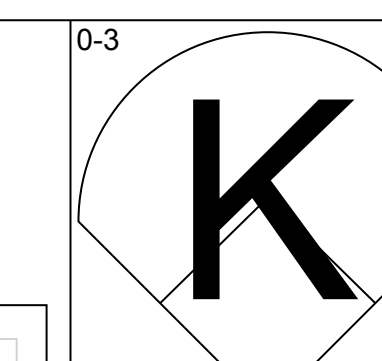
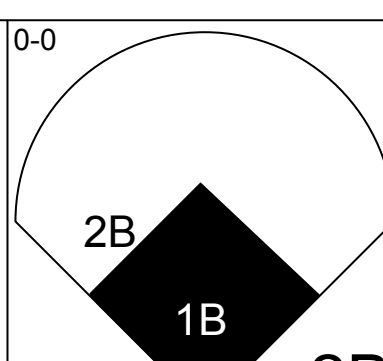
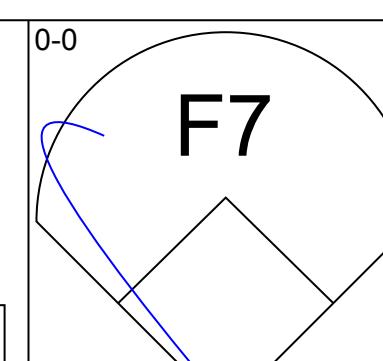
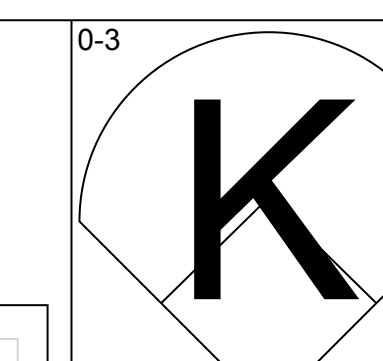
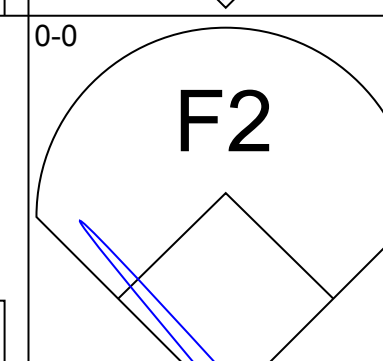
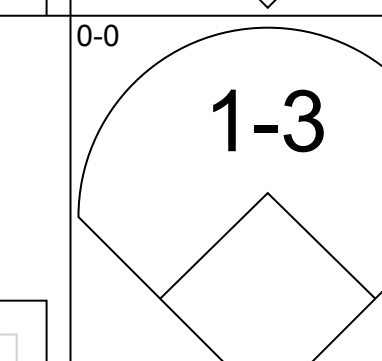
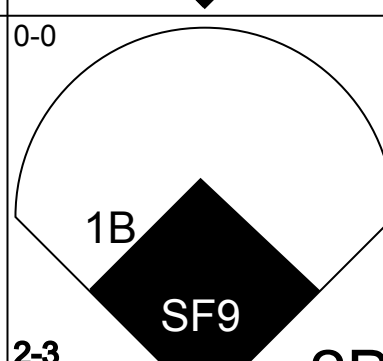

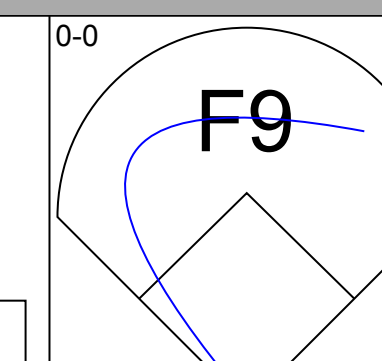
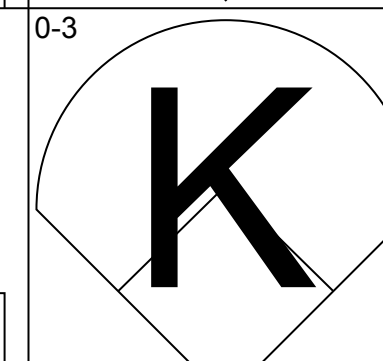
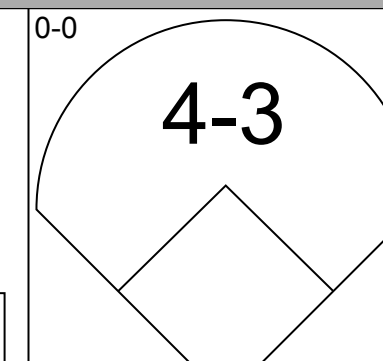
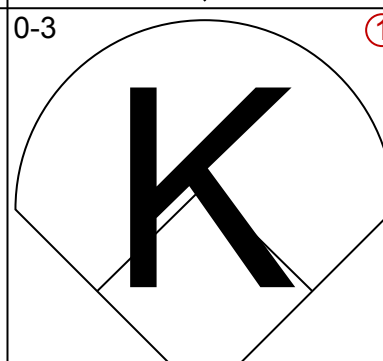
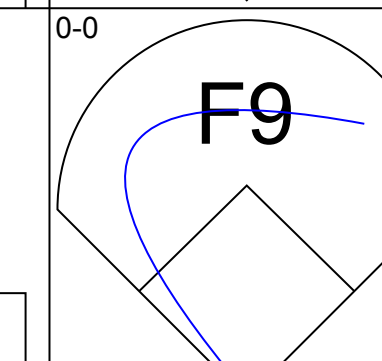
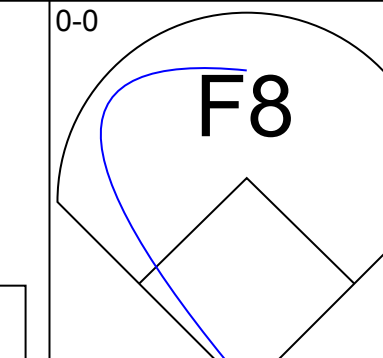
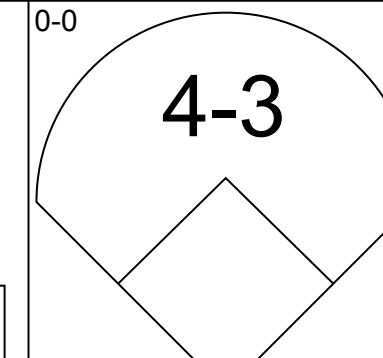
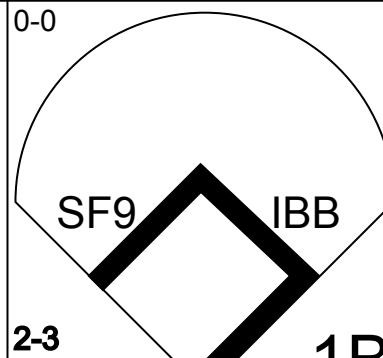

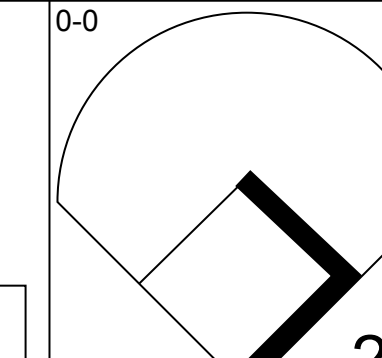
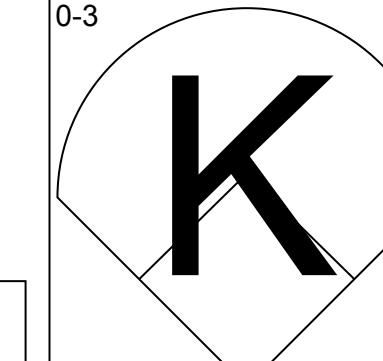
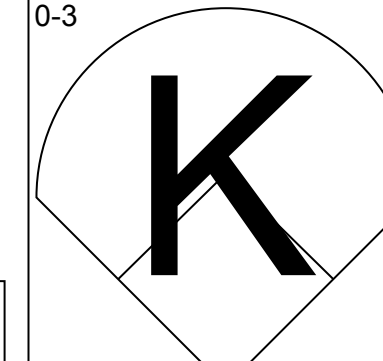
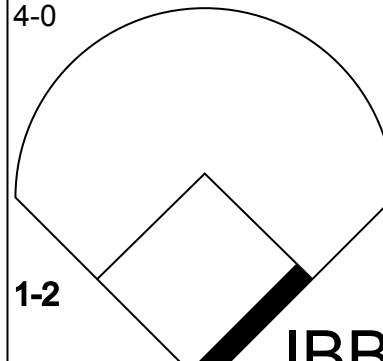

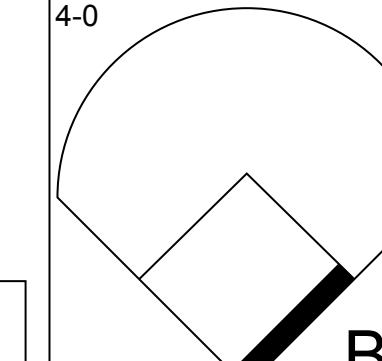
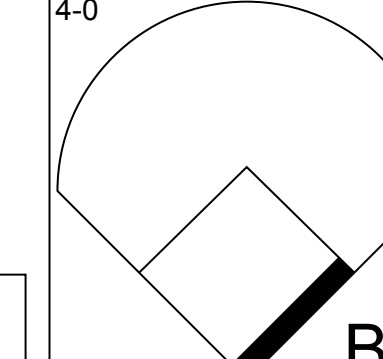
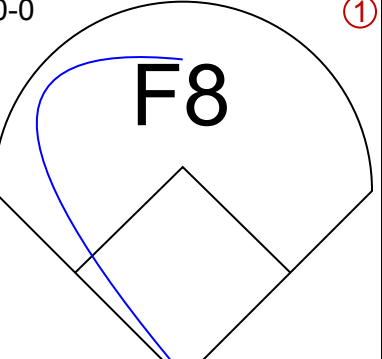
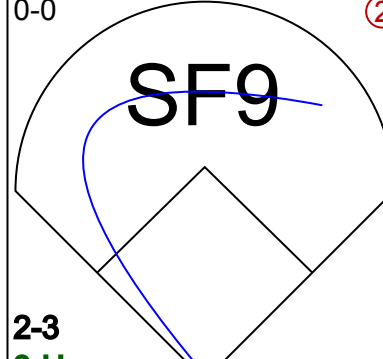
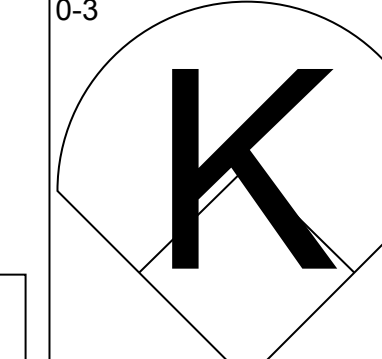
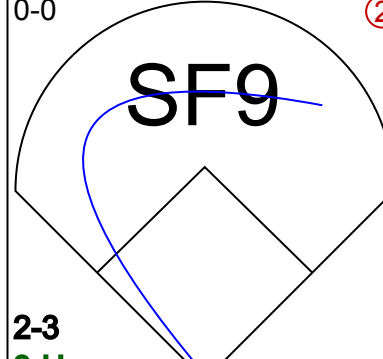

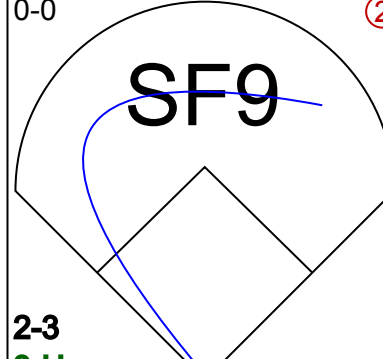

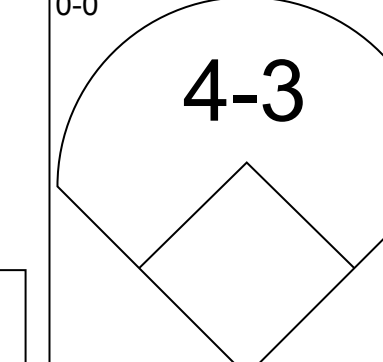
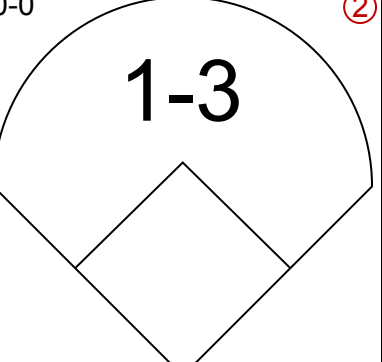
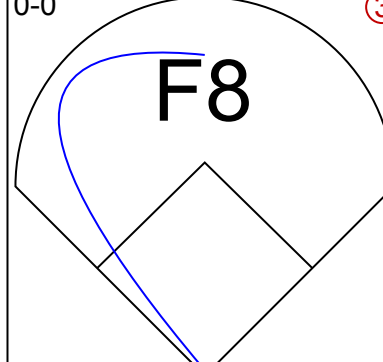
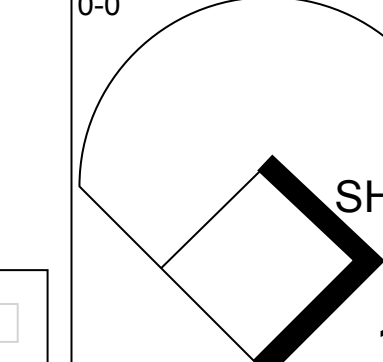
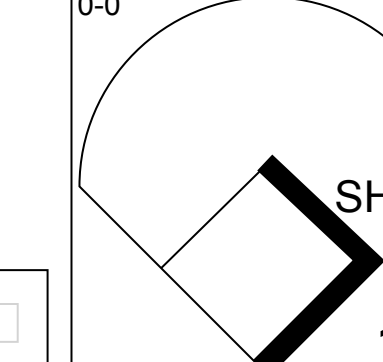
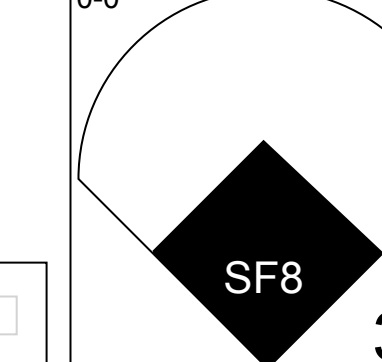
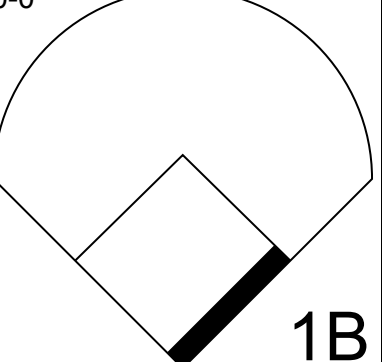
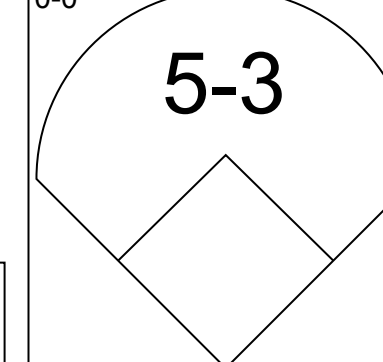
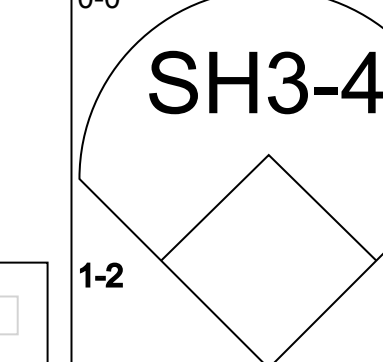
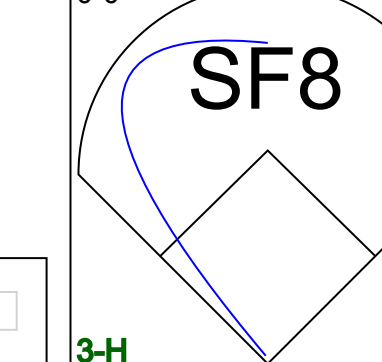
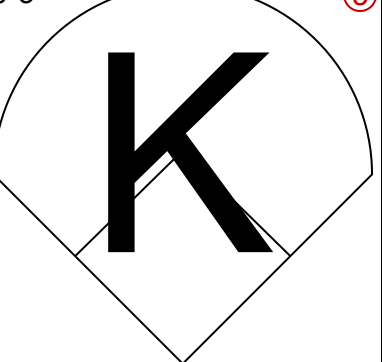
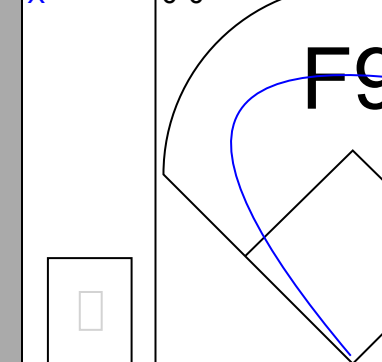
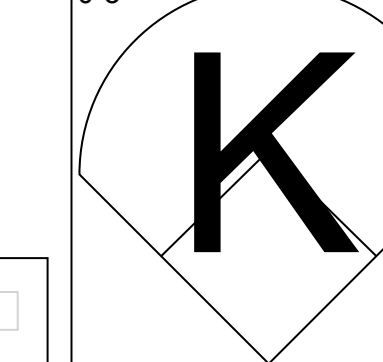


Batter	1	2	3	4	5	6	7	8	9	AB	R	H	RBI	BB	SO	LOB	TOP				
Dalton Jones, L OBP: 0.351, SLG: 0.460 (1, 4)											4	0	2	2	1	1					
Eddie Bressoud, R OBP: 0.392, SLG: 0.452 (1, 6)										5	0	0	0	0	2	6					
Carl Yastrzemski, L OBP: 0.345, SLG: 0.414 (1, 8)										5	0	0	0	0	0	5					
Dick Stuart, R OBP: 0.303, SLG: 0.447 (1, 3)										4	0	2	0	0	0	0					
Tony Conigliaro, R OBP: 0.333, SLG: 0.489 (1, 7)										4	0	0	0	0	1	2					
Frank Malzone, R OBP: 0.309, SLG: 0.373 (1, 5)										4	2	2	0	0	0	0					
Lou Clinton, R OBP: 0.313, SLG: 0.423 (1, 9)										3	2	2	0	0	0	0					
Russ Nixon, L OBP: 0.419, SLG: 0.500 (1, 2)										3	0	2	1	1	0	1					
Earl Wilson, R OBP: 0.467, SLG: 0.583 (1, 1)										3	0	0	0	0	0	4					
Felix Mantilla, R OBP: 0.237, SLG: 0.432 (9, PH)										1	0	1	1	0	0	0					
Dick Radatz, R OBP: 0.300, SLG: 0.300 (9, 1)										0	0	0	0	0	0	0					
Inning Stats	R: 0 E: 0 K: 1 S: 5	H: 0 LOB: 0 BB: 0 P: 5	R: 0 E: 0 K: 0 S: 3	H: 0 LOB: 0 BB: 0 P: 3	R: 0 E: 0 K: 0 S: 4	H: 1 LOB: 1 BB: 0 P: 4	R: 0 E: 0 K: 1 S: 6	H: 1 LOB: 1 BB: 0 P: 6	R: 2 E: 0 K: 0 S: 7	H: 4 LOB: 2 BB: 0 P: 7	R: 0 E: 0 K: 0 S: 3	H: 0 LOB: 0 BB: 0 P: 3	R: 1 E: 0 K: 1 S: 7	H: 2 LOB: 1 BB: 0 P: 7	R: 0 E: 0 K: 0 S: 3	H: 1 LOB: 2 BB: 2 P: 3	R: 1 E: 0 K: 1 S: 7	H: 2 LOB: 3 BB: 2 P: 15	1B: 9 2B: 2 3B: 0 HR: 0	SF: 0 SAC: 1 DP: 1 HBP: 0	WP: 0 PA: 39 PB: 0 SB: 1 CS: 0
PITCHER	IP WLS BF H R ER SO BB IBB HBP BLK WP HR S P ERA WHIP																				
Lee Stange, R ERA: 4.58 (1, 1)	8.2 L 38 11 4 4 4 4 0 2 0 0 0 0 0 44 52 4.15 1.269																				
Bill Pleis, L ERA: 3.26 (9, 1)	0.1 1 0 0 0 0 0 0 0 0 0 0 0 0 1 1 0.00 0.000																				

Boston Red Sox @ Minnesota Twins
Metropolitan Stadium, Bloomington, MI
Sun May 31 1964, 4:33 AM EDT
Att: 15,493 - Unknown

AB 36
R 4
H 11
RBI 4
BB 2
SO 4
LOB 19



Batter	1	2	3	4	5	6	7	8	9	AB	R	H	RBI	BB	SO	LOB	BOTTOM				
Zoilo Versalles, R OBP: 0.314, SLG: 0.355 (1, 6)										5	1	1	0	0	2	1					
Tony Oliva, L OBP: 0.411, SLG: 0.678 (1, 9)										4	1	1	0	0	0	0					
Bob Allison, R OBP: 0.390, SLG: 0.596 (1, 8)										4	0	0	0	0	2	2					
Don Mincher, L OBP: 0.387, SLG: 0.697 (1, 3)										4	0	2	1	0	0	0					
Harmon Killebrew, R OBP: 0.339, SLG: 0.546 (1, 7)										2	0	0	0	2	2	0					
Earl Battey, R OBP: 0.305, SLG: 0.382 (1, 2)										1	0	0	1	1	0	0					
Jimmie Hall, L OBP: 0.358, SLG: 0.553 (8, PH)										1	0	0	0	0	1	2					
Jerry Zimmerman, R OBP: 0.333, SLG: 0.250 (9, 2)										0	0	0	0	0	0	0					
Bernie Allen, L OBP: 0.284, SLG: 0.308 (1, 4)										4	0	1	0	0	0	3					
Johnny Goryl, R OBP: 0.273, SLG: 0.268 (1, 5)										3	1	2	0	0	0	0					
Lee Stange, R OBP: 0.217, SLG: 0.056 (1, 1)										2	0	0	1	0	1	1					
Bill Pleis, L OBP: 0.667, SLG: 0.500 (9, 1)										0	0	0	0	0	0	0					
Lenny Green, L (9, PH)										1	0	0	0	0	1	1					
Inning Stats	R: 0 E: 0 K: 1 S: 5	H: 0 LOB: 0 BB: 0 P: 5	R: 0 E: 0 K: 1 S: 5	H: 0 LOB: 1 BB: 1 P: 9	R: 1 E: 0 K: 1 S: 6	H: 1 LOB: 0 BB: 0 P: 6	R: 0 E: 0 K: 1 S: 5	H: 0 LOB: 0 BB: 0 P: 5	R: 0 E: 0 K: 1 S: 6	H: 1 LOB: 1 BB: 0 P: 6	R: 2 E: 0 K: 1 S: 8	H: 3 LOB: 2 BB: 1 P: 12	R: 0 E: 0 K: 0 S: 3	H: 0 LOB: 0 BB: 0 P: 3	R: 0 E: 0 K: 1 S: 6	H: 1 LOB: 2 BB: 1 P: 10	R: 0 E: 0 K: 2 S: 8	H: 1 LOB: 1 BB: 0 P: 8	1B: 3 2B: 3 3B: 1 HR: 0	SF: 2 SAC: 1 DP: 0 HBP: 0	WP: 0 PA: 37 PB: 0 SB: 0 CS: 0
PITCHER	IP WLS BF H R ER SO BB IBB HBP BLK WP HR S P ERA WHIP																				
Earl Wilson, R ERA: 4.57 (1, 1)	8.0 W 33 6 3 3 7 2 0 0 0 0 0 0 8 56 3.38 1.000																				
Dick Radatz, R ERA: 1.57 (9, 1)	1.0 S 4 1 0 0 2 0 0 0 0 0 0 0 8 8 0.00 1.000																				

Boston Red Sox @ Minnesota Twins
Metropolitan Stadium, Bloomington, MI
Sun May 31 1964, 4:33 AM EDT
Att: 15,493 - Unknown

AB 31
R 3
H 7
RBI 3
BB 3
SO 9
LOB 10



Batter	1	2	3	4	5	6	7	8	9	AB	R	H	RBI	BB	SO	LOB	TOP					
Tony Kubek, L (1,6) OBP: 0.291, SLG: 0.333	P5		FC5 1B		L8		K2-3			4	0	1	0	0	1	2	New York Yankees @ Minnesota Twins Metropolitan Stadium, Bloomington, MI Mon Jun 01 1964, 8:05 PM EDT Att: 29,649 - Overcast - 59 F					
Bobby Richardson, R (1,4) OBP: 0.319, SLG: 0.359	P4		1-2 1B			F8		F9		4	0	1	0	0	0	0						
Tom Tresh, S (1,8) OBP: 0.338, SLG: 0.393	BB		FC5 2-3f			1B		F8		3	0	1	0	1	0	2						
Elston Howard, R (1,2) OBP: 0.400, SLG: 0.469	K			L8		K		HR		4	1	1	1	0	2	2						
Hector Lopez, R (1,7) OBP: 0.327, SLG: 0.510		L6				F9		G1-6-3		3	0	0	0	1	0	1						
Roger Maris, L (1,9) OBP: 0.352, SLG: 0.505	K			F9					K	3	0	0	0	1	2	1						
Joe Pepitone, L (1,3) OBP: 0.325, SLG: 0.419	K			L6		FC4-6 BB			P4	4	0	0	0	0	1	2						
Clete Boyer, R (1,5) OBP: 0.265, SLG: 0.321			F8		F9		1-2 1B		WP BB	3	0	1	0	1	0	0						
Ralph Terry, R (1,1) OBP: 0.200, SLG: 0.222			P2		5-3		P4		6-3	2	0	0	0	0	0	0						
Phil Linz, R (7, PH) OBP: 0.265, SLG: 0.261										1	0	0	0	0	0	2						
Pete Mikkelsen, R (7, 1) OBP: 0.452, SLG: 0.598										0	0	0	0	0	0	0						
Mickey Mantle, S (9, PH) OBP: 0.452, SLG: 0.598										1	0	0	0	0	0	1						
Inning Stats	R: 0 E: 0 K: 1 S: 5	H: 0 LOB: 1 BB: 1 P: 9	R: 0 E: 0 K: 2 S: 7	H: 0 LOB: 0 BB: 0 P: 7	R: 0 E: 0 K: 0 S: 5	H: 2 LOB: 2 BB: 0 P: 5	R: 0 E: 0 K: 0 S: 3	H: 0 LOB: 1 BB: 1 P: 7	R: 0 E: 0 K: 0 S: 3	H: 0 LOB: 0 BB: 0 P: 3	R: 0 E: 0 K: 1 S: 6	H: 1 LOB: 1 BB: 0 P: 6	R: 0 E: 0 K: 1 S: 6	H: 1 LOB: 2 BB: 1 P: 10	R: 1 E: 0 K: 0 S: 4	H: 1 LOB: 0 BB: 0 P: 4	R: 0 E: 0 K: 1 S: 5	H: 0 LOB: 1 BB: 1 P: 9	1B: 4 2B: 0 3B: 0 HR: 1	SF: 0 SAC: 0 DP: 0 HBP: 0	WP: 1 PB: 0 CS: 0	PA: 36
PITCHER Dick Stigman, L (1,1) ERA: 4.94	IP: 9.0 WLS: W BF: 36 H: 5 R: 1 ER: 1 SO: 6 BB: 4 IBB: 0 HBP: 0 BLK: 0 WP: 1 HR: 1 S: 44 P: 60 ERA: 1.00 WHIP: 1.000															PITCHER						

AB	32
R	1
H	5
RBI	1
BB	4
SO	6
LOB	13



Batter	1	2	3	4	5	6	7	8	9	AB	R	H	RBI	BB	SO	LOB	BOTTOM					
Zoilo Versalles, R (1,6) OBP: 0.313, SLG: 0.352	K		G5-3		1-2 2H 1B		6-3			4	0	1	1	0	1	0	New York Yankees @ Minnesota Twins Metropolitan Stadium, Bloomington, MI Mon Jun 01 1964, 8:05 PM EDT Att: 29,649 - Overcast - 59 F					
Tony Oliva, L (1,9) OBP: 0.413, SLG: 0.674	P2		1B		1-2 2-3 1B		4-3			4	0	2	0	0	0	0						
Harmon Killebrew, R (1,7) OBP: 0.331, SLG: 0.532	F8		5-3		K		E7			4	0	0	0	0	1	4						
Don Mincher, L (1,3) OBP: 0.380, SLG: 0.714		HR		K	K		F8			4	1	1	1	0	2	4						
Bob Allison, R (1,8) OBP: 0.392, SLG: 0.597	P4			K		1-3 BB		SH5-4 2B		3	0	1	0	1	1	0						
Earl Battey, R (1,2) OBP: 0.305, SLG: 0.375		BB		P3		F9		SH5-4		2	0	0	0	1	0	1						
Bernie Allen, L (1,4) OBP: 0.283, SLG: 0.306	P4				FC1-5 WP 1B		1-3		K2-3	4	0	1	0	0	1	3						
Johnny Goryl, R (1,5) OBP: 0.313, SLG: 0.262	L4				FC1-5 1B BB				S IBB	1	1	0	0	3	0	1						
Dick Stigman, R (1,1) OBP: 0.091, SLG: 0.095			K		FC1-5 1B 1B		K		5-3	4	0	0	0	0	2	6						
Inning Stats	R: 0 E: 0 K: 1 S: 5	H: 0 LOB: 0 BB: 0 P: 5	R: 1 E: 0 K: 0 S: 4	H: 1 LOB: 1 BB: 1 P: 8	R: 0 E: 0 K: 1 S: 6	H: 1 LOB: 1 BB: 0 P: 6	R: 0 E: 0 K: 2 S: 7	H: 0 LOB: 0 BB: 0 P: 7	R: 1 E: 0 K: 2 S: 10	H: 3 LOB: 3 BB: 1 P: 14	R: 0 E: 0 K: 1 S: 5	H: 0 LOB: 2 BB: 2 P: 13	R: 0 E: 1 K: 0 S: 4	H: 0 LOB: 1 BB: 0 P: 4	R: 0 E: 0 K: 1 S: 6	H: 1 LOB: 2 BB: 1 P: 10		R: 0 E: 0 K: 1 S: 5	H: 0 LOB: 1 BB: 1 P: 9	1B: 4 2B: 1 3B: 0 HR: 1	SF: 0 SAC: 1 DP: 0 HBP: 0	WP: 1 PB: 0 CS: 0
PITCHER Ralph Terry, R (1,1) ERA: 7.14	IP: 6.0 WLS: L BF: 27 H: 5 R: 2 ER: 2 SO: 7 BB: 3 IBB: 1 HBP: 0 BLK: 0 WP: 1 HR: 1 S: 37 P: 53 ERA: 3.00 WHIP: 1.333															PITCHER						
PITCHER Pete Mikkelsen, R (7, 1) ERA: 4.98	IP: 2.0 WLS: L BF: 9 H: 1 R: 0 ER: 0 SO: 1 BB: 0 IBB: 1 HBP: 0 BLK: 0 WP: 0 HR: 0 S: 10 P: 14 ERA: 0.00 WHIP: 0.500															PITCHER						

AB	30
R	2
H	6
RBI	2
BB	5
SO	8
LOB	19



Batter	1	2	3	4	5	6	7	8	9	AB	R	H	RBI	BB	SO	LOB	TOP					
Tony Kubek, L (1,6) OBP: 0.298, SLG: 0.351	0-3 K		0-0 BB 1B	0-3 K			0-0 1-3		0-0 1B 2B	5	1	2	0	0	2	3						
Bobby Richardson, R (1,4) OBP: 0.321, SLG: 0.331	0-3 K		0-0 P3		0-0 S WP 1B		0-0 1B		0-0 F9	5	0	2	0	0	1	3						
Tom Tresh, S (1,8) OBP: 0.347, SLG: 0.387	4-0 BB		4-0 1-2 BB		4-0 1-2 BB		0-0 P5		0-0 P3	2	0	0	0	3	0	2						
Elston Howard, R (1,2) OBP: 0.393, SLG: 0.459	0-0 P3		0-3 K		0-0 P6 1-2 2-3		0-0 5-3		0-0 WP 1B 2H	5	0	1	1	0	1	7						
Hector Lopez, R (1,7) OBP: 0.330, SLG: 0.528		0-0 L7		4-0 BB BB BB	0-3 K			0-0 HR	0-0 F7 1-2	4	1	1	1	1	1	3						
Roger Maris, L (1,9) OBP: 0.348, SLG: 0.490	0-0 G3			4-0 BB BB	0-0 P4			0-0 P5		3	0	0	0	1	0	2						
Joe Pepitone, L (1,3) OBP: 0.329, SLG: 0.418	0-3 K			4-0 1-2 2-3 BB		0-0 4-3		0-0 1B		3	0	1	0	1	1	0						
Clete Boyer, R (1,5) OBP: 0.265, SLG: 0.319			0-0 1B SH3 1B	0-0 F8		0-3 K		0-3 K		4	0	1	0	0	2	4						
Jim Bouton, R (1,1) Phil Lutz, R (4,PH) Bill Stafford, R (4,1) Archie Moore, L (6,PH) Stan Williams, R (8,1) Pedro Gonzalez, R (8,PH) Bob Meyer, R (8,1)			0-0 SH3	0-0 F9		0-3 K		0-0 4-3		0	0	0	0	0	0	0						
Inning Stats	R: 0 E: 0 K: 2 S: 7	H: 0 LOB: 1 BB: 1 P: 11	R: 0 E: 0 K: 1 S: 5	H: 0 LOB: 0 BB: 0 P: 5	R: 0 E: 0 K: 1 S: 7	H: 2 LOB: 3 BB: 1 P: 11	R: 0 E: 0 K: 1 S: 5	H: 0 LOB: 3 BB: 3 P: 17	R: 0 E: 0 K: 1 S: 6	H: 1 LOB: 2 BB: 1 P: 10	R: 0 E: 0 K: 2 S: 7	H: 0 LOB: 0 BB: 0 P: 7	R: 0 E: 0 K: 0 S: 4	H: 1 LOB: 1 BB: 0 P: 4	R: 1 E: 0 K: 0 S: 7	H: 2 LOB: 1 BB: 0 P: 7	R: 1 E: 0 K: 0 S: 5	H: 2 LOB: 1 BB: 0 P: 5	1B: 6 2B: 1 3B: 0 HR: 1	SF: 0 SAC: 1 DP: 0 HBP: 0	WP: 2 PB: 0 CS: 0	PA: 41
PITCHER Gerry Arriago, L (1,1) ERA: 4.19	IP: 9.0 WLS: W BF: 41 H: 8 R: 2 ER: 2 SO: 9 BB: 6 IBB: 0 HBP: 0 BLK: 0 WP: 2 HR: 1 S: 53 P: 77 ERA: 2.00 WHIP: 1.556											PITCHER	IP: 9.0 WLS: W BF: 41 H: 8 R: 2 ER: 2 SO: 9 BB: 6 IBB: 0 HBP: 0 BLK: 0 WP: 2 HR: 1 S: 53 P: 77 ERA: 2.00 WHIP: 1.556									

New York Yankees @ Minnesota Twins
 Metropolitan Stadium, Bloomington, MI
 Tue Jun 02 1964, 8:05 PM EDT
 Att: 31,392 - Unknown - 63 F

AB 34
 R 2
 H 8
 RBI 2
 BB 6
 SO 9
 LOB 28



Batter	1	2	3	4	5	6	7	8	9	AB	R	H	RBI	BB	SO	LOB	BOTTOM			
Zoilo Versalles, R (1,6) OBP: 0.312, SLG: 0.350	0-0 6-3	0-0 L8		0-0 FC6-4 1B		0-0 SH3-4		0-3 K		4	0	1	0	0	1	1				
Tony Oliva, L (1,9) OBP: 0.418, SLG: 0.677	0-0 BB 1B		0-0 SH1-3 BB 1B	0-0 F7		0-0 2H 2B		0-3 K		5	1	3	1	0	1	3				
Harmon Killebrew, R (1,7) OBP: 0.330, SLG: 0.522	0-3 K		4-0 1-2 BB SH1-3 BB	0-0 FC6-4 1-2		0-0 6-3				3	1	0	0	1	1	4				
Don Mincher, L (1,3) OBP: 0.390, SLG: 0.740	0-0 BB 1B		0-0 SH1-3		0-0 3B 3B	0-0 4-3				3	1	2	0	0	0	1				
Bob Allison, R (1,8) OBP: 0.394, SLG: 0.592	4-0 BB		0-0 G5-4-3 1B		0-3 K		0-3 K			3	0	1	2	1	2	1				
Earl Battey, R (1,2) OBP: 0.304, SLG: 0.388	0-0 F9		0-0 G5-4-3 1-2		0-0 3B		0-3 K		0-0 K	4	0	1	1	0	1	4				
Bernie Allen, L (1,4) OBP: 0.282, SLG: 0.319		0-0 3-1		0-0 1B 3B		0-0 F7		0-0 L8		4	1	1	0	0	0	1				
Johnny Goryl, R (1,5) OBP: 0.308, SLG: 0.304		0-0 PB 3B		0-0 6-3		0-0 L8		0-0 6-3		4	1	1	0	0	0	2				
Gerry Arriago, L (1,1) OBP: 0.286, SLG: 0.231	0-3 K		0-0 3H 1B		0-0 3H 1B	0-0 SH3-4 2B 1B		4-0 BB		3	1	2	1	1	1	0				
Inning Stats	R: 0 E: 0 K: 1 S: 7	H: 2 LOB: 3 BB: 1 P: 11	R: 1 E: 0 K: 1 S: 6	H: 1 LOB: 0 BB: 0 P: 6	R: 2 E: 0 K: 0 S: 4	H: 2 LOB: 0 BB: 1 P: 8	R: 1 E: 0 K: 0 S: 6	H: 3 LOB: 2 BB: 0 P: 6	R: 1 E: 0 K: 1 S: 7	H: 2 LOB: 1 BB: 0 P: 7	R: 1 E: 0 K: 0 S: 5	H: 2 LOB: 1 BB: 0 P: 5	R: 0 E: 0 K: 2 S: 7	H: 0 LOB: 0 BB: 0 P: 7	R: 0 E: 0 K: 2 S: 7	H: 0 LOB: 1 BB: 1 P: 11	1B: 7 2B: 1 3B: 4 HR: 0	SF: 0 SAC: 2 DP: 1 HBP: 0	WP: 0 PB: 1 CS: 0	PA: 38
PITCHER Jim Bouton, R (1,1) ERA: 3.33 Bill Stafford, R (4,1) ERA: 3.27 Stan Williams, R (6,1) ERA: 5.19 Bob Meyer, L (8,1) ERA: 4.91	IP: 3.0 WLS: L BF: 15 H: 5 R: 2 ER: 2 SO: 2 BB: 0 IBB: 0 HBP: 0 BLK: 0 WP: 0 HR: 0 S: 13 P: 13 ERA: 9.00 WHIP: 2.500											PITCHER	IP: 3.0 WLS: L BF: 15 H: 5 R: 2 ER: 2 SO: 2 BB: 0 IBB: 0 HBP: 0 BLK: 0 WP: 0 HR: 0 S: 13 P: 13 ERA: 9.00 WHIP: 2.500							

New York Yankees @ Minnesota Twins
 Metropolitan Stadium, Bloomington, MI
 Tue Jun 02 1964, 8:05 PM EDT
 Att: 31,392 - Unknown - 63 F

AB 33
 R 6
 H 12
 RBI 5
 BB 3
 SO 7
 LOB 17



Batter	1	2	3	4	5	6	7	8	9	AB	R	H	RBI	BB	SO	LOB	TOP					
Tony Kubek, L (1,6) OBP: 0.303, SLG: 0.354	P6		K				K										5 0 2 0 0 2 1					
Bobby Richardson, R (1,4) OBP: 0.325, SLG: 0.335	FC4-5 1B		FC5-4				F8		SH1-4 1B								4 1 2 0 0 0 2					
Tom Tresh, S (1,8) OBP: 0.349, SLG: 0.395	FC4-5 1-2		P5						1B 1B								5 1 2 0 0 1 4					
Elston Howard, R (1,2) OBP: 0.394, SLG: 0.475	P3						F9		FC6-4 1B HBP								4 1 1 1 0 0 5					
Hector Lopez, R (1,7) OBP: 0.328, SLG: 0.518		K					L7										4 0 1 2 0 2 0					
Roger Maris, L (1,9) OBP: 0.345, SLG: 0.475	P6								FC6-4 1B								3 0 0 0 1 1 2					
Joe Pepitone, L (1,3) OBP: 0.328, SLG: 0.414							FC5-4 BB		F9								4 0 1 0 0 0 3					
Clete Boyer, R (1,5) OBP: 0.256, SLG: 0.309							L8		FC6-4 FC6-4								4 0 0 0 0 1 4					
Whitey Ford, L (1,1) OBP: 0.313, SLG: 0.250							FC5-4 1B		FC6-4 1-2 2-3								3 0 1 0 1 1 0					
Inning Stats	R: 0 E: 0 K: 0 S: 4	H: 1 LOB: 1 BB: 0 P: 4	R: 0 E: 0 K: 1 S: 6	H: 1 LOB: 1 BB: 0 P: 6	R: 0 E: 0 K: 1 S: 6	H: 1 LOB: 1 BB: 0 P: 6	R: 1 E: 0 K: 0 S: 4	H: 1 LOB: 1 BB: 1 P: 8	R: 0 E: 0 K: 1 S: 7	H: 2 LOB: 2 BB: 0 P: 7	R: 0 E: 0 K: 2 S: 7	H: 0 LOB: 0 BB: 0 P: 7	R: 0 E: 0 K: 2 S: 7	H: 0 LOB: 0 BB: 0 P: 7	R: 2 E: 0 K: 0 S: 6	H: 3 LOB: 2 BB: 0 P: 7	R: 0 E: 0 K: 1 S: 6	H: 1 LOB: 2 BB: 1 P: 10	1B: 8 2B: 1 3B: 0 HR: 1	SF: 0 SAC: 1 DP: 0 HBP: 1	WP: 0 PB: 0 CS: 0	PA: 40
PITCHER	IP WLS BF H R ER SO BB IBB HBP BLK WP HR S P ERA WHIP																					
Jim Roland, L (1,1) ERA: 2.85	8.0 L 35 9 3 3 7 1 0 1 0 0 1 47 52 3.38 1.250																					
Garland Shifflett, R (9,1) ERA:	1.0 5 1 0 0 1 1 0 0 0 0 0 6 10 0.00 2.000																					

New York Yankees @ Minnesota Twins
 Metropolitan Stadium, Bloomington, MI
 Wed Jun 03 1964, 8:05 PM EDT
 Att: 35,743 - Unknown - 69 F

AB 36
R 3
H 10
RBI 3
BB 2
SO 8
LOB 21



Batter	1	2	3	4	5	6	7	8	9	AB	R	H	RBI	BB	SO	LOB	BOTTOM					
Zoilo Versalles, R (1,6) OBP: 0.310, SLG: 0.348	G5-4-3 1B		P4				F7		K								4 0 1 0 0 1 1					
Johnny Gonyl, R (1,5) OBP: 0.304, SLG: 0.300	G5-4-3 1-2						L1		5-3								4 0 1 0 0 0 1					
Tony Oliva, L (1,9) OBP: 0.410, SLG: 0.663	P6						4-1										4 0 0 0 0 0 1					
Bob Allison, R (1,8) OBP: 0.386, SLG: 0.577		K					6-3										4 0 0 0 0 1 1					
Harmon Killebrew, R (1,7) OBP: 0.330, SLG: 0.516		P6					5-3										2 0 0 0 1 0 0					
Don Mincher, L (1,3) OBP: 0.376, SLG: 0.711							BB										3 0 0 0 0 2 1					
Earl Batley, R (1,2) OBP: 0.312, SLG: 0.403																	3 0 2 0 0 0 0					
Bernie Allen, L (1,4) OBP: 0.277, SLG: 0.312							FC4-6 1B										3 0 0 0 0 2 2					
Jim Roland, R (1,1) OBP: 0.105, SLG: 0.105																	2 0 0 0 0 1 1					
Vic Power, R (8,PH) OBP: 0.230, SLG: 0.205																	1 0 0 0 0 0 0					
Garland Shifflett, R (9,1) ERA:																	0 0 0 0 0 0 0					
Inning Stats	R: 0 E: 0 K: 0 S: 3	H: 1 LOB: 0 BB: 0 P: 3	R: 0 E: 0 K: 1 S: 5	H: 0 LOB: 0 BB: 0 P: 5	R: 0 E: 0 K: 1 S: 6	H: 1 LOB: 1 BB: 0 P: 6	R: 0 E: 0 K: 0 S: 3	H: 0 LOB: 0 BB: 0 P: 3	R: 0 E: 0 K: 1 S: 6	H: 1 LOB: 1 BB: 0 P: 6	R: 0 E: 0 K: 1 S: 5	H: 0 LOB: 0 BB: 0 P: 5	R: 0 E: 0 K: 1 S: 5	H: 0 LOB: 1 BB: 1 P: 9	R: 0 E: 0 K: 1 S: 5	H: 0 LOB: 0 BB: 0 P: 5	R: 0 E: 0 K: 1 S: 6	H: 1 LOB: 1 BB: 0 P: 6	1B: 3 2B: 1 3B: 0 HR: 0	SF: 0 SAC: 0 DP: 1 HBP: 0	WP: 0 PB: 0 CS: 0	PA: 31
PITCHER	IP WLS BF H R ER SO BB IBB HBP BLK WP HR S P ERA WHIP																					
Whitey Ford, L (1,1) ERA: 1.53	9.0 W 31 4 0 0 7 1 0 0 0 0 0 44 48 0.00 0.556																					

New York Yankees @ Minnesota Twins
 Metropolitan Stadium, Bloomington, MI
 Wed Jun 03 1964, 8:05 PM EDT
 Att: 35,743 - Unknown - 69 F

AB 30
R 0
H 4
RBI 0
BB 1
SO 7
LOB 8



Batter	1	2	3	4	5	6	7	8	9	AB	R	H	RBI	BB	SO	LOB	TOP																					
Tony Kubek, L OBP: 0.287, SLG: 0.333	0-3 K	0-0 4-3		0-0 4-3		0-0 F7		0-0 P6		5	0	0	0	0	1	1																						
Bobby Richardson, R OBP: 0.342, SLG: 0.399	0-0 1B WP	0-0 F8 2B		0-0 HR 1B		0-0 1B		0-0 BB G3		5	2	5	1	0	0	0																						
Tom Tresh, S OBP: 0.357, SLG: 0.389	4-0 WP 1B	4-0 BB		1-0 HR HBP		0-0 P5		0-0 G3		2	2	0	0	2	0	2																						
Roger Maris, L OBP: 0.364, SLG: 0.514	0-0 WP 1B	0-0 F8 2B		0-0 HR		0-0 WP 1B		4-0 BB		4	2	3	3	1	0	2																						
Joe Pepitone, L OBP: 0.330, SLG: 0.428	0-0 1B	0-0 P2		0-0 P6		0-0 F8		4-0 BB		4	1	1	3	1	0	3																						
Hector Lopez, R OBP: 0.315, SLG: 0.496	0-0 5-3		0-0 6-3		0-0 F7		0-3 K	0-3 K		5	0	0	0	0	2	4																						
Elston Howard, R OBP: 0.381, SLG: 0.458	0-3 K		0-0 6-3		0-0 5-3		0-0 6-3	0-0 P3		5	0	0	0	0	1	4																						
Clete Boyer, R OBP: 0.258, SLG: 0.308		0-0 WP 2B	0-0 5-3		0-0 5-3		0-0 F9			4	1	1	0	0	0	0																						
Al Downing, R OBP: 0.278, SLG: 0.444		0-0 1B		0-3 K		0-0 F8		0-0 P5		1	1	1	1	0	0	0																						
Pete Mikkelsen, R OBP: 0.315, SLG: 0.399		1-1 2B								3	0	0	0	0	1	0																						
Inning Stats	R: 4 E: 0 K: 2 S: 10	H: 3 LOB: 0 BB: 1 P: 14	R: 2 E: 0 K: 0 S: 6	H: 3 LOB: 2 BB: 1 P: 10	R: 0 E: 0 K: 0 S: 3	H: 0 LOB: 0 BB: 0 P: 3	R: 3 E: 0 K: 1 S: 7	H: 2 LOB: 0 BB: 0 P: 8	R: 0 E: 0 K: 0 S: 3	H: 0 LOB: 0 BB: 0 P: 3	R: 0 E: 0 K: 0 S: 4	H: 1 LOB: 1 BB: 0 P: 4	R: 0 E: 0 K: 1 S: 6	H: 1 LOB: 1 BB: 0 P: 6	R: 0 E: 0 K: 0 S: 3	H: 0 LOB: 0 BB: 0 P: 3	R: 0 E: 0 K: 1 S: 6	H: 1 LOB: 3 BB: 2 P: 14	1B: 7 2B: 2 3B: 0 HR: 2	SF: 0 SAC: 0 DP: 0 HBP: 1	WP: 3 PA: 43 SB: 1 CS: 0																	
PITCHER	IP	WLS	BF	H	R	ER	SO	BB	IBB	HBP	BLK	WP	HR	S	P	ERA	WHIP	PITCHER				IP	WLS	BF	H	R	ER	SO	BB	IBB	HBP	BLK	WP	HR	S	P	ERA	WHIP
Jim Perry, R ERA: 5.87	(1.1)	1.0	L	9	5	6	6	2	1	0	0	0	2	1	12	16	54.00	6.000																				
Garland Shifflett, R ERA: 4.5	(2.1)	5.0		21	4	3	3	1	1	0	1	0	0	1	21	26	5.40	1.000																				
Bill Pleis, L ERA: 2.95	(7.1)	2.0		7	1	0	0	1	0	0	0	0	1	0	9	9	0.00	0.500																				
Bill Dailey, R ERA: 3.86	(9.1)	1.0		6	1	0	0	1	2	0	0	0	0	0	6	14	0.00	3.000																				

New York Yankees @ Minnesota Twins
Metropolitan Stadium, Bloomington, MI
Thu Jun 04 1964, 4:33 AM EDT
Att: 27,579 - Unknown - 71 F

AB 38
R 9
H 11
RBI 8
BB 4
SO 5
LOB 16





Batter	1	2	3	4	5	6	7	8	9	AB	R	H	RBI	BB	SO	LOB	BOTTOM																						
Zoilo Versalles, R OBP: 0.317, SLG: 0.344	0-0 F9	4-0 2B BB		0-0 6-3		4-0 BB		4-0 1B BB		2	0	0	0	3	0	0																							
Vic Power, R OBP: 0.244, SLG: 0.273	0-0 1B	0-0 1B 2B		0-0 F8		0-0 1-3		0-0 1B		5	1	3	1	0	0	1																							
Bob Allison, R OBP: 0.386, SLG: 0.571	0-0 1B FC3-6	0-0 5-3		0-0 3-1		0-0 BB 1B		0-0 P6		5	1	2	0	0	0	4																							
Harmon Killebrew, R OBP: 0.342, SLG: 0.518	0-0 FC3-6 1B		4-0 4-3 WP 2B		0-0 6-3		4-0 FC5-4 BB		0-0 1B SF7		3	2	2	1	2	0	0																						
Jimmie Hall, L OBP: 0.359, SLG: 0.569	0-0 FC3-6		0-0 L8		0-0 K		0-3 K		0-0 1B		5	1	2	2	0	1	4																						
Earl Battey, R OBP: 0.301, SLG: 0.390	0-3 K		0-0 4-3		0-3 K		0-0 P3		0-0 SF7		4	0	0	1	0	2	4																						
Johnny Goryl, R OBP: 0.295, SLG: 0.278		0-0 P4	4-0 2B BB		0-0 F9		0-0 FC5-4		0-0 P4		4	1	0	0	1	0	3																						
Bernie Allen, L OBP: 0.280, SLG: 0.317		4-0 BB 2B		0-0 1B 2B		0-0 4-1		0-0 4-3		4	1	1	2	1	0	1																							
Jim Perry, S ERA: 5.96	(1.1)	5.0		21	4	3	3	1	1	0	1	0	0	1	21	26	5.40	1.000																					
Garland Shifflett, R ERA: 4.5	(2.1)	5.0		21	4	3	3	1	1	0	1	0	0	1	21	26	5.40	1.000																					
Lenny Green, L ERA: 4.5	(6.1)	2.0		7	1	0	0	1	0	0	0	0	1	0	9	9	0.00	0.500																					
Bill Pleis, L ERA: 2.95	(7.1)	2.0		7	1	0	0	1	0	0	0	0	1	0	9	9	0.00	0.500																					
Don Mincher, L OBP: 0.322, SLG: 0.702	(8.1)	1.0		6	1	0	0	1	2	0	0	0	0	0	6	14	0.00	3.000																					
Bill Dailey, R ERA: 3.86	(9.1)	1.0		6	1	0	0	1	2	0	0	0	0	0	6	14	0.00	3.000																					
Inning Stats	R: 2 E: 0 K: 1 S: 8	H: 3 LOB: 1 BB: 0 P: 8	R: 1 E: 0 K: 1 S: 6	H: 1 LOB: 2 BB: 2 P: 14	R: 2 E: 0 K: 0 S: 4	H: 1 LOB: 1 BB: 2 P: 12	R: 0 E: 0 K: 0 S: 3	H: 0 LOB: 0 BB: 0 P: 3	R: 1 E: 0 K: 1 S: 6	H: 1 LOB: 0 BB: 0 P: 6	R: 0 E: 0 K: 0 S: 3	H: 0 LOB: 1 BB: 1 P: 7	R: 0 E: 0 K: 1 S: 6	H: 1 LOB: 2 BB: 1 P: 10	R: 0 E: 0 K: 0 S: 4	H: 1 LOB: 2 BB: 1 P: 8	R: 1 E: 0 K: 0 S: 5	H: 2 LOB: 1 BB: 0 P: 5	1B: 7 2B: 2 3B: 0 HR: 1	SF: 1 SAC: 0 DP: 0 HBP: 0	WP: 1 PA: 44 SB: 0 CS: 0																		
PITCHER	IP	WLS	BF	H	R	ER	SO	BB	IBB	HBP	BLK	WP	HR	S	P	ERA	WHIP	PITCHER				IP	WLS	BF	H	R	ER	SO	BB	IBB	HBP	BLK	WP	HR	S	P	ERA	WHIP	
Al Downing, L ERA: 3.91	(1.1)	2.2		17	5	5	2	4	0	0	0	0	0	1	17	33	16.88	3.375																					
Pete Mikkelsen, R ERA: 4.5	(3.1)	6.1	W	27	5	2	2	3	0	0	0	0	0	1	28	40	2.84	1.263																					

New York Yankees @ Minnesota Twins
Metropolitan Stadium, Bloomington, MI
Thu Jun 04 1964, 4:33 AM EDT
Att: 27,579 - Unknown - 71 F

AB 36
R 7
H 10
RBI 7
BB 7
SO 4
LOB 19



Batter	1	2	3	4	5	6	7	8	9	AB	R	H	RBI	BB	SO	LOB	TOP					
Jackie Brandt, R OBP: 0.335, SLG: 0.406	F2		HR	K		2-3			K	4	1	1	1	0	1	1	<p>Baltimore Orioles @ Minnesota Twins Metropolitan Stadium, Bloomington, MI</p> <p>Fri Jun 05 1964, 8:05 PM EDT Att: 15,949 - Unknown</p> <p>livebaseballscorecards.com</p> <p>AB 36 R 5 H 9 RBI 5 BB 2 SO 9 LOB 15</p> 					
Willie Kirkland, L OBP: 0.304, SLG: 0.293										1	0	0	0	0	1							
Luis Aparicio, R OBP: 0.340, SLG: 0.385	5-3		K		G3	1B	2B		G1-6-3	4	1	1	0	0	1	0						
Bob Saverine, S OBP: 0.250, SLG: 0.143								F8		1	0	0	0	0	0	1						
Sam Bowens, R OBP: 0.313, SLG: 0.403	F8		2-3		G3	1B	BB		K	3	1	0	0	1	1	0						
Norm Siebern, L OBP: 0.418, SLG: 0.387		F8	1B	BB	G3		G3		G3	3	0	0	0	1	0	2						
Brooks Robinson, R OBP: 0.346, SLG: 0.437		HR	1-2	1B					5-3	4	1	3	3	0	0	0						
Boog Powell, L OBP: 0.352, SLG: 0.562	E6	1B	K		F5				HR	4	1	1	1	0	1	3						
Jerry Adair, R OBP: 0.299, SLG: 0.317		1-2	1B		F4				F8	4	0	2	0	0	0	1						
Dick Brown, R OBP: 0.250, SLG: 0.328		K			F8				F8	4	0	0	0	0	2	3						
Mitt Pappas, R OBP: 0.125, SLG: 0.130			K		F2					0	0	0	0	0	0	0						
Chuck Estrada, R OBP: 0.100, SLG: 0.100										1	0	0	0	0	1	2						
Wes Stock, R										2	0	0	0	0	1	1						
Harvey Haddix, L									G1-6-3	0	0	0	0	0	0	0						
Bob Johnson, R (9, PH)									1B	1	0	1	0	0	0	0						
Inning Stats	R: 0 E: 0 K: 0 S: 3	H: 0 LOB: 0 BB: 0 P: 3	R: 1 E: 1 K: 2 S: 10	H: 2 LOB: 2 BB: 0 P: 10	R: 1 E: 0 K: 2 S: 9	H: 2 LOB: 2 BB: 1 P: 13	R: 0 E: 0 K: 1 S: 6	H: 1 LOB: 1 BB: 0 P: 6	R: 2 E: 0 K: 0 S: 5	H: 2 LOB: 1 BB: 1 P: 9	R: 0 E: 0 K: 2 S: 7	H: 0 LOB: 0 BB: 0 P: 7	R: 0 E: 0 K: 1 S: 5	H: 0 LOB: 0 BB: 0 P: 5	R: 1 E: 0 K: 0 S: 4	H: 1 LOB: 0 BB: 0 P: 4	R: 0 E: 0 K: 1 S: 5	H: 1 LOB: 0 BB: 0 P: 5	1B: 5 2B: 1 3B: 0 HR: 3	SF: 0 SAC: 0 DP: 1 HBP: 0	WP: 0 PB: 0 SB: 0 CS: 0	PA: 38
PITCHER Lee Stange, R ERA: 4.83	IP: 9.0 WLS: W BF: 38 H: 9 R: 5 ER: 5 SO: 9 BB: 2 IBB: 0 HBP: 0 BLK: 0 WP: 0 HR: 3 S: 54 P: 62 ERA: 5.00 WHIP: 1.222															PITCHER	IP: 9.0 WLS: W BF: 38 H: 9 R: 5 ER: 5 SO: 9 BB: 2 IBB: 0 HBP: 0 BLK: 0 WP: 0 HR: 3 S: 54 P: 62 ERA: 5.00 WHIP: 1.222					

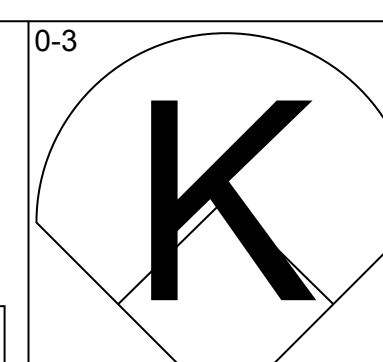
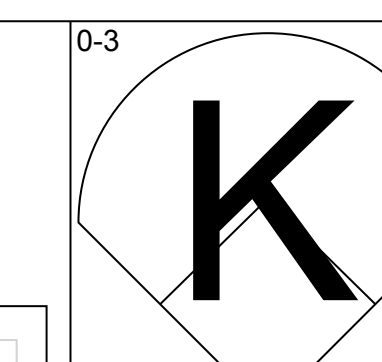
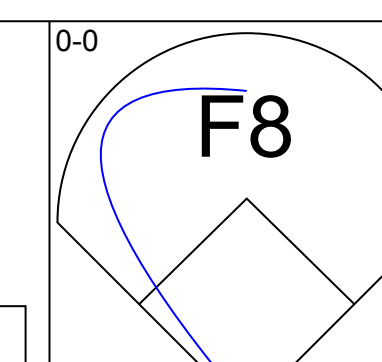
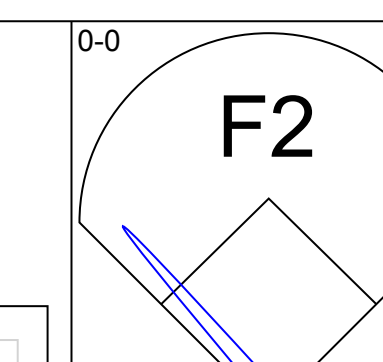
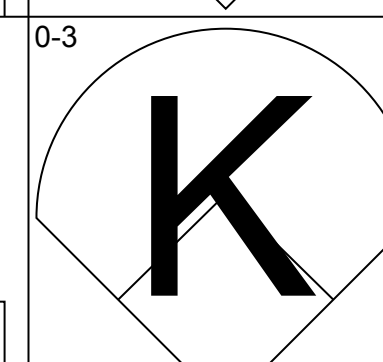
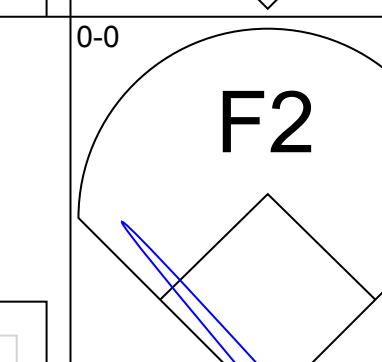
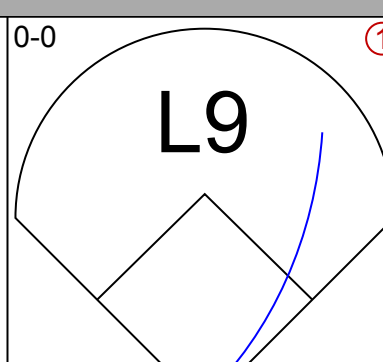
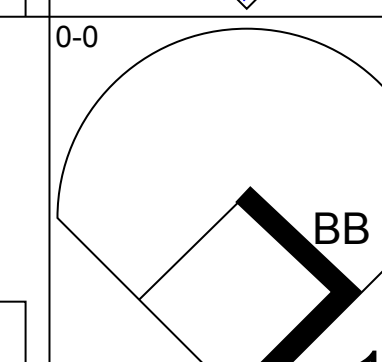
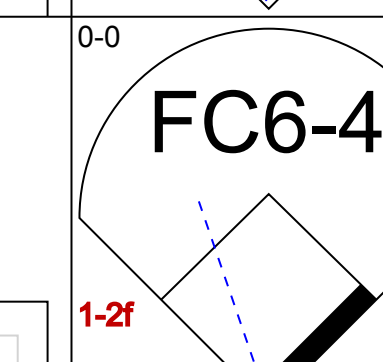
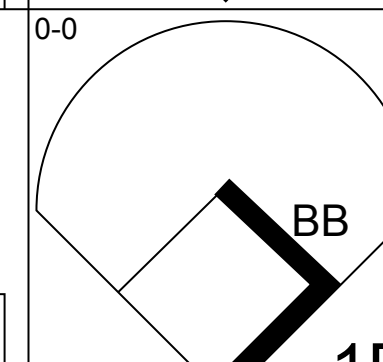
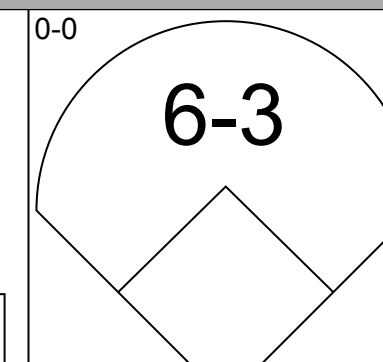
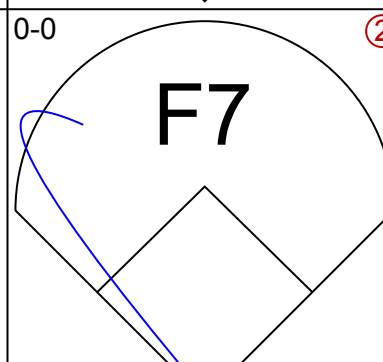
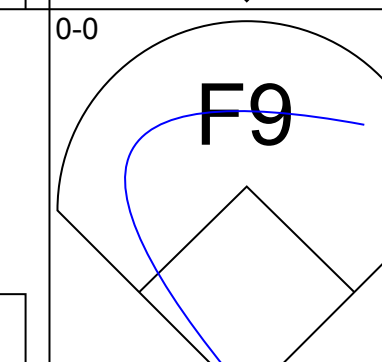
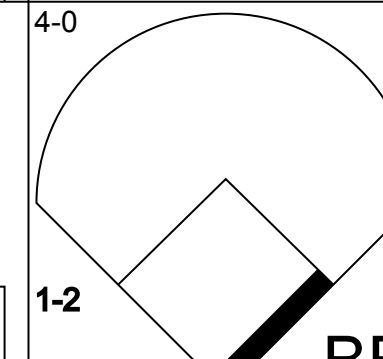
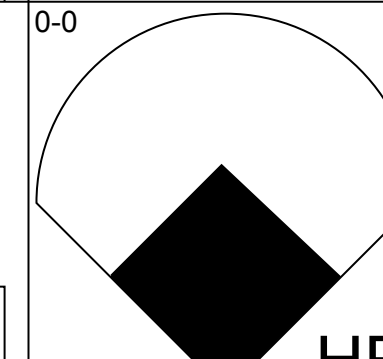
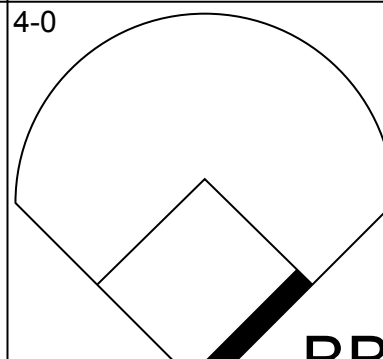
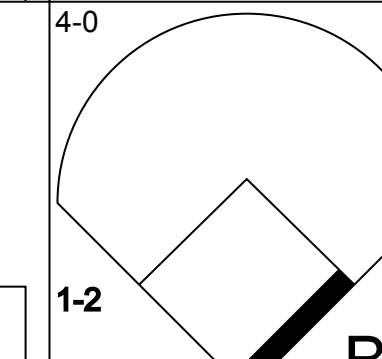
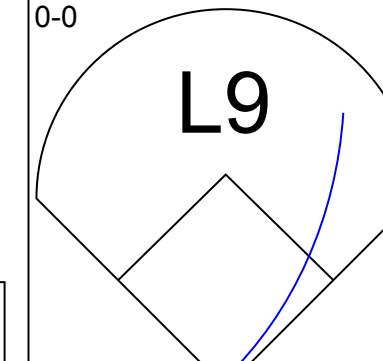
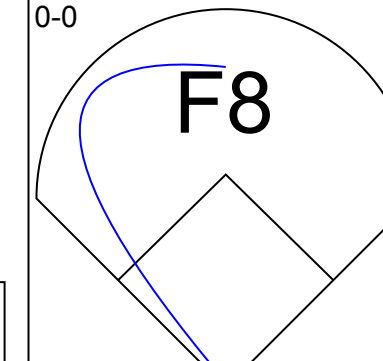
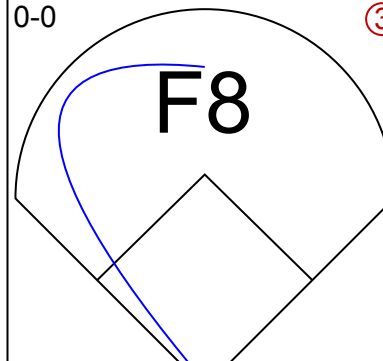
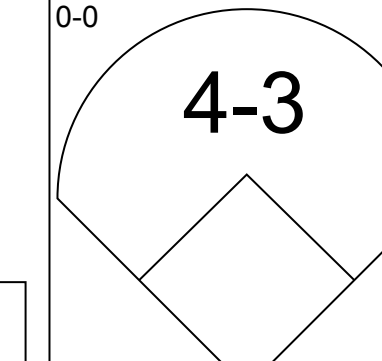
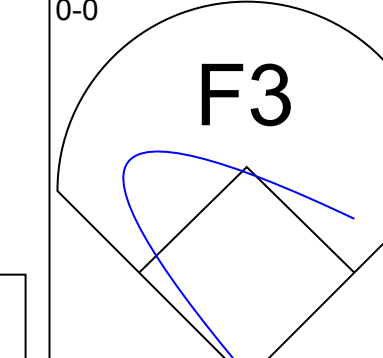
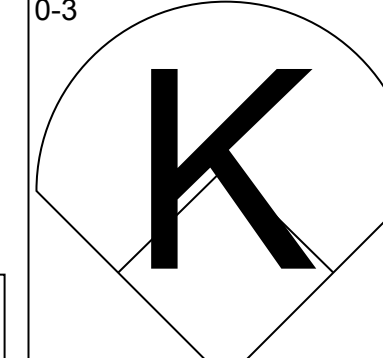
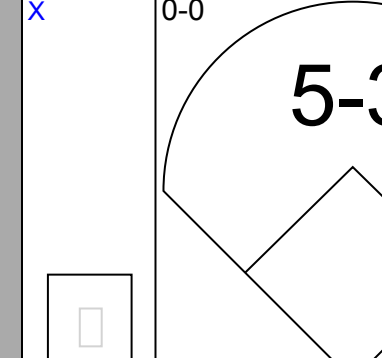
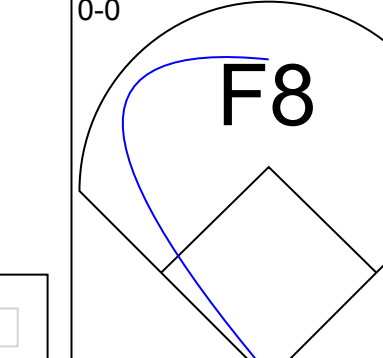
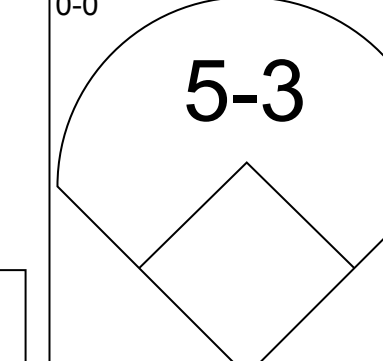
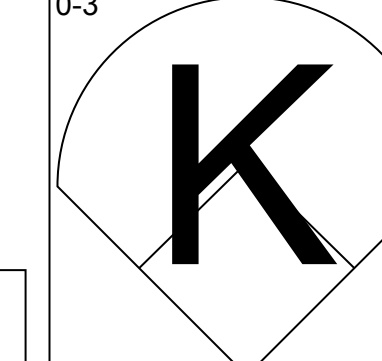
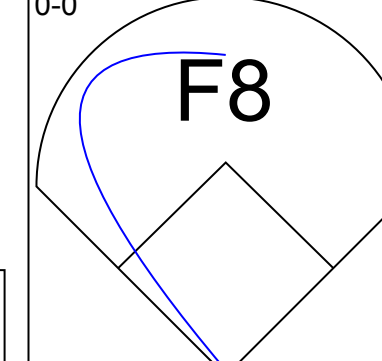
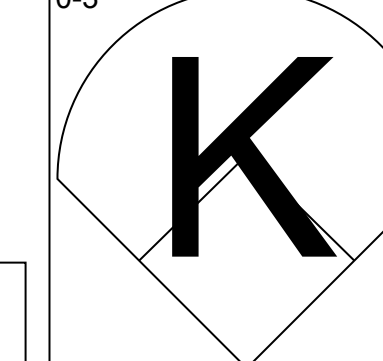
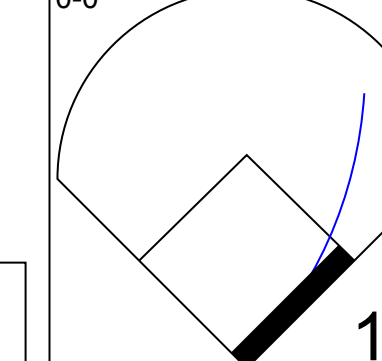
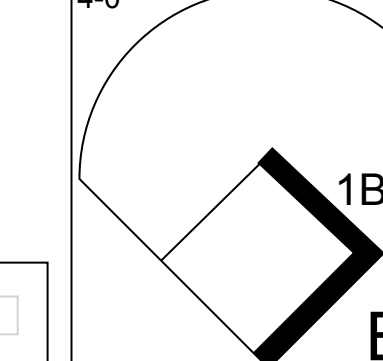
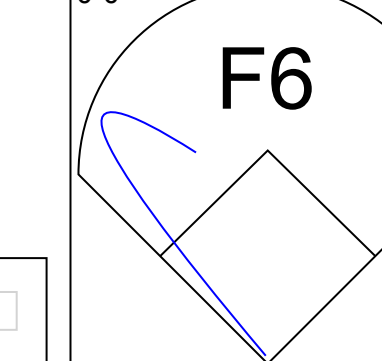
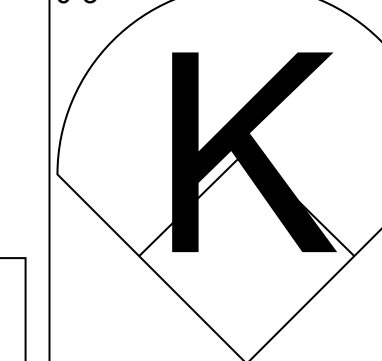
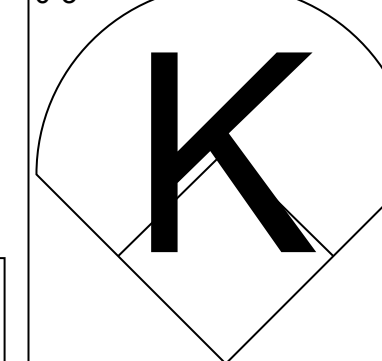
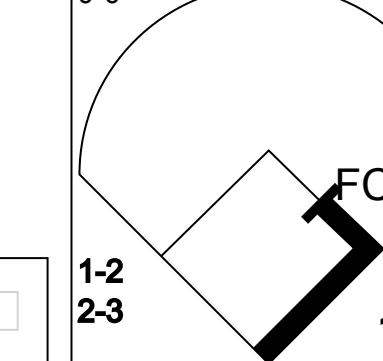
Batter	1	2	3	4	5	6	7	8	9	AB	R	H	RBI	BB	SO	LOB	BOTTOM				
Zoilo Versalles, R OBP: 0.324, SLG: 0.379	HR	3B	BB	6-3		1-H	HR		K	4	3	2	3	1	1	0	<p>Baltimore Orioles @ Minnesota Twins Metropolitan Stadium, Bloomington, MI</p> <p>Fri Jun 05 1964, 8:05 PM EDT Att: 15,949 - Unknown</p> <p>livebaseballscorecards.com</p> <p>AB 36 R 11 H 13 RBI 11 BB 3 SO 9 LOB 10</p> 				
Rich Rollins, R OBP: 0.328, SLG: 0.456	5-3	1B	3B		F9	F9		FC1-4	1B	5	1	2	1	0	0	0					
Tony Oliva, L OBP: 0.414, SLG: 0.667	1B	2B	HBP	1B	F7		2B	1B	FC1-4	5	3	3	1	0	0	1					
Bob Allison, R OBP: 0.397, SLG: 0.594	HR	1B	SF8	HBP					K	4	2	3	2	0	1	1					
Jimmie Hall, L OBP: 0.360, SLG: 0.585	1-H	HR	1-3	2-H	1B				1-3	5	1	2	3	0	2	3					
Harmon Killebrew, R OBP: 0.346, SLG: 0.524		2B	SF8			K		FC4-6	IBB	2	0	1	1	1	1	0					
Bernie Allen, L OBP: 0.274, SLG: 0.309	F9	4-3			F7	FC4-6		FC4-6	1B	4	0	0	0	0	0	4					
Jerry Zimmerman, R OBP: 0.290, SLG: 0.214	5-3		F8		4-3			K		4	0	0	0	0	1	1					
Lee Stange, R OBP: 0.222, SLG: 0.048		K	K			HR	BB		K	3	1	0	0	1	3	0					
Inning Stats	R: 4 E: 0 K: 0 S: 8	H: 5 LOB: 1 BB: 0 P: 8	R: 4 E: 0 K: 1 S: 8	H: 3 LOB: 1 BB: 1 P: 13	R: 0 E: 0 K: 1 S: 5	H: 0 LOB: 0 BB: 0 P: 5	R: 0 E: 0 K: 1 S: 6	H: 1 LOB: 1 BB: 0 P: 6	R: 0 E: 0 K: 1 S: 5	H: 0 LOB: 0 BB: 0 P: 5	R: 3 E: 0 K: 1 S: 8	H: 3 LOB: 2 BB: 2 P: 16	R: 0 E: 0 K: 3 S: 9	H: 0 LOB: 0 BB: 0 P: 9	R: 0 E: 0 K: 1 S: 6	H: 1 LOB: 1 BB: 0 P: 6		1B: 5 2B: 3 3B: 2 HR: 3	SF: 1 SAC: 0 DP: 0 HBP: 1	WP: 0 PB: 0 SB: 1 CS: 0	PA: 41
PITCHER Mitt Pappas, R ERA: 3.29	IP: 0.1 WLS: L BF: 6 H: 5 R: 4 ER: 4 SO: 4 BB: 0 IBB: 0 HBP: 0 BLK: 0 WP: 0 HR: 2 S: 6 P: 6 ERA: 108.00 WHIP: 15.000															PITCHER		IP: 0.1 WLS: L BF: 6 H: 5 R: 4 ER: 4 SO: 4 BB: 0 IBB: 0 HBP: 0 BLK: 0 WP: 0 HR: 2 S: 6 P: 6 ERA: 108.00 WHIP: 15.000			
PITCHER Chuck Estrada, R ERA: 5.97	IP: 1.0 WLS: L BF: 8 H: 3 R: 4 ER: 4 SO: 1 BB: 0 IBB: 0 HBP: 0 BLK: 0 WP: 0 HR: 0 S: 8 P: 13 ERA: 36.00 WHIP: 4.000															PITCHER		IP: 1.0 WLS: L BF: 8 H: 3 R: 4 ER: 4 SO: 1 BB: 0 IBB: 0 HBP: 0 BLK: 0 WP: 0 HR: 0 S: 8 P: 13 ERA: 36.00 WHIP: 4.000			
PITCHER Wes Stock, R ERA: 4.3	IP: 4.0 WLS: L BF: 17 H: 4 R: 3 ER: 3 SO: 3 BB: 1 IBB: 0 HBP: 0 BLK: 0 WP: 0 HR: 1 S: 22 P: 26 ERA: 6.75 WHIP: 1.250															PITCHER		IP: 4.0 WLS: L BF: 17 H: 4 R: 3 ER: 3 SO: 3 BB: 1 IBB: 0 HBP: 0 BLK: 0 WP: 0 HR: 1 S: 22 P: 26 ERA: 6.75 WHIP: 1.250			
PITCHER Harvey Haddix, L ERA: 2.53	IP: 2.2 WLS: L BF: 10 H: 1 R: 0 ER: 0 SO: 5 BB: 0 IBB: 1 HBP: 0 BLK: 0 WP: 0 HR: 0 S: 19 P: 23 ERA: 0.00 WHIP: 0.375															PITCHER		IP: 2.2 WLS: L BF: 10 H: 1 R: 0 ER: 0 SO: 5 BB: 0 IBB: 1 HBP: 0 BLK: 0 WP: 0 HR: 0 S: 19 P: 23 ERA: 0.00 WHIP: 0.375			

Batter	1	2	3	4	5	6	7	8	9	AB	R	H	RBI	BB	SO	LOB	TOP					
Jerry Adair, R OBP: 0.291, SLG: 0.308 (1,4)										4	0	0	0	0	0	1	<p>Baltimore Orioles @ Minnesota Twins Metropolitan Stadium, Bloomington, MI</p> <p>Sat Jun 06 1964, 4:33 AM EDT Att: 18,736 - Unknown</p> <p>livebaseballscores.com</p>					
Luis Aparicio, R OBP: 0.343, SLG: 0.387 (1,6)										4	1	2	0	0	1	0						
Sam Bowers, R OBP: 0.312, SLG: 0.406 (1,9) (9,7)										4	0	1	1	0	1	0						
Norm Siebern, L OBP: 0.409, SLG: 0.377 (1,3)										4	0	0	0	0	3	1						
Brooks Robinson, R OBP: 0.349, SLG: 0.438 (1,5)										4	0	2	0	0	1	1						
Gino Cimoli, R (1,8) (9,9)										4	0	0	0	0	2	3						
Boog Powell, L OBP: 0.356, SLG: 0.583 (1,7)										2	1	1	1	1	0	0						
Willie Kirkland, L OBP: 0.304, SLG: 0.293 (8,7) (9,8)										0	0	0	0	0	0	0						
Dick Brown, R OBP: 0.239, SLG: 0.313 (1,2)										3	0	0	0	0	1	1						
Steve Barber, L OBP: 0.273, SLG: 0.273 (1,1)										3	0	1	0	0	2	0						
Stu Miller, R (8,1)										0	0	0	0	0	0	0						
Inning Stats	R: 0 E: 0 K: 2 S: 7	H: 0 LOB: 0 BB: 0 P: 7	R: 0 E: 0 K: 1 S: 5	H: 1 LOB: 0 BB: 0 P: 5	R: 1 E: 0 K: 2 S: 8	H: 1 LOB: 0 BB: 0 P: 8	R: 1 E: 0 K: 2 S: 9	H: 2 LOB: 1 BB: 0 P: 9	R: 0 E: 0 K: 0 S: 4	H: 1 LOB: 1 BB: 0 P: 4	R: 0 E: 0 K: 1 S: 5	H: 0 LOB: 0 BB: 0 P: 5	R: 0 E: 0 K: 0 S: 3	H: 0 LOB: 1 BB: 1 P: 7	R: 0 E: 0 K: 1 S: 5	H: 1 LOB: 0 BB: 0 P: 5	R: 0 E: 0 K: 2 S: 8	H: 1 LOB: 1 BB: 0 P: 8	1B: 5 2B: 1 3B: 0 HR: 1	SF: 0 SAC: 0 DP: 1 HBP: 0	WP: 0 PB: 0 SB: 1 CS: 1	PA: 34
PITCHER	IP WLS BF H R ER SO BB IBB HBP BLK WP HR S P ERA WHIP																					
Dick Stigman, L ERA: 4.6 (1,1)	8.0 L 29 6 2 2 9 1 0 0 0 0 1 46 50 2.25 0.875																					
Gerry Arrigo, L ERA: 4.09 (9,1)	1.0 4 1 0 0 2 0 0 0 0 0 0 8 8 0.00 1.000																					

Batter	1	2	3	4	5	6	7	8	9	AB	R	H	RBI	BB	SO	LOB	BOTTOM					
Zoilo Versalles, R OBP: 0.332, SLG: 0.380 (1,6)										2	0	1	0	2	1	1	<p>Baltimore Orioles @ Minnesota Twins Metropolitan Stadium, Bloomington, MI</p> <p>Sat Jun 06 1964, 4:33 AM EDT Att: 18,736 - Unknown</p> <p>livebaseballscores.com</p>					
Rich Rollins, R OBP: 0.332, SLG: 0.451 (1,5)										2	0	0	0	2	0	2						
Tony Oliva, L OBP: 0.411, SLG: 0.657 (1,9)										3	0	0	0	1	0	2						
Bob Allison, R OBP: 0.394, SLG: 0.604 (1,3)										4	1	1	1	0	0	5						
Jimmie Hall, L OBP: 0.352, SLG: 0.568 (1,8)										4	0	0	0	0	2	2						
Harmon Killebrew, R OBP: 0.338, SLG: 0.512 (1,7)										4	0	0	0	0	0	0						
Bernie Allen, L OBP: 0.279, SLG: 0.314 (1,4)										4	0	2	0	0	0	0						
Jerry Zimmerman, R OBP: 0.294, SLG: 0.226 (1,2)										3	0	1	0	0	1	1						
Don Mincher, L OBP: 0.368, SLG: 0.692 (9, PH)										1	0	0	0	0	0	1						
Dick Stigman, R OBP: 0.083, SLG: 0.087 (1,1)										2	0	0	0	0	0	2						
Johnny Goryl, R OBP: 0.290, SLG: 0.273 (8, PH)										1	0	0	0	0	0	0						
Gerry Arrigo, L OBP: 0.286, SLG: 0.231 (9,1)										0	0	0	0	0	0	0						
Inning Stats	R: 0 E: 0 K: 0 S: 3	H: 0 LOB: 2 BB: 2 P: 11	R: 0 E: 0 K: 1 S: 6	H: 1 LOB: 0 BB: 0 P: 6	R: 0 E: 0 K: 0 S: 2	H: 0 LOB: 0 BB: 1 P: 6	R: 1 E: 0 K: 0 S: 4	H: 1 LOB: 0 BB: 0 P: 4	R: 0 E: 0 K: 1 S: 6	H: 1 LOB: 1 BB: 0 P: 6	R: 0 E: 0 K: 1 S: 5	H: 0 LOB: 0 BB: 0 P: 5	R: 0 E: 0 K: 0 S: 3	H: 0 LOB: 0 BB: 0 P: 3	R: 0 E: 0 K: 0 S: 3	H: 1 LOB: 2 BB: 2 P: 11	R: 0 E: 0 K: 1 S: 6	H: 1 LOB: 1 BB: 0 P: 6	1B: 4 2B: 0 3B: 0 HR: 1	SF: 0 SAC: 0 DP: 2 HBP: 0	WP: 0 PB: 0 SB: 0 CS: 0	PA: 35
PITCHER	IP WLS BF H R ER SO BB IBB HBP BLK WP HR S P ERA WHIP																					
Steve Barber, L ERA: 4.36 (1,1)	7.1 W 30 4 1 1 3 5 0 0 0 0 0 31 51 1.23 1.227																					
Stu Miller, R ERA: 1.89 (8,1)	1.2 S 5 1 0 0 1 0 0 0 0 0 0 7 7 0.00 0.600																					

Batter	1	2	3	4	5	6	7	8	9	AB	R	H	RBI	BB	SO	LOB	TOP					
Jerry Adair, R OBP: 0.290, SLG: 0.306 (1, 4)										4	1	1	0	0	1	1	<p>Baltimore Orioles @ Minnesota Twins Metropolitan Stadium, Bloomington, MI Sun Jun 07 1964, 4:33 AM EDT Att: 24,637 - Unknown</p> <p>livebaseballscorecards.com</p> <p>AB 29 R 2 H 5 RBI 2 BB 3 SO 5 LOB 9</p>					
Luis Aparicio, R OBP: 0.336, SLG: 0.379 (1, 6)										4	0	0	0	0	0	1						
Sam Bowens, R OBP: 0.303, SLG: 0.397 (1, 9)										3	0	0	1	0	2	1						
Norm Siebern, L OBP: 0.416, SLG: 0.374 (1, 3)										1	1	0	0	3	0	0						
Brooks Robinson, R OBP: 0.352, SLG: 0.440 (1, 5)										4	0	2	0	0	1	2						
Boog Powell, L OBP: 0.355, SLG: 0.573 (1, 7)										4	0	1	1	0	0	2						
Willie Kirkland, L OBP: 0.295, SLG: 0.282 (1, 8)										3	0	0	0	0	0	2						
Dick Brown, R OBP: 0.229, SLG: 0.299 (1, 2)										3	0	0	0	0	0	0						
Wally Bunker, R OBP: 0.190, SLG: 0.200 (8, PH)										2	0	0	0	0	1	0						
Bob Johnson, R OBP: 0.306, SLG: 0.357 (8, 1)										1	0	1	0	0	0	0						
Harvey Haddix, L (8, 1)										0	0	0	0	0	0	0						
Inning Stats	R: 2 E: 0 K: 0 S: 6	H: 3 LOB: 2 BB: 1 P: 10	R: 0 E: 0 K: 0 S: 3	H: 0 LOB: 0 BB: 0 P: 3	R: 0 E: 1 K: 1 S: 5	H: 0 LOB: 0 BB: 0 P: 5	R: 0 E: 0 K: 0 S: 3	H: 1 LOB: 0 BB: 0 P: 3	R: 0 E: 0 K: 2 S: 7	H: 0 LOB: 0 BB: 0 P: 7	R: 0 E: 0 K: 1 S: 5	H: 0 LOB: 1 BB: 1 P: 9	R: 0 E: 0 K: 0 S: 3	H: 0 LOB: 0 BB: 0 P: 3	R: 0 E: 0 K: 0 S: 3	H: 1 LOB: 0 BB: 0 P: 3	R: 0 E: 0 K: 1 S: 5	H: 0 LOB: 1 BB: 1 P: 9	1B: 5 2B: 0 3B: 0 HR: 0	SF: 1 SAC: 0 DP: 2 HBP: 0	WP: 0 PB: 0 SB: 1 CS: 1	PA: 33
PITCHER Camilo Pascual, R ERA: 3.27 (1, 1)	IP: 9.0 WLS: W BF: 33 H: 5 R: 2 ER: 2 SO: 5 BB: 3 IBB: 0 HBP: 0 BLK: 0 WP: 0 HR: 0 S: 40 P: 52 ERA: 2.00 WHIP: 0.889															PITCHER	IP: 9.0 WLS: W BF: 33 H: 5 R: 2 ER: 2 SO: 5 BB: 3 IBB: 0 HBP: 0 BLK: 0 WP: 0 HR: 0 S: 40 P: 52 ERA: 2.00 WHIP: 0.889					

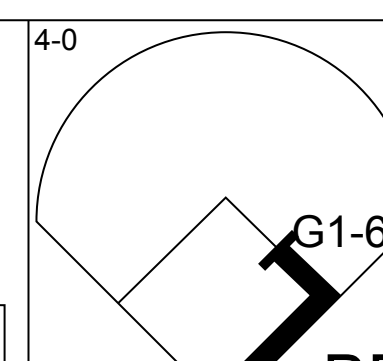
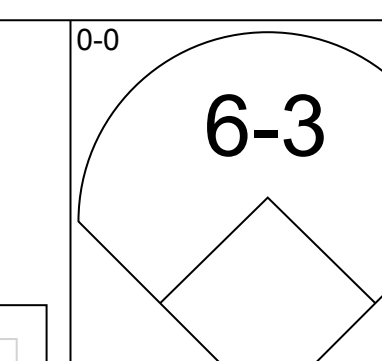
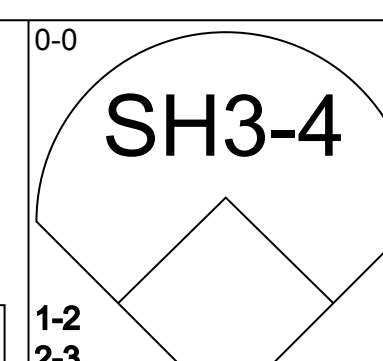
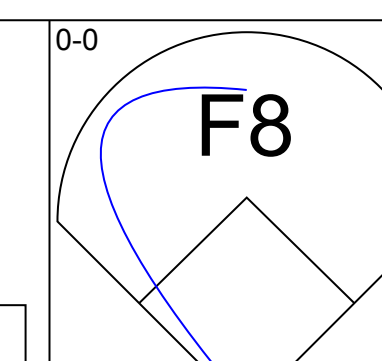
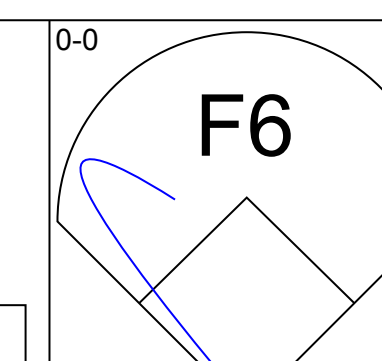
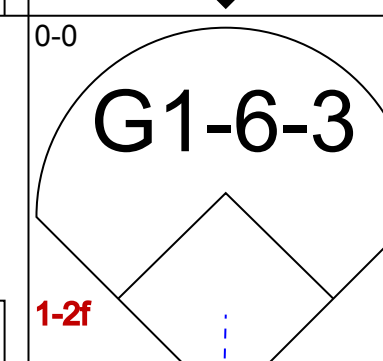
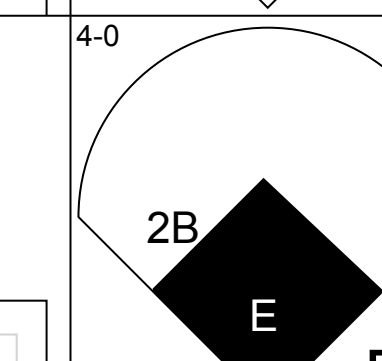
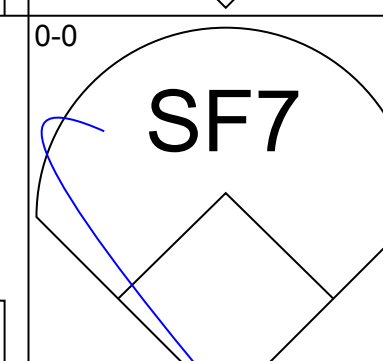
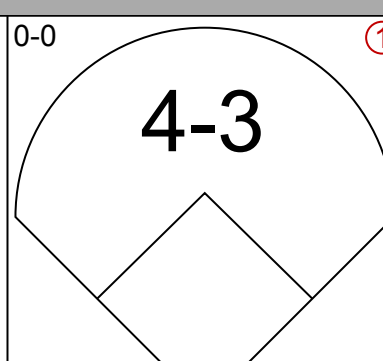
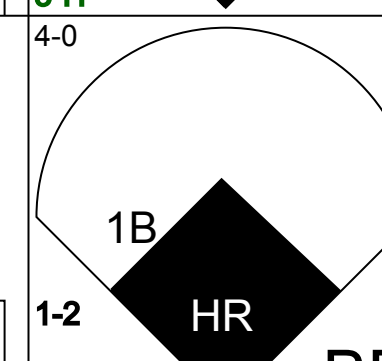
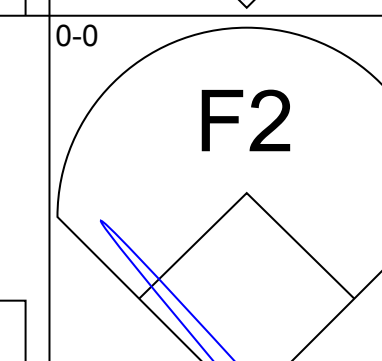
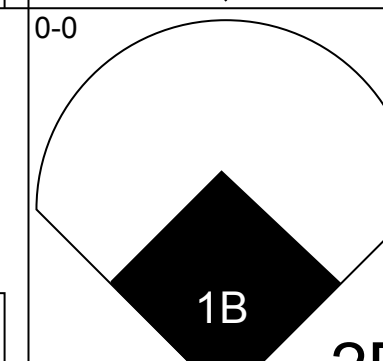
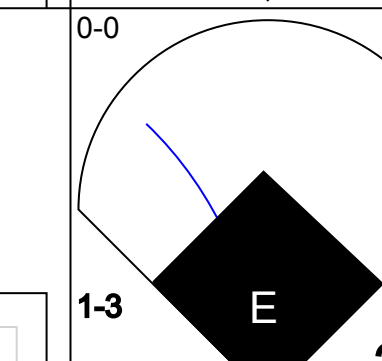
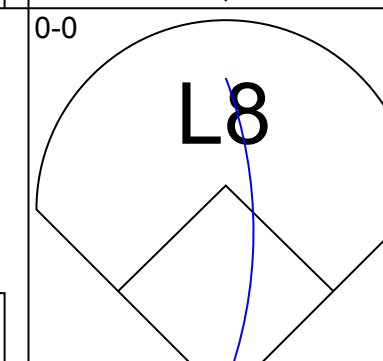
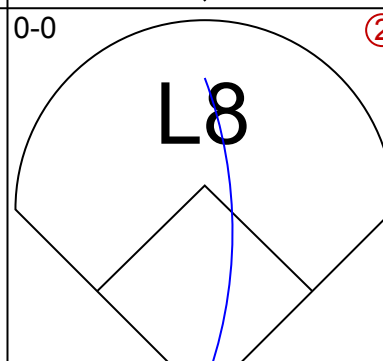
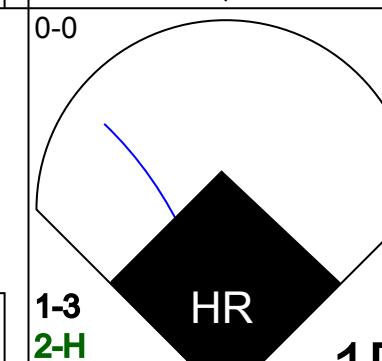
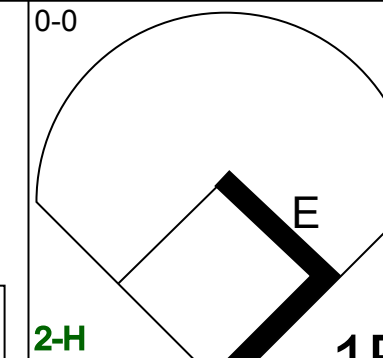
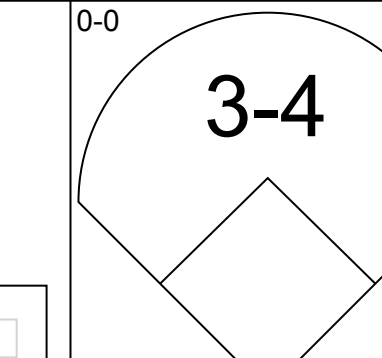
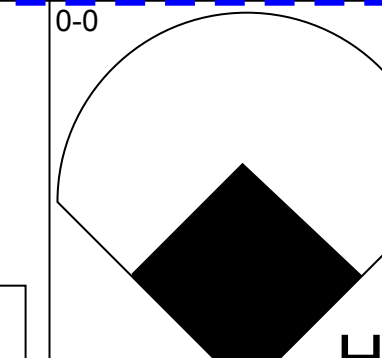
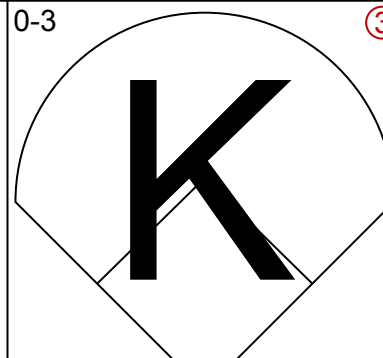
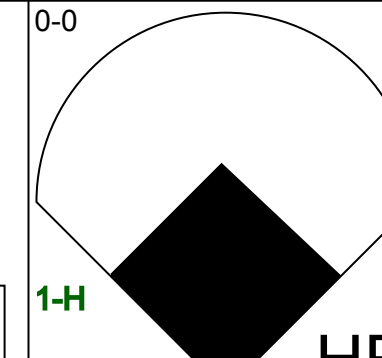
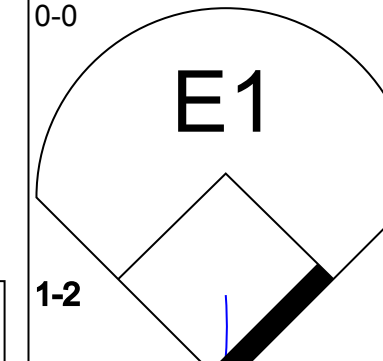
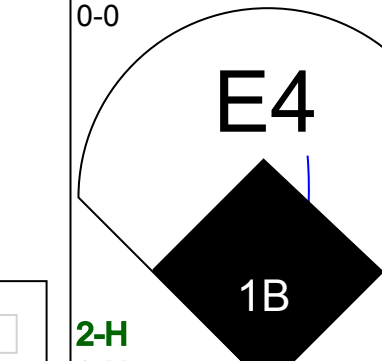
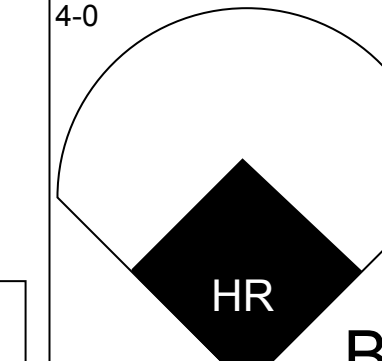
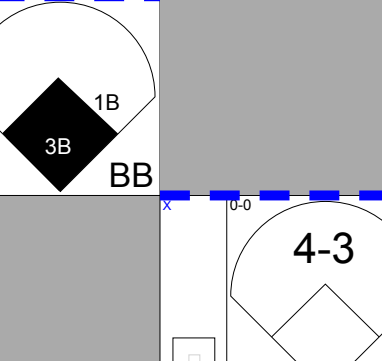
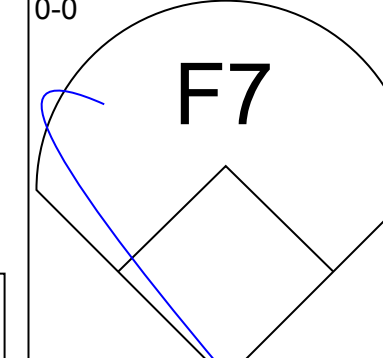
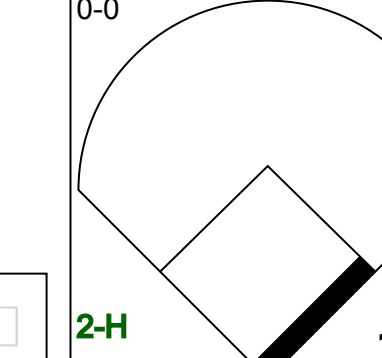
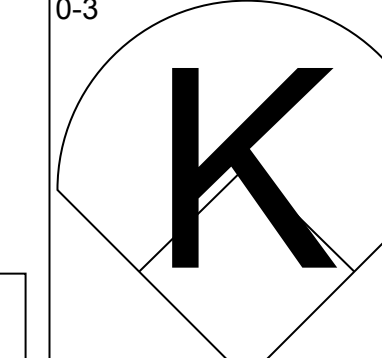
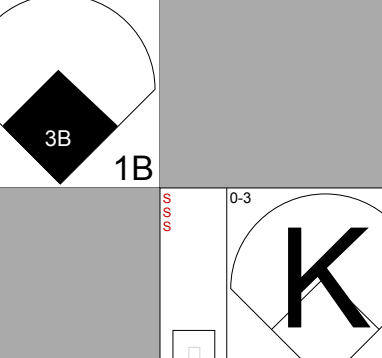
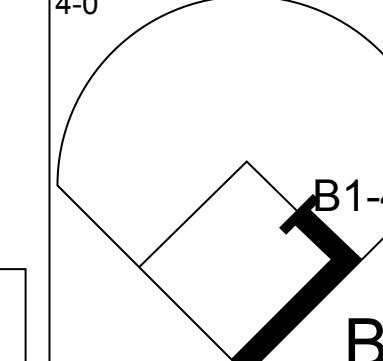
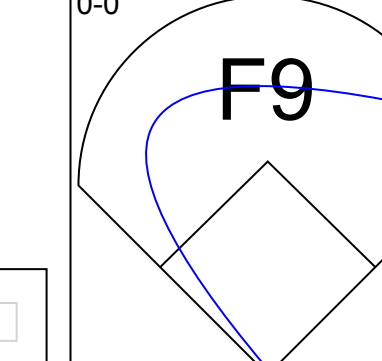
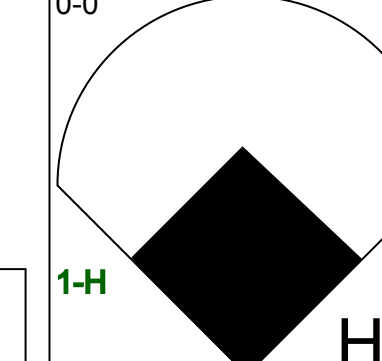
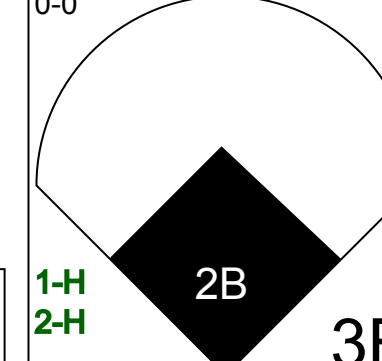
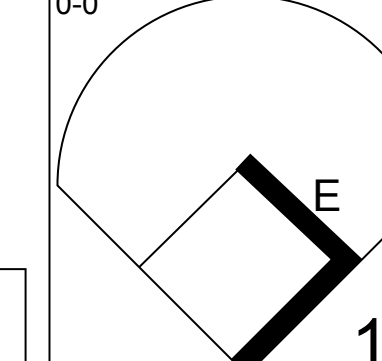
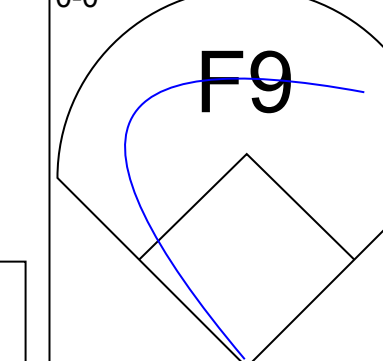
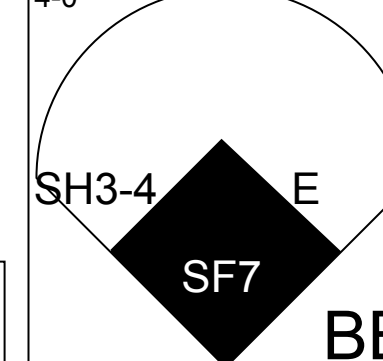
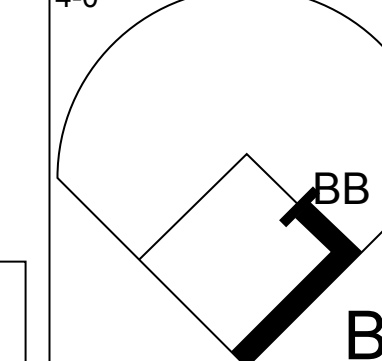
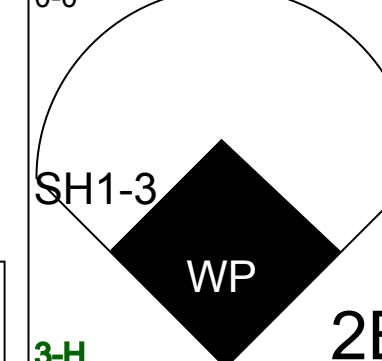
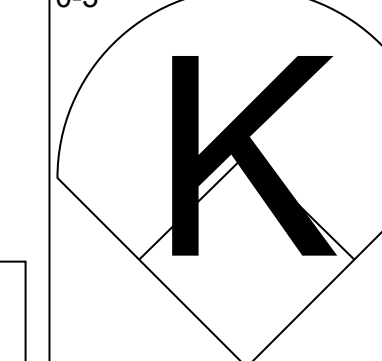
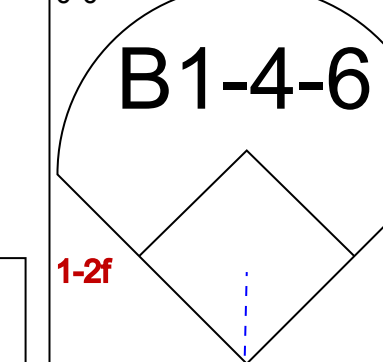
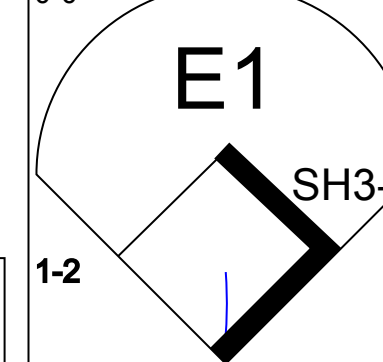
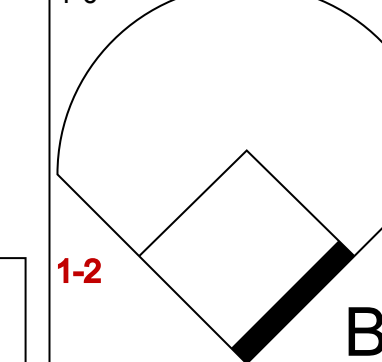
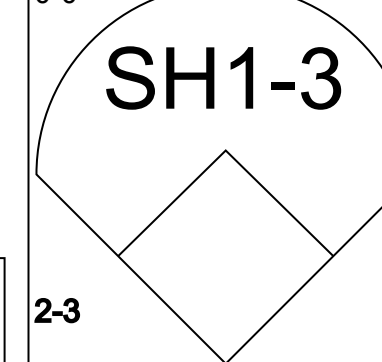
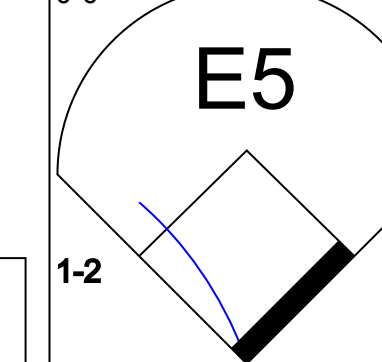
Batter	1	2	3	4	5	6	7	8	9	AB	R	H	RBI	BB	SO	LOB	BOTTOM			
Zoilo Versalles, R OBP: 0.330, SLG: 0.374 (1, 6)										3	1	0	0	1	0	2	<p>Baltimore Orioles @ Minnesota Twins Metropolitan Stadium, Bloomington, MI Sun Jun 07 1964, 4:33 AM EDT Att: 24,637 - Unknown</p> <p>livebaseballscorecards.com</p> <p>AB 31 R 5 H 7 RBI 5 BB 1 SO 3 LOB 4</p>			
Rich Rollins, R OBP: 0.325, SLG: 0.441 (1, 5)										4	0	0	0	0	0	1				
Tony Oliva, L OBP: 0.408, SLG: 0.649 (1, 9)										4	0	1	1	0	0	0				
Bob Allison, R OBP: 0.386, SLG: 0.590 (1, 3)										4	0	0	0	0	0	1				
Jimmie Hall, L OBP: 0.349, SLG: 0.567 (1, 8)										4	1	1	0	0	2	0				
Harmon Killebrew, R OBP: 0.338, SLG: 0.526 (1, 7)										3	1	1	2	0	1	0				
Bernie Allen, L OBP: 0.286, SLG: 0.340 (1, 4)										3	2	2	1	0	0	0				
Jerry Zimmerman, R OBP: 0.297, SLG: 0.235 (1, 2)										3	0	1	0	0	0	0				
Camilo Pascual, R OBP: 0.265, SLG: 0.313 (1, 1)										3	0	1	1	0	0	0				
Inning Stats	R: 0 E: 0 K: 0 S: 3	H: 0 LOB: 0 BB: 0 P: 3	R: 2 E: 0 K: 0 S: 5	H: 2 LOB: 0 BB: 0 P: 5	R: 1 E: 0 K: 0 S: 4	H: 1 LOB: 1 BB: 1 P: 8	R: 1 E: 0 K: 2 S: 10	H: 3 LOB: 2 BB: 0 P: 10	R: 0 E: 0 K: 0 S: 3	H: 0 LOB: 0 BB: 0 P: 3	R: 1 E: 0 K: 1 S: 6	H: 1 LOB: 0 BB: 0 P: 6	R: 0 E: 0 K: 0 S: 3	H: 0 LOB: 0 BB: 0 P: 3	R: 0 E: 0 K: 0 S: 3	H: 0 LOB: 0 BB: 0 P: 3	1B: 4 2B: 1 3B: 0 HR: 2	SF: 0 SAC: 0 DP: 0 HBP: 0	WP: 0 PB: 0 SB: 0 CS: 0	PA: 32
PITCHER Wally Bunker, R ERA: 2.87 Harvey Haddix, L ERA: 2.42 (1, 1)	IP: 7.0 WLS: L BF: 29 H: 7 R: 5 ER: 5 SO: 3 BB: 1 IBB: 0 HBP: 0 BLK: 0 WP: 0 HR: 2 S: 34 P: 38 ERA: 6.43 WHIP: 1.143															PITCHER	IP: 7.0 WLS: L BF: 29 H: 7 R: 5 ER: 5 SO: 3 BB: 1 IBB: 0 HBP: 0 BLK: 0 WP: 0 HR: 2 S: 34 P: 38 ERA: 6.43 WHIP: 1.143			
PITCHER Harvey Haddix, L ERA: 2.42 (8, 1)	IP: 1.0 WLS: 3 BF: 0 H: 0 R: 0 ER: 0 SO: 0 BB: 0 IBB: 0 HBP: 0 BLK: 0 WP: 0 HR: 0 S: 3 P: 3 ERA: 0.00 WHIP: 0.000															PITCHER	IP: 1.0 WLS: 3 BF: 0 H: 0 R: 0 ER: 0 SO: 0 BB: 0 IBB: 0 HBP: 0 BLK: 0 WP: 0 HR: 0 S: 3 P: 3 ERA: 0.00 WHIP: 0.000			

Batter	1	2	3	4	5	6	7	8	9	AB	R	H	RBI	BB	SO	LOB	TOP				
Zoilo Versalles, R OBP: 0.323, SLG: 0.365 Bud Bloomfield, R OBP: 0.143, SLG: 0.143										3	0	0	0	0	2	1					
Rich Rollins, R OBP: 0.324, SLG: 0.433										5	0	1	0	0	1	3					
Tony Oliva, L OBP: 0.396, SLG: 0.626										4	0	1	0	0	0	1					
Harmon Killebrew, R OBP: 0.350, SLG: 0.556										1	1	1	1	3	0	0					
Jimmie Hall, L OBP: 0.333, SLG: 0.538										4	0	0	0	0	0	5					
Bob Allison, R OBP: 0.381, SLG: 0.572										4	0	0	0	0	1	0					
Earl Batley, R OBP: 0.299, SLG: 0.394										4	0	1	0	0	1	0					
Bernie Allen, L OBP: 0.311, SLG: 0.354										3	0	2	0	1	1	0					
Jim Kaat, L OBP: 0.337, SLG: 0.348 Lenny Green, L OBP: 0.347, SLG: 0.500 Bill Pleis, L OBP: 0.347, SLG: 0.500 Jim Perry, R OBP: 0.347, SLG: 0.500 Don Mincher, L OBP: 0.347, SLG: 0.500 Bill Dailey, R OBP: 0.347, SLG: 0.500 Garland Shifflett, R OBP: 0.347, SLG: 0.500 Johnny Goryl, R OBP: 0.347, SLG: 0.500										1	0	0	0	0	0	0					
Inning Stats	R: 0 E: 0 K: 2 S: 8	H: 1 LOB: 2 BB: 1 P: 12	R: 0 E: 0 K: 1 S: 5	H: 0 LOB: 0 BB: 0 P: 5	R: 0 E: 0 K: 1 S: 5	H: 0 LOB: 0 BB: 0 P: 5	R: 1 E: 0 K: 1 S: 6	H: 1 LOB: 0 BB: 0 P: 6	R: 0 E: 0 K: 2 S: 8	H: 1 LOB: 1 BB: 0 P: 8	R: 0 E: 0 K: 1 S: 3	H: 0 LOB: 1 BB: 1 P: 7	R: 0 E: 0 K: 1 S: 6	H: 1 LOB: 1 BB: 0 P: 6	R: 0 E: 0 K: 0 S: 4	H: 1 LOB: 2 BB: 1 P: 8	R: 0 E: 0 K: 0 S: 5	H: 2 LOB: 3 BB: 1 P: 9	1B: 5 2B: 1 3B: 0 HR: 1	SF: 0 SAC: 0 DP: 0 HBP: 0	WP: 0 PA: 38 PB: 0 SB: 0 CS: 0
PITCHER Denny McLain, R ERA: 3.09	IP: 9.0 WLS: W BF: 38 H: 7 R: 1 ER: 1 SO: 8 BB: 4 IBB: 0 HBP: 0 BLK: 0 WP: 0 HR: 1 S: 50 P: 66 ERA: 1.00 WHIP: 1.222											PITCHER	IP: 9.0 WLS: W BF: 38 H: 7 R: 1 ER: 1 SO: 8 BB: 4 IBB: 0 HBP: 0 BLK: 0 WP: 0 HR: 1 S: 50 P: 66 ERA: 1.00 WHIP: 1.222								

Minnesota Twins @ Detroit Tigers
Tiger Stadium, Detroit, MI
Tue Jun 09 1964, 7:05 PM EDT
Att: 9,631 - Unknown

AB 34
R 1
H 7
RBI 1
BB 4
SO 8
LOB 15





Batter	1	2	3	4	5	6	7	8	9	AB	R	H	RBI	BB	SO	LOB	BOTTOM		
Don Wert, R OBP: 0.310, SLG: 0.349										3	1	0	0	2	0	3			
Jerry Lumpe, L OBP: 0.276, SLG: 0.327										3	2	0	1	2	0	3			
Al Kaline, R OBP: 0.365, SLG: 0.453 Bill Bruton, L OBP: 0.291, SLG: 0.379										5	3	3	1	0	0	1			
Don Demeter, R OBP: 0.282, SLG: 0.416										5	2	3	5	0	1	2			
Norm Cash, L OBP: 0.333, SLG: 0.459										3	3	0	0	2	0	1			
George Thomas, R OBP: 0.413, SLG: 0.623										5	1	2	1	0	2	3			
Bill Freehan, R OBP: 0.368, SLG: 0.496										4	2	3	4	1	0	1			
Dick McAuliffe, L OBP: 0.309, SLG: 0.419										3	2	1	1	2	1	2			
Denny McLain, R ERA: 3.09										3	0	0	0	1	0	3			
Inning Stats	R: 1 E: 1 K: 0 S: 5	H: 2 LOB: 2 BB: 1 P: 9	R: 0 E: 0 K: 0 S: 2	H: 0 LOB: 1 BB: 1 P: 6	R: 3 E: 1 K: 0 S: 6	H: 2 LOB: 1 BB: 1 P: 10	R: 1 E: 1 K: 0 S: 4	H: 0 LOB: 1 BB: 1 P: 8	R: 3 E: 0 K: 1 S: 6	H: 2 LOB: 1 BB: 3 P: 18	R: 0 E: 0 K: 1 S: 5	H: 0 LOB: 0 BB: 0 P: 5	R: 8 E: 0 K: 1 S: 10	H: 5 LOB: 0 BB: 3 P: 22	R: 0 E: 1 K: 1 S: 7	H: 1 LOB: 2 BB: 0 P: 7	1B: 5 2B: 3 3B: 1 HR: 3	SF: 1 SAC: 2 DP: 2 HBP: 0	WP: 1 PA: 47 PB: 0 SB: 0 CS: 0
PITCHER Jim Kaat, L ERA: 3.23 Bill Pleis, L ERA: 3.91 Jim Perry, R ERA: 5.29 Bill Dailey, R ERA: 6.22 Garland Shifflett, R ERA: 4.66	IP: 4.0 WLS: L BF: 21 H: 4 R: 5 ER: 1 SO: 1 BB: 4 IBB: 0 HBP: 0 BLK: 0 WP: 0 HR: 0 S: 17 P: 33 ERA: 2.25 WHIP: 2.000											PITCHER	IP: 4.0 WLS: L BF: 21 H: 4 R: 5 ER: 1 SO: 1 BB: 4 IBB: 0 HBP: 0 BLK: 0 WP: 0 HR: 0 S: 17 P: 33 ERA: 2.25 WHIP: 2.000						

Minnesota Twins @ Detroit Tigers
Tiger Stadium, Detroit, MI
Tue Jun 09 1964, 7:05 PM EDT
Att: 9,631 - Unknown

AB 34
R 16
H 12
RBI 13
BB 10
SO 4
LOB 19



Batter	1	2	3	4	5	6	7	8	9	AB	R	H	RBI	BB	SO	LOB	TOP			
Zoilo Versalles, R OBP: 0.322, SLG: 0.362	L5		FC3-6 1B	L9			F3		SH2-3	4	0	1	0	0	0	0	Minnesota Twins @ Detroit Tigers Tiger Stadium, Detroit, MI Wed Jun 10 1964, 7:05 PM EDT Att: 9,136 - Unknown livebaseballscorecards.com AB 35 R 4 H 9 RBI 4 BB 4 SO 5 LOB 14 			
Rich Rollins, R OBP: 0.321, SLG: 0.427			F8		5-3		6-3		5-3	5	0	1	0	0	0	3				
Tony Oliva, L OBP: 0.392, SLG: 0.615	F5		FC3-6 1B 2B	L9					4-3	4	1	0	0	1	0	2				
Harmon Killebrew, R OBP: 0.355, SLG: 0.563	L9		2B 1B						4-3	5	2	3	0	0	0	3				
Bob Allison, R OBP: 0.383, SLG: 0.592		K	1B 2B				F4		HR	4	1	2	3	0	1	1				
Jimmie Hall, L OBP: 0.331, SLG: 0.531		K					F4		3-1	4	0	1	1	0	1	0				
Earl Batley, R OBP: 0.305, SLG: 0.392			2B 3H				L9			3	0	1	0	1	1	2				
Bud Bloomfield, R OBP: 0.297, SLG: 0.281										0	0	0	0	0	0	0				
Jerry Zimmerman, R OBP: 0.300, SLG: 0.222										0	0	0	0	0	0	0				
Bernie Allen, L OBP: 0.310, SLG: 0.348										3	0	0	0	1	1	1				
Lee Stange, R OBP: 0.207, SLG: 0.043										2	0	0	0	0	1	2				
Johnny Goryl, R OBP: 0.297, SLG: 0.281										1	0	0	0	0	0	0				
Gerry Arrigo, L OBP: 0.286, SLG: 0.231										0	0	0	0	0	0	0				
Don Mincher, L OBP: 0.367, SLG: 0.675										0	0	0	0	1	0	0				
Lenny Green, L OBP: 0.367, SLG: 0.675										0	0	0	0	0	0	0				
Inning Stats	R: 0 E: 0 K: 0 S: 4	H: 1 LOB: 1 BB: 0 P: 4	R: 0 E: 0 K: 3 S: 9	H: 0 LOB: 2 BB: 2 P: 17	R: 2 E: 0 K: 1 S: 9	H: 4 LOB: 0 BB: 0 P: 9	R: 0 E: 0 K: 0 S: 3	H: 0 LOB: 0 BB: 0 P: 3	R: 0 E: 0 K: 1 S: 5	H: 0 LOB: 0 BB: 0 P: 5	R: 0 E: 0 K: 0 S: 3	H: 0 LOB: 0 BB: 0 P: 3	R: 2 E: 0 K: 0 S: 6	H: 3 LOB: 2 BB: 0 P: 6	R: 0 E: 0 K: 0 S: 3	H: 0 LOB: 2 BB: 2 P: 11	1B: 6 2B: 2 3B: 0 HR: 1	SF: 0 SAC: 1 DP: 0 HBP: 0	WP: 1 PB: 1 SB: 0 CS: 0	PA: 40
PITCHER	IP WLS BF H R ER SO BB IBB HBP BLK WP HR S P ERA WHIP																			
Mickey Lolich, L ERA: 3.73	(1, 1) 7.2 W 34 9 4 4 5 2 0 0 0 0 0 1 42 50 4.70 1.435																			
Larry Sherry, R ERA: 2.97	(8, 1) 1.1 S 6 0 0 0 0 2 0 0 0 0 1 0 4 12 0.00 1.500																			

Batter	1	2	3	4	5	6	7	8	9	AB	R	H	RBI	BB	SO	LOB	BOTTOM		
George Thomas, R OBP: 0.405, SLG: 0.603	FC1-6 1B	G6-3					K			4	0	1	0	0	1	2	Minnesota Twins @ Detroit Tigers Tiger Stadium, Detroit, MI Wed Jun 10 1964, 7:05 PM EDT Att: 9,136 - Unknown livebaseballscorecards.com AB 28 R 5 H 8 RBI 4 BB 1 SO 6 LOB 11 		
Jerry Lumpe, L OBP: 0.282, SLG: 0.330	FC1-6 SF7		G4-6-3 1B WP		F9					4	2	2	0	0	0	1			
Al Kaline, R OBP: 0.382, SLG: 0.448	L1 SF7		G4-6-3 1B				L4-3		L4	4	0	1	0	0	0	2			
Norm Cash, L OBP: 0.327, SLG: 0.452	SF7		G4-6-3				4-3		F6	3	0	0	1	0	0	3			
Don Demeter, R OBP: 0.275, SLG: 0.405	K		K				5-3		K	4	0	0	0	0	3	2			
Dick McAuliffe, L OBP: 0.314, SLG: 0.420		SH1-4 1B					3-1		SH3-4 1B BB	2	2	1	0	1	0	0			
Don Wert, R OBP: 0.312, SLG: 0.351		SH1-4 1B					K		SH3-4	2	1	1	0	0	1	0			
Mike Roarke, R OBP: 0.220, SLG: 0.200		SH1-4					4-3		FC2-6 1B	2	0	1	1	0	0	0			
Mickey Lolich, S OBP: 0.227, SLG: 0.105									FC2-6	3	0	1	2	0	1	1			
Larry Sherry, R ERA: 4.6							K			0	0	0	0	0	0	0			
Inning Stats	R: 1 E: 1 K: 1 S: 7	H: 1 LOB: 1 BB: 0 P: 7	R: 2 E: 0 K: 0 S: 5	H: 3 LOB: 0 BB: 0 P: 5	R: 1 E: 0 K: 1 S: 6	H: 2 LOB: 0 BB: 0 P: 6	R: 0 E: 0 K: 1 S: 5	H: 0 LOB: 0 BB: 0 P: 5	R: 0 E: 0 K: 0 S: 3	H: 0 LOB: 0 BB: 0 P: 3	R: 1 E: 0 K: 1 S: 6	H: 1 LOB: 1 BB: 1 P: 10	R: 0 E: 0 K: 1 S: 6	H: 1 LOB: 1 BB: 0 P: 6	1B: 8 2B: 0 3B: 0 HR: 0	SF: 1 SAC: 2 DP: 2 HBP: 0		WP: 1 PB: 0 SB: 0 CS: 0	PA: 32
PITCHER	IP WLS BF H R ER SO BB IBB HBP BLK WP HR S P ERA WHIP																		
Lee Stange, R ERA: 4.62	(1, 1) 6.0 L 23 6 4 3 4 0 0 0 0 0 0 0 31 31 4.50 1.000																		
Gerry Arrigo, L ERA: 4.6	(7, 1) 2.0 9 2 1 1 2 1 0 0 0 0 0 0 12 16 4.50 1.500																		

Batter	1	2	3	4	5	6	7	8	9	AB	R	H	RBI	BB	SO	LOB	TOP										
Zoilo Versalles, R OBP: 0.324, SLG: 0.363 (1, 6)	6-3		2-3		FC1-6 1B		5-3		5-3	5	0	2	0	0	0	0	Minnesota Twins @ Detroit Tigers Tiger Stadium, Detroit, MI Thu Jun 11 1964, 4:33 AM EDT Att: 5,650 - Unknown										
Rich Rollins, R OBP: 0.318, SLG: 0.431 (1, 5)	4-3 3B		6-3		FC1-6 1B		5-3		5-3	5	1	1	0	0	0	2											
Tony Oliva, L OBP: 0.386, SLG: 0.604 (1, 9)	4-3		L4		F5				F5	4	0	0	1	0	0	1											
Harmon Killebrew, R OBP: 0.358, SLG: 0.561 (1, 7)	5-3			K	1-2 1B				FC4-6 1B	4	0	2	0	0	1	0											
Jimmie Hall, L OBP: 0.324, SLG: 0.518 (1, 8)		6-3		1-3	1-3				FC4-6 E	4	0	0	0	0	0	3											
Bob Allison, R OBP: 0.385, SLG: 0.586 (1, 3)		4-0 2B BB		4-0 HR BB		F5			E6	2	2	0	0	2	0	1											
Earl Batley, R OBP: 0.310, SLG: 0.425 (1, 2)		1-H 2B		1-H HR		5-3			F7	4	1	2	3	0	0	2											
Bernie Allen, L OBP: 0.309, SLG: 0.341 (1, 4)		F6				3-1			K	3	0	0	0	1	1	1											
Dick Stigman, R OBP: 0.071, SLG: 0.074 Garland Shifflett, R (9, 1)		K			F5		5-3		K	4	0	0	0	0	2	2											
Inning Stats	R: 1 E: 0 K: 0 S: 4	H: 1 LOB: 0 BB: 0 P: 4	R: 0 E: 0 K: 1 S: 6	H: 0 LOB: 0 BB: 0 P: 10	R: 2 E: 0 K: 1 S: 6	H: 1 LOB: 1 BB: 2 P: 14	R: 0 E: 0 K: 0 S: 5	H: 0 LOB: 0 BB: 0 P: 3	R: 0 E: 0 K: 0 S: 3	H: 0 LOB: 0 BB: 0 P: 3	R: 0 E: 1 K: 0 S: 5	H: 1 LOB: 2 BB: 0 P: 5	R: 0 E: 0 K: 0 S: 8	H: 1 LOB: 1 BB: 0 P: 8	R: 0 E: 0 K: 0 S: 8	H: 1 LOB: 1 BB: 0 P: 8	1B: 4 2B: 1 3B: 1 HR: 1	SF: 0 SAC: 0 DP: 0 HBP: 0	WP: 0 PB: 0 SB: 0 CS: 0	PA: 38							
PITCHER	IP	WLS	BF	H	R	ER	SO	BB	IBB	HBP	BLK	WP	HR	S	P	ERA	WHIP										
Ed Rakow, R ERA: 3.67 Terry Fox, R ERA:	(1, 1) (9, 1)	8.0 1.0	L 4	34 1	6 0	4 0	4 0	2 2	3 0	0 0	0 0	0 0	0 0	1 8	35 8	4.50 0.00	1.125 1.000										

AB	35
R	4
H	7
RBI	4
BB	3
SO	4
LOB	12



Batter	1	2	3	4	5	6	7	8	9	AB	R	H	RBI	BB	SO	LOB	BOTTOM										
Don Wert, R OBP: 0.311, SLG: 0.345 (1, 5)	K			K		BB		F9		3	0	0	0	1	2	2	Minnesota Twins @ Detroit Tigers Tiger Stadium, Detroit, MI Thu Jun 11 1964, 4:33 AM EDT Att: 5,650 - Unknown										
Jerry Lumpe, L OBP: 0.276, SLG: 0.324 (1, 4)	F9			F9		F8		G3		4	0	0	0	0	0	3											
Al Kaline, R OBP: 0.379, SLG: 0.440 (1, 9)	L9			L3		L9			4-0 1-3 BB	3	0	0	0	1	0	1											
Bill Freehan, R OBP: 0.365, SLG: 0.510 (1, 2)		F4			HR		K		F3	4	1	1	1	0	1	1											
Norm Cash, L OBP: 0.321, SLG: 0.442 (1, 3)		F4			K		F8		1-3	4	0	0	0	0	1	1											
Don Demeter, R OBP: 0.274, SLG: 0.420 (1, 7)		K			HR		F7		5-3	4	1	1	1	0	1	1											
George Thomas, R OBP: 0.402, SLG: 0.592 (1, 8)			F6		F4				BB 1B	3	0	1	0	0	0	0											
Dick McAuliffe, L OBP: 0.315, SLG: 0.415 (1, 6)			F4		K				1-2 BB	2	0	0	0	1	1	0											
Ed Rakow, S Jake Wood, R Terry Fox, R	(1, 1) (8, PH) (9, 1)		F4		F4				F4	2	0	0	0	0	0	0											
Inning Stats	R: 0 E: 0 K: 1 S: 5	H: 0 LOB: 0 BB: 0 P: 5	R: 0 E: 0 K: 1 S: 5	H: 0 LOB: 0 BB: 0 P: 5	R: 0 E: 0 K: 0 S: 3	H: 0 LOB: 0 BB: 0 P: 3	R: 0 E: 0 K: 1 S: 5	H: 0 LOB: 0 BB: 0 P: 5	R: 2 E: 0 K: 2 S: 9	H: 2 LOB: 0 BB: 0 P: 9	R: 0 E: 0 K: 0 S: 3	H: 0 LOB: 1 BB: 1 P: 7	R: 0 E: 0 K: 1 S: 5	H: 0 LOB: 0 BB: 0 P: 5	R: 0 E: 0 K: 0 S: 4	H: 1 LOB: 2 BB: 1 P: 8	R: 0 E: 0 K: 0 S: 3	H: 0 LOB: 1 BB: 1 P: 7	1B: 1 2B: 0 3B: 0 HR: 2	SF: 0 SAC: 0 DP: 0 HBP: 0	WP: 0 PB: 0 SB: 0 CS: 0	PA: 33					
PITCHER	IP	WLS	BF	H	R	ER	SO	BB	IBB	HBP	BLK	WP	HR	S	P	ERA	WHIP										
Dick Stigman, L ERA: 4.33 Garland Shifflett, R ERA: 4.22	(1, 1) (9, 1)	8.0 1.0	W S	30 3	2 0	2 0	2 0	6 0	3 0	0 0	0 0	0 0	0 0	2 3	39 3	2.25 0.00	0.750 0.000										



Batter	1	2	3	4	5	6	7	8	9	AB	R	H	RBI	BB	SO	LOB	TOP			
Zoilo Versalles, R OBP: 0.333, SLG: 0.387 (1, 6)	0-3 K		0-0 1B SF8	0-0 3B 2H			0-0 1B 2B	0-0 1B 1-2		5	2	4	1	0	1	0	Minnesota Twins @ Washington Senators D.C. Stadium, Washington, DC Fri Jun 12 1964, 7:05 PM EDT Att: 15,575 - Unknown			
Rich Rollins, R OBP: 0.320, SLG: 0.428 (1, 5)	0-0 F8		0-0 F9	0-3 K			0-0 BB 1B 2H	4-0 BB 1-2 2-3		4	0	1	1	1	1	2				
Tony Oliva, L OBP: 0.386, SLG: 0.599 (1, 9)	0-0 F9		0-0 1B S				0-3 K	0-0 4-3		5	0	2	0	0	1	4				
Harmon Killebrew, R OBP: 0.355, SLG: 0.553 (1, 7)		0-0 F9	0-0 SF8				4-0 BB 1-2		0-0 F3	3	0	0	1	1	0	1				
Jimmie Hall, L OBP: 0.326, SLG: 0.515 (1, 8)		0-0 BB SF9 1B	0-3 K				0-0 6-3		0-0 1B	5	1	2	0	0	1	3				
Bob Allison, R OBP: 0.390, SLG: 0.582 (1, 3)		4-0 SF9 1-2 BB BB		4-0 6-3 1B BB		0-3 K		0-0 F8		3	1	1	0	2	1	2				
Earl Batley, R OBP: 0.313, SLG: 0.420 (1, 2)		4-0 FC6-4 1-2 2-3 BB		0-0 6-3		0-0 1-3			0-0 F7	4	0	1	0	1	0	3				
Bernie Allen, L OBP: 0.311, SLG: 0.345 (1, 4)		0-0 SF9		0-0 3B 1B 2H		0-0 1B		0-0 FC5-6 1B 1-2	0-0 3-1	4	1	2	2	0	0	3				
Camilo Pascual, R OBP: 0.237, SLG: 0.278 (1, 1)		0-0 FC6-4 1-2		0-0 L1		0-0 4-3		0-0 F9		4	0	0	0	0	0	5				
Inning Stats	R: 0 E: 0 K: 1 S: 5	H: 0 LOB: 0 BB: 0 P: 5	R: 1 E: 0 K: 0 S: 4	H: 1 LOB: 2 BB: 12 P: 12	R: 1 E: 0 K: 1 S: 7	H: 2 LOB: 1 BB: 7 P: 7	R: 2 E: 0 K: 1 S: 7	H: 2 LOB: 1 BB: 1 P: 11	R: 0 E: 0 K: 0 S: 3	H: 1 LOB: 0 BB: 0 P: 3	R: 1 E: 0 K: 1 S: 7	H: 2 LOB: 2 BB: 1 P: 11	R: 0 E: 0 K: 0 S: 5	H: 2 LOB: 3 BB: 0 P: 9	R: 0 E: 0 K: 0 S: 5	H: 2 LOB: 0 BB: 5 P: 5	1B: 11 2B: 2 3B: 1 HR: 0	SF: 2 SAC: 0 DP: 1 HBP: 0	WP: 0 PB: 1 SB: 1 CS: 0	PA: 44
PITCHER	IP WLS BF H R ER SO BB IBB HBP BLK WP HR S P ERA WHIP	IP WLS BF H R ER SO BB IBB HBP BLK WP HR S P ERA WHIP	IP WLS BF H R ER SO BB IBB HBP BLK WP HR S P ERA WHIP	IP WLS BF H R ER SO BB IBB HBP BLK WP HR S P ERA WHIP	IP WLS BF H R ER SO BB IBB HBP BLK WP HR S P ERA WHIP	IP WLS BF H R ER SO BB IBB HBP BLK WP HR S P ERA WHIP	IP WLS BF H R ER SO BB IBB HBP BLK WP HR S P ERA WHIP	IP WLS BF H R ER SO BB IBB HBP BLK WP HR S P ERA WHIP	IP WLS BF H R ER SO BB IBB HBP BLK WP HR S P ERA WHIP	IP WLS BF H R ER SO BB IBB HBP BLK WP HR S P ERA WHIP	IP WLS BF H R ER SO BB IBB HBP BLK WP HR S P ERA WHIP	IP WLS BF H R ER SO BB IBB HBP BLK WP HR S P ERA WHIP	IP WLS BF H R ER SO BB IBB HBP BLK WP HR S P ERA WHIP	IP WLS BF H R ER SO BB IBB HBP BLK WP HR S P ERA WHIP	IP WLS BF H R ER SO BB IBB HBP BLK WP HR S P ERA WHIP	IP WLS BF H R ER SO BB IBB HBP BLK WP HR S P ERA WHIP	IP WLS BF H R ER SO BB IBB HBP BLK WP HR S P ERA WHIP	IP WLS BF H R ER SO BB IBB HBP BLK WP HR S P ERA WHIP	IP WLS BF H R ER SO BB IBB HBP BLK WP HR S P ERA WHIP	IP WLS BF H R ER SO BB IBB HBP BLK WP HR S P ERA WHIP

AB	37
R	5
H	13
RBI	5
BB	5
SO	5
LOB	23




Batter	1	2	3	4	5	6	7	8	9	AB	R	H	RBI	BB	SO	LOB	BOTTOM			
Don Blasingame, L OBP: 0.319, SLG: 0.329 (1, 4)	0-0 F3		0-0 F8					0-0 BB SF8 1B	0-0 FC6 1B 2H 3H	5	1	2	1	0	0	2	Minnesota Twins @ Washington Senators D.C. Stadium, Washington, DC Fri Jun 12 1964, 7:05 PM EDT Att: 15,575 - Unknown			
John Kennedy, R OBP: 0.320, SLG: 0.418 (1, 5)	0-3 K		0-0 6-3			0-3 K		4-0 BB 1-2 BB	0-0 F9	4	0	0	0	1	2	1				
Chuck Hinton, R OBP: 0.395, SLG: 0.536 (1, 7)	0-0 E6 1B			0-0 F8		0-3 K		0-0 P4	0-0 FC6 1-2	5	0	1	0	0	1	3				
Jim King, L OBP: 0.344, SLG: 0.500 (1, 9)	4-0 BB			0-0 F9		4-0 BB		4-0 1-2 2-3 BB		1	0	0	0	3	0	0				
Dick Phillips, L OBP: 0.325, SLG: 0.328 (1, 3)	0-0 G3			0-0 G3		0-0 F5		0-0 SF8		3	0	0	1	0	0	3				
Mike Brumley, L OBP: 0.333, SLG: 0.304 (1, 2)		0-0 F7			0-0 1B 1B		0-0 6-3	0-0 F7		4	0	1	0	0	0	2				
Don Lock, R OBP: 0.362, SLG: 0.410 (1, 8)		0-0 1-3			0-0 F7		0-0 1B		0-0 4-3 1B PB	4	1	2	0	0	0	1				
Ed Brinkman, R OBP: 0.256, SLG: 0.329 (1, 6)		0-0 6-3			0-0 1B		0-3 K		0-0 PB 4-3 1B 1B	4	1	2	0	0	1	1				
Alan Koch, R OBP: 0.182, SLG: 0.273 Steve Riddick, R OBP: 0.275, SLG: 0.286 Fred Valentin, S OBP: 0.276, SLG: 0.299 Don Rudolph, L OBP: 0.290, SLG: 0.458 Don Zimmer, R OBP: 0.290, SLG: 0.458 Marshall Bridges, S OBP: 0.291, SLG: 0.461 (1, 1) (4, 1) (5, PH) (8, 1) (7, PH) (8, 1) (9, PH)			0-0 4-3		0-0 P3		0-0 P3		0-0 4-3	1	0	0	0	0	0	0				
Inning Stats	R: 0 E: 1 K: 1 S: 6	H: 1 LOB: 2 BB: 1 P: 10	R: 0 E: 0 K: 0 S: 3	H: 0 LOB: 0 BB: 0 P: 3	R: 0 E: 0 K: 0 S: 3	H: 0 LOB: 0 BB: 0 P: 3	R: 0 E: 0 K: 0 S: 3	H: 0 LOB: 0 BB: 0 P: 3	R: 0 E: 0 K: 2 S: 7	H: 0 LOB: 1 BB: 1 P: 11	R: 0 E: 0 K: 1 S: 6	H: 1 LOB: 1 BB: 0 P: 6	R: 1 E: 0 K: 0 S: 4	H: 1 LOB: 2 BB: 2 P: 12	R: 2 E: 0 K: 0 S: 6	H: 3 LOB: 1 BB: 0 P: 6	1B: 8 2B: 0 3B: 0 HR: 0	SF: 1 SAC: 0 DP: 0 HBP: 0	WP: 0 PB: 1 SB: 0 CS: 0	PA: 39
PITCHER	IP WLS BF H R ER SO BB IBB HBP BLK WP HR S P ERA WHIP	IP WLS BF H R ER SO BB IBB HBP BLK WP HR S P ERA WHIP	IP WLS BF H R ER SO BB IBB HBP BLK WP HR S P ERA WHIP	IP WLS BF H R ER SO BB IBB HBP BLK WP HR S P ERA WHIP	IP WLS BF H R ER SO BB IBB HBP BLK WP HR S P ERA WHIP	IP WLS BF H R ER SO BB IBB HBP BLK WP HR S P ERA WHIP	IP WLS BF H R ER SO BB IBB HBP BLK WP HR S P ERA WHIP	IP WLS BF H R ER SO BB IBB HBP BLK WP HR S P ERA WHIP	IP WLS BF H R ER SO BB IBB HBP BLK WP HR S P ERA WHIP	IP WLS BF H R ER SO BB IBB HBP BLK WP HR S P ERA WHIP	IP WLS BF H R ER SO BB IBB HBP BLK WP HR S P ERA WHIP	IP WLS BF H R ER SO BB IBB HBP BLK WP HR S P ERA WHIP	IP WLS BF H R ER SO BB IBB HBP BLK WP HR S P ERA WHIP	IP WLS BF H R ER SO BB IBB HBP BLK WP HR S P ERA WHIP	IP WLS BF H R ER SO BB IBB HBP BLK WP HR S P ERA WHIP	IP WLS BF H R ER SO BB IBB HBP BLK WP HR S P ERA WHIP	IP WLS BF H R ER SO BB IBB HBP BLK WP HR S P ERA WHIP	IP WLS BF H R ER SO BB IBB HBP BLK WP HR S P ERA WHIP	IP WLS BF H R ER SO BB IBB HBP BLK WP HR S P ERA WHIP	IP WLS BF H R ER SO BB IBB HBP BLK WP HR S P ERA WHIP



Batter	1	2	3	4	5	6	7	8	9	AB	R	H	RBI	BB	SO	LOB	TOP			
Zoilo Versalles, R OBP: 0.335, SLG: 0.401										5	1	2	1	0	0	4	Minnesota Twins @ Washington Senators D.C. Stadium, Washington, DC Sat Jun 13 1964, 3:33 AM EDT Att: 3,458 - Unknown			
Rich Rollins, R OBP: 0.330, SLG: 0.447										5	1	4	0	0	0	1				
Tony Oliva, L OBP: 0.388, SLG: 0.596										3	0	1	1	0	0	2				
Harmon Killebrew, R OBP: 0.348, SLG: 0.541										4	0	0	0	0	1	6				
Bob Allison, R OBP: 0.392, SLG: 0.578										3	0	1	0	1	0	2				
Jimmie Hall, L OBP: 0.320, SLG: 0.503										4	0	0	0	0	0	5				
Earl Batley, R OBP: 0.311, SLG: 0.411										3	0	0	0	1	1	0				
Bernie Allen, L OBP: 0.313, SLG: 0.353										2	0	1	0	0	0	1				
Jerry Kindall, R OBP: 0.400, SLG: 0.593										2	0	0	0	0	2	0				
Jim Roland, R OBP: 0.091, SLG: 0.091										2	0	0	0	0	1	3				
Garland Shifflett, R OBP: 0.067, SLG: 0.500										1	0	0	0	0	0	0				
Bill Pleis, L OBP: 1.000, SLG: 1.000										1	0	1	0	0	0	0				
Frank Kostro, R OBP: 1.000, SLG: 1.000										1	0	1	0	0	0	0				
Inning Stats	R: 1 E: 0 K: 1 S: 7	H: 2 LOB: 2 BB: 0 P: 8	R: 0 E: 1 K: 0 S: 3	H: 0 LOB: 1 BB: 1 P: 7	R: 1 E: 0 K: 0 S: 5	H: 2 LOB: 1 BB: 0 P: 5	R: 0 E: 0 K: 1 S: 6	H: 1 LOB: 1 BB: 0 P: 6	R: 0 E: 0 K: 0 S: 4	H: 0 LOB: 0 BB: 0 P: 7	R: 0 E: 0 K: 0 S: 4	H: 2 LOB: 1 BB: 0 P: 4	R: 0 E: 0 K: 0 S: 3	H: 0 LOB: 0 BB: 0 P: 3	R: 0 E: 0 K: 1 S: 7	H: 2 LOB: 2 BB: 0 P: 7	1B: 7 2B: 1 3B: 1 HR: 1	SF: 0 SAC: 1 DP: 3 HBP: 1	WP: 0 PB: 0 SB: 0 CS: 0	PA: 39
PITCHER Claude Osteen, L ERA: 3.1	IP: 9.0 WLS: W BF: 39 H: 10 R: 2 ER: 2 SO: 5 BB: 2 IBB: 0 HBP: 1 BLK: 0 WP: 0 HR: 1 S: 46 P: 55 ERA: 2.00 WHIP: 1.333																			

Batter	1	2	3	4	5	6	7	8	9	AB	R	H	RBI	BB	SO	LOB	BOTTOM	
Ed Brinkman, R OBP: 0.267, SLG: 0.329										3	2	1	0	2	0	4	Minnesota Twins @ Washington Senators D.C. Stadium, Washington, DC Sat Jun 13 1964, 3:33 AM EDT Att: 3,458 - Unknown	
Don Zimmer, R OBP: 0.299, SLG: 0.455										3	0	1	0	2	1	2		
John Kennedy, R OBP: 0.320, SLG: 0.418										0	0	0	0	0	0	0		
Chuck Hinton, R OBP: 0.395, SLG: 0.537										5	1	2	1	0	0	3		
Bill Skowron, R OBP: 0.285, SLG: 0.454										5	0	1	1	0	0	4		
Don Lock, R OBP: 0.368, SLG: 0.419										4	0	2	1	1	1	2		
Don Leppert, R OBP: 0.226, SLG: 0.184										3	0	0	0	1	1	3		
Fred Valentine, S OBP: 0.276, SLG: 0.299										0	1	0	0	0	0	0		
Mike Brumley, L OBP: 0.331, SLG: 0.301										1	0	0	0	0	1	2		
Ken Hunt, R OBP: 0.226, SLG: 0.255										1	0	0	0	1	0	0		
Jim King, L OBP: 0.346, SLG: 0.500										2	0	1	0	0	0	2		
Chuck Cottier, R OBP: 0.267, SLG: 0.431										2	0	0	1	1	0	1		
Claude Osteen, L OBP: 0.158, SLG: 0.167										4	0	0	0	0	2	5		
Inning Stats	R: 1 E: 0 K: 2 S: 8	H: 1 LOB: 2 BB: 2 P: 16	R: 0 E: 1 K: 0 S: 4	H: 0 LOB: 2 BB: 1 P: 8	R: 0 E: 0 K: 0 S: 3	H: 0 LOB: 0 BB: 0 P: 3	R: 0 E: 0 K: 1 S: 5	H: 0 LOB: 2 BB: 2 P: 13	R: 1 E: 0 K: 0 S: 4	H: 3 LOB: 0 BB: 0 P: 6	R: 1 E: 0 K: 1 S: 8	H: 2 LOB: 2 BB: 0 P: 8	R: 0 E: 0 K: 2 S: 8	H: 1 LOB: 2 BB: 1 P: 12	1B: 6 2B: 2 3B: 0 HR: 0	SF: 0 SAC: 1 DP: 0 HBP: 0	WP: 0 PB: 0 SB: 0 CS: 0	PA: 42
PITCHER Jim Roland, L ERA: 3.51	IP: 4.0 WLS: L BF: 15 H: 6 R: 2 ER: 2 SO: 0 BB: 1 IBB: 0 HBP: 0 BLK: 0 WP: 0 HR: 0 S: 20 P: 44 ERA: 7.71 WHIP: 3.000																	
Garland Shifflett, R ERA: 4.85	IP: 2.1 WLS: L BF: 7 H: 1 R: 0 ER: 0 SO: 3 BB: 0 IBB: 1 HBP: 0 BLK: 0 WP: 0 HR: 0 S: 14 P: 18 ERA: 0.00 WHIP: 0.600																	
Bill Pleis, L ERA: 3.65	IP: 1.2 WLS: L BF: 7 H: 1 R: 0 ER: 0 SO: 3 BB: 0 IBB: 0 HBP: 0 BLK: 0 WP: 0 HR: 0 S: 12 P: 16 ERA: 0.00 WHIP: 0.600																	



Batter	1	2	3	4	5	6	7	8	9	AB	R	H	RBI	BB	SO	LOB	TOP										
Zoilo Versalles, R OBP: 0.333, SLG: 0.412	F3		HR		G3		F8			4	1	1	1	0	0	0	Minnesota Twins @ Washington Senators D.C. Stadium, Washington, DC Sun Jun 14 1964, 3:33 AM EDT Unknown										
Tony Oliva, L OBP: 0.390, SLG: 0.598	F7		WP 2B 1B		4-3 2B			4-3		4	1	2	0	0	0	0											
Rich Rollins, R OBP: 0.333, SLG: 0.450	HR HBP		G4-6-3 1-H 2B		4-3			F7		3	1	1	1	0	0	1											
Harmon Killebrew, R OBP: 0.355, SLG: 0.574	1-H HR		G4-6-3 HBP		F8			HR		3	2	2	3	0	0	1											
Jimmie Hall, L OBP: 0.313, SLG: 0.492	F3		G4-6-3 1-2 2-3			K		P3		4	0	0	0	0	1	2											
Bob Allison, R OBP: 0.390, SLG: 0.587		HR	F9			6-3		6-3		4	1	1	1	0	0	1											
Earl Batley, R OBP: 0.304, SLG: 0.400	F3			5-3		6-3		6-3		4	0	0	0	0	0	0											
Jerry Kindall, R OBP: 0.382, SLG: 0.548			K	K		K				4	0	1	0	0	3	0											
Lee Stange, R OBP: 0.194, SLG: 0.040				K						2	0	0	0	0	1	0											
Jim Perry, S OBP: 0.250, SLG: 0.250	6-3							F7		2	0	0	0	0	1	1											
Inning Stats	R: 2 E: 0 K: 0 S: 4	H: 1 LOB: 0 BB: 0 P: 5	R: 1 E: 0 K: 1 S: 6	H: 1 LOB: 0 BB: 0 P: 6	R: 2 E: 0 K: 0 S: 5	H: 3 LOB: 1 BB: 0 P: 6	R: 0 E: 0 K: 2 S: 7	H: 0 LOB: 0 BB: 0 P: 7	R: 0 E: 0 K: 1 S: 4	H: 1 LOB: 1 BB: 0 P: 4	R: 0 E: 0 K: 2 S: 5	H: 0 LOB: 0 BB: 0 P: 5	R: 0 E: 0 K: 1 S: 7	H: 0 LOB: 0 BB: 0 P: 7	R: 1 E: 0 K: 0 S: 4	H: 1 LOB: 1 BB: 0 P: 4	R: 0 E: 0 K: 0 S: 4	H: 1 LOB: 1 BB: 0 P: 4	1B: 2 2B: 2 3B: 0 HR: 4	SF: 0 SAC: 0 DP: 1 HBP: 2	WP: 1 PB: 0 SB: 0 CS: 0	PA: 36					
PITCHER	IP	WLS	BF	H	R	ER	SO	BB	IBB	HBP	BLK	WP	HR	S	P	ERA	WHIP										
Buster Narum, R ERA: 4.04	2.0	L	11	4	5	5	1	0	0	1	0	0	3	12	13	22.50	2.000										
Steve Ridzik, R ERA: 2.7	1.0		4	1	0	0	0	0	0	1	0	1	0	3	4	0.00	1.000										
Jim Hannan, R ERA: 3.58	4.0		13	1	0	0	5	0	0	0	0	0	0	23	23	0.00	0.250										
Ron Kline, R ERA: 2.08	2.0		8	2	1	1	0	0	0	0	0	0	1	8	8	4.50	1.000										

Batter	1	2	3	4	5	6	7	8	9	AB	R	H	RBI	BB	SO	LOB	BOTTOM										
Don Zimmer, R OBP: 0.292, SLG: 0.443	K		K		F3		F8		P3	4	0	0	0	0	2	1	Minnesota Twins @ Washington Senators D.C. Stadium, Washington, DC Sun Jun 14 1964, 3:33 AM EDT Unknown										
Ron Kline, R OBP: 0.284, SLG: 0.451										0	0	0	0	0	0	0											
Bill Skowron, R OBP: 0.284, SLG: 0.451										1	0	0	0	0	0	2											
Don Blasingame, L OBP: 0.316, SLG: 0.326	F9		4-3		F8			F8	FC6 1B	5	0	1	1	0	0	1											
Chuck Hinton, R OBP: 0.391, SLG: 0.530	5-3		F9			P6		WP 1B	FC6 1-2	5	0	1	0	0	0	2											
Jim King, L OBP: 0.344, SLG: 0.491		P6		1-3		1B BB		K		3	0	0	0	1	1	1											
Dick Phillips, L OBP: 0.321, SLG: 0.314	F8			G3		K			1-2 BB	3	0	0	0	1	1	1											
Mike Brumley, L OBP: 0.325, SLG: 0.300	4-3			F9			1-3 1B			4	0	1	0	0	1	2											
Don Lock, R OBP: 0.366, SLG: 0.414			1B HR 1B		K		5-3		F6	4	1	1	0	0	1	2											
Ed Brinkman, R OBP: 0.279, SLG: 0.360			1-2 HR 1B					K	1B 1B	4	3	3	1	0	1	0											
Buster Narum, R ERA: 4.04										0	0	0	0	0	0	0											
Steve Ridzik, R ERA: 2.7										0	0	0	0	0	0	0											
Fred Valentin, S OBP: 0.246, SLG: 0.346										1	1	1	3	0	0	0											
Jim Hannan, R ERA: 3.58										1	0	1	0	0	0	0											
John Kennedy, R OBP: 0.321, SLG: 0.414			1-H 2-H HR							2	0	1	0	0	1	0											
Inning Stats	R: 0 E: 0 K: 1 S: 5	H: 0 LOB: 0 BB: 0 P: 5	R: 0 E: 0 K: 0 S: 3	H: 0 LOB: 0 BB: 0 P: 3	R: 2 E: 0 K: 1 S: 8	H: 3 LOB: 0 BB: 0 P: 8	R: 0 E: 0 K: 0 S: 3	H: 0 LOB: 0 BB: 0 P: 3	R: 1 E: 0 K: 1 S: 7	H: 2 LOB: 1 BB: 0 P: 7	R: 0 E: 0 K: 2 S: 6	H: 1 LOB: 2 BB: 1 P: 10	R: 0 E: 0 K: 2 S: 7	H: 0 LOB: 0 BB: 0 P: 7	R: 0 E: 0 K: 2 S: 8	H: 1 LOB: 2 BB: 1 P: 12	R: 1 E: 0 K: 0 S: 6	H: 3 LOB: 2 BB: 0 P: 6	1B: 8 2B: 0 3B: 0 HR: 2	SF: 0 SAC: 0 DP: 0 HBP: 0	WP: 1 PB: 0 SB: 0 CS: 0	PA: 39					
PITCHER	IP	WLS	BF	H	R	ER	SO	BB	IBB	HBP	BLK	WP	HR	S	P	ERA	WHIP										
Lee Stange, R ERA: 4.74	5.2	W	24	6	4	4	4	1	0	0	0	1	0	31	35	6.35	1.235										
Jim Perry, R ERA: 4.87	3.1	S	15	4	1	1	4	1	0	0	0	1	0	22	26	2.70	1.500										

Batter	1	2	3	4	5	6	7	8	9	AB	R	H	RBI	BB	SO	LOB	TOP					
Zoilo Versalles, R OBP: 0.332, SLG: 0.411	4-3		FC1-5 1B	K2-3		F4		L5		5	0	1	0	0	1	2						
Tony Oliva, L OBP: 0.382, SLG: 0.586	1-3		BB FC1-5 SF8 1B			F6		F8		5	1	1	0	0	1	0						
Rich Rollins, R OBP: 0.332, SLG: 0.457	4-3		FC1-5 SF8 BB 1-2 2-3*			HR		6-3		5	1	2	1	0	0	2						
Bob Allison, R OBP: 0.398, SLG: 0.603		F2								3	0	1	0	2	1	1						
Jimmie Hall, L OBP: 0.313, SLG: 0.503	K		SF8			F6		K		4	0	1	1	0	2	2						
Earl Battey, R OBP: 0.302, SLG: 0.392		2B BB	5-3			F8		K		3	0	0	0	1	1	5						
Frank Kostro, R OBP: 0.800, SLG: 1.600						F8				4	1	3	1	0	0	0						
Jerry Kindall, R OBP: 0.385, SLG: 0.514						K				0	0	0	0	0	0	0						
Dick Stigman, R OBP: 0.094, SLG: 0.097										4	0	1	0	0	1	4						
Garland Shifflett, R (8, 1)	1-3							K		0	0	0	0	0	0	0						
Inning Stats	R: 0 E: 0 K: 0 S: 3	H: 0 LOB: 0 BB: 0 P: 3	R: 0 E: 0 K: 1 S: 6	H: 1 LOB: 3 BB: 2 P: 14	R: 1 E: 0 K: 0 S: 5	H: 2 LOB: 2 BB: 1 P: 9	R: 0 E: 0 K: 2 S: 8	H: 1 LOB: 1 BB: 0 P: 8	R: 1 E: 0 K: 0 S: 5	H: 2 LOB: 1 BB: 0 P: 5	R: 0 E: 0 K: 0 S: 4	H: 1 LOB: 1 BB: 0 P: 4	R: 0 E: 0 K: 2 S: 8	H: 1 LOB: 2 BB: 1 P: 12	R: 1 E: 0 K: 1 S: 6	H: 1 LOB: 0 BB: 0 P: 6	R: 0 E: 0 K: 2 S: 8	H: 1 LOB: 1 BB: 0 P: 8	1B: 7 2B: 1 3B: 0 HR: 2	SF: 1 SAC: 1 DP: 0 HBP: 0	WP: 0 PB: 0 SB: 0 CS: 0	PA: 41
PITCHER Jack Kralick, L ERA: 2.31	IP: 9.0 WLS: W BF: 41 H: 10 R: 3 ER: 3 SO: 8 BB: 3 IBB: 1 HBP: 0 BLK: 0 WP: 0 HR: 2 S: 53 P: 69 ERA: 3.00 WHIP: 1.444															PITCHER						

Minnesota Twins @ Cleveland Indians
Cleveland Municipal Stadium, Cleveland, OH
Tue Jun 16 1964, 7:05 PM EDT
Att: 6,649 - Unknown

AB	33
R	3
H	10
RBI	3
BB	3
SO	7
LOB	16



Batter	1	2	3	4	5	6	7	8	9	AB	R	H	RBI	BB	SO	LOB	BOTTOM					
Dick Howser, R OBP: 0.330, SLG: 0.325	F5		5-3			F7		F8		4	0	0	0	0	0	0						
Vic Davallillo, L OBP: 0.288, SLG: 0.329			F9					K		4	0	1	0	0	1	0						
Leon Wagner, L OBP: 0.357, SLG: 0.516	4-3		K			F5				4	1	1	1	0	1	1						
John Romano, R OBP: 0.390, SLG: 0.591	K									3	2	1	0	1	1	1						
Max Alvis, R OBP: 0.293, SLG: 0.397										4	0	0	0	0	0	2						
Bob Chance, L OBP: 0.434, SLG: 0.655										2	1	1	2	2	1	1						
Tito Francona, L OBP: 0.374, SLG: 0.310										0	0	0	0	0	0	0						
Larry Brown, R OBP: 0.274, SLG: 0.380										4	0	1	1	0	0	2						
Woodie Held, R OBP: 0.293, SLG: 0.470										2	1	1	1	2	1	1						
Jack Kralick, L OBP: 0.147, SLG: 0.121										3	0	0	0	0	2	3						
Inning Stats	R: 0 E: 0 K: 1 S: 6	H: 1 LOB: 1 BB: 0 P: 6	R: 0 E: 0 K: 1 S: 5	H: 0 LOB: 2 BB: 2 P: 13	R: 0 E: 0 K: 1 S: 5	H: 0 LOB: 0 BB: 0 P: 5	R: 2 E: 0 K: 0 S: 4	H: 1 LOB: 1 BB: 2 P: 12	R: 0 E: 0 K: 0 S: 3	H: 0 LOB: 0 BB: 0 P: 3	R: 0 E: 0 K: 0 S: 3	H: 0 LOB: 1 BB: 1 P: 7	R: 1 E: 0 K: 2 S: 8	H: 1 LOB: 0 BB: 0 P: 8	R: 2 E: 0 K: 2 S: 10	H: 3 LOB: 1 BB: 0 P: 10	R: 2 E: 0 K: 2 S: 10	H: 3 LOB: 1 BB: 0 P: 10	1B: 2 2B: 1 3B: 0 HR: 3	SF: 0 SAC: 0 DP: 0 HBP: 0	WP: 0 PB: 1 SB: 1 CS: 0	PA: 35
PITCHER Dick Stigman, L ERA: 4.48	IP: 7.2 WLS: L BF: 34 H: 7 R: 5 ER: 5 SO: 6 BB: 5 IBB: 0 HBP: 0 BLK: 0 WP: 0 HR: 3 S: 41 P: 61 ERA: 5.87 WHIP: 1.435															PITCHER						
Garland Shifflett, R ERA: 4.73	IP: 0.1 WLS: 1 BF: 1 H: 0 R: 0 ER: 0 SO: 1 BB: 0 IBB: 0 HBP: 0 BLK: 0 WP: 0 HR: 0 S: 3 P: 3 ERA: 0.00 WHIP: 0.000															PITCHER						

Minnesota Twins @ Cleveland Indians
Cleveland Municipal Stadium, Cleveland, OH
Tue Jun 16 1964, 7:05 PM EDT
Att: 6,649 - Unknown

AB	30
R	5
H	6
RBI	5
BB	5
SO	7
LOB	11




Batter	1	2	3	4	5	6	7	8	9	AB	R	H	RBI	BB	SO	LOB	TOP				
Zoilo Versalles, R OBP: 0.332, SLG: 0.410	F9		G3				F9			4	0	1	0	0	0	2	Minnesota Twins @ Cleveland Indians Cleveland Municipal Stadium, Cleveland, OH Wed Jun 17 1964, 7:05 PM EDT Att: 18,942 - Unknown livebaseballscorecards.com				
Rich Rollins, R OBP: 0.336, SLG: 0.458 Frank Kostro, R OBP: 0.571, SLG: 1.143	6-3				FC1-6-5		5-3			2	0	1	0	0	0	0					
Tony Oliva, L OBP: 0.381, SLG: 0.577			K							4	0	1	0	0	1						
Don Mincher, L OBP: 0.362, SLG: 0.655	F8									4	0	1	0	0	0						
Bob Allison, R OBP: 0.400, SLG: 0.592										4	0	1	0	0	1						
Jimmie Hall, L OBP: 0.306, SLG: 0.487										4	0	1	0	0	1						
Johnny Goryl, R OBP: 0.296, SLG: 0.270										4	0	1	0	0	1						
Jerry Zimmerman, R OBP: 0.354, SLG: 0.262 Bill Plets, L OBP: 0.667, SLG: 0.500 Bill Whitby, R	5-3				FC6-4		F4			2	0	0	0	0	0	3					
Earl Batley, R OBP: 0.305, SLG: 0.388	5-3						F9	HBP		0	0	0	0	0	0	0					
Jim Roland, R OBP: 0.083, SLG: 0.083 Hamon Kilbrew, R OBP: 0.356, SLG: 0.773 Jim Kaat, L OBP: 0.344, SLG: 0.444 Joe McCabe, R OBP: 0.176, SLG: 0.188			L6							2	0	0	0	0	1	0					
Inning Stats	R: 0 E: 0 K: 0 S: 4	H: 1 LOB: 1 BB: 0 P: 4	R: 0 E: 0 K: 0 S: 4	H: 1 LOB: 1 BB: 0 P: 4	R: 0 E: 0 K: 1 S: 6	H: 1 LOB: 1 BB: 0 P: 6	R: 0 E: 0 K: 0 S: 5	H: 2 LOB: 2 BB: 0 P: 5	R: 0 E: 0 K: 0 S: 3	H: 1 LOB: 0 BB: 0 P: 3	R: 0 E: 0 K: 0 S: 3	H: 0 LOB: 2 BB: 0 P: 5	R: 0 E: 0 K: 3 S: 9	H: 0 LOB: 0 BB: 0 P: 9	R: 0 E: 0 K: 3 S: 9	H: 0 LOB: 0 BB: 0 P: 9		1B: 6 2B: 2 3B: 0 HR: 0	SF: 0 SAC: 0 DP: 1 HBP: 2	WP: 0 PB: 0 SB: 0 CS: 0	PA: 35
PITCHER Pedro Ramos, R ERA: 3.34	IP: 9.0 WLS: W BF: 35 H: 7 R: 0 ER: 0 SO: 6 BB: 0 IBB: 0 HBP: 2 BLK: 0 WP: 0 HR: 0 S: 45 P: 47 ERA: 0.00 WHIP: 0.778											PITCHER	IP: 9.0 WLS: W BF: 35 H: 7 R: 0 ER: 0 SO: 6 BB: 0 IBB: 0 HBP: 2 BLK: 0 WP: 0 HR: 0 S: 45 P: 47 ERA: 0.00 WHIP: 0.778								

Batter	1	2	3	4	5	6	7	8	9	AB	R	H	RBI	BB	SO	LOB	BOTTOM				
Dick Howser, R OBP: 0.330, SLG: 0.322	6-3		F4			G6-4-3				4	1	1	0	1	0	2	Minnesota Twins @ Cleveland Indians Cleveland Municipal Stadium, Cleveland, OH Wed Jun 17 1964, 7:05 PM EDT Att: 18,942 - Unknown livebaseballscorecards.com				
Vic Davallillo, L	F5									5	1	2	0	0	0	1					
Leon Wagner, L OBP: 0.353, SLG: 0.509	F4									5	1	1	0	0	0	3					
John Romano, R OBP: 0.383, SLG: 0.569										2	0	0	1	1	0	2					
Max Alvis, R OBP: 0.300, SLG: 0.423	F4									3	1	1	1	1	0	2					
Bob Chance, L OBP: 0.430, SLG: 0.622 Tito Francona, L OBP: 0.379, SLG: 0.310										3	0	1	1	1	0	1					
Larry Brown, R OBP: 0.275, SLG: 0.382	F7									4	0	1	0	0	0	4					
Woodie Held, R OBP: 0.299, SLG: 0.463										2	0	0	0	2	0	1					
Pedro Ramos, S OBP: 0.308, SLG: 0.500										3	1	1	1	0	2	4					
Inning Stats	R: 0 E: 0 K: 0 S: 3	H: 0 LOB: 0 BB: 0 P: 3	R: 0 E: 0 K: 1 S: 5	H: 0 LOB: 3 BB: 3 P: 17	R: 0 E: 0 K: 0 S: 4	H: 1 LOB: 1 BB: 0 P: 4	R: 1 E: 0 K: 1 S: 6	H: 1 LOB: 1 BB: 1 P: 10	R: 2 E: 0 K: 0 S: 5	H: 1 LOB: 1 BB: 1 P: 9	R: 0 E: 0 K: 0 S: 4	H: 1 LOB: 0 BB: 0 P: 4	R: 1 E: 0 K: 0 S: 5	H: 2 LOB: 2 BB: 1 P: 9	R: 1 E: 0 K: 0 S: 5	H: 2 LOB: 1 BB: 0 P: 5		1B: 5 2B: 1 3B: 0 HR: 2	SF: 1 SAC: 1 DP: 1 HBP: 0	WP: 0 PB: 0 SB: 1 CS: 0	PA: 39
PITCHER Jim Roland, L ERA: 3.47 Bill Plets, L ERA: 3.51 Bill Whitby, R ERA: 6.75	IP: 6.0 WLS: L BF: 28 H: 4 R: 3 ER: 2 SO: 2 BB: 5 IBB: 0 HBP: 0 BLK: 0 WP: 0 HR: 1 S: 27 P: 47 ERA: 3.00 WHIP: 1.500											PITCHER	IP: 6.0 WLS: L BF: 28 H: 4 R: 3 ER: 2 SO: 2 BB: 5 IBB: 0 HBP: 0 BLK: 0 WP: 0 HR: 1 S: 27 P: 47 ERA: 3.00 WHIP: 1.500								

Batter	1	2	3	4	5	6	7	8	9	AB	R	H	RBI	BB	SO	LOB	TOP					
Jerry Lumpe, L (1,4) OBP: 0.293, SLG: 0.331	0-0 1B	0-0 F9		0-0 FC4 3B		0-0 F7	4-0 1B BB			4	1	1	0	1	0	3						
Gates Brown, L (1,7) OBP: 0.338, SLG: 0.500	0-0 1B		4-0 FC4-6 1B SF8 BB	4-0 3B BB		0-0 F7	0-0 1B			1	2	1	0	2	0	0						
Don Demeter, R (6,PH) OBP: 0.285, SLG: 0.416	1-2 1B			1-2 3B BB		1-2 1B				2	0	1	0	0	0	1						
Al Kaline, R (1,9) OBP: 0.395, SLG: 0.460	0-0 F3		0-0 FC4-6 1B	0-0 3B		4-0 PB 1B IBB	0-0 L6			4	0	2	2	1	0	4						
Norm Cash, L (1,3) OBP: 0.312, SLG: 0.397	0-3 K		0-0 FC4-6 BB	0-0 F9		0-0 PB 1B		0-3 K		5	0	1	0	0	2	5						
Bill Freehan, R (1,2) OBP: 0.347, SLG: 0.514	0-3 K		0-0 SF8		0-0 F8	0-0 5-3		0-0 5-3		4	0	0	1	0	1	4						
Dick McAuliffe, L (1,6) OBP: 0.343, SLG: 0.473		4-0 2B BB	3-0 1-2 BB	4-0 1-2 BB	0-0 4-3		4-0 2B BB	0-0 4-3		2	2	0	0	3	0	0						
George Thomas, R (1,8) OBP: 0.356, SLG: 0.516	0-3 K	0-3 K	0-3 K		0-0 F4		0-0 F8 E 2B	0-0 F2		5	1	1	1	0	2	3	AB 37					
Bubba Phillips, R (1,5) OBP: 0.364, SLG: 0.355	0-3 K		0-0 6-3		0-0 2B	0-0 2B	0-0 F8	0-0 F4		5	1	1	0	0	1	2	R 8					
Phil Regan, R (1,1) OBP: 0.520, SLG: 0.476	0-0 1B		0-0 1B		0-0 1B	0-0 2B	0-0 F8	0-3 K		2	0	2	1	0	0	0	H 11					
Fred Gladding, L (4,1)										0	0	0	0	0	0	0	RBI 6					
Bill Bruton, L (6,PH) OBP: 0.307, SLG: 0.365										1	1	1	1	0	0	0	BB 7					
Terry Fox, R (6,1) OBP: 0.500, SLG: 0.750	1-H 2B									2	0	0	0	0	1	0	SO 7					
Ed Rakow, S (9,1)										0	0	0	0	0	0	0	LOB 22					
Inning Stats	R: 0 E: 0 K: 2 S: 9	H: 2 LOB: 2 BB: 0 P: 9	R: 1 E: 0 K: 2 S: 8	H: 1 LOB: 1 BB: 1 P: 12	R: 1 E: 0 K: 1 S: 6	H: 1 LOB: 2 BB: 2 P: 14	R: 2 E: 0 K: 0 S: 5	H: 2 LOB: 1 BB: 1 P: 9	R: 0 E: 0 K: 0 S: 3	H: 0 LOB: 0 BB: 0 P: 3	R: 2 E: 0 K: 0 S: 6	H: 3 LOB: 2 BB: 1 P: 10	R: 2 E: 1 K: 0 S: 5	H: 2 LOB: 2 BB: 2 P: 13	R: 0 E: 0 K: 1 S: 5	H: 0 LOB: 0 BB: 0 P: 5	R: 0 E: 0 K: 1 S: 5	H: 0 LOB: 0 BB: 0 P: 5	1B: 6 2B: 4 3B: 1 HR: 0	SF: 1 SAC: 0 DP: 0 HBP: 0	WP: 0 PB: 1 SB: 0 CS: 0	PA: 45
PITCHER	IP WLS BF H R ER SO BB IBB HBP BLK WP HR S P ERA WHIP																					
Mudcat Grant, R (1,1) ERA: 5.91	5.0	27	8	6	3	5	4	0	0	0	0	0	0	0	33	49	5.40	2.400				
Jim Roland, L (6,1) ERA: 3.44	0.2	4	1	0	0	0	0	1	0	0	0	0	0	0	3	7	0.00	1.500				
Garland Shifflett, R (6,1) ERA: 6.65	1.0	L 7	2	2	2	0	2	0	0	0	0	0	0	5	13	18.00	4.000					
Jim Perry, R (7,1) ERA: 4.79	0.1	1	0	0	0	0	0	0	0	0	0	0	0	1	1	0.00	0.000					
Bill Pleis, L (8,1) ERA: 3.92	2.0	6	0	0	0	2	0	0	0	0	0	0	0	10	10	0.00	0.000					

Detroit Tigers @ Minnesota Twins
Metropolitan Stadium, Bloomington, MI
Sat Jun 20 1964, 4:33 AM EDT
Att: 18,592 - Unknown


AB 37
R 8
H 11
RBI 6
BB 7
SO 7
LOB 22



Batter	1	2	3	4	5	6	7	8	9	AB	R	H	RBI	BB	SO	LOB	BOTTOM			
Zoilo Versalles, R (1,6) OBP: 0.331, SLG: 0.425	0-0 F3		0-0 1B 3B	0-0 6-3		0-0 F8		0-0 E6 1B	0-0 L9	6	1	2	0	0	0	2				
Tony Oliva, L (1,9) OBP: 0.372, SLG: 0.573	0-0 F8		0-0 F7	0-0 F5		0-3 K		0-0 F2		5	0	0	0	0	1	2				
Rich Rollins, R (1,5) OBP: 0.336, SLG: 0.457	0-0 6-3		0-0 HR 1B	0-0 2B		0-0 HR 1B		0-0 F7		5	2	3	1	0	0	1				
Harmon Killebrew, R (1,7) OBP: 0.371, SLG: 0.604		0-0 4-3	0-0 HR 1B	4-0 BB		0-0 HR 1B		4-0 BB		3	2	2	2	2	0	0				
Don Mincher, L (1,3) OBP: 0.354, SLG: 0.663	0-3 K	0-3 K	0-0 HR	0-0 F6		0-0 4-3		0-0 F6		5	1	1	3	0	1	4				
Bob Allison, R (1,8) OBP: 0.413, SLG: 0.608		4-0 BB 1B BB	4-0 1B BB		0-0 1-6-3 1B		0-0 FC4-6 1B		4-0 1B SH3-4 BB	2	1	2	0	3	0	0				
Earl Batley, R (1,2) OBP: 0.286, SLG: 0.382		4-0 BB 1B BB	0-0 F7		0-0 1-6-3 1B		0-0 FC4-6 2B		0-0 SH3-4	2	0	0	0	1	0	2	AB 39			
Jerry Zimmerman, R (7,2) OBP: 0.347, SLG: 0.256										1	0	0	0	0	0	1	R 7			
Joe McCabe, R (7,FR) OBP: 0.176, SLG: 0.188										0	0	0	0	0	0	0	H 14			
Jerry Kindall, R (1,4) OBP: 0.353, SLG: 0.447										5	0	2	1	0	2	3	RBI 7			
Mudcat Grant, R (1,1) ERA: 5.26	3.2	21	7	5	3	5	3	0	0	0	0	0	0	0	0	0	SO 7			
Fred Gladding, R (4,1) ERA: 6.23	1.1	6	1	0	0	2	1	0	0	0	0	0	0	0	0	0	LOB 20			
Terry Fox, R (6,1) ERA: 1.59	3.1	W 16	5	2	2	2	2	0	0	0	1	18	26	5.40	2.100					
Ed Rakow, R (9,1) ERA: 3.56	0.2	S 3	1	0	0	0	0	0	0	0	0	3	3	0.00	1.500					
Inning Stats	R: 0 E: 0 K: 0 S: 3	H: 0 LOB: 0 BB: 0 P: 3	R: 1 E: 0 K: 2 S: 8	H: 1 LOB: 2 BB: 2 P: 16	R: 4 E: 0 K: 1 S: 10	H: 5 LOB: 2 BB: 1 P: 14	R: 0 E: 0 K: 0 S: 4	H: 1 LOB: 2 BB: 1 P: 8	R: 0 E: 0 K: 1 S: 7	H: 2 LOB: 0 BB: 0 P: 7	R: 0 E: 0 K: 1 S: 6	H: 2 LOB: 3 BB: 0 P: 6	R: 0 E: 1 K: 0 S: 4	H: 1 LOB: 2 BB: 1 P: 8	R: 0 E: 0 K: 0 S: 4	H: 1 LOB: 2 BB: 1 P: 8	1B: 9 2B: 2 3B: 1 HR: 2	SF: 0 SAC: 1 DP: 0 HBP: 0	WP: 0 PB: 0 SB: 0 CS: 0	PA: 46
PITCHER	IP WLS BF H R ER SO BB IBB HBP BLK WP HR S P ERA WHIP																			

Detroit Tigers @ Minnesota Twins
Metropolitan Stadium, Bloomington, MI
Sat Jun 20 1964, 4:33 AM EDT
Att: 18,592 - Unknown

AB 39
R 7
H 14
RBI 7
BB 6
SO 7
LOB 20



Batter	1	2	3	4	5	6	7	8	9	AB	R	H	RBI	BB	SO	LOB	TOP															
Jerry Lumpe, L OBP: 0.293, SLG: 0.329 (1, 4)										4	0	1	0	0	2	1																
Jake Wood, R OBP: 0.200, SLG: 0.241 Norm Cash, L OBP: 0.311, SLG: 0.395 (7, PH) (7, 3)										3	1	1	0	0	1	0																
Al Kaline, R OBP: 0.392, SLG: 0.453 (1, 9)										3	1	0	0	1	0	0																
Bill Freehan, R OBP: 0.350, SLG: 0.517 (1, 2)										3	1	1	1	0	0	0																
Don Demeter, R OBP: 0.284, SLG: 0.412 (1, 7)										4	0	1	0	0	1	2																
George Thomas, R OBP: 0.362, SLG: 0.510 (1, 8)										3	0	1	2	1	0	0																
Dick McAuliffe, L OBP: 0.346, SLG: 0.471 (1, 6)										3	0	1	0	1	0	3																
Bubba Phillips, R OBP: 0.351, SLG: 0.429 (1, 5)										4	1	1	1	0	0	2																
Dave Wickersham, R OBP: 0.105, SLG: 0.132 Ed Rakow, S (9, 1)										4	0	0	0	0	2	2																
										0	0	0	0	0	0	0																
Inning Stats	R: 3 E: 0 K: 1 S: 7	H: 3 LOB: 1 BB: 1 P: 11	R: 0 E: 0 K: 1 S: 5	H: 0 LOB: 1 BB: 1 P: 9	R: 0 E: 0 K: 1 S: 6	H: 1 LOB: 3 BB: 1 P: 11	R: 0 E: 0 K: 1 S: 5	H: 0 LOB: 0 BB: 0 P: 5	R: 0 E: 0 K: 0 S: 3	H: 0 LOB: 0 BB: 0 P: 3	R: 0 E: 0 K: 1 S: 6	H: 2 LOB: 0 BB: 0 P: 6	R: 0 E: 0 K: 0 S: 3	H: 0 LOB: 0 BB: 0 P: 3	R: 0 E: 0 K: 0 S: 4	H: 1 LOB: 1 BB: 0 P: 4	1B: 5 2B: 1 3B: 0 HR: 1	SF: 0 SAC: 0 DP: 1 HBP: 1	WP: 1 PA: 36 FB: 0 SB: 0 CS: 0													
PITCHER	IP WLS BF H R ER SO BB IBB HBP BLK WP HR S P ERA WHIP																															
Dick Stigman, L ERA: 4.57 Bill Whitby, R ERA: 3.0 Jim Perry, R ERA: 4.57	(1, 1) (7, 1) (9, 1)	6.1 1.2 1.0	L 4 4	28 0 1	6 0 0	4 0 0	4 0 0	6 0 0	3 0 0	0 0 0	1 0 0	0 4 4	0 4 4	5.68 0.00 0.00	1.421 0.000 1.000																	

Detroit Tigers @ Minnesota Twins
Metropolitan Stadium, Bloomington, MI
Sun Jun 21 1964, 4:33 AM EDT
Att: 25,711 - Unknown

AB 32
R 4
H 7
RBI 4
BB 3
SO 6
LOB 11

Batter	1	2	3	4	5	6	7	8	9	AB	R	H	RBI	BB	SO	LOB	BOTTOM															
Zoilo Versalles, R OBP: 0.326, SLG: 0.419 (1, 6)										4	0	0	0	0	0	0																
Rich Rollins, R OBP: 0.331, SLG: 0.450 (1, 5)										4	0	0	0	0	0	0																
Tony Oliva, L OBP: 0.377, SLG: 0.585 (1, 9)										3	1	2	1	1	0	0																
Harmon Killebrew, R OBP: 0.369, SLG: 0.597 (1, 7)										4	0	1	0	0	0	2																
Don Mincher, L OBP: 0.359, SLG: 0.652 (1, 3)										3	1	1	0	1	1	2																
Bob Allison, R OBP: 0.411, SLG: 0.602 (1, 8)										4	0	1	0	0	1	2																
Jerry Kindall, R OBP: 0.345, SLG: 0.431 (1, 4)										4	0	1	1	0	0	1																
Jerry Zimmerman, R OBP: 0.353, SLG: 0.250 Frank Kostro, R OBP: 0.500, SLG: 1.000 Joe McCabe, R OBP: 0.167, SLG: 0.176 (1, 2) (8, PH) (9, 2)										1	0	0	0	1	0	0																
Dick Stigman, R OBP: 0.088, SLG: 0.091 Bill Whitby, R Jimmie Hall, L OBP: 0.306, SLG: 0.488 Jim Perry, S OBP: 0.250, SLG: 0.250 (1, 1) (7, 1) (8, PH) (9, 1)	(1, 1) (7, 1) (8, PH) (9, 1)	0.088 0.306 0.250	L S	34 1 1	6 2 0	2 2 0	3 2 0	0 0 0	3 0 0	0 0 0	0 0 0	0 0 0	0 0 0	0 0 0	0 0 0	0 0 0																
Inning Stats	R: 0 E: 0 K: 0 S: 3	H: 0 LOB: 0 BB: 0 P: 3	R: 0 E: 0 K: 2 S: 8	H: 1 LOB: 0 BB: 0 P: 8	R: 0 E: 0 K: 0 S: 3	H: 0 LOB: 0 BB: 0 P: 3	R: 0 E: 0 K: 0 S: 4	H: 1 LOB: 1 BB: 0 P: 4	R: 0 E: 0 K: 1 S: 5	H: 0 LOB: 1 BB: 1 P: 9	R: 0 E: 0 K: 0 S: 3	H: 0 LOB: 1 BB: 1 P: 7	R: 0 E: 0 K: 0 S: 3	H: 1 LOB: 0 BB: 0 P: 3	R: 0 E: 0 K: 0 S: 3	H: 0 LOB: 0 BB: 0 P: 3	R: 2 E: 0 K: 0 S: 6	H: 3 LOB: 2 BB: 1 P: 10	1B: 5 2B: 0 3B: 0 HR: 1	SF: 0 SAC: 0 DP: 1 HBP: 0	WP: 0 PA: 35 FB: 0 SB: 0 CS: 0											
PITCHER	IP WLS BF H R ER SO BB IBB HBP BLK WP HR S P ERA WHIP																															
Dave Wickersham, R ERA: 3.2 Ed Rakow, R ERA: 3.55	(1, 1) (9, 1)	8.2 0.1	W S	34 1	6 0	2 0	3 0	0 0	0 0	0 0	0 0	1 1	0 1	2.08 0.00	1.038 0.000																	


Detroit Tigers @ Minnesota Twins
Metropolitan Stadium, Bloomington, MI
Sun Jun 21 1964, 4:33 AM EDT
Att: 25,711 - Unknown

AB 32
R 2
H 6
RBI 2
BB 3
SO 3
LOB 10

Batter	1	2	3	4	5	6	7	8	9	AB	R	H	RBI	BB	SO	LOB	TOP				
Dick Howser, R OBP: 0.320, SLG: 0.318 (1, 6)	6-3			FC6-4 1B		FC6-4 1-2		K		4	0	1	0	0	1	1					
Vic Davallo, L OBP: 0.289, SLG: 0.323 (1, 8)	K			K		K			F5	4	0	0	0	0	3	2					
Leon Wagner, L OBP: 0.358, SLG: 0.512 (1, 7)	3-1			F6		K			2B 1B BB	3	1	0	0	1	1	2					
John Romano, R OBP: 0.374, SLG: 0.565 (1, 2)			F8	FC6-4 1-2					1B 2B	4	1	2	0	0	0	1					
Max Alvis, R OBP: 0.300, SLG: 0.405 (1, 5)			F8		G6-4-3 1B				K	4	0	1	0	0	1	3					
Bob Chance, L OBP: 0.422, SLG: 0.569 (1, 3)			1-3		E5 G6-4-3 1-2				1B HBP	3	0	0	0	0	0	2					
Larry Brown, R OBP: 0.267, SLG: 0.395 (1, 4)			5-3		G6-4-3 1-2 2-3				1B	4	0	1	2	0	0	3					
Woodie Held, R OBP: 0.282, SLG: 0.434 (1, 9)			F8		F9				6-3 K2-3	4	0	0	0	0	1	3					
Pedro Ramos, S OBP: 0.296, SLG: 0.480 (5, 1) Gary Bell, R OBP: 0.429, SLG: 0.429 (6, PH) Billy Morgan, R OBP: 0.336, SLG: 0.525 (6, 1) Ted Abernathy, R OBP: 0.277, SLG: 0.320 (8, PH) Al Smith, R OBP: 0.173, SLG: 0.220 (8, 1) Lee Stange, R OBP: 0.194, SLG: 0.240 (8, 1)			K						K	1	0	0	0	0	1	0					
Inning Stats	R: 0 E: 0 K: 1 S: 5	H: 0 LOB: 0 BB: 0 P: 5	R: 0 E: 0 K: 0 S: 3	H: 0 LOB: 0 BB: 0 P: 3	R: 0 E: 0 K: 1 S: 5	H: 0 LOB: 0 BB: 0 P: 5	R: 0 E: 0 K: 1 S: 6	H: 1 LOB: 1 BB: 0 P: 6	R: 0 E: 0 K: 0 S: 4	H: 1 LOB: 1 BB: 0 P: 4	R: 0 E: 0 K: 2 S: 7	H: 0 LOB: 1 BB: 1 P: 11	R: 0 E: 0 K: 0 S: 4	H: 1 LOB: 1 BB: 0 P: 4	R: 0 E: 0 K: 2 S: 7	H: 0 LOB: 0 BB: 0 P: 7	R: 2 E: 0 K: 2 S: 9	H: 2 LOB: 2 BB: 1 P: 14	1B: 4 2B: 1 3B: 0 HR: 0	SF: 0 SAC: 0 DP: 1 HBP: 1	WP: 1 PA: 35 CS: 0
PITCHER Jim Kaat, L ERA: 3.21 (1, 1)	IP: 9.0 WLS: W BF: 35 H: 5 R: 2 ER: 2 SO: 9 BB: 2 IBB: 0 HBP: 1 BLK: 0 WP: 1 HR: 0 S: 50 P: 59 ERA: 2.00 WHIP: 0.778																				

Cleveland Indians @ Minnesota Twins
Metropolitan Stadium, Bloomington, MI
Tue Jun 23 1964, 8:05 PM EDT
Att: 17,379 - Unknown


AB 32
R 2
H 5
RBI 2
BB 2
SO 9
LOB 17



Batter	1	2	3	4	5	6	7	8	9	AB	R	H	RBI	BB	SO	LOB	BOTTOM				
Zoilo Versalles, R OBP: 0.333, SLG: 0.423 (1, 6)	5-3	K			F8		6-3 1B			4	0	1	0	0	1	2					
Rich Rollins, R OBP: 0.331, SLG: 0.449 (1, 5)	2-3	4-3			2B		6-3 1-2			4	1	1	0	0	0	3					
Tony Oliva, L OBP: 0.372, SLG: 0.575 (1, 9)	F8		F8		2H 2B		K			4	0	1	1	0	1	1					
Harmon Killebrew, R OBP: 0.375, SLG: 0.609 (1, 7)		1B 1B	HR		F8		6-3			4	2	2	1	0	0	2					
Jimmie Hall, L OBP: 0.308, SLG: 0.500 (1, 8)		1B 1B	K		F3			HR		4	2	2	1	0	1	1					
Bob Allison, R OBP: 0.418, SLG: 0.618 (1, 3)		SH3 E 1B	5-3					L5		3	1	1	1	1	0	0					
Earl Batley, R OBP: 0.309, SLG: 0.379 (1, 2)		E SH3 1B		6-3		4-3 BB		F9		4	0	1	1	0	0	1					
Johnny Goryl, R OBP: 0.284, SLG: 0.258 (1, 4)		SH3		6-3		6-3		1-3		3	0	0	0	0	0	1					
Jim Kaat, L OBP: 0.361, SLG: 0.452 (1, 1)		E8 1B		4-3		4-3				3	0	1	1	0	0	1					
Inning Stats	R: 0 E: 0 K: 0 S: 3	H: 0 LOB: 0 BB: 0 P: 3	R: 3 E: 1 K: 1 S: 10	H: 5 LOB: 2 BB: 0 P: 10	R: 1 E: 0 K: 0 S: 6	H: 1 LOB: 0 BB: 0 P: 6	R: 0 E: 0 K: 0 S: 3	H: 0 LOB: 0 BB: 0 P: 3	R: 1 E: 0 K: 0 S: 5	H: 2 LOB: 1 BB: 0 P: 5	R: 0 E: 0 K: 0 S: 3	H: 0 LOB: 1 BB: 1 P: 7	R: 0 E: 0 K: 1 S: 6	H: 1 LOB: 1 BB: 0 P: 6	R: 1 E: 0 K: 0 S: 4	H: 1 LOB: 0 BB: 0 P: 4	R: 1 E: 0 K: 0 S: 4	H: 1 LOB: 0 BB: 0 P: 4	1B: 6 2B: 2 3B: 0 HR: 2	SF: 0 SAC: 1 DP: 0 HBP: 0	WP: 0 PA: 35 CS: 0
PITCHER Pedro Ramos, R ERA: 3.74 Gary Bell, R ERA: 4.1 Ted Abernathy, R ERA: 2.57 Lee Stange, R ERA: 5.1	IP: 4.1 WLS: L BF: 21 H: 8 R: 5 ER: 5 SO: 2 BB: 0 IBB: 0 HBP: 0 BLK: 0 WP: 0 HR: 1 S: 25 P: 25 ERA: 10.38 WHIP: 1.846																				

Cleveland Indians @ Minnesota Twins
Metropolitan Stadium, Bloomington, MI
Tue Jun 23 1964, 8:05 PM EDT
Att: 17,379 - Unknown

AB 33
R 6
H 10
RBI 6
BB 1
SO 3
LOB 12



Batter	1	2	3	4	5	6	7	8	9	AB	R	H	RBI	BB	SO	LOB	TOP								
Dick Howser, R OBP: 0.314, SLG: 0.312	0-0 4-3		0-0 4-3	0-0 4-3		0-0 6-3		0-3 K		5	0	0	0	0	1	1	Cleveland Indians @ Minnesota Twins Metropolitan Stadium, Bloomington, MI Wed Jun 24 1964, 8:05 PM EDT Unknown								
Vic Davallio, L OBP: 0.286, SLG: 0.320	0-0 4-3		0-3 K	0-0 F7		0-0 1B WP		0-0 1-3		5	1	1	0	0	1	1									
Leon Wagner, L OBP: 0.363, SLG: 0.514	0-0 2B 1B		0-0 2-3 HR 1B	0-0 F6		0-0 1B 1H		0-3 K		5	2	3	1	0	1	0									
John Romano, R OBP: 0.375, SLG: 0.563	0-0 1H 2B		4-0 1-2 HR BB		0-0 6-3	0-0 F4		0-3 K		4	1	1	1	1	1	1									
Max Alvis, R OBP: 0.305, SLG: 0.434	0-3 K		0-0 1H 2H 3H HR		0-0 5-3		0-0 G1-6-3 1B		0-0 HR	5	2	3	5	0	1	1									
Bob Chance, L OBP: 0.436, SLG: 0.571		4-0 CS BB	0-0 2B 1B		0-0 HR 1B		0-0 G1-6-3 1B		4-0 BB BB	3	3	2	0	2	0	1									
Al Smith, R OBP: 0.224, SLG: 0.317	0-3 K		0-0 1H 1B 2B		0-0 HR		0-0 1B		4-0 WP BB	4	2	3	3	1	1	1									
Larry Brown, R OBP: 0.265, SLG: 0.390	0-0 F7		0-0 2H 1B		0-0 1-3		0-0 L4		0-0 F6	5	0	1	1	0	0	2									
Dick Donovan, L OBP: 0.304, SLG: 0.111			0-3 K			0-3 K		0-0 6-3		3	1	0	0	1	2	1									
Inning Stats	R: 1 E: 0 K: 1 S: 7	H: 2 LOB: 1 BB: 0 P: 7	R: 0 E: 0 K: 1 S: 4	H: 0 LOB: 0 BB: 1 P: 8	R: 6 E: 0 K: 2 S: 12	H: 5 LOB: 1 BB: 2 P: 20	R: 0 E: 0 K: 0 S: 3	H: 0 LOB: 0 BB: 0 P: 3	R: 2 E: 0 K: 0 S: 5	H: 2 LOB: 0 BB: 0 P: 5	R: 1 E: 0 K: 1 S: 7	H: 2 LOB: 1 BB: 0 P: 7	R: 0 E: 0 K: 0 S: 4	H: 2 LOB: 1 BB: 0 P: 4	R: 0 E: 0 K: 1 S: 5	H: 0 LOB: 0 BB: 0 P: 5	R: 2 E: 0 K: 2 S: 8	H: 1 LOB: 1 BB: 2 P: 16	1B: 9 2B: 2 3B: 0 HR: 3	SF: 0 SAC: 0 DP: 1 HBP: 0	WP: 3 PB: 0 SB: 1 CS: 1	PA: 44			
PITCHER	IP	WLS	BF	H	R	ER	SO	BB	IBB	HBP	BLK	WP	HR	S	P	ERA	WHIP								
Jim Roland, L ERA: 4.14	2.2	L	16	6	7	7	3	3	0	0	0	0	1	19	31	23.62	3.375								
Bill Whitby, R ERA: 5.68	3.1		15	5	3	3	2	0	0	0	0	1	1	19	19	8.10	1.500								
Garland Shifflett, R ERA: 4.98	2.0		7	2	0	0	1	0	0	0	0	0	0	9	9	0.00	1.000								
Bill Pleis, L ERA: 4.13	1.0		6	1	2	2	2	2	0	0	0	1	1	8	16	18.00	3.000								

Batter	1	2	3	4	5	6	7	8	9	AB	R	H	RBI	BB	SO	LOB	BOTTOM								
Zoilo Versalles, R OBP: 0.336, SLG: 0.435	0-0 F6		0-0 1B			0-0 5-3		0-0 2H HR		4	1	2	2	0	0	0	Cleveland Indians @ Minnesota Twins Metropolitan Stadium, Bloomington, MI Wed Jun 24 1964, 8:05 PM EDT Unknown								
Rich Rollins, R OBP: 0.330, SLG: 0.446	0-0 F9		0-0 F2			0-0 1B		0-0 5-3		4	0	1	0	0	0	1									
Tony Oliva, L OBP: 0.367, SLG: 0.567	0-0 6-3				0-0 4-3		0-0 L3		0-0 4-3	4	0	0	0	0	0	1									
Harmon Killebrew, R OBP: 0.370, SLG: 0.598		0-0 F8		0-3 K		0-0 F2		0-0 5-3		4	0	0	0	0	1	0									
Jimmie Hall, L OBP: 0.307, SLG: 0.510		0-0 1-3		0-0 F6		0-0 F8		0-0 HR		4	1	1	1	0	0	0									
Bob Allison, R OBP: 0.424, SLG: 0.625		0-0 1B			0-0 5-3		0-0 1B		0-0 2B	4	0	3	0	0	0	0									
Earl Battey, R OBP: 0.305, SLG: 0.374		0-0 F9			0-0 5-3		0-3 K		0-0 F6	2	0	0	0	0	0	1									
Joe McCabe, R OBP: 0.150, SLG: 0.158					0-0 5-3				0-0 F6	2	0	0	0	0	1	2									
Johnny Goryl, R OBP: 0.269, SLG: 0.243			0-0 6-3		0-0 F8			0-0 5-3	0-0 6-3	4	0	0	0	0	0	1									
Jim Roland, R OBP: 0.283, SLG: 0.083			0-3 K			0-0 5-3		0-0 HR 2B		0	0	0	0	0	0	0									
Frank Kostro, R OBP: 0.147, SLG: 0.018										1	0	0	0	0	0	0									
Don Mincher, L OBP: 0.292, SLG: 0.039										1	1	1	0	0	0	0									
Bill Pleis, L OBP: 0.267, SLG: 0.500										0	0	0	0	0	0	0									
Inning Stats	R: 0 E: 0 K: 0 S: 3	H: 0 LOB: 0 BB: 0 P: 3	R: 0 E: 0 K: 0 S: 4	H: 1 LOB: 0 BB: 0 P: 4	R: 0 E: 0 K: 1 S: 6	H: 1 LOB: 0 BB: 0 P: 6	R: 0 E: 0 K: 1 S: 5	H: 0 LOB: 0 BB: 0 P: 5	R: 0 E: 0 K: 0 S: 3	H: 0 LOB: 0 BB: 0 P: 3	R: 0 E: 0 K: 0 S: 4	H: 1 LOB: 1 BB: 0 P: 4	R: 0 E: 0 K: 1 S: 6	H: 1 LOB: 1 BB: 0 P: 6	R: 2 E: 0 K: 0 S: 5	H: 2 LOB: 0 BB: 0 P: 5	R: 1 E: 0 K: 0 S: 5	H: 2 LOB: 1 BB: 0 P: 5	1B: 4 2B: 2 3B: 0 HR: 2	SF: 0 SAC: 0 DP: 0 HBP: 0	WP: 0 PB: 0 SB: 0 CS: 0	PA: 35			
PITCHER	IP	WLS	BF	H	R	ER	SO	BB	IBB	HBP	BLK	WP	HR	S	P	ERA	WHIP								
Dick Donovan, R ERA: 4.7	9.0	W	35	8	3	3	3	0	0	0	0	0	2	41	41	3.00	0.889								



Batter	1	2	3	4	5	6	7	8	9	AB	R	H	RBI	BB	SO	LOB	TOP					
Dick Houser, R (1, 6) OBP: 0.313, SLG: 0.311										4	0	1	0	0	1	3	Cleveland Indians @ Minnesota Twins Metropolitan Stadium, Bloomington, MI Wed Jun 24 1964, 8:05 PM EDT Att: 23,706 - Unknown					
Vic Davallio, L (1, 8) OBP: 0.286, SLG: 0.318										4	0	1	0	0	2	3						
Leon Wagner, L (1, 7) OBP: 0.358, SLG: 0.506										4	0	0	0	0	2	3						
John Romano, R (1, 2) OBP: 0.372, SLG: 0.556										4	1	1	0	0	1	1						
Max Alvis, R (1, 5) OBP: 0.308, SLG: 0.430										2	0	0	0	2	2	1						
Bob Chance, L (1, 3) OBP: 0.431, SLG: 0.586										4	1	1	2	0	2	2						
Al Smith, R (1, 9) OBP: 0.211, SLG: 0.299										4	0	0	0	0	0	2						
Larry Brown, R (1, 4) OBP: 0.266, SLG: 0.389										3	0	1	0	0	1	0						
Sam McDowell, L (1, 1) OBP: 0.133, SLG: 0.071										2	0	0	0	0	1	1						
Billy Moran, R (7, PH) OBP: 0.321, SLG: 0.328										1	0	1	0	0	0	0						
Sonny Siebert, R (7, 1) OBP: 0.333, SLG: 0.455										0	0	0	0	0	0	0						
Inning Stats	R: 0 E: 0 K: 2 S: 8	H: 1 LOB: 1 BB: 0 P: 8	R: 0 E: 0 K: 1 S: 5	H: 0 LOB: 0 BB: 0 P: 5	R: 0 E: 0 K: 2 S: 8	H: 1 LOB: 1 BB: 0 P: 8	R: 2 E: 0 K: 2 S: 9	H: 2 LOB: 0 BB: 0 P: 9	R: 0 E: 1 K: 1 S: 7	H: 1 LOB: 2 BB: 0 P: 7	R: 0 E: 0 K: 2 S: 7	H: 0 LOB: 1 BB: 1 P: 11	R: 0 E: 0 K: 1 S: 5	H: 1 LOB: 0 BB: 0 P: 5	R: 0 E: 0 K: 0 S: 3	H: 0 LOB: 0 BB: 0 P: 3	R: 0 E: 0 K: 1 S: 4	H: 0 LOB: 0 BB: 1 P: 8	1B: 5 2B: 0 3B: 0 HR: 1	SF: 0 SAC: 0 DP: 1 HBP: 0	WP: 1 PB: 0 SB: 0 CS: 1	PA: 34
PITCHER Dick Stigman, L (1, 1) ERA: 4.32	IP: 9.0 WLS: W BF: 34 H: 6 R: 2 ER: 2 SO: 12 BB: 2 IBB: 0 HBP: 0 BLK: 0 WP: 1 HR: 1 S: 56 P: 64 ERA: 2.00 WHIP: 0.889															PITCHER						

Batter	1	2	3	4	5	6	7	8	9	AB	R	H	RBI	BB	SO	LOB	BOTTOM			
Zoilo Versalles, R (1, 6) OBP: 0.334, SLG: 0.433										4	0	1	1	0	1	1	Cleveland Indians @ Minnesota Twins Metropolitan Stadium, Bloomington, MI Wed Jun 24 1964, 8:05 PM EDT Att: 23,706 - Unknown			
Rich Rollins, R (1, 5) OBP: 0.332, SLG: 0.455										4	1	2	0	0	0	0				
Tony Oliva, L (1, 9) OBP: 0.364, SLG: 0.561										3	0	0	0	0	0	2				
Harmon Killebrew, R (1, 7) OBP: 0.368, SLG: 0.593										2	0	0	1	1	1	2				
Bob Allison, R (1, 3) OBP: 0.421, SLG: 0.623										4	0	1	0	0	1	3				
Jimmie Hall, L (1, 8) OBP: 0.306, SLG: 0.502										3	0	0	0	1	2	2				
Earl Batley, R (1, 2) OBP: 0.311, SLG: 0.382										2	1	1	0	1	0	1				
Jerry Kindall, R (1, 4) OBP: 0.333, SLG: 0.397										3	0	1	1	0	1	2				
Dick Stigman, R (1, 1) OBP: 0.108, SLG: 0.139										3	1	1	0	0	2	1				
Inning Stats	R: 0 E: 0 K: 1 S: 5	H: 0 LOB: 0 BB: 0 P: 5	R: 0 E: 0 K: 2 S: 7	H: 0 LOB: 2 BB: 2 P: 15	R: 1 E: 0 K: 1 S: 8	H: 3 LOB: 0 BB: 0 P: 8	R: 1 E: 1 K: 2 S: 9	H: 2 LOB: 1 BB: 0 P: 9	R: 1 E: 0 K: 0 S: 4	H: 1 LOB: 0 BB: 0 P: 4	R: 0 E: 0 K: 0 S: 2	H: 0 LOB: 0 BB: 1 P: 6	R: 0 E: 0 K: 1 S: 5	H: 0 LOB: 0 BB: 0 P: 5	R: 0 E: 0 K: 1 S: 6	H: 1 LOB: 1 BB: 0 P: 6		1B: 2 2B: 5 3B: 0 HR: 0	SF: 1 SAC: 1 DP: 1 HBP: 0	WP: 0 PB: 0 SB: 0 CS: 0
PITCHER Sam McDowell, L (1, 1) ERA: 2.78	IP: 6.0 WLS: L BF: 26 H: 6 R: 3 ER: 3 SO: 6 BB: 3 IBB: 0 HBP: 0 BLK: 0 WP: 0 HR: 0 S: 35 P: 47 ERA: 4.50 WHIP: 1.500															PITCHER				
Sonny Siebert, R (7, 1) ERA: 4.54	IP: 2.0 WLS: 7 BF: 1 H: 0 R: 0 ER: 0 SO: 2 BB: 0 IBB: 0 HBP: 0 BLK: 0 WP: 0 HR: 0 S: 11 P: 11 ERA: 0.00 WHIP: 0.500															PITCHER				

Batter	1	2	3	4	5	6	7	8	9	AB	R	H	RBI	BB	SO	LOB	TOP								
Dick Howser, R (1.6)	F5		1-3 1B		F8 1B	F8 1B		F7		5	1	3	3	0	0	0	Cleveland Indians @ Minnesota Twins Metropolitan Stadium, Bloomington, MI Thu Jun 25 1964, 4:33 AM EDT Att: 9,341 - Unknown								
Vic Davallio, L (1.8)	K		1-3		F8	F4		F9		5	0	0	0	0	1	5									
Leon Wagner, L (1.7)	L7		3-1		F8	F9			HBP	4	0	0	0	0	0	5									
Bob Chance, L (1.9)		PB BB		4-3				K		4	0	1	1	1	2	1									
John Romano, R (1.2)	F3			4-3	F9			5-3		5	0	0	0	0	0	3									
Joe Azcue, R (9.2)										0	0	0	0	0	0	0									
Fred Whitfield, L (1.3)	F6			E3 HR				F4		4	1	0	0	0	1	1									
Don McMahon, R (8.1)								K		1	0	0	0	0	1	1									
Max Alvis, R (1.5)	F7				1B HR	1B 2B		HR		3	3	2	2	1	0	1									
Larry Brown, R (1.4)			6-3	1-3		1B 2B		HR		4	2	2	2	0	0	0									
Jack Kratlick, L (1.1)								F8		3	1	3	0	0	0	0									
Al Smith, R (8. PH)			1-3 1B		1B	2B				1	0	0	0	0	0	0									
Inning Stats	R: 0 E: 0 K: 1 S: 5	H: 0 LOB: 0 BB: 0 P: 5	R: 0 E: 0 K: 0 S: 3	H: 0 LOB: 1 BB: 1 P: 7	R: 0 E: 0 K: 0 S: 5	H: 2 LOB: 2 BB: 0 P: 5	R: 2 E: 1 K: 0 S: 5	H: 1 LOB: 0 BB: 0 P: 5	R: 2 E: 0 K: 0 S: 6	H: 3 LOB: 1 BB: 0 P: 6	R: 2 E: 0 K: 0 S: 7	H: 4 LOB: 2 BB: 0 P: 7	R: 0 E: 0 K: 2 S: 7	H: 0 LOB: 0 BB: 0 P: 7	R: 2 E: 0 K: 0 S: 4	H: 1 LOB: 0 BB: 1 P: 8	R: 0 E: 0 K: 2 S: 7	H: 0 LOB: 1 BB: 0 P: 8	1B: 7 2B: 2 3B: 0 HR: 2	SF: 0 SAC: 0 DP: 0 HBP: 1	WP: 0 PB: 1 SB: 1 CS: 0	PA: 42			
PITCHER	IP	WLS	BF	H	R	ER	SO	BB	IBB	HBP	BLK	WP	HR	S	P	ERA	WHIP								
Mudcat Grant, R (1.1)	5.0	L	23	6	4	2	1	1	0	0	0	0	1	24	28	3.60	1.400								
Jim Perry, R (6.1)	0.1		5	4	2	2	0	0	0	0	0	0	0	5	5	54.00	12.000								
Bill Pleis, L (6.1)	1.2		5	0	0	0	2	0	0	0	0	0	0	9	9	0.00	0.000								
Bill Whitby, R (8.1)	0.0		2	1	2	2	0	1	0	0	0	0	1	1	5	∞	∞								
Jim Roland, L (8.1)	2.0		7	0	0	0	2	0	0	1	0	0	0	10	11	0.00	0.000								

Batter	1	2	3	4	5	6	7	8	9	AB	R	H	RBI	BB	SO	LOB	BOTTOM								
Zoilo Versalles, R (1.6)	F3		F9		G5-4-3 1-2			F9		4	0	0	0	0	0	2	Cleveland Indians @ Minnesota Twins Metropolitan Stadium, Bloomington, MI Thu Jun 25 1964, 4:33 AM EDT Att: 9,341 - Unknown								
Rich Rollins, R (1.5)		BB	L9		5-3			6-3		3	0	0	0	1	0	1									
Tony Oliva, L (1.9)	F9		F8			F8		4-3		4	0	0	0	0	0	2									
Harmon Killebrew, R (1.7)	L7			6-3		K				4	0	0	0	0	1	1									
Bob Allison, R (1.3)		SH1-3 BB			1B 2B			K		2	1	1	0	2	1	0									
Jimmie Hall, L (1.8)		SH1-3			L1					2	0	1	1	1	0	1									
Earl Batley, R (1.2)					2H 1B					2	0	0	0	1	1	2									
Jerry Zimmerman, R (8.2)	K				F7			G5-4-3 BB		1	0	0	0	0	0	1									
Jerry Kindall, R (1.4)					F6			G5-4-3 1-2		3	0	0	0	0	1	3									
Mudcat Grant, R (1.1)								L8		1	0	1	0	0	0	0									
Frank Kostro, R (5. PH)										0	0	0	0	0	0	0									
Jim Perry, R (6.1)										0	0	0	0	0	0	0									
Bill Pleis, L (6.1)										0	0	0	0	0	0	0									
Johnny Gonyea, R (7. PH)										1	0	0	0	0	0	0									
Bill Whitby, R (8.1)										0	0	0	0	0	0	0									
Jim Roland, R (8.1)										0	0	0	0	0	0	0									
Inning Stats	R: 0 E: 0 K: 0 S: 3	H: 0 LOB: 1 BB: 1 P: 7	R: 0 E: 0 K: 2 S: 7	H: 0 LOB: 1 BB: 1 P: 11	R: 0 E: 0 K: 0 S: 4	H: 1 LOB: 1 BB: 0 P: 4	R: 1 E: 0 K: 0 S: 5	H: 2 LOB: 1 BB: 0 P: 5	R: 0 E: 0 K: 0 S: 2	H: 0 LOB: 0 BB: 1 P: 6	R: 0 E: 0 K: 1 S: 5	H: 0 LOB: 1 BB: 1 P: 9	R: 0 E: 0 K: 0 S: 2	H: 0 LOB: 0 BB: 1 P: 6	R: 0 E: 0 K: 0 S: 3	H: 0 LOB: 0 BB: 0 P: 3	R: 0 E: 0 K: 1 S: 5	H: 0 LOB: 1 BB: 1 P: 9	1B: 1 2B: 2 3B: 0 HR: 0	SF: 0 SAC: 1 DP: 2 HBP: 0	WP: 0 PB: 0 SB: 0 CS: 0	PA: 34			
PITCHER	IP	WLS	BF	H	R	ER	SO	BB	IBB	HBP	BLK	WP	HR	S	P	ERA	WHIP								
Jack Kratlick, L (1.1)	7.0		27	3	1	1	3	5	0	0	0	0	0	28	48	1.29	1.143								
Don McMahon, R (8.1)	2.0	S	7	0	0	0	1	1	0	0	0	0	0	8	12	0.00	0.500								



Batter	1	2	3	4	5	6	7	8	9	AB	R	H	RBI	BB	SO	LOB	TOP	
Mike Hershberger, R OBP: 0.302, SLG: 0.312 (1, 9)	F4		FC6-4 HBP			6-3			FC4-6 1B	3	0	1	0	0	0	0		
Don Buford, S OBP: 0.311, SLG: 0.307 (1, 4)	6-3		FC6-4			K			F9	4	0	0	0	0	1	3		
Jim Landis, R OBP: 0.225, SLG: 0.274 (1, 8)	K								F9	4	0	0	0	0	2	1		
Pete Ward, L OBP: 0.339, SLG: 0.419 (1, 5)		4-3							FC4-6 1-2	4	0	0	0	0	1	1		
Ron Hansen, R OBP: 0.336, SLG: 0.379 (1, 6)		K							F7	3	0	0	0	0	1	0		
Dave Nicholson, R OBP: 0.363, SLG: 0.403 (1, 7)										3	0	0	0	0	1	0		
Tom McCraw, L OBP: 0.348, SLG: 0.429 (1, 3)			1-3							2	0	0	0	1	1	0		
Jerry McNertney, R OBP: 0.296, SLG: 0.300 (1, 2)									F3	2	0	0	0	0	0	1		
Joe Horlen, R OBP: 0.227, SLG: 0.190 Minnie Minoso, R (8, PH) Hoyt Wilhelm, R (8, 1)									F9	2	0	0	0	0	1	1		
Inning Stats	R: 0 E: 0 K: 1 S: 5	H: 0 LOB: 0 BB: 0 P: 5	R: 0 E: 0 K: 2 S: 7	H: 0 LOB: 0 BB: 0 P: 7	R: 0 E: 0 K: 1 S: 5	H: 0 LOB: 1 BB: 0 P: 7	R: 0 E: 0 K: 1 S: 5	H: 0 LOB: 0 BB: 0 P: 5	R: 0 E: 0 K: 0 S: 3	H: 0 LOB: 0 BB: 0 P: 3	R: 0 E: 0 K: 0 S: 3	H: 0 LOB: 1 BB: 1 P: 7	R: 0 E: 0 K: 0 S: 4	H: 1 LOB: 1 BB: 0 P: 4	1B: 1 2B: 0 3B: 0 HR: 0	SF: 0 SAC: 0 DP: 0 HBP: 2	WP: 0 PB: 0 SB: 0 CS: 0	PA: 31
PITCHER Gerry Arrigo, L ERA: 3.86 (1, 1)	IP: 9.0 WLS: W BF: 31 H: 1 R: 0 ER: 0 SO: 8 BB: 1 IBB: 0 HBP: 2 BLK: 0 WP: 0 HR: 0 S: 44 P: 50 ERA: 0.00 WHIP: 0.222																	

Chicago White Sox @ Minnesota Twins
Metropolitan Stadium, Bloomington, MI
Fri Jun 26 1964, 8:05 PM EDT
Unknown

AB 28
R 0
H 1
RBI 0
BB 1
SO 8
LOB 8



Batter	1	2	3	4	5	6	7	8	9	AB	R	H	RBI	BB	SO	LOB	BOTTOM	
Zoilo Versalles, R OBP: 0.326, SLG: 0.420 (1, 6)	6-3		L5			F6		5-3		4	0	0	0	0	0	2		
Rich Rollins, R OBP: 0.330, SLG: 0.447 (1, 5)	G3 1B		K			F8		K		4	0	1	0	0	2	0		
Tony Oliva, L OBP: 0.361, SLG: 0.556 (1, 9)	G3 1-2					F7				4	1	2	0	0	0	1		
Harmon Killebrew, R OBP: 0.361, SLG: 0.590 (1, 7)	K					K				4	1	1	2	0	3	2		
Jimmie Hall, L OBP: 0.311, SLG: 0.500 (1, 8)						4-3		4-3		3	0	1	0	0	0	0		
Bob Allison, R OBP: 0.425, SLG: 0.622 (1, 3)						G3 1-2		FC1-5 1B		3	0	1	0	0	0	1		
Earl Batley, R OBP: 0.312, SLG: 0.376 (1, 2)								F6		3	0	1	0	0	0	1		
Jerry Kindall, R OBP: 0.304, SLG: 0.359 (1, 4)								FC1-5 1B		3	0	1	0	0	1	3		
Gerry Arrigo, L OBP: 0.250, SLG: 0.211 (1, 1)								5-3		3	0	1	0	0	0	1		
Jerry Kindall, R OBP: 0.304, SLG: 0.359 (1, 4)								K		3	0	0	0	0	1	3		
Gerry Arrigo, L OBP: 0.250, SLG: 0.211 (1, 1)								L4		3	0	0	0	0	1	2		
Inning Stats	R: 0 E: 0 K: 1 S: 6	H: 1 LOB: 1 BB: 0 P: 6	R: 0 E: 0 K: 0 S: 4	H: 1 LOB: 1 BB: 0 P: 4	R: 0 E: 0 K: 1 S: 5	H: 0 LOB: 0 BB: 0 P: 5	R: 0 E: 0 K: 1 S: 5	H: 0 LOB: 0 BB: 0 P: 5	R: 2 E: 0 K: 0 S: 5	H: 2 LOB: 0 BB: 0 P: 5	R: 0 E: 0 K: 1 S: 5	H: 0 LOB: 0 BB: 0 P: 5	R: 0 E: 0 K: 2 S: 8	H: 1 LOB: 1 BB: 0 P: 8	1B: 5 2B: 1 3B: 0 HR: 1	SF: 0 SAC: 0 DP: 0 HBP: 0	WP: 0 PB: 0 SB: 0 CS: 0	PA: 31
PITCHER Joe Horlen, R ERA: 2.86 Hoyt Wilhelm, R ERA: 1.9 (1, 1) (8, 1)	IP: 7.0 WLS: L BF: 27 H: 6 R: 2 ER: 2 SO: 5 BB: 6 IBB: 2 HBP: 2 BLK: 0 WP: 0 HR: 1 S: 37 P: 37 ERA: 2.57 WHIP: 0.857																	

Chicago White Sox @ Minnesota Twins
Metropolitan Stadium, Bloomington, MI
Fri Jun 26 1964, 8:05 PM EDT
Unknown

AB 31
R 2
H 7
RBI 2
BB 0
SO 7
LOB 12




Batter	1	2	3	4	5	6	7	8	9	AB	R	H	RBI	BB	SO	LOB	TOP			
Don Buford, S OBP: 0.322, SLG: 0.314 (1.4)	5-3		FC6-4 E 1-2 BB		5-3		FC6-4 1B		4-3 1B	4	0	2	0	1	0	0	Chicago White Sox @ Minnesota Twins Metropolitan Stadium, Bloomington, MI Sat Jun 27 1964, 4:33 AM EDT Att: 19,433 - Unknown livebaseballscorecards.com			
Floyd Robinson, L OBP: 0.366, SLG: 0.447 (1.7)	K		E6 FC6-4 1-2 2-3		5-3		FC6-4 1B		4-3 1-2	5	0	1	0	0	1	3				
Jim Landis, R OBP: 0.256, SLG: 0.293 (1.8)	1B		FC6-4 1-2 2-3 3-H		K		FC6-4 1-2 2-3		F9	5	0	1	1	0	1	5				
Pete Ward, L OBP: 0.327, SLG: 0.418 (1.5)	4-3		F8				3-1		F4	5	0	0	0	0	0	6				
Ron Hansen, R OBP: 0.343, SLG: 0.381 (1.6)		6-3		F8 BLK 1B			2B		1-3	4	2	2	0	0	0	2				
Mike Hershberger, R OBP: 0.301, SLG: 0.315 (1.9)	6-3		F8				2B		6-3	4	0	1	1	0	0	1				
Tom McCraw, L OBP: 0.351, SLG: 0.421 (1.3)	1-3		4-6-3 1B				F8		E6 4-3	4	0	1	1	0	0	1				
Jerry McNertney, R OBP: 0.310, SLG: 0.296 (1.2)			4-6-3						4-3	1	1	0	0	2	0	1				
J.C. Martin, L OBP: 0.225, SLG: 0.315 (6.2)			E FC6-4 BB		4-6-3		IBB		4-3	1	0	0	0	0	0	1				
John Buzhardt, R OBP: 0.107, SLG: 0.077 (1.1)			K						F9	3	0	0	0	0	3	4				
Hoyt Wilhelm, R (6.1)			K							0	0	0	0	0	0	0				
Don Mossi, L (7.1)										0	0	0	0	0	0	0				
Minnie Minoso, R (8, PH)										1	0	0	0	0	0	1				
Eddie Fisher, R (8.1)										0	0	0	0	0	0	0				
Inning Stats	R: 0 E: 0 K: 1 S: 6	H: 1 LOB: 1 BB: 0 P: 6	R: 0 E: 0 K: 0 S: 3	H: 0 LOB: 0 BB: 0 P: 3	R: 1 E: 1 K: 1 S: 6	H: 0 LOB: 2 BB: 2 P: 14	R: 1 E: 0 K: 1 S: 7	H: 2 LOB: 1 BB: 0 P: 7	R: 0 E: 0 K: 1 S: 5	H: 0 LOB: 0 BB: 0 P: 5	R: 1 E: 0 K: 1 S: 7	H: 2 LOB: 2 BB: 1 P: 11	R: 0 E: 1 K: 0 S: 4	H: 0 LOB: 1 BB: 0 P: 4	R: 0 E: 0 K: 0 S: 4	H: 1 LOB: 1 BB: 0 P: 4	1B: 7 2B: 1 3B: 0 HR: 0	SF: 0 SAC: 0 DP: 0 HBP: 0	WP: 0 PB: 0 SB: 0 CS: 0	PA: 40
PITCHER Jim Kaat, L ERA: 3.1 (1.1)	IP: 9.0 WLS: W BF: 40 H: 8 R: 3 ER: 2 SO: 5 BB: 2 IBB: 1 HBP: 0 BLK: 1 WP: 0 HR: 0 S: 47 P: 59 ERA: 2.00 WHIP: 1.111															PITCHER				

Batter	1	2	3	4	5	6	7	8	9	AB	R	H	RBI	BB	SO	LOB	BOTTOM			
Zoilo Versalles, R OBP: 0.325, SLG: 0.414 (1.6)	F7		F8			FC5 FC6-4 1B		F8		5	0	1	0	0	0	3	Chicago White Sox @ Minnesota Twins Metropolitan Stadium, Bloomington, MI Sat Jun 27 1964, 4:33 AM EDT Att: 19,433 - Unknown livebaseballscorecards.com			
Jerry Kindall, R OBP: 0.282, SLG: 0.342 (1.4)	K		K		FC6-4 1-2		6-3		5-3	5	0	0	0	0	2	1				
Tony Oliva, L OBP: 0.367, SLG: 0.566 (1.9)	1B				4-3		HR			3	2	2	0	1	0	1				
Harmon Killebrew, R OBP: 0.368, SLG: 0.611 (1.7)	K				5-3		BB 1B		HR	3	2	1	2	1	1	2				
Bob Allison, R OBP: 0.434, SLG: 0.657 (1.3)					2B		1B BB		HR	3	1	3	1	1	0	0				
Jimmie Hall, L OBP: 0.305, SLG: 0.491 (1.8)	F7				G5-3 1-3 2-H		F2		K	4	0	1	1	0	1	3				
Rich Rollins, R OBP: 0.333, SLG: 0.440 (1.5)					G4-3 BB		FC5 1B		1B	1	0	1	0	3	0	0				
Jerry Zimmerman, R OBP: 0.286, SLG: 0.196 (1.2)					G5-3		FC5 1B			2	0	0	0	0	0	5				
Don Mincher, L OBP: 0.358, SLG: 0.643 (6, PH)					G4-3		FC5 1B			1	0	1	1	0	0	0				
Ron Henry, R (7.2)					G5-3		FC5 1B		K2-3	1	0	0	0	0	1	1				
Jim Kaat, L OBP: 0.325, SLG: 0.400 (1.1)			K				F5		F8	4	0	0	0	0	2	3				
Inning Stats	R: 0 E: 0 K: 2 S: 8	H: 1 LOB: 1 BB: 0 P: 8	R: 0 E: 0 K: 0 S: 3	H: 1 LOB: 1 BB: 1 P: 7	R: 0 E: 0 K: 2 S: 7	H: 0 LOB: 0 BB: 0 P: 7	R: 1 E: 0 K: 0 S: 4	H: 2 LOB: 2 BB: 2 P: 12	R: 0 E: 0 K: 1 S: 6	H: 1 LOB: 1 BB: 0 P: 6	R: 1 E: 0 K: 0 S: 5	H: 2 LOB: 3 BB: 2 P: 13	R: 3 E: 0 K: 2 S: 10	H: 3 LOB: 1 BB: 1 P: 14	R: 0 E: 0 K: 0 S: 3	H: 0 LOB: 0 BB: 0 P: 3		1B: 6 2B: 2 3B: 0 HR: 2	SF: 0 SAC: 0 DP: 2 HBP: 0	WP: 0 PB: 0 SB: 0 CS: 0
PITCHER John Buzhardt, R ERA: 3.05 (1.1)	IP: 5.0 WLS: L BF: 23 H: 6 R: 2 ER: 2 SO: 5 BB: 3 IBB: 1 HBP: 0 BLK: 0 WP: 0 HR: 2 S: 29 P: 45 ERA: 3.60 WHIP: 1.800															PITCHER				
Hoyt Wilhelm, R ERA: 2.32 (6.1)	1.1	L	9	3	3	3	0	2	0	0	0	0	0	0	0	0	20.25	3.750		
Don Mossi, L ERA: 2.28 (7.1)	0.2		3	1	0	0	2	0	0	0	0	0	0	0	0	0	0.00	1.500		
Eddie Fisher, R ERA: 2.79 (8.1)	1.0		3	0	0	0	0	0	0	0	0	0	0	0	0	0	0.00	0.000		


Batter	1	2	3	4	5	6	7	8	9	AB	R	H	RBI	BB	SO	LOB	TOP			
Zoilo Versalles, R OBP: 0.322, SLG: 0.419	0-3 K		0-0 F4		0-0 L6-3			0-0 F7		4	0	0	0	0	1	1	Minnesota Twins @ Baltimore Orioles Memorial Stadium, Baltimore, MD Mon Jun 29 1964, 7:05 PM EDT Att: 16,610 - Unknown			
Rich Rollins, R OBP: 0.330, SLG: 0.433	0-0 5-3		0-0 F3			0-0 5-3		0-0 F4		4	0	0	0	0	0	0				
Tony Oliva, L OBP: 0.366, SLG: 0.579	0-0 HR		0-0 F6			0-0 1B		0-0 HR		4	2	3	2	0	0	0				
Harmon Killebrew, R OBP: 0.372, SLG: 0.628	4-0 FC4-B BB			0-0 6-3		0-3 K		0-0 HR		3	1	1	1	1	1	1				
Bob Allison, R OBP: 0.436, SLG: 0.665	0-0 FC4-6			0-0 F8		0-3 K		0-0 6-3		4	0	0	0	0	1	2				
Jimmie Hall, L OBP: 0.315, SLG: 0.500		0-0 1B		0-0 1B			0-0 2B		0-0 6-3	4	0	3	0	0	0	0				
Ron Henry, R OBP: 0.111, SLG: 0.222		0-0 F4		0-3 K			0-3 K		0-0 F8	4	0	0	0	0	2	3				
Jim Snyder, R OBP: 0.250, SLG: 0.375		0-0 F9			0-0 F2		0-0 F9		0-0 F4	4	0	0	0	0	0	2				
Camilo Pascual, R OBP: 0.295, SLG: 0.295		0-0 4-3			4-0 L6-3 BB		0-3 K			1	0	0	0	0	0	1				
Johnny Klippstein, R OBP: 0.355, SLG: 0.636										0	0	0	0	1	0	0				
Don Mincher, L OBP: 0.355, SLG: 0.636										1	0	0	0	0	1	1				
Jerry Fosnow, R OBP: 0.355, SLG: 0.636										0	0	0	0	0	0	0				
Inning Stats	R: 1 E: 0 K: 1 S: 6	H: 1 LOB: 1 BB: 1 P: 10	R: 0 E: 0 K: 0 S: 4	H: 1 LOB: 1 BB: 0 P: 4	R: 0 E: 0 K: 0 S: 3	H: 0 LOB: 0 BB: 0 P: 3	R: 0 E: 0 K: 1 S: 6	H: 1 LOB: 1 BB: 0 P: 6	R: 0 E: 0 K: 0 S: 2	H: 0 LOB: 0 BB: 1 P: 6	R: 0 E: 0 K: 2 S: 8	H: 1 LOB: 1 BB: 0 P: 8	R: 0 E: 0 K: 2 S: 5	H: 2 LOB: 0 BB: 0 P: 5	R: 0 E: 0 K: 0 S: 3	H: 0 LOB: 0 BB: 0 P: 3	1B: 3 2B: 2 3B: 0 HR: 3	SF: 0 SAC: 0 DP: 1 HBP: 0	WP: 0 PB: 0 SB: 0 CS: 0	PA: 35
PITCHER Robin Roberts, R ERA: 2.62	IP: 9.0 WLS: W BF: 35 H: 7 R: 3 ER: 3 SO: 6 BB: 2 IBB: 0 HBP: 0 BLK: 0 WP: 0 HR: 3 S: 45 P: 53 ERA: 3.00 WHIP: 1.000															PITCHER				

Batter	1	2	3	4	5	6	7	8	9	AB	R	H	RBI	BB	SO	LOB	BOTTOM											
Jackie Brandt, R OBP: 0.328, SLG: 0.404	0-0 1B PB 1B		0-0 2B E 2B	0-0 5-3			4-0 SH2-3 HR BB	0-0 FC5-4		4	3	2	0	1	0	2	Minnesota Twins @ Baltimore Orioles Memorial Stadium, Baltimore, MD Mon Jun 29 1964, 7:05 PM EDT Att: 16,610 - Unknown											
Bob Johnson, R OBP: 0.316, SLG: 0.393	0-0 F9		0-0 E BB 2B	0-3 K			0-0 SH2-3		3	1	1	1	0	1	1	0												
Luis Aparicio, R OBP: 0.347, SLG: 0.411			2-3 3-H E 2B				1-2 K		0	0	0	0	0	0	0	0												
Boog Powell, L OBP: 0.377, SLG: 0.627	0-0 PB 1B		0-0 BB E 1B		0-0 4-3		0-3 K		4	0	2	0	0	1	1	0												
Gino Cimoli, R OBP: 0.136, SLG: 0.146			0-0 BB E 1B		0-0 4-3		0-0 K		0	0	0	0	0	0	0	0												
Norm Siebern, L OBP: 0.411, SLG: 0.382	0-3 K		0-0 E3 BB 1B		4-0 4-3 BB		0-0 HR		3	1	1	3	1	1	3	0												
Brooks Robinson, R OBP: 0.366, SLG: 0.483	0-0 L4		0-0 F6		0-0 4-3		0-0 5-3		4	0	0	0	0	0	5	0												
John Orsino, R OBP: 0.310, SLG: 0.403		0-3 K	0-3 K		0-0 6-3			0-3 K	4	0	0	0	0	3	4	0												
Willie Kirkland, L OBP: 0.293, SLG: 0.318		0-3 K	4-0 FC4 BB			0-0 F9		0-3 K	3	0	0	1	1	2	0	0												
Jerry Adair, R OBP: 0.297, SLG: 0.326		0-0 4-3	0-0 FC4			0-0 L9		0-0 2B	4	0	1	0	0	0	3	0												
Robin Roberts, S OBP: 0.189, SLG: 0.118			4-0 2B BB		0-0 6-3		0-0 L5		4-0 FC5-4 BB	2	1	0	0	2	0	0												
Inning Stats	R: 1 E: 0 K: 1 S: 7	H: 2 LOB: 1 BB: 0 P: 7	R: 0 E: 0 K: 2 S: 7	H: 0 LOB: 0 BB: 0 P: 7	R: 3 E: 1 K: 1 S: 9	H: 3 LOB: 3 BB: 2 P: 17	R: 0 E: 0 K: 1 S: 5	H: 0 LOB: 0 BB: 0 P: 5	R: 0 E: 0 K: 0 S: 3	H: 0 LOB: 1 BB: 1 P: 7	R: 0 E: 0 K: 0 S: 3	H: 0 LOB: 0 BB: 0 P: 3	R: 2 E: 0 K: 1 S: 6	H: 1 LOB: 1 BB: 1 P: 10	R: 0 E: 0 K: 2 S: 8	H: 1 LOB: 2 BB: 1 P: 12	1B: 3 2B: 3 3B: 0 HR: 1	SF: 0 SAC: 1 DP: 0 HBP: 0	WP: 0 PB: 1 SB: 0 CS: 0	PA: 37								
PITCHER Camilo Pascual, R ERA: 3.78	IP: 2.2 WLS: L BF: 16 H: 5 R: 4 ER: 2 SO: 4 BB: 2 IBB: 0 HBP: 0 BLK: 0 WP: 0 HR: 0 S: 22 P: 30 ERA: 6.75 WHIP: 2.625															PITCHER												
Johnny Klippstein, R ERA: 3.6	3.1	11	0	0	0	1	1	0	0	0	12	16	0.00	0.300														
Jerry Fosnow, L ERA: 9.0	7.1	10	2	2	2	3	2	0	0	0	14	22	9.00	2.000														

AB 33
R 3
H 7
RBI 3
BB 2
SO 6
LOB 11



AB 31
R 6
H 7
RBI 5
BB 5
SO 8
LOB 19



livebaseballscores.com

livebaseballscores.com

Batter	1	2	3	4	5	6	7	8	9	AB	R	H	RBI	BB	SO	LOB	TOP										
Zoilo Versalles, R OBP: 0.320, SLG: 0.415	4-3	1-3	FC6-4	FC6-4	FC5-6	FC5-6	F4			5	0	1	0	0	0	3	Minnesota Twins @ Baltimore Orioles Memorial Stadium, Baltimore, MD Tue Jun 30 1964, 3:33 AM EDT Att: 8,365 - Unknown livebaseballscorecards.com										
Rich Rollins, R OBP: 0.331, SLG: 0.429	FC6-4	BB	6-3	BB	FC5-6	FC5-6	F8	F8	3	0	0	0	2	0	1												
Tony Oliva, L OBP: 0.364, SLG: 0.573	FC6-4	1B	WP	BB	1B	F8	L7	L7	5	2	1	0	0	0	3												
Harmon Killebrew, R OBP: 0.379, SLG: 0.627	1B	1B	WP	1B	BB	1B	BB	9-6-3	2	1	1	0	3	0	0												
Bob Allison, R OBP: 0.436, SLG: 0.661	1B	1B	K	K	BB	BB	IBB		3	0	1	1	1	2	4												
Jimmie Hall, L OBP: 0.314, SLG: 0.496	4-3	1B	K	K	BB	BB	F8		4	0	1	2	0	1	7												
Earl Batley, R OBP: 0.319, SLG: 0.376			6-3	6-3	F3	F3	SH3-4	SH3-4	2	0	0	0	2	0	0												
Jim Snyder, R OBP: 0.273, SLG: 0.300	FC5-4	SH2-4	F9	F9	BB	BB	SH3-4	SH3-4	2	0	0	0	1	0	1												
Gerry Arrigo, L OBP: 0.281, SLG: 0.190	SH2-4	SH2-4	FC6-4	FC6-4	4-3	4-3	F8	F8	2	0	0	0	1	0	2												
Al Worthington, R (8, 1)									0	0	0	0	0	0	0												
Inning Stats	R: 1 E: 0 K: 0 S: 5	H: 2 LOB: 2 BB: 1 P: 9	R: 0 E: 0 K: 0 S: 3	H: 0 LOB: 1 BB: 1 P: 7	R: 2 E: 0 K: 1 S: 6	H: 2 LOB: 1 BB: 1 P: 10	R: 0 E: 0 K: 0 S: 3	H: 0 LOB: 1 BB: 2 P: 7	R: 0 E: 0 K: 2 S: 7	H: 0 LOB: 0 BB: 2 P: 15	R: 0 E: 0 K: 0 S: 4	H: 1 LOB: 3 BB: 2 P: 12	R: 0 E: 0 K: 0 S: 3	H: 0 LOB: 1 BB: 0 P: 7	R: 0 E: 0 K: 0 S: 3	H: 0 LOB: 0 BB: 3 P: 3	1B: 5 2B: 1 3B: 0 HR: 0	SF: 0 SAC: 2 DP: 1 HBP: 0	WP: 2 PB: 0 SB: 0 CS: 0	PA: 40							
PITCHER	IP	WLS	BF	H	R	ER	SO	BB	IBB	HBP	BLK	WP	HR	S	P	ERA	WHIP										
Steve Barber, L ERA: 3.8	(1, 1)	7.0	L	33	5	3	3	8	1	0	0	2	0	30	66	3.86	1.857										
Herman Starrette, R ERA:	(8, 1)	2.0		7	0	0	0	1	0	0	0	0	0	6	10	0.00	0.500										

Batter	1	2	3	4	5	6	7	8	9	AB	R	H	RBI	BB	SO	LOB	BOTTOM										
Jackie Brandt, R OBP: 0.327, SLG: 0.402	L1		FC4-6	FC4-6	1B		K			4	0	1	0	0	1	2	Minnesota Twins @ Baltimore Orioles Memorial Stadium, Baltimore, MD Tue Jun 30 1964, 3:33 AM EDT Att: 8,365 - Unknown livebaseballscorecards.com										
Luis Aparicio, R OBP: 0.341, SLG: 0.404	1-3		F3	F3	F3		6-3		4	0	0	0	0	0	3												
Boog Powell, L OBP: 0.379, SLG: 0.628	4-3		F4	F4	4-3	5-3	2B	BB	3	1	1	0	1	0	0												
Norm Siebern, L OBP: 0.409, SLG: 0.379	4-3	4-3	1B	1B	4-3	4-3	F5	BB	4	0	1	0	0	0	2												
Brooks Robinson, R OBP: 0.368, SLG: 0.479	BB	BB	L9	L9	5-3	5-3	BB	BB	2	0	0	1	2	0	1												
John Orsino, R OBP: 0.303, SLG: 0.392	K		F4	F4	K	K	6-3	6-3	4	0	0	0	0	2	4												
Sam Bowens, R OBP: 0.312, SLG: 0.422	L6		L6	L6	1B	1B	K	F8	3	0	1	0	0	1	1												
Willie Kirkland, L OBP: 0.291, SLG: 0.315									1	0	0	0	0	0	0												
Jerry Adair, R OBP: 0.292, SLG: 0.321			K	K	K	K	F8	F9	4	0	0	0	0	2	1												
Steve Barber, L OBP: 0.250, SLG: 0.211	(1, 1)								1	0	0	0	1	1	1												
Bob Johnson, R OBP: 0.322, SLG: 0.398	(7, PH)								1	0	1	0	0	0	0												
Herman Starrette, R (8, 1)									0	0	0	0	0	0	0												
Charlie Lau, L OBP: 0.338, SLG: 0.419	(9, PH)		FC4-6	FC4-6	1B	1B	BB	BB	1	0	0	0	0	1	0												
Inning Stats	R: 0 E: 0 K: 0 S: 3	H: 0 LOB: 0 BB: 0 P: 3	R: 0 E: 0 K: 1 S: 5	H: 0 LOB: 1 BB: 1 P: 9	R: 0 E: 0 K: 1 S: 5	H: 0 LOB: 1 BB: 1 P: 9	R: 0 E: 0 K: 0 S: 4	H: 1 LOB: 0 BB: 0 P: 4	R: 0 E: 0 K: 2 S: 9	H: 2 LOB: 2 BB: 0 P: 9	R: 1 E: 0 K: 1 S: 6	H: 1 LOB: 0 BB: 0 P: 6	R: 0 E: 0 K: 2 S: 8	H: 1 LOB: 1 BB: 0 P: 8	R: 0 E: 0 K: 0 S: 3	H: 0 LOB: 2 BB: 2 P: 11	R: 0 E: 0 K: 1 S: 5	H: 0 LOB: 0 BB: 0 P: 5	1B: 4 2B: 1 3B: 0 HR: 0	SF: 0 SAC: 0 DP: 0 HBP: 0	WP: 0 PB: 0 SB: 0 CS: 0	PA: 36					
PITCHER	IP	WLS	BF	H	R	ER	SO	BB	IBB	HBP	BLK	WP	HR	S	P	ERA	WHIP										
Gerry Arrigo, L ERA: 3.57	(1, 1)	7.2	W	31	5	1	1	7	3	0	0	0	0	42	54	1.17	1.043										
Al Worthington, R ERA: 6.0	(8, 1)	1.1	S	5	0	0	0	1	1	0	0	0	0	6	10	0.00	0.750										



Batter	1	2	3	4	5	6	7	8	9	AB	R	H	RBI	BB	SO	LOB	TOP					
Zoilo Versalles, R (1, 6) OBP: 0.325, SLG: 0.438										5	2	1	0	2	2		Minnesota Twins @ Boston Red Sox Fenway Park, Boston, MA Thu Jul 02 1964, 3:33 AM EDT Att: 5,538 - Unknown					
Rich Rollins, R (1, 5) OBP: 0.341, SLG: 0.438										5	2	3	1	0	0							
Tony Oliva, L (1, 9) OBP: 0.369, SLG: 0.581										6	2	3	3	0	2	0						
Harmon Killebrew, R (1, 7) OBP: 0.385, SLG: 0.619										5	2	2	0	0	1	1						
Jimmie Hall, L (8, 8) OBP: 0.307, SLG: 0.484										0	0	0	0	0	0	0						
Bob Allison, R (1, 8) OBP: 0.443, SLG: 0.677										4	3	2	1	1	0	0						
Don Mincher, L (1, 3) OBP: 0.365, SLG: 0.660										4	2	2	5	1	0	0						
Earl Batley, R (1, 2) OBP: 0.327, SLG: 0.385										4	0	2	0	1	0	1						
Jerry Kindall, R (8, PR) OBP: 0.282, SLG: 0.342										0	0	0	0	0	0	0						
Jerry Zimmerman, R (8, 2) OBP: 0.286, SLG: 0.196										0	0	0	0	0	0	0						
Jim Snyder, R (1, 4) OBP: 0.350, SLG: 0.294										4	0	1	1	1	1	1						
Jim Kaat, L (1, 1) OBP: 0.333, SLG: 0.385										4	2	1	1	1	2	4						
Inning Stats	R: 5 E: 0 K: 0 S: 8	H: 5 LOB: 2 BB: 2 P: 16	R: 0 E: 0 K: 0 S: 3	H: 1 LOB: 0 BB: 0 P: 3	R: 0 E: 0 K: 1 S: 6	H: 1 LOB: 1 BB: 0 P: 6	R: 1 E: 0 K: 1 S: 5	H: 1 LOB: 0 BB: 1 P: 9	R: 0 E: 0 K: 1 S: 5	H: 0 LOB: 0 BB: 0 P: 5	R: 6 E: 0 K: 0 S: 10	H: 7 LOB: 1 BB: 0 P: 10	R: 0 E: 0 K: 2 S: 7	H: 0 LOB: 0 BB: 0 P: 7	R: 3 E: 0 K: 2 S: 9	H: 2 LOB: 2 BB: 3 P: 21	R: 0 E: 0 K: 1 S: 5	H: 0 LOB: 0 BB: 0 P: 5	1B: 12 2B: 1 3B: 1 HR: 3	SF: 0 SAC: 1 DP: 1 HBP: 0	WP: 0 PB: 0 SB: 0 CS: 0	PA: 48
PITCHER	IP WLS BF H R ER SO BB IBB HBP BLK WP HR S P ERA WHIP																					
Jack Lamabe, R (1, 1) ERA: 4.76	0.1 L 8 5 5 5 0 2 0 0 0 0 0 1 6 14 135.00 21.000																					
Bob Hefner, R (1, 1) ERA: 3.23	5.1 24 9 7 7 3 1 0 0 0 0 0 1 29 33 11.81 1.875																					
Arnold Earley, L (6, 1) ERA: 1.8	1.1 5 1 0 0 2 0 0 0 0 0 0 0 9 9 0.00 0.750																					
Dave Gray, R (8, 1) ERA: 9.45	2.0 11 2 3 3 3 3 0 0 0 0 0 1 14 26 13.50 2.500																					

Batter	1	2	3	4	5	6	7	8	9	AB	R	H	RBI	BB	SO	LOB	BOTTOM					
Felix Mantilla, R (1, 4) OBP: 0.375, SLG: 0.611										5	1	2	2	0	0	1	Minnesota Twins @ Boston Red Sox Fenway Park, Boston, MA Thu Jul 02 1964, 3:33 AM EDT Att: 5,538 - Unknown					
Tony Conigliaro, R (1, 7) OBP: 0.325, SLG: 0.512										4	3	2	0	1	1	1						
Carl Yastrzemski, L (1, 8) OBP: 0.377, SLG: 0.496										4	1	3	1	0	0	1						
Dave Gray, R (8, 1) OBP: 1.000, SLG: 1.000										0	0	0	0	0	0	0						
Dalton Jones, L (9, PH) OBP: 0.305, SLG: 0.394										1	1	1	1	0	0	0						
Dick Stuart, R (1, 3) OBP: 0.300, SLG: 0.445										3	0	1	2	0	1	2						
Frank Matzone, R (1, 5) OBP: 0.344, SLG: 0.422										3	0	1	1	0	0	1						
Dick Williams, R (7, 5) OBP: 0.283, SLG: 0.512										2	1	1	2	0	0	1						
Lee Thomas, L (1, 9) OBP: 0.323, SLG: 0.367										5	0	0	0	0	1	2						
Eddie Bressoud, R (1, 6) OBP: 0.371, SLG: 0.435										2	0	0	0	2	0	1						
Bob Tillman, R (1, 2) OBP: 0.363, SLG: 0.424										4	0	1	0	0	0	2						
Jack Lamabe, R (1, 1) OBP: 0.150, SLG: 0.158										0	0	0	0	0	0	0						
Bob Hefner, R (1, 1) OBP: 0.231, SLG: 0.462										2	0	0	0	0	0	1						
Arnold Earley, L (6, 1)										0	0	0	0	0	0	0						
Chuck Schilling, R (7, PH) OBP: 0.274, SLG: 0.231										1	1	1	0	0	0	0						
Roman Mejias, R (8, 8) OBP: 0.250, SLG: 0.358										0	1	0	0	1	0	0						
Inning Stats	R: 2 E: 0 K: 1 S: 8	H: 3 LOB: 1 BB: 0 P: 8	R: 0 E: 0 K: 0 S: 3	H: 1 LOB: 0 BB: 0 P: 3	R: 0 E: 0 K: 1 S: 6	H: 1 LOB: 1 BB: 0 P: 6	R: 0 E: 0 K: 0 S: 3	H: 0 LOB: 1 BB: 1 P: 7	R: 0 E: 0 K: 0 S: 4	H: 1 LOB: 1 BB: 0 P: 4	R: 0 E: 0 K: 1 S: 6	H: 1 LOB: 1 BB: 0 P: 6	R: 3 E: 0 K: 0 S: 6	H: 3 LOB: 1 BB: 1 P: 10	R: 0 E: 0 K: 0 S: 2	H: 0 LOB: 0 BB: 1 P: 6	R: 4 E: 0 K: 0 S: 6	H: 3 LOB: 0 BB: 1 P: 10	1B: 9 2B: 1 3B: 1 HR: 2	SF: 2 SAC: 0 DP: 2 HBP: 0	WP: 0 PB: 0 SB: 0 CS: 0	PA: 42
PITCHER	IP WLS BF H R ER SO BB IBB HBP BLK WP HR S P ERA WHIP																					
Jim Kaat, L (1, 1) ERA: 3.88	9.0 W 42 13 9 9 3 4 0 0 0 0 0 2 44 60 9.00 1.889																					

Batter	1	2	3	4	5	6	7	8	9	10	AB	R	H	RBI	BB	SO	LOB							
Zoilo Versalles, R OBP: 0.324, SLG: 0.436 (1, 6)	F8			B2-6-3 1B		K		K									4	0	1	0	0	2	1	
Rich Rollins, R OBP: 0.340, SLG: 0.433 (1, 5)	5-3			B2-6-3 1-2				6-3										3	0	0	0	1	0	2
Tony Oliva, L OBP: 0.364, SLG: 0.574 (1, 9)	G3			G3				3-1		F3								4	0	0	0	0	0	2
Harmon Killebrew, R OBP: 0.380, SLG: 0.610 (1, 7)						L6				P3								4	0	0	0	0	2	0
Bob Allison, R OBP: 0.444, SLG: 0.672 (1, 8) (10, 3)										1-3								2	0	0	0	2	1	0
Don Mincher, L OBP: 0.370, SLG: 0.670 (1, 3) Jerry Kindall, R OBP: 0.282, SLG: 0.342 (10, PR) Jimmie Hall, L OBP: 0.307, SLG: 0.484 (10, 8)																		3	0	1	0	1	0	2
Earl Battey, R OBP: 0.321, SLG: 0.376 (1, 2)																		4	0	0	0	0	1	3
Jim Snyder, R OBP: 0.333, SLG: 0.350 (1, 4)																		3	0	1	1	0	0	0
Dick Stigman, R OBP: 0.093, SLG: 0.119 (1, 1)																		4	0	0	0	0	1	2
Inning Stats	R: 0 E: 0 K: 0 S: 3	H: 0 LOB: 0 BB: 0 P: 3	R: 0 E: 0 K: 1 S: 4	H: 0 LOB: 0 BB: 1 P: 8	R: 0 E: 0 K: 1 S: 5	H: 0 LOB: 0 BB: 0 P: 5	R: 0 E: 0 K: 0 S: 3	H: 1 LOB: 0 BB: 0 P: 3	R: 0 E: 0 K: 1 S: 5	H: 0 LOB: 1 BB: 1 P: 9	R: 0 E: 0 K: 1 S: 5	H: 0 LOB: 0 BB: 0 P: 3	R: 1 E: 0 K: 0 S: 4	H: 1 LOB: 1 BB: 0 P: 4	1B: 1 2B: 1 3B: 1 HR: 0	SF: 1 SAC: 0 DP: 2 HBP: 0	WP: 0 PA: 36							
PITCHER	IP 9.0	WLS L	BF 4	H 1	R 1	ER 1	SO 0	BB 0	IBB 0	HBP 0	BLK 0	WP 0	HR 0	S 42	P 58	ERA 0.00	WHIP 0.667							
Stan Williams, R ERA: 3.24 Ralph Terry, R ERA: 6.85	(1, 1) (10, 1)	1.0	4	1	1	1	0	0	0	0	0	0	0	4	4	9.00	1.000							


TOP

Minnesota Twins @ New York Yankees
Yankee Stadium, Bronx, NY

Fri Jul 03 1964, 7:05 PM EDT
Att: 22,262 - Unknown - 87 F

AB	31
R	1
H	3
RBI	1
BB	4
SO	7
LOB	12

livebaseballscorecards.com



Batter	1	2	3	4	5	6	7	8	9	10	AB	R	H	RBI	BB	SO	LOB							
Phil Linz, R OBP: 0.308, SLG: 0.345 (1, 5)	F5			G1-4-6-3 BB						F2							3	0	1	0	1	0	2	
Bobby Richardson, R OBP: 0.276, SLG: 0.319 (1, 4)	F9			G1-4-6-3 1-2														4	0	0	0	0	0	2
Hector Lopez, R OBP: 0.341, SLG: 0.465 (1, 7)	6-3			6-3				K2-3										4	0	0	0	0	1	0
Mickey Mantle, S OBP: 0.441, SLG: 0.629 (1, 8) Steve Hamilton, L OBP: 0.222, SLG: 0.125 (10, PR)																		4	0	2	0	0	0	0
Elston Howard, R OBP: 0.332, SLG: 0.441 (1, 2)																		4	0	0	0	0	1	2
Joe Pepitone, L OBP: 0.299, SLG: 0.384 (1, 3)																		3	0	0	0	0	2	0
Clete Boyer, R OBP: 0.280, SLG: 0.312 (1, 6)																		3	0	0	0	0	0	0
Pedro Gonzalez, R OBP: 0.303, SLG: 0.339 (1, 9)																		3	0	1	0	0	0	0
Stan Williams, R OBP: 0.273, SLG: 0.364 (1, 1) Tom Tresh, S OBP: 0.351, SLG: 0.418 (9, PH) Hal Reniff, R OBP: 0.143, SLG: 0.143 (9, PR) Ralph Terry, R OBP: 0.250, SLG: 0.214 (10, 1)																		2	0	0	0	0	1	0
Inning Stats	R: 0 E: 0 K: 0 S: 3	H: 0 LOB: 0 BB: 0 P: 3	R: 0 E: 0 K: 0 S: 3	H: 0 LOB: 0 BB: 0 P: 3	R: 0 E: 0 K: 0 S: 2	H: 0 LOB: 0 BB: 1 P: 6	R: 0 E: 0 K: 2 S: 7	H: 1 LOB: 0 BB: 0 P: 7	R: 0 E: 0 K: 1 S: 5	H: 0 LOB: 0 BB: 0 P: 5	R: 0 E: 0 K: 1 S: 5	H: 1 LOB: 0 BB: 0 P: 5	R: 0 E: 0 K: 0 S: 3	H: 1 LOB: 1 BB: 1 P: 7	1B: 3 2B: 2 3B: 0 HR: 0	SF: 0 SAC: 0 DP: 3 HBP: 0	WP: 0 PA: 32							
PITCHER	IP 10.0	WLS W	BF 32	H 4	R 0	ER 0	SO 5	BB 1	IBB 1	HBP 0	BLK 0	WP 0	HR 0	S 40	P 48	ERA 0.00	WHIP 0.500							
Dick Stigman, L ERA: 3.96	(1, 1)																							


BOTTOM

Minnesota Twins @ New York Yankees
Yankee Stadium, Bronx, NY

Fri Jul 03 1964, 7:05 PM EDT
Att: 22,262 - Unknown - 87 F

AB	30
R	0
H	4
RBI	0
BB	2
SO	5
LOB	6

livebaseballscorecards.com



Batter	1	2	3	4	5	6	7	8	9	AB	R	H	RBI	BB	SO	LOB	TOP					
Zoilo Versalles, R OBP: 0.325, SLG: 0.438	F8		2B		SH1-4		1B			3	0	2	1	0	0	0	Minnesota Twins @ New York Yankees Yankee Stadium, Bronx, NY Sat Jul 04 1964, 3:38 AM EDT Att: 30,685 - Unknown - 80 F					
Jim Snyder, R OBP: 0.344, SLG: 0.333	K		F9		G4-6-3		P2			4	0	1	0	0	1	3						
Tony Oliva, L OBP: 0.365, SLG: 0.577	K		1-3		G4-6-3					4	0	0	0	0	1	3						
Harmon Killebrew, R OBP: 0.383, SLG: 0.615		6-3			1B BB		F3		K	3	0	0	0	1	1	0						
Bob Allison, R OBP: 0.436, SLG: 0.659		2B			K		L6		P5	4	0	1	0	0	1	1						
Don Mincher, L OBP: 0.354, SLG: 0.658		2-3			K		F8			4	0	0	0	0	1	2						
Rich Rollins, R OBP: 0.339, SLG: 0.430		5-3			1B		P4		FC6-4	4	0	2	0	0	0	1						
Jerry Zimmerman, R OBP: 0.288, SLG: 0.220					P4		6-3		F8	3	1	1	0	0	0	2						
Ron Henry, R OBP: 0.100, SLG: 0.200			SH3-4		2B					1	0	0	0	0	0	1						
Camilo Pascual, R OBP: 0.286, SLG: 0.326			SH3-4						FC6-4	2	0	2	0	0	0	0						
Frank Kostro, R OBP: 0.375, SLG: 0.643					1B SH1-4		1B		1B	1	0	0	0	0	0	1						
Inning Stats	R: 0 E: 0 K: 2 S: 7	H: 0 LOB: 0 BB: 0 P: 7	R: 0 E: 0 K: 0 S: 4	H: 1 LOB: 1 BB: 0 P: 4	R: 1 E: 0 K: 0 S: 5	H: 2 LOB: 1 BB: 0 P: 5	R: 0 E: 0 K: 2 S: 8	H: 1 LOB: 2 BB: 1 P: 12	R: 0 E: 0 K: 0 S: 4	H: 2 LOB: 1 BB: 0 P: 4	R: 0 E: 0 K: 0 S: 3	H: 0 LOB: 0 BB: 0 P: 3	R: 0 E: 0 K: 0 S: 5	H: 2 LOB: 2 BB: 0 P: 5	R: 0 E: 0 K: 1 S: 5	H: 0 LOB: 0 BB: 0 P: 5	R: 0 E: 0 K: 0 S: 4	H: 1 LOB: 1 BB: 0 P: 4	1B: 6 2B: 3 3B: 0 HR: 0	SF: 0 SAC: 2 DP: 1 HBP: 0	WP: 0 PB: 0 CS: 0	PA: 36
PITCHER Al Downing, L ERA: 2.91	IP: 9.0 WLS: W BF: 36 H: 9 R: 1 ER: 1 SO: 5 BB: 1 IBB: 0 HBP: 0 BLK: 0 WP: 0 HR: 0 S: 45 P: 49 ERA: 1.00 WHIP: 1.111															PITCHER						

Batter	1	2	3	4	5	6	7	8	9	AB	R	H	RBI	BB	SO	LOB	BOTTOM					
Phil Linz, R OBP: 0.314, SLG: 0.353	F7		FC5		E		P2			4	1	1	1	0	0	2	Minnesota Twins @ New York Yankees Yankee Stadium, Bronx, NY Sat Jul 04 1964, 3:38 AM EDT Att: 30,685 - Unknown - 80 F					
Bobby Richardson, R OBP: 0.279, SLG: 0.319	6-3		F8		E6				F8	4	0	0	0	0	0	2						
Joe Pepitone, L OBP: 0.301, SLG: 0.391	4-3		3-1		BB				K	3	0	0	0	1	1	2						
Mickey Mantle, S OBP: 0.445, SLG: 0.643					K				K	3	0	1	0	1	2	2						
Pedro Gonzalez, R OBP: 0.300, SLG: 0.333			FC4-6		G4-6-3					0	0	0	0	0	0	0						
Johnny Blanchard, L OBP: 0.396, SLG: 0.377		FC4-6			G4-6-3		P1			3	0	0	0	0	0	2						
Hector Lopez, R OBP: 0.326, SLG: 0.444		P3			5-3		L5			3	0	0	0	0	0	1						
Elston Howard, R OBP: 0.349, SLG: 0.435		F8					P6		F9	3	0	0	0	0	0	1						
Clete Boyer, R OBP: 0.284, SLG: 0.312			FC5		SH1-4		4-3			3	1	2	0	0	0	0						
Al Downing, R OBP: 0.235, SLG: 0.303			FC5		SH1-4		6-3			1	0	0	0	1	0	0						
Inning Stats	R: 0 E: 0 K: 0 S: 3	H: 0 LOB: 0 BB: 0 P: 3	R: 0 E: 0 K: 0 S: 4	H: 1 LOB: 1 BB: 0 P: 4	R: 0 E: 0 K: 0 S: 4	H: 1 LOB: 2 BB: 1 P: 8	R: 0 E: 0 K: 0 S: 2	H: 0 LOB: 0 BB: 1 P: 6	R: 2 E: 1 K: 1 S: 8	H: 2 LOB: 1 BB: 1 P: 12	R: 0 E: 0 K: 0 S: 3	H: 0 LOB: 0 BB: 0 P: 3	R: 0 E: 0 K: 0 S: 3	H: 0 LOB: 0 BB: 0 P: 3	R: 0 E: 0 K: 2 S: 7	H: 0 LOB: 0 BB: 0 P: 7	R: 0 E: 0 K: 0 S: 4	H: 1 LOB: 1 BB: 0 P: 4	1B: 3 2B: 1 3B: 0 HR: 0	SF: 0 SAC: 1 DP: 1 HBP: 0	WP: 0 PB: 0 CS: 0	PA: 31
PITCHER Camilo Pascual, R ERA: 3.59	IP: 8.0 WLS: L BF: 31 H: 4 R: 2 ER: 1 SO: 3 BB: 3 IBB: 0 HBP: 0 BLK: 0 WP: 0 HR: 0 S: 34 P: 46 ERA: 1.12 WHIP: 0.875															PITCHER						

Batter	1	2	3	4	5	6	7	8	9	AB	R	H	RBI	BB	SO	LOB	TOP																						
Zoilo Versalles, R OBP: 0.321, SLG: 0.428	0-3 K		0-0 5-3		0-0 F3	0-3 K			0-0 F3	5	0	0	0	0	2	1																							
Rich Rollins, R OBP: 0.344, SLG: 0.434	0-0 6-3		0-0 3-1		0-0 1-6-3 2B		0-3 K			4	0	1	0	0	1	0																							
Tony Oliva, L OBP: 0.368, SLG: 0.587	0-0 2B		0-0 2B		0-0 1-6-3 2B		0-0 1-3			4	0	2	0	0	0	1																							
Harmon Killebrew, R OBP: 0.390, SLG: 0.622	4-0 BB		0-3 K		0-3 K		0-3 K			3	0	0	0	1	3	2																							
Bob Allison, R OBP: 0.437, SLG: 0.662	0-3 K			0-3 K		0-0 HR		0-3 K		4	1	1	1	0	3	2																							
Don Mincher, L OBP: 0.353, SLG: 0.664		0-0 F5		0-0 6-3 2B		0-0 HR		0-0 L4		4	1	2	1	0	0	0																							
Earl Batley, R OBP: 0.326, SLG: 0.391		0-0 F9		4-0 6-3 BB		0-0 2B		0-0 F9		3	0	1	0	1	0	0																							
Jim Snyder, R OBP: 0.333, SLG: 0.324		0-0 1B		0-0 6-3		0-3 K			0-3 K	4	0	1	0	0	2	3																							
Jim Kaat, L OBP: 0.306, SLG: 0.349	0-0 F7		0-3 K		0-3 K				0-0 3-1	4	0	0	0	0	2	4																							
Inning Stats	R: 0 E: 0 K: 2 S: 8	H: 1 LOB: 2 BB: 1 P: 12	R: 0 E: 0 K: 0 S: 4	H: 1 LOB: 1 BB: 0 P: 4	R: 0 E: 0 K: 1 S: 6	H: 1 LOB: 1 BB: 0 P: 6	R: 0 E: 0 K: 2 S: 8	H: 1 LOB: 2 BB: 1 P: 12	R: 0 E: 0 K: 1 S: 6	H: 1 LOB: 1 BB: 0 P: 6	R: 2 E: 0 K: 3 S: 12	H: 3 LOB: 1 BB: 0 P: 12	R: 0 E: 0 K: 2 S: 7	H: 0 LOB: 0 BB: 0 P: 7	R: 0 E: 0 K: 1 S: 5	H: 0 LOB: 0 BB: 1 P: 5	R: 0 E: 0 K: 1 S: 5	H: 0 LOB: 0 BB: 0 P: 5	1B: 1 2B: 5 3B: 0 HR: 2	SF: 0 SAC: 0 DP: 0 HBP: 0	WP: 0 PB: 0 CS: 0	PA: 37																	
PITCHER	IP	WLS	BF	H	R	ER	SO	BB	IBB	HBP	BLK	WP	HR	S	P	ERA	WHIP	PITCHER					IP	WLS	BF	H	R	ER	SO	BB	IBB	HBP	BLK	WP	HR	S	P	ERA	WHIP
Jose Santiago, R ERA: 3.38	(1, 1)	5.0	L	24	7	2	2	6	2	0	0	0	0	2	34	42	3.60	1.800																					
Wes Stock, R ERA: 2.59	(6, 1)	3.0		10	1	0	0	6	0	0	0	0	0	0	22	22	0.00	0.333																					
John Wyatt, R ERA: 2.44	(9, 1)	1.0		3	0	0	0	1	0	0	0	0	0	0	5	5	0.00	0.000																					

Minnesota Twins @ Kansas City Athletics
Municipal Stadium, Kansas City, MO
Thu Jul 09 1964, 8:05 PM EDT
Att: 10,316 - Unknown

AB 35
R 2
H 8
RBI 2
BB 2
SO 13
LOB 13



Batter	1	2	3	4	5	6	7	8	9	AB	R	H	RBI	BB	SO	LOB	BOTTOM																						
Wayne Causey, L OBP: 0.398, SLG: 0.388	0-3 K		0-0 F8			0-0 F2		0-0 FC1-6 2B		4	0	0	0	0	1	1																							
Ed Charles, R OBP: 0.321, SLG: 0.368	0-0 F8		4-0 G6-4-3 BB			0-3 K		0-0 2B		3	0	1	0	1	1	0																							
Ken Harrelson, R OBP: 0.500, SLG: 1.250	0-0 BB 1B		0-0 G6-4-3 1-2			0-0 HR		0-0 5-3		4	1	2	1	0	0	3																							
Rocky Colavito, R OBP: 0.383, SLG: 0.526	4-0 BB			0-0 G4-6-3 1B		0-0 1B		4-0 IBB		2	0	2	0	2	0	0																							
Jim Gentile, L OBP: 0.411, SLG: 0.522	0-3 K		0-0 G4-6-3 1-2		0-3 K		0-3 K		0-3 K	4	0	0	0	0	3	7																							
Doc Edwards, R OBP: 0.230, SLG: 0.242		0-0 1B		0-0 F7			0-0 F3		0-0 L4	4	0	1	0	0	0	0																							
Charlie Shoemaker, L OBP: 0.250, SLG: 0.500	0-3 K				0-0 F9		0-0 4-3		0-0 2B	4	0	1	0	0	1	1																							
Nelson Mathews, R OBP: 0.286, SLG: 0.342		0-0 F9			0-0 6-3		0-0 F4		0-3 K	4	0	0	0	0	1	2																							
Jose Santiago, R	(1, 1)				0-0 L4			0-0 FC1-6 1B	0-0 5-3	2	0	0	0	0	0	1																							
Wes Stock, R OBP: 0.125, SLG: 0.125	(6, 1)									0	0	0	0	0	0	0																							
Dick Green, R OBP: 0.261, SLG: 0.339	(6, PH)									1	0	1	0	0	0	0																							
John Wyatt, R	(9, 1)									0	0	0	0	0	0	0																							
George Alusik, R OBP: 0.369, SLG: 0.360	(9, PH)									1	0	0	0	0	1																								
Inning Stats	R: 0 E: 0 K: 2 S: 8	H: 1 LOB: 2 BB: 1 P: 12	R: 0 E: 0 K: 1 S: 6	H: 1 LOB: 1 BB: 0 P: 6	R: 0 E: 0 K: 0 S: 2	H: 0 LOB: 0 BB: 1 P: 6	R: 0 E: 0 K: 0 S: 3	H: 1 LOB: 0 BB: 0 P: 3	R: 0 E: 0 K: 0 S: 3	H: 0 LOB: 0 BB: 0 P: 3	R: 1 E: 0 K: 2 S: 9	H: 2 LOB: 1 BB: 0 P: 9	R: 0 E: 0 K: 0 S: 3	H: 0 LOB: 0 BB: 0 P: 3	R: 0 E: 0 K: 1 S: 7	H: 2 LOB: 3 BB: 1 P: 11	R: 0 E: 0 K: 1 S: 6	H: 1 LOB: 1 BB: 0 P: 6	1B: 5 2B: 2 3B: 0 HR: 1	SF: 0 SAC: 0 DP: 2 HBP: 0	WP: 0 PB: 0 CS: 0	PA: 36																	
PITCHER	IP	WLS	BF	H	R	ER	SO	BB	IBB	HBP	BLK	WP	HR	S	P	ERA	WHIP	PITCHER					IP	WLS	BF	H	R	ER	SO	BB	IBB	HBP	BLK	WP	HR	S	P	ERA	WHIP
Jim Kaat, L ERA: 3.38	(1, 1)	9.0	W	36	8	1	1	7	2	1	0	0	0	1	47	59	1.00	1.111																					

Minnesota Twins @ Kansas City Athletics
Municipal Stadium, Kansas City, MO
Thu Jul 09 1964, 8:05 PM EDT
Att: 10,316 - Unknown

AB 33
R 1
H 8
RBI 1
BB 3
SO 7
LOB 16



Batter	1	2	3	4	5	6	7	8	9	AB	R	H	RBI	BB	SO	LOB	TOP										
Zoilo Versalles, R OBP: 0.330, SLG: 0.449	0-0 1B 2B		0-0 6-3		0-0 3-H HR		0-0 1-2 1B		0-0 1B	5	2	4	2	0	0	0											
Rich Rollins, R OBP: 0.350, SLG: 0.434	0-3 K		0-0 F4		0-3 K		0-3 K		0-0 F9	5	0	0	0	0	0	3	4										
Tony Oliva, L OBP: 0.372, SLG: 0.594	0-0 F7		0-0 F9		4-0 F8 SF7 E BB				0-0 F9 2B	3	1	1	0	1	0	1											
Harmon Killebrew, R OBP: 0.388, SLG: 0.622	0-0 2H 1B			0-3 K		0-0 F8			0-0 5-3	4	0	1	1	0	1	2											
Jimmie Hall, L OBP: 0.306, SLG: 0.482				0-0 5-3		1-3 F8			0-0 F9	0	0	0	0	0	0	0											
Bob Allison, R OBP: 0.431, SLG: 0.649	0-0 G3			0-3 5-3		0-0 SF7			0-0 F9	3	0	0	1	0	0	2											
Don Mincher, L OBP: 0.359, SLG: 0.692		0-0 HR		0-3 K		3-H K			4-0 FC6-4 BB	3	1	1	1	1	2	0											
Earl Batley, R OBP: 0.335, SLG: 0.417		0-0 F8			0-0 SH1-3 HR 2B				0-0 FC6-4 1B	4	1	2	0	0	0	2											
Jim Snyder, R OBP: 0.283, SLG: 0.268		0-0 5-3			0-0 SH1-3				0-0 F4	3	0	0	0	0	0	1											
Camilo Pascual, R OBP: 0.284, SLG: 0.300		0-0 F8			2-3 6-3				0-0 6-3	4	0	0	0	0	0	2											
Bill Plets, L OBP: 0.667, SLG: 0.500										0	0	0	0	0	0	0											
Johnny Klippstein, R OBP: 0.283, SLG: 0.268										0	0	0	0	0	0	0											
Inning Stats	R: 1 E: 0 K: 1 S: 7	H: 2 LOB: 1 BB: 0 P: 7	R: 1 E: 0 K: 0 S: 4	H: 1 LOB: 0 BB: 0 P: 4	R: 0 E: 0 K: 2 S: 3	H: 0 LOB: 0 BB: 0 P: 3	R: 0 E: 0 K: 2 S: 7	H: 0 LOB: 0 BB: 0 P: 7	R: 2 E: 1 K: 1 S: 5	H: 2 LOB: 0 BB: 1 P: 9	R: 0 E: 0 K: 1 S: 7	H: 2 LOB: 2 BB: 0 P: 7	R: 0 E: 0 K: 0 S: 4	H: 1 LOB: 2 BB: 1 P: 8	R: 0 E: 0 K: 0 S: 4	H: 1 LOB: 0 BB: 0 P: 4	1B: 4 2B: 3 3B: 0 HR: 2	SF: 1 SAC: 1 DP: 0 HBP: 0	WP: 0 PB: 0 CS: 0	PA: 38							
PITCHER	IP	WLS	BF	H	R	ER	SO	BB	IBB	HBP	BLK	WP	HR	S	P	ERA	WHIP										
Orlando Pena, R ERA: 4.2	(1, 1)	5.0	L	20	5	4	4	4	0	0	0	0	2	28	28	7.20	1.000										
Wes Stock, R ERA: 2.7	(6, 1)	3.0		14	3	1	0	2	2	0	0	0	0	16	24	0.00	1.667										
Dan Pfister, R ERA: 6.75	(9, 1)	1.0		4	1	0	0	0	0	0	0	0	0	4	4	0.00	1.000										

Minnesota Twins @ Kansas City Athletics
Municipal Stadium, Kansas City, MO
Sat Jul 11 1964, 4:33 AM EDT
Att: 8,212 - Unknown

AB 34
R 5
H 9
RBI 5
BB 2
SO 6
LOB 14



Batter	1	2	3	4	5	6	7	8	9	AB	R	H	RBI	BB	SO	LOB	BOTTOM										
Wayne Causey, L OBP: 0.396, SLG: 0.386	0-0 3-1		0-0 G6-4-3 1B		0-3 K			0-0 F3	0-0 1-3 1B	5	0	2	0	0	1	1											
Ed Charles, R OBP: 0.316, SLG: 0.360	0-0 F3		0-3 K			0-3 K		0-0 FC5-4	0-3 K	5	0	0	0	0	3	4											
Ken Harrelson, R OBP: 0.250, SLG: 0.500	0-3 K		0-0 G6-4-3 1-2			0-0 5-3		0-3 K		4	0	0	0	0	2	2											
Jim Gentile, L OBP: 0.402, SLG: 0.505		0-0 F8		0-3 K		0-0 1B			0-3 K	4	0	1	0	0	2	0											
Rocky Colavito, R OBP: 0.383, SLG: 0.535		0-0 WP 2B		0-0 F7		0-0 F6			0-0 BB 1B	4	1	2	0	0	0	1											
Billy Bryan, L OBP: 0.317, SLG: 0.564		0-0 F6		0-3 K			0-3 K2-3		4-0 WP 1B BB	3	0	0	0	1	2	1											
Charlie Shoemaker, L OBP: 0.250, SLG: 0.375		2-3 F6							1-2 1B BB	0	1	0	0	0	0	0											
Nelson Mathews, R OBP: 0.287, SLG: 0.340		4-0 BB BB							0-0 WP 1B BB	3	1	1	1	1	0	0											
Dick Green, R OBP: 0.265, SLG: 0.352		4-0 1-2 BB							1-2 2H 1B BB	3	1	1	1	1	1	2											
Orlando Pena, R ERA: 3.63	(1, 1)	8.2	W	36	8	4	4	11	3	0	0	0	0	0	0	3											
Wes Stock, R ERA: 4.7	(9, 1)	0.0		1	1	0	0	0	0	0	0	0	0	0	0	0											
Johnny Klippstein, R ERA: 3.16	(9, 1)	0.1	S	1	0	0	0	1	0	0	0	0	0	0	0	3											
Inning Stats	R: 0 E: 0 K: 1 S: 5	H: 0 LOB: 0 BB: 0 P: 5	R: 0 E: 0 K: 0 S: 4	H: 1 LOB: 3 BB: 2 P: 12	R: 0 E: 0 K: 1 S: 5	H: 1 LOB: 0 BB: 0 P: 5	R: 0 E: 0 K: 2 S: 7	H: 0 LOB: 0 BB: 0 P: 7	R: 1 E: 0 K: 2 S: 8	H: 1 LOB: 0 BB: 0 P: 8	R: 0 E: 0 K: 1 S: 6	H: 1 LOB: 1 BB: 0 P: 6	R: 0 E: 0 K: 1 S: 5	H: 0 LOB: 0 BB: 0 P: 5	R: 0 E: 0 K: 1 S: 6	H: 1 LOB: 1 BB: 0 P: 6	R: 3 E: 0 K: 3 S: 13	H: 4 LOB: 2 BB: 1 P: 17	1B: 7 2B: 1 3B: 0 HR: 1	SF: 0 SAC: 0 DP: 1 HBP: 0	WP: 2 PB: 0 CS: 0	PA: 38					
PITCHER	IP	WLS	BF	H	R	ER	SO	BB	IBB	HBP	BLK	WP	HR	S	P	ERA	WHIP										
Camilo Pascual, R ERA: 3.63	(1, 1)	8.2	W	36	8	4	4	11	3	0	0	0	0	0	0	3											
Bill Plets, L ERA: 4.7	(9, 1)	0.0		1	1	0	0	0	0	0	0	0	0	0	0	1											
Johnny Klippstein, R ERA: 3.16	(9, 1)	0.1	S	1	0	0	0	1	0	0	0	0	0	0	3	3											

Minnesota Twins @ Kansas City Athletics
Municipal Stadium, Kansas City, MO
Sat Jul 11 1964, 4:33 AM EDT
Att: 8,212 - Unknown

AB 35
R 4
H 9
RBI 4
BB 3
SO 12
LOB 14



Batter	1	2	3	4	5	6	7	8	9	AB	R	H	RBI	BB	SO	LOB	TOP			
Zoilo Versalles, R OBP: 0.326, SLG: 0.444										4	0	0	0	0	0	1				
Rich Rollins, R OBP: 0.349, SLG: 0.430										3	0	0	0	1	2	0				
Tony Oliva, L OBP: 0.368, SLG: 0.588										4	0	0	0	0	0	1				
Harmon Killebrew, R OBP: 0.387, SLG: 0.617										4	0	1	0	0	0	0				
Bob Allison, R OBP: 0.429, SLG: 0.643										3	0	0	0	1	0	0				
Don Mincher, L OBP: 0.382, SLG: 0.692										3	1	1	0	1	1	2				
Earl Batley, R OBP: 0.339, SLG: 0.421										3	0	2	1	0	0	0				
Jim Snyder, R OBP: 0.271, SLG: 0.256										2	0	0	0	0	0	2				
Dick Stigman, R OBP: 0.087, SLG: 0.111										3	0	0	0	0	1	1				
Inning Stats	R: 0 E: 0 K: 0 S: 2	H: 0 LOB: 0 BB: 1 P: 6	R: 0 E: 0 K: 0 S: 4	H: 1 LOB: 2 BB: 1 P: 8	R: 0 E: 0 K: 2 S: 7	H: 0 LOB: 0 BB: 0 P: 7	R: 0 E: 0 K: 0 S: 3	H: 0 LOB: 0 BB: 0 P: 3	R: 0 E: 0 K: 1 S: 5	H: 0 LOB: 0 BB: 0 P: 5	R: 0 E: 0 K: 0 S: 3	H: 0 LOB: 0 BB: 0 P: 3	R: 0 E: 0 K: 0 S: 5	H: 2 LOB: 1 BB: 0 P: 5	R: 0 E: 0 K: 0 S: 4	H: 1 LOB: 2 BB: 1 P: 8	1B: 3 2B: 1 3B: 0 HR: 0	SF: 0 SAC: 1 DP: 1 HBP: 0	WP: 0 PB: 0 CS: 0	PA: 33
PITCHER Fred Newman, R ERA: 2.81	IP: 9.0 WLS: W BF: 33 H: 4 R: 1 ER: 1 SO: 4 BB: 3 IBB: 0 HBP: 0 BLK: 0 WP: 0 HR: 0 S: 38 P: 50 ERA: 1.00 WHIP: 0.778																			

Minnesota Twins @ Los Angeles Angels
Dodger Stadium, Los Angeles, CA
Sun Jul 12 1964, 3:33 AM PDT
Unknown


AB	29
R	1
H	4
RBI	1
BB	3
SO	4
LOB	7



Batter	1	2	3	4	5	6	7	8	9	AB	R	H	RBI	BB	SO	LOB	BOTTOM			
Jim Piersall, R OBP: 0.398, SLG: 0.446										4	0	1	1	0	0	1				
Willie Smith, L OBP: 0.314, SLG: 0.518										3	0	0	0	0	0	0				
Jim Fregosi, R OBP: 0.401, SLG: 0.532										3	0	0	0	0	1	0				
Joe Adcock, R OBP: 0.349, SLG: 0.497										3	0	0	0	0	1	0				
Buck Rodgers, S OBP: 0.311, SLG: 0.329										3	0	0	0	0	2	0				
Bob Perry, R OBP: 0.342, SLG: 0.400										3	0	0	0	0	1	0				
Felix Torres, R OBP: 0.250, SLG: 0.402										3	1	1	1	0	0	0				
Bobby Knoop, R OBP: 0.300, SLG: 0.291										2	1	0	0	1	0	0				
Fred Newman, R OBP: 0.290, SLG: 0.214										2	0	1	0	0	0	0				
Inning Stats	R: 0 E: 0 K: 0 S: 3	H: 0 LOB: 0 BB: 0 P: 3	R: 0 E: 0 K: 1 S: 5	H: 0 LOB: 0 BB: 0 P: 5	R: 0 E: 0 K: 1 S: 3	H: 0 LOB: 0 BB: 0 P: 3	R: 0 E: 0 K: 2 S: 7	H: 0 LOB: 0 BB: 0 P: 7	R: 1 E: 0 K: 0 S: 4	H: 2 LOB: 0 BB: 0 P: 4	R: 0 E: 0 K: 0 S: 3	H: 0 LOB: 0 BB: 0 P: 3	R: 0 E: 0 K: 1 S: 5	H: 0 LOB: 0 BB: 0 P: 5	R: 1 E: 0 K: 0 S: 2	H: 1 LOB: 1 BB: 1 P: 6	1B: 1 2B: 1 3B: 0 HR: 1	SF: 0 SAC: 1 DP: 1 HBP: 0	WP: 0 PB: 0 CS: 0	PA: 28
PITCHER Dick Stigman, L ERA: 3.84	IP: 8.1 WLS: L BF: 28 H: 3 R: 2 ER: 2 SO: 5 BB: 1 IBB: 0 HBP: 0 BLK: 0 WP: 0 HR: 1 S: 37 P: 41 ERA: 2.16 WHIP: 0.480																			

Minnesota Twins @ Los Angeles Angels
Dodger Stadium, Los Angeles, CA
Sun Jul 12 1964, 3:33 AM PDT
Unknown

AB	26
R	2
H	3
RBI	2
BB	1
SO	5
LOB	1



Batter	1	2	3	4	5	6	7	8	9	10	AB	R	H	RBI	BB	SO	LOB	TOP			
Zoilo Versalles, R OBP: 0.327, SLG: 0.440 (1, 6)	5-3		K		F7			G4-3 1B		4-3	5	0	1	0	0	1	0				
Rich Rollins, R OBP: 0.350, SLG: 0.429 (1, 5)	K		BB 1B			6-3		G4-3 1B		F4	5	0	2	0	0	1	0				
Tony Oliva, L OBP: 0.369, SLG: 0.585 (1, 9)	2B 1B		1-2 BB			F8		G4-3 1B			3	0	1	0	1	0	2				
Harmon Killebrew, R OBP: 0.385, SLG: 0.616 (1, 7)	1-3 2B		5-3			K		K			4	0	1	0	0	2	3				
Bob Allison, R OBP: 0.427, SLG: 0.638 (1, 8)	6-3					6-3		F7		F9 SH3 1B	4	0	1	0	0	0	2				
Don Mincher, L OBP: 0.355, SLG: 0.676 (1, 3)		4-3				F9		F6		SH3	3	0	0	0	0	0	0				
Ron Henry, R OBP: 0.214, SLG: 0.500 (1, 2)						4-3		HR		F9	4	1	2	1	0	0	1				
Jim Snyder, R OBP: 0.250, SLG: 0.234 (1, 4)						G5-4-3 1B		K		F9	4	0	0	0	0	1	2				
Gerry Arrigo, L OBP: 0.348, SLG: 0.174 Frank Koehn, L OBP: 0.383, SLG: 0.499 Johnny Klippstein, R OBP: 0.315, SLG: 0.404 Al Worthington, R OBP: 0.287, SLG: 0.500 (1, 11)			1-3			K		1B G4-3 1B		K	1	0	0	0	0	0	0				
Inning Stats	R: 0 E: 0 K: 1 S: 7	H: 2 LOB: 2 BB: 0 P: 7	R: 0 E: 0 K: 0 S: 3	H: 1 LOB: 0 BB: 0 P: 3	R: 0 E: 0 K: 1 S: 6	H: 1 LOB: 2 BB: 1 P: 10	R: 0 E: 0 K: 0 S: 3	H: 0 LOB: 0 BB: 0 P: 3	R: 0 E: 0 K: 1 S: 5	H: 0 LOB: 0 BB: 0 P: 5	R: 1 E: 0 K: 1 S: 6	H: 1 LOB: 0 BB: 0 P: 6	R: 1 E: 0 K: 1 S: 7	H: 3 LOB: 1 BB: 0 P: 7	R: 0 E: 0 K: 0 S: 4	H: 1 LOB: 1 BB: 0 P: 4	R: 0 E: 0 K: 1 S: 5	H: 0 LOB: 0 BB: 0 P: 5	1B: 7 2B: 1 3B: 0 HR: 1	SF: 0 SAC: 1 DP: 2 HBP: 0	WP: 0 PA: 38 PB: 0 SB: 0 CS: 0
PITCHER	IP WLS BF H R ER SO BB IBB HBP BLK WP HR S P ERA WHIP	7.0 2.0 1.0	28 7 2 0 0 1 0 0 0 0 0 0 0 0 5 41 2.57 1.143	28 7 2 0 0 1 0 0 0 0 0 0 0 0 5 41 2.57 1.143	28 7 2 0 0 1 0 0 0 0 0 0 0 0 5 41 2.57 1.143	28 7 2 0 0 1 0 0 0 0 0 0 0 0 5 41 2.57 1.143	28 7 2 0 0 1 0 0 0 0 0 0 0 0 5 41 2.57 1.143	28 7 2 0 0 1 0 0 0 0 0 0 0 0 5 41 2.57 1.143	28 7 2 0 0 1 0 0 0 0 0 0 0 0 5 41 2.57 1.143	28 7 2 0 0 1 0 0 0 0 0 0 0 0 5 41 2.57 1.143	28 7 2 0 0 1 0 0 0 0 0 0 0 0 5 41 2.57 1.143	28 7 2 0 0 1 0 0 0 0 0 0 0 0 5 41 2.57 1.143	28 7 2 0 0 1 0 0 0 0 0 0 0 0 5 41 2.57 1.143	28 7 2 0 0 1 0 0 0 0 0 0 0 0 5 41 2.57 1.143	28 7 2 0 0 1 0 0 0 0 0 0 0 0 5 41 2.57 1.143	28 7 2 0 0 1 0 0 0 0 0 0 0 0 5 41 2.57 1.143	28 7 2 0 0 1 0 0 0 0 0 0 0 0 5 41 2.57 1.143	28 7 2 0 0 1 0 0 0 0 0 0 0 0 5 41 2.57 1.143	28 7 2 0 0 1 0 0 0 0 0 0 0 0 5 41 2.57 1.143	28 7 2 0 0 1 0 0 0 0 0 0 0 0 5 41 2.57 1.143	28 7 2 0 0 1 0 0 0 0 0 0 0 0 5 41 2.57 1.143

Minnesota Twins @ Los Angeles Angels
Dodger Stadium, Los Angeles, CA
Sun Jul 12 1964, 3:38 AM PDT
Att: 16,066 - Unknown

AB	36
R	2
H	9
RBI	1
BB	1
SO	7
LOB	10


WP: 0	PA: 38
PB: 0	
SB: 0	
CS: 0	


Batter	1	2	3	4	5	6	7	8	9	10	AB	R	H	RBI	BB	SO	LOB	BOTTOM			
Jim Piersall, R OBP: 0.398, SLG: 0.444 (1, 7)	4-3 3B 1B		6-3		2-H 1B		1-3			F3	5	1	2	0	0	1	0				
Willie Smith, L OBP: 0.309, SLG: 0.504 (1, 9)	4-3		6-3			F7		4-3 1B		E6	5	0	1	0	0	0	1				
Jim Fregosi, R OBP: 0.409, SLG: 0.544 (1, 6)	2-H 3B		F8			2B SF8 1B		4-3 1B		FC5-4 1B BB	4	2	3	1	1	0	0				
Joe Adcock, R OBP: 0.348, SLG: 0.500 Albie Pearson, L OBP: 0.310, SLG: 0.272 Tom Satriano, L OBP: 0.297, SLG: 0.250 Lou Clinton, R OBP: 0.283, SLG: 0.385 (1, 3)	K				K2-3		WP 2B	F5		FC5-4 1B	3	0	1	0	0	2	1				
Buck Rodgers, S OBP: 0.310, SLG: 0.327 (1, 2)	1-3				5-3		SF8	4-3		1-2 2-3 1B	4	0	1	2	0	0	3				
Felix Torres, R OBP: 0.240, SLG: 0.385 (1, 5)		6-3			1-3		K	F7			4	0	0	0	0	1	3				
Bob Perry, R OBP: 0.349, SLG: 0.418 (1, 8)								K		F9	4	0	2	0	0	1	0				
Bobby Knoop, R OBP: 0.289, SLG: 0.288 (1, 4)			FC6-4-5			K2-6-2 1B				F8	3	0	0	0	0	1	2				
Don Lee, R OBP: 0.333, SLG: 0.364 Bob Lee, R OBP: 0.287, SLG: 0.385 Bob Duliba, R OBP: 0.283, SLG: 0.385 (1, 1)	L4					1-1 1B 2B		K		F9	3	0	1	0	0	1	2				
Inning Stats	R: 1 E: 0 K: 1 S: 7	H: 2 LOB: 1 BB: 0 P: 7	R: 0 E: 0 K: 0 S: 4	H: 1 LOB: 1 BB: 0 P: 4	R: 0 E: 0 K: 0 S: 3	H: 0 LOB: 0 BB: 0 P: 3	R: 0 E: 0 K: 1 S: 5	H: 0 LOB: 0 BB: 0 P: 5	R: 1 E: 0 K: 1 S: 7	H: 2 LOB: 1 BB: 0 P: 7	R: 0 E: 0 K: 2 S: 7	H: 0 LOB: 1 BB: 0 P: 8	R: 0 E: 0 K: 0 S: 5	H: 2 LOB: 2 BB: 0 P: 5	R: 0 E: 0 K: 0 S: 3	H: 0 LOB: 0 BB: 0 P: 3	R: 1 E: 1 K: 0 S: 4	H: 1 LOB: 2 BB: 1 P: 8	1B: 7 2B: 4 3B: 1 HR: 0	SF: 1 SAC: 0 DP: 1 HBP: 1	WP: 1 PA: 41 PB: 0 SB: 0 CS: 0
PITCHER	IP WLS BF H R ER SO BB IBB HBP BLK WP HR S P ERA WHIP	4.0 3.0 2.1 0.1	15 13 11 2	15 13 11 2	15 13 11 2	15 13 11 2	15 13 11 2	15 13 11 2	15 13 11 2	15 13 11 2	15 13 11 2	15 13 11 2	15 13 11 2	15 13 11 2	15 13 11 2	15 13 11 2	15 13 11 2	15 13 11 2	15 13 11 2	15 13 11 2	15 13 11 2

Minnesota Twins @ Los Angeles Angels
Dodger Stadium, Los Angeles, CA
Sun Jul 12 1964, 3:38 AM PDT
Att: 16,066 - Unknown

AB	38
R	3
H	11
RBI	3
BB	1
SO	6
LOB	17

WP: 1	PA: 41
PB: 0	
SB: 0	
CS: 0	

Batter	1	2	3	4	5	6	7	8	9	AB	R	H	RBI	BB	SO	LOB	TOP		
Don Blasingame, L (1.4)	L6	F7		1-3			1-3			5	0	1	0	0	0	5	Washington Senators @ Minnesota Twins Metropolitan Stadium, Bloomington, MI Wed Jul 15 1964, 8:05 PM EDT Att: 11,528 - Unknown 		
John Kennedy, R (1.5)	1B		FC4-6		L6				1B	5	0	4	0	0	0				
Jim King, L (1.9)	F5		FC4-6		K		F2		G1-6-3	5	0	0	0	0	1	5			
Chuck Hinton, R (1.7)			G4-6-3		K			F2		4	0	1	0	0	1	1			
Don Lock, R (1.8)	F7			K			5-3		F7	4	0	0	0	0	1	2			
Dick Phillips, L (1.3)		F8		1B					1B	3	0	2	0	1	0	0			
Mike Brumley, L (1.2)		1B		1B			K		1B	4	0	3	0	0	1	1			
Ed Brinkman, R (1.6)		1B		1B			K		1B	4	0	1	0	0	1	4			
Don Rudolph, L (1.1)		F9		1B			K		FC5-4	1	0	1	0	0	0	0			
Steve Ritzik, R (2.1)							1-6-3		6-3	1	0	0	0	0	1	3			
Fred Valentine, S (7, PH)										1	0	0	0	0	0	0			
Bennie Daniels, L (7.1)										0	0	0	0	0	0	0			
Don Zimmer, R (9, PH)										1	0	0	0	0	0	0			
Inning Stats	R: 0 E: 0 K: 0 S: 5	H: 2 LOB: 2 BB: 0 P: 5	R: 0 E: 0 K: 0 S: 5	H: 2 LOB: 0 BB: 0 P: 5	R: 0 E: 0 K: 2 S: 3	H: 1 LOB: 0 BB: 0 P: 3	R: 0 E: 0 K: 2 S: 10	H: 3 LOB: 3 BB: 0 P: 10	R: 0 E: 0 K: 2 S: 7	H: 0 LOB: 0 BB: 0 P: 7	R: 0 E: 0 K: 2 S: 8	H: 1 LOB: 1 BB: 0 P: 8	R: 0 E: 0 K: 0 S: 4	H: 1 LOB: 1 BB: 0 P: 4	R: 0 E: 0 K: 0 S: 4	H: 2 LOB: 1 BB: 0 P: 4	1B: 13 2B: 0 3B: 0 HR: 0	SF: 0 SAC: 0 DP: 2 HBP: 0	WP: 0 PA: 39 PB: 0 SB: 0 CS: 0
PITCHER	IP WLS BF H R ER SO BB IBB HBP BLK WP HR S P ERA WHIP																		
Mudcat Grant, R (1.1)	9.0 W 39 13 0 0 6 1 0 0 0 0 0 50 54 0.00 1.556																		

Batter	1	2	3	4	5	6	7	8	9	AB	R	H	RBI	BB	SO	LOB	BOTTOM		
Zoilo Versalles, R (1.6)	1B	5-3		P6						5	1	3	1	0	0	1	Washington Senators @ Minnesota Twins Metropolitan Stadium, Bloomington, MI Wed Jul 15 1964, 8:05 PM EDT Att: 11,528 - Unknown 		
Rich Rollins, R (1.5)	1B	5-3								5	2	2	1	0	1	3			
Tony Oliva, L (1.9)	P6		F7		F8		G3			4	0	0	0	0	0	2			
Harmon Killebrew, R (1.7)	1B		F7				5-3			3	0	1	0	1	0	0			
Bob Allison, R (1.3)	1B		5-3		F8		WP			4	0	2	2	0	0	1			
Jimmie Hall, L (1.8)	K				4-3		G3			4	1	1	1	0	1	4			
Earl Batley, R (1.2)	FC4-6			HR						3	1	1	0	1	1	2			
Jim Snyder, R (1.4)				SH1-4			SH3-4			2	1	1	1	0	0	0			
Mudcat Grant, R (1.1)				HR						3	0	0	0	1	0	2			
Inning Stats	R: 2 E: 0 K: 1 S: 8	H: 3 LOB: 2 BB: 1 P: 12	R: 1 E: 0 K: 0 S: 4	H: 1 LOB: 0 BB: 0 P: 4	R: 0 E: 0 K: 0 S: 3	H: 0 LOB: 0 BB: 0 P: 3	R: 1 E: 0 K: 0 S: 4	H: 1 LOB: 1 BB: 1 P: 8	R: 1 E: 0 K: 0 S: 5	H: 2 LOB: 1 BB: 0 P: 5	R: 1 E: 0 K: 0 S: 5	H: 2 LOB: 1 BB: 0 P: 5	R: 0 E: 0 K: 0 S: 4	H: 1 LOB: 1 BB: 0 P: 4	R: 0 E: 0 K: 2 S: 8	H: 1 LOB: 2 BB: 1 P: 12		1B: 7 2B: 1 3B: 0 HR: 3	SF: 0 SAC: 2 DP: 0 HBP: 0
PITCHER	IP WLS BF H R ER SO BB IBB HBP BLK WP HR S P ERA WHIP																		
Don Rudolph, L (1.1)	1.0 L 8 4 3 3 1 1 0 0 0 0 0 9 13 3.52 27.00																		
Steve Ritzik, R (2.1)	5.0 21 5 3 3 0 1 0 0 0 0 2 20 24 5.40 1.200																		
Bennie Daniels, R (7.1)	2.0 9 2 0 0 2 1 0 0 0 0 1 0 12 16 0.00 1.500																		

Batter	1	2	3	4	5	6	7	8	9	AB	R	H	RBI	BB	SO	LOB	TOP										
Don Blasingame, L (1, 4) OBP: 0.310, SLG: 0.324	3-1		2B 1B		K			G6-4-3 1B	BB 1B	5	1	3	2	0	1	1											
John Kennedy, R (1, 5) OBP: 0.314, SLG: 0.403	P4		2B			K		G6-4-3 1B	BB 1B	5	0	2	2	0	1	1											
Jim King, L (1, 9) OBP: 0.354, SLG: 0.471	F2		4-3			K				4	0	1	1	1	1	1											
Chuck Hinton, R (1, 7) OBP: 0.352, SLG: 0.444		F3			F9					5	1	1	0	0	0	4											
Dick Phillips, L (1, 3) OBP: 0.331, SLG: 0.288	3-1				P4			G3		4	1	0	0	0	0	2											
Don Lock, R (1, 8) OBP: 0.374, SLG: 0.449	P4				6-3					4	0	1	2	0	0	0											
Mike Brumley, L (1, 2) OBP: 0.324, SLG: 0.309			1-3					F7		3	1	1	0	1	0	0											
Ed Brinkman, R (1, 6) OBP: 0.269, SLG: 0.321			K		L6			5-3		3	1	0	0	0	1	1											
Dave Stenhouse, R (1, 1) OBP: 0.500, SLG: 0.429					SH1-4					1	1	1	0	0	0	0											
Fred Valentine, S (8, PH) OBP: 0.316, SLG: 0.342									FC1-2	1	0	0	0	0	1	0											
Jim Hannan, R (8, 1) OBP: 0.214, SLG: 0.231			2B 1B		SH1-4			K	FC1-2	1	1	0	0	0	0	3											
Inning Stats	R: 0 E: 0 K: 0 S: 3	H: 0 LOB: 0 BB: 0 P: 3	R: 0 E: 0 K: 0 S: 3	H: 0 LOB: 0 BB: 0 P: 3	R: 2 E: 0 K: 1 S: 8	H: 3 LOB: 1 BB: 0 P: 8	R: 0 E: 0 K: 0 S: 3	H: 0 LOB: 0 BB: 0 P: 3	R: 0 E: 0 K: 1 S: 6	H: 1 LOB: 1 BB: 0 P: 6	R: 0 E: 0 K: 0 S: 3	H: 0 LOB: 0 BB: 0 P: 3	R: 0 E: 0 K: 1 S: 5	H: 1 LOB: 0 BB: 0 P: 5	R: 5 E: 1 K: 0 S: 8	H: 4 LOB: 3 BB: 2 P: 17	1B: 9 2B: 1 3B: 0 HR: 0	SF: 0 SAC: 1 DP: 1 HBP: 1	WP: 0 PB: 0 SB: 2 CS: 0	PA: 40							
PITCHER	IP	WLS	BF	H	R	ER	SO	BB	IBB	HBP	BLK	WP	HR	S	P	ERA	WHIP										
Camilo Pascual, R (1, 1) ERA: 3.8	8.1	L	35	8	7	3	5	0	1	1	0	0	0	43	48	3.24	0.960										
Johnny Klippstein, R (9, 1) ERA: 2.91	0.1		3	2	0	0	0	0	0	0	0	0	0	3	3	0.00	6.000										
Gerry Arrigo, L (9, 1) ERA: 3.84	0.1		2	0	0	0	0	1	0	0	0	0	0	1	5	0.00	3.000										

Washington Senators @ Minnesota Twins
 Metropolitan Stadium, Bloomington, MI
 Thu Jul 16 1964, 4:33 AM EDT
 Att: 6,687 - Unknown

AB	36
R	7
H	10
RBI	7
BB	2
SO	5
LOB	13





Batter	1	2	3	4	5	6	7	8	9	AB	R	H	RBI	BB	SO	LOB	BOTTOM										
Zoilo Versalles, R (1, 6) OBP: 0.327, SLG: 0.446	2B		K		P4			2B		4	0	2	0	0	1	0											
Rich Rollins, R (1, 5) OBP: 0.346, SLG: 0.429	1-3		F9			K		5-3		4	0	0	0	0	1	2											
Tony Oliva, L (1, 9) OBP: 0.371, SLG: 0.587	F7				HR					3	1	2	1	1	0	1											
Harmon Killebrew, R (1, 7) OBP: 0.381, SLG: 0.610	5-3				K			5-3		4	0	0	0	0	2	4											
Bob Allison, R (1, 3) OBP: 0.429, SLG: 0.641			HR			1B		1-3		4	1	2	1	0	1	1											
Jimmie Hall, L (1, 8) OBP: 0.303, SLG: 0.484	F8		F9		F9			K		4	0	0	0	0	1	1											
Earl Battey, R (1, 2) OBP: 0.250, SLG: 0.425					F9					3	0	1	0	1	0	1											
Jerry Kindall, R (9, PR) OBP: 0.282, SLG: 0.342			CS							0	0	0	0	0	0	0											
Jim Snyder, R (1, 4) OBP: 0.242, SLG: 0.281	4-3				F7			1-3		4	0	0	0	0	2												
Camilo Pascual, R (1, 1) OBP: 0.250, SLG: 0.283										3	0	0	0	0	0	0											
Johnny Klippstein, R (9, 1) ERA: 2.91										0	0	0	0	0	0	0											
Gerry Arrigo, L (9, 1) OBP: 0.240, SLG: 0.174										0	0	0	0	0	0	0											
Inning Stats	R: 0 E: 0 K: 0 S: 4	H: 1 LOB: 1 BB: 0 P: 4	R: 1 E: 0 K: 0 S: 3	H: 1 LOB: 0 BB: 1 P: 7	R: 0 E: 0 K: 1 S: 5	H: 0 LOB: 0 BB: 0 P: 5	R: 1 E: 0 K: 1 S: 7	H: 2 LOB: 1 BB: 0 P: 7	R: 0 E: 0 K: 0 S: 3	H: 0 LOB: 0 BB: 0 P: 3	R: 0 E: 0 K: 2 S: 8	H: 1 LOB: 1 BB: 0 P: 8	R: 0 E: 0 K: 0 S: 3	H: 0 LOB: 0 BB: 0 P: 3	R: 0 E: 0 K: 0 S: 4	H: 1 LOB: 2 BB: 1 P: 8	R: 0 E: 0 K: 2 S: 8	H: 1 LOB: 1 BB: 0 P: 8	1B: 3 2B: 2 3B: 0 HR: 2	SF: 0 SAC: 0 DP: 0 HBP: 0	WP: 0 PB: 0 SB: 0 CS: 1	PA: 35					
PITCHER	IP	WLS	BF	H	R	ER	SO	BB	IBB	HBP	BLK	WP	HR	S	P	ERA	WHIP										
Dave Stenhouse, R (1, 1) ERA: 5.27	7.0		26	5	2	2	4	1	0	0	0	0	0	2	33	2.57	0.857										
Jim Hannan, R (8, 1) ERA: 3.64	2.0	W	9	2	0	0	2	0	1	0	0	0	0	12	16	0.00	1.000										

Washington Senators @ Minnesota Twins
 Metropolitan Stadium, Bloomington, MI
 Thu Jul 16 1964, 4:33 AM EDT
 Att: 6,687 - Unknown

AB	33
R	2
H	7
RBI	2
BB	2
SO	6
LOB	12



Batter	1	2	3	4	5	6	7	8	9	10	11	12	13	AB R H RBI BB SO LOB	TOP										
Bob Perry, R OBP: 0.353, SLG: 0.443 (1.8)	6-3		5-3		1B			1B		K		5-3		6 0 2 0 0 1 0	Los Angeles Angels @ Minnesota Twins Metropolitan Stadium, Bloomington, MI Sat Jul 18 1964, 4:33 AM EDT Att. 16,076 - Unknown AB 48 R 3 H 11 RBI 2 BB 2 SO 14 LOB 14 										
Wille Smith, L OBP: 0.306, SLG: 0.479 (1.7)	6-3		K		F9			G6-3 1B		F8		5-3		6 0 1 0 0 1 1											
Jim Fregosi, R OBP: 0.409, SLG: 0.545 (1.6)						6-3		K		K			HR	6 1 3 1 0 2 2											
Joe Adcock, R OBP: 0.345, SLG: 0.484 (1.3)					F3			G6-3 1-2			1-3		F4	6 0 1 0 0 0 4											
Lou Clinton, R OBP: 0.300, SLG: 0.406 (1.9)							1-3						F4	5 2 1 1 1 2 1											
Buck Rodgers, S OBP: 0.306, SLG: 0.320 (1.2)														4 0 1 0 1 0 1											
Felix Torres, R OBP: 0.243, SLG: 0.407 (1.5)														5 0 0 0 0 3 2											
Bobby Knoop, R OBP: 0.301, SLG: 0.286 (1.4)														5 0 2 0 0 1 1											
Bo Belinsky, L OBP: 0.121, SLG: 0.097 Aubrey Gatewood, R ERA: 2.82 Bob Lee, R ERA: 1.9 Ed Kirkpatrick, L OBP: 0.320, SLG: 0.367 Bob Dullba, R ERA: 4.91 (1.1)														1 0 0 0 0 1 1											
														3 0 0 0 0 2 1											
														0 0 0 0 0 0 0											
														1 0 0 0 0 1 0											
														0 0 0 0 0 0 0											
Inning Stats	R: 0 E: 0 K: 0 S: 4	H: 1 LOB: 1 BB: 0 P: 4	R: 1 E: 0 K: 2 S: 9	H: 2 LOB: 1 BB: 0 P: 9	R: 0 E: 0 K: 1 S: 6	H: 1 LOB: 1 BB: 0 P: 6	R: 0 E: 0 K: 1 S: 6	H: 1 LOB: 1 BB: 0 P: 6	R: 0 E: 0 K: 1 S: 6	H: 2 LOB: 1 BB: 0 P: 6	R: 1 E: 1 K: 2 S: 8	H: 1 LOB: 1 BB: 1 P: 12	R: 0 E: 0 K: 2 S: 7	H: 0 LOB: 0 BB: 0 P: 7	R: 0 E: 1 K: 1 S: 5	H: 1 LOB: 0 BB: 0 P: 5	R: 1 E: 0 K: 0 S: 4	H: 1 LOB: 0 BB: 0 P: 4	1B: 8 2B: 1 3B: 0 HR: 2	SF: 0 SAC: 1 DP: 1 HBP: 0	WP: 1 PB: 0 SB: 0 CS: 0	PA: 50			
PITCHER	IP WLS BF H R ER SO BB IBB HBP BLK WP HR S P ERA WHIP																								
Jim Kaat, L ERA: 3.43 Johnny Klippstein, R ERA: 2.82 Al Worthington, R ERA: 3.38 Jim Perry, R ERA: 4.91 (1.1)	7.0 29 10 3.0 2.0 1.0	29 8 1 1 7 4	8 1 1 0 1 1	1 1 0 0 1 1	6 5 3 0 0 0	0 1 0 0 0 0	0 0 0 0 0 0	0 0 0 0 0 0	0 1 0 0 0 1	41 19 12 4 4	1.29 3.00 0.00 9.00	1.143 0.667 1.000 1.000													

Batter	1	2	3	4	5	6	7	8	9	10	11	12	13	AB R H RBI BB SO LOB	BOTTOM															
Zolo Versailles, R OBP: 0.321, SLG: 0.436 (1.6)	5-3		FC1-5 BB			G3		5-3			F3		F5	5 0 0 0 1 0 0	Los Angeles Angels @ Minnesota Twins Metropolitan Stadium, Bloomington, MI Sat Jul 18 1964, 4:33 AM EDT Att. 16,076 - Unknown AB 43 R 2 H 8 RBI 2 BB 4 SO 10 LOB 16 															
Rich Rollins, R OBP: 0.344, SLG: 0.423 (1.5)			FC1-5 F5			5-3					L5		K	5 0 1 0 1 1 2																
Tony Oliva, L OBP: 0.367, SLG: 0.577 (1.9)			F5			F4					FC5-6 BB		4-3	6 0 1 0 0 0 4																
Harmon Killebrew, R OBP: 0.377, SLG: 0.599 (1.7)											1B			5 0 2 0 0 1 1																
Bob Allison, R OBP: 0.424, SLG: 0.629 (1.3)											1B			5 0 0 0 0 4 4																
Jimmie Hall, L OBP: 0.308, SLG: 0.483 (1.8)														5 0 2 0 0 0 1																
Earl Battey, R OBP: 0.346, SLG: 0.431 Don Mincher, L OBP: 0.350, SLG: 0.657 Al Worthington, R ERA: 3.38 Jim Snyder, R OBP: 0.246, SLG: 0.271 Jim Perry, S OBP: 0.250, SLG: 0.250 Jerry Kindall, R OBP: 0.289, SLG: 0.377 (1.2)														3 1 1 1 0 0 1																
														1 0 0 0 0 1 0																
														0 0 0 0 0 0 0																
														0 0 0 0 0 0 0																
														0 0 0 0 0 0 0																
														4 1 1 1 1 0 1																
														1 0 0 0 1 1 0																
														2 0 0 0 0 1 2																
Inning Stats	R: 0 E: 0 K: 0 S: 3	H: 1 LOB: 0 BB: 0 P: 3	R: 0 E: 0 K: 1 S: 5	H: 1 LOB: 0 BB: 0 P: 5	R: 2 E: 0 K: 0 S: 4	H: 2 LOB: 1 BB: 2 P: 12	R: 0 E: 0 K: 0 S: 7	H: 0 LOB: 0 BB: 0 P: 7	R: 0 E: 0 K: 1 S: 6	H: 1 LOB: 1 BB: 0 P: 6	R: 0 E: 0 K: 1 S: 5	H: 0 LOB: 0 BB: 0 P: 5	R: 0 E: 0 K: 2 S: 7	H: 2 LOB: 2 BB: 1 P: 11	R: 0 E: 0 K: 1 S: 7	H: 1 LOB: 1 BB: 0 P: 4	R: 0 E: 0 K: 1 S: 5	H: 0 LOB: 0 BB: 0 P: 5	1B: 6 2B: 0 3B: 0 HR: 2	SF: 0 SAC: 1 DP: 2 HBP: 0	WP: 0 PB: 0 SB: 0 CS: 0	PA: 48								
PITCHER	IP WLS BF H R ER SO BB IBB HBP BLK WP HR S P ERA WHIP																													
Bo Belinsky, L ERA: 2.93 Aubrey Gatewood, R ERA: 2.82 Bob Lee, R ERA: 1.9 Bob Dullba, R ERA: 2.79 (1.1)	2.0 6.0 3.0 2.0	WLS 19 12 7	BF 10 2 7	H 4 0 1	R 2 0 0	ER 2 0 0	SO 1 5 1	BB 2 0 0	IBB 0 0 0	HBP 0 0 0	BLK 0 0 0	WP 0 0 0	HR 2 0 0	S 10 28 17 9	P 18 32 21 9	ERA 9.00 0.00 0.00 0.00	WHIP 3.000 0.333 1.000 0.500													

Batter	1	2	3	4	5	6	7	8	9	AB	R	H	RBI	BB	SO	LOB	TOP			
Bob Perry, R OBP: 0.355, SLG: 0.441 (1, 8)										5	1	2	0	0	0	3				
Jim Piersall, R OBP: 0.391, SLG: 0.434 Willie Smith, L OBP: 0.313, SLG: 0.490 (8, PH) (8, 7)										4	1	1	0	0	0	1				
Jim Fregosi, R OBP: 0.412, SLG: 0.544 (1, 6)										4	2	2	1	1	0	2				
Joe Adcock, R OBP: 0.347, SLG: 0.488 Tom Satriano, L OBP: 0.290, SLG: 0.244 (7, 3)										4	2	2	4	0	0	1				
Lou Clinton, R OBP: 0.306, SLG: 0.415 (1, 9)										5	0	3	1	0	0	0				
Felix Torres, R OBP: 0.258, SLG: 0.411 (1, 5)										4	0	2	1	1	1	1				
Buck Rodgers, S OBP: 0.304, SLG: 0.315 (1, 2)										5	0	0	0	0	0	6				
Bobby Knoop, R OBP: 0.304, SLG: 0.287 (1, 4)										3	1	1	0	1	1	2				
Don Lee, R OBP: 0.267, SLG: 0.286 Bob Duliba, R OBP: 0.267, SLG: 0.286 Bob Lee, R OBP: 0.267, SLG: 0.286 (7, 1) (7, 1)										3	1	0	0	0	1	1				
Inning Stats	R: 3 E: 0 K: 0 S: 7	H: 4 LOB: 2 BB: 1 P: 11	R: 0 E: 0 K: 1 S: 5	H: 1 LOB: 0 BB: 0 P: 5	R: 0 E: 1 K: 1 S: 5	H: 2 LOB: 2 BB: 1 P: 5	R: 5 E: 1 K: 1 S: 9	H: 3 LOB: 0 BB: 1 P: 13	R: 0 E: 0 K: 1 S: 5	H: 0 LOB: 0 BB: 0 P: 5	R: 0 E: 0 K: 1 S: 4	H: 2 LOB: 1 BB: 0 P: 4	R: 0 E: 0 K: 1 S: 7	H: 2 LOB: 2 BB: 0 P: 7	R: 0 E: 0 K: 0 S: 3	H: 0 LOB: 1 BB: 1 P: 7	1B: 11 2B: 3 3B: 0 HR: 0	SF: 0 SAC: 0 DP: 0 HBP: 0	WP: 1 PB: 0 SB: 0 CS: 0	PA: 43
PITCHER	IP: 3.0 WLS: L BF: 18 H: 7 R: 5 ER: 5 SO: 1 BB: 2 IBB: 0 HBP: 0 BLK: 0 WP: 0 HR: 0 S: 18 P: 26 ERA: 15.00 WHIP: 3.000	IP: 4.1 WLS: L BF: 18 H: 7 R: 5 ER: 5 SO: 1 BB: 2 IBB: 0 HBP: 0 BLK: 0 WP: 0 HR: 0 S: 18 P: 26 ERA: 15.00 WHIP: 3.000	IP: 0.1 WLS: L BF: 4 H: 3 R: 2 ER: 1 SO: 0 BB: 0 IBB: 0 HBP: 0 BLK: 0 WP: 0 HR: 0 S: 4 P: 4 ERA: 27.00 WHIP: 9.000	IP: 1.2 WLS: L BF: 5 H: 0 R: 1 ER: 1 SO: 2 BB: 0 IBB: 0 HBP: 0 BLK: 0 WP: 1 HR: 9 S: 9 P: 9 ERA: 5.40 WHIP: 0.000	IP: 2.0 WLS: L BF: 7 H: 2 R: 0 ER: 0 SO: 1 BB: 0 IBB: 0 HBP: 0 BLK: 0 WP: 0 HR: 9 S: 9 P: 9 ERA: 0.00 WHIP: 1.000	IP: 1.0 WLS: L BF: 5 H: 2 R: 0 ER: 0 SO: 1 BB: 0 IBB: 0 HBP: 0 BLK: 0 WP: 0 HR: 7 S: 7 P: 7 ERA: 0.00 WHIP: 2.000	IP: 9.1 WLS: L BF: 4 H: 0 R: 0 ER: 0 SO: 0 BB: 1 IBB: 0 HBP: 0 BLK: 0 WP: 0 HR: 0 S: 3 P: 7 ERA: 0.00 WHIP: 1.000	IP: 1.0 WLS: L BF: 4 H: 0 R: 0 ER: 0 SO: 0 BB: 1 IBB: 0 HBP: 0 BLK: 0 WP: 0 HR: 0 S: 3 P: 7 ERA: 0.00 WHIP: 1.000												

Los Angeles Angels @ Minnesota Twins
Metropolitan Stadium, Bloomington, MI
Sun Jul 19 1964, 4:33 AM EDT
Unknown

AB	40
R	8
H	14
RBI	7
BB	3
SO	5
LOB	18



Batter	1	2	3	4	5	6	7	8	9	AB	R	H	RBI	BB	SO	LOB	BOTTOM			
Zoilo Versalles, R OBP: 0.317, SLG: 0.430 (1, 6)										5	1	0	0	0	0	4				
Rich Rollins, R OBP: 0.344, SLG: 0.431 (1, 5)										5	1	2	4	0	1	1				
Tony Oliva, L OBP: 0.367, SLG: 0.576 (1, 9)										4	1	1	0	1	0	1				
Harmon Killebrew, R OBP: 0.380, SLG: 0.607 (1, 7)										4	1	2	2	1	2	1				
Jimmie Hall, L OBP: 0.309, SLG: 0.481 (1, 8)										5	0	2	0	0	2	4				
Bob Allison, R OBP: 0.423, SLG: 0.624 (1, 3)										4	1	1	0	0	0	3				
Earl Batley, R OBP: 0.345, SLG: 0.429 Jerry Zimmerman, R OBP: 0.314, SLG: 0.270 Jim Kaat, L OBP: 0.302, SLG: 0.326 Bill Pleis, L OBP: 0.667, SLG: 0.500 (8, PR) (9, 1)										1	0	0	0	0	0	1				
Jerry Kindall, R OBP: 0.287, SLG: 0.363 (1, 4)										3	0	0	0	1	0	3				
Inning Stats	R: 0 E: 0 K: 1 S: 5	H: 0 LOB: 0 BB: 0 P: 5	R: 0 E: 0 K: 1 S: 5	H: 0 LOB: 1 BB: 1 P: 9	R: 0 E: 0 K: 1 S: 3	H: 0 LOB: 1 BB: 1 P: 7	R: 0 E: 0 K: 1 S: 6	H: 1 LOB: 0 BB: 0 P: 6	R: 0 E: 0 K: 0 S: 4	H: 1 LOB: 1 BB: 0 P: 4	R: 0 E: 0 K: 1 S: 6	H: 1 LOB: 1 BB: 0 P: 6	R: 0 E: 0 K: 0 S: 3	H: 2 LOB: 2 BB: 0 P: 7	R: 0 E: 0 K: 1 S: 7	H: 0 LOB: 1 BB: 1 P: 7	1B: 8 2B: 1 3B: 0 HR: 2	SF: 0 SAC: 0 DP: 1 HBP: 0	WP: 0 PB: 0 SB: 0 CS: 0	PA: 41
PITCHER	IP: 6.2 WLS: W BF: 30 H: 6 R: 5 ER: 0 SO: 4 BB: 3 IBB: 0 HBP: 0 BLK: 0 WP: 0 HR: 1 S: 35 P: 47 ERA: 0.00 WHIP: 1.350	IP: 0.0 WLS: S BF: 1 H: 1 R: 1 ER: 0 SO: 0 BB: 0 IBB: 0 HBP: 0 BLK: 0 WP: 1 HR: 1 S: 1 P: 1 ERA: ∞ WHIP: ∞	IP: 2.1 WLS: S BF: 10 H: 4 R: 0 ER: 0 SO: 1 BB: 0 IBB: 0 HBP: 0 BLK: 0 WP: 0 HR: 12 S: 12 P: 12 ERA: 0.00 WHIP: 1.714	IP: 1.0 WLS: L BF: 4 H: 0 R: 0 ER: 0 SO: 0 BB: 1 IBB: 0 HBP: 0 BLK: 0 WP: 0 HR: 0 S: 3 P: 7 ERA: 0.00 WHIP: 1.000	IP: 1.0 WLS: L BF: 4 H: 0 R: 0 ER: 0 SO: 0 BB: 1 IBB: 0 HBP: 0 BLK: 0 WP: 0 HR: 0 S: 3 P: 7 ERA: 0.00 WHIP: 1.000	IP: 1.0 WLS: L BF: 4 H: 0 R: 0 ER: 0 SO: 0 BB: 1 IBB: 0 HBP: 0 BLK: 0 WP: 0 HR: 0 S: 3 P: 7 ERA: 0.00 WHIP: 1.000	IP: 1.0 WLS: L BF: 4 H: 0 R: 0 ER: 0 SO: 0 BB: 1 IBB: 0 HBP: 0 BLK: 0 WP: 0 HR: 0 S: 3 P: 7 ERA: 0.00 WHIP: 1.000	IP: 1.0 WLS: L BF: 4 H: 0 R: 0 ER: 0 SO: 0 BB: 1 IBB: 0 HBP: 0 BLK: 0 WP: 0 HR: 0 S: 3 P: 7 ERA: 0.00 WHIP: 1.000												

Los Angeles Angels @ Minnesota Twins
Metropolitan Stadium, Bloomington, MI
Sun Jul 19 1964, 4:33 AM EDT
Unknown

AB	38
R	6
H	11
RBI	6
BB	3
SO	5
LOB	22



Batter	1	2	3	4	5	6	7	8	9	AB	R	H	RBI	BB	SO	LOB	TOP										
Bob Perry, R OBP: 0.339, SLG: 0.421 (1, 8)										5	0	0	0	0	2	2											
Jim Fregosi, R OBP: 0.410, SLG: 0.540 (1, 6)										4	1	1	0	0	0	0											
Willie Smith, L OBP: 0.318, SLG: 0.503 Jim Piersall, R OBP: 0.391, SLG: 0.434 (7, 7)										4	0	2	1	0	0	0											
Joe Adcock, R OBP: 0.350, SLG: 0.516 (1, 3)										4	2	2	2	0	2	2											
Lou Clinton, R OBP: 0.306, SLG: 0.425 (1, 9)										4	1	1	1	0	0	2											
Felix Torres, R OBP: 0.250, SLG: 0.397 (1, 5)										4	0	0	0	0	1	0											
Tom Satriano, L OBP: 0.289, SLG: 0.244 (1, 2)										4	0	1	0	0	0	0											
Bobby Knoop, R OBP: 0.306, SLG: 0.287 (1, 4)										3	0	1	0	1	1	1											
Dean Chance, R OBP: 0.136, SLG: 0.073 (1, 1)										4	0	1	0	0	2	2											
Inning Stats	R: 0 E: 0 K: 1 S: 5	H: 0 LOB: 0 BB: 0 P: 5	R: 2 E: 0 K: 1 S: 9	H: 4 LOB: 2 BB: 0 P: 9	R: 0 E: 0 K: 1 S: 6	H: 1 LOB: 1 BB: 0 P: 6	R: 0 E: 0 K: 0 S: 3	H: 0 LOB: 1 BB: 1 P: 7	R: 1 E: 0 K: 1 S: 7	H: 2 LOB: 1 BB: 0 P: 7	R: 0 E: 0 K: 1 S: 5	H: 0 LOB: 0 BB: 0 P: 5	R: 1 E: 0 K: 0 S: 4	H: 1 LOB: 0 BB: 0 P: 4	R: 0 E: 0 K: 2 S: 7	H: 0 LOB: 0 BB: 0 P: 7	1B: 5 2B: 0 3B: 1 HR: 3	SF: 0 SAC: 0 DP: 0 HBP: 0	WP: 0 PB: 0 SB: 0 CS: 0	PA: 37							
PITCHER	IP	WLS	BF	H	R	ER	SO	BB	IBB	HBP	BLK	WP	HR	S	P	ERA	WHIP										
Mudcat Grant, R ERA: 4.5 (1, 1)	8.0	L	34	9	4	4	6	1	0	0	0	0	3	45	49	4.50	1.250										
Al Worthington, R ERA: 3.22 (9, 1)	1.0		3	0	0	0	2	0	0	0	0	0	0	7	7	0.00	0.000										

Los Angeles Angels @ Minnesota Twins
Metropolitan Stadium, Bloomington, MI
Sun Jul 19 1964, 4:38 AM EDT
Att: 22,394 - Unknown

livebaseballscores.com

AB	36
R	4
H	9
RBI	4
BB	1
SO	8
LOB	9



Batter	1	2	3	4	5	6	7	8	9	AB	R	H	RBI	BB	SO	LOB	BOTTOM										
Zoilo Versalles, R OBP: 0.317, SLG: 0.428 (1, 6)										4	0	1	0	0	1	0											
Jerry Kindall, R OBP: 0.275, SLG: 0.345 (1, 4)										4	0	0	0	0	3	1											
Tony Oliva, L OBP: 0.368, SLG: 0.578 (1, 9)										4	0	2	0	0	0	1											
Harmon Killebrew, R OBP: 0.378, SLG: 0.601 (1, 7)										3	0	0	0	1	0	2											
Jimmie Hall, L OBP: 0.305, SLG: 0.474 (1, 8)										4	0	0	0	0	1	3											
Bob Allison, R OBP: 0.422, SLG: 0.622 (1, 3)										3	0	1	0	0	0	1											
Rich Rollins, R OBP: 0.342, SLG: 0.428 (1, 5)										3	0	0	0	0	0	2											
Jerry Zimmerman, R OBP: 0.301, SLG: 0.258 (1, 2)										3	0	0	0	0	0	0											
Mudcat Grant, R OBP: 0.260, SLG: 0.391 Don Mincher, L OBP: 0.346, SLG: 0.648 (8, PH) Al Worthington, R (9, 1)										2	0	0	0	0	0	0											
Inning Stats	R: 0 E: 0 K: 1 S: 5	H: 0 LOB: 0 BB: 0 P: 5	R: 0 E: 0 K: 0 S: 3	H: 0 LOB: 1 BB: 1 P: 7	R: 0 E: 0 K: 0 S: 3	H: 0 LOB: 0 BB: 0 P: 3	R: 0 E: 0 K: 1 S: 6	H: 1 LOB: 1 BB: 0 P: 6	R: 0 E: 0 K: 1 S: 4	H: 1 LOB: 1 BB: 0 P: 4	R: 0 E: 0 K: 1 S: 5	H: 0 LOB: 0 BB: 0 P: 5	R: 0 E: 0 K: 1 S: 6	H: 1 LOB: 1 BB: 0 P: 6	1B: 3 2B: 1 3B: 0 HR: 0	SF: 0 SAC: 0 DP: 0 HBP: 0	WP: 0 PB: 0 SB: 0 CS: 0	PA: 32									
PITCHER	IP	WLS	BF	H	R	ER	SO	BB	IBB	HBP	BLK	WP	HR	S	P	ERA	WHIP										
Dean Chance, R ERA: 1.76 (1, 1)	9.0	W	32	4	0	0	5	1	0	0	0	0	0	41	45	0.00	0.556										

Los Angeles Angels @ Minnesota Twins
Metropolitan Stadium, Bloomington, MI
Sun Jul 19 1964, 4:38 AM EDT
Att: 22,394 - Unknown

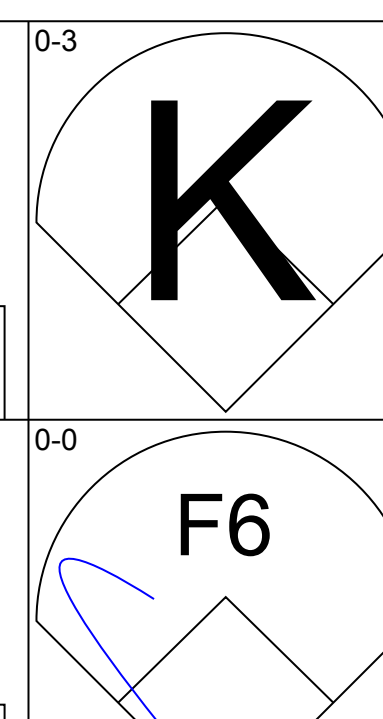
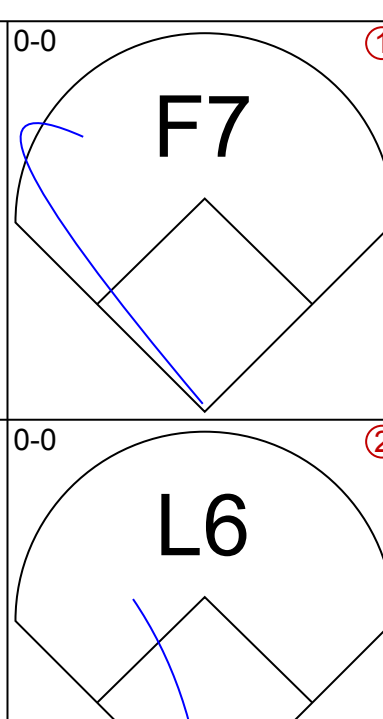
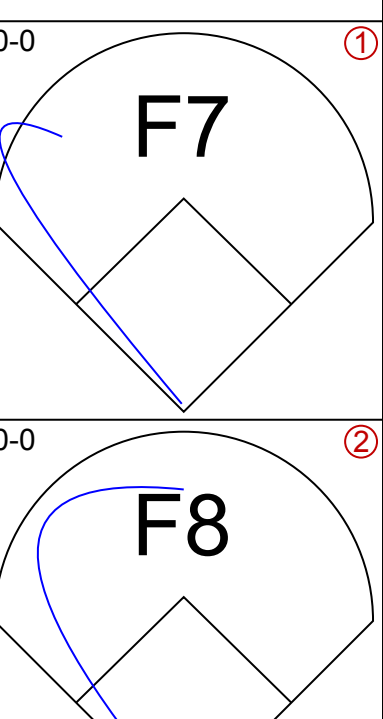
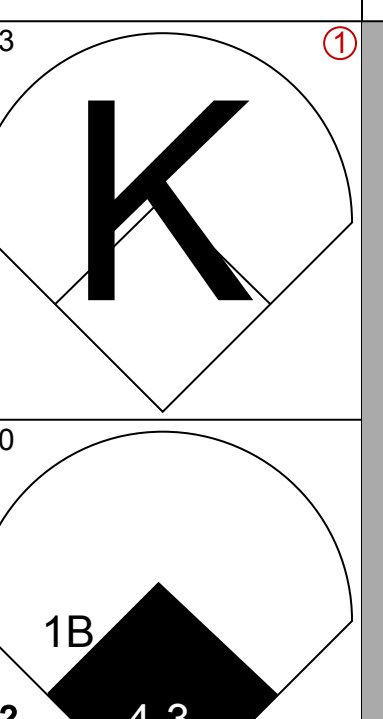
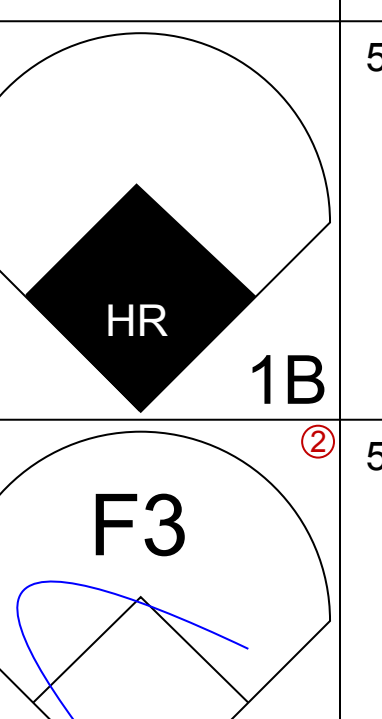
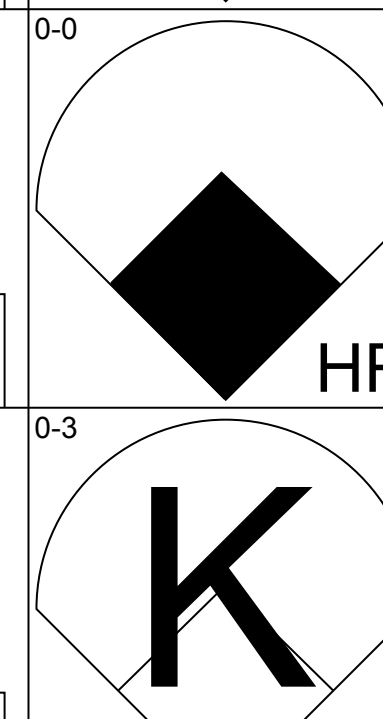
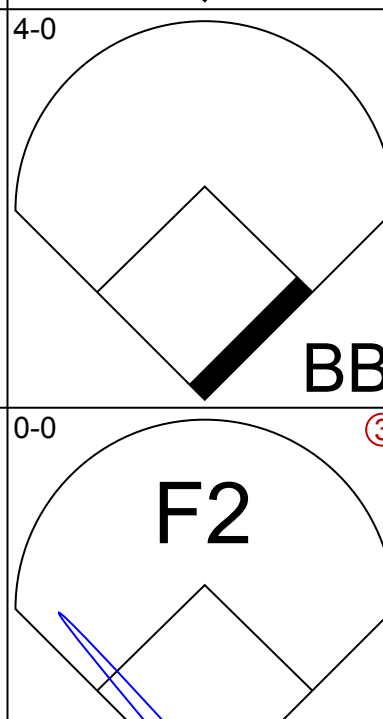
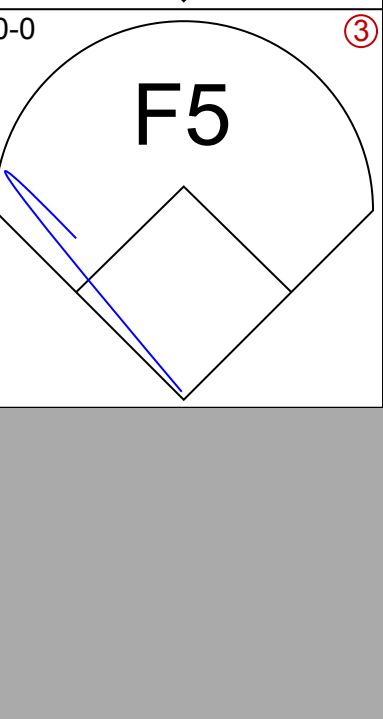
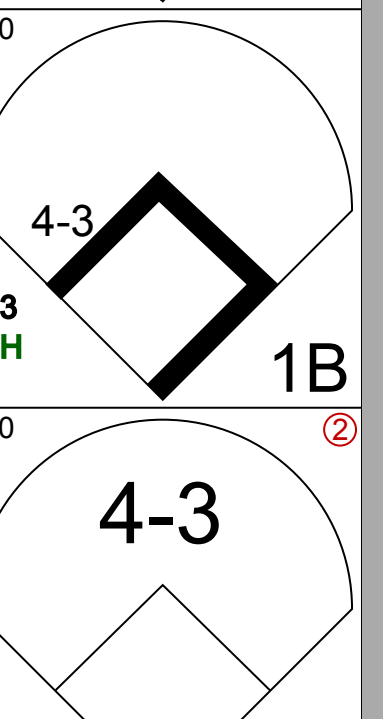
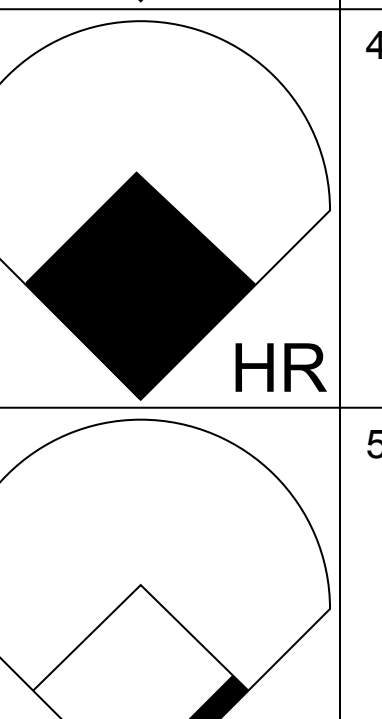



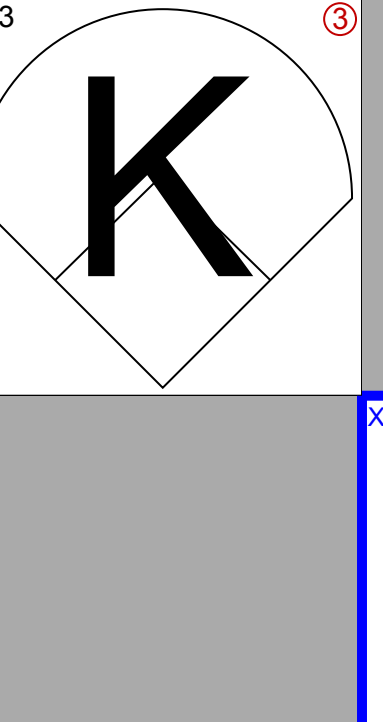
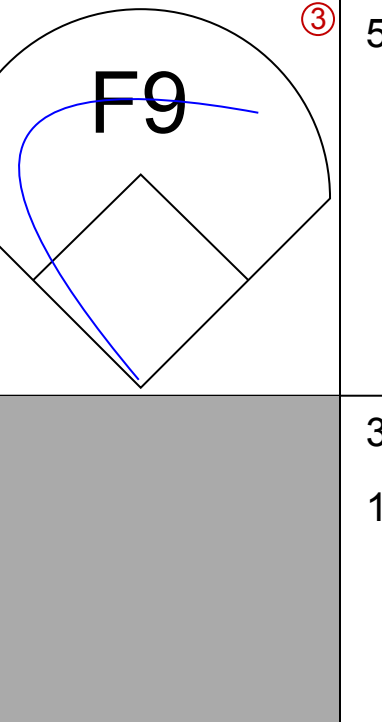


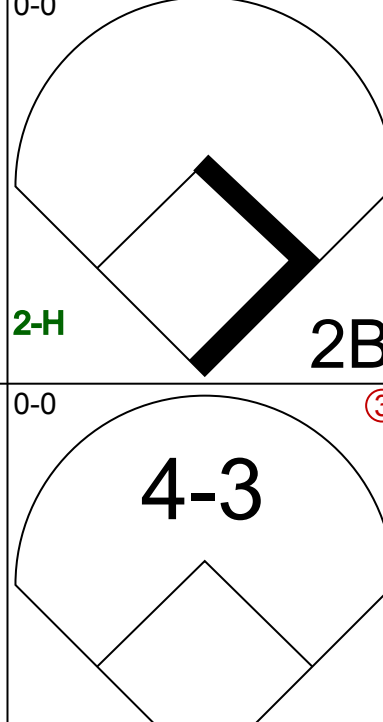


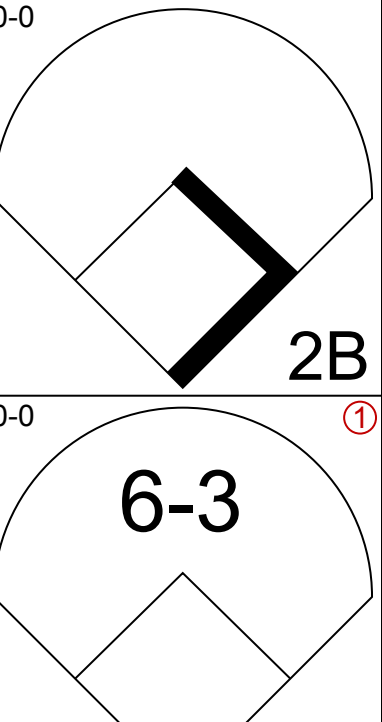
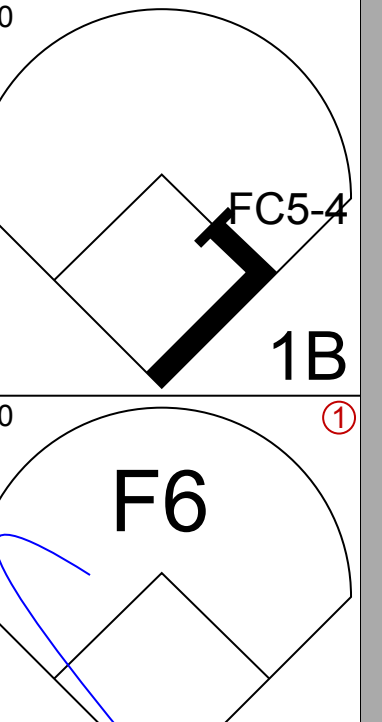
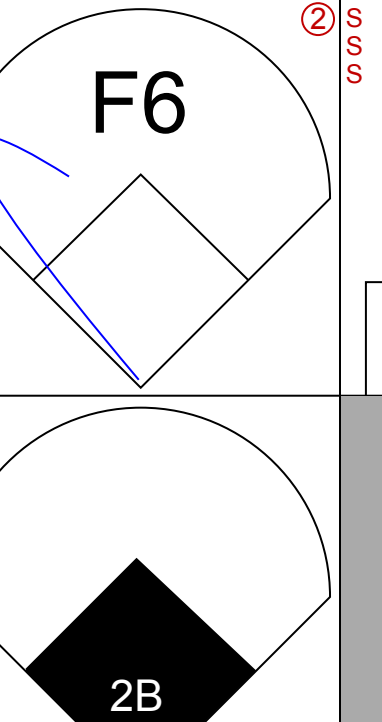
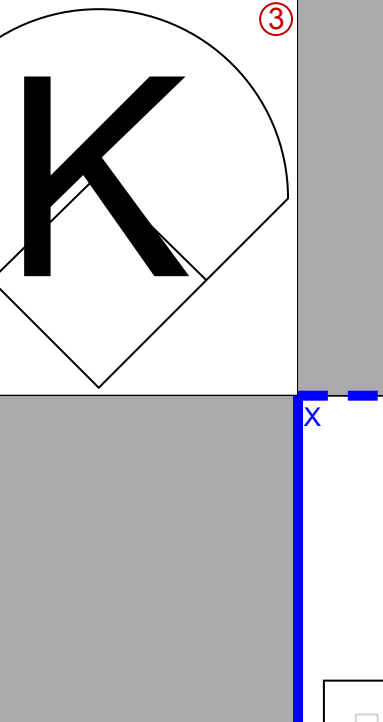
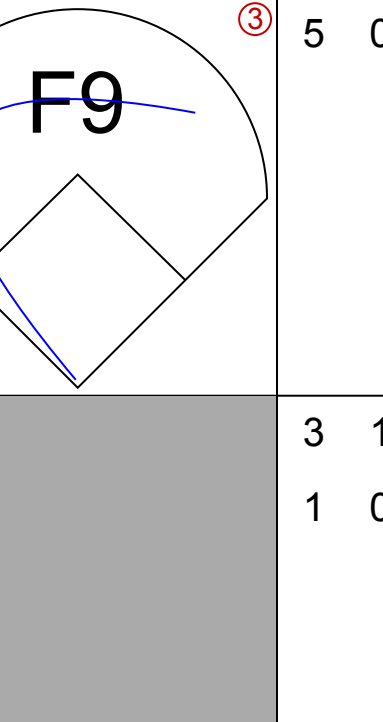

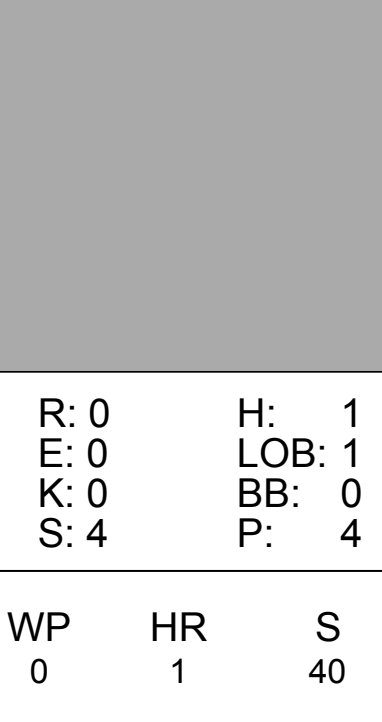
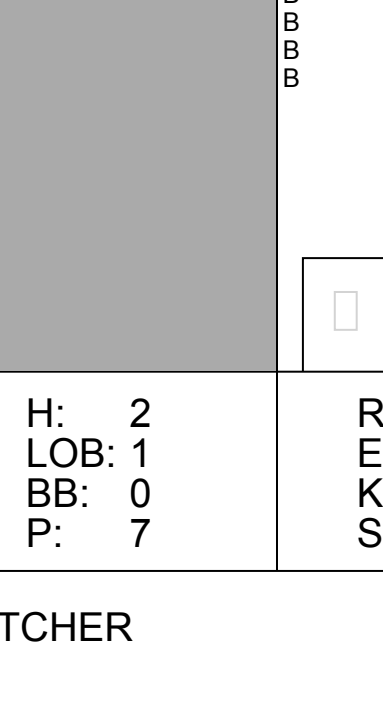
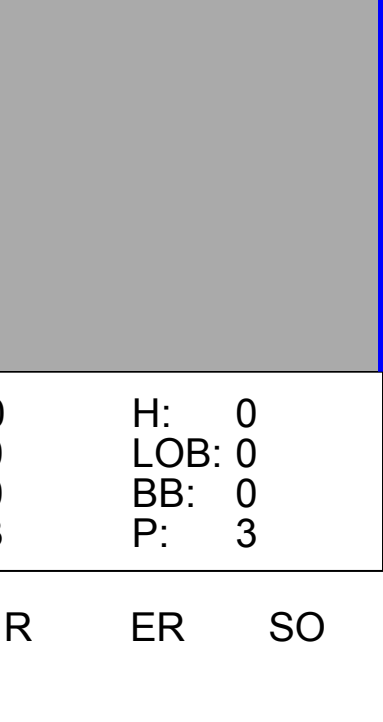
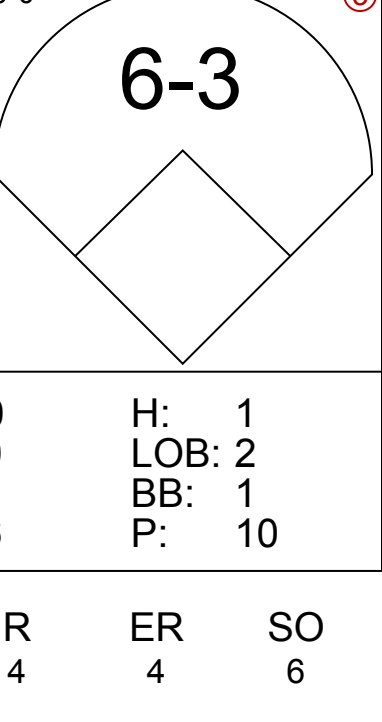
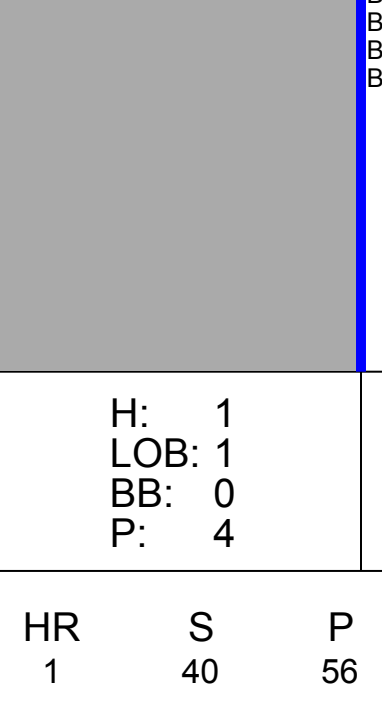
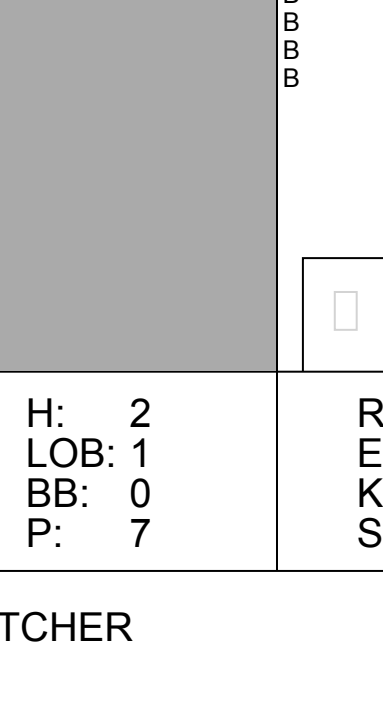
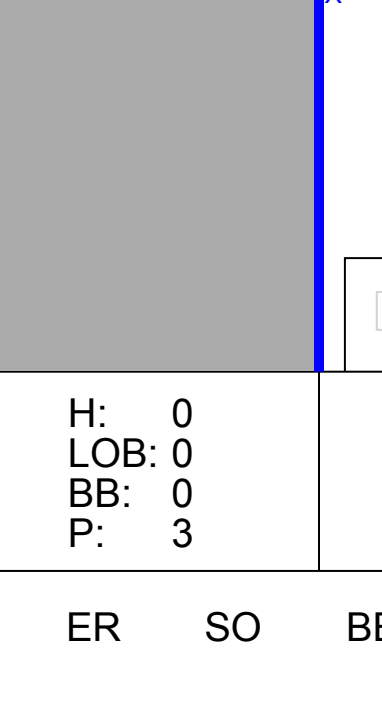
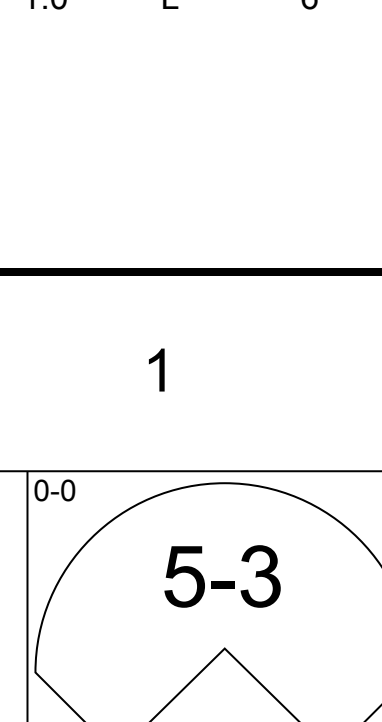
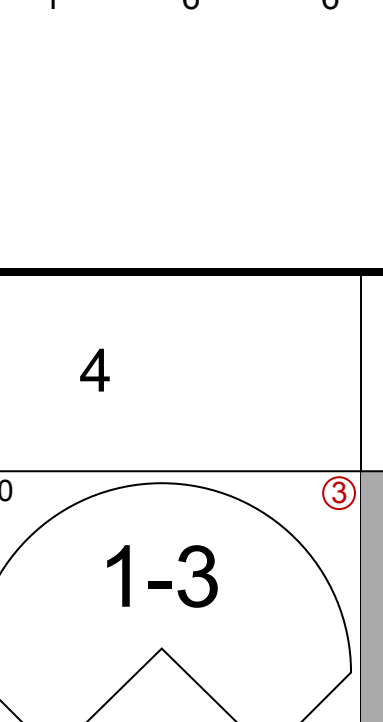
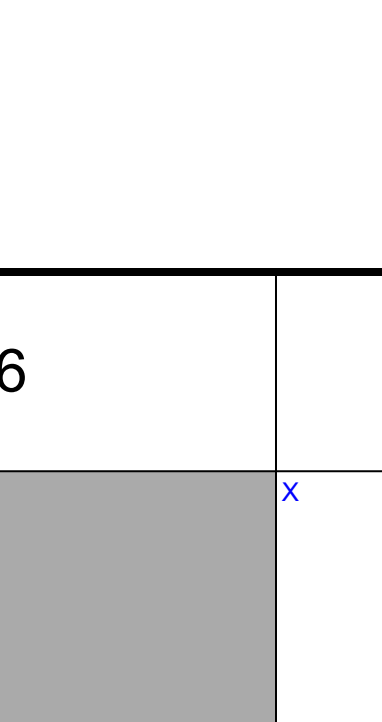
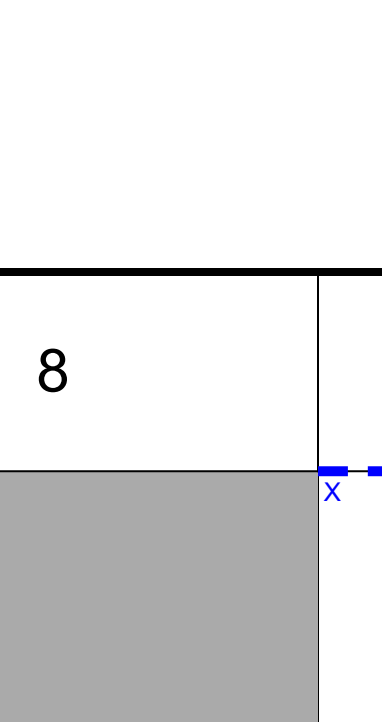
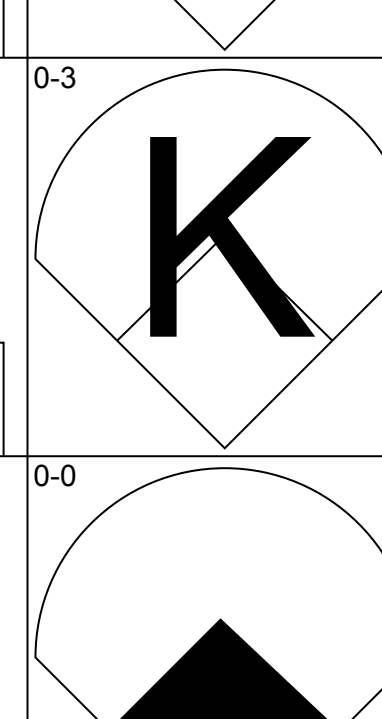
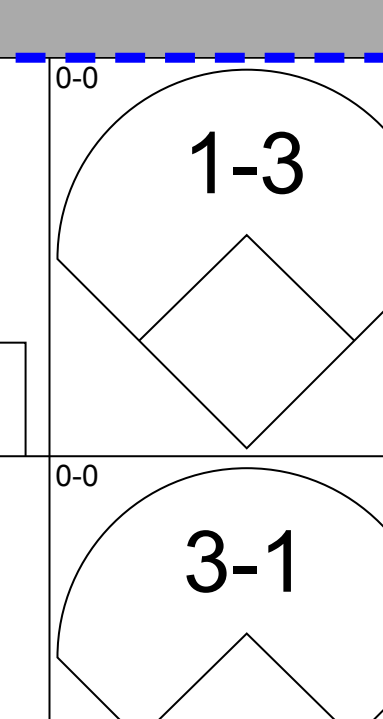
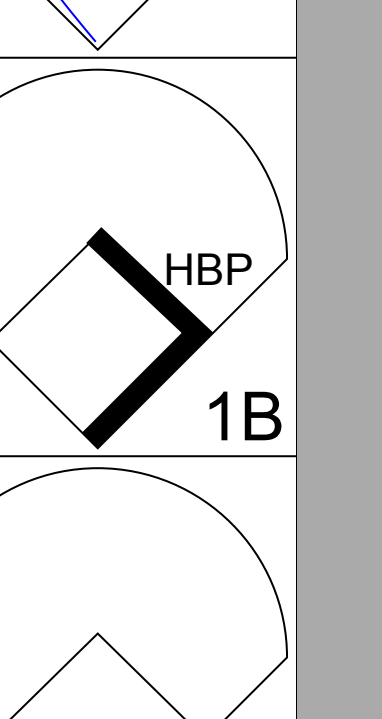
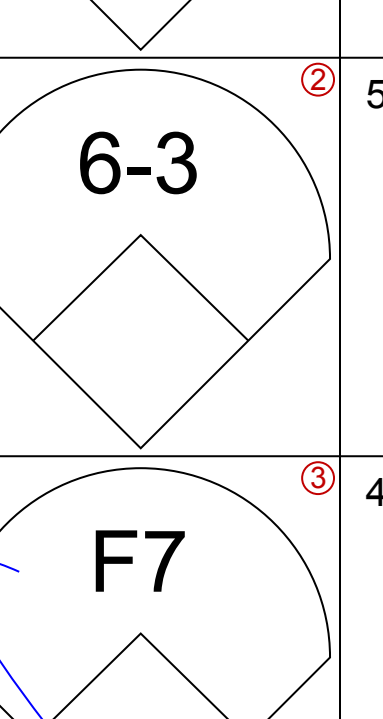
livebaseballscores.com

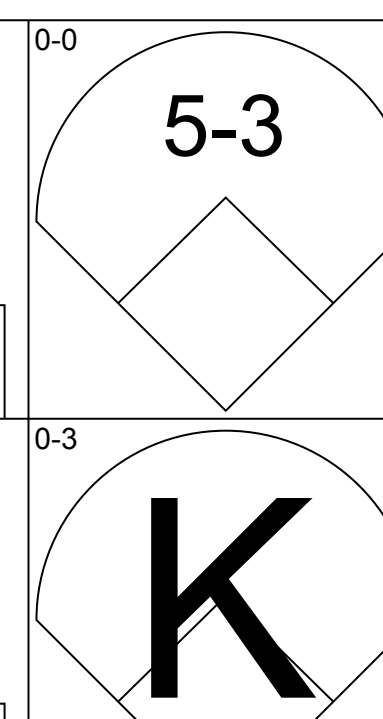
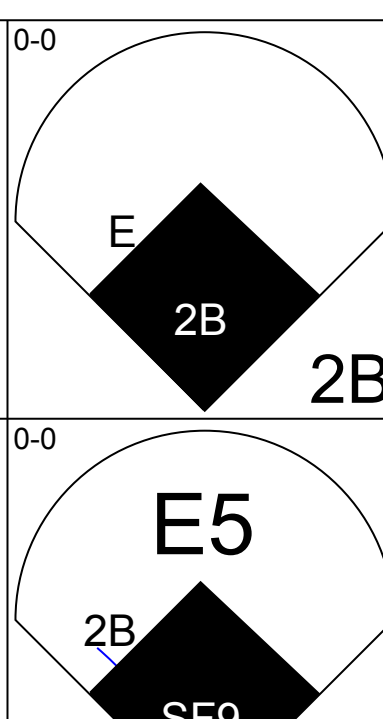
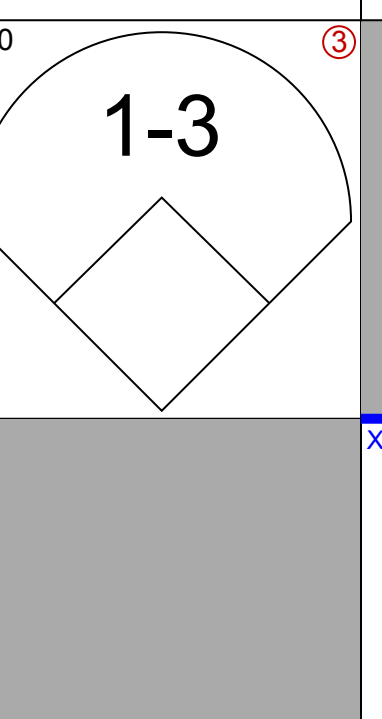
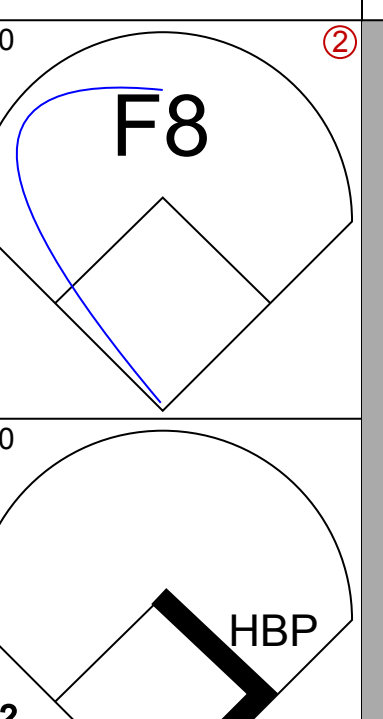
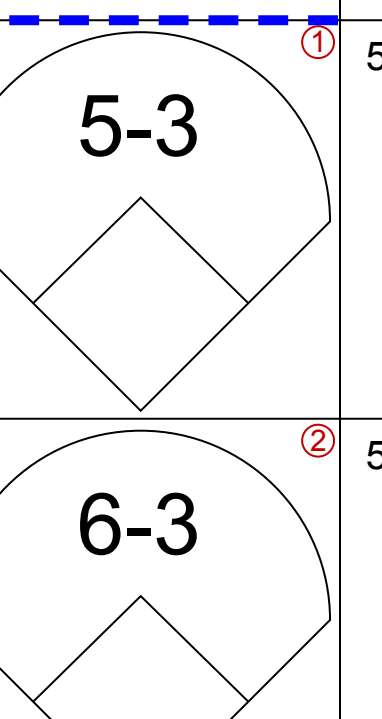
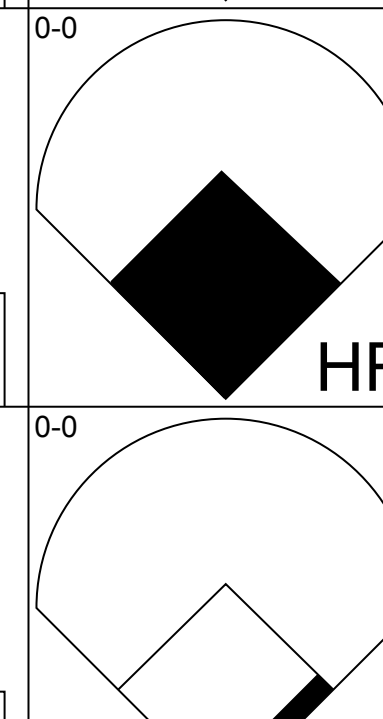
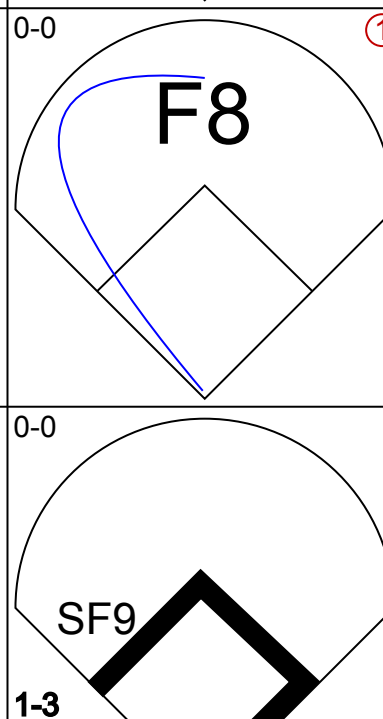
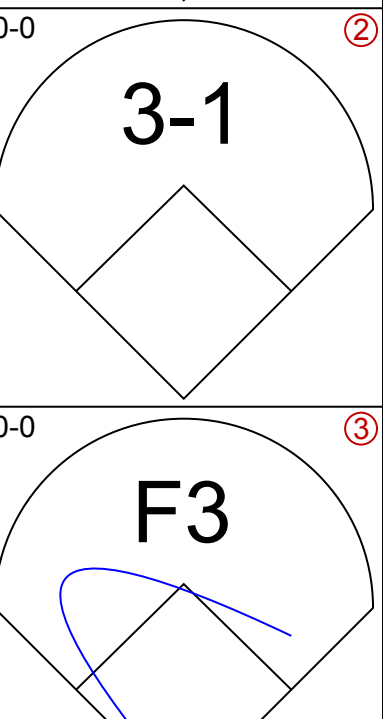
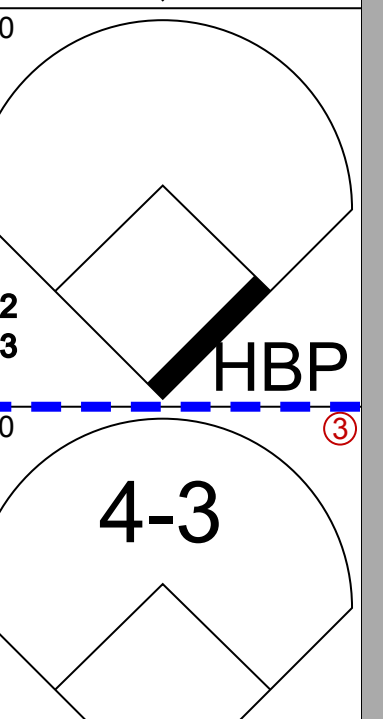
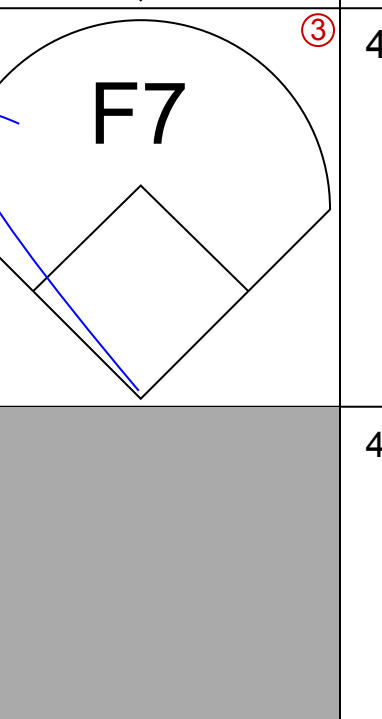
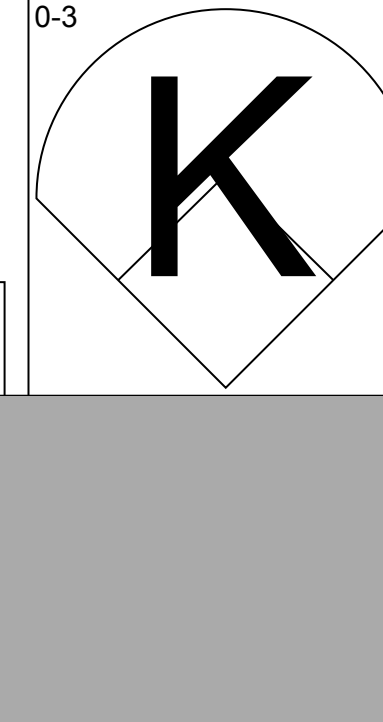
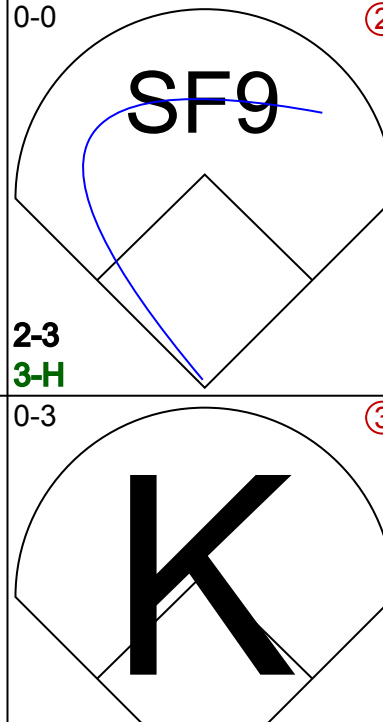






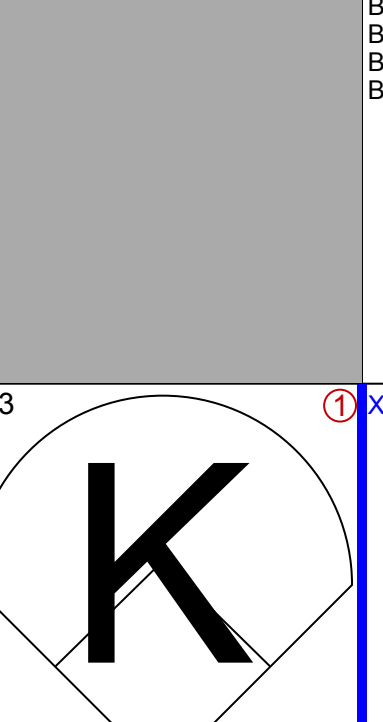

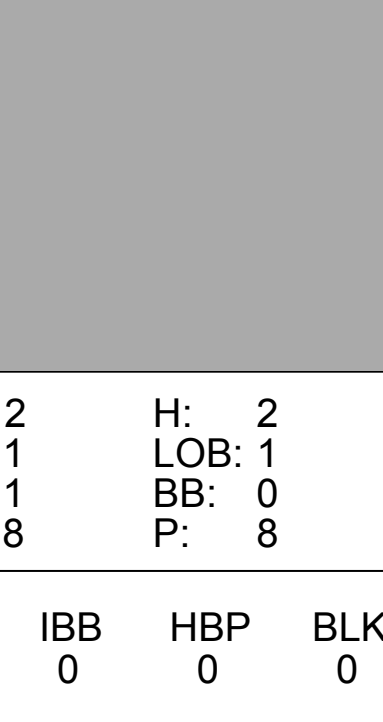

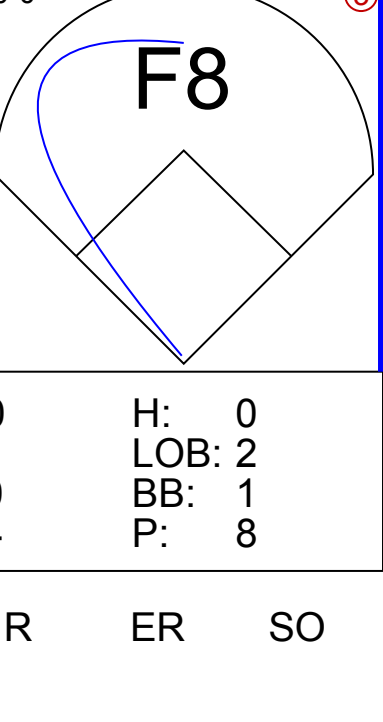
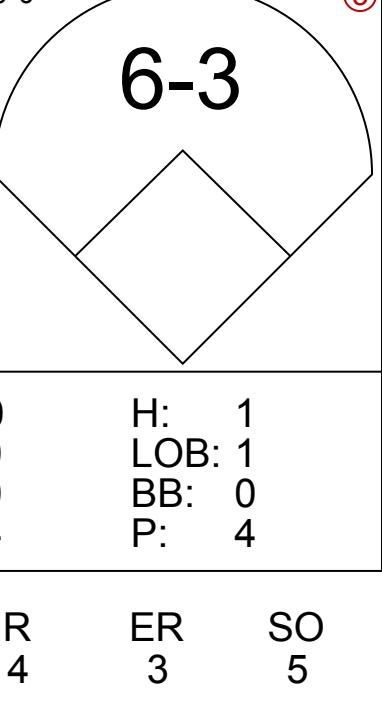
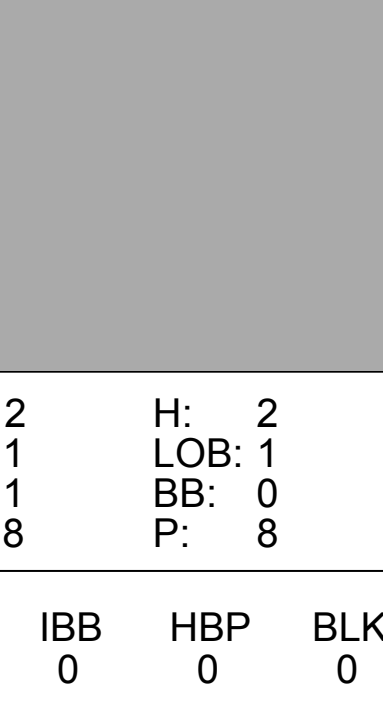

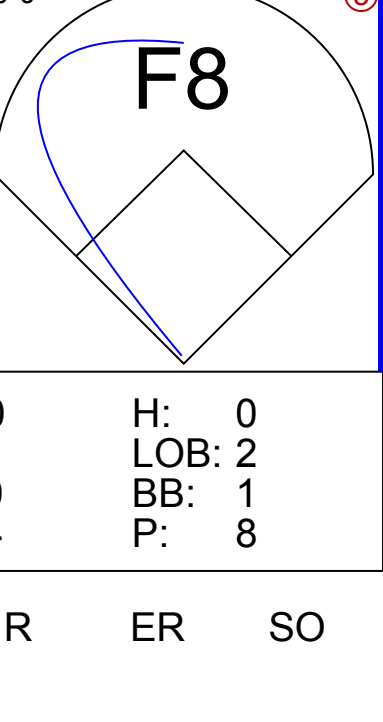




AB	31
R	0
H	4
RBI	0
BB	1
SO	5
LOB	10




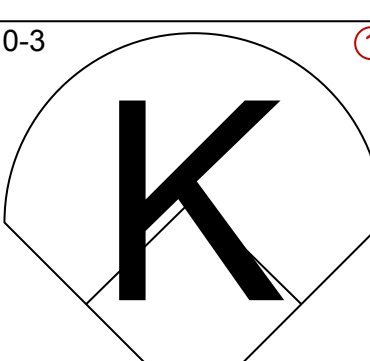
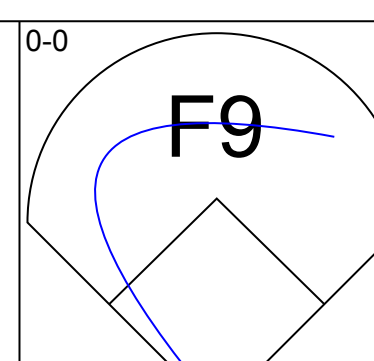
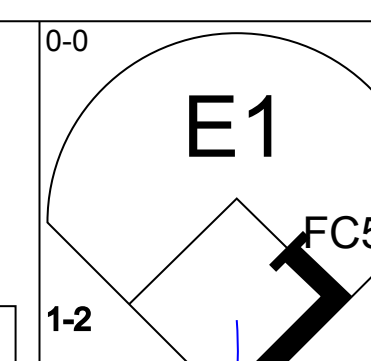
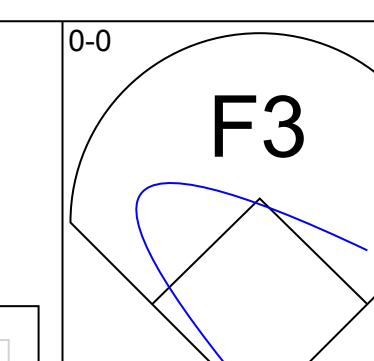
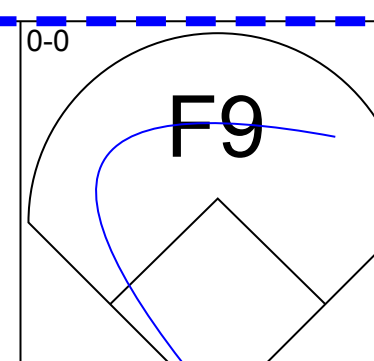
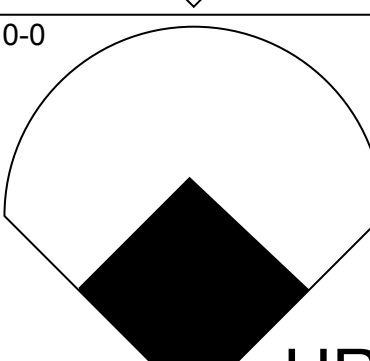
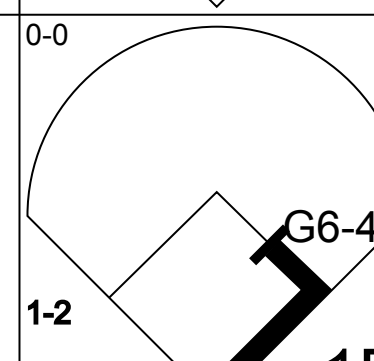
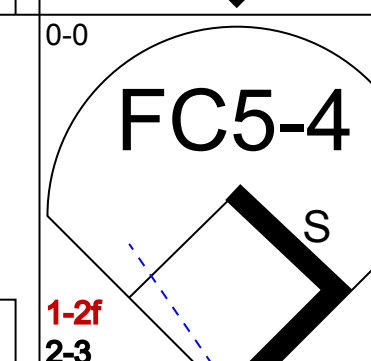
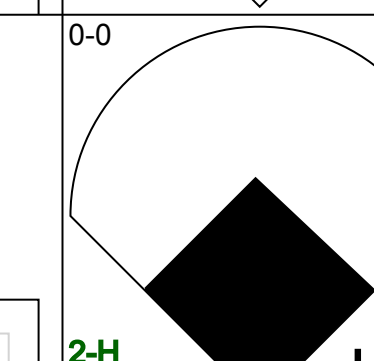
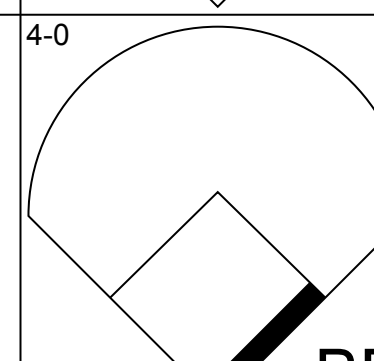
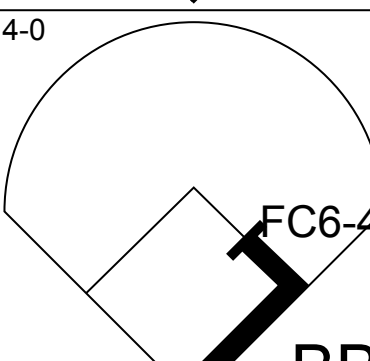
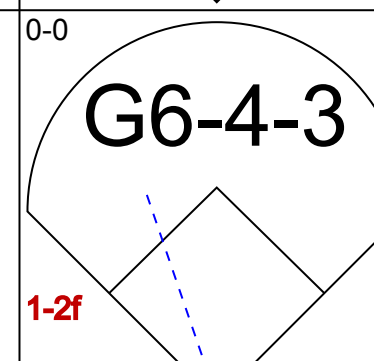
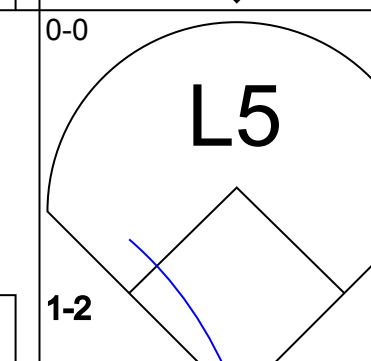
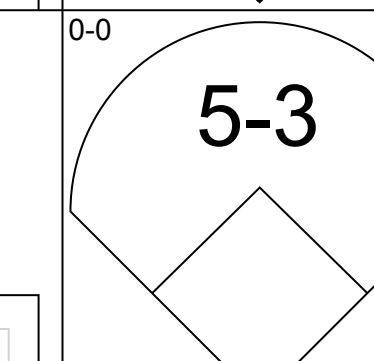
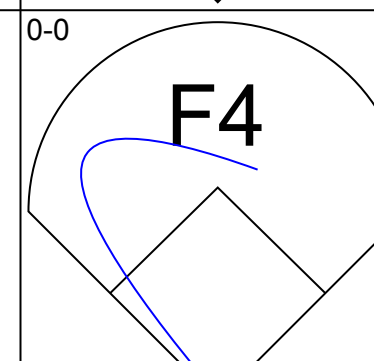
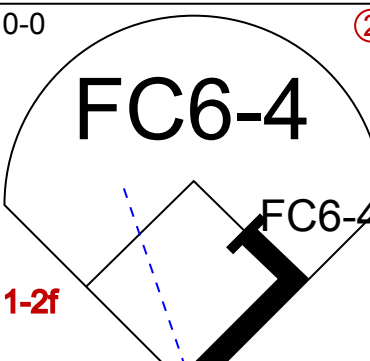
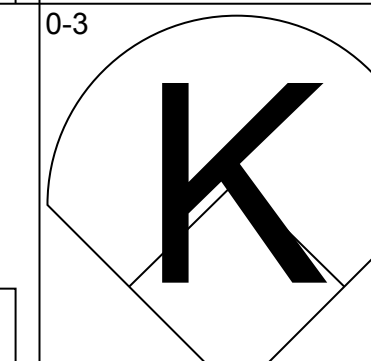
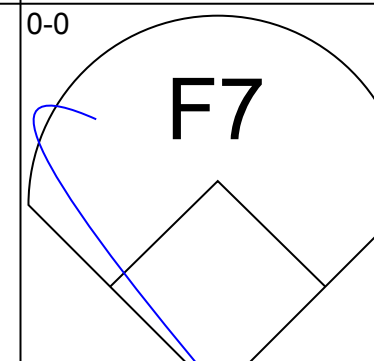
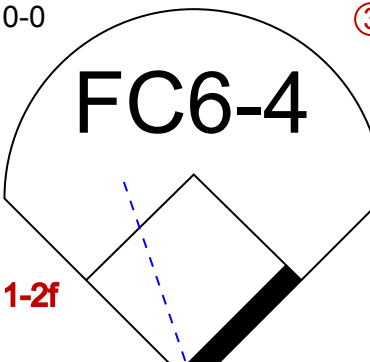
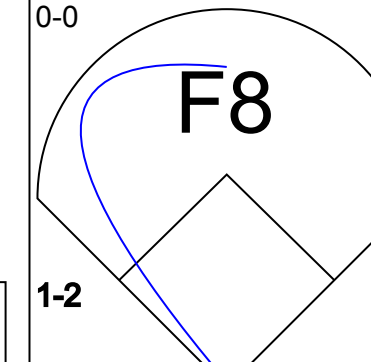
Batter	1	2	3	4	5	6	7	8	9	AB	R	H	RBI	BB	SO	LOB	TOP											
Jose Tartabull, L OBP: 0.283, SLG: 0.275 (1, 8)	F4		1B		L1		2B		F7	4	2	1	0	1	0	0	Kansas City Athletics @ Minnesota Twins Metropolitan Stadium, Bloomington, MI Tue Jul 21 1964, 8:05 PM EDT Att: 10,269 - Unknown livebaseballscorecards.com											
Wayne Causey, L OBP: 0.395, SLG: 0.395 (1, 6)	HR		1B		F4		1B		4-3	5	1	3	1	0	0	0												
Rocky Colavito, R OBP: 0.371, SLG: 0.544 (1, 9)	5-3		1B		F7		2B		1B	5	0	3	3	0	0	0												
Jim Gentile, L OBP: 0.386, SLG: 0.498 (1, 3)	2B		K		K		BB		1B	4	0	2	0	1	2	2												
Ken Harrelson, R OBP: 0.327, SLG: 0.500 Nelson Mathews, R OBP: 0.290, SLG: 0.345 (1, 7) (7, 8)	F7		F5		2B		1B		F3	3	1	1	0	1	0	3												
Billy Bryan, L OBP: 0.317, SLG: 0.545 Doc Edwards, R OBP: 0.244, SLG: 0.245 (1, 2) (7, PH) (7, 2)		K			F4		2B			3	0	1	1	0	1	0												
Ed Charles, R OBP: 0.314, SLG: 0.358 (1, 5)	F4		6-3		F8				K	4	0	0	0	0	1	1												
Charlie Shoemaker, L OBP: 0.200, SLG: 0.267 (1, 4)	4-3		1-3				1B		K	4	1	1	0	0	1	0												
Jose Santiago, R (1, 1)			F7		K		5-3		K	0	0	0	0	0	0	0												
Moe Drabowsky, R OBP: 0.029, SLG: 0.029 Dan Pfister, R (5, 1)							5-3		K	2	0	0	0	0	1	0												
Wes Stock, R OBP: 0.167, SLG: 0.091 John Wyatt, R (9, 1)							1-2			0	0	0	0	0	0	0												
Inning Stats	R: 1 E: 0 K: 0 S: 5	H: 2 LOB: 1 BB: 0 P: 5	R: 0 E: 0 K: 1 S: 5	H: 0 LOB: 0 BB: 0 P: 5	R: 1 E: 0 K: 1 S: 8	H: 3 LOB: 2 BB: 0 P: 8	R: 0 E: 0 K: 0 S: 3	H: 0 LOB: 0 BB: 0 P: 3	R: 0 E: 0 K: 1 S: 5	H: 2 LOB: 1 BB: 0 P: 7	R: 2 E: 0 K: 1 S: 7	H: 3 LOB: 3 BB: 3 P: 19	R: 0 E: 0 K: 3 S: 9	H: 0 LOB: 0 BB: 0 P: 9	R: 0 E: 0 K: 0 S: 5	H: 2 LOB: 2 BB: 0 P: 5		1B: 8 2B: 3 3B: 0 HR: 1	SF: 0 SAC: 0 DP: 0 HBP: 0	WP: 0 PB: 0 SB: 0 CS: 0	PA: 41							
PITCHER	IP	WLS	BF	H	R	ER	SO	BB	IBB	HBP	BLK	WP	HR	S	P	ERA		WHIP										
Camilo Pascual, R ERA: 3.75 Johnny Klippstein, R ERA: 2.82 Gery Arriago, L ERA: 4.13 Al Worthington, R ERA: 2.96	6.1	L	29	9	5	5	4	1	0	0	0	0	1	36	40	7.11		1.579										

Batter	1	2	3	4	5	6	7	8	9	AB	R	H	RBI	BB	SO	LOB	BOTTOM												
Zoilo Versalles, R OBP: 0.313, SLG: 0.423 (1, 6)	1-3	F7		5-3	F5		F7			5	0	0	0	0	0	4	Kansas City Athletics @ Minnesota Twins Metropolitan Stadium, Bloomington, MI Tue Jul 21 1964, 8:05 PM EDT Att: 10,269 - Unknown livebaseballscorecards.com												
Rich Rollins, R OBP: 0.343, SLG: 0.426 (1, 5)	1B	K		BB		F8		F8		4	1	1	0	1	1	0													
Tony Oliva, L OBP: 0.369, SLG: 0.575 (1, 9)	1B	F7		F8		BB		K		5	1	2	0	0	1	1													
Harmon Killebrew, R OBP: 0.381, SLG: 0.599 (1, 7)	1B		K		6-3	1B		F3		3	2	1	0	2	1	0													
Jimmie Hall, L OBP: 0.313, SLG: 0.476 (1, 8)	1B		BB		BB	6-3		K		3	0	2	2	2	1	2													
Bob Allison, R OBP: 0.418, SLG: 0.615 (1, 3)	BB		F4		6-3		F6		F9	5	0	1	1	0	0	6													
Earl Batley, R OBP: 0.351, SLG: 0.430 Jim Kaat, L OBP: 0.302, SLG: 0.326 Jerry Zimmerman, R OBP: 0.297, SLG: 0.254 (1, 2) (7, PR) (8, 2)					F5				G3-6-3	2	0	1	0	2	0	2													
Jerry Kindall, R OBP: 0.269, SLG: 0.337 Don Mincher, L OBP: 0.350, SLG: 0.648 Jim Snyder, R OBP: 0.242, SLG: 0.267 (1, 4) (5, PH) (5, PR) (6, 4)			K				BB		K	2	0	0	0	0	2	5													
Camilo Pascual, R OBP: 0.254, SLG: 0.273 Johnny Klippstein, R Gery Arriago, L OBP: 0.167 Frank Kostro, R OBP: 0.350, SLG: 0.556 Al Worthington, R (8, 1)		K		5-3				F8		0	0	0	0	0	0	0													
Inning Stats	R: 3 E: 0 K: 2 S: 11	H: 4 LOB: 3 BB: 2 P: 19	R: 0 E: 0 K: 1 S: 5	H: 0 LOB: 0 BB: 0 P: 5	R: 0 E: 0 K: 2 S: 7	H: 0 LOB: 2 BB: 2 P: 15	R: 0 E: 0 K: 0 S: 3	H: 0 LOB: 1 BB: 1 P: 7	R: 0 E: 0 K: 0 S: 5	H: 2 LOB: 3 BB: 2 P: 13	R: 0 E: 0 K: 1 S: 6	H: 1 LOB: 2 BB: 1 P: 10	R: 0 E: 0 K: 1 S: 6	H: 1 LOB: 1 BB: 0 P: 6	R: 0 E: 0 K: 1 S: 5	H: 0 LOB: 0 BB: 0 P: 5		R: 0 E: 0 K: 0 S: 2	H: 0 LOB: 0 BB: 1 P: 6	1B: 8 2B: 0 3B: 0 HR: 0	SF: 0 SAC: 0 DP: 1 HBP: 0	WP: 0 PB: 0 SB: 1 CS: 0	PA: 43						
PITCHER	IP	WLS	BF	H	R	ER	SO	BB	IBB	HBP	BLK	WP	HR	S	P	ERA		WHIP											
Jose Santiago, R ERA: 4.89 Moe Drabowsky, R ERA: 5.55 Dan Pfister, R ERA: 6.69 Wes Stock, R ERA: 2.51 John Wyatt, R ERA: 3.79	0.1		7	4	3	3	0	2	0	0	0	0	0	0	23	35		2.46	1.364										

Batter	1	2	3	4	5	6	7	8	9	AB	R	H	RBI	BB	SO	LOB	TOP				
Nelson Mathews, R OBP: 0.288, SLG: 0.343 (1, 8)									 1B	5	1	1	0	0	2	2	Kansas City Athletics @ Minnesota Twins Metropolitan Stadium, Bloomington, MI Wed Jul 22 1964, 8:05 PM EDT Att: 9,571 - Unknown livebaseballscorecards.com				
Wayne Causey, L OBP: 0.393, SLG: 0.392 (1, 6)							 1-2 4-3 1B			5	1	1	0	0	0	2					
Rocky Colavito, R OBP: 0.377, SLG: 0.564 (1, 9)							 1-3 2-H 1B			4	2	3	4	1	0	1					
Jim Gentile, L OBP: 0.383, SLG: 0.491 (1, 3)										5	0	1	1	0	2	2					
Ken Harrelson, R OBP: 0.333, SLG: 0.509 (1, 7)				 1B						5	0	2	0	0	1	2					
Doc Edwards, R OBP: 0.245, SLG: 0.253 Billy Bryan, L OBP: 0.315, SLG: 0.541 (8, 2)										3	1	1	0	0	0	2					
Ed Charles, R OBP: 0.316, SLG: 0.361 (1, 5)						 2-H				3	0	1	1	1	0	1					
Charlie Shoemaker, L OBP: 0.176, SLG: 0.235 (1, 4)				 1-2						4	0	0	0	0	1	4					
Orlando Pena, R OBP: 0.183, SLG: 0.191 George Alusky, R OBP: 0.374, SLG: 0.387 Ted Bowsfield, R OBP: 0.315, SLG: 0.541 John Wyatt, R OBP: 0.372, SLG: 0.389 Jose Tartabull, L OBP: 0.276, SLG: 0.289 Moe Drabowsky, R OBP: 0.226, SLG: 0.329 (11, 1)							 1B BB			1	0	0	0	0	0	2					
Inning Stats	R: 1 E: 0 K: 2 S: 8	H: 1 LOB: 0 BB: 0 P: 8	R: 0 E: 0 K: 1 S: 6	H: 1 LOB: 2 BB: 1 P: 10	R: 0 E: 0 K: 0 S: 3	H: 0 LOB: 1 BB: 1 P: 7	R: 0 E: 0 K: 0 S: 4	H: 1 LOB: 1 BB: 0 P: 4	R: 0 E: 0 K: 1 S: 3	H: 2 LOB: 1 BB: 0 P: 7	R: 2 E: 0 K: 2 S: 9	H: 2 LOB: 1 BB: 1 P: 13	R: 0 E: 0 K: 0 S: 3	H: 0 LOB: 0 BB: 0 P: 3	R: 2 E: 0 K: 0 S: 6	H: 3 LOB: 1 BB: 0 P: 6		1B: 5 2B: 3 3B: 0 HR: 2	SF: 0 SAC: 0 DP: 0 HBP: 0	WP: 0 PB: 0 SB: 0 CS: 0	PA: 41
PITCHER	IP	WLS	BF	H	R	ER	SO	BB	IBB	HBP	BLK	WP	HR	S	P	ERA	WHIP				
Dick Stigman, L ERA: 3.74 Al Worthington, R ERA: 2.84 Johnny Klippstein, R ERA: 3.2	(1, 1)	7.0	32	7	4	4	6	4	0	0	0	0	1	40	56	5.14	1.571				


Batter	1	2	3	4	5	6	7	8	9	AB	R	H	RBI	BB	SO	LOB	BOTTOM				
Zoilo Versalles, R OBP: 0.312, SLG: 0.423 (1, 6)			 2B							5	1	1	0	0	0	1	Kansas City Athletics @ Minnesota Twins Metropolitan Stadium, Bloomington, MI Wed Jul 22 1964, 8:05 PM EDT Att: 9,571 - Unknown livebaseballscorecards.com				
Rich Rollins, R OBP: 0.341, SLG: 0.423 (1, 5)			 2B SF9				 1B			5	1	1	0	0	1	1					
Tony Oliva, L OBP: 0.369, SLG: 0.580 (1, 9)							 1-2 2-3 HBP			4	1	1	1	0	0	2					
Harmon Killebrew, R OBP: 0.382, SLG: 0.601 (1, 7)			 2B							4	0	2	1	0	0	3					
Jimmie Hall, L OBP: 0.309, SLG: 0.471 (1, 8)			 2B							3	0	0	1	0	1	1					
Bob Allison, R OBP: 0.415, SLG: 0.608 (1, 3)								 S		4	0	0	0	0	1	1					
Earl Batley, R OBP: 0.353, SLG: 0.442 (1, 2)									 1-2	3	1	1	1	1	0	0					
Johnny Goryl, R OBP: 0.269, SLG: 0.234 Don Mincher, L OBP: 0.348, SLG: 0.643 Jerry Kindall, R OBP: 0.269, SLG: 0.337 (1, 4)										3	0	1	0	0	2	0					
Dick Stigman, R OBP: 0.088, SLG: 0.120 Al Worthington, R OBP: 0.333, SLG: 0.528 Frank Kostro, R OBP: 0.269, SLG: 0.337 Johnny Klippstein, R OBP: 0.226, SLG: 0.329 (8, 1)							 1B			0	0	0	0	0	0	0					
Inning Stats	R: 1 E: 0 K: 2 S: 9	H: 2 LOB: 1 BB: 0 P: 9	R: 0 E: 0 K: 0 S: 4	H: 1 LOB: 1 BB: 0 P: 4	R: 2 E: 1 K: 1 S: 8	H: 2 LOB: 1 BB: 0 P: 8	R: 1 E: 0 K: 2 S: 8	H: 1 LOB: 0 BB: 0 P: 8	R: 0 E: 0 K: 0 S: 3	H: 0 LOB: 0 BB: 0 P: 3	R: 0 E: 0 K: 1 S: 7	H: 2 LOB: 3 BB: 0 P: 8	R: 0 E: 1 K: 0 S: 4	H: 0 LOB: 2 BB: 1 P: 8	R: 0 E: 0 K: 0 S: 3	H: 0 LOB: 0 BB: 0 P: 3		1B: 4 2B: 2 3B: 0 HR: 2	SF: 1 SAC: 0 DP: 0 HBP: 1	WP: 0 PB: 0 SB: 1 CS: 0	PA: 39
PITCHER	IP	WLS	BF	H	R	ER	SO	BB	IBB	HBP	BLK	WP	HR	S	P	ERA	WHIP				
Orlando Pena, R ERA: 4.47 Ted Bowsfield, L ERA: 4.33 John Wyatt, R ERA: 3.72 Moe Drabowsky, R ERA: 5.5	(1, 1)	4.0	19	6	4	3	5	0	0	0	0	0	0	12	13	0.00	0.750				

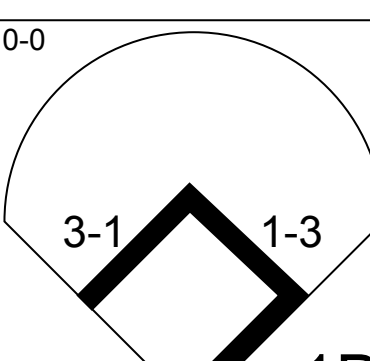
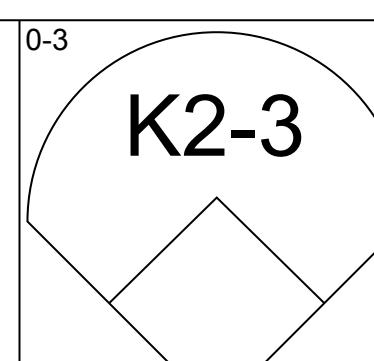
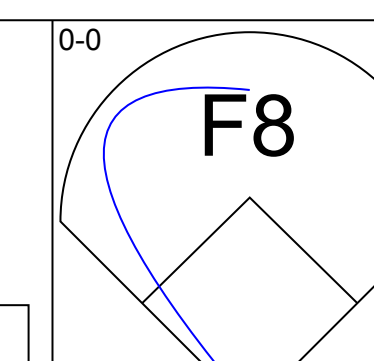
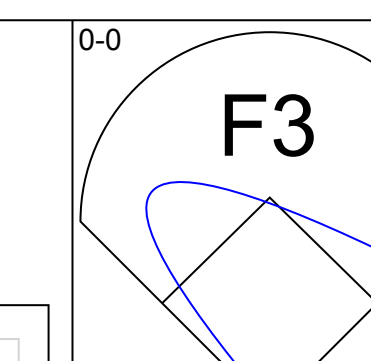
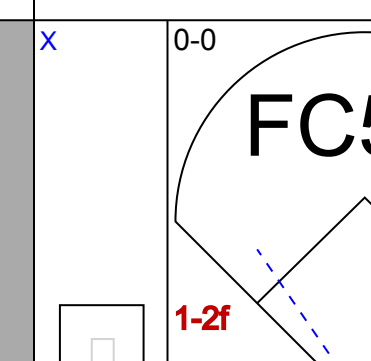
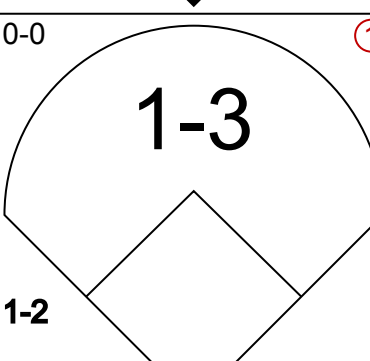
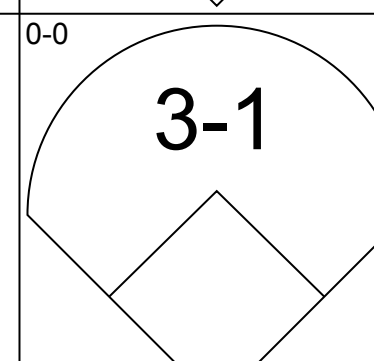
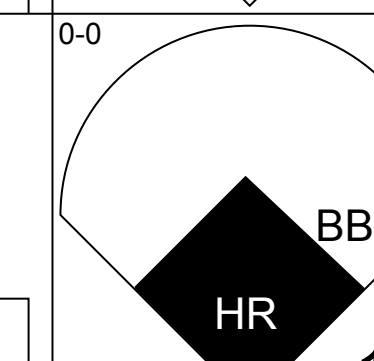
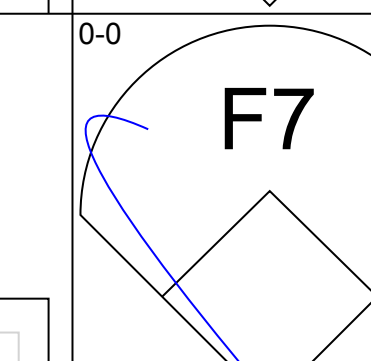
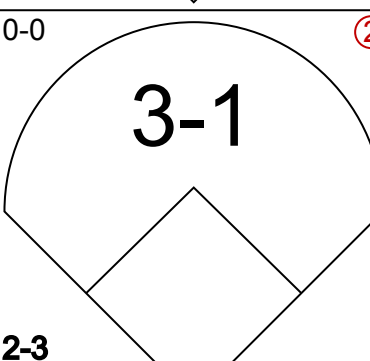
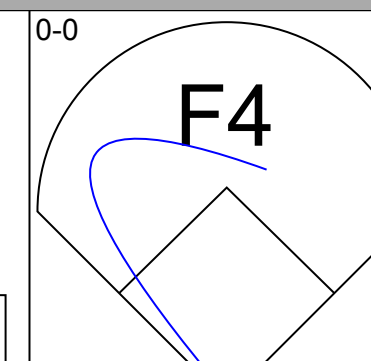
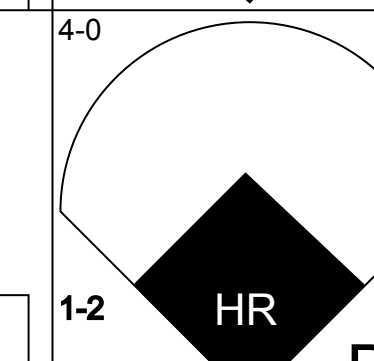
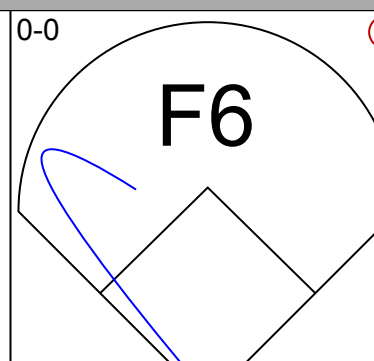
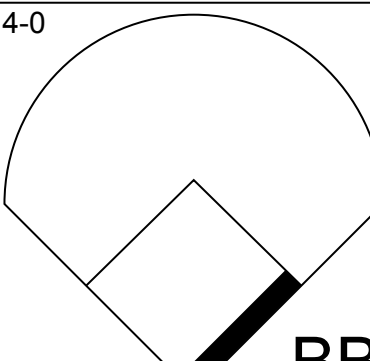
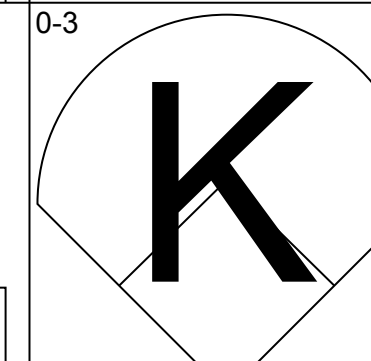
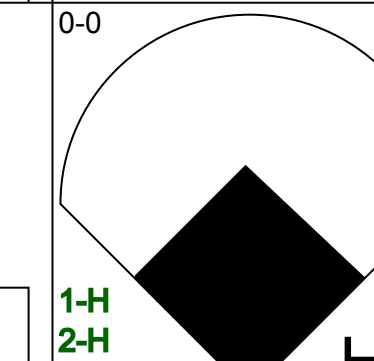
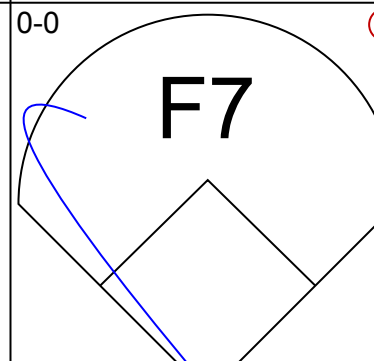
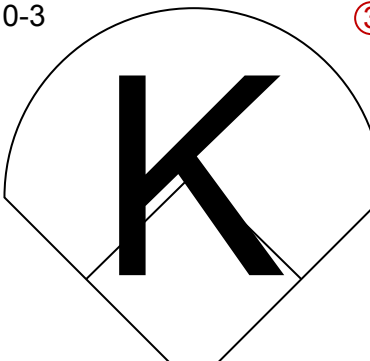
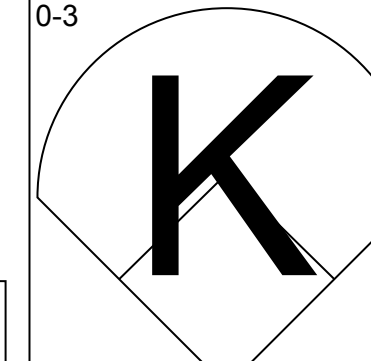
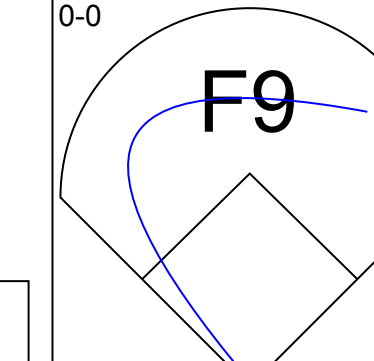
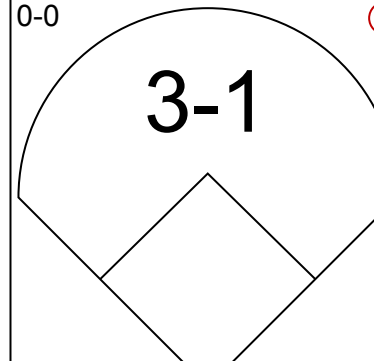
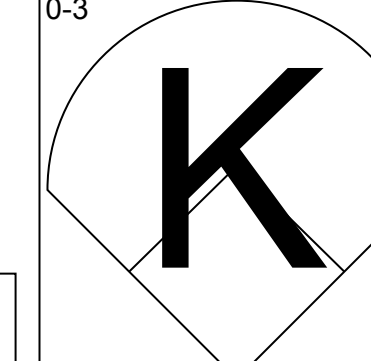
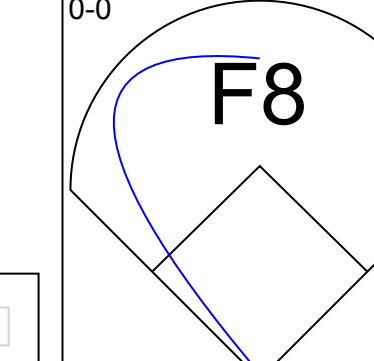
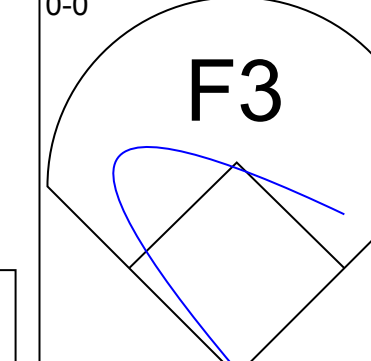
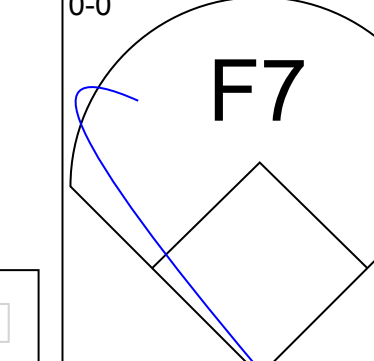


Batter	1	2	3	4	5	6	7	8	9	10	11	AB	R	H	RBI	BB	SO	LOB	TOP	
Nelson Mathews, R OBP: 0.285, SLG: 0.338												5	0	0	0	0	1	3		
Bert Campaneris, R OBP: 0.800, SLG: 2.250												4	2	3	3	1	0	2		
Rocky Colavito, R OBP: 0.374, SLG: 0.558												4	0	0	0	1	0	5		
Jim Gentile, L OBP: 0.379, SLG: 0.485												5	0	1	0	0	2	4		
Ken Harrelson, R OBP: 0.311, SLG: 0.474												4	0	0	0	0	1	2		
George Atusik, R OBP: 0.372, SLG: 0.385												1	0	0	0	0	1	0		
Jose Tartabull, L OBP: 0.270, SLG: 0.269												0	0	0	0	0	0	0		
Doc Edwards, R OBP: 0.250, SLG: 0.276												5	1	2	1	0	0	1		
Ed Charles, R OBP: 0.319, SLG: 0.362												4	0	2	0	1	0	1		
Charlie Shoemaker, L OBP: 0.179, SLG: 0.231												5	1	1	0	0	0	3		
Diego Segui, R OBP: 0.208, SLG: 0.255												3	0	2	0	0	1	0		
John Wyatt, R OBP: 0.270, SLG: 0.269												1	0	0	0	0	1	1		
Inning Stats	R: 1 E: 0 K: 1 S: 6	H: 1 LOB: 1 BB: 1 P: 10	R: 0 E: 0 K: 0 S: 3	H: 1 LOB: 0 BB: 0 P: 3	R: 0 E: 0 K: 0 S: 4	H: 2 LOB: 1 BB: 0 P: 4	R: 0 E: 0 K: 0 S: 4	H: 1 LOB: 2 BB: 1 P: 8	R: 0 E: 0 K: 2 S: 7	H: 0 LOB: 0 BB: 0 P: 7	R: 0 E: 0 K: 1 S: 5	H: 0 LOB: 1 BB: 0 P: 7	R: 0 E: 0 K: 0 S: 3	H: 0 LOB: 1 BB: 1 P: 9	R: 1 E: 0 K: 2 S: 9	H: 2 LOB: 1 BB: 0 P: 9	1B: 8 2B: 0 3B: 0 HR: 3	SF: 0 SAC: 1 DP: 2 HBP: 0	WP: 1 PB: 0 SB: 2 CS: 1	PA: 46
PITCHER	IP: 9.0 WLS: 3.4 BF: 36 H: 9 R: 3 ER: 3 SO: 5 BB: 1 IBB: 1 HBP: 0 BLK: 0 WP: 1 HR: 2 S: 44 P: 52 ERA: 3.00 WHIP: 1.111	PITCHER										IP: 9.0 WLS: 3.4 BF: 36 H: 9 R: 3 ER: 3 SO: 5 BB: 1 IBB: 1 HBP: 0 BLK: 0 WP: 1 HR: 2 S: 44 P: 52 ERA: 3.00 WHIP: 1.111								

Kansas City Athletics @ Minnesota Twins
Metropolitan Stadium, Bloomington, MI
Thu Jul 23 1964, 4:33 AM EDT
Att: 5,321 - Unknown

AB 41
R 4
H 11
RBI 4
BB 3
SO 7
LOB 22



Batter	1	2	3	4	5	6	7	8	9	10	11	AB	R	H	RBI	BB	SO	LOB	BOTTOM			
Rich Rollins, R OBP: 0.339, SLG: 0.420												5	0	1	0	0	1	2				
Tony Oliva, L OBP: 0.307, SLG: 0.575												5	1	1	0	0	0	1				
Jimmie Hall, L OBP: 0.311, SLG: 0.466												3	1	0	0	2	0	1				
Harmon Killebrew, R OBP: 0.383, SLG: 0.605												4	1	1	3	1	1	1				
Don Mincher, L OBP: 0.337, SLG: 0.622												5	0	0	0	0	2	3				
Earl Battey, R OBP: 0.348, SLG: 0.434												4	0	0	0	0	1	0				
Zolo Versalles, R OBP: 0.311, SLG: 0.423												4	0	1	0	0	0	0				
Johnny Goryl, R OBP: 0.250, SLG: 0.225												3	0	0	0	0	0	0				
Frank Kostro, R OBP: 0.318, SLG: 0.500												1	0	0	0	0	1	1				
Jerry Kindall, R OBP: 0.289, SLG: 0.337												0	0	0	0	0	0	0				
Jim Kaat, L OBP: 0.286, SLG: 0.306												3	0	0	0	0	0	0				
Al Worthington, R OBP: 0.416, SLG: 0.608												0	0	0	0	0	0	0				
Bob Allison, R OBP: 0.416, SLG: 0.608												0	0	0	0	1	0	0				
Gerry Arrigo, L OBP: 0.231, SLG: 0.167												0	0	0	0	0	0	0				
Inning Stats	R: 0 E: 0 K: 1 S: 6	H: 1 LOB: 2 BB: 1 P: 10	R: 0 E: 0 K: 0 S: 3	H: 0 LOB: 0 BB: 0 P: 3	R: 0 E: 0 K: 1 S: 5	H: 0 LOB: 0 BB: 0 P: 5	R: 0 E: 0 K: 2 S: 7	H: 0 LOB: 0 BB: 1 P: 7	R: 0 E: 0 K: 1 S: 5	H: 0 LOB: 0 BB: 0 P: 5	R: 0 E: 0 K: 0 S: 3	H: 0 LOB: 0 BB: 0 P: 3	R: 0 E: 0 K: 0 S: 3	H: 0 LOB: 0 BB: 0 P: 3	R: 0 E: 0 K: 1 S: 6	H: 1 LOB: 2 BB: 1 P: 10	R: 0 E: 0 K: 0 S: 3	H: 0 LOB: 1 BB: 1 P: 7	1B: 2 2B: 1 3B: 0 HR: 1	SF: 0 SAC: 0 DP: 0 HBP: 0	WP: 0 PB: 0 SB: 0 CS: 0	PA: 41
PITCHER	IP: 9.1 WLS: 3.85 BF: 34 H: 4 R: 3 ER: 3 SO: 5 BB: 2 IBB: 0 HBP: 0 BLK: 0 WP: 0 HR: 1 S: 42 P: 50 ERA: 2.89 WHIP: 0.643	PITCHER										IP: 9.1 WLS: 3.85 BF: 34 H: 4 R: 3 ER: 3 SO: 5 BB: 2 IBB: 0 HBP: 0 BLK: 0 WP: 0 HR: 1 S: 42 P: 50 ERA: 2.89 WHIP: 0.643										

Kansas City Athletics @ Minnesota Twins
Metropolitan Stadium, Bloomington, MI
Thu Jul 23 1964, 4:33 AM EDT
Att: 5,321 - Unknown

AB 37
R 3
H 4
RBI 3
BB 4
SO 6
LOB 9



Batter	1	2	3	4	5	6	7	8	9	AB R H RBI BB SO LOB	TOP								
Zoilo Versalles, R OBP: 0.310, SLG: 0.428 (1, 6)	F7	F2			HR		6-3		F8	5 1 1 1 0 0 3	Minnesota Twins @ Chicago White Sox Comiskey Park, Chicago, IL Fri Jul 24, 1964, 8:05 PM EDT Att: 35,690 - Unknown								
Frank Kostrz, R OBP: 0.295, SLG: 0.560 Jerry Kindall, R OBP: 0.269, SLG: 0.337 (1, 5) (9, 4)	F6		F9		F7		F7		HR	5 1 1 2 0 0 0 0 0 0 0 0 0 0									
Tony Oliva, L OBP: 0.367, SLG: 0.573 (1, 9)	4-3		F7		2B 1B				F4	5 1 2 0 0 0 0									
Harmon Killebrew, R OBP: 0.384, SLG: 0.607 (1, 7)		K			1B WP 1-H 2B				F3	4 0 2 1 0 1 1									
Bob Allison, R OBP: 0.417, SLG: 0.614 (1, 3)		HR	F9					G3		3 1 1 1 1 0 1									
Jimmie Hall, L OBP: 0.307, SLG: 0.460 (1, 8)		E4 BB 1B SF9		K	K			F8		4 1 0 0 0 2 2									
Earl Batley, R OBP: 0.347, SLG: 0.431 (1, 2)		E BB 1-2 1B		L4		K		K		4 0 1 0 0 2 0									
Johnny Goryl, R OBP: 0.261, SLG: 0.220 (1, 4) (9, 5)		4-0 E BB 1-2 2-3 BB		5-3		F1			SH1-4 HR BB	2 1 0 0 2 0 0									
Mudcat Grant, R OBP: 0.245, SLG: 0.375 (1, 1)		SF9 1-2 2-3 3-H			5-3	F3			SH1-4	2 0 0 1 0 0 0									
Inning Stats	R: 0 E: 0 K: 0 S: 3	H: 0 LOB: 0 BB: 0 P: 3	R: 2 E: 2 K: 1 S: 8	H: 2 LOB: 2 BB: 1 P: 12	R: 0 E: 0 K: 0 S: 4	H: 1 LOB: 1 BB: 0 P: 4	R: 0 E: 0 K: 1 S: 5	H: 0 LOB: 0 BB: 0 P: 5	R: 0 E: 0 K: 0 S: 4	H: 1 LOB: 1 BB: 0 P: 4		R: 0 E: 0 K: 1 S: 5	H: 0 LOB: 0 BB: 0 P: 5	R: 0 E: 0 K: 0 S: 4	H: 0 LOB: 0 BB: 0 P: 5	R: 2 E: 0 K: 0 S: 4	H: 1 LOB: 0 BB: 1 P: 8	1B: 4 2B: 1 3B: 0 HR: 3	SF: 1 SAC: 1 DP: 0 HBP: 0
PITCHER	IP WLS BF H R ER SO BB IBB HBP BLK WP HR S P ERA WHIP											IP WLS BF H R ER SO BB IBB HBP BLK WP HR S P ERA WHIP							
Juan Pizarro, L ERA: 2.34 (1, 1)	5.0 L 24 6 4 3 3 1 1 0 0 1 2 28 36 5.40 1.400																		
Eddie Fisher, R ERA: 3.5 (6, 1)	3.0 10 1 0 0 2 0 0 0 0 0 0 14 14 0.00 0.333																		
Hoyt Wilhelm, R ERA: 2.23 (9, 1)	1.0 5 1 2 2 0 1 0 0 0 0 0 1 4 8 18.00 2.000																		

Batter	1	2	3	4	5	6	7	8	9	AB R H RBI BB SO LOB	BOTTOM								
Tom McCraw, L OBP: 0.344, SLG: 0.416 (1, 3)	4-3	F8			F5			E3 1B		4 0 0 0 0 0 1	Minnesota Twins @ Chicago White Sox Comiskey Park, Chicago, IL Fri Jul 24, 1964, 8:05 PM EDT Att: 35,690 - Unknown								
Don Buford, S OBP: 0.336, SLG: 0.358 Hoyt Wilhelm, R OBP: 0.308, SLG: 0.250 (1, 4) (9, 1)	1B BB		K		1-3			1B		3 1 1 0 1 1 1 0 0 0 0 0 0 0									
Floyd Robinson, L OBP: 0.368, SLG: 0.432 (1, 9)	1B 1-3 1B		3-1			1-3		1-3		4 1 1 0 0 0 2									
Pete Ward, L OBP: 0.344, SLG: 0.454 (1, 5)	1B 1-3 3-H 1B		1-3			F8		F8		4 0 1 1 0 0 2									
Gene Stephens, L OBP: 0.342, SLG: 0.375 (1, 7)	CS 1-3 3-H 1B			F7		F7		F2		4 0 1 1 0 0 0									
Ron Hansen, R OBP: 0.344, SLG: 0.373 (1, 6)	5-3			F4			F8	F7		4 0 0 0 0 0 2									
Mike Hershberger, R OBP: 0.322, SLG: 0.312 (1, 8)		4-3		4-3			5-3	4-3		4 0 0 0 0 0 0									
J.C. Martin, L OBP: 0.238, SLG: 0.283 (1, 2)		K			F5		F5			3 0 0 0 0 1 0									
Juan Pizarro, L OBP: 0.250, SLG: 0.356 Fred Talbot, R OBP: 0.369, SLG: 0.333 Eddie Fisher, R OBP: 0.083, SLG: 0.083 Bill Skowron, R OBP: 0.322, SLG: 0.466 Al Weis, S OBP: 0.322, SLG: 0.351 (1, 1) (5, PR) (6, 1) (8, PH) (9, 4)		HR						6-3		2 1 2 1 0 0 0 0 0 0 0 0 0 0 0 0 0 0 0 0 0 1 0 0 0 0 0 0 0 0 0 0 0 0 0									
Inning Stats	R: 2 E: 0 K: 0 S: 5	H: 3 LOB: 1 BB: 1 P: 9	R: 1 E: 0 K: 1 S: 6	H: 1 LOB: 0 BB: 0 P: 6	R: 0 E: 0 K: 1 S: 5	H: 0 LOB: 0 BB: 0 P: 5	R: 0 E: 0 K: 0 S: 3	H: 0 LOB: 0 BB: 0 P: 3	R: 0 E: 1 K: 0 S: 5	H: 1 LOB: 2 BB: 0 P: 5		R: 0 E: 0 K: 0 S: 3	H: 0 LOB: 0 BB: 0 P: 3	R: 0 E: 0 K: 0 S: 5	H: 0 LOB: 0 BB: 0 P: 3	R: 0 E: 0 K: 0 S: 3	H: 0 LOB: 0 BB: 0 P: 3	1B: 5 2B: 0 3B: 0 HR: 1	SF: 0 SAC: 0 DP: 0 HBP: 0
PITCHER	IP WLS BF H R ER SO BB IBB HBP BLK WP HR S P ERA WHIP											IP WLS BF H R ER SO BB IBB HBP BLK WP HR S P ERA WHIP							
Mudcat Grant, R ERA: 4.39 (1, 1)	9.0 W 34 6 3 3 2 1 0 0 0 0 1 37 41 3.00 0.778																		




Batter	1	2	3	4	5	6	7	8	9	10	11	12	AB	R	H	RBI	BB	SO	LOB							
Zoilo Versalles, R OBP: 0.310, SLG: 0.433	K		F6		F7		2B		5-3		F8		6	0	1	2	0	1	3							
Frank Kostro, R OBP: 0.231, SLG: 0.405	K		G3			F3	K		E6		K		6	0	0	0	0	3	5							
Tony Oliva, L OBP: 0.367, SLG: 0.565	K		3-1			4-3			E6		1-4-3		6	0	1	0	0	1	1							
Harmon Killebrew, R OBP: 0.307, SLG: 0.601		1B BB			G6-4-3 1B				F5		1-3		5	1	2	0	1	0	1							
Bob Allison, R OBP: 0.407, SLG: 0.596		F2			G6-4-3 1-2			K	FC5-4 2B		2-3		6	1	0	0	0	2	5							
Jimmie Hall, L OBP: 0.317, SLG: 0.468					K			WP 2B			G3		6	1	3	1	0	1	2							
Earl Battey, R OBP: 0.353, SLG: 0.434					K			WP 2B					4	1	3	1	1	1	0							
Jim Kaat, L OBP: 0.286, SLG: 0.306								1-2 2B					0	0	0	0	0	0	0							
Jerry Zimmerman, R OBP: 0.296, SLG: 0.257								1-2 2B			FC3-5 SH 1B		1	0	0	0	0	1	2							
Johnny Goryl, R OBP: 0.245, SLG: 0.205													2	0	0	0	0	0	2							
Rich Rollins, R OBP: 0.341, SLG: 0.420											SH		0	0	0	0	1	0	0							
Mudcat Grant, R OBP: 0.245, SLG: 0.375											FC3-5		0	0	0	0	0	0	0							
Jim Snyder, R OBP: 0.235, SLG: 0.258													1	0	0	0	0	0	2							
Camilo Pascual, R ERA: 3.82													2	0	0	0	1	0	5							
Al Worthington, R ERA: 2.2													2	0	0	0	0	0	2							
Inning Stats	R: 0 E: 0 K: 3 S: 9	H: 0 LOB: 0 BB: 0 P: 9	R: 1 E: 0 K: 0 S: 5	H: 2 LOB: 2 BB: 1 P: 9	R: 0 E: 0 K: 0 S: 3	H: 0 LOB: 0 BB: 0 P: 3	R: 0 E: 0 K: 1 S: 5	H: 1 LOB: 0 BB: 0 P: 6	R: 0 E: 0 K: 1 S: 5	H: 0 LOB: 1 BB: 1 P: 9	R: 0 E: 0 K: 2 S: 10	H: 3 LOB: 3 BB: 1 P: 14	R: 1 E: 0 K: 0 S: 5	H: 1 LOB: 2 BB: 1 P: 9	R: 0 E: 1 K: 0 S: 4	H: 0 LOB: 1 BB: 0 P: 4	R: 0 E: 0 K: 0 S: 3	H: 0 LOB: 0 BB: 0 P: 3	R: 0 E: 0 K: 1 S: 7	H: 1 LOB: 2 BB: 0 P: 7	R: 0 E: 0 K: 2 S: 9	H: 2 LOB: 2 BB: 0 P: 9	1B: 8 2B: 2 3B: 0 HR: 0	SF: 0 SAC: 1 DP: 1 HBP: 0	WP: 1 PB: 0 CS: 0	PA: 52
PITCHER	IP	WLS	BF	H	R	ER	SO	BB	IBB	HBP	BLK	WP	HR	S	P	ERA	WHIP									
Gary Peters, L ERA: 3.34	(1.1)	11.0	48	9	4	3	8	3	0	0	0	0	0	0	8	8	0.00	1.000								
Eddie Fisher, R ERA: 3.38	(12.1)	1.0	W	4	1	0	0	2	0	0	0	0	0	8	8	0.00	1.000									

TOP

Minnesota Twins @ Chicago White Sox
Comiskey Park, Chicago, IL
Sun Jul 26 1964, 4:33 AM EDT
Unknown

AB 47
R 4
H 10
RBI 4
BB 4
SO 10
LOB 30



Batter	1	2	3	4	5	6	7	8	9	10	11	12	AB	R	H	RBI	BB	SO	LOB							
Tom McCraw, L OBP: 0.346, SLG: 0.408	4-3				L5				1-3		K		5	0	0	0	0	1	1							
Jim Landis, R OBP: 0.289, SLG: 0.279													1	0	0	0	0	1	1							
Don Buford, S OBP: 0.342, SLG: 0.369													6	1	3	1	0	1	1							
Floyd Robinson, L OBP: 0.369, SLG: 0.430													6	0	2	0	0	1	2							
Gene Stephens, L OBP: 0.333, SLG: 0.364													0	0	0	0	0	0	0							
Pete Ward, L OBP: 0.346, SLG: 0.450													6	0	2	0	0	1	4							
Bill Skowron, R OBP: 0.316, SLG: 0.454													6	1	1	0	0	1	4							
Mike Hershberger, R OBP: 0.322, SLG: 0.309													5	1	2	0	0	0	2							
Ron Hansen, R OBP: 0.352, SLG: 0.387													4	1	3	0	1	1	3							
J.C. Martin, L OBP: 0.241, SLG: 0.282													6	0	0	0	0	0	7							
Gary Peters, L OBP: 0.273, SLG: 0.470													5	1	3	3	0	0	1							
Eddie Fisher, R OBP: 0.154, SLG: 0.154													1	0	1	1	0	0	0							
Inning Stats	R: 0 E: 0 K: 1 S: 7	H: 2 LOB: 2 BB: 0 P: 7	R: 3 E: 0 K: 0 S: 5	H: 2 LOB: 0 BB: 1 P: 9	R: 0 E: 0 K: 1 S: 4	H: 1 LOB: 1 BB: 0 P: 6	R: 0 E: 0 K: 0 S: 4	H: 2 LOB: 1 BB: 0 P: 4	R: 0 E: 0 K: 2 S: 6	H: 1 LOB: 1 BB: 0 P: 5	R: 0 E: 0 K: 0 S: 3	H: 1 LOB: 0 BB: 0 P: 3	R: 0 E: 0 K: 0 S: 4	H: 1 LOB: 1 BB: 0 P: 4	R: 0 E: 0 K: 0 S: 6	H: 1 LOB: 1 BB: 0 P: 6	R: 1 E: 2 K: 0 S: 6	H: 2 LOB: 3 BB: 0 P: 6	1B: 15 2B: 1 3B: 0 HR: 2	SF: 0 SAC: 1 DP: 1 HBP: 1	WP: 0 PB: 0 CS: 0	PA: 54				
PITCHER	IP	WLS	BF	H	R	ER	SO	BB	IBB	HBP	BLK	WP	HR	S	P	ERA	WHIP									
Camilo Pascual, R ERA: 3.82	(1.1)	6.2	33	12	4	4	4	1	0	1	0	0	0	2	39	44	5.40	1.950								
Al Worthington, R ERA: 2.2	(7.1)	5.0	L	21	5	1	0	3	0	0	0	0	0	27	27	0.00	1.000									

BOTTOM

Minnesota Twins @ Chicago White Sox
Comiskey Park, Chicago, IL
Sun Jul 26 1964, 4:33 AM EDT
Unknown

AB 51
R 5
H 17
RBI 5
BB 1
SO 7
LOB 26



Batter	1	2	3	4	5	6	7	8	9	AB	R	H	RBI	BB	SO	LOB	TOP			
Zoilo Versalles, R OBP: 0.314, SLG: 0.435 (1, 6)										3	0	2	0	1	0	0	Minnesota Twins @ Chicago White Sox Comiskey Park, Chicago, IL Sun Jul 26 1964, 4:38 AM EDT Att: 34,255 - Unknown			
Rich Rollins, R OBP: 0.337, SLG: 0.415 (1, 5)										4	0	0	0	0	0	4				
Tony Oliva, L OBP: 0.370, SLG: 0.568 (1, 9)										3	0	2	0	1	0	1				
Harmon Killebrew, R OBP: 0.388, SLG: 0.598 (1, 7)										2	0	0	0	0	2	1				
Jimmie Hall, L OBP: 0.316, SLG: 0.465 (1, 8)										4	0	1	0	0	0	3				
Bob Allison, R OBP: 0.406, SLG: 0.591 (1, 3)										3	0	0	0	1	0	4				
Earl Batley, R OBP: 0.352, SLG: 0.429 Mudcat Grant, R OBP: 0.245, SLG: 0.375 (9, PR)										3	0	0	0	1	0	2				
Jim Snyder, R OBP: 0.225, SLG: 0.246 Frank Kostro, R OBP: 0.225, SLG: 0.395 (9, PH)										3	0	0	0	0	0	0				
Dick Stigman, R OBP: 0.113, SLG: 0.135 Johnny Klippstein, R OBP: 0.335, SLG: 0.617 Don Mincher, L OBP: 0.225, SLG: 0.395 Jim Perry, S OBP: 0.286, SLG: 0.286 (7, 1)										1	0	0	0	0	0	2				
Inning Stats	R: 0 E: 0 K: 1 S: 5	H: 1 LOB: 1 BB: 1 P: 9	R: 0 E: 0 K: 0 S: 3	H: 1 LOB: 0 BB: 0 P: 3	R: 0 E: 0 K: 0 S: 4	H: 2 LOB: 2 BB: 1 P: 8	R: 0 E: 0 K: 1 S: 5	H: 0 LOB: 1 BB: 1 P: 9	R: 0 E: 0 K: 0 S: 3	H: 0 LOB: 0 BB: 0 P: 3	R: 0 E: 0 K: 0 S: 4	H: 1 LOB: 2 BB: 0 P: 5	R: 0 E: 0 K: 0 S: 3	H: 0 LOB: 0 BB: 0 P: 3	R: 0 E: 0 K: 0 S: 3	H: 1 LOB: 2 BB: 1 P: 8		1B: 5 2B: 1 3B: 0 HR: 0	SF: 0 SAC: 0 DP: 3 HBP: 2	WP: 0 PB: 0 SB: 1 CS: 0
PITCHER John Buzhardt, R ERA: 2.65 (1, 1)	IP: 9.0 WLS: W BF: 35 H: 6 R: 0 ER: 0 SO: 2 BB: 4 IBB: 0 HBP: 2 BLK: 0 WP: 0 HR: 0 S: 33 P: 51 ERA: 0.00 WHIP: 1.111															PITCHER IP: 9.0 WLS: W BF: 35 H: 6 R: 0 ER: 0 SO: 2 BB: 4 IBB: 0 HBP: 2 BLK: 0 WP: 0 HR: 0 S: 33 P: 51 ERA: 0.00 WHIP: 1.111				

Batter	1	2	3	4	5	6	7	8	9	AB	R	H	RBI	BB	SO	LOB	BOTTOM			
Mike Herschberger, R OBP: 0.323, SLG: 0.309 (1, 9)										4	1	1	0	1	1	2	Minnesota Twins @ Chicago White Sox Comiskey Park, Chicago, IL Sun Jul 26 1964, 4:38 AM EDT Att: 34,255 - Unknown			
Al Weis, S OBP: 0.318, SLG: 0.343 (1, 4)										4	0	0	0	1	0	3				
Pete Ward, L OBP: 0.344, SLG: 0.446 (1, 5)										5	0	1	0	0	0	4				
Bill Skowron, R OBP: 0.321, SLG: 0.458 (1, 3)										4	1	3	1	0	0	1				
Ron Hansen, R OBP: 0.354, SLG: 0.397 (1, 6)									4	1	2	1	0	1	3					
Dave Nicholson, R OBP: 0.356, SLG: 0.388 (1, 7)									2	0	1	0	1	1	1					
Jim Landis, R OBP: 0.288, SLG: 0.278 (1, 8)									4	0	1	0	0	1	7					
Jerry McNertney, R OBP: 0.302, SLG: 0.294 (1, 2)									3	0	1	1	0	0	3					
John Buzhardt, R OBP: 0.182, SLG: 0.214 (1, 1)										3	0	1	0	0	3					
Inning Stats	R: 0 E: 0 K: 0 S: 4	H: 1 LOB: 1 BB: 0 P: 4	R: 1 E: 0 K: 0 S: 4	H: 1 LOB: 1 BB: 1 P: 8	R: 0 E: 0 K: 0 S: 3	H: 0 LOB: 0 BB: 0 P: 3	R: 1 E: 0 K: 1 S: 7	H: 2 LOB: 2 BB: 0 P: 8	R: 1 E: 0 K: 1 S: 8	H: 3 LOB: 3 BB: 1 P: 12	R: 0 E: 0 K: 0 S: 4	H: 1 LOB: 2 BB: 1 P: 8	R: 0 E: 0 K: 1 S: 7	H: 2 LOB: 2 BB: 0 P: 7	R: 0 E: 0 K: 1 S: 6	H: 1 LOB: 1 BB: 0 P: 6		1B: 10 2B: 0 3B: 0 HR: 1	SF: 1 SAC: 1 DP: 0 HBP: 1	WP: 1 PB: 0 SB: 0 CS: 0
PITCHER Dick Stigman, L ERA: 3.82 Johnny Klippstein, R ERA: 3.21 Jim Perry, R ERA: 4.01 (1, 1)	IP: 4.1 WLS: L BF: 22 H: 6 R: 3 ER: 3 SO: 1 BB: 3 IBB: 0 HBP: 0 BLK: 0 WP: 0 HR: 1 S: 21 P: 30 ERA: 6.23 WHIP: 1.846															PITCHER IP: 4.1 WLS: L BF: 22 H: 6 R: 3 ER: 3 SO: 1 BB: 3 IBB: 0 HBP: 0 BLK: 0 WP: 0 HR: 1 S: 21 P: 30 ERA: 6.23 WHIP: 1.846				

Batter	1	2	3	4	5	6	7	8	9	AB	R	H	RBI	BB	SO	LOB	TOP					
Jackie Brandt, R OBP: 0.308, SLG: 0.389	4-3		K		4-3		G4-6-3		5-3	5	0	0	0	0	1	2						
Luis Aparicio, R OBP: 0.335, SLG: 0.399	1B		CS		F2			F7		4	1	2	0	0	0	0						
Norm Siebern, L OBP: 0.380, SLG: 0.355	K		L7			K		3-1		4	0	0	0	0	2	2						
Brooks Robinson, R OBP: 0.365, SLG: 0.477	3B			1-3		6-3		HR		4	2	2	2	0	0	0						
Sam Bowers, R OBP: 0.322, SLG: 0.463	1B			1B						3	0	3	1	1	0	0						
Boog Powell, L OBP: 0.373, SLG: 0.612	1-3		K			F9		BB		4	0	0	0	0	2	4						
Jerry Adair, R OBP: 0.288, SLG: 0.319		L4						HR	F8	4	1	2	1	0	0	0						
Dick Brown, R OBP: 0.281, SLG: 0.397		L6		L9			K			4	0	1	0	0	1	2						
Robin Roberts, S OBP: 0.160, SLG: 0.087										1	0	0	0	0	0	0						
John Cueto, R OBP: 0.292, SLG: 0.356										1	0	0	0	0	0	0						
Steve Barber, L OBP: 0.226, SLG: 0.310										0	0	0	0	0	0	0						
Earl Roberts, R OBP: 0.250, SLG: 0.438										1	0	1	0	0	0	0						
Dick Hall, R OBP: 0.273, SLG: 0.200										0	0	0	0	0	0	0						
Bob Johnson, R OBP: 0.331, SLG: 0.436										1	0	0	0	0	0	1						
Inning Stats	R: 2 E: 0 K: 1 S: 8	H: 3 LOB: 1 BB: 0 P: 8	R: 0 E: 0 K: 0 S: 3	H: 0 LOB: 0 BB: 0 P: 3	R: 0 E: 0 K: 1 S: 5	H: 1 LOB: 0 BB: 0 P: 5	R: 0 E: 0 K: 1 S: 7	H: 2 LOB: 2 BB: 0 P: 7	R: 0 E: 0 K: 0 S: 3	H: 0 LOB: 0 BB: 0 P: 3	R: 0 E: 0 K: 1 S: 6	H: 1 LOB: 1 BB: 0 P: 6	R: 1 E: 0 K: 1 S: 6	H: 2 LOB: 0 BB: 0 P: 6	R: 1 E: 0 K: 1 S: 6	H: 1 LOB: 1 BB: 1 P: 10	R: 0 E: 0 K: 0 S: 4	H: 1 LOB: 1 BB: 0 P: 4	1B: 8 2B: 0 3B: 1 HR: 2	SF: 0 SAC: 0 DP: 1 HBP: 0	WP: 0 PB: 0 SB: 1 CS: 1	PA: 37
PITCHER	IP WLS BF H R ER SO BB IBB HBP BLK WP HR S P ERA WHIP	7.2 W 31 10 4 4 5 0 0 0 0 0 2 41 41 4.70 1.304	8.1 S 6 1 0 0 1 1 0 0 0 0 0 7 11 0.00 1.500	PITCHER										IP WLS BF H R ER SO BB IBB HBP BLK WP HR S P ERA WHIP								
Jim Kaat, L ERA: 3.44											8.1 S 6 1 0 0 1 1 0 0 0 0 7 11 0.00 1.500											
Al Worthington, R ERA: 2.12											8.1 S 6 1 0 0 1 1 0 0 0 0 7 11 0.00 1.500											

Baltimore Orioles @ Minnesota Twins
Metropolitan Stadium, Bloomington, MI
Tue Jul 28 1964, 8:05 PM EDT
Att: 22,921 - Unknown

AB 36
R 4
H 11
RBI 4
BB 1
SO 6
LOB 11



Batter	1	2	3	4	5	6	7	8	9	AB	R	H	RBI	BB	SO	LOB	BOTTOM				
Zoilo Versalles, R OBP: 0.315, SLG: 0.449	F6		F2		HR	E6		HR		5	2	2	2	0	0	1					
Tony Oliva, L OBP: 0.370, SLG: 0.568	HR		F6		BB	F7		F8		5	1	2	0	0	0	2					
Jimmie Hall, L OBP: 0.314, SLG: 0.471	HR		F8		K	K		K		5	1	1	2	0	3	3					
Harmon Killebrew, R OBP: 0.393, SLG: 0.601	F9			4-3	BB			BB		3	1	2	0	2	0	0					
Don Mincher, L OBP: 0.337, SLG: 0.630	HR		4-3	2B	F8	FC3-6		BB		5	1	2	1	0	0	4					
Rich Rollins, R OBP: 0.341, SLG: 0.420	L4		1B	SH3	BB			1B		3	1	2	1	1	0	0					
Earl Batley, R OBP: 0.354, SLG: 0.428		F8		SH3	K			IBB		3	0	1	0	1	1	3					
Johnny Goryl, R OBP: 0.240, SLG: 0.200										2	0	0	1	0	2	0					
Bob Allison, R OBP: 0.405, SLG: 0.589										1	0	0	0	0	0	3					
Jerry Kindall, R OBP: 0.269, SLG: 0.337										0	0	0	0	0	0	0					
Jim Kaat, L OBP: 0.283, SLG: 0.288										3	0	0	0	1	1	4					
Al Worthington, R ERA: 2.12										0	0	0	0	0	0	0					
Inning Stats	R: 3 E: 0 K: 0 S: 6	H: 3 LOB: 0 BB: 0 P: 6	R: 0 E: 0 K: 2 S: 7	H: 0 LOB: 0 BB: 0 P: 7	R: 0 E: 0 K: 0 S: 3	H: 0 LOB: 0 BB: 0 P: 3	R: 2 E: 0 K: 0 S: 6	H: 3 LOB: 1 BB: 0 P: 6	R: 1 E: 0 K: 2 S: 9	H: 2 LOB: 3 BB: 2 P: 17	R: 0 E: 1 K: 2 S: 8	H: 0 LOB: 2 BB: 1 P: 12	R: 0 E: 0 K: 0 S: 4	H: 1 LOB: 3 BB: 2 P: 12	R: 1 E: 0 K: 1 S: 7	H: 3 LOB: 1 BB: 0 P: 7	1B: 5 2B: 3 3B: 0 HR: 4	SF: 0 SAC: 1 DP: 0 HBP: 0	WP: 0 PB: 0 SB: 0 CS: 0	PA: 41	
PITCHER	IP WLS BF H R ER SO BB IBB HBP BLK WP HR S P ERA WHIP	4.0 L 18 6 5 5 2 0 0 0 0 0 1 17 29 4.50 2.000	7.1 S 11 4 1 1 1 1 1 0 0 0 1 11 19 4.50 2.500	PITCHER										IP WLS BF H R ER SO BB IBB HBP BLK WP HR S P ERA WHIP							
Robin Roberts, R ERA: 2.78											7.1 S 11 4 1 1 1 1 1 0 0 0 1 11 19 4.50 2.500										
Steve Barber, L ERA: 4.0											7.1 S 11 4 1 1 1 1 1 0 0 0 1 11 19 4.50 2.500										
Dick Hall, R ERA: 2.78											7.1 S 11 4 1 1 1 1 1 0 0 0 1 11 19 4.50 2.500										

Baltimore Orioles @ Minnesota Twins
Metropolitan Stadium, Bloomington, MI
Tue Jul 28 1964, 8:05 PM EDT
Att: 22,921 - Unknown

AB 35
R 7
H 12
RBI 7
BB 5
SO 7
LOB 20



Batter	1	2	3	4	5	6	7	8	9	AB	R	H	RBI	BB	SO	LOB	TOP				
Jackie Brandt, R OBP: 0.312, SLG: 0.393 (1, 8)	0-0 4-3 SF9 2B	0-0 1-3 1B		4-0 1-2 FC5 BB		0-0 F9		0-0 5-3		4	1	2	0	1	0	0					
Luis Aparicio, R OBP: 0.331, SLG: 0.393 (1, 6)	0-0 4-3 2-3	0-0 4-3		0-0 FC5 1-2 2-3f		0-0 F8		0-0 4-3		5	0	0	0	0	0	5					
Norm Siebern, L OBP: 0.381, SLG: 0.363 (1, 3)	4-0 BB BB		0-0 E3 HR	0-3 K		0-0 K		0-0 HR	0-0 F8	4	2	1	1	1	1	2					
Boog Powell, L OBP: 0.373, SLG: 0.610 Bob Saverine, S OBP: 0.243, SLG: 0.182 Willie Kirkland, L OBP: 0.284, SLG: 0.297 (1, 7)	0-0 SF9		0-3 K	0-3 K		0-0 SH1-4 1B		0-0 1B	0-0 1B	4	0	2	1	0	2	3					
Brooks Robinson, R OBP: 0.366, SLG: 0.476 (1, 5)	4-0 1-2 BB		0-0 F8		0-0 5-3		0-0 SH1-4 1-2	0-0 1-2 1B	0-0 1-2 1B	3	0	1	0	1	0	1					
Sam Bowens, R OBP: 0.323, SLG: 0.471 (1, 9)	0-0 F7		0-0 HR	4-0 WP BB		0-3 K		0-0 F8	0-0 F8	4	1	1	2	1	1	5					
Charlie Lau, L OBP: 0.327, SLG: 0.422 Dick Brown, R OBP: 0.281, SLG: 0.397 (1, 2)		0-0 6-3	0-0 1B	0-0 F8 1-2		4-0 IBB		0-0 4-3	0-0 4-3	4	0	1	0	1	0	3					
Jerry Adair, R OBP: 0.285, SLG: 0.315 (1, 4)		0-0 6-3	0-0 L7	0-0 F9		0-3 K				4	0	0	0	0	1	4					
Mitt Pappas, R OBP: 0.226, SLG: 0.184 Harvey Haddix, L Stu Miller, R (6, 1)		0-0 1B	0-0 FC5 WP 1B	0-0 5-3		0-3 K				3	0	2	0	0	0	0					
Inning Stats	R: 1 E: 0 K: 0 S: 4	H: 1 LOB: 2 BB: 2 P: 12	R: 0 E: 0 K: 0 S: 5	H: 2 LOB: 2 BB: 0 P: 5	R: 2 E: 1 K: 1 S: 8	H: 2 LOB: 1 BB: 0 P: 8	R: 0 E: 0 K: 2 S: 3	H: 0 LOB: 1 BB: 1 P: 7	R: 0 E: 0 K: 0 S: 3	H: 0 LOB: 3 BB: 0 P: 3	R: 1 E: 0 K: 2 S: 9	H: 2 LOB: 2 BB: 1 P: 13	R: 0 E: 0 K: 1 S: 5	H: 0 LOB: 0 BB: 0 P: 5	R: 0 E: 0 K: 0 S: 5	H: 2 LOB: 2 BB: 0 P: 5	1B: 7 2B: 1 3B: 0 HR: 2	SF: 1 SAC: 1 DP: 0 HBP: 0	WP: 2 PB: 2 SB: 0 CS: 0	PA: 43	
PITCHER	IP WLS BF H R ER SO BB IBB HBP BLK WP HR S P ERA WHIP	IP WLS BF H R ER SO BB IBB HBP BLK WP HR S P ERA WHIP	IP WLS BF H R ER SO BB IBB HBP BLK WP HR S P ERA WHIP	IP WLS BF H R ER SO BB IBB HBP BLK WP HR S P ERA WHIP	IP WLS BF H R ER SO BB IBB HBP BLK WP HR S P ERA WHIP	IP WLS BF H R ER SO BB IBB HBP BLK WP HR S P ERA WHIP	IP WLS BF H R ER SO BB IBB HBP BLK WP HR S P ERA WHIP	IP WLS BF H R ER SO BB IBB HBP BLK WP HR S P ERA WHIP	IP WLS BF H R ER SO BB IBB HBP BLK WP HR S P ERA WHIP	IP WLS BF H R ER SO BB IBB HBP BLK WP HR S P ERA WHIP	IP WLS BF H R ER SO BB IBB HBP BLK WP HR S P ERA WHIP	IP WLS BF H R ER SO BB IBB HBP BLK WP HR S P ERA WHIP	IP WLS BF H R ER SO BB IBB HBP BLK WP HR S P ERA WHIP	IP WLS BF H R ER SO BB IBB HBP BLK WP HR S P ERA WHIP	IP WLS BF H R ER SO BB IBB HBP BLK WP HR S P ERA WHIP	IP WLS BF H R ER SO BB IBB HBP BLK WP HR S P ERA WHIP	IP WLS BF H R ER SO BB IBB HBP BLK WP HR S P ERA WHIP	IP WLS BF H R ER SO BB IBB HBP BLK WP HR S P ERA WHIP	IP WLS BF H R ER SO BB IBB HBP BLK WP HR S P ERA WHIP	IP WLS BF H R ER SO BB IBB HBP BLK WP HR S P ERA WHIP	IP WLS BF H R ER SO BB IBB HBP BLK WP HR S P ERA WHIP

Baltimore Orioles @ Minnesota Twins
 Metropolitan Stadium, Bloomington, MI
 Wed Jul 29 1964, 8:05 PM EDT
 Att: 24,476 - Unknown

AB	36
R	4
H	10
RBI	4
BB	5
SO	6
LOB	23



Batter	1	2	3	4	5	6	7	8	9	AB	R	H	RBI	BB	SO	LOB	BOTTOM				
Zoilo Versalles, R OBP: 0.313, SLG: 0.444 (1, 6)	0-0 1-3			0-0 F8		0-0 F8		0-0 F8		4	0	0	0	0	0	1					
Tony Oliva, L OBP: 0.371, SLG: 0.568 (1, 9)	0-0 3-1			0-0 L7		0-0 BB 1B		0-0 BB PB 1B		4	1	2	0	0	0	0					
Jimmie Hall, L OBP: 0.317, SLG: 0.469 (1, 8)	0-0 3-1			0-0 WP HR 1B		0-3 K		4-0 PB BB BB		3	1	1	0	1	1	2					
Harmon Killebrew, R OBP: 0.397, SLG: 0.609 (1, 7)		0-3 K		0-0 1H HR		4-0 1-2 2-3 BB		4-0 1-2 2-3 PB BB		2	1	1	2	2	1	0					
Don Mincher, L OBP: 0.333, SLG: 0.622 Bob Allison, R OBP: 0.403, SLG: 0.586 (6, PH)		0-0 L8		0-0 F8		0-0 F2		0-3 K		2	0	0	0	0	0	0					
Rich Rollins, R OBP: 0.340, SLG: 0.418 (1, 5)		0-3 K			0-0 G6-4-3 1B		0-0 F8	0-3 K		4	0	1	0	0	2	3					
Earl Batley, R OBP: 0.349, SLG: 0.421 (1, 2)			0-0 F6		0-0 G6-4-3 1-2f		0-0 F9		0-0 6-3	4	0	0	0	0	0	1					
Johnny Goryl, R OBP: 0.231, SLG: 0.191 (1, 4)			0-0 5-3		0-0 F4		0-0 F9		0-3 K2-3	4	0	0	0	0	1	0					
Mudcat Grant, R OBP: 0.241, SLG: 0.367 Jim Roland, L OBP: 0.194, SLG: 0.192 Johnny Klippstein, R OBP: 0.220, SLG: 0.336 Frank Kostro, R OBP: 0.220, SLG: 0.336 Bill Pleis, L OBP: 0.192, SLG: 0.300 Al Worthington, R OBP: 0.192, SLG: 0.300 Ron Henry, R OBP: 0.192, SLG: 0.300 (1, 1)		0-3 K		0-0 K		0-0 BB 1B 1B		0-0 F6	0-0 F5	1	0	0	0	0	1	0					
Inning Stats	R: 0 E: 0 K: 0 S: 3	H: 0 LOB: 0 BB: 0 P: 3	R: 0 E: 0 K: 2 S: 7	H: 0 LOB: 0 BB: 0 P: 7	R: 0 E: 0 K: 1 S: 5	H: 0 LOB: 0 BB: 0 P: 5	R: 2 E: 0 K: 0 S: 5	H: 2 LOB: 0 BB: 0 P: 5	R: 0 E: 0 K: 0 S: 3	H: 1 LOB: 3 BB: 1 P: 11	R: 0 E: 0 K: 1 S: 3	H: 0 LOB: 0 BB: 0 P: 3	R: 1 E: 0 K: 2 S: 9	H: 1 LOB: 3 BB: 2 P: 17	R: 0 E: 0 K: 1 S: 5	H: 0 LOB: 0 BB: 0 P: 5	1B: 5 2B: 0 3B: 0 HR: 1	SF: 0 SAC: 0 DP: 1 HBP: 0	WP: 1 PB: 1 SB: 0 CS: 0	PA: 36	
PITCHER	IP WLS BF H R ER SO BB IBB HBP BLK WP HR S P ERA WHIP	IP WLS BF H R ER SO BB IBB HBP BLK WP HR S P ERA WHIP	IP WLS BF H R ER SO BB IBB HBP BLK WP HR S P ERA WHIP	IP WLS BF H R ER SO BB IBB HBP BLK WP HR S P ERA WHIP	IP WLS BF H R ER SO BB IBB HBP BLK WP HR S P ERA WHIP	IP WLS BF H R ER SO BB IBB HBP BLK WP HR S P ERA WHIP	IP WLS BF H R ER SO BB IBB HBP BLK WP HR S P ERA WHIP	IP WLS BF H R ER SO BB IBB HBP BLK WP HR S P ERA WHIP	IP WLS BF H R ER SO BB IBB HBP BLK WP HR S P ERA WHIP	IP WLS BF H R ER SO BB IBB HBP BLK WP HR S P ERA WHIP	IP WLS BF H R ER SO BB IBB HBP BLK WP HR S P ERA WHIP	IP WLS BF H R ER SO BB IBB HBP BLK WP HR S P ERA WHIP	IP WLS BF H R ER SO BB IBB HBP BLK WP HR S P ERA WHIP	IP WLS BF H R ER SO BB IBB HBP BLK WP HR S P ERA WHIP	IP WLS BF H R ER SO BB IBB HBP BLK WP HR S P ERA WHIP	IP WLS BF H R ER SO BB IBB HBP BLK WP HR S P ERA WHIP	IP WLS BF H R ER SO BB IBB HBP BLK WP HR S P ERA WHIP	IP WLS BF H R ER SO BB IBB HBP BLK WP HR S P ERA WHIP	IP WLS BF H R ER SO BB IBB HBP BLK WP HR S P ERA WHIP	IP WLS BF H R ER SO BB IBB HBP BLK WP HR S P ERA WHIP	IP WLS BF H R ER SO BB IBB HBP BLK WP HR S P ERA WHIP

Baltimore Orioles @ Minnesota Twins
 Metropolitan Stadium, Bloomington, MI
 Wed Jul 29 1964, 8:05 PM EDT
 Att: 24,476 - Unknown

AB	33
R	3
H	6
RBI	2
BB	3
SO	7
LOB	12



Batter	1	2	3	4	5	6	7	8	9	AB	R	H	RBI	BB	SO	LOB	TOP	
Tony Kubek, L (1, 6) OBP: 0.279, SLG: 0.341	5-3			1B E	F4		F8		G3	5	1	1	0	0	0	0	New York Yankees @ Minnesota Twins Metropolitan Stadium, Bloomington, MI Fri Jul 31 1964, 8:05 PM EDT Att: 33,690 - Unknown - 80 F livebaseballscorecards.com	
Bobby Richardson, R (1, 4) OBP: 0.286, SLG: 0.359	F4			1B E			F7		5-3	5	1	2	0	0	0			
Roger Maris, L (1, 9) OBP: 0.356, SLG: 0.450	F9			E9 4-3 1H 2H						3	1	2	1	1	0			
Mickey Mantle, S (1, 8) OBP: 0.443, SLG: 0.592		F9		4-3	F8					4	0	1	0	0	0			
Tom Tresh, S (1, 7) OBP: 0.385, SLG: 0.461	F4			K	K					4	0	0	0	0	2			
Joe Pepitone, L (1, 3) OBP: 0.287, SLG: 0.400	3-1			BB 2B			4-3		F8	4	0	1	1	0	0			
Elston Howard, R (1, 2) OBP: 0.354, SLG: 0.420			F9	BB IBB					G6-4-3 1B	3	0	2	0	1	0			
Clete Boyer, R (1, 5) OBP: 0.279, SLG: 0.314			6-3	1-2 2-3 BB			K		G6-4-3 1-2 1B	3	0	0	0	1	1			
Al Downing, R (1, 1) OBP: 0.170, SLG: 0.196	F8			K			F6		K	4	0	0	0	0	2			
Inning Stats	R: 0 E: 0 K: 0 S: 3	H: 0 LOB: 0 BB: 0 P: 3	R: 0 E: 0 K: 0 S: 3	H: 0 LOB: 0 BB: 0 P: 3	R: 0 E: 0 K: 2 S: 11	H: 4 LOB: 3 BB: 2 P: 19	R: 0 E: 0 K: 1 S: 6	H: 1 LOB: 1 BB: 0 P: 6	R: 0 E: 0 K: 0 S: 5	H: 2 LOB: 2 BB: 0 P: 5	R: 0 E: 0 K: 0 S: 3	H: 1 LOB: 0 BB: 0 P: 3	R: 0 E: 0 K: 1 S: 5	H: 0 LOB: 0 BB: 0 P: 5	1B: 7 2B: 2 3B: 0 HR: 0	SF: 0 SAC: 0 DP: 1 HBP: 0	WP: 0 PA: 38 CS: 0	
PITCHER	IP WLS BF H R ER SO BB IBB HBP BLK WP HR S P ERA WHIP																	
Camilo Pascual, R (1, 1) ERA: 3.8	8.0	35	9	3	3	4	2	1	0	0	0	0	0	0	40	52	3.38	1.375
Al Worthington, R (9, 1) ERA: 2.02	1.0	W 3	0	0	0	1	0	0	0	0	0	0	0	5	5	0.00	0.000	

Batter	1	2	3	4	5	6	7	8	9	AB	R	H	RBI	BB	SO	LOB	BOTTOM		
Zoilo Versalles, R (1, 6) OBP: 0.308, SLG: 0.435	F6		K		F4		F9		K	5	0	0	0	0	2	1	New York Yankees @ Minnesota Twins Metropolitan Stadium, Bloomington, MI Fri Jul 31 1964, 8:05 PM EDT Att: 33,690 - Unknown - 80 F livebaseballscorecards.com		
Rich Rollins, R (1, 5) OBP: 0.340, SLG: 0.415	6-3		FC6 BB				F7		HR 1B	4	1	2	0	1	0				
Tony Oliva, L (1, 9) OBP: 0.374, SLG: 0.571	BB 2B 1B		FC6 1-2		F8				F7	5	1	2	0	0	0				
Harmon Killebrew, R (1, 7) OBP: 0.399, SLG: 0.613	2B BB		K			2B 1B			HR	4	1	2	2	1	2				
Bob Allison, R (1, 3) OBP: 0.405, SLG: 0.597			FC6-4 1B			K			HR	4	1	3	2	0	1				
Jimmie Hall, L (1, 8) OBP: 0.323, SLG: 0.475	1-3 2-H 2B		K		F8		1-3 2B		1B	4	0	2	0	0	1				
Ron Henry, R (1, 2) OBP: 0.200, SLG: 0.458		G6-4-3 BB			F8		K		K	3	0	0	0	1	2				
Jim Snyder, R (1, 4) OBP: 0.219, SLG: 0.239							K			2	0	0	0	0	0				
Frank Kostro, R (6, PH) OBP: 0.209, SLG: 0.366	G6-4-3				FC6-4				F7	1	0	0	0	0	1				
Jerry Kindall, R (7, 4) OBP: 0.269, SLG: 0.337										0	0	0	0	0	0				
Earl Batley, R (8, PH) OBP: 0.353, SLG: 0.424										1	0	0	0	0	1				
Johnny Goryl, R (9, 4) OBP: 0.222, SLG: 0.184										0	0	0	0	0	0				
Camilo Pascual, R (1, 1) OBP: 0.262, SLG: 0.254										2	0	0	0	1	0				
Don Mincher, L (8, PH) OBP: 0.330, SLG: 0.615										1	0	0	0	0	1				
Al Worthington, R (9, 1) ERA: 3.28										0	0	0	0	0	0				
Inning Stats	R: 1 E: 0 K: 1 S: 7	H: 2 LOB: 2 BB: 1 P: 11	R: 0 E: 0 K: 0 S: 2	H: 0 LOB: 0 BB: 1 P: 6	R: 0 E: 0 K: 2 S: 7	H: 0 LOB: 1 BB: 1 P: 11	R: 0 E: 0 K: 0 S: 4	H: 1 LOB: 0 BB: 0 P: 4	R: 0 E: 0 K: 3 S: 11	H: 2 LOB: 2 BB: 0 P: 11	R: 0 E: 0 K: 1 S: 6	H: 1 LOB: 2 BB: 1 P: 10	R: 0 E: 0 K: 1 S: 7	H: 2 LOB: 1 BB: 0 P: 7	R: 2 E: 0 K: 1 S: 6	H: 2 LOB: 0 BB: 0 P: 6	1B: 7 2B: 2 3B: 0 HR: 2	SF: 0 SAC: 0 DP: 1 HBP: 0	WP: 0 PA: 40 CS: 0
PITCHER	IP WLS BF H R ER SO BB IBB HBP BLK WP HR S P ERA WHIP																		
Al Downing, L (1, 1) ERA: 3.28	8.2	L 40	11	4	4	9	4	0	0	0	0	2	54	70	4.15	1.731			

Batter	1	2	3	4	5	6	7	8	9	AB	R	H	RBI	BB	SO	LOB	TOP								
Tony Kubek, L (1,6) OBP: 0.278, SLG: 0.338	F7		4-3		B3		F9		1-2 2-H 1B	5	0	1	1	0	0	0									
Bobby Richardson, R (1,4) OBP: 0.263, SLG: 0.333	1-3		F7		F8			5-3	F8	5	0	0	0	0	0	2									
Tom Tresh, S (1,7) OBP: 0.386, SLG: 0.461	F8		F9			HR 1B		FC5-4 1B		4	1	2	0	0	0	0									
Mickey Mantle, S (1,8) OBP: 0.444, SLG: 0.605		S E 2B		F9		1-H HR 1B		K		4	2	2	2	0	1	1									
Elston Howard, R (1,2) OBP: 0.353, SLG: 0.417	E4 4-3 2-H		1B 1B BB		F8		FC5-4 1-2			3	1	0	0	1	0	1									
Hector Lopez, R (1,9) OBP: 0.326, SLG: 0.431	4-3		E 1B WP 1B		F8				1B 1B	4	2	2	0	0	0	1									
Roger Maris, L (9,9) OBP: 0.356, SLG: 0.450	1-3		1-2 WP CS 1B						K	3	0	1	1	0	2	1									
Joe Pepitone, L (1,3) OBP: 0.287, SLG: 0.399	L9		1-2 2-H		K				K	1	0	0	0	0	0	1									
Pedro Gonzalez, R (4, PH) OBP: 0.321, SLG: 0.382										3	0	1	1	0	2	1									
Clete Boyer, R (1,5) OBP: 0.279, SLG: 0.311		4-0 IBB			F3				F8	3	0	0	0	1	1	2									
Ralph Terry, R (1,1) OBP: 0.250, SLG: 0.227		0-3								4	0	1	0	0	2	2									
Hal Reniff, R (9,1) OBP: 0.111, SLG: 0.111	K				K				1-2 1B	0	0	0	0	0	0	0									
Inning Stats	R: 0 E: 0 K: 0 S: 3	H: 0 LOB: 0 BB: 0 P: 3	R: 1 E: 1 K: 1 S: 7	H: 1 LOB: 2 BB: 1 P: 11	R: 0 E: 0 K: 0 S: 3	H: 0 LOB: 0 BB: 0 P: 3	R: 2 E: 1 K: 1 S: 6	H: 2 LOB: 0 BB: 1 P: 10	R: 0 E: 0 K: 1 S: 5	H: 0 LOB: 0 BB: 0 P: 5	R: 2 E: 0 K: 1 S: 7	H: 2 LOB: 0 BB: 0 P: 7	R: 0 E: 0 K: 0 S: 3	H: 0 LOB: 0 BB: 0 P: 3	R: 0 E: 0 K: 1 S: 6	H: 1 LOB: 1 BB: 0 P: 6	R: 1 E: 0 K: 1 S: 8	H: 3 LOB: 2 BB: 0 P: 8	1B: 7 2B: 1 3B: 0 HR: 1	SF: 0 SAC: 0 DP: 0 HBP: 0	WP: 1 PB: 0 CS: 1	PA: 38			
PITCHER	IP	WLS	BF	H	R	ER	SO	BB	IBB	HBP	BLK	WP	HR	S	P	ERA	WHIP								
Dick Stigman, L (1,1) ERA: 3.88	5.0	L	22	5	5	3	3	1	1	0	0	1	1	26	34	5.40	1.200								
Johnny Klippstein, R (6,1) ERA: 2.88	3.0		10	1	0	0	2	0	0	0	0	0	0	14	14	0.00	0.333								
Jim Perry, R (9,1) ERA: 4.15	0.2		4	2	1	1	1	0	0	0	0	0	0	6	6	13.50	3.000								
Jim Roland, L (9,1) ERA: 4.17	0.1		2	1	0	0	0	0	0	0	0	0	0	2	2	0.00	3.000								

New York Yankees @ Minnesota Twins
Metropolitan Stadium, Bloomington, MI
Sat Aug 01 1964, 4:33 AM EDT
Att: 36,288 - Unknown - 91 F

AB 36
R 6
H 9
RBI 4
BB 2
SO 6
LOB 11

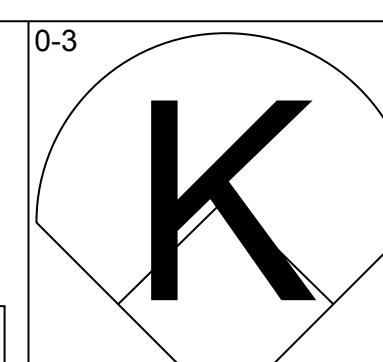
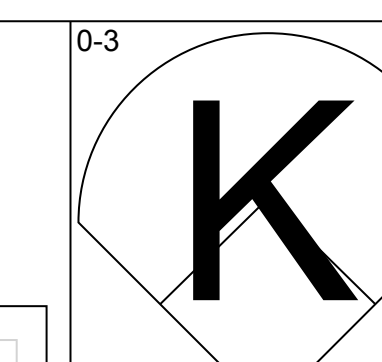
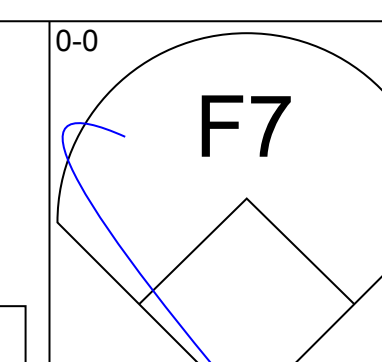
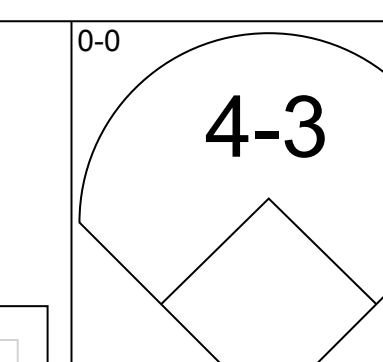
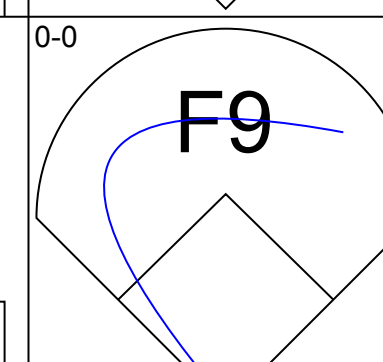
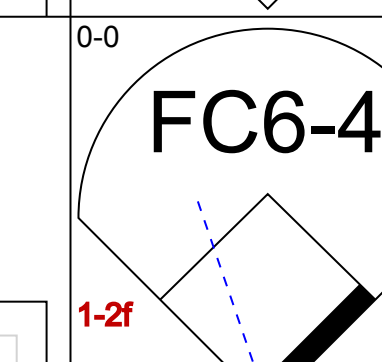
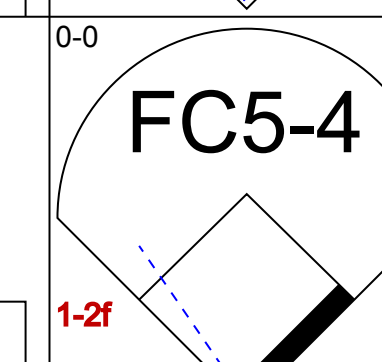
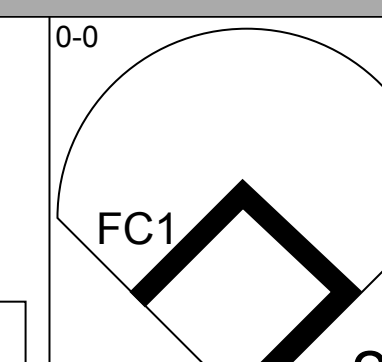
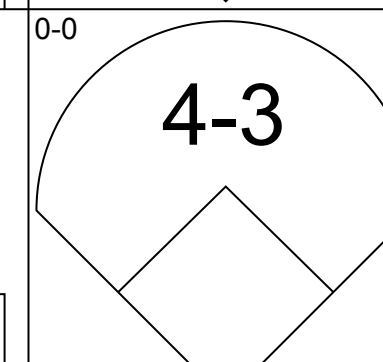
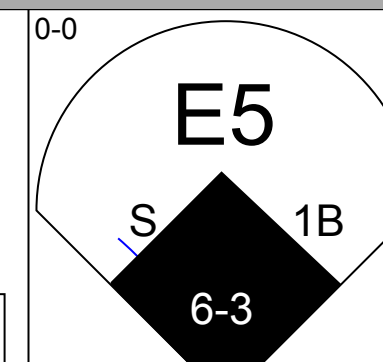
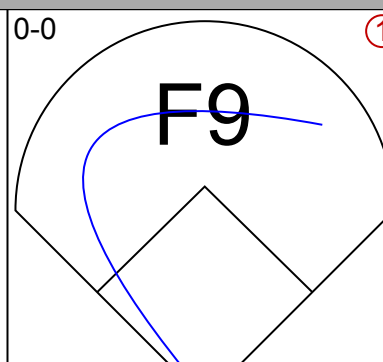
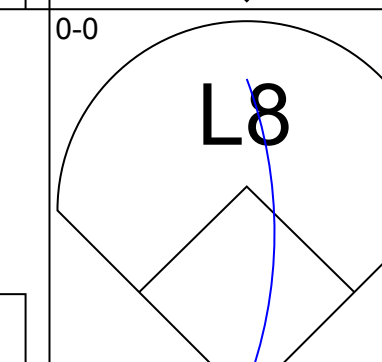
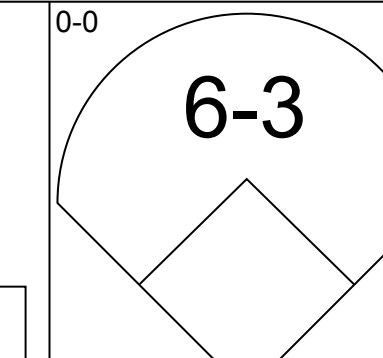
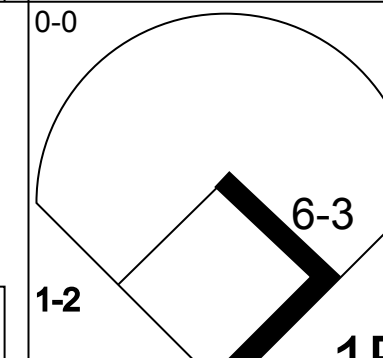
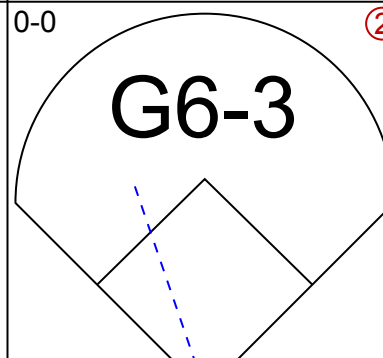
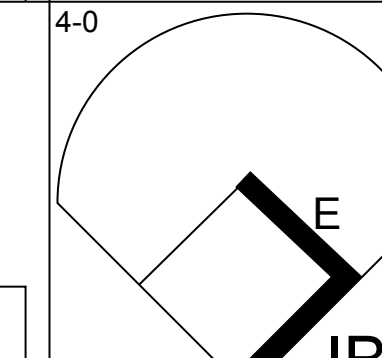
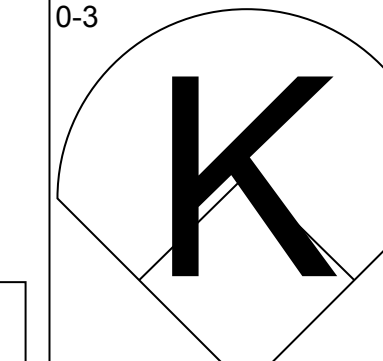
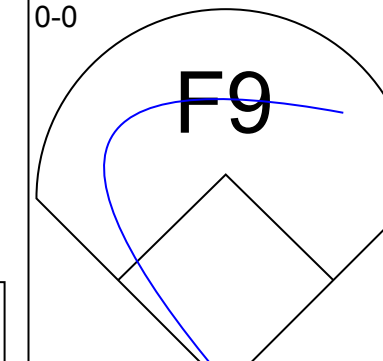
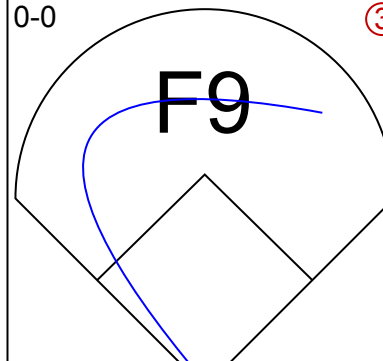
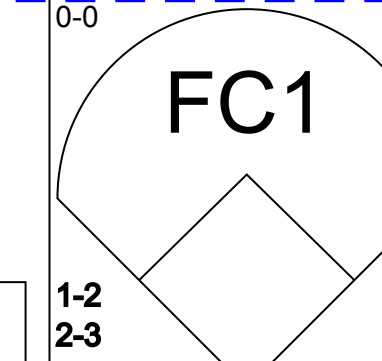
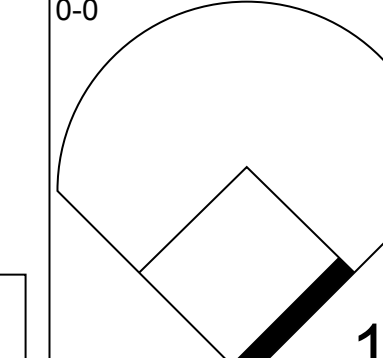
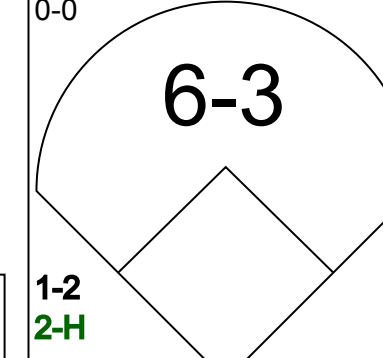
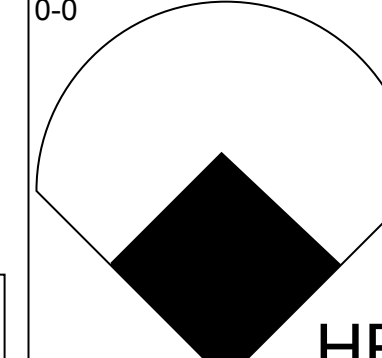
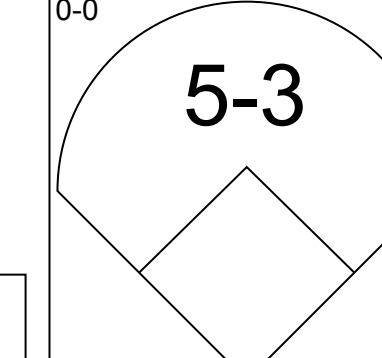
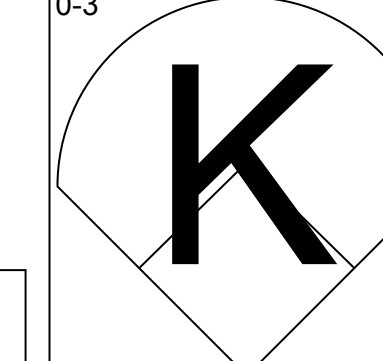
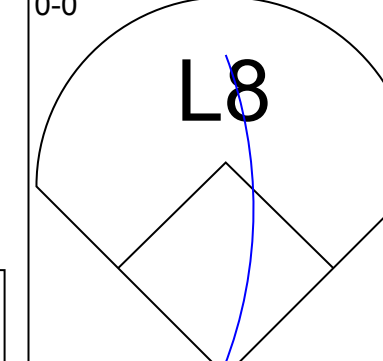
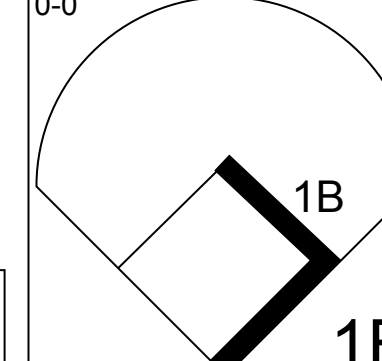
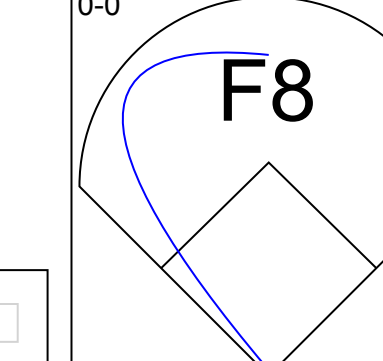
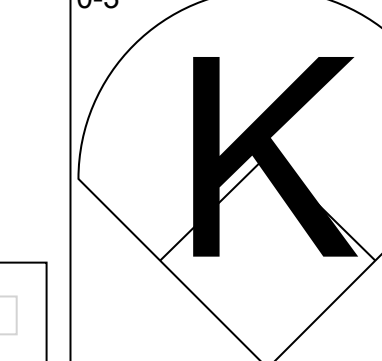
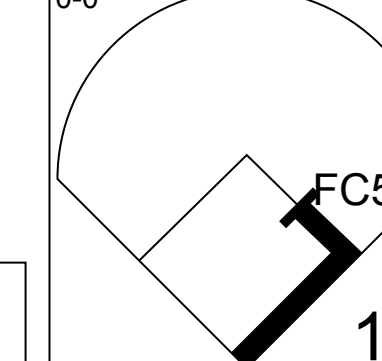
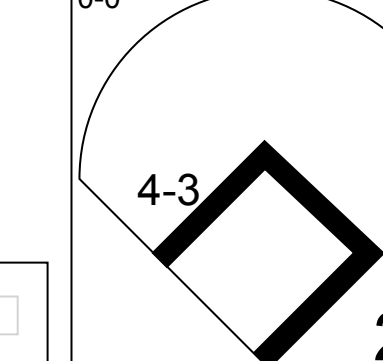
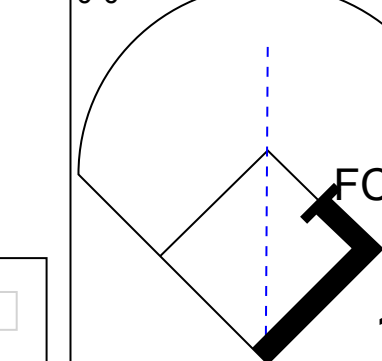
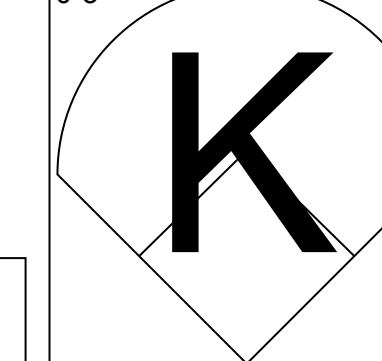
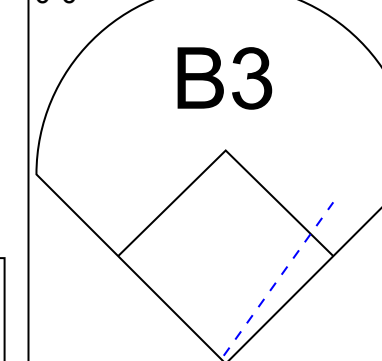
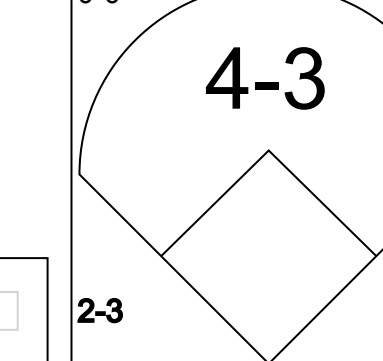


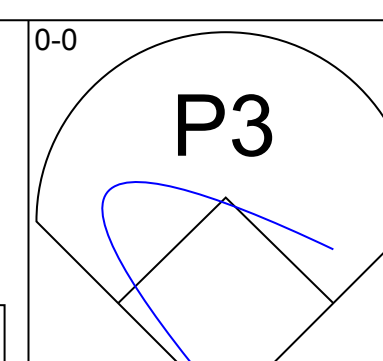
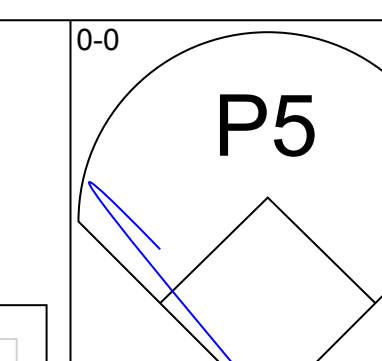
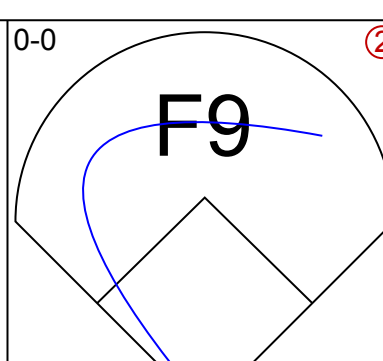
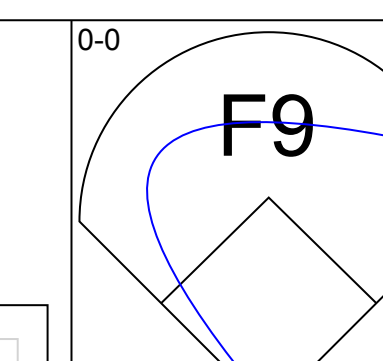
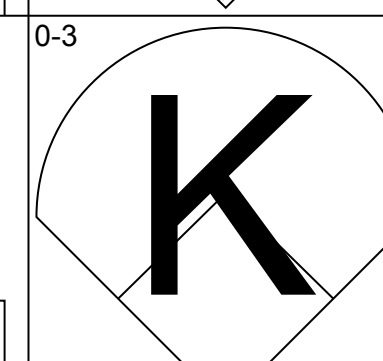
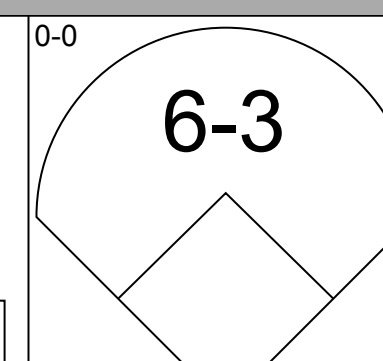
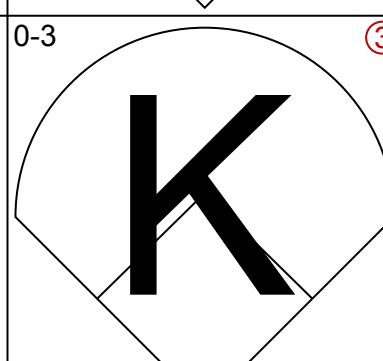
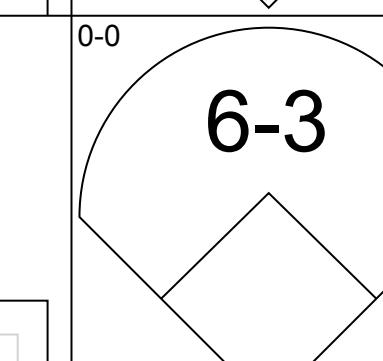
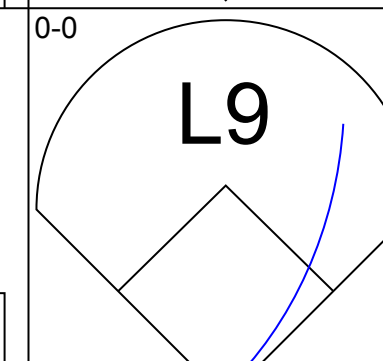
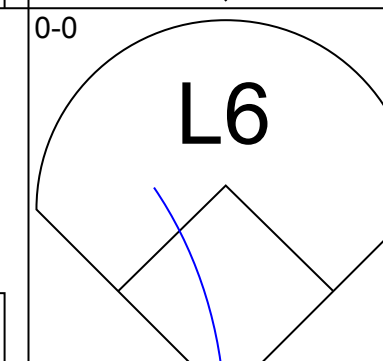
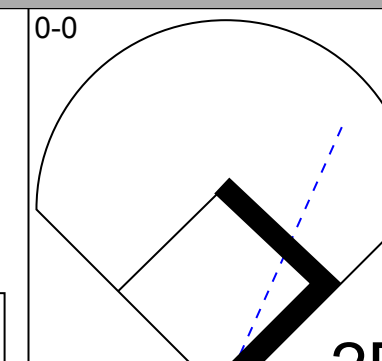
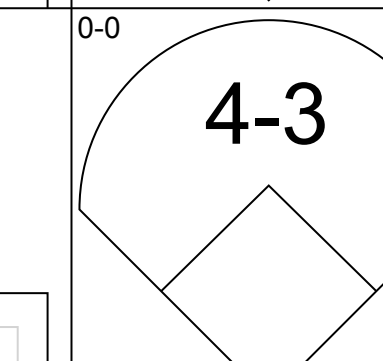
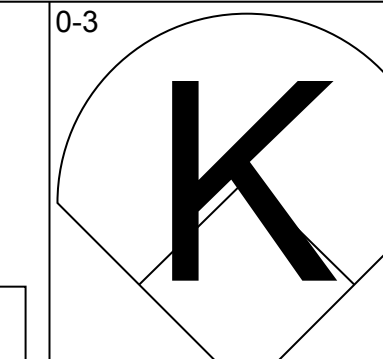
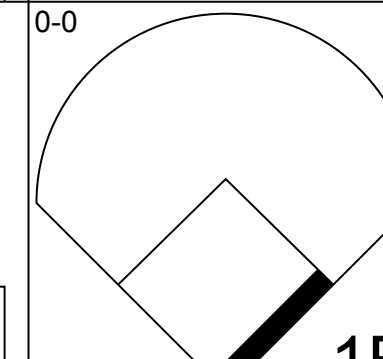
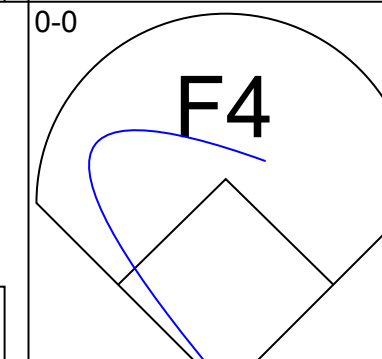
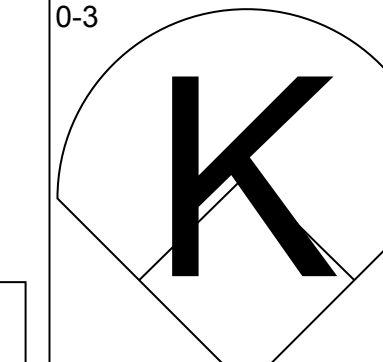
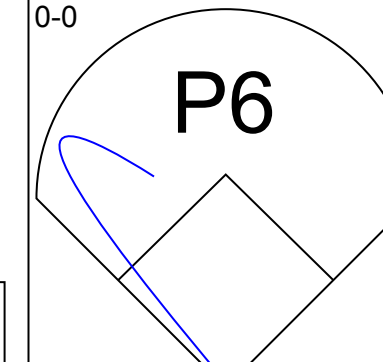
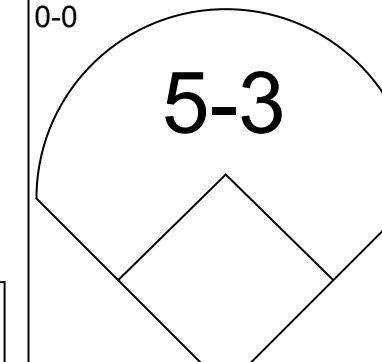
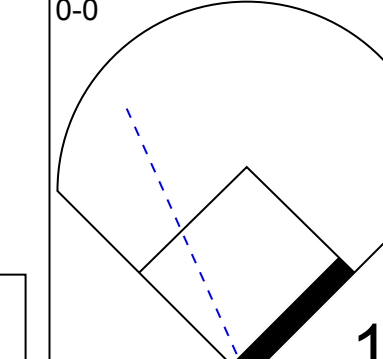
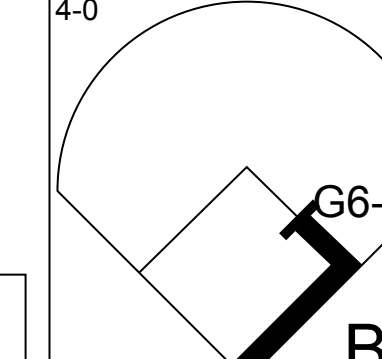
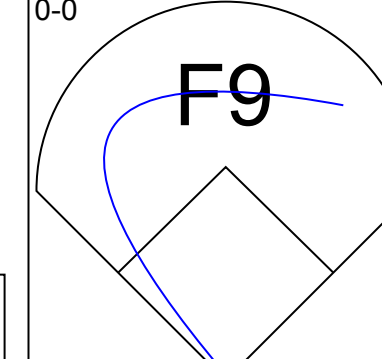
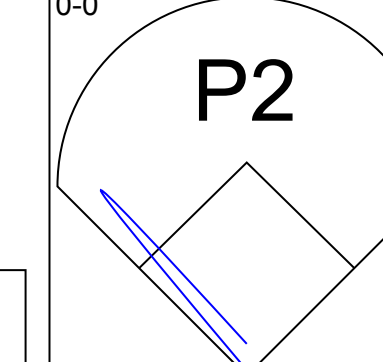
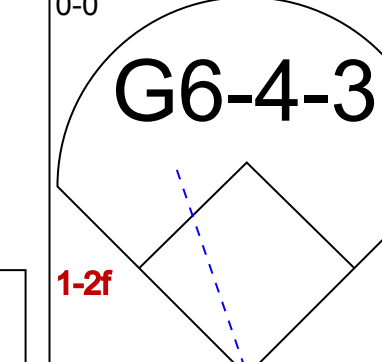
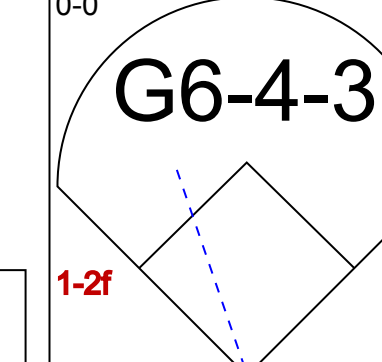
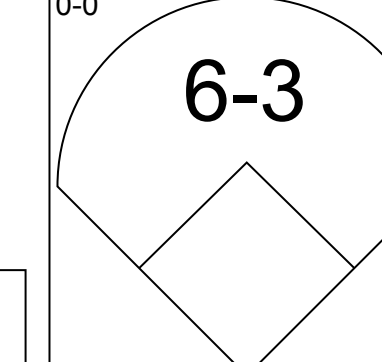
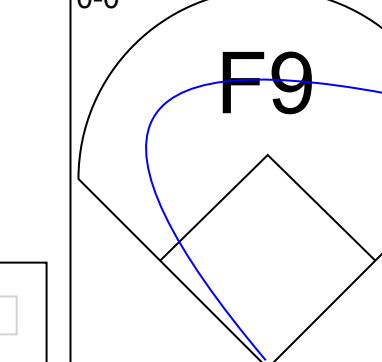
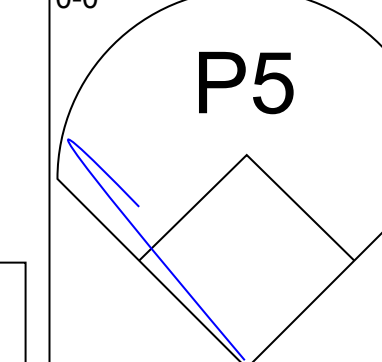
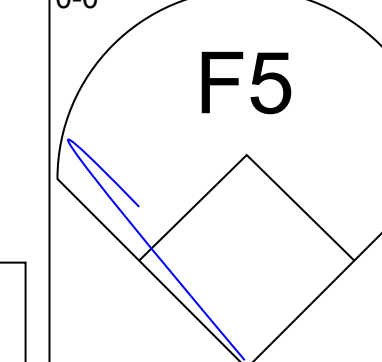
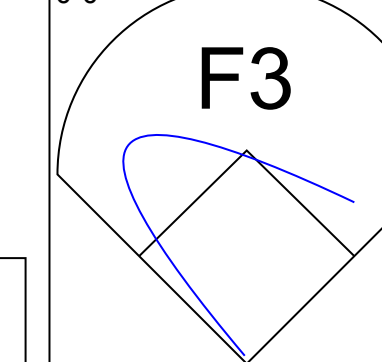
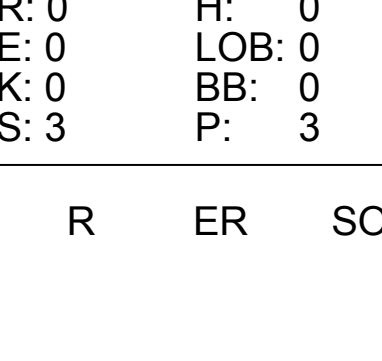
Batter	1	2	3	4	5	6	7	8	9	AB	R	H	RBI	BB	SO	LOB	BOTTOM								
Zoilo Versalles, R (1,6) OBP: 0.305, SLG: 0.431	L6		F7			6-3		5-3		4	0	0	0	0	0	0									
Rich Rollins, R (1,5) OBP: 0.337, SLG: 0.410	L7		K			6-3			G4-3	4	0	0	0	0	1	0									
Tony Oliva, L (1,9) OBP: 0.373, SLG: 0.570	3-1				F7		F9		1B BB 2B	4	1	1	0	0	0	0									
Harmon Killebrew, R (1,7) OBP: 0.402, SLG: 0.612		4-0 HR BB				FC6-4 BB		K		1	1	0	0	3	1	0									
Jimmie Hall, L (1,8) OBP: 0.325, SLG: 0.484		1-H HR			F8		F8		BB 1B	4	1	2	2	0	0	1									
Bob Allison, R (1,3) OBP: 0.406, SLG: 0.603			K			FC6-4 1-2			1-2 2-3 1B	3	1	1	2	1	1	1									
Ron Henry, R (1,2) OBP: 0.179, SLG: 0.407									FC6-4 BB	3	0	0	0	0	1	0									
Earl Battey, R (9, PH) OBP: 0.352, SLG: 0.422			K			P5		2-3	F3	1	0	0	0	0	0	3									
Jim Snyder, R (1,4) OBP: 0.213, SLG: 0.232										2	0	0	0	0	2	0									
Frank Kostro, R (9, PH) OBP: 0.205, SLG: 0.357										1	0	0	0	0	0	0									
Jim Perry, S (9,1) OBP: 0.286, SLG: 0.286										0	0	0	0	0	0	0									
Jim Roland, R (9,1) OBP: 0.154, SLG: 0.154										0	0	0	0	0	0	0									
Johnny Goryl, R (9, PH) OBP: 0.220, SLG: 0.182									1-2	1	0	0	0	0	0	3									
Dick Stigman, R (1,1) OBP: 0.109, SLG: 0.130										2	0	0	0	0	1	0									
Johnny Klippstein, R (6,1) OBP: 0.325, SLG: 0.422										0	0	0	0	0	0	0									
Don Mincher, L (8, PH) OBP: 0.339, SLG: 0.611										1	0	0	0	0	0	0									
Jerry Kindall, R (9,4) OBP: 0.289, SLG: 0.337										0	0	0	0	0	0	0									
Inning Stats	R: 0 E: 0 K: 0 S: 3	H: 0 LOB: 0 BB: 0 P: 3	R: 2 E: 0 K: 3 S: 10	H: 1 LOB: 1 BB: 1 P: 14	R: 0 E: 0 K: 2 S: 7	H: 0 LOB: 0 BB: 0 P: 7	R: 0 E: 0 K: 0 S: 3	H: 0 LOB: 1 BB: 1 P: 7	R: 0 E: 0 K: 1 S: 5	H: 0 LOB: 0 BB: 0 P: 5	R: 0 E: 0 K: 0 S: 3	H: 0 LOB: 0 BB: 0 P: 3	R: 1 E: 0 K: 1 S: 6	H: 1 LOB: 0 BB: 0 P: 6	R: 0 E: 0 K: 0 S: 3	H: 0 LOB: 0 BB: 0 P: 3	R: 1 E: 0 K: 0 S: 5	H: 2 LOB: 3 BB: 2 P: 13	1B: 1 2B: 1 3B: 0 HR: 2	SF: 0 SAC: 0 DP: 0 HBP: 0	WP: 0 PB: 0 CS: 0	PA: 35			
PITCHER	IP	WLS	BF	H	R	ER	SO	BB	IBB	HBP	BLK	WP	HR	S	P	ERA	WHIP								
Ralph Terry, R (1,1) ERA: 5.06	8.1	W	31	3	4	4	7	3	0	0	0	0	2	42	54	4.32	0.720								
Hal Reniff, R (9,1) ERA: 2.64	0.2	S	4	1	0	0	0	1	0	0	0	0	0	3	7	0.00	3.000								

New York Yankees @ Minnesota Twins
Metropolitan Stadium, Bloomington, MI
Sat Aug 01 1964, 4:33 AM EDT
Att: 36,288 - Unknown - 91 F

AB 31
R 4
H 4
RBI 4
BB 4
SO 7
LOB 8



Batter	1	2	3	4	5	6	7	8	9	AB	R	H	RBI	BB	SO	LOB	TOP			
Tony Kubek, L OBP: 0.273, SLG: 0.332 (1, 6)										5	0	0	0	0	2	5	New York Yankees @ Minnesota Twins Metropolitan Stadium, Bloomington, MI Sun Aug 02 1964, 4:33 AM EDT Att: 34,394 - Unknown - 94 F livebaseballscores.com			
Bobby Richardson, R OBP: 0.263, SLG: 0.324 (1, 4)									4	0	1	0	0	0	2					
Tom Tresh, S OBP: 0.382, SLG: 0.456 (1, 7)										4	1	0	0	0	1					
Mickey Mantle, S OBP: 0.444, SLG: 0.602 (1, 8)									3	0	1	0	1	0	0					
Elston Howard, R OBP: 0.349, SLG: 0.412 (1, 2)										4	0	0	0	0	1	4				
Hector Lopez, R OBP: 0.329, SLG: 0.447 (1, 9)										4	1	2	2	0	0	3				
Joe Pepitone, L OBP: 0.286, SLG: 0.397 (1, 3)										4	0	1	0	0	1	2				
Clete Boyer, R OBP: 0.284, SLG: 0.319 (1, 5)									4	0	3	0	0	1	0					
Jim Bouton, R OBP: 0.152, SLG: 0.169 (1, 1)										4	0	1	0	0	1	4				
Inning Stats	R: 0 E: 0 K: 1 S: 5	H: 0 LOB: 0 BB: 0 P: 5	R: 0 E: 0 K: 2 S: 8	H: 1 LOB: 1 BB: 0 P: 8	R: 0 E: 0 K: 2 S: 8	H: 1 LOB: 1 BB: 0 P: 8	R: 1 E: 1 K: 0 S: 5	H: 1 LOB: 1 BB: 0 P: 5	R: 0 E: 0 K: 0 S: 3	H: 0 LOB: 0 BB: 0 P: 3	R: 1 E: 0 K: 0 S: 5	H: 3 LOB: 1 BB: 0 P: 5	R: 0 E: 1 K: 0 S: 4	H: 1 LOB: 2 BB: 1 P: 8	R: 0 E: 0 K: 0 S: 4	H: 1 LOB: 1 BB: 0 P: 4		1B: 6 2B: 2 3B: 0 HR: 1	SF: 0 SAC: 0 DP: 1 HBP: 0	WP: 0 PB: 0 SB: 1 CS: 0
PITCHER	IP WLS BF H R ER SO BB IBB HBP BLK WP HR S P ERA WHIP																			
Jim Kaat, L ERA: 3.37 (1, 1)	6.0 L 26 7 2 1 6 0 0 0 0 0 0 1 38 38 1.50 1.167																			
Johnny Klippstein, R ERA: 2.81 (7, 1)	1.1 5 1 0 0 0 0 0 1 0 0 0 0 4 8 0.00 0.750																			
Al Worthington, R ERA: 1.98 (8, 1)	0.2 2 0 0 0 0 0 0 0 0 0 0 0 2 2 0.00 0.000																			
Gerry Arrigo, L ERA: 4.24 (9, 1)	1.0 4 1 0 0 0 0 0 0 0 0 0 0 4 4 0.00 1.000																			

Batter	1	2	3	4	5	6	7	8	9	AB	R	H	RBI	BB	SO	LOB	BOTTOM			
Zoilo Versalles, R OBP: 0.303, SLG: 0.428 (1, 6)										4	0	0	0	0	0	0	New York Yankees @ Minnesota Twins Metropolitan Stadium, Bloomington, MI Sun Aug 02 1964, 4:33 AM EDT Att: 34,394 - Unknown - 94 F livebaseballscores.com			
Tony Oliva, L OBP: 0.370, SLG: 0.565 (1, 9)									4	0	0	0	0	2	0					
Jimmie Hall, L OBP: 0.324, SLG: 0.485 (1, 8)										4	0	1	0	0	0	0				
Harmon Killebrew, R OBP: 0.402, SLG: 0.609 (1, 7)									3	0	1	0	0	1	1					
Bob Allison, R OBP: 0.403, SLG: 0.598 (1, 3)									3	0	0	0	0	1	2					
Rich Rollins, R OBP: 0.339, SLG: 0.411 (1, 5)									2	0	1	0	1	0	1					
Earl Batley, R OBP: 0.349, SLG: 0.418 (1, 2)									3	0	0	0	0	0	2					
Jim Snyder, R OBP: 0.208, SLG: 0.225 (1, 4)									2	0	0	0	0	0	0					
Frank Kostro, R OBP: 0.200, SLG: 0.349 (8, PH)									1	0	0	0	0	0	0					
Gerry Arrigo, L OBP: 0.214, SLG: 0.154 (9, 1)									0	0	0	0	0	0	0					
Inning Stats	R: 0 E: 0 K: 1 S: 5	H: 0 LOB: 0 BB: 0 P: 5	R: 0 E: 0 K: 2 S: 8	H: 1 LOB: 1 BB: 0 P: 8	R: 0 E: 0 K: 1 S: 4	H: 0 LOB: 0 BB: 0 P: 4	R: 0 E: 0 K: 0 S: 2	H: 1 LOB: 1 BB: 0 P: 6	R: 0 E: 0 K: 1 S: 5	H: 0 LOB: 0 BB: 0 P: 5	R: 0 E: 0 K: 0 S: 4	H: 1 LOB: 1 BB: 0 P: 4	R: 0 E: 0 K: 0 S: 3	H: 0 LOB: 0 BB: 0 P: 3	R: 0 E: 0 K: 0 S: 3	H: 0 LOB: 0 BB: 0 P: 3	1B: 2 2B: 1 3B: 0 HR: 0	SF: 0 SAC: 0 DP: 1 HBP: 0	WP: 0 PB: 0 SB: 0 CS: 0	PA: 30
PITCHER	IP WLS BF H R ER SO BB IBB HBP BLK WP HR S P ERA WHIP																			
Jim Bouton, R ERA: 2.55 (1, 1)	9.0 W 30 3 0 0 5 1 0 0 0 0 0 0 39 43 0.00 0.444																			

Batter	1	2	3	4	5	6	7	8	9	AB	R	H	RBI	BB	SO	LOB	TOP
Felix Mantilla, R OBP: 0.343, SLG: 0.571 (1, 4)										5	1	2	0	0	0	2	Boston Red Sox @ Minnesota Twins Metropolitan Stadium, Bloomington, MI Tue Aug 04 1964, 8:05 PM EDT Att: 14,152 - Unknown livebaseballscorecards.com
Tony Horton, R OBP: 0.375, SLG: 0.400 (1, 7)										4	2	2	1	0	0	2	
Carl Yastrzemski, L OBP: 0.379, SLG: 0.480 (1, 8)										4	0	2	2	0	0	2	
Dick Stuart, R OBP: 0.318, SLG: 0.506 (1, 3)										4	0	0	1	0	2	3	
Lee Thomas, L OBP: 0.328, SLG: 0.394 (1, 9)										4	0	1	0	0	0	2	
Frank Malzone, R OBP: 0.327, SLG: 0.399 (1, 5)										4	0	0	0	0	1	1	
Eddie Bressoud, R OBP: 0.374, SLG: 0.465 (1, 6)										2	0	1	0	2	0	0	
Bob Tillman, R OBP: 0.359, SLG: 0.439 (1, 2)										4	0	0	0	0	0	4	
Bill Monbouquette, R OBP: 0.170, SLG: 0.283 (3, PH) Ronald Morris, R OBP: 0.287, SLG: 0.371 (3, 1) Jay Ritchie, R (7, PH) Dalton Jones, L OBP: 0.326, SLG: 0.338 (7, 1) Jack Lamabe, R OBP: 0.192, SLG: 0.143 (8, 1) Pete Charton, L OBP: 0.338, SLG: 0.327 (9, PH)										0	0	0	0	0	0	0	
Inning Stats	R: 0 E: 0 K: 1 S: 7	H: 2 R: 0 ER: 0 SO: 7	H: 1 R: 0 ER: 0 SO: 3	H: 3 R: 0 ER: 0 SO: 6	H: 0 R: 0 ER: 0 SO: 3	H: 2 R: 1 ER: 0 SO: 7	H: 1 R: 0 ER: 0 SO: 7	H: 0 R: 0 ER: 0 SO: 4	H: 0 R: 0 ER: 0 SO: 7	H: 0 R: 0 ER: 0 SO: 7	H: 0 R: 0 ER: 0 SO: 7	H: 0 R: 0 ER: 0 SO: 7	1B: 6 2B: 4 3B: 0 HR: 0	SF: 0 SAC: 0 DP: 2 HBP: 0	WP: 0 PB: 0 SB: 0 CS: 0	PA: 37	
PITCHER	IP WLS BF H R ER SO BB IBB HBP BLK WP HR S P ERA WHIP																
Mudcat Grant, R ERA: 4.47 (1, 1)	5.0 W 22 8 4 4 2 0 0 0 0 0 0 0 26 7.20 1.600																
Johnny Klippstein, R ERA: 2.75 (6, 1)	1.0 4 1 0 0 0 1 0 0 0 0 0 0 3 7 0.00 2.000																
Al Worthington, R ERA: 1.85 (7, 1)	3.0 S 11 0 0 0 2 1 0 0 0 0 0 0 14 18 0.00 0.333																

Batter	1	2	3	4	5	6	7	8	9	AB	R	H	RBI	BB	SO	LOB	BOTTOM
Zoilo Versalles, R OBP: 0.308, SLG: 0.434 (1, 6)										5	3	4	0	0	0	0	Boston Red Sox @ Minnesota Twins Metropolitan Stadium, Bloomington, MI Tue Aug 04 1964, 8:05 PM EDT Att: 14,152 - Unknown livebaseballscorecards.com
Rich Rollins, R OBP: 0.340, SLG: 0.421 (1, 5)										5	3	2	3	0	1	3	
Tony Oliva, L OBP: 0.370, SLG: 0.569 (1, 9)										4	2	1	3	1	1	1	
Harmon Killebrew, R OBP: 0.406, SLG: 0.620 (1, 7)										5	1	4	4	0	0	0	
Jimmie Hall, L OBP: 0.322, SLG: 0.480 (1, 8)										5	0	1	0	0	0	3	
Bob Allison, R OBP: 0.406, SLG: 0.606 (1, 3)										2	1	1	1	2	0	1	
Earl Batley, R OBP: 0.350, SLG: 0.430 (1, 2) Jerry Zimmerman, R OBP: 0.293, SLG: 0.253 (7, PH) (8, 2)										2	1	1	1	0	0	2	
Bernie Allen, L OBP: 0.312, SLG: 0.347 (1, 4)										3	0	0	0	1	1	0	
Mudcat Grant, R OBP: 0.232, SLG: 0.353 (1, 1) Johnny Klippstein, R ERA: 4.45 (6, 1) Don Mincher, L OBP: 0.354, SLG: 0.604 (6, PH) Al Worthington, R OBP: 0.187, SLG: 0.167 (7, 1)										2	0	0	0	0	1	0	
Inning Stats	R: 2 E: 0 K: 0 S: 6	H: 3 R: 0 ER: 0 SO: 8	H: 3 R: 0 ER: 0 SO: 8	H: 1 R: 0 ER: 0 SO: 7	H: 0 R: 0 ER: 0 SO: 7	H: 0 R: 0 ER: 0 SO: 3	H: 1 R: 0 ER: 0 SO: 11	H: 3 R: 4 ER: 1 SO: 12	H: 4 R: 3 ER: 0 SO: 7	1B: 8 2B: 2 3B: 0 HR: 5	SF: 0 SAC: 1 DP: 2 HBP: 0	WP: 0 PB: 0 SB: 2 CS: 0	PA: 41				
PITCHER	IP WLS BF H R ER SO BB IBB HBP BLK WP HR S P ERA WHIP																
Bill Monbouquette, R ERA: 4.85 (3, 1) Jay Ritchie, R ERA: 4.85 (7, 1) Jack Lamabe, R ERA: 5.17 (8, 1)	2.0 L 12 2 0 0 2 2 1 0 0 0 0 0 16 28 0.00 1.000																
Pete Charton, R ERA: 10.43 (8, 1)	1.0 7 3 4 4 1 1 0 0 0 0 0 1 7 7 27.00 4.000																

Batter	1	2	3	4	5	6	7	8	9	AB	R	H	RBI	BB	SO	LOB	TOP			
Felix Mantilla, R OBP: 0.337, SLG: 0.561 (1, 4)	F9		F8		5-3		K			4	0	0	0	0	1	1	Boston Red Sox @ Minnesota Twins Metropolitan Stadium, Bloomington, MI Wed Aug 05 1964, 8:05 PM EDT Att: 17,768 - Unknown			
Tony Horton, R OBP: 0.300, SLG: 0.316 (1, 7)	F9		5-3		E5		F9			4	0	0	0	0	0	1				
Carl Yastrzemski, L OBP: 0.380, SLG: 0.487 (1, 8)	BB			HR	4-3			F7		3	1	1	1	1	0	1				
Dick Stuart, R OBP: 0.315, SLG: 0.501 (1, 3)	K			F3		F8		F8		4	0	0	0	0	1	1				
Lee Thomas, L OBP: 0.329, SLG: 0.395 (1, 9)		1-3		FC5-4 1B		FC6-4 1B		F6		4	0	2	0	0	0	0				
Frank Malzone, R OBP: 0.327, SLG: 0.396 (1, 5)	BB			FC5-4 BB		FC6-4		F6		3	0	0	0	1	0	2				
Eddie Bressoud, R OBP: 0.376, SLG: 0.463 (1, 6)				G6-4-3 BB		F8		6-3		2	0	0	0	2	0	1				
Russ Nixon, L OBP: 0.326, SLG: 0.316 (1, 2)		G6-4-3		6-3			L6	F7		4	0	0	0	0	0	4				
Earl Wilson, R OBP: 0.305, SLG: 0.491 (1, 1)					5-3		E5			2	0	0	0	0	1	0				
Al Smith, R OBP: 0.212, SLG: 0.270 (7, PH)										1	0	0	0	0	0	0				
Jack Lamabe, R OBP: 0.136, SLG: 0.143 (7, 1)										0	0	0	0	0	0	0				
Inning Stats	R: 0 E: 0 K: 1 S: 5	H: 0 LOB: 1 BB: 1 P: 9	R: 0 E: 0 K: 0 S: 2	H: 0 LOB: 1 BB: 2 P: 10	R: 0 E: 0 K: 1 S: 5	H: 0 LOB: 0 BB: 0 P: 5	R: 1 E: 0 K: 0 S: 5	H: 2 LOB: 2 BB: 1 P: 9	R: 0 E: 1 K: 0 S: 4	H: 0 LOB: 1 BB: 0 P: 4	R: 0 E: 0 K: 1 S: 6	H: 0 LOB: 1 BB: 0 P: 6	R: 0 E: 0 K: 0 S: 3	H: 0 LOB: 0 BB: 0 P: 3	R: 0 E: 0 K: 0 S: 3	H: 0 LOB: 0 BB: 0 P: 3	1B: 2 2B: 0 3B: 0 HR: 1	SF: 0 SAC: 0 DP: 1 HBP: 0	WP: 0 PB: 0 SB: 1 CS: 0	PA: 35
PITCHER Camilo Pascual, R ERA: 3.66 (1, 1)	IP: 9.0 WLS: W BF: 35 H: 3 R: 1 ER: 1 SO: 3 BB: 4 IBB: 0 HBP: 0 BLK: 0 WP: 0 HR: 1 S: 37 P: 53 ERA: 1.00 WHIP: 0.778																			

Batter	1	2	3	4	5	6	7	8	9	AB	R	H	RBI	BB	SO	LOB	BOTTOM			
Zoilo Versalles, R OBP: 0.308, SLG: 0.432 (1, 6)	K	F4		K			WP SH1-3 4-3 1B			4	1	1	0	0	2	1	Boston Red Sox @ Minnesota Twins Metropolitan Stadium, Bloomington, MI Wed Aug 05 1964, 8:05 PM EDT Att: 17,768 - Unknown			
Rich Rollins, R OBP: 0.340, SLG: 0.425 (1, 5)	F7		F7		3B		SH1-3			3	0	1	0	0	0	0				
Tony Oliva, L OBP: 0.369, SLG: 0.573 (1, 9)		HR		E3 WP	6-3		4-3			4	2	1	2	0	0	1				
Harmon Killebrew, R OBP: 0.407, SLG: 0.626 (1, 7)		HR		WP BB		K		K		3	1	1	1	1	2	1				
Jimmie Hall, L OBP: 0.321, SLG: 0.478 (1, 8)	3-1			K		6-3				4	0	1	0	0	1	2				
Bob Allison, R OBP: 0.403, SLG: 0.599 (1, 3)		F5		6-3			K		L6	4	0	0	0	0	1	2				
Earl Batley, R OBP: 0.352, SLG: 0.429 (1, 2)		HR 1B		K			4-3 BB		4-3	3	1	1	0	1	1	1				
Bernie Allen, L OBP: 0.316, SLG: 0.363 (1, 4)		HR		F2		4-3				3	1	1	2	1	0	1				
Camilo Pascual, R OBP: 0.261, SLG: 0.270 (1, 1)		6-3				K		K		4	0	1	0	0	2	3				
Inning Stats	R: 2 E: 0 K: 1 S: 7	H: 2 LOB: 0 BB: 0 P: 7	R: 2 E: 0 K: 0 S: 5	H: 2 LOB: 0 BB: 0 P: 5	R: 1 E: 1 K: 1 S: 6	H: 0 LOB: 1 BB: 1 P: 10	R: 0 E: 0 K: 2 S: 8	H: 1 LOB: 1 BB: 0 P: 8	R: 0 E: 0 K: 1 S: 6	H: 1 LOB: 1 BB: 0 P: 6	R: 0 E: 0 K: 2 S: 7	H: 0 LOB: 1 BB: 1 P: 11	R: 1 E: 0 K: 1 S: 6	H: 1 LOB: 0 BB: 0 P: 6	R: 0 E: 0 K: 1 S: 6	H: 1 LOB: 2 BB: 1 P: 10		1B: 3 2B: 1 3B: 1 HR: 3	SF: 0 SAC: 1 DP: 0 HBP: 0	WP: 3 PB: 0 SB: 1 CS: 0
PITCHER Earl Wilson, R ERA: 4.61 (1, 1)	IP: 6.0 WLS: L BF: 27 H: 6 R: 5 ER: 4 SO: 7 BB: 2 IBB: 0 HBP: 0 BLK: 1 WP: 1 HR: 3 S: 39 P: 47 ERA: 6.00 WHIP: 1.333																			
Jack Lamabe, R ERA: 5.16 (7, 1)	IP: 2.0 WLS: 9 BF: 2 H: 2 R: 1 ER: 1 SO: 2 BB: 0 IBB: 1 HBP: 0 BLK: 0 WP: 1 HR: 0 S: 12 P: 16 ERA: 4.50 WHIP: 1.000																			

Batter	1	2	3	4	5	6	7	8	9	AB	R	H	RBI	BB	SO	LOB	TOP			
Felix Mantilla, R OBP: 0.343, SLG: 0.575 (1,4)										5	1	3	1	0	0	0	Boston Red Sox @ Minnesota Twins Metropolitan Stadium, Bloomington, MI Thu Aug 06 1964, 4:33 AM EDT Att: 6,133 - Unknown			
Al Smith, R OBP: 0.212, SLG: 0.262 (1,5)										4	1	0	0	1	2	2				
Eddie Bressoud, R OBP: 0.376, SLG: 0.460 (1,6)										3	1	0	0	2	1	1				
Carl Yastrzemski, L OBP: 0.380, SLG: 0.484 (1,8)										4	2	1	0	1	1	2				
Dick Stuart, R OBP: 0.316, SLG: 0.500 (1,3)										5	0	2	1	0	2	0				
Tony Horton, R OBP: 0.320, SLG: 0.333 (1,7)										5	0	2	0	0	0	4				
Bob Tillman, R OBP: 0.366, SLG: 0.445 (6, PH) Roman Mejias, R OBP: 0.267, SLG: 0.371 (9, PR)										3	0	3	2	1	0	0				
Lee Thomas, L OBP: 0.330, SLG: 0.394 (1,9)										4	0	1	0	1	1	4				
Bob Heffner, R OBP: 0.208, SLG: 0.333 (1,1) Dalton Jones, L OBP: 0.272, SLG: 0.337 (6, PH) Dick Radatz, R OBP: 0.214, SLG: 0.222 (6,1) Russ Nixon, L OBP: 0.324, SLG: 0.314 (9, PH)										2	0	0	0	0	0	4				
Inning Stats	R: 4 E: 1 K: 0 S: 6	H: 2 LOB: 2 BB: 3 P: 18	R: 0 E: 0 K: 0 S: 3	H: 1 LOB: 1 BB: 1 P: 7	R: 0 E: 0 K: 1 S: 6	H: 1 LOB: 2 BB: 1 P: 10	R: 0 E: 0 K: 1 S: 5	H: 0 LOB: 0 BB: 0 P: 5	R: 0 E: 0 K: 3 S: 10	H: 1 LOB: 1 BB: 0 P: 10	R: 1 E: 1 K: 0 S: 6	H: 2 LOB: 3 BB: 1 P: 10	R: 0 E: 0 K: 2 S: 8	H: 1 LOB: 1 BB: 0 P: 8	R: 0 E: 0 K: 0 S: 5	H: 2 LOB: 2 BB: 0 P: 5		1B: 11 2B: 0 3B: 0 HR: 1	SF: 1 SAC: 0 DP: 0 HBP: 0	WP: 0 PB: 0 SB: 0 CS: 0
PITCHER	IP	WLS	BF	H	R	ER	SO	BB	IBB	HBP	BLK	WP	HR	S	P	ERA	WHIP			
Jim Roland, L ERA: 4.38 (1,1)	0.0		5	2	4	2	0	2	0	0	0	0	1	3	11	∞	∞			
Jim Perry, R ERA: 3.97 (1,1)	7.0	W	31	7	1	1	6	3	1	0	0	0	0	39	55	1.29	1.429			
Al Worthington, R ERA: 1.74 (8,1)	2.0	S	9	3	0	0	2	0	0	0	0	0	0	13	13	0.00	1.500			

AB	38
R	5
H	12
RBI	4
BB	6
SO	8
LOB	22



Batter	1	2	3	4	5	6	7	8	9	AB	R	H	RBI	BB	SO	LOB	BOTTOM			
Zoilo Versalles, R OBP: 0.307, SLG: 0.433 (1,6)										4	2	1	0	0	0	1	Boston Red Sox @ Minnesota Twins Metropolitan Stadium, Bloomington, MI Thu Aug 06 1964, 4:33 AM EDT Att: 6,133 - Unknown			
Rich Rollins, R OBP: 0.342, SLG: 0.431 (1,5)										4	1	2	1	0	0	0				
Tony Oliva, L OBP: 0.368, SLG: 0.574 (1,9)										4	1	1	0	0	0	3				
Harmon Killebrew, R OBP: 0.408, SLG: 0.631 (1,7)										3	2	1	2	1	2	0				
Jimmie Hall, L OBP: 0.326, SLG: 0.482 (1,8)										3	0	2	2	1	0	0				
Bob Allison, R OBP: 0.404, SLG: 0.597 (1,3)										3	0	1	1	1	0	1				
Earl Batley, R OBP: 0.347, SLG: 0.422 (1,2)										4	0	0	0	0	1	4				
Bernie Allen, L OBP: 0.321, SLG: 0.368 (1,4)										3	0	2	0	0	0	0				
Jim Roland, R OBP: 0.154, SLG: 0.154 (1,1) Jim Perry, S OBP: 0.222, SLG: 0.222 (1,1) Jim Kaat, L OBP: 0.270, SLG: 0.273 (7, PH) Al Worthington, R OBP: 0.167, SLG: 0.167 (8,1)										0	0	0	0	0	0	0				
Inning Stats	R: 3 E: 0 K: 0 S: 6	H: 4 LOB: 1 BB: 1 P: 10	R: 0 E: 0 K: 0 S: 3	H: 0 LOB: 0 BB: 0 P: 3	R: 2 E: 0 K: 0 S: 5	H: 2 LOB: 0 BB: 0 P: 5	R: 0 E: 0 K: 0 S: 3	H: 1 LOB: 1 BB: 0 P: 3	R: 0 E: 0 K: 2 S: 8	H: 1 LOB: 1 BB: 0 P: 8	R: 1 E: 0 K: 0 S: 5	H: 2 LOB: 1 BB: 0 P: 5	R: 0 E: 0 K: 1 S: 4	H: 0 LOB: 1 BB: 2 P: 12	R: 0 E: 0 K: 0 S: 5	H: 0 LOB: 1 BB: 2 P: 5		1B: 5 2B: 2 3B: 2 HR: 1	SF: 0 SAC: 0 DP: 2 HBP: 0	WP: 0 PB: 0 SB: 1 CS: 1
PITCHER	IP	WLS	BF	H	R	ER	SO	BB	IBB	HBP	BLK	WP	HR	S	P	ERA	WHIP			
Bob Heffner, R ERA: 3.93 (1,1)	5.0		21	7	5	5	0	1	0	0	0	0	0	17	24	9.00	1.600			
Dick Radatz, R ERA: 2.03 (6,1)	3.0	L	13	3	1	1	3	2	0	0	0	0	0	17	25	3.00	1.667			



Batter	1	2	3	4	5	6	7	8	9	AB	R	H	RBI	BB	SO	LOB	TOP			
Zoilo Versalles, R OBP: 0.307, SLG: 0.430										3	1	0	0	1	0	0	Minnesota Twins @ Cleveland Indians Cleveland Municipal Stadium, Cleveland, OH Fri Aug 07 1964, 7:05 PM EDT Unknown			
Rich Rollins, R OBP: 0.342, SLG: 0.431 Frank Kostro, R OBP: 0.191, SLG: 0.333										2	1	1	1	0	0	0				
Tony Oliva, L OBP: 0.369, SLG: 0.579										3	1	1	2	1	1	0				
Harmon Killebrew, R OBP: 0.404, SLG: 0.625										4	0	0	0	0	3	1				
Jimmie Hall, L OBP: 0.325, SLG: 0.480										4	0	1	0	0	1	0				
Bob Allison, R OBP: 0.402, SLG: 0.593										3	0	0	0	1	1	1				
Earl Batley, R OBP: 0.349, SLG: 0.434										4	1	2	1	0	1	1				
Bernie Allen, L OBP: 0.321, SLG: 0.364										2	0	0	0	1	1	2				
Dick Stigman, R OBP: 0.105, SLG: 0.125 Bill Plets, L OBP: 0.067, SLG: 0.092 Johnny Klippstein, R OBP: 0.132, SLG: 0.080 Don Mincher, L OBP: 0.032, SLG: 0.000 Jerry Fosnow, R OBP: 0.154, SLG: 0.154 Jim Roland, R OBP: 0.154, SLG: 0.154										2	0	0	0	0	1	0				
Inning Stats	R: 3 E: 0 K: 2 S: 11	H: 4 LOB: 2 BB: 1 P: 15	R: 0 E: 0 K: 0 S: 3	H: 0 LOB: 0 BB: 0 P: 3	R: 0 E: 0 K: 3 S: 9	H: 0 LOB: 0 BB: 0 P: 9	R: 0 E: 0 K: 0 S: 2	H: 0 LOB: 0 BB: 1 P: 6	R: 0 E: 0 K: 1 S: 5	H: 0 LOB: 0 BB: 0 P: 5	R: 0 E: 0 K: 1 S: 5	H: 0 LOB: 0 BB: 0 P: 5	R: 1 E: 0 K: 1 S: 5	H: 1 LOB: 0 BB: 1 P: 9	R: 0 E: 0 K: 1 S: 5	H: 0 LOB: 0 BB: 0 P: 5	1B: 3 2B: 0 3B: 0 HR: 2	SF: 0 SAC: 0 DP: 2 HBP: 0	WP: 0 PB: 0 SB: 1 CS: 0	PA: 34
PITCHER Luis Tiant, R ERA: 2.27	IP: 9.0 WLS: W BF: 34 H: 5 R: 4 ER: 4 SO: 10 BB: 4 IBB: 0 HBP: 0 BLK: 0 WP: 0 HR: 2 S: 50 P: 66 ERA: 4.00 WHIP: 1.000																			

Batter	1	2	3	4	5	6	7	8	9	AB	R	H	RBI	BB	SO	LOB	BOTTOM			
Woodie Held, R OBP: 0.303, SLG: 0.437										4	2	2	2	1	1	0	Minnesota Twins @ Cleveland Indians Cleveland Municipal Stadium, Cleveland, OH Fri Aug 07 1964, 7:05 PM EDT Unknown			
Dick Howser, R OBP: 0.325, SLG: 0.316										5	2	2	0	0	0	1				
Leon Wagner, L OBP: 0.333, SLG: 0.490										5	2	3	0	0	0	0				
Bob Chance, L OBP: 0.371, SLG: 0.489 Lee Stanges, R OBP: 0.174, SLG: 0.051 Fred Whitfield, L OBP: 0.295, SLG: 0.402										4	2	2	3	1	1	2				
Joe Azcue, R OBP: 0.321, SLG: 0.378										5	1	2	3	0	0	1				
Chico Salmon, R OBP: 0.357, SLG: 0.390										5	0	1	0	0	0	3				
Vic Davallilo, L OBP: 0.309, SLG: 0.339										3	0	0	0	1	1	1				
Billy Moran, R OBP: 0.286, SLG: 0.277 Tito Francona, L OBP: 0.395, SLG: 0.387 Larry Brown, R OBP: 0.279, SLG: 0.370 Luis Tiant, R OBP: 0.077, SLG: 0.077										1	1	0	0	1	0	0				
Inning Stats	R: 0 E: 0 K: 0 S: 3	H: 0 LOB: 0 BB: 0 P: 3	R: 2 E: 0 K: 1 S: 6	H: 1 LOB: 0 BB: 1 P: 10	R: 0 E: 0 K: 1 S: 7	H: 2 LOB: 0 BB: 0 P: 7	R: 0 E: 0 K: 0 S: 3	H: 0 LOB: 0 BB: 0 P: 3	R: 5 E: 0 K: 0 S: 9	H: 6 LOB: 3 BB: 2 P: 17	R: 0 E: 0 K: 1 S: 5	H: 0 LOB: 0 BB: 0 P: 5	R: 0 E: 1 K: 0 S: 5	H: 1 LOB: 2 BB: 0 P: 5	R: 3 E: 0 K: 1 S: 8	H: 3 LOB: 1 BB: 1 P: 12	1B: 10 2B: 1 3B: 0 HR: 2	SF: 0 SAC: 1 DP: 0 HBP: 0	WP: 2 PB: 0 SB: 0 CS: 0	PA: 42
PITCHER Dick Stigman, L ERA: 4.07 Bill Plets, L ERA: 5.01 Johnny Klippstein, R ERA: 2.65 Jerry Fosnow, L ERA: 11.74 Jim Roland, L ERA: 4.34	IP: 4.1 WLS: L BF: 20 H: 5 R: 5 ER: 5 SO: 2 BB: 2 IBB: 0 HBP: 0 BLK: 0 WP: 1 HR: 2 S: 22 P: 30 ERA: 10.38 WHIP: 1.615																			

AB	30
R	4
H	5
RBI	4
BB	4
SO	10
LOB	6

AB	37
R	10
H	13
RBI	9
BB	4
SO	4
LOB	13



Batter	1	2	3	4	5	6	7	8	9	AB	R	H	RBI	BB	SO	LOB	TOP																
Zoilo Versalles, R OBP: 0.308, SLG: 0.431	L3		G6-4-3 1B				5-3			4	0	2	0	0	0	0	Minnesota Twins @ Cleveland Indians Cleveland Municipal Stadium, Cleveland, OH Fri Aug 07 1964, 7:05 PM EDT Att: 13,688 - Unknown																
Frank Kostro, R OBP: 0.176, SLG: 0.306	5-3		G6-4-3 1-2			K		6-3		4	0	0	0	0	1	2																	
Tony Oliva, L OBP: 0.368, SLG: 0.576			K				4-3	4-3		4	0	1	0	0	1	0																	
Harmon Killebrew, R OBP: 0.407, SLG: 0.626	K			WP 1B			HR 1B			4	1	3	0	0	1	1																	
Bob Allison, R OBP: 0.399, SLG: 0.586		K		F5			F3	6-3		4	0	0	0	0	1	3																	
Jimmie Hall, L OBP: 0.327, SLG: 0.487		BB BB		F6			HR 1-H		F5	3	1	1	2	1	0	1																	
Jerry Zimmerman, R OBP: 0.291, SLG: 0.244		BB BB		F8			4-3		5-3	3	0	0	0	1	0	1																	
Bernie Allen, L OBP: 0.324, SLG: 0.367		K			F9					4	0	2	0	0	1	2																	
Jim Kaat, L OBP: 0.262, SLG: 0.263					G3					2	0	0	0	0	0	2																	
Johnny Klippstein, R OBP: 0.321, SLG: 0.596	F7						G4-6-3 1B		F3	0	0	0	0	0	0	0																	
Don Mincher, L OBP: 0.297, SLG: 0.280										1	0	0	0	0	0	1																	
Jerry Fosnow, R OBP: 0.172, SLG: 0.393										0	0	0	0	0	0	0																	
Ron Henry, R OBP: 0.172, SLG: 0.393										1	0	0	0	0	0	1																	
Inning Stats	R: 0 E: 0 K: 1 S: 6	H: 1 LOB: 1 BB: 0 P: 6	R: 0 E: 0 K: 2 S: 7	H: 0 LOB: 2 BB: 2 P: 15	R: 0 E: 0 K: 1 S: 5	H: 1 LOB: 0 BB: 0 P: 5	R: 0 E: 0 K: 0 S: 4	H: 1 LOB: 1 BB: 0 P: 4	R: 0 E: 0 K: 1 S: 6	H: 1 LOB: 1 BB: 0 P: 6	R: 2 E: 0 K: 0 S: 5	H: 2 LOB: 0 BB: 0 P: 5	R: 0 E: 0 K: 0 S: 3	H: 1 LOB: 0 BB: 0 P: 3	R: 0 E: 0 K: 0 S: 4	H: 1 LOB: 1 BB: 0 P: 4	R: 0 E: 0 K: 0 S: 4	H: 1 LOB: 1 BB: 0 P: 4	1B: 8 2B: 0 3B: 0 HR: 1	SF: 0 SAC: 0 DP: 2 HBP: 0	WP: 1 PB: 0 SB: 0 CS: 0	PA: 36											
PITCHER	IP WLS BF H R ER SO BB IBB HBP BLK WP HR S P ERA WHIP																																
Sam McDowell, L ERA: 3.07	(1, 1) 4.0	W 16	3	0	0	4	2	0	0	0	0	1	0	22	30	0.00	1.250																
Pedro Ramos, R ERA: 4.71	(5, 1) 2.0	W 10	4	2	2	1	0	0	0	0	0	0	1	12	12	9.00	2.000																
Don McMahon, R ERA: 1.43	(7, 1) 3.0	S 10	2	0	0	0	0	0	0	0	0	0	0	10	10	0.00	0.667																

livebaseballscores.com

AB	34
R	2
H	9
RBI	2
BB	2
SO	5
LOB	14



Batter	1	2	3	4	5	6	7	8	9	AB	R	H	RBI	BB	SO	LOB	BOTTOM																
Dick Howser, R OBP: 0.328, SLG: 0.315	6-3		5-3	F9			F7	FC5 1B		5	1	1	0	0	0	2	Minnesota Twins @ Cleveland Indians Cleveland Municipal Stadium, Cleveland, OH Fri Aug 07 1964, 7:05 PM EDT Att: 13,688 - Unknown																
Chico Salmon, R OBP: 0.350, SLG: 0.382	4-3		4-3	G3				FC5 1B SF9		5	1	1	1	0	0	3																	
Leon Wagner, L OBP: 0.334, SLG: 0.489	5-3		F6		1B SH1-4 SH5-3		K	SF9 1B		5	1	2	1	0	1	1																	
Max Alvis, R OBP: 0.320, SLG: 0.445		BB BB			SH1-4			SF9		0	1	0	0	2	0	0																	
Billy Moran, R OBP: 0.225, SLG: 0.280		1B BB		E G3 BB	SH1-4			SF9		1	1	1	1	0	0	0																	
Fred Whitfield, L OBP: 0.298, SLG: 0.402		F8		G3 E 1B 1B	SH5-3 1B		K	K		5	1	2	0	0	2	3																	
John Romano, R OBP: 0.343, SLG: 0.462		WP 1B 1B		E8 G3 1B	SH5-3		F8			3	1	1	1	0	0	3																	
Vic Davallillo, L OBP: 0.309, SLG: 0.336		F7		G3			FC6-4			3	0	0	1	1	0	5																	
Larry Brown, R OBP: 0.285, SLG: 0.373		WP 1B			1B 1-3			FC5 BB		3	1	2	3	1	0	2																	
Sam McDowell, L OBP: 0.132, SLG: 0.083										2	0	1	0	0	1	2																	
Pedro Ramos, S OBP: 0.297, SLG: 0.342										1	0	0	0	0	1	0																	
Don McMahon, R OBP: 0.200, SLG: 0.200										1	0	0	0	0	1	1																	
Inning Stats	R: 0 E: 0 K: 0 S: 3	H: 0 LOB: 0 BB: 0 P: 3	R: 1 E: 0 K: 1 S: 7	H: 2 LOB: 2 BB: 1 P: 11	R: 0 E: 0 K: 0 S: 3	H: 0 LOB: 0 BB: 0 P: 3	R: 3 E: 1 K: 0 S: 7	H: 3 LOB: 2 BB: 1 P: 11	R: 1 E: 0 K: 0 S: 5	H: 2 LOB: 2 BB: 1 P: 9	R: 0 E: 0 K: 2 S: 8	H: 1 LOB: 1 BB: 0 P: 8	R: 0 E: 0 K: 1 S: 6	H: 1 LOB: 1 BB: 0 P: 6	R: 3 E: 0 K: 2 S: 10	H: 2 LOB: 1 BB: 1 P: 14	1B: 11 2B: 0 3B: 0 HR: 0	SF: 1 SAC: 2 DP: 0 HBP: 0	WP: 1 PB: 0 SB: 0 CS: 0	PA: 41													
PITCHER	IP WLS BF H R ER SO BB IBB HBP BLK WP HR S P ERA WHIP																																
Jim Kaat, L ERA: 3.5	(1, 1) 4.1	L 23	7	5	4	1	2	0	0	0	0	0	0	23	31	8.31	2.077																
Johnny Klippstein, R ERA: 2.59	(5, 1) 1.2	7	1	0	0	2	0	1	0	0	0	0	0	10	14	0.00	0.600																
Jerry Fosnow, L ERA: 12.1	(7, 1) 2.0	11	3	3	3	3	1	0	0	0	0	0	0	16	20	13.50	2.000																

AB	34
R	8
H	11
RBI	8
BB	4
SO	6
LOB	22





Batter	1	2	3	4	5	6	7	8	9	AB	R	H	RBI	BB	SO	LOB	TOP																			
Zoilo Versalles, R OBP: 0.309, SLG: 0.430 (1, 6)	F5		5-3 1B		E4 HR	6-3		G3-6-3 1B		5	1	2	0	0	0	1	Minnesota Twins @ Cleveland Indians Cleveland Municipal Stadium, Cleveland, OH Sat Aug 08 1964, 3:33 AM EDT Att: 5,764 - Unknown																			
Bernie Allen, L OBP: 0.321, SLG: 0.368 (1, 4)			5-3		F8	1-3		G3-6-3 1-2 1B		5	0	1	0	0	0	5																				
Tony Oliva, L OBP: 0.369, SLG: 0.581 (1, 9)	F7		3-1		HR			1B		5	1	2	3	0	0	3																				
Harmon Killebrew, R OBP: 0.407, SLG: 0.622 (1, 7)	5-3			F2	HR			F7 1B		4	1	1	0	1	0	2																				
Jimmie Hall, L OBP: 0.331, SLG: 0.496 (1, 8)		K		E	HR			4-3		4	1	2	2	1	1	0																				
Bob Allison, R OBP: 0.396, SLG: 0.589 (1, 3)		K		E5	HR			5-3		5	1	1	1	0	1	3																				
Earl Batley, R OBP: 0.346, SLG: 0.430 (7, PH) Ron Henry, R OBP: 0.161, SLG: 0.367 (7, 2) Don Mincher OBP: 0.265, SLG: 0.617 Jerry Fosnow, R OBP: 0.288, SLG: 0.375 (8, 1)			6-3		F4	6-3		K		3	0	0	0	0	0	2																				
Frank Kostro, R OBP: 0.182, SLG: 0.321 (1, 5)			E5		F3	K		HR		4	1	1	0	0	1	2																				
Mudcat Grant, R OBP: 0.232, SLG: 0.353 (2, 1) Jim Roland, L OBP: 0.148, SLG: 0.148 (5, PH) Jim Perry, R OBP: 0.227, SLG: 0.190 (5, 1) Johnny Klippstein, R OBP: 0.195, SLG: 0.333 (5, 1) Bill Pleis, L OBP: 0.289, SLG: 0.617 (5, PH) Don Mincher OBP: 0.265, SLG: 0.617 (5, PH) Jerry Fosnow, R OBP: 0.288, SLG: 0.375 (8, 1)			K			E		HR		0	0	0	0	0	0	0																				
Inning Stats	R: 0 E: 0 K: 0 S: 4	H: 1 LOB: 1 BB: 0 P: 4	R: 0 E: 0 K: 2 S: 7	H: 0 LOB: 0 BB: 7	R: 0 E: 1 K: 1 S: 7	H: 1 LOB: 2 BB: 0 P: 7	R: 0 E: 1 K: 0 S: 5	H: 1 LOB: 0 BB: 0 P: 5	R: 6 E: 1 K: 1 S: 11	H: 5 LOB: 0 BB: 0 P: 11	R: 0 E: 0 K: 1 S: 5	H: 0 LOB: 2 BB: 2 P: 13	R: 2 E: 0 K: 0 S: 6	H: 4 LOB: 1 BB: 0 P: 6	R: 0 E: 0 K: 1 S: 5	H: 0 LOB: 0 BB: 0 P: 5		1B: 6 2B: 2 3B: 0 HR: 4	SF: 0 SAC: 0 DP: 1 HBP: 0	WP: 0 PA: 43 PB: 0 SB: 0 CS: 0																
PITCHER	IP	WLS	BF	H	R	ER	SO	BB	IBB	HBP	BLK	WP	HR	S	P	ERA	WHIP	PITCHER		IP	WLS	BF	H	R	ER	SO	BB	IBB	HBP	BLK	WP	HR	S	P	ERA	WHIP
Dick Donovan, R ERA: 4.72 (1, 1)	4.1		23	7	5	4	3	0	0	0	0	0	2	29	29	8.31	1.615			1.0	S	3	0	0	0	1	0	0	0	0	0	5	5	0.00	0.000	
Gary Bell, R ERA: 4.09 (5, 1)	3.2	W	17	5	3	3	3	2	0	0	0	0	2	21	29	7.36	1.909			1.0	S	3	0	0	0	1	0	0	0	0	0	5	5	0.00	0.000	
Ted Abernathy, R ERA: 3.03 (9, 1)	1.0	S	3	0	0	0	1	0	0	0	0	0	0	5	5	0.00	0.000			1.0	S	3	0	0	0	1	0	0	0	0	5	5	0.00	0.000		
Dick Howser, R OBP: 0.328, SLG: 0.316 (1, 6)	F8		6-3		SF8			6-3		4	2	1	2	1	0	1	Minnesota Twins @ Cleveland Indians Cleveland Municipal Stadium, Cleveland, OH Sat Aug 08 1964, 3:33 AM EDT Att: 5,764 - Unknown																			
Vic Davallo, L OBP: 0.307, SLG: 0.338 (1, 8)	L6	SF9		F9	1B	F5				4	1	1	3	0	0	1																				
Leon Wagner, L OBP: 0.333, SLG: 0.484 (1, 7)	E4 HR	1B	1B		F3	K		3-1		4	2	0	0	1	1																					
Fred Whitfield, L OBP: 0.304, SLG: 0.420 (1, 3)				K				F8		5	1	3	5	0	1	0																				
Tito Francona, L OBP: 0.387, SLG: 0.386 (1, 9) Larry Brown, R OBP: 0.288, SLG: 0.375 (6, 4)	F3									3	0	1	1	1	0	1																				
Joe Azcue, R OBP: 0.323, SLG: 0.379 (1, 2)		6-3						F9		5	2	2	0	0	0	3																				
Chico Salmon, R OBP: 0.377, SLG: 0.412 (6, 9)										4	4	4	1	1	0	0																				
Woodie Held, R OBP: 0.305, SLG: 0.434 (1, 5)										4	2	1	0	1	1	5																				
Dick Donovan, L OBP: 0.372, SLG: 0.294 (1, 1) Gary Bell, R OBP: 0.438, SLG: 0.400 (5, 1) Paul Dicken, R OBP: 0.288, SLG: 0.375 (8, PH) Ted Abernathy, R OBP: 0.288, SLG: 0.375 (8, 1)										2	1	1	1	0	0	1																				
Inning Stats	R: 2 E: 1 K: 0 S: 5	H: 1 LOB: 0 BB: 0 P: 5	R: 5 E: 1 K: 0 S: 8	H: 4 LOB: 2 BB: 2	R: 0 E: 0 K: 0 S: 3	H: 1 LOB: 0 BB: 1 P: 7	R: 0 E: 0 K: 1 S: 5	H: 0 LOB: 0 BB: 0 P: 5	R: 6 E: 0 K: 1 S: 11	H: 6 LOB: 1 BB: 1 P: 15	R: 2 E: 0 K: 0 S: 5	H: 2 LOB: 1 BB: 1 P: 9	R: 0 E: 0 K: 0 S: 4	H: 1 LOB: 1 BB: 0 P: 4	R: 0 E: 0 K: 1 S: 6	H: 1 LOB: 1 BB: 0 P: 6		1B: 12 2B: 3 3B: 0 HR: 1	SF: 2 SAC: 1 DP: 1 HBP: 0	WP: 0 PA: 46 PB: 0 SB: 0 CS: 0																
PITCHER	IP	WLS	BF	H	R	ER	SO	BB	IBB	HBP	BLK	WP	HR	S	P	ERA	WHIP	PITCHER		IP	WLS	BF	H	R	ER	SO	BB	IBB	HBP	BLK	WP	HR	S	P	ERA	WHIP
Mudcat Grant, R ERA: 4.48 (1, 1)	1.2	L	12	3	7	1	0	2	0	0	0	0	1	10	18	5.40	3.000			1.0		4	1	0	0	1	0	0	0	0	6	6	0.00	1.000		
Jim Roland, L ERA: 4.33 (2, 1)	2.1		10	3	1	1	1	1	0	0	0	0	0	11	15	3.86	1.714			1.0		4	1	0	0	1	0	0	0	0	6	6	0.00	1.000		
Jim Perry, R ERA: 4.32 (5, 1)	0.0		3	2	3	3	0	1	0	0	0	0	0	2	6	∞	∞			1.0		4	1	0	0	1	0	0	0	0	6	6	0.00	6.000		
Johnny Klippstein, R ERA: 2.89 (5, 1)	0.1		3	2	0	0	0	0	0	0	0	0	0	3	3	0.00	6.000			1.0		4	1	0	0	1	0	0	0	0	6	6	0.00	2.250		
Bill Pleis, L ERA: 5.4 (5, 1)	2.2		14	5	5	5	1	1	0	0	0	0	0	15	19	16.88	2.250			1.0		4	1	0	0	1	0	0	0	0	6	6	0.00	2.250		

AB	41
R	8
H	12
RBI	8
BB	2
SO	7
LOB	21

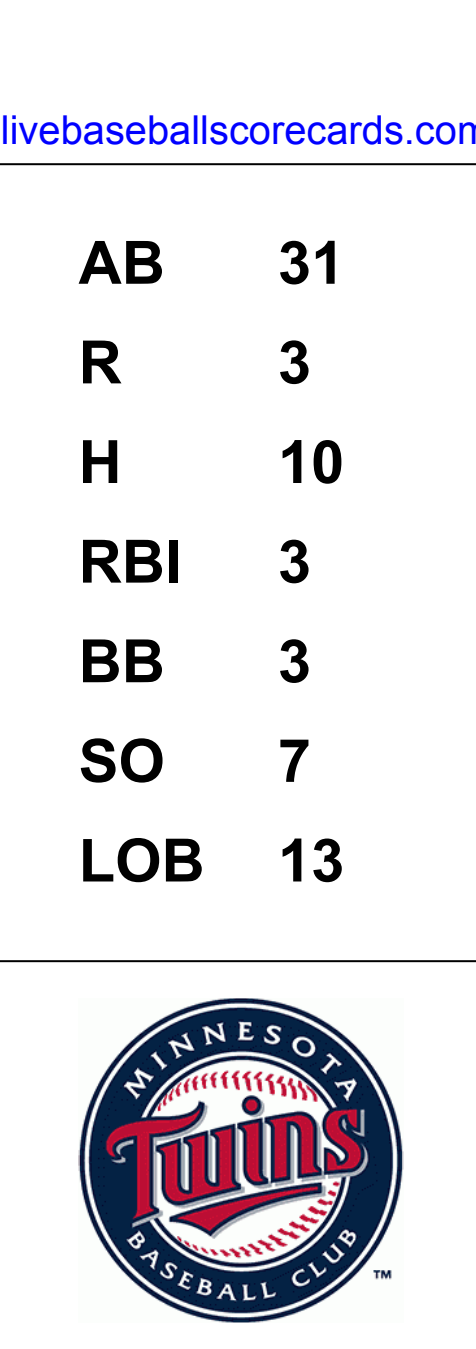
AB	38
R	16
H	16
RBI	15
BB	5
SO	3
LOB	14



Batter	1	2	3	4	5	6	7	8	9	AB	R	H	RBI	BB	SO	LOB	TOP								
Zoilo Versalles, R OBP: 0.309, SLG: 0.429	F2		K			G4-6-3 1B	F2			4	0	1	0	0	1	4	Minnesota Twins @ Cleveland Indians Cleveland Municipal Stadium, Cleveland, OH Sun Aug 09 1964, 3:33 AM EDT Unknown livebaseballscorecards.com AB 30 R 0 H 5 RBI 0 BB 5 SO 9 LOB 17 								
Bernie Allen, L OBP: 0.316, SLG: 0.360	K			F6		G4-6-3 1-2	F8			4	0	0	0	0	1	1									
Tony Oliva, L OBP: 0.370, SLG: 0.580	4-3			F5				G6-4-3 1B		4	0	2	0	0	0	0									
Harmon Killebrew, R OBP: 0.406, SLG: 0.618		K			1B	K		G6-4-3 1-2		4	0	1	0	0	2	2									
Jimmie Hall, L OBP: 0.327, SLG: 0.490		F9		K			F5		1-3	4	0	0	0	0	1	1									
Bob Allison, R OBP: 0.397, SLG: 0.586		F7				F6	BB	BB	BB	2	0	0	0	2	0	0									
Earl Batley, R OBP: 0.346, SLG: 0.427			K		F9		BB	BB	BB	2	0	0	0	1	1	0									
Jerry Zimmerman, R OBP: 0.299, SLG: 0.244							1-2	BB	BB	0	0	0	0	0	1	0									
Frank Kostro, R OBP: 0.220, SLG: 0.327									K	2	0	1	0	1	1	2									
Camilo Pascual, R OBP: 0.254, SLG: 0.262									K	2	0	0	0	0	1	2									
Jim Roland, R OBP: 0.148, SLG: 0.148										0	0	0	0	0	0	0									
Don Mincher, L OBP: 0.323, SLG: 0.613										1	0	0	0	0	0	3									
Mudcat Grant, R OBP: 0.232, SLG: 0.353										0	0	0	0	0	0	0									
Johnny Garry, R OBP: 0.225, SLG: 0.188										1	0	0	0	0	1	2									
Inning Stats	R: 0 E: 0 K: 1 S: 5	H: 0 LOB: 0 BB: 0 P: 5	R: 0 E: 0 K: 1 S: 5	H: 0 LOB: 0 BB: 0 P: 5	R: 0 E: 0 K: 3 S: 10	H: 1 LOB: 1 BB: 0 P: 10	R: 0 E: 0 K: 1 S: 6	H: 1 LOB: 1 BB: 0 P: 6	R: 0 E: 0 K: 0 S: 3	H: 0 LOB: 1 BB: 0 P: 4	R: 0 E: 0 K: 1 S: 6	H: 2 LOB: 1 BB: 0 P: 6	R: 0 E: 0 K: 0 S: 3	H: 0 LOB: 3 BB: 3 P: 15	R: 0 E: 0 K: 0 S: 3	H: 1 LOB: 0 BB: 0 P: 3		R: 0 E: 0 K: 2 S: 7	H: 0 LOB: 2 BB: 2 P: 15	1B: 5 2B: 0 3B: 0 HR: 0	SF: 0 SAC: 0 DP: 2 HBP: 1	WP: 0 PB: 0 SB: 0 CS: 0	PA: 36		
PITCHER	IP	WLS	BF	H	R	ER	SO	BB	IBB	HBP	BLK	WP	HR	S	P	ERA		WHIP							
Sonny Siebert, R ERA: 3.4	6.1	W	25	4	0	0	7	2	0	1	0	0	0	36	45	0.00	0.947								
Don McMahon, R ERA: 1.4	1.2		6	1	0	0	0	1	0	0	0	0	0	5	9	0.00	1.200								
Ted Abernathy, R ERA: 2.98	1.0	S	5	0	0	0	2	2	0	0	0	0	0	7	15	0.00	2.000								

Batter	1	2	3	4	5	6	7	8	9	AB	R	H	RBI	BB	SO	LOB	BOTTOM									
Chico Salmon, R OBP: 0.370, SLG: 0.403	5-3	5-3		HR		F8		K		5	1	1	0	0	1	4	Minnesota Twins @ Cleveland Indians Cleveland Municipal Stadium, Cleveland, OH Sun Aug 09 1964, 3:33 AM EDT Unknown livebaseballscorecards.com AB 34 R 7 H 7 RBI 6 BB 3 SO 6 LOB 14 									
Dick Howser, R OBP: 0.329, SLG: 0.325	F8		E5	HR		WP	2B			4	2	2	3	0	0	0										
Leon Wagner, L OBP: 0.332, SLG: 0.481	3-1		F3	3-1		2B	BB			3	0	0	0	1	0	1										
Fred Whitfield, L OBP: 0.305, SLG: 0.419		F7	K							3	0	1	0	0	1	1										
Larry Brown, R OBP: 0.290, SLG: 0.381					4-3					1	0	1	2	0	0	0										
Tito Francona, L OBP: 0.384, SLG: 0.380		WP	K		4-3			F8		3	1	0	0	1	1	2										
John Romano, R OBP: 0.339, SLG: 0.455		F3			F7			F9		4	0	0	0	0	0	2										
Vic Davallilo, L OBP: 0.307, SLG: 0.337		E	WP	E1	K			F8		4	1	1	0	0	1	1										
Woodie Held, R OBP: 0.304, SLG: 0.429					K			F6		3	0	0	0	1	1	1										
Sonny Siebert, R OBP: 0.231, SLG: 0.320										3	2	1	1	0	0	2										
Don McMahon, R OBP: 0.200, SLG: 0.200		E6				E6				0	0	0	0	0	0	0										
Paul Dicken, R OBP: 0.339, SLG: 0.455				1B	HR	WP	1B			1	0	0	0	0	1	0										
Ted Abernathy, R OBP: 0.225, SLG: 0.188										0	0	0	0	0	0	0										
Inning Stats	R: 0 E: 0 K: 0 S: 3	H: 0 LOB: 0 BB: 0 P: 3	R: 1 E: 1 K: 0 S: 5	H: 1 LOB: 3 BB: 2 P: 13	R: 0 E: 1 K: 2 S: 8	H: 0 LOB: 1 BB: 0 P: 8	R: 4 E: 1 K: 1 S: 9	H: 3 LOB: 0 BB: 0 P: 9	R: 0 E: 0 K: 1 S: 6	H: 1 LOB: 1 BB: 0 P: 6	R: 2 E: 1 K: 0 S: 5	H: 2 LOB: 2 BB: 1 P: 9	R: 0 E: 0 K: 0 S: 3	H: 0 LOB: 0 BB: 0 P: 3	R: 0 E: 0 K: 2 S: 7	H: 0 LOB: 0 BB: 0 P: 7		1B: 4 2B: 2 3B: 0 HR: 1	SF: 0 SAC: 0 DP: 0 HBP: 0	WP: 2 PB: 0 SB: 1 CS: 0	PA: 37					
PITCHER	IP	WLS	BF	H	R	ER	SO	BB	IBB	HBP	BLK	WP	HR	S	P	ERA		WHIP								
Camilo Pascual, R ERA: 3.54	5.2	L	30	6	7	0	4	2	1	0	0	0	0	35	47	0.00		1.412								
Jim Roland, L ERA: 4.32	0.1		1	1	0	0	0	0	0	0	0	0	0	1	1	0.00	3.000									
Mudcat Grant, R ERA: 4.41	2.0		6	0	0	0	2	0	0	0	0	0	0	10	10	0.00	0.000									

Batter	1	2	3	4	5	6	7	8	9	AB R H RBI BB SO LOB	TOP																	
Bernie Allen, L OBP: 0.310, SLG: 0.353 (1, 4)	4-3		SH1-3		6-3	K			4-3	4 0 0 0 0 1 1	Minnesota Twins @ Cleveland Indians Cleveland Municipal Stadium, Cleveland, OH Sun Aug 09 1964, 3:38 AM EDT Att: 15,129 - Unknown AB 31 R 3 H 10 RBI 3 BB 3 SO 7 LOB 13																	
Tony Oliva, L OBP: 0.366, SLG: 0.578 (1, 9)	1B 2B		1-3		K	5-3			F9	5 0 1 0 0 1 2																		
Jimmie Hall, L OBP: 0.328, SLG: 0.489 (1, 8)	G6-4-3 1B		K		1B				5-3	5 0 2 0 0 1 1																		
Harmon Killebrew, R OBP: 0.407, SLG: 0.616 (1, 7)	G6-4-3			FC4-6 BB	1B				K	3 0 1 0 1 1 2																		
Bob Allison, R OBP: 0.396, SLG: 0.582 (1, 3)		1-3		FC4-6 1B	6-3				S BB	3 1 0 0 1 0 3																		
Earl Battey, R OBP: 0.351, SLG: 0.429 (1, 2)				1B BB		HR			K	3 1 2 0 1 1 1																		
Frank Kostro, R OBP: 0.236, SLG: 0.390 Johnny Goryl, R OBP: 0.225, SLG: 0.188 (8, 5)						HR			F3	4 1 2 3 0 1 1 0 0 0 0 0 0 0																		
Jerry Kindall, R OBP: 0.256, SLG: 0.322 (1, 6)						F9			K	0 0 0 0 0 0 0																		
Jim Kaat, L OBP: 0.275, SLG: 0.279 (1, 1)			1-3 SH1-3 1B		FC6-4				K	4 0 2 0 0 1 2																		
Inning Stats	R: 0 E: 0 K: 0 S: 4	H: 2 LOB: 1 BB: 0 P: 4	R: 0 E: 0 K: 2 S: 7	H: 0 LOB: 1 BB: 1 P: 11	R: 0 E: 0 K: 1 S: 6	H: 1 LOB: 1 BB: 0 P: 6	R: 1 E: 0 K: 1 S: 7	H: 2 LOB: 2 BB: 1 P: 11	R: 0 E: 0 K: 1 S: 7	H: 2 LOB: 2 BB: 0 P: 7		R: 2 E: 0 K: 1 S: 8	H: 3 LOB: 1 BB: 0 P: 8	R: 0 E: 0 K: 2 S: 7	H: 0 LOB: 1 BB: 1 P: 11	R: 0 E: 0 K: 0 S: 3	H: 0 LOB: 0 BB: 0 P: 3	R: 0 E: 0 K: 0 S: 3	H: 0 LOB: 0 BB: 0 P: 3	1B: 8 2B: 1 3B: 0 HR: 1	SF: 0 SAC: 1 DP: 1 HBP: 0	WP: 0 PB: 0 SB: 1 CS: 0	PA: 39					
PITCHER	IP WLS BF H R ER SO BB IBB HBP BLK WP HR S P ERA WHIP											PITCHER	IP WLS BF H R ER SO BB IBB HBP BLK WP HR S P ERA WHIP															
Lee Stange, R ERA: 4.63 Sam McDowell, L ERA: 3.05 Pedro Ramos, R ERA: 4.63 Ted Abernathy, R ERA: 2.93	(1, 1) (6, 1) (7, 1) (9, 1)	5.1 0.2 2.0 1.0	L 2 7 3	27 0 0 0	10 0 0 0	3 0 0 0	3 0 0 0	5 1 4 0	2 0 0 0	0 0 0 0	0 0 0 0	0 0 0 0	0 0 0 0	0 0 0 0	0 0 0 0	0 0 0 0	0 0 0 0	0 0 0 0	0 0 0 0	0 0 0 0	0 0 0 0	0 0 0 0	0 0 0 0	0 0 0 0	0 0 0 0			
Chico Salmon, R OBP: 0.359, SLG: 0.390 (1, 9)	F8		6-3						F9	4 0 0 0 0 1 0	Minnesota Twins @ Cleveland Indians Cleveland Municipal Stadium, Cleveland, OH Sun Aug 09 1964, 3:38 AM EDT Att: 15,129 - Unknown AB 28 R 1 H 4 RBI 1 BB 1 SO 3 LOB 7																	
Dick Howser, R OBP: 0.333, SLG: 0.330 (1, 6)	FC4-6 1B			S SF9 2B					F9	4 1 3 0 0 0 0																		
Leon Wagner, L OBP: 0.329, SLG: 0.477 (1, 7)	FC4-6 FC6-4			L3					F2	4 0 0 0 0 0 3																		
Max Alvis, R OBP: 0.316, SLG: 0.442 (1, 5)	FC6-4			SF9					F8	2 0 0 1 0 0 1																		
Fred Whitfield, L OBP: 0.301, SLG: 0.413 (1, 3)				4-3					F6	3 0 0 0 0 0 0																		
Joe Azcue, R OBP: 0.323, SLG: 0.378 (1, 2)					6-3				1-3	3 0 1 0 0 0 0																		
Larry Brown, R OBP: 0.290, SLG: 0.378 (1, 4)	G4-6-3				F8				4-3 WP BB	2 0 0 0 1 0 1																		
Woodie Held, R OBP: 0.301, SLG: 0.423 (1, 8)					F3				4-3	3 0 0 0 0 1 1																		
Lee Stange, R ERA: 4.63 Sam McDowell, L ERA: 3.05 Tito Franzone, L ERA: 3.05 Pedro Ramos, R ERA: 4.63 John Romano, R OBP: 0.236, SLG: 0.390 Ted Abernathy, R ERA: 2.93	(1, 1) (6, 1) (6, 9) (7, 1) (8, 9) (9, 1)	9.0 0.2 2.0 1.0	W 2 7 3	30 0 0 0	4 0 0 0	1 0 0 0	1 0 0 0	3 0 0 0	1 0 0 0	0 0 0 0		0 0 0 0	0 0 0 0	0 0 0 0	0 0 0 0	0 0 0 0	0 0 0 0	0 0 0 0	0 0 0 0	0 0 0 0	0 0 0 0	0 0 0 0	0 0 0 0	0 0 0 0	0 0 0 0			
Inning Stats	R: 0 E: 0 K: 0 S: 4	H: 1 LOB: 1 BB: 0 P: 4	R: 0 E: 0 K: 0 S: 3	H: 1 LOB: 0 BB: 0 P: 3	R: 0 E: 0 K: 2 S: 7	H: 0 LOB: 0 BB: 0 P: 7	R: 1 E: 0 K: 0 S: 4	H: 1 LOB: 0 BB: 0 P: 4	R: 0 E: 0 K: 0 S: 3	H: 0 LOB: 0 BB: 0 P: 3		R: 0 E: 0 K: 0 S: 3	H: 0 LOB: 0 BB: 0 P: 3	R: 0 E: 0 K: 0 S: 3	H: 0 LOB: 1 BB: 1 P: 7	R: 0 E: 0 K: 1 S: 5	H: 1 LOB: 0 BB: 0 P: 5	1B: 3 2B: 1 3B: 0 HR: 0	SF: 1 SAC: 0 DP: 2 HBP: 0	WP: 1 PB: 0 SB: 1 CS: 0	PA: 30							
PITCHER	IP WLS BF H R ER SO BB IBB HBP BLK WP HR S P ERA WHIP											PITCHER	IP WLS BF H R ER SO BB IBB HBP BLK WP HR S P ERA WHIP															
Jim Kaat, L ERA: 3.37 (1, 1)	9.0	W	30	4	1	1	3	1	0	0	0	0	1	0	35	39	1.00	0.556										



Batter	1	2	3	4	5	6	7	8	9	AB	R	H	RBI	BB	SO	LOB	TOP				
George Thomas, R OBP: 0.320, SLG: 0.462 (1, 8)	F8		K		F7			K		4	0	0	0	0	2	0	Detroit Tigers @ Minnesota Twins Metropolitan Stadium, Bloomington, MI Tue Aug 11 1964, 8:05 PM EDT Att: 14,646 - Unknown				
Jerry Lumpe, L OBP: 0.306, SLG: 0.322 (1, 4)	6-3		L6-4-3 1B		F5			F8		4	0	1	0	0	0	0					
Al Kaline, R OBP: 0.383, SLG: 0.476 (1, 9)	F2		L6-4-3 1-2		L5-3			F5		4	0	0	0	0	0	1					
Don Demeter, R OBP: 0.285, SLG: 0.429 (1, 3)		HR		K		F7			F4	4	1	1	1	0	1	0					
Gates Brown, L OBP: 0.328, SLG: 0.524 (1, 7)	4-3			1B 2B		S 1B		F8 BB 1B		4	1	3	0	0	0	0					
Bill Freehan, R OBP: 0.347, SLG: 0.444 (1, 2)	1B 3B			6-3		F3		1-2 BB		3	1	1	0	1	0	2					
Don Wert, R OBP: 0.323, SLG: 0.350 (1, 5)	1B			1B			K	F8		4	0	2	2	0	1	2					
Dick McAuliffe, L OBP: 0.338, SLG: 0.467 (1, 6)	F9		L4		F8			K		4	0	0	0	0	1	4					
Hank Aguirre, R (1, 1)	K				F2					3	0	0	0	0	2	1					
Julio Navarro, R (7, 1)							K			0	0	0	0	0	0	0					
Inning Stats	R: 0 E: 0 K: 0 S: 3	H: 0 LOB: 0 BB: 0 P: 3	R: 2 E: 0 K: 1 S: 8	H: 3 LOB: 1 BB: 0 P: 8	R: 0 E: 0 K: 1 S: 5	H: 1 LOB: 0 BB: 0 P: 5	R: 1 E: 0 K: 1 S: 7	H: 2 LOB: 1 BB: 0 P: 7	R: 0 E: 0 K: 0 S: 4	H: 1 LOB: 1 BB: 0 P: 4	R: 0 E: 0 K: 2 S: 7	H: 0 LOB: 0 BB: 0 P: 7	R: 0 E: 0 K: 1 S: 5	H: 0 LOB: 0 BB: 0 P: 5	R: 0 E: 0 K: 1 S: 6	H: 1 LOB: 2 BB: 1 P: 10	1B: 5 2B: 1 3B: 1 HR: 1	SF: 0 SAC: 0 DP: 1 HBP: 0	WP: 0 PB: 0 SB: 1 CS: 0	PA: 35	
PITCHER	IP	WLS	BF	H	R	ER	SO	BB	IBB	HBP	BLK	WP	HR	S	P	ERA	WHIP				
Dick Stigman, L (1, 1) ERA: 4.14	4.0		17	6	3	3	3	0	0	0	0	0	1	23	23	6.75	1.500				
Jim Perry, R (5, 1) ERA: 4.12	2.0		7	1	0	0	0	0	0	0	0	0	0	7	7	0.00	0.500				
Al Worthington, R (7, 1) ERA: 1.62	3.0	W	11	1	0	0	4	1	0	0	0	0	0	18	22	0.00	0.667				

Batter	1	2	3	4	5	6	7	8	9	AB	R	H	RBI	BB	SO	LOB	BOTTOM				
Bernie Allen, L OBP: 0.308, SLG: 0.346 (1, 4)	CS BB		L6		K		4-3	FC9-2		4	0	0	0	1	1	3	Detroit Tigers @ Minnesota Twins Metropolitan Stadium, Bloomington, MI Tue Aug 11 1964, 8:05 PM EDT Att: 14,646 - Unknown				
Rich Rollins, R OBP: 0.341, SLG: 0.429 (1, 5)	F6			5-3	1B		L9	3-H		4	0	1	0	0	0	1					
Tony Oliva, L OBP: 0.369, SLG: 0.586 (1, 9)	K			BB 1B 2B	K			HR		4	2	2	1	0	2	2					
Harmon Killebrew, R OBP: 0.408, SLG: 0.613 (1, 7)		G5-3 BB BB		5-3		6-3		HBP		2	0	0	0	1	0	1					
Bob Allison, R OBP: 0.399, SLG: 0.580 (1, 3)		1-2 BB		BB 1B BB		1B 1B BB		K		1	2	0	0	3	1	1					
Jimmie Hall, L OBP: 0.330, SLG: 0.486 (1, 8)		L9		1-2 2-3 BB		F7		S 1B BB		2	1	0	0	2	0	3					
Earl Batley, R OBP: 0.355, SLG: 0.434 (1, 2)		G5-3		1-2 2-H 3-H		1B		SH1-4 1B FC9-2 1B		4	0	3	3	0	0	2					
Mudcat Grant, R (6, PR) OBP: 0.232, SLG: 0.353 (6, PR)				1-2 2-H 3-H		1B		1B		0	0	0	0	0	0	0					
Jerry Zimmerman, R OBP: 0.299, SLG: 0.244 (9, 2)		2-3f		1-2 2-H 3-H		1B		SH1-4 1B		0	0	0	0	0	0	0					
Jerry Kindall, R OBP: 0.253, SLG: 0.315 (1, 6)			F3		F5			SH1-4 1B		2	0	0	0	0	0	2					
Zoilo Versalles, R OBP: 0.311, SLG: 0.431 (6, PH) (7, 6)							1-2 3-H 1B			2	0	2	1	0	0	0					
Dick Stigman, R (1, 1) OBP: 0.103, SLG: 0.123 (5, 1)								SH1-4		1	0	0	0	0	1	0					
Jim Perry, S (5, 1) OBP: 0.200, SLG: 0.200 (6, PH)										1	0	0	0	0	0	0					
Frank Kostro, R OBP: 0.234, SLG: 0.383 (7, 1)			K							1	0	0	0	0	1	2					
Al Worthington, R OBP: 0.187, SLG: 0.167 (7, 1)					4-3		K			0	0	0	0	0	0	0					
Inning Stats	R: 0 E: 0 K: 1 S: 4	H: 0 LOB: 0 BB: 1 P: 8	R: 0 E: 0 K: 0 S: 2	H: 0 LOB: 1 BB: 2 P: 10	R: 0 E: 0 K: 1 S: 5	H: 0 LOB: 0 BB: 0 P: 5	R: 2 E: 0 K: 0 S: 5	H: 2 LOB: 2 BB: 2 P: 13	R: 0 E: 0 K: 2 S: 8	H: 1 LOB: 1 BB: 0 P: 8	R: 1 E: 0 K: 1 S: 7	H: 2 LOB: 2 BB: 1 P: 11	R: 1 E: 0 K: 1 S: 6	H: 1 LOB: 1 BB: 0 P: 7	R: 1 E: 0 K: 0 S: 4	H: 2 LOB: 2 BB: 1 P: 8	1B: 6 2B: 2 3B: 0 HR: 1	SF: 0 SAC: 1 DP: 2 HBP: 1	WP: 0 PB: 0 SB: 1 CS: 1	PA: 37	
PITCHER	IP	WLS	BF	H	R	ER	SO	BB	IBB	HBP	BLK	WP	HR	S	P	ERA	WHIP				
Hank Aguirre, L (1, 1) ERA: 3.82	6.2	L	31	6	4	4	5	6	0	0	0	0	0	7	11	6.75	2.250				
Julio Navarro, R (7, 1) ERA: 5.04	1.1		6	2	1	1	1	1	0	0	0	0	0	7	11	6.75	2.250				

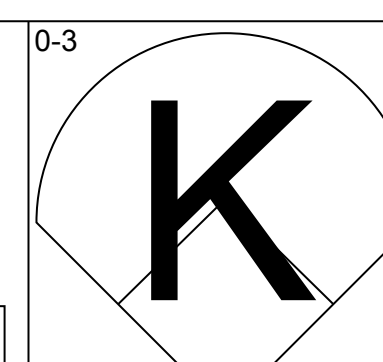
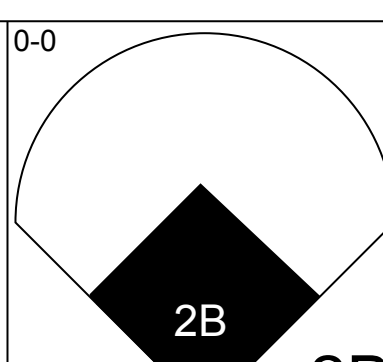
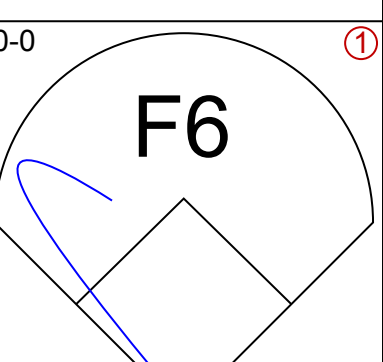
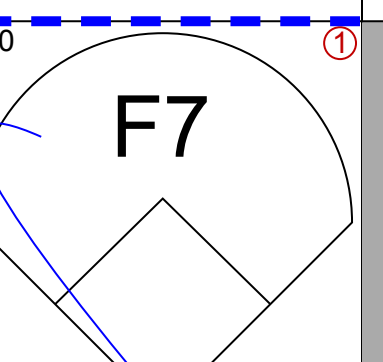
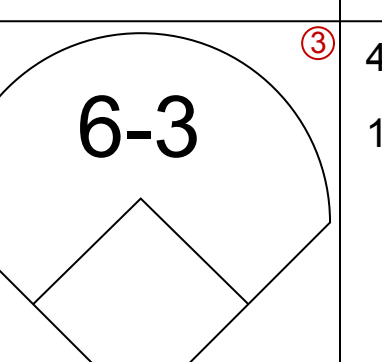
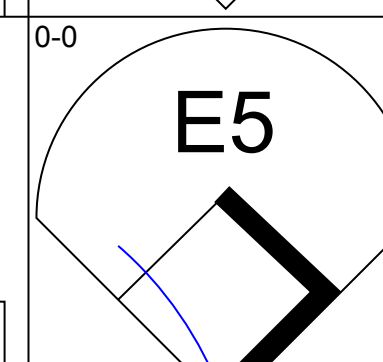
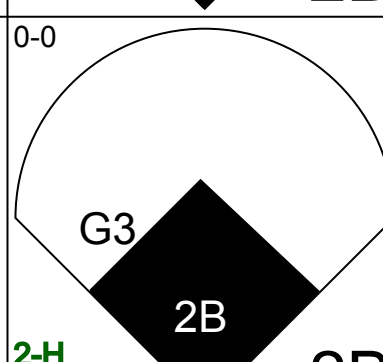
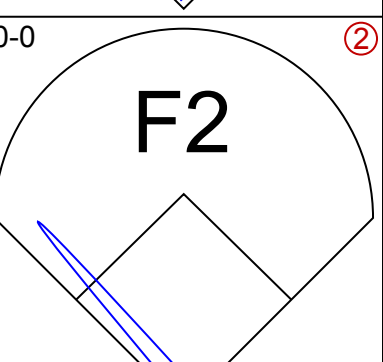
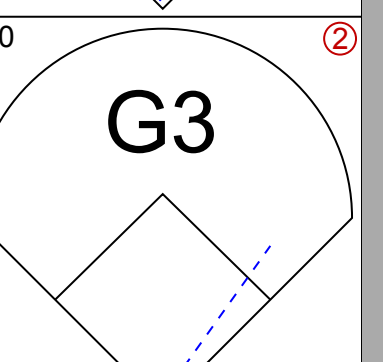
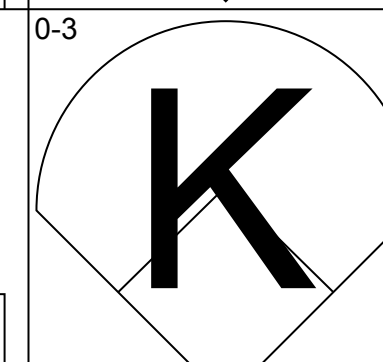
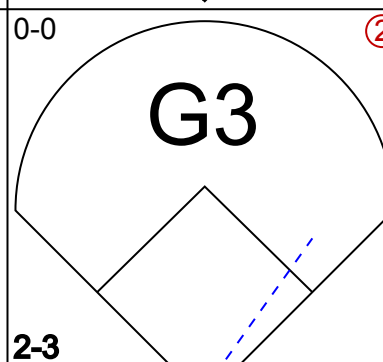
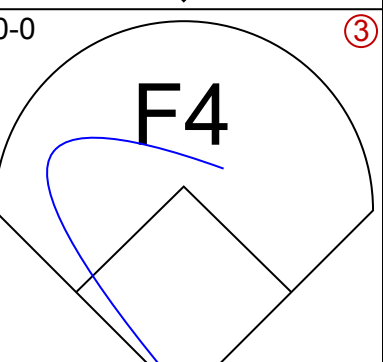
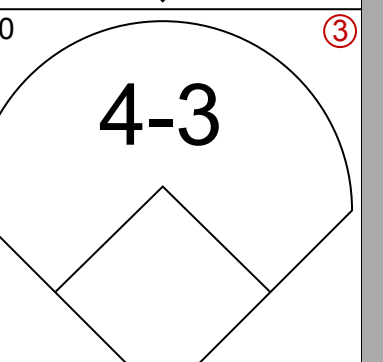
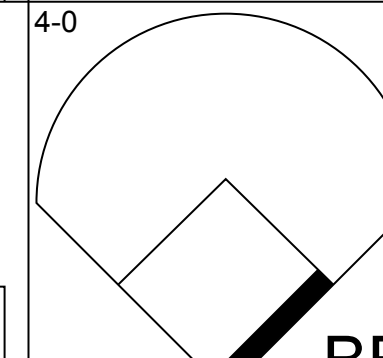
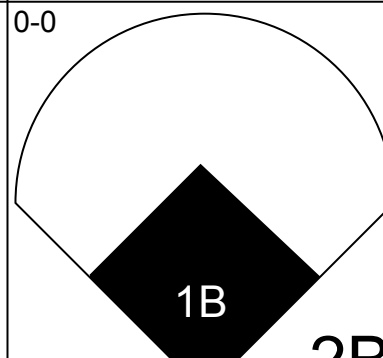


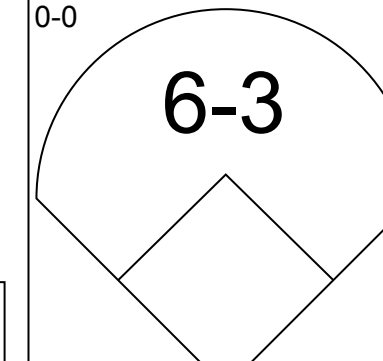
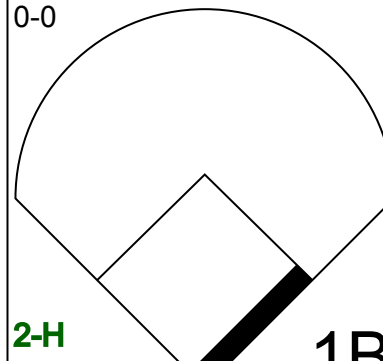


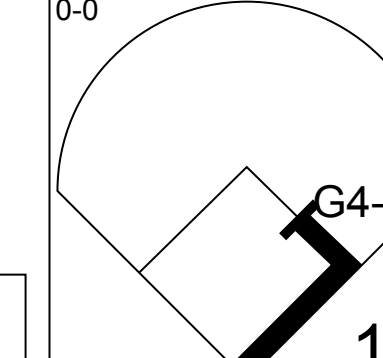
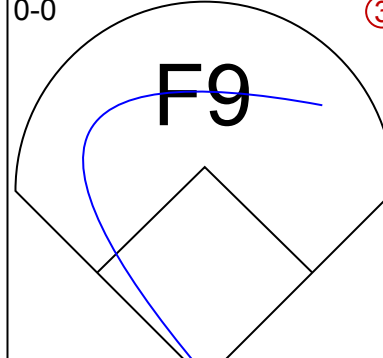














AB	34
R	3
H	8
RBI	3
BB	1
SO	7
LOB	10

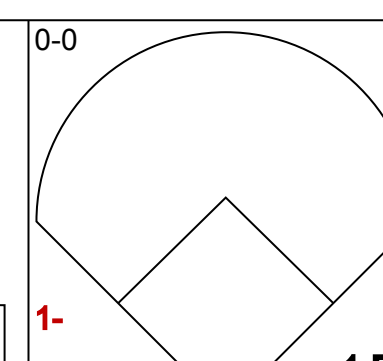
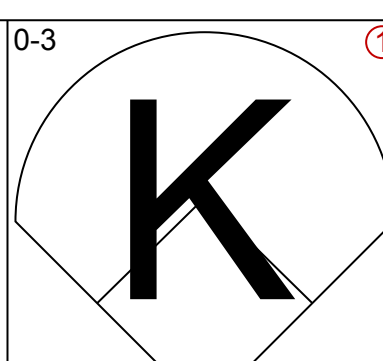
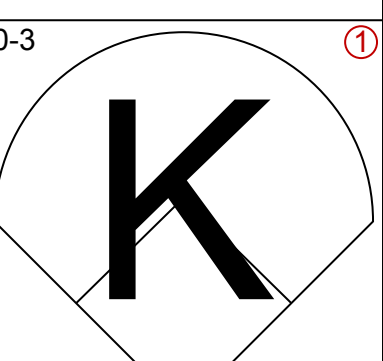
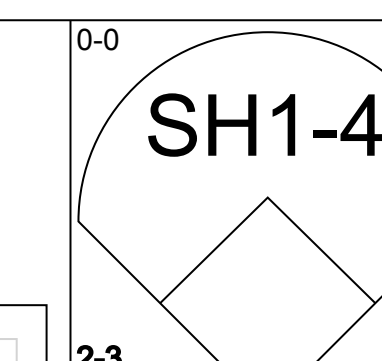
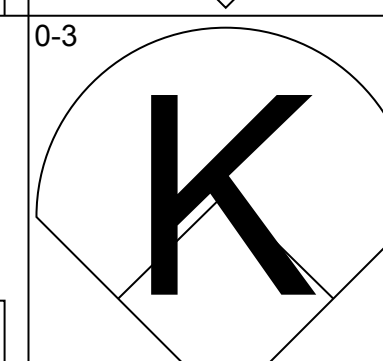
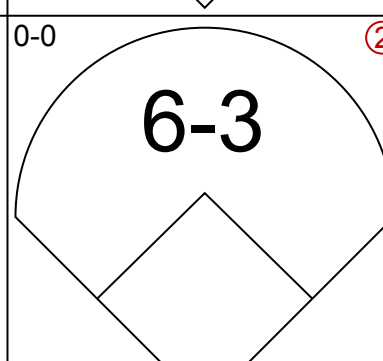
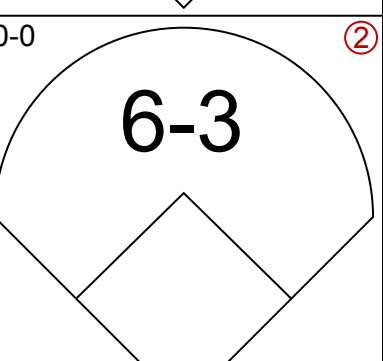
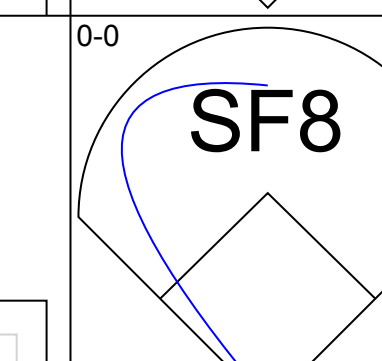
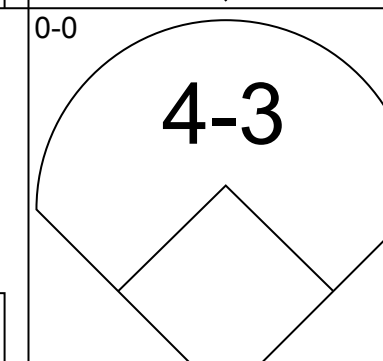
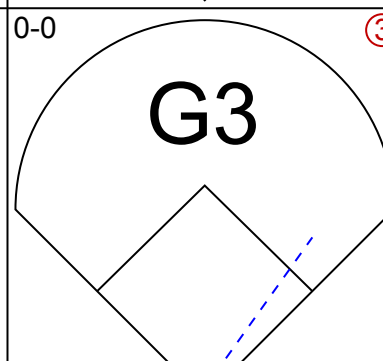
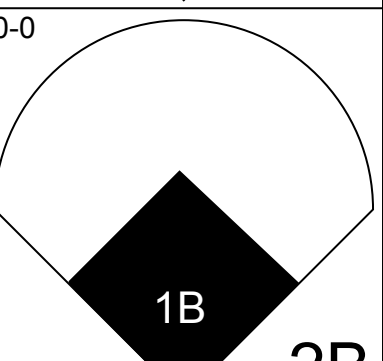
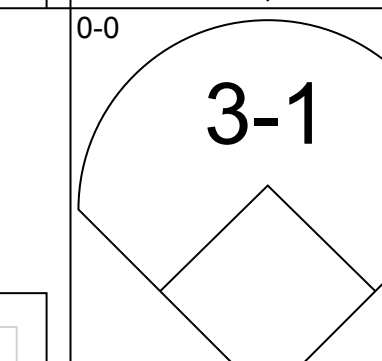

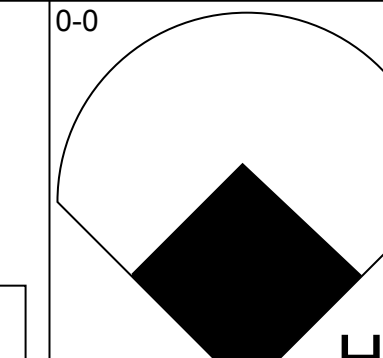

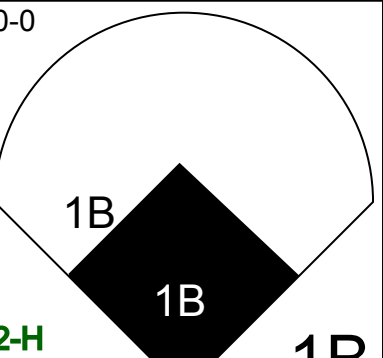

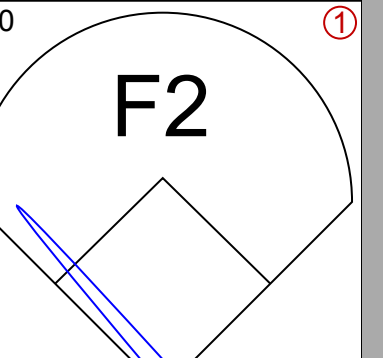

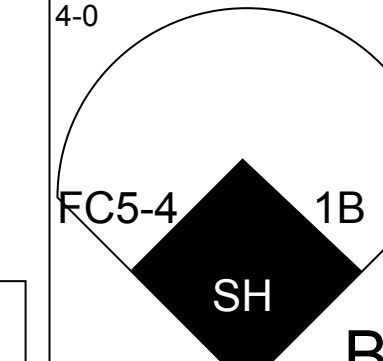

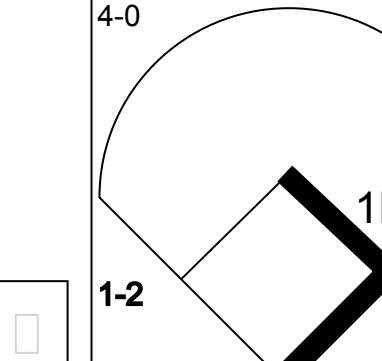
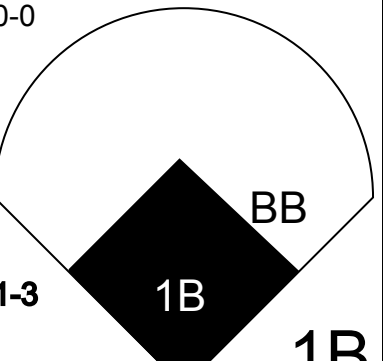

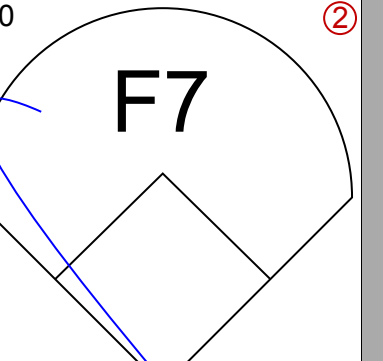

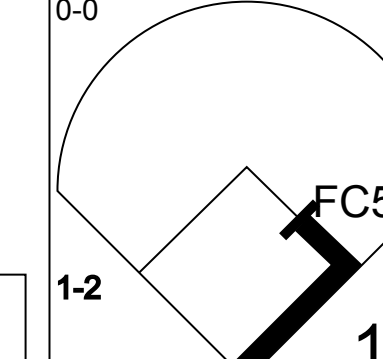

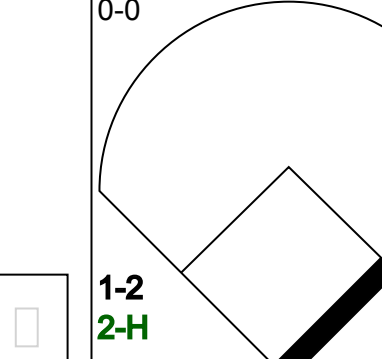
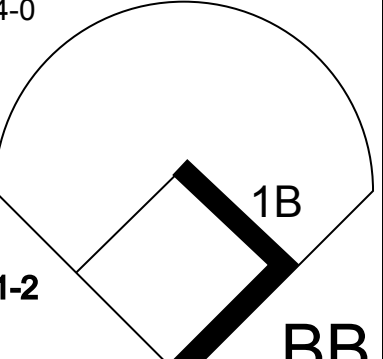


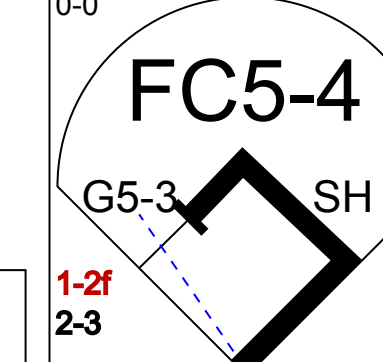

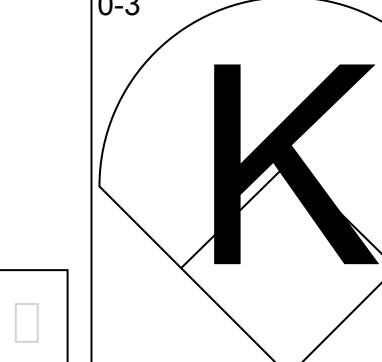
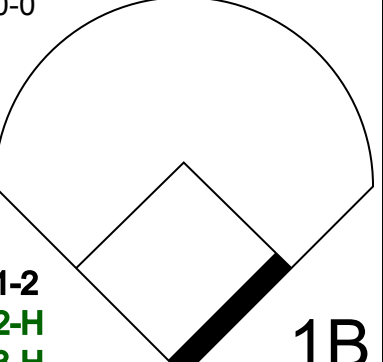



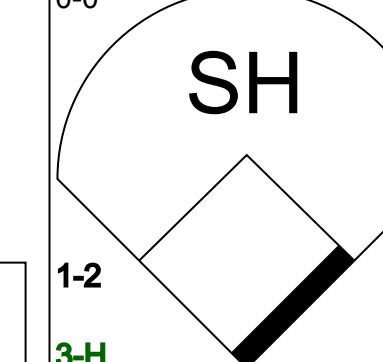

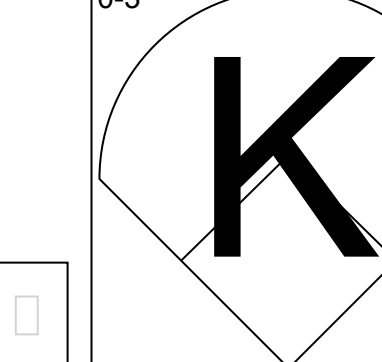
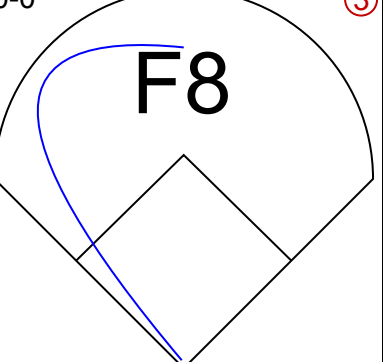


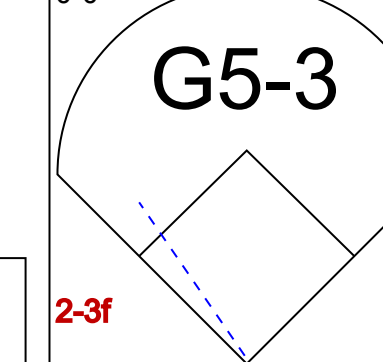

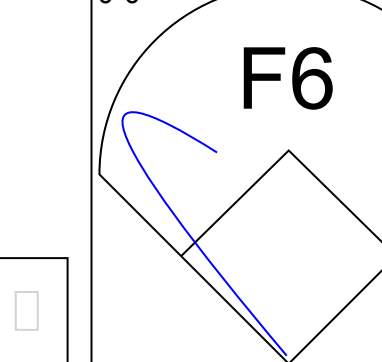




Batter	1	2	3	4	5	6	7	8	9	AB R H RBI BB SO LOB	TOP									
Bill Bruton, L OBP: 0.342, SLG: 0.383 (1, 8)	0-0 S 1B		0-0 5-3		0-0 F6		4-0 1-2 BB		4-0 1B 2B BB	3 1 1 0 2 0 0	Detroit Tigers @ Minnesota Twins Metropolitan Stadium, Bloomington, MI Wed Aug 12 1964, 8:05 PM EDT Att: 15,003 - Unknown									
Jerry Lumpe, L OBP: 0.305, SLG: 0.321 (1, 4)	0-0 F7 1-2			0-0 F9	0-0 4-3		0-0 F8 2-3	0-0 1-3 2-H 3-H 1B	5 0 1 2 0 0 3											
Al Kaline, R OBP: 0.361, SLG: 0.475 (1, 9)	0-3 K			0-0 L5-3	0-0 L5-3		0-0 L1-3	0-0 3-H 2B	5 0 1 1 0 1 3											
Gates Brown, L OBP: 0.322, SLG: 0.514 (1, 7)	0-0 4-3			0-0 E4 2B HR		0-0 4-3		0-0 3-1 K	5 1 0 0 0 1 2											
Norm Cash, L OBP: 0.323, SLG: 0.421 (1, 3)		0-0 4-3		0-0 1-3 HR 2B		0-3 K		0-0 4-3	4 1 1 0 0 1 0											
Bill Freehan, R OBP: 0.351, SLG: 0.455 (1, 2)		4-0 G1-6-3 BB		0-0 2-H 3-H HR		0-0 1B		0-0 6-3	3 1 2 3 1 0 0											
Dick McAuliffe, L OBP: 0.337, SLG: 0.470 (1, 6)		0-0 G1-6-3 1-2		0-0 3B		0-0 F4		0-3 K	4 0 1 0 0 1 2											
Don Wert, R OBP: 0.325, SLG: 0.350 (1, 5)			0-0 4-3	4-0 IBB		0-0 F7		0-0 BB 1B BB	3 1 1 0 1 0 0											
Mickey Lolich, S OBP: 0.250, SLG: 0.114 (1, 1)			0-3 K	0-3 K		0-0 F8 BB 1B		4-0 1-2 1B BB	3 1 1 0 1 2 2											
Inning Stats	R: 0 E: 0 K: 1 S: 6	H: 1 LOB: 1 BB: 0 P: 6	R: 0 E: 0 K: 0 S: 2	H: 0 LOB: 0 BB: 1 P: 6	R: 0 E: 0 K: 1 S: 5	H: 0 LOB: 0 BB: 0 P: 5	R: 3 E: 1 K: 1 S: 9	H: 3 LOB: 2 BB: 1 P: 13	R: 0 E: 0 K: 0 S: 3	H: 1 LOB: 0 BB: 0 P: 3		R: 0 E: 0 K: 0 S: 4	H: 1 LOB: 2 BB: 1 P: 8	R: 0 E: 0 K: 0 S: 3	H: 0 LOB: 0 BB: 0 P: 3	R: 3 E: 0 K: 2 S: 9	H: 3 LOB: 1 BB: 2 P: 17	1B: 5 2B: 2 3B: 1 HR: 1	SF: 0 SAC: 0 DP: 1 HBP: 0	WP: 0 PB: 0 SB: 1 CS: 0
PITCHER	IP WLS BF H R ER SO BB IBB HBP BLK WP HR S P ERA WHIP																			
Mudcat Grant, R ERA: 4.28 (1, 1)	5.0 L 21 4 3 0 3 1 1 0 0 0 0 1 25 33 0.00 1.000																			
Jim Roland, L ERA: 4.24 (6, 1)	1.2 8 2 0 0 1 1 0 0 0 0 0 9 13 0.00 1.800																			
Johnny Klippstein, R ERA: 2.85 (7, 1)	1.1 4 0 0 0 0 0 0 0 0 0 0 4 4 0.00 0.000																			
Al Worthington, R ERA: 2.2 (9, 1)	0.2 6 3 3 3 1 2 0 0 0 0 0 6 14 40.50 7.500																			
Bill Pleis, L ERA: 5.35 (9, 1)	0.1 1 0 0 0 1 0 0 0 0 0 0 0 3 3 0.00 0.000																			

Batter	1	2	3	4	5	6	7	8	9	AB R H RBI BB SO LOB	BOTTOM											
Zoilo Versalles, R OBP: 0.309, SLG: 0.428 (1, 6)	0-0 F7		0-0 F8			0-0 F5		0-0 F2		4 0 0 0 0 0 1	Detroit Tigers @ Minnesota Twins Metropolitan Stadium, Bloomington, MI Wed Aug 12 1964, 8:05 PM EDT Att: 15,003 - Unknown											
Rich Rollins, R OBP: 0.343, SLG: 0.430 (1, 5)	0-0 G6-3 1B			0-0 5-3		0-0 L9		0-0 1B		4 0 2 0 0 0 0												
Tony Oliva, L OBP: 0.370, SLG: 0.584 (1, 9)	0-0 G6-3 1-2			4-0 FC6-4 BB		4-0 HR BB		0-0 F7		2 1 0 0 2 0 2												
Harmon Killebrew, R OBP: 0.406, SLG: 0.617 (1, 7)		0-0 L9		0-0 F2		0-0 1-H HR		0-0 5-3		4 1 1 2 0 0 1												
Bob Allison, R OBP: 0.398, SLG: 0.576 (1, 3)		0-0 6-3		0-0 FC6-4 1-2		0-3 K		4-0 BB		3 0 0 0 1 1 1												
Jimmie Hall, L OBP: 0.327, SLG: 0.481 (1, 8)		0-3 K			0-3 K		0-3 K		0-3 K	4 0 0 0 0 4 1												
Earl Batley, R OBP: 0.354, SLG: 0.434 (1, 2)			0-0 SH1-3 2B		0-3 K		0-3 K		0-0 L9	4 0 1 0 0 2 1												
Bernie Allen, L OBP: 0.309, SLG: 0.345 (1, 4)			0-0 SH1-3 2-3		4-0 FC5-4 BB		0-3 K			1 0 0 0 1 1 0												
Mudcat Grant, R OBP: 0.228, SLG: 0.346 (5, PH) Frank Kostro, R OBP: 0.231, SLG: 0.377 (6, 1) Jim Roland, L OBP: 0.348, SLG: 0.458 (7, 1) Johnny Klippstein, R OBP: 0.225, SLG: 0.186 (8, PH) Al Worthington, R OBP: 0.327, SLG: 0.481 (9, 1) Bill Pleis, L OBP: 0.309, SLG: 0.333 (9, 1)			0-3 K		0-0 FC5-4 1-2			0-3 K		1 0 0 0 0 1 1 1 0 0 0 0 0 1 0 0 0 0 0 0 0 0 0 0 0 0 0 0 1 0 0 0 0 1 0 0 0 0 0 0 0 0 0 0 0 0 0 0 0												
Inning Stats	R: 0 E: 0 K: 0 S: 3	H: 1 LOB: 0 BB: 0 P: 3	R: 0 E: 0 K: 1 S: 5	H: 0 LOB: 0 BB: 0 P: 5	R: 0 E: 0 K: 1 S: 6	H: 1 LOB: 1 BB: 0 P: 6	R: 0 E: 0 K: 0 S: 3	H: 0 LOB: 1 BB: 1 P: 7	R: 0 E: 0 K: 2 S: 7	H: 0 LOB: 1 BB: 1 P: 11		R: 2 E: 0 K: 1 S: 6	H: 1 LOB: 0 BB: 1 P: 10	R: 0 E: 0 K: 3 S: 9	H: 0 LOB: 0 BB: 0 P: 9	R: 0 E: 0 K: 1 S: 6	H: 1 LOB: 1 BB: 0 P: 6	R: 0 E: 0 K: 1 S: 5	H: 0 LOB: 1 BB: 1 P: 9	1B: 2 2B: 1 3B: 0 HR: 1	SF: 0 SAC: 1 DP: 1 HBP: 0	WP: 0 PB: 0 SB: 0 CS: 0
PITCHER	IP WLS BF H R ER SO BB IBB HBP BLK WP HR S P ERA WHIP																					
Mickey Lolich, L ERA: 3.42 (1, 1)	9.0 W 34 4 2 2 10 4 0 0 0 0 1 50 66 2.00 0.889																					




Batter	1	2	3	4	5	6	7	8	9	AB	R	H	RBI	BB	SO	LOB	TOP					
Chico Salmon, R (1, 9) OBP: 0.343, SLG: 0.378 John Romano, R (9, FH) OBP: 0.339, SLG: 0.453										4	1	1	0	0	1	0	Cleveland Indians @ Minnesota Twins Metropolitan Stadium, Bloomington, MI Fri Aug 14 1964, 8:05 PM EDT Att: 17,934 - Unknown					
Dick Howser, R (1, 6) OBP: 0.331, SLG: 0.328										4	1	1	1	0	0	0						
Leon Wagner, L (1, 7) OBP: 0.328, SLG: 0.473										4	0	0	0	0	1	2						
Max Alvis, R (1, 5) OBP: 0.324, SLG: 0.456										3	2	2	1	1	0	0						
Bob Chance, L (1, 3) OBP: 0.371, SLG: 0.489										4	1	2	1	0	0	2						
Joe Azcue, R (1, 2) OBP: 0.320, SLG: 0.393										4	1	3	3	0	0	1						
Vic Davallilo, L (1, 8) OBP: 0.305, SLG: 0.334										4	0	1	0	0	0	2						
Larry Brown, R (1, 4) OBP: 0.287, SLG: 0.372 Fred Whitfield, L (9, FH) OBP: 0.303, SLG: 0.412										3	0	0	0	0	0	1						
Lee Stange, R (1, 1) OBP: 0.170, SLG: 0.050 Dick Donovan, L (2, 1) OBP: 0.358, SLG: 0.278 Pedro Ramos, S (5, 1) OBP: 0.220, SLG: 0.333 Tito Francona, L (9, FH) OBP: 0.375, SLG: 0.369										0	0	0	0	0	0	0						
Inning Stats	R: 0 E: 1 K: 2 S: 8	H: 0 LOB: 2 BB: 1 P: 12	R: 0 E: 0 K: 0 S: 3	H: 1 LOB: 0 BB: 0 P: 3	R: 3 E: 0 K: 1 S: 9	H: 4 LOB: 1 BB: 0 P: 9	R: 0 E: 0 K: 0 S: 3	H: 1 LOB: 0 BB: 0 P: 3	R: 0 E: 0 K: 0 S: 3	H: 0 LOB: 0 BB: 0 P: 3	R: 3 E: 0 K: 1 S: 8	H: 3 LOB: 0 BB: 0 P: 8	R: 0 E: 0 K: 0 S: 3	H: 0 LOB: 0 BB: 0 P: 3	R: 0 E: 0 K: 0 S: 4	H: 1 LOB: 1 BB: 0 P: 4		R: 0 E: 0 K: 0 S: 3	H: 0 LOB: 0 BB: 0 P: 3	1B: 4 2B: 5 3B: 0 HR: 1	SF: 0 SAC: 0 DP: 2 HBP: 0	WP: 0 PB: 0 SB: 0 CS: 0
PITCHER	IP	WLS	BF	H	R	ER	SO	BB	IBB	HBP	BLK	WP	HR	S	P	ERA	WHIP					
Jim Kaat, L (1, 1) ERA: 3.58	5.1		25	9	6	6	3	1	0	0	0	0	1	30	34	10.12	1.875					
Jim Perry, R (6, 1) ERA: 4.09	0.2	W	2	0	0	0	1	0	0	0	0	0	0	4	4	0.00	0.000					
Al Worthington, R (7, 1) ERA: 2.06	3.0	S	10	1	0	0	0	0	0	0	0	0	0	10	10	0.00	0.333					


Batter	1	2	3	4	5	6	7	8	9	AB	R	H	RBI	BB	SO	LOB	BOTTOM				
Jerry Kindall, R (1, 4) OBP: 0.255, SLG: 0.316										3	0	1	0	0	2	0	Cleveland Indians @ Minnesota Twins Metropolitan Stadium, Bloomington, MI Fri Aug 14 1964, 8:05 PM EDT Att: 17,934 - Unknown				
Rich Rollins, R (1, 5) OBP: 0.340, SLG: 0.427										3	0	0	1	0	1	0					
Tony Oliva, L (1, 9) OBP: 0.371, SLG: 0.590										4	1	1	0	0	0	1					
Harmon Killebrew, R (1, 7) OBP: 0.408, SLG: 0.620										3	3	2	2	1	0	0					
Jimmie Hall, L (1, 8) OBP: 0.335, SLG: 0.481										2	2	1	0	2	0	0					
Bob Allison, R (1, 3) OBP: 0.400, SLG: 0.573										3	0	2	1	1	1	0					
Zoilo Versalles, R (1, 6) OBP: 0.309, SLG: 0.430										4	0	1	2	0	1	4					
Jerry Zimmerman, R (1, 2) OBP: 0.298, SLG: 0.238										3	0	0	1	0	1	4					
Jim Kaat, L (1, 1) OBP: 0.268, SLG: 0.270 Jim Perry, S (6, 1) OBP: 0.200, SLG: 0.200 Don Mincher, L (6, FH) OBP: 0.326, SLG: 0.621 Mudcat Grant, R (6, PR) OBP: 0.228, SLG: 0.346 Al Worthington, R (7, 1) OBP: 0.343, SLG: 0.143										2	0	0	0	0	0	4					
Inning Stats	R: 0 E: 0 K: 1 S: 5	H: 1 LOB: 0 BB: 0 P: 5	R: 2 E: 0 K: 0 S: 5	H: 2 LOB: 1 BB: 1 P: 9	R: 0 E: 0 K: 1 S: 5	H: 0 LOB: 0 BB: 0 P: 5	R: 1 E: 0 K: 2 S: 8	H: 1 LOB: 2 BB: 2 P: 16	R: 3 E: 0 K: 1 S: 9	H: 4 LOB: 2 BB: 1 P: 13	R: 1 E: 0 K: 0 S: 4	H: 1 LOB: 1 BB: 0 P: 4	R: 0 E: 0 K: 1 S: 5	H: 0 LOB: 0 BB: 0 P: 5	R: 0 E: 0 K: 0 S: 3	H: 0 LOB: 0 BB: 0 P: 3		1B: 6 2B: 2 3B: 0 HR: 1	SF: 1 SAC: 2 DP: 1 HBP: 0	WP: 0 PB: 0 SB: 0 CS: 0	PA: 36
PITCHER	IP	WLS	BF	H	R	ER	SO	BB	IBB	HBP	BLK	WP	HR	S	P	ERA	WHIP				
Lee Stange, R (1, 1) ERA: 4.72	1.1		8	3	2	2	1	1	0	0	0	0	0	9	13	13.50	3.000				
Dick Donovan, R (2, 1) ERA: 4.89	3.1	L	17	5	4	4	4	3	0	0	0	0	0	22	34	10.80	2.400				
Pedro Ramos, R (5, 1) ERA: 4.58	3.1		11	1	1	1	1	0	0	0	0	0	0	13	13	2.70	0.300				



Batter	1	2	3	4	5	6	7	8	9	AB	R	H	RBI	BB	SO	LOB	TOP			
Chico Salmon, R (1.9) OBP: 0.351, SLG: 0.393										5	1	3	0	0	1	1	Cleveland Indians @ Minnesota Twins Metropolitan Stadium, Bloomington, MI Sat Aug 15 1964, 4:33 AM EDT Att: 20,568 - Unknown			
Dick Howser, R (1.6) OBP: 0.333, SLG: 0.329										2	1	1	0	1	0	1				
Leon Wagner, L (1.7) OBP: 0.327, SLG: 0.471										4	1	1	1	0	0	3				
Max Alvis, R (1.5) OBP: 0.323, SLG: 0.452										4	0	1	0	0	0	3				
Bob Chance, L (1.3) OBP: 0.369, SLG: 0.486										4	0	1	1	0	2	2				
Joe Azcue, R (1.2) OBP: 0.314, SLG: 0.385										4	0	0	0	0	1	3				
Vic Davalillo, L (1.8) OBP: 0.302, SLG: 0.331										4	0	0	0	0	1	2				
Larry Brown, R (1.4) OBP: 0.287, SLG: 0.371										4	0	1	0	0	1	2				
Luis Tiant, R (1.1) OBP: 0.059, SLG: 0.059										1	0	0	0	0	0	0				
Sam McDowell, L (2.1) OBP: 0.150, SLG: 0.081										1	0	0	0	0	1	0				
Billy Moran, R (7, PH) OBP: 0.286, SLG: 0.279										1	0	0	0	0	0	0				
Jack Kralick, L (7.1) OBP: 0.180, SLG: 0.184										0	0	0	0	0	0	0				
John Romano, R (9, PH) OBP: 0.336, SLG: 0.451										1	0	0	0	0	0	1				
Inning Stats	R: 3 E: 2 K: 1 S: 10	H: 3 LOB: 2 BB: 0 P: 10	R: 0 E: 0 K: 0 S: 3	H: 1 LOB: 0 BB: 0 P: 3	R: 0 E: 0 K: 1 S: 5	H: 0 LOB: 0 BB: 0 P: 5	R: 0 E: 0 K: 1 S: 5	H: 0 LOB: 0 BB: 1 P: 5	R: 0 E: 0 K: 2 S: 7	H: 0 LOB: 0 BB: 0 P: 7	R: 0 E: 0 K: 0 S: 3	H: 0 LOB: 0 BB: 0 P: 3	R: 0 E: 0 K: 0 S: 5	H: 2 LOB: 2 BB: 0 P: 5	R: 0 E: 0 K: 1 S: 6	H: 1 LOB: 1 BB: 0 P: 6	1B: 7 2B: 1 3B: 0 HR: 0	SF: 0 SAC: 1 DP: 0 HBP: 0	WP: 0 PB: 0 SB: 0 CS: 1	PA: 37
PITCHER Dick Stigman, L (1.1) ERA: 3.96	IP: 9.0 WLS: W BF: 37 H: 8 R: 3 ER: 1 SO: 7 BB: 1 IBB: 0 HBP: 0 BLK: 0 WP: 0 HR: 0 S: 50 P: 54 ERA: 1.00 WHIP: 1.000																			


Batter	1	2	3	4	5	6	7	8	9	AB	R	H	RBI	BB	SO	LOB	BOTTOM	
Jerry Kindall, R (1.4) OBP: 0.252, SLG: 0.310										5	0	1	0	0	1	2	Cleveland Indians @ Minnesota Twins Metropolitan Stadium, Bloomington, MI Sat Aug 15 1964, 4:33 AM EDT Att: 20,568 - Unknown	
Rich Rollins, R (1.5) OBP: 0.345, SLG: 0.431										3	3	2	1	2	0	0		
Tony Oliva, L (1.9) OBP: 0.374, SLG: 0.594										4	0	3	1	0	0	0		
Harmon Killebrew, R (1.7) OBP: 0.406, SLG: 0.614										4	1	0	1	1	2	4		
Don Mincher, R (9.3) OBP: 0.326, SLG: 0.621										0	0	0	0	0	0	0		
Jimmie Hall, L (1.8) OBP: 0.333, SLG: 0.476										4	0	0	0	1	3	5		
Bob Allison, R (1.3) OBP: 0.400, SLG: 0.577										4	1	2	1	0	1	2		
Zolo Versalles, R (1.6) OBP: 0.311, SLG: 0.431										3	2	1	0	1	0	1		
Jerry Zimmerman, R (1.2) OBP: 0.306, SLG: 0.261										4	0	2	4	0	1	1		
Dick Stigman, R (1.1) OBP: 0.113, SLG: 0.117										3	1	0	0	1	0	2		
Inning Stats	R: 2 E: 0 K: 2 S: 9	H: 2 LOB: 1 BB: 1 P: 13	R: 3 E: 0 K: 1 S: 9	H: 4 LOB: 1 BB: 0 P: 9	R: 0 E: 0 K: 0 S: 4	H: 1 LOB: 1 BB: 0 P: 4	R: 0 E: 0 K: 0 S: 3	H: 0 LOB: 0 BB: 0 P: 3	R: 0 E: 0 K: 1 S: 5	H: 0 LOB: 1 BB: 1 P: 9	R: 4 E: 0 K: 1 S: 8	H: 3 LOB: 1 BB: 2 P: 16	R: 0 E: 0 K: 2 S: 8	H: 1 LOB: 2 BB: 1 P: 12	1B: 5 2B: 6 3B: 0 HR: 0	SF: 0 SAC: 1 DP: 0 HBP: 0	WP: 2 PB: 0 SB: 0 CS: 0	PA: 41
PITCHER Luis Tiant, R (1.1) ERA: 2.72	IP: 1.2 WLS: L BF: 11 H: 5 R: 0 ER: 0 SO: 5 BB: 1 IBB: 0 HBP: 0 BLK: 0 WP: 1 HR: 0 S: 21 P: 29 ERA: 0.00 WHIP: 0.923																	
PITCHER Sam McDowell, L (2.1) ERA: 3.12	IP: 4.1 WLS: L BF: 17 H: 2 R: 0 ER: 0 SO: 3 BB: 0 IBB: 0 HBP: 0 BLK: 0 WP: 0 HR: 0 S: 21 P: 29 ERA: 0.00 WHIP: 0.923																	
PITCHER Jack Kralick, L (7.1) ERA: 2.88	IP: 2.0 WLS: L BF: 13 H: 4 R: 4 ER: 4 SO: 3 BB: 1 IBB: 2 HBP: 0 BLK: 0 WP: 0 HR: 0 S: 16 P: 28 ERA: 18.00 WHIP: 2.500																	

Batter	1	2	3	4	5	6	7	8	9	AB	R	H	RBI	BB	SO	LOB	TOP			
Chico Salmon, R (1,4) OBP: 0.355, SLG: 0.403 (7,9)	0-0 4-3 2B		0-0 6-3			0-0 FC6-4 1B		0-0 L5		4	0	2	0	0	0	0	Cleveland Indians @ Minnesota Twins Metropolitan Stadium, Bloomington, MI Sun Aug 16 1964, 4:33 AM EDT Att: 23,218 - Unknown AB 32 R 2 H 6 RBI 2 BB 1 SO 3 LOB 10 			
Dick Howser, R (1,6) OBP: 0.331, SLG: 0.326	0-0 4-3 2-3		0-0 5-3			0-0 FC6-4 L4-3 1-2		0-0 F2		4	0	0	0	0	0	2				
Leon Wagner, L (1,7) OBP: 0.324, SLG: 0.468	0-0 F4			0-0 3-1		0-0 L4-3 1-2		0-0 F9		4	0	0	0	0	0	2				
Bob Chance, L (1,3) OBP: 0.368, SLG: 0.482	0-3 K			0-0 1B			0-3 K		0-0 F7	4	0	1	0	0	2	1				
Max Alvis, R (1,5) OBP: 0.322, SLG: 0.447		0-0 5-3		0-3 K			4-0 BB		0-0 F7	3	0	0	0	1	1	1				
Tito Francona, L (1,9) OBP: 0.371, SLG: 0.364 Ted Abernathy, R (7,1)		0-0 F6		0-0 F5			0-0 F8		0-0 F7	3	0	0	0	0	0	2				
Pedro Ramos, S (7,1) OBP: 0.220, SLG: 0.333 Dick Donovan, L (8,1) Paul Dicken, R (9,PH)										0	0	0	0	0	0	0				
Vic Davalillo, L (1,8) OBP: 0.303, SLG: 0.331		0-0 1B					0-0 L3			3	0	1	0	0	0	1				
Joe Azcue, R (1,2) OBP: 0.315, SLG: 0.384		0-0 F8					0-0 6-3		0-0 HR 1B	3	1	1	0	0	0	1				
Sonny Siebert, R (1,1) Woodie Held, R (7,4) OBP: 0.207, SLG: 0.286 OBP: 0.304, SLG: 0.437			0-0 6-3				0-0 F6		0-0 HR	2	0	0	0	0	0	0				
Inning Stats	R: 0 E: 0 K: 1 S: 6	H: 1 LOB: 1 BB: 0 P: 6	R: 0 E: 0 K: 0 S: 4	H: 1 LOB: 1 BB: 0 P: 4	R: 0 E: 0 K: 0 S: 3	H: 0 LOB: 0 BB: 0 P: 3	R: 0 E: 0 K: 1 S: 6	H: 1 LOB: 1 BB: 0 P: 6	R: 0 E: 0 K: 0 S: 3	H: 0 LOB: 0 BB: 0 P: 3	R: 0 E: 0 K: 0 S: 5	H: 0 LOB: 1 BB: 1 P: 9	R: 2 E: 0 K: 0 S: 5	H: 2 LOB: 0 BB: 0 P: 5	R: 0 E: 0 K: 0 S: 3	H: 0 LOB: 0 BB: 0 P: 3	1B: 4 2B: 2 3B: 0 HR: 1	SF: 0 SAC: 0 DP: 1 HBP: 0	WP: 0 PB: 0 SB: 0 CS: 0	PA: 33
PITCHER Mudcat Grant, R (1,1) ERA: 4.13	IP: 9.0 WLS: W BF: 33	H: 6 R: 2 ER: 2 SO: 3	BB: 1 IBB: 0 HBP: 0 BLK: 0	WP: 0 HR: 1 S: 38 P: 42	ERA: 2.00 WHIP: 0.778	PITCHER										IP: 9.0 WLS: W BF: 33	H: 6 R: 2 ER: 2 SO: 3	BB: 1 IBB: 0 HBP: 0 BLK: 0	WP: 0 HR: 1 S: 38 P: 42	ERA: 2.00 WHIP: 0.778

Batter	1	2	3	4	5	6	7	8	9	AB	R	H	RBI	BB	SO	LOB	BOTTOM			
Jerry Kindall, R (1,4) OBP: 0.259, SLG: 0.314	0-0 F3		0-0 1B		0-0 F8		0-0 F8		0-0 1B	5	0	2	0	0	0	1	Cleveland Indians @ Minnesota Twins Metropolitan Stadium, Bloomington, MI Sun Aug 16 1964, 4:33 AM EDT Att: 23,218 - Unknown AB 40 R 12 H 15 RBI 12 BB 4 SO 5 LOB 19 			
Rich Rollins, R (1,5) OBP: 0.346, SLG: 0.433	0-0 F8		0-0 F7		0-0 L5		0-0 BB 1B 2B		0-0 1B 1B	5	2	2	1	0	0	1				
Tony Oliva, L (1,8) OBP: 0.376, SLG: 0.595 (9,9)	0-3 K			0-0 HR 2B	0-0 F8		4-0 1B IBB		0-0 1B 1B	4	3	2	1	1	1	0				
Harmon Killebrew, R (1,7) OBP: 0.406, SLG: 0.618 Jimmie Hall, L (9,8) OBP: 0.333, SLG: 0.476		0-0 F7		0-0 HR		0-3 K	4-0 1B 1B BB		0-0 F8	4	2	1	2	1	1	3				
Don Mincher, L (1,3) OBP: 0.328, SLG: 0.621		0-0 6-3		0-0 2B		0-3 K	0-0 1B 1B		0-0 F6	5	1	2	2	0	1	3				
Bob Allison, R (1,9) OBP: 0.402, SLG: 0.577 (9,7)		0-0 5-3		0-0 E1		0-0 1B	4-0 1B S BB		0-0 1B 1B	4	1	2	2	1	0	1				
Zoilo Versalles, R (1,6) OBP: 0.313, SLG: 0.439			0-0 HR		0-0 F6		0-0 F8 1-3 2-H 3-H		0-0 1B 1B	5	1	3	4	0	0	3				
Jerry Zimmerman, R (1,2) OBP: 0.291, SLG: 0.247			0-0 1-3		0-3 K		1-3 2-H 3-H 1-3		0-0 F8	5	0	0	0	0	1	5				
Mudcat Grant, R (1,1) OBP: 0.246, SLG: 0.364			0-3 K		0-0 F3		4-0 2B BB		0-0 1B 2B	3	2	1	0	1	1	2				
Inning Stats	R: 0 E: 0 K: 1 S: 5	H: 0 LOB: 0 BB: 0 P: 5	R: 0 E: 0 K: 0 S: 3	H: 0 LOB: 0 BB: 0 P: 3	R: 1 E: 0 K: 1 S: 7	H: 2 LOB: 1 BB: 0 P: 7	R: 2 E: 1 K: 1 S: 9	H: 3 LOB: 2 BB: 0 P: 9	R: 0 E: 0 K: 2 S: 8	H: 1 LOB: 1 BB: 0 P: 8	R: 6 E: 0 K: 0 S: 6	H: 3 LOB: 1 BB: 4 P: 22	R: 4 E: 0 K: 0 S: 9	H: 6 LOB: 2 BB: 0 P: 9	R: 0 E: 0 K: 0 S: 3	H: 0 LOB: 0 BB: 0 P: 3		1B: 9 2B: 4 3B: 0 HR: 2	SF: 0 SAC: 0 DP: 0 HBP: 0	WP: 0 PB: 0 SB: 2 CS: 0
PITCHER Sonny Siebert, R (1,1) ERA: 3.41 Ted Abernathy, R (7,1) ERA: 3.77 Pedro Ramos, R (7,1) ERA: 4.83 Dick Donovan, R (8,1) ERA: 4.88	IP: 6.0 WLS: L BF: 25	H: 6 R: 3 ER: 3 SO: 5	BB: 0 IBB: 0 HBP: 0 BLK: 0	WP: 0 HR: 2 S: 35 P: 35	ERA: 4.50 WHIP: 1.000	PITCHER										IP: 6.0 WLS: L BF: 25	H: 6 R: 3 ER: 3 SO: 5	BB: 0 IBB: 0 HBP: 0 BLK: 0	WP: 0 HR: 2 S: 35 P: 35	ERA: 4.50 WHIP: 1.000

Batter	1	2	3	4	5	6	7	8	9	AB	R	H	RBI	BB	SO	LOB	TOP											
Jerry Kindall, R OBP: 0.259, SLG: 0.312	0-3 K		0-0 F9			0-0 5-3	0-0 E4			4	0	1	0	0	1	1	Minnesota Twins @ Washington Senators D.C. Stadium, Washington, DC Tue Aug 18 1964, 7:05 PM EDT Att: 13,489 - Unknown											
Rich Rollins, R OBP: 0.345, SLG: 0.431	0-0 5-3					0-3 K	0-0 4-3			4	0	1	0	0	1	1												
Tony Oliva, L OBP: 0.375, SLG: 0.592	0-0 4-3						0-0 1B HR	0-0 F7		4	1	1	0	0	0	1												
Harmon Killebrew, R OBP: 0.404, SLG: 0.614		0-0 5-3					0-0 1B HR	0-0 5-3		4	1	1	0	0	0	0												
Jimmie Hall, L OBP: 0.333, SLG: 0.476							0-0 1B HR			0	0	0	0	0	0	0												
Don Mincher, L OBP: 0.332, SLG: 0.652		0-3 K					0-0 HR	0-0 F9		4	2	2	4	0	1	0												
Bob Allison, R OBP: 0.403, SLG: 0.583		0-0 1-3					0-0 F2			4	1	2	1	0	0	0												
Zolo Versailles, R OBP: 0.311, SLG: 0.436			0-0 F9			0-0 F5	0-0 F8			4	0	0	0	0	0	1												
Jerry Zimmerman, R OBP: 0.292, SLG: 0.242			0-0 5-3							2	1	0	0	1	0	0												
Earl Battey, R OBP: 0.353, SLG: 0.433						0-0 6-3				1	0	0	0	0	0	0												
Camilo Pascual, R OBP: 0.260, SLG: 0.271						0-0 6-3	0-0 6-3			3	0	1	0	0	0	1												
Inning Stats	R: 0 E: 0 K: 1 S: 5	H: 0 LOB: 0 BB: 0 P: 5	R: 0 E: 0 K: 1 S: 5	H: 0 LOB: 0 BB: 0 P: 5	R: 0 E: 0 K: 0 S: 4	H: 1 LOB: 1 BB: 0 P: 4	R: 0 E: 0 K: 0 S: 3	H: 1 LOB: 0 BB: 0 P: 3	R: 1 E: 0 K: 0 S: 4	H: 1 LOB: 0 BB: 0 P: 4	R: 0 E: 0 K: 1 S: 5	H: 0 LOB: 0 BB: 0 P: 5	R: 5 E: 1 K: 0 S: 8	H: 5 LOB: 1 BB: 1 P: 12	R: 0 E: 0 K: 0 S: 3	H: 0 LOB: 0 BB: 0 P: 3	R: 0 E: 0 K: 0 S: 3	H: 1 LOB: 0 BB: 0 P: 3	1B: 5 2B: 1 3B: 0 HR: 3	SF: 0 SAC: 0 DP: 1 HBP: 0	WP: 0 PB: 1 SB: 0 CS: 1	PA: 35						
PITCHER	IP	WLS	BF	H	R	ER	SO	BB	IBB	HBP	BLK	WP	HR	S	P	ERA	WHIP											
Steve Ridzik, R ERA: 2.76	(1, 1)	6.0	L	24	7	5	5	3	0	0	0	0	0	3	30	30	7.50	1.167										
Jim Hannan, R ERA: 3.75	(7, 1)	1.0		5	1	1	0	0	1	0	0	0	0	0	4	8	0.00	2.000										
Alan Koch, R ERA: 5.35	(8, 1)	1.0		3	0	0	0	0	0	0	0	0	0	0	3	3	0.00	0.000										
Don Rudolph, L ERA: 4.86	(9, 1)	1.0		3	1	0	0	0	0	0	0	0	0	0	3	3	0.00	1.000										

Batter	1	2	3	4	5	6	7	8	9	AB	R	H	RBI	BB	SO	LOB	BOTTOM										
Don Blasingame, L OBP: 0.317, SLG: 0.317	0-0 1-3		0-0 5-3							4	0	2	0	0	0	1	Minnesota Twins @ Washington Senators D.C. Stadium, Washington, DC Tue Aug 18 1964, 7:05 PM EDT Att: 13,489 - Unknown										
Mike Brumley, L OBP: 0.306, SLG: 0.302	0-0 F8									4	0	1	0	0	0	1											
Jim King, L OBP: 0.345, SLG: 0.442	0-0 P4									4	0	0	0	0	1	2											
Don Lock, R OBP: 0.353, SLG: 0.470		0-3 K								4	0	2	0	0	2	0											
Willie Kirkland, L OBP: 0.284, SLG: 0.317		0-0 6-3								4	0	1	0	0	1	4											
Dick Phillips, L OBP: 0.301, SLG: 0.287		0-0 F3								4	0	0	0	0	0	3											
Don Zimmer, R OBP: 0.308, SLG: 0.441			0-0 F8							4	0	0	0	0	1	1											
Ed Brinkman, R OBP: 0.270, SLG: 0.351										3	0	1	0	0	0	0											
Steve Ridzik, R OBP: 0.304, SLG: 0.318										1	0	0	0	0	0	0											
Jim Hannan, R OBP: 0.150, SLG: 0.158										0	0	0	0	0	0	0											
Alan Koch, R OBP: 0.276, SLG: 0.379										0	0	0	0	0	0	0											
Roy Stevers, R OBP: 0.262, SLG: 0.341										1	1	1	1	0	0	0											
Don Rudolph, L OBP: 0.354, SLG: 0.083										0	0	0	0	0	0	0											
Inning Stats	R: 0 E: 0 K: 0 S: 3	H: 0 LOB: 0 BB: 0 P: 3	R: 0 E: 0 K: 1 S: 5	H: 0 LOB: 0 BB: 0 P: 5	R: 0 E: 0 K: 0 S: 4	H: 1 LOB: 1 BB: 0 P: 4	R: 0 E: 1 K: 1 S: 7	H: 1 LOB: 2 BB: 0 P: 7	R: 0 E: 0 K: 0 S: 3	H: 0 LOB: 0 BB: 0 P: 3	R: 0 E: 0 K: 1 S: 7	H: 3 LOB: 2 BB: 0 P: 7	R: 0 E: 0 K: 1 S: 5	H: 0 LOB: 0 BB: 0 P: 5	R: 1 E: 0 K: 0 S: 4	H: 2 LOB: 2 BB: 0 P: 4	R: 0 E: 0 K: 1 S: 6	H: 1 LOB: 1 BB: 0 P: 6	1B: 5 2B: 2 3B: 0 HR: 1	SF: 0 SAC: 1 DP: 1 HBP: 0	WP: 0 PB: 0 SB: 0 CS: 1	PA: 34					
PITCHER	IP	WLS	BF	H	R	ER	SO	BB	IBB	HBP	BLK	WP	HR	S	P	ERA	WHIP										
Camilo Pascual, R ERA: 3.42	(1, 1)	9.0	W	34	8	1	1	5	0	0	0	0	1	44	44	1.00	0.889										



Batter	1	2	3	4	5	6	7	8	9	AB	R	H	RBI	BB	SO	LOB	TOP			
Jerry Kindall, R OBP: 0.280, SLG: 0.328 (1, 4)	F7		G6-4-3 BB					K		3	0	1	1	1	1	0	Minnesota Twins @ Detroit Tigers Tiger Stadium, Detroit, MI Fri Aug 21 1964, 7:05 PM EDT Att: 14,012 - Unknown			
Rich Rollins, R OBP: 0.341, SLG: 0.423 (1, 5)	4-3		G6-4-3				K	4-3		4	0	0	0	0	1	3				
Tony Oliva, L OBP: 0.369, SLG: 0.582 (1, 8)	6-3		F8				L9	4-3		4	0	0	0	0	0	2				
Harmon Killebrew, R OBP: 0.403, SLG: 0.607 (1, 7)		F8		6-3					6-3	4	0	1	0	0	0	0				
Don Mincher, L OBP: 0.337, SLG: 0.645 (1, 3)		FC5-4 1B						G4-6-3 1B	F6	4	0	2	0	0	0	1				
Bob Allison, R OBP: 0.401, SLG: 0.575 (1, 9)		FC5-4 1B		F2				K	F8	4	0	0	0	0	1	2				
Zolo Versailles, R OBP: 0.311, SLG: 0.434 (1, 6)		FC6-4 1B		K				L9		3	0	1	0	0	1	1				
Jerry Zimmerman, R OBP: 0.301, SLG: 0.255 (1, 2)		FC6-4			F8			F5		3	0	0	0	0	0	2				
Dick Stigman, R OBP: 0.127, SLG: 0.131 (3, 1)			C6-4-3 BB					F8		1	0	0	0	0	0	0				
Jim Perry, L OBP: 0.200, SLG: 0.200 (5, PH)										0	0	0	0	0	0	0				
Bernie Allen, L OBP: 0.316, SLG: 0.344 (5, 1)										0	0	0	0	0	0	0				
Gerry Arrigo, L OBP: 0.192, SLG: 0.192 (5, 1)										0	0	0	0	0	0	0				
Johnny Klippstein, R OBP: 0.260, SLG: 0.260 (6, 1)										0	0	0	0	0	0	0				
Bill Plets, L OBP: 0.333, SLG: 0.475 (7, PH)										0	0	0	0	0	0	0				
Al Worthington, R OBP: 0.143, SLG: 0.143 (7, 1)										1	0	0	0	0	0	0				
Inning Stats	R: 0 E: 0 K: 0 S: 3	H: 0 LOB: 0 BB: 0 P: 3	R: 0 E: 0 K: 0 S: 5	H: 2 LOB: 2 BB: 0 P: 5	R: 0 E: 0 K: 0 S: 3	H: 1 LOB: 1 BB: 1 P: 7	R: 0 E: 0 K: 1 S: 6	H: 1 LOB: 1 BB: 0 P: 6	R: 1 E: 0 K: 1 S: 6	H: 1 LOB: 1 BB: 1 P: 10	R: 0 E: 0 K: 1 S: 5	H: 1 LOB: 0 BB: 0 P: 5	R: 0 E: 0 K: 0 S: 3	H: 0 LOB: 0 BB: 0 P: 3	R: 0 E: 0 K: 0 S: 5	H: 0 LOB: 0 BB: 0 P: 3	1B: 5 2B: 1 3B: 0 HR: 0	SF: 0 SAC: 0 DP: 2 HBP: 0	WP: 0 PB: 0 SB: 0 CS: 0	PA: 33
PITCHER Dave Wickersham, R ERA: 3.62 (1, 1)	IP: 9.0 WLS: W BF: 33 H: 6 R: 1 ER: 1 SO: 4 BB: 2 IBB: 0 HBP: 0 BLK: 0 WP: 0 HR: 0 S: 39 P: 47 ERA: 1.00 WHIP: 0.889																			

AB	31
R	1
H	6
RBI	1
BB	2
SO	4
LOB	11



Batter	1	2	3	4	5	6	7	8	9	AB	R	H	RBI	BB	SO	LOB	BOTTOM	
George Thomas, R OBP: 0.316, SLG: 0.461 (1, 8)	F9		5-3	K		G3				4	0	0	0	0	1	3	Minnesota Twins @ Detroit Tigers Tiger Stadium, Detroit, MI Fri Aug 21 1964, 7:05 PM EDT Att: 14,012 - Unknown	
Jerry Lumpe, L OBP: 0.308, SLG: 0.326 (1, 4)	F8		1B 2B		4-3	K				4	1	1	0	0	1	2		
Al Kaline, R OBP: 0.382, SLG: 0.473 (1, 9)	2B BB		L8				L6-3			3	1	1	0	1	0	1		
Don Demeter, R OBP: 0.294, SLG: 0.442 (1, 3)	1H 2B		1B 2H 1B					HR		3	1	3	3	1	0	0		
Bill Freehan, R OBP: 0.352, SLG: 0.456 (1, 2)	F7		1B					F8		4	0	1	0	0	1	3		
Gates Brown, L OBP: 0.326, SLG: 0.506 (1, 7)		HR	F8					CS BB		3	1	1	1	1	1	4		
Don Wert, R OBP: 0.320, SLG: 0.354 (1, 6)	F3		SH1-4 1B					CS	K	4	0	2	0	0	1	0		
Bubba Phillips, R OBP: 0.330, SLG: 0.381 (1, 5)	6-3		SH1-4						F8	3	0	1	0	0	0	0		
Dave Wickersham, R OBP: 0.103, SLG: 0.092 (1, 1)	6-3		K						4-3	4	0	0	0	0	2	3		
Inning Stats	R: 1 E: 0 K: 0 S: 4	H: 1 LOB: 1 BB: 1 P: 8	R: 1 E: 0 K: 0 S: 4	H: 1 LOB: 0 BB: 0 P: 4	R: 1 E: 0 K: 0 S: 6	H: 3 LOB: 2 BB: 0 P: 6	R: 0 E: 0 K: 2 S: 8	H: 1 LOB: 1 BB: 0 P: 8	R: 0 E: 0 K: 2 S: 9	H: 2 LOB: 2 BB: 0 P: 9	R: 1 E: 0 K: 0 S: 3	H: 1 LOB: 0 BB: 1 P: 7	R: 0 E: 0 K: 1 S: 5	H: 0 LOB: 0 BB: 0 P: 5	1B: 6 2B: 2 3B: 0 HR: 2	SF: 0 SAC: 1 DP: 0 HBP: 0		WP: 0 PB: 1 SB: 0 CS: 1
PITCHER Dick Stigman, L ERA: 4.08 (1, 1)	IP: 2.2 WLS: L BF: 13 H: 4 R: 3 ER: 3 SO: 0 BB: 1 IBB: 0 HBP: 0 BLK: 0 WP: 0 HR: 0 S: 12 P: 16 ERA: 10.12 WHIP: 1.875																	
Jim Perry, R ERA: 3.94 (3, 1)	1.1	6	2	0	0	2	0	0	0	0	0	10	10	0.00	1.500			
Gerry Arrigo, L ERA: 4.19 (5, 1)	1.0	7	3	0	0	2	1	0	0	0	0	10	14	0.00	4.000			
Johnny Klippstein, R ERA: 2.76 (6, 1)	0.2	2	0	0	0	1	0	0	0	0	0	4	4	0.00	0.000			
Bill Plets, L ERA: 5.2 (6, 1)	0.1	1	0	0	0	1	0	0	0	0	0	3	3	0.00	0.000			
PITCHER Al Worthington, R ERA: 2.13 (7, 1)	IP: 2.0 WLS: W BF: 7 H: 1 R: 1 ER: 1 SO: 1 BB: 1 IBB: 0 HBP: 0 BLK: 0 WP: 0 HR: 1 S: 8 P: 12 ERA: 4.50 WHIP: 1.000																	



Batter	1	2	3	4	5	6	7	8	9	AB	R	H	RBI	BB	SO	LOB	TOP										
Jerry Kindall, R OBP: 0.279, SLG: 0.319 Bernie Allen, L OBP: 0.314, SLG: 0.343	0-3 K		0-3 K		0-3 K			1-0 BB HR BB HBP	0-0 F7	3	1	0	0	0	3	2											
Rich Rollins, R OBP: 0.341, SLG: 0.425	0-0 F3			0-0 1B 2B	0-0 FC6-4			0-0 L9	0-0 1B	5	1	2	0	0	0	3											
Tony Oliva, L OBP: 0.370, SLG: 0.580	0-3 K			0-0 2-H 1B				0-3 K	0-0 1B	5	0	2	2	2	0	2											
Harmon Killebrew, R OBP: 0.403, SLG: 0.602		0-0 F8		0-0 F7				4-0 BB	0-0 F5	3	1	0	0	2	0	3											
Bob Allison, R OBP: 0.402, SLG: 0.572		4-0 BB		0-3 K				4-0 BB	0-0 F3	2	1	0	0	2	1	2											
Don Mincher, L OBP: 0.335, SLG: 0.653		0-3 K		0-0 F5				0-0 BB	0-0 G3	4	1	1	4	0	1	3											
Zolo Versalles, R OBP: 0.309, SLG: 0.430		0-3 K			0-0 F2			0-3 K	0-0 F8	4	0	0	0	0	2	1											
Jerry Zimmerman, R OBP: 0.302, SLG: 0.257 Jimmie Hall, L OBP: 0.334, SLG: 0.476 Earl Batley, R OBP: 0.353, SLG: 0.433			0-0 F3		0-0 BB 1B			0-0 F6	0-0 FC1-6 1B	3	0	1	0	0	0	0											
Camilo Pascual, R OBP: 0.266, SLG: 0.268 Jim Perry, S OBP: 0.209, SLG: 0.200 Frank Kostro, R OBP: 0.227, SLG: 0.371 Bill Pleis, L OBP: 0.400, SLG: 0.250 Al Worthington, R OBP: 0.125, SLG: 0.125			5-3		4-0 FC6-4 BB			0-3 K	0-0 FC1-6 1B 1-2 1B	1	0	0	0	1	0	0											
Inning Stats	R: 0 E: 0 K: 2 S: 7	H: 0 LOB: 0 BB: 0 P: 7	R: 0 E: 0 K: 2 S: 7	H: 0 LOB: 1 BB: 1 P: 11	R: 0 E: 0 K: 1 S: 5	H: 0 LOB: 0 BB: 0 P: 5	R: 1 E: 0 K: 1 S: 7	H: 2 LOB: 1 BB: 0 P: 7	R: 0 E: 0 K: 1 S: 6	H: 1 LOB: 2 BB: 1 P: 10	R: 0 E: 0 K: 0 S: 3	H: 0 LOB: 1 BB: 1 P: 7	R: 0 E: 0 K: 1 S: 7	H: 0 LOB: 0 BB: 0 P: 7	R: 4 E: 0 K: 1 S: 6	H: 1 LOB: 0 BB: 2 P: 15	R: 1 E: 0 K: 0 S: 6	H: 3 LOB: 2 BB: 0 P: 6	1B: 5 2B: 1 3B: 0 HR: 1	SF: 0 SAC: 0 DP: 0 HBP: 1	WP: 0 PB: 0 SB: 0 CS: 0	PA: 40					
PITCHER	IP	WLS	BF	H	R	ER	SO	BB	IBB	HBP	BLK	WP	HR	S	P	ERA	WHIP										
Mickey Lolich, L ERA: 3.3	7.2		32	3	4	4	10	5	0	1	0	0	0	46	67	4.70	1.043										
Fred Gladding, R ERA: 3.4	0.1	L	3	2	2	2	0	0	0	0	0	0	1	3	3	54.00	6.000										
Terry Fox, R ERA: 2.48	1.0		5	2	0	0	0	0	0	0	0	0	0	5	5	0.00	2.000										

Minnesota Twins @ Detroit Tigers
Tiger Stadium, Detroit, MI
Sun Aug 23 1964, 4:33 AM EDT
Unknown

AB 34
R 6
H 7
RBI 6
BB 5
SO 10
LOB 17

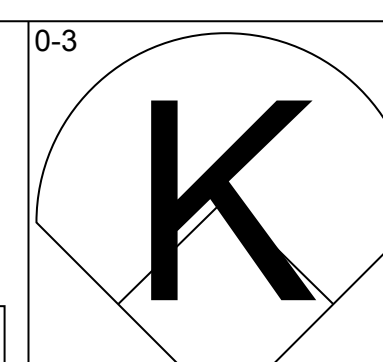
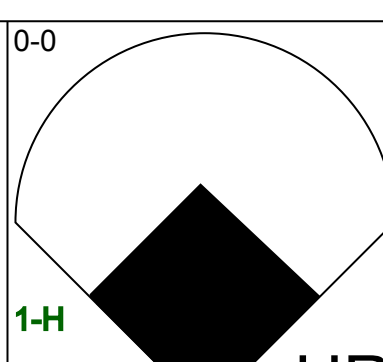
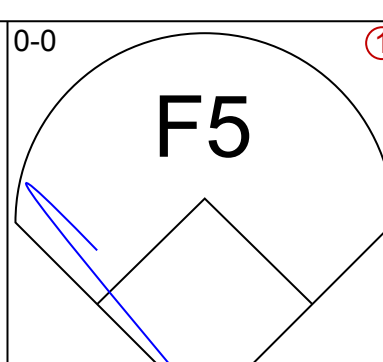
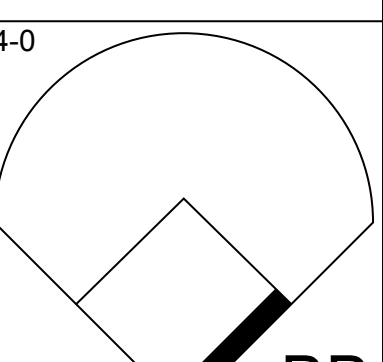
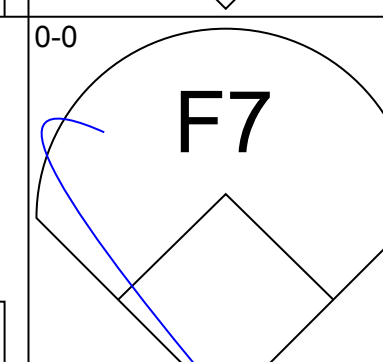
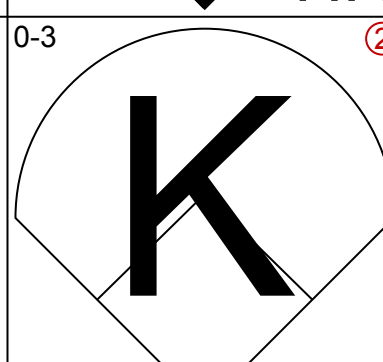
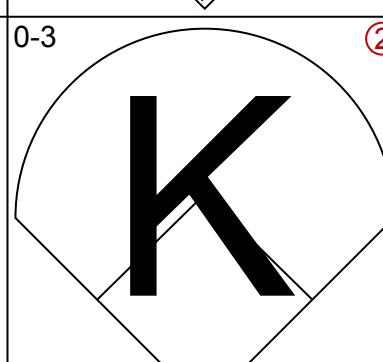
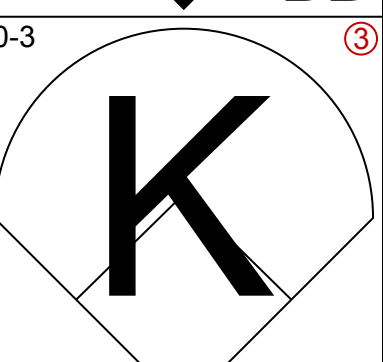
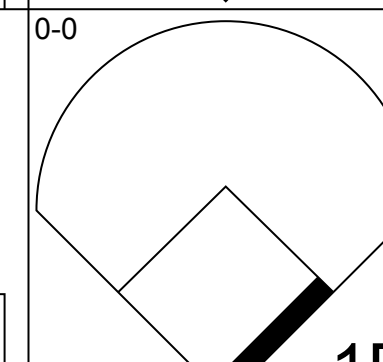
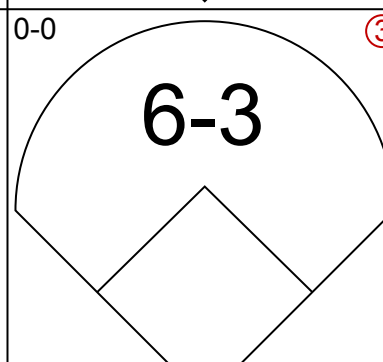
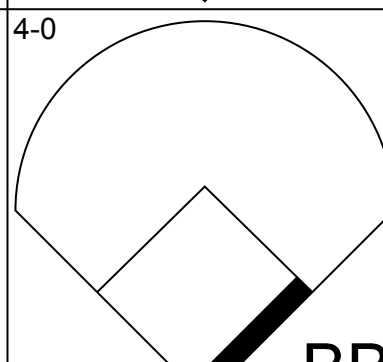

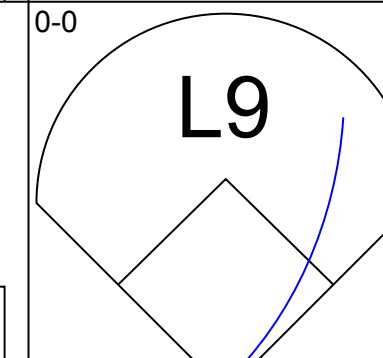
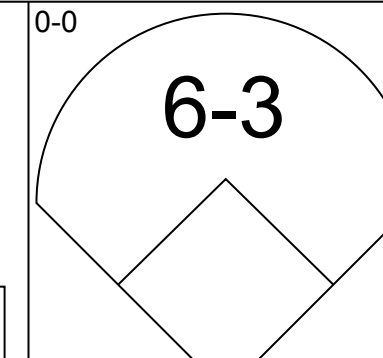
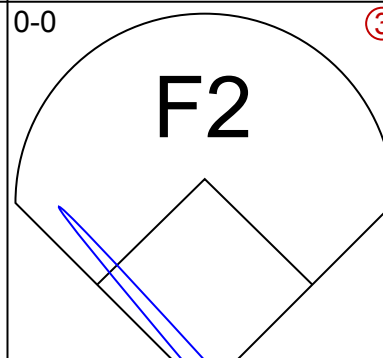

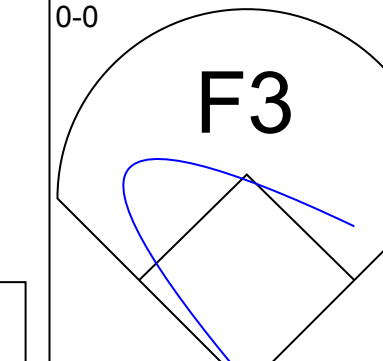
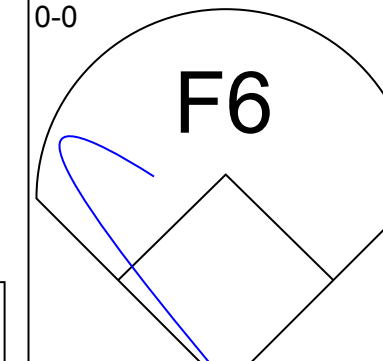



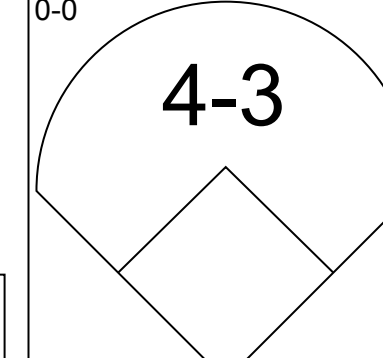

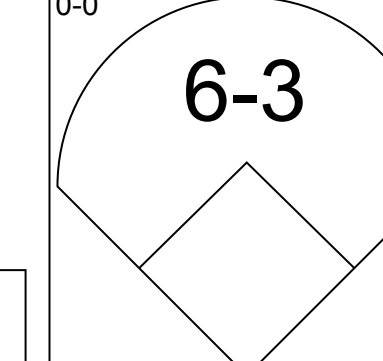

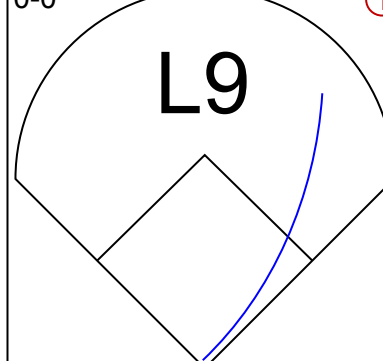

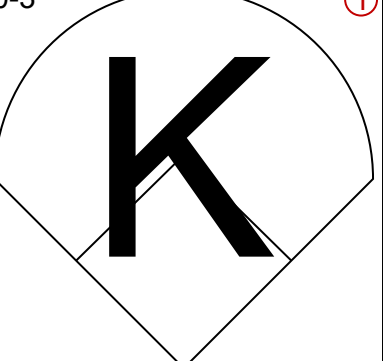
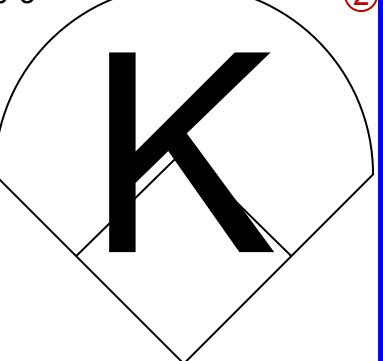
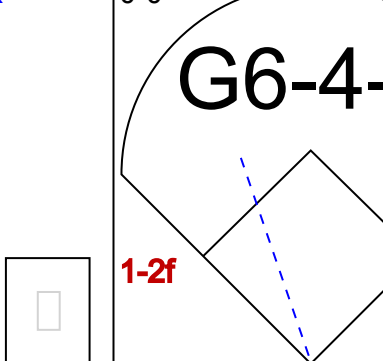
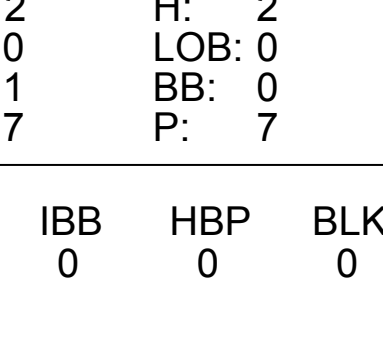



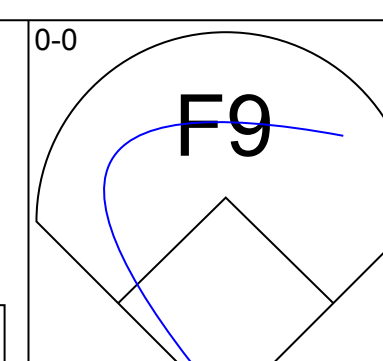
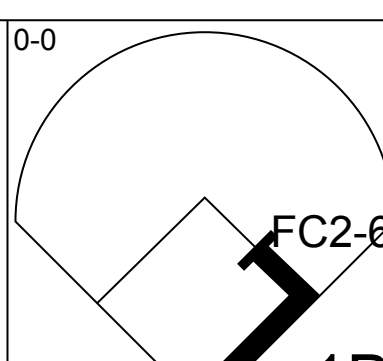
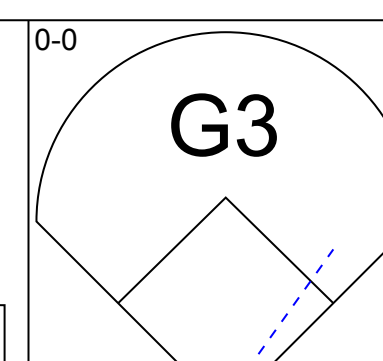

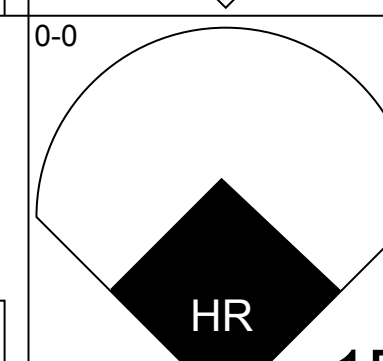
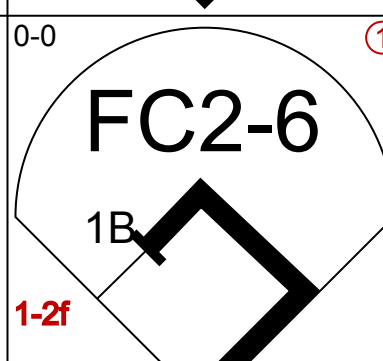


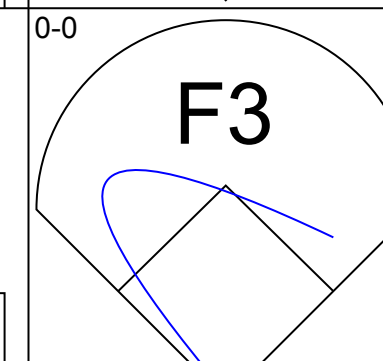
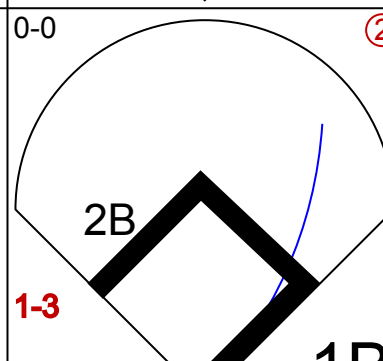

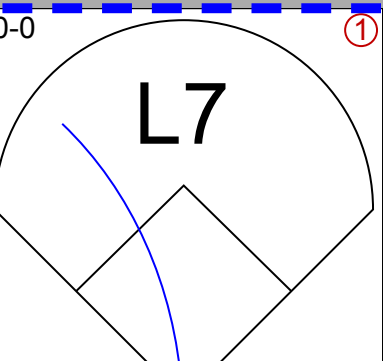
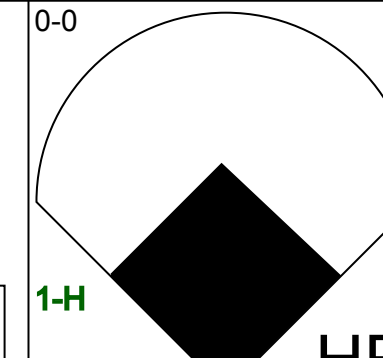
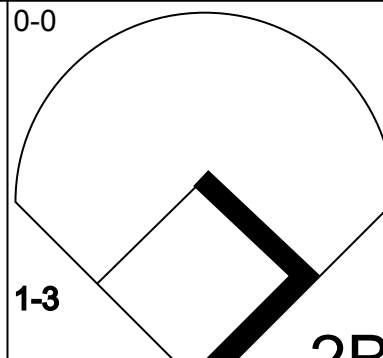
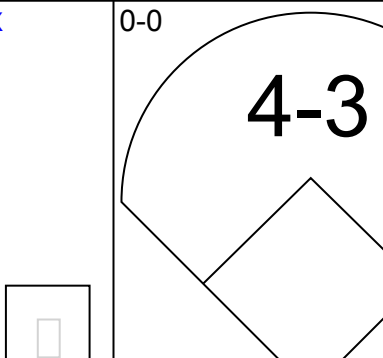
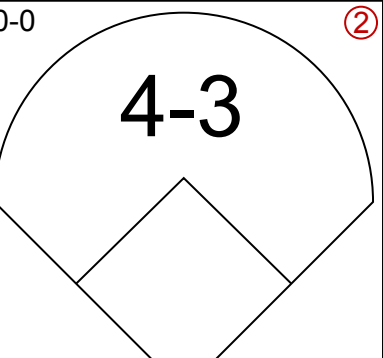
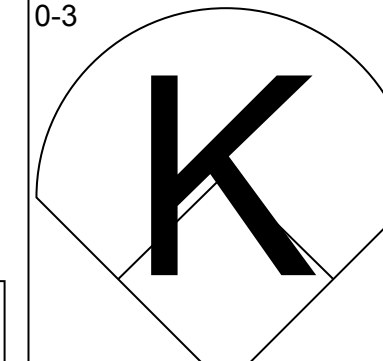
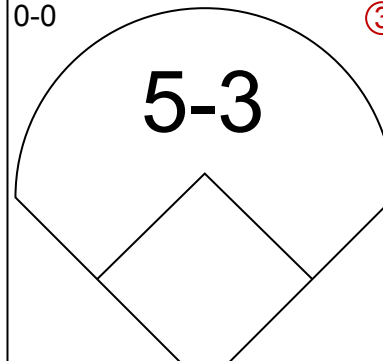
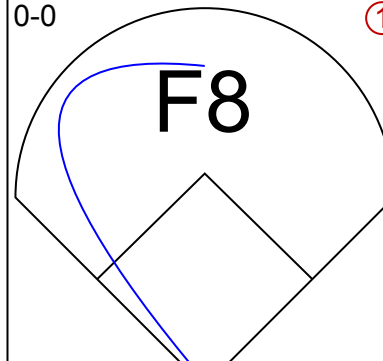
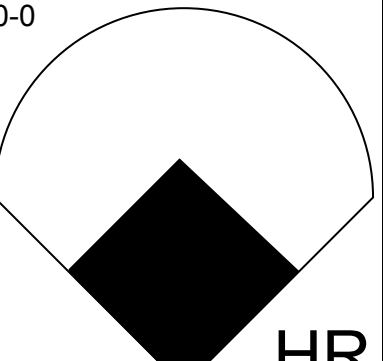
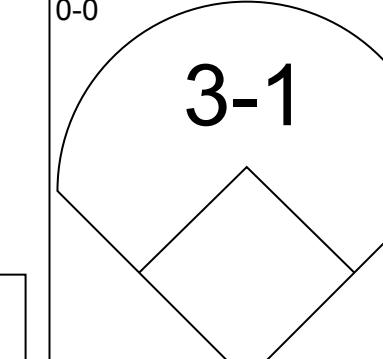
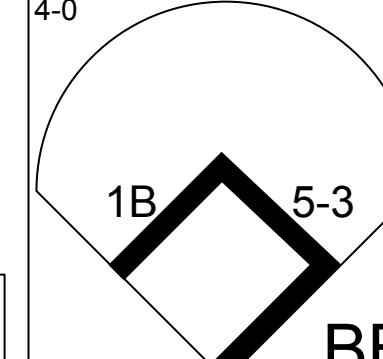

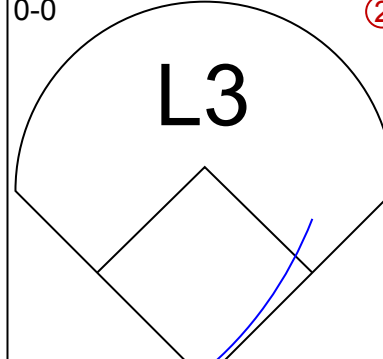
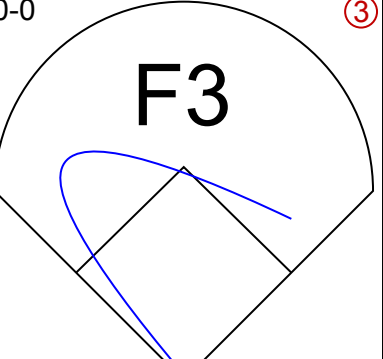
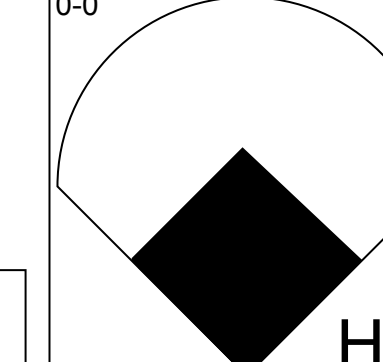
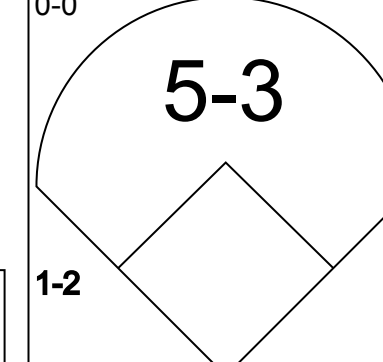

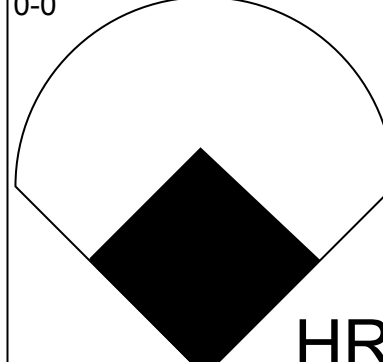

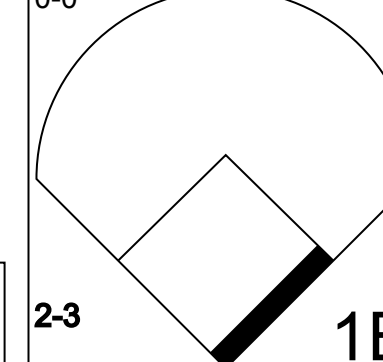
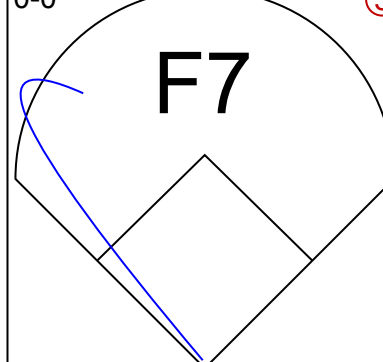

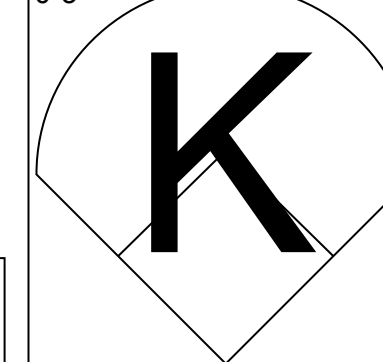

Batter	1	2	3	4	5	6	7	8	9	AB	R	H	RBI	BB	SO	LOB	BOTTOM										
Dick McAuliffe, L OBP: 0.341, SLG: 0.464	0-0 G6-3 1B		4-0 HR BB		0-0 1-H HR			0-3 K	4-0 1B BB	3	2	2	2	2	1	0											
Jerry Lumpe, L OBP: 0.305, SLG: 0.333 Jake Wood, R OBP: 0.248, SLG: 0.295	0-0 G6-3 1-2		0-0 1-H HR		0-0 G3			0-0 3-1	0-0 1-2 1B	5	1	2	2	0	0	1											
Al Kaline, R OBP: 0.383, SLG: 0.469	4-0 BB		0-3 K		4-0 2B BB			0-0 L7	0-3 K	3	1	0	0	2	2	2											
Gates Brown, L OBP: 0.327, SLG: 0.506	4-0 1-2 BB		0-0 F9		0-0 1-H 2B			0-0 4-3	0-0 4-3	4	0	1	1	1	0	2											
Don Demeter, R OBP: 0.293, SLG: 0.439	0-0 F8		0-0 F8		0-3 K			0-0 4-3 1B		4	0	1	0	0	1	3											
Norm Cash, L OBP: 0.332, SLG: 0.434		0-3 K		0-0 F6				0-0 4-3	0-0 2B	4	0	1	0	0	1	1											
Bill Freehan, R OBP: 0.351, SLG: 0.452		0-3 K		0-0 5-3				4-0 IBB		3	0	0	0	1	1	1											
Don Wert, R OBP: 0.317, SLG: 0.350		0-0 5-3			0-0 F6			0-3 K	0-0 K	4	0	0	0	0	2	3											
Mickey Lolich, S OBP: 0.241, SLG: 0.102 Fred Gladding, L			0-3 K		4-0 HR BB			0-0 L3		2	1	0	0	1	2	1											
Terry Fox, R OBP: 0.286, SLG: 0.429 Bill Bruton, L OBP: 0.325, SLG: 0.363			0-3 K		0-0 HR BB			0-0 K		0	0	0	0	0	0	0											
Inning Stats	R: 0 E: 0 K: 0 S: 3	H: 1 LOB: 2 BB: 2 P: 11	R: 0 E: 0 K: 2 S: 7	H: 0 LOB: 0 BB: 0 P: 7	R: 2 E: 0 K: 2 S: 8	H: 1 LOB: 0 BB: 1 P: 12	R: 0 E: 0 K: 0 S: 3	H: 0 LOB: 0 BB: 0 P: 3	R: 3 E: 0 K: 1 S: 7	H: 2 LOB: 1 BB: 2 P: 15	R: 0 E: 0 K: 2 S: 8	H: 1 LOB: 1 BB: 0 P: 8	R: 0 E: 0 K: 1 S: 5	H: 0 LOB: 0 BB: 0 P: 5	R: 0 E: 0 K: 1 S: 6	H: 1 LOB: 2 BB: 1 P: 10	R: 0 E: 0 K: 1 S: 6	H: 1 LOB: 2 BB: 1 P: 10	1B: 3 2B: 2 3B: 0 HR: 2	SF: 0 SAC: 0 DP: 1 HBP: 0	WP: 0 PB: 0 SB: 0 CS: 0	PA: 40					
PITCHER	IP	WLS	BF	H	R	ER	SO	BB	IBB	HBP	BLK	WP	HR	S	P	ERA	WHIP										
Camilo Pascual, R ERA: 3.57	4.2		22	4	5	5	4	5	0	0	0	0	0	25	45	9.64	1.929										
Jim Perry, R ERA: 3.53	1.1		5	1	0	0	3	0	0	0	0	0	0	11	11	0.00	0.750										
Bill Pleis, L ERA: 4.97	1.2		6	1	0	0	1	0	0	0	0	0	0	8	8	0.00	0.600										
Al Worthington, R ERA: 2.08	1.1	W	7	1	0	0	2	1	1	0	0	0	0	9	17	0.00	1.500										

Minnesota Twins @ Detroit Tigers
Tiger Stadium, Detroit, MI
Sun Aug 23 1964, 4:33 AM EDT
Unknown

AB 33
R 5
H 7
RBI 5
BB 7
SO 10
LOB 14



Batter	1	2	3	4	5	6	7	8	9	AB	R	H	RBI	BB	SO	LOB	TOP			
Zoilo Versalles, R OBP: 0.310, SLG: 0.435 (1, 6)										3	1	2	1	1	0		Minnesota Twins @ Detroit Tigers Tiger Stadium, Detroit, MI Sun Aug 23 1964, 4:38 AM EDT Att: 17,601 - Unknown			
Rich Rollins, R OBP: 0.339, SLG: 0.421 (1, 5)										4	0	0	0	0	3	1				
Tony Oliva, L OBP: 0.372, SLG: 0.580 (1, 8)										3	0	2	0	1	0	0				
Harmon Killebrew, R OBP: 0.400, SLG: 0.597 (1, 7)										4	0	0	0	0	0	3				
Bob Allison, R OBP: 0.398, SLG: 0.567 (1, 9)										4	0	0	0	0	0	0				
Don Mincher, L OBP: 0.330, SLG: 0.642 (1, 3)										3	0	0	0	0	1	0				
Earl Batley, R OBP: 0.353, SLG: 0.432 (1, 2)										3	0	1	0	0	0	0				
Jerry Kindall, R OBP: 0.273, SLG: 0.311 (1, 4)										3	0	0	0	0	1	1				
Mudcat Grant, R OBP: 0.254, SLG: 0.368 (1, 1)										2	1	1	0	0	0	1				
Gerry Arrigo, L OBP: 0.214, SLG: 0.154 (7, 1)										0	0	0	0	0	0	0				
Frank Kostro, R OBP: 0.224, SLG: 0.365 (8, PH)										1	0	0	0	0	1	0				
Bill Pleis, L OBP: 0.400, SLG: 0.250 (8, 1)										0	0	0	0	0	0	0				
Inning Stats	R: 0 E: 0 K: 1 S: 6	H: 1 LOB: 1 BB: 0 P: 6	R: 0 E: 0 K: 1 S: 5	H: 0 LOB: 0 BB: 0 P: 5	R: 2 E: 0 K: 1 S: 7	H: 2 LOB: 0 BB: 0 P: 7	R: 0 E: 0 K: 0 S: 3	H: 0 LOB: 0 BB: 0 P: 3	R: 0 E: 0 K: 1 S: 3	H: 1 LOB: 0 BB: 1 P: 3	R: 0 E: 0 K: 0 S: 3	H: 0 LOB: 0 BB: 0 P: 3	R: 0 E: 0 K: 3 S: 9	H: 0 LOB: 1 BB: 1 P: 13	R: 0 E: 0 K: 0 S: 3	H: 1 LOB: 0 BB: 0 P: 3	1B: 4 2B: 0 3B: 0 HR: 1	SF: 0 SAC: 0 DP: 2 HBP: 0	WP: 0 PB: 0 SB: 0 CS: 0	PA: 32
PITCHER Hank Aguirre, L ERA: 3.46 (1, 1)	IP: 9.0 WLS: W BF: 32 H: 5 R: 2 ER: 2 SO: 7 BB: 2 IBB: 0 HBP: 0 BLK: 0 WP: 0 HR: 1 S: 44 P: 52 ERA: 2.00 WHIP: 0.778																			

Batter	1	2	3	4	5	6	7	8	9	AB	R	H	RBI	BB	SO	LOB	BOTTOM			
Dick McAuliffe, L OBP: 0.340, SLG: 0.462 (1, 6)										4	0	1	0	0	1	2	Minnesota Twins @ Detroit Tigers Tiger Stadium, Detroit, MI Sun Aug 23 1964, 4:38 AM EDT Att: 17,601 - Unknown			
Jerry Lumpe, L OBP: 0.305, SLG: 0.332 (1, 4)										4	1	1	0	0	0	1				
Al Kaline, R OBP: 0.382, SLG: 0.467 (1, 9)										4	0	1	0	0	0	1				
Gates Brown, L OBP: 0.329, SLG: 0.519 (1, 7)										4	1	2	2	0	0	0				
Don Demeter, R OBP: 0.293, SLG: 0.446 (1, 8)										4	1	1	1	0	1	2				
Norm Cash, L OBP: 0.331, SLG: 0.430 (1, 3)										3	0	0	0	1	0	0				
Bill Freehan, R OBP: 0.353, SLG: 0.469 (1, 2)										3	2	2	2	0	0	1				
Don Wert, R OBP: 0.318, SLG: 0.350 (1, 5)										3	0	1	0	0	0	0				
Hank Aguirre, R (1, 1)										3	0	0	0	0	2	2				
Inning Stats	R: 2 E: 0 K: 1 S: 7	H: 2 LOB: 0 BB: 0 P: 7	R: 1 E: 0 K: 1 S: 6	H: 1 LOB: 0 BB: 0 P: 6	R: 0 E: 0 K: 0 S: 5	H: 3 LOB: 2 BB: 0 P: 5	R: 0 E: 0 K: 1 S: 6	H: 1 LOB: 2 BB: 1 P: 10	R: 0 E: 0 K: 0 S: 3	H: 0 LOB: 0 BB: 0 P: 3	R: 1 E: 0 K: 0 S: 4	H: 1 LOB: 0 BB: 0 P: 4	R: 0 E: 0 K: 1 S: 5	H: 0 LOB: 0 BB: 0 P: 5	R: 1 E: 0 K: 0 S: 4	H: 1 LOB: 0 BB: 0 P: 4		1B: 4 2B: 1 3B: 0 HR: 4	SF: 0 SAC: 0 DP: 0 HBP: 0	WP: 0 PB: 0 SB: 0 CS: 0
PITCHER Mudcat Grant, R ERA: 4.2 (1, 1)	IP: 6.0 WLS: L BF: 26 H: 8 R: 4 ER: 4 SO: 3 BB: 1 IBB: 0 HBP: 0 BLK: 0 WP: 0 HR: 3 S: 31 P: 35 ERA: 6.00 WHIP: 1.500																			
Gerry Arrigo, L ERA: 4.15 (7, 1)	1.0 3 0 0 0 1 0 0 0 0 0 0 5 5 0.00 0.000																			
Bill Pleis, L ERA: 5.08 (8, 1)	1.0 4 1 1 1 0 0 0 0 0 0 1 4 4 9.00 1.000																			

Batter	1	2	3	4	5	6	7	8	9	AB	R	H	RBI	BB	SO	LOB	TOP				
Bernie Allen, L OBP: 0.316, SLG: 0.344 (1, 4)										5	0	2	0	0	1	2					
Rich Rollins, R OBP: 0.337, SLG: 0.419 (1, 5)										5	0	1	0	0	1	3					
Tony Oliva, L OBP: 0.371, SLG: 0.578 (1, 8)										4	1	1	0	0	0	2					
Harmon Killebrew, R OBP: 0.397, SLG: 0.591 (1, 7)										4	0	0	0	0	2	4					
Don Mincher, L OBP: 0.324, SLG: 0.629 (1, 3)										4	1	0	0	0	1	2					
Bob Allison, R OBP: 0.401, SLG: 0.566 (1, 9)										2	1	1	1	2	0	0					
Zolo Versailles, R OBP: 0.311, SLG: 0.436 (1, 6)										4	1	2	1	0	0	1					
Jerry Zimmerman, R OBP: 0.300, SLG: 0.250 (1, 2)										3	0	0	1	1	0	4					
Jim Kaat, L OBP: 0.247, SLG: 0.250 (1, 1)										2	0	0	1	0	1	1					
Al Worthington, R OBP: 0.125, SLG: 0.125 (8, 1)										0	0	0	0	0	0	0					
Inning Stats	R: 0 E: 0 K: 1 S: 6	H: 1 LOB: 1 BB: 0 P: 6	R: 2 E: 1 K: 0 S: 5	H: 1 LOB: 1 BB: 1 P: 9	R: 2 E: 0 K: 0 S: 7	H: 4 LOB: 2 BB: 0 P: 7	R: 0 E: 0 K: 1 S: 5	H: 1 LOB: 0 BB: 0 P: 5	R: 0 E: 0 K: 2 S: 7	H: 0 LOB: 0 BB: 0 P: 7	R: 0 E: 1 K: 2 S: 8	H: 0 LOB: 1 BB: 0 P: 8	R: 0 E: 0 K: 0 S: 3	H: 0 LOB: 0 BB: 0 P: 3	R: 0 E: 0 K: 0 S: 3	H: 0 LOB: 1 BB: 1 P: 7	1B: 7 2B: 1 3B: 0 HR: 0	SF: 1 SAC: 1 DP: 1 HBP: 0	WP: 0 PB: 0 SB: 0 CS: 0	PA: 38	
PITCHER	IP	WLS	BF	H	R	ER	SO	BB	IBB	HBP	BLK	WP	HR	S	P	ERA	WHIP				
John Buzhardt, R ERA: 2.84 (1, 1)	3.0	L	17	6	4	3	1	1	0	0	0	0	0	18	22	9.00	2.333				
Don Mossi, L ERA: 2.93 (4, 1)	5.0		17	1	0	0	5	1	0	0	0	0	0	26	30	0.00	0.400				
Eddie Fisher, R ERA: 3.56 (9, 1)	1.0		4	0	0	0	0	1	0	0	0	0	0	3	7	0.00	1.000				

Minnesota Twins @ Chicago White Sox
Comiskey Park, Chicago, IL
Mon Aug 24 1964, 8:05 PM EDT
Att: 17,270 - Unknown

AB 33
R 4
H 7
RBI 4
BB 3
SO 6
LOB 19



Batter	1	2	3	4	5	6	7	8	9	AB	R	H	RBI	BB	SO	LOB	BOTTOM					
Jim Landis, R OBP: 0.287, SLG: 0.264 (1, 8)										4	1	1	0	0	0	2						
Floyd Robinson, L OBP: 0.384, SLG: 0.437 (1, 9)										3	0	0	0	0	0	2						
Ron Hansen, R OBP: 0.347, SLG: 0.408 (1, 6)										3	1	2	2	0	0	0						
Bill Skowron, R OBP: 0.330, SLG: 0.438 (1, 3)										3	0	1	0	1	0	2						
Pete Ward, L OBP: 0.361, SLG: 0.461 (1, 5)										2	0	0	0	0	0	2						
Don Buford, S OBP: 0.344, SLG: 0.371 (5, 5)										2	0	0	0	0	0	3						
Dave Nicholson, R OBP: 0.339, SLG: 0.375 (1, 7)										3	0	0	1	0	1	1						
Gary Peters, L OBP: 0.250, SLG: 0.389 (9, PH)										1	0	0	0	0	0	0						
Al Weis, S OBP: 0.306, SLG: 0.324 (1, 4)										3	0	0	0	1	0	1						
Jerry McNertney, R OBP: 0.293, SLG: 0.296 (1, 2)										3	0	1	0	0	1	0						
Tom McCraw, L OBP: 0.327, SLG: 0.378 (9, PH)										1	0	0	0	0	1	1						
John Buzhardt, R OBP: 0.222, SLG: 0.255 (3, PH)										0	0	0	0	0	0	0						
Jeff Long, R OBP: 0.351, SLG: 0.279 (4, 1)										1	0	0	0	0	1	1						
Don Mossi, L OBP: 0.167, SLG: 0.167 (8, PH)										1	0	0	0	0	1	0						
Mike Hershberger, R OBP: 0.307, SLG: 0.290 (9, 1)										1	1	1	0	0	0	0						
Eddie Fisher, R OBP: 0.156, SLG: 0.188 (9, 1)										0	0	0	0	0	0	0						
Inning Stats	R: 1 E: 0 K: 0 S: 4	H: 1 LOB: 0 BB: 0 P: 4	R: 0 E: 0 K: 1 S: 5	H: 0 LOB: 0 BB: 0 P: 5	R: 0 E: 0 K: 1 S: 6	H: 1 LOB: 1 BB: 0 P: 6	R: 1 E: 0 K: 0 S: 4	H: 1 LOB: 1 BB: 1 P: 8	R: 0 E: 0 K: 1 S: 5	H: 0 LOB: 0 BB: 0 P: 5	R: 0 E: 1 K: 0 S: 4	H: 1 LOB: 1 BB: 0 P: 4	R: 0 E: 0 K: 1 S: 5	H: 0 LOB: 0 BB: 0 P: 5	R: 0 E: 1 K: 0 S: 6	H: 2 LOB: 2 BB: 0 P: 6	R: 0 E: 0 K: 1 S: 4	H: 0 LOB: 0 BB: 1 P: 8	1B: 5 2B: 1 3B: 0 HR: 0	SF: 1 SAC: 1 DP: 0 HBP: 0	WP: 0 PB: 2 SB: 0 CS: 1	PA: 35
PITCHER	IP	WLS	BF	H	R	ER	SO	BB	IBB	HBP	BLK	WP	HR	S	P	ERA	WHIP					
Jim Kaat, L ERA: 3.42 (1, 1)	7.1	W	29	5	3	2	4	1	0	0	0	0	0	36	40	2.46	0.818					
Al Worthington, R ERA: 2.01 (8, 1)	1.2	S	6	1	0	0	1	1	0	0	0	0	0	7	11	0.00	1.200					

Minnesota Twins @ Chicago White Sox
Comiskey Park, Chicago, IL
Mon Aug 24 1964, 8:05 PM EDT
Att: 17,270 - Unknown

AB 31
R 3
H 6
RBI 3
BB 2
SO 5
LOB 15



Batter	1	2	3	4	5	6	7	8	9	AB	R	H	RBI	BB	SO	LOB	TOP				
Bernie Allen, L OBP: 0.312, SLG: 0.339 (1, 4)	F7		3-1			SH3-4			F6	3	0	0	0	0	0	1	Minnesota Twins @ Chicago White Sox Comiskey Park, Chicago, IL Tue Aug 25 1964, 8:05 PM EDT Att: 20,128 - Unknown AB 28 R 0 H 5 RBI 0 BB 4 SO 4 LOB 13				
Rich Rollins, R OBP: 0.335, SLG: 0.415 (1, 5)	6-3			F7		5-3			6-3	4	0	0	0	0	0	1					
Tony Oliva, L OBP: 0.372, SLG: 0.577 (1, 8) (9, 9)	K				G6-4-3 1B	F8			WP BB 1B	4	0	2	0	0	1	1					
Harmon Killebrew, R OBP: 0.398, SLG: 0.589 (1, 7)		F8			G6-4-3 1-2				4-0 WP BB 1-2	2	0	0	0	2	0	1					
Bob Allison, R OBP: 0.402, SLG: 0.564 (1, 9) (9, 3)		5-3			1B BB	G5-4-3			4-0 BB 1-2	2	0	0	0	2	0	1					
Don Mincher, L OBP: 0.320, SLG: 0.620 Frank Kostro, R OBP: 0.221, SLG: 0.359 (9, PH) Jimmie Hall, L OBP: 0.334, SLG: 0.476 (9, 8)		4-3			K	4-3			0-0 F9	3	0	0	0	0	1	1					
Zolio Versalles, R OBP: 0.313, SLG: 0.439 (1, 6)									0-0 F7	3	0	2	0	0	0	0					
Jerry Zimmerman, R OBP: 0.293, SLG: 0.243 (1, 2)			L6		G6-4-3				0-0 4-3	3	0	0	0	0	0	3					
Dick Stigman, R OBP: 0.136, SLG: 0.141 Al Worthington, R OBP: 0.125, SLG: 0.125 (9, 1)			K			SH3-4 1B			0-3 K	3	0	1	0	0	2	1					
Inning Stats	R: 0 E: 0 K: 1 S: 5	H: 0 LOB: 0 BB: 0 P: 5	R: 0 E: 0 K: 0 S: 3	H: 0 LOB: 0 BB: 0 P: 3	R: 0 E: 0 K: 1 S: 6	H: 1 LOB: 1 BB: 0 P: 6	R: 0 E: 0 K: 0 S: 3	H: 1 LOB: 1 BB: 0 P: 3	R: 0 E: 0 K: 1 S: 5	H: 1 LOB: 1 BB: 0 P: 9	R: 0 E: 0 K: 0 S: 4	H: 1 LOB: 1 BB: 0 P: 4	R: 0 E: 0 K: 0 S: 2	H: 0 LOB: 0 BB: 1 P: 6	R: 0 E: 0 K: 1 S: 5	H: 0 LOB: 0 BB: 0 P: 5		R: 0 E: 0 K: 0 S: 4	H: 1 LOB: 3 BB: 2 P: 12	1B: 4 2B: 1 3B: 0 HR: 0	SF: 0 SAC: 1 DP: 3 HBP: 0
PITCHER Juan Pizarro, L ERA: 2.01 (1, 1)	IP: 9.0 WLS: W BF: 33 H: 5 R: 0 ER: 0 SO: 4 BB: 3 IBB: 1 HBP: 0 BLK: 0 WP: 1 HR: 0 S: 37 P: 53 ERA: 0.00 WHIP: 0.889															PITCHER Juan Pizarro, L ERA: 2.01 (1, 1)	IP: 9.0 WLS: W BF: 33 H: 5 R: 0 ER: 0 SO: 4 BB: 3 IBB: 1 HBP: 0 BLK: 0 WP: 1 HR: 0 S: 37 P: 53 ERA: 0.00 WHIP: 0.889				


Batter	1	2	3	4	5	6	7	8	9	AB	R	H	RBI	BB	SO	LOB	BOTTOM		
Jim Landis, R OBP: 0.290, SLG: 0.267 (1, 8)	F9					F8				4	1	2	0	0	0	0	Minnesota Twins @ Chicago White Sox Comiskey Park, Chicago, IL Tue Aug 25 1964, 8:05 PM EDT Att: 20,128 - Unknown AB 30 R 1 H 6 RBI 1 BB 1 SO 6 LOB 10		
Don Buford, S OBP: 0.343, SLG: 0.369 (1, 5)	K			G6-4-3 1B					0-3 K 1B	4	0	1	0	0	2	2			
Floyd Robinson, L OBP: 0.383, SLG: 0.436 (1, 9)	F7				4-3				0-0 SH1-4 1B	3	0	1	0	0	0	0			
Bill Skowron, R OBP: 0.329, SLG: 0.436 (1, 3)		6-3							0-0 F9	4	0	1	0	0	0	3			
Ron Hansen, R OBP: 0.348, SLG: 0.408 (1, 6)		F9				F8			0-0 1B	3	0	1	1	1	0	1			
Dave Nicholson, R OBP: 0.335, SLG: 0.371 (1, 7)			K			K			0-3 K 1B	3	0	0	0	0	3	3			
Al Weis, S OBP: 0.303, SLG: 0.321 (1, 4)				F4		F7			0-0 6-3	3	0	0	0	0	0	1			
Jerry McNertney, R OBP: 0.288, SLG: 0.291 (1, 2)				F5					0-0 4-3	3	0	0	0	0	0	0			
Juan Pizarro, L OBP: 0.222, SLG: 0.342 (1, 1)				K		F5			0-3 F8	3	0	0	0	0	1	0			
Inning Stats	R: 0 E: 0 K: 1 S: 5	H: 0 LOB: 0 BB: 0 P: 5	R: 0 E: 0 K: 1 S: 5	H: 0 LOB: 0 BB: 0 P: 5	R: 0 E: 0 K: 1 S: 5	H: 0 LOB: 0 BB: 0 P: 5	R: 0 E: 0 K: 0 S: 3	H: 1 LOB: 0 BB: 0 P: 3	R: 0 E: 0 K: 0 S: 3	H: 1 LOB: 1 BB: 0 P: 6	R: 0 E: 0 K: 0 S: 6	H: 0 LOB: 0 BB: 1 P: 10	R: 0 E: 0 K: 0 S: 3	H: 0 LOB: 0 BB: 0 P: 3	R: 1 E: 0 K: 1 S: 7	H: 3 LOB: 2 BB: 0 P: 7		1B: 6 2B: 0 3B: 0 HR: 0	SF: 0 SAC: 1 DP: 1 HBP: 0
PITCHER Dick Stigman, L ERA: 3.92 Al Worthington, R ERA: 2.0 (9, 1)	IP: 8.1 WLS: L BF: 30 H: 5 R: 1 ER: 1 SO: 6 BB: 0 IBB: 1 HBP: 0 BLK: 0 WP: 0 HR: 0 S: 41 P: 45 ERA: 1.08 WHIP: 0.600															PITCHER Dick Stigman, L ERA: 3.92 Al Worthington, R ERA: 2.0 (9, 1)	IP: 0.1 WLS: 2 BF: 1 H: 0 R: 0 ER: 0 SO: 0 BB: 0 IBB: 0 HBP: 0 BLK: 0 WP: 0 HR: 0 S: 2 P: 2 ERA: 0.00 WHIP: 3.000		

Batter	1	2	3	4	5	6	7	8	9	10	11	12	AB	R	H	RBI	BB	SO	LOB			
Bernie Allen, L OBP: 0.309, SLG: 0.332 (1.4)	4-0 1-3 4-3 BB		0-0 4-3		0-0 G4-6-3 1-2		0-0 4-3		0-0 F2			0-0 F7	5	0	0	0	1	0	3			
Rich Rollins, R OBP: 0.331, SLG: 0.411 (1.5)	0-0 4-3 1-2		0-0 5-3			0-3 K		0-0 4-3		0-0 6-3			5	0	0	0	0	1	1			
Tony Oliva, L OBP: 0.373, SLG: 0.577 (1.8)	0-0 1-3 2-3		0-0 F6			0-0 F9 2B		4-0 2B BB		0-0 4-3			4	1	1	0	1	0	1			
Harmon Killebrew, R OBP: 0.398, SLG: 0.588 (1.7)	0-3 K			0-0 L4		4-0 BB		0-0 PB 2B		0-0 2-3			4	0	1	1	1	1	1			
Don Mincher, L OBP: 0.317, SLG: 0.608 (1.3)		0-0 4-3		0-0 4-3		0-0 F9 BB		0-0 F8			4-0 BB		4	0	0	0	1	0	3			
Bob Allison, R OBP: 0.462, SLG: 0.561 (1.9)		0-0 4-6-3 1B		0-0 F8		0-0 F8		4-0 PB BB		0-0 K		0-3 K	4	0	1	0	1	1	3			
Zolio Versalles, R OBP: 0.314, SLG: 0.438 (1.6)		0-0 4-6-3 1B			4-0 SH BB		0-3 K		0-0 5-3		0-0 4-3-6-3-4		4	0	1	0	1	1	3			
Jerry Zimmerman, R OBP: 0.290, SLG: 0.241 (7, PH)	0-0 4-6-3		0-0 SH		0-3 SH G4-6-3		0-3 K		0-0 F3			0-0 1-3	1	0	0	0	0	0	2			
Earl Battey, R OBP: 0.350, SLG: 0.428 (7.2)	1-2 2-3		0-0 K		0-3 K		4-0 BB		0-0 F4			0-0 6-3	3	0	0	0	0	1	0			
Camilo Pascual, R Jim Fregosi, L Gerry Arigo, L Frank Koza, R Jim Perry, R Bill Plets, L Johnny Klippstein, R (1.1) (7, PH) (8, PH) (9, PH) (9, L) (9, L) (9, L)	R: 0 E: 0 K: 1 S: 5	H: 0 LOB: 1 BB: 1 P: 9	R: 0 E: 0 K: 1 S: 7	H: 2 LOB: 2 BB: 0 P: 7	R: 0 E: 0 K: 0 S: 3	H: 0 LOB: 0 BB: 0 P: 3	R: 0 E: 1 K: 1 S: 5	H: 0 LOB: 1 BB: 1 P: 9	R: 0 E: 0 K: 2 S: 7	H: 0 LOB: 1 BB: 1 P: 11	R: 1 E: 0 K: 0 S: 4	H: 1 LOB: 2 BB: 1 P: 12	R: 0 E: 0 K: 0 S: 3	H: 0 LOB: 0 BB: 0 P: 3	R: 0 E: 0 K: 1 S: 4	H: 0 LOB: 0 BB: 1 P: 8	R: 0 E: 0 K: 0 S: 3	H: 0 LOB: 0 BB: 0 P: 3	1B: 2 2B: 3 3B: 0 HR: 0	SF: 0 SAC: 1 DP: 2 HBP: 0	WP: 0 PB: 1 SB: 0 CS: 0	PA: 46
Inning Stats	R: 0 E: 0 K: 1 S: 5	H: 0 LOB: 1 BB: 1 P: 9	R: 0 E: 0 K: 1 S: 7	H: 2 LOB: 2 BB: 0 P: 7	R: 0 E: 0 K: 0 S: 3	H: 0 LOB: 0 BB: 0 P: 3	R: 0 E: 1 K: 1 S: 5	H: 0 LOB: 1 BB: 1 P: 9	R: 0 E: 0 K: 2 S: 7	H: 0 LOB: 1 BB: 1 P: 11	R: 1 E: 0 K: 0 S: 4	H: 1 LOB: 2 BB: 1 P: 12	R: 0 E: 0 K: 0 S: 3	H: 0 LOB: 0 BB: 0 P: 3	R: 0 E: 0 K: 1 S: 4	H: 0 LOB: 0 BB: 1 P: 8	R: 0 E: 0 K: 0 S: 3	H: 0 LOB: 0 BB: 0 P: 3	1B: 2 2B: 3 3B: 0 HR: 0	SF: 0 SAC: 1 DP: 2 HBP: 0	WP: 0 PB: 1 SB: 0 CS: 0	PA: 46
PITCHER	IP WLS BF H R ER SO BB IBB HBP BLK WP HR S P ERA WHIP	7.2 4 33 4 1 2.3 6 0 0 0 0 0 39 1.17 1.304	1.1 0 4 0 0 2.29 4 0 0 0 4 4 0.00 0.000	10.1 W 9 0 0 3.45 10 14 0.00 0.333	PITCHER																	

TOP

Minnesota Twins @ Chicago White Sox
Comiskey Park, Chicago, IL
Wed Aug 26 1964, 8:05 PM EDT
Att. 23,748 - Unknown

AB 38
R 1
H 4
RBI 1
BB 7
SO 7
LOB 21



Batter	1	2	3	4	5	6	7	8	9	10	11	12	AB	R	H	RBI	BB	SO	LOB			
Jim Landis, R OBP: 0.301, SLG: 0.275 (1.8)	4-0 FC5-4 BB		0-0 G6-3 1B		0-0 F8		0-0 F7		0-0 1-3 1B		0-0 SH5-4 1B	4-0 1-2 BB	4	0	3	0	2	0	1			
Don Buford, S OBP: 0.341, SLG: 0.367 (1.5)	0-0 F8		0-0 G6-3 1-2			0-0 F7		0-3 K		0-0 SH5-4		0-0 1-2 1B	5	0	1	1	0	1	3			
Floyd Robinson, L OBP: 0.381, SLG: 0.432 (7.7)	0-3 K		0-0 1-3			0-0 5-3		0-0 1-3		4-0 G4-6-3 IBB		0-0 G4-6-3	4	0	0	0	1	1	2			
Bill Skowron, R OBP: 0.328, SLG: 0.438 (1.3)	0-0 FC5-4 1-2			0-0 F9		0-0 1B 3B		0-3 K		0-0 K		0-0 G4-6-3	5	1	1	0	0	1	4			
Ron Hansen, R OBP: 0.347, SLG: 0.406 (1.6)		0-0 1-3		0-0 F7		0-0 1B 3B		0-0 K		0-3 K		0-3 K	5	0	1	1	0	2	0			
Tom McCraw, L OBP: 0.327, SLG: 0.378 Mike Hershberger, R OBP: 0.308, SLG: 0.289 (7.9)		0-0 HBP 1B		0-0 F7		0-0 F8		4-0 FC BB		0-0 F3		0-0 F3	3	0	1	0	0	0	1			
Al Weis, S OBP: 0.298, SLG: 0.315 (1.4)		0-3 K			0-0 F9		0-0 5-3		0-0 FC		0-0 F6		5	0	0	0	0	1	2			
J.C. Martin, L OBP: 0.247, SLG: 0.294 Jeff Long, R OBP: 0.316, SLG: 0.275 Jerry McNertney, R OBP: 0.286, SLG: 0.289 (1.2) (9, PH) (10, 2)		1-0 HBP 1B		0-0 SH1-4 1B		0-0 4-3		0-0 F4		0-0 F4		0-0 E5 PB 1B	2	0	1	0	0	0	0			
Joe Horlen, R Howie Williams, L Cam Carrigan, L Gary Pezalla, R Eddie Fisher, R Gene Stephens, L (1.1) (8, L) (8, PH) (9, PH) (10, L) (12, PH)	R: 0 E: 0 K: 1 S: 5	H: 0 LOB: 1 BB: 1 P: 9	R: 0 E: 0 K: 1 S: 6	H: 1 LOB: 2 BB: 0 P: 7	R: 0 E: 0 K: 0 S: 3	H: 1 LOB: 0 BB: 0 P: 3	R: 0 E: 0 K: 0 S: 3	H: 0 LOB: 1 BB: 0 P: 4	R: 0 E: 0 K: 2 S: 8	H: 0 LOB: 0 BB: 0 P: 5	R: 0 E: 0 K: 0 S: 8	H: 1 LOB: 1 BB: 1 P: 7	R: 0 E: 1 K: 0 S: 2	H: 1 LOB: 3 BB: 2 P: 10	R: 0 E: 0 K: 1 S: 5	H: 0 LOB: 0 BB: 0 P: 5	1B: 7 2B: 0 3B: 1 HR: 0	SF: 0 SAC: 2 DP: 2 HBP: 1	WP: 0 PB: 1 SB: 0 CS: 0	PA: 47		
Inning Stats	R: 0 E: 0 K: 1 S: 5	H: 0 LOB: 1 BB: 1 P: 9	R: 0 E: 0 K: 1 S: 6	H: 1 LOB: 2 BB: 0 P: 7	R: 0 E: 0 K: 0 S: 3	H: 1 LOB: 0 BB: 0 P: 3	R: 0 E: 0 K: 0 S: 3	H: 0 LOB: 1 BB: 0 P: 4	R: 0 E: 0 K: 2 S: 8	H: 0 LOB: 0 BB: 0 P: 5	R: 0 E: 0 K: 0 S: 8	H: 1 LOB: 1 BB: 1 P: 7	R: 0 E: 1 K: 0 S: 2	H: 1 LOB: 3 BB: 2 P: 10	R: 0 E: 0 K: 1 S: 5	H: 0 LOB: 0 BB: 0 P: 5	1B: 7 2B: 0 3B: 1 HR: 0	SF: 0 SAC: 2 DP: 2 HBP: 1	WP: 0 PB: 1 SB: 0 CS: 0	PA: 47		
PITCHER	IP WLS BF H R ER SO BB IBB HBP BLK WP HR S P ERA WHIP	6.0 24 5 1 1 2.9 1 0 0 0 0 0 26 1.50 1.000	2.0 7 1 0 0 2.75 0 0 0 0 0 0 11 0.00 0.500	12.0 L 12 2 1 0 2.98 1 2 0 0 0 0 13 0.00 1.286	PITCHER																	

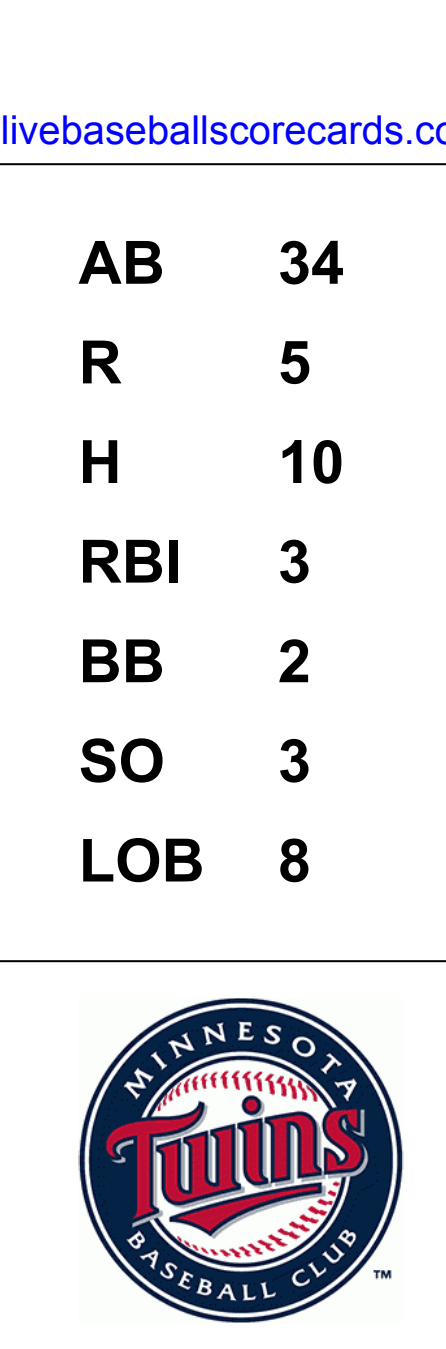
BOTTOM


Minnesota Twins @ Chicago White Sox
Comiskey Park, Chicago, IL
Wed Aug 26 1964, 8:05 PM EDT
Att. 23,748 - Unknown


AB 39
R 2
H 8
RBI 2
BB 5
SO 7
LOB 19





Batter	1	2	3	4	5	6	7	8	9	AB	R	H	RBI	BB	SO	LOB	TOP										
Zoilo Versalles, R OBP: 0.311, SLG: 0.434 (1, 6)	0-0 6-3			0-0 6-3		0-0 F8		0-0 F7	0-3 K	5	0	0	0	0	1	1	Minnesota Twins @ Chicago White Sox Comiskey Park, Chicago, IL Thu Aug 27 1964, 4:33 AM EDT Att: 10,356 - Unknown										
Rich Rollins, R OBP: 0.335, SLG: 0.414 (1, 5)	0-0 CS 1B			0-0 F9		0-0 G4-6-3 1B		0-0 1B		4	0	3	0	0	0	0											
Tony Oliva, L OBP: 0.370, SLG: 0.572 (1, 9)	0-0 1-2 4-3			0-0 3-1		0-0 G4-6-3 1-2		0-0 F8		4	0	0	0	0	0	3											
Harmon Killebrew, R OBP: 0.395, SLG: 0.583 Don Mincher, L OBP: 0.317, SLG: 0.608 (9, 3)		0-0 5-3			0-0 F7		0-0 F4		0-3 K2-3	4	0	0	0	0	1	0											
Jimmie Hall, L OBP: 0.337, SLG: 0.476 (1, 8)		0-0 F8			0-0 E6 2B 1B		0-0 1-3		0-0 S BB E 1B	4	2	2	0	0	0	0											
Bob Allison, R OBP: 0.403, SLG: 0.559 (9, 7)		0-0 F3			0-0 F7		0-0 1B 1B		4-0 S 1-2 1B BB	3	1	1	0	1	0	1											
Earl Batley, R OBP: 0.354, SLG: 0.433 (1, 2)			0-0 L4		0-0 1B 2B		0-0 1-3 1B		4-0 SH2-4 1-3 2-H 1B WP BB	3	2	2	1	1	0	0											
Bernie Allen, L OBP: 0.312, SLG: 0.335 (1, 4)			0-0 4-3		0-0 FC4-6 2-H 1B		0-3 K		0-0 WP SH2-4 1-2 1B	4	0	2	2	0	1	2											
Mudcat Grant, R OBP: 0.242, SLG: 0.350 Al Worthington, R OBP: 0.125, SLG: 0.125 (8, 1)			0-0 L5		0-0 FC4-6 1-2		0-0 F8		0-0 SH2-4 1-2 2-3	3	0	0	0	0	0	1											
										0	0	0	0	0	0	0											
Inning Stats	R: 0 E: 0 K: 0 S: 3	H: 1 LOB: 0 BB: 0 P: 3	R: 0 E: 0 K: 0 S: 3	H: 0 LOB: 0 BB: 0 P: 3	R: 0 E: 0 K: 0 S: 3	H: 0 LOB: 0 BB: 0 P: 3	R: 0 E: 0 K: 0 S: 3	H: 0 LOB: 0 BB: 0 P: 3	R: 2 E: 1 K: 0 S: 6	H: 3 LOB: 1 BB: 0 P: 6	R: 0 E: 0 K: 1 S: 7	H: 1 LOB: 0 BB: 0 P: 3	R: 0 E: 0 K: 1 S: 7	H: 2 LOB: 2 BB: 0 P: 7	R: 0 E: 0 K: 0 S: 4	H: 1 LOB: 1 BB: 0 P: 4	R: 3 E: 0 K: 2 S: 9	H: 2 LOB: 1 BB: 2 P: 17	1B: 9 2B: 1 3B: 0 HR: 0	SF: 0 SAC: 1 DP: 1 HBP: 0	WP: 1 PA: 37 PB: 0 SB: 3 CS: 1						
PITCHER	IP	WLS	BF	H	R	ER	SO	BB	IBB	HBP	BLK	WP	HR	S	P	ERA	WHIP	PITCHER									
Ray Herbert, R ERA: 2.96 (1, 1)	6.0		21	5	2	2	0	0	0	0	0	0	0	21	21	3.00	0.833										
Hoyt Wilhelm, R ERA: 2.5 (7, 1)	2.1	L	14	5	3	3	2	2	0	0	0	0	0	16	24	11.57	3.000										
Eddie Fisher, R ERA: 3.42 (9, 1)	0.2		2	0	0	0	1	0	0	0	0	1	0	4	4	0.00	0.000										
Batter	1	2	3	4	5	6	7	8	9	AB	R	H	RBI	BB	SO	LOB	BOTTOM										
Jim Landis, R OBP: 0.301, SLG: 0.275 (1, 8)	0-3 K			0-0 F7	0-0 FC6-4 1-2			0-0 G4-6-3 1B		4	0	1	0	0	1	2	Minnesota Twins @ Chicago White Sox Comiskey Park, Chicago, IL Thu Aug 27 1964, 4:33 AM EDT Att: 10,356 - Unknown										
Don Buford, S OBP: 0.338, SLG: 0.363 (1, 4)	0-0 F9			0-0 F8		0-3 K		0-0 G4-6-3 1-2		4	0	0	0	0	1	1											
Floyd Robinson, L OBP: 0.378, SLG: 0.428 (1, 7)	0-0 6-3			0-0 3-1		0-0 3-1		0-0 E6 1B		4	0	0	0	0	0	0											
Pete Ward, L OBP: 0.362, SLG: 0.468 (1, 5)		0-0 F7			0-0 HR 1B	0-0 G3		0-0 1-2 1B		4	1	2	1	0	0	0											
Ron Hansen, R OBP: 0.346, SLG: 0.403 (1, 6)		0-0 F7			4-0 1B BB		0-0 F6	0-0 F7		3	1	0	0	1	0	2											
Tom McCraw, L OBP: 0.326, SLG: 0.376 (1, 3)		0-0 F8			0-0 1B 1-2 1B		0-0 F9		0-3 K	4	0	1	0	0	1	0											
Mike Hershberger, R OBP: 0.310, SLG: 0.289 (1, 9)			0-0 1-3		0-0 FC6-4 1-3 2-H 1B		4-0 1B BB		0-0 6-3	3	0	1	1	1	0	0											
J.C. Martin, L OBP: 0.247, SLG: 0.293 (1, 2)			0-0 1-3		0-0 FC6-4 1-2 1B		0-0 1-3 1B		0-0 3-1	4	0	1	0	0	0	1											
Ray Herbert, R OBP: 0.167, SLG: 0.147 Hoyt Wilhelm, R OBP: 0.222, SLG: 0.176 Eddie Fisher, R OBP: 0.188, SLG: 0.188 (1, 1)			0-0 F7		0-0 FC6-4 1-2 1B		0-0 G3			2	0	1	0	0	0	0											
										1	0	0	0	0	0	2											
										0	0	0	0	0	0	0											
Inning Stats	R: 0 E: 0 K: 1 S: 5	H: 0 LOB: 0 BB: 0 P: 5	R: 0 E: 0 K: 0 S: 3	H: 0 LOB: 0 BB: 0 P: 3	R: 0 E: 0 K: 0 S: 3	H: 0 LOB: 0 BB: 0 P: 3	R: 2 E: 0 K: 0 S: 6	H: 4 LOB: 2 BB: 1 P: 10	R: 0 E: 0 K: 1 S: 5	H: 0 LOB: 0 BB: 0 P: 5	R: 0 E: 0 K: 0 S: 4	H: 1 LOB: 2 BB: 1 P: 8	R: 0 E: 1 K: 0 S: 5	H: 2 LOB: 2 BB: 0 P: 5	R: 0 E: 0 K: 1 S: 5	H: 0 LOB: 0 BB: 0 P: 5	1B: 6 2B: 0 3B: 0 HR: 1	SF: 0 SAC: 0 DP: 1 HBP: 0	WP: 0 PA: 35 PB: 0 SB: 0 CS: 0								
PITCHER	IP	WLS	BF	H	R	ER	SO	BB	IBB	HBP	BLK	WP	HR	S	P	ERA	WHIP	PITCHER									
Mudcat Grant, R ERA: 4.11 (1, 1)	7.2		31	7	2	2	2	2	0	0	0	0	0	33	41	2.35	1.174										
Al Worthington, R ERA: 1.95 (8, 1)	1.1	W	4	0	0	0	1	0	0	0	0	0	0	6	6	0.00	0.000										



Batter	1	2	3	4	5	6	7	8	9	AB R H RBI BB SO LOB	TOP											
Ed Brinkman, R (1, 6) OBP: 0.270, SLG: 0.339	0-0 4-3		0-0 1-3			0-0 WP 5-3 E 1B		0-0 P4		4 1 1 0 0 0 0	<p>Washington Senators @ Minnesota Twins Metropolitan Stadium, Bloomington, MI</p> <p>Fri Aug 28 1964, 8:05 PM EDT Att: 14,321 - Unknown</p> <p>livebaseballscores.com</p> <p>AB 32 R 3 H 5 RBI 3 BB 2 SO 8 LOB 11</p> 											
Chuck Hinton, R (1, 7) OBP: 0.346, SLG: 0.428	0-0 6-3		0-3 K			0-0 E5 5-3 WP 1B		0-0 F7		4 1 0 0 0 1 1												
Don Lock, R (1, 8) OBP: 0.350, SLG: 0.461	0-3 K			0-0 F8		0-0 5-3		0-0 6-3		4 0 0 1 0 1 1												
Roy Sievers, R (1, 3) OBP: 0.253, SLG: 0.326 Joe Cunningham, L (6, PR) OBP: 0.354, SLG: 0.290		0-0 P4		0-0 F7		0-0 1B		0-0 SH5-4 E SF8 1B		3 0 1 1 0 0 0 1 1 1 0 0 0 0												
Don Zimmer, R (1, 5) OBP: 0.309, SLG: 0.431 John Kennedy, R (9, PR) OBP: 0.290, SLG: 0.345		0-0 1B 1B		0-0 F9		0-0 3-H 1B		0-0 E6 SF8 SH5-4		4 0 1 0 0 0 2 0 0 0 0 0 0 0												
Willie Kirkland, L (1, 9) OBP: 0.290, SLG: 0.350		0-3 K		0-0 F5		0-3 K		0-0 SH5-4		3 0 0 0 0 2 2												
Don Leppert, R (1, 2) OBP: 0.220, SLG: 0.282 Mike Brumley, L (8, 2) OBP: 0.310, SLG: 0.306		0-0 1B		0-0 F7		0-3 K		0-0 SF8		3 0 1 0 0 1 0 0 0 0 1 0 0 0												
Chuck Cottier, R (1, 4) OBP: 0.274, SLG: 0.323		0-3 K		4-0 BB		0-0 5-3		0-0 IBB		2 0 0 0 2 1 2												
Frank Kreutzer, R (1, 1) OBP: 0.067, SLG: 0.133 Ron Kline, R (8, 1) OBP: 0.286, SLG: 0.167			0-0 F8		0-3 K		0-0 F8	0-3 K		3 0 0 0 0 1 1 1 0 0 0 0 1 2												
Inning Stats	R: 0 E: 0 K: 1 S: 5	H: 0 LOB: 0 BB: 0 P: 5	R: 0 E: 0 K: 2 S: 9	H: 2 LOB: 2 BB: 0 P: 9	R: 0 E: 0 K: 1 S: 5	H: 0 LOB: 0 BB: 0 P: 5	R: 0 E: 0 K: 0 S: 3	H: 0 LOB: 0 BB: 0 P: 3	R: 0 E: 0 K: 1 S: 5	H: 0 LOB: 1 BB: 1 P: 9		R: 2 E: 1 K: 1 S: 8	H: 2 LOB: 1 BB: 0 P: 8	R: 0 E: 0 K: 0 S: 5	H: 0 LOB: 0 BB: 0 P: 5	R: 0 E: 0 K: 0 S: 3	H: 0 LOB: 0 BB: 0 P: 3	R: 1 E: 1 K: 1 S: 7	H: 1 LOB: 2 BB: 1 P: 11	1B: 5 2B: 0 3B: 0 HR: 0	SF: 1 SAC: 1 DP: 0 HBP: 0	WP: 1 PB: 0 CS: 0
PITCHER	IP WLS BF H R ER SO BB IBB HBP BLK WP HR S P ERA WHIP											IP WLS BF H R ER SO BB IBB HBP BLK WP HR S P ERA WHIP										
Jim Kaat, L (1, 1) ERA: 3.35	7.0 L 27 4 2 1 7 1 0 0 0 0 0 0 40 44 1.29 0.714																					
Jim Perry, R (8, 1) ERA: 3.72	1.0 3 0 0 0 0 0 0 0 0 0 0 0 3 3 0.00 0.000																					
Gerry Arrigo, L (9, 1) ERA: 4.01	1.0 6 1 1 0 1 0 1 0 0 0 0 0 7 11 0.00 1.000																					


Batter	1	2	3	4	5	6	7	8	9	AB R H RBI BB SO LOB	BOTTOM											
Zoilo Versalles, R (1, 6) OBP: 0.312, SLG: 0.438	0-0 HR		4-0 PB BB		0-0 FC5-4 E		0-0 F8		0-0 F9	4 1 1 1 1 0 3	<p>Washington Senators @ Minnesota Twins Metropolitan Stadium, Bloomington, MI</p> <p>Fri Aug 28 1964, 8:05 PM EDT Att: 14,321 - Unknown</p> <p>livebaseballscores.com</p> <p>AB 33 R 1 H 4 RBI 1 BB 5 SO 0 LOB 26</p> 											
Rich Rollins, R (1, 5) OBP: 0.333, SLG: 0.411	0-0 F8		0-0 6-3		0-0 E9		0-0 1B		0-0 FC6-4	5 0 1 0 0 0 3												
Tony Oliva, L (1, 9) OBP: 0.367, SLG: 0.568	0-0 4-3		0-0 F7		0-0 F7		0-0 L6			4 0 0 0 0 0 5												
Harmon Killebrew, R (1, 7) OBP: 0.394, SLG: 0.580	0-0 6-3		0-0 F7		0-0 6-3					4 0 1 0 0 0 3												
Jimmie Hall, L (1, 8) OBP: 0.334, SLG: 0.471		0-0 3-1		0-0 P6		0-0 P6		0-0 F7		4 0 0 0 0 0 1												
Bob Allison, R (1, 3) OBP: 0.405, SLG: 0.558		4-0 F8 E BB		4-0 S BB		4-0 G6-3 BB		0-0 P6		1 0 0 0 3 0 1												
Earl Batley, R (1, 2) OBP: 0.350, SLG: 0.428		0-0 E4		0-0 5-3		0-0 G6-3		0-0 F9		4 0 0 0 0 0 4												
Bernie Allen, L (1, 4) OBP: 0.307, SLG: 0.329		0-0 F8		0-0 F9			0-0 4-3		0-0 E5 FC6-4	4 0 0 0 0 0 3												
Jim Kaat, L (1, 1) OBP: 0.263, SLG: 0.246 Frank Konroy, R (7, PR) OBP: 0.229, SLG: 0.364 Mudcat Grant, R (6, PR) OBP: 0.342, SLG: 0.390 Jim Perry, R (8, 1) OBP: 0.355, SLG: 0.300 Gerry Arrigo, L (9, 1) OBP: 0.312, SLG: 0.154 Don Mincher, L (9, PR) OBP: 0.316, SLG: 0.605		0-0 5-3		4-0 FC5-4 BB		0-0 1B		0-0 P4		1 0 0 0 1 0 2 1 0 1 0 1 0 0 0 0 0 1												
Inning Stats	R: 1 E: 0 K: 0 S: 4	H: 1 LOB: 0 BB: 0 P: 4	R: 0 E: 1 K: 0 S: 4	H: 0 LOB: 2 BB: 1 P: 8	R: 0 E: 0 K: 0 S: 3	H: 0 LOB: 1 BB: 1 P: 7	R: 0 E: 0 K: 0 S: 3	H: 0 LOB: 1 BB: 1 P: 7	R: 0 E: 1 K: 0 S: 4	H: 0 LOB: 2 BB: 1 P: 8		R: 0 E: 0 K: 0 S: 2	H: 0 LOB: 0 BB: 1 P: 6	R: 0 E: 0 K: 0 S: 5	H: 2 LOB: 2 BB: 0 P: 5	R: 0 E: 0 K: 0 S: 4	H: 1 LOB: 1 BB: 0 P: 4	R: 0 E: 1 K: 0 S: 4	H: 0 LOB: 1 BB: 0 P: 4	1B: 3 2B: 0 3B: 0 HR: 1	SF: 0 SAC: 0 DP: 1 HBP: 0	WP: 0 PB: 1 CS: 0
PITCHER	IP WLS BF H R ER SO BB IBB HBP BLK WP HR S P ERA WHIP											IP WLS BF H R ER SO BB IBB HBP BLK WP HR S P ERA WHIP										
Frank Kreutzer, L (1, 1) ERA: 3.94	7.0 W 30 3 1 1 0 0 5 0 0 0 0 0 1 25 45 1.29 1.143																					
Ron Kline, R (8, 1) ERA: 2.00	2.0 S 8 1 0 0 0 0 0 0 0 0 0 0 8 8 0.00 0.500																					


Batter	1	2	3	4	5	6	7	8	9	AB	R	H	RBI	BB	SO	LOB	TOP																	
Don Blasingame, L (1, 4) OBP: 0.312, SLG: 0.317	K		K			1-3	3-1			4	0	0	0	0	2	1	Washington Senators @ Minnesota Twins Metropolitan Stadium, Bloomington, MI Sun Aug 30 1964, 4:33 AM EDT Att: 10,340 - Unknown 																	
Jim King, L (1, 9) OBP: 0.344, SLG: 0.433	BB 1B		6-3			E9		F3		3	1	0	0	1	0	0																		
Don Lock, R (1, 8) OBP: 0.350, SLG: 0.466	F8		6-3			6-3		HR		4	1	1	1	0	0	2																		
Roy Sievers, R (1, 3) OBP: 0.259, SLG: 0.319 Joe Cunningham, L (8, 3) OBP: 0.352, SLG: 0.279	BB 1B				K	1-3		P6		3	0	0	0	1	1	1																		
Willie Kirkland, L (1, 7) OBP: 0.287, SLG: 0.341							1-3			3	0	1	1	1	0	0																		
Don Zimmer, R (1, 5) OBP: 0.307, SLG: 0.429 John Kennedy, R (8, 5) OBP: 0.290, SLG: 0.345					K	6-3		P6		4	0	0	0	0	1	3																		
Mike Brumley, L (1, 2) OBP: 0.309, SLG: 0.305 Chuck Hinton, R (9, PH) OBP: 0.344, SLG: 0.432			K			5-3		K		3	1	1	0	0	1	0																		
Ed Brinkman, R (1, 6) OBP: 0.270, SLG: 0.334			6-3			F5		5-3		3	1	0	0	1	0	0																		
Claude Osteen, L (11, 1) OBP: 0.177, SLG: 0.240 Dick Phillips, L (7, PH) OBP: 0.327, SLG: 0.311 Chuck Collier, L (7, PR) OBP: 0.275, SLG: 0.324 Dave Stenhouse, R (7, 1) OBP: 0.275, SLG: 0.353 Alan Koch, R (7, 1) OBP: 0.337, SLG: 0.367 Don Leppert, R (9, PH) OBP: 0.221, SLG: 0.274			6-3			6-3		E9		2	0	0	0	0	0	0																		
Inning Stats	R: 1 E: 0 K: 1 S: 6	H: 1 LOB: 2 BB: 2 P: 14	R: 0 E: 0 K: 1 S: 5	H: 0 LOB: 0 BB: 0 P: 5	R: 0 E: 0 K: 1 S: 5	H: 0 LOB: 0 BB: 0 P: 5	R: 0 E: 0 K: 2 S: 7	H: 0 LOB: 0 BB: 0 P: 7	R: 0 E: 0 K: 0 S: 3	H: 0 LOB: 0 BB: 0 P: 3	R: 0 E: 1 K: 0 S: 4	H: 0 LOB: 1 BB: 0 P: 4	R: 2 E: 1 K: 0 S: 5	H: 2 LOB: 1 BB: 1 P: 9	R: 1 E: 0 K: 0 S: 4	H: 1 LOB: 1 BB: 1 P: 8		R: 0 E: 0 K: 2 S: 7	H: 0 LOB: 0 BB: 0 P: 7	1B: 3 2B: 0 3B: 0 HR: 1	SF: 0 SAC: 0 DP: 0 HBP: 0	WP: 0 PB: 0 SB: 0 CS: 0	PA: 36											
PITCHER	IP WLS BF H R ER SO BB IBB HBP BLK WP HR S P ERA WHIP	IP WLS BF H R ER SO BB IBB HBP BLK WP HR S P ERA WHIP																																
Camilo Pascual, R (1, 1) ERA: 3.48	7.0	28	3	3	2	5	3	0	0	0	0	0	0	0	35	47	2.57	0.857																
Jim Perry, R (8, 1) ERA: 3.83	1.0	W 5	1	1	1	0	1	0	0	0	0	0	1	4	8	9.00	2.000																	
Gerry Arrigo, L (9, 1) ERA: 3.97	1.0	S 3	0	0	0	2	0	0	0	0	0	0	0	7	7	0.00	0.000																	

Batter	1	2	3	4	5	6	7	8	9	AB	R	H	RBI	BB	SO	LOB	BOTTOM																	
Zoilo Versalles, R (1, 6) OBP: 0.309, SLG: 0.432	F2	F9			1-3		K			4	0	0	0	0	1	3	Washington Senators @ Minnesota Twins Metropolitan Stadium, Bloomington, MI Sun Aug 30 1964, 4:33 AM EDT Att: 10,340 - Unknown 																	
Rich Rollins, R (1, 5) OBP: 0.333, SLG: 0.410	FC6-4 1B		5-3				5-3			4	0	2	0	0	0	1																		
Tony Oliva, L (1, 9) OBP: 0.367, SLG: 0.572	FC6-4 1-2		K		L6			HR		4	1	1	1	0	1	2																		
Harmon Killebrew, R (1, 7) OBP: 0.391, SLG: 0.575	5-3		4-3			F9		K		4	0	0	0	0	1	1																		
Bob Allison, R (1, 3) OBP: 0.402, SLG: 0.552		F8			5-3		P4			4	0	0	0	0	1	0																		
Jimmie Hall, L (1, 8) OBP: 0.339, SLG: 0.478		BB 1B			SF9 3B		F7		K2-3	4	2	2	0	0	1	0																		
Earl Batley, R (1, 2) OBP: 0.348, SLG: 0.428 Jim Kaat, L (7, PR) OBP: 0.253, SLG: 0.246 Jim Perry, S (8, 1) OBP: 0.200, SLG: 0.200 Gerry Arrigo, L (9, 1) OBP: 0.214, SLG: 0.154		BB 1B			SF9		HR			2	0	2	1	0	0	0																		
Bernie Allen, L (1, 4) OBP: 0.313, SLG: 0.333		FC1-5 1-2 2H			3H F8		F9			3	0	1	1	0	0	1																		
Camilo Pascual, R (1, 1) OBP: 0.253, SLG: 0.253 Don Mincher, L (7, PH) OBP: 0.316, SLG: 0.610 Jerry Zimmerman, R (8, 2) OBP: 0.290, SLG: 0.241		FC1-5 1-2 2-3H			P5		HR			2	0	0	0	0	0	2																		
Inning Stats	R: 0 E: 0 K: 0 S: 4	H: 1 LOB: 1 BB: 0 P: 4	R: 1 E: 0 K: 0 S: 6	H: 3 LOB: 2 BB: 0 P: 6	R: 0 E: 0 K: 1 S: 5	H: 0 LOB: 0 BB: 0 P: 5	R: 1 E: 0 K: 0 S: 4	H: 1 LOB: 0 BB: 0 P: 4	R: 0 E: 0 K: 0 S: 3	H: 0 LOB: 0 BB: 0 P: 3	R: 2 E: 0 K: 1 S: 7	H: 2 LOB: 1 BB: 0 P: 7	R: 1 E: 0 K: 3 S: 10	H: 1 LOB: 0 BB: 0 P: 10	1B: 5 2B: 1 3B: 1 HR: 2	SF: 1 SAC: 0 DP: 0 HBP: 0		WP: 0 PB: 0 SB: 0 CS: 0	PA: 33															
PITCHER	IP WLS BF H R ER SO BB IBB HBP BLK WP HR S P ERA WHIP	IP WLS BF H R ER SO BB IBB HBP BLK WP HR S P ERA WHIP																																
Claude Osteen, L (1, 1) ERA: 3.3	6.0	24	6	2	2	1	0	0	0	0	0	0	0	1	3	3	54.00	6.000																
Dave Stenhouse, R (7, 1) ERA: 5.2	0.1	3	2	2	2	0	0	0	0	0	1	3	3	54.00	6.000																			
Alan Koch, R (7, 1) ERA: 5.16	1.2	L 6	1	1	1	4	0	0	0	0	1	14	14	5.40	0.600																			

Batter	1	2	3	4	5	6	7	8	9	AB	R	H	RBI	BB	SO	LOB	TOP						
Ed Brinkman, R (1,6) OBP: 0.270, SLG: 0.334 Don Zimmer, R (8,PH) OBP: 0.306, SLG: 0.427	K		K			FC4 1B		F2		3	0	1	0	0	2	0	Washington Senators @ Minnesota Twins Metropolitan Stadium, Bloomington, MI Mon Aug 31 1964, 4:33 AM EDT Att: 4,966 - Unknown livebaseballscorecards.com						
Don Blasingame, L (1,4) OBP: 0.312, SLG: 0.316	F7			P4		FC4		1B		4	0	1	1	0	0	1							
Jim King, L (1,9) OBP: 0.341, SLG: 0.430 Fred Valentine, S (8,PH) OBP: 0.313, SLG: 0.317	G3			F8		1-3		K		3	0	0	0	0	0	1							
Willie Kirkland, L (1,7) OBP: 0.282, SLG: 0.335		P4		P4			4-3		P1	4	0	0	0	0	0	0							
Don Lock, R (1,8) OBP: 0.351, SLG: 0.468					F7		F8		G3 1B	4	0	2	0	0	0	0							
Mike Brumley, L (1,2) OBP: 0.306, SLG: 0.302		2B		F9			G3		G3	4	0	0	0	0	1	2							
Joe Cunningham, L (1,3) OBP: 0.355, SLG: 0.280		F8				1B		PB 1B BB	K	3	1	1	0	1	1	2							
John Kennedy, R (1,5) OBP: 0.289, SLG: 0.344 Dick Phillips, L (8,PH) OBP: 0.321, SLG: 0.310 Bennie Daniels, L (8,1) OBP: 0.214, SLG: 0.211			F8		F9			K		2	0	0	0	0	0	1							
Buster Narum, R (1,1) OBP: 0.018, SLG: 0.018 Roy Sievers, R (8,PH) OBP: 0.294, SLG: 0.319 Chuck Cottier, R (8,PH) OBP: 0.275, SLG: 0.324			K			K		1B 1-2 BB		0	0	0	0	1	0	0							
Inning Stats	R: 0 E: 0 K: 1 S: 5	H: 0 LOB: 0 BB: 0 P: 5	R: 0 E: 0 K: 1 S: 6	H: 1 LOB: 1 BB: 0 P: 6	R: 0 E: 0 K: 2 S: 7	H: 0 LOB: 0 BB: 0 P: 7	R: 0 E: 0 K: 0 S: 3	H: 0 LOB: 0 BB: 0 P: 3	R: 0 E: 0 K: 0 S: 4	H: 1 LOB: 1 BB: 0 P: 4	R: 0 E: 0 K: 1 S: 6	H: 1 LOB: 1 BB: 0 P: 6	R: 0 E: 0 K: 0 S: 3	H: 0 LOB: 0 BB: 0 P: 3	R: 1 E: 0 K: 2 S: 8	H: 1 LOB: 3 BB: 2 P: 16		R: 0 E: 0 K: 1 S: 6	H: 1 LOB: 1 BB: 0 P: 6	1B: 4 2B: 1 3B: 0 HR: 0	SF: 0 SAC: 0 DP: 0 HBP: 0	WP: 0 PB: 1 SB: 0 CS: 0	PA: 34
PITCHER	IP WLS BF H R ER SO BB IBB HBP BLK WP HR S P ERA WHIP																						
Mudcat Grant, R (1,1) ERA: 3.98 Bill Pleis, L (8,1) ERA: 4.87	7.2 W 29 4 1 1 6 2 0 0 0 0 0 0 0 1.17 0.783																						
1.1 S 5 1 0 0 2 0 0 0 0 0 0 0 9 9 0.00 0.750																							

Batter	1	2	3	4	5	6	7	8	9	AB	R	H	RBI	BB	SO	LOB	BOTTOM				
Zoilo Versalles, R (1,6) OBP: 0.310, SLG: 0.438	K		HR		4-3		2-3 1B			4	1	2	1	0	1	0	Washington Senators @ Minnesota Twins Metropolitan Stadium, Bloomington, MI Mon Aug 31 1964, 4:33 AM EDT Att: 4,966 - Unknown livebaseballscorecards.com				
Rich Rollins, R (1,5) OBP: 0.333, SLG: 0.409	CS 1B		F2		E5		K			4	0	1	0	0	1	2					
Tony Oliva, L (1,9) OBP: 0.368, SLG: 0.573	1-2 2B			1B 2B 1B	F8		P6			4	1	2	0	0	0	1					
Harmon Killebrew, R (1,7) OBP: 0.388, SLG: 0.570 Bob Allison, R (8,7) OBP: 0.402, SLG: 0.552	K			P4		L6		5-3		4	0	0	0	0	1	2					
Don Mincher, L (1,3) OBP: 0.315, SLG: 0.603		4-3		2B FC4-2 1B		F2		F9		4	0	1	0	0	0	0					
Jimmie Hall, L (1,8) OBP: 0.339, SLG: 0.480		G3		FC4-2 1-3 2-H		F7				3	0	1	1	0	0	0					
Earl Batley, R (1,2) OBP: 0.348, SLG: 0.427		F3		FC4-2		1B 4-3 1B				3	0	1	0	0	0	2					
Bernie Allen, L (1,4) OBP: 0.309, SLG: 0.329			F9	F9		4-3				3	0	0	0	0	0	3					
Mudcat Grant, R (1,1) OBP: 0.232, SLG: 0.333 Bill Pleis, L (8,1) OBP: 0.400, SLG: 0.250		G3			K		K			3	0	0	0	0	2	1					
Inning Stats	R: 0 E: 0 K: 2 S: 8	H: 2 LOB: 1 BB: 0 P: 8	R: 0 E: 0 K: 0 S: 3	H: 0 LOB: 0 BB: 0 P: 3	R: 1 E: 0 K: 0 S: 4	H: 1 LOB: 0 BB: 0 P: 4	R: 1 E: 0 K: 0 S: 6	H: 3 LOB: 2 BB: 0 P: 6	R: 0 E: 0 K: 1 S: 6	H: 0 LOB: 1 BB: 0 P: 6	R: 0 E: 0 K: 0 S: 3	H: 0 LOB: 0 BB: 0 P: 3	R: 0 E: 0 K: 2 S: 9	H: 2 LOB: 2 BB: 0 P: 9	R: 0 E: 0 K: 0 S: 3	H: 0 LOB: 0 BB: 0 P: 3		1B: 5 2B: 2 3B: 0 HR: 1	SF: 0 SAC: 0 DP: 0 HBP: 0	WP: 0 PB: 0 SB: 0 CS: 1	PA: 32
PITCHER	IP WLS BF H R ER SO BB IBB HBP BLK WP HR S P ERA WHIP																				
Buster Narum, R (1,1) ERA: 3.78 Bennie Daniels, R (8,1) ERA: 4.4	7.0 L 29 8 2 2 5 0 0 0 0 0 0 1 39 3 2.57 1.143																				
1.0 3 0 0 0 0 0 0 0 0 0 0 3 3 0.00 0.000																					


Batter	1	2	3	4	5	6	7	8	9	AB R H RBI BB SO LOB	TOP												
Jackie Brandt, R (1, 8) OBP: 0.296, SLG: 0.373	4-0 FC1-4 E BB		0-0 4-3			0-0 F2		0-3 K		3 0 0 0 1 1 0	<p>Baltimore Orioles @ Minnesota Twins Metropolitan Stadium, Bloomington, MI</p> <p>Wed Sep 02 1964, 8:05 PM EDT Att: 15,621 - Unknown</p> <p>livebaseballscores.com</p> <p>AB 31 R 2 H 4 RBI 2 BB 2 SO 9 LOB 11</p> 												
Luis Aparicio, R (1, 6) OBP: 0.314, SLG: 0.367	0-0 FC1-4-5 WP 1-3		0-3 K			0-0 F7		0-0 HR	4 1 1 1 0 1 1														
Norm Siebern, L (1, 3) OBP: 0.384, SLG: 0.378	0-3 K			0-0 L9		0-3 K		0-0 2B	4 0 1 0 0 2 1														
Brooks Robinson, R (1, 5) OBP: 0.349, SLG: 0.490	0-0 6-3			0-0 F5		0-0 F9		0-0 5-3	4 0 0 0 0 0 2														
Sam Bowens, R (1, 9) OBP: 0.337, SLG: 0.483		0-0 HR		0-0 F7		4-0 1-3 BB		0-3 K	3 1 1 1 1 1 1														
Earl Robinson, R (1, 7) OBP: 0.308, SLG: 0.418	0-3 K			0-0 1B		0-0 1-3 1-2		0-0 4-3	4 0 1 0 0 1 2														
John Orsino, R (1, 2) OBP: 0.284, SLG: 0.359	0-0 6-3			0-0 F9		0-0 F7			3 0 0 0 0 0 2														
Jerry Adair, R (1, 4) OBP: 0.280, SLG: 0.333	0-0 L8			0-3 K				0-0 4-3	3 0 0 0 0 1 1														
Mitt Pappas, R (1, 1) OBP: 0.192, SLG: 0.151			0-0 F6		0-3 K			0-3 K	3 0 0 0 0 2 1														
Inning Stats	R: 0 E: 1 K: 1 S: 5	H: 0 LOB: 1 BB: 1 P: 9	R: 1 E: 0 K: 1 S: 6	H: 1 LOB: 0 BB: 0 P: 6	R: 0 E: 0 K: 1 S: 5	H: 0 LOB: 0 BB: 0 P: 5	R: 0 E: 0 K: 0 S: 3	H: 0 LOB: 0 BB: 0 P: 3	R: 0 E: 0 K: 2 S: 8	H: 1 LOB: 1 BB: 0 P: 8		R: 0 E: 0 K: 1 S: 5	H: 0 LOB: 0 BB: 0 P: 5	R: 0 E: 0 K: 0 S: 3	H: 0 LOB: 1 BB: 1 P: 7	R: 0 E: 0 K: 2 S: 7	H: 0 LOB: 0 BB: 0 P: 7	R: 1 E: 0 K: 1 S: 7	H: 2 LOB: 1 BB: 0 P: 7	1B: 1 2B: 1 3B: 0 HR: 2	SF: 0 SAC: 0 DP: 0 HBP: 0	WP: 1 PB: 0 SB: 0 CS: 0	PA: 33
PITCHER	IP WLS BF H R ER SO BB IBB HBP BLK WP HR S P ERA WHIP											PITCHER	IP WLS BF H R ER SO BB IBB HBP BLK WP HR S P ERA WHIP										
Dick Stigman, L (1, 1) ERA: 3.81	8.0 L 30 4 2 2 8 2 0 0 0 1 2 44 52 2.25 0.750											Johnny Klippstein, R (9, 1) ERA: 2.7	1.0 3 0 0 0 1 0 0 0 0 0 0 5 5 0.00 0.000										

Batter	1	2	3	4	5	6	7	8	9	AB R H RBI BB SO LOB	BOTTOM												
Jerry Kindall, R (1, 4) OBP: 0.267, SLG: 0.304	0-3 K		0-0 F6			0-0 1-3			0-3 K	3 0 0 0 0 1 1	<p>Baltimore Orioles @ Minnesota Twins Metropolitan Stadium, Bloomington, MI</p> <p>Wed Sep 02 1964, 8:05 PM EDT Att: 15,621 - Unknown</p> <p>livebaseballscores.com</p> <p>AB 28 R 0 H 1 RBI 0 BB 1 SO 10 LOB 3</p> 												
Bob Allison, R (9, FH) OBP: 0.399, SLG: 0.547									0-0 K	1 0 0 0 0 1 0													
Rich Rollins, R (1, 5) OBP: 0.331, SLG: 0.405	0-0 L7			0-0 6-3		0-3 K		0-3 K	4 0 0 0 0 2 0														
Tony Oliva, L (1, 9) OBP: 0.365, SLG: 0.568	0-0 4-3			0-3 K		0-0 1-3			0-0 K	3 0 0 0 0 1 0													
Harmon Killebrew, R (1, 7) OBP: 0.387, SLG: 0.578		0-3 K		0-0 F2		0-3 K			0-0 K	3 0 0 0 0 2 0													
Don Mincher, L (1, 3) OBP: 0.311, SLG: 0.594	0-0 4-3			0-0 F6		0-0 G3		0-0 G3	3 0 0 0 0 0 0														
Jimmie Hall, L (1, 8) OBP: 0.334, SLG: 0.473	0-3 K			0-0 3-1		0-0 F8		0-0 F8	3 0 0 0 0 1 0														
Zolio Versalles, R (1, 6) OBP: 0.310, SLG: 0.438			0-0 F3		0-0 5-3			0-0 1B	3 0 1 0 0 0 0														
Earl Batley, R (1, 2) OBP: 0.345, SLG: 0.420			4-0 BB		0-0 6-3		0-0 F4		0-0 F4	2 0 0 0 1 0 1													
Dick Stigman, R (1, 1) OBP: 0.130, SLG: 0.134			0-3 K		0-3 K			0-0 F9	2 0 0 0 0 2 1														
Johnny Klippstein, R (9, 1) Frank Kostro, R (9, FH) OBP: 0.236, SLG: 0.368									0 0 0 0 0 0 0 1 0 0 0 0 0 0														
Inning Stats	R: 0 E: 0 K: 1 S: 5	H: 0 LOB: 0 BB: 0 P: 5	R: 0 E: 0 K: 2 S: 7	H: 0 LOB: 0 BB: 0 P: 7	R: 0 E: 0 K: 1 S: 5	H: 0 LOB: 1 BB: 1 P: 9	R: 0 E: 0 K: 1 S: 5	H: 0 LOB: 0 BB: 0 P: 5	R: 0 E: 0 K: 2 S: 7	H: 0 LOB: 0 BB: 0 P: 7	R: 0 E: 0 K: 0 S: 4	H: 1 LOB: 1 BB: 0 P: 4	R: 0 E: 0 K: 2 S: 7	H: 0 LOB: 0 BB: 0 P: 7	1B: 1 2B: 0 3B: 0 HR: 0	SF: 0 SAC: 0 DP: 0 HBP: 0	WP: 0 PB: 0 SB: 0 CS: 0	PA: 29					
PITCHER	IP WLS BF H R ER SO BB IBB HBP BLK WP HR S P ERA WHIP											PITCHER	IP WLS BF H R ER SO BB IBB HBP BLK WP HR S P ERA WHIP										
Mitt Pappas, R (1, 1) ERA: 2.61	9.0 W 29 1 0 0 10 1 0 0 0 0 0 48 52 0.00 0.222																						

Batter	1	2	3	4	5	6	7	8	9	AB	R	H	RBI	BB	SO	LOB	TOP			
Chuck Schilling, R (1, 4) OBP: 0.280, SLG: 0.234	E7 HR	F4			K		F4		1B	5	1	1	1	0	1	2				
Felix Mantilla, R (1, 7) OBP: 0.338, SLG: 0.540	HR		F9		2B		4-3		1B	5	1	3	2	0	0	1				
Carl Yastrzemski, L (1, 8) OBP: 0.380, SLG: 0.465	4-3		6-3		1-3			4-3	1-3	5	0	0	0	0	0	3				
Dick Stuart, R (1, 3) OBP: 0.312, SLG: 0.486	1B		5-3			K		4-3		4	0	1	0	0	1	0				
Lee Thomas, L (1, 9) OBP: 0.324, SLG: 0.406	F2				F8		E4		E9	4	0	0	0	0	0	1				
Frank Malzone, R (1, 5) OBP: 0.310, SLG: 0.364	K				K		F5		5-3	4	0	0	0	0	2	3				
Eddie Bressoud, R (1, 6) OBP: 0.368, SLG: 0.473		F7			2B		5-3		1B	4	1	2	0	0	0	1				
Bob Tillman, R (1, 2) OBP: 0.358, SLG: 0.450		FC3-5			F5		5-3		5-3	4	0	1	0	0	0	2				
Bob Heffner, R (1, 1) OBP: 0.158, SLG: 0.216									5-3	2	0	0	0	0	0	1				
Dalton Jones, L (7, PH) OBP: 0.287, SLG: 0.347		FC3-5			6-3					1	0	1	0	0	0	0				
Jay Ritchie, R (7, 1) OBP: 0.250, SLG: 0.250										0	0	0	0	0	0	0				
Dave Gray, R (8, 1) OBP: 1.000, SLG: 1.000										0	0	0	0	0	0	0				
Tony Contiglaro, R (9, PH) OBP: 0.340, SLG: 0.523		2-3								1	0	0	0	0	0	1				
Inning Stats	R: 2 E: 1 K: 1 S: 8	H: 2 LOB: 1 BB: 0 P: 8	R: 0 E: 0 K: 0 S: 4	H: 1 LOB: 1 BB: 0 P: 4	R: 0 E: 0 K: 0 S: 3	H: 0 LOB: 0 BB: 0 P: 3	R: 0 E: 0 K: 1 S: 6	H: 1 LOB: 1 BB: 0 P: 6	R: 0 E: 1 K: 1 S: 6	H: 0 LOB: 1 BB: 0 P: 6	R: 0 E: 0 K: 0 S: 4	H: 1 LOB: 1 BB: 0 P: 4	R: 0 E: 1 K: 0 S: 4	H: 0 LOB: 1 BB: 0 P: 4	R: 1 E: 0 K: 0 S: 6	H: 3 LOB: 2 BB: 0 P: 6	1B: 4 2B: 4 3B: 0 HR: 1	SF: 0 SAC: 0 DP: 0 HBP: 0	WP: 0 PB: 0 SB: 0 CS: 0	PA: 39
PITCHER Mudcat Grant, R (1, 1) ERA: 3.89	IP: 9.0 WLS: W BF: 39 H: 9 R: 3 ER: 2 SO: 4 BB: 0 IBB: 0 HBP: 0 BLK: 0 WP: 0 HR: 1 S: 47 P: 47 ERA: 2.00 WHIP: 1.000															PITCHER				

Boston Red Sox @ Minnesota Twins
Metropolitan Stadium, Bloomington, MI
Fri Sep 04 1964, 8:05 PM EDT
Att: 9,318 - Unknown


AB 39
R 3
H 9
RBI 3
BB 0
SO 4
LOB 15



Batter	1	2	3	4	5	6	7	8	9	AB	R	H	RBI	BB	SO	LOB	BOTTOM													
Rich Rollins, R (1, 5) OBP: 0.333, SLG: 0.404	F6		1B HR		F8		3B	E WP 1B		4	3	2	0	1	0	0														
Zoilo Versalles, R (1, 6) OBP: 0.310, SLG: 0.445	5-3		HR		HR		HR	WP IHR		5	4	3	2	0	0	1														
Tony Oliva, L (1, 9) OBP: 0.363, SLG: 0.573	F7		K		F7		HR	IHR		5	2	2	4	0	1	2														
Harmon Killebrew, R (1, 7) OBP: 0.389, SLG: 0.583		1-3			6-3		K	PB 1B		4	2	2	3	1	1	0														
Bob Allison, R (8, PR) OBP: 0.399, SLG: 0.544		1B BB	HR					1B		0	1	0	0	0	0	0														
Don Mincher, L (1, 3) OBP: 0.316, SLG: 0.601							E3 WP 1B			5	1	3	1	0	0	1														
Rich Reese, L (8, PR) (9, 3)		F9					1B	1B		0	0	0	0	0	0	0														
Jimmie Hall, L (1, 8) OBP: 0.336, SLG: 0.472		1-3			K		CS 1B	1B		5	0	2	1	0	1	3														
Earl Batley, R (1, 2) OBP: 0.245, SLG: 0.419					6-3					3	0	1	1	0	0	1														
Jerry Zimmerman, R (7, 2) OBP: 0.294, SLG: 0.239		1B					G1	K		1	1	0	0	1	1	3														
Frank Kostro, R (1, 4) OBP: 0.237, SLG: 0.375										3	0	0	0	0	0	1														
Jerry Kindall, R (7, 4) OBP: 0.291, SLG: 0.297		F9			E4		F7	F8		1	0	0	0	0	0	1														
Mudcat Grant, R (1, 1) OBP: 0.219, SLG: 0.313					F2		G6-4-3	K		4	0	0	0	0	2	2														
Inning Stats	R: 0 E: 0 K: 0 S: 3	H: 0 LOB: 0 BB: 0 P: 3	R: 1 E: 0 K: 0 S: 4	H: 1 LOB: 1 BB: 1 P: 8	R: 3 E: 0 K: 2 S: 11	H: 4 LOB: 1 BB: 0 P: 11	R: 0 E: 1 K: 0 S: 3	H: 0 LOB: 0 BB: 0 P: 3	R: 1 E: 0 K: 0 S: 4	H: 1 LOB: 0 BB: 0 P: 4	R: 1 E: 1 K: 0 S: 4	H: 1 LOB: 0 BB: 0 P: 4	R: 3 E: 0 K: 2 S: 10	H: 3 LOB: 1 BB: 1 P: 14	R: 5 E: 1 K: 2 S: 13	H: 5 LOB: 3 BB: 1 P: 17	1B: 9 2B: 0 3B: 2 HR: 4	SF: 0 SAC: 0 DP: 1 HBP: 0	WP: 2 PB: 1 SB: 0 CS: 1	PA: 43										
PITCHER Bob Heffner, R (1, 1) ERA: 4.06	IP: 6.0 WLS: L BF: 26 H: 7 R: 6 ER: 5 SO: 2 BB: 1 IBB: 0 HBP: 0 BLK: 0 WP: 1 HR: 2 S: 29 P: 33 ERA: 7.50 WHIP: 1.333															PITCHER														
Jay Ritchie, R (7, 1) ERA: 3.96	1.0	7	3	3	3	2	1	0	0	0	0	1	10	14	27.00	4.000														
Dave Gray, R (8, 1) ERA: 6.94	1.0	10	5	5	0	2	1	0	0	0	1	0	13	17	0.00	6.000														

Boston Red Sox @ Minnesota Twins
Metropolitan Stadium, Bloomington, MI
Fri Sep 04 1964, 8:05 PM EDT
Att: 9,318 - Unknown

AB 40
R 14
H 15
RBI 12
BB 3
SO 6
LOB 15



Batter	1	2	3	4	5	6	7	8	9	AB	R	H	RBI	BB	SO	LOB	TOP					
Chuck Schilling, R OBP: 0.277, SLG: 0.240	5-3		1B		F5	K		4-3		5	1	1	0	0	1	0						
Felix Mantilla, R OBP: 0.341, SLG: 0.543	E6		HBP		HBP				K	4	1	2	0	0	1	0						
Carl Yastrzemski, L OBP: 0.382, SLG: 0.465	F7		F6		HBP					4	1	2	0	1	0	3						
Dick Stuart, R OBP: 0.314, SLG: 0.487			G6-4-3		F3				F9	3	0	2	1	0	0	2						
Tony Horton, R OBP: 0.293, SLG: 0.318			1B							2	0	0	0	0	1	3						
Tony Conigliaro, R OBP: 0.338, SLG: 0.520	F8		G6-4-3							2	0	0	0	0	0	4						
Al Smith, R OBP: 0.257, SLG: 0.286			1-2		HBP					2	0	2	2	0	0	0						
Frank Malzone, R OBP: 0.313, SLG: 0.369					K					5	0	3	0	0	1	4						
Eddie Bressoud, R OBP: 0.368, SLG: 0.477		6-3			F2				F9	4	1	1	1	0	0	4						
Bob Tillman, R OBP: 0.357, SLG: 0.448		L5			F8				F7	4	0	1	0	0	0	2						
Jack Lamabe, R OBP: 0.173, SLG: 0.163										1	0	0	0	0	1	1						
Bill Spanswick, L OBP: 0.375, SLG: 0.286										1	0	0	0	0	1	1						
Dick Williams, R OBP: 0.324, SLG: 0.493										1	0	0	0	0	0	1						
Jay Ritchie, R OBP: 0.319, SLG: 0.259										1	0	0	0	0	0	0						
Dalton Jones, L OBP: 0.362, SLG: 0.346										1	0	0	0	0	1	0						
Ed Connolly, L OBP: 0.154, SLG: 0.093										0	0	0	0	0	0	0						
Inning Stats	R: 0 E: 1 K: 0 S: 5	H: 1 LOB: 2 BB: 0 P: 5	R: 0 E: 0 K: 1 S: 6	H: 1 LOB: 1 BB: 0 P: 6	R: 1 E: 0 K: 0 S: 4	H: 2 LOB: 1 BB: 0 P: 5	R: 0 E: 0 K: 1 S: 6	H: 1 LOB: 1 BB: 0 P: 6	R: 0 E: 0 K: 1 S: 7	H: 2 LOB: 3 BB: 0 P: 8	R: 1 E: 0 K: 1 S: 6	H: 2 LOB: 0 BB: 0 P: 6	R: 1 E: 0 K: 1 S: 7	H: 3 LOB: 2 BB: 1 P: 11	R: 0 E: 0 K: 1 S: 5	H: 0 LOB: 0 BB: 0 P: 5	R: 1 E: 0 K: 1 S: 7	H: 2 LOB: 1 BB: 0 P: 7	1B: 9 2B: 4 3B: 0 HR: 1	SF: 0 SAC: 0 DP: 2 HBP: 2	WP: 0 PB: 0 SB: 0 CS: 0	PA: 42
PITCHER	IP WLS BF H R ER SO BB IBB HBP BLK WP HR S P ERA WHIP																	ERA WHIP				
Jim Kaat, L ERA: 3.26	(1, 1) 6.1 W 32 11 3 3 5 1 0 2 0 0 1 39 45 4.26 1.895																					
Jim Perry, R ERA: 3.78	(7, 1) 2.2 S 10 3 1 1 2 0 0 0 0 0 0 0 14 14 3.38 1.125																					

Boston Red Sox @ Minnesota Twins
Metropolitan Stadium, Bloomington, MI
Sat Sep 05 1964, 4:33 AM EDT
Att: 10,279 - Unknown

AB 39
R 4
H 14
RBI 4
BB 1
SO 7
LOB 25



Batter	1	2	3	4	5	6	7	8	9	AB	R	H	RBI	BB	SO	LOB	BOTTOM			
Rich Rollins, R OBP: 0.334, SLG: 0.403	K		HR		E8			F4		4	1	1	1	1	1	1				
Johnny Goryl, R OBP: 0.221, SLG: 0.184		F4	HR		2B					0	0	0	0	0	0	0				
Zoilo Versalles, R OBP: 0.311, SLG: 0.452			K		F3			K		5	1	2	3	0	2	2				
Tony Oliva, L OBP: 0.363, SLG: 0.570					K			K		4	1	1	0	1	2	2				
Harmon Killebrew, R OBP: 0.347, SLG: 0.581										2	1	0	0	2	1	2				
Bob Allison, R OBP: 0.399, SLG: 0.544										0	0	0	0	0	0	0				
Don Mincher, L OBP: 0.315, SLG: 0.595										4	1	1	1	0	2	3				
Jimmie Hall, L OBP: 0.336, SLG: 0.477										4	1	1	1	0	2	2				
Earl Batley, R OBP: 0.347, SLG: 0.418										3	1	1	0	1	0	1				
Jerry Zimmerman, R OBP: 0.294, SLG: 0.239										0	0	0	0	0	0	0				
Frank Kostro, R OBP: 0.253, SLG: 0.378										2	1	1	1	1	0	1				
Jerry Kindall, R OBP: 0.259, SLG: 0.295										1	1	0	0	0	1	0				
Jim Kaat, L OBP: 0.250, SLG: 0.257										2	1	1	2	0	0	1				
Jim Perry, S OBP: 0.182, SLG: 0.182										1	0	0	0	0	0	0				
Inning Stats	R: 0 E: 0 K: 2 S: 8	H: 1 LOB: 2 BB: 1 P: 12	R: 1 E: 0 K: 0 S: 5	H: 2 LOB: 1 BB: 0 P: 5	R: 3 E: 1 K: 1 S: 10	H: 5 LOB: 3 BB: 3 P: 22	R: 0 E: 0 K: 2 S: 7	H: 0 LOB: 1 BB: 1 P: 11	R: 1 E: 1 K: 1 S: 6	H: 1 LOB: 2 BB: 1 P: 10	R: 0 E: 0 K: 2 S: 7	H: 0 LOB: 0 BB: 0 P: 7	R: 0 E: 0 K: 1 S: 5	H: 0 LOB: 0 BB: 0 P: 5	R: 0 E: 0 K: 2 S: 7	H: 0 LOB: 0 BB: 0 P: 7	1B: 5 2B: 2 3B: 0 HR: 2	SF: 0 SAC: 1 DP: 0 HBP: 0	WP: 1 PB: 0 SB: 0 CS: 0	PA: 39
PITCHER	IP WLS BF H R ER SO BB IBB HBP BLK WP HR S P ERA WHIP																	ERA WHIP		
Jack Lamabe, R ERA: 5.53	(1, 1) 2.2 L 18 7 7 3 3 3 0 0 0 0 1 1 15 27 11.57 2.143																			
Bill Spanswick, L ERA: 5.99	(3, 1) 2.1 12 2 3 3 3 3 0 0 0 0 0 0 12 12 0.00 0.000																			
Jay Ritchie, R ERA: 3.67	(6, 1) 2.0 6 0 0 0 3 0 0 0 0 0 0 0 7 7 0.00 0.000																			
Ed Connolly, L ERA: 4.95	(8, 1) 1.0 3 0 0 0 2 0 0 0 0 0 0 0 7 7 0.00 0.000																			

Boston Red Sox @ Minnesota Twins
Metropolitan Stadium, Bloomington, MI
Sat Sep 05 1964, 4:33 AM EDT
Att: 10,279 - Unknown

AB 32
R 10
H 9
RBI 9
BB 6
SO 11
LOB 15



Batter	1	2	3	4	5	6	7	8	9	10	11	AB	R	H	RBI	BB	SO	LOB	TOP						
Tony Kubek, L OBP: 0.282, SLG: 0.353 (1, 6)	HR		K		WP HR 6-3 1B	4-3			4-3		SH3-1 2B	6	3	3	1	0	1	2							
Bobby Richardson, R OBP: 0.268, SLG: 0.333 (1, 4)	L8		L6		6-3		1-3		3-1		SH3-1	5	0	0	0	0	0	1							
Roger Maris, L OBP: 0.377, SLG: 0.473 (1, 9)	K				HR				WP WP 1B			5	1	4	3	1	1	0							
Mickey Mantle, S OBP: 0.420, SLG: 0.592 Bill Stafford, R OBP: 0.077, SLG: 0.154 Whitey Ford, L OBP: 0.258, SLG: 0.151 (1, 7) (11, 1) (11, 1)	5-3		K2-3		K2-3		F4		WP 1B			4	0	0	0	2	2	2							
Elston Howard, R OBP: 0.357, SLG: 0.436 (1, 2)			E5 FC3-6		K				K		4-3	6	1	2	0	0	2	4							
Tom Tresh, S OBP: 0.348, SLG: 0.402 (1, 8)	K		K		K		F3		K		K	5	0	0	0	0	4	4							
Joe Pepitone, L OBP: 0.275, SLG: 0.404 (1, 3)	FC3-6						F7		1-3		6-3	5	0	1	0	0	0	2							
Clete Boyer, R OBP: 0.266, SLG: 0.303 (1, 5)							F9		6-3		4-3	4	0	1	0	1	0	1							
Jim Bouton, R Pete Mikkelsen, R Steve Hamilton, L Pedro Ramos, R Hal Reniff, R Johnny Blanchard, L Hector Lopez, R (1, 1) (8, 1) (8, 1) (8, 1) (10, 1) (11, PH) (11, 7)	K				F3				K2-3		K2-3	4	0	1	1	0	2	2							
Inning Stats	R: 1 E: 0 K: 1 S: 6	H: 1 LOB: 0 BB: 0 P: 6	R: 0 E: 2 K: 2 S: 8	H: 0 LOB: 2 BB: 1 P: 12	R: 0 E: 0 K: 2 S: 8	H: 1 LOB: 1 BB: 0 P: 8	R: 0 E: 0 K: 2 S: 8	H: 1 LOB: 1 BB: 0 P: 8	R: 2 E: 0 K: 1 S: 7	H: 2 LOB: 0 BB: 0 P: 7	R: 1 E: 0 K: 0 S: 6	H: 3 LOB: 2 BB: 0 P: 6	R: 0 E: 0 K: 1 S: 5	H: 0 LOB: 0 BB: 0 P: 5	R: 0 E: 0 K: 1 S: 6	H: 1 LOB: 2 BB: 1 P: 10	R: 0 E: 0 K: 1 S: 5	H: 0 LOB: 0 BB: 0 P: 5	R: 0 E: 0 K: 1 S: 7	H: 2 LOB: 2 BB: 1 P: 11	1B: 9 2B: 1 3B: 0 HR: 2	SF: 0 SAC: 1 DP: 0 HBP: 0	WP: 3 PB: 0 SB: 0 CS: 0	PA: 50	
PITCHER	IP 5.2	WLS 0.1	BF 1	H 0	R 0	ER 0	SO 0	BB 0	IBB 0	HBP 0	BLK 0	WP 0	HR 0	S 1	P 1	ERA 0.00	WHIP 0.000								
Dick Stigman, L ERA: 3.85 Gary Dotter, L ERA: Bill Pleis, L ERA: 4.43 Al Worthington, R ERA: 1.75 (1, 1) (6, 1) (7, 1) (9, 1)																									

New York Yankees @ Minnesota Twins
Metropolitan Stadium, Bloomington, MI
Mon Sep 07 1964, 4:33 AM EDT
Alt. 28,473 - Overcast - 67 F

livebaseballscores.com

AB 45
R 5
H 12
RBI 5
BB 4
SO 13
LOB 18



Batter	1	2	3	4	5	6	7	8	9	10	11	AB	R	H	RBI	BB	SO	LOB	BOTTOM						
Rich Rollins, R OBP: 0.331, SLG: 0.399 (1, 5)	K			F9		F9		2B 1B		F3		5	1	1	0	0	1	0							
Zolo Versailles, R OBP: 0.310, SLG: 0.456 (1, 6)	F3			F8		F3		1B 2B		6-3		5	1	1	0	0	0	0							
Tony Oliva, L OBP: 0.362, SLG: 0.566 (1, 9)	4-3						F6			4-3		5	0	2	2	0	0	0							
Harmon Killebrew, R OBP: 0.385, SLG: 0.671 (1, 7)		P3		F5			L7		2H 3H 1B		E5	5	0	0	0	0	1	2							
Don Mincher, L OBP: 0.309, SLG: 0.577 (1, 3)		F9					K			F9		5	0	0	0	0	1	1							
Jimmie Hall, L OBP: 0.336, SLG: 0.475 (1, 8)	4-3									K		5	1	3	0	0	1	0							
Earl Battey, R OBP: 0.343, SLG: 0.413 Jim Kaat, L OBP: 0.250, SLG: 0.257 Jerry Zimmerman, R OBP: 0.294, SLG: 0.239 Ron Henry, R OBP: 0.107, SLG: 0.324 (1, 2) (9, PR) (10, 2) (11, PH)										HR 1B		4	0	1	0	0	0	2							
Frank Kostro, R OBP: 0.259, SLG: 0.367 Jerry Kindall, R OBP: 0.255, SLG: 0.290 (1, 4) (9, PR) (10, 4)											FC5 1B	4	0	1	0	0	0	2							
Dick Stigman, R Gary Dotter, L Rich Reese, L Bill Pleis, L Bob Allison, R Al Worthington, R (1, 1) (8, 1) (8, PH) (7, 1) (8, PH) (8, 1)											FC5 BB 1B	4	0	0	0	0	0	0							
Inning Stats	R: 0 E: 0 K: 1 S: 5	H: 0 LOB: 0 BB: 0 P: 5	R: 0 E: 0 K: 0 S: 3	H: 0 LOB: 0 BB: 0 P: 3	R: 0 E: 0 K: 0 S: 2	H: 0 LOB: 0 BB: 1 P: 6	R: 0 E: 0 K: 0 S: 4	H: 1 LOB: 1 BB: 0 P: 4	R: 0 E: 0 K: 0 S: 4	H: 0 LOB: 0 BB: 0 P: 3	R: 0 E: 0 K: 1 S: 3	H: 0 LOB: 0 BB: 0 P: 5	R: 4 E: 0 K: 1 S: 10	H: 5 LOB: 1 BB: 0 P: 10	R: 0 E: 0 K: 1 S: 7	H: 2 LOB: 2 BB: 0 P: 7	R: 0 E: 0 K: 0 S: 3	H: 0 LOB: 0 BB: 0 P: 3	R: 0 E: 1 K: 0 S: 4	H: 1 LOB: 2 BB: 1 P: 8	1B: 8 2B: 2 3B: 0 HR: 1	SF: 0 SAC: 0 DP: 2 HBP: 0	WP: 0 PB: 0 SB: 1 CS: 0	PA: 44	
PITCHER	IP 7.2	WLS 0.0	BF 28	H 1	R 3	ER 3	SO 2	BB 1	IBB 0	HBP 0	BLK 0	WP 0	HR 1	S 31	P 35	ERA 3.52	WHIP 0.783								
Bill Stafford, R ERA: 2.4 Whitey Ford, L ERA: 2.27 (11, 1) (11, 1)																									

New York Yankees @ Minnesota Twins
Metropolitan Stadium, Bloomington, MI
Mon Sep 07 1964, 4:33 AM EDT
Alt. 28,473 - Overcast - 67 F

livebaseballscores.com

AB 42
R 4
H 10
RBI 4
BB 2
SO 4
LOB 12



Batter	1	2	3	4	5	6	7	8	9	AB	R	H	RBI	BB	SO	LOB	TOP			
Tony Kubek, L (1, 6) OBP: 0.282, SLG: 0.351	E3 1B SF7		K			G4-3		G5-6-3 BB		3	1	0	0	1	1	0	New York Yankees @ Minnesota Twins Metropolitan Stadium, Bloomington, MI Tue Sep 08 1964, 8:05 PM EDT Att: 16,557 - Unknown livebaseballscorecards.com			
Bobby Richardson, R (1, 4) OBP: 0.287, SLG: 0.331	K		F9			6-3		G5-6-3 1-2		4	0	0	0	0	1	2				
Roger Maris, L (1, 9) OBP: 0.378, SLG: 0.476	1B			K			SH1-3 1B 2B	F8		4	1	2	0	0	1	0				
Mickey Mantle, S (1, 7) OBP: 0.418, SLG: 0.589	SF7			L9			1B SH1-3 BB		K	2	0	0	1	1	1	0				
Hector Lopez, R (9, 7) OBP: 0.318, SLG: 0.429	3-H									0	0	0	0	0	0	0				
Joe Pepitone, L (1, 3) OBP: 0.274, SLG: 0.402	G3			K			SH1-3	F9		3	0	0	0	0	1	1				
Elston Howard, R (1, 2) OBP: 0.358, SLG: 0.436		6-3				K				4	0	2	1	0	1	0				
Tom Tresh, S (1, 8) OBP: 0.348, SLG: 0.400		F2				K		1B		3	0	0	0	1	2	2				
Clete Boyer, R (1, 5) OBP: 0.268, SLG: 0.302			K			G3				2	0	0	0	2	1	0				
Mel Stottlemyre, R (1, 1) OBP: 0.190, SLG: 0.150				F3						4	0	0	0	0	3	6				
Inning Stats	R: 1 E: 1 K: 1 S: 7	H: 1 LOB: 1 BB: 0 P: 7	R: 0 E: 0 K: 1 S: 5	H: 0 LOB: 0 BB: 0 P: 5	R: 0 E: 0 K: 1 S: 5	H: 0 LOB: 0 BB: 0 P: 5	R: 0 E: 0 K: 2 S: 7	H: 0 LOB: 0 BB: 0 P: 7	R: 0 E: 0 K: 2 S: 5	H: 0 LOB: 0 BB: 0 P: 5	R: 1 E: 0 K: 2 S: 9	H: 2 LOB: 3 BB: 2 P: 17	R: 0 E: 0 K: 0 S: 2	H: 0 LOB: 0 BB: 1 P: 6	R: 0 E: 0 K: 2 S: 8	H: 1 LOB: 3 BB: 2 P: 16	1B: 3 2B: 1 3B: 0 HR: 0	SF: 1 SAC: 1 DP: 1 HBP: 0	WP: 0 PB: 0 CS: 0	PA: 36
PITCHER	IP WLS BF H R ER SO BB IBB HBP BLK WP HR S P ERA WHIP																			
Camilo Pascual, R (1, 1) ERA: 3.48	7.0 L 27 3 2 1 10 1 1 0 0 0 0 45 53 1.29 0.571																			
Bill Pleis, L (8, 1) ERA: 4.27	1.2 7 1 0 0 1 2 0 0 0 0 0 7 15 0.00 1.800																			
Johnny Klippstein, R (9, 1) ERA: 2.69	0.1 2 0 0 0 1 0 1 0 0 0 0 3 7 0.00 0.000																			

Batter	1	2	3	4	5	6	7	8	9	AB	R	H	RBI	BB	SO	LOB	BOTTOM			
Rich Rollins, R (1, 5) OBP: 0.332, SLG: 0.400	FC4-6 1B FC6-4 1B		6-3					F9		4	1	2	0	0	0	2	New York Yankees @ Minnesota Twins Metropolitan Stadium, Bloomington, MI Tue Sep 08 1964, 8:05 PM EDT Att: 16,557 - Unknown livebaseballscorecards.com			
Zoilo Versalles, R (1, 6) OBP: 0.312, SLG: 0.457										1	0	1	0	0	0	0				
Rich Reese, L (5, FH)										1	0	0	0	0	0	1				
Jerry Kindall, R (6, 6) OBP: 0.261, SLG: 0.295	FC4-6 1B		WP HBP							1	0	1	0	0	0	0				
Tony Oliva, L (1, 9) OBP: 0.360, SLG: 0.562	FC4-6 FC6-4 1-2 2-3		K			4-3		K		4	0	0	0	0	2	4				
Harmon Killebrew, R (1, 7) OBP: 0.384, SLG: 0.569	FC6-4 FC6 1-2 3-H		L5			F9		G3 1B		4	0	1	1	0	0	2				
Jimmie Hall, L (1, 8) OBP: 0.333, SLG: 0.471	FC6 1-2			K				G3		4	0	0	0	0	1	3				
Bob Allison, R (1, 3) OBP: 0.401, SLG: 0.551						G6-4-3 BB		K		3	0	1	0	1	1	2				
Earl Batley, R (1, 2) OBP: 0.339, SLG: 0.408		K				G6-4-3		6-3		4	0	0	0	0	1	1				
Frank Kostro, R (1, 4) OBP: 0.281, SLG: 0.386										4	0	3	0	0	1	0				
Camilo Pascual, R (1, 1) OBP: 0.241, SLG: 0.241										2	0	0	0	0	0	2				
Don Mincher, L (7, PH) OBP: 0.307, SLG: 0.574	F9					G6-4-3				1	0	0	0	0	1	1				
Bill Pleis, L (8, 1) OBP: 0.290, SLG: 0.250										0	0	0	0	0	0	0				
Johnny Klippstein, R (9, 1) OBP: 0.219, SLG: 0.183										0	0	0	0	0	0	0				
Johnny Gonyl, R (9, PH) OBP: 0.219, SLG: 0.183										1	0	0	0	0	1	0				
Inning Stats	R: 1 E: 0 K: 0 S: 5	H: 2 LOB: 1 BB: 0 P: 5	R: 0 E: 0 K: 1 S: 6	H: 2 LOB: 1 BB: 0 P: 6	R: 0 E: 0 K: 1 S: 4	H: 0 LOB: 0 BB: 1 P: 8	R: 0 E: 0 K: 1 S: 4	H: 0 LOB: 1 BB: 0 P: 4	R: 0 E: 0 K: 0 S: 3	H: 0 LOB: 0 BB: 0 P: 3	R: 0 E: 0 K: 2 S: 9	H: 1 LOB: 2 BB: 0 P: 9	R: 0 E: 0 K: 1 S: 7	H: 2 LOB: 2 BB: 0 P: 7	R: 0 E: 0 K: 2 S: 7	H: 0 LOB: 0 BB: 0 P: 7	1B: 9 2B: 0 3B: 0 HR: 0	SF: 0 SAC: 0 DP: 2 HBP: 1	WP: 1 PB: 1 CS: 0	PA: 36
PITCHER	IP WLS BF H R ER SO BB IBB HBP BLK WP HR S P ERA WHIP																			
Mel Stottlemyre, R (1, 1) ERA: 1.99	9.0 W 36 9 1 1 8 1 0 1 0 1 0 50 55 1.00 1.111																			

Batter	1	2	3	4	5	6	7	8	9	AB	R	H	RBI	BB	SO	LOB	TOP	
Jim Landis, R OBP: 0.288, SLG: 0.262 (1, 8)	F2		4-1		F9			4-3		4	0	0	0	0	0	1	Chicago White Sox @ Minnesota Twins Metropolitan Stadium, Bloomington, MI Wed Sep 09 1964, 8:05 PM EDT Att: 13,415 - Unknown	
Don Buford, S OBP: 0.340, SLG: 0.360 (1, 4)	1B 2B BB		4-3		4-3			1B		3	1	1	0	1	0	1		
Floyd Robinson, L OBP: 0.379, SLG: 0.420 (1, 9)	2B 1B		1B		6-3			F9		4	1	2	0	0	0	1		
Pete Ward, L OBP: 0.356, SLG: 0.477 (1, 5)	F9		F9		2B			F8		4	0	1	0	0	0	4		
Bill Skowron, R OBP: 0.327, SLG: 0.442 Al Weis, S OBP: 0.303, SLG: 0.316 (1, 3) (9, PR)	2B		4-3		F3			E6 FC4-6		4	0	1	2	0	0	1		
Tom McCraw, L OBP: 0.320, SLG: 0.368 (1, 7)	6-3		K		F7			FC4-6 G3		4	0	0	0	0	1	3		
Ron Hansen, R OBP: 0.337, SLG: 0.395 (1, 6)			5-3		6-3			G3		4	0	0	0	0	0	1		
Cam Carreon, R OBP: 0.258, SLG: 0.254 J.C. Martin, L OBP: 0.242, SLG: 0.285 (1, 2) (5, 2)	4-3		L1		5-3			F6		2	0	0	0	0	0	0		
Juan Pizarro, L OBP: 0.214, SLG: 0.329 Gene Stephens, L OBP: 0.335, SLG: 0.355 Eddie Fisher, R OBP: 0.188, SLG: 0.188 Mike Hershberger, R OBP: 0.308, SLG: 0.284 Hoyt Wilhelm, R OBP: 0.200, SLG: 0.158 (1, 1) (5, PH) (5, 1) (7, PH) (7, 1)	K		K		F6			1B		1	0	0	0	0	1	0		
Inning Stats	R: 2 E: 0 K: 0 S: 5	H: 2 LOB: 1 BB: 1 P: 9	R: 0 E: 0 K: 1 S: 5	H: 0 LOB: 0 BB: 0 P: 5	R: 0 E: 0 K: 1 S: 4	H: 1 LOB: 1 BB: 0 P: 4	R: 0 E: 0 K: 1 S: 5	H: 0 LOB: 0 BB: 0 P: 4	R: 0 E: 0 K: 0 S: 3	H: 0 LOB: 0 BB: 0 P: 3	R: 0 E: 0 K: 0 S: 4	H: 1 LOB: 1 BB: 0 P: 4	R: 0 E: 1 K: 0 S: 4	H: 0 LOB: 2 BB: 0 P: 4	1B: 4 2B: 2 3B: 0 HR: 0	SF: 0 SAC: 0 DP: 0 HBP: 0		WP: 0 PB: 0 SB: 0 CS: 0
PITCHER Mudcat Grant, R ERA: 3.8 (1, 1)	IP: 9.0 WLS: W BF: 35 H: 6 R: 2 ER: 2 SO: 2 BB: 1 IBB: 0 HBP: 0 BLK: 0 WP: 0 HR: 0 S: 38 P: 42 ERA: 2.00 WHIP: 0.778																	

Batter	1	2	3	4	5	6	7	8	9	AB	R	H	RBI	BB	SO	LOB	BOTTOM	
Jerry Kindall, R OBP: 0.253, SLG: 0.287 (1, 6)	6-3	F3		G6-3			5-3			4	0	0	0	0	0	3	Chicago White Sox @ Minnesota Twins Metropolitan Stadium, Bloomington, MI Wed Sep 09 1964, 8:05 PM EDT Att: 13,415 - Unknown	
Rich Rollins, R OBP: 0.332, SLG: 0.398 (1, 5)	F7		6-3		FC4-6 1B		F7			4	0	1	0	0	0	0		
Tony Oliva, L OBP: 0.360, SLG: 0.563 (1, 9)	F7		BB 1B		FC4-6 F9 S 1-2		L6-4 2B			4	1	2	0	0	0	1		
Harmon Killebrew, R OBP: 0.385, SLG: 0.567 Johnny Gonyea, R OBP: 0.219, SLG: 0.183 (1, 7) (9, 4)		2B 1B	3B BB		F9		F2			3	2	1	0	1	0	2		
Bob Allison, R OBP: 0.400, SLG: 0.552 (1, 3) (9, 7)	K		SF7 3B		K		L6-4			4	1	1	2	0	2	3		
Jimmie Hall, L OBP: 0.333, SLG: 0.473 (1, 8)	1B 2B		SF7 3B		F6		F6			2	1	1	2	0	0	0		
Earl Batley, R OBP: 0.339, SLG: 0.407 (1, 2)	1B 1B		F8		K		K			3	0	1	1	0	1	0		
Frank Kostro, R OBP: 0.283, SLG: 0.384 Don Mincher, L OBP: 0.307, SLG: 0.574 (1, 4) (9, 3)	F4		S6-3 1B		F5		F7			3	0	1	0	0	0	1		
Mudcat Grant, R OBP: 0.224, SLG: 0.314 (1, 1)	1B		K		F7					3	0	1	0	0	1	1		
Inning Stats	R: 0 E: 0 K: 0 S: 3	H: 0 LOB: 0 BB: 0 P: 3	R: 2 E: 0 K: 1 S: 9	H: 4 LOB: 2 BB: 0 P: 9	R: 3 E: 0 K: 0 S: 5	H: 2 LOB: 0 BB: 1 P: 9	R: 0 E: 0 K: 1 S: 5	H: 1 LOB: 0 BB: 0 P: 5	R: 0 E: 0 K: 1 S: 3	H: 0 LOB: 0 BB: 0 P: 3	R: 0 E: 0 K: 0 S: 3	H: 0 LOB: 0 BB: 0 P: 3	R: 0 E: 0 K: 0 S: 3	H: 1 LOB: 0 BB: 0 P: 3	1B: 6 2B: 3 3B: 1 HR: 0	SF: 1 SAC: 0 DP: 2 HBP: 0		WP: 0 PB: 0 SB: 1 CS: 0
PITCHER Juan Pizarro, L ERA: 2.28 Eddie Fisher, R ERA: 3.22 Hoyt Wilhelm, R ERA: 2.34 (1, 1) (5, 1) (7, 1)	IP: 4.0 WLS: L BF: 19 H: 7 R: 5 ER: 5 SO: 2 BB: 1 IBB: 0 HBP: 0 BLK: 0 WP: 0 HR: 0 S: 22 P: 26 ERA: 11.25 WHIP: 2.000																	

Batter	1	2	3	4	5	6	7	8	9	10	AB	R	H	RBI	BB	SO	LOB	TOP				
Mike Hershberger, R (1, 8) OBP: 0.307, SLG: 0.283	5-3		1B			5-3		F7		F3	5	0	1	0	0	0	0	Chicago White Sox @ Minnesota Twins Metropolitan Stadium, Bloomington, MI Thu Sep 10 1964, 4:33 AM EDT Att: 6,470 - Unknown				
Floyd Robinson, L (1, 9) OBP: 0.379, SLG: 0.420	1-3		1B			1-3		SH5-3		F9	5	0	2	1	0	0	0					
Ron Hansen, R (1, 6) OBP: 0.338, SLG: 0.401	F9		4-3			1B		SH5-3		HR	4	1	2	1	0	0	2					
Bill Skowron, R (1, 3) OBP: 0.326, SLG: 0.439		5-3				F8				6-3	4	0	0	0	1	0	1					
Tom McCraw, L (10, 3) OBP: 0.320, SLG: 0.388		5-3				3-1		FC4-6		1B	0	0	0	0	0	0	0					
Pete Ward, L (1, 5) OBP: 0.355, SLG: 0.477		F9				6-3		FC4-6			4	0	1	0	0	0	2					
Dave Nicholson, R (1, 7) OBP: 0.327, SLG: 0.358								G6-4-3			2	0	0	0	0	2	0					
Jim Landis, R (6, 8) OBP: 0.293, SLG: 0.264		K				K		HBP		SH5-4	1	0	1	0	0	0	0					
Al Weis, S (1, 4) OBP: 0.300, SLG: 0.313			5-3			F8		G6-4-3		SH5-4	3	0	0	0	0	0	2					
Cam Carreon, R (1, 2) OBP: 0.273, SLG: 0.258						K		1-2r		F8	3	0	1	0	1	1	1					
J.C. Martin, L (9, 2) OBP: 0.242, SLG: 0.285			FC1-6			K		2-3			0	0	0	0	0	0	0					
Joe Horlen, R (1, 1) OBP: 0.172, SLG: 0.158						K		IBB			3	1	0	0	0	1	3					
Jeff Long, R (9, PH) OBP: 0.294, SLG: 0.257			FC1-6			K		1-3		K	1	0	0	0	0	1	1					
Hoyt Wilhelm, R (9, 1) OBP: 0.200, SLG: 0.158			1B			K				K	0	0	0	0	0	0	0					
Inning Stats	R: 0 E: 0 K: 0 S: 3	H: 0 LOB: 0 BB: 0 P: 3	R: 0 E: 0 K: 1 S: 5	H: 0 LOB: 0 BB: 0 P: 5	R: 1 E: 0 K: 0 S: 6	H: 3 LOB: 2 BB: 0 P: 6	R: 0 E: 0 K: 1 S: 5	H: 0 LOB: 0 BB: 0 P: 5	R: 0 E: 0 K: 2 S: 7	H: 0 LOB: 0 BB: 0 P: 7	R: 0 E: 0 K: 0 S: 4	H: 1 LOB: 1 BB: 1 P: 4	R: 0 E: 0 K: 0 S: 4	H: 1 LOB: 2 BB: 1 P: 8	R: 0 E: 0 K: 1 S: 6	H: 1 LOB: 0 BB: 0 P: 6	R: 1 E: 0 K: 0 S: 4	H: 1 LOB: 0 BB: 0 P: 4	1B: 6 2B: 1 3B: 0 HR: 1	SF: 0 SAC: 2 DP: 1 HBP: 1	WP: 0 PB: 0 SB: 0 CS: 0	PA: 40
PITCHER Jim Kaat, L ERA: 3.19	IP: 10.0 WLS: L BF: 40 H: 8 R: 2 ER: 2 SO: 5 BB: 0 IBB: 2 HBP: 1 BLK: 0 WP: 0 HR: 1 S: 47 P: 56 ERA: 1.80 WHIP: 0.800																					

Batter	1	2	3	4	5	6	7	8	9	10	AB	R	H	RBI	BB	SO	LOB	BOTTOM		
Jerry Kindall, R (1, 6) OBP: 0.247, SLG: 0.279	F6		F8			6-3		FC6-4			4	0	0	0	0	0	2	Chicago White Sox @ Minnesota Twins Metropolitan Stadium, Bloomington, MI Thu Sep 10 1964, 4:33 AM EDT Att: 6,470 - Unknown		
Rich Rollins, R (1, 5) OBP: 0.329, SLG: 0.395	5-3					5-3		E5		F2	4	0	0	0	0	0	0			
Tony Oliva, L (1, 9) OBP: 0.358, SLG: 0.560	1-3					F7		G4-6-3		K2-3	4	0	0	0	0	1	1			
Harmon Killebrew, R (1, 7) OBP: 0.394, SLG: 0.565						5-3				5-3	4	0	1	0	0	0	0			
Jimmie Hall, L (1, 8) OBP: 0.331, SLG: 0.469			G4-6-3			F7		F7		F6	4	0	0	0	0	0	1			
Bob Allison, R (1, 3) OBP: 0.401, SLG: 0.551						6-3					3	0	1	0	1	0	0			
Earl Battey, R (1, 2) OBP: 0.338, SLG: 0.408						4-3		F4		G6-4-3	4	0	1	0	0	0	2			
Frank Kostro, R (1, 4) OBP: 0.283, SLG: 0.384						4-3				G6-4-3	0	0	0	0	0	0	0			
Johnny Goryl, R (3, 4) OBP: 0.214, SLG: 0.178			6-3			6-3		K			3	0	0	0	0	1	2			
Jim Kaat, L (1, 1) OBP: 0.264, SLG: 0.303			4-3							FC6-4	2	1	1	1	1	0	1			
Inning Stats	R: 0 E: 0 K: 0 S: 3	H: 0 LOB: 0 BB: 0 P: 3	R: 0 E: 0 K: 0 S: 3	H: 1 LOB: 0 BB: 0 P: 3	R: 0 E: 0 K: 0 S: 4	H: 1 LOB: 1 BB: 0 P: 4	R: 0 E: 0 K: 0 S: 3	H: 0 LOB: 0 BB: 0 P: 3	R: 0 E: 0 K: 1 S: 5	H: 0 LOB: 1 BB: 1 P: 9	R: 0 E: 0 K: 1 S: 5	H: 0 LOB: 0 BB: 0 P: 5	R: 0 E: 0 K: 0 S: 2	H: 0 LOB: 0 BB: 1 P: 6	R: 0 E: 0 K: 0 S: 2	H: 0 LOB: 0 BB: 1 P: 6	1B: 2 2B: 1 3B: 0 HR: 1	SF: 0 SAC: 0 DP: 3 HBP: 0	WP: 0 PB: 0 SB: 1 CS: 0	PA: 34
PITCHER Joe Horlen, R ERA: 2.12	IP: 8.0 WLS: W BF: 28 H: 4 R: 1 ER: 1 SO: 1 BB: 1 IBB: 0 HBP: 0 BLK: 0 WP: 0 HR: 1 S: 29 P: 33 ERA: 1.12 WHIP: 0.625																			
PITCHER Hoyt Wilhelm, R ERA: 2.3	IP: 2.0 WLS: W BF: 6 H: 0 R: 0 ER: 0 SO: 1 BB: 0 IBB: 0 HBP: 0 BLK: 0 WP: 0 HR: 0 S: 7 P: 11 ERA: 0.00 WHIP: 0.500																			

AB	35
R	2
H	8
RBI	2
BB	2
SO	5
LOB	12

AB	32
R	1
H	4
RBI	1
BB	2
SO	2
LOB	9



Batter	1	2	3	4	5	6	7	8	9	AB	R	H	RBI	BB	SO	LOB	TOP					
Jerry Kindall, R OBP: 0.245, SLG: 0.271 (1, 6)	F2	G6-4-3 BB		FC5-4			K		F4	4	0	0	0	1	1	2	Minnesota Twins @ New York Yankees Yankee Stadium, Bronx, NY Fri Sep 11 1964, 7:05 PM EDT Att: 25,295 - Overcast - 80 F					
Rich Rollins, R OBP: 0.328, SLG: 0.395 (1, 5)	L9	G6-4-3		L8			1B 2B		K	5	1	1	0	0	1	4						
Jimmie Hall, L OBP: 0.334, SLG: 0.478 (1, 8)	1B			HR			F5			4	1	3	2	0	0	0						
Harmon Killebrew, R OBP: 0.383, SLG: 0.562 (1, 7)	1-2 1B			P3			F9		K	4	0	1	0	0	1	1						
Don Mincher, L OBP: 0.307, SLG: 0.582 (1, 3)	P5			HR			4-3		F8	4	1	1	1	0	0	2						
Bob Allison, R OBP: 0.401, SLG: 0.550 (1, 9)		BB 2B		G4-6-3 BB			K		6-3	3	1	1	0	1	1	0						
Earl Battey, R OBP: 0.336, SLG: 0.405 Jerry Zimmerman, R OBP: 0.291, SLG: 0.237 (7, 2)	P6			G4-6-3			4-3		K	3	0	0	0	0	0	2						
Johnny Goryl, R OBP: 0.223, SLG: 0.182 Zolo Versalles, R OBP: 0.312, SLG: 0.457 (9, 6)	2B			FC5-6 1B			P4		5-3	3	1	1	0	1	0	0						
Gerry Arrigo, L OBP: 0.226, SLG: 0.207 Jim Perry, S OBP: 0.167, SLG: 0.167 Tony Oliva, L OBP: 0.359, SLG: 0.560 Al Worthington, R OBP: 0.091, SLG: 0.091 (9, 1)				FC5-6 FC5-4			K			2	0	1	2	0	0	1						
Inning Stats	R: 0 E: 0 K: 0 S: 5	H: 2 LOB: 2 BB: 0 P: 5	R: 2 E: 0 K: 0 S: 4	H: 2 LOB: 1 BB: 2 P: 12	R: 2 E: 0 K: 0 S: 4	H: 2 LOB: 0 BB: 1 P: 8	R: 0 E: 0 K: 0 S: 4	H: 1 LOB: 1 BB: 0 P: 4	R: 0 E: 0 K: 0 S: 3	H: 0 LOB: 0 BB: 0 P: 3	R: 0 E: 0 K: 1 S: 5	H: 0 LOB: 0 BB: 0 P: 5	R: 1 E: 0 K: 3 S: 11	H: 2 LOB: 1 BB: 0 P: 11	R: 0 E: 0 K: 1 S: 5	H: 0 LOB: 0 BB: 0 P: 5		R: 0 E: 0 K: 1 S: 6	H: 1 LOB: 1 BB: 0 P: 6	1B: 6 2B: 2 3B: 0 HR: 2	SF: 0 SAC: 0 DP: 2 HBP: 0	WP: 0 PB: 0 CS: 0
PITCHER	IP	WLS	BF	H	R	ER	SO	BB	IBB	HBP	BLK	WP	HR	S	P	ERA	WHIP					
Jim Bouton, R ERA: 2.79 Rollie Sheldon, R ERA: 3.54 Pedro Ramos, R ERA: 5.05	2.1	L	15	6	4	4	0	3	0	0	0	0	2	12	24	15.43	3.857					
Rollie Sheldon, R ERA: 3.54 Pedro Ramos, R ERA: 5.05	4.2		16	3	1	1	4	0	0	0	0	0	0	24	24	1.93	0.643					
Pedro Ramos, R ERA: 5.05	2.0		7	1	0	0	2	0	0	0	0	0	0	11	11	0.00	0.500					

AB 35
R 5
H 10
RBI 5
BB 3
SO 6
LOB 12



Batter	1	2	3	4	5	6	7	8	9	AB	R	H	RBI	BB	SO	LOB	BOTTOM				
Tony Kubek, L OBP: 0.280, SLG: 0.346 (1, 6)	K	6-3					4-3			4	0	1	0	0	1	2	Minnesota Twins @ New York Yankees Yankee Stadium, Bronx, NY Fri Sep 11 1964, 7:05 PM EDT Att: 25,295 - Overcast - 80 F				
Bobby Richardson, R OBP: 0.281, SLG: 0.324 (1, 4)	L8			F8			SH1-4 1B		F9	3	0	0	0	0	0	0					
Roger Maris, L OBP: 0.371, SLG: 0.464 (1, 8)	F8			F2			F8		F4	4	0	0	0	0	0	1					
Mickey Mantle, S OBP: 0.416, SLG: 0.580 (1, 9)		2B 1B		WP BB			P6		K	3	1	1	0	1	1	1					
Elston Howard, R OBP: 0.357, SLG: 0.442 (1, 2)		2B 2B		1-3			K		E4 FC6-4	4	1	1	0	0	1	1					
Hector Lopez, R OBP: 0.322, SLG: 0.439 (1, 7)		2H 3H 2B		HR			4-3		FC6-4	4	0	2	2	0	0	1					
Joe Pepitone, L OBP: 0.279, SLG: 0.414 (1, 3)	F2			HR			BB		4-3	3	1	1	1	1	0	1					
Clete Boyer, R OBP: 0.270, SLG: 0.302 Tom Tresh, S OBP: 0.345, SLG: 0.396 (9, PH)				F8			F2		K	2	0	0	0	1	0	1					
Jim Bouton, R OBP: 0.133, SLG: 0.146 Rollie Sheldon, R OBP: 0.100, SLG: 0.100 Roger Repoz, L OBP: 0.220, SLG: 0.333 Johnny Blanchard, L OBP: 0.330, SLG: 0.450 (9, PH)				K			K		K	1	0	0	0	0	1	0					
Inning Stats	R: 0 E: 0 K: 1 S: 5	H: 0 LOB: 0 BB: 0 P: 5	R: 2 E: 0 K: 1 S: 8	H: 3 LOB: 2 BB: 1 P: 12	R: 0 E: 0 K: 0 S: 3	H: 0 LOB: 1 BB: 1 P: 7	R: 1 E: 0 K: 1 S: 6	H: 2 LOB: 0 BB: 0 P: 6	R: 0 E: 0 K: 0 S: 4	H: 1 LOB: 1 BB: 0 P: 4	R: 0 E: 0 K: 1 S: 5	H: 0 LOB: 0 BB: 0 P: 9	R: 0 E: 1 K: 1 S: 6	H: 0 LOB: 1 BB: 0 P: 6	R: 0 E: 0 K: 2 S: 7	H: 0 LOB: 0 BB: 0 P: 7		1B: 2 2B: 2 3B: 1 HR: 1	SF: 0 SAC: 1 DP: 0 HBP: 0	WP: 1 PB: 0 CS: 0	PA: 36
PITCHER	IP	WLS	BF	H	R	ER	SO	BB	IBB	HBP	BLK	WP	HR	S	P	ERA	WHIP				
Gerry Arrigo, L ERA: 3.96 Jim Perry, R ERA: 3.47 Al Worthington, R ERA: 1.72	3.1		16	5	3	3	2	2	0	0	0	0	0	18	26	8.10	2.100				
Jim Perry, R ERA: 3.47 Al Worthington, R ERA: 1.72	4.2	W	17	1	0	0	4	1	0	0	0	0	0	24	28	0.00	0.429				
Al Worthington, R ERA: 1.72	1.0	S	3	0	0	0	2	0	0	0	0	0	0	7	7	0.00	0.000				

AB 32
R 3
H 6
RBI 3
BB 3
SO 8
LOB 10



Batter	1	2	3	4	5	6	7	8	9	AB	R	H	RBI	BB	SO	LOB	TOP		
Jerry Kindall, R (1,4) OBP: 0.247, SLG: 0.272	5-3		5-3			G3 SH1 1B		4-3		3	0	1	0	0	0	0	Minnesota Twins @ New York Yankees Yankee Stadium, Bronx, NY Sat Sep 12 1964, 3:33 AM EDT Att: 18,554 - Overcast - 72 F		
Tony Oliva, L (8,PH) OBP: 0.359, SLG: 0.559						SH1 1-2		6-3		3	0	1	0	0	0	0			
Johnny Goryl, R (8,4) OBP: 0.223, SLG: 0.182										0	0	0	0	0	0	0			
Rich Rollins, R (1,5) OBP: 0.328, SLG: 0.399	F9									3	0	1	0	0	0	0			
Jimmie Hall, L (1,8) OBP: 0.338, SLG: 0.477	HR		4-3			FC5 G3 BB		FC6-4 BB		1	1	0	0	3	0	1			
Harmon Killebrew, R (1,7) OBP: 0.382, SLG: 0.566	HR					G3 1-2 2-3		FC6-4 1-2		4	1	1	2	0	0	3			
Don Mincher, L (1,3) OBP: 0.306, SLG: 0.574	F6					IBB				3	0	0	0	1	0	0			
Bob Allison, R (1,9) OBP: 0.399, SLG: 0.545		5-3				FC5 2-3f				4	0	0	0	0	1	3			
Zolo Versalles, R (1,6) OBP: 0.312, SLG: 0.456	F9									4	1	1	0	0	0	0			
Jerry Zimmerman, R (1,2) OBP: 0.285, SLG: 0.231																			
Frank Kostro, R (9,PH) OBP: 0.290, SLG: 0.402																			
Jim Kaat, L (9,FR) OBP: 0.264, SLG: 0.303	1-3							L7		3	0	0	0	0	0	0			
Ron Henry, R (9,2) OBP: 0.167, SLG: 0.324								2B		0	0	0	0	0	0	0			
Camilo Pascual, R (1,1) OBP: 0.236, SLG: 0.235										2	0	0	0	0	0	0			
Rich Reese, L (7,PH) OBP: 0.420, SLG: 0.250										1	0	0	0	0	0	0			
Bill Pleis, L (7,1) OBP: 0.335, SLG: 0.403			4-3							0	0	0	0	0	0	0			
Earl Battey, R (9,PH) OBP: 0.335, SLG: 0.403										1	0	0	0	0	0	1			
Johnny Klippstein, R (9,1) OBP: 0.167, SLG: 0.130										0	0	0	0	0	0	0			
Inning Stats	R: 2 E: 0 K: 0 S: 4	H: 1 LOB: 0 BB: 1 P: 8	R: 0 E: 0 K: 0 S: 3	H: 0 LOB: 0 BB: 0 P: 3	R: 0 E: 0 K: 0 S: 4	H: 1 LOB: 1 BB: 0 P: 4	R: 0 E: 0 K: 1 S: 5	H: 0 LOB: 0 BB: 0 P: 5	R: 0 E: 0 K: 0 S: 3	H: 0 LOB: 0 BB: 2 P: 3	R: 0 E: 0 K: 0 S: 3	H: 0 LOB: 1 BB: 1 P: 7	R: 0 E: 0 K: 0 S: 3	H: 0 LOB: 1 BB: 0 P: 5	R: 1 E: 0 K: 0 S: 5	H: 2 LOB: 1 BB: 0 P: 5	1B: 2 2B: 1 3B: 1 HR: 1	SF: 0 SAC: 1 DP: 0 HBP: 0	WP: 0 PA: 36 CS: 0
PITCHER Mel Stottlemyre, R (1,1) ERA: 2.13	IP: 9.0 WLS: W BF: 36 H: 5 R: 3 ER: 3 SO: 1 BB: 3 IBB: 1 HBP: 0 BLK: 0 WP: 0 HR: 1 S: 34 P: 50 ERA: 3.00 WHIP: 0.889											PITCHER	IP: 9.0 WLS: W BF: 36 H: 5 R: 3 ER: 3 SO: 1 BB: 3 IBB: 1 HBP: 0 BLK: 0 WP: 0 HR: 1 S: 34 P: 50 ERA: 3.00 WHIP: 0.889						

AB	31
R	3
H	5
RBI	3
BB	4
SO	1
LOB	8



Batter	1	2	3	4	5	6	7	8	9	AB	R	H	RBI	BB	SO	LOB	BOTTOM		
Tony Kubek, L (1,6) OBP: 0.282, SLG: 0.350	2B									5	2	2	0	0	1	1	Minnesota Twins @ New York Yankees Yankee Stadium, Bronx, NY Sat Sep 12 1964, 3:33 AM EDT Att: 18,554 - Overcast - 72 F		
Bobby Richardson, R (1,4) OBP: 0.284, SLG: 0.328										5	0	3	2	0	0	1			
Roger Maris, L (1,8) OBP: 0.370, SLG: 0.462	2B									4	0	1	0	0	0	3			
Joe Pepitone, L (1,3) OBP: 0.277, SLG: 0.410										4	0	0	0	0	0	3			
Elston Howard, R (1,2) OBP: 0.356, SLG: 0.447	F3									4	1	1	1	0	0	1			
Johnny Blanchard, L (1,9) OBP: 0.328, SLG: 0.428										3	0	1	0	0	0	0			
Hector Lopez, R (8,PH) OBP: 0.321, SLG: 0.437										1	0	0	0	0	0	0			
Tom Tresh, S (1,7) OBP: 0.344, SLG: 0.397										4	0	1	0	0	1	1			
Phil Linz, R (1,5) OBP: 0.327, SLG: 0.373										3	1	1	0	1	1	1			
Mel Stottlemyre, R (1,1) OBP: 0.167, SLG: 0.130										3	0	0	0	0	0	3			
Inning Stats	R: 1 E: 0 K: 0 S: 5	H: 2 LOB: 1 BB: 0 P: 5	R: 0 E: 0 K: 0 S: 4	H: 1 LOB: 0 BB: 0 P: 4	R: 0 E: 0 K: 0 S: 3	H: 0 LOB: 0 BB: 0 P: 3	R: 0 E: 0 K: 0 S: 5	H: 0 LOB: 0 BB: 1 P: 9	R: 0 E: 0 K: 1 S: 6	H: 1 LOB: 1 BB: 0 P: 6	R: 0 E: 0 K: 1 S: 5	H: 0 LOB: 0 BB: 0 P: 5	R: 0 E: 0 K: 1 S: 6	H: 1 LOB: 1 BB: 0 P: 6	R: 1 E: 1 K: 1 S: 6	H: 1 LOB: 1 BB: 0 P: 6	1B: 6 2B: 3 3B: 0 HR: 1	SF: 0 SAC: 1 DP: 0 HBP: 0	WP: 0 PA: 38 CS: 1
PITCHER Camilo Pascual, R (1,1) ERA: 3.45	IP: 6.0 WLS: L BF: 27 H: 8 R: 3 ER: 2 SO: 2 BB: 0 IBB: 0 HBP: 0 BLK: 0 WP: 0 HR: 0 S: 26 P: 30 ERA: 3.45 WHIP: 1.333											PITCHER	IP: 6.0 WLS: L BF: 27 H: 8 R: 3 ER: 2 SO: 2 BB: 0 IBB: 0 HBP: 0 BLK: 0 WP: 0 HR: 0 S: 26 P: 30 ERA: 3.45 WHIP: 1.333						
Bill Pleis, L (7,1) ERA: 4.1	IP: 2.0 WLS: L BF: 7 H: 1 R: 0 ER: 0 SO: 2 BB: 0 IBB: 0 HBP: 0 BLK: 0 WP: 0 HR: 0 S: 11 P: 11 ERA: 0.00 WHIP: 0.500											PITCHER	IP: 0.2 WLS: L BF: 4 H: 1 R: 1 ER: 0 SO: 1 BB: 0 IBB: 0 HBP: 0 BLK: 0 WP: 0 HR: 0 S: 6 P: 6 ERA: 0.00 WHIP: 1.500						



Batter	1	2	3	4	5	6	7	8	9	AB	R	H	RBI	BB	SO	LOB	TOP
Rich Rollins, R OBP: 0.328, SLG: 0.401 (1, 5)	E4 3B		5-3		F8			F7		4	1	1	0	0	0	0	Minnesota Twins @ New York Yankees Yankee Stadium, Bronx, NY Sun Sep 13 1964, 3:33 AM EDT Att: 21,843 - Overcast - 61 F
Zoilo Versalles, R OBP: 0.310, SLG: 0.453 Bill Bethea, R (8, 6)	1-3		F6		F2			F9		4	0	0	0	0	0	0	
Tony Oliva, L OBP: 0.358, SLG: 0.557 (1, 9)	F7		BB 1B					K		4	0	1	0	0	2	0	
Harmon Killebrew, R OBP: 0.383, SLG: 0.564 (1, 7)	BB		1-2 BB					F9		2	0	0	0	2	1	0	
Bob Allison, R OBP: 0.396, SLG: 0.540 (1, 3)	F3		F5					L7		4	0	0	0	0	0	3	
Jimmie Hall, L OBP: 0.339, SLG: 0.482 (1, 8)		6-3		4-3				SF8 3B		4	1	2	0	0	0	0	
Earl Batley, R OBP: 0.334, SLG: 0.403 (1, 2)			FC5-4 1B		5-3			SF8		3	0	1	1	0	0	1	
Jerry Kindall, R OBP: 0.242, SLG: 0.267 (1, 4)			FC5-4 1-2		F7			K2-3		3	0	0	0	0	1	1	
Dick Stigman, R OBP: 0.127, SLG: 0.130 Dwight Siebler, R Rich Reese, L Jim Roland, R Don Mincher, L Gary Dotter, L (1, 1) (3, 1) (5, PH) (5, 1) (7, PH) (7, 1)		6-3		4-3				5-3		1	0	0	0	0	0	1	
Inning Stats	R: 1 E: 1 K: 0 S: 4	H: 1 LOB: 1 BB: 1 P: 8	R: 0 E: 0 K: 0 S: 4	H: 1 LOB: 1 BB: 1 P: 4	R: 0 E: 0 K: 0 S: 3	H: 0 LOB: 0 BB: 0 P: 3	R: 0 E: 0 K: 1 S: 5	H: 0 LOB: 0 BB: 0 P: 5	R: 1 E: 1 K: 1 S: 6	H: 1 LOB: 0 BB: 0 P: 6	R: 0 E: 0 K: 1 S: 5	H: 1 LOB: 1 BB: 0 P: 6	1B: 3 2B: 0 3B: 2 HR: 0	SF: 1 SAC: 0 DP: 0 HBP: 0	WP: 0 PB: 0 CS: 0	PA: 34	
PITCHER	IP WLS BF H R ER SO BB IBB HBP BLK WP HR S P ERA WHIP																
Whitey Ford, L ERA: 2.33 Pedro Ramos, R ERA: 4.93	(1, 1) 4.0 W 17 3 1 0 0 2 0 0 0 0 0 0 15 23 0.00 1.250																

Batter	1	2	3	4	5	6	7	8	9	AB	R	H	RBI	BB	SO	LOB	BOTTOM
Tony Kubek, L OBP: 0.278, SLG: 0.345 (1, 6)	K	FC6-4 1-2		F5			E4 5-3 SH5-3 1B	K		5	1	0	0	0	2	2	Minnesota Twins @ New York Yankees Yankee Stadium, Bronx, NY Sun Sep 13 1964, 3:33 AM EDT Att: 21,843 - Overcast - 61 F
Bobby Richardson, R OBP: 0.282, SLG: 0.327 (1, 4)	1-3	F9		4-3			SH5-3			3	0	0	0	0	0	1	
Roger Maris, L OBP: 0.369, SLG: 0.458 (1, 8)	1B BB		F3		K		5-3			3	0	0	0	1	1	1	
Elston Howard, R OBP: 0.361, SLG: 0.449 (1, 2)	1-2 1B		3B 1B		L4-3 BB		1B BB			2	1	2	0	2	0	0	
Hector Lopez, R OBP: 0.320, SLG: 0.434 Roger Repoz, L (9, 9)	K		K		L4-3		FC6-4 1B			4	0	1	1	0	2	4	
Tom Tresh, S OBP: 0.346, SLG: 0.404 (1, 7)		HR 2B	1-2 1B 3B		F8		FC6-4			4	2	2	1	0	0	2	
Joe Pepitone, L OBP: 0.279, SLG: 0.417 (1, 3)		HR	FC6-4 1B		P6		P6			4	1	2	3	0	0	0	
Phil Linz, R OBP: 0.329, SLG: 0.370 (1, 5)		F5	FC6-4							2	0	0	0	2	0	1	
Whitey Ford, L OBP: 0.262, SLG: 0.161 Mike Hegan, L (4, PH) Pedro Ramos, S OBP: 0.209, SLG: 0.317 (5, 1)		FC6-4 1B		F9			K			1	0	1	0	0	0	0	
Inning Stats	R: 0 E: 0 K: 2 S: 8	H: 3 LOB: 1 BB: 0 P: 6	R: 2 E: 0 K: 1 S: 8	H: 3 LOB: 1 BB: 0 P: 8	R: 0 E: 0 K: 0 S: 3	H: 0 LOB: 0 BB: 0 P: 3	R: 0 E: 0 K: 1 S: 5	H: 0 LOB: 1 BB: 1 P: 9	R: 1 E: 1 K: 0 S: 5	H: 1 LOB: 2 BB: 1 P: 9	R: 0 E: 0 K: 1 S: 5	H: 0 LOB: 1 BB: 1 P: 9	1B: 5 2B: 2 3B: 1 HR: 1	SF: 0 SAC: 1 DP: 1 HBP: 0	WP: 0 PB: 0 CS: 0	PA: 37	
PITCHER	IP WLS BF H R ER SO BB IBB HBP BLK WP HR S P ERA WHIP																
Dick Stigman, L ERA: 4.03 Dwight Siebler, R ERA: 7.39 Jim Roland, L ERA: 4.1 Gary Dotter, L ERA:	(1, 1) 2.2 L 16 7 4 4 3 1 0 0 0 0 0 0 4 4 0.00 0.000																

Batter	1	2	3	4	5	6	7	8	9	AB	R	H	RBI	BB	SO	LOB	TOP								
Rich Rollins, R OBP: 0.327, SLG: 0.400 (1,5)										5	0	1	0	0	1	1	Minnesota Twins @ Baltimore Orioles Memorial Stadium, Baltimore, MD Mon Sep 14 1964, 7:05 PM EDT Att: 7,930 - Unknown								
Zolo Versailles, R OBP: 0.308, SLG: 0.449 (1,6)										4	0	0	0	0	0	2									
Tony Oliva, L OBP: 0.356, SLG: 0.554 (1,9)										4	0	0	0	0	0	2									
Harmon Killebrew, R OBP: 0.382, SLG: 0.561 (1,7)										4	0	1	0	0	2	2									
Jimmie Hall, L OBP: 0.338, SLG: 0.486 (1,8)										4	1	1	1	0	1	3									
Bob Allison, R OBP: 0.396, SLG: 0.541 (1,3)										3	0	1	0	1	0	0									
Earl Battey, R OBP: 0.239, SLG: 0.408 (7, PR)										3	0	3	0	0	0	0									
Jim Kaat, L OBP: 0.264, SLG: 0.303 (7, PR)										0	1	0	0	0	0	0									
Johnny Goryl, R OBP: 0.221, SLG: 0.180 (7,4)										1	0	0	0	0	1	1									
Jerry Kindall, R OBP: 0.239, SLG: 0.263 (1,4)										2	0	0	0	0	2	3									
Don Mincher, L OBP: 0.307, SLG: 0.586 (7, PH)										1	1	1	2	0	0	0									
Jerry Zimmerman, R OBP: 0.282, SLG: 0.229 (7,2)										1	0	0	0	0	1	0									
Mudcat Grant, R OBP: 0.228, SLG: 0.315 (1,1)										3	0	1	0	0	0	1									
Al Worthington, R OBP: 0.083, SLG: 0.083 (8,1)										1	0	0	0	0	0	0									
Inning Stats	R: 0 E: 0 K: 0 S: 3	H: 0 LOB: 0 BB: 0 P: 3	R: 0 E: 0 K: 2 S: 8	H: 1 LOB: 2 BB: 1 P: 12	R: 0 E: 0 K: 1 S: 5	H: 0 LOB: 0 BB: 0 P: 5	R: 0 E: 0 K: 0 S: 3	H: 1 LOB: 0 BB: 0 P: 3	R: 0 E: 0 K: 1 S: 6	H: 1 LOB: 1 BB: 0 P: 6	R: 0 E: 0 K: 2 S: 9	H: 1 LOB: 2 BB: 0 P: 9	R: 2 E: 0 K: 0 S: 6	H: 3 LOB: 1 BB: 0 P: 6	R: 1 E: 0 K: 1 S: 7	H: 2 LOB: 1 BB: 0 P: 7	R: 0 E: 0 K: 1 S: 5	H: 0 LOB: 0 BB: 0 P: 5	1B: 6 2B: 1 3B: 0 HR: 2	SF: 0 SAC: 0 DP: 1 HBP: 0	WP: 0 PB: 0 SB: 0 CS: 0	PA: 37			
PITCHER	IP WLS BF H R ER SO BB IBB HBP BLK WP HR S P ERA WHIP																								
Mitt Pappas, R ERA: 2.63 (1,1)	8.0	34	9	3	3	7	1	0	0	0	0	0	0	2	47	51	3.38	1.250							
Ken Rowe, R ERA: (9,1)	1.0	W 3	0	0	0	1	0	0	0	0	0	0	0	5	5	0.00	0.000								

AB	36
R	3
H	9
RBI	3
BB	1
SO	8
LOB	15



Batter	1	2	3	4	5	6	7	8	9	AB	R	H	RBI	BB	SO	LOB	BOTTOM								
Jackie Brandt, R OBP: 0.294, SLG: 0.365 (1,8)										3	0	0	0	0	1	1	Minnesota Twins @ Baltimore Orioles Memorial Stadium, Baltimore, MD Mon Sep 14 1964, 7:05 PM EDT Att: 7,930 - Unknown								
Charlie Lau, L OBP: 0.323, SLG: 0.389 (9, PH)										1	0	0	0	0	0	2									
Lou Piniella, R OBP: 0.311, SLG: 0.355 (1,6)										3	0	0	1	1	0	1									
Luis Aparicio, R OBP: 0.381, SLG: 0.370 (1,3)										4	0	1	0	0	0	2									
Boog Powell, L OBP: 0.387, SLG: 0.597 (1,7)										4	0	1	1	0	0	1									
Brooks Robinson, R OBP: 0.357, SLG: 0.502 (1,5)										3	1	1	1	1	0	0									
Sam Bowens, R OBP: 0.328, SLG: 0.472 (1,9)										4	1	2	1	0	0	3									
John Orsino, R OBP: 0.297, SLG: 0.360 (1,2)										4	0	1	0	0	2	1									
Bob Saverine, S OBP: 0.237, SLG: 0.176 (9, PR)										0	1	0	0	0	0	0									
Jerry Adair, R OBP: 0.280, SLG: 0.331 (1,4)										3	0	2	0	0	0	0									
Mitt Pappas, R OBP: 0.170, SLG: 0.133 (1,1)										2	0	0	0	0	0	2									
Russ Snyder, L OBP: 0.351, SLG: 0.333 (8, PH)										1	1	1	0	0	0	0									
Ken Rowe, R OBP: 0.329, SLG: 0.282 (9, PH)										0	0	0	0	0	0	0									
Lenny Green, L OBP: 0.329, SLG: 0.282 (9, PH)										0	0	0	0	1	0	0									
Inning Stats	R: 0 E: 0 K: 1 S: 5	H: 0 LOB: 0 BB: 0 P: 5	R: 1 E: 0 K: 1 S: 6	H: 1 LOB: 0 BB: 0 P: 6	R: 0 E: 0 K: 0 S: 4	H: 1 LOB: 1 BB: 0 P: 4	R: 0 E: 0 K: 0 S: 3	H: 0 LOB: 0 BB: 0 P: 3	R: 0 E: 0 K: 1 S: 6	H: 2 LOB: 1 BB: 0 P: 6	R: 0 E: 0 K: 0 S: 4	H: 1 LOB: 1 BB: 0 P: 4	R: 1 E: 1 K: 0 S: 4	H: 1 LOB: 2 BB: 2 P: 13	R: 1 E: 1 K: 0 S: 5	H: 2 LOB: 2 BB: 2 P: 8	R: 1 E: 1 K: 0 S: 4	H: 1 LOB: 2 BB: 1 P: 8	1B: 5 2B: 2 3B: 0 HR: 2	SF: 1 SAC: 2 DP: 0 HBP: 0	WP: 0 PB: 0 SB: 0 CS: 0	PA: 38			
PITCHER	IP WLS BF H R ER SO BB IBB HBP BLK WP HR S P ERA WHIP																								
Mudcat Grant, R ERA: 3.75 (1,1)	7.0	26	6	2	2	3	0	0	0	0	0	0	0	2	32	32	2.57	0.857							
Al Worthington, R ERA: 1.81 (8,1)	1.2	L 12	3	2	1	0	1	2	0	0	0	0	0	9	21	5.40	2.400								



Batter	1	2	3	4	5	6	7	8	9	AB	R	H	RBI	BB	SO	LOB	TOP								
Rich Rollins, R OBP: 0.329, SLG: 0.406 (1, 5)	F9		4-3							4	0	2	2	1	0	0	Minnesota Twins @ Baltimore Orioles Memorial Stadium, Baltimore, MD Tue Sep 15 1964, 7:05 PM EDT Att: 9,158 - Unknown								
Zoilo Versalles, R OBP: 0.307, SLG: 0.447 (1, 6)	K									5	0	1	0	0	3	6									
Tony Oliva, L OBP: 0.356, SLG: 0.553 (1, 9) (8, 7) (8, 9)										4	0	1	0	1	0	6									
Harmon Killebrew, R OBP: 0.379, SLG: 0.557 (1, 7) (8, 9) (8, 7)	F4									4	0	0	0	0	1	4									
Jimmie Hall, L OBP: 0.339, SLG: 0.485 (1, 8)										3	0	1	0	1	0	0									
Don Mincher, L OBP: 0.306, SLG: 0.581 (1, 3)	F8									4	0	1	0	0	1	2									
Earl Batley, R OBP: 0.336, SLG: 0.403 (1, 2)	K									4	0	0	0	0	1	2									
Jay Ward, R OBP: 0.500, SLG: 0.750 (1, 4)										4	1	2	0	0	0	0									
Jim Kaat, L ERA: 2.94 Bob Allison, R ERA: 3.18 Jim Perry, R ERA: 3.38 Frank Robinson, R OBP: 0.396, SLG: 0.596 Harmon Killebrew, R OBP: 0.379, SLG: 0.557 Gerry Arrigo, L ERA: 3.94	K									3	0	1	0	0	1	1									
Inning Stats	R: 0 E: 0 K: 1 S: 6	H: 1 LOB: 1 BB: 0 P: 6	R: 0 E: 0 K: 1 S: 5	H: 0 LOB: 0 BB: 0 P: 5	R: 0 E: 0 K: 1 S: 5	H: 0 LOB: 0 BB: 0 P: 5	R: 0 E: 0 K: 1 S: 6	H: 1 LOB: 2 BB: 1 P: 10	R: 0 E: 0 K: 0 S: 5	H: 2 LOB: 3 BB: 1 P: 9	R: 0 E: 0 K: 0 S: 4	H: 2 LOB: 1 BB: 0 P: 4	R: 1 E: 0 K: 2 S: 9	H: 2 LOB: 2 BB: 1 P: 13	R: 0 E: 0 K: 1 S: 5	H: 0 LOB: 0 BB: 0 P: 5		R: 1 E: 0 K: 1 S: 7	H: 2 LOB: 2 BB: 0 P: 7	1B: 6 2B: 3 3B: 1 HR: 0	SF: 0 SAC: 0 DP: 1 HBP: 0	WP: 0 PB: 0 SB: 1 CS: 0	PA: 39		
PITCHER	IP	WLS	BF	H	R	ER	SO	BB	IBB	HBP	BLK	WP	HR	S	P	ERA	WHIP								
Robin Roberts, R ERA: 2.94 Stu Miller, R ERA: 3.18 Harvey Haddix, L ERA: 2.37 Ken Rowe, R ERA:	6.1		28	8	1	1	5	2	0	0	0	0	0	36	44	1.42	1.579								

Batter	1	2	3	4	5	6	7	8	9	AB	R	H	RBI	BB	SO	LOB	BOTTOM								
Jerry Adair, R OBP: 0.277, SLG: 0.328 (1, 4)	4-3		K							5	0	0	0	0	2	3	Minnesota Twins @ Baltimore Orioles Memorial Stadium, Baltimore, MD Tue Sep 15 1964, 7:05 PM EDT Att: 9,158 - Unknown								
Luis Aparicio, R OBP: 0.313, SLG: 0.355 (1, 6)	F8									3	0	1	0	1	0	0									
Bob Johnson, R OBP: 0.268, SLG: 0.364 Norm Siebern, L OBP: 0.391, SLG: 0.370 (1, 3) (7, 3)	6-3									3	0	1	1	0	0	0									
Brooks Robinson, R OBP: 0.358, SLG: 0.503 (1, 5)										3	0	1	0	1	0	2									
Sam Bowens, R OBP: 0.325, SLG: 0.467 (1, 9)	K									4	0	0	0	0	2	3									
Earl Robinson, R OBP: 0.313, SLG: 0.408 Russ Snyder, L OBP: 0.351, SLG: 0.333 Dick Brown, R OBP: 0.294, SLG: 0.396 Lenny Green, L OBP: 0.329, SLG: 0.282 (1, 7) (7, 7) (8, PH) (9, 8)	K									3	0	1	0	0	2	1									
John Orsino, R OBP: 0.300, SLG: 0.362 Bob Saverine, S OBP: 0.237, SLG: 0.176 (1, 2) (9, PR)	K									0	0	0	0	0	0	0									
Jackie Brandt, R OBP: 0.296, SLG: 0.366 (1, 8) (9, 7)										2	1	1	0	1	0	0									
Robin Roberts, S ERA: 2.94 Stu Miller, R ERA: 3.18 Boog Powel, R OBP: 0.306, SLG: 0.596 Harvey Haddix, L ERA: 2.37 Ken Rowe, R ERA: 3.94										1	0	0	0	0	0	2									
Inning Stats	R: 0 E: 0 K: 0 S: 3	H: 0 LOB: 0 BB: 0 P: 3	R: 0 E: 0 K: 3 S: 10	H: 1 LOB: 1 BB: 0 P: 10	R: 1 E: 0 K: 1 S: 7	H: 2 LOB: 2 BB: 1 P: 11	R: 0 E: 0 K: 1 S: 6	H: 1 LOB: 2 BB: 1 P: 10	R: 0 E: 0 K: 0 S: 3	H: 0 LOB: 0 BB: 0 P: 3	R: 0 E: 0 K: 0 S: 4	H: 1 LOB: 1 BB: 0 P: 4	R: 0 E: 0 K: 2 S: 7	H: 0 LOB: 0 BB: 0 P: 7	R: 0 E: 0 K: 1 S: 6	H: 1 LOB: 2 BB: 1 P: 10		R: 0 E: 1 K: 1 S: 6	H: 1 LOB: 2 BB: 0 P: 6	1B: 6 2B: 1 3B: 0 HR: 0	SF: 0 SAC: 3 DP: 0 HBP: 0	WP: 0 PB: 0 SB: 0 CS: 0	PA: 37		
PITCHER	IP	WLS	BF	H	R	ER	SO	BB	IBB	HBP	BLK	WP	HR	S	P	ERA	WHIP								
Al Worthington, R ERA: 1.8	0.1		1	0	0	0	0	0	0	0	0	0	0	1	1	0.00	0.000								

Batter	1	2	3	4	5	6	7	8	9	AB	R	H	RBI	BB	SO	LOB	TOP											
Rich Rollins, R OBP: 0.329, SLG: 0.404										3	0	0	0	2	1	2	Minnesota Twins @ Baltimore Orioles Memorial Stadium, Baltimore, MD Wed Sep 16 1964, 7:05 PM EDT Att: 10,555 - Unknown											
Zoilo Versalles, R OBP: 0.308, SLG: 0.448										4	0	1	0	1	1	0												
Tony Oliva, L OBP: 0.354, SLG: 0.550										4	0	0	0	0	0	2												
Harmon Killebrew, R OBP: 0.380, SLG: 0.561										3	1	1	1	1	1	2												
Bob Allison, R OBP: 0.396, SLG: 0.540										0	0	0	0	0	0	0												
Jimmie Hall, L OBP: 0.337, SLG: 0.481										4	0	0	0	0	1	3												
Don Mincher, L OBP: 0.309, SLG: 0.576										2	1	0	0	2	0	0												
Earl Batley, R OBP: 0.333, SLG: 0.399										4	0	0	0	0	0	2												
Jay Ward, R OBP: 0.750, SLG: 0.800										1	0	1	0	3	0	0												
Bill Bethea, R (9, PR)										0	0	0	0	0	0	0												
Jerry Kindall, R OBP: 0.239, SLG: 0.263										0	0	0	0	0	0	0												
Camilo Pascual, R OBP: 0.239, SLG: 0.250										3	0	1	1	0	0	2												
Inning Stats	R: 0 E: 0 K: 2 S: 7	H: 0 LOB: 2 BB: 2 P: 15	R: 0 E: 0 K: 0 S: 4	H: 1 LOB: 1 BB: 0 P: 4	R: 0 E: 0 K: 1 S: 5	H: 0 LOB: 0 BB: 0 P: 5	R: 2 E: 0 K: 0 S: 5	H: 2 LOB: 2 BB: 2 P: 13	R: 0 E: 0 K: 1 S: 5	H: 0 LOB: 1 BB: 1 P: 9	R: 0 E: 0 K: 0 S: 3	H: 0 LOB: 0 BB: 0 P: 7	R: 0 E: 0 K: 0 S: 3	H: 0 LOB: 1 BB: 1 P: 7	R: 0 E: 0 K: 0 S: 2	H: 0 LOB: 2 BB: 2 P: 10	1B: 1 2B: 2 3B: 0 HR: 1	SF: 0 SAC: 1 DP: 0 HBP: 0	WP: 1 PB: 0 SB: 1 CS: 0	PA: 38								
PITCHER	IP	WLS	BF	H	R	ER	SO	BB	IBB	HBP	BLK	WP	HR	S	P	ERA	WHIP											
Wally Bunker, R ERA: 2.59	(1, 1)	7.0	L	30	3	2	2	4	5	1	0	0	1	1	32	56	2.57	1.143										
Stu Miller, R ERA: 3.13	(8, 1)	1.1		7	0	0	0	0	2	1	0	0	0	0	4	16	0.00	1.500										
Dick Hall, R ERA: 1.98	(9, 1)	0.2		1	1	0	0	0	0	0	0	0	0	1	1	0.00	1.500											

Batter	1	2	3	4	5	6	7	8	9	AB	R	H	RBI	BB	SO	LOB	BOTTOM											
Jackie Brandt, R OBP: 0.295, SLG: 0.363										4	0	0	0	1	2	0	Minnesota Twins @ Baltimore Orioles Memorial Stadium, Baltimore, MD Wed Sep 16 1964, 7:05 PM EDT Att: 10,555 - Unknown											
Luis Aparicio, R OBP: 0.311, SLG: 0.352										4	0	0	0	0	1	2												
Norm Siebern, L OBP: 0.378, SLG: 0.367										4	0	0	0	0	2	0												
Boog Powell, L OBP: 0.389, SLG: 0.598										2	1	1	0	2	0	0												
Paul Blair, R (8, PR)										0	0	0	0	0	0	0												
Brooks Robinson, R OBP: 0.362, SLG: 0.506										4	0	4	1	0	0	0												
Sam Bowens, R OBP: 0.327, SLG: 0.467										3	0	1	0	1	1	3												
John Orsino, R OBP: 0.297, SLG: 0.357										3	0	0	0	0	1	3												
Lenny Green, L OBP: 0.327, SLG: 0.280										1	0	0	0	0	1	2												
Dick Brown, R OBP: 0.294, SLG: 0.396										0	0	0	0	0	0	0												
Jerry Adair, R OBP: 0.277, SLG: 0.328										4	0	1	0	0	2	1												
Wally Bunker, R OBP: 0.155, SLG: 0.078										2	0	0	0	0	0	0												
Russ Snyder, L OBP: 0.346, SLG: 0.329										1	0	0	0	0	1	1												
Stu Miller, R OBP: 0.125, SLG: 0.250										0	0	0	0	0	0	0												
Dick Hall, R OBP: 0.200, SLG: 0.143										0	0	0	0	0	0	0												
Bob Johnson, R OBP: 0.287, SLG: 0.362										1	0	0	0	0	1	0												
Inning Stats	R: 0 E: 0 K: 1 S: 5	H: 0 LOB: 0 BB: 0 P: 5	R: 1 E: 0 K: 2 S: 9	H: 2 LOB: 1 BB: 0 P: 9	R: 0 E: 0 K: 0 S: 3	H: 0 LOB: 0 BB: 0 P: 3	R: 0 E: 0 K: 1 S: 6	H: 1 LOB: 2 BB: 1 P: 10	R: 0 E: 0 K: 0 S: 3	H: 0 LOB: 0 BB: 0 P: 3	R: 0 E: 0 K: 2 S: 8	H: 1 LOB: 2 BB: 1 P: 12	R: 0 E: 0 K: 1 S: 6	H: 1 LOB: 2 BB: 1 P: 10	R: 0 E: 0 K: 2 S: 8	H: 2 LOB: 2 BB: 1 P: 12	R: 0 E: 0 K: 3 S: 9	H: 0 LOB: 0 BB: 0 P: 9	1B: 6 2B: 1 3B: 0 HR: 0	SF: 0 SAC: 0 DP: 0 HBP: 0	WP: 1 PB: 0 SB: 0 CS: 0	PA: 37						
PITCHER	IP	WLS	BF	H	R	ER	SO	BB	IBB	HBP	BLK	WP	HR	S	P	ERA	WHIP											
Camilo Pascual, R ERA: 3.36	(1, 1)	9.0	W	37	7	1	1	12	4	0	0	0	1	0	57	73	1.00	1.222										



Batter	1	2	3	4	5	6	7	8	9	AB	R	H	RBI	BB	SO	LOB	TOP				
Rich Rollins, R OBP: 0.330, SLG: 0.409	L5		HR		1B		F8		F7	5	1	2	1	0	0	1					
Zolo Versailles, R OBP: 0.307, SLG: 0.447	K		6-3		F8		K		1B 2B	5	1	1	1	0	2	1					
Tony Oliva, L OBP: 0.354, SLG: 0.549	4-3				F7		K		BB E 1B 2-H	5	0	2	1	0	1	0					
Harmon Killebrew, R OBP: 0.379, SLG: 0.558		F8		FC4-6 1B		K		F7	E6 BB	5	0	1	0	0	1	3					
Jim Kaat, L OBP: 0.270, SLG: 0.308										0	0	0	0	0	0	0					
Jimmie Hall, L OBP: 0.339, SLG: 0.484		BB 1B		FC4-6 BB HR		2B		K	FC6-4 BB	4	1	2	0	1	1	1					
Bob Allison, R OBP: 0.398, SLG: 0.539	G6-4-3 BB			HR BB		K			FC6-4 BB	3	1	1	0	2	1	4					
Earl Batley, R OBP: 0.334, SLG: 0.407	G6-4-3			HR				F3		3	1	1	3	1	0	3					
Jay Ward, R OBP: 0.500, SLG: 0.444			F6	K			F4		K	4	0	0	0	0	2	2					
Dave Stewart, R OBP: 0.355, SLG: 0.554			F9		F2		K		2B 1B	1	0	0	0	0	0	0					
Inning Stats	R: 0 E: 0 K: 1 S: 5	H: 0 LOB: 0 BB: 0 P: 5	R: 0 E: 0 K: 0 S: 3	H: 1 LOB: 1 BB: 1 P: 7	R: 1 E: 0 K: 0 S: 4	H: 1 LOB: 0 BB: 0 P: 4	R: 3 E: 0 K: 1 S: 7	H: 2 LOB: 2 BB: 1 P: 11	R: 0 E: 0 K: 2 S: 8	H: 1 LOB: 2 BB: 0 P: 12	R: 0 E: 0 K: 2 S: 7	H: 0 LOB: 0 BB: 0 P: 7	R: 0 E: 0 K: 1 S: 6	H: 1 LOB: 1 BB: 0 P: 6	R: 2 E: 1 K: 1 S: 9	H: 3 LOB: 3 BB: 1 P: 13	1B: 7 2B: 2 3B: 0 HR: 2	SF: 0 SAC: 0 DP: 1 HBP: 0	WP: 0 PB: 0 SB: 0 CS: 0	PA: 42	
PITCHER	IP	WLS	BF	H	R	ER	SO	BB	IBB	HBP	BLK	WP	HR	S	P	ERA	WHIP				
Pete Charton, R ERA: 5.65	4.2		21	6	4	4	2	2	0	0	0	0	2	23	31	7.71	1.714				
Jay Ritchie, R ERA: 2.53	4.0	W	17	4	2	2	7	1	0	0	0	0	0	30	34	4.50	1.250				
Dick Radatz, R ERA: 2.2	0.1	S	4	1	0	0	0	1	0	0	0	0	0	3	7	0.00	6.000				

Minnesota Twins @ Boston Red Sox
Fenway Park, Boston, MA
Fri Sep 18 1964, 7:05 PM EDT
Att: 7,608 - Unknown

AB 38
R 6
H 11
RBI 6
BB 4
SO 9
LOB 17



Batter	1	2	3	4	5	6	7	8	9	AB	R	H	RBI	BB	SO	LOB	BOTTOM					
Felix Mantilla, R OBP: 0.355, SLG: 0.554	HR	BB 2B BB		HR	BB		1B BB			2	3	2	2	3	0	0						
Tony Conigliaro, R OBP: 0.397, SLG: 0.554	G3 2B	2B BB		E 1B BB	K		FC6-4 1B			3	1	2	1	2	1	1						
Carl Yastrzemski, L OBP: 0.381, SLG: 0.464	G3			E4 1B			K			5	1	2	2	0	1	5						
Dick Stuart, R OBP: 0.317, SLG: 0.501	K	6-3		G6-4-3 1B	1B		K		FC6-4	5	0	1	2	0	2	7						
Lee Thomas, L OBP: 0.325, SLG: 0.402				1-3 BB	G6-4-3 1B		K		4-3	3	0	1	0	2	1	1						
Frank Malzone, R OBP: 0.314, SLG: 0.367	K			1-3	G6-4-3		F4		WP G3-2-3 1B	5	0	1	0	0	1	6						
Eddie Bressoud, R OBP: 0.370, SLG: 0.462		K		K	F9		FC1-5 1B		BB BB	4	0	1	0	1	2	2						
Bob Tillman, R OBP: 0.359, SLG: 0.444		K					WP FC1-5 1B		BB BB	3	1	1	0	2	1	0						
Pete Charton, L OBP: 0.286, SLG: 0.167							FC1-5 1B		BB	2	1	1	0	0	0	2						
Jay Ritchie, R OBP: 0.111, SLG: 0.111				F8			K		G3-2-3	3	0	0	0	0	1	5						
Dick Radatz, R OBP: 0.167, SLG: 0.171		BB BB 2B 1B					1-2 2-3 1B		3-H	0	0	0	0	0	0	0						
Inning Stats	R: 1 E: 0 K: 2 S: 9	H: 2 LOB: 2 BB: 1 P: 13	R: 2 E: 0 K: 2 S: 9	H: 2 LOB: 2 BB: 2 P: 17	R: 0 E: 0 K: 1 S: 5	H: 0 LOB: 2 BB: 2 P: 13	R: 3 E: 1 K: 0 S: 6	H: 3 LOB: 1 BB: 1 P: 10	R: 0 E: 0 K: 2 S: 8	H: 1 LOB: 1 BB: 0 P: 8	R: 1 E: 0 K: 1 S: 8	H: 3 LOB: 3 BB: 1 P: 12	R: 0 E: 0 K: 0 S: 3	H: 1 LOB: 2 BB: 2 P: 11	1B: 8 2B: 2 3B: 0 HR: 2	SF: 0 SAC: 0 DP: 2 HBP: 0	WP: 3 PB: 0 SB: 0 CS: 0	PA: 45				
PITCHER	IP	WLS	BF	H	R	ER	SO	BB	IBB	HBP	BLK	WP	HR	S	P	ERA	WHIP					
Dave Boswell, R ERA: 9.0	3.0		18	4	3	3	5	4	0	0	0	0	1	4	8							
Jim Perry, R ERA: 3.68	0.0	L	5	3	3	2	0	1	0	0	0	0	0	1	4	8						
Dwight Siebler, R ERA: 6.48	1.0		2	0	0	0	0	0	0	0	0	0	0	2	2	0.00	0.000					
Chuck Nieson, R ERA	1.0		4	0	0	0	2	1	0	0	0	0	0	7	11	0.00	1.000					
Gerry Arrigo, L ERA: 3.98	1.1		8	3	1	1	2	1	0	0	0	1	0	11	15	6.75	3.000					
PITCHER	IP	WLS	BF	H	R	ER	SO	BB	IBB	HBP	BLK	WP	HR	S	P	ERA	WHIP					
Johnny Klippstein, R ERA: 2.58	1.2		8	2	0	0	1	2	0	0	0	1	0	8	16	0.00	2.400					

Minnesota Twins @ Boston Red Sox
Fenway Park, Boston, MA
Fri Sep 18 1964, 7:05 PM EDT
Att: 7,608 - Unknown

AB 35
R 7
H 12
RBI 7
BB 10
SO 10
LOB 29



Batter	1	2	3	4	5	6	7	8	9	AB	R	H	RBI	BB	SO	LOB	TOP										
Rich Rollins, R OBP: 0.331, SLG: 0.409 (1, 5)	0-0 5-3	0-0 F8		0-0 1B		0-0 CS 1B			0-0 F6	5	0	2	0	0	0	1											
Zoilo Versalles, R OBP: 0.306, SLG: 0.445 (1, 6)	0-0 2B SF7 1B	0-0 F9		0-0 F7		0-0 F9			0-0 1-3	5	1	1	0	0	0	3											
Tony Oliva, L OBP: 0.355, SLG: 0.551 (1, 9)	0-0 BB 1-3 2B		0-0 F8	0-3 K					0-3 K	5	0	2	0	0	2	1											
Harmon Killebrew, R OBP: 0.380, SLG: 0.564 (1, 7)	0-0 SF7		0-0 2B 1B		0-0 HR				0-0 F9	3	1	2	2	0	0	1											
Jimmie Hall, L OBP: 0.341, SLG: 0.485 (1, 8)	4-0 3-H BB BB		0-0 1-3 2B		0-0 4-3				0-3 K	3	0	1	0	1	1	1											
Bob Allison, R OBP: 0.398, SLG: 0.537 (1, 3)	4-0 FC5-4 1-2 2-3 BB		0-0 1B		0-0 5-3				0-0 5-3	3	0	1	0	1	0	1											
Ron Henry, R OBP: 0.175, SLG: 0.368 (1, 2)	0-0 FC5-4 1-2		0-3 K		0-0 3B				0-0 6-3	4	0	1	0	0	1	6											
Jay Ward, R OBP: 0.375, SLG: 0.308 (1, 4)		0-3 K	0-0 F2		0-0 6-3				0-3 K	4	0	0	0	0	2	4											
Mudcat Grant, R OBP: 0.232, SLG: 0.316 (1, 1)		0-0 1B				0-0 F8			0-3 K	3	0	1	0	0	0	0											
Bill Pleis, L OBP: 0.400, SLG: 0.250 (7, 1)										0	0	0	0	0	0	0											
Don Mincher, L OBP: 0.307, SLG: 0.571 (8, PH)										1	0	0	0	0	1	0											
Chuck Nieson, R (8, 1)										0	0	0	0	0	0	0											
Inning Stats	R: 1 E: 0 K: 0 S: 5	H: 2 LOB: 3 BB: 2 P: 13	R: 0 E: 0 K: 1 S: 6	H: 1 LOB: 1 BB: 0 P: 6	R: 0 E: 0 K: 1 S: 8	H: 3 LOB: 3 BB: 0 P: 8	R: 0 E: 0 K: 1 S: 6	H: 1 LOB: 1 BB: 0 P: 6	R: 1 E: 0 K: 0 S: 5	H: 2 LOB: 1 BB: 0 P: 5	R: 0 E: 0 K: 1 S: 3	H: 1 LOB: 0 BB: 0 P: 3	R: 0 E: 0 K: 2 S: 7	H: 0 LOB: 0 BB: 0 P: 7	R: 0 E: 0 K: 1 S: 5	H: 0 LOB: 0 BB: 0 P: 5	1B: 6 2B: 3 3B: 1 HR: 1	SF: 1 SAC: 0 DP: 0 HBP: 0	WP: 0 PB: 0 SB: 0 CS: 1	PA: 39							
PITCHER	IP	WLS	BF	H	R	ER	SO	BB	IBB	HBP	BLK	WP	HR	S	P	ERA	WHIP										
Earl Wilson, R ERA: 4.52 (1, 1)	5.0		26	9	2	2	3	2	0	0	0	0	1	30	38	3.60	2.200										
Bob Heffner, R ERA: 3.99 (6, 1)	4.0	W	13	2	0	0	4	0	0	0	0	0	0	21	21	0.00	0.500										

Minnesota Twins @ Boston Red Sox
Fenway Park, Boston, MA
Sat Sep 19 1964, 3:33 AM EDT
Att: 4,146 - Unknown

AB 36
R 2
H 11
RBI 2
BB 2
SO 7
LOB 18



Batter	1	2	3	4	5	6	7	8	9	AB	R	H	RBI	BB	SO	LOB	BOTTOM										
Felix Mantilla, R OBP: 0.354, SLG: 0.559 (1, 4)	0-0 4-3		0-0 6-3		0-3 K		0-0 HR			4	1	1	1	0	1	0											
Tony Conigliaro, R OBP: 0.381, SLG: 0.554 (1, 7)	0-0 F2		4-0 BB		4-0 CS BB		0-0 1B HBP			2	1	1	0	2	0	0											
Carl Yastrzemski, L OBP: 0.380, SLG: 0.461 (1, 8)	0-0 F5		0-0 F8		0-0 CS		0-0 3-1 1B HBP			3	0	0	0	0	0	1											
Dick Stuart, R OBP: 0.319, SLG: 0.501 (1, 3)		0-0 1B E 1B		0-0 F9		0-0 5-3		0-0 1-2 2-H 1B		4	1	2	1	0	0	0											
Bobby Guindon, L (7, PR)										0	0	0	0	0	0	0											
Dick Williams, R OBP: 0.247, SLG: 0.406 (8, 3)										0	0	0	0	0	0	0											
Lee Thomas, L OBP: 0.325, SLG: 0.400 (1, 9)		0-0 FC5-4 1-2 1B		0-0 F8		0-3 K		0-0 4-3		4	0	1	0	0	1	2											
Frank Malzone, R OBP: 0.315, SLG: 0.380 (1, 5)		0-0 FC5-4 1-2 2-H		0-0 HR		0-0 6-3		0-0 HR		4	2	2	2	0	0	1											
Eddie Bressoud, R OBP: 0.370, SLG: 0.461 (1, 6)		0-0 6-3		4-0 FC6-4 BB		4-0 HR BB		0-3 K		2	1	0	0	2	1	1											
Bob Tillman, R OBP: 0.358, SLG: 0.449 (1, 2)		0-0 F9		0-0 FC6-4 1-2		0-0 HR		0-3 K		4	1	1	2	0	1	2											
Earl Wilson, R OBP: 0.288, SLG: 0.472 (1, 1)			0-3 K		0-0 F8		0-0 6-3		0-3 K	1	0	0	0	0	1	0											
Dalton Jones, L OBP: 0.282, SLG: 0.352 (5, PH)										1	0	0	0	0	0	0											
Bob Heffner, R OBP: 0.171, SLG: 0.225 (6, 1)										2	0	0	0	0	1	0											
Inning Stats	R: 0 E: 0 K: 0 S: 3	H: 0 LOB: 0 BB: 0 P: 3	R: 1 E: 1 K: 0 S: 5	H: 2 LOB: 1 BB: 0 P: 5	R: 0 E: 0 K: 1 S: 5	H: 0 LOB: 1 BB: 1 P: 9	R: 1 E: 0 K: 0 S: 4	H: 1 LOB: 1 BB: 1 P: 8	R: 0 E: 0 K: 1 S: 4	H: 0 LOB: 0 BB: 1 P: 8	R: 0 E: 0 K: 1 S: 5	H: 0 LOB: 0 BB: 0 P: 5	R: 4 E: 0 K: 0 S: 7	H: 4 LOB: 2 BB: 1 P: 12	R: 1 E: 0 K: 3 S: 10	H: 1 LOB: 0 BB: 0 P: 10	1B: 4 2B: 0 3B: 0 HR: 4	SF: 0 SAC: 0 DP: 0 HBP: 1	WP: 0 PB: 0 SB: 0 CS: 1	PA: 37							
PITCHER	IP	WLS	BF	H	R	ER	SO	BB	IBB	HBP	BLK	WP	HR	S	P	ERA	WHIP										
Mudcat Grant, R ERA: 3.85 (1, 1)	6.2	L	29	6	6	5	3	4	0	0	0	0	0	31	47	6.75	1.500										
Bill Pleis, L ERA: 4.04 (7, 1)	0.1		3	1	0	0	0	0	0	1	0	0	0	2	3	0.00	3.000										
Chuck Nieson, R ERA: 4.5 (8, 1)	1.0		4	1	1	1	3	0	0	0	0	0	1	10	10	9.00	1.000										

Minnesota Twins @ Boston Red Sox
Fenway Park, Boston, MA
Sat Sep 19 1964, 3:33 AM EDT
Att: 4,146 - Unknown

AB 31
R 7
H 8
RBI 6
BB 4
SO 6
LOB 7




Batter	1	2	3	4	5	6	7	8	9	AB	R	H	RBI	BB	SO	LOB	TOP										
Rich Rollins, R OBP: 0.332, SLG: 0.408 (1, 5)	F7	K		BB 1B BB		K		FC5-4 BB	BB 1B	4	2	1	0	2	2	3	Minnesota Twins @ Boston Red Sox Fenway Park, Boston, MA Sun Sep 20 1964, 3:33 AM EDT Att: 5,964 - Unknown										
Zoilo Versalles, R OBP: 0.308, SLG: 0.443 Jerry Kindall, R OBP: 0.239, SLG: 0.263 (9, 4)	K		1-3	BB 1B BB	BB 1B BB		BB 1B BB	FC5-4 BB 1B	BB 1B BB	3	2	0	0	3	1	1											
Tony Oliva, L OBP: 0.357, SLG: 0.554 (1, 9)	2B		F2	BB 1B BB	BB 1B BB	SF8		BB 1B BB	BB 1B BB	5	2	4	3	0	0	0											
Harmon Killebrew, R OBP: 0.382, SLG: 0.564 Jay Ward, R OBP: 0.375, SLG: 0.308 Don Mincher, L OBP: 0.307, SLG: 0.571 (9, 7)	4-3		HR	BB 1B BB	BB 1B BB	F2		BB 1B BB	BB 1B BB	4	1	2	1	1	0	3											
Bob Allison, R OBP: 0.399, SLG: 0.542 (9, 7)		BB 1B BB	BB 1B BB	HR	BB 1B BB	F8		F2	F6	BB 1B BB	5	2	4	1	0	3											
Jimmie Hall, L OBP: 0.341, SLG: 0.482 (1, 8)	F8		BB 1B BB	BB 1B BB	BB 1B BB	F7		4-3	E1	BB 1B BB	5	0	1	0	1	0											
Earl Batley, R OBP: 0.405, SLG: 0.405 Mudcat Grant, R OBP: 0.232, SLG: 0.316 Jerry Zimmerman, R OBP: 0.282, SLG: 0.229 (9, 2)	BB 1B BB	BB 1B BB	5-3	BB 1B BB	BB 1B BB	F6		BB 1B BB	F7	BB 1B BB	4	1	1	1	2	0		4									
Bill Bethea, R OBP: 0.500, SLG: 0.500 (9, 6)	BB 1B BB	BB 1B BB	BB 1B BB	BB 1B BB	BB 1B BB	6-3		BB 1B BB	BB 1B BB	BB 1B BB	4	1	1	1	2	0		3									
Jim Kaat, L OBP: 0.272, SLG: 0.300 Al Worthington, R OBP: 0.071, SLG: 0.071 (6, 1)	BB 1B BB	BB 1B BB	BB 1B BB	BB 1B BB	BB 1B BB	K		BB 1B BB	F9	BB 1B BB	2	0	0	1	1	1		1									
Inning Stats	R: 0 E: 0 K: 1 S: 6	H: 1 LOB: 1 BB: 0 P: 6	R: 2 E: 0 K: 1 S: 7	H: 2 LOB: 1 BB: 1 P: 11	R: 2 E: 0 K: 0 S: 5	H: 2 LOB: 1 BB: 0 P: 6	R: 1 E: 0 K: 1 S: 5	H: 1 LOB: 2 BB: 2 P: 13	R: 0 E: 0 K: 0 S: 4	H: 0 LOB: 0 BB: 2 P: 4	R: 1 E: 0 K: 1 S: 5	H: 0 LOB: 2 BB: 3 P: 17	R: 0 E: 0 K: 0 S: 3	H: 0 LOB: 2 BB: 2 P: 11	R: 2 E: 1 K: 0 S: 6	H: 2 LOB: 2 BB: 1 P: 10		R: 4 E: 0 K: 0 S: 6	H: 3 LOB: 3 BB: 4 P: 22	1B: 9 2B: 2 3B: 0 HR: 1	SF: 1 SAC: 0 DP: 0 HBP: 1	WP: 0 PB: 0 SB: 0 CS: 0	PA: 53				
PITCHER	IP	WLS	BF	H	R	ER	SO	BB	IBB	HBP	BLK	WP	HR	S	P	ERA	WHIP										
Ed Connolly, L ERA: 4.68 (1, 1)	4.0	L	21	6	5	5	3	3	0	1	0	0	1	23	36	11.25	2.250										
Jay Ritchie, R ERA: 2.75 (5, 1)	1.0		4	1	0	0	0	0	0	0	0	0	0	4	4	0.00	1.000										
Dave Morehead, R ERA: 5.02 (6, 1)	2.0		11	0	1	1	1	5	0	0	0	0	0	8	28	4.50	2.500										
Jack Lamabe, R ERA: 5.89 (8, 1)	1.2		14	5	6	5	0	3	0	0	0	0	0	11	23	27.00	4.800										
Bill Spanswick, L ERA: 6.89 (9, 1)	0.1		3	0	0	0	0	2	0	0	0	0	0	1	9	0.00	6.000										
Batter	1	2	3	4	5	6	7	8	9	AB	R	H	RBI	BB	SO	LOB	BOTTOM										
Felix Mantilla, R OBP: 0.352, SLG: 0.562 (1, 4)	6-3		5-3		HR		1-3		L1	5	1	1	1	0	0	2	Minnesota Twins @ Boston Red Sox Fenway Park, Boston, MA Sun Sep 20 1964, 3:33 AM EDT Att: 5,964 - Unknown										
Tony Conigliaro, R OBP: 0.380, SLG: 0.550 (1, 7)	BB 1B BB		6-3		F3		F6			4	1	1	0	0	0	0											
Carl Yastrzemski, L OBP: 0.381, SLG: 0.465 (1, 8)	BB 1B BB	BB 1B BB	BB 1B BB		F8			3-1		4	1	2	1	0	0	0											
Dick Stuart, R OBP: 0.321, SLG: 0.502 (1, 3)	BB 1B BB	BB 1B BB	BB 1B BB	K		BB 1B BB	BB 1B BB	BB 1B BB	BB 1B BB	3	1	2	0	1	1	1											
Frank Matzone, R OBP: 0.316, SLG: 0.380 (1, 5)	BB 1B BB	BB 1B BB	BB 1B BB	BB 1B BB	FC3-6 BB	BB 1B BB	BB 1B BB	BB 1B BB	G5-4-3 BB	3	0	1	1	1	0	2											
Lee Thomas, L OBP: 0.324, SLG: 0.401 (1, 9)	BB 1B BB	BB 1B BB	BB 1B BB	BB 1B BB	FC3-6 BB	BB 1B BB	L3		BB 1B BB	4	0	1	0	0	0	4											
Eddie Bressoud, R OBP: 0.371, SLG: 0.480 (1, 6)	BB 1B BB	BB 1B BB	BB 1B BB	BB 1B BB	F3	BB 1B BB	BB 1B BB	BB 1B BB	BB 1B BB	3	0	1	0	1	1	1											
Bob Tillman, R OBP: 0.355, SLG: 0.445 (1, 2)	BB 1B BB	BB 1B BB	BB 1B BB	BB 1B BB	K	BB 1B BB	BB 1B BB	BB 1B BB	BB 1B BB	4	0	0	0	0	2	4											
Ed Connolly, L OBP: 0.176, SLG: 0.125 Jay Ritchie, R OBP: 0.111, SLG: 0.111 Tony Horton, L OBP: 0.245, SLG: 0.098 Dave Morehead, R OBP: 0.150, SLG: 0.114 Dalton Jones, L OBP: 0.351, SLG: 0.351 Jack Lamabe, R OBP: 0.156, SLG: 0.154 Bill Spanswick, L OBP: 0.275, SLG: 0.286 Bobby Guindon, L OBP: 0.000, SLG: 0.000 (9, 9)	BB 1B BB	BB 1B BB	BB 1B BB	BB 1B BB	F3	BB 1B BB	BB 1B BB	BB 1B BB	BB 1B BB	1	0	0	0	0	1	0											
Inning Stats	R: 2 E: 0 K: 0 S: 5	H: 2 LOB: 0 BB: 1 P: 9	R: 0 E: 0 K: 2 S: 7	H: 0 LOB: 0 BB: 0 P: 7	R: 0 E: 0 K: 1 S: 6	H: 1 LOB: 1 BB: 0 P: 6	R: 0 E: 0 K: 0 S: 3	H: 1 LOB: 1 BB: 1 P: 7	R: 1 E: 0 K: 0 S: 4	H: 1 LOB: 0 BB: 0 P: 4	R: 1 E: 0 K: 0 S: 4	H: 2 LOB: 1 BB: 1 P: 8	R: 0 E: 0 K: 0 S: 3	H: 0 LOB: 0 BB: 0 P: 3	R: 0 E: 0 K: 2 S: 8	H: 1 LOB: 2 BB: 1 P: 12		1B: 6 2B: 2 3B: 1 HR: 1	SF: 0 SAC: 0 DP: 3 HBP: 0	WP: 1 PB: 0 SB: 0 CS: 0	PA: 37						
PITCHER	IP	WLS	BF	H	R	ER	SO	BB	IBB	HBP	BLK	WP	HR	S	P	ERA	WHIP										
Jim Kaat, L ERA: 3.22 (1, 1)	5.2	W	25	7	4	4	3	3	0	0	0	1	0	28	40	6.35	1.765										
Al Worthington, R ERA: 1.72 (6, 1)	3.1	S	12	2	0	0	2	1	0	0	0	1	0	15	19	0.00	0.900										

Batter	1	2	3	4	5	6	7	8	9	AB	R	H	RBI	BB	SO	LOB	TOP					
Rich Rollins, R OBP: 0.332, SLG: 0.408 (1.5)	0-0 1-3		0-3 K		0-3 K			0-0 5-3		4	0	0	0	0	2	3						
Zoilo Versalles, R OBP: 0.311, SLG: 0.444 (1.6)	0-0 6-3		0-0 F8			0-0 L4 1B		0-0 4-3		4	0	1	0	0	0	2						
Tony Oliva, L OBP: 0.358, SLG: 0.555 (1.9)	0-3 K			0-0 G4-6-3 1B		0-0 F7		0-0 4-3		4	0	1	0	0	1	1						
Harmon Killebrew, R OBP: 0.384, SLG: 0.560 (1.7)		0-0 G4-6-3 1B		0-0 G4-6-3 1B		0-0 1-2 1B		0-0 F9		4	0	3	0	0	0	0						
Jimmie Hall, L OBP: 0.338, SLG: 0.481 (1.8)	0-3 K		0-0 G4-6-3		0-0 L4			0-0 F5		4	0	0	0	0	1	5						
Don Mincher, L OBP: 0.301, SLG: 0.560 (1.3)	0-0 G4-6-3		0-3 K					0-0 F7		4	0	0	0	0	1	2						
Earl Batley, R OBP: 0.339, SLG: 0.406 (1.2)			0-0 1B		0-0 1B		4-0 WP BB			2	0	2	0	1	0	0						
Bill Bethea, R OBP: 0.333, SLG: 0.267 (1.4)			0-0 1-2 1B		0-0 F2		0-0 F4			3	0	1	0	0	0	2						
Jim Kaat, L OBP: 0.263, SLG: 0.289 (1.1)			0-3 K		0-3 K		0-3 K			3	0	0	0	0	3	4						
Inning Stats	R: 0 E: 0 K: 1 S: 5	H: 0 LOB: 0 BB: 0 P: 5	R: 0 E: 0 K: 1 S: 5	H: 1 LOB: 0 BB: 0 P: 5	R: 0 E: 0 K: 2 S: 9	H: 2 LOB: 2 BB: 0 P: 9	R: 0 E: 0 K: 1 S: 6	H: 2 LOB: 1 BB: 0 P: 6	R: 0 E: 0 K: 2 S: 8	H: 1 LOB: 1 BB: 0 P: 8	R: 0 E: 0 K: 0 S: 4	H: 2 LOB: 1 BB: 0 P: 4	R: 0 E: 0 K: 1 S: 5	H: 0 LOB: 1 BB: 1 P: 9	R: 0 E: 0 K: 0 S: 3	H: 0 LOB: 0 BB: 0 P: 3	R: 0 E: 0 K: 0 S: 3	H: 0 LOB: 0 BB: 0 P: 3	1B: 8 2B: 1 3B: 0 HR: 0	SF: 0 SAC: 0 DP: 3 HBP: 0	WP: 1 PB: 0 SB: 0 CS: 0	PA: 33
PITCHER Dean Chance, R ERA: 1.59 (1.1)	IP: 9.0 WLS: W BF: 33 H: 8 R: 0 ER: 0 SO: 8 BB: 1 IBB: 0 HBP: 0 BLK: 0 WP: 1 HR: 0 S: 48 P: 52 ERA: 0.00 WHIP: 1.000															PITCHER						

Minnesota Twins @ Los Angeles Angels
Dodger Stadium, Los Angeles, CA
Fri Sep 25 1964, 7:05 PM PDT
Att: 8,276 - Unknown


AB	32
R	0
H	8
RBI	0
BB	1
SO	8
LOB	19



Batter	1	2	3	4	5	6	7	8	9	AB	R	H	RBI	BB	SO	LOB	BOTTOM			
Bob Perry, R OBP: 0.313, SLG: 0.364 (1.8)	0-3 K		4-0 BB			0-0 G3		0-0 WP 3B		3	0	1	0	1	1	0				
Willie Smith, L OBP: 0.312, SLG: 0.459 (8, FR)										0	1	0	0	0	0	0				
Albie Pearson, L OBP: 0.318, SLG: 0.274 (9.7)										0	0	0	0	0	0	0				
Jim Piersall, R OBP: 0.350, SLG: 0.383 (1.7)	0-0 CS 1B		0-0 F9			0-0 E5 1B		0-0 F9		4	0	2	0	0	0	2				
Jim Fregosi, R OBP: 0.377, SLG: 0.473 (1.6)	0-3 K			0-0 5-3		0-0 F7		0-0 5-3		4	0	0	0	0	1	3				
Lou Clinton, R OBP: 0.315, SLG: 0.400 (1.9)		0-0 F3		0-0 F8				0-0 E 1B		3	0	1	0	0	0	0				
Felix Torres, R OBP: 0.260, SLG: 0.401 (1.5)		0-3 K		0-0 F8				0-0 F9		3	0	0	0	0	1	1				
Buck Rodgers, S OBP: 0.301, SLG: 0.309 (1.2)		0-0 F9			0-3 K			0-0 F8		3	0	0	0	0	1	1				
Tom Satriano, L OBP: 0.291, SLG: 0.261 (1.3)			0-0 4-3		0-0 F3			4-0 BB		2	0	0	0	1	0	0				
Bobby Knoop, R OBP: 0.291, SLG: 0.283 (1.4)					0-3 K			0-0 5-3		3	0	1	0	0	1	2				
Dean Chance, R OBP: 0.112, SLG: 0.081 (1.1)			0-3 K			0-0 G3		0-0 1-3		3	0	0	0	0	1	1				
Inning Stats	R: 0 E: 0 K: 2 S: 7	H: 1 LOB: 0 BB: 0 P: 7	R: 0 E: 0 K: 1 S: 5	H: 0 LOB: 0 BB: 0 P: 5	R: 0 E: 0 K: 1 S: 6	H: 1 LOB: 2 BB: 1 P: 10	R: 0 E: 0 K: 0 S: 3	H: 0 LOB: 0 BB: 0 P: 3	R: 0 E: 0 K: 2 S: 7	H: 0 LOB: 0 BB: 0 P: 7	R: 0 E: 1 K: 0 S: 4	H: 1 LOB: 1 BB: 0 P: 4	R: 0 E: 1 K: 0 S: 4	H: 1 LOB: 2 BB: 1 P: 8	R: 1 E: 0 K: 0 S: 4	H: 1 LOB: 1 BB: 0 P: 4	1B: 4 2B: 0 3B: 1 HR: 0	SF: 0 SAC: 0 DP: 0 HBP: 0	WP: 2 PB: 0 SB: 0 CS: 1	PA: 30
PITCHER Jim Kaat, L ERA: 3.15 (1.1)	IP: 8.0 WLS: L BF: 30 H: 5 R: 1 ER: 1 SO: 6 BB: 2 IBB: 0 HBP: 0 BLK: 0 WP: 2 HR: 0 S: 40 P: 48 ERA: 1.12 WHIP: 0.875															PITCHER				

Minnesota Twins @ Los Angeles Angels
Dodger Stadium, Los Angeles, CA
Fri Sep 25 1964, 7:05 PM PDT
Att: 8,276 - Unknown

AB	28
R	1
H	5
RBI	0
BB	2
SO	6
LOB	10



Batter	1	2	3	4	5	6	7	8	9	AB	R	H	RBI	BB	SO	LOB	TOP			
Bill Bethea, R OBP: 0.364, SLG: 0.278 (1,4)										3	0	1	0	1	0	1	Minnesota Twins @ Los Angeles Angels Dodger Stadium, Los Angeles, CA Sat Sep 26 1964, 7:05 PM PDT Att: 4,718 - Unknown livebaseballscorecards.com			
Zolo Versailles, R OBP: 0.309, SLG: 0.441 (1,6)										4	0	0	0	0	0	3				
Tony Oliva, L OBP: 0.356, SLG: 0.551 (1,9)										4	0	0	0	0	0	1				
Harmon Killebrew, R OBP: 0.385, SLG: 0.563 (1,7)										3	0	1	0	1	1	0				
Jimmie Hall, L OBP: 0.335, SLG: 0.477 (1,8)										4	0	0	0	0	1	2				
Don Mincher, L OBP: 0.298, SLG: 0.554 (1,3)										3	0	0	0	0	0	0				
Earl Batley, R OBP: 0.336, SLG: 0.403 (1,2)										3	0	0	0	0	1	0				
Rich Rollins, R OBP: 0.332, SLG: 0.408 (1,5)										3	0	1	0	0	0	0				
Mudcat Grant, R OBP: 0.238, SLG: 0.321 (1,1)										2	0	1	0	0	0	0				
Frank Kostro, R (8, PH) OBP: 0.302, SLG: 0.411 (8, PR)										1	0	0	0	0	0	1				
Rich Reese, L (8, PR)										0	0	0	0	0	0	0				
Al Worthington, R (8, 1)										0	0	0	0	0	0	0				
Inning Stats	R: 0 E: 0 K: 0 S: 3	H: 0 LOB: 0 BB: 0 P: 3	R: 0 E: 0 K: 0 S: 2	H: 0 LOB: 0 BB: 1 P: 6	R: 0 E: 0 K: 1 S: 6	H: 1 LOB: 1 BB: 0 P: 6	R: 0 E: 0 K: 1 S: 6	H: 1 LOB: 1 BB: 0 P: 6	R: 0 E: 0 K: 0 S: 3	H: 0 LOB: 1 BB: 1 P: 7	R: 0 E: 0 K: 0 S: 3	H: 0 LOB: 0 BB: 0 P: 3	R: 0 E: 0 K: 0 S: 5	H: 2 LOB: 2 BB: 0 P: 5	R: 0 E: 0 K: 1 S: 5	H: 0 LOB: 0 BB: 0 P: 5	1B: 3 2B: 0 3B: 1 HR: 0	SF: 0 SAC: 0 DP: 1 HBP: 0	WP: 0 PB: 0 SB: 0 CS: 0	PA: 32
PITCHER Bill Kelso, R (1,1) ERA: 2.29	IP: 9.0 WLS: W BF: 32 H: 4 R: 0 ER: 0 SO: 3 BB: 2 IBB: 0 HBP: 0 BLK: 0 WP: 0 HR: 0 S: 36 P: 44 ERA: 0.00 WHIP: 0.667																			

Batter	1	2	3	4	5	6	7	8	9	AB	R	H	RBI	BB	SO	LOB	BOTTOM			
Jim Piersall, R OBP: 0.357, SLG: 0.387 (1,8)										3	0	2	0	1	0	0	Minnesota Twins @ Los Angeles Angels Dodger Stadium, Los Angeles, CA Sat Sep 26 1964, 7:05 PM PDT Att: 4,718 - Unknown livebaseballscorecards.com			
Jim Fregosi, R OBP: 0.374, SLG: 0.470 (1,6)										4	1	0	0	0	0	3				
Willie Smith, L OBP: 0.314, SLG: 0.468 (1,7)										4	1	2	1	0	0	2				
Lou Clinton, R OBP: 0.315, SLG: 0.401 (1,9)										4	0	1	0	0	0	1				
Buck Rodgers, S OBP: 0.299, SLG: 0.307 (1,2)										4	0	0	0	0	2	2				
Felix Torres, R OBP: 0.263, SLG: 0.400 (1,5)										3	0	1	0	1	1	1				
Tom Satriano, L OBP: 0.292, SLG: 0.258 (1,3)										2	0	0	0	1	0	2				
Bobby Knoop, R OBP: 0.289, SLG: 0.281 (1,4)										3	0	0	0	0	0	4				
Bill Kelso, R (1,1)										3	0	0	0	0	3	1				
Inning Stats	R: 1 E: 2 K: 0 S: 5	H: 1 LOB: 1 BB: 0 P: 5	R: 0 E: 0 K: 1 S: 6	H: 1 LOB: 1 BB: 0 P: 6	R: 1 E: 0 K: 0 S: 4	H: 2 LOB: 0 BB: 0 P: 4	R: 0 E: 0 K: 1 S: 5	H: 0 LOB: 1 BB: 1 P: 9	R: 0 E: 0 K: 2 S: 8	H: 1 LOB: 2 BB: 1 P: 12	R: 0 E: 0 K: 1 S: 6	H: 1 LOB: 1 BB: 0 P: 6	R: 0 E: 0 K: 0 S: 3	H: 0 LOB: 0 BB: 0 P: 3	R: 0 E: 0 K: 0 S: 3	H: 0 LOB: 0 BB: 0 P: 3		1B: 4 2B: 1 3B: 0 HR: 1	SF: 0 SAC: 0 DP: 1 HBP: 0	WP: 0 PB: 0 SB: 0 CS: 0
PITCHER Mudcat Grant, R (1,1) ERA: 3.76 Al Worthington, R (8, 1) ERA: 2.1	IP: 7.0 WLS: L BF: 30 H: 6 R: 2 ER: 1 SO: 6 BB: 2 IBB: 0 HBP: 0 BLK: 0 WP: 0 HR: 1 S: 39 P: 51 ERA: 1.29 WHIP: 1.143																			

Batter	1	2	3	4	5	6	7	8	9	AB	R	H	RBI	BB	SO	LOB	TOP								
Bill Bethea, R OBP: 0.308, SLG: 0.227 (1, 4)	F4			K		SH3-4	6-3		F9-5	4	0	0	0	0	1	4	Minnesota Twins @ Los Angeles Angels Dodger Stadium, Los Angeles, CA Sun Sep 27 1964, 3:33 AM PDT Att: 16,292 - Unknown livebaseballscorecards.com								
Zoilo Versalles, R OBP: 0.307, SLG: 0.439 (1, 6)	6-3			F9		F9		6-3		4	0	0	0	0	0	1									
Tony Oliva, L OBP: 0.355, SLG: 0.551 (1, 9)	1-3			1B	2B	4-3		F9		4	0	1	0	0	0	1									
Harmon Killebrew, R OBP: 0.385, SLG: 0.562 Jay Ward, R OBP: 0.375, SLG: 0.308 (9, 7)		K			FC6-4			F2		3	0	1	0	1	1	0									
Don Mincher, L OBP: 0.298, SLG: 0.548 (1, 3)		K			2-3	1B			BB	0	0	0	0	0	0	0									
Jimmie Hall, L OBP: 0.336, SLG: 0.477 (1, 8)				FC6-4	1B				4-3	3	1	0	0	1	1	3									
Earl Battey, R OBP: 0.336, SLG: 0.401 (1, 2)				1B	BB					4	2	2	0	0	1	0									
Rich Rollins, R OBP: 0.332, SLG: 0.406 (1, 5)				K		F8		6-3		4	0	1	1	0	1	1									
Camilo Pascual, R OBP: 0.237, SLG: 0.247 Al Worthington, R OBP: 0.063, SLG: 0.063 (9, 1)				6-3		5-3		SH		2	0	0	1	1	0	0									
	F9					SH		F9-5	SH	2	0	1	1	0	0	0									
						SH3-4	1B	SH		0	0	0	0	0	0	0									
Inning Stats	R: 0 E: 0 K: 0 S: 3	H: 0 LOB: 0 BB: 0 P: 3	R: 0 E: 0 K: 2 S: 7	H: 0 LOB: 0 BB: 0 P: 7	R: 0 E: 0 K: 1 S: 5	H: 0 LOB: 0 BB: 0 P: 5	R: 0 E: 0 K: 1 S: 7	H: 2 LOB: 2 BB: 0 P: 7	R: 0 E: 0 K: 1 S: 5	H: 0 LOB: 0 BB: 0 P: 5	R: 0 E: 0 K: 0 S: 4	H: 1 LOB: 1 BB: 0 P: 4	R: 2 E: 0 K: 0 S: 6	H: 2 LOB: 2 BB: 1 P: 10	R: 0 E: 0 K: 0 S: 3	H: 0 LOB: 1 BB: 1 P: 7	R: 1 E: 2 K: 0 S: 4	H: 1 LOB: 1 BB: 1 P: 8	1B: 5 2B: 2 3B: 0 HR: 0	SF: 0 SAC: 4 DP: 1 HBP: 0	WP: 0 PB: 0 SB: 0 CS: 0	PA: 37			
PITCHER	IP	WLS	BF	H	R	ER	SO	BB	IBB	HBP	BLK	WP	HR	S	P	ERA	WHIP	PITCHER							
Fred Newman, R ERA: 2.79 Barry Latman, R ERA: 3.89	(1, 1)	8.0	L	32	5	2	2	5	2	0	0	0	0	40	48	2.25	0.875								
	(9, 1)	1.0	S	5	1	1	0	0	0	1	0	0	0	4	8	0.00	1.000								

Batter	1	2	3	4	5	6	7	8	9	AB	R	H	RBI	BB	SO	LOB	BOTTOM								
Jim Piersall, R OBP: 0.359, SLG: 0.386 (1, 8)			K					5-3		3	0	1	0	1	1	0	Minnesota Twins @ Los Angeles Angels Dodger Stadium, Los Angeles, CA Sun Sep 27 1964, 3:33 AM PDT Att: 16,292 - Unknown livebaseballscorecards.com								
Jim Fregosi, R OBP: 0.372, SLG: 0.466 (1, 6)					5-3			F8		4	0	0	0	0	1	3									
Willie Smith, L OBP: 0.313, SLG: 0.466 (1, 7)								1-3		4	0	1	0	0	0	3									
Lou Clinton, R OBP: 0.314, SLG: 0.402 (1, 9)								F4		4	1	1	0	0	0	2									
Buck Rodgers, S OBP: 0.299, SLG: 0.306 (1, 2)								F5		4	0	1	1	0	0	0									
Felix Torres, R OBP: 0.267, SLG: 0.401 (1, 5)										4	0	2	0	0	1	1									
Tom Satriano, L OBP: 0.288, SLG: 0.255 (1, 3)										3	0	0	0	0	1	2									
Bobby Knoop, R OBP: 0.290, SLG: 0.282 Albie Pearson, L OBP: 0.317, SLG: 0.273 Barry Latman, R OBP: 0.125, SLG: 0.175 (9, 1)										2	0	1	0	0	1	0									
Fred Newman, R OBP: 0.222, SLG: 0.220 Ed Kirkpatrick, L OBP: 0.311, SLG: 0.350 Paul Schaal, R OBP: 0.200, SLG: 0.130 (9, 4)										1	0	0	0	0	0	0									
										1	0	0	0	0	1	0									
										0	0	0	0	0	0	0									
Inning Stats	R: 0 E: 0 K: 1 S: 6	H: 1 LOB: 1 BB: 0 P: 6	R: 0 E: 0 K: 1 S: 5	H: 1 LOB: 0 BB: 0 P: 5	R: 0 E: 0 K: 2 S: 7	H: 0 LOB: 0 BB: 0 P: 7	R: 0 E: 0 K: 0 S: 3	H: 1 LOB: 0 BB: 0 P: 3	R: 0 E: 0 K: 1 S: 5	H: 0 LOB: 0 BB: 0 P: 5	R: 0 E: 0 K: 0 S: 4	H: 1 LOB: 2 BB: 1 P: 8	R: 0 E: 0 K: 0 S: 4	H: 1 LOB: 1 BB: 0 P: 4	R: 0 E: 0 K: 1 S: 5	H: 0 LOB: 0 BB: 0 P: 5	R: 1 E: 0 K: 0 S: 5	H: 2 LOB: 1 BB: 0 P: 5	1B: 6 2B: 1 3B: 0 HR: 0	SF: 0 SAC: 1 DP: 0 HBP: 0	WP: 0 PB: 0 SB: 1 CS: 1	PA: 34			
PITCHER	IP	WLS	BF	H	R	ER	SO	BB	IBB	HBP	BLK	WP	HR	S	P	ERA	WHIP	PITCHER							
Camilo Pascual, R ERA: 3.38 Al Worthington, R ERA: 2.09	(1, 1)	8.2	W	32	7	1	1	6	1	0	0	0	0	43	47	1.04	0.923								
	(9, 1)	0.1	S	1	0	0	0	0	0	0	0	0	0	1	1	0.00	0.000								

Batter	1	2	3	4	5	6	7	8	9	AB	R	H	RBI	BB	SO	LOB	TOP					
Bert Campaneris, R OBP: 0.306, SLG: 0.382	F7		F7		G1-6-3			6-3		4	0	0	0	0	0	1						
Wayne Causey, L OBP: 0.383, SLG: 0.388	6-3			6-3		4-3		6-3		4	0	0	0	0	0	0						
Larry Stahl, L OBP: 0.379, SLG: 0.607	F8			1B		6-3			1B	4	1	2	0	0	0	0						
Rocky Colavito, R OBP: 0.368, SLG: 0.516		5-3		1B		5-3		F7		4	0	1	0	0	0	1						
Jim Gentile, L OBP: 0.381, SLG: 0.479	F8			K			F8	F7		4	0	0	0	0	1	3						
Ed Charles, R OBP: 0.323, SLG: 0.382		FC5-4					F3	F9		4	0	2	1	0	0	1						
Tommie Reynolds, R OBP: 0.281, SLG: 0.259		FC5-4					E5			3	0	0	0	0	1	3						
Dave Duncan, R OBP: 0.195, SLG: 0.282			L4			FC5-6		FC6-4		2	0	0	0	1	0	1						
Diego Segui, R OBP: 0.205, SLG: 0.217										2	0	0	0	0	0	1						
Jose Tartabull, L OBP: 0.238, SLG: 0.227			1-3							1	0	0	0	0	0	0						
John Wyatt, R OBP: 0.045, SLG: 0.023										0	0	0	0	0	0	0						
Moe Drabowsky, R OBP: 0.045, SLG: 0.023										0	0	0	0	0	0	0						
Inning Stats	R: 0 E: 0 K: 0 S: 3	H: 0 LOB: 0 BB: 0 P: 3	R: 0 E: 0 K: 0 S: 4	H: 1 LOB: 0 BB: 0 P: 4	R: 0 E: 0 K: 0 S: 3	H: 0 LOB: 0 BB: 0 P: 3	R: 1 E: 0 K: 2 S: 10	H: 3 LOB: 2 BB: 0 P: 10	R: 0 E: 0 K: 0 S: 2	H: 0 LOB: 0 BB: 1 P: 6	R: 0 E: 0 K: 0 S: 3	H: 0 LOB: 0 BB: 0 P: 3	R: 0 E: 1 K: 0 S: 4	H: 0 LOB: 1 BB: 0 P: 4	R: 0 E: 0 K: 0 S: 3	H: 0 LOB: 0 BB: 0 P: 3	R: 0 E: 0 K: 0 S: 4	H: 1 LOB: 1 BB: 0 P: 4	1B: 5 2B: 0 3B: 0 HR: 0	SF: 0 SAC: 0 DP: 1 HBP: 0	WP: 0 PB: 0 SB: 0 CS: 0	PA: 33
PITCHER Mudcat Grant, R ERA: 3.65	IP: 9.0 WLS: W BF: 33 H: 5 R: 1 ER: 1 SO: 2 BB: 1 IBB: 0 HBP: 0 BLK: 0 WP: 0 HR: 0 S: 36 P: 40 ERA: 1.00 WHIP: 0.667											PITCHER	IP: 9.0 WLS: W BF: 33 H: 5 R: 1 ER: 1 SO: 2 BB: 1 IBB: 0 HBP: 0 BLK: 0 WP: 0 HR: 0 S: 36 P: 40 ERA: 1.00 WHIP: 0.667									

Kansas City Athletics @ Minnesota Twins
Metropolitan Stadium, Bloomington, MI
Wed Sep 30 1964, 8:05 PM EDT
Att: 2,780 - Unknown

AB 32
R 1
H 5
RBI 1
BB 1
SO 2
LOB 11



Batter	1	2	3	4	5	6	7	8	9	AB	R	H	RBI	BB	SO	LOB	BOTTOM			
Rich Rollins, R OBP: 0.334, SLG: 0.408	1B			F7			6-3			4	1	2	1	0	0	0				
Zoilo Versalles, R OBP: 0.309, SLG: 0.436	1B						6-3			4	1	1	1	0	1	1				
Tony Oliva, L OBP: 0.356, SLG: 0.547	1B						F9			4	0	2	1	0	0	1				
Harmon Killebrew, R OBP: 0.380, SLG: 0.551	F7									4	0	0	0	0	3	2				
Jerry Kindall, R OBP: 0.239, SLG: 0.263	F7			K			K			0	0	0	0	0	0	0				
Jimmie Hall, L OBP: 0.339, SLG: 0.489	K									4	1	2	1	0	1	1				
Don Mincher, L OBP: 0.297, SLG: 0.555							G4-6-3			3	1	1	1	1	1	1				
Earl Batley, R OBP: 0.342, SLG: 0.404	F3									4	0	2	0	0	0	2				
Jay Ward, R OBP: 0.333, SLG: 0.278										4	1	1	0	0	1	2				
Mudcat Grant, R OBP: 0.233, SLG: 0.313										2	1	0	0	0	0	-1				
Inning Stats	R: 2 E: 0 K: 1 S: 8	H: 3 LOB: 2 BB: 1 P: 12	R: 1 E: 0 K: 1 S: 7	H: 2 LOB: 1 BB: 0 P: 7	R: 1 E: 0 K: 2 S: 8	H: 1 LOB: 0 BB: 0 P: 8	R: 0 E: 0 K: 1 S: 5	H: 0 LOB: 0 BB: 0 P: 5	R: 0 E: 0 K: 0 S: 4	H: 2 LOB: 1 BB: 0 P: 4	R: 1 E: 1 K: 0 S: 4	H: 0 LOB: 0 BB: 0 P: 4	R: 1 E: 0 K: 1 S: 7	H: 2 LOB: 1 BB: 0 P: 7	R: 1 E: 0 K: 1 S: 7	H: 2 LOB: 1 BB: 0 P: 7	1B: 8 2B: 2 3B: 0 HR: 2	SF: 0 SAC: 1 DP: 2 HBP: 0	WP: 0 PB: 0 SB: 2 CS: 1	PA: 35
PITCHER Diego Segui, R ERA: 4.48	IP: 7.0 WLS: L BF: 30 H: 9 R: 5 ER: 5 SO: 4 BB: 1 IBB: 0 HBP: 0 BLK: 0 WP: 1 HR: 1 S: 41 P: 45 ERA: 5.14 WHIP: 1.429											PITCHER John Wyatt, R ERA: 3.69	IP: 0.2 WLS: L BF: 3 H: 1 R: 1 ER: 1 SO: 1 BB: 0 IBB: 0 HBP: 0 BLK: 0 WP: 0 HR: 1 S: 5 P: 5 ERA: 13.50 WHIP: 1.500							
PITCHER Moe Drabowsky, R ERA: 5.3	IP: 0.1 WLS: L BF: 2 H: 1 R: 0 ER: 0 SO: 0 BB: 0 IBB: 0 HBP: 0 BLK: 0 WP: 0 HR: 0 S: 2 P: 2 ERA: 0.00 WHIP: 3.000											PITCHER	IP: 0.1 WLS: L BF: 2 H: 1 R: 0 ER: 0 SO: 0 BB: 0 IBB: 0 HBP: 0 BLK: 0 WP: 0 HR: 0 S: 2 P: 2 ERA: 0.00 WHIP: 3.000							

Kansas City Athletics @ Minnesota Twins
Metropolitan Stadium, Bloomington, MI
Wed Sep 30 1964, 8:05 PM EDT
Att: 2,780 - Unknown

AB 33
R 6
H 11
RBI 5
BB 1
SO 7
LOB 9



Batter	1	2	3	4	5	6	7	8	9	10	11	12	AB	R	H	RBI	BB	SO	LOB	TOP								
Bert Campaneris, R OBP: 0.306, SLG: 0.386 (1, 6)	E5 G3 4-3				1-3		K	F6			3B		5	1	1	0	1	1	2									
Wayne Causey, L OBP: 0.381, SLG: 0.385 (1, 4)	G3	K			1B		F7		F9		F5		6	0	1	0	0	1	5									
Larry Stahl, L OBP: 0.343, SLG: 0.618 (1, 8)	4-3				K			E3 2B	K			HR	6	2	1	2	0	3	1									
Rocky Colavito, R OBP: 0.367, SLG: 0.513 (1, 9)			F2					E6 2B	F3		F3		5	1	1	0	1	0	1									
Jim Gentile, L OBP: 0.378, SLG: 0.474 (1, 3)	K				FC5-4 1B			F7		F7		F7	6	0	1	0	0	2	5									
Ed Charles, R OBP: 0.324, SLG: 0.384 (1, 5)					FC5-4 1B			E5 2B 1B	F8		FC5 2B		6	1	2	0	0	1	3									
Tommie Reynolds, R OBP: 0.294, SLG: 0.278 (1, 7)		BB 1B			K			1B 2B	5-3		FC5		5	0	2	2	1	1	1									
Dave Duncan, R OBP: 0.196, SLG: 0.273 (1, 2)		K			G4-6-3 1B			G5-4-3 BB					5	0	1	0	0	3	4									
Orlando Pena, R OBP: 0.279, SLG: 0.549 (10, PH)					G4-6-3 1B			K			K																	
Inning Stats	R: 1 E: 1 K: 1 S: 6	H: 0 LOB: 1 BB: 10	R: 0 E: 0 K: 2 S: 9	H: 3 LOB: 3 BB: 1 P: 13	R: 0 E: 0 K: 1 S: 6	H: 1 LOB: 1 BB: 0 P: 6	R: 0 E: 0 K: 1 S: 5	H: 1 LOB: 0 BB: 0 P: 6	R: 0 E: 0 K: 2 S: 9	H: 2 LOB: 2 BB: 0 P: 9	R: 0 E: 0 K: 1 S: 4	H: 0 LOB: 0 BB: 1 P: 8	R: 0 E: 0 K: 2 S: 7	H: 0 LOB: 0 BB: 0 P: 7	R: 3 E: 3 K: 1 S: 10	H: 2 LOB: 2 BB: 0 P: 10	R: 0 E: 0 K: 1 S: 5	H: 0 LOB: 0 BB: 0 P: 5	R: 0 E: 0 K: 0 S: 3	H: 0 LOB: 0 BB: 0 P: 3	R: 0 E: 0 K: 2 S: 8	H: 1 LOB: 1 BB: 0 P: 8	R: 1 E: 0 K: 0 S: 5	H: 2 LOB: 1 BB: 0 P: 6	1B: 8 2B: 2 3B: 1 HR: 1	SF: 0 SAC: 0 DP: 2 HBP: 0	WP: 0 PB: 0 SB: 1 CS: 1	PA: 52
PITCHER Camilo Pascual, R ERA: 3.27 (1, 1)	IP 12.0	WLS L	BF 52	H 12	R 5	ER 1	SO 14	BB 3	IBB 0	HBP 0	BLK 0	WP 0	HR 1	S 77	P 89	ERA 0.75	WHIP 1.250											

Kansas City Athletics @ Minnesota Twins
Metropolitan Stadium, Bloomington, MI
Thu Oct 01 1964, 4:33 AM EDT
Att. 2,728 - Unknown

AB	49
R	5
H	12
RBI	5
BB	3
SO	14
LOB	23



Batter	1	2	3	4	5	6	7	8	9	10	11	12	AB	R	H	RBI	BB	SO	LOB	BOTTOM							
Rich Rollins, R OBP: 0.334, SLG: 0.407 (1, 5)	BB HBP BB		K		E 3B 1B	SH1-4			K		L1		4	1	1	0	1	2	1								
Zolo Versalles, R OBP: 0.309, SLG: 0.434 (1, 6)			K		E1 3B	CS 1B		K			FC6-4 1B S		5	1	1	0	0	2	2								
Tony Oliva, L OBP: 0.359, SLG: 0.555 (1, 9)	K				E 3B	BB		F5			1B		5	2	3	3	1	1	2								
Harmon Killebrew, R OBP: 0.279, SLG: 0.549 (10, PH)					E4 WP	CS		6-3					5	0	1	1	0	2	2								
Mudcat Grant, R OBP: 0.233, SLG: 0.313 (11, 2)	K		K		3H 3H						2B		0	0	0	0	0	0	0								
Ron Henry, R OBP: 0.167, SLG: 0.350 (11, 2)			K		WP						K		1	0	0	0	0	1	2								
Jimmie Hall, L OBP: 0.341, SLG: 0.487 (1, 8)			L4		K			6-4-3 1B					4	0	1	0	2	1	1								
Don Mincher, L OBP: 0.297, SLG: 0.554 (1, 3)	L4				F7			G6-4-3 1B			K		6	0	2	0	0	1	7								
Earl Battey, R OBP: 0.346, SLG: 0.406 (8, PH)			K					F8-4-3 1B			F8		3	0	2	0	1	1	0								
Jerry Zimmerman, R OBP: 0.276, SLG: 0.225 (10, PH)			K										0	0	0	0	0	0	0								
Frank Kostro, R OBP: 0.306, SLG: 0.413 (11, 4)					1B			BB					1	0	0	0	0	0	2								
Jerry Kindall, R OBP: 0.238, SLG: 0.261 (11, 4)													1	0	0	0	0	0	1								
Jay Ward, R OBP: 0.296, SLG: 0.217 (11, 7)			K					F7					5	0	0	0	1	4	7								
Camilo Pascual, R OBP: 0.245, SLG: 0.255 (12, PH)			4-3					F8-4-3 1B			FC6-4 1B		5	0	2	0	0	0	3								
Johnny Goryl, R OBP: 0.218, SLG: 0.177 (12, PH)					F8			SH1-4 1B					1	0	0	0	0	0	2								
Inning Stats	R: 0 E: 0 K: 2 S: 7	H: 0 LOB: 3 BB: 2 P: 16	R: 0 E: 0 K: 2 S: 7	H: 0 LOB: 0 BB: 0 P: 7	R: 1 E: 0 K: 3 S: 10	H: 1 LOB: 0 BB: 0 P: 10	R: 0 E: 0 K: 1 S: 7	H: 2 LOB: 2 BB: 0 P: 7	R: 3 E: 2 K: 1 S: 9	H: 2 LOB: 2 BB: 1 P: 13	R: 0 E: 0 K: 0 S: 3	H: 1 LOB: 0 BB: 0 P: 3	R: 0 E: 0 K: 1 S: 5	H: 1 LOB: 1 BB: 0 P: 5	R: 0 E: 0 K: 2 S: 7	H: 0 LOB: 0 BB: 0 P: 7	R: 0 E: 0 K: 0 S: 8	H: 1 LOB: 2 BB: 1 P: 12	R: 0 E: 0 K: 1 S: 7	H: 2 LOB: 2 BB: 0 P: 7	R: 0 E: 0 K: 0 S: 4	H: 1 LOB: 2 BB: 1 P: 8	1B: 9 2B: 3 3B: 1 HR: 1	SF: 0 SAC: 1 DP: 2 HBP: 1	WP: 1 PB: 0 SB: 1 CS: 1	PA: 55	
PITCHER Orlando Pena, R ERA: 4.41 (1, 1)	IP 4.1	WLS 23	BF 7	H 5	R 4	ER 3	SO 9	BB 2	IBB 0	HBP 1	BLK 0	WP 1	HR 1	S 38	P 47	ERA 6.23	WHIP 1.615										
John Wyatt, R ERA: 3.64 (5, 1)	IP 1.2	WLS 7	BF 2	H 2	R 0	ER 0	SO 0	BB 2	IBB 0	HBP 0	BLK 0	WP 0	HR 0	S 5	P 13	ERA 0.00	WHIP 2.400										
Ted Bowsfield, L ERA: 4.28 (7, 1)	IP 1.0	WLS 3	BF 1	H 0	R 0	ER 0	SO 0	BB 0	IBB 0	HBP 0	BLK 0	WP 0	HR 0	S 3	P 3	ERA 0.00	WHIP 1.000										
Wes Stock, R ERA: 2.2 (8, 1)	IP 3.0	WLS 11	BF 2	H 0	R 0	ER 0	SO 5	BB 0	IBB 1	HBP 0	BLK 0	WP 0	HR 0	S 20	P 24	ERA 0.00	WHIP 0.667										
Moe Drabowsky, R ERA: 5.24 (11, 1)	IP 2.0	WLS W	BF 10	H 3	R 0	ER 0	SO 1	BB 1	IBB 0	HBP 0	BLK 0	WP 0	HR 0	S 11	P 15	ERA 0.00	WHIP 2.000										

Kansas City Athletics @ Minnesota Twins
Metropolitan Stadium, Bloomington, MI
Thu Oct 01 1964, 4:33 AM EDT
Att. 2,728 - Unknown

AB	46
R	4
H	13
RBI	4
BB	6
SO	15
LOB	32



Batter	1	2	3	4	5	6	7	8	9	AB	R	H	RBI	BB	SO	LOB	TOP										
Bob Perry, R OBP: 0.319, SLG: 0.364 (1, 8)										3	1	1	0	2	0	1											
Jim Piersall, R OBP: 0.354, SLG: 0.382 (1, 7)										5	2	1	0	0	1	4											
Jim Fregosi, R OBP: 0.368, SLG: 0.460 (1, 6)										4	1	1	0	0	1	2											
Lou Clinton, R OBP: 0.313, SLG: 0.399 (1, 9)										2	0	0	1	0	2	2											
Felix Torres, R OBP: 0.267, SLG: 0.399 (1, 5)										4	0	2	3	0	1	1											
Buck Rodgers, S OBP: 0.298, SLG: 0.314 (1, 2)										4	1	1	1	0	0	3											
Tom Satriono, L OBP: 0.285, SLG: 0.249 (1, 3)										4	0	0	0	0	1	1											
Bobby Knoop, R OBP: 0.288, SLG: 0.281 (1, 4)										4	0	1	0	0	1	0											
Fred Newman, R OBP: 0.231, SLG: 0.230 (1, 1)										2	0	1	0	0	1	0											
Bill Kelso, R (4, 1)										1	0	0	0	0	1	0											
Dean Chance, R OBP: 0.109, SLG: 0.079 (8, 1)										1	0	0	0	0	1	1											
Barry Latman, R OBP: 0.125, SLG: 0.175 (9, 1)										0	0	0	0	0	0	0											
Inning Stats	R: 2 E: 1 K: 1 S: 7	H: 1 LOB: 1 BB: 1 P: 11	R: 0 E: 0 K: 0 S: 4	H: 1 LOB: 1 BB: 0 P: 4	R: 2 E: 0 K: 0 S: 6	H: 3 LOB: 1 BB: 0 P: 6	R: 0 E: 0 K: 2 S: 8	H: 1 LOB: 1 BB: 0 P: 8	R: 0 E: 0 K: 0 S: 3	H: 0 LOB: 1 BB: 0 P: 4	R: 0 E: 0 K: 1 S: 5	H: 0 LOB: 0 BB: 0 P: 5	R: 0 E: 0 K: 3 S: 10	H: 0 LOB: 0 BB: 0 P: 5	R: 1 E: 0 K: 3 S: 10	H: 1 LOB: 0 BB: 0 P: 10	R: 0 E: 0 K: 2 S: 8	H: 1 LOB: 2 BB: 1 P: 12	1B: 6 2B: 1 3B: 0 HR: 1	SF: 1 SAC: 1 DP: 0 HBP: 1	WP: 0 PB: 0 SB: 0 CS: 0	PA: 39					
PITCHER	IP	WLS	BF	H	R	ER	SO	BB	IBB	HBP	BLK	WP	HR	S	P	ERA	WHIP										
Jim Kaat, L ERA: 3.22 (1, 1)	2.1	L	14	5	4	2	1	1	0	0	0	0	0	15	19	7.71	2.571										
Dwight Gooden, R ERA: 4.91 (3, 1)	0.2		2	0	0	0	0	0	0	0	0	0	0	2	2	0.00	0.000										
Jim Perry, R ERA: 3.44 (4, 1)	3.0		11	1	0	0	3	0	0	1	0	0	0	16	17	0.00	0.333										
Johnny Klippstein, R ERA: 2.65 (7, 1)	1.0		3	0	0	0	1	0	0	0	0	0	0	5	5	0.00	0.000										
Gary Dotter, L ERA: 2.08 (8, 1)	2.0		9	2	1	1	5	1	0	0	0	0	1	18	22	4.50	1.500										

Los Angeles Angels @ Minnesota Twins
Metropolitan Stadium, Bloomington, MI
Fri Oct 02 1964, 4:33 AM EDT
Att: 3,168 - Unknown

AB	34
R	5
H	8
RBI	5
BB	2
SO	10
LOB	15



Batter	1	2	3	4	5	6	7	8	9	AB	R	H	RBI	BB	SO	LOB	BOTTOM										
Zoilo Versalles, R OBP: 0.312, SLG: 0.435 (1, 6)										3	0	2	1	1	0	0											
Frank Kostrer, R OBP: 0.291, SLG: 0.392 (1, 5)										5	0	0	0	0	2	4											
Tony Oliva, L OBP: 0.360, SLG: 0.554 (1, 9)										3	0	1	0	1	1	1											
Harmon Killebrew, R OBP: 0.378, SLG: 0.552 (1, 7)										4	1	1	1	0	0	3											
Jimmie Hall, L OBP: 0.340, SLG: 0.485 (1, 8)										4	0	1	0	0	2	2											
Don Mincher, L OBP: 0.300, SLG: 0.552 (1, 3)										3	1	1	0	1	0	0											
Earl Batley, R OBP: 0.247, SLG: 0.407 (1, 2)										4	0	2	0	0	0	2											
Mudcat Grant, R OBP: 0.233, SLG: 0.313 (9, PR)										0	1	0	0	0	0	0											
Jay Ward, R OBP: 0.323, SLG: 0.296 (1, 4)										4	1	2	2	0	1	3											
Earl Batley, R OBP: 0.247, SLG: 0.407 (1, 2)										0	0	0	0	0	0	0											
Jay Ward, R OBP: 0.323, SLG: 0.296 (1, 4)										0	0	0	0	0	0	0											
Inning Stats	R: 0 E: 0 K: 0 S: 4	H: 2 LOB: 1 BB: 0 P: 4	R: 0 E: 0 K: 0 S: 3	H: 0 LOB: 0 BB: 0 P: 3	R: 0 E: 0 K: 0 S: 3	H: 1 LOB: 0 BB: 0 P: 3	R: 0 E: 0 K: 1 S: 5	H: 0 LOB: 0 BB: 0 P: 5	R: 0 E: 0 K: 1 S: 6	H: 1 LOB: 1 BB: 0 P: 6	R: 0 E: 0 K: 2 S: 8	H: 1 LOB: 1 BB: 0 P: 8	R: 1 E: 0 K: 1 S: 8	H: 3 LOB: 2 BB: 0 P: 8	R: 0 E: 0 K: 1 S: 5	H: 0 LOB: 2 BB: 2 P: 13	R: 3 E: 0 K: 2 S: 9	H: 2 LOB: 1 BB: 1 P: 13	1B: 8 2B: 2 3B: 0 HR: 1	SF: 1 SAC: 0 DP: 2 HBP: 0	WP: 0 PB: 1 SB: 0 CS: 0	PA: 38					
PITCHER	IP	WLS	BF	H	R	ER	SO	BB	IBB	HBP	BLK	WP	HR	S	P	ERA	WHIP										
Fred Newman, R ERA: 2.75 (1, 1)	3.0		10	3	0	0	0	0	0	0	0	0	1	10	10	0.00	1.000										
Bill Kelso, R ERA: 2.29 (4, 1)	4.0	W	18	5	1	1	5	1	0	0	0	0	1	27	31	2.25	1.500										
Dean Chance, R ERA: 1.65 (8, 1)	1.0		7	2	3	2	1	2	0	0	0	0	0	7	15	18.00	4.000										
Barry Latman, R ERA: 3.85 (9, 1)	1.0	S	3	0	0	0	2	0	0	0	0	0	0	7	7	0.00	0.000										

Los Angeles Angels @ Minnesota Twins
Metropolitan Stadium, Bloomington, MI
Fri Oct 02 1964, 4:33 AM EDT
Att: 3,168 - Unknown

AB	34
R	4
H	10
RBI	4
BB	3
SO	8
LOB	20



Batter	1	2	3	4	5	6	7	8	9	AB	R	H	RBI	BB	SO	LOB	TOP					
Joe Koppe, R OBP: 0.331, SLG: 0.300 (1, 6)	4-3	F8			F9		K		6-3	4	0	0	0	0	1	2	Los Angeles Angels @ Minnesota Twins Metropolitan Stadium, Bloomington, MI Sat Oct 03 1964, 4:33 AM EDT Att: 7,064 - Unknown livebaseballscorecards.com					
Bob Perry, R OBP: 0.318, SLG: 0.362 (9, PH)										1	0	0	0	0	0							
Paul Schaaf, R OBP: 0.161, SLG: 0.103 (1, 5)	K		F4		F3			1-3	6-3	5	0	0	0	0	1	0						
Willie Smith, L OBP: 0.314, SLG: 0.463 (1, 8)	S WP 1B				K					4	1	2	0	0	2	0						
Lou Clinton, R OBP: 0.315, SLG: 0.400 (1, 9)	5-3									4	1	2	0	0	0	1						
Jack Hiatt, R OBP: 0.400, SLG: 0.308 (1, 3)		3B BB	F9							3	1	0	0	1	1	3						
Ed Kirkpatrick, L OBP: 0.318, SLG: 0.361 (1, 7)					4-3					2	0	1	1	2	0	0						
Tom Satriano, L OBP: 0.282, SLG: 0.246 (8, PH)		FC1-2 3B								3	0	0	0	0	0	2						
Jim Fregosi, R OBP: 0.369, SLG: 0.463 (8, 6)		FC1-2 1B			F9					1	0	1	2	0	0	0						
Bobby Knoop, R OBP: 0.291, SLG: 0.282 (8, PH)		3-H								2	0	1	0	1	1	0						
Felix Torres, R OBP: 0.266, SLG: 0.397 (8, 3)							K	F8		1	0	0	0	0	0	2						
Ken McBride, R OBP: 0.353, SLG: 0.214 (7, PH)										2	0	0	0	0	2	3						
Buck Rodgers, S OBP: 0.289, SLG: 0.313 (7, 1)		K								1	0	0	0	0	0	0						
Bob Duliba, R (7, 1)										0	0	0	0	0	0	0						
Jim Piersall, R OBP: 0.353, SLG: 0.380 (9, PH)							3-1		4-3	1	0	0	0	0	0	0						
Inning Stats	R: 0 E: 0 K: 1 S: 6	H: 1 LOB: 1 BB: 0 P: 6	R: 1 E: 0 K: 1 S: 7	H: 2 LOB: 2 BB: 1 P: 11	R: 0 E: 0 K: 1 S: 6	H: 1 LOB: 1 BB: 0 P: 6	R: 0 E: 0 K: 1 S: 5	H: 0 LOB: 1 BB: 1 P: 9	R: 0 E: 0 K: 1 S: 5	H: 0 LOB: 0 BB: 0 P: 5	R: 0 E: 0 K: 0 S: 3	H: 0 LOB: 1 BB: 1 P: 7	R: 0 E: 0 K: 2 S: 7	H: 0 LOB: 0 BB: 0 P: 7	R: 2 E: 0 K: 1 S: 8	H: 3 LOB: 2 BB: 1 P: 12	R: 0 E: 0 K: 0 S: 3	H: 0 LOB: 0 BB: 0 P: 3	1B: 5 2B: 1 3B: 1 HR: 0	SF: 0 SAC: 0 DP: 0 HBP: 0	WP: 1 PB: 0 SB: 1 CS: 0	PA: 38
PITCHER	IP WLS BF H R ER SO BB IBB HBP BLK WP HR S P ERA WHIP																					
Dave Boswell, R ERA: 4.24 (1, 1)	7.1 W 31 6 3 3 7 3 0 0 0 1 0 42 54 3.68 1.227																					
Al Worthington, R ERA: 2.16 (8, 1)	1.2 S 7 1 0 0 1 1 0 0 0 0 0 8 12 0.00 1.200																					

Batter	1	2	3	4	5	6	7	8	9	AB	R	H	RBI	BB	SO	LOB	BOTTOM	
Zoilo Versalles, R OBP: 0.311, SLG: 0.433 (1, 6)	BB BB FC6-4 HBP	5-3		F6			K			3	1	0	0	0	1	3	Los Angeles Angels @ Minnesota Twins Metropolitan Stadium, Bloomington, MI Sat Oct 03 1964, 4:33 AM EDT Att: 7,064 - Unknown livebaseballscorecards.com	
Frank Kostrz, R OBP: 0.305, SLG: 0.400 (1, 5)	4-0 1-2 E BB	F7								3	2	2	0	1	0	1		
Tony Oliva, L OBP: 0.360, SLG: 0.555 (1, 9)	F7		F8							3	0	1	1	1	0	2		
Harmon Killebrew, R OBP: 0.378, SLG: 0.551 (1, 7)	4-0 1-2 2-3 BB									2	0	0	0	2	2	3		
Jimmie Hall, L OBP: 0.339, SLG: 0.483 (1, 8)	FC6-4 1-2 2-3 2B									4	1	1	1	0	0	4		
Don Mincher, L OBP: 0.299, SLG: 0.551 (1, 3)	1-2 2-H 3-H									4	0	1	0	0	0	0		
Earl Batley, R OBP: 0.346, SLG: 0.495 (1, 2)										4	1	1	0	0	0	0		
Jay Ward, R OBP: 0.343, SLG: 0.300 (1, 4)										3	0	1	0	1	1	0		
Dave Boswell, R OBP: 0.222, SLG: 0.222 (1, 1)										3	0	1	1	0	1	1		
Al Worthington, R OBP: 0.063, SLG: 0.063 (8, 1)	1-2 3-H	FC6								0	0	0	0	0	0	0		
Inning Stats	R: 2 E: 1 K: 0 S: 3	H: 1 LOB: 2 BB: 2 P: 12	R: 1 E: 1 K: 0 S: 5	H: 2 LOB: 0 BB: 0 P: 5	R: 0 E: 0 K: 0 S: 2	H: 0 LOB: 0 BB: 1 P: 6	R: 0 E: 0 K: 0 S: 4	H: 1 LOB: 2 BB: 1 P: 8	R: 0 E: 0 K: 1 S: 5	H: 0 LOB: 0 BB: 0 P: 3	R: 1 E: 1 K: 3 S: 11	H: 2 LOB: 1 BB: 0 P: 11	R: 1 E: 0 K: 1 S: 6	H: 1 LOB: 0 BB: 0 P: 6	1B: 6 2B: 2 3B: 0 HR: 0	SF: 0 SAC: 0 DP: 2 HBP: 1	WP: 1 PB: 0 SB: 2 CS: 0	PA: 35
PITCHER	IP WLS BF H R ER SO BB IBB HBP BLK WP HR S P ERA WHIP																	
Ken McBride, R ERA: 5.26 (7, 1)	6.0 L 26 3 2 1 4 0 0 0 0 1 0 22 43 4.50 1.667																	
Bob Duliba, R ERA: 3.59 (7, 1)	2.0 9 3 2 1 4 0 0 0 0 0 0 17 17 4.50 1.500																	

Batter	1	2	3	4	5	6	7	8	9	AB	R	H	RBI	BB	SO	LOB	TOP	
Joe Koppe, R OBP: 0.339, SLG: 0.310 (1, 6)										3	0	2	0	0	0	0	Los Angeles Angels @ Minnesota Twins Metropolitan Stadium, Bloomington, MI Sun Oct 04 1964, 4:33 AM EDT Att: 7,343 - Unknown livebaseballscorecards.com	
Paul Schaaf, R OBP: 0.176, SLG: 0.125 (1, 5)										3	1	1	0	0	1	2		
Willie Smith, L OBP: 0.317, SLG: 0.465 (1, 8)										3	1	2	0	0	0	1		
Lou Clinton, R OBP: 0.315, SLG: 0.401 (1, 9)										3	0	1	2	0	0	3		
Jack Hiatt, R OBP: 0.444, SLG: 0.375 (1, 3)										3	1	2	0	0	1	1		
Ed Kirkpatrick, L OBP: 0.315, SLG: 0.356 (1, 7)										3	0	0	0	0	0	3		
Tom Satriano, L OBP: 0.282, SLG: 0.247 (1, 2)										3	0	1	1	0	1	1		
Bobby Knoop, R OBP: 0.289, SLG: 0.280 (1, 4)										3	0	0	0	0	0	2		
Dan Osinski, R OBP: 0.105, SLG: 0.056 (1, 1)										2	0	0	0	0	0	1		
Inning Stats	R: 2 E: 0 K: 1 S: 8	H: 3 LOB: 1 BB: 0 P: 8	R: 0 E: 0 K: 0 S: 3	H: 0 LOB: 0 BB: 0 P: 3	R: 0 E: 0 K: 1 S: 6	H: 1 LOB: 1 BB: 0 P: 6	R: 1 E: 0 K: 0 S: 5	H: 2 LOB: 1 BB: 0 P: 5	R: 0 E: 0 K: 0 S: 4	H: 2 LOB: 1 BB: 0 P: 4	R: 0 E: 0 K: 1 S: 6	H: 1 LOB: 1 BB: 0 P: 6						
PITCHER Mudcat Grant, R ERA: 3.67 (1, 1)	IP: 6.0 WLS: L BF: 26	H: 9 R: 3 ER: 3 SO: 3	BB: 0 IBB: 0 HBP: 0 BLK: 0	WP: 0 HR: 0 S: 32 P: 32	ERA: 4.50 WHIP: 1.500													

AB	26
R	3
H	9
RBI	3
BB	0
SO	3
LOB	14



WP	0	PA	26
SB	0		
CS	0		

Batter	1	2	3	4	5	6	7	8	9	AB	R	H	RBI	BB	SO	LOB	BOTTOM
Zoilo Versalles, R OBP: 0.310, SLG: 0.431 (1, 6)										3	0	0	0	0	1	0	Los Angeles Angels @ Minnesota Twins Metropolitan Stadium, Bloomington, MI Sun Oct 04 1964, 4:33 AM EDT Att: 7,343 - Unknown livebaseballscorecards.com
Frank Kostrz, R OBP: 0.305, SLG: 0.408 (1, 5)										3	0	1	0	0	1	0	
Tony Oliva, L OBP: 0.360, SLG: 0.557 (1, 9)										3	0	1	0	0	0	1	
Harmon Killebrew, R OBP: 0.377, SLG: 0.548 (1, 7)										3	0	0	0	0	1	2	
Jimmie Hall, L OBP: 0.338, SLG: 0.480 (1, 8)										3	0	0	0	0	3	1	
Don Mincher, L OBP: 0.300, SLG: 0.547 (1, 3)										2	0	0	0	1	0	1	
Earl Batley, R OBP: 0.348, SLG: 0.407 (1, 2)										3	0	2	0	0	0	0	
Jay Ward, R OBP: 0.351, SLG: 0.290 (1, 4)										1	0	0	0	1	1	2	
Mudcat Grant, R OBP: 0.227, SLG: 0.305 (1, 1)										2	0	0	0	0	1	5	
Inning Stats	R: 0 E: 0 K: 2 S: 8	H: 1 LOB: 1 BB: 0 P: 8	R: 0 E: 1 K: 2 S: 8	H: 1 LOB: 2 BB: 1 P: 12	R: 0 E: 0 K: 1 S: 5	H: 0 LOB: 0 BB: 0 P: 5	R: 0 E: 1 K: 2 S: 9	H: 1 LOB: 3 BB: 1 P: 13	R: 0 E: 0 K: 0 S: 4	H: 1 LOB: 0 BB: 0 P: 4	R: 0 E: 0 K: 1 S: 5	H: 0 LOB: 0 BB: 0 P: 5					
PITCHER Dan Osinski, R ERA: 3.48 (1, 1)	IP: 6.0 WLS: W BF: 25	H: 4 R: 0 ER: 0 SO: 8	BB: 2 IBB: 0 HBP: 0 BLK: 0	WP: 0 HR: 0 S: 39 P: 47	ERA: 0.00 WHIP: 1.000												

AB	23
R	0
H	4
RBI	0
BB	2
SO	8
LOB	12



WP	0	PA	25
SB	0		
CS	0		