

Minnesota Twins - 1965

Batter	1	2	3	4	5	6	7	8	9	10	11	AB	R	H	RBI	BB	SO	LOB	TOP			
Tom Tresh, S OBP: 0.200, SLG: 0.200 (1, 8)	F9			5-3		FC6-4 1B		5-3		1-3		5	0	1	0	0	0	1				
Bobby Richardson, R OBP: 0.490, SLG: 0.259 (1, 4)	6-3			SH5-3 1B		FC6-4 1-2f		5-3		S IBB		4	0	1	0	1	0	1				
Roger Maris, L (1, 9)	4-3			SH5-3		P4			F8	K		4	0	0	0	0	1	3				
Mickey Mantle, S Art Lopez, L OBP: 0.500, SLG: 0.333 (9, PR) (9, 7)		6-3									E4	3	1	1	0	1	0	1				
Elaston Howard, R OBP: 0.400, SLG: 1.200 (1, 2)		1-3									G6-4-3	1	1	0	0	0	0	0				
Joe Pepitone, L (1, 3)		1-3			HR						G3	5	2	2	1	0	0	2				
Clete Boyer, R (1, 5)												3	0	0	1	0	1	1				
Tony Kubek, L (1, 6)												4	0	0	0	0	0	0				
Jim Bouton, R Phil Linz, R Hal Reniff, R Hector Lopez, R Pete Mikkelsen, R Pedro Gonzalez, R Pedro Ramos, S (1, 1) (8, PH) (8, 1) (8, PH) (8, 1) (10, PH) (10, 1)												1	0	0	0	0	0	0				
Inning Stats	R: 0 E: 0 K: 0 S: 3	H: 0 LOB: 0 BB: 0 P: 3	R: 0 E: 0 K: 0 S: 3	H: 0 LOB: 0 BB: 0 P: 3	R: 0 E: 0 K: 1 S: 5	H: 0 LOB: 0 BB: 0 P: 5	R: 0 E: 0 K: 0 S: 4	H: 1 LOB: 1 BB: 0 P: 4	R: 1 E: 0 K: 0 S: 4	H: 1 LOB: 0 BB: 1 P: 4	R: 0 E: 0 K: 1 S: 5	H: 0 LOB: 0 BB: 0 P: 5	R: 1 E: 1 K: 0 S: 5	H: 1 LOB: 1 BB: 0 P: 5	R: 0 E: 1 K: 1 S: 6	H: 0 LOB: 2 BB: 1 P: 10	R: 0 E: 1 K: 0 S: 3	H: 0 LOB: 0 BB: 0 P: 3	1B: 3 2B: 1 3B: 0 HR: 1	SF: 1 SAC: 2 DP: 1 HBP: 0	WP: 0 PB: 0 SB: 1 CS: 0	PA: 42
PITCHER	IP 9.0	WLS 34	BF 5	H 4	R 0	ER 3	SO 2	BB 1	IBB 0	HBP 0	BLK 0	WP 0	HR 1	S 37	P 41	ERA 3.00	WHIP 0.667					
Jim Kaat, L ERA: 3.0 (1, 1)																						
Jerry Fosnow, L ERA: (10, 1)	2.0	W	8	0	0	0	1	0	1	0	0	0	0	0	9	13	0.00	0.000				

New York Yankees @ Minnesota Twins
Metropolitan Stadium, Bloomington, MI
Mon Apr 12 1965, 4:33 AM EST
Alt. 15,388 - Overcast - 44 F

AB	37
R	4
H	5
RBI	3
BB	2
SO	3
LOB	11



Batter	1	2	3	4	5	6	7	8	9	10	11	AB	R	H	RBI	BB	SO	LOB	BOTTOM					
Zolo Versalles, R (1, 6)	K	K		P6							P7	6	0	0	0	2	6							
Jerry Kindall, R (1, 4)	WP 4-3 BB			F7	F8						K	4	1	0	0	2	2	5						
Rich Rollins, R Cesar Tovar, R OBP: 0.500, SLG: 0.500 (1, 5) (4, 5)	4-3 WP BB			F7								1	0	0	0	1	0	0						
Tony Oliva, L (1, 9)	4-3			L7								4	0	2	1	0	0	1						
Harmon Killebrew, R OBP: 0.800, SLG: 0.333 (1, 3)	F8											3	1	1	0	2	0	2						
Jimmie Hall, L (1, 8)												5	1	0	0	0	0	4						
Bob Allison, R OBP: 0.600, SLG: 0.500 (1, 7)												4	2	2	0	1	0	0						
Jerry Zimmerman, R Rich Reese, L (1, 2) (11, PH)												4	0	0	0	0	1	5						
Jim Kaat, L Don Mincher, R Jerry Fosnow, R Sandy Valdespino, L OBP: 0.333, SLG: 0.333 (9, PH) (10, 1) (11, PH)												3	0	1	2	0	2	1						
Inning Stats	R: 1 E: 0 K: 1 S: 5	H: 0 LOB: 1 BB: 2 P: 13	R: 1 E: 2 K: 2 S: 9	H: 1 LOB: 1 BB: 0 P: 9	R: 0 E: 0 K: 0 S: 3	H: 0 LOB: 0 BB: 0 P: 3	R: 2 E: 2 K: 0 S: 6	H: 2 LOB: 2 BB: 1 P: 10	R: 0 E: 0 K: 0 S: 4	H: 1 LOB: 1 BB: 0 P: 4	R: 0 E: 0 K: 1 S: 5	H: 0 LOB: 0 BB: 1 P: 5	R: 0 E: 0 K: 1 S: 5	H: 1 LOB: 2 BB: 1 P: 9	R: 0 E: 0 K: 1 S: 5	H: 0 LOB: 0 BB: 0 P: 5	R: 0 E: 0 K: 0 S: 3	H: 0 LOB: 1 BB: 1 P: 7	R: 1 E: 1 K: 1 S: 6	H: 1 LOB: 3 BB: 2 P: 14	1B: 6 2B: 1 3B: 0 HR: 0	SF: 0 SAC: 0 DP: 1 HBP: 0	WP: 3 PB: 0 SB: 2 CS: 0	PA: 48
PITCHER	IP 5.0	WLS 7	BF 4	H 4	R 4	ER 2	SO 3	BB 3	IBB 0	HBP 0	BLK 0	WP 2	HR 0	S 27	P 39	ERA 3.60	WHIP 1.400							
Jim Bouton, R ERA: 3.6 (6, 1)																								
Hal Reniff, R ERA: (8, 1)	2.0	7	0	0	0	1	1	0	0	0	0	0	0	8	12	0.00	0.500							
Pete Mikkelsen, R ERA: (8, 1)	2.0	7	1	0	0	2	1	0	0	0	0	0	0	10	14	0.00	1.000							
Pedro Ramos, R ERA: (10, 1)	1.2	L	10	1	1	0	1	1	2	0	0	0	0	9	21	0.00	1.200							

New York Yankees @ Minnesota Twins
Metropolitan Stadium, Bloomington, MI
Mon Apr 12 1965, 4:33 AM EST
Alt. 15,388 - Overcast - 44 F

AB	40
R	5
H	6
RBI	4
BB	8
SO	7
LOB	27



Batter	1	2	3	4	5	6	7	8	9	AB	R	H	RBI	BB	SO	LOB	TOP								
Dick McAuliffe, L (1, 6) OBP: 0.563, SLG: 0.667	0-0 4-3		0-0 1B		0-0 HR		0-0 1-4-3		0-3 K	5	2	2	0	0	1	0									
Jerry Lumpe, L (1, 4) OBP: 0.400, SLG: 0.500	0-0 L9		0-0 1B		4-0 HR		4-0 HR		0-0 F6	3	2	1	1	2	0	0									
Norm Cash, L (1, 3) OBP: 0.400, SLG: 0.571	0-0 F9		3-H 1-3		0-0 HR		0-3 K			4	1	2	3	0	1	1									
Al Kaline, R (1, 9)		0-0 L9	0-0 L5-3		4-0 BB		0-0 HR			3	1	1	2	1	0	2									
Jim Northrup, L (1, 7) OBP: 0.133, SLG: 0.267	0-0 1-3			0-3 K	0-3 K		0-3 K			4	0	0	0	0	3	1									
Don Demeter, R (1, 8) OBP: 0.714, SLG: 0.800	0-0 1B			0-3 K		4-0 4-3 BB		0-0 F3		3	0	1	0	1	1	0									
John Sullivan, L (1, 2) OBP: 0.429, SLG: 0.600	0-0 F2			0-0 G3		0-0 4-3		0-3 K		4	0	0	0	0	1	2									
Don Wert, R (1, 5) OBP: 0.231, SLG: 0.100			0-0 F9		0-0 5-3		0-0 5-3		0-0 6-3	4	0	0	0	0	0	1									
Dave Wickersham, R (1, 1)			0-0 F7		0-3 K		0-3 K		0-0 6-3	4	0	0	0	0	2	1									
Inning Stats	R: 0 E: 0 K: 0 S: 3	H: 0 LOB: 0 BB: 0 P: 3	R: 0 E: 0 K: 0 S: 4	H: 1 LOB: 1 BB: 0 P: 4	R: 1 E: 0 K: 0 S: 6	H: 3 LOB: 2 BB: 0 P: 6	R: 0 E: 0 K: 2 S: 7	H: 0 LOB: 0 BB: 0 P: 7	R: 3 E: 0 K: 2 S: 9	H: 2 LOB: 1 BB: 2 P: 17	R: 0 E: 0 K: 1 S: 5	H: 0 LOB: 1 BB: 1 P: 9	R: 2 E: 0 K: 2 S: 8	H: 1 LOB: 0 BB: 1 P: 12	R: 0 E: 0 K: 1 S: 5	H: 0 LOB: 0 BB: 0 P: 5	R: 0 E: 0 K: 1 S: 5	H: 0 LOB: 0 BB: 0 P: 5	1B: 3 2B: 1 3B: 1 HR: 2	SF: 0 SAC: 0 DP: 0 HBP: 0	WP: 0 PB: 0 SB: 1 CS: 0	PA: 38			
PITCHER	IP	WLS	BF	H	R	ER	SO	BB	IBB	HBP	BLK	WP	HR	S	P	ERA	WHIP								
Camilo Pascual, R (1, 1) ERA: 7.2	5.0		24	6	4	4	4	3	0	0	0	0	1	29	41	7.20	1.800								
Jerry Fosnow, L (6, 1) ERA: 3.0	4.0	L	14	1	2	2	5	1	0	0	0	0	1	23	27	4.50	0.500								

Detroit Tigers @ Minnesota Twins
Metropolitan Stadium, Bloomington, MI
Thu Apr 15 1965, 4:33 AM EST
Att. 2,382 - Unknown - 46 F

AB 34
R 6
H 7
RBI 6
BB 4
SO 9
LOB 8



Batter	1	2	3	4	5	6	7	8	9	AB	R	H	RBI	BB	SO	LOB	BOTTOM								
Zoilo Versalles, R (1, 6) OBP: 0.182, SLG: 0.273	0-0 1B		0-0 1B	0-3 K			0-0 5-3		0-0 F5	5	1	2	0	0	1	1									
Cesar Tovar, R (1, 5) OBP: 0.375, SLG: 0.375	0-0 F8		0-0 BB	0-0 6-3			0-0 F6			4	1	1	0	0	0	1									
Tony Oliva, L (1, 9)	0-0 F3		0-0 L9		0-0 6-3		0-0 F8			4	0	0	0	0	0	3									
Harmon Killebrew, R (1, 3) OBP: 0.444, SLG: 0.286	0-0 F3		0-0 BB	1-2 3-H	0-0 F4		0-0 F8			4	1	1	1	0	0	1									
Jimmie Hall, L (1, 8) OBP: 0.222, SLG: 0.125		0-0 1B	4-0 1B	1-2 2-3	0-0 3-1		0-0 F7			3	1	1	0	1	0	0									
Bob Allison, R (1, 7) OBP: 0.556, SLG: 0.500	0-0 HBP		0-0 S	0-3 K		0-3 K		0-0 F5		4	0	2	2	0	1	0									
Earl Battey, R (1, 2) OBP: 0.500, SLG: 0.500	0-3 K		0-0 SF8	1-3 2-H 3-H	0-0 HBP	1-0 HBP		0-0 G6-4-3		2	0	1	1	0	1	1									
Joe Nossek, R (9, PR)			0-0 1B	1-2 3-H	0-0 6-3		0-0 F4		0-0 G6-4-3	0	0	0	0	0	0	0									
Jerry Kindall, R (1, 4)	1-0 HBP		0-0 6-3		0-0 F8		0-0 K		0-0 1B	3	0	0	0	0	0	3									
Camilo Pascual, R (1, 1) Jerry Fosnow, R (6, 1) Sandy Valdespino, L (9, PH) OBP: 1.000, SLG: 1.000	0-0 F3		0-0 F8		0-3 K		0-0 1B			2	0	0	0	0	0	2									
Inning Stats	R: 0 E: 0 K: 0 S: 4	H: 1 LOB: 1 BB: 0 P: 4	R: 0 E: 0 K: 1 S: 6	H: 2 LOB: 2 BB: 0 P: 7	R: 4 E: 0 K: 0 S: 7	H: 4 LOB: 1 BB: 1 P: 11	R: 0 E: 0 K: 1 S: 5	H: 0 LOB: 0 BB: 0 P: 5	R: 0 E: 0 K: 2 S: 7	H: 0 LOB: 0 BB: 0 P: 8	R: 0 E: 0 K: 0 S: 3	H: 0 LOB: 0 BB: 0 P: 3	R: 0 E: 0 K: 0 S: 3	H: 0 LOB: 0 BB: 0 P: 3	R: 0 E: 0 K: 0 S: 4	H: 2 LOB: 1 BB: 0 P: 4	R: 0 E: 0 K: 0 S: 4	H: 0 LOB: 0 BB: 0 P: 4	1B: 8 2B: 1 3B: 0 HR: 0	SF: 1 SAC: 0 DP: 1 HBP: 2	WP: 0 PB: 0 SB: 1 CS: 0	PA: 37			
PITCHER	IP	WLS	BF	H	R	ER	SO	BB	IBB	HBP	BLK	WP	HR	S	P	ERA	WHIP								
Dave Wickersham, R (1, 1) ERA: 4.0	9.0	W	37	9	4	4	4	1	0	2	0	0	0	42	48	4.00	1.111								

Detroit Tigers @ Minnesota Twins
Metropolitan Stadium, Bloomington, MI
Thu Apr 15 1965, 4:33 AM EST
Att. 2,382 - Unknown - 46 F

AB 33
R 4
H 9
RBI 4
BB 1
SO 4
LOB 13



Batter	1	2	3	4	5	6	7	8	9	AB	R	H	RBI	BB	SO	LOB	TOP					
Dick Howser, R (1,6) OBP: 0.397, SLG: 0.182	0-0 6-3		0-0 G1-4-3		0-0 5-3			0-0 FC1-4		4	0	0	0	0	0	3						
Chuck Hinton, R (1,3) OBP: 0.231, SLG: 0.231	0-0 6-3			0-0 L7-4 1B		0-0 6-3		0-0 L8		4	0	1	0	0	0	1						
Leon Wagner, L (1,7) OBP: 0.308, SLG: 0.500	0-0 G3			4-0 1B 1-2 BB		0-0 F2			0-0 4-3	3	0	0	0	1	0	0						
Rocky Colavito, R (1,9) OBP: 0.308, SLG: 0.500		0-0 6-3		0-0 L7-4		0-0 F4			0-0 6-3	4	0	0	0	0	2							
Max Alvis, R (1,5) OBP: 0.308, SLG: 0.308		0-0 1B 1B		0-0 1-2 1B			0-0 5-3		0-0 F7	4	0	2	0	0	0	0						
Vic Davallito, L (1,8) OBP: 0.455, SLG: 0.545		0-0 1B		0-0 3-1			0-0 6-3			3	0	1	0	0	2							
Larry Brown, R (1,4) OBP: 0.300, SLG: 0.333		0-0 L7			0-0 6-3		0-0 5-3			3	0	0	0	0	1							
Joe Azcue, R (1,2) OBP: 0.455, SLG: 0.455			0-0 FC1-6 1B		0-0 1B			0-0 F7		3	0	2	0	0	0							
Dick Donovan, L (1,1) Ray Barker, L (5,PH) Sonny Siebert, R (5,1) Al Luplow, L (8,PH) Don McMahon, R (8,1)			0-0 FC1-6 G1-4-3		0-0 F8			0-0 FC1-4 1B		1	0	0	0	0	1							
Inning Stats	R: 0 E: 0 K: 0 S: 3	H: 0 LOB: 0 BB: 0 P: 3	R: 0 E: 0 K: 0 S: 4	H: 2 LOB: 1 BB: 0 P: 4	R: 0 E: 0 K: 0 S: 3	H: 1 LOB: 0 BB: 0 P: 3	R: 0 E: 0 K: 0 S: 4	H: 2 LOB: 2 BB: 1 P: 8	R: 0 E: 0 K: 0 S: 4	H: 1 LOB: 1 BB: 0 P: 4	R: 0 E: 0 K: 0 S: 3	H: 0 LOB: 0 BB: 0 P: 3	R: 0 E: 0 K: 0 S: 3	H: 0 LOB: 0 BB: 0 P: 3	R: 0 E: 0 K: 0 S: 4	H: 1 LOB: 1 BB: 0 P: 4	R: 0 E: 0 K: 0 S: 3	H: 0 LOB: 0 BB: 0 P: 3	1B: 7 2B: 1 3B: 0 HR: 0	SF: 0 SAC: 0 DP: 2 HBP: 0	WP: 0 PB: 0 SB: 1 CS: 0	PA: 32
PITCHER Jim Kaat, L (1,1) ERA: 1.5	IP: 9.0 WLS: W BF: 32 H: 7 R: 0 ER: 0 SO: 0 BB: 1 IBB: 0 HBP: 0 BLK: 0 WP: 0 HR: 0 S: 31 P: 35 ERA: 0.00 WHIP: 0.889															PITCHER						

Cleveland Indians @ Minnesota Twins
Metropolitan Stadium, Bloomington, MI
Sat Apr 17 1965, 7:05 PM EST
Att. 4,492 - Unknown - 41 F

AB 31
R 0
H 7
RBI 0
BB 1
SO 0
LOB 11



Batter	1	2	3	4	5	6	7	8	9	AB	R	H	RBI	BB	SO	LOB	BOTTOM					
Zoilo Versalles, R (1,6) OBP: 0.267, SLG: 0.357	0-0 1B 2B			4-0 1-2 BB		0-0 F9				3	1	1	0	1	0	2						
Rich Rollins, R (1,5)	0-0 5-3			0-0 L8			0-0 6-3			4	0	0	0	0	5							
Tony Oliva, L (1,9) OBP: 0.077, SLG: 0.077	0-0 5-3				0-0 L8			0-0 CS 1B		4	0	1	0	0	1							
Harmon Killebrew, R (1,3) OBP: 0.385, SLG: 0.273	0-0 2H 3B 1B			0-0 F7		0-3 K		0-3 K		4	1	1	1	0	2	1						
Jimmie Hall, L (1,8) OBP: 0.231, SLG: 0.333	0-0 1H 3B			0-0 F8		0-0 E4 1B			0-0 F5	4	0	1	1	0	0							
Bob Allison, R (1,7) OBP: 0.538, SLG: 0.750	0-3 K			0-0 HR		0-0 1-3 1B			0-0 L7	4	1	2	1	0	1							
Earl Batley, R (1,2) OBP: 0.375, SLG: 0.200		0-0 6-3		0-0 3-1		0-0 F6			4-0 BB	3	0	0	0	1	2							
Jerry Kindall, R (1,4) OBP: 0.286, SLG: 0.091		0-0 E 1B		0-0 5-3		0-0 F3			0-0 F9	4	0	1	0	0	1							
Jim Kaat, L (1,1) OBP: 0.333, SLG: 0.333		0-0 E1		0-0 BB 1B		0-3 K				3	0	1	0	1	1							
Inning Stats	R: 2 E: 0 K: 1 S: 8	H: 3 LOB: 1 BB: 0 P: 8	R: 0 E: 1 K: 0 S: 5	H: 1 LOB: 2 BB: 0 P: 5	R: 0 E: 0 K: 0 S: 3	H: 0 LOB: 0 BB: 0 P: 3	R: 1 E: 0 K: 0 S: 5	H: 2 LOB: 2 BB: 1 P: 9	R: 0 E: 1 K: 1 S: 7	H: 1 LOB: 2 BB: 0 P: 7	R: 0 E: 0 K: 1 S: 5	H: 0 LOB: 0 BB: 0 P: 5	R: 0 E: 0 K: 0 S: 5	H: 1 LOB: 0 BB: 0 P: 5	R: 0 E: 0 K: 0 S: 3	H: 0 LOB: 1 BB: 1 P: 7	R: 0 E: 0 K: 0 S: 3	H: 0 LOB: 1 BB: 1 P: 7	1B: 5 2B: 1 3B: 1 HR: 1	SF: 0 SAC: 0 DP: 0 HBP: 0	WP: 0 PB: 0 SB: 0 CS: 1	PA: 35
PITCHER Dick Donovan, R (1,1) ERA: 6.75 Sonny Siebert, R (5,1) Don McMahon, R (8,1) ERA:	IP: 4.0 WLS: L BF: 20 H: 6 R: 3 ER: 3 SO: 1 BB: 1 IBB: 0 HBP: 0 BLK: 0 WP: 0 HR: 1 S: 21 P: 25 ERA: 6.75 WHIP: 1.750															PITCHER						

Cleveland Indians @ Minnesota Twins
Metropolitan Stadium, Bloomington, MI
Sat Apr 17 1965, 7:05 PM EST
Att. 4,492 - Unknown - 41 F

AB 33
R 3
H 8
RBI 3
BB 2
SO 4
LOB 14



Batter	1	2	3	4	5	6	7	8	9	AB	R	H	RBI	BB	SO	LOB	TOP				
Dick Howser, R OBP: 0.368, SLG: 0.250										5	1	2	0	0	0	3					
Chuck Hinton, R OBP: 0.333, SLG: 0.294										4	1	2	1	1	1	1					
Leon Wagner, L OBP: 0.389, SLG: 0.563										4	1	2	0	1	0	3					
Rocky Colavito, R OBP: 0.278, SLG: 0.471										5	0	1	2	0	1	6					
Max Alvis, R OBP: 0.294, SLG: 0.353										4	0	1	0	0	1	2					
Fred Whitfield, L (1, 3)										3	0	0	0	1	0	1					
Vic Davaillo, L OBP: 0.467, SLG: 0.533										4	0	2	0	0	0	1					
Joe Azcue, R OBP: 0.333, SLG: 0.333										4	0	0	0	0	0	4					
Ralph Terry, R (1, 1)										1	0	0	0	0	1	0					
Jack Kralick, L (4, 1)										0	0	0	0	0	0	0					
Ray Barker, L (6, PH)										1	0	0	0	0	1	1					
Gary Bell, R (6, 1)										0	0	0	0	0	0	0					
Al Luplow, L OBP: 1.000, SLG: 1.500										1	0	1	0	0	0	0					
Inning Stats	R: 0 E: 0 K: 0 S: 4	H: 1 LOB: 1 BB: 0 P: 4	R: 0 E: 0 K: 0 S: 3	H: 1 LOB: 0 BB: 0 P: 3	R: 3 E: 0 K: 2 S: 11	H: 4 LOB: 1 BB: 0 P: 11	R: 0 E: 0 K: 0 S: 4	H: 1 LOB: 2 BB: 1 P: 8	R: 0 E: 0 K: 1 S: 6	H: 1 LOB: 1 BB: 0 P: 6	R: 0 E: 0 K: 0 S: 3	H: 1 LOB: 1 BB: 1 P: 7	R: 0 E: 1 K: 0 S: 4	H: 0 LOB: 1 BB: 0 P: 4	R: 0 E: 0 K: 0 S: 4	H: 1 LOB: 2 BB: 1 P: 8	1B: 7 2B: 4 3B: 0 HR: 0	SF: 0 SAC: 1 DP: 1 HBP: 0	WP: 0 PB: 1 SB: 1 CS: 1	PA: 41	
PITCHER	IP WLS BF H R ER SO BB IBB HBP BLK WP HR S P ERA WHIP	3.0 16 7 3 3 2 1 0 0 0 0 0 19 23 9.00 2.667	3.1 W 14 3 0 0 3 1 0 0 0 0 0 19 23 0.00 1.200	2.2 S 10 1 0 0 0 1 0 0 0 0 0 9 13 0.00 0.750	PITCHER																

Cleveland Indians @ Minnesota Twins
Metropolitan Stadium, Bloomington, MI
Sun Apr 18 1965, 4:33 AM EST
Att. 3,273 - Unknown - 46 F

AB 36
R 3
H 11
RBI 3
BB 3
SO 5
LOB 22



Batter	1	2	3	4	5	6	7	8	9	AB	R	H	RBI	BB	SO	LOB	BOTTOM			
Zoilo Versalles, R OBP: 0.263, SLG: 0.294										3	1	0	0	1	0	2				
Rich Rollins, R OBP: 0.200, SLG: 0.111										4	0	1	0	0	0	0				
Tony Oliva, L OBP: 0.118, SLG: 0.176										4	1	1	0	0	0	1				
Harmon Killebrew, R OBP: 0.412, SLG: 0.333										4	1	2	0	0	0	1				
Rich Reese, L (9, 3)										0	0	0	0	0	0	0				
Jimmie Hall, L OBP: 0.294, SLG: 0.533										3	2	1	2	1	0	1				
Bob Allison, R OBP: 0.529, SLG: 0.688										4	0	2	1	0	0	0				
Earl Batley, R OBP: 0.250, SLG: 0.111										4	0	0	0	0	1	2				
Jerry Kindall, R OBP: 0.278, SLG: 0.333										4	1	1	1	0	2	2				
Mudcat Grant, R (1, 1)										1	0	0	0	0	0	0				
Dave Boswell, R OBP: 1.000, SLG: 1.000										1	0	1	0	0	0	0				
Al Worthington, R (7, 1)										1	0	0	0	0	1	0				
Inning Stats	R: 0 E: 0 K: 0 S: 3	H: 0 LOB: 0 BB: 0 P: 3	R: 0 E: 0 K: 0 S: 3	H: 0 LOB: 0 BB: 0 P: 3	R: 2 E: 1 K: 0 S: 5	H: 2 LOB: 1 BB: 1 P: 9	R: 2 E: 0 K: 0 S: 7	H: 4 LOB: 2 BB: 0 P: 7	R: 0 E: 0 K: 0 S: 4	H: 1 LOB: 1 BB: 0 P: 4	R: 0 E: 0 K: 1 S: 5	H: 0 LOB: 0 BB: 0 P: 5	R: 0 E: 0 K: 1 S: 5	H: 0 LOB: 0 BB: 0 P: 5	R: 2 E: 0 K: 2 S: 9	H: 2 LOB: 1 BB: 1 P: 13	1B: 6 2B: 1 3B: 0 HR: 2	SF: 0 SAC: 0 DP: 0 HBP: 0	WP: 0 PB: 0 SB: 2 CS: 0	PA: 35
PITCHER	IP WLS BF H R ER SO BB IBB HBP BLK WP HR S P ERA WHIP	3.0 L 14 4 4 3 0 0 0 0 0 0 0 9 9 0.00 1.500	3.0 12 2 2 2 4 0 1 0 0 0 0 0 19 23 6.00 0.667	PITCHER																

Cleveland Indians @ Minnesota Twins
Metropolitan Stadium, Bloomington, MI
Sun Apr 18 1965, 4:33 AM EST
Att. 3,273 - Unknown - 46 F

AB 33
R 6
H 9
RBI 4
BB 2
SO 4
LOB 9



Batter	1	2	3	4	5	6	7	8	9	AB	R	H	RBI	BB	SO	LOB	TOP			
Zoilo Versalles, R OBP: 0.292, SLG: 0.286 (1, 6)	0-0 S 1B		0-0 1-3		4-0 HR BB		0-0 F2		0-0 6-3	4	1	1	0	1	0	2	Minnesota Twins @ New York Yankees Yankee Stadium, Bronx, NY Wed Apr 21 1965, 3:33 AM EST Att: 38,212 - Unknown - 60 F			
Rich Rollins, R OBP: 0.297, SLG: 0.429 (1, 5)	0-0 F6 1-2		0-0 HR 1B		0-0 HR		0-3 K		0-0 6-3	5	2	2	3	0	1	2				
Tony Oliva, L OBP: 0.143, SLG: 0.333 (1, 9)	0-0 4-3		0-0 HR		0-0 F8				0-0 4-3	4	1	1	2	0	0	1				
Harmon Killebrew, R OBP: 0.381, SLG: 0.278 Rich Reese, L (8, 3)	0-0 L5		0-0 6-3		0-0 F3				4-0 HR BB	3	1	0	0	1	0	1				
Jimmie Hall, L OBP: 0.381, SLG: 0.737 (1, 8)		0-0 1-3		0-0 CS 1B		0-0 1B F4 1B			0-0 HR	4	1	3	2	0	0	0				
Bob Allison, R OBP: 0.524, SLG: 0.632 Joe Nosssek, R (8, 7)		0-0 6-3		0-3 K		0-0 1B			4-0 E S BB	3	0	1	0	1	1	1				
Earl Battey, R OBP: 0.188, SLG: 0.077 (1, 2)		0-0 F9		0-0 F8		0-0 F4			0-0 F4	4	0	0	0	0	0	3				
Jerry Kindall, R OBP: 0.273, SLG: 0.316 (1, 4)			0-0 1-3 SH3-4 1B		0-0 5-3				0-3 K	4	1	1	0	0	1	1				
Camilo Pascual, R OBP: 0.250, SLG: 0.500 Jerry Fosnow, R (8, 1)			0-0 SH3-4		0-0 1-3				0-0 G3	2	0	1	0	0	0	0				
			0-0 1-2		0-0 2B					1	0	0	0	0	0	0				
Inning Stats	R: 0 E: 0 K: 0 S: 4	H: 1 LOB: 1 BB: 0 P: 4	R: 0 E: 0 K: 0 S: 3	H: 0 LOB: 0 BB: 0 P: 3	R: 3 E: 0 K: 0 S: 6	H: 3 LOB: 0 BB: 0 P: 6	R: 0 E: 0 K: 1 S: 5	H: 1 LOB: 0 BB: 0 P: 5	R: 2 E: 0 K: 0 S: 4	H: 2 LOB: 2 BB: 0 P: 4	R: 0 E: 0 K: 1 S: 6	H: 1 LOB: 1 BB: 0 P: 6	R: 2 E: 0 K: 1 S: 6	H: 1 LOB: 1 BB: 2 P: 14	R: 0 E: 0 K: 0 S: 3	H: 0 LOB: 0 BB: 0 P: 3	1B: 6 2B: 1 3B: 0 HR: 3	SF: 0 SAC: 1 DP: 0 HBP: 0	WP: 0 PB: 0 CS: 1	PA: 38
PITCHER	IP WLS BF H R ER SO BB IBB HBP BLK WP HR S P ERA WHIP	IP WLS BF H R ER SO BB IBB HBP BLK WP HR S P ERA WHIP	IP WLS BF H R ER SO BB IBB HBP BLK WP HR S P ERA WHIP	IP WLS BF H R ER SO BB IBB HBP BLK WP HR S P ERA WHIP	IP WLS BF H R ER SO BB IBB HBP BLK WP HR S P ERA WHIP	IP WLS BF H R ER SO BB IBB HBP BLK WP HR S P ERA WHIP	IP WLS BF H R ER SO BB IBB HBP BLK WP HR S P ERA WHIP	IP WLS BF H R ER SO BB IBB HBP BLK WP HR S P ERA WHIP	IP WLS BF H R ER SO BB IBB HBP BLK WP HR S P ERA WHIP	IP WLS BF H R ER SO BB IBB HBP BLK WP HR S P ERA WHIP	IP WLS BF H R ER SO BB IBB HBP BLK WP HR S P ERA WHIP	IP WLS BF H R ER SO BB IBB HBP BLK WP HR S P ERA WHIP	IP WLS BF H R ER SO BB IBB HBP BLK WP HR S P ERA WHIP	IP WLS BF H R ER SO BB IBB HBP BLK WP HR S P ERA WHIP	IP WLS BF H R ER SO BB IBB HBP BLK WP HR S P ERA WHIP	IP WLS BF H R ER SO BB IBB HBP BLK WP HR S P ERA WHIP	IP WLS BF H R ER SO BB IBB HBP BLK WP HR S P ERA WHIP			
Mel Stottlemyre, R ERA: 3.21 Bill Stafford, R ERA: Pete Mikkelsen, R ERA: 3.6	5.0 L 21 6 5 5 1 1 0 0 0 0 2 22 26 9.00 1.400	2.0 8 3 0 0 1 0 0 0 0 0 0 10 10 0.00 1.500	2.0 9 1 2 2 1 2 0 0 0 0 1 9 17 9.00 1.500																	

AB	34
R	7
H	10
RBI	7
BB	3
SO	3
LOB	11



Batter	1	2	3	4	5	6	7	8	9	AB	R	H	RBI	BB	SO	LOB	BOTTOM			
Tom Tresh, S OBP: 0.265, SLG: 0.394 (1, 8)	0-0 1B G4-6-3 1B		0-3 K		0-0 F9		0-0 5-3		0-0 BB 1B	5	1	2	0	0	1	2	Minnesota Twins @ New York Yankees Yankee Stadium, Bronx, NY Wed Apr 21 1965, 3:33 AM EST Att: 38,212 - Unknown - 60 F			
Bobby Richardson, R OBP: 0.469, SLG: 0.517 (1, 4)	0-0 G4-6-3 1B		0-0 F8		0-0 1B			0-0 F8	4	0	2	0	1	0	0					
Roger Maris, L OBP: 0.355, SLG: 0.520 (1, 9)	0-0 G4-6-3 1-2 3-H		0-3 K		0-0 1B			4-0 BB BB	4	0	1	0	1	1	4					
Mickey Mantle, S OBP: 0.517, SLG: 0.810 (1, 7)	0-0 HR		0-3 K		0-0 4-3			4-0 BB BB	3	1	1	1	1	1	2					
Tony Kubek, L OBP: 0.233, SLG: 0.154 (1, 6)	0-0 F7			0-0 1B		0-0 1-6-3		0-3 K	4	0	1	0	0	1	2					
Joe Pepitone, L OBP: 0.128, SLG: 0.036 (1, 3)		0-0 F9		0-0 F9		0-0 F5		0-0 F2	4	0	0	0	0	0	3					
Clete Boyer, R OBP: 0.241, SLG: 0.308 (1, 5)		0-3 K		0-3 K		0-3 K			0-0 L7	4	0	0	0	0	3	1				
Johnny Blanchard, L OBP: 0.400, SLG: 0.467 Hector Lopez, R (8, PH)		4-0 1B BB		0-0 F2		0-0 F5		0-0 1-3	2	0	0	0	1	0	1					
Mel Stottlemyre, R OBP: 0.333, SLG: 0.333 Art Loefer, L Bill Stafford, R Duke Carmel, L Pete Mikkelsen, R Phil Linz, R (8, PH)		0-0 1B		0-0 F5		0-0 F9		4-0 1B BB	1	0	1	0	0	0	0					
		0-0 1-2 1B		0-0 1B		0-0 1B				0	0	0	0	0	0					
Inning Stats	R: 2 E: 0 K: 0 S: 5	H: 3 LOB: 0 BB: 0 P: 5	R: 0 E: 0 K: 2 S: 8	H: 1 LOB: 2 BB: 1 P: 12	R: 0 E: 0 K: 2 S: 7	H: 0 LOB: 0 BB: 0 P: 7	R: 0 E: 0 K: 1 S: 6	H: 1 LOB: 0 BB: 0 P: 6	R: 0 E: 0 K: 0 S: 5	H: 2 LOB: 2 BB: 0 P: 5	R: 0 E: 0 K: 1 S: 3	H: 0 LOB: 0 BB: 0 P: 3	R: 0 E: 0 K: 1 S: 5	H: 0 LOB: 2 BB: 2 P: 13	R: 0 E: 0 K: 0 S: 4	H: 1 LOB: 3 BB: 2 P: 12	1B: 7 2B: 0 3B: 0 HR: 1	SF: 0 SAC: 0 DP: 1 HBP: 0	WP: 0 PB: 0 CS: 0	PA: 39
PITCHER	IP WLS BF H R ER SO BB IBB HBP BLK WP HR S P ERA WHIP	IP WLS BF H R ER SO BB IBB HBP BLK WP HR S P ERA WHIP	IP WLS BF H R ER SO BB IBB HBP BLK WP HR S P ERA WHIP	IP WLS BF H R ER SO BB IBB HBP BLK WP HR S P ERA WHIP	IP WLS BF H R ER SO BB IBB HBP BLK WP HR S P ERA WHIP	IP WLS BF H R ER SO BB IBB HBP BLK WP HR S P ERA WHIP	IP WLS BF H R ER SO BB IBB HBP BLK WP HR S P ERA WHIP	IP WLS BF H R ER SO BB IBB HBP BLK WP HR S P ERA WHIP	IP WLS BF H R ER SO BB IBB HBP BLK WP HR S P ERA WHIP	IP WLS BF H R ER SO BB IBB HBP BLK WP HR S P ERA WHIP	IP WLS BF H R ER SO BB IBB HBP BLK WP HR S P ERA WHIP	IP WLS BF H R ER SO BB IBB HBP BLK WP HR S P ERA WHIP	IP WLS BF H R ER SO BB IBB HBP BLK WP HR S P ERA WHIP	IP WLS BF H R ER SO BB IBB HBP BLK WP HR S P ERA WHIP	IP WLS BF H R ER SO BB IBB HBP BLK WP HR S P ERA WHIP	IP WLS BF H R ER SO BB IBB HBP BLK WP HR S P ERA WHIP	IP WLS BF H R ER SO BB IBB HBP BLK WP HR S P ERA WHIP			
Camilo Pascual, R ERA: 4.5 Jerry Fosnow, L ERA: 2.25	7.0 W 28 7 2 2 6 1 0 0 0 0 1 39 43 2.57 1.143	2.0 S 11 1 0 0 1 4 0 0 0 0 0 9 25 0.00 2.500																		



Batter	1	2	3	4	5	6	7	8	9	AB	R	H	RBI	BB	SO	LOB	TOP					
Zoilo Versalles, R OBP: 0.345, SLG: 0.500 (1, 6)	F8	E8		K			HR		IHR	5	2	3	3	0	1	1	Minnesota Twins @ New York Yankees Yankee Stadium, Bronx, NY Thu Apr 22 1965, 3:33 AM EST Att: 14,046 - Unknown - 73 F					
Rich Rollins, R OBP: 0.250, SLG: 0.333 (1, 5)	F9	6-3			4-3		F8		HR	4	1	0	0	1	0	3						
Tony Oliva, L OBP: 0.192, SLG: 0.577 (1, 9)	F8			K	4-3		HR		HR	5	2	2	4	0	1	0						
Harmon Killebrew, R OBP: 0.423, SLG: 0.348 Rich Reese, L (9, 3)		1B	BB				F5		K	5	1	3	0	0	1	0						
Jimmie Hall, L OBP: 0.333, SLG: 0.636 Joe Nosssek, R (5, 8)		K	1B	P6		K			K	3	0	0	0	0	2	3						
Bob Allison, R OBP: 0.520, SLG: 0.591 (1, 7)		1B	BB			6-3			L3	3	1	1	0	1	1	1						
Earl Batley, R OBP: 0.200, SLG: 0.118 (1, 2)		1B			4-3		K		L3	4	1	1	0	0	1	1						
Jerry Kindall, R OBP: 0.269, SLG: 0.304 (1, 4)					4-3		6-3		L9	4	0	1	1	0	0	0						
Jim Kaat, L OBP: 0.300, SLG: 0.300 (1, 1)		FC6-4					K		4-3	4	0	1	0	0	1	3						
Inning Stats	R: 0 E: 0 K: 0 S: 3	H: 0 LOB: 0 BB: 0 P: 3	R: 3 E: 1 K: 1 S: 9	H: 4 LOB: 2 BB: 1 P: 13	R: 0 E: 0 K: 2 S: 8	H: 1 LOB: 1 BB: 0 P: 8	R: 0 E: 0 K: 1 S: 6	H: 1 LOB: 1 BB: 0 P: 6	R: 0 E: 0 K: 1 S: 5	H: 0 LOB: 0 BB: 0 P: 5	R: 2 E: 0 K: 1 S: 7	H: 2 LOB: 0 BB: 0 P: 7	R: 0 E: 0 K: 1 S: 5	H: 1 LOB: 0 BB: 0 P: 5	R: 3 E: 0 K: 1 S: 7	H: 2 LOB: 0 BB: 1 P: 11		1B: 8 2B: 2 3B: 0 HR: 3	SF: 0 SAC: 0 DP: 1 HBP: 0	WP: 0 PB: 0 SB: 1 CS: 0	PA: 40	
PITCHER	IP	WLS	BF	H	R	ER	SO	BB	IBB	HBP	BLK	WP	HR	S	P	ERA	WHIP					
Al Downing, L ERA: 4.5 (1, 1)	1.2	L	10	4	3	0	3	1	1	0	0	0	0	0	11	15	16.20	3.000				
Rollie Sheldon, R ERA: (2, 1)	3.1		13	3	0	0	4	0	0	0	0	0	0	21	21	0.00	0.900					
Hal Reniff, R ERA: 6.35 (6, 1)	2.0		8	2	2	2	2	0	0	0	0	0	1	12	12	9.00	1.000					
Pedro Ramos, R ERA: 5.88 (8, 1)	2.0		9	3	3	3	2	1	0	0	0	0	1	12	16	13.50	2.000					

Batter	1	2	3	4	5	6	7	8	9	AB	R	H	RBI	BB	SO	LOB	BOTTOM					
Tom Tresh, S OBP: 0.263, SLG: 0.361 (1, 8)	SH		L7		F2		K			3	1	0	0	1	1	4	Minnesota Twins @ New York Yankees Yankee Stadium, Bronx, NY Thu Apr 22 1965, 3:33 AM EST Att: 14,046 - Unknown - 73 F					
Bobby Richardson, R OBP: 0.429, SLG: 0.469 (1, 4)	SH		5-3			1-3		F2		3	0	0	0	0	0	0						
Roger Maris, L OBP: 0.314, SLG: 0.448 (1, 9)	1-4-3			K		F2		G3		4	0	0	1	0	1	1						
Mickey Mantle, S OBP: 0.485, SLG: 0.720 (1, 7)	5-3			L3		1-3			1B	4	0	1	0	0	0	1						
Tony Kubek, L OBP: 0.206, SLG: 0.133 (1, 6)	1-3			F8			F8	G3		4	0	0	0	0	0	2						
Clete Boyer, R OBP: 0.212, SLG: 0.267 (1, 5)		5-3			K		5-3		6-3	4	0	0	0	0	1	0						
Joe Pepitone, L OBP: 0.176, SLG: 0.067 Phil Linz, R (9, PH)		3-1							F9	2	1	1	0	0	0	0						
Bob Schmidt, R OBP: 0.375, SLG: 0.286 (1, 2)		F8							6-3	4	0	2	0	0	0	0						
Al Downing, R OBP: 0.333, SLG: 0.333 Rollie Sheldon, R Elston Howard, R Hal Reniff, R Hector Lopez, R Pedro Ramos, S (1, 1) (2, 1) (5, PH) (6, 1) (7, PH) (8, 1)				K						0	0	0	0	0	0	0						
Inning Stats	R: 1 E: 1 K: 0 S: 4	H: 0 LOB: 1 BB: 1 P: 8	R: 0 E: 0 K: 0 S: 3	H: 0 LOB: 0 BB: 0 P: 3	R: 0 E: 0 K: 1 S: 5	H: 0 LOB: 0 BB: 0 P: 5	R: 0 E: 0 K: 1 S: 5	H: 0 LOB: 0 BB: 0 P: 5	R: 0 E: 0 K: 2 S: 9	H: 2 LOB: 2 BB: 0 P: 9	R: 0 E: 0 K: 0 S: 3	H: 0 LOB: 0 BB: 0 P: 3	R: 1 E: 0 K: 1 S: 7	H: 2 LOB: 2 BB: 0 P: 8	R: 0 E: 0 K: 0 S: 4	H: 1 LOB: 1 BB: 0 P: 4		R: 0 E: 0 K: 0 S: 3	H: 0 LOB: 0 BB: 0 P: 3	1B: 5 2B: 0 3B: 0 HR: 0	SF: 0 SAC: 1 DP: 0 HBP: 1	WP: 0 PB: 0 SB: 0 CS: 0
PITCHER	IP	WLS	BF	H	R	ER	SO	BB	IBB	HBP	BLK	WP	HR	S	P	ERA	WHIP					
Jim Kaat, L ERA: 1.33 (1, 1)	9.0	W	35	5	2	1	5	1	0	1	0	0	0	43	48	1.00	0.667					



Batter	1	2	3	4	5	6	7	8	9	10	AB	R	H	RBI	BB	SO	LOB	TOP	
Zoilo Versalles, R OBP: 0.314, SLG: 0.438 (1, 6)	F7		E1 1B SF7		6-3		5-3		FC6-4 1B	6-3	6	1	1	0	0	0	4	Minnesota Twins @ Detroit Tigers Tiger Stadium, Detroit, MI Fri Apr 23 1965, 6:05 PM EST Att: 12,038 - Unknown - 43 F	
Rich Rollins, R OBP: 0.240, SLG: 0.304 (1, 5)	E6 L4-3		G3 1B		F3		5-3		FC6-4 1B		5	0	1	1	0	0	2		
Tony Oliva, L OBP: 0.226, SLG: 0.567 (1, 9)	L4-3		SF7		FC6-4 1B				1-3		4	1	2	1	0	0	2		
Harmon Killebrew, R OBP: 0.482, SLG: 0.370 (1, 3)		2B WP 1B	G3		FC6-4 1B				FC6-4 1B	4-0 WP 1B BB	4	2	2	0	1	0	2		
Jimmie Hall, L OBP: 0.345, SLG: 0.615 (1, 8)		WP 5-3 2B	4-3		K				FC6-4 1B	4-0 1B E BB	4	3	1	0	1	1	3		
Bob Allison, R OBP: 0.433, SLG: 0.481 (1, 7)		5-3			6-3		K		4-3	5-0 F8	5	0	0	2	0	1	3		
Earl Battey, R OBP: 0.208, SLG: 0.143 Jerry Zimmerman, R OBP: 0.200, SLG: 0.200 (1, 2) (9, 2)		K			F7		F3		1B	4-0 4-3 E 1B	4	0	1	1	0	1	0		
Jerry Kindall, R OBP: 0.286, SLG: 0.292 Rich Reese, R OBP: 1.000, SLG: 2.000 Cesar Tovar, R OBP: 0.300, SLG: 0.300 (1, 4) (7, PH) (7, PR)		L9							6-3	1-0 E4 4-3	1	0	1	0	0	0	0		
Mudcat Grant, R Bill Pleis, L Sandy Valdespino, L Dave Boswell, R Don Mincher, L Jerry Fosnow, R Frank Kostro, R Al Worthington, R (1, 1) (1, 1) (3, PH) (3, 1) (7, PH) (7, 1) (9, PH) (9, 1)			E6 1B		5-3		F3		F2	4-3 1-2 2-3	0	0	0	0	0	0	0		
Inning Stats	R: 0 E: 1 K: 0 S: 3	H: 0 LOB: 0 BB: 0 P: 3	R: 2 E: 0 K: 1 S: 7	H: 2 LOB: 0 BB: 0 P: 7	R: 2 E: 2 K: 0 S: 6	H: 1 LOB: 1 BB: 0 P: 6	R: 0 E: 0 K: 0 S: 3	H: 0 LOB: 1 BB: 1 P: 7	R: 0 E: 0 K: 0 S: 4	H: 1 LOB: 1 BB: 0 P: 4	R: 2 E: 0 K: 0 S: 6	H: 3 LOB: 1 BB: 0 P: 6	R: 0 E: 0 K: 0 S: 4	H: 1 LOB: 1 BB: 0 P: 4	R: 2 E: 1 K: 0 S: 5	H: 1 LOB: 2 BB: 2 P: 13	1B: 8 2B: 3 3B: 0 HR: 0		SF: 1 SAC: 0 DP: 1 HBP: 0
PITCHER	IP 7.0	WLS 31	H 7	R 6	ER 4	SO 3	BB 0	IBB 0	HBP 0	BLK 0	WP 1	HR 0	S 36	P 40	ERA 5.14	WHIP 1.143			
Dave Wickersham, R ERA: 4.5	(1, 1)																		
Johnnie Seale, L ERA:	(8, 1)	0.1	1	0	0	0	0	0	0	0	0	0	1	1	0.00	0.000			
Terry Fox, R ERA:	(8, 1)	0.2	3	1	0	0	0	0	0	0	0	3	3	0.00	1.500				
Julio Navarro, R ERA: 6.75	(9, 1)	1.1	L	7	1	2	1	0	2	0	0	5	13	6.75	2.250				
Fred Gladding, R ERA:	(10, 1)	0.2	4	1	0	0	0	0	0	0	0	4	4	0.00	1.500				

Batter	1	2	3	4	5	6	7	8	9	10	AB	R	H	RBI	BB	SO	LOB	BOTTOM			
Dick McAuliffe, L OBP: 0.516, SLG: 0.478 (1, 6)			K								3	1	1	0	2	2	3	Minnesota Twins @ Detroit Tigers Tiger Stadium, Detroit, MI Fri Apr 23 1965, 6:05 PM EST Att: 12,038 - Unknown - 43 F			
Jerry Lumpe, L OBP: 0.300, SLG: 0.333 George Smith, R OBP: 0.375, SLG: 0.286 (1, 4) (10, 4)											5	1	2	0	0	0	1				
Norm Cash, L OBP: 0.333, SLG: 0.375 Jake Wood, P OBP: 1.000, SLG: 2.000 Bill Roman, L (1, 3) (9, PR) (10, 3)											4	1	1	1	1	0	2				
Al Kaline, R OBP: 0.444, SLG: 0.519 (1, 9)											4	2	2	1	1	1	2				
Jim Northrup, L OBP: 0.200, SLG: 0.250 (1, 7)											4	0	0	0	1	2	5				
Don Demeter, R OBP: 0.412, SLG: 0.414 (1, 8)											5	1	1	1	0	1	2				
John Sullivan, L OBP: 0.391, SLG: 0.474 (1, 2)											5	0	1	1	0	0	0				
Don Wert, R OBP: 0.200, SLG: 0.071 (1, 5)											3	0	0	1	1	0	0				
Dave Wickersham, R Johnnie Seale, L Terry Fox, R George Thomas, R Julio Navarro, R Fred Gladding, L (1, 1) (8, 1) (8, 1) (8, PH) (9, 1) (10, 1)											3	0	0	0	0	0	2				
Inning Stats	R: 5 E: 1 K: 2 S: 13	H: 5 LOB: 2 BB: 1 P: 17	R: 0 E: 0 K: 0 S: 4	H: 1 LOB: 2 BB: 1 P: 8	R: 0 E: 0 K: 1 S: 5	H: 0 LOB: 1 BB: 1 P: 9	R: 0 E: 0 K: 0 S: 4	H: 1 LOB: 1 BB: 0 P: 4	R: 0 E: 0 K: 1 S: 5	H: 0 LOB: 0 BB: 0 P: 5	R: 0 E: 0 K: 0 S: 3	H: 0 LOB: 1 BB: 0 P: 7	R: 0 E: 0 K: 1 S: 4	H: 0 LOB: 0 BB: 1 P: 8	R: 0 E: 0 K: 2 S: 7	H: 0 LOB: 1 BB: 0 P: 11	R: 0 E: 0 K: 0 S: 3		H: 0 LOB: 0 BB: 0 P: 3	1B: 7 2B: 0 3B: 0 HR: 1	SF: 1 SAC: 0 DP: 0 HBP: 0
PITCHER	IP 0.1	WLS 6	H 4	R 5	ER 4	SO 1	BB 1	IBB 0	HBP 0	BLK 0	WP 1	HR 0	S 7	P 11	ERA 108.000	WHIP 15.000					
Mudcat Grant, R ERA: 18.9	(1, 1)																				
Bill Pleis, L ERA:	(1, 1)	1.2	9	2	0	0	1	0	0	0	0	0	10	14	0.00	1.800					
Dave Boswell, R ERA:	(3, 1)	4.0	15	1	0	0	2	0	0	0	0	0	17	25	0.00	0.750					
Jerry Fosnow, L ERA: 2.7	(7, 1)	2.0	7	1	1	1	1	0	0	0	0	1	8	12	4.50	1.000					
Al Worthington, R ERA:	(9, 1)	2.0	W	7	0	0	0	2	1	0	0	0	10	14	0.00	0.500					

Batter	1	2	3	4	5	6	7	8	9	AB	R	H	RBI	BB	SO	LOB	TOP
Zoilo Versalles, R OBP: 0.325, SLG: 0.432	0-0 CS 1B	0-0 1-2 1B		0-3 K		0-3 K			0-0 L7	5	0	2	0	0	2	2	
Jerry Kindall, R OBP: 0.250, SLG: 0.250	0-3 K	0-0 L7			0-0 F6		0-0 6-3		4-0 BB	4	0	0	0	0	1	3	
Rich Reese, L OBP: 1.000, SLG: 2.000	0-3 K	0-0 L7			0-0 F6		0-0 6-3		4-0 BB	0	0	0	0	1	0	0	
Jerry Fosnow, R OBP: 0.250, SLG: 0.559	0-0 FC5-4 1B		0-0 3-1		0-0 F8			0-0 1B	0-0 SF9	4	0	2	1	0	0	0	
Harmon Killebrew, R OBP: 0.444, SLG: 0.333	0-0 FC5-4 1-2		4-0 E BB G1-2-3 BB		4-0 BB			0-0 L7	0-3 K	3	0	0	0	2	1	4	
Jimmie Hall, L OBP: 0.364, SLG: 0.586		0-0 HR 1B	4-0 E BB		0-3 K2-3			0-0 F7		3	1	1	0	1	1	2	
Bob Allison, R OBP: 0.412, SLG: 0.548		0-0 HR	0-0 E6		0-0 5-3			0-0 F2		4	1	1	2	0	0	3	
Rich Rollins, R OBP: 0.207, SLG: 0.259		0-0 5-3	0-0 G1-2-3		0-0 6-3			0-0 E6 1B		4	1	0	0	0	0	3	
Jerry Zimmerman, R OBP: 0.125, SLG: 0.125		0-0 E6 1B		0-0 4-3		0-0 5-3		0-0 1B SF9 1B		3	0	0	0	0	0	0	
Don Mincher, L OBP: 0.333, SLG: 0.333		0-0 E6 1B		0-0 4-3		0-0 5-3		0-0 1B SF9 1B		1	0	1	0	0	0	0	
Joe Nosssek, R OBP: 0.300, SLG: 0.300		0-0 E6 1B		0-0 4-3		0-0 5-3		0-0 1B SF9 1B		0	0	0	0	0	0	0	
Cesar Tovar, R OBP: 0.300, SLG: 0.300		0-0 E6 1B		0-0 4-3		0-0 5-3		0-0 1B SF9 1B		0	0	0	0	0	0	0	
Dick Stigman, R OBP: 0.273, SLG: 0.200	0-0 F7	0-3 K		0-0 F8		0-0 F6		0-0 1-3 BB	4-0 HR BB	3	0	0	0	0	1	2	
George Smith, R OBP: 0.273, SLG: 0.200	0-0 F7	0-3 K		0-0 F8		0-0 F6		0-0 1-3 BB	4-0 HR BB	2	1	0	0	1	0	1	
Jerry Lumpe, L OBP: 0.303, SLG: 0.310	0-0 F7	0-3 K		0-0 F8		0-0 F6		0-0 1-3 BB	4-0 HR BB	3	1	3	0	2	0	0	
Don Wert, R OBP: 0.300, SLG: 0.194	0-0 BB		0-0 BB SF8 1B		4-0 BB		4-0 BB	0-0 L3 1B	0-0 1B HR	3	1	3	0	2	0	0	
Gates Brown, L OBP: 0.667, SLG: 1.667	0-0 BB		0-0 BB SF8 1B		4-0 BB		4-0 BB	0-0 L3 1B	0-0 1B HR	1	1	1	3	0	0	0	
Norm Cash, L OBP: 0.406, SLG: 0.385	4-0 BB		4-0 WP BB 1-2 2-3 BB		4-0 1-2 2-3 BB		0-3 K	0-0 L3 1B		2	0	1	0	3	1	2	
Al Kaline, R OBP: 0.439, SLG: 0.467	4-0 BB		4-0 WP BB 1-2 2-3 BB		0-0 L7		0-0 L6-3	0-0 L3		3	0	0	0	2	0	5	
Don Demeter, R OBP: 0.385, SLG: 0.485	0-0 F9		0-0 SF8		0-0 F2		0-0 HR	0-0 F7		4	1	1	2	0	0	5	
Willie Horton, R OBP: 0.353, SLG: 0.688	0-0 F2		0-0 F8		0-0 F6		0-0 HR	0-0 HR		5	2	2	2	0	0	5	
Bill Freehan, R OBP: 0.583, SLG: 0.520		0-0 F8	0-0 L9		0-3 K		0-3 K	0-0 5-3		5	0	0	0	0	2	2	
Dick McAuliffe, L OBP: 0.583, SLG: 0.520		0-0 1B	4-0 BB SH1-4 BB		4-0 SH3-4 BB		4-0 1B	4-0 S HR BB		2	1	2	0	3	0	0	
Phil Regan, R OBP: 0.439, SLG: 0.467		0-0 F8	0-0 L9		0-3 K		0-3 K	0-0 5-3		5	0	0	0	0	2	2	
Dick McAuliffe, L OBP: 0.583, SLG: 0.520		0-0 1B	4-0 BB SH1-4 BB		4-0 SH3-4 BB		4-0 1B	4-0 S HR BB		2	1	2	0	3	0	0	
Phil Regan, R OBP: 0.439, SLG: 0.467		0-0 F8	0-0 L9		0-3 K		0-3 K	0-0 5-3		5	0	0	0	0	2	2	
Dick McAuliffe, L OBP: 0.583, SLG: 0.520		0-0 1B	4-0 BB SH1-4 BB		4-0 SH3-4 BB		4-0 1B	4-0 S HR BB		2	1	2	0	3	0	0	
Phil Regan, R OBP: 0.439, SLG: 0.467		0-0 F8	0-0 L9		0-3 K		0-3 K	0-0 5-3		5	0	0	0	0	2	2	
Dick McAuliffe, L OBP: 0.583, SLG: 0.520		0-0 1B	4-0 BB SH1-4 BB		4-0 SH3-4 BB		4-0 1B	4-0 S HR BB		2	1	2	0	3	0	0	
Phil Regan, R OBP: 0.439, SLG: 0.467		0-0 F8	0-0 L9		0-3 K		0-3 K	0-0 5-3		5	0	0	0	0	2	2	
Dick McAuliffe, L OBP: 0.583, SLG: 0.520		0-0 1B	4-0 BB SH1-4 BB		4-0 SH3-4 BB		4-0 1B	4-0 S HR BB		2	1	2	0	3	0	0	
Phil Regan, R OBP: 0.439, SLG: 0.467		0-0 F8	0-0 L9		0-3 K		0-3 K	0-0 5-3		5	0	0	0	0	2	2	
Dick McAuliffe, L OBP: 0.583, SLG: 0.520		0-0 1B	4-0 BB SH1-4 BB		4-0 SH3-4 BB		4-0 1B	4-0 S HR BB		2	1	2	0	3	0	0	
Phil Regan, R OBP: 0.439, SLG: 0.467		0-0 F8	0-0 L9		0-3 K		0-3 K	0-0 5-3		5	0	0	0	0	2	2	
Dick McAuliffe, L OBP: 0.583, SLG: 0.520		0-0 1B	4-0 BB SH1-4 BB		4-0 SH3-4 BB		4-0 1B	4-0 S HR BB		2	1	2	0	3	0	0	
Phil Regan, R OBP: 0.439, SLG: 0.467		0-0 F8	0-0 L9		0-3 K		0-3 K	0-0 5-3		5	0	0	0	0	2	2	
Dick McAuliffe, L OBP: 0.583, SLG: 0.520		0-0 1B	4-0 BB SH1-4 BB		4-0 SH3-4 BB		4-0 1B	4-0 S HR BB		2	1	2	0	3	0	0	
Phil Regan, R OBP: 0.439, SLG: 0.467		0-0 F8	0-0 L9		0-3 K		0-3 K	0-0 5-3		5	0	0	0	0	2	2	
Dick McAuliffe, L OBP: 0.583, SLG: 0.520		0-0 1B	4-0 BB SH1-4 BB		4-0 SH3-4 BB		4-0 1B	4-0 S HR BB		2	1	2	0	3	0	0	
Phil Regan, R OBP: 0.439, SLG: 0.467		0-0 F8	0-0 L9		0-3 K		0-3 K	0-0 5-3		5	0	0	0	0	2	2	
Dick McAuliffe, L OBP: 0.583, SLG: 0.520		0-0 1B	4-0 BB SH1-4 BB		4-0 SH3-4 BB		4-0 1B	4-0 S HR BB		2	1	2	0	3	0	0	
Phil Regan, R OBP: 0.439, SLG: 0.467		0-0 F8	0-0 L9		0-3 K		0-3 K	0-0 5-3		5	0	0	0	0	2	2	
Dick McAuliffe, L OBP: 0.583, SLG: 0.520		0-0 1B	4-0 BB SH1-4 BB		4-0 SH3-4 BB		4-0 1B	4-0 S HR BB		2	1	2	0	3	0	0	
Phil Regan, R OBP: 0.439, SLG: 0.467		0-0 F8	0-0 L9		0-3 K		0-3 K	0-0 5-3		5	0	0	0	0	2	2	
Dick McAuliffe, L OBP: 0.583, SLG: 0.520		0-0 1B	4-0 BB SH1-4 BB		4-0 SH3-4 BB		4-0 1B	4-0 S HR BB		2	1	2	0	3	0	0	
Phil Regan, R OBP: 0.439, SLG: 0.467		0-0 F8	0-0 L9		0-3 K		0-3 K	0-0 5-3		5	0	0	0	0	2	2	
Dick McAuliffe, L OBP: 0.583, SLG: 0.520		0-0 1B	4-0 BB SH1-4 BB		4-0 SH3-4 BB		4-0 1B	4-0 S HR BB		2	1	2	0	3	0	0	
Phil Regan, R OBP: 0.439, SLG: 0.467		0-0 F8	0-0 L9		0-3 K		0-3 K	0-0 5-3		5	0	0	0	0	2	2	
Dick McAuliffe, L OBP: 0.583, SLG: 0.520		0-0 1B	4-0 BB SH1-4 BB		4-0 SH3-4 BB		4-0 1B	4-0 S HR BB		2	1	2	0	3	0	0	
Phil Regan, R OBP: 0.439, SLG: 0.467		0-0 F8	0-0 L9		0-3 K		0-3 K	0-0 5-3		5	0	0	0	0	2	2	
Dick McAuliffe, L OBP: 0.583, SLG: 0.520		0-0 1B	4-0 BB SH1-4 BB		4-0 SH3-4 BB		4-0 1B	4-0 S HR BB		2	1	2	0	3	0	0	
Phil Regan, R OBP: 0.439, SLG: 0.467		0-0 F8	0-0 L9		0-3 K		0-3 K	0-0 5-3		5	0	0	0	0	2	2	
Dick McAuliffe, L OBP: 0.583, SLG: 0.520		0-0 1B	4-0 BB SH1-4 BB		4-0 SH3-4 BB		4-0 1B	4-0 S HR BB		2	1	2	0	3	0	0	
Phil Regan, R OBP: 0.439, SLG: 0.467		0-0 F8	0-0 L9		0-3 K		0-3 K	0-0 5-3		5	0	0	0	0	2	2	
Dick McAuliffe, L OBP: 0.583, SLG: 0.520		0-0 1B	4-0 BB SH1-4 BB		4-0 SH3-4 BB		4-0 1B	4-0 S HR BB		2	1	2	0	3	0	0	
Phil Regan, R OBP: 0.439, SLG: 0.467		0-0 F8	0-0 L9		0-3 K		0-3 K	0-0 5-3		5	0	0	0	0	2	2	
Dick McAuliffe, L OBP: 0.583, SLG: 0.520		0-0 1B	4-0 BB SH1-4 BB		4-0 SH3-4 BB		4-0 1B	4-0 S HR BB		2	1	2	0	3	0	0	
Phil Regan, R OBP: 0.439, SLG: 0.467		0-0 F8	0-0 L9		0-3 K		0-3 K	0-0 5-3		5	0	0	0	0	2	2	
Dick McAuliffe, L OBP: 0.583, SLG: 0.520		0-0 1B	4-0 BB SH1-4 BB		4-0 SH3-4 BB		4-0 1B	4-0 S HR BB		2	1	2	0	3	0	0	
Phil Regan, R OBP: 0.439, SLG: 0.467		0-0 F8	0-0 L9		0-3 K		0-3 K	0-0 5-3		5	0	0	0	0	2	2	
Dick McAuliffe, L OBP: 0.583, SLG: 0.520		0-0 1B	4-0 BB SH1-4 BB		4-0 SH3-4 BB		4-0 1B	4-0 S HR BB		2	1	2	0	3	0	0	
Phil Regan, R OBP: 0.439, SLG: 0.467		0-0 F8	0-0 L9		0-3 K		0-3 K	0-0 5-3		5	0	0	0	0	2	2	
Dick McAuliffe, L OBP: 0.583, SLG: 0.520		0-0 1B	4-0 BB SH1-4 BB		4-0 SH3-4 BB		4-0 1B	4-0 S HR BB		2	1	2	0	3	0	0	
Phil Regan, R OBP: 0.439, SLG: 0.467		0-0 F8	0-0 L9		0-3 K		0-3 K	0-0 5-3		5	0	0	0	0	2	2	
Dick McAuliffe, L OBP: 0.583, SLG: 0.520		0-0 1B	4-0 BB SH1-4 BB		4-0 SH3-4 BB		4-0 1B	4-0 S HR BB		2	1	2	0	3	0	0	
Phil Regan, R OBP: 0.439, SLG: 0.467		0-0 F8	0-0 L9		0-3 K												

Batter	1	2	3	4	5	6	7	8	9	AB	R	H	RBI	BB	SO	LOB	TOP										
Zoilo Versalles, R OBP: 0.306, SLG: 0.413 (1, 6)	6-3	F5					F7			4	0	1	0	0	0	3	Minnesota Twins @ Cleveland Indians Cleveland Municipal Stadium, Cleveland, OH Wed Apr 28 1965, 7:05 PM EDT Att: 3,691 - Unknown										
Rich Rollins, R OBP: 0.184, SLG: 0.222 (1, 5)	5-3		6-3		G1-4-3			K		4	0	0	0	0	1	2											
Tony Oliva, L OBP: 0.222, SLG: 0.476 (1, 9)	5-3		K				L8	F7		4	0	0	0	0	1	0											
Harmon Killebrew, R OBP: 0.422, SLG: 0.342 (1, 3)		6-3	F3				K	F3		4	0	0	0	0	1	0											
Jimmie Hall, L OBP: 0.381, SLG: 0.703 (1, 8)				5-3				F8		4	2	2	2	0	0	0											
Bob Allison, R OBP: 0.442, SLG: 0.641 (1, 7)		HR		F5			F6			3	1	1	1	1	0	0											
Earl Batley, R OBP: 0.344, SLG: 0.259 (1, 2)				4-3				F6		4	0	2	0	0	0	1											
Cesar Tovar, R OBP: 0.357, SLG: 0.308 (1, 4)					1B		K	F8		3	0	1	0	1	1	2											
Jim Kaat, L OBP: 0.273, SLG: 0.272 Johnny Kippstein, R OBP: 0.260, SLG: 0.250 Sandy Valdespino, L OBP: 0.250, SLG: 0.250 Dave Boswell, R OBP: 0.250, SLG: 0.250 Don Mincher, L OBP: 0.250, SLG: 0.250 Al Worthington, R OBP: 0.250, SLG: 0.250 Jerry Fosnow, R OBP: 0.250, SLG: 0.250 (1, 1) (3, 1) (5, PH) (5, 1) (7, PH) (7, 1) (8, 1)		FC1-5						F9		1	0	0	0	0	0	2											
Inning Stats	R: 0 E: 0 K: 0 S: 3	H: 0 LOB: 0 BB: 0 P: 3	R: 2 E: 0 K: 0 S: 7	H: 4 LOB: 2 BB: 0 P: 7	R: 0 E: 0 K: 1 S: 5	H: 0 LOB: 0 BB: 0 P: 5	R: 0 E: 0 K: 0 S: 3	H: 0 LOB: 0 BB: 0 P: 3	R: 0 E: 0 K: 1 S: 5	H: 1 LOB: 1 BB: 1 P: 9	R: 1 E: 0 K: 1 S: 6	H: 1 LOB: 0 BB: 0 P: 6	R: 0 E: 0 K: 1 S: 6	H: 1 LOB: 1 BB: 0 P: 6	R: 0 E: 0 K: 0 S: 5	H: 0 LOB: 0 BB: 0 P: 5	R: 0 E: 0 K: 0 S: 3	H: 0 LOB: 1 BB: 1 P: 7	1B: 4 2B: 0 3B: 0 HR: 3	SF: 0 SAC: 0 DP: 1 HBP: 0	WP: 1 PB: 0 SB: 0 CS: 0	PA: 35					
PITCHER	IP	WLS	BF	H	R	ER	SO	BB	IBB	HBP	BLK	WP	HR	S	P	ERA	WHIP										
Jack Kralick, L ERA: 5.4 (1, 1)	1.1		8	4	2	2	0	0	0	0	0	0	2	8	8	13.50	3.000										
Sonny Siebert, R ERA: 0.77 (2, 1)	7.2	W	27	3	1	1	5	2	0	0	0	1	1	35	43	1.17	0.652										

Batter	1	2	3	4	5	6	7	8	9	AB	R	H	RBI	BB	SO	LOB	BOTTOM										
Dick Howser, R OBP: 0.317, SLG: 0.182 (1, 6)	G3		E9	L8		4-3		6-3		5	1	0	0	0	0	1	Minnesota Twins @ Cleveland Indians Cleveland Municipal Stadium, Cleveland, OH Wed Apr 28 1965, 7:05 PM EDT Att: 3,691 - Unknown										
Chuck Hinton, R OBP: 0.333, SLG: 0.212 (1, 3)	F9						WP			2	1	1	1	2	0	0											
Leon Wagner, L OBP: 0.385, SLG: 0.576 (1, 7)	E4		G4-6-3	5-3			HR			3	2	0	0	1	0	2											
Rocky Colavito, R OBP: 0.432, SLG: 0.700 (1, 9)	HR				F7					3	3	2	4	1	0	0											
Max Alvis, R OBP: 0.278, SLG: 0.344 (1, 5)	HR		E7					K		3	2	1	2	0	1	1											
Vic Davallilo, L OBP: 0.294, SLG: 0.324 (1, 8)	6-3				L7			6-3		4	0	1	2	0	0	1											
Larry Brown, R OBP: 0.318, SLG: 0.450 (1, 4)		F9						F3		3	0	1	0	1	0	0											
Joe Azcue, R OBP: 0.300, SLG: 0.300 (1, 2)		K	FC6-4			G6-4-3		6-3		4	0	0	0	0	1	3											
Jack Kralick, L OBP: 0.250, SLG: 0.250 (1, 1)								1-3		0	0	0	0	0	0	0											
Sonny Siebert, R ERA: 0.77 (2, 1)	4-3			6-3						4	0	1	0	0	0	0											
Inning Stats	R: 3 E: 1 K: 0 S: 6	H: 2 LOB: 0 BB: 0 P: 6	R: 0 E: 0 K: 1 S: 5	H: 0 LOB: 0 BB: 0 P: 5	R: 3 E: 2 K: 0 S: 7	H: 3 LOB: 2 BB: 1 P: 11	R: 0 E: 0 K: 0 S: 3	H: 0 LOB: 0 BB: 1 P: 7	R: 0 E: 0 K: 0 S: 2	H: 0 LOB: 0 BB: 0 P: 3	R: 0 E: 0 K: 0 S: 3	H: 1 LOB: 1 BB: 1 P: 7	R: 3 E: 0 K: 1 S: 6	H: 1 LOB: 2 BB: 2 P: 14	R: 0 E: 0 K: 0 S: 3	H: 0 LOB: 0 BB: 0 P: 3	1B: 5 2B: 0 3B: 0 HR: 2	SF: 0 SAC: 0 DP: 2 HBP: 1	WP: 1 PB: 0 SB: 0 CS: 1	PA: 37							
PITCHER	IP	WLS	BF	H	R	ER	SO	BB	IBB	HBP	BLK	WP	HR	S	P	ERA	WHIP										
Jim Kaat, L ERA: 1.21 (1, 1)	2.2	L	16	5	6	0	1	1	0	0	0	0	0	4	8	0.00	0.750										
Johnny Kippstein, R ERA: 3.86 (3, 1)	1.1		5	0	0	0	0	1	0	0	0	0	0	5	10	0.00	1.000										
Dave Boswell, R ERA: (5, 1)	2.0		7	1	0	0	0	1	0	1	0	0	0	5	10	0.00	1.000										
Al Worthington, R ERA: 6.35 (7, 1)	1.0		6	1	3	3	1	2	0	0	0	1	1	6	14	27.00	3.000										
Jerry Fosnow, L ERA: 4.63 (8, 1)	1.0		3	0	0	0	0	0	0	0	0	0	0	3	3	0.00	0.000										



Batter	1	2	3	4	5	6	7	8	9	AB	R	H	RBI	BB	SO	LOB	TOP			
Zoilo Versalles, R OBP: 0.315, SLG: 0.451										5	2	1	0	0	2		Minnesota Twins @ Chicago White Sox Comiskey Park, Chicago, IL Fri Apr 30 1965, 8:05 PM EDT Att: 20,164 - Unknown			
Rich Rollins, R OBP: 0.190, SLG: 0.225										4	1	1	0	0	1					
Tony Oliva, L OBP: 0.280, SLG: 0.511										5	2	3	2	0	1	0				
Harmon Killebrew, R OBP: 0.420, SLG: 0.317 Rich Reese, L OBP: 1.000, SLG: 2.000										3	1	0	0	2	1	3				
Jimmie Hall, L OBP: 0.362, SLG: 0.634										4	0	0	0	1	1	3				
Bob Allison, R OBP: 0.458, SLG: 0.636										5	0	3	2	0	0	0				
Earl Batley, R OBP: 0.351, SLG: 0.258										4	0	1	1	1	0	5				
Jerry Kindall, R OBP: 0.244, SLG: 0.257										4	0	1	0	0	1	2				
Mudcat Grant, R OBP: 0.200, SLG: 0.600										4	1	1	0	0	2	2				
Inning Stats	R: 3 E: 0 K: 1 S: 9	H: 4 LOB: 2 BB: 1 P: 13	R: 0 E: 0 K: 0 S: 3	H: 0 LOB: 0 BB: 0 P: 3	R: 0 E: 0 K: 1 S: 5	H: 0 LOB: 0 BB: 0 P: 5	R: 0 E: 0 K: 1 S: 6	H: 1 LOB: 2 BB: 1 P: 10	R: 1 E: 0 K: 0 S: 5	H: 3 LOB: 2 BB: 1 P: 9	R: 0 E: 0 K: 0 S: 3	H: 0 LOB: 1 BB: 1 P: 7	R: 0 E: 0 K: 1 S: 5	H: 0 LOB: 0 BB: 0 P: 5	R: 3 E: 1 K: 10 S: 10	H: 4 LOB: 2 BB: 0 P: 10		1B: 7 2B: 4 3B: 1 HR: 0	SF: 0 SAC: 1 DP: 1 HBP: 0	WP: 0 PB: 0 SB: 1 CS: 0
PITCHER	IP WLS BF H R ER SO BB IBB HBP BLK WP HR S P ERA WHIP																			
Gary Peters, L ERA: 3.32	(1, 1) 3.1 L 17 5 3 3 2 2 0 0 0 0 0 0 19 27 8.10 2.100																			
Bob Locker, R ERA: 5.19	(4, 1) 2.2 11 3 1 1 2 0 1 0 0 0 0 14 18 3.38 1.125																			
Ted Willis, L ERA:	(7, 1) 1.0 4 0 0 0 0 1 0 0 0 0 0 3 7 0.00 1.000																			
Eddie Fisher, R ERA: 2.84	(8, 1) 2.0 11 4 3 2 2 0 0 0 0 0 0 15 15 9.00 2.000																			

AB 38
R 7
H 12
RBI 6
BB 4
SO 6
LOB 18



Batter	1	2	3	4	5	6	7	8	9	AB	R	H	RBI	BB	SO	LOB	BOTTOM			
Danny Cater, R OBP: 0.410, SLG: 0.568										4	0	0	0	0	1	1	Minnesota Twins @ Chicago White Sox Comiskey Park, Chicago, IL Fri Apr 30 1965, 8:05 PM EDT Att: 20,164 - Unknown			
Don Buford, S OBP: 0.368, SLG: 0.353										4	0	2	0	0	1	0				
Floyd Robinson, L OBP: 0.340, SLG: 0.362										4	0	0	0	0	3					
Pete Ward, L OBP: 0.346, SLG: 0.362										4	0	1	0	0	1	1				
Bill Skowron, R OBP: 0.333, SLG: 0.468										3	0	0	0	1	0	2				
John Romano, R OBP: 0.341, SLG: 0.278 Eddie Fisher, R OBP: 0.333, SLG: 0.371										2	0	0	0	1	2	1				
Ron Hansen, R OBP: 0.234, SLG: 0.195										3	0	0	0	0	3					
Ken Berry, R OBP: 0.333, SLG: 0.371										3	0	0	0	0	0					
Gary Peters, L OBP: 0.200, SLG: 0.200 Bob Locker, S OBP: 0.368, SLG: 0.353	(1, 1) (4, 1)									1	0	0	0	0	0	0				
Tom McCraw, L OBP: 0.368, SLG: 0.353 Ted Willis, L OBP: 0.429, SLG: 0.571	(6, PH) (7, 1) (8, 2)									1	0	0	0	0	0	0				
Inning Stats	R: 0 E: 0 K: 1 S: 5	H: 0 LOB: 0 BB: 0 P: 5	R: 0 E: 0 K: 1 S: 5	H: 0 LOB: 0 BB: 0 P: 5	R: 0 E: 0 K: 0 S: 3	H: 0 LOB: 0 BB: 0 P: 3	R: 0 E: 0 K: 0 S: 3	H: 0 LOB: 0 BB: 0 P: 3	R: 0 E: 1 K: 1 S: 7	H: 1 LOB: 2 BB: 0 P: 7	R: 0 E: 0 K: 2 S: 7	H: 0 LOB: 1 BB: 1 P: 11	R: 0 E: 0 K: 0 S: 3	H: 0 LOB: 0 BB: 0 P: 3	R: 0 E: 0 K: 0 S: 4	H: 1 LOB: 1 BB: 0 P: 4	1B: 1 2B: 2 3B: 0 HR: 0	SF: 0 SAC: 0 DP: 1 HBP: 0	WP: 0 PB: 0 SB: 0 CS: 0	PA: 32
PITCHER	IP WLS BF H R ER SO BB IBB HBP BLK WP HR S P ERA WHIP																			
Mudcat Grant, R ERA: 5.11	(1, 1) 9.0 W 32 3 0 0 5 2 0 0 0 0 0 0 40 48 0.00 0.556																			



Batter	1	2	3	4	5	6	7	8	9	AB	R	H	RBI	BB	SO	LOB	TOP			
Zoilo Versalles, R OBP: 0.310, SLG: 0.473 (1, 6)										4	1	1	0	0	0	0	Minnesota Twins @ Chicago White Sox Comiskey Park, Chicago, IL Sat May 01 1965, 4:33 AM EDT Att: 7,728 - Unknown livebaseballscorecards.com			
Rich Rollins, R OBP: 0.196, SLG: 0.227 (1, 5)										4	0	1	1	0	0	0				
Tony Oliva, L OBP: 0.241, SLG: 0.471 (1, 9)										4	0	0	0	0	1	1				
Harmon Killebrew, R OBP: 0.389, SLG: 0.289 (1, 3)										4	0	0	0	0	0	1				
Jimmie Hall, L OBP: 0.353, SLG: 0.600 (1, 8)										4	0	1	0	0	0	2				
Bob Allison, R OBP: 0.462, SLG: 0.646 (1, 7)										4	0	2	0	0	0	1				
Earl Batley, R OBP: 0.366, SLG: 0.265 (1, 2)										3	0	1	0	1	0	3				
Jerry Kindall, R OBP: 0.233, SLG: 0.243 (7, PH)									2	0	0	0	0	1	2					
Sandy Valdespino, L OBP: 0.500, SLG: 0.400 (7, 4)									1	0	0	0	0	0	2					
Cesar Tovar, R OBP: 0.357, SLG: 0.308 (7, 4)									0	0	0	0	0	0	0					
Camilo Pascual, R OBP: 0.364, SLG: 0.700 (8, PH)										2	0	0	0	0	1					
Don Mincher, L OBP: 0.200, SLG: 0.200 (8, 1)									1	0	0	0	0	1	0					
Al Worthington, R (8, 1)									0	0	0	0	0	0	0					
Bill Pleis, L (8, 1)									0	0	0	0	0	0	0					
Inning Stats	R: 1 E: 0 K: 0 S: 5	H: 2 LOB: 1 BB: 0 P: 5	R: 0 E: 0 K: 0 S: 3	H: 1 LOB: 0 BB: 0 P: 3	R: 0 E: 0 K: 0 S: 3	H: 0 LOB: 0 BB: 0 P: 3	R: 0 E: 0 K: 1 S: 5	H: 0 LOB: 0 BB: 0 P: 5	R: 0 E: 0 K: 0 S: 6	H: 1 LOB: 1 BB: 0 P: 6	R: 0 E: 0 K: 0 S: 3	H: 0 LOB: 2 BB: 1 P: 8	R: 0 E: 1 K: 1 S: 5	H: 0 LOB: 2 BB: 0 P: 5	R: 0 E: 0 K: 0 S: 5	H: 2 LOB: 2 BB: 0 P: 5	1B: 4 2B: 1 3B: 1 HR: 0	SF: 0 SAC: 0 DP: 1 HBP: 0	WP: 0 PB: 0 SB: 0 CS: 0	PA: 34
PITCHER Joe Horlen, R ERA: 1.64 (1, 1)	IP: 9.0 WLS: W BF: 34 H: 6 R: 1 ER: 1 SO: 3 BB: 0 IBB: 1 HBP: 0 BLK: 0 WP: 0 HR: 0 S: 39 P: 43 ERA: 1.00 WHIP: 0.667																			

Batter	1	2	3	4	5	6	7	8	9	AB	R	H	RBI	BB	SO	LOB	BOTTOM			
Danny Cater, R OBP: 0.395, SLG: 0.525 (1, 7)										3	0	0	0	1	0	0	Minnesota Twins @ Chicago White Sox Comiskey Park, Chicago, IL Sat May 01 1965, 4:33 AM EDT Att: 7,728 - Unknown livebaseballscorecards.com			
Don Buford, S OBP: 0.405, SLG: 0.459 (1, 4)										3	2	2	1	1	0	1				
Floyd Robinson, L OBP: 0.351, SLG: 0.373 (1, 9)										4	0	2	0	0	0	1				
Pete Ward, L OBP: 0.321, SLG: 0.333 (1, 5)										4	0	0	0	0	1	2				
Bill Skowron, R OBP: 0.309, SLG: 0.431 (1, 3)										4	0	0	0	0	1	3				
J.C. Martin, L OBP: 0.455, SLG: 0.500 (1, 2)										3	0	1	0	1	0	2				
Ron Hansen, R OBP: 0.240, SLG: 0.205 (1, 6)									3	0	1	0	0	0	1					
Ken Berry, R OBP: 0.311, SLG: 0.342 (1, 8)									3	0	0	0	0	1	3					
Joe Horlen, R (1, 1)									3	0	0	0	0	0	1					
Inning Stats	R: 0 E: 0 K: 0 S: 2	H: 0 LOB: 0 BB: 1 P: 6	R: 0 E: 1 K: 1 S: 7	H: 2 LOB: 2 BB: 0 P: 7	R: 0 E: 0 K: 0 S: 3	H: 0 LOB: 1 BB: 1 P: 7	R: 0 E: 0 K: 1 S: 5	H: 0 LOB: 0 BB: 0 P: 5	R: 0 E: 0 K: 0 S: 3	H: 0 LOB: 0 BB: 0 P: 3	R: 1 E: 1 K: 1 S: 7	H: 2 LOB: 1 BB: 0 P: 7	R: 0 E: 0 K: 0 S: 3	H: 0 LOB: 1 BB: 1 P: 7	R: 1 E: 1 K: 0 S: 6	H: 2 LOB: 2 BB: 0 P: 6		1B: 5 2B: 0 3B: 0 HR: 1	SF: 0 SAC: 0 DP: 1 HBP: 0	WP: 0 PB: 0 SB: 0 CS: 0
PITCHER Camilo Pascual, R ERA: 2.57 Al Worthington, R ERA: 6.0 Bill Pleis, L ERA: (1, 1) (8, 1) (8, 1)	IP: 7.0 WLS: L BF: 27 H: 4 R: 1 ER: 1 SO: 1 BB: 3 IBB: 0 HBP: 0 BLK: 0 WP: 0 HR: 1 S: 30 P: 42 ERA: 1.29 WHIP: 1.000																			

Batter	1	2	3	4	5	6	7	8	9	10	AB	R	H	RBI	BB	SO	LOB	TOP					
Zoilo Versalles, R OBP: 0.302, SLG: 0.450 (1, 6)	F7		6-3		6-3		G5-3			SH1-4 2B 1B	5	1	1	0	0	0	3						
Rich Rollins, R OBP: 0.220, SLG: 0.250 (1, 5)	K		F8			FC4 1B		PB HR 1B		SH1-4	4	1	2	0	0	1	0						
Tony Oliva, L OBP: 0.237, SLG: 0.446 (1, 9)	E8 1B				G3		F8		K	K	5	0	1	0	0	2	3						
Harmon Killebrew, R OBP: 0.424, SLG: 0.468 (1, 3)					FC3-6 1B		FC4 1B					4	1	3	3	1	0	1					
Jimmie Hall, L OBP: 0.339, SLG: 0.560 (1, 8)	K				FC3-6 FC5-4 1B			HR		F8	5	0	1	0	0	1	4						
Bob Allison, R OBP: 0.429, SLG: 0.596 (1, 7)		1-3			FC5-4 1B		L9			K	4	0	0	0	0	1	3						
Earl Battey, R OBP: 0.378, SLG: 0.316 (1, 2)		F8								F7	4	0	2	0	0	0	0						
Jerry Kindall, R OBP: 0.222, SLG: 0.231 Frank Kostro, R (7, PH)		K					5-3 1B			5-3	2	0	0	0	0	1	1						
Jim Kaat, L OBP: 0.231, SLG: 0.231 Joe Niekro, R OBP: 0.306, SLG: 0.500 Jerry Fosnow, R Mel Nelson, R Don Mincher, L OBP: 0.197, SLG: 0.167 Johnny Klippstein, R Bill Pleis, L (7, PH)			1-3				4-3			G3	2	0	0	0	0	0	1						
Inning Stats	R: 0 E: 1 K: 2 S: 8	H: 1 LOB: 2 BB: 1 P: 12	R: 0 E: 0 K: 1 S: 5	H: 0 LOB: 0 BB: 0 P: 5	R: 0 E: 0 K: 0 S: 3	H: 0 LOB: 0 BB: 0 P: 3	R: 0 E: 0 K: 0 S: 4	H: 1 LOB: 1 BB: 0 P: 4	R: 0 E: 0 K: 0 S: 5	H: 2 LOB: 2 BB: 0 P: 5	R: 0 E: 0 K: 1 S: 6	H: 2 LOB: 1 BB: 0 P: 6	R: 2 E: 0 K: 2 S: 9	H: 2 LOB: 0 BB: 0 P: 9	R: 0 E: 0 K: 0 S: 3	H: 0 LOB: 0 BB: 0 P: 3	R: 1 E: 0 K: 1 S: 7	H: 2 LOB: 1 BB: 0 P: 7	1B: 8 2B: 2 3B: 0 HR: 1	SF: 0 SAC: 1 DP: 1 HBP: 0	WP: 0 PA: 41		
PITCHER	IP WLS BF H R ER SO BB IBB HBP BLK WP HR S P ERA WHIP	7.0 0.1 0.1 1.1 1.0	28 3 1 4 5	7 2 0 0 2	0 2 0 0 1	0 2 0 0 1	4 1 0 0 1	0 0 0 0 0	0 0 0 0 0	0 0 0 0 0	0 0 0 0 0	0 0 0 0 0	0 0 0 0 0	0 0 0 0 0	0 0 0 0 0	0 0 0 0 0	0 0 0 0 0	0 0 0 0 0	0 0 0 0 0	0 0 0 0 0	0 0 0 0 0	0 0 0 0 0	0 0 0 0 0

Minnesota Twins @ Chicago White Sox
Comiskey Park, Chicago, IL
Sun May 02 1965, 4:33 AM EDT
Unknown

AB 39
R 3
H 11
RBI 3
BB 1
SO 7
LOB 17

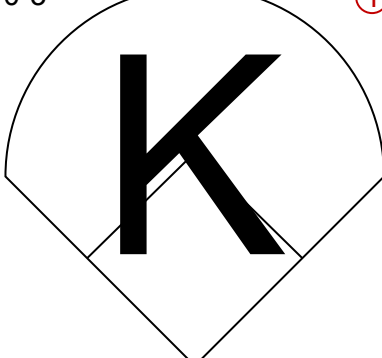
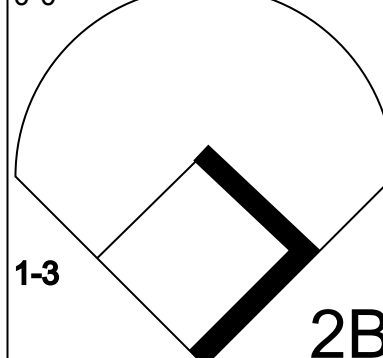
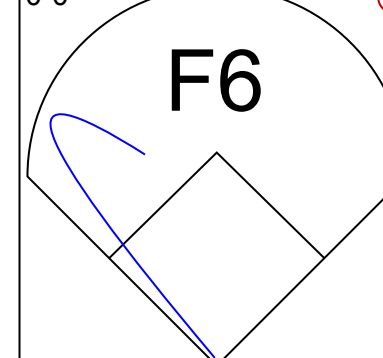
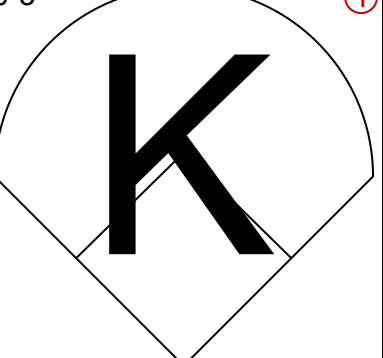
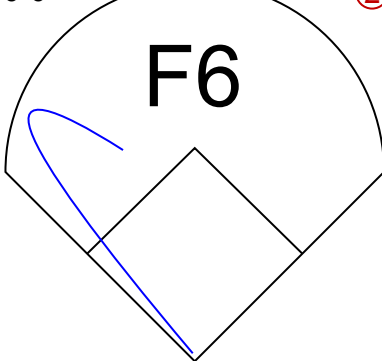
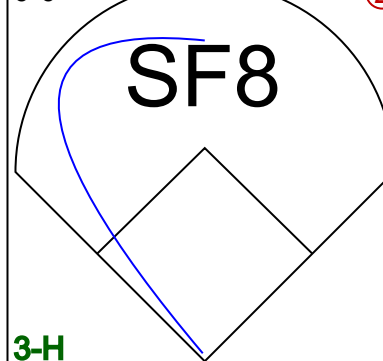
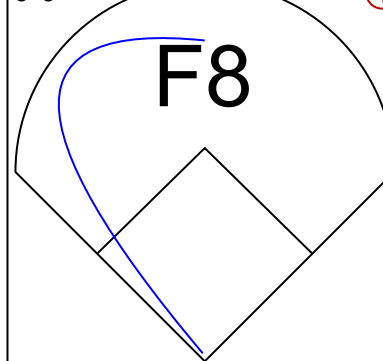
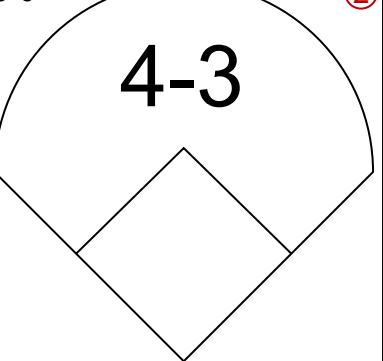
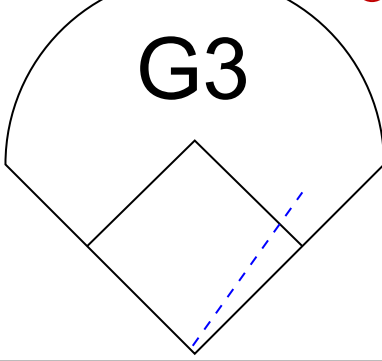
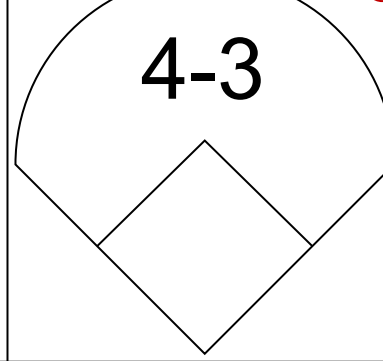
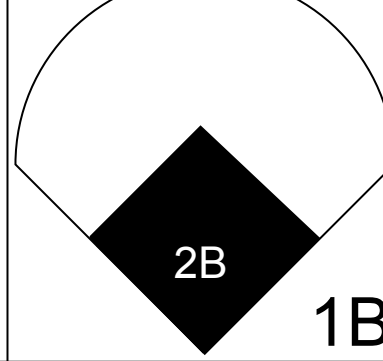
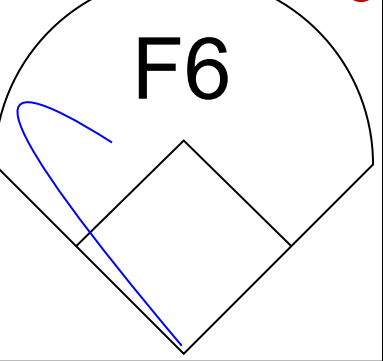
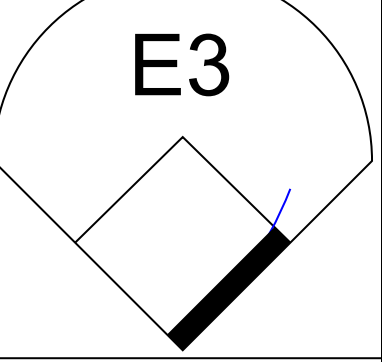
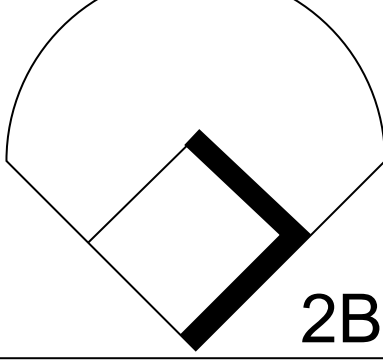
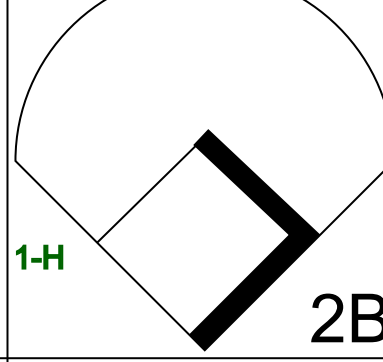
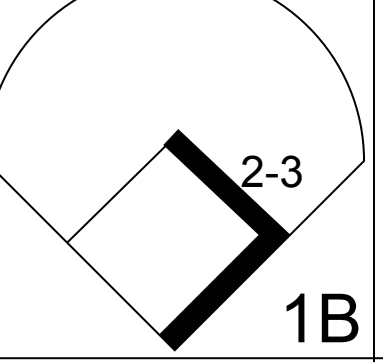
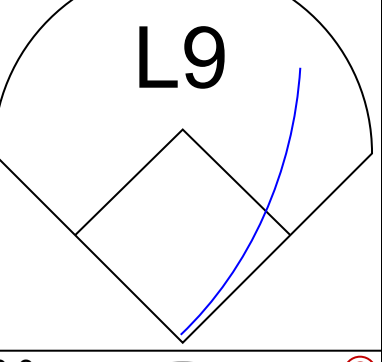
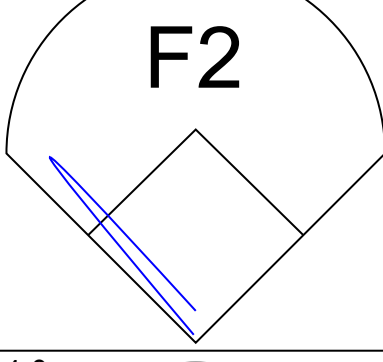
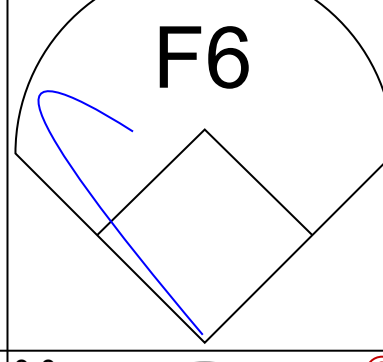
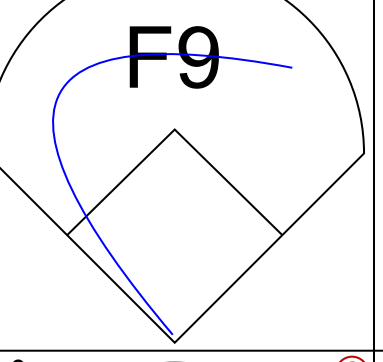
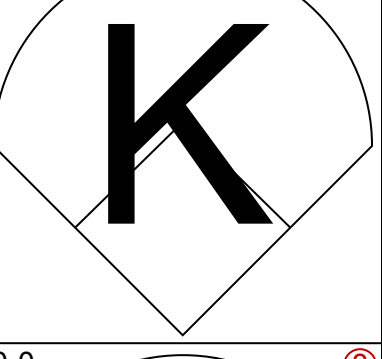
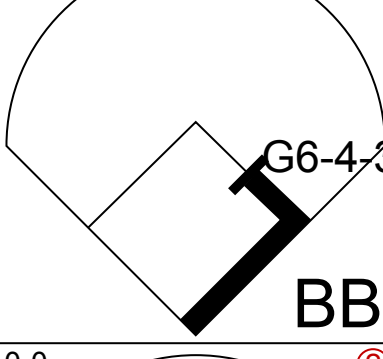
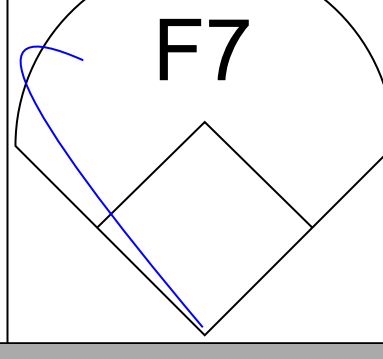
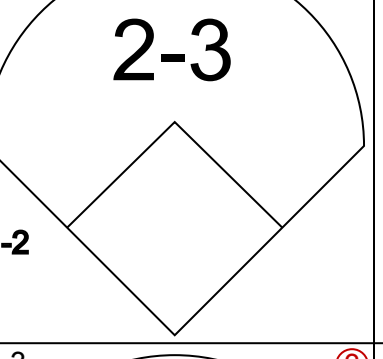
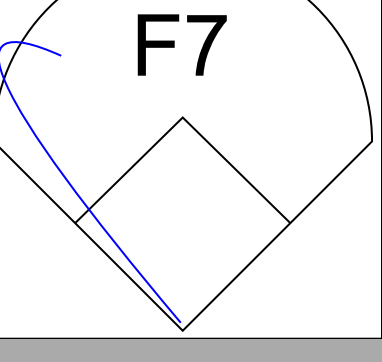
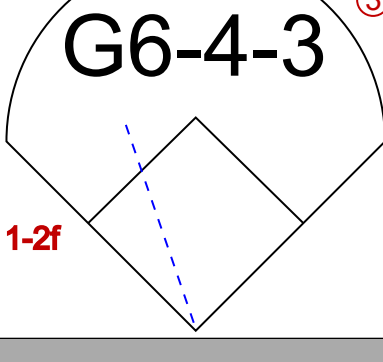
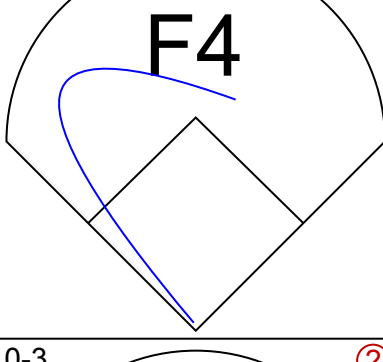
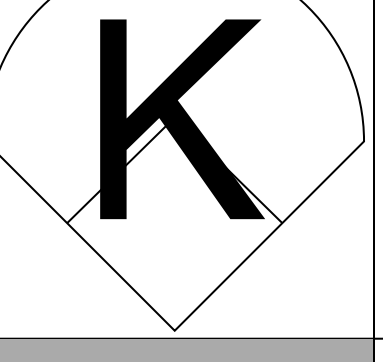
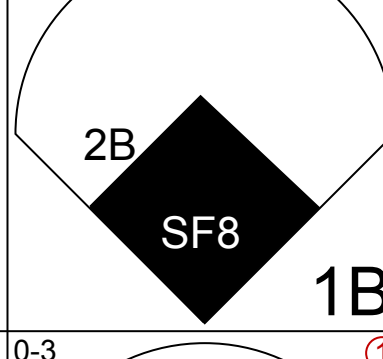
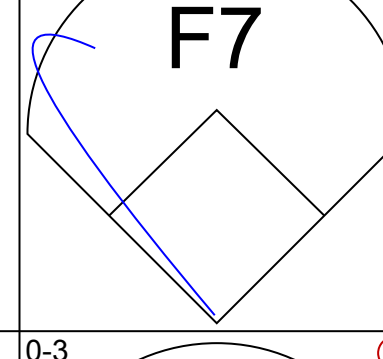
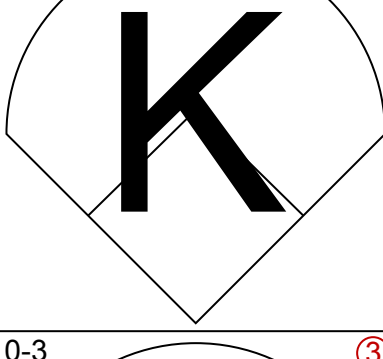
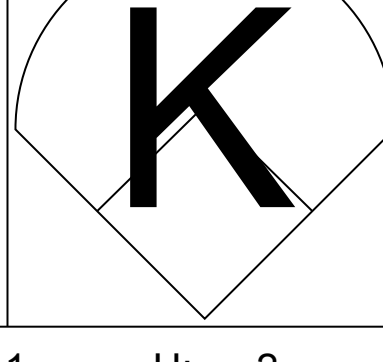
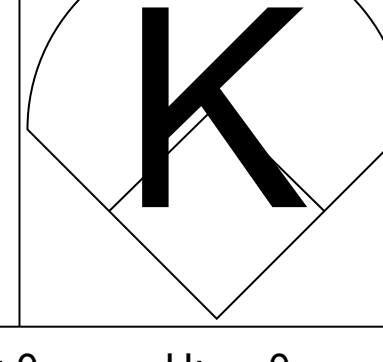
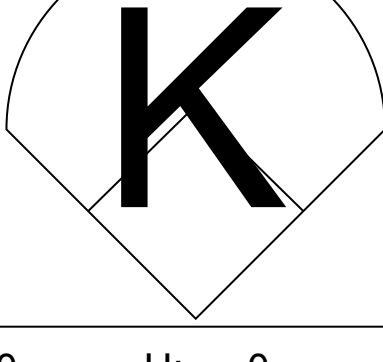


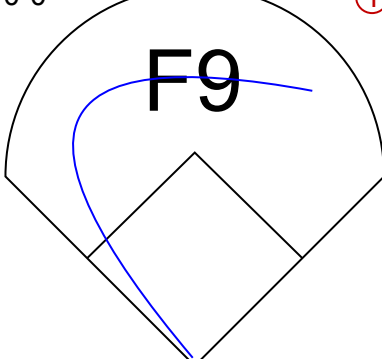
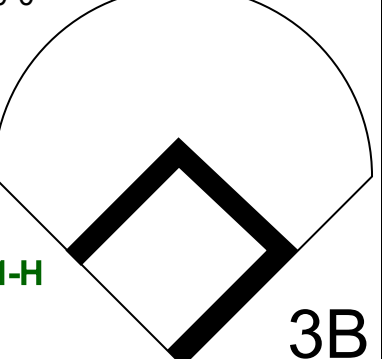
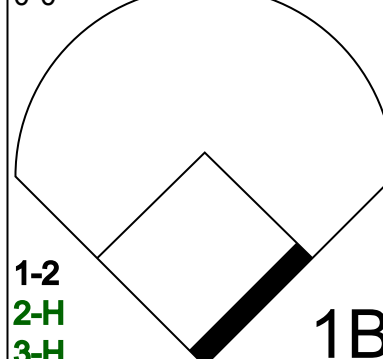
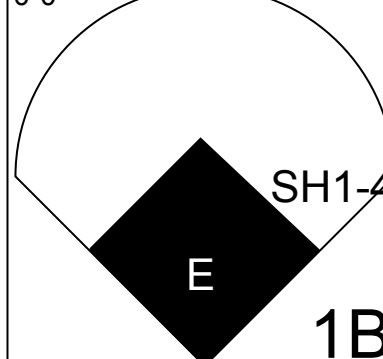
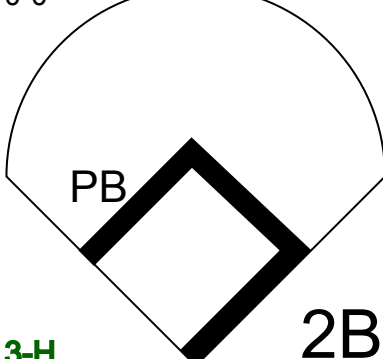
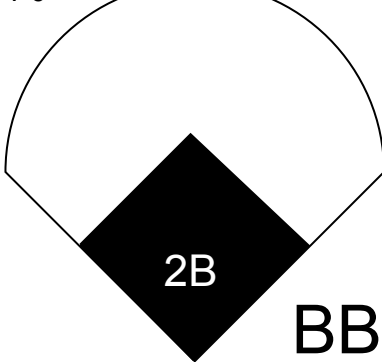
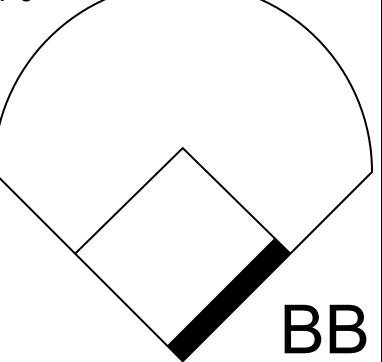
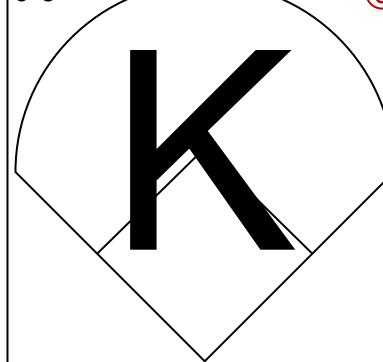
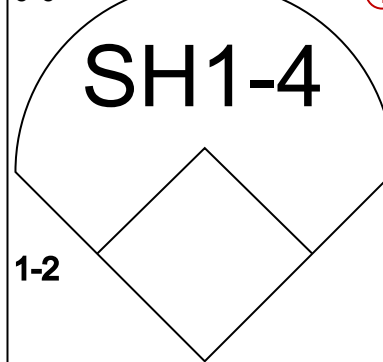
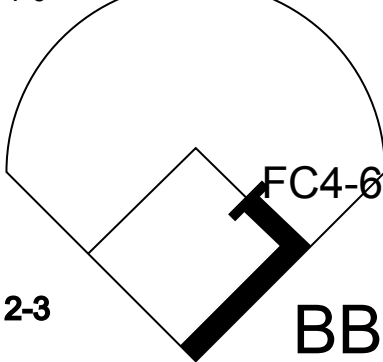
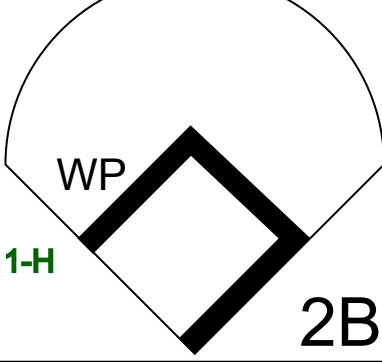
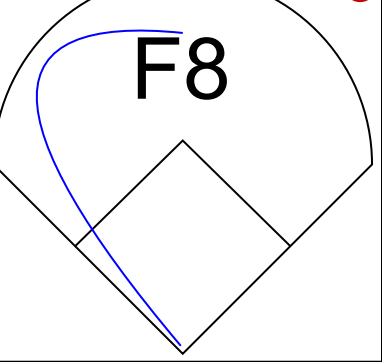
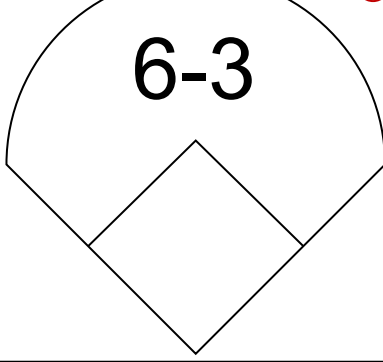
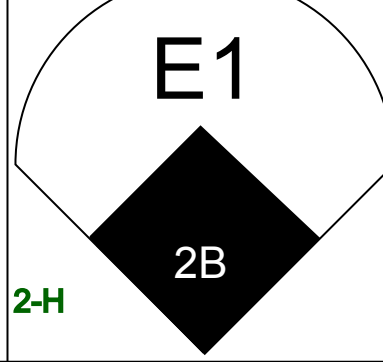
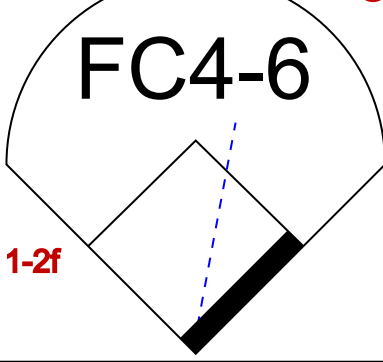
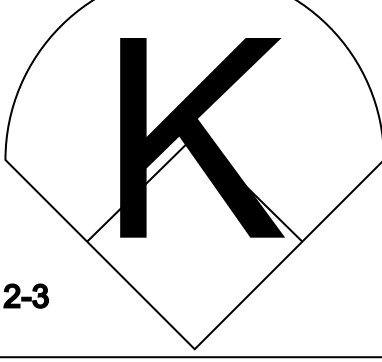
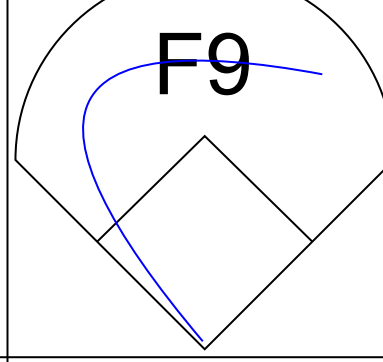
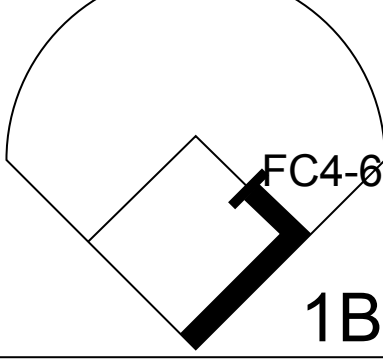
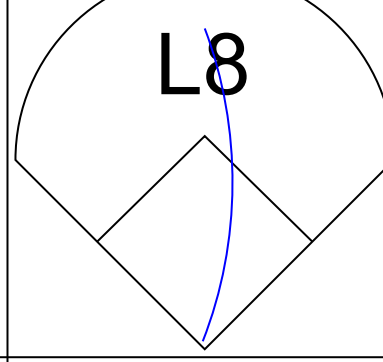
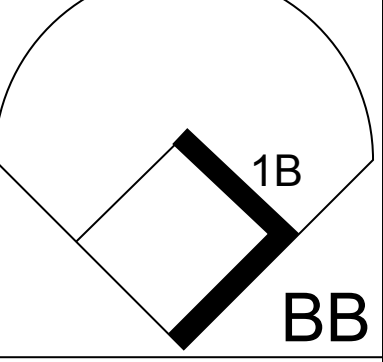
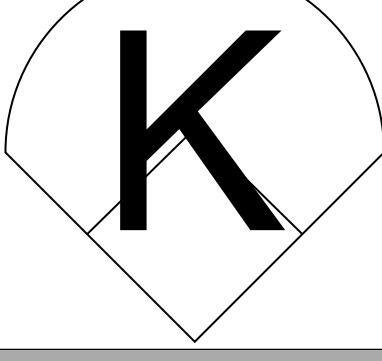
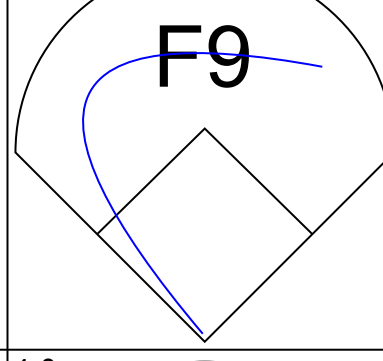
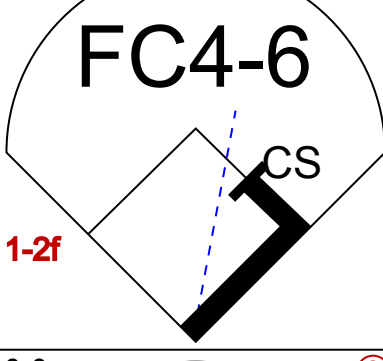
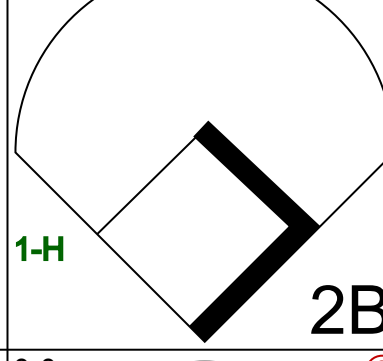
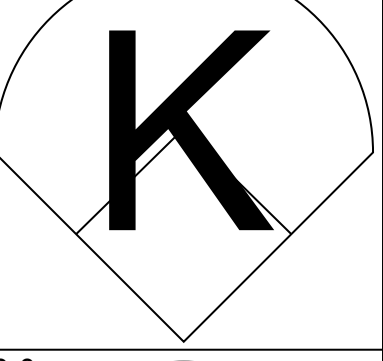
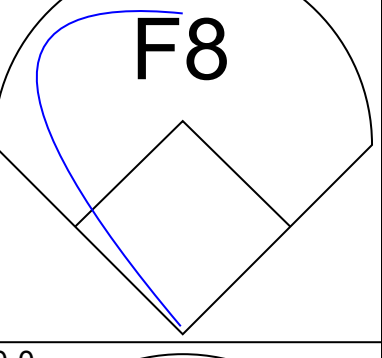
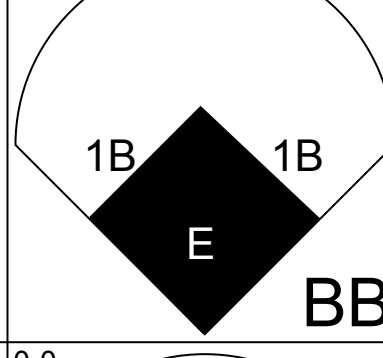
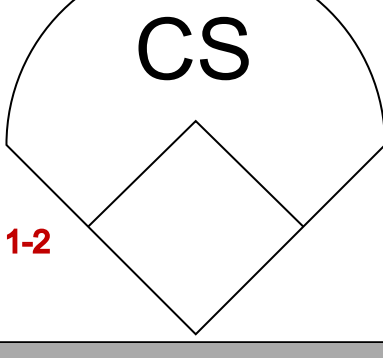
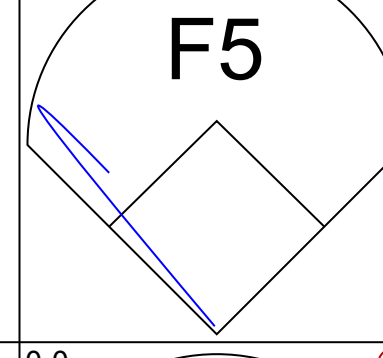
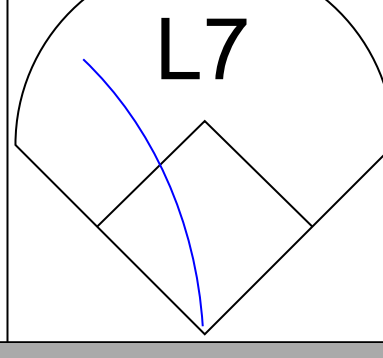
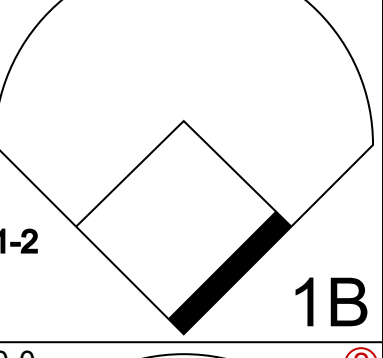
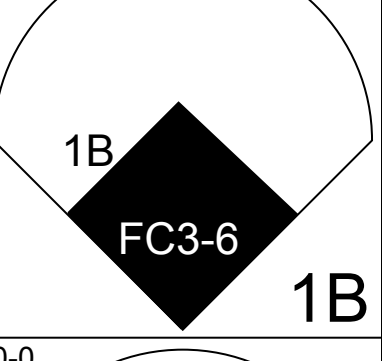
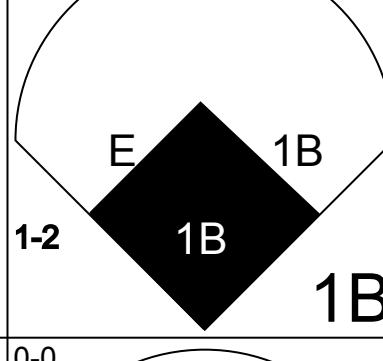
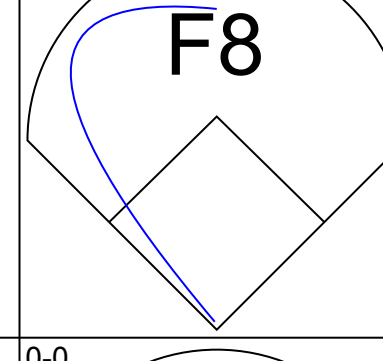
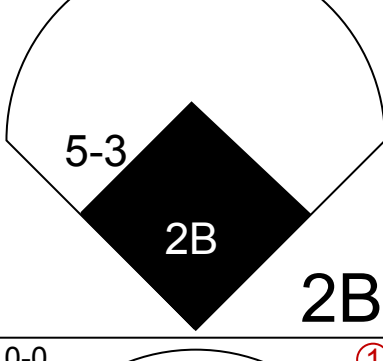
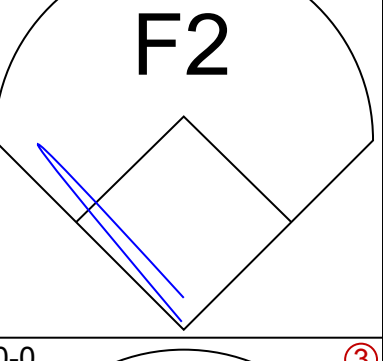
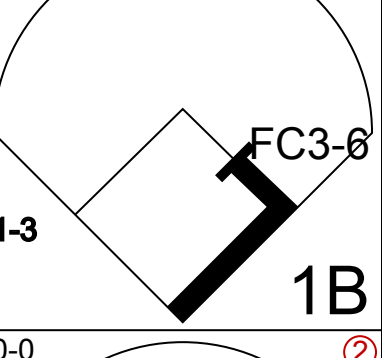
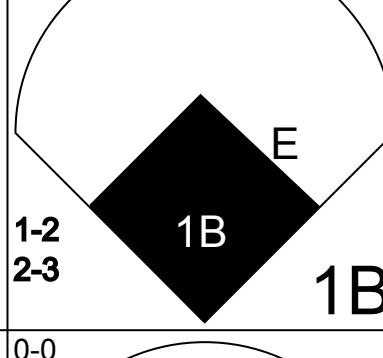
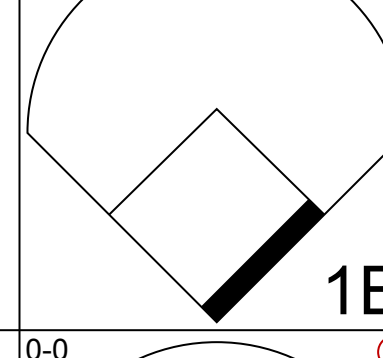
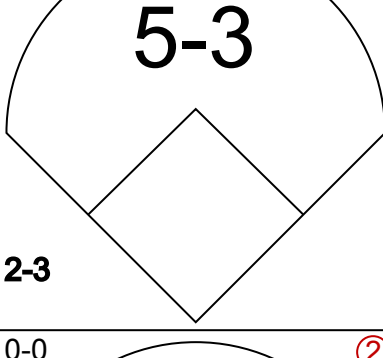
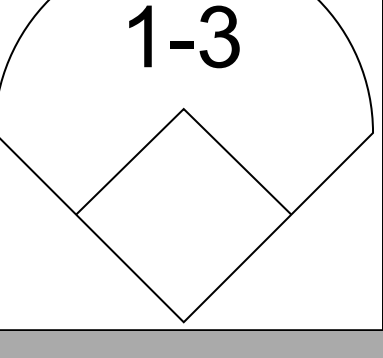

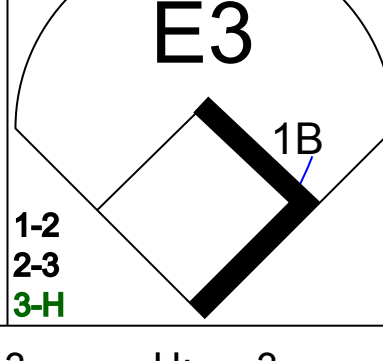
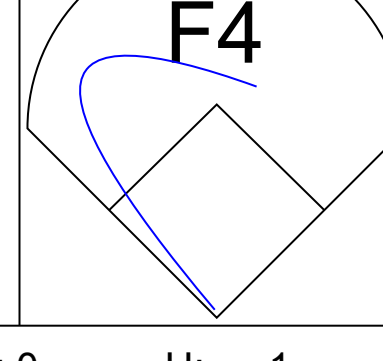
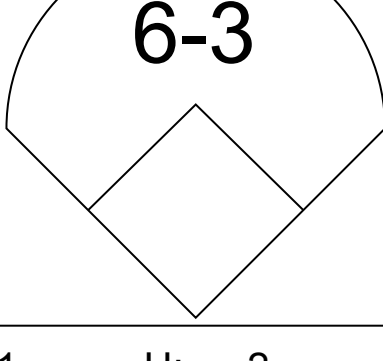
Batter	1	2	3	4	5	6	7	8	9	10	AB	R	H	RBI	BB	SO	LOB	BOTTOM					
Danny Cater, R OBP: 0.396, SLG: 0.511 (1, 7)	L3		5-3					WP G3 1B		6-3	5	0	2	0	0	0	2						
Floyd Robinson, L OBP: 0.323, SLG: 0.339 (1, 9)	F7		F8			F5		G3		F7	5	0	0	0	0	0	2						
John Romano, R OBP: 0.340, SLG: 0.359 J.C. Martin, L OBP: 0.455, SLG: 0.500 Jimmie Schaffer, R OBP: 0.200, SLG: 0.400 (8, PH)			K			L7		F9		K	3	1	1	1	0	1	1						
Bill Skowron, R OBP: 0.333, SLG: 0.426 Al Weis, S OBP: 0.231, SLG: 0.167 (10, PR)	HR					L8					3	0	1	0	2	1	1						
Pete Ward, L OBP: 0.311, SLG: 0.321 (1, 5)						E5 G4-3 1B		L7		L9	5	0	1	0	0	1	3						
Ron Hansen, R OBP: 0.241, SLG: 0.271 (1, 6)	F9					G4-3				K	4	1	1	1	0	1	3						
Don Buford, S OBP: 0.391, SLG: 0.439 (1, 4)			F3					K		K	4	0	1	0	0	2	0						
Ken Berry, R OBP: 0.306, SLG: 0.333 (1, 8)			F9					FC5-4 1B		K	4	0	1	0	0	0	1						
Tommy John, R OBP: 0.299, SLG: 0.290 Dave Nicholson, R Hoyt Wilhelm, R Ted Willis, L Eddie Fisher, R Smoky Burgess, L Bob Locker, S (10, PH)			G1					1-2 1B		F8	2	0	0	0	0	0	0						
Inning Stats	R: 1 E: 0 K: 0 S: 5	H: 2 LOB: 2 BB: 1 P: 9	R: 0 E: 0 K: 0 S: 3	H: 0 LOB: 0 BB: 0 P: 3	R: 0 E: 0 K: 1 S: 5	H: 0 LOB: 0 BB: 0 P: 5	R: 0 E: 1 K: 1 S: 5	H: 0 LOB: 0 BB: 0 P: 5	R: 0 E: 0 K: 0 S: 4	H: 1 LOB: 1 BB: 0 P: 4	R: 1 E: 0 K: 1 S: 7	H: 2 LOB: 1 BB: 0 P: 7	R: 0 E: 0 K: 0 S: 4	H: 1 LOB: 2 BB: 1 P: 8	R: 0 E: 0 K: 2 S: 8	H: 1 LOB: 2 BB: 1 P: 12	R: 0 E: 0 K: 1 S: 6	H: 1 LOB: 1 BB: 0 P: 6	1B: 6 2B: 0 3B: 0 HR: 2	SF: 0 SAC: 0 DP: 0 HBP: 0	WP: 1 PA: 41		
PITCHER	IP WLS BF H R ER SO BB IBB HBP BLK WP HR S P ERA WHIP	1.1 1.0 1.0 0.2 1.1	22 5 5 3 6	3 2 1 0 1	1 1 0 2 0	0 0 0 0 0	0 0 0 0 0	0 0 0 0 0	0 0 0 0 0	0 0 0 0 0	0 0 0 0 0	0 0 0 0 0	0 0 0 0 0	0 0 0 0 0	0 0 0 0 0	0 0 0 0 0	0 0 0 0 0	0 0 0 0 0	0 0 0 0 0	0 0 0 0 0	0 0 0 0 0	0 0 0 0 0	0 0 0 0 0

Minnesota Twins @ Chicago White Sox
Comiskey Park, Chicago, IL
Sun May 02 1965, 4:33 AM EDT
Unknown

AB 38
R 2
H 8
RBI 2
BB 3
SO 7
LOB 15



Batter	1	2	3	4	5	6	7	8	9	AB	R	H	RBI	BB	SO	LOB	TOP		
Paul Blair, R (1, 8) OBP: 0.253, SLG: 0.343										4	0	1	0	0	2	0	<p>Baltimore Orioles @ Minnesota Twins Metropolitan Stadium, Bloomington, MI Wed May 05 1965, 8:05 PM EDT Att. 7,104 - Unknown - 71 F</p> <p>livebaseballscores.com</p>		
Luis Aparicio, R (1, 6) OBP: 0.300, SLG: 0.446										3	0	0	1	0	0	0			
Boog Powell, L (1, 7) OBP: 0.238, SLG: 0.355										4	1	1	0	0	0	1			
Brooks Robinson, R (1, 5) OBP: 0.282, SLG: 0.413										4	0	3	1	0	0	0			
Curt Blefary, L (1, 9) OBP: 0.333, SLG: 0.702										4	0	0	0	0	0	4			
Norm Siebern, L (1, 3) OBP: 0.286, SLG: 0.371										3	0	0	0	1	1	3			
John Orsino, R (1, 2) OBP: 0.351, SLG: 0.538										4	0	0	0	0	1	4			
Jerry Adair, R (1, 4) OBP: 0.299, SLG: 0.311										3	1	1	0	0	1	0			
Steve Barber, L (1, 1) OBP: 0.200, SLG: 0.200										1	0	0	0	0	1	1			
Herman Starrette, R (3, 1) Russ Snyder, L (7, FH) Harvey Haddix, L (7, 1)										1	0	0	0	0	1	0			
										0	0	0	0	0	0	0			
Inning Stats	R: 0 E: 0 K: 1 S: 5	H: 0 LOB: 0 BB: 0 P: 5	R: 0 E: 1 K: 1 S: 6	H: 0 LOB: 1 BB: 0 P: 6	R: 1 E: 0 K: 1 S: 7	H: 2 LOB: 1 BB: 0 P: 7	R: 0 E: 0 K: 0 S: 3	H: 1 LOB: 1 BB: 1 P: 7	R: 0 E: 0 K: 1 S: 5	H: 0 LOB: 0 BB: 0 P: 5	R: 1 E: 0 K: 0 S: 5	H: 2 LOB: 1 BB: 0 P: 5	R: 0 E: 0 K: 2 S: 7	H: 0 LOB: 0 BB: 0 P: 7	R: 0 E: 0 K: 1 S: 6	H: 1 LOB: 1 BB: 0 P: 6	1B: 3 2B: 3 3B: 0 HR: 0	SF: 1 SAC: 0 DP: 1 HBP: 0	WP: 0 PA: 34 PB: 0 SB: 0 CS: 0
PITCHER Camilo Pascual, R (1, 1) ERA: 2.43	IP: 9.0 WLS: W BF: 34 H: 6 R: 2 ER: 2 SO: 8 BB: 1 IBB: 0 HBP: 0 BLK: 0 WP: 0 HR: 0 S: 49 P: 53 ERA: 2.00 WHIP: 0.778															PITCHER			

Batter	1	2	3	4	5	6	7	8	9	AB	R	H	RBI	BB	SO	LOB	BOTTOM		
Zoilo Versalles, R (1, 6) OBP: 0.342, SLG: 0.548										5	1	4	4	0	0	0	<p>Baltimore Orioles @ Minnesota Twins Metropolitan Stadium, Bloomington, MI Wed May 05 1965, 8:05 PM EDT Att. 7,104 - Unknown - 71 F</p> <p>livebaseballscores.com</p>		
Jerry Kindall, R (1, 4) OBP: 0.286, SLG: 0.261										1	1	0	0	3	1	2			
Tony Oliva, L (1, 9) OBP: 0.236, SLG: 0.478										5	1	1	1	0	0	4			
Harmon Killebrew, R (1, 3) OBP: 0.431, SLG: 0.414										4	0	1	0	1	1	2			
Jimmie Hall, L (1, 8) OBP: 0.333, SLG: 0.508										5	0	1	1	0	2	3			
Bob Allison, R (1, 7) OBP: 0.377, SLG: 0.500										4	1	1	0	1	0	1			
Rich Rollins, R (1, 5) OBP: 0.286, SLG: 0.305										5	3	3	0	0	2				
Jerry Zimmerman, R (1, 2) OBP: 0.313, SLG: 0.313										5	1	3	0	0	0	3			
Camilo Pascual, R (1, 1) OBP: 0.267, SLG: 0.500										4	1	0	1	0	0	5			
Inning Stats	R: 1 E: 0 K: 2 S: 8	H: 1 LOB: 1 BB: 1 P: 12	R: 2 E: 0 K: 0 S: 6	H: 3 LOB: 2 BB: 1 P: 10	R: 3 E: 1 K: 1 S: 9	H: 3 LOB: 2 BB: 1 P: 13	R: 0 E: 0 K: 0 S: 3	H: 1 LOB: 0 BB: 0 P: 3	R: 0 E: 0 K: 0 S: 4	H: 1 LOB: 1 BB: 0 P: 4	R: 2 E: 1 K: 0 S: 6	H: 2 LOB: 1 BB: 0 P: 6	R: 1 E: 0 K: 0 S: 5	H: 2 LOB: 2 BB: 1 P: 9	R: 0 E: 0 K: 1 S: 6	H: 1 LOB: 2 BB: 1 P: 10		1B: 9 2B: 4 3B: 1 HR: 0	SF: 0 SAC: 1 DP: 0 HBP: 0
PITCHER Steve Barber, L (1, 1) ERA: 9.0 Herman Starrette, R (3, 1) ERA: 1.29 Harvey Haddix, L (7, 1) ERA: 9.38	IP: 2.2 WLS: L BF: 19 H: 7 R: 6 ER: 3 SO: 2 BB: 3 IBB: 0 HBP: 0 BLK: 0 WP: 0 HR: 0 S: 20 P: 32 ERA: 10.12 WHIP: 3.750															PITCHER			

AB 32
R 2
H 6
RBI 2
BB 1
SO 8
LOB 13



AB 38
R 9
H 14
RBI 7
BB 5
SO 4
LOB 22



Batter	1	2	3	4	5	6	7	8	9	AB	R	H	RBI	BB	SO	LOB	TOP										
Paul Blair, R OBP: 0.266, SLG: 0.351 (1, 8)	0-0 1-3		0-0 6-3		0-0 1-2 3-H 1B			0-0 2B 1B		4	1	2	1	0	0	0											
Luis Aparicio, R OBP: 0.299, SLG: 0.449 (1, 6)	0-3 K			0-0 6-3	0-0 5-3			0-0 1-H 1B 2B		4	1	1	1	0	1	2											
Boog Powell, L OBP: 0.244, SLG: 0.351 (1, 7)	0-3 K			1-0 G6-4-3 HBP				0-0 1B CS		1	0	0	0	0	1	0											
Russ Snyder, L OBP: 0.273, SLG: 0.200 (4, PR) (4, 9)	K			0-0 G6-4-3 1-2				0-0 1B 2-H		2	0	2	1	0	0	0											
Brooks Robinson, R OBP: 0.293, SLG: 0.456 (1, 5)		0-0 HR		0-0 G6-4-3 1-2				0-0 5-3		4	1	2	1	0	0	2											
John Orsino, R OBP: 0.346, SLG: 0.515 (1, 2)		0-0 F9			4-0 1B BB			0-0 G5-4-3 1-2		3	1	0	0	1	0	1											
Jackie Brandt, R OBP: 0.290, SLG: 0.600 (1, 9) (4, 7)	0-3 K				0-3 K			0-0 6-3		4	0	1	0	0	2	1											
Bob Johnson, R OBP: 0.111, SLG: 0.111 (1, 3)	0-3 K				0-0 F7			0-0 F9		3	0	0	0	0	1	1											
Jerry Adair, R OBP: 0.310, SLG: 0.323 (1, 4)			0-3 K		0-0 1B 1B			0-0 FC6-4 1B		4	1	2	0	0	1	1											
Robin Roberts, S OBP: 0.250, SLG: 0.375 (1, 1)			0-0 F8		0-0 1B 1B			0-0 FC6-4 1-2		4	0	1	1	0	1	2											
Inning Stats	R: 0 H: 0 E: 0 K: 2 S: 7	H: 0 LOB: 0 BB: 7	R: 1 H: 1 E: 0 K: 2 S: 8	H: 1 LOB: 0 BB: 8	R: 0 H: 0 E: 0 K: 1 S: 5	H: 0 LOB: 0 BB: 5	R: 0 H: 0 E: 0 K: 0 S: 2	H: 0 LOB: 1 BB: 3	R: 2 H: 3 E: 0 K: 1 S: 8	H: 3 LOB: 2 BB: 1	R: 0 H: 2 E: 0 K: 0 S: 3	H: 1 LOB: 1 BB: 0	R: 0 H: 1 E: 0 K: 0 S: 4	H: 1 LOB: 0 BB: 0	R: 2 H: 3 E: 0 K: 0 S: 5	H: 3 LOB: 0 BB: 0	R: 0 H: 1 E: 0 K: 1 S: 6	H: 1 LOB: 1 BB: 6	1B: 9 2B: 1 3B: 0 HR: 1	SF: 0 SAC: 1 DP: 2 HBP: 1	WP: 0 PA: 36 PB: 0 SB: 0 CS: 1						
PITCHER	IP	WLS	BF	H	R	ER	SO	BB	IBB	HBP	BLK	WP	HR	S	P	ERA	WHIP										
Jim Kaat, L ERA: 2.11 (1, 1)	7.0	L	30	10	5	5	6	1	0	1	0	0	1	40	45	6.43	1.571										
Al Worthington, R ERA: 5.14 (8, 1)	1.0		2	0	0	0	0	0	0	0	0	0	0	2	2	0.00	0.000										
Jerry Fosnow, L ERA: 4.61 (9, 1)	1.0		4	1	0	0	1	0	0	0	0	0	0	6	6	0.00	1.000										

Baltimore Orioles @ Minnesota Twins
Metropolitan Stadium, Bloomington, MI
Thu May 06 1965, 4:33 AM EDT
Att. 5,556 - Unknown - 77 F

AB 33
R 5
H 11
RBI 5
BB 1
SO 7
LOB 10

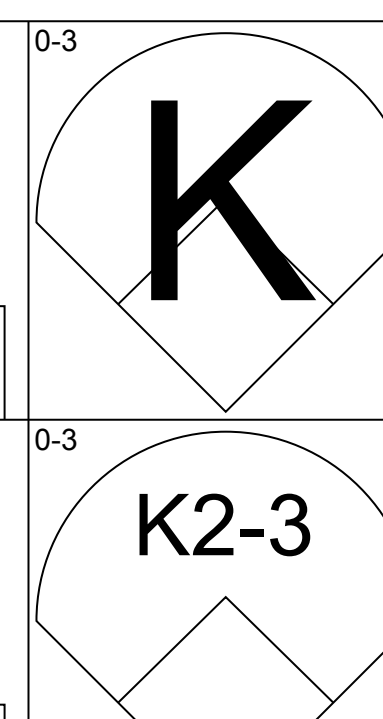
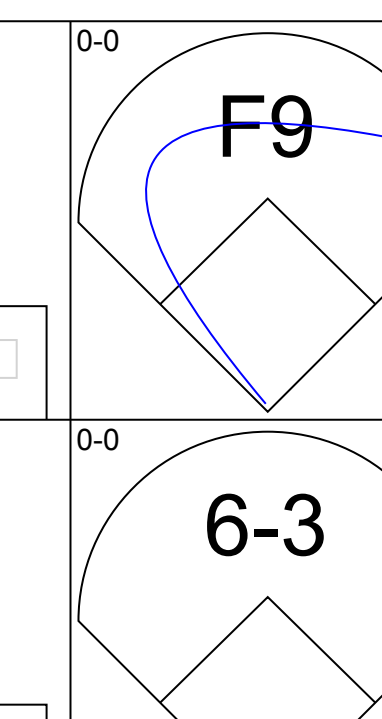
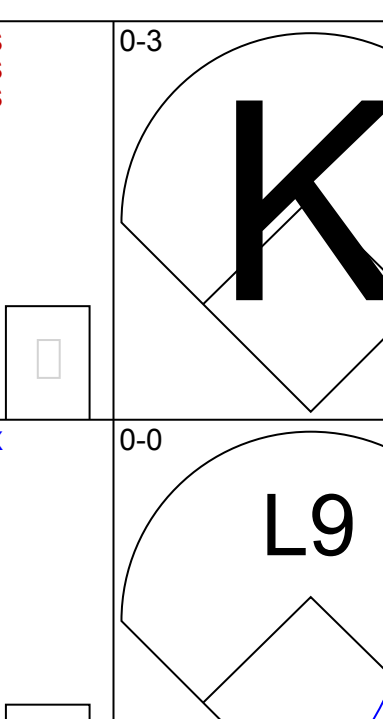
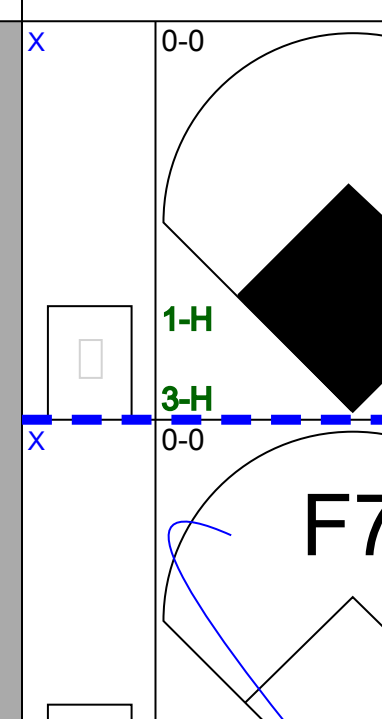
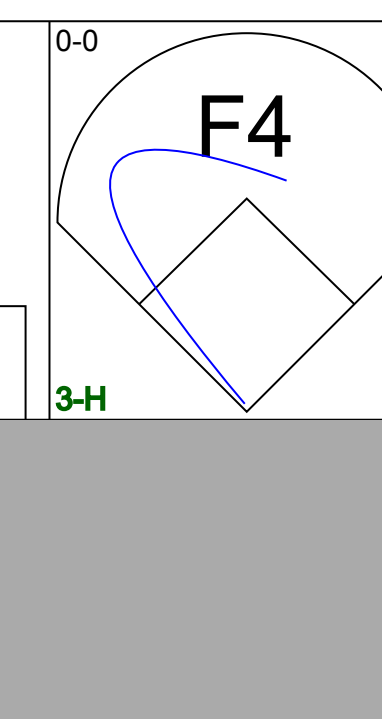
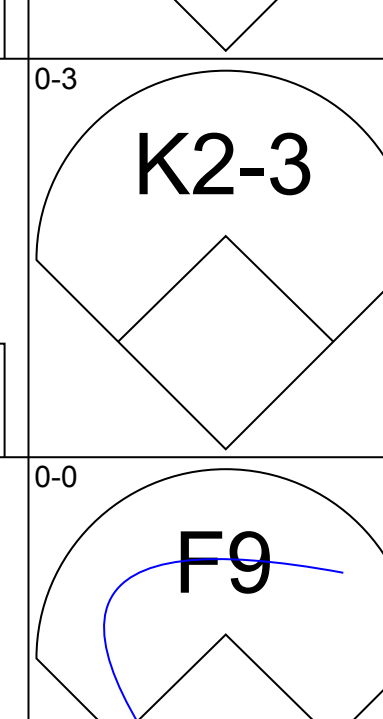
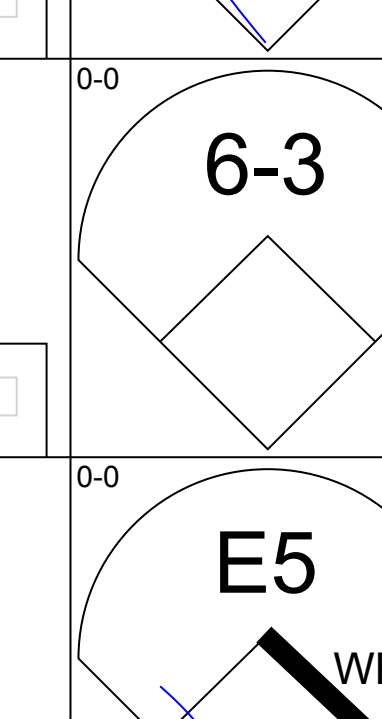
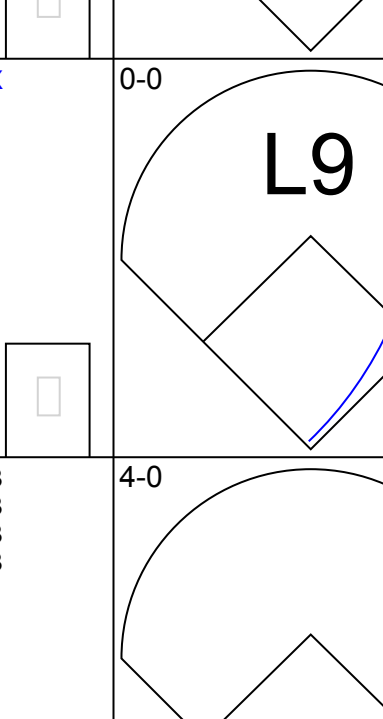
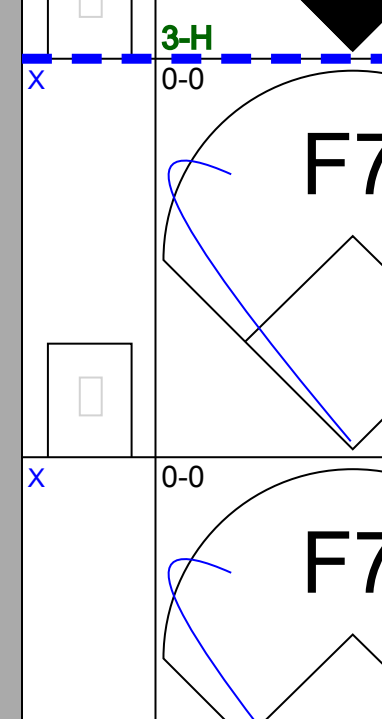
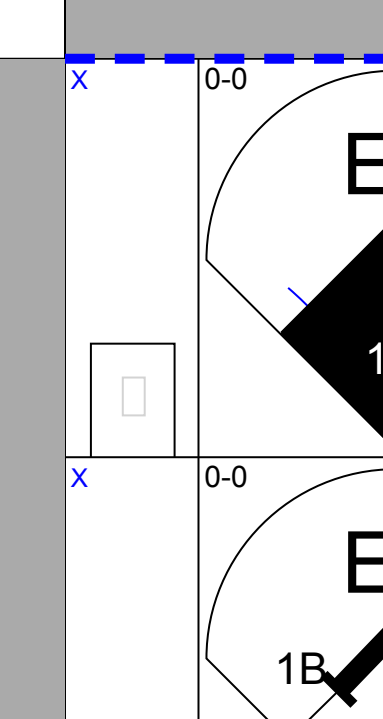
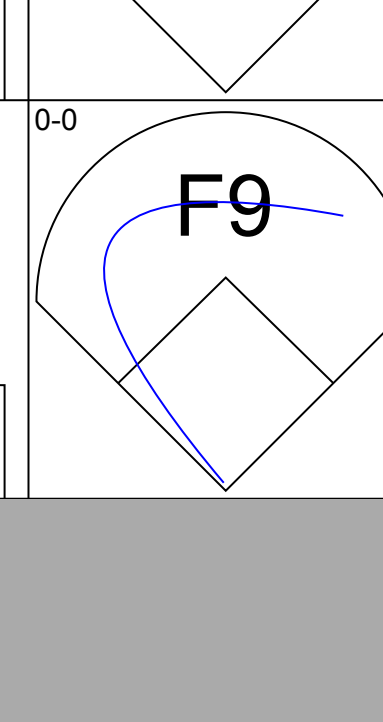
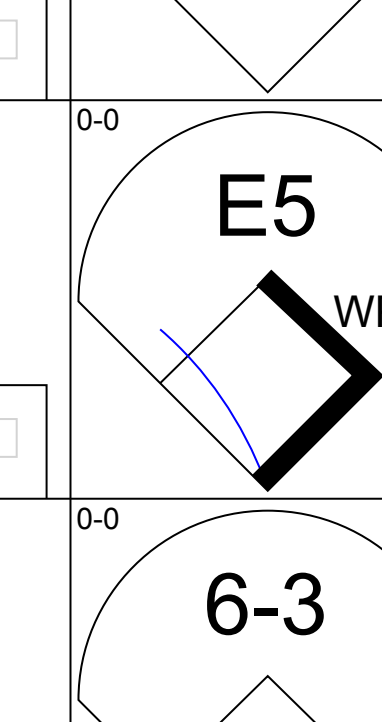
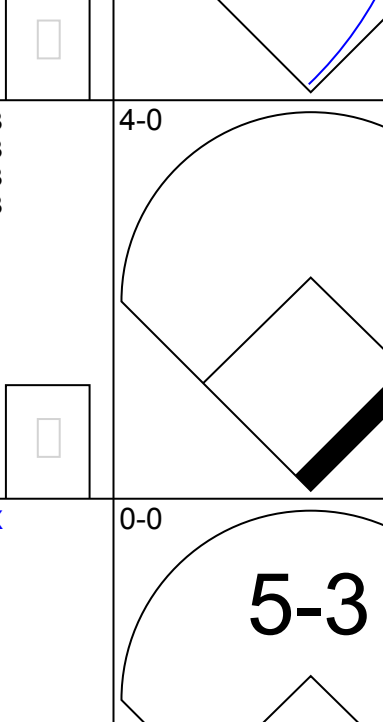
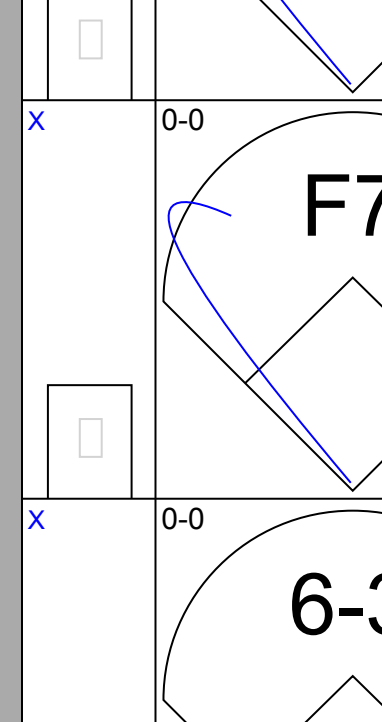
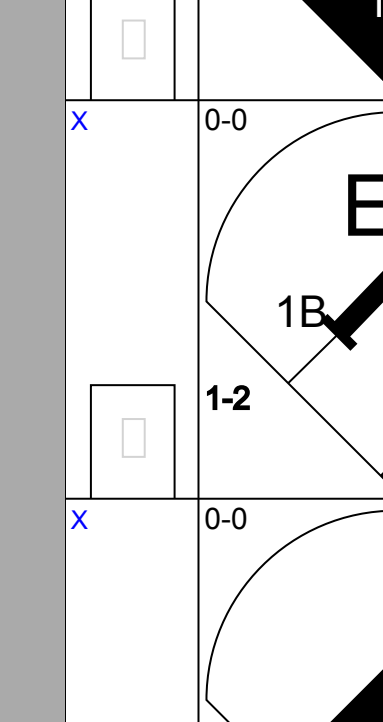
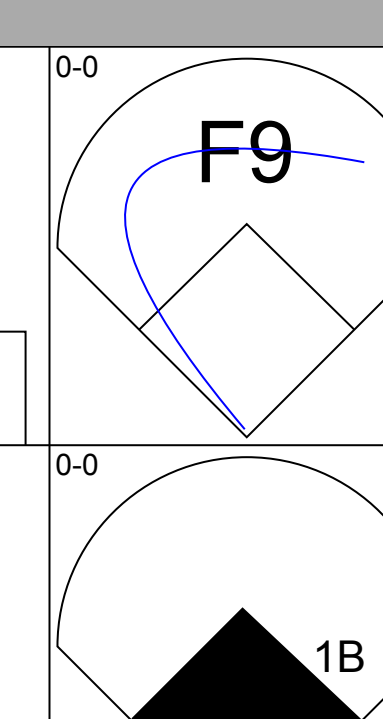
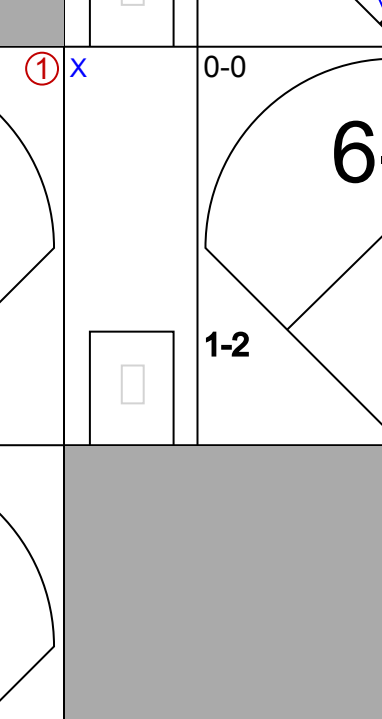
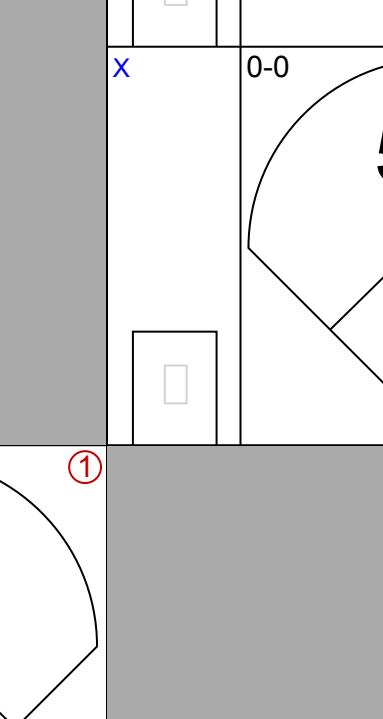
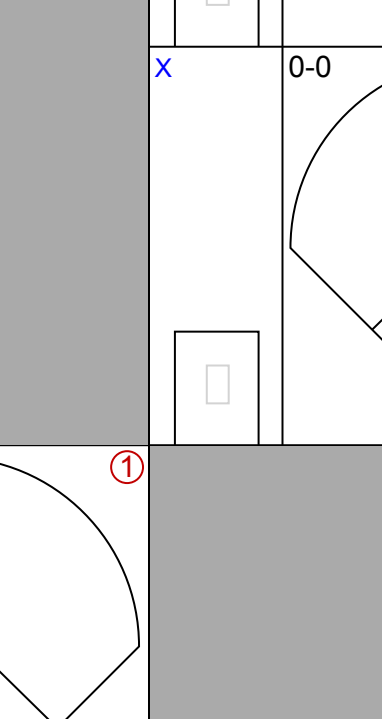
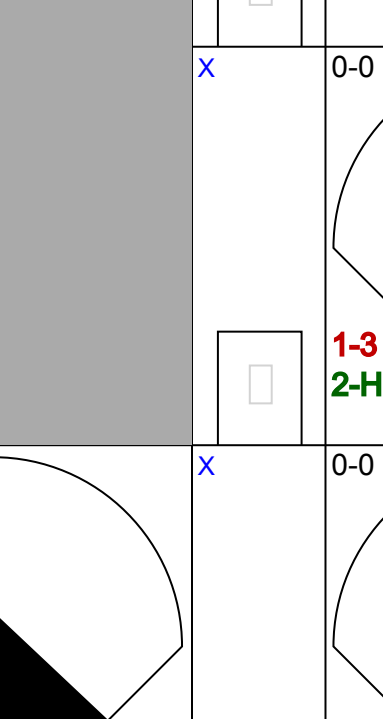
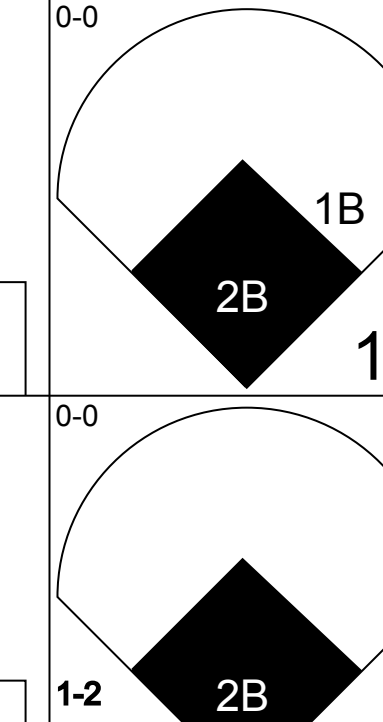
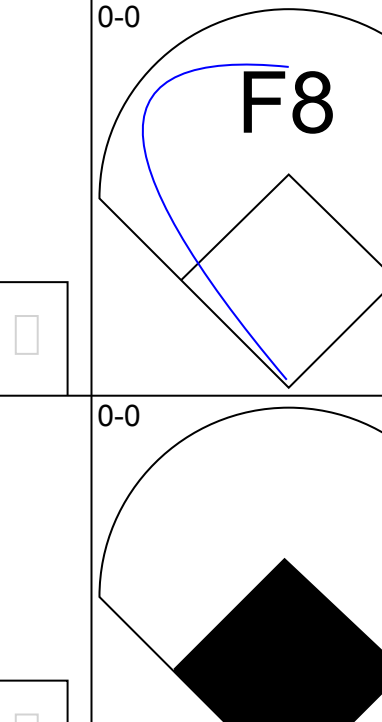
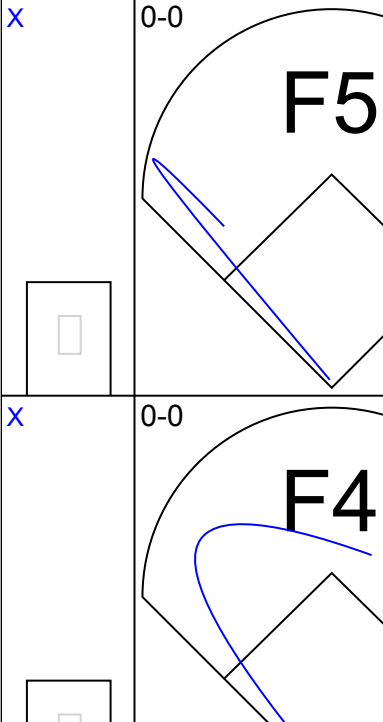
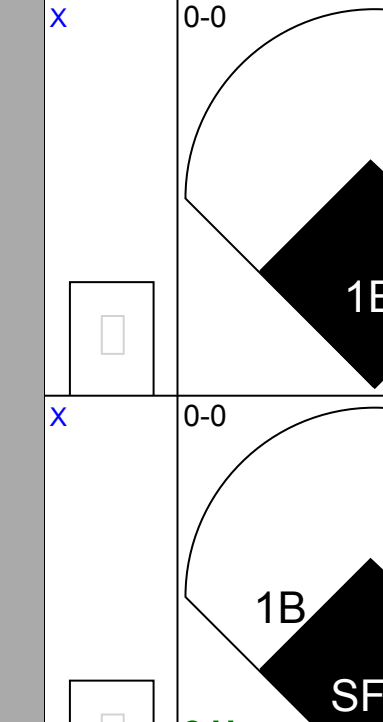
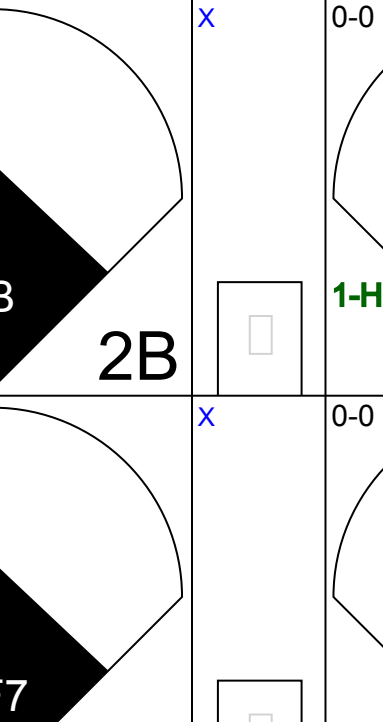
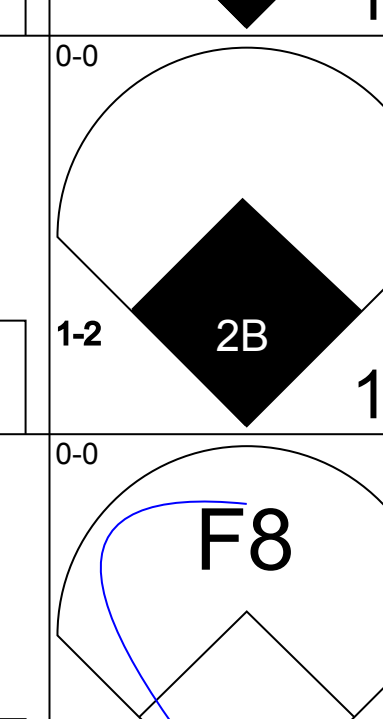
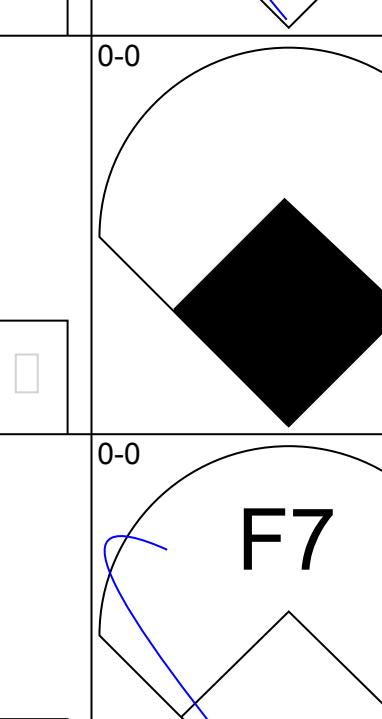
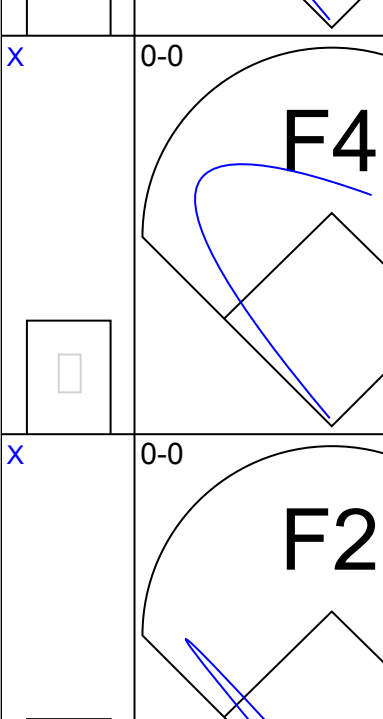
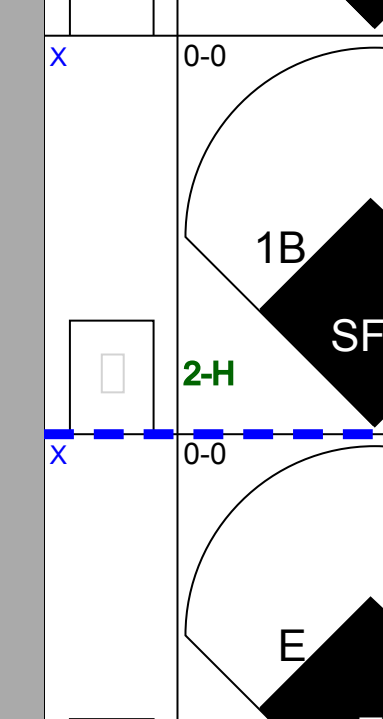
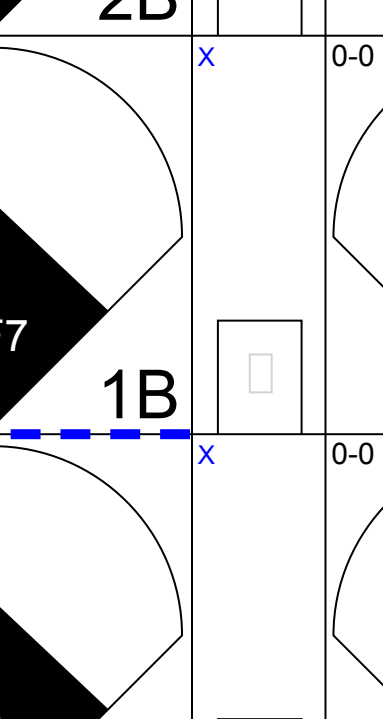
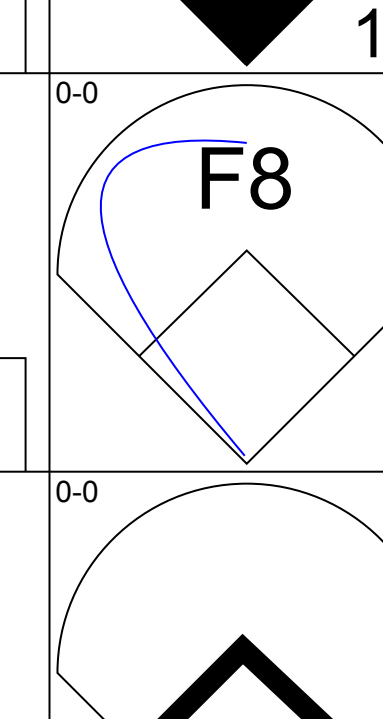
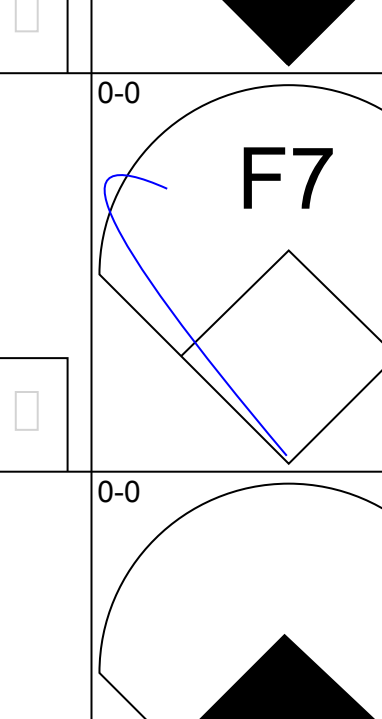
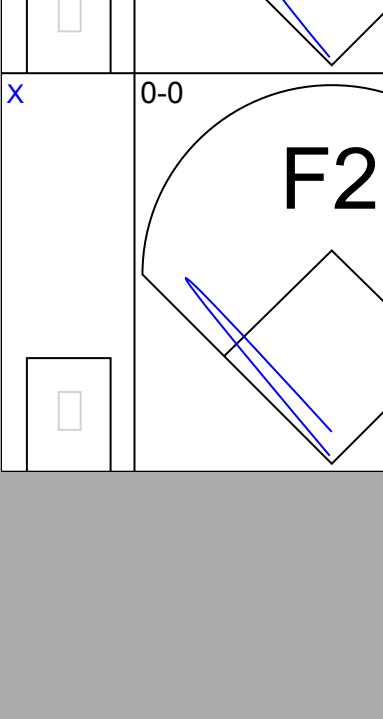
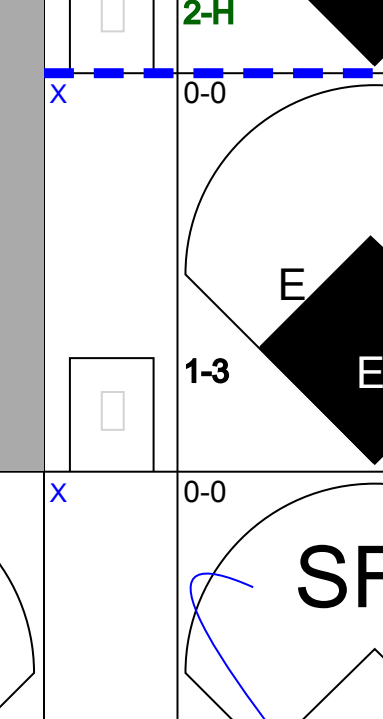
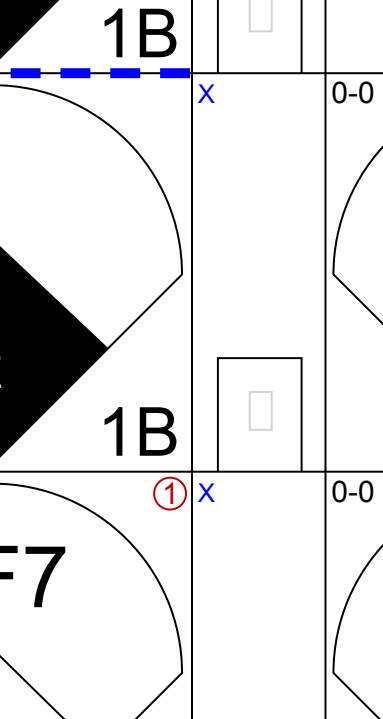
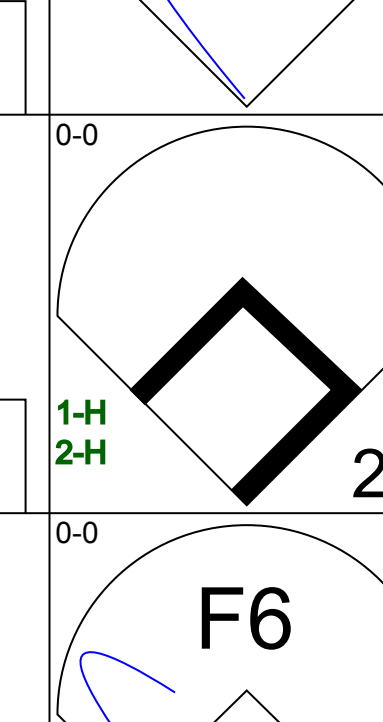
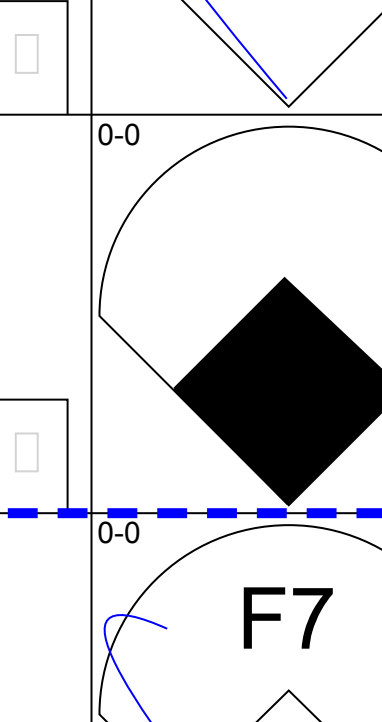

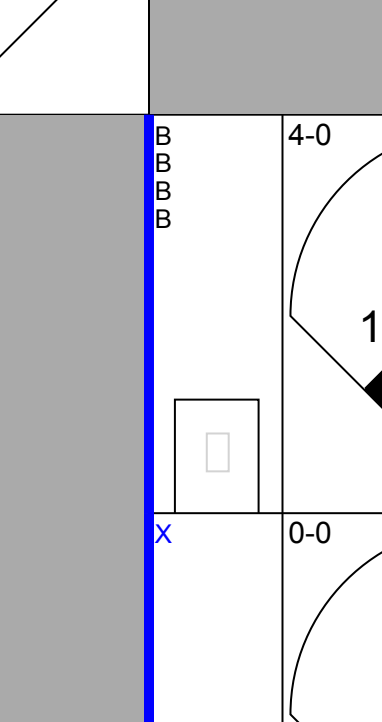
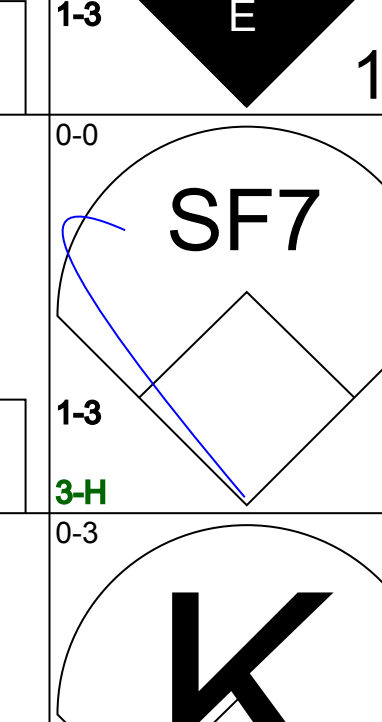
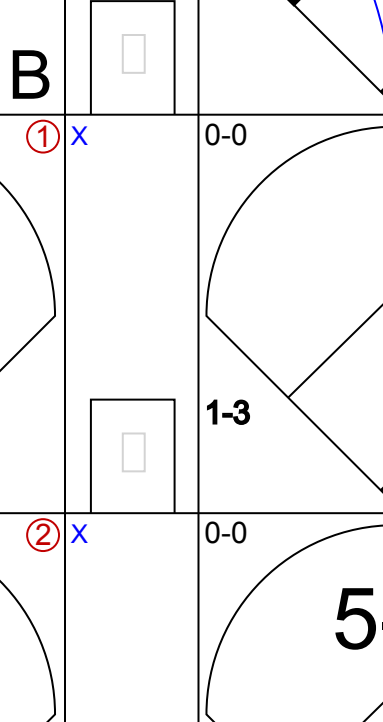
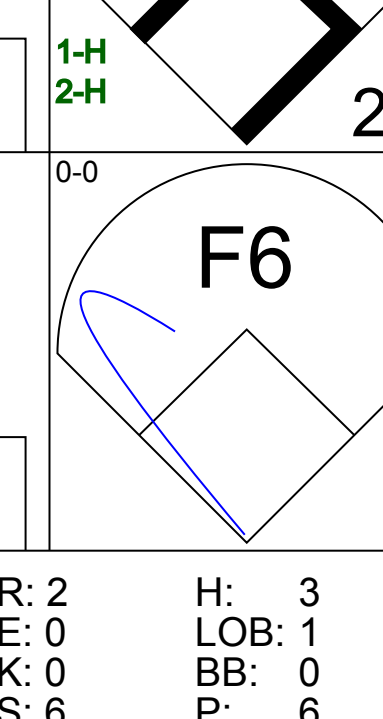
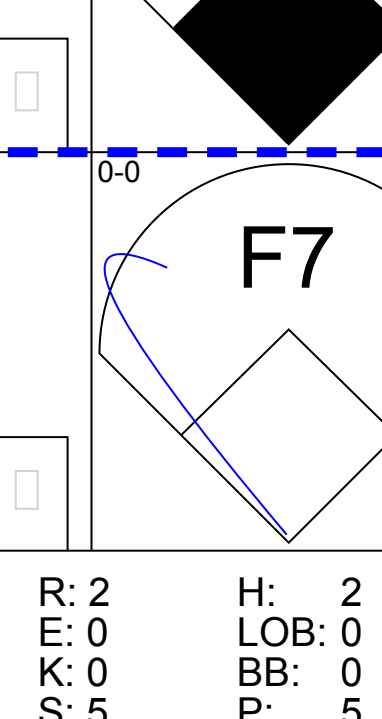

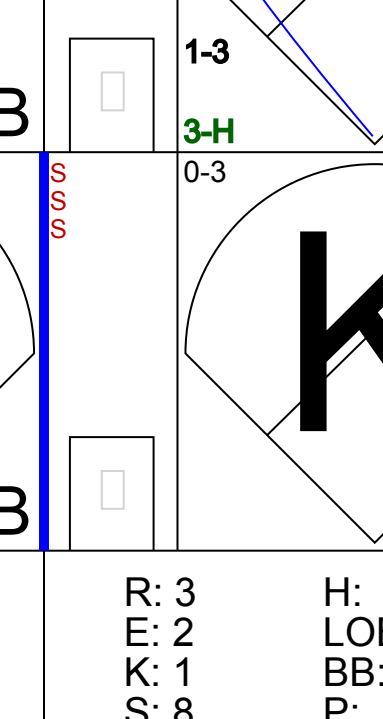
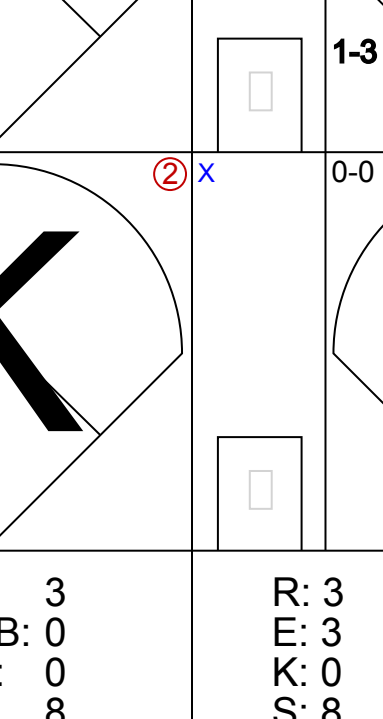
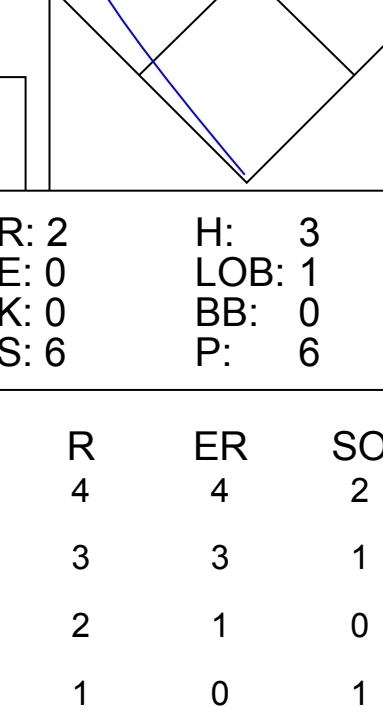
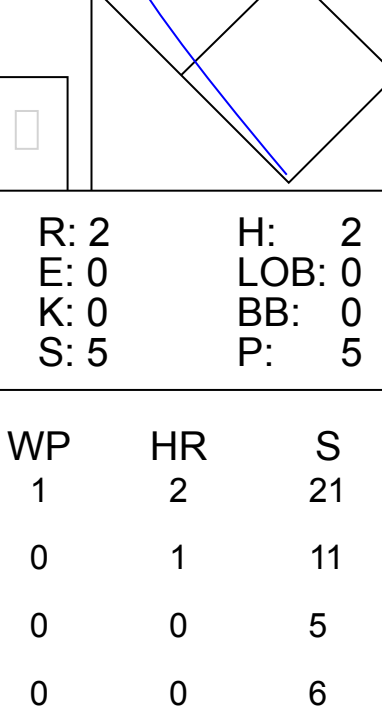
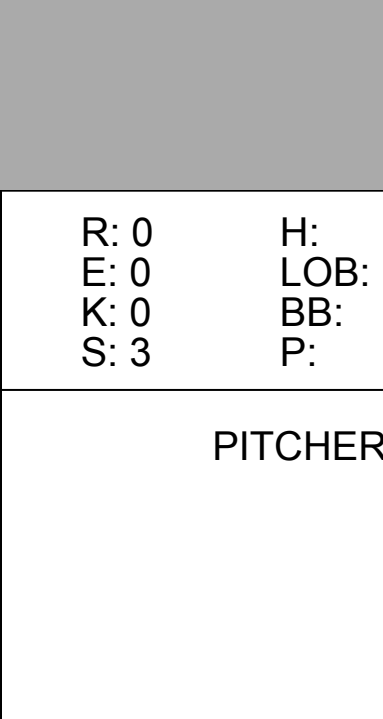
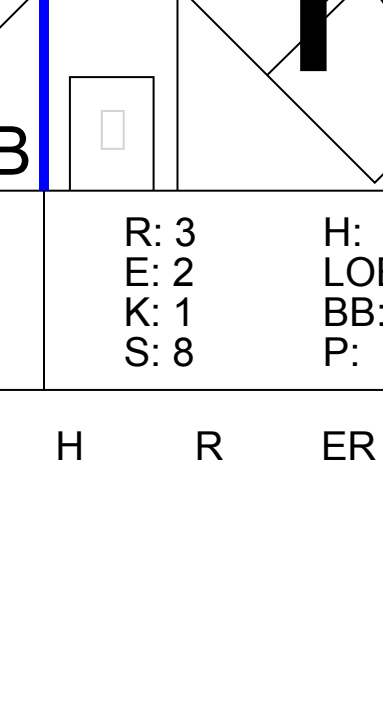
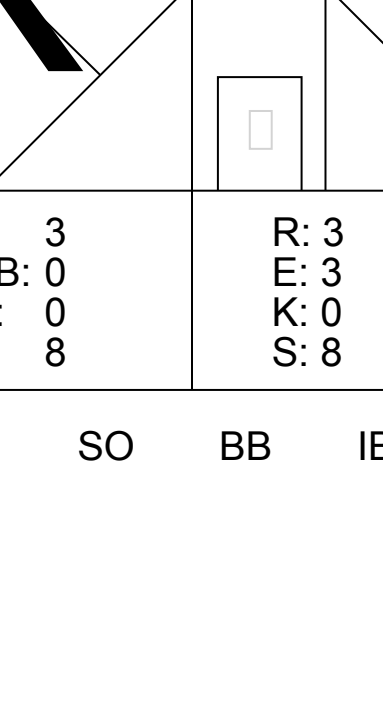


Batter	1	2	3	4	5	6	7	8	9	AB	R	H	RBI	BB	SO	LOB	BOTTOM										
Zoilo Versalles, R OBP: 0.338, SLG: 0.526 (1, 6)	4-0 S BB		0-0 6-3			0-0 1-3		0-0 FC6-4 1-2		3	0	0	0	1	0	2											
Rich Rollins, R OBP: 0.289, SLG: 0.286 (1, 5)	0-3 K			0-0 5-3		0-0 6-3		0-0 F8		4	0	0	0	0	1	1											
Tony Oliva, L OBP: 0.237, SLG: 0.466 (1, 9)	0-3 K			0-0 F6			0-0 G5-4-3 1B	0-0 4-3		4	0	1	0	0	1	1											
Harmon Killebrew, R OBP: 0.421, SLG: 0.452 (1, 3)	0-0 F2			0-0 HR		0-0 G5-4-3 1-2		0-0 F2		4	1	1	1	0	0	2											
Jimmie Hall, L OBP: 0.319, SLG: 0.484 (1, 8)		0-0 3-1		0-0 F6		0-0 B3				3	0	0	0	0	0	0											
Bob Allison, R OBP: 0.375, SLG: 0.493 (1, 7)		0-0 4-3			0-0 G3			0-0 1B 1B		3	0	1	0	0	0	0											
Earl Batley, R OBP: 0.358, SLG: 0.370 (1, 2)		0-0 1-6-3			0-0 L7			0-0 F7		3	0	0	0	0	0	1											
Jerry Kindall, R OBP: 0.276, SLG: 0.250 (1, 4)			0-0 6-3		0-0 F8			0-0 FC6-4 1B		2	0	0	0	0	0	0											
Sandy Valdespino, L OBP: 0.500, SLG: 0.500 (8, PH)								0-0 1-2		1	0	1	0	0	0	0											
Frank Kostro, R (9, 4)										0	0	0	0	0	0	0											
Jim Kaat, L OBP: 0.200, SLG: 0.200 (1, 1)			0-0 4-3		0-0 1-3			0-0 K		2	0	0	0	0	0	0											
Al Worthington, R (8, 1)										0	0	0	0	0	0	0											
Don Mincher, L OBP: 0.250, SLG: 0.375 (8, PH)										1	0	0	0	0	1	2											
Jerry Fosnow, R (9, 1)										0	0	0	0	0	0	0											
Inning Stats	R: 0 H: 0 E: 0 K: 2 S: 7	H: 0 LOB: 1 BB: 1	R: 0 H: 0 E: 0 K: 0 S: 3	H: 0 LOB: 0 BB: 0	R: 0 H: 0 E: 0 K: 0 S: 3	H: 0 LOB: 0 BB: 0	R: 1 H: 1 E: 0 K: 0 S: 4	H: 1 LOB: 0 BB: 0	R: 0 H: 0 E: 0 K: 0 S: 3	H: 0 LOB: 0 BB: 0	R: 0 H: 1 E: 0 K: 0 S: 3	H: 1 LOB: 0 BB: 0	R: 0 H: 1 E: 0 K: 1 S: 7	H: 2 LOB: 2 BB: 0	R: 0 H: 0 E: 0 K: 0 S: 3	H: 0 LOB: 0 BB: 0	1B: 3 2B: 0 3B: 0 HR: 1	SF: 0 SAC: 0 DP: 1 HBP: 0	WP: 0 PA: 31 PB: 0 SB: 1 CS: 0								
PITCHER	IP	WLS	BF	H	R	ER	SO	BB	IBB	HBP	BLK	WP	HR	S	P	ERA	WHIP										
Robin Roberts, R ERA: 2.37 (1, 1)	9.0	W	31	4	1	1	3	1	0	0	0	0	1	36	40	1.00	0.556										

Baltimore Orioles @ Minnesota Twins
Metropolitan Stadium, Bloomington, MI
Thu May 06 1965, 4:33 AM EDT
Att. 5,556 - Unknown - 77 F

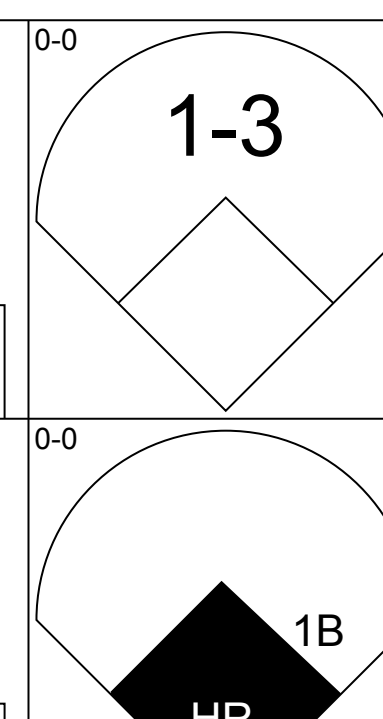
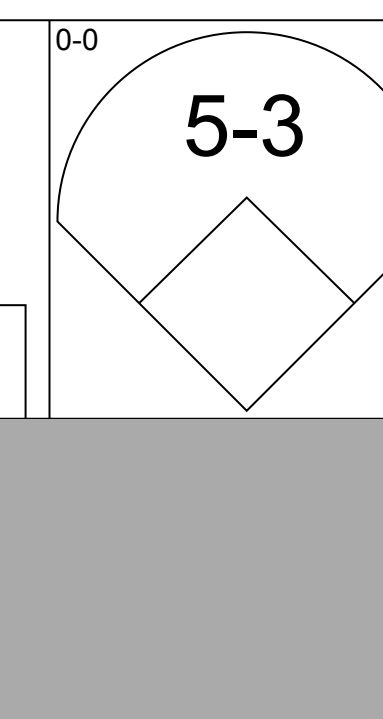
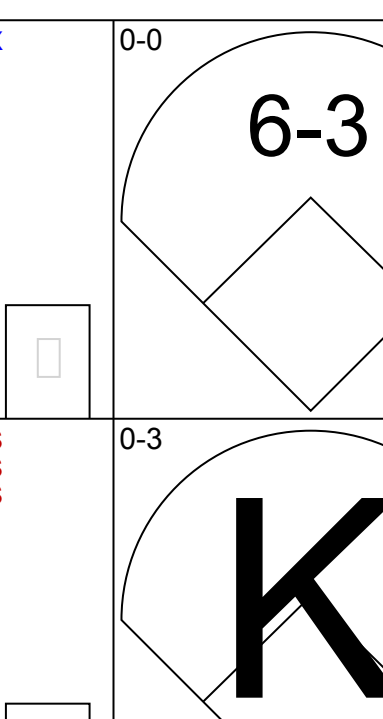
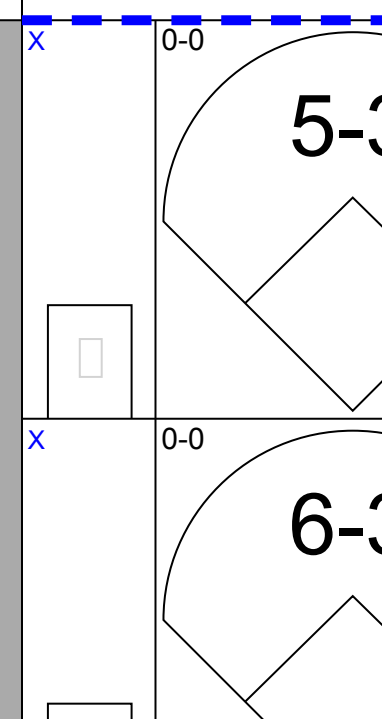
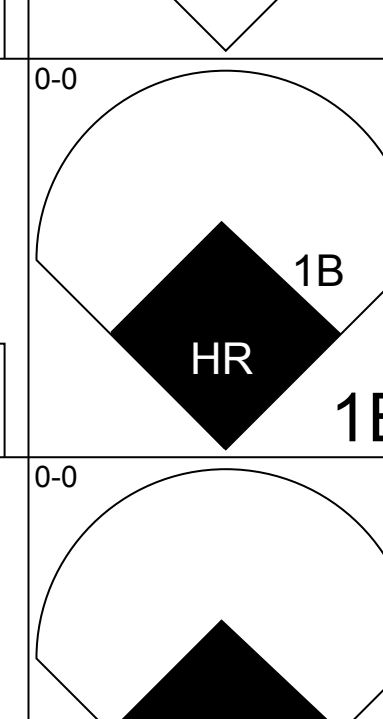
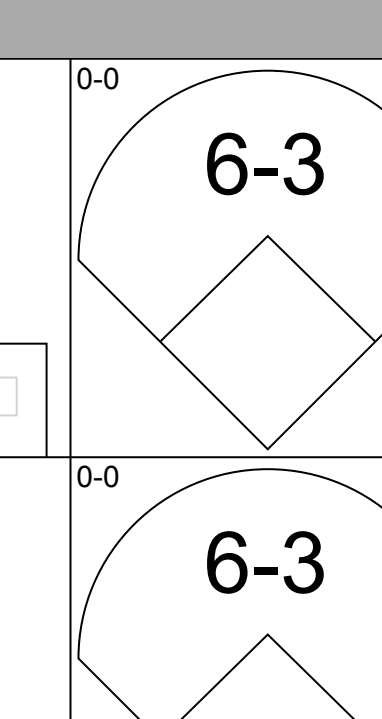
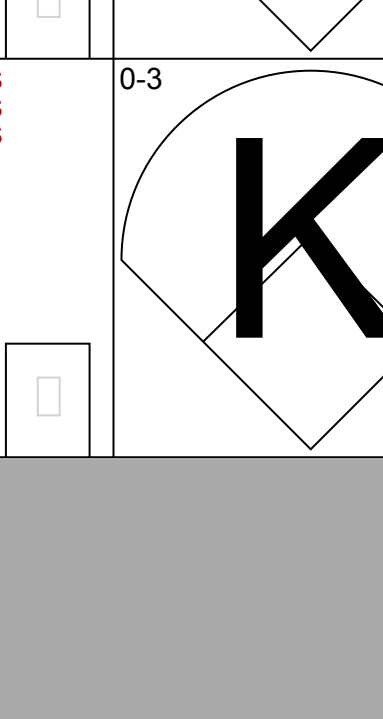
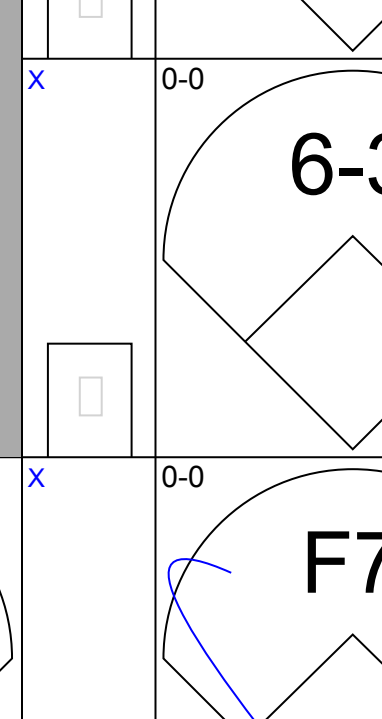
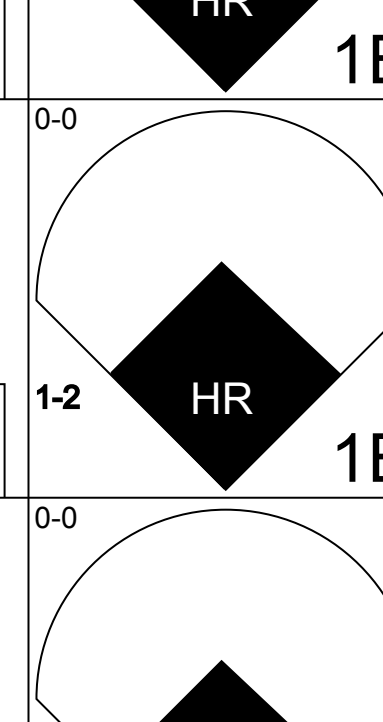
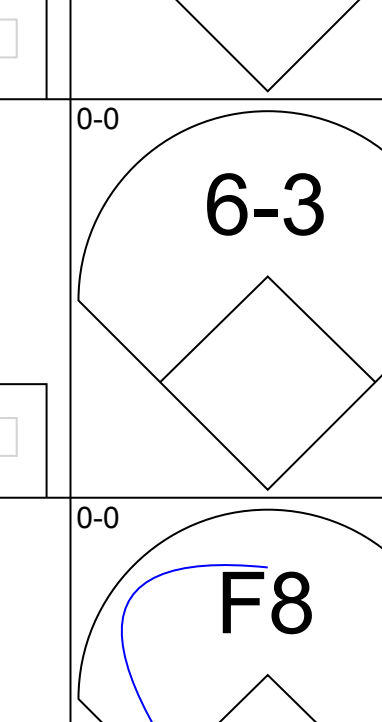

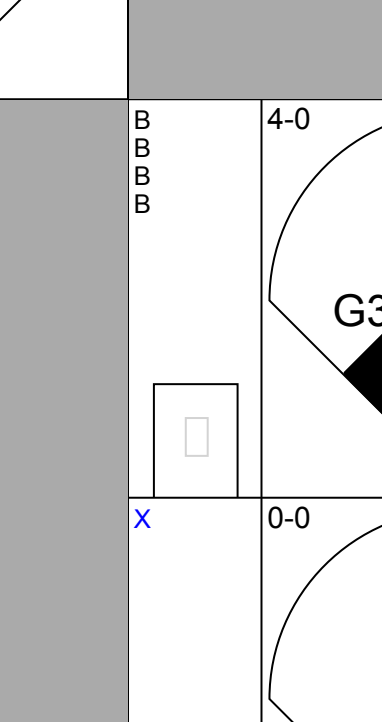
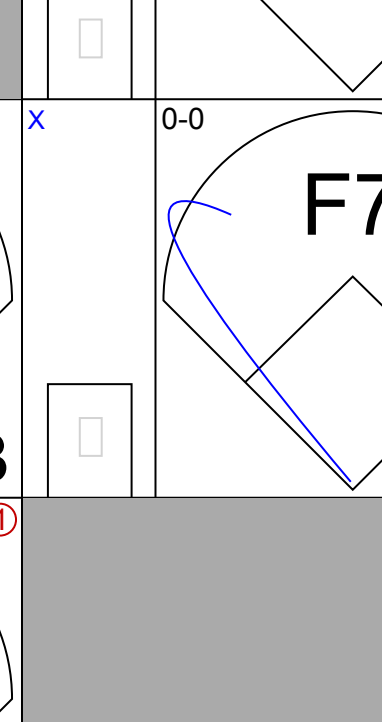
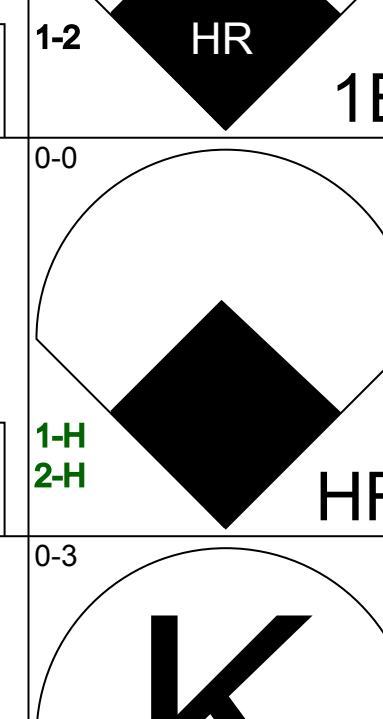
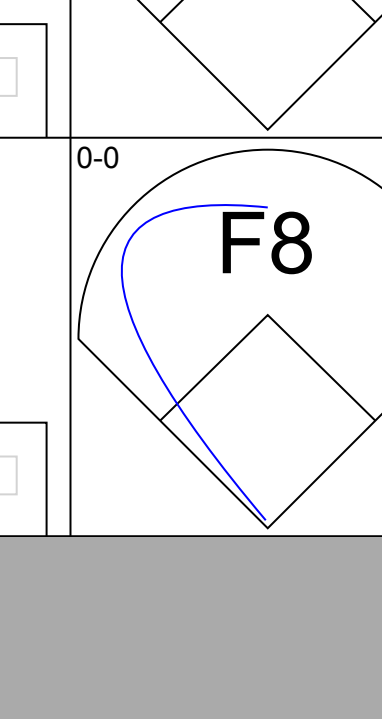


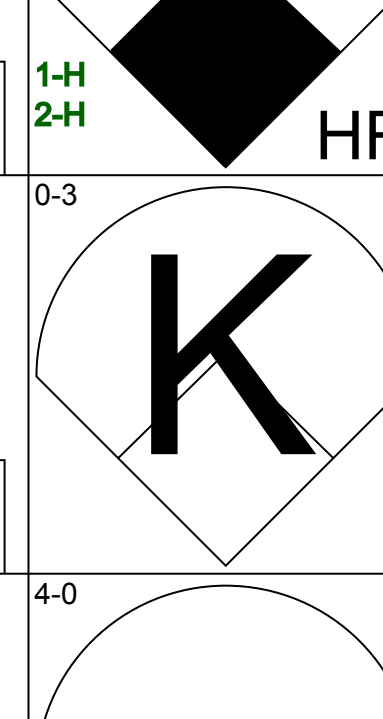
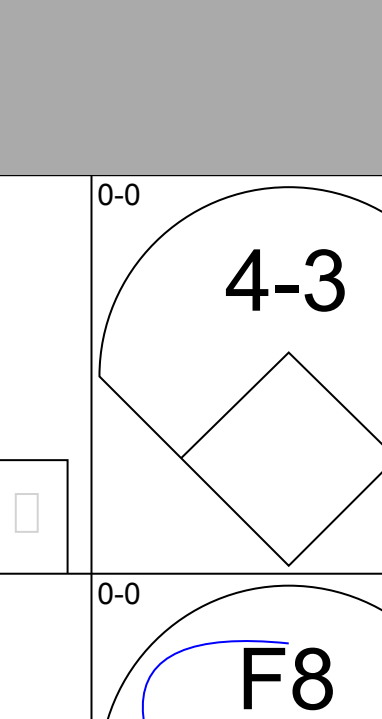
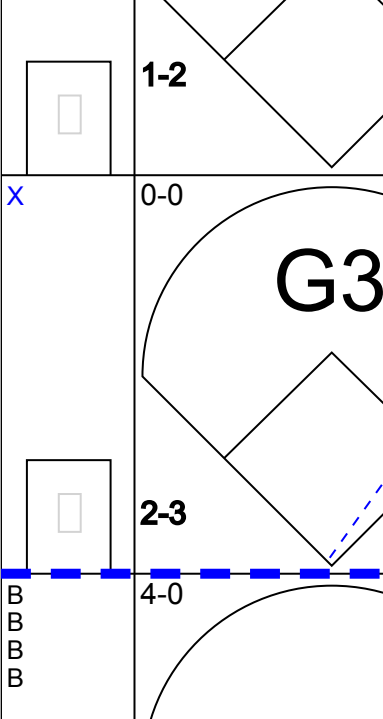
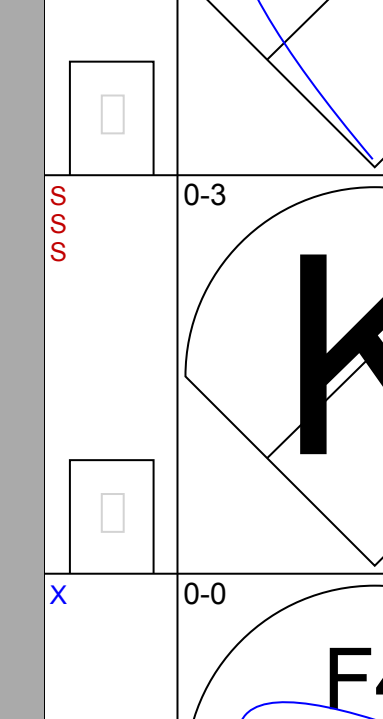
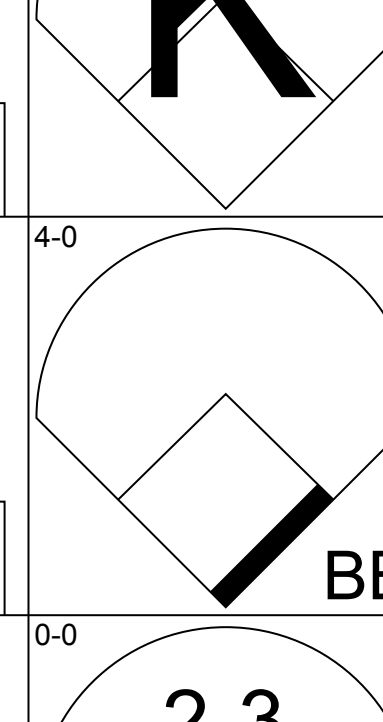

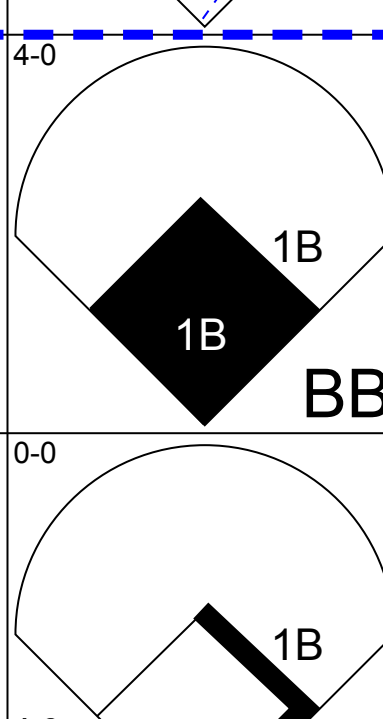
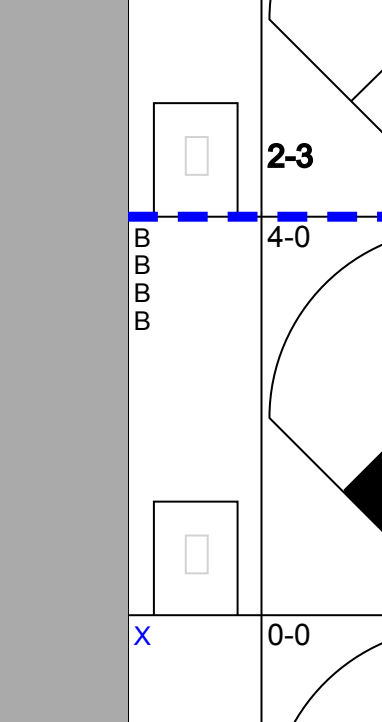

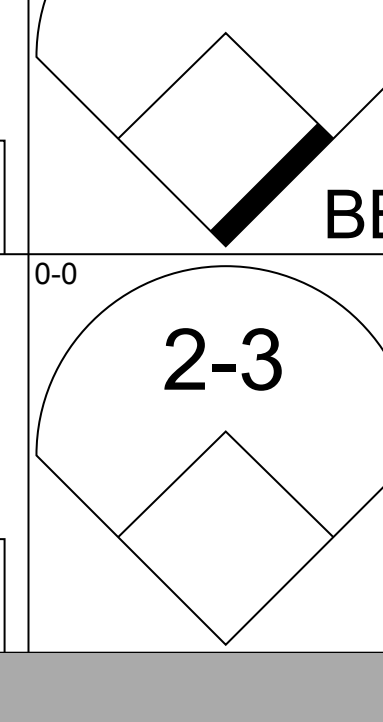
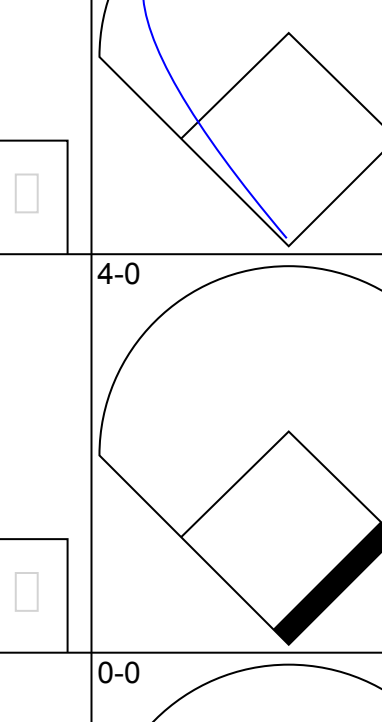
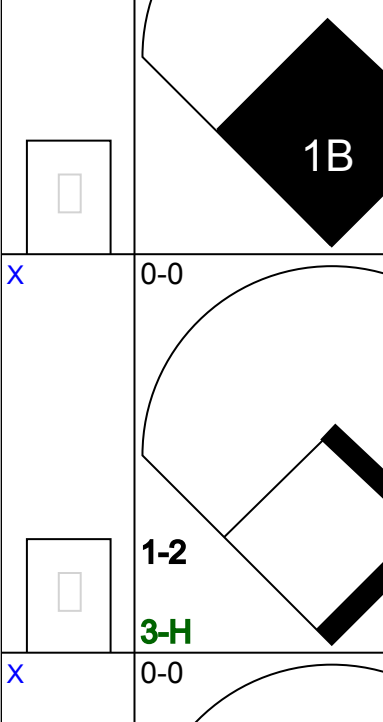
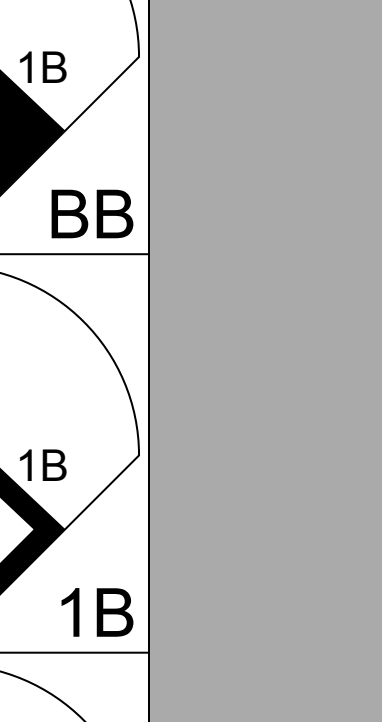
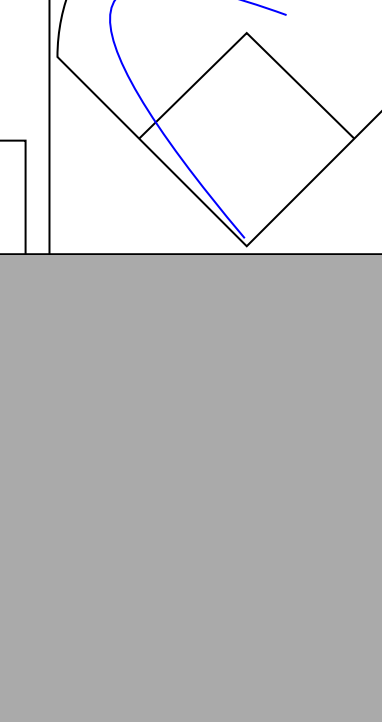
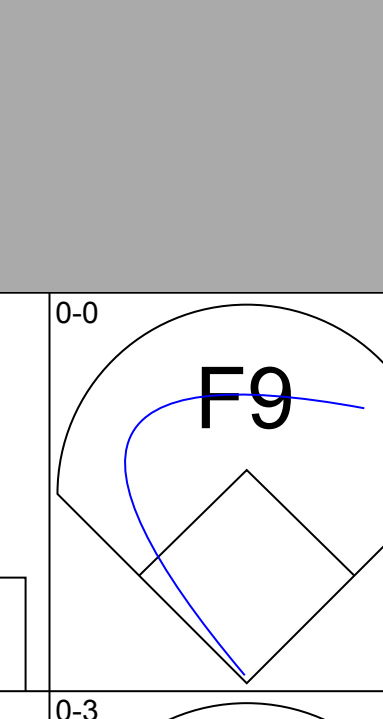
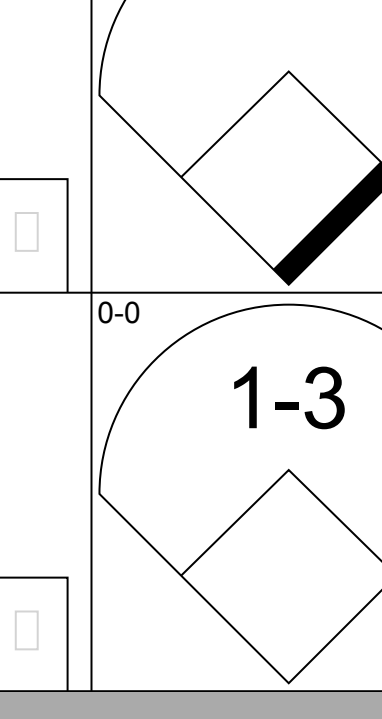
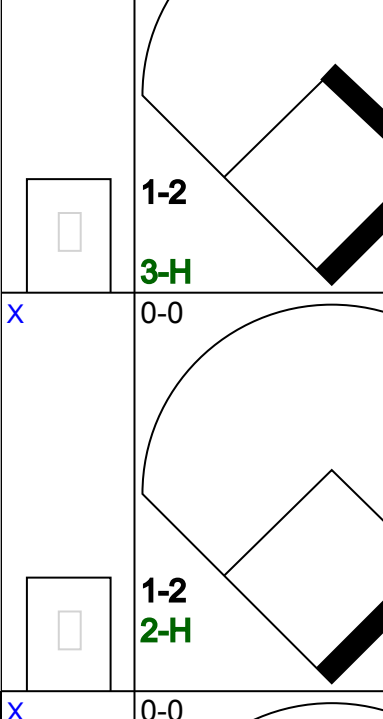
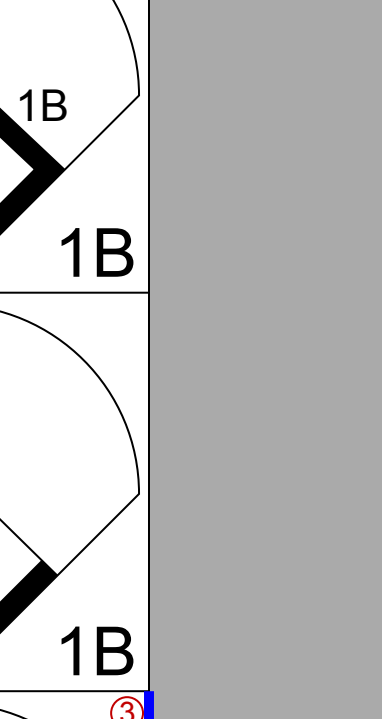

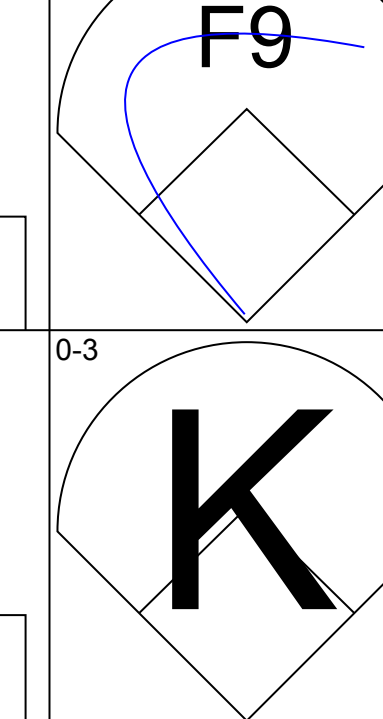
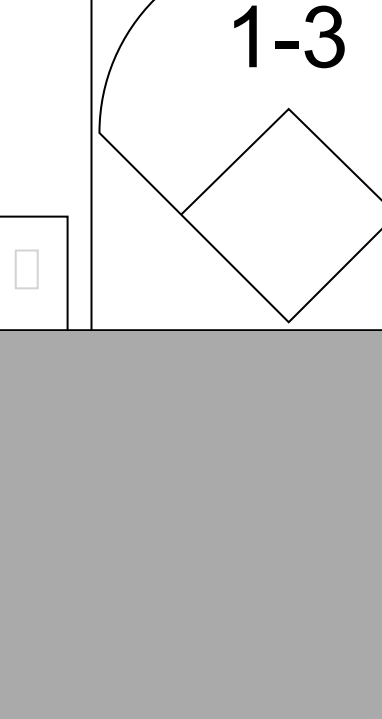
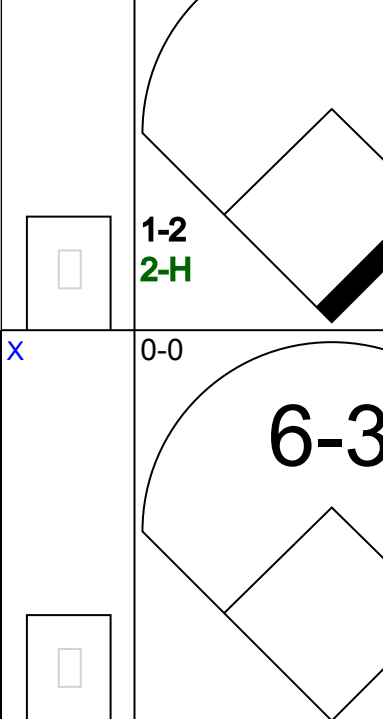

AB 30
R 1
H 4
RBI 1
BB 1
SO 3
LOB 9



Batter	1	2	3	4	5	6	7	8	9	AB	R	H	RBI	BB	SO	LOB	TOP				
Danny Cater, R OBP: 0.368, SLG: 0.500 (1, 7)										5	1	1	3	0	2	0	Chicago White Sox @ Minnesota Twins Metropolitan Stadium, Bloomington, MI Fri May 07 1965, 8:05 PM EDT Att. 8,619 - Unknown - 73 F				
Floyd Robinson, L OBP: 0.296, SLG: 0.346 (1, 9)										5	1	0	0	0	1	0					
John Romano, R OBP: 0.305, SLG: 0.292 J.C. Martin, L OBP: 0.286, SLG: 0.300 (1, 2) (7, 2)										3	0	0	0	1	0	0					
Bill Skowron, R OBP: 0.359, SLG: 0.514 (1, 3)										5	1	1	1	0	0	2					
Pete Ward, L OBP: 0.373, SLG: 0.413 (1, 5)										5	3	3	2	0	0	0					
Ron Hansen, R OBP: 0.342, SLG: 0.470 (1, 6)										5	3	3	2	0	0	0					
Ken Berry, R OBP: 0.279, SLG: 0.300 (1, 8)										5	1	1	0	0	0	2					
Al Weis, S OBP: 0.250, SLG: 0.421 Don Buford, S OBP: 0.403, SLG: 0.491 (7, PH) (7, 4)										2	1	2	3	0	0	0					
Tommy John, R OBP: 0.167, SLG: 0.167 Bob Locker, S (6, 1)										2	0	0	0	0	0	1					
Tom McCraw, L OBP: 0.400, SLG: 0.364 Eddie Fisher, R (7, 1) (7, 1)										0	0	0	0	0	0	0					
										2	0	0	0	0	1	3					
Inning Stats	R: 0 E: 0 K: 2 S: 7	H: 0 LOB: 0 BB: 7	R: 2 E: 0 K: 0 S: 6	H: 3 LOB: 1 BB: 6	R: 0 E: 1 K: 0 S: 4	H: 0 LOB: 1 BB: 4	R: 2 E: 0 K: 0 S: 5	H: 2 LOB: 0 BB: 5	R: 0 E: 0 K: 1 S: 5	H: 0 LOB: 0 BB: 9	R: 3 E: 0 K: 0 S: 5	H: 2 LOB: 0 BB: 1 P: 9	R: 3 E: 2 K: 1 S: 8	H: 3 LOB: 0 BB: 0 P: 8	R: 3 E: 3 K: 0 S: 8	H: 3 LOB: 2 BB: 0 P: 8		1B: 6 2B: 3 3B: 0 HR: 4	SF: 1 SAC: 0 DP: 0 HBP: 0	WP: 1 PB: 0 SB: 0 CS: 0	PA: 45
PITCHER	IP	WLS	BF	H	R	ER	SO	BB	IBB	HBP	BLK	WP	HR	S	P	ERA		WHIP			
Dick Stigman, L ERA: 4.68 (1, 1)	3.2		17	5	4	2	0	0	0	0	0	1	2	21	21	9.82	1.364				
Dave Boswell, R ERA: 4.61 (4, 1)	2.1	L	11	2	3	3	1	2	0	0	0	0	1	11	19	11.57	1.714				
Bill Pleis, L ERA: 1.93 (7, 1)	1.0		5	2	2	1	0	0	0	0	0	0	0	5	5	9.00	2.000				
Johnny Klippstein, R ERA: 2.84 (8, 1)	1.0		4	1	1	0	1	0	0	0	0	0	0	6	6	0.00	1.000				
Jerry Fosnow, L ERA: 5.52 (9, 1)	1.0		8	3	3	2	0	0	0	0	0	0	1	8	8	18.00	3.000				

AB	42
R	13
H	13
RBI	12
BB	2
SO	4
LOB	9



Batter	1	2	3	4	5	6	7	8	9	AB	R	H	RBI	BB	SO	LOB	BOTTOM			
Zoilo Versalles, R OBP: 0.321, SLG: 0.500 (1, 6)										4	0	0	0	0	0	0	Chicago White Sox @ Minnesota Twins Metropolitan Stadium, Bloomington, MI Fri May 07 1965, 8:05 PM EDT Att. 8,619 - Unknown - 73 F			
Rich Rollins, R OBP: 0.288, SLG: 0.284 (1, 5)										4	1	1	0	0	1	0				
Tony Oliva, L OBP: 0.250, SLG: 0.461 (1, 9)										3	2	1	0	1	0	0				
Harmon Killebrew, R OBP: 0.413, SLG: 0.485 (1, 3)										4	1	1	3	0	0	1				
Jimmie Hall, L OBP: 0.303, SLG: 0.456 (1, 8)										4	0	0	0	0	2	1				
Bob Allison, R OBP: 0.382, SLG: 0.478 (1, 7)										2	1	0	0	2	0	0				
Earl Batley, R OBP: 0.368, SLG: 0.367 (1, 2)										3	0	1	1	1	1	1				
Jerry Kindall, R OBP: 0.279, SLG: 0.255 Sandy Valdespino, L OBP: 0.444, SLG: 0.429 (1, 4) (9, PH)										3	0	1	1	0	0	1				
Dick Stigman, R OBP: 0.200, SLG: 0.200 (1, 1)										1	0	0	0	0	1	0				
Dave Boswell, R OBP: 0.200, SLG: 0.200 (4, 1)										2	0	0	0	0	2	0				
Bill Pleis, L OBP: 0.200, SLG: 0.200 (7, 1)										0	0	0	0	0	0	0				
Johnny Klippstein, R OBP: 0.200, SLG: 0.200 (8, 1)										0	0	0	0	0	0	0				
Jerry Fosnow, R OBP: 0.200, SLG: 0.200 (9, 1)										0	0	0	0	0	0	0				
Rich Raese, L OBP: 0.000, SLG: 0.000 (9, PH)										1	0	0	0	0	0	0				
Inning Stats	R: 3 E: 0 K: 1 S: 8	H: 3 LOB: 1 BB: 1 P: 12	R: 0 E: 0 K: 1 S: 5	H: 0 LOB: 0 BB: 0 P: 5	R: 0 E: 0 K: 0 S: 3	H: 0 LOB: 1 BB: 1 P: 7	R: 0 E: 0 K: 1 S: 5	H: 2 LOB: 0 BB: 2 P: 13	R: 0 E: 0 K: 1 S: 5	H: 0 LOB: 0 BB: 0 P: 5	R: 0 E: 0 K: 1 S: 5	H: 0 LOB: 0 BB: 0 P: 5	R: 0 E: 0 K: 1 S: 5	H: 0 LOB: 0 BB: 0 P: 5	R: 0 E: 0 K: 1 S: 5	H: 0 LOB: 0 BB: 0 P: 5	1B: 4 2B: 0 3B: 0 HR: 1	SF: 0 SAC: 0 DP: 0 HBP: 0	WP: 0 PB: 0 SB: 0 CS: 0	PA: 36
PITCHER	IP	WLS	BF	H	R	ER	SO	BB	IBB	HBP	BLK	WP	HR	S	P	ERA	WHIP			
Tommy John, L ERA: 2.57 (1, 1)	5.2		23	3	4	4	3	3	0	0	0	0	1	26	38	6.35	1.059			
Bob Locker, R ERA: 6.3 (6, 1)	0.1		4	2	1	1	0	1	0	0	0	0	0	3	7	27.00	9.000			
Eddie Fisher, R ERA: 1.8 (7, 1)	3.0	W	9	0	0	0	2	0	0	0	0	0	0	13	13	0.00	0.000			

AB	32
R	5
H	5
RBI	5
BB	4
SO	5
LOB	6



Batter	1	2	3	4	5	6	7	8	9	AB	R	H	RBI	BB	SO	LOB	TOP						
Tom McCraw, L (1,3) OBP: 0.345, SLG: 0.308	0-0 4-3		0-0 FC1-6-5			0-3 K		0-0 6-3		4	0	0	0	0	1	1	Chicago White Sox @ Minnesota Twins Metropolitan Stadium, Bloomington, MI Sun May 09 1965, 4:33 AM EDT Att: 17,664 - Unknown - 67 F livebaseballscorecards.com						
Don Buford, S (1,4) OBP: 0.386, SLG: 0.459	0-0 1-3		0-0 5-3			0-0 4-3		0-0 4-3		4	0	0	0	0	0	1							
Floyd Robinson, L (1,9) OBP: 0.293, SLG: 0.337	0-0 L9			0-0 L8		0-0 5-3			0-0 F7	4	0	0	0	0	0	0							
Pete Ward, L (1,5) OBP: 0.363, SLG: 0.410		0-3 K		0-0 4-3			0-0 F9 1B 1B	0-0 F8	4	1	1	0	0	1	0	0							
Danny Cater, R (1,7) OBP: 0.355, SLG: 0.465		0-0 F8		0-0 L6			0-0 1B 1B	0-3 K	4	0	1	0	0	1	0	0							
Ron Hansen, R (1,6) OBP: 0.349, SLG: 0.466		0-0 1B			0-0 L3 1B		0-0 F9		3	0	2	0	0	0	2	0							
J.C. Martin, L (1,2) Ted Wills, L (5,1) Bill Skowron, R (7,PH) Gary Peters, L (7,PR) Greg Bollo, R (7,1) Ken Berry, R (1,8) OBP: 0.284, SLG: 0.303	0-0 F5		0-0 SH1-4 1B		0-0 L3 1B		0-0 G4-6-3 1B		0-0 G4-6-3	3	0	2	0	0	2	0							
Bruce Howard, S (1,1) Smoky Burgess, L (5,PH) OBP: 0.417, SLG: 0.300			0-0 SH1-4		0-0 G3			0-0 4-1	0	0	0	0	0	0	0	1							
Inning Stats	R: 0 E: 0 K: 0 S: 3	H: 0 LOB: 0 BB: 0 P: 3	R: 0 E: 0 K: 1 S: 6	H: 1 LOB: 1 BB: 0 P: 6	R: 0 E: 0 K: 0 S: 4	H: 1 LOB: 1 BB: 0 P: 4	R: 0 E: 0 K: 0 S: 3	H: 0 LOB: 0 BB: 0 P: 3	R: 0 E: 0 K: 0 S: 4	H: 2 LOB: 1 BB: 0 P: 4	R: 0 E: 0 K: 1 S: 5	H: 0 LOB: 0 BB: 0 P: 5	R: 1 E: 0 K: 0 S: 5	H: 3 LOB: 2 BB: 0 P: 5	R: 0 E: 0 K: 0 S: 3	H: 0 LOB: 0 BB: 0 P: 3		R: 0 E: 0 K: 1 S: 5	H: 0 LOB: 0 BB: 0 P: 5	1B: 7 2B: 1 3B: 0 HR: 0	SF: 0 SAC: 1 DP: 2 HBP: 0	WP: 0 PB: 0 SB: 0 CS: 0	PA: 32
PITCHER Camilo Pascual, R (1,1) ERA: 2.15	IP: 9.0 WLS: W BF: 32 H: 7 R: 1 ER: 1 SO: 3 BB: 0 IBB: 0 HBP: 0 BLK: 0 WP: 0 HR: 0 S: 38 P: 38 ERA: 1.00 WHIP: 0.778															PITCHER							

Batter	1	2	3	4	5	6	7	8	9	AB	R	H	RBI	BB	SO	LOB	BOTTOM						
Zoilo Versalles, R (1,6) OBP: 0.326, SLG: 0.523	0-0 HR	0-0 6-3		0-0 F6		4-0 CS BB			3	1	1	1	1	0	0	0	Chicago White Sox @ Minnesota Twins Metropolitan Stadium, Bloomington, MI Sun May 09 1965, 4:33 AM EDT Att: 17,664 - Unknown - 67 F livebaseballscorecards.com						
Jerry Kindall, R (1,4) OBP: 0.275, SLG: 0.259	4-0 WP 1B BB		0-0 6-3	0-3 K		0-0 F7			3	1	0	0	1	1	1	1							
Tony Oliva, L (1,9) OBP: 0.261, SLG: 0.476	0-0 F8		0-0 1B 2B		1-6 1B HBP		0-0 F7		3	2	1	0	0	0	1	0							
Harmon Killebrew, R (1,3) OBP: 0.409, SLG: 0.458	0-3 K		0-3 K		0-0 E5 1B		0-0 6-3		4	1	0	0	0	2	3	0							
Jimmie Hall, L (1,8) OBP: 0.310, SLG: 0.487	0-0 2H 1B		0-0 1B 2H		0-0 1-3 1B		0-0 F6		4	0	2	2	0	0	2	0							
Bob Allison, R (1,7) OBP: 0.417, SLG: 0.486	4-0 BB		0-0 S 1B		4-0 1B IBB		0-0 F7		2	0	1	0	2	0	0	0							
Rich Rollins, R (1,5) OBP: 0.276, SLG: 0.307	0-0 F8		0-3 K2-3		0-0 1-3 2H 3H 1B		0-0 4-3		4	0	1	2	0	1	4	0							
Jerry Zimmerman, R (1,2) OBP: 0.250, SLG: 0.250		0-0 6-3		0-0 6-3		0-0 1-3		0-0 6-3	4	0	0	0	0	0	1	0							
Camilo Pascual, R (1,1) OBP: 0.278, SLG: 0.647		0-0 6-3		0-0 HR		0-0 6-3			3	1	1	1	0	0	0	0							
Inning Stats	R: 2 E: 0 K: 1 S: 7	H: 2 LOB: 2 BB: 2 P: 15	R: 0 E: 0 K: 0 S: 3	H: 0 LOB: 0 BB: 0 P: 3	R: 1 E: 0 K: 2 S: 10	H: 3 LOB: 2 BB: 0 P: 10	R: 1 E: 0 K: 1 S: 6	H: 1 LOB: 0 BB: 0 P: 6	R: 2 E: 1 K: 0 S: 4	H: 1 LOB: 1 BB: 1 P: 9	R: 0 E: 0 K: 0 S: 2	H: 0 LOB: 1 BB: 1 P: 6	R: 0 E: 0 K: 0 S: 3	H: 0 LOB: 0 BB: 0 P: 3	R: 0 E: 0 K: 0 S: 3	H: 0 LOB: 0 BB: 0 P: 3		R: 0 E: 0 K: 0 S: 3	H: 0 LOB: 0 BB: 0 P: 3	1B: 4 2B: 1 3B: 0 HR: 2	SF: 0 SAC: 0 DP: 0 HBP: 1	WP: 1 PB: 0 SB: 1 CS: 1	PA: 35
PITCHER Bruce Howard, R (1,1) ERA: 2.88 Ted Wills, L (5,1) Greg Bollo, R (7,1) ERA:	IP: 4.0 WLS: L BF: 20 H: 6 R: 4 ER: 4 SO: 4 BB: 2 IBB: 1 HBP: 1 BLK: 0 WP: 0 HR: 2 S: 26 P: 34 ERA: 9.00 WHIP: 2.000															PITCHER							

Batter	1	2	3	4	5	6	7	8	9	AB	R	H	RBI	BB	SO	LOB	TOP			
Danny Cater, R (1,7) OBP: 0.363, SLG: 0.467	L9		6-3			CS 1B 1B		5-3 2H 1B		4	0	2	1	0	0	0	Chicago White Sox @ Minnesota Twins Metropolitan Stadium, Bloomington, MI Mon May 10 1965, 8:05 PM EDT Att. 7,111 - Unknown - 50 F			
Al Weis, S (1,4) OBP: 0.292, SLG: 0.435	F8					1-2 1B		5-3 1-2		4	0	2	0	0	0	1				
John Romano, R (1,2) OBP: 0.273, SLG: 0.255	K					0-3 1-2 K		F8		4	0	0	0	0	2	4				
Bill Skowron, R (1,3) OBP: 0.345, SLG: 0.481 Tom McCraw, L (9, PR) OBP: 0.345, SLG: 0.308	K					1-3		F8		4	0	1	0	0	0	1				
Pete Ward, L (1,5) OBP: 0.358, SLG: 0.414	F4					K		K		4	0	1	1	0	2	1				
Ron Hansen, R (1,6) OBP: 0.356, SLG: 0.474	6-3					4-3		2B		3	0	1	0	1	0	0				
Dave Nicholson, R (1,9) OBP: 0.167, SLG: 0.667 Floyd Robinson, L (9, PH) OBP: 0.290, SLG: 0.333	K					1-3		K		3	1	1	1	0	1	1				
Ken Berry, R (1,8) OBP: 0.282, SLG: 0.290	K					F3		6-3 1B HBP		3	1	0	0	0	1	3				
Joe Horlen, R (1,1) OBP: 0.091, SLG: 0.182 Don Buford, S (8, PH) OBP: 0.380, SLG: 0.452 Eddie Fisher, R (8, PH) Smoky Burgess, L (9, PH) OBP: 0.385, SLG: 0.273	4-3					6-3		6-3 1-2		2	0	0	0	0	0	0				
Inning Stats	R: 0 E: 0 K: 1 S: 5	H: 0 LOB: 0 BB: 0 P: 5	R: 0 E: 0 K: 1 S: 5	H: 0 LOB: 0 BB: 0 P: 5	R: 1 E: 0 K: 1 S: 6	H: 1 LOB: 0 BB: 0 P: 6	R: 0 E: 0 K: 1 S: 6	H: 1 LOB: 1 BB: 0 P: 6	R: 0 E: 0 K: 0 S: 3	H: 0 LOB: 0 BB: 0 P: 3	R: 0 E: 0 K: 2 S: 8	H: 1 LOB: 1 BB: 0 P: 8	R: 1 E: 0 K: 0 S: 4	H: 1 LOB: 1 BB: 0 P: 5	R: 1 E: 0 K: 0 S: 5	H: 2 LOB: 3 BB: 1 P: 9		1B: 5 2B: 3 3B: 0 HR: 1	SF: 0 SAC: 0 DP: 1 HBP: 1	WP: 0 PB: 0 SB: 0 CS: 1
PITCHER	IP	WLS	BF	H	R	ER	SO	BB	IBB	HBP	BLK	WP	HR	S	P	ERA	WHIP			
Jim Kaat, L (1,1) ERA: 2.31	8.0	W	32	8	3	3	7	0	0	1	0	0	1	45	46	3.38	1.000			
Al Worthington, R (9,1) ERA: 5.14	0.0		1	0	0	0	0	1	0	0	0	0	0	0	4	∞	∞			
Mel Nelson, L (9,1) ERA: 1.8	1.0	S	3	0	0	0	0	0	0	0	0	0	0	3	3	0.00	0.000			

Batter	1	2	3	4	5	6	7	8	9	AB	R	H	RBI	BB	SO	LOB	BOTTOM			
Zoilo Versalles, R (1,6) OBP: 0.313, SLG: 0.500	4-3		6-3			4-3		5-3		4	0	0	0	0	0	0	Chicago White Sox @ Minnesota Twins Metropolitan Stadium, Bloomington, MI Mon May 10 1965, 8:05 PM EDT Att. 7,111 - Unknown - 50 F			
Jerry Kindall, R (1,4) OBP: 0.280, SLG: 0.242	5-3		K			F5		4-3		4	0	0	0	0	1	0				
Tony Oliva, L (1,9) OBP: 0.261, SLG: 0.477	1B 2B		4-3			1-3		L7		4	1	1	0	0	0	0				
Harmon Killebrew, R (1,3) OBP: 0.402, SLG: 0.447	2H 1B					K		4-3		4	0	1	1	0	1	0				
Jimmie Hall, L (1,8) OBP: 0.318, SLG: 0.488	4-3					1B 4-3 1B		F7		4	2	2	0	0	0	1				
Bob Allison, R (1,7) OBP: 0.409, SLG: 0.474	K					1-3 1-2 1B		F8		4	0	1	0	0	1	1				
Rich Rollins, R (1,5) OBP: 0.280, SLG: 0.321	F9					4-3		1B 2B		3	1	1	2	0	0	1				
Jerry Zimmerman, R (1,2) OBP: 0.348, SLG: 0.391	2B					2-3 1B		1B		3	0	3	1	0	0	0				
Jim Kaat, L (1,1) OBP: 0.167, SLG: 0.167 Al Worthington, R (9,1) Mel Nelson, R (9,1)	F7					L7		K		3	0	0	0	0	1	4				
Inning Stats	R: 1 E: 0 K: 0 S: 5	H: 2 LOB: 1 BB: 0 P: 5	R: 0 E: 0 K: 1 S: 6	H: 1 LOB: 1 BB: 0 P: 6	R: 0 E: 0 K: 1 S: 5	H: 0 LOB: 0 BB: 0 P: 5	R: 1 E: 0 K: 1 S: 8	H: 3 LOB: 2 BB: 0 P: 8	R: 0 E: 0 K: 0 S: 3	H: 0 LOB: 0 BB: 0 P: 3	R: 2 E: 0 K: 1 S: 8	H: 3 LOB: 1 BB: 0 P: 8	R: 0 E: 0 K: 0 S: 3	H: 0 LOB: 0 BB: 0 P: 3	R: 0 E: 0 K: 0 S: 3	H: 0 LOB: 0 BB: 0 P: 3		1B: 6 2B: 3 3B: 0 HR: 0	SF: 0 SAC: 0 DP: 0 HBP: 0	WP: 0 PB: 0 SB: 0 CS: 0
PITCHER	IP	WLS	BF	H	R	ER	SO	BB	IBB	HBP	BLK	WP	HR	S	P	ERA	WHIP			
Joe Horlen, R (1,1) ERA: 2.13	7.0	L	30	9	4	4	4	0	0	0	0	0	0	38	38	5.14	1.286			
Eddie Fisher, R (8,1) ERA: 1.71	1.0		3	0	0	0	0	0	0	0	0	0	0	3	3	0.00	0.000			



Batter	1	2	3	4	5	6	7	8	9	AB	R	H	RBI	BB	SO	LOB	TOP		
Jose Cardenal, R OBP: 0.347, SLG: 0.495 (1, 8)										5	1	2	1	0	2	3	Los Angeles Angels @ Minnesota Twins Metropolitan Stadium, Bloomington, MI Tue May 11 1965, 8:05 PM EDT Att: 12,506 - Unknown - 65 F		
Willie Smith, L OBP: 0.299, SLG: 0.478 (1, 7)										5	1	2	0	0	1	1			
Jim Fregosi, R OBP: 0.272, SLG: 0.398 (1, 6)										4	0	1	0	0	2	1			
Joe Adcock, R OBP: 0.349, SLG: 0.571 (1, 3)										4	0	0	0	0	3	3			
Lou Clinton, R OBP: 0.315, SLG: 0.292 Albie Pearson, L (8, PH) OBP: 0.333, SLG: 0.286 (8, 9)										1	0	0	0	2	0	0			
Paul Schaaf, R OBP: 0.326, SLG: 0.532 (1, 5)										2	0	0	0	1	1	0			
Buck Rodgers, S OBP: 0.256, SLG: 0.309 (1, 2)										4	0	2	0	0	0	3			
Bobby Knoop, R OBP: 0.337, SLG: 0.427 (1, 4)										4	0	0	0	0	1	3			
Dean Chance, R OBP: 0.118, SLG: 0.063 (1, 1)										3	0	0	0	1	2	0			
Inning Stats	R: 1 E: 0 K: 2 S: 9	H: 2 LOB: 3 BB: 2 P: 17	R: 0 E: 0 K: 2 S: 7	H: 0 LOB: 0 BB: 0 P: 7	R: 0 E: 0 K: 1 S: 7	H: 0 LOB: 0 BB: 0 P: 6	R: 0 E: 0 K: 1 S: 6	H: 1 LOB: 1 BB: 0 P: 6	R: 1 E: 1 K: 2 S: 9	H: 1 LOB: 1 BB: 2 P: 14	R: 0 E: 0 K: 0 S: 3	H: 0 LOB: 0 BB: 0 P: 3	R: 0 E: 0 K: 1 S: 5	H: 0 LOB: 0 BB: 0 P: 5	R: 0 E: 0 K: 2 S: 8	H: 1 LOB: 1 BB: 0 P: 8		1B: 5 2B: 0 3B: 1 HR: 1	SF: 0 SAC: 1 DP: 0 HBP: 0
PITCHER	IP	WLS	BF	H	R	ER	SO	BB	IBB	HBP	BLK	WP	HR	S	P	ERA	WHIP		
Dick Stigman, L ERA: 5.23 (1, 1)	0.2		6	2	1	1	2	2	0	0	0	0	1	8	16	13.50	6.000		
Dave Boswell, R ERA: 3.0 (1, 1)	7.1		28	4	1	0	9	2	0	0	0	0	0	44	52	0.00	0.818		
Johnny Klippstein, R ERA: 2.45 (9, 1)	1.0	W	4	1	0	0	2	0	0	0	0	0	0	8	8	0.00	1.000		

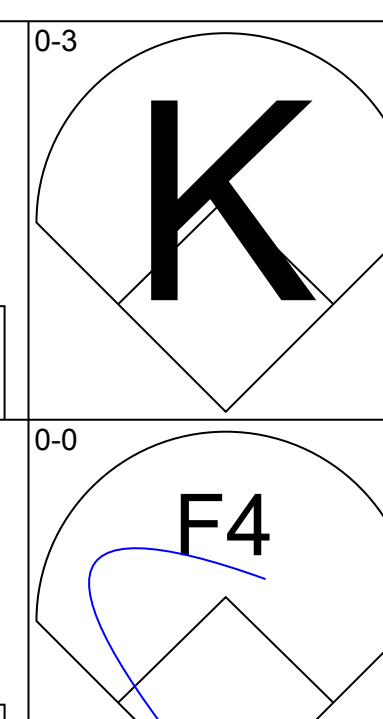
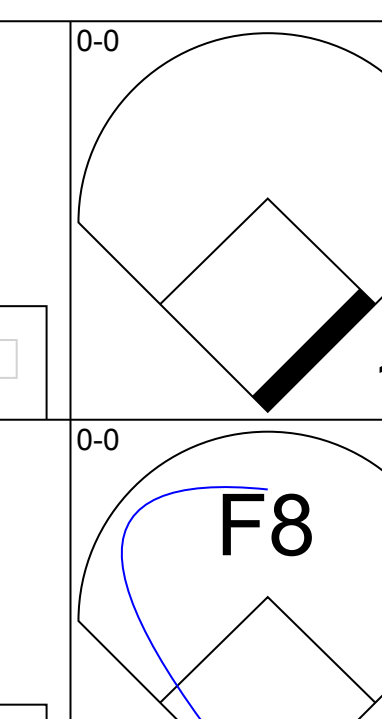
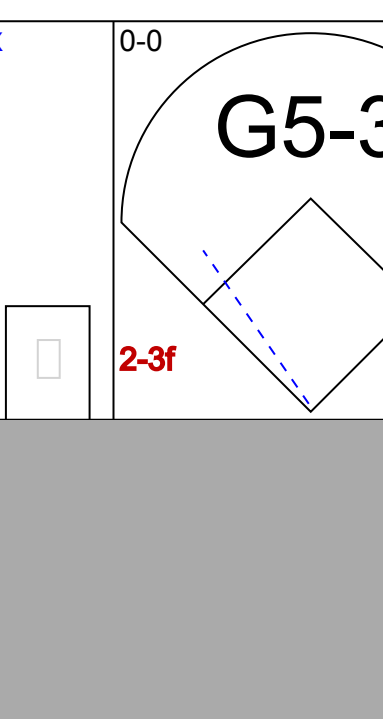
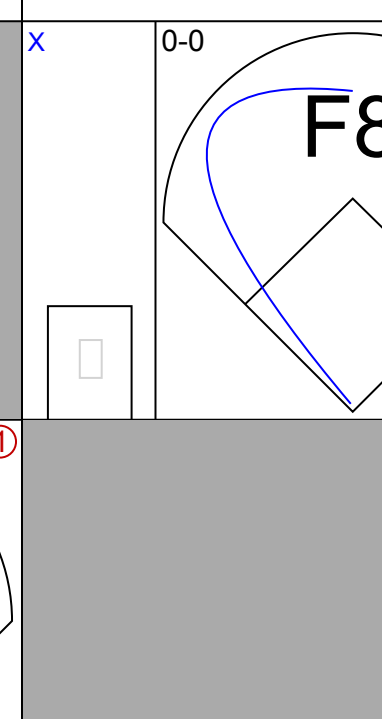
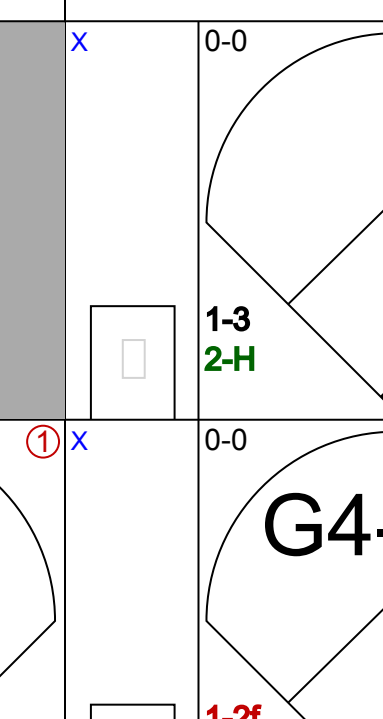
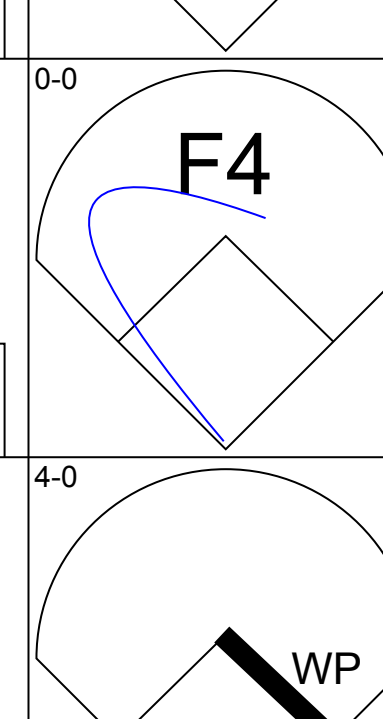
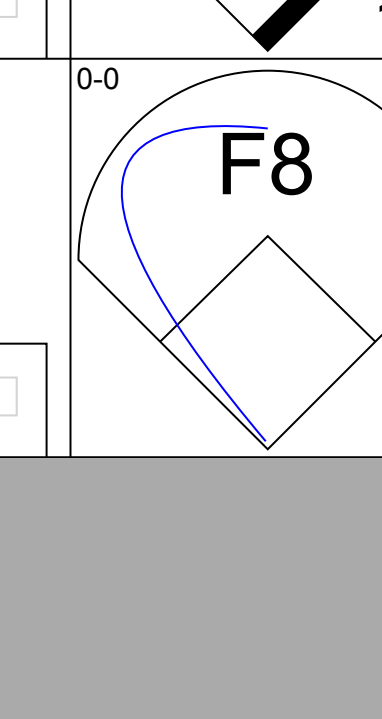
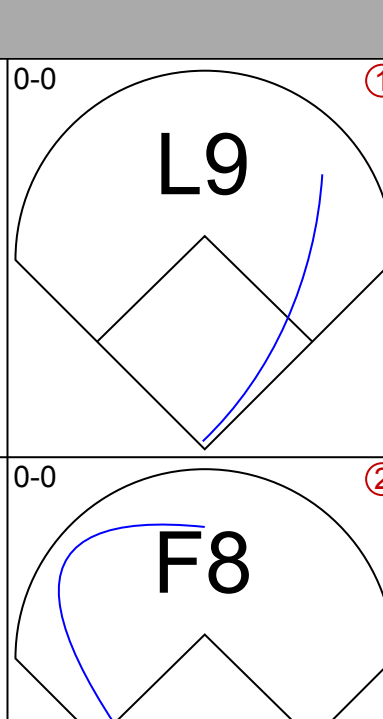
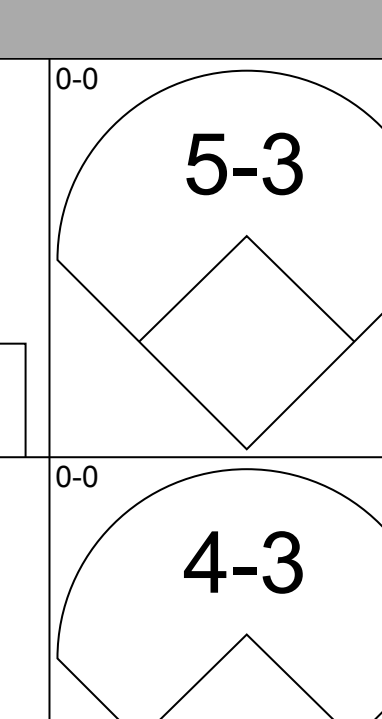
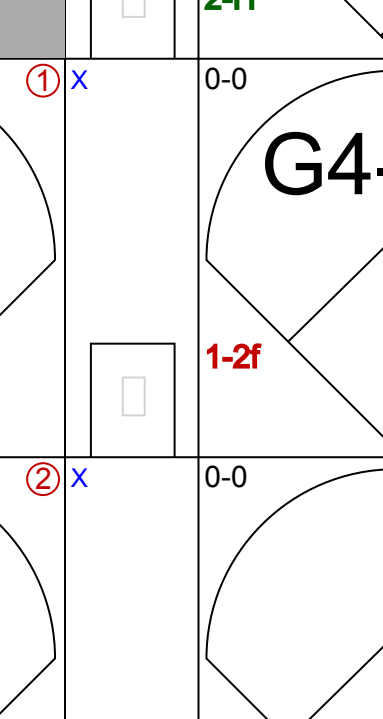
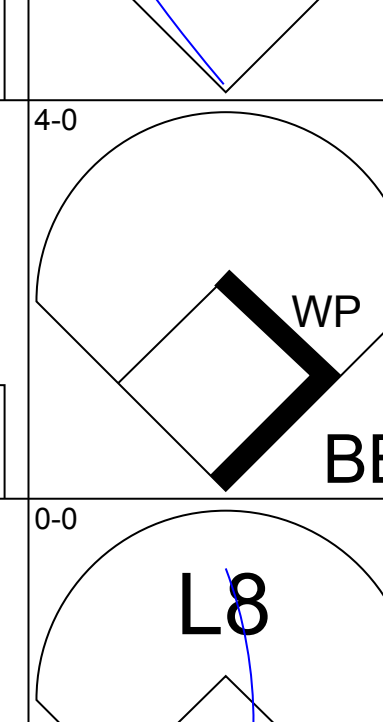
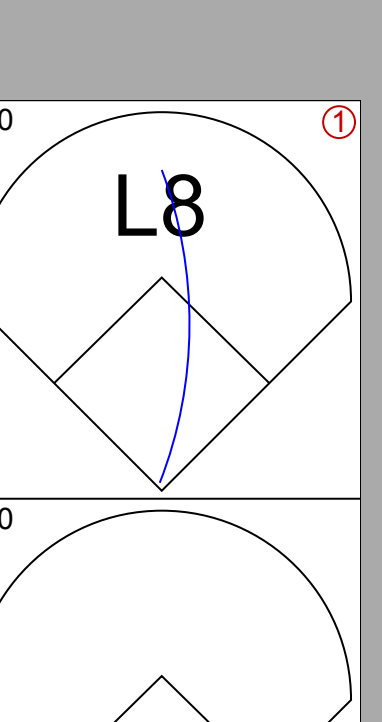
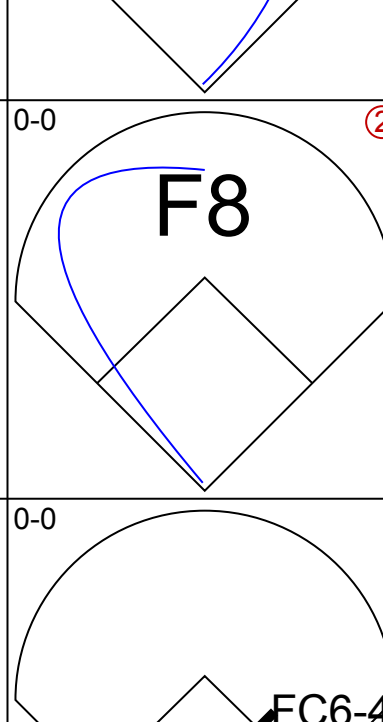
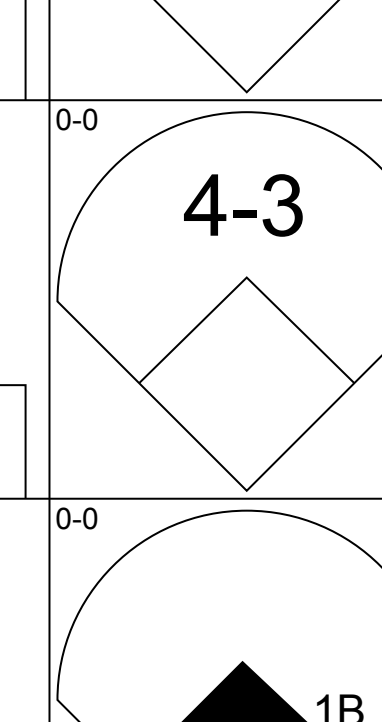
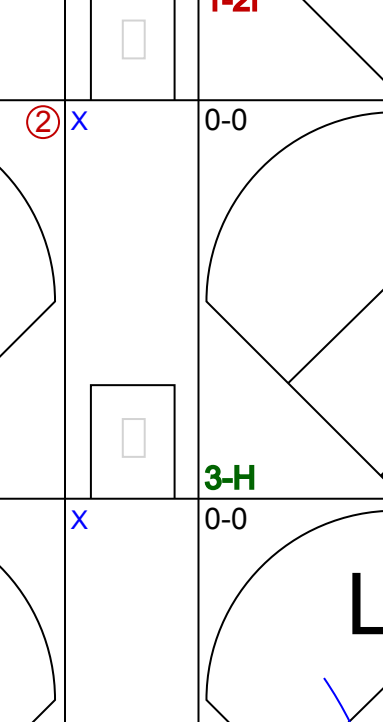
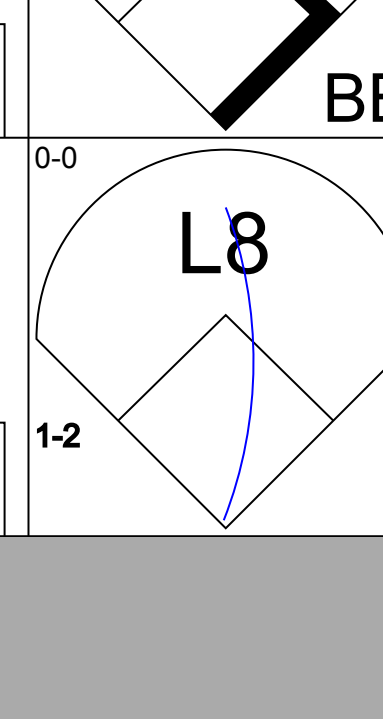
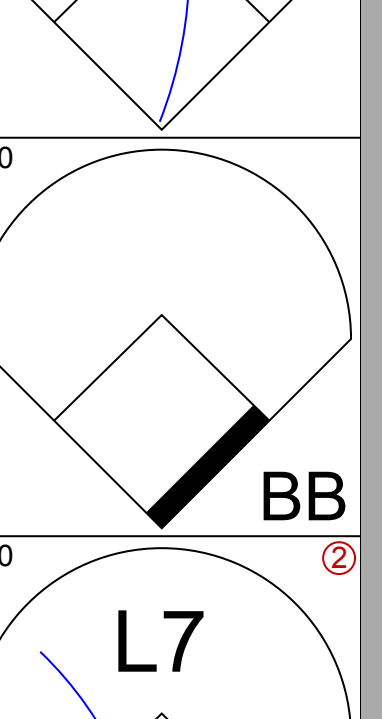
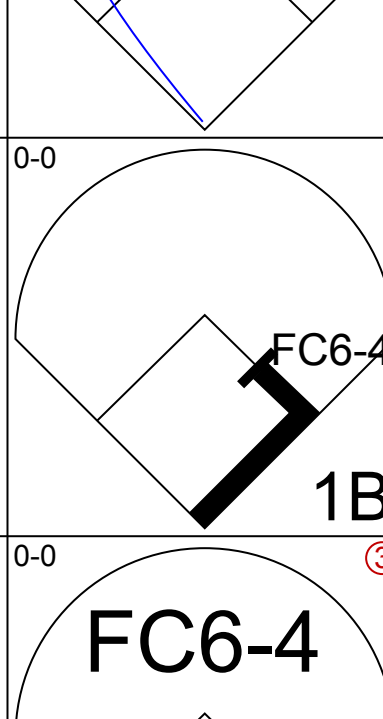
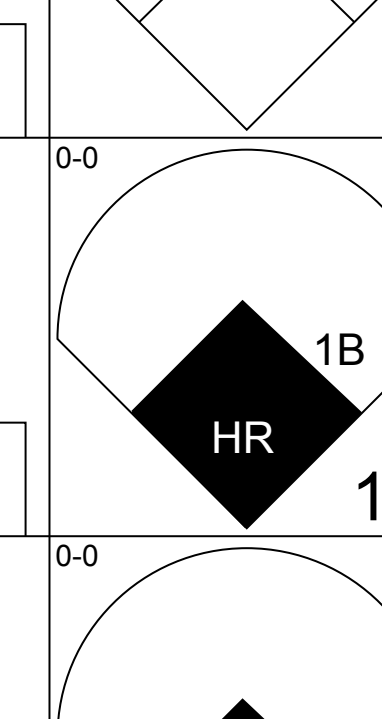
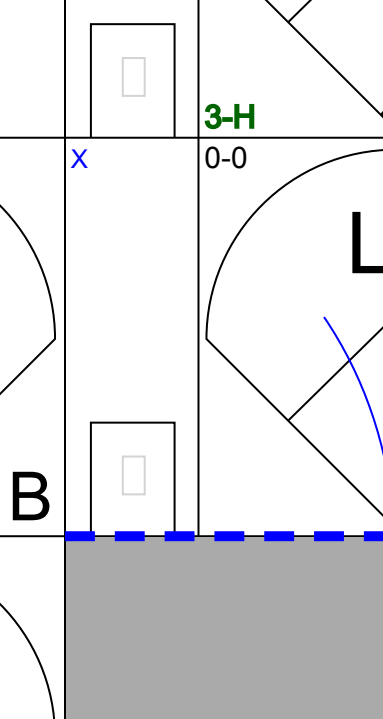
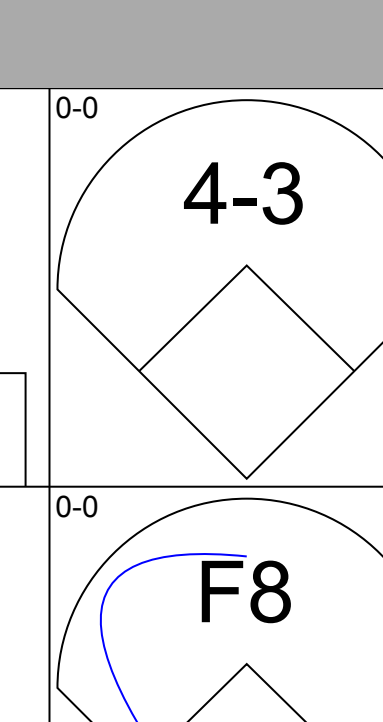
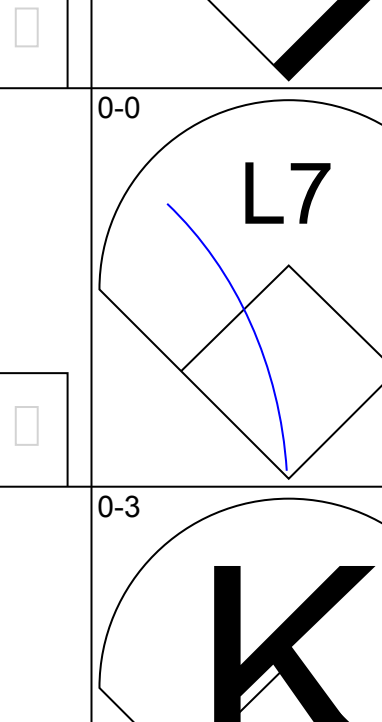
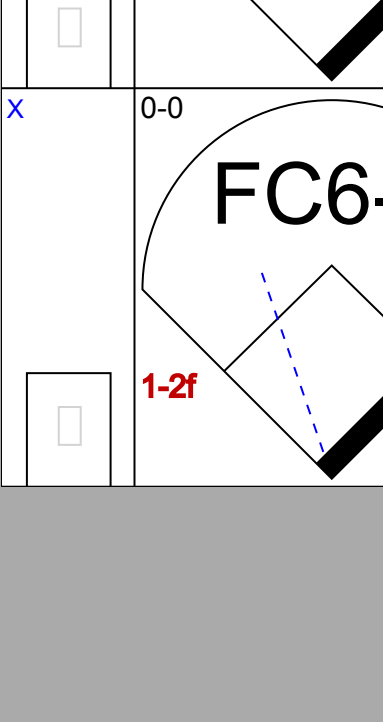
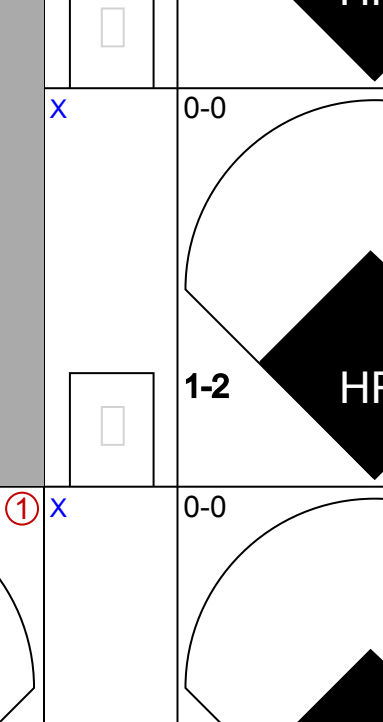

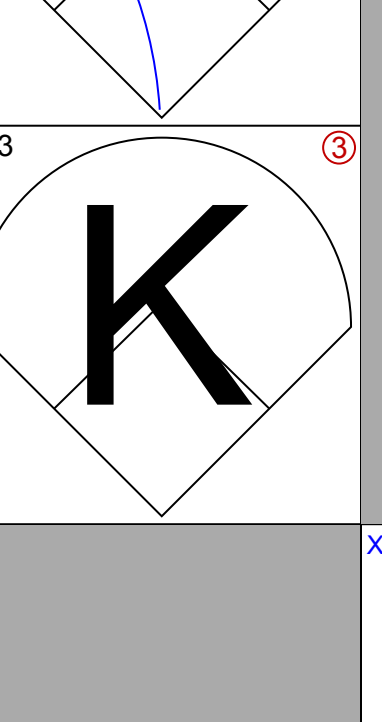
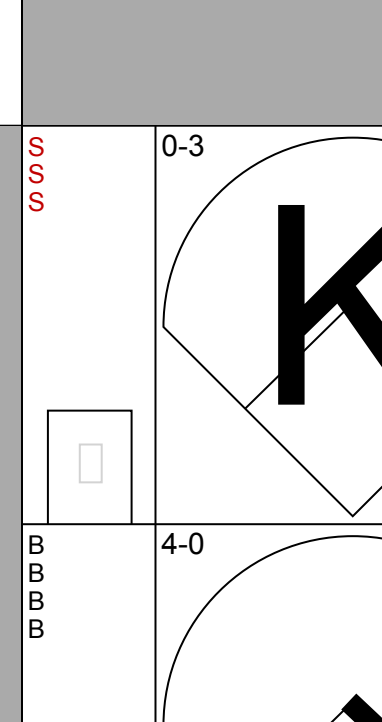
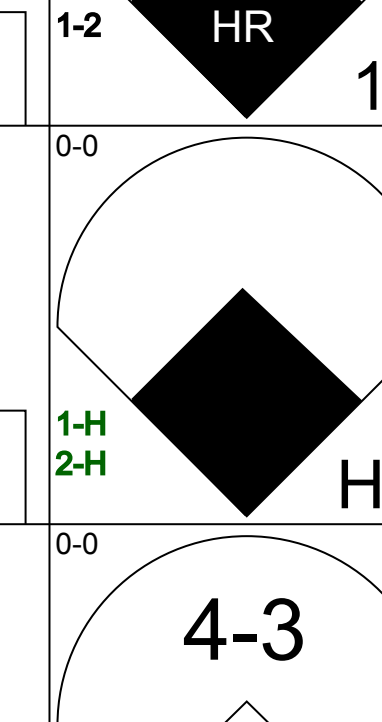

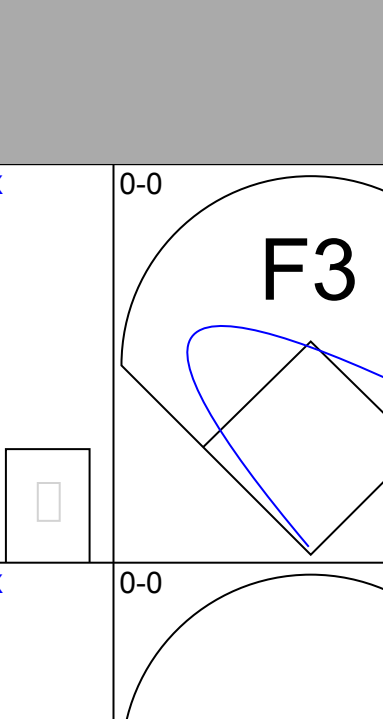
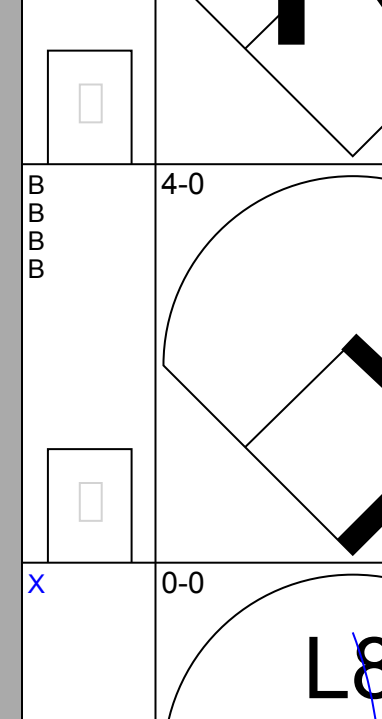
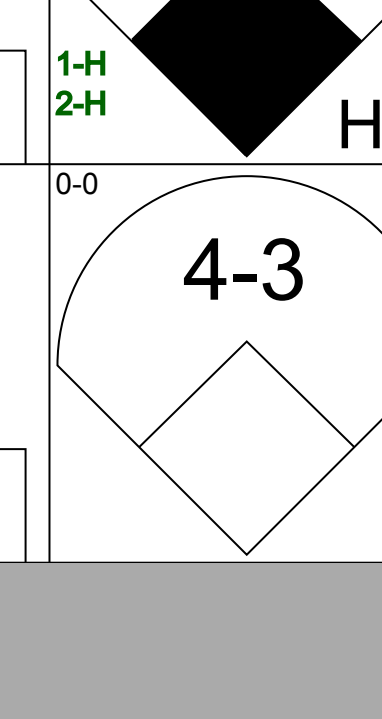
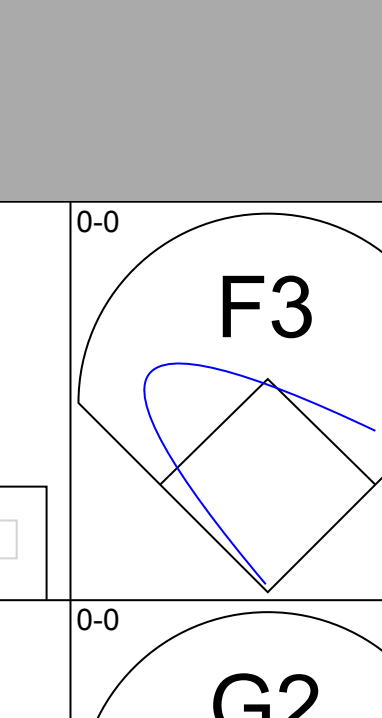
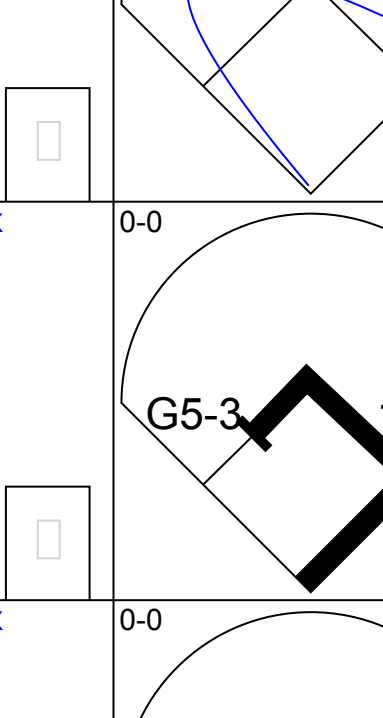
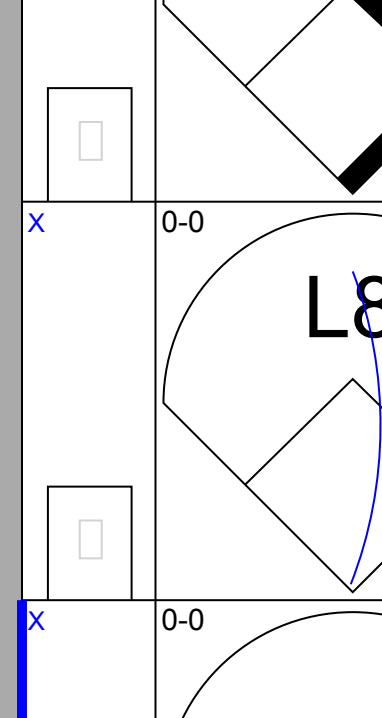
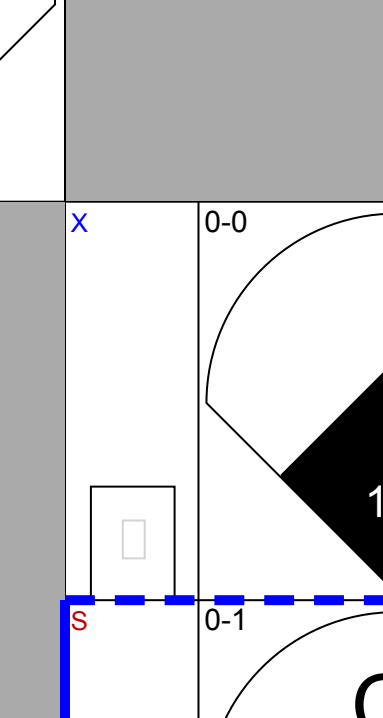

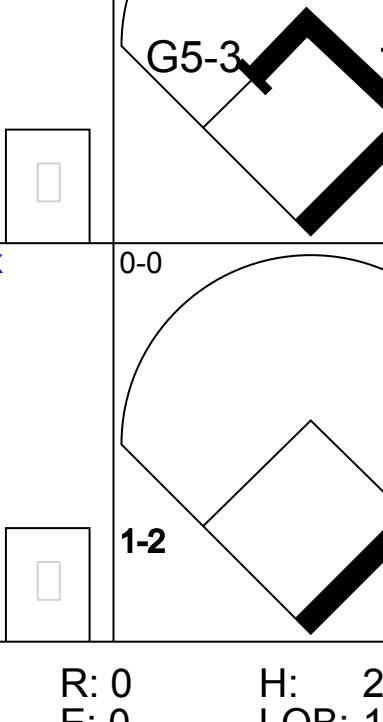
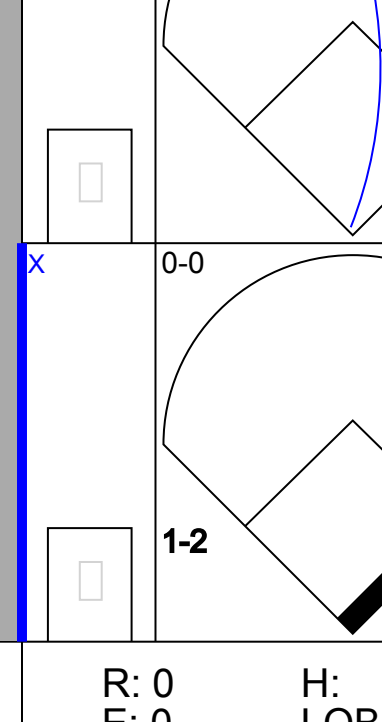
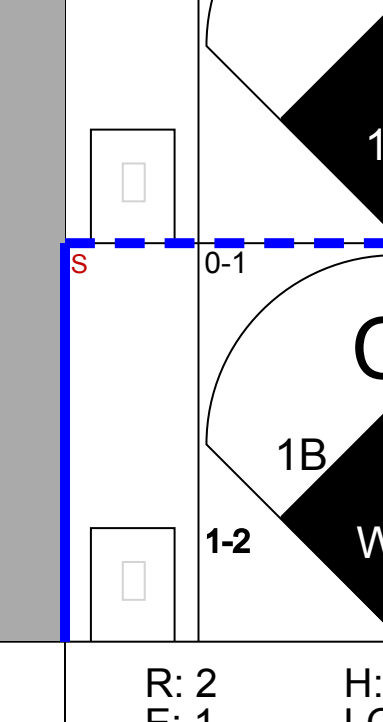
Batter	1	2	3	4	5	6	7	8	9	AB	R	H	RBI	BB	SO	LOB	BOTTOM				
Zoilo Versalles, R OBP: 0.300, SLG: 0.479 (1, 6)										4	0	0	0	0	1	0	Los Angeles Angels @ Minnesota Twins Metropolitan Stadium, Bloomington, MI Tue May 11 1965, 8:05 PM EDT Att: 12,506 - Unknown - 65 F				
Jerry Kindall, R OBP: 0.273, SLG: 0.292 Cesar Tovar, R (9, FR) OBP: 0.357, SLG: 0.308 (1, 4)										3	1	1	1	1	1	0					
Tony Oliva, L OBP: 0.271, SLG: 0.522 (1, 9)										4	2	2	1	0	0	0					
Harmon Killebrew, R OBP: 0.396, SLG: 0.438 (1, 3)										4	0	1	1	0	2	0					
Jimmie Hall, L OBP: 0.319, SLG: 0.476 (1, 8)										2	0	0	0	1	1	0					
Bob Allison, R OBP: 0.407, SLG: 0.463 (1, 7)										2	0	0	0	1	0	1					
Rich Rollins, R OBP: 0.271, SLG: 0.309 (1, 5)										3	0	0	0	0	0	1					
Jerry Zimmerman, R OBP: 0.320, SLG: 0.360 Don Mincher, L (8, PH) OBP: 0.222, SLG: 0.333 Earl Battey, R OBP: 0.350, SLG: 0.346 (9, 2)										2	0	0	0	0	0	1					
Dick Stigman, R Dave Boswell, R OBP: 0.143, SLG: 0.143 Sandy Valdespino, L (8, PH) OBP: 0.403, SLG: 0.375 Johnny Klippstein, R (9, 1)										0	0	0	0	0	0	0					
Inning Stats	R: 1 E: 0 K: 0 S: 4	H: 1 LOB: 0 BB: 0 P: 4	R: 0 E: 0 K: 1 S: 5	H: 0 LOB: 1 BB: 1 P: 9	R: 0 E: 0 K: 1 S: 5	H: 0 LOB: 0 BB: 0 P: 5	R: 0 E: 0 K: 1 S: 5	H: 0 LOB: 1 BB: 1 P: 9	R: 0 E: 0 K: 0 S: 3	H: 0 LOB: 0 BB: 0 P: 3	R: 1 E: 0 K: 2 S: 8	H: 1 LOB: 0 BB: 0 P: 8	R: 0 E: 0 K: 0 S: 3	H: 0 LOB: 0 BB: 0 P: 3	R: 0 E: 0 K: 1 S: 5	H: 0 LOB: 0 BB: 0 P: 5		R: 1 E: 0 K: 0 S: 2	H: 2 LOB: 1 BB: 1 P: 6	1B: 1 2B: 1 3B: 0 HR: 2	SF: 0 SAC: 0 DP: 0 HBP: 0
PITCHER	IP	WLS	BF	H	R	ER	SO	BB	IBB	HBP	BLK	WP	HR	S	P	ERA	WHIP				
Dean Chance, R ERA: 2.96 (1, 1)	8.1	L	31	4	3	3	6	3	0	0	0	1	2	40	52	3.24	0.840				

Batter	1	2	3	4	5	6	7	8	9	AB	R	H	RBI	BB	SO	LOB	TOP																
Jose Cardenal, R (1, 8) OBP: 0.352, SLG: 0.500	F5		SF8			4-3 SH1-4 1B		CS 1B		3	1	2	1	0	0	0	Los Angeles Angels @ Minnesota Twins Metropolitan Stadium, Bloomington, MI Wed May 12 1965, 8:05 PM EDT Att: 10,711 - Unknown - 64 F																
Albie Pearson, L (1, 9) OBP: 0.351, SLG: 0.365	HR		G3			SH1-4 1-2		1-2 1B		3	1	2	1	0	0	0																	
Willie Smith, L (1, 7) OBP: 0.287, SLG: 0.457	K			4-3		4-3 2-3		4-3		4	0	0	0	0	1	2																	
Joe Adcock, R (1, 3) OBP: 0.348, SLG: 0.556	K			F4		FC5-4 1B		K	3 0 1 1 0 1 0	0	0	0	0	0	0	0																	
Vic Power, R (8, 3) OBP: 0.300, SLG: 0.500						3-H 1B			0 0 0 0 0 0 0	1	0	0	0	0	1	0																	
Costen Shockley, L (9, PH) OBP: 0.233, SLG: 0.241						3-H 1B			1 0 0 0 0 1 0																								
Jim Fregosi, R (1, 6) OBP: 0.271, SLG: 0.386		F7		F9		FC5-4 1-2			3 0 0 0 0 0 1																								
Buck Rodgers, S (1, 2) OBP: 0.256, SLG: 0.318		4-3				1-3 2B			4 0 1 0 0 0 1																								
Paul Schaal, R (1, 5) OBP: 0.312, SLG: 0.506		6-3				K			4 0 0 0 0 1 2																								
Bobby Knoop, R (1, 4) OBP: 0.337, SLG: 0.436				S SF8 2B		1-3 2-3			3 1 1 0 0 0 1																								
Rudy May, L (1, 1) OBP: 0.200, SLG: 0.111				K		K			2 0 0 0 0 2 2																								
Bob Lee, R (7, 1)								K	1 0 0 0 0 1 0																								
Inning Stats	R: 1 E: 0 K: 2 S: 8	H: 1 LOB: 0 BB: 0 P: 8	R: 0 E: 0 K: 0 S: 3	H: 0 LOB: 0 BB: 0 P: 3	R: 1 E: 0 K: 1 S: 6	H: 1 LOB: 0 BB: 0 P: 6	R: 0 E: 0 K: 0 S: 3	H: 0 LOB: 0 BB: 0 P: 3	R: 0 E: 0 K: 2 S: 8	H: 1 LOB: 1 BB: 0 P: 8	R: 0 E: 0 K: 0 S: 5	H: 2 LOB: 1 BB: 0 P: 5	R: 0 E: 0 K: 0 S: 3	H: 0 LOB: 0 BB: 0 P: 3	R: 0 E: 0 K: 1 S: 6	H: 2 LOB: 1 BB: 0 P: 6	R: 0 E: 0 K: 1 S: 5	H: 0 LOB: 1 BB: 0 P: 6	1B: 4 2B: 2 3B: 0 HR: 1	SF: 1 SAC: 1 DP: 0 HBP: 1	WP: 0 PB: 0 SB: 1 CS: 1	PA: 34											
PITCHER	IP WLS BF H R ER SO BB IBB HBP BLK WP HR S P ERA WHIP																																
Mudcat Grant, R (1, 1) ERA: 3.38	7.0	26	5	3	3	5	0	0	0	0	0	0	1	36	36	3.86	0.714																
Al Worthington, R (8, 1) ERA: 4.0	2.0	W 8	2	0	0	2	0	0	1	0	0	0	0	11	12	0.00	1.000																

Batter	1	2	3	4	5	6	7	8	9	AB	R	H	RBI	BB	SO	LOB	BOTTOM																	
Zoilo Versalles, R (1, 6) OBP: 0.308, SLG: 0.480	F7		1B 1-2			CS 1B		F5		4	0	2	0	0	0	0	Los Angeles Angels @ Minnesota Twins Metropolitan Stadium, Bloomington, MI Wed May 12 1965, 8:05 PM EDT Att: 10,711 - Unknown - 64 F																	
Jerry Kindall, R (1, 4) OBP: 0.275, SLG: 0.294	K					F4 1-2			3 0 1 1 0 1 1	0	1	0	0	1	0	0																		
Frank Kostro, R (8, PH) (9, 4)			1-3 2-H 1B					HR BB	0 1 0 0 1 0 0																									
Tony Oliva, L (1, 9) OBP: 0.280, SLG: 0.500	K		F7			6-3		K	4 0 0 0 0 2 3																									
Harmon Killebrew, R (1, 3) OBP: 0.400, SLG: 0.512		K			F7			HR	4 2 2 3 0 1 0																									
Jimmie Hall, L (1, 8) OBP: 0.326, SLG: 0.477		K				BB 1B			4 0 2 0 0 2 0																									
Bob Allison, R (1, 7) OBP: 0.388, SLG: 0.440		5-3			L8			L7	4 0 0 0 0 0 2																									
Rich Rollins, R (1, 5) OBP: 0.273, SLG: 0.301			K		FC6-4 BB			4-3	2 0 0 0 1 1 0																									
Jerry Zimmerman, R (1, 2) OBP: 0.333, SLG: 0.346					FC6-4			K	1 1 0 0 1 0 2	1	0	0	0	0	1	0																		
Sandy Valdespino, L (7, PH) OBP: 0.384, SLG: 0.333					1B BB				1 0 0 0 0 1 0	0	0	0	0	0	0	0																		
Earl Battey, R (8, 2) OBP: 0.350, SLG: 0.346					1-2			K	0 0 0 0 0 0 0																									
Mudcat Grant, R (1, 1) OBP: 0.077, SLG: 0.231					F9			K	2 0 0 0 0 0 1	1	0	0	0	0	1	0																		
Don Mincher, L (7, PH) OBP: 0.200, SLG: 0.300						6-3			1 0 0 0 0 1 0	0	0	0	0	0	0	0																		
Al Worthington, R (8, 1) ERA: 1.82									0 0 0 0 0 0 0																									
Inning Stats	R: 0 E: 0 K: 2 S: 7	H: 0 LOB: 0 BB: 0 P: 7	R: 0 E: 0 K: 2 S: 7	H: 0 LOB: 0 BB: 0 P: 7	R: 1 E: 0 K: 1 S: 7	H: 2 LOB: 1 BB: 1 P: 11	R: 0 E: 0 K: 0 S: 4	H: 1 LOB: 2 BB: 1 P: 8	R: 0 E: 0 K: 0 S: 3	H: 1 LOB: 0 BB: 0 P: 3	R: 1 E: 0 K: 1 S: 6	H: 1 LOB: 0 BB: 0 P: 6	R: 0 E: 0 K: 2 S: 7	H: 0 LOB: 0 BB: 0 P: 7	R: 2 E: 0 K: 1 S: 7	H: 2 LOB: 1 BB: 1 P: 11	R: 0 E: 0 K: 1 S: 7	H: 0 LOB: 1 BB: 0 P: 11	1B: 5 2B: 0 3B: 0 HR: 2	SF: 0 SAC: 0 DP: 0 HBP: 0	WP: 0 PB: 0 SB: 0 CS: 1	PA: 33												
PITCHER	IP WLS BF H R ER SO BB IBB HBP BLK WP HR S P ERA WHIP																																	
Rudy May, L (1, 1) ERA: 1.97	6.0	24	5	2	2	6	2	0	0	0	0	0	0	1	34	42	3.00	1.167																
Bob Lee, R (7, 1) ERA: 1.82	2.0	L 9	2	2	2	3	1	0	0	0	0	0	1	14	18	9.00	1.500																	

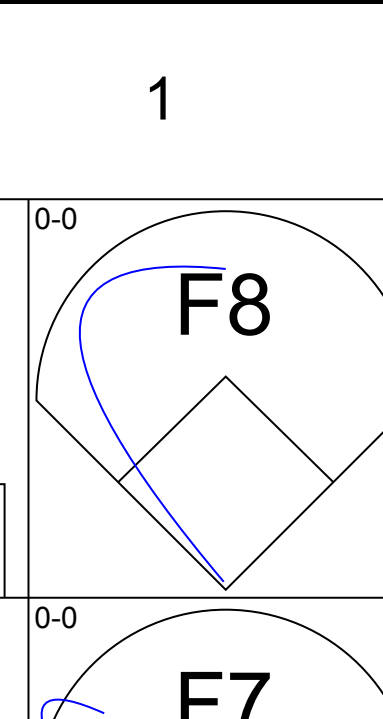
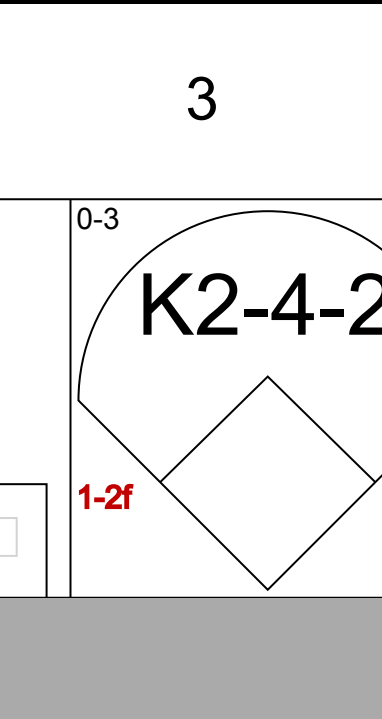
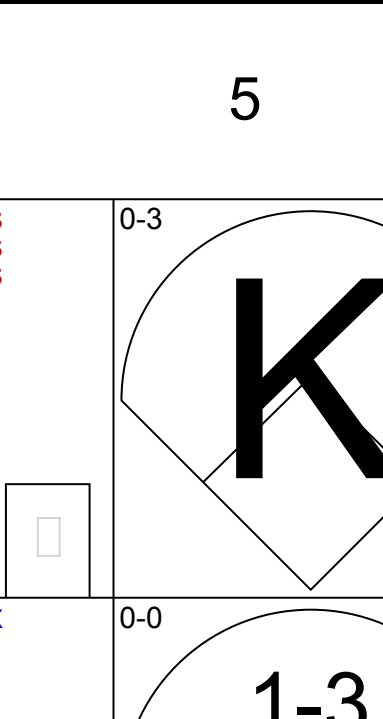
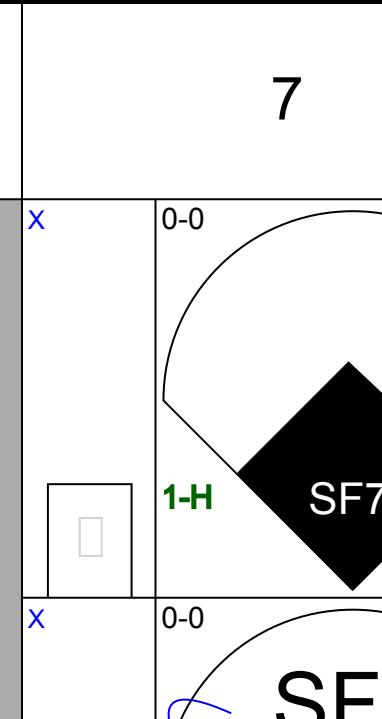
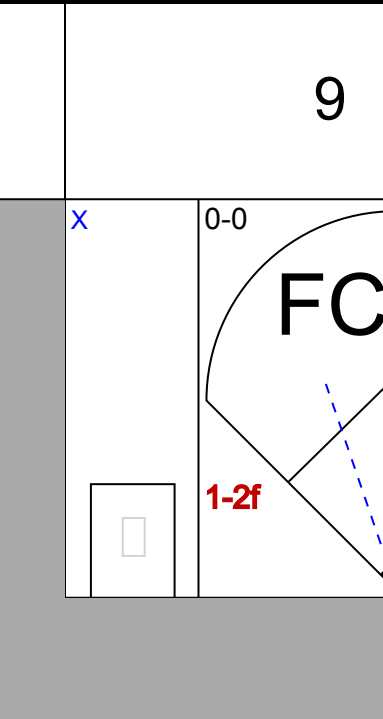
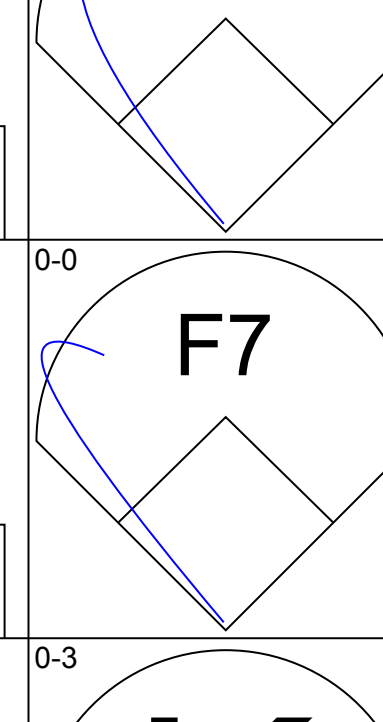
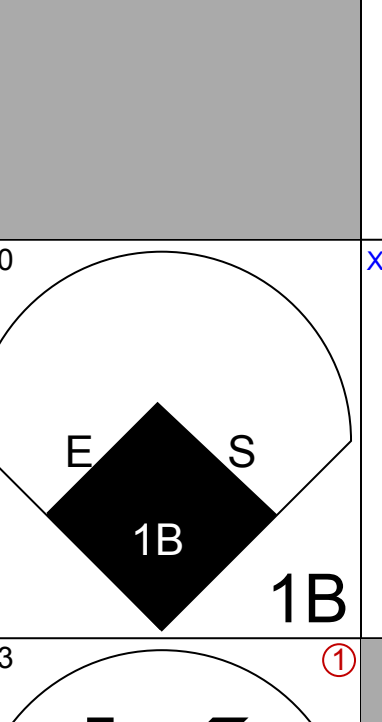
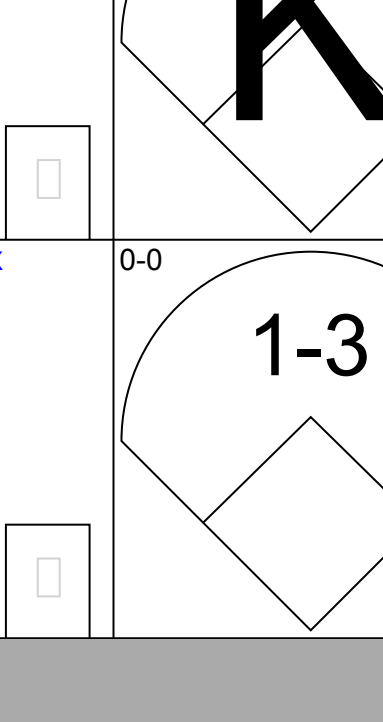
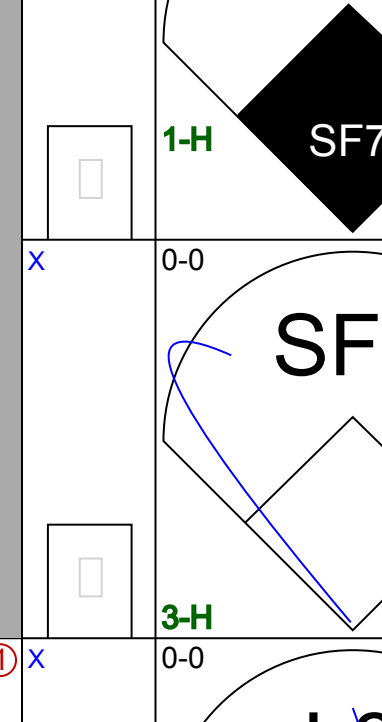
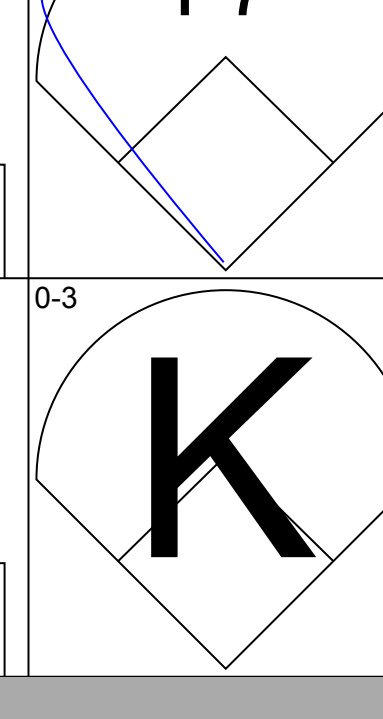
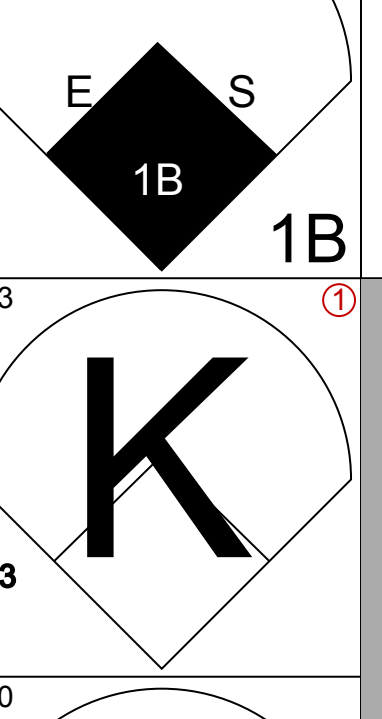
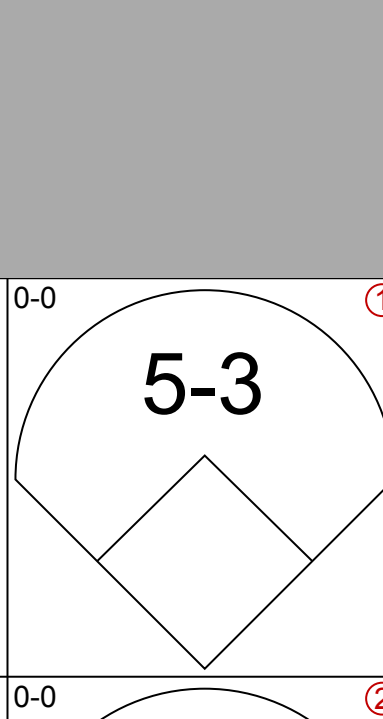
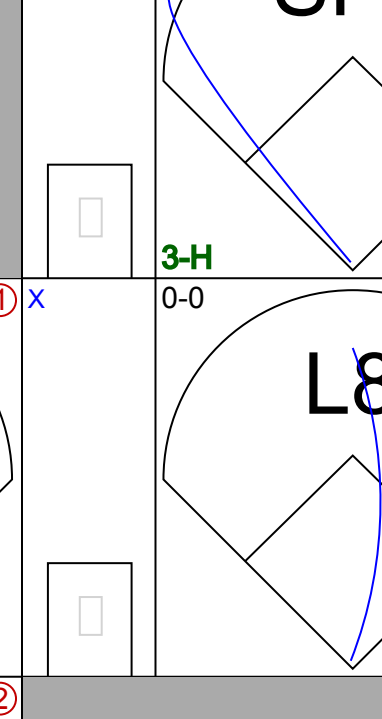
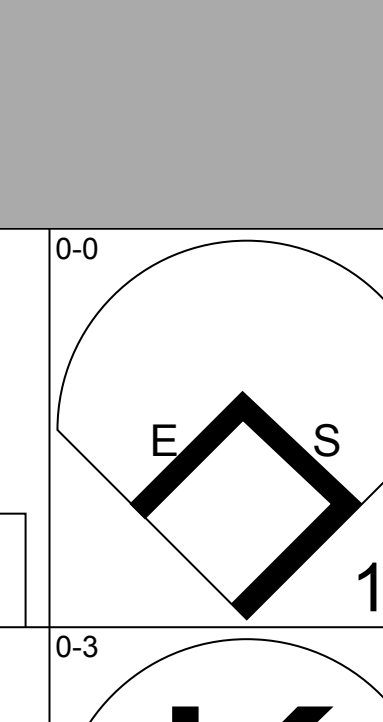
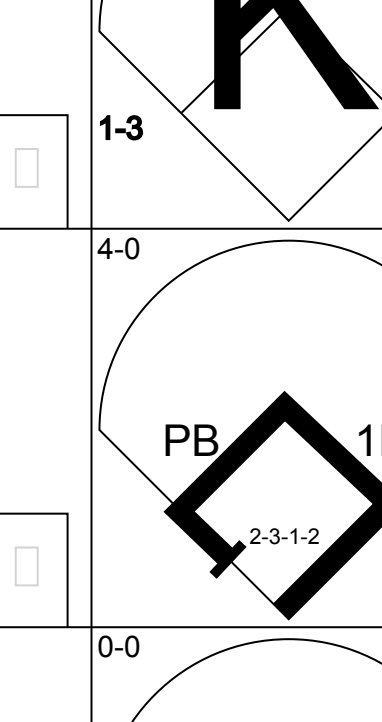

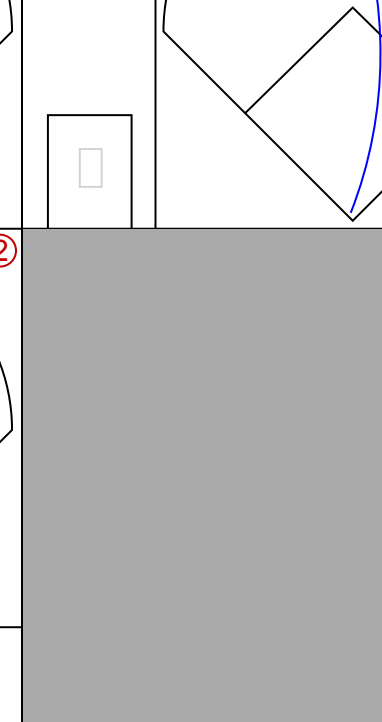
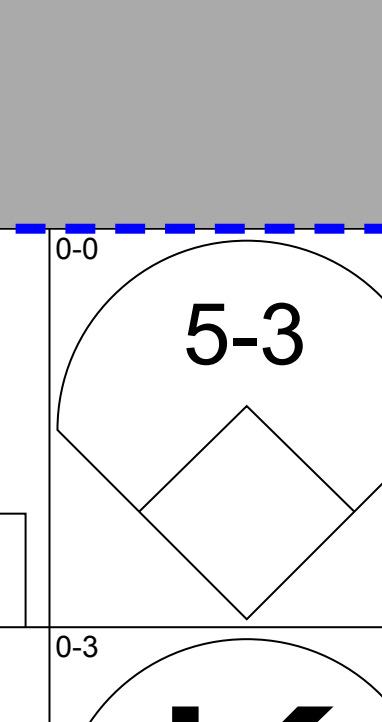

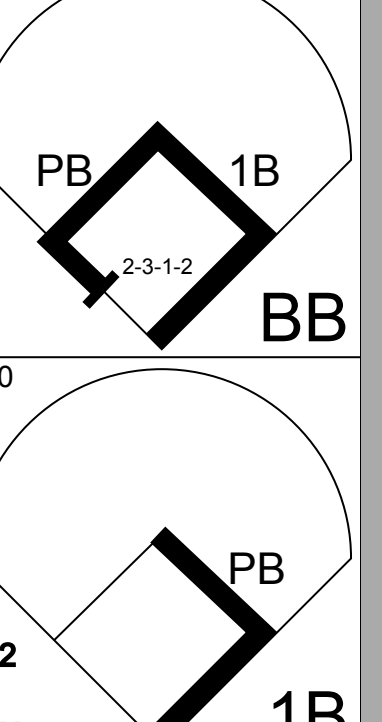
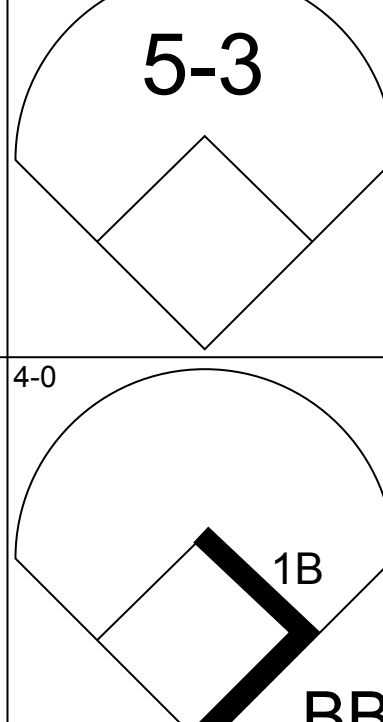

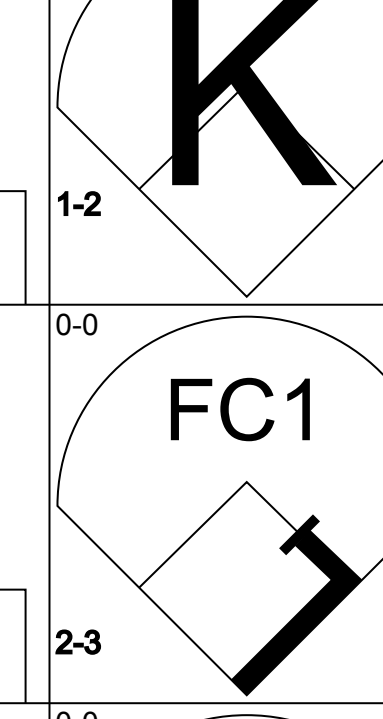
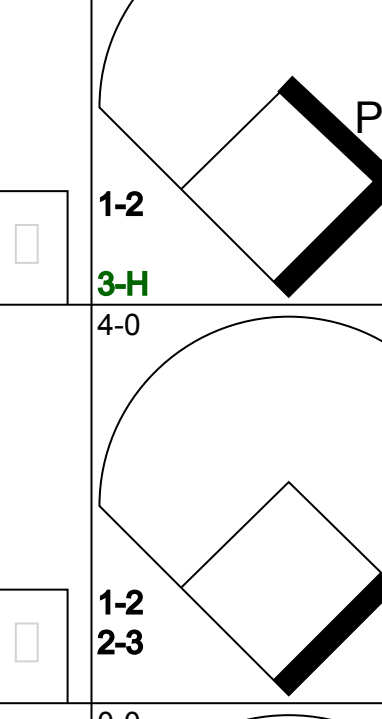


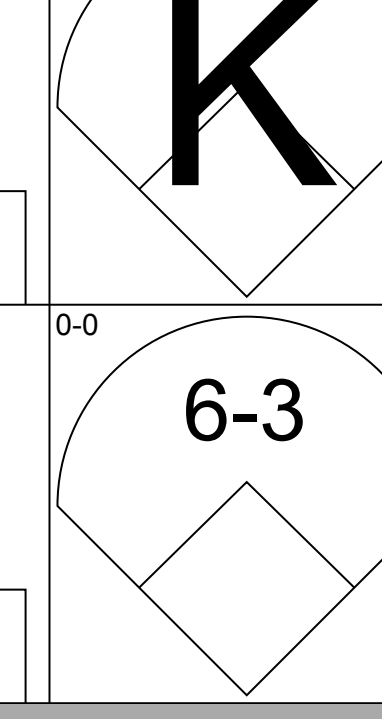

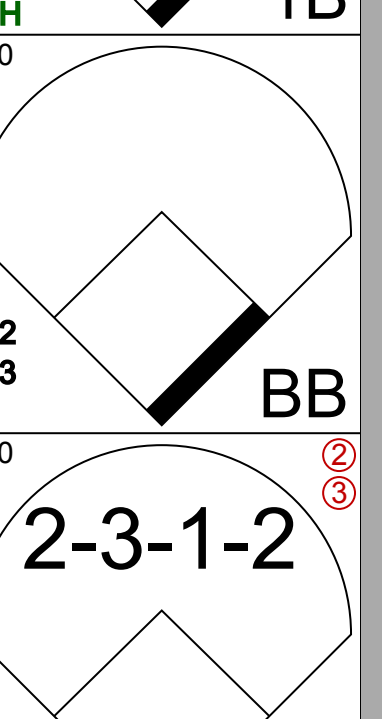
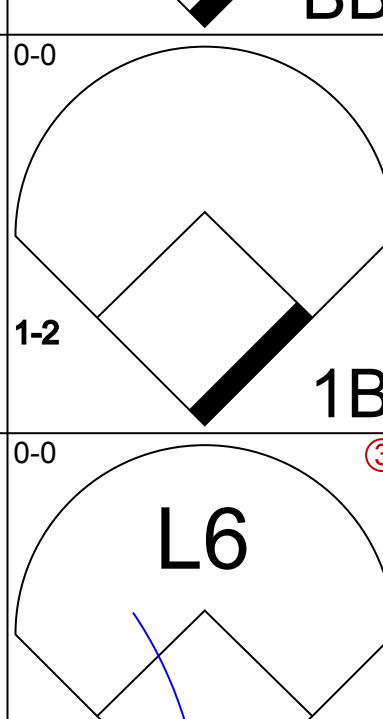
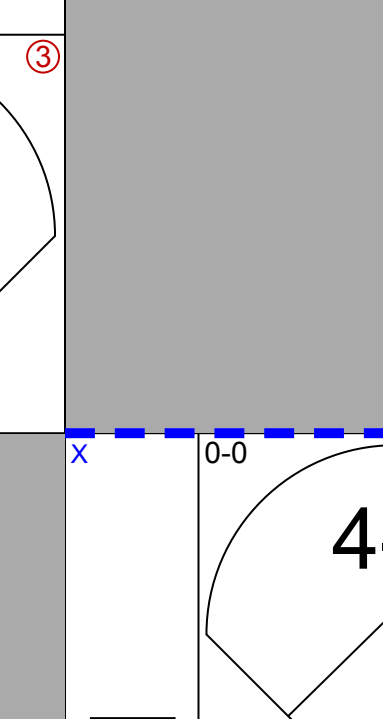
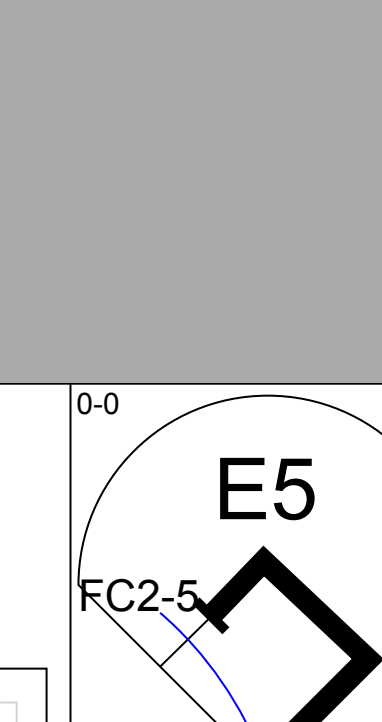
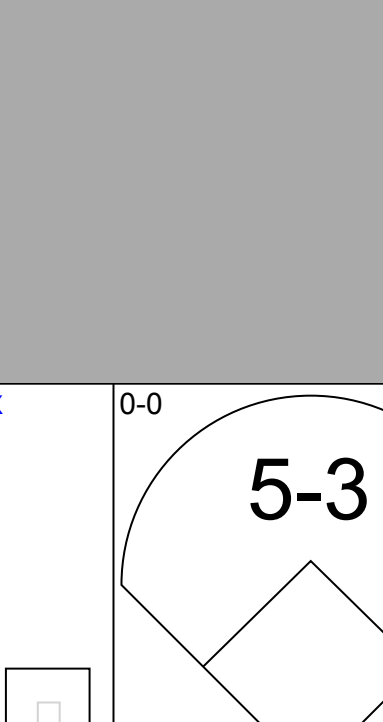
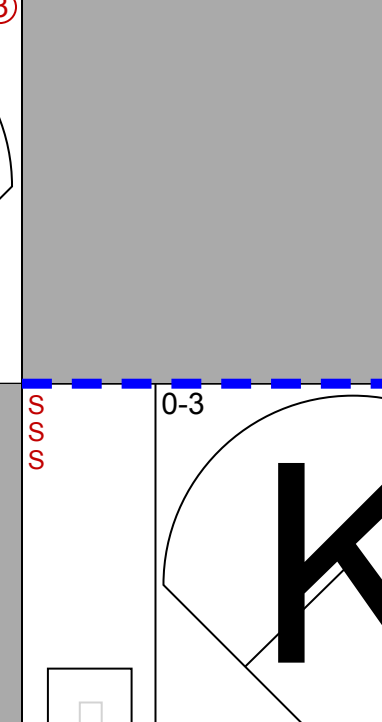
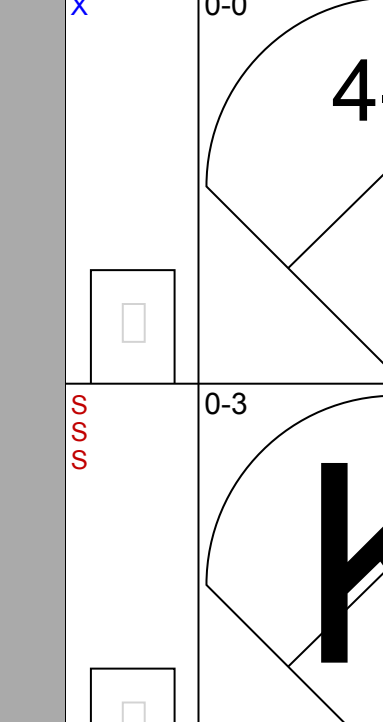

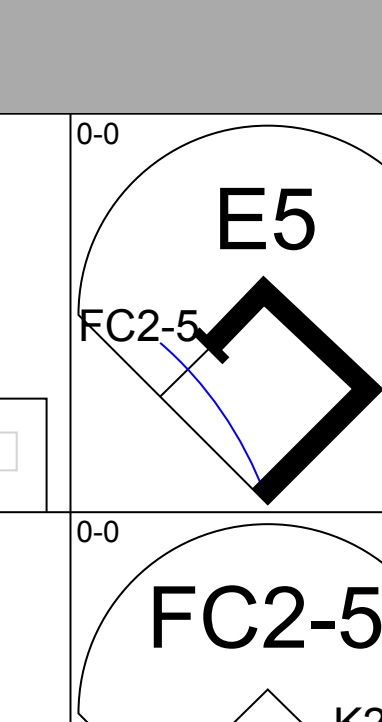
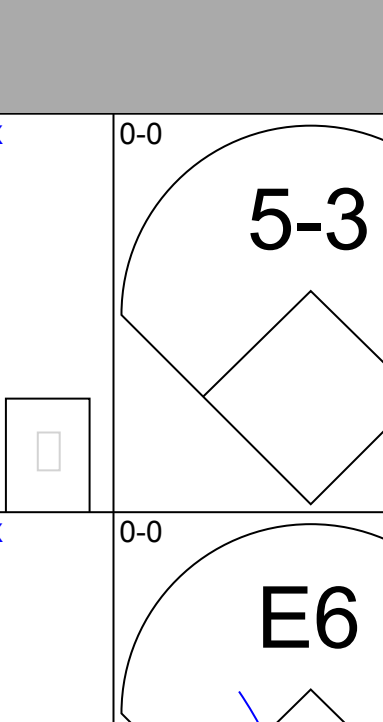
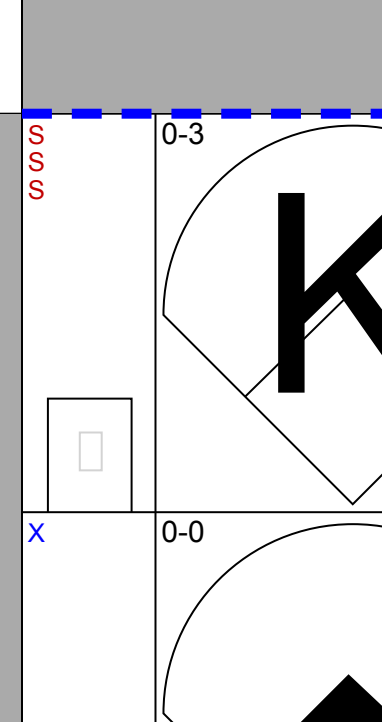
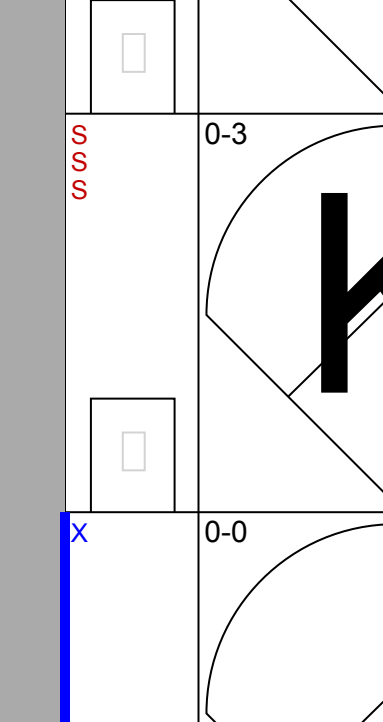
AB	31
R	3
H	7
RBI	3
BB	0
SO	7
LOB	9




Batter	1	2	3	4	5	6	7	8	9	AB	R	H	RBI	BB	SO	LOB	TOP																	
Zoilo Versalles, R OBP: 0.298, SLG: 0.454 (1, 6)										5	0	2	1	0	1	4	Minnesota Twins @ Kansas City Athletics Municipal Stadium, Kansas City, MO Fri May 14 1965, 8:05 PM EDT Att: 6,113 - Unknown																	
Rich Rollins, R OBP: 0.289, SLG: 0.287 Frank Kostro, R (2, 5)										1	0	0	0	0	0	0																		
Tony Oliva, L OBP: 0.273, SLG: 0.515 (1, 9)										4	0	1	0	1	0	0																		
Harmon Killebrew, R OBP: 0.404, SLG: 0.500 (1, 3)										4	1	2	0	1	0	3																		
Jimmie Hall, L OBP: 0.340, SLG: 0.505 (1, 8)										4	1	1	0	0	0	2																		
Bob Allison, R OBP: 0.382, SLG: 0.473 (1, 7)										4	1	1	3	0	2	1																		
Earl Batley, R OBP: 0.338, SLG: 0.321 (1, 2)										3	0	0	0	1	0	0																		
Jerry Kindall, R OBP: 0.273, SLG: 0.289 (1, 4)										4	1	2	0	0	0	1																		
Jim Kaat, L Don Mincher, L Mudcat Grant, R Jim Perry, S Jerry Fosnow, R Jerry Zimmerman, R Dave Boswell, R Bill Pleis, L (1, 1)										2	0	1	0	0	0	0																		
Inning Stats	R: 0 E: 0 K: 1 S: 5	H: 0 LOB: 1 BB: 1 P: 9	R: 0 E: 0 K: 0 S: 3	H: 0 LOB: 0 BB: 0 P: 3	R: 0 E: 0 K: 0 S: 4	H: 1 LOB: 1 BB: 0 P: 4	R: 0 E: 0 K: 1 S: 5	H: 0 LOB: 1 BB: 1 P: 9	R: 0 E: 0 K: 0 S: 4	H: 2 LOB: 1 BB: 0 P: 4	R: 0 E: 0 K: 0 S: 4	H: 1 LOB: 1 BB: 0 P: 4	R: 0 E: 0 K: 1 S: 6	H: 1 LOB: 2 BB: 1 P: 10	R: 3 E: 0 K: 0 S: 6	H: 3 LOB: 0 BB: 0 P: 6		R: 2 E: 1 K: 0 S: 6	H: 3 LOB: 2 BB: 0 P: 6	1B: 9 2B: 1 3B: 0 HR: 1	SF: 0 SAC: 0 DP: 2 HBP: 0	WP: 2 PA: 40 PB: 0 SB: 0 CS: 0												
PITCHER	IP WLS BF H R ER SO BB IBB HBP BLK WP HR S P ERA WHIP																																	
John O'Donoghue, L ERA: 3.71 John Wyatt, R ERA: 3.39	(1, 1) (9, 1)	8.0 L	35 35	9 9	4 4	4 4	3 3	3 3	0 0	0 0	0 0	0 0	1 1	0 0	5 5	50 50	4.50 0.00	1.500 2.000																

AB	36
R	5
H	11
RBI	4
BB	3
SO	3
LOB	14



Batter	1	2	3	4	5	6	7	8	9	AB	R	H	RBI	BB	SO	LOB	BOTTOM														
Dick Green, R OBP: 0.349, SLG: 0.389 (1, 4)										5	1	1	1	0	2	3	Minnesota Twins @ Kansas City Athletics Municipal Stadium, Kansas City, MO Fri May 14 1965, 8:05 PM EDT Att: 6,113 - Unknown														
Bert Campaneris, R OBP: 0.327, SLG: 0.402 (1, 6)										3	1	1	1	0	0	1															
Nelson Mathews, R OBP: 0.433, SLG: 0.552 (1, 7)										4	0	0	0	0	2	1															
Ken Harrelson, R OBP: 0.273, SLG: 0.390 Jim Gentile, L OBP: 0.308, SLG: 0.577 (1, 3)										3	0	1	0	1	0	0															
Jim Landis, R OBP: 0.424, SLG: 0.296 (1, 8)										3	0	1	1	1	2	1															
Ed Charles, R OBP: 0.330, SLG: 0.412 (1, 5)										3	0	1	0	1	0	1															
Mike Hershberger, R OBP: 0.189, SLG: 0.212 (1, 9)										4	0	0	0	0	0	6															
Rene Lachemann, R OBP: 0.222, SLG: 0.556 (1, 2)										4	0	0	0	0	2	0															
John O'Donoghue, R OBP: 0.400, SLG: 0.333 John Wyatt, R Johnny Blanchard, L Skip Lockwood, R (1, 1)										3	1	1	0	0	0	1															
Inning Stats	R: 0 E: 0 K: 1 S: 5	H: 0 LOB: 0 BB: 0 P: 5	R: 0 E: 1 K: 1 S: 6	H: 1 LOB: 1 BB: 0 P: 6	R: 0 E: 1 K: 1 S: 5	H: 0 LOB: 1 BB: 0 P: 5	R: 1 E: 0 K: 1 S: 6	H: 2 LOB: 2 BB: 2 P: 14	R: 0 E: 0 K: 0 S: 6	H: 0 LOB: 1 BB: 0 P: 6	R: 0 E: 0 K: 0 S: 4	H: 1 LOB: 2 BB: 1 P: 8	R: 2 E: 0 K: 1 S: 7	H: 2 LOB: 0 BB: 0 P: 7	R: 0 E: 0 K: 1 S: 5	H: 0 LOB: 0 BB: 0 P: 5		R: 0 E: 0 K: 1 S: 6	H: 1 LOB: 1 BB: 0 P: 6	1B: 6 2B: 2 3B: 1 HR: 0	SF: 1 SAC: 0 DP: 2 HBP: 0	WP: 0 PA: 37 PB: 1 SB: 2 CS: 0									
PITCHER	IP WLS BF H R ER SO BB IBB HBP BLK WP HR S P ERA WHIP																														
Jim Kaat, L ERA: 2.22 Jim Perry, R ERA: 6.12 Jerry Fosnow, L ERA: 5.17 Bill Pleis, L ERA: 1.42	(1, 1) (7, 1) (8, 1) (9, 1)	6.0 1.0 1.0 1.0	25 5 3 4	4 2 0 1	1 2 0 0	1 2 0 0	5 1 1 1	0 0 0 0	0 0 0 0	0 0 0 0	0 7 5 6	32 7 5 6	44 7 5 6	1.50 18.00 0.00 0.00	1.167 2.000 0.000 1.000																

AB	33
R	3
H	7
RBI	3
BB	3
SO	8
LOB	14



Batter	1	2	3	4	5	6	7	8	9	AB	R	H	RBI	BB	SO	LOB	TOP										
Zoilo Versalles, R (1, 6) OBP: 0.297, SLG: 0.446										4	0	1	0	0	3	0											
Rich Rollins, R (1, 5) OBP: 0.258, SLG: 0.275										4	0	0	0	0	1	1											
Tony Oliva, L (1, 9) OBP: 0.263, SLG: 0.495										4	0	0	0	0	1	0											
Harmon Killebrew, R (1, 3) OBP: 0.398, SLG: 0.484										3	0	0	0	1	1	0											
Jimmie Hall, L (1, 8) OBP: 0.336, SLG: 0.505										4	0	1	0	0	1	1											
Bob Allison, R (1, 7) OBP: 0.377, SLG: 0.463										4	1	1	0	0	0	2											
Earl Batley, R (1, 2) OBP: 0.338, SLG: 0.322										3	0	1	0	0	0	1											
Jerry Kindall, R (1, 4) OBP: 0.286, SLG: 0.342										3	1	2	2	0	1	0											
Dave Boswell, R (1, 1) OBP: 0.100, SLG: 0.100										3	0	0	0	0	0	2											
Mei Nelson, R (8, 1)										0	0	0	0	0	0	0											
Inning Stats	R: 0 E: 0 K: 2 S: 7	H: 0 LOB: 0 BB: 0 P: 7	R: 0 E: 0 K: 1 S: 5	H: 0 LOB: 0 BB: 0 P: 5	R: 1 E: 0 K: 1 S: 6	H: 1 LOB: 0 BB: 0 P: 6	R: 0 E: 0 K: 0 S: 3	H: 0 LOB: 0 BB: 0 P: 3	R: 1 E: 0 K: 0 S: 5	H: 3 LOB: 1 BB: 0 P: 5	R: 0 E: 0 K: 2 S: 7	H: 0 LOB: 0 BB: 0 P: 7	R: 0 E: 0 K: 0 S: 3	H: 0 LOB: 1 BB: 1 P: 7	R: 0 E: 0 K: 1 S: 6	H: 1 LOB: 1 BB: 0 P: 6	R: 0 E: 0 K: 1 S: 6	H: 1 LOB: 1 BB: 0 P: 6	1B: 4 2B: 1 3B: 0 HR: 1	SF: 0 SAC: 0 DP: 1 HBP: 0	WP: 0 PB: 0 SB: 0 CS: 0	PA: 33					
PITCHER	IP	WLS	BF	H	R	ER	SO	BB	IBB	HBP	BLK	WP	HR	S	P	ERA	WHIP										
Don Buschhorn, R (1, 1) ERA: 3.6	5.0	L	18	4	2	2	4	0	0	0	0	0	1	26	26	3.60	0.800										
Wes Stock, R (6, 1) ERA: 4.51	3.0		11	1	0	0	3	1	0	0	0	0	0	16	20	0.00	0.667										
John Wyatt, R (9, 1) ERA: 3.14	1.0		4	1	0	0	1	0	0	0	0	0	0	6	6	0.00	1.000										

Minnesota Twins @ Kansas City Athletics
Municipal Stadium, Kansas City, MO
Sat May 15 1965, 4:33 AM EDT
Att: 4,327 - Unknown

AB 32
R 2
H 6
RBI 2
BB 1
SO 8
LOB 7



Batter	1	2	3	4	5	6	7	8	9	AB	R	H	RBI	BB	SO	LOB	BOTTOM										
Dick Green, R (1, 4) OBP: 0.354, SLG: 0.404										4	0	2	0	0	0	1											
Wayne Causey, L (1, 6) OBP: 0.322, SLG: 0.313										4	0	0	0	0	1	3											
Bert Campaneris, R (1, 7) OBP: 0.325, SLG: 0.396										4	0	1	0	0	2	1											
Johnny Blanchard, L (1, 9) OBP: 0.347, SLG: 0.333										4	0	1	0	0	0	2											
Jim Gentile, L (1, 3) OBP: 0.305, SLG: 0.554										3	0	0	0	1	0	1											
Jim Landis, R (1, 8) OBP: 0.389, SLG: 0.267										3	0	0	0	0	1	2											
Ed Charles, R (1, 5) OBP: 0.330, SLG: 0.402										2	0	0	0	1	0	0											
Billy Bryan, L (1, 2) OBP: 0.299, SLG: 0.424										2	0	0	0	1	0	1											
Don Buschhorn, R (1, 1)										1	0	0	0	0	1	0											
Skip Lockwood, R (5, PH)										0	0	0	0	1	0	0											
Wes Stock, R (6, 1)										0	0	0	0	0	0	0											
Nelson Mathews, R (8, PH)										1	0	0	0	0	1	1											
John Wyatt, R (9, 1)										0	0	0	0	0	0	0											
Inning Stats	R: 0 E: 0 K: 2 S: 8	H: 1 LOB: 1 BB: 0 P: 8	R: 0 E: 0 K: 0 S: 2	H: 0 LOB: 2 BB: 2 P: 10	R: 0 E: 0 K: 1 S: 5	H: 0 LOB: 0 BB: 0 P: 5	R: 0 E: 0 K: 2 S: 8	H: 1 LOB: 1 BB: 0 P: 8	R: 0 E: 0 K: 0 S: 3	H: 0 LOB: 1 BB: 1 P: 7	R: 0 E: 0 K: 0 S: 3	H: 0 LOB: 0 BB: 0 P: 3	R: 0 E: 0 K: 0 S: 3	H: 0 LOB: 0 BB: 0 P: 3	R: 0 E: 0 K: 1 S: 5	H: 1 LOB: 1 BB: 1 P: 9	R: 0 E: 0 K: 0 S: 3	H: 0 LOB: 0 BB: 0 P: 3	1B: 3 2B: 2 3B: 0 HR: 0	SF: 0 SAC: 0 DP: 3 HBP: 0	WP: 0 PB: 0 SB: 0 CS: 0	PA: 32					
PITCHER	IP	WLS	BF	H	R	ER	SO	BB	IBB	HBP	BLK	WP	HR	S	P	ERA	WHIP										
Dave Boswell, R (1, 1) ERA: 2.22	7.1	W	28	4	0	0	6	4	0	0	0	0	0	36	52	0.00	1.091										
Mei Nelson, L (8, 1) ERA: 1.04	1.2	S	4	0	0	0	0	0	0	0	0	0	0	4	4	0.00	0.000										

Minnesota Twins @ Kansas City Athletics
Municipal Stadium, Kansas City, MO
Sat May 15 1965, 4:33 AM EDT
Att: 4,327 - Unknown

AB 28
R 0
H 4
RBI 0
BB 4
SO 6
LOB 12




Batter	1	2	3	4	5	6	7	8	9	AB	R	H	RBI	BB	SO	LOB	TOP					
Zoilo Versalles, R OBP: 0.289, SLG: 0.443 (1, 6)	0-3 K 1B		0-0 1B		0-0 F7		0-0 FC1-2		0-0 FC6-4	5	0	1	0	0	1	4	Minnesota Twins @ Kansas City Athletics Municipal Stadium, Kansas City, MO Sun May 16 1965, 4:38 AM EDT Att: 9,560 - Unknown					
Jerry Kindall, R OBP: 0.293, SLG: 0.337 Sandy Valdespino, L OBP: 0.338, SLG: 0.273 Johnny Klippstein, R (7, 1)	4-0 G1-4-3 BB		0-3 K 1B		0-0 L8		0-0 1-3			2	0	0	0	1	1	1						
Tony Oliva, L OBP: 0.260, SLG: 0.500 (1, 9)	0-0 G1-4-3 1-2		0-0 1B		0-0 4-3				0-0 F8	4	0	1	0	0	0	1						
Harmon Killebrew, R OBP: 0.385, SLG: 0.462 (1, 3)		0-0 2B 1B		0-0 F3		0-0 6-3		0-0 L9		4	1	1	0	0	0	2						
Jimmie Hall, L OBP: 0.353, SLG: 0.543 (1, 8)		0-0 1-H 7-2 2B		0-0 F6		4-0 2-4 BB		0-0 F8		3	0	1	1	1	0	2						
Bob Allison, R OBP: 0.365, SLG: 0.431 (1, 7)		4-0 BB BB		0-3 K		0-0 2-4 1-2	4-0 SH3-4 1B FC1-2 BB		0-0 F6	2	0	0	0	2	1	0						
Rich Rollins, R OBP: 0.274, SLG: 0.276 (1, 5)		0-0 7-2 3-H		0-0 F8			0-0 1-2 SH3-4 1B E		0-0 BB 1B	4	1	2	0	0	0	2						
Jerry Zimmerman, R OBP: 0.323, SLG: 0.310 Earl Battey, R OBP: 0.351, SLG: 0.344 (9, PH)		4-0 1-2 BB		0-0 5-3			0-0 SH3-4 1-2 2-3		4-0 1-2 FC6-4 BB	1	0	0	0	1	0	0						
Dick Stigman, R (1, 1)		0-0 4-3					4-0 E 1B IBB		0-3 K	2	0	0	0	0	0	2						
Don Mincher, L OBP: 0.357, SLG: 0.385 Mudcat Grant, R OBP: 0.063, SLG: 0.188 Frank Kostro, R (7, 4)					0-3 6-3				0-0 K	0	0	0	0	1	0	0						
Inning Stats	R: 0 E: 0 K: 1 S: 4	H: 0 LOB: 0 BB: 1 P: 8	R: 1 E: 0 K: 0 S: 4	H: 2 LOB: 2 BB: 2 P: 12	R: 0 E: 0 K: 1 S: 7	H: 2 LOB: 0 BB: 0 P: 7	R: 0 E: 0 K: 1 S: 5	H: 0 LOB: 0 BB: 0 P: 5	R: 0 E: 0 K: 0 S: 3	H: 0 LOB: 1 BB: 1 P: 6	R: 1 E: 0 K: 0 S: 4	H: 1 LOB: 3 BB: 2 P: 12	R: 0 E: 0 K: 0 S: 3	H: 0 LOB: 0 BB: 0 P: 3	R: 0 E: 0 K: 1 S: 6	H: 1 LOB: 2 BB: 1 P: 10	1B: 5 2B: 2 3B: 0 HR: 0	SF: 0 SAC: 1 DP: 2 HBP: 0	WP: 0 PB: 0 CS: 0	PA: 37		
PITCHER	IP WLS BF H R ER SO BB IBB HBP BLK WP HR S P ERA WHIP	IP WLS BF H R ER SO BB IBB HBP BLK WP HR S P ERA WHIP	IP WLS BF H R ER SO BB IBB HBP BLK WP HR S P ERA WHIP	IP WLS BF H R ER SO BB IBB HBP BLK WP HR S P ERA WHIP	IP WLS BF H R ER SO BB IBB HBP BLK WP HR S P ERA WHIP	IP WLS BF H R ER SO BB IBB HBP BLK WP HR S P ERA WHIP	IP WLS BF H R ER SO BB IBB HBP BLK WP HR S P ERA WHIP	IP WLS BF H R ER SO BB IBB HBP BLK WP HR S P ERA WHIP	IP WLS BF H R ER SO BB IBB HBP BLK WP HR S P ERA WHIP	IP WLS BF H R ER SO BB IBB HBP BLK WP HR S P ERA WHIP	IP WLS BF H R ER SO BB IBB HBP BLK WP HR S P ERA WHIP	IP WLS BF H R ER SO BB IBB HBP BLK WP HR S P ERA WHIP	IP WLS BF H R ER SO BB IBB HBP BLK WP HR S P ERA WHIP	IP WLS BF H R ER SO BB IBB HBP BLK WP HR S P ERA WHIP	IP WLS BF H R ER SO BB IBB HBP BLK WP HR S P ERA WHIP	IP WLS BF H R ER SO BB IBB HBP BLK WP HR S P ERA WHIP	IP WLS BF H R ER SO BB IBB HBP BLK WP HR S P ERA WHIP	IP WLS BF H R ER SO BB IBB HBP BLK WP HR S P ERA WHIP	IP WLS BF H R ER SO BB IBB HBP BLK WP HR S P ERA WHIP	IP WLS BF H R ER SO BB IBB HBP BLK WP HR S P ERA WHIP	IP WLS BF H R ER SO BB IBB HBP BLK WP HR S P ERA WHIP	IP WLS BF H R ER SO BB IBB HBP BLK WP HR S P ERA WHIP

AB 29
R 2
H 6
RBI 1
BB 7
SO 4
LOB 19



Batter	1	2	3	4	5	6	7	8	9	AB	R	H	RBI	BB	SO	LOB	BOTTOM					
Bert Campaneris, R OBP: 0.323, SLG: 0.388 (1, 7)	0-0 G5-3 1B		0-3 K		0-3 K2-3		0-0 1B E S 1B	0-0 E 9-2 1B		5	1	3	0	0	2	1	Minnesota Twins @ Kansas City Athletics Municipal Stadium, Kansas City, MO Sun May 16 1965, 4:38 AM EDT Att: 9,560 - Unknown					
Jim Landis, R OBP: 0.455, SLG: 0.378 (1, 8)	0-0 WP G5-3 1B		0-3 K		0-0 1B 2B		0-0 S 1B	0-0 9-2 1-H		4	1	3	0	0	1	1						
Ken Harrelson, R OBP: 0.306, SLG: 0.400 Jim Gentile, L OBP: 0.322, SLG: 0.608 (8, 3)	0-0 G5-3 1-2 2-3		4-0 1-2 BB		0-0 2-H 1B		0-0 F7 1-2 3-H		0-0 BB	3	0	1	1	1	0	3						
Nelson Mathews, R OBP: 0.425, SLG: 0.516 (1, 9)	4-0 2-3 BB		0-0 F4		0-0 L6		0-0 BB		0-0 BB	2	0	0	0	2	0	3						
Dick Green, R OBP: 0.369, SLG: 0.467 (1, 4)	0-3 K			0-3 K		4-0 FC6-4 BB	0-3 K		0-0 F9	3	0	0	0	1	3	4						
Ed Charles, R OBP: 0.321, SLG: 0.438 (1, 5)		0-0 F9		0-0 L6		0-0 FC6-4 1B SH5-3 1-2	0-0 F9			4	1	0	0	0	0	3						
Rene Lachemann, R OBP: 0.429, SLG: 0.857 (1, 2)		0-0 L7				0-0 SH5-3 1B		0-0 HR		4	1	3	1	0	0	0						
Wayne Causey, L OBP: 0.299, SLG: 0.289 (1, 6)		0-0 F8			0-0 F3		0-0 SH5-3 1-2 3-H		0-0 F8	3	0	0	1	0	0	1						
Fred Talbot, R OBP: 0.313, SLG: 0.438 Moe Drabowsky, R OBP: 0.091, SLG: 0.091 Wes Stock, R (9, 1)			0-0 BB 1B		0-3 K		0-3 K		0-0 F6	3	0	1	0	0	0	0						
Inning Stats	R: 0 E: 0 K: 1 S: 6	H: 2 LOB: 2 BB: 1 P: 10	R: 0 E: 0 K: 0 S: 3	H: 0 LOB: 0 BB: 0 P: 3	R: 0 E: 0 K: 2 S: 8	H: 1 LOB: 2 BB: 1 P: 12	R: 0 E: 0 K: 1 S: 6	H: 1 LOB: 1 BB: 0 P: 6	R: 1 E: 0 K: 2 S: 9	H: 2 LOB: 1 BB: 0 P: 9	R: 1 E: 0 K: 1 S: 6	H: 1 LOB: 1 BB: 1 P: 10	R: 1 E: 0 K: 1 S: 7	H: 2 LOB: 2 BB: 1 P: 11	R: 1 E: 1 K: 0 S: 4	H: 2 LOB: 1 BB: 0 P: 4		1B: 9 2B: 1 3B: 0 HR: 1	SF: 0 SAC: 1 DP: 1 HBP: 0	WP: 1 PB: 0 CS: 0	PA: 37	
PITCHER	IP WLS BF H R ER SO BB IBB HBP BLK WP HR S P ERA WHIP	IP WLS BF H R ER SO BB IBB HBP BLK WP HR S P ERA WHIP	IP WLS BF H R ER SO BB IBB HBP BLK WP HR S P ERA WHIP	IP WLS BF H R ER SO BB IBB HBP BLK WP HR S P ERA WHIP	IP WLS BF H R ER SO BB IBB HBP BLK WP HR S P ERA WHIP	IP WLS BF H R ER SO BB IBB HBP BLK WP HR S P ERA WHIP	IP WLS BF H R ER SO BB IBB HBP BLK WP HR S P ERA WHIP	IP WLS BF H R ER SO BB IBB HBP BLK WP HR S P ERA WHIP	IP WLS BF H R ER SO BB IBB HBP BLK WP HR S P ERA WHIP	IP WLS BF H R ER SO BB IBB HBP BLK WP HR S P ERA WHIP	IP WLS BF H R ER SO BB IBB HBP BLK WP HR S P ERA WHIP	IP WLS BF H R ER SO BB IBB HBP BLK WP HR S P ERA WHIP	IP WLS BF H R ER SO BB IBB HBP BLK WP HR S P ERA WHIP	IP WLS BF H R ER SO BB IBB HBP BLK WP HR S P ERA WHIP	IP WLS BF H R ER SO BB IBB HBP BLK WP HR S P ERA WHIP	IP WLS BF H R ER SO BB IBB HBP BLK WP HR S P ERA WHIP	IP WLS BF H R ER SO BB IBB HBP BLK WP HR S P ERA WHIP	IP WLS BF H R ER SO BB IBB HBP BLK WP HR S P ERA WHIP	IP WLS BF H R ER SO BB IBB HBP BLK WP HR S P ERA WHIP	IP WLS BF H R ER SO BB IBB HBP BLK WP HR S P ERA WHIP	IP WLS BF H R ER SO BB IBB HBP BLK WP HR S P ERA WHIP	IP WLS BF H R ER SO BB IBB HBP BLK WP HR S P ERA WHIP

AB 32
R 4
H 11
RBI 3
BB 4
SO 8
LOB 17




Batter	1	2	3	4	5	6	7	8	9	AB	R	H	RBI	BB	SO	LOB	TOP								
Zoilo Versalles, R OBP: 0.290, SLG: 0.447	5-3		2B		F9		K		2B	5	0	2	0	0	1	2	Minnesota Twins @ Los Angeles Angels Dodger Stadium, Los Angeles, CA Tue May 18 1965, 7:05 PM PDT Att: 6,197 - Unknown livebaseballscorecards.com								
Joe Nieseck, R OBP: 0.143, SLG: 0.143 Don Mincher, L OBP: 0.375, SLG: 0.600	1-3		1-3		6-3		F3		F7	4	0	0	0	0	0	3									
Tony Oliva, L OBP: 0.256, SLG: 0.468	BB		5-3				G3		L8	3	0	0	0	2	0	5									
Harmon Killebrew, R OBP: 0.382, SLG: 0.450	BB				E5		K		5-3	3	1	0	0	1	1	1									
Bob Allison, R OBP: 0.355, SLG: 0.404	F9				F3		F8		1-3	4	0	0	0	0	0	3									
Earl Battey, R OBP: 0.366, SLG: 0.375					SF9		5-3			4	0	2	0	0	0	0									
Rich Rollins, R OBP: 0.278, SLG: 0.274			K		1B		5-3		L1	4	0	1	0	0	1	1									
Jerry Kindall, R OBP: 0.299, SLG: 0.337			K		SF9		S		6-3	3	0	1	1	0	1	0									
Jim Kaat, L OBP: 0.217, SLG: 0.217 Jim Perry, S			K		2-3		1B		2B	3	0	1	0	0	2	2									
Frank Kostro, R OBP: 0.375, SLG: 0.600			K		3-H		1B		BB	0	0	0	0	0	0	0									
Inning Stats	R: 0 E: 0 K: 0 S: 3	H: 0 LOB: 2 BB: 2 P: 11	R: 0 E: 0 K: 2 S: 7	H: 0 LOB: 0 BB: 0 P: 7	R: 0 E: 0 K: 1 S: 6	H: 1 LOB: 1 BB: 0 P: 6	R: 1 E: 1 K: 1 S: 8	H: 2 LOB: 2 BB: 0 P: 8	R: 0 E: 0 K: 1 S: 5	H: 0 LOB: 1 BB: 1 P: 9	R: 0 E: 0 K: 0 S: 3	H: 0 LOB: 0 BB: 0 P: 3	R: 0 E: 0 K: 1 S: 7	H: 2 LOB: 2 BB: 0 P: 7	R: 0 E: 0 K: 0 S: 4	H: 1 LOB: 1 BB: 0 P: 4	R: 0 E: 0 K: 0 S: 4	H: 1 LOB: 2 BB: 1 P: 8	1B: 4 2B: 3 3B: 0 HR: 0	SF: 1 SAC: 0 DP: 0 HBP: 0	WP: 0 PB: 0 SB: 2 CS: 0	PA: 39			
PITCHER	IP	WLS	BF	H	R	ER	SO	BB	IBB	HBP	BLK	WP	HR	S	P	ERA	WHIP								
Marcelino Lopez, L ERA: 1.91	8.1	W	36	6	1	0	6	4	0	0	0	0	0	44	60	0.00	1.200								
Aubrey Gatewood, R ERA: 3.77	0.0		1	1	0	0	0	0	0	0	0	0	0	1	1	∞	∞								
George Brunet, L ERA: 2.4	0.2	S	2	0	0	0	0	0	0	0	0	0	0	2	2	0.00	0.000								

Batter	1	2	3	4	5	6	7	8	9	AB	R	H	RBI	BB	SO	LOB	BOTTOM								
Jose Cardenal, R OBP: 0.316, SLG: 0.434	1-3		5-3			FC1-6		F9		4	0	1	0	0	0	2	Minnesota Twins @ Los Angeles Angels Dodger Stadium, Los Angeles, CA Tue May 18 1965, 7:05 PM PDT Att: 6,197 - Unknown livebaseballscorecards.com								
Jim Piersall, R OBP: 0.364, SLG: 0.367 Willie Smith, L OBP: 0.276, SLG: 0.431	4-3				K	FC1-6		1B		4	0	2	1	0	1	1									
Jim Fregosi, R OBP: 0.281, SLG: 0.373	1B				F9	FC1-6		1B		4	1	0	0	0	0	4									
Joe Adcock, R OBP: 0.316, SLG: 0.500 Julio Gotay, R OBP: 0.278, SLG: 0.333 Vic Power, R OBP: 0.333, SLG: 0.500	4-3				K	F7		2B		4	0	2	2	0	1	2									
Paul Schaaf, R OBP: 0.313, SLG: 0.495			5-3		1B			FC6-4		4	0	1	0	0	1	1									
Buck Rodgers, S OBP: 0.274, SLG: 0.283			L9		L8			K		3	0	0	0	0	0	2									
Lou Clinton, R OBP: 0.273, SLG: 0.237			6-3		F9			F8		3	0	0	0	0	0	0									
Bobby Knoop, R OBP: 0.324, SLG: 0.441			5-3		F3			E		3	1	1	0	0	0	0									
Marcelino Lopez, R OBP: 0.150, SLG: 0.158 Aubrey Gatewood, R OBP: 1.000, SLG: 2.000 George Brunet, R OBP: 0.250, SLG: 0.250			5-3		K			E1		3	1	0	0	0	1	1									
Inning Stats	R: 0 E: 0 K: 1 S: 6	H: 1 LOB: 1 BB: 0 P: 6	R: 0 E: 0 K: 0 S: 3	H: 0 LOB: 0 BB: 0 P: 3	R: 0 E: 0 K: 0 S: 3	H: 0 LOB: 0 BB: 0 P: 3	R: 0 E: 0 K: 1 S: 7	H: 2 LOB: 2 BB: 0 P: 7	R: 0 E: 0 K: 1 S: 5	H: 0 LOB: 0 BB: 0 P: 5	R: 0 E: 0 K: 0 S: 4	H: 1 LOB: 1 BB: 0 P: 4	R: 0 E: 0 K: 0 S: 3	H: 0 LOB: 0 BB: 0 P: 3	R: 3 E: 1 K: 1 S: 9	H: 3 LOB: 1 BB: 0 P: 9		1B: 6 2B: 1 3B: 0 HR: 0	SF: 0 SAC: 0 DP: 0 HBP: 0	WP: 0 PB: 0 SB: 0 CS: 0	PA: 32				
PITCHER	IP	WLS	BF	H	R	ER	SO	BB	IBB	HBP	BLK	WP	HR	S	P	ERA	WHIP								
Jim Kaat, L ERA: 1.96	7.2	L	31	7	3	0	3	0	0	0	0	0	0	3	3	0.00	0.913								
Jim Perry, R ERA: 6.0	0.1		1	0	0	0	1	0	0	0	0	0	0	3	3	0.00	0.000								

Batter	1	2	3	4	5	6	7	8	9	10	11	12	AB	R	H	RBI	BB	SO	LOB			
Zoilo Versalles, R OBP: 0.285, SLG: 0.435	F6		F1		5-3		K			K		1B	6	1	1	0	0	2	3			
Sandy Valdespino, L OBP: 0.368, SLG: 0.412	F7		FC6-4			K						1B	6	1	3	0	0	1	1			
Rich Rollins, R OBP: 0.273, SLG: 0.268				4-3		5-3			G5-4-3			1B	6	0	1	0	0	0	4			
Tony Oliva, L OBP: 0.266, SLG: 0.461	2-4	4-3		FC6-4				4-3				6-3	4	0	1	2	2	0	0			
Don Mincher, L OBP: 0.318, SLG: 0.524		K		F7		4-3				FC2-5		F8	6	0	1	0	0	1	3			
Jimmie Hall, L OBP: 0.341, SLG: 0.509				FC6-4				G3		FC2-5			4	0	1	0	1	0	2			
Earl Battey, R OBP: 0.368, SLG: 0.368		L9				1-3				F7			4	1	1	0	1	0	2			
Jerry Kindall, R OBP: 0.285, SLG: 0.330				FC4-6		K				5-3		F7	5	0	1	0	0	1	4			
Dave Boswell, R Hammon Kludis Jerry Farnsworth Bob Allison Al Worthington Bill Pleis Frank Kostro Dick Stigman			FC4-6					E8				F8	2	0	1	0	0	0	1			
Inning Stats	R: 0 E: 0 K: 3 S: 3	H: 1 LOB: 1 BB: 3 P: 3	R: 0 E: 0 K: 1 S: 5	H: 0 LOB: 1 BB: 1 P: 9	R: 0 E: 0 K: 1 S: 4	H: 1 LOB: 1 BB: 0 P: 4	R: 0 E: 0 K: 0 S: 3	H: 0 LOB: 1 BB: 1 P: 7	R: 0 E: 0 K: 1 S: 6	H: 1 LOB: 1 BB: 0 P: 6	R: 0 E: 0 K: 1 S: 5	H: 1 LOB: 0 BB: 0 P: 3	R: 0 E: 0 K: 2 S: 8	H: 1 LOB: 1 BB: 0 P: 8	R: 0 E: 0 K: 0 S: 4	H: 1 LOB: 2 BB: 2 P: 8	R: 2 E: 0 K: 0 S: 6	H: 3 LOB: 1 BB: 0 P: 6	1B: 9 2B: 3 3B: 0 HR: 0	SF: 0 SAC: 0 DP: 1 HBP: 0	WP: 0 PB: 0 SB: 0 CS: 0	PA: 50
PITCHER	IP WLS BF H R ER SO BB IBB HBP BLK WP HR S P ERA WHIP	Dean Chance, R ERA: 3.25	Bob Lee, R ERA: 1.62	Don Lee, R ERA: 3.91	George Brunet, L ERA: 2.35	PITCHER																

Minnesota Twins @ Los Angeles Angels
Dodger Stadium, Los Angeles, CA
Wed May 19 1965, 7:05 PM PDT
Unknown


AB	46
R	3
H	12
RBI	3
BB	4
SO	6
LOB	20

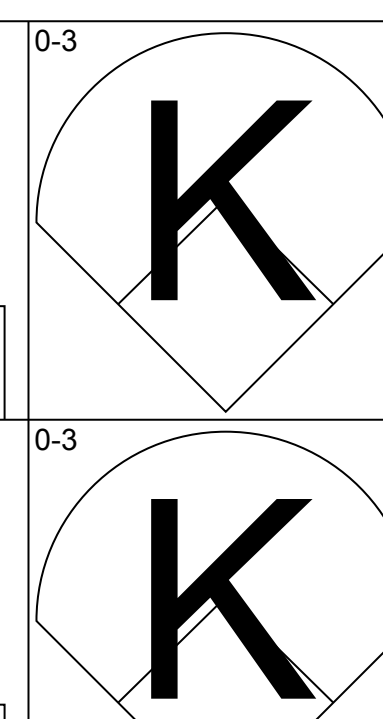
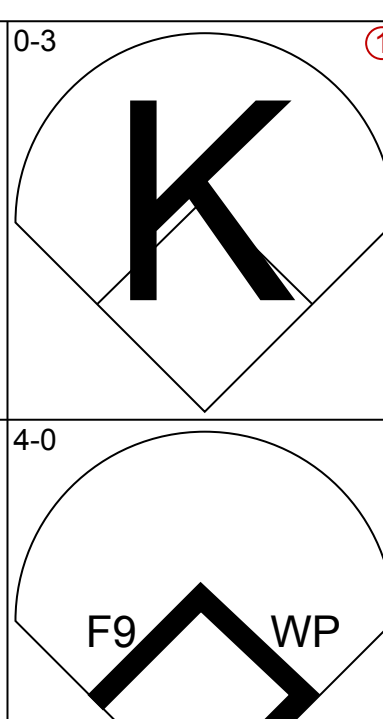
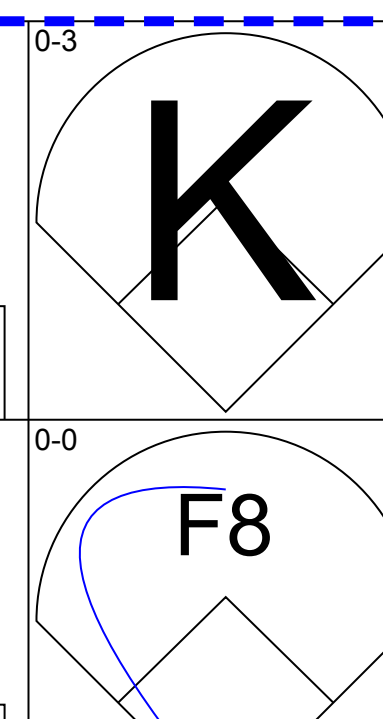
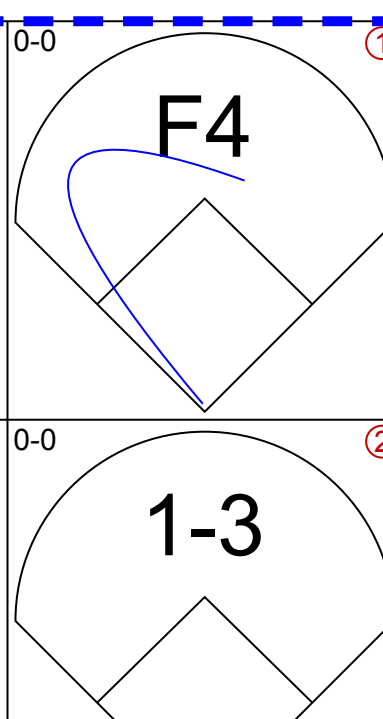
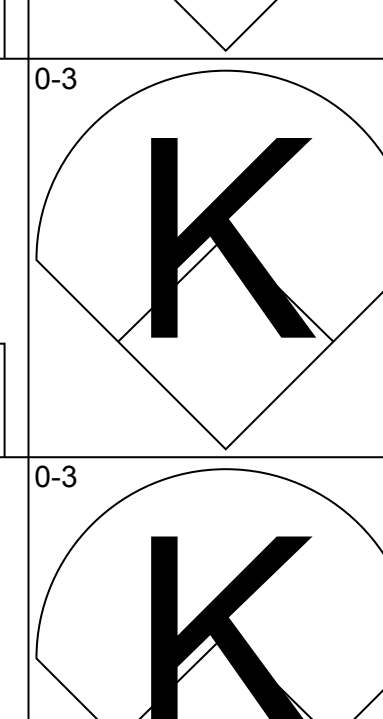
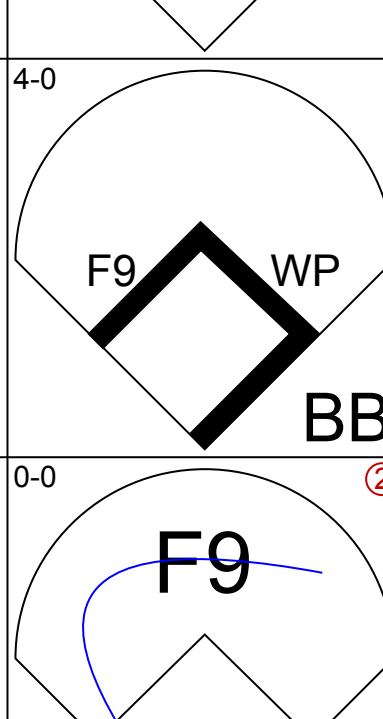
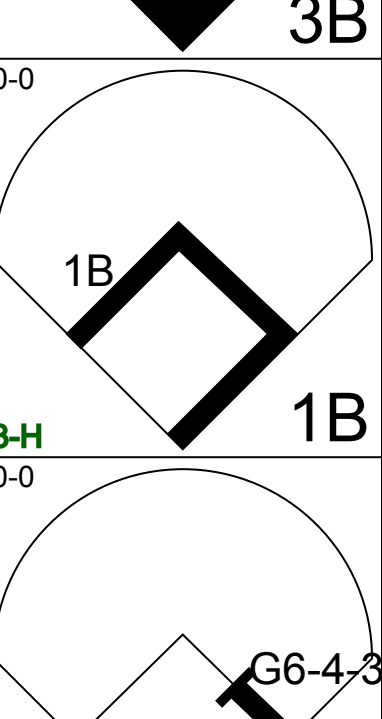
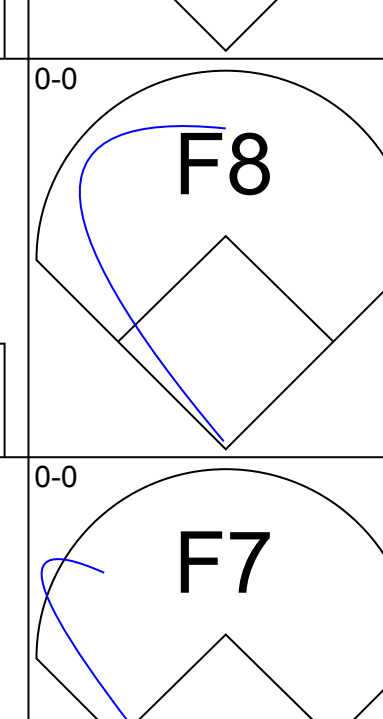
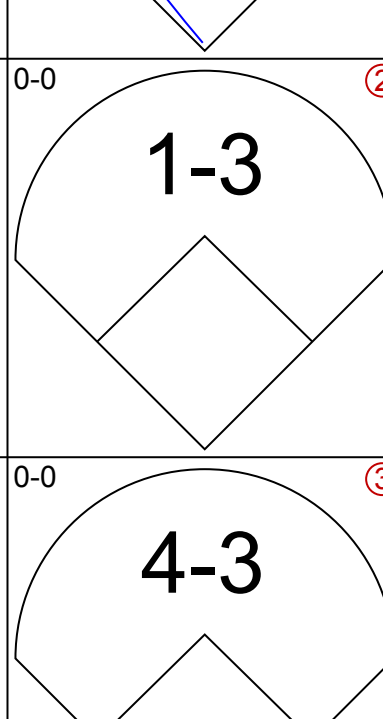
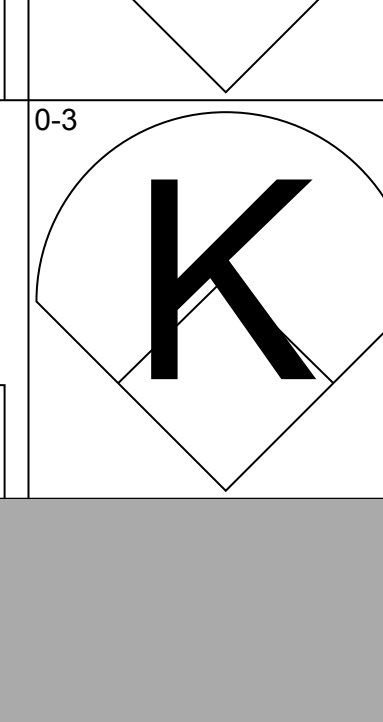
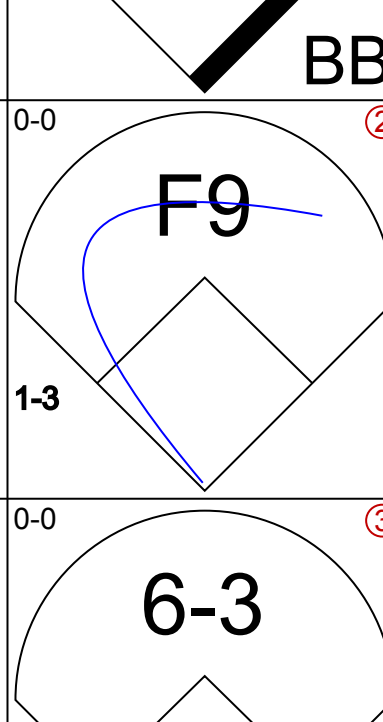
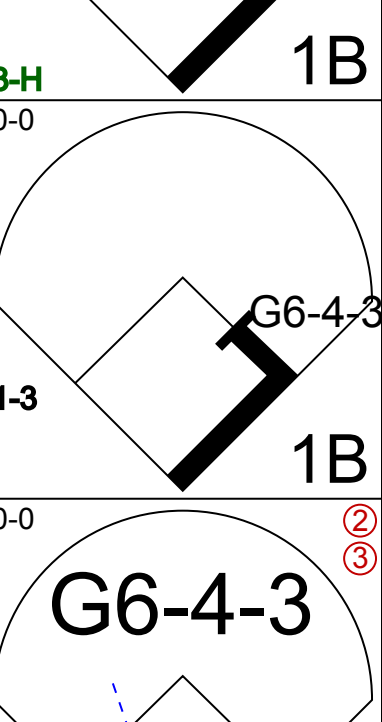
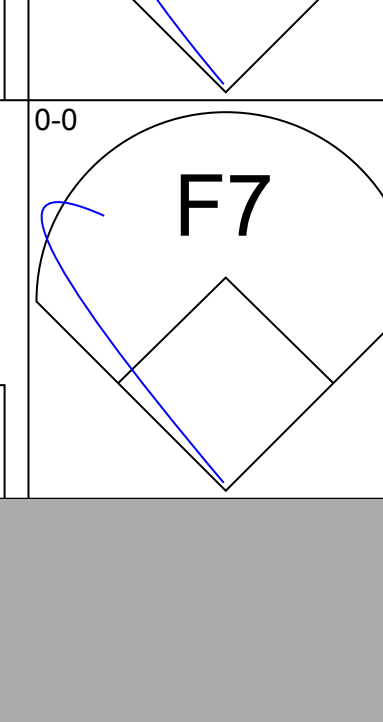
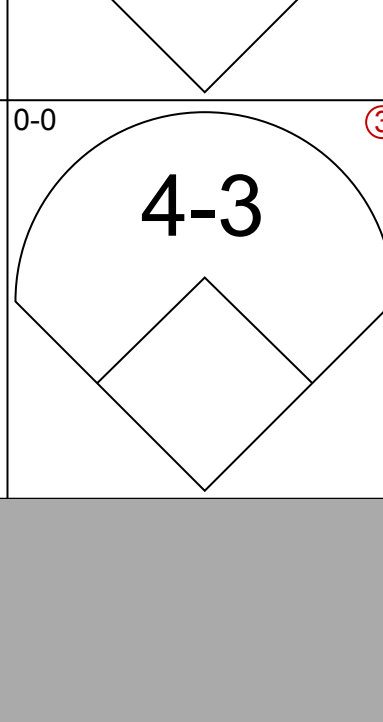
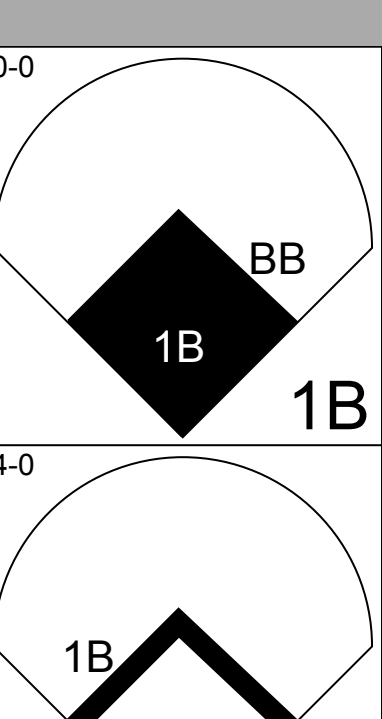
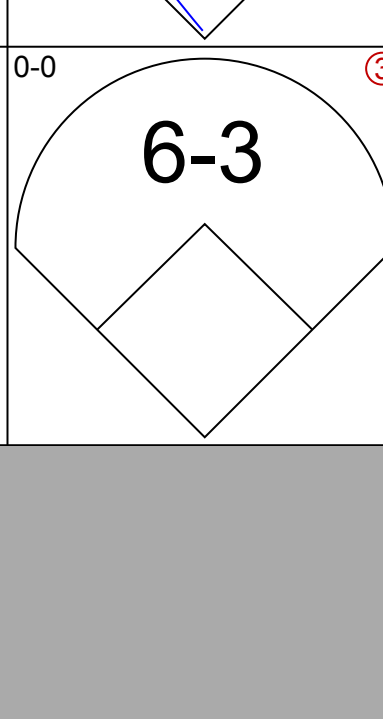
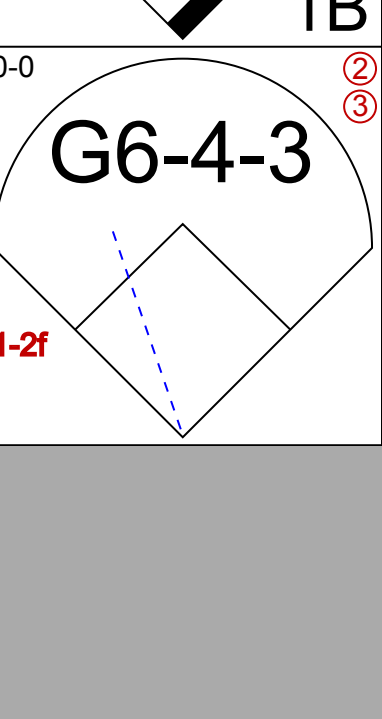
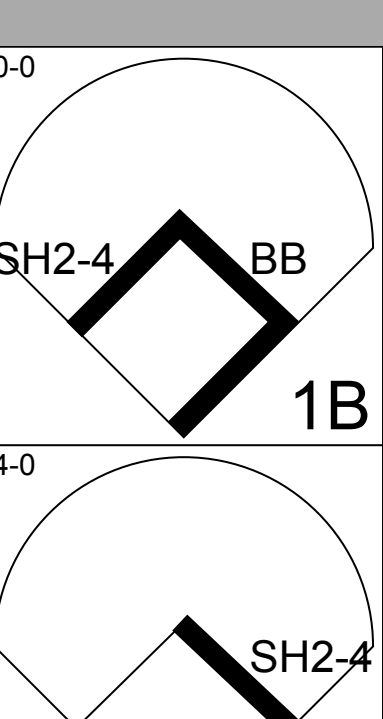
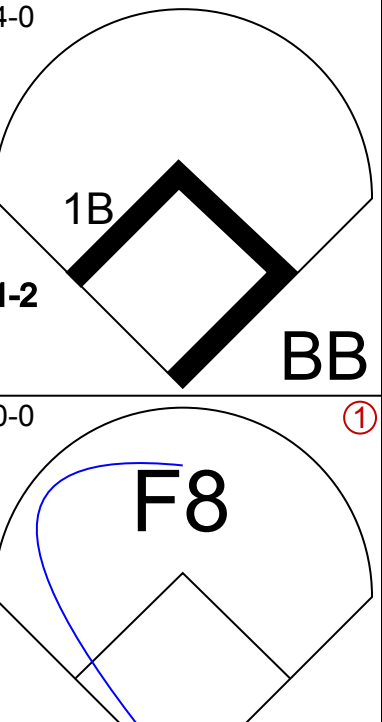
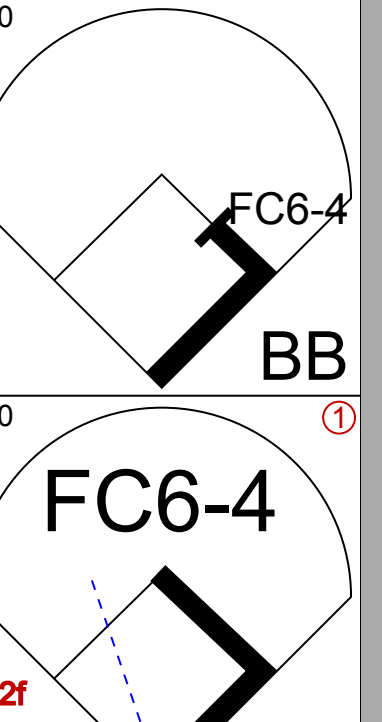
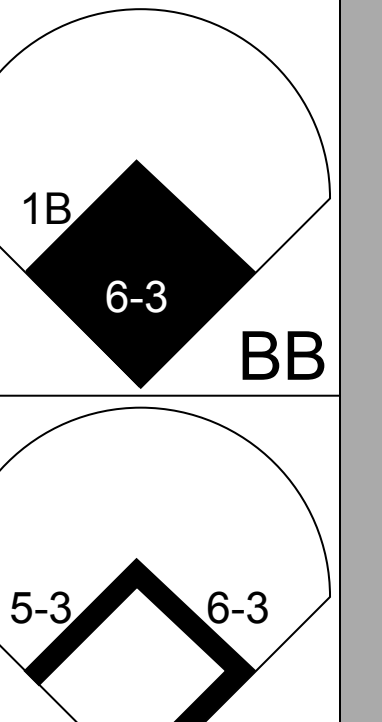
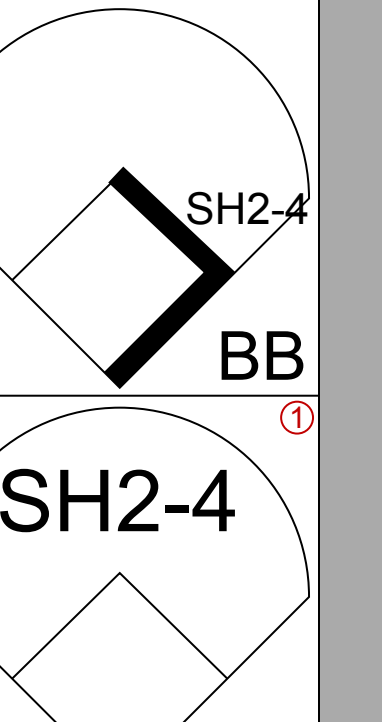
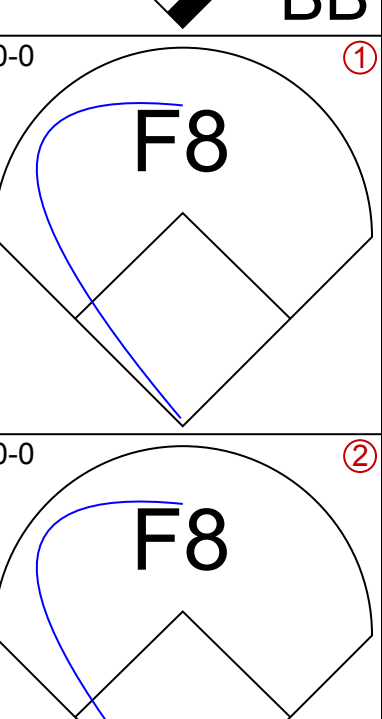
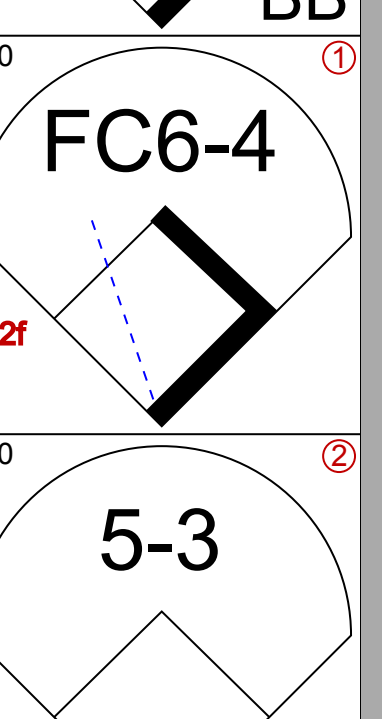
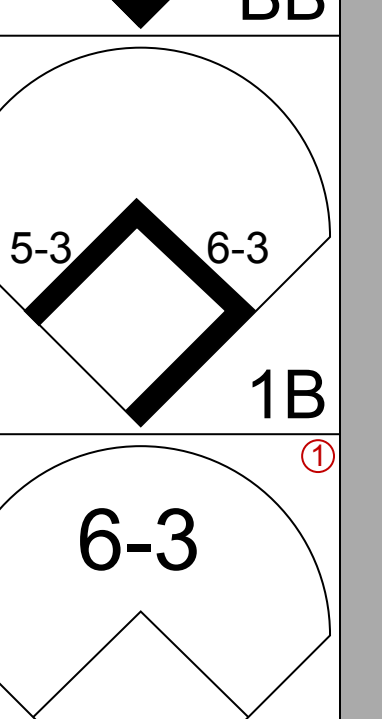
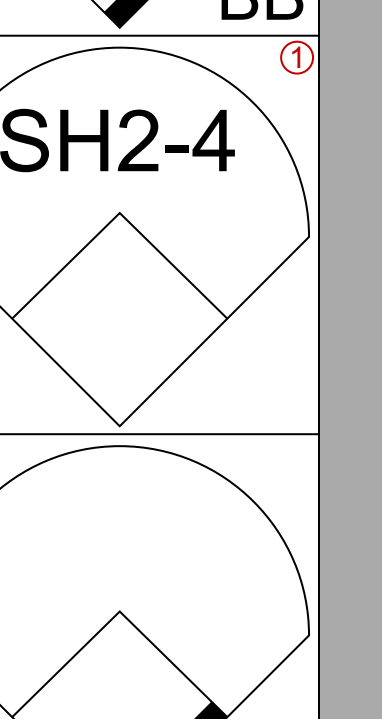
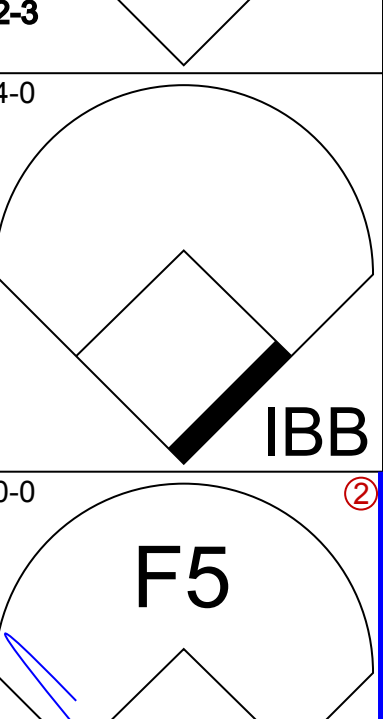
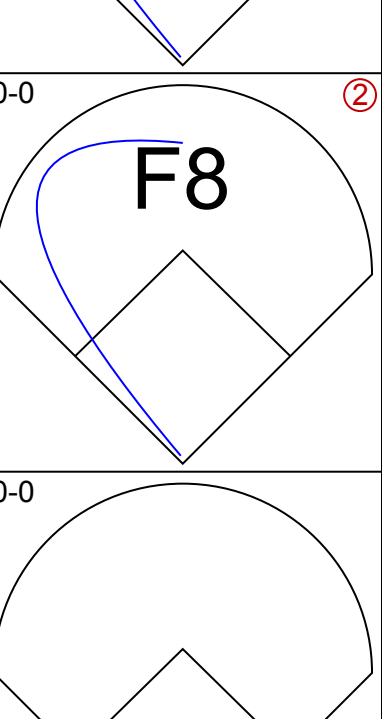
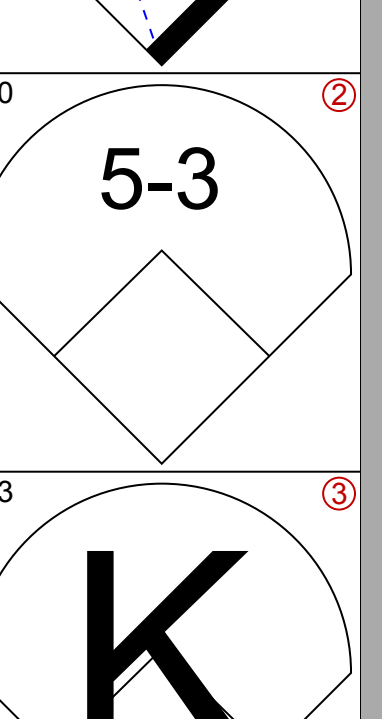
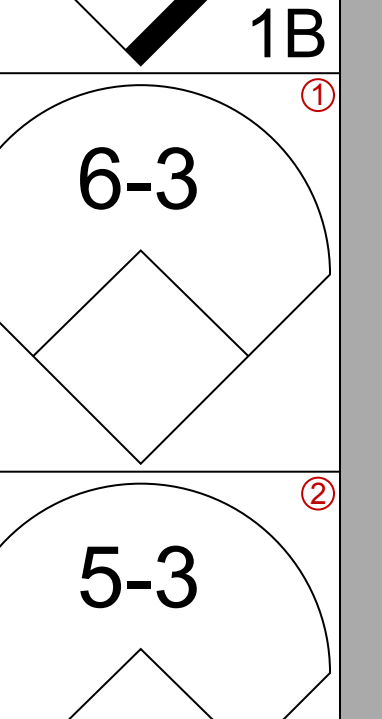
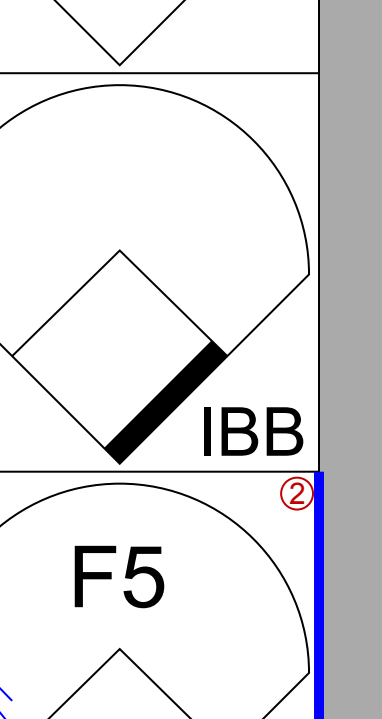
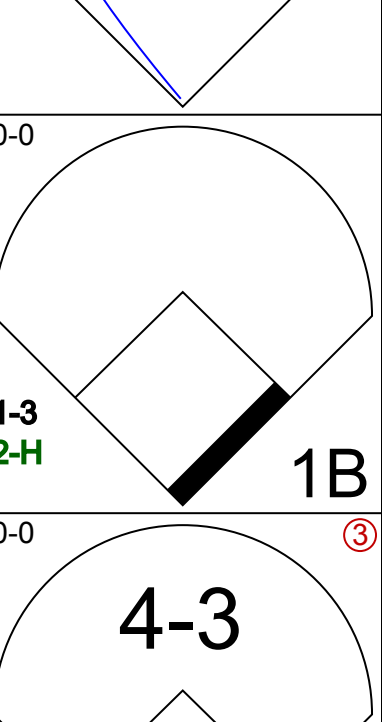
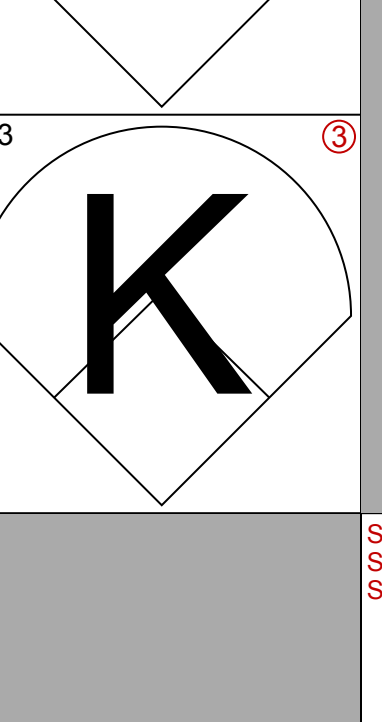
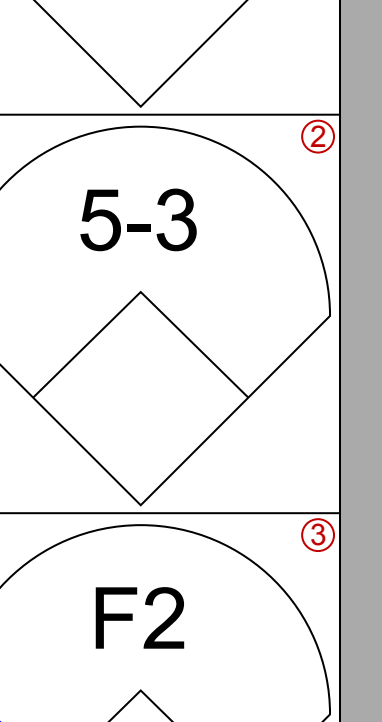
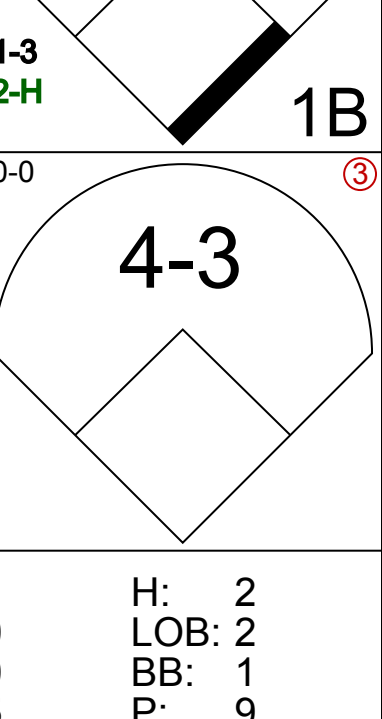

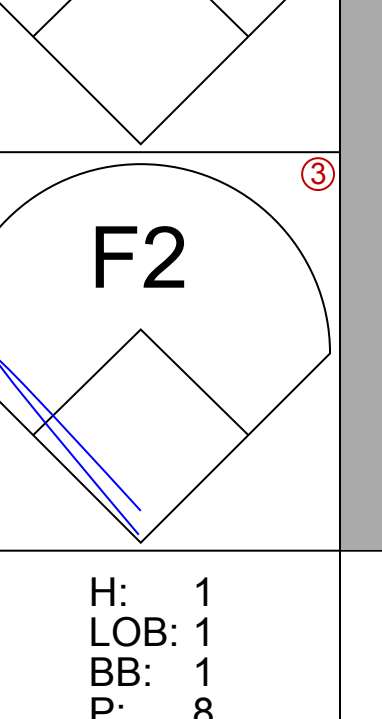
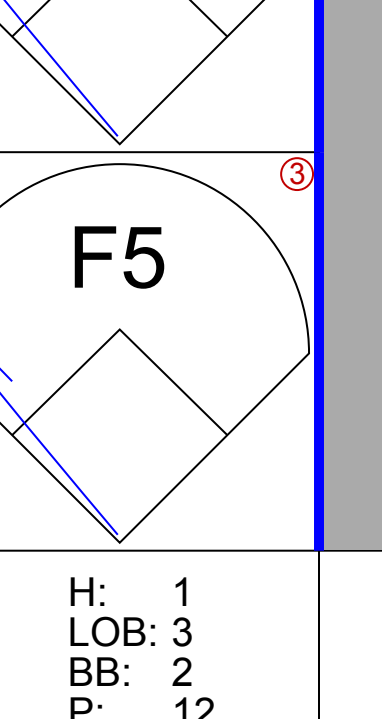
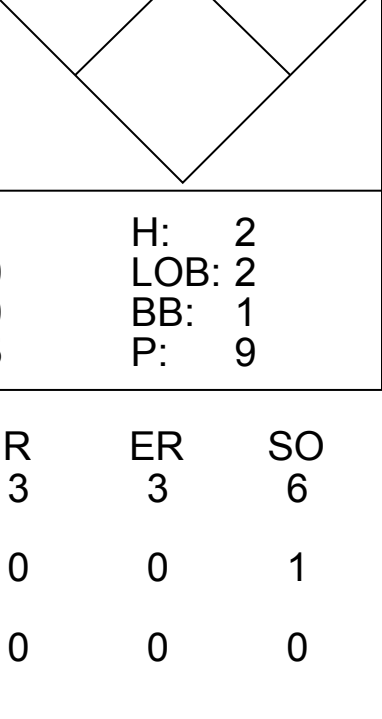
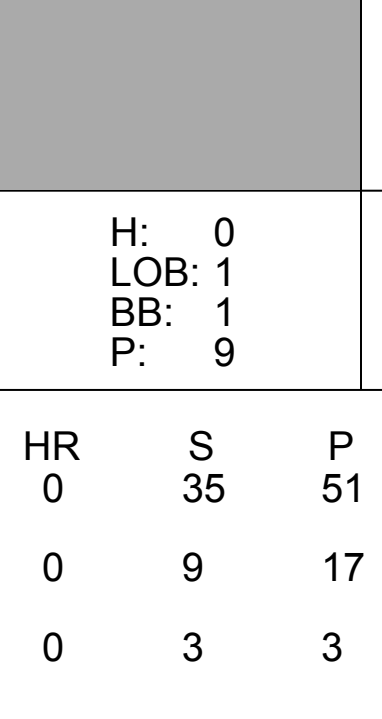
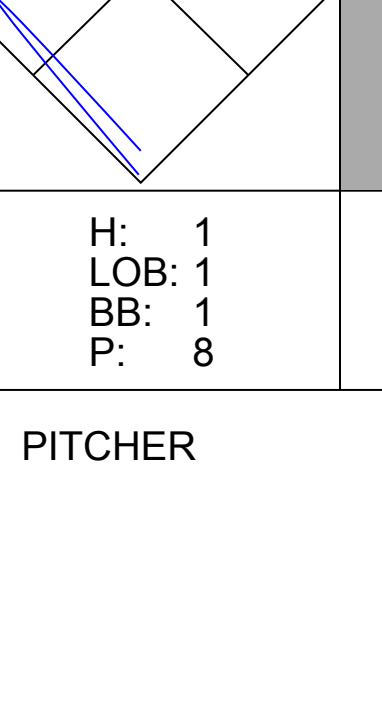
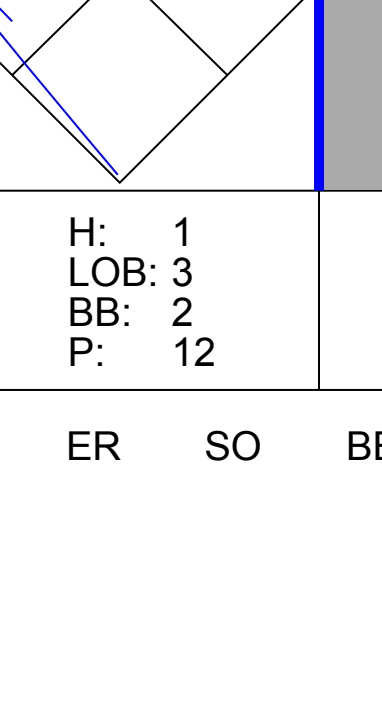
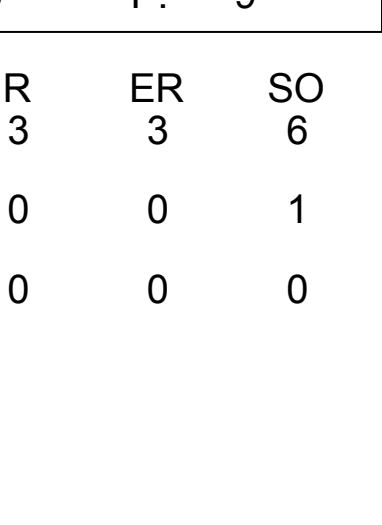
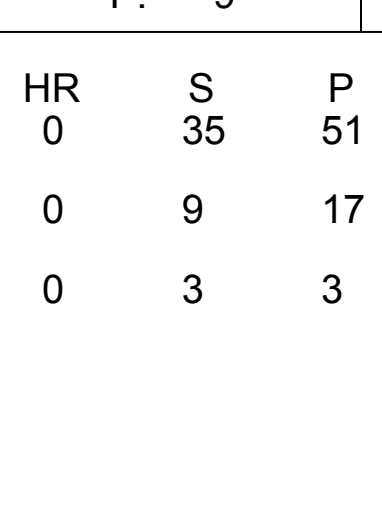


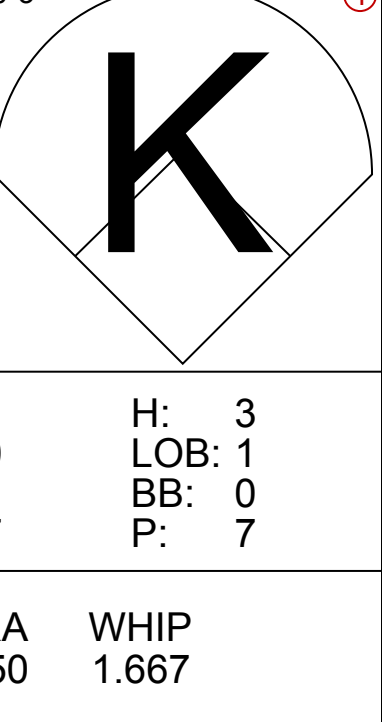


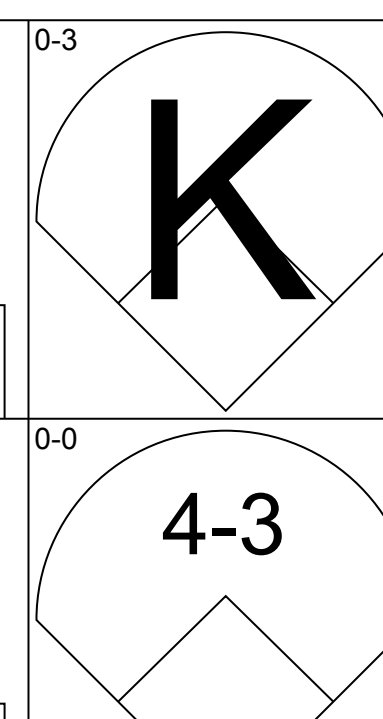
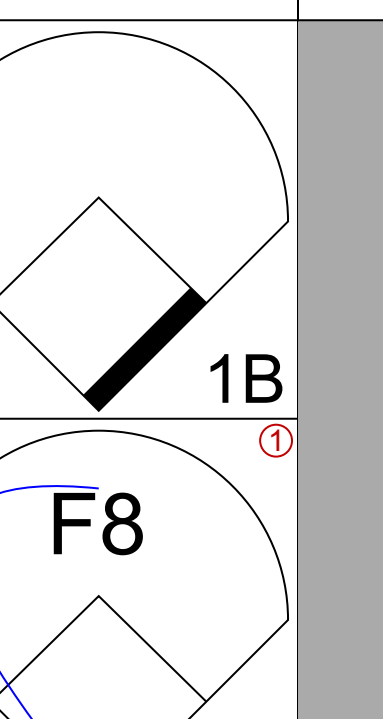
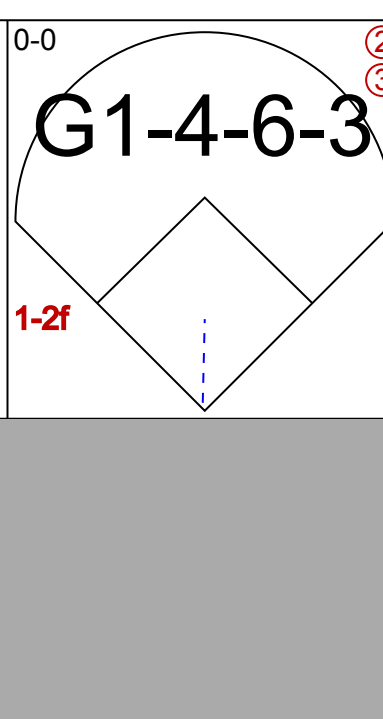
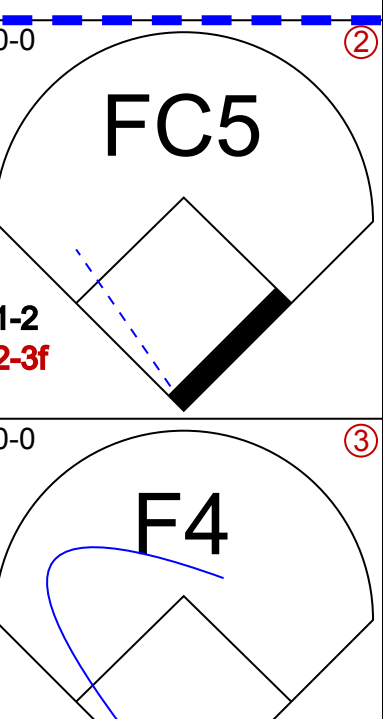

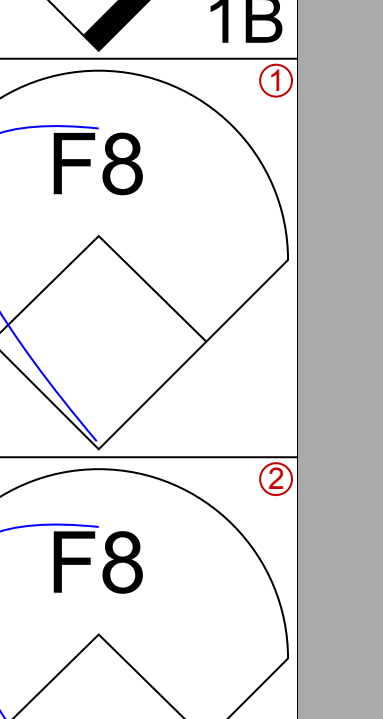
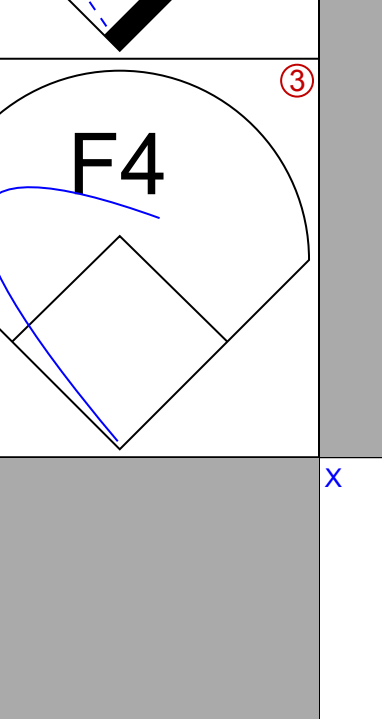
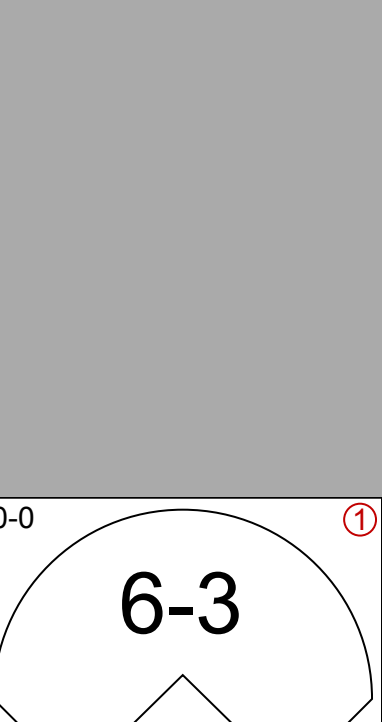
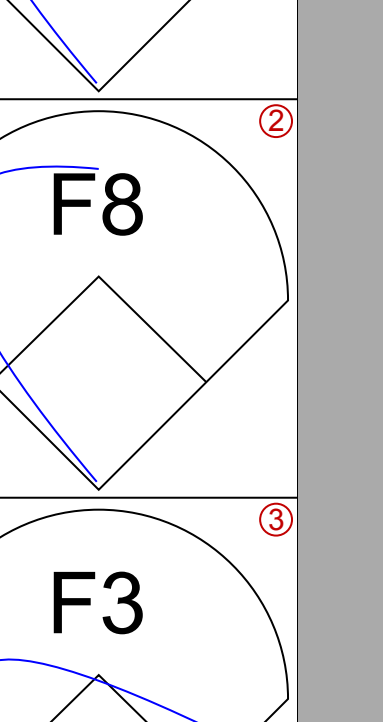
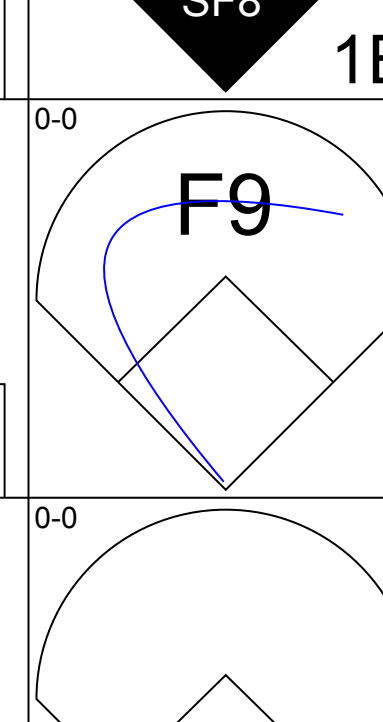
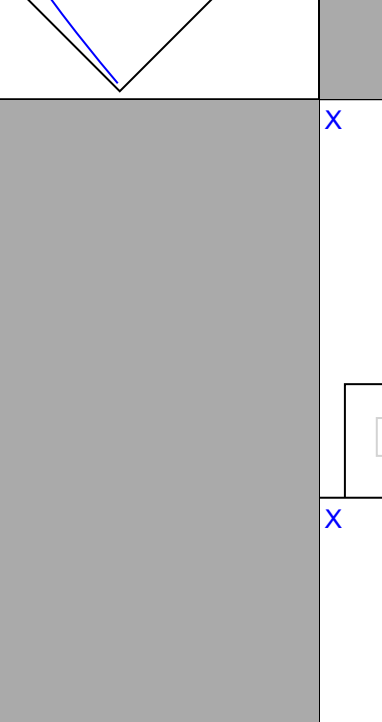
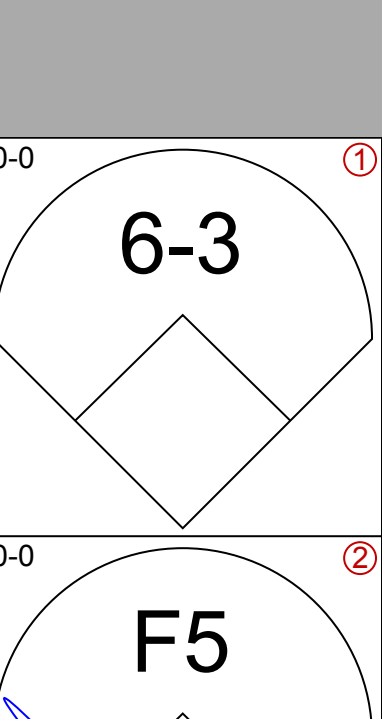
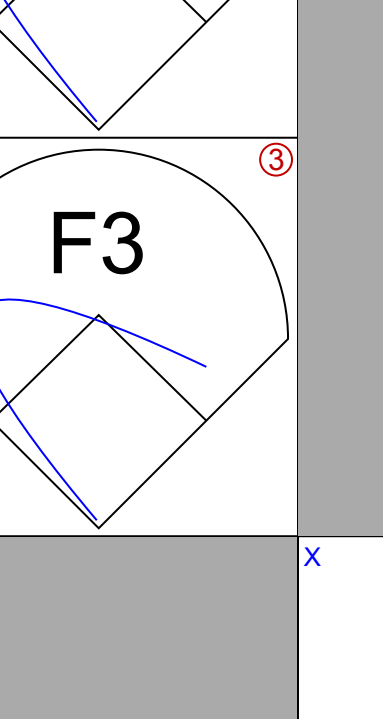
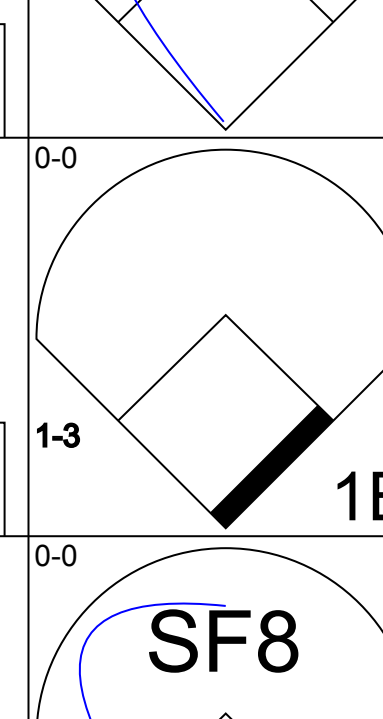
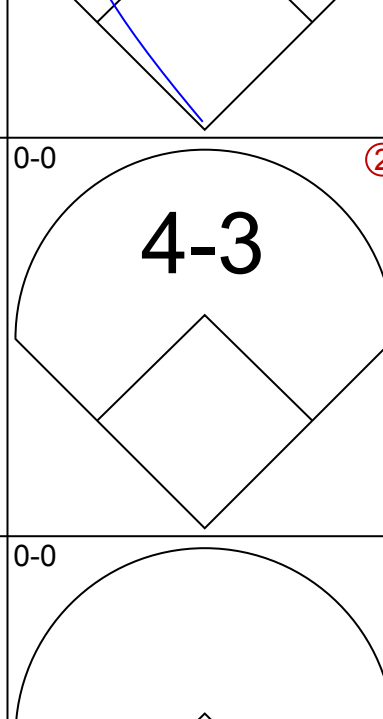
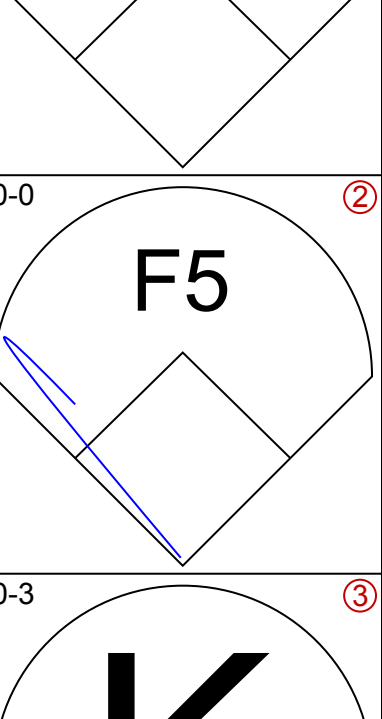


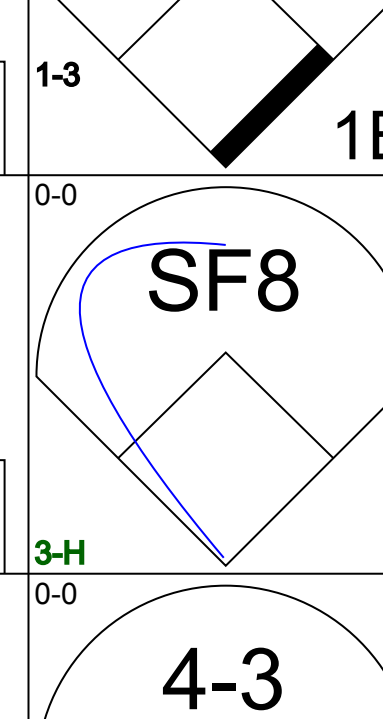
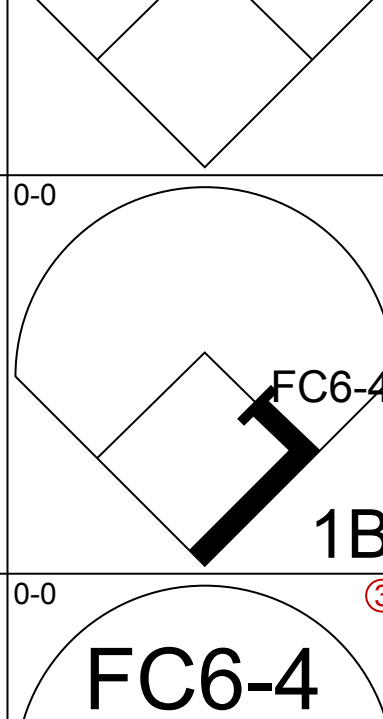
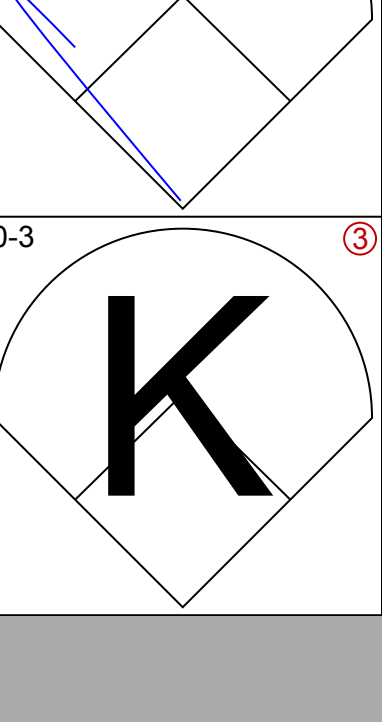
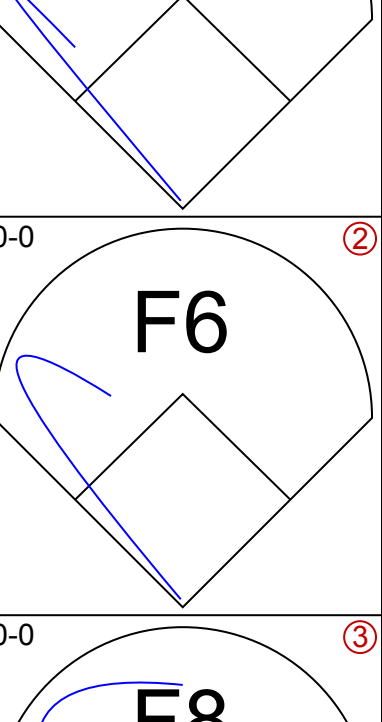
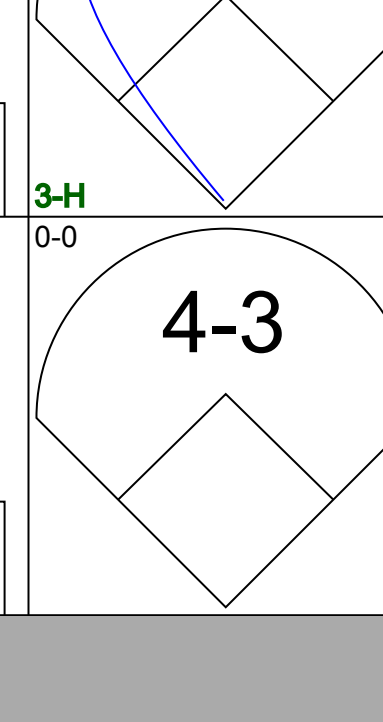
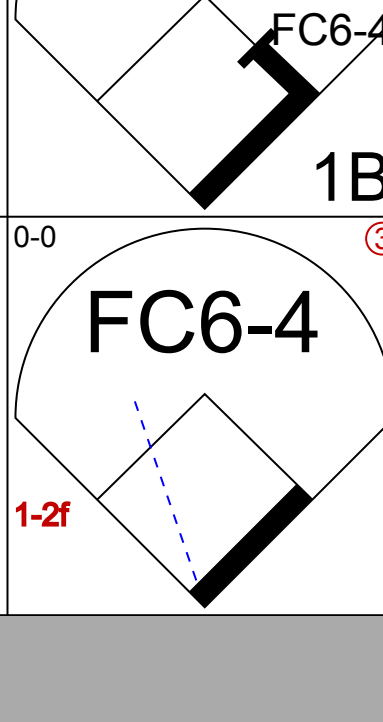

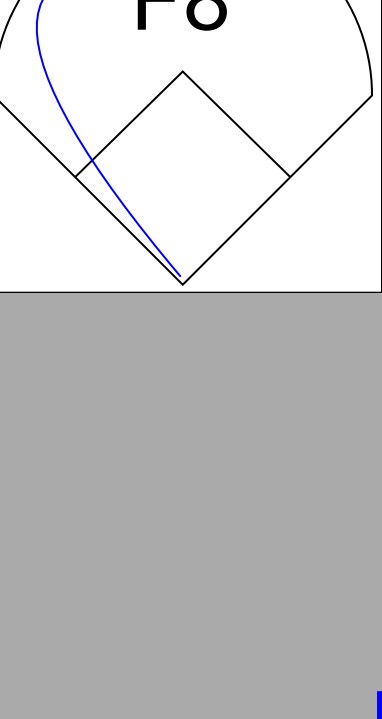


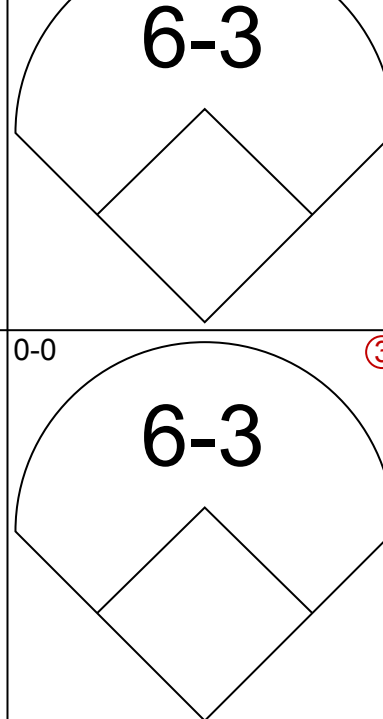

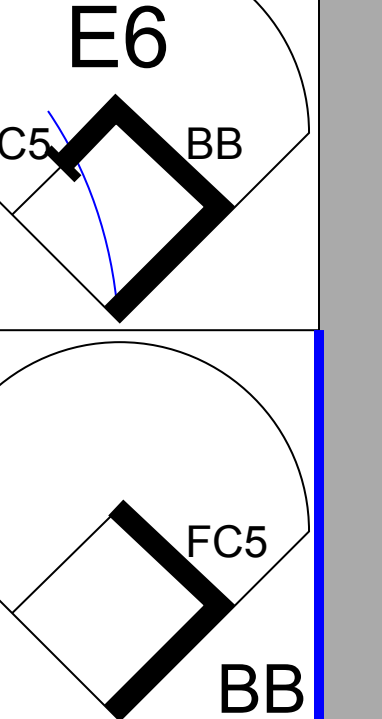
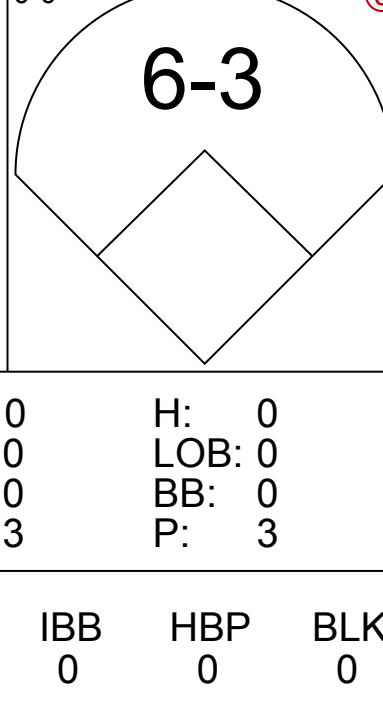
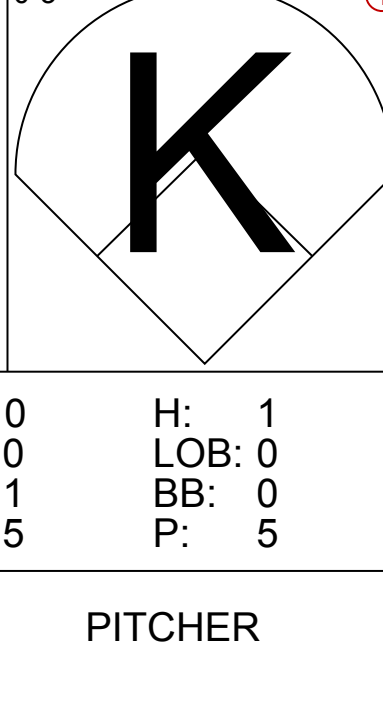
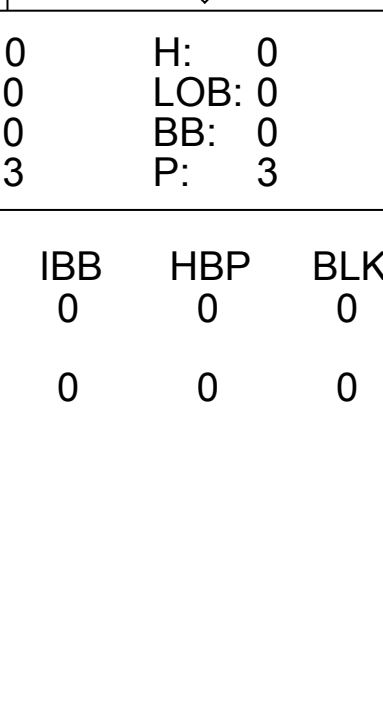
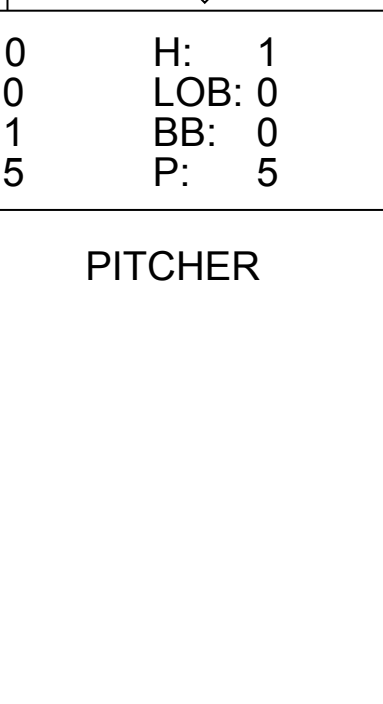
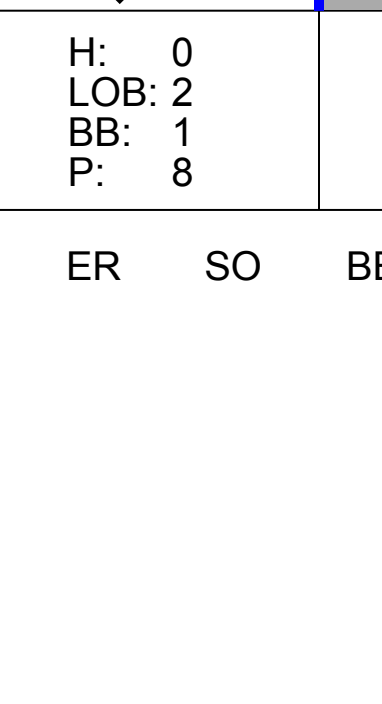
Batter	1	2	3	4	5	6	7	8	9	10	11	12	AB	R	H	RBI	BB	SO	LOB			
Jose Cardenal, R OBP: 0.319, SLG: 0.429	F8		F4							6-3			4	0	1	0	1	0	0			
Abbie Pearson, L OBP: 0.363, SLG: 0.417						G6-3-5				4-3		G3	4	1	1	1	0	0	4			
Jim Fregosi, R OBP: 0.271, SLG: 0.359				HR				6-3				F8	5	0	0	0	0	1	1			
Willie Smith, L OBP: 0.266, SLG: 0.413								4-3		4-3		4-3	5	0	0	0	0	0	1			
Joe Adcock, R OBP: 0.280, SLG: 0.459								5-3		6-3		K	5	0	0	0	0	1	0			
Buck Rodgers, S OBP: 0.284, SLG: 0.273												F8	4	0	0	0	0	0	0			
Paul Schaal, R OBP: 0.310, SLG: 0.481												FC5-4	3	0	0	0	1	1	0			
Bobby Knoop, R OBP: 0.322, SLG: 0.434												FC5-4	4	0	1	0	0	0	0			
Dean Chance, R Vic Power Bob Lee Costen Shockley Julio Gonzalez Don Lee George Brunet												FC5-4	2	0	0	0	0	2	0			
Inning Stats	R: 0 E: 0 K: 0 S: 3	H: 0 LOB: 1 BB: 0 P: 3	R: 0 E: 0 K: 0 S: 3	H: 0 LOB: 0 BB: 0 P: 3	R: 0 E: 0 K: 1 S: 5	H: 0 LOB: 0 BB: 0 P: 5	R: 1 E: 0 K: 1 S: 6	H: 1 LOB: 0 BB: 0 P: 6	R: 0 E: 0 K: 1 S: 5	H: 1 LOB: 0 BB: 0 P: 5	R: 0 E: 0 K: 0 S: 3	H: 0 LOB: 0 BB: 0 P: 3	R: 0 E: 0 K: 0 S: 4	H: 1 LOB: 3 BB: 2 P: 12	R: 0 E: 0 K: 1 S: 5	H: 0 LOB: 0 BB: 0 P: 6	1B: 2 2B: 0 3B: 0 HR: 1	SF: 0 SAC: 0 DP: 1 HBP: 1	WP: 0 PB: 0 SB: 0 CS: 0	PA: 41		
PITCHER	IP WLS BF H R ER SO BB IBB HBP BLK WP HR S P ERA WHIP	Dave Boswell, R ERA: 2.1	Jerry Farnsworth, L ERA: 4.66	Al Worthington, R ERA: 3.09	Bill Pleis, L ERA: 3.38	Dick Stigman, L ERA: 4.15	PITCHER															

Minnesota Twins @ Los Angeles Angels
Dodger Stadium, Los Angeles, CA
Wed May 19 1965, 7:05 PM PDT
Unknown

AB	38
R	1
H	3
RBI	1
BB	2
SO	5
LOB	8



Batter	1	2	3	4	5	6	7	8	9	AB	R	H	RBI	BB	SO	LOB	TOP										
Zoilo Versalles, R OBP: 0.282, SLG: 0.441 (1, 6)										5	1	1	0	0	3	0	Minnesota Twins @ Los Angeles Angels Dodger Stadium, Los Angeles, CA Wed May 19 1965, 7:05 PM PDT Att: 18,902 - Unknown										
Jerry Kindall, R OBP: 0.299, SLG: 0.327 (1, 4)										4	0	1	1	1	1	0											
Tony Oliva, L OBP: 0.264, SLG: 0.451 (1, 9)										5	0	1	0	0	1	1											
Harmon Killebrew, R OBP: 0.390, SLG: 0.466 (1, 3)										4	1	2	0	0	0	3											
Bob Allison, R OBP: 0.372, SLG: 0.400 (1, 7)										0	1	0	0	4	0	0											
Rich Rollins, R OBP: 0.274, SLG: 0.270 (1, 5)										3	0	1	0	0	0	3											
Joe Nosske, R OBP: 0.324, SLG: 0.100 (1, 8)										3	0	0	1	0	0	4											
Jimmie Hall, L OBP: 0.346, SLG: 0.509 (8, PH)										0	0	0	0	1	0	0											
Jerry Zimmerman, R OBP: 0.324, SLG: 0.313 (1, 2)										3	0	1	1	0	1	2											
Don Mincher, L OBP: 0.304, SLG: 0.500 (8, PH)										1	0	0	0	0	0	3											
Earl Battey, R OBP: 0.368, SLG: 0.368 (8, 2)										0	0	0	0	0	0	0											
Mudcat Grant, R OBP: 0.050, SLG: 0.150 (1, 1)										4	0	0	0	0	1	6											
Al Worthington, R (8, 1)										0	0	0	0	0	0	0											
Inning Stats	R: 0 E: 0 K: 3 S: 9	H: 0 LOB: 0 BB: 0 P: 9	R: 1 E: 0 K: 0 S: 5	H: 2 LOB: 2 BB: 1 P: 9	R: 0 E: 0 K: 1 S: 5	H: 0 LOB: 1 BB: 1 P: 9	R: 0 E: 1 K: 1 S: 5	H: 0 LOB: 1 BB: 0 P: 9	R: 1 E: 0 K: 0 S: 4	H: 3 LOB: 1 BB: 0 P: 7	R: 1 E: 0 K: 0 S: 4	H: 1 LOB: 1 BB: 1 P: 8	R: 0 E: 0 K: 1 S: 5	H: 0 LOB: 0 BB: 0 P: 5	R: 0 E: 0 K: 0 S: 4	H: 1 LOB: 2 BB: 2 P: 12	R: 0 E: 0 K: 0 S: 3	H: 0 LOB: 0 BB: 0 P: 3	1B: 6 2B: 0 3B: 1 HR: 0	SF: 0 SAC: 1 DP: 1 HBP: 0	WP: 1 PB: 0 SB: 0 CS: 0	PA: 39					
PITCHER	IP	WLS	BF	H	R	ER	SO	BB	IBB	HBP	BLK	WP	HR	S	P	ERA	WHIP										
Rudy May, L ERA: 3.4 (1, 1)	6.0	L	27	6	3	3	6	4	0	0	0	1	0	35	51	4.50	1.667										
Barry Latman, R ERA: 0.96 (7, 1)	2.0		9	1	0	0	1	1	1	0	0	0	0	9	17	0.00	1.000										
Ron Piche, R ERA: 4.63 (9, 1)	1.0		3	0	0	0	0	0	0	0	0	0	0	3	3	0.00	0.000										

Batter	1	2	3	4	5	6	7	8	9	AB	R	H	RBI	BB	SO	LOB	BOTTOM										
Julio Gotay, R OBP: 0.261, SLG: 0.304 (1, 6)										4	0	1	0	0	1	3	Minnesota Twins @ Los Angeles Angels Dodger Stadium, Los Angeles, CA Wed May 19 1965, 7:05 PM PDT Att: 18,902 - Unknown										
Albie Pearson, L OBP: 0.395, SLG: 0.411 (1, 9)										1	0	0	0	0	0	0											
Lou Clinton, R OBP: 0.275, SLG: 0.242 (2, 9)										3	1	1	0	0	0	3											
Jose Cardenal, R OBP: 0.317, SLG: 0.423 (1, 8)										4	0	1	0	0	0	2											
Willie Smith, L OBP: 0.265, SLG: 0.408 (1, 7)										4	0	1	0	0	0	1											
Costen Shockley, L OBP: 0.241, SLG: 0.280 (1, 3)										3	0	1	1	0	0	0											
Paul Schaaf, R OBP: 0.300, SLG: 0.463 (1, 5)										4	0	0	0	0	1	2											
Phil Roof, R OBP: 0.143, SLG: 0.143 (1, 2)										2	0	0	0	0	0	0											
Buck Rodgers, S OBP: 0.262, SLG: 0.270 (8, PH)										1	0	0	0	0	0	0											
Bobby Knoop, R OBP: 0.322, SLG: 0.431 (1, 4)										3	0	1	0	0	0	0											
Rudy May, L OBP: 0.162, SLG: 0.100 (1, 1)										1	0	0	0	0	0	0											
Jim Fico, R OBP: 0.276, SLG: 0.306 (8, PH)										1	0	0	0	0	0	1											
Barry Latman, R (7, 1)										0	0	0	0	0	0	0											
Joe Adcock, R OBP: 0.296, SLG: 0.459 (8, PH)										0	0	0	0	1	0	0											
Marcelino Lopez, R OBP: 0.162, SLG: 0.156 (8, PH)										0	0	0	0	0	0	0											
Ron Piche, R (9, 1)										0	0	0	0	0	0	0											
Inning Stats	R: 0 E: 0 K: 1 S: 5	H: 1 LOB: 0 BB: 0 P: 5	R: 0 E: 0 K: 1 S: 5	H: 0 LOB: 0 BB: 0 P: 5	R: 0 E: 0 K: 0 S: 3	H: 0 LOB: 0 BB: 0 P: 3	R: 0 E: 0 K: 0 S: 4	H: 1 LOB: 1 BB: 0 P: 4	R: 0 E: 0 K: 1 S: 5	H: 1 LOB: 0 BB: 0 P: 5	R: 1 E: 0 K: 0 S: 5	H: 2 LOB: 1 BB: 0 P: 5	R: 0 E: 1 K: 0 S: 4	H: 0 LOB: 2 BB: 1 P: 8	R: 0 E: 0 K: 0 S: 4	H: 1 LOB: 1 BB: 0 P: 4	1B: 6 2B: 0 3B: 0 HR: 0	SF: 1 SAC: 0 DP: 1 HBP: 0	WP: 0 PB: 0 SB: 0 CS: 1	PA: 34							
PITCHER	IP	WLS	BF	H	R	ER	SO	BB	IBB	HBP	BLK	WP	HR	S	P	ERA	WHIP										
Mudcat Grant, R ERA: 3.04 (1, 1)	7.1		27	5	1	1	3	1	0	0	0	0	0	32	36	1.23	0.818										
Al Worthington, R ERA: 2.7 (8, 1)	1.2	S	6	1	0	0	0	0	0	0	0	0	0	6	6	0.00	0.600										

Batter	1	2	3	4	5	6	7	8	9	AB	R	H	RBI	BB	SO	LOB	TOP					
Bert Campaneris, R OBP: 0.317, SLG: 0.398										4	1	1	0	1	0	6	Kansas City Athletics @ Minnesota Twins Metropolitan Stadium, Bloomington, MI Fri May 21 1965, 8:05 PM EDT Att: 14,868 - Unknown - 63 F livebaseballscorecards.com					
Jim Landis, R OBP: 0.410, SLG: 0.358										4	2	1	0	1	1	4						
Jim Gentile, L OBP: 0.308, SLG: 0.583										5	1	1	2	0	2	4						
Johnny Blanchard, L OBP: 0.315, SLG: 0.333 Nelson Mathews, R OBP: 0.390, SLG: 0.457										3	0	0	0	0	1	1						
Dick Green, R OBP: 0.360, SLG: 0.447										5	0	0	1	0	2	4						
Ed Charles, R OBP: 0.325, SLG: 0.427										5	0	1	0	0	1	1						
Billy Bryan, L OBP: 0.321, SLG: 0.493										2	0	1	0	2	0	0						
Wayne Causey, L OBP: 0.288, SLG: 0.278										4	0	1	0	0	0	5						
Diego Segui, R OBP: 0.270, SLG: 0.222 Cattfish Hunter, R OBP: 0.353, SLG: 0.364 Moe Drabowsky, R OBP: 0.295, SLG: 0.289 Ken Harrison, R OBP: 0.302, SLG: 0.306 Wes Stock, R OBP: 0.300, SLG: 0.306 Skip Lockwood, R OBP: 0.300, SLG: 0.306 Jim Dickson, L OBP: 0.300, SLG: 0.306										1	0	0	0	0	1	2						
Inning Stats	R: 0 E: 0 K: 0 S: 4	H: 1 LOB: 2 BB: 0 P: 5	R: 0 E: 0 K: 1 S: 6	H: 1 LOB: 0 BB: 1 P: 10	R: 2 E: 1 K: 2 S: 9	H: 1 LOB: 0 BB: 0 P: 9	R: 0 E: 0 K: 0 S: 3	H: 0 LOB: 1 BB: 1 P: 7	R: 0 E: 0 K: 1 S: 5	H: 1 LOB: 3 BB: 1 P: 11	R: 0 E: 0 K: 2 S: 7	H: 0 LOB: 0 BB: 0 P: 7	R: 0 E: 0 K: 1 S: 6	H: 1 LOB: 1 BB: 0 P: 6	R: 2 E: 1 K: 1 S: 7	H: 1 LOB: 1 BB: 1 P: 11		1B: 5 2B: 0 3B: 0 HR: 1	SF: 0 SAC: 1 DP: 0 HBP: 1	WP: 0 PB: 0 SB: 1 CS: 0	PA: 42	
PITCHER	IP WLS BF H R ER SO BB IBB HBP BLK WP HR S P ERA WHIP	8.0 W 38 6 4 1 8 5 0 1 0 0 1 48 69 1.12 1.375	0.1 2 0 0 0 1 0 0 0 0 0 0 4 4 0.00 0.000	0.2 S 2 0 0 0 0 0 0 0 0 0 0 2 2 0.00 0.000																		

Batter	1	2	3	4	5	6	7	8	9	AB	R	H	RBI	BB	SO	LOB	BOTTOM					
Zoilo Versalles, R OBP: 0.292, SLG: 0.463										4	2	2	2	1	2	0	Kansas City Athletics @ Minnesota Twins Metropolitan Stadium, Bloomington, MI Fri May 21 1965, 8:05 PM EDT Att: 14,868 - Unknown - 63 F livebaseballscorecards.com					
Sandy Valdespino, L OBP: 0.353, SLG: 0.364										5	1	1	0	0	1	1						
Tony Oliva, L OBP: 0.270, SLG: 0.449 Joe Nosssek, R OBP: 0.091, SLG: 0.091										3	0	1	1	1	0	1						
Harmon Killebrew, R OBP: 0.393, SLG: 0.462										3	0	1	0	1	0	1						
Jimmie Hall, L OBP: 0.359, SLG: 0.513										3	1	2	0	1	0	2						
Rich Rollins, R OBP: 0.281, SLG: 0.286										4	0	2	0	0	0	3						
Earl Batley, R OBP: 0.374, SLG: 0.367										3	0	1	1	1	0	3						
Jerry Kindall, R OBP: 0.306, SLG: 0.320										2	0	0	1	2	1	3						
Camilo Pascual, R OBP: 0.222, SLG: 0.462 Bill Pleis, L OBP: 0.222, SLG: 0.462 Al Worthington, R OBP: 0.222, SLG: 0.462										4	1	1	0	0	0	9						
Inning Stats	R: 0 E: 0 K: 0 S: 3	H: 1 LOB: 0 BB: 0 P: 3	R: 1 E: 0 K: 0 S: 4	H: 2 LOB: 2 BB: 2 P: 12	R: 0 E: 0 K: 1 S: 5	H: 0 LOB: 0 BB: 0 P: 5	R: 0 E: 0 K: 0 S: 5	H: 2 LOB: 3 BB: 1 P: 9	R: 2 E: 0 K: 2 S: 9	H: 2 LOB: 1 BB: 2 P: 12	R: 1 E: 0 K: 0 S: 5	H: 2 LOB: 2 BB: 2 P: 13	R: 0 E: 0 K: 1 S: 5	H: 0 LOB: 0 BB: 0 P: 5	R: 0 E: 0 K: 1 S: 5	H: 0 LOB: 0 BB: 0 P: 5		1B: 9 2B: 1 3B: 0 HR: 1	SF: 0 SAC: 0 DP: 3 HBP: 0	WP: 0 PB: 0 SB: 0 CS: 0	PA: 39	
PITCHER	IP WLS BF H R ER SO BB IBB HBP BLK WP HR S P ERA WHIP	1.1 8 3 1 1 1 2 0 0 0 0 0 11 19 3.38 1.500	2.2 11 2 1 1 1 2 0 0 0 0 0 0 11 19 3.38 1.500	1.0 L 5 2 1 1 0 1 0 0 0 0 0 0 4 8 9.00 3.000																		

Batter	1	2	3	4	5	6	7	8	9	AB	R	H	RBI	BB	SO	LOB	TOP										
Zoilo Versalles, R OBP: 0.306, SLG: 0.509	0-0 6-3 PB 2B	0-0 1B		0-0 F3	0-0 FC4-6			0-0 6-3		5	1	2	1	0	0	2											
Rich Rollins, R OBP: 0.277, SLG: 0.295 Frank Kostro, R OBP: 0.200, SLG: 0.154	0-3 K	0-0 F4		0-0 F9	0-0 CS	0-0 6-3		0-0 2B		3	0	0	0	0	1	2											
Tony Oliva, L OBP: 0.282, SLG: 0.461	0-0 6-3		0-0 4-3		0-0 HR	0-3 K		0-0 F7		5	1	1	1	0	1	2											
Harmon Killebrew, R OBP: 0.400, SLG: 0.477	4-0 1B HR BB		0-0 HR		0-0 E6 2B BB	4-0 BB		0-3 K		3	3	1	1	2	1	1											
Jimmie Hall, L OBP: 0.372, SLG: 0.523	0-0 1-3 HR 1B		0-0 L6		0-0 F7	0-3 K		0-0 F3		5	1	1	0	0	1	2											
Bob Allison, R OBP: 0.397, SLG: 0.462	0-0 1-H 3-H HR		1-0 1B HBP		4-0 1-2 2B BB	0-3 K		0-0 F7		3	2	1	3	1	1	0											
Earl Battey, R OBP: 0.350, SLG: 0.422 Sandy Valdespino, L OBP: 0.333, SLG: 0.357 Jerry Zimmerman, R OBP: 0.306, SLG: 0.294	0-0 F9		0-0 1-2 1B		0-0 HBP FC4-6 2B	0-3 K		0-0 F4		3	1	2	2	0	0	0											
Jerry Kindall, R OBP: 0.313, SLG: 0.336		0-3 K	0-0 F9		4-0 FC4-6 CS HBP BB	4-0 BB				2	0	0	0	2	1	2											
Camilo Pascual, R OBP: 0.214, SLG: 0.444 Jim Perry, S Bill Pleis, L Al Worthington, R	0-0 F8		0-0 F6		1-0 FC4-6 HBP	0-3 K				1	0	0	0	0	0	0											
Inning Stats	R: 4 E: 0 K: 1 S: 8	H: 3 LOB: 0 BB: 1 P: 12	R: 0 E: 0 K: 1 S: 6	H: 1 LOB: 1 BB: 0 P: 6	R: 1 E: 0 K: 0 S: 5	H: 2 LOB: 2 BB: 0 P: 6	R: 0 E: 0 K: 0 S: 3	H: 0 LOB: 0 BB: 0 P: 3	R: 4 E: 1 K: 0 S: 5	H: 2 LOB: 1 BB: 2 P: 14	R: 0 E: 0 K: 3 S: 7	H: 0 LOB: 1 BB: 1 P: 11	R: 0 E: 0 K: 3 S: 9	H: 0 LOB: 1 BB: 1 P: 13	R: 0 E: 0 K: 1 S: 6	H: 1 LOB: 1 BB: 0 P: 6	R: 0 E: 0 K: 0 S: 3	H: 0 LOB: 0 BB: 3 P: 3	1B: 3 2B: 3 3B: 0 HR: 3	SF: 0 SAC: 0 DP: 0 HBP: 2	WP: 0 PB: 1 SB: 0 CS: 1	PA: 44					
PITCHER	IP	WLS	BF	H	R	ER	SO	BB	IBB	HBP	BLK	WP	HR	S	P	ERA	WHIP										
Earl Wilson, R ERA: 5.01	4.0	L	22	7	7	7	2	1	0	1	0	0	3	24	29	15.75	2.000										
Jay Ritchie, R ERA: 2.45	0.1		5	1	1	0	0	2	0	1	0	0	0	2	11	0.00	9.000										
Arnold Earley, L ERA: 2.42	1.2		5	0	1	0	2	1	0	0	0	0	0	8	12	0.00	0.600										
Dick Radatz, R ERA: 6.83	2.0		8	1	0	0	4	1	0	0	0	0	0	15	19	0.00	1.000										
Dennis Bennett, L ERA: 5.4	1.0		3	0	0	0	0	0	0	0	0	0	0	3	3	0.00	0.000										

Minnesota Twins @ Boston Red Sox
Fenway Park, Boston, MA
Wed May 26 1965, 7:05 PM EDT
Att: 9,073 - Unknown

AB	36
R	9
H	9
RBI	8
BB	5
SO	8
LOB	12



Batter	1	2	3	4	5	6	7	8	9	AB	R	H	RBI	BB	SO	LOB	BOTTOM										
Lenny Green, L OBP: 0.382, SLG: 0.448	0-0 6-3	0-0 BB 2B 1B		0-0 G3		4-0 BB		4-0 1B BB		3	1	1	1	2	0	0											
Dalton Jones, L OBP: 0.481, SLG: 0.569 Frank Malzone, R OBP: 0.327, SLG: 0.308	0-0 4-3 1B 2B	4-0 1-2 2B BB		0-0 F8	0-0 5-3			0-0 F8		1	1	1	0	0	0	0											
Carl Yastrzemski, L OBP: 0.385, SLG: 0.609	0-0 4-3	0-0 1-H 2-H 3-H E 2B		0-0 1-3		0-0 6-3		0-0 F6		5	1	1	3	0	0	2											
Felix Mantilla, R OBP: 0.411, SLG: 0.527	0-0 1B	0-0 E2 2-6		0-0 2B		0-3 K		0-0 BB 1B		5	0	3	1	0	1	0											
Lee Thomas, L OBP: 0.354, SLG: 0.489	0-0 F9	0-0 2-6	0-0 1-3		0-0 F5		0-0 1B	4-0 1-2 BB		4	0	1	0	1	0	2											
Tony Conigliaro, R OBP: 0.328, SLG: 0.466		0-0 6-3	0-0 F9		0-0 E6 2B 1B	0-0 F3		0-0 6-3		5	1	0	0	0	0	4											
Eddie Bressoud, R OBP: 0.327, SLG: 0.433		4-0 1B WP 1B BB	0-3 K		0-0 1B 2B		0-3 K	3	1	1	0	1	2	0													
Bob Tillman, R OBP: 0.255, SLG: 0.268		0-0 F9		0-0 6-3		0-0 BB 1B		0-0 F3		4	0	1	1	0	0	1											
Earl Wilson, R OBP: 0.350, SLG: 0.422 Jay Ritchie, R OBP: 0.277, SLG: 0.295 Arnold Earley, L OBP: 0.350, SLG: 0.422 Gary Geiger, L OBP: 0.350, SLG: 0.422 Chuck Schilling, R OBP: 0.350, SLG: 0.422 Dick Radatz, R OBP: 0.350, SLG: 0.422 Jerry Moses, R OBP: 0.350, SLG: 0.422 Dennis Bennett, L OBP: 0.350, SLG: 0.422	0-0 F9	0-0 1B 2B 1B		0-0 F9		0-0 F9		0-0 F4		2	1	1	0	0	0	0											
Inning Stats	R: 1 E: 0 K: 0 S: 5	H: 2 LOB: 1 BB: 0 P: 5	R: 5 E: 1 K: 0 S: 6	H: 3 LOB: 1 BB: 2 P: 14	R: 0 E: 0 K: 1 S: 5	H: 0 LOB: 0 BB: 0 P: 5	R: 0 E: 0 K: 0 S: 3	H: 0 LOB: 0 BB: 0 P: 3	R: 0 E: 1 K: 0 S: 4	H: 1 LOB: 1 BB: 0 P: 4	R: 1 E: 1 K: 0 S: 5	H: 2 LOB: 2 BB: 1 P: 9	R: 0 E: 0 K: 1 S: 6	H: 1 LOB: 1 BB: 0 P: 6	R: 0 E: 0 K: 1 S: 5	H: 0 LOB: 0 BB: 0 P: 5	R: 0 E: 0 K: 0 S: 4	H: 1 LOB: 3 BB: 2 P: 12	1B: 6 2B: 4 3B: 0 HR: 0	SF: 0 SAC: 0 DP: 0 HBP: 0	WP: 1 PB: 0 SB: 0 CS: 0	PA: 42					
PITCHER	IP	WLS	BF	H	R	ER	SO	BB	IBB	HBP	BLK	WP	HR	S	P	ERA	WHIP										
Camilo Pascual, R ERA: 2.87	1.2	W	15	3	1	0	1	0	0	0	0	0	0	16	16	0.00	0.818										
Jim Perry, R ERA: 2.45	3.2		15	2	0	0	2	3	0	0	0	0	0	16	28	0.00	1.500										
Bill Pleis, L ERA: 2.31	3.1		15	2	0	0	2	3	0	0	0	0	0	16	28	0.00	1.500										
Al Worthington, R ERA: 2.51	0.1	S	1	0	0	0	0	0	0	0	0	0	0	1	1	0.00	0.000										

Minnesota Twins @ Boston Red Sox
Fenway Park, Boston, MA
Wed May 26 1965, 7:05 PM EDT
Att: 9,073 - Unknown

AB	37
R	7
H	10
RBI	6
BB	5
SO	3
LOB	13



Batter	1	2	3	4	5	6	7	8	9	AB	R	H	RBI	BB	SO	LOB	TOP
Zoilo Versalles, R OBP: 0.299, SLG: 0.497 (1, 6)										4	0	0	0	0	1	1	Minnesota Twins @ Boston Red Sox Fenway Park, Boston, MA Thu May 27 1965, 3:33 AM EDT Att: 3,124 - Unknown
Jerry Kindall, R OBP: 0.304, SLG: 0.325 (1, 4)										4	0	0	0	0	1	0	
Tony Oliva, L OBP: 0.288, SLG: 0.462 (1, 9)										4	0	2	0	0	0	0	
Harmon Killebrew, R OBP: 0.390, SLG: 0.463 (1, 3)										4	0	0	0	0	1	2	
Jimmie Hall, L OBP: 0.376, SLG: 0.515 (1, 8)										2	0	0	0	2	0	0	
Bob Allison, R OBP: 0.393, SLG: 0.451 (1, 7)										3	0	0	0	1	1	3	
Frank Kostro, R OBP: 0.316, SLG: 0.267 (1, 5)										2	0	1	0	2	0	0	
Jerry Zimmerman, R OBP: 0.308, SLG: 0.278 (1, 2)										2	0	0	0	1	0	1	
Don Mincher, L OBP: 0.320, SLG: 0.478 (9, PH)										1	0	0	0	0	1	3	
Jim Kaat, L OBP: 0.185, SLG: 0.185 (1, 1)										3	0	0	0	0	1	3	
Johnny Klippstein, R OBP: 0.391, SLG: 0.607 (8, 1)										0	0	0	0	0	0	0	
Sandy Valdespino, L OBP: 0.323, SLG: 0.345 (9, PH)										1	0	0	0	0	1	3	
Inning Stats	R: 0 H: 1 E: 2 K: 2 S: 9	H: 0 R: 0 ER: 0 SO: 5 BB: 1 P: 13	R: 0 H: 0 E: 0 K: 1 S: 5	H: 0 R: 0 ER: 0 SO: 3 BB: 0 P: 3	R: 0 H: 0 E: 0 K: 0 S: 3	H: 0 R: 0 ER: 0 SO: 3 BB: 0 P: 3	R: 0 H: 1 E: 0 K: 0 S: 4	H: 0 R: 0 ER: 0 SO: 13 BB: 2 P: 13	R: 0 H: 0 E: 0 K: 3 S: 3	H: 0 R: 0 ER: 0 SO: 21 BB: 3 P: 21	1B: 2 2B: 2 HR: 0	SF: 0 SAC: 0 HBP: 0	WP: 0 PB: 0 SB: 1 CS: 0	PA: 36			
PITCHER	IP WLS BF H R ER SO BB IBB HBP BLK WP HR S P ERA WHIP	8.1 W 34 3 0 0 5 6 0 0 0 0 0 0 38 62 0.00 1.080	0.2 S 2 0 0 0 2 0 0 0 0 0 0 0 6 6 0.00 0.000														

AB	30
R	0
H	3
RBI	0
BB	6
SO	7
LOB	16



Batter	1	2	3	4	5	6	7	8	9	AB	R	H	RBI	BB	SO	LOB	BOTTOM
Chuck Schilling, R OBP: 0.375, SLG: 0.703 (1, 4)										3	0	1	0	1	0	0	Minnesota Twins @ Boston Red Sox Fenway Park, Boston, MA Thu May 27 1965, 3:33 AM EDT Att: 3,124 - Unknown
Frank Malzone, R OBP: 0.324, SLG: 0.298 (1, 5)										3	0	0	0	1	0	2	
Carl Yastrzemski, L OBP: 0.391, SLG: 0.607 (1, 8)										2	0	1	0	1	0	1	
Lenny Green, L OBP: 0.380, SLG: 0.445 (8, 8)										1	0	0	0	0	0	0	
Felix Mantilla, R OBP: 0.416, SLG: 0.530 (1, 7)										3	1	2	0	0	0	0	
Tony Conigliaro, R OBP: 0.329, SLG: 0.463 (1, 9)										3	1	1	0	0	0	2	
Lee Thomas, L OBP: 0.354, SLG: 0.486 (1, 3)										3	0	1	0	0	0	3	
Eddie Bressoud, R OBP: 0.318, SLG: 0.420 (1, 6)										3	0	0	1	0	1	3	
Bob Tillman, R OBP: 0.248, SLG: 0.263 (1, 2)										2	0	0	1	0	0	1	
Dave Morehead, R OBP: 0.200, SLG: 0.111 (1, 1)										3	0	0	0	0	2	2	
Dick Radatz, R OBP: 0.444, SLG: 0.500 (9, 1)										0	0	0	0	0	0	0	
Inning Stats	R: 0 H: 0 E: 0 K: 0 S: 2	H: 0 R: 0 ER: 0 SO: 3 BB: 0 P: 3	R: 0 H: 0 E: 0 K: 2 S: 7	H: 0 R: 0 ER: 0 SO: 7 BB: 0 P: 7	R: 0 H: 1 E: 0 K: 0 S: 4	H: 1 R: 0 ER: 0 SO: 3 BB: 0 P: 3	R: 0 H: 1 E: 0 K: 1 S: 5	H: 3 R: 2 ER: 1 SO: 7 BB: 0 P: 7	R: 0 H: 0 E: 0 K: 0 S: 2	H: 0 R: 0 ER: 0 SO: 6 BB: 1 P: 6	1B: 6 2B: 0 3B: 0 HR: 0	SF: 1 SAC: 0 DP: 4 HBP: 0	WP: 0 PB: 0 SB: 0 CS: 0	PA: 30			
PITCHER	IP WLS BF H R ER SO BB IBB HBP BLK WP HR S P ERA WHIP	7.0 L 27 6 2 1 3 2 0 0 0 0 0 0 31 39 1.29 1.143	1.0 3 0 0 0 0 1 0 0 0 0 0 0 2 6 0.00 1.000														



Batter	1	2	3	4	5	6	7	8	9	AB	R	H	RBI	BB	SO	LOB	TOP				
Zoilo Versalles, R OBP: 0.298, SLG: 0.491 (1, 6)	0-3 K		0-3 K			X 0-0 1-2 1B	X 0-0 5-3			4	0	1	0	0	2	2					
Rich Rollins, R OBP: 0.276, SLG: 0.294 (1, 5)	0-0 F3		0-0 1-3			X 0-0 F2		X 0-0 HR 1B		4	1	1	0	0	0	3					
Tony Oliva, L OBP: 0.273, SLG: 0.481 (1, 9)	0-0 F8		0-0 PO 1B			X 0-0 F7		X 0-0 1-H HR		4	1	2	3	0	0	0					
Harmon Killebrew, R OBP: 0.380, SLG: 0.450 (1, 3)		X 0-0 E6 6-3	X 0-0 PO 1-2	X 0-0 6-3		X 0-0 F2		X 0-3 K		4	0	0	0	0	1	0					
Jimmie Hall, L OBP: 0.366, SLG: 0.500 (1, 8)		X 0-0 6-3 1-2		X 0-0 3-1		X 0-0 L4		X 0-0 4-3		4	0	0	0	0	0	1					
Bob Allison, R OBP: 0.388, SLG: 0.468 (1, 7)		X 0-3 K		X 0-0 F9				X 0-0 HR	X 0-3 K	4	1	1	1	0	2	1					
Earl Batley, R OBP: 0.393, SLG: 0.413 (1, 2)		X 4-0 IBB				X 0-0 6-3		X 4-0 SH1-4 BB	X 0-0 5-3	2	0	0	0	2	0	0					
Jerry Kindall, R OBP: 0.296, SLG: 0.314 (1, 4)		X 0-0 F3				X 0-0 F3		X 0-3 K	X 0-3 K	4	0	0	0	0	2	3					
Dave Boswell, R OBP: 0.286, SLG: 0.429 Johnny Klippstein, R OBP: 0.388, SLG: 0.468 Bill Pleis, L OBP: 0.273, SLG: 0.481 (1, 1) (6, 1) (8, 1)			X 0-0 1B 3B			X 0-0 1B		X 0-0 SH1-4 1-2	X 0-0 5-3	2	1	2	0	0	0	0					
Inning Stats	R: 0 E: 0 K: 1 S: 5	H: 0 LOB: 0 BB: 5 P: 5	R: 0 E: 1 K: 1 S: 6	H: 0 LOB: 2 BB: 1 P: 10	R: 1 E: 0 K: 1 S: 6	H: 2 LOB: 0 BB: 0 P: 6	R: 0 E: 0 K: 0 S: 3	H: 0 LOB: 0 BB: 0 P: 3	R: 0 E: 0 K: 0 S: 5	H: 2 LOB: 2 BB: 0 P: 5	R: 1 E: 0 K: 1 S: 6	H: 1 LOB: 1 BB: 1 P: 10	R: 2 E: 0 K: 2 S: 9	H: 2 LOB: 0 BB: 0 P: 9	R: 0 E: 0 K: 1 S: 5	H: 0 LOB: 0 BB: 0 P: 5	1B: 4 2B: 0 3B: 1 HR: 2	SF: 0 SAC: 1 DP: 0 HBP: 0	WP: 0 PB: 0 SB: 0 CS: 0	PA: 37	
PITCHER	IP WLS BF H R ER SO BB IBB HBP BLK WP HR S P ERA WHIP	7.0 L 28 5 2 2 4 1 1 0 0 0 1 34 42 2.57 0.857	2.0 S 8 2 2 2 3 0 0 0 0 0 1 14 14 9.00 1.000																		

Minnesota Twins @ Washington Senators
D.C. Stadium, Washington, DC
Fri May 28 1965, 7:05 PM EDT
Att: 15,612 - Unknown

AB 33
R 4
H 7
RBI 4
BB 2
SO 7
LOB 10



Batter	1	2	3	4	5	6	7	8	9	AB	R	H	RBI	BB	SO	LOB	BOTTOM				
Don Blasingame, L OBP: 0.278, SLG: 0.333 (1, 4)	0-0 F2		X 0-0 4-3			X 0-0 F4	X 0-0 F7		X 0-0 F7	5	0	0	0	0	0	3					
Ken McMullen, R OBP: 0.327, SLG: 0.423 (1, 5)	0-0 6-3		X 4-0 BB			X 0-0 F9		X 0-0 1B 2B		3	1	1	0	1	0	0					
Jim King, L OBP: 0.357, SLG: 0.449 (1, 9)	4-0 BB		X 0-0 6-3			X 4-0 1B BB		X 0-0 F8		2	0	0	0	2	0	2					
Frank Howard, R OBP: 0.344, SLG: 0.472 (1, 7)	0-0 5-3			X 0-3 K		X 0-0 1-2 1B		X 0-0 2-H 1B		4	0	2	1	0	1	1					
Woodie Held, R OBP: 0.443, SLG: 0.595 (1, 8)		X 0-0 F2		X 0-0 1-3		X 0-0 G3		X 0-0 F7		4	0	0	0	0	0	3					
Bob Chance, L OBP: 0.295, SLG: 0.364 (1, 3)		X 0-0 2B		X 0-0 F4				X 0-0 4-3	X 0-0 4-3	4	0	1	0	0	0	1					
Mike Brumley, L OBP: 0.357, SLG: 0.113 Doug Camilli, R OBP: 0.253, SLG: 0.338 (1, 2) (9, PH)		X 0-3 K				X 0-0 F3		X 0-0 F7		3	0	0	0	0	1	1					
Ed Brinkman, R OBP: 0.225, SLG: 0.236 Joe Cunningham, L OBP: 0.444, SLG: 0.375 Ken Hamlin, R OBP: 0.291, SLG: 0.347 (1, 6) (7, PH) (7, PR) (8, 6)		X 0-3 K				X 0-0 F9		X 0-0 HBP 1B		2	0	0	0	0	1	1					
Phil Ortega, R OBP: 0.217, SLG: 0.273 Don Lock, R OBP: 0.357, SLG: 0.314 Steve Ridzik, R OBP: 0.167, SLG: 0.167 Don Zimmer, R OBP: 0.286, SLG: 0.389 (1, 1) (7, PH) (8, 1) (8, PH)			X 0-3 K			X 0-3 K		X 1-0 HBP	X 4-0 BB	2	0	0	0	0	2	0					
Inning Stats	R: 0 E: 0 K: 0 S: 3	H: 0 LOB: 1 BB: 1 P: 7	R: 0 E: 0 K: 2 S: 8	H: 1 LOB: 1 BB: 0 P: 8	R: 0 E: 0 K: 1 S: 5	H: 0 LOB: 1 BB: 1 P: 9	R: 0 E: 0 K: 1 S: 5	H: 0 LOB: 0 BB: 0 P: 5	R: 0 E: 0 K: 0 S: 4	H: 1 LOB: 2 BB: 1 P: 8	R: 0 E: 0 K: 0 S: 4	H: 1 LOB: 2 BB: 0 P: 5	R: 1 E: 0 K: 0 S: 5	H: 2 LOB: 1 BB: 0 P: 5	R: 0 E: 0 K: 1 S: 5	H: 0 LOB: 1 BB: 1 P: 9	1B: 3 2B: 2 3B: 0 HR: 0	SF: 0 SAC: 0 DP: 0 HBP: 1	WP: 0 PB: 0 SB: 0 CS: 0	PA: 37	
PITCHER	IP WLS BF H R ER SO BB IBB HBP BLK WP HR S P ERA WHIP	5.2 W 21 4 1 1 0 3 0 0 0 0 0 28 40 0.00 0.706	2.0 S 11 4 1 1 0 0 0 1 0 0 0 10 11 4.50 2.000	1.1 S 5 0 0 0 1 1 0 0 0 0 0 6 10 0.00 0.750																	

Minnesota Twins @ Washington Senators
D.C. Stadium, Washington, DC
Fri May 28 1965, 7:05 PM EDT
Att: 15,612 - Unknown

AB 32
R 1
H 5
RBI 1
BB 4
SO 6
LOB 12



Batter	1	2	3	4	5	6	7	8	9	AB	R	H	RBI	BB	SO	LOB	TOP				
Zoilo Versalles, R OBP: 0.307, SLG: 0.514										4	1	2	3	1	0	0	Minnesota Twins @ Washington Senators D.C. Stadium, Washington, DC Sun May 30 1965, 3:33 AM EDT Att: 9,518 - Unknown				
Jerry Kindall, R OBP: 0.303, SLG: 0.331										5	0	1	0	0	2	3					
Tony Oliva, L OBP: 0.273, SLG: 0.465										5	0	0	0	0	0	3					
Harmon Killebrew, R OBP: 0.387, SLG: 0.463 Don Mincher, L OBP: 0.346, SLG: 0.478										4	1	1	1	1	0	2					
Bob Allison, R OBP: 0.396, SLG: 0.459										3	2	1	0	2	1	1					
Rich Rollins, R OBP: 0.288, SLG: 0.333										5	0	2	0	0	0	2					
Joe Nossek, R OBP: 0.250, SLG: 0.235										4	1	3	1	0	0	2					
Jerry Zimmerman, R OBP: 0.311, SLG: 0.286									5	0	2	1	0	1	4						
Camilo Pascual, R OBP: 0.226, SLG: 0.433										3	1	1	0	0	2						
Inning Stats	R: 0 E: 0 K: 0 S: 4	H: 2 LOB: 1 BB: 0 P: 4	R: 1 E: 0 K: 1 S: 8	H: 3 LOB: 3 BB: 1 P: 12	R: 0 E: 0 K: 1 S: 3	H: 0 LOB: 1 BB: 1 P: 7	R: 3 E: 0 K: 1 S: 8	H: 3 LOB: 0 BB: 0 P: 8	R: 0 E: 1 K: 0 S: 4	H: 0 LOB: 1 BB: 0 P: 4	R: 1 E: 0 K: 0 S: 5	H: 2 LOB: 2 BB: 1 P: 9	R: 0 E: 0 K: 0 S: 3	H: 0 LOB: 0 BB: 0 P: 3	R: 1 E: 0 K: 2 S: 9	H: 2 LOB: 1 BB: 0 P: 9	1B: 10 2B: 1 3B: 0 HR: 2	SF: 1 SAC: 1 DP: 1 HBP: 0	WP: 0 PB: 0 SB: 0 CS: 0	PA: 44	
PITCHER	IP WLS BF H R ER SO BB IBB HBP BLK WP HR S P ERA WHIP	IP WLS BF H R ER SO BB IBB HBP BLK WP HR S P ERA WHIP	IP WLS BF H R ER SO BB IBB HBP BLK WP HR S P ERA WHIP	IP WLS BF H R ER SO BB IBB HBP BLK WP HR S P ERA WHIP	IP WLS BF H R ER SO BB IBB HBP BLK WP HR S P ERA WHIP	IP WLS BF H R ER SO BB IBB HBP BLK WP HR S P ERA WHIP	IP WLS BF H R ER SO BB IBB HBP BLK WP HR S P ERA WHIP	IP WLS BF H R ER SO BB IBB HBP BLK WP HR S P ERA WHIP	IP WLS BF H R ER SO BB IBB HBP BLK WP HR S P ERA WHIP	IP WLS BF H R ER SO BB IBB HBP BLK WP HR S P ERA WHIP	IP WLS BF H R ER SO BB IBB HBP BLK WP HR S P ERA WHIP	IP WLS BF H R ER SO BB IBB HBP BLK WP HR S P ERA WHIP	IP WLS BF H R ER SO BB IBB HBP BLK WP HR S P ERA WHIP	IP WLS BF H R ER SO BB IBB HBP BLK WP HR S P ERA WHIP	IP WLS BF H R ER SO BB IBB HBP BLK WP HR S P ERA WHIP	IP WLS BF H R ER SO BB IBB HBP BLK WP HR S P ERA WHIP	IP WLS BF H R ER SO BB IBB HBP BLK WP HR S P ERA WHIP	IP WLS BF H R ER SO BB IBB HBP BLK WP HR S P ERA WHIP	IP WLS BF H R ER SO BB IBB HBP BLK WP HR S P ERA WHIP	IP WLS BF H R ER SO BB IBB HBP BLK WP HR S P ERA WHIP	IP WLS BF H R ER SO BB IBB HBP BLK WP HR S P ERA WHIP
Mike McCormick, L ERA: 3.35	5.0	26	9	4	4	2	2	1	0	0	0	0	0	0	0	0	7.20	2.200			
Buster Narum, R ERA: 5.07	2.0	10	2	1	1	0	1	0	0	0	0	0	0	9	13	4.50	1.500				
Steve Ridzik, R ERA: 4.24	2.0	8	2	1	1	2	0	0	0	0	0	1	12	12	4.50	1.000					



Batter	1	2	3	4	5	6	7	8	9	AB	R	H	RBI	BB	SO	LOB	BOTTOM				
Don Blasingame, L OBP: 0.283, SLG: 0.331										4	0	0	0	0	1	1	Minnesota Twins @ Washington Senators D.C. Stadium, Washington, DC Sun May 30 1965, 3:33 AM EDT Att: 9,518 - Unknown				
Ken McMullen, R OBP: 0.316, SLG: 0.405										4	0	1	0	0	0	1					
Jim King, L OBP: 0.366, SLG: 0.474										3	0	0	0	1	0	1					
Frank Howard, R OBP: 0.354, SLG: 0.488										4	0	2	0	0	1	0					
Woodie Held, R OBP: 0.426, SLG: 0.560										4	0	0	0	0	2	4					
Bob Chance, L OBP: 0.304, SLG: 0.397 Steve Ridzik, R OBP: 0.167, SLG: 0.167 Don Zimmer, R OBP: 0.316, SLG: 0.405										2	0	0	0	1	0	0					
Mike Brumley, L OBP: 0.167, SLG: 0.106										4	0	0	0	0	0	3					
Ed Brinkman, R OBP: 0.221, SLG: 0.254										3	0	0	0	0	2						
Mike McCormick, L OBP: 0.250, SLG: 0.077 Ken Hamlin, R OBP: 0.281, SLG: 0.333 Buster Narum, R OBP: 0.091, SLG: 0.364 Joe Cunningham, L OBP: 0.429, SLG: 0.357										0	0	0	0	1	0	0					
Inning Stats	R: 0 E: 0 K: 0 S: 3	H: 0 LOB: 0 BB: 0 P: 3	R: 0 E: 0 K: 1 S: 6	H: 1 LOB: 2 BB: 1 P: 10	R: 0 E: 0 K: 2 S: 8	H: 1 LOB: 3 BB: 2 P: 16	R: 0 E: 0 K: 0 S: 3	H: 0 LOB: 0 BB: 0 P: 3	R: 0 E: 0 K: 1 S: 5	H: 0 LOB: 0 BB: 0 P: 5	R: 0 E: 0 K: 0 S: 3	H: 0 LOB: 0 BB: 0 P: 3	R: 0 E: 0 K: 0 S: 4	H: 1 LOB: 1 BB: 0 P: 4	R: 0 E: 0 K: 0 S: 4	H: 1 LOB: 1 BB: 0 P: 4	1B: 4 2B: 0 3B: 0 HR: 0	SF: 0 SAC: 0 DP: 0 HBP: 0	WP: 0 PB: 0 SB: 0 CS: 0	PA: 34	
PITCHER	IP WLS BF H R ER SO BB IBB HBP BLK WP HR S P ERA WHIP	IP WLS BF H R ER SO BB IBB HBP BLK WP HR S P ERA WHIP	IP WLS BF H R ER SO BB IBB HBP BLK WP HR S P ERA WHIP	IP WLS BF H R ER SO BB IBB HBP BLK WP HR S P ERA WHIP	IP WLS BF H R ER SO BB IBB HBP BLK WP HR S P ERA WHIP	IP WLS BF H R ER SO BB IBB HBP BLK WP HR S P ERA WHIP	IP WLS BF H R ER SO BB IBB HBP BLK WP HR S P ERA WHIP	IP WLS BF H R ER SO BB IBB HBP BLK WP HR S P ERA WHIP	IP WLS BF H R ER SO BB IBB HBP BLK WP HR S P ERA WHIP	IP WLS BF H R ER SO BB IBB HBP BLK WP HR S P ERA WHIP	IP WLS BF H R ER SO BB IBB HBP BLK WP HR S P ERA WHIP	IP WLS BF H R ER SO BB IBB HBP BLK WP HR S P ERA WHIP	IP WLS BF H R ER SO BB IBB HBP BLK WP HR S P ERA WHIP	IP WLS BF H R ER SO BB IBB HBP BLK WP HR S P ERA WHIP	IP WLS BF H R ER SO BB IBB HBP BLK WP HR S P ERA WHIP	IP WLS BF H R ER SO BB IBB HBP BLK WP HR S P ERA WHIP	IP WLS BF H R ER SO BB IBB HBP BLK WP HR S P ERA WHIP	IP WLS BF H R ER SO BB IBB HBP BLK WP HR S P ERA WHIP	IP WLS BF H R ER SO BB IBB HBP BLK WP HR S P ERA WHIP	IP WLS BF H R ER SO BB IBB HBP BLK WP HR S P ERA WHIP	IP WLS BF H R ER SO BB IBB HBP BLK WP HR S P ERA WHIP
Camilo Pascual, R ERA: 2.54	9.0	34	4	0	0	4	3	0	0	0	0	0	0	0	0	0	0.00	0.778			



Batter	1	2	3	4	5	6	7	8	9	AB	R	H	RBI	BB	SO	LOB	TOP			
Zoilo Versalles, R OBP: 0.309, SLG: 0.527 (1, 6)	F4		HR		K		1B		5-3	5	1	2	2	0	1	1	Minnesota Twins @ Baltimore Orioles Memorial Stadium, Baltimore, MD Mon May 31 1965, 3:33 AM EDT Unknown			
Jerry Kindall, R OBP: 0.299, SLG: 0.321 (1, 4)	L5		F8		1B		F3		F3	4	0	0	0	1	0	1				
Sandy Valdespino, L OBP: 0.389, SLG: 0.394 (1, 7)	1B		1B		1B		2B		6-3	4	2	3	1	1	0	0				
Tony Oliva, L OBP: 0.278, SLG: 0.471 (1, 9)	1B		F2		F7		2B			4	0	2	2	0	0	3				
Jimmie Hall, L OBP: 0.375, SLG: 0.524 (1, 8)	CS		F8		F8		HR		K	4	1	1	1	0	1	1				
Don Mincher, L OBP: 0.333, SLG: 0.444 (1, 3)			G6-3		F5		K		6-3	4	0	1	0	0	1	0				
Rich Rollins, R OBP: 0.288, SLG: 0.338 (1, 5)			G6-3		F8		2B		K	4	0	1	0	0	1	1				
Jerry Zimmerman, R OBP: 0.327, SLG: 0.289 (1, 2)			F9		SH5-4		5-3		FC6-4	3	1	1	0	0	0	1				
Jim Kaat, L OBP: 0.200, SLG: 0.200 (1, 1)			HR		SH5-4		K		FC6-4	3	1	1	0	0	1	2				
Inning Stats	R: 1 E: 0 K: 0 S: 3	H: 1 LOB: 0 BB: 1 P: 7	R: 0 E: 0 K: 0 S: 3	H: 1 LOB: 0 BB: 0 P: 3	R: 2 E: 0 K: 0 S: 6	H: 3 LOB: 1 BB: 0 P: 6	R: 0 E: 0 K: 0 S: 3	H: 0 LOB: 0 BB: 0 P: 3	R: 1 E: 0 K: 2 S: 9	H: 2 LOB: 1 BB: 0 P: 9	R: 1 E: 0 K: 1 S: 7	H: 3 LOB: 1 BB: 0 P: 7	R: 0 E: 0 K: 1 S: 6	H: 1 LOB: 1 BB: 0 P: 6	R: 0 E: 0 K: 0 S: 3	H: 0 LOB: 0 BB: 0 P: 3		1B: 8 2B: 2 3B: 0 HR: 2	SF: 0 SAC: 1 DP: 1 HBP: 1	WP: 0 PB: 0 SB: 1 CS: 1
PITCHER	IP WLS BF H R ER SO BB IBB HBP BLK WP HR S P ERA WHIP																			
Robin Roberts, R ERA: 3.54 (1, 1)	6.0 L 27 8 5 5 3 2 0 0 1 0 0 2 30 39 7.50 1.667																			
Don Larsen, R ERA: 5.75 (7, 1)	3.0 12 4 1 1 2 0 0 0 0 0 0 0 16 16 3.00 1.333																			

Batter	1	2	3	4	5	6	7	8	9	AB	R	H	RBI	BB	SO	LOB	BOTTOM			
Jerry Adair, R OBP: 0.312, SLG: 0.288 (1, 4)	6-3		F8			G6-3			5-3	4	0	0	0	0	0	1	Minnesota Twins @ Baltimore Orioles Memorial Stadium, Baltimore, MD Mon May 31 1965, 3:33 AM EDT Unknown			
Luis Aparicio, R OBP: 0.312, SLG: 0.440 (1, 6)	6-3				FC6-4		F7		5-3	4	0	1	0	0	0	0				
Jackie Brandt, R OBP: 0.358, SLG: 0.529 (1, 7)	F8				FC6-4		F8		1-3	4	0	0	0	0	0	1				
Brooks Robinson, R OBP: 0.333, SLG: 0.442 (1, 5)			K		F6		F3			3	0	0	0	0	1	1				
Sam Bowens, R OBP: 0.128, SLG: 0.108 (1, 9)			6-3		F7		5-3			3	0	0	0	0	0	1				
Bob Johnson, R OBP: 0.279, SLG: 0.386 (1, 3)					1B		F6		1-3	3	0	1	0	0	0	0				
John Orsino, R OBP: 0.336, SLG: 0.459 (1, 2)			F8				F8		F7	3	0	0	0	0	0	1				
Paul Blair, R OBP: 0.301, SLG: 0.321 (1, 8)			6-3				F8			3	0	1	0	0	0	0				
Robin Roberts, S OBP: 0.214, SLG: 0.259 (1, 1)									1-3	1	0	0	0	0	1	0				
Russ Snyder, L OBP: 0.429, SLG: 0.333 (6, PH)										0	0	0	0	1	0	0				
Don Larsen, R OBP: 0.200, SLG: 0.200 (7, 1)										1	0	0	0	0	0	1				
Inning Stats	R: 0 E: 0 K: 0 S: 3	H: 0 LOB: 0 BB: 0 P: 3	R: 0 E: 0 K: 1 S: 6	H: 1 LOB: 1 BB: 0 P: 6	R: 0 E: 0 K: 1 S: 5	H: 0 LOB: 0 BB: 0 P: 5	R: 0 E: 0 K: 0 S: 4	H: 1 LOB: 1 BB: 0 P: 4	R: 0 E: 0 K: 0 S: 3	H: 0 LOB: 0 BB: 0 P: 3	R: 0 E: 0 K: 0 S: 3	H: 0 LOB: 0 BB: 0 P: 3	R: 0 E: 0 K: 0 S: 4	H: 1 LOB: 1 BB: 0 P: 4	R: 0 E: 0 K: 0 S: 3	H: 0 LOB: 0 BB: 0 P: 3	1B: 3 2B: 0 3B: 0 HR: 0	SF: 0 SAC: 0 DP: 1 HBP: 0	WP: 0 PB: 0 SB: 0 CS: 0	PA: 30
PITCHER	IP WLS BF H R ER SO BB IBB HBP BLK WP HR S P ERA WHIP																			
Jim Kaat, L ERA: 1.91 (1, 1)	9.0 W 30 3 0 0 2 1 0 0 0 0 0 0 33 37 0.00 0.444																			

AB	35
R	6
H	12
RBI	6
BB	2
SO	5
LOB	10



Batter	1	2	3	4	5	6	7	8	9	AB	R	H	RBI	BB	SO	LOB	TOP								
Zoilo Versalles, R OBP: 0.303, SLG: 0.516 (1, 6)	0-0 4-3 1		0-0 F7 2		0-0 FC6-4 2B 2		0-3 K 3			4	1	0	1	0	1	2									
Jerry Kindall, R OBP: 0.304, SLG: 0.333 (1, 4)	0-0 E5 2B		0-0 6-3 3			0-0 2B 1-H 3-H 4-0		0-0 FC1-5 1B 1B		4	1	2	2	0	0	0									
Tony Oliva, L OBP: 0.293, SLG: 0.483 (1, 9)	0-0 2B 2-H			4-0 G6-4-3 BB				0-0 FC1-5 1B 1-2		2	0	2	1	2	0	0									
Don Mincher, L OBP: 0.303, SLG: 0.400 Mel Nelson, R (5, 1)	0-3 K 2			0-0 F8 1	0-0 F8 3			0-0 FC1-5 G6-4-3 1-2 2-3		3	0	0	0	0	0	1	4								
Jim Kaat, L OBP: 0.194, SLG: 0.194 Johnny Klippstein, R (8, 1)										1	0	0	0	0	0	2									
Harmon Killebrew, R OBP: 0.379, SLG: 0.450 (1, 3)	0-3 K 3			0-0 G6-4-3 1-2				0-0 G6-4-3 1-2		4	0	0	0	0	1	4									
Jimmie Hall, L OBP: 0.372, SLG: 0.517 (1, 8)		0-0 CS 1B			0-0 4-3 1		0-3 K 2		0-0 5-3 1	4	0	1	0	0	1	0									
Rich Rollins, R OBP: 0.287, SLG: 0.335 (1, 5)		0-0 4-3 1-2			0-0 FC6-4 BB 1B		0-0 F6 3		0-0 L5 2	4	1	1	0	0	0	1									
John Sevcik, R (1, 2)					4-0 FC6-4 BB 2B BB		0-3 K 1		0-3 K 3	2	1	0	0	1	1	0									
Jerry Zimmerman, R OBP: 0.320, SLG: 0.283 (7, 2)		0-0 4-3 3								1	0	0	0	0	1	0									
Dick Stigman, R (1, 1)				0-0 G3 1		4-0 FC6-4 BB		0-0 F7 2		0	0	0	0	0	0	0									
Joe Nosssek, R OBP: 0.238, SLG: 0.222 Jim Perry, S (3, 1)										1	0	0	0	0	0	0									
Sandy Valdespino, L OBP: 0.395, SLG: 0.382 (5, 7)										1	0	0	0	1	0	0									
Inning Stats	R: 1 E: 1 K: 2 S: 9	H: 1 LOB: 1 BB: 0 P: 9	R: 0 E: 0 K: 0 S: 3	H: 1 LOB: 0 BB: 0 P: 3	R: 0 E: 0 K: 0 S: 3	H: 0 LOB: 0 BB: 0 P: 3	R: 0 E: 0 K: 0 S: 2	H: 0 LOB: 0 BB: 1 P: 6	R: 3 E: 0 K: 0 S: 5	H: 2 LOB: 2 BB: 3 P: 17	R: 0 E: 0 K: 1 S: 5	H: 0 LOB: 0 BB: 0 P: 5	R: 0 E: 0 K: 2 S: 7	H: 0 LOB: 0 BB: 0 P: 7	R: 0 E: 0 K: 0 S: 4	H: 2 LOB: 1 BB: 0 P: 4	R: 0 E: 0 K: 1 S: 5	H: 0 LOB: 0 BB: 0 P: 5	1B: 4 2B: 2 3B: 0 HR: 0	SF: 0 SAC: 0 DP: 2 HBP: 0	WP: 0 PB: 0 SB: 0 CS: 1	PA: 35			
PITCHER	IP	WLS	BF	H	R	ER	SO	BB	IBB	HBP	BLK	WP	HR	S	P	ERA	WHIP								
Jim Palmer, R ERA: 2.92 (1, 1)	4.2		21	4	4	3	2	3	1	0	0	0	0	21	37	5.79	1.500								
Dick Hall, R ERA: 2.96 (5, 1)	2.1		7	0	0	0	3	0	0	0	0	0	0	13	13	0.00	0.000								
Stu Miller, R ERA: 1.72 (8, 1)	2.0	W	7	2	0	0	1	0	0	0	0	0	0	9	9	0.00	1.000								

Minnesota Twins @ Baltimore Orioles
Memorial Stadium, Baltimore, MD
Mon May 31 1965, 3:38 AM EDT
Att: 21,289 - Unknown

AB 31
R 4
H 6
RBI 4
BB 4
SO 6
LOB 13



Batter	1	2	3	4	5	6	7	8	9	AB	R	H	RBI	BB	SO	LOB	BOTTOM								
Jerry Adair, R OBP: 0.310, SLG: 0.299 (1, 4)	0-0 4-3 1				0-0 FC6-4 1-2			0-0 3B 1		4	0	1	0	0	1	1									
Luis Aparicio, R OBP: 0.305, SLG: 0.431 (1, 6)	0-0 F6 2		0-0 F3 1		0-0 F7 3			0-3 K 1		4	0	0	0	0	1	2									
Jackie Brandt, R OBP: 0.347, SLG: 0.511 Boog Powell, L OBP: 0.299, SLG: 0.381 Paul Blair, R OBP: 0.301, SLG: 0.321 (8, 8)	0-0 5-3 3				0-0 F8 2		0-3 K 1	4-0 G6-4-3 IBB 2		3	0	0	0	0	1	0									
Brooks Robinson, R OBP: 0.339, SLG: 0.444 (1, 5)		0-0 HR 1B			0-0 F9 3			0-0 G6-4-3 1-2		4	1	2	0	0	0	2									
Sam Bowens, R OBP: 0.140, SLG: 0.195 (1, 9)		0-3 K 1			0-3 K 1		0-0 7-4-3 1-2		0-0 HR	4	1	1	1	0	2	2									
Bob Johnson, R OBP: 0.281, SLG: 0.419 (1, 3)		0-0 HR 1-H			0-3 K 2			0-0 4-3 1		3	1	1	2	0	1	0									
Curt Blefary, L OBP: 0.386, SLG: 0.573 (1, 7)		4-0 HR BB			0-3 K 3			0-0 1B		2	1	1	0	1	1	0									
Dick Brown, R OBP: 0.143, SLG: 0.263 (1, 2)		0-0 HR 1-H			0-3 K 1			0-3 K 2		3	1	1	2	0	2	1									
Jim Palmer, R OBP: 0.500, SLG: 0.778 Dick Hall, R OBP: 0.300, SLG: 1.000 John Orsino, R OBP: 0.333, SLG: 0.455 Stu Miller, R (8, 1)		0-3 HR 2			1-0 FC6-4 HBP 1			0-3 K 3		1	0	0	0	0	1	0									
Inning Stats	R: 0 E: 0 K: 0 S: 3	H: 0 LOB: 0 BB: 0 P: 3	R: 4 E: 0 K: 3 S: 12	H: 3 LOB: 1 BB: 1 P: 16	R: 0 E: 0 K: 0 S: 3	H: 0 LOB: 0 BB: 0 P: 3	R: 0 E: 0 K: 3 S: 9	H: 0 LOB: 0 BB: 0 P: 9	R: 0 E: 0 K: 1 S: 5	H: 0 LOB: 1 BB: 0 P: 6	R: 0 E: 0 K: 1 S: 5	H: 1 LOB: 0 BB: 0 P: 5	R: 0 E: 0 K: 2 S: 8	H: 1 LOB: 1 BB: 0 P: 8	R: 0 E: 0 K: 1 S: 5	H: 1 LOB: 1 BB: 1 P: 9	R: 1 E: 0 K: 0 S: 1	H: 1 LOB: 0 BB: 0 P: 1	1B: 3 2B: 1 3B: 1 HR: 3	SF: 0 SAC: 0 DP: 2 HBP: 1	WP: 0 PB: 0 SB: 0 CS: 0	PA: 32			
PITCHER	IP	WLS	BF	H	R	ER	SO	BB	IBB	HBP	BLK	WP	HR	S	P	ERA	WHIP								
Dick Stigman, L ERA: 5.08 (1, 1)	2.0		10	3	4	4	3	1	0	0	0	0	0	15	19	18.00	2.000								
Jim Perry, R ERA: 1.8 (3, 1)	2.0		6	0	0	0	3	0	0	0	0	0	0	12	12	0.00	0.000								
Mel Nelson, L ERA: 3.25 (5, 1)	3.0		11	2	0	0	4	0	0	1	0	0	0	18	19	0.00	0.667								
Johnny Klippstein, R ERA: 3.78 (8, 1)	1.0	L	5	2	1	1	1	0	1	0	0	0	1	6	10	9.00	2.000								

Minnesota Twins @ Baltimore Orioles
Memorial Stadium, Baltimore, MD
Mon May 31 1965, 3:38 AM EDT
Att: 21,289 - Unknown

AB 29
R 5
H 7
RBI 5
BB 2
SO 11
LOB 9



Batter	1	2	3	4	5	6	7	8	9	AB	R	H	RBI	BB	SO	LOB	TOP			
Lenny Green, L OBP: 0.370, SLG: 0.439	0-0 4-3 WP 1B	0-0 1-2 PB 1B		0-0 F6			0-0 1B		0-0 1-3	5	1	3	0	0	0	0				
Chuck Schilling, R OBP: 0.377, SLG: 0.612	0-0 6-3 1-2	0-0 F8 1-2 2-3			0-0 G3		0-0 F7			4	0	0	0	0	0	4				
Lee Thomas, L OBP: 0.364, SLG: 0.531	0-0 4-3 2-3	0-0 G3			0-0 F5			0-0 HR		4	1	1	1	0	0	3				
Felix Mantilla, R OBP: 0.409, SLG: 0.516	4-0 1B 3-H BB		0-0 6-3		0-0 6-3			4-0 1B BB		2	0	0	0	2	0	0				
Tony Conigliaro, R OBP: 0.332, SLG: 0.474	0-0 1-2 1B		0-0 E6			0-3 K		0-0 G5-4-3 1B		4	0	2	0	0	1	0				
Frank Malzone, R OBP: 0.323, SLG: 0.284	0-0 F5		0-0 F7			0-0 F6		0-3 K		4	0	0	0	0	1	5				
Bob Tillman, R OBP: 0.264, SLG: 0.299		0-0 HR	0-0 F9			0-0 6-3		0-0 G5-4-3 1-2		4	1	1	1	0	0	3				
Rico Petrocelli, R OBP: 0.228, SLG: 0.245		0-3 K		0-0 6-3			0-0 F8		0-3 K	3	0	0	0	0	1	0				
Eddie Bressoud, R OBP: 0.236, SLG: 0.404										1	0	0	0	0	1	0				
Jim Lonborg, R OBP: 0.143, SLG: 0.190		0-0 PB 1B		0-3 K			0-0 G3		0-0 F5	1	0	1	0	0	0	0				
Bob Duliba, R (3, 1)										1	0	0	0	0	1	0				
Gary Geiger, L OBP: 0.278, SLG: 0.267										1	0	0	0	0	0	0				
Jay Ritchie, R OBP: 1.000, SLG: 1.000										0	0	0	0	0	0	0				
Dalton Jones, L OBP: 0.464, SLG: 0.547										1	0	0	0	0	0	0				
Inning Stats	R: 1 E: 0 K: 0 S: 5	H: 2 LOB: 2 BB: 1 P: 9	R: 1 E: 0 K: 1 S: 8	H: 3 LOB: 2 BB: 0 P: 8	R: 0 E: 1 K: 0 S: 4	H: 0 LOB: 1 BB: 0 P: 4	R: 0 E: 0 K: 1 S: 5	H: 0 LOB: 0 BB: 0 P: 5	R: 0 E: 0 K: 0 S: 3	H: 0 LOB: 0 BB: 0 P: 3	R: 0 E: 0 K: 0 S: 4	H: 1 LOB: 1 BB: 1 P: 4	R: 1 E: 0 K: 1 S: 6	H: 2 LOB: 1 BB: 1 P: 10	R: 0 E: 0 K: 1 S: 5	H: 0 LOB: 0 BB: 0 P: 5	1B: 6 2B: 0 3B: 0 HR: 2	SF: 0 SAC: 0 DP: 1 HBP: 0	WP: 1 PB: 1 SB: 0 CS: 0	PA: 37
PITCHER	IP WLS BF H R ER SO BB IBB HBP BLK WP HR S P ERA WHIP																			
Mudcat Grant, R ERA: 4.24	(1, 1) 1.1 10 5 2 2 1 1 0 0 0 1 1 11 15 13.50 4.500																			
Jim Perry, R ERA: 1.72	(2, 1) 5.2 W 22 3 1 1 2 1 0 0 0 0 1 25 29 1.59 0.706																			
Al Worthington, R ERA: 2.16	(8, 1) 2.0 S 5 0 0 0 2 0 0 0 0 0 0 9 9 0.00 0.000																			

Boston Red Sox @ Minnesota Twins
Metropolitan Stadium, Bloomington, MI
Wed Jun 02 1965, 8:05 PM EDT
Att: 12,297 - Unknown - 63 F

AB 35
R 3
H 8
RBI 2
BB 2
SO 5
LOB 15



Batter	1	2	3	4	5	6	7	8	9	AB	R	H	RBI	BB	SO	LOB	BOTTOM			
Zoilo Versalles, R OBP: 0.302, SLG: 0.510	0-0 5-3		0-0 E7 1B	0-0 F6 1-2			0-0 F7			4	1	1	1	0	0	1				
Jerry Kindall, R OBP: 0.303, SLG: 0.331	0-3 K		0-0 4-3 HR 1B		0-3 K		0-0 F5			4	1	1	1	0	2	0				
Tony Oliva, L OBP: 0.292, SLG: 0.478	0-0 F7		0-0 4-3 1-2		0-0 L3		0-0 1B			4	0	1	0	0	0	1				
Harmon Killebrew, R OBP: 0.381, SLG: 0.468		0-3 K	0-0 HR 1B	4-0 HR BB			0-0 F9			3	2	1	2	1	1	1				
Jimmie Hall, L OBP: 0.381, SLG: 0.543		0-0 6-3	0-0 1B 1B	1-1 HR			0-0 CS 1B			4	1	3	2	0	0	0				
Bob Allison, R OBP: 0.399, SLG: 0.474		0-0 3B	0-0 FC5-4 1B	0-0 F4			0-3 K 1-2			4	0	2	0	0	1	1				
Rich Rollins, R OBP: 0.280, SLG: 0.327		0-0 F7	0-0 FC5-4 1-2	0-0 6-3			0-0 F8			4	0	0	0	0	0	3				
Jerry Zimmerman, R OBP: 0.321, SLG: 0.327			0-0 E 3B	0-0 F9			0-0 6-3			3	1	1	0	0	0	0				
Mudcat Grant, R OBP: 0.154, SLG: 0.250			0-0 1-3	0-0 E3			0-0 4-3			0	0	0	0	0	0	0				
Jim Perry, S ERA: 2.7										3	0	0	0	0	0	1				
Al Worthington, R ERA: 1.88										0	0	0	0	0	0	0				
Inning Stats	R: 0 E: 0 K: 1 S: 5	H: 0 LOB: 0 BB: 0 P: 5	R: 0 E: 0 K: 1 S: 6	H: 1 LOB: 1 BB: 0 P: 6	R: 4 E: 1 K: 0 S: 9	H: 6 LOB: 2 BB: 0 P: 9	R: 0 E: 1 K: 0 S: 3	H: 0 LOB: 1 BB: 0 P: 3	R: 2 E: 0 K: 0 S: 6	H: 1 LOB: 0 BB: 1 P: 10	R: 0 E: 0 K: 0 S: 3	H: 0 LOB: 0 BB: 0 P: 3	R: 0 E: 0 K: 0 S: 4	H: 1 LOB: 1 BB: 0 P: 4	R: 0 E: 0 K: 1 S: 5	H: 1 LOB: 0 BB: 0 P: 5	1B: 6 2B: 0 3B: 2 HR: 2	SF: 0 SAC: 0 DP: 0 HBP: 0	WP: 0 PB: 0 SB: 0 CS: 1	PA: 34
PITCHER	IP WLS BF H R ER SO BB IBB HBP BLK WP HR S P ERA WHIP																			
Jim Lonborg, R ERA: 3.0	(1, 1) 2.2 L 14 6 4 4 2 1 0 0 0 0 0 1 18 18 5.40 0.900																			
Bob Duliba, R ERA: 2.7	(3, 1) 3.1 13 2 2 2 1 1 0 0 0 0 0 1 14 18 5.40 0.900																			
Jay Ritchie, R ERA: 1.88	(7, 1) 2.0 7 2 0 0 1 0 0 0 0 0 0 9 9 0.00 1.000																			

Boston Red Sox @ Minnesota Twins
Metropolitan Stadium, Bloomington, MI
Wed Jun 02 1965, 8:05 PM EDT
Att: 12,297 - Unknown - 63 F

AB 33
R 6
H 10
RBI 6
BB 1
SO 4
LOB 8



Batter	1	2	3	4	5	6	7	8	9	AB	R	H	RBI	BB	SO	LOB	TOP					
Joe Cunningham, L (1, 3) OBP: 0.413, SLG: 0.431	E6 G4-6-3		1-3		4-3		E4 2B HR		1-3	5	1	0	0	0	0	0						
Ken McMullen, R (1, 5) OBP: 0.328, SLG: 0.448	G4-6-3		1B		4-3		HR		5-3	5	1	2	0	0	0	1						
Woodie Held, R (1, 9) OBP: 0.419, SLG: 0.556	1B		G6-4-3			F9	HR			4	1	2	3	0	0	1						
Frank Howard, R (1, 7) OBP: 0.369, SLG: 0.523	1B			E6 2B		1-3 BB 1B	K			4	1	2	0	0	1	0						
Don Lock, R (1, 8) OBP: 0.351, SLG: 0.312	K			2B		1-3 BB	5-3			3	0	1	1	1	1	2						
Don Zimmer, R (1, 2) OBP: 0.351, SLG: 0.391		2B		6-3		1-3		F5		4	0	1	0	0	0	3						
Ken Hamlin, R (1, 4) OBP: 0.254, SLG: 0.298	F3			6-3		L8		E1 G5-4-3		4	0	0	0	0	0	4						
Ed Brinkman, R (1, 6) OBP: 0.221, SLG: 0.284	F8			6-3				G5-4-3		4	1	1	0	0	0	3						
Howie Kopitz, R (1, 1) Steve Ritzik, R (6, 1) Frank Kreutzer, R (6, 1) Doug Camilli, R (7, 7) Marshall Bridges, S (7, 1) Bob Chance, L (6, 7) OBP: 0.302, SLG: 0.294	F8					F8		P4	L3	2	0	0	0	0	0	1						
Inning Stats	R: 0 E: 1 K: 1 S: 7	H: 2 LOB: 2 BB: 0 P: 7	R: 0 E: 0 K: 0 S: 4	H: 1 LOB: 1 BB: 0 P: 4	R: 0 E: 0 K: 0 S: 3	H: 1 LOB: 0 BB: 0 P: 3	R: 1 E: 1 K: 0 S: 5	H: 1 LOB: 1 BB: 0 P: 5	R: 0 E: 0 K: 0 S: 3	H: 0 LOB: 0 BB: 0 P: 3	R: 0 E: 0 K: 0 S: 4	H: 1 LOB: 2 BB: 1 P: 8	R: 4 E: 1 K: 1 S: 9	H: 3 LOB: 0 BB: 0 P: 9	R: 0 E: 0 K: 0 S: 3	H: 0 LOB: 0 BB: 0 P: 3	R: 0 E: 0 K: 0 S: 3	H: 0 LOB: 0 BB: 0 P: 3	1B: 4 2B: 4 3B: 0 HR: 1	SF: 0 SAC: 0 DP: 3 HBP: 0	WP: 0 PB: 0 SB: 0 CS: 0	PA: 38
PITCHER	IP WLS BF H R ER SO BB IBB HBP BLK WP HR S P ERA WHIP																					
Jim Kaat, L (1, 1) ERA: 2.08	6.1 W 30 9 5 3 1 1 0 0 0 0 1 31 35 4.26 1.579																					
Jerry Fosnow, L (7, 1) ERA: 4.23	2.2 S 8 0 0 0 1 0 0 0 0 0 0 10 10 0.00 0.000																					

Washington Senators @ Minnesota Twins
Metropolitan Stadium, Bloomington, MI

AB 37
R 5
H 9
RBI 4
BB 1
SO 2
LOB 16



WP: 0 PA: 38
PB: 0
SB: 0
CS: 0

Batter	1	2	3	4	5	6	7	8	9	AB	R	H	RBI	BB	SO	LOB	BOTTOM			
Zoilo Versalles, R (1, 6) OBP: 0.299, SLG: 0.495	P4		K		P6	1B		FC1-5 BB		4	1	1	2	1	1	0				
Jerry Kindall, R (1, 4) OBP: 0.299, SLG: 0.331	1B		F8		P6	1B		FC1-5 6-3		5	1	2	1	0	0	2				
Tony Oliva, L (1, 9) OBP: 0.286, SLG: 0.463					F7			6-3		4	0	1	1	0	0	1				
Joe Nosssek, R (7, 8) OBP: 0.227, SLG: 0.211	1B		5-3					6-3		1	0	0	0	0	0	2				
Harmon Killebrew, R (1, 3) OBP: 0.368, SLG: 0.444	K				F8			6-3		4	0	0	0	1	2	1				
Jimmie Hall, L (1, 8) OBP: 0.390, SLG: 0.569	5-3				IHR			1B 2B 1B		5	3	3	1	0	0	4				
Bob Allison, R (1, 7) OBP: 0.408, SLG: 0.521					PB S BB			5-3		3	2	2	1	1	0	1				
Rich Rollins, R (1, 5) OBP: 0.290, SLG: 0.333	6-3				P6			E1		3	1	0	0	1	0	1				
Jerry Zimmerman, R (1, 2) OBP: 0.300, SLG: 0.291	5-3				IBB			P6		3	0	0	0	1	0	4				
Jim Kaat, L (1, 1) OBP: 0.206, SLG: 0.235					IBB			1-3		3	1	1	2	0	2	2				
Jerry Fosnow, R (7, 1) ERA: 2.16	K				K			K FC1-5 BB		1	0	0	0	0	1	0				
Inning Stats	R: 1 E: 0 K: 1 S: 7	H: 2 LOB: 1 BB: 0 P: 7	R: 1 E: 0 K: 1 S: 6	H: 1 LOB: 0 BB: 0 P: 6	R: 0 E: 0 K: 1 S: 5	H: 0 LOB: 0 BB: 0 P: 5	R: 1 E: 0 K: 1 S: 6	H: 1 LOB: 2 BB: 2 P: 14	R: 0 E: 0 K: 0 S: 3	H: 0 LOB: 0 BB: 0 P: 3	R: 5 E: 0 K: 1 S: 10	H: 5 LOB: 1 BB: 1 P: 14	R: 1 E: 1 K: 0 S: 5	H: 1 LOB: 1 BB: 0 P: 5	R: 0 E: 1 K: 1 S: 6	H: 0 LOB: 3 BB: 2 P: 14	1B: 5 2B: 3 3B: 0 HR: 2	SF: 0 SAC: 0 DP: 0 HBP: 0	WP: 0 PB: 1 SB: 1 CS: 0	PA: 41
PITCHER	IP WLS BF H R ER SO BB IBB HBP BLK WP HR S P ERA WHIP																			
Howie Kopitz, R (1, 1) ERA: 5.4	5.2 L 27 7 7 7 5 1 2 0 0 0 0 1 34 46 11.12 1.412																			
Steve Ritzik, R (6, 1) ERA: 4.32	0.0 2 2 1 1 0 0 0 0 0 0 0 2 2 - - -																			
Frank Kreutzer, L (6, 1) ERA: 4.71	0.1 1 0 0 0 0 0 0 0 0 0 0 1 1 0.00 0.000																			
Marshall Bridges, L (7, 1) ERA: 2.16	2.0 11 1 1 0 1 1 1 0 0 0 0 0 11 19 0.00 1.000																			

Washington Senators @ Minnesota Twins
Metropolitan Stadium, Bloomington, MI


AB 36
R 9
H 10
RBI 8
BB 5
SO 6
LOB 18



WP: 0 PA: 41
PB: 1
SB: 1
CS: 0

Batter	1	2	3	4	5	6	7	8	9	AB	R	H	RBI	BB	SO	LOB	TOP																			
Dick Howser, R (1, 6) OBP: 0.376, SLG: 0.303	L9			1-3		6-3		6-3		4	0	1	0	0	0	0	Cleveland Indians @ Minnesota Twins Metropolitan Stadium, Bloomington, MI Mon Jun 07 1965, 8:05 PM EDT Att: 13,567 - Unknown - 74 F																			
Pedro Gonzalez, R (1, 4) OBP: 0.282, SLG: 0.395	5-3			5-3		K		G3		4	0	1	0	0	1																					
Leon Wagner, L (1, 7) OBP: 0.358, SLG: 0.480	L3			HR		K		G3		4	1	1	1	0	1																					
Rocky Colavito, R (1, 9)		F8		HR		6-3				3	1	1	1	1	0	1																				
Max Alvis, R (1, 5)		K		F3				BB		4	0	0	0	0	1	2																				
Vic Davallito, L (1, 8) OBP: 0.380, SLG: 0.494	1-3					K		FC5		3	0	1	0	1	1	0																				
Fred Whitfield, L (1, 3) OBP: 0.303, SLG: 0.547			L8			4-3		BB		4	0	1	0	0	0	2																				
Joe Azcue, R (1, 2) OBP: 0.303, SLG: 0.274			K			2-3		1-2		3	0	0	0	1	2	2																				
Luis Tiant, R (1, 1)			K			4-3		FC5		4	0	0	0	0	1	4																				
Inning Stats	R: 0 E: 0 K: 0 S: 3	H: 0 LOB: 0 BB: 0 P: 3	R: 0 E: 0 K: 1 S: 5	H: 0 LOB: 0 BB: 0 P: 5	R: 0 E: 0 K: 2 S: 7	H: 0 LOB: 0 BB: 0 P: 7	R: 2 E: 0 K: 0 S: 5	H: 2 LOB: 0 BB: 0 P: 5	R: 0 E: 0 K: 1 S: 6	H: 1 LOB: 1 BB: 0 P: 6	R: 0 E: 0 K: 2 S: 8	H: 0 LOB: 2 BB: 2 P: 11	R: 0 E: 0 K: 0 S: 4	H: 1 LOB: 2 BB: 1 P: 8	R: 0 E: 0 K: 1 S: 6	H: 1 LOB: 1 BB: 0 P: 6	1B: 4 2B: 0 3B: 0 HR: 2	SF: 0 SAC: 0 DP: 0 HBP: 0	WP: 0 PB: 0 SB: 2 CS: 0	PA: 36																
PITCHER	IP	WLS	BF	H	R	ER	SO	BB	IBB	HBP	BLK	WP	HR	S	P	ERA	WHIP	PITCHER		IP	WLS	BF	H	R	ER	SO	BB	IBB	HBP	BLK	WP	HR	S	P	ERA	WHIP
Mudcat Grant, R (1, 1) ERA: 4.02	8.0	L	32	5	2	2	6	2	1	0	0	0	2	41	53	2.25	0.875			8.0	L	32	5	2	2	6	2	1	0	0	0	2	41	53	2.25	0.875
Jerry Fosnow, L (9, 1) ERA: 4.09	1.0		4	1	0	0	1	0	0	0	0	0	0	6	6	0.00	1.000			1.0		4	1	0	0	1	0	0	0	0	6	6	0.00	1.000		

AB 33
R 2
H 6
RBI 2
BB 3
SO 7
LOB 14



Batter	1	2	3	4	5	6	7	8	9	AB	R	H	RBI	BB	SO	LOB	BOTTOM																			
Zoilo Versalles, R (1, 6) OBP: 0.300, SLG: 0.490	L5		K			F6			F9	4	0	0	0	0	1	0	Cleveland Indians @ Minnesota Twins Metropolitan Stadium, Bloomington, MI Mon Jun 07 1965, 8:05 PM EDT Att: 13,567 - Unknown - 74 F																			
Jerry Kindall, R (1, 4) OBP: 0.297, SLG: 0.335	4-3			4-3		K			BB	3	0	0	0	0	1	0																				
Harmon Killebrew, R (9, PH) OBP: 0.362, SLG: 0.431									G6-4-3	0	0	0	0	1	0	0																				
Jim Kaat, L (9, PR) OBP: 0.206, SLG: 0.235									BB	0	0	0	0	0	0	0																				
Tony Oliva, L (1, 9) OBP: 0.292, SLG: 0.480				2B		K			G6-4-3	3	1	1	0	1	1	1																				
Don Mincher, L (1, 3) OBP: 0.306, SLG: 0.424	F7			2B		K			1-2	3	0	1	1	0	1	1																				
Bob Allison, R (1, 7) OBP: 0.399, SLG: 0.500		K		F2		K2-3				3	0	0	0	0	2	1																				
Jimmie Hall, L (1, 8) OBP: 0.391, SLG: 0.569	6-3			L8		6-3				3	0	0	0	0	0	1																				
Rich Rollins, R (1, 5) OBP: 0.284, SLG: 0.326	F4					F6			F6	3	0	0	0	0	0	0																				
Jerry Zimmerman, R (1, 2) OBP: 0.318, SLG: 0.361			F3			3-1			K	2	0	0	0	0	0	0																				
Sandy Valdespino, L (8, PH) OBP: 0.385, SLG: 0.371										1	0	0	0	0	1	0																				
Jerry Fosnow, R (9, 1)										0	0	0	0	0	0	0																				
Mudcat Grant, R (1, 1) OBP: 0.143, SLG: 0.231			K			3-1			K	2	0	0	0	0	1	0																				
Earl Battey, R (8, PH) OBP: 0.402, SLG: 0.417										1	0	0	0	0	1	0																				
Inning Stats	R: 0 E: 0 K: 0 S: 3	H: 0 LOB: 1 BB: 1 P: 7	R: 0 E: 0 K: 1 S: 5	H: 0 LOB: 0 BB: 0 P: 5	R: 0 E: 0 K: 2 S: 7	H: 0 LOB: 0 BB: 0 P: 7	R: 1 E: 0 K: 0 S: 5	H: 2 LOB: 1 BB: 0 P: 5	R: 0 E: 0 K: 0 S: 3	H: 0 LOB: 0 BB: 0 P: 3	R: 0 E: 0 K: 2 S: 7	H: 0 LOB: 0 BB: 0 P: 7	R: 0 E: 0 K: 2 S: 7	H: 0 LOB: 0 BB: 0 P: 7	R: 0 E: 0 K: 2 S: 7	H: 0 LOB: 0 BB: 0 P: 7	R: 0 E: 0 K: 0 S: 2	H: 0 LOB: 1 BB: 1 P: 6	1B: 0 2B: 2 3B: 0 HR: 0	SF: 0 SAC: 0 DP: 1 HBP: 0	WP: 0 PB: 0 SB: 0 CS: 0	PA: 30														
PITCHER	IP	WLS	BF	H	R	ER	SO	BB	IBB	HBP	BLK	WP	HR	S	P	ERA	WHIP	PITCHER		IP	WLS	BF	H	R	ER	SO	BB	IBB	HBP	BLK	WP	HR	S	P	ERA	WHIP
Luis Tiant, R (1, 1) ERA: 3.41	9.0	W	30	2	1	1	9	2	0	0	0	0	0	46	54	1.00	0.444			9.0	W	30	2	1	1	9	2	0	0	0	0	46	54	1.00	0.444	



Batter	1	2	3	4	5	6	7	8	9	AB	R	H	RBI	BB	SO	LOB	TOP			
Dick Houser, R (1,6) OBP: 0.374, SLG: 0.301 Floyd Weaver, R (7,1)										4	0	1	0	0	0	4	Cleveland Indians @ Minnesota Twins Metropolitan Stadium, Bloomington, MI Tue Jun 08 1965, 8:05 PM EDT Att: 11,268 - Unknown - 68 F			
Pedro Gonzalez, R (1,4) OBP: 0.282, SLG: 0.386 Don McMahon, R (5,1) OBP: 1.000, SLG: 1.000 Larry Brown, R (7,6) OBP: 0.292, SLG: 0.327										3	0	0	0	0	2					
Leon Wagner, L (1,7) OBP: 0.351, SLG: 0.469										4	0	0	0	1	2					
Rocky Colavito, R (1,9) OBP: 0.403, SLG: 0.534										3	1	1	1	1	0					
Max Alvis, R (1,5) OBP: 0.342, SLG: 0.456										4	1	1	1	0	1					
Vic Davallito, L (1,8) OBP: 0.383, SLG: 0.491										3	0	1	0	1	0					
Fred Whitfield, L (1,3) OBP: 0.302, SLG: 0.537										4	0	1	0	0	1					
Joe Azcue, R (1,2) OBP: 0.301, SLG: 0.266										3	0	0	0	1	1					
Sonny Siebert, R (1,1) OBP: 0.100, SLG: 0.263 Al Luginow, L (2, Ph) OBP: 0.376, SLG: 0.643 Lee Stange, R (2,1) OBP: 0.300, SLG: 1.000 Dick Donovan, L (4,1) OBP: 0.291, SLG: 0.291 Billy Moran, R (5, Ph) OBP: 0.291, SLG: 0.291										0	0	0	0	0	0					
Inning Stats	R: 0 E: 0 K: 0 S: 3	H: 1 LOB: 0 BB: 0 P: 3	R: 1 E: 0 K: 0 S: 6	H: 3 LOB: 3 BB: 1 P: 10	R: 0 E: 0 K: 1 S: 5	H: 0 LOB: 0 BB: 0 P: 5	R: 1 E: 0 K: 0 S: 4	H: 1 LOB: 1 BB: 0 P: 4	R: 0 E: 0 K: 1 S: 5	H: 0 LOB: 1 BB: 1 P: 9	R: 0 E: 0 K: 0 S: 3	H: 0 LOB: 0 BB: 0 P: 3	R: 0 E: 0 K: 1 S: 5	H: 0 LOB: 1 BB: 1 P: 9	R: 0 E: 1 K: 0 S: 4	H: 0 LOB: 1 BB: 0 P: 4		1B: 4 2B: 0 3B: 0 HR: 2	SF: 0 SAC: 0 DP: 0 HBP: 0	WP: 0 PB: 0 SB: 0 CS: 1
PITCHER Camilo Pascual, R (1,1) ERA: 2.49	IP: 9.0 WLS: W BF: 36 H: 6 R: 2 ER: 2 SO: 3 BB: 3 IBB: 0 HBP: 0 BLK: 0 WP: 0 HR: 2 S: 39 P: 51 ERA: 2.00 WHIP: 1.000															PITCHER				

Batter	1	2	3	4	5	6	7	8	9	AB	R	H	RBI	BB	SO	LOB	BOTTOM	
Zoilo Versalles, R (1,6) OBP: 0.302, SLG: 0.486										4	1	1	0	1	0	1	Cleveland Indians @ Minnesota Twins Metropolitan Stadium, Bloomington, MI Tue Jun 08 1965, 8:05 PM EDT Att: 11,268 - Unknown - 68 F	
Rich Rollins, R (1,5) OBP: 0.289, SLG: 0.330										4	0	2	0	0	2			
Tony Oliva, L (1,9) OBP: 0.296, SLG: 0.477										3	1	1	0	1	0	3		
Harmon Killebrew, R (1,3) OBP: 0.365, SLG: 0.456										4	2	2	3	0	0	1		
Jimmie Hall, L (1,8) OBP: 0.388, SLG: 0.559										3	0	0	0	1	2	1		
Bob Allison, R (1,7) OBP: 0.401, SLG: 0.497										1	1	0	1	2	0	1		
Earl Battey, R (1,2) OBP: 0.405, SLG: 0.444										3	1	1	2	1	0	1		
Jerry Kindall, R (1,4) OBP: 0.290, SLG: 0.327										4	0	0	0	0	2			
Camilo Pascual, R (1,1) OBP: 0.263, SLG: 0.432										4	0	1	0	0	0			
Inning Stats	R: 3 E: 0 K: 1 S: 6	H: 1 LOB: 1 BB: 3 P: 18	R: 0 E: 0 K: 0 S: 4	H: 1 LOB: 1 BB: 0 P: 4	R: 0 E: 0 K: 0 S: 3	H: 1 LOB: 0 BB: 0 P: 3	R: 2 E: 0 K: 0 S: 6	H: 3 LOB: 2 BB: 1 P: 10	R: 0 E: 0 K: 0 S: 4	H: 1 LOB: 1 BB: 0 P: 4	R: 1 E: 0 K: 1 S: 6	H: 1 LOB: 0 BB: 0 P: 6	R: 0 E: 0 K: 0 S: 3	H: 0 LOB: 0 BB: 0 P: 3	1B: 5 2B: 1 3B: 0 HR: 2	SF: 1 SAC: 0 DP: 0 HBP: 0		WP: 2 PB: 0 SB: 0 CS: 1
PITCHER Sonny Siebert, R (1,1) ERA: 2.82 Lee Stange, R (2,1) ERA: 3.1 Dick Donovan, R (4,1) ERA: 6.27 Don McMahon, R (5,1) ERA: 4.58 Floyd Weaver, R (7,1) ERA: 6.3	IP: 1.0 WLS: L BF: 7 H: 1 R: 3 ER: 3 SO: 1 BB: 3 IBB: 0 HBP: 0 BLK: 0 WP: 0 HR: 1 S: 6 P: 18 ERA: 27.00 WHIP: 4.000															PITCHER		

AB 33
R 2
H 6
RBI 2
BB 3
SO 3
LOB 16



AB 30
R 6
H 8
RBI 6
BB 6
SO 2
LOB 12



Batter	1	2	3	4	5	6	7	8	9	AB	R	H	RBI	BB	SO	LOB	TOP									
Dick Howser, R (1, 6) OBP: 0.365, SLG: 0.293	0-0 6-3		0-0 4-3			0-0 6-3		0-0 F6		4	0	0	0	0	0	2	Cleveland Indians @ Minnesota Twins Metropolitan Stadium, Bloomington, MI Wed Jun 09 1965, 8:05 PM EDT Att: 18,194 - Unknown - 78 F									
Chico Salmon, R (1, 3) OBP: 0.207, SLG: 0.154	0-0 4-3		0-0 6-3			0-0 F4		0-0 6-3		4	0	0	0	0	2											
Chuck Hinton, R (1, 7) OBP: 0.335, SLG: 0.385	0-0 5-3			0-3 K		0-0 L8			0-3 K	4	0	0	0	0	2											
Rocky Colavito, R (1, 9) OBP: 0.400, SLG: 0.524		0-0 6-3		0-0 F6			0-0 L5		4-0 HR	3	0	0	0	1	0											
Al Luplow, L (9, PR) OBP: 0.375, SLG: 0.643									BB	0	1	0	0	0	0											
Max Alvis, R (1, 5) OBP: 0.345, SLG: 0.471		4-0 FC4-6 BB		0-0 F7			0-0 5-3		0-0 HR	3	1	1	2	1	0											
Vic Davallio, L (1, 8) OBP: 0.385, SLG: 0.491		0-0 FC4-6			0-0 E6 1B		0-0 S 1B		0-0 F6	4	0	2	0	0	2											
Pedro Gonzalez, R (1, 4) OBP: 0.261, SLG: 0.356					0-3 K		0-0 5-3		0-0 1B	4	0	1	0	0	1											
Joe Azcue, R (1, 2) OBP: 0.307, SLG: 0.274			0-0 6-3		0-3 K			0-0 E 1B	0-0 1B	4	0	2	0	0	1											
Ralph Terry, R (1, 1) OBP: 0.167, SLG: 0.136			4-0 BB		0-0 4-3			0-3 K	0-0 F5	2	0	0	0	1	2											
Leon Wagner, L (9, PH) OBP: 0.349, SLG: 0.467										1	0	0	0	0	2											
Gary Bell, R (9, 1) OBP: 0.167, SLG: 0.667										0	0	0	0	0	0											
Inning Stats	R: 0 E: 0 K: 0 S: 3	H: 0 LOB: 0 BB: 0 P: 3	R: 0 E: 0 K: 0 S: 3	H: 0 LOB: 1 BB: 1 P: 7	R: 0 E: 0 K: 0 S: 3	H: 0 LOB: 1 BB: 1 P: 7	R: 0 E: 0 K: 1 S: 5	H: 0 LOB: 0 BB: 0 P: 5	R: 0 E: 0 K: 2 S: 8	H: 1 LOB: 1 BB: 0 P: 8	R: 0 E: 0 K: 0 S: 3	H: 0 LOB: 0 BB: 0 P: 3	R: 0 E: 0 K: 0 S: 4	H: 1 LOB: 1 BB: 0 P: 4	R: 0 E: 1 K: 1 S: 6	H: 1 LOB: 2 BB: 1 P: 6	R: 2 E: 0 K: 1 S: 8	H: 3 LOB: 2 BB: 1 P: 12	1B: 5 2B: 0 3B: 0 HR: 1	SF: 0 SAC: 0 DP: 0 HBP: 0	WP: 0 PB: 0 SB: 1 CS: 0	PA: 36				
PITCHER	IP	WLS	BF	H	R	ER	SO	BB	IBB	HBP	BLK	WP	HR	S	P	ERA	WHIP									
Jim Kaat, L (1, 1) ERA: 2.08	8.2	L	34	5	2	2	5	3	0	0	0	0	0	1	41	53	2.08	0.923								
Al Worthington, R (9, 1) ERA: 2.12	0.1		2	1	0	0	0	0	0	0	0	0	0	2	2	0.00	3.000									

AB 33
R 2
H 6
RBI 2
BB 3
SO 5
LOB 14



Batter	1	2	3	4	5	6	7	8	9	AB	R	H	RBI	BB	SO	LOB	BOTTOM								
Zoilo Versalles, R (1, 6) OBP: 0.297, SLG: 0.479	0-0 F4		0-0 G4-6-3			0-0 F4		0-0 SF8		3	0	0	1	0	0	1	Cleveland Indians @ Minnesota Twins Metropolitan Stadium, Bloomington, MI Wed Jun 09 1965, 8:05 PM EDT Att: 18,194 - Unknown - 78 F								
Rich Rollins, R (1, 5) OBP: 0.283, SLG: 0.322	0-3 K			0-3 K		0-0 F8		0-0 6-3		4	0	0	0	0	2	1									
Tony Oliva, L (1, 9) OBP: 0.295, SLG: 0.473	0-0 F7			0-0 FC5-4 1B		0-0 F7		0-0 F7		4	0	1	0	0	0	1									
Harmon Killebrew, R (1, 3) OBP: 0.358, SLG: 0.446		0-0 F6		0-0 FC5-4		0-0 L7			0-0 6-3	4	0	0	0	0	0	1									
Jimmie Hall, L (1, 8) OBP: 0.391, SLG: 0.563		0-0 2B		0-0 F8		0-0 F7			0-0 1B	4	0	2	0	0	0	1									
Bob Allison, R (1, 7) OBP: 0.398, SLG: 0.497		0-0 F5			0-0 F8		0-0 2B		0-3 K	4	0	1	0	0	1	2									
Earl Batley, R (1, 2) OBP: 0.400, SLG: 0.437		0-0 L7			0-0 1B		0-0 F8		0-0 5-3	4	0	1	0	0	0	3									
Jerry Kindall, R (1, 4) OBP: 0.296, SLG: 0.339			0-0 G4-6-3 1B		0-3 K			0-0 SH SF8 2B		3	1	2	0	0	1	1									
Jim Kaat, L (1, 1) OBP: 0.194, SLG: 0.222			0-3 K		0-3 K			0-0 SH SF8		2	0	0	0	0	2	2									
Al Worthington, R (9, 1) ERA: 2.32								2-3 SH		0	0	0	0	0	0	0									
Inning Stats	R: 0 E: 0 K: 1 S: 5	H: 0 LOB: 0 BB: 0 P: 5	R: 0 E: 0 K: 0 S: 4	H: 1 LOB: 0 BB: 0 P: 4	R: 0 E: 0 K: 1 S: 5	H: 1 LOB: 0 BB: 0 P: 5	R: 0 E: 1 K: 1 S: 6	H: 1 LOB: 1 BB: 0 P: 6	R: 0 E: 0 K: 2 S: 8	H: 1 LOB: 1 BB: 0 P: 8	R: 0 E: 0 K: 0 S: 3	H: 0 LOB: 0 BB: 0 P: 3	R: 0 E: 0 K: 0 S: 4	H: 1 LOB: 1 BB: 0 P: 4	R: 1 E: 1 K: 0 S: 5	H: 1 LOB: 1 BB: 0 P: 5	R: 0 E: 0 K: 1 S: 6	H: 1 LOB: 1 BB: 0 P: 6	1B: 4 2B: 3 3B: 0 HR: 0	SF: 1 SAC: 1 DP: 1 HBP: 0	WP: 0 PB: 0 SB: 0 CS: 0	PA: 34			
PITCHER	IP	WLS	BF	H	R	ER	SO	BB	IBB	HBP	BLK	WP	HR	S	P	ERA	WHIP								
Ralph Terry, R (1, 1) ERA: 2.91	8.0	W	30	6	1	1	5	6	0	0	0	0	0	40	40	1.12	0.750								
Gary Bell, R (9, 1) ERA: 2.32	1.0	S	4	1	0	0	1	0	0	0	0	0	0	6	6	0.00	1.000								

AB 32
R 1
H 7
RBI 1
BB 0
SO 6
LOB 13



Batter	1	2	3	4	5	6	7	8	9	AB	R	H	RBI	BB	SO	LOB	TOP			
Dick Howser, R OBP: 0.363, SLG: 0.292 (1, 6)	6-3		F2		F2		1B			4	0	1	0	0	0	0	Cleveland Indians @ Minnesota Twins Metropolitan Stadium, Bloomington, MI Thu Jun 10 1965, 8:05 PM EDT Att: 12,798 - Unknown - 75 F			
Pedro Gonzalez, R OBP: 0.246, SLG: 0.327 (1, 4)	F7		1-3		F5		K			4	0	0	0	0	1	2				
Leon Wagner, L OBP: 0.347, SLG: 0.478 (1, 7)	K		HR		G3			K		4	1	1	1	0	2	0				
Rocky Colavito, R OBP: 0.407, SLG: 0.527 (1, 9)		E7 1B			5-3			1B		3	1	2	0	0	0	0				
Max Alvis, R OBP: 0.343, SLG: 0.463 (1, 5)		K			K			5-3		3	0	0	0	1	2	2				
Vic Davallio, L OBP: 0.383, SLG: 0.486 (1, 8)		PB HR			6-3			1-3		4	1	1	1	0	0	1				
Fred Whitfield, L OBP: 0.292, SLG: 0.520 (1, 3)		F4			L8			5-3		4	0	0	0	0	0	1				
Cam Carreon, R OBP: 0.328, SLG: 0.320 (1, 2)		HR			F4			1B SH1-4		4	1	2	2	0	0	0				
Sam McDowell, L OBP: 0.143, SLG: 0.111 Gary Bell, R OBP: 0.167, SLG: 0.667 (9, 1)		K			G3			SH1-4		2	0	0	0	0	1	0				
										0	0	0	0	0	0	0	C			
Inning Stats	R: 0 E: 0 K: 1 S: 5	H: 0 LOB: 0 BB: 5	R: 3 E: 1 K: 2 S: 10	H: 3 LOB: 0 BB: 10	R: 1 E: 0 K: 1 S: 6	H: 1 LOB: 1 BB: 0	R: 0 E: 0 K: 0 S: 3	H: 0 LOB: 0 BB: 0	R: 0 E: 0 K: 0 S: 3	H: 0 LOB: 1 BB: 1	R: 0 E: 0 K: 1 S: 7	H: 2 LOB: 2 BB: 0	R: 0 E: 0 K: 1 S: 5	H: 1 LOB: 0 BB: 5	R: 0 E: 0 K: 0 S: 3	H: 0 LOB: 0 BB: 3		1B: 5 2B: 0 3B: 0 HR: 2	SF: 0 SAC: 1 DP: 0 HBP: 1	WP: 0 PB: 1 SB: 0 CS: 0
PITCHER	IP WLS BF H R ER SO BB IBB HBP BLK WP HR S P ERA WHIP																			
Dave Boswell, R ERA: 2.94 Jerry Fosnow, L ERA: 4.03 Johnny Klippstein, R ERA: 3.65	(1, 1) (6, 1) (7, 1)	5.2 0.1 3.0	L 1 11	23 0 3	4 0 0	4 0 0	4 0 2	4 0 0	1 0 0	0 0 0	0 0 0	0 0 0	0 0 0	0 0 0	2 1 15	29 1 15	34 0 15	6.35 0.00 0.00	0.882 0.000 1.000	


Batter	1	2	3	4	5	6	7	8	9	AB	R	H	RBI	BB	SO	LOB	BOTTOM			
Zoilo Versalles, R OBP: 0.295, SLG: 0.473 (1, 6)	6-3				1-3				F8	5	0	1	0	0	1	2	Cleveland Indians @ Minnesota Twins Metropolitan Stadium, Bloomington, MI Thu Jun 10 1965, 8:05 PM EDT Att: 12,798 - Unknown - 75 F			
Rich Rollins, R OBP: 0.281, SLG: 0.319 (1, 5)	4-3								F8	5	0	1	0	0	1	5				
Tony Oliva, L OBP: 0.298, SLG: 0.466 (1, 9)									K	3	0	0	0	2	2	3				
Harmon Killebrew, R OBP: 0.351, SLG: 0.436 (1, 3)	5-3								K	4	0	0	0	0	3	3				
Jimmie Hall, L OBP: 0.388, SLG: 0.554 (1, 8)									F3	3	0	0	0	1	0	1				
Bob Allison, R OBP: 0.395, SLG: 0.491 (1, 7)									K	4	0	1	0	0	2	1				
Earl Batley, R OBP: 0.403, SLG: 0.434 (1, 2)									G4-6-3	3	1	1	0	1	0	2				
Jerry Kindall, R OBP: 0.306, SLG: 0.345 (1, 4)									1B	3	0	2	0	1	0	0				
Dave Boswell, R OBP: 0.333, SLG: 0.444 Jerry Fosnow, R Frank Kostro, R OBP: 0.300, SLG: 0.250 Johnny Klippstein, R Joe Nassek, R OBP: 0.281, SLG: 0.250 (9, PH)	(1, 1) (6, 1) (7, 1) (9, PH)	0.333 0.250 0.250	36 0 0	3 0 0	8 0 0	1 0 0	9 0 1	9 0 1	5 0 0	0 0 0	0 0 0	0 0 0	0 0 0	0 0 0	0 0 0	0 0 0	2 0 0 0 0 0			
Inning Stats	R: 0 E: 0 K: 0 S: 3	H: 0 LOB: 1 BB: 1	R: 1 E: 0 K: 1 S: 8	H: 3 LOB: 3 BB: 1	R: 0 E: 0 K: 1 S: 5	H: 0 LOB: 1 BB: 1	R: 0 E: 0 K: 1 S: 5	H: 0 LOB: 0 BB: 0	R: 0 E: 0 K: 2 S: 8	H: 1 LOB: 2 BB: 0	R: 0 E: 0 K: 1 S: 7	H: 0 LOB: 0 BB: 0	R: 0 E: 0 K: 1 S: 5	H: 1 LOB: 1 BB: 1	R: 0 E: 0 K: 1 S: 7	H: 2 LOB: 2 BB: 0	1B: 8 2B: 0 3B: 0 HR: 0	SF: 0 SAC: 0 DP: 1 HBP: 0	WP: 1 PB: 0 SB: 0 CS: 0	PA: 39
PITCHER	IP WLS BF H R ER SO BB IBB HBP BLK WP HR S P ERA WHIP																			
Sam McDowell, L ERA: 2.79 Gary Bell, R ERA: 2.25	(1, 1) (9, 1)	8.0 1.0	W S	36 3	8 0	1 0	9 0	9 0	5 5	69 5	0 0	49 5	0 5	0 5	0 5	0 5	0.00 0.000	1.12 1.625		

Batter	1	2	3	4	5	6	7	8	9	10	AB	R	H	RBI	BB	SO	LOB			
Zoilo Versalles, R OBP: 0.297, SLG: 0.469	5-3		K			2B 1B	FC6 BB		1-3		4	1	1	0	1	1	3			
Sandy Valdespino, L OBP: 0.386, SLG: 0.400	1-3		6-3			1B	FC6			SH5-4 1B	5	2	2	0	0	0	2			
Rich Rollins, R OBP: 0.278, SLG: 0.316 Harmon Killebrew, R OBP: 0.349, SLG: 0.433 Frank Kostro, R OBP: 0.318, SLG: 0.278	F7			6-3		5-3		L8		SH5-4 1B	2	0	0	0	0	0	0			
Tony Oliva, L OBP: 0.301, SLG: 0.469		WP SF8 2B		L3		1B IBB		F5		SH5-4 1B	3	1	1	0	1	0	0			
Jimmie Hall, L OBP: 0.353, SLG: 0.550		SF8		4-3		1B		4-3		SF7	3	0	1	3	0	0	0			
Don Mincher, L OBP: 0.368, SLG: 0.429						1B					2	1	1	0	3	1	1			
Earl Battey, R OBP: 0.398, SLG: 0.422 Dave Boswell, R OBP: 0.333, SLG: 0.444 Jerry Zimmerman, R OBP: 0.318, SLG: 0.381		G5-4-3 1B				F5	F7			FC1-6 BB	3	0	0	0	1	0	5			
Jerry Kindall, R OBP: 0.299, SLG: 0.337			6-3		G5-4-3			F7		FC1-6 WP E	4	0	0	0	0	0	3			
Mudcat Grant, R OBP: 0.167, SLG: 0.222 Al Worthington, R OBP: 0.251, SLG: 0.228 Jerry Fosnow, R OBP: 0.251, SLG: 0.228 Joe Nassek, R OBP: 0.251, SLG: 0.228 Bill Pleis, L OBP: 0.251, SLG: 0.228 Bob Allison, R OBP: 0.251, SLG: 0.228 Dick Stigman, R OBP: 0.251, SLG: 0.228						K	K			F5	1	0	0	0	1	1	0			
Inning Stats	R: 0 E: 0 K: 0 S: 3	H: 0 LOB: 0 BB: 0 P: 3	R: 1 E: 0 K: 0 S: 4	H: 2 LOB: 0 BB: 0 P: 4	R: 0 E: 0 K: 1 S: 5	H: 0 LOB: 0 BB: 0 P: 3	R: 0 E: 0 K: 0 S: 2	H: 0 LOB: 0 BB: 1 P: 6	R: 2 E: 0 K: 1 S: 8	H: 3 LOB: 3 BB: 2 P: 16	R: 0 E: 0 K: 1 S: 5	H: 0 LOB: 1 BB: 1 P: 9	R: 0 E: 0 K: 0 S: 3	H: 0 LOB: 0 BB: 0 P: 3	R: 1 E: 0 K: 1 S: 7	H: 2 LOB: 1 BB: 0 P: 7	1B: 5 2B: 2 3B: 0 HR: 0	SF: 2 SAC: 1 DP: 2 HBP: 0	WP: 2 PA: 42	
PITCHER	IP WLS BF H R ER SO ERA WHIP	IP WLS BF H R ER SO ERA WHIP	IP WLS BF H R ER SO ERA WHIP	IP WLS BF H R ER SO ERA WHIP	IP WLS BF H R ER SO ERA WHIP	IP WLS BF H R ER SO ERA WHIP	IP WLS BF H R ER SO ERA WHIP	IP WLS BF H R ER SO ERA WHIP	IP WLS BF H R ER SO ERA WHIP	IP WLS BF H R ER SO ERA WHIP	IP WLS BF H R ER SO ERA WHIP	IP WLS BF H R ER SO ERA WHIP	IP WLS BF H R ER SO ERA WHIP	IP WLS BF H R ER SO ERA WHIP	IP WLS BF H R ER SO ERA WHIP	IP WLS BF H R ER SO ERA WHIP	IP WLS BF H R ER SO ERA WHIP	IP WLS BF H R ER SO ERA WHIP	IP WLS BF H R ER SO ERA WHIP	
Joe Sparna, R ERA: 3.47	6.0	25	5	3	3	2	2	2	2	2	4.50	1.167								
Larry Sherry, R ERA: 2.27	2.0	9	0	1	0	1	3	0	0	0	0.00	1.500								
Terry Fox, R ERA: 1.26	1.0	5	2	1	1	0	0	0	0	1	9.00	2.000								
Ron Nischwitz, L ERA: 2.7	1.0	3	0	0	0	1	0	0	0	0	0.00	0.000								

TOP

Minnesota Twins @ Detroit Tigers
Tiger Stadium, Detroit, MI
Fri Jun 11 1965, 7:05 PM EDT
Unknown

AB	32
R	5
H	7
RBI	3
BB	7
SO	4
LOB	17




Batter	1	2	3	4	5	6	7	8	9	10	AB	R	H	RBI	BB	SO	LOB				
Dick McAuliffe, L OBP: 0.385, SLG: 0.516	F7		F8		4-3	K			4-3		5	0	0	0	0	1	4				
Jerry Lumpe, L OBP: 0.292, SLG: 0.278 Jake Wood, R OBP: 0.354, SLG: 0.433			G1-6-3		2-3		G3			K	3	0	0	0	1	0	2				
Norm Cash, L OBP: 0.338, SLG: 0.270 Don Demeter, R OBP: 0.304, SLG: 0.342							F2			K	3	2	2	0	1	0	0				
Al Kaline, R OBP: 0.400, SLG: 0.567							F9			K	5	1	0	0	0	2	4				
Willie Horton, R OBP: 0.392, SLG: 0.681							F8			K	4	0	0	0	0	1	5				
Jim Northrup, L OBP: 0.272, SLG: 0.343							F3			K	4	0	2	1	0	1	2				
Don Wert, R OBP: 0.308, SLG: 0.282										K	4	1	1	2	0	0	2				
Bill Freehan, R OBP: 0.265, SLG: 0.315										K	4	0	1	1	0	0	0				
Joe Sparna, R OBP: 0.235, SLG: 0.250 Gates Brown, L OBP: 0.295, SLG: 0.405 Larry Sherry, R OBP: 0.429, SLG: 0.667 Terry Fox, R OBP: 0.429, SLG: 0.667 Ron Nischwitz, S ERA: 4.63										K	2	0	2	0	0	0	0				
Inning Stats	R: 0 E: 0 K: 2 S: 7	H: 0 LOB: 2 BB: 2 P: 15	R: 0 E: 0 K: 0 S: 3	H: 1 LOB: 0 BB: 0 P: 3	R: 0 E: 0 K: 0 S: 3	H: 1 LOB: 0 BB: 0 P: 3	R: 1 E: 0 K: 0 S: 5	H: 2 LOB: 1 BB: 0 P: 5	R: 0 E: 0 K: 0 S: 4	H: 1 LOB: 1 BB: 0 P: 4	R: 3 E: 1 K: 1 S: 9	H: 3 LOB: 2 BB: 1 P: 13	R: 0 E: 0 K: 0 S: 3	H: 0 LOB: 0 BB: 0 P: 3	R: 0 E: 0 K: 1 S: 5	H: 0 LOB: 0 BB: 0 P: 5	R: 0 E: 0 K: 3 S: 9	H: 0 LOB: 0 BB: 0 P: 9	1B: 4 2B: 4 3B: 1 HR: 0	SF: 0 SAC: 0 DP: 2 HBP: 0	WP: 0 PA: 40
PITCHER	IP WLS BF H R ER SO ERA WHIP	IP WLS BF H R ER SO ERA WHIP	IP WLS BF H R ER SO ERA WHIP	IP WLS BF H R ER SO ERA WHIP	IP WLS BF H R ER SO ERA WHIP	IP WLS BF H R ER SO ERA WHIP	IP WLS BF H R ER SO ERA WHIP	IP WLS BF H R ER SO ERA WHIP	IP WLS BF H R ER SO ERA WHIP	IP WLS BF H R ER SO ERA WHIP	IP WLS BF H R ER SO ERA WHIP	IP WLS BF H R ER SO ERA WHIP	IP WLS BF H R ER SO ERA WHIP	IP WLS BF H R ER SO ERA WHIP	IP WLS BF H R ER SO ERA WHIP	IP WLS BF H R ER SO ERA WHIP	IP WLS BF H R ER SO ERA WHIP	IP WLS BF H R ER SO ERA WHIP	IP WLS BF H R ER SO ERA WHIP		
Mudcat Grant, R ERA: 3.84	5.2	26	8	4	1	2	2	2	2	2	1.59	1.765									
Al Worthington, R ERA: 2.17	0.0	1	0	0	0	0	1	0	0	0	∞	∞									
Jerry Fosnow, L ERA: 3.99	0.1	1	0	0	0	1	0	0	0	0	0.00	0.000									
Bill Pleis, L ERA: 1.33	2.0	6	0	0	0	1	0	0	0	0	0.00	0.000									
Dick Stigman, L ERA: 4.63	2.0	W	6	0	0	0	4	0	0	0	0.00	0.000									

BOTTOM

Minnesota Twins @ Detroit Tigers
Tiger Stadium, Detroit, MI
Fri Jun 11 1965, 7:05 PM EDT
Unknown

AB	37
R	4
H	8
RBI	4
BB	3
SO	8
LOB	19



Batter	1	2	3	4	5	6	7	8	9	AB	R	H	RBI	BB	SO	LOB	TOP				
Zoilo Versalles, R OBP: 0.297, SLG: 0.457	0-0 6-3	0-3 K		0-0 F2			0-0 FC6 1B		0-0 F7	5	0	1	0	0	1	2					
Frank Kostro, R OBP: 0.250, SLG: 0.217	0-0 F9		0-3 K		0-0 F6		0-0 F6		0-0 F4	5	0	0	0	0	1	2					
Tony Oliva, L OBP: 0.303, SLG: 0.463	0-0 BB 2B		0-0 BB HR		0-0 4-3		0-0 FC6 1-2			4	2	2	0	0	0	1					
Harmon Killebrew, R OBP: 0.362, SLG: 0.460	4-0 2B E 1-2		4-0 BB HR		0-0 L6			0-0 4-3 2B		2	2	1	0	2	0	0					
Jimmie Hall, L OBP: 0.386, SLG: 0.581	0-0 E9		0-0 HR			0-3 K		0-0 4-3		4	1	2	4	0	1	1					
Joe Nosske, R OBP: 0.222, SLG: 0.208	1-H 2-H 2B		1-H 2-H HR					0-3 2-3		0	0	0	0	0	0	0					
Bob Allison, R OBP: 0.390, SLG: 0.479	0-3 K		0-3 K			0-0 1B		0-3 K		4	0	1	0	0	3	2					
Earl Batley, R OBP: 0.394, SLG: 0.411		0-0 F7	0-0 F9			4-0 BB		0-0 F6		3	0	0	0	1	0	1					
Jerry Kindall, R OBP: 0.288, SLG: 0.322		0-0 5-3		0-3 K		0-3 K			0-3 K	3	0	0	0	0	2	1					
Don Mincher, L OBP: 0.349, SLG: 0.405										1	0	0	0	0	1	0					
Camilo Pascual, R OBP: 0.282, SLG: 0.447				0-3 K						1	0	1	0	0	0	0					
Jerry Fobnow, R										1	0	0	0	0	1	0					
Al Worthington, R										0	0	0	0	0	0	0					
Sandy Valdespino, L OBP: 0.316, SLG: 0.335										1	0	0	0	0	0	0					
Johnny Klippstein, R										0	0	0	0	0	0	0					
Rich Rollins, R OBP: 0.262, SLG: 0.316										1	0	1	0	0	0	0					
Inning Stats	R: 2 E: 1 K: 1 S: 7	H: 2 LOB: 1 BB: 1 P: 11	R: 0 E: 0 K: 1 S: 6	H: 1 LOB: 0 BB: 0 P: 6	R: 3 E: 0 K: 2 S: 9	H: 2 LOB: 0 BB: 1 P: 13	R: 0 E: 0 K: 0 S: 7	H: 0 LOB: 0 BB: 0 P: 7	R: 0 E: 0 K: 0 S: 3	H: 1 LOB: 1 BB: 0 P: 11	R: 0 E: 0 K: 0 S: 4	H: 1 LOB: 1 BB: 0 P: 4	R: 0 E: 0 K: 1 S: 6	H: 1 LOB: 1 BB: 0 P: 6	R: 0 E: 0 K: 1 S: 6	H: 1 LOB: 1 BB: 0 P: 6	1B: 6 2B: 2 3B: 0 HR: 1	SF: 0 SAC: 0 DP: 0 HBP: 0	WP: 0 PB: 0 SB: 0 CS: 0	PA: 38	
PITCHER	IP	WLS	BF	H	R	ER	SO	BB	IBB	HBP	BLK	WP	HR	S	P	ERA	WHIP				
Denny McLain, R ERA: 4.45	(1, 1)	7.0	W	31	8	5	4	8	3	0	0	0	0	1	44	56	5.14	1.571			
Fred Gladding, R ERA: 3.34	(8, 1)	2.0	S	7	1	0	0	2	0	0	0	0	0	0	11	11	0.00	0.500			

Minnesota Twins @ Detroit Tigers
Tiger Stadium, Detroit, MI
Sat Jun 12 1965, 4:33 AM EDT
Att: 7,493 - Unknown

AB	35
R	5
H	9
RBI	4
BB	3
SO	10
LOB	10



Batter	1	2	3	4	5	6	7	8	9	AB	R	H	RBI	BB	SO	LOB	BOTTOM			
Don Wert, R OBP: 0.311, SLG: 0.288	4-0 1B E	0-0 F8 HR		0-0 F9		0-0 2B SF8		0-0 F9		4	3	2	1	1	0	0				
Jerry Lumpe, L OBP: 0.307, SLG: 0.292	0-0 E BB	1-0 HR		4-0 FC5-4 BB		0-0 SF8		0-0 F7		3	2	2	1	1	0	0				
Norm Cash, L OBP: 0.340, SLG: 0.267	4-0 G3 E	0-0 F8		0-0 FC5-4		0-0 SF8				0	0	0	0	1	0	0				
Don Demeter, R OBP: 0.302, SLG: 0.366	1-2 G3 E BB	2-3 F8		1-2 FC5-4		2-3 3-H SF8				2	0	0	1	0	0	3				
Willie Horton, R OBP: 0.382, SLG: 0.673	0-0 E5 G3	0-0 HR		0-3 K		0-0 6-3				4	1	1	4	0	1	3				
Dick McAuliffe, L OBP: 0.373, SLG: 0.497	0-0 G3	0-0 4-3		0-0 F7				0-0 BB 1B		4	0	1	1	0	0	2				
Jim Northrup, L OBP: 0.277, SLG: 0.367	0-3 K		0-3 K		0-0 F8		4-0 G5-4-3 BB			3	0	0	0	1	2	2				
George Thomas, R OBP: 0.293, SLG: 0.424	4-0 BB		0-0 6-3			0-0 E 1B		0-3 K		3	1	1	0	1	1	2				
Bill Freehan, R OBP: 0.256, SLG: 0.303	0-0 F7		0-0 6-3			0-0 E5 1B		0-0 G5-4-3		4	1	0	0	0	0	6				
Denny McLain, R OBP: 0.200, SLG: 0.158		0-3 K		0-0 1-3		0-3 K		0-0 5-3		3	0	0	0	0	2	2				
Fred Gladding, L ERA: 2.76	(8, 1)									1	0	0	0	0	0	0				
Inning Stats	R: 2 E: 1 K: 1 S: 7	H: 1 LOB: 3 BB: 3 P: 19	R: 3 E: 0 K: 1 S: 7	H: 2 LOB: 0 BB: 0 P: 8	R: 0 E: 0 K: 1 S: 5	H: 0 LOB: 0 BB: 0 P: 5	R: 0 E: 0 K: 0 S: 3	H: 0 LOB: 1 BB: 1 P: 7	R: 0 E: 0 K: 0 S: 5	H: 0 LOB: 0 BB: 0 P: 5	R: 3 E: 1 K: 1 S: 9	H: 3 LOB: 1 BB: 0 P: 9	R: 0 E: 0 K: 1 S: 5	H: 1 LOB: 1 BB: 1 P: 9	R: 0 E: 0 K: 0 S: 3	H: 0 LOB: 0 BB: 0 P: 3	1B: 4 2B: 2 3B: 0 HR: 1	SF: 1 SAC: 0 DP: 1 HBP: 1	WP: 0 PB: 0 SB: 0 CS: 0	PA: 38
PITCHER	IP	WLS	BF	H	R	ER	SO	BB	IBB	HBP	BLK	WP	HR	S	P	ERA	WHIP			
Camilo Pascual, R ERA: 2.92	(1, 1)	1.2		3	5	5	2	3	0	1	0	0	0	13	26	27.00	3.600			
Jerry Fobnow, L ERA: 3.82	(2, 1)	3.2	L	16	3	3	1	3	1	0	0	0	0	21	25	2.46	1.091			
Al Worthington, R ERA: 1.6	(6, 1)	0.2		0	0	0	0	0	0	0	0	0	0	2	2	0.00	0.000			
Johnny Klippstein, R ERA: 2.76	(7, 1)	2.0		7	1	0	0	1	1	0	0	0	0	8	12	0.00	1.000			

Minnesota Twins @ Detroit Tigers
Tiger Stadium, Detroit, MI
Sat Jun 12 1965, 4:33 AM EDT
Att: 7,493 - Unknown

AB	31
R	8
H	7
RBI	8
BB	5
SO	6
LOB	20



Batter	1	2	3	4	5	6	7	8	9	AB	R	H	RBI	BB	SO	LOB	TOP										
Zoilo Versalles, R OBP: 0.292, SLG: 0.449 (1, 6)	F9		5-3		F4		5-3			4	0	0	0	0	0	1											
Rich Rollins, R OBP: 0.277, SLG: 0.309 (1, 5)	F9		K2-3			6-3		6-3		4	0	0	0	0	1	0											
Tony Oliva, L OBP: 0.306, SLG: 0.464 (1, 9)	BB 1B			F6	L8			HR 1B		4	1	2	0	0	0	0											
Harmon Killebrew, R OBP: 0.369, SLG: 0.476 (1, 3)	1-2 BB			HR	1B BB			F7		2	1	1	1	2	0	1											
Bob Allison, R OBP: 0.392, SLG: 0.497 (1, 7)	K			6-3	1B BB			HR		4	1	2	2	0	1	2											
Earl Battey, R OBP: 0.382, SLG: 0.397 (1, 2)		K		F2	6-3			K		4	0	0	0	0	2	2											
Joe Nossek, R OBP: 0.226, SLG: 0.321 (1, 8)		K		HR		5-3		F6		4	1	1	1	0	1	0											
Jerry Kindall, R OBP: 0.282, SLG: 0.315 (1, 4)		L8		L5	F4			L8		4	0	0	0	0	0	0											
Jim Kaat, L OBP: 0.189, SLG: 0.216 (4, 1) Jim Perry, S (4, 1) Dick Stigman, R (6, 1) Sandy Valdespine, L (7, PH) Johnny Klippstein, R (7, 1) Bill Pleis, L (7, 1) Jimmie Hall, L (9, PH)			K		K		HBP	K		1	0	0	0	0	1	0											
Inning Stats	R: 0 E: 0 K: 1 S: 6	H: 1 LOB: 2 BB: 1 P: 10	R: 0 E: 0 K: 2 S: 7	H: 0 LOB: 0 BB: 0 P: 7	R: 0 E: 0 K: 2 S: 7	H: 0 LOB: 0 BB: 0 P: 7	R: 1 E: 0 K: 0 S: 4	H: 1 LOB: 0 BB: 0 P: 4	R: 1 E: 0 K: 1 S: 6	H: 1 LOB: 2 BB: 1 P: 8	R: 0 E: 0 K: 0 S: 3	H: 0 LOB: 1 BB: 0 P: 4	R: 2 E: 0 K: 1 S: 7	H: 2 LOB: 0 BB: 0 P: 7	R: 0 E: 0 K: 1 S: 5	H: 0 LOB: 0 BB: 0 P: 5	1B: 3 2B: 0 3B: 0 HR: 3	SF: 0 SAC: 0 DP: 0 HBP: 1	WP: 0 PB: 0 SB: 0 CS: 0	PA: 36							
PITCHER	IP	WLS	BF	H	R	ER	SO	BB	IBB	HBP	BLK	WP	HR	S	P	ERA	WHIP										
Hank Aguirre, L ERA: 3.27 (1, 1)	8.0	W	33	6	4	4	7	2	0	1	0	0	3	44	53	4.50	1.000										
Mickey Lolich, L ERA: 2.85 (9, 1)	1.0	S	3	0	0	0	1	0	0	0	0	0	0	5	5	0.00	0.000										

Minnesota Twins @ Detroit Tigers
Tiger Stadium, Detroit, MI
Sun Jun 13 1965, 4:33 AM EDT
Att: 50,383 - Unknown

AB	33
R	4
H	6
RBI	4
BB	2
SO	8
LOB	6



Batter	1	2	3	4	5	6	7	8	9	AB	R	H	RBI	BB	SO	LOB	BOTTOM										
Don Wert, R OBP: 0.310, SLG: 0.287 (1, 5)	FC1-6 1B	F7		4-3		SH3-4	F3			4	0	1	0	0	0	4											
Jerry Lumpe, L OBP: 0.298, SLG: 0.283 (1, 4)	FC1-6 2B		E4 HR		4-3	4-3		4-3		5	2	0	1	0	0	2											
Don Demeter, R OBP: 0.299, SLG: 0.361 (1, 3)	2B 1B		F9		K	6-3		F8		5	0	1	0	0	1	2											
Al Kaline, R OBP: 0.405, SLG: 0.567 (1, 8)	1-3 2H 2B		L9		HBP 2B		L6-3	L6-3		5	0	2	1	0	0	1											
Willie Horton, R OBP: 0.391, SLG: 0.700 (1, 7)	5-3		1-H HR		HBP IBB		4-3 1B 2B			3	2	2	2	1	0	2											
Bill Freehan, R OBP: 0.288, SLG: 0.301 (1, 2)	BB		5-3		1-2 2-3 HBP		1B 4-3 BB			1	0	0	0	2	0	0											
George Thomas, R OBP: 0.284, SLG: 0.409 (1, 9)				F5	F9		4-3			3	0	0	0	0	1	6											
Jim Northrup, L OBP: 0.275, SLG: 0.364 (7, PH) (8, 9)	K						1-2 2-3			1	0	0	0	0	0	2											
Dick McAuliffe, L OBP: 0.380, SLG: 0.500 (1, 6)		4-3		SH1-4 1B		SH3-4 BB 4-3 1B		1B IBB		3	1	2	0	1	0	0											
Hank Aguirre, R OBP: 0.214, SLG: 0.120 (1, 1)				SH1-4		4-3 SH3-4 BB		1B		2	0	1	1	1	0	0											
Mickey Lolich, S OBP: 0.129, SLG: 0.100 (9, 1)	F4						1-2 2-3 HBP			0	0	0	0	0	0	0											
Inning Stats	R: 1 E: 0 K: 1 S: 8	H: 3 LOB: 3 BB: 1 P: 12	R: 0 E: 0 K: 0 S: 3	H: 0 LOB: 0 BB: 0 P: 3	R: 2 E: 1 K: 0 S: 5	H: 1 LOB: 0 BB: 0 P: 5	R: 0 E: 0 K: 0 S: 4	H: 1 LOB: 1 BB: 0 P: 4	R: 0 E: 0 K: 0 S: 6	H: 1 LOB: 3 BB: 1 P: 11	R: 1 E: 0 K: 0 S: 4	H: 2 LOB: 3 BB: 2 P: 8	R: 0 E: 0 K: 0 S: 3	H: 0 LOB: 0 BB: 0 P: 3	R: 0 E: 0 K: 0 S: 3	H: 0 LOB: 0 BB: 0 P: 3	1B: 5 2B: 3 3B: 0 HR: 1	SF: 0 SAC: 2 DP: 0 HBP: 1	WP: 0 PB: 0 SB: 0 CS: 0	PA: 40							
PITCHER	IP	WLS	BF	H	R	ER	SO	BB	IBB	HBP	BLK	WP	HR	S	P	ERA	WHIP										
Jim Kaat, L ERA: 2.1 (1, 1)	3.0	L	15	4	3	1	1	1	0	0	0	0	1	16	20	3.00	1.667										
Jim Perry, R ERA: 2.7 (4, 1)	2.1		13	3	1	1	1	1	1	1	0	0	0	12	21	3.86	1.714										
Dick Stigman, L ERA: 4.5 (6, 1)	0.2		2	0	0	0	0	0	0	0	0	0	0	2	2	0.00	0.000										
Johnny Klippstein, R ERA: 3.13 (7, 1)	0.1		3	1	1	1	0	1	0	0	0	0	0	2	6	27.00	6.000										
Bill Pleis, L ERA: 1.23 (7, 1)	1.2		7	1	0	0	0	0	1	0	0	0	0	6	10	0.00	0.600										

Minnesota Twins @ Detroit Tigers
Tiger Stadium, Detroit, MI
Sun Jun 13 1965, 4:33 AM EDT
Att: 50,383 - Unknown

AB	32
R	5
H	9
RBI	5
BB	5
SO	2
LOB	19



Batter	1	2	3	4	5	6	7	8	9	AB	R	H	RBI	BB	SO	LOB	TOP				
Zoilo Versalles, R OBP: 0.288, SLG: 0.442 (1, 6)	5-3		5-3		6-3		1-3			4	0	0	0	0	0	0					
Joe Nassek, R OBP: 0.229, SLG: 0.344 (1, 8)	F2		2B		K			5-3		4	0	1	0	0	1	0					
Tony Oliva, L OBP: 0.305, SLG: 0.473 (1, 9)	HR		K		6-3			4-3		4	1	1	1	0	1	1					
Harmon Killebrew, R OBP: 0.367, SLG: 0.472 (1, 3)	K			2B SF7	1B			K		4	1	1	0	0	2	0					
Bob Allison, R OBP: 0.389, SLG: 0.508 (1, 7)	HR			F6		E5		K		4	1	1	1	0	1	1					
Earl Battey, R OBP: 0.379, SLG: 0.400 (1, 2)	K			2B		FC6-5		5-3		4	0	1	0	0	1	1					
Rich Rollins, R OBP: 0.281, SLG: 0.325 (1, 5)	F9			IBB		FC5-4		HR		3	1	1	1	1	0	1					
Jerry Kindall, R OBP: 0.277, SLG: 0.310 (1, 4)	F3			SF7		K		F7		3	0	0	1	0	1	0					
Mudcat Grant, R OBP: 0.152, SLG: 0.200 (1, 1)			K		4-3			F7		3	0	0	0	0	1	2					
Inning Stats	R: 1 E: 0 K: 1 S: 6	H: 1 LOB: 0 BB: 0 P: 6	R: 1 E: 0 K: 1 S: 6	H: 1 LOB: 0 BB: 0 P: 6	R: 0 E: 0 K: 2 S: 8	H: 1 LOB: 1 BB: 0 P: 8	R: 1 E: 0 K: 0 S: 5	H: 2 LOB: 2 BB: 1 P: 9	R: 0 E: 0 K: 1 S: 5	H: 0 LOB: 0 BB: 0 P: 5	R: 0 E: 0 K: 0 S: 4	H: 0 LOB: 0 BB: 0 P: 4	R: 0 E: 0 K: 1 S: 5	H: 0 LOB: 0 BB: 0 P: 5	R: 0 E: 0 K: 1 S: 6	H: 1 LOB: 0 BB: 0 P: 6	1B: 1 2B: 2 3B: 0 HR: 3	SF: 1 SAC: 0 DP: 0 HBP: 0	WP: 0 PB: 0 SB: 0 CS: 0	PA: 35	
PITCHER	IP	WLS	BF	H	R	ER	SO	BB	IBB	HBP	BLK	WP	HR	S	P	ERA	WHIP				
Gary Peters, L ERA: 3.94 (1, 1)	3.1	L	15	5	3	3	4	0	0	0	0	0	2	23	23	8.10	1.500				
Bob Locker, R ERA: 2.79 (4, 1)	2.2		10	0	0	0	1	0	1	0	0	0	0	11	15	0.00	0.000				
Eddie Fisher, R ERA: 1.52 (7, 1)	2.0		6	0	0	0	2	0	0	0	0	0	0	10	10	0.00	0.000				
Hoyt Wilhelm, R ERA: 2.88 (9, 1)	1.0		4	1	1	1	1	0	0	0	0	0	1	6	6	9.00	1.000				

Minnesota Twins @ Chicago White Sox
Comiskey Park, Chicago, IL
Tue Jun 15 1965, 8:05 PM EDT
Att: 30,769 - Unknown

AB 33
R 4
H 6
RBI 4
BB 1
SO 8
LOB 6



Batter	1	2	3	4	5	6	7	8	9	AB	R	H	RBI	BB	SO	LOB	BOTTOM				
Danny Cater, R OBP: 0.279, SLG: 0.405 (1, 7)	5-3			5-3		E4			F7	4	0	0	0	0	0	1					
Don Buford, S OBP: 0.358, SLG: 0.424 (1, 4)	K			3-1		4-3			1B	4	0	1	0	0	1	2					
Floyd Robinson, L OBP: 0.303, SLG: 0.352 (1, 9)	F9			6-3		3-1			F5	4	0	0	0	0	0	3					
Pete Ward, L OBP: 0.384, SLG: 0.479 (1, 5)		F8			FC5-4	1B			F7	4	0	2	0	0	0	1					
Bill Skowron, R OBP: 0.327, SLG: 0.451 (1, 3)		3-1			FC5-4	1B			F9	3	0	1	0	0	0	1					
Tom McCraw, L OBP: 0.284, SLG: 0.268 (1, 8)		4-3			FC5-4	CS			F6	3	0	0	0	0	0	2					
Ron Hansen, R OBP: 0.310, SLG: 0.378 (1, 6)			F8		K				1-3	3	0	0	0	0	1	2					
J.C. Martin, L OBP: 0.355, SLG: 0.405 (1, 2)			L6			4-3	E		F7	3	0	1	0	0	0	0					
Gary Peters, L OBP: 0.147, SLG: 0.121 (1, 1)										1	0	0	0	0	0	0					
Bob Locker, S OBP: 0.291, SLG: 0.353 (4, 1)										0	0	0	0	0	0	0					
Smoky Burgess, L OBP: 0.297, SLG: 0.353 (6, PH)										1	0	0	0	0	0	1					
Eddie Fisher, R OBP: 0.311, SLG: 0.354 (7, 1)										0	0	0	0	0	0	0					
Al Weiss, S OBP: 0.311, SLG: 0.354 (8, PH)										1	0	0	0	0	0	1					
Hoyt Wilhelm, R (9, 1)										0	0	0	0	0	0	0					
Inning Stats	R: 0 E: 0 K: 1 S: 5	H: 0 LOB: 0 BB: 0 P: 5	R: 0 E: 0 K: 0 S: 3	H: 0 LOB: 0 BB: 0 P: 3	R: 0 E: 0 K: 0 S: 3	H: 0 LOB: 0 BB: 0 P: 3	R: 0 E: 0 K: 0 S: 6	H: 2 LOB: 2 BB: 0 P: 6	R: 0 E: 1 K: 0 S: 5	H: 1 LOB: 2 BB: 0 P: 5	R: 0 E: 0 K: 0 S: 3	H: 1 LOB: 0 BB: 0 P: 3	R: 0 E: 0 K: 1 S: 5	H: 0 LOB: 0 BB: 0 P: 5	R: 0 E: 0 K: 0 S: 4	H: 1 LOB: 1 BB: 0 P: 4	1B: 5 2B: 1 3B: 0 HR: 0	SF: 0 SAC: 0 DP: 1 HBP: 0	WP: 0 PB: 0 SB: 0 CS: 2	PA: 31	
PITCHER	IP	WLS	BF	H	R	ER	SO	BB	IBB	HBP	BLK	WP	HR	S	P	ERA	WHIP				
Mudcat Grant, R ERA: 3.44 (1, 1)	9.0	W	31	5	0	0	3	0	0	0	0	0	0	37	37	0.00	0.556				

Minnesota Twins @ Chicago White Sox
Comiskey Park, Chicago, IL
Tue Jun 15 1965, 8:05 PM EDT
Att: 30,769 - Unknown

AB 31
R 0
H 5
RBI 0
BB 0
SO 3
LOB 13



Batter	1	2	3	4	5	6	7	8	9	AB	R	H	RBI	BB	SO	LOB	TOP		
Zoilo Versalles, R OBP: 0.295, SLG: 0.447 (1, 6)	F7							SH2-3 1B		4	0	3	1	0	0	0	Minnesota Twins @ Chicago White Sox Comiskey Park, Chicago, IL Wed Jun 16 1965, 8:05 PM EDT Att: 25,769 - Unknown		
Rich Rollins, R OBP: 0.282, SLG: 0.322 (1, 5)	1B HBP	K			FC5-4 1B			SH2-3		2	0	0	0	0	1	3			
Tony Oliva, L OBP: 0.304, SLG: 0.470 (1, 9)	1B		F8		4-3			F9		4	0	1	0	0	0	2			
Harmon Killebrew, R OBP: 0.361, SLG: 0.462 (1, 3)	F3		L6			5-3		K		4	0	0	0	0	1	3			
Jimmie Hall, L OBP: 0.382, SLG: 0.571 (1, 8)	6-3		4-3			F4		WP 1B		4	0	1	0	0	0	2			
Bob Allison, R OBP: 0.387, SLG: 0.500 (1, 7)		F9		1-3		K		1-2 BB		3	0	0	0	1	1	0			
Earl Batley, R OBP: 0.375, SLG: 0.395 (1, 2)		FC6-5 1B		4-3			F8	F3		4	0	1	0	0	0	2			
Frank Kostro, R OBP: 0.250, SLG: 0.222 (1, 4)		FC6-5 1B		6-3			6-3	F7		4	1	1	0	0	0	2			
Camilo Pascual, R OBP: 0.275, SLG: 0.436 (4, 1)		FC6-5 1B			F9		6-3	F8		1	0	0	0	0	0	2			
Jerry Fobnow, R OBP: 0.295, SLG: 0.372 (5, PH)										0	0	0	0	0	0	0			
Sandy Valdespino, L OBP: 0.295, SLG: 0.372 (5, PH)										0	0	0	0	0	0	0			
Dick Stigman, R OBP: 0.295, SLG: 0.372 (5, PH)										0	0	0	0	0	0	0			
Don Mincher, L OBP: 0.295, SLG: 0.372 (7, PH)										0	0	0	0	0	0	0			
Johnny Klippstein, R OBP: 0.295, SLG: 0.372 (7, PH)										0	0	0	0	0	0	0			
Joe Nosssek, R OBP: 0.295, SLG: 0.372 (9, PH)										1	0	0	0	0	0	2			
Inning Stats	R: 0 E: 0 K: 0 S: 4	H: 1 LOB: 2 BB: 0 P: 5	R: 1 E: 0 K: 1 S: 8	H: 3 LOB: 2 BB: 0 P: 8	R: 0 E: 0 K: 0 S: 3	H: 0 LOB: 0 BB: 0 P: 3	R: 0 E: 0 K: 0 S: 3	H: 0 LOB: 0 BB: 0 P: 3	R: 0 E: 0 K: 1 S: 5	H: 1 LOB: 1 BB: 0 P: 4	R: 0 E: 0 K: 1 S: 5	H: 0 LOB: 0 BB: 0 P: 5	R: 0 E: 0 K: 1 S: 6	H: 1 LOB: 1 BB: 0 P: 6	R: 0 E: 0 K: 0 S: 4	H: 1 LOB: 2 BB: 1 P: 8	1B: 7 2B: 0 3B: 0 HR: 0	SF: 0 SAC: 1 DP: 0 HBP: 1	WP: 1 PA: 36 CS: 0
PITCHER	IP WLS BF H R ER SO BB IBB HBP BLK WP HR S P ERA WHIP	7.2 W 30 6 1 1 2 0 0 1 0 0 0 0 33 34 1.17 0.783	8.1 S 6 1 0 0 1 1 0 0 0 1 0 7 11 0.00 1.500																

AB	33
R	1
H	7
RBI	1
BB	1
SO	3
LOB	18



Batter	1	2	3	4	5	6	7	8	9	AB	R	H	RBI	BB	SO	LOB	BOTTOM		
Tom McCraw, L OBP: 0.255, SLG: 0.257 (1, 7)	K		1-3	F9		F6				4	0	0	0	0	1	4	Minnesota Twins @ Chicago White Sox Comiskey Park, Chicago, IL Wed Jun 16 1965, 8:05 PM EDT Att: 25,769 - Unknown		
Don Buford, S OBP: 0.351, SLG: 0.414 (1, 4)	G3		1-3	FC6-4			F5			4	0	0	0	0	0	3			
Al Weis, S OBP: 0.311, SLG: 0.354 (8, 4)										0	0	0	0	0	0	0			
Floyd Robinson, L OBP: 0.306, SLG: 0.354 (1, 9)	1B			2B 1B	F8		K			4	1	2	0	0	1	0			
Pete Ward, L OBP: 0.386, SLG: 0.484 (1, 5)	4-3			1B 1B			1-3			4	1	2	0	0	0	1			
Bill Skowron, R OBP: 0.321, SLG: 0.442 (1, 3)		1-3		FC5 1B BB		K		4-3		4	1	0	0	0	1	3			
J.C. Martin, L OBP: 0.371, SLG: 0.414 (1, 2)		BB		BB 1B		5-3		CS 1B		3	0	2	1	1	0	1			
Ron Hansen, R OBP: 0.313, SLG: 0.380 (1, 6)		F8		BB 1B		WP 4-3 1B		K		4	0	2	1	0	1	2			
Ken Berry, R OBP: 0.277, SLG: 0.329 (1, 8)		F8		BB 1B			4-3			1	0	0	0	0	0	1			
Smoky Burgess, L OBP: 0.318, SLG: 0.353 (4, PH)										0	0	0	1	1	0	0			
Danny Cater, R OBP: 0.278, SLG: 0.403 (5, 7)				FC6-4 BB						1	0	0	0	0	0	1			
John Buzhardt, R OBP: 0.261, SLG: 0.105 (1, 1)										3	0	0	0	0	1	4			
Eddie Fisher, R OBP: 0.071, SLG: 0.071 (8, 1)			K	F3						0	0	0	0	0	0	0			
Inning Stats	R: 0 E: 0 K: 1 S: 6	H: 1 LOB: 1 BB: 0 P: 6	R: 0 E: 0 K: 0 S: 3	H: 0 LOB: 1 BB: 1 P: 7	R: 0 E: 0 K: 1 S: 5	H: 0 LOB: 0 BB: 0 P: 5	R: 3 E: 0 K: 0 S: 8	H: 4 LOB: 3 BB: 1 P: 12	R: 0 E: 0 K: 1 S: 6	H: 1 LOB: 1 BB: 0 P: 6	R: 0 E: 0 K: 0 S: 4	H: 1 LOB: 0 BB: 0 P: 4	R: 0 E: 0 K: 1 S: 5	H: 0 LOB: 0 BB: 0 P: 5	R: 0 E: 0 K: 1 S: 5	H: 1 LOB: 1 BB: 0 P: 5	1B: 7 2B: 2 3B: 0 HR: 0	SF: 0 SAC: 0 DP: 1 HBP: 0	WP: 1 PA: 34 CS: 1
PITCHER	IP WLS BF H R ER SO BB IBB HBP BLK WP HR S P ERA WHIP	3.1 L 18 5 3 3 2 2 0 0 0 0 0 2 2 0.00 0.000	0.2 0 2 0 0 0 0 0 0 0 0 0 0 2 2 0.00 0.000	2.0 8 2 0 0 1 0 0 0 0 1 0 10 10 0.00 1.000	2.0 6 1 0 0 2 0 0 0 0 0 0 0 10 10 0.00 0.500														

AB	32
R	3
H	8
RBI	3
BB	2
SO	5
LOB	20

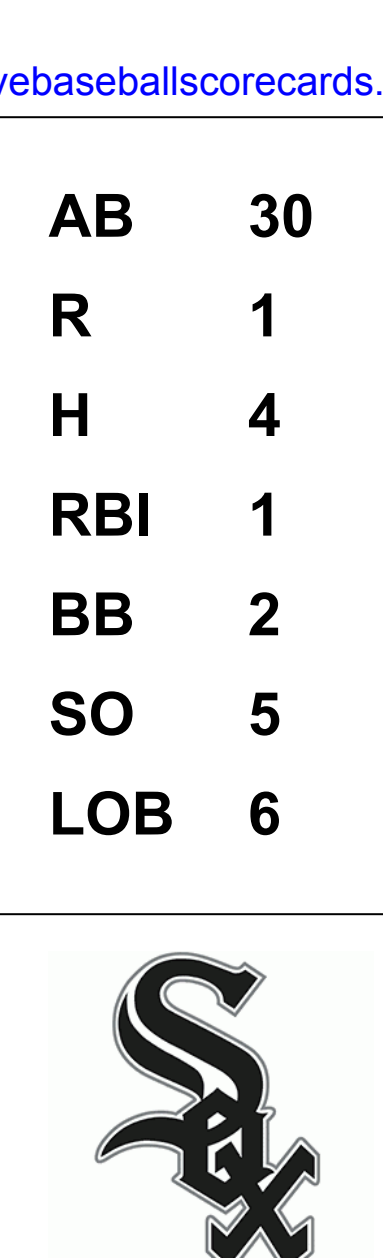


Batter	1	2	3	4	5	6	7	8	9	AB	R	H	RBI	BB	SO	LOB	TOP
Zoilo Versalles, R OBP: 0.298, SLG: 0.460 (1, 6)										4	1	2	1	0	0	0	Minnesota Twins @ Chicago White Sox Comiskey Park, Chicago, IL Thu Jun 17 1965, 4:33 AM EDT Att: 10,837 - Unknown
Sandy Valdespino, L OBP: 0.346, SLG: 0.340 (1, 7)										4	0	0	0	0	1	1	
Tony Oliva, L OBP: 0.307, SLG: 0.470 (1, 9)										4	0	2	0	0	0	0	
Harmon Killebrew, R OBP: 0.355, SLG: 0.453 (1, 5)										4	0	0	0	0	0	2	
Jimmie Hall, L OBP: 0.375, SLG: 0.559 (1, 8)										4	0	0	0	0	0	1	
Don Mincher, L OBP: 0.354, SLG: 0.463 (1, 3)										3	1	1	1	1	0	0	
Earl Batley, R OBP: 0.372, SLG: 0.392 Jerry Zimmerman, R OBP: 0.284, SLG: 0.319 (1, 2) (4, 2)										1	0	0	0	0	0	0	
Rich Rollins, R OBP: 0.278, SLG: 0.317 (1, 4)										3	0	0	0	0	0	0	
Jim Kaat, L OBP: 0.200, SLG: 0.250 (1, 1)										3	1	1	0	0	0	0	
Inning Stats	R: 0 E: 0 K: 0 S: 4	H: 1 LOB: 1 BB: 0 P: 4	R: 0 E: 0 K: 0 S: 3	H: 0 LOB: 0 BB: 0 P: 3	R: 0 E: 0 K: 1 S: 5	H: 0 LOB: 0 BB: 0 P: 5	R: 1 E: 0 K: 0 S: 4	H: 1 LOB: 0 BB: 0 P: 4	R: 0 E: 0 K: 0 S: 3	H: 0 LOB: 0 BB: 0 P: 3	R: 1 E: 1 K: 1 S: 7	H: 2 LOB: 1 BB: 1 P: 7	R: 0 E: 0 K: 0 S: 4	H: 1 LOB: 2 BB: 1 P: 8	1B: 3 2B: 1 3B: 0 HR: 2	SF: 0 SAC: 0 DP: 0 HBP: 0	
PITCHER	IP WLS BF H R ER SO BB IBB HBP BLK WP HR S P ERA WHIP																
Joe Horlen, R ERA: 2.36 (1, 1)	8.0 L 29 5 3 2 2 0 0 0 0 0 1 2 33 33 2.25 0.625																
Hoyt Wilhelm, R ERA: 2.61 (9, 1)	1.0 5 1 0 0 0 0 0 1 0 0 0 0 4 8 0.00 1.000																

AB	33
R	3
H	6
RBI	2
BB	1
SO	2
LOB	6



Batter	1	2	3	4	5	6	7	8	9	AB	R	H	RBI	BB	SO	LOB	BOTTOM		
Danny Cater, R OBP: 0.281, SLG: 0.416 (1, 7)										3	1	1	1	1	0	0	Minnesota Twins @ Chicago White Sox Comiskey Park, Chicago, IL Thu Jun 17 1965, 4:33 AM EDT Att: 10,837 - Unknown		
Floyd Robinson, L OBP: 0.305, SLG: 0.352 (1, 9)										4	0	1	0	0	1	2			
Bill Skowron, R OBP: 0.316, SLG: 0.434 (1, 3)										4	0	0	0	0	0	1			
Pete Ward, L OBP: 0.379, SLG: 0.474 (1, 5)										4	0	0	0	0	2	0			
Ron Hansen, R OBP: 0.312, SLG: 0.382 (1, 6)										4	0	1	0	0	1	0			
Ken Berry, R OBP: 0.271, SLG: 0.321 (1, 8)										4	0	0	0	0	0	1			
Al Weis, S OBP: 0.312, SLG: 0.353 (1, 4)										3	0	1	0	0	0	0			
John Romano, R OBP: 0.327, SLG: 0.351 (1, 2)										2	0	0	0	1	1	2			
Joe Horlen, R OBP: 0.258, SLG: 0.267 Don Buford, S OBP: 0.349, SLG: 0.412 Hoyt Wilhelm, R (8, PH) (9, 1)										1	0	0	0	0	0	0			
Inning Stats	R: 0 E: 0 K: 0 S: 3	H: 0 LOB: 0 BB: 0 P: 3	R: 0 E: 1 K: 3 S: 11	H: 1 LOB: 2 BB: 0 P: 11	R: 0 E: 0 K: 0 S: 3	H: 0 LOB: 0 BB: 0 P: 3	R: 0 E: 0 K: 1 S: 6	H: 1 LOB: 1 BB: 0 P: 6	R: 0 E: 0 K: 1 S: 5	H: 0 LOB: 2 BB: 2 P: 13	R: 0 E: 0 K: 0 S: 3	H: 0 LOB: 0 BB: 0 P: 3	R: 0 E: 0 K: 0 S: 4	H: 2 LOB: 0 BB: 0 P: 4	R: 0 E: 0 K: 0 S: 3	H: 0 LOB: 0 BB: 0 P: 3		1B: 2 2B: 1 3B: 0 HR: 1	SF: 0 SAC: 1 DP: 1 HBP: 0
PITCHER	IP WLS BF H R ER SO BB IBB HBP BLK WP HR S P ERA WHIP																		
Jim Kaat, L ERA: 2.01 (1, 1)	9.0 W 33 4 1 1 5 2 0 0 0 0 1 41 49 1.00 0.667																		



Batter	1	2	3	4	5	6	7	8	9	AB	R	H	RBI	BB	SO	LOB	TOP				
Zoilo Versalles, R OBP: 0.293, SLG: 0.451 (1, 6)	5-3		K	F7			6-3		K	5	0	0	0	0	2	2	Minnesota Twins @ New York Yankees Yankee Stadium, Bronx, NY Fri Jun 18 1965, 7:05 PM EDT Att: 22,241 - Unknown - 69 F				
Tony Oliva, L OBP: 0.310, SLG: 0.471 (1, 9)	2B	1B	FC4-6	1B	6-3		1-3			4	1	2	0	0	0	0					
Jimmie Hall, L OBP: 0.377, SLG: 0.561 (1, 8)	F7	2B	FC4-6	BB	WP	BB	F7			3	0	1	1	1	0	1					
Harmon Killebrew, R OBP: 0.353, SLG: 0.446 (1, 5)	F7	2-3	1-2	BB	F3			5-3		3	0	0	0	1	0	2					
Don Mincher, L OBP: 0.327, SLG: 0.422 (1, 3)	G3		L9	BB	K	1-2		1-3		4	0	0	0	0	1	4					
Bob Allison, R OBP: 0.380, SLG: 0.489 (1, 7)		F5		5-3	K			5-3		4	0	0	0	0	1	2					
Earl Battey, R John Sevcik, R (1, 2) (8, 2)		BB	K		F8			6-3		2	0	0	0	1	1	0					
Rich Rollins, R OBP: 0.282, SLG: 0.335 (1, 4)	F2		IHR		L8					4	1	2	1	0	0	1					
Mel Nelson, R Dick Stigman, R Sandy Valdespino, L Jerry Fosnow, R Joe Nossek, R Jim Perry, S Frank Kostro, R (1, 1) (1, 1) (4, PH) (4, 1) (6, PH) (6, 1) (9, PH)	K		E9	1B	L5			K		0	0	0	0	0	0	0					
Inning Stats	R: 1 E: 0 K: 0 S: 5	H: 2 LOB: 1 BB: 0 P: 5	R: 0 E: 0 K: 1 S: 5	H: 0 LOB: 1 BB: 1 P: 9	R: 0 E: 0 K: 1 S: 6	H: 1 LOB: 2 BB: 1 P: 10	R: 1 E: 0 K: 1 S: 7	H: 2 LOB: 1 BB: 0 P: 7	R: 0 E: 0 K: 2 S: 8	H: 0 LOB: 2 BB: 1 P: 12	R: 0 E: 0 K: 0 S: 3	H: 0 LOB: 0 BB: 0 P: 3	R: 0 E: 0 K: 0 S: 3	H: 0 LOB: 0 BB: 0 P: 3	R: 0 E: 0 K: 2 S: 8	H: 1 LOB: 1 BB: 0 P: 8		1B: 4 2B: 1 3B: 0 HR: 1	SF: 0 SAC: 0 DP: 0 HBP: 0	WP: 1 PB: 0 CS: 0	PA: 37
PITCHER	IP	WLS	BF	H	R	ER	SO	BB	IBB	HBP	BLK	WP	HR	S	P	ERA	WHIP				
Bill Stafford, R ERA: 3.04 Bobby Tiefenauer, R ERA: 6.75 (1, 1) (9, 1)	8.0	W	33	5	2	2	5	3	0	0	0	1	0	40	52	2.25	1.000				
	1.0	S	4	1	0	0	2	0	0	0	0	0	0	8	8	0.00	1.000				

AB	34
R	2
H	6
RBI	2
BB	3
SO	7
LOB	14



Batter	1	2	3	4	5	6	7	8	9	AB	R	H	RBI	BB	SO	LOB	BOTTOM				
Bobby Richardson, R OBP: 0.294, SLG: 0.302 (1, 4)	6-3	1B	F9			5-3		P4		5	1	1	0	0	0	2	Minnesota Twins @ New York Yankees Yankee Stadium, Bronx, NY Fri Jun 18 1965, 7:05 PM EDT Att: 22,241 - Unknown - 69 F				
Tom Tresh, S OBP: 0.353, SLG: 0.506 (1, 8) (7, 7)	BB	HR	F4	K			K			4	1	1	0	0	2	1					
Roger Maris, L OBP: 0.340, SLG: 0.448 (1, 9)	1-2	HR	F4	K			HR			3	2	1	1	1	1	1					
Elston Howard, R OBP: 0.279, SLG: 0.390 (1, 2)	1-2	HR		5-3			HR	1B		3	2	2	1	1	0	0					
Mickey Mantle, S OBP: 0.384, SLG: 0.444 Ross Moschitto, R OBP: 0.231, SLG: 0.500 (1, 7) (7, 8)	1-2	HR	K		6-3		HR			3	1	1	4	0	1	1					
Joe Pepitone, L OBP: 0.295, SLG: 0.402 (1, 3)	F6		FC5-4	1B	L6-3		G1-6-3	1B		4	0	3	0	0	0	0					
Clete Boyer, R OBP: 0.316, SLG: 0.379 (1, 5)	HR	HBP	FC5-4	1B	L6-3		G1-6-3			3	1	0	0	0	0	3					
Phil Linz, R OBP: 0.301, SLG: 0.304 (1, 6)	1-H	HR			F8			1-3		4	1	2	2	0	0	0					
Bill Stafford, R Jake Gibbs, L Bobby Tiefenauer, R (1, 1) (8, PH) (9, 1)	K		F2		6-3			6-3		3	0	0	0	0	1	2					
Inning Stats	R: 6 E: 0 K: 1 S: 8	H: 3 LOB: 0 BB: 2 P: 17	R: 1 E: 0 K: 1 S: 7	H: 2 LOB: 1 BB: 0 P: 7	R: 0 E: 0 K: 0 S: 5	H: 2 LOB: 2 BB: 0 P: 5	R: 0 E: 0 K: 2 S: 7	H: 0 LOB: 0 BB: 0 P: 7	R: 0 E: 0 K: 0 S: 3	H: 1 LOB: 0 BB: 0 P: 3	R: 0 E: 0 K: 0 S: 3	H: 0 LOB: 0 BB: 0 P: 3	R: 3 E: 0 K: 1 S: 8	H: 4 LOB: 0 BB: 0 P: 8	R: 0 E: 0 K: 0 S: 3	H: 0 LOB: 0 BB: 0 P: 3		1B: 7 2B: 2 3B: 0 HR: 4	SF: 0 SAC: 0 DP: 2 HBP: 1	WP: 0 PB: 0 CS: 0	PA: 37
PITCHER	IP	WLS	BF	H	R	ER	SO	BB	IBB	HBP	BLK	WP	HR	S	P	ERA	WHIP				
Mel Nelson, L ERA: 4.76 Dick Stigman, L ERA: 4.45 Jerry Fosnow, L ERA: 3.53 Jim Perry, R ERA: 3.52 (1, 1) (1, 1) (4, 1) (6, 1)	0.2	L	7	5	2	5	0	2	0	0	0	0	1	16	16	67.50	6.000				
	2.1		12	5	2	2	2	0	0	0	0	0	1	16	16	7.71	2.143				
	2.0		6	1	0	0	2	0	0	0	0	0	0	10	10	0.00	0.500				
	3.0		12	4	3	3	1	0	0	0	0	0	2	14	14	9.00	1.333				

AB	34
R	10
H	12
RBI	10
BB	2
SO	5
LOB	10



Batter	1	2	3	4	5	6	7	8	9	AB	R	H	RBI	BB	SO	LOB	TOP					
Zoilo Versalles, R OBP: 0.297, SLG: 0.452										4	2	3	0	1	0	2	Minnesota Twins @ New York Yankees Yankee Stadium, Bronx, NY Sun Jun 20 1965, 3:33 AM EDT Unknown - 85 F					
Sandy Valdespino, L OBP: 0.356, SLG: 0.552										5	1	2	1	0	1	2						
Tony Oliva, L OBP: 0.315, SLG: 0.465										4	0	1	0	1	1	2						
Don Mincher, L OBP: 0.304, SLG: 0.388										3	0	0	0	0	1	2						
Bob Allison, R OBP: 0.371, SLG: 0.476										2	0	0	0	0	0	2						
Harmon Killebrew, R OBP: 0.356, SLG: 0.472										4	2	2	1	1	0	1						
Jimmie Hall, L OBP: 0.382, SLG: 0.584										4	1	2	2	1	0	2						
Rich Rollins, R OBP: 0.285, SLG: 0.346										4	0	1	0	0	0	2						
Jerry Zimmerman, R OBP: 0.269, SLG: 0.301										4	0	0	0	0	1	3						
Camilo Pascual, R OBP: 0.256, SLG: 0.405										3	0	0	0	0	2	3						
Jerry Fosnow, R										0	0	0	0	0	0	0						
Al Worthington, R										0	0	0	0	0	0	0						
Joe Nosssek, R OBP: 0.238, SLG: 0.333										1	0	0	0	0	0	0						
Jim Kaat, L OBP: 0.195, SLG: 0.244										0	0	0	0	0	0	0						
Inning Stats	R: 0 E: 0 K: 1 S: 6	H: 2 LOB: 1 BB: 0 P: 6	R: 1 E: 0 K: 0 S: 5	H: 2 LOB: 1 BB: 0 P: 5	R: 1 E: 0 K: 0 S: 5	H: 2 LOB: 1 BB: 0 P: 5	R: 0 E: 1 K: 1 S: 6	H: 0 LOB: 2 BB: 1 P: 10	R: 0 E: 0 K: 0 S: 3	H: 0 LOB: 0 BB: 0 P: 3	R: 1 E: 0 K: 0 S: 4	H: 1 LOB: 0 BB: 0 P: 4	R: 0 E: 0 K: 3 S: 10	H: 1 LOB: 1 BB: 0 P: 10	R: 1 E: 0 K: 1 S: 7	H: 2 LOB: 1 BB: 0 P: 7	R: 2 E: 0 K: 0 S: 3	H: 1 LOB: 1 BB: 3 P: 15	1B: 5 2B: 3 3B: 1 HR: 2	SF: 0 SAC: 0 DP: 1 HBP: 0	WP: 1 PB: 1 CS: 3	PA: 42
PITCHER	IP WLS BF H R ER SO BB IBB HBP BLK WP HR S P ERA WHIP																					
Mel Stottlemyre, R ERA: 2.69	(1, 1) 6.0 26 7 3 3 2 1 0 0 0 0 0 1 29 33 4.50 1.333																					
Steve Hamilton, L ERA: 2.29	(7, 1) 1.0 4 1 0 0 3 0 0 0 0 0 0 0 10 10 0.00 1.000																					
Pedro Ramos, R ERA: 3.38	(8, 1) 1.0 5 2 1 1 1 0 0 0 0 0 0 1 7 7 9.00 2.000																					
Bobby Tiefenauer, R ERA: 8.31	(9, 1) 0.2 L 6 1 2 2 0 2 1 0 0 0 0 0 3 15 27.00 4.500																					
Hal Reniff, R ERA: 3.41	(9, 1) 0.1 1 0 0 0 0 0 0 0 0 0 1 0 0 0 0.00 0.000																					

Batter	1	2	3	4	5	6	7	8	9	AB	R	H	RBI	BB	SO	LOB	BOTTOM			
Bobby Richardson, R OBP: 0.294, SLG: 0.307										5	1	1	0	0	0	1	Minnesota Twins @ New York Yankees Yankee Stadium, Bronx, NY Sun Jun 20 1965, 3:33 AM EDT Unknown - 85 F			
Tom Tresh, S OBP: 0.355, SLG: 0.500										4	2	1	0	1	0	1				
Roger Maris, L OBP: 0.353, SLG: 0.470										4	1	2	3	1	0	0				
Elston Howard, R OBP: 0.269, SLG: 0.360										5	0	1	1	0	0	1				
Mickey Mantle, S OBP: 0.384, SLG: 0.444										4	0	1	0	0	1	2				
Ross Moschitto, R OBP: 0.231, SLG: 0.500										0	0	0	0	0	0	0				
Hector Lopez, R OBP: 0.253, SLG: 0.337										1	0	0	0	0	0	0				
Joe Pepitone, L OBP: 0.310, SLG: 0.419										4	0	2	0	1	0	3				
Clete Boyer, R OBP: 0.308, SLG: 0.368										4	0	0	0	0	1	6				
Phil Linz, R OBP: 0.313, SLG: 0.319										3	0	1	0	1	1	0				
Mel Stottlemyre, R ERA: 1.79, SLG: 0.333	(1, 1) 6.1 29 7 3 3 2 4 0 0 0 0 0 1 4 4 27.00 9.000																			
Horacio Clarifio, S OBP: 0.244, SLG: 0.280	(7, 1) 0.1 4 3 1 1 0 0 0 0 0 0 0 1 4 4 27.00 9.000																			
Steve Hamilton, L ERA: 3.75	(7, 1) 1.1 W 5 0 0 0 1 1 0 0 0 0 0 0 6 10 0.00 0.750																			
Pedro Ramos, S ERA: 3.15	(8, 1) 1.0 S 4 0 0 0 0 0 0 0 0 0 0 0 4 4 0.00 0.000																			
Ray Barker, L OBP: 0.193, SLG: 0.290	(8, PH) 1.0 S 4 0 0 0 0 0 0 0 0 0 0 0 4 4 0.00 0.000																			
Bobby Tiefenauer, R	(9, 1) 1.0 S 4 0 0 0 0 0 0 0 0 0 0 0 4 4 0.00 0.000																			
Hal Reniff, R	(9, 1) 1.0 S 4 0 0 0 0 0 0 0 0 0 0 0 4 4 0.00 0.000																			
Inning Stats	R: 2 E: 1 K: 0 S: 7	H: 4 LOB: 2 BB: 0 P: 7	R: 0 E: 0 K: 0 S: 3	H: 0 LOB: 0 BB: 0 P: 3	R: 0 E: 0 K: 0 S: 3	H: 0 LOB: 0 BB: 0 P: 3	R: 0 E: 0 K: 1 S: 7	H: 2 LOB: 2 BB: 0 P: 7	R: 0 E: 0 K: 0 S: 3	H: 0 LOB: 1 BB: 1 P: 7	R: 2 E: 0 K: 0 S: 6	H: 3 LOB: 2 BB: 1 P: 10	R: 0 E: 0 K: 1 S: 5	H: 0 LOB: 1 BB: 1 P: 9	R: 0 E: 1 K: 0 S: 4	H: 0 LOB: 1 BB: 0 P: 4	1B: 7 2B: 1 3B: 0 HR: 1	SF: 0 SAC: 0 DP: 0 HBP: 0	WP: 1 PB: 0 CS: 0	PA: 42
PITCHER	IP WLS BF H R ER SO BB IBB HBP BLK WP HR S P ERA WHIP																			
Camilo Pascual, R ERA: 3.16	(1, 1) 6.1 29 7 3 3 2 4 0 0 0 0 0 1 4 4 27.00 9.000																			
Jerry Fosnow, L ERA: 3.75	(7, 1) 0.1 4 3 1 1 0 0 0 0 0 0 0 1 4 4 27.00 9.000																			
Al Worthington, R ERA: 1.61	(7, 1) 1.1 W 5 0 0 0 1 1 0 0 0 0 0 0 6 10 0.00 0.750																			
Jim Kaat, L ERA: 2.0	(9, 1) 1.0 S 4 0 0 0 0 0 0 0 0 0 0 0 4 4 0.00 0.000																			

Batter	1	2	3	4	5	6	7	8	9	AB	R	H	RBI	BB	SO	LOB	TOP														
Zoilo Versalles, R OBP: 0.296, SLG: 0.451 (1, 6)	G3			K		F9			K	5	1	2	0	2	1		Minnesota Twins @ New York Yankees Yankee Stadium, Bronx, NY Sun Jun 20 1965, 7:05 PM EDT Att: 71,245 - Unknown - 85 F														
Rich Rollins, R OBP: 0.279, SLG: 0.338 (1, 4)	6-3			F8			K		K	5	0	0	0	0	3	2															
Tony Oliva, L OBP: 0.316, SLG: 0.476 (1, 9)	2B			K		K			P6	5	1	2	0	0	2	1															
Harmon Killebrew, R OBP: 0.357, SLG: 0.488 (1, 3)				F7		F3			K	5	1	2	3	0	1	1															
Bob Allison, R OBP: 0.372, SLG: 0.469 (1, 7)				1B		K			K	3	1	0	0	2	3	1															
Jimmie Hall, L OBP: 0.384, SLG: 0.587 (1, 8)				FC4-5		6-3			K	4	1	2	0	0	1	2															
Earl Batley, R OBP: 0.365, SLG: 0.378 (1, 2)				FC4-5		K			F7	4	1	1	1	0	1	1															
Joe Nosssek, R OBP: 0.261, SLG: 0.372 (1, 5)				2B		K			F9	4	1	2	1	0	1	0															
Dave Boswell, R OBP: 0.333, SLG: 0.400 Dick Stigman, R (6, 1)				K		F9			F3	2	0	0	0	1	1	4															
										1	0	0	0	0	0	0															
Inning Stats	R: 1 E: 0 K: 1 S: 7	H: 2 LOB: 1 BB: 0 P: 7	R: 2 E: 0 K: 2 S: 10	H: 3 LOB: 1 BB: 0 P: 10	R: 2 E: 0 K: 1 S: 8	H: 3 LOB: 2 BB: 1 P: 12	R: 0 E: 0 K: 2 S: 7	H: 0 LOB: 0 BB: 0 P: 7	R: 0 E: 0 K: 1 S: 5	H: 0 LOB: 0 BB: 0 P: 5	R: 0 E: 0 K: 3 S: 10	H: 1 LOB: 2 BB: 1 P: 14	R: 0 E: 0 K: 0 S: 3	H: 0 LOB: 0 BB: 0 P: 3	R: 2 E: 0 K: 3 S: 11	H: 1 LOB: 0 BB: 0 P: 11	1B: 3 2B: 5 3B: 1 HR: 1	SF: 0 SAC: 0 DP: 0 HBP: 0	WP: 0 PB: 1 CS: 1	PA: 41											
PITCHER	IP WLS BF H R ER SO BB IBB HBP BLK WP HR S P ERA WHIP																														
Al Downing, L ERA: 3.74 Hal Reniff, R ERA: 3.13 Steve Hamilton, L ERA: 2.08 Bobby Tiefenauer, R ERA: 7.45	(1, 1) (4, 1) (7, 1) (9, 1)	3.0 3.0 2.0 1.0	L 10 8 5	18 10 1 2	8 0 0 2	5 0 0 0	5 5 3 0	1 1 0 0	0 0 1 0	0 0 0 0	0 0 0 1	25 19 13 11	29 23 17 11	15.00 0.00 0.00 0.00	3.000 0.333 0.500 1.000																

Batter	1	2	3	4	5	6	7	8	9	AB	R	H	RBI	BB	SO	LOB	BOTTOM																			
Bobby Richardson, R OBP: 0.293, SLG: 0.306 (1, 4)	F4			G3-6-3		6-3			5-3	4	0	1	0	0	0	1	Minnesota Twins @ New York Yankees Yankee Stadium, Bronx, NY Sun Jun 20 1965, 7:05 PM EDT Att: 71,245 - Unknown - 85 F																			
Tom Trash, S ERA: 3.74 Horace Clarke, S ERA: 2.28 Steve Hamilton, L ERA: 2.08 Mickey Mantle, S OBP: 0.382, SLG: 0.441 Doc Edwards, R OBP: 0.281, SLG: 0.220	(1, 8) (4, 1) (6, PH) (7, 1) (8, PH) (9, 2)	0-3 0-3 0-3 0-3 0-3		K G3-6-3		K			K	2	0	0	0	0	1	1																				
Roger Maris, L OBP: 0.350, SLG: 0.459 (1, 9)	F3			F7		2B			K	3	1	0	0	1	1	0																				
Elston Howard, R OBP: 0.286, SLG: 0.377 Tony Kubek, L OBP: 0.252, SLG: 0.262 Bobby Tiefenauer, R (9, 1)	(1, 2) (8, PH) (9, 1)	0-3 0-3		K		L9			K	3	0	1	0	1	1	0																				
Joe Pepitone, L OBP: 0.304, SLG: 0.411 (4, 8)	4-3			F4		E4			CS	4	0	0	0	0	0	1																				
Hector Lopez, R OBP: 0.242, SLG: 0.322 (1, 7)	5-3			K		K			F8	4	0	0	0	0	2	2																				
Clete Boyer, R OBP: 0.307, SLG: 0.363 (1, 5)				1B		F9			K	3	1	0	0	1	1	0																				
Phil Linz, R OBP: 0.313, SLG: 0.319 (1, 6)				HR		6-3			4-3	3	1	1	0	0	0	0																				
Al Downing, R OBP: 0.214, SLG: 0.154 Ray Barker, L OBP: 0.333, SLG: 0.350 (3, PH) (4, 3)	(1, 1) (3, PH) (4, 3)	0-0 0-0		HR		L8				0	0	0	0	0	0	0																				
										2	1	1	3	1	0	0																				
Inning Stats	R: 0 E: 0 K: 1 S: 5	H: 0 LOB: 0 BB: 0 P: 5	R: 0 E: 0 K: 1 S: 5	H: 0 LOB: 0 BB: 0 P: 5	R: 3 E: 0 K: 0 S: 5	H: 3 LOB: 0 BB: 1 P: 9	R: 0 E: 0 K: 1 S: 5	H: 0 LOB: 0 BB: 0 P: 5	R: 0 E: 0 K: 2 S: 9	H: 1 LOB: 2 BB: 1 P: 13	R: 0 E: 0 K: 1 S: 5	H: 0 LOB: 1 BB: 1 P: 9	R: 0 E: 0 K: 2 S: 6	H: 0 LOB: 1 BB: 1 P: 10	R: 0 E: 0 K: 0 S: 3	H: 0 LOB: 0 BB: 0 P: 3	1B: 2 2B: 1 3B: 0 HR: 1	SF: 0 SAC: 0 DP: 1 HBP: 0	WP: 0 PB: 0 CS: 1	PA: 35																
PITCHER	IP WLS BF H R ER SO BB IBB HBP BLK WP HR S P ERA WHIP																																			
Dave Boswell, R ERA: 2.77 Dick Stigman, L ERA: 3.99	(1, 1) (6, 1)	5.2 3.1	W S	22 12	4 0	4 0	3 0	4 0	4 0	0 0	0 0	0 0	4 4	2 0	0 0	0 0	0 0	26	0.00	0.600																

Batter	1	2	3	4	5	6	7	8	9	10	AB	R	H	RBI	BB	SO	LOB								
Zoilo Versalles, R (1, 6) OBP: 0.296, SLG: 0.450	4-3		1-2 1B		SH5-4		SH5-4		F9		3	0	1	0	0	0	0								
Sandy Valdespino, L (1, 7) OBP: 0.328, SLG: 0.333	6-3		4-3		SF7		SF6		1-3		3	0	0	2	0	0	2								
Tony Oliva, L (1, 9) OBP: 0.314, SLG: 0.471	4-3			1-6-3	F7		1B		K		5	0	1	1	0	1	1								
Harmon Killebrew, R (1, 3) OBP: 0.358, SLG: 0.484		6-3		F6		E7	F7			1-0 G4-6-3 HBP	4	0	1	0	0	0	1								
Jimmie Hall, L (1, 8) OBP: 0.365, SLG: 0.583	4-3					F9			G4-6-3		5	0	2	0	0	0	2								
Rich Rollins, R (1, 4) OBP: 0.282, SLG: 0.339	F2			1B		K			1B		5	0	2	0	0	1	2								
Earl Battey, R (1, 2) OBP: 0.373, SLG: 0.394											2	1	2	0	0	0	0								
Jerry Zimmerman, R (5, 2) OBP: 0.259, SLG: 0.289				1B		K					3	0	0	0	0	1	4								
Bernie Allen, L (1, 5) OBP: 0.500, SLG: 0.750			F8		SH5-4 1B		SH5-4 2B				4	2	2	0	0	1	3								
Jim Kaat, L (1, 1) OBP: 0.209, SLG: 0.256											2	0	1	1	0	1	1								
Johnny Klippstein, R (5, 1)											0	0	0	0	0	0	0								
Don Mincher, L (7, PH) OBP: 0.316, SLG: 0.388											0	0	0	0	1	0	0								
Dave Boswell, R (7, PH) OBP: 0.353, SLG: 0.400											0	1	0	0	0	0	0								
Al Worthington, R (7, 1)											1	0	0	0	0	1	2								
Inning Stats	R: 0 E: 0 K: 0 S: 3	H: 0 LOB: 0 BB: 0 P: 3	R: 0 E: 0 K: 0 S: 3	H: 0 LOB: 0 BB: 0 P: 3	R: 0 E: 0 K: 1 S: 7	H: 2 LOB: 2 BB: 0 P: 7	R: 0 E: 0 K: 1 S: 4	H: 1 LOB: 1 BB: 0 P: 4	R: 2 E: 0 K: 0 S: 6	H: 3 LOB: 1 BB: 0 P: 6	R: 0 E: 1 K: 2 S: 8	H: 1 LOB: 1 BB: 0 P: 8	R: 2 E: 0 K: 0 S: 5	H: 2 LOB: 1 BB: 1 P: 9	R: 0 E: 0 K: 1 S: 5	H: 0 LOB: 0 BB: 0 P: 5	R: 0 E: 0 K: 0 S: 3	H: 1 LOB: 1 BB: 0 P: 4	1B: 10 2B: 2 3B: 0 HR: 0	SF: 2 SAC: 2 DP: 1 HBP: 1	WP: 0 PB: 1 SB: 0 CS: 0	PA: 43			
PITCHER	IP WLS BF H R ER SO BB IBB HBP BLK WP HR S P ERA WHIP	IP WLS BF H R ER SO BB IBB HBP BLK WP HR S P ERA WHIP	IP WLS BF H R ER SO BB IBB HBP BLK WP HR S P ERA WHIP	IP WLS BF H R ER SO BB IBB HBP BLK WP HR S P ERA WHIP	IP WLS BF H R ER SO BB IBB HBP BLK WP HR S P ERA WHIP	IP WLS BF H R ER SO BB IBB HBP BLK WP HR S P ERA WHIP	IP WLS BF H R ER SO BB IBB HBP BLK WP HR S P ERA WHIP	IP WLS BF H R ER SO BB IBB HBP BLK WP HR S P ERA WHIP	IP WLS BF H R ER SO BB IBB HBP BLK WP HR S P ERA WHIP	IP WLS BF H R ER SO BB IBB HBP BLK WP HR S P ERA WHIP	IP WLS BF H R ER SO BB IBB HBP BLK WP HR S P ERA WHIP	IP WLS BF H R ER SO BB IBB HBP BLK WP HR S P ERA WHIP	IP WLS BF H R ER SO BB IBB HBP BLK WP HR S P ERA WHIP	IP WLS BF H R ER SO BB IBB HBP BLK WP HR S P ERA WHIP	IP WLS BF H R ER SO BB IBB HBP BLK WP HR S P ERA WHIP	IP WLS BF H R ER SO BB IBB HBP BLK WP HR S P ERA WHIP	IP WLS BF H R ER SO BB IBB HBP BLK WP HR S P ERA WHIP	IP WLS BF H R ER SO BB IBB HBP BLK WP HR S P ERA WHIP	IP WLS BF H R ER SO BB IBB HBP BLK WP HR S P ERA WHIP	IP WLS BF H R ER SO BB IBB HBP BLK WP HR S P ERA WHIP	IP WLS BF H R ER SO BB IBB HBP BLK WP HR S P ERA WHIP	IP WLS BF H R ER SO BB IBB HBP BLK WP HR S P ERA WHIP	IP WLS BF H R ER SO BB IBB HBP BLK WP HR S P ERA WHIP	IP WLS BF H R ER SO BB IBB HBP BLK WP HR S P ERA WHIP	IP WLS BF H R ER SO BB IBB HBP BLK WP HR S P ERA WHIP


TOP

Minnesota Twins @ Cleveland Indians
Cleveland Municipal Stadium, Cleveland, OH

Tue Jun 22 1965, 7:05 PM EDT
Att: 20,425 - Unknown

livebaseballscorecards.com

AB	37
R	4
H	12
RBI	4
BB	1
SO	6
LOB	18



Batter	1	2	3	4	5	6	7	8	9	10	AB	R	H	RBI	BB	SO	LOB									
Dick Howser, R (1, 6) OBP: 0.353, SLG: 0.270	3-1	6-3		FC6-4		F6		K			5	0	0	0	1	3										
Vic Davallilo, L (1, 8) OBP: 0.385, SLG: 0.487	6-3		F9 1-3 1B		F7	4-3			5-3		5	0	1	0	0	0										
Max Alvis, R (1, 5) OBP: 0.349, SLG: 0.485	BB 1B		1-3		1B E 1B	4-3			1-3		5	2	2	0	0	1										
Rocky Colavito, R (1, 9) OBP: 0.389, SLG: 0.512	1B BB		F9		E 1B 1B				F7		4	1	1	0	1	0										
Chuck Hinton, R (1, 7) OBP: 0.332, SLG: 0.424	1-2 2H 1B		1-3		K			F9			5	1	2	2	0	1										
Fred Whitfield, L (1, 3) OBP: 0.300, SLG: 0.484	5-3			G3	E6		G3				4	0	0	0	0	3										
Joe Azcue, R (1, 2) OBP: 0.300, SLG: 0.271								F5			3	0	2	0	1	0										
Pedro Gonzalez, R (1, 4) OBP: 0.280, SLG: 0.348			SH1-4 1B		1B						3	0	1	1	0	0										
Leon Wagner, L (8, PH) OBP: 0.347, SLG: 0.460			F9		F9			K			1	0	0	0	1	0										
Larry Brown, R (9, 4) OBP: 0.300, SLG: 0.312											0	0	0	0	0	0										
Luis Tiant, R (1, 1) OBP: 0.103, SLG: 0.071											2	0	1	0	0	3										
Don McMahon, R (7, 1) OBP: 0.500, SLG: 0.500			SH1-4								0	0	0	0	0	0										
Sam McDowell, L (8, 1) OBP: 0.118, SLG: 0.091											0	0	0	0	0	0										
Duke Sims, L (8, PH) OBP: 0.333, SLG: 0.583											1	1	1	1	0	0										
Gary Bell, R (9, 1) OBP: 0.143, SLG: 0.571											0	0	0	0	0	0										
Inning Stats	R: 1 E: 0 K: 0 S: 5	H: 2 LOB: 2 BB: 1 P: 9	R: 0 E: 0 K: 0 S: 4	H: 1 LOB: 1 BB: 0 P: 4	R: 0 E: 0 K: 0 S: 4	H: 1 LOB: 1 BB: 0 P: 4	R: 0 E: 0 K: 0 S: 5	H: 2 LOB: 2 BB: 0 P: 5	R: 2 E: 1 K: 1 S: 9	H: 3 LOB: 3 BB: 1 P: 13	R: 0 E: 0 K: 0 S: 3	H: 0 LOB: 0 BB: 0 P: 3	R: 0 E: 0 K: 0 S: 3	H: 0 LOB: 0 BB: 0 P: 3	R: 1 E: 0 K: 2 S: 8	H: 1 LOB: 0 BB: 0 P: 8	R: 0 E: 0 K: 0 S: 3	H: 0 LOB: 0 BB: 0 P: 3	R: 1 E: 0 K: 0 S: 1	H: 1 LOB: 0 BB: 0 P: 1	1B: 9 2B: 0 3B: 0 HR: 2	SF: 0 SAC: 1 DP: 0 HBP: 0	WP: 0 PB: 0 SB: 0 CS: 0	PA: 41		
PITCHER	IP WLS BF H R ER SO BB IBB HBP BLK WP HR S P ERA WHIP	IP WLS BF H R ER SO BB IBB HBP BLK WP HR S P ERA WHIP	IP WLS BF H R ER SO BB IBB HBP BLK WP HR S P ERA WHIP	IP WLS BF H R ER SO BB IBB HBP BLK WP HR S P ERA WHIP	IP WLS BF H R ER SO BB IBB HBP BLK WP HR S P ERA WHIP	IP WLS BF H R ER SO BB IBB HBP BLK WP HR S P ERA WHIP	IP WLS BF H R ER SO BB IBB HBP BLK WP HR S P ERA WHIP	IP WLS BF H R ER SO BB IBB HBP BLK WP HR S P ERA WHIP	IP WLS BF H R ER SO BB IBB HBP BLK WP HR S P ERA WHIP	IP WLS BF H R ER SO BB IBB HBP BLK WP HR S P ERA WHIP	IP WLS BF H R ER SO BB IBB HBP BLK WP HR S P ERA WHIP	IP WLS BF H R ER SO BB IBB HBP BLK WP HR S P ERA WHIP	IP WLS BF H R ER SO BB IBB HBP BLK WP HR S P ERA WHIP	IP WLS BF H R ER SO BB IBB HBP BLK WP HR S P ERA WHIP	IP WLS BF H R ER SO BB IBB HBP BLK WP HR S P ERA WHIP	IP WLS BF H R ER SO BB IBB HBP BLK WP HR S P ERA WHIP	IP WLS BF H R ER SO BB IBB HBP BLK WP HR S P ERA WHIP	IP WLS BF H R ER SO BB IBB HBP BLK WP HR S P ERA WHIP	IP WLS BF H R ER SO BB IBB HBP BLK WP HR S P ERA WHIP	IP WLS BF H R ER SO BB IBB HBP BLK WP HR S P ERA WHIP	IP WLS BF H R ER SO BB IBB HBP BLK WP HR S P ERA WHIP	IP WLS BF H R ER SO BB IBB HBP BLK WP HR S P ERA WHIP	IP WLS BF H R ER SO BB IBB HBP BLK WP HR S P ERA WHIP	IP WLS BF H R ER SO BB IBB HBP BLK WP HR S P ERA WHIP	IP WLS BF H R ER SO BB IBB HBP BLK WP HR S P ERA WHIP	IP WLS BF H R ER SO BB IBB HBP BLK WP HR S P ERA WHIP


BOTTOM

Minnesota Twins @ Cleveland Indians
Cleveland Municipal Stadium, Cleveland, OH

Tue Jun 22 1965, 7:05 PM EDT
Att: 20,425 - Unknown

livebaseballscorecards.com

AB	38
R	5
H	11
RBI	4
BB	2
SO	3
LOB	16



Batter	1	2	3	4	5	6	7	8	9	AB	R	H	RBI	BB	SO	LOB	TOP							
Dick McAuliffe, L (1, 6) OBP: 0.385, SLG: 0.508										4	0	1	0	0	1	0								
Jerry Lumpe, L (1, 4) OBP: 0.330, SLG: 0.342										4	1	1	0	0	0	1								
Norm Cash, L (1, 3) OBP: 0.348, SLG: 0.299										3	0	1	0	1	1	1								
Al Kaline, R (1, 8) OBP: 0.394, SLG: 0.554										4	1	2	1	0	0	3								
Willie Horton, R (1, 7) OBP: 0.374, SLG: 0.651										4	0	0	0	0	1	5								
Don Demeter, R (1, 9) OBP: 0.293, SLG: 0.359										4	1	2	2	0	1	1								
Don Wert, R (1, 5) OBP: 0.322, SLG: 0.299										4	0	0	0	0	0	4								
Bill Freehan, R (1, 2) OBP: 0.266, SLG: 0.283										2	0	0	0	0	0	0								
Jackie Moore, R (6, 2) OBP: 0.171, SLG: 0.056										2	0	0	0	0	0	0								
Dave Wickersham, R (1, 1)										3	0	0	0	0	1	0								
Fred Gladding, L (9, 1)										0	0	0	0	0	0	0								
Inning Stats	R: 0 E: 0 K: 0 S: 4	H: 2 LOB: 1 BB: 0 P: 4	R: 0 E: 1 K: 0 S: 3	H: 0 LOB: 0 BB: 0 P: 3	R: 0 E: 0 K: 1 S: 5	H: 0 LOB: 0 BB: 0 P: 5	R: 1 E: 0 K: 1 S: 6	H: 1 LOB: 0 BB: 0 P: 6	R: 1 E: 0 K: 1 S: 6	H: 1 LOB: 0 BB: 0 P: 6	R: 1 E: 2 K: 0 S: 9	H: 2 LOB: 2 BB: 0 P: 9	R: 0 E: 0 K: 0 S: 3	H: 0 LOB: 0 BB: 0 P: 3	R: 0 E: 0 K: 0 S: 3	H: 1 LOB: 1 BB: 0 P: 7	R: 0 E: 0 K: 1 S: 5	H: 0 LOB: 0 BB: 0 P: 5	1B: 5 2B: 0 3B: 0 HR: 2	SF: 0 SAC: 0 DP: 2 HBP: 0	WP: 0 PB: 0 SB: 0 CS: 1	PA: 35		
PITCHER	IP WLS BF H R ER SO BB IBB HBP BLK WP HR S P ERA WHIP	IP WLS BF H R ER SO BB IBB HBP BLK WP HR S P ERA WHIP	IP WLS BF H R ER SO BB IBB HBP BLK WP HR S P ERA WHIP	IP WLS BF H R ER SO BB IBB HBP BLK WP HR S P ERA WHIP	IP WLS BF H R ER SO BB IBB HBP BLK WP HR S P ERA WHIP	IP WLS BF H R ER SO BB IBB HBP BLK WP HR S P ERA WHIP	IP WLS BF H R ER SO BB IBB HBP BLK WP HR S P ERA WHIP	IP WLS BF H R ER SO BB IBB HBP BLK WP HR S P ERA WHIP	IP WLS BF H R ER SO BB IBB HBP BLK WP HR S P ERA WHIP	IP WLS BF H R ER SO BB IBB HBP BLK WP HR S P ERA WHIP	IP WLS BF H R ER SO BB IBB HBP BLK WP HR S P ERA WHIP	IP WLS BF H R ER SO BB IBB HBP BLK WP HR S P ERA WHIP	IP WLS BF H R ER SO BB IBB HBP BLK WP HR S P ERA WHIP	IP WLS BF H R ER SO BB IBB HBP BLK WP HR S P ERA WHIP	IP WLS BF H R ER SO BB IBB HBP BLK WP HR S P ERA WHIP	IP WLS BF H R ER SO BB IBB HBP BLK WP HR S P ERA WHIP	IP WLS BF H R ER SO BB IBB HBP BLK WP HR S P ERA WHIP	IP WLS BF H R ER SO BB IBB HBP BLK WP HR S P ERA WHIP	IP WLS BF H R ER SO BB IBB HBP BLK WP HR S P ERA WHIP	IP WLS BF H R ER SO BB IBB HBP BLK WP HR S P ERA WHIP	IP WLS BF H R ER SO BB IBB HBP BLK WP HR S P ERA WHIP	IP WLS BF H R ER SO BB IBB HBP BLK WP HR S P ERA WHIP	IP WLS BF H R ER SO BB IBB HBP BLK WP HR S P ERA WHIP	IP WLS BF H R ER SO BB IBB HBP BLK WP HR S P ERA WHIP
Dave Boswell, R (1, 1) ERA: 2.82	5.1	21	5	3	2	3	0	0	0	0	0	2	27	27	3.38	0.938								
Al Worthington, R (6, 1) ERA: 1.93	2.2	11	2	0	0	1	1	0	0	0	0	0	12	16	0.00	1.125								
Johnny Klippstein, R (9, 1) ERA: 2.61	1.0	W	3	0	0	1	0	0	0	0	0	0	5	5	0.00	0.000								

Detroit Tigers @ Minnesota Twins
Metropolitan Stadium, Bloomington, MI
Fri Jun 25 1965, 8:05 PM EDT
Att: 26,998 - Unknown - 72 F

AB 34
R 3
H 7
RBI 3
BB 1
SO 5
LOB 15

Batter	1	2	3	4	5	6	7	8	9	AB	R	H	RBI	BB	SO	LOB	BOTTOM						
Zoilo Versalles, R (1, 6) OBP: 0.289, SLG: 0.436										4	0	0	0	0	1	1							
Sandy Valdespino, L (1, 7) OBP: 0.359, SLG: 0.358										4	0	0	0	0	1	1							
Tony Oliva, L (1, 9) OBP: 0.315, SLG: 0.460										2	1	0	0	1	0	0							
Jimmie Hall, L (1, 8) OBP: 0.378, SLG: 0.583										4	0	0	0	0	2	2							
Harmon Killebrew, R (1, 5) OBP: 0.353, SLG: 0.468										3	0	0	0	1	1	1							
Mudcat Grant, R (9, PH) OBP: 0.194, SLG: 0.219										0	1	0	0	0	0	0							
Don Mincher, L (1, 3) OBP: 0.333, SLG: 0.456										3	2	2	2	1	1	0							
Bernie Allen, L (1, 4) OBP: 0.250, SLG: 0.267										4	0	1	1	0	0	1							
Jerry Zimmerman, R (1, 2) OBP: 0.244, SLG: 0.271										3	0	0	0	0	0	0							
Rich Rollins, R (9, PH) OBP: 0.288, SLG: 0.339										0	0	0	0	1	0	0							
Dave Boswell, R (1, 1) OBP: 0.348, SLG: 0.409										2	0	1	0	0	0	0							
Al Worthington, R (6, 1) OBP: 0.368, SLG: 0.477										1	0	0	0	0	0	0							
Bob Allison, R (8, PH) OBP: 0.368, SLG: 0.477										0	0	0	0	0	0	0							
Johnny Klippstein, R (9, 1) OBP: 0.271, SLG: 0.378										1	0	1	1	0	0	0							
Inning Stats	R: 0 E: 0 K: 1 S: 5	H: 0 LOB: 1 BB: 0 P: 6	R: 0 E: 0 K: 1 S: 5	H: 0 LOB: 0 BB: 0 P: 5	R: 0 E: 1 K: 0 S: 4	H: 1 LOB: 1 BB: 0 P: 4	R: 1 E: 0 K: 1 S: 6	H: 1 LOB: 1 BB: 1 P: 10	R: 0 E: 0 K: 2 S: 7	H: 0 LOB: 0 BB: 0 P: 7	R: 1 E: 0 K: 0 S: 4	H: 1 LOB: 0 BB: 0 P: 4	R: 0 E: 0 K: 1 S: 5	H: 0 LOB: 0 BB: 0 P: 5	R: 2 E: 0 K: 0 S: 4	H: 2 LOB: 3 BB: 3 P: 16	1B: 4 2B: 0 3B: 0 HR: 1	SF: 0 SAC: 0 DP: 0 HBP: 1	WP: 0 PB: 0 SB: 1 CS: 0	PA: 36			
PITCHER	IP WLS BF H R ER SO BB IBB HBP BLK WP HR S P ERA WHIP	IP WLS BF H R ER SO BB IBB HBP BLK WP HR S P ERA WHIP	IP WLS BF H R ER SO BB IBB HBP BLK WP HR S P ERA WHIP	IP WLS BF H R ER SO BB IBB HBP BLK WP HR S P ERA WHIP	IP WLS BF H R ER SO BB IBB HBP BLK WP HR S P ERA WHIP	IP WLS BF H R ER SO BB IBB HBP BLK WP HR S P ERA WHIP	IP WLS BF H R ER SO BB IBB HBP BLK WP HR S P ERA WHIP	IP WLS BF H R ER SO BB IBB HBP BLK WP HR S P ERA WHIP	IP WLS BF H R ER SO BB IBB HBP BLK WP HR S P ERA WHIP	IP WLS BF H R ER SO BB IBB HBP BLK WP HR S P ERA WHIP	IP WLS BF H R ER SO BB IBB HBP BLK WP HR S P ERA WHIP	IP WLS BF H R ER SO BB IBB HBP BLK WP HR S P ERA WHIP	IP WLS BF H R ER SO BB IBB HBP BLK WP HR S P ERA WHIP	IP WLS BF H R ER SO BB IBB HBP BLK WP HR S P ERA WHIP	IP WLS BF H R ER SO BB IBB HBP BLK WP HR S P ERA WHIP	IP WLS BF H R ER SO BB IBB HBP BLK WP HR S P ERA WHIP	IP WLS BF H R ER SO BB IBB HBP BLK WP HR S P ERA WHIP	IP WLS BF H R ER SO BB IBB HBP BLK WP HR S P ERA WHIP	IP WLS BF H R ER SO BB IBB HBP BLK WP HR S P ERA WHIP	IP WLS BF H R ER SO BB IBB HBP BLK WP HR S P ERA WHIP	IP WLS BF H R ER SO BB IBB HBP BLK WP HR S P ERA WHIP	IP WLS BF H R ER SO BB IBB HBP BLK WP HR S P ERA WHIP	IP WLS BF H R ER SO BB IBB HBP BLK WP HR S P ERA WHIP
Dave Wickersham, R (1, 1) ERA: 5.1	8.2	L	33	3	4	4	6	3	0	1	0	0	41	54	4.15	0.692							
Fred Gladding, R (9, 1) ERA: 2.63	0.0	3	2	0	0	0	0	0	1	0	0	0	2	6	∞	∞							

Detroit Tigers @ Minnesota Twins
Metropolitan Stadium, Bloomington, MI
Fri Jun 25 1965, 8:05 PM EDT
Att: 26,998 - Unknown - 72 F

AB 31
R 4
H 5
RBI 4
BB 4
SO 6
LOB 6

Batter	1	2	3	4	5	6	7	8	9	AB	R	H	RBI	BB	SO	LOB	TOP					
Don Wert, R (1.5) OBP: 0.320, SLG: 0.297	5-3	G4-6-3					F3	FC6-4		5	1	1	0	0	0	3						
Jerry Lumpe, L (1.4) OBP: 0.341, SLG: 0.347	1B		P6				F	FC6-4		3	1	2	0	2	0	0						
Don Demeter, R (1.3) OBP: 0.296, SLG: 0.360	1B		P6				E1	FC6-4		5	1	2	0	0	0	5						
Al Kaline, R (1.8) OBP: 0.402, SLG: 0.558	FC6-4						SF7			2	1	1	0	3	0	3						
Willie Horton, R (1.7) OBP: 0.374, SLG: 0.642	K		5-3				SF7			4	0	1	3	1	1	5						
George Thomas, R (1.9) OBP: 0.287, SLG: 0.381	FC6-4						SF7			4	0	1	1	0	0	5						
Dick McAuliffe, L (1.6) OBP: 0.381, SLG: 0.506							6-3			5	0	1	0	0	3	5						
Jackie Moore, R (1.2) OBP: 0.200, SLG: 0.077			L9				F9			3	0	1	1	1	0	0						
Mickey Lolich, S (1.1) OBP: 0.135, SLG: 0.111										3	1	1	0	0	1	2						
Larry Sherry, R (7.1) OBP: 0.429, SLG: 0.667										0	0	0	0	0	0	0						
Ron Nischwitz, S (7.1) OBP: 0.287, SLG: 0.381										1	0	0	0	0	1	1						
Terry Fox, R (8.1) OBP: 0.287, SLG: 0.381										1	0	0	0	0	1	2						
Inning Stats	R: 0 E: 0 K: 1 S: 7	H: 2 LOB: 3 BB: 1 P: 11	R: 0 E: 0 K: 0 S: 4	H: 2 LOB: 1 BB: 0 P: 4	R: 0 E: 0 K: 0 S: 4	H: 1 LOB: 1 BB: 0 P: 4	R: 0 E: 0 K: 1 S: 5	H: 0 LOB: 0 BB: 0 P: 5	R: 2 E: 0 K: 0 S: 6	H: 3 LOB: 2 BB: 1 P: 10	R: 0 E: 0 K: 2 S: 7	H: 0 LOB: 0 BB: 0 P: 7	R: 2 E: 1 K: 0 S: 4	H: 1 LOB: 2 BB: 3 P: 16	R: 0 E: 0 K: 1 S: 6	H: 1 LOB: 2 BB: 1 P: 10	R: 1 E: 1 K: 2 S: 9	H: 1 LOB: 2 BB: 1 P: 13	1B: 9 2B: 2 3B: 0 HR: 0	SF: 1 SAC: 1 DP: 1 HBP: 0	WP: 0 PB: 0 SB: 0 CS: 0	PA: 45
PITCHER	IP WLS BF H R ER SO BB IBB HBP BLK WP HR S P ERA WHIP																					
Bill Pleis, L (1.1) ERA: 1.91	4.0 L 20 7 2 2 2 2 0 0 0 0 0 0 22 30 4.50 2.250																					
Jim Perry, R (5.1) ERA: 3.38	2.0 7 1 0 0 2 0 0 0 0 0 0 0 11 11 0.00 0.500																					
Dick Stigman, L (7.1) ERA: 4.32	1.0 7 1 2 2 0 2 1 0 0 0 0 0 4 16 18.00 3.000																					
Jerry Fosnow, L (8.1) ERA: 3.52	1.1 9 2 1 0 2 2 0 0 0 0 0 0 11 19 0.00 3.000																					
Johnny Klippstein, R (9.1) ERA: 2.56	0.2 2 0 0 0 1 0 0 0 0 0 0 0 4 4 0.00 0.000																					

Detroit Tigers @ Minnesota Twins
Metropolitan Stadium, Bloomington, MI
Sat Jun 26 1965, 4:33 AM EDT
Att: 20,181 - Unknown - 69 F

AB 36
R 5
H 11
RBI 5
BB 7
SO 7
LOB 31



Batter	1	2	3	4	5	6	7	8	9	AB	R	H	RBI	BB	SO	LOB	BOTTOM					
Zoilo Versalles, R (1.6) OBP: 0.295, SLG: 0.442								F9		3	1	2	0	0	0	0						
Joe Nassek, R (1.5) OBP: 0.288, SLG: 0.388	K		F5					FC4-6		4	0	2	0	0	1	2						
Tony Oliva, L (1.9) OBP: 0.314, SLG: 0.457	4-3							FC4-6		4	1	1	1	0	1	2						
Harmon Killebrew, R (1.3) OBP: 0.352, SLG: 0.464	K							WP		4	0	1	0	0	2	3						
Bob Allison, R (1.7) OBP: 0.362, SLG: 0.468			K					F6		4	0	0	0	0	2	1						
Jimmie Hall, L (1.8) OBP: 0.376, SLG: 0.575			K					6-3		3	0	0	0	1	2	0						
Rich Rollins, R (1.4) OBP: 0.291, SLG: 0.339			F5							3	0	1	0	1	0	0						
Jerry Zimmerman, R (1.2) OBP: 0.239, SLG: 0.264			L5							2	0	0	0	0	0	0						
Don Mincher, L (7. PH) OBP: 0.328, SLG: 0.448								F6		1	0	0	0	0	0	2						
John Sevcik, R (8.2) OBP: 0.287, SLG: 0.381										1	0	0	0	0	1	1						
Bill Pleis, L (1.1) ERA: 1.91										1	0	0	0	0	1	0						
Jim Perry, S (5.1) ERA: 3.38										0	0	0	0	0	0	0						
Sandy Valdespino, L (6. PH) OBP: 0.287, SLG: 0.381										1	0	0	0	0	1	0						
Dick Stigman, R (7.1) ERA: 4.32										0	0	0	0	0	0	0						
Jerry Kindall, R (7. PH) OBP: 0.270, SLG: 0.312										1	0	0	0	0	1	2						
Jerry Fosnow, R (8.1) ERA: 3.52										0	0	0	0	0	0	0						
Johnny Klippstein, R (9.1) ERA: 2.56										0	0	0	0	0	0	0						
Bernie Allen, R (9. PH) OBP: 0.287, SLG: 0.381										1	0	0	0	0	1	0						
Inning Stats	R: 0 E: 0 K: 2 S: 8	H: 1 LOB: 1 BB: 0 P: 8	R: 0 E: 0 K: 2 S: 7	H: 0 LOB: 0 BB: 0 P: 7	R: 0 E: 0 K: 1 S: 5	H: 0 LOB: 1 BB: 0 P: 6	R: 0 E: 0 K: 3 S: 9	H: 0 LOB: 0 BB: 0 P: 9	R: 0 E: 0 K: 1 S: 5	H: 0 LOB: 0 BB: 0 P: 5	R: 1 E: 0 K: 1 S: 7	H: 3 LOB: 1 BB: 0 P: 7	R: 0 E: 0 K: 1 S: 6	H: 1 LOB: 2 BB: 1 P: 10	R: 1 E: 0 K: 0 S: 5	H: 2 LOB: 1 BB: 0 P: 5	R: 0 E: 0 K: 1 S: 5	H: 0 LOB: 1 BB: 1 P: 9	1B: 6 2B: 1 3B: 0 HR: 0	SF: 0 SAC: 0 DP: 1 HBP: 1	WP: 2 PB: 0 SB: 0 CS: 0	PA: 36
PITCHER	IP WLS BF H R ER SO BB IBB HBP BLK WP HR S P ERA WHIP																					
Mickey Lolich, L (1.1) ERA: 3.38	6.0 W 22 4 1 1 10 1 0 0 0 0 0 2 41 1.50 0.667																					
Larry Sherry, R (7.1) ERA: 2.52	0.1 3 1 0 0 0 1 0 0 0 0 0 0 2 6 0.00 6.000																					
Ron Nischwitz, L (7.1) ERA: 1.93	1.1 6 2 1 0 1 0 0 0 0 0 1 0 8 8 0.00 1.500																					
Terry Fox, R (8.1) ERA: 1.89	1.1 S 5 0 0 0 1 1 0 0 0 0 1 0 6 10 0.00 0.750																					

Detroit Tigers @ Minnesota Twins
Metropolitan Stadium, Bloomington, MI
Sat Jun 26 1965, 4:33 AM EDT
Att: 20,181 - Unknown - 69 F

AB 33
R 2
H 7
RBI 1
BB 2
SO 12
LOB 14



Batter	1	2	3	4	5	6	7	8	9	AB	R	H	RBI	BB	SO	LOB	TOP		
Dick McAuliffe, L (1,6) OBP: 0.385, SLG: 0.508										5	0	3	1	0	0	0			
Jerry Lumpe, L (1,4) OBP: 0.342, SLG: 0.348										5	0	2	0	0	0	2			
Gates Brown, L (1,7) OBP: 0.303, SLG: 0.394										5	0	1	0	0	1	2			
Willie Horton, R (1,9) OBP: 0.381, SLG: 0.643										3	1	2	0	1	1	2			
Norm Cash, L (1,3) OBP: 0.340, SLG: 0.291										4	0	0	0	0	0	3			
Don Demeter, R (1,8) OBP: 0.300, SLG: 0.379										4	1	2	2	0	1	1			
Don Wert, R (1,5) OBP: 0.323, SLG: 0.305										4	2	2	0	0	2	2			
Jackie Moore, R (1,2) OBP: 0.204, SLG: 0.093										4	0	1	0	0	0	3			
Joe Sparna, R (1,1) Jake Wood, R (7,PH) Orlando Pena, R (7,1) Al Kalline, R (8,PH) Fred Gladding, L (8,1) Phil Regan, R (8,1)										2	0	0	0	0	2	1			
Inning Stats	R: 0 E: 0 K: 0 S: 3	H: 1 LOB: 0 BB: 0 P: 3	R: 0 E: 0 K: 0 S: 3	H: 1 LOB: 0 BB: 0 P: 3	R: 1 E: 0 K: 1 S: 7	H: 2 LOB: 1 BB: 0 P: 7	R: 2 E: 0 K: 2 S: 8	H: 1 LOB: 0 BB: 1 P: 12	R: 0 E: 0 K: 1 S: 7	H: 2 LOB: 2 BB: 0 P: 7	R: 0 E: 0 K: 2 S: 9	H: 2 LOB: 2 BB: 0 P: 9	R: 1 E: 1 K: 1 S: 7	H: 2 LOB: 1 BB: 0 P: 7	R: 0 E: 0 K: 0 S: 3	H: 0 LOB: 0 BB: 0 P: 3	1B: 11 2B: 1 3B: 0 HR: 1	SF: 0 SAC: 0 DP: 2 HBP: 0	WP: 0 PA: 39 PB: 0 SB: 0 CS: 0
PITCHER	IP WLS BF H R ER SO BB IBB HBP BLK WP HR S P ERA WHIP																		
Mudcat Grant, R (1,1) ERA: 3.57	6.2	30	11	3	3	6	1	0	0	0	0	0	0	1	41	45	4.05	1.800	
Al Worthington, R (7,1) ERA: 1.78	2.1	W	9	2	1	0	2	0	0	0	0	0	0	0	13	13	0.00	0.857	

Detroit Tigers @ Minnesota Twins
Metropolitan Stadium, Bloomington, MI
Sun Jun 27 1965, 4:33 AM EDT
Unknown - 82 F

AB	38
R	4
H	13
RBI	3
BB	1
SO	8
LOB	17



Batter	1	2	3	4	5	6	7	8	9	AB	R	H	RBI	BB	SO	LOB	BOTTOM		
Zoilo Versalles, R (1,6) OBP: 0.303, SLG: 0.455										3	2	2	1	2	1	1			
Sandy Valdespino, L (1,7) OBP: 0.317, SLG: 0.333										4	2	0	0	1	0	4			
Tony Oliva, L (1,9) OBP: 0.313, SLG: 0.458										4	0	1	0	0	1	3			
Jimmie Hall, L (1,8) OBP: 0.370, SLG: 0.565										4	0	0	1	0	1	4			
Harmon Killebrew, R (1,5) OBP: 0.354, SLG: 0.464										4	1	2	2	0	1	1			
Don Mincher, L (1,3) OBP: 0.338, SLG: 0.516										4	1	2	2	0	1	1			
Bernie Allen, L (1,4) OBP: 0.286, SLG: 0.222										2	0	0	0	2	0	0			
Jerry Zimmerman, R (1,2) OBP: 0.240, SLG: 0.264										4	0	1	0	0	1	4			
Mudcat Grant, R (1,1) ERA: 3.57										3	0	0	0	0	2	1			
Al Worthington, R (7,1) ERA: 1.78										0	0	0	0	0	0	0			
Inning Stats	R: 2 E: 1 K: 2 S: 11	H: 3 LOB: 3 BB: 1 P: 15	R: 1 E: 0 K: 0 S: 4	H: 1 LOB: 0 BB: 0 P: 4	R: 0 E: 0 K: 1 S: 5	H: 0 LOB: 0 BB: 0 P: 5	R: 0 E: 0 K: 3 S: 9	H: 0 LOB: 1 BB: 1 P: 13	R: 1 E: 0 K: 1 S: 6	H: 1 LOB: 1 BB: 1 P: 10	R: 0 E: 0 K: 1 S: 5	H: 0 LOB: 0 BB: 0 P: 5	R: 0 E: 0 K: 0 S: 3	H: 0 LOB: 1 BB: 1 P: 7	R: 2 E: 0 K: 0 S: 6	H: 3 LOB: 2 BB: 1 P: 10	1B: 4 2B: 2 3B: 0 HR: 2	SF: 0 SAC: 1 DP: 0 HBP: 0	WP: 0 PA: 38 PB: 0 SB: 2 CS: 0
PITCHER	IP WLS BF H R ER SO BB IBB HBP BLK WP HR S P ERA WHIP																		
Joe Sparna, R (1,1) ERA: 3.39	6.0	27	5	4	2	8	2	1	0	0	0	0	0	3	7	0.00	1.000		
Orlando Pena, R (7,1) ERA: 6.69	1.0	4	0	0	0	0	1	0	0	0	0	0	0	3	7	0.00	1.000		
Fred Gladding, R (8,1) ERA: 3.02	0.2	L	6	3	2	2	1	0	0	0	0	1	5	9	27.00	6.000			
Phil Regan, R (8,1) ERA: 4.99	0.1	1	0	0	0	0	0	0	0	0	0	0	1	1	0.00	0.000			

Detroit Tigers @ Minnesota Twins
Metropolitan Stadium, Bloomington, MI
Sun Jun 27 1965, 4:33 AM EDT
Unknown - 82 F

AB	32
R	6
H	8
RBI	6
BB	5
SO	8
LOB	19



Batter	1	2	3	4	5	6	7	8	9	10	AB	R	H	RBI	BB	SO	LOB	TOP				
Don Wert, R OBP: 0.320, SLG: 0.302 (1.5)	6-3 1B		F9 1B	1B			F5 1B		K 1B		5	0	1	0	0	1	0	Detroit Tigers @ Minnesota Twins Metropolitan Stadium, Bloomington, MI Sun Jun 27 1965, 4:38 AM EDT Att: 32,146 - Unknown - 82 F				
Jerry Lumpe, L OBP: 0.339, SLG: 0.341 Ray Oyler, R OBP: 0.261, SLG: 0.227 (9, PR) (9, 4)	E4 1B		P6 1B	K			3-1			BB	4	1	0	0	1	1	2					
Don Demeter, R OBP: 0.307, SLG: 0.400 (1.3)	3-1 1B		S 2B 1B				F4 1B		HR	F7 1B	5	2	3	1	0	0	1					
Al Kaline, R OBP: 0.409, SLG: 0.566 (1.8)	3-1 1B		1-H 2B				K		HR 1B	G6-4-3 1B	5	1	4	2	0	1	0					
Willie Horton, R OBP: 0.382, SLG: 0.650 (1.7)	3-1 1B		BB BB				F8		HR	G6-4-3 1B	4	1	1	2	1	0	3					
George Thomas, R OBP: 0.264, SLG: 0.373 (1.9)	5-6-3		F8				F9		HR	1B	5	0	1	0	0	0	4					
Dick McAuliffe, L OBP: 0.382, SLG: 0.502 (1.6)		F8		4-3			G4-6-3 1B		K	P5	5	0	1	0	0	1	1					
Jackie Moore, R OBP: 0.208, SLG: 0.106 (1.2)		6-3		1B 1B			G4-6-3 1B		5-3		4	0	1	0	0	0	1					
Hank Aquirre, R OBP: 0.216, SLG: 0.176 Orlando Pena, R OBP: 0.200, SLG: 0.111 Gates Brown, L OBP: 0.299, SLG: 0.389 Larry Sherry, R OBP: 0.429, SLG: 0.667 (9, PH) (9, 1)		K		K				K		P4	3	0	0	0	0	3	1					
											0	0	0	0	0	0	0					
											1	0	0	0	0	0	0					
											0	0	0	0	0	0	0					
Inning Stats	R: 1 E: 1 K: 0 S: 6	H: 2 LOB: 2 BB: 0 P: 6	R: 0 E: 0 K: 1 S: 5	H: 0 LOB: 0 BB: 0 P: 5	R: 1 E: 0 K: 0 S: 5	H: 2 LOB: 2 BB: 1 P: 9	R: 0 E: 0 K: 2 S: 9	H: 1 LOB: 0 BB: 0 P: 3	R: 0 E: 0 K: 1 S: 5	H: 0 LOB: 0 BB: 0 P: 5	R: 3 E: 0 K: 1 S: 8	H: 3 LOB: 0 BB: 0 P: 8	R: 0 E: 0 K: 1 S: 4	H: 2 LOB: 1 BB: 0 P: 4	1B: 9 2B: 1 3B: 0 HR: 2	SF: 0 SAC: 0 DP: 2 HBP: 0	WP: 0 PB: 0 SB: 1 CS: 0	PA: 43				
PITCHER	IP WLS BF H R ER SO BB IBB HBP BLK WP HR S P ERA WHIP	IP WLS BF H R ER SO BB IBB HBP BLK WP HR S P ERA WHIP	IP WLS BF H R ER SO BB IBB HBP BLK WP HR S P ERA WHIP	IP WLS BF H R ER SO BB IBB HBP BLK WP HR S P ERA WHIP	IP WLS BF H R ER SO BB IBB HBP BLK WP HR S P ERA WHIP	IP WLS BF H R ER SO BB IBB HBP BLK WP HR S P ERA WHIP	IP WLS BF H R ER SO BB IBB HBP BLK WP HR S P ERA WHIP	IP WLS BF H R ER SO BB IBB HBP BLK WP HR S P ERA WHIP	IP WLS BF H R ER SO BB IBB HBP BLK WP HR S P ERA WHIP	IP WLS BF H R ER SO BB IBB HBP BLK WP HR S P ERA WHIP	IP WLS BF H R ER SO BB IBB HBP BLK WP HR S P ERA WHIP	IP WLS BF H R ER SO BB IBB HBP BLK WP HR S P ERA WHIP	IP WLS BF H R ER SO BB IBB HBP BLK WP HR S P ERA WHIP	IP WLS BF H R ER SO BB IBB HBP BLK WP HR S P ERA WHIP	IP WLS BF H R ER SO BB IBB HBP BLK WP HR S P ERA WHIP	IP WLS BF H R ER SO BB IBB HBP BLK WP HR S P ERA WHIP	IP WLS BF H R ER SO BB IBB HBP BLK WP HR S P ERA WHIP	IP WLS BF H R ER SO BB IBB HBP BLK WP HR S P ERA WHIP				
Mel Nelson, L ERA: 4.33 Jim Perry, R ERA: 3.36 Johnny Klippstein, R ERA: 3.03 Al Worthington, R ERA: 1.72 Bill Pleis, L ERA: 1.84 (1.1) (5.1) (8.1) (9.1) (10.1)	4.0 3.0 1.0 1.0 1.0	20 10 5 4 4	6 2 2 0 2	1 1 2 0 0	3 2 1 0 0	1 0 0 1 0	25 14 7 9 4	29 14 7 9 4	2.25 3.00 18.00 0.00 0.00	1.750 0.667 2.000 1.000 2.000												
Batter	1	2	3	4	5	6	7	8	9	10	AB	R	H	RBI	BB	SO	LOB	BOTTOM				
Zoilo Versalles, R OBP: 0.304, SLG: 0.452 (1.6)	L6 1B	K		1B 1-3 2-H			1B 1B	K		L8	6	1	2	1	0	2	4	Detroit Tigers @ Minnesota Twins Metropolitan Stadium, Bloomington, MI Sun Jun 27 1965, 4:38 AM EDT Att: 32,146 - Unknown - 82 F				
Joe Nossek, R OBP: 0.328, SLG: 0.407 (1.5)	L6 1B		SH5-3 HBP	5-3			1B 1B		2B G1-2-3 1B	1B 1-2 2-H	5	1	3	1	0	0	2					
Tony Oliva, L OBP: 0.319, SLG: 0.464 (1.9)	WP BB		SH5-3 1-2				1B 1B		2B		3	0	2	1	1	0	0					
Harmon Killebrew, R OBP: 0.395, SLG: 0.461 (1.3)	6-3 1-2		K				1B 1B		2B	IBB	4	0	1	1	1	1	2					
Bob Allison, R OBP: 0.359, SLG: 0.466 (1.7)		2B 2B	6-3				K		F2		5	1	1	0	0	1	6					
Jimmie Hall, L OBP: 0.371, SLG: 0.566 (1.8)		SH5-3 2H 1B 2B		SH1-3 1B 1B			F7	4-3	G1-2-3		5	2	2	1	0	0	5					
Rich Rollins, R OBP: 0.296, SLG: 0.341 (1.4)		SH5-3 2-3		SH1-3 1-2			5-3		E HBP	SH3-4 1B	2	1	1	0	0	0	0					
Jerry Zimmerman, R OBP: 0.240, SLG: 0.283 (1.2)		SH5-4 1B		P5			5-3		K	SH3-4	4	0	1	1	0	1	2					
Mel Nelson, R Sandy Valdespino, L Jim Perry, R Johnny Klippstein, R Don Mincher, L Al Worthington, R Bill Pleis, L Bernie Allen, R (1.1) (4, PR) (5.1) (8.1) (8, PH) (9.1) (10.1)	6.1 1.2 1.2	30 7 10	8 1 4	5 0 1	2 4 0	2 0 2	2 0 0	31 14 8	40 15 16	7.11 0.00 5.40	1.579 0.600 2.400											
Inning Stats	R: 0 E: 0 K: 0 S: 3	H: 0 LOB: 1 BB: 1 P: 7	R: 2 E: 0 K: 1 S: 8	H: 3 LOB: 1 BB: 0 P: 8	R: 0 E: 0 K: 1 S: 5	H: 0 LOB: 1 BB: 0 P: 6	R: 1 E: 0 K: 0 S: 5	H: 2 LOB: 2 BB: 1 P: 9	R: 0 E: 0 K: 0 S: 3	H: 0 LOB: 0 BB: 0 P: 3	R: 2 E: 0 K: 1 S: 9	H: 4 LOB: 2 BB: 0 P: 9	R: 0 E: 1 K: 3 S: 9	H: 0 LOB: 1 BB: 0 P: 10	R: 0 E: 0 K: 0 S: 4	H: 2 LOB: 2 BB: 1 P: 8	R: 1 E: 0 K: 0 S: 4		H: 2 LOB: 2 BB: 1 P: 8	1B: 10 2B: 3 3B: 0 HR: 0	SF: 0 SAC: 5 DP: 1 HBP: 2	WP: 1 PB: 0 SB: 0 CS: 0
PITCHER	IP WLS BF H R ER SO BB IBB HBP BLK WP HR S P ERA WHIP	IP WLS BF H R ER SO BB IBB HBP BLK WP HR S P ERA WHIP	IP WLS BF H R ER SO BB IBB HBP BLK WP HR S P ERA WHIP	IP WLS BF H R ER SO BB IBB HBP BLK WP HR S P ERA WHIP	IP WLS BF H R ER SO BB IBB HBP BLK WP HR S P ERA WHIP	IP WLS BF H R ER SO BB IBB HBP BLK WP HR S P ERA WHIP	IP WLS BF H R ER SO BB IBB HBP BLK WP HR S P ERA WHIP	IP WLS BF H R ER SO BB IBB HBP BLK WP HR S P ERA WHIP	IP WLS BF H R ER SO BB IBB HBP BLK WP HR S P ERA WHIP	IP WLS BF H R ER SO BB IBB HBP BLK WP HR S P ERA WHIP	IP WLS BF H R ER SO BB IBB HBP BLK WP HR S P ERA WHIP	IP WLS BF H R ER SO BB IBB HBP BLK WP HR S P ERA WHIP	IP WLS BF H R ER SO BB IBB HBP BLK WP HR S P ERA WHIP	IP WLS BF H R ER SO BB IBB HBP BLK WP HR S P ERA WHIP	IP WLS BF H R ER SO BB IBB HBP BLK WP HR S P ERA WHIP	IP WLS BF H R ER SO BB IBB HBP BLK WP HR S P ERA WHIP	IP WLS BF H R ER SO BB IBB HBP BLK WP HR S P ERA WHIP	IP WLS BF H R ER SO BB IBB HBP BLK WP HR S P ERA WHIP				
Hank Aquirre, L ERA: 3.02 Orlando Pena, R ERA: 6.39 Larry Sherry, R ERA: 3.02 (1.1) (7.1) (9.1)	6.1 1.2 1.2	30 7 10	8 1 4	5 0 1	2 4 0	2 0 2	2 0 0	31 14 8	40 15 16	7.11 0.00 5.40	1.579 0.600 2.400											

Batter	1	2	3	4	5	6	7	8	9	AB	R	H	RBI	BB	SO	LOB	TOP
Zoilo Versalles, R OBP: 0.292, SLG: 0.437 (1, 6)	0-0 4-3		0-0 5-3			0-0 4-3			0-3 K	4	0	0	0	0	1	0	Minnesota Twins @ Los Angeles Angels Dodger Stadium, Los Angeles, CA Wed Jun 30 1965, 7:05 PM PDT Att: 11,284 - Unknown AB 28 R 0 H 2 RBI 0 BB 1 SO 2 LOB 4
Sandy Valdespino, L OBP: 0.319, SLG: 0.265 (1, 7)	0-0 F7		0-0 6-3			0-0 4-3			0-0 4-3	4	0	0	0	0	0	0	
Tony Oliva, L OBP: 0.314, SLG: 0.460 (1, 9)	0-0 4-3			0-0 4-3			0-0 G3			3	0	0	0	0	0	0	
Jimmie Hall, L OBP: 0.374, SLG: 0.577 (1, 8)		0-0 3-1		0-0 1-3			0-0 G3			3	0	0	0	0	0	0	
Harmon Killebrew, R OBP: 0.358, SLG: 0.464 (1, 5)		4-0 FC4-6 BB		0-0 5-3			0-0 1-3			2	0	0	0	1	0	0	
Don Mincher, L OBP: 0.348, SLG: 0.479 (1, 3)		0-0 FC4-6 1B			0-0 4-3			0-0 G5-4-3 1B		3	0	1	0	0	0	1	
Jerry Kindall, R OBP: 0.281, SLG: 0.310 (1, 4)		0-0 1-2 1B			0-0 F7			0-0 G5-4-3 1-2		3	0	1	0	0	0	1	
Jerry Zimmerman, R OBP: 0.222, SLG: 0.243 (8, PH)		0-0 4-3			0-0 F9			0-0 6-3		2	0	0	0	0	0	2	
Joe Nosssek, R OBP: 0.311, SLG: 0.386 (8, 2)										1	0	0	0	0	0	0	
John Sevcik, R (8, 2)										0	0	0	0	0	0	0	
Bill Pleis, L (1, 1)				0-0 5-3					0-3 K	1	0	0	0	0	0	0	
Jim Perry, S (3, 1)										0	0	0	0	0	0	0	
Bernie Allen, L OBP: 0.321, SLG: 0.292 (6, PH)										1	0	0	0	0	0	0	
Jerry Fosnow, R (6, 1)										0	0	0	0	0	0	0	
Rich Rollins, R OBP: 0.293, SLG: 0.338 (9, PH)										1	0	0	0	0	1	0	
Inning Stats	R: 0 E: 0 K: 0 S: 3	H: 0 LOB: 0 BB: 0 P: 3	R: 0 E: 0 K: 0 S: 4	H: 1 LOB: 2 BB: 1 P: 8	R: 0 E: 0 K: 0 S: 3	H: 0 LOB: 0 BB: 0 P: 3	R: 0 E: 0 K: 0 S: 3	H: 0 LOB: 0 BB: 0 P: 3	R: 0 E: 0 K: 0 S: 3	H: 0 LOB: 0 BB: 0 P: 3	R: 0 E: 0 K: 2 S: 3	H: 1 LOB: 0 BB: 0 P: 3	R: 0 E: 0 K: 2 S: 7	H: 0 LOB: 0 BB: 0 P: 7	1B: 2 2B: 0 3B: 0 HR: 0	SF: 0 SAC: 0 DP: 1 HBP: 0	WP: 0 PA: 29 PB: 0 CS: 0
PITCHER Fred Newman, R ERA: 3.09 (1, 1)	IP: 9.0 WLS: W BF: 29 H: 2 R: 0 ER: 0 SO: 2 BB: 1 IBB: 0 HBP: 0 BLK: 0 WP: 0 HR: 0 S: 32 P: 36 ERA: 0.00 WHIP: 0.333																

Batter	1	2	3	4	5	6	7	8	9	AB	R	H	RBI	BB	SO	LOB	BOTTOM	
Albie Pearson, L OBP: 0.332, SLG: 0.333 (1, 9)	4-0 1B BB	0-0 1-2 1B		0-0 F8		0-3 K2-6-2 1-2				3	0	1	0	1	1	1	Minnesota Twins @ Los Angeles Angels Dodger Stadium, Los Angeles, CA Wed Jun 30 1965, 7:05 PM PDT Att: 11,284 - Unknown AB 29 R 5 H 9 RBI 5 BB 4 SO 4 LOB 12	
Jim Fregosi, R OBP: 0.287, SLG: 0.359 (1, 6)	0-0 L5	0-0 G1-6-3 1B		4-0 FC4-6 BB			0-0 F9			3	0	1	1	1	0	1		
Willie Smith, L OBP: 0.286, SLG: 0.437 (1, 7)	0-0 F6	0-0 G1-6-3 1-2		0-0 FC4-6 1-2			0-0 4-3			4	0	0	0	0	0	4		
Joe Adcock, R OBP: 0.291, SLG: 0.414 (1, 3)	0-0		0-0	0-0 F3			0-0 F3			4	1	2	0	0	0	1		
Vic Power, R OBP: 0.304, SLG: 0.406 (9, 3)	1-3 1B		2B SF9 1B	0-0 F3						0	0	0	0	0	0	0		
Jose Cardenal, R OBP: 0.300, SLG: 0.391 (1, 8)	0-0 5-3		0-0 SF9 1-3 2B	0-0 F8			0-0 F8			4	1	1	0	0	0	2		
Paul Schaaf, R OBP: 0.285, SLG: 0.370 (1, 5)		0-0 3B 1B		4-0 F4			0-0 2-3			3	1	1	0	1	0	0		
Buck Rodgers, S OBP: 0.284, SLG: 0.280 (1, 2)		0-0 1-1 1B 3B		0-0 SF9			0-0 F6			3	1	2	2	0	0	0		
Bobby Knoop, R OBP: 0.315, SLG: 0.348 (1, 4)		0-0 FC1-6 1B		0-0 SF9			0-3 K			3	0	1	2	0	2	1		
Fred Newman, R OBP: 0.175, SLG: 0.029 (1, 1)	0-0 FC1-6 1-2 1B		0-0 K	0-0 K2-6-2 BB						2	1	0	0	1	1	2		
Inning Stats	R: 0 E: 0 K: 0 S: 4	H: 1 LOB: 2 BB: 1 P: 8	R: 3 E: 0 K: 0 S: 7	H: 5 LOB: 1 BB: 0 P: 7	R: 2 E: 0 K: 1 S: 7	H: 2 LOB: 1 BB: 1 P: 11	R: 0 E: 0 K: 0 S: 3	H: 0 LOB: 1 BB: 1 P: 7	R: 0 E: 0 K: 2 S: 6	H: 0 LOB: 1 BB: 1 P: 10	R: 0 E: 0 K: 0 S: 3	H: 0 LOB: 0 BB: 0 P: 3	R: 0 E: 1 K: 1 S: 6	H: 1 LOB: 1 BB: 0 P: 6	1B: 7 2B: 2 3B: 1 HR: 0	SF: 2 SAC: 0 DP: 2 HBP: 0		WP: 1 PA: 35 PB: 0 CS: 0
PITCHER Bill Pleis, L ERA: 2.87 (1, 1)	IP: 2.0 WLS: L BF: 13 H: 7 R: 4 ER: 4 SO: 13 BB: 1 IBB: 0 HBP: 0 BLK: 0 WP: 0 HR: 0 S: 12 P: 16 ERA: 18.00 WHIP: 4.000																	
Jim Perry, R ERA: 3.31 (3, 1)	3.0 1 1 1 1 2 0 0 0 0 0 0 12 20 3.00 1.000																	
Jerry Fosnow, L ERA: 4.14 (6, 1)	3.0 1 0 0 3 1 0 0 0 0 1 0 15 19 0.00 0.667																	

Batter	1	2	3	4	5	6	7	8	9	AB	R	H	RBI	BB	SO	LOB	TOP			
Zoilo Versalles, R OBP: 0.289, SLG: 0.431	E6 1B FC6-4	F9			5-3		SH3-4		K	4	1	0	0	0	1	3				
Joe Nassek, R OBP: 0.303, SLG: 0.371	F6 1B FC6-4	F6			F7		F8		F6	5	0	1	0	0	0	4				
Tony Oliva, L OBP: 0.313, SLG: 0.460	FC6-4 1-2 3-H		6-3		F8				1B 2B	4	1	1	2	0	0	1				
Harmon Killebrew, R OBP: 0.360, SLG: 0.465	K				FC5-4 1B		F5		1B	4	0	2	1	0	1	1				
Bob Allison, R OBP: 0.357, SLG: 0.462	F8				FC5-4 1-2		1B 1B		F3	4	0	1	0	0	0	3				
Jimmie Hall, L OBP: 0.372, SLG: 0.572		1B	5-3				K		F7	4	0	1	0	0	1	2				
Earl Batley, R OBP: 0.383, SLG: 0.411		1B BB							4-3	4	0	3	0	0	0	0				
Jerry Kindall, R OBP: 0.276, SLG: 0.303		L6			5-3		F3		K	4	0	0	0	0	1	4				
Mudcat Grant, R OBP: 0.209, SLG: 0.189					6-3				4-3	2	1	0	0	2	0	0				
Inning Stats	R: 1 E: 1 K: 1 S: 7	H: 1 LOB: 1 BB: 0 P: 7	R: 0 E: 0 K: 0 S: 5	H: 2 LOB: 3 BB: 1 P: 9	R: 0 E: 0 K: 0 S: 4	H: 1 LOB: 0 BB: 0 P: 4	R: 0 E: 0 K: 0 S: 3	H: 1 LOB: 0 BB: 0 P: 3	R: 0 E: 0 K: 1 S: 7	H: 2 LOB: 2 BB: 0 P: 7	R: 2 E: 0 K: 0 S: 5	H: 2 LOB: 1 BB: 1 P: 9	R: 0 E: 0 K: 1 S: 5	H: 0 LOB: 0 BB: 0 P: 5	R: 0 E: 0 K: 1 S: 5	H: 0 LOB: 0 BB: 0 P: 5	1B: 7 2B: 2 3B: 0 HR: 0	SF: 0 SAC: 1 DP: 0 HBP: 0	WP: 0 PB: 0 CS: 0	PA: 38
PITCHER	IP	WLS	BF	H	R	ER	SO	BB	IBB	HBP	BLK	WP	HR	S	P	ERA	WHIP			
John O'Donoghue, L ERA: 4.16	(1, 1)	6.2	L 31	9	3	2	2	2	0	0	0	0	0	33	41	2.70	1.650			
Jesse Hickman, R ERA: 7.11	(7, 1)	1.1	4	0	0	0	1	0	0	0	0	0	0	6	6	0.00	0.000			
Jim Dickson, R ERA: 4.78	(9, 1)	1.0	3	0	0	0	1	0	0	0	0	0	0	5	5	0.00	0.000			

Minnesota Twins @ Kansas City Athletics
Municipal Stadium, Kansas City, MO
Fri Jul 02 1965, 8:05 PM EDT
Att: 5,960 - Unknown

AB 35
R 3
H 9
RBI 3
BB 2
SO 4
LOB 18



Batter	1	2	3	4	5	6	7	8	9	AB	R	H	RBI	BB	SO	LOB	BOTTOM			
Bert Campaneris, R OBP: 0.316, SLG: 0.401			F4			5-3			5-3	4	0	1	0	0	0	0				
Wayne Causey, L OBP: 0.397, SLG: 0.325										4	1	2	0	0	1	0				
Nelson Mathews, R OBP: 0.320, SLG: 0.358		WP 1B							1B	0	0	0	0	0	0	0				
Jim Landis, R OBP: 0.370, SLG: 0.366		K			5-3				F6	4	0	0	0	0	1	2				
Ken Harrelson, R OBP: 0.342, SLG: 0.469									F2	4	0	2	1	0	0	1				
Ed Charles, R OBP: 0.333, SLG: 0.409					F6		K			3	0	0	0	0	1	2				
Mike Hershberger, R OBP: 0.294, SLG: 0.307			F8		5-3				4-3	3	0	0	0	0	0	1				
Billy Bryan, L OBP: 0.312, SLG: 0.433									G3	3	0	0	0	0	0	0				
Larry Stahl, L OBP: 0.188, SLG: 0.318									F7	3	0	0	0	0	0	0				
John O'Donoghue, R OBP: 0.310, SLG: 0.321	(1, 1)									2	0	0	0	0	0	0				
Jesse Hickman, R ERA: 7.11	(7, 1)									0	0	0	0	0	0	0				
Santiago Rosario, L OBP: 0.250, SLG: 0.143	(8, PH)									1	0	0	0	0	0	0				
Jim Dickson, L ERA: 4.78	(9, 1)									0	0	0	0	0	0	0				
Inning Stats	R: 1 E: 0 K: 1 S: 7	H: 3 LOB: 1 BB: 0 P: 7	R: 0 E: 0 K: 0 S: 3	H: 0 LOB: 0 BB: 0 P: 3	R: 0 E: 0 K: 1 S: 5	H: 0 LOB: 0 BB: 0 P: 5	R: 0 E: 0 K: 0 S: 4	H: 1 LOB: 1 BB: 0 P: 4	R: 0 E: 0 K: 0 S: 3	H: 0 LOB: 0 BB: 0 P: 3	R: 0 E: 0 K: 1 S: 5	H: 0 LOB: 0 BB: 0 P: 5	R: 0 E: 0 K: 0 S: 3	H: 0 LOB: 0 BB: 0 P: 3	R: 0 E: 0 K: 0 S: 4	H: 1 LOB: 1 BB: 0 P: 4	1B: 4 2B: 1 3B: 0 HR: 0	SF: 0 SAC: 0 DP: 0 HBP: 0	WP: 1 PB: 0 CS: 1	PA: 31
PITCHER	IP	WLS	BF	H	R	ER	SO	BB	IBB	HBP	BLK	WP	HR	S	P	ERA	WHIP			
Mudcat Grant, R ERA: 3.42	(1, 1)	9.0	W 31	5	1	1	3	0	0	0	0	1	0	37	37	1.00	0.556			

Minnesota Twins @ Kansas City Athletics
Municipal Stadium, Kansas City, MO
Fri Jul 02 1965, 8:05 PM EDT
Att: 5,960 - Unknown

AB 31
R 1
H 5
RBI 1
BB 0
SO 3
LOB 6



Batter	1	2	3	4	5	6	7	8	9	10	11	AB	R	H	RBI	BB	SO	LOB	TOP			
Zoilo Versalles, R OBP: 0.284, SLG: 0.423	K		E5		F8		FC6-4		K		E6	6	0	0	0	0	2	6				
Sandy Valdespino, L OBP: 0.201, SLG: 0.316	FC1-6 BB		K		S 1B		L5-3		F4		K	5	1	1	0	1	2	6				
Tony Oliva, L OBP: 0.312, SLG: 0.456	FC1-6 1-2		K		S 1B				K		5-3	5	0	1	1	0	2	3				
Jimmie Hall, L OBP: 0.368, SLG: 0.565	5-3		F7		K2-3				K		F3	3	0	0	0	0	1	4				
Joe Nossek, R OBP: 0.294, SLG: 0.359									K			2	0	0	0	0	1	0				
Don Mincher, L OBP: 0.352, SLG: 0.553									K			5	2	2	2	0	2	0				
Harmon Killebrew, R OBP: 0.361, SLG: 0.471					HR						HR	5	0	2	0	0	0	0				
Earl Battey, R OBP: 0.388, SLG: 0.408									SH 2B		5-3	5	0	2	0	0	0	0				
Dave Boswell, R OBP: 0.330, SLG: 0.375									SH		1-3	1	0	0	0	2	0	1				
Jerry Zimmerman, R OBP: 0.220, SLG: 0.240									SH 2-3			0	0	0	0	0	0	0				
Jerry Kindall, R OBP: 0.273, SLG: 0.299									K			3	0	0	0	0	1	3				
Bob Allison, R OBP: 0.355, SLG: 0.460									K		E BB 1B	1	0	0	0	0	1	2				
Al Worthington, R OBP: 0.250, SLG: 0.250												1	0	1	0	0	0	0				
Dick Stigman, R												0	0	0	0	0	0	0				
Jim Kaat, L OBP: 0.350, SLG: 0.292												2	0	1	0	0	0	0				
Johnny Klippstein, R OBP: 0.344, SLG: 0.320												0	0	0	0	0	0	0				
Bill Pleis, L OBP: 0.208, SLG: 0.189												0	0	0	0	0	0	0				
Rich Rollins, R OBP: 0.255, SLG: 0.339												1	0	0	0	1	1	2				
Inning Stats	R: 0 E: 1 K: 1 S: 5	H: 0 LOB: 1 BB: 1 P: 9	R: 0 E: 0 K: 2 S: 7	H: 0 LOB: 1 BB: 1 P: 11	R: 0 E: 1 K: 2 S: 9	H: 1 LOB: 2 BB: 0 P: 9	R: 1 E: 0 K: 2 S: 3	H: 1 LOB: 0 BB: 1 P: 7	R: 1 E: 0 K: 1 S: 7	H: 2 LOB: 1 BB: 0 P: 7	R: 0 E: 0 K: 0 S: 4	H: 1 LOB: 1 BB: 0 P: 4	R: 0 E: 0 K: 0 S: 3	H: 1 LOB: 2 BB: 0 P: 11	R: 0 E: 0 K: 0 S: 3	H: 0 LOB: 0 BB: 0 P: 3	R: 1 E: 1 K: 1 S: 8	H: 2 LOB: 3 BB: 1 P: 12	1B: 5 2B: 3 3B: 0 HR: 2	SF: 0 SAC: 1 DP: 2 HBP: 0	WP: 0 PB: 0 SB: 2 CS: 0	PA: 47
PITCHER	IP ERA WLS BF H R ER SO BB IBB HBP BLK WP HR S P ERA WHIP	5.0 5.03 1.0 5 2 0 0 0 0 0 0 0 0 0 0 5 5 0.00 2.000	5.0 5.26 1.0 2 0 0 0 0 0 0 0 0 0 0 2 2 0.00 0.000	5.0 5.14 1.0 5 1 0 0 3 0 0 0 0 0 0 11 11 0.00 1.000	5.0 5.72 2.0 6 0 0 0 3 0 0 0 0 0 0 12 12 0.00 0.000	4.96 4.96 0.1 2 0 0 0 1 0 0 0 0 0 0 4 4 0.00 0.000	5.13 5.13 0.1 2 0 0 0 1 0 0 0 0 0 0 4 4 0.00 0.000															

Minnesota Twins @ Kansas City Athletics
Municipal Stadium, Kansas City, MO
Sat Jul 03 1965, 8:05 PM EDT
Att: 32,503 - Unknown

livebaseballscorecards.com

AB 42
R 3
H 9
RBI 3
BB 4
SO 13
LOB 27




Batter	1	2	3	4	5	6	7	8	9	10	11	AB	R	H	RBI	BB	SO	LOB	BOTTOM			
Bert Campaneris, R OBP: 0.314, SLG: 0.396	F8		K		F6		G3				SH5-3 BB	4	0	0	0	1	1	1				
Wayne Causey, L OBP: 0.365, SLG: 0.321	L8				3-1 1B BB		F7				SH5-3 1-2	3	0	0	0	1	0	0				
Jim Landis, R OBP: 0.371, SLG: 0.373	K				1B 2B						K	5	1	2	1	0	2	1				
Ken Harrelson, R OBP: 0.343, SLG: 0.464					F6 1B BB						G3 SH1-4 1B	4	0	1	0	1	0	2				
Ed Charles, R OBP: 0.332, SLG: 0.407					F9 1B						SH1-4	4	0	1	1	0	1	0				
Mike Harshbarger, R OBP: 0.201, SLG: 0.309					F8 2B						G3	5	0	1	0	0	0	3				
Rene Lachemann, R OBP: 0.262, SLG: 0.379					F8 2B						F7	4	0	0	0	0	2	3				
Billy Bryan, L OBP: 0.312, SLG: 0.433					F9							0	0	0	0	0	0	0				
Dick Green, R OBP: 0.336, SLG: 0.394												1	0	0	0	0	0	1				
Nelson Mathews, R OBP: 0.318, SLG: 0.368					6-3							4	0	1	0	0	1	1				
Diego Segui, R ERA: 5.03					6-3							1	0	0	0	0	0	0				
Catfish Hunter, R ERA: 5.26					6-3							0	0	0	0	0	0	0				
Jesse Hickman, R ERA: 5.14					FC6-2-5 BB 1B							0	0	0	0	0	0	0				
Don Mossi, L ERA: 2.5												0	0	0	0	0	0	0				
John Wyatt, R ERA: 2.72												0	0	0	0	0	0	0				
Inning Stats	R: 0 E: 0 K: 1 S: 5	H: 0 LOB: 0 BB: 0 P: 5	R: 0 E: 0 K: 0 S: 4	H: 1 LOB: 1 BB: 0 P: 4	R: 0 E: 0 K: 1 S: 5	H: 0 LOB: 0 BB: 0 P: 5	R: 1 E: 0 K: 0 S: 5	H: 2 LOB: 2 BB: 1 P: 9	R: 1 E: 0 K: 0 S: 5	H: 2 LOB: 2 BB: 1 P: 9	R: 0 E: 0 K: 2 S: 8	H: 0 LOB: 1 BB: 0 P: 8	R: 0 E: 0 K: 1 S: 5	H: 0 LOB: 0 BB: 0 P: 5	R: 0 E: 0 K: 1 S: 5	H: 0 LOB: 1 BB: 1 P: 9	R: 0 E: 0 K: 0 S: 4	H: 1 LOB: 1 BB: 0 P: 4	1B: 3 2B: 2 3B: 1 HR: 0	SF: 0 SAC: 2 DP: 0 HBP: 0	WP: 1 PB: 0 SB: 0 CS: 0	PA: 43
PITCHER	IP ERA WLS BF H R ER SO BB IBB HBP BLK WP HR S P ERA WHIP	4.2 4.2 1.1 5 0 0 0 2 2 0 0 0 0 1 0 9 9 0.00 0.000	4.2 4.2 2.0 6 0 0 0 1 0 0 0 0 0 0 8 8 0.00 0.000	4.2 4.2 2.2 W 10 1 0 0 2 1 0 0 0 0 0 13 17 0.00 0.750	4.2 4.2 0.1 S 1 0 0 0 0 0 0 0 0 0 1 1 0.00 0.000	4.96 4.96 0.1 2 0 0 0 1 0 0 0 0 0 0 4 4 0.00 0.000	5.13 5.13 0.1 2 0 0 0 1 0 0 0 0 0 0 4 4 0.00 0.000															

Minnesota Twins @ Kansas City Athletics
Municipal Stadium, Kansas City, MO
Sat Jul 03 1965, 8:05 PM EDT
Att: 32,503 - Unknown

livebaseballscorecards.com

AB 38
R 2
H 6
RBI 2
BB 3
SO 7
LOB 13



Batter	1	2	3	4	5	6	7	8	9	AB	R	H	RBI	BB	SO	LOB	TOP								
Zoilo Versalles, R OBP: 0.283, SLG: 0.419	F8			F4 HBP		FC5-4 1B HR		K		3	1	0	0	0	1	1									
Sandy Valdespino, L OBP: 0.317, SLG: 0.315	F2			F4		HR		F6		4	1	1	0	0	0	1									
Tony Oliva, L OBP: 0.314, SLG: 0.467				4-3		HR			K	4	1	2	3	0	1	0									
Jimmie Hall, L OBP: 0.363, SLG: 0.556	2-6	F8			F7	1-3		F7		4	0	0	0	0	0	0									
Don Mincher, L OBP: 0.359, SLG: 0.550		F6					F5		HR	4	1	2	0	0	0	0									
Harmon Killebrew, R OBP: 0.363, SLG: 0.481		5-3			F7				HR	3	1	1	2	1	0	1									
Jerry Kindall, R OBP: 0.288, SLG: 0.293			K							4	0	0	0	0	3	2									
Jerry Zimmerman, R OBP: 0.214, SLG: 0.234			F6			6-3				3	0	0	0	0	0	1									
Camilo Pascual, R OBP: 0.244, SLG: 0.386			F8					F3		1	0	0	0	0	0	0									
Jerry Fosnow, R (3, 1)										0	0	0	0	0	0	0									
Bernie Allen, L OBP: 0.307, SLG: 0.330										0	0	0	0	1	0	0									
Johnny Klippstein, R (6, 1)										1	0	0	0	0	0	0									
Inning Stats	R: 0 E: 0 K: 0 S: 3	H: 1 LOB: 1 BB: 0 P: 3	R: 0 E: 0 K: 0 S: 3	H: 0 LOB: 0 BB: 0 P: 3	R: 0 E: 0 K: 1 S: 5	H: 0 LOB: 0 BB: 0 P: 5	R: 0 E: 0 K: 0 S: 2	H: 0 LOB: 0 BB: 0 P: 3	R: 0 E: 0 K: 1 S: 6	H: 1 LOB: 1 BB: 0 P: 6	R: 3 E: 0 K: 0 S: 5	H: 2 LOB: 0 BB: 1 P: 9	R: 0 E: 0 K: 0 S: 3	H: 0 LOB: 1 BB: 1 P: 7	R: 0 E: 0 K: 1 S: 5	H: 0 LOB: 0 BB: 0 P: 5	R: 2 E: 0 K: 2 S: 9	H: 2 LOB: 2 BB: 0 P: 9	1B: 4 2B: 0 3B: 0 HR: 2	SF: 0 SAC: 0 DP: 0 HBP: 1	WP: 0 PB: 0 CS: 0	PA: 34			
PITCHER	IP	WLS	BF	H	R	ER	SO	BB	IBB	HBP	BLK	WP	HR	S	P	ERA	WHIP								
Fred Talbot, R ERA: 3.33	5.2	L	22	4	3	3	2	1	0	1	0	0	1	23	28	4.76	0.882								
Don Mossi, L ERA: 2.21	2.1		8	0	0	0	1	1	0	0	0	0	0	9	13	0.00	0.429								
Jesse Hickman, R ERA: 7.56	1.0		5	2	2	2	2	0	0	0	0	0	1	9	9	18.00	2.000								

Minnesota Twins @ Kansas City Athletics
Municipal Stadium, Kansas City, MO

AB 31
R 5
H 6
RBI 5
BB 2
SO 5
LOB 6



livebaseballscorecards.com

Sun Jul 04 1965, 4:33 AM EDT
Att: 8,639 - Unknown

Batter	1	2	3	4	5	6	7	8	9	AB	R	H	RBI	BB	SO	LOB	BOTTOM								
Bert Campaneris, R OBP: 0.310, SLG: 0.390	6-3		K		F3			G3		4	0	0	0	0	1	0									
Wayne Causey, L OBP: 0.359, SLG: 0.315	6-3		6-3			G3			K	4	0	0	0	0	1	0									
Jim Landis, R OBP: 0.368, SLG: 0.370	F8			5-3 3B		K			6-3	4	1	1	0	0	1	0									
Ken Harrelson, R OBP: 0.337, SLG: 0.454		5-3		5-3		6-3			F8	4	0	0	0	0	0	1									
Ed Charles, R OBP: 0.336, SLG: 0.418					SH6-3 3B		K			3	1	2	1	0	1	0									
Mike Hershberger, R OBP: 0.293, SLG: 0.308					SH6-3		1-3			1	0	0	1	1	0	0									
Billy Bryan, L OBP: 0.306, SLG: 0.423										3	0	0	0	0	2	2									
Larry Stahl, L OBP: 0.173, SLG: 0.292										3	0	0	0	0	0	2									
Fred Talbot, R OBP: 0.282, SLG: 0.351										2	0	0	0	0	0	0									
Don Mossi, L ERA: 3.06										0	0	0	0	0	0	0									
Santiago Rosario, L OBP: 0.290, SLG: 0.311										1	0	0	0	0	1	0									
Jesse Hickman, R ERA: 2.61										0	0	0	0	0	0	0									
Inning Stats	R: 0 E: 0 K: 0 S: 3	H: 0 LOB: 0 BB: 0 P: 3	R: 0 E: 0 K: 0 S: 4	H: 1 LOB: 2 BB: 1 P: 8	R: 0 E: 0 K: 1 S: 5	H: 0 LOB: 0 BB: 0 P: 5	R: 2 E: 0 K: 1 S: 7	H: 2 LOB: 0 BB: 0 P: 7	R: 0 E: 0 K: 1 S: 3	H: 0 LOB: 0 BB: 0 P: 3	R: 0 E: 0 K: 1 S: 5	H: 0 LOB: 0 BB: 0 P: 5	R: 0 E: 0 K: 2 S: 7	H: 0 LOB: 0 BB: 0 P: 7	R: 0 E: 0 K: 1 S: 5	H: 0 LOB: 0 BB: 0 P: 5	R: 0 E: 0 K: 1 S: 5	H: 0 LOB: 0 BB: 0 P: 5	1B: 2 2B: 0 3B: 1 HR: 0	SF: 0 SAC: 1 DP: 0 HBP: 0	WP: 0 PB: 0 CS: 0	PA: 31			
PITCHER	IP	WLS	BF	H	R	ER	SO	BB	IBB	HBP	BLK	WP	HR	S	P	ERA	WHIP								
Camilo Pascual, R ERA: 3.06	2.1		9	1	0	0	0	1	0	0	0	0	0	8	12	0.00	0.857								
Jerry Fosnow, L ERA: 4.3	2.2		10	2	2	2	2	0	0	0	0	0	0	14	14	6.75	0.750								
Johnny Klippstein, R ERA: 2.61	4.0	W	12	0	0	0	5	0	0	0	0	0	0	22	22	0.00	0.000								

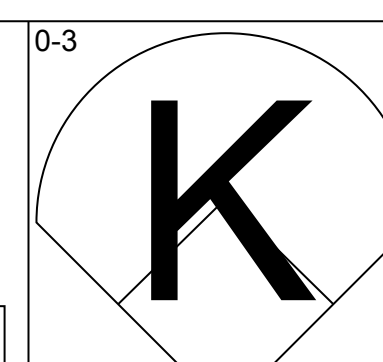
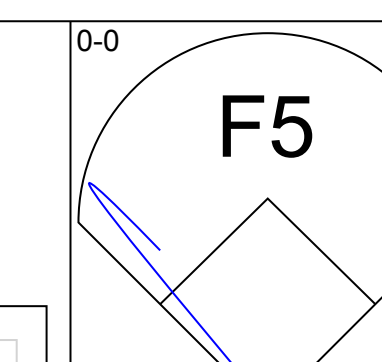
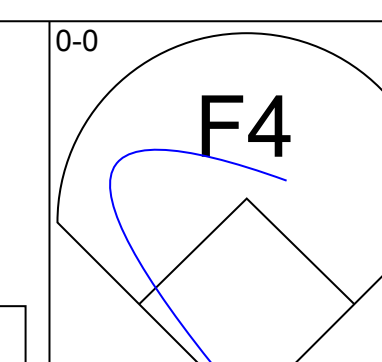
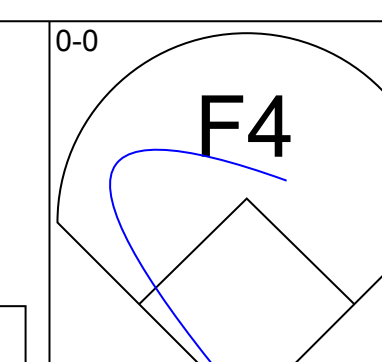
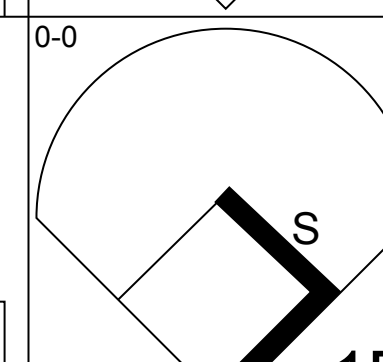
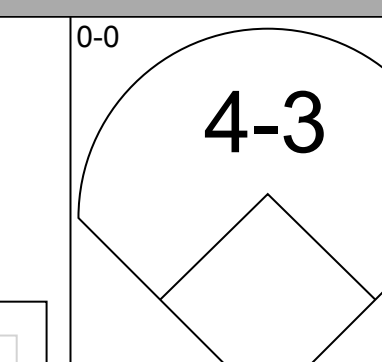
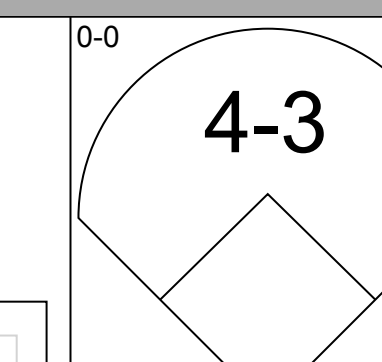
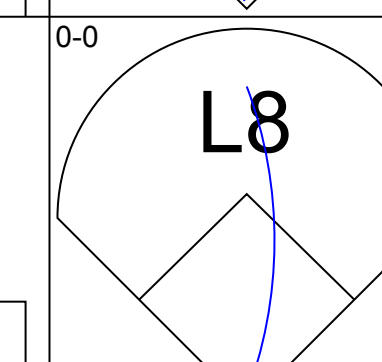
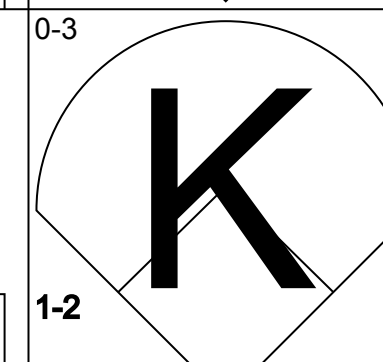
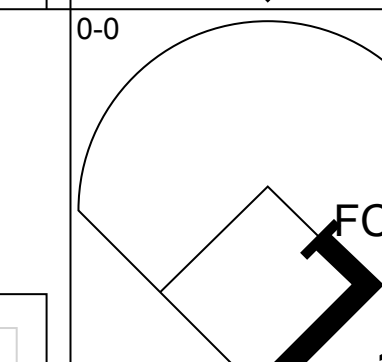
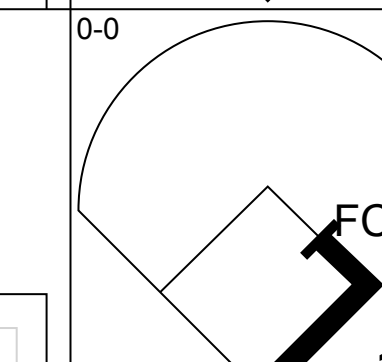
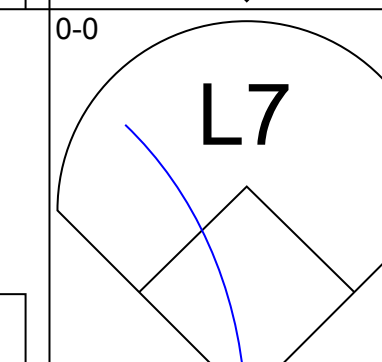
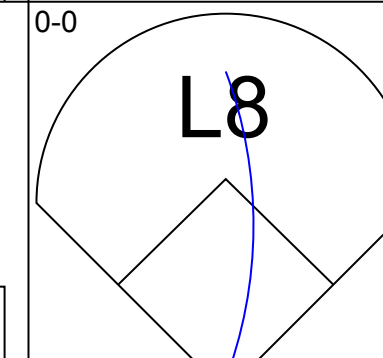
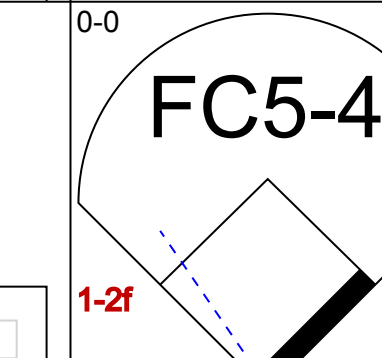
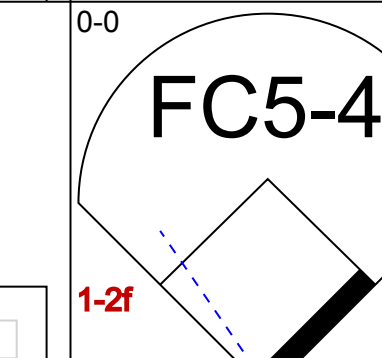

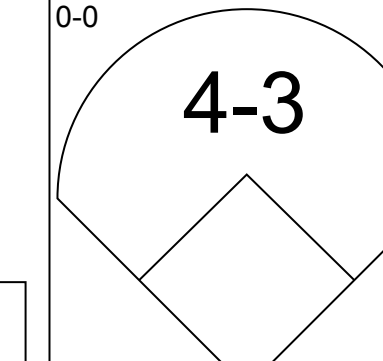
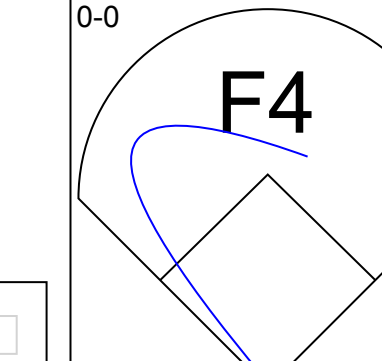
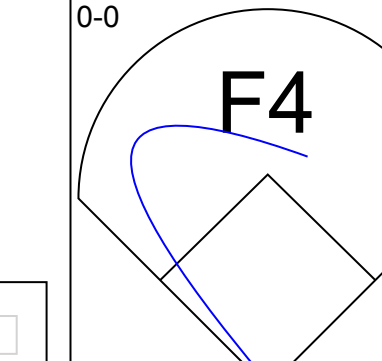

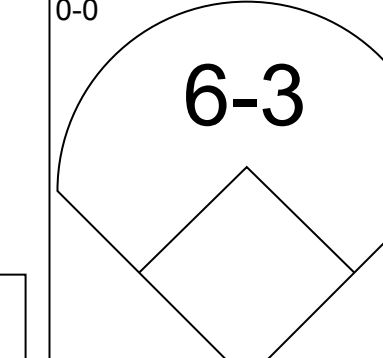
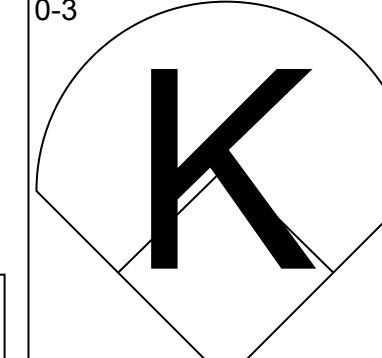
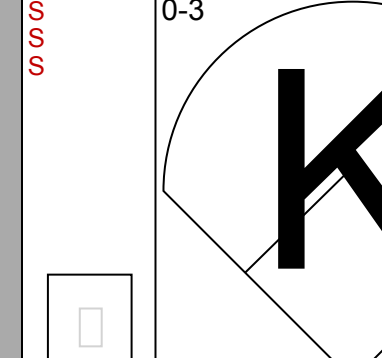
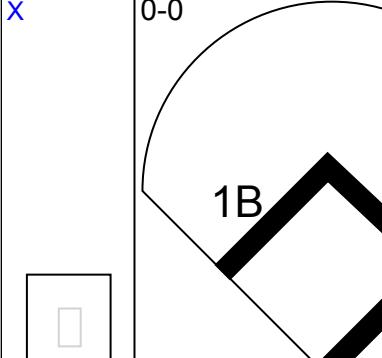
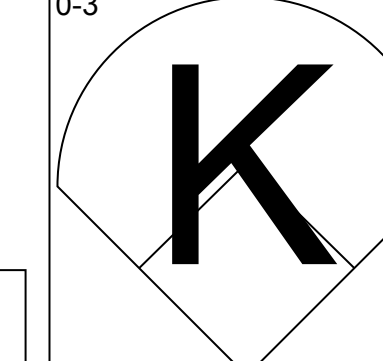
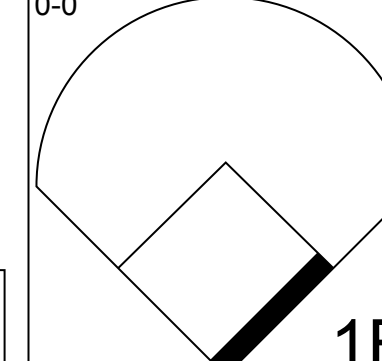
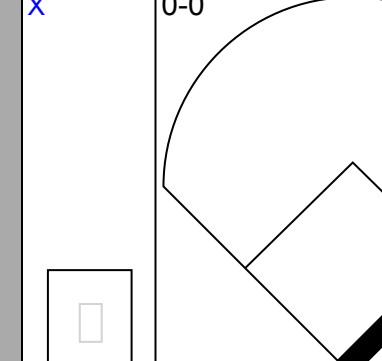
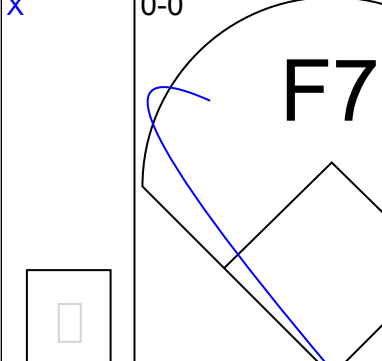
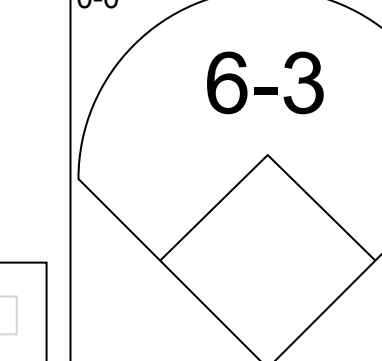
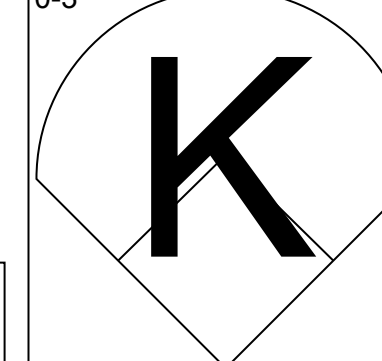
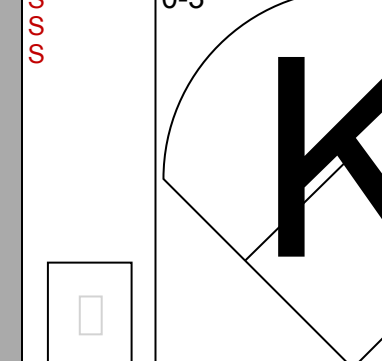
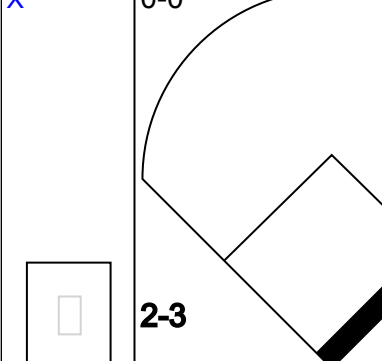
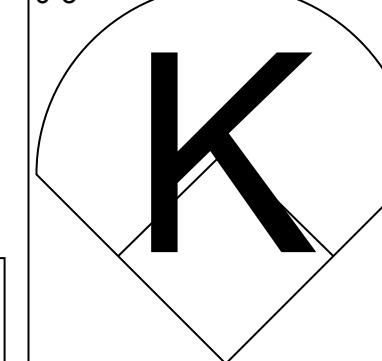
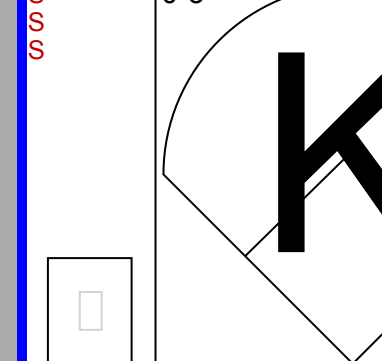
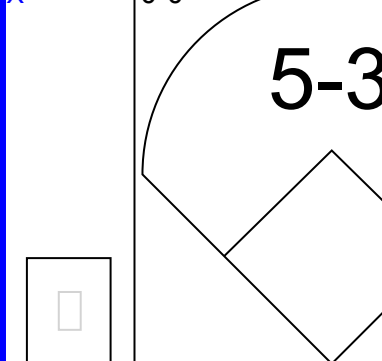
Minnesota Twins @ Kansas City Athletics
Municipal Stadium, Kansas City, MO

AB 29
R 2
H 3
RBI 2
BB 1
SO 7
LOB 5



livebaseballscorecards.com

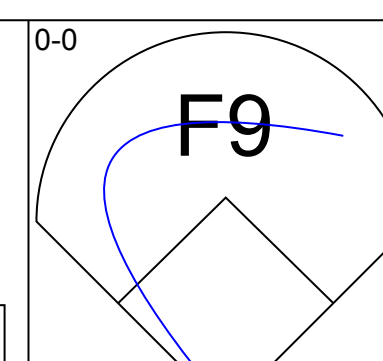
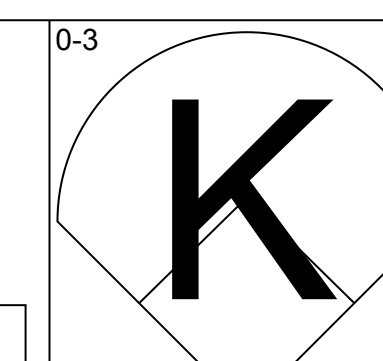
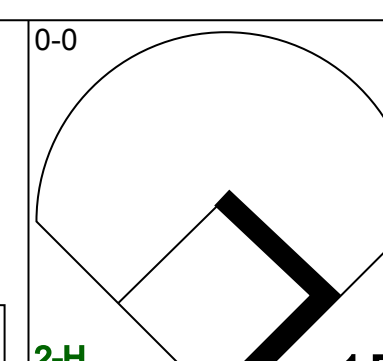
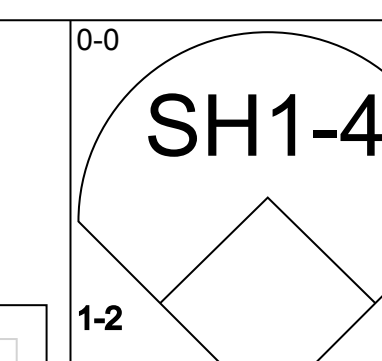

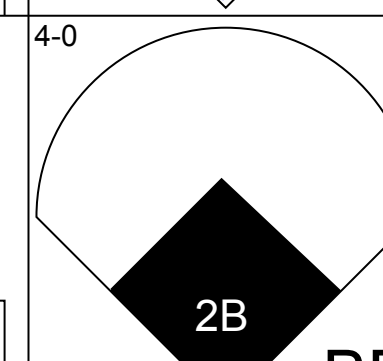
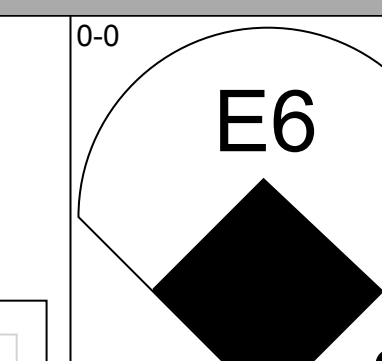
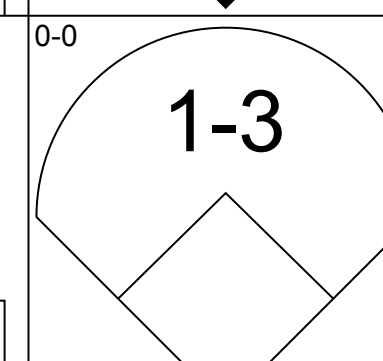
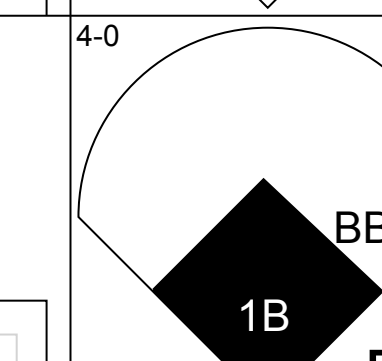

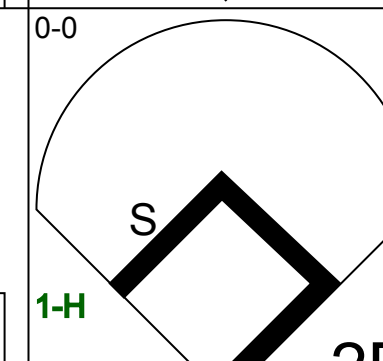
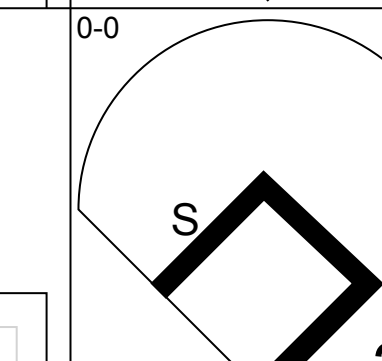
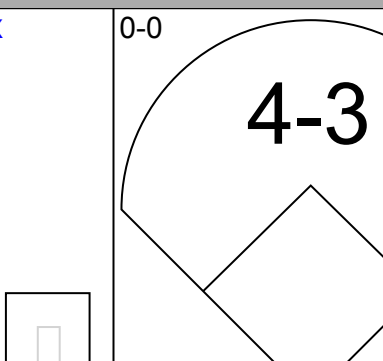
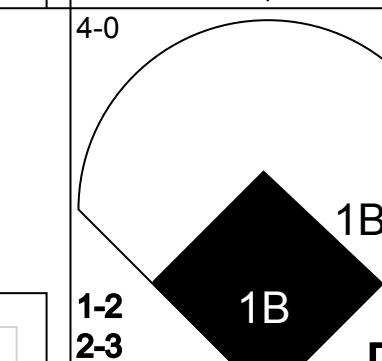

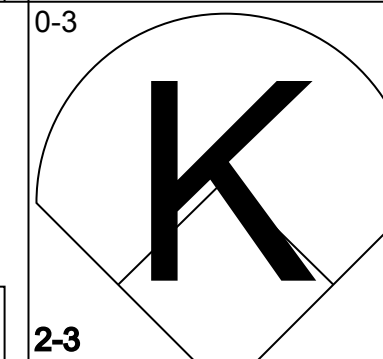
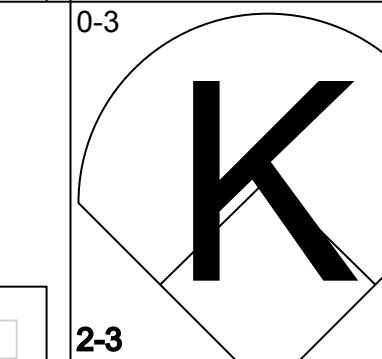
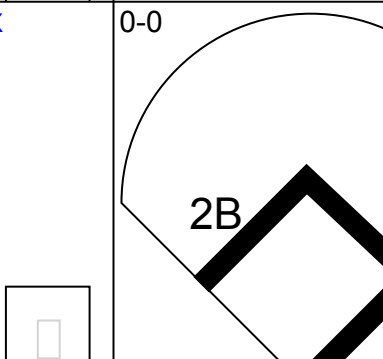
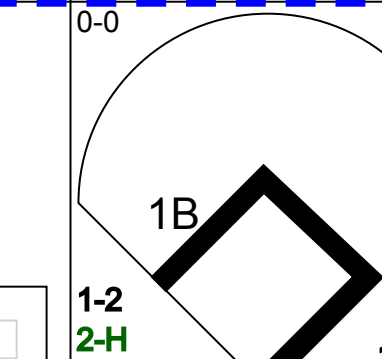
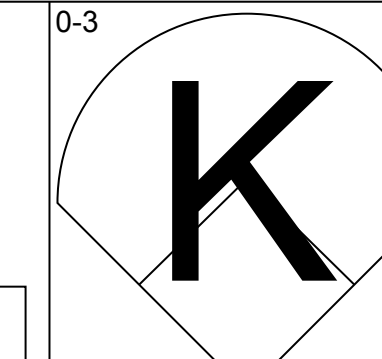
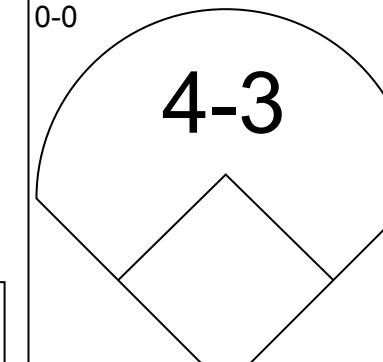
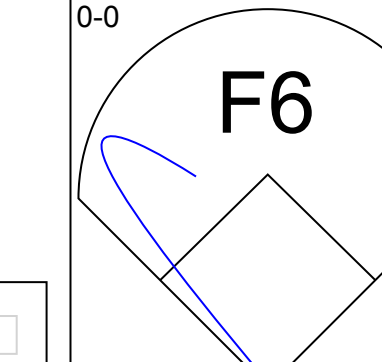
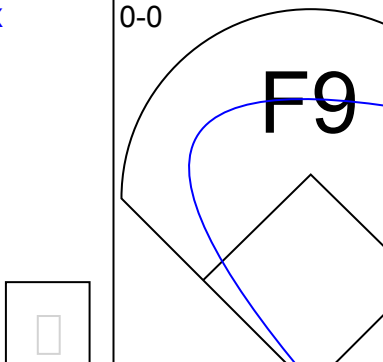
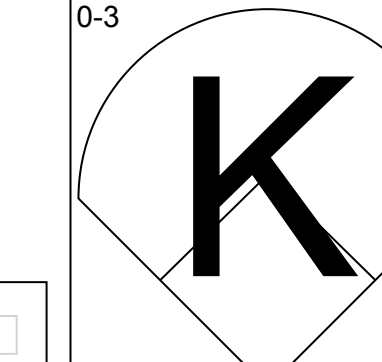
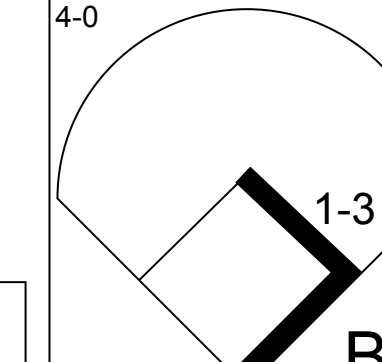
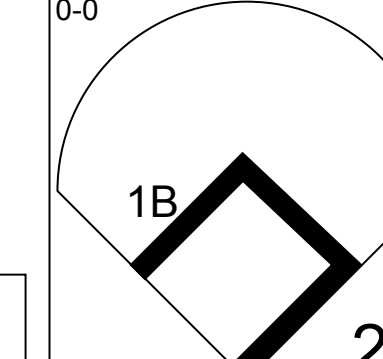
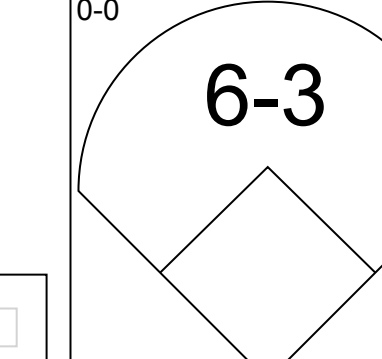
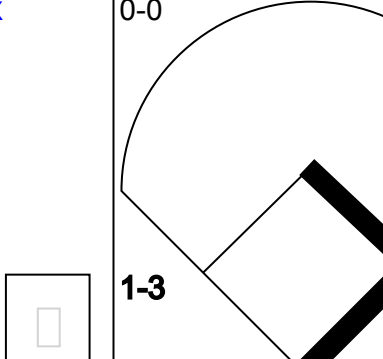
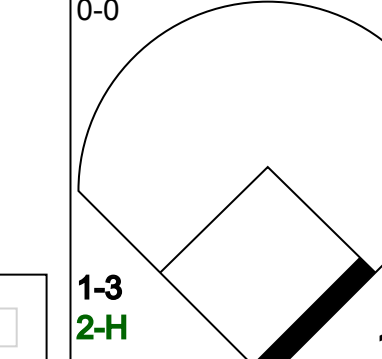
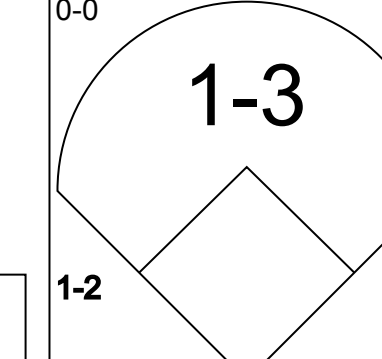
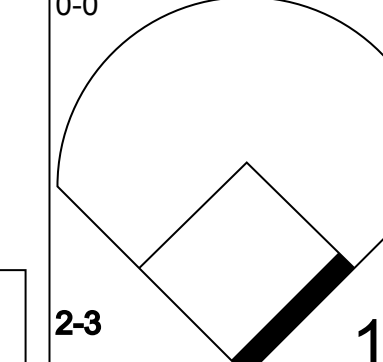
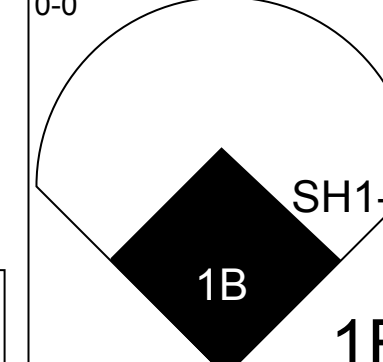
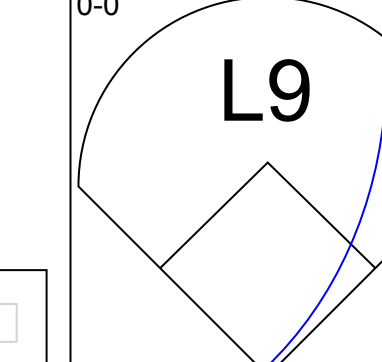
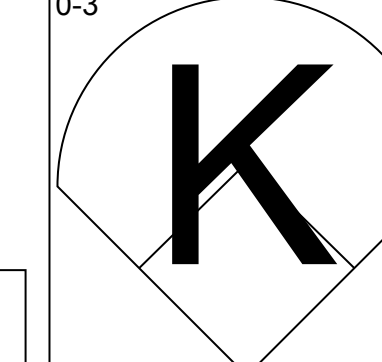
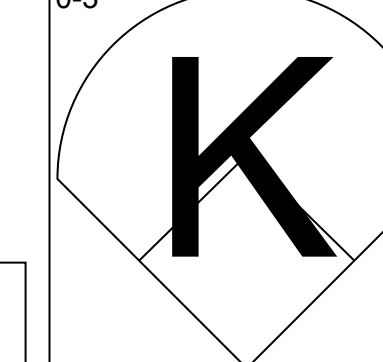
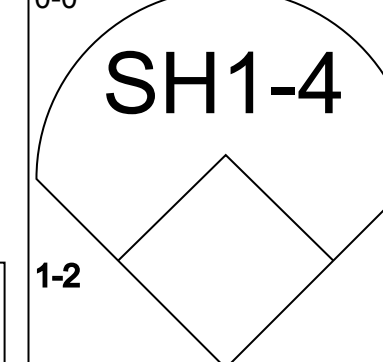

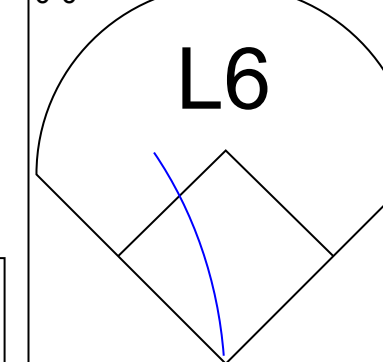
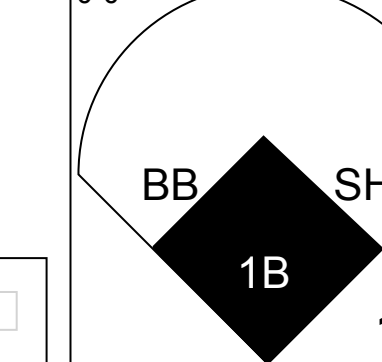
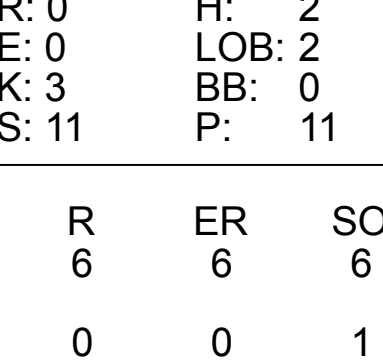
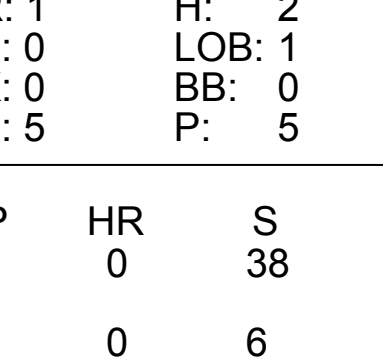
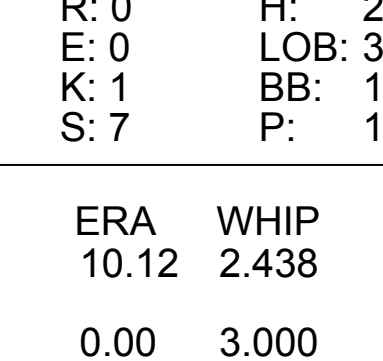
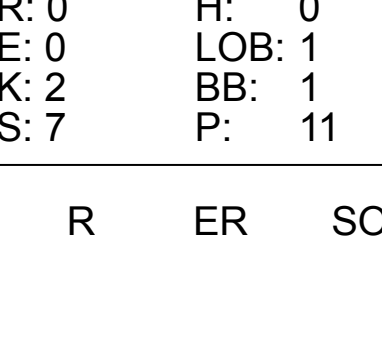




Sun Jul 04 1965, 4:33 AM EDT
Att: 8,639 - Unknown

Batter	1	2	3	4	5	6	7	8	9	AB	R	H	RBI	BB	SO	LOB	TOP					
Chuck Schilling, R (1.4) OBP: 0.313, SLG: 0.390										4	0	0	0	0	1	1						
Dalton Jones, L (1.5) OBP: 0.335, SLG: 0.391										4	0	1	0	0	0	0						
Tony Horton, R (1.3) OBP: 0.322, SLG: 0.446										4	1	2	1	0	1	1						
Felix Mantilla, R (1.8) OBP: 0.405, SLG: 0.504										4	0	0	0	0	1	2						
Lee Thomas, L (1.7) OBP: 0.377, SLG: 0.510										3	1	1	1	1	0	1						
Tony Conigliaro, R (1.9) OBP: 0.316, SLG: 0.467										4	0	1	0	0	2	1						
Eddie Bressoud, R (1.6) OBP: 0.301, SLG: 0.361										4	0	1	0	0	2	1						
Bob Tillman, R (1.2) OBP: 0.283, SLG: 0.351										4	0	1	0	0	1	1						
Earl Wilson, R (1.1) OBP: 0.341, SLG: 0.278										1	0	0	0	1	1	0						
Jay Ritchie, R (6.1) OBP: 0.697, SLG: 0.500										0	0	0	0	0	0	0						
Rico Petrocelli, R (7. PH) OBP: 0.261, SLG: 0.346										1	0	0	0	0	1	1						
Bob Duliba, R (7.1) OBP: 0.176, SLG: 0.176										0	0	0	0	0	0	0						
Russ Nixon, L (9. PH) OBP: 0.176, SLG: 0.176										1	0	0	0	0	0	2						
Inning Stats	R: 0 E: 0 K: 2 S: 8	H: 1 LOB: 1 BB: 0 P: 8	R: 0 E: 0 K: 1 S: 5	H: 0 LOB: 0 BB: 0 P: 5	R: 0 E: 0 K: 1 S: 5	H: 0 LOB: 0 BB: 0 P: 5	R: 1 E: 0 K: 2 S: 8	H: 1 LOB: 1 BB: 1 P: 12	R: 0 E: 0 K: 1 S: 5	H: 0 LOB: 1 BB: 1 P: 9	R: 0 E: 0 K: 3 S: 4	H: 1 LOB: 1 BB: 0 P: 4	R: 0 E: 0 K: 3 S: 10	H: 1 LOB: 1 BB: 0 P: 10	R: 0 E: 0 K: 0 S: 3	H: 0 LOB: 0 BB: 0 P: 3	R: 1 E: 0 K: 0 S: 6	H: 3 LOB: 2 BB: 0 P: 6	1B: 4 2B: 1 3B: 0 HR: 2	SF: 0 SAC: 0 DP: 0 HBP: 0	WP: 0 PB: 0 SB: 1 CS: 0	PA: 36
PITCHER	IP WLS BF H R ER SO BB IBB HBP BLK WP HR S P ERA WHIP																					
Dave Boswell, R (1.1) ERA: 3.27	8.1 W 33 6 2 2 10 2 0 0 0 0 0 2 51 59 2.16 0.960																					
Al Worthington, R (9.1) ERA: 1.96	0.2 S 3 1 0 0 0 0 0 0 0 0 0 0 0 3 3 0.00 1.500																					

Boston Red Sox @ Minnesota Twins
Metropolitan Stadium, Bloomington, MI
Mon Jul 05 1965, 4:33 AM EDT
Att: 22,443 - Unknown - 66 F

AB 34
R 2
H 7
RBI 2
BB 2
SO 10
LOB 11



Batter	1	2	3	4	5	6	7	8	9	AB	R	H	RBI	BB	SO	LOB	BOTTOM			
Zoilo Versalles, R (1.6) OBP: 0.286, SLG: 0.420										4	0	2	1	0	1	2				
Tony Oliva, L (1.9) OBP: 0.318, SLG: 0.472										3	3	1	0	2	0	3				
Jimmie Hall, L (1.8) OBP: 0.367, SLG: 0.563										4	1	2	1	1	0	2				
Harmon Killebrew, R (1.5) OBP: 0.363, SLG: 0.480										5	0	2	2	0	3	2				
Don Mincher, L (1.3) OBP: 0.351, SLG: 0.524										4	0	0	0	1	1	5				
Bob Allison, R (1.7) OBP: 0.360, SLG: 0.472										5	0	3	1	0	0	2				
Earl Battey, R (1.2) OBP: 0.350, SLG: 0.414										3	1	2	0	1	0	2				
Sandy Valdespino, L (8. PH) OBP: 0.314, SLG: 0.312										1	0	0	0	0	1	1				
Jerry Zimmerman, R (9.2) OBP: 0.214, SLG: 0.224										0	0	0	0	0	0	0				
Jerry Kindall, R (1.4) OBP: 0.265, SLG: 0.289										3	0	0	0	0	2	5				
Dave Boswell, R (1.1) OBP: 0.345, SLG: 0.393										4	1	2	0	0	1	3				
Al Worthington, R (9.1) OBP: 0.250, SLG: 0.250										0	0	0	0	0	0	0				
Inning Stats	R: 1 E: 0 K: 1 S: 6	H: 1 LOB: 1 BB: 1 P: 10	R: 0 E: 0 K: 3 S: 11	H: 2 LOB: 2 BB: 0 P: 11	R: 1 E: 1 K: 1 S: 7	H: 2 LOB: 1 BB: 0 P: 7	R: 1 E: 0 K: 0 S: 5	H: 2 LOB: 1 BB: 0 P: 5	R: 0 E: 0 K: 1 S: 7	H: 2 LOB: 3 BB: 1 P: 11	R: 3 E: 0 K: 1 S: 8	H: 3 LOB: 2 BB: 2 P: 16	R: 0 E: 0 K: 0 S: 5	H: 2 LOB: 2 BB: 0 P: 5	R: 0 E: 0 K: 2 S: 7	H: 0 LOB: 1 BB: 1 P: 11	1B: 9 2B: 4 3B: 1 HR: 0	SF: 0 SAC: 2 DP: 0 HBP: 0	WP: 1 PB: 0 SB: 2 CS: 0	PA: 43
PITCHER	IP WLS BF H R ER SO BB IBB HBP BLK WP HR S P ERA WHIP																			
Earl Wilson, R (1.1) ERA: 4.42	5.1 L 30 10 6 6 6 3 1 0 0 0 0 0 0 38 54 10.12 2.438																			
Jay Ritchie, R (6.1) ERA: 2.7	0.2 4 2 0 0 1 0 0 0 0 0 0 0 6 6 0.00 3.000																			
Bob Duliba, R (7.1) ERA: 3.0	2.0 9 2 0 0 2 1 0 0 0 0 1 0 12 16 0.00 1.500																			

Boston Red Sox @ Minnesota Twins
Metropolitan Stadium, Bloomington, MI
Mon Jul 05 1965, 4:33 AM EDT
Att: 22,443 - Unknown - 66 F

AB 36
R 6
H 14
RBI 5
BB 5
SO 9
LOB 27



Batter	1	2	3	4	5	6	7	8	9	AB	R	H	RBI	BB	SO	LOB	TOP			
Chuck Schilling, R (1, 4) OBP: 0.304, SLG: 0.378	0-0 3-1		0-0 F9		0-0 6-3		0-0 F4			4	0	0	0	0	0	2				
Dalton Jones, L (1, 5) OBP: 0.328, SLG: 0.382	0-0 F7		0-0 5-3		0-3 K		0-0 F2			4	0	0	0	0	1	0				
Tony Horton, R (1, 3) OBP: 0.333, SLG: 0.431	4-0 BB		4-0 BB		0-0 6-3		0-0 1-3			2	0	0	0	2	0	0				
Felix Mantilla, R (1, 8) OBP: 0.403, SLG: 0.500	0-0 F4		0-0 F4		0-0 CS 1B		0-3 K			4	0	1	0	0	1	2				
Lee Thomas, L (1, 7) OBP: 0.381, SLG: 0.515		4-0 1B BB		0-0 2B		0-3 K 1-2		0-0 1B		3	0	2	0	1	1	1				
Tony Conigliaro, R (1, 9) OBP: 0.376, SLG: 0.464		0-0 1B		0-0 6-3		0-3 K		0-0 F7		4	0	1	0	0	1	2				
Eddie Bressoud, R (1, 6) OBP: 0.305, SLG: 0.365		0-3 K		0-3 K		0-0 1B 1B		0-0 1B FC5-4		4	0	2	0	0	2	3				
Mike Ryan, R (1, 2) OBP: 0.176, SLG: 0.225		0-3 K		0-0 6-3		0-3 K		0-0 F8		4	0	0	0	0	2	6				
Dave Morehead, R (1, 1) OBP: 0.212, SLG: 0.133		0-0 F8		0-0 6-3		0-0 6-3		0-0 FC5-4		2	0	0	0	0	0	2				
Bob Tillman, R (7, PH) OBP: 0.286, SLG: 0.354										1	0	1	0	0	0	0				
Earl Wilson, R (7, PR) OBP: 0.341, SLG: 0.278										0	0	0	0	0	0	0				
Dennis Bennett, L (7, 1) OBP: 0.273, SLG: 0.273										0	0	0	0	0	0	0				
Frank Matzone, R (9, PH) OBP: 0.274, SLG: 0.254										1	0	0	0	0	0	2				
Inning Stats	R: 0 E: 0 K: 0 S: 3	H: 0 LOB: 1 BB: 1 P: 7	R: 0 E: 0 K: 2 S: 8	H: 1 LOB: 2 BB: 1 P: 12	R: 0 E: 0 K: 0 S: 3	H: 0 LOB: 1 BB: 1 P: 7	R: 0 E: 0 K: 1 S: 6	H: 1 LOB: 0 BB: 0 P: 6	R: 0 E: 0 K: 1 S: 5	H: 0 LOB: 0 BB: 0 P: 5	R: 0 E: 0 K: 2 S: 9	H: 2 LOB: 2 BB: 0 P: 9	R: 0 E: 0 K: 1 S: 5	H: 0 LOB: 0 BB: 0 P: 5	R: 0 E: 0 K: 0 S: 5	H: 2 LOB: 2 BB: 0 P: 5	1B: 6 2B: 2 3B: 0 HR: 0	SF: 0 SAC: 0 DP: 1 HBP: 0	WP: 0 PB: 0 SB: 0 CS: 1	PA: 36
PITCHER Jim Perry, R (1, 1) ERA: 2.59	IP: 9.0 WLS: W BF: 36 H: 7 R: 0 ER: 0 SO: 8 BB: 3 IBB: 0 HBP: 0 BLK: 0 WP: 0 HR: 0 S: 49 P: 61 ERA: 0.00 WHIP: 1.111															PITCHER	IP: 9.0 WLS: W BF: 36 H: 7 R: 0 ER: 0 SO: 8 BB: 3 IBB: 0 HBP: 0 BLK: 0 WP: 0 HR: 0 S: 49 P: 61 ERA: 0.00 WHIP: 1.111			

Boston Red Sox @ Minnesota Twins
Metropolitan Stadium, Bloomington, MI
Mon Jul 05 1965, 8:05 PM EDT
Att: 15,262 - Unknown - 73 F

AB 33
R 0
H 7
RBI 0
BB 3
SO 8
LOB 20





Batter	1	2	3	4	5	6	7	8	9	AB	R	H	RBI	BB	SO	LOB	BOTTOM			
Zoilo Versalles, R (1, 6) OBP: 0.285, SLG: 0.416	0-0 F9		4-0 S BB	0-0 FC6-4		0-3 K				3	0	0	0	1	1	4				
Tony Oliva, L (1, 9) OBP: 0.320, SLG: 0.474	4-0 FC4-6 BB		0-0 5-3	0-0 4-3		0-0 1B 2B		0-0 1B		3	0	1	0	1	0	1				
Jimmie Hall, L (1, 8) OBP: 0.369, SLG: 0.562	0-0 FC4-6		0-3 K	0-0 CS 1B		0-0 G6-4-3 1B		0-0 G6-4-3		4	0	2	0	0	1	2				
Harmon Killebrew, R (1, 5) OBP: 0.359, SLG: 0.473	0-0 E5		0-0 5-3	0-0 F8		0-0 G6-4-3		0-0 G6-4-3		4	0	0	0	0	0	4				
Don Mincher, L (1, 3) OBP: 0.337, SLG: 0.500	0-3 K		0-0 5-3	0-0 E3 1B		0-0 F2		0-0 F2		4	1	0	0	0	1	2				
Bob Allison, R (1, 7) OBP: 0.370, SLG: 0.475		4-0 4-3 BB	0-0 S E 1B	0-0 1B BB		4-0 BLK BB		4-0 BB		1	1	1	0	3	0	0				
Earl Batley, R (1, 2) OBP: 0.399, SLG: 0.430		0-0 4-3	0-0 1-2	0-0 1-H 3B		0-0 1-3 2-H 1B		0-0 P4		4	0	2	1	0	0	2				
Bernie Allen, L (1, 4) OBP: 0.364, SLG: 0.296		0-3 K	0-0 FC6-4 BB	4-0 BB		0-3 K		4-0 IBB		2	0	0	0	1	2	3				
Joe Nossak, R (8, PH) OBP: 0.304, SLG: 0.359										0	0	0	0	1	0	0				
Jerry Kindall, R (9, 4) OBP: 0.265, SLG: 0.289										0	0	0	0	0	0	0				
Jim Perry, S (1, 1) ERA: 5.01		0-0 1-3		0-3 K		0-3 K		0-3 K		4	0	0	0	0	3	7				
Inning Stats	R: 0 E: 1 K: 1 S: 6	H: 0 LOB: 2 BB: 1 P: 10	R: 0 E: 0 K: 1 S: 5	H: 0 LOB: 1 BB: 1 P: 9	R: 0 E: 0 K: 1 S: 5	H: 0 LOB: 1 BB: 1 P: 9	R: 1 E: 0 K: 1 S: 7	H: 2 LOB: 2 BB: 1 P: 11	R: 0 E: 0 K: 0 S: 3	H: 1 LOB: 0 BB: 0 P: 3	R: 1 E: 1 K: 3 S: 11	H: 1 LOB: 2 BB: 1 P: 15	R: 0 E: 0 K: 0 S: 3	H: 2 LOB: 0 BB: 0 P: 3	R: 0 E: 0 K: 1 S: 5	H: 0 LOB: 2 BB: 2 P: 13	1B: 4 2B: 1 3B: 1 HR: 0	SF: 0 SAC: 0 DP: 1 HBP: 0	WP: 0 PB: 0 SB: 3 CS: 1	PA: 36
PITCHER Dave Morehead, R (1, 1) ERA: 4.48	IP: 6.0 WLS: L BF: 28 H: 4 R: 2 ER: 1 SO: 7 BB: 5 IBB: 0 HBP: 0 BLK: 0 WP: 0 HR: 0 S: 37 P: 57 ERA: 1.50 WHIP: 1.500															PITCHER Dennis Bennett, L (7, 1) ERA: 5.01	IP: 2.0 WLS: 8 BF: 2 H: 2 R: 0 ER: 0 SO: 1 BB: 1 IBB: 1 HBP: 0 BLK: 1 WP: 0 HR: 0 S: 8 P: 16 ERA: 0.00 WHIP: 1.500			


Boston Red Sox @ Minnesota Twins
Metropolitan Stadium, Bloomington, MI
Mon Jul 05 1965, 8:05 PM EDT
Att: 15,262 - Unknown - 73 F


AB 29
R 2
H 6
RBI 1
BB 7
SO 8
LOB 25





Batter	1	2	3	4	5	6	7	8	9	AB	R	H	RBI	BB	SO	LOB	TOP										
Eddie Bressoud, R OBP: 0.316, SLG: 0.381 (1, 6)	F9	1-3					6-3			4	1	1	0	1	0	2	Boston Red Sox @ Minnesota Twins Metropolitan Stadium, Bloomington, MI Wed Jul 07 1965, 8:05 PM EDT Att: 17,556 - Unknown - 82 F 										
Chuck Schilling, R OBP: 0.298, SLG: 0.368 (1, 4)	5-3		5-3				L7		F7	5	0	1	1	0	0	2											
Tony Horton, R OBP: 0.338, SLG: 0.439 (1, 3)			5-3				F8			4	0	1	0	0	1	1											
Felix Mantilla, R OBP: 0.405, SLG: 0.495 (1, 7)			5-3							1	1	0	0	3	0	0											
Tony Conigliaro, R OBP: 0.323, SLG: 0.466 (1, 8)	L5						F8			4	0	1	0	0	1	3											
Lee Thomas, L OBP: 0.372, SLG: 0.500 (1, 9)		1-3					F4		G4-6-3	4	0	0	0	0	1	3											
Frank Malzone, R OBP: 0.273, SLG: 0.246 (1, 5)									F2	2	0	0	0	2	0	0											
Bob Tillman, R OBP: 0.281, SLG: 0.347 (1, 2)							SF9		6-3	3	0	1	1	0	0	0											
Jim Lonborg, R OBP: 0.176, SLG: 0.212 (1, 1)							G3		K	2	0	0	0	0	1	2											
Dalton Jones, L OBP: 0.328, SLG: 0.376 (6, PH)									K	1	0	0	0	0	0	2											
Dennis Bennett, L OBP: 0.273, SLG: 0.273 (6, 1)										0	0	0	0	0	0	0											
Russ Nixon, L OBP: 0.158, SLG: 0.158 (9, PH)										1	0	0	0	0	1	0											
Inning Stats	R: 0 E: 0 K: 0 S: 4	H: 1 LOB: 2 BB: 1 P: 8	R: 0 E: 0 K: 1 S: 6	H: 1 LOB: 2 BB: 1 P: 10	R: 0 E: 0 K: 0 S: 3	H: 0 LOB: 0 BB: 0 P: 3	R: 0 E: 0 K: 2 S: 7	H: 0 LOB: 0 BB: 0 P: 7	R: 1 E: 0 K: 0 S: 4	H: 2 LOB: 1 BB: 2 P: 12	R: 0 E: 0 K: 0 S: 3	H: 0 LOB: 0 BB: 1 P: 6	R: 0 E: 0 K: 1 S: 6	H: 0 LOB: 2 BB: 1 P: 10	1B: 4 2B: 0 3B: 1 HR: 0	SF: 1 SAC: 0 DP: 1 HBP: 0	WP: 2 PB: 0 SB: 0 CS: 0	PA: 38									
PITCHER	IP	WLS	BF	H	R	ER	SO	BB	IBB	HBP	BLK	WP	HR	S	P	ERA	WHIP										
Jim Kaat, L ERA: 2.21 (1, 1)	5.1	W	25	5	2	2	4	4	0	0	0	0	0	29	45	3.38	1.688										
Johnny Klippstein, R ERA: 2.4 (6, 1)	3.1		12	0	0	0	1	2	0	0	0	2	0	12	20	0.00	0.600										
Al Worthington, R ERA: 1.54 (9, 1)	0.1	S	1	0	0	0	0	0	0	0	0	0	0	1	1	0.00	0.000										

Batter	1	2	3	4	5	6	7	8	9	AB	R	H	RBI	BB	SO	LOB	BOTTOM										
Zoilo Versalles, R OBP: 0.281, SLG: 0.411 (1, 6)	F9	5-3		K			K			4	0	0	0	0	2	2	Boston Red Sox @ Minnesota Twins Metropolitan Stadium, Bloomington, MI Wed Jul 07 1965, 8:05 PM EDT Att: 17,556 - Unknown - 82 F 										
Tony Oliva, L OBP: 0.324, SLG: 0.476 (1, 9)	E8			SF7			CS			4	2	3	0	0	0	0											
Jimmie Hall, L OBP: 0.379, SLG: 0.589 (1, 8)										2	0	1	1	0	1	1											
Harmon Killebrew, R OBP: 0.359, SLG: 0.468 (1, 5)										3	0	1	1	0	0	1											
Don Mincher, L OBP: 0.330, SLG: 0.505 (1, 3)										3	1	0	0	1	0	2											
Sandy Valdespino, L OBP: 0.313, SLG: 0.310 (1, 7)										4	1	2	0	0	0	1											
Earl Batley, R OBP: 0.406, SLG: 0.439 (1, 2)										4	1	3	0	0	0	0											
Bernie Allen, L OBP: 0.341, SLG: 0.294 (1, 4)										3	0	1	3	0	1	2											
Jerry Kindall, R OBP: 0.295, SLG: 0.289 (9, 4)										0	0	0	0	0	0	0											
Jim Kaat, L OBP: 0.240, SLG: 0.280 (1, 1)										2	0	0	0	0	0	2											
Johnny Klippstein, R ERA: 3.18 (6, 1)										1	0	0	0	0	0	2											
Al Worthington, R OBP: 0.250, SLG: 0.250 (9, 1)										0	0	0	0	0	0	0											
Inning Stats	R: 0 E: 1 K: 1 S: 6	H: 1 LOB: 1 BB: 0 P: 6	R: 2 E: 0 K: 0 S: 5	H: 2 LOB: 1 BB: 1 P: 9	R: 1 E: 1 K: 0 S: 4	H: 0 LOB: 0 BB: 0 P: 4	R: 1 E: 1 K: 1 S: 7	H: 2 LOB: 1 BB: 0 P: 7	R: 0 E: 0 K: 0 S: 3	H: 2 LOB: 1 BB: 0 P: 4	R: 0 E: 0 K: 0 S: 4	H: 2 LOB: 1 BB: 0 P: 4	R: 1 E: 0 K: 1 S: 7	H: 2 LOB: 1 BB: 0 P: 7	R: 0 E: 0 K: 1 S: 5	H: 0 LOB: 0 BB: 0 P: 5	1B: 9 2B: 2 3B: 0 HR: 0	SF: 3 SAC: 0 DP: 1 HBP: 1	WP: 0 PB: 0 SB: 0 CS: 1	PA: 35							
PITCHER	IP	WLS	BF	H	R	ER	SO	BB	IBB	HBP	BLK	WP	HR	S	P	ERA	WHIP										
Jim Lonborg, R ERA: 3.18 (1, 1)	5.0	L	23	7	4	2	2	1	0	0	0	0	0	25	30	3.60	1.600										
Dennis Bennett, L ERA: 4.89 (6, 1)	3.0		12	4	1	1	2	0	0	0	0	0	0	16	16	3.00	1.333										

Batter	1	2	3	4	5	6	7	8	9	AB	R	H	RBI	BB	SO	LOB	TOP			
Bobby Richardson, R OBP: 0.331, SLG: 0.344	4-0 PB BB		0-0 F8			0-0 F4		0-0 FC5-4 1B		3	0	0	1	1	0	1	New York Yankees @ Minnesota Twins Metropolitan Stadium, Bloomington, MI Fri Jul 09 1965, 8:05 PM EDT Att: 30,373 - Unknown - 72 F 			
Phil Lutz, R OBP: 0.290, SLG: 0.289	0-3 K			0-0 L7		0-0 1B		0-0 1B		4	0	2	0	0	1	1				
Joe Pepitone, L OBP: 0.335, SLG: 0.426	0-0 4-3			0-0 F9		0-0 F4		0-0 F9		4	0	0	0	0	0	3				
Elston Howard, R OBP: 0.230, SLG: 0.341 Ross Moschitto, R OBP: 0.174, SLG: 0.318	0-0 L5			0-0 HR			0-3 K		0-0 G6-4-3 1B	4	1	2	1	0	1	1				
Hector Lopez, R OBP: 0.295, SLG: 0.380		0-0 F8		0-0 F4			0-0 6-3		0-0 G6-4-3 1B	4	0	0	0	0	0	1				
Ray Barker, L OBP: 0.348, SLG: 0.386	0-3 K				0-3 K		0-0 4-3		0-0 4-3	4	0	0	0	0	2	1				
Clete Boyer, R OBP: 0.336, SLG: 0.439	0-3 K				0-3 K			0-0 F9 BB FC5-4 1B		3	1	1	0	0	2	0				
Roger Repoz, L OBP: 0.300, SLG: 0.639			0-0 1-3		0-0 IHR			4-0 FC5-4 BB		2	1	1	1	1	0	0				
Jim Bouton, R OBP: 0.216, SLG: 0.094 Jim Brennenman, R			0-3 K		0-3 K			0-0 F9		2	0	0	0	0	2	0				
Mickey Mantle, S OBP: 0.383, SLG: 0.449 Gil Blanco, L					0-3 K			2-3		0	0	0	0	0	0	2				
Inning Stats	R: 0 E: 0 K: 1 S: 5	H: 0 LOB: 1 BB: 1 P: 9	R: 0 E: 0 K: 2 S: 7	H: 0 LOB: 0 BB: 0 P: 7	R: 0 E: 0 K: 1 S: 5	H: 0 LOB: 0 BB: 0 P: 5	R: 1 E: 0 K: 0 S: 4	H: 1 LOB: 0 BB: 0 P: 4	R: 1 E: 0 K: 3 S: 10	H: 1 LOB: 0 BB: 0 P: 10	R: 0 E: 0 K: 0 S: 3	H: 0 LOB: 0 BB: 0 P: 3	R: 0 E: 0 K: 1 S: 5	H: 2 LOB: 2 BB: 1 P: 9	R: 0 E: 0 K: 0 S: 3	H: 1 LOB: 1 BB: 0 P: 3	1B: 4 2B: 0 3B: 0 HR: 2	SF: 0 SAC: 0 DP: 1 HBP: 0	WP: 0 SB: 1 CS: 0	PA: 33
PITCHER Dave Boswell, R ERA: 3.24	IP: 9.0 WLS: W BF: 33 H: 6 R: 3 ER: 3 SO: 8 BB: 2 IBB: 0 HBP: 0 BLK: 0 WP: 0 HR: 1 S: 47 P: 55 ERA: 3.00 WHIP: 0.889															PITCHER				

Batter	1	2	3	4	5	6	7	8	9	AB	R	H	RBI	BB	SO	LOB	BOTTOM			
Zoilo Versalles, R OBP: 0.283, SLG: 0.407	1-0 E S HR HBP	0-3 K		0-0 5-3		0-0 FC5-4 CS		4-0 BB		3	1	0	0	1	1	3	New York Yankees @ Minnesota Twins Metropolitan Stadium, Bloomington, MI Fri Jul 09 1965, 8:05 PM EDT Att: 30,373 - Unknown - 72 F 			
Tony Oliva, L OBP: 0.322, SLG: 0.475	0-0 P4	0-0 F5			0-0 E6 BB 1B	0-0 CS	0-0 HR 2B	0-3 K		5	2	1	0	0	1	3				
Jimmie Hall, L OBP: 0.374, SLG: 0.580	0-0 FC6 HR		0-0 6-3		0-3 K		0-3 K			4	1	0	0	0	2	3				
Harmon Killebrew, R OBP: 0.367, SLG: 0.482	0-0 HR		0-0 1B		4-0 1B BB		4-0 HR BB			2	2	2	3	2	0	0				
Don Mincher, L OBP: 0.336, SLG: 0.566	0-0 HR		0-3 K		0-0 F5		0-0 HR			4	2	2	4	0	1	3				
Sandy Valdespino, L OBP: 0.310, SLG: 0.308	0-0 6-3		0-0 G3		0-0 1B		0-0 F8			4	0	1	1	0	0	1				
Earl Batley, R OBP: 0.402, SLG: 0.434	0-0 L9			0-0 SH1-4 1B	0-0 L6		0-0 6-3			4	0	1	0	0	0	2				
Jerry Kindall, R OBP: 0.261, SLG: 0.285		0-0 F4		0-0 SH1-4		0-0 E6 FC5-4		0-0 F7		3	0	0	0	0	0	0				
Dave Boswell, R OBP: 0.333, SLG: 0.375		0-0 1B		0-0 F2		0-3 K		0-0 F9		4	0	1	0	0	1	2				
Inning Stats	R: 4 E: 1 K: 0 S: 6	H: 2 LOB: 0 BB: 0 P: 7	R: 0 E: 0 K: 1 S: 6	H: 1 LOB: 1 BB: 0 P: 6	R: 0 E: 0 K: 1 S: 6	H: 1 LOB: 1 BB: 0 P: 6	R: 0 E: 0 K: 0 S: 4	H: 1 LOB: 1 BB: 0 P: 4	R: 1 E: 1 K: 1 S: 7	H: 1 LOB: 2 BB: 1 P: 11	R: 0 E: 1 K: 1 S: 5	H: 0 LOB: 0 BB: 0 P: 5	R: 3 E: 0 K: 1 S: 7	H: 2 LOB: 0 BB: 1 P: 11	R: 0 E: 0 K: 1 S: 5	H: 0 LOB: 1 BB: 1 P: 9		1B: 4 2B: 1 3B: 0 HR: 3	SF: 0 SAC: 1 DP: 0 HBP: 1	WP: 0 SB: 0 CS: 1
PITCHER Jim Bouton, R ERA: 5.26 Jim Brennenman, R ERA: 13.5 Gil Blanco, L ERA: 4.63	IP: 5.0 WLS: L BF: 25 H: 6 R: 5 ER: 5 SO: 3 BB: 1 IBB: 0 HBP: 0 BLK: 0 WP: 0 HR: 2 S: 29 P: 34 ERA: 5.40 WHIP: 1.400															PITCHER				

Batter	1	2	3	4	5	6	7	8	9	AB	R	H	RBI	BB	SO	LOB	TOP										
Bobby Richardson, R OBP: 0.325, SLG: 0.338 (1, 4)	0-0 6-3		0-0 4-3		0-0 5-3		0-0 E 1B S 1B	0-0 4-3		5	1	1	0	0	0	0	New York Yankees @ Minnesota Twins Metropolitan Stadium, Bloomington, MI Sat Jul 10 1965, 8:05 PM EDT Att: 36,084 - Unknown - 73 F AB 41 R 8 H 13 RBI 8 BB 2 SO 11 LOB 15 										
Phil Linz, R OBP: 0.297, SLG: 0.298 (1, 6)	0-0 1B		0-0 F7		0-0 4-3		0-0 1B	0-0 1B		5	0	3	1	0	0												
Joe Pepitone, L OBP: 0.329, SLG: 0.416 (1, 9)	0-3 K		0-0 1B		0-0 F4		0-3 K	0-3 K		5	0	1	0	0	3												
Elston Howard, R OBP: 0.222, SLG: 0.326 (1, 2)	0-3 K		0-0 4-3			0-0 5-3	0-3 K2-3		0-0 F8	5	0	0	0	0	2	3											
Roger Repoz, L OBP: 0.354, SLG: 0.744 (1, 8)		0-0 HR		0-0 E 1B		0-0 3B		0-0 1B BB HR 1B	0-3 K	5	3	4	1	0	1	0											
Hector Lopez, R OBP: 0.297, SLG: 0.389 Ross Moschitto, R OBP: 0.174, SLG: 0.318 (9, 7)		0-0 HR		0-3 K		0-0 E3		4-0 1B BB HR BB	4-0 FC4-6 BB	3	2	1	1	2	1	2											
Ray Barker, L OBP: 0.357, SLG: 0.404 (1, 3)	0-0 4-3		0-0 E7 2B		0-3 K		0-0 K	0-0 HR 1B	0-0 FC4-6	5	1	2	1	0	1	3											
Clete Boyer, R OBP: 0.331, SLG: 0.442 (1, 5)	0-0 F7		0-0 F4		0-0 P6		0-0 P6	0-0 HR		4	1	1	4	0	0	3											
Mel Stottlemyre, R OBP: 0.170, SLG: 0.283 Jake Gibbs, L OBP: 0.250, SLG: 0.273 Pete Mikkelsen, R OBP: 0.333, SLG: 0.333 (7, 1)	0-3 K		0-3 K			0-0 4-1		0-3 K		2	0	0	0	0	2	1											
Steve Hamilton, L OBP: 0.333, SLG: 0.333 (9, 1)										1	0	0	0	0	0	0											
Inning Stats	R: 0 E: 0 K: 2 S: 8	H: 1 LOB: 1 BB: 0 P: 8	R: 2 E: 0 K: 1 S: 7	H: 2 LOB: 0 BB: 0 P: 7	R: 0 E: 0 K: 0 S: 4	H: 1 LOB: 1 BB: 0 P: 4	R: 1 E: 1 K: 2 S: 9	H: 2 LOB: 1 BB: 0 P: 9	R: 0 E: 0 K: 0 S: 3	H: 0 LOB: 0 BB: 0 P: 3	R: 0 E: 1 K: 1 S: 7	H: 1 LOB: 2 BB: 0 P: 7	R: 1 E: 0 K: 2 S: 9	H: 2 LOB: 1 BB: 0 P: 9	R: 4 E: 0 K: 2 S: 11	H: 4 LOB: 1 BB: 1 P: 15	R: 0 E: 0 K: 1 S: 5	H: 0 LOB: 1 BB: 1 P: 9	1B: 8 2B: 1 3B: 1 HR: 3	SF: 0 SAC: 0 DP: 0 HBP: 0	WP: 0 PB: 0 SB: 1 CS: 0	PA: 43					
PITCHER	IP	WLS	BF	H	R	ER	SO	BB	IBB	HBP	BLK	WP	HR	S	P	ERA	WHIP										
Mudcat Grant, R ERA: 3.3 Dick Stigman, L ERA: 5.11 Johnny Klippstein, R ERA: 2.55 Mel Nelson, L ERA: 5.7	(1, 1)	6.1	29	9	4	4	6	0	0	0	0	0	2	41	41	5.68	1.421										
	(7, 1)	0.2	L	5	2	3	3	2	1	0	0	0	0	8	12	40.50	4.500										
	(8, 1)	1.0		5	2	1	1	2	0	0	0	0	1	9	9	9.00	2.000										
	(9, 1)	1.0		4	0	0	0	1	1	0	0	0	0	5	9	0.00	1.000										


Batter	1	2	3	4	5	6	7	8	9	AB	R	H	RBI	BB	SO	LOB	BOTTOM										
Zoilo Versalles, R OBP: 0.286, SLG: 0.420 (1, 6)	0-0 2B	0-3 K			0-0 E 1B 3B	0-0 F3		0-0 4-3		5	2	2	0	0	1	2	New York Yankees @ Minnesota Twins Metropolitan Stadium, Bloomington, MI Sat Jul 10 1965, 8:05 PM EDT Att: 36,084 - Unknown - 73 F AB 41 R 6 H 14 RBI 6 BB 2 SO 3 LOB 23 										
Tony Oliva, L OBP: 0.331, SLG: 0.480 (1, 9)	0-0 5-3	0-0 1B			0-0 1-3 3B	0-0 S 1B			0-0 FC6-4 1B	5	1	4	0	0	0	1											
Jimmie Hall, L OBP: 0.376, SLG: 0.580 (1, 8)	0-0 1B 2B	0-0 6-3			0-0 1-3 1B	0-0 F9			0-0 FC6-4 1B	5	1	1	1	0	0	6											
Harmon Killebrew, R OBP: 0.363, SLG: 0.472 (1, 5)	0-0 BB 1B		0-0 5-3		0-0 FC5 3B		0-0 1-3		0-0 F6	5	1	1	0	0	0	3											
Don Mincher, L OBP: 0.336, SLG: 0.571 (1, 3)	0-0 F6		0-0 4-3		0-0 1B 3B		0-0 3-1		0-0 1B 1B	5	1	2	3	0	0	2											
Sandy Valdespino, L OBP: 0.328, SLG: 0.321 (1, 7)	4-0 1-2 BB		0-0 4-3		0-0 1B		0-0 F8		0-0 1-3 2H 1B	4	0	2	2	1	0	0											
Jerry Kindall, R OBP: 0.283, SLG: 0.286 Bernie Allen, L OBP: 0.349, SLG: 0.306 (6, PH)	0-0 L5			0-0 F8	0-0 1B			0-0 FC5-4 1B	0-3 K	3	0	1	0	0	0	3											
Jerry Zimmerman, R OBP: 0.217, SLG: 0.229 Rich Rollins, R OBP: 0.290, SLG: 0.331 John Sevcik, R OBP: 0.333, SLG: 0.333 (9, 2)		4-0 FC3-6 BB		0-3 K	0-0 6-3			0-0 FC5-4 1B		2	0	0	0	1	1	1											
Mudcat Grant, R OBP: 0.220, SLG: 0.205 Dick Stigman, R OBP: 0.333, SLG: 0.333 Johnny Klippstein, R OBP: 0.333, SLG: 0.333 Joe Nosssek, R OBP: 0.297, SLG: 0.362 Mel Nelson, R OBP: 0.333, SLG: 0.333 (9, 1)		0-0 FC3-6 1B		0-0 5-3		0-0 5-3		0-0 F2		3	0	0	0	0	0	1											
Inning Stats	R: 1 E: 0 K: 0 S: 6	H: 3 LOB: 3 BB: 1 P: 10	R: 0 E: 0 K: 1 S: 6	H: 1 LOB: 2 BB: 1 P: 10	R: 0 E: 0 K: 0 S: 3	H: 0 LOB: 0 BB: 0 P: 3	R: 0 E: 0 K: 1 S: 5	H: 0 LOB: 0 BB: 0 P: 5	R: 4 E: 1 K: 0 S: 8	H: 5 LOB: 1 BB: 0 P: 8	R: 0 E: 0 K: 0 S: 4	H: 1 LOB: 1 BB: 0 P: 4	R: 0 E: 0 K: 0 S: 3	H: 0 LOB: 0 BB: 0 P: 3	R: 0 E: 0 K: 0 S: 4	H: 1 LOB: 1 BB: 0 P: 4		R: 1 E: 0 K: 1 S: 8	H: 3 LOB: 2 BB: 0 P: 8	1B: 11 2B: 2 3B: 1 HR: 0	SF: 0 SAC: 0 DP: 0 HBP: 0	WP: 0 PB: 0 SB: 1 CS: 0	PA: 43				
PITCHER	IP	WLS	BF	H	R	ER	SO	BB	IBB	HBP	BLK	WP	HR	S	P	ERA	WHIP										
Mel Stottlemyre, R ERA: 2.88 Pete Mikkelsen, R ERA: 3.67 Steve Hamilton, L ERA: 1.71	(1, 1)	6.0	30	10	5	4	2	2	0	0	0	0	0	32	40	6.00	2.000										
	(7, 1)	2.2	W	11	3	1	1	0	0	0	0	0	0	11	11	3.38	1.125										
	(9, 1)	0.1	S	2	1	0	0	1	0	0	0	0	0	4	4	0.00	3.000										

Batter	1	2	3	4	5	6	7	8	9	AB	R	H	RBI	BB	SO	LOB	TOP								
Bobby Richardson, R OBP: 0.326, SLG: 0.337 (1, 4)										4	0	1	0	1	0	2	New York Yankees @ Minnesota Twins Metropolitan Stadium, Bloomington, MI Sun Jul 11 1965, 4:33 AM EDT Att: 35,263 - Unknown - 74 F AB 38 R 5 H 10 RBI 2 BB 7 SO 6 LOB 28								
Phil Linz, R OBP: 0.295, SLG: 0.296 (1, 6)										5	1	1	0	0	1	4									
Mickey Mantle, S OBP: 0.386, SLG: 0.448 Pedro Ramos, S OBP: 0.143, SLG: 0.143 Pete Mikkelsen, R (9, 1)										4	2	2	0	1	1	1									
Elston Howard, R OBP: 0.242, SLG: 0.345 (1, 2)										4	2	3	2	1	1	1									
Hector Lopez, R OBP: 0.306, SLG: 0.391 (1, 9)										4	0	2	0	1	1	2									
Joe Pepitone, L OBP: 0.324, SLG: 0.409 (1, 3)										5	0	0	0	0	0	7									
Clete Boyer, R OBP: 0.332, SLG: 0.438 (1, 5)										3	0	0	0	2	0	3									
Roger Repoz, L OBP: 0.340, SLG: 0.681 (1, 8)										4	0	0	0	1	2	4									
Al Downing, R ERA: 2.27 Ray Baird, R ERA: 2.62 Hal Reniff, R ERA: 2.62 Steve Hamilton, L ERA: 2.51 Tom Tresh, S ERA: 4.2 Ross Moschillo, R ERA: 4.2 (11, 1)										2	0	0	0	0	0	2									
Inning Stats	R: 1 E: 1 K: 0 S: 6	H: 4 LOB: 2 BB: 0 P: 6	R: 0 E: 0 K: 0 S: 3	H: 0 LOB: 0 BB: 0 P: 3	R: 0 E: 0 K: 1 S: 6	H: 1 LOB: 1 BB: 0 P: 6	R: 0 E: 0 K: 0 S: 3	H: 0 LOB: 2 BB: 2 P: 11	R: 2 E: 1 K: 1 S: 7	H: 2 LOB: 1 BB: 1 P: 11	R: 0 E: 0 K: 1 S: 6	H: 1 LOB: 2 BB: 1 P: 10	R: 1 E: 0 K: 2 S: 6	H: 1 LOB: 2 BB: 2 P: 14	R: 0 E: 0 K: 2 S: 7	H: 0 LOB: 1 BB: 1 P: 11		R: 1 E: 2 K: 0 S: 6	H: 1 LOB: 2 BB: 0 P: 6	1B: 9 2B: 1 3B: 0 HR: 0	SF: 0 SAC: 0 DP: 1 HBP: 0	WP: 1 PB: 0 CS: 0	PA: 45		
PITCHER	IP WLS BF H R ER SO BB IBB HBP BLK WP HR S P ERA WHIP																								
Jim Kaat, L ERA: 2.27 Al Worthington, R ERA: 1.66 Bill Pleis, L ERA: 2.62 Johnny Klippstein, R ERA: 2.51 Jerry Fosnow, L ERA: 4.2 (1, 1)	4.1 2.0 1.0 0.2 1.0	22 10 5 2 6	7 2 0 0 1	3 1 0 0 1	2 1 0 0 0	0 0 1 0 0	0 0 0 0 0	0 0 0 0 0	0 0 0 0 0	0 0 0 0 0	0 0 0 0 0	21 12 5 6 6	33 20 13 6 6	4.15 4.50 0.00 0.00 0.00	2.077 2.000 1.000 0.000 1.000										

Batter	1	2	3	4	5	6	7	8	9	AB	R	H	RBI	BB	SO	LOB	BOTTOM								
Zoilo Versalles, R OBP: 0.291, SLG: 0.428 (1, 6)										3	2	1	1	2	1	0	New York Yankees @ Minnesota Twins Metropolitan Stadium, Bloomington, MI Sun Jul 11 1965, 4:33 AM EDT Att: 35,263 - Unknown - 74 F AB 35 R 6 H 11 RBI 6 BB 4 SO 10 LOB 21								
Rich Rollins, R OBP: 0.292, SLG: 0.333 (1, 5)										4	1	1	1	1	0	3									
Tony Oliva, L OBP: 0.331, SLG: 0.479 (1, 9)										5	1	2	0	0	2	2									
Harmon Killebrew, R OBP: 0.370, SLG: 0.486 (1, 3)										4	2	3	2	1	1	1									
Joe Nosssek, R OBP: 0.286, SLG: 0.347 Don Mincher, L OBP: 0.333, SLG: 0.566 (7, PH)										3	0	0	0	0	0	5									
Jimmie Hall, L OBP: 0.375, SLG: 0.577 (1, 7)										3	0	1	1	0	1	1									
Earl Batley, R OBP: 0.296, SLG: 0.434 Mudcat Grant, R OBP: 0.220, SLG: 0.205 Jerry Zimmerman, R OBP: 0.217, SLG: 0.229 (1, 2)										4	0	2	1	0	0	2									
Jerry Kindall, R OBP: 0.264, SLG: 0.291 Bernie Allen, L OBP: 0.341, SLG: 0.297 (8, PH)										3	0	1	0	0	2	1									
Jim Kaat, L ERA: 2.26, SLG: 0.275 Al Worthington, R ERA: 1.67 Bill Pleis, L ERA: 2.62 Johnny Klippstein, R ERA: 2.51 Sandy Valdespino, L ERA: 3.75 Jerry Fosnow, R ERA: 4.04 (11, 1)										1	0	0	0	0	1	0									
Inning Stats	R: 0 E: 0 K: 2 S: 7	H: 0 LOB: 0 BB: 0 P: 7	R: 0 E: 0 K: 0 S: 4	H: 1 LOB: 1 BB: 0 P: 4	R: 1 E: 0 K: 2 S: 8	H: 1 LOB: 0 BB: 0 P: 8	R: 2 E: 0 K: 1 S: 8	H: 3 LOB: 1 BB: 0 P: 8	R: 1 E: 0 K: 1 S: 6	H: 1 LOB: 2 BB: 2 P: 14	R: 0 E: 0 K: 1 S: 7	H: 2 LOB: 3 BB: 1 P: 11	R: 0 E: 0 K: 2 S: 7	H: 1 LOB: 0 BB: 0 P: 7	R: 0 E: 0 K: 1 S: 6	H: 1 LOB: 0 BB: 0 P: 6		R: 2 E: 0 K: 0 S: 3	H: 1 LOB: 0 BB: 1 P: 7	1B: 6 2B: 3 3B: 0 HR: 2	SF: 1 SAC: 0 DP: 0 HBP: 0	WP: 0 PB: 0 CS: 1	PA: 40		
PITCHER	IP WLS BF H R ER SO BB IBB HBP BLK WP HR S P ERA WHIP																								
Al Downing, L ERA: 3.36 Hal Reniff, R ERA: 3.42 Steve Hamilton, L ERA: 1.67 Pedro Ramos, R ERA: 3.44 Pete Mikkelsen, R ERA: 4.04 (6, 1)	5.0 1.1 0.2 1.0 0.2	23 8 1 4 4	6 3 0 1 2	4 0 0 0 2	0 0 0 0 0	1 0 0 0 0	0 0 0 0 0	0 0 0 0 0	0 0 0 0 0	0 0 0 0 0	0 0 0 0 0	11 3 3 6 7	15 3 3 6 7	0.00 0.00 0.00 0.00 27.00	2.250 0.000 0.000 1.000 3.000										

Batter	1	2	3	4	5	6	7	8	9	AB	R	H	RBI	BB	SO	LOB	TOP																	
Bert Campaneris, R (1, 6) OBP: 0.314, SLG: 0.382	F8		CS BB			F9		S BB		2	0	0	0	2	0	0	Kansas City Athletics @ Minnesota Twins Metropolitan Stadium, Bloomington, MI Thu Jul 15 1965, 8:05 PM EDT Att: 16,126 - Unknown - 80 F																	
Wayne Causey, L (1, 5) OBP: 0.355, SLG: 0.344	F8		CS	F7		BB		F8		4	0	1	0	0	0	1																		
Mike Hershberger, R (1, 9) OBP: 0.293, SLG: 0.306	6-3		1-2	K		BB		F4		3	0	0	0	1	1	1																		
Ken Harrelson, R (1, 3) OBP: 0.346, SLG: 0.468		HR		F9		L8		SH1-4 1B 2B BB		3	2	1	1	1	0	2																		
Johnny Blanchard, L (1, 2) OBP: 0.277, SLG: 0.274	L5				K	F3		SH1-4 2B 1B		4	0	1	0	0	1	2																		
John O'Donoghue, R (9, PH) OBP: 0.290, SLG: 0.300										0	1	0	0	0	0	0																		
Rene Lachemann, R (9, 2) OBP: 0.258, SLG: 0.418										0	0	0	0	0	0	0																		
Dick Green, R (1, 4) OBP: 0.326, SLG: 0.393	5-3				1B			SH1-4		3	0	1	0	0	0	0																		
Nelson Mathews, R (1, 8) OBP: 0.301, SLG: 0.339	K				F9			1-2 2-3		4	0	0	0	0	2	4																		
Tommy Reynolds, R (1, 7) OBP: 0.305, SLG: 0.301			K			F8		2B		4	0	2	2	0	1	0																		
Rollie Sheldon, R (1, 1) OBP: 0.138, SLG: 0.074								2H 3H		2	0	0	0	0	1	2																		
Santiago Rosario, L (8, PH) OBP: 0.474, SLG: 0.913			6-3							1	0	0	0	0	0	0																		
Don Mossi, L (8, 1) OBP: 0.197, SLG: 0.167					K					1	0	0	0	0	2	2																		
John Wyatt, R (9, 1) OBP: 0.295, SLG: 0.356										0	0	0	0	0	0	0																		
Inning Stats	R: 0 E: 0 K: 0 S: 3	H: 0 LOB: 0 BB: 0 P: 3	R: 1 E: 0 K: 1 S: 6	H: 1 LOB: 0 BB: 0 P: 6	R: 0 E: 0 K: 1 S: 4	H: 0 LOB: 0 BB: 1 P: 8	R: 0 E: 0 K: 1 S: 5	H: 0 LOB: 0 BB: 0 P: 5	R: 0 E: 0 K: 2 S: 9	H: 2 LOB: 2 BB: 0 P: 9	R: 0 E: 0 K: 0 S: 4	H: 1 LOB: 2 BB: 1 P: 8	R: 0 E: 0 K: 0 S: 3	H: 0 LOB: 0 BB: 0 P: 3	R: 0 E: 0 K: 1 S: 7	H: 0 LOB: 2 BB: 1 P: 11	1B: 4 2B: 1 3B: 0 HR: 1	SF: 0 SAC: 1 DP: 0 HBP: 0	WP: 0 PA: 37 PB: 0 SB: 1 CS: 1															
PITCHER	IP WLS BF H R ER SO BB IBB HBP BLK WP HR S P ERA WHIP																																	
Jim Perry, R (1, 1) ERA: 2.04	7.2		29	4	1	1	5	3	0	0	0	0	0	1	36	48	1.17	0.913																
Al Worthington, R (8, 1) ERA: 2.06	1.1	L	7	2	2	2	1	1	0	0	0	0	0	0	8	12	13.50	2.250																

Batter	1	2	3	4	5	6	7	8	9	AB	R	H	RBI	BB	SO	LOB	BOTTOM																
Zoilo Versalles, R (1, 6) OBP: 0.288, SLG: 0.421	1B		2B 1B		FC5-4 E		6-3		K	5	2	2	0	0	1	4	Kansas City Athletics @ Minnesota Twins Metropolitan Stadium, Bloomington, MI Thu Jul 15 1965, 8:05 PM EDT Att: 16,126 - Unknown - 80 F																
Tony Oliva, L (1, 9) OBP: 0.337, SLG: 0.500	F7		WP 1H 2B		E4			4-3		4	0	2	2	0	0	1																	
Jimmie Hall, L (1, 8) OBP: 0.370, SLG: 0.563	F8		2-3 BB		F7			K		3	0	0	0	1	1	2																	
Harmon Killebrew, R (1, 5) OBP: 0.371, SLG: 0.480	K		6-3			F7		BB		3	0	0	0	1	1	3																	
Don Mincher, L (1, 3) OBP: 0.318, SLG: 0.526	P6				F7		F9	F6		4	0	0	0	0	0	1																	
Earl Battey, R (1, 2) OBP: 0.402, SLG: 0.430	K				F8		5-3	F8		4	0	0	0	0	1	0																	
Sandy Valdespino, L (1, 7) OBP: 0.331, SLG: 0.325	F9				6-3					3	0	0	0	0	0	0																	
Rich Rollins, R (9, PH) OBP: 0.295, SLG: 0.336							F7	1B 1B		1	0	1	0	0	0	0																	
Jerry Kindall, R (1, 4) OBP: 0.265, SLG: 0.285			5-3			K		K		3	0	0	0	0	1	0																	
Bernie Allen, L (9, PH) OBP: 0.333, SLG: 0.289							F4	K		1	0	0	0	0	1	1																	
Jim Perry, S (1, 1) OBP: 0.167, SLG: 0.235										3	0	2	0	0	1	0																	
Al Worthington, R (8, 1) ERA: 3.04			K							0	0	0	0	0	0	0																	
Joe Nossok, R (9, PH) OBP: 0.295, SLG: 0.356			K		FC5-4 1B			3B		1	0	1	0	0	0	0																	
Inning Stats	R: 0 E: 0 K: 1 S: 6	H: 1 LOB: 1 BB: 0 P: 6	R: 0 E: 0 K: 1 S: 5	H: 0 LOB: 0 BB: 0 P: 5	R: 1 E: 0 K: 1 S: 7	H: 2 LOB: 2 BB: 1 P: 11	R: 0 E: 0 K: 0 S: 3	H: 0 LOB: 0 BB: 0 P: 3	R: 0 E: 0 K: 0 S: 4	H: 1 LOB: 1 BB: 0 P: 4	R: 0 E: 0 K: 1 S: 5	H: 0 LOB: 2 BB: 0 P: 9	R: 0 E: 0 K: 2 S: 9	H: 2 LOB: 2 BB: 0 P: 9	1B: 6 2B: 1 3B: 1 HR: 0	SF: 0 SAC: 0 DP: 0 HBP: 0	WP: 1 PA: 37 PB: 0 SB: 1 CS: 0																
PITCHER	IP WLS BF H R ER SO BB IBB HBP BLK WP HR S P ERA WHIP																																
Rollie Sheldon, R (1, 1) ERA: 3.08	7.0		28	6	2	2	4	1	0	0	0	0	0	7	11	0.00	1.500																
Don Mossi, L (8, 1) ERA: 3.04	1.1	W	6	1	0	0	1	1	0	0	0	0	0	7	11	0.00	1.500																
John Wyatt, R (9, 1) ERA: 2.43	0.2	S	3	1	0	0	2	0	0	0	0	0	0	7	7	0.00	1.500																




AB	31
R	3
H	6
RBI	3
BB	4
SO	6
LOB	14

AB	35
R	2
H	8
RBI	2
BB	2
SO	7
LOB	12

livebaseballscores.com

Batter	1	2	3	4	5	6	7	8	9	AB	R	H	RBI	BB	SO	LOB	TOP											
Bert Campaneris, R OBP: 0.312, SLG: 0.378	5-3 FC5		1B 1B			5-3 F8			F9	6	1	1	0	0	0	4	Kansas City Athletics @ Minnesota Twins Metropolitan Stadium, Bloomington, MI Fri Jul 16 1965, 8:05 PM EDT Att: 16,122 - Unknown - 81 F livebaseballscorecards.com											
Wayne Causey, L OBP: 0.356, SLG: 0.344	L5	2-3	FC5-4 1B 1-2 3-H		1-3				1-3	6	0	2	1	0	0	0												
Dick Green, R OBP: 0.331, SLG: 0.391	1B 1B	K	FC5-4 1B 1-2 2-H		F2				F9	4	1	1	1	1	1	1												
Ken Harrelson, R OBP: 0.347, SLG: 0.464	1B 1B	WP BB	FC5-4 1B 1-2 2-3			F4			K	4	1	1	0	1	1	3												
Johnny Blanchard, L OBP: 0.291, SLG: 0.254 Rene Lachemann, R OBP: 0.256, SLG: 0.414	1B 1B		G3			6-3 BB 1B			F8	3	2	2	1	1	0	2												
Tommy Reynolds, R OBP: 0.322, SLG: 0.303	BB 1B 1-2 2-H	F9				6-3 BB 1B			5-3	3	2	1	1	2	0	2												
Mike Hershberger, R OBP: 0.295, SLG: 0.307	1B BB 1-2 2-H		SH BB		F5	6-3			6-3	4	1	1	1	1	0	3												
Nelson Mathews, R OBP: 0.303, SLG: 0.349	FC5 1B 1-2 2-3		K		5-3				4-3	4	1	1	2	1	1	2												
Diego Segui, R OBP: 0.273, SLG: 0.313	1-2 2-3 3-H		SH 1B		F9	E6			K	4	1	1	1	0	1	1												
Inning Stats	R: 4 E: 0 K: 0 S: 8	H: 5 LOB: 3 BB: 2 P: 16	R: 0 E: 0 K: 1 S: 5	H: 0 LOB: 2 BB: 2 P: 13	R: 3 E: 1 K: 1 S: 9	H: 3 LOB: 2 BB: 1 P: 13	R: 0 E: 0 K: 0 S: 3	H: 0 LOB: 1 BB: 0 P: 7	R: 0 E: 0 K: 0 S: 3	H: 0 LOB: 0 BB: 0 P: 3	R: 3 E: 1 K: 0 S: 6	H: 2 LOB: 1 BB: 1 P: 10	R: 0 E: 0 K: 1 S: 6	H: 1 LOB: 1 BB: 0 P: 6	R: 0 E: 0 K: 0 S: 3	H: 0 LOB: 0 BB: 0 P: 3	R: 0 E: 0 K: 1 S: 5	H: 0 LOB: 0 BB: 0 P: 5	1B: 10 2B: 0 3B: 1 HR: 0	SF: 0 SAC: 1 DP: 0 HBP: 0	WP: 1 PB: 0 SB: 1 CS: 0	PA: 47						
PITCHER	IP	WLS	BF	H	R	ER	SO	BB	IBB	HBP	BLK	WP	HR	S	P	ERA	WHIP											
Mudcat Grant, R ERA: 3.56	(1, 1)	0.2	L	9	5	4	4	0	2	0	0	0	0	7	15	54.00	10.500											
Jerry Fosnow, L ERA: 4.44	(1, 1)	1.2		11	2	3	2	2	3	0	0	0	1	0	12	24	10.80	3.000										
Mel Nelson, L ERA: 5.45	(3, 1)	4.2		21	4	3	2	1	2	0	0	0	0	0	21	29	3.86	1.286										
Bill Pleis, L ERA: 2.48	(8, 1)	2.0		6	0	0	0	1	0	0	0	0	0	0	8	8	0.00	0.000										


Batter	1	2	3	4	5	6	7	8	9	AB	R	H	RBI	BB	SO	LOB	BOTTOM											
Zoilo Versalles, R OBP: 0.285, SLG: 0.416	F2		F2			K			E3	5	0	0	0	0	1	0	Kansas City Athletics @ Minnesota Twins Metropolitan Stadium, Bloomington, MI Fri Jul 16 1965, 8:05 PM EDT Att: 16,122 - Unknown - 81 F livebaseballscorecards.com											
Tony Oliva, L OBP: 0.340, SLG: 0.503	1B BB		E7 1B			2B			1-3	4	1	2	0	1	1	1												
Jimmie Hall, L OBP: 0.372, SLG: 0.562	F7		2-H 1B			1-3			1B	4	0	2	1	0	0	2												
Harmon Killebrew, R OBP: 0.373, SLG: 0.480	1B		5-3			5-3			FC6-4 1B	4	0	2	0	0	0	1												
Don Mincher, L OBP: 0.316, SLG: 0.517	F9				L6				F7	4	0	1	0	0	0	4												
Earl Battey, R OBP: 0.398, SLG: 0.425 Jerry Zimmerman, R OBP: 0.220, SLG: 0.232			F4		L4				F3	2	0	0	0	0	0	0												
Sandy Valdespino, L OBP: 0.329, SLG: 0.322			4-3			6-3			FC6-4 1-2	2	0	0	0	0	0	3												
Jerry Kindall, R OBP: 0.264, SLG: 0.284			F4		F7				K	4	1	1	0	0	1	1												
Mudcat Grant, R ERA: 3.56 Jerry Fosnow, R ERA: 4.44 Mel Nelson, R ERA: 5.45 Rich Rollins, R OBP: 0.294, SLG: 0.335 Bill Pleis, L ERA: 2.48 Bernie Allen, L OBP: 0.326, SLG: 0.292			K			K			F9	0	0	0	0	0	0	0												
Inning Stats	R: 0 E: 0 K: 0 S: 4	H: 1 LOB: 2 BB: 1 P: 8	R: 0 E: 0 K: 0 S: 3	H: 0 LOB: 0 BB: 0 P: 3	R: 1 E: 1 K: 1 S: 7	H: 2 LOB: 1 BB: 0 P: 7	R: 0 E: 0 K: 0 S: 4	H: 1 LOB: 1 BB: 0 P: 4	R: 0 E: 0 K: 2 S: 8	H: 1 LOB: 1 BB: 0 P: 8	R: 0 E: 0 K: 0 S: 4	H: 1 LOB: 1 BB: 0 P: 4	R: 0 E: 0 K: 1 S: 5	H: 0 LOB: 0 BB: 0 P: 5	R: 0 E: 0 K: 1 S: 7	H: 2 LOB: 2 BB: 0 P: 7	R: 1 E: 1 K: 0 S: 5	H: 1 LOB: 1 BB: 0 P: 5	1B: 8 2B: 1 3B: 0 HR: 0	SF: 0 SAC: 0 DP: 0 HBP: 0	WP: 1 PB: 0 SB: 0 CS: 0	PA: 38						
PITCHER	IP	WLS	BF	H	R	ER	SO	BB	IBB	HBP	BLK	WP	HR	S	P	ERA	WHIP											
Diego Segui, R ERA: 4.84	(1, 1)	9.0	W	38	9	2	0	5	1	0	0	0	1	0	47	51	0.00	1.111										



Batter	1	2	3	4	5	6	7	8	9	AB	R	H	RBI	BB	SO	LOB	TOP								
Bert Campaneris, R OBP: 0.313, SLG: 0.377	4-0 CS BB		0-0 F3			0-0 F9		0-0 HR	0-0 FC5-4	4	1	1	0	1	0	2									
Wayne Causey, L OBP: 0.357, SLG: 0.340	0-0 F8			4-0 CS BB		0-0 4-3		0-0 F7		3	0	0	0	1	0	2									
Dick Green, R OBP: 0.333, SLG: 0.420	0-3 K			0-0 F8			0-0 HR	0-0 HR		4	2	2	3	0	1	1									
Ken Harrelson, R OBP: 0.349, SLG: 0.475		0-0 F7		4-0 BB			0-0 HR	0-0 F5		3	1	1	1	1	0	0									
Tommie Reynolds, R OBP: 0.330, SLG: 0.313		0-0 4-3 S 1B		0-0 L9			0-0 F9		0-0 FC3-6 1B	4	0	2	0	0	0	1									
Rene Lachemann, R OBP: 0.248, SLG: 0.400		0-0 4-3			0-3 K		0-3 K		0-0 FC3-6 BB SF8	4	1	0	0	0	2	2									
Mike Hershberger, R OBP: 0.294, SLG: 0.363		0-0 5-3			0-0 6-3		0-0 E6		4-0 E BB BB	3	0	0	0	1	0	1									
Nelson Mathews, R OBP: 0.300, SLG: 0.345			0-0 F9		0-3 K		0-0 4-3		4-0 FC5-4 BB	2	0	0	0	0	1	0									
Johnny Blanchard, L OBP: 0.294, SLG: 0.262									1-2 2-3 BB	1	0	0	0	1	0	1									
John O'Donoghue, R ERA: 4.74			0-0 F3			0-3 K		0-0 4-3	0-0 SF8	1	0	0	0	0	0	0									
Wes Stock, R ERA: 4.9									2-3 3-H	0	0	0	0	0	0	0									
Don Mossi, L ERA: 2.92										0	0	0	0	0	0	0									
John Wyatt, R ERA: 2.38										0	0	0	0	0	0	0									
Inning Stats	R: 0 E: 0 K: 1 S: 4	H: 0 LOB: 0 BB: 1 P: 8	R: 0 E: 0 K: 0 S: 4	H: 1 LOB: 1 BB: 0 P: 4	R: 0 E: 0 K: 0 S: 3	H: 0 LOB: 0 BB: 0 P: 3	R: 0 E: 0 K: 0 S: 2	H: 0 LOB: 1 BB: 2 P: 10	R: 0 E: 0 K: 2 S: 7	H: 0 LOB: 0 BB: 0 P: 7	R: 0 E: 0 K: 1 S: 5	H: 0 LOB: 0 BB: 0 P: 5	R: 2 E: 1 K: 1 S: 8	H: 2 LOB: 1 BB: 0 P: 8	R: 2 E: 0 K: 0 S: 5	H: 2 LOB: 0 BB: 0 P: 5	R: 1 E: 1 K: 0 S: 4	H: 1 LOB: 2 BB: 2 P: 12	1B: 3 2B: 0 3B: 0 HR: 3	SF: 1 SAC: 0 DP: 0 HBP: 0	WP: 0 PB: 0 SB: 1 CS: 2	PA: 37			
PITCHER	IP	WLS	BF	H	R	ER	SO	BB	IBB	HBP	BLK	WP	HR	S	P	ERA	WHIP								
Dick Stigman, L ERA: 2.66	(1, 1)	6.2	25	3	2	2	5	3	0	0	0	0	2	32	44	2.70	0.900								
Johnny Klippstein, R ERA: 2.66	(7, 1)	1.1	6	2	2	2	0	0	0	0	0	0	1	6	6	13.50	1.500								
Al Worthington, R ERA: 2.27	(9, 1)	0.1	L	4	1	1	0	2	0	0	0	0	0	2	10	27.00	9.000								
Bill Pleis, L ERA: 2.43	(9, 1)	0.2	2	0	0	0	0	0	0	0	0	0	0	2	2	0.00	0.000								

Kansas City Athletics @ Minnesota Twins
Metropolitan Stadium, Bloomington, MI

AB 31
R 5
H 6
RBI 5
BB 5
SO 5
LOB 10



Sat Jul 17 1965, 4:33 AM EDT
Att: 12,733 - Unknown - 70 F

Batter	1	2	3	4	5	6	7	8	9	AB	R	H	RBI	BB	SO	LOB	BOTTOM								
Rich Rollins, R OBP: 0.300, SLG: 0.344	0-0 5-3		0-0 BB 1B		0-0 4-3 1B 2B	0-0 9-3		0-0 F9		5	1	3	0	0	0	0									
Joe Nassek, R OBP: 0.280, SLG: 0.338	0-0 1-3		0-3 K		0-0 4-3		0-0 9-3		0-0 4-3	4	0	0	0	0	1	3									
Don Mincher, L OBP: 0.313, SLG: 0.513					2-3	1-2				1	0	0	0	0	0	0									
Tony Oliva, L OBP: 0.336, SLG: 0.496	0-0 4-3		0-3 K		0-0 G3		0-0 F7		0-0 5-3	5	0	0	0	0	1	2									
Harmon Killebrew, R OBP: 0.377, SLG: 0.479		4-0 BB 1B BB	4-0 BB 1B BB	1-2 BB	4-0 BB 1B IBB		0-0 5-3			1	2	0	0	3	0	0									
Bob Allison, R OBP: 0.375, SLG: 0.473		4-0 FC4-6 1B BB	0-0 F3		0-0 1B BB 1B		0-0 F5			3	1	1	1	1	0	2									
Earl Battey, R OBP: 0.405, SLG: 0.429		0-0 FC4-6 1B		4-0 FC1-4 BB	0-0 1B 1B		0-3 K			3	0	2	2	1	1	0									
Jimmie Hall, L OBP: 0.373, SLG: 0.561		0-3 K		0-0 F7	0-0 1B 1B		0-0 1B			4	0	2	1	0	1	3									
Zoilo Versalles, R OBP: 0.282, SLG: 0.411		0-0 FC4-6 1B		0-0 FC1-4 FC5-4	0-0 F9		0-0 F5			4	0	0	0	0	0	6									
Dick Stigman, R ERA: 2.66		0-3 K		0-0 FC5-4		0-3 K		0-0 F8		3	0	0	0	0	2	3									
Johnny Klippstein, R ERA: 2.66										0	0	0	0	0	0	0									
Sandy Valdespino, L OBP: 0.338, SLG: 0.320										1	0	0	0	0	0	1									
Al Worthington, R OBP: 0.167, SLG: 0.167										0	0	0	0	0	0	0									
Bill Pleis, L ERA: 2.43										0	0	0	0	0	0	0									
Inning Stats	R: 0 E: 0 K: 0 S: 3	H: 0 LOB: 0 BB: 0 P: 3	R: 1 E: 0 K: 2 S: 8	H: 1 LOB: 2 BB: 2 P: 16	R: 0 E: 0 K: 2 S: 8	H: 1 LOB: 1 BB: 1 P: 12	R: 0 E: 0 K: 0 S: 3	H: 0 LOB: 1 BB: 1 P: 7	R: 3 E: 0 K: 0 S: 7	H: 4 LOB: 2 BB: 1 P: 11	R: 0 E: 0 K: 1 S: 5	H: 1 LOB: 0 BB: 0 P: 5	R: 0 E: 0 K: 0 S: 3	H: 0 LOB: 0 BB: 0 P: 3	R: 0 E: 0 K: 1 S: 6	H: 1 LOB: 1 BB: 0 P: 6	R: 0 E: 0 K: 0 S: 3	H: 0 LOB: 0 BB: 0 P: 3	1B: 7 2B: 2 3B: 0 HR: 0	SF: 0 SAC: 0 DP: 1 HBP: 0	WP: 0 PB: 0 SB: 1 CS: 0	PA: 39			
PITCHER	IP	WLS	BF	H	R	ER	SO	BB	IBB	HBP	BLK	WP	HR	S	P	ERA	WHIP								
John O'Donoghue, L ERA: 4.25	(1, 1)	4.2	25	6	4	4	4	4	0	0	0	0	0	28	48	7.71	2.143								
Jim Dickson, R ERA: 5.26	(5, 1)	0.1	1	0	0	0	0	0	0	0	0	0	0	1	1	0.00	0.000								
Wes Stock, R ERA: 4.9	(6, 1)	2.0	6	1	0	0	1	0	0	0	0	0	0	8	8	0.00	0.500								
Don Mossi, L ERA: 2.92	(8, 1)	1.0	W	4	1	0	0	1	0	0	0	0	0	6	6	0.00	1.000								
John Wyatt, R ERA: 2.38	(9, 1)	1.0	S	3	0	0	0	0	0	0	0	0	0	3	3	0.00	0.000								

Kansas City Athletics @ Minnesota Twins
Metropolitan Stadium, Bloomington, MI

AB 34
R 4
H 8
RBI 4
BB 5
SO 6
LOB 20



Sat Jul 17 1965, 4:33 AM EDT
Att: 12,733 - Unknown - 70 F

Batter	1	2	3	4	5	6	7	8	9	AB	R	H	RBI	BB	SO	LOB	TOP								
Jose Cardenal, R OBP: 0.309, SLG: 0.396 (1, 8)	5-3		3B		G6-3 1B		S 2B BB		F5	4	1	2	1	1	0	0									
Jim Piersall, R OBP: 0.325, SLG: 0.324 Tom Satriano, L OBP: 0.250, SLG: 0.167 (1, 7) (6, 5)	K		4-3		G6-3 1-2		S 2B BB		1B	3	0	0	0	0	1	2									
Jim Fregosi, R OBP: 0.299, SLG: 0.379 (1, 6)	F7			HR		1B 1-3 1B		K	K	5	1	2	1	0	2	3									
Joe Adcock, R OBP: 0.320, SLG: 0.473 Vic Power, R OBP: 0.320, SLG: 0.412 (7, PR) (7, 3)		F4		4-3		1-3				4	0	1	2	0	0	1									
Lou Clinton, R OBP: 0.295, SLG: 0.285 (1, 9)		E4 2B		4-3		1-2 1B BB		2B		0	0	0	0	0	0	0									
Buck Rodgers, S OBP: 0.281, SLG: 0.269 (1, 2)	E4 2H			1-3		L8			F7	3	0	1	0	1	0	1									
Bobby Knoop, R OBP: 0.316, SLG: 0.363 (1, 4)						1B SF9				4	1	3	0	0	0	1									
Paul Schaaf, R OBP: 0.276, SLG: 0.341 Willie Smith, L OBP: 0.286, SLG: 0.441 (6, PH) (6, 7)			F7		1B E	1-2 2-3 1B			G4-6-3	2	1	1	0	0	0	0									
Fred Newman, R OBP: 0.143, SLG: 0.024 Bob Lee, R OBP: 0.154, SLG: 0.333 (1, 1) (8, 1)			K		SF9				K	2	0	0	1	0	2	0									
									K	1	0	0	0	0	1	0									
Inning Stats	R: 0 E: 0 K: 1 S: 5	H: 0 LOB: 0 BB: 0 P: 5	R: 0 E: 1 K: 0 S: 4	H: 1 LOB: 1 BB: 0 P: 4	R: 0 E: 0 K: 1 S: 6	H: 1 LOB: 0 BB: 0 P: 6	R: 1 E: 0 K: 0 S: 4	H: 1 LOB: 0 BB: 0 P: 4	R: 2 E: 1 K: 0 S: 5	H: 3 LOB: 0 BB: 0 P: 5	R: 0 E: 0 K: 0 S: 5	H: 2 LOB: 3 BB: 1 P: 9	R: 2 E: 0 K: 2 S: 8	H: 1 LOB: 1 BB: 2 P: 16	R: 0 E: 0 K: 0 S: 3	H: 1 LOB: 1 BB: 0 P: 3	R: 0 E: 0 K: 2 S: 8	H: 1 LOB: 1 BB: 0 P: 8	1B: 7 2B: 2 3B: 1 HR: 1	SF: 1 SAC: 0 DP: 2 HBP: 0	WP: 0 PB: 0 SB: 3 CS: 0	PA: 39			
PITCHER	IP	WLS	BF	H	R	ER	SO	BB	IBB	HBP	BLK	WP	HR	S	P	ERA	WHIP								
Jim Kaat, L ERA: 2.39 (1, 1)	5.2	L	25	8	3	2	2	1	0	0	0	0	1	28	32	3.18	1.588								
Dwight Siebler, R ERA: 13.5 (6, 1)	1.1		7	1	2	2	2	2	0	0	0	0	0	9	17	13.50	2.250								
Mel Nelson, L ERA: 5.15 (8, 1)	2.0		7	2	0	0	2	0	0	0	0	0	0	11	11	0.00	1.000								

Los Angeles Angels @ Minnesota Twins
Metropolitan Stadium, Bloomington, MI
Sun Jul 18 1965, 8:05 PM EDT
Unknown - 83 F

AB 35
R 5
H 11
RBI 5
BB 3
SO 6
LOB 15



Batter	1	2	3	4	5	6	7	8	9	AB	R	H	RBI	BB	SO	LOB	BOTTOM								
Rich Rollins, R OBP: 0.299, SLG: 0.343 Mel Nelson, R (8, 1)	6-3		5-3		FC6-4 1B		5-3		F8	4	0	1	0	0	0	1									
Joe Nassek, R OBP: 0.277, SLG: 0.333 (9, PH)										0	0	0	0	0	0	0									
Tony Oliva, L OBP: 0.335, SLG: 0.493 (1, 9)	6-3		F6		FC6-4 1-2 2-3				BB 1B	4	1	1	0	0	2										
Jimmie Hall, L OBP: 0.375, SLG: 0.559 (1, 8)			L9		L7				1B SF8 BB	3	1	1	0	1	0	2									
Harmon Killebrew, R OBP: 0.378, SLG: 0.477 (1, 5)				K		5-3				3	0	1	1	1	1	0									
Don Mincher, L OBP: 0.319, SLG: 0.541 (1, 3)					HR		G5-4-3 1B		SF8	3	1	2	2	0	0	2									
Bob Allison, R OBP: 0.373, SLG: 0.466 (1, 7)					F9		G5-4-3 1-2		L5	3	0	0	0	1	0	2									
Earl Batley, R OBP: 0.397, SLG: 0.420 (1, 2)					F9				F4	4	0	0	0	0	2										
Zoilo Versalles, R OBP: 0.279, SLG: 0.407 (1, 6)			F6		L9		1-3		F2	4	0	0	0	0	1										
Jim Kaat, L OBP: 0.232, SLG: 0.278 Dwight Siebler, R Sandy Valdespino, L OBP: 0.331, SLG: 0.325 Frank Quilici, R (8, 4)			6-3		FC6-4 1B				F3	2	0	1	0	0	0	1									
										0	0	0	0	0	0	0									
										1	0	1	0	0	0	0									
										1	0	0	0	0	0	0									
Inning Stats	R: 0 E: 0 K: 0 S: 4	H: 1 LOB: 2 BB: 1 P: 8	R: 0 E: 0 K: 0 S: 3	H: 0 LOB: 1 BB: 1 P: 7	R: 0 E: 0 K: 0 S: 3	H: 0 LOB: 0 BB: 0 P: 3	R: 1 E: 0 K: 1 S: 6	H: 1 LOB: 0 BB: 0 P: 6	R: 0 E: 0 K: 0 S: 5	H: 2 LOB: 2 BB: 0 P: 5	R: 0 E: 0 K: 0 S: 3	H: 1 LOB: 1 BB: 0 P: 3	R: 0 E: 0 K: 0 S: 4	H: 1 LOB: 1 BB: 0 P: 4	R: 2 E: 0 K: 0 S: 5	H: 2 LOB: 1 BB: 1 P: 9	R: 0 E: 0 K: 0 S: 3	H: 0 LOB: 0 BB: 0 P: 3	1B: 7 2B: 0 3B: 0 HR: 1	SF: 1 SAC: 0 DP: 1 HBP: 0	WP: 0 PB: 0 SB: 0 CS: 0	PA: 37			
PITCHER	IP	WLS	BF	H	R	ER	SO	BB	IBB	HBP	BLK	WP	HR	S	P	ERA	WHIP								
Fred Newman, R ERA: 3.02 (1, 1)	7.0	W	30	7	3	3	1	3	0	0	0	0	1	29	41	3.86	1.429								
Bob Lee, R ERA: 2.44 (8, 1)	2.0	S	7	1	0	0	0	0	0	0	0	0	0	7	7	0.00	0.500								

Los Angeles Angels @ Minnesota Twins
Metropolitan Stadium, Bloomington, MI
Sun Jul 18 1965, 8:05 PM EDT
Unknown - 83 F

AB 33
R 3
H 8
RBI 3
BB 3
SO 1
LOB 13




Batter	1	2	3	4	5	6	7	8	9	AB	R	H	RBI	BB	SO	LOB	TOP										
Jose Cardenal, R OBP: 0.307, SLG: 0.393 (1, 8)	F8	K		FC6-4			1B	6-3		5	0	1	1	0	1	2	Los Angeles Angels @ Minnesota Twins Metropolitan Stadium, Bloomington, MI Sun Jul 18 1965, 8:05 PM EDT Att: 29,313 - Unknown livebaseballscorecards.com										
Albie Pearson, L OBP: 0.325, SLG: 0.349 (1, 9)	6-3	4-3		4-3			F7	BB		4	0	0	0	1	0	4											
Jim Fregosi, R OBP: 0.301, SLG: 0.380 (1, 6)	1B			K		E5	F8	L9		5	1	2	0	0	1	2											
Willie Smith, L OBP: 0.296, SLG: 0.448 (1, 7)	1B			1B		1B	1B		F8	5	0	4	0	0	0	0											
Merritt Ranew, L OBP: 0.214, SLG: 0.269 Ed Sukia, R (7, 1)	1B			1B		1B	1B		F8	4	0	2	1	0	0	4											
Bob Lee, R OBP: 0.154, SLG: 0.333 Joe Adcock, R OBP: 0.318, SLG: 0.470 (9, PH)	1B			1B		1B	L7		F8	0	0	0	0	0	0	0											
Vic Power, R OBP: 0.314, SLG: 0.412 (1, 3)	FC6-4			F6		P3-6-2			L9	5	1	1	0	0	0	6											
Tom Satriono, L OBP: 0.292, SLG: 0.364 Bobby Knop, R OBP: 0.316, SLG: 0.363 (8, 4)				3-1		G3				4	1	2	2	0	0	2											
Paul Schaal, R OBP: 0.279, SLG: 0.338 (1, 5)	F8					F7				2	1	0	0	2	0	1											
Ken McBride, R (1, 1)				K		K				3	0	0	0	0	3	2											
Buck Rodgers, S OBP: 0.261, SLG: 0.269 (7, 2)										0	0	0	0	0	0	0											
Inning Stats	R: 1 E: 0 K: 0 S: 6	H: 3 LOB: 2 BB: 0 P: 6	R: 0 E: 0 K: 2 S: 9	H: 1 LOB: 2 BB: 0 P: 9	R: 0 E: 0 K: 1 S: 7	H: 2 LOB: 1 BB: 1 P: 9	R: 0 E: 1 K: 1 S: 4	H: 0 LOB: 0 BB: 0 P: 5	R: 0 E: 0 K: 0 S: 5	H: 2 LOB: 2 BB: 0 P: 5	R: 3 E: 0 K: 0 S: 5	H: 2 LOB: 1 BB: 2 P: 13	R: 0 E: 0 K: 0 S: 3	H: 0 LOB: 0 BB: 0 P: 3	1B: 10 2B: 2 3B: 0 HR: 1	SF: 0 SAC: 1 DP: 1 HBP: 0		WP: 2 PB: 0 SB: 1 CS: 0	PA: 42								
PITCHER	IP	WLS	BF	H	R	ER	SO	BB	IBB	HBP	BLK	WP	HR	S	P	ERA	WHIP										
Mudcat Grant, R ERA: 3.57 (1, 1)	7.0		34	12	3	3	5	1	0	0	0	1	1	43	47	3.86	1.857										
Bill Pleis, L ERA: 2.63 (8, 1)	0.2	W	4	0	1	1	0	2	0	0	0	1	0	2	10	13.50	3.000										
Johnny Klippstein, R ERA: 2.64 (8, 1)	0.1		1	0	0	0	0	0	0	0	0	0	0	1	1	0.00	0.000										
Al Worthington, R ERA: 2.21 (9, 1)	1.0	S	3	0	0	0	0	0	0	0	0	0	0	3	3	0.00	0.000										

Batter	1	2	3	4	5	6	7	8	9	AB	R	H	RBI	BB	SO	LOB	BOTTOM										
Frank Quilici, R OBP: 0.400, SLG: 0.500 (1, 4)	F8	FC6-4					CS			3	1	1	0	1	0	2	Los Angeles Angels @ Minnesota Twins Metropolitan Stadium, Bloomington, MI Sun Jul 18 1965, 8:05 PM EDT Att: 29,313 - Unknown livebaseballscorecards.com										
Tony Oliva, L OBP: 0.339, SLG: 0.493 (1, 9)	S			F5			1B			2	2	1	0	2	0	0											
Jimmie Hall, L OBP: 0.374, SLG: 0.555 (9, 7)	F8			3-1			1B			4	0	1	1	0	0	4											
Harmon Killebrew, R OBP: 0.377, SLG: 0.472 (1, 5)	2B			6-3			1B			3	0	0	0	1	0	1											
Don Mincher, L OBP: 0.324, SLG: 0.560 (1, 3)	F7			3-1			HBP			3	1	1	1	0	0	3											
Bob Allison, R OBP: 0.375, SLG: 0.471 Al Worthington, R OBP: 0.167, SLG: 0.167 (1, 7)				6-3			K			4	1	2	2	0	1	1											
Earl Battey, R OBP: 0.396, SLG: 0.415 Jerry Zimmerman, R OBP: 0.220, SLG: 0.232 (7, 2)	F8			F7			FC6-4			2	0	0	0	1	0	0											
Zolo Versailles, R OBP: 0.277, SLG: 0.403 Sandy Valdespino, L OBP: 0.336, SLG: 0.325 Jerry Kindall, R OBP: 0.264, SLG: 0.284 (9, 6)		5-3					K			3	0	0	0	0	1	2											
Mudcat Grant, R OBP: 0.245, SLG: 0.234 Bill Pleis, L (8, 1)							FC6-4			0	0	0	0	1	0	0											
Johnny Klippstein, R (8, 1)							1B			0	0	0	0	0	0	0											
Joe Nosssek, R OBP: 0.274, SLG: 0.329 (9, 8)							1B			1	0	0	0	0	1	1											
Inning Stats	R: 2 E: 0 K: 0 S: 4	H: 2 LOB: 2 BB: 2 P: 12	R: 0 E: 0 K: 0 S: 4	H: 1 LOB: 1 BB: 0 P: 4	R: 0 E: 0 K: 0 S: 3	H: 0 LOB: 0 BB: 0 P: 3	R: 0 E: 0 K: 1 S: 7	H: 2 LOB: 2 BB: 0 P: 7	R: 0 E: 0 K: 1 S: 5	H: 0 LOB: 2 BB: 1 P: 10	R: 1 E: 0 K: 0 S: 3	H: 1 LOB: 1 BB: 2 P: 11	R: 2 E: 2 K: 1 S: 6	H: 2 LOB: 2 BB: 1 P: 10	1B: 5 2B: 3 3B: 0 HR: 1	SF: 0 SAC: 1 DP: 1 HBP: 1		WP: 0 PB: 0 SB: 1 CS: 2	PA: 36								
PITCHER	IP	WLS	BF	H	R	ER	SO	BB	IBB	HBP	BLK	WP	HR	S	P	ERA	WHIP										
Ken McBride, R ERA: 5.0 (1, 1)	6.2	L	29	5	3	3	2	5	0	1	0	0	1	4	4	54.00	9.000										
Ed Sukia, R ERA: 3.0 (7, 1)	0.1		4	3	2	2	0	0	0	0	0	0	0	4	4	0.00	0.000										
Bob Lee, R ERA: 2.41 (8, 1)	1.0		3	0	0	0	1	0	1	0	0	0	0	4	8	0.00	0.000										

Batter	1	2	3	4	5	6	7	8	9	AB	R	H	RBI	BB	SO	LOB	TOP			
Jose Cardenal, R OBP: 0.307, SLG: 0.389 (1, 8)	4-0 BB K		0-3 K		0-0 F9			0-0 6-3		3	0	0	0	1	1	0				
Albie Pearson, L OBP: 0.324, SLG: 0.344 (1, 9)	0-3 K		0-0 F7		4-0 BB			0-0 G3		3	0	0	0	1	1	1				
Jim Fregosi, R OBP: 0.300, SLG: 0.387 (1, 6)	0-0 F3			0-0 HR	0-3 K			0-0 4-3		4	1	1	1	0	1	2				
Willie Smith, L OBP: 0.296, SLG: 0.445 (1, 7)	0-0 F7			0-0 2B FC4-2 1B				0-3 K		4	0	1	0	0	1	1				
Joe Adcock, R OBP: 0.317, SLG: 0.481 (1, 3)		0-0 HR		0-0 F6				0-0 F9		4	1	1	1	0	0	1				
Buck Rodgers, S OBP: 0.281, SLG: 0.272 (1, 2)		0-0 F6		0-0 FC4-2 1-3 2B				0-3 K		4	0	1	0	0	1	0				
Tom Satriono, L OBP: 0.299, SLG: 0.320 (1, 5)		0-0 F8		0-0 FC4-2 FC6-4				0-0 F6		3	0	0	0	0	0	2				
Bobby Knoop, R OBP: 0.311, SLG: 0.358 (1, 4)		0-0 F5		0-0 FC6-4 2-3 3-H 1-2				0-0 4-3		3	0	0	0	0	0	2				
Dean Chance, R OBP: 0.179, SLG: 0.086 (1, 1)			0-0 6-3		0-3 K			0-0 1-3		3	0	0	0	0	1	0				
Inning Stats	R: 0 E: 0 K: 1 S: 5	H: 0 LOB: 1 BB: 1 P: 9	R: 1 E: 0 K: 0 S: 4	H: 1 LOB: 0 BB: 0 P: 4	R: 0 E: 0 K: 1 S: 5	H: 0 LOB: 0 BB: 0 P: 5	R: 1 E: 0 K: 0 S: 6	H: 3 LOB: 2 BB: 0 P: 6	R: 0 E: 0 K: 2 S: 7	H: 0 LOB: 1 BB: 1 P: 11	R: 0 E: 0 K: 0 S: 3	H: 0 LOB: 0 BB: 0 P: 3	R: 0 E: 0 K: 0 S: 3	H: 0 LOB: 0 BB: 0 P: 3	R: 0 E: 0 K: 2 S: 7	H: 0 LOB: 0 BB: 0 P: 7	1B: 1 2B: 1 3B: 0 HR: 2	SF: 0 SAC: 0 DP: 0 HBP: 0	WP: 0 PB: 0 SB: 0 CS: 0	PA: 33
PITCHER Jim Perry, R ERA: 2.04 (1, 1)	IP: 9.0 WLS: W BF: 33	H: 4 R: 2 ER: 2 SO: 6	BB: 2 IBB: 0 HBP: 0 BLK: 0	WP: 0 HR: 2 S: 43 P: 51	ERA: 2.00 WHIP: 0.667															

Los Angeles Angels @ Minnesota Twins
Metropolitan Stadium, Bloomington, MI
Mon Jul 19 1965, 8:05 PM EDT
Att: 23,321 - Unknown - 74 F

AB 31
R 2
H 4
RBI 2
BB 2
SO 6
LOB 9



Batter	1	2	3	4	5	6	7	8	9	AB	R	H	RBI	BB	SO	LOB	BOTTOM			
Frank Quilici, R OBP: 0.556, SLG: 0.571 (1, 6) (8, 4)	4-0 FC4-6 BB		0-3 K		0-0 G6-4-3 S 1B			0-0 E 1B		3	1	2	0	1	1	3				
Tony Oliva, L OBP: 0.338, SLG: 0.489 (1, 9)	0-0 F5		0-0 5-3		4-0 G6-4-3 1-2 BB			0-0 E7 1B		3	1	0	0	1	0	5				
Jimmie Hall, L OBP: 0.372, SLG: 0.551 (1, 8) (9, 7)	0-0 FC4-6 1-2 HR		0-0 6-3		0-0 G6-4-3 1-2 2-3			0-0 G6-4-3 2-H 3-H 1B		4	1	1	2	0	0	3				
Harmon Killebrew, R OBP: 0.378, SLG: 0.481 (1, 5)	0-0 1-H HR		4-0 G4-6-3 BB		0-0 L5			0-3 K		3	1	1	2	1	1	1				
Don Mincher, L OBP: 0.315, SLG: 0.543 (1, 3)	0-3 K		0-0 G4-6-3 1-2		0-0 F8			0-0 F3		4	0	0	0	0	1	1				
Bob Allison, R OBP: 0.380, SLG: 0.472 Joe Nosssek, R OBP: 0.274, SLG: 0.329 (1, 7) (9, 8)		4-0 FC1-4 BB		4-0 1B G6-4-3 BB				0-0 6-3		2	1	1	0	2	0	0				
Rich Rollins, R OBP: 0.303, SLG: 0.346 Zolito Versalles, R OBP: 0.276, SLG: 0.402 (1, 4) (8, 6)		0-0 FC1-4 1B BB 1-2		0-0 G6-4-3 1-3 1B				0-0 L7		3	0	2	0	0	0	1				
Jerry Zimmerman, R OBP: 0.230, SLG: 0.235 (1, 2)		4-0 1B BB 1-2		0-0 G6-4-3 1-2 BB				0-0 K		3	0	1	0	1	1	2				
Jim Perry, S OBP: 0.182, SLG: 0.238 (1, 1)		0-0 1-2 2-3 1B		0-0 4-3				0-3 K		4	0	1	0	0	1	2				
Inning Stats	R: 2 E: 0 K: 1 S: 6	H: 1 LOB: 3 BB: 2 P: 10	R: 0 E: 0 K: 1 S: 6	H: 1 LOB: 2 BB: 2 P: 14	R: 0 E: 0 K: 0 S: 2	H: 0 LOB: 1 BB: 1 P: 6	R: 1 E: 0 K: 0 S: 3	H: 1 LOB: 0 BB: 1 P: 7	R: 0 E: 0 K: 0 S: 3	H: 1 LOB: 1 BB: 1 P: 7	R: 0 E: 0 K: 1 S: 6	H: 1 LOB: 0 BB: 0 P: 6	R: 2 E: 1 K: 2 S: 9	H: 2 LOB: 0 BB: 0 P: 9	R: 0 E: 0 K: 0 S: 5	H: 2 LOB: 2 BB: 0 P: 5	1B: 8 2B: 0 3B: 0 HR: 1	SF: 0 SAC: 0 DP: 3 HBP: 0	WP: 0 PB: 0 SB: 1 CS: 0	PA: 36
PITCHER Dean Chance, R ERA: 3.93 (1, 1)	IP: 8.0 WLS: L BF: 36	H: 9 R: 5 ER: 3 SO: 5	BB: 6 IBB: 0 HBP: 0 BLK: 0	WP: 0 HR: 1 S: 40 P: 64	ERA: 3.38 WHIP: 1.875															

Los Angeles Angels @ Minnesota Twins
Metropolitan Stadium, Bloomington, MI
Mon Jul 19 1965, 8:05 PM EDT
Att: 23,321 - Unknown - 74 F

AB 30
R 5
H 9
RBI 4
BB 6
SO 5
LOB 19



Batter	1	2	3	4	5	6	7	8	9	AB	R	H	RBI	BB	SO	LOB	TOP										
Jose Cardenal, R OBP: 0.308, SLG: 0.390 (1, 8)	F3		1B	4-3		5-3	PB 1B			5	1	2	1	0	0	0	Los Angeles Angels @ Minnesota Twins Metropolitan Stadium, Bloomington, MI Tue Jul 20 1965, 4:33 AM EDT Att: 14,284 - Unknown - 70 F AB 40 R 9 H 15 RBI 9 BB 3 SO 2 LOB 17										
Albie Pearson, L OBP: 0.325, SLG: 0.339 (1, 9)	4-3		L7	G6-4-3 BB		BB	L7			3	0	0	0	2	0	3											
Jim Fregosi, R OBP: 0.299, SLG: 0.384 Jim Piersall, R OBP: 0.325, SLG: 0.324 (1, 6) (8, 7)	7-5-1-3		1B	G6-4-3		F9		F2		5	1	1	1	0	0	2											
Willie Smith, L OBP: 0.301, SLG: 0.458 Joe Koppe, R OBP: 0.294, SLG: 0.267 (1, 7) (8, 6)		F8	1B	HR		SH5-3 1B		K		5	3	3	1	0	1	0											
Merritt Ranew, L OBP: 0.250, SLG: 0.333 (1, 2)		1B	1B	F7		SH 1B		5-3		4	3	2	1	0	0	0											
Vic Power, R OBP: 0.321, SLG: 0.415 (1, 3)		2B	1B	L9		SH5-3		6-3		4	0	2	1	0	0	0											
Bobby Knoop, R OBP: 0.323, SLG: 0.374 (1, 4)		1B	1B	2B		E FC1-2 1B		5-3		5	0	4	3	0	0	0											
Paul Schaal, R OBP: 0.281, SLG: 0.337 (1, 5)		1B	1B	F9		E7 1B		FC5-4 BB		4	1	1	1	1	0	5											
Marcelino Lopez, R OBP: 0.170, SLG: 0.196 (1, 1)	F4		K	F8		FC1-2 PB 1B		FC5-4		5	0	0	0	0	1	7											
Inning Stats	R: 0 E: 0 K: 0 S: 3	H: 0 LOB: 0 BB: 0 P: 3	R: 1 E: 0 K: 0 S: 6	H: 3 LOB: 2 BB: 0 P: 6	R: 4 E: 0 K: 1 S: 11	H: 6 LOB: 0 BB: 0 P: 11	R: 0 E: 0 K: 0 S: 2	H: 0 LOB: 0 BB: 1 P: 6	R: 1 E: 0 K: 0 S: 5	H: 2 LOB: 1 BB: 0 P: 5	R: 0 E: 0 K: 0 S: 3	H: 0 LOB: 1 BB: 1 P: 7	R: 3 E: 2 K: 0 S: 8	H: 4 LOB: 2 BB: 0 P: 8	R: 0 E: 0 K: 1 S: 5	H: 0 LOB: 0 BB: 0 P: 5		R: 0 E: 0 K: 0 S: 3	H: 0 LOB: 1 BB: 1 P: 7	1B: 12 2B: 2 3B: 0 HR: 1	SF: 0 SAC: 2 DP: 1 HBP: 0	WP: 0 PB: 1 SB: 1 CS: 0	PA: 45				
PITCHER	IP	WLS	BF	H	R	ER	SO	BB	IBB	HBP	BLK	WP	HR	S	P	ERA	WHIP										
Camilo Pascual, R ERA: 3.39 (1, 1)	2.1	L	14	7	5	5	0	0	0	0	0	0	0	14	14	3.000	19.29										
Mel Nelson, L ERA: 5.03 (3, 1)	2.2		12	4	1	1	1	1	0	0	0	0	1	13	17	3.38	1.875										
Gary Roggenburk, L ERA: 4.5 (6, 1)	2.0		12	4	3	1	0	1	0	0	0	0	0	11	15	4.50	2.500										
Bill Pleis, L ERA: 2.5 (8, 1)	2.0		7	0	0	0	1	1	0	0	0	0	0	8	12	0.00	0.500										

Batter	1	2	3	4	5	6	7	8	9	AB	R	H	RBI	BB	SO	LOB	BOTTOM										
Frank Quilici, R OBP: 0.462, SLG: 0.400 (1, 6)	1B	F9			FC5-4			5-3		3	1	0	0	1	0	2	Los Angeles Angels @ Minnesota Twins Metropolitan Stadium, Bloomington, MI Tue Jul 20 1965, 4:33 AM EDT Att: 14,284 - Unknown - 70 F AB 30 R 1 H 4 RBI 1 BB 3 SO 4 LOB 14										
Rich Rollins, R OBP: 0.302, SLG: 0.345 (1, 4)	4-3 1B		5-3		L4-3			F9		4	0	1	0	0	0	1											
Tony Oliva, L OBP: 0.338, SLG: 0.486 (1, 9)	4-3		6-3			5-3 1B		F3		4	0	1	1	0	0	1											
Harmon Killebrew, R OBP: 0.380, SLG: 0.479 (1, 3)			FC5-4 1B			F4		5-3		3	0	1	0	1	0	1											
Bob Allison, R OBP: 0.375, SLG: 0.464 (1, 7)	K		FC5-4			5-3		F8		4	0	0	0	0	1	4											
Jimmie Hall, L OBP: 0.368, SLG: 0.544 (1, 8)	3-1			E4		1-3		K		4	0	0	0	0	1	3											
Joe Nosssek, R OBP: 0.264, SLG: 0.317 (1, 5)		F3		G6-4-3		4-3				3	0	0	0	0	0	1											
Jerry Zimmerman, R OBP: 0.232, SLG: 0.237 (1, 2)				F8		F8				3	0	1	0	0	0	0											
Camilo Pascual, R ERA: 3.39 (1, 1)	9.0	W	33	4	1	1	4	3	0	0	0	0	0	0	0	0		1									
Mel Nelson, R (3, 1)																											
Sandy Valdespino, L OBP: 0.341, SLG: 0.326 (5, PH)																											
Gary Roggenburk, R (8, 1)																											
Earl Battey, R OBP: 0.284, SLG: 0.413 (7, PH)																											
Bill Pleis, L (8, 1)																											
Inning Stats	R: 1 E: 0 K: 1 S: 6	H: 1 LOB: 2 BB: 2 P: 14	R: 0 E: 0 K: 1 S: 6	H: 1 LOB: 1 BB: 0 P: 6	R: 0 E: 0 K: 0 S: 4	H: 1 LOB: 1 BB: 0 P: 4	R: 0 E: 1 K: 0 S: 3	H: 0 LOB: 0 BB: 0 P: 3	R: 0 E: 0 K: 0 S: 2	H: 0 LOB: 0 BB: 1 P: 6	R: 0 E: 0 K: 0 S: 4	H: 1 LOB: 1 BB: 0 P: 4	R: 0 E: 0 K: 1 S: 5	H: 0 LOB: 0 BB: 0 P: 5	R: 0 E: 0 K: 0 S: 3	H: 0 LOB: 0 BB: 0 P: 3	R: 0 E: 0 K: 1 S: 5	H: 0 LOB: 0 BB: 0 P: 5	1B: 4 2B: 1 3B: 0 HR: 0	SF: 0 SAC: 0 DP: 2 HBP: 0	WP: 0 PB: 0 SB: 0 CS: 0	PA: 33					
PITCHER	IP	WLS	BF	H	R	ER	SO	BB	IBB	HBP	BLK	WP	HR	S	P	ERA	WHIP										
Marcelino Lopez, L ERA: 2.73 (1, 1)	9.0	W	33	4	1	1	4	3	0	0	0	0	0	38	50	1.00	0.778										

Batter	1	2	3	4	5	6	7	8	9	AB	R	H	RBI	BB	SO	LOB	TOP										
Zoilo Versalles, R OBP: 0.275, SLG: 0.397	K	K		5-3		2B	K		L1	5	1	0	0	1	3	4	Minnesota Twins @ Boston Red Sox Fenway Park, Boston, MA Wed Jul 21 1965, 7:05 PM EDT Unknown										
Rich Rollins, R OBP: 0.303, SLG: 0.348 Jerry Kindall, R OBP: 0.264, SLG: 0.284	1-3		5-3		1B	K	F9		1B	6	1	2	0	0	1	4											
Tony Oliva, L OBP: 0.345, SLG: 0.495	1B		1B	2B	1B	1B		1B	1-3	6	2	5	1	0	0	1											
Harmon Killebrew, R OBP: 0.385, SLG: 0.483	F5		2B	SF8	1B	1B	BB	1B	BLK	4	3	3	2	1	0	1											
Bob Allison, R OBP: 0.379, SLG: 0.466		5-3	SF8	1-3	2B	1B	BB	FC4-6	K	3	0	1	1	2	1	1											
Jimmie Hall, L OBP: 0.368, SLG: 0.541	E4		1-3	2B	IBB	F7	FC4-6			4	1	1	1	1	0	5											
Earl Batley, R OBP: 0.399, SLG: 0.414	E	1B	SF8			1B		SH1-4	F8	2	0	1	2	2	0	1											
Frank Quilici, R OBP: 0.389, SLG: 0.333	F8		2-4	5-3	5-3	F9		SH1-4	K	5	0	1	0	0	1	5											
Jim Kaat, L OBP: 0.254, SLG: 0.286 Johnny Klippstein, R ERA: 4.27 Arnold Earley, L ERA: 3.27	E1		3-1			K	BB	SH1-4	F2	2	0	1	1	1	0	0											
Bill Pleis, L Al Worthington, R OBP: 0.187, SLG: 0.167	1-3	3H	1B			BB	BB	1-2	2-3	0	0	0	0	0	0	0											
Inning Stats	R: 0 E: 0 K: 1 S: 6	H: 1 LOB: 1 BB: 0 P: 6	R: 1 E: 2 K: 1 S: 7	H: 1 LOB: 2 BB: 1 P: 11	R: 2 E: 0 K: 0 S: 5	H: 3 LOB: 2 BB: 1 P: 9	R: 0 E: 0 K: 0 S: 3	H: 0 LOB: 0 BB: 0 P: 3	R: 2 E: 0 K: 1 S: 5	H: 4 LOB: 3 BB: 4 P: 10	R: 1 E: 0 K: 1 S: 5	H: 1 LOB: 3 BB: 4 P: 21	R: 0 E: 0 K: 1 S: 6	H: 1 LOB: 2 BB: 1 P: 10	R: 2 E: 0 K: 2 S: 10	H: 3 LOB: 1 BB: 0 P: 10	R: 0 E: 0 K: 0 S: 4	H: 1 LOB: 1 BB: 0 P: 4	1B: 12 2B: 3 3B: 0 HR: 0	SF: 1 SAC: 1 DP: 0 HBP: 0	WP: 0 PB: 0 SB: 0 CS: 0	PA: 48					
PITCHER	IP	WLS	BF	H	R	ER	SO	BB	IBB	HBP	BLK	WP	HR	S	P	ERA	WHIP										
Earl Wilson, R ERA: 4.27 Arnold Earley, L ERA: 3.27 Jerry Stephenson, R ERA: 7.03 Bob Duliba, R ERA: 3.49 Jay Ritchie, R ERA: 3.18	4.1	L	24	8	5	4	2	2	1	0	0	0	0	24	36	8.31	2.308										

Batter	1	2	3	4	5	6	7	8	9	AB	R	H	RBI	BB	SO	LOB	BOTTOM										
Jim Gosger, L OBP: 0.240, SLG: 0.458	K		F6		1B	F8			E5	5	1	1	0	0	1	3	Minnesota Twins @ Boston Red Sox Fenway Park, Boston, MA Wed Jul 21 1965, 7:05 PM EDT Unknown										
Frank Malzone, R OBP: 0.296, SLG: 0.267	5-3		2B		G6-4-3		F6		FC4-6	5	0	2	1	0	0	2											
Carl Yastrzemski, L OBP: 0.406, SLG: 0.598	4-3		1-3		G3		F7		FC4-6	5	0	1	1	0	0	2											
Felix Mantilla, R OBP: 0.411, SLG: 0.493 Chuck Schilling, R OBP: 0.295, SLG: 0.362 Tony Horton, R OBP: 0.330, SLG: 0.398		6-3	6-3			2B	1B		K	1	0	0	0	0	0	0											
Tony Conigliaro, R OBP: 0.322, SLG: 0.449	K				G4-6-3	1B			G4-6-3	4	1	3	0	0	1	0											
Lee Thomas, L OBP: 0.376, SLG: 0.503	F2				G4-6-3	1B			G4-6-3	3	0	0	0	1	0	2											
Bob Tillman, R OBP: 0.285, SLG: 0.340			HR		FC5-4	BB			6-3	3	1	2	1	1	0	0											
Rico Petrocelli, R OBP: 0.267, SLG: 0.342			K		FC5-4				6-3	4	0	0	0	0	1	4											
Earl Wilson, R ERA: 2.45 Eddie Bressoud, R OBP: 0.317, SLG: 0.374 Jerry Stephenson, L OBP: 0.344, SLG: 0.375 Bob Duliba, R ERA: 3.49 Lenny Green, L OBP: 0.265, SLG: 0.427 Jay Ritchie, R OBP: 0.267, SLG: 0.500 Dalton Jones, L OBP: 0.346, SLG: 0.389					HR				E	1	1	1	2	0	0	0											
Inning Stats	R: 0 E: 0 K: 1 S: 5	H: 0 LOB: 0 BB: 0 P: 5	R: 0 E: 0 K: 1 S: 5	H: 0 LOB: 0 BB: 0 P: 5	R: 2 E: 0 K: 1 S: 9	H: 4 LOB: 2 BB: 0 P: 9	R: 0 E: 0 K: 0 S: 3	H: 1 LOB: 1 BB: 1 P: 7	R: 0 E: 0 K: 0 S: 4	H: 2 LOB: 1 BB: 0 P: 4	R: 2 E: 1 K: 0 S: 6	H: 3 LOB: 2 BB: 1 P: 10	R: 0 E: 0 K: 0 S: 3	R: 0 E: 0 K: 0 S: 3	R: 0 E: 1 K: 1 S: 8	H: 1 LOB: 1 BB: 0 P: 8		1B: 10 2B: 2 3B: 0 HR: 1	SF: 0 SAC: 0 DP: 3 HBP: 0	WP: 0 PB: 0 SB: 0 CS: 0	PA: 40						
PITCHER	IP	WLS	BF	H	R	ER	SO	BB	IBB	HBP	BLK	WP	HR	S	P	ERA	WHIP										
Jim Kaat, L ERA: 2.65 Bill Pleis, L ERA: 2.45 Al Worthington, R ERA: 2.2	5.0	W	24	4	4	3	3	2	0	0	0	0	0	14	14	2.70	1.200										

Batter	1	2	3	4	5	6	7	8	9	AB	R	H	RBI	BB	SO	LOB	TOP					
Zoilo Versalles, R OBP: 0.276, SLG: 0.395										4	1	1	0	1	0	1						
Rich Rollins, R OBP: 0.308, SLG: 0.353										5	2	3	0	0	1	1						
Tony Oliva, L OBP: 0.346, SLG: 0.492										4	3	1	1	1	0	2						
Harmon Killebrew, R OBP: 0.393, SLG: 0.497										3	3	3	3	1	0	0						
Bob Allison, R OBP: 0.379, SLG: 0.473										5	2	2	3	0	1	2						
Jimmie Hall, L OBP: 0.363, SLG: 0.534										4	0	0	1	0	2	2						
Frank Quilici, R OBP: 0.348, SLG: 0.300										5	0	1	0	0	2	1						
Jerry Zimmerman, R OBP: 0.240, SLG: 0.246										4	0	2	0	0	2	1						
Dick Stigman, R										1	0	0	0	0	0	1						
Dwight Siebler, R										1	0	0	0	0	0	1						
AI Worthington, R OBP: 0.143, SLG: 0.143										1	0	0	0	0	1	0						
Inning Stats	R: 2 E: 0 K: 0 S: 5	H: 2 LOB: 1 BB: 1 P: 9	R: 0 E: 0 K: 1 S: 6	H: 1 LOB: 1 BB: 0 P: 6	R: 4 E: 0 K: 0 S: 6	H: 3 LOB: 1 BB: 1 P: 11	R: 2 E: 0 K: 1 S: 7	H: 3 LOB: 0 BB: 0 P: 7	R: 0 E: 0 K: 1 S: 6	H: 1 LOB: 1 BB: 0 P: 6	R: 0 E: 0 K: 1 S: 5	H: 0 LOB: 1 BB: 1 P: 11	R: 0 E: 0 K: 2 S: 4	H: 0 LOB: 2 BB: 1 P: 8	R: 3 E: 1 K: 1 S: 8	H: 3 LOB: 0 BB: 0 P: 8	1B: 11 2B: 0 3B: 1 HR: 1	SF: 1 SAC: 1 DP: 1 HBP: 1	WP: 1 PB: 0 SB: 0 CS: 0	PA: 43		
PITCHER	IP WLS BF H R ER SO BB IBB HBP BLK WP HR S P ERA WHIP	IP WLS BF H R ER SO BB IBB HBP BLK WP HR S P ERA WHIP	IP WLS BF H R ER SO BB IBB HBP BLK WP HR S P ERA WHIP	IP WLS BF H R ER SO BB IBB HBP BLK WP HR S P ERA WHIP	IP WLS BF H R ER SO BB IBB HBP BLK WP HR S P ERA WHIP	IP WLS BF H R ER SO BB IBB HBP BLK WP HR S P ERA WHIP	IP WLS BF H R ER SO BB IBB HBP BLK WP HR S P ERA WHIP	IP WLS BF H R ER SO BB IBB HBP BLK WP HR S P ERA WHIP	IP WLS BF H R ER SO BB IBB HBP BLK WP HR S P ERA WHIP	IP WLS BF H R ER SO BB IBB HBP BLK WP HR S P ERA WHIP	IP WLS BF H R ER SO BB IBB HBP BLK WP HR S P ERA WHIP	IP WLS BF H R ER SO BB IBB HBP BLK WP HR S P ERA WHIP	IP WLS BF H R ER SO BB IBB HBP BLK WP HR S P ERA WHIP	IP WLS BF H R ER SO BB IBB HBP BLK WP HR S P ERA WHIP	IP WLS BF H R ER SO BB IBB HBP BLK WP HR S P ERA WHIP	IP WLS BF H R ER SO BB IBB HBP BLK WP HR S P ERA WHIP	IP WLS BF H R ER SO BB IBB HBP BLK WP HR S P ERA WHIP	IP WLS BF H R ER SO BB IBB HBP BLK WP HR S P ERA WHIP	IP WLS BF H R ER SO BB IBB HBP BLK WP HR S P ERA WHIP	IP WLS BF H R ER SO BB IBB HBP BLK WP HR S P ERA WHIP	IP WLS BF H R ER SO BB IBB HBP BLK WP HR S P ERA WHIP	
Bob Heffner, R ERA: 6.97	3.0	19	7	7	7	1	2	0	1	1	0	18	27	21.00	3.000							
Dennis Bennett, L ERA: 4.5	3.0	11	3	1	1	3	0	0	0	0	1	17	17	3.00	1.000							
Dick Radatz, R ERA: 5.07	3.0	L	13	3	3	2	5	1	0	0	0	22	26	6.00	1.333							
Batter	1	2	3	4	5	6	7	8	9	AB	R	H	RBI	BB	SO	LOB	BOTTOM					
Chuck Schilling, R OBP: 0.293, SLG: 0.359										4	0	1	0	0	1	3						
Eddie Brassoud, R OBP: 0.319, SLG: 0.387										4	1	1	3	1	1	2						
Carl Yastrzemski, L OBP: 0.494, SLG: 0.596										4	0	1	0	0	0	1						
Dick Radatz, R OBP: 0.316, SLG: 0.500										0	0	0	0	0	0	0						
Tony Conigliaro, R OBP: 0.323, SLG: 0.457										5	2	2	1	0	1	3						
Lee Thomas, L OBP: 0.381, SLG: 0.508										5	1	4	0	0	1	1						
Bob Tillman, R OBP: 0.283, SLG: 0.337										5	0	1	1	0	1	4						
Jim Gosger, L OBP: 0.255, SLG: 0.442										4	1	1	0	1	0	3						
Rico Petrocelli, R OBP: 0.278, SLG: 0.368										3	2	2	3	1	1	2						
Bob Heffner, R										1	0	0	0	0	0	0						
Dennis Bennett, L OBP: 0.250, SLG: 0.250										1	0	0	0	0	1	1						
Lenny Green, L OBP: 0.356, SLG: 0.431										2	1	2	0	0	0	0						
Inning Stats	R: 0 E: 0 K: 1 S: 5	H: 1 LOB: 0 BB: 0 P: 5	R: 4 E: 0 K: 0 S: 7	H: 4 LOB: 0 BB: 0 P: 7	R: 1 E: 0 K: 0 S: 6	H: 3 LOB: 2 BB: 0 P: 6	R: 0 E: 0 K: 2 S: 8	H: 1 LOB: 1 BB: 0 P: 8	R: 0 E: 0 K: 2 S: 8	H: 1 LOB: 1 BB: 0 P: 8	R: 3 E: 0 K: 0 S: 5	H: 2 LOB: 0 BB: 1 P: 9	R: 0 E: 0 K: 1 S: 6	H: 1 LOB: 2 BB: 1 P: 10	R: 0 E: 0 K: 0 S: 4	H: 1 LOB: 2 BB: 1 P: 8	R: 0 E: 0 K: 1 S: 5	H: 1 LOB: 0 BB: 0 P: 5	1B: 11 2B: 1 3B: 0 HR: 3	SF: 0 SAC: 2 DP: 2 HBP: 0	WP: 0 PB: 0 SB: 1 CS: 0	PA: 43
PITCHER	IP WLS BF H R ER SO BB IBB HBP BLK WP HR S P ERA WHIP	IP WLS BF H R ER SO BB IBB HBP BLK WP HR S P ERA WHIP	IP WLS BF H R ER SO BB IBB HBP BLK WP HR S P ERA WHIP	IP WLS BF H R ER SO BB IBB HBP BLK WP HR S P ERA WHIP	IP WLS BF H R ER SO BB IBB HBP BLK WP HR S P ERA WHIP	IP WLS BF H R ER SO BB IBB HBP BLK WP HR S P ERA WHIP	IP WLS BF H R ER SO BB IBB HBP BLK WP HR S P ERA WHIP	IP WLS BF H R ER SO BB IBB HBP BLK WP HR S P ERA WHIP	IP WLS BF H R ER SO BB IBB HBP BLK WP HR S P ERA WHIP	IP WLS BF H R ER SO BB IBB HBP BLK WP HR S P ERA WHIP	IP WLS BF H R ER SO BB IBB HBP BLK WP HR S P ERA WHIP	IP WLS BF H R ER SO BB IBB HBP BLK WP HR S P ERA WHIP	IP WLS BF H R ER SO BB IBB HBP BLK WP HR S P ERA WHIP	IP WLS BF H R ER SO BB IBB HBP BLK WP HR S P ERA WHIP	IP WLS BF H R ER SO BB IBB HBP BLK WP HR S P ERA WHIP	IP WLS BF H R ER SO BB IBB HBP BLK WP HR S P ERA WHIP	IP WLS BF H R ER SO BB IBB HBP BLK WP HR S P ERA WHIP	IP WLS BF H R ER SO BB IBB HBP BLK WP HR S P ERA WHIP	IP WLS BF H R ER SO BB IBB HBP BLK WP HR S P ERA WHIP	IP WLS BF H R ER SO BB IBB HBP BLK WP HR S P ERA WHIP	IP WLS BF H R ER SO BB IBB HBP BLK WP HR S P ERA WHIP	
Dick Stigman, L ERA: 5.44	1.1	7	4	5	1	0	0	0	0	0	0	26	34	6.75	2.000							
Dwight Siebler, R ERA: 8.44	3.1	20	6	3	3	4	2	0	0	0	1	26	34	6.75	2.000							
AI Worthington, R ERA: 2.08	7.1	9	2	0	0	2	0	1	0	0	0	12	16	0.00	0.857							

Minnesota Twins @ Boston Red Sox
Fenway Park, Boston, MA
Wed Jul 21 1965, 7:05 PM EDT
Att: 19,761 - Unknown

AB	37
R	11
H	13
RBI	8
BB	3
SO	9
LOB	12



Minnesota Twins @ Boston Red Sox
Fenway Park, Boston, MA
Wed Jul 21 1965, 7:05 PM EDT
Att: 19,761 - Unknown

AB	38
R	8
H	15
RBI	8
BB	3
SO	7
LOB	20



Batter	1	2	3	4	5	6	7	8	9	AB	R	H	RBI	BB	SO	LOB	TOP			
Zoilo Versalles, R OBP: 0.277, SLG: 0.392	F4		G4-6-3			6-3		4-3		4	0	0	0	0	0	2	Minnesota Twins @ Baltimore Orioles Memorial Stadium, Baltimore, MD Fri Jul 23, 1965, 7:05 PM EDT Att: 23,160 - Unknown			
Rich Rollins, R OBP: 0.395, SLG: 0.347	L8			5-3			4-3	6-3		4	0	0	0	0	0	0				
Tony Oliva, L OBP: 0.345, SLG: 0.490	1-3			K			6-3	F7		4	0	0	0	0	1	0				
Harmon Killebrew, R OBP: 0.394, SLG: 0.506		F9		K			F4	5-3		4	0	1	0	0	1	0				
Bob Allison, R OBP: 0.386, SLG: 0.510		G6-4-3			F4			HR		2	1	1	1	1	0	0				
Earl Battey, R OBP: 0.397, SLG: 0.424		BB			6-3			HR		3	1	1	1	0	0	2				
Jimmie Hall, L OBP: 0.358, SLG: 0.524		F9						HR		3	0	0	0	0	1	2				
Frank Quilici, R OBP: 0.367, SLG: 0.333		G6-4-3			F5			K		3	0	0	0	0	1	2				
Frank Quilici, R OBP: 0.367, SLG: 0.333			G4-6-3			F8				3	0	2	0	0	0	0				
Jim Perry, S OBP: 0.160, SLG: 0.208										3	0	0	0	0	1	2				
Bill Pleis, L OBP: 0.350, SLG: 0.491										0	0	0	0	0	0	0				
Johnny Klippstein, R OBP: 0.273, SLG: 0.360										0	0	0	0	0	0	0				
Inning Stats	R: 0 E: 0 K: 0 S: 3	H: 0 LOB: 0 BB: 0 P: 3	R: 0 E: 0 K: 0 S: 3	H: 1 LOB: 1 BB: 1 P: 7	R: 0 E: 0 K: 0 S: 3	H: 1 LOB: 0 BB: 0 P: 3	R: 0 E: 0 K: 2 S: 7	H: 0 LOB: 0 BB: 0 P: 7	R: 0 E: 0 K: 0 S: 3	H: 0 LOB: 0 BB: 0 P: 3	R: 0 E: 0 K: 0 S: 3	H: 0 LOB: 0 BB: 0 P: 3	R: 0 E: 0 K: 0 S: 3	H: 3 LOB: 1 BB: 0 P: 10	R: 0 E: 0 K: 0 S: 3	H: 0 LOB: 0 BB: 0 P: 3	1B: 2 2B: 1 3B: 0 HR: 2	SF: 0 SAC: 0 DP: 2 HBP: 0	WP: 0 PB: 0 SB: 0 CS: 0	PA: 31
PITCHER Steve Barber, L ERA: 3.6	IP: 9.0 WLS: W BF: 31 H: 5 R: 2 ER: 2 SO: 4 BB: 1 IBB: 0 HBP: 0 BLK: 0 WP: 0 HR: 2 S: 38 P: 42 ERA: 2.00 WHIP: 0.667																			

Batter	1	2	3	4	5	6	7	8	9	AB	R	H	RBI	BB	SO	LOB	BOTTOM					
Russ Snyder, L OBP: 0.338, SLG: 0.335				1B		F7			B2	4	1	2	0	0	0	1	Minnesota Twins @ Baltimore Orioles Memorial Stadium, Baltimore, MD Fri Jul 23, 1965, 7:05 PM EDT Att: 23,160 - Unknown					
Bob Johnson, R OBP: 0.289, SLG: 0.399				1B	F9			L7		4	0	1	0	0	0	2						
Norm Siebern, L OBP: 0.383, SLG: 0.463				1B	E9			4-3		3	1	1	0	1	0	0						
Brooks Robinson, R OBP: 0.355, SLG: 0.413				1B	WP			L8		4	0	1	1	0	1	0						
Curt Blefary, L OBP: 0.376, SLG: 0.475				1B	F9			F7		3	0	0	0	0	0	0						
John Orsino, R OBP: 0.323, SLG: 0.428				1B	F2			F9		3	0	0	0	0	0	0						
Jackie Brandt, R OBP: 0.298, SLG: 0.386				1B	F4			F9		3	0	0	0	0	1	0						
Jerry Adair, R OBP: 0.304, SLG: 0.333				1B	F3			6-3		3	0	0	0	0	0	0						
Steve Barber, L ERA: 2.05				1B	F2			F9		2	0	0	0	0	2	0						
Charlie Lau, L ERA: 2.48				1B	K			K		0	0	0	0	1	0	0						
Luis Aparicio, R ERA: 2.66				1B	K			K		0	1	0	0	0	0	0						
Inning Stats	R: 0 E: 0 K: 0 S: 3	H: 1 LOB: 0 BB: 0 P: 3	R: 0 E: 0 K: 0 S: 3	H: 0 LOB: 0 BB: 0 P: 3	R: 0 E: 0 K: 2 S: 7	H: 0 LOB: 0 BB: 0 P: 7	R: 2 E: 1 K: 1 S: 7	H: 2 LOB: 0 BB: 0 P: 7	R: 0 E: 0 K: 0 S: 3	H: 0 LOB: 0 BB: 0 P: 3	R: 0 E: 0 K: 1 S: 5	H: 0 LOB: 0 BB: 0 P: 5	R: 0 E: 0 K: 0 S: 3	H: 0 LOB: 0 BB: 0 P: 3	R: 0 E: 0 K: 0 S: 3	H: 0 LOB: 0 BB: 0 P: 3	R: 1 E: 0 K: 0 S: 3	H: 2 LOB: 2 BB: 2 P: 11	1B: 5 2B: 0 3B: 0 HR: 0	SF: 0 SAC: 0 DP: 1 HBP: 0	WP: 1 PB: 0 SB: 0 CS: 0	PA: 31
PITCHER Jim Perry, R ERA: 2.05	IP: 8.1 WLS: L BF: 29 H: 4 R: 3 ER: 2 SO: 4 BB: 1 IBB: 0 HBP: 0 BLK: 0 WP: 1 HR: 0 S: 36 P: 40 ERA: 2.16 WHIP: 0.600																					
Bill Pleis, L ERA: 2.48	IP: 0.0 WLS: 1 BF: 1 H: 0 R: 0 ER: 0 SO: 0 BB: 0 IBB: 0 HBP: 0 BLK: 0 WP: 0 HR: 0 S: 0 P: 4 ERA: * WHIP: *																					
Johnny Klippstein, R ERA: 2.66	IP: 0.0 WLS: 1 BF: 1 H: 0 R: 0 ER: 0 SO: 0 BB: 0 IBB: 0 HBP: 0 BLK: 0 WP: 0 HR: 1 S: 1 P: 1 ERA: * WHIP: *																					

AB	30
R	2
H	5
RBI	2
BB	1
SO	4
LOB	8



AB	29
R	3
H	5
RBI	1
BB	2
SO	4
LOB	3



Batter	1	2	3	4	5	6	7	8	9	AB	R	H	RBI	BB	SO	LOB	TOP								
Zoilo Versalles, R OBP: 0.281, SLG: 0.397 (1, 6)	0-3 K		0-0 F2			4-0 G5-3 BB		0-0 HR	0-0 SF7	4	2	3	1	1	0		Minnesota Twins @ Baltimore Orioles Memorial Stadium, Baltimore, MD Sun Jul 25 1965, 7:05 PM EDT Att: 11,385 - Unknown livebaseballscores.com								
Tony Oliva, L OBP: 0.347, SLG: 0.496 (1, 9)	0-3 K			0-0 1-3		4-0 1-2 BB		0-0 HR	0-0 SF7	3	1	1	4	1	1	0									
Jimmie Hall, L OBP: 0.359, SLG: 0.531 (1, 8)	0-3 K			0-0 HR		0-0 F3		0-0 FC5-4	0-0 1B	5	1	3	1	0	1	2									
Harmon Killebrew, R OBP: 0.388, SLG: 0.494 (1, 5)		0-0 6-3		0-0 F7		0-0 G5-3		0-3 K	0-0 F7	5	0	0	0	0	1	4									
Don Mincher, L OBP: 0.311, SLG: 0.530 (1, 3)		0-0 3-1		0-0 1B			0-3 K	0-3 K		4	0	1	0	0	2	1									
Bob Allison, R OBP: 0.385, SLG: 0.502 (1, 7)		4-0 BB		0-3 K			0-3 K	0-0 FC5-4		3	0	0	0	1	2	2									
Earl Batley, R OBP: 0.254, SLG: 0.416 (9, PR)		0-0 F9			0-0 6-3		0-0 F9		0-0 SH3-4	4	0	1	0	0	0	1									
Mudcat Grant, R OBP: 0.232, SLG: 0.220 (9, 2)									0-0 3B	0	1	0	0	0	0	0									
Jerry Zimmerman, R OBP: 0.237, SLG: 0.242 (9, 1)									0-0 SH3-4	0	0	0	0	0	0	0									
Frank Quilici, R OBP: 0.351, SLG: 0.324 (1, 4)			0-0 5-3		0-0 F7			0-0 1B	0-0 SH3-4	3	1	1	0	0	0	0									
Jim Kaat, L OBP: 0.254, SLG: 0.286 (2, 1)			0-3 K			0-0 5-3		0-0 1B	4-0 IBB	0	0	0	0	0	0	0									
Joe Nossek, R OBP: 0.343, SLG: 0.529 (5, PH)								0-0 1B		1	0	0	0	0	0	0									
Dick Stigman, R OBP: 0.343, SLG: 0.529 (5, 1)								1-2 HR		1	1	1	0	0	0	0									
Sandy Valdespina, L OBP: 0.143, SLG: 0.143 (8, PH)								1-2 HR		0	0	0	0	0	0	0									
Al Worthington, R OBP: 0.246, SLG: 0.342 (9, PH)								1-2 HR		0	1	1	0	1	0	0									
Rich Rollins, R OBP: 0.246, SLG: 0.342 (9, PH)								1-2 HR		0	0	0	0	0	0	0									
Johnny Klippstein, R OBP: 0.246, SLG: 0.342 (9, 1)								1-2 HR		0	0	0	0	0	0	0									
Inning Stats	R: 0 E: 0 K: 3 S: 9	H: 0 LOB: 0 BB: 0 P: 9	R: 0 E: 0 K: 0 S: 3	H: 0 LOB: 1 BB: 1 P: 7	R: 0 E: 0 K: 1 S: 5	H: 0 LOB: 0 BB: 0 P: 5	R: 1 E: 0 K: 1 S: 7	H: 2 LOB: 1 BB: 0 P: 7	R: 0 E: 0 K: 0 S: 3	H: 0 LOB: 0 BB: 0 P: 3	R: 0 E: 0 K: 0 S: 2	H: 0 LOB: 1 BB: 2 P: 10	R: 0 E: 0 K: 2 S: 7	H: 0 LOB: 0 BB: 0 P: 7	R: 4 E: 0 K: 2 S: 12	H: 5 LOB: 1 BB: 0 P: 12	R: 3 E: 0 K: 0 S: 6	H: 3 LOB: 1 BB: 1 P: 10	1B: 7 2B: 0 3B: 1 HR: 2	SF: 1 2B: 0 SAC: 1 DP: 1 HBP: 0	WP: 0 PB: 0 SB: 0 CS: 0	PA: 40			
PITCHER	IP	WLS	BF	H	R	ER	SO	BB	IBB	HBP	BLK	WP	HR	S	P	ERA	WHIP								
John Miller, R ERA: 3.19 (1, 1)	7.0		27	4	3	3	7	3	0	0	0	0	1	38	50	3.86	1.000								
Stu Miller, R ERA: 1.92 (8, 1)	0.0		3	3	2	2	0	0	0	0	0	0	1	3	3	∞	∞								
Harvey Haddix, L ERA: 2.33 (8, 1)	2.0	L	10	3	3	3	2	0	1	0	0	0	0	13	17	13.50	1.500								

Batter	1	2	3	4	5	6	7	8	9	AB	R	H	RBI	BB	SO	LOB	BOTTOM								
Jackie Brandt, R OBP: 0.291, SLG: 0.376 (1, 8)	0-0 E5 1B	0-0 FC1-4 1B		0-0 F8			0-0 F6		0-0 F3	5	1	0	0	0	0	3	Minnesota Twins @ Baltimore Orioles Memorial Stadium, Baltimore, MD Sun Jul 25 1965, 7:05 PM EDT Att: 11,385 - Unknown livebaseballscores.com								
Norm Siebern, L OBP: 0.387, SLG: 0.470 (1, 3)	0-0 FC5-2 1B	0-0 3B		0-3 K			0-0 1-3		0-0 4-3	4	2	2	1	0	1	0									
Russ Snyder, L OBP: 0.328, SLG: 0.324 (8, 7)	2-3 1B	1-3 3B							1-2 1B	1	0	0	0	0	0	1									
Bob Johnson, R OBP: 0.284, SLG: 0.399 (1, 6)	0-0 FC5-2 1B	0-0 3B			0-3 K		0-0 F9		0-0 F3	5	0	1	2	0	1	3									
Brooks Robinson, R OBP: 0.353, SLG: 0.418 (1, 5)	0-0 F9	0-0 F7			0-0 HR			0-0 6-3		4	1	1	1	0	0	3									
Curt Blefary, L OBP: 0.383, SLG: 0.473 (1, 9)	0-0 1-2 2H		0-3 K		0-3 K			0-0 5-3		4	0	1	1	0	2	0									
Boog Powell, L OBP: 0.324, SLG: 0.381 (1, 7)	0-3 K		0-0 2B		0-3 K			4-0 BB		3	0	1	0	1	2	2									
Jerry Adair, R OBP: 0.302, SLG: 0.327 (1, 4)		0-0 F4	0-0 F4			0-0 L9		4-0 BB		3	0	0	0	1	0	1									
Dick Brown, R OBP: 0.284, SLG: 0.320 (1, 2)		0-0 FC1-4 1B	0-0 6-3			0-3 K		0-3 K		4	1	1	0	0	2	3									
John Miller, R OBP: 0.286, SLG: 0.091 (8, 1)		0-0 FC		0-3 K		0-0 F8			0-0 4-3	3	0	0	0	0	1	1									
Stu Miller, R OBP: 0.286, SLG: 0.091 (8, 1)										0	0	0	0	0	0	0									
Harvey Haddix, L OBP: 0.286, SLG: 0.091 (8, 1)										0	0	0	0	0	0	0									
Charlie Lau, L OBP: 0.361, SLG: 0.500 (9, PH)		1-2								1	0	1	0	0	0	0									
Inning Stats	R: 1 E: 1 K: 1 S: 8	H: 2 LOB: 2 BB: 0 P: 8	R: 3 E: 1 K: 0 S: 7	H: 3 LOB: 1 BB: 0 P: 7	R: 0 E: 0 K: 1 S: 6	H: 1 LOB: 0 BB: 0 P: 6	R: 0 E: 0 K: 2 S: 7	H: 0 LOB: 0 BB: 0 P: 7	R: 1 E: 0 K: 3 S: 10	H: 1 LOB: 0 BB: 0 P: 10	R: 0 E: 0 K: 1 S: 5	H: 0 LOB: 0 BB: 0 P: 5	R: 0 E: 0 K: 0 S: 3	H: 0 LOB: 0 BB: 0 P: 3	R: 0 E: 0 K: 1 S: 5	H: 0 LOB: 2 BB: 2 P: 13		R: 0 E: 0 K: 0 S: 4	H: 1 LOB: 1 BB: 0 P: 4	1B: 5 2B: 1 3B: 1 HR: 1	SF: 0 2B: 1 SAC: 0 DP: 0 HBP: 0	WP: 0 PB: 0 SB: 0 CS: 0	PA: 39		
PITCHER	IP	WLS	BF	H	R	ER	SO	BB	IBB	HBP	BLK	WP	HR	S	P	ERA		WHIP							
Jim Kaat, L ERA: 2.46 (1, 1)	1.2		12	5	4	0	0	0	0	0	0	0	0	14	14	0.00	0.429								
Mel Nelson, L ERA: 4.75 (2, 1)	2.1		8	1	0	0	3	0	0	0	0	0	0	14	14	0.00	0.429								
Dick Stigman, L ERA: 5.22 (5, 1)	3.0		10	1	1	1	4	0	0	0	0	0	1	18	18	3.00	0.333								
Al Worthington, R ERA: 1.99 (8, 1)	1.0	W	5	0	0	0	1	2	0	0	0	0	0	5	13	0.00	2.000								
Johnny Klippstein, R ERA: 2.6 (9, 1)	1.0	S	4	1	0	0	0	0	0	0	0	0	0	4	4	0.00	1.000								

Batter	1	2	3	4	5	6	7	8	9	AB	R	H	RBI	BB	SO	LOB	TOP							
Zoilo Versalles, R OBP: 0.278, SLG: 0.392 (1, 6)										5	0	0	0	0	0	3	2							
Tony Oliva, L OBP: 0.349, SLG: 0.495 (1, 9)										3	0	1	1	1	0	0	0							
Jimmie Hall, L OBP: 0.358, SLG: 0.526 (1, 8)										3	1	0	0	1	0	2	0							
Harmon Killebrew, R OBP: 0.389, SLG: 0.503 Jerry Kindall, R OBP: 0.284, SLG: 0.284 (1, 5) (8, 5)										4	2	2	1	0	0	0	0							
Don Mincher, L OBP: 0.316, SLG: 0.558 (1, 3)										4	1	2	3	0	2	0	0							
Bob Allison, R OBP: 0.384, SLG: 0.496 (1, 7)										3	1	0	0	1	1	1	1							
Earl Battey, R OBP: 0.387, SLG: 0.408 (1, 2)										4	1	0	0	0	0	2	0							
Frank Quilici, R OBP: 0.341, SLG: 0.342 (1, 4)										4	1	1	0	0	0	2	0							
Mudcat Grant, R OBP: 0.237, SLG: 0.226 Gary Roggenburk, R (7, 1)										3	1	1	1	0	0	1	1							
Inning Stats	R: 3 E: 0 K: 1 S: 7	H: 2 LOB: 0 BB: 1 P: 11	R: 0 E: 0 K: 0 S: 3	H: 0 LOB: 0 BB: 0 P: 3	R: 0 E: 0 K: 1 S: 4	H: 0 LOB: 0 BB: 1 P: 8	R: 0 E: 0 K: 1 S: 5	H: 0 LOB: 0 BB: 0 P: 5	R: 1 E: 0 K: 0 S: 4	H: 1 LOB: 0 BB: 0 P: 4	R: 1 E: 0 K: 1 S: 6	H: 1 LOB: 0 BB: 0 P: 6	R: 3 E: 2 K: 0 S: 6	H: 2 LOB: 1 BB: 1 P: 10	R: 0 E: 0 K: 1 S: 6	H: 1 LOB: 1 BB: 0 P: 6	R: 0 E: 0 K: 1 S: 5	H: 0 LOB: 0 BB: 0 P: 5	1B: 3 2B: 2 3B: 0 HR: 2	SF: 0 SAC: 0 DP: 0 HBP: 0	WP: 0 PB: 1 SB: 0 CS: 1	PA: 37		
PITCHER	IP	WLS	BF	H	R	ER	SO	BB	IBB	HBP	BLK	WP	HR	S	P	ERA	WHIP							
Mitt Pappas, R ERA: 1.85 (1, 1)	7.0	L	30	6	8	4	4	3	0	0	0	0	2	35	47	5.14	1.286							
Jim Palmer, R ERA: 2.79 (8, 1)	1.0		4	1	0	0	1	0	0	0	0	0	0	6	6	0.00	1.000							
Don Larsen, R ERA: 4.54 (9, 1)	1.0		3	0	0	0	1	0	0	0	0	0	0	5	5	0.00	0.000							

Minnesota Twins @ Baltimore Orioles
Memorial Stadium, Baltimore, MD
Mon Jul 26 1965, 7:05 PM EDT
Att: 19,467 - Unknown

AB	34
R	8
H	7
RBI	6
BB	3
SO	6
LOB	10



Batter	1	2	3	4	5	6	7	8	9	AB	R	H	RBI	BB	SO	LOB	BOTTOM							
Russ Snyder, L OBP: 0.335, SLG: 0.328 (1, 8)										4	0	2	0	1	0	0	0							
Bob Johnson, R OBP: 0.287, SLG: 0.399 (1, 6)										5	1	2	0	0	0	2	0							
Norm Siebern, L OBP: 0.388, SLG: 0.465 (1, 3)										4	0	1	0	1	0	2	0							
Brooks Robinson, R OBP: 0.358, SLG: 0.420 (1, 5)										3	0	2	1	1	0	1	0							
Boog Powell, L OBP: 0.320, SLG: 0.376 (1, 7)										4	0	0	0	0	0	6	0							
Curt Blefary, L OBP: 0.376, SLG: 0.466 (1, 9)										4	0	0	0	0	2	1	0							
Jerry Adair, R OBP: 0.302, SLG: 0.327 (1, 4)										4	0	1	0	0	0	1	0							
Dick Brown, R OBP: 0.292, SLG: 0.356 (1, 2)										4	1	2	1	0	0	1	0							
Mitt Pappas, R OBP: 0.106, SLG: 0.170 Sam Bowens, R OBP: 0.190, SLG: 0.241 Jim Palmer, R OBP: 0.263, SLG: 0.389 Carl Warwick, R OBP: 0.193, SLG: 0.203 Don Larsen, R OBP: 0.333, SLG: 0.333 (1, 1) (7, PH) (8, 1) (8, PH) (9, 1)										2	0	0	0	0	2	1	0							
Inning Stats	R: 0 E: 0 K: 0 S: 2	H: 0 LOB: 1 BB: 1 P: 6	R: 0 E: 0 K: 0 S: 4	H: 1 LOB: 1 BB: 0 P: 4	R: 2 E: 0 K: 1 S: 8	H: 3 LOB: 2 BB: 1 P: 12	R: 0 E: 0 K: 2 S: 8	H: 1 LOB: 1 BB: 0 P: 8	R: 0 E: 0 K: 1 S: 6	H: 1 LOB: 1 BB: 0 P: 6	R: 0 E: 0 K: 0 S: 5	H: 2 LOB: 3 BB: 1 P: 9	R: 0 E: 1 K: 0 S: 4	H: 0 LOB: 1 BB: 0 P: 4	R: 0 E: 0 K: 0 S: 3	H: 1 LOB: 0 BB: 0 P: 3	1B: 9 2B: 0 3B: 0 HR: 1	SF: 0 SAC: 0 DP: 2 HBP: 0	WP: 0 PB: 0 SB: 0 CS: 0	PA: 39				
PITCHER	IP	WLS	BF	H	R	ER	SO	BB	IBB	HBP	BLK	WP	HR	S	P	ERA	WHIP							
Mudcat Grant, R ERA: 3.64 (1, 1)	6.1	W	29	9	2	2	4	2	0	0	0	0	1	35	43	2.84	1.737							
Gary Roggenburk, L ERA: 1.8 (7, 1)	2.2	S	10	1	0	0	0	1	0	0	0	0	0	9	13	0.00	0.750							

Minnesota Twins @ Baltimore Orioles
Memorial Stadium, Baltimore, MD
Mon Jul 26 1965, 7:05 PM EDT
Att: 19,467 - Unknown

AB	36
R	2
H	10
RBI	2
BB	3
SO	4
LOB	16



Batter	1	2	3	4	5	6	7	8	9	AB	R	H	RBI	BB	SO	LOB	TOP		
Zoilo Versalles, R OBP: 0.276, SLG: 0.395 (1, 6)	L6	HR			F9		F8		E 1B	5	2	2	1	0	0	0	Minnesota Twins @ Washington Senators D.C. Stadium, Washington, DC Tue Jul 27 1965, 7:05 PM EDT Att: 23,691 - Unknown livebaseballscorecards.com		
Tony Oliva, L OBP: 0.350, SLG: 0.491 (1, 9)	1B	E3			F9			HR	E4 1B FC5-4	5	3	2	0	0	0	2			
Jimmie Hall, L OBP: 0.356, SLG: 0.522 Joe Nosssek, R OBP: 0.284, SLG: 0.344 (9, PH) (9, 8)	1B	E			F8		F7	F9	FC5-4 1B	4	1	1	0	0	0	1			
Harmon Killebrew, R OBP: 0.389, SLG: 0.506 Jerry Kindall, R OBP: 0.284, SLG: 0.284 (1, 5) (9, 5)	E 1B 2-H				1B			K	FC5-4 1B	4	0	1	2	1	2	2			
Don Mincher, L OBP: 0.323, SLG: 0.573 (1, 3)	F4				BB			P6	F8	5	1	2	2	0	0	3			
Bob Allison, R OBP: 0.376, SLG: 0.483 (1, 7)	E5 FC5-4				G5-4-3 1B			HR	FC5-4 1B	4	0	1	0	0	0	3			
Earl Battey, R OBP: 0.343, SLG: 0.443 Jerry Zimmerman, R OBP: 0.237, SLG: 0.242 (1, 2) (9, 2)	FC5-4				P5			HR	FC5-4	4	1	1	1	0	0	3			
Frank Quilici, R OBP: 0.327, SLG: 0.326 (1, 4)		6-3			F7			5-3	FC3-6 1B	4	0	1	0	0	0	0			
Jim Kaat, L OBP: 0.246, SLG: 0.276 Dwight Siebler, R OBP: 0.338, SLG: 0.323 Al Worthington, R OBP: 0.125, SLG: 0.125 (1, 1) (6, 1) (7, PH) (7, 1)		4-3			G3			G3	FC3-6 E 1B	2	0	0	0	0	0	0			
Inning Stats	R: 2 E: 1 K: 0 S: 7	H: 3 LOB: 2 BB: 0 P: 7	R: 1 E: 1 K: 0 S: 4	H: 1 LOB: 1 BB: 0 P: 4	R: 0 E: 0 K: 0 S: 3	H: 1 LOB: 1 BB: 1 P: 7	R: 0 E: 0 K: 0 S: 3	H: 0 LOB: 0 BB: 0 P: 3	R: 0 E: 0 K: 1 S: 5	H: 0 LOB: 0 BB: 0 P: 5	R: 1 E: 0 K: 0 S: 4	H: 1 LOB: 1 BB: 0 P: 4	R: 2 E: 0 K: 1 S: 8	H: 3 LOB: 1 BB: 0 P: 8	R: 3 E: 2 K: 0 S: 7	H: 3 LOB: 1 BB: 0 P: 7		1B: 9 2B: 0 3B: 0 HR: 3	SF: 0 SAC: 0 DP: 1 HBP: 0
PITCHER	IP WLS BF H R ER SO BB IBB HBP BLK WP HR S P ERA WHIP																		
Bennie Daniels, R ERA: 4.58 (1, 1)	7.2 L 33	9 6 5 2	0 0 0 0	0 0 0 0	0 0 0 0	0 0 0 0	0 0 0 0	0 0 0 0	0 0 0 0	0 0 0 0	0 0 0 0	3 36 40	5.87 1.304						
Howie Kopitz, R ERA: 4.58 (8, 1)	0.1	1	0	0	0	0	0	0	0	0	0	1	1	0.00	0.000				
Steve Ridzik, R ERA: 4.58 (9, 1)	0.1	3	2	2	1	0	0	0	0	0	0	3	3	27.00	6.000				
Mike McCormick, L ERA: 3.08 (9, 1)	0.0	1	0	0	0	0	0	0	0	0	0	1	1	∞	∞				
Buster Narum, R ERA: 4.65 (9, 1)	0.2	3	1	1	0	0	0	0	0	0	0	3	3	0.00	1.500				

Batter	1	2	3	4	5	6	7	8	9	AB	R	H	RBI	BB	SO	LOB	BOTTOM				
Ed Brinkman, R OBP: 0.246, SLG: 0.259 Don Blasingame, L OBP: 0.276, SLG: 0.302 (1, 6) (9, PH)	BB 1B		5-3	F7		K			1-6-3	4	1	1	0	0	1	2	Minnesota Twins @ Washington Senators D.C. Stadium, Washington, DC Tue Jul 27 1965, 7:05 PM EDT Att: 23,691 - Unknown livebaseballscorecards.com				
Ken Hamlin, R OBP: 0.376, SLG: 0.417 (1, 4)	F9		E6 K2-5-2 1B		L7		FC1-6 1B		1B	5	0	2	0	0	0	1					
Willie Kirkland, L OBP: 0.282, SLG: 0.475 (1, 9)	K				F8		FC1-6 1B		K	5	0	1	0	0	2	3					
Frank Howard, R OBP: 0.356, SLG: 0.483 (1, 7)	1B		K2-5-2		6-3		K		1-3	4	0	0	0	1	2	4					
Don Lock, R OBP: 0.338, SLG: 0.413 (1, 8)					BB 1B 2B BB		1B 1B		K	3	2	2	1	1	1	0					
Don Zimmer, R OBP: 0.303, SLG: 0.294 (1, 5)	K				BB 1B 2B 1B		1B FC4-2 1B		6-3	4	1	2	0	0	1	2					
Dick Nen, L OBP: 0.339, SLG: 0.358 (1, 3)					P4		FC4-2 1B		PB 2B	3	1	2	1	1	0	0					
Doug Camilli, R OBP: 0.245, SLG: 0.283 Mike Brumley, L OBP: 0.226, SLG: 0.211 (1, 2) (8, PH) (9, 2)	F9						FC4-2		PB BB	3	0	1	3	0	0	2					
Bennie Daniels, L OBP: 0.241, SLG: 0.154 Howie Kopitz, R OBP: 0.120, SLG: 0.120 Jim Kaat, L OBP: 0.246, SLG: 0.276 Steve Ridzik, R OBP: 0.338, SLG: 0.323 Mike McCormick, L OBP: 0.125, SLG: 0.125 Buster Narum, R OBP: 0.305, SLG: 0.133 (1, 1) (8, 1) (6, PH) (9, 1) (9, 1) (9, 1)					K		K		K	0	0	0	0	0	0	0					
Inning Stats	R: 1 E: 0 K: 2 S: 9	H: 2 LOB: 1 BB: 1 P: 13	R: 0 E: 0 K: 1 S: 5	H: 0 LOB: 0 BB: 0 P: 5	R: 0 E: 1 K: 1 S: 6	H: 1 LOB: 2 BB: 0 P: 6	R: 3 E: 0 K: 1 S: 6	H: 2 LOB: 0 BB: 2 P: 14	R: 0 E: 0 K: 0 S: 3	H: 0 LOB: 0 BB: 0 P: 3	R: 1 E: 0 K: 2 S: 10	H: 3 LOB: 2 BB: 0 P: 10	R: 0 E: 0 K: 1 S: 5	H: 1 LOB: 0 BB: 0 P: 5	R: 0 E: 0 K: 2 S: 8	H: 1 LOB: 2 BB: 1 P: 12		R: 0 E: 0 K: 1 S: 6	H: 1 LOB: 1 BB: 0 P: 6	1B: 9 2B: 3 3B: 0 HR: 0	SF: 0 SAC: 0 DP: 1 HBP: 0
PITCHER	IP WLS BF H R ER SO BB IBB HBP BLK WP HR S P ERA WHIP																				
Jim Kaat, L ERA: 2.66 (6, 1)	5.0	3	0	0	0	2	0	0	0	0	0	7	7	0.00	0.000						
Dwight Siebler, R ERA: 5.4 (7, 1)	3.0	W 12	3	0	0	4	1	0	0	0	0	19	23	0.00	1.333						

Batter	1	2	3	4	5	6	7	8	9	AB	R	H	RBI	BB	SO	LOB	TOP												
Zoilo Versalles, R OBP: 0.277, SLG: 0.402	6-3		1B	P6		1B	FC1-4-5-6			5	2	2	0	0	0	2													
Tony Oliva, L OBP: 0.357, SLG: 0.498	1B		HR	1B		1B	1B	1B		5	3	5	2	0	0	0													
Jimmie Hall, L OBP: 0.357, SLG: 0.519	K		F8	1B		1B	1B	F7		4	2	1	0	1	1	3													
Harmon Killebrew, R OBP: 0.394, SLG: 0.514	K		HR			1B	1B	P3		2	1	1	2	1	1	1													
Jerry Kindall, R OBP: 0.283, SLG: 0.283										1	0	0	0	0	0	1													
Don Mincher, L OBP: 0.325, SLG: 0.581			F2			P4		F9		5	0	2	2	0	0	4													
Bob Allison, R OBP: 0.376, SLG: 0.480	6-3		F8			1B				4	0	1	2	1	1	1													
Earl Batley, R OBP: 0.394, SLG: 0.444						F3				4	0	2	0	1	0	4													
Jerry Zimmerman, R OBP: 0.237, SLG: 0.242										0	0	0	0	0	0	0													
Frank Quilici, R OBP: 0.321, SLG: 0.320						K		G6-3		4	0	1	0	0	1	5													
Camilo Pascual, R OBP: 0.240, SLG: 0.367										2	0	0	0	0	0	3													
Gary Roggenburk, R OBP: 0.272, SLG: 0.300										1	0	0	0	0	1	0													
Inning Stats	R: 0 E: 0 K: 2 S: 8	H: 1 LOB: 1 BB: 0 P: 8	R: 0 E: 0 K: 0 S: 4	H: 1 LOB: 2 BB: 1 P: 8	R: 3 E: 0 K: 0 S: 6	H: 3 LOB: 0 BB: 0 P: 6	R: 0 E: 0 K: 0 S: 4	H: 1 LOB: 1 BB: 0 P: 4	R: 2 E: 0 K: 1 S: 7	H: 2 LOB: 2 BB: 2 P: 15	R: 3 E: 0 K: 0 S: 8	H: 4 LOB: 2 BB: 1 P: 13	R: 0 E: 0 K: 0 S: 3	H: 1 LOB: 1 BB: 0 P: 3	R: 0 E: 0 K: 0 S: 4	H: 1 LOB: 1 BB: 0 P: 4	R: 0 E: 0 K: 1 S: 5	H: 1 LOB: 0 BB: 0 P: 5	1B: 10 2B: 4 3B: 1 HR: 1	SF: 0 SAC: 2 DP: 2 HBP: 1	WP: 0 PB: 0 SB: 2 CS: 0	PA: 44							
PITCHER	IP WLS BF H R ER SO BB IBB HBP BLK WP HR S P ERA WHIP	IP WLS BF H R ER SO BB IBB HBP BLK WP HR S P ERA WHIP											IP WLS BF H R ER SO BB IBB HBP BLK WP HR S P ERA WHIP																
Phil Ortega, R ERA: 3.95	4.0	L	22	7	5	5	2	3	0	0	0	0	0	0	1	23	35	11.25	2.500										
Marshall Bridges, L ERA: 2.23	1.0		4	1	0	0	1	0	0	0	0	0	0	0	6	6	0.00	1.000											
Ryne Duren, R ERA: 5.11	0.2		7	4	3	3	1	1	0	1	0	0	0	0	7	12	40.50	7.500											
Howie Koplitz, R ERA: 4.79	1.1		4	1	0	0	0	0	0	0	0	0	0	0	4	4	0.00	0.750											
Buster Narum, R ERA: 4.61	1.0		4	1	0	0	0	0	0	0	0	0	0	0	4	4	0.00	1.000											
PITCHER	IP WLS BF H R ER SO BB IBB HBP BLK WP HR S P ERA WHIP	IP WLS BF H R ER SO BB IBB HBP BLK WP HR S P ERA WHIP											IP WLS BF H R ER SO BB IBB HBP BLK WP HR S P ERA WHIP																
Ron Kline, R ERA: 2.04	1.0		3	1	0	0	1	0	0	0	0	0	0	0	5	5	0.00	1.000											

Minnesota Twins @ Washington Senators
D.C. Stadium, Washington, DC
Wed Jul 28 1965, 7:05 PM EDT
Att: 19,279 - Unknown

AB	37
R	8
H	15
RBI	8
BB	4
SO	5
LOB	24





Batter	1	2	3	4	5	6	7	8	9	AB	R	H	RBI	BB	SO	LOB	BOTTOM												
Don Blasingame, L OBP: 0.274, SLG: 0.300	F8		F9		F8		E5		F8	5	0	1	0	0	0	2													
Ken Hamlin, R OBP: 0.372, SLG: 0.411	F8		F9		WP		P3		F8	5	0	1	0	0	0	5													
Willie Kirkland, L OBP: 0.274, SLG: 0.461	F9			3-1	K		K		F9	5	0	0	0	0	2	5													
Frank Howard, R OBP: 0.358, SLG: 0.482							P6			3	0	1	0	1	1	0													
Dick Nen, L OBP: 0.333, SLG: 0.351							P6			4	0	1	0	0	1	1													
Don Lock, R OBP: 0.336, SLG: 0.408							F8		F3	3	0	0	0	1	0	2													
Don Zimmer, R OBP: 0.308, SLG: 0.302									G5-4-3	3	1	1	0	1	0	3													
Mike Brumley, L OBP: 0.221, SLG: 0.205									G3	4	0	0	0	0	1	4													
Phil Ortega, R ERA: 3.95	3.2		15	2	0	0	2	1	0	0	0	0	0	0	0	0													
Marshall Bridges, L ERA: 2.23	1.0		4	1	0	0	1	0	0	0	0	0	0	0	0	0													
Ryne Duren, R ERA: 5.11	0.2		7	4	3	3	1	1	0	1	0	0	0	0	0	0													
Howie Koplitz, R ERA: 4.79	1.1		4	1	0	0	0	0	0	0	0	0	0	0	0	0													
Buster Narum, R ERA: 4.61	1.0		4	1	0	0	0	0	0	0	0	0	0	0	0	0													
Inning Stats	R: 0 E: 0 K: 0 S: 3	H: 0 LOB: 0 BB: 0 P: 3	R: 0 E: 1 K: 1 S: 6	H: 0 LOB: 1 BB: 0 P: 6	R: 0 E: 0 K: 0 S: 4	H: 1 LOB: 1 BB: 0 P: 4	R: 0 E: 0 K: 1 S: 6	H: 1 LOB: 3 BB: 2 P: 14	R: 0 E: 0 K: 0 S: 3	H: 0 LOB: 0 BB: 0 P: 3	R: 1 E: 1 K: 2 S: 10	H: 2 LOB: 2 BB: 0 P: 10	R: 0 E: 0 K: 0 S: 3	H: 1 LOB: 1 BB: 1 P: 7	R: 0 E: 0 K: 0 S: 4	H: 1 LOB: 2 BB: 1 P: 8	1B: 6 2B: 1 3B: 0 HR: 0	SF: 0 SAC: 0 DP: 1 HBP: 0	WP: 3 PB: 0 SB: 0 CS: 0	PA: 39									
PITCHER	IP WLS BF H R ER SO BB IBB HBP BLK WP HR S P ERA WHIP	IP WLS BF H R ER SO BB IBB HBP BLK WP HR S P ERA WHIP											IP WLS BF H R ER SO BB IBB HBP BLK WP HR S P ERA WHIP																
Camilo Pascual, R ERA: 3.22	3.2		15	2	0	0	2	1	0	0	0	0	0	0	0	0													
Gary Roggenburk, L ERA: 1.74	5.1	W	24	5	1	1	3	3	0	0	0	0	0	2	0	27	39	1.69	1.500										

Minnesota Twins @ Washington Senators
D.C. Stadium, Washington, DC
Wed Jul 28 1965, 7:05 PM EDT
Att: 19,279 - Unknown

AB	35
R	1
H	7
RBI	1
BB	4
SO	5
LOB	22



Batter	1	2	3	4	5	6	7	8	9	AB	R	H	RBI	BB	SO	LOB	TOP			
Norm Siebern, L (1, 3) OBP: 0.397, SLG: 0.464	F8			G3		K		K		4	0	1	0	0	1	0	Baltimore Orioles @ Minnesota Twins Metropolitan Stadium, Bloomington, MI Fri Jul 30 1965, 8:05 PM EDT Att: 36,813 - Unknown - 63 F AB 30 R 2 H 5 RBI 2 BB 1 SO 6 LOB 6 			
Luis Aparicio, R (1, 6) OBP: 0.273, SLG: 0.359	G4-6-3 1B			F8		K		4-3	4	0	1	0	0	1	2					
Russ Snyder, L (1, 8) OBP: 0.335, SLG: 0.330	G4-6-3 1-2			K				1-3	4	0	1	1	0	1	1					
Brooks Robinson, R (1, 5) OBP: 0.356, SLG: 0.417		F8			5-3	F8		F2	4	0	0	0	0	2						
Boog Powell, L (1, 7) OBP: 0.315, SLG: 0.366		F7			K			6-3	3	0	0	0	0	1	0					
Curt Blefary, L (1, 9) OBP: 0.380, SLG: 0.471		F4			HR			G6-3 BB	2	1	1	1	1	0	0					
Jerry Adair, R (1, 4) OBP: 0.298, SLG: 0.320			F9		F9			G6-3 1-2	3	0	0	0	0	0	1					
Dick Brown, R (1, 2) OBP: 0.298, SLG: 0.366			5-3			6-3		P6	3	0	0	0	0	0	0					
Dave McNally, R (1, 1) OBP: 0.105, SLG: 0.056 (8, PH)				K				K	2	1	1	0	0	1	0					
Sam Bowers, R (8, PH) OBP: 0.169, SLG: 0.239						1B			1	0	0	0	0	1	0					
Dick Hall, R (8, 1) OBP: 0.636, SLG: 0.778						1B			0	0	0	0	0	0	0					
Inning Stats	R: 0 E: 0 K: 0 S: 3	H: 1 LOB: 0 BB: 0 P: 3	R: 0 E: 0 K: 0 S: 3	H: 0 LOB: 0 BB: 0 P: 3	R: 0 E: 0 K: 1 S: 5	H: 0 LOB: 0 BB: 0 P: 5	R: 0 E: 0 K: 1 S: 5	H: 0 LOB: 0 BB: 0 P: 5	R: 1 E: 0 K: 1 S: 6	H: 3 LOB: 2 BB: 0 P: 8	R: 0 E: 0 K: 0 S: 2	H: 0 LOB: 0 BB: 1 P: 6	R: 0 E: 0 K: 2 S: 7	H: 0 LOB: 0 BB: 0 P: 7	R: 0 E: 0 K: 0 S: 3	H: 0 LOB: 0 BB: 0 P: 3	1B: 4 2B: 0 3B: 0 HR: 1	SF: 0 SAC: 0 DP: 2 HBP: 0	WP: 0 PB: 0 SB: 0 CS: 0	PA: 31
PITCHER Mudcat Grant, R (1, 1) ERA: 3.55	IP: 9.0 WLS: W BF: 31 H: 5 R: 2 ER: 2 SO: 6 BB: 1 IBB: 0 HBP: 0 BLK: 0 WP: 0 HR: 1 S: 42 P: 46 ERA: 2.00 WHIP: 0.667															PITCHER				

Batter	1	2	3	4	5	6	7	8	9	AB	R	H	RBI	BB	SO	LOB	BOTTOM			
Zoilo Versalles, R (1, 6) OBP: 0.279, SLG: 0.401	E 4-3 1B		FC1-5 1-2 BB		F8		6-3			3	1	1	0	1	0	1	Baltimore Orioles @ Minnesota Twins Metropolitan Stadium, Bloomington, MI Fri Jul 30 1965, 8:05 PM EDT Att: 36,813 - Unknown - 63 F AB 27 R 3 H 6 RBI 3 BB 6 SO 4 LOB 21 			
Rich Rollins, R (1, 5) OBP: 0.312, SLG: 0.348 (8, PH)	E9 4-3 1B		FC1-5 1-2 2-3F BB					2B SH 1B	3	0	2	1	0	0	2					
Don Mincher, L (8, PH) OBP: 0.329, SLG: 0.584 (9, 3)			G1-6-3 1-2 2-3F BB		2H 2B				1	1	1	0	0	0	0					
Tony Oliva, L (1, 9) OBP: 0.354, SLG: 0.493	4-3		G1-6-3 1-2		F5			F7	4	0	0	1	0	0	5					
Harmon Killebrew, R (1, 3) OBP: 0.392, SLG: 0.514 (9, 5)	K				F4		6-3	SH 2B	4	0	1	0	0	1	1					
Bob Allison, R (1, 7) OBP: 0.378, SLG: 0.476	F8				K		FC6-4 BB	SH IBB	2	0	0	0	2	1	1					
Earl Battey, R (1, 2) OBP: 0.397, SLG: 0.444									2	0	1	1	1	0	1					
Jim Kaat, L (8, FR) OBP: 0.246, SLG: 0.276								SH	0	0	0	0	0	0	0					
Jerry Zimmerman, R (9, 2) OBP: 0.237, SLG: 0.242			FC1-4 1B					1-2 2-3 3-H BB	0	0	0	0	0	0	0					
Joe Nosske, R (1, 8) OBP: 0.273, SLG: 0.330			FC1-4 1-2 BB		4-3		FC6-4 1-2	K	4	0	0	0	0	1	6					
Frank Quilici, R (1, 4) OBP: 0.316, SLG: 0.302			G6-4-3 1-2					K	3	1	0	0	1	1	4					
Mudcat Grant, R (1, 1) OBP: 0.246, SLG: 0.222			FC1-5 BB		SH1-4 2B BB			6-3	1	0	0	0	1	0	0					
Inning Stats	R: 1 E: 1 K: 1 S: 7	H: 2 LOB: 1 BB: 0 P: 7	R: 0 E: 0 K: 0 S: 3	H: 1 LOB: 0 BB: 0 P: 3	R: 0 E: 0 K: 0 S: 2	H: 0 LOB: 1 BB: 2 P: 10	R: 0 E: 0 K: 1 S: 5	H: 0 LOB: 1 BB: 1 P: 9	R: 1 E: 0 K: 0 S: 4	H: 1 LOB: 1 BB: 1 P: 8	R: 0 E: 0 K: 0 S: 3	H: 0 LOB: 0 BB: 1 P: 7	R: 0 E: 0 K: 0 S: 3	H: 2 LOB: 3 BB: 1 P: 14	R: 1 E: 1 K: 2 S: 10	H: 2 LOB: 3 BB: 1 P: 14	1B: 4 2B: 2 3B: 0 HR: 0	SF: 0 SAC: 2 DP: 2 HBP: 0	WP: 0 PB: 0 SB: 0 CS: 0	PA: 35
PITCHER Dave McNally, L (1, 1) ERA: 3.19	IP: 7.0 WLS: L BF: 28 H: 4 R: 2 ER: 1 SO: 2 BB: 5 IBB: 0 HBP: 0 BLK: 0 WP: 0 HR: 0 S: 27 P: 47 ERA: 1.29 WHIP: 1.286															PITCHER				
Dick Hall, R (8, 1) ERA: 2.27	IP: 1.0 WLS: L BF: 7 H: 2 R: 1 ER: 1 SO: 2 BB: 0 IBB: 1 HBP: 0 BLK: 0 WP: 0 HR: 0 S: 10 P: 14 ERA: 9.00 WHIP: 2.000															PITCHER				


Batter	1	2	3	4	5	6	7	8	9	10	11	AB	R	H	RBI	BB	SO	LOB
Norm Sieberm, L OBP: 0.381, SLG: 0.455 Jackie Brandt, R OBP: 0.289, SLG: 0.372	(1, 3) 0-3 K		(2) 0-0 4-1		(3) 0-0 4-3			(2) 0-0 F8			(1) 0-0 G3 SH3-4 1B	4	0	0	0	0	1	1
Luis Aparicio, R OBP: 0.272, SLG: 0.363	(1, 6) 0-0 4-3		(2) 0-0 E6			(1) 0-0 3B		(3) 0-0 5-3			(1) 0-0 SH3-4	4	0	1	0	0	0	0
Russ Snyder, L OBP: 0.327, SLG: 0.322	(1, 8) 0-0 L6		(3) 0-0 F8			(1) 0-0 6-3			(1) 0-0 4-3		(2) 0-0 G3	5	0	0	0	0	0	3
Brooks Robinson, R OBP: 0.357, SLG: 0.415		(1, 5) 0-0 BB 1B FC5 1B		(1) 0-0 6-3		(2) 0-0 6-3			(2) 0-0 BB		(3) 0-0 F4	4	1	1	0	1	0	2
Boog Powell, L OBP: 0.317, SLG: 0.368	(1, 7) 0-0 FC5 BB 1B		(3) 0-0 G3-6-3 1B		(3) 0-0 F7			(2) 0-3 K				4	0	2	0	0	1	2
Curt Blefary, L OBP: 0.379, SLG: 0.465 Sam Bowens, R OBP: 0.189, SLG: 0.239	(1, 9) 4-0 BB BB BB	(9, 9) 4-0 FC5 BB		(2) 0-0 G3-6-3		(1) 0-0 G3		(3) 0-3 K				3	0	0	0	1	1	2
Jerry Adair, R OBP: 0.298, SLG: 0.322	(1, 4) 0-0 FC5		(1) 0-0 G6-4-3		(2) 0-0 F9		(2) 0-0 F4			(1) 0-0 5-3		4	0	1	1	0	0	2
Dick Brown, R OBP: 0.289, SLG: 0.353	(1, 2) 0-0 G6-4-3		(3) 0-0 1-2 2-3 3-H 1-2		(1) 0-0 F9		(3) 0-0 6-3			(2) 0-3 K		4	0	0	0	0	1	3
John Miller, R OBP: 0.235, SLG: 0.071 Harvey Haddix, L Stu Miller, R	(1, 1) 0-0 4-3		(1) 0-0 F5		(1) 0-0 K			(1) 0-3 K		(3) 0-0 F8		3	0	0	0	0	1	1

Baltimore Orioles @ Minnesota Twins
Metropolitan Stadium, Bloomington, MI

Sat Jul 31 1965, 4:33 AM EDT
Att. 29,033 - Unknown - 65 F

livebaseballscores.com

AB 37
R 1
H 6
RBI 1
BB 2
SO 5
LOB 16



Inning Stats	R	H	E	K	S	P	IP	WLS	BF	H	R	ER	SO	BB	IBB	HBP	BLK	WP	HR	S	P	ERA	WHIP
PITCHER	0	0	0	1	5	5	8.0	0	29	5	1	0	2	1	0	0	0	0	0	32	36	1.12	0.750
Jim Perry, R ERA: 2.41	0	0	0	1	5	5	8.0	0	29	5	1	0	2	1	0	0	0	0	0	32	36	1.12	0.750
Bill Pleis, L ERA: 2.76	0	0	0	1	5	5	1.0	4	0	0	0	0	2	1	0	0	0	0	0	7	11	0.00	1.000
Al Worthington, R ERA: 1.70	0	0	0	1	5	5	2.0	W	7	1	0	0	1	0	0	0	0	0	0	9	9	0.00	0.500


Batter	1	2	3	4	5	6	7	8	9	10	11	AB	R	H	RBI	BB	SO	LOB
Zolo Versailles, R OBP: 0.278, SLG: 0.399	(1, 6) 0-0 F9		(3) 0-0 1B		(3) 0-3 K			(2) 0-0 F6		(2) 0-3 K		5	0	1	0	0	2	2
Frank Quiñi, R OBP: 0.290, SLG: 0.276	(1, 4) 0-3 K		(3) 0-0 4-3			(1) 0-0 5-3		(3) 0-0 F7		(3) 0-0 FC6-4		5	0	0	0	0	1	2
Tony Oliva, L OBP: 0.357, SLG: 0.493	(1, 9) 0-0 3-1				(1) 0-0 FC4-6 1B		(4) 0-0 FC6-4 BB		(1) 0-0 6-3		(1) 0-0 SH3-4 FC5-4 1B	4	1	2	0	1	0	0
Jimmie Hall, L OBP: 0.355, SLG: 0.518 Jim Kaat, L OBP: 0.246, SLG: 0.276 Al Worthington, R OBP: 0.125, SLG: 0.125	(1, 8) 0-0 F7		(3) 0-0 FC4-6		(1) 0-0 FC4-6		(2) 0-3 K		(2) 0-0 1B 2B		(1) 0-0 SH3-4	4	0	1	0	0	1	2
Harmon Killebrew, R OBP: 0.394, SLG: 0.513	(1, 5) 4-0 FC5-4 BB		(2) 0-0 F8		(3) 0-0 FC6-4		(3) 0-0 1B		(2) 0-0 BB 1B		(4) 0-0 FC5-4 IBB	3	0	1	1	2	0	2
Don Mincher, L OBP: 0.324, SLG: 0.572 Joe Nosssek, R OBP: 0.277, SLG: 0.326	(1, 3) 0-0 F5		(2) 0-0 F7		(3) 0-0 F7		(1) 0-3 K		(4) 0-6 G5-4-3 BB		(2) 0-0 FC5-4	3	0	0	0	0	1	2
Bob Allison, R OBP: 0.373, SLG: 0.469	(1, 7) 0-0 FC5-4		(3) 0-0 F7		(1) 0-0 F7		(2) 0-3 K		(3) 0-0 K		(3) 0-0 G5-4-3	4	0	0	0	0	1	3
Jerry Zimmerman, R OBP: 0.241, SLG: 0.246 Sandy Valdespino, L OBP: 0.336, SLG: 0.320 Earl Battey, R OBP: 0.365, SLG: 0.442	(1, 2) 0-0 4-3		(1) 0-0 SH3-4 1B		(3) 0-0 SH3-4 1B		(3) 0-0 6-3		(1) 0-0 F8			2	0	1	0	0	0	0
Jim Perry, S OBP: 0.149, SLG: 0.192 Rich Rollins, R OBP: 0.311, SLG: 0.347 Bill Pleis, L Jerry Kindall, R OBP: 0.266, SLG: 0.286	(1, 1) 0-0 4-3		(2) 0-0 SH3-4		(2) 0-0 SH3-4			(1) 0-0 F9			(1) 0-0 FC6-4 1B	1	0	0	0	0	0	0

Baltimore Orioles @ Minnesota Twins
Metropolitan Stadium, Bloomington, MI


Sat Jul 31 1965, 4:33 AM EDT
Att. 29,033 - Unknown - 65 F


livebaseballscores.com

AB 36
R 2
H 7
RBI 2
BB 4
SO 6
LOB 14



Inning Stats	R	H	E	K	S	P	IP	WLS	BF	H	R	ER	SO	BB	IBB	HBP	BLK	WP	HR	S	P	ERA	WHIP
PITCHER	0	0	0	1	5	5	8.1	0	32	5	1	0	0	2	0	0	0	0	0	40	48	1.08	0.840
John Miller, R ERA: 2.8	0	0	0	1	5	5	8.1	0	32	5	1	0	0	2	0	0	0	0	0	40	48	1.08	0.840
Harvey Haddix, L ERA: 2.33	0	0	0	1	5	5	0.0	1	0	0	0	0	0	1	0	0	0	0	0	4	4	∞	∞
Stu Miller, R ERA: 1.86	0	0	0	1	5	5	2.1	L	9	2	1	1	1	0	1	0	0	0	0	10	14	3.86	0.857

Batter	1	2	3	4	5	6	7	8	9	AB	R	H	RBI	BB	SO	LOB	TOP										
Luis Aparicio, R (1.6) OBP: 0.276, SLG: 0.377	F2			F6		HR		1B		4	1	2	1	0	0	0	Baltimore Orioles @ Minnesota Twins Metropolitan Stadium, Bloomington, MI Mon Aug 02 1965, 4:33 AM EDT Att: 23,535 - Unknown - 72 F										
Russ Snyder, L (1.8) OBP: 0.325, SLG: 0.324	L9			E		1B		F4		4	1	2	0	0	0	1											
Boog Powell, L (1.7) OBP: 0.315, SLG: 0.373	K			F9		K		G3		4	0	0	0	0	2	3											
Brooks Robinson, R (1.5) OBP: 0.359, SLG: 0.414		F7		6-3		2-5		6-3		4	0	1	1	0	0	1											
Bob Johnson, R (1.3) OBP: 0.302, SLG: 0.400		5-3			FC6-4	E3		1B		3	1	1	0	1	0	1											
Carl Warwick, R (1.9) OBP: 0.191, SLG: 0.190		1-3			FC6-4	2-5	F7	F3		4	0	0	0	0	0	2											
Jerry Adair, R (1.4) OBP: 0.294, SLG: 0.318			F9		F3		5-3	HR		4	1	1	0	0	0	1											
Dick Brown, R (1.2) OBP: 0.294, SLG: 0.387			5-3		FC5-4		K	HR		4	1	1	3	0	1	1											
Steve Barber, L (1.1) Don Larsen, R (4.1) Harvey Haddix, L (7.1) Sam Bowers, R (6. PH) Dick Hall, R (8.1) Jim Palmer, R (8.1)			K					K	K	1	0	0	0	0	1	0											
Inning Stats	R: 0 E: 0 K: 1 S: 5	H: 0 LOB: 0 BB: 0 P: 5	R: 0 E: 0 K: 0 S: 3	H: 0 LOB: 0 BB: 0 P: 3	R: 0 E: 0 K: 1 S: 5	H: 0 LOB: 0 BB: 0 P: 5	R: 0 E: 1 K: 0 S: 4	H: 1 LOB: 1 BB: 0 P: 4	R: 0 E: 0 K: 0 S: 3	H: 0 LOB: 1 BB: 1 P: 7	R: 2 E: 2 K: 2 S: 10	H: 3 LOB: 2 BB: 0 P: 10	R: 0 E: 0 K: 1 S: 5	H: 0 LOB: 0 BB: 0 P: 5	R: 0 E: 0 K: 1 S: 6	H: 1 LOB: 1 BB: 0 P: 6		R: 3 E: 0 K: 1 S: 8	H: 3 LOB: 0 BB: 0 P: 8	1B: 6 2B: 0 3B: 0 HR: 2	SF: 0 SAC: 0 DP: 0 HBP: 0	WP: 0 PB: 0 SB: 0 CS: 0	PA: 36				
PITCHER	IP	WLS	BF	H	R	ER	SO	BB	IBB	HBP	BLK	WP	HR	S	P	ERA	WHIP										
Jim Merritt, L (1.1) ERA: 4.15	8.2		36	8	5	4	6	1	0	0	0	0	2	46	50	4.15	1.038										
Johnny Klippstein, R (9.1) ERA: 3.23	0.1	W	1	0	0	0	1	0	0	0	0	0	0	3	3	0.00	0.000										

Batter	1	2	3	4	5	6	7	8	9	AB	R	H	RBI	BB	SO	LOB	BOTTOM										
Zoilo Versalles, R (1.6) OBP: 0.284, SLG: 0.410	L8		E6		F9			1B		4	2	2	0	0	0	1	Baltimore Orioles @ Minnesota Twins Metropolitan Stadium, Bloomington, MI Mon Aug 02 1965, 4:33 AM EDT Att: 23,535 - Unknown - 72 F										
Rich Rollins, R (1.5) OBP: 0.309, SLG: 0.346	K		SF8			6-3		3B		3	1	1	2	0	1	0											
Tony Oliva, L (1.9) OBP: 0.354, SLG: 0.492			K			K		1B		4	1	2	1	0	2	0											
Harmon Killebrew, R (1.3) OBP: 0.393, SLG: 0.507						F7		F3		2	0	0	0	0	1	1											
Don Mincher, L (6.3) OBP: 0.324, SLG: 0.570	F8									2	0	0	0	0	0	1											
Bob Allison, R (1.7) OBP: 0.376, SLG: 0.479		G5-4-3		4-3			F6	1B		3	0	1	1	1	0	0											
Earl Battey, R (1.2) OBP: 0.396, SLG: 0.444								1B		2	0	0	0	1	0	1											
Jim Kaat, L (7. PR) OBP: 0.242, SLG: 0.271		G5-4-3		L6			E	1B		0	0	0	0	0	0	0											
Jerry Zimmerman, R (8.2) OBP: 0.246, SLG: 0.252							FC4-2	1B		1	0	1	0	0	0	0											
Joe Nosske, R (1.8) OBP: 0.262, SLG: 0.307		1-3			K		FC	K		4	0	0	0	0	2	3											
Frank Quilici, R (1.4) OBP: 0.294, SLG: 0.258										0	1	0	0	2	0	0											
Sandy Valdespino, L (7. PH) OBP: 0.331, SLG: 0.315										1	0	0	0	0	0	2											
Jerry Kindall, R (8.4) OBP: 0.265, SLG: 0.285			2B							1	0	0	0	0	1	2											
Jim Merritt, L (1.1) Johnny Klippstein, R (9.1) Jimmie Hall, L (9. PH)										3	0	0	0	0	3	4											
Inning Stats	R: 0 E: 0 K: 1 S: 6	H: 1 LOB: 1 BB: 0 P: 6	R: 0 E: 0 K: 0 S: 2	H: 0 LOB: 1 BB: 1 P: 6	R: 2 E: 1 K: 2 S: 8	H: 1 LOB: 0 BB: 1 P: 12	R: 0 E: 0 K: 1 S: 5	H: 0 LOB: 0 BB: 0 P: 5	R: 0 E: 0 K: 1 S: 5	H: 0 LOB: 1 BB: 1 P: 11	R: 0 E: 0 K: 1 S: 5	H: 0 LOB: 0 BB: 0 P: 5	R: 0 E: 1 K: 1 S: 6	H: 0 LOB: 2 BB: 1 P: 10	R: 3 E: 0 K: 2 S: 12	H: 5 LOB: 2 BB: 0 P: 12		R: 1 E: 0 K: 0 S: 1	H: 1 LOB: 0 BB: 0 P: 1	1B: 4 2B: 2 3B: 1 HR: 1	SF: 1 SAC: 0 DP: 1 HBP: 0	WP: 0 PB: 0 SB: 0 CS: 0	PA: 36				
PITCHER	IP	WLS	BF	H	R	ER	SO	BB	IBB	HBP	BLK	WP	HR	S	P	ERA	WHIP										
Steve Barber, L (1.1) ERA: 3.34	3.0		12	2	2	0	3	2	0	0	0	0	0	16	24	0.00	1.333										
Don Larsen, R (4.1) ERA: 4.14	3.1		13	0	0	0	4	2	0	0	0	0	0	19	27	0.00	0.600										
Harvey Haddix, L (7.1) ERA: 2.22	0.2		2	0	0	0	1	0	0	0	0	0	0	4	4	0.00	0.000										
Dick Hall, R (8.1) ERA: 2.69	0.1		6	5	3	3	0	0	0	0	0	0	0	6	6	81.00	15.000										
Jim Palmer, R (8.1) ERA: 3.09	0.2	L	3	1	1	1	2	0	0	0	0	0	1	7	7	13.50	1.500										

Batter	1	2	3	4	5	6	7	8	9	AB	R	H	RBI	BB	SO	LOB	TOP				
Don Blasingame, L (1, 4) OBP: 0.278, SLG: 0.303	6-3		1B		1B		G6-4-3		1-3	5	1	3	0	0	0	1					
Ken Hamlin, R (1, 6) OBP: 0.362, SLG: 0.390	K		1B		1B		G6-4-3			4	0	2	1	0	1	1					
Willie Kirkland, L (1, 9) OBP: 0.280, SLG: 0.452	1B		K		1B				1-3	4	0	2	1	0	1	1					
Frank Howard, R (1, 7) OBP: 0.354, SLG: 0.492	FC5-4			6-3	K				1-3	4	1	1	1	0	1	3					
Dick Nen, L (1, 3) OBP: 0.392, SLG: 0.458 Ken McMullen, R (8, PH) OBP: 0.301, SLG: 0.416			1B	4-3	P6-4				F3	3	0	1	0	0	0	2					
Don Lock, R (1, 8) OBP: 0.322, SLG: 0.381	G5-4-3		1B	1B	BB		L7		K	3	0	0	0	1	1	1					
Don Zimmer, R (1, 5) OBP: 0.307, SLG: 0.293	K			1B	WP		6-3		F8	4	0	1	0	0	1	0					
Mike Brumley, L (1, 2) OBP: 0.260, SLG: 0.252			1B	1B	IBB		F9		5-3	3	1	1	0	1	0	0					
Bennie Daniels, L (1, 1) Joe Cunningham, L (7, PH) Steve Plets, L (7, 1) Marshall Bridges, L (7, 1) Jim King, L (9, PH) Ed Brinkman, R (9, PH)			1-4	K			4-3		1B	2	0	0	0	0	1	4					
Inning Stats	R: 0 E: 0 K: 1 S: 6	H: 1 LOB: 1 BB: 0 P: 6	R: 0 E: 0 K: 1 S: 5	H: 1 LOB: 0 BB: 0 P: 5	R: 1 E: 0 K: 1 S: 7	H: 3 LOB: 1 BB: 0 P: 7	R: 0 E: 0 K: 1 S: 6	H: 1 LOB: 3 BB: 2 P: 14	R: 1 E: 0 K: 0 S: 3	H: 0 LOB: 0 BB: 0 P: 3	R: 0 E: 0 K: 0 S: 3	H: 1 LOB: 0 BB: 0 P: 3	R: 1 E: 0 K: 1 S: 6	H: 1 LOB: 0 BB: 0 P: 6	R: 0 E: 0 K: 0 S: 4	H: 1 LOB: 1 BB: 0 P: 4	1B: 10 2B: 2 3B: 0 HR: 1	SF: 0 SAC: 0 DP: 3 HBP: 0	WP: 1 PB: 0 SB: 0 CS: 0	PA: 37	
PITCHER	IP	WLS	BF	H	R	ER	SO	BB	IBB	HBP	BLK	WP	HR	S	P	ERA	WHIP				
Mudcat Grant, R (1, 1) ERA: 3.56	7.1	W	31	11	3	3	5	1	1	0	0	1	1	39	47	3.68	1.636				
Bill Plets, L (8, 1) ERA: 2.72	0.1		1	0	0	0	0	0	0	0	0	0	0	1	1	0.00	0.000				
Al Worthington, R (8, 1) ERA: 2.05	1.1	S	5	1	0	0	1	0	0	0	0	0	0	7	7	0.00	0.750				

Washington Senators @ Minnesota Twins
Metropolitan Stadium, Bloomington, MI
Tue Aug 03 1965, 8:05 PM EDT
Unknown - 80 F

AB	35
R	3
H	12
RBI	3
BB	2
SO	6
LOB	13



Batter	1	2	3	4	5	6	7	8	9	AB	R	H	RBI	BB	SO	LOB	BOTTOM				
Zoilo Versalles, R (1, 6) OBP: 0.281, SLG: 0.406	5-3		6-3	4-3			E5			4	0	0	0	0	0	1					
Sandy Valdespino, L (1, 9) OBP: 0.338, SLG: 0.331 Joe Nosssek, R (7, PH) OBP: 0.299, SLG: 0.304	E		1B	2B			1-3		P4	3	1	2	0	0	0	0					
Tony Oliva, L (1, 8) OBP: 0.353, SLG: 0.489	F8			1B			L9		6-3	4	0	1	1	0	0	2					
Bob Allison, R (1, 7) OBP: 0.372, SLG: 0.472	E5		1-3				1-3			4	0	0	0	0	1	2					
Don Mincher, L (1, 3) OBP: 0.328, SLG: 0.584	P6			HR						3	1	1	1	1	1	2					
Earl Battey, R (1, 2) OBP: 0.394, SLG: 0.438		4-3		P3					F8	3	0	0	0	1	0	0					
Rich Rollins, R (1, 5) OBP: 0.306, SLG: 0.342		F5		F7			G5-4-3			3	0	0	0	0	0	1					
Frank Quilici, R (1, 4) OBP: 0.310, SLG: 0.277		5-3		2B	1B				FC3-6	3	1	2	0	0	0	0					
Mudcat Grant, R (1, 1) OBP: 0.250, SLG: 0.246 Bill Plets, L (8, 1) Al Worthington, R (8, 1) OBP: 0.125, SLG: 0.125			F9		1B				FC3-6	3	1	1	1	0	0	1					
Inning Stats	R: 0 E: 1 K: 0 S: 5	H: 1 LOB: 2 BB: 0 P: 5	R: 0 E: 0 K: 0 S: 3	H: 0 LOB: 0 BB: 0 P: 3	R: 1 E: 0 K: 0 S: 5	H: 2 LOB: 1 BB: 0 P: 5	R: 2 E: 0 K: 0 S: 6	H: 3 LOB: 1 BB: 0 P: 6	R: 0 E: 0 K: 0 S: 3	H: 0 LOB: 0 BB: 0 P: 3	R: 0 E: 0 K: 0 S: 1	H: 0 LOB: 0 BB: 2 P: 9	R: 1 E: 1 K: 0 S: 5	H: 1 LOB: 1 BB: 0 P: 5	R: 0 E: 0 K: 2 S: 7	H: 0 LOB: 0 BB: 0 P: 7	1B: 4 2B: 2 3B: 0 HR: 1	SF: 0 SAC: 0 DP: 1 HBP: 0	WP: 0 PB: 0 SB: 0 CS: 1	PA: 33	
PITCHER	IP	WLS	BF	H	R	ER	SO	BB	IBB	HBP	BLK	WP	HR	S	P	ERA	WHIP				
Bennie Daniels, R (1, 1) ERA: 4.58	6.0	L	25	6	3	3	0	2	0	0	0	0	0	23	31	4.50	1.333				
Steve Ritzlik, R (7, 1) ERA: 4.8	0.1		3	1	1	0	0	0	0	0	0	0	0	3	3	0.00	3.000				
Marshall Bridges, L (7, 1) ERA: 2.0	1.2		5	0	0	0	2	0	0	0	0	0	0	9	9	0.00	0.000				

Washington Senators @ Minnesota Twins
Metropolitan Stadium, Bloomington, MI
Tue Aug 03 1965, 8:05 PM EDT
Unknown - 80 F

AB	31
R	4
H	7
RBI	3
BB	2
SO	2
LOB	10



Batter	1	2	3	4	5	6	7	8	9	AB	R	H	RBI	BB	SO	LOB	TOP										
Don Blasingame, L (1,4) OBP: 0.277, SLG: 0.299 Ed Brinkman, R (8,6) OBP: 0.247, SLG: 0.259	0-3 K		4-0 2B BB	0-3 K		0-0 4-3		0-0 4-3		4	1	0	0	1	2	1											
Ken Hamlin, R (1,6) OBP: 0.362, SLG: 0.396	0-0 1-3		0-0 BB 1-H 2B	0-0 F9		0-0 1B		0-0 F9		5	0	2	1	0	0	1											
Willie Kirkland, L (1,8) OBP: 0.281, SLG: 0.450 Don Lock, R (5, PR) OBP: 0.320, SLG: 0.379	0-0 F2		0-0 F7		0-0 2-3 1B 2B	0-0 F2		0-0 L7		3	0	1	0	0	0	1											
Frank Howard, R (1,7) OBP: 0.354, SLG: 0.497 Woodie Held, R (9,7) OBP: 0.357, SLG: 0.455		0-0 HR	4-0 BB BB		0-3 K	0-0 F7		0-0 2-3		4	1	1	1	1	1	2											
Dick Nen, L (1,3) OBP: 0.398, SLG: 0.453	4-0 2B BB		0-3 K		0-0 2-3 2B 1B		0-0 G3			3	1	1	0	1	1	2											
Jim King, L (1,9) OBP: 0.316, SLG: 0.392	0-3 K		4-0 1-2 2-3 BB		0-0 2-3		0-0 F9			3	0	0	0	1	1	3											
Don Zimmer, R (1,5) OBP: 0.306, SLG: 0.298	0-0 F5		0-0 F9		0-0 2B		0-0 F7			4	0	1	2	0	0	4											
Doug Camilli, R (1,2) OBP: 0.270, SLG: 0.306	0-0 1-3 2B		0-3 K		0-3 K		0-3 K			3	0	1	0	1	2	0											
Mike McCormick, L (1,1) OBP: 0.194, SLG: 0.033	0-0 F7		4-0 BB		0-0 F9		0-0 6-3			3	0	0	0	1	0	4											
Inning Stats	R: 0 E: 0 K: 1 S: 5	H: 0 LOB: 0 BB: 0 P: 5	R: 1 E: 0 K: 1 S: 7	H: 2 LOB: 2 BB: 1 P: 11	R: 1 E: 0 K: 1 S: 6	H: 1 LOB: 3 BB: 3 P: 18	R: 0 E: 0 K: 1 S: 7	H: 0 LOB: 1 BB: 1 P: 11	R: 2 E: 0 K: 1 S: 8	H: 3 LOB: 2 BB: 1 P: 12	R: 0 E: 0 K: 0 S: 4	H: 1 LOB: 1 BB: 0 P: 4	R: 0 E: 0 K: 0 S: 3	H: 0 LOB: 0 BB: 0 P: 3	R: 0 E: 0 K: 1 S: 5	H: 0 LOB: 0 BB: 0 P: 5	R: 0 E: 0 K: 0 S: 3	H: 0 LOB: 0 BB: 0 P: 3	1B: 3 2B: 3 3B: 0 HR: 1	SF: 0 SAC: 0 DP: 0 HBP: 0	WP: 0 PB: 0 SB: 0 CS: 0	PA: 40					
PITCHER	IP	WLS	BF	H	R	ER	SO	BB	IBB	HBP	BLK	WP	HR	S	P	ERA	WHIP										
Dwight Siebler, R (1,1) ERA: 5.91	2.1		13	3	2	2	2	3	0	0	0	0	1	14	26	7.71	2.571										
Mel Nelson, L (3,1) ERA: 4.66	4.2	L	21	4	2	2	4	2	1	0	0	0	0	26	38	3.86	1.286										
Johnny Klippstein, R (8,1) ERA: 3.11	2.0		6	0	0	0	1	0	0	0	0	0	0	8	8	0.00	0.000										

Washington Senators @ Minnesota Twins
Metropolitan Stadium, Bloomington, MI

AB 34
R 4
H 7
RBI 4
BB 6
SO 7
LOB 19



WP: 0 PA: 40
PB: 0
SB: 0
CS: 0

Washington Senators @ Minnesota Twins
Metropolitan Stadium, Bloomington, MI

AB 33
R 2
H 6
RBI 2
BB 2
SO 6
LOB 10



WP: 0 PA: 35
PB: 0
SB: 0
CS: 0

Batter	1	2	3	4	5	6	7	8	9	AB	R	H	RBI	BB	SO	LOB	BOTTOM										
Zoilo Versalles, R (1,6) OBP: 0.281, SLG: 0.412	0-0 5-3		0-0 1-H HR		0-0 F8		0-0 L8			4	1	1	2	0	0	3											
Frank Quilici, R (1,4) OBP: 0.307, SLG: 0.275	0-0 1B		0-0 F7		0-0 F7		0-0 6-3			4	0	1	0	0	0	0											
Tony Oliva, L (1,9) OBP: 0.352, SLG: 0.486	0-0 F6		4-0 FC6-4 BB		0-3 K		0-0 F8			3	0	0	0	1	1	1											
Bob Allison, R (1,7) OBP: 0.367, SLG: 0.465	0-0 F9		0-0 FC6-4		0-0 F8		0-0 6-3			4	0	0	0	0	0	2											
Rich Rollins, R (1,5) OBP: 0.306, SLG: 0.344	0-3 K		0-0 F9		0-0 5-3		0-0 2B			4	0	1	0	0	1	0											
Don Mincher, L (1,3) OBP: 0.321, SLG: 0.570	0-3 K		0-3 K		0-3 K		0-0 F8			4	0	0	0	0	3	1											
Joe Nosske, R (1,8) OBP: 0.259, SLG: 0.311	0-0 6-3		0-0 1B 2B		0-0 6-3		0-0 1-3			4	0	1	0	0	0	1											
Jerry Zimmerman, R (1,2) OBP: 0.257, SLG: 0.258 Earl Battey, R (7, PH) OBP: 0.391, SLG: 0.434	0-0 HR 1B		0-0 1B IBB		0-0 F9		0-0 F8			1	1	1	0	1	0	0											
Dwight Siebler, R (1,1) Mel Nelson, R (3,1) Sandy Valdespino, L (7, PH) Johnny Klippstein, R (8,1)	0-3 K		0-3 K		0-0 3-1					0	0	0	0	0	0	0											
Inning Stats	R: 0 E: 0 K: 0 S: 4	H: 1 LOB: 1 BB: 0 P: 4	R: 0 E: 0 K: 2 S: 7	H: 0 LOB: 0 BB: 0 P: 7	R: 2 E: 0 K: 1 S: 7	H: 2 LOB: 1 BB: 1 P: 11	R: 0 E: 0 K: 1 S: 7	H: 2 LOB: 3 BB: 1 P: 11	R: 0 E: 0 K: 1 S: 5	H: 0 LOB: 0 BB: 0 P: 5	R: 0 E: 0 K: 1 S: 5	H: 0 LOB: 0 BB: 0 P: 5	R: 0 E: 0 K: 0 S: 3	H: 0 LOB: 0 BB: 0 P: 3	R: 0 E: 0 K: 0 S: 3	H: 0 LOB: 0 BB: 0 P: 3	R: 0 E: 0 K: 0 S: 4	H: 1 LOB: 1 BB: 0 P: 4	1B: 3 2B: 2 3B: 0 HR: 1	SF: 0 SAC: 0 DP: 0 HBP: 0	WP: 0 PB: 0 SB: 0 CS: 0	PA: 35					
PITCHER	IP	WLS	BF	H	R	ER	SO	BB	IBB	HBP	BLK	WP	HR	S	P	ERA	WHIP										
Mike McCormick, L (1,1) ERA: 2.83	9.0	W	35	6	2	2	6	1	1	0	0	0	1	45	53	2.00	0.778										

WP: 0 PA: 35
PB: 0
SB: 0
CS: 0

Batter	1	2	3	4	5	6	7	8	9	AB	R	H	RBI	BB	SO	LOB	TOP										
Don Blasingame, L (1.4) OBP: 0.276, SLG: 0.298	F5		L9		SF8 2B		F9		F5	4	1	1	0	0	0	0											
Ed Brinkman, R (7.6) OBP: 0.246, SLG: 0.259										1	0	0	0	0	0	0											
Ken Hamlin, R (1.6) OBP: 0.356, SLG: 0.390	P4		G3		SF8		F3			3	0	0	1	0	0	0											
Jim King, L (1.9) OBP: 0.324, SLG: 0.413	4-3									3	1	2	1	1	0	0											
Dick Nen, L (1.3) OBP: 0.379, SLG: 0.436		G3		SF7	4-3				1-3	3	0	0	1	0	0	2											
Ken McMullen, R (1.7) OBP: 0.301, SLG: 0.414				1-3		5-3			K	4	0	1	0	0	1	0											
Don Zimmer, R (1.5) OBP: 0.305, SLG: 0.297									K	4	0	1	0	0	2	1											
Woodie Held, R (8.7) OBP: 0.357, SLG: 0.455									K	0	0	0	0	0	0	0											
Don Lock, R (1.8) OBP: 0.322, SLG: 0.378									K	3	0	1	0	1	2	1											
Mike Brumley, L (1.2) OBP: 0.266, SLG: 0.259									K	4	1	2	0	0	1	2											
Buster Narum, R (1.1) OBP: 0.083, SLG: 0.118									K	2	0	0	0	0	1	2											
Howie Koplitz, R (6.1) OBP: 0.115, SLG: 0.115									K	1	0	0	0	0	1	0											
Marshall Bridges, S (9.1) OBP: 0.200, SLG: 0.600									K	0	0	0	0	0	0	0											
Inning Stats	R: 0 E: 0 K: 0 S: 3	H: 0 LOB: 0 BB: 0 P: 3	R: 0 E: 0 K: 1 S: 6	H: 1 LOB: 2 BB: 1 P: 10	R: 0 E: 0 K: 0 S: 3	H: 0 LOB: 0 BB: 0 P: 3	R: 1 E: 0 K: 1 S: 7	H: 2 LOB: 1 BB: 0 P: 7	R: 2 E: 0 K: 0 S: 6	H: 3 LOB: 1 BB: 0 P: 6	R: 0 E: 1 K: 0 S: 7	H: 2 LOB: 2 BB: 0 P: 7	R: 0 E: 0 K: 3 S: 9	H: 0 LOB: 0 BB: 0 P: 9	R: 0 E: 0 K: 2 S: 7	H: 0 LOB: 0 BB: 0 P: 7	1B: 6 2B: 1 3B: 1 HR: 0	SF: 2 SAC: 1 DP: 0 HBP: 0	WP: 0 PB: 0 CS: 0	PA: 37							
PITCHER	IP	WLS	BF	H	R	ER	SO	BB	IBB	HBP	BLK	WP	HR	S	P	ERA	WHIP										
Jim Perry, R (1.1) ERA: 2.58	4.2		21	6	3	3	2	1	0	0	0	0	0	24	28	5.79	1.500										
Bill Plets, L (5.1) ERA: 2.7	0.1		1	0	0	0	0	0	0	0	0	0	0	1	1	0.00	0.000										
Gary Roggenburk, L (6.1) ERA: 1.52	1.0		5	2	0	0	1	0	0	0	0	0	0	7	7	0.00	2.000										
Dick Stigman, L (7.1) ERA: 5.03	3.0	W	10	0	0	0	5	1	0	0	0	0	0	19	23	0.00	0.333										

Washington Senators @ Minnesota Twins
 Metropolitan Stadium, Bloomington, MI
 Wed Aug 04 1965, 8:05 PM EDT
 Att: 15,812 - Unknown - 78 F

AB	32
R	3
H	8
RBI	3
BB	2
SO	8
LOB	8



Batter	1	2	3	4	5	6	7	8	9	AB	R	H	RBI	BB	SO	LOB	BOTTOM										
Zoilo Versalles, R (1.6) OBP: 0.282, SLG: 0.409	F3		K							3	1	0	0	2	1	4											
Tony Oliva, L (1.9) OBP: 0.353, SLG: 0.485										5	0	2	0	0	0	0											
Jimmie Hall, L (1.8) OBP: 0.355, SLG: 0.522	1-3									5	1	2	1	0	1	3											
Bob Allison, R (1.7) OBP: 0.366, SLG: 0.473	L9									4	1	1	1	0	1	1											
Don Mincher, L (1.3) OBP: 0.324, SLG: 0.571										3	0	1	1	1	0	0											
Earl Battey, R (1.2) OBP: 0.387, SLG: 0.429										3	0	0	0	0	0	1											
Rich Rollins, R (1.5) OBP: 0.311, SLG: 0.346										2	0	1	0	1	0	0											
Frank Quilici, R (1.4) OBP: 0.291, SLG: 0.260										4	0	0	0	0	0	4											
Jim Perry, S (1.1) OBP: 0.179, SLG: 0.222										1	0	1	0	0	0	0											
Bill Plets, L (5.1) ERA: 4.38										0	0	0	0	0	0	0											
Sandy Valdespino, L (5.1) OBP: 0.333, SLG: 0.526										1	0	0	0	0	0	1											
Gary Roggenburk, R (6.1) OBP: 0.356, SLG: 0.391										0	0	0	0	0	0	0											
Joe Nosske, R (5.1) OBP: 0.286, SLG: 0.301										0	0	0	0	0	1	0											
Dick Stigman, R (7.1) OBP: 0.266, SLG: 0.301										1	1	1	1	0	0	0											
Jerry Kindall, R (5.1) ERA: 2.0										0	0	0	0	0	0	0											
Inning Stats	R: 0 E: 0 K: 0 S: 3	H: 0 LOB: 0 BB: 0 P: 3	R: 0 E: 0 K: 0 S: 3	H: 0 LOB: 0 BB: 0 P: 3	R: 0 E: 0 K: 1 S: 6	H: 1 LOB: 1 BB: 0 P: 6	R: 1 E: 1 K: 0 S: 5	H: 2 LOB: 1 BB: 0 P: 5	R: 0 E: 0 K: 0 S: 5	H: 2 LOB: 3 BB: 1 P: 9	R: 1 E: 0 K: 0 S: 4	H: 1 LOB: 2 BB: 2 P: 13	R: 0 E: 0 K: 2 S: 7	H: 0 LOB: 0 BB: 0 P: 7	R: 0 E: 0 K: 0 S: 3	H: 0 LOB: 1 BB: 1 P: 7	R: 2 E: 0 K: 0 S: 3	H: 3 LOB: 2 BB: 1 P: 7	1B: 6 2B: 1 3B: 0 HR: 2	SF: 0 SAC: 1 DP: 0 HBP: 1	WP: 1 PB: 0 CS: 0	PA: 39					
PITCHER	IP	WLS	BF	H	R	ER	SO	BB	IBB	HBP	BLK	WP	HR	S	P	ERA	WHIP										
Buster Narum, R (1.1) ERA: 4.38	5.1		25	6	2	2	1	2	0	1	0	0	1	24	33	3.38	1.500										
Howie Koplitz, R (6.1) ERA: 4.86	2.2	L	12	1	2	2	2	3	0	0	0	1	1	13	25	6.75	1.500										
Marshall Bridges, L (9.1) ERA: 2.0	0.0		2	2	0	0	0	0	0	0	0	0	0	2	2	*	*										

Washington Senators @ Minnesota Twins
 Metropolitan Stadium, Bloomington, MI
 Wed Aug 04 1965, 8:05 PM EDT
 Att: 15,812 - Unknown - 78 F

AB	32
R	4
H	9
RBI	4
BB	5
SO	3
LOB	14



Batter	1	2	3	4	5	6	7	8	9	AB	R	H	RBI	BB	SO	LOB	TOP					
Joe Cunningham, L (1,3) OBP: 0.374, SLG: 0.325	5-3		5-3														4 1 2 1 0 0 0					
Ken Hamlin, R (1,4) OBP: 0.363, SLG: 0.412				HR		HR	2B										4 2 3 1 0 1 1					
Woodie Held, R (1,9) OBP: 0.355, SLG: 0.466	P4			4-3		HR		F9									4 1 1 3 0 0 1					
Frank Howard, R (1,7) OBP: 0.356, SLG: 0.499	K					6-3		FC6-4 BB									3 0 1 0 1 1 1					
Don Lock, R (1,8) OBP: 0.319, SLG: 0.375																	3 0 0 0 0 2 1					
Jim King, L (8,PH) OBP: 0.323, SLG: 0.411			K	E5		K		F9									1 0 0 0 0 0 1					
Don Zimmer, R (1,5) OBP: 0.298, SLG: 0.290				G5-4-3		K		FC6-4									4 0 0 0 0 2 3					
Doug Camilli, R (1,2) OBP: 0.266, SLG: 0.301																	3 0 0 0 0 1 0					
Mike Brumley, L (9,PH) OBP: 0.264, SLG: 0.257	4-3					K		L3									1 0 0 0 0 0 0					
Ed Brinkman, R (1,6) OBP: 0.247, SLG: 0.263																	3 1 1 0 0 1 0					
Willie Kirkland, L (9,PH) OBP: 0.280, SLG: 0.448				K		4-3		K									1 0 0 0 0 1 0					
Pete Richert, L (1,1) OBP: 0.209, SLG: 0.150																	0 0 0 0 0 0 0					
Steve Ritzik, R (2,1) OBP: 0.154, SLG: 0.231																	1 0 0 0 0 0 0					
Ryne Duren, R (4,1) ERA: 5.05																	0 0 0 0 0 0 0					
Don Blasingame, L (5,PH) OBP: 0.320, SLG: 0.444																	0 0 0 0 0 0 0					
Frank Kreuzer, L (5,1) OBP: 0.320, SLG: 0.444																	0 0 0 0 0 0 0					
Ken McMullen, R (7,PH) OBP: 0.320, SLG: 0.444																	1 0 0 0 0 0 0					
Ron Kline, R (7,1) ERA: 4.78																	0 0 0 0 0 0 0					
Dick Nen, L (9,PH) OBP: 0.276, SLG: 0.430																	1 0 0 0 0 0 0					
Inning Stats	R: 0 E: 0 K: 1 S: 6	H: 1 LOB: 1 BB: 0 P: 6	R: 0 E: 0 K: 2 S: 7	H: 0 LOB: 0 BB: 0 P: 7	R: 0 E: 0 K: 1 S: 5	H: 0 LOB: 0 BB: 0 P: 5	R: 1 E: 1 K: 0 S: 5	H: 2 LOB: 1 BB: 0 P: 5	R: 0 E: 0 K: 1 S: 5	H: 0 LOB: 0 BB: 0 P: 5	R: 3 E: 0 K: 2 S: 10	H: 3 LOB: 0 BB: 0 P: 10	R: 1 E: 0 K: 1 S: 7	H: 2 LOB: 1 BB: 0 P: 7	R: 0 E: 0 K: 0 S: 3	H: 0 LOB: 1 BB: 1 P: 7	R: 0 E: 0 K: 1 S: 5	H: 0 LOB: 0 BB: 0 P: 5	1B: 3 2B: 3 3B: 0 HR: 2	SF: 0 SAC: 0 DP: 1 HBP: 0	WP: 0 PB: 0 SB: 0 CS: 0	PA: 36
PITCHER	IP WLS BF H R ER SO BB IBB HBP BLK WP HR S P ERA WHIP																					
Jim Kaat, L (1,1) ERA: 2.95	6.2 W 28 8 5 5 7 0 0 0 0 0 2 42 42 6.75 1.200																					
Johnny Klippstein, R (7,1) ERA: 2.95	2.1 S 8 0 0 0 2 1 0 0 0 0 0 0 11 15 0.00 0.429																					

Washington Senators @ Minnesota Twins
Metropolitan Stadium, Bloomington, MI
Thu Aug 05 1965, 4:33 AM EDT
Att: 7,773 - Unknown - 84 F

AB 35
R 5
H 8
RBI 5
BB 1
SO 9
LOB 9



Batter	1	2	3	4	5	6	7	8	9	AB	R	H	RBI	BB	SO	LOB	BOTTOM			
Zoilo Versalles, R (1,6) OBP: 0.281, SLG: 0.413	G3			K													5 1 1 1 0 3 2			
Rich Rollins, R (1,5) OBP: 0.312, SLG: 0.350																	5 0 2 0 0 1 2			
Jerry Kindall, R (9,5) OBP: 0.268, SLG: 0.301	F7																0 0 0 0 0 0 0			
Tony Oliva, L (1,9) OBP: 0.356, SLG: 0.484																	3 1 1 0 2 0 0			
Bob Allison, R (1,3) OBP: 0.369, SLG: 0.480																	4 2 2 1 1 0 4			
Earl Battey, R (1,2) OBP: 0.385, SLG: 0.430																	4 1 1 1 0 0 4			
Jerry Zimmerman, R (8,2) OBP: 0.257, SLG: 0.258																	0 0 0 0 0 0 0			
Jimmie Hall, L (1,7) OBP: 0.354, SLG: 0.519																	4 2 1 0 0 0 1			
Joe Nosssek, R (1,8) OBP: 0.276, SLG: 0.349																	3 1 2 3 0 0 0			
Don Mincher, L (7,PH) OBP: 0.323, SLG: 0.568																	1 0 0 0 0 0 0			
Frank Quilici, R (1,4) OBP: 0.289, SLG: 0.273																	4 0 1 0 0 0 1			
Jim Kaat, L (1,1) OBP: 0.246, SLG: 0.262																	2 0 0 0 1 2 1			
Johnny Klippstein, R (7,1) ERA: 2.19																	1 0 0 0 0 1 0			
Inning Stats	R: 0 E: 0 K: 0 S: 3	H: 0 LOB: 0 BB: 0 P: 3	R: 3 E: 1 K: 2 S: 11	H: 3 LOB: 2 BB: 1 P: 15	R: 3 E: 0 K: 1 S: 8	H: 3 LOB: 1 BB: 1 P: 12	R: 1 E: 0 K: 1 S: 7	H: 2 LOB: 1 BB: 0 P: 7	R: 0 E: 0 K: 0 S: 3	H: 0 LOB: 0 BB: 0 P: 3	R: 1 E: 0 K: 1 S: 7	H: 2 LOB: 2 BB: 1 P: 11	R: 0 E: 0 K: 0 S: 3	H: 0 LOB: 0 BB: 0 P: 3	R: 0 E: 0 K: 2 S: 8	H: 1 LOB: 2 BB: 1 P: 12	1B: 5 2B: 3 3B: 1 HR: 2	SF: 0 SAC: 0 DP: 0 HBP: 0	WP: 1 PB: 1 SB: 0 CS: 0	PA: 40
PITCHER	IP WLS BF H R ER SO BB IBB HBP BLK WP HR S P ERA WHIP																			
Pete Richert, L (1,1) ERA: 2.81	1.1 L 9 3 3 3 3 1 0 0 0 0 0 1 14 18 16.20 2.400																			
Steve Ritzik, R (2,1) ERA: 5.05	1.2 9 3 3 3 3 1 0 0 0 0 0 1 14 18 16.20 2.400																			
Ryne Duren, R (4,1) ERA: 5.26	1.0 5 2 1 1 1 1 0 0 0 0 0 0 7 7 9.00 2.000																			
Frank Kreuzer, L (5,1) ERA: 4.78	2.0 9 2 1 1 1 1 0 0 0 0 0 1 10 14 4.50 1.500																			
Ron Kline, R (7,1) ERA: 2.19	2.0 8 1 0 0 2 0 1 0 0 0 0 0 11 15 0.00 0.500																			

Washington Senators @ Minnesota Twins
Metropolitan Stadium, Bloomington, MI
Thu Aug 05 1965, 4:33 AM EDT
Att: 7,773 - Unknown - 84 F

AB 36
R 8
H 11
RBI 6
BB 4
SO 7
LOB 15



Batter	1	2	3	4	5	6	7	8	9	AB	R	H	RBI	BB	SO	LOB	TOP											
Lenny Green, L OBP: 0.364, SLG: 0.454	F9		G3-6-3						F7	5	1	2	0	0	0	2	Boston Red Sox @ Minnesota Twins Metropolitan Stadium, Bloomington, MI Fri Aug 06 1965, 8:05 PM EDT Att: 25,082 - Unknown - 75 F livebaseballscores.com											
Frank Matzone, R OBP: 0.289, SLG: 0.280	5-3			F3				F2		5	0	1	0	0	0	2												
Carl Yastrzemski, L OBP: 0.397, SLG: 0.586				F8				FC4	F9	4	0	0	1	1	0	3												
Felix Mantilla, R OBP: 0.412, SLG: 0.474	1-3									3	1	2	1	1	0	1												
Lee Thomas, L OBP: 0.368, SLG: 0.479		F5		4-3				K		4	0	0	0	0	1	4												
Bob Tillman, R OBP: 0.275, SLG: 0.324		K						FC5-4		4	0	0	0	0	2	3												
Jim Gosger, L OBP: 0.365, SLG: 0.519		K								1	1	0	0	3	1	0												
Rico Petrocelli, R OBP: 0.288, SLG: 0.376			F7		F7			FC5-4		4	0	1	0	0	0	2												
Bill Monbouquette, R OBP: 0.157, SLG: 0.106										2	0	1	0	0	1	1												
Bob Duliba, R OBP: 0.265, SLG: 0.412										0	0	0	0	0	0	0												
Arnold Earley, L OBP: 0.265, SLG: 0.412										0	0	0	0	0	0	0												
Dalton Jones, L OBP: 0.265, SLG: 0.412										0	0	0	0	0	0	0												
Dennis Bennett, L OBP: 0.265, SLG: 0.412										0	0	0	0	0	0	0												
Tony Horton, R OBP: 0.265, SLG: 0.412										0	0	0	0	0	0	0												
Inning Stats	R: 0 E: 0 K: 0 S: 3	H: 0 LOB: 1 BB: 1 P: 7	R: 0 E: 0 K: 2 S: 7	H: 0 LOB: 0 BB: 0 P: 7	R: 0 E: 0 K: 0 S: 3	H: 1 LOB: 0 BB: 0 P: 3	R: 1 E: 0 K: 0 S: 4	H: 1 LOB: 0 BB: 0 P: 4	R: 0 E: 0 K: 2 S: 5	H: 0 LOB: 1 BB: 1 P: 11	R: 1 E: 2 K: 0 S: 5	H: 2 LOB: 1 BB: 0 P: 5	R: 0 E: 0 K: 0 S: 3	H: 0 LOB: 1 BB: 1 P: 7	R: 0 E: 1 K: 1 S: 7	H: 1 LOB: 3 BB: 1 P: 11	R: 1 E: 1 K: 0 S: 5	H: 2 LOB: 2 BB: 1 P: 9	1B: 5 2B: 1 3B: 0 HR: 1	SF: 0 SAC: 0 DP: 1 HBP: 0	WP: 1 PB: 0 SB: 0 CS: 0	PA: 39						
PITCHER	IP	WLS	BF	H	R	ER	SO	BB	IBB	HBP	BLK	WP	HR	S	P	ERA	WHIP											
Jim Merritt, L ERA: 3.88	(1, 1)	6.0	W	23	4	2	2	4	2	0	0	0	0	1	29	37	3.00	1.000										
Dwight Siebler, R ERA: 5.25	(7, 1)	1.1		8	1	0	0	0	2	0	0	0	1	0	6	14	0.00	2.250										
Bill Pleis, L ERA: 2.8	(8, 1)	1.2	S	8	2	1	1	1	1	0	0	0	0	0	9	13	5.40	1.800										

Boston Red Sox @ Minnesota Twins
 Metropolitan Stadium, Bloomington, MI
 Fri Aug 06 1965, 8:05 PM EDT
 Att: 25,082 - Unknown - 75 F

AB	34
R	3
H	7
RBI	2
BB	5
SO	5
LOB	20



Batter	1	2	3	4	5	6	7	8	9	AB	R	H	RBI	BB	SO	LOB	BOTTOM											
Zoilo Versalles, R OBP: 0.283, SLG: 0.420	5-3									5	2	2	3	0	1	1	Boston Red Sox @ Minnesota Twins Metropolitan Stadium, Bloomington, MI Fri Aug 06 1965, 8:05 PM EDT Att: 25,082 - Unknown - 75 F livebaseballscores.com											
Tony Oliva, L OBP: 0.354, SLG: 0.481	F9							L9		5	0	1	1	0	0	1												
Jimmie Hall, L OBP: 0.353, SLG: 0.516	4-3									4	1	1	0	0	1	1												
Bob Allison, R OBP: 0.371, SLG: 0.488		K								3	2	1	2	1	1	0												
Don Mincher, L OBP: 0.332, SLG: 0.572										4	0	3	0	0	1	0												
Earl Battey, R OBP: 0.384, SLG: 0.429										3	0	1	0	0	0	1												
Jerry Zimmerman, R OBP: 0.263, SLG: 0.264										1	0	1	1	0	0	0												
Rich Rollins, R OBP: 0.312, SLG: 0.348										4	2	1	0	0	0	5												
Jerry Kindall, R OBP: 0.272, SLG: 0.303										2	1	1	0	1	0	2												
Jim Merritt, L OBP: 0.200, SLG: 0.200										2	0	1	1	0	0	1												
Sandy Valdespino, L OBP: 0.231, SLG: 0.254										1	1	0	0	0	0	2												
Dwight Siebler, R										0	0	0	0	0	0	0												
Bill Pleis, L										1	0	0	0	0	0	0												
Inning Stats	R: 0 E: 0 K: 0 S: 3	H: 0 LOB: 0 BB: 0 P: 3	R: 0 E: 0 K: 1 S: 6	H: 1 LOB: 1 BB: 0 P: 6	R: 1 E: 1 K: 0 S: 5	H: 3 LOB: 1 BB: 0 P: 5	R: 0 E: 0 K: 1 S: 5	H: 0 LOB: 0 BB: 0 P: 5	R: 1 E: 0 K: 0 S: 5	H: 2 LOB: 1 BB: 0 P: 5	R: 6 E: 1 K: 0 S: 8	H: 5 LOB: 0 BB: 1 P: 12	R: 1 E: 0 K: 1 S: 7	H: 2 LOB: 2 BB: 1 P: 11	R: 0 E: 0 K: 1 S: 5	H: 0 LOB: 0 BB: 0 P: 5	1B: 11 2B: 0 3B: 0 HR: 2	SF: 0 SAC: 1 DP: 0 HBP: 0	WP: 0 PB: 0 SB: 1 CS: 0	PA: 38								
PITCHER	IP	WLS	BF	H	R	ER	SO	BB	IBB	HBP	BLK	WP	HR	S	P	ERA	WHIP											
Bill Monbouquette, R ERA: 3.62	(1, 1)	5.0	L	24	10	6	4	2	0	0	0	0	0	1	28	28	7.20	2.000										
Bob Duliba, R ERA: 3.38	(6, 1)	0.1		2	0	0	0	0	1	0	0	0	0	1	5	0.00	3.000											
Arnold Earley, L ERA: 3.28	(6, 1)	0.2		3	1	2	0	0	0	0	0	0	1	3	3	0.00	1.500											
Dennis Bennett, L ERA: 4.82	(7, 1)	2.0		9	2	1	1	2	1	0	0	0	0	0	12	16	4.50	1.500										

Boston Red Sox @ Minnesota Twins
 Metropolitan Stadium, Bloomington, MI
 Fri Aug 06 1965, 8:05 PM EDT
 Att: 25,082 - Unknown - 75 F

AB	35
R	9
H	13
RBI	8
BB	2
SO	4
LOB	14



Batter	1	2	3	4	5	6	7	8	9	AB	R	H	RBI	BB	SO	LOB	TOP					
Lenny Green, L OBP: 0.365, SLG: 0.453 (1, 8)	F7	6-3					K		FC4-6 1B	5	0	2	0	0	1	2						
Jim Gosger, L OBP: 0.378, SLG: 0.500 (1, 9)	1B BB		K		4-3			K	FC4-6 1-2	4	1	0	0	1	2	2						
Carl Yastrzemski, L OBP: 0.395, SLG: 0.592 (1, 7)	F7 1-2		4-1					6-3		4	1	1	1	0	0	1						
Felix Mantilla, R OBP: 0.412, SLG: 0.481 (1, 4)	1B BB		5-3				F7			3	1	1	1	1	0	0						
Lee Thomas, L OBP: 0.372, SLG: 0.480 (1, 3)					F6			FC4-6 BB		3	0	2	1	1	0	0						
Russ Nixon, L OBP: 0.284, SLG: 0.338 (1, 2)	1-3				F8		G6-4-3	FC4-6		4	0	0	0	0	0	4						
Frank Malzone, R OBP: 0.296, SLG: 0.291 (1, 5)				5-3					F9 6-3 2B	4	1	3	0	0	0	0						
Rico Petrocelli, R OBP: 0.282, SLG: 0.368 (1, 6)		FC5-4 6-3 1-2			6-3		G6-4-3		F9	4	0	0	0	0	0	3						
Earl Wilson, R Arnold Earley, L Bob Duliba, R Chuck Schilling, R Bob Heffner, R Dalton Jones, L OBP: 0.348, SLG: 0.410 (1, 1) (5, 1) (6, 1) (7, PH) (7, 1) (8, PH)		6-3			F8				6-3	2	0	0	0	0	0	1						
Inning Stats	R: 1 E: 0 K: 0 S: 4	H: 1 LOB: 2 BB: 2 P: 12	R: 0 E: 0 K: 0 S: 4	H: 1 LOB: 1 BB: 0 P: 4	R: 0 E: 0 K: 1 S: 5	H: 0 LOB: 0 BB: 0 P: 5	R: 0 E: 0 K: 0 S: 3	H: 0 LOB: 0 BB: 0 P: 3	R: 0 E: 0 K: 0 S: 4	H: 1 LOB: 1 BB: 0 P: 4	R: 1 E: 0 K: 0 S: 4	H: 2 LOB: 0 BB: 0 P: 4	R: 0 E: 0 K: 1 S: 5	H: 1 LOB: 1 BB: 1 P: 9	R: 1 E: 0 K: 1 S: 6	H: 1 LOB: 1 BB: 1 P: 10	R: 1 E: 0 K: 0 S: 5	H: 2 LOB: 1 BB: 0 P: 5	1B: 6 2B: 1 3B: 0 HR: 2	SF: 0 SAC: 0 DP: 2 HBP: 0	WP: 0 PB: 0 SB: 1 CS: 0	PA: 38
PITCHER Mudcat Grant, R ERA: 3.58 (1, 1)	IP: 9.0 WLS: W BF: 38 H: 9 R: 4 ER: 4 SO: 3 BB: 4 IBB: 0 HBP: 0 BLK: 0 WP: 0 HR: 2 S: 40 P: 56 ERA: 4.00 WHIP: 1.444															PITCHER						

Boston Red Sox @ Minnesota Twins
Metropolitan Stadium, Bloomington, MI
Sat Aug 07 1965, 4:33 AM EDT
Att: 16,220 - Unknown - 66 F

AB 34
R 4
H 9
RBI 4
BB 4
SO 3
LOB 13

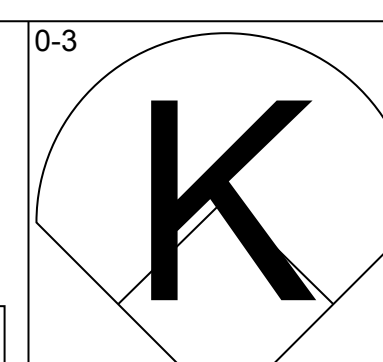
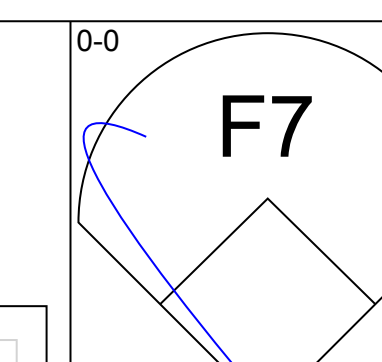
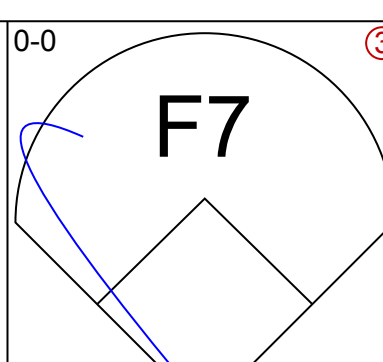
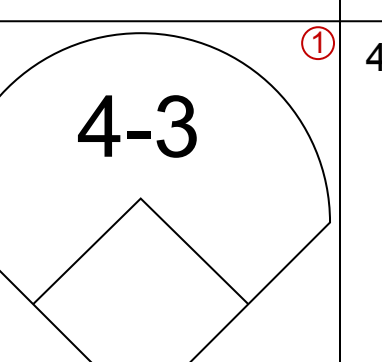
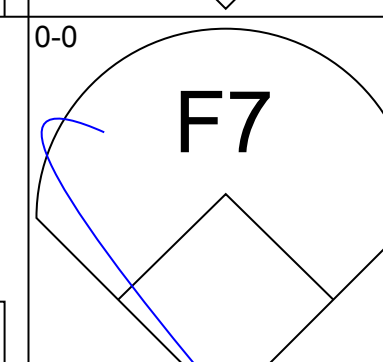
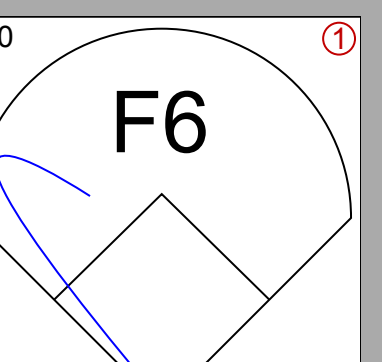
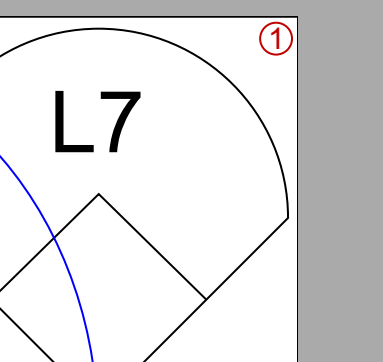
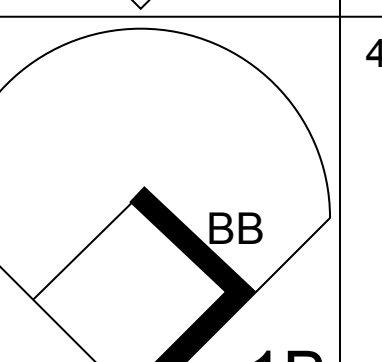
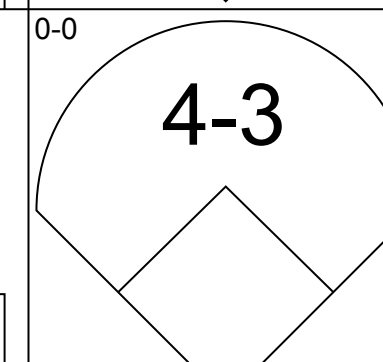
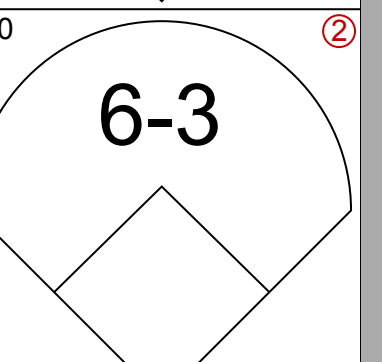
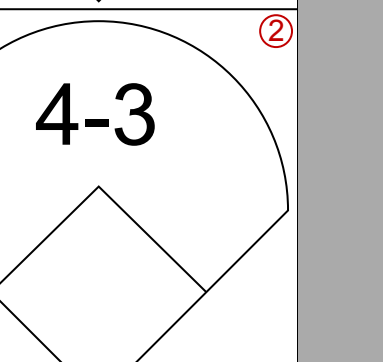
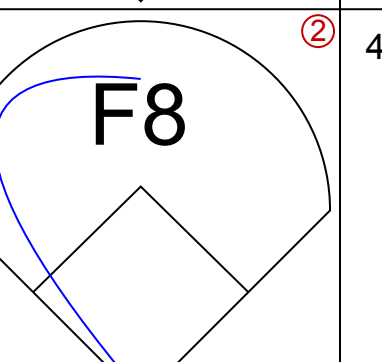
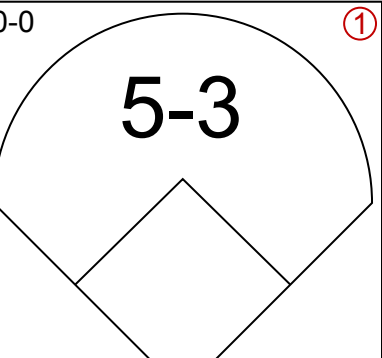
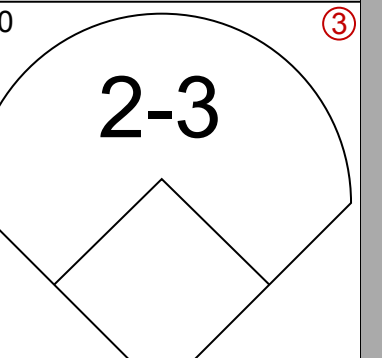
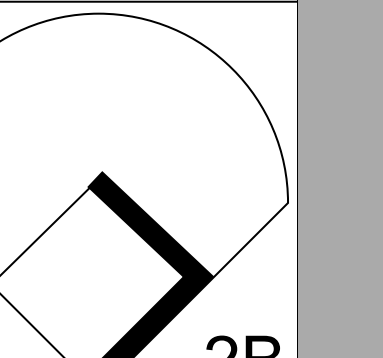
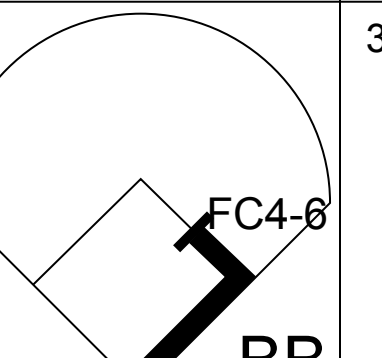
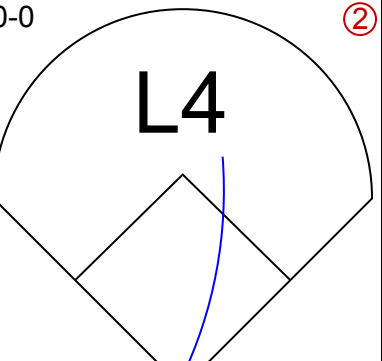
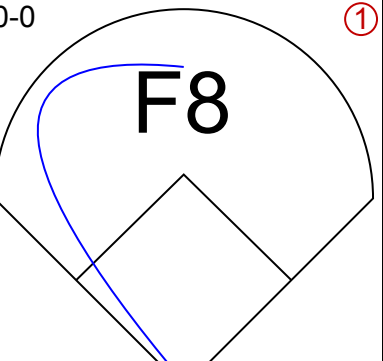
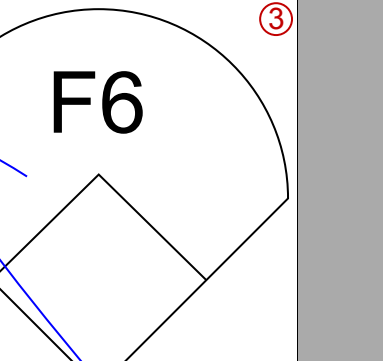
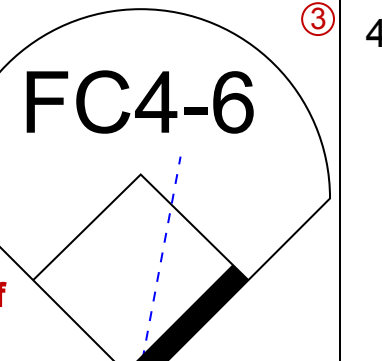
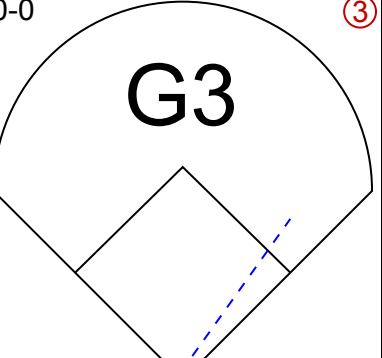
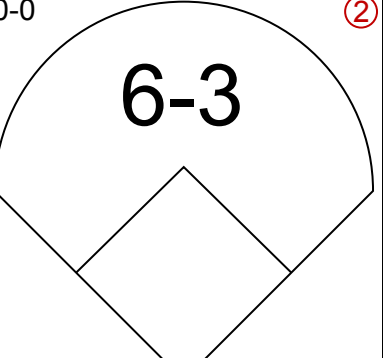
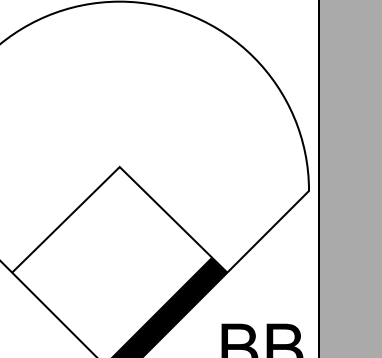
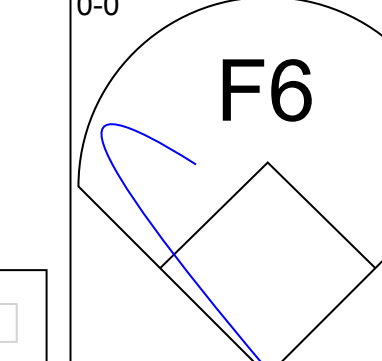
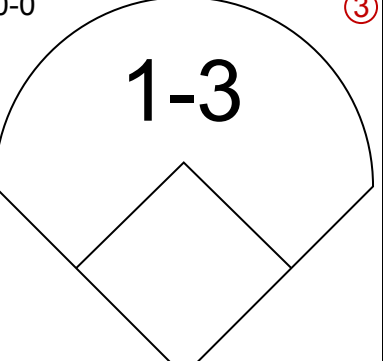
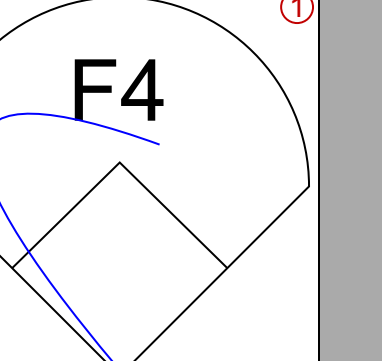
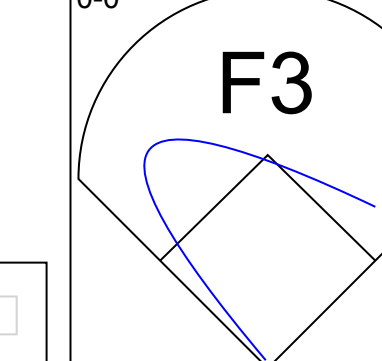
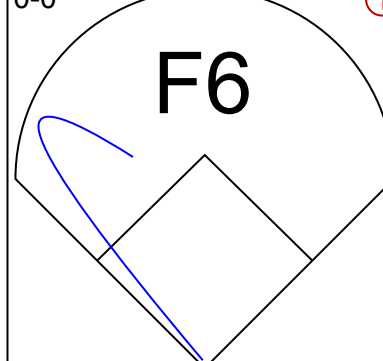

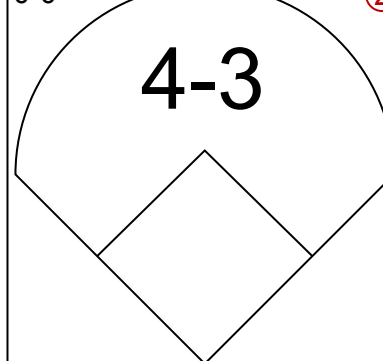
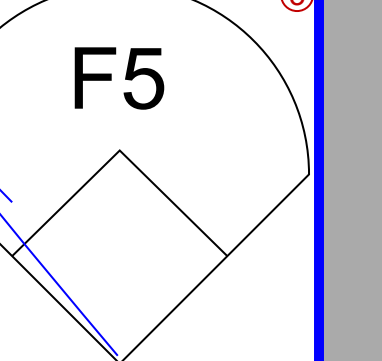
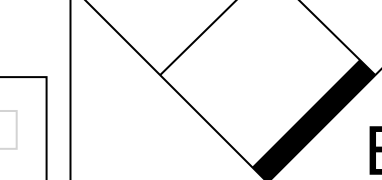


Batter	1	2	3	4	5	6	7	8	9	AB	R	H	RBI	BB	SO	LOB	BOTTOM					
Zoilo Versalles, R OBP: 0.284, SLG: 0.427 (1, 6)			1-3				F3			4	2	2	1	0	0	0						
Tony Oliva, L OBP: 0.353, SLG: 0.479 (1, 9)				1B SF7 BB	SF8		3-1			2	1	0	1	1	0	0						
Jimmie Hall, L OBP: 0.354, SLG: 0.521 (1, 8)				HR 1B	1B 3B		K			4	2	2	1	0	2	0						
Bob Allison, R OBP: 0.369, SLG: 0.487 (1, 7)		5-3		SF7	FC5-4 1B		K			3	0	1	2	0	1	0						
Don Mincher, L OBP: 0.330, SLG: 0.582 (1, 3)			4-3		K		K			4	1	1	2	0	2	1						
Rich Rollins, R OBP: 0.311, SLG: 0.347 (1, 5)			F8	L8	FC5-4		2B	1B		4	1	1	0	0	0	1						
Jerry Kindall, R OBP: 0.276, SLG: 0.314 Frank Quilici, R OBP: 0.289, SLG: 0.273 (3, PH) (6, PR) (9, 4)			F3				6-3			4	0	2	1	0	0	0						
Jerry Zimmerman, R OBP: 0.263, SLG: 0.264 Earl Battey, R OBP: 0.382, SLG: 0.426 (3, PH) (4, 2)			F8	F9			6-3			0	0	0	0	0	0	0						
Mudcat Grant, R OBP: 0.250, SLG: 0.262 (1, 1)			K				5-3			4	1	1	0	0	2	2						
Inning Stats	R: 1 E: 0 K: 1 S: 6	H: 1 LOB: 0 BB: 0 P: 6	R: 0 E: 0 K: 0 S: 3	H: 0 LOB: 0 BB: 0 P: 3	R: 0 E: 0 K: 1 S: 5	H: 0 LOB: 0 BB: 0 P: 5	R: 3 E: 1 K: 0 S: 6	H: 3 LOB: 1 BB: 1 P: 10	R: 3 E: 0 K: 1 S: 9	H: 4 LOB: 1 BB: 0 P: 9	R: 0 E: 0 K: 0 S: 3	H: 0 LOB: 0 BB: 0 P: 3	R: 0 E: 0 K: 1 S: 5	H: 0 LOB: 0 BB: 0 P: 5	R: 2 E: 0 K: 3 S: 12	H: 3 LOB: 2 BB: 0 P: 12	R: 1 E: 0 K: 0 S: 5	H: 3 LOB: 2 BB: 0 P: 12	1B: 5 2B: 3 3B: 1 HR: 2	SF: 2 SAC: 0 DP: 0 HBP: 0	WP: 0 PB: 0 SB: 1 CS: 0	PA: 36
PITCHER Earl Wilson, R ERA: 4.54 Arnold Earley, L ERA: 3.42 Bob Duliba, R ERA: 3.29 Bob Heffner, R ERA: 7.2 (1, 1) (5, 1) (6, 1) (7, 1)	IP: 4.1 WLS: L BF: 4 H: 6 R: 6 ER: 6 SO: 2 BB: 1 IBB: 0 HBP: 0 BLK: 0 WP: 0 HR: 2 S: 23 P: 27 ERA: 12.46 WHIP: 3.000															PITCHER						

Boston Red Sox @ Minnesota Twins
Metropolitan Stadium, Bloomington, MI
Sat Aug 07 1965, 4:33 AM EDT
Att: 16,220 - Unknown - 66 F

AB 33
R 9
H 11
RBI 9
BB 1
SO 7
LOB 5

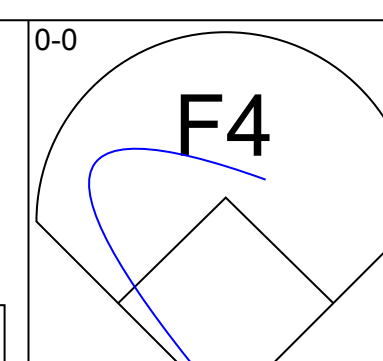
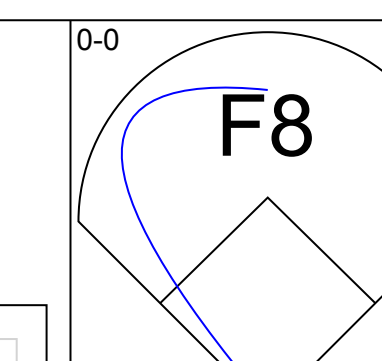
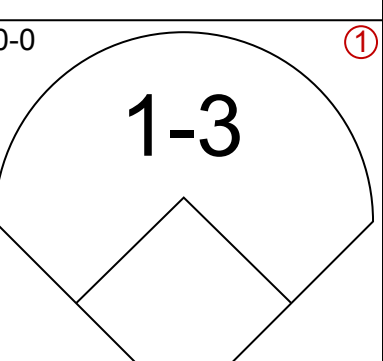
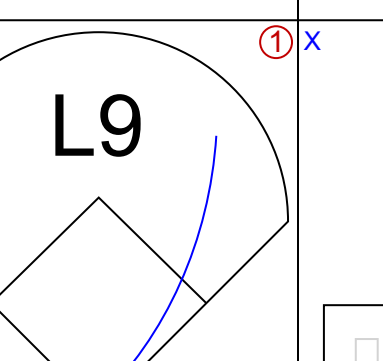
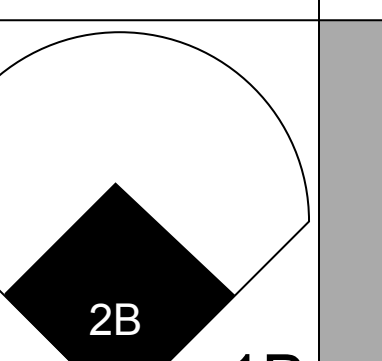
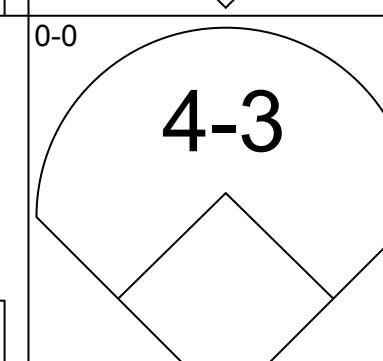
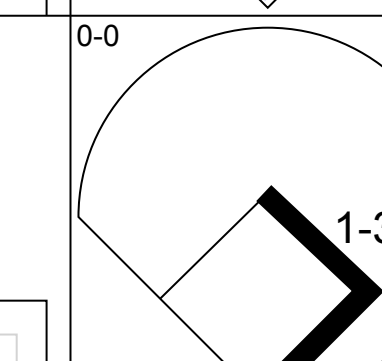
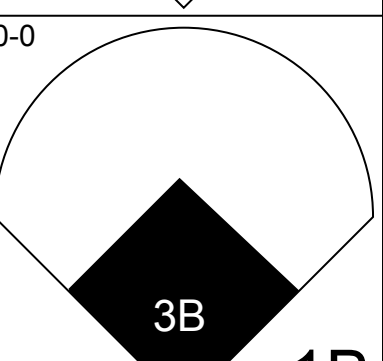
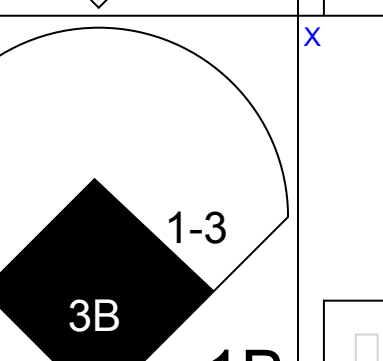
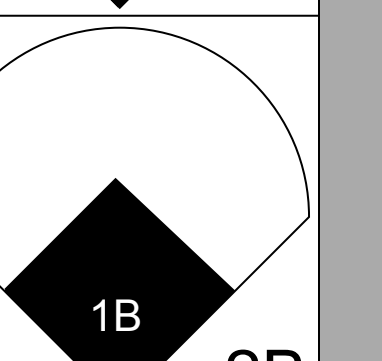
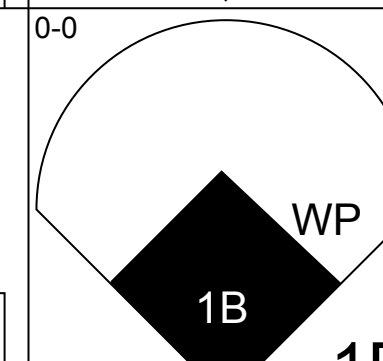
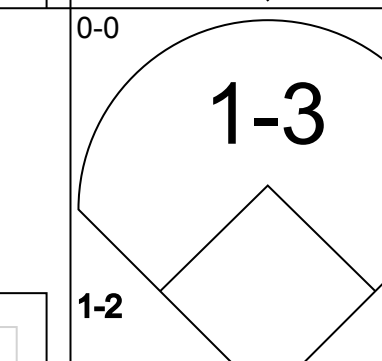
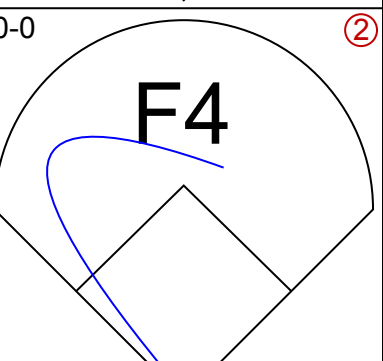
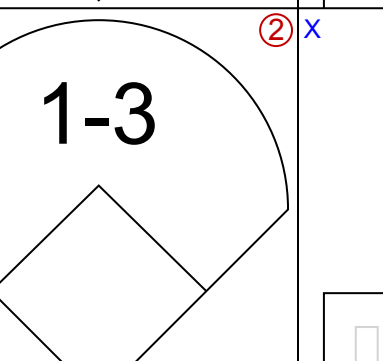
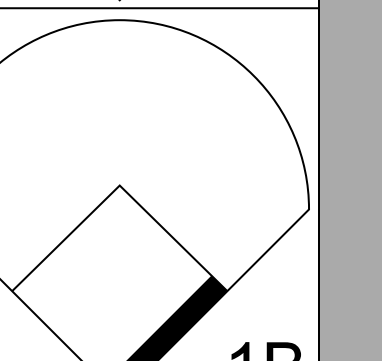
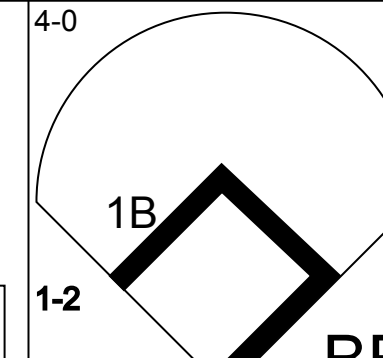
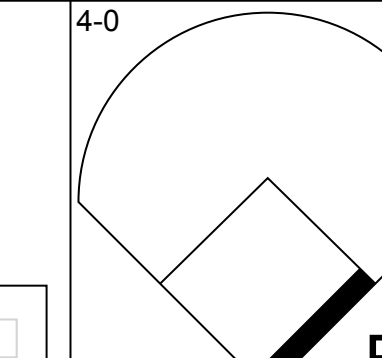
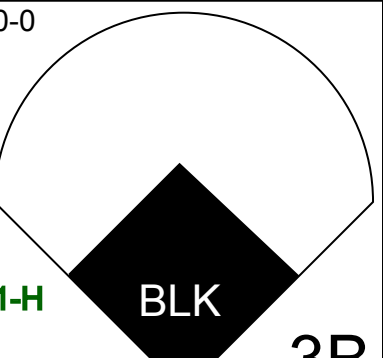
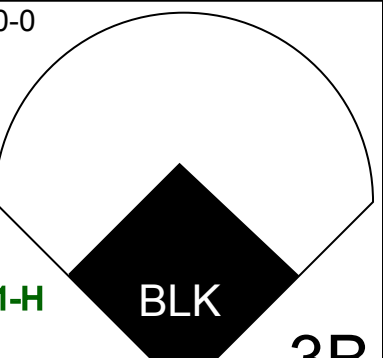
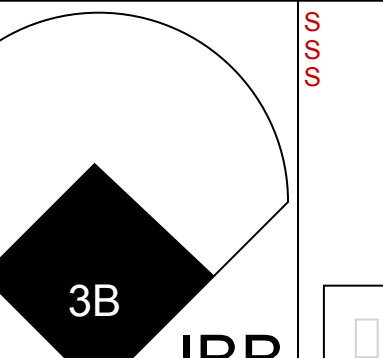
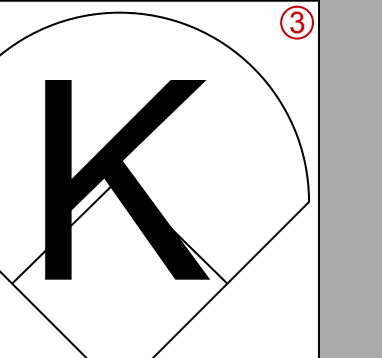
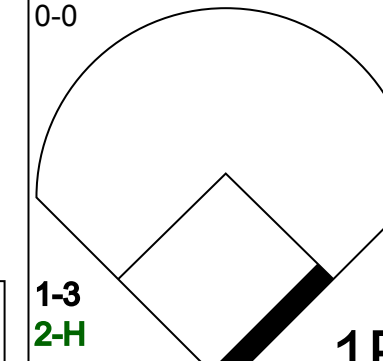
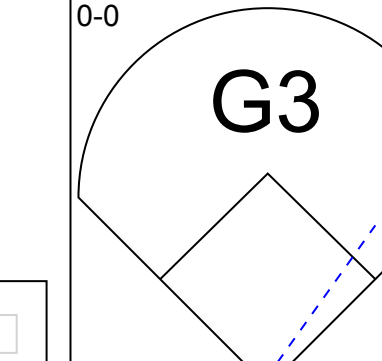
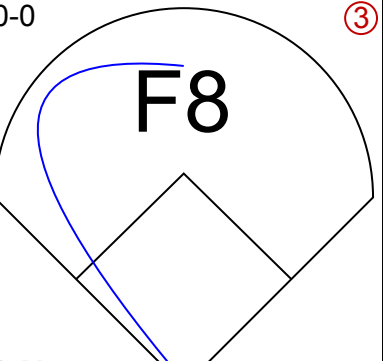
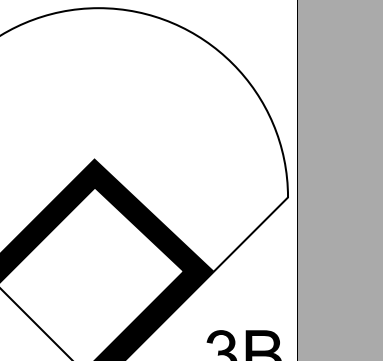
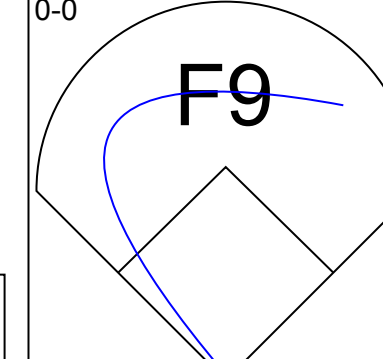
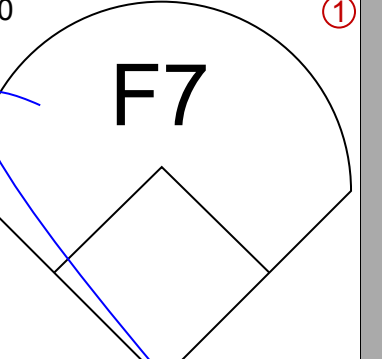
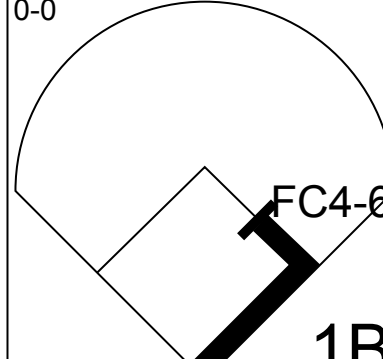
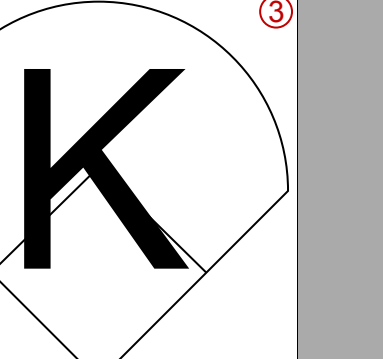
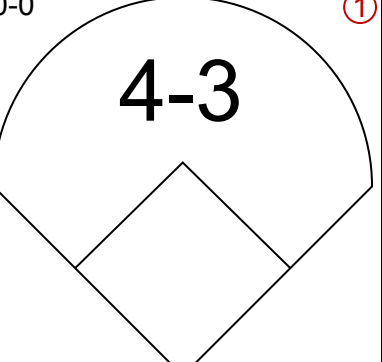
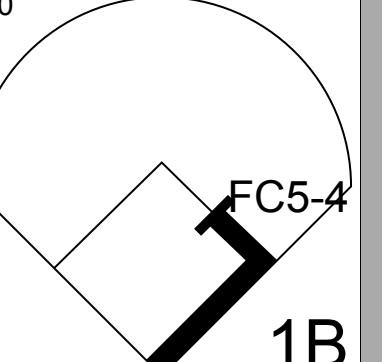
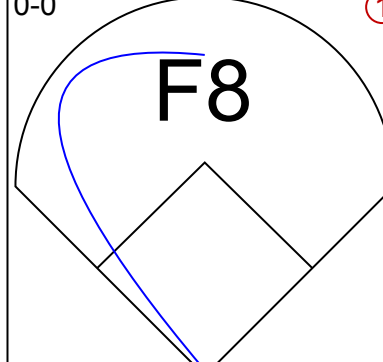
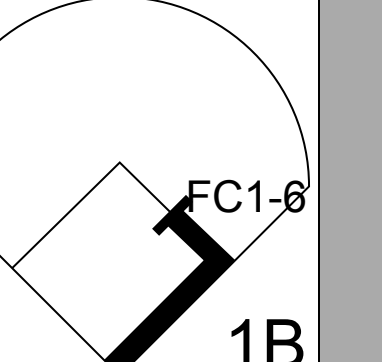
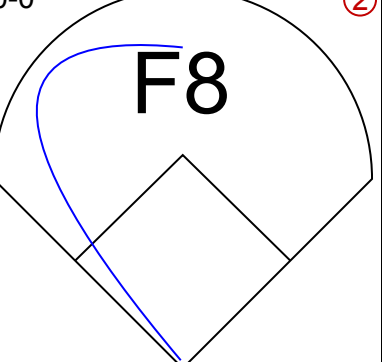
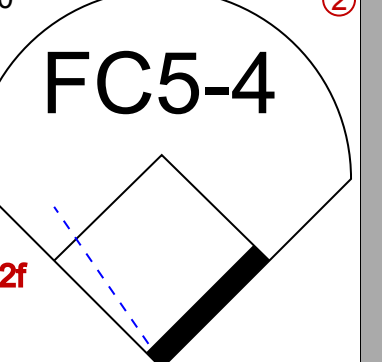
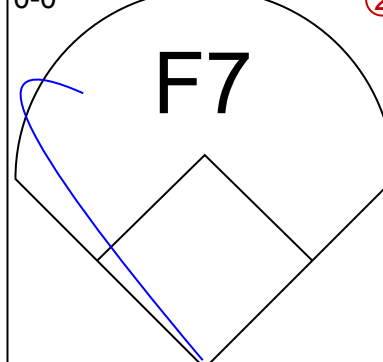
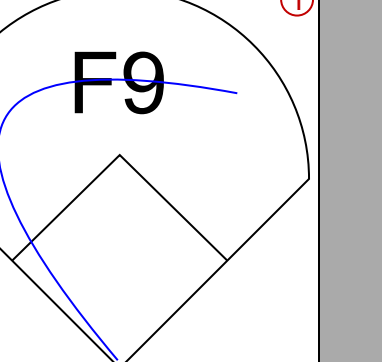
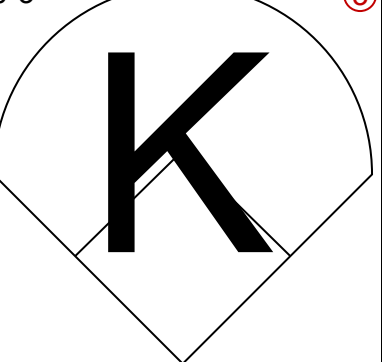

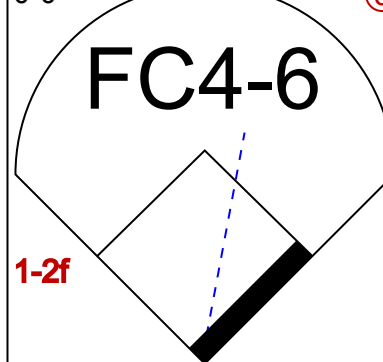
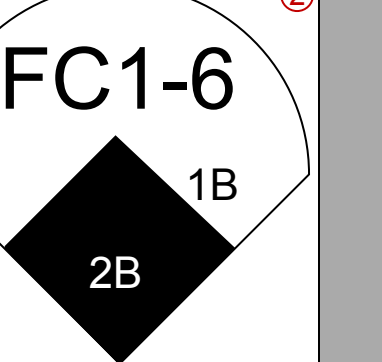


Batter	1	2	3	4	5	6	7	8	9	AB	R	H	RBI	BB	SO	LOB	TOP		
Lenny Green, L (1.8) OBP: 0.360, SLG: 0.447										4	0	0	0	0	1	1			
Jim Gosger, L (1.9) OBP: 0.374, SLG: 0.491										4	0	1	0	0	0	0			
Carl Yastrzemski, L (1.7) OBP: 0.391, SLG: 0.564										4	0	0	0	0	0	1			
Felix Mantilla, R (1.4) OBP: 0.413, SLG: 0.483										3	0	1	0	1	0	0			
Lee Thomas, L (1.3) OBP: 0.368, SLG: 0.475										4	0	0	0	0	0	3			
Bob Tillman, R (1.2) OBP: 0.275, SLG: 0.322										2	0	0	0	1	0	0			
Frank Malzone, R (1.5) OBP: 0.293, SLG: 0.288										3	0	0	0	0	0	1			
Rico Petrocelli, R (1.6) OBP: 0.278, SLG: 0.363										3	0	0	0	0	1	1			
Dave Morehead, R (1.1) OBP: 0.245, SLG: 0.182										0	0	0	0	1	0	0			
Dalton Jones, L (6, PH) OBP: 0.347, SLG: 0.408										1	0	0	0	0	0	0			
Dennis Bennett, L (6, PH) OBP: 0.267, SLG: 0.333										0	0	0	0	0	0	0			
Russ Nixon, L (8, PH) OBP: 0.279, SLG: 0.333										1	0	0	0	0	0	1			
Dick Radatz, R (8, 1) OBP: 0.300, SLG: 0.474										0	0	0	0	0	0	0			
Inning Stats	R: 0 E: 0 K: 1 S: 5	H: 0 LOB: 0 BB: 0 P: 5	R: 0 E: 0 K: 0 S: 3	H: 0 LOB: 0 BB: 0 P: 3	R: 0 E: 0 K: 0 S: 3	H: 0 LOB: 1 BB: 1 P: 7	R: 0 E: 0 K: 0 S: 3	H: 0 LOB: 0 BB: 0 P: 3	R: 0 E: 0 K: 0 S: 3	H: 0 LOB: 0 BB: 0 P: 3	R: 0 E: 0 K: 0 S: 4	H: 1 LOB: 1 BB: 0 P: 4	R: 0 E: 0 K: 1 S: 5	H: 0 LOB: 1 BB: 1 P: 9	R: 0 E: 0 K: 0 S: 4	H: 1 LOB: 2 BB: 1 P: 8	1B: 1 2B: 1 3B: 0 HR: 0	SF: 0 SAC: 0 DP: 0 HBP: 0	WP: 0 PA: 32 PB: 0 SB: 0 CS: 0
PITCHER Jim Perry, R (1.1) ERA: 2.35	IP: 9.0 WLS: W BF: 32 H: 2 R: 0 ER: 0 SO: 2 BB: 3 IBB: 0 HBP: 0 BLK: 0 WP: 0 HR: 0 S: 33 P: 45 ERA: 0.00 WHIP: 0.556															PITCHER			

Boston Red Sox @ Minnesota Twins
Metropolitan Stadium, Bloomington, MI
Sun Aug 08 1965, 4:33 AM EDT
Att: 25,853 - Unknown - 71 F

AB 29
R 0
H 2
RBI 0
BB 3
SO 2
LOB 8





Batter	1	2	3	4	5	6	7	8	9	AB	R	H	RBI	BB	SO	LOB	BOTTOM		
Zoilo Versalles, R (1.6) OBP: 0.283, SLG: 0.425										5	1	1	0	0	0	0			
Tony Oliva, L (1.9) OBP: 0.358, SLG: 0.484										5	3	4	2	0	0	0			
Jimmie Hall, L (1.8) OBP: 0.355, SLG: 0.520										5	1	2	1	0	0	3			
Bob Allison, R (1.7) OBP: 0.375, SLG: 0.493										2	2	1	1	3	1	1			
Don Mincher, L (1.3) OBP: 0.333, SLG: 0.591										4	0	2	3	0	0	2			
Rich Rollins, R (1.5) OBP: 0.310, SLG: 0.346										4	0	1	0	0	1	3			
Earl Batley, R (1.2) OBP: 0.384, SLG: 0.427										4	0	2	0	0	0	1			
Frank Quilici, R (1.4) OBP: 0.276, SLG: 0.259										4	0	0	0	0	0	3			
Jim Perry, S (1.1) OBP: 0.156, SLG: 0.194										4	1	0	0	0	2	3			
Inning Stats	R: 1 E: 0 K: 0 S: 5	H: 2 LOB: 2 BB: 1 P: 9	R: 0 E: 0 K: 1 S: 5	H: 0 LOB: 0 BB: 0 P: 5	R: 0 E: 0 K: 0 S: 4	H: 1 LOB: 2 BB: 1 P: 8	R: 0 E: 0 K: 1 S: 6	H: 1 LOB: 0 BB: 0 P: 6	R: 2 E: 0 K: 0 S: 5	H: 2 LOB: 0 BB: 0 P: 5	R: 0 E: 0 K: 0 S: 4	H: 1 LOB: 1 BB: 0 P: 4	R: 2 E: 0 K: 1 S: 7	H: 2 LOB: 1 BB: 1 P: 11	R: 3 E: 0 K: 1 S: 9	H: 4 LOB: 1 BB: 0 P: 9	1B: 10 2B: 1 3B: 2 HR: 0	SF: 0 SAC: 0 DP: 0 HBP: 0	WP: 1 PA: 40 PB: 0 SB: 0 CS: 0
PITCHER Dave Morehead, R (1.1) ERA: 4.6	IP: 5.0 WLS: L BF: 23 H: 6 R: 3 ER: 3 SO: 2 BB: 2 IBB: 0 HBP: 0 BLK: 1 WP: 1 HR: 0 S: 25 P: 33 ERA: 5.40 WHIP: 1.600															PITCHER			
Dennis Bennett, L (6, 1) ERA: 4.95	2.0 10 3 2 2 1 0 1 0 0 0 0 11 15 9.00 1.500																		
Dick Radatz, R (8, 1) ERA: 4.91	1.0 7 4 3 3 1 0 0 0 0 0 0 9 9 27.00 4.000																		

Boston Red Sox @ Minnesota Twins
Metropolitan Stadium, Bloomington, MI
Sun Aug 08 1965, 4:33 AM EDT
Att: 25,853 - Unknown - 71 F

AB 37
R 8
H 13
RBI 7
BB 3
SO 4
LOB 16



Batter	1	2	3	4	5	6	7	8	9	AB	R	H	RBI	BB	SO	LOB	TOP					
Zoilo Versalles, R OBP: 0.285, SLG: 0.426	E6 2B	1-3			F6			1-3 E 2B	FC6 SH1-4 1-2 1B	5	2	2	0	0	0	1	Minnesota Twins @ New York Yankees Yankee Stadium, Bronx, NY Tue Aug 10 1965, 7:05 PM EDT Att: 29,529 - Overcast - 84 F					
Rich Rollins, R OBP: 0.309, SLG: 0.348	1B 2B		F8		P4			1-3 2-3	SH1-4 1-2 2-3	4	1	1	1	0	0	1						
Tony Oliva, L OBP: 0.360, SLG: 0.483	2H 1B		F8			K		E 1B IBB	IBB	3	1	1	1	2	1	0						
Bob Allison, R OBP: 0.370, SLG: 0.485	L7		5-3			F7		E1 1B 2B	K	5	1	0	0	0	1	5						
Jimmie Hall, L OBP: 0.353, SLG: 0.516	L8				P4			E 1B IBB	FC6	5	1	1	1	0	1	4						
Earl Battey, R OBP: 0.385, SLG: 0.436	5-3							E 1B 2B		4	1	2	2	0	0	1						
Don Mincher, L OBP: 0.337, SLG: 0.589		E9 4-3 1B			F8			1-3		4	0	2	1	0	0	1						
Jerry Kindall, R OBP: 0.272, SLG: 0.309		K			K			1-3	K	4	0	0	0	0	3	3						
Jim Kaat, L OBP: 0.235, SLG: 0.250		4-3			F8			3-1	SH1-4 1B BB	3	0	0	0	0	0	1						
Al Worthington, R OBP: 0.222, SLG: 0.125		2-3								0	0	0	0	1	0	0						
Inning Stats	R: 2 E: 1 K: 0 S: 6	H: 2 LOB: 1 BB: 0 P: 6	R: 0 E: 1 K: 1 S: 6	H: 1 LOB: 1 BB: 0 P: 6	R: 0 E: 0 K: 0 S: 3	H: 0 LOB: 0 BB: 0 P: 3	R: 0 E: 0 K: 1 S: 6	H: 1 LOB: 1 BB: 0 P: 6	R: 0 E: 0 K: 0 S: 3	H: 0 LOB: 0 BB: 0 P: 3	R: 0 E: 0 K: 0 S: 7	H: 0 LOB: 0 BB: 0 P: 7	R: 0 E: 0 K: 0 S: 3	H: 0 LOB: 0 BB: 0 P: 3	R: 5 E: 1 K: 1 S: 10	H: 4 LOB: 1 BB: 2 P: 14	R: 0 E: 0 K: 1 S: 6	H: 1 LOB: 3 BB: 2 P: 14	1B: 5 2B: 4 3B: 0 HR: 0	SF: 0 SAC: 1 DP: 0 HBP: 0	WP: 0 PB: 0 CS: 0	PA: 41
PITCHER	IP WLS BF H R ER SO BB IBB HBP BLK WP HR S P ERA WHIP																					
Whitely Ford, L ERA: 3.56	(1, 1) 7.0 0 26 4 2 1 4 0 0 0 0 0 0 0 34 34 1.29 0.571																					
Pete Mikkelsen, R ERA: 3.44	(8, 1) 0.2 L 7 3 5 0 0 0 0 1 0 0 0 0 0 6 10 0.00 4.500																					
Steve Hamilton, L ERA: 1.62	(8, 1) 0.1 2 1 0 0 1 0 0 0 0 0 0 0 4 4 0.00 3.000																					
Jim Bouton, R ERA: 5.2	(9, 1) 0.0 2 1 0 0 0 1 0 0 0 0 0 0 1 5 ∞ ∞																					
Bill Stafford, R ERA: 3.0	(9, 1) 1.0 4 0 0 0 1 0 1 0 0 0 0 0 5 9 0.00 0.000																					
Batter	1	2	3	4	5	6	7	8	9	AB	R	H	RBI	BB	SO	LOB	BOTTOM					
Bobby Richardson, R OBP: 0.312, SLG: 0.345	F8		F8		G5-4-3 1-2		K			4	0	0	0	0	1	4	Minnesota Twins @ New York Yankees Yankee Stadium, Bronx, NY Tue Aug 10 1965, 7:05 PM EDT Att: 29,529 - Overcast - 84 F					
Phil Linz, R OBP: 0.288, SLG: 0.276	K			PB 1B		4-3		L1		4	0	1	0	0	1	0						
Mickey Mantle, S OBP: 0.395, SLG: 0.485	L6			K		5-3		HR		4	1	1	1	0	1	1						
Tom Tresh, S OBP: 0.349, SLG: 0.484		L5		PB 1B		K		1B		4	0	2	0	0	1	0						
Elston Howard, R OBP: 0.262, SLG: 0.343		5-3		L9				K		4	0	0	0	0	1	3						
Joe Pepitone, L OBP: 0.326, SLG: 0.437		4-3		4-3				G3	F2	4	0	0	0	0	0	3						
Hector Lopez, R OBP: 0.313, SLG: 0.376			FC3-6 BB		1B 3B			E5 1B		3	2	2	0	1	0	0						
Clete Boyer, R OBP: 0.303, SLG: 0.388		L7		L7	G5-4-3 1B		1B IBB		7-4 1B	3	0	1	1	1	0	2						
Whitely Ford, L OBP: 0.250, SLG: 0.212	(1, 1)									2	0	0	0	0	0	2						
Ray Barker, R OBP: 0.349, SLG: 0.417	(7, PH)									1	0	1	0	0	0	0						
Pete Mikkelsen, R OBP: 0.111, SLG: 0.111	(8, 1)									0	0	0	0	0	0	0						
Steve Hamilton, L OBP: 0.111, SLG: 0.111	(8, 1)									0	0	0	0	0	0	0						
Jim Bouton, R OBP: 0.220, SLG: 0.105	(9, 1)									0	0	0	0	0	0	0						
Bill Stafford, R OBP: 0.220, SLG: 0.105	(9, 1)									0	0	0	0	0	0	0						
Roger Repoz, L OBP: 0.260, SLG: 0.462	(9, PH)									1	0	0	0	0	1	0						
Inning Stats	R: 0 E: 0 K: 1 S: 5	H: 0 LOB: 0 BB: 0 P: 5	R: 0 E: 0 K: 0 S: 3	H: 0 LOB: 0 BB: 0 P: 3	R: 0 E: 0 K: 0 S: 3	H: 0 LOB: 1 BB: 1 P: 7	R: 0 E: 0 K: 1 S: 7	H: 2 LOB: 2 BB: 0 P: 7	R: 1 E: 0 K: 0 S: 4	H: 2 LOB: 0 BB: 0 P: 4	R: 0 E: 0 K: 1 S: 5	H: 0 LOB: 0 BB: 0 P: 5	R: 1 E: 1 K: 1 S: 7	H: 1 LOB: 2 BB: 1 P: 11	R: 1 E: 0 K: 1 S: 7	H: 2 LOB: 1 BB: 0 P: 7	R: 0 E: 0 K: 1 S: 5	H: 1 LOB: 0 BB: 0 P: 5	1B: 6 2B: 1 3B: 1 HR: 1	SF: 0 SAC: 0 DP: 2 HBP: 0	WP: 0 PB: 1 CS: 0	PA: 36
PITCHER	IP WLS BF H R ER SO BB IBB HBP BLK WP HR S P ERA WHIP																					
Jim Kaat, L ERA: 2.83	(1, 1) 7.1 0 31 7 3 2 4 1 0 0 0 0 0 0 37 45 2.46 1.091																					
Al Worthington, R ERA: 1.99	(8, 1) 1.2 S 5 1 0 0 2 0 0 0 0 0 0 0 9 9 0.00 0.600																					

Batter	1	2	3	4	5	6	7	8	9	AB	R	H	RBI	BB	SO	LOB	TOP					
Zoilo Versalles, R OBP: 0.286, SLG: 0.427										4	1	2	0	0	0	0	Minnesota Twins @ New York Yankees Yankee Stadium, Bronx, NY Wed Aug 11 1965, 7:05 PM EDT Att: 30,205 - Cloudy - 80 F					
Tony Oliva, L OBP: 0.359, SLG: 0.481										4	1	1	0	0	1	2						
Jimmie Hall, L OBP: 0.350, SLG: 0.510										4	0	0	0	0	0	3						
Bob Allison, R OBP: 0.369, SLG: 0.481										3	0	0	0	1	2	3						
Don Mincher, L OBP: 0.340, SLG: 0.590										3	2	1	0	1	0	1						
Earl Battey, R OBP: 0.390, SLG: 0.444										2	0	2	2	0	0	0						
Jerry Zimmerman, R OBP: 0.266, SLG: 0.267										2	0	1	0	0	0	1						
Rich Rollins, R OBP: 0.309, SLG: 0.347										4	0	1	1	0	0	2						
Jerry Kindall, R OBP: 0.268, SLG: 0.304										4	0	0	0	0	1	3						
Mudcat Grant, R OBP: 0.243, SLG: 0.254										2	0	0	0	0	1	1						
Gary Roggenburk, R OBP: 0.329, SLG: 0.321										0	0	0	0	0	0	0						
Sandy Valdespino, L OBP: 0.274, SLG: 0.345										0	0	0	0	0	0	0						
Dick Stigman, R OBP: 0.274, SLG: 0.345										0	0	0	0	0	0	0						
Joe Nossak, R OBP: 0.274, SLG: 0.345										1	0	0	0	0	1	0						
Inning Stats	R: 3 E: 1 K: 2 S: 11	H: 3 LOB: 2 BB: 1 P: 15	R: 0 E: 0 K: 2 S: 7	H: 0 LOB: 0 BB: 0 P: 7	R: 0 E: 0 K: 1 S: 5	H: 0 LOB: 0 BB: 0 P: 5	R: 0 E: 0 K: 0 S: 4	H: 1 LOB: 1 BB: 0 P: 4	R: 0 E: 0 K: 0 S: 4	H: 1 LOB: 1 BB: 0 P: 4	R: 1 E: 1 K: 0 S: 4	H: 2 LOB: 0 BB: 0 P: 4	R: 0 E: 0 K: 0 S: 3	H: 1 LOB: 0 BB: 0 P: 3	R: 0 E: 0 K: 0 S: 3	H: 0 LOB: 1 BB: 1 P: 7	R: 0 E: 0 K: 1 S: 5	H: 0 LOB: 0 BB: 0 P: 5	1B: 6 2B: 3 3B: 0 HR: 0	SF: 0 SAC: 0 DP: 2 HBP: 0	WP: 0 PB: 0 CS: 0	PA: 36
PITCHER Mel Stottlemyre, R ERA: 2.7	IP: 9.0 WLS: W BF: 36 H: 8 R: 4 ER: 0 SO: 6 BB: 1 IBB: 1 HBP: 0 BLK: 0 WP: 0 HR: 0 S: 46 P: 54 ERA: 0.00 WHIP: 1.000															PITCHER						
Batter	1	2	3	4	5	6	7	8	9	AB	R	H	RBI	BB	SO	LOB	BOTTOM					
Bobby Richardson, R OBP: 0.312, SLG: 0.345										4	0	1	2	0	0	0	Minnesota Twins @ New York Yankees Yankee Stadium, Bronx, NY Wed Aug 11 1965, 7:05 PM EDT Att: 30,205 - Cloudy - 80 F					
Joe Pappone, L OBP: 0.325, SLG: 0.435										4	0	1	1	0	1	0						
Mickey Mantle, S OBP: 0.393, SLG: 0.482										4	0	1	0	0	2	2						
Ross Moschitto, R OBP: 0.200, SLG: 0.333										0	0	0	0	0	0	0						
Tom Tresh, S OBP: 0.346, SLG: 0.479										4	0	0	0	0	0	2						
Euston Howard, R OBP: 0.263, SLG: 0.343										3	1	1	0	0	0	0						
Ray Barker, L OBP: 0.348, SLG: 0.422										3	1	1	0	0	1	0						
Clete Boyer, R OBP: 0.304, SLG: 0.388										3	1	1	1	0	0	0						
Phil Linz, R OBP: 0.285, SLG: 0.272										3	1	0	0	0	1	1						
Mel Stottlemyre, R OBP: 0.151, SLG: 0.274										3	1	1	0	0	2	0						
Inning Stats	R: 0 E: 0 K: 0 S: 4	H: 1 LOB: 1 BB: 0 P: 4	R: 0 E: 0 K: 0 S: 3	H: 0 LOB: 0 BB: 0 P: 3	R: 0 E: 0 K: 1 S: 5	H: 0 LOB: 0 BB: 0 P: 5	R: 0 E: 0 K: 1 S: 5	H: 0 LOB: 0 BB: 0 P: 5	R: 5 E: 1 K: 0 S: 9	H: 6 LOB: 1 BB: 0 P: 9	R: 0 E: 0 K: 1 S: 5	H: 0 LOB: 0 BB: 0 P: 5	R: 0 E: 0 K: 2 S: 7	H: 0 LOB: 0 BB: 0 P: 7	R: 0 E: 0 K: 2 S: 7	H: 0 LOB: 0 BB: 0 P: 7	1B: 6 2B: 1 3B: 0 HR: 0	SF: 0 SAC: 0 DP: 1 HBP: 0	WP: 1 PB: 0 CS: 0	PA: 31		
PITCHER Mudcat Grant, R ERA: 3.7	IP: 4.0 WLS: L BF: 19 H: 6 R: 5 ER: 4 SO: 2 BB: 0 IBB: 0 HBP: 0 BLK: 0 WP: 1 HR: 0 S: 23 P: 23 ERA: 9.00 WHIP: 1.500															PITCHER						
Gary Roggenburk, L ERA: 1.15	IP: 2.0 WLS: 0 BF: 6 H: 1 R: 0 ER: 0 SO: 1 BB: 0 IBB: 0 HBP: 0 BLK: 0 WP: 0 HR: 0 S: 8 P: 8 ERA: 0.00 WHIP: 0.500															PITCHER						
Dick Stigman, L ERA: 4.85	IP: 2.0 WLS: 0 BF: 6 H: 0 R: 0 ER: 0 SO: 4 BB: 0 IBB: 0 HBP: 0 BLK: 0 WP: 0 HR: 0 S: 14 P: 14 ERA: 0.00 WHIP: 0.000															PITCHER						

Batter	1	2	3	4	5	6	7	8	9	AB	R	H	RBI	BB	SO	LOB	TOP																		
Zoilo Versalles, R OBP: 0.289, SLG: 0.430 (1, 6)										4	0	0	0	0	1	0																			
Tony Oliva, L OBP: 0.361, SLG: 0.488 (1, 9)										4	1	2	1	0	0	0																			
Jimmie Hall, L OBP: 0.347, SLG: 0.503 (1, 8)										3	0	1	0	1	0	1																			
Bob Allison, R OBP: 0.360, SLG: 0.467 (1, 7)										4	0	0	0	0	2	3																			
Don Mincher, L OBP: 0.350, SLG: 0.608 (1, 3)										3	0	1	0	1	0	1																			
Earl Battey, R OBP: 0.399, SLG: 0.457 (1, 2)										3	0	2	0	1	0	2																			
Rich Rollins, R OBP: 0.310, SLG: 0.347 (1, 5)										3	0	0	0	0	0	3																			
Frank Quilici, R OBP: 0.277, SLG: 0.284 (1, 4)										3	0	0	0	0	1	0																			
Jim Perry, S OBP: 0.152, SLG: 0.188 (1, 1)										1	0	0	0	0	1	0																			
Sandy Valdespino, L OBP: 0.327, SLG: 0.919 (6, PH)										1	0	0	0	0	0	0																			
Garry Roggenburk, R (6, 1)										0	0	0	0	0	0	0																			
Andy Kosco, R (8, PH)										1	0	0	0	0	0	0																			
Johnny Klippstein, R (8, 1)										0	0	0	0	0	0	0																			
Inning Stats	R: 0 E: 0 K: 2 S: 8	H: 1 LOB: 1 BB: 0 P: 8	R: 0 E: 0 K: 0 S: 3	H: 1 LOB: 0 BB: 0 P: 3	R: 0 E: 0 K: 1 S: 5	H: 0 LOB: 0 BB: 0 P: 5	R: 0 E: 0 K: 0 S: 3	H: 0 LOB: 0 BB: 0 P: 3	R: 0 E: 0 K: 0 S: 3	H: 2 LOB: 0 BB: 0 P: 3	R: 0 E: 0 K: 0 S: 3	H: 0 LOB: 0 BB: 0 P: 3	R: 1 E: 0 K: 1 S: 6	H: 1 LOB: 2 BB: 2 P: 14	R: 0 E: 0 K: 1 S: 5	H: 0 LOB: 0 BB: 0 P: 5	R: 0 E: 0 K: 0 S: 4	H: 1 LOB: 2 BB: 1 P: 8	1B: 5 2B: 0 3B: 0 HR: 1	SF: 0 SAC: 0 DP: 1 HBP: 0	WP: 0 PB: 0 SB: 0 CS: 1	PA: 33													
PITCHER	IP WLS BF H R ER SO BB IBB HBP BLK WP HR S P ERA WHIP																																		
Sonny Siebert, R ERA: 2.15 (1, 1)	1.0	4	1	0	0	2	0	0	0	0	0	0	8	8	0.00	1.000																			
Lee Stange, R ERA: 3.56 (2, 1)	5.0	17	4	1	1	1	1	0	0	0	0	1	18	22	1.80	1.000																			
Bobby Tiefenauer, R ERA: 4.15 (7, 1)	3.0	12	1	0	0	2	2	0	0	0	0	0	14	22	0.00	1.000																			

Minnesota Twins @ Cleveland Indians
Cleveland Municipal Stadium, Cleveland, OH
Fri Aug 13 1965, 7:05 PM EDT
Att: 27,449 - Unknown

AB 30
R 1
H 6
RBI 1
BB 3
SO 5
LOB 10



Batter	1	2	3	4	5	6	7	8	9	AB	R	H	RBI	BB	SO	LOB	BOTTOM																		
Larry Brown, R OBP: 0.334, SLG: 0.380 (1, 6)										3	2	2	0	0	0	0																			
Vic Davallilo, L OBP: 0.339, SLG: 0.378 (1, 8)										2	1	1	0	0	0	0																			
Leon Wagner, L OBP: 0.354, SLG: 0.474 (1, 7)										4	0	2	0	0	0	2																			
Chico Salmon, R OBP: 0.278, SLG: 0.418 (9, 7)										0	0	0	0	0	0	0																			
Rocky Colavito, R OBP: 0.391, SLG: 0.496 (1, 9)										3	0	1	1	1	0	2																			
Fred Whitfield, L OBP: 0.319, SLG: 0.505 (1, 3)										4	0	0	0	0	0	3																			
Max Alvis, R OBP: 0.343, SLG: 0.462 (1, 5)										3	0	2	0	1	0	0																			
Joe Azcue, R OBP: 0.289, SLG: 0.274 (1, 2)										3	0	0	0	0	0	3																			
Phil Roof, R OBP: 0.156, SLG: 0.156 (7, 2)										1	0	0	0	0	0	1																			
Pedro Gonzalez, R OBP: 0.322, SLG: 0.392 (1, 4)										2	0	0	0	2	0	2																			
Sonny Siebert, R OBP: 0.104, SLG: 0.191 (1, 1)										0	0	0	0	0	0	0																			
Lee Stange, R OBP: 0.256, SLG: 0.130 (2, 1)										3	0	0	0	0	1	3																			
Bobby Tiefenauer, R (7, 1)										0	0	0	0	0	0	0																			
Inning Stats	R: 1 E: 0 K: 0 S: 4	H: 1 LOB: 1 BB: 0 P: 5	R: 0 E: 0 K: 0 S: 3	H: 0 LOB: 1 BB: 1 P: 7	R: 0 E: 0 K: 0 S: 4	H: 1 LOB: 1 BB: 0 P: 4	R: 0 E: 0 K: 0 S: 4	H: 1 LOB: 1 BB: 0 P: 4	R: 2 E: 1 K: 1 S: 7	H: 3 LOB: 0 BB: 0 P: 7	R: 0 E: 0 K: 0 S: 3	H: 0 LOB: 2 BB: 2 P: 11	R: 0 E: 0 K: 0 S: 4	H: 1 LOB: 1 BB: 1 P: 8	R: 0 E: 0 K: 0 S: 3	H: 1 LOB: 0 BB: 0 P: 3	1B: 8 2B: 1 3B: 0 HR: 0	SF: 0 SAC: 2 DP: 3 HBP: 1	WP: 1 PB: 1 SB: 0 CS: 0	PA: 35															
PITCHER	IP WLS BF H R ER SO BB IBB HBP BLK WP HR S P ERA WHIP																																		
Jim Perry, R ERA: 2.41 (1, 1)	5.0	22	1	0	0	0	1	0	1	0	0	22	27	3.60	1.400																				
Garry Roggenburk, L ERA: 1.02 (6, 1)	2.0	10	1	0	0	0	1	2	0	0	0	0	7	19	0.00	1.000																			
Johnny Klippstein, R ERA: 2.95 (8, 1)	1.0	3	1	0	0	0	0	0	0	0	0	0	3	3	0.00	1.000																			

Minnesota Twins @ Cleveland Indians
Cleveland Municipal Stadium, Cleveland, OH
Fri Aug 13 1965, 7:05 PM EDT
Att: 27,449 - Unknown

AB 28
R 3
H 8
RBI 1
BB 4
SO 1
LOB 16



Batter	1	2	3	4	5	6	7	8	9	AB	R	H	RBI	BB	SO	LOB	TOP					
Zoilo Versalles, R OBP: 0.289, SLG: 0.428 (1, 6)	K2-3 0-3 1		1-3 0-0 3			L4 0-0 1		G4-6-3 HBP 1-2 0-0 2		3	0	0	0	0	1	0						
Rich Rollins, R OBP: 0.307, SLG: 0.343 (1, 5)	F7 0-0 2			K 0-3 2		F7 0-0 2		G4-6-3 1-2 0-0 3		4	0	0	0	0	1	2						
Tony Oliva, L OBP: 0.360, SLG: 0.487 Joe Nosssek, R OBP: 0.275, SLG: 0.345 (1, 8)	G3 0-0 3			F9 0-0 1					5-3 0-0 1	1	0	0	0	0	0	0						
Andy Kosco, R OBP: 0.200, SLG: 0.800 (1, 9)		HR 0-0 1		K 0-3 2		K 0-3 3			K 0-3 2	4	1	1	1	0	3	2						
Bob Allison, R OBP: 0.362, SLG: 0.469 (1, 7)		2B 0-0 2		FC5-4 BB 1-2 0-0 3					K 0-3 3	3	0	1	0	1	1	0						
Earl Battey, R OBP: 0.395, SLG: 0.452 (1, 2)		6-3 0-0 2		FC5-4 1-2 0-0 3						3	0	0	0	0	0	2						
Don Mincher, L OBP: 0.345, SLG: 0.599 (1, 3)						K 0-3 1				3	0	0	0	0	2	0						
Frank Quilici, R OBP: 0.268, SLG: 0.275 (1, 4)				K 0-3 1		F7 0-0 2			K 0-3 1	3	0	0	0	0	2	0						
Jim Kaat, L OBP: 0.229, SLG: 0.242 Sandy Valdespino, L OBP: 0.331, SLG: 0.319 Al Worthington, R OBP: 0.222, SLG: 0.125 (8, 1)				F8 0-0 2		K2-3 0-0 3			HBP BB 4-0 1	2	0	0	0	0	1	0						
										0	0	0	0	0	1	0						
										0	0	0	0	0	0	0						
Inning Stats	R: 0 E: 0 K: 1 S: 5	H: 0 LOB: 0 BB: 0 P: 5	R: 1 E: 0 K: 0 S: 4	H: 2 LOB: 0 BB: 0 P: 4	R: 0 E: 0 K: 1 S: 5	H: 0 LOB: 0 BB: 0 P: 5	R: 0 E: 0 K: 2 S: 8	H: 0 LOB: 2 BB: 1 P: 12	R: 0 E: 0 K: 2 S: 7	H: 0 LOB: 0 BB: 0 P: 7	R: 0 E: 0 K: 1 S: 6	H: 1 LOB: 1 BB: 0 P: 6	R: 0 E: 0 K: 1 S: 5	H: 0 LOB: 0 BB: 0 P: 5	R: 0 E: 0 K: 1 S: 4	H: 0 LOB: 1 BB: 1 P: 9	R: 0 E: 0 K: 2 S: 7	H: 0 LOB: 0 BB: 0 P: 7	1B: 1 2B: 1 3B: 0 HR: 1	SF: 0 SAC: 0 DP: 1 HBP: 1	WP: 0 PB: 1 SB: 0 CS: 0	PA: 32
PITCHER Sam McDowell, L ERA: 2.23 (1, 1)	IP: 9.0 WLS: W BF: 32 H: 3 R: 1 ER: 1 SO: 11 BB: 2 IBB: 0 HBP: 1 BLK: 0 WP: 0 HR: 1 S: 51 P: 60 ERA: 1.00 WHIP: 0.556															PITCHER	IP: 9.0 WLS: W BF: 32 H: 3 R: 1 ER: 1 SO: 11 BB: 2 IBB: 0 HBP: 1 BLK: 0 WP: 0 HR: 1 S: 51 P: 60 ERA: 1.00 WHIP: 0.556					

Minnesota Twins @ Cleveland Indians
Cleveland Municipal Stadium, Cleveland, OH
Sat Aug 14 1965, 3:33 AM EDT
Att: 15,909 - Unknown

AB 29
R 1
H 3
RBI 1
BB 2
SO 11
LOB 7



Batter	1	2	3	4	5	6	7	8	9	AB	R	H	RBI	BB	SO	LOB	BOTTOM
Larry Brown, R OBP: 0.333, SLG: 0.390 (1, 6)	K 0-3 1		L7 0-0 2		HR 1-H 0-0 2		K 0-3 3			4	1	1	2	0	2	0	
Vic Davaillo, L OBP: 0.341, SLG: 0.380 (1, 8)	K 0-3 2		FC5-4 1B 0-0 3		4-3 0-0 2			4-3 1B 0-0 1		4	0	2	0	0	1	0	
Chuck Hinton, R OBP: 0.342, SLG: 0.465 (1, 7)			FC5-4 1-2 0-0 3		HR 0-0 3			K 0-3 1		4	1	2	1	0	1	2	
Rocky Colavito, R OBP: 0.390, SLG: 0.493 (1, 9)					F7 0-0 1		5-3 0-0 3		4-3 1-2 0-0 2	3	0	0	0	1	0	1	
Fred Whitfield, L OBP: 0.318, SLG: 0.502 (1, 3)			FC4-6 1-2 0-0 3		1B 0-0 2			6-3 0-0 3		4	0	1	0	0	0	3	
Max Alvis, R OBP: 0.340, SLG: 0.458 (1, 5)					F9 0-0 1		F5 0-0 2		K 0-3 2	3	0	0	0	0	1	1	
Joe Azcue, R OBP: 0.295, SLG: 0.271 (1, 2)					5-3 0-0 2		K 0-3 3		5-3 0-0 3	3	0	0	0	0	1	1	
Pedro Gonzalez, R OBP: 0.318, SLG: 0.387 (1, 4)					F3 0-0 3				6-3 0-0 1	3	0	0	0	0	0	0	
Sam McDowell, L OBP: 0.109, SLG: 0.111 (1, 1)					F8 0-0 1		FC4-6 HR 1-2 0-0 1		G3 0-0 2	3	1	0	0	0	0	1	
										1B: 3 2B: 1 3B: 0 HR: 2	SF: 0 SAC: 0 DP: 0 HBP: 0	WP: 0 PB: 0 SB: 0 CS: 0	PA: 32				
PITCHER Jim Kaat, L ERA: 2.78 Al Worthington, R ERA: 1.95 (8, 1)	IP: 7.0 WLS: L BF: 28 H: 5 R: 3 ER: 3 SO: 5 BB: 1 IBB: 0 HBP: 0 BLK: 0 WP: 0 HR: 2 S: 37 P: 41 ERA: 1.29 WHIP: 0.857															PITCHER	IP: 1.0 WLS: L BF: 4 H: 1 R: 0 ER: 0 SO: 1 BB: 0 IBB: 0 HBP: 0 BLK: 0 WP: 0 HR: 0 S: 6 P: 6 ERA: 0.00 WHIP: 1.000

Minnesota Twins @ Cleveland Indians
Cleveland Municipal Stadium, Cleveland, OH
Sat Aug 14 1965, 3:33 AM EDT
Att: 15,909 - Unknown

AB 31
R 3
H 6
RBI 3
BB 1
SO 6
LOB 9



Batter	1	2	3	4	5	6	7	8	9	AB	R	H	RBI	BB	SO	LOB	TOP										
Zoilo Versalles, R OBP: 0.288, SLG: 0.426 (1, 6)	0-3 K2-3		0-0 L4			0-0 F4			0-0 2B 1B	4	1	1	0	0	1	0	Minnesota Twins @ Cleveland Indians Cleveland Municipal Stadium, Cleveland, OH Sun Aug 15 1965, 3:33 AM EDT Unknown livebaseballscorecards.com										
Sandy Valdespino, L OBP: 0.335, SLG: 0.554 (1, 7)	0-0 F7		0-0 CS 1B			0-0 G3			0-0 2B 1B	4	1	2	0	0	0	0											
Tony Oliva, L OBP: 0.357, SLG: 0.483 (1, 9)	0-3 K		0-0 3-1			0-0 F7			0-3 K	4	0	0	0	0	2	3											
Don Mincher, L OBP: 0.344, SLG: 0.597 (1, 3)		0-0 3-1		0-0 F9			0-0 4-3		0-0 1B 2B	4	1	1	2	0	0	0											
Jimmie Hall, L OBP: 0.349, SLG: 0.505 (1, 8)		0-0 1B 2B		0-3 K			0-0 F8		0-0 WP BB FC3-2 1B	4	1	2	1	0	1	0											
Earl Battey, R OBP: 0.397, SLG: 0.451 (1, 2)		0-0 BB 1B		0-0 6-3			0-0 F9		4-0 FC3-2 WP BB	3	0	1	1	1	0	0											
Rich Rollins, R OBP: 0.306, SLG: 0.340 Jerry Kindall, R OBP: 0.268, SLG: 0.304 (1, 5) (9, 5)	4-0 1-2 BB		0-0 F7			0-0 F8		0-0 FC3-2	0-0 1-3 2-H	3	0	0	0	1	0	2											
Frank Quilici, R OBP: 0.257, SLG: 0.263 (1, 4)	0-3 K		0-3 K			0-0 F7		0-3 K	0-3 K	4	0	0	0	0	3	4											
Mudcat Grant, R OBP: 0.233, SLG: 0.242 Al Worthington, R OBP: 0.222, SLG: 0.125 (1, 1) (9, 1)	0-3 K		0-0 L8			0-0 K		0-3 K		3	0	0	0	0	2	2											
Inning Stats	R: 0 E: 0 K: 2 S: 7	H: 0 LOB: 0 BB: 0 P: 7	R: 1 E: 0 K: 2 S: 9	H: 2 LOB: 2 BB: 1 P: 13	R: 0 E: 0 K: 0 S: 3	H: 1 LOB: 0 BB: 0 P: 3	R: 0 E: 0 K: 1 S: 5	H: 0 LOB: 0 BB: 0 P: 5	R: 0 E: 0 K: 0 S: 3	H: 0 LOB: 0 BB: 0 P: 3	R: 0 E: 0 K: 0 S: 3	H: 0 LOB: 0 BB: 0 P: 3	R: 0 E: 0 K: 1 S: 5	H: 0 LOB: 0 BB: 0 P: 5	R: 3 E: 0 K: 2 S: 11	H: 4 LOB: 2 BB: 1 P: 15		1B: 5 2B: 2 HR: 0	SF: 0 SAC: 0 DP: 0 HBP: 0	WP: 1 PB: 0 SB: 0 CS: 1	PA: 35						
PITCHER	IP	WLS	BF	H	R	ER	SO	BB	IBB	HBP	BLK	WP	HR	S	P	ERA	WHIP										
Luis Tiant, R ERA: 3.15 Bobby Tiefenauer, R ERA: 4.99 Don McMahon, R ERA: 4.01 (1, 1) (9, 1) (9, 1)	8.0	L	27	3	1	1	7	1	0	0	0	0	0	40	44	1.12	0.500										

Batter	1	2	3	4	5	6	7	8	9	AB	R	H	RBI	BB	SO	LOB	BOTTOM										
Larry Brown, R OBP: 0.329, SLG: 0.384 (1, 6)	0-0 F2	0-0 F8			0-0 5-3			0-0 2-3		4	0	0	0	0	0	3	Minnesota Twins @ Cleveland Indians Cleveland Municipal Stadium, Cleveland, OH Sun Aug 15 1965, 3:33 AM EDT Unknown livebaseballscorecards.com										
Vic Davallito, L OBP: 0.345, SLG: 0.380 (1, 8)	0-0 1B		0-0 4-3			4-0 G5-4-3 BB		4-0 HR BB	2	1	1	0	2	0	0												
Leon Wagner, L OBP: 0.355, SLG: 0.480 (1, 7)	0-0 F9		4-0 G6-4-3 BB			0-0 F7		0-0 1-H HR	3	1	1	2	1	0	2												
Rocky Colavito, R OBP: 0.389, SLG: 0.493 (1, 9)	0-0 F7		0-0 G6-4-3			0-0 G5-4-3		0-0 G3 1B 2B	4	1	1	0	0	0	3												
Fred Whitfield, L OBP: 0.317, SLG: 0.498 (1, 3)		0-0 1B 1B 1B		0-0 L8			0-0 1-3	0-0 G3	0-0 2-3	4	0	1	0	0	1												
Max Alvis, R OBP: 0.342, SLG: 0.459 (1, 5)	0-0 1B 1-2 1B		0-0 3-6-3 1B			0-0 G3		0-3 K	0-3 K	4	0	2	0	0	1												
Joe Azcue, R OBP: 0.292, SLG: 0.268 Bobby Tiefenauer, R OBP: 0.400, SLG: 0.400 Don McMahon, R OBP: 0.344, SLG: 0.467 (1, 2) (9, 1) (9, PH)	0-0 F7		0-0 4-3-6-3			0-0 F9		0-0 1B	0-0 1B	3	0	0	0	0	3												
Pedro Gonzalez, R OBP: 0.317, SLG: 0.385 (1, 4)	0-0 1-2 2-3 1B		0-0 F7			0-0 1-3		0-0 F6	0-0 3-H 1B	4	0	1	0	0	1												
Luis Tiant, R OBP: 0.130, SLG: 0.154 Al Luplow, L OBP: 0.250, SLG: 0.333 Phil Roof, R OBP: 0.156, SLG: 0.156 (1, 1) (8, PH) (9, 2)	0-3 K		0-0 6-3			0-0 6-3		0-0 6-3		2	0	0	0	1	3												
Inning Stats	R: 0 E: 0 K: 0 S: 4	H: 1 LOB: 1 BB: 0 P: 4	R: 0 E: 0 K: 1 S: 8	H: 3 LOB: 3 BB: 0 P: 8	R: 0 E: 0 K: 0 S: 2	H: 0 LOB: 0 BB: 1 P: 6	R: 0 E: 0 K: 0 S: 3	H: 1 LOB: 0 BB: 0 P: 3	R: 0 E: 0 K: 0 S: 3	H: 0 LOB: 0 BB: 0 P: 3	R: 0 E: 0 K: 0 S: 3	H: 0 LOB: 0 BB: 0 P: 3	R: 0 E: 0 K: 0 S: 3	H: 0 LOB: 0 BB: 0 P: 3	R: 3 E: 0 K: 1 S: 8	H: 3 LOB: 1 BB: 1 P: 12		1B: 6 2B: 2 HR: 1	SF: 0 SAC: 0 DP: 3 HBP: 0	WP: 0 PB: 0 SB: 0 CS: 0	PA: 35						
PITCHER	IP	WLS	BF	H	R	ER	SO	BB	IBB	HBP	BLK	WP	HR	S	P	ERA	WHIP										
Mudcat Grant, R ERA: 3.84 Al Worthington, R ERA: 2.05 (1, 1) (9, 1)	8.0	W	30	6	2	2	1	3	0	0	0	0	0	29	41	2.25	1.125										

Batter	1	2	3	4	5	6	7	8	9	10	11	AB	R	H	RBI	BB	SO	LOB	TOP					
Zoilo Versalles, R OBP: 0.288, SLG: 0.426	F9		F9		FC3-2 2B 1B		4-3		SH3-4		6-3	5	0	1	0	0	0	2						
Sandy Valdespino, L OBP: 0.331, SLG: 0.327	K		F3		FC3-2 1-3 2B		F9		6-3			5	1	1	0	0	1	4						
Tony Oliva, L OBP: 0.361, SLG: 0.487	E4				4-3				1-3			4	1	3	1	1	0	0						
Don Mincher, L OBP: 0.341, SLG: 0.587	E2		G3		FC3-2 IBB						L8	5	0	1	1	0	0	5						
Jimmie Hall, L OBP: 0.343, SLG: 0.502	K				FC3-2		4-3				4-3	4	0	1	0	0	2	4						
Bob Allison, R OBP: 0.361, SLG: 0.468					SH1-3 WP 1B							1	0	0	0	0	1	0						
Rich Rollins, R OBP: 0.338, SLG: 0.345					SH1-3		4-3				K	4	1	2	0	0	0	0						
Jerry Kindall, R OBP: 0.288, SLG: 0.315					K						5-3	4	1	1	1	0	1	2						
Jerry Zimmerman, R OBP: 0.273, SLG: 0.269					G6-4-3		F9					3	0	1	0	1	0	2						
Joe Nassek, R OBP: 0.275, SLG: 0.345					WP IBB							0	0	0	0	0	0	0						
Earl Battey, R OBP: 0.395, SLG: 0.449											HR	1	0	0	0	0	0	0						
Dick Stigman, R OBP: 0.271, SLG: 0.071					WP		G4-6-3				L3	4	0	1	0	0	1	2						
Garry Roggenburk, R OBP: 0.271, SLG: 0.071												0	0	0	0	0	0	0						
Johnny Klippstein, R OBP: 0.271, SLG: 0.071												0	0	0	0	0	0	0						
Bill Pleis, L OBP: 0.271, SLG: 0.071												1	0	0	0	0	0	0						
Inning Stats	R: 1 E: 2 K: 2 S: 9	H: 2 LOB: 1 BB: 0 P: 9	R: 1 E: 1 K: 1 S: 6	H: 1 LOB: 0 BB: 0 P: 6	R: 0 E: 0 K: 0 S: 4	H: 1 LOB: 1 BB: 0 P: 4	R: 0 E: 0 K: 1 S: 5	H: 1 LOB: 1 BB: 1 P: 9	R: 0 E: 0 K: 0 S: 3	H: 1 LOB: 0 BB: 0 P: 3	R: 1 E: 0 K: 0 S: 5	H: 2 LOB: 1 BB: 0 P: 5	R: 0 E: 0 K: 1 S: 5	H: 0 LOB: 0 BB: 0 P: 5	R: 0 E: 0 K: 0 S: 4	H: 1 LOB: 2 BB: 0 P: 4	R: 0 E: 0 K: 1 S: 5	H: 0 LOB: 0 BB: 0 P: 5	R: 1 E: 0 K: 0 S: 4	H: 1 LOB: 0 BB: 0 P: 4	1B: 7 2B: 4 3B: 0 HR: 1	SF: 0 SAC: 3 DP: 2 HBP: 0	WP: 2 PB: 0 SB: 0 CS: 0	PA: 46
PITCHER	IP ERA WLS BF H R ER SO BB IBB HBP BLK WP HR S P ERA WHIP	Steve Hargan, R ERA: 5.14	Lee Stange, R ERA: 3.53	Gary Bell, R ERA: 3.63	Bobby Tiefenauer, R ERA: 4.83	Jack Kralick, L ERA: 4.28	PITCHER	IP ERA WLS BF H R ER SO BB IBB HBP BLK WP HR S P ERA WHIP	Steve Hargan, R ERA: 5.14	Lee Stange, R ERA: 3.53	Gary Bell, R ERA: 3.63	Bobby Tiefenauer, R ERA: 4.83	Jack Kralick, L ERA: 4.28											

Minnesota Twins @ Cleveland Indians
Cleveland Municipal Stadium, Cleveland, OH
Sun Aug 15 1965, 3:38 AM EDT
Att: 41,029 - Unknown

AB 41
R 4
H 12
RBI 3
BB 2
SO 6
LOB 21



Batter	1	2	3	4	5	6	7	8	9	10	11	AB	R	H	RBI	BB	SO	LOB	BOTTOM					
Pedro Gonzalez, R OBP: 0.315, SLG: 0.382	K		1-3			F8		FC6-4 1B 1-2	FC4-6 1B			5	0	1	0	0	1	1						
Vic Davallillo, L OBP: 0.343, SLG: 0.376	L7		F6			2B 1B		F5	FC4-6 1-2			5	0	1	0	0	0	3						
Chuck Hinton, R OBP: 0.342, SLG: 0.463	F8					F8					6-3	5	0	1	0	0	1	1						
Rocky Colavito, R OBP: 0.389, SLG: 0.501						F5		F8			4-3	5	1	2	1	0	0	2						
Fred Whitfield, L OBP: 0.315, SLG: 0.497								F9			4-3	5	0	1	0	0	0	2						
Chico Salmon, R OBP: 0.286, SLG: 0.417						F5						5	1	2	0	0	0	1						
Larry Brown, R OBP: 0.333, SLG: 0.389								F4			2B BLK 1B	4	2	2	0	1	0	1						
Joe Azcue, R OBP: 0.268, SLG: 0.265								F7				3	0	0	0	0	0	2						
Bobby Tiefenauer, R OBP: 0.342, SLG: 0.467								F8				0	0	0	0	0	0	0						
Max Alvis, R OBP: 0.263, SLG: 0.343												1	1	1	2	0	0	0						
Duke Sims, R OBP: 0.263, SLG: 0.343												0	0	0	0	0	0	0						
Leon Wagner, L OBP: 0.356, SLG: 0.489												1	1	1	2	0	0	0						
Steve Hargan, R ERA: 5.14												1	0	0	0	0	1	0						
Lee Stange, R ERA: 3.53												0	0	0	0	0	0	0						
Gary Bell, R ERA: 3.63												0	0	0	0	0	0	0						
Bobby Tiefenauer, R ERA: 4.83												0	0	0	0	0	0	0						
Jack Kralick, L ERA: 4.28												0	0	0	0	0	0	0						
Inning Stats	R: 0 E: 0 K: 1 S: 5	H: 0 LOB: 0 BB: 0 P: 5	R: 1 E: 0 K: 0 S: 5	H: 2 LOB: 1 BB: 0 P: 5	R: 0 E: 0 K: 1 S: 5	H: 0 LOB: 0 BB: 0 P: 5	R: 0 E: 0 K: 1 S: 6	H: 1 LOB: 1 BB: 0 P: 6	R: 0 E: 0 K: 0 S: 5	H: 2 LOB: 2 BB: 1 P: 5	R: 0 E: 0 K: 0 S: 3	H: 0 LOB: 0 BB: 0 P: 3	R: 0 E: 0 K: 0 S: 4	H: 1 LOB: 2 BB: 1 P: 8	R: 2 E: 0 K: 0 S: 6	H: 3 LOB: 1 BB: 1 P: 10	R: 0 E: 0 K: 0 S: 3	H: 0 LOB: 0 BB: 0 P: 3	R: 3 E: 0 K: 0 S: 3	H: 3 LOB: 0 BB: 0 P: 3	1B: 6 2B: 3 3B: 0 HR: 3	SF: 0 SAC: 0 DP: 0 HBP: 0	WP: 0 PB: 0 SB: 1 CS: 1	PA: 44
PITCHER	IP ERA WLS BF H R ER SO BB IBB HBP BLK WP HR S P ERA WHIP	Dick Stigman, L ERA: 4.45	Garry Roggenburk, L ERA: 1.98	Johnny Klippstein, R ERA: 2.93	Bill Pleis, L ERA: 3.3	PITCHER	IP ERA WLS BF H R ER SO BB IBB HBP BLK WP HR S P ERA WHIP	Dick Stigman, L ERA: 4.45	Garry Roggenburk, L ERA: 1.98	Johnny Klippstein, R ERA: 2.93	Bill Pleis, L ERA: 3.3													

Minnesota Twins @ Cleveland Indians
Cleveland Municipal Stadium, Cleveland, OH
Sun Aug 15 1965, 3:38 AM EDT
Att: 41,029 - Unknown

AB 41
R 6
H 12
RBI 5
BB 3
SO 3
LOB 13



Batter	1	2	3	4	5	6	7	8	9	AB	R	H	RBI	BB	SO	LOB	TOP									
Zoilo Versalles, R OBP: 0.291, SLG: 0.432	0-0 E 4-3 1B		0-3 K		0-0 L7			0-0 1B 2B	0-0 1B 2B	5	2	3	0	0	1	1										
Joe Nieseck, R OBP: 0.333, SLG: 0.336	0-0 4-3		0-0 1-3		0-3 K			0-0 F8	0-0 WP 1B	3	0	0	0	0	1	2										
Dave Boswell, R OBP: 0.333, SLG: 0.375										0	0	0	0	0	0	0										
Mel Nelson, R OBP: 0.111, SLG: 0.111										0	0	0	0	0	0	0										
Sandy Valdespino, L OBP: 0.329, SLG: 0.504										1	0	0	0	0	0	1										
Frank Quilici, R OBP: 0.285, SLG: 0.271										1	0	1	1	0	0	0										
Tony Oliva, L OBP: 0.362, SLG: 0.485	1-0 E HBP		0-0 4-3		0-0 6-3			0-0 2H 1B 1B	0-3 K	4	1	1	1	0	1	1										
Bob Allison, R OBP: 0.361, SLG: 0.465	0-3 K			0-0 1B	0-0 F8			4-0 1B 1B BB	0-3 K	4	1	1	0	1	2	3										
Andy Kosco, R OBP: 0.222, SLG: 0.667	0-0 L7			0-3 K	0-0 2B			0-0 F8		4	0	1	0	0	1	5										
Earl Battey, R OBP: 0.397, SLG: 0.454		0-0 2B		0-0 L7	0-0 L9			0-0 1B 1B		4	0	2	1	0	0	2										
Don Mincher, L OBP: 0.339, SLG: 0.581		0-3 K		0-0 F6				0-0 1B 1B		4	0	1	1	0	1	2										
Jerry Kindall, R OBP: 0.268, SLG: 0.315										3	0	1	0	0	0	1										
Jimmie Hall, L OBP: 0.347, SLG: 0.501										1	0	0	0	0	1	2										
Johnny Klippstein, R OBP: 0.285, SLG: 0.271										0	0	0	0	0	0	0										
Jim Merritt, L OBP: 0.100, SLG: 0.100										1	0	0	0	0	1	1										
Rich Rollins, R OBP: 0.306, SLG: 0.342										3	0	0	0	0	1	1										
Inning Stats	R: 0 E: 1 K: 1 S: 6	H: 1 LOB: 2 BB: 0 P: 7	R: 0 E: 0 K: 2 S: 8	H: 1 LOB: 1 BB: 0 P: 8	R: 0 E: 0 K: 1 S: 5	H: 0 LOB: 0 BB: 0 P: 5	R: 0 E: 0 K: 1 S: 6	H: 1 LOB: 1 BB: 0 P: 6	R: 0 E: 0 K: 2 S: 8	H: 1 LOB: 1 BB: 0 P: 8	R: 0 E: 0 K: 0 S: 4	H: 0 LOB: 0 BB: 0 P: 4	R: 0 E: 0 K: 0 S: 3	H: 0 LOB: 0 BB: 0 P: 3	R: 3 E: 0 K: 1 S: 9	H: 4 LOB: 2 BB: 1 P: 13	R: 1 E: 0 K: 2 S: 9	H: 2 LOB: 1 BB: 0 P: 9	1B: 7 2B: 4 3B: 0 HR: 0	SF: 0 SAC: 0 DP: 0 HBP: 1	WP: 1 PB: 0 SB: 0 CS: 0	PA: 40				
PITCHER	IP	WLS	BF	H	R	ER	SO	BB	IBB	HBP	BLK	WP	HR	S	P	ERA	WHIP									
Hank Aguirre, L ERA: 3.38	(1, 1)	7.2	W	34	9	3	3	7	1	0	1	0	0	46	51	3.52	1.304									
Terry Fox, R ERA: 2.65	(8, 1)	1.1	S	6	2	1	1	3	0	0	0	0	1	0	12	12	6.75	1.500								

Minnesota Twins @ Detroit Tigers
Tiger Stadium, Detroit, MI
Tue Aug 17 1965, 7:05 PM EDT
Att: 33,677 - Unknown

AB	38
R	4
H	11
RBI	4
BB	1
SO	10
LOB	22



Batter	1	2	3	4	5	6	7	8	9	AB	R	H	RBI	BB	SO	LOB	BOTTOM								
Don Wert, R OBP: 0.343, SLG: 0.352	0-0 G3 G1-2-3 1B		0-0 HR		4-0 SH1-4 1B BB	0-0 L7				3	2	2	1	1	0	0									
Jerry Lumpe, L OBP: 0.336, SLG: 0.341	0-0 G3 1-2 1B		0-3 K		0-0 SH1-4	0-3 K				3	0	1	0	0	2	0									
Gates Brown, L OBP: 0.310, SLG: 0.453	0-0 G3 1-2 2-3		0-0 L6		0-0 F8					4	0	0	0	0	0	3									
Al Kaline, R OBP: 0.408, SLG: 0.515	4-0 BB BB		0-0 HR		0-0 BB HR 1B					2	2	2	2	1	0	0									
Norm Cash, L OBP: 0.351, SLG: 0.429										1	0	0	0	0	0	0									
Don Demeter, R OBP: 0.327, SLG: 0.469	0-0 G1-2-3		0-0 5-3		4-0 HR BB					3	1	0	0	1	1	3									
Willie Horton, R OBP: 0.345, SLG: 0.548	3-H		0-0 L5		0-0 HR HR	0-0 HR				4	2	3	4	0	0	0									
Bill Freehan, R OBP: 0.293, SLG: 0.336			0-0 2B		0-3 K	0-0 1B				4	0	2	0	0	1	1									
Dick McAuliffe, L OBP: 0.345, SLG: 0.443			0-0 F8		0-0 F9	0-0 F8				3	0	0	0	1	0	2									
Hank Aguirre, R OBP: 0.136, SLG: 0.107			0-3 K							3	0	0	0	0	2	1									
Terry Fox, R ERA: 2.65										1	0	0	0	0	0	1									
Inning Stats	R: 0 E: 0 K: 0 S: 4	H: 2 LOB: 2 BB: 1 P: 8	R: 0 E: 0 K: 1 S: 6	H: 1 LOB: 0 BB: 0 P: 6	R: 2 E: 0 K: 1 S: 7	H: 2 LOB: 0 BB: 0 P: 7	R: 1 E: 0 K: 2 S: 8	H: 1 LOB: 0 BB: 0 P: 8	R: 4 E: 0 K: 0 S: 6	H: 3 LOB: 1 BB: 2 P: 14	R: 0 E: 0 K: 1 S: 5	H: 0 LOB: 0 BB: 0 P: 5	R: 0 E: 0 K: 1 S: 5	H: 0 LOB: 0 BB: 0 P: 5	R: 0 E: 0 K: 0 S: 3	H: 1 LOB: 1 BB: 1 P: 7	R: 0 E: 0 K: 0 S: 3	H: 1 LOB: 1 BB: 1 P: 7	1B: 5 2B: 1 3B: 0 HR: 4	SF: 0 SAC: 1 DP: 1 HBP: 0	WP: 0 PB: 0 SB: 0 CS: 1	PA: 36			
PITCHER	IP	WLS	BF	H	R	ER	SO	BB	IBB	HBP	BLK	WP	HR	S	P	ERA	WHIP								
Jim Merritt, L ERA: 3.56	(1, 1)	4.0	L	18	6	3	3	4	1	0	0	0	0	29	29	6.75	1.750								
Dave Boswell, R ERA: 3.63	(5, 1)	1.0		8	3	4	4	0	2	0	0	0	0	6	14	36.00	5.000								
Mel Nelson, L ERA: 4.47	(6, 1)	2.0		6	0	0	0	2	0	0	0	0	0	10	10	0.00	0.000								
Johnny Klippstein, R ERA: 2.86	(8, 1)	1.0		4	1	0	0	0	1	0	0	0	0	3	7	0.00	2.000								

Minnesota Twins @ Detroit Tigers
Tiger Stadium, Detroit, MI
Tue Aug 17 1965, 7:05 PM EDT
Att: 33,677 - Unknown

AB	31
R	7
H	10
RBI	7
BB	4
SO	6
LOB	11



Batter	1	2	3	4	5	6	7	8	9	AB	R	H	RBI	BB	SO	LOB	TOP					
Zoilo Versalles, R OBP: 0.290, SLG: 0.429	5-3	F8		F9		K		2H 1B		5	0	1	0	0	1	0	Minnesota Twins @ Detroit Tigers Tiger Stadium, Detroit, MI Thu Aug 19 1965, 4:33 AM EDT Unknown					
Sandy Valdespino, L OBP: 0.337, SLG: 0.336	E 2B		F7	L7			1B		1B SF8 BB	4	2	2	0	1	0	0						
Tony Oliva, L OBP: 0.364, SLG: 0.487	E7 2B 1B		3-1	CS BB 1B			F3		1-3 1B	5	1	3	1	0	0	1						
Jimmie Hall, L OBP: 0.347, SLG: 0.501	5-3 2-3		HR 2B	1-2 BB			P6		F8	4	1	1	0	1	0	4						
Earl Battey, R OBP: 0.400, SLG: 0.456			HR BB	CS	F9		4-3		FC6-4 BB	3	1	1	1	2	0	1						
Joe Nossek, R OBP: 0.268, SLG: 0.336										0	0	0	0	0	0	0						
Jerry Zimmerman, R OBP: 0.273, SLG: 0.269										0	0	0	0	0	0	0						
Don Mincher, L OBP: 0.340, SLG: 0.592	3H 4-0 IBB		1H 2H HR		P4				SF8	3	1	1	4	1	1	0						
Rich Rollins, R OBP: 0.304, SLG: 0.348	1-3		HR		K				5-3 FC6-4	5	1	1	1	0	1	4						
Jerry Kindall, R OBP: 0.271, SLG: 0.315			K BB			K			2B 1B	3	1	1	0	1	2	0						
Mudcat Grant, R OBP: 0.234, SLG: 0.257			K			L5			1H 1B 2B	4	0	1	1	0	2	1						
Inning Stats	R: 2 E: 1 K: 0 S: 6	H: 3 LOB: 2 BB: 1 P: 10	R: 0 E: 0 K: 2 S: 7	H: 0 LOB: 0 BB: 0 P: 7	R: 4 E: 0 K: 1 S: 8	H: 3 LOB: 1 BB: 2 P: 16	R: 0 E: 0 K: 0 S: 3	H: 1 LOB: 1 BB: 1 P: 7	R: 0 E: 0 K: 1 S: 5	H: 0 LOB: 0 BB: 0 P: 5	R: 0 E: 0 K: 2 S: 7	H: 0 LOB: 0 BB: 0 P: 7	R: 0 E: 0 K: 0 S: 4	H: 1 LOB: 1 BB: 0 P: 4	R: 1 E: 0 K: 1 S: 7	H: 3 LOB: 2 BB: 0 P: 7	R: 1 E: 0 K: 0 S: 4	H: 1 LOB: 2 BB: 2 P: 12	1B: 6 2B: 4 3B: 0 HR: 2	SF: 1 SAC: 0 DP: 0 HBP: 0	WP: 0 PB: 0 SB: 0 CS: 1	PA: 44
PITCHER	IP WLS BF H R ER SO BB IBB HBP BLK WP HR S P ERA WHIP																					
Dave Wickersham, R ERA: 4.39	2.2 L 17 6 6 6 2 2 1 0 0 0 2 18 30 20.25 3.000																					
Julio Navarro, R ERA: 5.19	3.1 11 1 0 0 4 1 0 0 0 0 0 18 22 0.00 0.600																					
Ron Nischwitz, L ERA: 3.12	2.0 9 4 1 1 1 0 0 0 0 0 0 11 11 4.50 2.000																					
Larry Sherry, R ERA: 3.41	1.0 6 1 1 1 0 2 0 0 0 0 0 4 12 9.00 3.000																					

Batter	1	2	3	4	5	6	7	8	9	AB	R	H	RBI	BB	SO	LOB	BOTTOM					
Don Wert, R OBP: 0.342, SLG: 0.351	F9		F9			1-3			FC6-4 1B	4	0	1	0	0	0	0	Minnesota Twins @ Detroit Tigers Tiger Stadium, Detroit, MI Thu Aug 19 1965, 4:33 AM EDT Unknown					
Jerry Lumpe, L OBP: 0.333, SLG: 0.337	F9			F7		K			FC6-4 FC4-6 1-2	4	0	0	0	0	1	1						
Gates Brown, L OBP: 0.309, SLG: 0.448	K			1-3					FC4-6 HR 1-2	4	1	1	0	0	1	1						
Al Kaline, R OBP: 0.408, SLG: 0.515										0	0	0	0	0	0	0						
Don Demeter, R OBP: 0.326, SLG: 0.475		4-3		K					1H HR	4	1	1	2	0	2	1						
Willie Horton, R OBP: 0.345, SLG: 0.544					6-3				F9	3	0	0	0	1	0	1						
Norm Cash, L OBP: 0.350, SLG: 0.437									FC4-6 1-2 HR	3	1	1	1	0	0	2						
Dick McAuliffe, L OBP: 0.345, SLG: 0.442			F8						4-3	3	0	1	0	0	0	1						
John Sullivan, L OBP: 0.348, SLG: 0.377									4-3 BB	1	0	0	0	1	0	1						
Jake Wood, R OBP: 0.358, SLG: 0.379									G4-6-3 1B	1	0	0	0	0	1	0						
Larry Sherry, R OBP: 0.429, SLG: 0.667									K	0	0	0	0	0	0	0						
Dave Wickersham, R ERA: 4.39	9.0 W 32 5 3 3 5 2 0 0 0 0 2 40 48 3.00 0.778																					
PITCHER	IP WLS BF H R ER SO BB IBB HBP BLK WP HR S P ERA WHIP																					
Mudcat Grant, R ERA: 3.61	9.0 W 32 5 3 3 5 2 0 0 0 0 2 40 48 3.00 0.778																					
Inning Stats	R: 0 E: 0 K: 1 S: 5	H: 0 LOB: 0 BB: 0 P: 5	R: 0 E: 0 K: 0 S: 3	H: 0 LOB: 1 BB: 1 P: 7	R: 0 E: 0 K: 0 S: 2	H: 0 LOB: 0 BB: 1 P: 6	R: 0 E: 0 K: 1 S: 5	H: 0 LOB: 0 BB: 0 P: 5	R: 1 E: 0 K: 0 S: 4	H: 2 LOB: 0 BB: 0 P: 4	R: 0 E: 0 K: 1 S: 5	H: 0 LOB: 0 BB: 0 P: 5	R: 0 E: 0 K: 1 S: 6	H: 1 LOB: 1 BB: 0 P: 6	R: 0 E: 0 K: 1 S: 5	H: 0 LOB: 0 BB: 0 P: 5	R: 2 E: 0 K: 0 S: 5	H: 2 LOB: 0 BB: 0 P: 5	1B: 3 2B: 0 3B: 0 HR: 2	SF: 0 SAC: 0 DP: 2 HBP: 0	WP: 0 PB: 0 SB: 0 CS: 0	PA: 32

Batter	1	2	3	4	5	6	7	8	9	AB	R	H	RBI	BB	SO	LOB	TOP				
Zoilo Versalles, R OBP: 0.293, SLG: 0.438 (1, 6)	0-0 1B		0-0 SH3-4 3B		0-3 K			0-0 1B 2B		4	2	3	0	0	1	0					
Jerry Kindall, R OBP: 0.270, SLG: 0.313 Sandy Valdespino, L OBP: 0.341, SLG: 0.340 Frank Quijica, R OBP: 0.265, SLG: 0.271 (1, 4) (8, PH) (8, 4)	0-3 K		0-0 SH3-4		0-3 K			0-0 2H 1B		2	0	0	1	0	2	1					
Tony Oliva, L OBP: 0.361, SLG: 0.483 (1, 8) (9, 9)	0-3 K		3H 0-3 K		0-0 P6			0-0 F8		4	0	0	0	0	2	1					
Andy Kosco, R OBP: 0.167, SLG: 0.500 Jimmie Hall, L OBP: 0.349, SLG: 0.501 (1, 9) (9, PH) (9, 8)	0-3 K				0-3 K			0-0 L5		3	0	0	0	0	2	1					
Bob Allison, R OBP: 0.360, SLG: 0.461 (1, 7)		4-0 BB			0-0 F7			0-3 K		3	0	0	0	1	2	1					
Don Mincher, L OBP: 0.339, SLG: 0.583 (1, 3)		0-0 F2			4-0 BB			0-3 K		3	0	0	0	1	1	2					
Rich Rollins, R OBP: 0.304, SLG: 0.347 (1, 5)		0-0 P4			0-0 F9			0-0 1B		4	0	1	0	0	0	3					
Jerry Zimmerman, R OBP: 0.267, SLG: 0.263 (1, 2)		0-3 K			0-3 K			0-0 F9		3	0	0	0	0	2	2					
Jim Kaat, L OBP: 0.219, SLG: 0.232 (1, 1)			0-3 K		0-3 K			0-0 4-3		3	0	0	0	0	2	0					
Inning Stats	R: 0 E: 0 K: 3 S: 10	H: 1 LOB: 1 BB: 0 P: 10	R: 0 E: 0 K: 1 S: 5	H: 0 LOB: 1 BB: 1 P: 9	R: 1 E: 0 K: 2 S: 8	H: 1 LOB: 0 BB: 0 P: 8	R: 0 E: 0 K: 1 S: 5	H: 0 LOB: 1 BB: 1 P: 9	R: 0 E: 0 K: 3 S: 9	H: 0 LOB: 0 BB: 0 P: 9	R: 0 E: 0 K: 2 S: 8	H: 1 LOB: 1 BB: 0 P: 8	R: 1 E: 0 K: 0 S: 4	H: 2 LOB: 0 BB: 0 P: 4	R: 0 E: 0 K: 1 S: 5	H: 0 LOB: 1 BB: 1 P: 9	1B: 3 2B: 1 3B: 1 HR: 0	SF: 0 SAC: 1 DP: 0 HBP: 0	WP: 0 PB: 0 SB: 0 CS: 0	PA: 34	
PITCHER	IP	WLS	BF	H	R	ER	SO	BB	IBB	HBP	BLK	WP	HR	S	P	ERA	WHIP				
Mickey Lolich, L ERA: 3.84 Orlando Pena, R ERA: 4.55	(1, 1)	7.0	26	3	1	1	13	2	0	0	0	0	0	50	58	1.29	0.714				
	(8, 1)	2.0	L 8	2	1	1	1	1	0	0	0	0	0	9	13	4.50	1.500				

Minnesota Twins @ Detroit Tigers
Tiger Stadium, Detroit, MI
Thu Aug 19 1965, 4:38 AM EDT
Att: 36,076 - Unknown

AB 30
R 2
H 5
RBI 2
BB 3
SO 14
LOB 11



Batter	1	2	3	4	5	6	7	8	9	AB	R	H	RBI	BB	SO	LOB	BOTTOM					
Don Wert, R OBP: 0.339, SLG: 0.348 (1, 5)	0-0 F3		0-0 6-3			0-0 4-3	0-0 P4			4	0	0	0	0	0	2						
Jerry Lumpe, L OBP: 0.334, SLG: 0.339 (1, 4)	0-0 2-3		0-3 K			0-0 1B		0-0 SH1-4 1B		4	0	2	0	0	1	0						
Gates Brown, L OBP: 0.303, SLG: 0.439 (1, 7)	0-0 5-3				0-0 4-3	0-3 K		0-0 SH1-4 1-2		3	0	0	0	0	1	1						
Willie Horton, R OBP: 0.344, SLG: 0.541 (1, 9)		0-0 L7-4 HBP 1B			0-0 F8	0-0 P4		0-0 F3		4	0	1	0	0	0	2						
Don Demeter, R OBP: 0.328, SLG: 0.472 (1, 8)		1-0 1B 1-2 HBP			0-0 5-3			4-0 IBB		2	0	0	0	1	0	0						
Norm Cash, L OBP: 0.349, SLG: 0.438 (1, 3)		0-0 L7-4 2-3			0-0 L7			0-3 K		4	1	1	0	0	1	4						
Bill Freehan, R OBP: 0.295, SLG: 0.334 (1, 2)		0-0 1-2 1B			4-0 BB			0-0 L9		3	0	1	0	1	0	1						
Dick McAuliffe, L OBP: 0.344, SLG: 0.439 (1, 6)		0-3 K			0-3 K			0-3 K		3	0	0	0	1	3	3						
Mickey Lolich, S OBP: 0.106, SLG: 0.078 Jake Wood, R OBP: 0.364, SLG: 0.385 Orlando Pena, R OBP: 0.278, SLG: 0.188 Ray Oyler, R OBP: 0.267, SLG: 0.375 (1, 1) (7, PH) (8, 1) (9, PH)			0-0 1-3		0-3 K			0-0 F3		2	0	0	0	0	1	1						
Inning Stats	R: 0 E: 0 K: 0 S: 3	H: 0 LOB: 0 BB: 0 P: 3	R: 0 E: 0 K: 1 S: 6	H: 2 LOB: 2 BB: 0 P: 7	R: 0 E: 0 K: 1 S: 5	H: 0 LOB: 0 BB: 0 P: 5	R: 0 E: 0 K: 0 S: 3	H: 0 LOB: 0 BB: 0 P: 3	R: 0 E: 0 K: 2 S: 7	H: 0 LOB: 1 BB: 1 P: 11	R: 0 E: 0 K: 1 S: 6	H: 1 LOB: 1 BB: 0 P: 6	R: 1 E: 0 K: 0 S: 5	H: 2 LOB: 2 BB: 1 P: 9	R: 0 E: 0 K: 1 S: 6	H: 1 LOB: 2 BB: 1 P: 10	R: 0 E: 0 K: 1 S: 5	H: 0 LOB: 0 BB: 0 P: 5	1B: 5 2B: 2 3B: 0 HR: 0	SF: 0 SAC: 1 DP: 1 HBP: 1	WP: 0 PB: 0 SB: 0 CS: 0	PA: 36
PITCHER	IP	WLS	BF	H	R	ER	SO	BB	IBB	HBP	BLK	WP	HR	S	P	ERA	WHIP					
Jim Kaat, L ERA: 2.7	(1, 1)	9.0	W 36	6	1	1	7	1	2	1	0	0	0	46	59	1.00	0.778					

Minnesota Twins @ Detroit Tigers
Tiger Stadium, Detroit, MI
Thu Aug 19 1965, 4:38 AM EDT
Att: 36,076 - Unknown

AB 31
R 1
H 6
RBI 1
BB 3
SO 7
LOB 14



Batter	1	2	3	4	5	6	7	8	9	AB	R	H	RBI	BB	SO	LOB	TOP								
Zoilo Versalles, R OBP: 0.294, SLG: 0.436	F4		F7			K			2B FC 1B	4	1	1	0	0	1	1	Minnesota Twins @ Los Angeles Angels Dodger Stadium, Los Angeles, CA Fri Aug 20 1965, 7:05 PM PDT Att: 10,232 - Unknown livebaseballscorecards.com								
Rich Rollins, R OBP: 0.300, SLG: 0.345	5-3		F9			F7			FC SF7 2B	4	1	1	0	0	0	1									
Tony Oliva, L OBP: 0.361, SLG: 0.480	3-1			1-3		K			FC SF7 1B	4	1	0	1	0	1	1									
Andy Kosco, R OBP: 0.235, SLG: 0.500		F6					F7		SF7	3	0	1	1	0	0	0									
Bob Allison, R OBP: 0.357, SLG: 0.455		F6					F9			3	0	0	0	0	1	1									
Sandy Valdespino, L OBP: 0.335, SLG: 0.333						K				1	0	1	1	0	0	0									
Earl Battey, R OBP: 0.397, SLG: 0.451							F9		5-3-5 1B	1	0	1	0	0	0	0									
Joe Nossek, R OBP: 0.266, SLG: 0.333							L9		5-3-5	1	0	0	0	0	0	1									
Jerry Zimmerman, R OBP: 0.264, SLG: 0.259		1B								2	0	0	0	0	0	1									
Don Mincher, L OBP: 0.333, SLG: 0.570		F5					F5		4-3	3	0	0	0	0	0	1									
Jerry Kindall, R OBP: 0.273, SLG: 0.320							5-3		K	3	0	1	0	0	1	0									
Dave Boswell, R OBP: 0.314, SLG: 0.353							1-3		L7	2	0	0	0	0	1	1									
Mel Nelson, R OBP: 0.111, SLG: 0.111										0	0	0	0	0	0	0									
Frank Quilici, R OBP: 0.262, SLG: 0.268										1	0	0	0	0	0	0									
Johnny Klippstein, R OBP: 0.264, SLG: 0.259										0	0	0	0	0	0	0									
Inning Stats	R: 0 E: 0 K: 0 S: 3	H: 0 LOB: 0 BB: 0 P: 3	R: 0 E: 0 K: 0 S: 4	H: 1 LOB: 1 BB: 0 P: 4	R: 0 E: 0 K: 1 S: 6	H: 1 LOB: 1 BB: 0 P: 6	R: 0 E: 0 K: 1 S: 6	H: 1 LOB: 0 BB: 0 P: 6	R: 0 E: 0 K: 0 S: 3	H: 0 LOB: 0 BB: 0 P: 3	R: 0 E: 0 K: 2 S: 7	H: 0 LOB: 0 BB: 0 P: 7	R: 0 E: 0 K: 0 S: 3	H: 0 LOB: 0 BB: 0 P: 3	R: 0 E: 0 K: 1 S: 5	H: 0 LOB: 0 BB: 0 P: 5	R: 3 E: 0 K: 0 S: 6	H: 3 LOB: 0 BB: 0 P: 6	1B: 5 2B: 2 3B: 0 HR: 0	SF: 1 SAC: 0 DP: 1 HBP: 0	WP: 0 PB: 0 SB: 0 CS: 0	PA: 33			
PITCHER	IP	WLS	BF	H	R	ER	SO	BB	IBB	HBP	BLK	WP	HR	S	P	ERA	WHIP								
George Brunet, L ERA: 2.44	(1, 1)	8.1	L	31	5	3	3	5	0	0	0	0	0	41	41	3.24	0.600								
Jim Coates, R ERA:	(9, 1)	0.2		2	1	0	0	0	0	0	0	0	0	2	2	0.00	1.500								

Batter	1	2	3	4	5	6	7	8	9	AB	R	H	RBI	BB	SO	LOB	BOTTOM								
Jose Cardenal, R OBP: 0.294, SLG: 0.378	F5		HR	BB			6-3		K	4	1	1	1	1	1	0	Minnesota Twins @ Los Angeles Angels Dodger Stadium, Los Angeles, CA Fri Aug 20 1965, 7:05 PM PDT Att: 10,232 - Unknown livebaseballscorecards.com								
Albie Pearson, L OBP: 0.331, SLG: 0.342			FC9-6 BB	F3			BB 1B		L8	3	0	1	0	2	0	2									
Jim Fregosi, R OBP: 0.324, SLG: 0.414			FC9-6 FC6-4 1-2				BB 1B			3	0	1	0	1	1	2									
Willie Smith, L OBP: 0.298, SLG: 0.438							BB			2	0	0	0	1	0	2									
Joe Adcock, R OBP: 0.320, SLG: 0.462	1-3		FC6-4 BB	F5			BB			1	0	0	0	0	0	2									
Jim Piersall, R OBP: 0.286, SLG: 0.333			FC6-4 BB				G6-3 BB			0	0	0	0	0	0	0									
Merritt Ranew, L OBP: 0.301, SLG: 0.324			FC6-4 FC6-4 1-2 2-3	F7			G6-3		K2-3	4	0	0	0	0	2	3									
Vic Power, R OBP: 0.296, SLG: 0.348			FC6-4 1-2	F7					5-3	4	0	0	0	0	0	3									
Bobby Knoop, R OBP: 0.318, SLG: 0.395										3	0	2	0	1	0	0									
Paul Schaal, R OBP: 0.300, SLG: 0.327										4	0	0	0	0	1	3									
George Brunet, R OBP: 0.109, SLG: 0.070										2	0	0	0	0	2	2									
Jim Coates, R ERA: 4.41										0	0	0	0	0	0	0									
Al Spangler, L OBP: 0.302, SLG: 0.258										1	0	0	0	0	0	0									
Inning Stats	R: 0 E: 0 K: 1 S: 5	H: 0 LOB: 1 BB: 1 P: 9	R: 0 E: 1 K: 2 S: 9	H: 1 LOB: 2 BB: 0 P: 9	R: 1 E: 0 K: 0 S: 4	H: 1 LOB: 2 BB: 2 P: 12	R: 0 E: 0 K: 0 S: 4	H: 1 LOB: 2 BB: 1 P: 8	R: 0 E: 0 K: 0 S: 4	H: 1 LOB: 1 BB: 0 P: 4	R: 0 E: 0 K: 2 S: 7	H: 0 LOB: 0 BB: 0 P: 7	R: 0 E: 0 K: 0 S: 3	H: 1 LOB: 1 BB: 1 P: 7	R: 0 E: 0 K: 1 S: 5	H: 0 LOB: 1 BB: 1 P: 9	R: 0 E: 0 K: 1 S: 5	H: 0 LOB: 0 BB: 0 P: 5	1B: 4 2B: 0 3B: 0 HR: 1	SF: 0 SAC: 1 DP: 1 HBP: 0	WP: 0 PB: 0 SB: 0 CS: 0	PA: 38			
PITCHER	IP	WLS	BF	H	R	ER	SO	BB	IBB	HBP	BLK	WP	HR	S	P	ERA	WHIP								
Dave Boswell, R ERA: 3.47	(1, 1)	6.1		28	4	1	1	5	4	0	0	0	0	34	50	1.42	1.263								
Mel Nelson, L ERA: 4.41	(7, 1)	0.2		3	1	0	0	0	1	0	0	0	0	2	6	0.00	3.000								
Johnny Klippstein, R ERA: 2.79	(8, 1)	2.0	W	7	0	0	0	2	1	0	0	0	0	10	14	0.00	0.500								



Batter	1	2	3	4	5	6	7	8	9	AB	R	H	RBI	BB	SO	LOB	TOP			
Zoilo Versalles, R OBP: 0.295, SLG: 0.436 (1, 6)	0-0 2-3		0-0 F9			0-0 1B 1B		0-0 SH5-3 SF7 1B	0-0 F8	5	2	2	0	0	0	3				
Sandy Valdespino, L OBP: 0.336, SLG: 0.333 (1, 7)	0-0 2-3			0-0 6-3		0-0 3-1 1B 1B		0-0 SH5-3		3	1	1	0	0	0	0				
Tony Oliva, L OBP: 0.361, SLG: 0.479 (1, 9)	0-0 1-3			0-0 6-3		0-0 3-1 E 1B		0-0 SF7		3	1	1	2	0	0	0				
Jimmie Hall, L OBP: 0.347, SLG: 0.498 (1, 8)		0-0 L7		0-0 L8		0-0 3-1		0-0 F6		4	0	0	0	0	0	2				
Earl Battey, R OBP: 0.398, SLG: 0.452 (1, 2)		0-0 4-3			0-0 FC1-6 1B	0-0 E4 1B			0-0 F7	4	0	2	1	0	0	0				
Don Mincher, L OBP: 0.336, SLG: 0.564 (1, 3)		4-0 BB			0-3 K	0-0 6-3			4-0 BB BB	2	0	0	0	2	1	2				
Rich Rollins, R OBP: 0.300, SLG: 0.342 (1, 5)		0-3 K			0-0 FC1-6		0-0 F8		4-0 BB BB	3	0	0	0	1	1	2				
Jerry Kindall, R OBP: 0.270, SLG: 0.315 (1, 4)			0-0 1-3		0-3 K		0-3 K		0-3 K	4	0	0	0	0	3	3				
Jim Merritt, L OBP: 0.077, SLG: 0.077 Al Worthington, R OBP: 0.300, SLG: 0.125 (8, 1)			0-3 K		0-3 K		0-3 K		4-0 1-2 2-3 BB	3	0	0	0	0	3	0				
Inning Stats	R: 0 E: 0 K: 0 S: 3	H: 0 LOB: 0 BB: 0 P: 3	R: 0 E: 0 K: 1 S: 5	H: 0 LOB: 1 BB: 1 P: 9	R: 0 E: 0 K: 1 S: 5	H: 0 LOB: 0 BB: 0 P: 5	R: 0 E: 0 K: 0 S: 3	H: 0 LOB: 0 BB: 0 P: 3	R: 0 E: 0 K: 2 S: 8	H: 1 LOB: 1 BB: 0 P: 8	R: 0 E: 0 K: 2 S: 7	H: 0 LOB: 0 BB: 0 P: 7	R: 1 E: 0 K: 0 S: 4	H: 1 LOB: 0 BB: 0 P: 4	R: 0 E: 0 K: 1 S: 5	H: 0 LOB: 3 BB: 3 P: 17	1B: 6 2B: 0 3B: 0 HR: 0	SF: 1 SAC: 1 DP: 0 HBP: 0	WP: 0 PA: 37 PB: 0 SB: 1 CS: 0	
PITCHER	IP WLS BF H R ER SO BB IBB HBP BLK WP HR S P ERA WHIP	IP WLS BF H R ER SO BB IBB HBP BLK WP HR S P ERA WHIP	IP WLS BF H R ER SO BB IBB HBP BLK WP HR S P ERA WHIP	IP WLS BF H R ER SO BB IBB HBP BLK WP HR S P ERA WHIP	IP WLS BF H R ER SO BB IBB HBP BLK WP HR S P ERA WHIP	IP WLS BF H R ER SO BB IBB HBP BLK WP HR S P ERA WHIP	IP WLS BF H R ER SO BB IBB HBP BLK WP HR S P ERA WHIP	IP WLS BF H R ER SO BB IBB HBP BLK WP HR S P ERA WHIP	IP WLS BF H R ER SO BB IBB HBP BLK WP HR S P ERA WHIP	IP WLS BF H R ER SO BB IBB HBP BLK WP HR S P ERA WHIP	IP WLS BF H R ER SO BB IBB HBP BLK WP HR S P ERA WHIP	IP WLS BF H R ER SO BB IBB HBP BLK WP HR S P ERA WHIP	IP WLS BF H R ER SO BB IBB HBP BLK WP HR S P ERA WHIP	IP WLS BF H R ER SO BB IBB HBP BLK WP HR S P ERA WHIP	IP WLS BF H R ER SO BB IBB HBP BLK WP HR S P ERA WHIP	IP WLS BF H R ER SO BB IBB HBP BLK WP HR S P ERA WHIP	IP WLS BF H R ER SO BB IBB HBP BLK WP HR S P ERA WHIP	IP WLS BF H R ER SO BB IBB HBP BLK WP HR S P ERA WHIP	IP WLS BF H R ER SO BB IBB HBP BLK WP HR S P ERA WHIP	
Fred Newman, R ERA: 3.34 Jim Coates, R ERA: 3.38	(1, 1) (8, 1)																			

Minnesota Twins @ Los Angeles Angels
Dodger Stadium, Los Angeles, CA
Sat Aug 21 1965, 7:05 PM PDT
Att: 9,181 - Unknown

AB 31
R 4
H 6
RBI 3
BB 4
SO 8
LOB 12



Batter	1	2	3	4	5	6	7	8	9	AB	R	H	RBI	BB	SO	LOB	BOTTOM			
Jim Piersall, R OBP: 0.293, SLG: 0.351 (1, 7)	0-0 E3 CS BB		0-0 1B		0-0 2B		0-0 F9		0-0 F9	5	0	2	0	0	0	1				
Albie Pearson, L OBP: 0.332, SLG: 0.347 (1, 9)	0-0 F5		0-0 F5		0-0 G3			0-0 BB 1B	0-0 1B	5	0	2	1	0	0	3				
Jim Fregosi, R OBP: 0.325, SLG: 0.412 (1, 6)	4-0 1-2 BB		0-0 F3			0-0 F9		0-0 BB 1B	0-0 F6	4	0	1	0	1	0	2				
Joe Adcock, R OBP: 0.323, SLG: 0.461 Marcelino Lopez, R OBP: 0.222, SLG: 0.295 Vic Power, R OBP: 0.296, SLG: 0.348 (8, PR) (9, 3)	0-3 K			0-0 L7		0-0 2B 1B		4-0 1-2 2-3 BB		3	1	1	0	1	1	2				
Jose Cardenal, R OBP: 0.294, SLG: 0.376 (1, 8)		0-0 F6		4-0 BB		0-3 K		0-0 F3		3	0	0	0	1	1	4				
Bobby Knoop, R OBP: 0.320, SLG: 0.400 (1, 4)		0-0 FC1-6 1B		0-0 F8		0-0 1B		0-0 F9		4	0	2	1	0	0	4				
Paul Schaal, R OBP: 0.169, SLG: 0.324 Willie Smith, L OBP: 0.297, SLG: 0.437 Tom Egan, R OBP: 0.308, SLG: 0.308 (6, PH) (9, 2)		0-0 FC1-6		0-0 F5		0-0 6-3		0-3 K		3	0	0	0	0	0	3				
Buck Rodgers, S OBP: 0.261, SLG: 0.265 Lou Clinton, R OBP: 0.318, SLG: 0.336 Jim Coates, R (8, 1)		0-3 K			0-3 K		0-3 K		0-0 G3	2	0	0	0	0	2	1				
Al Spangler, L OBP: 0.300, SLG: 0.257 (9, PH)					0-0 K		0-3 K		4-0 BB	1	0	0	0	0	1	0				
Fred Newman, R OBP: 0.169, SLG: 0.123 Joe Koppe, R OBP: 0.294, SLG: 0.355 Tom Satriono, L OBP: 0.294, SLG: 0.311 (7, PH) (8, 2) (9, 5)			0-3 K		0-0 1-3		0-3 K		0-0 2B BB	2	0	0	0	0	1	0				
Inning Stats	R: 0 E: 1 K: 1 S: 5	H: 0 LOB: 2 BB: 1 P: 9	R: 0 E: 0 K: 1 S: 6	H: 1 LOB: 1 BB: 0 P: 6	R: 0 E: 0 K: 1 S: 6	H: 1 LOB: 1 BB: 0 P: 6	R: 0 E: 0 K: 0 S: 3	H: 0 LOB: 1 BB: 1 P: 7	R: 0 E: 0 K: 2 S: 7	H: 0 LOB: 0 BB: 0 P: 7	R: 0 E: 0 K: 1 S: 7	H: 2 LOB: 3 BB: 1 P: 11	R: 1 E: 0 K: 0 S: 4	H: 1 LOB: 1 BB: 1 P: 8	1B: 5 2B: 4 3B: 0 HR: 0	SF: 0 SAC: 0 DP: 1 HBP: 0	WP: 0 PA: 39 PB: 0 SB: 0 CS: 1			
PITCHER	IP WLS BF H R ER SO BB IBB HBP BLK WP HR S P ERA WHIP	IP WLS BF H R ER SO BB IBB HBP BLK WP HR S P ERA WHIP	IP WLS BF H R ER SO BB IBB HBP BLK WP HR S P ERA WHIP	IP WLS BF H R ER SO BB IBB HBP BLK WP HR S P ERA WHIP	IP WLS BF H R ER SO BB IBB HBP BLK WP HR S P ERA WHIP	IP WLS BF H R ER SO BB IBB HBP BLK WP HR S P ERA WHIP	IP WLS BF H R ER SO BB IBB HBP BLK WP HR S P ERA WHIP	IP WLS BF H R ER SO BB IBB HBP BLK WP HR S P ERA WHIP	IP WLS BF H R ER SO BB IBB HBP BLK WP HR S P ERA WHIP	IP WLS BF H R ER SO BB IBB HBP BLK WP HR S P ERA WHIP	IP WLS BF H R ER SO BB IBB HBP BLK WP HR S P ERA WHIP	IP WLS BF H R ER SO BB IBB HBP BLK WP HR S P ERA WHIP	IP WLS BF H R ER SO BB IBB HBP BLK WP HR S P ERA WHIP	IP WLS BF H R ER SO BB IBB HBP BLK WP HR S P ERA WHIP	IP WLS BF H R ER SO BB IBB HBP BLK WP HR S P ERA WHIP	IP WLS BF H R ER SO BB IBB HBP BLK WP HR S P ERA WHIP	IP WLS BF H R ER SO BB IBB HBP BLK WP HR S P ERA WHIP	IP WLS BF H R ER SO BB IBB HBP BLK WP HR S P ERA WHIP	IP WLS BF H R ER SO BB IBB HBP BLK WP HR S P ERA WHIP	
Jim Merritt, L ERA: 3.12 Al Worthington, R ERA: 2.11	(1, 1) (8, 1)																			

Minnesota Twins @ Los Angeles Angels
Dodger Stadium, Los Angeles, CA
Sat Aug 21 1965, 7:05 PM PDT
Att: 9,181 - Unknown

AB 35
R 2
H 8
RBI 2
BB 4
SO 8
LOB 23



Batter	1	2	3	4	5	6	7	8	9	10	AB	R	H	RBI	BB	SO	LOB	TOP					
Bobby Richardson, R OBP: 0.302, SLG: 0.344 (1, 4)	F3		F8					3-1		BB BB 1B	5	0	2	1	0	0	1						
Tony Kubek, L OBP: 0.272, SLG: 0.301 (1, 6)	L4			L4		L7		G3		BB BB 1B	4	0	0	0	1	0	1						
Mickey Mantle, S OBP: 0.359, SLG: 0.475 (8, 9) Ross Moschitto, R OBP: 0.200, SLG: 0.333 (10, PH) Roger Maris, L OBP: 0.355, SLG: 0.438 (10, 9)	F7			L9		F7		F7		P6	4	0	0	0	0	0	1						
Tom Tresh, S OBP: 0.342, SLG: 0.469 (8, 7)		F8		G3			K		G4-6-3 BB 1B	3	0	0	0	2	1	0							
Elston Howard, R OBP: 0.324, SLG: 0.325 (1, 2)	6-3				L7		4-3		G4-6-3 BB 1B	5	0	1	0	0	1	3							
Jos Peiponen, L OBP: 0.219, SLG: 0.424 (1, 3)		F7			4-3		HR		G4-6-3 BB 1B	4	1	1	0	0	0	2							
Clete Boyer, R OBP: 0.314, SLG: 0.430 (1, 5)			6-3		5-3		HR		S IBB	3	1	1	2	1	0	0							
Roger Repoz, L OBP: 0.333, SLG: 0.548 (1, 8)			K			2B 1B			K	4	1	2	0	0	2	2							
Whitey Ford, L OBP: 0.238, SLG: 0.283 (9, 1) Pedro Ramos, S OBP: 0.106, SLG: 0.100 (9, 1) Steve Hamilton, L OBP: 0.141, SLG: 0.260 (9, 1) Pete Mikkelsen, R OBP: 0.111, SLG: 0.111 (10, PH) Ray Barker, L OBP: 0.206, SLG: 0.401 (10, 1) Jim Bouton, R OBP: 0.209, SLG: 0.195 (10, 1)							4-3			3	0	1	0	0	1	2							
Inning Stats	R: 0 E: 0 K: 0 S: 3	H: 0 LOB: 0 BB: 0 P: 3	R: 0 E: 0 K: 0 S: 3	H: 0 LOB: 0 BB: 0 P: 3	R: 0 E: 0 K: 1 S: 6	H: 1 LOB: 1 BB: 0 P: 6	R: 0 E: 0 K: 0 S: 3	H: 0 LOB: 0 BB: 0 P: 3	R: 0 E: 0 K: 1 S: 3	H: 0 LOB: 0 BB: 0 P: 3	R: 1 E: 0 K: 1 S: 7	H: 2 LOB: 1 BB: 0 P: 7	R: 2 E: 0 K: 1 S: 8	H: 3 LOB: 1 BB: 0 P: 8	R: 0 E: 0 K: 0 S: 3	H: 0 LOB: 0 BB: 0 P: 3	R: 0 E: 0 K: 1 S: 5	H: 1 LOB: 2 BB: 2 P: 13	R: 0 E: 0 K: 2 S: 8	H: 1 LOB: 3 BB: 2 P: 16	1B: 6 2B: 1 3B: 0 HR: 1	SF: 0 SAC: 0 DP: 1 HBP: 0	WP: 0 PA: 41
PITCHER	IP WLS BF H R ER SO	IP WLS BF H R ER SO	IP WLS BF H R ER SO	IP WLS BF H R ER SO	IP WLS BF H R ER SO	IP WLS BF H R ER SO	IP WLS BF H R ER SO	IP WLS BF H R ER SO	IP WLS BF H R ER SO	IP WLS BF H R ER SO	IP WLS BF H R ER SO	IP WLS BF H R ER SO	IP WLS BF H R ER SO	IP WLS BF H R ER SO	IP WLS BF H R ER SO	IP WLS BF H R ER SO	IP WLS BF H R ER SO	IP WLS BF H R ER SO	IP WLS BF H R ER SO	IP WLS BF H R ER SO	ERA WHIP	ERA WHIP	
Mudcat Grant, R ERA: 3.6 (1, 1)	8.0	32	7	3	3	3	BB: 1 IBB: 0 HBP: 0 BLK: 0	WP: 0 HR: 1 S: 37 P: 41	3.38	1.000													
Dick Stigman, L ERA: 4.49 (9, 1)	1.0	3	0	0	0	1	BB: 0 IBB: 0 HBP: 0 BLK: 0	WP: 0 HR: 0 S: 4 P: 8	0.00	0.000													
Al Worthington, R ERA: 2.68 (10, 1)	1.0	W	6	1	0	0	BB: 2 IBB: 0 HBP: 0 BLK: 0	WP: 0 HR: 0 S: 8 P: 16	0.00	3.000													

New York Yankees @ Minnesota Twins
Metropolitan Stadium, Bloomington, MI
Mon Aug 23 1965, 8:05 PM EDT
Att: 37,787 - Unknown - 73 F

AB	37
R	3
H	8
RBI	3
BB	4
SO	6
LOB	14



Batter	1	2	3	4	5	6	7	8	9	10	AB	R	H	RBI	BB	SO	LOB	BOTTOM				
Zoilo Versalles, R OBP: 0.297, SLG: 0.442 (1, 6)	5-3						4-3			1-3 2B 1B	5	2	3	1	0	0	0					
Rich Rollins, R OBP: 0.299, SLG: 0.339 (1, 5) Jimmie Hall, L OBP: 0.346, SLG: 0.494 (9, PH) Al Worthington, R OBP: 0.300, SLG: 0.125 (10, 1)	K		HR		F8		1B		1-3 1B	3	0	1	0	1	1	0						
Tony Oliva, L OBP: 0.360, SLG: 0.479 (1, 8)	4-3				4-3		F8		L8	5	0	1	1	0	0	4						
Earl Battey, R OBP: 0.393, SLG: 0.443 (1, 2)		6-3			F9		1B 1B		L1	4	1	1	0	1	0	1						
Andy Kosco, R OBP: 0.273, SLG: 0.476 (9, PH) Sandy Valdespino, L OBP: 0.326, SLG: 0.323 (10, 9)		1B 1B			K		K		F8	4	0	1	0	0	2	1						
Bob Allison, R OBP: 0.355, SLG: 0.449 (1, 7)		1B			6-3		F5		E5 FC6	4	1	1	0	1	0	1						
Don Mincher, L OBP: 0.332, SLG: 0.549 (1, 3)		K					K		K	4	0	1	0	1	3	3						
Frank Quilici, R OBP: 0.259, SLG: 0.265 (1, 4)			6-3				6-3		FC6	5	0	1	1	0	1	5						
Mudcat Grant, R OBP: 0.238, SLG: 0.260 (1, 1) Dick Stigman, R OBP: 0.071, SLG: 0.071 (9, 1) Joe Nosssek, R OBP: 0.264, SLG: 0.331 (9, PH) Jerry Kindall, R OBP: 0.269, SLG: 0.314 (10, 5)			L7				BB 1B		L9	3	0	1	0	0	0	2						
Inning Stats	R: 0 E: 0 K: 1 S: 5	H: 2 LOB: 2 BB: 0 P: 7	R: 1 E: 0 K: 0 S: 4	H: 1 LOB: 0 BB: 0 P: 4	R: 0 E: 0 K: 1 S: 5	H: 0 LOB: 0 BB: 0 P: 5	R: 0 E: 0 K: 1 S: 7	H: 2 LOB: 3 BB: 0 P: 11	R: 1 E: 0 K: 1 S: 8	H: 3 LOB: 2 BB: 0 P: 8	R: 0 E: 0 K: 0 S: 4	H: 1 LOB: 1 BB: 0 P: 4	R: 0 E: 1 K: 1 S: 6	H: 0 LOB: 1 BB: 0 P: 6	R: 1 E: 0 K: 1 S: 7	H: 2 LOB: 2 BB: 1 P: 11	R: 1 E: 0 K: 1 S: 4	H: 1 LOB: 2 BB: 2 P: 12	1B: 10 2B: 1 3B: 0 HR: 1	SF: 0 SAC: 0 DP: 0 HBP: 0	WP: 0 PA: 45	
PITCHER	IP WLS BF H R ER SO	IP WLS BF H R ER SO	IP WLS BF H R ER SO	IP WLS BF H R ER SO	IP WLS BF H R ER SO	IP WLS BF H R ER SO	IP WLS BF H R ER SO	IP WLS BF H R ER SO	IP WLS BF H R ER SO	IP WLS BF H R ER SO	IP WLS BF H R ER SO	IP WLS BF H R ER SO	IP WLS BF H R ER SO	IP WLS BF H R ER SO	IP WLS BF H R ER SO	IP WLS BF H R ER SO	IP WLS BF H R ER SO	IP WLS BF H R ER SO	IP WLS BF H R ER SO	IP WLS BF H R ER SO	ERA WHIP	ERA WHIP
Whitey Ford, L ERA: 3.52 (1, 1)	8.1	37	10	3	3	6	BB: 1 IBB: 0 HBP: 0 BLK: 0	WP: 0 HR: 1 S: 48 P: 52	3.24	1.320												
Pedro Ramos, R ERA: 3.51 (9, 1)	0.1	1	0	0	0	0	BB: 0 IBB: 0 HBP: 0 BLK: 0	WP: 0 HR: 0 S: 1 P: 1	0.00	0.000												
Steve Hamilton, L ERA: 1.41 (9, 1)	0.0	1	1	0	0	0	BB: 0 IBB: 0 HBP: 0 BLK: 0	WP: 0 HR: 0 S: 1 P: 1	∞	∞												
Pete Mikkelsen, R ERA: 3.42 (9, 1)	0.1	2	0	0	0	1	BB: 0 IBB: 0 HBP: 0 BLK: 0	WP: 0 HR: 0 S: 3 P: 7	0.00	0.000												
Jim Bouton, R ERA: 5.29 (10, 1)	0.1	L	4	1	1	1	BB: 2 IBB: 0 HBP: 0 BLK: 0	WP: 0 HR: 0 S: 4 P: 12	27.00	9.000												


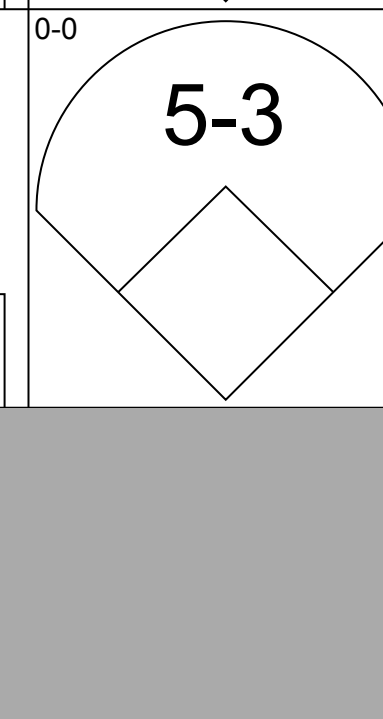



New York Yankees @ Minnesota Twins
Metropolitan Stadium, Bloomington, MI
Mon Aug 23 1965, 8:05 PM EDT
Att: 37,787 - Unknown - 73 F

AB	41
R	4
H	12
RBI	4
BB	4
SO	8
LOB	20



Batter	1	2	3	4	5	6	7	8	9	AB	R	H	RBI	BB	SO	LOB	TOP				
Bobby Richardson, R OBP: 0.301, SLG: 0.344 (1, 4)										4	0	1	0	0	0	0	New York Yankees @ Minnesota Twins Metropolitan Stadium, Bloomington, MI Tue Aug 24 1965, 8:05 PM EDT Att: 33,772 - Cloudy - 72 F				
Tony Kubek, L OBP: 0.269, SLG: 0.297 (1, 6)										4	0	0	0	0	1	2					
Mickey Mantle, S OBP: 0.396, SLG: 0.474 Ross Moschitto, R OBP: 0.200, SLG: 0.333 (1, 7) (8, 9)										3	1	1	0	1	0	2					
Tom Tresh, S OBP: 0.342, SLG: 0.474 (1, 9) (8, 7)										4	1	1	2	0	2	1					
Elston Howard, R OBP: 0.264, SLG: 0.336 (1, 2)										3	0	3	0	1	0	0					
Joe Pepitone, L OBP: 0.316, SLG: 0.420 (1, 3)										4	0	0	0	0	0	4					
Clete Boyer, R OBP: 0.313, SLG: 0.428 (1, 5)										4	0	1	0	0	1	1					
Roger Repoz, L OBP: 0.331, SLG: 0.538 (1, 8)										4	0	1	0	0	2	2					
Mel Stottlemyre, R OBP: 0.138, SLG: 0.250 (1, 1)										3	0	0	0	0	2	0					
Inning Stats	R: 0 E: 0 K: 0 S: 3	H: 0 LOB: 0 BB: 0 P: 3	R: 0 E: 0 K: 1 S: 5	H: 0 LOB: 1 BB: 1 P: 9	R: 0 E: 0 K: 1 S: 7	H: 2 LOB: 2 BB: 0 P: 7	R: 0 E: 0 K: 1 S: 7	H: 2 LOB: 2 BB: 0 P: 7	R: 0 E: 0 K: 2 S: 5	H: 1 LOB: 1 BB: 1 P: 7	R: 0 E: 0 K: 0 S: 7	H: 0 LOB: 0 BB: 0 P: 7	R: 2 E: 0 K: 0 S: 6	H: 3 LOB: 1 BB: 0 P: 6	R: 0 E: 0 K: 2 S: 7	H: 0 LOB: 0 BB: 0 P: 7	1B: 6 2B: 1 3B: 0 HR: 1	SF: 0 SAC: 1 DP: 1 HBP: 0	WP: 0 SB: 0 CS: 0	PA: 36	
PITCHER	IP	WLS	BF	H	R	ER	SO	BB	IBB	HBP	BLK	WP	HR	S	P	ERA	WHIP				
Jim Perry, R ERA: 2.43 Dick Stigman, L ERA: 4.39	(1, 1) (8, 1)	7.2 1.1	32 4	8 0	2 0	2 0	6 2	2 0	0 0	0 0	0 0	0 0	1 0	42 8	50 8	2.35 0.00	1.304 0.000				

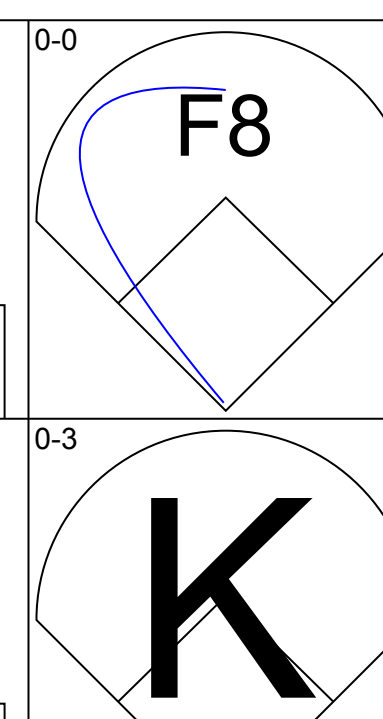
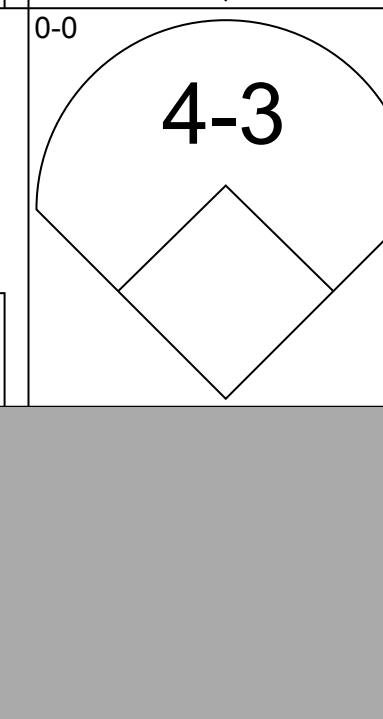



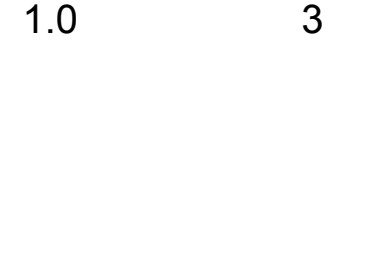
Batter	1	2	3	4	5	6	7	8	9	AB	R	H	RBI	BB	SO	LOB	BOTTOM					
Zoilo Versalles, R OBP: 0.297, SLG: 0.440 (1, 6)										4	0	1	0	0	0	1	New York Yankees @ Minnesota Twins Metropolitan Stadium, Bloomington, MI Tue Aug 24 1965, 8:05 PM EDT Att: 33,772 - Cloudy - 72 F					
Sandy Valdespino, L OBP: 0.330, SLG: 0.335 (1, 7)										3	1	1	0	0	0	0						
Tony Oliva, L OBP: 0.361, SLG: 0.479 (1, 9)										4	0	2	1	0	0	2						
Jimmie Hall, L OBP: 0.345, SLG: 0.491 (1, 8)										3	0	0	0	1	0	4						
Earl Battey, R OBP: 0.390, SLG: 0.438 Jim Kaat, L OBP: 0.240, SLG: 0.254 (1, 2) (9, PR)										3	0	0	0	0	0	0						
Don Mincher, L OBP: 0.327, SLG: 0.540 (1, 3)										4	0	0	0	0	0	4						
Rich Rollins, R OBP: 0.298, SLG: 0.338 (1, 5)										4	0	1	0	0	0	2						
Frank Quilici, R OBP: 0.255, SLG: 0.260 (1, 4)										2	0	0	0	0	0	0						
Jim Perry, S OBP: 0.135, SLG: 0.167 Dick Stigman, R OBP: 0.071, SLG: 0.071 (1, 1) (8, 1)										3	0	0	0	0	2	1						
Inning Stats	R: 0 E: 1 K: 0 S: 5	H: 1 LOB: 2 BB: 0 P: 5	R: 0 E: 0 K: 0 S: 3	H: 0 LOB: 0 BB: 0 P: 3	R: 0 E: 0 K: 1 S: 5	H: 0 LOB: 0 BB: 0 P: 5	R: 0 E: 0 K: 0 S: 4	H: 1 LOB: 1 BB: 0 P: 4	R: 0 E: 0 K: 1 S: 6	H: 1 LOB: 1 BB: 0 P: 6	R: 1 E: 0 K: 0 S: 5	H: 2 LOB: 1 BB: 0 P: 5	R: 0 E: 0 K: 0 S: 3	H: 0 LOB: 0 BB: 0 P: 3	R: 0 E: 0 K: 0 S: 3	H: 0 LOB: 2 BB: 0 P: 3	R: 0 E: 0 K: 0 S: 3	H: 0 LOB: 2 BB: 1 P: 7	1B: 4 2B: 0 3B: 1 HR: 0	SF: 0 SAC: 2 DP: 1 HBP: 0	WP: 0 SB: 0 CS: 0	PA: 34
PITCHER	IP	WLS	BF	H	R	ER	SO	BB	IBB	HBP	BLK	WP	HR	S	P	ERA	WHIP					
Mel Stottlemyre, R ERA: 2.6	(1, 1)	9.0	34	5	1	1	2	1	0	0	0	0	0	37	41	1.00	0.667					

Batter	1	2	3	4	5	6	7	8	9	AB	R	H	RBI	BB	SO	LOB	TOP					
Bobby Richardson, R OBP: 0.301, SLG: 0.343 (1, 4)																	4 0 1 0 0 1 0					
Tony Kubek, L OBP: 0.266, SLG: 0.294 (1, 6)																	3 0 0 0 0 0 0					
Mickey Mantle, S OBP: 0.392, SLG: 0.468 (1, 7)																	4 0 0 0 0 0 1					
Tom Tresh, S OBP: 0.343, SLG: 0.480 (1, 8)																	4 2 2 1 0 0 1					
Elston Howard, R OBP: 0.267, SLG: 0.346 (1, 2)																	3 2 1 2 1 1 0					
Hector Lopez, R OBP: 0.317, SLG: 0.388 (1, 9)																	2 0 0 1 1 1 0					
Clete Boyer, R OBP: 0.315, SLG: 0.430 (1, 5)																	3 0 1 0 1 0 2					
Ray Barker, L OBP: 0.331, SLG: 0.391 (1, 3)																	4 0 0 0 0 1 3					
Al Downing, R OBP: 0.175, SLG: 0.217 (1, 1)																	2 0 0 0 0 1 0					
Pedro Ramos, S OBP: 0.100, SLG: 0.100 (7, 1)																	0 0 0 0 0 0 0					
Roger Repoz, L OBP: 0.329, SLG: 0.534 (6, PH)																	1 0 0 0 0 0 0					
Bill Stafford, R (8, 1)																	0 0 0 0 0 0 0					
Inning Stats	R: 0 E: 0 K: 1 S: 5	H: 0 LOB: 0 BB: 0 P: 5	R: 0 E: 0 K: 1 S: 5	H: 0 LOB: 0 BB: 0 P: 5	R: 0 E: 0 K: 0 S: 3	H: 0 LOB: 0 BB: 0 P: 3	R: 0 E: 0 K: 0 S: 4	H: 1 LOB: 1 BB: 0 P: 4	R: 0 E: 0 K: 0 S: 2	H: 0 LOB: 1 BB: 2 P: 10	R: 0 E: 0 K: 0 S: 5	H: 0 LOB: 0 BB: 0 P: 5	R: 2 E: 0 K: 0 S: 5	H: 1 LOB: 1 BB: 1 P: 9	R: 0 E: 0 K: 0 S: 3	H: 0 LOB: 0 BB: 0 P: 3	R: 2 E: 0 K: 2 S: 10	H: 3 LOB: 1 BB: 0 P: 10	1B: 2 2B: 2 3B: 0 HR: 2	SF: 1 SAC: 1 DP: 1 HBP: 0	WP: 0 PB: 0 CS: 0	PA: 35
PITCHER	IP	WLS	BF	H	R	ER	SO	BB	IBB	HBP	BLK	WP	HR	S	P	ERA	WHIP					
Jim Merritt, L ERA: 3.14 (1, 1)	8.1	W	32	4	4	3	3	3	0	0	0	0	2	35	47	3.24	0.840					
Al Worthington, R ERA: 2.05 (9, 1)	0.2	S	3	1	0	0	2	0	0	0	0	0	0	7	7	0.00	1.500					

New York Yankees @ Minnesota Twins
Metropolitan Stadium, Bloomington, MI
Wed Aug 25 1965, 8:05 PM EDT
Att: 33,966 - Unknown - 71 F

AB	30
R	4
H	5
RBI	4
BB	3
SO	5
LOB	7



Batter	1	2	3	4	5	6	7	8	9	AB	R	H	RBI	BB	SO	LOB	BOTTOM					
Zoilo Versalles, R OBP: 0.298, SLG: 0.438 (1, 6)																	2 1 0 0 2 0 1					
Rich Rollins, R OBP: 0.303, SLG: 0.346 (1, 5)																	3 1 2 2 1 1 0					
Tony Oliva, L OBP: 0.361, SLG: 0.478 (1, 8)																	1 0 0 0 0 0 0					
Joe Nosssek, R OBP: 0.266, SLG: 0.339 (2, 8)																	3 0 1 1 1 0 2 3					
Earl Batley, R OBP: 0.388, SLG: 0.439 (1, 2)																	4 0 1 1 0 0 2					
Bob Allison, R OBP: 0.354, SLG: 0.455 (1, 7)																	4 1 1 1 0 1 1					
Andy Kosco, R OBP: 0.231, SLG: 0.400 (1, 9)																	4 0 0 0 0 1 0					
Don Mincher, L OBP: 0.322, SLG: 0.531 (1, 3)																	4 0 0 0 0 2 1					
Jerry Kindall, R OBP: 0.266, SLG: 0.310 (1, 4)																	4 1 0 0 0 2 0					
Jim Merritt, L OBP: 0.125, SLG: 0.067 (1, 1)																	2 1 0 0 1 1 1					
Al Worthington, R OBP: 0.300, SLG: 0.125 (9, 1)																	0 0 0 0 0 0 0					
Inning Stats	R: 0 E: 0 K: 1 S: 5	H: 0 LOB: 0 BB: 0 P: 5	R: 0 E: 1 K: 1 S: 6	H: 0 LOB: 1 BB: 0 P: 6	R: 0 E: 0 K: 2 S: 7	H: 0 LOB: 2 BB: 2 P: 15	R: 1 E: 0 K: 1 S: 6	H: 1 LOB: 0 BB: 0 P: 6	R: 1 E: 0 K: 1 S: 7	H: 2 LOB: 2 BB: 1 P: 11	R: 0 E: 0 K: 1 S: 5	H: 0 LOB: 0 BB: 0 P: 5	R: 3 E: 1 K: 2 S: 10	H: 2 LOB: 1 BB: 1 P: 14	R: 0 E: 0 K: 1 S: 5	H: 0 LOB: 0 BB: 0 P: 5	1B: 1 2B: 2 3B: 1 HR: 1	SF: 0 SAC: 0 DP: 0 HBP: 0	WP: 0 PB: 0 CS: 0	PA: 35		
PITCHER	IP	WLS	BF	H	R	ER	SO	BB	IBB	HBP	BLK	WP	HR	S	P	ERA	WHIP					
Al Downing, L ERA: 3.83 (1, 1)	6.1	L	29	4	5	3	8	4	0	0	0	0	0	5	5	0.00	1.263					
Pedro Ramos, R ERA: 3.48 (7, 1)	0.2		3	1	0	0	1	0	0	0	0	0	0	5	5	0.00	1.500					
Bill Stafford, R ERA: 3.17 (8, 1)	1.0		3	0	0	0	1	0	0	0	0	0	0	5	5	0.00	0.000					

New York Yankees @ Minnesota Twins
Metropolitan Stadium, Bloomington, MI
Wed Aug 25 1965, 8:05 PM EDT
Att: 33,966 - Unknown - 71 F

AB	31
R	5
H	5
RBI	5
BB	4
SO	10
LOB	9



Batter	1	2	3	4	5	6	7	8	9	AB	R	H	RBI	BB	SO	LOB	TOP		
Bobby Richardson, R OBP: 0.302, SLG: 0.344 (1, 4)										4	0	2	0	0	0	0	New York Yankees @ Minnesota Twins Metropolitan Stadium, Bloomington, MI Thu Aug 26 1965, 4:33 AM EDT Att: 27,073 - Cloudy - 71 F		
Tony Kubek, L OBP: 0.283, SLG: 0.290 (1, 6)										4	0	0	0	0	0	3			
Mickey Mantle, S OBP: 0.390, SLG: 0.465 (1, 7)										4	0	1	0	0	0	0			
Tom Tresh, S OBP: 0.346, SLG: 0.482 Ross Moschitto, R OBP: 0.200, SLG: 0.333 (9, PR)										4	0	3	0	0	0	1			
Elston Howard, R OBP: 0.267, SLG: 0.345 (1, 2)										4	0	1	0	0	0	2			
Hector Lopez, R OBP: 0.316, SLG: 0.386 (1, 9)										4	0	1	1	0	0	1			
Clete Boyer, R OBP: 0.315, SLG: 0.435 (1, 5)										4	1	1	1	0	0	2			
Ray Barker, L OBP: 0.330, SLG: 0.387 (1, 3)										4	0	1	0	0	1	2			
Jack Cullen, R Jim Bouton, R Phil Lutz, R Pete Mikkelsen, R Roger Repoz, L Hal Reniff, R Gil Blanco, L (1, 1) (4, 1) (6, PH) (6, PH) (8, PH) (8, 1) (8, 1)										1	0	0	0	0	1	0			
Inning Stats	R: 0 E: 0 K: 0 S: 3	H: 0 LOB: 0 BB: 0 P: 3	R: 0 E: 0 K: 0 S: 3	H: 1 LOB: 0 BB: 0 P: 3	R: 1 E: 0 K: 1 S: 6	H: 1 LOB: 0 BB: 0 P: 6	R: 0 E: 0 K: 0 S: 3	H: 1 LOB: 0 BB: 0 P: 3	R: 0 E: 0 K: 0 S: 4	H: 1 LOB: 1 BB: 0 P: 4	R: 0 E: 0 K: 0 S: 4	H: 1 LOB: 1 BB: 0 P: 4	R: 0 E: 0 K: 0 S: 5	H: 2 LOB: 2 BB: 0 P: 5	R: 1 E: 0 K: 1 S: 8	H: 3 LOB: 2 BB: 0 P: 8		1B: 9 2B: 0 3B: 0 HR: 1	SF: 0 SAC: 0 DP: 2 HBP: 0
PITCHER Jim Kaat, L ERA: 2.76 (1, 1)	IP: 9.0 WLS: W BF: 35 H: 10 R: 2 ER: 2 SO: 2 BB: 0 IBB: 0 HBP: 0 BLK: 0 WP: 0 HR: 1 S: 39 P: 39 ERA: 2.00 WHIP: 1.111															PITCHER Jim Kaat, L ERA: 2.76 (1, 1)	IP: 9.0 WLS: W BF: 35 H: 10 R: 2 ER: 2 SO: 2 BB: 0 IBB: 0 HBP: 0 BLK: 0 WP: 0 HR: 1 S: 39 P: 39 ERA: 2.00 WHIP: 1.111		

AB 35
R 2
H 10
RBI 2
BB 0
SO 2
LOB 12



Batter	1	2	3	4	5	6	7	8	9	AB	R	H	RBI	BB	SO	LOB	BOTTOM		
Zoilo Versalles, R OBP: 0.301, SLG: 0.439 (1, 6)										4	2	2	1	1	2	2	New York Yankees @ Minnesota Twins Metropolitan Stadium, Bloomington, MI Thu Aug 26 1965, 4:33 AM EDT Att: 27,073 - Cloudy - 71 F		
Sandy Valdespino, L OBP: 0.323, SLG: 0.328 (1, 9)										4	1	0	0	0	0	3			
Jimmie Hall, L OBP: 0.350, SLG: 0.495 (1, 8)										4	1	3	1	1	0	0			
Earl Battey, R OBP: 0.388, SLG: 0.438 Jerry Zimmerman, R OBP: 0.292, SLG: 0.257 (6, 2)										3	0	1	1	0	0	3			
Don Mincher, L OBP: 0.320, SLG: 0.527 (1, 3)										4	1	1	1	0	0	0			
Bob Allison, R OBP: 0.356, SLG: 0.472 (1, 7)										5	3	3	2	0	0	2			
Rich Rollins, R OBP: 0.302, SLG: 0.344 (1, 5)										2	0	0	1	1	0	0			
Jerry Kindall, R OBP: 0.272, SLG: 0.313 (1, 4)										3	1	2	1	1	0	0			
Jim Kaat, L OBP: 0.253, SLG: 0.267 (1, 1)										4	0	2	0	0	0	2			
Inning Stats	R: 0 E: 0 K: 1 S: 5	H: 0 LOB: 0 BB: 0 P: 5	R: 1 E: 0 K: 0 S: 5	H: 2 LOB: 1 BB: 1 P: 9	R: 1 E: 0 K: 0 S: 6	H: 4 LOB: 0 BB: 0 P: 6	R: 1 E: 0 K: 0 S: 6	H: 3 LOB: 3 BB: 1 P: 10	R: 1 E: 0 K: 1 S: 8	H: 3 LOB: 2 BB: 0 P: 8	R: 0 E: 0 K: 0 S: 2	H: 0 LOB: 1 BB: 1 P: 6	R: 2 E: 1 K: 0 S: 5	H: 1 LOB: 0 BB: 0 P: 5	R: 3 E: 0 K: 0 S: 4	H: 1 LOB: 0 BB: 1 P: 9		1B: 10 2B: 3 3B: 0 HR: 1	SF: 2 SAC: 1 DP: 1 HBP: 1
PITCHER Jack Cullen, R ERA: 2.56 Jim Bouton, R ERA: 5.99 Pete Mikkelsen, R ERA: 3.45 Hal Reniff, R ERA: 3.8 Gil Blanco, L ERA: 3.93 (1, 1) (4, 1) (6, 1) (8, 1) (8, 1)	IP: 3.1 WLS: L BF: 19 H: 8 R: 3 ER: 3 SO: 1 BB: 0 IBB: 0 HBP: 0 BLK: 0 WP: 1 HR: 0 S: 19 P: 27 ERA: 8.10 WHIP: 3.000															PITCHER Jack Cullen, R ERA: 2.56 Jim Bouton, R ERA: 5.99 Pete Mikkelsen, R ERA: 3.45 Hal Reniff, R ERA: 3.8 Gil Blanco, L ERA: 3.93 (1, 1) (4, 1) (6, 1) (8, 1) (8, 1)	IP: 3.1 WLS: L BF: 19 H: 8 R: 3 ER: 3 SO: 1 BB: 0 IBB: 0 HBP: 0 BLK: 0 WP: 1 HR: 0 S: 19 P: 27 ERA: 8.10 WHIP: 3.000		

AB 34
R 9
H 14
RBI 9
BB 4
SO 2
LOB 13



Batter	1	2	3	4	5	6	7	8	9	AB	R	H	RBI	BB	SO	LOB	TOP			
Vic Davallillo, L OBP: 0.336, SLG: 0.373	1-3	L8			K		F7		SF7 SH5-4 HBP	4	0	0	0	0	1	2				
Lee Stange, R OBP: 0.267, SLG: 0.120										0	0	0	0	0	0	0				
Billy Moran, R OBP: 0.227, SLG: 0.150										0	0	0	0	0	0	0				
Gary Bell, R OBP: 0.077, SLG: 0.308										0	0	0	0	0	0	0				
Pedro Gonzalez, R OBP: 0.306, SLG: 0.370	F E 1B		1-3		5-3		K		SH5-4	4	1	1	0	0	1	1				
Chuck Hinton, R OBP: 0.340, SLG: 0.460	E6					6-3		HR	SF7	3	1	1	1	0	0	1				
Rocky Colavito, R OBP: 0.383, SLG: 0.502	E6		K			5-3		HR	6-3	5	2	2	3	0	1	2				
Fred Whitfield, L OBP: 0.322, SLG: 0.524			F7			1B		HR		3	1	2	1	1	0	1				
Larry Brown, R OBP: 0.334, SLG: 0.399	F8				F7			K		4	0	1	0	0	1	1				
Max Alvis, R OBP: 0.329, SLG: 0.437			F5		F8		FC6-4		K	4	0	0	0	0	1	2				
Duke Sims, L OBP: 0.313, SLG: 0.393			F4		F8				L9	4	0	1	0	0	0	0				
Luis Tiant, R OBP: 0.148, SLG: 0.155									FC5-6	0	0	0	0	1	0	0				
Al Lugo, L OBP: 0.220, SLG: 0.289										1	0	0	0	0	1	0				
Don McMahon, R OBP: 0.333, SLG: 0.533										0	0	0	0	0	0	0				
Leon Wagner, L OBP: 0.281, SLG: 0.441										1	1	0	0	1	0	1				
Chico Salmon, R OBP: 0.077, SLG: 0.398									SH5-4 HBP	0	0	0	0	0	0	0				
Inning Stats	R: 2 E: 2 K: 0 S: 5	H: 2 LOB: 1 BB: 1 P: 9	R: 0 E: 0 K: 0 S: 3	H: 0 LOB: 1 BB: 1 P: 7	R: 0 E: 0 K: 1 S: 6	H: 1 LOB: 0 BB: 0 P: 6	R: 0 E: 0 K: 0 S: 3	H: 0 LOB: 0 BB: 0 P: 3	R: 0 E: 0 K: 2 S: 7	H: 2 LOB: 2 BB: 0 P: 5	R: 0 E: 0 K: 1 S: 6	H: 1 LOB: 1 BB: 0 P: 6	R: 3 E: 0 K: 2 S: 9	H: 2 LOB: 0 BB: 0 P: 10	R: 1 E: 0 K: 0 S: 3	H: 0 LOB: 1 BB: 1 P: 8	1B: 4 2B: 1 3B: 1 HR: 2	SF: 1 SAC: 1 DP: 0 HBP: 2	WP: 0 PB: 0 SB: 0 CS: 0	PA: 40
PITCHER	IP	WLS	BF	H	R	ER	SO	BB	IBB	HBP	BLK	WP	HR	S	P	ERA	WHIP			
Jim Perry, R ERA: 2.59	(1, 1)	7.0	32	8	5	4	4	2	0	1	0	0	2	37	46	5.14	1.429			
Al Worthington, R ERA: 2.13	(8, 1)	2.0	L	8	0	1	1	2	1	0	1	0	0	10	15	4.50	0.500			

Cleveland Indians @ Minnesota Twins
Metropolitan Stadium, Bloomington, MI

AB 33
R 6
H 8
RBI 5
BB 3
SO 6
LOB 11



WP: 0 PA: 40
PB: 0
SB: 0
CS: 0

Cleveland Indians @ Minnesota Twins
Metropolitan Stadium, Bloomington, MI

AB 33
R 5
H 11
RBI 5
BB 6
SO 7
LOB 14



WP: 0 PA: 40
PB: 0
SB: 0
CS: 2

Batter	1	2	3	4	5	6	7	8	9	AB	R	H	RBI	BB	SO	LOB	BOTTOM			
Zoilo Versalles, R OBP: 0.304, SLG: 0.444	3B		6-3		1B		P4		F7	5	2	2	0	0	0	1				
Sandy Valdespino, L OBP: 0.325, SLG: 0.337			L7		P4		4-3		BB	4	1	1	1	1	0	1				
Jimmie Hall, L OBP: 0.349, SLG: 0.492	K		F8		CS		4-3		BB	4	0	1	1	1	1	1				
Earl Battey, R OBP: 0.388, SLG: 0.441	SF7				1B		6-3		P3	4	1	1	1	0	0	4				
Don Mincher, L OBP: 0.325, SLG: 0.522	K				CS				F8	4	0	1	0	0	2	0				
Bob Allison, R OBP: 0.356, SLG: 0.466					1B				FC6-4	2	1	1	1	2	1	0				
Rich Rollins, R OBP: 0.308, SLG: 0.347					1B				FC6-4	3	0	2	0	1	0	1				
Jerry Kindall, R OBP: 0.281, SLG: 0.315										3	0	2	1	1	1	1				
Joe Nosssek, R OBP: 0.260, SLG: 0.331									BB	0	0	0	0	0	0	0				
Jim Perry, S OBP: 0.125, SLG: 0.154									BB	3	0	0	0	0	1	4				
Al Worthington, R OBP: 0.300, SLG: 0.125									BB	0	0	0	0	0	0	0				
Jim Kaat, L OBP: 0.250, SLG: 0.263									K	1	0	0	0	0	1	1				
Inning Stats	R: 2 E: 0 K: 2 S: 9	H: 2 LOB: 0 BB: 0 P: 9	R: 0 E: 0 K: 2 S: 7	H: 1 LOB: 1 BB: 1 P: 11	R: 0 E: 0 K: 0 S: 3	H: 0 LOB: 0 BB: 0 P: 3	R: 2 E: 0 K: 0 S: 5	H: 4 LOB: 1 BB: 1 P: 9	R: 1 E: 0 K: 0 S: 4	H: 2 LOB: 0 BB: 0 P: 4	R: 0 E: 0 K: 2 S: 9	H: 2 LOB: 2 BB: 0 P: 9	R: 0 E: 0 K: 0 S: 3	H: 0 LOB: 1 BB: 1 P: 7	R: 0 E: 0 K: 1 S: 5	H: 0 LOB: 3 BB: 3 P: 17	1B: 7 2B: 2 3B: 2 HR: 0	SF: 1 SAC: 0 DP: 0 HBP: 0	WP: 0 PA: 40 PB: 0 SB: 0 CS: 2	
PITCHER	IP	WLS	BF	H	R	ER	SO	BB	IBB	HBP	BLK	WP	HR	S	P	ERA	WHIP			
Luis Tiant, R ERA: 3.35	(1, 1)	4.0	18	7	4	4	4	2	0	0	0	0	0	13	13	4.50	2.000			
Don McMahon, R ERA: 3.88	(5, 1)	2.0	9	4	1	1	2	0	0	0	0	0	0	6	10	0.00	0.500			
Lee Stange, R ERA: 3.46	(7, 1)	2.0	W	7	0	0	0	1	0	0	0	0	0	5	17	0.00	3.000			
Gary Bell, R ERA: 3.25	(9, 1)	1.0	S	6	0	0	1	3	0	0	0	0	0	5	17	0.00	3.000			

Sat Aug 28 1965, 4:33 AM EDT
Att: 34,255 - Unknown - 59 F

livebaseballscores.com

Batter	1	2	3	4	5	6	7	8	9	AB	R	H	RBI	BB	SO	LOB	TOP					
Vic Davallillo, L OBP: 0.335, SLG: 0.371 (1, 8)										5	1	1	0	0	1	0						
Pedro Gonzalez, R OBP: 0.305, SLG: 0.368 (1, 4)										4	1	1	0	0	0	1						
Chuck Hinton, R OBP: 0.344, SLG: 0.462 (1, 7)										3	1	2	0	1	0	1						
Rocky Colavito, R OBP: 0.383, SLG: 0.503 (1, 9)										3	0	1	1	1	0	2						
Fred Whitfield, L OBP: 0.321, SLG: 0.523 (1, 3)										3	0	1	2	0	1	1						
Larry Brown, R OBP: 0.336, SLG: 0.399 (1, 6)										3	0	1	0	1	1	1						
Max Alvis, R OBP: 0.328, SLG: 0.434 (1, 5)										3	0	0	0	1	0	4						
Phil Roof, R OBP: 0.178, SLG: 0.119 (1, 2)										3	0	0	0	1	1	1						
Steve Hargan, R OBP: 0.114, SLG: 0.116 (9, 1)										4	0	0	0	0	2	2						
Inning Stats	R: 0 E: 0 K: 0 S: 3	H: 0 LOB: 1 BB: 1 P: 7	R: 0 E: 0 K: 0 S: 3	H: 1 LOB: 0 BB: 0 P: 3	R: 0 E: 0 K: 1 S: 5	H: 0 LOB: 0 BB: 0 P: 5	R: 0 E: 0 K: 1 S: 6	H: 1 LOB: 1 BB: 0 P: 6	R: 0 E: 0 K: 2 S: 7	H: 0 LOB: 1 BB: 1 P: 11	R: 2 E: 0 K: 0 S: 6	H: 3 LOB: 1 BB: 0 P: 6	R: 0 E: 0 K: 1 S: 4	H: 0 LOB: 0 BB: 1 P: 8	R: 1 E: 0 K: 0 S: 5	H: 2 LOB: 2 BB: 2 P: 13	R: 0 E: 0 K: 1 S: 6	H: 0 LOB: 1 BB: 0 P: 6	1B: 6 2B: 1 3B: 0 HR: 0	SF: 1 SAC: 1 DP: 0 HBP: 0	WP: 1 PB: 0 SB: 1 CS: 1	PA: 38
PITCHER	IP	WLS	BF	H	R	ER	SO	BB	IBB	HBP	BLK	WP	HR	S	P	ERA	WHIP					
Jim Merritt, L ERA: 3.2 (1, 1)	7.2	L	32	7	3	3	5	3	1	0	0	0	0	38	54	3.52	1.304					
Dave Boswell, R ERA: 3.46 (8, 1)	0.1		2	0	0	0	0	1	0	0	0	0	0	1	5	0.00	3.000					
Johnny Klippstein, R ERA: 2.73 (9, 1)	1.0		4	0	0	0	1	0	0	0	0	1	0	6	6	0.00	0.000					

Cleveland Indians @ Minnesota Twins
Metropolitan Stadium, Bloomington, MI
Sun Aug 29 1965, 4:33 AM EDT
Att: 31,781 - Unknown - 60 F

AB 31
R 3
H 7
RBI 3
BB 5
SO 6
LOB 13



Batter	1	2	3	4	5	6	7	8	9	AB	R	H	RBI	BB	SO	LOB	BOTTOM				
Zoilo Versalles, R OBP: 0.305, SLG: 0.443 (1, 6)										4	1	1	0	1	0	4					
Sandy Valdespino, L OBP: 0.307, SLG: 0.344 (1, 9)										5	0	2	0	0	1	3					
Jimmie Hall, L OBP: 0.351, SLG: 0.490 (1, 8)										2	0	0	0	2	0	2					
Joe Nosssek, R OBP: 0.298, SLG: 0.328 (9, PH)									4	0	0	1	0	0	4						
Earl Batley, R OBP: 0.383, SLG: 0.435 (1, 2)									4	0	1	0	0	0	3						
Don Mincher, L OBP: 0.324, SLG: 0.522 (1, 3)										4	0	1	0	0	1	2					
Bob Allison, R OBP: 0.355, SLG: 0.464 (1, 7)										2	0	1	0	2	1	1					
Rich Rollins, R OBP: 0.312, SLG: 0.348 (1, 5)										3	0	1	0	0	2	2					
Jerry Kindall, R OBP: 0.281, SLG: 0.315 (1, 4)										1	0	0	0	1	1	1					
Jim Merritt, L OBP: 0.167, SLG: 0.063 (1, 1)	8.0	W	37	7	1	1	5	6	0	0	0	0	0	41	65	1.12	1.625				
Dave Boswell, R OBP: 0.314, SLG: 0.353 (8, 1)	0.1		3	0	0	0	1	0	0	0	0	0	0	5	5	0.00	0.000				
Andy Kosco, R OBP: 0.238, SLG: 0.345 (8, PH)	1.0	S	3	0	0	0	1	0	0	0	0	0	0	5	5	0.00	0.000				
Johnny Klippstein, R ERA: 2.42 (9, 1)	1.0		3	0	0	0	1	0	0	0	0	0	0	5	5	0.00	0.000				
Inning Stats	R: 0 E: 0 K: 0 S: 4	H: 1 LOB: 2 BB: 1 P: 8	R: 0 E: 0 K: 1 S: 5	H: 0 LOB: 1 BB: 1 P: 9	R: 1 E: 0 K: 0 S: 5	H: 2 LOB: 1 BB: 0 P: 5	R: 0 E: 0 K: 2 S: 8	H: 1 LOB: 2 BB: 1 P: 12	R: 0 E: 0 K: 1 S: 6	H: 1 LOB: 2 BB: 1 P: 10	R: 0 E: 0 K: 0 S: 3	H: 0 LOB: 0 BB: 0 P: 3	R: 0 E: 0 K: 1 S: 6	H: 1 LOB: 1 BB: 0 P: 6	R: 0 E: 0 K: 1 S: 5	H: 0 LOB: 1 BB: 1 P: 9	1B: 5 2B: 2 3B: 0 HR: 0	SF: 1 SAC: 2 DP: 0 HBP: 0	WP: 0 PB: 0 SB: 0 CS: 0	PA: 40	
PITCHER	IP	WLS	BF	H	R	ER	SO	BB	IBB	HBP	BLK	WP	HR	S	P	ERA	WHIP				
Steve Hargan, R ERA: 3.96 (1, 1)	8.0		37	7	1	1	5	6	0	0	0	0	0	41	65	1.12	1.625				
Sam McDowell, L ERA: 2.42 (9, 1)	1.0	S	3	0	0	0	1	0	0	0	0	0	0	5	5	0.00	0.000				

Cleveland Indians @ Minnesota Twins
Metropolitan Stadium, Bloomington, MI
Sun Aug 29 1965, 4:33 AM EDT
Att: 31,781 - Unknown - 60 F


AB 31
R 1
H 7
RBI 1
BB 6
SO 6
LOB 24



Batter	1	2	3	4	5	6	7	8	9	10	11	AB	R	H	RBI	BB	SO	LOB	TOP			
George Thomas, R OBP: 0.248, SLG: 0.299 (1, 8)	F8		K			F8		K		L6		5	0	0	0	0	2	1				
Don Wert, R OBP: 0.339, SLG: 0.350 (1, 5)	F9			2-3		4-3		K			1-3	5	0	0	0	0	1	1				
Jim Northrup, L OBP: 0.261, SLG: 0.324 (1, 9)	5-3				1B	K					K	5	1	1	0	0	3	0				
Norm Cash, L OBP: 0.368, SLG: 0.449 (1, 3)		6-3				K						5	1	1	0	0	2	1				
Willie Horton, R OBP: 0.348, SLG: 0.524 (1, 7)		K										4	0	3	2	0	1	0				
Bill Freshan, R OBP: 0.237, SLG: 0.329 (1, 2)												4	0	3	0	0	1	1				
Ray Oyler, R OBP: 0.292, SLG: 0.359 (1, 6)												3	0	0	0	1	1	3				
George Smith, R OBP: 0.160, SLG: 0.087 (1, 4)												3	0	0	0	0	1	2				
Jerry Lumpe, L OBP: 0.328, SLG: 0.327 (10, PH)			G3			K						1	0	0	0	0	0	0				
Hank Aquirre, R OBP: 0.102, SLG: 0.102 (7, 1)												2	0	0	0	0	1	1				
Julio Navarro, R OBP: 0.400, SLG: 0.556 (7, 1)												0	0	0	0	0	0	0				
Larry Sherry, R OBP: 0.400, SLG: 0.556 (7, 1)												2	0	1	0	0	0	0				
Inning Stats	R: 0 E: 0 K: 0 S: 3	H: 0 LOB: 0 BB: 0 P: 3	R: 0 E: 0 K: 1 S: 6	H: 1 LOB: 1 BB: 0 P: 6	R: 0 E: 0 K: 2 S: 7	H: 0 LOB: 0 BB: 0 P: 7	R: 1 E: 0 K: 1 S: 6	H: 2 LOB: 0 BB: 0 P: 6	R: 0 E: 0 K: 1 S: 5	H: 1 LOB: 1 BB: 1 P: 9	R: 0 E: 0 K: 2 S: 8	H: 1 LOB: 1 BB: 0 P: 8	R: 0 E: 0 K: 2 S: 9	H: 2 LOB: 2 BB: 0 P: 9	R: 0 E: 0 K: 0 S: 3	H: 0 LOB: 0 BB: 0 P: 3	R: 0 E: 0 K: 1 S: 5	H: 0 LOB: 0 BB: 0 P: 5	1B: 8 2B: 3 3B: 0 HR: 0	SF: 0 SAC: 0 DP: 2 HBP: 0	WP: 0 PB: 0 SB: 1 CS: 3	PA: 41
PITCHER	IP: 6.0 WLS: 23 BF: 11 H: 3 R: 0 ER: 0 SO: 6 BB: 0 IBB: 0 HBP: 0 BLK: 0 WP: 0 HR: 0 S: 23 P: 23 ERA: 0.00 WHIP: 1.000	IP: 2.0 WLS: 6 BF: 10 H: 0 R: 0 ER: 0 SO: 1 BB: 0 IBB: 0 HBP: 0 BLK: 0 WP: 0 HR: 0 S: 8 P: 8 ERA: 0.00 WHIP: 0.000																				

Detroit Tigers @ Minnesota Twins
Metropolitan Stadium, Bloomington, MI
Mon Aug 30 1965, 4:33 AM EDT
Att: 15,647 - Unknown - 58 F


AB 39
R 2
H 9
RBI 2
BB 1
SO 13
LOB 10



Batter	1	2	3	4	5	6	7	8	9	10	11	AB	R	H	RBI	BB	SO	LOB	BOTTOM					
Zolo Versailles, R OBP: 0.304, SLG: 0.441 (1, 6)	P4		P6			L7						5	0	1	1	0	0	2						
Joe Nossok, R OBP: 0.320, SLG: 0.320 (1, 8)												3	1	0	0	0	0	1						
Jimmie Hall, L OBP: 0.353, SLG: 0.491 (7, PH)	F5		FC6-4			E6						1	0	1	0	1	0	0						
Rich Rollins, R OBP: 0.308, SLG: 0.343 (1, 5)												5	0	0	0	0	0	5						
Earl Battey, R OBP: 0.380, SLG: 0.430 (1, 2)												4	0	0	0	1	0	1						
Bob Allison, R OBP: 0.353, SLG: 0.459 (1, 7)												4	0	0	0	1	3	3						
Don Mincher, L OBP: 0.329, SLG: 0.521 (1, 3)												4	1	2	1	1	0	0						
Andy Kosco, R OBP: 0.208, SLG: 0.313 (1, 9)												3	0	0	0	0	1	4						
Johnny Klippstein, R OBP: 0.261, SLG: 0.273 (10, PH)												0	0	0	0	0	0	0						
Mudcat Grant, R OBP: 0.261, SLG: 0.273 (11, PH)												0	0	0	0	0	0	0						
Jerry Kindall, R OBP: 0.280, SLG: 0.311 (1, 4)												4	1	0	0	1	1	3						
Jim Kaat, L OBP: 0.268, SLG: 0.263 (1, 1)												0	0	0	0	2	0	0						
Al Worthington, R OBP: 0.306, SLG: 0.125 (7, 1)												0	0	1	1	0	0	0						
Sandy Valdespino, L OBP: 0.328, SLG: 0.346 (7, 1)												2	0	1	1	0	0	0						
Frank Quiroz, R OBP: 0.252, SLG: 0.257 (9, PH)												1	0	0	0	0	0	0						
Inning Stats	R: 0 E: 0 K: 0 S: 3	H: 0 LOB: 0 BB: 0 P: 3	R: 0 E: 1 K: 3 S: 10	H: 0 LOB: 2 BB: 1 P: 14	R: 0 E: 0 K: 0 S: 3	H: 0 LOB: 0 BB: 1 P: 7	R: 0 E: 0 K: 1 S: 5	H: 0 LOB: 0 BB: 0 P: 5	R: 0 E: 0 K: 0 S: 3	H: 1 LOB: 2 BB: 1 P: 9	R: 1 E: 0 K: 0 S: 5	H: 1 LOB: 1 BB: 2 P: 11	R: 0 E: 0 K: 1 S: 5	H: 0 LOB: 0 BB: 0 P: 5	R: 0 E: 0 K: 0 S: 3	H: 0 LOB: 0 BB: 0 P: 3	R: 0 E: 0 K: 0 S: 4	H: 1 LOB: 2 BB: 1 P: 8	R: 1 E: 0 K: 0 S: 4	H: 2 LOB: 1 BB: 0 P: 4	1B: 5 2B: 0 3B: 0 HR: 0	SF: 0 SAC: 2 DP: 1 HBP: 0	WP: 0 PB: 0 SB: 0 CS: 0	PA: 45
PITCHER	IP: 6.1 WLS: 28 BF: 12 H: 2 R: 0 ER: 1 SO: 4 BB: 5 IBB: 0 HBP: 0 BLK: 0 WP: 0 HR: 0 S: 31 P: 51 ERA: 1.42 WHIP: 1.105	IP: 0.0 WLS: 1 BF: 2 H: 0 R: 0 ER: 0 SO: 0 BB: 1 IBB: 0 HBP: 0 BLK: 0 WP: 0 HR: 0 S: 4 P: 4 ERA: 4.26 WHIP: 3.22																						

Detroit Tigers @ Minnesota Twins
Metropolitan Stadium, Bloomington, MI
Mon Aug 30 1965, 4:33 AM EDT
Att: 15,647 - Unknown - 58 F

AB 36
R 3
H 5
RBI 3
BB 7
SO 5
LOB 19



Batter	1	2	3	4	5	6	7	8	9	AB	R	H	RBI	BB	SO	LOB	TOP							
Jake Wood, R OBP: 0.357, SLG: 0.375 George Smith, R OBP: 0.148, SLG: 0.080	L6	K				F8		F8		3	0	1	0	0	1	3	Detroit Tigers @ Minnesota Twins Metropolitan Stadium, Bloomington, MI Tue Aug 31 1965, 8:05 PM EDT Att: 22,542 - Unknown - 62 F							
Jerry Lumpe, L OBP: 0.333, SLG: 0.333	1B		1B		FC6-4 BB	E2 1B		1B		5	1	4	1	0	0	1								
Jim Northrup, L OBP: 0.259, SLG: 0.317	F9		K		HR BB	F7		F8		4	1	0	0	1	1	7								
Norm Cash, L OBP: 0.356, SLG: 0.454	K		F2		HR			F7		5	2	1	3	0	1	2								
Willie Horton, R OBP: 0.347, SLG: 0.520		E 1B	F7		F3			1-3		5	1	1	0	0	0	2								
Don Wert, R OBP: 0.337, SLG: 0.349		E3 1B FC6-2		5-3 1B	4-3			4-3		5	0	1	0	0	0	2								
Bill Freehan, R OBP: 0.303, SLG: 0.345		FC6-2 1B K		P4				1B S		5	1	4	3	0	0	1								
George Thomas, R OBP: 0.259, SLG: 0.300		FC6-2 1B		5-3		BB E BB		K		3	1	1	0	2	1	2								
Mickey Lolich, S OBP: 0.105, SLG: 0.074 Orlando Pena, R OBP: 0.279, SLG: 0.186 Ray Oyler, R OBP: 0.258, SLG: 0.359 Terry Fox, R ERA: 3.44 John Sullivan, L OBP: 0.259, SLG: 0.371 Gates Brown, L OBP: 0.259, SLG: 0.444 Ron Nischwitz, S ERA: 2.42 Fred Gladding, L ERA: 3.09	FC6-2 1B		5-3		5-3			E 1B BB		2	0	0	0	0	0	4								
Inning Stats	R: 0 E: 0 K: 1 S: 6	H: 1 LOB: 1 BB: 0 P: 6	R: 1 E: 1 K: 1 S: 8	H: 3 LOB: 3 BB: 0 P: 8	R: 0 E: 0 K: 1 S: 6	H: 1 LOB: 1 BB: 0 P: 6	R: 0 E: 0 K: 0 S: 4	H: 1 LOB: 1 BB: 0 P: 4	R: 3 E: 0 K: 0 S: 5	H: 2 LOB: 0 BB: 1 P: 9	R: 1 E: 1 K: 0 S: 4	H: 2 LOB: 2 BB: 2 P: 12	R: 0 E: 0 K: 0 S: 3	H: 0 LOB: 0 BB: 0 P: 3	R: 0 E: 0 K: 1 S: 7	H: 2 LOB: 2 BB: 1 P: 11		R: 2 E: 1 K: 0 S: 5	H: 1 LOB: 1 BB: 1 P: 9	1B: 11 2B: 0 3B: 0 HR: 2	SF: 0 SAC: 0 DP: 0 HBP: 0	WP: 0 PB: 0 SB: 1 CS: 0	PA: 45	
PITCHER	IP WLS BF H R ER SO BB IBB HBP BLK WP HR S P ERA WHIP	IP WLS BF H R ER SO BB IBB HBP BLK WP HR S P ERA WHIP																						
Mudcat Grant, R ERA: 3.55 Dave Boswell, R ERA: 3.44 Dick Stigman, L ERA: 4.5 Johnny Klippstein, R ERA: 2.55 Bill Plets, L ERA: 3.3	4.1 0.2 0.1 2.1 0.0	22 2 3 10 1	8 0 1 2 1	4 0 1 0 0	4 0 1 0 0	3 0 0 1 0	1 0 2 1 0	0 0 0 0 0	0 0 0 0 0	0 0 0 0 0	0 0 0 11 0	1 2 9 15 1	8.31 0.00 27.00 0.00 =	2.077 0.000 9.000 1.286 =	Mel Nelson, L ERA: 4.14	1.1 0.2 0.1 2.1 0.0	L 0 1 1 1	7 0 0 0 0	1 0 0 0 0	2 0 0 0 0	0 0 0 0 0	0 0 0 11 0	1 6 10	0.00 1.500

Batter	1	2	3	4	5	6	7	8	9	AB	R	H	RBI	BB	SO	LOB	BOTTOM							
Zoilo Versalles, R OBP: 0.308, SLG: 0.448	1-3 FC 6-3 BB				1B SF9 2B	K				4	2	3	0	1	1	0	Detroit Tigers @ Minnesota Twins Metropolitan Stadium, Bloomington, MI Tue Aug 31 1965, 8:05 PM EDT Att: 22,542 - Unknown - 62 F							
Joe Nassek, R OBP: 0.250, SLG: 0.311	FC 1-3 1B	K			1B 3B BB	K		1-3		4	2	0	0	1	2	3								
Rich Rollins, R OBP: 0.309, SLG: 0.344	1-3			G6-4-3 1B	3B 1B	K		6-3		5	1	2	0	0	1	2								
Earl Batley, R OBP: 0.378, SLG: 0.426 Frank Quilici, R OBP: 0.252, SLG: 0.257	6-3		G6-4-3		P3	F2		1B		5	0	1	1	0	0	5								
Bob Allison, R OBP: 0.354, SLG: 0.468	1B		K		SF9	HR		P3		4	1	2	3	0	1	1								
Don Mincher, L OBP: 0.333, SLG: 0.529	1B			G3	3B	BB		L8		4	0	2	2	1	0	1								
Andy Kosco, R OBP: 0.292, SLG: 0.353 Tony Oliva, L OBP: 0.362, SLG: 0.478 Dick Stigman, R OBP: 0.279, SLG: 0.186 Johnny Klippstein, R OBP: 0.259, SLG: 0.371 Bill Plets, L OBP: 0.259, SLG: 0.444 Mel Nelson, R OBP: 0.111, SLG: 0.111	F8				2B	FC6-4 IBB		F5		2	0	1	0	0	0	2								
Jerry Kindall, R OBP: 0.277, SLG: 0.307		F8		K	FC6-4			5-3		4	0	0	0	0	1	3								
Mudcat Grant, R OBP: 0.244, SLG: 0.266 Dave Boswell, R OBP: 0.314, SLG: 0.353 Sandy Valdespino, L OBP: 0.325, SLG: 0.342	K			F7		K		L1		2	0	0	0	0	1	1								
Inning Stats	R: 2 E: 0 K: 0 S: 6	H: 2 LOB: 2 BB: 1 P: 10	R: 0 E: 0 K: 2 S: 8	H: 1 LOB: 1 BB: 0 P: 8	R: 0 E: 0 K: 1 S: 5	H: 1 LOB: 0 BB: 0 P: 5	R: 0 E: 0 K: 1 S: 6	H: 1 LOB: 1 BB: 0 P: 6	R: 3 E: 0 K: 0 S: 6	H: 3 LOB: 2 BB: 2 P: 14	R: 0 E: 0 K: 3 S: 9	H: 0 LOB: 0 BB: 0 P: 9	R: 1 E: 0 K: 1 S: 6	H: 1 LOB: 1 BB: 1 P: 10	R: 0 E: 0 K: 0 S: 4	H: 1 LOB: 1 BB: 0 P: 4		R: 0 E: 0 K: 0 S: 4	H: 1 LOB: 1 BB: 0 P: 4	1B: 5 2B: 4 3B: 1 HR: 1	SF: 1 SAC: 0 DP: 1 HBP: 0	WP: 0 PB: 0 SB: 0 CS: 0	PA: 42	
PITCHER	IP WLS BF H R ER SO BB IBB HBP BLK WP HR S P ERA WHIP	IP WLS BF H R ER SO BB IBB HBP BLK WP HR S P ERA WHIP																						
Mickey Lolich, L ERA: 4.1 Orlando Pena, R ERA: 4.3 Terry Fox, R ERA: 3.29 Ron Nischwitz, L ERA: 2.42 Fred Gladding, R ERA: 3.09	4.0 1.0 2.0 1.0 1.0	21 5 8 4 4	7 1 1 1 1	0 0 1 0 0	0 0 1 0 0	0 0 4 0 0	2 0 1 0 0	0 1 0 0 0	0 0 0 0 0	0 0 1 0 0	0 0 15 4 0	0 4 19 4 4	0.00 0.00 4.50 0.00 0.00	1.000 1.000 1.000 1.000 1.000	Mel Nelson, L ERA: 4.14	1.0 0.2 0.1 2.1 0.0	L 0 0 0 0 0	7 0 0 0 0	1 0 0 0 0	2 0 0 0 0	0 0 0 0 0	0 0 0 0 0	0 0 0 0 0	0 0 0 0 0


AB 40
R 7
H 13
RBI 7
BB 5
SO 4
LOB 29



Batter	1	2	3	4	5	6	7	8	9	AB	R	H	RBI	BB	SO	LOB	TOP		
Don Wert, R OBP: 0.340, SLG: 0.353 (1, 5)										5	0	3	0	0	0	1			
Jerry Lumpe, L OBP: 0.333, SLG: 0.332 (1, 4)										4	0	1	0	0	0	2			
Jim Northrup, L OBP: 0.254, SLG: 0.310 (1, 9)										4	0	0	0	0	0	3			
Norm Cash, L OBP: 0.360, SLG: 0.459 (1, 3)										3	0	2	0	1	0	1			
Willie Horton, R OBP: 0.344, SLG: 0.515 (1, 7)										4	0	0	0	0	0	3			
Bill Freahan, R OBP: 0.303, SLG: 0.342 (1, 2)										3	1	0	0	1	0	1			
Mickey Stanley, R OBP: 0.500, SLG: 0.750 (1, 8)										4	0	2	0	0	1	1	AB 35 R 2 H 10 RBI 2 BB 2 SO 4 LOB 15		
Ray Oyler, R OBP: 0.297, SLG: 0.383 (1, 6)										4	1	1	2	0	2	2			
Dave Wickersham, R OBP: 0.064, SLG: 0.064 (4, PH)										1	0	0	0	0	0	0			
Bill Fontana, L OBP: 0.100, SLG: 0.050 (4, 1)										1	0	1	0	0	0	0			
Mickey Litch, L OBP: 0.100, SLG: 0.050 (7, PH)										0	0	0	0	0	0	0			
George Thorge, L OBP: 0.271, SLG: 0.274 (7, PH)										1	0	0	0	0	1	0			
Larry Sherry, R OBP: 0.020, SLG: 0.055 (7, 1)										0	0	0	0	0	0	0			
Gates Brown, L OBP: 0.208, SLG: 0.441 (8, PH)										1	0	0	0	0	0	1			
Inning Stats	R: 0 E: 0 K: 0 S: 4	H: 2 LOB: 1 BB: 0 P: 4	R: 2 E: 0 K: 1 S: 6	H: 1 LOB: 0 BB: 1 P: 10	R: 0 E: 0 K: 0 S: 4	H: 1 LOB: 2 BB: 1 P: 8	R: 0 E: 0 K: 0 S: 4	H: 2 LOB: 2 BB: 0 P: 4	R: 0 E: 1 K: 0 S: 3	H: 0 LOB: 0 BB: 0 P: 3	R: 0 E: 0 K: 2 S: 8	H: 1 LOB: 1 BB: 0 P: 8	R: 0 E: 0 K: 0 S: 4	H: 1 LOB: 1 BB: 0 P: 4	R: 0 E: 0 K: 1 S: 6	H: 1 LOB: 1 BB: 0 P: 6	1B: 6 2B: 3 3B: 0 HR: 1	SF: 0 SAC: 0 DP: 1 HBP: 0	WP: 0 PA: 37 PB: 0 SB: 0 CS: 0
PITCHER	IP WLS BF H R ER SO BB IBB HBP BLK WP HR S P ERA WHIP																		
Jim Perry, R ERA: 2.57 (1, 1)	8.0 W 34 10 2 2 3 2 0 0 0 0 1 38 46 2.25 1.500																		
Al Worthington, R ERA: 2.0 (9, 1)	1.0 S 3 0 0 0 1 0 0 0 0 0 0 5 5 0.00 0.000																		

Detroit Tigers @ Minnesota Twins
Metropolitan Stadium, Bloomington, MI
Wed Sep 01 1965, 8:05 PM EDT
Att: 17,951 - Unknown - 60 F


AB 35
R 2
H 10
RBI 2
BB 2
SO 4
LOB 15



Batter	1	2	3	4	5	6	7	8	9	AB	R	H	RBI	BB	SO	LOB	BOTTOM		
Zoilo Versalles, R OBP: 0.309, SLG: 0.449 (1, 6)										4	0	1	0	1	0	3			
Jimmie Hall, L OBP: 0.354, SLG: 0.489 (1, 8)										4	2	1	0	1	1	2			
Tony Oliva, L OBP: 0.365, SLG: 0.484 (1, 9)										4	1	3	1	0	0	1			
Bob Allison, R OBP: 0.353, SLG: 0.464 (1, 7)										3	1	0	0	1	0	3			
Don Mincher, L OBP: 0.339, SLG: 0.527 (1, 3)										1	1	0	0	3	0	2			
Earl Battey, R OBP: 0.378, SLG: 0.427 (1, 2)										2	0	1	1	0	0	1			
Jerry Zimmerman, R OBP: 0.267, SLG: 0.257 (5, 2)										0	0	0	0	1	0	0			
Rich Rollins, R OBP: 0.309, SLG: 0.344 (1, 5)										0	0	0	0	0	0	0			
Joe Nossek, R OBP: 0.252, SLG: 0.311 (1, PH)										3	0	1	0	0	0	1	AB 29 R 5 H 9 RBI 3 BB 7 SO 4 LOB 16		
Sandy Valdespino, L OBP: 0.324, SLG: 0.340 (7, PH)										1	0	0	0	0	0	3			
Frank Quilici, R OBP: 0.252, SLG: 0.257 (8, 4)										0	0	0	0	0	0	0			
Jerry Kindall, R OBP: 0.274, SLG: 0.304 (8, 5)										3	0	0	1	0	2	0			
Jim Perry, S OBP: 0.159, SLG: 0.186 (1, 1)										4	0	2	0	0	1	0			
Al Worthington, R OBP: 0.300, SLG: 0.125 (9, 1)										0	0	0	0	0	0	0			
Inning Stats	R: 3 E: 0 K: 0 S: 5	H: 2 LOB: 1 BB: 2 P: 13	R: 0 E: 0 K: 1 S: 5	H: 1 LOB: 0 BB: 0 P: 5	R: 1 E: 0 K: 0 S: 4	H: 2 LOB: 1 BB: 1 P: 8	R: 0 E: 0 K: 1 S: 5	H: 0 LOB: 0 BB: 0 P: 5	R: 0 E: 0 K: 0 S: 3	H: 0 LOB: 1 BB: 1 P: 7	R: 1 E: 0 K: 0 S: 5	H: 2 LOB: 2 BB: 1 P: 9	R: 0 E: 0 K: 0 S: 4	H: 1 LOB: 3 BB: 2 P: 12	R: 0 E: 0 K: 2 S: 8	H: 1 LOB: 1 BB: 0 P: 8	1B: 6 2B: 4 3B: 0 HR: 0	SF: 1 SAC: 1 DP: 2 HBP: 0	WP: 0 PA: 38 PB: 1 SB: 1 CS: 0
PITCHER	IP WLS BF H R ER SO BB IBB HBP BLK WP HR S P ERA WHIP																		
Dave Wickersham, R ERA: 4.49 (1, 1)	3.0 L 15 5 4 4 1 3 0 0 0 0 0 14 26 12.00 2.667																		
Mickey Litch, L ERA: 4.09 (4, 1)	3.0 13 2 1 1 1 2 0 0 0 0 0 13 21 3.00 1.333																		
Larry Sherry, R ERA: 3.13 (7, 1)	2.0 10 2 0 0 2 1 1 0 0 0 0 12 20 0.00 1.500																		

Detroit Tigers @ Minnesota Twins
Metropolitan Stadium, Bloomington, MI
Wed Sep 01 1965, 8:05 PM EDT
Att: 17,951 - Unknown - 60 F

AB 29
R 5
H 9
RBI 3
BB 7
SO 4
LOB 16



Batter	1	2	3	4	5	6	7	8	9	AB	R	H	RBI	BB	SO	LOB	TOP										
George Thomas, R (1, 9) OBP: 0.273, SLG: 0.321	0-0 1B		0-0 1B		0-0 HR		0-3 K		0-0 WP SF7 2B	5	3	4	0	0	1	0											
Jerry Lumpe, L (1, 4) OBP: 0.329, SLG: 0.328	0-0 F5		0-0 4-3		0-0 P4		0-0 4-1		0-3 K	5	0	0	0	0	1	4											
Don Wert, R (1, 5) OBP: 0.344, SLG: 0.361	0-0 5-3		0-0 1B		0-0 HR		4-0 BB		4-0 BB	3	1	2	4	2	0	0											
Norm Cash, L (1, 3)		0-0 P5		0-0 K		0-0 F5		0-0 P6	0-0 SF7	4	0	0	1	0	1	2											
Willie Horton, R (1, 7) OBP: 0.344, SLG: 0.511		0-0 E5 PB 1B		0-0 F8		4-0 BB BB		1-0 SH3-4 HBP	0-3 K	3	0	0	0	1	1	2											
Bill Freahan, R (1, 2) OBP: 0.301, SLG: 0.339		0-3 K		0-0 F7		0-3 K		0-0 SH3-4		3	0	0	0	0	2	2											
Mickey Stanley, R (1, 8) OBP: 0.375, SLG: 0.500		0-0 PB 1B		0-0 4-3		0-0 L6		0-0 L7		4	0	1	0	0	0	2											
Ray Oyler, R (1, 6) OBP: 0.303, SLG: 0.376		0-0 G3		0-0 F9		4-0 BB		4-0 IBB		2	0	0	0	2	0	2											
Joe Sparma, R (1, 1) OBP: 0.196, SLG: 0.167			0-0 4-3 1B		0-3 K		0-0 L3		0-0 L7	3	1	1	0	0	1	2											
Gates Brown, L (8, PH) OBP: 0.288, SLG: 0.441										0	0	0	0	0	0	0											
Al Kaline, R (8, PH) OBP: 0.407, SLG: 0.513										1	0	0	0	0	0	2											
Orlando Pena, R (8, 1) OBP: 0.278, SLG: 0.188										0	0	0	0	0	0	0											
Terry Fox, R (9, 1)										0	0	0	0	0	0	0											
Inning Stats	R: 0 E: 0 K: 0 S: 3	H: 1 LOB: 0 BB: 0 P: 3	R: 0 E: 1 K: 1 S: 7	H: 1 LOB: 2 BB: 0 P: 7	R: 2 E: 0 K: 1 S: 8	H: 3 LOB: 1 BB: 0 P: 8	R: 0 E: 0 K: 0 S: 3	H: 0 LOB: 0 BB: 0 P: 3	R: 2 E: 0 K: 1 S: 7	H: 2 LOB: 0 BB: 2 P: 7	R: 0 E: 0 K: 1 S: 5	H: 0 LOB: 1 BB: 1 P: 9	R: 0 E: 0 K: 0 S: 3	H: 0 LOB: 2 BB: 1 P: 8	R: 1 E: 0 K: 2 S: 8	H: 1 LOB: 1 BB: 1 P: 12	1B: 6 2B: 1 3B: 0 HR: 1	SF: 1 SAC: 1 DP: 0 HBP: 1	WP: 1 PB: 1 SB: 1 CS: 0	PA: 41							
PITCHER	IP	WLS	BF	H	R	ER	SO	BB	IBB	HBP	BLK	WP	HR	S	P	ERA	WHIP										
Jim Merritt, L (1, 1) ERA: 3.56	5.0	L	22	7	4	4	3	0	0	0	0	0	1	28	28	7.20	1.400										
Dave Boswell, R (8, 1) ERA: 3.36	2.0		9	0	0	0	2	3	0	0	0	0	0	10	22	0.00	1.500										
Johnny Klippstein, R (8, 1) ERA: 2.53	0.2		4	0	0	0	0	0	1	1	0	0	0	2	7	0.00	0.000										
Dick Stigman, L (8, 1) ERA: 4.54	1.1		6	1	1	1	2	1	0	0	0	1	0	9	13	6.75	1.500										

Detroit Tigers @ Minnesota Twins
Metropolitan Stadium, Bloomington, MI
Thu Sep 02 1965, 8:05 PM EDT
Att: 14,075 - Unknown - 79 F

AB 33
R 5
H 8
RBI 5
BB 5
SO 7
LOB 18



Batter	1	2	3	4	5	6	7	8	9	AB	R	H	RBI	BB	SO	LOB	BOTTOM										
Zoilo Versalles, R (1, 6) OBP: 0.312, SLG: 0.449	4-0 FC6-4 BB		0-0 F8		0-0 S 1B		0-0 P4		0-0 FC3-6 1B	4	0	2	0	1	0	5											
Joe Nassek, R (1, 5) OBP: 0.255, SLG: 0.307	0-0 FC6-4 1B E		0-0 E 1B		4-0 1-2 BB		0-0 5-3		0-0 FC3-6 BB	5	2	1	0	1	0	4											
Jimmie Hall, L (1, 8) OBP: 0.354, SLG: 0.487	0-0 S 1B		0-3 K		0-0 4-3		0-0 3-1		4-0 1-2 BB	4	0	1	0	1	1	3											
Tony Oliva, L (1, 9) OBP: 0.367, SLG: 0.488	0-3 K		0-0 S 1B		4-0 G3 E BB BB		0-0 3B		0-0 P6	4	1	2	1	1	1	3											
Bob Allison, R (1, 7) OBP: 0.349, SLG: 0.458	0-3 K		0-3 K		0-3 K		0-3 K		0-3 K	5	0	0	0	0	5	5											
Don Mincher, L (1, 3) OBP: 0.343, SLG: 0.536		0-3 K		4-0 IBB		0-0 E6 BB G3		4-0 1B BB	0-0 HR	3	1	1	1	2	1	1											
Jerry Zimmerman, R (1, 2) OBP: 0.271, SLG: 0.257		0-0 E5		0-0 F8		0-0 G3		0-0 BB	4-0 SH5-4 BB	4	0	1	0	1	0	4											
Jim Kaat, L (9, PR) OBP: 0.288, SLG: 0.263		0-0 FC1-5 BB		0-0 F8		1-2 2-3		1-3 1B		0	0	0	0	0	0	0											
Jerry Kindall, R (1, 4) OBP: 0.275, SLG: 0.303		4-0 FC1-5 BB		0-3 K		4-0 BB		0-0 P6	0-0 SH5-4	1	0	0	0	1	1	0											
Sandy Valdespino, L (5, PH) OBP: 0.327, SLG: 0.340		0-0 FC1-5 BB		0-3 K		4-0 BB		0-0 P6	0-0 SH5-4	0	0	0	0	1	0	0											
Frank Quilici, R (6, 4) OBP: 0.250, SLG: 0.255		0-0 FC1-5 BB		0-3 K		4-0 BB		0-0 G3	0-0 F9	1	0	0	0	0	0	2											
Jim Merritt, L (1, 1) OBP: 0.196, SLG: 0.167										2	0	0	0	0	1	2											
Cesar Toyer, R (5, PH) OBP: 0.407, SLG: 0.308										0	0	0	0	1	1	0											
Dave Boswell, R (8, 1) OBP: 0.314, SLG: 0.359										0	0	0	0	0	0	0											
Andy Kosco, R (7, PH) OBP: 0.278, SLG: 0.188										1	0	0	0	0	0	2											
Johnny Klippstein, R (8, 1) ERA: 2.53										0	0	0	0	0	0	0											
Dick Stigman, R (8, 1) ERA: 4.54										0	0	0	0	0	0	0											
Earl Battey, R (9, PH) OBP: 0.327, SLG: 0.425										1	0	0	0	0	0	2											
Inning Stats	R: 1 E: 0 K: 2 S: 8	H: 1 LOB: 1 BB: 1 P: 12	R: 0 E: 1 K: 1 S: 6	H: 0 LOB: 2 BB: 1 P: 10	R: 1 E: 1 K: 2 S: 9	H: 2 LOB: 2 BB: 1 P: 13	R: 0 E: 0 K: 2 S: 8	H: 1 LOB: 2 BB: 1 P: 12	R: 1 E: 1 K: 1 S: 6	H: 0 LOB: 3 BB: 3 P: 18	R: 0 E: 0 K: 0 S: 3	H: 1 LOB: 1 BB: 0 P: 3	R: 0 E: 0 K: 1 S: 6	H: 1 LOB: 2 BB: 1 P: 10	R: 0 E: 0 K: 1 S: 6	H: 1 LOB: 2 BB: 1 P: 10	R: 1 E: 0 K: 0 S: 4	H: 1 LOB: 2 BB: 1 P: 9	1B: 6 2B: 0 3B: 1 HR: 1	SF: 0 SAC: 1 DP: 0 HBP: 1	WP: 0 PB: 0 SB: 4 CS: 0	PA: 47					
PITCHER	IP	WLS	BF	H	R	ER	SO	BB	IBB	HBP	BLK	WP	HR	S	P	ERA	WHIP										
Joe Sparma, R (1, 1) ERA: 2.91	7.0	W	36	6	3	0	9	7	0	0	0	0	0	46	78	0.00	1.857										
Orlando Pena, R (8, 1) ERA: 4.35	1.0		7	2	1	1	1	2	0	0	0	0	1	7	15	9.00	4.000										
Terry Fox, R (9, 1) ERA: 3.23	1.0	S	4	0	0	0	0	0	0	1	0	0	0	3	4	0.00	0.000										

Detroit Tigers @ Minnesota Twins
Metropolitan Stadium, Bloomington, MI
Thu Sep 02 1965, 8:05 PM EDT
Att: 14,075 - Unknown - 79 F

AB 35
R 4
H 8
RBI 3
BB 10
SO 10
LOB 33



Batter	1	2	3	4	5	6	7	8	9	AB	R	H	RBI	BB	SO	LOB	TOP																					
Danny Cater, R OBP: 0.315, SLG: 0.411	1-3		6-3		6-3		6-3		5-3	5	0	1	0	0	0	2																						
Don Buford, S OBP: 0.356, SLG: 0.389	F8		6-3			WP 2B 1B	F7			4	1	1	0	0	0	1																						
Gene Freese, R OBP: 0.339, SLG: 0.360	5-3			1-3		K		G6-4-3 1B		4	0	1	0	0	1	1																						
John Romano, R OBP: 0.367, SLG: 0.455		HR		FC5-4 1B		WP 2B BB		G6-4-3 1-2		3	2	2	1	1	0	1																						
Bill Skowron, R OBP: 0.335, SLG: 0.450	L9			FC5-4 1-2		2B 1-2 2-3 BB		F6		3	0	0	0	1	0	1																						
Ron Hansen, R OBP: 0.307, SLG: 0.359	K			F4		1-3 2-H 3-H 2B		1-3		4	0	1	2	0	1	1																						
Dave Nicholson, R OBP: 0.234, SLG: 0.271																																						
Floyd Robinson, L OBP: 0.350, SLG: 0.392						K		FC6-5-2-5-2		2	0	0	0	0	2	0																						
Ken Berry, R OBP: 0.265, SLG: 0.343			5-3							2	0	0	0	0	2	0																						
Pete Ward, L OBP: 0.333, SLG: 0.380										2	0	0	0	0	0	2																						
Ken Berry, R OBP: 0.265, SLG: 0.343										3	1	1	1	0	0	2																						
Pete Ward, L OBP: 0.333, SLG: 0.380										0	0	0	0	1	0	0																						
Bruce Howard, S OBP: 0.205, SLG: 0.200										1	0	0	0	0	1	0																						
Bob Locker, S										1	0	0	0	0	1	0																						
Smoky Burgess, L OBP: 0.342, SLG: 0.412										1	0	0	0	1	0	0																						
Eddie Fisher, R OBP: 0.143, SLG: 0.111										0	0	0	0	0	0	0																						
Tom McCraw, L OBP: 0.302, SLG: 0.282										1	0	1	0	0	0	0																						
Inning Stats	R: 0 E: 0 K: 0 S: 3	H: 0 LOB: 0 BB: 0 P: 3	R: 1 E: 0 K: 2 S: 8	H: 1 LOB: 0 BB: 0 P: 8	R: 0 E: 0 K: 1 S: 6	H: 1 LOB: 1 BB: 0 P: 6	R: 0 E: 0 K: 0 S: 4	H: 1 LOB: 0 BB: 0 P: 4	R: 1 E: 0 K: 2 S: 8	H: 1 LOB: 0 BB: 0 P: 8	R: 2 E: 0 K: 1 S: 7	H: 2 LOB: 2 BB: 2 P: 15	R: 0 E: 0 K: 1 S: 5	H: 0 LOB: 0 BB: 0 P: 5	R: 0 E: 0 K: 0 S: 3	H: 1 LOB: 0 BB: 0 P: 3	R: 0 E: 0 K: 0 S: 4	H: 1 LOB: 2 BB: 1 P: 8	1B: 3 2B: 3 3B: 0 HR: 2	SF: 0 SAC: 0 DP: 1 HBP: 0	WP: 1 PA: 37																	
PITCHER	IP	WLS	BF	H	R	ER	SO	BB	IBB	HBP	BLK	WP	HR	S	P	ERA	WHIP	PITCHER				IP	WLS	BF	H	R	ER	SO	BB	IBB	HBP	BLK	WP	HR	S	P	ERA	WHIP
Jim Kaat, L ERA: 2.97	(1, 1)	5.1	W	23	5	4	4	6	2	0	0	0	1	2	33	41	6.75	1.312																				
Johnny Klippstein, R ERA: 2.47	(6, 1)	1.2		7	2	0	0	1	0	0	0	0	0	0	9	9	0.00	1.200																				
Al Worthington, R ERA: 1.95	(8, 1)	2.0	S	7	1	0	0	0	1	0	0	0	0	0	6	10	0.00	1.000																				

Chicago White Sox @ Minnesota Twins
Metropolitan Stadium, Bloomington, MI
Fri Sep 03 1965, 8:05 PM EDT
Att: 28,407 - Unknown - 72 F

livebaseballscorecards.com

AB 34
R 4
H 8
RBI 4
BB 3
SO 7
LOB 11



Batter	1	2	3	4	5	6	7	8	9	AB	R	H	RBI	BB	SO	LOB	BOTTOM																						
Zoilo Versalles, R OBP: 0.314, SLG: 0.449	2B E BB		6-3			1-2 E 1B	5-3			3	2	1	0	1	0	0																							
Sandy Valdespino, L OBP: 0.325, SLG: 0.344	1-3 E 2B		4-3			1-2 2-3 E FC6-2	G3			4	1	1	0	0	0	2																							
Tony Oliva, L OBP: 0.371, SLG: 0.491	E2 FC6-5-4 2-H 3-H 1B		4-0 HR BB			FC6-2 1-3 2-H 3-H 4-0 1B				3	1	3	4	1	0	0																							
Don Mincher, L OBP: 0.345, SLG: 0.544	FC6-5-4 FC6-4 2-3 1B		0-0 1-H HR			FC6-2 IBB	4-3			3	1	1	2	1	0	2																							
Earl Battey, R OBP: 0.373, SLG: 0.420	F2		4-3			FC6-2 1-2 2-3 3-H 1B				4	0	0	0	0	0	4																							
Jimmie Hall, L OBP: 0.351, SLG: 0.482	FC6-4 1-2 1B					1-2 2-3 3-H G1-2-3				4	0	0	0	0	1	4																							
Rich Rollins, R OBP: 0.306, SLG: 0.341			1-3							4	0	0	0	0	0	0																							
Jerry Kindall, R OBP: 0.272, SLG: 0.300										3	0	0	0	0	2	0																							
Jim Kaat, L OBP: 0.274, SLG: 0.269										2	1	1	0	0	0	0																							
Johnny Klippstein, R ERA: 3.04										1	0	0	0	0	0	0																							
Al Worthington, R OBP: 0.300, SLG: 0.125										0	0	0	0	0	0	0																							
Inning Stats	R: 2 E: 1 K: 0 S: 5	H: 2 LOB: 1 BB: 1 P: 9	R: 0 E: 0 K: 1 S: 5	H: 0 LOB: 0 BB: 0 P: 5	R: 2 E: 0 K: 2 S: 4	H: 1 LOB: 0 BB: 1 P: 8	R: 0 E: 0 K: 2 S: 7	H: 0 LOB: 0 BB: 0 P: 7	R: 2 E: 2 K: 0 S: 6	H: 3 LOB: 2 BB: 1 P: 10	R: 0 E: 0 K: 0 S: 3	H: 0 LOB: 0 BB: 0 P: 3	R: 0 E: 0 K: 0 S: 4	H: 1 LOB: 1 BB: 0 P: 4	R: 0 E: 0 K: 0 S: 3	H: 0 LOB: 0 BB: 0 P: 3	1B: 5 2B: 1 3B: 0 HR: 1	SF: 0 SAC: 0 DP: 1 HBP: 0	WP: 0 PA: 34																				
PITCHER	IP	WLS	BF	H	R	ER	SO	BB	IBB	HBP	BLK	WP	HR	S	P	ERA	WHIP	PITCHER				IP	WLS	BF	H	R	ER	SO	BB	IBB	HBP	BLK	WP	HR	S	P	ERA	WHIP	
Bruce Howard, R ERA: 3.89	(1, 1)	3.0	L	14	3	4	4	1	2	0	0	0	1	14	22	12.00	1.667																						
Bob Locker, R ERA: 3.04	(4, 1)	3.0		13	3	2	2	2	0	1	0	0	0	0	16	20	6.00	1.000																					
Eddie Fisher, R ERA: 2.07	(7, 1)	2.0		7	1	0	0	0	0	0	0	0	0	7	7	0.00	0.500																						

Chicago White Sox @ Minnesota Twins
Metropolitan Stadium, Bloomington, MI
Fri Sep 03 1965, 8:05 PM EDT
Att: 28,407 - Unknown - 72 F

livebaseballscorecards.com

AB 31
R 6
H 7
RBI 6
BB 3
SO 3
LOB 12



Batter	1	2	3	4	5	6	7	8	9	AB	R	H	RBI	BB	SO	LOB	TOP								
Don Buford, S OBP: 0.358, SLG: 0.393 (1, 4)										4	1	2	0	0	1	0	Chicago White Sox @ Minnesota Twins Metropolitan Stadium, Bloomington, MI Sun Sep 05 1965, 4:33 AM EDT Att: 39,136 - Unknown - 56 F livebaseballscores.com								
Floyd Robinson, L OBP: 0.343, SLG: 0.389 (1, 9)										3	0	1	1	1	0	1									
John Romano, R OBP: 0.370, SLG: 0.460 (1, 2)										3	1	1	1	1	1	2									
Pete Ward, L OBP: 0.332, SLG: 0.379 (1, 5)										3	0	0	0	1	2	1									
Bill Skowron, R OBP: 0.329, SLG: 0.443 Danny Cater, R OBP: 0.315, SLG: 0.411 (1, 3) (9, 7)										4	0	0	0	0	0	3									
Tom McCraw, L OBP: 0.304, SLG: 0.289 (1, 7) (9, 3)										4	0	2	0	0	0	0									
Ron Hansen, R OBP: 0.308, SLG: 0.359 (1, 6)										3	0	0	0	1	1	1									
Ken Berry, R OBP: 0.267, SLG: 0.347 (1, 8)										3	0	0	0	1	2	1									
Joe Horlen, R OBP: 0.212, SLG: 0.164 (1, 1)										3	0	0	0	0	1	1									
Inning Stats	R: 1 E: 1 K: 0 S: 4	H: 1 LOB: 1 BB: 1 P: 8	R: 0 E: 0 K: 1 S: 5	H: 0 LOB: 1 BB: 1 P: 9	R: 0 E: 0 K: 2 S: 7	H: 0 LOB: 2 BB: 2 P: 15	R: 0 E: 0 K: 0 S: 3	H: 1 LOB: 0 BB: 0 P: 3	R: 0 E: 0 K: 0 S: 4	H: 0 LOB: 1 BB: 0 P: 4	R: 0 E: 0 K: 1 S: 5	H: 0 LOB: 0 BB: 0 P: 5	R: 0 E: 0 K: 2 S: 7	H: 0 LOB: 0 BB: 0 P: 7	R: 1 E: 0 K: 1 S: 6	H: 2 LOB: 0 BB: 0 P: 6		R: 0 E: 0 K: 1 S: 5	H: 1 LOB: 1 BB: 1 P: 9	1B: 5 2B: 0 3B: 0 HR: 1	SF: 0 SAC: 0 DP: 1 HBP: 0	WP: 0 PB: 0 SB: 0 CS: 2	PA: 35		
PITCHER	IP	WLS	BF	H	R	ER	SO	BB	IBB	HBP	BLK	WP	HR	S	P	ERA	WHIP								
Jim Perry, R ERA: 2.49 (1, 1)	7.2	L	30	5	2	1	6	4	0	0	0	0	1	38	54	1.17	1.174								
Jim Kaat, L ERA: 2.99 (8, 1)	0.1		1	0	0	0	1	0	0	0	0	0	0	3	3	0.00	0.000								
Al Worthington, R ERA: 1.92 (9, 1)	1.0		4	1	0	0	1	1	0	0	0	0	0	5	9	0.00	2.000								

Batter	1	2	3	4	5	6	7	8	9	AB	R	H	RBI	BB	SO	LOB	BOTTOM								
Zoilo Versalles, R OBP: 0.312, SLG: 0.446 (1, 6)										4	0	0	0	0	1	1	Chicago White Sox @ Minnesota Twins Metropolitan Stadium, Bloomington, MI Sun Sep 05 1965, 4:33 AM EDT Att: 39,136 - Unknown - 56 F livebaseballscores.com								
Sandy Valdespino, L OBP: 0.312, SLG: 0.328 (1, 7)										4	0	0	0	0	0	0									
Tony Oliva, L OBP: 0.369, SLG: 0.487 (1, 9)										4	0	0	0	0	0	1									
Don Mincher, L OBP: 0.343, SLG: 0.533 (1, 3)										3	0	0	0	1	1	1									
Earl Battey, R OBP: 0.373, SLG: 0.417 Jerry Zimmerman, R OBP: 0.269, SLG: 0.255 (1, 2) (5, 2)										2	0	0	0	0	0	0									
Jimmie Hall, L OBP: 0.350, SLG: 0.478 (1, 8)										3	0	0	0	0	0	1									
Rich Rollins, R OBP: 0.308, SLG: 0.345 (1, 5)										3	0	2	0	0	0	0									
Frank Quilici, R OBP: 0.262, SLG: 0.257 Ted Uhlaender, L OBP: 0.500, SLG: 0.500 Jerry Kindall, R OBP: 0.271, SLG: 0.298 (1, 4) (8, PH) (9, 4)										2	0	0	0	0	2	2									
Jim Perry, S OBP: 0.152, SLG: 0.178 Jim Kaat, L OBP: 0.274, SLG: 0.269 Bob Allison, R OBP: 0.347, SLG: 0.455 Al Worthington, R OBP: 0.300, SLG: 0.125 (1, 1) (8, 1) (8, PH) (9, 1)										2	0	0	0	0	0	1									
Inning Stats	R: 0 E: 1 K: 1 S: 6	H: 0 LOB: 0 BB: 0 P: 6	R: 0 E: 0 K: 1 S: 6	H: 1 LOB: 0 BB: 0 P: 6	R: 0 E: 0 K: 0 S: 3	H: 0 LOB: 0 BB: 0 P: 3	R: 0 E: 0 K: 0 S: 3	H: 0 LOB: 0 BB: 0 P: 3	R: 0 E: 0 K: 1 S: 6	H: 1 LOB: 1 BB: 0 P: 6	R: 0 E: 0 K: 0 S: 3	H: 0 LOB: 0 BB: 0 P: 3	R: 0 E: 0 K: 2 S: 8	H: 1 LOB: 1 BB: 0 P: 8	R: 0 E: 0 K: 0 S: 3	H: 0 LOB: 0 BB: 0 P: 3		1B: 3 2B: 0 3B: 0 HR: 0	SF: 0 SAC: 0 DP: 1 HBP: 0	WP: 1 PB: 0 SB: 0 CS: 0	PA: 31				
PITCHER	IP	WLS	BF	H	R	ER	SO	BB	IBB	HBP	BLK	WP	HR	S	P	ERA	WHIP								
Joe Horlen, R ERA: 2.83 (1, 1)	9.0	W	31	3	0	0	5	1	0	0	0	1	0	40	44	0.00	0.444								

Batter	1	2	3	4	5	6	7	8	9	AB	R	H	RBI	BB	SO	LOB	TOP					
Zoilo Versalles, R OBP: 0.310, SLG: 0.442	0-3 K		0-0 F7	0-0 G4-6-3		0-3 K		0-0 5-3		5	0	0	0	0	2	3						
Cesar Tovar, R OBP: 0.316, SLG: 0.235	0-3 K		0-0 F9	0-0 4-3					4-0 5-3 BB	3	0	0	0	0	1	2						
Dick Stigman, R OBP: 0.133, SLG: 0.200										1	0	1	0	0	0	0						
Johnny Klippstein, R										0	0	0	0	0	0	0						
Sandy Valdespino, L OBP: 0.316, SLG: 0.328										0	1	0	0	1	0	0						
Tony Oliva, L OBP: 0.373, SLG: 0.487	0-0 4-3		0-0 2B		4-0 WP S 1B BB			4-0 5-3 E 1B BB		2	2	1	1	3	0	0						
Bob Allison, R OBP: 0.346, SLG: 0.455		0-0 5-3	0-0 2B		0-0 F4			0-0 L6		5	0	1	1	0	0	5						
Earl Battey, R OBP: 0.368, SLG: 0.411		0-0 5-3	0-0 F8		0-3 K			0-0 5-3		5	0	0	1	0	1	4						
Don Mincher, L OBP: 0.350, SLG: 0.536				0-0 BB 1B	4-0 1B IBB			0-0 F5		4	1	3	1	1	0	0						
Rich Rollins, R OBP: 0.309, SLG: 0.344			0-0 F8		4-0 1B BB			0-0 F8		4	1	1	1	1	0	2						
Jerry Kindall, R OBP: 0.274, SLG: 0.300			0-0 1B	0-0 1B G4-6-3	0-3 K			0-0 F6		4	2	2	1	0	1	2						
Camilo Pascual, R OBP: 0.246, SLG: 0.367				0-0 1B				0-0 F8		0	0	0	0	0	0	0						
Dave Boswell, R OBP: 0.337, SLG: 0.371				0-0 1B						1	1	1	0	0	0	0						
Jim Kaat, L OBP: 0.350, SLG: 0.477				0-0 1B						3	0	1	1	0	0	0						
Al Worthington, R OBP: 0.287, SLG: 0.125				0-0 1B						0	0	0	0	0	0	0						
Jim Kaat, L OBP: 0.274, SLG: 0.289				0-0 2B 1B						0	0	0	0	0	0	0						
Inning Stats	R: 0 E: 0 K: 2 S: 7	H: 0 LOB: 0 BB: 0 P: 7	R: 0 E: 0 K: 0 S: 4	H: 1 LOB: 1 BB: 0 P: 4	R: 2 E: 0 K: 0 S: 7	H: 4 LOB: 2 BB: 0 P: 7	R: 3 E: 0 K: 0 S: 5	H: 3 LOB: 0 BB: 1 P: 9	R: 1 E: 0 K: 2 S: 8	H: 1 LOB: 2 BB: 2 P: 16	R: 0 E: 0 K: 1 S: 6	H: 1 LOB: 0 BB: 1 P: 10	R: 0 E: 0 K: 0 S: 3	H: 0 LOB: 0 BB: 0 P: 3	R: 0 E: 0 K: 0 S: 3	H: 0 LOB: 0 BB: 0 P: 3	R: 2 E: 1 K: 0 S: 4	H: 1 LOB: 1 BB: 2 P: 12	1B: 9 2B: 2 3B: 0 HR: 0	SF: 0 SAC: 0 DP: 1 HBP: 0	WP: 1 PB: 0 CS: 1	PA: 43
PITCHER	IP	WLS	BF	H	R	ER	SO	BB	IBB	HBP	BLK	WP	HR	S	P	ERA	WHIP					
John O'Donoghue, L ERA: 3.74	2.2		13	5	2	2	2	0	0	0	0	0	0	17	17	6.75	1.875					
Wes Stock, R ERA: 5.16	0.1		4	2	3	3	0	1	0	0	0	0	0	3	7	81.00	9.000					
Diego Segui, R ERA: 4.87	2.0	L	9	2	1	1	2	1	1	0	0	1	0	11	19	4.50	1.500					
Jim Dickson, R ERA: 3.36	2.0		8	1	0	0	1	0	1	0	0	0	0	9	13	0.00	0.500					
Jack Aker, R ERA: 3.27	1.0		5	0	2	2	0	2	0	0	0	0	0	3	11	18.00	2.000					

Minnesota Twins @ Kansas City Athletics
Municipal Stadium, Kansas City, MO
Mon Sep 06 1965, 4:33 AM EDT
Unknown

AB 37
R 8
H 11
RBI 7
BB 6
SO 5
LOB 18



Batter	1	2	3	4	5	6	7	8	9	AB	R	H	RBI	BB	SO	LOB	BOTTOM				
Bert Campaneris, R OBP: 0.329, SLG: 0.395	0-0 6-3	0-0 2B		0-3 K		0-0 6-3	0-3 K		0-0 F8	6	1	1	1	0	2	4					
Jose Tartabull, L OBP: 0.380, SLG: 0.421	0-0 G3	0-0 1B		0-0 F3		0-0 5-3		0-0 F7	0-0 G1-4-3 1B	6	1	2	3	0	0	0					
Wayne Causey, L OBP: 0.359, SLG: 0.366	4-0 FC5-4 BB	4-0 1B BB		4-0 BB		4-0 WP BB		4-0 BB 1B BB	0-0 G1-4-3 1B	1	0	0	0	5	0	2					
Ed Charles, R OBP: 0.341, SLG: 0.404	0-0 FC5-4	0-0 1B		0-0 5-3		4-0 1B BB		0-0 BB 1B		4	0	2	1	1	0	2					
Jim Landis, R OBP: 0.359, SLG: 0.319		0-0 BB			0-0 F5	0-3 K		4-0 1B BB		3	1	0	0	2	2	4					
Ken Harrelson, R OBP: 0.324, SLG: 0.418		0-0 L6	4-0 FC5-4 BB		0-0 K			0-0 F3	0-3 K	4	0	0	0	1	2	4					
Billy Bryan, L OBP: 0.316, SLG: 0.443		0-0 F8	4-0 FC5-4 BB		0-0 3B			0-3 K	0-0 F7	4	0	1	0	1	1	4					
Mike Hershberger, R OBP: 0.287, SLG: 0.307		0-0 1B	0-0 FC5-4		4-0 BB			4-0 1B BB		3	2	2	1	2	0	2					
John O'Donoghue, R ERA: 3.54		0-0 1B	0-0 4-3		0-3 K			0-0 1B		1	1	1	0	0	0	0					
Dave Boswell, R ERA: 3.32		0-0 2B	0-0 4-3		0-3 K			0-0 1B		1	0	0	0	0	0	0					
Dick Stigman, L ERA: 4.37		0-0 2B	0-0 4-3		0-3 K			0-0 1B		1	0	0	0	0	0	0					
Johnny Klippstein, R ERA: 2.41		0-0 2B	0-0 4-3		0-3 K			0-0 1B		1	0	0	0	0	0	0					
Al Worthington, R ERA: 2.02		0-0 2B	0-0 4-3		0-3 K			0-0 1B		1	0	0	0	0	0	0					
Inning Stats	R: 0 E: 0 K: 0 S: 3	H: 0 LOB: 1 BB: 1 P: 7	R: 5 E: 0 K: 1 S: 10	H: 5 LOB: 2 BB: 2 P: 18	R: 0 E: 0 K: 1 S: 5	H: 0 LOB: 1 BB: 1 P: 9	R: 0 E: 0 K: 2 S: 8	H: 1 LOB: 2 BB: 1 P: 12	R: 0 E: 0 K: 1 S: 5	H: 0 LOB: 2 BB: 2 P: 13	R: 0 E: 0 K: 2 S: 8	H: 1 LOB: 2 BB: 1 P: 12	R: 0 E: 0 K: 1 S: 6	H: 1 LOB: 3 BB: 2 P: 14	R: 1 E: 0 K: 0 S: 5	H: 3 LOB: 2 BB: 0 P: 5	1B: 8 2B: 3 3B: 1 HR: 0	SF: 0 SAC: 0 DP: 2 HBP: 0	WP: 1 PB: 0 CS: 0	PA: 48	
PITCHER	IP	WLS	BF	H	R	ER	SO	BB	IBB	HBP	BLK	WP	HR	S	P	ERA	WHIP				
Camilo Pascual, R ERA: 3.54	1.2		11	4	5	5	0	2	0	0	0	0	0	6	18	0.00	3.600				
Dave Boswell, R ERA: 3.32	1.1		7	1	0	0	1	3	0	0	0	0	0	6	18	0.00	3.000				
Dick Stigman, L ERA: 4.37	2.2	W	13	1	0	0	3	4	0	0	0	1	0	15	31	0.00	1.875				
Johnny Klippstein, R ERA: 2.41	1.2		9	2	0	0	3	2	0	0	0	0	0	13	21	0.00	2.400				
Al Worthington, R ERA: 2.02	1.0		6	2	1	1	1	1	0	0	0	0	0	7	11	9.00	3.000				

Minnesota Twins @ Kansas City Athletics
Municipal Stadium, Kansas City, MO
Mon Sep 06 1965, 4:33 AM EDT
Unknown

AB 36
R 6
H 11
RBI 6
BB 12
SO 8
LOB 25



Batter	1	2	3	4	5	6	7	8	9	AB	R	H	RBI	BB	SO	LOB	TOP								
Zoilo Versalles, R OBP: 0.309, SLG: 0.442	(1, 6) 0-3 K	(1, 6) 0-0 L7		(1, 6) 0-0 F8			(1, 6) 0-0 1-3 2B			4	0	1	0	0	1	3									
Sandy Valdespino, L OBP: 0.314, SLG: 0.357	(1, 7) 0-0 1B		(1, 7) 0-0 1-5-3		(1, 7) 0-0 P3		(1, 7) 0-0 1-3			4	0	1	0	0	0	1									
Tony Oliva, L OBP: 0.372, SLG: 0.487	(1, 9) 0-0 F7		(1, 9) 0-0 F7		(1, 9) 0-0 2B		(1, 9) 0-0 3-1			4	0	1	0	0	0	2									
Don Mincher, L OBP: 0.346, SLG: 0.528	(1, 3) 0-0 F3		(1, 3) 0-0 F3		(1, 3) 0-0 F7					4	0	0	0	0	0	2									
Rich Rollins, R OBP: 0.309, SLG: 0.341		(1, 5) 4-0 1B 4-3 BB		(1, 5) 0-0 6-3		(1, 5) 0-0 L8		(1, 5) 0-3 K		3	1	0	0	1	1	1									
Jimmie Hall, L OBP: 0.350, SLG: 0.475	(1, 8) 0-0 4-3 S 1B		(1, 8) 0-0 P4		(1, 8) 0-0 3-1					4	1	1	0	0	0	0									
Al Worthington, R OBP: 0.300, SLG: 0.125	(8, 1) 0-0 4-3 S 1B									0	0	0	0	0	0	0									
Jerry Kindall, R OBP: 0.274, SLG: 0.298	(1, 4) 0-3 K		(1, 4) 4-0 1B BB		(1, 4) 0-3 K					2	1	0	0	1	2	2									
Cesar Tovar, R OBP: 0.300, SLG: 0.222	(9, PH) 0-0 1-2 K									1	0	0	0	0	0	0									
Earl Batley, R OBP: 0.368, SLG: 0.411	(9, 2) 0-0 1-2 K									0	0	0	0	0	0	0									
Jerry Zimmerman, R OBP: 0.270, SLG: 0.257	(1, 2) 0-0 4-3		(1, 2) 0-0 4-3		(1, 2) 0-0 1-2 1B BB					3	0	1	1	0	1	1									
Bob Allison, R OBP: 0.345, SLG: 0.453	(9, PH) 0-0 4-3									1	0	0	0	0	1	0									
Frank Quilici, R OBP: 0.252, SLG: 0.257	(9, 4) 0-0 2-3 3-H 1B		(9, 4) 0-0 1-2 1B							0	0	0	0	0	0	0									
Jim Merritt, L OBP: 0.217, SLG: 0.143	(1, 1) 0-0 E6		(1, 1) 0-0 1-2 2-H 1B							3	0	2	2	0	0	0									
Ted Uhlhaender, L OBP: 0.333, SLG: 0.333	(8, 7) 0-0 3-H 1B									1	0	0	0	0	0	0									
Inning Stats	R: 0 E: 0 K: 1 S: 6	H: 1 LOB: 1 BB: 0 P: 6	R: 2 E: 1 K: 1 S: 7	H: 2 LOB: 1 BB: 1 P: 11	R: 0 E: 0 K: 0 S: 3	H: 0 LOB: 0 BB: 0 P: 3	R: 1 E: 0 K: 0 S: 5	H: 2 LOB: 2 BB: 1 P: 9	R: 0 E: 0 K: 0 S: 4	H: 1 LOB: 1 BB: 0 P: 4	R: 0 E: 0 K: 2 S: 7	H: 0 LOB: 0 BB: 0 P: 7	R: 0 E: 0 K: 0 S: 4	H: 1 LOB: 1 BB: 0 P: 4	R: 0 E: 0 K: 1 S: 5	H: 0 LOB: 0 BB: 0 P: 5	R: 0 E: 0 K: 1 S: 5	H: 0 LOB: 0 BB: 0 P: 5	1B: 5 2B: 2 3B: 0 HR: 0	SF: 0 SAC: 0 DP: 0 HBP: 0	WP: 0 PB: 0 SB: 1 CS: 1	PA: 36			
PITCHER	IP WLS BF H R ER SO BB IBB HBP BLK WP HR S P ERA WHIP																								
Rollie Sheldon, R ERA: 4.11	(1, 1) 8.0	WLS 33	BF 7	H 3	R 3	ER 3	SO 5	BB 2	IBB 0	HBP 0	BLK 0	WP 0	HR 0	S 41	P 49	ERA 3.38	WHIP 1.125								
Catfish Hunter, R ERA: 4.09	(9, 1) 1.0	WLS 3	BF 3	H 0	R 0	ER 0	SO 1	BB 0	IBB 0	HBP 0	BLK 0	WP 0	HR 0	S 5	P 5	ERA 0.00	WHIP 0.000								

Minnesota Twins @ Kansas City Athletics
Municipal Stadium, Kansas City, MO
Mon Sep 06 1965, 8:05 PM EDT
Att: 10,489 - Unknown


AB	34
R	3
H	7
RBI	3
BB	2
SO	6
LOB	12



Batter	1	2	3	4	5	6	7	8	9	AB	R	H	RBI	BB	SO	LOB	BOTTOM								
Bert Campaneris, R OBP: 0.330, SLG: 0.394	(1, 6) 4-0 L9 BB		(1, 6) 0-0 F8			(1, 6) 0-0 G5-4-3 1B		(1, 6) 0-0 F9		3	0	1	0	1	0	0									
Dick Green, R OBP: 0.306, SLG: 0.376	(1, 4) 0-0 L9		(1, 4) 0-3 K			(1, 4) 0-0 G5-4-3		(1, 4) 0-0 2B		4	1	1	0	0	1	2									
Jose Tartabull, L OBP: 0.377, SLG: 0.423	(1, 7) 0-0 L6		(1, 7) 0-0 6-3			(1, 7) 0-0 3-1		(1, 7) 0-0 2B		4	0	1	1	0	0	0									
Ed Charles, R OBP: 0.340, SLG: 0.401	(1, 5) 4-0 1B BB		(1, 5) 0-0 F9		(1, 5) 0-0 6-3		(1, 5) 0-0 P3			3	1	0	0	1	0	1									
Jim Landis, R OBP: 0.363, SLG: 0.318	(1, 8) 4-0 1B BB		(1, 8) 0-0 F9		(1, 8) 4-0 1B BB		(1, 8) 4-0 BB SF9 BB			1	1	0	0	3	0	0									
Ken Harrelson, R OBP: 0.322, SLG: 0.415	(1, 3) 0-0 P5		(1, 3) 0-0 6-3		(1, 3) 0-0 6-3		(1, 3) 0-0 K			3	0	0	0	0	1	3									
Wayne Causey, L OBP: 0.359, SLG: 0.365	(9, PH) 0-0 P5									1	0	0	0	0	0	1									
Rene Lachemann, R OBP: 0.257, SLG: 0.390	(1, 2) 0-0 1-2 2-H 1B		(1, 2) 0-0 6-3		(1, 2) 0-0 6-3		(1, 2) 0-3 K			3	0	1	1	1	1	1									
Mike Hershberger, R OBP: 0.287, SLG: 0.309	(1, 9) 0-0 P6		(1, 9) 0-0 P4		(1, 9) 0-0 P4		(1, 9) 0-0 PB 3-1 2B			4	1	1	0	0	1	5									
Rollie Sheldon, R OBP: 0.111, SLG: 0.070	(1, 1) 0-0 4-3		(1, 1) 0-0 K2-3							2	0	0	0	0	1	2									
Billy Bryan, L OBP: 0.315, SLG: 0.441	(8, PH) 0-0 4-3									1	0	0	1	0	0	0									
Catfish Hunter, R OBP: 0.103, SLG: 0.103	(9, 1) 0-0 4-3									0	0	0	0	0	0	0									
Santiago Rosario, L OBP: 0.310, SLG: 0.387	(9, PH) 0-0 4-3									0	0	0	1	0	0	0									
Inning Stats	R: 0 E: 0 K: 0 S: 2	H: 0 LOB: 0 BB: 1 P: 6	R: 1 E: 0 K: 0 S: 4	H: 1 LOB: 2 BB: 2 P: 12	R: 0 E: 0 K: 1 S: 5	H: 0 LOB: 0 BB: 0 P: 5	R: 0 E: 0 K: 0 S: 3	H: 0 LOB: 0 BB: 0 P: 3	R: 0 E: 0 K: 1 S: 5	H: 0 LOB: 0 BB: 0 P: 5	R: 0 E: 0 K: 2 S: 7	H: 1 LOB: 1 BB: 1 P: 11	R: 0 E: 0 K: 0 S: 6	H: 3 LOB: 1 BB: 0 P: 6	R: 1 E: 1 K: 1 S: 5	H: 0 LOB: 2 BB: 2 P: 13	1B: 2 2B: 3 3B: 0 HR: 0	SF: 1 SAC: 0 DP: 1 HBP: 0	WP: 0 PB: 1 SB: 0 CS: 0	PA: 36					
PITCHER	IP WLS BF H R ER SO BB IBB HBP BLK WP HR S P ERA WHIP																								
Jim Merritt, L ERA: 3.55	(1, 1) 7.2	WLS 30	BF 30	H 5	R 3	ER 3	SO 4	BB 4	IBB 0	HBP 0	BLK 0	WP 0	HR 0	S 34	P 50	ERA 3.52	WHIP 1.174								
Al Worthington, R ERA: 1.99	(8, 1) 1.0	WLS 6	BF 6	H 0	R 1	ER 0	SO 1	BB 2	IBB 0	HBP 0	BLK 0	WP 0	HR 0	S 6	P 14	ERA 0.00	WHIP 2.000								

Minnesota Twins @ Kansas City Athletics
Municipal Stadium, Kansas City, MO
Mon Sep 06 1965, 8:05 PM EDT
Att: 10,489 - Unknown

AB	29
R	4
H	5
RBI	4
BB	6
SO	5
LOB	15



Batter	1	2	3	4	5	6	7	8	9	AB	R	H	RBI	BB	SO	LOB	TOP									
Zoilo Versalles, R OBP: 0.307, SLG: 0.440	0-0 6-3		0-0 SF7			0-0 F9		0-3 K		3	0	0	1	0	1	0	Minnesota Twins @ Chicago White Sox Comiskey Park, Chicago, IL Wed Sep 08 1965, 8:05 PM EDT Att: 25,202 - Unknown									
Sandy Valdespino, L OBP: 0.313, SLG: 0.265	0-0 4-3		0-0 FC6-4 1B			0-0 L3		0-0 6-3		4	0	1	0	0	0	0										
Tony Oliva, L OBP: 0.370, SLG: 0.483	0-0 5-3		0-0 FC6-4 1-2			0-0 4-3			0-0 F6	4	0	0	0	0	0	2										
Don Mincher, L OBP: 0.344, SLG: 0.524		0-0 G5-4-3 1B		0-0 G3			0-0 G3		0-0 F4	4	0	1	0	0	0	0										
Earl Battey, R OBP: 0.369, SLG: 0.412		0-0 G5-4-3 1-2		0-3 K			0-0 HR 1B		0-0 1B	4	1	2	0	0	1	1										
Jimmie Hall, L OBP: 0.349, SLG: 0.480		0-0 4-3		0-0 1-3			0-0 HR 1-1		0-0 4-3	4	1	1	2	0	0	1										
Rich Rollins, R OBP: 0.311, SLG: 0.342			0-0 1B SF7 1B		4-0 G5-4-3 BB			0-0 F8		2	1	1	0	1	0	0										
Jerry Kindall, R OBP: 0.275, SLG: 0.299			0-0 1B 1-3 1B		0-0 G5-4-3 1-2		0-3 K			3	0	1	0	0	1	1										
Mudcat Grant, R OBP: 0.231, SLG: 0.250			0-3 K		0-0 1-3			0-3 K		3	0	0	0	0	2	2										
Inning Stats	R: 0 E: 0 K: 0 S: 3	H: 0 LOB: 0 BB: 0 P: 3	R: 0 E: 0 K: 0 S: 3	H: 1 LOB: 0 BB: 0 P: 3	R: 1 E: 0 K: 1 S: 8	H: 3 LOB: 2 BB: 0 P: 8	R: 0 E: 0 K: 1 S: 5	H: 0 LOB: 0 BB: 0 P: 5	R: 0 E: 0 K: 0 S: 2	H: 0 LOB: 0 BB: 1 P: 6	R: 0 E: 0 K: 0 S: 3	H: 0 LOB: 0 BB: 0 P: 3	R: 2 E: 0 K: 1 S: 7	H: 2 LOB: 0 BB: 0 P: 7	R: 0 E: 0 K: 2 S: 7	H: 0 LOB: 0 BB: 0 P: 7	R: 0 E: 0 K: 0 S: 4	H: 1 LOB: 1 BB: 0 P: 4	1B: 6 2B: 0 3B: 0 HR: 1	SF: 1 SAC: 0 DP: 2 HBP: 0	WP: 0 PB: 0 SB: 0 CS: 0	PA: 33				
PITCHER	IP	WLS	BF	H	R	ER	SO	BB	IBB	HBP	BLK	WP	HR	S	P	ERA	WHIP	PITCHER								
John Buzhardt, R ERA: 3.16	(1, 1)	7.0	L	26	6	3	3	3	1	0	0	0	0	1	31	35	3.86	1.000								
Hoyt Wilhelm, R ERA: 1.95	(8, 1)	2.0		7	1	0	0	2	0	0	0	0	0	0	11	11	0.00	0.500								

AB	31
R	3
H	7
RBI	3
BB	1
SO	5
LOB	7



Batter	1	2	3	4	5	6	7	8	9	AB	R	H	RBI	BB	SO	LOB	BOTTOM									
Don Buford, S OBP: 0.397, SLG: 0.387	4-0 E SF7 BB		0-3 K		0-0 4-3		0-0 4-3			3	1	0	0	1	1	0	Minnesota Twins @ Chicago White Sox Comiskey Park, Chicago, IL Wed Sep 08 1965, 8:05 PM EDT Att: 25,202 - Unknown									
Floyd Robinson, L OBP: 0.347, SLG: 0.387	0-0 E4 SF7 1B		0-0 6-3		0-0 6-3			0-0 1-3		4	1	0	0	0	0	1										
John Romano, R OBP: 0.366, SLG: 0.452	0-0 SF7		0-0 2B			0-0 4-3		4-0 BB 6-3		2	0	1	1	1	0	0										
Al Weis, S OBP: 0.356, SLG: 0.393	(6, PR)									0	0	0	0	0	0	0										
J.C. Martin, L OBP: 0.325, SLG: 0.336	(9, 2)									0	0	0	0	0	0	0										
Pete Ward, L OBP: 0.331, SLG: 0.374	0-0 3-H		4-0 G6-4-3 1B		0-0 6-3		0-0 6-3		0-0 1-2 6-3	3	0	1	1	1	0	1										
Bill Skowron, R OBP: 0.327, SLG: 0.440	0-0 G6-4-3 1-2		0-0 1-3		4-0 1B BB		0-0 F9			3	0	0	0	1	0	5										
Tom McCraw, L OBP: 0.306, SLG: 0.296		0-0 2B		0-0 F7		0-0 1-2 1B		0-0 4-3		4	0	2	0	0	0	0										
Ron Hansen, R OBP: 0.304, SLG: 0.352		0-0 1-3		0-0 F7		0-0 1-3		0-0 F7		4	0	0	0	0	0	3										
Ken Berry, R OBP: 0.269, SLG: 0.353	(1, 8)	0-3 K		0-0 5-3			0-0 6-3		0-0 F4	3	0	0	0	0	1	1										
Danny Cater, R OBP: 0.311, SLG: 0.405	(9, PH)									1	0	0	0	0	0	0										
John Buzhardt, R OBP: 0.204, SLG: 0.122	(1, 1)	0-3 K					0-0 F7			2	0	0	0	0	2	1										
Smoky Burgess, L OBP: 0.346, SLG: 0.414	(7, PH)									1	0	0	0	0	0	0										
Hoyt Wilhelm, R ERA: 1.95	(8, 1)									0	0	0	0	0	0	0										
Inning Stats	R: 2 E: 1 K: 0 S: 4	H: 1 LOB: 0 BB: 1 P: 8	R: 0 E: 0 K: 2 S: 8	H: 1 LOB: 1 BB: 0 P: 8	R: 0 E: 0 K: 1 S: 6	H: 1 LOB: 2 BB: 1 P: 10	R: 0 E: 0 K: 0 S: 3	H: 0 LOB: 0 BB: 0 P: 3	R: 0 E: 0 K: 0 S: 5	H: 0 LOB: 0 BB: 0 P: 5	R: 0 E: 0 K: 1 S: 4	H: 1 LOB: 2 BB: 1 P: 8	R: 0 E: 0 K: 0 S: 3	H: 0 LOB: 0 BB: 0 P: 3	R: 0 E: 0 K: 0 S: 3	H: 0 LOB: 2 BB: 1 P: 7	R: 0 E: 0 K: 0 S: 3	H: 0 LOB: 0 BB: 0 P: 3	1B: 2 2B: 2 3B: 0 HR: 0	SF: 1 SAC: 0 DP: 1 HBP: 0	WP: 0 PB: 0 SB: 0 CS: 0	PA: 35				
PITCHER	IP	WLS	BF	H	R	ER	SO	BB	IBB	HBP	BLK	WP	HR	S	P	ERA	WHIP	PITCHER								
Mudcat Grant, R ERA: 3.5	(1, 1)	9.0	W	35	4	2	1	4	4	0	0	0	0	0	39	55	1.00	0.889								



Batter	1	2	3	4	5	6	7	8	9	AB	R	H	RBI	BB	SO	LOB	TOP			
Zoilo Versalles, R OBP: 0.308, SLG: 0.440										5	1	2	1	0	0	2	Minnesota Twins @ Chicago White Sox Comiskey Park, Chicago, IL Thu Sep 09 1965, 4:33 AM EDT Att: 5,786 - Unknown			
Sandy Valdespino, L OBP: 0.351, SLG: 0.338										4	1	3	0	0	0	0				
Tony Oliva, L OBP: 0.368, SLG: 0.483										4	1	1	2	0	0	3				
Don Mincher, L OBP: 0.340, SLG: 0.517										4	0	0	0	0	2	0				
Earl Battey, R OBP: 0.371, SLG: 0.413 Jerry Zimmerman, R OBP: 0.275, SLG: 0.257										4	1	2	1	0	0	0				
Jimmie Hall, L OBP: 0.351, SLG: 0.487										5	2	3	2	0	0	0				
Rich Rollins, R OBP: 0.312, SLG: 0.343										5	2	2	1	0	2	2				
Jerry Kindall, R OBP: 0.274, SLG: 0.297										2	1	0	1	1	0	2				
Jim Kaat, L OBP: 0.287, SLG: 0.296 Al Worthington, R OBP: 0.273, SLG: 0.111										3	0	2	0	0	0	1				
										1	0	0	0	0	1	0				
Inning Stats	R: 1 E: 0 K: 0 S: 4	H: 1 LOB: 0 BB: 0 P: 4	R: 3 E: 0 K: 0 S: 8	H: 5 LOB: 2 BB: 0 P: 8	R: 0 E: 0 K: 1 S: 3	H: 0 LOB: 0 BB: 0 P: 3	R: 0 E: 0 K: 1 S: 6	H: 1 LOB: 1 BB: 0 P: 6	R: 0 E: 0 K: 1 S: 5	H: 1 LOB: 0 BB: 0 P: 5	R: 2 E: 1 K: 0 S: 5	H: 2 LOB: 1 BB: 1 P: 9	R: 2 E: 0 K: 1 S: 9	H: 4 LOB: 2 BB: 0 P: 9	R: 0 E: 0 K: 1 S: 5	H: 0 LOB: 0 BB: 1 P: 10	1B: 11 2B: 3 3B: 0 HR: 1	SF: 2 SAC: 2 DP: 1 HBP: 0	WP: 1 PB: 0 SB: 1 CS: 0	PA: 43
PITCHER	IP WLS BF H R ER SO BB IBB HBP BLK WP HR S P ERA WHIP																			
Joe Horlen, R ERA: 2.98	(1, 1) 1.2 L 11 6 4 4 0 0 0 0 0 0 0 1 0 11 11 21.60 3.600																			
Bob Locker, R ERA: 3.15	(2, 1) 4.1 17 4 2 0 2 1 0 0 0 0 0 0 0 20 24 0.00 1.154																			
Eddie Fisher, R ERA: 2.13	(7, 1) 1.0 7 4 2 2 1 0 0 0 0 0 0 0 9 9 18.00 4.000																			
Greg Bollo, R ERA: 3.57	(8, 1) 2.0 8 1 2 2 2 1 0 0 0 0 0 1 11 15 9.00 1.000																			

Batter	1	2	3	4	5	6	7	8	9	AB	R	H	RBI	BB	SO	LOB	BOTTOM					
Don Buford, S OBP: 0.356, SLG: 0.386										4	0	1	1	0	1	2	Minnesota Twins @ Chicago White Sox Comiskey Park, Chicago, IL Thu Sep 09 1965, 4:33 AM EDT Att: 5,786 - Unknown					
Floyd Robinson, L OBP: 0.346, SLG: 0.386										4	0	1	1	0	0	1						
Danny Cater, R OBP: 0.309, SLG: 0.402										4	0	0	0	0	1	2						
John Romano, R OBP: 0.364, SLG: 0.448										3	1	0	0	1	1	2						
Bill Skowron, R OBP: 0.328, SLG: 0.441										4	0	2	0	0	1	0						
Pete Ward, L OBP: 0.329, SLG: 0.371										4	0	0	0	0	0	4						
Ron Hansen, R OBP: 0.304, SLG: 0.352										4	2	1	1	0	0	1						
Ken Berry, R OBP: 0.269, SLG: 0.352										4	0	1	0	0	1	2						
Joe Horlen, R BP: 2.12, SLG: 0.154 Bob Locker, S OBP: 0.192, SLG: 0.179 Jim Hicks, R OBP: 0.273 Eddie Fisher, R OBP: 0.172, SLG: 0.179 Gene Freese, R OBP: 0.352 Smoky Burgess, L OBP: 0.352 Greg Bollo, R OBP: 0.437 Marv Staehle, L OBP: 0.500	(1, 1)	(2, 1)	(6, PH)	(7, 1)	(7, PH)	(7, PH)	(8, 1)	(9, PH)		0	0	0	0	0	0	0		Minnesota Twins @ Chicago White Sox Comiskey Park, Chicago, IL Thu Sep 09 1965, 4:33 AM EDT Att: 5,786 - Unknown				
										1	0	0	0	0	0	0						
Inning Stats	R: 0 E: 0 K: 0 S: 3	H: 0 LOB: 0 BB: 0 P: 3	R: 0 E: 0 K: 0 S: 3	H: 0 LOB: 0 BB: 0 P: 3	R: 0 E: 0 K: 1 S: 5	H: 0 LOB: 0 BB: 0 P: 5	R: 0 E: 0 K: 0 S: 3	H: 0 LOB: 0 BB: 0 P: 3	R: 1 E: 0 K: 0 S: 4	H: 1 LOB: 1 BB: 1 P: 8	R: 1 E: 0 K: 1 S: 7	H: 2 LOB: 1 BB: 0 P: 7	R: 1 E: 0 K: 2 S: 10	H: 3 LOB: 2 BB: 0 P: 10	R: 0 E: 0 K: 1 S: 7	H: 2 LOB: 2 BB: 0 P: 7	R: 1 E: 1 K: 1 S: 7	H: 1 LOB: 1 BB: 0 P: 7	1B: 7 2B: 2 3B: 0 HR: 0	SF: 2 SAC: 0 DP: 0 HBP: 0	WP: 0 PB: 0 SB: 0 CS: 0	PA: 38
PITCHER	IP WLS BF H R ER SO BB IBB HBP BLK WP HR S P ERA WHIP																					
Jim Kaat, L ERA: 2.89	(1, 1) 6.2 W 26 5 3 3 3 1 0 0 0 0 0 0 0 31 35 4.05 0.900																					
Al Worthington, R ERA: 1.93	(7, 1) 2.1 S 12 4 1 0 3 0 0 0 0 0 0 0 0 18 18 0.00 1.714																					

Batter	1	2	3	4	5	6	7	8	9	AB	R	H	RBI	BB	SO	LOB	TOP					
Zoilo Versalles, R OBP: 0.309, SLG: 0.440 (1, 6)	0-3 K	0-0 2B		0-0 G6-4-3		4-0 1B BB		0-0 F8		4	1	1	3	1	1	1	Minnesota Twins @ Boston Red Sox Fenway Park, Boston, MA Fri Sep 10 1965, 7:05 PM EDT Att: 14,636 - Unknown					
Jimmie Hall, L OBP: 0.352, SLG: 0.485 (1, 8)	0-0 F8	0-0 F8			4-0 FC5-4 BB	0-0 1B BB		0-3 K		4	0	1	2	1	1	1						
Tony Oliva, L OBP: 0.369, SLG: 0.486 (1, 9)	0-0 2B		0-0 2B		0-0 FC5-4 CS 1-2	6-3			0-0 5-3	5	1	2	0	0	0	2						
Bob Allison, R OBP: 0.346, SLG: 0.451 (1, 7)	0-3 K		0-0 F6		4-0 1-2 BB		0-0 S BB 1B		0-3 K	4	0	1	0	1	2	2						
Don Mincher, L OBP: 0.341, SLG: 0.517 (1, 3)		0-0 G3	0-0 PB SF7 2B		0-0 F4 2-3		4-0 1-2 BB		0-0 4-1	4	1	1	1	1	0	2						
Earl Battey, R OBP: 0.372, SLG: 0.418 (1, 2)		0-0 BB FC3-2 1B	0-0 SF7 2H		0-0 2B		0-0 F4 1-2 2-3			3	1	2	1	0	0	2						
Rich Rollins, R OBP: 0.314, SLG: 0.341 (1, 5)		4-0 FC3-2 2B BB	0-3 K		0-0 F8		4-0 G4-6-3 IBB			2	1	0	0	2	1	1						
Jerry Kindall, R OBP: 0.277, SLG: 0.301 (1, 4)		4-0 FC3-2 2B BB		0-0 F7		0-0 3-1 1B 2B		0-0 G4-6-3		2	2	1	1	1	0	0						
Sandy Valdespino, L OBP: 0.319, SLG: 0.336 (7, PH)		1-2 2-3 2-H								1	0	0	0	0	0	3						
Frank Quilici, R OBP: 0.252, SLG: 0.257 (7, 4)		1-2 2-3								0	0	0	0	0	0	0						
Jim Perry, S OBP: 0.163, SLG: 0.188 (1, 1)		0-0 FC3-2 2B		0-0 G6-4-3 1B		0-0 3-1		0-3 K		3	1	1	0	0	0	4						
Jim Merritt, L OBP: 0.208, SLG: 0.136 (6, 1)		1-2 2-3 2-H								1	0	0	0	0	1	0						
Inning Stats	R: 0 E: 0 K: 2 S: 8	H: 1 LOB: 1 BB: 0 P: 8	R: 3 E: 0 K: 0 S: 5	H: 2 LOB: 1 BB: 2 P: 13	R: 2 E: 0 K: 1 S: 7	H: 2 LOB: 0 BB: 0 P: 7	R: 0 E: 0 K: 0 S: 3	H: 1 LOB: 0 BB: 0 P: 3	R: 0 E: 0 K: 0 S: 2	H: 0 LOB: 1 BB: 0 P: 10	R: 3 E: 0 K: 0 S: 6	H: 3 LOB: 1 BB: 1 P: 10	R: 0 E: 0 K: 0 S: 3	H: 1 LOB: 2 BB: 2 P: 11	R: 0 E: 0 K: 2 S: 7	H: 0 LOB: 0 BB: 0 P: 7	R: 0 E: 0 K: 1 S: 5	H: 0 LOB: 0 BB: 0 P: 5	1B: 4 2B: 6 3B: 0 HR: 0	SF: 1 SAC: 0 DP: 2 HBP: 0	WP: 0 PB: 1 SB: 4 CS: 1	PA: 41
PITCHER	IP WLS BF L	H R ER L	SO BB HBP BLK	WP HR S P	ERA WHIP	PITCHER	IP WLS BF L	H R ER L	SO BB HBP BLK	WP HR S P	ERA WHIP											
Dave Morehead, R ERA: 4.27 (1, 1)	4.0	6	5	4	3	2	0	0	0	0	0	23	31	9.00	2.000							
Arnold Earley, L ERA: 3.49 (5, 1)	2.0	3	3	3	0	3	0	0	0	0	0	8	20	13.50	3.000							
Jay Ritchie, R ERA: 3.32 (7, 1)	3.0	1	0	0	3	1	1	0	0	0	0	15	23	0.00	0.667							

Batter	1	2	3	4	5	6	7	8	9	AB	R	H	RBI	BB	SO	LOB	BOTTOM					
Jim Gosger, L OBP: 0.331, SLG: 0.425 (1, 8)	0-3 K	4-0 BB		0-0 F8		0-3 K			0-3 K	4	0	0	0	1	3	1	Minnesota Twins @ Boston Red Sox Fenway Park, Boston, MA Fri Sep 10 1965, 7:05 PM EDT Att: 14,636 - Unknown					
Dalton Jones, L OBP: 0.351, SLG: 0.390 (1, 5)	0-0 5-3	0-0 F7			0-0 4-3	0-3 K			0-0 F8	3	0	0	0	0	0	3						
Eddie Bressoud, R OBP: 0.308, SLG: 0.379 (6, PH)										1	0	0	0	0	1	1						
Jay Ritchie, R OBP: 0.400, SLG: 0.250 (7, 1)										0	0	0	0	0	0	0						
Lenny Green, L OBP: 0.361, SLG: 0.432 (9, PH)										1	0	0	0	0	0	0						
Carl Yastrzemski, L OBP: 0.492, SLG: 0.552 (1, 7)	0-0 1B		4-0 1B FC6-4 BB		0-3 K		0-0 6-3 1B		0-3 K	4	1	2	0	1	2	0						
Felix Mantilla, R OBP: 0.382, SLG: 0.429 (1, 4)	0-3 K		0-3 K		0-0 F2		0-3 K			4	0	0	0	0	3	3						
Lee Thomas, L OBP: 0.364, SLG: 0.463 (1, 3)		0-0 FC6-4 E WP 1B	0-0 FC6-4 1B		0-0 K BB		0-0 6-3		0-0 K	2	2	2	0	1	0	0						
Tony Horton, R OBP: 0.374, SLG: 0.500 (7, PH)										1	0	0	0	0	0	1						
Tony Conigliaro, R OBP: 0.338, SLG: 0.527 (1, 9)		0-0 E5 FC6-4	0-0 FC6-4		0-0 K HR		0-3 K		0-3 K	4	1	1	3	0	1	3						
Russ Nixon, L OBP: 0.276, SLG: 0.298 (1, 2)		0-0 FC6-4 1B WP	0-0 3-4-1		0-0 K HR		0-3 K		0-3 K	3	0	0	0	0	0	3						
Bob Tillman, R OBP: 0.291, SLG: 0.315 (6, PH)										1	0	0	0	0	1	0						
Rico Petrocelli, R OBP: 0.312, SLG: 0.418 (1, 6)		0-0 SH3-4 1B		0-0 6-3		0-0 E6 2B 1B		0-3 K		4	1	2	0	0	1	0						
Dave Morehead, R OBP: 0.238, SLG: 0.161 (1, 1)		0-0 SH3-4		0-0 F5		0-0 K 2B		0-0 6-3		0	0	0	0	0	0	0						
Chuck Schilling, R OBP: 0.298, SLG: 0.348 (4, PH)										1	0	0	0	0	0	0						
Arnold Earley, L (5, 1)										0	0	0	0	0	0	0						
Frank Malzone, R OBP: 0.298, SLG: 0.316 (6, PH)										2	0	1	1	0	0	0						
Inning Stats	R: 0 E: 0 K: 2 S: 8	H: 1 LOB: 1 BB: 0 P: 8	R: 1 E: 1 K: 0 S: 6	H: 2 LOB: 3 BB: 1 P: 10	R: 1 E: 0 K: 1 S: 6	H: 1 LOB: 1 BB: 1 P: 10	R: 0 E: 0 K: 0 S: 3	H: 0 LOB: 0 BB: 0 P: 3	R: 0 E: 0 K: 1 S: 5	H: 0 LOB: 0 BB: 0 P: 5	R: 3 E: 1 K: 2 S: 10	H: 3 LOB: 1 BB: 1 P: 14	R: 0 E: 0 K: 2 S: 8	H: 1 LOB: 1 BB: 0 P: 8	R: 0 E: 0 K: 2 S: 7	H: 0 LOB: 0 BB: 0 P: 7	R: 0 E: 0 K: 2 S: 7	H: 0 LOB: 0 BB: 0 P: 7	1B: 6 2B: 1 3B: 0 HR: 1	SF: 0 SAC: 1 DP: 0 HBP: 0	WP: 1 PB: 0 SB: 0 CS: 0	PA: 39
PITCHER	IP WLS BF L	H R ER L	SO BB HBP BLK	WP HR S P	ERA WHIP	PITCHER	IP WLS BF L	H R ER L	SO BB HBP BLK	WP HR S P	ERA WHIP											
Jim Perry, R ERA: 2.58 (1, 1)	5.1	7	5	3	4	3	0	0	0	0	0	1	32	44	5.06	1.875						
Jim Merritt, L ERA: 3.36 (6, 1)	3.2	1	0	0	8	0	0	0	0	0	0	28	28	0.00	0.273							

AB	33
R	8
H	10
RBI	8
BB	7
SO	6
LOB	18




Batter	1	2	3	4	5	6	7	8	9	AB	R	H	RBI	BB	SO	LOB	TOP											
Bert Campaneris, R OBP: 0.328, SLG: 0.389	5-3		F8		1-3		6-3		K	4	0	0	0	0	0	2												
Dick Green, R OBP: 0.311, SLG: 0.376	1-3 1B		K			E1 BB		F9		3	0	1	0	1	1	0												
Jim Landis, R OBP: 0.353, SLG: 0.307	1-3			L1		K		L9		4	0	0	0	0	1	2												
Ed Charles, R OBP: 0.337, SLG: 0.412	L8			K		E1		4-3		4	0	0	0	0	1	2												
Ken Harrelson, R OBP: 0.330, SLG: 0.435		SH2-3 1B		WP S BB		F2			HR	3	2	2	1	1	0	1												
Tommy Reynolds, R OBP: 0.331, SLG: 0.323		SH2-3		K				SH3-3 E SF8 BB	SH5-4 1B BB	1	1	0	0	2	1	1												
Mike Hershberger, R OBP: 0.293, SLG: 0.316 Santiago Rosario, L OBP: 0.299, SLG: 0.368								E6 SF8 BB	SH5-4 1B BB	3	0	2	1	0	0	1												
Rene Lachemann, R OBP: 0.262, SLG: 0.392	5-3			G6-4-3 1B		SH1-3-4		SH5-4		2	0	0	0	0	0	1												
John O'Donoghue, R OBP: 0.222, SLG: 0.283 Jose Garza, L OBP: 0.288, SLG: 0.414 Jack Aker, R OBP: 0.299, SLG: 0.368								SF8		2	0	1	0	0	0	0												
John Wyatt, R OBP: 0.299, SLG: 0.368 Wayne Causey, L OBP: 0.299, SLG: 0.368 Billy Bryan, L OBP: 0.299, SLG: 0.368								2-3 3-H		1	0	0	0	0	1	2												
Inning Stats	R: 0 E: 0 K: 0 S: 4	H: 1 LOB: 1 BB: 0 P: 4	R: 1 E: 0 K: 0 S: 4	H: 2 LOB: 0 BB: 0 P: 4	R: 0 E: 0 K: 1 S: 5	H: 0 LOB: 0 BB: 0 P: 5	R: 0 E: 0 K: 2 S: 7	H: 0 LOB: 1 BB: 1 P: 11	R: 0 E: 0 K: 1 S: 5	H: 2 LOB: 1 BB: 0 P: 4	R: 0 E: 1 K: 0 S: 4	H: 0 LOB: 1 BB: 1 P: 9	R: 1 E: 1 K: 0 S: 4	H: 0 LOB: 1 BB: 1 P: 8	R: 0 E: 0 K: 0 S: 3	H: 0 LOB: 0 BB: 0 P: 3	R: 1 E: 0 K: 2 S: 9	H: 2 LOB: 2 BB: 1 P: 13	1B: 6 2B: 0 3B: 0 HR: 1	SF: 1 SAC: 3 DP: 1 HBP: 0	WP: 1 PB: 0 SB: 1 CS: 0	PA: 37						
PITCHER	IP	WLS	BF	H	R	ER	SO	BB	IBB	HBP	BLK	WP	HR	S	P	ERA	WHIP											
Jim Kaat, L ERA: 2.97	(1, 1)	8.0	W	32	6	3	2	4	3	0	0	0	1	1	37	49	2.25	1.125										
Johnny Klippstein, R ERA: 2.41	(9, 1)	0.0	L	1	0	0	0	0	1	0	0	0	0	0	0	4	∞	∞										
Jim Merritt, L ERA: 3.31	(9, 1)	1.0	S	4	1	0	0	2	0	0	0	0	0	0	8	8	0.00	1.000										

Kansas City Athletics @ Minnesota Twins
Metropolitan Stadium, Bloomington, MI
Tue Sep 14 1965, 8:05 PM EDT
Att. 9,751 - Unknown - 59 F

livebaseballscorecards.com

AB 29
R 3
H 7
RBI 3
BB 4
SO 6
LOB 14




Batter	1	2	3	4	5	6	7	8	9	AB	R	H	RBI	BB	SO	LOB	BOTTOM										
Zoilo Versalles, R OBP: 0.314, SLG: 0.444	G6-4-3 1B		F2		1-2 BB		2B 1B			4	1	3	0	1	0	0											
Rich Rollins, R OBP: 0.313, SLG: 0.341	G6-4-3		L8		1-2 2-3 1B		1B 2B		K	5	1	2	0	0	1	3											
Tony Oliva, L OBP: 0.372, SLG: 0.489	F8		4-3		4-3		1B IBB			3	0	0	0	2	0	3											
Bob Allison, R OBP: 0.347, SLG: 0.448 Sandy Valdespino, L OBP: 0.316, SLG: 0.333		2B BB 1B		F3		L9		F3		3	1	1	0	0	0	0											
Jimmie Hall, L OBP: 0.357, SLG: 0.489		2B G1-2-3 BB		4-3		E 2B		F8		4	1	2	2	1	0	3											
Earl Battey, R OBP: 0.375, SLG: 0.419		1-3 2-H 2B		5-3		E IBB		K		3	0	1	1	1	1	2											
Don Mincher, L OBP: 0.340, SLG: 0.507		K				1B BB BB		F8		2	0	0	0	2	1	4											
Jerry Kindall, R OBP: 0.274, SLG: 0.294						K		E6		3	0	0	0	1	2	5											
Jim Kaat, L OBP: 0.286, SLG: 0.306 Johnny Klippstein, R ERA: 3.4 Jim Merritt, L OBP: 0.268, SLG: 0.136						L9		1-3 2-H 3-H 1B		4	0	1	0	0	0	6											
Inning Stats	R: 0 E: 0 K: 0 S: 3	H: 1 LOB: 0 BB: 0 P: 3	R: 1 E: 0 K: 1 S: 6	H: 2 LOB: 2 BB: 2 P: 14	R: 0 E: 0 K: 0 S: 3	H: 0 LOB: 0 BB: 0 P: 3	R: 0 E: 0 K: 0 S: 3	H: 0 LOB: 0 BB: 0 P: 3	R: 0 E: 0 K: 1 S: 6	H: 1 LOB: 3 BB: 2 P: 14	R: 1 E: 1 K: 0 S: 5	H: 1 LOB: 1 BB: 1 P: 9	R: 2 E: 0 K: 2 S: 10	H: 3 LOB: 3 BB: 2 P: 18	R: 0 E: 0 K: 2 S: 9	H: 2 LOB: 3 BB: 1 P: 13	1B: 6 2B: 4 3B: 0 HR: 0	SF: 0 SAC: 0 DP: 2 HBP: 0	WP: 0 PB: 0 SB: 2 CS: 0	PA: 41							
PITCHER	IP	WLS	BF	H	R	ER	SO	BB	IBB	HBP	BLK	WP	HR	S	P	ERA	WHIP										
John O'Donoghue, L ERA: 3.64	(1, 1)	6.0	L	27	5	2	1	2	3	2	0	0	0	26	46	1.50	1.333										
Jack Aker, R ERA: 3.4	(7, 1)	0.0	L	3	2	2	2	0	0	1	0	0	0	2	6	∞	∞										
John Wyatt, R ERA: 2.27	(7, 1)	2.0	11	3	0	0	4	0	2	0	0	0	0	17	25	0.00	1.500										

Kansas City Athletics @ Minnesota Twins
Metropolitan Stadium, Bloomington, MI
Tue Sep 14 1965, 8:05 PM EDT
Att. 9,751 - Unknown - 59 F

livebaseballscorecards.com


AB 33
R 4
H 10
RBI 3
BB 8
SO 6
LOB 32



Batter	1	2	3	4	5	6	7	8	9	AB	R	H	RBI	BB	SO	LOB	TOP
Jose Tartabull, L (1.8) Mike Hershberger, R (8. PH) John Wyatt, R (8.1) Don Mossi, L (8.1)	0-0 1-3	0-0 4-3			0-0 P5		0-0 5-3	0-0 1-2 2-H 1B		4	0	0	0	0	0	1	
Dick Green, R (1.4) Wayne Causey, L (1.6) Ed Charles, R (1.5) Ken Harrelson, R (1.3) Billy Bryan, L (1.2) Rene Lachemann, R (8. PH)	4-0 4-3 1B BB		4-0 L9-3 BB		0-0 6-3		4-0 BB BB	0-3 K		2	1	0	0	3	1	2	
Larry Stahl, L (1.9) Tommy Reynolds, R (1.7) Calfish Hunter, R (1.1) Jim Dickson, L (5.1) Santiago Rosario, L (7. PH) Paul Lindblad, L (7.1) Randy Schwartz, L (8. PH) Jim Landis, R (8. PH)		0-0 F7		0-0 4-3		0-0 5-3		0-0 P5		4	1	1	1	0	0	1	
Inning Stats	R: 1 H: 1 E: 0 LOB: 2 K: 0 BB: 2 S: 4	R: 0 H: 0 E: 0 LOB: 1 K: 0 BB: 1 S: 3	R: 0 H: 1 E: 0 LOB: 1 K: 1 BB: 1 S: 5	R: 0 H: 1 E: 0 LOB: 1 K: 0 BB: 0 S: 4	R: 0 H: 0 E: 0 LOB: 0 K: 1 BB: 0 S: 5	R: 2 H: 2 E: 0 LOB: 2 K: 1 BB: 0 S: 7	R: 0 H: 0 E: 0 LOB: 0 K: 2 BB: 2 S: 9	R: 0 H: 0 E: 1 LOB: 1 K: 1 BB: 0 S: 6	R: 2 H: 2 E: 0 LOB: 2 K: 2 BB: 2 S: 9	R: 0 H: 0 E: 1 LOB: 1 K: 1 BB: 0 S: 6	1B: 3 SF: 0 2B: 2 SAC: 1 3B: 0 DP: 1 HR: 3 HBP: 0	WP: 0 PA: 42 FB: 0 SB: 0 CS: 0					
PITCHER	IP WLS BF H R ER SO BB IBB HBP BLK WP HR S P ERA WHIP	IP WLS BF H R ER SO BB IBB HBP BLK WP HR S P ERA WHIP	IP WLS BF H R ER SO BB IBB HBP BLK WP HR S P ERA WHIP	IP WLS BF H R ER SO BB IBB HBP BLK WP HR S P ERA WHIP	IP WLS BF H R ER SO BB IBB HBP BLK WP HR S P ERA WHIP	IP WLS BF H R ER SO BB IBB HBP BLK WP HR S P ERA WHIP	IP WLS BF H R ER SO BB IBB HBP BLK WP HR S P ERA WHIP	IP WLS BF H R ER SO BB IBB HBP BLK WP HR S P ERA WHIP	IP WLS BF H R ER SO BB IBB HBP BLK WP HR S P ERA WHIP	IP WLS BF H R ER SO BB IBB HBP BLK WP HR S P ERA WHIP	IP WLS BF H R ER SO BB IBB HBP BLK WP HR S P ERA WHIP						
Jim Perry, R (1.1) Dave Boswell, R (8.1) Gary Roggenburk, L (8.1) Johnny Klippstein, R (8.1) Bill Pleis, L (9.1)	5.2 25 5 3 3 2 4 0 0 0 0 0 2 25 41 4.76 1.588	2.0 10 1 2 2 2 3 0 0 0 0 0 1 11 23 9.00 2.000	0.0 1 0 0 0 0 1 0 0 0 0 0 0 0 4 ∞ ∞	0.1 W 2 1 0 0 1 0 0 0 0 0 0 0 4 4 0.00 3.000	1.0 S 4 0 0 0 1 0 0 0 0 0 0 0 6 6 0.00 0.000												

Kansas City Athletics @ Minnesota Twins
 Metropolitan Stadium, Bloomington, MI
 Wed Sep 15 1965, 8:05 PM EDT
 Att. 9,354 - Unknown - 50 F

AB 33
 R 5
 H 7
 RBI 5
 BB 8
 SO 6
 LOB 14



Batter	1	2	3	4	5	6	7	8	9	AB	R	H	RBI	BB	SO	LOB	BOTTOM
Zoilo Versalles, R (1.6) Sandy Valdespino, L (1.7) Tony Oliva, L (1.9) Bob Allison, R (4. PR) Jimmie Hall, L (1.8) Earl Battey, R (1.2) Jerry Zimmerman, R (6.2) Don Mincher, L (1.3) Rich Rollins, R (1.5) Jerry Kindall, R (1.4) Ted Uhlhaender, L (8. PH) Frank Quilici, R (9.4)	0-0 FC SF7 2B		0-3 K		0-0 E1 1B 1B	0-0 F8		0-0 5-3		5	2	2	0	0	1	2	
Jim Perry, S (1.1) Dave Boswell, R (8.1) Gary Roggenburk, R (8.1) Johnny Klippstein, R (8. PH) Rich Reese, R (8. PH) Joe Nosssek, R (8. PH) Bill Pleis, L (8.1)	0-0 FC CS 2-3		0-0 F2		4-0 PB 1B IBB		0-0 4-3	0-3 K		4	0	0	0	1	1	3	
Inning Stats	R: 1 H: 1 E: 0 LOB: 1 K: 1 BB: 0 S: 6	R: 0 H: 1 E: 0 LOB: 1 K: 0 BB: 0 S: 4	R: 0 H: 0 E: 0 LOB: 0 K: 1 BB: 0 S: 5	R: 1 H: 2 E: 1 LOB: 2 K: 0 BB: 0 S: 5	R: 3 H: 2 E: 2 LOB: 3 K: 0 BB: 3 S: 6	R: 0 H: 0 E: 0 LOB: 0 K: 1 BB: 0 S: 5	R: 0 H: 0 E: 0 LOB: 0 K: 2 BB: 0 S: 7	R: 0 H: 3 E: 0 LOB: 2 K: 1 BB: 1 S: 8	R: 2 H: 3 E: 0 LOB: 2 K: 1 BB: 1 S: 8	R: 0 H: 0 E: 1 LOB: 1 K: 1 BB: 0 S: 6	1B: 8 SF: 1 2B: 2 SAC: 1 3B: 0 DP: 1 HR: 0 HBP: 0	WP: 0 PA: 38 FB: 1 SB: 0 CS: 1					
PITCHER	IP WLS BF H R ER SO BB IBB HBP BLK WP HR S P ERA WHIP	IP WLS BF H R ER SO BB IBB HBP BLK WP HR S P ERA WHIP	IP WLS BF H R ER SO BB IBB HBP BLK WP HR S P ERA WHIP	IP WLS BF H R ER SO BB IBB HBP BLK WP HR S P ERA WHIP	IP WLS BF H R ER SO BB IBB HBP BLK WP HR S P ERA WHIP	IP WLS BF H R ER SO BB IBB HBP BLK WP HR S P ERA WHIP	IP WLS BF H R ER SO BB IBB HBP BLK WP HR S P ERA WHIP	IP WLS BF H R ER SO BB IBB HBP BLK WP HR S P ERA WHIP	IP WLS BF H R ER SO BB IBB HBP BLK WP HR S P ERA WHIP	IP WLS BF H R ER SO BB IBB HBP BLK WP HR S P ERA WHIP	IP WLS BF H R ER SO BB IBB HBP BLK WP HR S P ERA WHIP						
Calfish Hunter, R (1.1) Jim Dickson, R (5.1) Paul Lindblad, L (7.1) John Wyatt, R (8.1) Don Mossi, L (8.1)	4.0 21 6 5 4 2 1 0 1 0 0 0 0 0 8 12 9.00 1.750	2.0 7 0 0 0 1 0 1 0 0 0 0 0 8 12 0.00 0.000	1.0 3 0 0 0 2 0 0 0 0 0 0 0 7 7 0.00 0.000	0.1 L 4 2 2 2 0 1 0 0 0 0 0 0 3 7 54.00 9.000	0.2 3 1 0 0 1 0 0 0 0 0 0 5 5 0.00 1.500												

Kansas City Athletics @ Minnesota Twins
 Metropolitan Stadium, Bloomington, MI
 Wed Sep 15 1965, 8:05 PM EDT
 Att. 9,354 - Unknown - 50 F

AB 32
 R 7
 H 9
 RBI 5
 BB 4
 SO 6
 LOB 21



Batter	1	2	3	4	5	6	7	8	9	10	AB	R	H	RBI	BB	SO	LOB	TOP						
Fred Valentine, S OBP: 0.350, SLG: 0.235 (1.8, 8.7, 10.9)	0-0 S 1B		4-0 WP 1B 2-3 BB		0-0 1-3			0-3 K		0-0 1B 1B	4	2	2	0	1	1	0							
Ken Hamlin, R OBP: 0.334, SLG: 0.374 (1.4)	0-0 F8		0-0 2-3		0-0 6-3			0-0 L8		0-0 1B 1B	5	0	1	0	0	0	2							
Willie Kirkland, L OBP: 0.272, SLG: 0.405 Woodie Held, R OBP: 0.344, SLG: 0.462 (1.9, 10.7, 10.7)	0-3 K		4-0 1B 1B 2-3 BB		0-3 K			0-0 1B		0-3 K	3	0	1	0	1	2	1							
Frank Howard, R Don Lock, R OBP: 0.327, SLG: 0.393 (1.7, 8.8)	4-0 BB		0-0 1B		0-0 P6			0-3 K		0-0 1B	3	0	1	1	1	1	1							
Dick Nen, L OBP: 0.321, SLG: 0.371 (1.3)	0-3 K				0-0 F8			0-3 K		0-3 K	5	0	0	0	0	4	4							
Ken McMullen, R OBP: 0.330, SLG: 0.425 (1.5)		0-3 K			0-3 K			0-0 E 1B		0-0 P5	4	0	1	0	0	2	0							
Jim French, L OBP: 0.467, SLG: 0.385 (1.2)	0-0 F7				0-3 K			0-0 E4 1-2		0-0 FC6-4 1B	4	0	1	0	0	1	1							
Ed Brinkman, R OBP: 0.251, SLG: 0.248 (1.6)	0-0 L5				0-0 6-3			0-0 L8		0-0 FC6-4 1-2	4	0	0	0	0	0	3							
Pete Richert, L OBP: 0.213, SLG: 0.172 Brant Alyea, R OBP: 0.353, SLG: 1.333 Steve Ridzik, R OBP: 0.176, SLG: 0.294 Mike McCormick, L OBP: 0.200, SLG: 0.077 Ron Kline, R (1.1, 10.7, 10.1, 10.1, 10.1)			0-3 K		0-3 K			0-3 K		0-3 K	3	0	0	0	0	3	2							
Inning Stats	R: 0 E: 0 K: 2 S: 8	H: 1 LOB: 2 BB: 1 P: 12	R: 0 E: 0 K: 1 S: 5	H: 0 LOB: 0 BB: 0 P: 5	R: 1 E: 0 K: 1 S: 5	H: 1 LOB: 2 BB: 2 P: 13	R: 0 E: 0 K: 2 S: 7	H: 0 LOB: 0 BB: 0 P: 7	R: 0 E: 0 K: 1 S: 5	H: 0 LOB: 0 BB: 0 P: 5	R: 0 E: 1 K: 2 S: 9	H: 1 LOB: 2 BB: 0 P: 9	R: 0 E: 0 K: 2 S: 8	H: 1 LOB: 1 BB: 0 P: 8	R: 0 E: 0 K: 1 S: 6	H: 1 LOB: 0 BB: 0 P: 6	R: 1 E: 0 K: 3 S: 12	H: 3 LOB: 2 BB: 0 P: 12	1B: 8 2B: 0 3B: 0 HR: 0	SF: 0 SAC: 0 DP: 0 HBP: 0	WP: 1 PB: 0 SB: 1 CS: 0	PA: 41		
PITCHER	IP 9.0	WLS 35	BF 5	H 1	R 1	ER 1	SO 13	BB 3	IBB 0	HBP 0	BLK 0	WP 0	HR 0	S 58	P 70	ERA 1.00	WHIP 0.889							
Camilo Pascual, R ERA: 3.38 Jim Merritt, L ERA: 3.39 (1.1, 10.1)	1.0	L	6	3	1	1	3	0	0	0	0	0	0	12	12	9.00	3.000							

Washington Senators @ Minnesota Twins
Metropolitan Stadium, Bloomington, MI
Fri Sep 17 1965, 8:05 PM EDT
Att: 16,315 - Unknown - 52 F

livebaseballscorecards.com

AB 38
R 2
H 8
RBI 2
BB 3
SO 16
LOB 16





Batter	1	2	3	4	5	6	7	8	9	10	AB	R	H	RBI	BB	SO	LOB	BOTTOM						
Zoilo Versalles, R OBP: 0.314, SLG: 0.442 (1.6)	0-0 F7		0-0 1-3		0-3 K			0-0 F8		4-0 SH5-4 BB	4	0	0	0	1	1	1							
Rich Rollins, R OBP: 0.312, SLG: 0.339 (1.5)	0-0 F9		0-0 1B		0-3 K			0-0 6-3		0-0 SH5-4 1-2	4	0	1	0	0	1	0							
Jimmie Hall, L OBP: 0.352, SLG: 0.482 Andy Kosco, R OBP: 0.237, SLG: 0.361 Ted Uhlaender, L OBP: 0.400, SLG: 0.400 (1.9, 8.9, 10.9, 10.1, 10.1)	0-3 K		0-0 F8		0-0 F7			0-0 1B		0-0 F9	3	0	0	0	0	1	1							
Bob Allison, R OBP: 0.346, SLG: 0.443 (1.7)		0-3 K		0-0 1-3		4-0 BB 1B BB		0-0 F8		0-0 F9	4	1	0	0	1	1	2							
Earl Battey, R OBP: 0.376, SLG: 0.420 (1.2)		0-0 BB 1B		0-0 P6		4-0 1B BB		0-0 F7			3	0	1	0	1	0	1							
Don Mincher, L OBP: 0.343, SLG: 0.502 (1.3)		4-0 1-2 BB		0-0 F8		0-0 1-2 2-H 1B				0-3 K	3	0	1	1	1	1	0							
Joe Nosssek, R OBP: 0.260, SLG: 0.317 (1.8)		0-0 F3			0-0 SH1-4 2B		0-0 L7			0-3 K	4	0	1	0	0	1	4							
Jerry Kindall, R OBP: 0.274, SLG: 0.292 Cesar Tovar, R OBP: 0.286, SLG: 0.211 Frank Quilici, R OBP: 0.259, SLG: 0.257 (1.4, 7.7, 8.4)		0-0 6-3			0-0 SH1-4		0-0 F3			4-0 BB	1	0	0	0	0	2								
Camilo Pascual, R OBP: 0.228, SLG: 0.327 Tony Oliva, L OBP: 0.371, SLG: 0.489 Jim Merritt, L OBP: 0.208, SLG: 0.136 (1.1, 9.7, 10.1)			0-3 K		0-0 5-3		0-0 6-3			0-0 F7	3	0	0	0	0	1	1							
Inning Stats	R: 0 E: 0 K: 1 S: 5	H: 0 LOB: 0 BB: 0 P: 5	R: 0 E: 0 K: 1 S: 6	H: 1 LOB: 2 BB: 1 P: 10	R: 0 E: 0 K: 1 S: 6	H: 1 LOB: 1 BB: 0 P: 6	R: 0 E: 0 K: 0 S: 3	H: 0 LOB: 0 BB: 0 P: 3	R: 1 E: 0 K: 1 S: 6	H: 1 LOB: 2 BB: 2 P: 14	R: 0 E: 0 K: 2 S: 3	H: 0 LOB: 0 BB: 0 P: 3	R: 0 E: 0 K: 0 S: 4	H: 1 LOB: 1 BB: 0 P: 4	R: 0 E: 0 K: 2 S: 7	H: 0 LOB: 1 BB: 1 P: 11	R: 0 E: 0 K: 0 S: 3	H: 0 LOB: 1 BB: 1 P: 7	1B: 4 2B: 1 3B: 0 HR: 0	SF: 0 SAC: 2 DP: 0 HBP: 0	WP: 0 PB: 0 SB: 0 CS: 0	PA: 40		
PITCHER	IP 9.0	WLS W	BF 36	H 5	R 1	ER 1	SO 7	BB 4	IBB 0	HBP 0	BLK 0	WP 0	HR 0	S 46	P 62	ERA 1.00	WHIP 1.000							
Pete Richert, L ERA: 2.56 Steve Ridzik, R ERA: 3.94 Mike McCormick, L ERA: 3.26 Ron Kline, R ERA: 2.31 (1.1, 10.1, 10.1, 10.1)	0.1		2	0	0	0	0	1	0	0	0	0	0	1	5	0.00	3.000							
	0.1		1	0	0	0	0	0	0	0	0	0	0	1	1	0.00	0.000							
	0.1	S	1	0	0	0	0	0	0	0	0	0	0	1	1	0.00	0.000							


Washington Senators @ Minnesota Twins
Metropolitan Stadium, Bloomington, MI
Fri Sep 17 1965, 8:05 PM EDT
Att: 16,315 - Unknown - 52 F

livebaseballscorecards.com

AB 33
R 1
H 5
RBI 1
BB 5
SO 7
LOB 14



Batter	1	2	3	4	5	6	7	8	9	AB	R	H	RBI	BB	SO	LOB	TOP											
Fred Valentine, S OBP: 0.280, SLG: 0.182 (1, 8)	L9		K	FC6-4		P5		G4-6-3		5	0	0	0	0	1	4	Washington Senators @ Minnesota Twins Metropolitan Stadium, Bloomington, MI Sat Sep 18 1965, 4:33 AM EDT Att: 11,256 - Unknown - 56 F 											
Ken Hamlin, R OBP: 0.335, SLG: 0.373 (1, 4)	1B		1-4-3		2B	F3		1-3		4	2	1	0	1	0	2												
Woodie Held, R OBP: 0.350, SLG: 0.465 (1, 9)	1B		BB		E	SH1-4		F3		2	0	1	1	3	0	0												
Frank Howard, R OBP: 0.363, SLG: 0.494 (1, 7)	1B		BB		K	SH1-4		FC5-4		4	0	3	1	1	1	1												
Ken McMullen, R OBP: 0.330, SLG: 0.422 (1, 5)	L8		FC5-4		E6	SH1-4		FC5-4		3	0	0	0	1	0	4												
Dick Nen, L OBP: 0.317, SLG: 0.365 Brant Aylea, R OBP: 0.200, SLG: 0.800 (7, PH) (7, 3)	K		FC5-4		F7			F5		3	0	0	0	0	1	7												
Paul Casanova, R (1, 2)					G3					1	0	0	0	1	0	0												
Jim King, L OBP: 0.330, SLG: 0.413 (5, PH) Jim French, L OBP: 0.467, SLG: 0.385 (5, 2) Don Lock, R OBP: 0.326, SLG: 0.392 (7, PH) Mike Brumley, L OBP: 0.275, SLG: 0.266 (7, 2) Ed Brinkman, R OBP: 0.253, SLG: 0.251 (1, 6)	L5		FC6-4					K		1	0	0	0	0	0	2												
Phil Ortega, S ERA: 3.08 Howie Kopitz, R ERA: 4.23 Don Zimmer, R ERA: 3.35 Bennie Daniels, R ERA: 4.72 Bob Chynoweth, L ERA: 3.08 Marshall Bridges, L ERA: 2.72 Steve Rizo, R ERA: 3.91	G6-3		BB		F5					1	0	0	0	0	0	1												
Inning Stats	R: 1 E: 0 K: 0 S: 7	H: 2 LOB: 2 BB: 1 P: 11	R: 0 E: 0 K: 0 S: 3	H: 1 LOB: 0 BB: 0 P: 3	R: 0 E: 0 K: 1 S: 5	H: 0 LOB: 3 BB: 3 P: 17	R: 0 E: 0 K: 1 S: 5	H: 0 LOB: 1 BB: 1 P: 9	R: 1 E: 1 K: 1 S: 7	H: 1 LOB: 2 BB: 1 P: 11	R: 0 E: 0 K: 0 S: 4	H: 1 LOB: 1 BB: 0 P: 4	R: 0 E: 0 K: 1 S: 6	H: 1 LOB: 2 BB: 1 P: 10	R: 0 E: 0 K: 0 S: 4	H: 2 LOB: 1 BB: 0 P: 4		R: 0 E: 0 K: 0 S: 4	H: 1 LOB: 1 BB: 0 P: 4	1B: 8 2B: 1 3B: 0 HR: 0	SF: 0 SAC: 1 DP: 2 HBP: 0	WP: 0 PB: 0 SB: 1 CS: 0	PA: 42					
PITCHER	IP	WLS	BF	H	R	ER	SO	BB	IBB	HBP	BLK	WP	HR	S	P	ERA	WHIP											
Jim Kaat, L ERA: 2.89 Dave Boswell, R ERA: 3.35 Bill Pleis, L ERA: 3.08 Johnny Klippstein, R ERA: 2.32	(1, 1)	4.0	21	4	2	2	3	6	0	0	0	0	0	0	21	45	4.50	2.500										
	(5, 1)	2.1	11	2	0	0	1	1	0	0	0	0	0	12	16	0.00	1.286											
	(7, 1)	0.1	1	0	0	0	0	0	0	0	0	0	0	1	1	0.00	0.000											
	(7, 1)	2.1	W	9	3	0	1	0	0	0	0	0	0	11	11	0.00	1.286											

Batter	1	2	3	4	5	6	7	8	9	AB	R	H	RBI	BB	SO	LOB	BOTTOM										
Zoilo Versalles, R OBP: 0.315, SLG: 0.449 (1, 6)	P6			F7						4	1	2	2	0	0	1	Washington Senators @ Minnesota Twins Metropolitan Stadium, Bloomington, MI Sat Sep 18 1965, 4:33 AM EDT Att: 11,256 - Unknown - 56 F 										
Ted Uhlhaender, L OBP: 0.333, SLG: 0.333 (1, 7)	E1	HR								4	1	1	0	0	1	1											
Sandy Valdespino, L OBP: 0.314, SLG: 0.327 Andy Kosco, R OBP: 0.231, SLG: 0.351 (8, 9)	1B									3	1	1	0	0	0	1											
Jimmie Hall, L OBP: 0.351, SLG: 0.479 (1, 8)	1B									1	0	0	0	0	0	1											
Earl Battey, R OBP: 0.379, SLG: 0.421 (1, 2)	1B									4	0	2	1	0	0	3											
Don Mincher, L OBP: 0.342, SLG: 0.498 (1, 3)	1B									4	0	1	0	0	1	1											
Rich Rollins, R OBP: 0.310, SLG: 0.336 (1, 5)	1-3									4	0	0	0	0	0	3											
Frank Quilici, R OBP: 0.275, SLG: 0.261 (1, 4)										2	1	1	0	2	0	0											
Jim Kaat, L OBP: 0.283, SLG: 0.302 Dave Boswell, R OBP: 0.316, SLG: 0.351 Bill Pleis, L ERA: 3.08 Johnny Klippstein, R ERA: 2.32										1	0	0	0	0	1	1											
Inning Stats	R: 2 E: 2 K: 0 S: 7	H: 3 LOB: 2 BB: 0 P: 7	R: 2 E: 0 K: 1 S: 6	H: 1 LOB: 0 BB: 1 P: 10	R: 0 E: 0 K: 0 S: 4	H: 1 LOB: 1 BB: 0 P: 4	R: 0 E: 0 K: 0 S: 2	H: 0 LOB: 0 BB: 1 P: 6	R: 0 E: 0 K: 1 S: 4	H: 1 LOB: 1 BB: 0 P: 4	R: 0 E: 0 K: 0 S: 6	H: 1 LOB: 2 BB: 1 P: 10	R: 0 E: 0 K: 0 S: 3	H: 0 LOB: 0 BB: 0 P: 3	R: 0 E: 0 K: 0 S: 3	H: 0 LOB: 0 BB: 0 P: 3		1B: 6 2B: 1 3B: 0 HR: 1	SF: 0 SAC: 1 DP: 0 HBP: 0	WP: 0 PB: 0 SB: 1 CS: 0	PA: 35						
PITCHER	IP	WLS	BF	H	R	ER	SO	BB	IBB	HBP	BLK	WP	HR	S	P	ERA	WHIP										
Phil Ortega, R ERA: 4.9 Howie Kopitz, R ERA: 4.23 Bennie Daniels, R ERA: 4.72 Marshall Bridges, L ERA: 2.72 Steve Rizo, R ERA: 3.91	(1, 1)	1.1	10	4	4	2	1	1	0	0	0	0	0	6	6	0.00	0.600										
	(4, 1)	2.0	7	1	0	0	0	1	0	0	0	0	0	6	10	0.00	1.000										
	(6, 1)	2.0	9	2	0	0	2	1	0	0	0	0	0	12	16	0.00	1.500										
	(8, 1)	1.0	3	0	0	0	0	0	0	0	0	0	0	3	3	0.00	0.000										

Batter	1	2	3	4	5	6	7	8	9	AB	R	H	RBI	BB	SO	LOB	TOP			
Fred Valentine, S OBP: 0.241, SLG: 0.154	L9		E7		K		F3			4	0	0	0	0	1	3				
Ken Hamlin, R OBP: 0.335, SLG: 0.372 Don Blasingame, L OBP: 0.279, SLG: 0.294	G4-6-3 1B		F9		P5			1B G6-4-3		3	0	1	0	0	0	3				
Jim King, L OBP: 0.332, SLG: 0.419	G4-6-3 1-2			4-3		4-3 2B		1B G6-4-3		4	0	2	0	0	0	1				
Frank Howard, R OBP: 0.361, SLG: 0.490		L7		F9		1-3		G6-4-3		4	0	0	0	0	0	2				
Dick Nen, L OBP: 0.320, SLG: 0.368		1B				4-3		G3		4	0	2	0	0	0	1				
Ken McMullen, R OBP: 0.329, SLG: 0.421				4-3		6-3			F5	4	0	1	0	0	0	2				
Jim French, L OBP: 0.474, SLG: 0.412									4-3	4	0	2	0	0	0	1				
Ed Brinkman, R OBP: 0.251, SLG: 0.248			6-3		F8		F9		6-3	4	0	0	0	0	0	2				
Frank Kreutzer, R OBP: 0.091, SLG: 0.190 Howie Kopitz, R OBP: 0.129, SLG: 0.100 Bob Charles OBP: 0.249, SLG: 0.355 Pete Richert OBP: 0.154, SLG: 0.172 Buster Narum, R OBP: 0.154, SLG: 0.250 Joe Cunningham, L OBP: 0.137, SLG: 0.230 Phil Ortega, R OBP: 0.203, SLG: 0.245			K			1-2 BB				1	0	0	0	0	0	0				
Inning Stats	R: 0 E: 0 K: 0 S: 3	H: 1 LOB: 0 BB: 0 P: 3	R: 0 E: 0 K: 0 S: 4	H: 2 LOB: 1 BB: 0 P: 4	R: 0 E: 1 K: 1 S: 6	H: 0 LOB: 1 BB: 0 P: 6	R: 0 E: 0 K: 0 S: 4	H: 1 LOB: 1 BB: 0 P: 4	R: 0 E: 0 K: 1 S: 6	H: 1 LOB: 2 BB: 0 P: 10	R: 0 E: 0 K: 0 S: 4	H: 1 LOB: 1 BB: 0 P: 6	R: 1 E: 0 K: 0 S: 4	H: 2 LOB: 0 BB: 0 P: 4	R: 0 E: 0 K: 0 S: 3	H: 0 LOB: 0 BB: 0 P: 3	1B: 8 2B: 1 3B: 0 HR: 0	SF: 0 SAC: 0 DP: 2 HBP: 0	WP: 0 PB: 0 SB: 0 CS: 0	PA: 35
PITCHER Jim Perry, R ERA: 2.57	IP: 9.0 WLS: W BF: 35 H: 9 R: 1 ER: 1 SO: 3 BB: 1 IBB: 0 HBP: 0 BLK: 0 WP: 0 HR: 0 S: 40 P: 44 ERA: 1.00 WHIP: 1.111																			

Washington Senators @ Minnesota Twins
Metropolitan Stadium, Bloomington, MI
Sun Sep 19 1965, 4:33 AM EDT
Att: 11,626 - Unknown - 50 F

AB 34
R 1
H 9
RBI 0
BB 1
SO 3
LOB 16



Batter	1	2	3	4	5	6	7	8	9	AB	R	H	RBI	BB	SO	LOB	BOTTOM			
Zoilo Versalles, R OBP: 0.317, SLG: 0.450	6-3	F8				1B G6-4-3		1B FC5		5	0	3	2	0	0	0				
Joe Nasek, R OBP: 0.258, SLG: 0.320	FC5 2B		5-3	P6		G6-4-3 1B		FC5		5	0	1	0	0	0	6				
Andy Kosco, R OBP: 0.205, SLG: 0.310	FC5 1B 2B		P4	F8			6-3	F7		5	1	0	0	0	0	5				
Earl Batley, R OBP: 0.378, SLG: 0.419	2B 1B		L8		6-3		6-3			4	1	1	0	0	0	0				
Bob Allison, R OBP: 0.350, SLG: 0.447	1B 2B			1B WP FC6 BB	6-3 1B		6-3			3	2	2	2	1	0	0				
Don Mincher, L OBP: 0.347, SLG: 0.498				FC6 1B BB	6-3 1B		FC2-5 1B BB			2	1	1	1	2	0	1				
Rich Rollins, R OBP: 0.311, SLG: 0.338	F8			FC6 1B BB	6-3 1B		FC2-5 1B BB			4	1	2	0	0	0	2				
Frank Quilici, R OBP: 0.274, SLG: 0.254		F9		FC6 2B		1B BB	FC2-5 1B BB			3	2	0	1	1	0	4				
Jim Perry, S OBP: 0.185, SLG: 0.212		P3		1B 2B		P5	FC5 1B BB			3	0	1	2	1	0	1				
Inning Stats	R: 3 E: 0 K: 0 S: 7	H: 4 LOB: 1 BB: 0 P: 7	R: 0 E: 0 K: 0 S: 3	H: 0 LOB: 0 BB: 0 P: 3	R: 0 E: 0 K: 0 S: 3	H: 0 LOB: 0 BB: 0 P: 3	R: 3 E: 0 K: 0 S: 6	H: 3 LOB: 2 BB: 2 P: 14	R: 0 E: 0 K: 0 S: 3	H: 1 LOB: 1 BB: 1 P: 7	R: 0 E: 0 K: 0 S: 3	H: 0 LOB: 0 BB: 0 P: 3	R: 2 E: 0 K: 0 S: 5	H: 2 LOB: 2 BB: 2 P: 13	R: 0 E: 0 K: 0 S: 3	H: 0 LOB: 0 BB: 0 P: 3	1B: 8 2B: 3 3B: 0 HR: 0	SF: 0 SAC: 0 DP: 1 HBP: 0	WP: 1 PB: 0 SB: 1 CS: 0	PA: 39
PITCHER Frank Kreuzer, L ERA: 4.35 Howie Kopitz, R ERA: 4.19 Buster Narum, R ERA: 4.38 Phil Ortega, R ERA: 4.95	IP: 3.0 WLS: L BF: 16 H: 5 R: 6 ER: 6 SO: 0 BB: 2 IBB: 0 HBP: 0 BLK: 0 WP: 1 HR: 0 S: 14 P: 22 ERA: 18.00 WHIP: 2.333																			

Washington Senators @ Minnesota Twins
Metropolitan Stadium, Bloomington, MI
Sun Sep 19 1965, 4:33 AM EDT
Att: 11,626 - Unknown - 50 F

AB 34
R 8
H 11
RBI 8
BB 5
SO 0
LOB 19



Batter	1	2	3	4	5	6	7	8	9	10	AB	R	H	RBI	BB	SO	LOB	TOP				
Luis Aparicio, R OBP: 0.281, SLG: 0.346 (1, 6)	E6 SH1-3 1B	L8-2 2-H			K	F4			1-3	BB 1B	6	1	1	1	0	1	4					
Russ Snyder, L OBP: 0.317, SLG: 0.313 (1, 9)	SH1-3 1-2		F5		2B BB		K		WP FC6-2 1B	BB BB	3	1	1	0	2	1	0					
Boog Powell, L OBP: 0.340, SLG: 0.417 (1, 3)	F9 E 1B 2-H		K		2B		F7		FC6-2 WP BB	BB BB	4	0	2	3	2	1	0					
Brooks Robinson, R OBP: 0.354, SLG: 0.454 (1, 5)	E6 1-2		F9		F6		1B BB		FC6-2 1-3 2-H	L6	5	0	0	0	1	0	7					
Curt Blefary, L OBP: 0.378, SLG: 0.470 Sam Bowers, R OBP: 0.207, SLG: 0.295 (1, 7) (10, 7)	F9 2-3		G3		F8		1B		K		5	0	1	0	0	1	5					
Charlie Lau, L OBP: 0.368, SLG: 0.413 Bob Johnson, R OBP: 0.284, SLG: 0.362 Dick Brown, R OBP: 0.299, SLG: 0.368 (1, 2) (7, PH) (7, 2)	4-3			WP HR 1B		1B	6-3			FC3-6 1B	3	1	2	0	0	0	2					
Jerry Adair, R OBP: 0.295, SLG: 0.335 (1, 4)		S SH L8-2 1B	L4		1-2	1B		E S K 1B		FC3-6 SH1-3 1B	5	1	3	0	0	0	2					
Paul Blair, R OBP: 0.298, SLG: 0.334 (1, 8)		K			F3		K		SH1-3		4	1	1	2	0	2	4					
Mitt Pappas, R OBP: 0.090, SLG: 0.121 Dick Hall, R OBP: 0.467, SLG: 0.638 Stu Miller, R OBP: 0.118, SLG: 0.125 Norm Siebern, L OBP: 0.307, SLG: 0.414 Wally Bunker, R OBP: 0.208, SLG: 0.087 (1, 1) (8, 1) (8, 1) (10, PH) (10, 1)	SH			HR	F5		F9		K	1B BB	3	0	0	0	0	1	2					
Inning Stats	R: 1 E: 2 K: 0 S: 6	H: 1 LOB: 2 BB: 0 P: 6	R: 0 E: 0 K: 1 S: 6	H: 1 LOB: 1 BB: 0 P: 5	R: 0 E: 0 K: 1 S: 5	H: 0 LOB: 0 BB: 0 P: 5	R: 2 E: 0 K: 0 S: 5	H: 2 LOB: 0 BB: 0 P: 5	R: 1 E: 0 K: 1 S: 6	H: 1 LOB: 1 BB: 1 P: 10	R: 0 E: 0 K: 0 S: 5	H: 2 LOB: 2 BB: 0 P: 5	R: 0 E: 0 K: 1 S: 6	H: 1 LOB: 0 BB: 0 P: 7	R: 0 E: 0 K: 1 S: 6	H: 1 LOB: 2 BB: 1 P: 10	R: 2 E: 0 K: 0 S: 5	H: 2 LOB: 3 BB: 3 P: 17	1B: 10 2B: 2 3B: 0 HR: 1	SF: 0 SAC: 3 DP: 1 HBP: 0	WP: 2 PA: 49	
PITCHER	IP WLS BF H R ER SO BB IBB HBP BLK WP HR S P ERA WHIP	IP WLS BF H R ER SO BB IBB HBP BLK WP HR S P ERA WHIP	IP WLS BF H R ER SO BB IBB HBP BLK WP HR S P ERA WHIP	IP WLS BF H R ER SO BB IBB HBP BLK WP HR S P ERA WHIP	IP WLS BF H R ER SO BB IBB HBP BLK WP HR S P ERA WHIP	IP WLS BF H R ER SO BB IBB HBP BLK WP HR S P ERA WHIP	IP WLS BF H R ER SO BB IBB HBP BLK WP HR S P ERA WHIP	IP WLS BF H R ER SO BB IBB HBP BLK WP HR S P ERA WHIP	IP WLS BF H R ER SO BB IBB HBP BLK WP HR S P ERA WHIP	IP WLS BF H R ER SO BB IBB HBP BLK WP HR S P ERA WHIP	IP WLS BF H R ER SO BB IBB HBP BLK WP HR S P ERA WHIP	IP WLS BF H R ER SO BB IBB HBP BLK WP HR S P ERA WHIP	IP WLS BF H R ER SO BB IBB HBP BLK WP HR S P ERA WHIP	IP WLS BF H R ER SO BB IBB HBP BLK WP HR S P ERA WHIP	IP WLS BF H R ER SO BB IBB HBP BLK WP HR S P ERA WHIP	IP WLS BF H R ER SO BB IBB HBP BLK WP HR S P ERA WHIP	IP WLS BF H R ER SO BB IBB HBP BLK WP HR S P ERA WHIP	IP WLS BF H R ER SO BB IBB HBP BLK WP HR S P ERA WHIP	IP WLS BF H R ER SO BB IBB HBP BLK WP HR S P ERA WHIP	IP WLS BF H R ER SO BB IBB HBP BLK WP HR S P ERA WHIP	IP WLS BF H R ER SO BB IBB HBP BLK WP HR S P ERA WHIP	IP WLS BF H R ER SO BB IBB HBP BLK WP HR S P ERA WHIP

Baltimore Orioles @ Minnesota Twins
Metropolitan Stadium, Bloomington, MI
Tue Sep 21 1965, 4:33 AM EDT
Att: 6,266 - Unknown - 61 F

AB 40
R 6
H 12
RBI 6
BB 6
SO 7
LOB 28



Batter	1	2	3	4	5	6	7	8	9	10	AB	R	H	RBI	BB	SO	LOB	BOTTOM				
Zoilo Versalles, R OBP: 0.316, SLG: 0.448 (1, 6)	5-3		6-3 1B	F7			1-6-3	2B		F8	6	0	2	1	0	0	3					
Jimmie Hall, L OBP: 0.346, SLG: 0.470 (1, 8) (10, 9)	K		6-3 1-2		3-1		F9	3-1			5	0	0	0	0	1	3					
Tony Oliva, L OBP: 0.375, SLG: 0.493 Joe Nassek, R OBP: 0.258, SLG: 0.320 (1, 9) (9, PR) (10, 8)			K		4-3 1B		2B	2B		SH1 1B	4	1	3	0	1	1	1					
Don Mincher, L OBP: 0.348, SLG: 0.519 (1, 3)	L9			L4	4-3 1-2		2B	2B		SH1	4	0	1	1	0	0	2					
Harmon Killebrew, R OBP: 0.391, SLG: 0.621 (1, 5)		F5		F8	F7		1-3			IBB	4	0	0	0	1	0	2					
Earl Battey, R OBP: 0.377, SLG: 0.416 (1, 2)		F7		BB E BB 1B		BB		1B SF8 1B		F9	4	2	2	0	1	0	2					
Ted Uhlhaender, L OBP: 0.222, SLG: 0.222 Mel Nelson, R OBP: 0.111, SLG: 0.111 (1, 7) (10, 1)				E4 BB BB 1B		F8		G3		F6	5	0	1	0	0	0	5					
Frank Quilici, R OBP: 0.290, SLG: 0.275 Cesar Tovar, R OBP: 0.256, SLG: 0.211 Jerry Kindall, R OBP: 0.274, SLG: 0.292 Rich Rollins, R OBP: 0.311, SLG: 0.335 (1, 4) (8, PR) (9, 4) (10, PH)		1-3			L7			2B S 1B		4-3	3	0	1	0	1	0	2					
Camilo Pascual, R ERA: 3.41 Jim Merritt, L ERA: 3.42 Bill Pleis, L ERA: 2.98 Johnny Kippstein, R ERA: 2.28 Dave Boswell, R ERA: 3.48 (1, 1) (8, 1) (8, 1) (10, PH) (10, 1)			K		1-2 2-3 3-H BB		K		SF8	6-3	1	0	0	0	0	0	0					
Inning Stats	R: 0 E: 0 K: 1 S: 5	H: 0 LOB: 1 BB: 1 P: 9	R: 0 E: 0 K: 0 S: 4	H: 1 LOB: 1 BB: 0 P: 4	R: 0 E: 0 K: 2 S: 8	H: 1 LOB: 1 BB: 0 P: 8	R: 1 E: 1 K: 0 S: 5	H: 1 LOB: 3 BB: 2 P: 13	R: 0 E: 0 K: 0 S: 4	H: 1 LOB: 1 BB: 1 P: 9	R: 1 E: 0 K: 0 S: 5	H: 2 LOB: 1 BB: 0 P: 5	R: 2 E: 0 K: 0 S: 6	H: 3 LOB: 2 BB: 0 P: 6	R: 0 E: 0 K: 0 S: 4	H: 1 LOB: 2 BB: 1 P: 8	R: 0 E: 0 K: 0 S: 3	H: 0 LOB: 0 BB: 0 P: 3	1B: 7 2B: 3 3B: 0 HR: 0	SF: 1 SAC: 1 DP: 0 HBP: 0	WP: 0 PA: 46	
PITCHER	IP WLS BF H R ER SO BB IBB HBP BLK WP HR S P ERA WHIP	IP WLS BF H R ER SO BB IBB HBP BLK WP HR S P ERA WHIP	IP WLS BF H R ER SO BB IBB HBP BLK WP HR S P ERA WHIP	IP WLS BF H R ER SO BB IBB HBP BLK WP HR S P ERA WHIP	IP WLS BF H R ER SO BB IBB HBP BLK WP HR S P ERA WHIP	IP WLS BF H R ER SO BB IBB HBP BLK WP HR S P ERA WHIP	IP WLS BF H R ER SO BB IBB HBP BLK WP HR S P ERA WHIP	IP WLS BF H R ER SO BB IBB HBP BLK WP HR S P ERA WHIP	IP WLS BF H R ER SO BB IBB HBP BLK WP HR S P ERA WHIP	IP WLS BF H R ER SO BB IBB HBP BLK WP HR S P ERA WHIP	IP WLS BF H R ER SO BB IBB HBP BLK WP HR S P ERA WHIP	IP WLS BF H R ER SO BB IBB HBP BLK WP HR S P ERA WHIP	IP WLS BF H R ER SO BB IBB HBP BLK WP HR S P ERA WHIP	IP WLS BF H R ER SO BB IBB HBP BLK WP HR S P ERA WHIP	IP WLS BF H R ER SO BB IBB HBP BLK WP HR S P ERA WHIP	IP WLS BF H R ER SO BB IBB HBP BLK WP HR S P ERA WHIP	IP WLS BF H R ER SO BB IBB HBP BLK WP HR S P ERA WHIP	IP WLS BF H R ER SO BB IBB HBP BLK WP HR S P ERA WHIP	IP WLS BF H R ER SO BB IBB HBP BLK WP HR S P ERA WHIP	IP WLS BF H R ER SO BB IBB HBP BLK WP HR S P ERA WHIP	IP WLS BF H R ER SO BB IBB HBP BLK WP HR S P ERA WHIP	IP WLS BF H R ER SO BB IBB HBP BLK WP HR S P ERA WHIP

Baltimore Orioles @ Minnesota Twins
Metropolitan Stadium, Bloomington, MI
Tue Sep 21 1965, 4:33 AM EDT
Att: 6,266 - Unknown - 61 F

AB 39
R 4
H 10
RBI 4
BB 5
SO 4
LOB 21



Batter	1	2	3	4	5	6	7	8	9	AB	R	H	RBI	BB	SO	LOB	TOP								
Zoilo Versalles, R OBP: 0.316, SLG: 0.454	(1, 6) K		X 0-0 4-3			X 0-0 5-3		(1, 6) K	(1, 6) FC1-6 1B	2	0	0	0	0	1	0	Minnesota Twins @ Washington Senators D.C. Stadium, Washington, DC Sat Sep 25 1965, 7:05 PM EDT Att: 9,373 - Unknown								
Jerry Kindall, R OBP: 0.273, SLG: 0.291	(4, 6)								1-2 FC5-4 1B	1	0	0	0	0	0	0									
Rich Rollins, R OBP: 0.309, SLG: 0.333	(8, PH) K								1-2 FC5-4 1B	2	0	0	0	0	1	1									
Sandy Valdespino, L OBP: 0.316, SLG: 0.266	(1, 7) P4					X 0-0 G3		X 0-0 BB	1-3 FC5-4 1B	4	1	2	0	1	0	0									
Tony Oliva, L OBP: 0.379, SLG: 0.493	(1, 9) WP 1B				X 0-0 1B SF9 1B		X 0-0 K	X 0-0 F8	(2, 9) P3	5	1	2	0	0	1	4									
Harmon Killebrew, R OBP: 0.392, SLG: 0.497	(1, 5) K				X 0-0 1B		X 0-0 K	X 4-0 2B 1B	(3, 9) FC5-4	4	1	1	0	1	2	4									
Jimmie Hall, L OBP: 0.345, SLG: 0.468	(1, 8)		X 0-3 K							2	0	0	1	0	1	0									
Joe Nosssek, R OBP: 0.263, SLG: 0.329	(8, PH) K				X 0-0 SF9			X 1-3 2B		1	1	1	1	0	0	0									
Don Mincher, L OBP: 0.343, SLG: 0.513	(1, 3) K		X 0-3 K		X 0-3 K		X 0-0 HR	X 4-0 1B IBB		3	1	1	1	1	2	1									
Frank Quilici, R OBP: 0.280, SLG: 0.260	(1, 4) K		X 0-3 K			X 0-3 K		X 4-0 1-3 BB	X 0-0 1B	3	0	1	2	1	2	0									
Jerry Zimmerman, R OBP: 0.268, SLG: 0.250	(1, 2)		X 0-3 K			X 0-0 5-3		X 0-0 1-3	X 0-3 K	2	0	0	0	0	1	0									
Ted Uhlaender, L OBP: 0.211, SLG: 0.211	(7, PH)							1-2		1	0	0	0	0	1										
Earl Batley, R OBP: 0.378, SLG: 0.413	(7, 2)		X 0-3 K			X 0-0 5-3		X 0-0 1-3	X 0-3 K	1	0	0	0	0	1	2									
Camilo Pascual, R OBP: 0.217, SLG: 0.310	(1, 1)		X 0-3 K			X 0-0 F9		X 0-3 K	X 1-0 FC1-6 HBP	2	0	0	0	0	1	0									
Rich Reese, L OBP: 0.429, SLG: 0.400	(7, PH)									1	0	0	0	0	1	1									
Jim Merritt, L OBP: 0.240, SLG: 0.136	(7, 1)		X 0-3 K							0	0	0	0	0	0	0									
Inning Stats	R: 0 E: 0 K: 2 S: 8	H: 1 LOB: 1 BB: 0 P: 8	R: 0 E: 0 K: 3 S: 9	H: 0 LOB: 0 BB: 0 P: 9	R: 0 E: 0 K: 2 S: 7	H: 0 LOB: 0 BB: 0 P: 7	R: 1 E: 0 K: 1 S: 7	H: 2 LOB: 1 BB: 0 P: 7	R: 0 E: 0 K: 1 S: 5	H: 0 LOB: 1 BB: 0 P: 5	R: 0 E: 0 K: 2 S: 7	H: 0 LOB: 1 BB: 1 P: 11	R: 1 E: 0 K: 1 S: 6	H: 1 LOB: 1 BB: 1 P: 10	R: 3 E: 0 K: 2 S: 10	H: 3 LOB: 2 BB: 2 P: 18	R: 0 E: 0 K: 0 S: 4	H: 1 LOB: 2 BB: 0 P: 5	1B: 6 2B: 1 3B: 0 HR: 1	SF: 1 SAC: 0 DP: 0 HBP: 1	WP: 1 PB: 0 SB: 0 CS: 0	PA: 40			
PITCHER	IP	WLS	BF	H	R	ER	SO	BB	IBB	HBP	BLK	WP	HR	S	P	ERA	WHIP								
Jim Duckworth, R ERA: 4.03	(1, 1)	7.1	29	5	3	3	13	2	0	0	0	1	1	53	61	3.68	0.955								
Mike McCormick, L ERA: 3.39	(8, 1)	0.1	L 2	0	0	0	0	1	0	0	0	0	0	1	5	0.00	3.000								
Ron Kline, R ERA: 2.63	(8, 1)	0.0	3	2	2	2	0	0	1	0	0	0	0	2	6	∞	∞								
Howie Koplitz, R ERA: 4.12	(8, 1)	1.1	6	1	0	0	1	0	0	1	0	0	0	7	8	0.00	0.750								

AB	34
R	5
H	8
RBI	5
BB	4
SO	14
LOB	14



Batter	1	2	3	4	5	6	7	8	9	AB	R	H	RBI	BB	SO	LOB	BOTTOM								
Fred Valentine, S OBP: 0.333, SLG: 0.241	(1, 7) K							X 0-3 K		1	0	1	0	0	0	0	Minnesota Twins @ Washington Senators D.C. Stadium, Washington, DC Sat Sep 25 1965, 7:05 PM EDT Att: 9,373 - Unknown								
Jim King, L OBP: 0.338, SLG: 0.435	(1, PR) K									1	0	0	0	1	1	0									
Brant Alyea, R OBP: 0.167, SLG: 0.667	(8, PH) 1B									1	0	0	0	0	1	0									
Don Blasingame, L OBP: 0.297, SLG: 0.298	(1, 4) F7		X 0-0 4-3			X 0-0 BB		X 0-0 1-3		4	0	0	0	0	2										
Willie Kirkland, L OBP: 0.268, SLG: 0.398	(1, 9) P6		X 0-0 F9			X 0-0 6-3		X 0-0 F8		3	0	0	0	0	1										
Woodie Held, R OBP: 0.349, SLG: 0.464	(2, 7) 1-2									1	0	0	0	0	0										
Dick Nen, L OBP: 0.310, SLG: 0.359	(1, 3) 4-3		X 0-0 F5			X 0-0 F8		X 0-0 4-3		4	0	0	0	0	1										
Ken McMullen, R OBP: 0.326, SLG: 0.416	(1, 5)		X 0-0 4-3 E 1B			X 0-0 F7		X 0-0 6-3		4	1	1	0	0	0										
Don Lock, R OBP: 0.321, SLG: 0.385	(1, 8) 4-3		X 0-0 4-3			X 0-0 5-3		X 0-0 6-3		4	0	0	0	0	1	1									
Mike Brumley, L OBP: 0.280, SLG: 0.269	(1, 2) E BB		X 4-0 P6			X 0-0 P6		X 0-0 1B		2	1	1	0	1	0	0									
Ed Brinkman, R OBP: 0.249, SLG: 0.257	(1, 6) E6 SH1-3 2B		X 0-0 E6 SH1-3 2B			X 0-0 5-3		X 0-3 K		3	1	1	2	0	1	1									
Jim Duckworth, R ERA: 3.34	(1, 1)		X 0-0 SH1-3			X 0-3 K		X 0-0 P5		2	0	0	1	0	1	1									
Mike McCormick, L OBP: 0.191, SLG: 0.073	(8, 1)									0	0	0	0	0	0	0									
Ron Kline, R OBP: 0.129, SLG: 0.100	(8, 1)		X 3H							0	0	0	0	0	0	0									
Inning Stats	R: 0 E: 0 K: 0 S: 4	H: 1 LOB: 1 BB: 0 P: 4	R: 3 E: 1 K: 1 S: 7	H: 2 LOB: 0 BB: 1 P: 11	R: 0 E: 0 K: 0 S: 3	H: 0 LOB: 0 BB: 0 P: 3	R: 0 E: 0 K: 0 S: 3	H: 0 LOB: 0 BB: 0 P: 3	R: 0 E: 0 K: 1 S: 5	H: 0 LOB: 1 BB: 1 P: 9	R: 0 E: 0 K: 0 S: 3	H: 0 LOB: 0 BB: 0 P: 3	R: 0 E: 0 K: 1 S: 6	H: 1 LOB: 1 BB: 0 P: 6	R: 0 E: 0 K: 1 S: 5	H: 0 LOB: 0 BB: 0 P: 5	R: 0 E: 0 K: 1 S: 5	H: 0 LOB: 0 BB: 0 P: 5	1B: 3 2B: 1 3B: 0 HR: 0	SF: 0 SAC: 1 DP: 0 HBP: 0	WP: 0 PB: 0 SB: 1 CS: 0	PA: 33			
PITCHER	IP	WLS	BF	H	R	ER	SO	BB	IBB	HBP	BLK	WP	HR	S	P	ERA	WHIP								
Camilo Pascual, R ERA: 3.29	(1, 1)	6.0	23	3	3	1	2	2	0	0	0	0	0	25	33	1.50	0.833								
Jim Merritt, L ERA: 3.29	(7, 1)	3.0	W 10	1	0	0	3	0	0	0	0	0	0	16	16	0.00	0.333								

AB	30
R	3
H	4
RBI	3
BB	2
SO	5
LOB	7



Batter	1	2	3	4	5	6	7	8	9	AB	R	H	RBI	BB	SO	LOB	TOP			
Zoilo Versalles, R OBP: 0.316, SLG: 0.457	F3		F9			PB 3B		SF8		3	1	1	1	0	0	0	Minnesota Twins @ Washington Senators D.C. Stadium, Washington, DC Sun Sep 26 1965, 3:33 AM EDT Att: 8,302 - Unknown livebaseballscorecards.com			
Joe Nassek, R OBP: 0.283, SLG: 0.323	K			F5		L6		BB		3	0	0	0	1	1	0				
Tony Oliva, L OBP: 0.378, SLG: 0.491	1B			4-3		6-3		6-3		4	0	1	0	0	0	1				
Harmon Killebrew, R OBP: 0.391, SLG: 0.493	P6			BB		6-3			F6	3	0	0	0	1	0	1				
Earl Battey, R OBP: 0.374, SLG: 0.409		5-3		F9			P6		F7	4	0	0	0	0	0	1				
Bob Allison, R OBP: 0.347, SLG: 0.438	K				K		K		4-3	4	0	0	0	0	3	0				
Don Mincher, L OBP: 0.343, SLG: 0.510	K				BB		K			2	0	0	0	1	2	0				
Frank Quilici, R OBP: 0.281, SLG: 0.269			F8		F2			WP SF8 2B		3	1	1	0	0	0	1				
Jim Kaat, L OBP: 0.271, SLG: 0.289	1-3				K			K		3	0	0	0	0	2	2				
Inning Stats	R: 0 E: 0 K: 1 S: 6	H: 1 LOB: 1 BB: 0 P: 6	R: 0 E: 0 K: 2 S: 7	H: 0 LOB: 0 BB: 0 P: 7	R: 0 E: 0 K: 0 S: 3	H: 0 LOB: 1 BB: 1 P: 7	R: 0 E: 0 K: 2 S: 7	H: 0 LOB: 0 BB: 0 P: 11	R: 1 E: 0 K: 0 S: 4	H: 1 LOB: 0 BB: 0 P: 4	R: 0 E: 0 K: 2 S: 7	H: 0 LOB: 0 BB: 0 P: 7	R: 1 E: 0 K: 1 S: 6	H: 1 LOB: 1 BB: 1 P: 10	R: 0 E: 0 K: 0 S: 3	H: 0 LOB: 0 BB: 0 P: 3	1B: 1 2B: 1 3B: 1 HR: 0	SF: 1 SAC: 0 DP: 0 HBP: 0	WP: 1 PB: 1 SB: 0 CS: 0	PA: 33
PITCHER Pete Richert, L ERA: 2.55	IP: 9.0 WLS: L BF: 33	H: 3 R: 2 ER: 2 SO: 8	BB: 3 IBB: 0 HBP: 0 BLK: 0	WP: 1 HR: 0 S: 46 P: 58	ERA: 2.00 WHIP: 0.667											ERA: 2.00 WHIP: 0.667				

Batter	1	2	3	4	5	6	7	8	9	AB	R	H	RBI	BB	SO	LOB	BOTTOM					
Ed Brinkman, R OBP: 0.318, SLG: 0.257	L9		4-3		6-3			G6-4-3 1B		4	0	1	0	0	0	0	Minnesota Twins @ Washington Senators D.C. Stadium, Washington, DC Sun Sep 26 1965, 3:33 AM EDT Att: 8,302 - Unknown livebaseballscorecards.com					
Ken McMullen, R OBP: 0.326, SLG: 0.414	F8		1B E		L3		G6-4-3 1-2		4	1	1	0	0	0	1	1						
Frank Howard, R OBP: 0.359, SLG: 0.482			1B		6-3				4	0	3	0	0	0	0	0						
Willie Kirkland, L OBP: 0.268, SLG: 0.398	1B		1-3 1B					1B	0	0	0	0	0	0	0	0						
Woodie Held, R OBP: 0.346, SLG: 0.458	F7		K		5-3			K	4	0	0	0	0	2	3							
Don Lock, R OBP: 0.318, SLG: 0.382		G3	F7		6-3			F9	4	0	0	0	0	0	1							
Dick Nen, L OBP: 0.309, SLG: 0.357	F7			FC5-4 1B		K		K2-3	4	0	1	0	0	2	0							
Don Zimmer, R OBP: 0.286, SLG: 0.254	1B 1B			K		K		K	4	0	1	0	0	3	1							
Don Blasingame, L OBP: 0.288, SLG: 0.298	1-2 1B			K		6-3			3	0	1	0	0	1	1							
Pete Richert, L OBP: 0.197, SLG: 0.159	K		FC5-4 1-2		K				3	0	0	0	0	2	3							
Inning Stats	R: 0 E: 0 K: 0 S: 4	H: 1 LOB: 1 BB: 0 P: 4	R: 0 E: 0 K: 1 S: 7	H: 2 LOB: 2 BB: 0 P: 7	R: 1 E: 1 K: 1 S: 7	H: 2 LOB: 1 BB: 0 P: 7	R: 0 E: 0 K: 2 S: 8	H: 1 LOB: 1 BB: 0 P: 8	R: 0 E: 0 K: 0 S: 3	H: 0 LOB: 0 BB: 0 P: 3	R: 0 E: 0 K: 1 S: 5	H: 0 LOB: 0 BB: 0 P: 5	R: 0 E: 0 K: 2 S: 7	H: 0 LOB: 0 BB: 0 P: 7	R: 0 E: 0 K: 1 S: 6	H: 2 LOB: 1 BB: 0 P: 6	R: 0 E: 0 K: 2 S: 7	H: 0 LOB: 0 BB: 0 P: 7	1B: 8 2B: 0 3B: 0 HR: 0	SF: 0 SAC: 0 DP: 1 HBP: 0	WP: 0 PB: 0 SB: 0 CS: 0	PA: 34
PITCHER Jim Kaat, L ERA: 2.88	IP: 9.0 WLS: W BF: 34	H: 8 R: 1 ER: 0 SO: 10	BB: 0 IBB: 0 HBP: 0 BLK: 0	WP: 0 HR: 0 S: 54 P: 54	ERA: 0.00 WHIP: 0.889											ERA: 0.00 WHIP: 0.889						

Batter	1	2	3	4	5	6	7	8	9	AB	R	H	RBI	BB	SO	LOB	TOP			
Cesar Tovar, R OBP: 0.259, SLG: 0.240 (1, 8)	F7		F7		F3			G3 HR 2B		4	1	1	0	0	0	1				
Joe Nassek, R OBP: 0.257, SLG: 0.315 (1, 9)	6-3		FC5-4			5-3		G3		4	0	0	0	0	0	2				
Harmon Killebrew, R OBP: 0.389, SLG: 0.496 (1, 5)	FC6-4 1B			6-3		6-3		K		4	0	1	0	0	1	1				
Bob Allison, R OBP: 0.347, SLG: 0.447 (1, 7)	FC6-4 1-2			1B 3B		K		HR		4	2	2	2	0	1	1				
Andy Kosco, R OBP: 0.222, SLG: 0.333 (1, 3)			F8				SH5-3 1B	G3		4	0	3	1	0	0	0				
Ted Uhlhaender, L OBP: 0.200, SLG: 0.200 (8, PR)				E 1B						0	0	0	0	0	0	0				
Don Mitcher, L OBP: 0.343, SLG: 0.510 (8, 3)										0	0	0	0	0	0	0				
Rich Rollins, R OBP: 0.309, SLG: 0.333 (1, 4)				3-H 1B						3	0	0	0	0	2	2				
Zoilo Versalles, R OBP: 0.316, SLG: 0.457 (8, 6)	6-3			K		SH5-3 1-2		K		0	0	0	0	0	0	0				
Frank Quilici, R OBP: 0.281, SLG: 0.259 (1, 6)				1-3						3	0	0	0	1	2	2				
Jerry Zimmerman, R OBP: 0.275, SLG: 0.253 (1, 2)										2	0	1	0	1	0	0				
Earl Battey, R OBP: 0.374, SLG: 0.409 (9, 2)			FC5-4 1B		F7			SH1-3		0	0	0	0	0	0	0				
Mudcat Grant, R OBP: 0.212, SLG: 0.227 (1, 1)										4	0	0	0	0	1	4				
Jim Merritt, L OBP: 0.240, SLG: 0.136 (9, 1)			F9					L5-6-4		0	0	0	0	0	0	0				
Johnny Klippstein, R OBP: 0.374, SLG: 0.409 (9, 1)					K					0	0	0	0	0	0	0				
Inning Stats	R: 0 E: 0 K: 0 S: 4	H: 1 LOB: 1 BB: 0 P: 4	R: 0 E: 0 K: 1 S: 5	H: 0 LOB: 0 BB: 0 P: 5	R: 0 E: 0 K: 0 S: 4	H: 1 LOB: 1 BB: 0 P: 4	R: 1 E: 1 K: 1 S: 7	H: 2 LOB: 1 BB: 0 P: 7	R: 0 E: 0 K: 1 S: 5	H: 0 LOB: 0 BB: 0 P: 5	R: 0 E: 0 K: 1 S: 6	H: 1 LOB: 2 BB: 1 P: 10	R: 2 E: 0 K: 2 S: 10	H: 3 LOB: 1 BB: 0 P: 10	R: 0 E: 0 K: 0 S: 2	H: 0 LOB: 0 BB: 1 P: 6	1B: 4 2B: 3 3B: 1 HR: 1	SF: 0 SAC: 2 DP: 1 HBP: 0	WP: 0 PB: 0 SB: 0 CS: 0	PA: 36
PITCHER Steve Barber, L ERA: 2.76 (1, 1)	IP: 9.0 WLS: L BF: 36	H: 8 R: 3 ER: 3 SO: 7	BB: 2 IBB: 0 HBP: 0 BLK: 0	WP: 0 HR: 1 S: 48 P: 56	ERA: 3.00 WHIP: 1.111															

Minnesota Twins @ Baltimore Orioles
Memorial Stadium, Baltimore, MD
Wed Sep 29 1965, 7:05 PM EDT
Att: 6,928 - Unknown

AB 32
R 3
H 8
RBI 3
BB 2
SO 7
LOB 13



Batter	1	2	3	4	5	6	7	8	9	AB	R	H	RBI	BB	SO	LOB	BOTTOM					
Luis Aparicio, R OBP: 0.287, SLG: 0.345 (1, 6)	6-3					4-3		5-3		4	0	1	0	0	0	0						
Russ Snyder, L OBP: 0.325, SLG: 0.326 (1, 9)	F7		1B			1B		G3 1B		4	0	2	0	0	0	1						
Boog Powell, L OBP: 0.343, SLG: 0.408 (1, 3)	2B BB				F7			G3		3	1	1	0	1	0	1						
Brooks Robinson, R OBP: 0.358, SLG: 0.455 (1, 5)	1-H 2B				F9			F7		4	0	1	1	0	0	3						
Curt Blefary, L OBP: 0.379, SLG: 0.473 (1, 7)			F8					1-3 1B 1B		3	1	1	0	1	1	0						
Jerry Adair, R OBP: 0.302, SLG: 0.353 (1, 4)			6-3			4-3		1-3		4	0	1	0	0	0	1						
Paul Blair, R OBP: 0.290, SLG: 0.325 (1, 8)			F9			5-3		SH 9-2 1B		3	0	1	1	0	0	0						
Dick Brown, R OBP: 0.282, SLG: 0.342 (1, 2)										3	0	0	0	0	1	1						
Charlie Lau, L OBP: 0.378, SLG: 0.419 (9, PH)			6-3			1-3		9-2 SH		0	0	0	0	0	0	0						
Bob Johnson, R OBP: 0.283, SLG: 0.360 (9, PH)								1-2 2-3		1	0	0	0	0	0	3						
Steve Barber, L OBP: 0.132, SLG: 0.143 (1, 1)								1-2 2-3 3-H		3	0	0	0	0	2	1						
Sam Bowers, R OBP: 0.200, SLG: 0.284 (9, PH)								F8		0	0	0	0	0	0	0						
Norm Siebern, L OBP: 0.363, SLG: 0.409 (9, PH)			K							1	0	0	0	0	0	2						
Inning Stats	R: 1 E: 0 K: 0 S: 3	H: 1 LOB: 1 BB: 1 P: 7	R: 0 E: 0 K: 0 S: 3	H: 0 LOB: 0 BB: 0 P: 3	R: 0 E: 0 K: 1 S: 6	H: 1 LOB: 1 BB: 0 P: 6	R: 0 E: 0 K: 1 S: 5	H: 0 LOB: 0 BB: 0 P: 5	R: 0 E: 0 K: 0 S: 3	H: 0 LOB: 0 BB: 0 P: 3	R: 0 E: 0 K: 0 S: 5	H: 2 LOB: 2 BB: 0 P: 5	R: 1 E: 0 K: 2 S: 9	H: 2 LOB: 1 BB: 0 P: 9	R: 0 E: 0 K: 0 S: 4	H: 1 LOB: 1 BB: 0 P: 4	R: 0 E: 1 K: 0 S: 4	H: 1 LOB: 2 BB: 1 P: 8	1B: 7 2B: 2 3B: 0 HR: 0	SF: 0 SAC: 1 DP: 1 HBP: 0	WP: 0 PB: 0 SB: 0 CS: 0	PA: 36
PITCHER Mudcat Grant, R ERA: 3.22 (1, 1)	IP: 0.2 WLS: S BF: 1	H: 0 R: 2 ER: 2 SO: 4	BB: 2 IBB: 0 HBP: 0 BLK: 0	WP: 0 HR: 0 S: 40 P: 48	ERA: 2.25 WHIP: 1.250																	
Jim Merritt, L ERA: 3.25 (9, 1)	0.1	0	0	0	0	0	0	0	0	0	0	0	0	0	0	0	0					
Johnny Klippstein, R ERA: 2.27 (9, 1)	0.1	0	0	0	0	0	0	0	0	0	0	0	0	0	0	0	0					

Minnesota Twins @ Baltimore Orioles
Memorial Stadium, Baltimore, MD
Wed Sep 29 1965, 7:05 PM EDT
Att: 6,928 - Unknown

AB 33
R 2
H 8
RBI 2
BB 2
SO 4
LOB 13



Batter	1	2	3	4	5	6	7	8	9	AB	R	H	RBI	BB	SO	LOB	TOP					
Zoilo Versalles, R OBP: 0.317, SLG: 0.464 Jerry Kindall, R OBP: 0.275, SLG: 0.290	F8								K	3	1	2	4	0	0	0	Minnesota Twins @ Baltimore Orioles Memorial Stadium, Baltimore, MD Thu Sep 30 1965, 7:05 PM EDT Att: 6,169 - Unknown					
Sandy Valdespino, L OBP: 0.321, SLG: 0.328	F7		F8							4	1	2	0	1	0	1						
Harmon Killebrew, R OBP: 0.384, SLG: 0.490	F3			F8	K					5	0	0	0	0	2	4						
Jimmie Hall, L OBP: 0.345, SLG: 0.465		1-3		F7						3	0	1	1	1	0	0						
Bob Allison, R OBP: 0.344, SLG: 0.443		K		F7	K					4	0	0	0	0	3	2						
Don Mincher, L OBP: 0.342, SLG: 0.507		4-3								4	1	1	0	0	1	0						
Earl Batley, R OBP: 0.376, SLG: 0.410			4-3							4	1	2	0	0	0	0						
Frank Quilici, R OBP: 0.280, SLG: 0.254			5-3							3	1	0	0	1	2	1						
Jim Kaat, L OBP: 0.273, SLG: 0.323 Al Worthington, R OBP: 0.250, SLG: 0.100					F6				F8	3	1	1	1	0	1	4						
Inning Stats	R: 0 E: 0 K: 0 S: 3	H: 0 LOB: 0 BB: 0 P: 3	R: 0 E: 0 K: 1 S: 5	H: 0 LOB: 0 BB: 0 P: 5	R: 1 E: 0 K: 0 S: 5	H: 2 LOB: 1 BB: 0 P: 5	R: 0 E: 0 K: 0 S: 3	H: 0 LOB: 0 BB: 0 P: 3	R: 4 E: 0 K: 2 S: 11	H: 4 LOB: 2 BB: 2 P: 19	R: 0 E: 0 K: 2 S: 8	H: 1 LOB: 1 BB: 0 P: 8	R: 2 E: 1 K: 2 S: 8	H: 2 LOB: 0 BB: 1 P: 12	R: 0 E: 0 K: 2 S: 7	H: 0 LOB: 0 BB: 0 P: 7	R: 0 E: 0 K: 1 S: 6	H: 1 LOB: 1 BB: 0 P: 6	1B: 7 2B: 1 3B: 0 HR: 2	SF: 0 SAC: 0 DP: 0 HBP: 0	WP: 0 PB: 0 SB: 0 CS: 0	PA: 39
PITCHER	IP WLS BF H R ER SO BB IBB HBP BLK WP HR S P ERA WHIP																					
Milt Pappas, R ERA: 2.6	(1, 1) 4.1 L 20 6 5 5 1 1 0 0 0 0 0 2 21 25 10.38 1.615																					
Jim Palmer, R ERA: 3.72	(5, 1) 2.2 12 3 2 1 6 2 0 0 0 0 0 0 22 30 3.38 1.875																					
Stu Miller, R ERA: 1.89	(8, 1) 1.0 3 0 0 0 2 0 0 0 0 0 0 0 7 7 0.00 0.000																					
Dick Hall, R ERA: 3.12	(9, 1) 1.0 4 1 0 0 1 0 0 0 0 0 0 0 6 6 0.00 1.000																					


Batter	1	2	3	4	5	6	7	8	9	AB	R	H	RBI	BB	SO	LOB	BOTTOM					
Luis Aparicio, R OBP: 0.286, SLG: 0.344	6-3		F9		L6					5	1	1	1	0	0	1	Minnesota Twins @ Baltimore Orioles Memorial Stadium, Baltimore, MD Thu Sep 30 1965, 7:05 PM EDT Att: 6,169 - Unknown					
Paul Blair, R OBP: 0.294, SLG: 0.330	1B HBP		PB 1B 2B							4	1	2	0	0	1	2						
Boog Powell, L OBP: 0.345, SLG: 0.410	1B G6-4-3		1B 2H							5	0	3	3	0	0	0						
Brooks Robinson, R OBP: 0.356, SLG: 0.453	G6-4-3		F7							5	0	1	0	0	1	5						
Sam Bowens, R OBP: 0.197, SLG: 0.280 Russ Snyder, L OBP: 0.326, SLG: 0.327	5-3									3	0	0	0	0	2	1						
Jerry Adair, R OBP: 0.299, SLG: 0.350	K		K							2	0	1	0	0	0	2						
Jerry Adair, R OBP: 0.299, SLG: 0.350	K		K							5	1	0	0	0	2	1						
Curt Blefary, L OBP: 0.382, SLG: 0.479					5-3					3	2	2	0	1	0	0						
Dick Brown, R OBP: 0.281, SLG: 0.340 Mark Belanger, R OBP: 0.333, SLG: 0.333 Andy Etchebarren, R OBP: 0.197, SLG: 0.267	K				6-3					4	1	1	1	0	1	2						
Milt Pappas, R OBP: 0.285, SLG: 0.154 Jim Palmer, R OBP: 0.222, SLG: 0.308 Bob Johnson, R OBP: 0.322, SLG: 0.359 Stu Miller, R OBP: 0.300, SLG: 0.425 Charlie Lau, R OBP: 0.415, SLG: 0.415 Dick Hall, R OBP: 0.407, SLG: 0.538			K							1	0	0	0	0	1	0						
Inning Stats	R: 0 E: 0 K: 0 S: 3	H: 1 LOB: 1 BB: 0 P: 4	R: 0 E: 0 K: 2 S: 7	H: 0 LOB: 1 BB: 1 P: 11	R: 1 E: 0 K: 1 S: 7	H: 2 LOB: 1 BB: 0 P: 7	R: 0 E: 0 K: 2 S: 7	H: 0 LOB: 0 BB: 0 P: 7	R: 0 E: 0 K: 1 S: 5	H: 0 LOB: 0 BB: 0 P: 5	R: 0 E: 0 K: 2 S: 8	H: 1 LOB: 1 BB: 0 P: 8	R: 4 E: 1 K: 0 S: 9	H: 4 LOB: 2 BB: 0 P: 9	R: 1 E: 1 K: 1 S: 8	H: 2 LOB: 2 BB: 0 P: 8	R: 0 E: 0 K: 1 S: 6	H: 1 LOB: 1 BB: 0 P: 6	1B: 8 2B: 3 3B: 0 HR: 0	SF: 0 SAC: 0 DP: 1 HBP: 1	WP: 0 PB: 1 SB: 0 CS: 0	PA: 42
PITCHER	IP WLS BF H R ER SO BB IBB HBP BLK WP HR S P ERA WHIP																					
Jim Kaat, L ERA: 2.85	(1, 1) 6.1 W 30 8 5 1 8 1 0 0 0 0 0 0 44 49 1.42 1.421																					
Al Worthington, R ERA: 2.07	(7, 1) 2.2 S 12 3 1 0 2 0 0 0 0 0 0 0 16 16 0.00 1.125																					



Batter	1	2	3	4	5	6	7	8	9	AB	R	H	RBI	BB	SO	LOB	TOP			
Albie Pearson, L (1.8) OBP: 0.371, SLG: 0.370	4-0 S BB		0-0 1B		1-0 1B WP HBP		4-0 2B SH3-4 BB	4-0 FC4 BB		1	2	1	0	3	0	0				
Bobby Knop, R (1.4) OBP: 0.312, SLG: 0.383	0-0 L9		0-0 L9		0-0 WP CS 1B		0-0 SH3-4	0-0 FC4		4	0	1	0	0	0	4				
Jim Fregosi, R (1.6) OBP: 0.338, SLG: 0.409	0-3 K		0-0 1B		4-0 BB		0-0 1B 2B		0-0 SH2-4 1B	4	1	3	2	1	1	1				
Joe Adcock, R (1.3) OBP: 0.313, SLG: 0.401	0-3 K		0-0 F7		0-3 K		0-0 BB 1B		0-0 SH2-4	4	0	1	1	0	2	5				
Jackie Hernandez, R (7. PR) OBP: 0.333, SLG: 0.500									0-0 SH2-4	0	0	0	0	0	0	0				
Bob Lee, R (7.1) OBP: 0.182, SLG: 0.286									0-0 SH2-4	0	0	0	0	0	0	0				
Ed Kirkpatrick, L (1.9) OBP: 0.264, SLG: 0.420		0-0 3-1		0-0 FC1-6-5 2B		0-0 HR		0-0 F5	0-0 L9	5	1	2	1	0	0	2				
Rick Reichardt, R (1.7) OBP: 0.303, SLG: 0.352		0-0 5-3		0-0 5-3		0-0 4-3		4-0 1-2 BB	0-0 1-3	4	0	0	0	1	0	2				
Tom Satriano, L (1.2) OBP: 0.259, SLG: 0.227		0-0 G3		0-0 FC1-6-5-6 2-3		4-0 FC4-6 BB		0-0 4-3		3	0	0	0	1	0	3				
Paul Schaal, R (1.5) OBP: 0.310, SLG: 0.315			0-0 L1	0-0 F8		0-0 FC4-6 1-2		0-0 4-3		4	0	0	0	0	0	2				
George Brunet, R (1.1) OBP: 0.117, SLG: 0.089			4-0 1B BB		0-0 5-3		0-3 K		0-0 6-3	0	1	0	0	1	0	0				
Charlie Dees, L (5. PH) OBP: 0.168, SLG: 0.161										1	0	0	0	0	0	0				
Aubrey Gatewood, R (5.1) OBP: 0.313, SLG: 0.286										1	0	0	0	0	1	1				
Vic Power, R (7.3) OBP: 0.283, SLG: 0.323										1	0	0	0	0	0	0				
Inning Stats	R: 0 E: 0 K: 2 S: 7	H: 0 LOB: 1 BB: 1 P: 11	R: 0 E: 0 K: 0 S: 3	H: 0 LOB: 0 BB: 0 P: 3	R: 1 E: 0 K: 0 S: 5	H: 2 LOB: 2 BB: 1 P: 9	R: 0 E: 0 K: 0 S: 4	H: 1 LOB: 1 BB: 0 P: 4	R: 1 E: 0 K: 1 S: 5	H: 1 LOB: 2 BB: 1 P: 10	R: 2 E: 0 K: 0 S: 5	H: 2 LOB: 2 BB: 2 P: 13	R: 0 E: 0 K: 0 S: 3	H: 0 LOB: 1 BB: 0 P: 7	R: 0 E: 0 K: 0 S: 4	H: 1 LOB: 1 BB: 0 P: 4	1B: 5 2B: 3 3B: 0 HR: 1	SF: 0 SAC: 2 DP: 1 HBP: 1	WP: 1 PB: 0 SB: 1 CS: 1	PA: 42
PITCHER	IP	WLS	BF	H	R	ER	SO	BB	IBB	HBP	BLK	WP	HR	S	P	ERA	WHIP			
Camilo Pascual, R (1.1) ERA: 3.35	5.0		22	4	2	2	3	3	0	1	0	1	0	24	37	3.60	1.400			
Mudcat Grant, R (6.1) ERA: 3.3	2.0	L	12	3	3	3	1	3	0	0	0	0	1	11	23	13.50	3.000			
Jim Merritt, L (8.1) ERA: 3.17	2.0		8	1	0	0	0	1	0	0	0	0	0	7	11	0.00	1.000			

Los Angeles Angels @ Minnesota Twins
Metropolitan Stadium, Bloomington, MI
Sat Oct 02 1965, 4:33 AM EDT
Alt. 9,303 - Unknown - 65 F


AB 32
R 5
H 8
RBI 4
BB 7
SO 4
LOB 20



Batter	1	2	3	4	5	6	7	8	9	AB	R	H	RBI	BB	SO	LOB	BOTTOM					
Zoilo Versalles, R (1.6) OBP: 0.318, SLG: 0.463	0-0 F7		0-0 2B 1B		0-0 6-3		0-0 6-3		0-0 6-3	3	1	1	0	0	0	0						
Jerry Kindal, R (6.6) OBP: 0.274, SLG: 0.289										1	0	0	0	0	0	0						
Sandy Valdespino, L (9. PH) OBP: 0.320, SLG: 0.326										1	0	0	0	0	0	2						
Joe Nassek, R (1.8) OBP: 0.251, SLG: 0.308	0-0 F8		0-0 F9		0-0 F7		0-0 F7		0-0 F7	4	0	0	0	0	0	2						
Andy Kosco, R (1.9) OBP: 0.241, SLG: 0.364	0-0 FC6-4 1B		0-0 1H 2H 2B		0-0 F8		0-0 F8		0-0 L8	4	0	2	2	0	0	0						
Harmon Killebrew, R (1.5) OBP: 0.385, SLG: 0.496	0-0 FC6-4 1-2		4-0 BB		0-0 F8		0-0 F8		0-0 HR	3	1	1	1	1	0	1						
Bob Allison, R (1.7) OBP: 0.344, SLG: 0.448		0-0 L4	0-0 L8		0-0 HR		0-3 K			4	1	1	1	0	1	2						
Don Mincher, L (1.3) OBP: 0.343, SLG: 0.506		0-0 F7		4-0 1B BB		0-0 4-1		0-0 SH2-4 1B		1	0	0	0	1	0	0						
Rich Reese, L (5.3) OBP: 0.444, SLG: 0.429										2	0	1	0	0	0	0						
John Sevcik, R (1.2) OBP: 0.133, SLG: 0.143		0-0 F5		0-0 F4		0-3 K		0-0 SH2-4		3	0	0	0	0	1	1						
Frank Quilici, R (1.4) OBP: 0.280, SLG: 0.253			0-0 F6		0-0 G1-6-3 1B		0-3 K		0-3 K	4	0	1	0	0	2	1						
Camilo Pascual, R (1.1) OBP: 0.226, SLG: 0.317									4-0 IBB	2	1	1	0	0	0	2						
Mudcat Grant, R (6.1) OBP: 0.212, SLG: 0.227										0	0	0	0	0	0	0						
Ted Uhlhaender, L (7. PH) OBP: 0.190, SLG: 0.190										1	0	0	0	0	0	0						
Jim Merritt, L (8.1) OBP: 0.240, SLG: 0.136										0	0	0	0	0	0	0						
Jimmie Hall, L (9. PH) OBP: 0.346, SLG: 0.465										0	0	0	0	1	0	0						
Inning Stats	R: 0 E: 0 K: 0 S: 4	H: 1 LOB: 1 BB: 0 P: 4	R: 0 E: 0 K: 0 S: 3	H: 0 LOB: 0 BB: 0 P: 3	R: 2 E: 0 K: 0 S: 6	H: 3 LOB: 2 BB: 1 P: 10	R: 0 E: 0 K: 0 S: 3	H: 1 LOB: 1 BB: 1 P: 7	R: 0 E: 0 K: 0 S: 3	H: 0 LOB: 0 BB: 0 P: 3	R: 1 E: 0 K: 1 S: 6	H: 1 LOB: 0 BB: 0 P: 6	R: 0 E: 0 K: 1 S: 5	H: 0 LOB: 0 BB: 0 P: 5	R: 1 E: 0 K: 1 S: 6	H: 1 LOB: 0 BB: 0 P: 6	R: 0 E: 0 K: 1 S: 6	H: 1 LOB: 2 BB: 1 P: 10	1B: 5 2B: 1 3B: 0 HR: 2	SF: 0 SAC: 1 DP: 1 HBP: 0	WP: 0 PB: 0 SB: 0 CS: 0	PA: 37
PITCHER	IP	WLS	BF	H	R	ER	SO	BB	IBB	HBP	BLK	WP	HR	S	P	ERA	WHIP					
George Brunet, L (1.1) ERA: 2.56	4.0		18	5	2	2	0	2	0	0	0	0	1	9	9	4.50	1.750					
Aubrey Gatewood, R (5.1) ERA: 3.42	2.0	W	7	1	1	1	1	0	0	0	0	0	1	9	9	4.50	0.500					
Bob Lee, R (7.1) ERA: 1.92	3.0	S	12	2	1	1	3	0	1	0	0	0	1	17	21	3.00	0.667					

Los Angeles Angels @ Minnesota Twins
Metropolitan Stadium, Bloomington, MI
Sat Oct 02 1965, 4:33 AM EDT
Alt. 9,303 - Unknown - 65 F

AB 33
R 4
H 8
RBI 4
BB 3
SO 4
LOB 11



Batter	1	2	3	4	5	6	7	8	9	AB	R	H	RBI	BB	SO	LOB	TOP										
Jim Piersall, R (1, 8) OBP: 0.305, SLG: 0.402 Albie Pearson, L (8, PH) OBP: 0.370, SLG: 0.369	F8		F9	1B		1-3		4-3		4	0	1	0	0	0	0											
Bobby Knoop, R (1, 4) OBP: 0.313, SLG: 0.383	1B		1B	1B			L9	4-3		5	1	2	0	0	0	1											
Jim Fregosi, R (1, 6) OBP: 0.337, SLG: 0.407	K		K				K	F4		5	0	1	0	0	3	2											
Rick Reichardt, R (1, 7) OBP: 0.321, SLG: 0.360	K		1B	1B			K	1B		4	0	2	0	1	2	2											
Vic Power, R (1, 3) OBP: 0.281, SLG: 0.320		F6	1B	1B		FC3-6	L4	K		5	1	1	1	0	1	3											
Ed Kirkpatrick, L (1, 9) OBP: 0.289, SLG: 0.452	BB		1B	1B				F5		4	0	3	1	0	0	0											
Paul Schaal, R (1, 5) OBP: 0.310, SLG: 0.313	1B		F3	1B		F5		K		3	0	0	0	1	1	4											
Tom Satriano, L (1, 2) OBP: 0.258, SLG: 0.228 Jackie Hernandez, R (8, PH) OBP: 0.333, SLG: 0.500 Buck Rodgers, S (8, 2) OBP: 0.271, SLG: 0.285	K		L9			F6		1B		4	0	1	0	0	1	2											
Jim McGlothlin, R (1, 1) Charlie Dees, L (6, PH) OBP: 0.162, SLG: 0.156 Jim Coates, R (6, 1) Willie Smith, L (8, PH) OBP: 0.308, SLG: 0.423 Ed Sukla, R (8, 1)	K		F8			L8		1B		2	0	0	0	0	1	2											
Inning Stats	R: 0 E: 0 K: 2 S: 8	H: 1 LOB: 1 BB: 0 P: 8	R: 0 E: 0 K: 2 S: 8	H: 1 LOB: 2 BB: 1 P: 12	R: 1 E: 0 K: 1 S: 9	H: 4 LOB: 3 BB: 0 P: 9	R: 0 E: 0 K: 0 S: 4	H: 1 LOB: 1 BB: 0 P: 4	R: 1 E: 0 K: 1 S: 7	H: 2 LOB: 1 BB: 0 P: 7	R: 0 E: 0 K: 0 S: 3	H: 0 LOB: 0 BB: 0 P: 3	R: 0 E: 0 K: 1 S: 5	H: 0 LOB: 1 BB: 1 P: 9	R: 0 E: 0 K: 1 S: 7	H: 2 LOB: 2 BB: 0 P: 7	R: 0 E: 0 K: 1 S: 6	H: 1 LOB: 1 BB: 0 P: 6	1B: 11 2B: 1 3B: 0 HR: 0	SF: 0 SAC: 0 DP: 0 HBP: 0	WP: 0 PB: 0 SB: 1 CS: 0	PA: 41					
PITCHER	IP	WLS	BF	H	R	ER	SO	BB	IBB	HBP	BLK	WP	HR	S	P	ERA	WHIP										
Jim Kaat, L (1, 1) ERA: 2.83 Dave Boswell, R (3, 1) ERA: 3.4 Al Worthington, R (5, 1) ERA: 2.13 Jim Perry, R (7, 1) ERA: 2.63 Johnny Klippstein, R (9, 1) ERA: 2.24	2.0		9	2	0	0	4	1	0	0	0	0	0	16	20	0.00	1.500										

Los Angeles Angels @ Minnesota Twins
Metropolitan Stadium, Bloomington, MI
Sun Oct 03 1965, 4:33 AM EDT
Att: 16,729 - Unknown - 53 F

AB 39
R 2
H 12
RBI 2
BB 2
SO 9
LOB 18



Batter	1	2	3	4	5	6	7	8	9	AB	R	H	RBI	BB	SO	LOB	BOTTOM										
Zoilo Versalles, R (1, 6) OBP: 0.319, SLG: 0.462	L8			F8						3	0	1	0	1	0	0											
Sandy Valdespino, L (1, 9) OBP: 0.319, SLG: 0.322 Johnny Klippstein, R (9, 1)	BB		F8			4-3		F7		3	1	0	0	1	0	2											
Jimmie Hall, L (1, 8) OBP: 0.345, SLG: 0.464	G3			S		F7		F8		4	1	1	0	0	0	1											
Harmon Killebrew, R (1, 5) OBP: 0.384, SLG: 0.501	HR		F7			5-3		6-3		4	1	1	2	0	0	1											
Don Mincher, L (1, 3) OBP: 0.344, SLG: 0.509	2B		E4			F5		F8		4	0	2	1	0	0	0											
Earl Battey, R (1, 2) OBP: 0.376, SLG: 0.409 Al Worthington, R (5, 1) OBP: 0.250, SLG: 0.100 Ted Uhaender, L (6, PH) OBP: 0.192, SLG: 0.182 Jim Perry, S (7, 1) OBP: 0.200, SLG: 0.226 Andy Kosco, R (9, 9) OBP: 0.241, SLG: 0.364 Bob Allison, R (1, 7) OBP: 0.342, SLG: 0.445	BB		F2			L9				1	0	0	0	1	0	1											
Frank Quilici, R (1, 4) OBP: 0.280, SLG: 0.255			F8					F5		3	0	1	0	0	0	0											
Jim Kaat, L (1, 1) OBP: 0.273, SLG: 0.323 Joe Nosssek, R (2, PH) OBP: 0.250, SLG: 0.306 Dave Boswell, R (3, 1) OBP: 0.333, SLG: 0.368 John Sevcik, R (4, PH) OBP: 0.118, SLG: 0.125	2-3			G5-4-3				F6		0	0	0	0	0	0	0											
Inning Stats	R: 2 E: 0 K: 1 S: 7	H: 2 LOB: 2 BB: 2 P: 15	R: 0 E: 0 K: 0 S: 3	H: 0 LOB: 1 BB: 1 P: 7	R: 1 E: 1 K: 1 S: 7	H: 2 LOB: 1 BB: 0 P: 7	R: 0 E: 0 K: 0 S: 3	H: 1 LOB: 0 BB: 0 P: 3	R: 0 E: 0 K: 0 S: 3	H: 0 LOB: 0 BB: 0 P: 3	R: 0 E: 0 K: 0 S: 3	H: 0 LOB: 0 BB: 0 P: 3	R: 0 E: 0 K: 0 S: 4	H: 1 LOB: 1 BB: 0 P: 4	R: 0 E: 0 K: 0 S: 3	H: 0 LOB: 0 BB: 0 P: 3	1B: 4 2B: 1 3B: 0 HR: 1	SF: 0 SAC: 0 DP: 1 HBP: 0	WP: 0 PB: 0 SB: 1 CS: 0	PA: 32							
PITCHER	IP	WLS	BF	H	R	ER	SO	BB	IBB	HBP	BLK	WP	HR	S	P	ERA	WHIP										
Jim McGlothlin, R (1, 1) ERA: 3.5 Jim Coates, R (6, 1) ERA: 3.54 Ed Sukla, R (8, 1) ERA: 4.5	5.0	L	22	5	3	3	2	3	0	0	0	0	0	7	7	0.00	0.500										

Los Angeles Angels @ Minnesota Twins
Metropolitan Stadium, Bloomington, MI
Sun Oct 03 1965, 4:33 AM EDT
Att: 16,729 - Unknown - 53 F

AB 29
R 3
H 6
RBI 3
BB 3
SO 2
LOB 9



Batter	1	2	3	4	5	6	7	8	9	AB	R	H	RBI	BB	SO	LOB	TOP					
Maury Wills, S OBP: 0.400, SLG: 0.400										5	0	2	1	0	1	2						
Jim Gilliam, S OBP: 0.200, SLG: 0.200										5	0	1	0	0	0	4						
Willie Davis, L OBP: 0.250, SLG: 0.250										4	0	1	0	0	1	1						
Ron Fairly, L OBP: 0.250, SLG: 1.000										4	1	1	1	0	0	2						
Lou Johnson, R OBP: 0.250, SLG: 0.250										4	0	1	0	0	1	1						
Jim Lefebvre, S OBP: 0.250, SLG: 0.250										4	1	1	0	0	0	2						
Wes Parker, S OBP: 0.500, SLG: 0.333										3	0	1	0	1	1	0						
John Roseboro, L OBP: 0.250, SLG: 0.250										4	0	1	0	0	0	3						
Don Drysdale, R Howie Reed, R Willie Crawford, L Jim Brewer, L Wally Moon, L Ron Perranoski, L Don LeJohn, R										1	0	0	0	0	0	0						
Inning Stats	R: 0 E: 0 K: 1 S: 8	H: 0 LOB: 0 BB: 0 P: 10	R: 1 E: 0 K: 2 S: 11	H: 1 LOB: 0 BB: 0 P: 19	R: 0 E: 0 K: 0 S: 6	H: 0 LOB: 0 BB: 0 P: 8	R: 0 E: 0 K: 1 S: 9	H: 1 LOB: 1 BB: 0 P: 17	R: 0 E: 0 K: 0 S: 13	H: 2 LOB: 2 BB: 0 P: 23	R: 0 E: 0 K: 0 S: 8	H: 2 LOB: 2 BB: 0 P: 10	R: 0 E: 0 K: 0 S: 10	H: 1 LOB: 2 BB: 1 P: 19	R: 0 E: 0 K: 0 S: 3	H: 0 LOB: 0 BB: 0 P: 5	R: 1 E: 0 K: 1 S: 11	H: 3 LOB: 2 BB: 0 P: 11	1B: 9 2B: 0 3B: 0 HR: 1	SF: 0 SAC: 0 DP: 0 HBP: 0	WP: 0 PB: 0 SB: 0 CS: 0	PA: 38
PITCHER Mudcat Grant, R ERA: 2.0	IP: 9.0 WLS: W BF: 38 H: 10 R: 2 ER: 2 SO: 5 BB: 1 IBB: 0 HBP: 0 BLK: 0 WP: 0 HR: 1 S: 79 P: 122 ERA: 2.00 WHIP: 1.222															PITCHER						

Los Angeles Dodgers @ Minnesota Twins
Metropolitan Stadium, Bloomington, MI
Wed Oct 06 1965, 4:33 AM EDT
Att: 47,797 - Unknown

AB 37
R 2
H 10
RBI 2
BB 1
SO 5
LOB 18

Batter	1	2	3	4	5	6	7	8	9	AB	R	H	RBI	BB	SO	LOB	BOTTOM			
Zoilo Versalles, R OBP: 0.400, SLG: 1.000										5	1	2	4	0	2	0				
Sandy Valdespino, L OBP: 0.250, SLG: 0.500										4	1	1	0	0	0	1				
Tony Oliva, L										4	0	0	0	0	0	2				
Harmon Killebrew, R OBP: 0.500, SLG: 0.333										3	1	1	0	1	2	0				
Jimmie Hall, L OBP: 0.500, SLG: 0.333										3	0	1	0	1	2	2				
Don Mincher, L OBP: 0.500, SLG: 1.333										3	2	1	1	1	0	3				
Earl Batley, R OBP: 0.250, SLG: 0.250										4	0	1	2	0	0	3				
Frank Quilici, R OBP: 0.500, SLG: 0.750										4	1	2	1	0	0	0				
Mudcat Grant, R OBP: 0.333, SLG: 0.667										3	2	1	0	0	0	2				
Inning Stats	R: 0 E: 0 K: 1 S: 12	H: 0 LOB: 0 BB: 0 P: 15	R: 1 E: 0 K: 2 S: 10	H: 1 LOB: 0 BB: 0 P: 13	R: 6 E: 1 K: 1 S: 24	H: 6 LOB: 2 BB: 1 P: 37	R: 0 E: 0 K: 1 S: 7	H: 0 LOB: 0 BB: 0 P: 10	R: 0 E: 0 K: 1 S: 10	H: 1 LOB: 1 BB: 0 P: 16	R: 1 E: 0 K: 0 S: 17	H: 2 LOB: 1 BB: 0 P: 22	R: 0 E: 0 K: 0 S: 10	H: 0 LOB: 1 BB: 2 P: 20	R: 0 E: 0 K: 0 S: 10	H: 0 LOB: 0 BB: 0 P: 14	1B: 5 2B: 3 3B: 0 HR: 2	SF: 0 SAC: 1 DP: 1 HBP: 0	WP: 1 PB: 0 SB: 1 CS: 0	PA: 37
PITCHER Don Drysdale, R ERA: 10.13 Howie Reed, R ERA: 4.5 Jim Brewer, L ERA: 4.5 Ron Perranoski, L ERA:	IP: 11.1 WLS: L BF: 47 H: 7 R: 7 ER: 3 SO: 4 BB: 7 IBB: 0 HBP: 0 BLK: 0 WP: 0 HR: 2 S: 45 P: 64 ERA: 10.12 WHIP: 3.000															PITCHER				

Los Angeles Dodgers @ Minnesota Twins
Metropolitan Stadium, Bloomington, MI
Wed Oct 06 1965, 4:33 AM EDT
Att: 47,797 - Unknown

AB 33
R 8
H 10
RBI 8
BB 3
SO 6
LOB 13


Batter	1	2	3	4	5	6	7	8	9	AB	R	H	RBI	BB	SO	LOB	TOP					
Maury Wills, S OBP: 0.333, SLG: 0.333	F9		F9			5-3 1B	F8			4	0	1	0	0	0	3	Los Angeles Dodgers @ Minnesota Twins Metropolitan Stadium, Bloomington, MI Thu Oct 07 1965, 4:33 AM EDT Att: 48,700 - Unknown livebaseballscorecards.com					
Jim Gilliam, S OBP: 0.111, SLG: 0.111	F8			F9		5-3 1-2	F8			4	0	0	0	0	0	1						
Willie Davis, L OBP: 0.125, SLG: 0.125	3-1			3-1		P5	3-1			4	0	0	0	0	0	1						
Lou Johnson, R OBP: 0.125, SLG: 0.125		K		F8		P3	4-3			4	0	0	0	0	1	1						
Ron Fairly, L OBP: 0.375, SLG: 0.750		3-1			1B 1B		SH2-4 1B 1B	K		4	1	2	0	0	1	0						
Jim Lefebvre, S OBP: 0.375, SLG: 0.375		4-3			L7		1B SH2-4 1B	G3 HBP 1B		4	0	2	0	0	0	1						
Wes Parker, S OBP: 0.714, SLG: 0.500				4-3 BB		1-2 1B	SH2-4	G3 HBP		1	0	1	0	1	0	0						
John Roseboro, L OBP: 0.250, SLG: 0.250			L7		F5		2-3 3-H 1B	G3		4	0	1	1	0	0	5						
Sandy Koufax, R			4-3		F3		K	L1		2	0	0	0	0	0	3						
Don Drysdale, R (7, PH)			4-3							1	0	0	0	0	1	2						
Ron Perranoski, L (7, PH)										0	0	0	0	0	0	0						
Bob Miller, R (8, PH)										0	0	0	0	0	0	0						
Dick Tracewski, R (9, PH)										1	0	0	0	0	0	2						
Inning Stats	R: 0 E: 0 K: 0 S: 3	H: 0 LOB: 0 BB: 0 P: 3	R: 0 E: 0 K: 1 S: 5	H: 0 LOB: 0 BB: 0 P: 5	R: 0 E: 0 K: 0 S: 3	H: 0 LOB: 1 BB: 1 P: 7	R: 0 E: 0 K: 0 S: 3	H: 0 LOB: 0 BB: 0 P: 3	R: 0 E: 0 K: 0 S: 5	H: 2 LOB: 2 BB: 0 P: 5	R: 0 E: 0 K: 0 S: 4	H: 1 LOB: 1 BB: 0 P: 4	R: 1 E: 0 K: 1 S: 8	H: 3 LOB: 2 BB: 0 P: 8	R: 0 E: 0 K: 0 S: 3	H: 0 LOB: 0 BB: 0 P: 3	R: 0 E: 0 K: 1 S: 6	H: 1 LOB: 2 BB: 0 P: 7	1B: 7 2B: 0 3B: 0 HR: 0	SF: 0 SAC: 1 DP: 0 HBP: 1	WP: 0 PB: 0 SB: 0 CS: 0	PA: 36
PITCHER Jim Kaat, L ERA: 1.0	IP: 9.0 WLS: W BF: 36 H: 7 R: 1 ER: 1 SO: 3 BB: 1 IBB: 0 HBP: 1 BLK: 0 WP: 0 HR: 0 S: 40 P: 45 ERA: 1.00 WHIP: 0.889																					

Batter	1	2	3	4	5	6	7	8	9	AB	R	H	RBI	BB	SO	LOB	BOTTOM			
Zoilo Versalles, R OBP: 0.300, SLG: 0.800	F9			K		E5 SH1-4 2B	WP 3B	F8		5	2	1	0	0	1	2	Los Angeles Dodgers @ Minnesota Twins Metropolitan Stadium, Bloomington, MI Thu Oct 07 1965, 4:33 AM EDT Att: 48,700 - Unknown livebaseballscorecards.com			
Joe Nassek, R OBP: 0.333, SLG: 0.333	F7			E 1B 1B		SH1-4 2-3	E5			3	0	1	0	0	0	0				
Tony Oliva, L OBP: 0.125, SLG: 0.250	G1-3			K		3-H 1B 2B	F7			4	1	1	1	0	1	2				
Harmon Killebrew, R OBP: 0.625, SLG: 0.500		F7		E7 1-3 1B		2-H 1B	2B FC6-2 BB			3	0	2	1	1	0	0				
Earl Battey, R OBP: 0.250, SLG: 0.250		K		F3		1-2 1B	F2			4	0	1	0	0	1	3				
Bob Allison, R OBP: 0.250, SLG: 0.500		K		K		K	BLK 1-3 1B 2B			4	1	1	0	0	3	2				
Don Mincher, L OBP: 0.375, SLG: 0.714			K		1B	3-1	FC6-2 BLK 1B			4	1	1	0	0	1	4				
Frank Quilici, R OBP: 0.500, SLG: 0.500			4-0 CS BB		P4		6-3	1B IBB		2	0	0	0	2	0	1				
Jim Kaat, L OBP: 0.250, SLG: 0.250			K		K		K	1-2 2-H 1B		4	0	1	2	0	3	2				
Inning Stats	R: 0 E: 0 K: 0 S: 3	H: 0 LOB: 0 BB: 0 P: 3	R: 0 E: 0 K: 2 S: 7	H: 0 LOB: 0 BB: 0 P: 7	R: 0 E: 0 K: 2 S: 6	H: 0 LOB: 1 BB: 1 P: 10	R: 0 E: 1 K: 2 S: 9	H: 2 LOB: 2 BB: 0 P: 9	R: 0 E: 0 K: 2 S: 8	H: 1 LOB: 1 BB: 0 P: 8	R: 2 E: 1 K: 1 S: 9	H: 3 LOB: 2 BB: 0 P: 9	R: 1 E: 1 K: 1 S: 7	H: 1 LOB: 1 BB: 0 P: 7	R: 2 E: 0 K: 0 S: 5	H: 2 LOB: 2 BB: 2 P: 13		1B: 6 2B: 2 3B: 1 HR: 0	SF: 0 SAC: 1 DP: 0 HBP: 0	WP: 1 PB: 0 SB: 0 CS: 1
PITCHER Sandy Koufax, L ERA: 1.5 Ron Perranoski, L ERA: 7.36 Bob Miller, R ERA:	IP: 6.0 WLS: L BF: 25 H: 6 R: 2 ER: 1 SO: 9 BB: 1 IBB: 0 HBP: 0 BLK: 0 WP: 1 HR: 0 S: 42 P: 46 ERA: 1.50 WHIP: 1.167																			


Batter	1	2	3	4	5	6	7	8	9	AB	R	H	RBI	BB	SO	LOB	TOP			
Zoilo Versalles, R OBP: 0.429, SLG: 0.846	0-0 3-1 CS 2B		0-0 4-3			0-0 1B		4-0 1-2 BB		3	0	2	0	1	0	0	Minnesota Twins @ Los Angeles Dodgers Dodger Stadium, Los Angeles, CA Sat Oct 09 1965, 3:33 AM PDT Att: 55,934 - Unknown			
Joe Nassek, R OBP: 0.286, SLG: 0.286	0-0 3-1		0-0 4-3			0-0 1B		0-0 P6		4	0	1	0	0	0	3				
Tony Oliva, L OBP: 0.167, SLG: 0.250	0-0 4-3			0-3 K		0-0 G4-3			0-0 G6-3 1B	4	0	1	0	0	1	3				
Harmon Killebrew, R OBP: 0.500, SLG: 0.333	4-0 BB			0-0 6-3					0-0 F8	3	0	0	0	1	0	1				
Earl Battey, R OBP: 0.182, SLG: 0.182 Jerry Zimmerman, R (7.2)	0-0 CS	0-0 6-3		0-0 6-3		0-0 F8			0-0 G6-3	3	0	0	0	0	0	0				
Bob Allison, R OBP: 0.143, SLG: 0.286		0-0 2-3			0-3 K					3	0	0	0	0	1	0				
Don Mincher, L OBP: 0.364, SLG: 0.600				0-0 4-3					0-0 3-1	3	0	1	0	0	0	0				
Frank Quilici, R OBP: 0.364, SLG: 0.333				0-0 FC6-4 1B		0-0 P3			0-0 E5 BB	3	0	0	0	0	0	1				
Camilo Pascual, R Rich Rollins, R Jim Merritt, L Sandy Valdespino, L Johnny Klippstein, R	0-0 G1-3					0-0 G1-3			0-0 P4	1	0	0	0	0	0	0				
Inning Stats	R: 0 E: 0 K: 0 S: 3	H: 1 LOB: 1 BB: 1 P: 7	R: 0 E: 0 K: 0 S: 4	H: 1 LOB: 1 BB: 0 P: 4	R: 0 E: 0 K: 1 S: 3	H: 0 LOB: 0 BB: 0 P: 3	R: 0 E: 0 K: 1 S: 5	H: 0 LOB: 0 BB: 0 P: 5	R: 0 E: 0 K: 1 S: 5	H: 2 LOB: 1 BB: 0 P: 4	R: 0 E: 0 K: 0 S: 3	H: 0 LOB: 0 BB: 0 P: 3	R: 0 E: 1 K: 0 S: 4	H: 0 LOB: 2 BB: 1 P: 8	R: 0 E: 0 K: 0 S: 3	H: 1 LOB: 0 BB: 0 P: 3		1B: 4 2B: 1 3B: 0 HR: 0	SF: 0 SAC: 0 DP: 2 HBP: 0	WP: 0 PB: 0 SB: 0 CS: 1
PITCHER Claude Osteen, L ERA:	IP: 9.0 WLS: W BF: 32 H: 5 R: 0 ER: 0 SO: 2 BB: 2 IBB: 0 HBP: 0 BLK: 0 WP: 0 HR: 0 S: 34 P: 42 ERA: 0.00 WHIP: 0.778																			

Batter	1	2	3	4	5	6	7	8	9	AB	R	H	RBI	BB	SO	LOB	BOTTOM			
Maury Wills, S OBP: 0.308, SLG: 0.385	0-0 B5-3		0-0 FC6-4 6-3 S 1-2	0-0 P6 1-2 2-3		0-0 PO 2H 2B				4	0	1	1	0	0	3	Minnesota Twins @ Los Angeles Dodgers Dodger Stadium, Los Angeles, CA Sat Oct 09 1965, 3:33 AM PDT Att: 55,934 - Unknown			
Jim Gilliam, S OBP: 0.154, SLG: 0.231 John Kennedy, R (8.5)	0-0 2B		0-0 6-3 1-3		0-0 P4	0-0 PO	0-0 F7			4	0	1	0	0	0	1				
Willie Davis, L OBP: 0.167, SLG: 0.167	0-0 F8		0-0 G3		0-0 4-3 2B 1B		0-0 F9			4	1	1	0	0	0	2				
Ron Fairly, L OBP: 0.333, SLG: 0.667	0-0 F7			0-0 SH1-3 1B 2B	0-0 4-3		0-0 L8			4	1	1	0	0	0	2				
Lou Johnson, R OBP: 0.364, SLG: 0.500		0-0 F8 2B		0-0 SH1-3 2-3	0-0 2H 2B		4-0 CS BB			2	0	2	1	1	0	0				
Jim Lefebvre, S OBP: 0.400, SLG: 0.400 Dick Tracewski, R (5.4)	0-0 L7		0-0 BB 1B	0-0 6-3			0-3 K			2	1	1	0	0	0	1				
Wes Parker, S OBP: 0.636, SLG: 0.429	0-0 F8 2-3		4-0 S 1B 1-2 BB			0-0 SH1-4 2B 1B		0-0 P6		3	1	1	0	1	0	1				
John Roseboro, L OBP: 0.273, SLG: 0.273	0-0 4-3		0-0 S 1B	0-0 1-2 2H 3H	0-0 1B		0-0 F9			3	0	1	2	0	0	2				
Claude Osteen, L OBP: 0.500, SLG: 0.500			0-0 FC6-4 1B	0-0 P5		0-0 SH1-4				2	0	1	0	0	0	2				
Inning Stats	R: 0 E: 0 K: 0 S: 4	H: 1 LOB: 1 BB: 0 P: 4	R: 0 E: 0 K: 0 S: 4	H: 1 LOB: 1 BB: 0 P: 4	R: 2 E: 0 K: 0 S: 6	H: 3 LOB: 2 BB: 1 P: 10	R: 1 E: 0 K: 0 S: 5	H: 2 LOB: 1 BB: 0 P: 5	R: 1 E: 0 K: 0 S: 4	H: 2 LOB: 0 BB: 0 P: 4	R: 0 E: 0 K: 0 S: 3	H: 0 LOB: 0 BB: 0 P: 3	R: 0 E: 0 K: 1 S: 4	H: 0 LOB: 0 BB: 1 P: 8	R: 0 E: 0 K: 0 S: 3	H: 0 LOB: 0 BB: 1 P: 8		1B: 5 2B: 6 3B: 0 HR: 0	SF: 0 SAC: 2 DP: 1 HBP: 0	WP: 0 PB: 0 SB: 3 CS: 1
PITCHER Camilo Pascual, R ERA: 5.4 Jim Merritt, L ERA: 4.5 Johnny Klippstein, R ERA:	IP: 5.0 WLS: L BF: 24 H: 8 R: 3 ER: 3 SO: 3 BB: 1 IBB: 0 HBP: 0 BLK: 0 WP: 0 HR: 0 S: 23 P: 27 ERA: 5.40 WHIP: 1.800																			

AB 30
R 0
H 5
RBI 0
BB 2
SO 2
LOB 10



AB 30
R 4
H 10
RBI 4
BB 2
SO 1
LOB 16



Batter	1	2	3	4	5	6	7	8	9	AB	R	H	RBI	BB	SO	LOB	TOP						
Zoilo Versalles, R OBP: 0.389, SLG: 0.706	F7		1B			6-3		FC5-4		4	0	1	0	0	0	1							
Sandy Valdespino, L OBP: 0.222, SLG: 0.333	1B		F8			K2-3		L8		4	0	1	0	0	1	2							
Tony Oliva, L OBP: 0.188, SLG: 0.438	F5			G1-3		HR			4-3	4	1	1	1	0	0	0							
Harmon Killebrew, R OBP: 0.563, SLG: 0.636		BB		HR		K			BB	2	1	1	1	2	1	0							
Jimmie Hall, L OBP: 0.250, SLG: 0.143	K			6-3			K		K	4	0	0	0	0	3	2							
Don Mincher, L OBP: 0.287, SLG: 0.429	K			5-3			K		K	4	0	0	0	0	3	2							
Earl Batley, R OBP: 0.143, SLG: 0.143	K				K					3	0	0	0	0	2	1							
Jerry Zimmerman, R (7, 2)							F9			0	0	0	0	0	0	0							
Frank Quilici, R OBP: 0.286, SLG: 0.250			F8		4-3			P6		3	0	0	0	0	0	0							
Mudcat Grant, R OBP: 0.200, SLG: 0.400			K		4-3					2	0	0	0	0	1	0							
Al Worthington, R (6, 1)										0	0	0	0	0	0	0							
Joe Nossek, R OBP: 0.375, SLG: 0.375								FC5-4		1	0	1	0	0	0	0							
Bill Pleis, L (8, 1)								1B		0	0	0	0	0	0	0							
Inning Stats	R: 0 E: 0 K: 0 S: 3	H: 1 LOB: 0 BB: 0 P: 3	R: 0 E: 0 K: 3 S: 9	H: 0 LOB: 1 BB: 1 P: 13	R: 0 E: 0 K: 1 S: 6	H: 1 LOB: 1 BB: 0 P: 6	R: 1 E: 0 K: 0 S: 4	H: 1 LOB: 0 BB: 0 P: 4	R: 0 E: 0 K: 1 S: 5	H: 0 LOB: 0 BB: 0 P: 5	R: 1 E: 0 K: 2 S: 8	H: 1 LOB: 0 BB: 0 P: 8	R: 0 E: 0 K: 2 S: 7	H: 0 LOB: 0 BB: 0 P: 7	R: 0 E: 0 K: 0 S: 4	H: 1 LOB: 1 BB: 0 P: 4	R: 0 E: 0 K: 2 S: 7	H: 0 LOB: 1 BB: 1 P: 11	1B: 3 2B: 0 3B: 0 HR: 2	SF: 0 SAC: 0 DP: 0 HBP: 0	WP: 0 PB: 0 CS: 0	PA: 33	
PITCHER Don Drysdale, R ERA: 3.86	IP: 9.0 WLS: W BF: 33 H: 5 R: 2 ER: 2 SO: 11 BB: 2 IBB: 0 HBP: 0 BLK: 0 WP: 0 HR: 2 S: 53 P: 61 ERA: 2.00 WHIP: 0.778											PITCHER	IP: 9.0 WLS: W BF: 33 H: 5 R: 2 ER: 2 SO: 11 BB: 2 IBB: 0 HBP: 0 BLK: 0 WP: 0 HR: 2 S: 53 P: 61 ERA: 2.00 WHIP: 0.778										

Minnesota Twins @ Los Angeles Dodgers
Dodger Stadium, Los Angeles, CA
Sun Oct 10 1965, 3:33 AM PDT
Att: 55,920 - Unknown

AB 31
R 2
H 5
RBI 2
BB 2
SO 11
LOB 8



Batter	1	2	3	4	5	6	7	8	9	AB	R	H	RBI	BB	SO	LOB	BOTTOM						
Maury Wills, S OBP: 0.353, SLG: 0.412	1B		CS		6-3		P6			4	1	2	0	0	0	0							
Jim Gilliam, S OBP: 0.235, SLG: 0.200	F7		F5			1B				2	1	0	0	1	0	2							
John Kennedy, R (7, PR)						BB				0	0	0	0	0	0	0							
Willie Davis, L OBP: 0.250, SLG: 0.250	1B		G3			1B		G3		4	1	2	0	0	0	1							
Ron Fairly, L OBP: 0.313, SLG: 0.563	FC4-6			F3		E		F9		4	1	1	3	0	0	1							
Lou Johnson, R OBP: 0.400, SLG: 0.714	P4			F9		E1		HR		4	1	2	1	0	0	1							
Wes Parker, S OBP: 0.600, SLG: 0.727			WP		HR		K		G1-3	4	2	2	1	0	1	0							
John Roseboro, L OBP: 0.333, SLG: 0.286			E4		L3					3	0	1	0	1	0	0							
Dick Tracewski, R (1, 4)			F3			4-3		F8		4	0	0	0	0	0	3							
Don Drysdale, R (1, 1)	K									3	0	0	0	0	3	1							
Inning Stats	R: 1 E: 0 K: 0 S: 5	H: 2 LOB: 1 BB: 0 P: 5	R: 1 E: 1 K: 1 S: 6	H: 1 LOB: 1 BB: 0 P: 6	R: 0 E: 0 K: 0 S: 3	H: 1 LOB: 0 BB: 0 P: 3	R: 1 E: 0 K: 0 S: 4	H: 1 LOB: 0 BB: 0 P: 4	R: 0 E: 0 K: 1 S: 5	H: 0 LOB: 0 BB: 0 P: 5	R: 3 E: 1 K: 1 S: 7	H: 3 LOB: 1 BB: 2 P: 15	R: 0 E: 0 K: 1 S: 5	H: 0 LOB: 1 BB: 0 P: 6	R: 1 E: 0 K: 0 S: 5	H: 2 LOB: 1 BB: 0 P: 5	1B: 8 2B: 1 3B: 0 HR: 2	SF: 0 SAC: 0 DP: 1 HBP: 1	WP: 1 PB: 0 SB: 2 CS: 2	PA: 35			
PITCHER Mudcat Grant, R ERA: 3.86	IP: 5.0 WLS: L BF: 21 H: 6 R: 5 ER: 4 SO: 2 BB: 1 IBB: 0 HBP: 0 BLK: 0 WP: 1 HR: 1 S: 24 P: 28 ERA: 7.20 WHIP: 1.400											PITCHER	IP: 5.0 WLS: L BF: 21 H: 6 R: 5 ER: 4 SO: 2 BB: 1 IBB: 0 HBP: 0 BLK: 0 WP: 1 HR: 1 S: 24 P: 28 ERA: 7.20 WHIP: 1.400										
Al Worthington, R ERA: 9.0	2.0 9 2 1 0 2 1 0 0 0 0 1 5 5 9.00 2.000											PITCHER	2.0 9 2 1 0 2 1 0 0 0 0 1 5 5 9.00 2.000										

Minnesota Twins @ Los Angeles Dodgers
Dodger Stadium, Los Angeles, CA
Sun Oct 10 1965, 3:33 AM PDT
Att: 55,920 - Unknown

AB 32
R 7
H 10
RBI 5
BB 2
SO 4
LOB 9



Batter	1	2	3	4	5	6	7	8	9	AB	R	H	RBI	BB	SO	LOB	TOP
Zoilo Versalles, R OBP: 0.318, SLG: 0.571	0-0 6-3			0-0 F9			0-3 K		0-3 K	4	0	0	0	0	2	2	
Joe Nieseck, R OBP: 0.333, SLG: 0.333	0-0 G6-3			0-0 6-3			0-0 1B		0-0 L6-4	4	0	1	0	0	0	2	
Tony Oliva, L OBP: 0.158, SLG: 0.368	0-0 B1-3			0-3 K			0-3 K			3	0	0	0	0	2	1	
Harmon Killebrew, R OBP: 0.526, SLG: 0.571		0-3 K			0-0 G6-4-3 1B		0-0 L7			3	0	1	0	0	1	1	
Earl Battey, R OBP: 0.118, SLG: 0.118		0-0 F9			0-0 G6-4-3 1-2			0-0 6-3		3	0	0	0	0	0	1	
Bob Allison, R OBP: 0.200, SLG: 0.222		0-3 K			0-3 K			4-0 G6-4-3 BB		2	0	0	0	1	2	0	
Don Mincher, L OBP: 0.222, SLG: 0.353			0-0 F8			0-3 K		0-0 G6-4-3 1-2		3	0	0	0	0	1	1	
Frank Quilici, R OBP: 0.294, SLG: 0.267			0-3 K			0-0 P4			0-0 L6-4 1B	3	0	1	0	0	1	0	
Jim Kaat, L OBP: 0.200, SLG: 0.200			0-3 K			0-0 F7			0-0 1-2 1B	1	0	0	0	0	1	0	
Dave Boswell, R (3, 1)										0	0	0	0	0	0	0	
Rich Rollins, R (6, PH)										1	0	0	0	0	0	0	
Jim Perry, S (6, 1)										0	0	0	0	0	0	0	
Sandy Valdespino, L OBP: 0.300, SLG: 0.400									0-0 1-2 1B	1	0	1	0	0	0	0	
Inning Stats	R: 0 E: 0 K: 0 S: 3	H: 0 LOB: 0 BB: 0 P: 3	R: 0 E: 0 K: 2 S: 7	H: 0 LOB: 0 BB: 0 P: 7	R: 0 E: 0 K: 1 S: 5	H: 0 LOB: 0 BB: 0 P: 5	R: 0 E: 0 K: 1 S: 5	H: 0 LOB: 0 BB: 0 P: 5	R: 0 E: 0 K: 0 S: 2	H: 0 LOB: 0 BB: 1 P: 6	R: 0 E: 0 K: 1 S: 6	H: 2 LOB: 1 BB: 0 P: 6	1B: 4 2B: 1 3B: 0 HR: 0	SF: 0 SAC: 0 DP: 3 HBP: 0	WP: 0 PB: 0 SB: 0 CS: 0	PA: 29	
PITCHER Sandy Koufax, L ERA: 0.6	IP: 9.0 WLS: W BF: 29 H: 4 R: 0 ER: 0 SO: 10 BB: 1 IBB: 0 HBP: 0 BLK: 0 WP: 0 HR: 0 S: 48 P: 52 ERA: 0.00 WHIP: 0.556															ERA: 0.00 WHIP: 0.556	

Minnesota Twins @ Los Angeles Dodgers
Dodger Stadium, Los Angeles, CA
Mon Oct 11 1965, 3:33 AM PDT
Att: 55,801 - Unknown

AB 28
R 0
H 4
RBI 0
BB 1
SO 10
LOB 8





Batter	1	2	3	4	5	6	7	8	9	AB	R	H	RBI	BB	SO	LOB	BOTTOM				
Maury Wills, S OBP: 0.455, SLG: 0.591	0-0 1B 2B	0-0 4-3 1-2 2-3		0-0 1B		0-0 2B	0-0 1B			5	2	4	1	0	0	2					
Jim Gilliam, S OBP: 0.286, SLG: 0.263	0-0 SH		0-0 5-3	0-0 FC4-6 1B		0-0 P6	0-0 F7			4	1	2	2	0	0	1					
John Kennedy, R (7, 5)	0-0 SH 2H			0-0 FC4-6 1B		0-0 P6	0-0 F7			1	0	0	0	0	0	2					
Willie Davis, L OBP: 0.300, SLG: 0.300	0-0 SH 1H		0-0 1B	0-0 FC4-6 1B		0-3 K		0-0 F8 1B		4	1	2	0	0	1	2					
Lou Johnson, R OBP: 0.350, SLG: 0.579	0-0 P4		0-0 1B	0-0 4-3		0-0 F9		0-0 F8		5	1	1	1	0	0	4					
Ron Fairly, L OBP: 0.381, SLG: 0.619	0-0 F9		0-0 G3 1H	0-0 2B		0-0 BB 1B		0-0 F8 1-3		5	1	3	1	0	0	2					
Wes Parker, S OBP: 0.474, SLG: 0.533	0-0 G1-3		0-0 G3 2-3	0-0 F7		0-0 SH1-4 1B		0-3 K		4	0	0	0	0	1	4					
Dick Tracewski, R OBP: 0.182, SLG: 0.100		0-0 CS FC1 1B		0-0 BB		0-0 L7		0-3 K		3	0	1	0	1	1	2					
John Roseboro, L OBP: 0.368, SLG: 0.250		0-0 FC1 CS		0-3 K		4-0 BB		4-0 1B 1B IBB		2	1	0	0	2	1	3					
Sandy Koufax, R OBP: 0.167, SLG: 0.167		0-3 K		0-3 K		0-3 K		0-0 1B		4	0	1	1	0	3	4					
Inning Stats	R: 2 E: 1 K: 0 S: 6	H: 2 LOB: 1 BB: 0 P: 6	R: 0 E: 0 K: 1 S: 6	H: 1 LOB: 1 BB: 0 P: 6	R: 2 E: 0 K: 1 S: 8	H: 3 LOB: 2 BB: 1 P: 12	R: 1 E: 0 K: 1 S: 7	H: 2 LOB: 1 BB: 0 P: 7	R: 0 E: 0 K: 1 S: 6	H: 1 LOB: 1 BB: 0 P: 10	R: 0 E: 0 K: 1 S: 6	H: 1 LOB: 1 BB: 0 P: 6	R: 2 E: 0 K: 1 S: 8	H: 3 LOB: 2 BB: 1 P: 12	R: 0 E: 0 K: 1 S: 6	H: 1 LOB: 1 BB: 0 P: 6	1B: 11 2B: 3 3B: 0 HR: 0	SF: 0 SAC: 2 DP: 0 HBP: 0	WP: 0 PB: 0 SB: 4 CS: 2	PA: 42	
PITCHER Jim Kaat, L ERA: 3.18	IP: 2.1 WLS: L BF: 14 H: 6 R: 4 ER: 3 SO: 1 BB: 0 IBB: 0 HBP: 0 BLK: 0 WP: 0 HR: 0 S: 16 P: 16 ERA: 11.57 WHIP: 2.571															ERA: 11.57 WHIP: 2.571					
Dave Boswell, R ERA: 3.38	IP: 2.2 WLS: L BF: 13 H: 3 R: 1 ER: 1 SO: 3 BB: 2 IBB: 0 HBP: 0 BLK: 0 WP: 0 HR: 0 S: 17 P: 25 ERA: 3.38 WHIP: 1.875															ERA: 3.38 WHIP: 1.875					
Jim Perry, R ERA: 6.0	IP: 3.0 WLS: L BF: 15 H: 5 R: 2 ER: 2 SO: 3 BB: 0 IBB: 1 HBP: 0 BLK: 0 WP: 0 HR: 0 S: 20 P: 24 ERA: 6.00 WHIP: 1.667															ERA: 6.00 WHIP: 1.667					

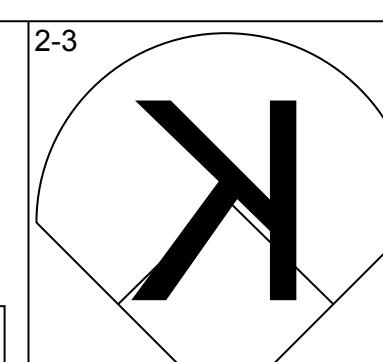
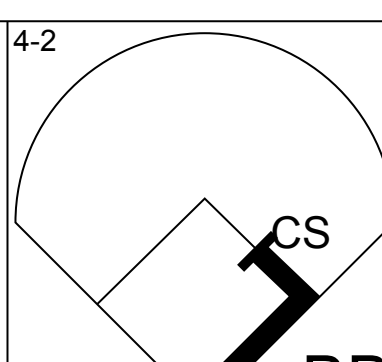
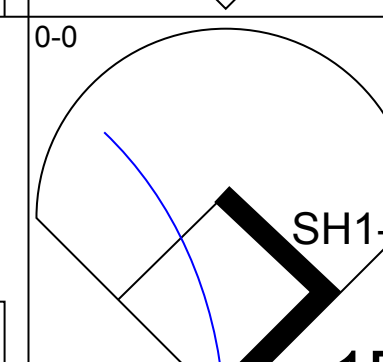
Minnesota Twins @ Los Angeles Dodgers
Dodger Stadium, Los Angeles, CA
Mon Oct 11 1965, 3:33 AM PDT
Att: 55,801 - Unknown

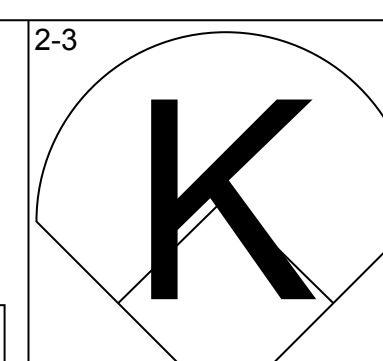
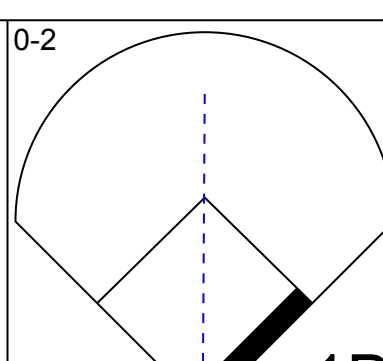
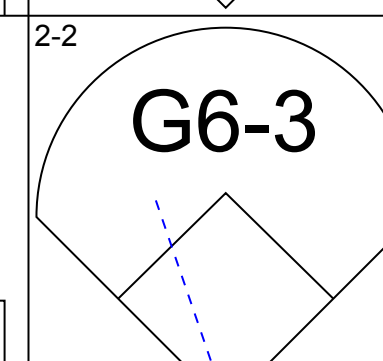
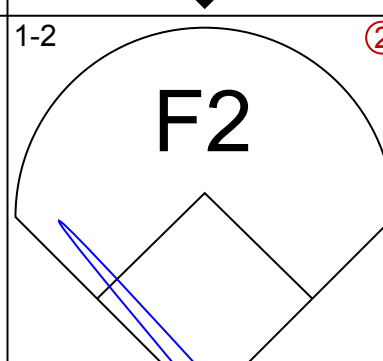
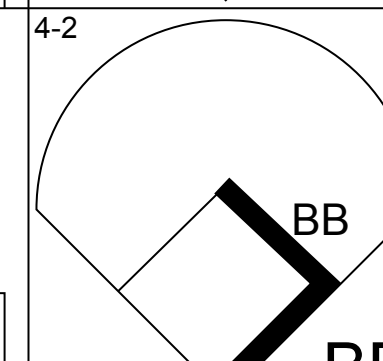
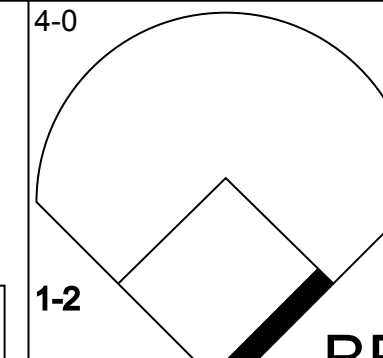
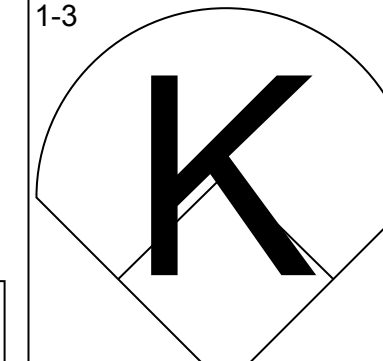

AB 37
R 7
H 14
RBI 6
BB 3
SO 7
LOB 26



Batter	1	2	3	4	5	6	7	8	9	AB	R	H	RBI	BB	SO	LOB	TOP					
Maury Wills, S OBP: 0.423, SLG: 0.538 (1, 6)	G3			6-3		1-2 1B		K		4	0	1	0	0	1	0	Los Angeles Dodgers @ Minnesota Twins Metropolitan Stadium, Bloomington, MI Wed Oct 13 1965, 4:33 AM EDT Att: 49,578 - Unknown AB 33 R 1 H 6 RBI 1 BB 0 SO 5 LOB 11 					
Jim Gilliam, S OBP: 0.240, SLG: 0.217 (1, 5)	F7			P4		P6		6-3		4	0	0	0	0	2							
Willie Davis, L OBP: 0.250, SLG: 0.250 (1, 8)	F8			G3		F8			F5	4	0	0	0	0	2							
Ron Fairly, L OBP: 0.400, SLG: 0.720 (1, 9)		L8			FC5-4 1B				6-3	4	1	2	1	0	0							
Lou Johnson, R OBP: 0.333, SLG: 0.522 (1, 7)	F3				FC5-4 4-3			K		4	0	1	0	0	1							
Wes Parker, S OBP: 0.391, SLG: 0.421 (1, 3)	4-3				4-3			G1-3		4	0	0	0	0	2							
John Roseboro, L OBP: 0.364, SLG: 0.263 (1, 2)			E5 CS			K				3	0	1	0	0	1							
Dick Tracewski, R OBP: 0.214, SLG: 0.154 (1, 4)			K					F8		3	0	1	0	0	1							
Claude Osteen, L OBP: 0.333, SLG: 0.333 (6, PH)			F7							1	0	0	0	0	0							
Willie Crawford, L OBP: 0.500, SLG: 0.500 (8, PH)						K		4-3		1	0	0	0	0	1							
Howie Reed, R (8, PH)										0	0	0	0	0	0							
Wally Moon, L (8, PH)										1	0	0	0	0	0							
Bob Miller, R (8, 1)										0	0	0	0	0	0							
Inning Stats	R: 0 E: 0 K: 0 S: 3	H: 0 LOB: 0 BB: 0 P: 3	R: 0 E: 0 K: 0 S: 3	H: 0 LOB: 0 BB: 0 P: 3	R: 0 E: 1 K: 1 S: 5	H: 0 LOB: 0 BB: 0 P: 5	R: 0 E: 0 K: 0 S: 3	H: 0 LOB: 0 BB: 0 P: 3	R: 0 E: 0 K: 1 S: 6	H: 1 LOB: 1 BB: 0 P: 6	R: 0 E: 0 K: 1 S: 7	H: 2 LOB: 2 BB: 0 P: 7	R: 1 E: 0 K: 1 S: 7	H: 2 LOB: 1 BB: 0 P: 7	R: 0 E: 0 K: 1 S: 5	H: 0 LOB: 0 BB: 0 P: 5	R: 0 E: 0 K: 0 S: 4	H: 1 LOB: 1 BB: 0 P: 4	1B: 5 2B: 1 3B: 0 HR: 1	SF: 0 SAC: 0 DP: 1 HBP: 0	WP: 0 PB: 0 SB: 0 CS: 1	PA: 33
PITCHER Mudcat Grant, R ERA: 2.74 (1, 1)	IP: 9.0 WLS: W BF: 33 H: 6 R: 1 ER: 1 SO: 5 BB: 0 IBB: 0 HBP: 0 BLK: 0 WP: 0 HR: 1 S: 43 P: 43 ERA: 1.00 WHIP: 0.667															PITCHER	IP: 9.0 WLS: W BF: 33 H: 6 R: 1 ER: 1 SO: 5 BB: 0 IBB: 0 HBP: 0 BLK: 0 WP: 0 HR: 1 S: 43 P: 43 ERA: 1.00 WHIP: 0.667					


Batter	1	2	3	4	5	6	7	8	9	AB	R	H	RBI	BB	SO	LOB	BOTTOM			
Zoilo Versalles, R OBP: 0.346, SLG: 0.542 (1, 6)	G1-6-3 1B		5-3 6-3 BB	P6		K				3	0	1	0	1	1	Los Angeles Dodgers @ Minnesota Twins Metropolitan Stadium, Bloomington, MI Wed Oct 13 1965, 4:33 AM EDT Att: 49,578 - Unknown AB 30 R 5 H 6 RBI 5 BB 5 SO 5 LOB 15 				
Joe Nassek, R OBP: 0.250, SLG: 0.250 (1, 8)	G1-6-3		6-3		F3		K			4	0	0	0	0	1					
Tony Oliva, L OBP: 0.217, SLG: 0.391 (1, 9)			5-3		6-3					4	0	2	0	0	1					
Harmon Killebrew, R OBP: 0.435, SLG: 0.444 (1, 5)	FC5-4		6-3		4-3		P6			4	0	0	0	0	3					
Earl Battey, R OBP: 0.143, SLG: 0.238 (1, 2)				E4 HR		3-1		F9		4	1	1	0	0	1					
Bob Allison, R OBP: 0.286, SLG: 0.500 (1, 7)		K						P4		3	2	1	2	1	1					
Don Mincher, L OBP: 0.227, SLG: 0.300 (1, 3)					4-3		K			3	0	0	0	1	1					
Frank Quilici, R OBP: 0.333, SLG: 0.235 (1, 4)								F8		2	1	0	0	2	1					
Mudcat Grant, R OBP: 0.250, SLG: 0.750 (1, 1)					5-3					3	1	1	3	0	3					
Inning Stats	R: 0 E: 0 K: 0 S: 4	H: 2 LOB: 1 BB: 0 P: 4	R: 0 E: 0 K: 2 S: 8	H: 1 LOB: 2 BB: 1 P: 12	R: 0 E: 0 K: 0 S: 3	H: 0 LOB: 1 BB: 1 P: 7	R: 2 E: 1 K: 0 S: 5	H: 1 LOB: 1 BB: 1 P: 9	R: 0 E: 0 K: 0 S: 3	H: 0 LOB: 0 BB: 0 P: 3	R: 3 E: 0 K: 2 S: 8	H: 1 LOB: 0 BB: 2 P: 16	R: 0 E: 0 K: 1 S: 6	H: 1 LOB: 1 BB: 0 P: 6	R: 0 E: 0 K: 0 S: 3		H: 0 LOB: 0 BB: 0 P: 3	1B: 3 2B: 0 3B: 1 HR: 2	SF: 0 SAC: 0 DP: 1 HBP: 0	WP: 0 PB: 0 SB: 1 CS: 0
PITCHER Claude Osteen, L ERA: 0.64 Howie Reed, R ERA: 8.1 Bob Miller, R ERA: (1, 1) (6, 1) (8, 1)	IP: 5.0 WLS: L BF: 22 H: 4 R: 2 ER: 2 SO: 2 BB: 3 IBB: 0 HBP: 0 BLK: 0 WP: 0 HR: 1 S: 23 P: 35 ERA: 1.80 WHIP: 1.400															PITCHER	IP: 5.0 WLS: L BF: 22 H: 4 R: 2 ER: 2 SO: 2 BB: 3 IBB: 0 HBP: 0 BLK: 0 WP: 0 HR: 1 S: 23 P: 35 ERA: 1.80 WHIP: 1.400			

Batter	1	2	3	4	5	6	7	8	9	AB	R	H	RBI	BB	SO	LOB	TOP		
Maury Wills, S OBP: 0.387, SLG: 0.467			G4-3	P5			G6-3			4	0	0	0	1	1	4	Los Angeles Dodgers @ Minnesota Twins Metropolitan Stadium, Bloomington, MI Thu Oct 14 1965, 4:33 AM EDT Att: 50,596 - Overcast - 50 F		
Jim Gilliam, S OBP: 0.287, SLG: 0.250 John Kennedy, R			L9		G4-3		G5-3 HBP 1B		G6-3	5	0	2	0	0	0	3			
Willie Davis, L OBP: 0.259, SLG: 0.231	SH1-3		P2		P5		G5-3 HBP			2	0	0	0	0	0	2			
Lou Johnson, R OBP: 0.321, SLG: 0.593	P9			HR	F9		G5-3			4	1	1	1	0	0	3			
Ron Fairly, L OBP: 0.379, SLG: 0.690		P2		E 2B		F7	F9			4	1	1	0	0	0	2			
Wes Parker, S OBP: 0.407, SLG: 0.522		P3		E9 1B				G4-3		4	0	2	1	0	0	0			
Dick Tracewski, R OBP: 0.167, SLG: 0.118			B1			K		G5-3		4	0	0	0	0	2	2			
John Roseboro, L OBP: 0.423, SLG: 0.333			G4-3 2B	G1-3 BB				K		2	0	1	0	2	1	0			
Sandy Koufax, R OBP: 0.200, SLG: 0.111			G4-3 BB	G1-3		K			K	3	0	0	0	1	2	4			
Inning Stats	R: 0 H: 1 E: 0 K: 1 S: 7	H: 1 LOB: 1 BB: 0 P: 9	R: 0 H: 0 E: 0 K: 1 S: 8	H: 0 LOB: 0 BB: 0 P: 11	R: 0 H: 1 E: 0 K: 0 S: 11	H: 1 LOB: 2 BB: 1 P: 19	R: 2 H: 3 E: 1 K: 0 S: 10	H: 3 LOB: 2 BB: 1 P: 18	R: 0 H: 0 E: 0 K: 2 S: 9	H: 1 LOB: 2 BB: 1 P: 19	R: 0 H: 1 E: 0 K: 0 S: 8	H: 1 LOB: 2 BB: 0 P: 14	R: 0 H: 0 E: 0 K: 1 S: 7	H: 0 LOB: 0 BB: 1 P: 8	R: 0 H: 0 E: 0 K: 1 S: 7	H: 0 LOB: 0 BB: 1 P: 13	1B: 3 2B: 2 3B: 1 HR: 1	SF: 0 SAC: 1 DP: 0 HBP: 1	WP: 0 PA: 38 PB: 0 SB: 0 CS: 1
PITCHER	IP WLS BF H R ER SO BB IBB HBP BLK WP HR S P ERA WHIP																		
Jim Kaat, L ERA: 3.77	(1, 1) 3.0 L 15 5 2 2 2 1 0 0 0 0 0 1 30 44 6.00 2.000																		
Al Worthington, R ERA:	(4, 1) 2.0 7 0 0 0 0 1 0 0 0 0 0 0 13 23 0.00 0.500																		
Johnny Klippstein, R ERA:	(6, 1) 1.2 9 2 0 0 2 0 1 1 0 0 0 0 16 31 0.00 1.200																		
Jim Merritt, L ERA: 2.7	(7, 1) 1.1 4 0 0 0 1 0 0 0 0 0 0 0 8 10 0.00 0.000																		
Jim Perry, R ERA: 4.5	(9, 1) 1.0 3 0 0 0 1 1 0 0 0 0 0 0 7 13 0.00 1.000																		

Batter	1	2	3	4	5	6	7	8	9	AB	R	H	RBI	BB	SO	LOB	BOTTOM		
Zoilo Versalles, R OBP: 0.333, SLG: 0.500					FC5			F7		4	0	1	0	0	1	2	Los Angeles Dodgers @ Minnesota Twins Metropolitan Stadium, Bloomington, MI Thu Oct 14 1965, 4:33 AM EDT Att: 50,596 - Overcast - 50 F		
Joe Nassek, R OBP: 0.200, SLG: 0.200	G6-3		F2		FC6-4			G6-3		4	0	0	0	0	0	3			
Tony Oliva, L OBP: 0.222, SLG: 0.346							K		G5-3	3	0	0	0	1	2	1			
Harmon Killebrew, R OBP: 0.444, SLG: 0.429				G1-3			P7			3	0	1	0	1	0	0			
Earl Battey, R OBP: 0.120, SLG: 0.200				F8			L6			4	0	0	0	0	2	3			
Bob Allison, R OBP: 0.222, SLG: 0.375				G5-3				G6-3		4	0	0	0	0	2	1			
Don Mincher, L OBP: 0.200, SLG: 0.261					P5			P2		3	0	0	0	0	1	0			
Frank Quilici, R OBP: 0.333, SLG: 0.300					FC5 2B			K		3	0	1	0	0	1	0			
Jim Kaat, L OBP: 0.187, SLG: 0.167 Al Worthington, R Rich Rollins, R Johnny Klippstein, R Jim Merritt, L Sandy Valdespino, L Jim Perry, S	(1, 1) 9.0 W 33 3 0 0 10 3 0 0 0 0 0 0 86 132 0.00 0.667																		
Inning Stats	R: 0 H: 0 E: 0 K: 2 S: 13	H: 0 LOB: 0 BB: 0 P: 11	R: 0 H: 1 E: 0 K: 2 S: 11	H: 1 LOB: 1 BB: 0 P: 13	R: 0 H: 0 E: 0 K: 0 S: 7	H: 0 LOB: 0 BB: 0 P: 10	R: 0 H: 1 E: 0 K: 0 S: 10	H: 1 LOB: 2 BB: 1 P: 19	R: 0 H: 0 E: 0 K: 1 S: 6	H: 0 LOB: 0 BB: 0 P: 10	R: 0 H: 0 E: 0 K: 1 S: 10	H: 0 LOB: 0 BB: 0 P: 14	R: 0 H: 0 E: 0 K: 0 S: 9	H: 0 LOB: 0 BB: 0 P: 13	R: 0 H: 1 E: 0 K: 2 S: 11	H: 1 LOB: 1 BB: 0 P: 16	1B: 2 2B: 1 3B: 0 HR: 0	SF: 0 SAC: 0 DP: 0 HBP: 0	WP: 0 PA: 33 PB: 0 SB: 0 CS: 0
PITCHER	IP WLS BF H R ER SO BB IBB HBP BLK WP HR S P ERA WHIP																		
Sandy Koufax, L ERA: 0.38	(1, 1) 9.0 W 33 3 0 0 10 3 0 0 0 0 0 0 86 132 0.00 0.667																		

livebaseballscores.com

AB 32
R 2
H 7
RBI 2
BB 4
SO 6
LOB 20



livebaseballscores.com

AB 30
R 0
H 3
RBI 0
BB 3
SO 10
LOB 10

