


Minnesota Twins - 1966

Batter	1	2	3	4	5	6	7	8	9	AB	R	H	RBI	BB	SO	LOB	TOP		
Jose Tartabull, L (1.8)	F9		G3			2B		F6		4	0	1	0	0	0	2			
Mike Hershberger, R (1.9)	G3			G3		1B		F7		4	1	2	0	0	0	0			
Wayne Causey, L (1.6)	4-3			6-3		G6-4-3				4	0	1	0	0	0	3			
Billy Bryan, L (1.2)		F9		G3						4	0	0	1	0	0	1			
Ken Harrelson, R (1.3)		K		5-3				F2		4	0	0	0	0	1	0			
Larry Stahl, L (1.7)		F5								2	0	0	0	1	0	0			
Dick Green, R (1.4)				5-3						3	0	1	0	0	0	0			
Ed Charles, R (1.5)				SH1-4				FC6-4		2	0	0	0	1	0	2			
Catfish Hunter, R (1.1)				SH1-4				FC6-4		2	0	1	0	0	0	0			
Inning Stats	R: 0 E: 0 K: 0 S: 3	H: 0 LOB: 0 BB: 0 P: 3	R: 0 E: 0 K: 1 S: 5	H: 0 LOB: 0 BB: 0 P: 5	R: 0 E: 0 K: 0 S: 3	H: 0 LOB: 1 BB: 1 P: 7	R: 1 E: 0 K: 0 S: 4	H: 1 LOB: 0 BB: 0 P: 4	R: 0 E: 0 K: 0 S: 3	H: 0 LOB: 0 BB: 0 P: 3	R: 0 E: 0 K: 0 S: 4	H: 2 LOB: 1 BB: 0 P: 4	R: 0 E: 0 K: 0 S: 4	H: 1 LOB: 2 BB: 1 P: 8	R: 0 E: 0 K: 0 S: 3	H: 1 LOB: 0 BB: 0 P: 3	1B: 4 2B: 1 3B: 1 HR: 0	SF: 0 SAC: 1 DP: 2 HBP: 0	WP: 0 PA: 32
PITCHER Mudcat Grant, R (1.1) ERA: 1.0	IP: 9.0 WLS: W BF: 32 H: 6 R: 1 ER: 1 SO: 1 BB: 2 IBB: 0 HBP: 0 BLK: 0 WP: 0 HR: 0 S: 32 P: 40 ERA: 1.00 WHIP: 0.889															PITCHER Mudcat Grant, R (1.1) ERA: 1.0	IP: 9.0 WLS: W BF: 32 H: 6 R: 1 ER: 1 SO: 1 BB: 2 IBB: 0 HBP: 0 BLK: 0 WP: 0 HR: 0 S: 32 P: 40 ERA: 1.00 WHIP: 0.889		

Kansas City Athletics @ Minnesota Twins
Metropolitan Stadium, Bloomington, MI

AB 29
R 1
H 6
RBI 1
BB 2
SO 1
LOB 8



livebaseballscores.com

Tue Apr 12 1966, 4:33 AM EST
Att: 21,658 - Unknown - 52 F

Batter	1	2	3	4	5	6	7	8	9	AB	R	H	RBI	BB	SO	LOB	BOTTOM		
Zoilo Versalles, R (1.6)	F5		1-3			1-3				3	1	0	0	1	0	1			
Sandy Valdespino, L (1.7)	F7					F7				4	0	2	2	0	0	0			
Tony Oliva, L (1.9)	L8		1B			4-3				3	0	0	0	0	0	1			
Harmon Killebrew, R (1.5)		6-3		6-3				K		3	0	0	0	0	1	0			
Don Mincher, L (1.3)				F6				F7		3	0	1	0	0	0	0			
Jimmie Hall, L (1.8)						F5		F8		2	0	0	0	1	0	0			
Earl Batley, R (1.2)						B6-3				3	0	0	0	0	0	2			
Bernie Allen, L (1.4)				E9		F8		L9		3	1	1	0	0	0	0			
Mudcat Grant, R (1.1)				SH4-3		5-3		K		2	0	0	0	0	1	0			
Inning Stats	R: 0 E: 0 K: 0 S: 3	H: 0 LOB: 0 BB: 0 P: 3	R: 0 E: 0 K: 0 S: 3	H: 1 LOB: 1 BB: 1 P: 7	R: 1 E: 1 K: 0 S: 5	H: 2 LOB: 1 BB: 0 P: 5	R: 0 E: 0 K: 0 S: 3	H: 0 LOB: 0 BB: 0 P: 3	R: 0 E: 0 K: 1 S: 5	H: 0 LOB: 0 BB: 0 P: 5	R: 0 E: 0 K: 1 S: 5	H: 0 LOB: 0 BB: 0 P: 5	R: 0 E: 0 K: 0 S: 3	H: 0 LOB: 0 BB: 0 P: 5	R: 1 E: 0 K: 0 S: 1	H: 1 LOB: 1 BB: 1 P: 5	1B: 3 2B: 1 3B: 0 HR: 0	SF: 0 SAC: 1 DP: 1 HBP: 0	WP: 1 PA: 29
PITCHER Catfish Hunter, R (1.1) ERA: 2.25	IP: 8.0 WLS: L BF: 29 H: 4 R: 2 ER: 2 SO: 2 BB: 2 IBB: 0 HBP: 0 BLK: 0 WP: 1 HR: 0 S: 31 P: 39 ERA: 2.25 WHIP: 0.750															PITCHER Catfish Hunter, R (1.1) ERA: 2.25	IP: 8.0 WLS: L BF: 29 H: 4 R: 2 ER: 2 SO: 2 BB: 2 IBB: 0 HBP: 0 BLK: 0 WP: 1 HR: 0 S: 31 P: 39 ERA: 2.25 WHIP: 0.750		

Kansas City Athletics @ Minnesota Twins
Metropolitan Stadium, Bloomington, MI

AB 26
R 2
H 4
RBI 2
BB 2
SO 2
LOB 4



livebaseballscores.com


Tue Apr 12 1966, 4:33 AM EST
Att: 21,658 - Unknown - 52 F

Batter	1	2	3	4	5	6	7	8	9	AB	R	H	RBI	BB	SO	LOB	TOP		
Jose Tartabull, L (1, 8) OBP: 0.167, SLG: 0.250										4	1	1	0	0	1	2			
Mike Hershberger, R (1, 9) OBP: 0.417, SLG: 0.583										4	0	2	1	0	0	1			
Ken Harrelson, R (1, 3) OBP: 0.250, SLG: 0.182										4	0	0	0	0	2	3			
Dick Green, R (1, 4) OBP: 0.273, SLG: 0.273										4	0	1	0	0	2	2			
Ed Charles, R (1, 5) OBP: 0.273, SLG: 0.111										4	0	0	0	0	1	1			
Ossie Chavarria, R (1, 7)										4	0	0	0	0	0	1			
Wayne Causey, L (1, 6) Bert Campaneris, R (9, PR)										3	0	1	0	1	0	0			
Ken Suarez, R (1, 2)										2	1	0	0	1	2	1			
Fred Talbot, R (1, 1) Ernie Fazio, R (6, PH) Lew Krausse, R (8, PH) Phil Roof, R (8, PH) John Wyatt, R (8, 1)										1	0	0	0	0	1	0			
Inning Stats	R: 0 E: 0 K: 2 S: 8	H: 1 LOB: 1 BB: 0 P: 8	R: 0 E: 0 K: 0 S: 3	H: 0 LOB: 2 BB: 0 P: 3	R: 0 E: 0 K: 3 S: 9	H: 0 LOB: 0 BB: 0 P: 9	R: 0 E: 0 K: 0 S: 3	H: 0 LOB: 0 BB: 0 P: 3	R: 0 E: 0 K: 1 S: 7	H: 2 LOB: 1 BB: 1 P: 11	R: 0 E: 0 K: 2 S: 7	H: 0 LOB: 1 BB: 1 P: 11	R: 0 E: 0 K: 2 S: 8	H: 1 LOB: 1 BB: 0 P: 8	R: 0 E: 0 K: 0 S: 4	H: 2 LOB: 2 BB: 0 P: 4	1B: 6 2B: 0 3B: 0 HR: 0	SF: 0 SAC: 0 DP: 0 HBP: 0	WP: 2 PA: 35 SB: 0 CS: 1
PITCHER	IP WLS BF H R ER SO BB IBB HBP BLK WP HR S P ERA WHIP																		
Jim Kaat, L (1, 1) ERA: 2.08	8.2 W 34 6 2 2 10 2 0 0 0 2 0 52 60 2.08 0.923																		
Jim Merritt, L (9, 1) ERA:	0.1 S 0 0 0 0 0 0 0 0 0 0 0 0 0 0.00 0.000																		

Kansas City Athletics @ Minnesota Twins
Metropolitan Stadium, Bloomington, MI
Thu Apr 14 1966, 4:33 AM EST
Att. 5,274 - Unknown - 52 F

livebaseballscores.com

AB	32
R	2
H	6
RBI	1
BB	2
SO	10
LOB	11




Batter	1	2	3	4	5	6	7	8	9	AB	R	H	RBI	BB	SO	LOB	BOTTOM		
Zoilo Versalles, R (1, 6) OBP: 0.417, SLG: 0.364										4	0	3	1	0	0	0			
Sandy Valdespino, L (1, 7) OBP: 0.417, SLG: 0.636										3	2	0	0	1	0	4			
Tony Oliva, L (1, 9) OBP: 0.455, SLG: 1.000										3	1	2	2	1	0	2			
Harmon Killebrew, R (1, 5) OBP: 0.182, SLG: 0.100										3	0	0	0	1	2	3			
Don Mincher, L (1, 3) OBP: 0.273, SLG: 0.222										4	0	0	0	0	0	2			
Jimmie Hall, L (1, 8)										2	0	0	0	2	1	3			
Earl Batley, R (1, 2) OBP: 0.200, SLG: 0.111										4	0	1	0	0	0	5			
Bernie Allen, L (1, 4) OBP: 0.300, SLG: 0.300										4	1	1	0	0	0	2			
Jim Kaat, L (1, 1) Jim Merritt, L (9, 1)										2	0	0	0	1	0	0			
Inning Stats	R: 1 E: 1 K: 0 S: 6	H: 2 LOB: 3 BB: 1 P: 10	R: 1 E: 0 K: 1 S: 7	H: 2 LOB: 2 BB: 1 P: 11	R: 0 E: 0 K: 0 S: 3	H: 0 LOB: 1 BB: 1 P: 7	R: 0 E: 0 K: 1 S: 7	H: 2 LOB: 0 BB: 0 P: 7	R: 0 E: 0 K: 0 S: 2	H: 0 LOB: 0 BB: 1 P: 6	R: 0 E: 0 K: 0 S: 3	H: 0 LOB: 0 BB: 0 P: 3	R: 0 E: 0 K: 0 S: 1	H: 0 LOB: 0 BB: 2 P: 9	R: 0 E: 0 K: 1 S: 6	H: 1 LOB: 1 BB: 0 P: 6	1B: 6 2B: 0 3B: 0 HR: 1	SF: 0 SAC: 0 DP: 1 HBP: 0	WP: 0 PA: 35 SB: 0 CS: 2
PITCHER	IP WLS BF H R ER SO BB IBB HBP BLK WP HR S P ERA WHIP																		
Fred Talbot, R (1, 1) ERA: 5.4	5.0 L 25 6 4 3 2 4 0 0 0 0 0 25 41 5.40 2.000																		
Lew Krausse, R (6, 1) ERA:	2.0 6 0 0 0 0 2 0 0 0 0 0 4 12 0.00 1.000																		
John Wyatt, R (8, 1) ERA:	1.0 4 1 0 0 1 0 0 0 0 0 0 6 6 0.00 1.000																		

Kansas City Athletics @ Minnesota Twins
Metropolitan Stadium, Bloomington, MI
Thu Apr 14 1966, 4:33 AM EST
Att. 5,274 - Unknown - 52 F

livebaseballscores.com

AB	29
R	4
H	7
RBI	3
BB	6
SO	3
LOB	21



Batter	1	2	3	4	5	6	7	8	9	AB	R	H	RBI	BB	SO	LOB	TOP					
Jose Cardenal, R OBP: 0.235, SLG: 0.133	1-3		F9		F7	1B BB		E9 E 1B	K	5	2	1	1	1	1	3						
Bobby Knoop, R OBP: 0.313, SLG: 0.533	K				F	BB BB		K		5	1	2	0	0	3	2						
Jim Fregosi, R OBP: 0.313, SLG: 0.083	K2-3			E6 S 1B				E5		4	1	1	1	1	1	1						
Norm Siebern, L OBP: 0.500, SLG: 0.667 Tom Satriano, L OBP: 0.313, SLG: 0.071		HR		K		K		F9		4	1	1	1	1	2	4						
Buck Rodgers, S OBP: 0.133, SLG: 0.071		K		L3		F7		F6		5	0	0	0	0	1	5						
Jackie Warner, R OBP: 0.400, SLG: 0.600	K			BB		HR		F9		5	1	2	2	0	2	0						
Rick Reichardt, R OBP: 0.400, SLG: 0.500	6-3			2H 3H		HR		K		4	1	2	2	1	1	0						
Paul Schaal, R OBP: 0.400, SLG: 0.583			6-3	6-3		SF9		SH3-4 E BB		4	2	2	0	1	0	2						
Jack Sanford, R Bob Lee, R Ed Sukla, R			5-3		K	SF9		SH3-4		2	0	0	1	0	1	0						
Inning Stats	R: 0 E: 0 K: 2 S: 7	H: 0 LOB: 0 BB: 0 P: 7	R: 1 E: 0 K: 2 S: 8	H: 1 LOB: 0 BB: 0 P: 8	R: 0 E: 0 K: 0 S: 3	H: 0 LOB: 0 BB: 0 P: 3	R: 2 E: 1 K: 1 S: 8	H: 2 LOB: 2 BB: 1 P: 12	R: 0 E: 0 K: 1 S: 6	H: 1 LOB: 3 BB: 2 P: 14	R: 4 E: 0 K: 2 S: 11	H: 4 LOB: 1 BB: 1 P: 15	R: 0 E: 0 K: 2 S: 7	H: 0 LOB: 0 BB: 0 P: 7	R: 2 E: 2 K: 1 S: 7	H: 1 LOB: 1 BB: 1 P: 11	R: 0 E: 0 K: 1 S: 7	H: 2 LOB: 3 BB: 1 P: 11	1B: 7 2B: 1 3B: 1 HR: 2	SF: 1 SAC: 1 DP: 0 HBP: 0	WP: 0 PB: 0 SB: 4 CS: 0	PA: 46
PITCHER	IP WLS BF H R ER SO BB IBB HBP BLK WP HR S P ERA WHIP																					
Dave Boswell, R ERA: 5.4	(1, 1) 5.0 L 25 6 5 3 6 3 0 0 0 0 0 2 34 46 5.40 1.800																					
Dwight Siebler, R ERA: 18.0	(6, 1) 1.0 6 2 2 2 2 1 0 0 0 0 0 0 9 13 18.00 3.000																					
Pete Cimino, R ERA: 4.5	(7, 1) 2.0 9 1 2 1 3 1 0 0 0 0 0 0 14 18 4.50 1.000																					
Johnny Klippstein, R ERA:	(9, 1) 1.0 6 2 0 0 1 1 0 0 0 0 0 0 7 11 0.00 3.000																					

California Angels @ Minnesota Twins
Metropolitan Stadium, Bloomington, MI

AB 38
R 9
H 11
RBI 8
BB 6
SO 12
LOB 17



WP: 0 PA: 46
PB: 0
SB: 4
CS: 0

California Angels @ Minnesota Twins
Metropolitan Stadium, Bloomington, MI

AB 33
R 4
H 8
RBI 4
BB 3
SO 3
LOB 14



WP: 0 PA: 36
PB: 0
SB: 0
CS: 0

Batter	1	2	3	4	5	6	7	8	9	AB	R	H	RBI	BB	SO	LOB	BOTTOM		
Zoilo Versalles, R OBP: 0.375, SLG: 0.333 Johnny Klippstein, R	F8			G4-6-3 1B		F6		L8		4	0	1	0	0	0	0			
Sandy Valdespino, L OBP: 0.313, SLG: 0.467	K			G4-6-3 1-2		4-3		K		4	0	0	0	0	2	1			
Tony Oliva, L OBP: 0.533, SLG: 1.154	F8			HR		1B		1B		3	3	2	1	1	0	0			
Don Mincher, L OBP: 0.333, SLG: 0.250		F5		G3		1B		1B		3	1	1	0	1	0	0			
Harmon Killebrew, R OBP: 0.287, SLG: 0.214		5-3				1B		F3		4	0	2	1	0	0	2			
Jimmie Hall, L OBP: 0.286, SLG: 0.091		6-3				K		L8		4	0	1	1	0	1	3			
Earl Battey, R OBP: 0.214, SLG: 0.154 Joe Nosske, R				5-3		G5-4-3 1-2		F9		4	0	1	1	0	0	3			
Bernie Allen, L OBP: 0.286, SLG: 0.231				F7				L3		3	0	0	0	1	0	2			
Dave Boswell, R Dwight Siebler, R Ted Uhlender, L Pete Cimino, R Russ Nixon, L Cesar Tovar, R				3-1		F5		4-3		1	0	0	0	0	0	0			
Inning Stats	R: 0 E: 0 K: 1 S: 5	H: 0 LOB: 0 BB: 0 P: 5	R: 0 E: 0 K: 0 S: 3	H: 0 LOB: 0 BB: 0 P: 3	R: 0 E: 0 K: 0 S: 3	H: 0 LOB: 0 BB: 0 P: 3	R: 1 E: 0 K: 0 S: 4	H: 2 LOB: 0 BB: 0 P: 4	R: 0 E: 0 K: 0 S: 3	H: 0 LOB: 0 BB: 0 P: 3	R: 2 E: 0 K: 0 S: 7	H: 4 LOB: 2 BB: 0 P: 7	R: 0 E: 0 K: 1 S: 5	H: 0 LOB: 0 BB: 0 P: 5	R: 1 E: 0 K: 0 S: 4	H: 1 LOB: 3 BB: 3 P: 16	1B: 7 2B: 0 3B: 0 HR: 1	SF: 0 SAC: 0 DP: 2 HBP: 0	WP: 0 PA: 36 PB: 0 SB: 0 CS: 0
PITCHER	IP WLS BF H R ER SO BB IBB HBP BLK WP HR S P ERA WHIP																		
Jack Sanford, R ERA: 4.26	(1, 1) 6.1 W 23 6 3 3 2 0 0 0 0 0 0 1 27 27 4.26 0.947																		
Bob Lee, R ERA: 1.69	(7, 1) 2.1 12 2 1 1 1 3 0 0 0 0 0 0 11 23 3.86 2.143																		
Ed Sukla, R ERA:	(9, 1) 0.1 S 1 0 0 0 0 0 0 0 0 0 0 0 1 1 0.00 0.000																		

California Angels @ Minnesota Twins
Metropolitan Stadium, Bloomington, MI

AB 33
R 4
H 8
RBI 4
BB 3
SO 3
LOB 14



WP: 0 PA: 36
PB: 0
SB: 0
CS: 0

Batter	1	2	3	4	5	6	7	8	9	AB	R	H	RBI	BB	SO	LOB	TOP								
Jose Cardenal, R (1, 8) OBP: 0.238, SLG: 0.158	0-0 6-3			0-0 L7		0-0 FC5-4 1B		0-0 F7		4	0	1	0	0	0	0	California Angels @ Minnesota Twins Metropolitan Stadium, Bloomington, MI Sat Apr 16 1966, 4:33 AM EST Att: 11,920 - Unknown - 63 F livebaseballscorecards.com								
Bobby Knoop, R (1, 4) OBP: 0.250, SLG: 0.444	0-0 F4			0-0 6-3		0-0 SF9		0-0 1-3		3	0	0	1	0	0	0									
Jim Fregosi, R (1, 6) OBP: 0.250, SLG: 0.063	0-0 6-3			0-0 F9		0-0 FC5-4 1-2		0-0 F7		4	0	0	0	0	0	2									
Norm Sieben, L (1, 3) OBP: 0.467, SLG: 0.583		0-0 4-3			0-0 F8				0-0 K 3B	3	0	1	0	0	0	0									
Willie Montanez, L (7, PR)										0	1	0	0	0	0	0									
Tom Satriano, L (7, 3) OBP: 1.000, SLG: 3.000										1	0	1	0	0	0	0									
Jackie Hernandez, R (9, PR)										0	0	0	0	0	0	0									
Joe Adcock, R (9, 3) OBP: 0.750, SLG: 2.000										0	0	0	0	0	0	0									
Buck Rodgers, S (1, 2) OBP: 0.105, SLG: 0.056		0-3 K			0-3 K		0-0 L9		0-3 K	4	0	0	0	0	3	2									
Jackie Warner, R (1, 9) OBP: 0.368, SLG: 0.684		0-3 K			0-3 K		0-0 HR		0-3 K	4	1	1	2	0	3	1									
Rick Reichardt, R (1, 7) OBP: 0.333, SLG: 0.400			0-0 F4			0-0 5-3		0-0 F7		3	0	0	0	0	0	1									
Paul Schaal, R (1, 5) OBP: 0.444, SLG: 0.538			0-0 G3			4-0 1B SF9 BB				1	1	0	0	2	0	0									
Dean Chance, R (1, 1) OBP: 0.200, SLG: 0.200			0-3 K			0-0 1B 1-2		0-0 1-3		3	0	1	0	0	1	1									
Inning Stats	R: 0 E: 0 K: 0 S: 3	H: 0 LOB: 0 BB: 0 P: 3	R: 0 E: 0 K: 2 S: 7	H: 0 LOB: 0 BB: 0 P: 7	R: 0 E: 0 K: 1 S: 5	H: 0 LOB: 0 BB: 0 P: 5	R: 0 E: 0 K: 0 S: 3	H: 0 LOB: 0 BB: 0 P: 3	R: 0 E: 0 K: 2 S: 7	H: 2 LOB: 2 BB: 1 P: 9	R: 2 E: 0 K: 0 S: 5	H: 2 LOB: 1 BB: 1 P: 9	R: 0 E: 0 K: 2 S: 3	H: 0 LOB: 0 BB: 0 P: 3	R: 0 E: 0 K: 2 S: 7	H: 1 LOB: 1 BB: 0 P: 7	1B: 3 2B: 0 3B: 1 HR: 1	SF: 1 SAC: 0 DP: 0 HBP: 0	WP: 0 PB: 0 SB: 0 CS: 0	PA: 33					
PITCHER	IP	WLS	BF	H	R	ER	SO	BB	IBB	HBP	BLK	WP	HR	S	P	ERA	WHIP								
Mudcat Grant, R (1, 1) ERA: 2.12	8.0	L	30	4	3	3	5	2	0	0	0	0	1	38	46	3.38	0.750								
Al Worthington, R (9, 1) ERA:	1.0		3	1	0	0	2	0	0	0	0	0	0	7	7	0.00	1.000								

Batter	1	2	3	4	5	6	7	8	9	AB	R	H	RBI	BB	SO	LOB	BOTTOM								
Zoilo Versalles, R (1, 6) OBP: 0.350, SLG: 0.316	0-0 6-3		0-0 HR 1B		0-0 4-3			0-0 FC6-5		4	1	1	0	0	0	2	California Angels @ Minnesota Twins Metropolitan Stadium, Bloomington, MI Sat Apr 16 1966, 4:33 AM EST Att: 11,920 - Unknown - 63 F livebaseballscorecards.com								
Sandy Valdespino, L (1, 7) OBP: 0.300, SLG: 0.421	0-0 1B CS 1B		0-0 4-3		0-0 1-2		0-0 1-3		0-0 F8	4	0	1	0	0	0	3									
Tony Oliva, L (1, 9) OBP: 0.579, SLG: 1.235	0-0 1-3 1B		0-0 2H HR		0-0 1-3		0-0 FC5-4 1B		0-0 L4	4	1	3	2	0	0	2									
Don Mincher, L (1, 3) OBP: 0.263, SLG: 0.188	0-3 K		0-0 1-3		0-0 1-3		0-0 F6		0-0 4-3	4	0	0	0	0	1	3									
Harmon Killebrew, R (1, 5) OBP: 0.211, SLG: 0.167		0-3 K			0-3 K		0-0 FC5-4 1-2		0-3 K	4	0	0	0	0	3	1									
Jimmie Hall, L (1, 8) OBP: 0.222, SLG: 0.067		0-0 F4			0-0 G3			0-0 1-3		0-0 F4	4	0	0	0	0	0									
Earl Battey, R (1, 2) OBP: 0.294, SLG: 0.200		4-0 BB			0-0 F7			0-0 1B		2	0	1	0	1	0	0									
Cesar Tovar, R (7, PR)								0-0 1B		0	0	0	0	0	0	0									
Jerry Zimmerman, R (8, 2)								0-0 G3-6-4-3		0	0	0	0	0	0	0									
Bernie Allen, L (1, 4) OBP: 0.294, SLG: 0.200		0-0 F7		4-0 4-3 SH1-4 BB		0-0 SH1-4		0-0 FC6-5 2B		2	0	0	0	1	0	2									
Mudcat Grant, R (1, 1)					0-0 5-3					1	0	0	0	0	0	0									
Russ Nixon, L (8, PH) OBP: 0.500, SLG: 1.000										1	0	1	0	0	0	0									
Ted Uhlaender, L (8, PR)										0	0	0	0	0	0	0									
Al Worthington, R (9, 1)										0	0	0	0	0	0	0									
Inning Stats	R: 0 E: 0 K: 1 S: 6	H: 2 LOB: 1 BB: 0 P: 6	R: 0 E: 0 K: 1 S: 5	H: 0 LOB: 1 BB: 1 P: 9	R: 2 E: 0 K: 0 S: 5	H: 2 LOB: 0 BB: 0 P: 5	R: 0 E: 0 K: 1 S: 5	H: 0 LOB: 0 BB: 0 P: 5	R: 0 E: 0 K: 0 S: 4	H: 1 LOB: 1 BB: 0 P: 4	R: 0 E: 0 K: 0 S: 3	H: 1 LOB: 1 BB: 0 P: 3	R: 0 E: 0 K: 0 S: 4	H: 1 LOB: 2 BB: 0 P: 4	R: 0 E: 0 K: 1 S: 5	H: 0 LOB: 0 BB: 0 P: 5	1B: 5 2B: 1 3B: 0 HR: 1	SF: 0 SAC: 1 DP: 1 HBP: 0	WP: 0 PB: 0 SB: 1 CS: 1	PA: 33					
PITCHER	IP	WLS	BF	H	R	ER	SO	BB	IBB	HBP	BLK	WP	HR	S	P	ERA	WHIP								
Dean Chance, R (1, 1) ERA: 2.12	9.0	W	33	7	2	2	4	2	0	0	0	0	1	39	47	2.00	1.000								

Batter	1	2	3	4	5	6	7	8	9	AB	R	H	RBI	BB	SO	LOB	TOP																					
Zoilo Versalles, R OBP: 0.280, SLG: 0.250 (1, 6)	L3		K		1-3	L8			5-3	5	0	0	0	0	1	3																						
Sandy Valdespino, L OBP: 0.250, SLG: 0.348 (1, 7)	F7		K		F6					4	0	0	0	0	2	0																						
Tony Oliva, L OBP: 0.609, SLG: 1.150 (1, 9)			BB 1B		1-3					3	1	2	0	1	0	0																						
Don Mincher, L OBP: 0.304, SLG: 0.167 (1, 3)	K		1B BB			BB 1B BB			2-6	2	1	0	0	2	1	2																						
Harmon Killebrew, R OBP: 0.304, SLG: 0.273 (1, 5)		1B 1B	FC6-4 1B			BB 1B			6-3	4	0	3	1	0	0	0																						
Jimmie Hall, L OBP: 0.182, SLG: 0.053 (1, 8)	K		FC6-4 1-2			L8			K	4	0	0	0	0	2	5																						
Bernie Allen, L OBP: 0.333, SLG: 0.222 (1, 4)		1B			G1-6-3 BB	F5			L8	3	0	1	0	1	0	2																						
Jerry Zimmerman, R (1, 2)		K			F3				L9	2	0	0	0	1	1	3																						
Ted Uhlaender, L (9, PH)		K				BB BB				1	0	0	0	0	0	0																						
Camilo Pascual, R (1, 1)		4-3			G1-6-3				F4	2	0	0	0	0	0	3																						
Russ Nixon, L OBP: 0.667, SLG: 1.000 (6, PH)										0	0	0	1	1	0	0																						
Jim Merritt, L (6, 1)										0	0	0	0	0	0	0																						
Rich Rollins, R (9, PH)										1	0	0	0	0	0	0																						
Inning Stats	R: 0 E: 0 K: 1 S: 5	H: 0 LOB: 1 BB: 1 P: 9	R: 0 E: 0 K: 2 S: 9	H: 2 LOB: 2 BB: 0 P: 9	R: 1 E: 0 K: 2 S: 9	H: 2 LOB: 2 BB: 1 P: 13	R: 0 E: 0 K: 0 S: 2	H: 0 LOB: 0 BB: 1 P: 6	R: 0 E: 0 K: 0 S: 3	H: 0 LOB: 0 BB: 0 P: 3	R: 0 E: 0 K: 1 S: 4	H: 1 LOB: 3 BB: 3 P: 16	R: 0 E: 0 K: 1 S: 5	H: 1 LOB: 0 BB: 0 P: 5	R: 0 E: 0 K: 1 S: 5	H: 0 LOB: 0 BB: 0 P: 5	R: 0 E: 0 K: 3 S: 3	H: 0 LOB: 0 BB: 3 P: 3	1B: 6 2B: 1 3B: 0 HR: 0	SF: 0 SAC: 0 DP: 2 HBP: 0	WP: 0 PB: 0 CS: 0	PA: 37																
PITCHER	IP	WLS	BF	H	R	ER	SO	BB	IBB	HBP	BLK	WP	HR	S	P	ERA	WHIP	PITCHER				IP	WLS	BF	H	R	ER	SO	BB	IBB	HBP	BLK	WP	HR	S	P	ERA	WHIP
Chuck Dobson, R ERA: 3.18 (1, 1)	5.2	W	27	5	2	2	5	6	0	0	0	0	0	0	31	55	3.18	1.941																				
Lew Krausse, R ERA (6, 1)	3.1	S	10	1	0	0	2	0	0	0	0	0	0	0	14	14	0.00	0.300																				

Minnesota Twins @ Kansas City Athletics
Municipal Stadium, Kansas City, MO
Tue Apr 19 1966, 7:05 PM EST
Att: 17,416 - Unknown - 51 F

AB 31
R 2
H 6
RBI 2
BB 6
SO 7
LOB 18



Batter	1	2	3	4	5	6	7	8	9	AB	R	H	RBI	BB	SO	LOB	BOTTOM																					
Bert Campaneris, R OBP: 0.154, SLG: 0.231 (1, 6)	K	6-3			1-3		K			4	0	0	0	0	2	2																						
Jose Tartabull, L OBP: 0.208, SLG: 0.217 (1, 8)	E9 BLK		BB BB G1-2-3 1B		BB BB 1B BB		F9			3	2	1	0	1	0	0																						
Manny Jimenez, L (1, 9)	G3		G1-2-3 BB		1B BB		K			2	0	0	0	2	1	0																						
Ron Stone, L (8, 9)										0	0	0	0	0	0	0																						
Ken Harrelson, R OBP: 0.304, SLG: 0.250 (1, 3)										2	0	1	0	2	1	2																						
Ossie Chavarria, R (8, PR) (9, 3)										0	0	0	0	0	0	0																						
Wayne Causey, L OBP: 0.421, SLG: 0.389 (1, 5)	CS	K	G1-2-3							4	0	1	1	0	2	4																						
Dick Green, R OBP: 0.217, SLG: 0.217 (1, 4)		1B E 1B	L8		F3					4	1	1	0	0	1	6																						
Larry Stahl, L (1, 7)										2	0	0	0	0	0	1																						
Mike Hershberger, R OBP: 0.368, SLG: 0.500 (6, PH) (7, 7)	F8				G3		F9		F8	2	0	0	0	0	0	2																						
Ken Suarez, R OBP: 0.250, SLG: 0.143 (1, 2)		E 1B			K		K			3	0	1	0	0	2	0																						
Chuck Dobson, R (1, 1)										2	0	0	0	0	0	1																						
Lew Krausse, R (6, 1)	E9				F9		K			1	0	0	0	0	1	0																						
Inning Stats	R: 1 E: 1 K: 1 S: 5	H: 0 LOB: 1 BB: 1 P: 9	R: 1 E: 1 K: 1 S: 8	H: 2 LOB: 2 BB: 0 P: 8	R: 0 E: 0 K: 0 S: 3	H: 1 LOB: 2 BB: 2 P: 11	R: 0 E: 0 K: 1 S: 5	H: 0 LOB: 0 BB: 0 P: 5	R: 0 E: 0 K: 1 S: 6	H: 1 LOB: 2 BB: 2 P: 14	R: 0 E: 0 K: 2 S: 7	H: 0 LOB: 0 BB: 0 P: 7	R: 0 E: 0 K: 2 S: 7	H: 0 LOB: 0 BB: 0 P: 7	R: 0 E: 0 K: 2 S: 8	H: 1 LOB: 2 BB: 0 P: 8	1B: 4 2B: 1 3B: 0 HR: 0	SF: 0 SAC: 0 DP: 1 HBP: 0	WP: 1 PB: 0 CS: 1	PA: 35																		
PITCHER	IP	WLS	BF	H	R	ER	SO	BB	IBB	HBP	BLK	WP	HR	S	P	ERA	WHIP	PITCHER				IP	WLS	BF	H	R	ER	SO	BB	IBB	HBP	BLK	WP	HR	S	P	ERA	WHIP
Camilo Pascual, R ERA: 1.38 (1, 1)	5.0	L	24	4	3	1	4	5	0	0	1	1	0	27	47	1.80	1.800																					
Jim Merritt, L ERA (6, 1)	3.0		10	1	0	0	6	0	0	0	0	1	0	22	22	0.00	0.333																					

Minnesota Twins @ Kansas City Athletics
Municipal Stadium, Kansas City, MO
Tue Apr 19 1966, 7:05 PM EST
Att: 17,416 - Unknown - 51 F

AB 29
R 3
H 5
RBI 1
BB 5
SO 10
LOB 18



Batter	1	2	3	4	5	6	7	8	9	AB	R	H	RBI	BB	SO	LOB	TOP		
Zoilo Versalles, R OBP: 0.310, SLG: 0.286 (1, 6)	6-3		G4-6-3 1B		E5			E6 1B		4	0	2	0	0	0	1			
Sandy Valdespino, L OBP: 0.214, SLG: 0.296 (1, 7)	K2-3		G4-6-3 1-2		F5			F6		4	0	0	0	0	1	5			
Tony Oliva, L OBP: 0.556, SLG: 1.042 (1, 9)				4-3				F5		4	0	1	0	0	0	1			
Harmon Killebrew, R OBP: 0.296, SLG: 0.269 (1, 5)	4-3			6-3				F8		4	0	1	0	0	0	2			
Don Mincher, L OBP: 0.296, SLG: 0.182 (1, 3)		F8						F9		4	0	1	0	0	0	1			
Jimmie Hall, L OBP: 0.192, SLG: 0.087 (1, 8)		F9		G3				F8		4	1	1	0	0	0	2			
Earl Batley, R OBP: 0.333, SLG: 0.263 (1, 2)		F3						F7		4	0	2	0	0	0	1			
Bernie Allen, L OBP: 0.320, SLG: 0.273 (1, 4)			F3		G3			G4-6-3 1B		4	0	1	1	0	0	2			
Jim Kaat, L (1, 1)																			
AI Worthington, R (6, 1)																			
Russ Nixon, L OBP: 0.500, SLG: 0.667 (7, PH)																			
Jim Perry, S (7, 1)																			
Bob Allison, R (9, PH)																			
Inning Stats	R: 0 E: 0 K: 1 S: 6	H: 1 LOB: 1 P: 6	R: 0 E: 0 K: 0 S: 3	H: 0 LOB: 0 BB: 0 P: 3	R: 0 E: 0 K: 0 S: 3	H: 1 LOB: 1 BB: 1 P: 7	R: 0 E: 0 K: 0 S: 4	H: 1 LOB: 1 BB: 0 P: 4	R: 0 E: 1 K: 1 S: 7	H: 2 LOB: 2 BB: 0 P: 7	R: 0 E: 0 K: 0 S: 4	H: 1 LOB: 1 BB: 0 P: 4	R: 0 E: 1 K: 0 S: 3	H: 1 LOB: 1 BB: 0 P: 3	R: 1 E: 0 K: 0 S: 5	H: 2 LOB: 1 BB: 0 P: 5	1B: 7 2B: 2 3B: 0 HR: 0	SF: 0 SAC: 0 DP: 2 HBP: 0	WP: 1 PA: 36 CS: 0
PITCHER	IP WLS BF H R ER SO BB IBB HBP BLK WP HR S P ERA WHIP																		
Jim McGlothlin, R ERA: 1.93 (1, 1)	7.0 W 27 6 0 0 2 1 0 0 0 1 0 30 34 0.00 1.000																		
Bob Lee, R ERA: 2.16 (8, 1)	2.0 S 9 3 1 1 0 0 0 0 0 0 0 9 9 4.50 1.500																		

Minnesota Twins @ California Angels
Anaheim Stadium, Anaheim, CA
Fri Apr 22 1966, 9:05 PM EST
Att: 23,838 - Unknown - 61 F

AB	35
R	1
H	9
RBI	1
BB	1
SO	2
LOB	17



Batter	1	2	3	4	5	6	7	8	9	AB	R	H	RBI	BB	SO	LOB	BOTTOM		
Jose Cardenal, R OBP: 0.211, SLG: 0.167 (1, 8)	4-3		FC6-2		5-3			1-3		4	0	0	0	0	0	2			
Paul Schaaf, R OBP: 0.400, SLG: 0.462 (1, 5)	F7		F9					F3		4	0	0	0	0	0	1			
Bobby Knoop, R OBP: 0.316, SLG: 0.472 (1, 4)	1-3							4-3		4	1	1	0	0	1	0			
Rick Reichardt, R OBP: 0.343, SLG: 0.433 (1, 7)										4	0	2	0	0	1	0			
Jackie Warner, R OBP: 0.370, SLG: 0.600 (1, 9)										3	1	1	0	1	2	2			
Norm Siebern, L OBP: 0.370, SLG: 0.364 (1, 3)										2	0	0	0	0	0	1			
Frank Malzone, R (6, PH)										0	0	0	0	0	0	0			
Willie Smith, L OBP: 0.200, SLG: 0.200 (6, PH)										1	0	1	1	0	0	0			
Tom Satriano, L OBP: 0.500, SLG: 1.500 (7, 3)										0	0	0	0	0	0	0			
Jim Fregosi, R OBP: 0.216, SLG: 0.125 (1, 6)			G6-3							3	0	1	0	0	1	4			
Buck Rodgers, S OBP: 0.200, SLG: 0.265 (1, 2)										3	0	0	0	0	1	4			
Jim McGlothlin, R OBP: 0.500, SLG: 1.500 (1, 1)										2	0	1	0	0	0	1			
Willie Montanez, L (7, PH)										1	0	0	0	0	1	0			
Bob Lee, R (8, 1)										0	0	0	0	0	0	0			
Inning Stats	R: 0 E: 0 K: 0 S: 3	H: 0 LOB: 0 BB: 0 P: 3	R: 1 E: 1 K: 1 S: 6	H: 1 LOB: 0 BB: 0 P: 6	R: 0 E: 0 K: 0 S: 4	H: 1 LOB: 1 BB: 0 P: 4	R: 0 E: 1 K: 2 S: 8	H: 0 LOB: 1 BB: 0 P: 8	R: 0 E: 0 K: 0 S: 4	H: 1 LOB: 1 BB: 0 P: 4	R: 1 E: 0 K: 2 S: 10	H: 3 LOB: 3 BB: 1 P: 14	R: 0 E: 0 K: 1 S: 5	H: 0 LOB: 0 BB: 0 P: 5	R: 0 E: 0 K: 1 S: 5	H: 1 LOB: 0 BB: 0 P: 5	1B: 5 2B: 1 3B: 1 HR: 0	SF: 0 SAC: 0 DP: 1 HBP: 0	WP: 0 PA: 32 CS: 1
PITCHER	IP WLS BF H R ER SO BB IBB HBP BLK WP HR S P ERA WHIP																		
Jim Kaat, L ERA: 1.93 (1, 1)	5.1 L 23 5 2 1 3 1 0 0 0 0 0 0 28 32 1.69 1.125																		
AI Worthington, R ERA: 1.93 (6, 1)	0.2 3 1 0 0 2 0 0 0 0 0 0 7 7 0.00 1.500																		
Jim Perry, R ERA: 1.93 (7, 1)	2.0 6 1 0 0 2 0 0 0 0 0 0 10 10 0.00 0.500																		

Minnesota Twins @ California Angels
Anaheim Stadium, Anaheim, CA
Fri Apr 22 1966, 9:05 PM EST
Att: 23,838 - Unknown - 61 F

AB	31
R	2
H	7
RBI	1
BB	1
SO	7
LOB	15



Batter	1	2	3	4	5	6	7	8	9	AB	R	H	RBI	BB	SO	LOB	TOP										
Zoilo Versalles, R OBP: 0.294, SLG: 0.273 (1, 6)	1-3		F8		L7 1B		5-3		FC6-4	5	0	1	0	0	0	1											
Tony Oliva, L OBP: 0.484, SLG: 0.893 (1, 9)	6-3		F8		L7 1-2		4-3			4	0	0	0	0	0	1											
Bob Allison, R OBP: 0.167, SLG: 0.667 (1, 7)	F2			HR	F6			6-3		4	1	1	1	0	0	0											
Harmon Killebrew, R OBP: 0.355, SLG: 0.345 (1, 5)		1B G4-6-3 2B		BB 1B 1B		1B BB		6-3		3	2	2	0	1	0	0											
Andy Kosco, R OBP: 0.500, SLG: 0.500 (8, PR) Cesar Tovar, R (8, PR) Jerry Zimmerman, R (8, 2)			F4		F9					4	0	2	0	0	0	2											
Don Mincher, L OBP: 0.290, SLG: 0.192 (1, 3)	G4-6-3 1-2 3-H			1B BB 1B		F7		F4		4	0	1	0	0	0	3											
Earl Batley, R OBP: 0.375, SLG: 0.286 (8, PH) Joe Nossek, R (8, PH) Jimmie Hall, L OBP: 0.185, SLG: 0.083 (9, PH)	6-3			1-2 2-3 BB		1B		F5		2	0	1	0	1	0	0											
Bernie Allen, L OBP: 0.310, SLG: 0.269 (1, 4)			4-3		F4			F8		4	0	1	1	0	0	2											
Mudcat Grant, R (1, 1) Jim Merritt, L (7, 1) Russ Nixon, L OBP: 0.600, SLG: 0.750 (9, PH) Ted Uhlaender, L (9, PR)			F8		K		4-3		FC6-4 1B	3	0	0	0	0	1	3											
Inning Stats	R: 0 E: 0 K: 0 S: 3	H: 0 LOB: 0 BB: 0 P: 3	R: 1 E: 0 K: 0 S: 4	H: 2 LOB: 0 BB: 0 P: 4	R: 0 E: 0 K: 0 S: 3	H: 0 LOB: 0 BB: 0 P: 3	R: 2 E: 0 K: 1 S: 9	H: 4 LOB: 3 BB: 1 P: 13	R: 0 E: 0 K: 0 S: 4	H: 1 LOB: 0 BB: 1 P: 8	R: 0 E: 0 K: 0 S: 3	H: 0 LOB: 0 BB: 0 P: 3	R: 0 E: 0 K: 0 S: 4	H: 1 LOB: 1 BB: 0 P: 4	R: 0 E: 0 K: 0 S: 4	H: 1 LOB: 1 BB: 0 P: 4	R: 0 E: 0 K: 0 S: 4	H: 1 LOB: 1 BB: 0 P: 4	1B: 8 2B: 1 3B: 0 HR: 1	SF: 0 SAC: 0 DP: 1 HBP: 0	WP: 0 PB: 0 CS: 0	PA: 37					
PITCHER	IP	WLS	BF	H	R	ER	SO	BB	IBB	HBP	BLK	WP	HR	S	P	ERA	WHIP										
Marcelino Lopez, L ERA: 2.66 (1, 1)	3.2		15	5	3	3	0	0	0	0	0	0	1	15	15	7.36	1.364										
Jack Sanford, R ERA: 3.52 (4, 1)	1.1		6	2	0	0	1	1	0	0	0	0	0	7	11	0.00	2.250										
Ed Sukla, R ERA: (6, 1)	2.0		8	1	0	0	0	1	0	0	0	0	0	7	11	0.00	1.000										
Lew Burdette, R ERA: 3.38 (8, 1)	1.0	W	4	1	0	0	0	0	0	0	0	0	0	4	4	0.00	1.000										
Bob Lee, R ERA: 1.93 (9, 1)	1.0	S	4	1	0	0	0	0	0	0	0	0	0	4	4	0.00	1.000										

Minnesota Twins @ California Angels
Anaheim Stadium, Anaheim, CA
Sat Apr 23 1966, 9:05 PM EST
Att: 37,221 - Unknown - 92 F

AB 35
R 3
H 10
RBI 2
BB 2
SO 1
LOB 12



Batter	1	2	3	4	5	6	7	8	9	AB	R	H	RBI	BB	SO	LOB	BOTTOM										
Jose Cardenal, R OBP: 0.214, SLG: 0.175 (1, 8)	FC6-4 1B		5-3		L9		F7			4	0	1	0	0	0	4											
Jim Fregosi, R OBP: 0.220, SLG: 0.222 (1, 6)	FC6-4 G1-6-3 1-2			HR		6-3		F3		4	1	1	1	0	0	1											
Bobby Knoop, R OBP: 0.310, SLG: 0.525 (1, 4)	G1-6-3 1-2			L9		F3		HR		4	1	1	1	0	0	1											
Norm Siebern, L OBP: 0.367, SLG: 0.360 (8, PH) Joe Adcock, R OBP: 0.600, SLG: 0.857 (9, 1) Bob Lee, R (9, 1)		3-1		F7				K		3	0	1	0	0	0	0											
Buck Rodgers, S OBP: 0.231, SLG: 0.316 (1, 2)		WP 2B		3-1		4-3		HR 1B		4	1	2	0	0	0	1											
Jackie Warner, R OBP: 0.387, SLG: 0.724 (1, 9)		K		F6		1B 2B		HR 1B		4	1	2	2	0	1	1											
Rick Reichardt, R OBP: 0.308, SLG: 0.382 (1, 7)			6-3		5-3		1-3		F9	4	0	0	0	0	0	2											
Paul Schaal, R OBP: 0.421, SLG: 0.483 (1, 5)			F8		BB 1B			2-3 1B		3	0	2	0	0	0	0											
Marcelino Lopez, R Jack Sanford, R Ed Batley, L White Montanez, L Ed Sukla, R Willy Smith, L Frank Robinson, R Lew Burdette, R Tom Seaver, R			6-3		1-2 BB			F2		1	0	0	0	0	0	0											
Inning Stats	R: 0 E: 0 K: 0 S: 3	H: 1 LOB: 0 BB: 0 P: 3	R: 0 E: 0 K: 1 S: 6	H: 1 LOB: 1 BB: 0 P: 6	R: 0 E: 0 K: 0 S: 3	H: 0 LOB: 0 BB: 0 P: 3	R: 1 E: 0 K: 0 S: 4	H: 1 LOB: 0 BB: 0 P: 4	R: 0 E: 0 K: 0 S: 4	H: 1 LOB: 1 BB: 1 P: 8	R: 0 E: 0 K: 0 S: 4	H: 1 LOB: 1 BB: 0 P: 4	R: 0 E: 0 K: 0 S: 5	H: 2 LOB: 2 BB: 0 P: 5	R: 3 E: 0 K: 1 S: 8	H: 3 LOB: 0 BB: 0 P: 8	R: 0 E: 0 K: 0 S: 8	H: 3 LOB: 0 BB: 0 P: 8	1B: 5 2B: 2 3B: 0 HR: 3	SF: 0 SAC: 0 DP: 1 HBP: 0	WP: 1 PB: 0 CS: 0	PA: 34					
PITCHER	IP	WLS	BF	H	R	ER	SO	BB	IBB	HBP	BLK	WP	HR	S	P	ERA	WHIP										
Mudcat Grant, R ERA: 1.93 (1, 1)	6.1		26	7	1	1	1	1	0	0	0	0	2	10	10	1.42	1.263										
Jim Merritt, L ERA: 5.4 (7, 1)	1.2	L	8	3	3	3	1	0	0	0	0	0	2	10	10	16.20	1.800										

Minnesota Twins @ California Angels
Anaheim Stadium, Anaheim, CA
Sat Apr 23 1966, 9:05 PM EST
Att: 37,221 - Unknown - 92 F

AB 33
R 4
H 10
RBI 4
BB 1
SO 2
LOB 12



Batter	1	2	3	4	5	6	7	8	9	AB	R	H	RBI	BB	SO	LOB	TOP							
Zoilo Versalles, R OBP: 0.282, SLG: 0.263 (1, 6)	F7	FC6-4 HBP		6-3 1B	4-3		5-3			5	1	1	0	0	0	4								
Tony Oliva, L OBP: 0.472, SLG: 0.806 (1, 9)	2B	FC5-4 HBP		K	F7			E3 FC4-6		3	0	0	0	1	1	2								
Bob Allison, R OBP: 0.182, SLG: 0.727 (1, 7)	F3	FC5-4		6-3				FC4-6		5	1	1	1	1	0	6								
Harmon Killebrew, R OBP: 0.389, SLG: 0.394 (1, 5)	2B			HR	1B			F3		4	2	2	0	1	0	1								
Don Mincher, L OBP: 0.333, SLG: 0.333 (1, 3)	IBB			HR	1B			F9		4	1	2	3	1	1	1								
Andy Kosco, R OBP: 0.333, SLG: 0.333 Joe Nossek, R (9, 8)	K			5-3				F4		5	0	1	1	0	1	3								
Bernie Allen, L OBP: 0.324, SLG: 0.300 (1, 4)		HBP 1B BB		G3						4	0	1	0	1	1	2								
Jerry Zimmerman, R OBP: 0.500, SLG: 0.500 (1, 2)	L8			FC6-4 HBP				5-3		4	0	2	0	0	0	2								
Camilo Pascual, R OBP: 0.143, SLG: 0.143 Al Worthington, R (7, 1)	FC6-4 1B			FC6-4				F8		3	0	1	0	0	0	2								
Inning Stats	R: 0 E: 0 K: 1 S: 6	H: 1 LOB: 3 BB: 2 P: 14	R: 0 E: 0 K: 0 S: 4	H: 1 LOB: 3 BB: 1 P: 9	R: 2 E: 0 K: 0 S: 5	H: 2 LOB: 1 BB: 0 P: 6	R: 2 E: 0 K: 2 S: 10	H: 3 LOB: 2 BB: 1 P: 14	R: 0 E: 0 K: 0 S: 4	H: 1 LOB: 1 BB: 0 P: 4	R: 1 E: 0 K: 0 S: 4	H: 1 LOB: 0 BB: 0 P: 4	R: 0 E: 1 K: 1 S: 6	H: 0 LOB: 1 BB: 0 P: 6	R: 0 E: 0 K: 1 S: 6	H: 1 LOB: 1 BB: 0 P: 6	1B: 6 2B: 3 3B: 0 HR: 2	SF: 0 SAC: 1 DP: 0 HBP: 2	WP: 0 PB: 0 CS: 0	PA: 45				
PITCHER	IP WLS BF H R ER SO BB IBB HBP BLK WP HR S P ERA WHIP	IP WLS BF H R ER SO BB IBB HBP BLK WP HR S P ERA WHIP																						
Dean Chance, R ERA: 3.45 (1, 1)	3.2 L 23 6 4 4 2 3 1 2 0 0 1 21 39 9.82 2.455	Jorge Rubio, R ERA: 2.7 (4, 1)	1.1 6 2 0 0 1 0 0 0 0 0 0 0 8 8 0.00 1.500	George Brunet, L ERA: 4.5 (6, 1)	2.0 8 2 1 1 0 0 0 0 0 0 0 0 1 8 4.50 1.000	Ed Sukia, R ERA: (8, 1)	2.0 8 1 0 0 2 0 0 0 0 0 0 0 12 12 0.00 0.500																	

Minnesota Twins @ California Angels
Anaheim Stadium, Anaheim, CA
Sun Apr 24 1966, 6:33 AM EDT
Att: 26,039 - Unknown - 83 F

AB	38
R	5
H	11
RBI	5
BB	4
SO	5
LOB	24



Batter	1	2	3	4	5	6	7	8	9	AB	R	H	RBI	BB	SO	LOB	BOTTOM					
Jose Cardenal, R OBP: 0.196, SLG: 0.159 Ed Sukia, R (8, 1) Ed Bailey, L (9, PH)	5-3		G6-4-3		F8		K		K	4	0	0	0	0	1	5						
Jim Fregosi, R OBP: 0.196, SLG: 0.195 (1, 6)	F6				F8		K		K	5	0	0	0	0	2	4						
Bobby Knoop, R OBP: 0.304, SLG: 0.500 (1, 4)	K				1B		F1		K	4	0	1	0	0	2	0						
Norm Siebern, L OBP: 0.324, SLG: 0.310 (1, 3)			K		F8		4-3		F8	4	0	0	0	0	1	1						
Buck Rodgers, S OBP: 0.209, SLG: 0.286 (1, 2)			F9		F6		1-3		F6	4	0	0	0	0	0	1						
Jackie Warner, R OBP: 0.457, SLG: 0.813 (1, 9)			FC6-4 BB		WP 1B		HR 1B		E 3B	3	2	3	0	1	0	0						
Rick Reichardt, R OBP: 0.302, SLG: 0.447 (8, 8)			FC6-4		K		HR		K	4	1	1	2	0	2	3						
Paul Schaal, R OBP: 0.452, SLG: 0.500 (1, 5)					F8		1B		E BB	3	0	2	0	1	0	1						
Dean Chance, R ERA: 3.45 (1, 1) Jorge Rubio, R ERA: 2.7 (4, 1) Ed Kirkpatrick, L (5, PH) George Brunet, R (6, 1) Willie Smith, L OBP: 0.288, SLG: 0.288 (8, 7)			K		1B		1B		E6	1	0	0	0	0	1	1						
Inning Stats	R: 0 E: 0 K: 1 S: 5	H: 0 LOB: 0 BB: 0 P: 5	R: 0 E: 0 K: 1 S: 5	H: 0 LOB: 1 BB: 1 P: 9	R: 0 E: 0 K: 1 S: 5	H: 1 LOB: 0 BB: 0 P: 5	R: 0 E: 0 K: 0 S: 4	H: 1 LOB: 1 BB: 0 P: 4	R: 0 E: 0 K: 1 S: 6	H: 1 LOB: 2 BB: 1 P: 10	R: 0 E: 0 K: 0 S: 3	H: 0 LOB: 0 BB: 0 P: 3	R: 2 E: 0 K: 2 S: 11	H: 4 LOB: 2 BB: 0 P: 11	R: 0 E: 0 K: 1 S: 5	H: 0 LOB: 0 BB: 0 P: 5	R: 1 E: 1 K: 3 S: 11	H: 1 LOB: 2 BB: 1 P: 15	1B: 6 2B: 0 3B: 1 HR: 1	SF: 0 SAC: 0 DP: 1 HBP: 0	WP: 2 PB: 0 CS: 0	PA: 38
PITCHER	IP WLS BF H R ER SO BB IBB HBP BLK WP HR S P ERA WHIP	IP WLS BF H R ER SO BB IBB HBP BLK WP HR S P ERA WHIP																				
Camilo Pascual, R ERA: 1.86 (1, 1)	6.1 W 27 7 2 2 4 2 0 0 0 0 1 33 41 2.84 1.421	Al Worthington, R ERA: 2.05 (7, 1)	2.2 S 11 1 1 1 6 1 0 0 0 0 0 22 26 3.38 0.750																			

Minnesota Twins @ California Angels
Anaheim Stadium, Anaheim, CA
Sun Apr 24 1966, 6:33 AM EDT
Att: 26,039 - Unknown - 83 F

AB	35
R	3
H	8
RBI	3
BB	3
SO	10
LOB	19



Batter	1	2	3	4	5	6	7	8	9	AB	R	H	RBI	BB	SO	LOB	TOP			
Zoilo Versalles, R (1, 6) OBP: 0.279, SLG: 0.286	F2		L7			F3			2B	4	0	1	0	0	0	1				
Tony Oliva, L (1, 9) OBP: 0.450, SLG: 0.743	4-3			G5-4-3 1B		L9			F5	4	0	1	0	0	0	1				
Bob Allison, R (1, 7) OBP: 0.133, SLG: 0.533	5-3			G5-4-3 1-2		K			F8	4	0	0	0	0	1	2				
Harmon Killebrew, R (1, 5) OBP: 0.350, SLG: 0.351		2-3			K				6-3	4	0	0	0	0	1	1				
Don Mincher, L (1, 3) OBP: 0.359, SLG: 0.323		G6-4-3 BB			1B BB				1-3	1	0	0	0	2	0	0				
Andy Kosco, R (1, 8) OBP: 0.333, SLG: 0.333		G6-4-3 1-2			1-3 1B				K	3	0	1	0	0	1	1				
Bernie Allen, L (1, 4) OBP: 0.297, SLG: 0.273			F7			F8			F3	3	0	0	0	0	0	2				
Jerry Zimmerman, R (1, 2) OBP: 0.500, SLG: 0.500						K			F7	2	0	1	0	0	1	2				
Russ Nixon, L (8, PH) OBP: 0.500, SLG: 0.600						K				1	0	0	0	0	0	0				
Dave Boswell, R (1, 1) OBP: 0.133, SLG: 0.080						K			F7	2	0	0	0	0	1	3				
Jimmie Hall, L (8, PH)						K				1	0	0	0	0	0	0				
Garry Roggenburk, R (8, 1)										0	0	0	0	0	0	0				
Jim Perry, S (8, 1)										0	0	0	0	0	0	0				
Inning Stats	R: 0 E: 0 K: 0 S: 3	H: 0 LOB: 0 BB: 0 P: 3	R: 0 E: 0 K: 0 S: 2	H: 0 LOB: 0 BB: 1 P: 6	R: 0 E: 0 K: 1 S: 4	H: 1 LOB: 1 BB: 0 P: 4	R: 0 E: 0 K: 1 S: 5	H: 1 LOB: 0 BB: 0 P: 5	R: 0 E: 0 K: 2 S: 8	H: 1 LOB: 2 BB: 1 P: 12	R: 0 E: 0 K: 1 S: 5	H: 0 LOB: 0 BB: 0 P: 5	R: 0 E: 0 K: 1 S: 5	H: 0 LOB: 0 BB: 0 P: 3	R: 0 E: 0 K: 0 S: 4	H: 1 LOB: 1 BB: 0 P: 4	1B: 3 2B: 1 3B: 0 HR: 0	SF: 0 SAC: 0 DP: 2 HBP: 0	WP: 0 PB: 0 SB: 0 CS: 0	PA: 31
PITCHER Denny McLain, R (1, 1) ERA: 2.19	IP: 9.0 WLS: W BF: 31 H: 4 R: 0 ER: 0 SO: 5 BB: 2 IBB: 0 HBP: 0 BLK: 0 WP: 0 HR: 0 S: 39 P: 47 ERA: 0.00 WHIP: 0.667																			

Minnesota Twins @ Detroit Tigers
Tiger Stadium, Detroit, MI
Mon Apr 25 1966, 7:05 PM EDT
Att: 12,020 - Unknown

AB	29
R	0
H	4
RBI	0
BB	2
SO	5
LOB	13

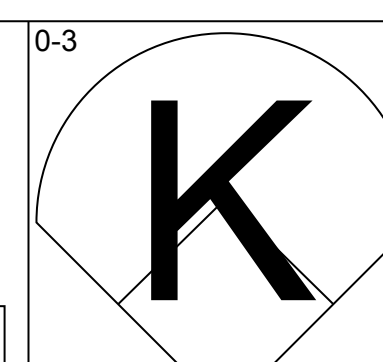
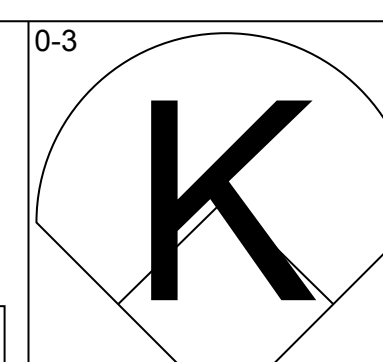
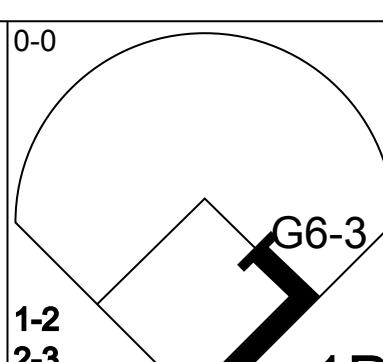
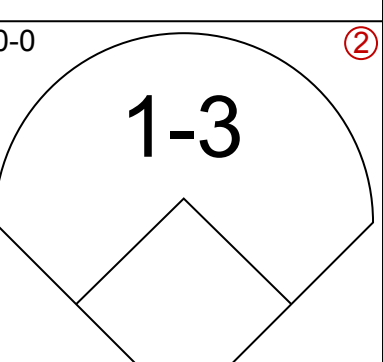
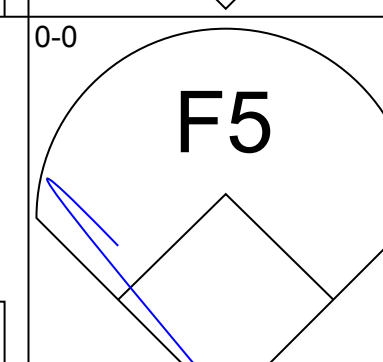
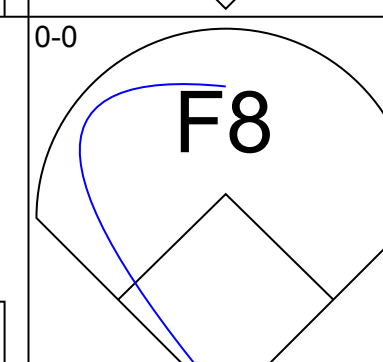
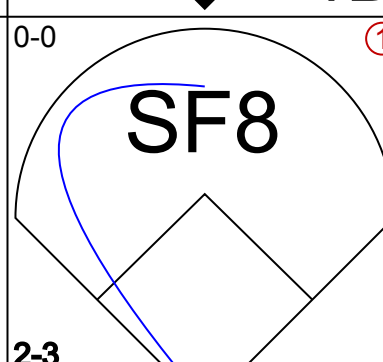
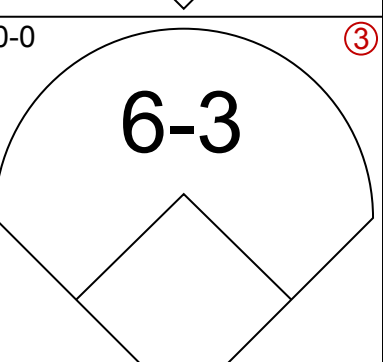
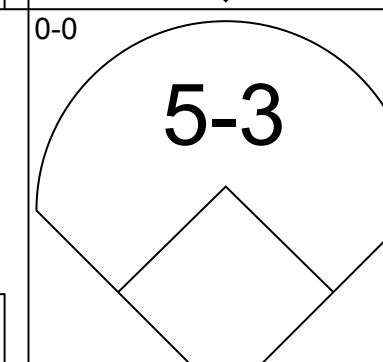
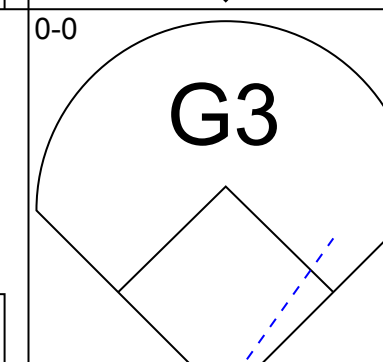
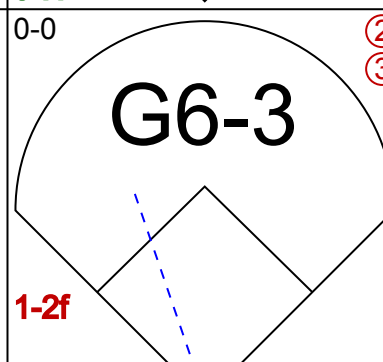
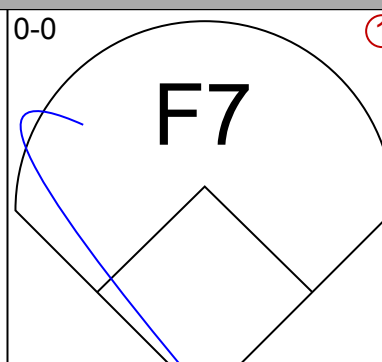
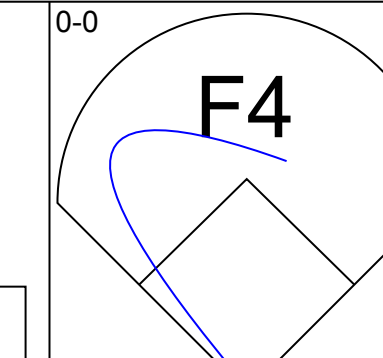
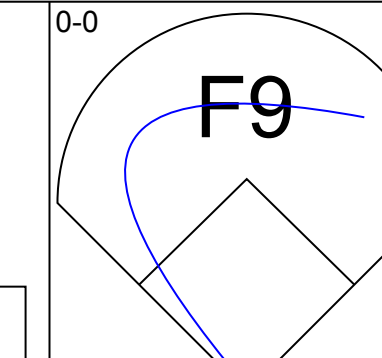
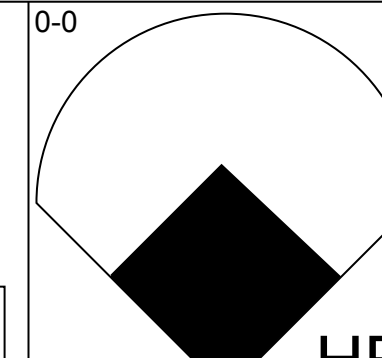
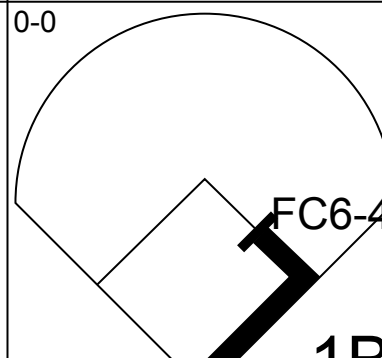
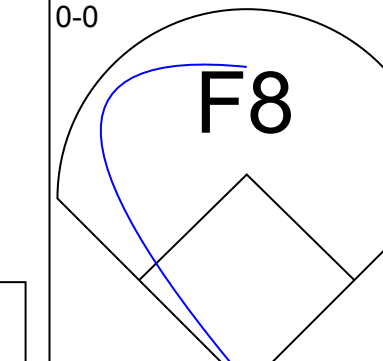
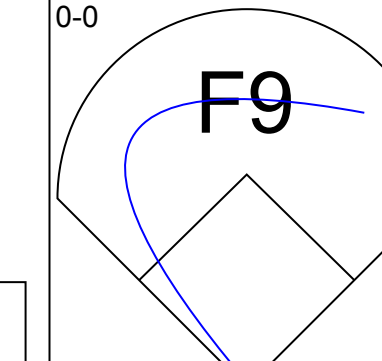
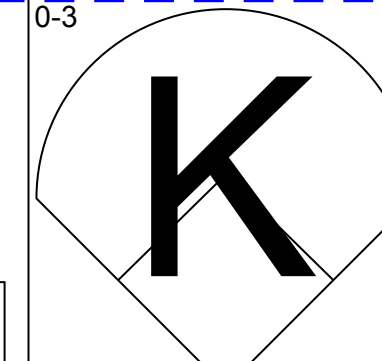
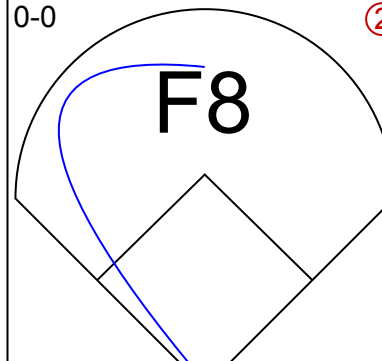
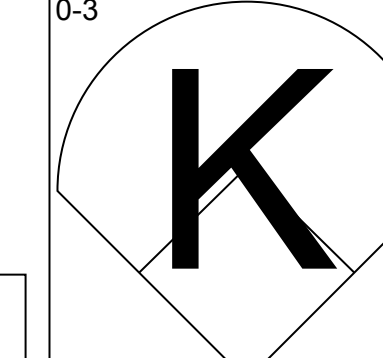
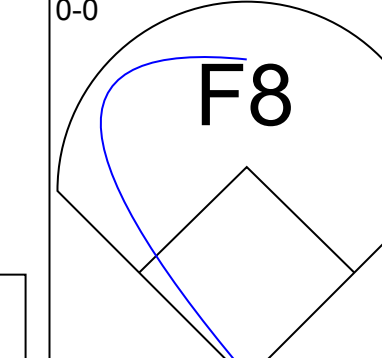
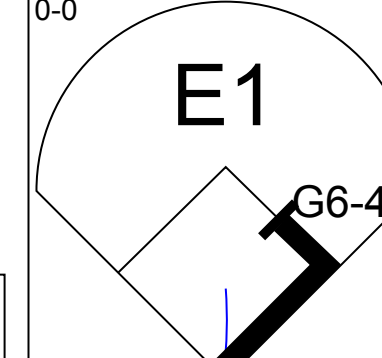
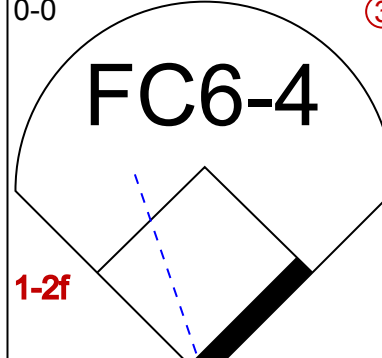
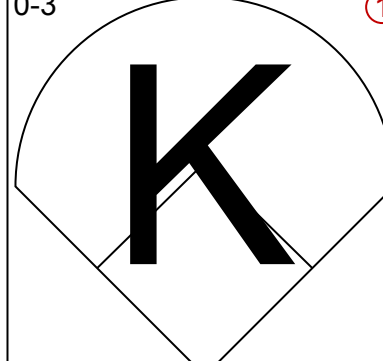
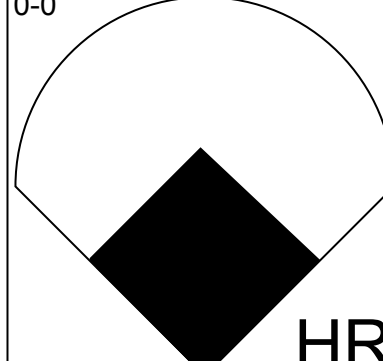
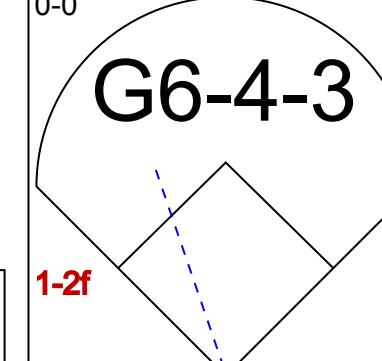
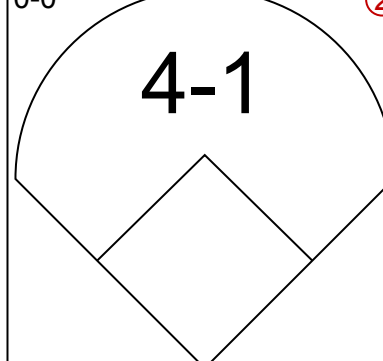
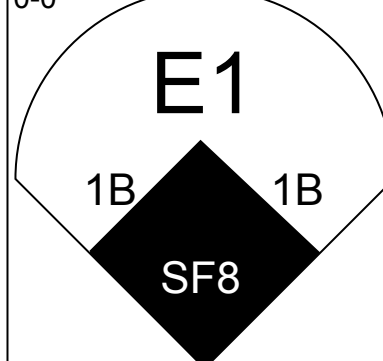
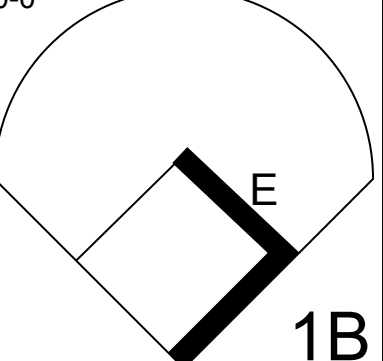

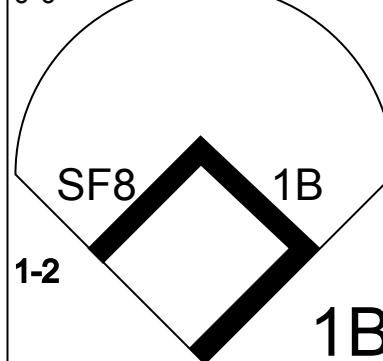
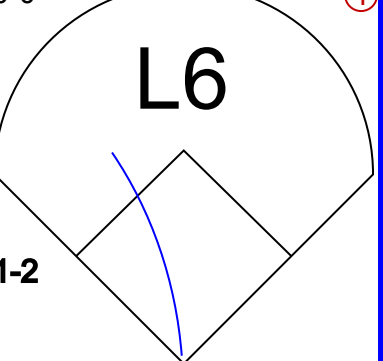


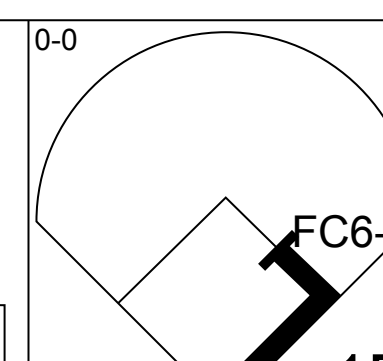
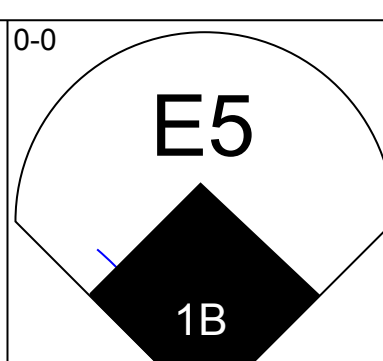
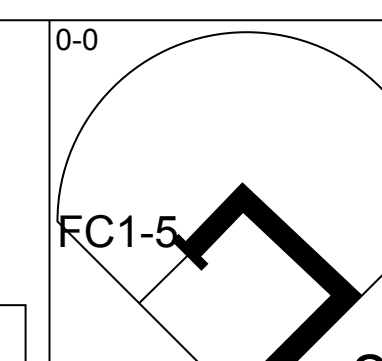
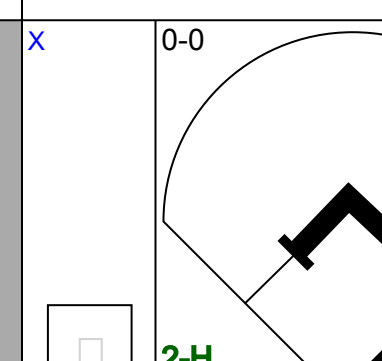
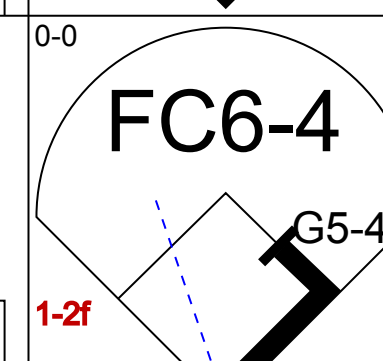
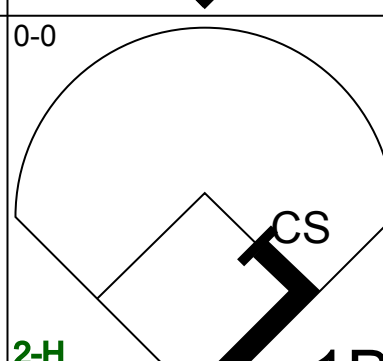
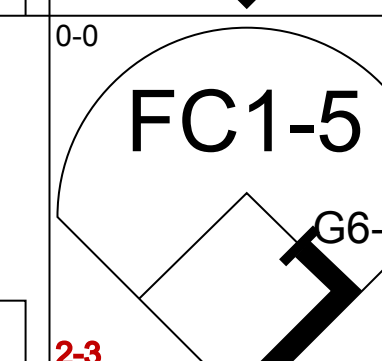
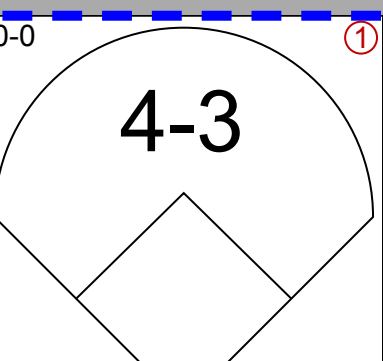
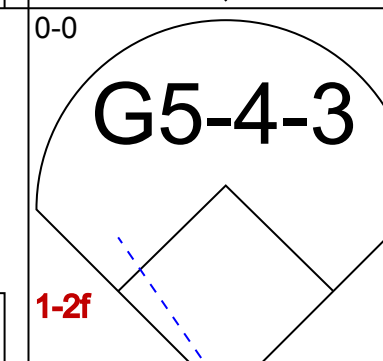
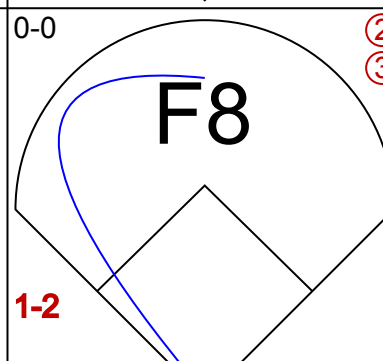
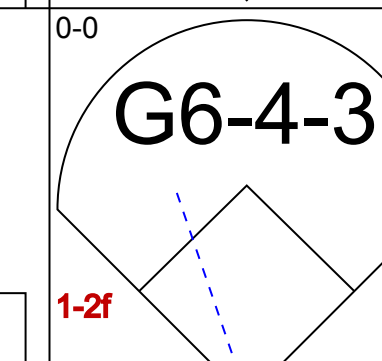
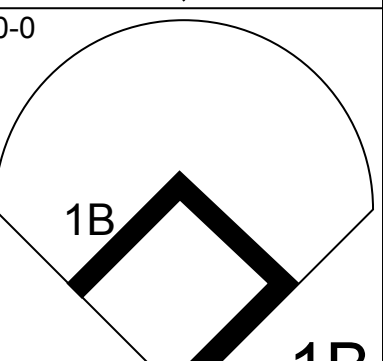
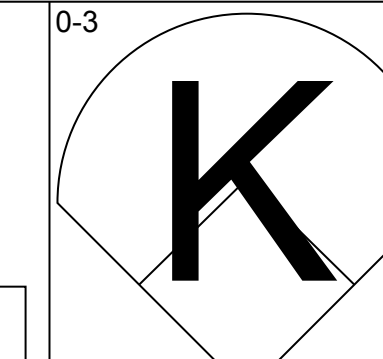
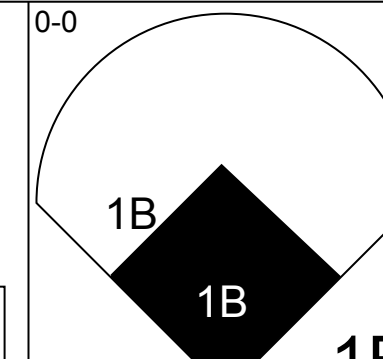
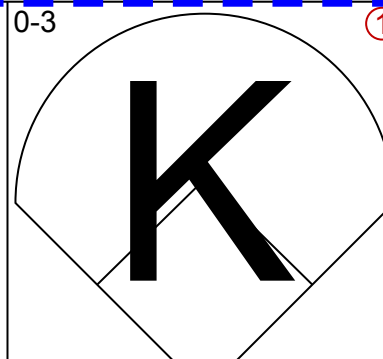
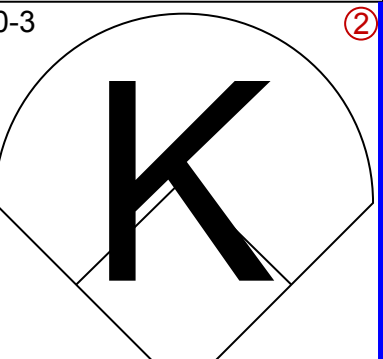
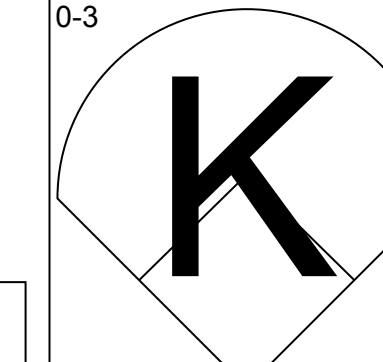
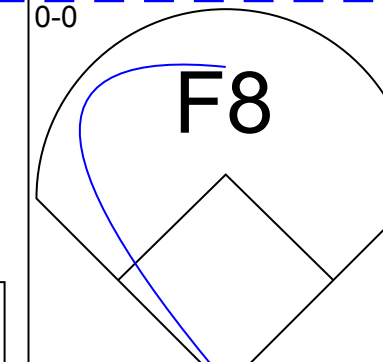
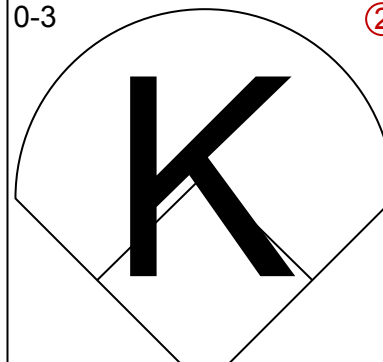
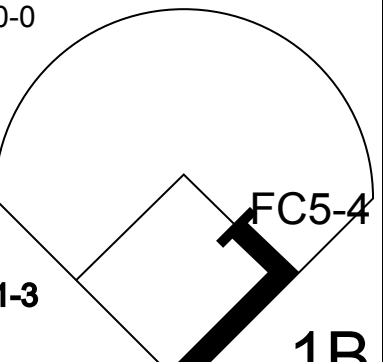
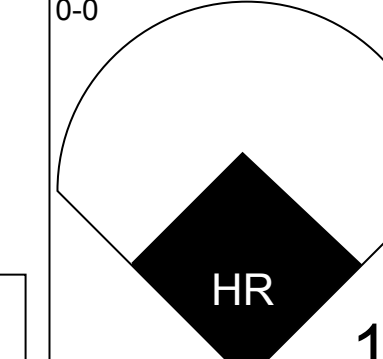
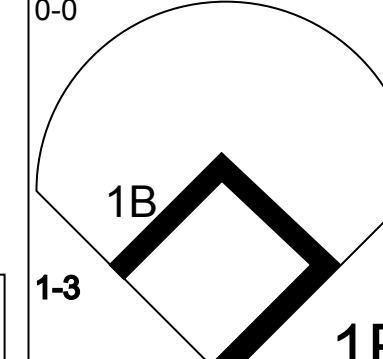
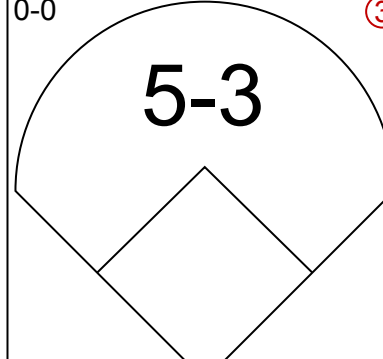
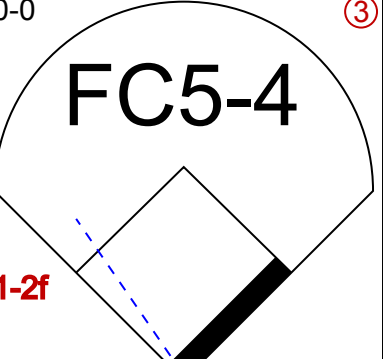
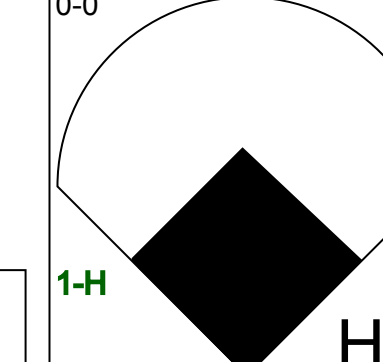
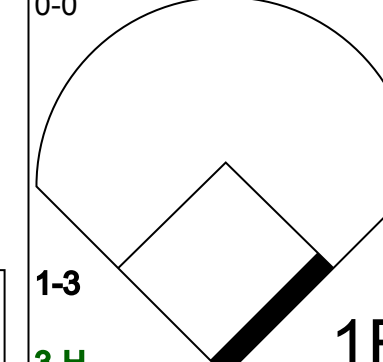


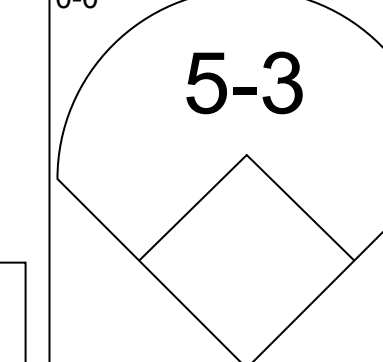
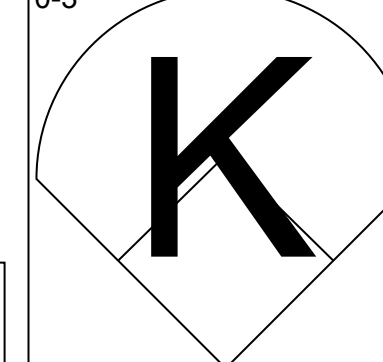

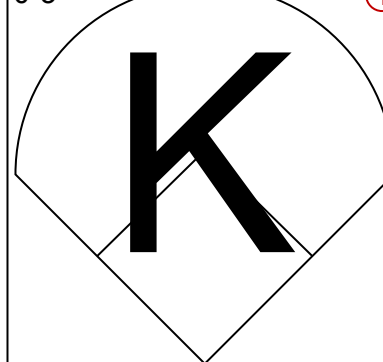
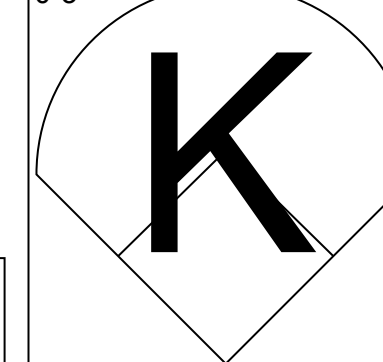
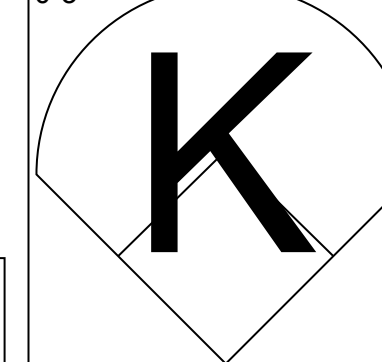
Batter	1	2	3	4	5	6	7	8	9	AB	R	H	RBI	BB	SO	LOB	BOTTOM			
Dick McAuliffe, L (1, 6) OBP: 0.400, SLG: 0.429	F7		4-3			K			HR BB	3	1	0	0	1	1	0				
Jerry Lumpe, L (1, 4) OBP: 0.377, SLG: 0.333	4-3				F7	G3			F1	4	0	0	0	0	0	1				
Norm Cash, L (1, 3) OBP: 0.333, SLG: 0.556	F7					HR BB			F7	3	1	1	1	1	0	1				
Al Kaline, R (1, 9) OBP: 0.453, SLG: 0.674		L5			L8	FC6-4 BB			HR	4	1	1	2	0	0	1				
Willie Horton, R (1, 7) OBP: 0.250, SLG: 0.304		F8			5-3				F9 SH1-3 BB	3	0	1	0	1	0	0				
Don Demeter, R (1, 8) OBP: 0.333, SLG: 0.583					5-3				SH1-3 1-2	3	0	1	0	0	1	1				
Mickey Stanley, R (9, 8) OBP: 0.241, SLG: 0.160		2B							K	0	0	0	0	0	0	0				
Don Wert, R (1, 5) OBP: 0.400, SLG: 0.356		L9							F9 2-3	2	0	0	0	1	0	2				
Bill Freehan, R (1, 2) OBP: 0.324, SLG: 0.412										1	0	0	0	2	0	0				
Bill Freehan, R (1, 2) OBP: 0.324, SLG: 0.412			L7							1	0	0	0	2	0	0				
Denny McLain, R (1, 1) OBP: 0.300, SLG: 0.300			K							3	0	0	0	0	3	3				
Inning Stats	R: 0 E: 0 K: 0 S: 3	H: 0 LOB: 0 BB: 0 P: 3	R: 0 E: 0 K: 0 S: 4	H: 1 LOB: 1 BB: 0 P: 4	R: 0 E: 0 K: 1 S: 5	H: 0 LOB: 0 BB: 0 P: 5	R: 1 E: 0 K: 0 S: 4	H: 1 LOB: 0 BB: 0 P: 4	R: 0 E: 0 K: 1 S: 4	H: 0 LOB: 2 BB: 2 P: 12	R: 0 E: 0 K: 1 S: 5	H: 0 LOB: 1 BB: 1 P: 9	R: 0 E: 0 K: 1 S: 5	H: 0 LOB: 2 BB: 2 P: 13	R: 2 E: 0 K: 1 S: 7	H: 2 LOB: 1 BB: 1 P: 11	1B: 1 2B: 1 3B: 0 HR: 2	SF: 0 SAC: 1 DP: 0 HBP: 0	WP: 0 PB: 0 SB: 0 CS: 1	PA: 33
PITCHER Dave Boswell, R (1, 1) ERA: 3.0	IP: 7.0 WLS: L BF: 27 H: 2 R: 1 ER: 1 SO: 4 BB: 4 IBB: 1 HBP: 0 BLK: 0 WP: 0 HR: 1 S: 30 P: 50 ERA: 1.29 WHIP: 0.857																			
Garry Roggenburk, L (8, 1) ERA: 27.0	0.2 WLS: L BF: 5 H: 2 R: 2 ER: 2 SO: 0 BB: 1 IBB: 0 HBP: 0 BLK: 0 WP: 0 HR: 1 S: 4 P: 8 ERA: 27.00 WHIP: 4.500																			
Jim Perry, R (8, 1) ERA:	0.1 WLS: L BF: 1 H: 0 R: 0 ER: 0 SO: 1 BB: 0 IBB: 0 HBP: 0 BLK: 0 WP: 0 HR: 0 S: 3 P: 3 ERA: 0.00 WHIP: 0.000																			

Minnesota Twins @ Detroit Tigers
Tiger Stadium, Detroit, MI
Mon Apr 25 1966, 7:05 PM EDT
Att: 12,020 - Unknown

AB	26
R	3
H	4
RBI	3
BB	6
SO	5
LOB	9

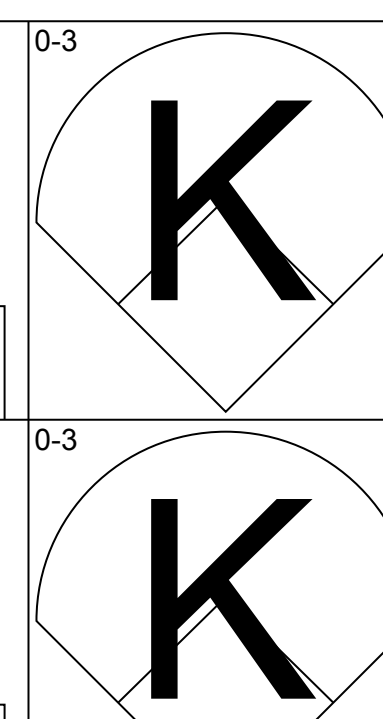
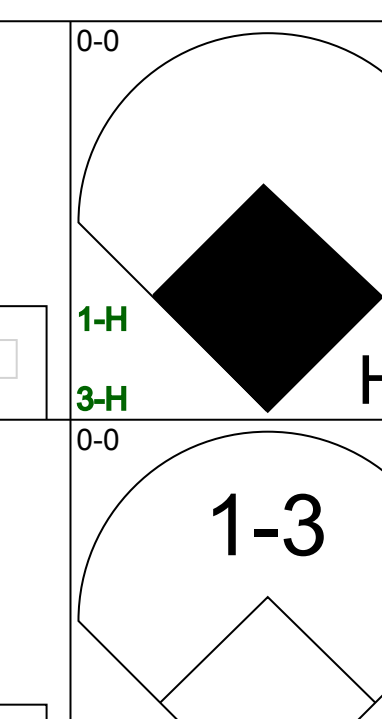
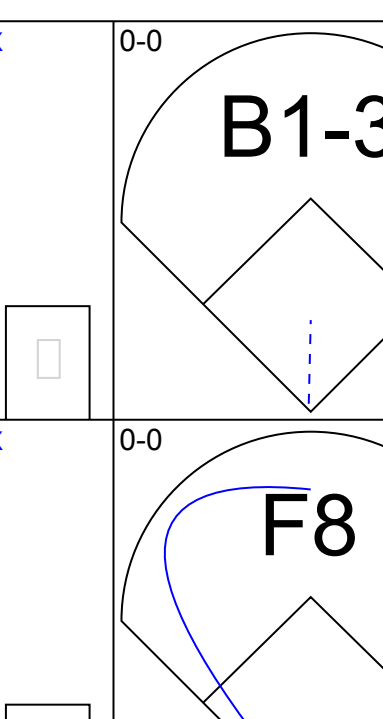
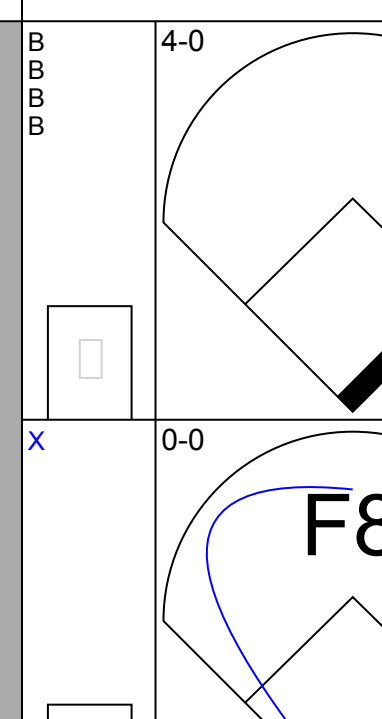
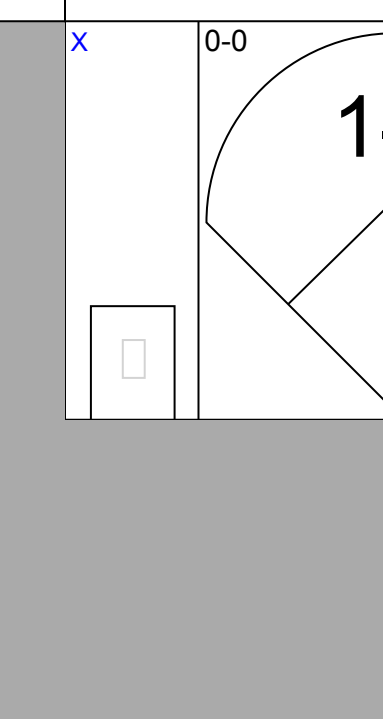
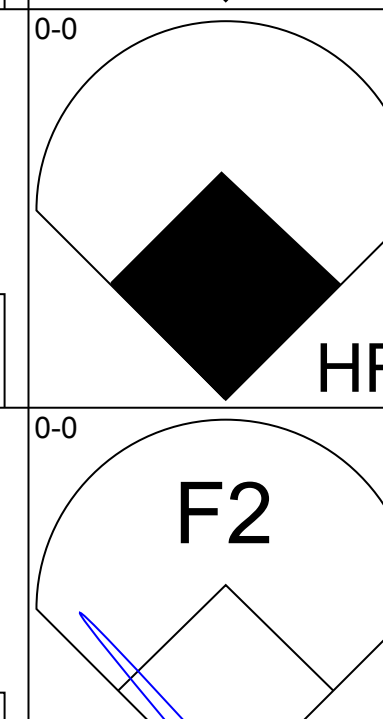
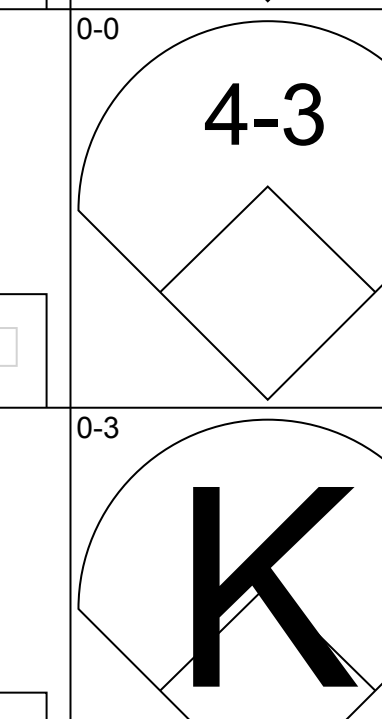







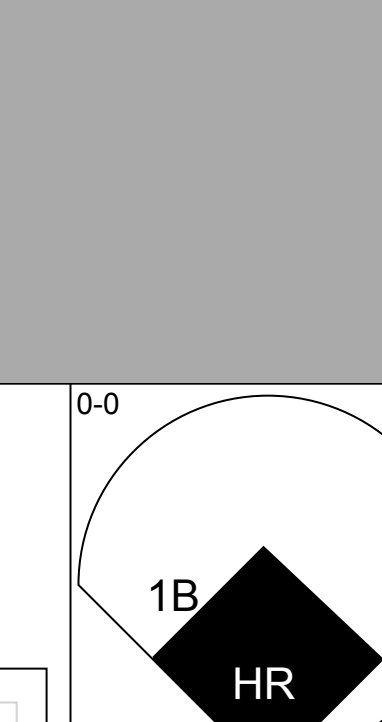

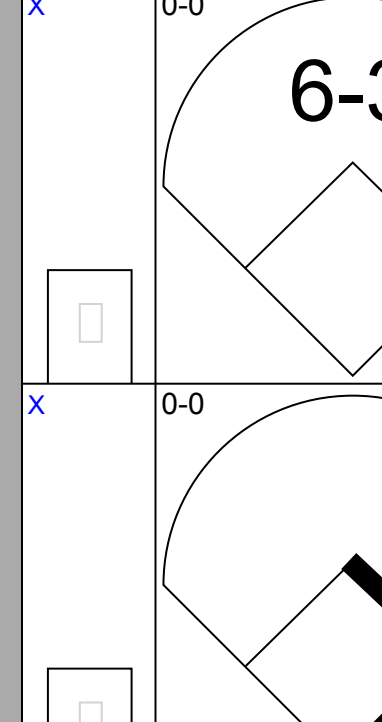
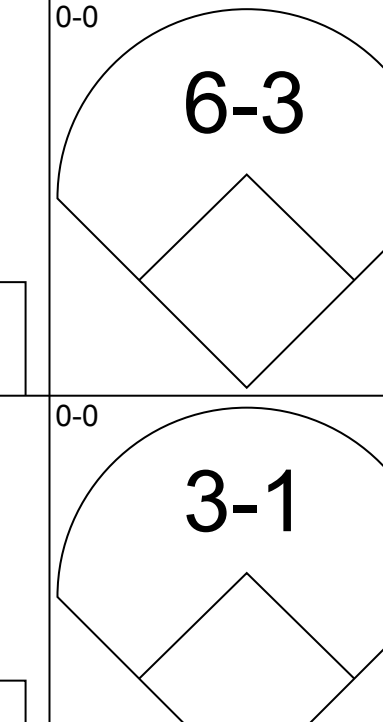
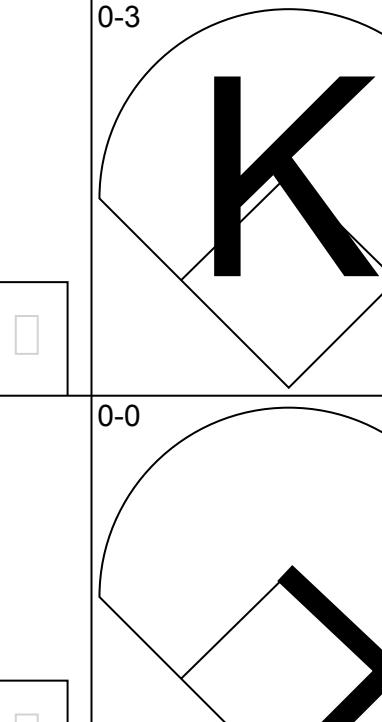
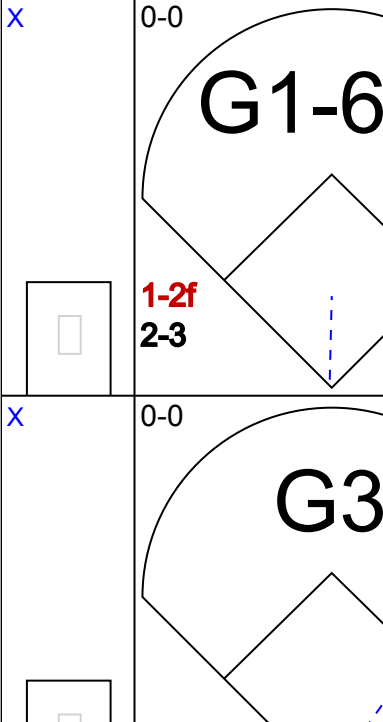
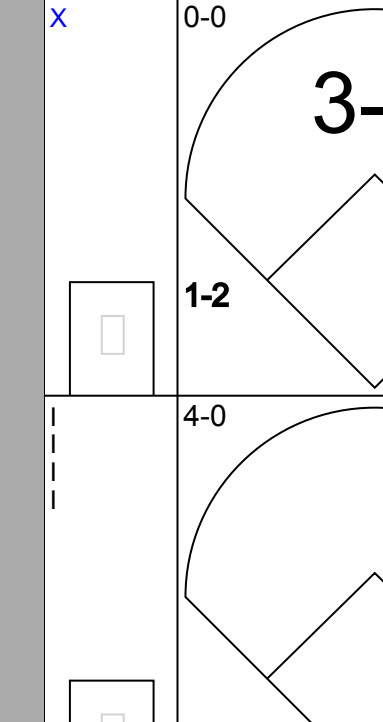
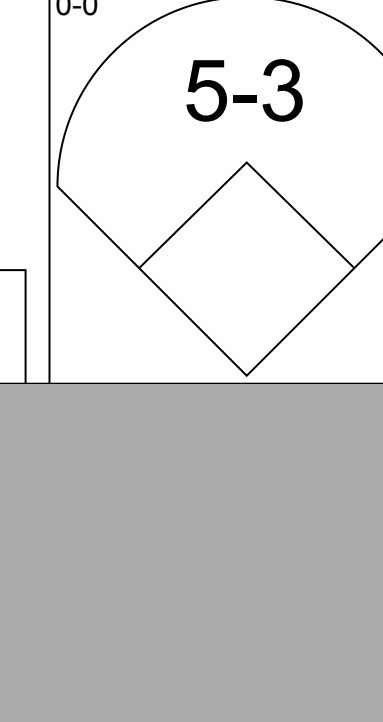
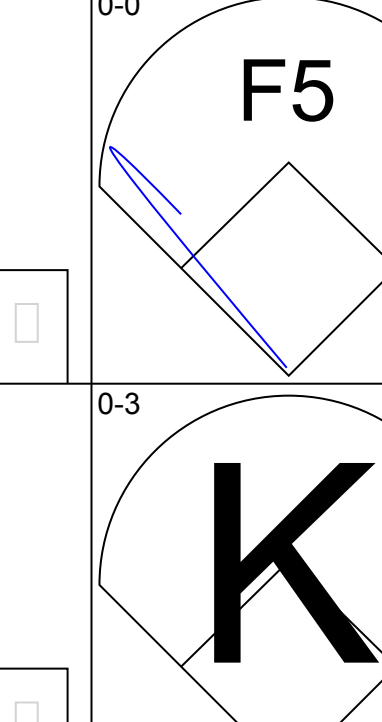

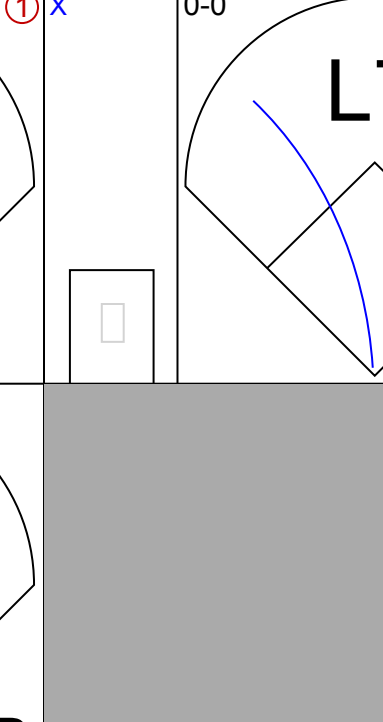

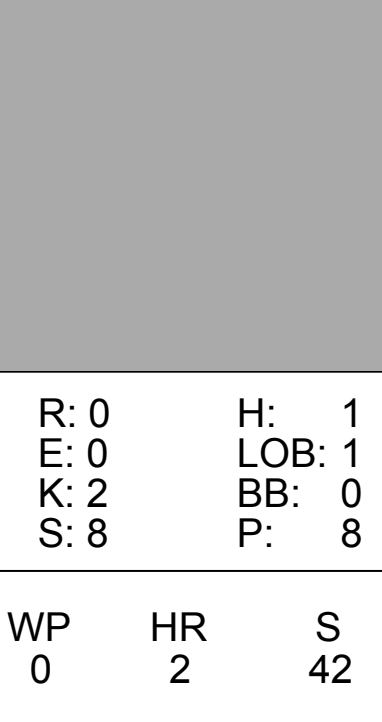
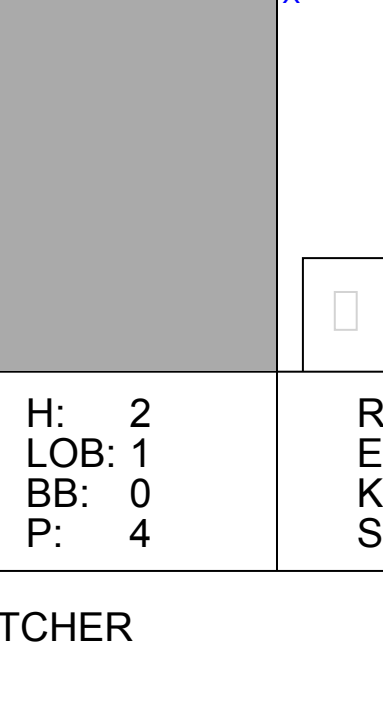
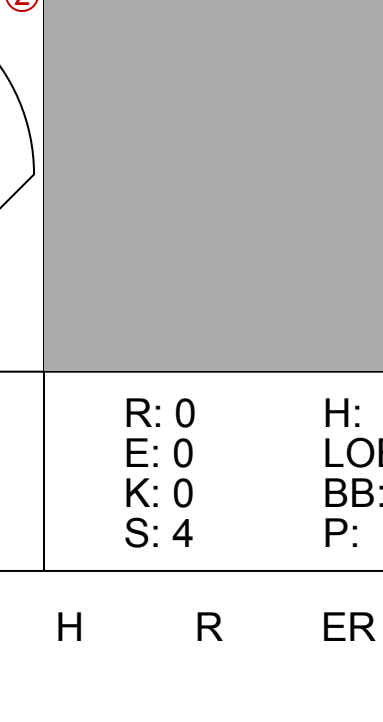
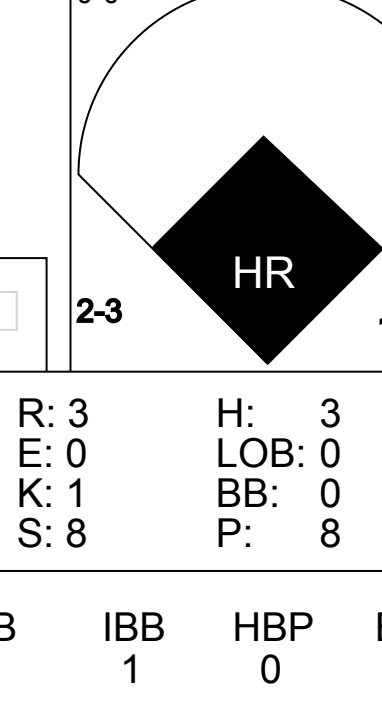
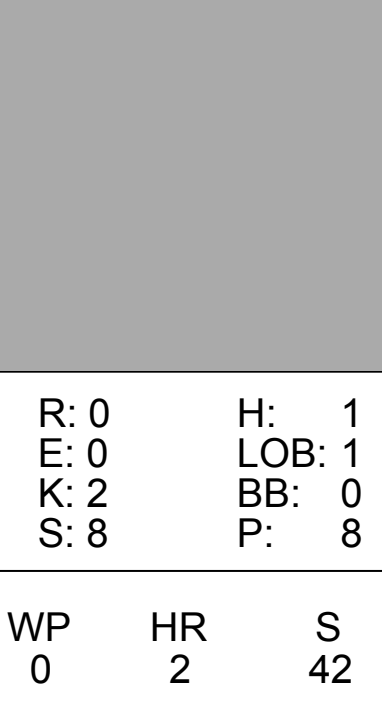
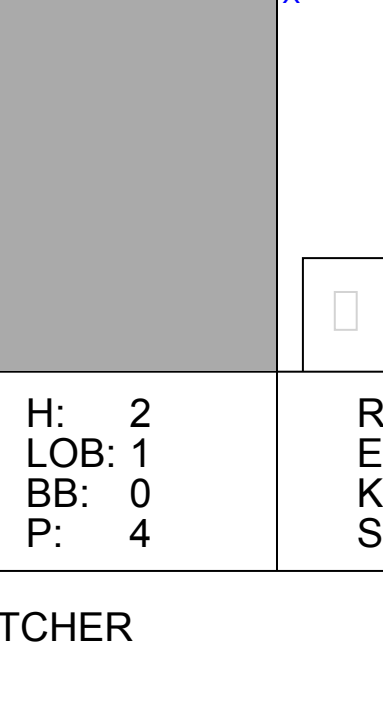
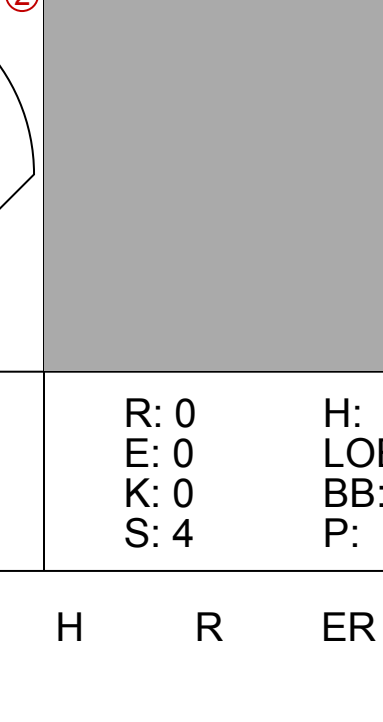
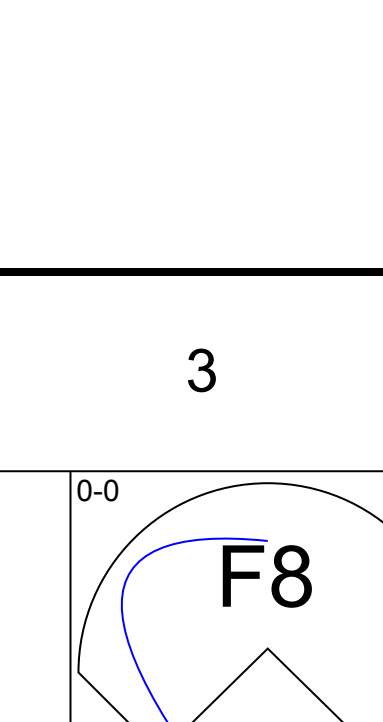
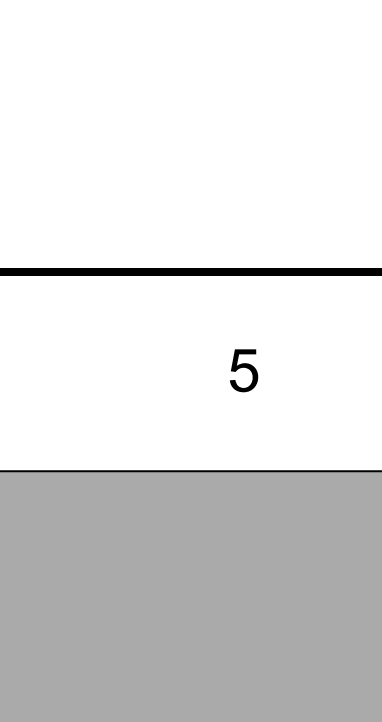
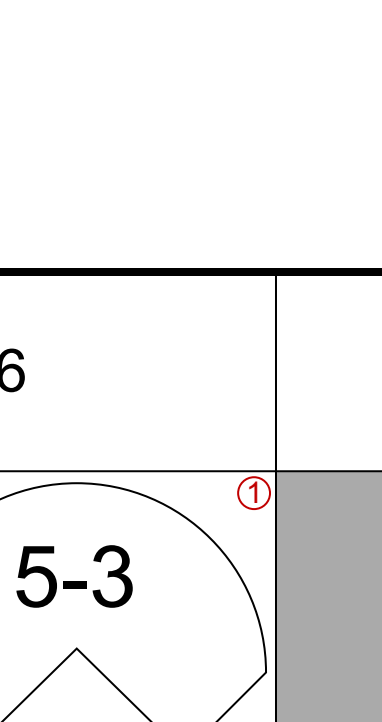
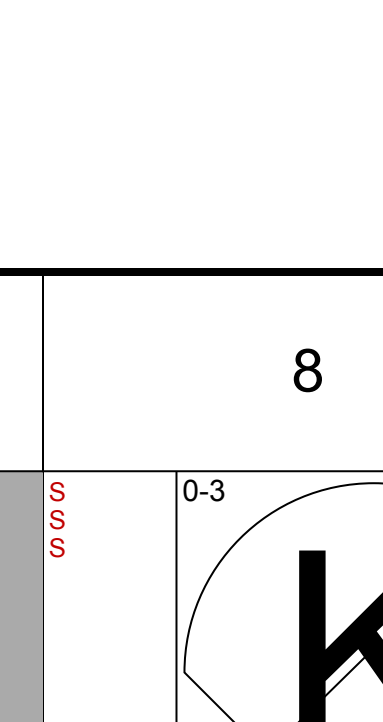


Batter	1	2	3	4	5	6	7	8	9	AB	R	H	RBI	BB	SO	LOB	TOP							
Zoilo Versalles, R OBP: 0.277, SLG: 0.283 (1, 6)										4	0	1	0	0	2	1	Minnesota Twins @ Washington Senators D.C. Stadium, Washington, DC Sun May 01 1966, 3:33 AM EDT Unknown							
Cesar Tovar, R OBP: 0.172, SLG: 0.077 (8, PH) (8, 8)										2	0	0	1	0	0	0								
Jimmie Hall, L OBP: 0.409, SLG: 0.667 (1, 9)										4	0	0	0	0	2									
Harmon Killebrew, R OBP: 0.364, SLG: 0.439 (1, 5)										4	1	2	1	0	0	0								
Bob Allison, R OBP: 0.105, SLG: 0.421 (1, 7)										4	0	0	0	0	1	1								
Andy Kosco, R OBP: 0.250, SLG: 0.250 (1, 3)										4	0	0	0	0	1	1								
Earl Batley, R OBP: 0.370, SLG: 0.417 (1, 2)										3	1	1	1	0	1	1								
Bernie Allen, L OBP: 0.300, SLG: 0.278 (1, 4)										3	1	1	0	0	0	0								
Jim Kaat, L Jim Perry, S Rich Rollins, R Dave Boswell, R Don Mincher, L Al Worthington, R (1, 1) (4, 1) (6, PH) (6, 1) (8, PH) (8, 1)										1	0	0	0	0	1	0								
Inning Stats	R: 0 E: 0 K: 1 S: 5	H: 0 LOB: 0 BB: 0 P: 5	R: 0 E: 0 K: 1 S: 5	H: 0 LOB: 0 BB: 0 P: 5	R: 0 E: 0 K: 2 S: 7	H: 0 LOB: 0 BB: 0 P: 7	R: 0 E: 0 K: 1 S: 5	H: 0 LOB: 0 BB: 0 P: 5	R: 0 E: 0 K: 0 S: 3	H: 0 LOB: 0 BB: 0 P: 3	R: 2 E: 1 K: 0 S: 6	H: 3 LOB: 1 BB: 0 P: 6	R: 1 E: 1 K: 1 S: 6	H: 1 LOB: 0 BB: 0 P: 6	R: 0 E: 1 K: 0 S: 4	H: 1 LOB: 1 BB: 0 P: 4	R: 0 E: 0 K: 0 S: 4	H: 1 LOB: 1 BB: 0 P: 4	R: 0 E: 0 K: 0 S: 4	H: 1 LOB: 1 BB: 0 P: 4	1B: 4 2B: 0 3B: 0 HR: 2	SF: 1 SAC: 0 DP: 2 HBP: 0	WP: 0 PB: 0 SB: 0 CS: 0	PA: 33
PITCHER	IP WLS BF H R ER SO BB IBB HBP BLK WP HR S P ERA WHIP	6.0 W 22 4 3 2 5 0 0 0 0 0 2 32 32 3.00 0.667	3.0 S 11 2 0 0 1 0 0 0 0 0 0 13 13 0.00 0.667																					

Batter	1	2	3	4	5	6	7	8	9	AB	R	H	RBI	BB	SO	LOB	BOTTOM								
Fred Valentine, S OBP: 0.308, SLG: 0.404 (1, 9)										4	1	3	1	0	0	0	Minnesota Twins @ Washington Senators D.C. Stadium, Washington, DC Sun May 01 1966, 3:33 AM EDT Unknown								
Ed Brinkman, R OBP: 0.286, SLG: 0.319 (1, 6)										4	0	1	1	0	2										
Ken McMullen, R OBP: 0.370, SLG: 0.596 (1, 5)										4	0	1	0	0	3										
Frank Howard, R OBP: 0.308, SLG: 0.468 Willie Kirkland, L OBP: 0.250, SLG: 0.143 (1, 7) (9, 7)										4	1	1	0	0	3	1									
John Orsino, R OBP: 0.235, SLG: 0.294 Dick Nen, L OBP: 0.385, SLG: 0.333 (1, 3) (8, 3)										3	0	0	0	0	2	1									
Ken Hamlin, R OBP: 0.357, SLG: 0.360 (1, 4)										4	1	2	0	0	2										
Don Lock, R OBP: 0.286, SLG: 0.361 (1, 8)										3	2	3	3	0	0										
Doug Camilli, R OBP: 0.235, SLG: 0.219 Mike Brumley, L OBP: 0.222, SLG: 0.333 (1, 2) (8, 2)										2	0	0	0	0	1	2									
Pete Richert, L Casey Cox, R (1, 1) (7, 1)										2	0	0	0	0	2	2									
Inning Stats	R: 0 E: 0 K: 0 S: 3	H: 1 LOB: 0 BB: 0 P: 3	R: 2 E: 0 K: 2 S: 9	H: 2 LOB: 0 BB: 0 P: 9	R: 1 E: 1 K: 1 S: 6	H: 1 LOB: 0 BB: 0 P: 6	R: 1 E: 0 K: 2 S: 10	H: 3 LOB: 2 BB: 0 P: 10	R: 0 E: 0 K: 0 S: 3	H: 1 LOB: 0 BB: 0 P: 3	R: 0 E: 0 K: 2 S: 7	H: 0 LOB: 0 BB: 0 P: 7	R: 1 E: 0 K: 1 S: 6	H: 2 LOB: 1 BB: 0 P: 6	R: 0 E: 0 K: 1 S: 7	H: 2 LOB: 2 BB: 0 P: 7	1B: 9 2B: 2 3B: 0 HR: 1	SF: 0 SAC: 1 DP: 2 HBP: 0	WP: 0 PB: 0 SB: 0 CS: 1	PA: 33					
PITCHER	IP WLS BF H R ER SO BB IBB HBP BLK WP HR S P ERA WHIP	3.0 L 13 5 4 3 3 0 0 0 0 0 1 19 19 9.00 1.667	2.0 8 3 0 0 2 0 0 0 0 0 0 0 12 12 0.00 1.500	2.0 7 2 1 1 3 0 0 0 0 0 0 0 13 13 4.50 1.000	1.0 5 2 0 0 1 0 0 0 0 0 0 0 7 7 0.00 2.000																				

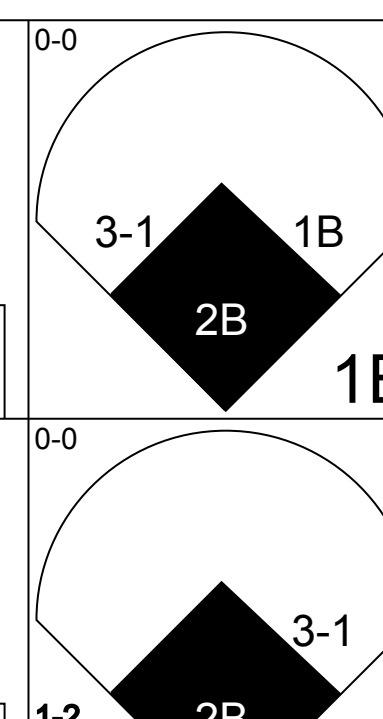
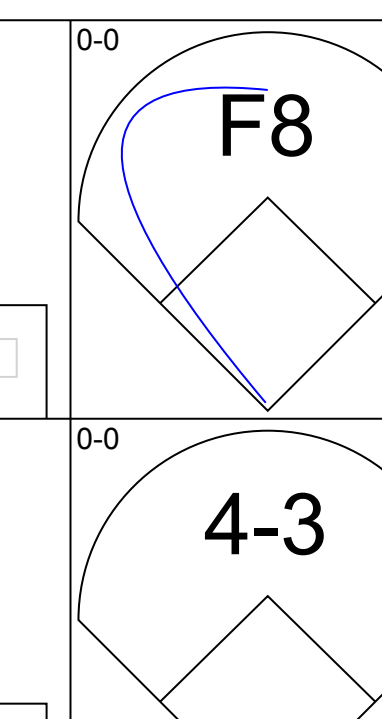


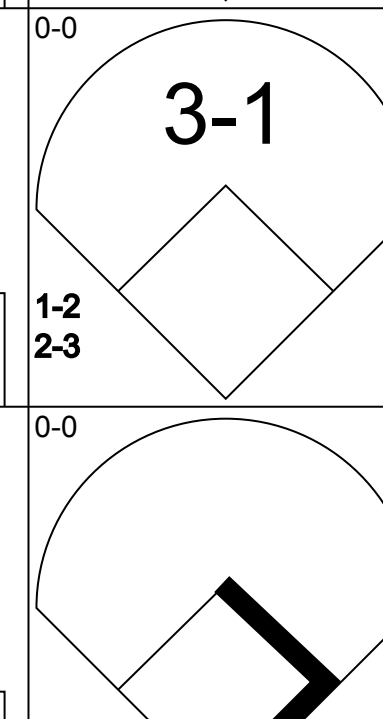
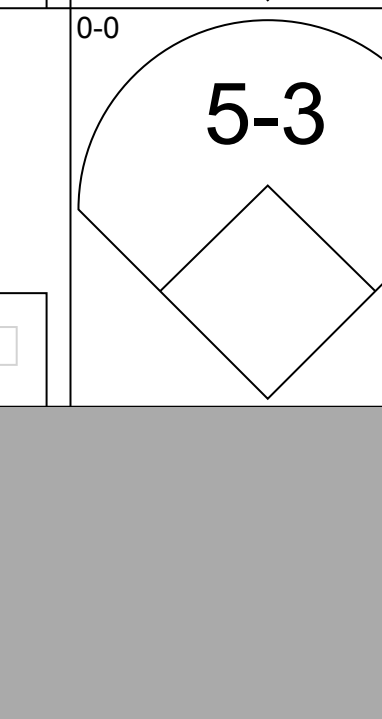

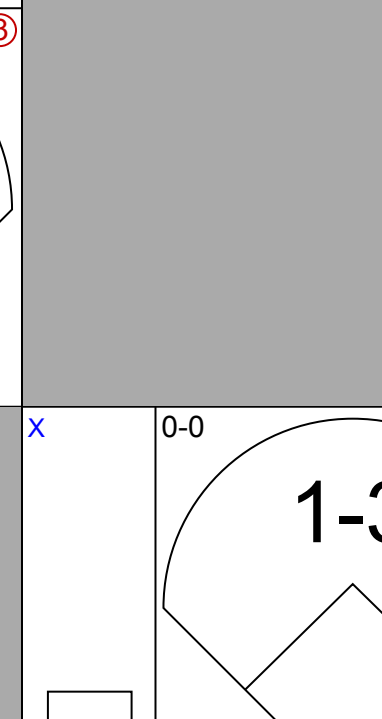
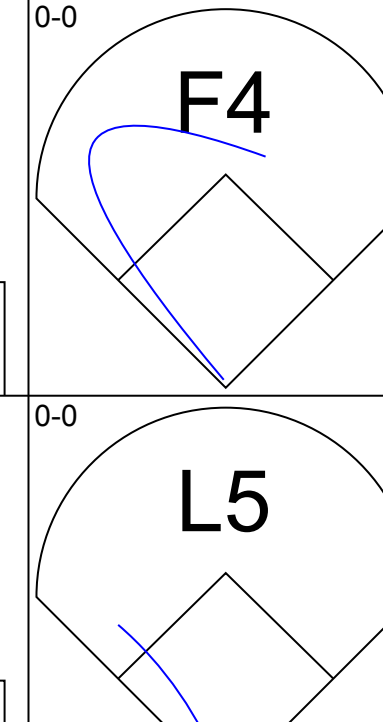


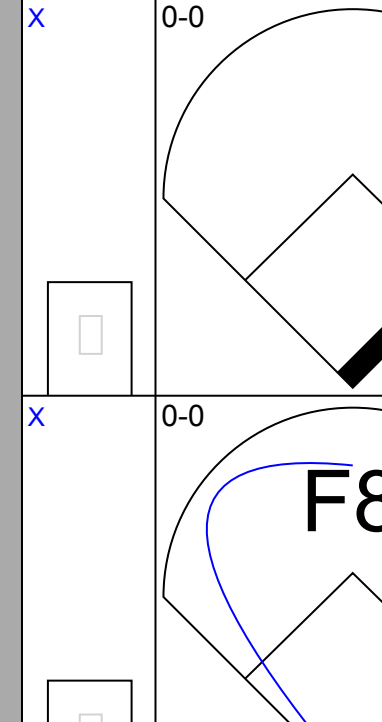



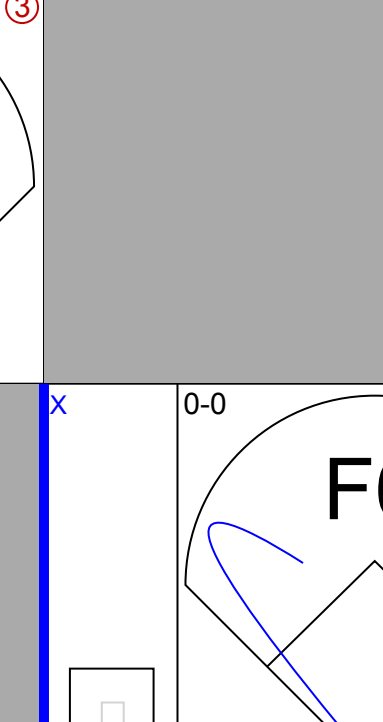






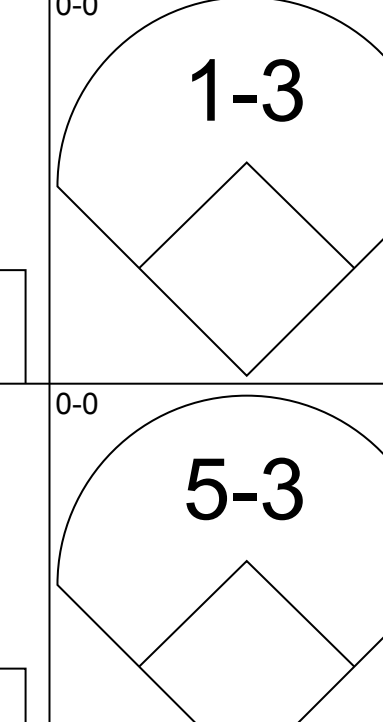
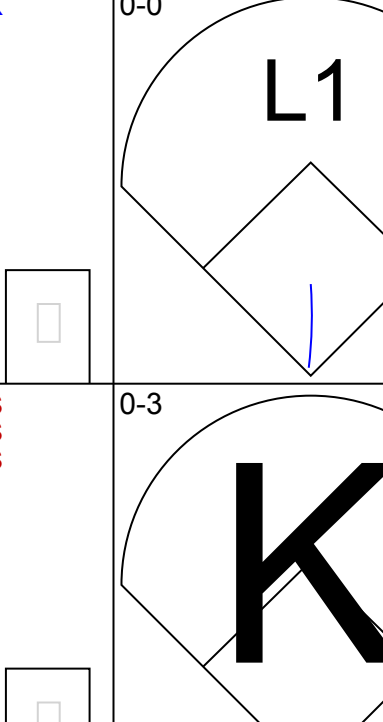

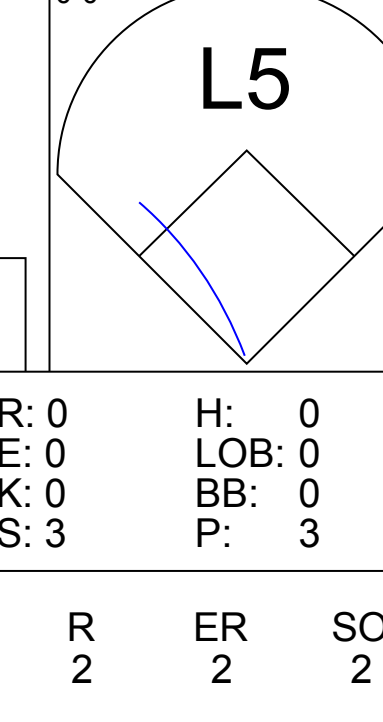
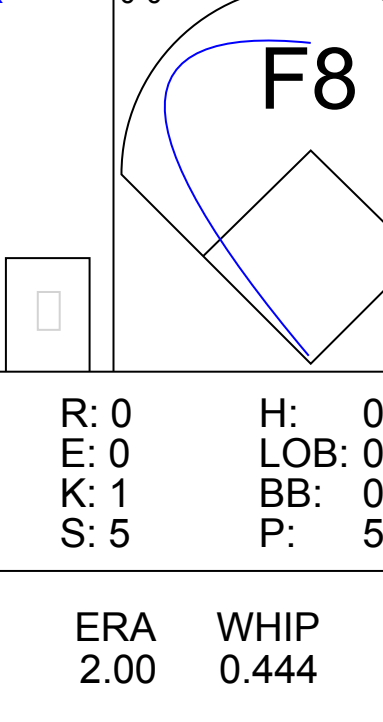




Batter	1	2	3	4	5	6	7	8	9	AB	R	H	RBI	BB	SO	LOB	TOP				
Zoilo Versalles, R OBP: 0.255, SLG: 0.260 (1, 6)	F8	F7			4-3		F9			4	0	0	0	0	0	1	Minnesota Twins @ Washington Senators D.C. Stadium, Washington, DC Sun May 01 1966, 3:38 AM EDT Att: 10,880 - Unknown livebaseballscorecards.com				
Cesar Tovar, R OBP: 0.250, SLG: 0.286 (1, 8)			F6		F8		F8			4	0	2	0	0	0	0					
Tony Oliva, L OBP: 0.396, SLG: 0.651 (1, 9)	G3		F6				F8			4	0	1	0	0	0	2					
Harmon Killebrew, R OBP: 0.354, SLG: 0.409 (1, 5)		K	F7					5-3		3	0	0	0	1	1	0					
Bob Allison, R OBP: 0.130, SLG: 0.364 (1, 7)		2B			5-3		6-3		F4	3	1	0	0	1	0	2					
Andy Kesco, R OBP: 0.250, SLG: 0.250 Don Mincher, L OBP: 0.350, SLG: 0.313 (8, 3)					1B		5-3		F8	4	0	1	0	0	0	1					
Bernie Allen, L OBP: 0.318, SLG: 0.325 (1, 4)		2B			1B				5-3	4	1	2	1	0	1	1					
Jerry Zimmerman, R OBP: 0.571, SLG: 0.500 (1, 2)		2B							G6-3	2	1	1	0	2	1	1					
Mudcat Grant, R OBP: 0.100, SLG: 0.200 (1, 1)					5-3		4-3		G6-3	4	0	1	2	0	0	4					
Inning Stats	R: 0 E: 0 K: 0 S: 3	H: 1 LOB: 0 BB: 0 P: 3	R: 3 E: 0 K: 1 S: 7	H: 2 LOB: 1 BB: 2 P: 15	R: 0 E: 0 K: 0 S: 3	H: 0 LOB: 0 BB: 0 P: 3	R: 0 E: 0 K: 1 S: 7	H: 2 LOB: 2 BB: 0 P: 7	R: 0 E: 0 K: 0 S: 4	H: 1 LOB: 1 BB: 0 P: 6	R: 0 E: 0 K: 0 S: 3	H: 1 LOB: 0 BB: 0 P: 3	R: 0 E: 0 K: 0 S: 3	H: 0 LOB: 0 BB: 0 P: 3	R: 0 E: 0 K: 0 S: 2	H: 0 LOB: 0 BB: 1 P: 6	1B: 5 2B: 3 3B: 0 HR: 0	SF: 0 SAC: 0 DP: 1 HBP: 0	WP: 0 PB: 0 SB: 0 CS: 0	PA: 36	
PITCHER	IP	WLS	BF	H	R	ER	SO	BB	IBB	HBP	BLK	WP	HR	S	P	ERA	WHIP				
Mike McCormick, L ERA: 3.16 (1, 1)	3.2	L	17	5	3	3	2	1	1	0	0	0	0	19	27	7.36	1.636				
Bob Humphreys, R ERA: (4, 1)	1.1		6	1	0	0	0	0	1	0	0	0	0	5	9	0.00	0.750				
Ron Kline, R ERA: 9.45 (6, 1)	2.0		7	2	0	0	1	0	0	0	0	0	0	9	9	0.00	1.000				
Jim Hannan, R ERA: (8, 1)	2.0		6	0	0	0	0	1	0	0	0	0	0	5	9	0.00	0.500				

Batter	1	2	3	4	5	6	7	8	9	AB	R	H	RBI	BB	SO	LOB	BOTTOM					
Fred Valentine, S OBP: 0.304, SLG: 0.392 (1, 9)			F7		4-3		K			4	0	1	0	0	1	1	Minnesota Twins @ Washington Senators D.C. Stadium, Washington, DC Sun May 01 1966, 3:38 AM EDT Att: 10,880 - Unknown livebaseballscorecards.com					
Ken Hamlin, R OBP: 0.344, SLG: 0.345 (1, 4)	G6-4-3				1B		F4		1-3	4	1	1	0	0	0	2						
Ken McMullen, R OBP: 0.362, SLG: 0.569 (1, 5)			K		F7		1B		F7	4	0	1	0	0	1	1						
Frank Howard, R OBP: 0.304, SLG: 0.451 (1, 7)					4-3		K		F8	4	0	1	0	0	1	1						
Dick Nen, L OBP: 0.412, SLG: 0.375 (1, 3)					4-3				F8	4	0	2	1	0	0	0						
Don Lock, R OBP: 0.304, SLG: 0.359 (1, 8)					K				E6	3	0	1	0	1	1	2						
Mike Brumley, L OBP: 0.154, SLG: 0.231 (1, 2)					1B				K	4	0	0	0	0	1	7						
Ed Brinkman, R OBP: 0.264, SLG: 0.294 (1, 6)					F7		F8		K	4	0	0	0	0	1	7						
Mike McCormick, L OBP: 0.260, SLG: 0.250 Bob Humphreys, R OBP: 0.250, SLG: 1.000 Willie Kirkland, L OBP: 0.125 Ron Kline, R OBP: 0.300, SLG: 1.000 Jim King, L OBP: 0.230 Jim Hannan, R (8, 1)					K		K			1	0	0	0	0	1	0						
Inning Stats	R: 0 E: 0 K: 1 S: 5	H: 1 LOB: 0 BB: 0 P: 5	R: 0 E: 0 K: 0 S: 4	H: 1 LOB: 1 BB: 0 P: 4	R: 0 E: 0 K: 1 S: 5	H: 0 LOB: 0 BB: 0 P: 5	R: 1 E: 0 K: 1 S: 8	H: 3 LOB: 2 BB: 0 P: 8	R: 0 E: 0 K: 1 S: 5	H: 0 LOB: 0 BB: 0 P: 5	R: 0 E: 0 K: 1 S: 7	H: 2 LOB: 3 BB: 1 P: 11	R: 0 E: 0 K: 1 S: 6	H: 1 LOB: 1 BB: 0 P: 6	R: 0 E: 0 K: 0 S: 3	H: 0 LOB: 0 BB: 0 P: 3	R: 0 E: 1 K: 1 S: 5	H: 0 LOB: 0 BB: 0 P: 5	1B: 8 2B: 0 3B: 0 HR: 0	SF: 0 SAC: 0 DP: 2 HBP: 0	WP: 0 PB: 0 SB: 0 CS: 0	PA: 35
PITCHER	IP	WLS	BF	H	R	ER	SO	BB	IBB	HBP	BLK	WP	HR	S	P	ERA	WHIP					
Mudcat Grant, R ERA: 1.67 (1, 1)	9.0	W	35	8	1	1	7	1	0	0	0	0	0	48	52	1.00	1.000					

Batter	1	2	3	4	5	6	7	8	9	AB	R	H	RBI	BB	SO	LOB	TOP		
Zoilo Versalles, R OBP: 0.268, SLG: 0.315 (1, 6)										4	1	1	3	1	1	0	Minnesota Twins @ Chicago White Sox Comiskey Park, Chicago, IL Tue May 03 1966, 8:05 PM EDT Att: 12,487 - Unknown - 55 F		
Sandy Valdespino, L OBP: 0.159, SLG: 0.258 Cesar Tovar, R OBP: 0.250, SLG: 0.286 (1, 7) (9, 8)										4	0	0	0	0	1	2			
Tony Oliva, L OBP: 0.423, SLG: 0.723 (1, 9)										4	1	3	1	0	0	0			
Harmon Killebrew, R OBP: 0.346, SLG: 0.396 (1, 5)										4	0	1	0	0	1	1			
Jimmie Hall, L OBP: 0.152, SLG: 0.067 (1, 8) (9, 7)										4	0	0	0	0	1	3			
Don Mincher, L OBP: 0.394, SLG: 0.343 (1, 3)										3	0	1	0	1	0	1			
Earl Batley, R OBP: 0.323, SLG: 0.357 (1, 2)										4	0	0	0	0	0	3			
Bernie Allen, L OBP: 0.333, SLG: 0.386 (1, 4)										4	1	2	0	0	1	1			
Camilo Pascual, R OBP: 0.182, SLG: 0.182 (1, 1)										4	1	1	0	0	0	1			
Inning Stats	R: 1 E: 0 K: 2 S: 8	H: 1 LOB: 0 BB: 0 P: 8	R: 0 E: 0 K: 0 S: 3	H: 0 LOB: 0 BB: 0 P: 3	R: 3 E: 0 K: 1 S: 8	H: 3 LOB: 0 BB: 0 P: 8	R: 0 E: 0 K: 2 S: 8	H: 1 LOB: 1 BB: 0 P: 8	R: 0 E: 0 K: 0 S: 4	H: 2 LOB: 0 BB: 0 P: 4	R: 0 E: 0 K: 0 S: 4	H: 1 LOB: 2 BB: 1 P: 8	R: 0 E: 0 K: 0 S: 4	H: 1 LOB: 2 BB: 1 P: 8	R: 0 E: 0 K: 0 S: 3	H: 0 LOB: 0 BB: 0 P: 3		1B: 4 2B: 3 3B: 0 HR: 2	SF: 0 SAC: 0 DP: 1 HBP: 0
PITCHER	IP WLS BF H R ER SO BB IBB HBP BLK WP HR S P ERA WHIP	8.0 L 34 9 4 4 5 1 1 0 0 0 2 42 50 4.50 1.250	1.0 3 0 0 0 0 0 0 0 0 0 0 0 3 3 0.00 0.000																

AB	35
R	4
H	9
RBI	4
BB	2
SO	5
LOB	12



Batter	1	2	3	4	5	6	7	8	9	AB	R	H	RBI	BB	SO	LOB	BOTTOM		
Tommie Agee, R OBP: 0.373, SLG: 0.482 (1, 8)										4	1	1	0	0	1	0	Minnesota Twins @ Chicago White Sox Comiskey Park, Chicago, IL Tue May 03 1966, 8:05 PM EDT Att: 12,487 - Unknown - 55 F		
Don Buford, S OBP: 0.281, SLG: 0.276 (1, 4)										4	1	1	0	0	0	0			
Floyd Robinson, L OBP: 0.452, SLG: 0.623 (1, 9)										4	0	0	0	0	0	2			
Pete Ward, L OBP: 0.280, SLG: 0.273 (1, 5)										4	0	1	2	0	0	0			
Tom McCraw, L OBP: 0.327, SLG: 0.319 (1, 3)										3	0	1	0	0	0	1			
Ron Hansen, R OBP: 0.305, SLG: 0.200 (1, 6)										3	0	0	0	0	0	2			
J.C. Martin, L OBP: 0.280, SLG: 0.182 (1, 2)										3	0	0	0	0	0	1			
Ken Berry, R OBP: 0.320, SLG: 0.400 Gary Peters, L OBP: 0.444, SLG: 0.500 Danny Cater, R (8, PH) (9, 7)										2	0	0	0	0	1	0			
Joe Horlen, R Smoky Burgess, L OBP: 0.444, SLG: 0.375 Dennis Higgins, R (8, PH) (9, 1)										2	0	0	0	0	0	0			
Inning Stats	R: 2 E: 0 K: 0 S: 6	H: 3 LOB: 1 BB: 0 P: 6	R: 0 E: 0 K: 0 S: 3	H: 0 LOB: 0 BB: 0 P: 3	R: 0 E: 0 K: 0 S: 3	H: 0 LOB: 0 BB: 0 P: 3	R: 0 E: 0 K: 1 S: 5	H: 0 LOB: 0 BB: 0 P: 5	R: 0 E: 0 K: 0 S: 3	H: 0 LOB: 0 BB: 0 P: 3	R: 0 E: 0 K: 0 S: 4	H: 1 LOB: 1 BB: 0 P: 4	R: 0 E: 0 K: 1 S: 5	H: 0 LOB: 0 BB: 0 P: 5	R: 0 E: 0 K: 0 S: 3	H: 0 LOB: 0 BB: 0 P: 3		1B: 3 2B: 1 3B: 0 HR: 0	SF: 0 SAC: 0 DP: 0 HBP: 0
PITCHER	IP WLS BF H R ER SO BB IBB HBP BLK WP HR S P ERA WHIP	9.0 W 31 4 2 2 2 0 0 0 0 0 0 35 35 2.00 0.444																	



Batter	1	2	3	4	5	6	7	8	9	AB	R	H	RBI	BB	SO	LOB	TOP					
Rico Petrocelli, R OBP: 0.301, SLG: 0.375	0-0 1-3 1B		0-0 1-H HR		0-3 K			0-0 F2		4	1	2	2	0	1	0						
Jim Gosger, L OBP: 0.341, SLG: 0.297	0-0 F8		0-3 K		0-3 K			0-3 K		4	0	0	0	0	3	1						
Carl Yastrzemski, L OBP: 0.410, SLG: 0.541	0-0 1-3 1-2		0-0 G3		0-3 K			0-0 1-3		4	0	0	0	0	1	1						
George Scott, R OBP: 0.410, SLG: 0.803	0-3 K		0-0 F8		0-0 HR			0-0 HR		4	2	2	2	0	1	1						
Tony Conigliaro, R OBP: 0.321, SLG: 0.375		0-3 K		0-3 K		0-3 K		0-3 K	0-0 BB	4	0	1	0	0	3	0						
Bob Tillman, R OBP: 0.333, SLG: 0.300		0-0 6-3		0-3 K L4-6 BB		0-3 K		0-3 K	0-3 K	4	0	0	0	0	3	1						
Joe Foy, R OBP: 0.422, SLG: 0.310		4-0 BB		4-0 BB		4-0 BB		4-0 BB	4-0 BB	0	0	0	0	4	0	0						
George Smith, R OBP: 0.230, SLG: 0.214		0-3 K		0-0 L4-6		0-3 K		0-3 K	0-3 K	3	0	0	0	0	2	4						
Dalton Jones, L OBP: 0.238, SLG: 0.167				2-3						1	0	0	0	0	1	2						
Dan Osinski, R										0	0	0	0	0	0	0						
Dick Stigman, R OBP: 0.200, SLG: 0.200			0-0 HR		0-3 K			0-3 K	0-0 F4	2	1	1	0	0	1	0						
Darrell Brandon, R OBP: 0.385, SLG: 0.636										0	0	0	0	0	0	0						
Lenny Green, L OBP: 0.385, SLG: 0.290										0	0	0	0	0	1	1						
Ken Sanders, R OBP: 0.292, SLG: 0.200										0	0	0	0	0	0	0						
Eddie Kasko, R										1	0	0	0	0	0	2						
Inning Stats	R: 0 E: 0 K: 1 S: 6	H: 1 LOB: 1 BB: 0 P: 6	R: 0 E: 0 K: 2 S: 7	H: 0 LOB: 1 BB: 1 P: 11	R: 2 E: 0 K: 1 S: 7	H: 2 LOB: 0 BB: 0 P: 7	R: 0 E: 0 K: 2 S: 7	H: 0 LOB: 1 BB: 1 P: 11	R: 0 E: 0 K: 3 S: 9	H: 0 LOB: 0 BB: 0 P: 9	R: 1 E: 0 K: 3 S: 10	H: 1 LOB: 0 BB: 0 P: 10	R: 0 E: 0 K: 2 S: 6	H: 0 LOB: 1 BB: 1 P: 10	R: 0 E: 0 K: 1 S: 5	H: 0 LOB: 0 BB: 0 P: 5	R: 1 E: 0 K: 2 S: 9	H: 2 LOB: 2 BB: 1 P: 13	1B: 3 2B: 2 3B: 0 HR: 3	SF: 0 SAC: 0 DP: 2 HBP: 0	WP: 0 PB: 1 CS: 1	PA: 36
PITCHER	IP WLS BF H R ER SO BB IBB HBP BLK WP HR S P ERA WHIP																					
Dave Boswell, R ERA: 3.6	(1, 1) 6.0 W 25 4 3 3 12 3 0 0 0 0 2 46 58 4.50 1.167																					
Al Worthington, R ERA: 2.16	(7, 1) 3.0 W 11 2 1 1 5 1 0 0 0 0 1 20 24 3.00 1.000																					

Boston Red Sox @ Minnesota Twins
Metropolitan Stadium, Bloomington, MI
Fri May 06 1966, 8:05 PM EDT
Att: 12,703 - Unknown - 64 F

AB 32
R 4
H 6
RBI 4
BB 4
SO 17
LOB 13



Batter	1	2	3	4	5	6	7	8	9	AB	R	H	RBI	BB	SO	LOB	BOTTOM					
Zoilo Versalles, R OBP: 0.258, SLG: 0.317	0-0 HR	0-3 K		0-0 F6		0-0 G5-4-3		0-0 4-3	0-0 4-3	5	1	1	0	0	1	2						
Cesar Tovar, R OBP: 0.385, SLG: 0.636	0-0 HR	0-0 1-2 1B		4-0 BB	0-0 HR	4-0 BB	0-0 5-3	0-0 F7	0-0 F7	4	2	2	2	1	0	0						
Tony Oliva, L OBP: 0.475, SLG: 0.855	0-0 E1 FC5 S	0-3 K		0-0 HR	0-0 HR	0-0 HR	0-0 4-3 2B	0-0 HR	0-0 HR	5	2	3	3	0	1	2						
Harmon Killebrew, R OBP: 0.350, SLG: 0.418	0-0 F3		0-3 K		0-0 2B		0-0 4-3		0-0 4-3	4	0	1	0	0	1	2						
Don Mincher, L OBP: 0.385, SLG: 0.350	4-0 BB		0-3 K		0-3 K		0-0 2-3		4-0 IBB	2	0	0	0	2	2	1						
Bob Allison, R OBP: 0.133, SLG: 0.286	0-0 F7		4-0 BB		0-3 K		0-0 4-3		0-0 4-3	2	0	0	0	1	1	3						
Jimmie Hall, L OBP: 0.132, SLG: 0.057										1	0	0	0	0	0	2						
Earl Batley, R OBP: 0.308, SLG: 0.314	0-0 FC5		0-0 F4		0-0 1-3			0-0 F7	0-0 F7	4	0	0	0	0	0	4						
Bernie Allen, L OBP: 0.304, SLG: 0.333		0-0 1-3		4-0 G5-4-3 BB		0-3 K		0-0 F8	0-0 F8	3	0	0	0	1	1	0						
Dave Boswell, R OBP: 0.333, SLG: 0.333		0-0 1B		0-0 G5-4-3		0-0 G5-4-3		0-0 F3	0-0 F3	3	0	2	0	0	0	1						
Al Worthington, R										1	0	0	0	0	0	0						
Inning Stats	R: 2 E: 1 K: 0 S: 6	H: 2 LOB: 2 BB: 1 P: 10	R: 0 E: 0 K: 2 S: 9	H: 2 LOB: 2 BB: 0 P: 9	R: 0 E: 0 K: 2 S: 7	H: 0 LOB: 1 BB: 1 P: 11	R: 0 E: 0 K: 0 S: 2	H: 0 LOB: 0 BB: 1 P: 6	R: 2 E: 0 K: 2 S: 9	H: 2 LOB: 1 BB: 1 P: 13	R: 0 E: 0 K: 1 S: 5	H: 1 LOB: 0 BB: 0 P: 5	R: 0 E: 0 K: 0 S: 4	H: 1 LOB: 2 BB: 1 P: 8	R: 0 E: 0 K: 0 S: 3	H: 0 LOB: 0 BB: 0 P: 3	R: 1 E: 0 K: 0 S: 3	H: 1 LOB: 0 BB: 0 P: 3	1B: 3 2B: 2 3B: 1 HR: 3	SF: 0 SAC: 0 DP: 2 HBP: 0	WP: 0 PB: 0 CS: 0	PA: 39
PITCHER	IP WLS BF H R ER SO BB IBB HBP BLK WP HR S P ERA WHIP																					
Dick Stigman, L ERA: 6.38	(1, 1) 4.1 5 1 0 0 2 0 0 0 0 0 0 9 9 0.00 0.600																					
Darrell Brandon, R ERA: 1.42	(5, 1) 1.2 8 1 0 0 0 0 1 0 0 0 0 7 11 0.00 0.500																					
Ken Sanders, R ERA: 2.84	(7, 1) 2.0 L 3 1 1 1 0 0 0 0 0 0 1 3 3 13.50 1.500																					
Dan Osinski, R ERA: 12.27	(9, 1) 0.2 L 3 1 1 1 0 0 0 0 0 0 1 3 3 13.50 1.500																					

Boston Red Sox @ Minnesota Twins
Metropolitan Stadium, Bloomington, MI
Fri May 06 1966, 8:05 PM EDT
Att: 12,703 - Unknown - 64 F

AB 34
R 5
H 9
RBI 5
BB 5
SO 7
LOB 17



Batter	1	2	3	4	5	6	7	8	9	AB	R	H	RBI	BB	SO	LOB	TOP										
Rico Petrocelli, R OBP: 0.333, SLG: 0.432	0-0 G3 BB 1B		0-3 K	0-3 K		4-0 1B BB	0-0 HR		0-0 1B	5	1	3	5	1	2	2	Boston Red Sox @ Minnesota Twins Metropolitan Stadium, Bloomington, MI Sun May 08 1966, 4:33 AM EDT Unknown - 40 F										
George Thomas, R OBP: 0.444, SLG: 0.333 Lenny Green, L OBP: 0.357, SLG: 0.265	4-0 G3 BB 1-2		0-3 K	0-0 1-2 2H 1B		0-3 K	0-3 K		0-0 6-3	2	0	1	1	1	1	0											
Carl Yastrzemski, L OBP: 0.492, SLG: 0.518	0-0 G3 1-2 2-3		0-0 E4 1B	0-0 6-3		0-0 1B			0-0 F8	5	0	1	1	0	0	4											
George Scott, R OBP: 0.414, SLG: 0.800	0-3 K		0-0 1-2 1B		0-0 6-3	0-0 F9			0-0 E6	5	0	1	0	0	1	5											
Tony Conigliaro, R OBP: 0.300, SLG: 0.350	0-3 K		0-0 F3		0-0 F9				0-0 F4	5	0	0	0	0	1	5											
Bob Tillman, R OBP: 0.286, SLG: 0.282		0-0 F9		0-0 F9	0-0 F8				0-0 F8	5	0	0	0	0	1	1											
Eddie Kasko, R OBP: 0.267, SLG: 0.192		0-0 L5		0-0 1B 1B		0-0 F8	0-0 E6 BB 1B HR		0-0 F7	5	2	1	0	0	0	0											
Joe Foy, R OBP: 0.426, SLG: 0.324		0-0 1B		0-0 1B 1B		4-0 BB 1B BB	0-0 HR 1B		0-0 E3 SH1-4 1B	4	4	3	0	1	0	0											
Earl Wilson, R OBP: 0.500, SLG: 0.615 Ken Sanders, R (6, 1)	0-0 1-3		0-0 1-2 2H 1B		0-0 1B 1B	4-0 1B BB BB	4-0 HR BB		0-0 SH1-4	2	0	1	1	1	0	1											
Inning Stats	R: 0 E: 0 K: 2 S: 8	H: 1 LOB: 2 BB: 1 P: 12	R: 0 E: 0 K: 0 S: 4	H: 1 LOB: 1 BB: 0 P: 4	R: 0 E: 1 K: 2 S: 9	H: 1 LOB: 2 BB: 0 P: 9	R: 2 E: 0 K: 1 S: 9	H: 4 LOB: 2 BB: 0 P: 9	R: 0 E: 0 K: 0 S: 3	H: 0 LOB: 0 BB: 0 P: 3	R: 1 E: 0 K: 1 S: 6	H: 1 LOB: 3 BB: 3 P: 18	R: 4 E: 1 K: 1 S: 8	H: 2 LOB: 0 BB: 1 P: 12	R: 0 E: 1 K: 1 S: 6	H: 0 LOB: 1 BB: 0 P: 6	R: 1 E: 1 K: 0 S: 5	H: 1 LOB: 1 BB: 0 P: 5	1B: 10 2B: 0 3B: 0 HR: 1	SF: 0 SAC: 1 DP: 0 HBP: 0	WP: 0 PB: 0 SB: 0 CS: 0	PA: 47					
PITCHER	IP WLS BF H R ER SO BB IBB HBP BLK WP HR S P ERA WHIP	IP WLS BF H R ER SO BB IBB HBP BLK WP HR S P ERA WHIP																									
Jim Kaat, L ERA: 2.87	(1, 1) 5.1 L 28 7 3 3 5	(6, 1) 1.2 10 3 4 0 2	(8, 1) 2.0 9 1 1 0 1	(1, 1) 5.1 L 28 7 3 3 5	(6, 1) 1.2 10 3 4 0 2	(8, 1) 2.0 9 1 1 0 1	(1, 1) 5.1 L 28 7 3 3 5	(6, 1) 1.2 10 3 4 0 2	(8, 1) 2.0 9 1 1 0 1	(1, 1) 5.1 L 28 7 3 3 5	(6, 1) 1.2 10 3 4 0 2	(8, 1) 2.0 9 1 1 0 1	(1, 1) 5.1 L 28 7 3 3 5	(6, 1) 1.2 10 3 4 0 2	(8, 1) 2.0 9 1 1 0 1	(1, 1) 5.1 L 28 7 3 3 5	(6, 1) 1.2 10 3 4 0 2	(8, 1) 2.0 9 1 1 0 1	(1, 1) 5.1 L 28 7 3 3 5	(6, 1) 1.2 10 3 4 0 2	(8, 1) 2.0 9 1 1 0 1	(1, 1) 5.1 L 28 7 3 3 5	(6, 1) 1.2 10 3 4 0 2	(8, 1) 2.0 9 1 1 0 1	(1, 1) 5.1 L 28 7 3 3 5	(6, 1) 1.2 10 3 4 0 2	(8, 1) 2.0 9 1 1 0 1

AB	41
R	8
H	11
RBI	8
BB	5
SO	8
LOB	22



Batter	1	2	3	4	5	6	7	8	9	AB	R	H	RBI	BB	SO	LOB	BOTTOM											
Zoilo Versalles, R OBP: 0.257, SLG: 0.324	0-0 6-3		0-0 SH1-3 2B		0-0 F5		0-3 K			4	0	1	0	0	1	0	Boston Red Sox @ Minnesota Twins Metropolitan Stadium, Bloomington, MI Sun May 08 1966, 4:33 AM EDT Unknown - 40 F											
Ted Uhlhaender, L OBP: 0.333, SLG: 0.250	0-0 E4 1B		0-0 SH1-3		0-0 G1		4-0 BB BB		0-0 BB BB	2	1	0	0	1	0	0												
Tony Oliva, L OBP: 0.464, SLG: 0.806	4-0 1B 1-2 BB		0-0 E1 S		0-0 6-3				0-0 L7	3	0	0	0	1	0	2												
Don Mincher, L OBP: 0.367, SLG: 0.404	0-0 1-3 2H 1B		0-3 K		0-0 F8		0-3 K		0-3 K	4	0	1	1	0	2	3												
Harmon Killebrew, R OBP: 0.338, SLG: 0.377	0-0 F4		0-3 K		0-0 E4 4-3		4-0 BB BB		1-2 BB	3	0	0	0	1	1	4												
Bernie Allen, L OBP: 0.297, SLG: 0.328	0-0 F3		0-0 F8		0-0 4-3		0-0 6-3		0-0 6-3	4	0	0	0	0	0	5												
Cesar Tovar, R OBP: 0.333, SLG: 0.444		0-0 G1-6-3 1B		0-0 5-3		0-0 F9			0-0 5-3	4	0	1	0	0	0	1												
Earl Batley, R OBP: 0.370, SLG: 0.375 Russ Nixon, L OBP: 0.425, SLG: 0.500		0-0 G1-6-3		0-0 2B			0-0 G6-4-3 1B		0-3 K	3	0	2	0	0	0	1												
Jim Kaat, L OBP: 0.250, SLG: 0.100 Pete Cimino, R OBP: 0.182, SLG: 0.250 Dwight Siebler, R OBP: 0.128, SLG: 0.056	0-3 K		0-0 4-3		0-0 4-3		0-0 G6-4-3		0-0 F8	2	0	0	0	0	1	1												
Inning Stats	R: 1 E: 1 K: 0 S: 5	H: 1 LOB: 2 BB: 1 P: 9	R: 0 E: 0 K: 1 S: 5	H: 1 LOB: 0 BB: 0 P: 5	R: 0 E: 1 K: 2 S: 9	H: 1 LOB: 2 BB: 0 P: 9	R: 0 E: 0 K: 0 S: 4	H: 1 LOB: 1 BB: 0 P: 4	R: 0 E: 0 K: 0 S: 3	H: 0 LOB: 0 BB: 0 P: 3	R: 0 E: 0 K: 0 S: 4	H: 0 LOB: 1 BB: 0 P: 4	R: 0 E: 0 K: 1 S: 5	H: 1 LOB: 0 BB: 0 P: 5	R: 0 E: 0 K: 1 S: 5	H: 0 LOB: 2 BB: 2 P: 13	R: 0 E: 0 K: 1 S: 5	H: 0 LOB: 0 BB: 0 P: 5	1B: 3 2B: 2 3B: 0 HR: 0	SF: 0 SAC: 1 DP: 2 HBP: 0	WP: 0 PB: 0 SB: 2 CS: 0	PA: 36						
PITCHER	IP WLS BF H R ER SO BB IBB HBP BLK WP HR S P ERA WHIP	IP WLS BF H R ER SO BB IBB HBP BLK WP HR S P ERA WHIP																										
Earl Wilson, R ERA: 4.42	(1, 1) 5.1 W 22 4 1 0 3	(6, 1) 3.2 S 14 1 0 0 3	(1, 1) 5.1 W 22 4 1 0 3	(6, 1) 3.2 S 14 1 0 0 3	(1, 1) 5.1 W 22 4 1 0 3	(6, 1) 3.2 S 14 1 0 0 3	(1, 1) 5.1 W 22 4 1 0 3	(6, 1) 3.2 S 14 1 0 0 3	(1, 1) 5.1 W 22 4 1 0 3	(6, 1) 3.2 S 14 1 0 0 3	(1, 1) 5.1 W 22 4 1 0 3	(6, 1) 3.2 S 14 1 0 0 3	(1, 1) 5.1 W 22 4 1 0 3	(6, 1) 3.2 S 14 1 0 0 3	(1, 1) 5.1 W 22 4 1 0 3	(6, 1) 3.2 S 14 1 0 0 3	(1, 1) 5.1 W 22 4 1 0 3	(6, 1) 3.2 S 14 1 0 0 3	(1, 1) 5.1 W 22 4 1 0 3	(6, 1) 3.2 S 14 1 0 0 3	(1, 1) 5.1 W 22 4 1 0 3	(6, 1) 3.2 S 14 1 0 0 3	(1, 1) 5.1 W 22 4 1 0 3	(6, 1) 3.2 S 14 1 0 0 3	(1, 1) 5.1 W 22 4 1 0 3	(6, 1) 3.2 S 14 1 0 0 3	(1, 1) 5.1 W 22 4 1 0 3	(6, 1) 3.2 S 14 1 0 0 3



Batter	1	2	3	4	5	6	7	8	9	AB	R	H	RBI	BB	SO	LOB	TOP											
Rico Petrocelli, R OBP: 0.318, SLG: 0.410	F5		6-3		G4-6-3			F8		4	0	0	0	0	0	1												
Lenny Green, L OBP: 0.370, SLG: 0.316	FC3-6 1B		1-3			F8 2B		F9		4	0	2	0	0	0	0												
Carl Yastrzemski, L OBP: 0.396, SLG: 0.506	FC3-6 1-2		F8			F8 2-3		HR 1B		4	1	1	0	0	0	2												
George Scott, R OBP: 0.407, SLG: 0.810	G3			L8		F4		HR 1-H		4	1	1	2	0	0	2												
Tony Conigliaro, R OBP: 0.287, SLG: 0.333		E6 3B		F5		F8		F7		4	1	0	0	0	0	1												
Dalton Jones, L OBP: 0.295, SLG: 0.333		L8								4	1	2	1	0	0	1												
George Smith, R OBP: 0.222, SLG: 0.207				FC6-4 1B					G3	0	0	0	0	0	0	0												
Joe Foy, R OBP: 0.397, SLG: 0.293		F9		FC6-4 1-2		F3			K	4	0	0	0	0	1	2												
Mike Ryan, R OBP: 0.217, SLG: 0.318					K		5-3		3-1	4	0	1	1	0	1	0												
Jose Santiago, R OBP: 0.200, SLG: 0.200							1-3			3	0	1	0	0	0	1												
Darrell Brandon, R (7, 1)		F4			G4-6-3 1B					0	0	0	0	0	0	0												
Inning Stats	R: 0 E: 0 K: 0 S: 4	H: 1 LOB: 1 BB: 0 P: 4	R: 1 E: 1 K: 0 S: 5	H: 1 LOB: 1 BB: 0 P: 5	R: 0 E: 0 K: 0 S: 3	H: 0 LOB: 0 BB: 0 P: 3	R: 0 E: 0 K: 0 S: 4	H: 1 LOB: 1 BB: 0 P: 4	R: 0 E: 0 K: 1 S: 5	H: 1 LOB: 0 BB: 0 P: 5	R: 0 E: 0 K: 0 S: 4	H: 1 LOB: 0 BB: 0 P: 4	R: 1 E: 0 K: 0 S: 4	H: 1 LOB: 0 BB: 0 P: 4	R: 2 E: 0 K: 0 S: 5	H: 2 LOB: 0 BB: 0 P: 5	R: 0 E: 0 K: 1 S: 5	H: 0 LOB: 0 BB: 0 P: 5	1B: 4 2B: 1 3B: 1 HR: 2	SF: 0 SAC: 0 DP: 1 HBP: 0	WP: 0 PB: 0 SB: 0 CS: 0	PA: 35						
PITCHER	IP	WLS	BF	H	R	ER	SO	BB	IBB	HBP	BLK	WP	HR	S	P	ERA	WHIP											
Mudcat Grant, R ERA: 2.01	(1, 1)	8.0	L	32	8	4	3	1	0	0	0	0	0	2	34	34	3.38	1.000										
Al Worthington, R ERA: 1.93	(9, 1)	1.0		3	0	0	0	1	0	0	0	0	0	5	5	0.00	0.000											

Boston Red Sox @ Minnesota Twins
Metropolitan Stadium, Bloomington, MI
Sun May 08 1966, 4:38 AM EDT
Att: 16,052 - Unknown

AB 35
R 4
H 8
RBI 4
BB 0
SO 2
LOB 10



Batter	1	2	3	4	5	6	7	8	9	AB	R	H	RBI	BB	SO	LOB	BOTTOM											
Zoilo Versalles, R OBP: 0.250, SLG: 0.315	6-3		5-3			6-3		FC5-6 1B		2	0	0	0	0	0	0												
Cesar Tovar, R OBP: 0.348, SLG: 0.450										2	0	1	0	0	0	0												
Ted Uhlhaender, L OBP: 0.231, SLG: 0.167	K				F9	L5		FC5-6 1-2		4	0	0	0	0	1	1												
Tony Oliva, L OBP: 0.452, SLG: 0.773					F7	F8		F8		4	0	1	0	0	0	1												
Don Mincher, L OBP: 0.344, SLG: 0.373	K 1-2				F5		1-3		K	4	0	0	0	0	2	1												
Jimmie Hall, L OBP: 0.163, SLG: 0.175									L6	4	1	2	1	0	0	0												
Harmon Killebrew, R OBP: 0.347, SLG: 0.365									5-3	2	0	0	0	2	1	0												
Bernie Allen, L OBP: 0.284, SLG: 0.311										3	0	0	0	0	2	3												
Earl Batley, R OBP: 0.347, SLG: 0.349					6-3					3	0	0	0	0	0	3												
Mudcat Grant, R OBP: 0.083, SLG: 0.167										2	0	0	0	0	2	2												
Sandy Valdespino, L OBP: 0.175, SLG: 0.242										1	0	0	0	0	1	0												
Al Worthington, R (9, 1)										0	0	0	0	0	0	0												
Inning Stats	R: 0 E: 0 K: 2 S: 8	H: 1 LOB: 1 BB: 0 P: 8	R: 0 E: 0 K: 2 S: 7	H: 0 LOB: 0 BB: 0 P: 7	R: 0 E: 0 K: 1 S: 5	H: 0 LOB: 0 BB: 0 P: 5	R: 0 E: 0 K: 0 S: 3	H: 0 LOB: 0 BB: 0 P: 3	R: 0 E: 0 K: 2 S: 8	H: 1 LOB: 2 BB: 1 P: 12	R: 0 E: 0 K: 0 S: 3	H: 0 LOB: 0 BB: 0 P: 3	R: 1 E: 0 K: 0 S: 4	H: 1 LOB: 1 BB: 1 P: 8	R: 0 E: 0 K: 1 S: 6	H: 1 LOB: 1 BB: 0 P: 6	R: 0 E: 0 K: 1 S: 5	H: 0 LOB: 0 BB: 0 P: 5	1B: 3 2B: 0 3B: 0 HR: 1	SF: 0 SAC: 0 DP: 0 HBP: 0	WP: 0 PB: 0 SB: 1 CS: 0	PA: 33						
PITCHER	IP	WLS	BF	H	R	ER	SO	BB	IBB	HBP	BLK	WP	HR	S	P	ERA	WHIP											
Jose Santiago, R ERA: 3.18	(1, 1)	6.1	W	24	3	1	1	7	2	0	0	0	0	1	36	44	1.42	0.789										
Darrell Brandon, R ERA: 0.9	(7, 1)	2.2	S	9	1	0	0	2	0	0	0	0	0	13	13	0.00	0.375											

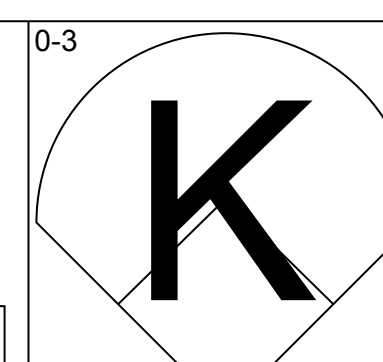
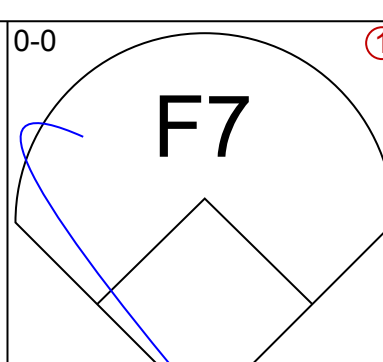
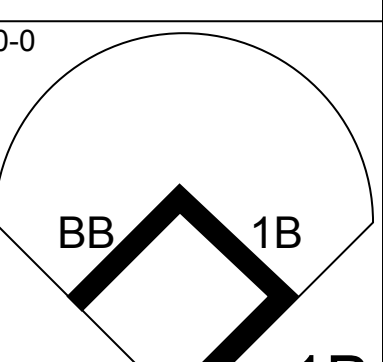
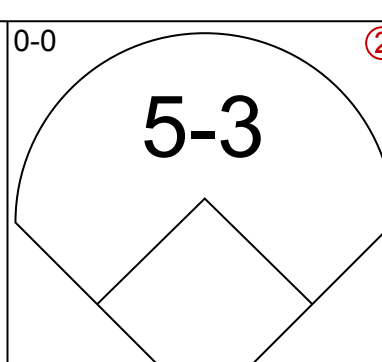
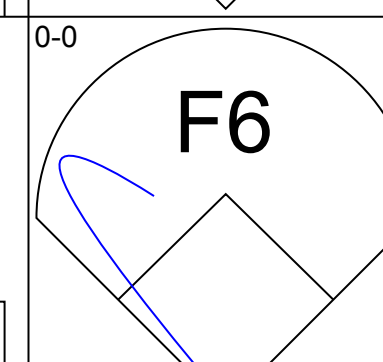
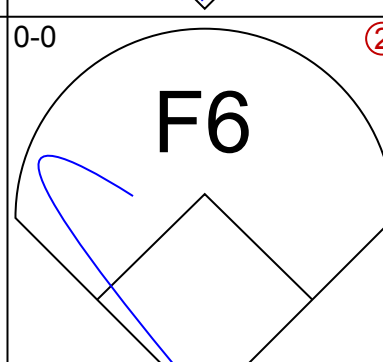
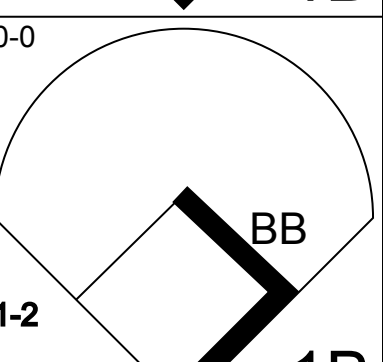
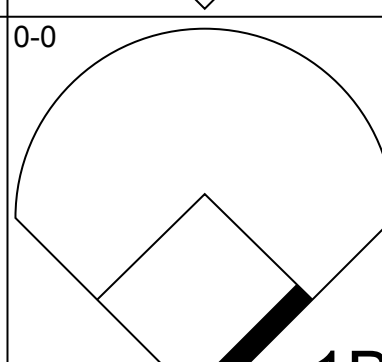
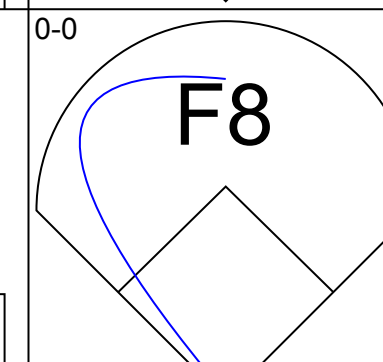
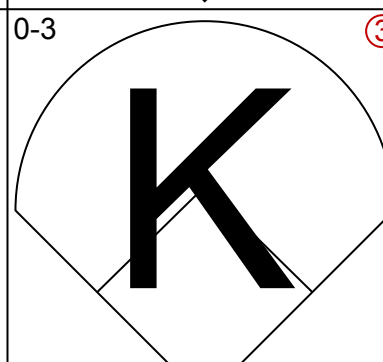
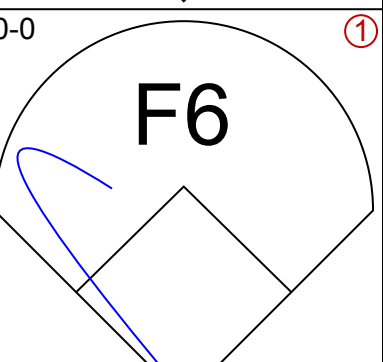
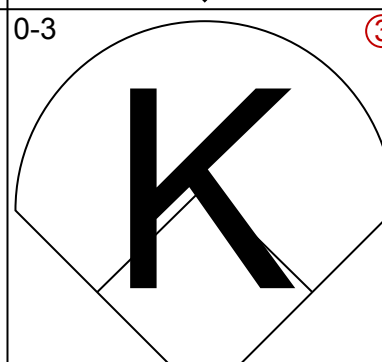
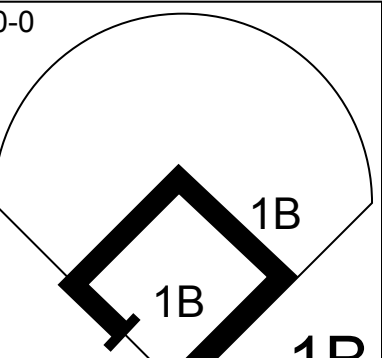
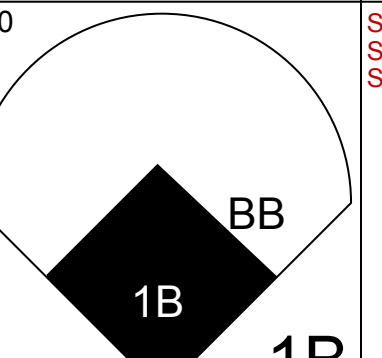
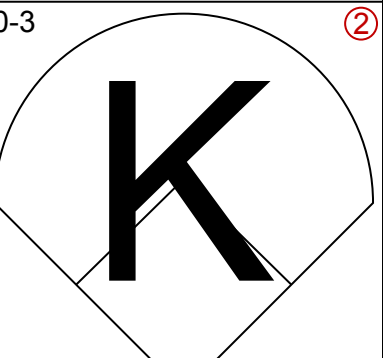

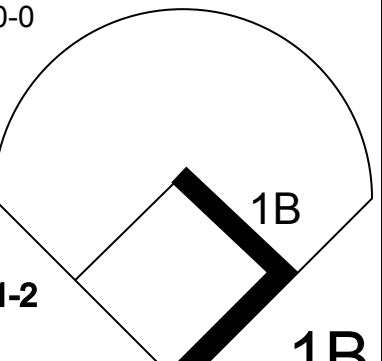
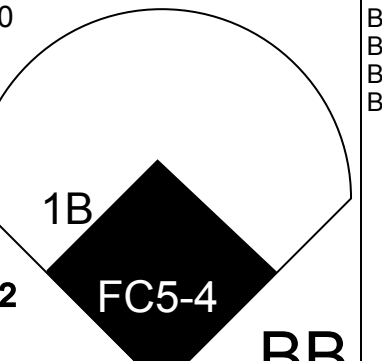
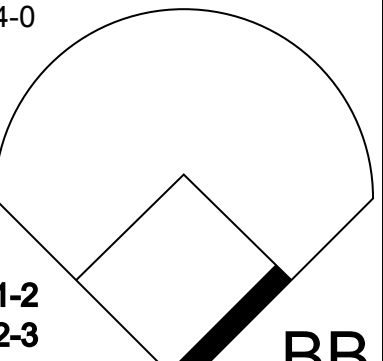

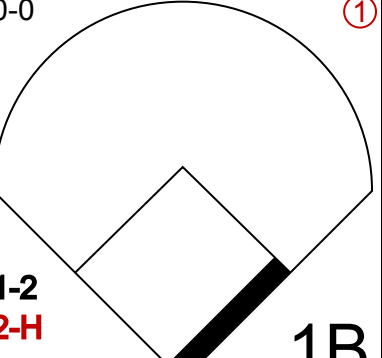
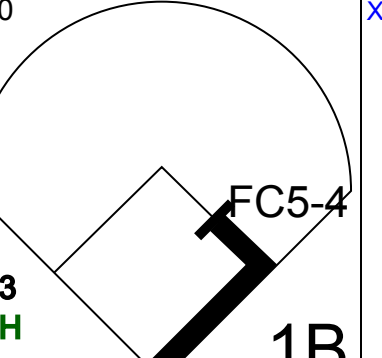
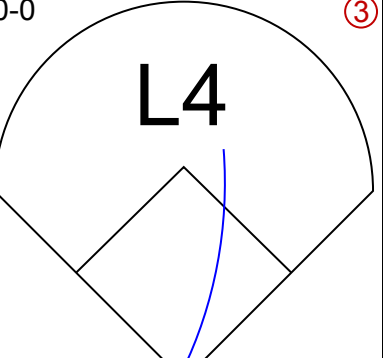









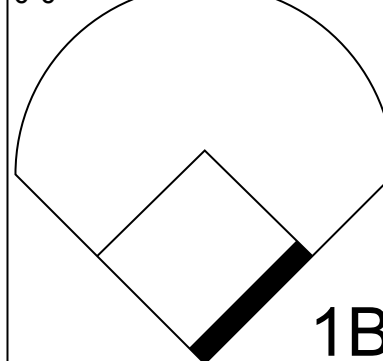


Boston Red Sox @ Minnesota Twins
Metropolitan Stadium, Bloomington, MI
Sun May 08 1966, 4:38 AM EDT
Att: 16,052 - Unknown

AB 31
R 1
H 4
RBI 1
BB 2
SO 9
LOB 11




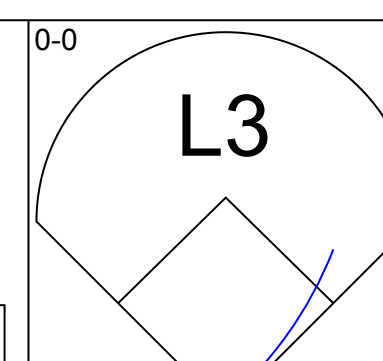
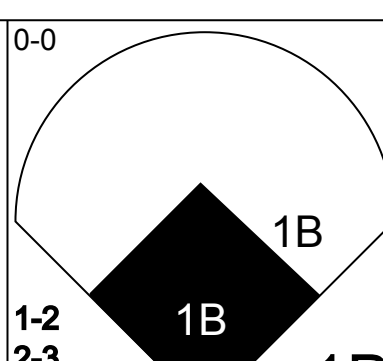
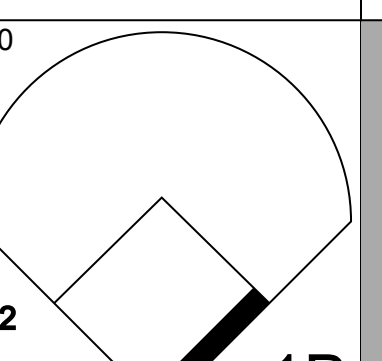
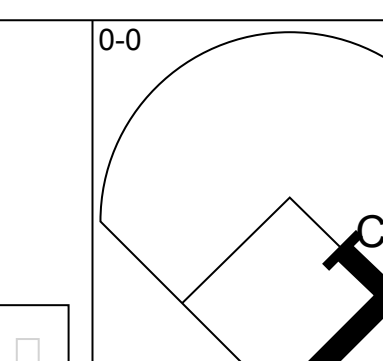
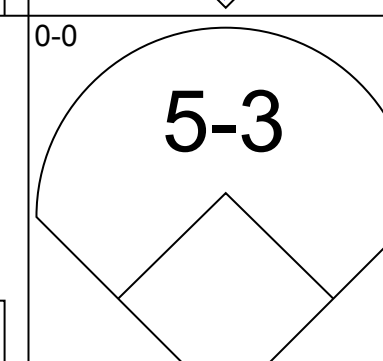
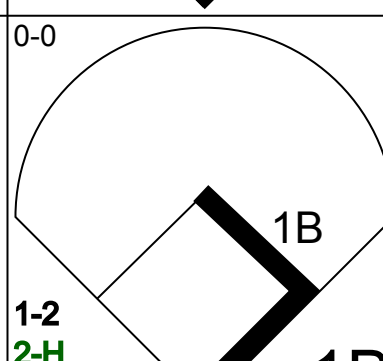
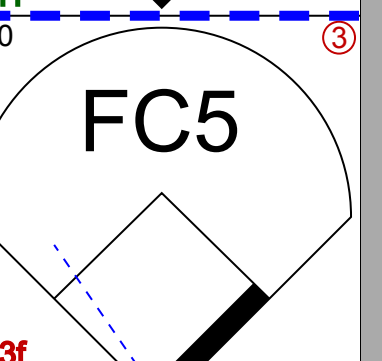
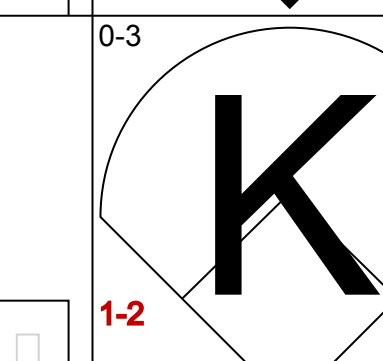
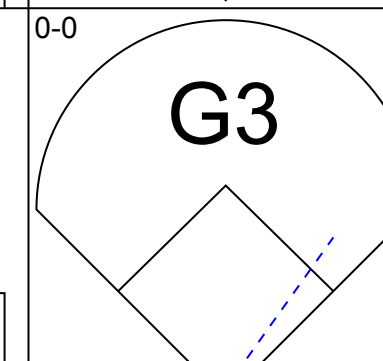
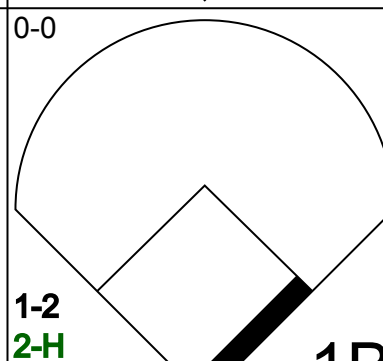
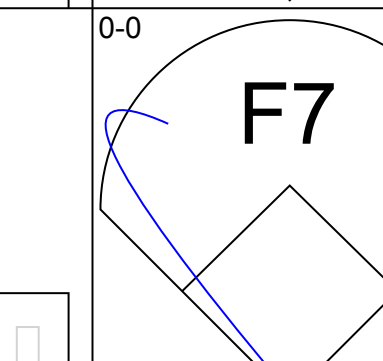
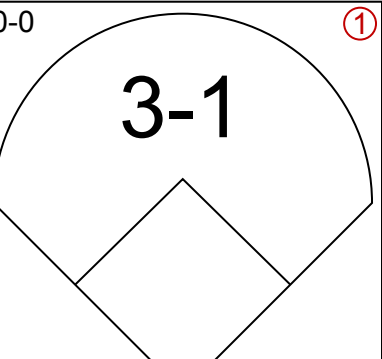
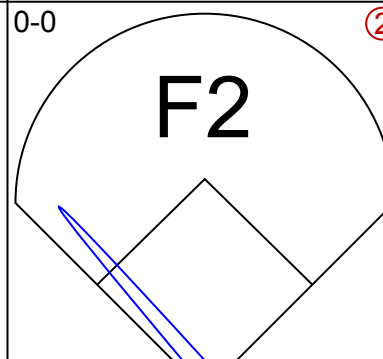
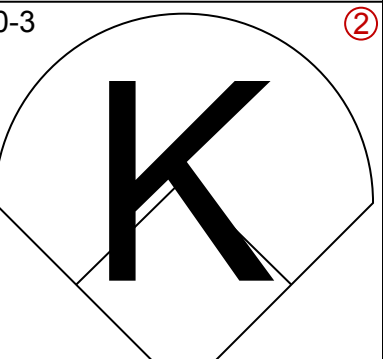
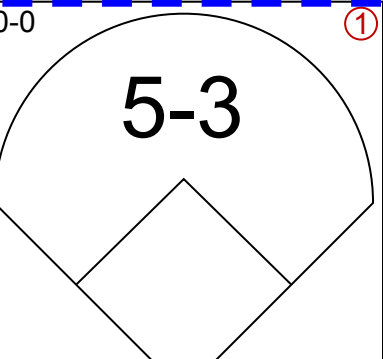

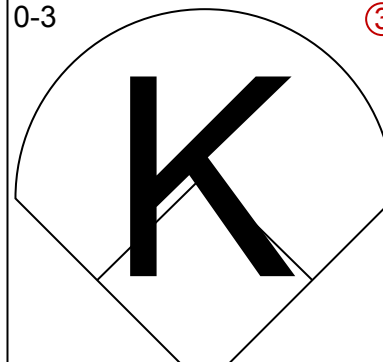
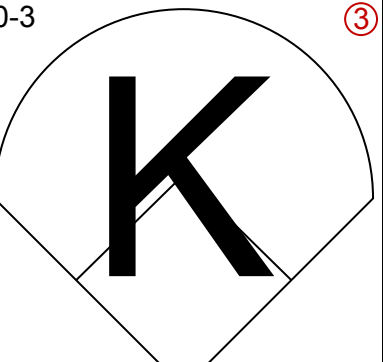
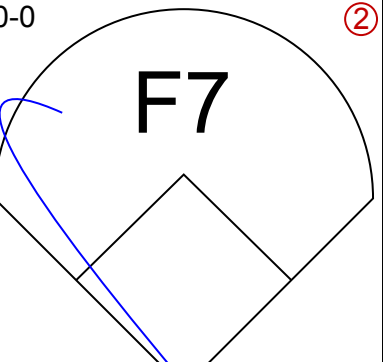

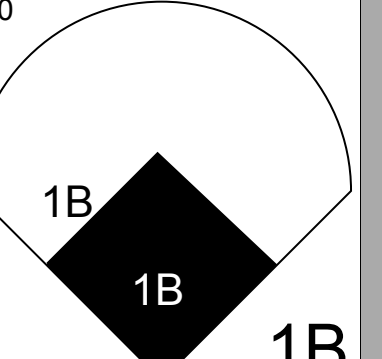

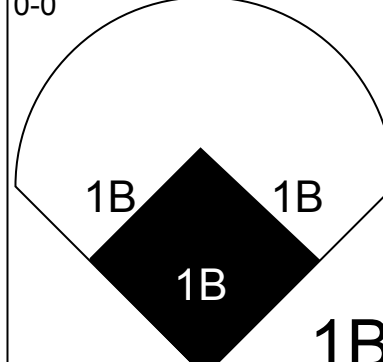
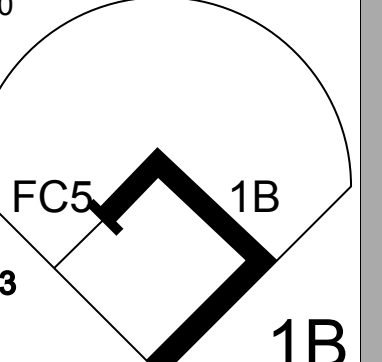

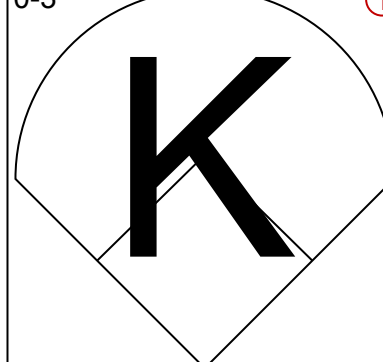


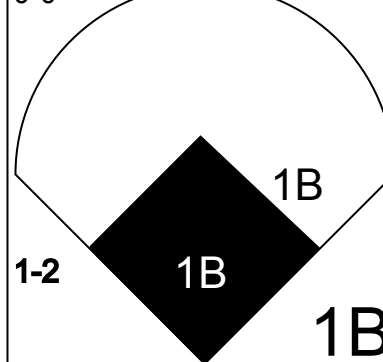


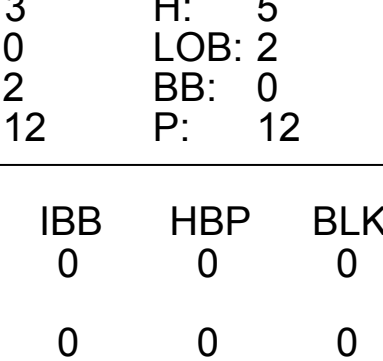
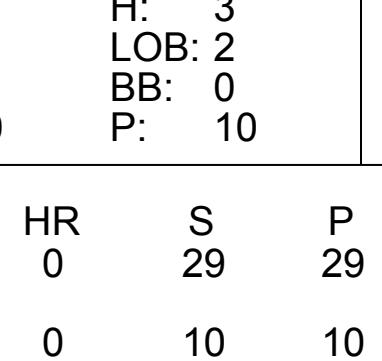
Batter	1	2	3	4	5	6	7	8	9	AB	R	H	RBI	BB	SO	LOB	TOP										
Roy White, S OBP: 0.410, SLG: 0.456 (1, 7)	F6		K		F7			K		4	0	0	0	0	2	0	New York Yankees @ Minnesota Twins Metropolitan Stadium, Bloomington, MI Mon May 09 1966, 8:05 PM EDT Att: 10,129 - Unknown - 43 F										
Bobby Richardson, R OBP: 0.337, SLG: 0.376 (1, 4)			F8			F7		B1-3		4	0	1	0	0	0	0											
Mickey Mantle, S OBP: 0.357, SLG: 0.393 Roger Repoz, L OBP: 0.167, SLG: 0.167 (8, 8)	1B					3-1		G3		4	1	1	1	0	1	1											
Joe Pepitone, L OBP: 0.228, SLG: 0.389 (1, 3)					HR					4	1	1	1	0	0	0											
Tom Tresh, S OBP: 0.279, SLG: 0.213 (1, 5)										4	0	1	0	0	0	0											
Roger Maris, L OBP: 0.313, SLG: 0.333 (1, 9)										4	1	2	1	0	1	1											
Clete Boyer, R OBP: 0.221, SLG: 0.291 (1, 6)										4	0	1	0	0	1	2											
Elston Howard, R OBP: 0.262, SLG: 0.271 (1, 2)										3	0	0	0	0	2	3											
Mel Stottlemyre, R OBP: 0.143, SLG: 0.077 (1, 1)										3	0	0	0	0	1	1											
Inning Stats	R: 0 E: 0 K: 1 S: 5	H: 1 LOB: 0 BB: 0 P: 5	R: 0 E: 1 K: 1 S: 7	H: 1 LOB: 2 BB: 0 P: 7	R: 0 E: 0 K: 1 S: 5	H: 0 LOB: 0 BB: 0 P: 5	R: 1 E: 0 K: 0 S: 5	H: 2 LOB: 1 BB: 0 P: 5	R: 0 E: 0 K: 2 S: 7	H: 0 LOB: 0 BB: 0 P: 7	R: 0 E: 0 K: 0 S: 3	H: 0 LOB: 0 BB: 0 P: 3	R: 1 E: 0 K: 0 S: 5	H: 2 LOB: 1 BB: 0 P: 5	R: 0 E: 0 K: 1 S: 5	H: 0 LOB: 0 BB: 0 P: 5		R: 1 E: 0 K: 2 S: 8	H: 1 LOB: 0 BB: 0 P: 8	1B: 3 2B: 1 3B: 0 HR: 3	SF: 0 SAC: 0 DP: 0 HBP: 0	WP: 1 PB: 0 CS: 0	PA: 34				
PITCHER	IP	WLS	BF	H	R	ER	SO	BB	IBB	HBP	BLK	WP	HR	S	P	ERA	WHIP										
Jim Perry, R ERA: 1.59 (1, 1)	7.0		27	6	2	2	5	0	0	0	0	1	2	37	37	2.57	0.857										
Al Worthington, R ERA: 2.38 (8, 1)	2.0	L	7	1	1	1	3	0	0	0	0	0	1	13	13	4.50	0.500										

Batter	1	2	3	4	5	6	7	8	9	AB	R	H	RBI	BB	SO	LOB	BOTTOM										
Cesar Tovar, R OBP: 0.333, SLG: 0.417 (1, 6)		FC3-6			F6		F6			4	1	1	0	0	0	3	New York Yankees @ Minnesota Twins Metropolitan Stadium, Bloomington, MI Mon May 09 1966, 8:05 PM EDT Att: 10,129 - Unknown - 43 F										
Ted Uhlhaender, L OBP: 0.176, SLG: 0.125 (1, 7)					F5					4	0	0	0	0	1	2											
Jimmie Hall, L OBP: 0.170, SLG: 0.182 (1, 8)										4	0	1	0	0	0	0											
Andy Kosco, R OBP: 0.292, SLG: 0.292 (1, 9)										4	1	2	0	0	1	1											
Don Mincher, L OBP: 0.338, SLG: 0.352 (1, 3)										3	0	0	0	1	1	2											
Harmon Killebrew, R OBP: 0.368, SLG: 0.403 Joe Nosssek, R (9, PR)										4	0	3	1	0	0	1											
Bernie Allen, L OBP: 0.296, SLG: 0.313 (1, 4)										0	0	0	0	0	0	0											
Earl Batley, R OBP: 0.340, SLG: 0.340 (1, 2)										3	0	1	0	1	0	3											
Jim Perry, S (1, 1)										4	0	3	1	0	0	1											
Sandy Valdespino, L OBP: 0.171, SLG: 0.235 Al Worthington, R (8, 1) Russ Nixon, L OBP: 0.375, SLG: 0.429 (9, PH)										1	0	0	0	0	1	1											
Inning Stats	R: 2 E: 0 K: 1 S: 8	H: 3 LOB: 2 BB: 1 P: 12	R: 0 E: 0 K: 0 S: 3	H: 1 LOB: 1 BB: 1 P: 7	R: 0 E: 0 K: 1 S: 5	H: 0 LOB: 0 BB: 0 P: 5	R: 0 E: 0 K: 1 S: 6	H: 2 LOB: 1 BB: 0 P: 6	R: 0 E: 0 K: 0 S: 3	H: 0 LOB: 0 BB: 0 P: 3	R: 0 E: 0 K: 0 S: 3	H: 1 LOB: 1 BB: 0 P: 3	R: 0 E: 0 K: 0 S: 6	H: 0 LOB: 1 BB: 1 P: 7	R: 0 E: 0 K: 1 S: 6	H: 1 LOB: 2 BB: 0 P: 6	R: 0 E: 0 K: 0 S: 4	H: 1 LOB: 2 BB: 0 P: 4	1B: 8 2B: 2 3B: 0 HR: 0	SF: 0 SAC: 0 DP: 3 HBP: 0	WP: 1 PB: 0 CS: 0	PA: 36					
PITCHER	IP	WLS	BF	H	R	ER	SO	BB	IBB	HBP	BLK	WP	HR	S	P	ERA	WHIP										
Mel Stottlemyre, R ERA: 1.53 (1, 1)	9.0	W	36	9	2	2	4	3	0	0	0	1	0	41	53	2.00	1.333										

Batter	1	2	3	4	5	6	7	8	9	AB	R	H	RBI	BB	SO	LOB	TOP		
Roy White, S OBP: 0.409, SLG: 0.466 (1, 7)										5	0	2	1	0	1	1	New York Yankees @ Minnesota Twins Metropolitan Stadium, Bloomington, MI Thu May 12, 1966, 8:05 PM EDT Att: 10,743 - Overcast - 51 F		
Bobby Richardson, R OBP: 0.360, SLG: 0.375 (1, 4)										5	0	2	0	0	0	2			
Mickey Mantle, S OBP: 0.333, SLG: 0.364 (1, 8)										5	0	0	0	0	2	4			
Joe Pepitone, L OBP: 0.240, SLG: 0.394 (1, 3)										4	1	2	0	0	2	2			
Tom Tresh, S OBP: 0.300, SLG: 0.221 (1, 5)										2	1	1	0	2	0	0			
Roger Maris, L OBP: 0.321, SLG: 0.342 (1, 9)										4	0	2	1	0	1	3			
Clete Boyer, R OBP: 0.211, SLG: 0.277 (1, 6)										4	0	0	1	0	1	3			
Elston Howard, R OBP: 0.246, SLG: 0.254 (1, 2)										4	0	0	0	0	2	3			
Fritz Peterson, S OBP: 0.206, SLG: 0.200 (1, 1)										2	0	1	0	0	1	1			
Doolley Womack, L OBP: 0.266, SLG: 0.429 (4, 1)										0	0	0	0	0	0	0			
Roger Repoz, L OBP: 0.266, SLG: 0.429 (6, PH)										0	1	1	0	0	0	0			
Bob Friend, R OBP: 0.266, SLG: 0.429 (6, 1)										0	0	0	0	0	0	0			
Hal Reniff, R OBP: 0.266, SLG: 0.429 (8, 1)										0	0	0	0	0	0	0			
Lou Clinton, R OBP: 0.266, SLG: 0.429 (9, PH)										1	0	0	0	0	1	0			
Inning Stats	R: 0 E: 0 K: 1 S: 5	H: 0 LOB: 0 BB: 0 P: 5	R: 0 E: 0 K: 1 S: 7	H: 3 LOB: 2 BB: 0 P: 7	R: 0 E: 0 K: 1 S: 6	H: 1 LOB: 1 BB: 0 P: 6	R: 2 E: 0 K: 1 S: 7	H: 2 LOB: 1 BB: 1 P: 11	R: 0 E: 0 K: 1 S: 7	H: 2 LOB: 3 BB: 1 P: 11	R: 0 E: 0 K: 1 S: 5	H: 0 LOB: 0 BB: 0 P: 5	R: 0 E: 0 K: 2 S: 7	H: 0 LOB: 0 BB: 0 P: 7	R: 0 E: 0 K: 2 S: 8	H: 1 LOB: 1 BB: 0 P: 8	1B: 9 2B: 2 3B: 0 HR: 0	SF: 0 SAC: 0 DP: 0 HBP: 0	WP: 0 PA: 39 SB: 0 CS: 0
PITCHER	IP WLS BF H R ER SO BB IBB HBP BLK WP HR S P ERA WHIP																		
Camilo Pascual, R ERA: 2.85 (1, 1)	5.2 W 28 10 3 3 6 2 0 0 0 0 0 0 38 46 4.76 2.118																		
Jim Merritt, L ERA: 3.24 (6, 1)	3.1 S 11 1 0 0 5 0 0 0 0 0 0 0 21 21 0.00 0.300																		

AB	37
R	3
H	11
RBI	3
BB	2
SO	11
LOB	19



Batter	1	2	3	4	5	6	7	8	9	AB	R	H	RBI	BB	SO	LOB	BOTTOM		
Cesar Tovar, R OBP: 0.387, SLG: 0.464 (1, 6)										4	1	3	1	0	0	0	New York Yankees @ Minnesota Twins Metropolitan Stadium, Bloomington, MI Thu May 12, 1966, 8:05 PM EDT Att: 10,743 - Overcast - 51 F		
Rich Rollins, R OBP: 0.333, SLG: 0.333 (1, 5)										4	0	1	2	0	1	3			
Tony Oliva, L OBP: 0.442, SLG: 0.743 (1, 9)										4	0	1	1	0	1	0			
Andy Kosco, R OBP: 0.250, SLG: 0.250 (1, 8)										4	0	0	0	0	1	2			
Harmon Killebrew, R OBP: 0.350, SLG: 0.380 (1, 3)										4	0	0	0	0	3	2			
Bob Allison, R OBP: 0.176, SLG: 0.313 (1, 7)										4	1	2	0	0	0	0			
Earl Batley, R OBP: 0.368, SLG: 0.373 (1, 2)										4	1	3	0	0	0	1			
Bernie Allen, L OBP: 0.284, SLG: 0.299 (1, 4)										3	0	0	0	0	2	4			
Camilo Pascual, R OBP: 0.250, SLG: 0.250 (1, 1)										2	1	1	0	0	1	2			
Jim Merritt, L (6, 1)									1	0	0	0	0	0	1				
Inning Stats	R: 0 E: 0 K: 0 S: 3	H: 0 LOB: 0 BB: 0 P: 3	R: 0 E: 0 K: 1 S: 5	H: 0 LOB: 0 BB: 0 P: 5	R: 3 E: 0 K: 2 S: 12	H: 5 LOB: 2 BB: 0 P: 12	R: 1 E: 0 K: 2 S: 10	H: 3 LOB: 2 BB: 0 P: 10	R: 0 E: 0 K: 3 S: 9	H: 0 LOB: 0 BB: 0 P: 9	R: 0 E: 0 K: 0 S: 4	H: 1 LOB: 0 BB: 0 P: 4	R: 0 E: 0 K: 1 S: 5	H: 1 LOB: 0 BB: 0 P: 5	R: 0 E: 0 K: 0 S: 4	H: 1 LOB: 1 BB: 0 P: 4	1B: 11 2B: 0 3B: 0 HR: 0	SF: 0 SAC: 0 DP: 0 HBP: 0	WP: 0 PA: 34 SB: 0 CS: 1
PITCHER	IP WLS BF H R ER SO BB IBB HBP BLK WP HR S P ERA WHIP																		
Fritz Peterson, L ERA: 4.4 (1, 1)	3.2 L 19 8 4 4 5 0 0 0 0 0 0 0 10 10 9.82 2.182																		
Doolley Womack, R (4, 1)	1.1 4 0 0 0 3 0 0 0 0 0 0 0 10 10 0.00 0.000																		
Bob Friend, R ERA: 4.18 (6, 1)	2.0 7 2 0 0 1 0 0 0 0 0 0 0 9 9 0.00 1.000																		
Hal Reniff, R ERA: 4.22 (8, 1)	1.0 4 1 0 0 0 0 0 0 0 0 0 0 4 4 0.00 1.000																		

AB	34
R	4
H	11
RBI	4
BB	0
SO	9
LOB	15



Batter	1	2	3	4	5	6	7	8	9	AB	R	H	RBI	BB	SO	LOB	TOP					
Fred Valentine, S OBP: 0.354, SLG: 0.516										4	1	2	1	0	0	0	Washington Senators @ Minnesota Twins Metropolitan Stadium, Bloomington, MI Fri May 13 1966, 8:05 PM EDT Att. 6,592 - Unknown - 43 F					
Ed Brinkman, R OBP: 0.234, SLG: 0.278										4	0	0	0	0	1	1						
Ken McMullen, R OBP: 0.313, SLG: 0.427										4	1	1	0	0	1	0						
Frank Howard, R OBP: 0.270, SLG: 0.439										4	2	2	0	0	0	0						
Don Lock, R OBP: 0.348, SLG: 0.483										4	1	1	2	0	1	1						
Ken Hamlin, R OBP: 0.280, SLG: 0.250										3	0	0	1	0	1	1						
Dick Nen, L OBP: 0.296, SLG: 0.314										4	0	0	0	0	0	2						
Paul Casanova, R OBP: 0.429, SLG: 0.632										3	0	2	1	1	0	0						
Jim Duesmorth, R Dick Lines, R Bob Humphreys, R Bob Simpson, R Jim Hannan, R Mike McCormick, L Willy Richardson, L Casey Cox, R John Oates, R										1	0	0	0	0	0	2						
Inning Stats	R: 1 E: 0 K: 2 S: 8	H: 1 LOB: 0 BB: 0 P: 8	R: 0 E: 1 K: 1 S: 7	H: 1 LOB: 2 BB: 0 P: 7	R: 0 E: 0 K: 0 S: 3	H: 1 LOB: 0 BB: 0 P: 3	R: 0 E: 0 K: 1 S: 5	H: 0 LOB: 0 BB: 1 P: 5	R: 0 E: 0 K: 0 S: 2	H: 0 LOB: 0 BB: 0 P: 6	R: 2 E: 0 K: 0 S: 6	H: 3 LOB: 1 BB: 0 P: 6	R: 0 E: 0 K: 1 S: 5	H: 0 LOB: 0 BB: 0 P: 5	R: 0 E: 0 K: 0 S: 3	H: 0 LOB: 0 BB: 0 P: 3	R: 2 E: 1 K: 0 S: 6	H: 2 LOB: 1 BB: 0 P: 6	1B: 4 2B: 3 3B: 0 HR: 1	SF: 1 SAC: 0 DP: 2 HBP: 0	WP: 0 PB: 0 SB: 0 CS: 0	PA: 36
PITCHER Jim Kaat, L ERA: 2.9	IP: 9.0 WLS: W BF: 36 H: 8 R: 5 ER: 3 SO: 5 BB: 1 IBB: 0 HBP: 0 BLK: 0 WP: 0 HR: 1 S: 45 P: 49 ERA: 3.00 WHIP: 1.000											PITCHER	IP: 9.0 WLS: W BF: 36 H: 8 R: 5 ER: 3 SO: 5 BB: 1 IBB: 0 HBP: 0 BLK: 0 WP: 0 HR: 1 S: 45 P: 49 ERA: 3.00 WHIP: 1.000									

Batter	1	2	3	4	5	6	7	8	9	AB	R	H	RBI	BB	SO	LOB	BOTTOM			
Cesar Tovar, R OBP: 0.389, SLG: 0.452										3	1	1	1	1	1	0	Washington Senators @ Minnesota Twins Metropolitan Stadium, Bloomington, MI Fri May 13 1966, 8:05 PM EDT Att. 6,592 - Unknown - 43 F			
Rich Rollins, R OBP: 0.364, SLG: 0.300										4	2	1	0	1	1	2				
Tony Oliva, L OBP: 0.463, SLG: 0.787										5	1	4	4	0	0	0				
Jimmie Hall, L OBP: 0.192, SLG: 0.188										4	0	1	1	1	1	2				
Harmon Killebrew, R OBP: 0.353, SLG: 0.373										4	0	1	0	1	1	1				
Bob Allison, R OBP: 0.184, SLG: 0.286										3	1	0	0	1	1	5				
Earl Batley, R OBP: 0.377, SLG: 0.370										3	1	1	1	1	0	0				
Jerry Zimmerman, R OBP: 0.571, SLG: 0.500										0	0	0	0	0	0	0				
Bernie Allen, L OBP: 0.308, SLG: 0.324										4	1	3	0	0	0	1				
Jim Kaat, L OBP: 0.250, SLG: 0.143										4	2	1	0	0	1	3				
Inning Stats	R: 0 E: 0 K: 2 S: 8	H: 1 LOB: 1 BB: 0 P: 8	R: 1 E: 0 K: 1 S: 5	H: 1 LOB: 1 BB: 1 P: 9	R: 3 E: 0 K: 0 S: 6	H: 3 LOB: 1 BB: 1 P: 10	R: 0 E: 0 K: 1 S: 7	H: 2 LOB: 2 BB: 0 P: 7	R: 0 E: 0 K: 0 S: 4	H: 2 LOB: 1 BB: 0 P: 4	R: 3 E: 0 K: 1 S: 7	H: 2 LOB: 3 BB: 4 P: 23	R: 2 E: 1 K: 0 S: 5	H: 2 LOB: 0 BB: 0 P: 5	R: 0 E: 0 K: 1 S: 5	H: 0 LOB: 0 BB: 0 P: 5	1B: 11 2B: 1 3B: 1 HR: 0	SF: 1 SAC: 0 DP: 2 HBP: 0	WP: 5 PB: 0 SB: 2 CS: 0	PA: 41
PITCHER Jim Duckworth, R ERA: 5.84 Dick Lines, L ERA: 3.39 Bob Humphreys, R ERA: 2.92 Jim Hannan, R ERA: 7.2 Mike McCormick, L ERA: 4.11	IP: 2.1 WLS: L BF: 11 H: 3 R: 3 ER: 3 SO: 3 BB: 2 IBB: 0 HBP: 0 BLK: 0 WP: 0 HR: 0 S: 15 P: 23 ERA: 11.57 WHIP: 2.143											PITCHER Casey Cox, R ERA: 2.74	IP: 7.1 WLS: 8 BF: 28 H: 2 R: 2 ER: 1 SO: 1 BB: 0 IBB: 0 HBP: 0 BLK: 0 WP: 1 HR: 0 S: 10 P: 10 ERA: 4.50 WHIP: 1.000							

AB	34
R	5
H	8
RBI	5
BB	1
SO	5
LOB	9



Batter	1	2	3	4	5	6	7	8	9	AB	R	H	RBI	BB	SO	LOB	TOP								
Fred Valentine, S OBP: 0.365, SLG: 0.526 (1, 8)										4	2	2	0	1	0	1	Washington Senators @ Minnesota Twins Metropolitan Stadium, Bloomington, MI Sat May 14 1966, 4:33 AM EDT Alt. 7,422 - Unknown - 56 F AB 34 R 5 H 10 RBI 5 BB 4 SO 8 LOB 16								
Don Blasingame, L OBP: 0.335, SLG: 0.277 (1, 4)										3	0	0	0	1	1	3									
Dick Nen, L OBP: 0.288, SLG: 0.304 (1, 3)										5	0	1	1	0	2	2									
Frank Howard, R OBP: 0.280, SLG: 0.447 Don Lock, R OBP: 0.346, SLG: 0.483 (7, PR) (7, 8)										3	0	1	2	1	1	2									
Jim King, L OBP: 0.390, SLG: 0.343 (1, 9)										3	0	0	0	1	0	2									
Ken McMullen, R OBP: 0.311, SLG: 0.419 (1, 5)										4	1	1	0	0	2	2									
Paul Casanova, R OBP: 0.490, SLG: 0.783 (1, 2)										4	1	3	1	0	0	0									
Ed Brinkman, R OBP: 0.235, SLG: 0.277 (1, 6)										4	0	1	1	0	0	2									
Pete Richert, L OBP: 0.100, SLG: 0.100 Ron Kline, R OBP: 0.333, SLG: 0.333 (7, 1)										3	1	1	0	0	1	2									
Inning Stats	R: 1 E: 0 K: 0 S: 3	H: 2 LOB: 0 BB: 1 P: 7	R: 0 E: 0 K: 0 S: 4	H: 1 LOB: 1 BB: 0 P: 4	R: 2 E: 0 K: 1 S: 8	H: 3 LOB: 1 BB: 0 P: 8	R: 1 E: 0 K: 2 S: 9	H: 2 LOB: 2 BB: 1 P: 13	R: 0 E: 0 K: 3 S: 9	H: 0 LOB: 1 BB: 1 P: 13	R: 1 E: 0 K: 0 S: 5	H: 2 LOB: 1 BB: 0 P: 5	R: 0 E: 0 K: 1 S: 5	H: 0 LOB: 1 BB: 1 P: 9	R: 0 E: 0 K: 1 S: 5	H: 0 LOB: 0 BB: 0 P: 5	R: 0 E: 0 K: 0 S: 3	H: 0 LOB: 0 BB: 0 P: 3	1B: 7 2B: 2 3B: 0 HR: 1	SF: 0 SAC: 1 DP: 1 HBP: 0	WP: 0 PB: 0 SB: 2 CS: 0	PA: 39			
PITCHER	IP	WLS	BF	H	R	ER	SO	BB	IBB	HBP	BLK	WP	HR	S	P	ERA	WHIP								
Mudcat Grant, R ERA: 2.7 (1, 1)	3.0	L	16	8	4	4	1	1	0	0	0	0	0	17	21	12.00	3.000								
Dave Boswell, R ERA: 3.39 (4, 1)	4.0		17	2	1	1	6	3	0	0	0	0	1	26	38	2.25	1.250								
Al Worthington, R ERA: 2.03 (8, 1)	2.0		6	0	0	0	1	0	0	0	0	0	0	8	8	0.00	0.000								

Batter	1	2	3	4	5	6	7	8	9	AB	R	H	RBI	BB	SO	LOB	BOTTOM								
Cesar Tovar, R OBP: 0.390, SLG: 0.444 (1, 6)										5	0	2	1	0	1	0	Washington Senators @ Minnesota Twins Metropolitan Stadium, Bloomington, MI Sat May 14 1966, 4:33 AM EDT Alt. 7,422 - Unknown - 56 F AB 37 R 4 H 10 RBI 4 BB 1 SO 7 LOB 17								
Rich Rollins, R OBP: 0.375, SLG: 0.333 (1, 5)										5	1	2	1	0	1	1									
Tony Oliva, L OBP: 0.453, SLG: 0.772 (1, 9)										4	0	1	1	0	1	3									
Andy Kosco, R OBP: 0.250, SLG: 0.281 (1, 8)										4	0	1	0	0	0	3									
Harmon Killebrew, R OBP: 0.348, SLG: 0.367 (1, 3)										4	0	1	0	0	1	3									
Bob Allison, R OBP: 0.190, SLG: 0.282 (1, 7)										4	1	1	0	0	1	1									
Earl Battey, R OBP: 0.360, SLG: 0.362 Sandy Valdespino, L OBP: 0.171, SLG: 0.235 Jerry Zimmerman, R OBP: 0.571, SLG: 0.500 (7, PR) (8, 2)										4	1	1	0	0	0	2									
Bernie Allen, L OBP: 0.317, SLG: 0.338 (1, 4)										3	1	1	1	1	1	1									
Mudcat Grant, R OBP: 0.077, SLG: 0.154 Dave Boswell, R OBP: 0.296, SLG: 0.286 Zoilo Versalles, R OBP: 0.247, SLG: 0.311 Al Worthington, R (8, 1)										1	0	0	0	0	0	0									
Inning Stats	R: 0 E: 0 K: 1 S: 5	H: 0 LOB: 0 BB: 0 P: 5	R: 0 E: 0 K: 1 S: 6	H: 1 LOB: 0 BB: 0 P: 6	R: 0 E: 0 K: 1 S: 5	H: 0 LOB: 0 BB: 0 P: 5	R: 0 E: 0 K: 1 S: 6	H: 2 LOB: 1 BB: 0 P: 6	R: 0 E: 0 K: 0 S: 3	H: 0 LOB: 1 BB: 1 P: 7	R: 0 E: 0 K: 1 S: 7	H: 2 LOB: 2 BB: 0 P: 7	R: 4 E: 1 K: 0 S: 8	H: 4 LOB: 1 BB: 0 P: 8	R: 0 E: 0 K: 0 S: 4	H: 1 LOB: 1 BB: 0 P: 4	R: 0 E: 0 K: 2 S: 7	H: 0 LOB: 0 BB: 0 P: 7	1B: 7 2B: 3 3B: 0 HR: 0	SF: 0 SAC: 0 DP: 1 HBP: 0	WP: 0 PB: 0 SB: 0 CS: 0	PA: 38			
PITCHER	IP	WLS	BF	H	R	ER	SO	BB	IBB	HBP	BLK	WP	HR	S	P	ERA	WHIP								
Pete Richert, L ERA: 2.8 (1, 1)	6.0		26	7	3	1	5	1	0	0	0	0	0	35	39	1.50	1.333								
Ron Kline, R ERA: 4.95 (7, 1)	3.0	S	12	3	1	0	2	0	0	0	0	0	0	16	16	0.00	1.000								

Batter	1	2	3	4	5	6	7	8	9	AB	R	H	RBI	BB	SO	LOB	TOP				
Fred Valentine, S OBP: 0.361, SLG: 0.510 (1, 8)	4-0 F7 BB SF9 BB		0-0 F5		0-0 5-3			0-0 3-1		3	1	0	0	1	0	1					
Don Blasingame, L OBP: 0.328, SLG: 0.260 (1, 4)	4-0 1-2 BB		0-0 F6		0-0 F9			0-0 4-3		3	0	0	0	1	0	1					
Dick Nen, L OBP: 0.270, SLG: 0.283 (1, 3)	0-0 F7 2-3		0-3 K						0-0 F9	4	0	0	0	0	2	3					
Frank Howard, R OBP: 0.278, SLG: 0.443 (1, 7)	0-0 SF9			0-0 F8					0-0 5-3	3	0	1	1	0	0	0					
Jim King, L OBP: 0.400, SLG: 0.324 (1, 9)	0-0 4-3			4-0 1B 2B BB					4-0 G4-6-3 1B	2	1	0	0	2	0	2					
Ken McMullen, R OBP: 0.299, SLG: 0.402 (1, 5)		0-3 K		0-0 F9					0-0 5-3	4	0	0	0	0	1	2					
Paul Casanova, R OBP: 0.500, SLG: 0.769 (1, 2)				0-0 G4-6-3 1B					0-0 1-3	3	0	2	0	0	0	0					
Ed Brinkman, R OBP: 0.238, SLG: 0.289 (1, 6)				0-0 G4-6-3					0-3 K	3	0	1	1	0	1	1					
Mike McCormick, L OBP: 0.417, SLG: 0.304 Bob Humphreys, R OBP: 0.226, SLG: 0.313 Bob Saverine, S OBP: 0.299, SLG: 0.143 Jim Hannan, R OBP: 0.299, SLG: 0.143 Willie Kirkland, L OBP: 0.299, SLG: 0.143 Casey Cox, R OBP: 0.299, SLG: 0.143 (1, 1) (4, 1) (5, Ph) (5, 1) (8, Ph) (8, 1)					0-0 4-3				0-3 K	1	0	1	0	0	0	0					
Inning Stats	R: 1 E: 0 K: 0 S: 3	H: 0 LOB: 1 BB: 2 P: 11	R: 0 E: 0 K: 1 S: 5	H: 1 LOB: 0 BB: 0 P: 5	R: 0 E: 0 K: 1 S: 6	H: 1 LOB: 2 BB: 1 P: 6	R: 1 E: 0 K: 0 S: 4	H: 2 LOB: 2 BB: 1 P: 8	R: 0 E: 0 K: 0 S: 3	H: 0 LOB: 0 BB: 0 P: 3	R: 0 E: 0 K: 1 S: 5	H: 1 LOB: 0 BB: 0 P: 5	R: 0 E: 0 K: 1 S: 5	H: 0 LOB: 0 BB: 0 P: 5	R: 0 E: 0 K: 0 S: 3	H: 0 LOB: 1 BB: 1 P: 7	1B: 4 2B: 1 3B: 0 HR: 0	SF: 1 SAC: 0 DP: 2 HBP: 0	WP: 0 PB: 0 SB: 0 CS: 0	PA: 33	
PITCHER Jim Perry, R ERA: 1.77 (1, 1)	IP: 9.0 WLS: W BF: 33 H: 5 R: 2 ER: 2 SO: 5 BB: 4 IBB: 0 HBP: 0 BLK: 0 WP: 0 HR: 0 S: 39 P: 55 ERA: 2.00 WHIP: 1.000																				

Washington Senators @ Minnesota Twins
Metropolitan Stadium, Bloomington, MI
Sun May 15 1966, 4:33 AM EDT
Att: 18,556 - Unknown - 59 F

AB 28
R 2
H 5
RBI 2
BB 4
SO 5
LOB 10



Batter	1	2	3	4	5	6	7	8	9	AB	R	H	RBI	BB	SO	LOB	BOTTOM				
Zoilo Versalles, R OBP: 0.259, SLG: 0.351 (1, 6)	4-0 G5-4-3 BB		0-0 F6	0-3 K					0-0 HR	3	1	1	1	1	1	2					
Cesar Tovar, R OBP: 0.422, SLG: 0.462 (1, 8)	0-0 G5-4-3 1-2		0-0 1B		0-0 G4-6-3 1B				4-0 5-3 2B BB	3	1	2	0	1	0	1					
Tony Oliva, L OBP: 0.433, SLG: 0.735 (1, 9)	0-0 4-1		0-0 L4		0-0 G4-6-3 1-2				0-0 F7	4	0	0	0	0	0	4					
Bob Allison, R OBP: 0.196, SLG: 0.349 (1, 7)		0-0 HR		0-0 F5	0-0 5-6-3				0-0 5-3 1-2	4	1	1	1	0	0	1					
Rich Rollins, R OBP: 0.400, SLG: 0.421 (1, 5)		0-0 5-3		0-0 2B 1B					0-0 F7 2H 2B	4	1	2	1	0	0	0					
Harmon Killebrew, R OBP: 0.355, SLG: 0.566 Don Mincher, L OBP: 0.338, SLG: 0.352 (1, 3) (8, 3)		0-0 F3		4-0 2B 1B					0-0 K 1B	3	1	1	0	1	1	1					
Earl Batley, R OBP: 0.362, SLG: 0.355 (1, 2)		0-0 4-3		0-0 F5					0-0 6-3 1-2 1B	4	0	1	0	0	0	2					
Bernie Allen, L OBP: 0.314, SLG: 0.346 (1, 4)			0-0 F8		0-0 1B 2B				0-0 4-3	4	1	1	2	0	0	2					
Jim Perry, S OBP: 0.500, SLG: 0.400 (1, 1)			0-0 1B		0-0 1B				0-0 6-3	4	0	2	1	0	1	2					
Inning Stats	R: 0 E: 0 K: 0 S: 2	H: 0 LOB: 0 BB: 1 P: 6	R: 1 E: 0 K: 0 S: 4	H: 1 LOB: 0 BB: 0 P: 4	R: 0 E: 0 K: 0 S: 5	H: 2 LOB: 2 BB: 0 P: 5	R: 3 E: 0 K: 1 S: 8	H: 3 LOB: 1 BB: 1 P: 12	R: 0 E: 0 K: 0 S: 3	H: 1 LOB: 0 BB: 0 P: 3	R: 0 E: 0 K: 1 S: 7	H: 2 LOB: 2 BB: 0 P: 7	R: 2 E: 0 K: 1 S: 7	H: 2 LOB: 1 BB: 1 P: 11	R: 0 E: 0 K: 0 S: 3	H: 0 LOB: 0 BB: 0 P: 3	1B: 7 2B: 2 3B: 0 HR: 2	SF: 0 SAC: 0 DP: 2 HBP: 0	WP: 0 PB: 0 SB: 0 CS: 0	PA: 36	
PITCHER Mike McCormick, L ERA: 4.66 Bob Humphreys, R ERA: 2.64 Jim Hannan, R ERA: 6.75 Casey Cox, R ERA: 2.63 (1, 1) (4, 1) (5, 1) (8, 1)	IP: 3.2 WLS: L BF: 18 H: 6 R: 4 ER: 4 SO: 4 BB: 2 IBB: 0 HBP: 0 BLK: 0 WP: 0 HR: 1 S: 16 P: 24 ERA: 9.82 WHIP: 2.182																				

Washington Senators @ Minnesota Twins
Metropolitan Stadium, Bloomington, MI
Sun May 15 1966, 4:33 AM EDT
Att: 18,556 - Unknown - 59 F

AB 33
R 6
H 11
RBI 6
BB 3
SO 3
LOB 15



Batter	1	2	3	4	5	6	7	8	9	AB	R	H	RBI	BB	SO	LOB	TOP					
Fred Valentine, S OBP: 0.357, SLG: 0.500 (1, 8)	5-3		FC1-6 1-2 1B		F8			4-3		4	0	1	0	0	0	0						
Don Blasingame, L OBP: 0.305, SLG: 0.241 (1, 4)	1-3-1		FC1-6 FC4 1-2 2-3			K		4-3		4	0	0	0	0	1	2						
Frank Howard, R OBP: 0.287, SLG: 0.457 Willie Kirkland, L OBP: 0.250, SLG: 0.143 (8, 7)			FC4 1-2			4-3 2B		F8		4	0	2	0	0	0	2						
Jim King, L OBP: 0.388, SLG: 0.390 (1, 9)	F9			HR		4-3 2-3			F2	4	1	1	1	0	0	2						
Bob Chance, L OBP: 0.185, SLG: 0.333 (1, 3)		4-3		L7		4-3			F8	4	0	0	0	0	0	1						
Bob Saverine, S OBP: 0.238, SLG: 0.300 (1, 5)	5-3			L9					F9	4	0	1	0	0	0	0						
Paul Casanova, R OBP: 0.452, SLG: 0.690 (1, 2)	6-3			F8				F8		3	0	0	0	0	0	1						
Ed Brinkman, R OBP: 0.240, SLG: 0.290 (1, 6)			1-3					K		3	0	1	0	0	1	1						
Phil Ortega, R OBP: 0.154, SLG: 0.083 Casey Cox, R (9, 1)			FC1-6 1B			K		4-1		3	0	1	0	0	1	2						
Inning Stats	R: 0 E: 0 K: 0 S: 4	H: 1 LOB: 1 BB: 0 P: 4	R: 0 E: 0 K: 0 S: 3	H: 0 LOB: 0 BB: 0 P: 3	R: 0 E: 0 K: 0 S: 5	H: 2 LOB: 2 BB: 0 P: 5	R: 1 E: 0 K: 0 S: 4	H: 1 LOB: 0 BB: 0 P: 4	R: 0 E: 0 K: 1 S: 5	H: 1 LOB: 0 BB: 0 P: 5	R: 0 E: 0 K: 1 S: 6	H: 1 LOB: 1 BB: 0 P: 6	R: 0 E: 0 K: 1 S: 6	H: 1 LOB: 1 BB: 0 P: 6	R: 0 E: 0 K: 0 S: 3	H: 0 LOB: 0 BB: 0 P: 3	R: 0 E: 0 K: 0 S: 3	H: 0 LOB: 0 BB: 0 P: 3	1B: 5 2B: 1 3B: 0 HR: 1	SF: 0 SAC: 0 DP: 0 HBP: 0	WP: 0 PB: 0 SB: 0 CS: 1	PA: 33
PITCHER Camilo Pascual, R ERA: 2.52 (1, 1)	IP: 9.0 WLS: W BF: 33 H: 7 R: 1 ER: 1 SO: 3 BB: 0 IBB: 0 HBP: 0 BLK: 0 WP: 0 HR: 1 S: 39 P: 39 ERA: 1.00 WHIP: 0.778															PITCHER	IP: 9.0 WLS: W BF: 33 H: 7 R: 1 ER: 1 SO: 3 BB: 0 IBB: 0 HBP: 0 BLK: 0 WP: 0 HR: 1 S: 39 P: 39 ERA: 1.00 WHIP: 0.778					

Washington Senators @ Minnesota Twins
 Metropolitan Stadium, Bloomington, MI
 Mon May 16 1966, 4:33 AM EDT
 Att. 5,266 - Unknown - 70 F

AB	33
R	1
H	7
RBI	1
BB	0
SO	3
LOB	11



Batter	1	2	3	4	5	6	7	8	9	AB	R	H	RBI	BB	SO	LOB	BOTTOM							
Zoilo Versalles, R OBP: 0.256, SLG: 0.366 (1, 6)	F9		SF8 3B		F8		1-3		FC5-2 BB	5	1	1	0	0	0	6								
Cesar Tovar, R OBP: 0.400, SLG: 0.429 (1, 8)	K		SF8			K		F8	BB	3	0	0	2	1	2	0								
Tony Oliva, L OBP: 0.436, SLG: 0.736 (1, 9)	F4		F8			2B			BB	4	0	2	0	0	0	0								
Bob Allison, R OBP: 0.200, SLG: 0.326 (1, 7)		5-3		F8		G6-4-3 BB		F9		3	0	0	0	1	0	1								
Rich Rollins, R OBP: 0.375, SLG: 0.391 (1, 5)			CS 1B		6-3	G6-4-3		F2		4	0	1	0	0	0	3								
Harmon Killebrew, R OBP: 0.361, SLG: 0.365 Andy Kosco, R OBP: 0.250, SLG: 0.281 (9, PR)		BB BB	BB 1-2		F9				FC1-6 1B	3	0	1	0	1	0	0								
Earl Battey, R OBP: 0.351, SLG: 0.344 Sandy Valdespino, L OBP: 0.167, SLG: 0.229 (9, PH)		BB BB	BB 1-2		F6				FC1-6 1B FC5-2	2	0	0	0	1	0	0								
Bernie Allen, L OBP: 0.333, SLG: 0.378 (1, 4)		F6			4-3 2B				FC5-2 IBB BB	4	1	3	0	0	0	2								
Camilo Pascual, R OBP: 0.211, SLG: 0.211 Don Mincher, L OBP: 0.348, SLG: 0.352 (9, PH)			6-3		4-3				BB FC5-2 IBB	3	0	0	0	0	0	2								
Inning Stats	R: 0 E: 0 K: 1 S: 5	H: 0 LOB: 0 BB: 0 P: 5	R: 0 E: 0 K: 0 S: 3	H: 1 LOB: 2 BB: 2 P: 11	R: 1 E: 0 K: 0 S: 4	H: 1 LOB: 0 BB: 0 P: 4	R: 0 E: 0 K: 0 S: 3	H: 0 LOB: 0 BB: 0 P: 3	R: 0 E: 0 K: 0 S: 4	H: 1 LOB: 1 BB: 0 P: 4	R: 0 E: 0 K: 1 S: 5	H: 1 LOB: 2 BB: 1 P: 9	R: 0 E: 1 K: 0 S: 5	H: 1 LOB: 2 BB: 0 P: 5	R: 0 E: 0 K: 0 S: 4	H: 1 LOB: 1 BB: 0 P: 4	R: 0 E: 0 K: 0 S: 3	H: 0 LOB: 0 BB: 0 P: 3	R: 1 E: 0 K: 0 S: 4	H: 2 LOB: 3 BB: 2 P: 12	1B: 5 2B: 2 3B: 1 HR: 0	SF: 1 SAC: 0 DP: 1 HBP: 0	WP: 0 PB: 0 SB: 0 CS: 1	PA: 38
PITCHER Phil Ortega, R ERA: 2.11 Casey Cox, R ERA: 2.59 (9, 1)	IP: 8.1 WLS: L BF: 35 H: 8 R: 2 ER: 2 SO: 2 BB: 3 IBB: 0 HBP: 0 BLK: 0 WP: 0 HR: 0 S: 36 P: 48 ERA: 2.16 WHIP: 1.320															PITCHER	IP: 0.1 WLS: L BF: 3 H: 0 R: 0 ER: 0 SO: 0 BB: 1 IBB: 1 HBP: 0 BLK: 0 WP: 0 HR: 0 S: 1 P: 9 ERA: 0.00 WHIP: 3.000							

Washington Senators @ Minnesota Twins
 Metropolitan Stadium, Bloomington, MI
 Mon May 16 1966, 4:33 AM EDT
 Att. 5,266 - Unknown - 70 F

AB	32
R	2
H	8
RBI	2
BB	5
SO	2
LOB	15



Batter	1	2	3	4	5	6	7	8	9	AB	R	H	RBI	BB	SO	LOB	TOP		
Don Buford, S OBP: 0.299, SLG: 0.311 (1, 4)	G3		F9				6-3			4	0	1	0	0	0	1			
Floyd Robinson, L OBP: 0.402, SLG: 0.506 (1, 9)	4-3			5-3	6-3			HR		3	1	1	1	1	0	2			
Tommie Agee, R OBP: 0.362, SLG: 0.410 (1, 8)	K			K				F4		4	1	1	0	0	2	1			
John Romano, R OBP: 0.519, SLG: 0.595 (1, 2)		F9						L5		4	1	2	2	0	0	0			
Gene Freese, R OBP: 0.310, SLG: 0.436 (1, 5)	F7			5-3	6-3			5-3		4	0	0	0	0	0	2			
Bill Skowron, R OBP: 0.280, SLG: 0.362 (1, 3)	K			4-3				F8		4	0	0	0	0	2	2			
Danny Cater, R OBP: 0.163, SLG: 0.190 (1, 7)			K		5-3	5-3			4-3	4	0	0	0	0	1	0			
Al Weis, S OBP: 0.237, SLG: 0.121 (1, 6)				1-3	1-3			F7		4	0	1	0	0	1	0			
Joe Horlen, R (1, 1)				1-3				F8		0	0	0	0	0	0	0			
Ken Berry, R OBP: 0.250, SLG: 0.280 (3, PH)										1	0	0	0	0	0	1			
Dennis Higgins, R OBP: 0.200, SLG: 0.200 (3, 1)										1	0	0	0	0	0	0			
Jack Lamabe, R (5, 1)										0	0	0	0	0	0	0			
Jerry McNertney, R OBP: 0.380, SLG: 0.310 (7, PH)										1	0	0	0	0	0	0			
Eddie Fisher, R (7, 1)										0	0	0	0	0	0	0			
Inning Stats	R: 0 E: 0 K: 1 S: 5	H: 0 LOB: 0 BB: 0 P: 5	R: 0 E: 0 K: 1 S: 5	H: 0 LOB: 0 BB: 0 P: 5	R: 0 E: 0 K: 1 S: 6	H: 1 LOB: 1 BB: 0 P: 6	R: 0 E: 0 K: 1 S: 6	H: 1 LOB: 2 BB: 0 P: 10	R: 0 E: 0 K: 0 S: 5	H: 2 LOB: 2 BB: 0 P: 5	R: 0 E: 0 K: 0 S: 3	H: 0 LOB: 0 BB: 0 P: 3	R: 1 E: 0 K: 0 S: 4	H: 1 LOB: 0 BB: 0 P: 4	R: 0 E: 0 K: 2 S: 7	H: 0 LOB: 0 BB: 0 P: 7	1B: 5 2B: 0 3B: 0 HR: 2	SF: 0 SAC: 0 DP: 0 HBP: 0	WP: 0 PA: 35 CS: 0
PITCHER Jim Kaat, L ERA: 2.92 (1, 1)	IP: 9.0 WLS: W BF: 35 H: 7 R: 3 ER: 3 SO: 6 BB: 1 IBB: 0 HBP: 0 BLK: 0 WP: 0 HR: 2 S: 46 P: 50 ERA: 3.00 WHIP: 0.889																		

Chicago White Sox @ Minnesota Twins
Metropolitan Stadium, Bloomington, MI
Tue May 17 1966, 8:05 PM EDT
Att: 13,457 - Unknown - 64 F

AB 34
R 3
H 7
RBI 3
BB 1
SO 6
LOB 9



Batter	1	2	3	4	5	6	7	8	9	AB	R	H	RBI	BB	SO	LOB	BOTTOM		
Zoilo Versalles, R OBP: 0.264, SLG: 0.402 (1, 6)	HR			K				F8		5	2	2	1	0	1	0			
Cesar Tovar, R OBP: 0.385, SLG: 0.413 (1, 8)	HR			F9				F3		4	1	1	0	0	1	0			
Tony Oliva, L OBP: 0.449, SLG: 0.802 (1, 9)	HR							6-3		4	3	3	4	0	0	0			
Bob Allison, R OBP: 0.204, SLG: 0.320 (1, 7)	1-3			F8						4	1	1	0	0	1	0			
Jimmie Hall, L OBP: 0.185, SLG: 0.184 (8, 7)					WP	SF8				0	0	0	0	0	0	0			
Rich Rollins, R OBP: 0.393, SLG: 0.400 (1, 5)	L5			1B	SF8					2	0	1	1	1	0	0			
Harmon Killebrew, R OBP: 0.356, SLG: 0.352 (1, 3)				6-3						3	0	0	0	1	0	3			
Don Mincher, L OBP: 0.349, SLG: 0.352 (8, 3)	BB			6-3				L5		0	0	0	0	0	0	0			
Bernie Allen, L OBP: 0.340, SLG: 0.395 (1, 4)	4-3							4-3		4	0	2	1	0	0	1			
Jerry Zimmerman, R OBP: 0.444, SLG: 0.357 (1, 2)			K					F9		4	0	0	0	0	3	3			
Jim Kaat, L OBP: 0.250, SLG: 0.333 (1, 1)	3-1			1-3				6-3		4	1	1	1	0	0	0			
Inning Stats	R: 3 E: 0 K: 0 S: 6	H: 3 LOB: 1 BB: 1 P: 10	R: 1 E: 0 K: 2 S: 8	H: 1 LOB: 0 BB: 0 P: 8	R: 1 E: 0 K: 1 S: 8	H: 3 LOB: 2 BB: 0 P: 8	R: 0 E: 0 K: 1 S: 5	H: 0 LOB: 0 BB: 0 P: 5	R: 2 E: 0 K: 0 S: 6	H: 3 LOB: 1 BB: 0 P: 6	R: 0 E: 0 K: 0 S: 3	H: 0 LOB: 0 BB: 0 P: 3	R: 0 E: 0 K: 1 S: 5	H: 0 LOB: 1 BB: 1 P: 9	R: 1 E: 0 K: 1 S: 6	H: 1 LOB: 0 BB: 0 P: 6	1B: 6 2B: 1 3B: 0 HR: 4	SF: 1 SAC: 0 DP: 0 HBP: 0	WP: 1 PA: 37 CS: 0
PITCHER Joe Horlen, R ERA: 3.35 (1, 1)	IP: 2.0 WLS: L BF: 11 H: 4 R: 4 ER: 4 SO: 2 BB: 1 IBB: 0 HBP: 0 BLK: 0 WP: 1 HR: 1 S: 18 P: 18 ERA: 10.12 WHIP: 2.250																		
Dennis Higgins, R ERA: 2.81 (3, 1)	2.2	14	6	3	3	2	0	0	0	0	0	0	0	0	0	0			
Jack Lamabe, R ERA: 3.68 (5, 1)	1.1	4	0	0	0	0	0	0	0	0	0	0	0	0	0	0			
Eddie Fisher, R ERA: 2.78 (7, 1)	2.0	8	1	1	1	2	1	0	0	0	0	0	0	0	0	0			

Chicago White Sox @ Minnesota Twins
Metropolitan Stadium, Bloomington, MI
Tue May 17 1966, 8:05 PM EDT
Att: 13,457 - Unknown - 64 F

AB 34
R 8
H 11
RBI 8
BB 2
SO 6
LOB 7



Batter	1	2	3	4	5	6	7	8	9	AB	R	H	RBI	BB	SO	LOB	TOP					
Tommie Agee, R OBP: 0.350, SLG: 0.398 (1, 8)	0-0 6-3		0-0 SF7			0-0 F5			0-0 F8	3	0	0	1	0	0	0	Chicago White Sox @ Minnesota Twins Metropolitan Stadium, Bloomington, MI Wed May 18 1966, 8:05 PM EDT Att: 13,196 - Unknown - 65 F					
Don Buford, S OBP: 0.289, SLG: 0.300 (1, 4)	0-0 4-3		0-0 F2			0-0 F8			0-0 1-3	4	0	0	0	0	0	1						
Floyd Robinson, L OBP: 0.396, SLG: 0.495 (1, 9)	0-0 L4			0-0 F7			0-3 K		0-0 1B	4	0	1	0	0	1	0						
John Romano, R OBP: 0.483, SLG: 0.537 (1, 2)		0-0 F7		0-3 K			0-0 F8		0-0 1-3	4	0	0	0	0	1	1						
Tom McCraw, L OBP: 0.309, SLG: 0.328 (1, 3)		0-0 L6		4-0 CS BB			0-0 1-3			2	0	0	0	1	0	0						
Pete Ward, L OBP: 0.241, SLG: 0.211 (1, 7)		0-0 F7		0-0 CS	0-3 K			0-0 G3		3	0	0	0	0	1	0						
Gene Freese, R OBP: 0.333, SLG: 0.452 (1, 5)			0-0 FC6-4 1B		0-3 K			0-0 1B		3	0	2	0	0	1	0						
Al Weis, S OBP: 0.220, SLG: 0.111 (1, 6)			0-0 FC6-4 1B SF7		0-3 K			0-3 K		3	1	0	0	0	2	2						
Gary Peters, L OBP: 0.250, SLG: 0.400 (1, 1)			0-0 SF7 1B			0-0 F8		0-0 1-3		2	0	1	0	0	0	0						
Smoky Burgess, L (8, PH) OBP: 0.267, SLG: 0.214										1	0	0	0	0	0	1						
Bruce Howard, S (8, 1)										0	0	0	0	0	0	0						
Inning Stats	R: 0 E: 0 K: 0 S: 3	H: 0 LOB: 0 BB: 0 P: 3	R: 0 E: 0 K: 0 S: 3	H: 0 LOB: 0 BB: 0 P: 3	R: 1 E: 0 K: 0 S: 5	H: 2 LOB: 1 BB: 0 P: 5	R: 0 E: 0 K: 1 S: 4	H: 0 LOB: 0 BB: 1 P: 8	R: 0 E: 0 K: 3 S: 9	H: 0 LOB: 0 BB: 0 P: 9	R: 0 E: 0 K: 0 S: 3	H: 0 LOB: 0 BB: 0 P: 3	R: 0 E: 0 K: 1 S: 5	H: 0 LOB: 0 BB: 0 P: 5	R: 0 E: 0 K: 1 S: 6	H: 1 LOB: 1 BB: 0 P: 6	R: 0 E: 0 K: 0 S: 4	H: 1 LOB: 1 BB: 0 P: 4	1B: 4 2B: 0 3B: 0 HR: 0	SF: 1 SAC: 0 DP: 0 HBP: 0	WP: 0 PB: 0 SB: 0 CS: 1	PA: 32
PITCHER Mudcat Grant, R ERA: 2.41 (1, 1)	IP: 9.0 WLS: W BF: 31 H: 4 R: 1 ER: 1 SO: 6 BB: 1 IBB: 0 HBP: 0 BLK: 0 WP: 0 HR: 0 S: 42 P: 46 ERA: 1.00 WHIP: 0.556															PITCHER						

Batter	1	2	3	4	5	6	7	8	9	AB	R	H	RBI	BB	SO	LOB	BOTTOM			
Zoilo Versalles, R OBP: 0.253, SLG: 0.385 (1, 6)	0-3 K	0-3 K			0-3 K		0-3 K			4	0	0	0	0	4	2	Chicago White Sox @ Minnesota Twins Metropolitan Stadium, Bloomington, MI Wed May 18 1966, 8:05 PM EDT Att: 13,196 - Unknown - 65 F			
Cesar Tovar, R OBP: 0.397, SLG: 0.440 (1, 8)	0-0 FC6-4 1B		0-0 F8		0-0 E5 BB BB		0-0 HR 2B			4	1	2	0	0	0	1				
Tony Oliva, L OBP: 0.431, SLG: 0.768 (1, 9)	0-0 FC6-4 HR		0-0 F9		0-0 F2		0-0 F9			4	1	0	0	0	0	4				
Harmon Killebrew, R OBP: 0.371, SLG: 0.389 (1, 3) (5, 5)	0-0 HR		0-0 F8		4-0 BB BB		4-0 HR IBB			2	2	1	2	2	0	0				
Rich Rollins, R OBP: 0.400, SLG: 0.385 (1, 5)	4-0 BB			0-0 5-3	4-0 BB BB		0-0 HR			1	0	0	0	1	0	0				
Don Mincher, L OBP: 0.366, SLG: 0.418 (5, 3)				0-0 BB	1-2 2-3 3-H BB		1-H 2-H HR			1	1	1	4	1	0	0				
Andy Kosco, R OBP: 0.222, SLG: 0.250 (1, 7)	0-0 L7			0-0 F2	0-0 1-3		0-3 K			4	0	0	0	0	1	4				
Earl Batley, R OBP: 0.342, SLG: 0.324 (1, 2)		0-0 6-3			0-0 F9		0-3 K		0-0 L8	4	0	0	0	0	1	0				
Jerry Zimmerman, R OBP: 0.444, SLG: 0.357 (9, 2)										0	0	0	0	0	0	0				
Bernie Allen, L OBP: 0.337, SLG: 0.400 (1, 4)		0-0 G3			0-0 E 2B		0-3 K		0-0 F3	4	1	1	0	0	1	0				
Mudcat Grant, R OBP: 0.176, SLG: 0.294 (1, 1)					0-0 E8 BB BB 1B		0-0 F6		0-0 F2	4	1	2	1	0	0	0				
Inning Stats	R: 2 E: 0 K: 1 S: 7	H: 2 LOB: 1 BB: 1 P: 11	R: 0 E: 0 K: 1 S: 6	H: 1 LOB: 0 BB: 0 P: 6	R: 0 E: 0 K: 0 S: 3	H: 0 LOB: 0 BB: 0 P: 3	R: 0 E: 0 K: 0 S: 3	H: 0 LOB: 0 BB: 0 P: 3	R: 2 E: 2 K: 1 S: 8	H: 2 LOB: 3 BB: 2 P: 16	R: 0 E: 0 K: 2 S: 7	H: 0 LOB: 0 BB: 0 P: 7	R: 3 E: 0 K: 2 S: 9	H: 2 LOB: 0 BB: 1 P: 13	R: 0 E: 0 K: 0 S: 3	H: 0 LOB: 0 BB: 0 P: 3	1B: 2 2B: 3 3B: 0 HR: 2	SF: 0 SAC: 0 DP: 0 HBP: 0	WP: 0 PB: 0 SB: 0 CS: 0	PA: 36
PITCHER Gary Peters, L ERA: 2.39 (1, 1)	IP: 7.0 WLS: L BF: 33 H: 7 R: 7 ER: 6 SO: 7 BB: 3 IBB: 1 HBP: 0 BLK: 0 WP: 0 HR: 2 S: 43 P: 59 ERA: 7.71 WHIP: 1.429															PITCHER				
Bruce Howard, R ERA: 5.4 (8, 1)	IP: 1.0 WLS: L BF: 3 H: 0 R: 0 ER: 0 SO: 0 BB: 0 IBB: 0 HBP: 0 BLK: 0 WP: 0 HR: 0 S: 3 P: 3 ERA: 0.00 WHIP: 0.000															PITCHER				



Batter	1	2	3	4	5	6	7	8	9	10	AB	R	H	RBI	BB	SO	LOB	TOP		
Don Buford, S OBP: 0.286, SLG: 0.322 (1, 4)	F8		F3			HR		K		4-3	5	1	1	1	0	1	0			
Tom McCraw, L OBP: 0.288, SLG: 0.303 (1, 3) (4, 7) (8, 3)	F5		F8			F7		E1		L9	5	0	0	0	0	0	0			
Gene Freese, R OBP: 0.320, SLG: 0.413 (1, 5)	BB		F6			F1		FC5-4		F6	4	0	0	0	1	0	1			
Floyd Robinson, L OBP: 0.365, SLG: 0.479 Ken Berry, R OBP: 0.243, SLG: 0.278 (1, 9) (6, 9)	G3		K			F7		L4			3	0	0	0	0	1	1			
Pete Ward, L OBP: 0.247, SLG: 0.219 Bill Skowron, R OBP: 0.276, SLG: 0.357 Danny Cater, R OBP: 0.159, SLG: 0.186 (1, 7) (4, 3) (8, 7)	HR		K			6-3		F3			2	1	1	0	0	1	0			
Tommie Agee, R OBP: 0.325, SLG: 0.396 (1, 8)	F7		F5			1-3		BB		FC3-8	3	0	1	0	1	0	1			
J.C. Martin, L OBP: 0.354, SLG: 0.372 (1, 2)	HR		1-3			1-3		FC3-6		1B	4	1	1	2	0	0	2			
Al Weis, S OBP: 0.267, SLG: 0.132 (1, 6)	G4-6-3		K			1-2		1-2		1B	2	0	1	0	1	1	0			
John Buzhardt, R Bob Locker, S (1, 1) (7, 1)	G4-6-3		K			IBB		1B		5-3	3	0	0	0	0	2	3			
Inning Stats	R: 0 E: 0 K: 0 S: 3	H: 0 LOB: 1 BB: 1 P: 7	R: 2 E: 0 K: 0 S: 4	H: 2 LOB: 0 BB: 0 P: 5	R: 0 E: 0 K: 2 S: 7	H: 0 LOB: 0 BB: 0 P: 7	R: 0 E: 0 K: 2 S: 7	H: 0 LOB: 0 BB: 0 P: 7	R: 1 E: 0 K: 1 S: 5	H: 1 LOB: 2 BB: 2 P: 13	R: 0 E: 0 K: 1 S: 6	H: 0 LOB: 1 BB: 0 P: 6	R: 0 E: 0 K: 0 S: 5	H: 2 LOB: 2 BB: 0 P: 5	R: 0 E: 0 K: 0 S: 3	H: 0 LOB: 0 BB: 0 P: 3	1B: 3 2B: 0 3B: 0 HR: 2	SF: 0 SAC: 0 DP: 1 HBP: 1	WP: 0 PA: 39	
PITCHER	IP WLS BF H R ER SO BB IBB HBP BLK WP HR S P ERA WHIP	IP WLS BF H R ER SO BB IBB HBP BLK WP HR S P ERA WHIP	IP WLS BF H R ER SO BB IBB HBP BLK WP HR S P ERA WHIP	IP WLS BF H R ER SO BB IBB HBP BLK WP HR S P ERA WHIP	IP WLS BF H R ER SO BB IBB HBP BLK WP HR S P ERA WHIP	IP WLS BF H R ER SO BB IBB HBP BLK WP HR S P ERA WHIP	IP WLS BF H R ER SO BB IBB HBP BLK WP HR S P ERA WHIP	IP WLS BF H R ER SO BB IBB HBP BLK WP HR S P ERA WHIP	IP WLS BF H R ER SO BB IBB HBP BLK WP HR S P ERA WHIP	IP WLS BF H R ER SO BB IBB HBP BLK WP HR S P ERA WHIP	IP WLS BF H R ER SO BB IBB HBP BLK WP HR S P ERA WHIP	IP WLS BF H R ER SO BB IBB HBP BLK WP HR S P ERA WHIP	IP WLS BF H R ER SO BB IBB HBP BLK WP HR S P ERA WHIP	IP WLS BF H R ER SO BB IBB HBP BLK WP HR S P ERA WHIP	IP WLS BF H R ER SO BB IBB HBP BLK WP HR S P ERA WHIP	IP WLS BF H R ER SO BB IBB HBP BLK WP HR S P ERA WHIP	IP WLS BF H R ER SO BB IBB HBP BLK WP HR S P ERA WHIP	IP WLS BF H R ER SO BB IBB HBP BLK WP HR S P ERA WHIP	IP WLS BF H R ER SO BB IBB HBP BLK WP HR S P ERA WHIP	
Jim Perry, R ERA: 2.31 Jim Merritt, L ERA: 3.92 Al Worthington, R ERA: 1.76 Johnny Kippstein, R ERA: (1, 1) (4, 1) (8, 1) (10, 1)	3.0 4.0 2.0 1.0	12 15 9 3	2 1 2 0	2 1 0 0	2 1 0 0	2 1 0 0	2 1 0 0	2 1 0 0	2 1 0 0	2 1 0 0	2 1 0 0	2 1 0 0	2 1 0 0	2 1 0 0	2 1 0 0	2 1 0 0	2 1 0 0	2 1 0 0	2 1 0 0	2 1 0 0

Chicago White Sox @ Minnesota Twins
Metropolitan Stadium, Bloomington, MI
Thu May 19 1966, 4:33 AM EDT
Att: 9,861 - Unknown

AB 35
R 3
H 5
RBI 3
BB 3
SO 6
LOB 11



Batter	1	2	3	4	5	6	7	8	9	10	AB	R	H	RBI	BB	SO	LOB	BOTTOM	
Zoilo Versalles, R OBP: 0.250, SLG: 0.375 (1, 6)	F3		F8		F3		L4			2B	5	1	1	0	0	0	3		
Cesar Tovar, R OBP: 0.365, SLG: 0.400 (1, 8)	K		F8		F6		FC4-6			K	5	0	0	0	0	2	4		
Tony Oliva, L OBP: 0.430, SLG: 0.760 (1, 9)	4-3		1B			F5		F7		2B	5	0	2	1	0	0	0		
Don Mincher, L OBP: 0.347, SLG: 0.380 (1, 3)	E4		5-3			F9		4-3			4	1	0	0	0	0	2		
Harmon Killebrew, R OBP: 0.376, SLG: 0.426 (1, 5)	SF7		5-3			3B		F9			4	1	2	0	0	0	0		
Jimmie Hall, L OBP: 0.211, SLG: 0.269 (1, 7)	SF7		1B			F8		HR			3	1	2	2	0	0	1		
Earl Battey, R OBP: 0.338, SLG: 0.319 (1, 2)	5-3		FC4-6			1B		6-3			4	0	1	0	0	0	1		
Bernie Allen, L OBP: 0.324, SLG: 0.383 (1, 4)	3-1		G3			F7		6-3			4	0	0	0	0	0	2		
Jim Perry, S ERA: 2.41 Jim Merritt, L ERA: 3.92 Sandy Valdespino, L Al Worthington, R Russ Nixon, L Johnny Kippstein, R (1, 1) (3, P#) (4, 1) (7, P#) (8, 1) (8, P#) (10, 1)	6.1 3.0	27 L	6 3	2 2	0 1	0 0	0 0	28 14	29 14	0.00 6.00	0.947 1.000	0	0	0	0	0	0	0	
Inning Stats	R: 0 E: 0 K: 1 S: 5	H: 0 LOB: 0 BB: 0 P: 5	R: 2 E: 1 K: 0 S: 5	H: 1 LOB: 2 BB: 0 P: 5	R: 0 E: 0 K: 0 S: 4	H: 1 LOB: 1 BB: 0 P: 4	R: 0 E: 0 K: 0 S: 3	H: 0 LOB: 0 BB: 0 P: 3	R: 0 E: 0 K: 0 S: 5	H: 2 LOB: 2 BB: 0 P: 5	R: 0 E: 0 K: 0 S: 3	H: 0 LOB: 0 BB: 0 P: 3	R: 1 E: 0 K: 0 S: 4	H: 1 LOB: 0 BB: 0 P: 4	R: 1 E: 0 K: 1 S: 5	H: 2 LOB: 1 BB: 0 P: 5	1B: 5 2B: 2 3B: 1 HR: 1	SF: 0 SAC: 0 DP: 0 HBP: 1	WP: 0 PA: 39
PITCHER	IP WLS BF H R ER SO BB IBB HBP BLK WP HR S P ERA WHIP	IP WLS BF H R ER SO BB IBB HBP BLK WP HR S P ERA WHIP	IP WLS BF H R ER SO BB IBB HBP BLK WP HR S P ERA WHIP	IP WLS BF H R ER SO BB IBB HBP BLK WP HR S P ERA WHIP	IP WLS BF H R ER SO BB IBB HBP BLK WP HR S P ERA WHIP	IP WLS BF H R ER SO BB IBB HBP BLK WP HR S P ERA WHIP	IP WLS BF H R ER SO BB IBB HBP BLK WP HR S P ERA WHIP	IP WLS BF H R ER SO BB IBB HBP BLK WP HR S P ERA WHIP	IP WLS BF H R ER SO BB IBB HBP BLK WP HR S P ERA WHIP	IP WLS BF H R ER SO BB IBB HBP BLK WP HR S P ERA WHIP	IP WLS BF H R ER SO BB IBB HBP BLK WP HR S P ERA WHIP	IP WLS BF H R ER SO BB IBB HBP BLK WP HR S P ERA WHIP	IP WLS BF H R ER SO BB IBB HBP BLK WP HR S P ERA WHIP	IP WLS BF H R ER SO BB IBB HBP BLK WP HR S P ERA WHIP	IP WLS BF H R ER SO BB IBB HBP BLK WP HR S P ERA WHIP	IP WLS BF H R ER SO BB IBB HBP BLK WP HR S P ERA WHIP	IP WLS BF H R ER SO BB IBB HBP BLK WP HR S P ERA WHIP	IP WLS BF H R ER SO BB IBB HBP BLK WP HR S P ERA WHIP	IP WLS BF H R ER SO BB IBB HBP BLK WP HR S P ERA WHIP

Chicago White Sox @ Minnesota Twins
Metropolitan Stadium, Bloomington, MI
Thu May 19 1966, 4:33 AM EDT
Att: 9,861 - Unknown

AB 37
R 4
H 9
RBI 3
BB 0
SO 2
LOB 13



Batter	1	2	3	4	5	6	7	8	9	AB	R	H	RBI	BB	SO	LOB	TOP										
Zoilo Versalles, R OBP: 0.248, SLG: 0.366	6-3		L8		L8		6-3		K	5	0	1	0	0	1	3	Minnesota Twins @ New York Yankees Yankee Stadium, Bronx, NY Fri May 20 1966, 7:05 PM EDT Att: 21,908 - Overcast										
Cesar Tovar, R OBP: 0.358, SLG: 0.407	F3		K		K			1B	2B	4	1	1	0	0	2	2											
Tony Oliva, L OBP: 0.423, SLG: 0.738	F9		BB		6-3			K		3	0	0	0	1	1												
Harmon Killebrew, R OBP: 0.372, SLG: 0.418		K	K		K			1B		4	0	1	1	0	3	3											
Don Mincher, L OBP: 0.329, SLG: 0.365		K			K		F4	F9		4	0	0	0	0	2	1											
Andy Kosco, R OBP: 0.250, SLG: 0.256		1B			F7		WP	L5		3	0	1	0	1	0	1											
Earl Batley, R OBP: 0.333, SLG: 0.316		K			1B		L7	F2		4	0	1	0	0	1	2											
Bernie Allen, L OBP: 0.321, SLG: 0.371			F8		1-3		BB	K		3	0	0	0	1	1												
Camilo Pascual, R OBP: 0.238, SLG: 0.238			1B				F3		BB	2	0	1	0	0	1	0											
Rich Rollins, R OBP: 0.387, SLG: 0.370					K					1	0	0	0	0	0	2											
Dave Boswell, R OBP: 0.286, SLG: 0.286										0	0	0	0	0	0	0											
Bob Allison, R OBP: 0.218, SLG: 0.320										0	0	0	0	1	0	0											
Sandy Valdespino, L OBP: 0.189, SLG: 0.250			1B							0	0	0	0	0	0	0											
Inning Stats	R: 0 E: 0 K: 0 S: 3	H: 0 LOB: 0 BB: 0 P: 3	R: 0 E: 0 K: 3 S: 10	H: 1 LOB: 1 BB: 0 P: 10	R: 0 E: 0 K: 2 S: 9	H: 2 LOB: 3 BB: 1 P: 13	R: 0 E: 0 K: 1 S: 6	H: 1 LOB: 1 BB: 0 P: 6	R: 0 E: 0 K: 2 S: 7	H: 0 LOB: 0 BB: 0 P: 7	R: 0 E: 0 K: 1 S: 5	H: 0 LOB: 0 BB: 0 P: 5	R: 0 E: 0 K: 0 S: 3	H: 0 LOB: 2 BB: 2 P: 11	R: 1 E: 0 K: 1 S: 7	H: 2 LOB: 1 BB: 0 P: 7	R: 0 E: 0 K: 2 S: 7	H: 0 LOB: 1 BB: 1 P: 11	1B: 5 2B: 1 3B: 0 HR: 0	SF: 0 SAC: 0 DP: 0 HBP: 0	WP: 1 PB: 0 CS: 1	PA: 37					
PITCHER	IP	WLS	BF	H	R	ER	SO	BB	IBB	HBP	BLK	WP	HR	S	P	ERA	WHIP										
Al Downing, L ERA: 2.49	(1, 1)	8.2	W	36	6	1	1	11	4	0	0	0	0	54	70	1.04	1.154										
Pedro Ramos, R ERA: 3.35	(9, 1)	0.1	S	1	0	0	0	1	0	0	0	0	0	3	3	0.00	0.000										

AB 33
R 1
H 6
RBI 1
BB 4
SO 12
LOB 16



Batter	1	2	3	4	5	6	7	8	9	AB	R	H	RBI	BB	SO	LOB	BOTTOM										
Roy White, S OBP: 0.378, SLG: 0.480	6-3		K					G3		4	0	1	1	0	1	0	Minnesota Twins @ New York Yankees Yankee Stadium, Bronx, NY Fri May 20 1966, 7:05 PM EDT Att: 21,908 - Overcast										
Bobby Richardson, R OBP: 0.353, SLG: 0.352	L4		L8		5-3			F9		4	0	0	0	0	0	1											
Mickey Mantle, S OBP: 0.349, SLG: 0.405	4-0		K		F5			BB		2	0	0	0	2	1	1											
Roger Repoz, L OBP: 0.417, SLG: 0.545	BB		BB					BB		0	0	0	0	0	0	0											
Joe Pepitone, L OBP: 0.238, SLG: 0.347	0-0		K		6-3			F9		4	0	1	0	0	1	1											
Tom Tresh, S OBP: 0.361, SLG: 0.281	1-2		1B		4-3			F8		2	0	0	0	1	0	0											
Roger Maris, L OBP: 0.338, SLG: 0.368	0-0		G3		K			K		3	0	0	0	0	2	3											
Clete Boyer, R OBP: 0.205, SLG: 0.257			F4					1B	2B	3	1	1	0	0	1	0											
Elston Howard, R OBP: 0.250, SLG: 0.241			F5					1-3		3	1	1	1	0	0	0											
Al Downing, R OBP: 0.133, SLG: 0.133	(1, 1)		F8					K		2	0	0	0	0	1	0											
Pedro Ramos, S ERA: 3.12	(9, 1)				SH1-4			1-2		0	0	0	0	0	0	0											
Inning Stats	R: 0 E: 0 K: 0 S: 4	H: 1 LOB: 3 BB: 2 P: 12	R: 0 E: 0 K: 0 S: 3	H: 0 LOB: 0 BB: 0 P: 3	R: 0 E: 0 K: 2 S: 7	H: 0 LOB: 0 BB: 0 P: 7	R: 0 E: 0 K: 2 S: 7	H: 0 LOB: 0 BB: 0 P: 7	R: 2 E: 0 K: 0 S: 6	H: 3 LOB: 1 BB: 0 P: 6	R: 0 E: 0 K: 1 S: 5	H: 0 LOB: 0 BB: 0 P: 5	R: 0 E: 0 K: 2 S: 7	H: 0 LOB: 0 BB: 0 P: 7	R: 0 E: 0 K: 0 S: 3	H: 0 LOB: 1 BB: 1 P: 7	1B: 2 2B: 1 3B: 1 HR: 0	SF: 0 SAC: 1 DP: 0 HBP: 0	WP: 0 PB: 0 CS: 0	PA: 31							
PITCHER	IP	WLS	BF	H	R	ER	SO	BB	IBB	HBP	BLK	WP	HR	S	P	ERA	WHIP										
Camilo Pascual, R ERA: 2.57	(1, 1)	6.0	L	24	4	2	2	5	2	0	0	0	0	32	40	3.00	1.000										
Dave Boswell, R ERA: 3.12	(7, 1)	2.0		7	0	0	0	2	1	0	0	0	0	10	14	0.00	0.500										

AB 27
R 2
H 4
RBI 2
BB 3
SO 7
LOB 6



Batter	1	2	3	4	5	6	7	8	9	AB	R	H	RBI	BB	SO	LOB	TOP					
Zoilo Versalles, R OBP: 0.237, SLG: 0.345 (1, 6)	L9		1B		F8		6-3		5-3	5	0	1	0	0	0	0	Minnesota Twins @ New York Yankees Yankee Stadium, Bronx, NY Sun May 22 1966, 3:33 AM EDT Overcast - 68 F livebaseballscores.com					
Sandy Valdespino, L OBP: 0.267, SLG: 0.362 (1, 7)	K		1B		4-3		G4-6-3		FC4-6	4	0	2	1	1	1	0						
Tony Oliva, L OBP: 0.417, SLG: 0.714 (1, 9)	4-3		F8				G4-6-3		FC4-6	5	1	1	0	0	0	4						
Don Mincher, L OBP: 0.322, SLG: 0.366 (1, 3)		1-3	4-3				P5		G4-6-3	4	1	2	0	0	0	3						
Harmon Killebrew, R OBP: 0.372, SLG: 0.438 (1, 5)	5-3			K		SF7	BB		G4-6-3	3	0	1	0	1	1	1						
Jimmie Hall, L OBP: 0.234, SLG: 0.281 (1, 8)	1-3			1B		FC5	SF7		G4-6-3	2	0	0	0	2	0	3						
Earl Batley, R OBP: 0.341, SLG: 0.341 (1, 2)	4-3					SF7				3	0	2	2	0	0	1						
Bernie Allen, L OBP: 0.315, SLG: 0.363 (6, PH)										2	1	1	0	0	0	2						
Rich Rollins, R OBP: 0.382, SLG: 0.345 (6, 4)			1B	SH3	G4-6-3				P3	1	0	0	0	1	0	1						
Mudcat Grant, R OBP: 0.198, SLG: 0.263 Gary Roggenburk, R OBP: 0.341, SLG: 0.341 Russ Nixon, L OBP: 0.300, SLG: 0.333 (1, 1) (7, 1) (9, PH)			SH3		F7		FC5		4-3	2	0	0	0	0	0	3						
Inning Stats	R: 0 E: 0 K: 1 S: 5	H: 0 LOB: 0 BB: 0 P: 5	R: 0 E: 0 K: 0 S: 4	H: 1 LOB: 1 BB: 0 P: 4	R: 1 E: 0 K: 0 S: 6	H: 3 LOB: 2 BB: 0 P: 6	R: 0 E: 0 K: 1 S: 5	H: 1 LOB: 1 BB: 1 P: 9	R: 0 E: 0 K: 0 S: 3	H: 0 LOB: 0 BB: 0 P: 3	R: 1 E: 0 K: 0 S: 4	H: 1 LOB: 3 BB: 3 P: 16	R: 0 E: 0 K: 0 S: 3	H: 1 LOB: 1 BB: 0 P: 3	R: 1 E: 0 K: 0 S: 5	H: 3 LOB: 1 BB: 0 P: 5	R: 0 E: 0 K: 0 S: 3	H: 0 LOB: 1 BB: 1 P: 7	1B: 8 2B: 2 3B: 0 HR: 0	SF: 1 SAC: 1 DP: 3 HBP: 0	WP: 0 PB: 0 CS: 0	PA: 39
PITCHER	IP	WLS	BF	H	R	ER	SO	BB	IBB	HBP	BLK	WP	HR	S	P	ERA	WHIP					
Mel Stottlemyre, R ERA: 2.15 Pedro Ramos, R ERA: 3.22 (1, 1) (9, 1)	8.0	W	35	10	3	3	2	3	1	0	0	0	0	35	51	3.38	1.625					

Batter	1	2	3	4	5	6	7	8	9	AB	R	H	RBI	BB	SO	LOB	BOTTOM				
Roy White, S OBP: 0.367, SLG: 0.455 (1, 7)	1-3		SF7	SH1-4	F2		E1	K		4	1	0	0	0	1	2	Minnesota Twins @ New York Yankees Yankee Stadium, Bronx, NY Sun May 22 1966, 3:33 AM EDT Overcast - 68 F livebaseballscores.com				
Bobby Richardson, R OBP: 0.314, SLG: 0.341 (1, 4)	6-3		SH1-4		4-3		F7			3	0	0	0	0	0	2					
Tom Tresh, S OBP: 0.357, SLG: 0.277 (1, 5)	F8		SF7				SF8			2	0	1	1	1	0	0					
Joe Pepitone, L OBP: 0.241, SLG: 0.370 (1, 3)		F9	SF7		F9		HR			3	1	1	3	0	0	1					
Roger Maris, L OBP: 0.336, SLG: 0.356 Lou Clinton, R OBP: 0.341, SLG: 0.400 (7, PR) (8, 9)		P6	K			F7				3	0	0	0	1	1	2					
							BB			0	0	0	0	0	0	0					
Roger Repoz, L OBP: 0.393, SLG: 0.480 (1, 8)				L8		L4		F9		3	0	0	0	1	0	1					
Clete Boyer, R OBP: 0.218, SLG: 0.267 (1, 6)									FC4-6	4	0	3	0	0	0	1					
Jake Gibbs, L OBP: 0.367, SLG: 0.538 (1, 2)					P6		3-1		FC4-6	4	1	1	1	0	0	3					
Mel Stottlemyre, R ERA: 2.44 Hector Lopez, R OBP: 0.500, SLG: 0.600 Pedro Ramos, S ERA: 9.0 (1, 1) (8, PH) (9, 1)										3	2	2	0	0	0	1					
				SH1-4	6-3					1	0	1	0	0	0	0					
										0	0	0	0	0	0	0					
Inning Stats	R: 0 E: 0 K: 0 S: 3	H: 0 LOB: 0 BB: 0 P: 3	R: 0 E: 0 K: 0 S: 3	H: 0 LOB: 1 BB: 1 P: 7	R: 2 E: 0 K: 1 S: 7	H: 2 LOB: 2 BB: 1 P: 12	R: 0 E: 0 K: 0 S: 4	H: 1 LOB: 1 BB: 0 P: 4	R: 0 E: 0 K: 0 S: 4	H: 1 LOB: 1 BB: 0 P: 4	R: 3 E: 1 K: 0 S: 6	H: 2 LOB: 1 BB: 1 P: 10	R: 0 E: 0 K: 1 S: 6	H: 2 LOB: 1 BB: 0 P: 6	1B: 6 2B: 1 3B: 0 HR: 2	SF: 2 SAC: 1 DP: 0 HBP: 1	WP: 0 PB: 0 CS: 0	PA: 37			
PITCHER	IP	WLS	BF	H	R	ER	SO	BB	IBB	HBP	BLK	WP	HR	S	P	ERA	WHIP				
Mudcat Grant, R ERA: 2.44 Gary Roggenburk, L ERA: 9.0 (1, 1) (7, 1)	6.2	L	31	7	5	2	1	2	0	1	0	0	0	7	11	0.00	2.250				

Batter	1	2	3	4	5	6	7	8	9	AB	R	H	RBI	BB	SO	LOB	TOP
Zoilo Versalles, R OBP: 0.246, SLG: 0.345	5-3		1B		6-3			F7 SH5-4 HBP		3	0	1	0	0	0	1	Minnesota Twins @ New York Yankees Yankee Stadium, Bronx, NY Sun May 22 1966, 3:38 AM EDT Att: 36,261 - Unknown - 72 F
Cesar Tovar, R OBP: 0.336, SLG: 0.381	3-1		F9			6-3		SH5-4		3	0	0	0	0	0	1	
Tony Oliva, L OBP: 0.419, SLG: 0.722	1-6-3				SF8 3B		F3	F7 IBB		3	1	1	0	1	0	0	
Harmon Killebrew, R OBP: 0.360, SLG: 0.422		4-3			6-3		F7	F7		4	0	0	0	0	0	3	
Bob Allison, R OBP: 0.254, SLG: 0.320					SF8					0	0	0	1	3	0	0	
Jimmie Hall, L OBP: 0.234, SLG: 0.281		BB			3H		G5-3 SH BB	BB		0	0	0	0	0	0	0	
Don Mincher, L OBP: 0.311, SLG: 0.351		P5			P2		SH G5-3	K		3	0	0	0	0	1	4	
Rich Rollins, R OBP: 0.342, SLG: 0.303					F9		5-3	G5-3		4	0	0	0	0	0	3	
Jerry Zimmerman, R OBP: 0.476, SLG: 0.375					F9					2	0	1	0	1	0	0	
Sandy Valdespino, L OBP: 0.281, SLG: 0.295							FC6-4 1B	IBB		1	0	0	0	0	1	0	
Jim Merritt, L OBP: 0.273, SLG: 0.300					6-3		FC6-4 1-2	2-3		3	0	0	0	0	0	3	
Dave Boswell, R OBP: 0.286, SLG: 0.286										0	0	0	0	0	0	0	
Russ Nixon, L OBP: 0.273, SLG: 0.300										1	0	0	0	0	1	0	
Inning Stats	R: 0 E: 0 K: 0 S: 3	H: 0 LOB: 0 BB: 0 P: 3	R: 0 E: 0 K: 0 S: 3	H: 0 LOB: 1 BB: 1 P: 7	R: 0 E: 0 K: 0 S: 4	H: 1 LOB: 1 BB: 0 P: 4	R: 1 E: 0 K: 0 S: 4	H: 1 LOB: 0 BB: 0 P: 4	R: 0 E: 0 K: 0 S: 3	H: 0 LOB: 2 BB: 2 P: 11	R: 0 E: 1 K: 0 S: 5	H: 0 LOB: 3 BB: 2 P: 14	R: 0 E: 0 K: 2 S: 7	H: 0 LOB: 0 BB: 0 P: 7	1B: 2 2B: 0 3B: 1 HR: 0	SF: 1 SAC: 2 DP: 1 HBP: 1	WP: 0 PA: 36 CS: 0
PITCHER	IP WLS BF H R ER SO BB IBB HBP BLK WP HR S P ERA WHIP																
Fritz Peterson, L ERA: 4.01	(1, 1) 8.0 W 33 3 1 1 1 3 2 1 0 0 0 29 50 1.12 0.750																
Pedro Ramos, R ERA: 3.09	(9, 1) 1.0 S 3 0 0 0 2 0 0 0 0 0 0 7 7 0.00 0.000																

Batter	1	2	3	4	5	6	7	8	9	AB	R	H	RBI	BB	SO	LOB	BOTTOM
Roy White, S OBP: 0.364, SLG: 0.447	K		F7		FC5-4 CS			1B 2B 1B		4	1	1	1	0	1	1	Minnesota Twins @ New York Yankees Yankee Stadium, Bronx, NY Sun May 22 1966, 3:38 AM EDT Att: 36,261 - Unknown - 72 F
Bobby Richardson, R OBP: 0.370, SLG: 0.346	G3 1B		G3		CS		F2	2B 1B		4	0	2	0	0	0	0	
Mickey Mantle, S OBP: 0.340, SLG: 0.383							6-3			3	0	1	0	1	1	2	
Pedro Ramos, S OBP: 0.429, SLG: 0.250	1-2 1B				BB			K		0	0	0	0	0	0	0	
Joe Pepitone, L OBP: 0.241, SLG: 0.374	G3		F8				F8			4	0	1	1	0	0	3	
Tom Tresh, S OBP: 0.354, SLG: 0.269	5-3						K			3	0	0	0	1	2	2	
Lou Clinton, R OBP: 0.316, SLG: 0.368							K			3	0	0	0	0	3	0	
Roger Maris, L OBP: 0.333, SLG: 0.353							K			1	0	0	0	0	0	3	
Clete Boyer, R OBP: 0.213, SLG: 0.261		F8			L5		F9			3	0	0	0	0	0	0	
Elston Howard, R OBP: 0.266, SLG: 0.274										2	0	1	0	1	0	0	
Horace Clarke, S OBP: 0.300, SLG: 0.250										0	1	0	0	0	0	0	
Roger Repoz, L OBP: 0.393, SLG: 0.480								F8 1B 2B		0	0	0	0	0	0	0	
Fritz Peterson, S OBP: 0.214, SLG: 0.214										2	0	1	0	0	1	1	
Hector Lopez, R OBP: 0.429, SLG: 0.500								F8		1	0	0	0	0	0	1	
Jake Gibbs, L OBP: 0.367, SLG: 0.538								FC5-4 1B		0	0	0	0	0	0	0	
Inning Stats	R: 0 E: 0 K: 1 S: 7	H: 2 LOB: 2 BB: 0 P: 7	R: 0 E: 0 K: 2 S: 7	H: 0 LOB: 1 BB: 1 P: 11	R: 0 E: 0 K: 0 S: 3	H: 0 LOB: 0 BB: 1 P: 7	R: 0 E: 0 K: 2 S: 7	H: 0 LOB: 0 BB: 0 P: 7	R: 0 E: 0 K: 0 S: 3	H: 1 LOB: 0 BB: 0 P: 3	R: 0 E: 0 K: 0 S: 3	H: 0 LOB: 0 BB: 0 P: 3	R: 0 E: 0 K: 2 S: 7	H: 4 LOB: 3 BB: 1 P: 13	1B: 5 2B: 2 3B: 0 HR: 0	SF: 0 SAC: 0 DP: 0 HBP: 0	WP: 0 PA: 34 CS: 1
PITCHER	IP WLS BF H R ER SO BB IBB HBP BLK WP HR S P ERA WHIP																
Jim Merritt, L ERA: 2.75	(1, 1) 7.1 L 29 6 2 2 7 2 0 0 0 0 0 41 49 2.46 1.091																
Dave Boswell, R ERA: 3.04	(8, 1) 0.2 4 1 0 0 1 0 1 0 0 0 0 5 9 0.00 1.500																

Batter	1	2	3	4	5	6	7	8	9	AB	R	H	RBI	BB	SO	LOB	TOP		
Zolo Versailles, R OBP: 0.249, SLG: 0.342 Garry Roggenburk, R (7, 1)										4	1	1	0	0	0	3	Minnesota Twins @ Boston Red Sox Fenway Park, Boston, MA Tue May 24 1966, 7:05 PM EDT Att: 16,867 - Unknown		
Rich Rollins, R OBP: 0.310, SLG: 0.270 (1, 5)										4	0	0	0	0	1	1			
Tony Oliva, L OBP: 0.414, SLG: 0.714 (1, 9)										4	1	1	1	0	0	0			
Harmon Killebrew, R OBP: 0.349, SLG: 0.407 (1, 3)										4	0	0	0	0	1	1			
Jimmie Hall, L OBP: 0.250, SLG: 0.317 (1, 8)										3	0	1	1	1	0	0			
Bob Allison, R OBP: 0.238, SLG: 0.296 (1, 7)										4	0	0	0	0	2	2			
Earl Battey, R OBP: 0.358, SLG: 0.353 (1, 2)										3	0	2	0	1	0	1			
Bernie Allen, L OBP: 0.313, SLG: 0.358 (1, 4)										4	0	1	0	0	1	3			
Camilo Pascual, R OBP: 0.227, SLG: 0.227 Jim Perry, S OBP: 0.571, SLG: 0.400 Pete Cimino, R (4, 1)										1	0	0	0	0	0	1			
Sandy Valdespino, L OBP: 0.255, SLG: 0.289 Cesar Tovar, R OBP: 0.338, SLG: 0.381 (7, 6)										0	0	0	0	0	0	0			
Inning Stats	R: 2 E: 0 K: 0 S: 6	H: 3 LOB: 1 BB: 0 P: 6	R: 0 E: 0 K: 0 S: 3	H: 0 LOB: 1 BB: 1 P: 7	R: 0 E: 0 K: 0 S: 3	H: 0 LOB: 0 BB: 0 P: 3	R: 0 E: 0 K: 0 S: 5	H: 0 LOB: 0 BB: 0 P: 5	R: 0 E: 0 K: 2 S: 9	H: 2 LOB: 2 BB: 0 P: 9	R: 0 E: 0 K: 0 S: 3	H: 0 LOB: 1 BB: 0 P: 8	R: 0 E: 0 K: 2 S: 8	H: 1 LOB: 1 BB: 0 P: 8	1B: 4 2B: 1 3B: 1 HR: 0	SF: 0 SAC: 0 DP: 0 HBP: 0	WP: 0 PB: 0 SB: 1 CS: 0	PA: 35	
PITCHER	IP WLS BF H R ER SO BB IBB HBP BLK WP HR S P ERA WHIP	8.0 W 31 5 2 2 5 2 0 0 0 0 0 0 39 47 2.25 0.875	1.0 S 4 1 0 0 2 0 0 0 0 0 0 0 8 8 0.00 1.000																

AB	33
R	2
H	6
RBI	2
BB	2
SO	7
LOB	14



Batter	1	2	3	4	5	6	7	8	9	AB	R	H	RBI	BB	SO	LOB	BOTTOM			
Rico Petrocelli, R OBP: 0.294, SLG: 0.417 (1, 6)										4	2	3	2	1	0	3	Minnesota Twins @ Boston Red Sox Fenway Park, Boston, MA Tue May 24 1966, 7:05 PM EDT Att: 16,867 - Unknown			
Jim Gosger, L OBP: 0.347, SLG: 0.358 (1, 8)										5	2	3	3	0	1	4				
Carl Yastrzemski, L OBP: 0.385, SLG: 0.529 (1, 7)										4	2	3	3	0	1	0				
George Scott, R OBP: 0.365, SLG: 0.619 (1, 3)										5	1	2	0	0	2	2				
Tony Conigliaro, R OBP: 0.269, SLG: 0.379 (1, 9)										5	1	1	2	0	0	4				
Dalton Jones, L OBP: 0.333, SLG: 0.407 (1, 4)										4	0	1	0	1	0	1				
Joe Foy, R OBP: 0.357, SLG: 0.337 (1, 5)										4	1	2	0	1	0	2				
Bob Tillman, R OBP: 0.309, SLG: 0.290 (1, 2)										4	1	1	0	0	1	4				
Jose Santiago, R OBP: 0.063, SLG: 0.063 Dick Radatz, R (9, 1)										2	1	0	0	0	1	4				
Inning Stats	R: 4 E: 0 K: 0 S: 7	H: 5 LOB: 0 BB: 0 P: 7	R: 3 E: 0 K: 1 S: 9	H: 3 LOB: 1 BB: 0 P: 9	R: 0 E: 0 K: 2 S: 8	H: 1 LOB: 0 BB: 0 P: 8	R: 3 E: 0 K: 0 S: 5	H: 3 LOB: 0 BB: 1 P: 9	R: 1 E: 0 K: 1 S: 6	H: 1 LOB: 1 BB: 1 P: 10	R: 0 E: 1 K: 2 S: 7	H: 0 LOB: 1 BB: 0 P: 7	R: 0 E: 1 K: 0 S: 6	H: 2 LOB: 3 BB: 0 P: 6	R: 0 E: 0 K: 0 S: 4	H: 1 LOB: 2 BB: 1 P: 8		1B: 9 2B: 4 3B: 0 HR: 3	SF: 1 SAC: 2 DP: 0 HBP: 0	WP: 1 PB: 0 SB: 0 CS: 0
PITCHER	IP WLS BF H R ER SO BB IBB HBP BLK WP HR S P ERA WHIP	1.0 L 10 5 3 3 3 1 0 0 0 0 1 17 21 13.50 3.000	2.0 L 12 5 3 3 3 1 0 0 0 1 0 15 19 3.00 0.667	3.0 L 10 1 1 1 3 1 0 0 0 1 0 15 19 3.00 0.667	2.0 L 11 3 0 0 0 1 0 0 0 0 0 10 14 0.00 2.000															



Batter	1	2	3	4	5	6	7	8	9	10	AB	R	H	RBI	BB	SO	LOB		
Zoilo Versalles, R OBP: 0.252, SLG: 0.339	(1, 6) BB 4-0 G6-4-3 BB	(1, 0) F7			(1, 0) 1-3 S 1B		(1, 0) K		(1, 0) F3		4	0	1	0	1	1	2		
Rich Rollins, R OBP: 0.298, SLG: 0.244	(1, 5) X 0-0 G6-4-3 1-2		(1, 0) F9		(1, 0) 1-3 BB		(1, 0) 6-3		(1, 0) K		4	0	0	0	1	1	1		
Tony Oliva, L OBP: 0.414, SLG: 0.702	(1, 9) S 0-3 K		(1, 0) 6-3 1B		(1, 0) 1-3 1-2 2-3		(1, 0) HR 1B			(1, 0) K	5	1	2	0	0	2	2		
Harmon Killebrew, R OBP: 0.391, SLG: 0.427	(1, 3) X 0-0	(1, 0) F9	(1, 0) 6-3		(1, 0) 6-3		(1, 0) HR		(1, 0) HR BB	(1, 0) HR BB	4	2	1	2	1	0	3		
Don Mincher, L OBP: 0.311, SLG: 0.351	(10, 3)	(1, 2) 1-2									0	0	0	0	0	0	0		
Jimmie Hall, L OBP: 0.250, SLG: 0.369	(1, 8) X 0-0 HBP WP 1B	(1, 0) F7			(1, 0) F7		(1, 0) L4		(1, 0) HR	(1, 0) HR	5	2	2	2	0	0	1		
Bob Allison, R OBP: 0.285, SLG: 0.286	(1, 7) H 1-0 FC3-6 1-2 HBP 1B			(1, 0) K		(1, 0) 5-3 1B BB		(1, 0) L5		(1, 0) G6-4-3 BB	2	2	0	0	2	1	0		
Earl Battey, R OBP: 0.365, SLG: 0.353	(1, 2) B 4-0 FC3-6 1-2 BB			(1, 0) F7		(1, 0) 5-3		(1, 0) K		(1, 0) G6-4-3 1-2	0	0	0	0	1	0	0		
Jerry Zimmerman, R OBP: 0.400, SLG: 0.300	(3, 2)			(1, 0) 3-1		(1, 0) 1B IBB		(1, 0) F2			4	0	0	0	0	1	2		
Bernie Allen, L OBP: 0.311, SLG: 0.349	(1, 4) X 0-0 FC3-6 1-2 BB			(1, 0) 3-1				(1, 0) F2			3	0	0	0	1	0	2		
Jim Kaat, L OBP: 0.308, SLG: 0.375	(1, 1) X 0-0 1-2 1B			(1, 0) F9		(1, 0) 1-3 2-H		(1, 0) 4-3			3	0	2	2	0	0	0		
Al Worthington, R OBP: 0.308, SLG: 0.375	(7, 1)										0	0	0	0	0	0	0		
Johnny Klippstein, R OBP: 0.308, SLG: 0.375	(7, 1)										1	0	0	0	0	0	0		
Garry Roggenburk, R OBP: 0.308, SLG: 0.375	(9, 1)										0	0	0	0	0	0	0		
Inning Stats	R: 0 E: 0 K: 1 S: 4	H: 0 LOB: 0 BB: 1 P: 8	R: 2 E: 0 K: 0 S: 5	H: 2 LOB: 2 BB: 1 P: 10	R: 0 E: 0 K: 0 S: 4	H: 1 LOB: 1 BB: 0 P: 4	R: 0 E: 0 K: 1 S: 5	H: 0 LOB: 0 BB: 0 P: 5	R: 0 E: 0 K: 0 S: 3	H: 1 LOB: 2 BB: 2 P: 11	R: 2 E: 0 K: 1 S: 7	H: 2 LOB: 0 BB: 0 P: 7	R: 0 E: 0 K: 1 S: 5	H: 0 LOB: 0 BB: 0 P: 5	R: 0 E: 0 K: 1 S: 5	H: 0 LOB: 0 BB: 2 P: 13	1B: 6 2B: 0 3B: 0 HR: 2	SF: 0 SAC: 0 DP: 2 HBP: 1	WP: 2 PA: 43
PITCHER	IP WLS BF H R ER SO BB IBB HBP BLK WP HR S P ERA WHIP	IP WLS BF H R ER SO BB IBB HBP BLK WP HR S P ERA WHIP	IP WLS BF H R ER SO BB IBB HBP BLK WP HR S P ERA WHIP	IP WLS BF H R ER SO BB IBB HBP BLK WP HR S P ERA WHIP	IP WLS BF H R ER SO BB IBB HBP BLK WP HR S P ERA WHIP	IP WLS BF H R ER SO BB IBB HBP BLK WP HR S P ERA WHIP	IP WLS BF H R ER SO BB IBB HBP BLK WP HR S P ERA WHIP	IP WLS BF H R ER SO BB IBB HBP BLK WP HR S P ERA WHIP	IP WLS BF H R ER SO BB IBB HBP BLK WP HR S P ERA WHIP	IP WLS BF H R ER SO BB IBB HBP BLK WP HR S P ERA WHIP	IP WLS BF H R ER SO BB IBB HBP BLK WP HR S P ERA WHIP	IP WLS BF H R ER SO BB IBB HBP BLK WP HR S P ERA WHIP	IP WLS BF H R ER SO BB IBB HBP BLK WP HR S P ERA WHIP	IP WLS BF H R ER SO BB IBB HBP BLK WP HR S P ERA WHIP	IP WLS BF H R ER SO BB IBB HBP BLK WP HR S P ERA WHIP	IP WLS BF H R ER SO BB IBB HBP BLK WP HR S P ERA WHIP	IP WLS BF H R ER SO BB IBB HBP BLK WP HR S P ERA WHIP	IP WLS BF H R ER SO BB IBB HBP BLK WP HR S P ERA WHIP	IP WLS BF H R ER SO BB IBB HBP BLK WP HR S P ERA WHIP

TOP

Minnesota Twins @ Boston Red Sox
Fenway Park, Boston, MA
Wed May 25 1966, 7:05 PM EDT
Att: 8,809 - Unknown

AB	35
R	7
H	8
RBI	6
BB	7
SO	6
LOB	13




Batter	1	2	3	4	5	6	7	8	9	10	AB	R	H	RBI	BB	SO	LOB				
Rico Petrocelli, R OBP: 0.297, SLG: 0.417	(1, 6) X 0-0 P6		(1, 0) 1B 1-2 1B		(1, 0) 6-3		(1, 0) BB 1-2 2-H 1B		(1, 0) FC1-4 1-2 2B		5	1	2	1	0	0	2				
Joe Foy, R OBP: 0.358, SLG: 0.340	(1, 5) S 0-3 K		(1, 0) 1B 1-2 1B		(1, 0) 6-3		(1, 0) BB 1-2 2-H 1B		(1, 0) K		5	0	2	1	0	2	2				
Carl Yastrzemski, L OBP: 0.401, SLG: 0.542	(1, 7) X 0-0 F8		(1, 0) F5		(1, 0) 2B 1-2 2-3 BB		(1, 0) F9 1-2 2-3 BB		(1, 0) HBP 1-H 3-H 2B		4	0	2	2	1	0	2				
George Scott, R OBP: 0.359, SLG: 0.601	(1, 3) X 0-0 F8		(1, 0) E6		(1, 0) F9		(1, 0) F9		(1, 0) HBP IBB		4	0	0	0	1	0	4				
Tony Conigliaro, R OBP: 0.273, SLG: 0.397	(1, 9) X 0-0 HR		(1, 0) F9		(1, 0) F9		(1, 0) K		(1, 0) 1-2 2-3 HBP		4	1	1	1	0	1	2				
George Thomas, R OBP: 0.279, SLG: 0.139	(1, 8) X 0-0 P6		(1, 0) F2		(1, 0) F7		(1, 0) K		(1, 0) F8		3	0	0	0	0	0	1				
Mike Ryan, R OBP: 0.233, SLG: 0.286	(8, 9)										1	0	0	0	0	1	0				
Dick Radtzi, R OBP: 0.233, SLG: 0.286	(10, 1)										0	0	0	0	0	0	0				
Dan Osinski, R OBP: 0.233, SLG: 0.286	(10, 1)										0	0	0	0	0	0	0				
Bob Tillman, R OBP: 0.301, SLG: 0.299	(1, 2) X 0-0 L1		(1, 0) 4-3		(1, 0) F9		(1, 0) 1B 2B		(1, 0) P4		5	1	1	0	0	0	1				
George Smith, R OBP: 0.244, SLG: 0.250	(1, 4) X 0-0 P6		(1, 0) 6-3		(1, 0) 4-3		(1, 0) 1B 2B		(1, 0) P3		3	0	1	0	0	0	1				
Dalton Jones, L OBP: 0.338, SLG: 0.400	(9, PH) (10, 4)				(1, 0) B5-6-4 1B		(1, 0) 4-3		(1, 0) 1B 2B BB		1	1	0	0	1	0	0				
Jerry Stephenson, L OBP: 0.254, SLG: 0.154	(1, 11)				(1, 0) B5-6-4 1B		(1, 0) 1B		(1, 0) FC1-4 1B		2	0	1	0	0	0	1				
Jim Lonborg, R OBP: 0.254, SLG: 0.154	(7, 1)										0	1	0	0	1	0	0				
Joe Christopher, R OBP: 0.254, SLG: 0.154	(7, PH)										0	0	0	0	1	0	0				
Ken Sanders, R OBP: 0.254, SLG: 0.154	(8, 1)										0	0	0	0	0	0	0				
Lenny Green, L OBP: 0.254, SLG: 0.154	(8, PH) (10, 8)										2	0	1	0	0	0	0				
Inning Stats	R: 0 E: 0 K: 1 S: 5	H: 0 LOB: 0 BB: 0 P: 5	R: 1 E: 0 K: 0 S: 4	H: 1 LOB: 0 BB: 0 P: 4	R: 0 E: 0 K: 0 S: 5	H: 3 LOB: 2 BB: 0 P: 5	R: 0 E: 1 K: 0 S: 4	H: 0 LOB: 1 BB: 0 P: 4	R: 0 E: 0 K: 0 S: 3	H: 1 LOB: 0 BB: 0 P: 3	R: 0 E: 0 K: 2 S: 6	H: 3 LOB: 3 BB: 2 P: 14	R: 0 E: 0 K: 2 S: 7	H: 0 LOB: 0 BB: 0 P: 7	R: 2 E: 0 K: 1 S: 7	H: 2 LOB: 3 BB: 2 P: 16	R: 0 E: 0 K: 0 S: 3	H: 0 LOB: 0 BB: 0 P: 3	1B: 7 2B: 3 3B: 0 HR: 1	SF: 0 SAC: 0 DP: 1 HBP: 1	WP: 0 PA: 45
PITCHER	IP WLS BF H R ER SO BB IBB HBP BLK WP HR S P ERA WHIP	IP WLS BF H R ER SO BB IBB HBP BLK WP HR S P ERA WHIP	IP WLS BF H R ER SO BB IBB HBP BLK WP HR S P ERA WHIP	IP WLS BF H R ER SO BB IBB HBP BLK WP HR S P ERA WHIP	IP WLS BF H R ER SO BB IBB HBP BLK WP HR S P ERA WHIP	IP WLS BF H R ER SO BB IBB HBP BLK WP HR S P ERA WHIP	IP WLS BF H R ER SO BB IBB HBP BLK WP HR S P ERA WHIP	IP WLS BF H R ER SO BB IBB HBP BLK WP HR S P ERA WHIP	IP WLS BF H R ER SO BB IBB HBP BLK WP HR S P ERA WHIP	IP WLS BF H R ER SO BB IBB HBP BLK WP HR S P ERA WHIP	IP WLS BF H R ER SO BB IBB HBP BLK WP HR S P ERA WHIP	IP WLS BF H R ER SO BB IBB HBP BLK WP HR S P ERA WHIP	IP WLS BF H R ER SO BB IBB HBP BLK WP HR S P ERA WHIP	IP WLS BF H R ER SO BB IBB HBP BLK WP HR S P ERA WHIP	IP WLS BF H R ER SO BB IBB HBP BLK WP HR S P ERA WHIP	IP WLS BF H R ER SO BB IBB HBP BLK WP HR S P ERA WHIP	IP WLS BF H R ER SO BB IBB HBP BLK WP HR S P ERA WHIP	IP WLS BF H R ER SO BB IBB HBP BLK WP HR S P ERA WHIP	IP WLS BF H R ER SO BB IBB HBP BLK WP HR S P ERA WHIP		

BOTTOM

Minnesota Twins @ Boston Red Sox
Fenway Park, Boston, MA
Wed May 25 1966, 7:05 PM EDT
Att: 8,809 - Unknown

AB	40
R	5
H	11
RBI	5
BB	4
SO	4
LOB	19

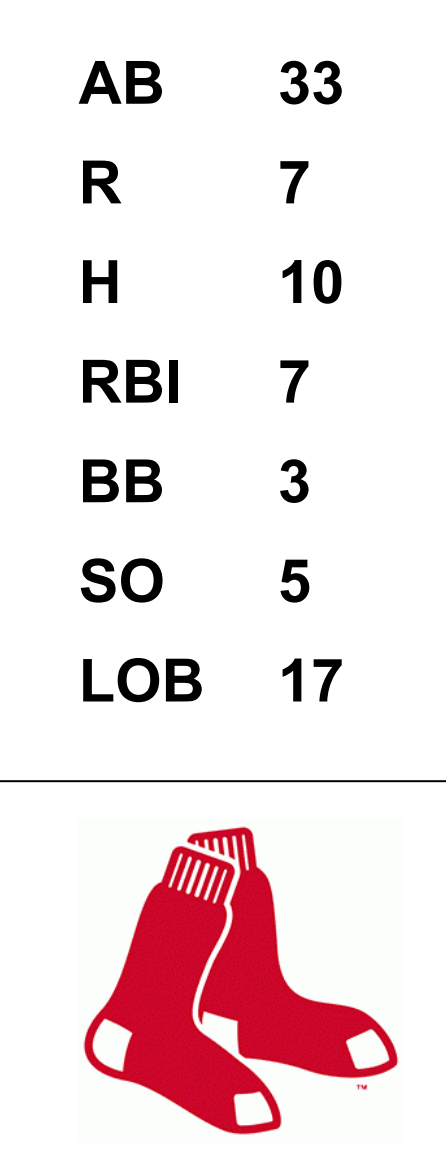


Batter	1	2	3	4	5	6	7	8	9	AB	R	H	RBI	BB	SO	LOB	TOP			
Zoilo Versalles, R OBP: 0.250, SLG: 0.341 (1, 6)										5	0	1	0	0	0	3	Minnesota Twins @ Boston Red Sox Fenway Park, Boston, MA Thu May 26 1966, 3:33 AM EDT Att: 4,831 - Unknown			
Rich Rollins, R OBP: 0.275, SLG: 0.222 (1, 5)										4	0	0	0	0	1	2				
Tony Oliva, L OBP: 0.401, SLG: 0.680 (1, 9)										4	0	0	0	0	0	2				
Harmon Killebrew, R OBP: 0.348, SLG: 0.421 (1, 3)										4	0	1	0	0	2	1				
Jimmie Hall, L OBP: 0.273, SLG: 0.420 (1, 8)										4	1	2	1	0	1	0				
Bob Allison, R OBP: 0.284, SLG: 0.283 (1, 7)										4	1	1	0	0	1	2				
Bernie Allen, L OBP: 0.317, SLG: 0.354 (1, 4)										4	0	2	0	0	2	2				
Jerry Zimmerman, R OBP: 0.379, SLG: 0.261 (1, 2)										3	0	0	0	1	1	3				
Mudcat Grant, R OBP: 0.185, SLG: 0.269 (2, 1)										0	0	0	0	0	0	0				
Dwight Siebler, R OBP: 0.226, SLG: 0.283 (6, PH)										1	0	0	0	0	0	0				
Sandy Valdespino, L OBP: 0.226, SLG: 0.283 (6, PH)										0	0	0	0	0	0	0				
Pete Cimino, R OBP: 0.234, SLG: 0.290 (7, PH)										0	0	0	0	0	0	0				
Andy Kosco, R OBP: 0.234, SLG: 0.290 (7, PH)										0	0	0	0	0	1	3				
Al Worthington, R OBP: 0.234, SLG: 0.290 (7, PH)										0	0	0	0	0	0	0				
Don Mincher, L OBP: 0.234, SLG: 0.290 (9, PH)										1	0	1	1	0	0	0				
Inning Stats	R: 0 E: 0 K: 2 S: 8	H: 1 LOB: 1 BB: 0 P: 8	R: 0 E: 0 K: 2 S: 7	H: 0 LOB: 0 BB: 0 P: 7	R: 0 E: 0 K: 0 S: 3	H: 0 LOB: 0 BB: 0 P: 3	R: 0 E: 0 K: 1 S: 5	H: 0 LOB: 1 BB: 0 P: 6	R: 0 E: 1 K: 0 S: 4	H: 0 LOB: 1 BB: 0 P: 4	R: 0 E: 0 K: 2 S: 9	H: 2 LOB: 3 BB: 1 P: 13	R: 0 E: 0 K: 0 S: 3	H: 0 LOB: 0 BB: 0 P: 3	R: 2 E: 0 K: 1 S: 9	H: 4 LOB: 2 BB: 0 P: 9	1B: 6 2B: 1 3B: 0 HR: 1	SF: 0 SAC: 0 DP: 0 HBP: 0	WP: 0 PB: 0 SB: 0 CS: 0	PA: 37
PITCHER Earl Wilson, R ERA: 3.61 (1, 1)	IP: 9.0 WLS: W BF: 37 H: 8 R: 2 ER: 2 SO: 9 BB: 1 IBB: 0 HBP: 0 BLK: 0 WP: 0 HR: 1 S: 54 P: 58 ERA: 2.00 WHIP: 1.000																			

AB	36
R	2
H	8
RBI	2
BB	1
SO	9
LOB	18



Batter	1	2	3	4	5	6	7	8	9	AB	R	H	RBI	BB	SO	LOB	BOTTOM			
Rico Petrocelli, R OBP: 0.301, SLG: 0.443 (1, 6)										5	2	2	2	0	1	3	Minnesota Twins @ Boston Red Sox Fenway Park, Boston, MA Thu May 26 1966, 3:33 AM EDT Att: 4,831 - Unknown			
Jim Gosger, L OBP: 0.346, SLG: 0.347 (1, 8)										4	0	1	0	1	1	3				
Carl Yastrzemski, L OBP: 0.404, SLG: 0.548 (1, 7)										4	0	2	2	0	0	1				
George Scott, R OBP: 0.350, SLG: 0.585 (1, 3)										4	0	0	0	0	2	4				
Tony Conigliaro, R OBP: 0.266, SLG: 0.386 (1, 9)										4	0	0	0	0	1	4				
Dalton Jones, L OBP: 0.333, SLG: 0.391 (1, 4)										4	1	1	0	0	0	1				
Joe Foy, R OBP: 0.371, SLG: 0.370 (1, 5)										3	3	2	1	1	0	0				
Mike Ryan, R OBP: 0.237, SLG: 0.288 (1, 2)										3	0	1	1	0	0	1				
Earl Wilson, R OBP: 0.429, SLG: 0.609 (1, 1)										2	1	1	1	1	0	0				
Inning Stats	R: 1 E: 0 K: 0 S: 5	H: 2 LOB: 1 BB: 0 P: 5	R: 4 E: 0 K: 1 S: 10	H: 5 LOB: 2 BB: 1 P: 14	R: 0 E: 0 K: 0 S: 3	H: 0 LOB: 0 BB: 0 P: 3	R: 0 E: 0 K: 0 S: 3	H: 0 LOB: 0 BB: 0 P: 3	R: 0 E: 0 K: 1 S: 6	H: 1 LOB: 1 BB: 0 P: 6	R: 1 E: 0 K: 1 S: 7	H: 2 LOB: 2 BB: 1 P: 11	R: 0 E: 0 K: 1 S: 5	H: 0 LOB: 0 BB: 0 P: 5	R: 1 E: 0 K: 1 S: 7	H: 2 LOB: 2 BB: 1 P: 11	1B: 6 2B: 2 3B: 1 HR: 1	SF: 1 SAC: 1 DP: 0 HBP: 0	WP: 1 PB: 0 SB: 1 CS: 0	PA: 38
PITCHER Mudcat Grant, R ERA: 3.13 Dwight Siebler, R ERA: 2.7 Pete Cimino, R ERA: 2.35 Al Worthington, R ERA: 1.89 (1, 1)	IP: 1.1 WLS: L BF: 12 H: 7 R: 5 ER: 5 SO: 0 BB: 1 IBB: 0 HBP: 0 BLK: 0 WP: 0 HR: 1 S: 11 P: 15 ERA: 33.75 WHIP: 6.000																			



Batter	1	2	3	4	5	6	7	8	9	AB	R	H	RBI	BB	SO	LOB	TOP			
Zoilo Versalles, R OBP: 0.257, SLG: 0.351										4	0	2	0	0	0	0	Minnesota Twins @ Cleveland Indians Cleveland Municipal Stadium, Cleveland, OH Sat May 28 1966, 3:33 AM EDT Att: 13,436 - Unknown			
Bernie Allen, L OBP: 0.321, SLG: 0.345										3	0	0	0	0	0	2				
Tony Oliva, L OBP: 0.407, SLG: 0.672										2	0	0	0	2	0	1				
Don Mincher, L OBP: 0.333, SLG: 0.367										3	0	1	0	0	0	3				
Harmon Killebrew, R OBP: 0.356, SLG: 0.422										3	0	1	0	1	0	2				
Jimmie Hall, L OBP: 0.255, SLG: 0.382										4	0	0	0	0	0	5				
Bob Allison, R OBP: 0.263, SLG: 0.270										3	1	0	0	1	2	2				
Earl Batley, R OBP: 0.356, SLG: 0.341										3	0	0	1	0	1	0				
Dave Boswell, R OBP: 0.200, SLG: 0.200										3	0	0	0	0	1	0				
Inning Stats	R: 0 E: 0 K: 0 S: 4	H: 1 LOB: 3 BB: 1 P: 9	R: 1 E: 0 K: 0 S: 3	H: 0 LOB: 0 BB: 1 P: 7	R: 0 E: 0 K: 1 S: 2	H: 0 LOB: 0 BB: 1 P: 6	R: 0 E: 0 K: 1 S: 5	H: 0 LOB: 0 BB: 0 P: 5	R: 0 E: 0 K: 1 S: 4	H: 1 LOB: 1 BB: 0 P: 4	R: 0 E: 0 K: 1 S: 7	H: 2 LOB: 2 BB: 0 P: 7	R: 0 E: 0 K: 1 S: 5	H: 0 LOB: 0 BB: 0 P: 5	R: 0 E: 0 K: 1 S: 2	H: 0 LOB: 1 BB: 0 P: 7		1B: 3 2B: 1 3B: 0 HR: 0	SF: 1 SAC: 0 DP: 1 HBP: 2	WP: 0 PB: 0 SB: 1 CS: 1
PITCHER Gary Bell, R ERA: 2.44	IP: 9.0 WLS: W BF: 35 H: 4 R: 1 ER: 0 SO: 4 BB: 4 IBB: 0 HBP: 2 BLK: 0 WP: 0 HR: 0 S: 37 P: 55 ERA: 0.00 WHIP: 0.889															PITCHER				

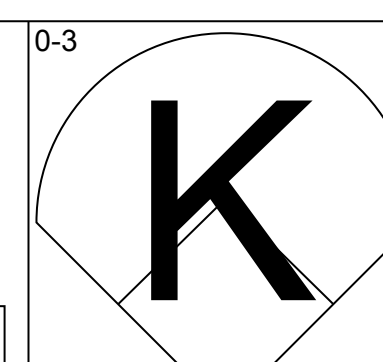
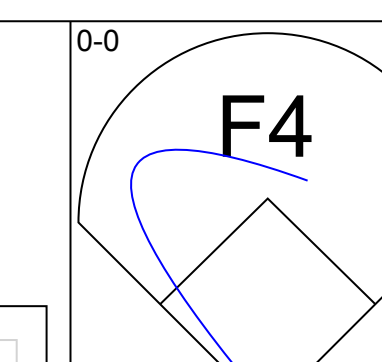
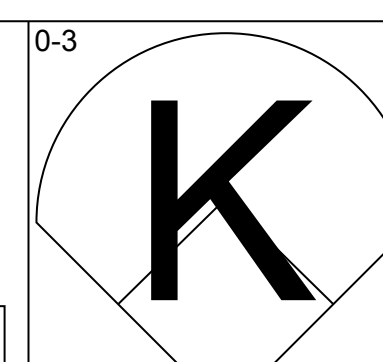
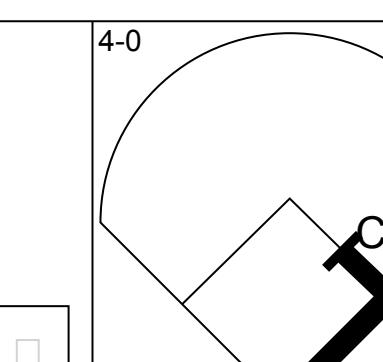
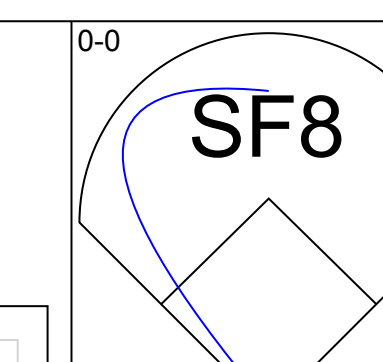
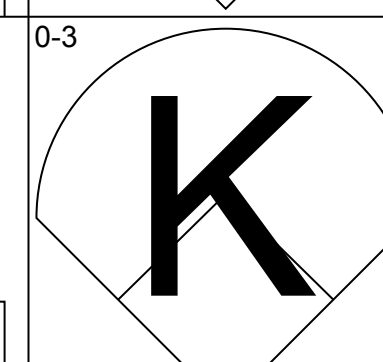
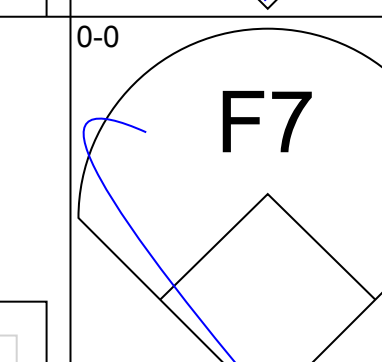
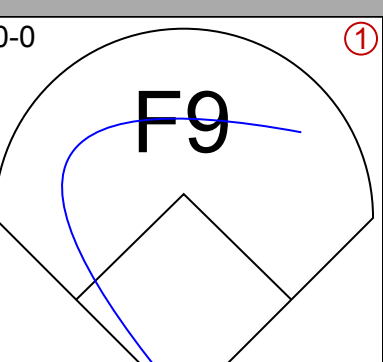
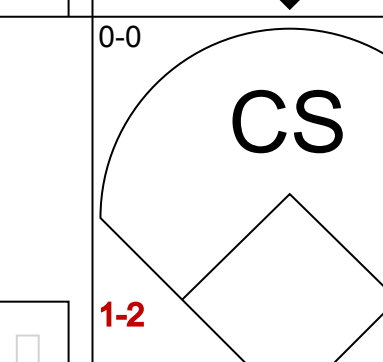
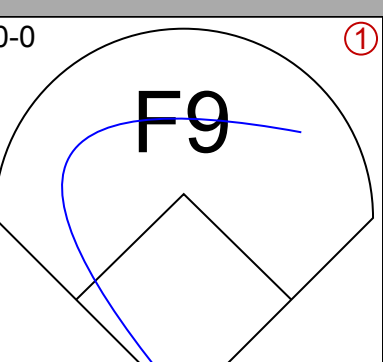
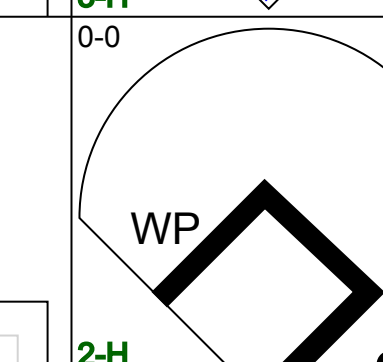
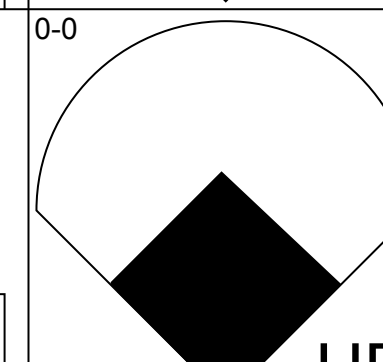
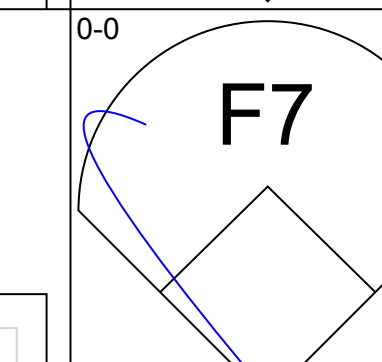
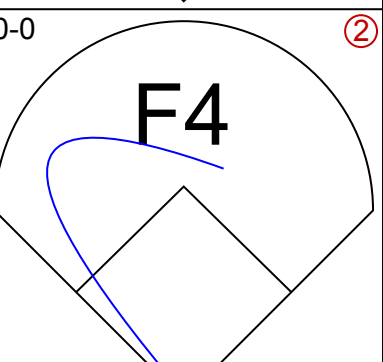
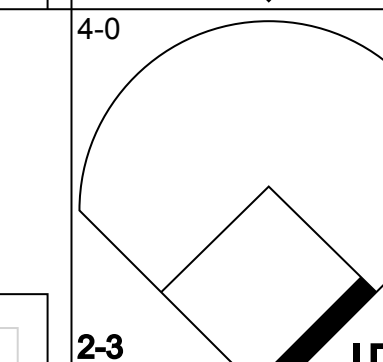
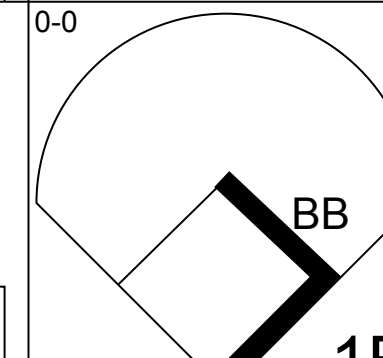
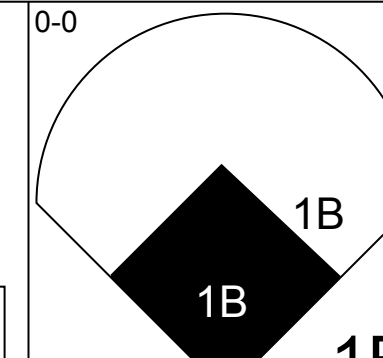
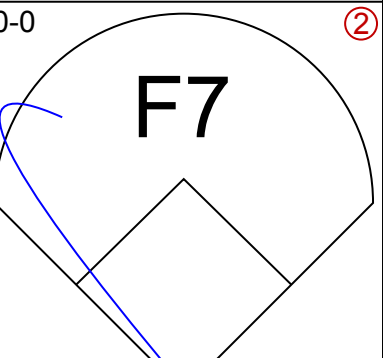
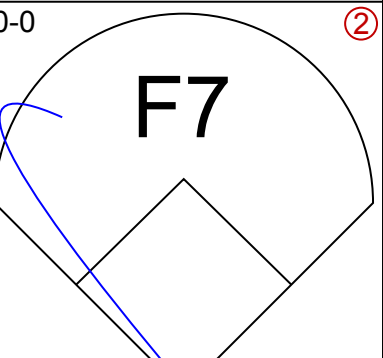
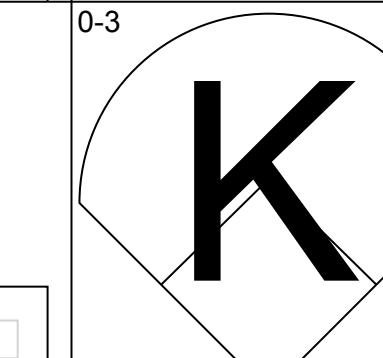
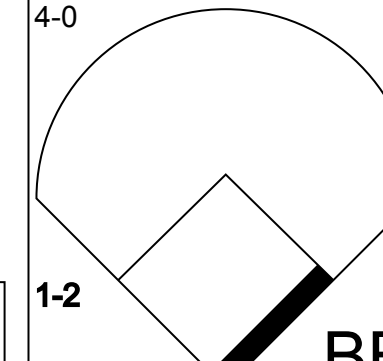
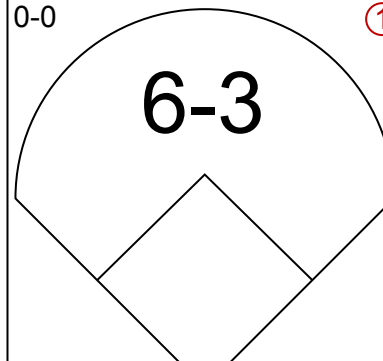
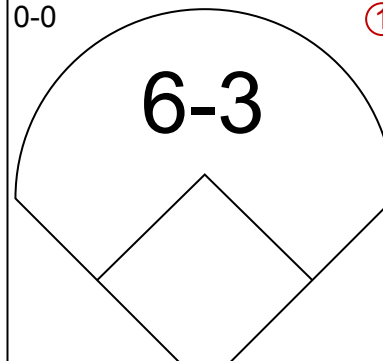
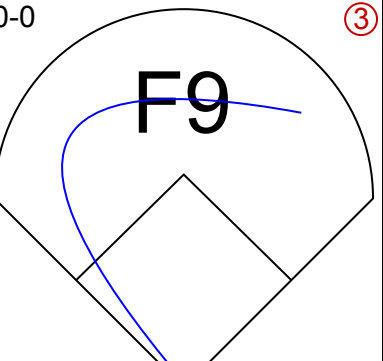
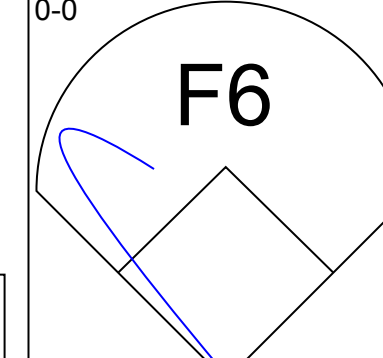
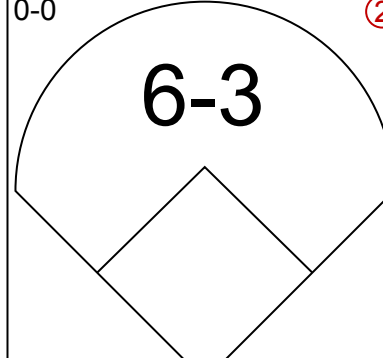
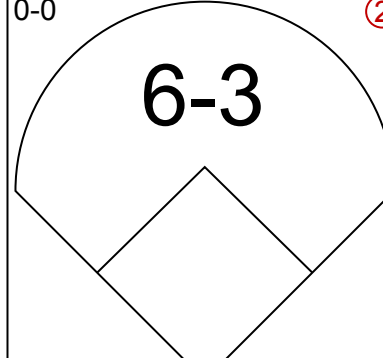
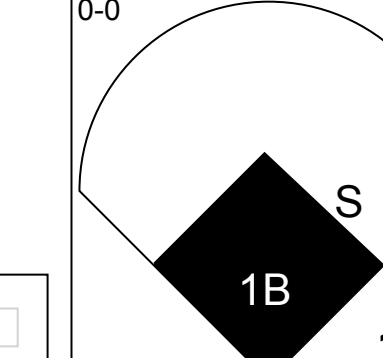
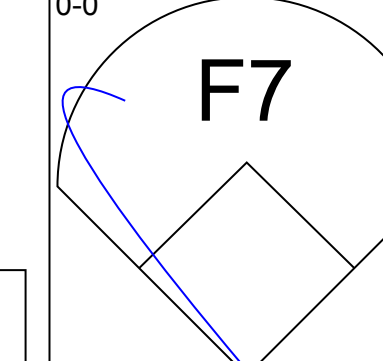
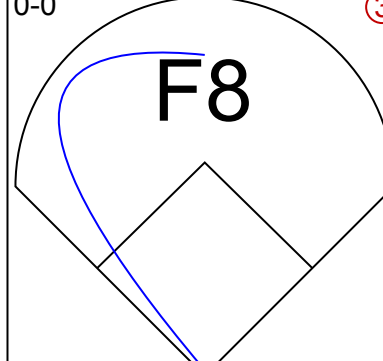
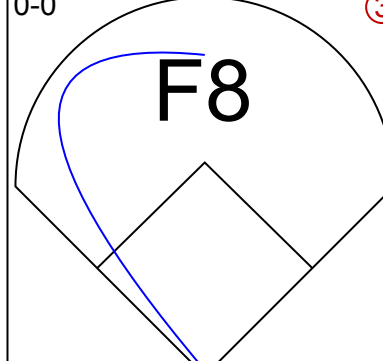
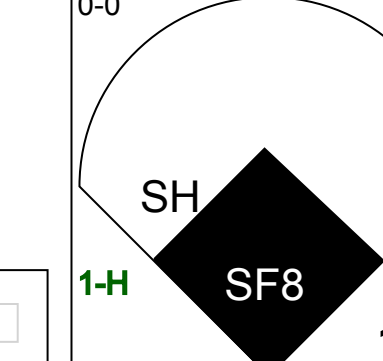
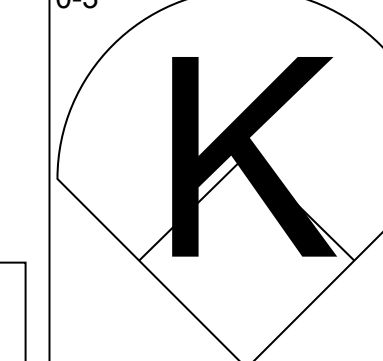
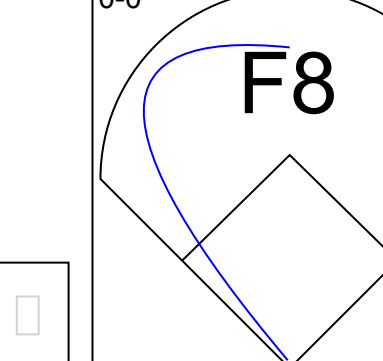
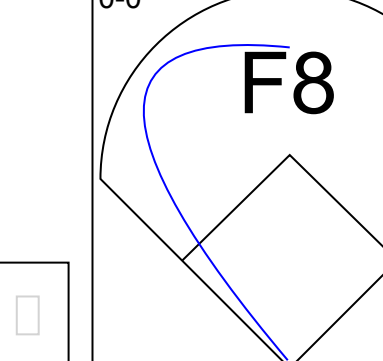
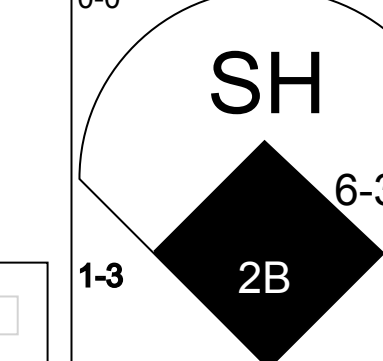
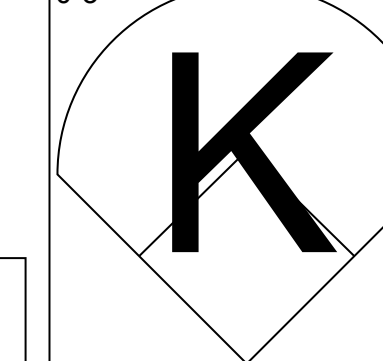
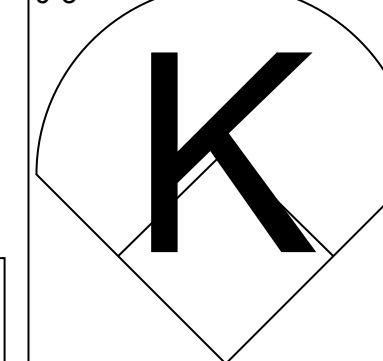
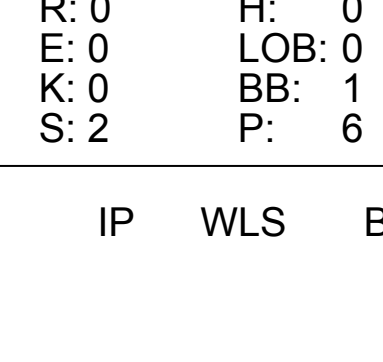
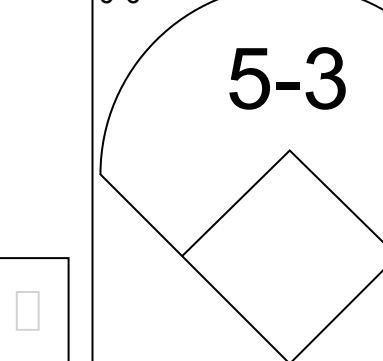
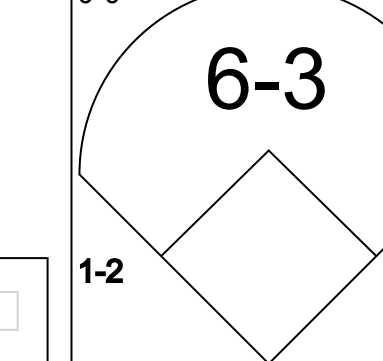
AB	28
R	1
H	4
RBI	1
BB	4
SO	4
LOB	15

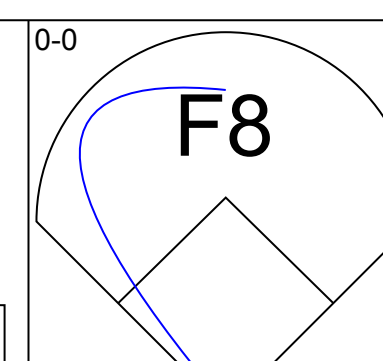
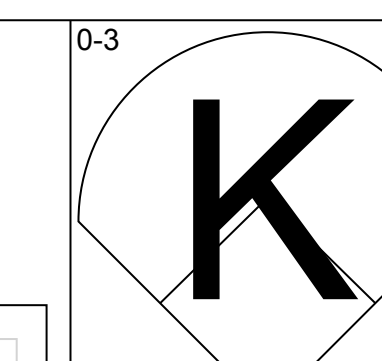
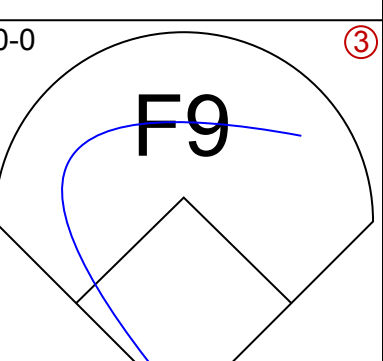
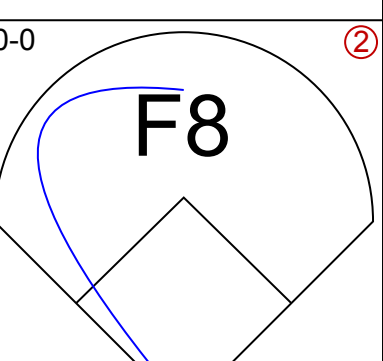
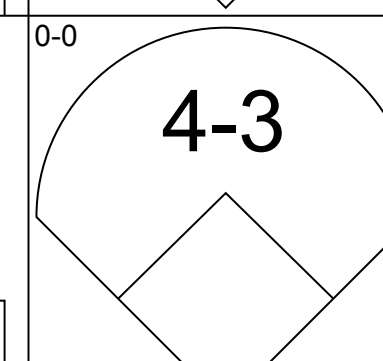
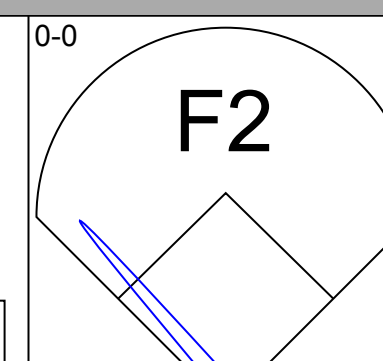
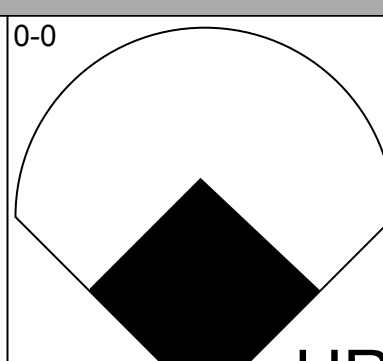
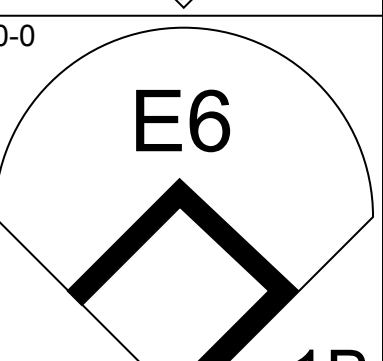
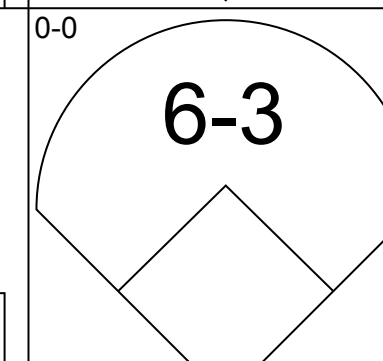
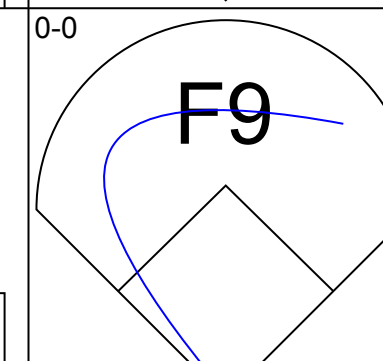
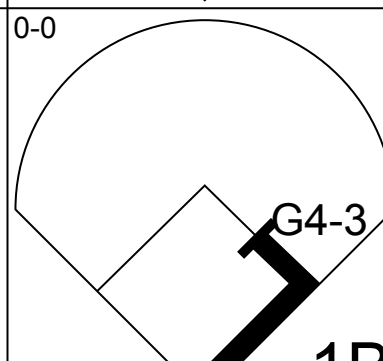
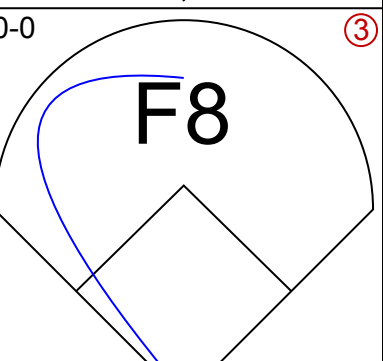
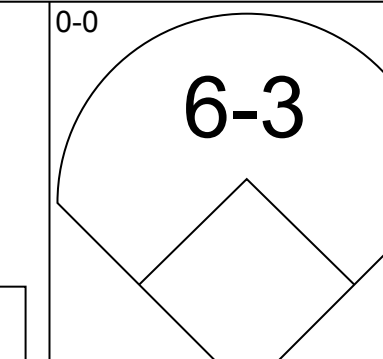
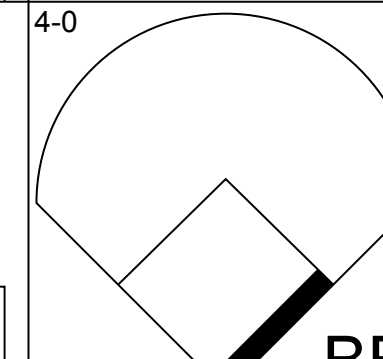
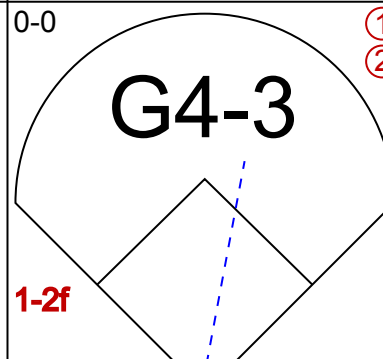
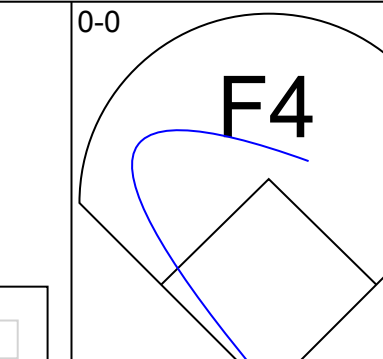
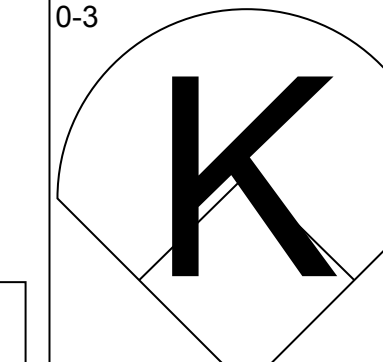
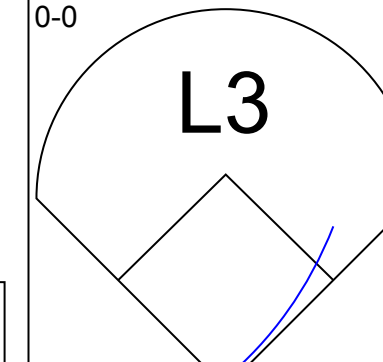
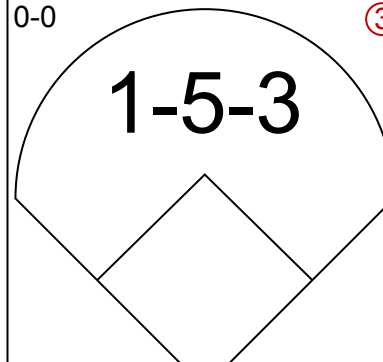
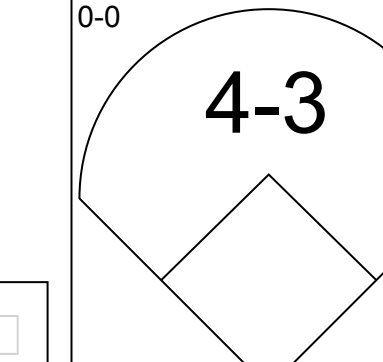
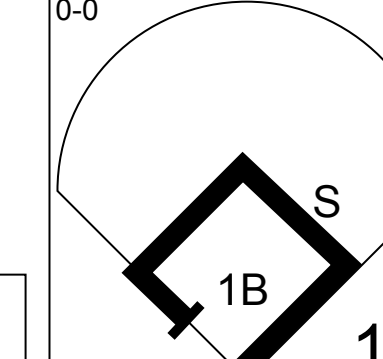
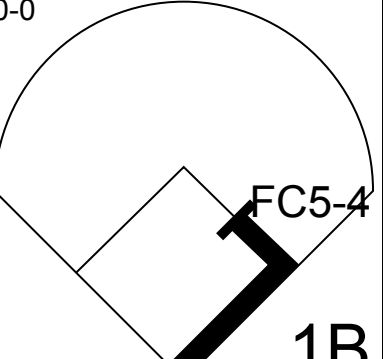
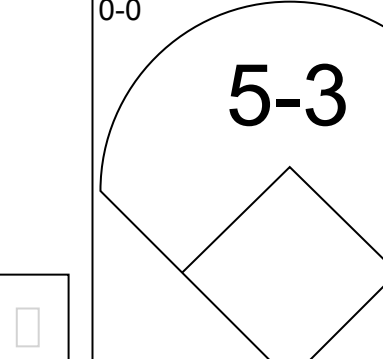
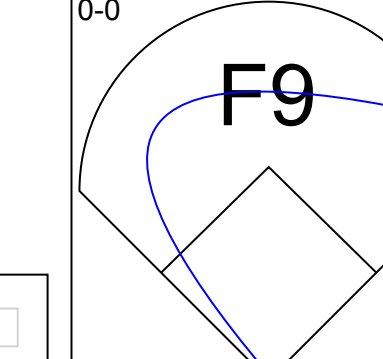
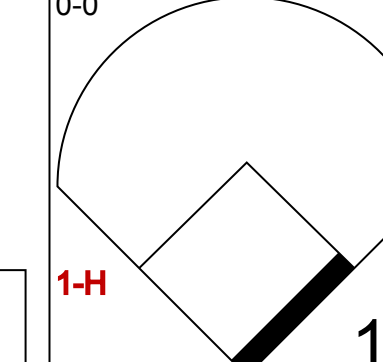
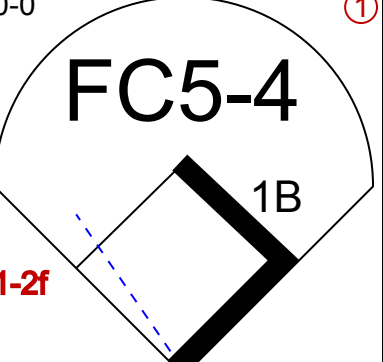
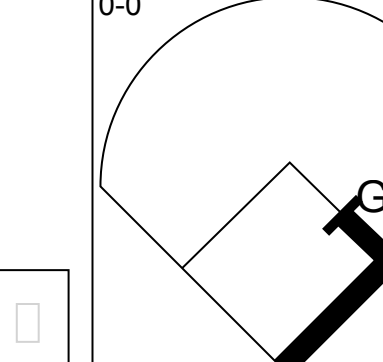
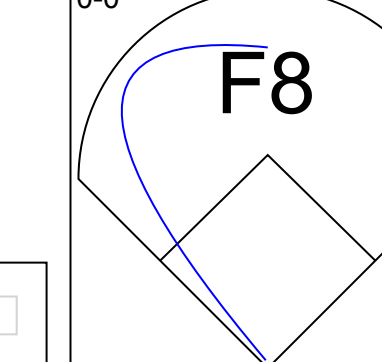
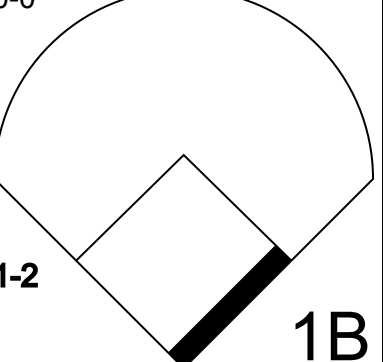
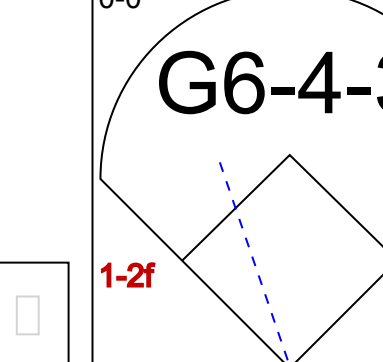
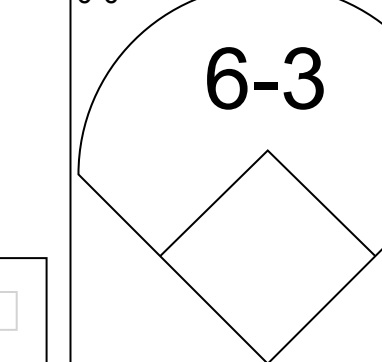
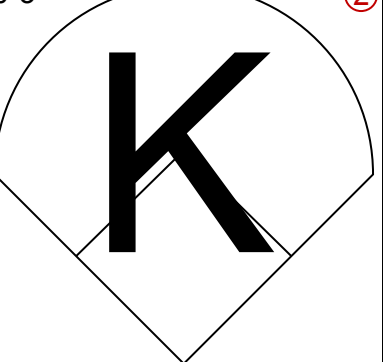
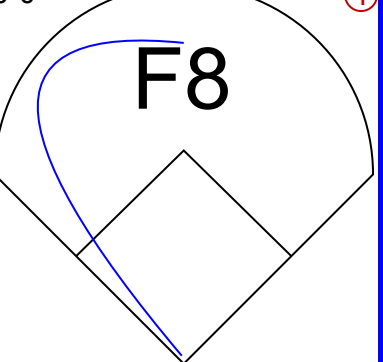


Batter	1	2	3	4	5	6	7	8	9	AB	R	H	RBI	BB	SO	LOB	BOTTOM			
Vic Davallo, L OBP: 0.288, SLG: 0.333										4	0	0	0	0	2	1	Minnesota Twins @ Cleveland Indians Cleveland Municipal Stadium, Cleveland, OH Sat May 28 1966, 3:33 AM EDT Att: 13,436 - Unknown			
Max Alvis, R OBP: 0.345, SLG: 0.326										3	0	0	0	1	1	1				
Leon Wagner, L OBP: 0.324, SLG: 0.426										4	0	0	0	0	1	2				
Jim Landis, R OBP: 0.409, SLG: 0.417									0	0	0	0	0	0	0	0				
Rocky Colavito, R OBP: 0.323, SLG: 0.363									1	0	1	0	2	0	0	0				
Fred Whitfield, L OBP: 0.276, SLG: 0.387									3	1	0	0	0	0	0	3				
Chico Salmon, R OBP: 0.314, SLG: 0.354									3	1	0	0	0	1	3					
Duke Sims, L OBP: 0.328, SLG: 0.544									2	0	0	0	0	2	1					
Pedro Gonzalez, R OBP: 0.260, SLG: 0.265									2	0	1	2	1	1	0					
Gary Bell, R OBP: 0.190, SLG: 0.105									3	0	0	0	0	1	1					
Inning Stats	R: 0 E: 0 K: 3 S: 9	H: 0 LOB: 0 BB: 0 P: 9	R: 0 E: 0 K: 2 S: 7	H: 0 LOB: 1 BB: 1 P: 11	R: 0 E: 0 K: 1 S: 5	H: 0 LOB: 1 BB: 1 P: 9	R: 0 E: 0 K: 0 S: 2	H: 0 LOB: 0 BB: 1 P: 6	R: 0 E: 0 K: 2 S: 7	H: 0 LOB: 0 BB: 0 P: 7	R: 0 E: 0 K: 0 S: 3	H: 0 LOB: 1 BB: 1 P: 7	R: 2 E: 1 K: 0 S: 4	H: 2 LOB: 0 BB: 0 P: 5	R: 0 E: 1 K: 1 S: 6	H: 0 LOB: 1 BB: 0 P: 6	1B: 1 2B: 2 3B: 0 HR: 0	SF: 0 SAC: 0 DP: 2 HBP: 1	WP: 1 PB: 0 SB: 0 CS: 2	PA: 31
PITCHER Dave Boswell, R ERA: 2.6	IP: 8.0 WLS: L BF: 30 H: 2 R: 2 ER: 1 SO: 9 BB: 4 IBB: 0 HBP: 1 BLK: 0 WP: 1 HR: 0 S: 43 P: 60 ERA: 1.12 WHIP: 0.750															PITCHER				

AB	25
R	2
H	2
RBI	2
BB	4
SO	9
LOB	12



Batter	1	2	3	4	5	6	7	8	9	AB	R	H	RBI	BB	SO	LOB	TOP			
Zoilo Versalles, R OBP: 0.255, SLG: 0.343 (1, 6)										3	0	0	1	1	2	3	Minnesota Twins @ Cleveland Indians Cleveland Municipal Stadium, Cleveland, OH Sun May 29 1966, 3:33 AM EDT Unknown livebaseballscores.com			
Cesar Tovar, R OBP: 0.329, SLG: 0.382 (1, 8)										5	0	1	1	0	1	0				
Tony Oliva, L OBP: 0.413, SLG: 0.686 (1, 9)										3	1	1	1	2	0	0				
Don Mincher, L OBP: 0.337, SLG: 0.369 (1, 3)										5	1	2	0	0	1	3				
Harmon Killebrew, R OBP: 0.360, SLG: 0.420 (1, 5)										3	0	1	0	1	0	1				
Sandy Valdespino, L OBP: 0.241, SLG: 0.269 (1, 7)										4	1	1	0	0	1	4				
Earl Battey, R OBP: 0.361, SLG: 0.347 Jimmie Hall, L OBP: 0.259, SLG: 0.382 Jerry Zimmerman, R OBP: 0.379, SLG: 0.261 (9, PR)										4	0	2	2	0	0	0				
Bernie Allen, L OBP: 0.321, SLG: 0.339 (1, 4)										2	1	0	0	1	1	0				
Jim Kaat, L OBP: 0.267, SLG: 0.321 (1, 1)										4	0	0	0	0	2	5				
Inning Stats	R: 1 E: 0 K: 2 S: 9	H: 2 LOB: 2 BB: 1 P: 13	R: 0 E: 0 K: 2 S: 7	H: 0 LOB: 0 BB: 0 P: 7	R: 0 E: 0 K: 0 S: 3	H: 0 LOB: 0 BB: 0 P: 3	R: 1 E: 0 K: 3 S: 12	H: 3 LOB: 3 BB: 1 P: 16	R: 0 E: 0 K: 0 S: 3	H: 0 LOB: 0 BB: 0 P: 3	R: 0 E: 0 K: 0 S: 2	H: 0 LOB: 0 BB: 1 P: 6	R: 0 E: 0 K: 0 S: 3	H: 0 LOB: 1 BB: 1 P: 7	R: 3 E: 1 K: 1 S: 9	H: 3 LOB: 2 BB: 1 P: 13		1B: 6 2B: 1 3B: 0 HR: 1	SF: 1 SAC: 1 DP: 0 HBP: 0	WP: 1 PB: 0 SB: 1 CS: 1
PITCHER	IP WLS BF H R ER SO BB IBB HBP BLK WP HR S P ERA WHIP																			
Tom Kelley, R ERA: 2.2 Bob Allen, L ERA: 2.08 (9, 1)	8.0 L 32 5 2 2 7 4 0 0 0 0 1 0 9 58 2.25 1.125																			

Batter	1	2	3	4	5	6	7	8	9	AB	R	H	RBI	BB	SO	LOB	BOTTOM					
Chuck Hinton, R OBP: 0.308, SLG: 0.247 (1, 7)										4	0	0	0	0	1	2	Minnesota Twins @ Cleveland Indians Cleveland Municipal Stadium, Cleveland, OH Sun May 29 1966, 3:33 AM EDT Unknown livebaseballscores.com					
Max Alvis, R OBP: 0.349, SLG: 0.351 (1, 5)										4	1	2	1	0	0	0						
Jim Landis, R OBP: 0.396, SLG: 0.400 (1, 8)										4	0	1	0	0	0	1						
Rocky Colavito, R OBP: 0.321, SLG: 0.353 (1, 9)										3	0	0	0	1	0	1						
Fred Whitfield, L OBP: 0.267, SLG: 0.374 (1, 3)										4	0	0	0	0	1	1						
Chico Salmon, R OBP: 0.327, SLG: 0.365 (1, 6)										4	0	2	0	0	0	0						
Joe Azcue, R OBP: 0.422, SLG: 0.439 (1, 2)										3	0	2	0	0	0	1						
Pedro Gonzalez, R OBP: 0.262, SLG: 0.266 (1, 4)										3	0	1	0	0	0	1						
Tom Kelley, R OBP: 0.111, SLG: 0.111 Tony Martinez, R OBP: 0.250, SLG: 0.250 Bob Allen, L (8, PH)										2	0	0	0	0	1	2						
Inning Stats	R: 0 E: 0 K: 0 S: 3	H: 0 LOB: 0 BB: 0 P: 3	R: 0 E: 0 K: 1 S: 6	H: 2 LOB: 2 BB: 0 P: 6	R: 0 E: 0 K: 1 S: 5	H: 0 LOB: 0 BB: 0 P: 5	R: 0 E: 0 K: 0 S: 3	H: 0 LOB: 1 BB: 1 P: 7	R: 0 E: 0 K: 1 S: 7	H: 2 LOB: 2 BB: 0 P: 7	R: 1 E: 0 K: 0 S: 4	H: 2 LOB: 0 BB: 0 P: 4	R: 0 E: 0 K: 0 S: 3	H: 1 LOB: 0 BB: 0 P: 3	R: 0 E: 1 K: 0 S: 4	H: 1 LOB: 1 BB: 0 P: 4		R: 0 E: 0 K: 0 S: 3	H: 0 LOB: 0 BB: 0 P: 3	1B: 7 2B: 0 3B: 0 HR: 1	SF: 0 SAC: 0 DP: 2 HBP: 0	WP: 0 PB: 0 SB: 1 CS: 0
PITCHER	IP WLS BF H R ER SO BB IBB HBP BLK WP HR S P ERA WHIP																					
Jim Kaat, L ERA: 2.52 (1, 1)	9.0 W 33 8 1 1 3 1 0 0 0 0 1 1 38 42 1.00 1.000																					

Batter	1	2	3	4	5	6	7	8	9	AB	R	H	RBI	BB	SO	LOB	TOP								
Zoilo Versalles, R OBP: 0.248, SLG: 0.333 (1, 6)	0-0 1-3			0-0 F6		0-0 F8			0-3 K	4	0	0	0	0	1	0	Minnesota Twins @ Cleveland Indians Cleveland Municipal Stadium, Cleveland, OH Sun May 29 1966, 3:38 AM EDT Att: 29,038 - Unknown livebaseballscorecards.com								
Cesar Tovar, R OBP: 0.325, SLG: 0.375 (1, 8)	0-0 K2-6-2 1B			0-0 F5			0-3 K		0-0 F9	4	0	1	0	0	1	0									
Tony Oliva, L OBP: 0.405, SLG: 0.671 (1, 9)	0-3 K2-6-2 1-2			0-0 F3			0-0 F5			3	0	0	0	0	1	1									
Don Mincher, L OBP: 0.327, SLG: 0.356 (1, 3)		0-0 5-3			0-0 F5				0-3 K	3	0	0	0	0	1	0									
Harmon Killebrew, R OBP: 0.359, SLG: 0.414 (1, 5)		0-0 F8			0-0 6-3			4-0 FC1-6 BB		2	0	0	0	1	0	0									
Sandy Valdespino, L OBP: 0.266, SLG: 0.273 (1, 7)		0-0 4-3			0-0 1B			0-0 FC1-6 1-2 1B		3	1	1	0	0	0	1									
Earl Batley, R OBP: 0.360, SLG: 0.347 (1, 2)			0-0 F5		0-3 K			0-0 L3 1B		3	0	1	1	0	1	1									
Bernie Allen, L OBP: 0.314, SLG: 0.331 (1, 4)			0-0 F6			0-3 K		0-0 L3		3	0	0	0	0	1	1									
Mudcat Grant, R OBP: 0.136, SLG: 0.227 (1, 1)			0-3 K			0-3 K			0-0 F8	3	0	0	0	0	2	0									
Inning Stats	R: 0 E: 0 K: 1 S: 5	H: 1 LOB: 1 BB: 0 P: 5	R: 0 E: 0 K: 0 S: 3	H: 0 LOB: 0 BB: 0 P: 3	R: 0 E: 0 K: 1 S: 5	H: 0 LOB: 0 BB: 0 P: 5	R: 0 E: 0 K: 0 S: 3	H: 0 LOB: 0 BB: 0 P: 3	R: 0 E: 0 K: 1 S: 6	H: 1 LOB: 1 BB: 0 P: 6	R: 0 E: 0 K: 2 S: 7	H: 0 LOB: 0 BB: 0 P: 7	R: 0 E: 0 K: 0 S: 7	H: 0 LOB: 0 BB: 0 P: 7	R: 1 E: 0 K: 0 S: 3	H: 1 LOB: 0 BB: 1 P: 7	R: 0 E: 0 K: 1 S: 5	H: 0 LOB: 0 BB: 0 P: 5	1B: 3 2B: 2 3B: 0 HR: 0	SF: 0 SAC: 0 DP: 2 HBP: 0	WP: 0 PB: 0 SB: 1 CS: 0	PA: 29			
PITCHER	IP	WLS	BF	H	R	ER	SO	BB	IBB	HBP	BLK	WP	HR	S	P	ERA	WHIP								
Luis Tiant, R ERA: 1.72 (1, 1)	8.0	L	26	3	1	1	7	1	0	0	0	0	0	39	43	1.12	0.500								
Don McMahon, R ERA: 1.93 (9, 1)	1.0		3	0	0	0	1	0	0	0	0	0	0	5	5	0.00	0.000								

Batter	1	2	3	4	5	6	7	8	9	AB	R	H	RBI	BB	SO	LOB	BOTTOM								
Vic Davallo, L OBP: 0.301, SLG: 0.341 (1, 8)	4-0 SH1-3 BB		0-0 CS 1B			0-3 K		0-0 1B		3	0	2	0	1	1	0	Minnesota Twins @ Cleveland Indians Cleveland Municipal Stadium, Cleveland, OH Sun May 29 1966, 3:38 AM EDT Att: 29,038 - Unknown livebaseballscorecards.com								
Max Alvis, R OBP: 0.343, SLG: 0.344 (1, 5)	0-0 SH1-3 1-2		0-0 F5			0-3 K		0-3 K		3	0	0	0	0	2	2									
Leon Wagner, L OBP: 0.322, SLG: 0.419 (1, 7)	0-0 F2			0-0 F7		0-0 FC4 1B			0-0 3-1	4	0	1	0	0	0	1									
Rocky Colavito, R OBP: 0.311, SLG: 0.342 (1, 9)	0-0 E5			0-0 5-3		0-0 FC4 1-2			0-0 F7	4	0	0	0	0	0	2									
Fred Whitfield, L OBP: 0.267, SLG: 0.378 Dick Howser, R OBP: 0.304, SLG: 0.244 (9, PR)	0-0 F7			0-0 F7			0-0 6-3		0-0 2B	4	0	1	0	0	0	2									
Duke Sims, L OBP: 0.309, SLG: 0.508 (1, 2)		0-3 K			0-0 4-3			0-0 F9		4	0	0	0	0	2	1									
Chico Salmon, R OBP: 0.328, SLG: 0.352 (1, 6)		0-0 5-3			4-0 6-3 BB			0-0 F7		2	0	0	0	1	0	0									
Pedro Gonzalez, R OBP: 0.257, SLG: 0.261 (1, 4)		0-3 K			0-0 6-3			0-0 6-3		3	0	0	0	0	1	1									
Luis Tiant, R OBP: 0.143, SLG: 0.077 Chuck Hinton, R OBP: 0.304, SLG: 0.244 (8, PH)			0-0 4-3			0-3 K		0-0 F9		2	0	0	0	0	1	1									
Don McMahon, R (9, 1)										1	0	0	0	0	0	0									
Inning Stats	R: 0 E: 1 K: 0 S: 4	H: 0 LOB: 2 BB: 1 P: 8	R: 0 E: 0 K: 2 S: 7	H: 0 LOB: 0 BB: 0 P: 7	R: 0 E: 0 K: 0 S: 3	H: 1 LOB: 0 BB: 0 P: 3	R: 0 E: 0 K: 0 S: 3	H: 0 LOB: 0 BB: 0 P: 3	R: 0 E: 0 K: 1 S: 5	H: 0 LOB: 1 BB: 1 P: 9	R: 0 E: 0 K: 2 S: 8	H: 1 LOB: 1 BB: 0 P: 8	R: 0 E: 0 K: 0 S: 3	H: 0 LOB: 0 BB: 0 P: 3	R: 1 E: 0 K: 1 S: 6	H: 1 LOB: 1 BB: 0 P: 6	R: 0 E: 0 K: 1 S: 6	H: 1 LOB: 1 BB: 0 P: 6	1B: 3 2B: 1 3B: 0 HR: 0	SF: 0 SAC: 1 DP: 0 HBP: 0	WP: 0 PB: 0 SB: 0 CS: 1	PA: 33			
PITCHER	IP	WLS	BF	H	R	ER	SO	BB	IBB	HBP	BLK	WP	HR	S	P	ERA	WHIP								
Mudcat Grant, R ERA: 2.73 (1, 1)	9.0	W	33	4	0	0	7	2	0	0	0	0	0	45	53	0.00	0.667								



Batter	1	2	3	4	5	6	7	8	9	AB	R	H	RBI	BB	SO	LOB	TOP					
Luis Aparicio, R OBP: 0.243, SLG: 0.270 (1, 6)										5	0	1	0	0	1	0	Baltimore Orioles @ Minnesota Twins Metropolitan Stadium, Bloomington, MI Mon May 30 1966, 4:33 AM EDT Att: 26,482 - Unknown					
Davey Johnson, R OBP: 0.297, SLG: 0.352 (1, 4)										5	1	4	0	0	0	0						
Frank Robinson, R OBP: 0.439, SLG: 0.610 (1, 3)										4	0	1	0	0	0	4						
Brooks Robinson, R OBP: 0.360, SLG: 0.509 (1, 5)										4	1	1	0	0	0	3						
Woodie Held, R OBP: 0.433, SLG: 0.500 (1, 7)										3	1	1	1	1	1	2						
Sam Bowens, R OBP: 0.275, SLG: 0.282 (1, 9)										4	0	0	0	0	0	2						
Paul Blair, R OBP: 0.248, SLG: 0.333 (1, 8)										4	1	2	0	0	0	0						
Andy Etchebarren, R OBP: 0.299, SLG: 0.388 (1, 2)										4	1	1	2	0	2	0						
Steve Barber, L (1, 1)										3	0	0	0	0	2	0						
Stu Miller, R (8, 1)										1	0	0	0	0	1	0						
Inning Stats	R: 0 E: 1 K: 1 S: 7	H: 2 LOB: 2 BB: 0 P: 7	R: 0 E: 0 K: 1 S: 5	H: 0 LOB: 0 BB: 0 P: 5	R: 0 E: 0 K: 1 S: 7	H: 2 LOB: 2 BB: 0 P: 7	R: 0 E: 0 K: 0 S: 3	H: 0 LOB: 0 BB: 0 P: 3	R: 0 E: 0 K: 2 S: 7	H: 0 LOB: 0 BB: 0 P: 7	R: 0 E: 0 K: 0 S: 6	H: 3 LOB: 2 BB: 0 P: 6	R: 0 E: 0 K: 1 S: 5	H: 0 LOB: 0 BB: 0 P: 5	R: 0 E: 0 K: 0 S: 4	H: 2 LOB: 2 BB: 1 P: 8	R: 2 E: 0 K: 1 S: 7	H: 2 LOB: 2 BB: 0 P: 7	1B: 7 2B: 2 3B: 0 HR: 2	SF: 0 SAC: 0 DP: 1 HBP: 0	WP: 1 PB: 0 SB: 0 CS: 1	PA: 39
PITCHER	IP WLS BF H R ER SO BB IBB HBP BLK WP HR S P ERA WHIP																					
Jim Merritt, L ERA: 2.7 (1, 1)	7.0 L 28 7 3 2 6 0 0 0 0 0 1 40 40 2.57 1.000																					
Johnny Klippstein, R ERA: 4.35 (8, 1)	2.0 10 4 2 2 1 1 0 0 0 0 1 1 11 15 9.00 2.500																					

Batter	1	2	3	4	5	6	7	8	9	AB	R	H	RBI	BB	SO	LOB	BOTTOM					
Zoilo Versalles, R OBP: 0.255, SLG: 0.333 (1, 6)										3	1	1	0	1	0	0	Baltimore Orioles @ Minnesota Twins Metropolitan Stadium, Bloomington, MI Mon May 30 1966, 4:33 AM EDT Att: 26,482 - Unknown					
Cesar Tovar, R OBP: 0.310, SLG: 0.355 (1, 8)										4	0	0	0	0	2							
Tony Oliva, L OBP: 0.408, SLG: 0.667 (1, 9)										4	0	2	0	0	0							
Harmon Killebrew, R OBP: 0.350, SLG: 0.401 (1, 5)										4	0	0	0	0	2	4						
Bob Allison, R OBP: 0.266, SLG: 0.262 (1, 7)										2	0	0	0	1	1	2						
Jimmie Hall, L OBP: 0.267, SLG: 0.390 (8, PH) (9, 7)										1	0	1	1	0	0	0						
Don Mincher, L OBP: 0.315, SLG: 0.341 (1, 3)										4	0	0	0	0	1	3						
Jerry Zimmerman, R OBP: 0.406, SLG: 0.260 (1, 2)										2	0	1	0	1	0	0						
Sandy Valdespino, L OBP: 0.241, SLG: 0.268 (9, PH)										1	0	0	0	0	0	0						
Bernie Allen, L OBP: 0.312, SLG: 0.328 (1, 4)										4	0	1	0	0	0	3						
Jim Merritt, L (1, 1)										2	0	0	0	0	1	1						
Rich Rollins, R OBP: 0.293, SLG: 0.260 (7, PH)										1	0	0	0	0	0	1						
Johnny Klippstein, R (8, 1)										0	0	0	0	0	0	0						
Russ Nixon, L OBP: 0.250, SLG: 0.273 (9, PH)										1	0	0	0	0	0	0						
Inning Stats	R: 0 E: 0 K: 0 S: 3	H: 1 LOB: 0 BB: 0 P: 3	R: 0 E: 0 K: 1 S: 6	H: 1 LOB: 1 BB: 1 P: 10	R: 0 E: 0 K: 1 S: 5	H: 0 LOB: 0 BB: 0 P: 5	R: 0 E: 0 K: 1 S: 5	H: 0 LOB: 0 BB: 0 P: 5	R: 0 E: 0 K: 0 S: 4	H: 1 LOB: 1 BB: 0 P: 4	R: 0 E: 1 K: 1 S: 7	H: 1 LOB: 2 BB: 0 P: 7	R: 0 E: 0 K: 0 S: 3	H: 0 LOB: 1 BB: 1 P: 7	R: 1 E: 0 K: 1 S: 7	H: 2 LOB: 2 BB: 1 P: 11	R: 0 E: 0 K: 0 S: 3	H: 0 LOB: 0 BB: 0 P: 3	1B: 6 2B: 1 3B: 0 HR: 0	SF: 0 SAC: 0 DP: 1 HBP: 0	WP: 1 PB: 0 SB: 0 CS: 0	PA: 36
PITCHER	IP WLS BF H R ER SO BB IBB HBP BLK WP HR S P ERA WHIP																					
Steve Barber, L ERA: 2.15 (1, 1)	7.1 W 30 5 1 1 4 3 0 0 0 0 0 0 35 47 1.23 1.091																					
Stu Miller, R ERA: 0.95 (8, 1)	1.2 S 6 1 0 0 1 0 0 0 0 0 0 0 8 8 0.00 0.600																					

AB	37
R	5
H	11
RBI	3
BB	1
SO	7
LOB	11



AB	33
R	1
H	6
RBI	1
BB	3
SO	5
LOB	16



Batter	1	2	3	4	5	6	7	8	9	AB	R	H	RBI	BB	SO	LOB	TOP								
Luis Aparicio, R (1, 6) OBP: 0.241, SLG: 0.286	F8		F8			HR	5-3		K	5	1	1	1	0	1	3									
Russ Snyder, L (1, 8) OBP: 0.333, SLG: 0.333	4-3			3-1		HR		4-3		4	1	1	0	0	0	0									
Boog Powell, L (1, 3) OBP: 0.338, SLG: 0.430	K			K		HR		1B		4	2	2	2	0	2	0									
Brooks Robinson, R (1, 5) OBP: 0.357, SLG: 0.500		F5		F3		BB		F6		3	0	0	0	1	0	1									
Curt Blefary, L (1, 7) OBP: 0.348, SLG: 0.500	F5				G3	F5		1B		4	0	1	0	0	0	1									
Davey Johnson, R (1, 4) OBP: 0.286, SLG: 0.348	F8				4-3			1B		4	0	1	1	0	0	0									
Sam Bowens, R (1, 9) OBP: 0.273, SLG: 0.279					K		4-3	K		4	0	1	0	0	2	2									
Andy Etchebarren, R (1, 2) OBP: 0.298, SLG: 0.380			F4			K		4-3		3	0	0	0	1	1	1									
Frank Bertaina, L (1, 1) Moe Drabowsky, R (2, 1) Bob Johnson, R (6, PH) Dick Hall, R (6, 1) Woodie Held, R (9, PH)			F6			F8		K		0	0	0	0	0	0	0									
Inning Stats	R: 0 E: 0 K: 1 S: 5	H: 0 LOB: 0 BB: 0 P: 5	R: 0 E: 0 K: 0 S: 3	H: 0 LOB: 0 BB: 0 P: 3	R: 0 E: 0 K: 0 S: 4	H: 1 LOB: 1 BB: 0 P: 4	R: 0 E: 0 K: 1 S: 5	H: 0 LOB: 0 BB: 0 P: 5	R: 0 E: 0 K: 1 S: 5	H: 0 LOB: 0 BB: 0 P: 5	R: 3 E: 0 K: 1 S: 8	H: 3 LOB: 1 BB: 1 P: 12	R: 0 E: 0 K: 0 S: 4	H: 1 LOB: 2 BB: 1 P: 8	R: 1 E: 0 K: 1 S: 8	H: 3 LOB: 2 BB: 0 P: 8	R: 0 E: 0 K: 2 S: 7	H: 0 LOB: 0 BB: 0 P: 7	1B: 5 2B: 1 3B: 0 HR: 2	SF: 0 SAC: 0 DP: 0 HBP: 0	WP: 0 PB: 0 SB: 0 CS: 0	PA: 37			
PITCHER	IP	WLS	BF	H	R	ER	SO	BB	IBB	HBP	BLK	WP	HR	S	P	ERA	WHIP								
Dwight Siebler, R (1, 1) ERA: 3.65	5.2		21	4	3	3	4	0	0	0	0	0	2	29	29	4.76	0.706								
Al Worthington, R (6, 1) ERA: 2.01	3.1	W	16	4	1	1	3	2	0	0	0	0	0	20	28	2.70	1.800								

Baltimore Orioles @ Minnesota Twins
Metropolitan Stadium, Bloomington, MI
Mon May 30 1966, 8:05 PM EDT
Att: 12,140 - Unknown

AB 35
R 4
H 8
RBI 4
BB 2
SO 7
LOB 9



Batter	1	2	3	4	5	6	7	8	9	AB	R	H	RBI	BB	SO	LOB	BOTTOM								
Zoilo Versalles, R (1, 6) OBP: 0.266, SLG: 0.338	F4				F4			E9		4	0	2	1	1	0	0									
Cesar Tovar, R (1, 8) OBP: 0.295, SLG: 0.338	F9		FC5		5-3		F4			4	0	0	0	0	0	4									
Tony Oliva, L (1, 9) OBP: 0.404, SLG: 0.655	F2		K		HR		F8			4	1	1	0	0	1	1									
Harmon Killebrew, R (1, 5) OBP: 0.354, SLG: 0.447		HR	F8		HR		K			4	2	2	3	0	1	1									
Andy Kosco, R (1, 7) Jimmie Hall, L (8, PH) Jerry Zimmerman, R (9, 2)		F3	5-3		5-3		K2-3			3	0	0	0	0	0	0									
Don Mincher, L (1, 3) OBP: 0.321, SLG: 0.347		1B			F8		F8			4	1	2	0	0	0	0									
Earl Batley, R (1, 2) Jim Kaat, L (6, PR) Jerry Zimmerman, R (9, 2)		1B			K		F9			4	0	2	0	0	1	1									
Bernie Allen, L (1, 4) OBP: 0.324, SLG: 0.364		BB			K		HR			0	1	0	0	0	0	0									
Bernie Allen, L (1, 4) OBP: 0.324, SLG: 0.364		1B					F8			4	1	3	3	0	0	1									
Dwight Siebler, R (1, 1) Al Worthington, R (6, 1)		FC5					F8			2	0	0	0	0	2	3									
Dwight Siebler, R (1, 1) Al Worthington, R (6, 1)		1B			K		K			2	1	1	0	0	1	1									
Inning Stats	R: 0 E: 0 K: 0 S: 3	H: 4 LOB: 3 BB: 1 P: 13	R: 2 E: 0 K: 1 S: 9	H: 4 LOB: 3 BB: 1 P: 13	R: 0 E: 0 K: 1 S: 5	H: 0 LOB: 0 BB: 0 P: 5	R: 0 E: 0 K: 2 S: 8	H: 1 LOB: 1 BB: 0 P: 8	R: 2 E: 0 K: 0 S: 5	H: 2 LOB: 0 BB: 0 P: 5	R: 0 E: 0 K: 1 S: 6	H: 1 LOB: 1 BB: 0 P: 6	R: 0 E: 0 K: 1 S: 6	H: 1 LOB: 1 BB: 0 P: 6	R: 3 E: 1 K: 1 S: 8	H: 4 LOB: 1 BB: 0 P: 8	1B: 9 2B: 1 3B: 0 HR: 3	SF: 0 SAC: 0 DP: 0 HBP: 0	WP: 1 PB: 0 SB: 0 CS: 0	PA: 37					
PITCHER	IP	WLS	BF	H	R	ER	SO	BB	IBB	HBP	BLK	WP	HR	S	P	ERA	WHIP								
Frank Bertaina, L (1, 1) ERA: 2.35	1.2		10	4	2	2	1	1	0	0	0	0	1	11	15	10.80	3.000								
Moe Drabowsky, R (2, 1) ERA: 3.42	3.1		13	3	2	2	3	0	0	0	0	0	1	19	19	5.40	0.900								
Dick Hall, R (6, 1) ERA: 1.82	3.0	L	14	6	3	3	3	0	0	0	0	0	1	20	20	9.00	2.000								

Baltimore Orioles @ Minnesota Twins
Metropolitan Stadium, Bloomington, MI
Mon May 30 1966, 8:05 PM EDT
Att: 12,140 - Unknown

AB 36
R 7
H 13
RBI 7
BB 1
SO 7
LOB 12



Batter	1	2	3	4	5	6	7	8	9	AB	R	H	RBI	BB	SO	LOB	TOP									
Luis Aparicio, R OBP: 0.250, SLG: 0.310										6	1	3	2	0	0	2										
Boog Powell, L OBP: 0.351, SLG: 0.440										4	3	2	0	2	0	2										
Frank Robinson, R OBP: 0.445, SLG: 0.622										2	1	2	0	0	0	0										
Russ Snyder, L OBP: 0.343, SLG: 0.333										3	2	1	0	1	0	3										
Brooks Robinson, R OBP: 0.356, SLG: 0.500										6	1	2	2	0	0	5										
Curt Blefary, L OBP: 0.363, SLG: 0.500										2	2	1	1	2	1	1										
Paul Blair, R OBP: 0.255, SLG: 0.340										1	0	1	0	0	0	0										
Davey Johnson, R OBP: 0.295, SLG: 0.365										5	1	2	3	1	1	4										
Sam Bowens, R OBP: 0.280, SLG: 0.271										5	1	1	2	1	1	4										
Andy Etchebarren, R OBP: 0.314, SLG: 0.414										3	2	2	3	2	0	2										
Dave McNally, R OBP: 0.143, SLG: 0.105										1	0	0	0	0	0	1										
Eddie Watt, R OBP: 0.273, SLG: 0.364										3	0	2	0	0	1	2										
Inning Stats	R: 6 E: 0 K: 0 S: 8	H: 5 LOB: 1 BB: 1 P: 13	R: 2 E: 0 K: 0 S: 4	H: 2 LOB: 2 BB: 2 P: 12	R: 1 E: 0 K: 0 S: 5	H: 3 LOB: 1 BB: 0 P: 5	R: 0 E: 0 K: 1 S: 7	H: 2 LOB: 2 BB: 0 P: 7	R: 1 E: 0 K: 0 S: 4	H: 2 LOB: 1 BB: 1 P: 8	R: 0 E: 0 K: 2 S: 8	H: 1 LOB: 2 BB: 1 P: 12	R: 2 E: 0 K: 0 S: 4	H: 2 LOB: 1 BB: 2 P: 12	R: 2 E: 0 K: 0 S: 4	H: 1 LOB: 1 BB: 2 P: 12	R: 0 E: 0 K: 1 S: 6	H: 1 LOB: 1 BB: 0 P: 6	1B: 11 2B: 6 3B: 1 HR: 2	SF: 0 SAC: 1 DP: 3 HBP: 1	WP: 2 PB: 0 SB: 0 CS: 0	PA: 52				
PITCHER	IP	WLS	BF	H	R	ER	SO	BB	IBB	HBP	BLK	WP	HR	S	P	ERA	WHIP									
Camilo Pascual, R ERA: 4.68	(1, 1)	0.1	L	7	4	6	6	0	1	0	1	0	0	0	5	10	162.00	15.000								
Jim Perry, R ERA: 4.0	(1, 1)	1.2		11	5	3	3	0	2	0	0	0	0	1	9	17	16.20	4.200								
Pete Cimino, R ERA: 3.75	(3, 1)	4.1		22	8	3	3	3	2	1	0	0	1	0	25	37	6.23	2.308								
Garry Roggenburk, L ERA: 4.15	(7, 1)	2.2		12	2	2	2	1	3	0	0	0	0	1	11	23	6.75	1.875								

Baltimore Orioles @ Minnesota Twins
Metropolitan Stadium, Bloomington, MI
Tue May 31 1966, 4:33 AM EDT
Att: 7,072 - Unknown

AB 41
R 14
H 19
RBI 13
BB 9
SO 4
LOB 26

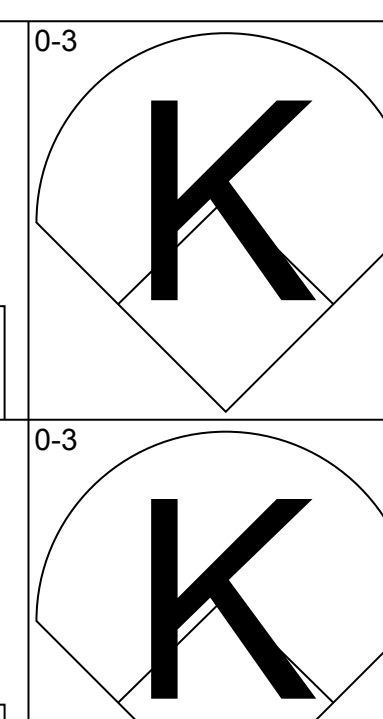
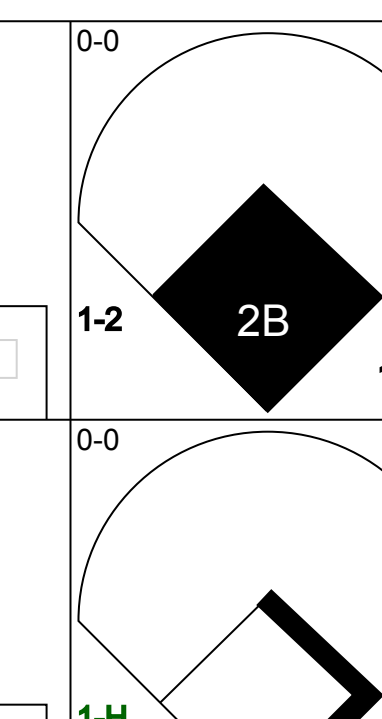
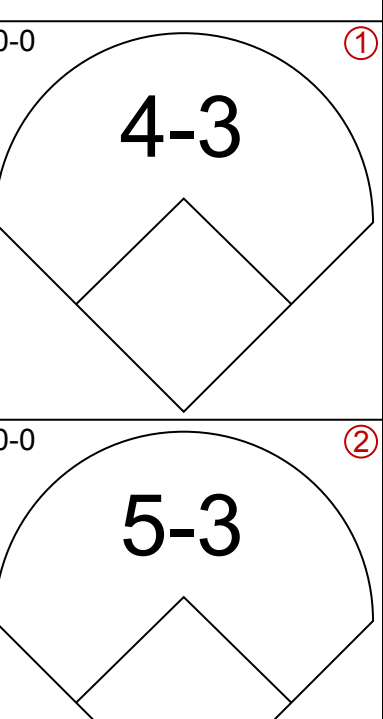
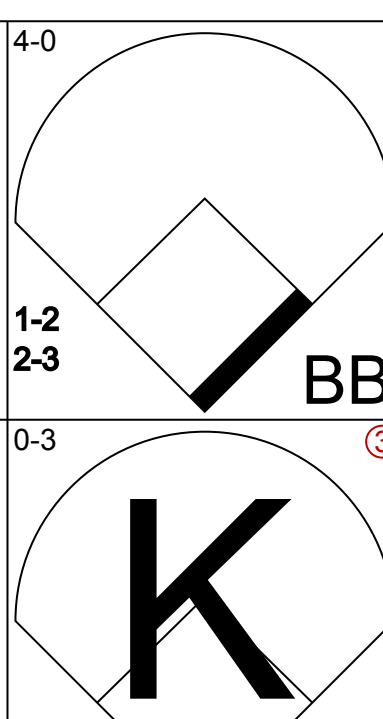
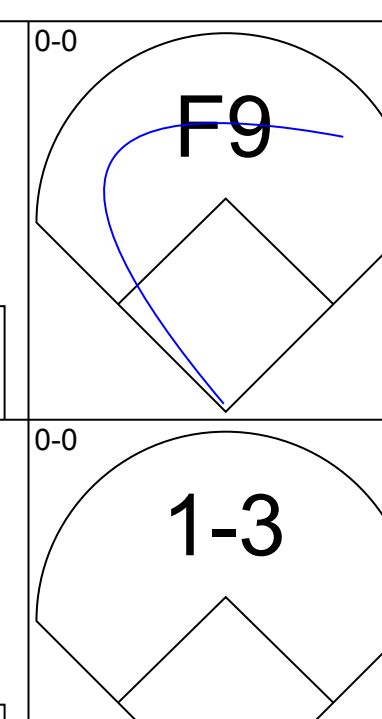
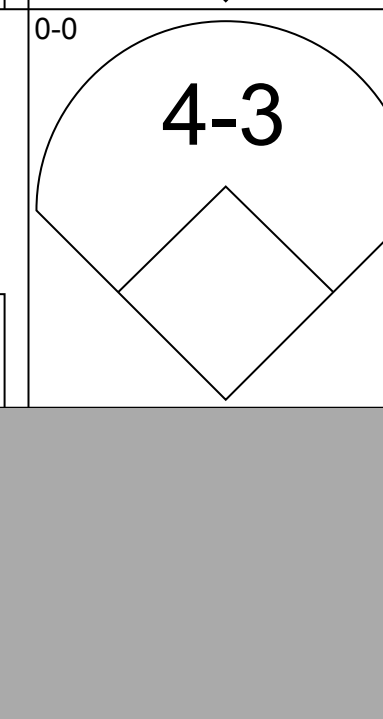
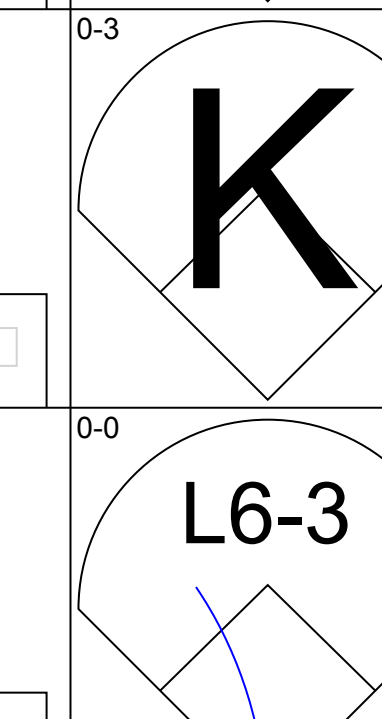
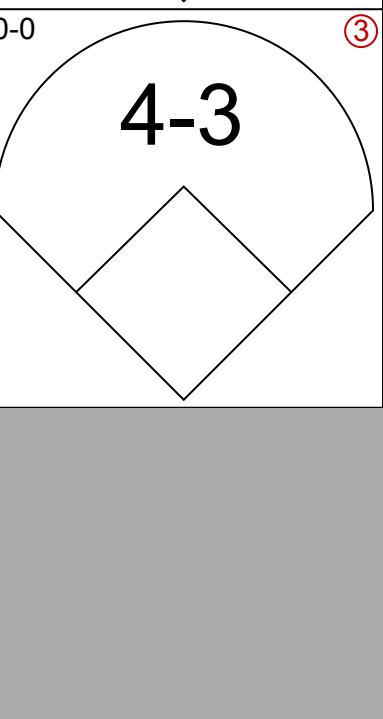
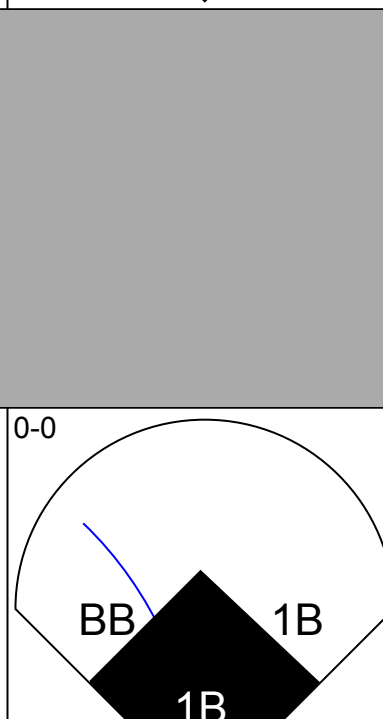
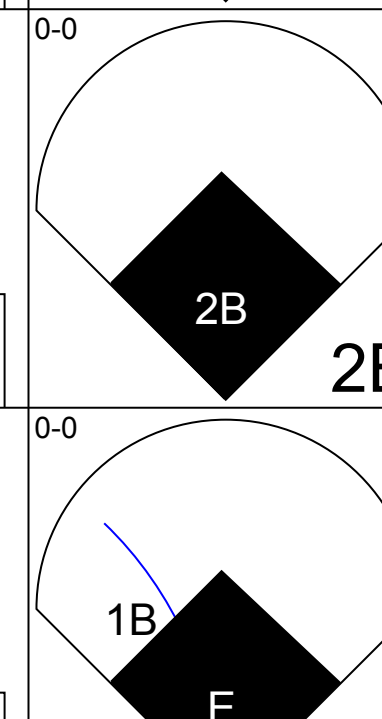



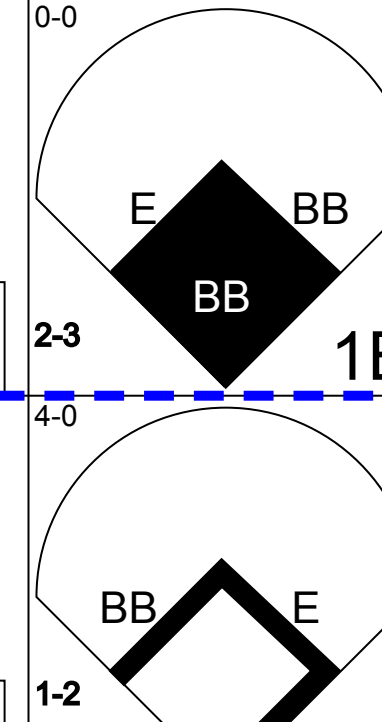
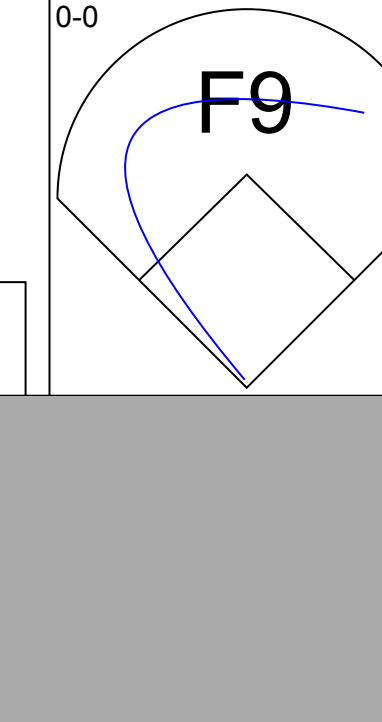
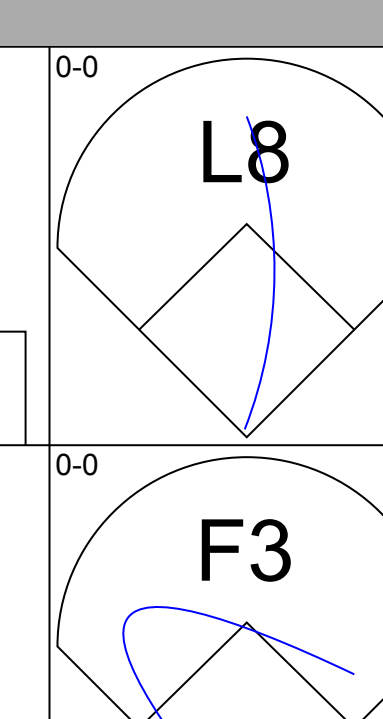
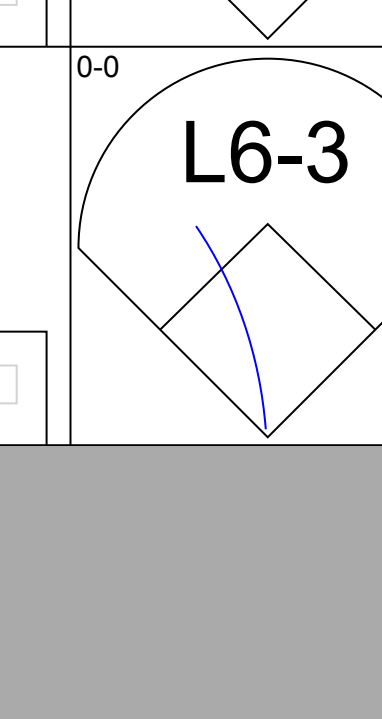
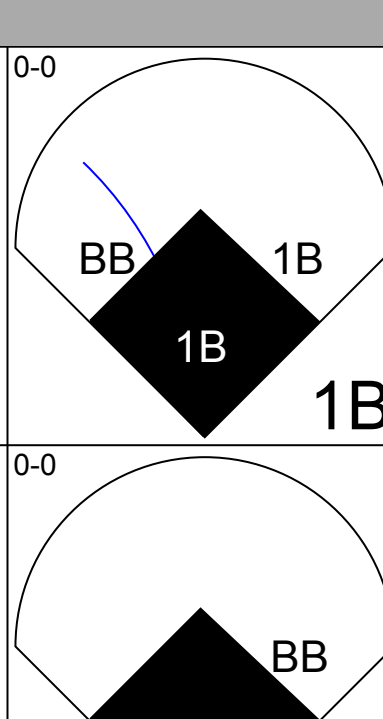
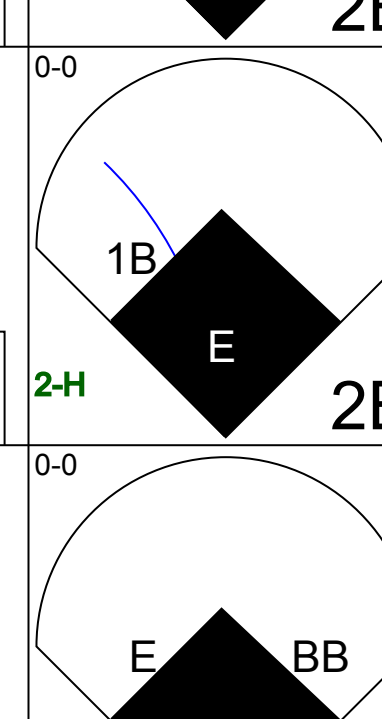
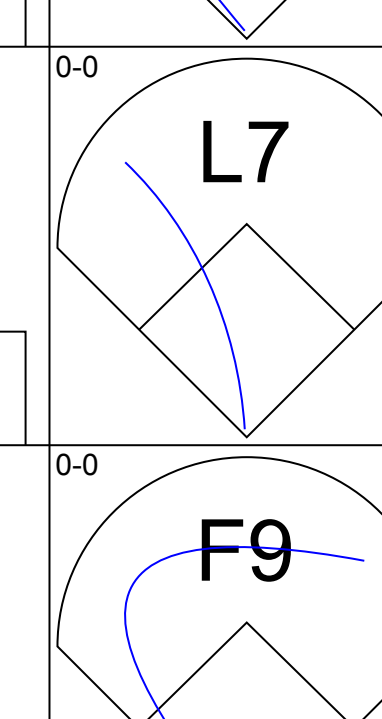
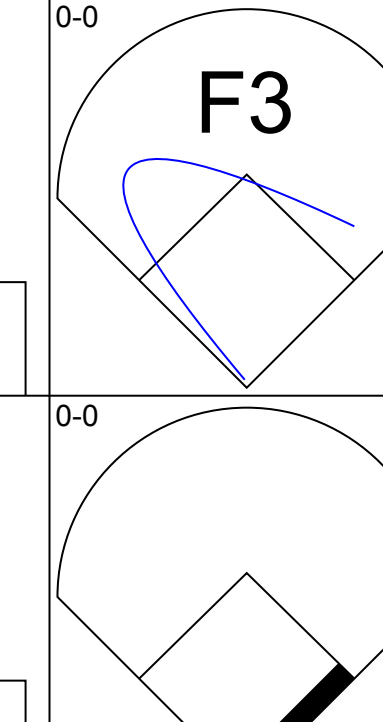
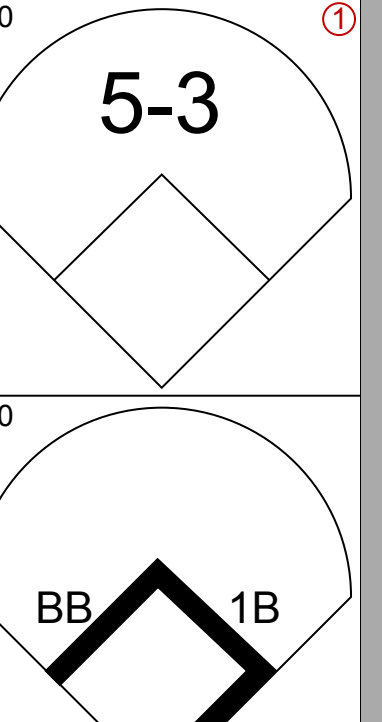
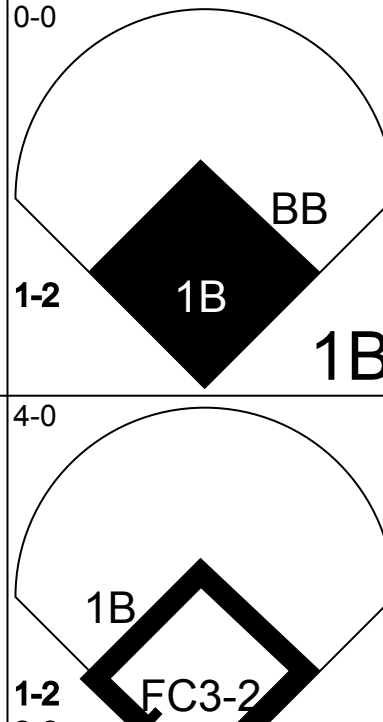
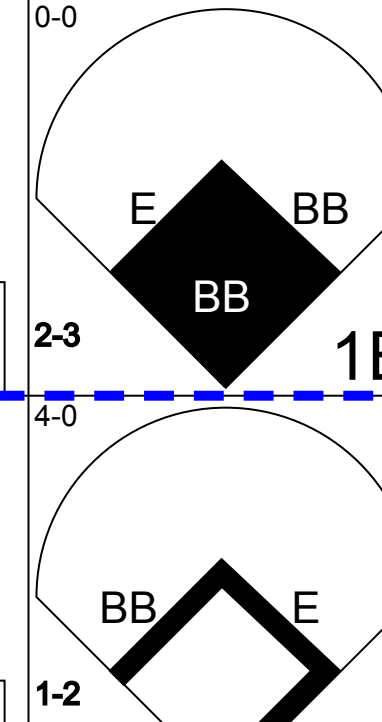
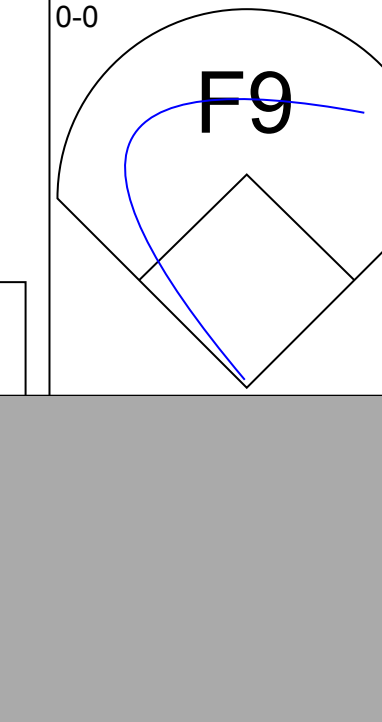
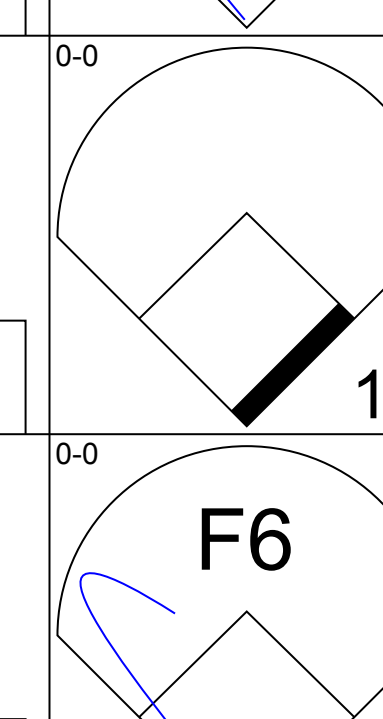
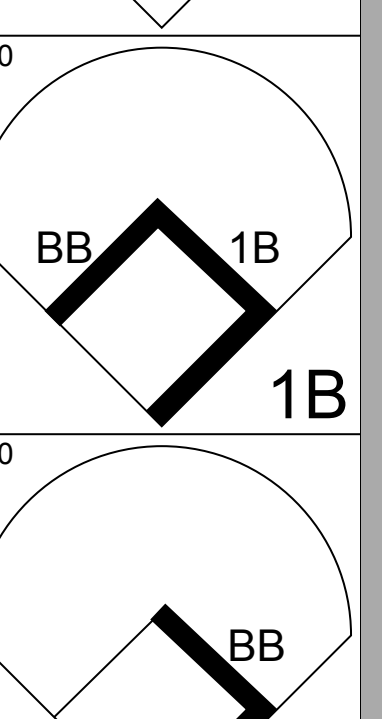
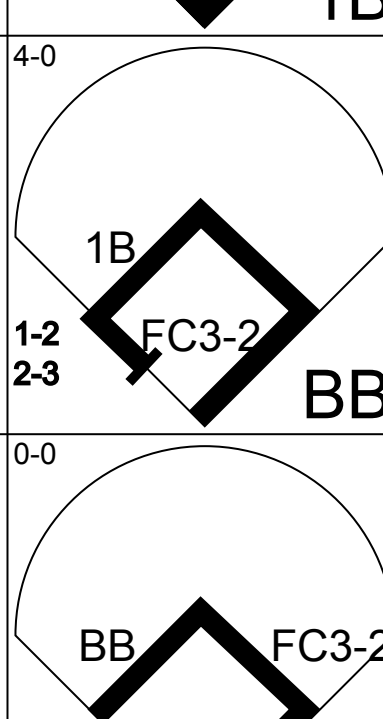
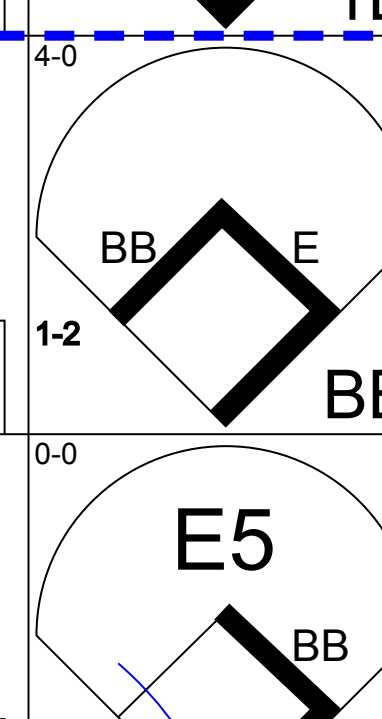

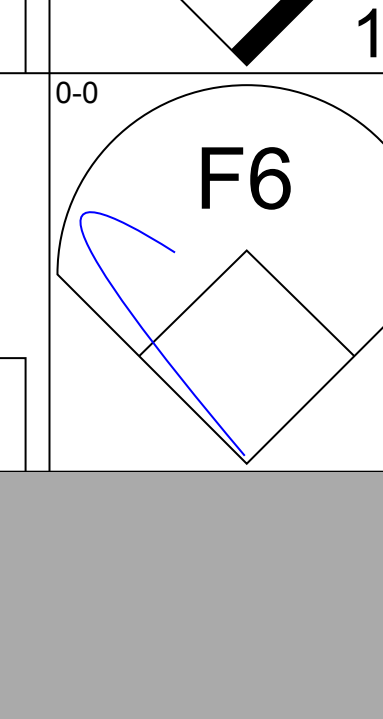
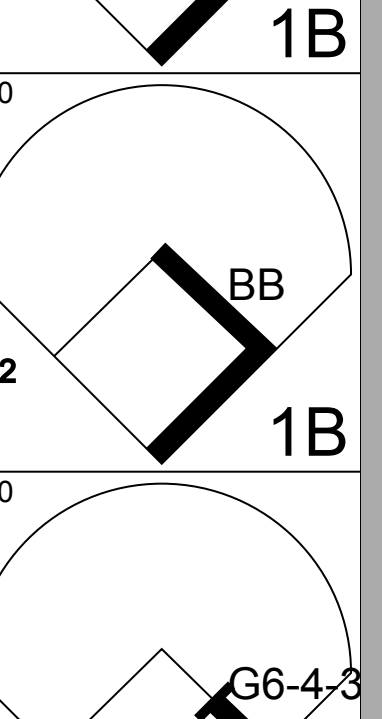
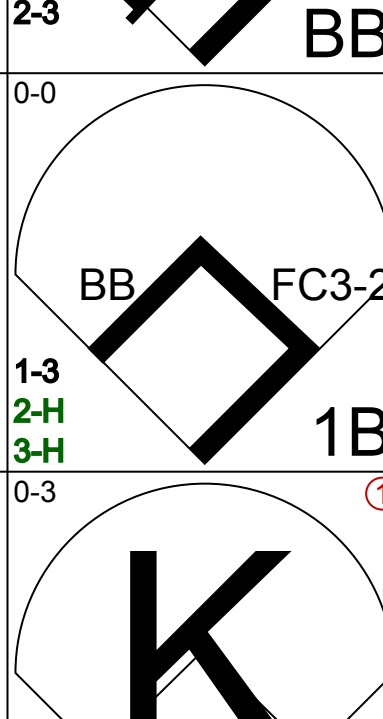
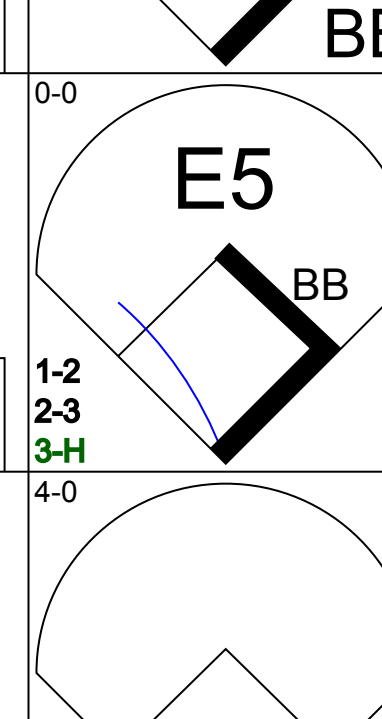

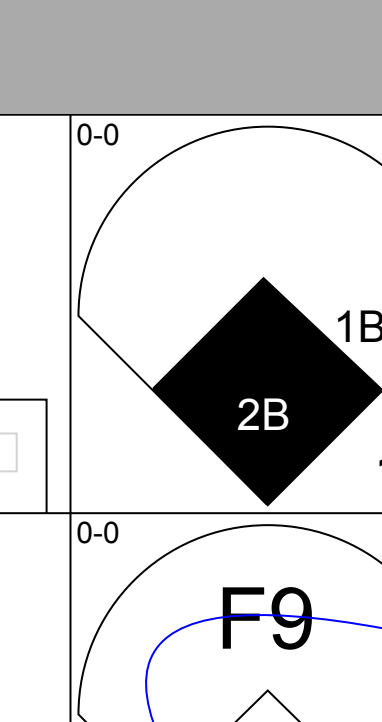
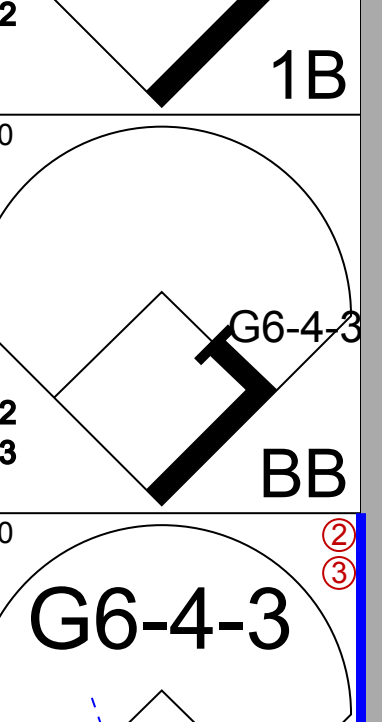
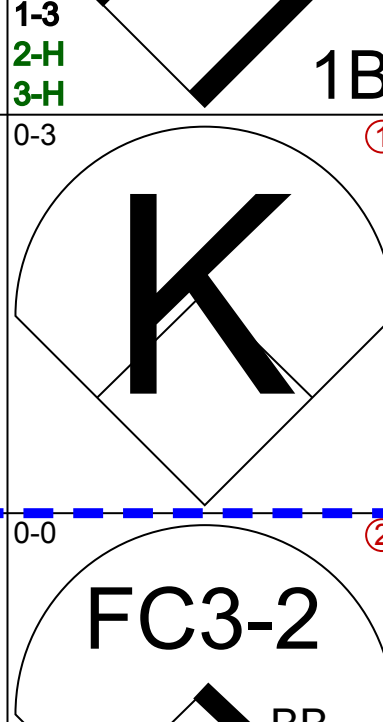
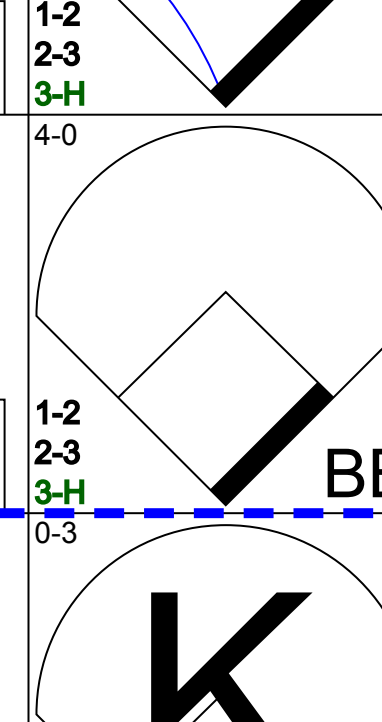

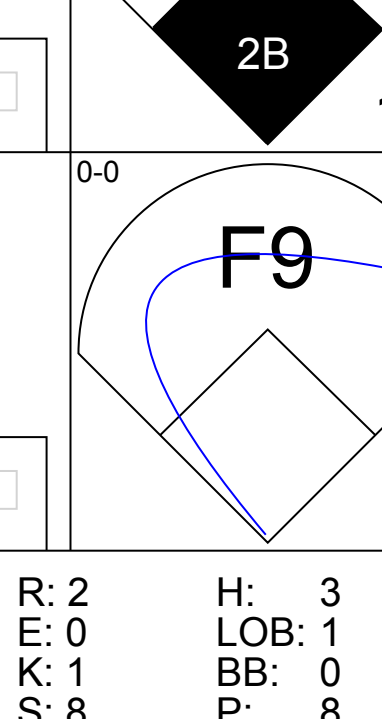
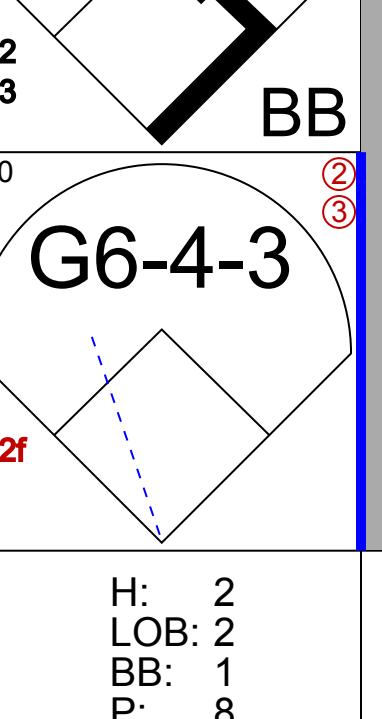
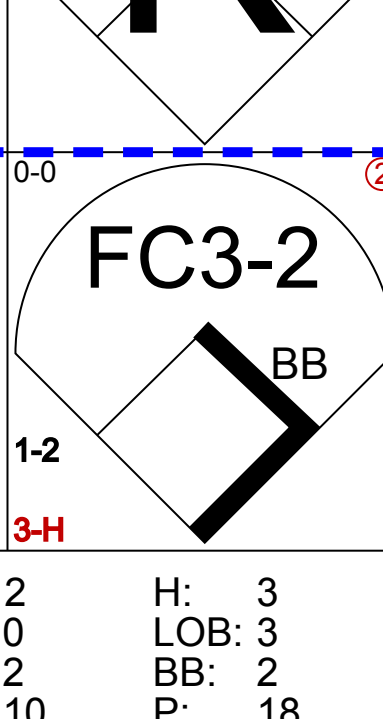
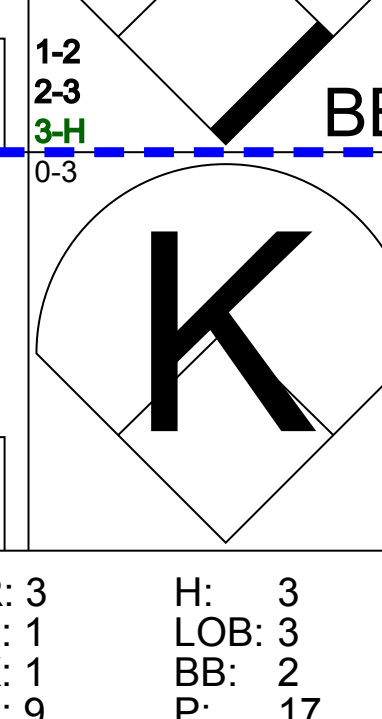


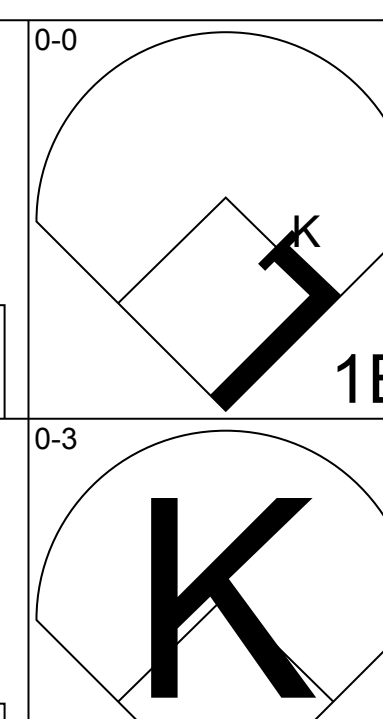
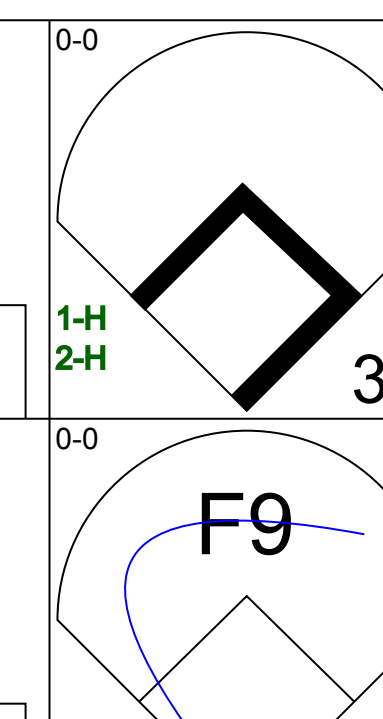
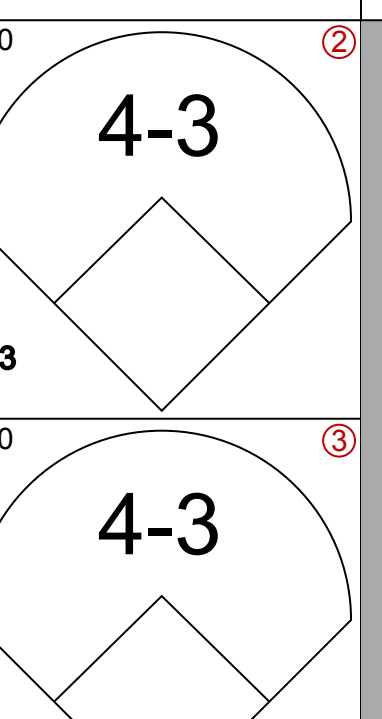
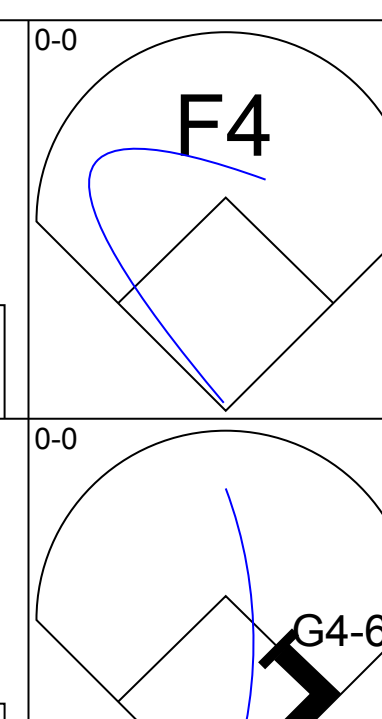
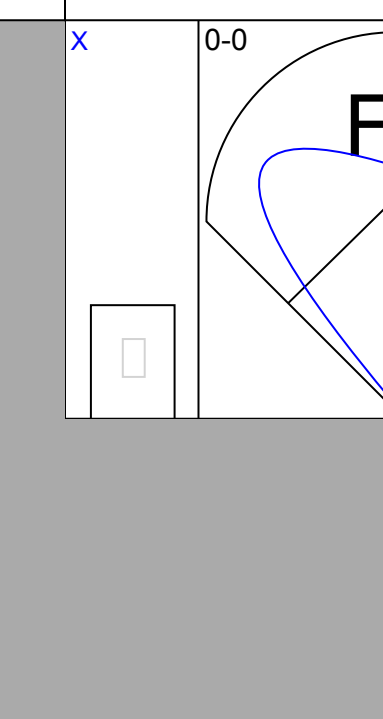
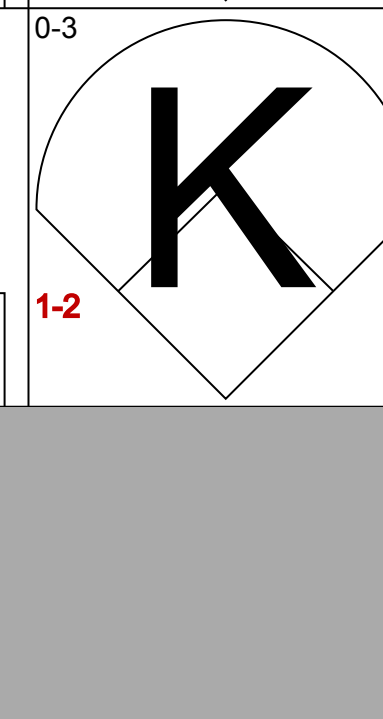
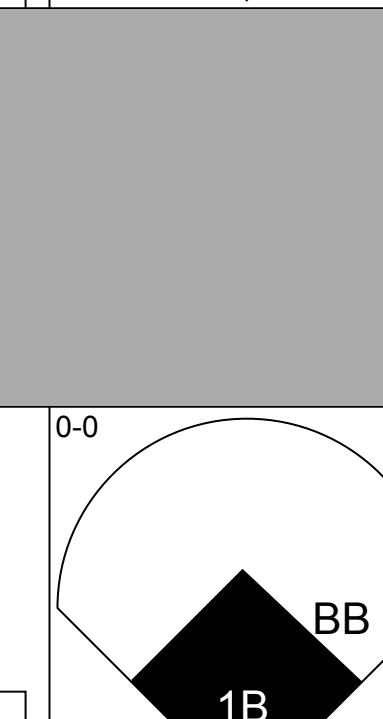

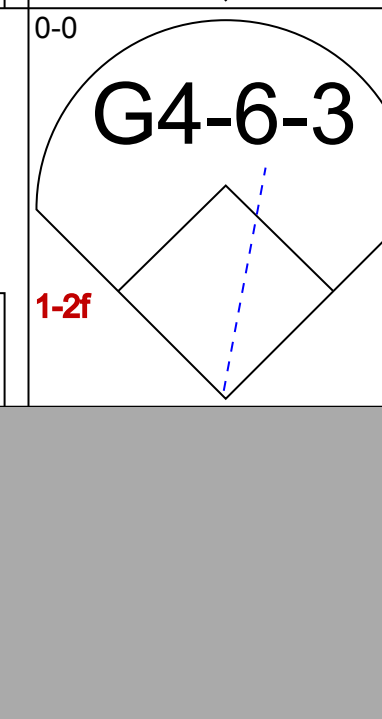

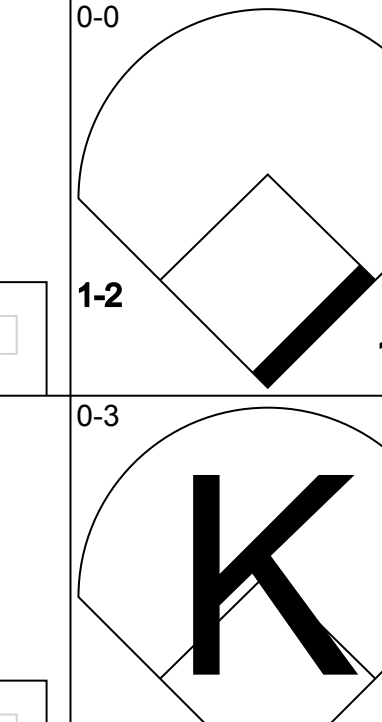
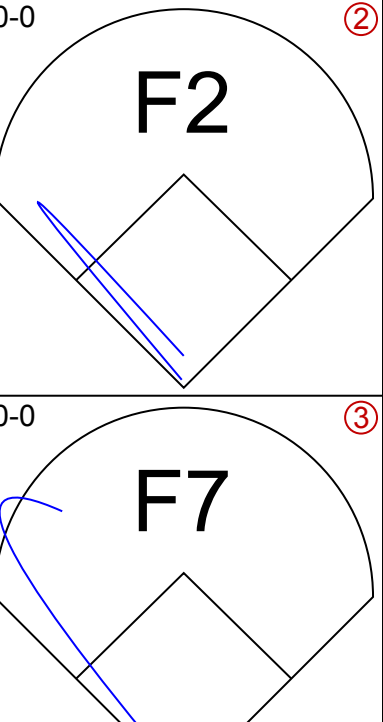

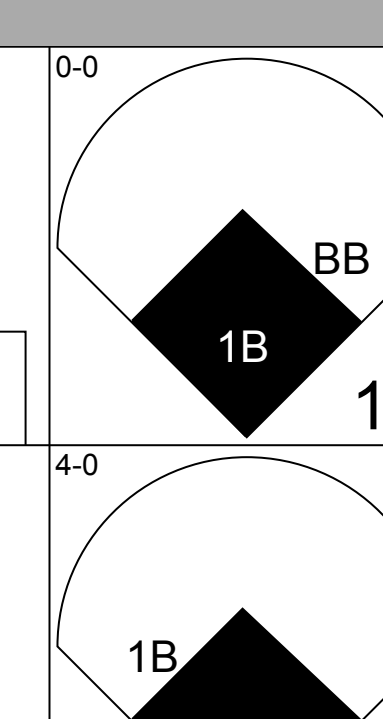
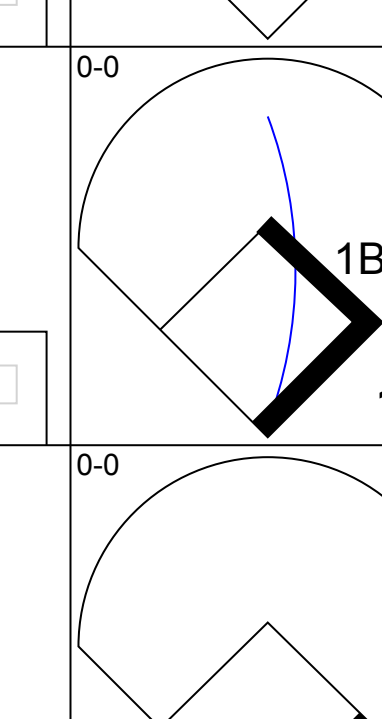

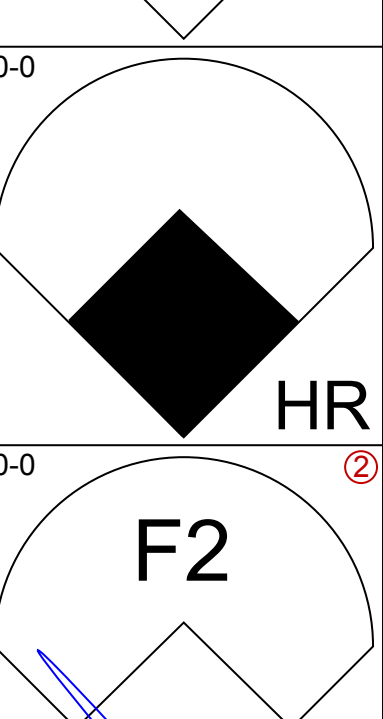
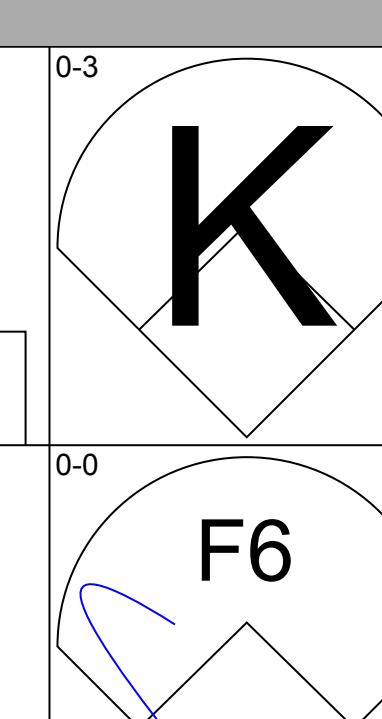
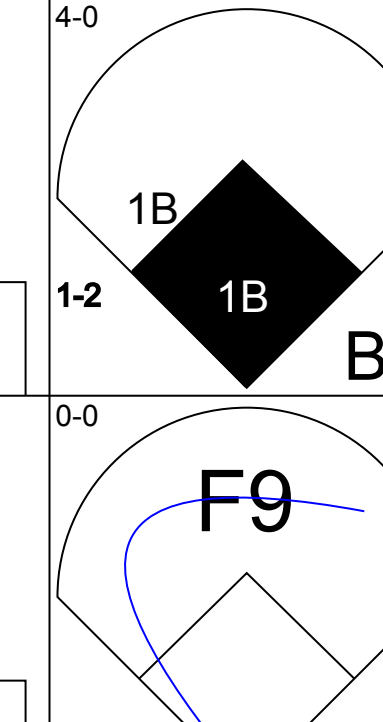
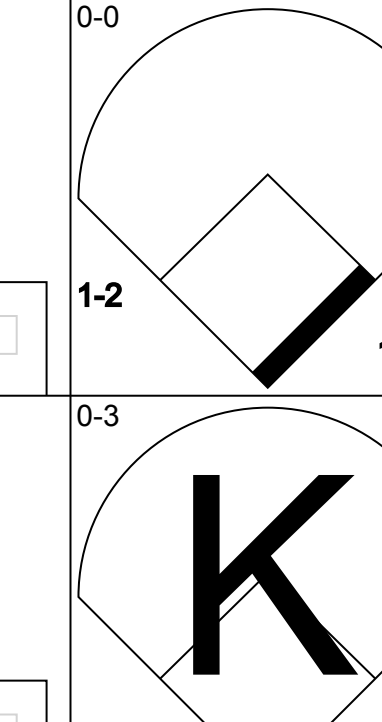

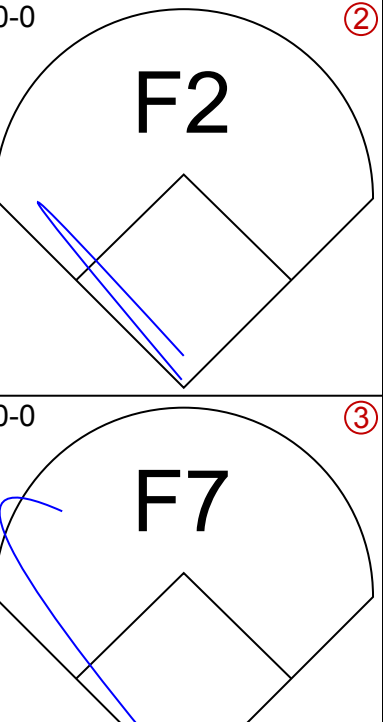
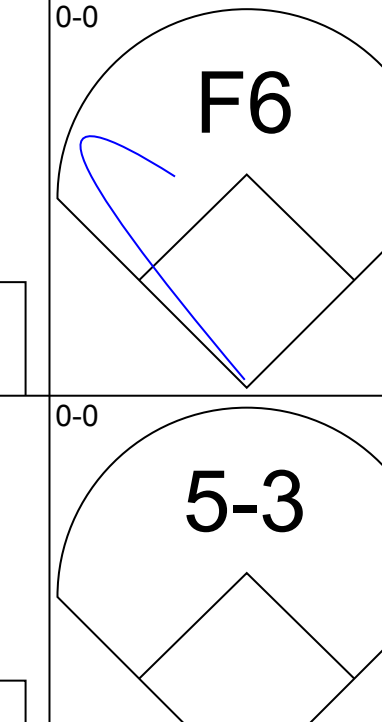
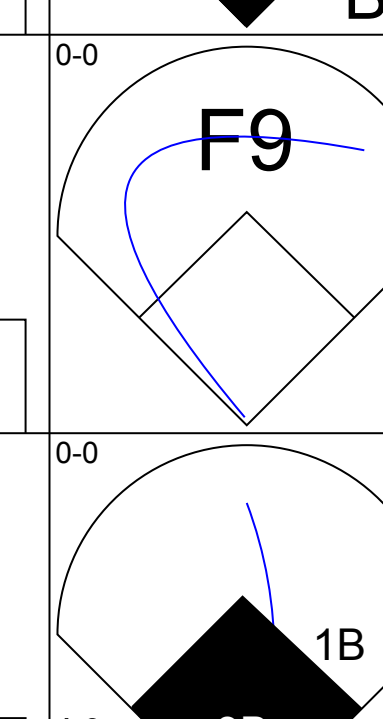
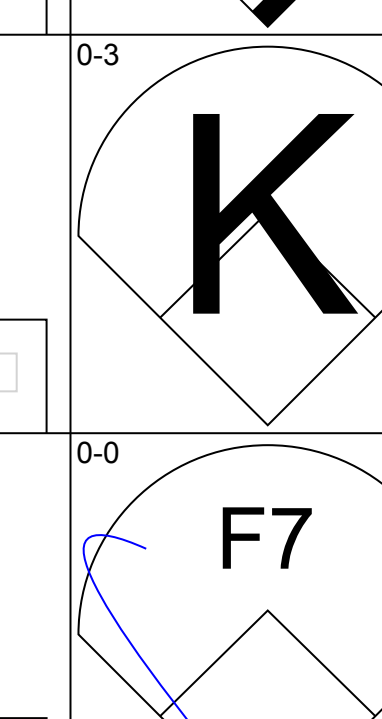
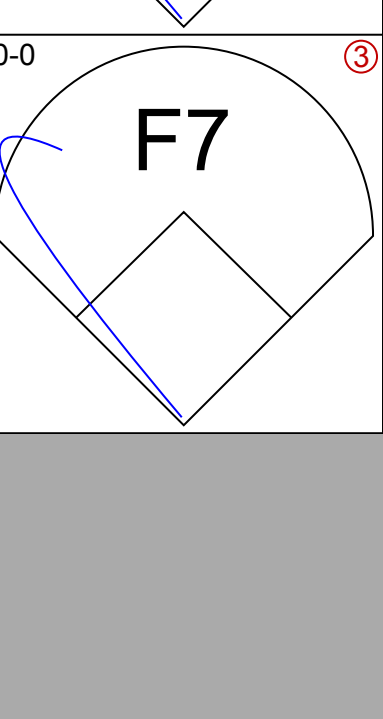

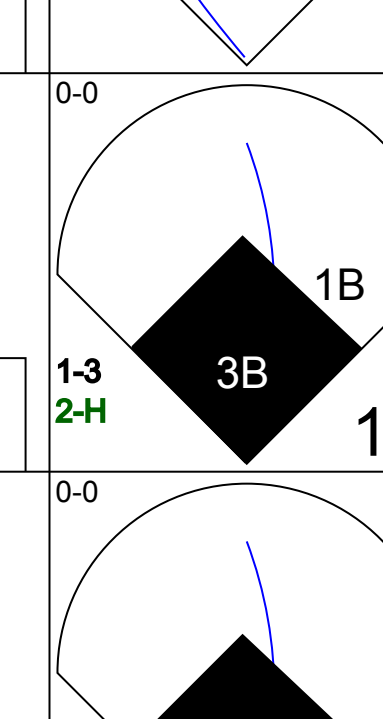
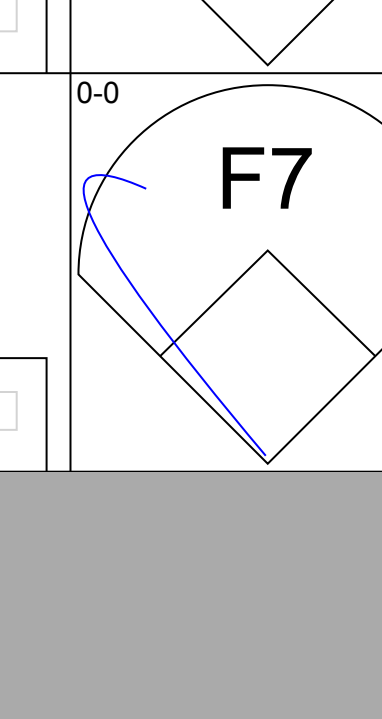


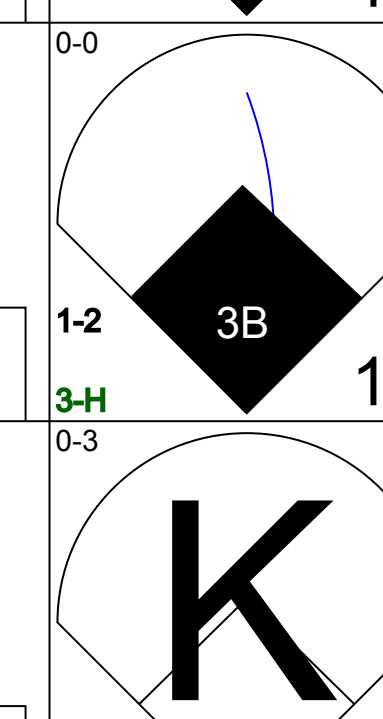
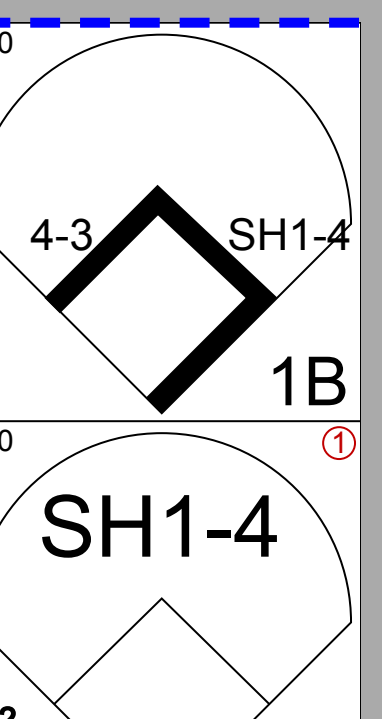
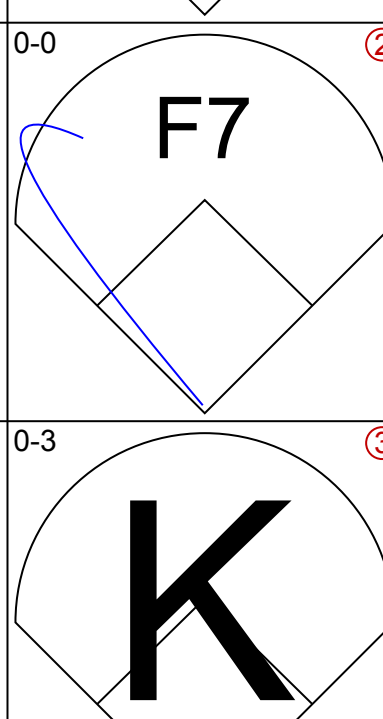
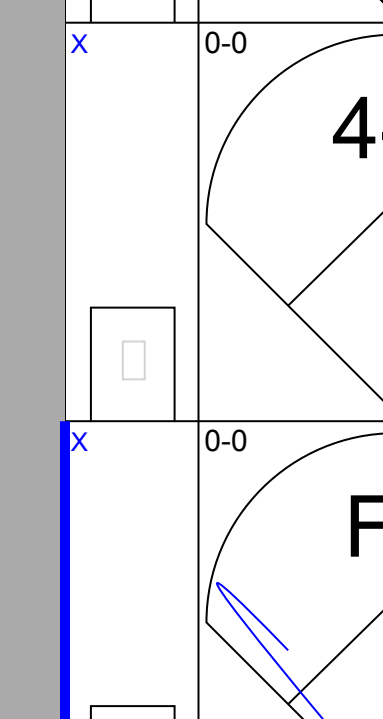
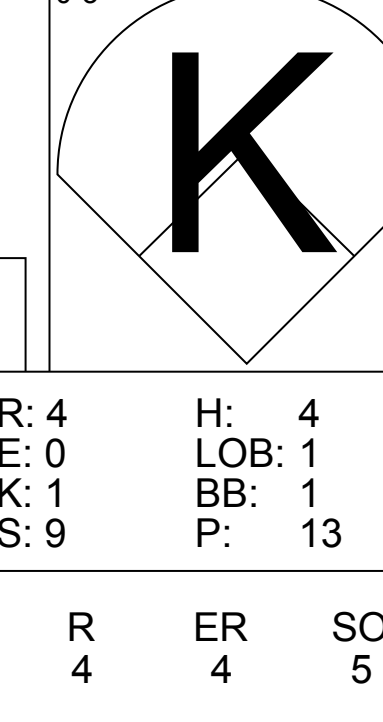
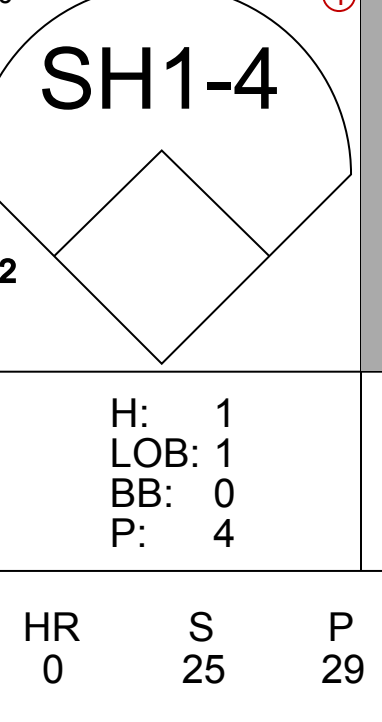
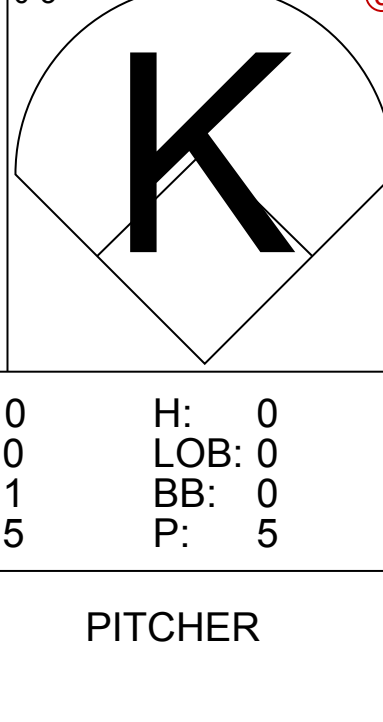
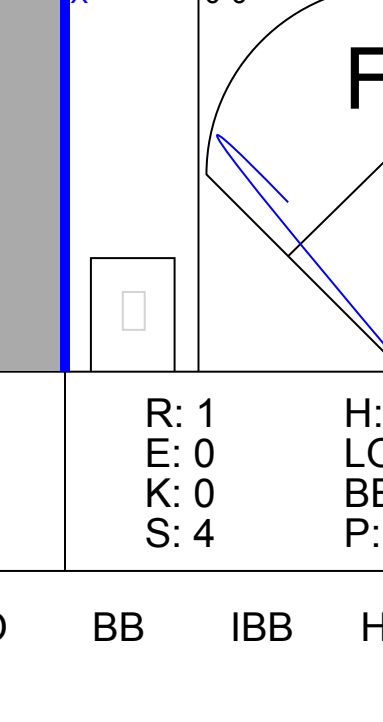
Batter	1	2	3	4	5	6	7	8	9	AB	R	H	RBI	BB	SO	LOB	BOTTOM									
Zoilo Versalles, R OBP: 0.272, SLG: 0.338										3	1	1	0	1	1	0										
Cesar Tovar, R OBP: 0.304, SLG: 0.345										4	1	2	0	0	0	1										
Tony Oliva, L OBP: 0.412, SLG: 0.678										4	2	3	2	0	0	1										
Harmon Killebrew, R OBP: 0.352, SLG: 0.438										3	0	0	0	1	2	3										
Rich Rollins, R OBP: 0.271, SLG: 0.321										3	1	1	3	0	0	2										
Don Mincher, L OBP: 0.310, SLG: 0.333										4	0	0	0	0	0	1										
Earl Battey, R OBP: 0.500, SLG: 0.343										3	0	0	0	0	1	0										
Garry Roggenburk, R OBP: 0.237, SLG: 0.263										0	0	0	0	0	0	0										
Sandy Valdespino, L OBP: 0.237, SLG: 0.263										1	0	0	0	0	0	0										
Bernie Allen, L OBP: 0.315, SLG: 0.353										4	0	0	0	0	0	0										
Camilo Pascual, R OBP: 0.208, SLG: 0.208										0	0	0	0	0	0	0										
Jim Perry, S OBP: 0.500, SLG: 0.333										1	0	0	0	0	0	0										
Pete Cimino, R OBP: 0.382, SLG: 0.259										1	0	0	0	0	0	0										
Jerry Zimmerman, R OBP: 0.382, SLG: 0.259										2	0	0	0	0	0	0										
Inning Stats	R: 4 E: 1 K: 1 S: 9	H: 4 LOB: 0 BB: 0 P: 9	R: 0 E: 0 K: 0 S: 3	H: 0 LOB: 1 BB: 1 P: 7	R: 1 E: 0 K: 0 S: 4	H: 1 LOB: 0 BB: 0 P: 4	R: 0 E: 0 K: 1 S: 5	H: 0 LOB: 0 BB: 0 P: 5	R: 0 E: 0 K: 0 S: 4	H: 1 LOB: 2 BB: 1 P: 8	R: 0 E: 0 K: 0 S: 3	H: 0 LOB: 0 BB: 0 P: 3	R: 0 E: 0 K: 1 S: 5	H: 0 LOB: 0 BB: 0 P: 5	R: 0 E: 0 K: 1 S: 6	H: 1 LOB: 1 BB: 0 P: 6	R: 0 E: 0 K: 0 S: 3	H: 0 LOB: 0 BB: 0 P: 3	1B: 5 2B: 0 3B: 0 HR: 2	SF: 0 SAC: 1 DP: 0 HBP: 0	WP: 0 PB: 0 SB: 0 CS: 0	PA: 36				
PITCHER	IP	WLS	BF	H	R	ER	SO	BB	IBB	HBP	BLK	WP	HR	S	P	ERA	WHIP									
Dave McNally, L ERA: 3.42	(1, 1)	0.1		4	4	4	4	1	0	0	0	0	1	7	7	108.00	12.000									
Eddie Watt, R ERA: 1.86	(1, 1)	8.2	W	31	3	1	1	3	2	0	0	0	0	1	35	43	1.04	0.577								

Baltimore Orioles @ Minnesota Twins
Metropolitan Stadium, Bloomington, MI
Tue May 31 1966, 4:33 AM EDT
Att: 7,072 - Unknown

AB 33
R 5
H 7
RBI 5
BB 2
SO 4
LOB 8



Batter	1	2	3	4	5	6	7	8	9	AB	R	H	RBI	BB	SO	LOB	TOP				
Don Wert, R OBP: 0.367, SLG: 0.371 (1, 5)			 1B				 BB			4	1	1	0	1	1	3	Detroit Tigers @ Minnesota Twins Metropolitan Stadium, Bloomington, MI Thu Jun 02 1966, 4:33 AM EDT Att. 7,940 - Unknown - 68 F				
Jerry Lumpe, L OBP: 0.337, SLG: 0.362 (1, 4)			 1H 2H						5	0	1	2	0	2	6						
Norm Cash, L OBP: 0.333, SLG: 0.494 (1, 3)							 2B			5	1	1	0	0	1						
Al Kaline, R OBP: 0.388, SLG: 0.484 (1, 8)						 1B 1B	 1B E 2B			5	2	2	1	0	0						
Don Demeter, R OBP: 0.233, SLG: 0.373 (1, 7)						 1B 1B	 E BB 1B			5	2	2	0	0	0						
Jim Northrup, L OBP: 0.333, SLG: 0.446 (1, 9)				 1B		 1B BB	 E BB			3	0	2	0	2	0						
Bill Freehan, R OBP: 0.288, SLG: 0.382 (1, 2)				 1B		 FC3-2 1B	 BB			5	0	2	2	0	1						
Dick McAuliffe, L OBP: 0.400, SLG: 0.513 (1, 6)			 1B 2B	 BB			 1-2 2-3 3-H			3	1	1	1	2	1						
Mickey Lolich, S ERA: 2.82 Willie Horton, R OBP: 0.182, SLG: 0.100 (4, PH) Orlando Pena, R OBP: 0.272, SLG: 0.289 (4, 1) Orlando Pena, R OBP: 0.256, SLG: 0.259 (6, PH) Gates Brown, L OBP: 0.291, SLG: 0.296 (6, PH) Fred Gladding, L OBP: 0.291, SLG: 0.296 (6, 1)				 1-2		 BB			1	0	0	0	0	0	1						
Inning Stats	R: 0 E: 0 K: 2 S: 7	H: 0 LOB: 0 BB: 0 P: 7	R: 0 E: 0 K: 0 S: 4	H: 1 LOB: 1 BB: 0 P: 4	R: 2 E: 0 K: 1 S: 8	H: 3 LOB: 1 BB: 0 P: 8	R: 0 E: 0 K: 0 S: 4	H: 2 LOB: 2 BB: 1 P: 8	R: 0 E: 0 K: 0 S: 3	H: 0 LOB: 0 BB: 0 P: 3	R: 2 E: 0 K: 2 S: 10	H: 3 LOB: 3 BB: 2 P: 18	R: 3 E: 1 K: 1 S: 9	H: 3 LOB: 3 BB: 2 P: 17	R: 0 E: 0 K: 0 S: 3	H: 0 LOB: 0 BB: 0 P: 3		R: 0 E: 0 K: 1 S: 5	H: 0 LOB: 0 BB: 0 P: 5	1B: 9 2B: 3 3B: 0 HR: 0	SF: 0 SAC: 0 DP: 1 HBP: 0
PITCHER	IP	WLS	BF	H	R	ER	SO	BB	IBB	HBP	BLK	WP	HR	S	P	ERA	WHIP				
Jim Kaat, L ERA: 2.82 (1, 1)	5.1		26	9	4	4	4	2	0	0	0	0	0	32	40	6.75	2.062				
Dwight Siebler, R ERA: 4.85 (6, 1)	0.2	L	6	3	3	2	1	1	0	0	0	0	0	7	11	27.00	6.000				
Gary Roggenburk, L ERA: 4.15 (7, 1)	0.0		3	0	0	0	0	2	0	0	0	0	0	1	9	∞	∞				
Pete Cimino, R ERA: 3.0 (7, 1)	3.0		9	0	0	0	2	0	0	0	0	0	0	13	13	0.00	0.000				

Batter	1	2	3	4	5	6	7	8	9	AB	R	H	RBI	BB	SO	LOB	BOTTOM				
Zoilo Versalles, R OBP: 0.279, SLG: 0.354 (1, 6)	 1B	 1H 2H		 2-3						5	0	2	2	0	0	1	Detroit Tigers @ Minnesota Twins Metropolitan Stadium, Bloomington, MI Thu Jun 02 1966, 4:33 AM EDT Att. 7,940 - Unknown - 68 F				
Jimmie Hall, L OBP: 0.271, SLG: 0.384 (1, 8)							 1B			4	0	1	0	0	1	3					
Tony Oliva, L OBP: 0.397, SLG: 0.646 (1, 9)	 1-2						 1-2			4	0	0	0	0	2	2					
Harmon Killebrew, R OBP: 0.374, SLG: 0.490 (1, 5)		 1B								4	2	3	1	0	1	0					
Bob Allison, R OBP: 0.287, SLG: 0.268 (1, 7)		 1B BB								3	1	1	0	1	0	0					
Don Mincher, L OBP: 0.296, SLG: 0.324 (1, 3)										4	0	0	0	0	1	4					
Earl Batley, R OBP: 0.357, SLG: 0.366 (1, 2)		 1B 3B 2H								4	2	2	2	0	0	2					
Bernie Allen, L OBP: 0.325, SLG: 0.352 (1, 4)		 3B 1B 3-H		 4-3 1B						4	1	2	1	0	0	0					
Jim Kaat, L OBP: 0.258, SLG: 0.310 (1, 1)										1	0	0	0	0	1	2					
Dwight Siebler, R (6, 1)										1	0	0	0	0	1	0					
Gary Roggenburk, R (7, 1)										0	0	0	0	0	0	0					
Pete Cimino, R (7, 1)										0	0	0	0	0	0	0					
Sandy Valdespino, L OBP: 0.246, SLG: 0.268 (9, PH)										1	0	0	0	0	0	0					
Inning Stats	R: 0 E: 0 K: 2 S: 7	H: 1 LOB: 1 BB: 0 P: 7	R: 4 E: 0 K: 1 S: 9	H: 4 LOB: 1 BB: 1 P: 13	R: 0 E: 0 K: 2 S: 9	H: 2 LOB: 2 BB: 0 P: 9	R: 0 E: 0 K: 0 S: 4	H: 1 LOB: 1 BB: 0 P: 4	R: 1 E: 0 K: 0 S: 4	H: 1 LOB: 0 BB: 0 P: 4	R: 0 E: 0 K: 1 S: 5	H: 0 LOB: 0 BB: 0 P: 5	R: 0 E: 0 K: 0 S: 3	H: 1 LOB: 0 BB: 0 P: 3	R: 0 E: 0 K: 1 S: 5	H: 0 LOB: 0 BB: 0 P: 5	R: 0 E: 0 K: 0 S: 4	H: 1 LOB: 0 BB: 0 P: 4	1B: 8 2B: 0 3B: 1 HR: 2	SF: 0 SAC: 1 DP: 1 HBP: 0	WP: 0 PA: 37 PB: 0 SB: 0 CS: 0
PITCHER	IP	WLS	BF	H	R	ER	SO	BB	IBB	HBP	BLK	WP	HR	S	P	ERA	WHIP				
Mickey Lolich, L ERA: 3.88 (1, 1)	3.0		16	7	4	4	4	1	0	0	0	0	0	1	8	12.00	2.667				
Orlando Pena, R ERA: 2.43 (4, 1)	2.0		8	2	1	1	0	0	0	0	0	0	0	1	8	4.50	1.000				
Fred Gladding, R ERA: 5.23 (6, 1)	4.0	W	13	2	1	1	2	0	0	0	0	0	0	1	17	2.25	0.500				

AB	39
R	7
H	12
RBI	6
BB	5
SO	7
LOB	25



Batter	1	2	3	4	5	6	7	8	9	AB	R	H	RBI	BB	SO	LOB	TOP					
Jim Landis, R OBP: 0.393, SLG: 0.431 (1, 8)	0-0 SH3-4 1B		0-0 HR	0-0 6-3		0-0 F8		0-0 6-3		5	2	2	1	0	0	2						
Chico Salmon, R OBP: 0.294, SLG: 0.358 (1, 6)	0-0 SH3-4		0-0 BB 1B	0-0 5-3			0-0 P5	0-0 S 1B		4	1	2	0	0	0	1						
Leon Wagner, L OBP: 0.307, SLG: 0.379 (1, 7)	4-0 1B BB		0-0 L8		0-0 4-3		0-0 1B HR	0-3 K		4	1	1	0	1	1	2						
Rocky Colavito, R OBP: 0.317, SLG: 0.324 Vic Davalillo, L OBP: 0.294, SLG: 0.325 (1, 9) (7, 8)	0-0 F5		4-0 1B BB		0-0 L7		0-0 1-2 HR	0-0 F9		3	1	1	0	1	0	2						
Fred Whitfield, L OBP: 0.272, SLG: 0.399 (1, 3)	0-0 1-2 2-H 1B		0-0 FC5-4 1B		0-0 FC5-4 1B		0-0 1-1 2-H HR	0-0 3-1		5	1	4	5	0	0	0						
Max Alvis, R OBP: 0.332, SLG: 0.320 (1, 5)	0-0 F7		0-0 F6		0-0 FC5-4		0-0 F2	4-0 FC4 BB		4	0	0	0	1	0	5						
Pedro Gonzalez, R OBP: 0.274, SLG: 0.308 (1, 4)		0-0 G3	0-0 FC5-4			0-0 6-3 2B	0-0 FC5-4 1B	0-0 FC4		5	0	2	0	0	0	3						
Joe Azcue, R OBP: 0.386, SLG: 0.385 (1, 2)		0-0 F9		4-0 WP SH3 BB		0-0 6-3	0-0 FC5-4			3	0	0	0	1	0	2						
Luis Tiant, R OBP: 0.133, SLG: 0.071 Steve Hargan, R Dick Radatz, R (1, 1) (4, 1) (8, 1)		0-0 6-3		0-0 SH3		0-0 5-3		0-0 5-3		1	0	0	0	0	0	0						
Inning Stats	R: 1 E: 0 K: 0 S: 5	H: 2 LOB: 2 BB: 1 P: 9	R: 0 E: 0 K: 0 S: 3	H: 0 LOB: 0 BB: 0 P: 3	R: 2 E: 0 K: 0 S: 6	H: 3 LOB: 2 BB: 1 P: 10	R: 0 E: 0 K: 0 S: 3	H: 0 LOB: 1 BB: 1 P: 7	R: 0 E: 0 K: 0 S: 4	H: 1 LOB: 1 BB: 0 P: 4	R: 0 E: 0 K: 0 S: 4	H: 1 LOB: 1 BB: 0 P: 4	R: 3 E: 0 K: 0 S: 7	H: 4 LOB: 1 BB: 0 P: 7	R: 0 E: 0 K: 1 S: 6	H: 1 LOB: 1 BB: 1 P: 6	R: 0 E: 0 K: 0 S: 3	H: 0 LOB: 1 BB: 1 P: 7	1B: 9 2B: 1 3B: 0 HR: 2	SF: 0 SAC: 2 DP: 0 HBP: 0	WP: 1 PB: 0 CS: 1	PA: 43
PITCHER	IP WLS BF H R ER SO BB IBB HBP BLK WP HR S P ERA WHIP	Mudcat Grant, R ERA: 3.2 Al Worthington, R ERA: 1.88 Johnny Klippstein, R ERA: 5.4	IP WLS BF H R ER SO BB IBB HBP BLK WP HR S P ERA WHIP	Mudcat Grant, R ERA: 3.2 Al Worthington, R ERA: 1.88 Johnny Klippstein, R ERA: 5.4																		

Cleveland Indians @ Minnesota Twins
Metropolitan Stadium, Bloomington, MI
Fri Jun 03 1966, 8:05 PM EDT
Att: 15,498 - Unknown

AB	37
R	6
H	12
RBI	6
BB	4
SO	1
LOB	18



Batter	1	2	3	4	5	6	7	8	9	AB	R	H	RBI	BB	SO	LOB	BOTTOM					
Zoilo Versalles, R OBP: 0.282, SLG: 0.380 (1, 6)	0-3 K		0-0 1-H HR		0-0 F3			0-0 1B FC6-4 2B	0-0 P6	5	2	2	2	0	1	1						
Jimmie Hall, L OBP: 0.280, SLG: 0.367 (1, 7)	0-0 4-3		0-0 F7		0-3 K			0-3 K		4	0	0	0	0	2	1						
Tony Oliva, L OBP: 0.399, SLG: 0.661 (1, 8)	0-0 F8			0-0 HR		0-0 P5		0-0 FC6-4 1B		4	1	2	1	0	0	0						
Harmon Killebrew, R OBP: 0.371, SLG: 0.484 (1, 5)		0-0 E6 F9		0-0 F7		0-0 G4-6-3 1B		0-0 FC6-4 1B		4	0	1	1	0	0	1						
Don Mincher, L OBP: 0.302, SLG: 0.324 (1, 3)		0-0 F9		4-0 1B BB		0-0 G4-6-3 1B		0-0 G4-6-3 1B		3	1	1	0	1	0	2						
Bob Allison, R OBP: 0.297, SLG: 0.270 (1, 9)		0-3 K		0-0 1B		0-0 1B		4-0 BB	0-0 5-3	3	0	1	0	1	1	2						
Earl Battey, R OBP: 0.187, SLG: 0.217 Al Worthington, R OBP: 0.250, SLG: 0.500 Sandy Valdespino, L OBP: 0.242, SLG: 0.253 Johnny Klippstein, R Rich Rollins, R OBP: 0.287, SLG: 0.315 (1, 2) (7, 2) (9, PH) (8, 1) (9, PH)			0-0 6-3	0-0 G4-6-3 1B		0-0 4-3		0-0 F2	0-0 1B	2	0	1	1	0	0	0						
Bernie Allen, L OBP: 0.317, SLG: 0.342 (1, 4)			0-0 L9	0-0 G4-6-3		0-0 F8		0-0 F2		4	0	0	0	0	0	4						
Mudcat Grant, R OBP: 0.187, SLG: 0.217 Al Worthington, R OBP: 0.250, SLG: 0.500 Sandy Valdespino, L OBP: 0.242, SLG: 0.253 Johnny Klippstein, R Rich Rollins, R OBP: 0.287, SLG: 0.315 (1, 1) (7, 1) (7, PH) (8, 1) (9, PH)			4-0 HR BB		0-0 4-3		0-0 P6	0-0 F3		1	1	0	0	1	0	0						
Inning Stats	R: 0 E: 0 K: 1 S: 5	H: 0 LOB: 0 BB: 0 P: 5	R: 0 E: 1 K: 1 S: 5	H: 0 LOB: 0 BB: 0 P: 5	R: 2 E: 0 K: 0 S: 4	H: 1 LOB: 0 BB: 1 P: 8	R: 2 E: 0 K: 0 S: 5	H: 3 LOB: 1 BB: 1 P: 9	R: 0 E: 0 K: 1 S: 3	H: 0 LOB: 0 BB: 0 P: 5	R: 0 E: 0 K: 0 S: 3	H: 1 LOB: 1 BB: 0 P: 3	R: 0 E: 0 K: 0 S: 3	H: 0 LOB: 1 BB: 1 P: 7	R: 1 E: 0 K: 1 S: 8	H: 3 LOB: 2 BB: 0 P: 8	R: 0 E: 0 K: 0 S: 4	H: 1 LOB: 1 BB: 0 P: 4	1B: 6 2B: 1 3B: 0 HR: 2	SF: 0 SAC: 0 DP: 2 HBP: 0	WP: 0 PB: 0 CS: 0	PA: 37
PITCHER	IP WLS BF H R ER SO BB IBB HBP BLK WP HR S P ERA WHIP	Luis Tiant, R ERA: 2.25 Steve Hargan, R ERA: 1.65 Dick Radatz, R ERA: 6.53	IP WLS BF H R ER SO BB IBB HBP BLK WP HR S P ERA WHIP	Luis Tiant, R ERA: 2.25 Steve Hargan, R ERA: 1.65 Dick Radatz, R ERA: 6.53																		

Cleveland Indians @ Minnesota Twins
Metropolitan Stadium, Bloomington, MI
Fri Jun 03 1966, 8:05 PM EDT
Att: 15,498 - Unknown

AB	34
R	5
H	9
RBI	5
BB	3
SO	4
LOB	14



Batter	1	2	3	4	5	6	7	8	9	AB	R	H	RBI	BB	SO	LOB	TOP										
Jim Landis, R OBP: 0.409, SLG: 0.426 (1, 8)	L9																3 1 1 1 2 0 1										
Chico Salmon, R OBP: 0.285, SLG: 0.349 (1, 6)	F2																5 0 1 1 1 0 0 3										
Leon Wagner, L OBP: 0.310, SLG: 0.375 (1, 7)	F2																4 0 1 0 1 1 1 4										
Rocky Colavito, R OBP: 0.321, SLG: 0.349 Bob Allen, L (7, 1) Dick Radatz, R (9, 1)																	4 1 2 1 0 0 3 1 0 0 0 0 1 2 0 0 0 0 0 0 0										
Fred Whitfield, L OBP: 0.281, SLG: 0.405 (1, 3)																	5 2 3 1 0 0 1										
Max Alvis, R OBP: 0.330, SLG: 0.315 (1, 5)																	3 1 0 0 1 1 3										
Pedro Gonzalez, R OBP: 0.271, SLG: 0.304 Tony Martinez, R OBP: 0.333, SLG: 0.333 (5, 4)																	2 0 0 0 0 1 2 2 0 0 0 0 1 2										
Duke Sims, L OBP: 0.345, SLG: 0.487 (1, 2)																	3 2 2 1 1 0 0										
Tom Kelley, R OBP: 0.091, SLG: 0.091 Tony Curry, L OBP: 1.000, SLG: 1.000 (5, PH) Jack Kralick, L OBP: 0.250, SLG: 0.250 Buddy Booker, L (7, PH) Vic Davallio, L OBP: 0.293, SLG: 0.322 (7, 8)																	1 0 0 0 0 1 0 1 0 1 2 0 0 0 0 0 0 0 0 0 0 1 0 0 0 0 1 1 1 0 0 0 0 1 1										
Inning Stats	R: 0 E: 0 K: 0 S: 3	H: 0 LOB: 0 BB: 0 P: 3	R: 1 E: 0 K: 2 S: 8	H: 1 LOB: 0 BB: 0 P: 8	R: 0 E: 0 K: 1 S: 4	H: 0 LOB: 0 BB: 1 P: 8	R: 0 E: 0 K: 0 S: 3	H: 1 LOB: 0 BB: 0 P: 3	R: 3 E: 1 K: 0 S: 6	H: 2 LOB: 2 BB: 2 P: 14	R: 0 E: 0 K: 1 S: 6	H: 1 LOB: 1 BB: 0 P: 6	R: 1 E: 0 K: 2 S: 9	H: 2 LOB: 2 BB: 1 P: 13	R: 1 E: 0 K: 1 S: 7	H: 2 LOB: 1 BB: 1 P: 7	R: 1 E: 0 K: 1 S: 7	H: 2 LOB: 2 BB: 1 P: 11	1B: 10 2B: 0 3B: 0 HR: 1	SF: 0 SAC: 1 DP: 1 HBP: 0	WP: 1 PB: 0 SB: 1 CS: 0	PA: 43					
PITCHER	IP	WLS	BF	H	R	ER	SO	BB	IBB	HBP	BLK	WP	HR	S	P	ERA	WHIP										
Camilo Pascual, R ERA: 4.9 (1, 1)	4.1		18	4	4	4	3	3	0	0	0	1	1	21	33	8.31	1.615										
Pete Cimino, R ERA: 3.18 (5, 1)	2.0	L	11	3	1	1	2	1	0	0	0	0	0	14	18	4.50	2.000										
Jim Merritt, L ERA: 2.6 (7, 1)	0.2		2	0	0	0	1	0	0	0	0	0	0	4	4	0.00	0.000										
Al Worthington, R ERA: 2.42 (8, 1)	2.0		11	4	2	2	2	0	1	0	0	0	0	14	18	9.00	2.000										

Cleveland Indians @ Minnesota Twins
Metropolitan Stadium, Bloomington, MI
Sat Jun 04 1966, 4:33 AM EDT
Att: 14,574 - Unknown - 66 F

AB 36
R 7
H 11
RBI 7
BB 5
SO 8
LOB 23



Batter	1	2	3	4	5	6	7	8	9	AB	R	H	RBI	BB	SO	LOB	BOTTOM										
Zoilo Versalles, R OBP: 0.276, SLG: 0.371 (1, 6)	F9																4 0 0 0 0 0 1										
Jimmie Hall, L OBP: 0.252, SLG: 0.355 Andy Kosco, R OBP: 0.255, SLG: 0.244 (8, PH) (9, 7)	3-1																3 0 0 0 0 1 1 1 0 1 0 0 0 0										
Tony Oliva, L OBP: 0.401, SLG: 0.673 (1, 8)																	3 2 1 1 1 0 1										
Harmon Killebrew, R OBP: 0.363, SLG: 0.472 (1, 5)																	4 0 0 0 0 1 2										
Don Mincher, L OBP: 0.308, SLG: 0.383 (1, 3)																	4 2 2 3 0 0 0										
Bob Allison, R OBP: 0.305, SLG: 0.273 (1, 9)																	3 0 1 0 1 0 0										
Bernie Allen, L OBP: 0.311, SLG: 0.336 Cesar Tovar, R OBP: 0.301, SLG: 0.341 (9, PH)																	3 0 0 0 0 1 1 1 0 0 0 0 0 1										
Jerry Zimmerman, R OBP: 0.410, SLG: 0.313 (1, 2)																	4 0 3 0 0 0 0										
Camilo Pascual, R ERA: 4.9 (1, 1) Pete Cimino, R ERA: 3.18 (5, 1) Jim Merritt, L ERA: 2.6 (7, PH) Rich Rollins, R OBP: 0.293, SLG: 0.309 (8, 1) Al Worthington, R ERA: 2.42 (8, PH) Earl Battey, R OBP: 0.307, SLG: 0.395 (9, PH)																	1 0 0 0 0 0 1 0 0 0 0 0 0 0 0 0 0 0 0 0 0 1 0 0 0 0 0 0 0 0 0 0 0 0 0 1 0 0 0 0 0 2										
Inning Stats	R: 1 E: 0 K: 0 S: 4	H: 1 LOB: 0 BB: 0 P: 4	R: 0 E: 0 K: 0 S: 3	H: 0 LOB: 0 BB: 0 P: 3	R: 0 E: 0 K: 1 S: 6	H: 1 LOB: 1 BB: 2 P: 14	R: 0 E: 0 K: 0 S: 4	H: 1 LOB: 0 BB: 0 P: 4	R: 0 E: 0 K: 1 S: 5	H: 0 LOB: 0 BB: 0 P: 5	R: 0 E: 0 K: 0 S: 4	H: 1 LOB: 1 BB: 0 P: 4	R: 0 E: 0 K: 0 S: 5	H: 2 LOB: 2 BB: 0 P: 5	R: 0 E: 0 K: 0 S: 5	H: 2 LOB: 2 BB: 0 P: 5	1B: 5 2B: 0 3B: 0 HR: 3	SF: 0 SAC: 1 DP: 1 HBP: 0	WP: 1 PB: 0 SB: 0 CS: 0	PA: 36							
PITCHER	IP	WLS	BF	H	R	ER	SO	BB	IBB	HBP	BLK	WP	HR	S	P	ERA	WHIP										
Tom Kelley, R ERA: 3.74 (1, 1)	4.0		16	3	3	3	1	2	0	0	0	1	1	10	10	4.50	1.250										
Jack Kralick, L ERA: 4.5 (5, 1)	2.0	W	8	2	1	1	1	0	0	0	0	0	0	13	13	0.00	1.125										
Bob Allen, L ERA: 3.32 (7, 1)	2.2		11	3	0	0	1	0	0	0	0	0	0	13	13	0.00	1.125										
Dick Radatz, R ERA: 6.43 (9, 1)	0.1	S	1	0	0	0	0	0	0	0	0	0	0	1	1	0.00	0.000										

Cleveland Indians @ Minnesota Twins
Metropolitan Stadium, Bloomington, MI
Sat Jun 04 1966, 4:33 AM EDT
Att: 14,574 - Unknown - 66 F

AB 33
R 4
H 8
RBI 4
BB 2
SO 3
LOB 10



Batter	1	2	3	4	5	6	7	8	9	AB	R	H	RBI	BB	SO	LOB	TOP					
Jim Landis, R OBP: 0.394, SLG: 0.407 (1, 8)	0-0 BB 1B		0-3 K		0-3 K		0-0 4-3		0-0 P3	5	0	1	0	0	2	1	Cleveland Indians @ Minnesota Twins Metropolitan Stadium, Bloomington, MI Sun Jun 05 1966, 4:33 AM EDT Att: 18,415 - Unknown livebaseballscorecards.com					
Chico Salmon, R OBP: 0.274, SLG: 0.330 (1, 6)	0-0 F3		0-3 K		0-3 K		0-0 F8		0-0 5-3	5	0	0	0	0	2	2						
Leon Wagner, L OBP: 0.322, SLG: 0.417 (1, 7)	0-0 P5		0-0 HR		0-0 FC6-4 1B		0-0 2B			4	1	3	2	0	0	1						
Rocky Colavito, R OBP: 0.325, SLG: 0.345 (1, 9)	4-0 1-2 BB		4-0 BB		0-0 FC6-4 1-2		0-0 4-3			2	0	0	0	2	0	2						
Fred Whitfield, L OBP: 0.281, SLG: 0.401 (1, 3)	0-0 F8		0-0 4-1		0-3 K		0-0 1B			4	0	1	0	0	1	3						
Max Alvis, R OBP: 0.333, SLG: 0.332 (1, 5)		1-0 1B SF8 HBP		0-0 L7		0-0 HR		0-0 P4		3	2	1	1	0	0	1						
Tony Martinez, R OBP: 0.417, SLG: 0.364 (8, PH) Tony Curry, L OBP: 0.500, SLG: 0.500 Dick Radatz, R (8, 1)	0-0 CS SF8 1B		0-0 1-3		0-0 1-3		4-0 FC5-4 BB		0-3 K	2	0	1	0	1	0	0						
Joe Azcue, R OBP: 0.361, SLG: 0.364 (1, 2)	0-0 SF8		0-3 K		0-0 FC5-4 FC6-4		0-0 F8			3	0	0	1	0	1	2						
Sonny Siebert, R OBP: 0.222, SLG: 0.231 Bob Allen, L (7, 1) Steve Hargan, R (7, 1) Chuck Hinton, R OBP: 0.297, SLG: 0.242 (8, 4)	0-3 K		0-0 WP 1B		0-0 FC6-4				0-0 F9	3	1	1	0	0	1	2						
Inning Stats	R: 0 E: 0 K: 0 S: 4	H: 1 LOB: 2 BB: 1 P: 8	R: 1 E: 0 K: 1 S: 5	H: 1 LOB: 0 BB: 1 P: 6	R: 1 E: 0 K: 2 S: 8	H: 1 LOB: 1 BB: 1 P: 12	R: 0 E: 0 K: 1 S: 5	H: 0 LOB: 0 BB: 0 P: 5	R: 1 E: 0 K: 2 S: 9	H: 2 LOB: 1 BB: 0 P: 9	R: 1 E: 0 K: 1 S: 6	H: 1 LOB: 1 BB: 1 P: 10	R: 0 E: 0 K: 0 S: 4	H: 1 LOB: 1 BB: 0 P: 4	R: 0 E: 0 K: 1 S: 6	H: 1 LOB: 0 BB: 0 P: 6		R: 0 E: 0 K: 0 S: 3	H: 0 LOB: 0 BB: 0 P: 3	1B: 5 2B: 1 3B: 0 HR: 2	SF: 1 SAC: 0 DP: 0 HBP: 1	WP: 1 PB: 0 SB: 0 CS: 1
PITCHER Dave Boswell, R ERA: 3.24 (1, 1)	IP: 9.0 WLS: W BF: 38	H: 8 R: 4 ER: 4 SO: 8	BB: 3 IBB: 0 HBP: 1 BLK: 0	WP: 1 HR: 2 S: 50 P: 63	ERA: 4.00 WHIP: 1.222	PITCHER																

Batter	1	2	3	4	5	6	7	8	9	AB	R	H	RBI	BB	SO	LOB	BOTTOM			
Zoilo Versalles, R OBP: 0.280, SLG: 0.364 (1, 6)	4-0 S 1B BB		0-0 P4		0-0 5-3		4-0 1B 1B IBB		0-0 FC6-4	3	2	0	0	2	0	1	Cleveland Indians @ Minnesota Twins Metropolitan Stadium, Bloomington, MI Sun Jun 05 1966, 4:33 AM EDT Att: 18,415 - Unknown livebaseballscorecards.com			
Sandy Valdespino, L OBP: 0.296, SLG: 0.333 Rich Rollins, R OBP: 0.274, SLG: 0.321 Bob Allison, R OBP: 0.305, SLG: 0.273 (1, 7)	0-0 F7		0-0 HR		0-0 L9		0-0 1B 1-2 2-H 3-H			3	1	1	1	0	0	1				
Tony Oliva, L OBP: 0.403, SLG: 0.669 (1, 8)	0-0 2-H 1B		0-3 K		0-0 4-3		0-0 G6-4-3 1B			4	0	2	2	0	1	0				
Don Mincher, L OBP: 0.299, SLG: 0.370 (1, 3)	0-0 F8		0-0 L9		0-0 F8		0-3 K			4	0	0	0	0	1	3				
Harmon Killebrew, R OBP: 0.360, SLG: 0.485 (1, 5)	0-0 P3		0-0 5-3		0-0 HR		0-0 G6-4-3			4	1	1	1	0	0	3				
Jimmie Hall, L OBP: 0.252, SLG: 0.381 (8, 7)		0-3 K		0-0 1-3		0-0 F8		0-0 HR		4	1	1	1	0	1	0				
Earl Batley, R OBP: 0.353, SLG: 0.356 (1, 2)	4-0 HR BB		0-0 P4		0-0 F8		0-0 F9			3	1	0	0	1	0	0				
Bernie Allen, L OBP: 0.321, SLG: 0.362 (1, 4)	0-0 1-H HR		0-0 E2		4-0 2B 1B BB		0-0 FC6-4 1B			3	2	2	2	1	0	0				
Dave Boswell, R OBP: 0.188, SLG: 0.250 (1, 1)	0-0 F2		0-3 K		0-0 1B 2B		0-3 K			4	1	1	0	0	2	2				
Inning Stats	R: 1 E: 0 K: 0 S: 4	H: 1 LOB: 1 BB: 1 P: 8	R: 2 E: 0 K: 1 S: 6	H: 1 LOB: 0 BB: 1 P: 10	R: 1 E: 0 K: 1 S: 6	H: 1 LOB: 0 BB: 0 P: 6	R: 0 E: 1 K: 1 S: 6	H: 0 LOB: 1 BB: 0 P: 6	R: 0 E: 0 K: 0 S: 3	H: 0 LOB: 0 BB: 0 P: 3	R: 1 E: 0 K: 0 S: 4	H: 1 LOB: 0 BB: 0 P: 4	R: 3 E: 0 K: 1 S: 7	H: 3 LOB: 2 BB: 15	R: 1 E: 0 K: 1 S: 7	H: 2 LOB: 1 BB: 0 P: 7		1B: 4 2B: 1 3B: 0 HR: 4	SF: 0 SAC: 0 DP: 1 HBP: 0	WP: 0 PB: 0 SB: 1 CS: 0
PITCHER Sonny Siebert, R ERA: 3.39 Bob Allen, L ERA: 3.72 Steve Hargan, R ERA: 1.82 Dick Radatz, R ERA: 6.55 (1, 1)	IP: 6.0 WLS: L BF: 27	H: 5 R: 7 ER: 7 SO: 3	BB: 3 IBB: 0 HBP: 0 BLK: 0	WP: 0 HR: 3 S: 30 P: 42	ERA: 10.50 WHIP: 1.333	PITCHER														

Batter	1	2	3	4	5	6	7	8	9	AB	R	H	RBI	BB	SO	LOB	TOP			
Bert Campaneris, R OBP: 0.293, SLG: 0.409										4	0	1	0	0	1	0	Kansas City Athletics @ Minnesota Twins Metropolitan Stadium, Bloomington, MI Tue Jun 07 1966, 8:05 PM EDT Att: 10,735 - Unknown - 67 F			
Ed Charles, R OBP: 0.277, SLG: 0.400										4	1	1	1	0	1	1				
Mike Hershberger, R OBP: 0.302, SLG: 0.369										4	0	1	0	0	0	0				
Danny Cater, R OBP: 0.243, SLG: 0.310										4	0	2	0	0	0	1				
Ken Harrelson, R OBP: 0.320, SLG: 0.340										4	0	2	0	0	1	1				
Dick Green, R OBP: 0.265, SLG: 0.327										4	0	0	0	0	3	3				
Joe Nossek, R OBP: 0.319, SLG: 0.400										3	0	1	0	0	0	2				
Phil Roof, R OBP: 0.209, SLG: 0.465 John Wyatt, R (7, 1)										3	0	0	0	0	0	3				
Rollie Sheldon, R OBP: 0.100, SLG: 0.100 Ossie Chavarria, R OBP: 0.246, SLG: 0.214 Paul Lindblad, L (5, 1) Ken Suarez, R OBP: 0.314, SLG: 0.207										1	0	0	0	0	1	0				
										1	0	0	0	0	1	0				
										0	0	0	0	0	0	0				
										1	0	0	0	0	0	0				
Inning Stats	R: 0 E: 0 K: 0 S: 3	H: 1 LOB: 0 BB: 0 P: 3	R: 0 E: 0 K: 1 S: 7	H: 2 LOB: 2 BB: 0 P: 7	R: 1 E: 0 K: 1 S: 7	H: 2 LOB: 1 BB: 0 P: 7	R: 0 E: 0 K: 1 S: 6	H: 2 LOB: 1 BB: 0 P: 6	R: 0 E: 0 K: 2 S: 7	H: 0 LOB: 0 BB: 0 P: 7	R: 0 E: 0 K: 1 S: 5	H: 0 LOB: 0 BB: 0 P: 5	R: 0 E: 0 K: 0 S: 3	H: 0 LOB: 0 BB: 0 P: 3	R: 0 E: 0 K: 1 S: 5	H: 1 LOB: 1 BB: 0 P: 6	1B: 6 2B: 1 3B: 0 HR: 1	SF: 0 SAC: 0 DP: 1 HBP: 0	WP: 0 PB: 0 SB: 1 CS: 0	PA: 33
PITCHER Jim Kaat, L ERA: 2.63	IP: 9.0 WLS: W BF: 33 H: 8 R: 1 ER: 1 SO: 8 BB: 0 IBB: 0 HBP: 0 BLK: 0 WP: 0 HR: 1 S: 49 P: 49 ERA: 1.00 WHIP: 0.889															PITCHER				

Batter	1	2	3	4	5	6	7	8	9	AB	R	H	RBI	BB	SO	LOB	BOTTOM
Zoilo Versalles, R OBP: 0.289, SLG: 0.379										4	2	3	0	0	0	0	Kansas City Athletics @ Minnesota Twins Metropolitan Stadium, Bloomington, MI Tue Jun 07 1966, 8:05 PM EDT Att: 10,735 - Unknown - 67 F
Sandy Valdespino, L OBP: 0.246, SLG: 0.333										3	0	1	1	0	0	1	
Tony Oliva, L OBP: 0.395, SLG: 0.653										4	1	0	0	0	1	2	
Don Mincher, L OBP: 0.305, SLG: 0.382										4	1	2	1	0	0	0	
Harmon Killebrew, R OBP: 0.363, SLG: 0.485										4	0	2	0	0	0	2	
Jimmie Hall, L OBP: 0.270, SLG: 0.390										3	1	2	0	1	1	1	
Earl Batley, R OBP: 0.350, SLG: 0.347										3	0	0	0	0	1	5	
Bernie Allen, L OBP: 0.326, SLG: 0.361										3	1	1	0	1	0	3	
Jim Kaat, L OBP: 0.257, SLG: 0.303										4	0	1	2	0	0	2	
										1B: 10 2B: 2 3B: 0 HR: 0	SF: 1 SAC: 0 DP: 2 HBP: 1	WP: 0 PB: 0 SB: 2 CS: 0	PA: 36				
PITCHER Rollie Sheldon, R ERA: 3.36 Paul Lindblad, L ERA: 5.21 John Wyatt, R ERA: 5.31	IP: 4.0 WLS: L BF: 18 H: 6 R: 4 ER: 3 SO: 2 BB: 1 IBB: 0 HBP: 0 BLK: 0 WP: 0 HR: 0 S: 20 P: 28 ERA: 6.75 WHIP: 1.750															PITCHER	

Batter	1	2	3	4	5	6	7	8	9	AB	R	H	RBI	BB	SO	LOB	TOP					
Bert Campaneris, R OBP: 0.290, SLG: 0.403	F7		K			F2			K	5	0	1	1	0	2	1						
Joe Nassek, R OBP: 0.297, SLG: 0.371	K			P6	5-3		6-3		F8	5	0	0	0	0	1	2						
Mike Hershberger, R OBP: 0.307, SLG: 0.379				F9			F9			4	1	2	0	0	0	0						
Danny Cater, R OBP: 0.262, SLG: 0.320	5-3				1B					3	1	2	0	1	0	1						
Ken Harrelson, R OBP: 0.319, SLG: 0.337		5-3		F7						4	1	1	1	0	1	2						
Larry Stahl, L OBP: 0.261, SLG: 0.349		P5				K2-3			K	4	1	1	0	0	2	0						
Dick Green, R OBP: 0.265, SLG: 0.325		5-3							5-3	4	1	1	0	0	1	3						
Phil Roof, R OBP: 0.213, SLG: 0.457			6-3						1-3	3	0	1	1	0	0	0						
Fred Talbot, R OBP: 0.190, SLG: 0.250			K							3	0	1	2	0	1	0						
Jack Aker, R									6-3	0	0	0	0	0	0	0						
Inning Stats	R: 0 E: 0 K: 1 S: 6	H: 1 LOB: 1 BB: 0 P: 6	R: 0 E: 0 K: 0 S: 3	H: 0 LOB: 0 BB: 0 P: 3	R: 0 E: 0 K: 2 S: 7	H: 0 LOB: 0 BB: 0 P: 7	R: 0 E: 0 K: 0 S: 4	H: 1 LOB: 1 BB: 0 P: 4	R: 1 E: 0 K: 1 S: 8	H: 3 LOB: 2 BB: 1 P: 8	R: 4 E: 1 K: 1 S: 9	H: 4 LOB: 1 BB: 1 P: 13	R: 0 E: 0 K: 1 S: 5	H: 0 LOB: 0 BB: 0 P: 5	R: 0 E: 0 K: 1 S: 5	H: 0 LOB: 0 BB: 0 P: 5	R: 0 E: 0 K: 1 S: 5	H: 0 LOB: 0 BB: 0 P: 5	1B: 8 2B: 2 3B: 0 HR: 0	SF: 1 SAC: 1 DP: 0 HBP: 0	WP: 0 PB: 0 SB: 0 CS: 0	PA: 38
PITCHER	IP WLS BF H R ER SO BB IBB HBP BLK WP HR S P ERA WHIP																					
Mudcat Grant, R ERA: 3.53	(1, 1)	5.2 L 27 9 5 5 5 1 0 0 0 0 0 0 36 40 7.94 1.765																				
Jim Perry, R ERA: 3.51	(6, 1)	1.1 5 1 0 0 1 0 0 0 0 0 0 7 7 0.00 0.750																				
Al Worthington, R ERA: 2.25	(8, 1)	2.0 6 0 0 0 2 0 0 0 0 0 0 10 10 0.00 0.000																				

Kansas City Athletics @ Minnesota Twins
Metropolitan Stadium, Bloomington, MI
Wed Jun 08 1966, 8:05 PM EDT
Att: 9,749 - Unknown

AB 35
R 5
H 10
RBI 5
BB 1
SO 8
LOB 9



Batter	1	2	3	4	5	6	7	8	9	AB	R	H	RBI	BB	SO	LOB	BOTTOM					
Zoilo Versalles, R OBP: 0.282, SLG: 0.368	L9		K		6-3		P4		P2	5	0	0	0	0	1	1						
Sandy Valdespino, L OBP: 0.253, SLG: 0.314	P5		K		6-3				1-3	4	0	0	0	0	1	0						
Tony Oliva, L OBP: 0.387, SLG: 0.639	F7			F7	F9				6-3	4	0	0	0	0	0	0						
Don Mincher, L OBP: 0.310, SLG: 0.402						3-1			F8	4	2	2	0	0	0	0						
Harmon Killebrew, R OBP: 0.366, SLG: 0.491							F8		1B	4	1	2	1	0	1	1						
Jimmie Hall, L OBP: 0.287, SLG: 0.392					WP				FC3-6	2	1	1	0	2	0	1						
Earl Batley, R OBP: 0.355, SLG: 0.352									SF9	4	0	2	2	0	0	2						
Cesar Tovar, R OBP: 0.301, SLG: 0.341							L8			0	0	0	0	0	0	0						
Bernie Allen, L OBP: 0.324, SLG: 0.354		4-3							FC3-6	3	0	0	0	1	0	3						
Mudcat Grant, R OBP: 0.154, SLG: 0.200					5-3					2	0	0	0	0	1	3						
Jim Perry, S	(6, 1)									0	0	0	0	0	0	0						
Russ Nixon, L OBP: 0.286, SLG: 0.308	(7, PH)									1	0	0	0	0	1	0						
Al Worthington, R OBP: 0.250, SLG: 0.500	(8, 1)									0	0	0	0	0	0	0						
Rich Rollins, R OBP: 0.270, SLG: 0.321	(9, PH)									0	0	0	1	0	0	0						
Inning Stats	R: 0 E: 0 K: 0 S: 3	H: 0 LOB: 0 BB: 0 P: 3	R: 1 E: 0 K: 0 S: 5	H: 2 LOB: 1 BB: 0 P: 5	R: 0 E: 0 K: 2 S: 7	H: 0 LOB: 0 BB: 0 P: 7	R: 1 E: 0 K: 2 S: 9	H: 2 LOB: 2 BB: 2 P: 17	R: 0 E: 0 K: 0 S: 3	H: 0 LOB: 0 BB: 1 P: 3	R: 0 E: 0 K: 1 S: 5	H: 0 LOB: 0 BB: 0 P: 5	R: 0 E: 0 K: 0 S: 3	H: 0 LOB: 0 BB: 0 P: 3	R: 2 E: 0 K: 0 S: 6	H: 3 LOB: 1 BB: 0 P: 6	R: 0 E: 0 K: 0 S: 6	H: 0 LOB: 0 BB: 0 P: 6	1B: 4 2B: 3 3B: 0 HR: 0	SF: 1 SAC: 0 DP: 0 HBP: 0	WP: 1 PB: 0 SB: 0 CS: 0	PA: 37
PITCHER	IP WLS BF H R ER SO BB IBB HBP BLK WP HR S P ERA WHIP																					
Fred Talbot, R ERA: 4.74	(1, 1)	8.0 W 33 6 4 4 4 1 2 0 0 0 0 0 40 52 4.50 0.875																				
Jack Aker, R ERA: 0.84	(9, 1)	1.0 S 4 1 0 0 0 0 0 0 0 0 0 4 4 0.00 1.000																				

Kansas City Athletics @ Minnesota Twins
Metropolitan Stadium, Bloomington, MI
Wed Jun 08 1966, 8:05 PM EDT
Att: 9,749 - Unknown

AB 33
R 4
H 7
RBI 4
BB 3
SO 5
LOB 11



Batter	1	2	3	4	5	6	7	8	9	AB	R	H	RBI	BB	SO	LOB	TOP	
Bert Campaneris, R OBP: 0.295, SLG: 0.405 (1, 6)										4	0	2	0	0	1	1	Kansas City Athletics @ Minnesota Twins Metropolitan Stadium, Bloomington, MI Thu Jun 09 1966, 8:05 PM EDT Alt. 9,621 - Unknown - 67 F livebaseballscorecards.com	
Joe Nassek, R OBP: 0.295, SLG: 0.365 (1, 8)										4	1	1	0	0	0	2		
Mike Hershberger, R OBP: 0.311, SLG: 0.378 (1, 9)										3	1	1	0	1	0	3		
Danny Cater, R OBP: 0.261, SLG: 0.311 (1, 5)										3	1	0	0	1	0	2		
Ken Harrelson, R OBP: 0.317, SLG: 0.335 (1, 3)										1	0	0	0	0	1	3		
Ron Stone, L OBP: 0.250, SLG: 0.250 (1, 3)										3	0	0	0	0	0	1		
Larry Stahl, L OBP: 0.261, SLG: 0.363 (1, 7)										4	1	1	3	0	2	1		
Dick Green, R OBP: 0.265, SLG: 0.324 (1, 4)										4	0	1	1	0	0	0		
Phil Roof, R OBP: 0.216, SLG: 0.440 (1, 2)										4	0	1	0	0	1	1		
Catfish Hunter, R OBP: 0.156, SLG: 0.194 (7, 1)										3	0	0	0	0	1	1		
Paul Lindblad, L (7, 1)										0	0	0	0	0	0	0		
John Wyatt, R (7, 1)										0	0	0	0	0	0	0		
Jose Tartabull, L OBP: 0.281, SLG: 0.294 (9, PH)										1	0	0	0	0	1	0		
Inning Stats	R: 4 E: 0 K: 1 S: 9	H: 4 LOB: 1 BB: 1 P: 13	R: 0 E: 0 K: 0 S: 4	H: 1 LOB: 1 BB: 0 P: 4	R: 0 E: 0 K: 1 S: 5	H: 0 LOB: 0 BB: 0 P: 5	R: 0 E: 0 K: 0 S: 5	H: 0 LOB: 0 BB: 0 P: 5	R: 0 E: 0 K: 1 S: 6	H: 1 LOB: 1 BB: 0 P: 6	R: 0 E: 0 K: 0 S: 3	H: 0 LOB: 1 BB: 1 P: 7	R: 0 E: 0 K: 2 S: 7	H: 0 LOB: 0 BB: 0 P: 7	1B: 6 2B: 0 3B: 1 HR: 0	SF: 0 SAC: 0 DP: 0 HBP: 0	WP: 0 PA: 36 PB: 0 SB: 1 CS: 0	
PITCHER	IP WLS BF H R ER SO BB IBB HBP BLK WP HR S P ERA WHIP																	
Camilo Pascual, R ERA: 5.37 (1, 1)	0.2	6	3	4	4	1	1	0	0	0	0	0	0	7	20	11	54.00	6.000
Dwight Siebler, R ERA: 3.63 (1, 1)	4.1	16	3	0	0	2	0	0	0	0	0	0	0	20	20	0.00	0.692	
Pete Cimino, R ERA: 2.84 (6, 1)	2.0	W	7	1	0	2	0	0	0	0	0	0	0	11	11	0.00	0.500	
Al Worthington, R ERA: 2.1 (8, 1)	2.0	S	7	0	0	2	1	0	0	0	0	0	0	10	14	0.00	0.500	

Batter	1	2	3	4	5	6	7	8	9	AB	R	H	RBI	BB	SO	LOB	BOTTOM		
Zoilo Versalles, R OBP: 0.285, SLG: 0.385 (1, 6)										5	1	2	1	0	1	2	Kansas City Athletics @ Minnesota Twins Metropolitan Stadium, Bloomington, MI Thu Jun 09 1966, 8:05 PM EDT Alt. 9,621 - Unknown - 67 F livebaseballscorecards.com		
Sandy Valdespino, L OBP: 0.251, SLG: 0.297 (1, 7)										4	0	0	0	1	1	0			
Tony Oliva, L OBP: 0.389, SLG: 0.652 (1, 8)										4	1	2	1	0	0	2			
Don Mincher, L OBP: 0.315, SLG: 0.427 (1, 3)										4	2	2	1	0	0	3			
Harmon Killebrew, R OBP: 0.374, SLG: 0.531 (1, 5)										4	2	3	3	0	0	0			
Jimmie Hall, L OBP: 0.286, SLG: 0.396 (1, 9)										4	0	1	0	0	0	1			
Earl Batley, R OBP: 0.352, SLG: 0.344 (1, 2)										3	1	0	0	1	0	2			
Bernie Allen, L OBP: 0.322, SLG: 0.352 (1, 4)										4	1	1	0	0	0	4			
Camilo Pascual, R OBP: 0.200, SLG: 0.200 (1, 1)										0	0	0	0	0	0	0			
Dwight Siebler, R (1, 1)										0	0	0	0	1	0	0			
Bob Allison, R OBP: 0.313, SLG: 0.295 (6, PH)										1	0	1	1	0	0	0			
Pete Cimino, R (6, 1)										0	0	0	0	0	0	0			
Rich Rollins, R OBP: 0.271, SLG: 0.386 (7, PH)										1	1	2	0	0	0	0			
Al Worthington, R OBP: 0.200, SLG: 0.400 (8, 1)										1	0	0	0	0	1	0			
Inning Stats	R: 0 E: 0 K: 0 S: 3	H: 1 LOB: 1 BB: 1 P: 7	R: 0 E: 0 K: 0 S: 4	H: 1 LOB: 0 BB: 0 P: 4	R: 0 E: 0 K: 0 S: 2	H: 0 LOB: 0 BB: 1 P: 6	R: 0 E: 0 K: 0 S: 3	H: 1 LOB: 0 BB: 0 P: 3	R: 1 E: 0 K: 0 S: 5	H: 2 LOB: 1 BB: 0 P: 5	R: 2 E: 0 K: 0 S: 5	H: 2 LOB: 0 BB: 0 P: 5	R: 6 E: 1 K: 0 S: 10	H: 6 LOB: 2 BB: 1 P: 14	R: 0 E: 0 K: 3 S: 9	H: 0 LOB: 0 BB: 0 P: 9	1B: 5 2B: 2 3B: 0 HR: 6	SF: 0 SAC: 0 DP: 3 HBP: 0	WP: 0 PA: 38 PB: 0 SB: 0 CS: 0
PITCHER	IP WLS BF H R ER SO BB IBB HBP BLK WP HR S P ERA WHIP																		
Catfish Hunter, R ERA: 3.57 (1, 1)	6.1	L	28	9	6	6	0	0	0	0	0	0	0	3	25	37	8.53	1.895	
Paul Lindblad, L ERA: 6.05 (7, 1)	0.1		3	2	2	2	0	0	0	0	2	3	3	3	3	54.00	6.000		
John Wyatt, R ERA: 5.4 (7, 1)	1.1		7	2	1	1	3	0	0	0	0	1	13	13	6.75	1.500			

Batter	1	2	3	4	5	6	7	8	9	AB	R	H	RBI	BB	SO	LOB	TOP					
Zoilo Versalles, R OBP: 0.288, SLG: 0.385 (1, 6)	4-3	BB BB BB 1B	F8			1-3 1B			6-3	5	1	2	0	0	0	1						
Rich Rollins, R OBP: 0.290, SLG: 0.383 (1, 5)	6-3	BB BB BB				SF7			F4	3	0	1	1	1	0	0						
Tony Oliva, L OBP: 0.394, SLG: 0.647 (1, 8)	1B	BB BB BB				F7			BB BB BB 1B	3	1	1	1	2	0	2						
Don Mincher, L OBP: 0.325, SLG: 0.430 (1, 3)	1-3 1B	BB BB BB				F5			1-3	4	0	2	2	1	0	0						
Harmon Killebrew, R OBP: 0.365, SLG: 0.517 (1, 7)	5-3	K				6-3			F8	5	0	0	0	0	2	6						
Jimmie Hall, L OBP: 0.285, SLG: 0.391 (1, 9)		BB BB BB				F9			K	4	1	1	0	0	1	3						
Earl Batley, R OBP: 0.356, SLG: 0.346 Jerry Zimmerman, R OBP: 0.400, SLG: 0.303 (7, 2)		PB BB BB BB 4-3 1B				G3			6-3	2	1	1	0	1	0	0						
Bernie Allen, L OBP: 0.315, SLG: 0.343 (1, 4)	4-3	BB BB BB				F2			4-3	4	0	0	0	0	0	3						
Dave Boswell, R OBP: 0.263, SLG: 0.316 (1, 1)	BB BB BB 1B	BB BB BB 1B				1B SF7 1B			5-3	3	2	2	1	0	0	0						
Inning Stats	R: 0 E: 0 K: 0 S: 5	H: 2 LOB: 2 BB: 0 P: 5	R: 4 E: 0 K: 1 S: 9	H: 4 LOB: 3 BB: 3 P: 21	R: 0 E: 0 K: 0 S: 3	H: 0 LOB: 1 BB: 1 P: 7	R: 0 E: 0 K: 0 S: 3	H: 1 LOB: 0 BB: 0 P: 3	R: 0 E: 0 K: 0 S: 3	H: 0 LOB: 0 BB: 0 P: 3	R: 1 E: 0 K: 0 S: 5	H: 2 LOB: 1 BB: 0 P: 5	R: 0 E: 0 K: 1 S: 5	H: 0 LOB: 0 BB: 0 P: 5	R: 0 E: 0 K: 0 S: 3	H: 0 LOB: 0 BB: 0 P: 3	R: 1 E: 0 K: 1 S: 6	H: 1 LOB: 1 BB: 1 P: 10	1B: 10 2B: 0 3B: 0 HR: 0	SF: 1 SAC: 1 DP: 1 HBP: 0	WP: 0 PB: 1 SB: 1 CS: 0	PA: 41
PITCHER	IP	WLS	BF	H	R	ER	SO	BB	IBB	HBP	BLK	WP	HR	S	P	ERA	WHIP					
John Buzhardt, R ERA: 2.6 (1, 1)	1.1	L	10	6	4	4	0	0	0	0	0	0	0	10	10	27.00	4.500					
Dennis Higgins, R ERA: 1.75 (2, 1)	0.2		6	0	0	0	1	4	0	0	0	0	0	4	20	0.00	6.000					
Bruce Howard, R ERA: 3.42 (3, 1)	5.0		17	3	1	1	1	0	0	0	0	0	0	19	19	1.80	0.600					
Eddie Fisher, R ERA: 2.51 (8, 1)	2.0		8	1	1	1	1	1	0	0	0	0	0	9	13	4.50	1.000					

Minnesota Twins @ Chicago White Sox
Comiskey Park, Chicago, IL
Fri Jun 10 1966, 8:05 PM EDT
Att: 20,581 - Unknown

AB 34
R 6
H 10
RBI 5
BB 5
SO 3
LOB 15



Batter	1	2	3	4	5	6	7	8	9	AB	R	H	RBI	BB	SO	LOB	BOTTOM					
Tommie Agee, R OBP: 0.315, SLG: 0.376 (1, 8)	K		K			F2			F9	5	0	0	0	0	2	4						
Wayne Causey, L OBP: 0.315, SLG: 0.242 (1, 4)	BB		BB			F8			BB	1	0	0	0	3	0	0						
Don Buford, S OBP: 0.297, SLG: 0.306 (1, 5)	F5		G3			F8			K	4	0	0	0	0	1	3						
Floyd Robinson, L OBP: 0.368, SLG: 0.407 (1, 9)	F9					FC3-6 1B			F8	4	1	1	0	0	0	2						
Bill Skowron, R OBP: 0.279, SLG: 0.346 (1, 3)			G5-4-3 1B			FC3-6 1B			4-3	3	0	1	0	1	1	1						
Tom McCraw, L OBP: 0.302, SLG: 0.293 (1, 7)			G5-4-3 1B			FC3-6			FC5 HBP	3	1	1	0	1	0	2						
Lee Elia, R OBP: 0.278, SLG: 0.380 Smoky Burgess, L OBP: 0.348, SLG: 0.250 Al Weis, S OBP: 0.231, SLG: 0.149 (7, PR) Gene Freese, R OBP: 0.301, SLG: 0.377 (9, PH) J.C. Martin, L OBP: 0.347, SLG: 0.406 (1, 2)	G5-4-3		G5-4-3			K			1-2 HBP	2	0	0	0	0	1	2						
John Buzhardt, R OBP: 0.158, SLG: 0.050 Dennis Higgins, R OBP: 0.167, SLG: 0.167 Bruce Howard, S OBP: 0.375, SLG: 0.375 Gary Peters, L OBP: 0.239, SLG: 0.460 Eddie Fisher, R OBP: 0.100, SLG: 0.053 (1, 1) (2, 1) (3, 1) (7, PH) (8, 1) (9, PH) (9, PH)	G3		K			1-3			K	4	0	1	0	0	1	3						
John Buzhardt, R OBP: 0.158, SLG: 0.050 Dennis Higgins, R OBP: 0.167, SLG: 0.167 Bruce Howard, S OBP: 0.375, SLG: 0.375 Gary Peters, L OBP: 0.239, SLG: 0.460 Eddie Fisher, R OBP: 0.100, SLG: 0.053 (1, 1) (2, 1) (3, 1) (7, PH) (8, 1) (9, PH) (9, PH)			K			F8			K	0	0	0	0	0	0	0						
Inning Stats	R: 0 E: 0 K: 1 S: 5	H: 0 LOB: 1 BB: 1 P: 9	R: 0 E: 0 K: 0 S: 3	H: 1 LOB: 1 BB: 1 P: 7	R: 0 E: 0 K: 2 S: 7	H: 0 LOB: 1 BB: 1 P: 11	R: 2 E: 0 K: 1 S: 7	H: 2 LOB: 0 BB: 0 P: 7	R: 0 E: 0 K: 0 S: 3	H: 0 LOB: 0 BB: 0 P: 3	R: 0 E: 0 K: 0 S: 3	H: 0 LOB: 2 BB: 1 P: 12	R: 0 E: 0 K: 2 S: 7	H: 0 LOB: 1 BB: 1 P: 11	R: 0 E: 0 K: 1 S: 6	H: 1 LOB: 2 BB: 1 P: 10	1B: 4 2B: 0 3B: 0 HR: 0	SF: 0 SAC: 0 DP: 1 HBP: 1	WP: 1 PB: 0 SB: 2 CS: 0	PA: 37		
PITCHER	IP	WLS	BF	H	R	ER	SO	BB	IBB	HBP	BLK	WP	HR	S	P	ERA	WHIP					
Dave Boswell, R ERA: 2.9 (1, 1)	9.0	W	37	4	2	1	9	6	0	1	0	1	0	48	73	1.00	1.111					

Minnesota Twins @ Chicago White Sox
Comiskey Park, Chicago, IL
Fri Jun 10 1966, 8:05 PM EDT
Att: 20,581 - Unknown

AB 30
R 2
H 4
RBI 0
BB 6
SO 9
LOB 19



Batter	1	2	3	4	5	6	7	8	9	AB	R	H	RBI	BB	SO	LOB	TOP				
Zoilo Versalles, R OBP: 0.290, SLG: 0.386 (1, 6)	0-0 E8 4-3 1B	0-0 1B			0-0 F8		0-0 F9	0-0 F9		5	1	2	0	0	0	2					
Rich Rollins, R OBP: 0.284, SLG: 0.369 (1, 5)	0-0 1-3	0-0 F6			0-0 5-3		0-0 1B 1-2 BB		0-0 F8	5	1	1	0	0	0	3					
Tony Oliva, L OBP: 0.389, SLG: 0.635 (1, 8)	0-0 4-3 2-3		0-0 4-3		0-0 3-1		0-0 1B 1-3 2-H		0-0 F7	5	0	1	1	0	0	1					
Harmon Killebrew, R OBP: 0.365, SLG: 0.511 Jimmie Hall, L OBP: 0.285, SLG: 0.391 (1, 7) (9, 7)	0-0 1B 3-H		0-0 1-3		0-0 F8		0-0 BB IBB		0-0 6-3	4	0	1	1	1	0	0					
Don Mincher, L OBP: 0.323, SLG: 0.420 (1, 3)	0-0 F6		0-0 3-1		0-0 F4		0-0 1-2 2-3 3-H BB			3	0	0	1	1	0	1					
Bob Allison, R OBP: 0.320, SLG: 0.333 (1, 9)		0-0 HR		0-0 F8		0-0 BB		0-0 4-3		3	1	1	1	1	0	3					
Bernie Allen, L OBP: 0.319, SLG: 0.353 (1, 4)		0-0 FC5-4 1B		0-0 2B		0-0 F7		0-0 3-1		4	0	2	0	0	0	1					
Jerry Zimmerman, R OBP: 0.409, SLG: 0.324 (1, 2)		0-0 FC5-4 1B 1-2		0-0 5-3			0-0 1B 1B			4	1	2	0	0	0	2					
Jim Kaat, L OBP: 0.231, SLG: 0.270 Al Worthington, R OBP: 0.200, SLG: 0.400 Jim Merritt, L (9, 1) (9, 1)	0-0 K	0-0 K		0-0 K			0-0 K		0-0 F3	4	0	0	0	0	3	4					
										0	0	0	0	0	0	0					
										0	0	0	0	0	0	0					
Inning Stats	R: 1 E: 1 K: 0 S: 5	H: 2 LOB: 1 BB: 0 P: 5	R: 1 E: 0 K: 1 S: 8	H: 3 LOB: 2 BB: 0 P: 8	R: 0 E: 0 K: 0 S: 3	H: 0 LOB: 0 BB: 0 P: 3	R: 0 E: 0 K: 1 S: 6	H: 1 LOB: 1 BB: 0 P: 6	R: 0 E: 0 K: 0 S: 3	H: 0 LOB: 1 BB: 1 P: 7	R: 2 E: 0 K: 1 S: 8	H: 3 LOB: 3 BB: 2 P: 16	R: 0 E: 0 K: 0 S: 4	H: 1 LOB: 1 BB: 0 P: 4	R: 0 E: 0 K: 0 S: 3	H: 0 LOB: 0 BB: 0 P: 3	1B: 8 2B: 1 3B: 0 HR: 1	SF: 0 SAC: 0 DP: 0 HBP: 0	WP: 0 PB: 0 SB: 0 CS: 0	PA: 40	
PITCHER	IP WLS BF H R ER SO BB IBB HBP BLK WP HR S P ERA WHIP	IP WLS BF H R ER SO BB IBB HBP BLK WP HR S P ERA WHIP																			
Gary Peters, L ERA: 2.49 (1, 1)	6.2 L 32 9 4 4 3	0.1 1 0 0 0 0	2.0 7 1 0 0 0	6.2 L 32 9 4 4 3	0.1 1 0 0 0 0	2.0 7 1 0 0 0	6.2 L 32 9 4 4 3	0.1 1 0 0 0 0	2.0 7 1 0 0 0	6.2 L 32 9 4 4 3	0.1 1 0 0 0 0	2.0 7 1 0 0 0	6.2 L 32 9 4 4 3	0.1 1 0 0 0 0	2.0 7 1 0 0 0	6.2 L 32 9 4 4 3	0.1 1 0 0 0 0	2.0 7 1 0 0 0	6.2 L 32 9 4 4 3	0.1 1 0 0 0 0	2.0 7 1 0 0 0

Minnesota Twins @ Chicago White Sox
Comiskey Park, Chicago, IL
Sat Jun 11 1966, 8:05 PM EDT
Att: 25,815 - Unknown

AB 37
R 4
H 10
RBI 4
BB 3
SO 3
LOB 17

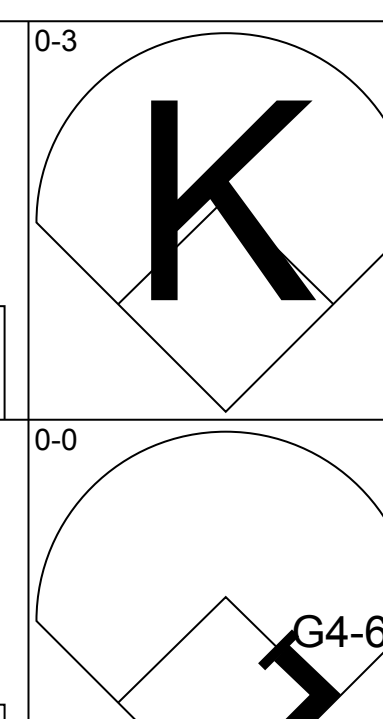
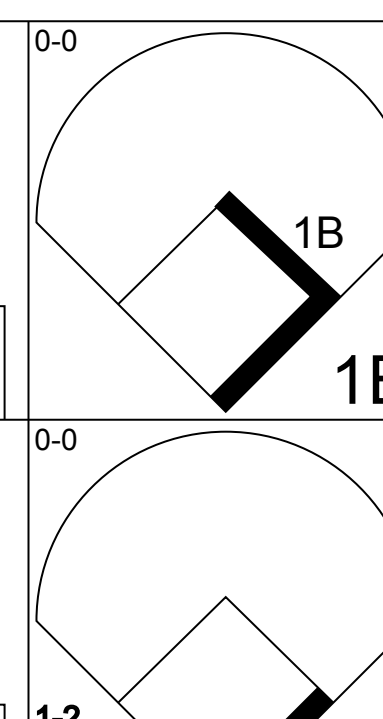
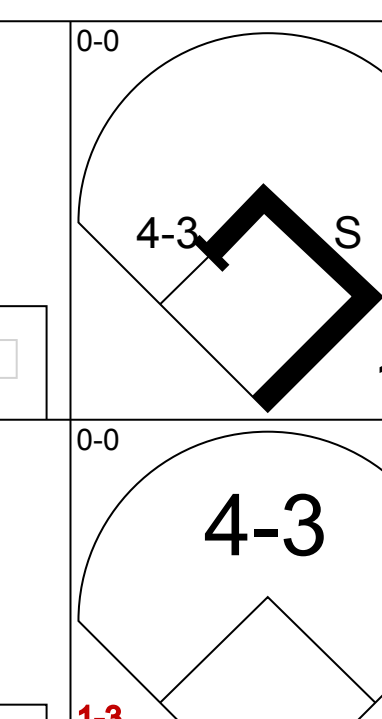
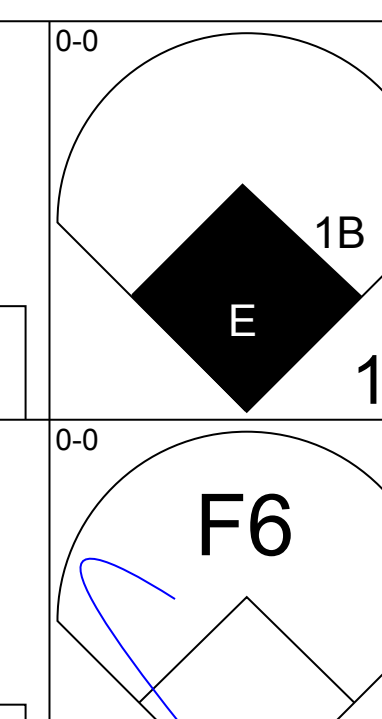
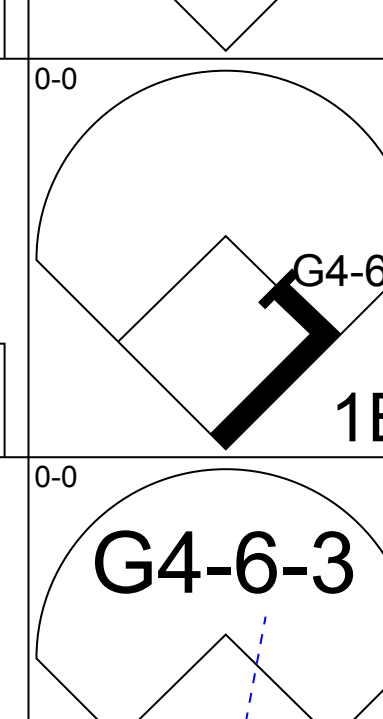
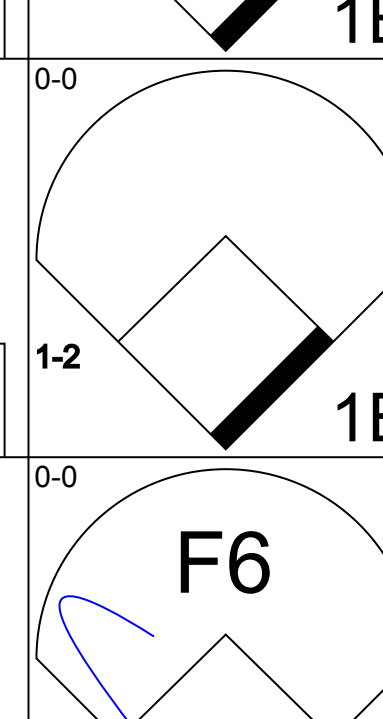
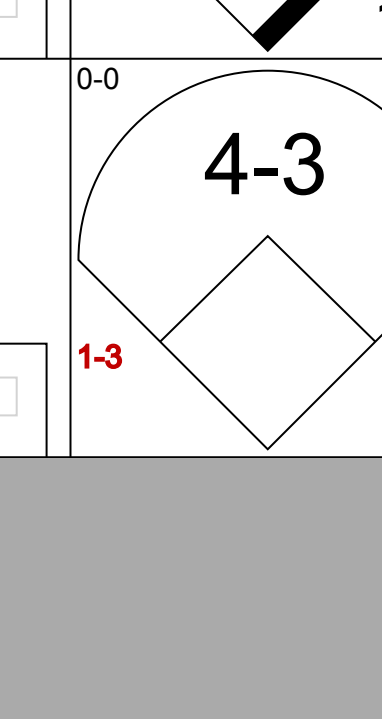
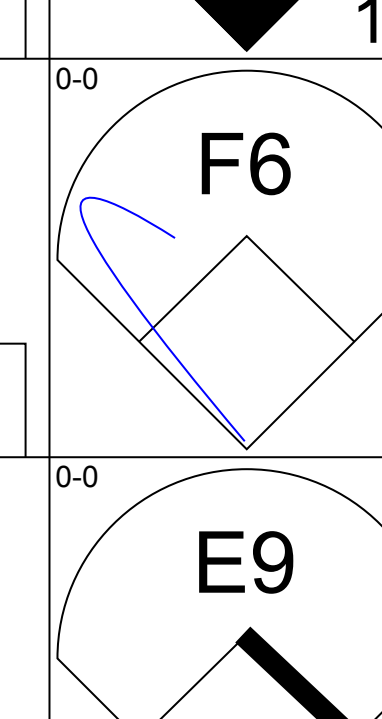
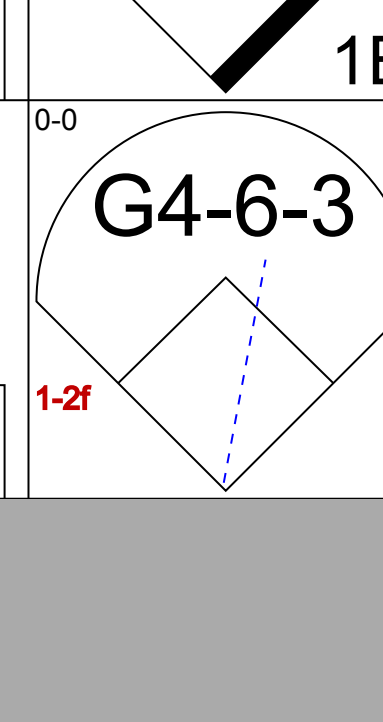
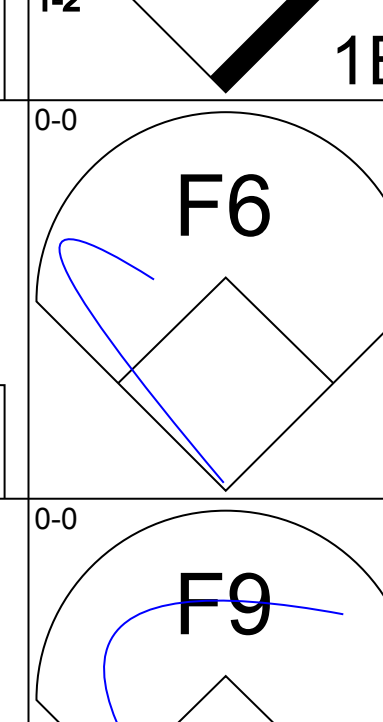
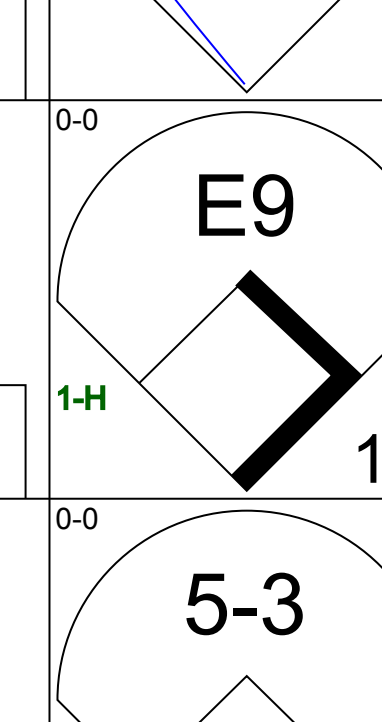
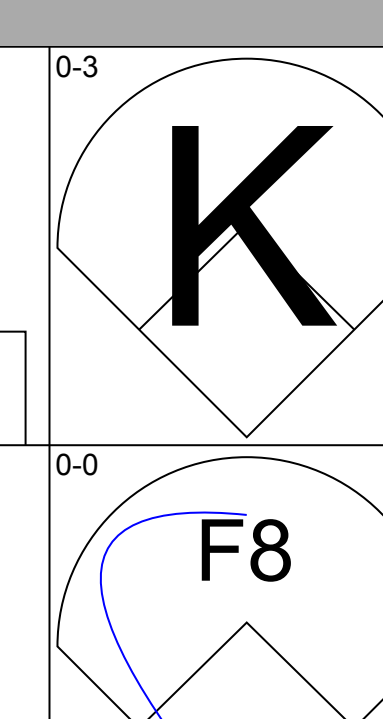
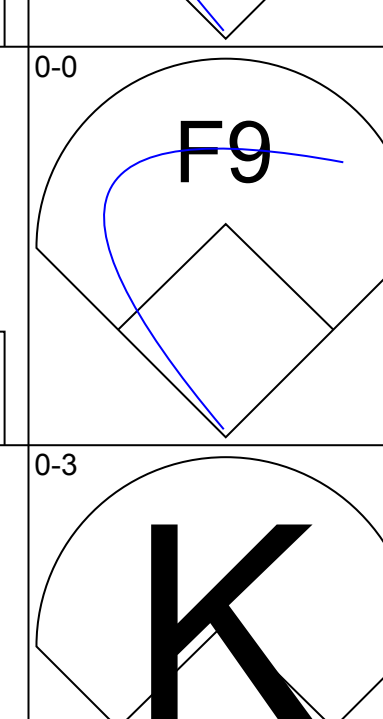
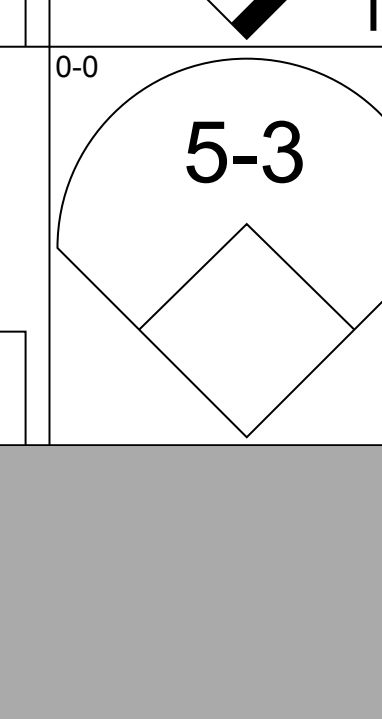
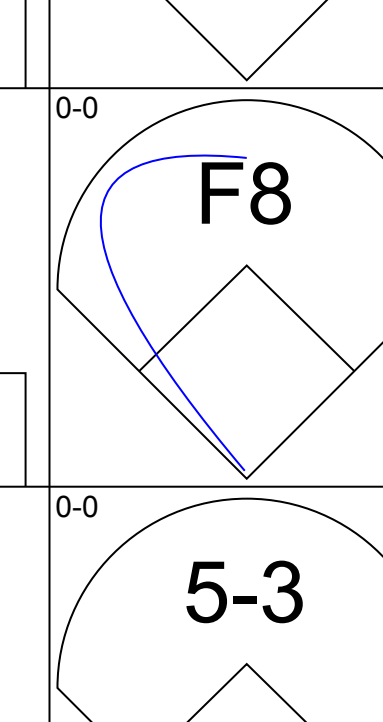
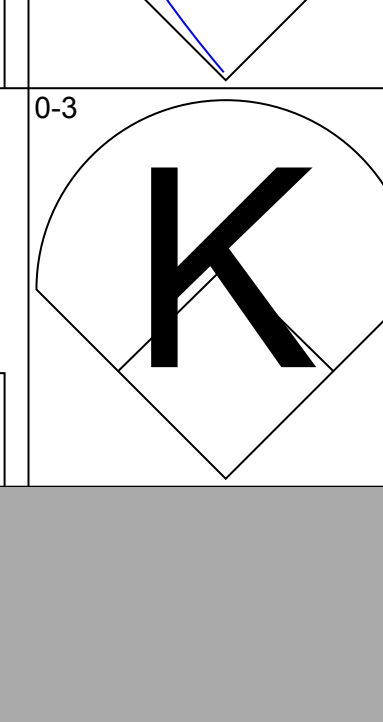

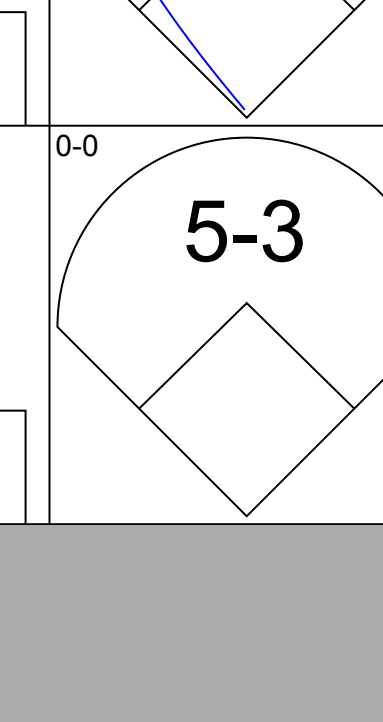
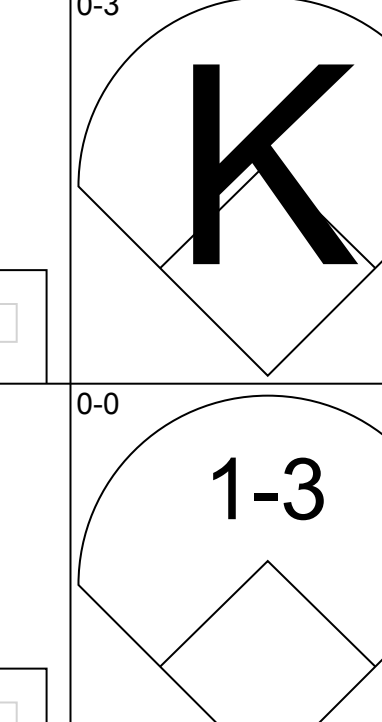

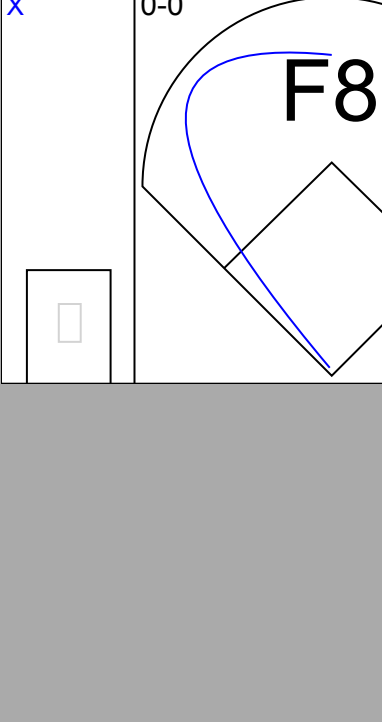
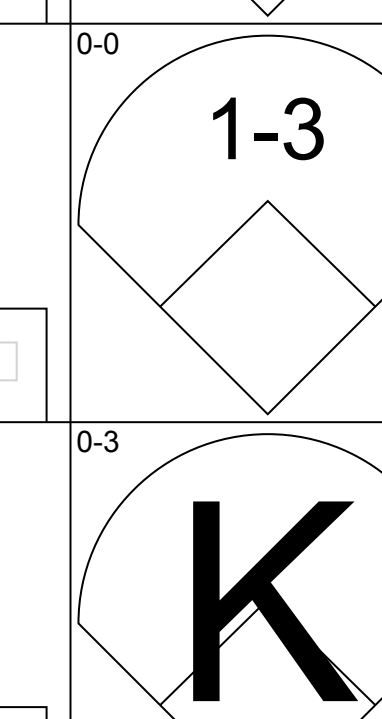

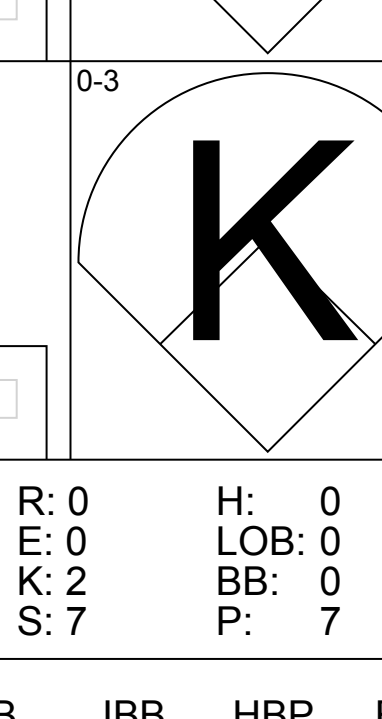
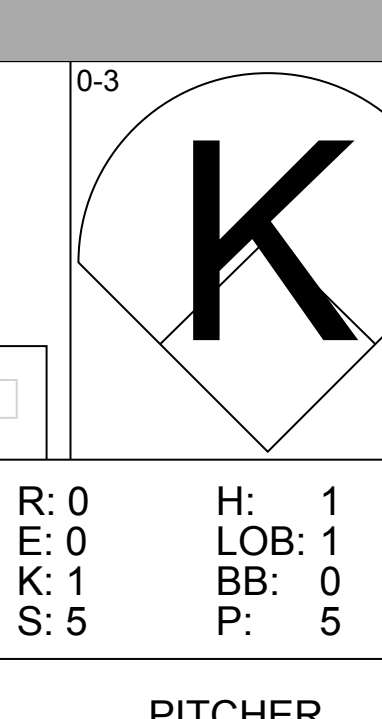
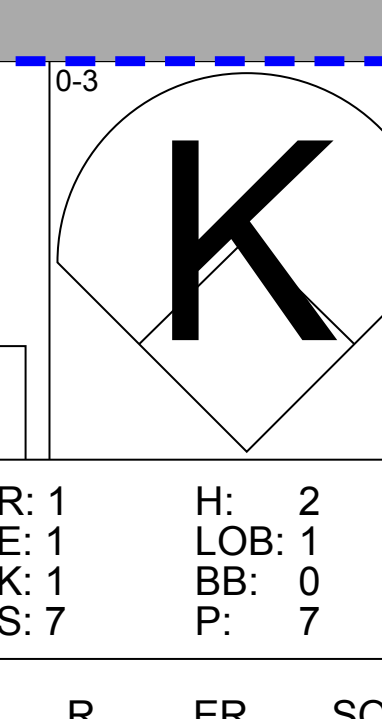


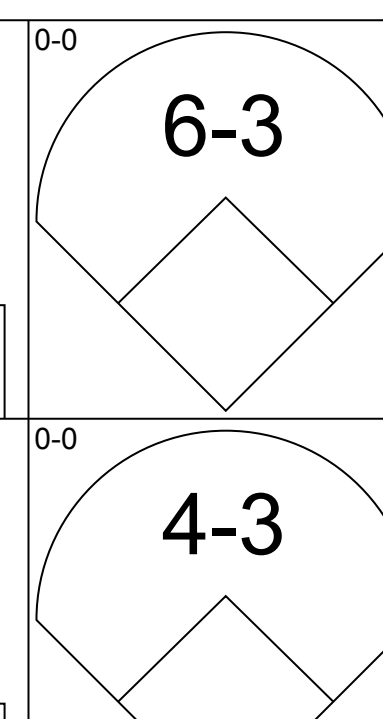
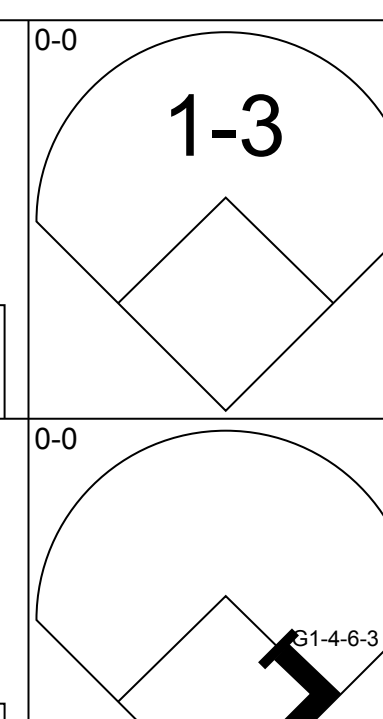
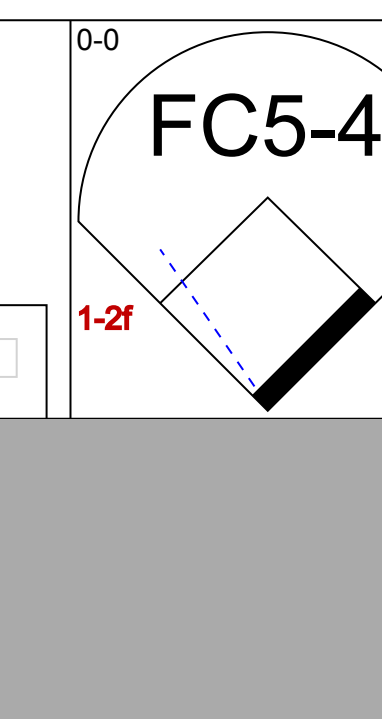
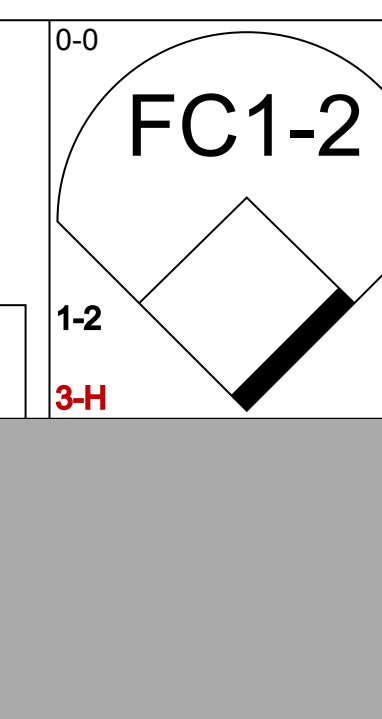
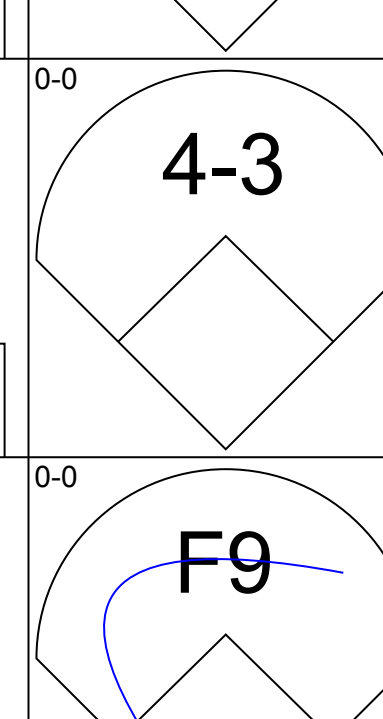
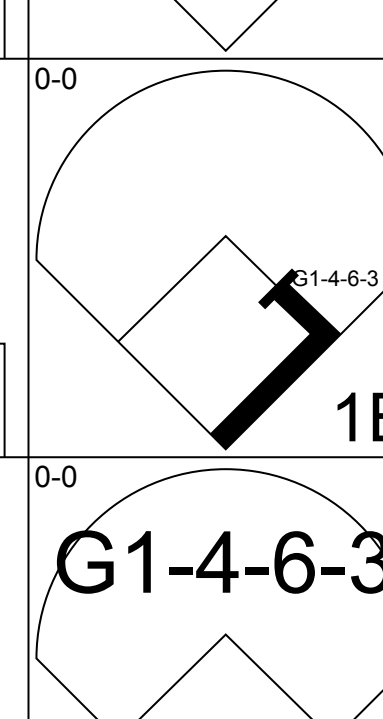

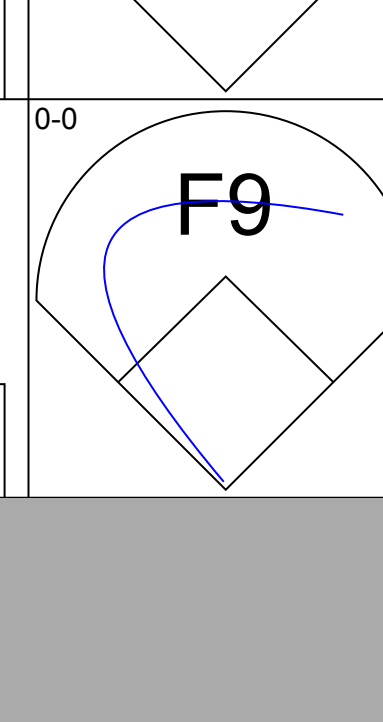
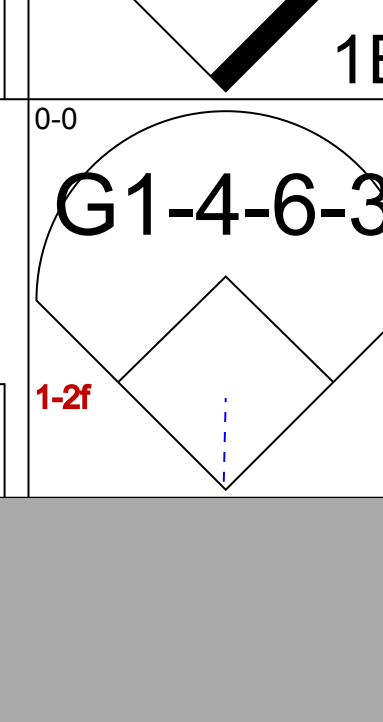
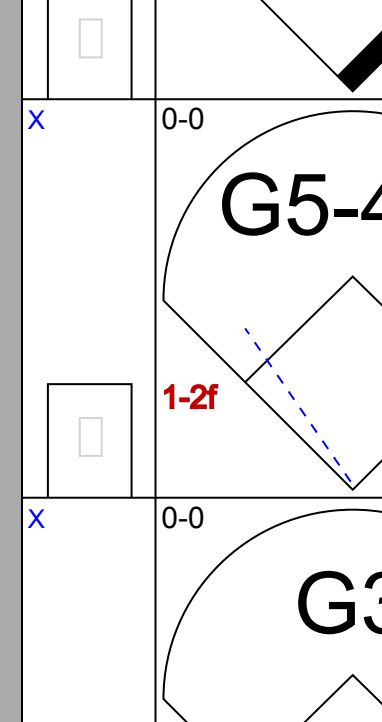
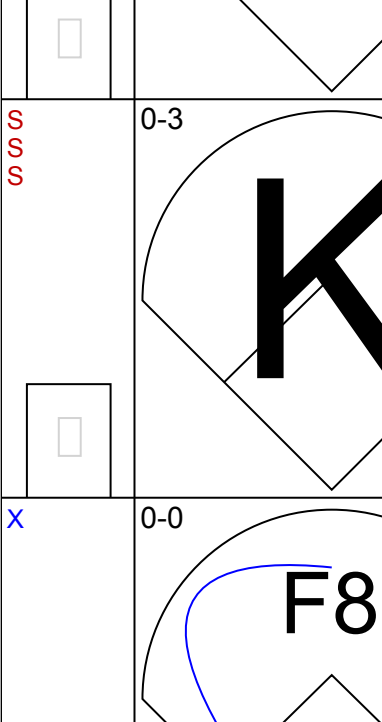
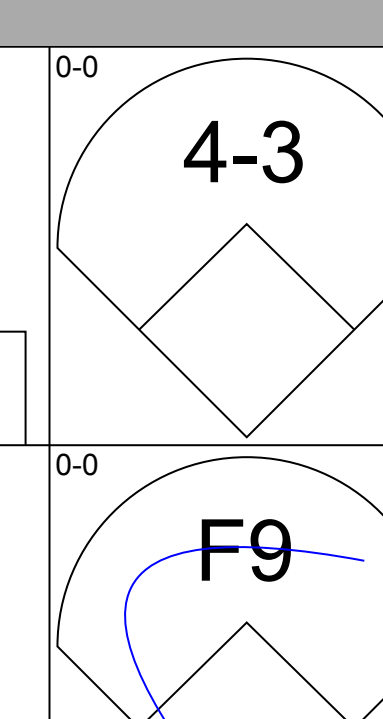
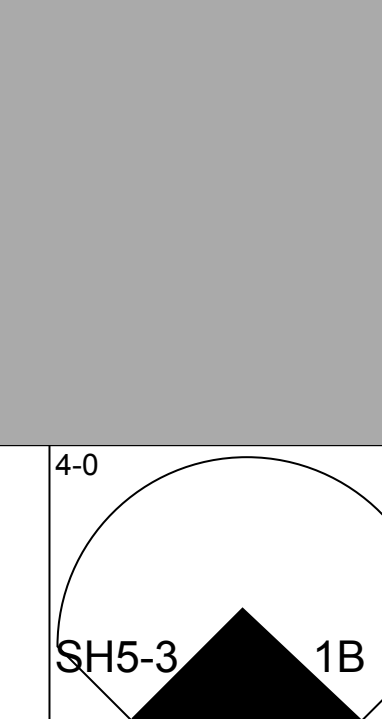
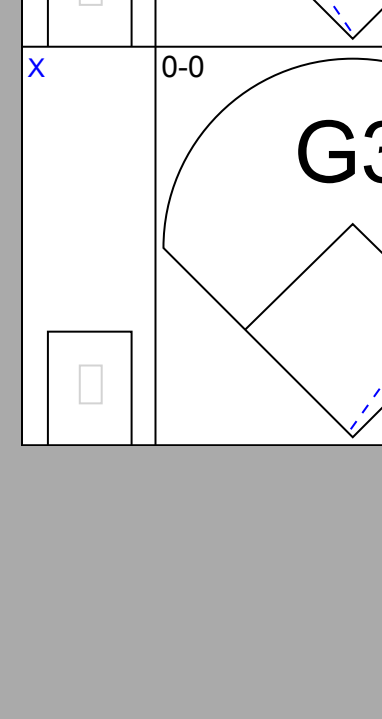
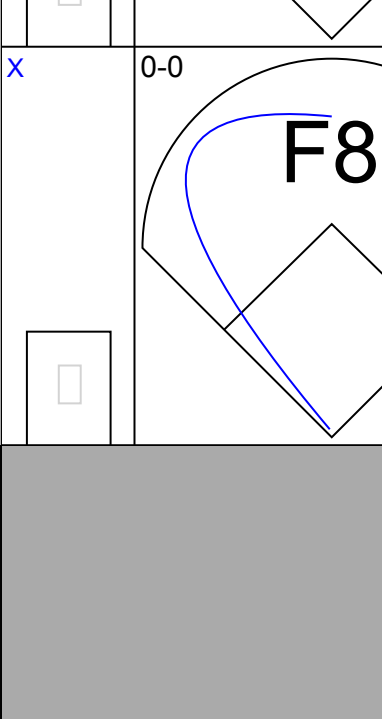
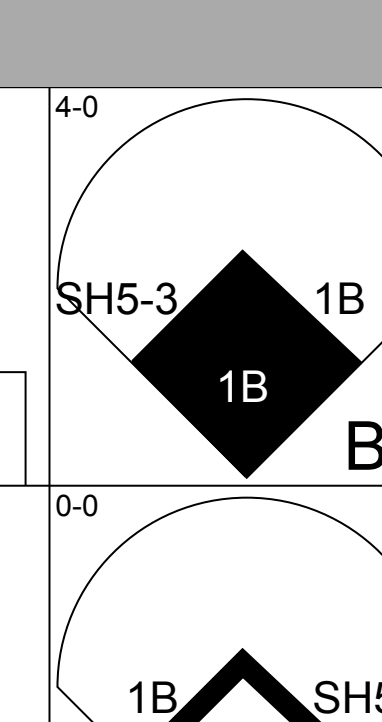
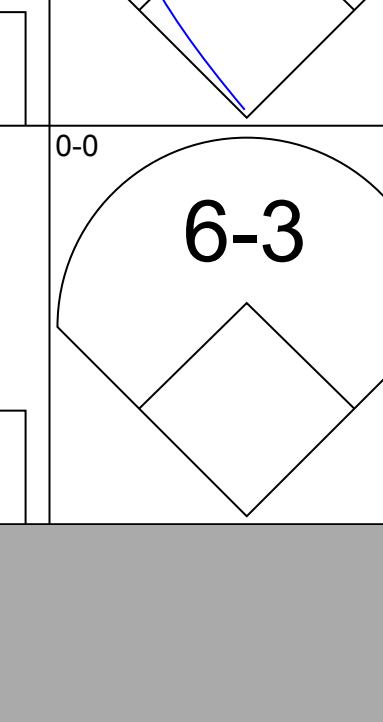
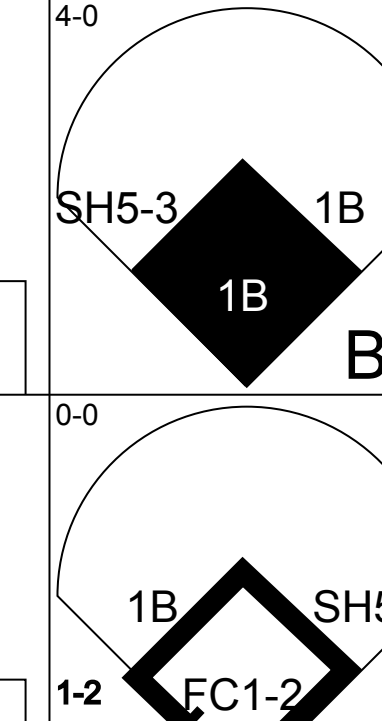
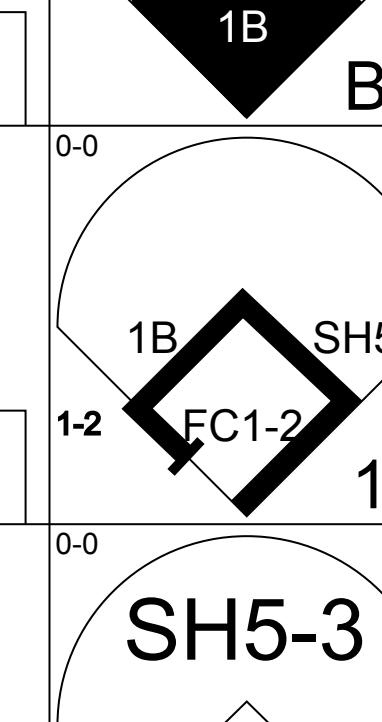
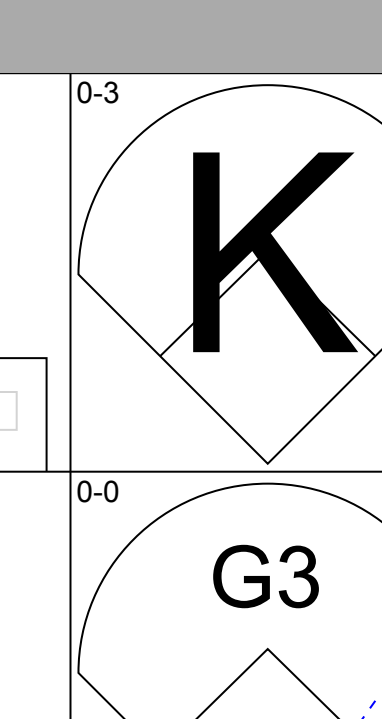
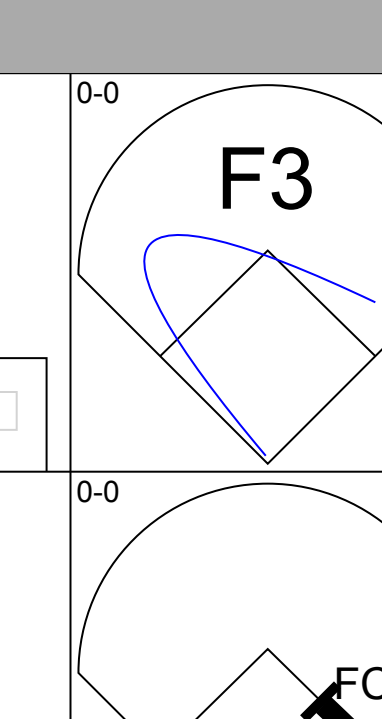
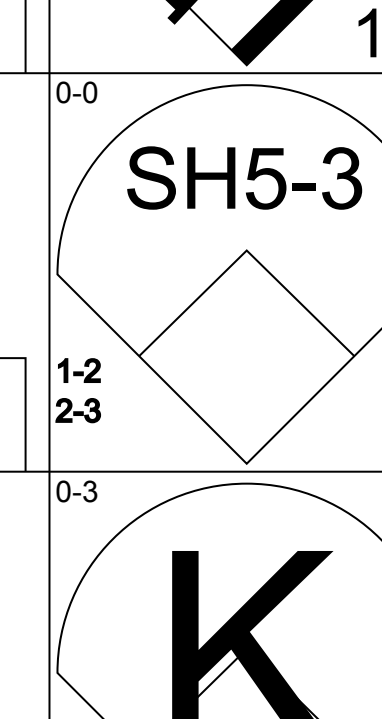
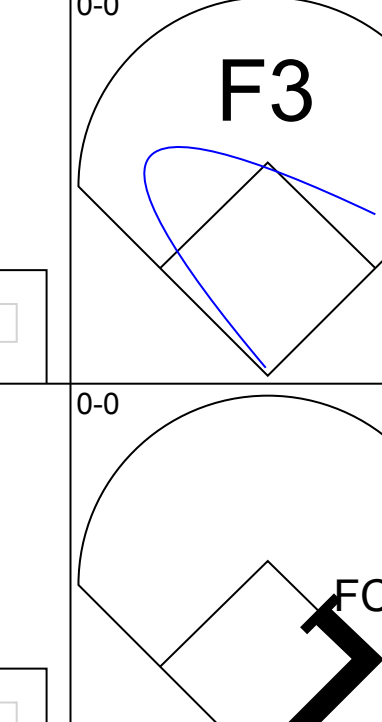
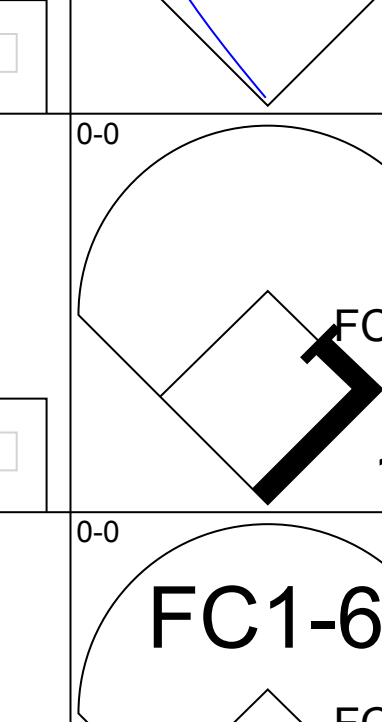
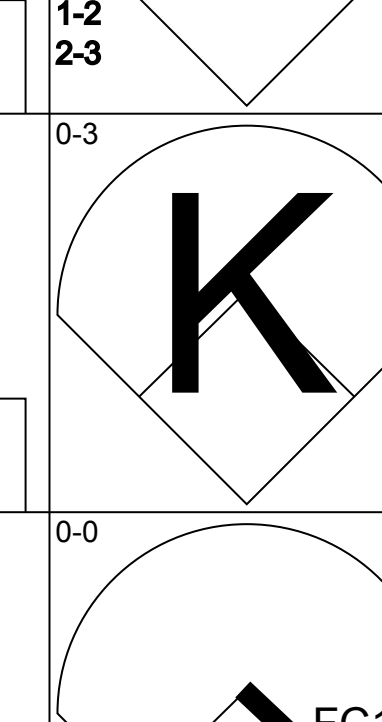
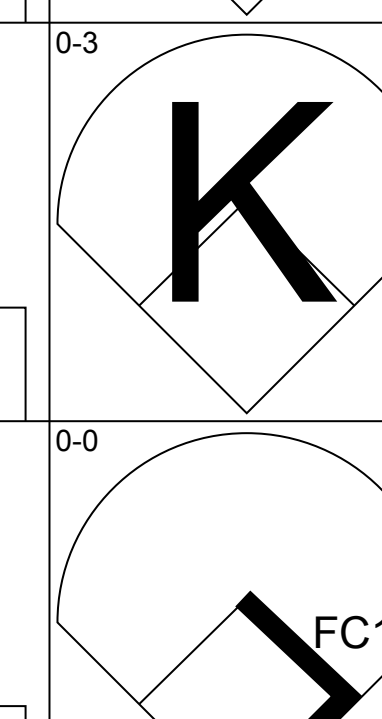
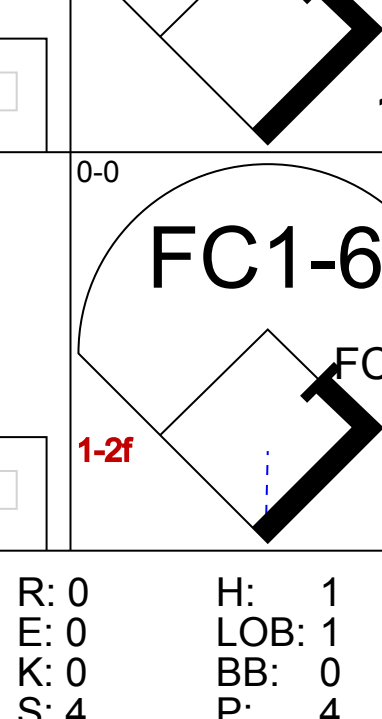
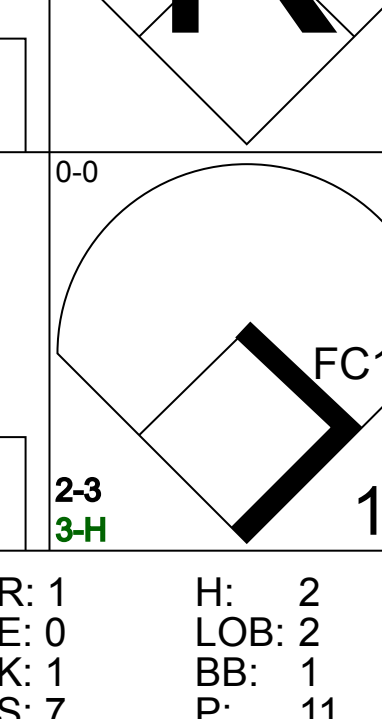
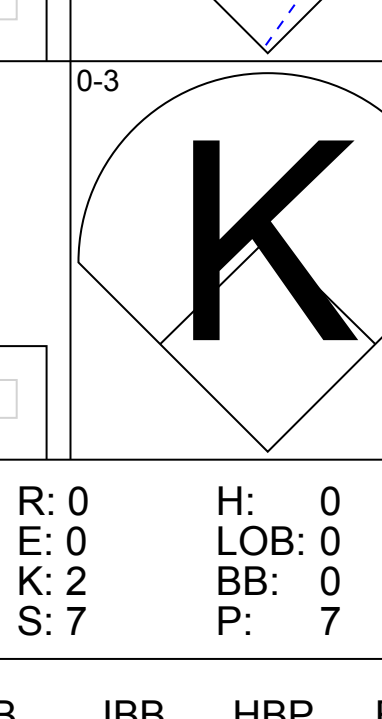
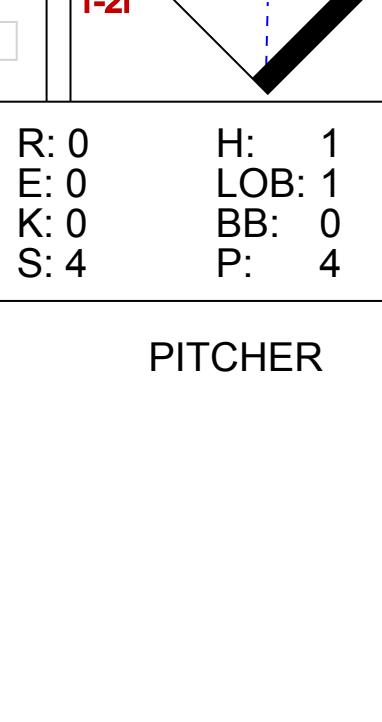
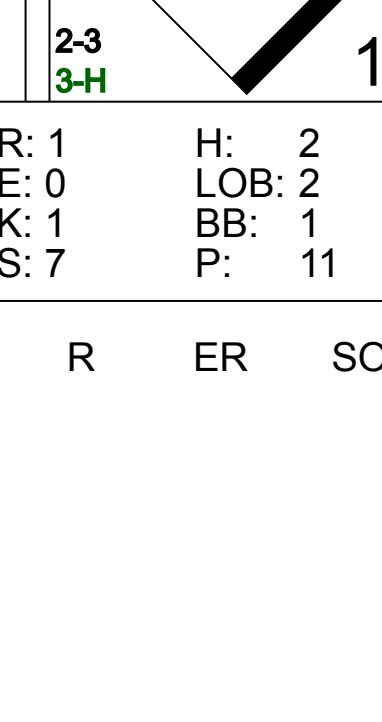

Batter	1	2	3	4	5	6	7	8	9	AB	R	H	RBI	BB	SO	LOB	BOTTOM					
Ken Berry, R OBP: 0.265, SLG: 0.275 Tom McCraw, L OBP: 0.300, SLG: 0.291 (1, 7) (9, FH)	0-0 CS 1B		0-0 F7		0-0 BB HBP			0-0 6-3	0-0 1-3	3	0	1	0	0	0	0						
Wayne Causey, L OBP: 0.310, SLG: 0.232 (1, 4)	0-0 F6		0-0 6-3		0-0 BB G4-6-3			0-0 6-3	0-0 4-3	4	0	0	0	1	0	4						
Tommie Agee, R OBP: 0.314, SLG: 0.379 (1, 8)	0-0 K 1-2			0-0 E4 G6-4-3	0-0 G4-6-3			0-0 2B		4	1	1	0	0	1	4						
John Romano, R OBP: 0.432, SLG: 0.462 (1, 2)		0-0 F7		0-0 G6-4-3		0-0 F2		0-0 2B		4	0	1	1	0	0	1						
Bill Skowron, R OBP: 0.279, SLG: 0.338 (1, 3)		0-0 E4 1B		0-0 BB		0-0 5-3		0-0 4-3		3	0	0	0	1	0	1						
Floyd Robinson, L OBP: 0.365, SLG: 0.404 (1, 9)		0-0 F6		0-0 F6		0-0 G3			0-0 1B 2B	4	1	1	0	0	0	2						
Lee Elia, R OBP: 0.293, SLG: 0.407 (1, 6)		0-0 1B			0-0 1B 2B		0-0 F7		0-0 F9	4	1	2	0	0	0	1						
Don Buford, S OBP: 0.293, SLG: 0.302 Eddie Fisher, R (8, 1)		0-0 F8			0-0 K		0-0 5-3		0-0 2B 1B	3	0	0	0	0	1	3						
Jerry McNertney, R OBP: 0.393, SLG: 0.320 Al Weis, S OBP: 0.231, SLG: 0.149 (9, FH) (9, PR)					0-0 K		0-0 6-3		0-0 1B 2B	1	0	1	0	0	0	0						
Gary Peters, L ERA: 2.88 Bob Locker, R ERA: 2.1 Gene Friesen, R OBP: 0.298, SLG: 0.372 (1, 1) (7, 1) (7, PH) (8, 5)	8.1 W 35 8 3 3 2	0.0 S 2 0 0 0	0.0 S 2 0 0 0	8.1 W 35 8 3 3 2	0.0 S 2 0 0 0	0.0 S 2 0 0 0	8.1 W 35 8 3 3 2	0.0 S 2 0 0 0	0.0 S 2 0 0 0	8.1 W 35 8 3 3 2	0.0 S 2 0 0 0	0.0 S 2 0 0 0	8.1 W 35 8 3 3 2	0.0 S 2 0 0 0	0.0 S 2 0 0 0	8.1 W 35 8 3 3 2	0.0 S 2 0 0 0	0.0 S 2 0 0 0	8.1 W 35 8 3 3 2	0.0 S 2 0 0 0	0.0 S 2 0 0 0	
Inning Stats	R: 0 E: 0 K: 1 S: 5	H: 1 LOB: 1 BB: 0 P: 5	R: 0 E: 1 K: 0 S: 5	H: 1 LOB: 2 BB: 0 P: 5	R: 0 E: 0 K: 0 S: 3	H: 0 LOB: 0 BB: 0 P: 3	R: 0 E: 1 K: 0 S: 3	H: 0 LOB: 1 BB: 1 P: 7	R: 1 E: 1 K: 1 S: 6	H: 2 LOB: 2 BB: 1 P: 11	R: 0 E: 0 K: 0 S: 3	H: 0 LOB: 0 BB: 0 P: 3	R: 0 E: 0 K: 0 S: 3	H: 0 LOB: 1 BB: 0 P: 3	R: 1 E: 0 K: 0 S: 5	H: 2 LOB: 1 BB: 0 P: 5	R: 0 E: 0 K: 0 S: 6	H: 3 LOB: 3 BB: 0 P: 6	1B: 5 2B: 5 3B: 0 HR: 0	SF: 0 SAC: 0 DP: 3 HBP: 1	WP: 0 PB: 0 SB: 0 CS: 1	PA: 38
PITCHER	IP WLS BF H R ER SO BB IBB HBP BLK WP HR S P ERA WHIP	IP WLS BF H R ER SO BB IBB HBP BLK WP HR S P ERA WHIP																				
Jim Kaat, L ERA: 2.88 (1, 1)	8.1 W 35 8 3 3 2	0.0 S 2 0 0 0	0.0 S 2 0 0 0	8.1 W 35 8 3 3 2	0.0 S 2 0 0 0	0.0 S 2 0 0 0	8.1 W 35 8 3 3 2	0.0 S 2 0 0 0	0.0 S 2 0 0 0	8.1 W 35 8 3 3 2	0.0 S 2 0 0 0	0.0 S 2 0 0 0	8.1 W 35 8 3 3 2	0.0 S 2 0 0 0	0.0 S 2 0 0 0	8.1 W 35 8 3 3 2	0.0 S 2 0 0 0	0.0 S 2 0 0 0	8.1 W 35 8 3 3 2	0.0 S 2 0 0 0	0.0 S 2 0 0 0	

Minnesota Twins @ Chicago White Sox
Comiskey Park, Chicago, IL
Sat Jun 11 1966, 8:05 PM EDT
Att: 25,815 - Unknown

AB 35
R 3
H 9
RBI 3
BB 2
SO 2
LOB 19



Batter	1	2	3	4	5	6	7	8	9	AB	R	H	RBI	BB	SO	LOB	TOP								
Cesar Tovar, R (1, 6) OBP: 0.320, SLG: 0.360										4	1	3	0	0	1	0	Minnesota Twins @ Chicago White Sox Comiskey Park, Chicago, IL Sun Jun 12 1966, 4:33 AM EDT Att: 18,378 - Unknown								
Rich Rollins, R (1, 5) OBP: 0.295, SLG: 0.377										4	0	2	0	0	0	2									
Tony Oliva, L (1, 8) OBP: 0.392, SLG: 0.633										4	1	2	0	0	0	3									
Harmon Killebrew, R (1, 7) OBP: 0.363, SLG: 0.503										3	0	0	0	1	1	3									
Jimmie Hall, L (9, 7) OBP: 0.285, SLG: 0.391										0	0	0	0	0	0	0									
Don Mincher, L (1, 3) OBP: 0.321, SLG: 0.415										4	0	1	0	0	1	2									
Bob Allison, R (1, 9) OBP: 0.308, SLG: 0.321										3	0	0	1	0	0	0									
Bernie Allen, L (1, 4) OBP: 0.313, SLG: 0.345										4	0	0	0	0	1	2									
Jerry Zimmerman, R (1, 2) OBP: 0.383, SLG: 0.300										3	0	0	0	0	0	2									
Mudcat Grant, R (1, 1) OBP: 0.138, SLG: 0.179										3	0	0	0	0	3	0									
Inning Stats	R: 0 E: 0 K: 1 S: 5	H: 1 LOB: 0 BB: 0 P: 5	R: 0 E: 0 K: 1 S: 5	H: 0 LOB: 0 BB: 0 P: 5	R: 0 E: 0 K: 2 S: 7	H: 0 LOB: 0 BB: 0 P: 7	R: 0 E: 0 K: 1 S: 7	H: 2 LOB: 2 BB: 0 P: 7	R: 0 E: 0 K: 0 S: 3	H: 0 LOB: 0 BB: 0 P: 3	R: 0 E: 0 K: 1 S: 5	H: 1 LOB: 1 BB: 0 P: 5	R: 1 E: 0 K: 0 S: 5	H: 2 LOB: 2 BB: 1 P: 9	R: 1 E: 1 K: 1 S: 7	H: 2 LOB: 1 BB: 0 P: 7	R: 0 E: 0 K: 0 S: 3	H: 0 LOB: 0 BB: 0 P: 3	1B: 8 2B: 0 3B: 0 HR: 0	SF: 1 SAC: 0 DP: 1 HBP: 0	WP: 0 PB: 0 SB: 1 CS: 0	PA: 34			
PITCHER	IP	WLS	BF	H	R	ER	SO	BB	IBB	HBP	BLK	WP	HR	S	P	ERA	WHIP								
Tommy John, L (1, 1) ERA: 1.96	7.0	L	26	6	1	1	6	1	0	0	0	0	0	37	41	1.29	1.000								
Bob Locker, R (8, 1) ERA: 1.73	1.0		5	2	1	0	1	0	0	0	0	0	0	7	7	0.00	2.000								
Eddie Fisher, R (9, 1) ERA: 2.29	1.0		3	0	0	0	0	0	0	0	0	0	0	3	3	0.00	0.000								

Batter	1	2	3	4	5	6	7	8	9	AB	R	H	RBI	BB	SO	LOB	BOTTOM								
Wayne Causey, L (1, 4) OBP: 0.302, SLG: 0.225										3	0	0	0	0	0	1	Minnesota Twins @ Chicago White Sox Comiskey Park, Chicago, IL Sun Jun 12 1966, 4:33 AM EDT Att: 18,378 - Unknown								
Al Weis, S (7, 4) OBP: 0.229, SLG: 0.147										1	0	0	0	0	0	2									
Don Buford, S (1, 5) OBP: 0.296, SLG: 0.305										4	0	2	0	0	1	0									
Tommie Agee, R (1, 8) OBP: 0.308, SLG: 0.371										4	0	0	0	0	1	2									
Floyd Robinson, L (1, 9) OBP: 0.358, SLG: 0.394										4	0	0	0	0	0	0									
Tom McCraw, L (1, 7) OBP: 0.301, SLG: 0.286										2	1	0	0	1	0	0									
Bill Skowron, R (1, 3) OBP: 0.280, SLG: 0.338										3	0	1	0	0	1	0									
Jerry McNertney, R (1, 2) OBP: 0.367, SLG: 0.296										2	0	0	0	0	1	0									
Lee Elia, R (1, 6) OBP: 0.300, SLG: 0.411										2	0	1	0	0	0	0									
Smoky Burgess, L (8, PH) OBP: 0.360, SLG: 0.318										1	0	0	0	0	1	2									
Gene Freese, R (9, 5) OBP: 0.298, SLG: 0.372										0	0	0	0	0	0	0									
Tommy John, R (1, 1) OBP: 0.160, SLG: 0.280										2	0	0	0	0	1	1									
Bob Locker, S (8, 1) OBP: 0.286, SLG: 0.167										0	0	0	0	0	0	0									
J.C. Martin, L (8, PH) OBP: 0.355, SLG: 0.414										1	0	1	1	0	0	0									
Joe Horlen, R (8, PR) OBP: 0.100, SLG: 0.053										0	0	0	0	0	0	0									
Eddie Fisher, R (9, 1)										0	0	0	0	0	0	0									
Inning Stats	R: 0 E: 0 K: 0 S: 3	H: 0 LOB: 0 BB: 0 P: 3	R: 0 E: 0 K: 0 S: 3	H: 0 LOB: 0 BB: 0 P: 3	R: 0 E: 0 K: 2 S: 7	H: 0 LOB: 0 BB: 0 P: 7	R: 0 E: 0 K: 0 S: 3	H: 1 LOB: 0 BB: 0 P: 3	R: 0 E: 0 K: 0 S: 4	H: 1 LOB: 1 BB: 0 P: 4	R: 0 E: 0 K: 0 S: 3	H: 1 LOB: 0 BB: 0 P: 3	R: 0 E: 0 K: 1 S: 7	H: 2 LOB: 2 BB: 1 P: 11	R: 0 E: 0 K: 2 S: 7	H: 0 LOB: 0 BB: 0 P: 7	1B: 5 2B: 0 3B: 0 HR: 0	SF: 0 SAC: 1 DP: 2 HBP: 0	WP: 0 PB: 0 SB: 0 CS: 0	PA: 31					
PITCHER	IP	WLS	BF	H	R	ER	SO	BB	IBB	HBP	BLK	WP	HR	S	P	ERA	WHIP								
Mudcat Grant, R (1, 1) ERA: 3.28	9.0	W	31	5	1	1	6	1	0	0	0	0	0	42	46	1.00	0.667								

AB 32
R 2
H 8
RBI 1
BB 1
SO 7
LOB 14



AB 29
R 1
H 5
RBI 1
BB 1
SO 6
LOB 8



Batter	1	2	3	4	5	6	7	8	9	AB	R	H	RBI	BB	SO	LOB	TOP			
Cesar Tovar, R OBP: 0.327, SLG: 0.376 (1, 6)	0-0 5-3		0-0 1B			0-0 F7		0-0 3-1 1B 2B		4	1	2	0	0	0	0				
Rich Rollins, R OBP: 0.293, SLG: 0.370 (1, 5)	0-0 5-3		0-0 F4			0-0 1B 1B		0-0 3-1		4	1	1	0	0	0	2				
Tony Oliva, L OBP: 0.389, SLG: 0.625 (1, 8)	0-0 4-3			0-0 F7		0-0 1B 1-3 1B		0-3 K		4	0	1	0	0	1	1				
Don Mincher, L OBP: 0.331, SLG: 0.425 (1, 3)		0-0 F7		0-0 4-3 1B		0-0 FC4-6 1-2 3-H 1B		0-0 BB 1B		4	0	3	2	0	0	0				
Harmon Killebrew, R OBP: 0.361, SLG: 0.495 (1, 7)		0-0 E5 FC6-4		0-0 4-3		0-3 K		4-0 3-H BB		3	0	0	0	1	1	3				
Jimmie Hall, L OBP: 0.276, SLG: 0.377 (1, 9)		0-0 FC6-4 1-2 BLK		0-0 F7		0-0 FC4-6 1-2		0-0 BB F6		4	0	0	0	0	0	6				
Earl Batley, R OBP: 0.349, SLG: 0.336 (1, 2)		0-3 K			0-0 F7		0-0 F3		0-0 5-3	4	0	0	0	0	1	1				
Bernie Allen, L OBP: 0.306, SLG: 0.337 (1, 4)			0-0 F7		0-0 5-3		0-0 F9		0-0 4-3	4	0	0	0	0	0	0				
Camilo Pascual, R OBP: 0.200, SLG: 0.200 (2, 1)				0-0 6-3						0	0	0	0	0	0	0				
Dwight Siebler, R (7, PH)					0-0 6-3					2	0	0	0	0	0	0				
Sandy Valdespino, L OBP: 0.238, SLG: 0.253 (7, PH)										1	0	0	0	0	0	0				
Johnny Klippstein, R (7, PH)										0	0	0	0	0	0	0				
Russ Nixon, L OBP: 0.207, SLG: 0.286 (9, PH)										1	0	0	0	0	0	0				
Inning Stats	R: 0 E: 0 K: 0 S: 3	H: 0 LOB: 0 BB: 0 P: 3	R: 0 E: 1 K: 1 S: 6	H: 0 LOB: 1 BB: 0 P: 6	R: 0 E: 0 K: 0 S: 4	H: 1 LOB: 1 BB: 0 P: 4	R: 0 E: 0 K: 0 S: 4	H: 1 LOB: 0 BB: 0 P: 4	R: 0 E: 0 K: 1 S: 8	H: 3 LOB: 2 BB: 0 P: 8	R: 0 E: 0 K: 0 S: 3	H: 0 LOB: 0 BB: 0 P: 3	R: 1 E: 0 K: 1 S: 7	H: 2 LOB: 2 BB: 1 P: 11	R: 0 E: 0 K: 0 S: 3	H: 0 LOB: 0 BB: 0 P: 3	1B: 6 2B: 1 3B: 0 HR: 0	SF: 0 SAC: 0 DP: 0 HBP: 0	WP: 0 PB: 0 SB: 0 CS: 0	PA: 36
PITCHER Catfish Hunter, R ERA: 3.42 (1, 1)	IP: 9.0 WLS: W BF: 36 H: 7 R: 2 ER: 2 SO: 3 BB: 1 IBB: 0 HBP: 0 BLK: 1 WP: 0 HR: 0 S: 41 P: 45 ERA: 2.00 WHIP: 0.889																			

Minnesota Twins @ Kansas City Athletics
Municipal Stadium, Kansas City, MO
Mon Jun 13 1966, 8:05 PM EDT
Unknown

AB 35
R 2
H 7
RBI 2
BB 1
SO 3
LOB 13



Batter	1	2	3	4	5	6	7	8	9	AB	R	H	RBI	BB	SO	LOB	BOTTOM	
Bert Campaneris, R OBP: 0.301, SLG: 0.406 (1, 6)	0-0 F2	0-0 F8		0-0 1B		0-0 1-2 3-H 5-3 1B		0-0 6-3		5	0	2	1	0	0	2		
Joe Nassek, R OBP: 0.278, SLG: 0.329 (1, 8)	0-0 F7	0-0 G3		0-0 F4		0-0 1-2 2-3 5-3		0-3 K		5	0	0	0	0	1	5		
Mike Hershberger, R OBP: 0.315, SLG: 0.365 (1, 9)	0-0 5-3		0-0 F8		0-0 4-3 1B		0-0 F9		0-0 F9	5	0	1	0	0	0	2		
Danny Cater, R OBP: 0.238, SLG: 0.281 (2, PR)					0-0 4-3					1	0	1	0	0	0	0		
Ed Charles, R OBP: 0.294, SLG: 0.418 (3, 5)		BB 1B BB		S BB		1-2		2B 1B		2	1	1	0	1	0	1		
Ken Harrelson, R OBP: 0.328, SLG: 0.346 (1, 3)		0-3 K		4-0 BB		0-0 F9		0-0 1-3 2B		3	0	1	0	1	1	2		
Larry Stahl, L OBP: 0.258, SLG: 0.342 (1, 7)		4-0 1B 1-2 2B BB		0-3 K		0-3 K		0-0 G3		3	1	0	0	1	2	5		
Phil Roof, R OBP: 0.265, SLG: 0.413 (1, 2)		4-0 1-2 2-3 1B BB		0-3 K		0-0 1B 1B		0-3 K		3	2	1	0	1	2	4		
Ernie Fazio, R OBP: 0.400, SLG: 0.308 (1, 4)		0-0 1-2 2-3 3-H 1B		0-0 5-3		0-0 F3		4-0 IBB		3	1	1	1	1	0	1		
Catfish Hunter, R OBP: 0.194, SLG: 0.257 (1, 1)				0-0 4-3		0-0 5-3 1B		0-0 1-3		4	0	2	3	0	0	3		
Inning Stats	R: 0 E: 0 K: 0 S: 3	H: 0 LOB: 0 BB: 0 P: 3	R: 4 E: 0 K: 1 S: 8	H: 3 LOB: 2 BB: 2 P: 16	R: 0 E: 0 K: 2 S: 7	H: 0 LOB: 2 BB: 2 P: 15	R: 0 E: 0 K: 0 S: 4	H: 1 LOB: 1 BB: 0 P: 4	R: 0 E: 0 K: 1 S: 6	H: 1 LOB: 1 BB: 0 P: 6	R: 0 E: 0 K: 1 S: 7	H: 2 LOB: 3 BB: 1 P: 11	R: 0 E: 0 K: 1 S: 5	H: 0 LOB: 0 BB: 0 P: 5	1B: 8 2B: 2 3B: 0 HR: 0	SF: 0 SAC: 0 DP: 0 HBP: 0	WP: 0 PB: 0 SB: 1 CS: 0	PA: 39
PITCHER Camilo Pascual, R ERA: 5.78 (1, 1)	IP: 1.1 WLS: L BF: 9 H: 3 R: 4 ER: 4 SO: 1 BB: 2 IBB: 0 HBP: 0 BLK: 0 WP: 0 HR: 0 S: 9 P: 17 ERA: 27.00 WHIP: 3.750																	
Dwight Siebler, R ERA: 3.27 (2, 1)	IP: 4.2 WLS: 21 BF: 5 H: 1 R: 1 ER: 1 SO: 3 BB: 2 IBB: 0 HBP: 0 BLK: 0 WP: 0 HR: 0 S: 25 P: 33 ERA: 1.93 WHIP: 1.500																	
Johnny Klippstein, R ERA: 4.7 (7, 1)	IP: 2.0 WLS: 9 BF: 2 H: 0 R: 0 ER: 0 SO: 2 BB: 0 IBB: 1 HBP: 0 BLK: 0 WP: 0 HR: 0 S: 12 P: 16 ERA: 0.00 WHIP: 1.000																	

Minnesota Twins @ Kansas City Athletics
Municipal Stadium, Kansas City, MO
Mon Jun 13 1966, 8:05 PM EDT
Unknown

AB 34
R 5
H 10
RBI 5
BB 5
SO 6
LOB 25



Batter	1	2	3	4	5	6	7	8	9	AB	R	H	RBI	BB	SO	LOB	TOP										
Cesar Tovar, R OBP: 0.330, SLG: 0.378 (1, 6)	0-3 K		0-0 2B FC2-5 1B	0-0 CS 1B		0-0 5-3		0-3 K		5	1	2	0	0	2	0											
Rich Rollins, R OBP: 0.322, SLG: 0.436 (1, 5)	0-0 1B FC6-4 1B		0-0 FC2-5 1-3 2B	0-0 CS 1-2	0-0 1B 5-3 2B	0-0 F4		0-0 2B		5	2	4	0	0	0	0											
Tony Oliva, L OBP: 0.389, SLG: 0.620 (1, 8)	0-0 FC6-4 1-3 1B		0-0 FC2-5 1B 2-3 3-H		0-0 F9 1B 5-3 1B	0-0 G3		0-0 F6		5	1	2	1	0	0	2											
Harmon Killebrew, R OBP: 0.357, SLG: 0.485 (9, PR) Jimmie Hall, L OBP: 0.276, SLG: 0.377 (9, 7)	0-0 FC6-4 1-2 3-H		0-0 F8		0-0 5-3		0-0 F8		4-0 S BB BB	4	0	0	2	1	0	3											
Don Mincher, L OBP: 0.339, SLG: 0.433 (1, 3)	0-3 K		0-0 IBB 1B		0-0 F9		0-0 PB FC4-6 2B		4-0 S BB	4	1	2	0	1	1	2											
Bob Allison, R OBP: 0.330, SLG: 0.326 (1, 9)		0-0 FC4 1B	4-0 1-2 IBB		4-0 1B 1B IBB		4-0 FC4-6 BB		0-3 K	2	1	1	0	3	1	2											
Bernie Allen, L OBP: 0.308, SLG: 0.335 (1, 4)		0-0 FC4 1-2	0-0 3-1		0-0 1B 1B		0-0 FC4-6 FC6-4		4-0 BB	4	0	1	2	1	0	5											
Jerry Zimmerman, R OBP: 0.365, SLG: 0.289 (1, 2)		0-0 F8		0-0 F7		0-0 FC6-4		0-0 F2		5	0	1	1	0	0	5											
Jim Perry, S OBP: 0.308, SLG: 0.182 (1, 1)		0-0 F8		0-3 K		0-3 K		0-3 K		5	0	0	0	0	3	6											
Inning Stats	R: 1 E: 0 K: 2 S: 9	H: 2 LOB: 1 BB: 0 P: 9	R: 0 E: 0 K: 0 S: 4	H: 1 LOB: 1 BB: 0 P: 4	R: 1 E: 0 K: 0 S: 6	H: 3 LOB: 3 BB: 1 P: 10	R: 0 E: 0 K: 1 S: 5	H: 1 LOB: 0 BB: 0 P: 5	R: 3 E: 0 K: 1 S: 9	H: 4 LOB: 2 BB: 1 P: 13	R: 0 E: 0 K: 0 S: 3	H: 0 LOB: 0 BB: 0 P: 3	R: 1 E: 0 K: 0 S: 4	H: 1 LOB: 1 BB: 1 P: 8	R: 0 E: 0 K: 2 S: 8	H: 1 LOB: 3 BB: 3 P: 17	R: 0 E: 0 K: 1 S: 5	H: 0 LOB: 0 BB: 3 P: 17	1B: 9 2B: 4 3B: 0 HR: 0	SF: 0 SAC: 0 DP: 0 HBP: 0	WP: 0 PB: 1 CS: 2	PA: 46					
PITCHER	IP	WLS	BF	H	R	ER	SO	BB	IBB	HBP	BLK	WP	HR	S	P	ERA	WHIP										
Paul Lindblad, L ERA: 6.66 Jim Dickson, R ERA: 4.19	(1, 1) 5.0	L 27	11	5	5	4	4	0	2	0	0	0	0	33	41	9.00	2.200										

Minnesota Twins @ Kansas City Athletics
Municipal Stadium, Kansas City, MO
Mon Jun 13 1966, 8:05 PM EDT
Att: 15,416 - Unknown

AB 39
R 6
H 13
RBI 6
BB 6
SO 7
LOB 25



Batter	1	2	3	4	5	6	7	8	9	AB	R	H	RBI	BB	SO	LOB	BOTTOM										
Bert Campaneris, R OBP: 0.302, SLG: 0.404 Ossie Chavarria, R OBP: 0.242, SLG: 0.211 (8, PH)	0-0 4-3 WP 4-3 1B		0-0 F9		0-3 K			0-0 F4		3	1	1	0	0	1	2											
Joe Nassek, R OBP: 0.287, SLG: 0.337 (1, 8)	0-0 4-3 1-3 1B		0-0 1B		0-3 K			0-0 HBP 1B		4	0	2	0	0	1	3											
Mike Hershberger, R OBP: 0.314, SLG: 0.359 (1, 9)	0-0 4-3 3-H		0-0 F6		0-0 F7		0-0 F7		1-0 HBP	3	0	0	1	0	0	1											
Ken Harrelson, R OBP: 0.327, SLG: 0.344 (1, 3)	0-3 K		0-3 K		0-3 K		0-0 FC5-4 1B		0-3 K	4	0	1	0	0	3	2											
Ed Charles, R OBP: 0.285, SLG: 0.404 (1, 5)		0-0 F7		0-3 K		0-0 FC5-4 1-2		0-0 F9		4	0	0	0	0	1	3											
Larry Stahl, L OBP: 0.250, SLG: 0.331 (1, 7)		0-0 4-3		0-0 4-3		0-0 G3		0-0 F8		4	0	0	0	0	0	1											
Phil Roof, R OBP: 0.278, SLG: 0.433 (1, 2)		0-0 1B		0-0 2B		0-0 F7		0-3 K		4	0	2	0	0	1	0											
Dick Green, R OBP: 0.250, SLG: 0.304 (1, 4)		0-0 F8		0-3 K		0-0 4-3		0-0 F2		4	0	0	0	0	1	2											
Paul Lindblad, L Roger Repoz, L OBP: 0.396, SLG: 0.479 Jim Dickson, L OBP: 0.500, SLG: 0.500 (6, 1)			0-0 6-3		4-0 BB		0-0 5-3			1	0	0	0	0	0	0											
Inning Stats	R: 1 E: 0 K: 1 S: 6	H: 1 LOB: 0 BB: 0 P: 6	R: 0 E: 0 K: 0 S: 4	H: 1 LOB: 0 BB: 0 P: 4	R: 0 E: 0 K: 2 S: 7	H: 0 LOB: 0 BB: 0 P: 7	R: 0 E: 0 K: 3 S: 10	H: 1 LOB: 2 BB: 1 P: 14	R: 0 E: 0 K: 0 S: 4	H: 1 LOB: 1 BB: 0 P: 4	R: 0 E: 0 K: 0 S: 3	H: 0 LOB: 0 BB: 0 P: 3	R: 0 E: 0 K: 1 S: 6	H: 1 LOB: 2 BB: 0 P: 7	R: 0 E: 0 K: 1 S: 5	H: 0 LOB: 0 BB: 0 P: 5	1B: 5 2B: 1 3B: 0 HR: 0	SF: 0 SAC: 0 DP: 0 HBP: 1	WP: 1 PB: 0 CS: 0	PA: 35							
PITCHER	IP	WLS	BF	H	R	ER	SO	BB	IBB	HBP	BLK	WP	HR	S	P	ERA	WHIP										
Jim Perry, R ERA: 3.13	(1, 1) 9.0	W 35	6	1	1	1	8	1	0	1	0	1	0	49	54	1.00	0.778										

Minnesota Twins @ Kansas City Athletics
Municipal Stadium, Kansas City, MO
Mon Jun 13 1966, 8:05 PM EDT
Att: 15,416 - Unknown

AB 33
R 1
H 6
RBI 1
BB 1
SO 8
LOB 14



Batter	1	2	3	4	5	6	7	8	9	AB	R	H	RBI	BB	SO	LOB	TOP							
Jose Cardenal, R OBP: 0.332, SLG: 0.409 (1, 8)	F4		F4		FC6-4		K2-3		6-3	5	0	0	0	0	1	1								
Willie Smith, L OBP: 0.271, SLG: 0.253 Rick Reichardt, R OBP: 0.382, SLG: 0.528 (1, 7) (8, 7)	K		4-3			E6	5-3		6-3	4	1	1	0	0	1	0								
Jim Fregosi, R OBP: 0.311, SLG: 0.332 (1, 6)				F6		1B	K		F8	4	1	1	0	1	1	0								
Norm Sieben, L OBP: 0.420, SLG: 0.382 Jackie Hernandez, R (8, PR) Buck Rodgers, S OBP: 0.251, SLG: 0.296 (8, 2)	K			K		1B		G3 SH1-4 HR		4	1	2	0	0	2	1								
Ed Kirkpatrick, L OBP: 0.324, SLG: 0.375 Jim Piersall, R OBP: 0.241, SLG: 0.224 (8, PH) (8, 9)		6-3				SH3-4 1B		SH1-4		3	0	2	1	0	0	0								
Frank Malzone, R OBP: 0.273, SLG: 0.314 (1, 5)		F2			F9			G3		4	0	1	1	0	0	3								
Bobby Knoop, R OBP: 0.280, SLG: 0.439 (1, 4)						SH3-4				2	1	2	0	1	0	0								
Tom Satriano, L OBP: 0.385, SLG: 0.286 Joe Adcock, R OBP: 0.336, SLG: 0.532 (8, PH) (8, 3)		6-3				K	K			3	0	0	0	0	2	3								
Jim McGlothlin, R OBP: 0.188, SLG: 0.214 Lew Burdette, R (6, 1)			K							2	0	0	0	1	2	2								
										1	0	0	0	0	1	1								
Inning Stats	R: 0 E: 0 K: 2 S: 7	H: 0 LOB: 1 BB: 1 P: 11	R: 0 E: 0 K: 0 S: 4	H: 1 LOB: 1 BB: 0 P: 4	R: 0 E: 0 K: 1 S: 5	H: 0 LOB: 0 BB: 0 P: 5	R: 0 E: 0 K: 1 S: 6	H: 1 LOB: 1 BB: 0 P: 6	R: 0 E: 0 K: 1 S: 5	H: 1 LOB: 0 BB: 1 P: 9	R: 3 E: 1 K: 2 S: 12	H: 5 LOB: 2 BB: 0 P: 12	R: 0 E: 0 K: 2 S: 7	H: 0 LOB: 0 BB: 0 P: 7	R: 3 E: 0 K: 1 S: 7	H: 2 LOB: 1 BB: 1 P: 11	R: 0 E: 0 K: 0 S: 3	H: 0 LOB: 0 BB: 0 P: 3	1B: 7 2B: 1 3B: 1 HR: 1	SF: 0 SAC: 0 DP: 0 HBP: 0	WP: 0 PB: 0 SB: 2 CS: 0	PA: 39		
PITCHER	IP	WLS	BF	H	R	ER	SO	BB	IBB	HBP	BLK	WP	HR	S	P	ERA	WHIP							
Camilo Pascual, R ERA: 5.64 (1, 1)	5.0		23	7	3	2	5	2	0	0	0	0	0	31	39	3.60	1.800							
Jim Merritt, L ERA: 2.5 (6, 1)	2.2	L	11	2	2	2	4	0	1	0	0	0	0	18	22	6.75	0.750							
Al Worthington, R ERA: 2.43 (8, 1)	1.1		5	1	1	1	1	0	0	0	0	0	1	7	7	6.75	0.750							

California Angels @ Minnesota Twins
Metropolitan Stadium, Bloomington, MI
Wed Jun 15 1966, 8:05 PM EDT
Att: 20,435 - Unknown

AB	34
R	6
H	10
RBI	5
BB	3
SO	10
LOB	11



Batter	1	2	3	4	5	6	7	8	9	AB	R	H	RBI	BB	SO	LOB	BOTTOM							
Cesar Tovar, R OBP: 0.328, SLG: 0.378 (1, 6)	4-3				F3		6-3			4	0	1	0	0	0	0								
Rich Rollins, R OBP: 0.310, SLG: 0.440 (1, 5)	5-3							F8		4	1	1	1	0	0	1								
Tony Oliva, L OBP: 0.380, SLG: 0.593 (1, 8)	4-3				F5			4-3		4	0	0	0	0	0	1								
Don Mincher, L OBP: 0.337, SLG: 0.426 (1, 3)								F7		4	1	2	0	0	1	0								
Harmon Killebrew, R OBP: 0.368, SLG: 0.475 (1, 7)										3	0	1	1	1	1	1								
Jimmie Hall, L OBP: 0.294, SLG: 0.380 (1, 9)										3	1	1	0	1	1	1								
Bernie Allen, L OBP: 0.300, SLG: 0.330 (1, 4)										4	0	0	0	0	0	4								
Jerry Zimmerman, R OBP: 0.364, SLG: 0.292 (1, 2)										3	0	1	1	0	0	2								
Camilo Pascual, R ERA: 3.86 Jim Merritt, L Al Worthington, R OBP: 0.200, SLG: 0.400 (1, 1) (6, 1) (8, 1)										2	0	0	0	0	0	0								
										1	0	0	0	0	0	0								
										0	0	0	0	0	0	0								
Inning Stats	R: 0 E: 0 K: 0 S: 3	H: 0 LOB: 0 BB: 0 P: 3	R: 0 E: 0 K: 0 S: 4	H: 1 LOB: 2 BB: 1 P: 8	R: 0 E: 0 K: 0 S: 4	H: 1 LOB: 1 BB: 0 P: 4	R: 1 E: 0 K: 1 S: 6	H: 2 LOB: 2 BB: 1 P: 10	R: 1 E: 0 K: 0 S: 4	H: 1 LOB: 0 BB: 0 P: 4	R: 1 E: 0 K: 0 S: 4	H: 2 LOB: 0 BB: 0 P: 4	R: 0 E: 0 K: 0 S: 3	H: 0 LOB: 0 BB: 0 P: 3	R: 0 E: 0 K: 2 S: 7	H: 0 LOB: 0 BB: 0 P: 7	R: 0 E: 0 K: 0 S: 3	H: 0 LOB: 0 BB: 0 P: 3	1B: 5 2B: 1 3B: 0 HR: 1	SF: 0 SAC: 0 DP: 1 HBP: 0	WP: 1 PB: 0 SB: 1 CS: 0	PA: 34		
PITCHER	IP	WLS	BF	H	R	ER	SO	BB	IBB	HBP	BLK	WP	HR	S	P	ERA	WHIP							
Jim McGlothlin, R ERA: 3.86 Lew Burdette, R ERA: 2.63 (1, 1) (6, 1)	5.0		23	7	3	3	1	2	0	0	1	0	0	15	15	0.00	0.000							

California Angels @ Minnesota Twins
Metropolitan Stadium, Bloomington, MI
Wed Jun 15 1966, 8:05 PM EDT
Att: 20,435 - Unknown

AB	32
R	3
H	7
RBI	3
BB	2
SO	3
LOB	10



Batter	1	2	3	4	5	6	7	8	9	AB	R	H	RBI	BB	SO	LOB	TOP																		
Jose Cardenal, R OBP: 0.335, SLG: 0.411 (1, 8)	6-3			HR				F3									4 1 2 0 0 0 0																		
Willie Smith, L OBP: 0.283, SLG: 0.244 Jim Piersall, R OBP: 0.255, SLG: 0.224 (9, PH) (9, 7)	F8			F5				F9	SH1-4 HR BB								3 0 0 0 0 0 2 0 1 0 0 1 0 0																		
Jim Fregosi, R OBP: 0.312, SLG: 0.345 (1, 6)	K			HR				F9	SH1-4								3 1 1 2 0 1 1																		
Norm Siebern, L OBP: 0.418, SLG: 0.403 Joe Adcock, R OBP: 0.333, SLG: 0.526 (9, PH) (9, 3)				K					F2								3 1 1 1 0 1 0 1 0 0 0 0 0 1																		
Ed Kirkpatrick, L OBP: 0.322, SLG: 0.366 (1, 9)	1-2-3			L4				HR	HR								3 1 0 0 1 0 0																		
Frank Malzone, R OBP: 0.271, SLG: 0.364 (1, 5)	6-3							HR	HR								4 1 1 3 0 0 0																		
Bobby Knoop, R OBP: 0.284, SLG: 0.453 (1, 4)				G4-6-3 1B				HR	HR								4 1 2 1 0 1 0																		
Buck Rodgers, S OBP: 0.217, SLG: 0.290 (1, 2)				G4-6-3 1-2					F7								4 0 0 0 0 0 1																		
George Brunet, R OBP: 0.150, SLG: 0.300 (1, 1)				K													3 0 0 0 0 2 0																		
Inning Stats	R: 0 E: 0 K: 1 S: 5	H: 0 LOB: 0 BB: 0 P: 5	R: 0 E: 0 K: 0 S: 3	H: 0 LOB: 0 BB: 0 P: 3	R: 0 E: 0 K: 1 S: 5	H: 1 LOB: 0 BB: 0 P: 5	R: 2 E: 0 K: 1 S: 7	H: 2 LOB: 0 BB: 0 P: 7	R: 0 E: 0 K: 0 S: 3	H: 0 LOB: 0 BB: 0 P: 3	R: 0 E: 0 K: 1 S: 6	H: 1 LOB: 1 BB: 0 P: 6	R: 1 E: 0 K: 0 S: 6	H: 1 LOB: 0 BB: 0 P: 6	R: 0 E: 0 K: 0 S: 3	H: 0 LOB: 0 BB: 0 P: 3	R: 4 E: 0 K: 0 S: 5	H: 2 LOB: 2 BB: 2 P: 13	1B: 3 2B: 0 3B: 0 HR: 4	SF: 0 SAC: 1 DP: 1 HBP: 0	WP: 0 PB: 0 SB: 0 CS: 0	PA: 35													
PITCHER	IP	WLS	BF	H	R	ER	SO	BB	IBB	HBP	BLK	WP	HR	S	P	ERA	WHIP																		
Mudcat Grant, R ERA: 3.28 Garry Roggenburk, L ERA: 5.0 Dwight Siebler, R ERA: 4.37	(1, 1)	8.0	L	28	5	3	5	0	0	0	0	0	2	38	38	3.38	0.625																		
																		PITCHER	IP	WLS	BF	H	R	ER	SO	BB	IBB	HBP	BLK	WP	HR	S	P	ERA	WHIP
																		Mudcat Grant, R ERA: 3.28 Garry Roggenburk, L ERA: 5.0 Dwight Siebler, R ERA: 4.37	(1, 1)	8.0	L	28	5	3	5	0	0	0	0	0	2	38	38	3.38	0.625

California Angels @ Minnesota Twins
Metropolitan Stadium, Bloomington, MI
Thu Jun 16 1966, 8:05 PM EDT
Att: 14,888 - Unknown - 76 F

AB 32
R 7
H 7
RBI 7
BB 2
SO 5
LOB 5



Batter	1	2	3	4	5	6	7	8	9	AB	R	H	RBI	BB	SO	LOB	BOTTOM								
Cesar Tovar, R OBP: 0.331, SLG: 0.391 (1, 6)	SF8 3B			E5 4-3				F9	6-3								4 2 1 0 1 0 0								
Rich Rollins, R OBP: 0.324, SLG: 0.463 (1, 5)	SF8 3H			F8													4 0 3 1 0 0 1								
Tony Oliva, L OBP: 0.377, SLG: 0.588 (1, 8)	K			4-3				4-3	F7								5 0 1 1 0 1 3								
Harmon Killebrew, R OBP: 0.377, SLG: 0.473 (1, 7)	BB			IBB				IBB	F8								1 0 0 0 4 0 1								
Don Mincher, L OBP: 0.330, SLG: 0.416 (1, 3)	4-3			F5				F3									4 0 0 0 0 1 8								
Bob Allison, R OBP: 0.316, SLG: 0.319 (1, 9)				K				6-3	8-2								4 0 0 0 0 1 3								
Earl Batley, R OBP: 0.339, SLG: 0.333 (1, 2)	5-3			FC3-6 1B				5-3	6-3								4 0 1 0 0 0 0								
Bernie Allen, L OBP: 0.304, SLG: 0.338 (1, 4)				FC3-6 1B				F7									4 0 2 0 0 0 1								
Mudcat Grant, R OBP: 0.125, SLG: 0.161 Andy Kosco, R OBP: 0.255, SLG: 0.277 Garry Roggenburk, R Dwight Siebler, R	(1, 1) (8, PH) (9, 1) (9, 1)	9.0	W	40	8	2	5	2	3	0	0	0	0	45	65	2.00	1.111								
PITCHER	IP	WLS	BF	H	R	ER	SO	BB	IBB	HBP	BLK	WP	HR	S	P	ERA	WHIP								
George Brunet, L ERA: 3.2	(1, 1)	9.0	W	40	8	2	5	2	3	0	0	0	0	45	65	2.00	1.111								
PITCHER	IP	WLS	BF	H	R	ER	SO	BB	IBB	HBP	BLK	WP	HR	S	P	ERA	WHIP								
Mudcat Grant, R ERA: 3.28 Garry Roggenburk, L ERA: 5.0 Dwight Siebler, R ERA: 4.37	(1, 1) (8, PH) (9, 1) (9, 1)	9.0	W	40	8	2	5	2	3	0	0	0	0	45	65	2.00	1.111								

California Angels @ Minnesota Twins
Metropolitan Stadium, Bloomington, MI
Thu Jun 16 1966, 8:05 PM EDT
Att: 14,888 - Unknown - 76 F

AB 34
R 2
H 8
RBI 2
BB 5
SO 5
LOB 20



Batter	1	2	3	4	5	6	7	8	9	AB	R	H	RBI	BB	SO	LOB	TOP			
Tommie Agee, R OBP: 0.307, SLG: 0.361 (1.8)	F9		K		K			L7		4	0	0	0	0	2	0				
Don Buford, S OBP: 0.311, SLG: 0.316 (1.5)	F5			1B	K			K		4	1	1	0	0	2	0				
Tom McCraw, L OBP: 0.321, SLG: 0.371 (1.3)	F7			1B				G3		4	1	2	0	0	0	0				
Floyd Robinson, L OBP: 0.359, SLG: 0.387 (1.9)		G3							F4	4	0	2	1	0	0	0				
Jerry Adair, R OBP: 0.345, SLG: 0.342 (1.4)										4	0	1	0	0	3	4				
J.C. Martin, L OBP: 0.352, SLG: 0.392 (1.2)										3	0	0	0	1	1	3				
Lee Elia, R OBP: 0.306, SLG: 0.380 (1.6)			F8					F3		4	0	1	1	0	0	1				
Ken Berry, R OBP: 0.263, SLG: 0.304 (1.7)								L9		3	1	1	1	0	1	2				
Tommy John, R OBP: 0.143, SLG: 0.250 (1.1)			4-3					F2		3	0	0	0	0	0	0				
Inning Stats	R: 0 E: 0 K: 0 S: 3	H: 0 LOB: 0 BB: 0 P: 3	R: 0 E: 0 K: 2 S: 7	H: 0 LOB: 0 BB: 0 P: 7	R: 1 E: 0 K: 1 S: 6	H: 1 LOB: 0 BB: 0 P: 6	R: 2 E: 0 K: 2 S: 10	H: 4 LOB: 2 BB: 1 P: 14	R: 0 E: 0 K: 1 S: 7	H: 0 LOB: 1 BB: 0 P: 6	R: 0 E: 0 K: 0 S: 3	H: 0 LOB: 0 BB: 0 P: 3	R: 0 E: 0 K: 1 S: 5	H: 0 LOB: 0 BB: 0 P: 5	R: 0 E: 0 K: 0 S: 4	H: 1 LOB: 1 BB: 0 P: 4	1B: 7 2B: 1 3B: 0 HR: 1	SF: 0 SAC: 0 DP: 1 HBP: 0	WP: 0 PB: 0 SB: 0 CS: 1	PA: 34
PITCHER	IP	WLS	BF	H	R	ER	SO	BB	IBB	HBP	BLK	WP	HR	S	P	ERA	WHIP			
Jim Perry, R ERA: 3.18 (1.1)	8.0	L	30	7	3	3	9	0	1	0	0	0	1	47	51	3.38	0.875			
Al Worthington, R ERA: 2.36 (9.1)	1.0		4	1	0	0	0	0	0	0	0	0	0	4	4	0.00	1.000			

Chicago White Sox @ Minnesota Twins
Metropolitan Stadium, Bloomington, MI
Fri Jun 17 1966, 8:05 PM EDT
Att: 24,343 - Unknown - 74 F

AB 33
R 3
H 8
RBI 3
BB 1
SO 9
LOB 10



Batter	1	2	3	4	5	6	7	8	9	AB	R	H	RBI	BB	SO	LOB	BOTTOM					
Cesar Tovar, R OBP: 0.336, SLG: 0.390 (1.6)			K					5-3		3	0	1	0	0	1	1						
Rich Rollins, R OBP: 0.324, SLG: 0.459 (1.5)										3	1	1	0	0	0	2						
Andy Kosco, R OBP: 0.260, SLG: 0.271 (7.7)	6-3							F7		1	0	0	0	0	0	0						
Tony Oliva, L OBP: 0.370, SLG: 0.578 (1.8)	6-3								F6	4	0	0	0	0	1	1						
Harmon Killebrew, R OBP: 0.374, SLG: 0.469 (7.5)		6-3						F9		4	0	1	0	0	0	0						
Don Mincher, L OBP: 0.323, SLG: 0.406 (1.3)		F4						K		4	0	0	0	0	1	2						
Bob Allison, R OBP: 0.325, SLG: 0.330 (1.9)										3	0	2	1	0	1	0						
Earl Batley, R OBP: 0.339, SLG: 0.333 (1.2)								G6-3		3	0	1	0	0	0	3						
Bernie Allen, L OBP: 0.300, SLG: 0.333 (1.4)										3	0	0	0	0	0	1						
Jim Perry, S OBP: 0.267, SLG: 0.154 (1.1)										2	0	0	0	0	1	1						
Sandy Valdespino, L OBP: 0.222, SLG: 0.256 (8. PH)										1	0	0	0	0	1	0						
Al Worthington, R OBP: 0.260, SLG: 0.400 (9.1)								K		0	0	0	0	0	0	0						
Inning Stats	R: 0 E: 0 K: 0 S: 2	H: 0 LOB: 0 BB: 0 P: 3	R: 0 E: 0 K: 1 S: 5	H: 0 LOB: 0 BB: 0 P: 5	R: 0 E: 0 K: 1 S: 6	H: 1 LOB: 1 BB: 0 P: 6	R: 1 E: 0 K: 1 S: 8	H: 3 LOB: 2 BB: 0 P: 8	R: 0 E: 0 K: 1 S: 6	H: 1 LOB: 1 BB: 0 P: 6	R: 0 E: 0 K: 1 S: 5	H: 0 LOB: 0 BB: 0 P: 5	R: 0 E: 0 K: 0 S: 3	H: 1 LOB: 0 BB: 0 P: 3	R: 0 E: 0 K: 1 S: 5	H: 0 LOB: 0 BB: 0 P: 5	R: 0 E: 0 K: 0 S: 3	H: 0 LOB: 0 BB: 0 P: 3	1B: 6 2B: 0 3B: 0 HR: 0	SF: 0 SAC: 0 DP: 1 HBP: 1	WP: 0 PB: 0 SB: 0 CS: 1	PA: 32
PITCHER	IP	WLS	BF	H	R	ER	SO	BB	IBB	HBP	BLK	WP	HR	S	P	ERA	WHIP					
Tommy John, L ERA: 1.87 (1.1)	9.0	W	32	6	1	1	6	0	0	1	0	0	0	43	44	1.00	0.667					

Chicago White Sox @ Minnesota Twins
Metropolitan Stadium, Bloomington, MI
Fri Jun 17 1966, 8:05 PM EDT
Att: 24,343 - Unknown - 74 F

AB 31
R 1
H 6
RBI 1
BB 0
SO 6
LOB 11



Batter	1	2	3	4	5	6	7	8	9	AB	R	H	RBI	BB	SO	LOB	TOP							
Tommie Agee, R OBP: 0.309, SLG: 0.366	0-0 3-1 4-3 2B	0-3 K			0-3 K		0-0 S 1B	0-3 K		5	1	2	0	0	3	3								
Don Buford, S OBP: 0.313, SLG: 0.330	0-0 3-1 2-3		0-0 HR		0-0 1-3		0-0 3-1 1-2	0-0 1B	0-0 1B	5	2	2	1	0	0	2								
Tom McCraw, L OBP: 0.323, SLG: 0.368	0-0 4-3		0-0 1-3		0-3 K			0-0 2B 1B	4-0 1B BB	4	2	1	1	1	1	0								
Floyd Robinson, L OBP: 0.355, SLG: 0.387	0-3 K		0-0 1-3		0-3 K			0-0 2B 1B WP	0-3 K	5	1	1	0	0	3	3								
Jerry Adair, R OBP: 0.360, SLG: 0.375		0-0 FC3-6 3B	0-3 K		4-0 FC3-6 BB			0-3 K	0-0 HBP 1B	4	0	2	2	1	2	2								
Al Weis, S OBP: 0.229, SLG: 0.147									1-3 2-H 3-H 1B	0	0	0	0	0	0	0								
J.C. Martin, L OBP: 0.348, SLG: 0.398		0-0 FC3-2-5-2 1B			0-0 F6			0-0 WP 2B	0-0 HBP 1B	4	1	1	1	0	0	2								
John Romano, R OBP: 0.400, SLG: 0.417								2-3 3-H 2B	1-2 3-H 1B	1	0	1	1	0	0	0								
Lee Elia, R OBP: 0.315, SLG: 0.398		0-0 1B			0-0 FC1-6 2B			0-3 K	1-2 2-3 HBP	4	0	2	0	0	1	2								
Bill Skowron, R OBP: 0.290, SLG: 0.340		2-3 1B						2-3 3-H K	1-2 2-3 HBP	0	0	0	0	0	0	0								
Ken Berry, R OBP: 0.260, SLG: 0.299		0-0 1B			0-0 FC1-6 2B			0-0 F6	0-0 F9	5	0	1	1	0	0	5								
Jack Lamabe, R OBP: 0.288, SLG: 0.167		0-0 F3			0-3 K			0-0 K	4-0 BB 1B BB	1	0	0	0	0	0	2								
Dennis Higgins, R OBP: 0.288, SLG: 0.167										0	0	0	0	0	0	0								
John Buzhardt, R OBP: 0.162, SLG: 0.100										1	0	0	0	0	1	1								
Wayne Chappuis, R OBP: 0.274, SLG: 0.221										0	0	0	0	0	0	0								
Hoyt Wilhelm, R OBP: 0.265, SLG: 0.204										0	0	0	0	0	0	0								
Bruce Howard, S OBP: 0.265, SLG: 0.204										0	0	0	0	0	0	0								
Smoky Burgess, R OBP: 0.265, SLG: 0.204										0	0	0	0	0	0	0								
Joe Horlen, R OBP: 0.265, SLG: 0.204										0	1	0	0	0	0	0								
Inning Stats	R: 1 E: 0 K: 1 S: 6	H: 1 LOB: 0 BB: 0 P: 6	R: 1 E: 0 K: 1 S: 8	H: 3 LOB: 2 BB: 0 P: 8	R: 1 E: 0 K: 1 S: 6	H: 1 LOB: 0 BB: 0 P: 6	R: 0 E: 0 K: 2 S: 6	H: 1 LOB: 1 BB: 0 P: 6	R: 0 E: 0 K: 1 S: 7	H: 0 LOB: 0 BB: 0 P: 7	R: 0 E: 0 K: 1 S: 5	H: 1 LOB: 1 BB: 0 P: 9	R: 0 E: 0 K: 1 S: 6	H: 1 LOB: 1 BB: 0 P: 6	R: 2 E: 0 K: 2 S: 10	H: 3 LOB: 1 BB: 0 P: 10	R: 3 E: 0 K: 2 S: 10	H: 3 LOB: 3 BB: 2 P: 19	1B: 7 2B: 4 3B: 1 HR: 1	SF: 0 SAC: 0 DP: 0 HBP: 1	WP: 1 PB: 0 SB: 1 CS: 0	PA: 44		
PITCHER	IP WLS BF H R ER SO BB IBB HBP BLK WP HR S P ERA WHIP	8.1 W 38 11 7 7 11 2 0 0 0 1 1 58 66 7.56 1.560	0.1 S 3 1 1 1 0 0 0 0 0 0 0 2 3 27.00 3.000																					

Chicago White Sox @ Minnesota Twins
Metropolitan Stadium, Bloomington, MI
Sat Jun 18 1966, 4:33 AM EDT
Att: 19,602 - Unknown

AB	40
R	8
H	13
RBI	7
BB	3
SO	12
LOB	22



Batter	1	2	3	4	5	6	7	8	9	AB	R	H	RBI	BB	SO	LOB	BOTTOM
Cesar Tovar, R OBP: 0.338, SLG: 0.385	0-0 G3 HR 1B	4-0 FC4-6 1B HR BB		0-0 F9		0-0 F4		0-0 F8		4	2	1	0	1	0	2	
Sandy Valdespino, L OBP: 0.221, SLG: 0.280	0-0 F8	0-0 FC4-6 1B		0-0 1-3		0-0 F7		0-3 K2-3		5	0	1	0	0	1	3	
Tony Oliva, L OBP: 0.368, SLG: 0.572	0-0 G3	0-0 FC4-6 HR		0-0 3-1				0-0 G1-6-3 1B		4	1	1	1	0	0	3	
Jimmie Hall, L OBP: 0.307, SLG: 0.440	0-0 HR	0-0 HR						0-0 G1-6-3 1B		4	2	3	5	0	0	1	
Harmon Killebrew, R OBP: 0.368, SLG: 0.460	0-0 E5	0-0 6-3						0-0 L7		4	0	0	0	0	1	1	
Don Mincher, L OBP: 0.327, SLG: 0.422	0-0 F5	0-0 F7						0-0 BB		3	1	1	1	1	0	1	
Earl Batley, R OBP: 0.343, SLG: 0.338		0-0 L8						0-0 F4		4	1	2	0	0	0	2	
Bernie Allen, L OBP: 0.304, SLG: 0.337		0-0 WP 1B						0-0 1B		4	1	2	0	0	0	2	
Dave Boswell, R OBP: 0.185, SLG: 0.222		0-0 E WP 1B						0-0 1B		4	1	2	0	0	0	2	
Jim Merritt, L OBP: 0.200, SLG: 0.400		0-0 E8 FC4-6 1B						0-0 F8		4	1	0	0	0	0	3	
Inning Stats	R: 2 E: 1 K: 0 S: 6	H: 2 LOB: 1 BB: 0 P: 6	R: 6 E: 1 K: 0 S: 8	H: 4 LOB: 0 BB: 1 P: 12	R: 0 E: 0 K: 0 S: 3	H: 0 LOB: 0 BB: 0 P: 3	R: 0 E: 0 K: 0 S: 3	H: 0 LOB: 0 BB: 0 P: 3	R: 0 E: 0 K: 1 S: 5	H: 1 LOB: 0 BB: 0 P: 5	R: 1 E: 0 K: 1 S: 8	H: 3 LOB: 2 BB: 0 P: 8	1B: 8 2B: 0 3B: 0 HR: 3	SF: 0 SAC: 0 DP: 1 HBP: 0	WP: 2 PB: 0 SB: 0 CS: 0	PA: 38	
PITCHER	IP WLS BF H R ER SO BB IBB HBP BLK WP HR S P ERA WHIP	1.0 L 9 4 5 5 0 0 0 0 0 0 0 9 9 45.00 4.000	0.1 S 4 2 3 2 0 1 0 0 0 0 1 1 3 7 54.00 9.000														

Chicago White Sox @ Minnesota Twins
Metropolitan Stadium, Bloomington, MI
Sat Jun 18 1966, 4:33 AM EDT
Att: 19,602 - Unknown

AB	36
R	9
H	11
RBI	7
BB	2
SO	2
LOB	18



Batter	1	2	3	4	5	6	7	8	9	AB	R	H	RBI	BB	SO	LOB	TOP																
Cesar Tovar, R (1, 6) OBP: 0.340, SLG: 0.400										4	0	3	1	0	0	1	Minnesota Twins @ California Angels Anaheim Stadium, Anaheim, CA Mon Jun 20 1966, 10:05 PM EDT Att: 17,075 - Unknown																
Earl Battey, R (1, 2) OBP: 0.339, SLG: 0.329										3	0	0	0	1	1	3																	
Tony Oliva, L (1, 8) OBP: 0.361, SLG: 0.557										4	0	0	0	0	2	3																	
Harmon Killebrew, R (1, 5) OBP: 0.373, SLG: 0.500										3	1	1	1	1	0	0																	
Andy Kosco, R (1, 7) OBP: 0.281, SLG: 0.327										3	0	0	0	0	0	0																	
Sandy Valdespino, L (8, PH) OBP: 0.219, SLG: 0.277										1	0	0	0	0	0	3																	
Don Mincher, L (1, 3) OBP: 0.328, SLG: 0.450										4	1	1	1	0	0	0																	
Bob Allison, R (1, 9) OBP: 0.314										3	0	0	0	0	1	0																	
Johnny Klippstein, R (8, 1)										0	0	0	0	0	0	0																	
Russ Nixon, L (9, PH) OBP: 0.250, SLG: 0.267										1	0	0	0	0	0	0																	
Bernie Allen, L (1, 4) OBP: 0.306, SLG: 0.332										3	1	1	0	1	0	0																	
Mudcat Grant, R (1, 1) OBP: 0.121, SLG: 0.156										1	0	0	0	0	1	1																	
Al Worthington, R (7, 1) OBP: 0.200, SLG: 0.400										0	0	0	0	0	0	0																	
Jimmie Hall, L (8, PH) OBP: 0.305, SLG: 0.437										1	0	0	0	0	0	0																	
Inning Stats	R: 0 E: 0 K: 2 S: 7	H: 1 LOB: 0 BB: 0 P: 7	R: 1 E: 0 K: 1 S: 6	H: 1 LOB: 0 BB: 0 P: 6	R: 1 E: 0 K: 2 S: 9	H: 2 LOB: 1 BB: 0 P: 9	R: 1 E: 0 K: 0 S: 4	H: 1 LOB: 0 BB: 0 P: 4	R: 0 E: 0 K: 0 S: 3	H: 0 LOB: 1 BB: 1 P: 7	R: 0 E: 0 K: 0 S: 3	H: 0 LOB: 0 BB: 0 P: 3	R: 0 E: 0 K: 0 S: 3	H: 0 LOB: 0 BB: 0 P: 3	R: 0 E: 0 K: 0 S: 4	H: 1 LOB: 3 BB: 2 P: 12	R: 0 E: 0 K: 0 S: 3	H: 0 LOB: 0 BB: 0 P: 3	1B: 2 2B: 2 HR: 2	SF: 0 SAC: 1 HBP: 0	WP: 0 CS: 0	PA: 35											
PITCHER	IP WLS BF H R ER SO BB IBB HBP BLK WP HR S P ERA WHIP																																
George Brunet, L (1, 1) ERA: 3.35	5.0	20	5	3	3	5	1	0	0	0	1	0	2	29	33	5.40	1.200																
Lew Burdette, R (6, 1) ERA: 2.5	2.0	W	6	0	0	0	0	0	0	0	0	0	0	6	6	0.00	0.000																
Bob Lee, R (8, 1) ERA: 2.28	2.0	S	9	1	0	0	0	1	1	0	0	0	0	7	15	0.00	1.000																

AB	31
R	3
H	6
RBI	3
BB	3
SO	5
LOB	11



Batter	1	2	3	4	5	6	7	8	9	AB	R	H	RBI	BB	SO	LOB	BOTTOM																		
Jim Piersall, R (1, 8) OBP: 0.286, SLG: 0.250										3	0	1	0	0	0	0	Minnesota Twins @ California Angels Anaheim Stadium, Anaheim, CA Mon Jun 20 1966, 10:05 PM EDT Att: 17,075 - Unknown																		
Jose Cardenal, R (7, PH) OBP: 0.336, SLG: 0.423										1	0	0	0	0	0	1																			
Ed Kirkpatrick, L (1, 9) OBP: 0.307, SLG: 0.336										4	0	1	1	0	0	1																			
Jim Fregosi, R (1, 6) OBP: 0.306, SLG: 0.348										4	1	0	0	0	0	1																			
Norm Siebern, L (1, 3) OBP: 0.422, SLG: 0.432										4	1	2	2	0	1	0																			
Rick Reichardt, R (1, 7) OBP: 0.374, SLG: 0.515										4	0	0	0	0	2	1																			
Bobby Knoop, R (1, 4) OBP: 0.285, SLG: 0.438										3	0	1	0	1	0	0																			
Tom Satriano, L (1, 2) OBP: 0.404, SLG: 0.319										4	1	3	0	0	0	0																			
Paul Schaaf, R (1, 5) OBP: 0.367, SLG: 0.346										3	1	1	0	0	1	4																			
George Brunet, R (1, 1) ERA: 3.25	6.2	L	29	7	4	2	3	0	0	1	0	0	0	0	0	0		Minnesota Twins @ California Angels Anaheim Stadium, Anaheim, CA Mon Jun 20 1966, 10:05 PM EDT Att: 17,075 - Unknown																	
Frank Malzone, R (5, PH) OBP: 0.265, SLG: 0.323	0.1		0	0	0	0	0	0	0	0	0	0	0	0	0	0																			
Lew Burdette, R (6, 1) ERA: 2.31	1.0		6	2	1	1	2	1	0	0	0	0	0	0	0	0																			
Willie Smith, L (7, PH) OBP: 0.248, SLG: 0.282																																			
Bob Lee, R (8, 1) ERA: 4.5																																			
Inning Stats	R: 1 E: 0 K: 1 S: 7	H: 2 LOB: 1 BB: 0 P: 7	R: 0 E: 0 K: 1 S: 5	H: 0 LOB: 1 BB: 0 P: 6	R: 0 E: 0 K: 0 S: 3	H: 0 LOB: 0 BB: 0 P: 3	R: 0 E: 0 K: 1 S: 7	H: 2 LOB: 2 BB: 0 P: 7	R: 0 E: 0 K: 0 S: 3	H: 0 LOB: 0 BB: 0 P: 3	R: 0 E: 0 K: 0 S: 3	H: 0 LOB: 0 BB: 0 P: 3	R: 3 E: 1 K: 0 S: 6	H: 3 LOB: 0 BB: 0 P: 6	R: 1 E: 0 K: 2 S: 9	H: 2 LOB: 2 BB: 1 P: 13	1B: 7 2B: 1 3B: 0 HR: 1		SF: 1 SAC: 0 DP: 0 HBP: 1	WP: 1 CS: 1	PA: 36														
PITCHER	IP WLS BF H R ER SO BB IBB HBP BLK WP HR S P ERA WHIP																																		
Mudcat Grant, R (1, 1) ERA: 3.25	0.1		0	0	0	0	0	0	0	0	0	0	0	0	0	0	0.00		0.000																
Johnny Klippstein, R (8, 1) ERA: 4.5	1.0		6	2	1	1	2	1	0	0	0	0	0	0	0	0	9.00		3.000																

AB	32
R	5
H	9
RBI	4
BB	1
SO	5
LOB	9



Batter	1	2	3	4	5	6	7	8	9	AB	R	H	RBI	BB	SO	LOB	TOP					
Cesar Tovar, R OBP: 0.329, SLG: 0.385 (1, 6)	0-0 6-3		0-3 K		0-0 F9	0-0 6-3		0-0 5-3		5	0	0	1	0	1	5	Minnesota Twins @ California Angels Anaheim Stadium, Anaheim, CA Tue Jun 21 1966, 10:05 PM EDT Att: 18,161 - Unknown					
Rich Rollins, R OBP: 0.327, SLG: 0.456 (1, 5)	0-0 F9			0-0 FC6-4 1B	0-0 BB 1B	0-0 5-3		0-0 5-3	5	1	2	0	0	0	1							
Tony Oliva, L OBP: 0.362, SLG: 0.552 (1, 9)	0-0 1-3			0-0 FC6-4 1B	4-0 WP E BB	0-0 F7		0-0 G6-4-3 1B	4	1	1	1	1	0	2							
Harmon Killebrew, R OBP: 0.369, SLG: 0.493 (1, 7)		0-0 1-3		0-0 F9	0-0 WP E 1B		0-0 5-3	0-0 G6-4-3 1B	5	1	1	2	0	0	2							
Don Mincher, L OBP: 0.327, SLG: 0.446 (1, 3)	0-0 F3			0-0 S 1B	0-0 E3		0-0 F8		4	0	1	0	0	0	0							
Andy Kosco, R OBP: 0.297, SLG: 0.310 (5, 1)		0-3 K		0-3 K	0-0 F4		0-0 F8		3	0	0	0	0	0	2							
Pete Cimino, R (5, 1)									0	0	0	0	0	0	0							
Jim Merritt, L (6, 1)									0	0	0	0	0	0	0							
Sandy Valdespino, L OBP: 0.216, SLG: 0.274 (7, PH)									1	0	0	0	0	0	0							
Al Worthington, R OBP: 0.250, SLG: 0.400 (7, 1)									0	0	0	0	0	0	0							
Earl Batley, R OBP: 0.350, SLG: 0.337 (1, 2)									2	2	2	0	0	0	0							
Jerry Zimmerman, R OBP: 0.357, SLG: 0.286 (6, 2)				1B	1B	1B	1B	F9	1	0	0	0	0	0	0							
Bernie Allen, L OBP: 0.309, SLG: 0.332 (1, 4)			0-3 K		1-0 BB 1B	0-0 2B		F9	3	2	1	0	0	1	1							
Jim Perry, S OBP: 0.287, SLG: 0.154 (1, 1)			0-3 K		1-2 BB 1B	1-2 6-3 1B			0	0	0	0	0	0	0							
Dwight Siebler, R (1, 1)									1	0	0	0	0	1	1							
Bob Allison, R OBP: 0.320, SLG: 0.311 (5, PH)									1	0	0	0	0	0	2							
Bob Allison, R OBP: 0.320, SLG: 0.311 (5, 8)									1	0	0	0	0	0	2							
Jimmie Hall, L OBP: 0.315, SLG: 0.453 (5, PH)									2	0	2	1	0	0	0							
Jimmie Hall, L OBP: 0.315, SLG: 0.453 (5, 8)									2	0	2	1	0	0	0							
Inning Stats	R: 0 E: 0 K: 0 S: 3	H: 0 LOB: 0 BB: 0 P: 3	R: 0 E: 0 K: 1 S: 5	H: 0 LOB: 0 BB: 0 P: 5	R: 0 E: 0 K: 3 S: 10	H: 1 LOB: 1 BB: 0 P: 10	R: 0 E: 0 K: 1 S: 7	H: 2 LOB: 2 BB: 0 P: 7	R: 5 E: 1 K: 0 S: 7	H: 3 LOB: 1 BB: 1 P: 12	R: 2 E: 0 K: 0 S: 5	H: 2 LOB: 1 BB: 0 P: 6	R: 0 E: 0 K: 0 S: 3	H: 0 LOB: 0 BB: 0 P: 3	R: 0 E: 0 K: 0 S: 4	H: 1 LOB: 0 BB: 0 P: 4	R: 0 E: 0 K: 0 S: 3	H: 1 LOB: 0 BB: 0 P: 3	1B: 9 2B: 1 3B: 0 HR: 0	SF: 0 SAC: 0 DP: 1 HBP: 2	WP: 2 PB: 0 CS: 0	PA: 40
PITCHER	IP	WLS	BF	H	R	ER	SO	BB	IBB	HBP	BLK	WP	HR	S	P	ERA	WHIP					
Marcelino Lopez, L ERA: 3.46	(1, 1)	5.0	W	24	6	5	3	5	1	0	1	0	1	0	32	37	5.40	1.400				
Jack Sanford, R ERA: 3.62	(6, 1)	0.0		3	2	2	2	0	0	0	1	0	0	0	2	3	∞	∞				
Minnie Rojas, R ERA: 0.96	(6, 1)	4.0	S	13	2	0	0	0	0	0	0	0	1	0	13	13	0.00	0.500				

Batter	1	2	3	4	5	6	7	8	9	AB	R	H	RBI	BB	SO	LOB	BOTTOM					
Jim Piersall, R OBP: 0.288, SLG: 0.271 (1, 8)	0-0 1B			0-0 FC3-6 HR		4-0 FC3-2 1B		0-0 F9		3	2	1	0	0	0	3	Minnesota Twins @ California Angels Anaheim Stadium, Anaheim, CA Tue Jun 21 1966, 10:05 PM EDT Att: 18,161 - Unknown					
Willie Smith, L OBP: 0.248, SLG: 0.282 (6, PH)		0-0 G5-4-3		1-2 2-3		1-2 BB			0	0	0	0	0	0	0							
Jose Cardenal, R OBP: 0.338, SLG: 0.421 (7, 8)									1	1	0	0	1	0	0							
Ed Kirkpatrick, L OBP: 0.311, SLG: 0.362 (1, 9)	0-0 WP SF8 1B		0-3 K	0-0 1-1 HR	0-0 FC3-2 1B		1-2 2-3 3-H		4	2	2	4	0	1	3							
Jim Fregosi, R OBP: 0.309, SLG: 0.350 (1, 6)	0-0 SF8 1B		0-0 F7	0-0 5-3		1-2 2-3 3-H		1-2 2-3 3-H	4	1	2	2	0	0	0							
Norm Siebern, L OBP: 0.413, SLG: 0.424 (1, 3)	0-0 SF8		0-0 3-1		0-0 F8		0-3 K		3	0	0	1	0	1	2							
Rick Reichardt, R OBP: 0.368, SLG: 0.505 (1, 7)	0-3 K			0-0 E4 1B	0-3 K		0-0 F8		4	1	0	0	0	2	1							
Bobby Knoop, R OBP: 0.288, SLG: 0.439 (1, 4)	0-0 1B			0-0 F8 1B	0-3 K		0-3 K		4	1	2	1	0	2	0							
Tom Satriano, L OBP: 0.410, SLG: 0.333 (1, 2)	0-0 F8			0-0 FC3-6 SH 1B		0-0 1B FC3-2 1B		0-0 6-3	4	1	2	1	0	0	1							
Paul Schaal, R OBP: 0.365, SLG: 0.344 (1, 5)		0-3 K		0-0 F8		0-0 FC3-2 BB 1B		0-0 F9	4	1	1	0	0	1	2							
Marcelino Lopez, R OBP: 0.357, SLG: 0.360 (1, 1)				0-0 SH		0-3 K		0-0 L3	1	0	1	1	0	0	0							
Jack Sanford, R OBP: 0.250, SLG: 0.357 (6, 1)				0-0 SH FC3-6		0-0 K			0	0	0	0	0	0	0							
Minnie Rojas, R (6, 1)				0-0 G5-4-3 1B					2	0	0	0	0	1	2							
Inning Stats	R: 3 E: 0 K: 1 S: 9	H: 4 LOB: 1 BB: 0 P: 9	R: 0 E: 0 K: 1 S: 5	H: 1 LOB: 0 BB: 0 P: 5	R: 0 E: 0 K: 1 S: 5	H: 0 LOB: 0 BB: 0 P: 5	R: 5 E: 1 K: 0 S: 8	H: 3 LOB: 0 BB: 0 P: 8	R: 0 E: 0 K: 2 S: 7	H: 0 LOB: 0 BB: 0 P: 7	R: 2 E: 0 K: 2 S: 10	H: 3 LOB: 2 BB: 1 P: 14	R: 0 E: 0 K: 1 S: 5	H: 0 LOB: 0 BB: 0 P: 5	R: 0 E: 0 K: 0 S: 3	H: 0 LOB: 0 BB: 0 P: 3	1B: 9 2B: 1 3B: 0 HR: 1	SF: 1 SAC: 1 DP: 1 HBP: 0	WP: 1 PB: 0 CS: 0	PA: 37		
PITCHER	IP	WLS	BF	H	R	ER	SO	BB	IBB	HBP	BLK	WP	HR	S	P	ERA	WHIP					
Jim Perry, R ERA: 3.72	(1, 1)	0.2	L	6	4	3	3	1	0	0	0	0	0	8	8	40.50	6.000					
Dwight Siebler, R ERA: 4.15	(1, 1)	3.1		15	4	5	1	2	0	0	0	0	0	1	19	19	2.70	1.200				
Pete Cimino, R ERA: 3.48	(5, 1)	1.1		6	2	2	2	3	0	0	0	0	0	0	12	12	13.50	1.500				
Jim Merritt, L ERA: 3.09	(6, 1)	0.2		4	1	0	0	1	1	0	0	0	0	5	9	0.00	3.000					
Al Worthington, R ERA: 2.19	(7, 1)	2.0		6	0	0	0	1	0	0	0	0	0	8	8	0.00	0.000					



Batter	1	2	3	4	5	6	7	8	9	AB	R	H	RBI	BB	SO	LOB	TOP																			
Cesar Tovar, R (1, 6) OBP: 0.320, SLG: 0.374	5-3	F9			F6			F8		4	0	0	0	0	0	2	Minnesota Twins @ California Angels Anaheim Stadium, Anaheim, CA Wed Jun 22 1966, 10:05 PM EDT Att: 18,341 - Unknown																			
Rich Rollins, R (1, 5) OBP: 0.342, SLG: 0.457	1B		6-3		G4-3 HBP			FC3-6 BB		2	0	1	0	1	0	0																				
Tony Oliva, L (1, 9) OBP: 0.364, SLG: 0.555	1-2		1B SF9		G4-3			FC3-6		4	1	2	0	0	2																					
Jimmie Hall, L (1, 8) OBP: 0.313, SLG: 0.447	K		2-3		K			4-3		4	0	1	0	0	2	3																				
Harmon Killebrew, R (1, 7) OBP: 0.371, SLG: 0.493	K		SF9		G4-6-3 BB			G5-4-3 1B		2	0	1	1	1	1	2																				
Don Mincher, L (1, 3) OBP: 0.321, SLG: 0.436		4-3	K		G4-6-3			F9		4	0	0	0	0	1	3																				
Bernie Allen, L (1, 4) OBP: 0.304, SLG: 0.326	F6				6-3			4-3		4	0	0	0	0	0	1																				
Jerry Zimmerman, R (1, 2) OBP: 0.362, SLG: 0.280					6-3			F5		1	0	0	0	1	0	0																				
Russ Nixon, L (7, PH) OBP: 0.235, SLG: 0.250	1B BB				6-3					1	0	0	0	0	0	0																				
Dave Boswell, R (1, 1) OBP: 0.207, SLG: 0.241					K			5-3		2	0	1	0	0	1	0																				
Sandy Valdespino, L (7, PH) OBP: 0.213, SLG: 0.271										1	0	0	0	0	0	0																				
Al Worthington, R (7, 1) OBP: 0.200, SLG: 0.400	1-2	1B								0	0	0	0	0	0	0																				
Inning Stats	R: 0 E: 0 K: 2 S: 9	H: 2 LOB: 2 BB: 0 P: 9	R: 0 E: 0 K: 0 S: 4	H: 1 LOB: 2 BB: 1 P: 8	R: 1 E: 0 K: 1 S: 7	H: 2 LOB: 1 BB: 0 P: 7	R: 0 E: 0 K: 1 S: 5	H: 0 LOB: 0 BB: 0 P: 5	R: 0 E: 0 K: 0 S: 2	H: 0 LOB: 0 BB: 0 P: 3	R: 0 E: 0 K: 1 S: 4	H: 0 LOB: 0 BB: 1 P: 8	R: 0 E: 0 K: 0 S: 3	H: 0 LOB: 0 BB: 0 P: 3	R: 0 E: 0 K: 0 S: 3	H: 1 LOB: 0 BB: 0 P: 3	1B: 5 2B: 1 3B: 0 HR: 0	SF: 1 SAC: 0 DP: 3 HBP: 1	WP: 0 PB: 0 CS: 0	PA: 34																
PITCHER	IP	WLS	BF	H	R	ER	SO	BB	IBB	HBP	BLK	WP	HR	S	P	ERA	WHIP	PITCHER		IP	WLS	BF	H	R	ER	SO	BB	IBB	HBP	BLK	WP	HR	S	P	ERA	WHIP
Dean Chance, R (1, 1) ERA: 3.31	9.0	W	34	6	1	1	5	3	0	1	0	0	0	40	53	1.00	1.000																			


AB 29
R 1
H 6
RBI 1
BB 3
SO 5
LOB 13




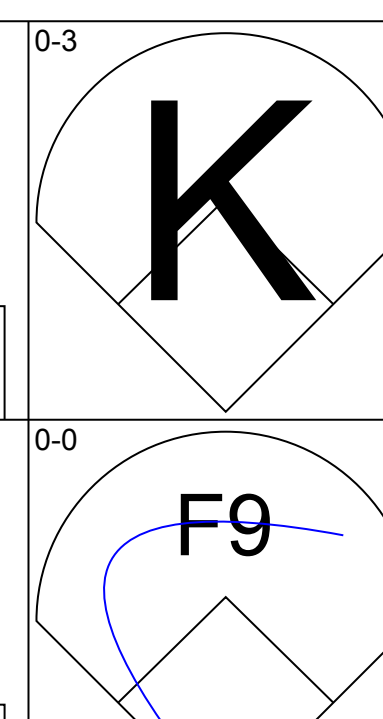
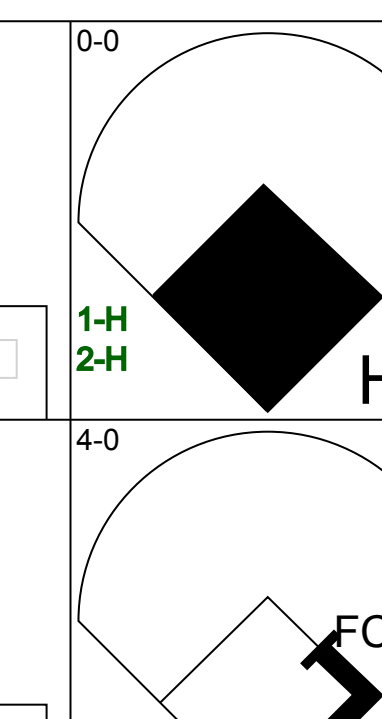
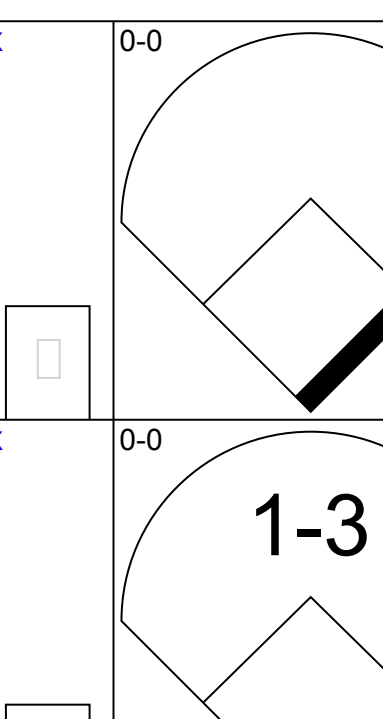
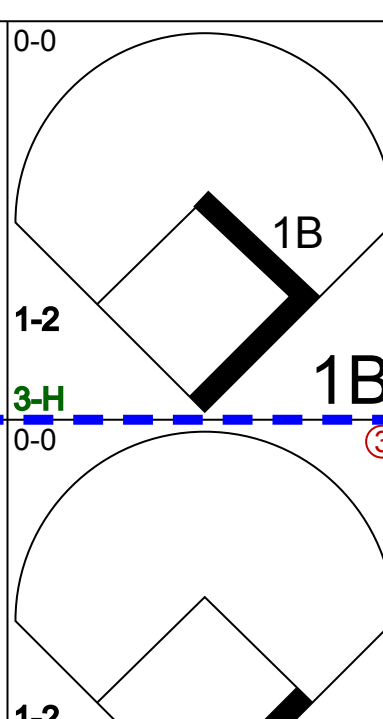
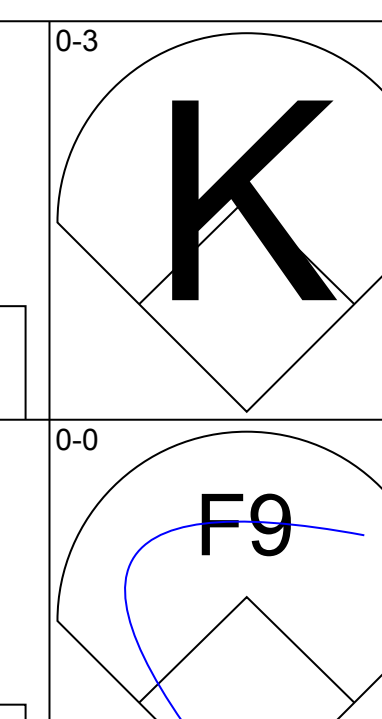
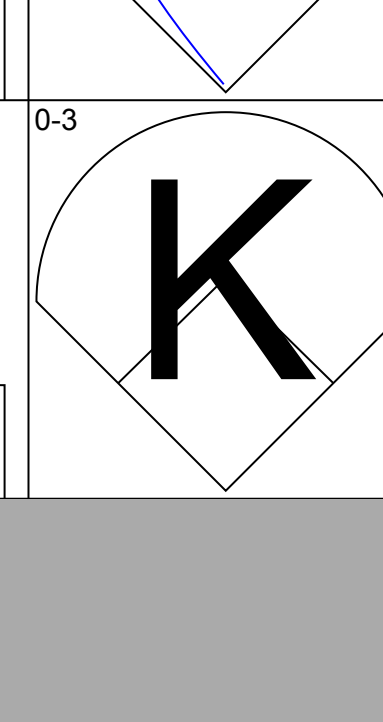
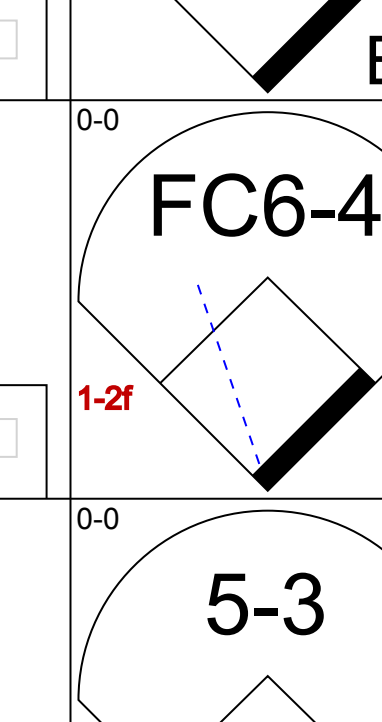

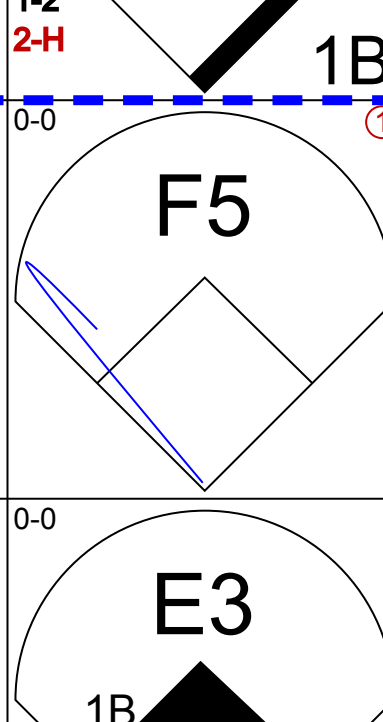
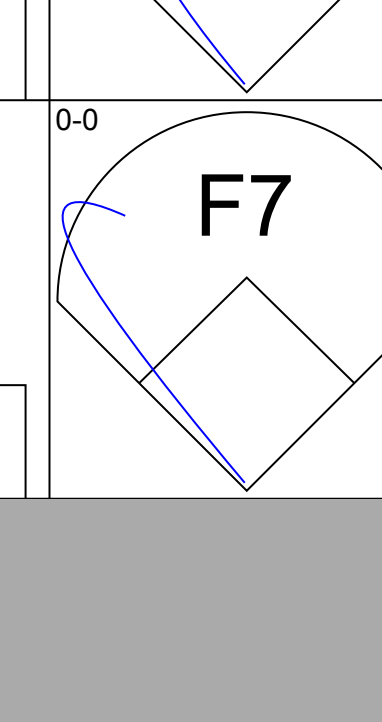


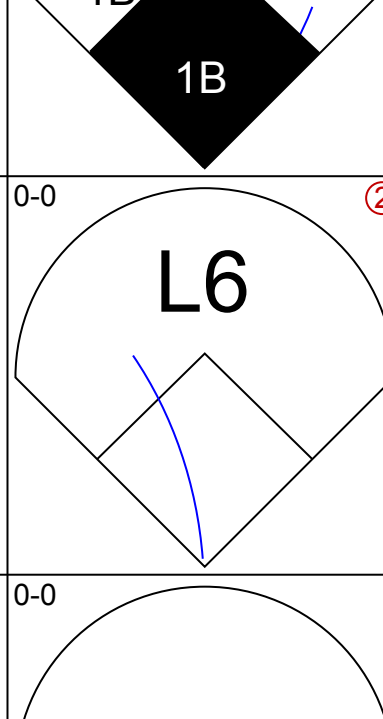
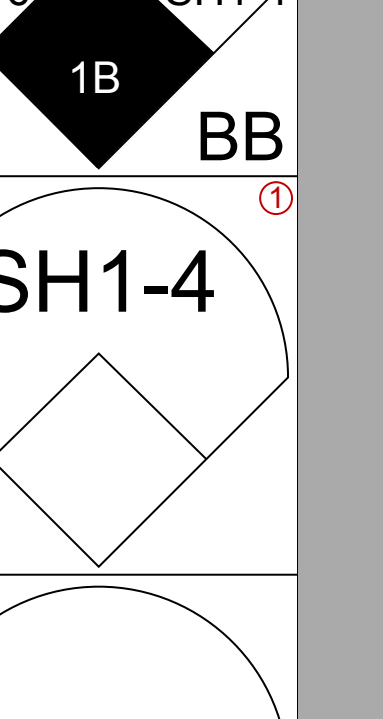

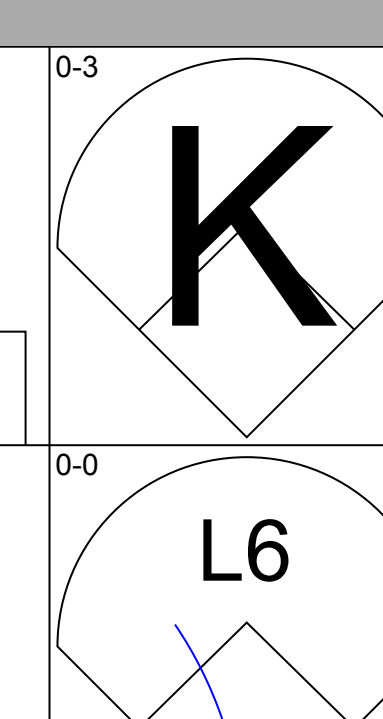
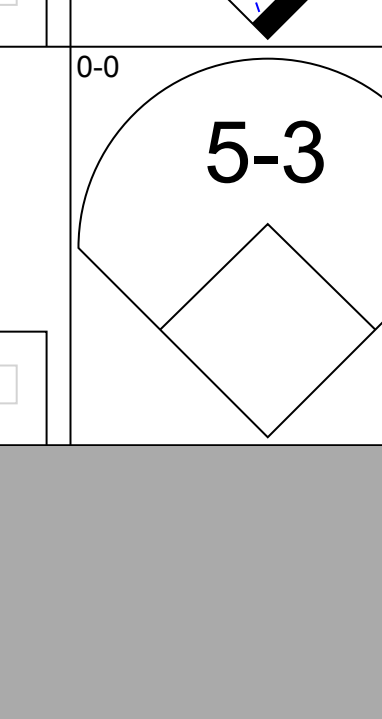
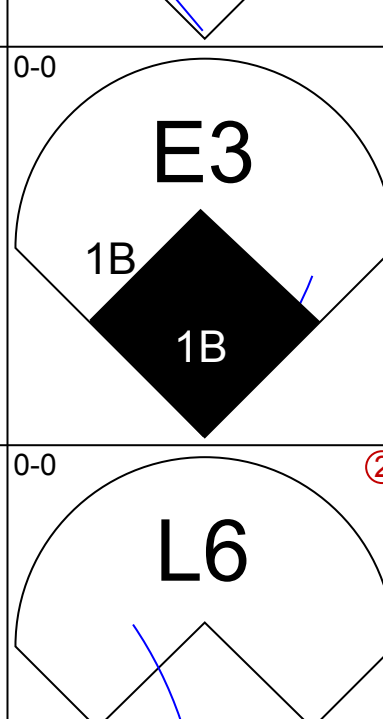
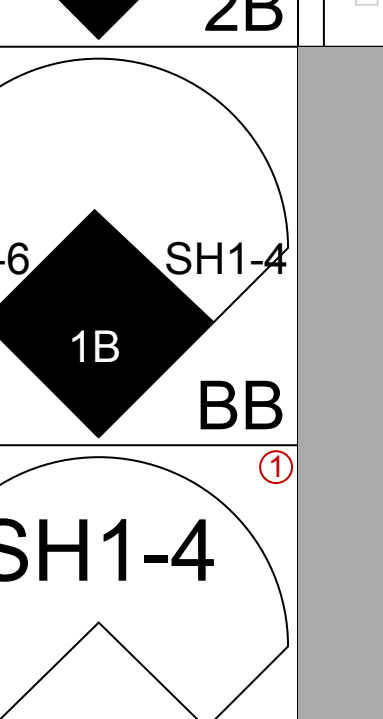
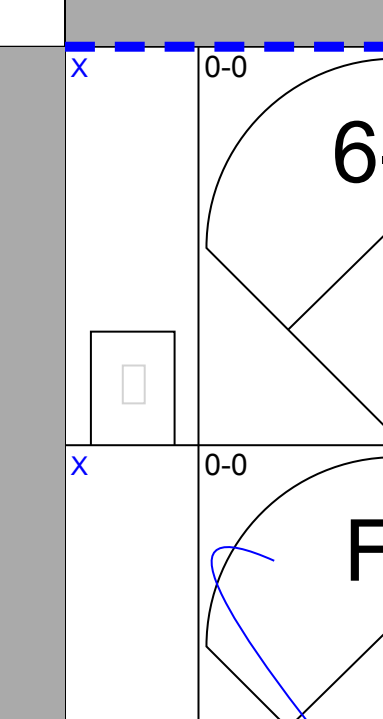
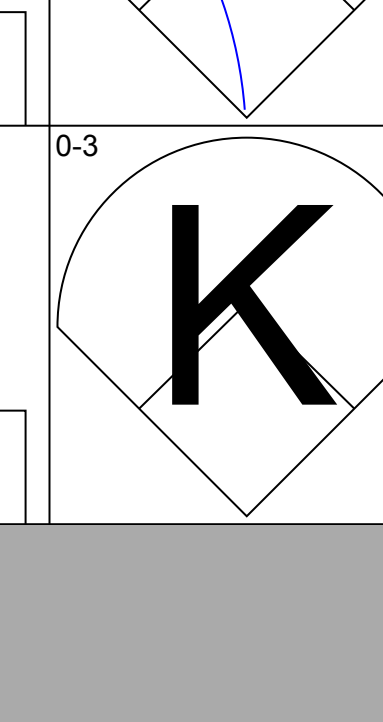
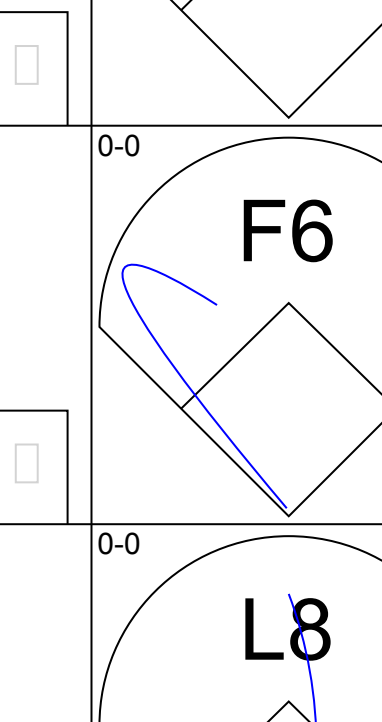
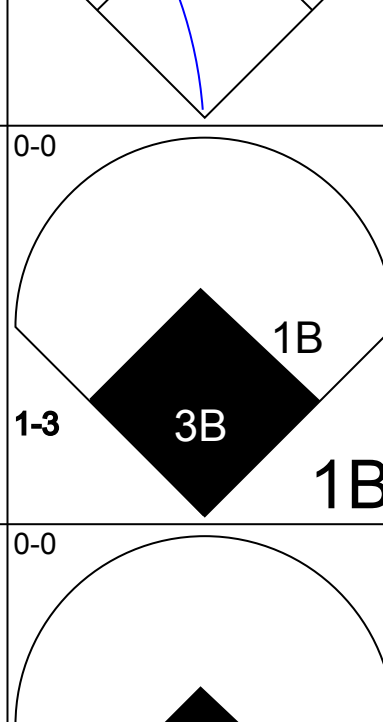
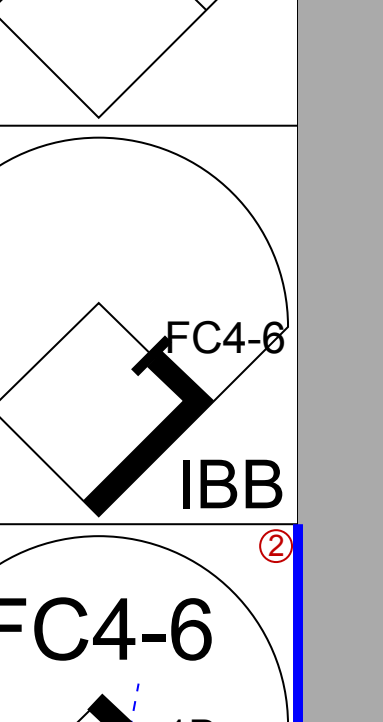
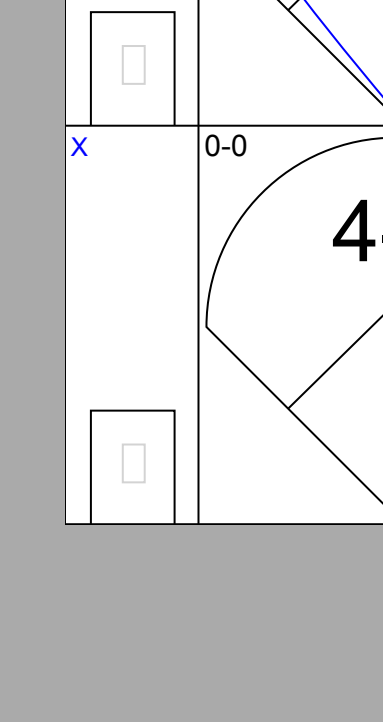

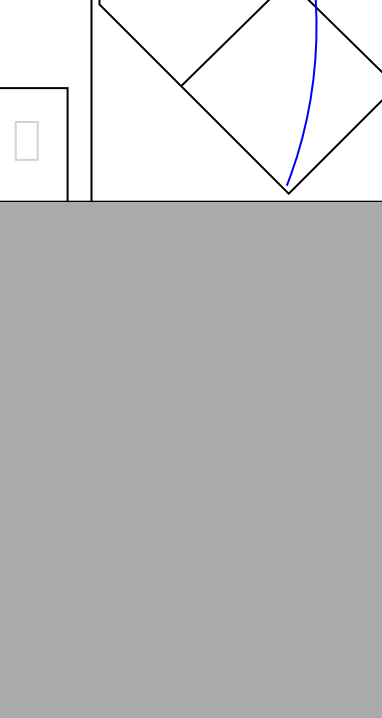
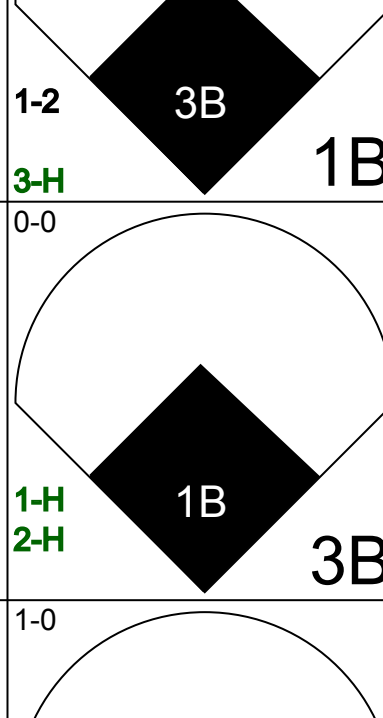
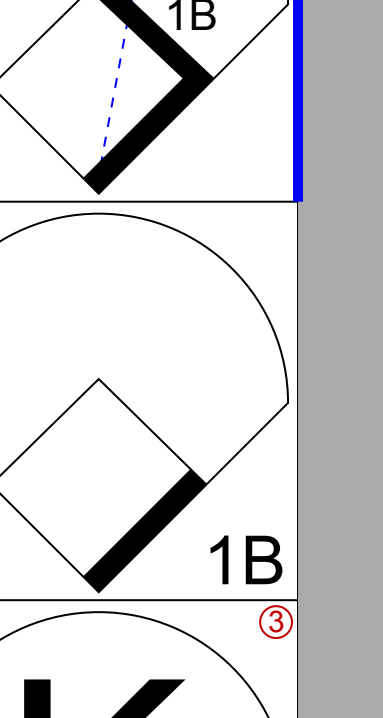

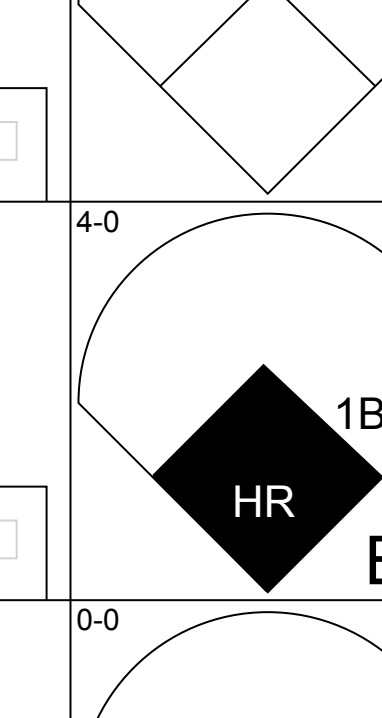
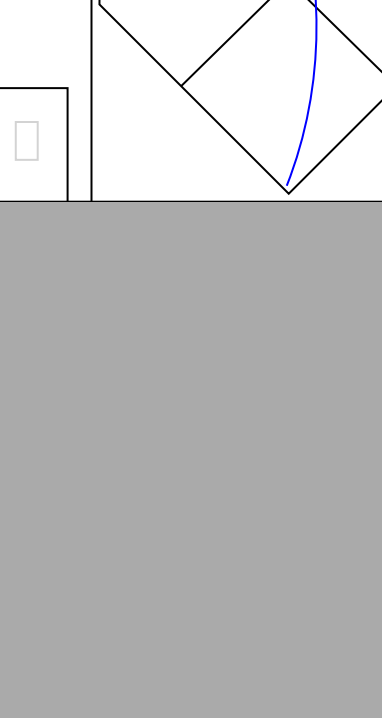
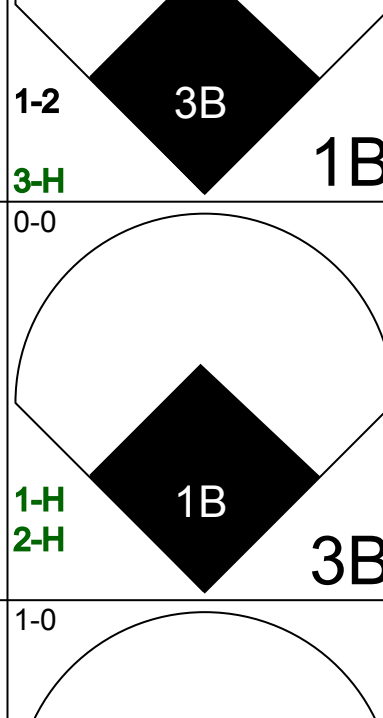
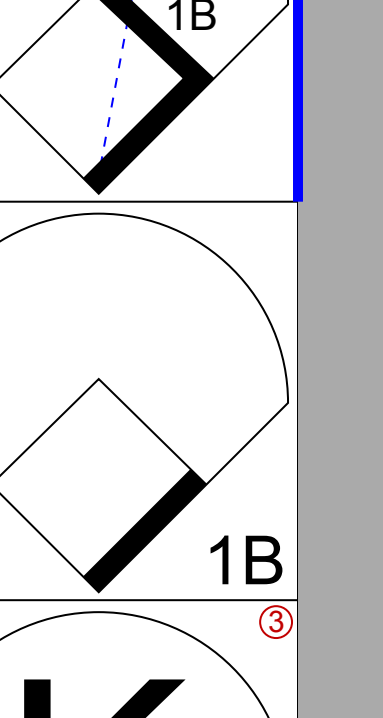
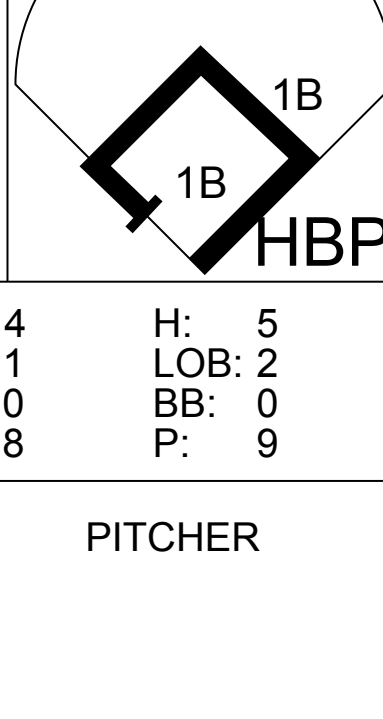
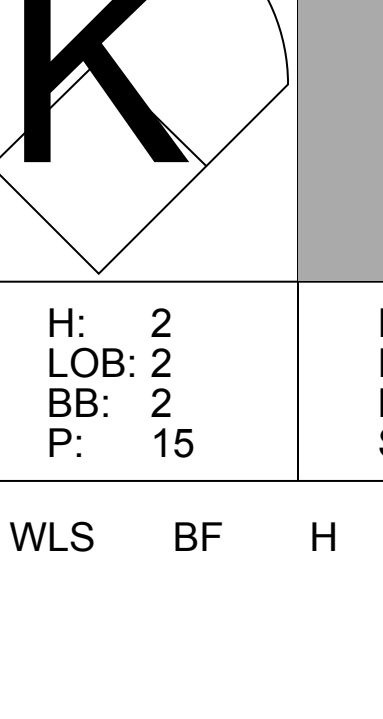
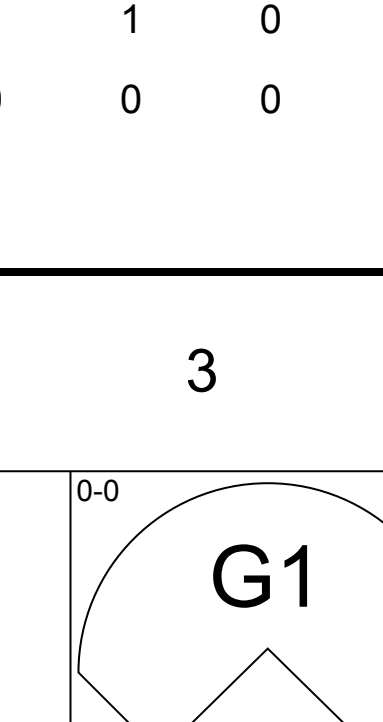
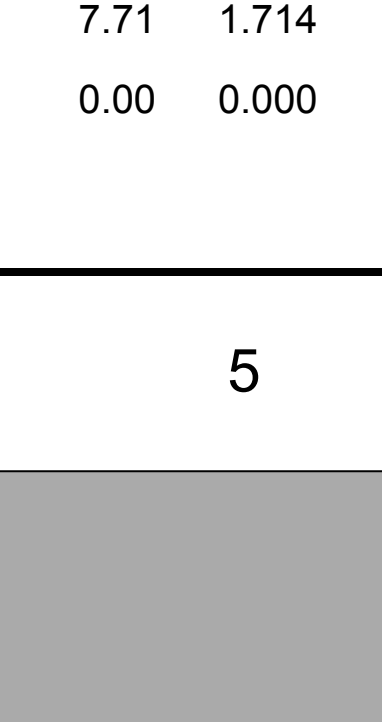
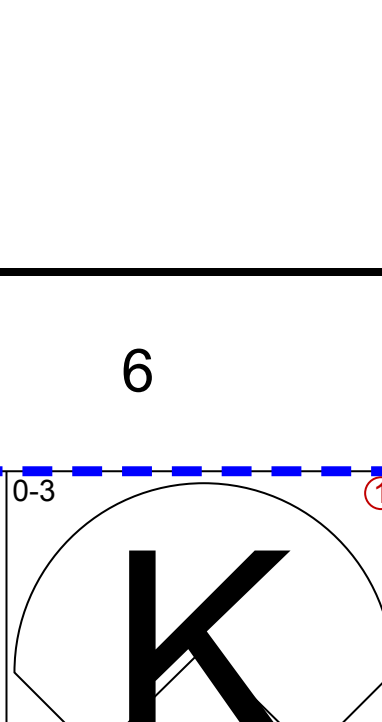
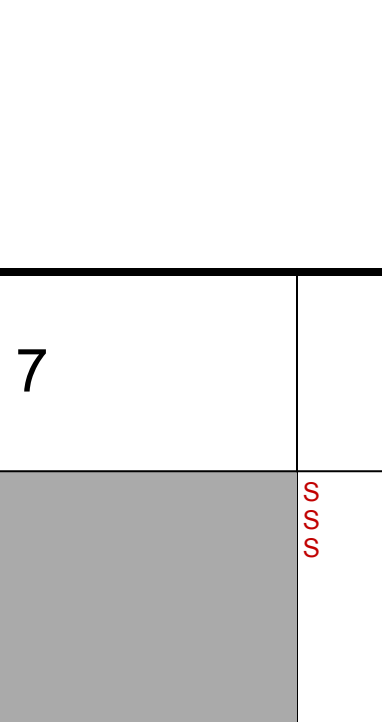
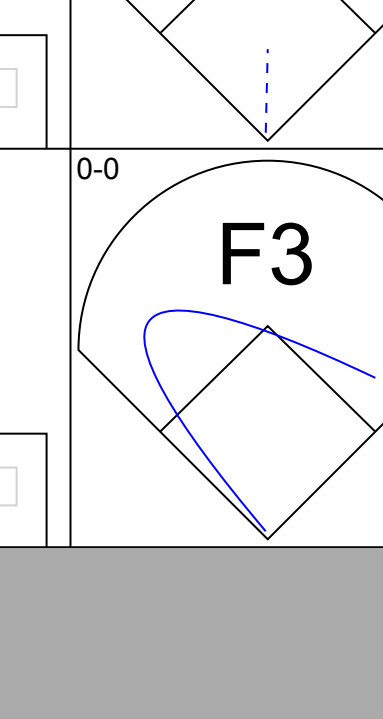

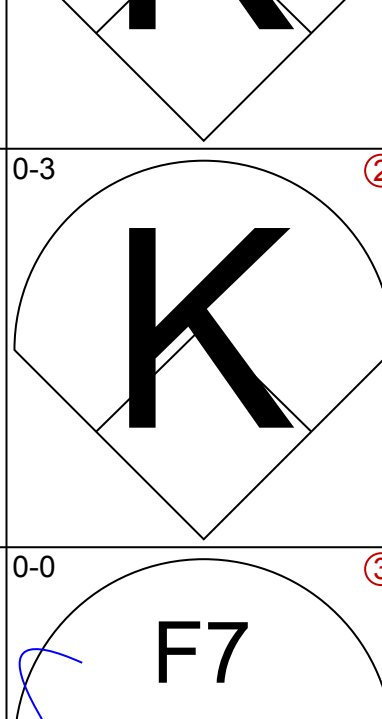


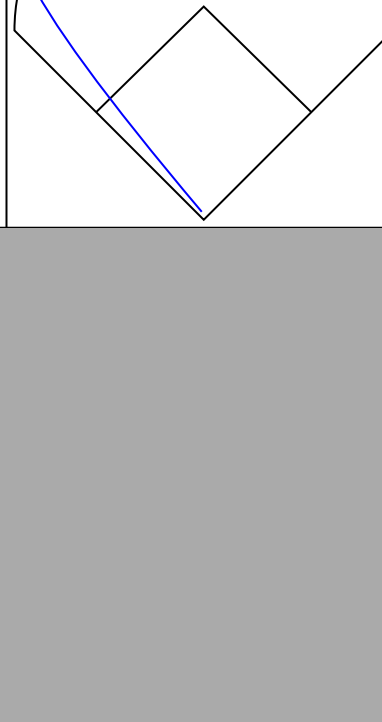
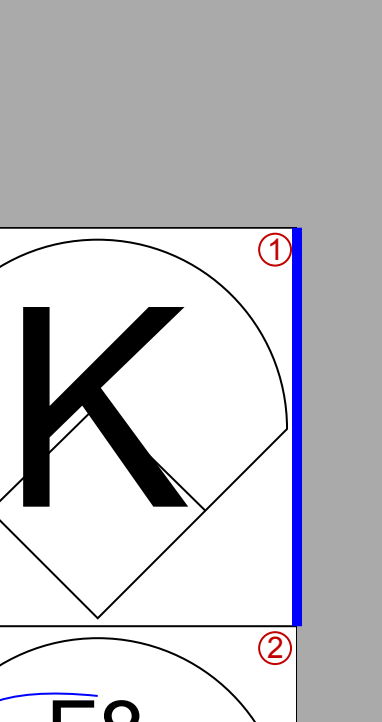
Batter	1	2	3	4	5	6	7	8	9	AB	R	H	RBI	BB	SO	LOB	BOTTOM																			
Jose Cardenal, R (1, 8) OBP: 0.340, SLG: 0.436	3-1		HR		9-6 1B			K		4	1	2	1	0	1	1	Minnesota Twins @ California Angels Anaheim Stadium, Anaheim, CA Wed Jun 22 1966, 10:05 PM EDT Att: 18,341 - Unknown																			
Ed Kirkpatrick, L (1, 9) OBP: 0.316, SLG: 0.361	F3		1B 4-3 BB		K			FC6-4 1B		3	1	1	0	1	1	1																				
Jim Fregosi, R (1, 6) OBP: 0.311, SLG: 0.353	1B		4-3 1B		9-6			FC6-4 WP G3		4	1	2	0	0	2																					
Norm Siebern, L (1, 3) OBP: 0.404, SLG: 0.413	K		4-3		4-3			G3		4	0	0	1	0	1	3																				
Rick Reichardt, R (1, 7) OBP: 0.366, SLG: 0.500	5-3		CS 1B		4-3			4-3		4	0	1	1	0	1	1																				
Bobby Knoop, R (1, 4) OBP: 0.288, SLG: 0.449	HR		K		F9			K		3	1	1	1	0	1	1																				
Tom Satriano, L (1, 2) OBP: 0.406, SLG: 0.321	4-3				3-1			S BB		2	0	0	0	1	0	0																				
Paul Schaal, R (1, 5) OBP: 0.365, SLG: 0.340	BB				5-3			F7		2	0	0	0	1	0	1																				
Dean Chance, R (1, 1) OBP: 0.027, SLG: 0.027	K				K			K		3	0	0	0	0	3	2																				
Inning Stats	R: 0 E: 0 K: 1 S: 6	H: 1 LOB: 1 BB: 0 P: 6	R: 1 E: 0 K: 1 S: 6	H: 1 LOB: 1 BB: 1 P: 10	R: 3 E: 0 K: 1 S: 7	H: 3 LOB: 0 BB: 1 P: 11	R: 0 E: 0 K: 1 S: 5	H: 0 LOB: 0 BB: 0 P: 5	R: 0 E: 0 K: 0 S: 3	H: 0 LOB: 0 BB: 0 P: 3	R: 0 E: 0 K: 2 S: 7	H: 0 LOB: 1 BB: 1 P: 11	R: 0 E: 0 K: 1 S: 6	H: 1 LOB: 1 BB: 0 P: 6	1B: 5 2B: 1 3B: 0 HR: 2	SF: 0 SAC: 0 DP: 1 HBP: 0		WP: 1 PB: 0 CS: 1	PA: 32																	
PITCHER	IP	WLS	BF	H	R	ER	SO	BB	IBB	HBP	BLK	WP	HR	S	P	ERA	WHIP	PITCHER		IP	WLS	BF	H	R	ER	SO	BB	IBB	HBP	BLK	WP	HR	S	P	ERA	WHIP
Dave Boswell, R (1, 1) ERA: 3.81	6.0	L	24	6	4	4	5	2	0	0	0	1	0	13	17	0.00	1.333																			
Al Worthington, R (7, 1) ERA: 2.06	2.0		8	1	0	0	3	1	0	0	0	1	0	13	17	0.00	1.000																			

AB 29
R 4
H 7
RBI 4
BB 3
SO 8
LOB 12



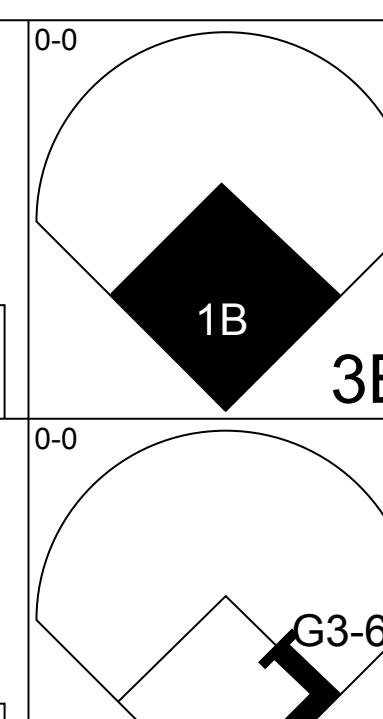
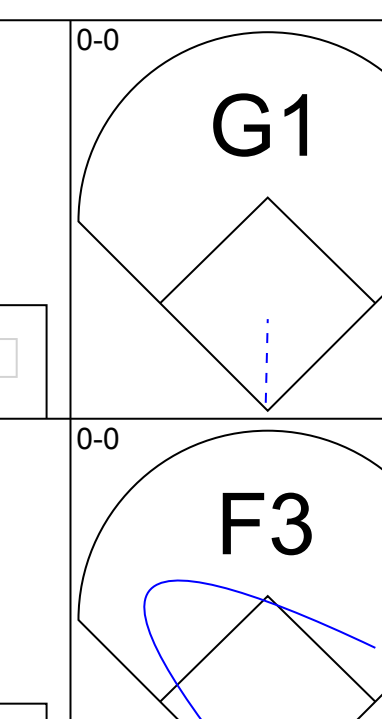
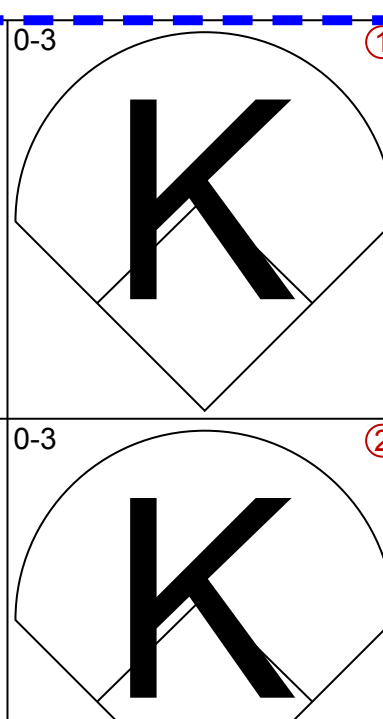
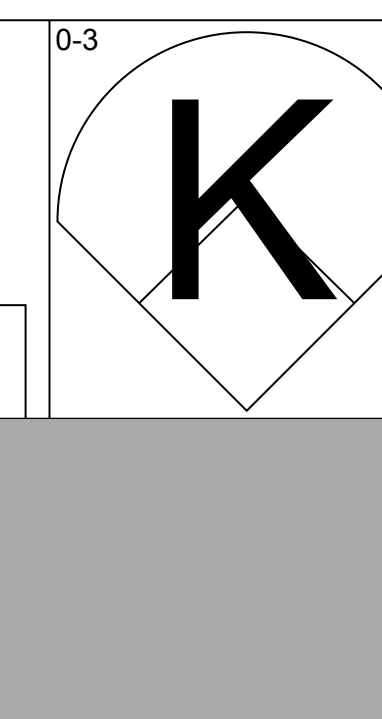
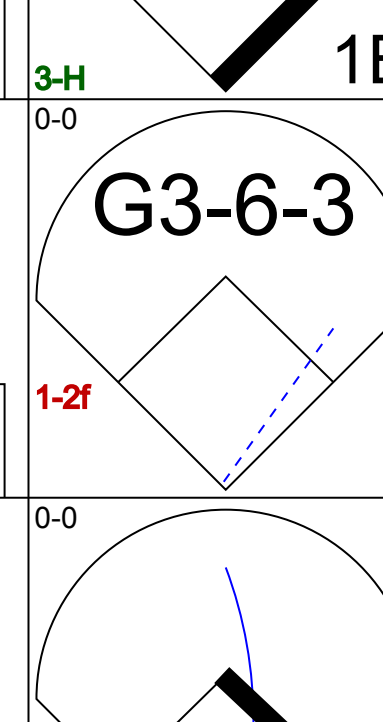

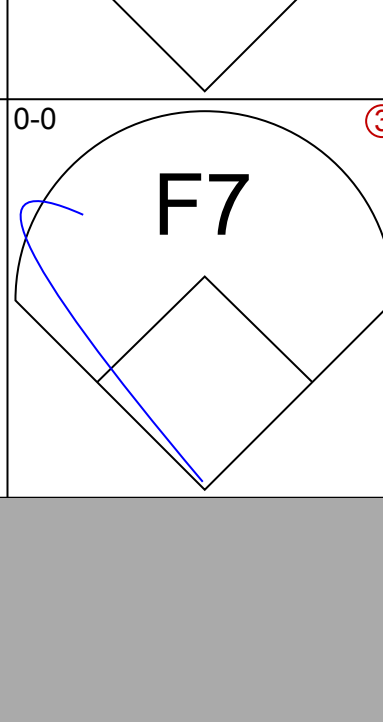

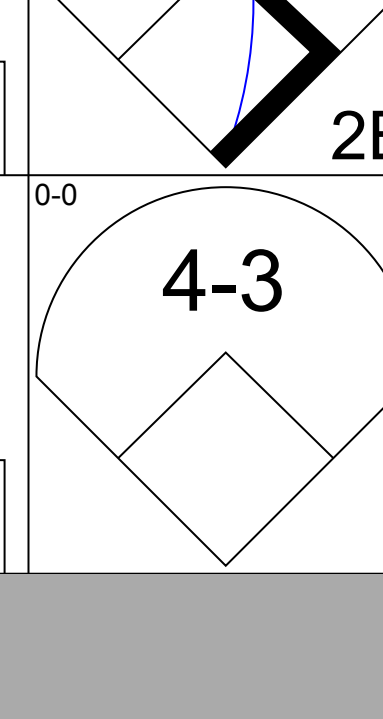

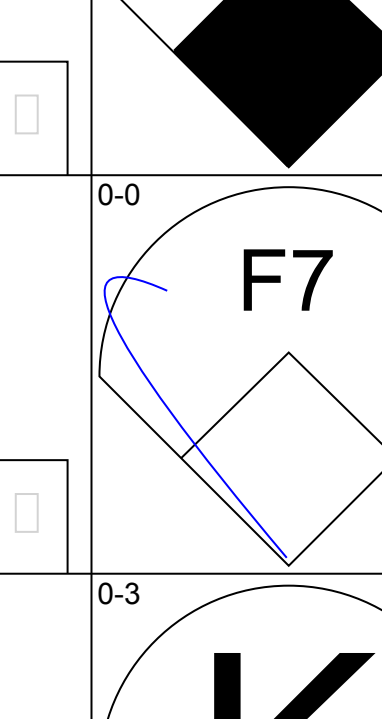



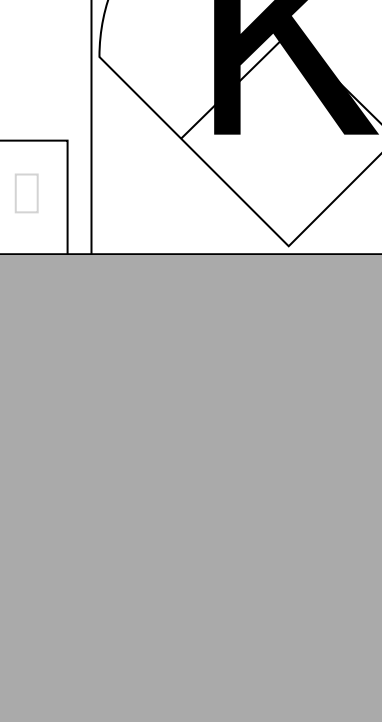

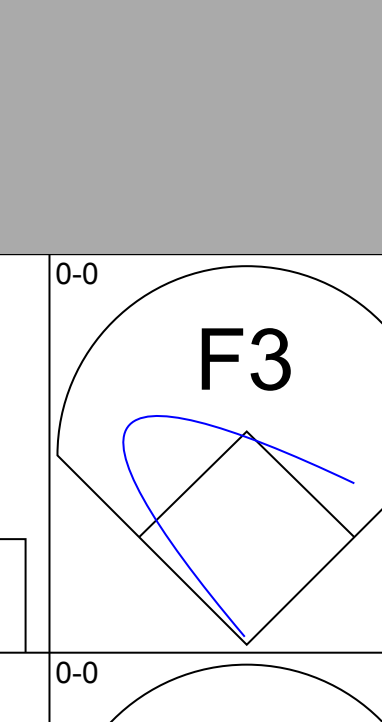
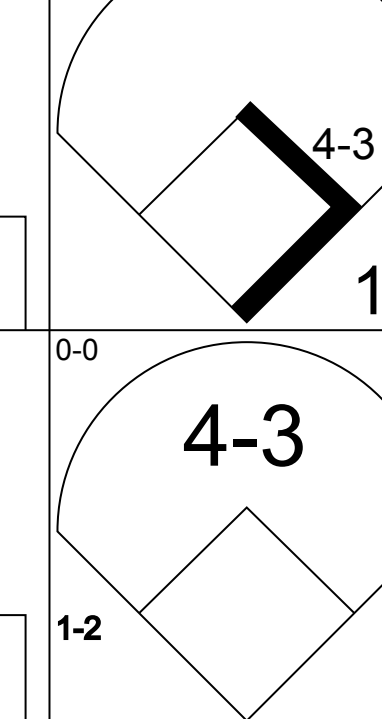



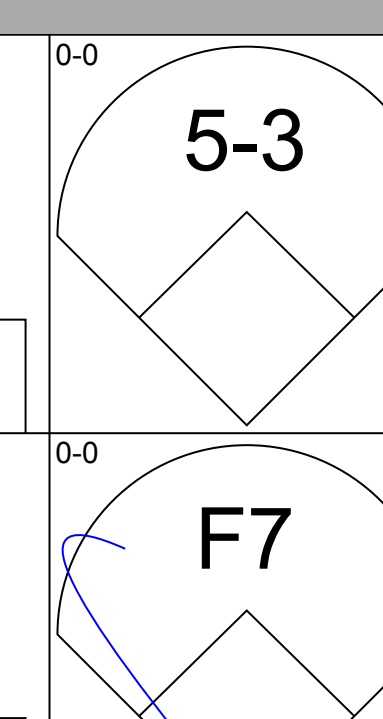
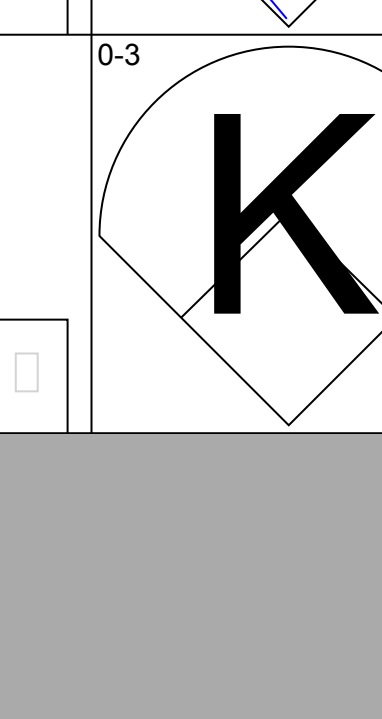

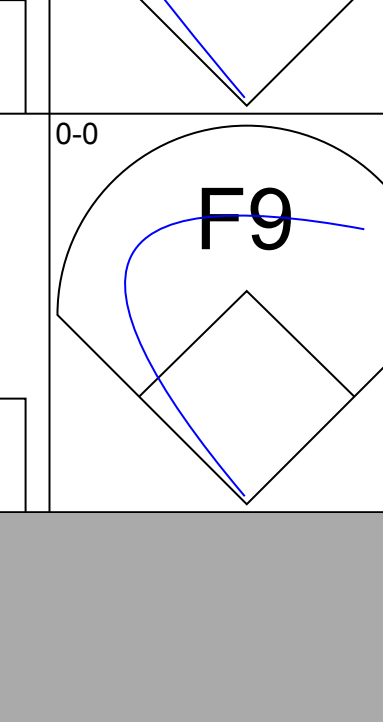
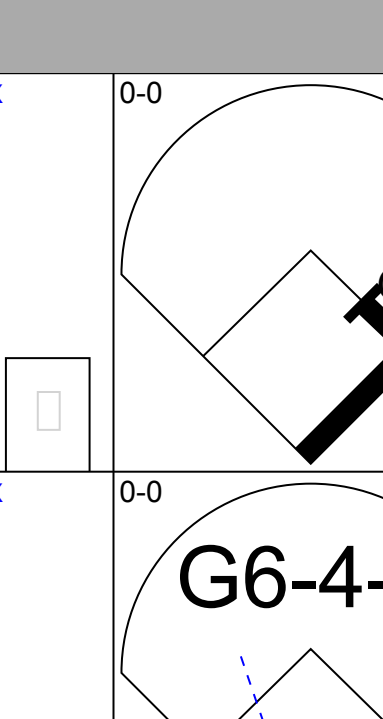
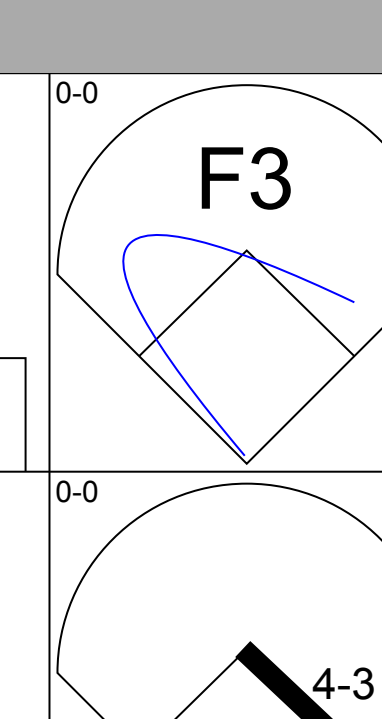
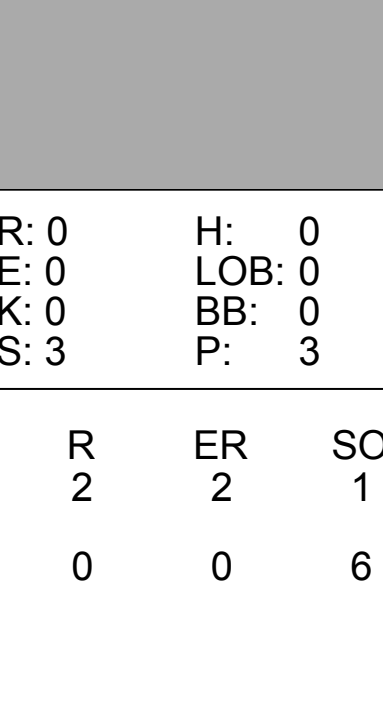
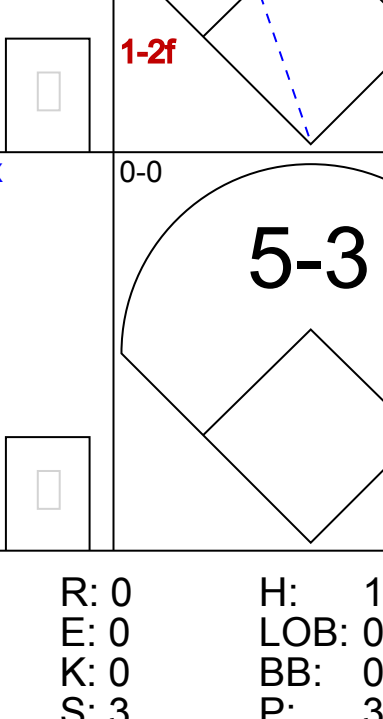
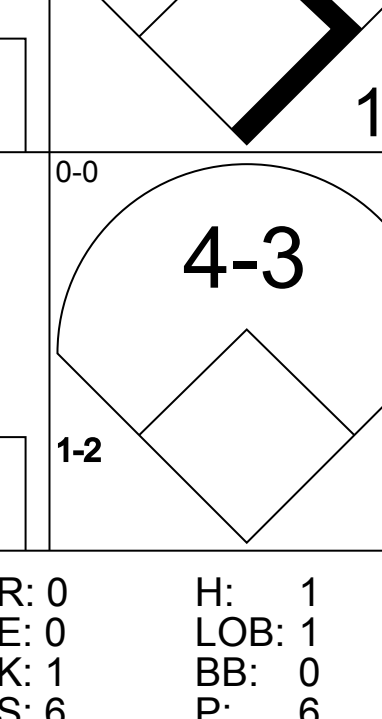
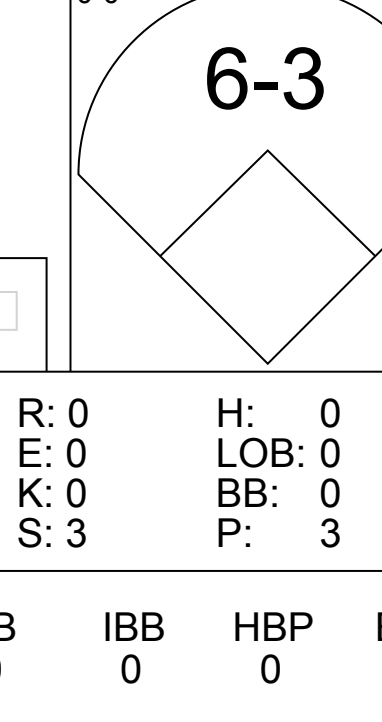
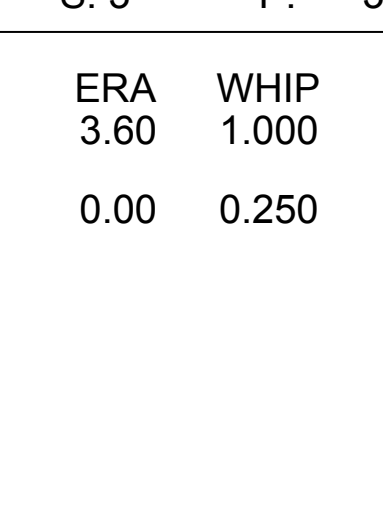

Batter	1	2	3	4	5	6	7	8	9	AB	R	H	RBI	BB	SO	LOB	TOP										
Zoilo Versalles, R OBP: 0.288, SLG: 0.381 (1, 6)	F6		F7		K		K		1B	5	0	1	0	0	2	3	Minnesota Twins @ Detroit Tigers Tiger Stadium, Detroit, MI Fri Jun 24 1966, 7:05 PM EDT Unknown 										
Cesar Tovar, R OBP: 0.316, SLG: 0.368 (1, 4)	6-3			FC4-6 1B		K		5-3	K	5	0	1	0	0	2	1											
Tony Oliva, L OBP: 0.366, SLG: 0.552 (1, 9)	L4			FC4-6 BB 1-2		4-3 1B		1B FC5-2 BB		3	0	1	0	1	0	1											
Jimmie Hall, L OBP: 0.311, SLG: 0.441 (1, 8)		1-3		L8		4-3		FC5-2 1B		4	1	1	0	0	0	2											
Harmon Killebrew, R OBP: 0.377, SLG: 0.493 (1, 7)					4-0 1-2 BB			FC5-2 1B		2	0	1	0	2	0	2											
Don Mincher, L OBP: 0.316, SLG: 0.429 Andy Kosco, R OBP: 0.279, SLG: 0.322 (8, PH) (8, 3)	L4-3 1B					BB		FC5-2 1B 3-H		3	0	0	0	0	0	5											
Rich Rollins, R OBP: 0.339, SLG: 0.450 (1, 5)								1-2 2-H 1B		1	0	1	1	0	0	0											
Earl Batley, R OBP: 0.348, SLG: 0.335 (1, 2)			F9		F5		1B		6-3	4	0	1	0	0	0	1											
Jim Kaat, L Ted Uhlenhuth, L Al Worthington, R Bernie Alpert, L Jim Merritt, L Johnny Klippstein, R (1, 1) (7, PH) (7, 1) (8, PH) (9, 1) (9, 1)			K					F9	K	2	0	1	0	0	0	1											
Inning Stats	R: 0 E: 0 K: 0 S: 3	H: 0 LOB: 0 BB: 0 P: 3	R: 0 E: 0 K: 0 S: 3	H: 1 LOB: 0 BB: 0 P: 3	R: 0 E: 0 K: 1 S: 6	H: 1 LOB: 1 BB: 0 P: 6	R: 0 E: 0 K: 0 S: 4	H: 1 LOB: 2 BB: 1 P: 8	R: 0 E: 1 K: 1 S: 6	H: 1 LOB: 1 BB: 0 P: 6	R: 0 E: 0 K: 1 S: 6	H: 1 LOB: 1 BB: 0 P: 10	R: 0 E: 0 K: 0 S: 5	H: 2 LOB: 2 BB: 1 P: 9	R: 0 E: 0 K: 2 S: 8	H: 1 LOB: 1 BB: 0 P: 8		1B: 9 2B: 1 3B: 0 HR: 0	SF: 0 SAC: 0 DP: 1 HBP: 0	WP: 0 PB: 0 SB: 0 CS: 0	PA: 38						
PITCHER	IP	WLS	BF	H	R	ER	SO	BB	IBB	HBP	BLK	WP	HR	S	P	ERA	WHIP										
Dave Wickersham, R ERA: 2.42 (1, 1)	7.2		32	7	1	1	4	3	0	0	0	0	0	37	49	1.17	1.304										
Johanny Podres, L ERA: 1.59 (8, 1)	0.1		2	1	0	0	0	0	0	0	0	0	0	2	2	0.00	3.000										
Larry Sherry, R ERA: 3.44 (9, 1)	1.0	W	4	1	0	0	2	0	0	0	0	0	0	8	8	0.00	1.000										

Batter	1	2	3	4	5	6	7	8	9	AB	R	H	RBI	BB	SO	LOB	BOTTOM										
Dick McAuliffe, L OBP: 0.403, SLG: 0.577 (1, 5) (9, 6)	K		6-3			4-3		E3		4	0	0	0	0	1	0	Minnesota Twins @ Detroit Tigers Tiger Stadium, Detroit, MI Fri Jun 24 1966, 7:05 PM EDT Unknown 										
Dick Tracewski, R OBP: 0.241, SLG: 0.163 Larry Sherry, R OBP: 0.500, SLG: 0.500 (1, 4) (9, 1)	E3		F8			K		K		4	0	0	0	0	2	1											
Norm Cash, L OBP: 0.314, SLG: 0.454 (1, 3)	F6		F8			4-3			1B 1B	4	0	1	0	0	0	1											
Al Kaline, R OBP: 0.388, SLG: 0.505 (1, 8)	L6-3			L7			L6		L9	4	0	0	0	0	0	2											
Willie Horton, R OBP: 0.326, SLG: 0.423 (1, 7)		E6 2B SF8		6-3			F8		1B 1B	4	2	1	0	0	0	0											
Jim Northrup, L OBP: 0.349, SLG: 0.456 (1, 9)			SF8 2B		4-3				1B	3	0	2	0	1	0	0											
Bill Freehan, R OBP: 0.315, SLG: 0.401 (1, 2)		SF8 2-3 3-H			5-3				1B	3	0	1	2	0	0	1											
Ray Oyler, R OBP: 0.327, SLG: 0.293 Jerry Lumpe, L OBP: 0.332, SLG: 0.364 Don Wert, R OBP: 0.369, SLG: 0.365 (1, 6) (8, PH) (9, 5)									1B	2	0	0	0	0	0	1											
Dave Wickersham, R OBP: 0.048, SLG: 0.095 Johanny Podres, L OBP: 0.667, SLG: 0.500 Gates Brown, L OBP: 0.302, SLG: 0.366 Jake Wood, R OBP: 0.369, SLG: 0.441 (1, 1) (8, 1) (8, PH) (9, 4)										2	0	0	0	0	0	1											
Inning Stats	R: 0 E: 1 K: 1 S: 6	H: 0 LOB: 1 BB: 0 P: 6	R: 1 E: 1 K: 0 S: 5	H: 1 LOB: 1 BB: 0 P: 5	R: 0 E: 0 K: 0 S: 3	H: 0 LOB: 0 BB: 0 P: 3	R: 0 E: 0 K: 0 S: 3	H: 0 LOB: 0 BB: 0 P: 3	R: 0 E: 0 K: 1 S: 5	H: 0 LOB: 0 BB: 1 P: 5	R: 0 E: 0 K: 0 S: 3	H: 0 LOB: 1 BB: 1 P: 7	R: 0 E: 1 K: 1 S: 6	H: 0 LOB: 1 BB: 0 P: 6	R: 1 E: 0 K: 0 S: 5	H: 4 LOB: 2 BB: 0 P: 5		1B: 4 2B: 1 3B: 0 HR: 0	SF: 1 SAC: 0 DP: 0 HBP: 0	WP: 0 PB: 0 SB: 0 CS: 0	PA: 34						
PITCHER	IP	WLS	BF	H	R	ER	SO	BB	IBB	HBP	BLK	WP	HR	S	P	ERA	WHIP										
Jim Kaat, L ERA: 2.75 Al Worthington, R ERA: 1.98 Jim Merritt, L ERA: 3.31 Johnny Klippstein, R ERA: 4.5 (1, 1) (7, 1) (9, 1) (9, 1)	6.0		21	1	1	0	2	0	0	0	0	0	0	25	25	0.00	0.167										
	2.0		8	0	0	0	1	1	0	0	0	0	0	9	13	0.00	0.500										
	0.2	L	4	3	1	1	0	0	0	0	0	0	0	4	4	13.50	4.500										
	0.0		1	1	0	0	0	0	0	0	0	0	0	1	1	*	*										

Batter	1	2	3	4	5	6	7	8	9	AB	R	H	RBI	BB	SO	LOB	TOP					
Zoilo Versalles, R OBP: 0.295, SLG: 0.401 (1, 6)										5	1	3	4	0	2	0	Minnesota Twins @ Detroit Tigers Tiger Stadium, Detroit, MI Fri Jun 24 1966, 7:05 PM EDT Att: 41,082 - Unknown					
Cesar Tovar, R OBP: 0.319, SLG: 0.365 (1, 4)										4	0	1	0	1	0	1						
Tony Oliva, L OBP: 0.363, SLG: 0.549 (1, 9)										5	1	1	0	0	1	1						
Harmon Killebrew, R OBP: 0.374, SLG: 0.485 (1, 7)										4	2	0	0	1	1	1						
Andy Kosco, R OBP: 0.262, SLG: 0.302 (1, 8)										4	0	0	0	0	0	1						
Don Mincher, L OBP: 0.318, SLG: 0.426 (1, 3)										4	1	1	0	1	1	0						
Rich Rollins, R OBP: 0.336, SLG: 0.442 (7, PR)										4	1	1	2	0	0	2						
Ted Uhlhaender, L OBP: 0.167, SLG: 0.118 (7, 8)										0	0	0	0	0	0	0						
Jerry Zimmerman, R OBP: 0.387, SLG: 0.340 (1, 2)										3	2	2	3	1	0	0						
Camilo Pascual, R OBP: 0.233, SLG: 0.207 (6, PR)										2	1	1	0	0	1	0						
Dave Boswell, R OBP: 0.207, SLG: 0.241 (6, 1)										0	0	0	0	0	0	0						
Pete Cimino, R (6, 1)										1	0	0	0	0	1	2						
Inning Stats	R: 0 E: 0 K: 2 S: 7	H: 0 LOB: 0 BB: 0 P: 7	R: 0 E: 0 K: 2 S: 7	H: 0 LOB: 0 BB: 0 P: 7	R: 3 E: 0 K: 0 S: 5	H: 2 LOB: 1 BB: 2 P: 13	R: 0 E: 0 K: 0 S: 3	H: 0 LOB: 0 BB: 0 P: 3	R: 0 E: 0 K: 1 S: 6	H: 1 LOB: 1 BB: 0 P: 6	R: 4 E: 1 K: 0 S: 8	H: 5 LOB: 2 BB: 0 P: 9	R: 2 E: 0 K: 1 S: 7	H: 2 LOB: 2 BB: 2 P: 15	R: 0 E: 0 K: 1 S: 5	H: 0 LOB: 0 BB: 0 P: 5	R: 0 E: 0 K: 0 S: 3	H: 0 LOB: 0 BB: 0 P: 3	1B: 7 2B: 1 3B: 1 HR: 1	SF: 0 SAC: 1 DP: 0 HBP: 1	WP: 0 PB: 0 SB: 0 CS: 0	PA: 42
PITCHER	IP	WLS	BF	H	R	ER	SO	BB	IBB	HBP	BLK	WP	HR	S	P	ERA	WHIP					
Hank Aguirre, L ERA: 2.61 (1, 1)	5.0	L	20	3	3	3	5	2	0	0	0	0	1	28	36	5.40	1.000					
Orlando Pena, R ERA: 2.49 (6, 1)	0.2		8	4	4	0	0	0	0	1	0	0	0	7	8	0.00	6.000					
Fred Gladding, R ERA: 4.76 (6, 1)	2.1		11	3	2	2	2	1	1	0	0	0	0	13	21	7.71	1.714					
Johnny Podres, L ERA: 1.47 (9, 1)	1.0		3	0	0	0	0	0	0	0	0	0	0	3	3	0.00	0.000					

AB	36
R	9
H	10
RBI	9
BB	4
SO	7
LOB	8



Batter	1	2	3	4	5	6	7	8	9	AB	R	H	RBI	BB	SO	LOB	BOTTOM					
Dick McAuliffe, L OBP: 0.400, SLG: 0.581 (1, 6)										4	1	1	0	0	2	1	Minnesota Twins @ Detroit Tigers Tiger Stadium, Detroit, MI Fri Jun 24 1966, 7:05 PM EDT Att: 41,082 - Unknown					
Jake Wood, R OBP: 0.362, SLG: 0.429 (1, 4)										4	0	1	1	0	2	0						
Norm Cash, L OBP: 0.309, SLG: 0.447 (1, 3)										4	0	0	0	0	0	1						
Al Kaline, R OBP: 0.392, SLG: 0.527 (8, 8)										3	1	2	1	0	1	0						
Mickey Stanley, R OBP: 0.296, SLG: 0.224 (8, 8)										1	0	0	0	0	0	0						
Jim Northrup, L OBP: 0.344, SLG: 0.448 (1, 9)										3	0	0	0	0	0	1						
Willie Horton, R OBP: 0.321, SLG: 0.416 (1, 7)										3	0	0	0	0	2	0						
Bill Freehan, R OBP: 0.315, SLG: 0.490 (1, 2)										3	0	1	0	0	0	0						
Don Wert, R OBP: 0.368, SLG: 0.365 (1, 5)										3	0	1	0	0	0	1						
Hank Aguirre, R ERA: 2.61 (5, PR)										1	0	0	0	0	0	0						
Ray Oyler, R OBP: 0.323, SLG: 0.289 (6, 1)										1	0	0	0	0	0	0						
Orlando Pena, R ERA: 2.49 (6, 1)										0	0	0	0	0	0	0						
Fred Gladding, R ERA: 4.76 (6, 1)										0	0	0	0	0	0	0						
Gates Brown, L OBP: 0.299, SLG: 0.363 (8, PR)										1	0	0	0	0	0	1						
Johnny Podres, L ERA: 1.47 (9, 1)										0	0	0	0	0	0	0						
Inning Stats	R: 1 E: 0 K: 0 S: 5	H: 3 LOB: 1 BB: 0 P: 5	R: 0 E: 0 K: 0 S: 3	H: 0 LOB: 0 BB: 0 P: 3	R: 0 E: 0 K: 0 S: 3	H: 0 LOB: 0 BB: 0 P: 3	R: 1 E: 0 K: 1 S: 6	H: 1 LOB: 0 BB: 0 P: 6	R: 0 E: 0 K: 2 S: 7	H: 0 LOB: 0 BB: 0 P: 7	R: 0 E: 0 K: 2 S: 7	H: 0 LOB: 0 BB: 0 P: 7	R: 0 E: 0 K: 1 S: 6	H: 1 LOB: 1 BB: 0 P: 6	R: 0 E: 0 K: 1 S: 5	H: 0 LOB: 0 BB: 0 P: 5	R: 0 E: 0 K: 1 S: 3	H: 0 LOB: 0 BB: 0 P: 3	1B: 3 2B: 1 3B: 1 HR: 1	SF: 0 SAC: 0 DP: 2 HBP: 0	WP: 0 PB: 0 SB: 0 CS: 0	PA: 31
PITCHER	IP	WLS	BF	H	R	ER	SO	BB	IBB	HBP	BLK	WP	HR	S	P	ERA	WHIP					
Camilo Pascual, R ERA: 5.51 (6, 1)	5.0	W	18	5	2	2	1	0	0	0	0	0	0	20	20	3.60	1.000					
Pete Cimino, R ERA: 2.92 (6, 1)	4.0	S	13	1	0	0	6	0	0	0	0	0	0	25	25	0.00	0.250					



Batter	1	2	3	4	5	6	7	8	9	AB	R	H	RBI	BB	SO	LOB	TOP										
Ted Uhlhaender, L (1, 8) OBP: 0.136, SLG: 0.095	F9		F9		F2		F7			4	0	0	0	0	0	4											
Zoilo Versalles, R (1, 6) OBP: 0.295, SLG: 0.398	1B		L8			K		L8		4	0	1	0	0	1	0											
Tony Oliva, L (1, 9) OBP: 0.361, SLG: 0.545	1-3		K			F9		K		4	0	1	0	0	2	0											
Jimmie Hall, L (1, 7) OBP: 0.303, SLG: 0.429	K			4-3		K		L8		4	0	0	0	0	2	2											
Harmon Killebrew, R (1, 5) OBP: 0.372, SLG: 0.481	1-3			K			1B FC6-2		K	4	0	1	0	0	2	2											
Don Mincher, L (1, 3) OBP: 0.313, SLG: 0.417		K		F7			F6		K	4	0	0	0	0	2	1											
Earl Batley, R (1, 2) OBP: 0.351, SLG: 0.339		F7			L8					4	0	2	0	0	0	0											
Dave Boswell, R (0, PR) OBP: 0.207, SLG: 0.241							BB FC6-2	1B		0	0	0	0	0	0	0											
Cesar Tovar, R (1, 4) OBP: 0.317, SLG: 0.362					6-3		FC6-2	BB	L5	4	0	1	0	0	0	3											
Mudcat Grant, R (1, 1) OBP: 0.167, SLG: 0.206							1-2 3-H	4-0		2	0	1	0	1	1	1											
Gary Roggenburk, R (7, 1)							1-2 2-3	BB		0	0	0	0	0	0	0											
Inning Stats	R: 0 E: 0 K: 1 S: 7	H: 2 LOB: 2 BB: 0 P: 7	R: 0 E: 0 K: 2 S: 8	H: 1 LOB: 1 BB: 0 P: 8	R: 0 E: 0 K: 1 S: 5	H: 0 LOB: 0 BB: 0 P: 5	R: 0 E: 0 K: 0 S: 5	H: 0 LOB: 0 BB: 0 P: 5	R: 0 E: 0 K: 2 S: 7	H: 1 LOB: 1 BB: 0 P: 4	R: 0 E: 0 K: 0 S: 7	H: 0 LOB: 0 BB: 0 P: 7	R: 0 E: 0 K: 0 S: 5	H: 2 LOB: 3 BB: 1 P: 9	R: 0 E: 0 K: 1 S: 5	H: 0 LOB: 0 BB: 0 P: 5	R: 0 E: 0 K: 2 S: 8	H: 1 LOB: 1 BB: 0 P: 8	1B: 6 2B: 1 3B: 0 HR: 0	SF: 0 SAC: 0 DP: 0 HBP: 0	WP: 0 PB: 0 SB: 0 CS: 0	PA: 35					
PITCHER	IP	WLS	BF	H	R	ER	SO	BB	IBB	HBP	BLK	WP	HR	S	P	ERA	WHIP										
Denny McLain, R (1, 1) ERA: 2.93	7.0		28	6	0	0	7	1	0	0	0	0	0	41	45	0.00	1.000										
Larry Sherry, R (8, 1) ERA: 3.26	2.0	W	7	1	0	0	3	0	0	0	0	0	0	13	13	0.00	0.500										

Minnesota Twins @ Detroit Tigers
Tiger Stadium, Detroit, MI
Sat Jun 25 1966, 4:33 AM EDT
Att: 13,795 - Unknown

AB	34
R	0
H	7
RBI	0
BB	1
SO	10
LOB	13



Batter	1	2	3	4	5	6	7	8	9	AB	R	H	RBI	BB	SO	LOB	BOTTOM										
Dick McAuliffe, L (1, 6) OBP: 0.402, SLG: 0.579	3-1 SH1-3 1B		1-3 1B		4-3		4-3			4	0	2	0	0	0	3											
Jake Wood, R (1, 4) OBP: 0.347, SLG: 0.409	SH1-3		1-3			F7		6-3		3	0	0	0	0	1												
Norm Cash, L (1, 3) OBP: 0.305, SLG: 0.440	3-1		4-3			F8		4-3		4	0	0	0	0	2												
Al Kaline, R (1, 8) OBP: 0.389, SLG: 0.536	F2		K			K		HR		4	1	1	1	0	2	2											
Jim Northrup, L (1, 9) OBP: 0.342, SLG: 0.444		4-3		G3			1B 1B	4-3		4	0	1	0	0	0												
Willie Horton, R (1, 7) OBP: 0.321, SLG: 0.420				G3			F4			3	0	1	0	0	1												
Bill Freehan, R (1, 2) OBP: 0.316, SLG: 0.399				K			BB 1B			3	0	1	0	0	1												
Don Wert, R (1, 5) OBP: 0.372, SLG: 0.363					F8			BB		1	0	0	0	2	0												
Denny McLain, R (1, 1) OBP: 0.245, SLG: 0.234										2	0	0	0	0	2												
Gates Brown, L (7, PH) OBP: 0.299, SLG: 0.361										0	0	0	0	0	0												
Mickey Stanley, R (7, PH) OBP: 0.293, SLG: 0.220										1	0	0	0	0	3												
Larry Sherry, R (8, 1) OBP: 0.500, SLG: 0.500										0	0	0	0	0	0												
Inning Stats	R: 0 E: 0 K: 0 S: 4	H: 1 LOB: 1 BB: 0 P: 4	R: 0 E: 0 K: 0 S: 4	H: 1 LOB: 2 BB: 1 P: 8	R: 0 E: 0 K: 1 S: 6	H: 1 LOB: 1 BB: 0 P: 6	R: 0 E: 0 K: 1 S: 5	H: 0 LOB: 0 BB: 0 P: 5	R: 0 E: 0 K: 0 S: 3	H: 0 LOB: 0 BB: 0 P: 3	R: 0 E: 0 K: 1 S: 5	H: 0 LOB: 0 BB: 0 P: 5	R: 0 E: 0 K: 0 S: 5	H: 2 LOB: 3 BB: 1 P: 9	R: 1 E: 0 K: 0 S: 4	H: 1 LOB: 0 BB: 0 P: 4	R: 0 E: 0 K: 0 S: 8	H: 1 LOB: 0 BB: 0 P: 8	1B: 4 2B: 1 3B: 0 HR: 1	SF: 0 SAC: 1 DP: 0 HBP: 0	WP: 0 PB: 0 SB: 0 CS: 0	PA: 32					
PITCHER	IP	WLS	BF	H	R	ER	SO	BB	IBB	HBP	BLK	WP	HR	S	P	ERA	WHIP										
Mudcat Grant, R (1, 1) ERA: 5.06	6.1		26	5	0	0	3	2	0	0	0	0	1	6	6	5.40	0.600										
Gary Roggenburk, L (7, 1) ERA: 5.06	1.2	L	6	1	1	1	0	0	0	0	0	0	0	6	6	5.40	0.600										

Minnesota Twins @ Detroit Tigers
Tiger Stadium, Detroit, MI
Sat Jun 25 1966, 4:33 AM EDT
Att: 13,795 - Unknown

AB	29
R	1
H	6
RBI	1
BB	2
SO	3
LOB	15



Batter	1	2	3	4	5	6	7	8	9	AB	R	H	RBI	BB	SO	LOB	TOP										
Zoilo Versalles, R OBP: 0.293, SLG: 0.394 (1, 6)										5	1	1	0	0	1	2	Minnesota Twins @ Detroit Tigers Tiger Stadium, Detroit, MI Sun Jun 26 1966, 4:33 AM EDT Unknown										
Ted Uhlhaender, L OBP: 0.146, SLG: 0.115 (1, 8)										5	1	1	0	0	0	1											
Tony Oliva, L OBP: 0.362, SLG: 0.542 (1, 9)										5	1	2	1	0	0	0											
Don Mincher, L OBP: 0.314, SLG: 0.417 (1, 3)										5	1	2	1	0	1	1											
Harmon Killebrew, R OBP: 0.383, SLG: 0.492 (1, 5)										3	2	3	1	2	0	0											
Jimmie Hall, L OBP: 0.308, SLG: 0.427 Andy Kosco, R OBP: 0.258, SLG: 0.297 (9, PH) (9, 7)										3	1	1	0	1	0	2											
Earl Battey, R Russ Nixon, L OBP: 0.333, SLG: 0.316 (1, 2) (2, 2)									1	0	0	0	0	0	1	1											
Cesar Tovar, R OBP: 0.315, SLG: 0.359 (1, 4)										4	0	1	1	0	0	6											
Dave Boswell, R Al Worthington, R OBP: 0.212, SLG: 0.242 OBP: 0.200, SLG: 0.400 (1, 1) (8, 1)										4	0	1	1	0	1	6											
										0	0	0	0	0	0	0											
Inning Stats	R: 1 E: 0 K: 1 S: 6	H: 2 LOB: 0 BB: 0 P: 6	R: 0 E: 0 K: 0 S: 5	H: 2 LOB: 2 BB: 0 P: 5	R: 0 E: 0 K: 0 S: 3	H: 0 LOB: 0 BB: 0 P: 3	R: 1 E: 0 K: 0 S: 6	H: 3 LOB: 2 BB: 0 P: 6	R: 5 E: 1 K: 1 S: 11	H: 6 LOB: 2 BB: 1 P: 15	R: 0 E: 0 K: 0 S: 3	H: 0 LOB: 0 BB: 0 P: 3	R: 0 E: 0 K: 1 S: 5	H: 0 LOB: 2 BB: 2 P: 13	R: 0 E: 0 K: 0 S: 3	H: 1 LOB: 1 BB: 1 P: 11	1B: 13 2B: 1 3B: 0 HR: 0	SF: 0 SAC: 0 DP: 0 HBP: 0	WP: 0 PB: 0 SB: 0 CS: 1	PA: 43							
PITCHER	IP	WLS	BF	H	R	ER	SO	BB	IBB	HBP	BLK	WP	HR	S	P	ERA	WHIP										
Joe Sparna, R ERA: 5.65 (1, 1)	4.1	L	22	10	5	5	1	0	0	0	0	0	0	24	24	10.38	2.308										
Orlando Pena, R ERA: 2.77 (5, 1)	1.2		9	3	2	2	1	0	1	0	0	0	0	10	14	10.80	1.800										
Fred Gladding, R ERA: 4.45 (7, 1)	2.0		8	0	0	0	1	2	0	0	0	0	0	8	16	0.00	1.000										
Johnny Podres, L ERA: 1.4 (9, 1)	1.0		4	1	0	0	2	1	0	0	0	0	0	7	11	0.00	2.000										

Batter	1	2	3	4	5	6	7	8	9	AB	R	H	RBI	BB	SO	LOB	BOTTOM										
Dick McAuliffe, L OBP: 0.407, SLG: 0.597 (1, 6)										4	2	3	1	0	0	0	Minnesota Twins @ Detroit Tigers Tiger Stadium, Detroit, MI Sun Jun 26 1966, 4:33 AM EDT Unknown										
Jake Wood, R OBP: 0.368, SLG: 0.471 (1, 4)										4	1	3	4	0	0	0											
Norm Cash, L OBP: 0.300, SLG: 0.433 (1, 3)										4	0	0	0	0	3	3											
Al Kaline, R OBP: 0.383, SLG: 0.526 Johnny Podres, L OBP: 0.697, SLG: 0.500 (1, 8) (9, 1)										4	0	0	0	0	1	2											
										0	0	0	0	0	0	0											
Jim Northrup, L OBP: 0.335, SLG: 0.434 (1, 9) (9, 8)										4	0	0	0	0	2	0											
Willie Horton, R OBP: 0.315, SLG: 0.410 (1, 7) (9, 9)										4	0	0	0	0	2	0											
Bill Freehan, R OBP: 0.310, SLG: 0.392 (1, 2)										4	0	0	0	0	1	0											
Don Wert, R OBP: 0.367, SLG: 0.357 (1, 5)										3	0	0	0	0	1	0											
Inning Stats	R: 1 E: 0 K: 1 S: 6	H: 2 LOB: 0 BB: 0 P: 6	R: 0 E: 0 K: 1 S: 5	H: 0 LOB: 0 BB: 0 P: 5	R: 0 E: 0 K: 0 S: 3	H: 0 LOB: 0 BB: 0 P: 3	R: 0 E: 0 K: 3 S: 9	H: 0 LOB: 0 BB: 0 P: 9	R: 1 E: 0 K: 3 S: 12	H: 3 LOB: 2 BB: 0 P: 12	R: 0 E: 0 K: 0 S: 3	H: 0 LOB: 0 BB: 0 P: 3	R: 3 E: 0 K: 1 S: 8	H: 3 LOB: 0 BB: 0 P: 8	R: 0 E: 0 K: 1 S: 5	H: 0 LOB: 0 BB: 0 P: 5	1B: 6 2B: 1 3B: 0 HR: 2	SF: 0 SAC: 0 DP: 1 HBP: 0	WP: 0 PB: 0 SB: 0 CS: 1	PA: 34							
PITCHER	IP	WLS	BF	H	R	ER	SO	BB	IBB	HBP	BLK	WP	HR	S	P	ERA	WHIP										
Dave Boswell, R ERA: 3.81 (1, 1)	7.1	W	29	8	5	5	8	8	5	0	0	0	0	45	45	6.14	1.091										
Al Worthington, R ERA: 1.9 (8, 1)	1.2	S	5	0	0	0	2	0	0	0	0	0	0	9	9	0.00	0.000										

Batter	1	2	3	4	5	6	7	8	9	AB	R	H	RBI	BB	SO	LOB	TOP		
Zoilo Versalles, R OBP: 0.298, SLG: 0.394 (1, 6)	0-0 4-3 1B	4-0 BB	0-0 BB SH5-4 1B		0-0 F8		0-0 FC1-6 3B		0-0 6-3	5	1	2	2	1	0	1			
Cesar Tovar, R OBP: 0.320, SLG: 0.365 (1, 4)	0-0 4-3 1B	0-0 SF8	0-0 SH5-4		0-0 FC5-4 1B		0-0 5-3			3	0	2	1	0	0	1			
Tony Oliva, L OBP: 0.366, SLG: 0.547 (1, 9)	0-0 4-3	0-0 3-H 2-3 BB	4-0 BB IBB		0-0 FC5-4 FC6-4 1-2		0-0 3B			3	0	1	1	2	0	3			
Harmon Killebrew, R OBP: 0.383, SLG: 0.485 Bernie Allen, L OBP: 0.303, SLG: 0.324 (7, 5)	4-0 FC5-4 IBB	0-0 6-3	4-0 1-2 2-3 3-H BB		0-0 FC6-4 1-2		0-0 5-3			3	0	0	1	2	0	5			
Don Mincher, L OBP: 0.312, SLG: 0.411 (1, 3)	0-3 K		0-0 1B		0-3 K		0-0 F8			5	1	1	0	0	2	6			
Andy Kosco, R OBP: 0.288, SLG: 0.294 (1, 7)	0-0 FC5-4 1-2		0-0 1B		0-0 3-1 BB		0-0 F9			4	1	1	0	1	0	6			
Ted Uhlhaender, L OBP: 0.188, SLG: 0.161 (1, 8)		0-0 1B FC1-6-2 1B	0-0 SH 1B		0-0 F5		0-0 3-1		0-0 4-3	5	1	2	1	0	0	1			
Jerry Zimmerman, R OBP: 0.388, SLG: 0.345 (1, 2)		0-0 FC1-6-2 SF8 1B	0-0 SH 1B		0-0 5-3		0-0 4-3		0-3 K	5	2	2	1	0	1	1			
Jim Perry, S OBP: 0.263, SLG: 0.176 (1, 1)		0-0 FC1-5-2 BB 3-H	0-0 SH SH5-4 1B		0-0 4-3		0-0 FC1-6 1B		0-0 F9	4	1	1	0	0	0	2			
Inning Stats	R: 0 E: 0 K: 1 S: 7	H: 2 LOB: 3 BB: 1 P: 11	R: 1 E: 0 K: 0 S: 5	H: 2 LOB: 3 BB: 2 P: 13	R: 5 E: 1 K: 0 S: 9	H: 5 LOB: 3 BB: 2 P: 17	R: 0 E: 0 K: 0 S: 3	H: 0 LOB: 0 BB: 0 P: 3	R: 0 E: 0 K: 1 S: 5	H: 0 LOB: 1 BB: 1 P: 9	R: 1 E: 0 K: 0 S: 5	H: 2 LOB: 1 BB: 0 P: 5	R: 0 E: 0 K: 0 S: 3	H: 0 LOB: 0 BB: 0 P: 3	R: 0 E: 0 K: 1 S: 5	H: 0 LOB: 0 BB: 0 P: 5	1B: 11 2B: 0 3B: 1 HR: 0	SF: 1 SAC: 2 DP: 0 HBP: 0	WP: 0 PA: 46 PB: 0 SB: 0 CS: 0
PITCHER	IP WLS BF H R ER SO BB IBB HBP BLK WP HR S P ERA WHIP	IP WLS BF H R ER SO BB IBB HBP BLK WP HR S P ERA WHIP	IP WLS BF H R ER SO BB IBB HBP BLK WP HR S P ERA WHIP	IP WLS BF H R ER SO BB IBB HBP BLK WP HR S P ERA WHIP	IP WLS BF H R ER SO BB IBB HBP BLK WP HR S P ERA WHIP	IP WLS BF H R ER SO BB IBB HBP BLK WP HR S P ERA WHIP	IP WLS BF H R ER SO BB IBB HBP BLK WP HR S P ERA WHIP	IP WLS BF H R ER SO BB IBB HBP BLK WP HR S P ERA WHIP	IP WLS BF H R ER SO BB IBB HBP BLK WP HR S P ERA WHIP	IP WLS BF H R ER SO BB IBB HBP BLK WP HR S P ERA WHIP	IP WLS BF H R ER SO BB IBB HBP BLK WP HR S P ERA WHIP	IP WLS BF H R ER SO BB IBB HBP BLK WP HR S P ERA WHIP	IP WLS BF H R ER SO BB IBB HBP BLK WP HR S P ERA WHIP	IP WLS BF H R ER SO BB IBB HBP BLK WP HR S P ERA WHIP	IP WLS BF H R ER SO BB IBB HBP BLK WP HR S P ERA WHIP	IP WLS BF H R ER SO BB IBB HBP BLK WP HR S P ERA WHIP	IP WLS BF H R ER SO BB IBB HBP BLK WP HR S P ERA WHIP	IP WLS BF H R ER SO BB IBB HBP BLK WP HR S P ERA WHIP	IP WLS BF H R ER SO BB IBB HBP BLK WP HR S P ERA WHIP

Minnesota Twins @ Detroit Tigers
Tiger Stadium, Detroit, MI
Sun Jun 26 1966, 4:38 AM EDT
Att: 31,942 - Unknown

AB 37
R 7
H 12
RBI 7
BB 6
SO 3
LOB 26



Batter	1	2	3	4	5	6	7	8	9	AB	R	H	RBI	BB	SO	LOB	BOTTOM		
Dick McAuliffe, L OBP: 0.405, SLG: 0.589 (1, 5)	4-0 SF8 BB		0-3 K		0-0 L3			0-0 L3		3	1	0	0	1	1	1			
Dick Trucowski, R OBP: 0.246, SLG: 0.157 Orlando McFarlane, R OBP: 0.302, SLG: 0.390 (1, 4) (9, PH)	4-0 BB		0-0 5-3			0-3 K			0-0 1B	2	0	0	0	1	1	0			
Norm Cash, L OBP: 0.296, SLG: 0.429 (1, 3)	0-0 SF8		0-3 K			0-0 F8			0-0 F4	3	0	0	1	0	1	1			
Gates Brown, L OBP: 0.304, SLG: 0.375 (1, 7)	0-0 F8				0-0 2B		0-0 4-3		0-0 F9	4	0	1	0	0	0	2			
Jim Northrup, L OBP: 0.328, SLG: 0.425 (1, 8)	0-3 K				0-0 F8		0-0 3-1		0-0 F8	4	0	0	0	0	1	3			
Willie Horton, R OBP: 0.310, SLG: 0.403 (1, 9)		0-0 G3			0-0 F3		0-3 K			3	0	0	0	0	1	1			
Bill Freehan, R OBP: 0.307, SLG: 0.387 (1, 2)		0-3 K			0-0 F9		0-0 F3			3	0	0	0	0	1	1			
Ray Oyler, R OBP: 0.324, SLG: 0.282 (1, 6)		4-0 BB			0-3 K			0-0 5-3		2	0	0	0	1	1	0			
Mickey Lolich, S OBP: 0.287, SLG: 0.289 Bill Monbouquette, R OBP: 0.176, SLG: 0.125 Mickey Stanley, R OBP: 0.317, SLG: 0.250 Fred Gladding, L OBP: 0.264, SLG: 0.465 Jake Wood, R OBP: 0.143, SLG: 0.143 (1, 1) (3, 1) (5, PH) (8, 1) (8, PH) (9, 1)		0-3 K			0-0 L3 1B			0-3 K		1	0	0	0	0	1	1			
Inning Stats	R: 1 E: 0 K: 1 S: 5	H: 0 LOB: 1 BB: 2 P: 13	R: 0 E: 0 K: 2 S: 7	H: 0 LOB: 1 BB: 1 P: 11	R: 0 E: 0 K: 2 S: 7	H: 0 LOB: 0 BB: 0 P: 7	R: 0 E: 0 K: 0 S: 4	H: 1 LOB: 1 BB: 0 P: 4	R: 0 E: 0 K: 1 S: 5	H: 1 LOB: 0 BB: 0 P: 5	R: 0 E: 0 K: 1 S: 5	H: 0 LOB: 0 BB: 0 P: 5	R: 0 E: 0 K: 1 S: 5	H: 0 LOB: 0 BB: 0 P: 5	R: 0 E: 0 K: 1 S: 4	H: 1 LOB: 1 BB: 0 P: 4	1B: 2 2B: 2 3B: 0 HR: 0	SF: 1 SAC: 0 DP: 1 HBP: 0	WP: 0 PA: 32 PB: 0 SB: 0 CS: 0
PITCHER	IP WLS BF H R ER SO BB IBB HBP BLK WP HR S P ERA WHIP	IP WLS BF H R ER SO BB IBB HBP BLK WP HR S P ERA WHIP	IP WLS BF H R ER SO BB IBB HBP BLK WP HR S P ERA WHIP	IP WLS BF H R ER SO BB IBB HBP BLK WP HR S P ERA WHIP	IP WLS BF H R ER SO BB IBB HBP BLK WP HR S P ERA WHIP	IP WLS BF H R ER SO BB IBB HBP BLK WP HR S P ERA WHIP	IP WLS BF H R ER SO BB IBB HBP BLK WP HR S P ERA WHIP	IP WLS BF H R ER SO BB IBB HBP BLK WP HR S P ERA WHIP	IP WLS BF H R ER SO BB IBB HBP BLK WP HR S P ERA WHIP	IP WLS BF H R ER SO BB IBB HBP BLK WP HR S P ERA WHIP	IP WLS BF H R ER SO BB IBB HBP BLK WP HR S P ERA WHIP	IP WLS BF H R ER SO BB IBB HBP BLK WP HR S P ERA WHIP	IP WLS BF H R ER SO BB IBB HBP BLK WP HR S P ERA WHIP	IP WLS BF H R ER SO BB IBB HBP BLK WP HR S P ERA WHIP	IP WLS BF H R ER SO BB IBB HBP BLK WP HR S P ERA WHIP	IP WLS BF H R ER SO BB IBB HBP BLK WP HR S P ERA WHIP	IP WLS BF H R ER SO BB IBB HBP BLK WP HR S P ERA WHIP	IP WLS BF H R ER SO BB IBB HBP BLK WP HR S P ERA WHIP	IP WLS BF H R ER SO BB IBB HBP BLK WP HR S P ERA WHIP

Minnesota Twins @ Detroit Tigers
Tiger Stadium, Detroit, MI
Sun Jun 26 1966, 4:38 AM EDT
Att: 31,942 - Unknown

AB 28
R 1
H 3
RBI 1
BB 3
SO 9
LOB 10



Batter	1	2	3	4	5	6	7	8	9	AB	R	H	RBI	BB	SO	LOB	TOP	
Jim Landis, R OBP: 0.364, SLG: 0.417 (1, 8)										4	1	2	0	0	0	0	Cleveland Indians @ Minnesota Twins Metropolitan Stadium, Bloomington, MI Mon Jun 27 1966, 8:05 PM EDT Att: 15,924 - Unknown livebaseballscorecards.com	
Chuck Hinton, R OBP: 0.270, SLG: 0.230 (1, 7)										3	0	0	0	0	1			
Chico Salmon, R OBP: 0.356, SLG: 0.472 (1, 6)										4	1	2	0	0	0			
Rocky Colavito, R OBP: 0.350, SLG: 0.467 (1, 9)										3	0	0	0	1	0			
Max Alvis, R OBP: 0.327, SLG: 0.343 (1, 5)										3	0	1	1	0	1			
Fred Whitfield, L OBP: 0.285, SLG: 0.407 (1, 3)										3	0	1	1	0	1			
Larry Brown, R OBP: 0.301, SLG: 0.262 (1, 4)										3	0	0	0	0	2	AB 29 R 2 H 6 RBI 2 BB 1 SO 3 LOB 5		
Sam McDowell, L OBP: 0.292, SLG: 0.292 (7, 1)										0	0	0	0	0	0			
Joe Azcue, R OBP: 0.313, SLG: 0.317 (1, 2)										3	0	0	0	0	0			
Luis Tiant, R OBP: 0.105, SLG: 0.056 (1, 1)										2	0	0	0	0	0			
Bob Allen, L OBP: 0.250, SLG: 0.143 (6, 1)										0	0	0	0	0	0			
Dick Howser, R OBP: 0.323, SLG: 0.378 (7, 4)										1	0	0	0	0	0			
Inning Stats	R: 2 E: 0 K: 0 S: 6	H: 3 LOB: 2 BB: 1 P: 10	R: 0 E: 0 K: 0 S: 3	H: 0 LOB: 0 BB: 0 P: 3	R: 0 E: 0 K: 0 S: 3	H: 0 LOB: 0 BB: 0 P: 3	R: 0 E: 0 K: 0 S: 3	H: 1 LOB: 0 BB: 0 P: 3	R: 0 E: 0 K: 2 S: 7	H: 0 LOB: 0 BB: 0 P: 7	R: 0 E: 0 K: 1 S: 6	H: 1 LOB: 1 BB: 0 P: 6	R: 0 E: 0 K: 0 S: 3	H: 0 LOB: 0 BB: 0 P: 3	1B: 5 2B: 2 3B: 0 HR: 0	SF: 1 SAC: 1 DP: 2 HBP: 0	WP: 2 PB: 0 SB: 0 CS: 0	PA: 32
PITCHER Jim Kaat, L ERA: 2.68 (1, 1)	IP: 9.0 WLS: W BF: 32 H: 6 R: 2 ER: 2 SO: 3 BB: 1 IBB: 0 HBP: 0 BLK: 0 WP: 2 HR: 0 S: 37 P: 41 ERA: 2.00 WHIP: 0.778															PITCHER		

Batter	1	2	3	4	5	6	7	8	9	AB	R	H	RBI	BB	SO	LOB	BOTTOM			
Zoilo Versalles, R OBP: 0.296, SLG: 0.396 (1, 6)										4	1	1	1	0	2	2	Cleveland Indians @ Minnesota Twins Metropolitan Stadium, Bloomington, MI Mon Jun 27 1966, 8:05 PM EDT Att: 15,924 - Unknown livebaseballscorecards.com			
Ted Uhlhaender, L OBP: 0.216, SLG: 0.194 (1, 8)										5	0	2	1	0	0	3				
Tony Oliva, L OBP: 0.364, SLG: 0.546 (1, 9)										4	0	1	0	0	2	3				
Don Mincher, L OBP: 0.307, SLG: 0.404 (1, 3)										4	0	0	0	0	1	5				
Harmon Killebrew, R OBP: 0.381, SLG: 0.480 (1, 5)										3	1	0	0	1	1	4				
Jimmie Hall, L OBP: 0.313, SLG: 0.445 (1, 7)										3	2	1	1	1	1	2				
Cesar Tovar, R OBP: 0.324, SLG: 0.360 (1, 4)										2	1	0	0	2	0					
Jerry Zimmerman, R OBP: 0.380, SLG: 0.339 (1, 2)										4	1	1	2	0	1					
Jim Kaat, L OBP: 0.265, SLG: 0.298 (1, 1)										4	0	2	0	0	0					
Inning Stats	R: 1 E: 2 K: 2 S: 10	H: 2 LOB: 2 BB: 0 P: 10	R: 0 E: 0 K: 2 S: 8	H: 1 LOB: 2 BB: 1 P: 12	R: 0 E: 0 K: 2 S: 7	H: 0 LOB: 0 BB: 0 P: 7	R: 1 E: 0 K: 0 S: 4	H: 1 LOB: 0 BB: 0 P: 4	R: 0 E: 0 K: 1 S: 6	H: 1 LOB: 1 BB: 0 P: 6	R: 4 E: 2 K: 1 S: 9	H: 2 LOB: 3 BB: 3 P: 21	R: 0 E: 0 K: 0 S: 3	H: 0 LOB: 0 BB: 0 P: 3	R: 0 E: 0 K: 0 S: 3	H: 1 LOB: 0 BB: 0 P: 3		1B: 5 2B: 2 3B: 0 HR: 1	SF: 1 SAC: 0 DP: 0 HBP: 0	WP: 0 PB: 0 SB: 0 CS: 1
PITCHER Luis Tiant, R ERA: 3.24 (1, 1)	IP: 5.0 WLS: L BF: 25 H: 5 R: 5 ER: 5 SO: 7 BB: 4 IBB: 0 HBP: 0 BLK: 0 WP: 0 HR: 1 S: 35 P: 51 ERA: 9.00 WHIP: 1.800															PITCHER				
Bob Allen, L ERA: 3.96 (6, 1)	IP: 1.0 WLS: 7 BF: 2 H: 1 R: 1 ER: 1 SO: 1 BB: 0 IBB: 0 HBP: 0 BLK: 0 WP: 0 HR: 0 S: 9 P: 9 ERA: 9.00 WHIP: 2.000																			
Sam McDowell, L ERA: 2.5 (7, 1)	IP: 2.0 WLS: 6 BF: 1 H: 0 R: 0 ER: 0 SO: 0 BB: 0 IBB: 0 HBP: 0 BLK: 0 WP: 0 HR: 0 S: 6 P: 6 ERA: 0.00 WHIP: 0.500																			

Batter	1	2	3	4	5	6	7	8	9	AB	R	H	RBI	BB	SO	LOB	TOP										
Jim Landis, R OBP: 0.391, SLG: 0.406 (1, 8)	5-3		L9					6-3		3	1	0	0	1	0	1	Cleveland Indians @ Minnesota Twins Metropolitan Stadium, Bloomington, MI Wed Jun 29 1966, 8:05 PM EDT Att: 25,116 - Unknown - 89 F										
Leon Wagner, L OBP: 0.332, SLG: 0.447 (1, 7)	HR		4-3					F8		4	2	2	3	0	0	1											
Chico Salmon, R OBP: 0.347, SLG: 0.454 (1, 6)	5-3							6-3		4	0	0	0	0	1	1											
Fred Whitfield, L OBP: 0.272, SLG: 0.414 (1, 3)	G3							K		4	0	2	1	0	1	0											
Rocky Colavito, R OBP: 0.343, SLG: 0.453 (1, 9)										3	0	0	0	1	0	3											
Max Alvis, R OBP: 0.331, SLG: 0.343 (1, 5)										4	0	0	0	0	1	2											
Pedro Gonzalez, R OBP: 0.257, SLG: 0.296 (1, 4)										3	0	0	0	1	0	0											
Joe Azcue, R OBP: 0.311, SLG: 0.315 (1, 2)										4	0	1	0	0	0	1											
Gary Bell, R OBP: 0.250, SLG: 0.222 (1, 1)										4	1	1	0	0	3	1											
Inning Stats	R: 1 E: 0 K: 0 S: 4	H: 1 LOB: 0 BB: 0 P: 4	R: 0 E: 0 K: 1 S: 5	H: 0 LOB: 0 BB: 0 P: 5	R: 0 E: 0 K: 1 S: 6	H: 1 LOB: 1 BB: 0 P: 6	R: 0 E: 0 K: 1 S: 6	H: 1 LOB: 1 BB: 0 P: 6	R: 3 E: 1 K: 0 S: 7	H: 3 LOB: 2 BB: 1 P: 11	R: 0 E: 0 K: 0 S: 3	H: 0 LOB: 0 BB: 0 P: 3	R: 0 E: 0 K: 1 S: 5	H: 0 LOB: 0 BB: 0 P: 5	R: 0 E: 0 K: 1 S: 4	H: 0 LOB: 1 BB: 1 P: 8	1B: 4 2B: 1 3B: 0 HR: 1	SF: 0 SAC: 0 DP: 0 HBP: 0	WP: 0 PB: 0 SB: 0 CS: 1	PA: 36							
PITCHER	IP	WLS	BF	H	R	ER	SO	BB	IBB	HBP	BLK	WP	HR	S	P	ERA	WHIP										
Mudcat Grant, R ERA: 3.17 (1, 1)	4.2	L	22	6	4	3	3	1	0	0	0	0	1	27	31	5.79	1.500										
Pete Cimino, R ERA: 2.88 (5, 1)	0.1		1	0	0	0	0	0	0	0	0	0	0	1	1	0.00	0.000										
Johnny Klippstein, R ERA: 3.91 (6, 1)	3.0		10	0	0	0	2	1	0	0	0	0	0	13	17	0.00	0.333										
Dwight Siebler, R ERA: 4.0 (9, 1)	1.0		3	0	0	0	1	1	0	0	0	0	0	4	8	0.00	1.000										

Batter	1	2	3	4	5	6	7	8	9	AB	R	H	RBI	BB	SO	LOB	BOTTOM										
Zoilo Versalles, R OBP: 0.294, SLG: 0.391 (1, 6)	K		K					F9		4	0	1	1	0	2	0	Cleveland Indians @ Minnesota Twins Metropolitan Stadium, Bloomington, MI Wed Jun 29 1966, 8:05 PM EDT Att: 25,116 - Unknown - 89 F										
Ted Uhlhaender, L OBP: 0.250, SLG: 0.238 (1, 8)			K					K		3	0	0	0	1	2	2											
Tony Oliva, L OBP: 0.365, SLG: 0.551 (1, 9)	K									3	0	0	0	1	1	1											
Don Mincher, L OBP: 0.302, SLG: 0.396 (1, 3)	F7									4	0	0	0	0	0	2											
Rich Rollins, R OBP: 0.316, SLG: 0.413 (1, 5)			K							4	0	0	0	0	2	1											
Jimmie Hall, L OBP: 0.307, SLG: 0.436 (1, 7)			K							3	0	0	0	0	1	0											
Cesar Tovar, R OBP: 0.328, SLG: 0.367 (1, 4)										1	1	0	0	2	0	0											
Jerry Zimmerman, R OBP: 0.364, SLG: 0.324 (1, 2)			K							3	0	1	0	0	1	1											
Mudcat Grant, R ERA: 3.17 (1, 1)										1	0	0	0	0	0	0											
Pete Cimino, R ERA: 2.88 (5, 1)										0	0	0	0	0	0	0											
Harmon Killebrew, R OBP: 0.376, SLG: 0.473 (6, 1)										1	0	0	0	0	0	2											
Johnny Klippstein, R ERA: 3.91 (6, 1)										0	0	0	0	0	0	0											
Bernie Allen, L OBP: 0.302, SLG: 0.323 (8, 1)										1	0	0	0	0	0	0											
Dwight Siebler, R ERA: 4.0 (9, 1)										0	0	0	0	0	0	0											
Inning Stats	R: 0 E: 0 K: 2 S: 7	H: 0 LOB: 1 BB: 1 P: 11	R: 0 E: 0 K: 3 S: 9	H: 0 LOB: 1 BB: 1 P: 13	R: 0 E: 0 K: 2 S: 7	H: 0 LOB: 0 BB: 0 P: 7	R: 0 E: 0 K: 0 S: 3	H: 0 LOB: 0 BB: 0 P: 3	R: 1 E: 0 K: 0 S: 5	H: 2 LOB: 2 BB: 1 P: 9	R: 0 E: 0 K: 0 S: 2	H: 0 LOB: 0 BB: 1 P: 6	R: 0 E: 0 K: 0 S: 3	H: 0 LOB: 0 BB: 0 P: 3	R: 0 E: 0 K: 1 S: 5	H: 0 LOB: 0 BB: 0 P: 5	R: 0 E: 0 K: 1 S: 5	H: 0 LOB: 0 BB: 0 P: 5	1B: 2 2B: 0 3B: 0 HR: 0	SF: 0 SAC: 0 DP: 1 HBP: 0	WP: 0 PB: 0 SB: 0 CS: 0	PA: 32					
PITCHER	IP	WLS	BF	H	R	ER	SO	BB	IBB	HBP	BLK	WP	HR	S	P	ERA	WHIP										
Gary Bell, R ERA: 2.57 (1, 1)	9.0	W	32	2	1	1	9	4	0	0	0	0	0	46	62	1.00	0.667										



Batter	1	2	3	4	5	6	7	8	9	AB	R	H	RBI	BB	SO	LOB	TOP				
Jim Landis, R OBP: 0.365, SLG: 0.404 (1, 8)	0-0 1B 1B		0-0 F8		0-3 K		4-0 CS BB			3	1	1	0	1	1	0					
Leon Wagner, L OBP: 0.326, SLG: 0.439 (1, 7)	0-0 F6		0-0 F4		0-0 F7		0-0 CS	0-0 G3		4	0	0	0	0	0	1					
Chico Salmon, R OBP: 0.350, SLG: 0.455 (1, 6)	0-0 1-6-3 1-2		0-0 1-3			0-0 1B		0-0 HR 1B		4	1	2	0	0	0	1					
Fred Whitfield, L OBP: 0.279, SLG: 0.431 (1, 3)	0-0 BB 2H 1B			0-0 1B FC4-6 1B		0-0 F4 1-2		0-0 HR 1B		4	2	3	3	0	0	1					
Rocky Colavito, R OBP: 0.353, SLG: 0.457 (1, 9)	4-0 1-2 BB			0-0 FC4-6 1-3 1B		4-0 BB		0-0 G5-4-3 1B		2	0	2	0	2	0	0					
Max Alvis, R OBP: 0.327, SLG: 0.338 (1, 5)	0-3 K			0-3 K		0-0 L8		0-0 G5-4-3		4	0	0	0	0	2	7					
Pedro Gonzalez, R OBP: 0.252, SLG: 0.291 (1, 4)		0-0 F9		0-0 FC4-6 1-2 3H		0-3 K			0-0 6-3	4	0	0	1	0	1	3	AB 33				
Del Crandall, R OBP: 0.348, SLG: 0.425 (1, 2)		0-0 F8		0-3 K			0-0 F9		0-0 5-3	4	0	0	0	0	1	1	R 4				
Steve Hargan, R (1, 1)		0-0 F9				0-3 K			0-0 6-3	4	0	0	0	0	2	0	H 8				
Inning Stats	R: 1 E: 0 K: 1 S: 7	H: 2 LOB: 2 BB: 1 P: 11	R: 0 E: 0 K: 0 S: 3	H: 0 LOB: 0 BB: 0 P: 3	R: 0 E: 0 K: 2 S: 3	H: 0 LOB: 1 BB: 0 P: 9	R: 1 E: 0 K: 2 S: 9	H: 2 LOB: 1 BB: 0 P: 9	R: 0 E: 0 K: 1 S: 6	H: 1 LOB: 2 BB: 1 P: 10	R: 0 E: 0 K: 1 S: 4	H: 0 LOB: 0 BB: 1 P: 8	R: 2 E: 0 K: 0 S: 5	H: 3 LOB: 0 BB: 0 P: 5	R: 0 E: 0 K: 0 S: 3	H: 0 LOB: 0 BB: 0 P: 3	1B: 7 2B: 0 3B: 0 HR: 1	SF: 0 SAC: 0 DP: 1 HBP: 0	WP: 0 PB: 0 SB: 1 CS: 1	PA: 37	
PITCHER	IP WLS BF H R ER SO BB IBB HBP BLK WP HR S P ERA WHIP	IP WLS BF H R ER SO BB IBB HBP BLK WP HR S P ERA WHIP																			
Jim Perry, R ERA: 3.32 (1, 1)	7.1 L 32 8 4 4 7																				
Pete Cimino, R ERA: 2.81 (8, 1)	0.2 1 0 0 0 0																				
Garry Roggenburk, L ERA: 4.63 (9, 1)	1.0 3 0 0 0 0																				

Cleveland Indians @ Minnesota Twins
Metropolitan Stadium, Bloomington, MI
Thu Jun 30 1966, 4:33 AM EDT
Att: 20,061 - Unknown

AB 33
R 4
H 8
RBI 4
BB 3
SO 7
LOB 14





Batter	1	2	3	4	5	6	7	8	9	AB	R	H	RBI	BB	SO	LOB	BOTTOM				
Zoilo Versalles, R OBP: 0.290, SLG: 0.384 (1, 6)	0-0 4-3		0-3 K			0-0 F8		0-0 G4-3 1-2		4	0	0	0	0	1	2					
Ted Uhlhaender, L OBP: 0.271, SLG: 0.261 (1, 8)	0-0 G4-6-3 1B		0-0 F7			0-0 1B			0-0 1-3	4	0	2	0	0	0	1					
Jimmie Hall, L OBP: 0.306, SLG: 0.431 (1, 9)	0-0 G4-6-3 1-2			0-3 K		0-3 K			0-0 1B	4	0	1	0	0	2	2					
Harmon Killebrew, R OBP: 0.377, SLG: 0.474 (1, 7)		0-0 5-6-3		0-0 1B		0-0 F5			0-3 K	4	0	1	0	0	1	2					
Don Mincher, L OBP: 0.301, SLG: 0.394 (1, 3)		0-0 SH5-3 1B		0-3 K			0-0 F9		0-0 F8	4	0	1	0	0	1	2					
Rich Rollins, R OBP: 0.311, SLG: 0.407 (1, 5)		0-0 SH5-3 1-2		0-0 L6			0-0 F8			2	0	0	0	0	0	1					
Cesar Tovar, R OBP: 0.326, SLG: 0.365 (1, 4)					0-3 K					1	0	0	0	0	0	1	AB 31				
Bernie Allen, L OBP: 0.299, SLG: 0.320 (4, 4)						0-3 K				2	0	0	0	0	2	0	R 0				
Russ Nixon, L OBP: 0.333, SLG: 0.318 (1, 2)			0-0 1B		0-0 F7			0-0 6-3		3	0	1	0	0	0	0	H 7				
Jim Perry, S OBP: 0.238, SLG: 0.158 (1, 1)			0-3 K			0-3 K			0-0 G4-3 1B	2	0	0	0	0	2	1	RBI 0				
Pete Cimino, R (8, 1)										0	0	0	0	0	0	0	BB 0				
Andy Kosco, R OBP: 0.289, SLG: 0.308 (8, PH)										1	0	1	0	0	0	0	SO 9				
Garry Roggenburk, R (9, 1)										0	0	0	0	0	0	0	LOB 12				
Inning Stats	R: 0 E: 0 K: 0 S: 3	H: 1 LOB: 0 BB: 0 P: 3	R: 0 E: 0 K: 0 S: 4	H: 1 LOB: 1 BB: 0 P: 4	R: 0 E: 0 K: 2 S: 8	H: 1 LOB: 1 BB: 0 P: 8	R: 0 E: 0 K: 2 S: 8	H: 1 LOB: 1 BB: 0 P: 8	R: 0 E: 0 K: 1 S: 6	H: 0 LOB: 0 BB: 0 P: 7	R: 0 E: 0 K: 1 S: 5	H: 0 LOB: 0 BB: 0 P: 5	R: 0 E: 0 K: 0 S: 3	H: 1 LOB: 0 BB: 0 P: 3	R: 0 E: 0 K: 1 S: 6	H: 1 LOB: 1 BB: 0 P: 6	1B: 7 2B: 0 3B: 0 HR: 0	SF: 0 SAC: 1 DP: 2 HBP: 0	WP: 0 PB: 0 SB: 0 CS: 0	PA: 32	
PITCHER	IP WLS BF H R ER SO BB IBB HBP BLK WP HR S P ERA WHIP	IP WLS BF H R ER SO BB IBB HBP BLK WP HR S P ERA WHIP																			
Steve Hargan, R ERA: 2.52 (1, 1)	9.0 W 32 7 0 0 9																				

Cleveland Indians @ Minnesota Twins
Metropolitan Stadium, Bloomington, MI
Thu Jun 30 1966, 4:33 AM EDT
Att: 20,061 - Unknown

AB 31
R 0
H 7
RBI 0
BB 0
SO 9
LOB 12

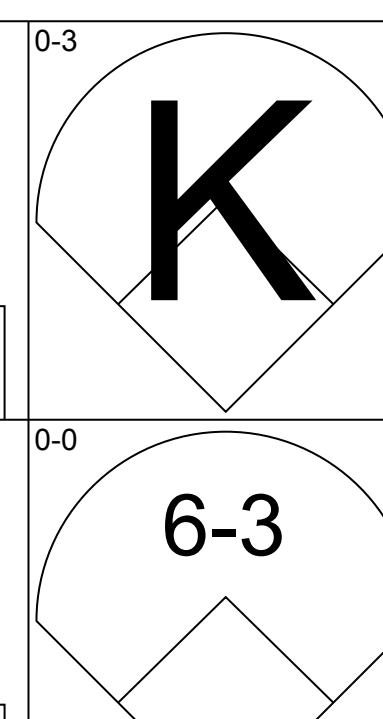
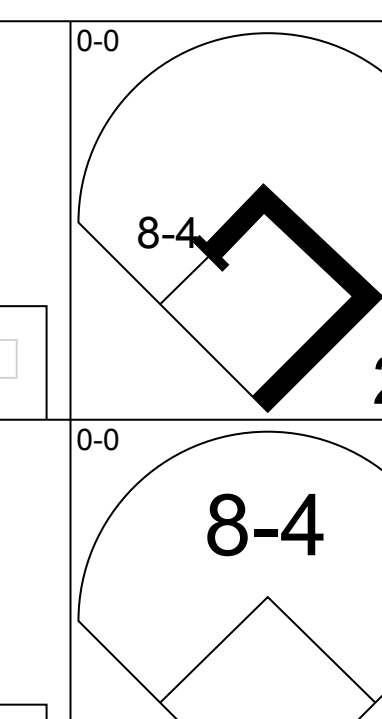
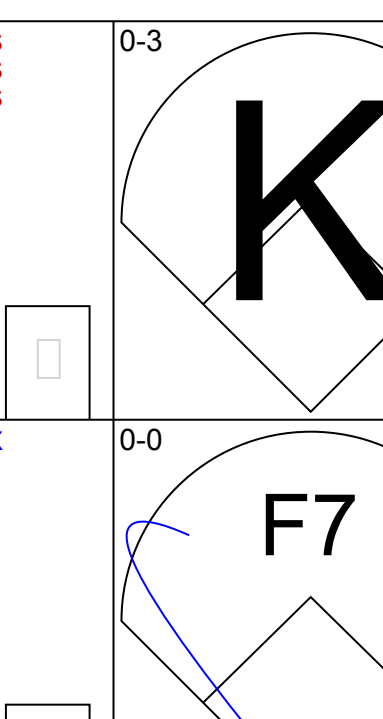
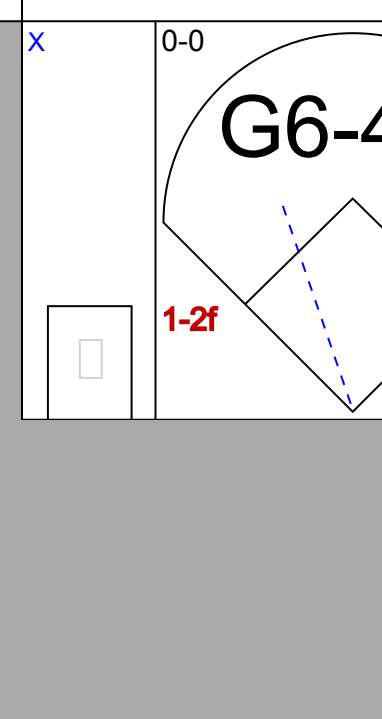
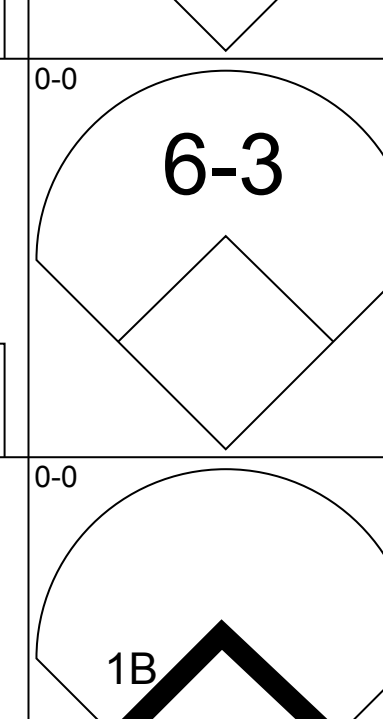
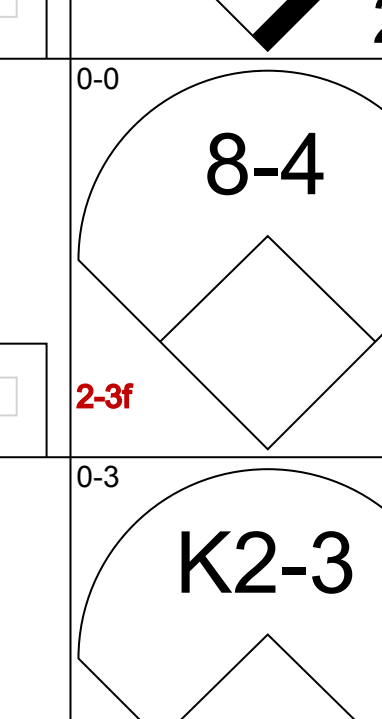
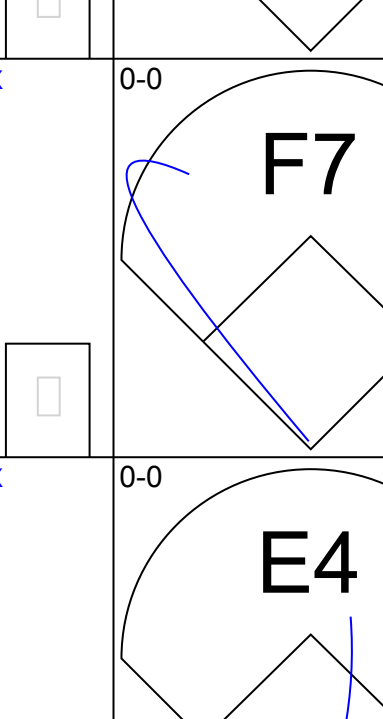
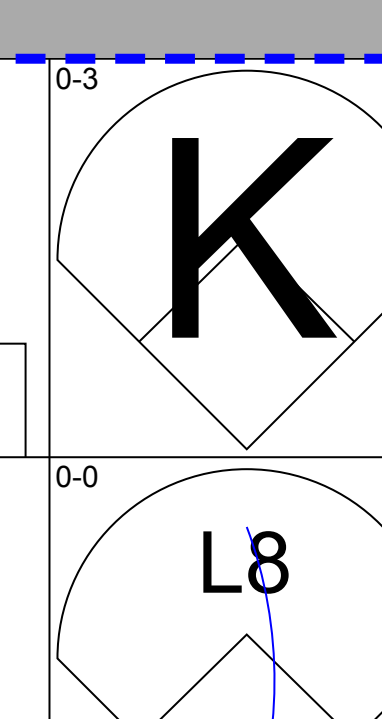
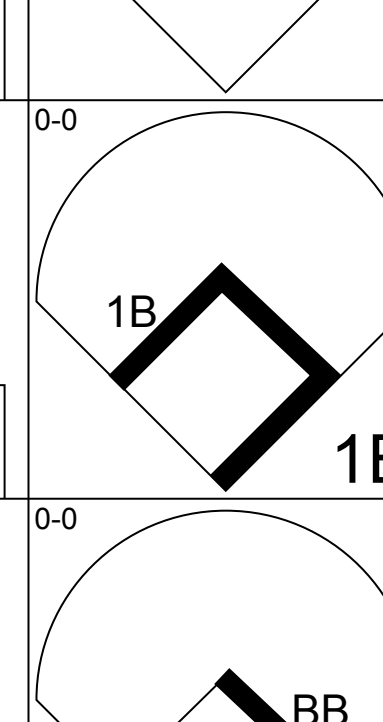
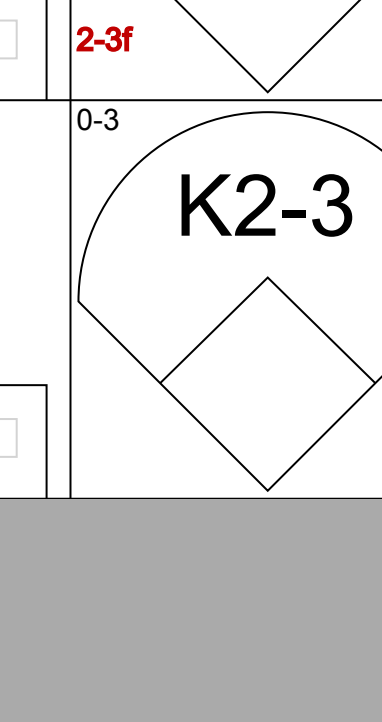
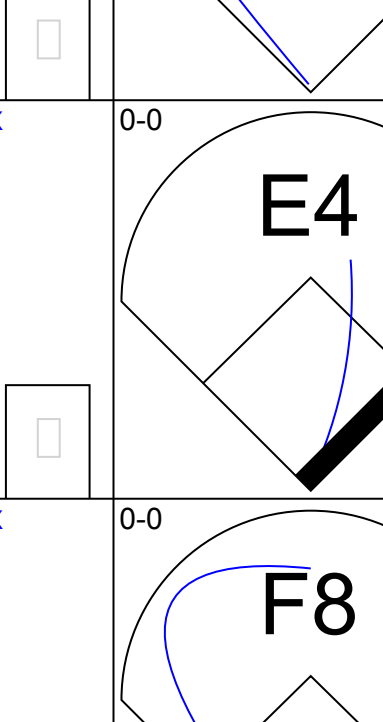
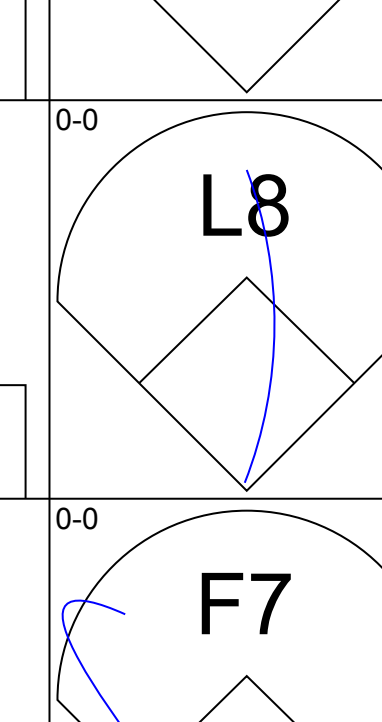
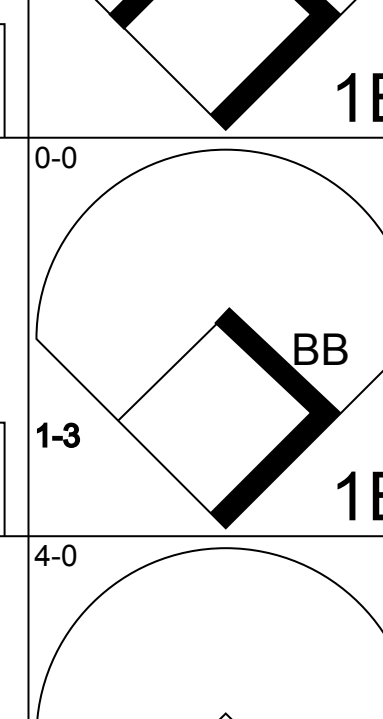
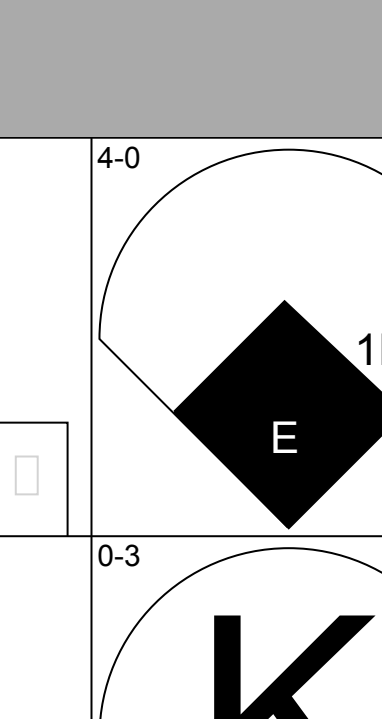
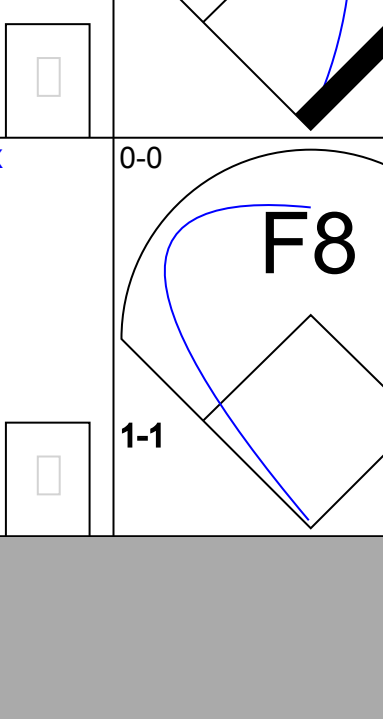
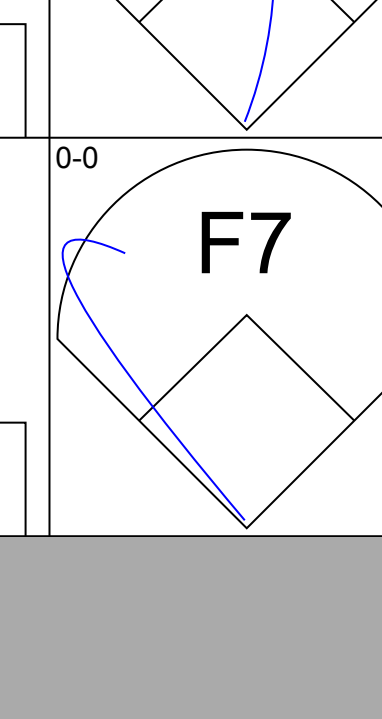
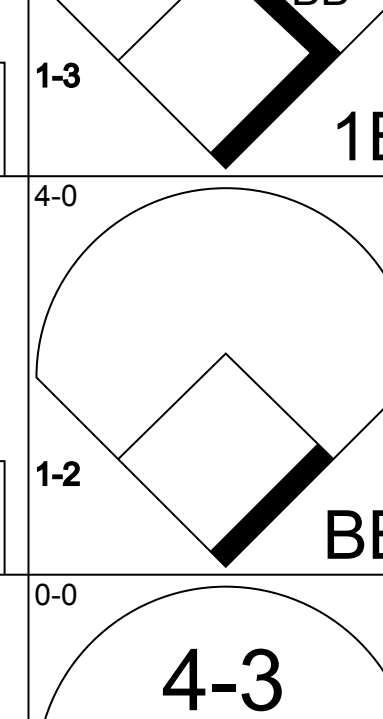
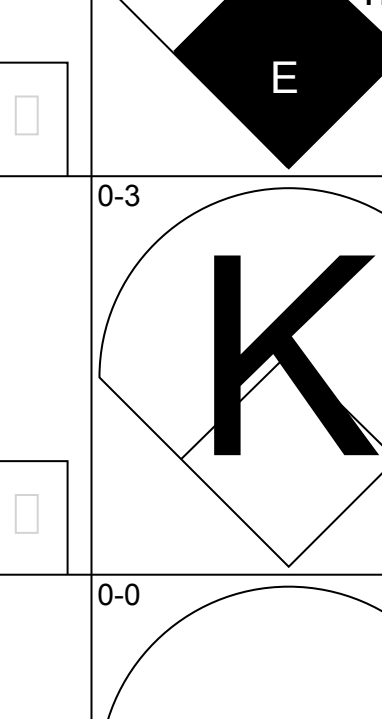
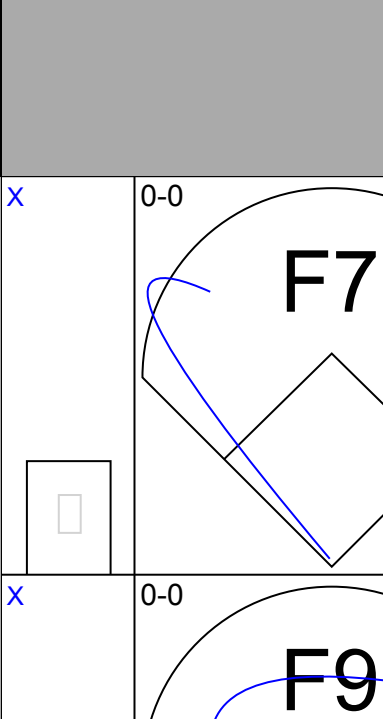
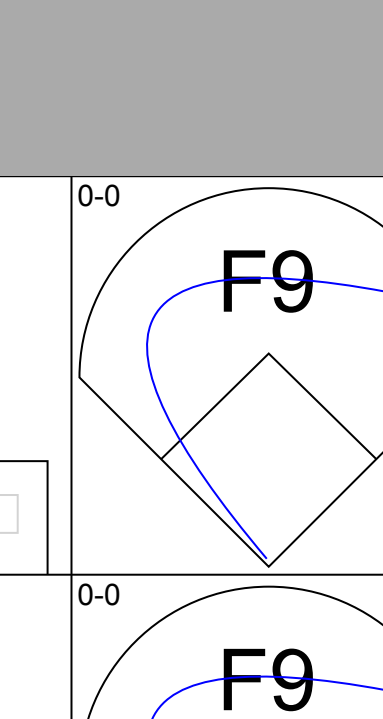
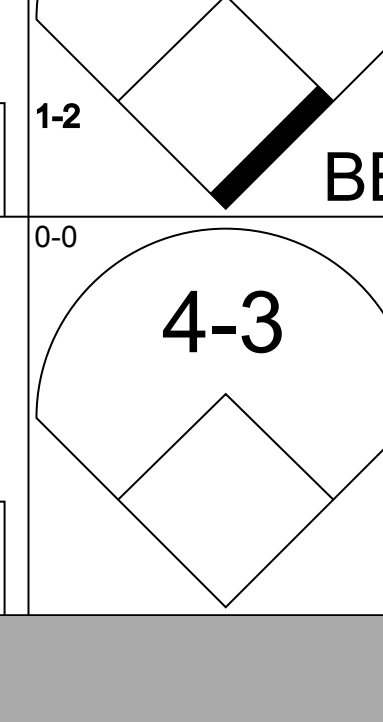
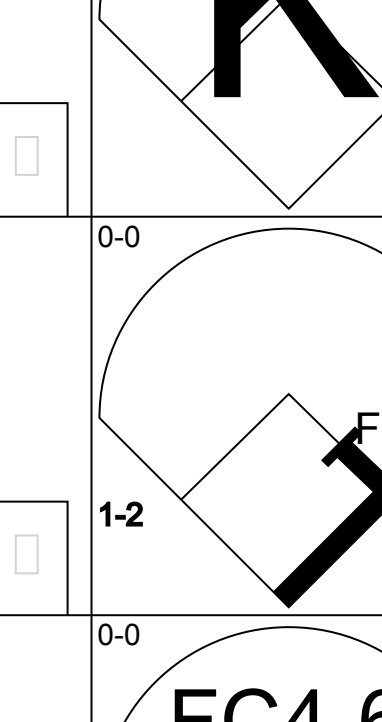
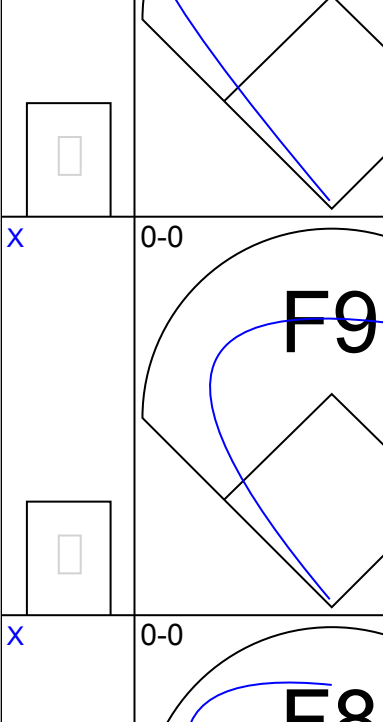
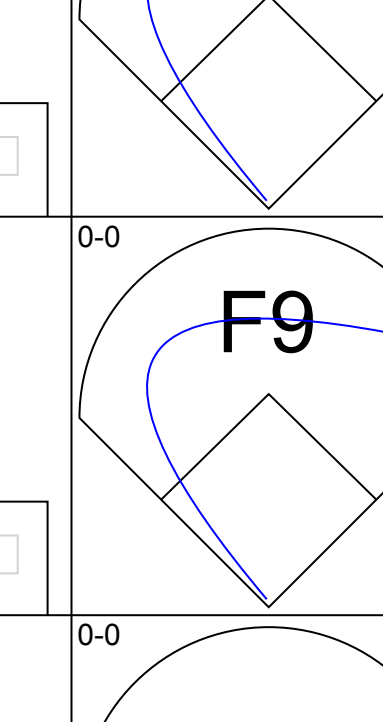
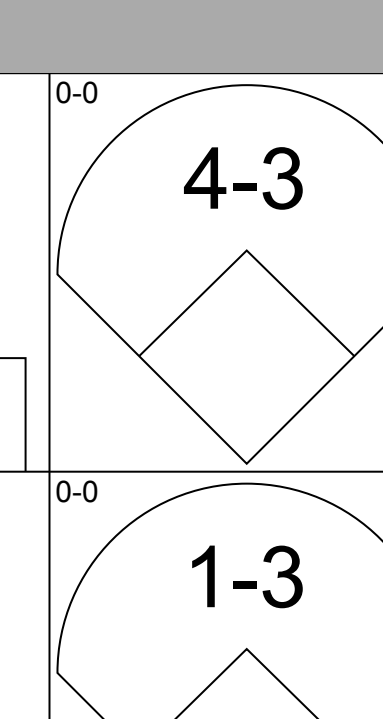
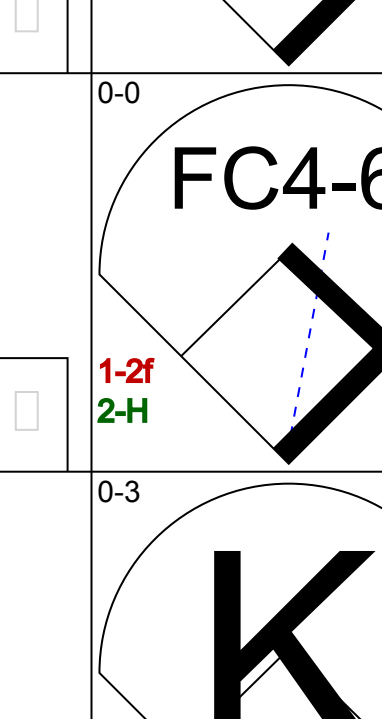
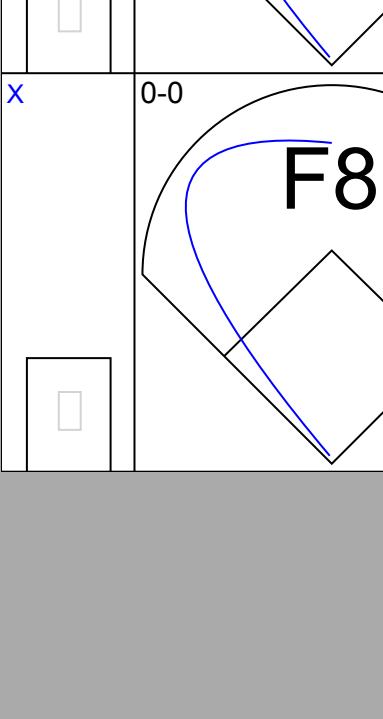
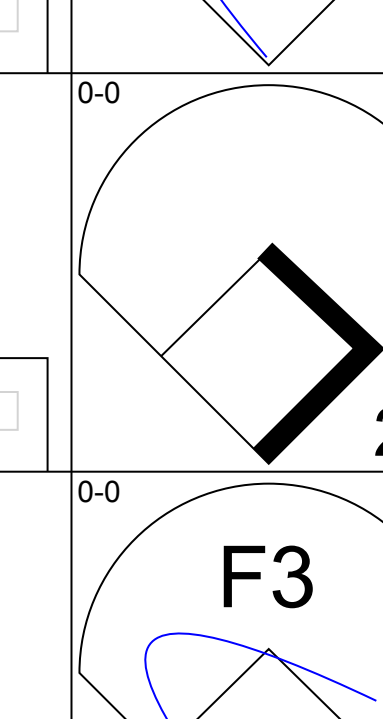
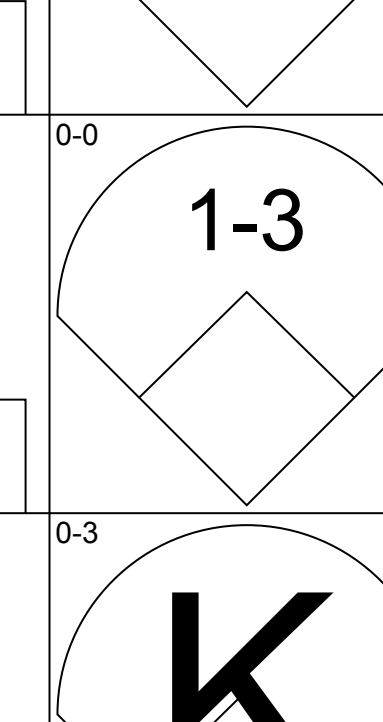
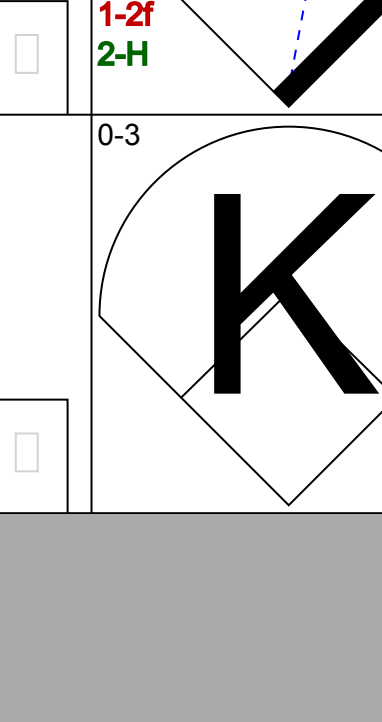
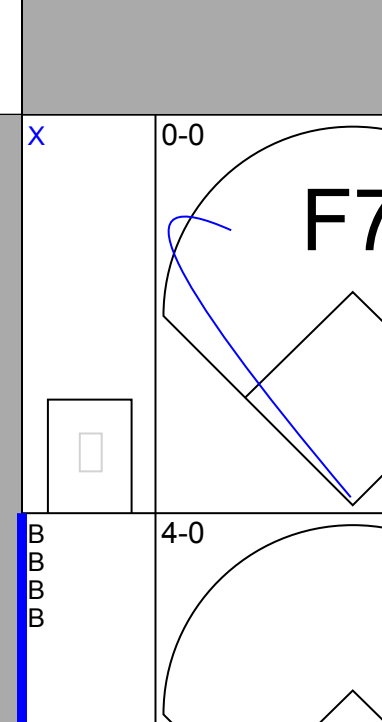
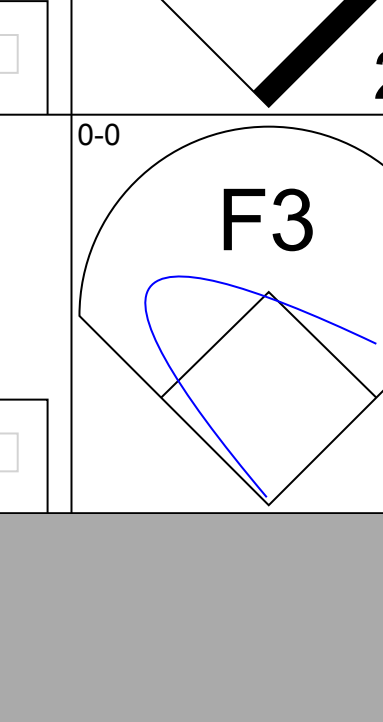
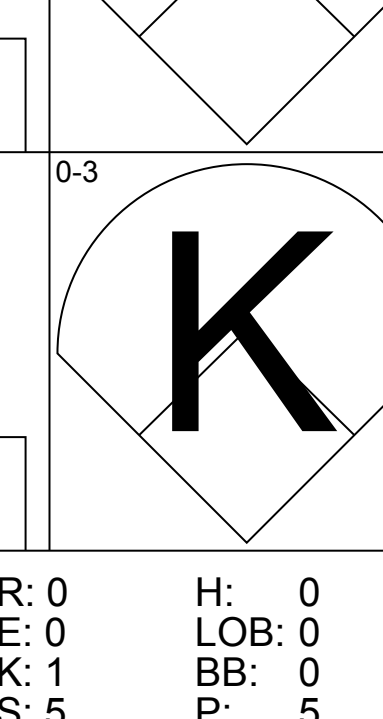
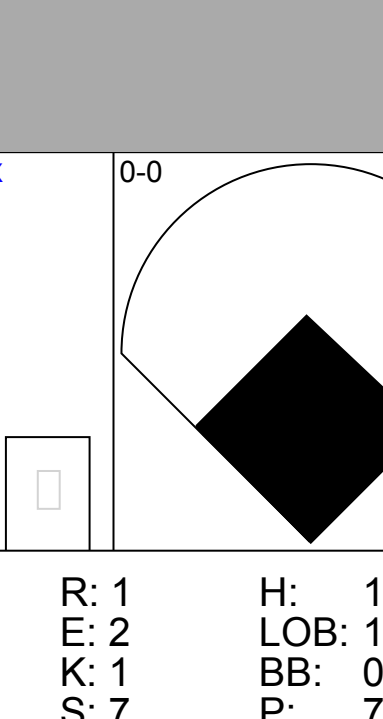
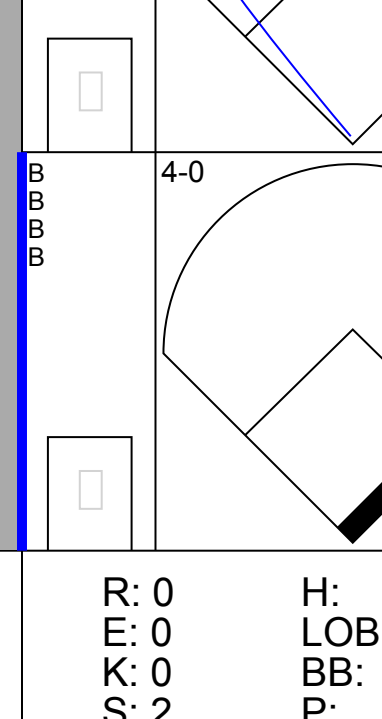


Batter	1	2	3	4	5	6	7	8	9	AB	R	H	RBI	BB	SO	LOB	TOP			
Zoilo Versalles, R OBP: 0.287, SLG: 0.378 (1, 6)	0-0 6-3		0-3 K			0-0 6-3		0-0 E6		4	0	0	0	0	1	2	Minnesota Twins @ Baltimore Orioles Memorial Stadium, Baltimore, MD Fri Jul 01 1966, 7:05 PM EDT Att: 31,944 - Unknown AB 33 R 0 H 6 RBI 0 BB 1 SO 4 LOB 14 			
Rich Rollins, R OBP: 0.308, SLG: 0.397 (1, 4)	0-0 F4			0-0 6-3		0-0 FC5-2 1B		0-0 G6-4-3		4	0	0	0	0	0	2				
Tony Oliva, L OBP: 0.363, SLG: 0.548 (1, 9)	0-0 F9			0-0 G3		0-0 1B			0-0 3-1	4	0	1	0	0	0	0				
Harmon Killebrew, R OBP: 0.380, SLG: 0.477 (1, 5)		0-0 F8		0-0 2B		0-0 1B		0-0 FC1-6 1B	4-0	3	0	2	0	1	0	0				
Andy Kosco, R OBP: 0.286, SLG: 0.300 (1, 3)		0-0 5-3		0-3 K		0-0 F9		0-0 FC1-6 1B	0-0	4	0	1	0	0	1	2				
Ted Uhlhaender, L OBP: 0.286, SLG: 0.259 (1, 8)		0-0 4-3			0-0 1-3		0-0 FC4 1B	0-0	0-0 FC1-6 2B	0-0	4	0	0	0	0	3				
Bob Allison, R OBP: 0.324, SLG: 0.309 (1, 7)			0-0 5-3		0-0 F8		0-0 1B		0-0 F6	0-0	4	0	1	0	0	2				
Russ Nixon, L OBP: 0.296, SLG: 0.280 (1, 2)			0-0 E4		0-0 F7		0-0 F8			0-0	3	0	0	0	0	2				
Jim Merritt, L OBP: 0.100, SLG: 0.200 (1, 1)			0-3 K			0-0 FC5-2 2B			0-3 K	0-0	2	0	1	0	0	1				
Jerry Zimmerman, R OBP: 0.341, SLG: 0.301 (8, PH)										0-0	1	0	0	0	0	1				
Dwight Siebler, R (8, 1)										0-0	0	0	0	0	0	0				
Inning Stats	R: 0 E: 0 K: 0 S: 3	H: 0 LOB: 0 BB: 0 P: 3	R: 0 E: 0 K: 0 S: 3	H: 0 LOB: 0 BB: 0 P: 3	R: 0 E: 1 K: 2 S: 8	H: 1 LOB: 1 BB: 0 P: 8	R: 0 E: 0 K: 1 S: 6	H: 0 LOB: 0 BB: 0 P: 6	R: 0 E: 0 K: 0 S: 4	H: 2 LOB: 2 BB: 0 P: 4	R: 0 E: 0 K: 0 S: 5	H: 2 LOB: 2 BB: 0 P: 5	R: 0 E: 1 K: 1 S: 5	H: 0 LOB: 0 BB: 0 P: 5	R: 0 E: 0 K: 0 S: 4	H: 1 LOB: 2 BB: 1 P: 8	1B: 4 2B: 2 3B: 0 HR: 0	SF: 0 SAC: 0 DP: 1 HBP: 0	WP: 0 PB: 0 SB: 2 CS: 0	PA: 34
PITCHER Bill Short, L ERA:	IP: 9.0 WLS: W BF: 34 H: 6 R: 0 ER: 0 SO: 4 BB: 1 IBB: 0 HBP: 0 BLK: 0 WP: 0 HR: 0 S: 41 P: 45 ERA: 0.00 WHIP: 0.778															PITCHER				

Batter	1	2	3	4	5	6	7	8	9	AB	R	H	RBI	BB	SO	LOB	BOTTOM			
Luis Aparicio, R OBP: 0.274, SLG: 0.353 (1, 6)	0-0 E 1B	0-3 K			0-0 6-3			0-0 4-3		4	1	1	0	0	1	0	Minnesota Twins @ Baltimore Orioles Memorial Stadium, Baltimore, MD Fri Jul 01 1966, 7:05 PM EDT Att: 31,944 - Unknown AB 28 R 2 H 3 RBI 2 BB 0 SO 5 LOB 6 			
Boog Powell, L OBP: 0.392, SLG: 0.516 (1, 3)	0-3 K		0-0 F4		0-0 B3					3	0	0	0	0	1	1				
Frank Robinson, R OBP: 0.429, SLG: 0.609 (1, 9)	0-0 FC6 1B 2B		0-0 6-3		0-0 F9					3	1	0	0	0	0	1				
Brooks Robinson, R OBP: 0.341, SLG: 0.494 (1, 5)	0-0 2B FC5-2 1B		0-0 5-3		0-0 5-3					3	0	1	1	0	0	0				
Sam Bowers, R OBP: 0.318, SLG: 0.476 (1, 7)	0-0 1-3 2H 2B			0-0 F7		0-0 L5				3	0	1	1	0	0	0				
Davey Johnson, R OBP: 0.295, SLG: 0.352 (1, 4)	0-0 FC5-2			0-0 5-3		0-0 6-3				3	0	0	0	0	0	2				
Paul Blair, R OBP: 0.263, SLG: 0.354 (1, 8)	0-0 F9			0-0 F9		0-0 5-3				3	0	0	0	0	0	2				
Andy Etchebarren, R OBP: 0.316, SLG: 0.430 (1, 2)		0-0 5-3			0-3 K			0-0 5-3		3	0	0	0	0	1	0				
Bill Short, L (1, 1)		0-3 K			0-3 K			0-0 6-3		3	0	0	0	0	2	0				
Inning Stats	R: 2 E: 1 K: 1 S: 9	H: 3 LOB: 2 BB: 0 P: 9	R: 0 E: 0 K: 2 S: 7	H: 0 LOB: 0 BB: 0 P: 7	R: 0 E: 0 K: 0 S: 3	H: 0 LOB: 0 BB: 0 P: 3	R: 0 E: 0 K: 0 S: 3	H: 0 LOB: 0 BB: 0 P: 3	R: 0 E: 0 K: 0 S: 3	H: 0 LOB: 0 BB: 0 P: 3	R: 0 E: 0 K: 0 S: 3	H: 0 LOB: 0 BB: 0 P: 3	R: 0 E: 0 K: 0 S: 3	H: 0 LOB: 0 BB: 0 P: 3	R: 0 E: 0 K: 0 S: 3	H: 0 LOB: 0 BB: 0 P: 3		1B: 2 2B: 1 3B: 0 HR: 0	SF: 0 SAC: 0 DP: 0 HBP: 0	WP: 0 PB: 0 SB: 0 CS: 0
PITCHER Jim Merritt, L ERA: 2.95 Dwight Siebler, R ERA: 3.86	IP: 7.0 WLS: L BF: 25 H: 3 R: 2 ER: 1 SO: 5 BB: 0 IBB: 0 HBP: 0 BLK: 0 WP: 0 HR: 0 S: 35 P: 35 ERA: 1.29 WHIP: 0.429															PITCHER				

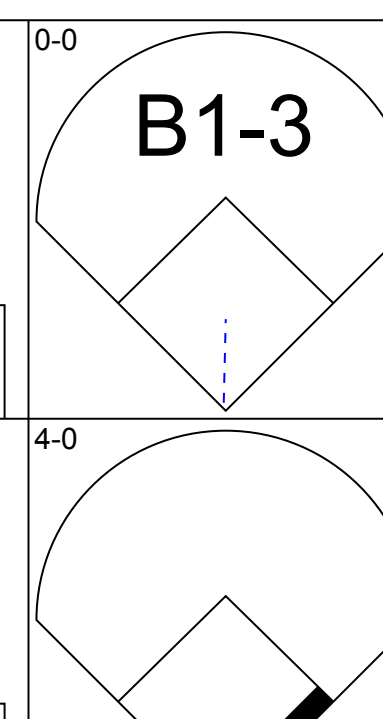
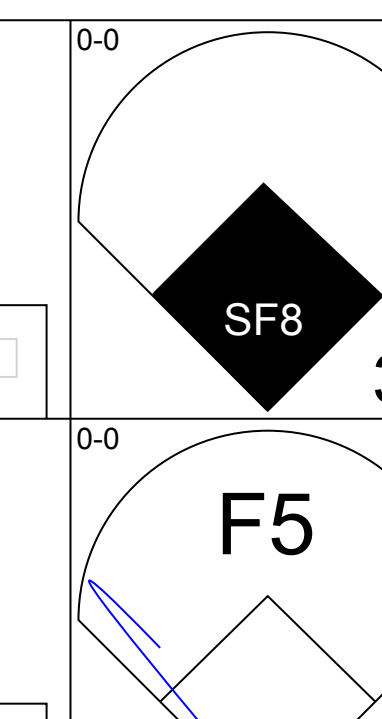
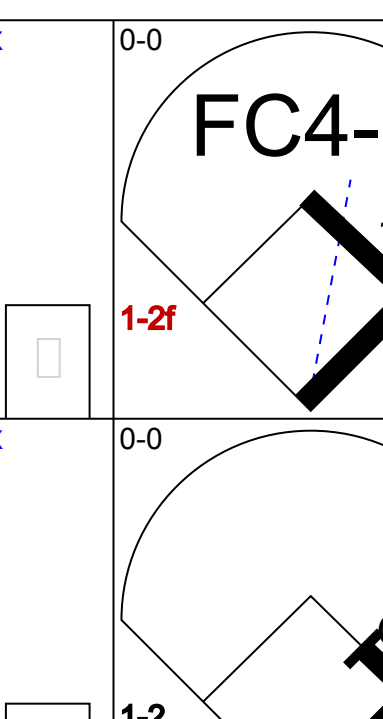
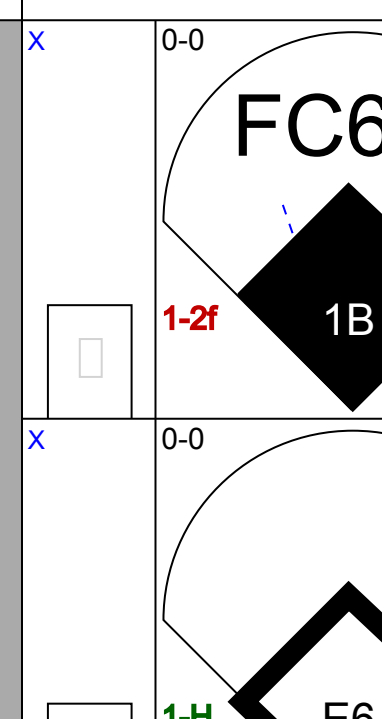
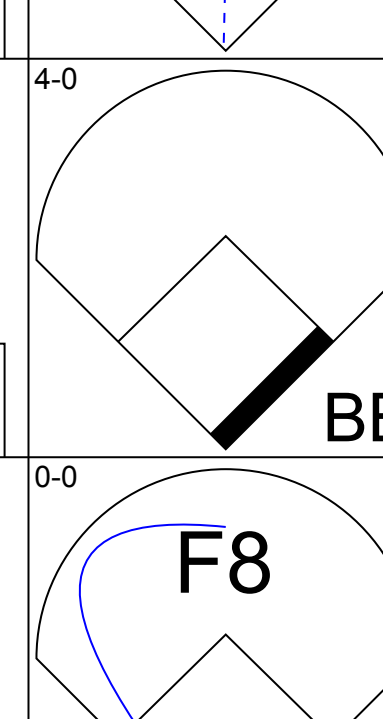
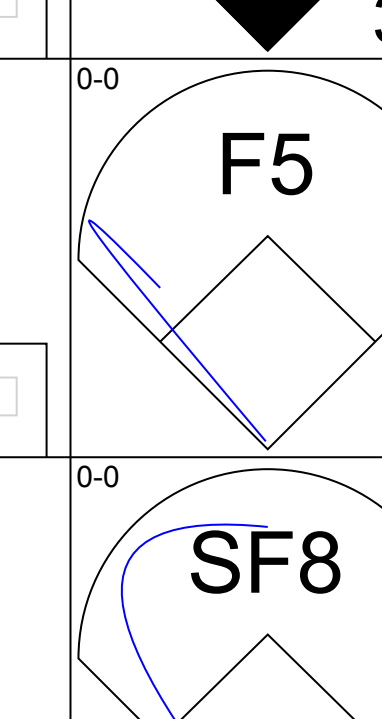
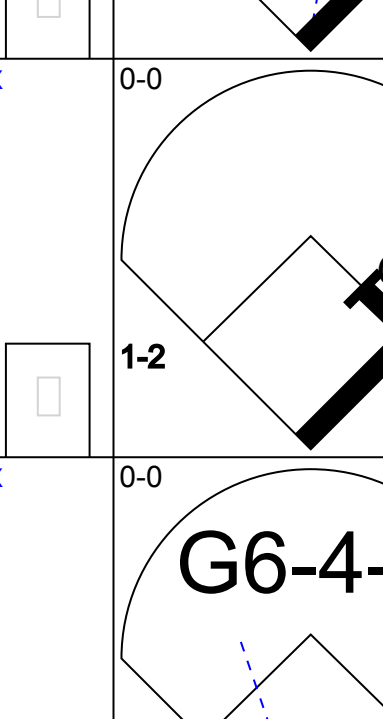
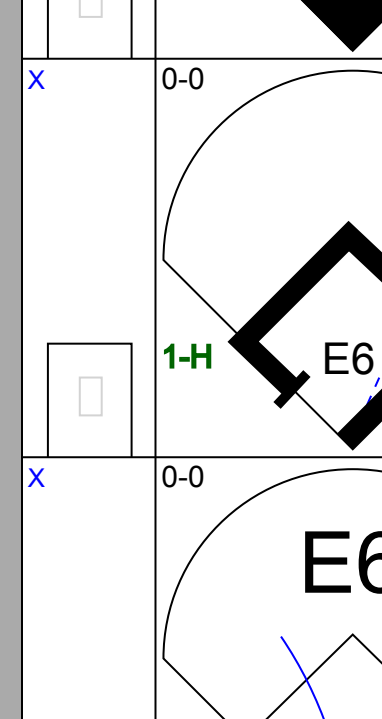
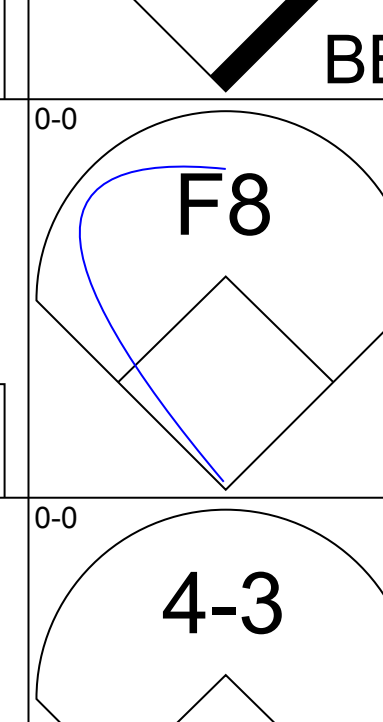
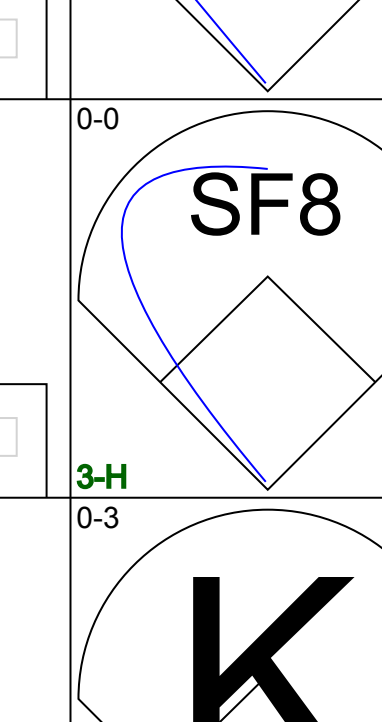
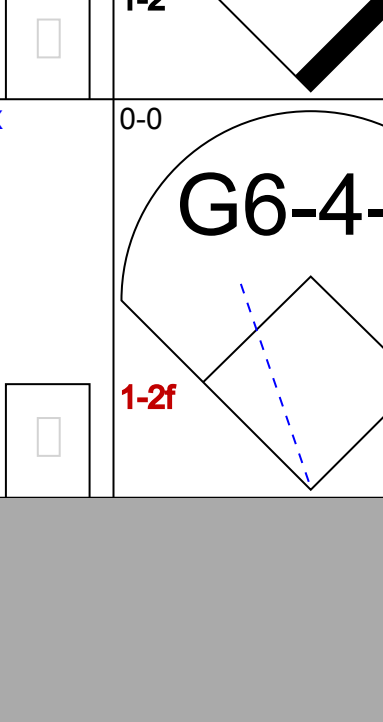
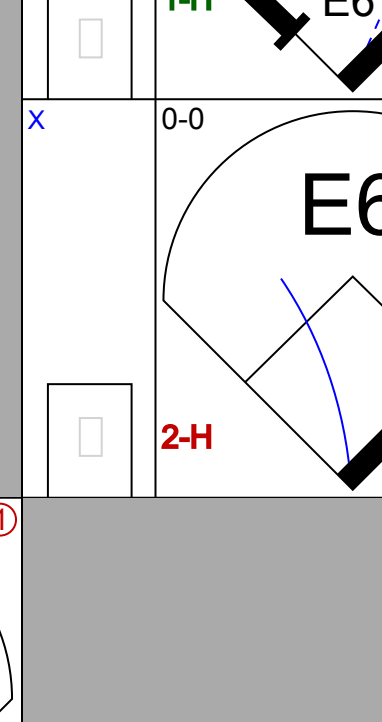
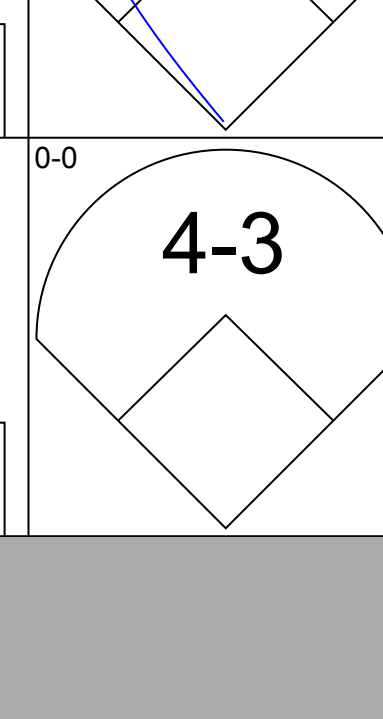
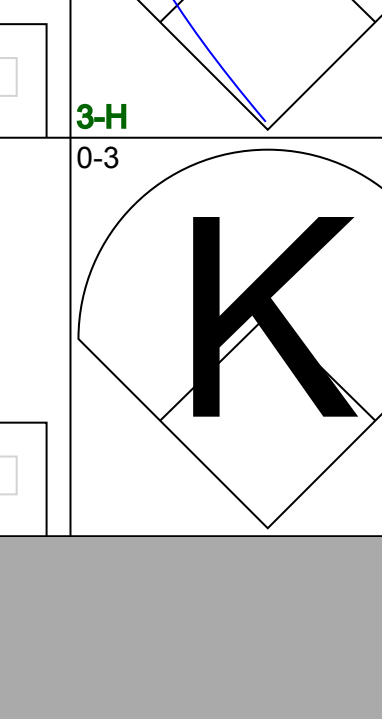
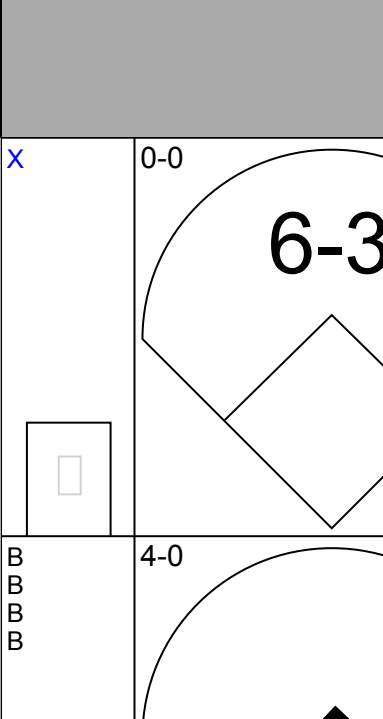
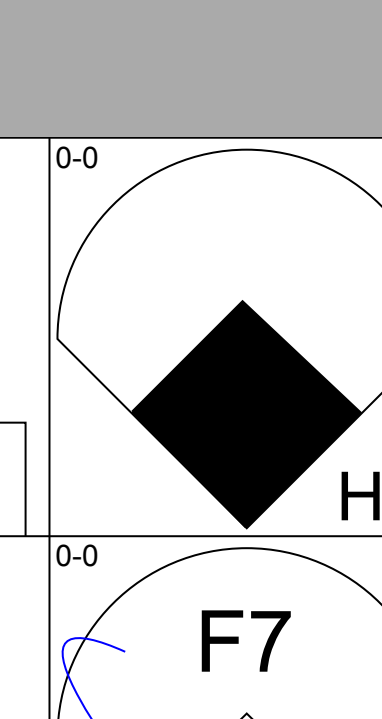
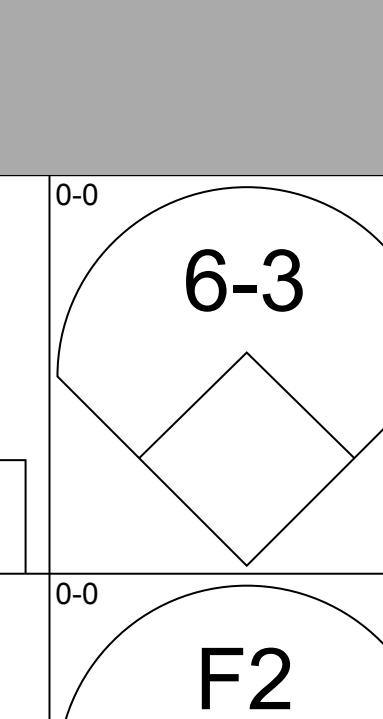
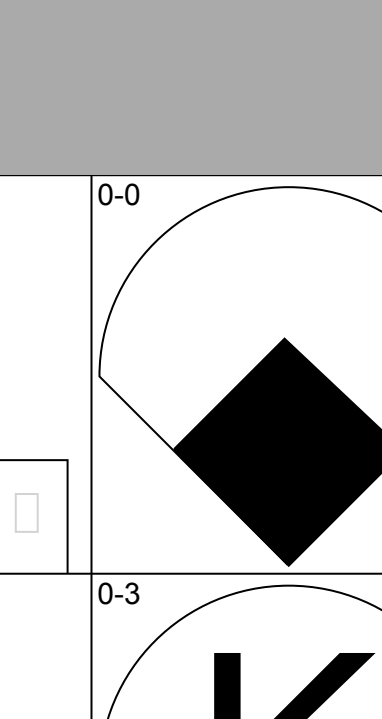
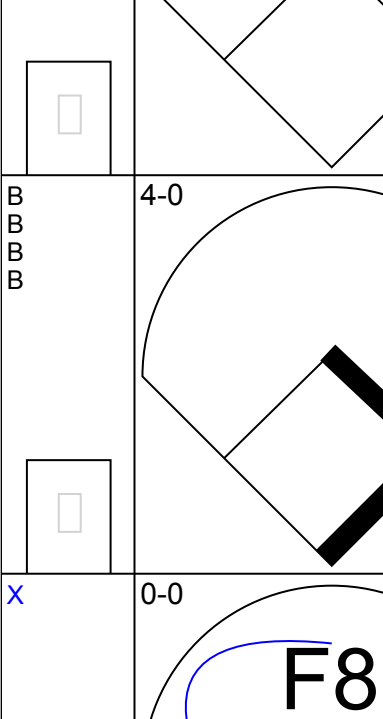
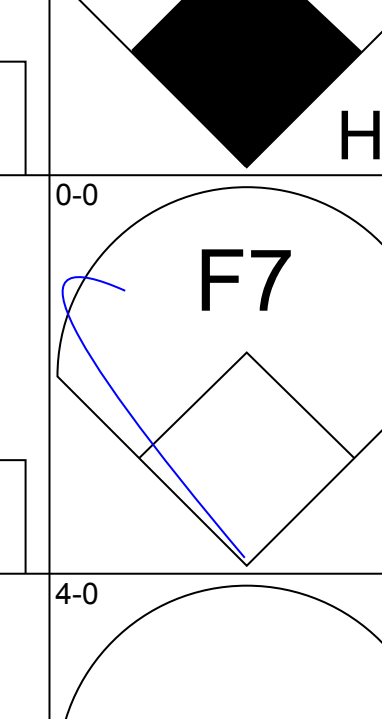
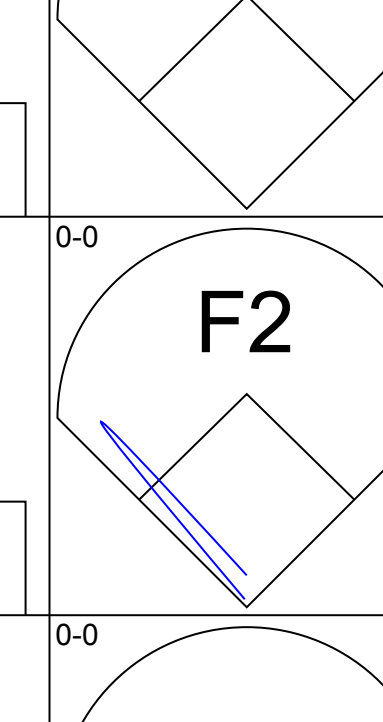
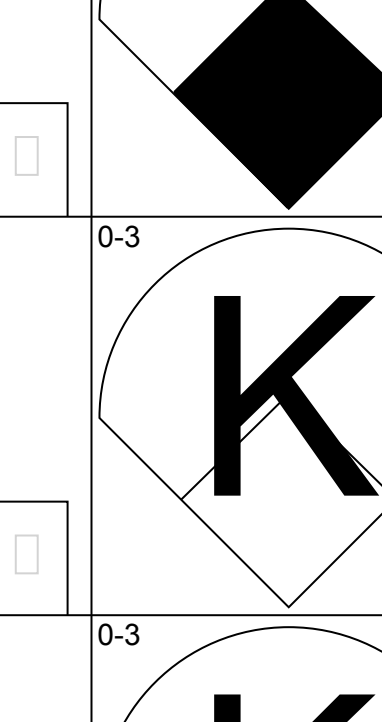
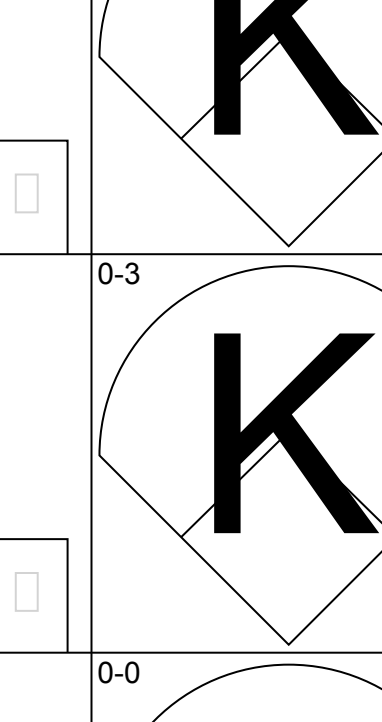
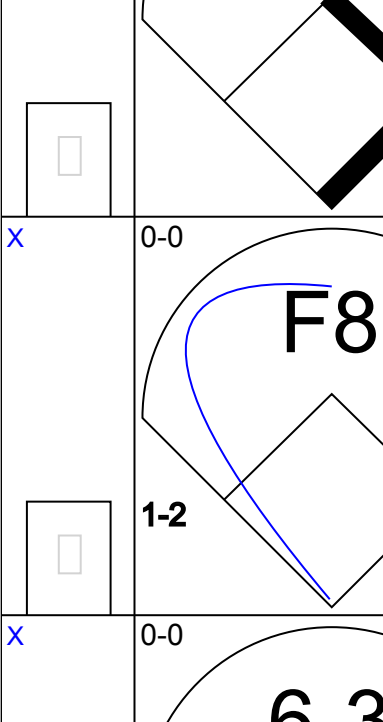
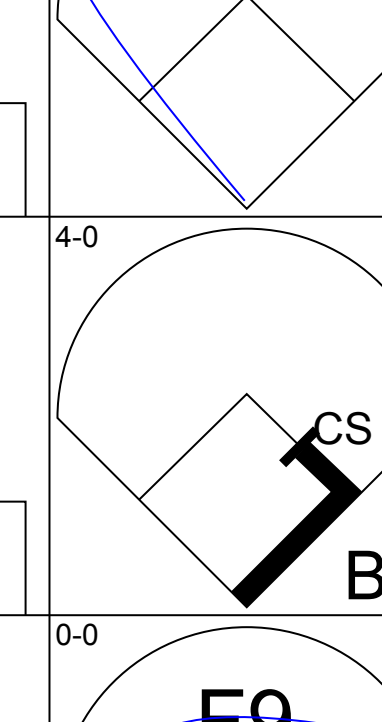
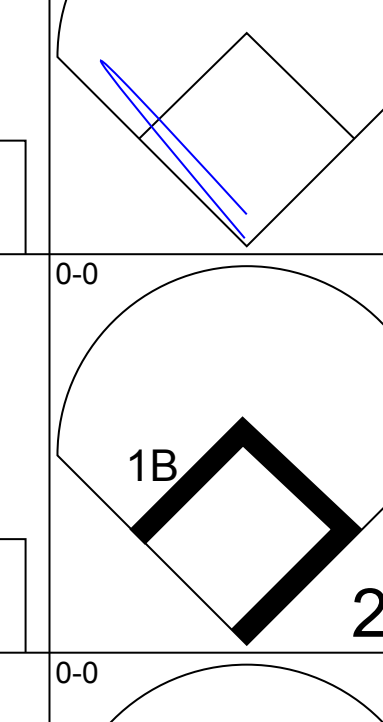
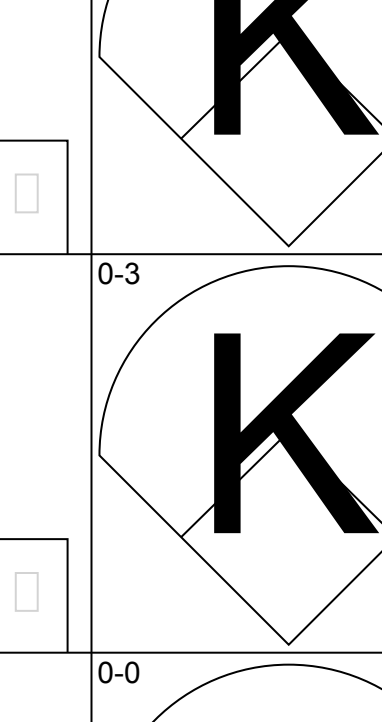
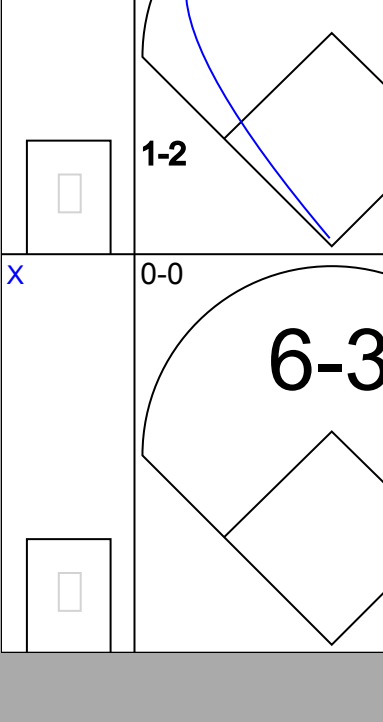
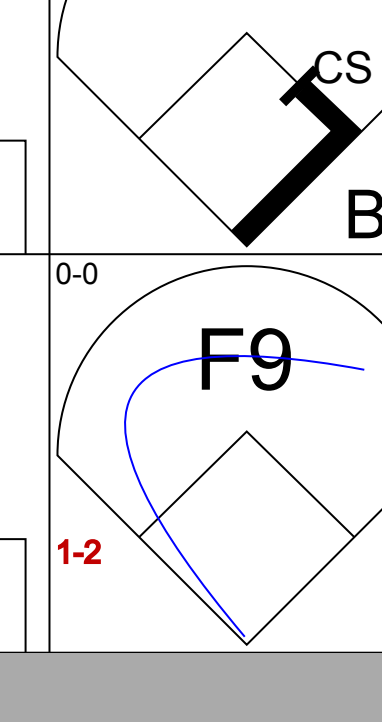
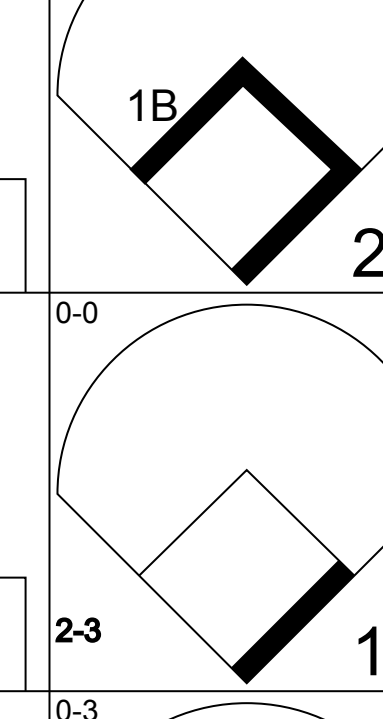
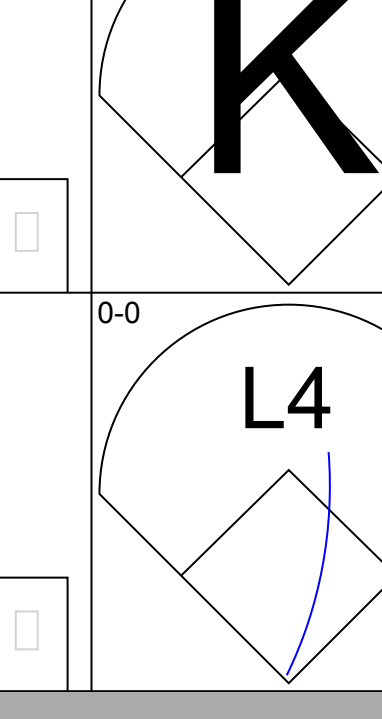
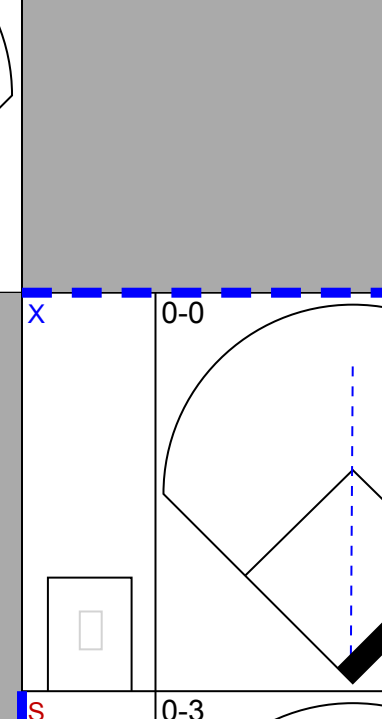
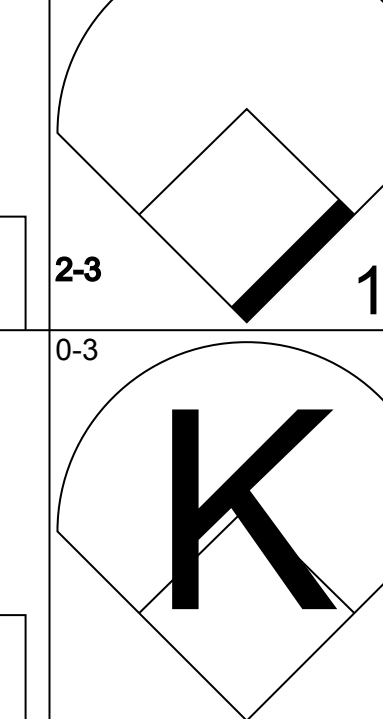
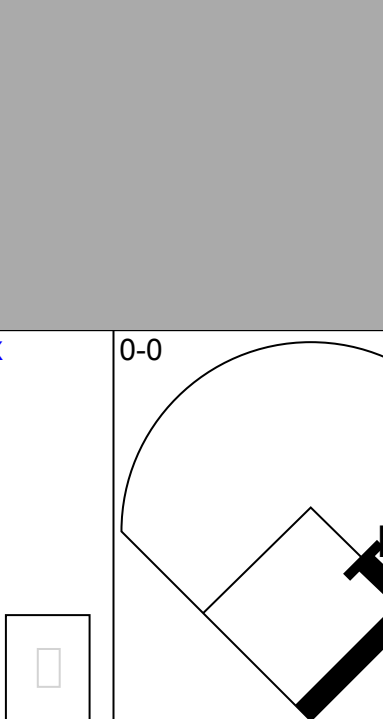
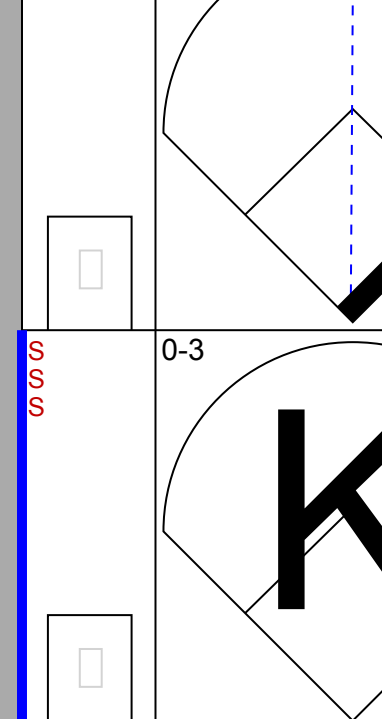
Batter	1	2	3	4	5	6	7	8	9	AB	R	H	RBI	BB	SO	LOB	TOP								
Ted Uhlhaender, L (1, 8) OBP: 0.250, SLG: 0.242	F5		L5		6-3			4-3		4	0	0	0	0	0	1	Minnesota Twins @ Baltimore Orioles Memorial Stadium, Baltimore, MD Sat Jul 02 1966, 7:05 PM EDT Att: 28,403 - Unknown								
Zoilo Versalles, R (1, 6) OBP: 0.286, SLG: 0.372	1-3		G3					K2-3		4	0	1	0	0	1	0									
Tony Oliva, L (1, 9) OBP: 0.360, SLG: 0.538					F6			F6		3	0	0	0	0	1										
Harmon Killebrew, R (1, 3) OBP: 0.386, SLG: 0.473 Caesar Tovar, R (9, PR) OBP: 0.326, SLG: 0.365										1	0	0	0	3	1	0									
Jimmie Hall, L (1, 7) OBP: 0.298, SLG: 0.416										0	0	0	0	0	0	0									
Rich Rollins, R (1, 5) OBP: 0.311, SLG: 0.441										4	0	0	0	0	4										
Bernie Allen, L (1, 4) OBP: 0.300, SLG: 0.325										4	1	1	1	0	1	2									
Russ Nixon, L (1, 2) OBP: 0.300, SLG: 0.286										4	1	1	0	0	0	2									
Mudcat Grant, R (1, 1) OBP: 0.175, SLG: 0.211 Pete Cimino, R (8, 1)										3	0	1	1	0	2	1									
										3	0	1	1	0	1	1									
Inning Stats	R: 0 E: 0 K: 0 S: 3	H: 0 LOB: 2 BB: 1 P: 8	R: 0 E: 0 K: 2 S: 7	H: 0 LOB: 0 BB: 0 P: 7	R: 0 E: 0 K: 1 S: 5	H: 0 LOB: 0 BB: 0 P: 5	R: 0 E: 0 K: 1 S: 5	H: 0 LOB: 0 BB: 0 P: 5	R: 1 E: 1 K: 1 S: 7	H: 2 LOB: 1 BB: 0 P: 7	R: 0 E: 0 K: 0 S: 3	H: 1 LOB: 1 BB: 1 P: 7	R: 1 E: 0 K: 0 S: 4	H: 2 LOB: 0 BB: 0 P: 4	R: 0 E: 0 K: 1 S: 5	H: 0 LOB: 0 BB: 1 P: 5	R: 0 E: 0 K: 0 S: 3	H: 0 LOB: 2 BB: 1 P: 7	1B: 3 2B: 1 3B: 0 HR: 1	SF: 0 SAC: 0 DP: 1 HBP: 1	WP: 0 PB: 1 SB: 0 CS: 1	PA: 34			
PITCHER	IP	WLS	BF	H	R	ER	SO	BB	IBB	HBP	BLK	WP	HR	S	P	ERA	WHIP								
Eddie Watt, R (1, 1) ERA: 2.85	7.0		27	5	2	2	5	2	0	1	0	0	1	34	43	2.57	1.000								
Eddie Fisher, R (8, 1) ERA: 1.91	2.0	W	7	0	0	0	1	1	0	0	0	0	0	8	12	0.00	0.500								

Batter	1	2	3	4	5	6	7	8	9	AB	R	H	RBI	BB	SO	LOB	BOTTOM								
Luis Aparicio, R (1, 6) OBP: 0.271, SLG: 0.348	5-3									4	0	1	0	0	0	1	Minnesota Twins @ Baltimore Orioles Memorial Stadium, Baltimore, MD Sat Jul 02 1966, 7:05 PM EDT Att: 28,403 - Unknown								
Russ Snyder, L (1, 8) OBP: 0.403, SLG: 0.446	F5									4	1	1	0	0	0	2									
Frank Robinson, R (1, 9) OBP: 0.430, SLG: 0.613										3	1	0	0	1	1	1									
Brooks Robinson, R (1, 5) OBP: 0.350, SLG: 0.500										4	1	3	0	0	0	0									
Boog Powell, L (1, 3) OBP: 0.388, SLG: 0.510										3	0	1	2	0	2	1									
Curt Blefary, L (1, 7) OBP: 0.346, SLG: 0.451 Paul Blair, R (9, 8) OBP: 0.263, SLG: 0.354										3	0	0	0	1	0	2									
Davey Johnson, R (1, 4) OBP: 0.294, SLG: 0.349										4	0	1	0	0	0	4									
Vic Roznovsky, L (1, 2) OBP: 0.526, SLG: 0.467										2	0	0	0	0	0	0									
Eddie Watt, R (1, 1) OBP: 0.222, SLG: 0.278 Sam Bowers, R (7, PH) OBP: 0.312, SLG: 0.467 Eddie Fisher, R (8, 1)										2	0	1	0	0	0	0									
										1	0	0	0	0	0	1									
										0	0	0	0	0	0	0									
Inning Stats	R: 0 E: 0 K: 1 S: 5	H: 0 LOB: 0 BB: 0 P: 5	R: 0 E: 0 K: 1 S: 5	H: 0 LOB: 0 BB: 0 P: 5	R: 0 E: 0 K: 0 S: 5	H: 2 LOB: 2 BB: 0 P: 5	R: 0 E: 0 K: 1 S: 6	H: 1 LOB: 2 BB: 1 P: 10	R: 0 E: 0 K: 0 S: 3	H: 0 LOB: 0 BB: 0 P: 3	R: 2 E: 1 K: 0 S: 5	H: 2 LOB: 0 BB: 0 P: 5	R: 0 E: 0 K: 0 S: 4	H: 1 LOB: 1 BB: 0 P: 4	R: 1 E: 0 K: 0 S: 5	H: 2 LOB: 2 BB: 1 P: 9	1B: 7 2B: 1 3B: 0 HR: 0	SF: 1 SAC: 1 DP: 0 HBP: 0	WP: 1 PB: 0 SB: 0 CS: 0	PA: 34					
PITCHER	IP	WLS	BF	H	R	ER	SO	BB	IBB	HBP	BLK	WP	HR	S	P	ERA	WHIP								
Mudcat Grant, R (1, 1) ERA: 3.13	7.1	L	32	8	3	2	3	2	0	0	0	0	0	36	44	2.46	1.364								
Pete Cimino, R (8, 1) ERA: 2.66	0.2		2	0	0	0	0	0	0	0	0	0	0	2	2	0.00	0.000								

Batter	1	2	3	4	5	6	7	8	9	AB	R	H	RBI	BB	SO	LOB	TOP						
Zoilo Versalles, R OBP: 0.286, SLG: 0.374 (1, 6)										4	0	1	0	0	2	1	Minnesota Twins @ Baltimore Orioles Memorial Stadium, Baltimore, MD Sun Jul 03 1966, 3:33 AM EDT Att: 15,715 - Unknown - 99 F						
Cesar Tovar, R OBP: 0.319, SLG: 0.357 (1, 4)										4	0	0	0	0	1								
Tony Oliva, L OBP: 0.358, SLG: 0.534 (1, 9)										4	0	1	0	0	1	0							
Harmon Killebrew, R OBP: 0.388, SLG: 0.472 (1, 3)										3	1	1	0	1	0	1							
Rich Rollins, R OBP: 0.309, SLG: 0.432 (1, 5)										3	0	0	0	1	1	1							
Andy Kosco, R OBP: 0.284, SLG: 0.298 Jimmie Hall, L OBP: 0.296, SLG: 0.414 (1, 7) (9, PH)										3	0	1	0	0	0	3							
Ted Uhlhaender, L OBP: 0.250, SLG: 0.258 (1, 8)										4	0	1	0	0	0	1							
Jerry Zimmerman, R OBP: 0.326, SLG: 0.291 Russ Nixon, L OBP: 0.230, SLG: 0.276 (1, 2) (9, PH)										3	0	0	0	0	1	1							
Jim Perry, S OBP: 0.261, SLG: 0.333 Bob Allison, R OBP: 0.328, SLG: 0.309 Pete Cimino, R (7, 1) (7, 1)										2	1	1	1	0	1	0							
Inning Stats	R: 0 E: 0 K: 1 S: 7	H: 2 LOB: 3 BB: 1 P: 11	R: 0 E: 0 K: 1 S: 5	H: 0 LOB: 0 BB: 0 P: 5	R: 0 E: 0 K: 1 S: 5	H: 1 LOB: 0 BB: 0 P: 5	R: 1 E: 1 K: 2 S: 8	H: 1 LOB: 1 BB: 1 P: 12	R: 1 E: 2 K: 1 S: 7	H: 1 LOB: 1 BB: 0 P: 7	R: 0 E: 0 K: 0 S: 3	H: 0 LOB: 0 BB: 0 P: 3	R: 0 E: 0 K: 0 S: 2	H: 0 LOB: 0 BB: 1 P: 6	R: 0 E: 0 K: 1 S: 5	H: 0 LOB: 1 BB: 0 P: 5		R: 0 E: 0 K: 0 S: 4	H: 1 LOB: 1 BB: 0 P: 4	1B: 3 2B: 3 3B: 0 HR: 1	SF: 0 SAC: 0 DP: 2 HBP: 0	WP: 0 PB: 0 SB: 0 CS: 0	PA: 35
PITCHER	IP WLS BF H R ER SO BB IBB HBP BLK WP HR S P ERA WHIP																						
Dave McNally, L ERA: 3.08 Stu Miller, R ERA: 1.45 (1, 1) (8, 1)	7.0 W 28 5 2 1 6 3 0 0 0 0 0 1 37 49 1.29 1.143																						
2.0 S 7 1 0 0 1 0 0 0 0 0 0 0 9 9 0.00 0.500																							

AB	32
R	2
H	6
RBI	1
BB	3
SO	7
LOB	10



Batter	1	2	3	4	5	6	7	8	9	AB	R	H	RBI	BB	SO	LOB	BOTTOM				
Luis Aparicio, R OBP: 0.270, SLG: 0.353 (1, 6)										4	2	1	0	0	0	2	Minnesota Twins @ Baltimore Orioles Memorial Stadium, Baltimore, MD Sun Jul 03 1966, 3:33 AM EDT Att: 15,715 - Unknown - 99 F				
Russ Snyder, L OBP: 0.410, SLG: 0.449 (1, 8) (9, 7)										3	0	2	1	1	0	1					
Frank Robinson, R OBP: 0.425, SLG: 0.606 (1, 9)										3	0	0	1	0	0	4					
Brooks Robinson, R OBP: 0.349, SLG: 0.506 (1, 5)										4	1	1	1	0	1	1					
Boog Powell, L OBP: 0.390, SLG: 0.520 (1, 3)										3	1	1	1	1	0	0					
Curt Blefary, L OBP: 0.347, SLG: 0.445 Paul Blair, R OBP: 0.263, SLG: 0.354 (1, 7) (9, 8)										3	0	0	0	1	1	1					
Davey Johnson, R OBP: 0.293, SLG: 0.351 (1, 4)										4	0	1	0	0	1	2					
Vic Roznovsky, L OBP: 0.545, SLG: 0.500 (1, 2)										3	0	2	0	0	0	0					
Dave McNally, R OBP: 0.200, SLG: 0.242 Bob Johnson, R OBP: 0.323, SLG: 0.241 Stu Miller, R OBP: 0.091, SLG: 0.091 (1, 1) (7, PH) (8, 1)										2	0	1	0	0	1	2					
Inning Stats	R: 0 E: 0 K: 0 S: 3	H: 0 LOB: 1 BB: 1 P: 7	R: 0 E: 0 K: 1 S: 7	H: 2 LOB: 2 BB: 0 P: 7	R: 1 E: 0 K: 1 S: 6	H: 1 LOB: 0 BB: 0 P: 6	R: 1 E: 0 K: 2 S: 8	H: 1 LOB: 0 BB: 0 P: 8	R: 0 E: 0 K: 0 S: 4	H: 2 LOB: 1 BB: 0 P: 4	R: 0 E: 0 K: 0 S: 3	H: 0 LOB: 1 BB: 1 P: 7	R: 1 E: 1 K: 1 S: 7	H: 2 LOB: 2 BB: 0 P: 7	R: 1 E: 0 K: 0 S: 3	H: 1 LOB: 0 BB: 1 P: 7		1B: 5 2B: 1 3B: 1 HR: 2	SF: 1 SAC: 0 DP: 1 HBP: 0	WP: 2 PB: 0 SB: 0 CS: 1	PA: 34
PITCHER	IP WLS BF H R ER SO BB IBB HBP BLK WP HR S P ERA WHIP																				
Jim Perry, R ERA: 3.29 Pete Cimino, R ERA: 3.26 (1, 1) (7, 1)	6.0 L 25 6 2 2 4 2 0 0 0 0 1 1 31 39 3.00 1.333																				
2.0 L 9 3 2 2 1 1 0 0 0 0 1 1 10 14 9.00 2.000																					



Batter	1	2	3	4	5	6	7	8	9	AB	R	H	RBI	BB	SO	LOB	TOP				
Zoilo Versalles, R OBP: 0.284, SLG: 0.374 (1, 6)										5	1	1	0	0	2	2	Minnesota Twins @ Cleveland Indians Cleveland Municipal Stadium, Cleveland, OH Mon Jul 04 1966, 7:05 PM EDT Att: 13,867 - Unknown livebaseballscorecards.com				
Ted Uhllander, L OBP: 0.233, SLG: 0.239 (1, 8)										5	0	0	0	0	0	1					
Tony Oliva, L OBP: 0.362, SLG: 0.542 (1, 9)										5	1	3	1	0	0	0					
Harmon Killebrew, R OBP: 0.391, SLG: 0.481 (1, 7), (8, 3)										3	2	1	2	2	0	1					
Don Mincher, L OBP: 0.295, SLG: 0.382 Bob Allison, R OBP: 0.331, SLG: 0.339 (1, 3), (8, PH), (8, 7)										3	0	0	0	0	0	2					
Rich Rollins, R OBP: 0.308, SLG: 0.423 (1, 5)										3	0	0	0	0	1	2					
Bernie Allen, L OBP: 0.307, SLG: 0.332 (1, 4)										4	0	3	0	0	1	1					
Russ Nixon, L OBP: 0.294, SLG: 0.258 Jerry Zimmerman, R OBP: 0.326, SLG: 0.291 (1, 2), (9, 2)										2	0	0	0	1	0	2					
Jim Kaat, L OBP: 0.236, SLG: 0.264 Dwight Siebler, R (9, 1)										4	0	0	0	0	2	4					
										0	0	0	0	0	0	0					
Inning Stats	R: 3 E: 0 K: 1 S: 8	H: 3 LOB: 0 BB: 0 P: 8	R: 0 E: 0 K: 2 S: 8	H: 1 LOB: 1 BB: 0 P: 8	R: 0 E: 0 K: 0 S: 4	H: 1 LOB: 2 BB: 1 P: 8	R: 0 E: 0 K: 0 S: 4	H: 0 LOB: 0 BB: 0 P: 3	R: 0 E: 0 K: 0 S: 3	H: 1 LOB: 1 BB: 0 P: 4	R: 0 E: 0 K: 1 S: 5	H: 0 LOB: 0 BB: 0 P: 5	R: 2 E: 1 K: 1 S: 7	H: 1 LOB: 2 BB: 2 P: 15	R: 0 E: 1 K: 1 S: 7	H: 1 LOB: 2 BB: 0 P: 7	1B: 5 2B: 1 3B: 1 HR: 2	SF: 0 SAC: 1 DP: 0 HBP: 1	WP: 0 PB: 1 SB: 0 CS: 0	PA: 41	
PITCHER	IP WLS BF H R ER SO BB IBB HBP BLK WP HR S P ERA WHIP																				
Gary Bell, R ERA: 3.12 Jack Kralick, L ERA: 4.1 John O'Donoghue, L ERA: 3.79 Bob Allen, L ERA: 3.82	(1, 1) (2, 1) (5, 1) (8, 1)	1.0 3.0 3.1 1.2	7 12 14 8	4 2 2 1	3 0 2 0	3 0 2 0	1 2 1 0	0 0 1 1	0 0 0 0	0 0 0 0	0 0 1 0	9 15 14 11	9 19 19 15	27.00 0.00 5.40 0.00	4.000 1.000 0.900 0.600						

Batter	1	2	3	4	5	6	7	8	9	AB	R	H	RBI	BB	SO	LOB	BOTTOM						
Jim Landis, R OBP: 0.343, SLG: 0.368 Vic Davalillo, L OBP: 0.291, SLG: 0.309 (1, 8), (9, PH)										3	0	0	0	1	1	0	Minnesota Twins @ Cleveland Indians Cleveland Municipal Stadium, Cleveland, OH Mon Jul 04 1966, 7:05 PM EDT Att: 13,867 - Unknown livebaseballscorecards.com						
Leon Wagner, L OBP: 0.323, SLG: 0.439 (1, 7)										5	0	0	0	0	4								
Chico Salmon, R OBP: 0.351, SLG: 0.444 (1, 6)										4	1	1	0	0	0								
Rocky Colavito, R OBP: 0.356, SLG: 0.469 (1, 9)										4	1	2	0	0	0								
Fred Whitfield, L OBP: 0.267, SLG: 0.417 (1, 3)										4	1	1	3	0	1								
Max Alvis, R OBP: 0.335, SLG: 0.340 (1, 5)										3	1	2	0	1	0								
Pedro Gonzalez, R OBP: 0.272, SLG: 0.310 (1, 4)										4	0	2	0	0	1	3							
Joe Azcue, R OBP: 0.322, SLG: 0.343 (1, 2)										4	0	1	0	0	1	5							
Gary Bell, R OBP: 0.296, SLG: 0.222 Jack Kralick, L OBP: 0.111, SLG: 0.111 Larry Brown, L OBP: 0.321, SLG: 0.334 John O'Donoghue, R OBP: 0.196, SLG: 0.198 Bob Allen, L OBP: 0.236, SLG: 0.143 Chuck Hinton, R OBP: 0.276, SLG: 0.235 (1, 1), (2, 1), (4, PH), (5, 1), (8, 1), (9, PH)	(1, 1) (2, 1) (4, PH) (5, 1) (8, 1) (9, PH)	8, 1 0.2	36 2	10 0	4 0	4 0	1 0	4 0	0 0	0 0	0 0	0 0	0 0	0 0	0 0	0 0							
Inning Stats	R: 0 E: 0 K: 0 S: 3	H: 0 LOB: 0 BB: 0 P: 3	R: 0 E: 0 K: 1 S: 6	H: 1 LOB: 1 BB: 1 P: 10	R: 0 E: 0 K: 1 S: 5	H: 0 LOB: 0 BB: 0 P: 5	R: 3 E: 0 K: 0 S: 7	H: 5 LOB: 1 BB: 0 P: 7	R: 0 E: 0 K: 0 S: 3	H: 0 LOB: 0 BB: 0 P: 3	R: 0 E: 0 K: 2 S: 8	H: 1 LOB: 2 BB: 1 P: 12	R: 0 E: 0 K: 0 S: 3	H: 0 LOB: 0 BB: 0 P: 3	R: 1 E: 0 K: 1 S: 8	H: 3 LOB: 2 BB: 0 P: 8		1B: 9 2B: 0 3B: 0 HR: 1	SF: 0 SAC: 0 DP: 1 HBP: 0	WP: 0 PB: 0 SB: 1 CS: 0	PA: 38		
PITCHER	IP WLS BF H R ER SO BB IBB HBP BLK WP HR S P ERA WHIP																						
Jim Kaat, L ERA: 2.86 Dwight Siebler, R ERA: 3.56	(1, 1) (9, 1)	8.1 0.2	36 2	10 0	4 0	4 0	1 0	4 0	0 0	0 0	0 0	0 0	0 0	0 0	0 0	0 0	0.00 0.000						

Batter	1	2	3	4	5	6	7	8	9	AB	R	H	RBI	BB	SO	LOB	TOP					
Zoilo Versalles, R OBP: 0.286, SLG: 0.376	F9		SF8					L6		4	1	2	1	0	0	2						
Ted Uhlhaender, L OBP: 0.244, SLG: 0.253	3-1		K							4	0	1	1	1	1	3						
Tony Oliva, L OBP: 0.363, SLG: 0.548	G3									4	1	1	1	1	1	1						
Harmon Killebrew, R OBP: 0.388, SLG: 0.478		F9		6-3						4	0	1	1	0	0	0						
Don Mincher, L OBP: 0.295, SLG: 0.379		F6		K						4	0	1	0	0	1	2						
Rich Rollins, R OBP: 0.300, SLG: 0.411		5-3		5-3						4	0	0	0	0	1	2						
Bernie Allen, L OBP: 0.307, SLG: 0.328			SH5-3 SF8 BB		G1		F7	K		3	1	0	0	1	1	2						
Russ Nixon, L OBP: 0.316, SLG: 0.242					5-3					2	0	0	0	1	0	0						
Cesar Tovar, R OBP: 0.319, SLG: 0.357			SH5-3 BB				F7	BB		0	0	0	0	0	0	0						
Jerry Zimmerman, R OBP: 0.326, SLG: 0.291			1-2 BB					HBP		0	0	0	0	0	0	0						
Jim Merritt, L OBP: 0.182, SLG: 0.273			SH5-3							1	0	1	0	0	0	0						
Jimmie Hall, L OBP: 0.300, SLG: 0.417			1-2 2-3		1B					1	1	1	0	0	0	0						
Pete Cimino, R (7, 1)					1B			2B 1B		0	0	0	0	1	0	0						
Inning Stats	R: 0 E: 0 K: 0 S: 3	H: 0 LOB: 0 BB: 0 P: 3	R: 0 E: 0 K: 0 S: 3	H: 0 LOB: 0 BB: 0 P: 3	R: 1 E: 0 K: 1 S: 5	H: 0 LOB: 1 BB: 2 P: 13	R: 1 E: 0 K: 1 S: 6	H: 1 LOB: 0 BB: 0 P: 6	R: 0 E: 0 K: 0 S: 5	H: 2 LOB: 2 BB: 0 P: 5	R: 0 E: 0 K: 2 S: 9	H: 2 LOB: 2 BB: 0 P: 9	R: 2 E: 0 K: 0 S: 6	H: 3 LOB: 2 BB: 1 P: 10	R: 0 E: 0 K: 1 S: 5	H: 0 LOB: 2 BB: 1 P: 10	R: 0 E: 0 K: 0 S: 2	H: 0 LOB: 0 BB: 1 P: 6	1B: 6 2B: 1 3B: 0 HR: 1	SF: 2 SAC: 1 DP: 1 HBP: 1	WP: 0 PB: 0 SB: 0 CS: 0	PA: 40
PITCHER	IP	WLS	BF	H	R	ER	SO	BB	IBB	HBP	BLK	WP	HR	S	P	ERA	WHIP					
Tom Kelley, R ERA: 4.61	6.1	L	29	8	4	4	4	2	0	0	0	0	1	35	43	5.68	1.579					
Dick Radatz, R ERA: 4.3	7.1		11	0	0	0	1	2	1	1	0	0	0	9	22	0.00	0.750					

Minnesota Twins @ Cleveland Indians
Cleveland Municipal Stadium, Cleveland, OH

AB 31
R 4
H 8
RBI 4
BB 5
SO 5
LOB 12



WP: 0 PA: 40
PB: 0
SB: 0
CS: 0

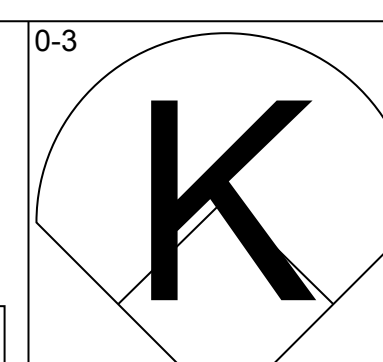
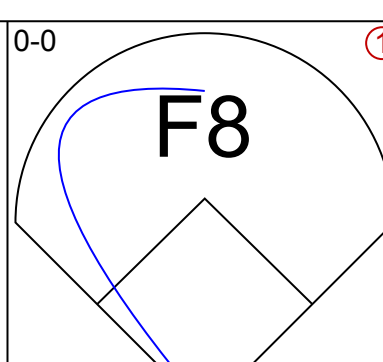
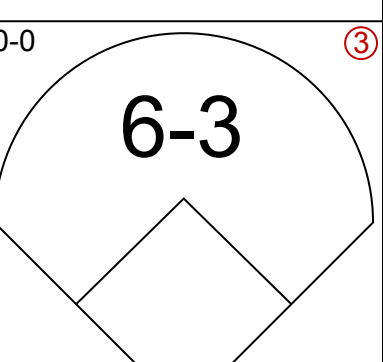
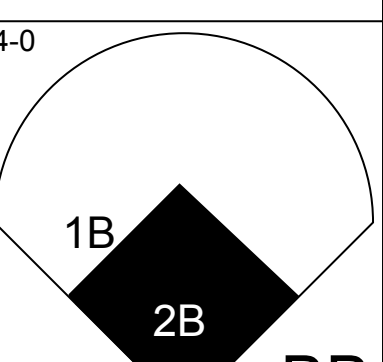
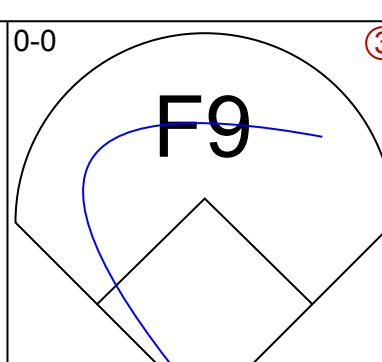
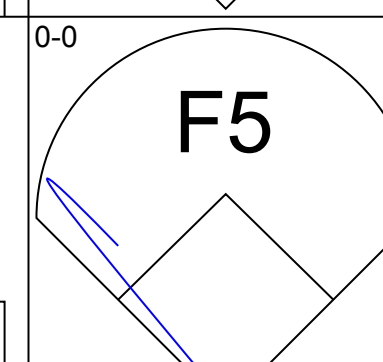
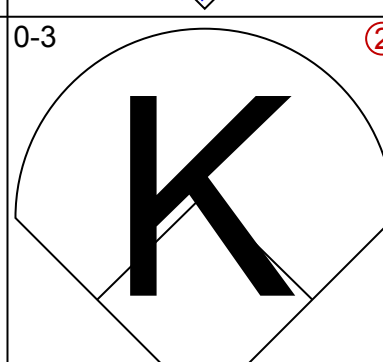
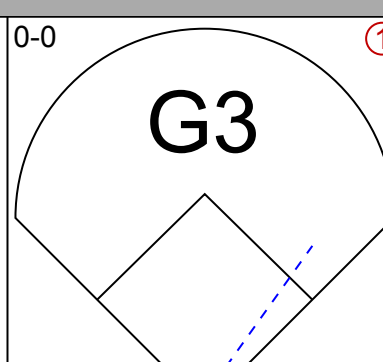
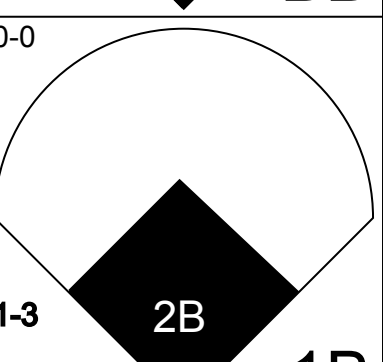
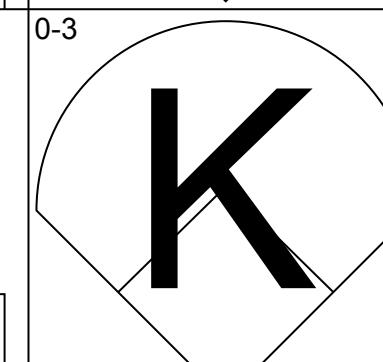
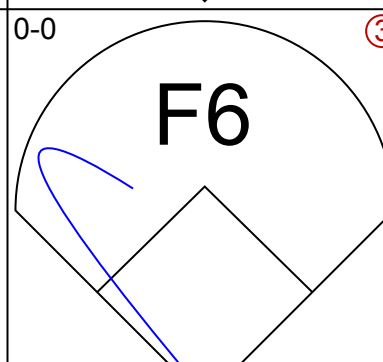
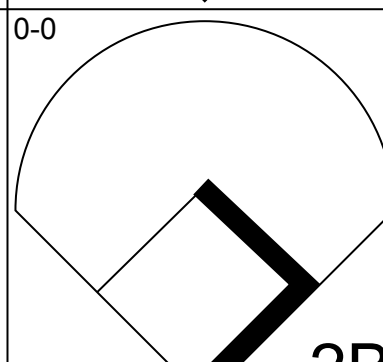
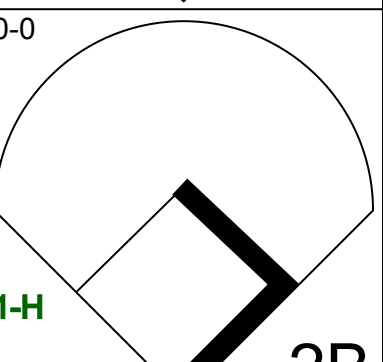
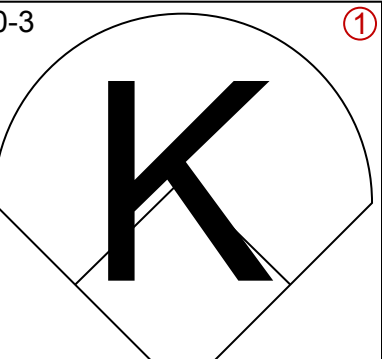
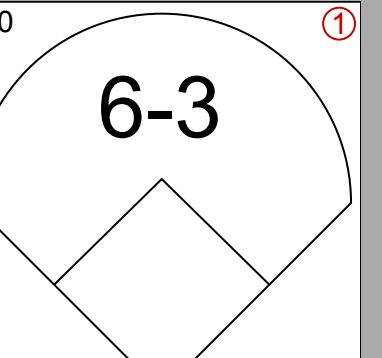
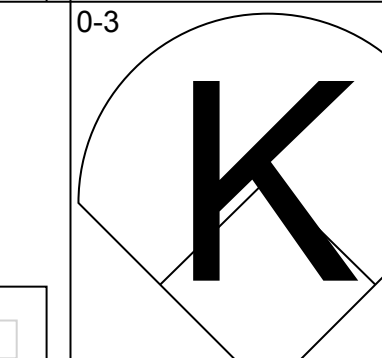
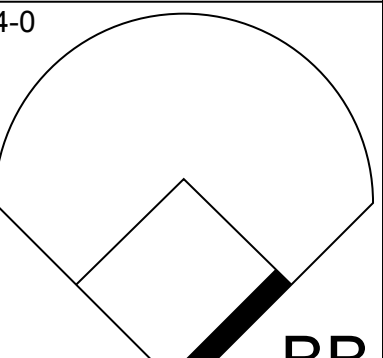
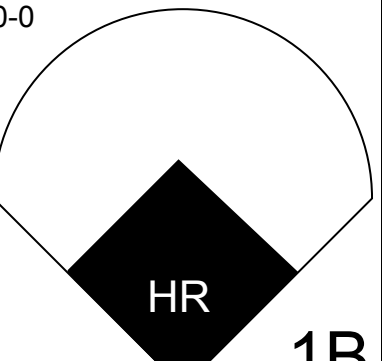
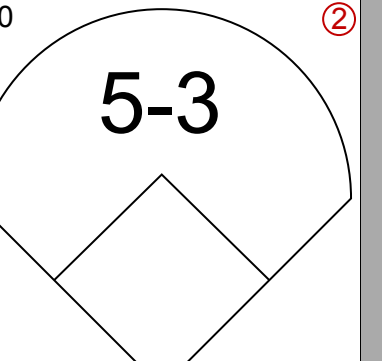
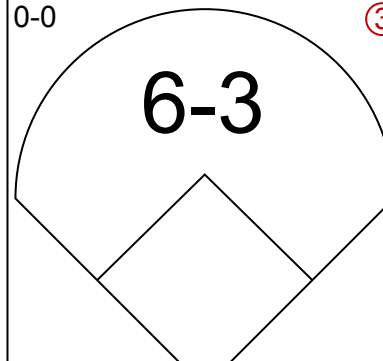
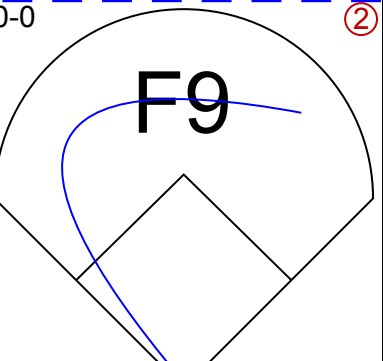
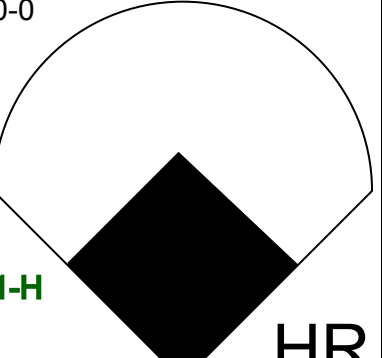
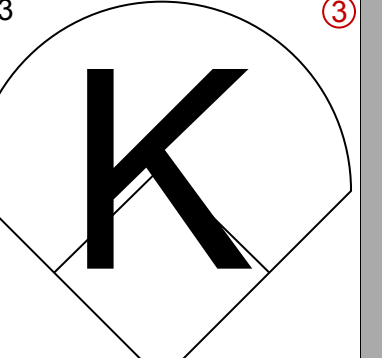
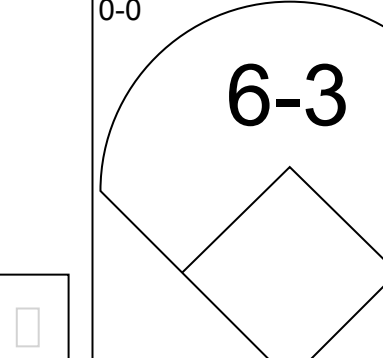
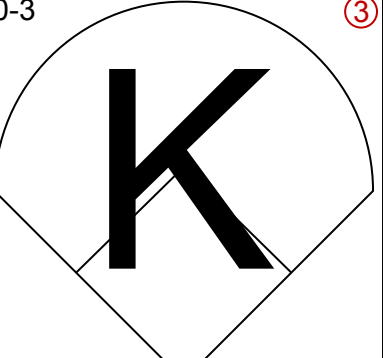
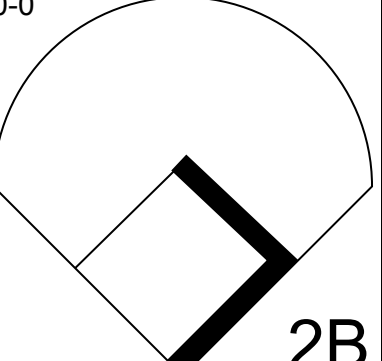
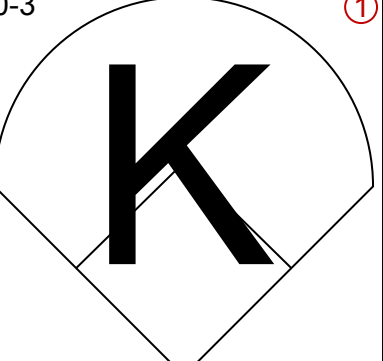
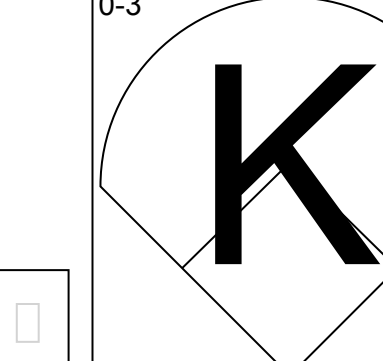
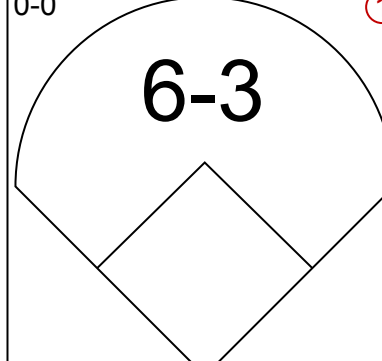
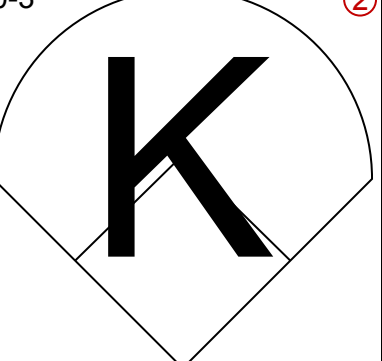
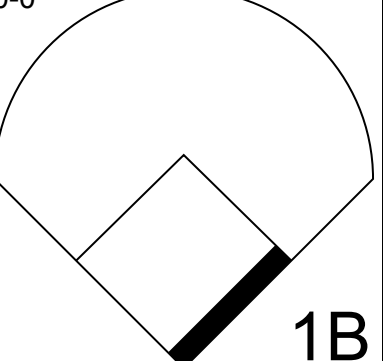
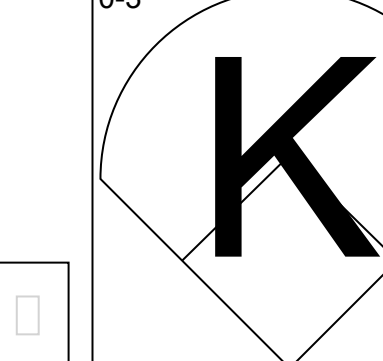
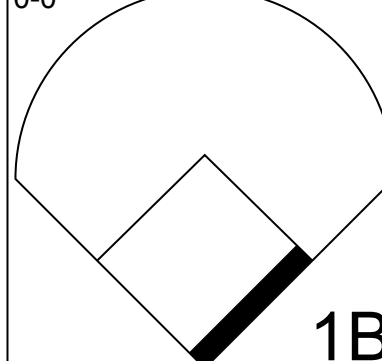
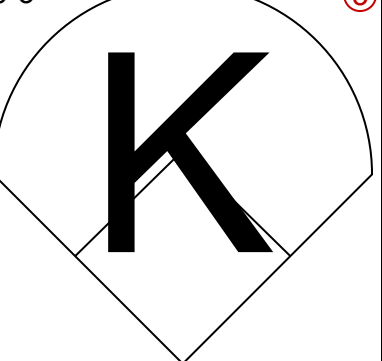
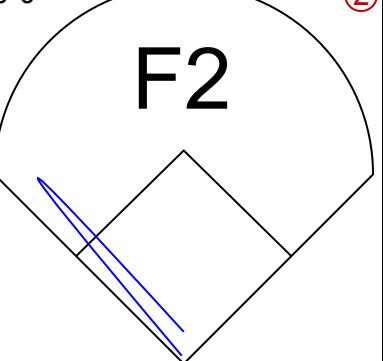
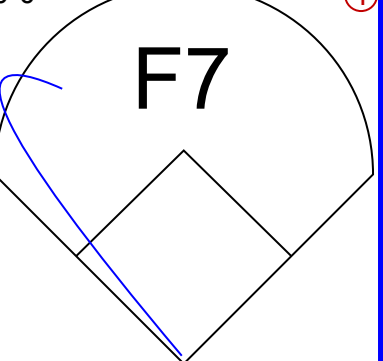

Batter	1	2	3	4	5	6	7	8	9	AB	R	H	RBI	BB	SO	LOB	BOTTOM					
Pedro Gonzalez, R OBP: 0.267, SLG: 0.305	K		1-3		L4-3		F7			4	0	0	0	0	1	4						
Chuck Hinton, R OBP: 0.285, SLG: 0.268	F9		HR				F9 BB 1B			4	1	2	1	0	0	2						
Chico Salmon, R OBP: 0.350, SLG: 0.438	WP HR BB		F7				F6	K		3	1	0	0	1	1	1						
Rocky Colavito, R OBP: 0.358, SLG: 0.479	1-H HR				6-3		FC6-4 BB	6-3		3	1	1	2	1	0	0						
Fred Whitfield, L OBP: 0.264, SLG: 0.411	K				F2		F9	G3		4	0	0	0	0	1	2						
Max Alvis, R OBP: 0.331, SLG: 0.336			F7		K		FC6-4			4	0	0	0	0	1	2						
Jim Landis, R OBP: 0.343, SLG: 0.368										0	0	0	0	0	0	0						
Vic Davallilo, L OBP: 0.295, SLG: 0.313			F9				1B F9 1B	1B 1B		4	0	2	0	0	0	0						
Del Crandall, R OBP: 0.315, SLG: 0.362										2	0	0	0	0	0	1						
Tony Curry, L OBP: 0.308, SLG: 0.182			5-3				F9			1	0	0	0	0	1	1						
Joe Azcue, R OBP: 0.322, SLG: 0.343										0	0	0	0	0	0	0						
Leon Wagner, L OBP: 0.321, SLG: 0.437										1	0	0	0	0	0	0						
Tom Kelley, R OBP: 0.133, SLG: 0.133										2	0	1	0	0	1	0						
Dick Radatz, R OBP: 0.125, SLG: 0.125			K				L4-3 1B			1	0	1	0	0	0	0						
Inning Stats	R: 2 E: 0 K: 2 S: 8	H: 1 LOB: 0 BB: 1 P: 12	R: 0 E: 0 K: 0 S: 3	H: 0 LOB: 0 BB: 0 P: 3	R: 1 E: 0 K: 1 S: 6	H: 1 LOB: 0 BB: 0 P: 6	R: 0 E: 0 K: 1 S: 5	H: 0 LOB: 0 BB: 0 P: 5	R: 0 E: 0 K: 0 S: 4	H: 2 LOB: 1 BB: 0 P: 4	R: 0 E: 0 K: 0 S: 4	H: 1 LOB: 2 BB: 1 P: 8	R: 0 E: 0 K: 1 S: 7	H: 2 LOB: 2 BB: 0 P: 7	R: 0 E: 0 K: 1 S: 5	H: 0 LOB: 0 BB: 0 P: 5	R: 0 E: 0 K: 0 S: 3	H: 0 LOB: 0 BB: 0 P: 3	1B: 5 2B: 1 3B: 0 HR: 2	SF: 0 SAC: 0 DP: 1 HBP: 0	WP: 1 PB: 0 SB: 0 CS: 0	PA: 35
PITCHER	IP	WLS	BF	H	R	ER	SO	BB	IBB	HBP	BLK	WP	HR	S	P	ERA	WHIP					
Jim Merritt, L ERA: 3.15	6.0	W	24	5	3	3	4	2	0	0	0	0	2	30	38	4.50	1.167					
Pete Cimino, R ERA: 2.97	7.1	S	11	2	0	0	2	0	0	0	0	0	0	15	15	0.00	0.667					

Minnesota Twins @ Cleveland Indians
Cleveland Municipal Stadium, Cleveland, OH

AB 33
R 3
H 7
RBI 3
BB 2
SO 6
LOB 13

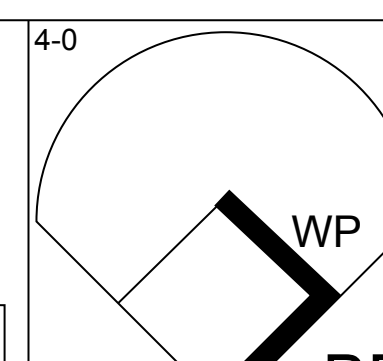
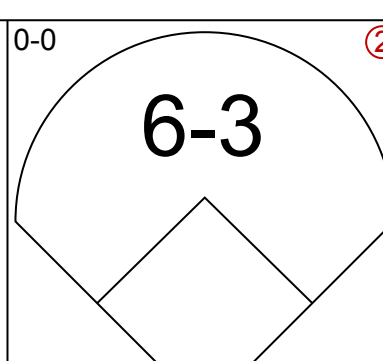
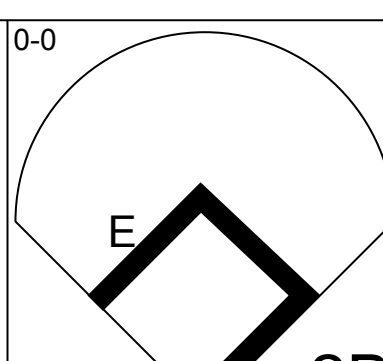
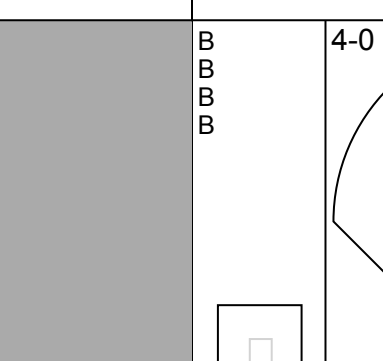
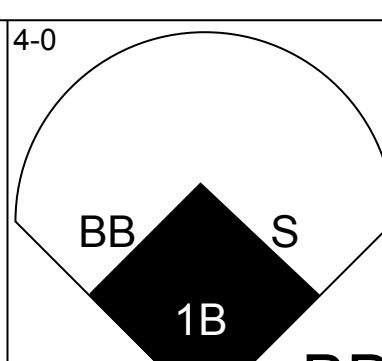
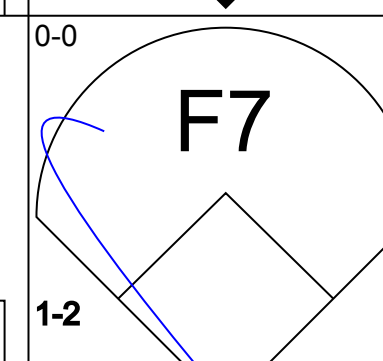
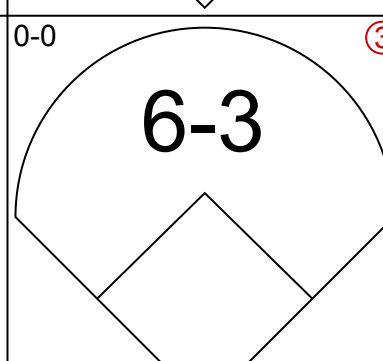
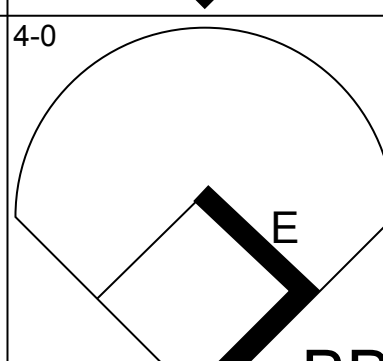
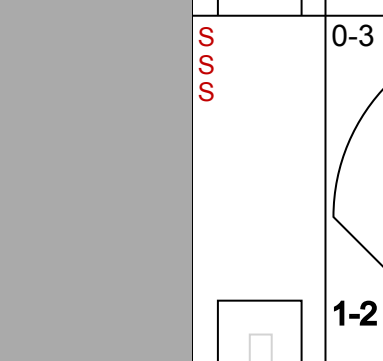
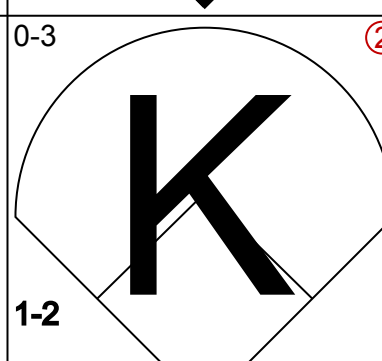
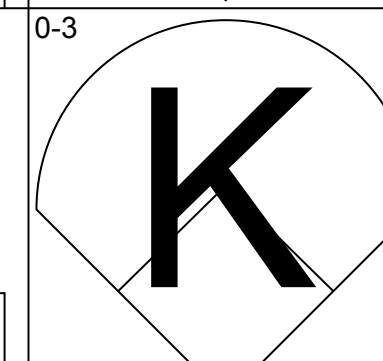
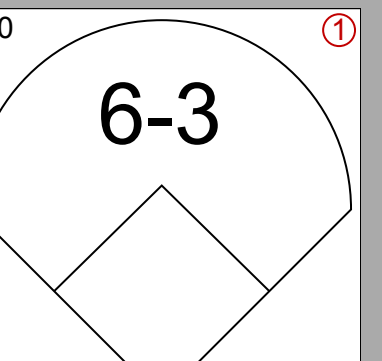
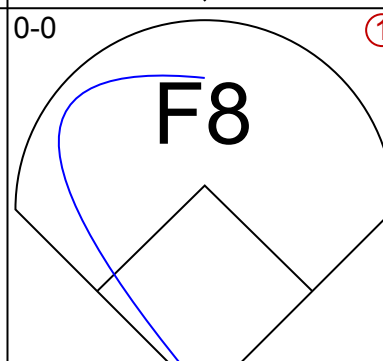
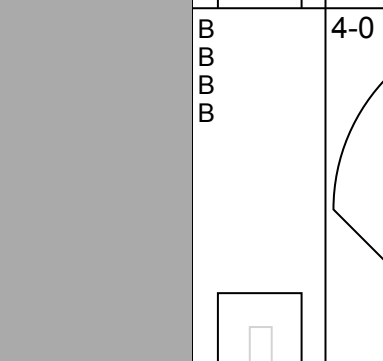
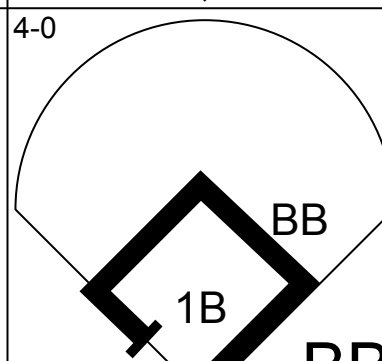
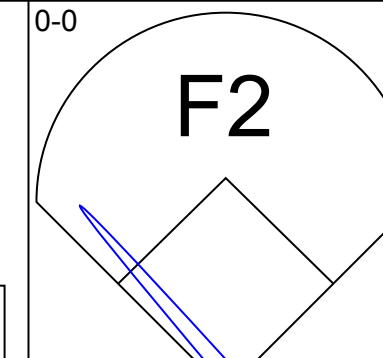
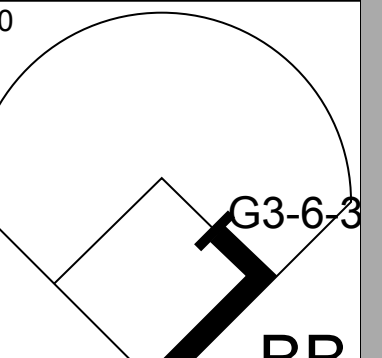
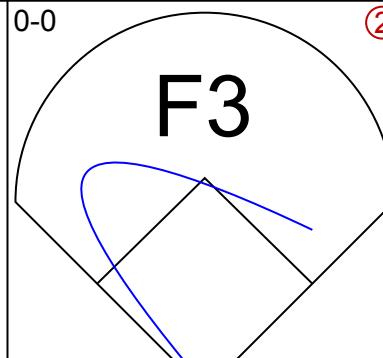
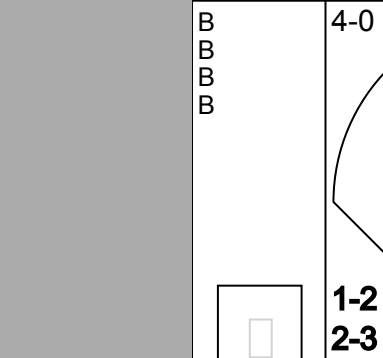
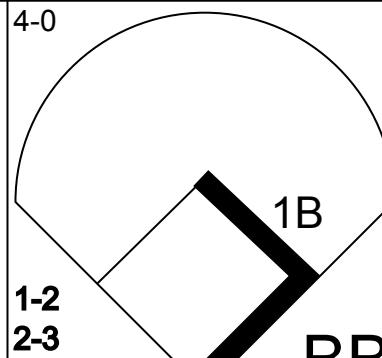
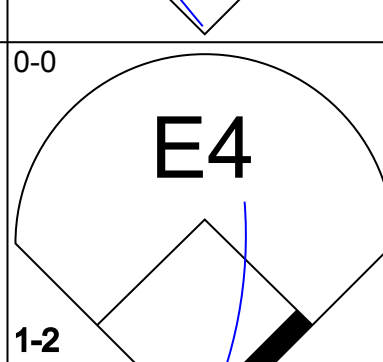
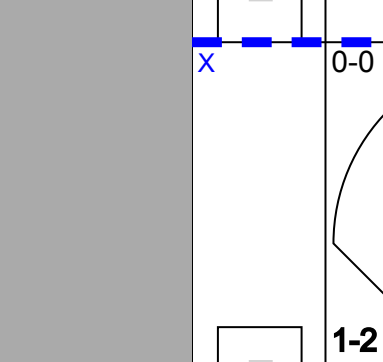
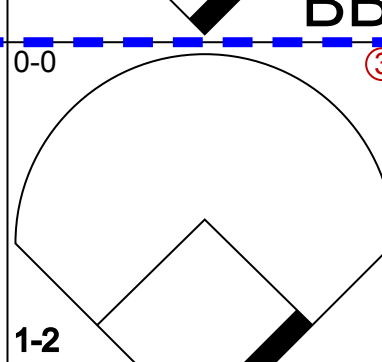
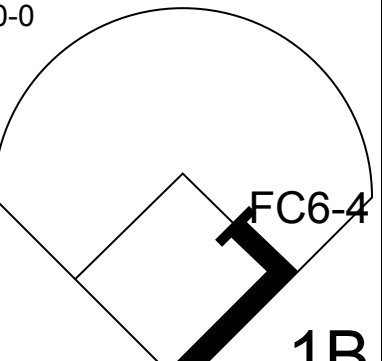
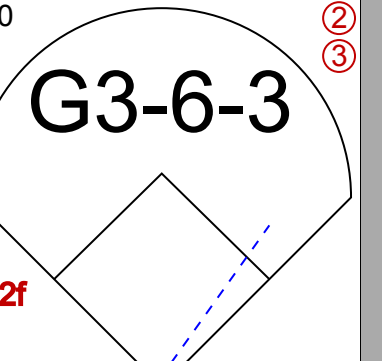
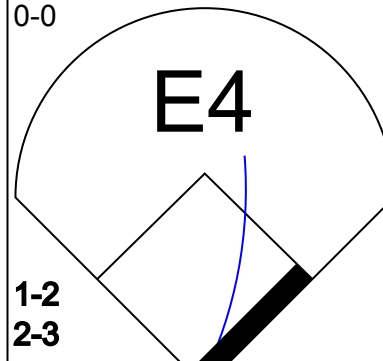
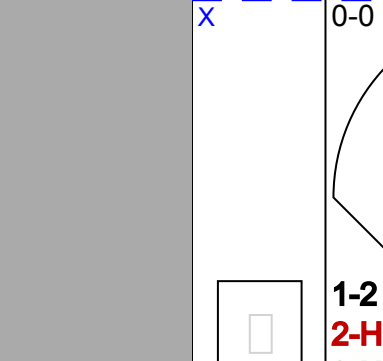
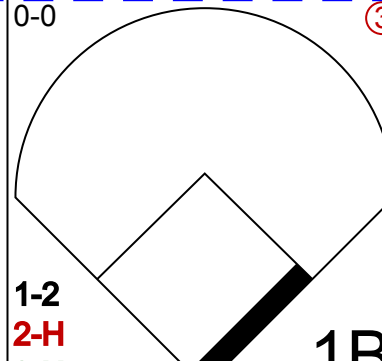
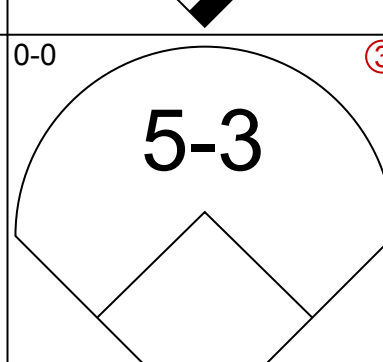
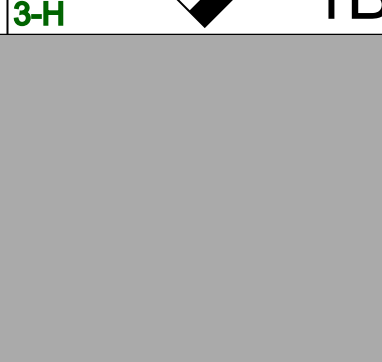
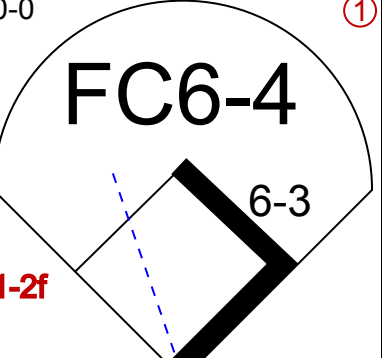
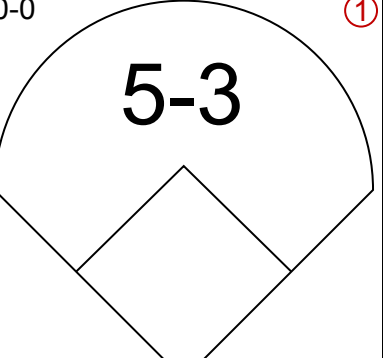
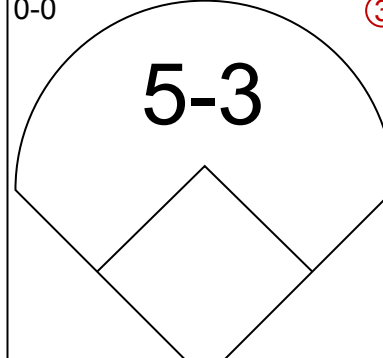
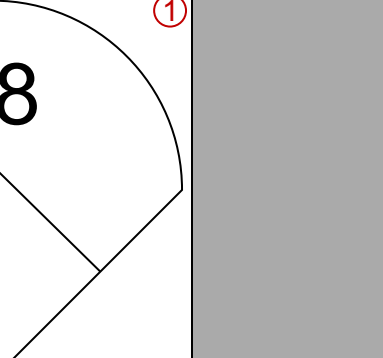
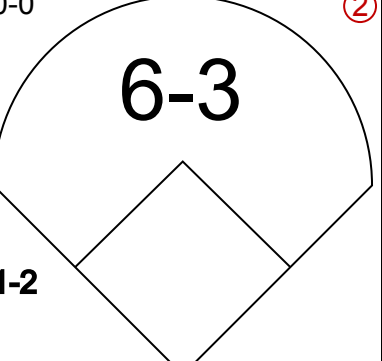
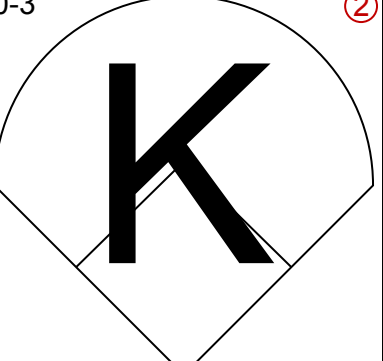
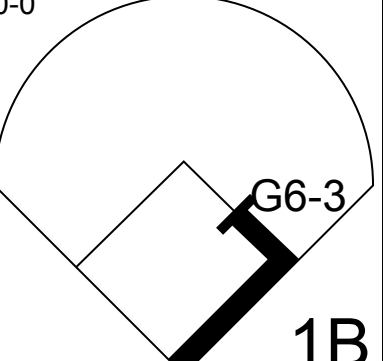

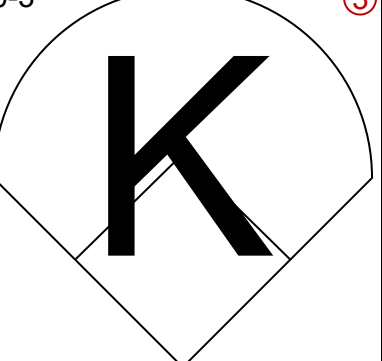
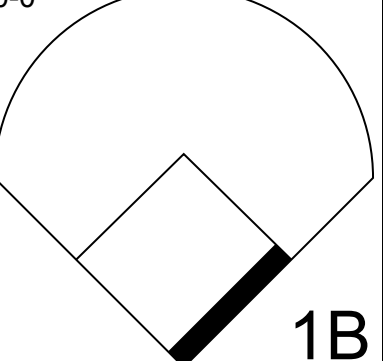
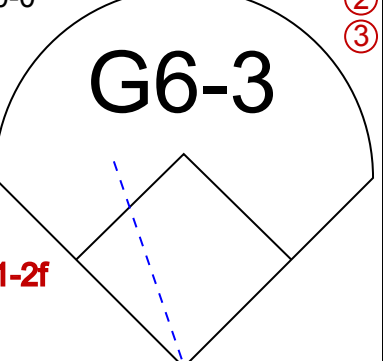


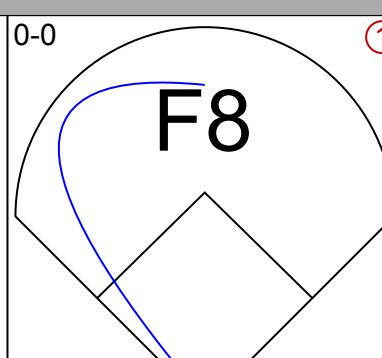
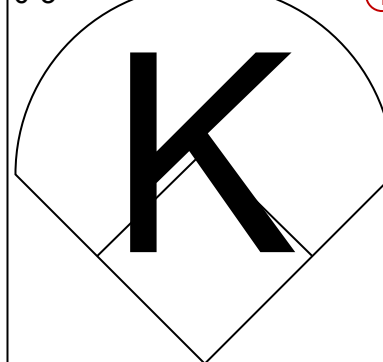
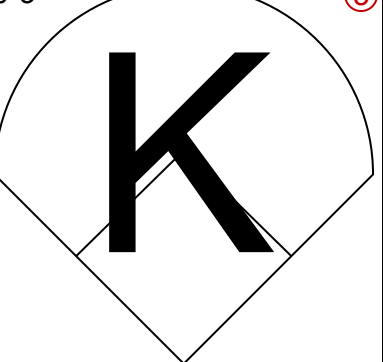
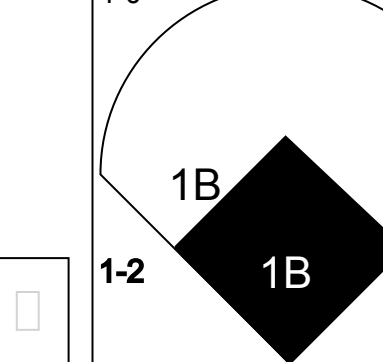
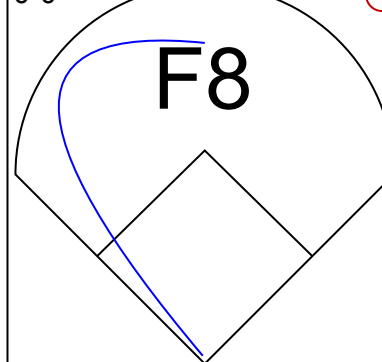
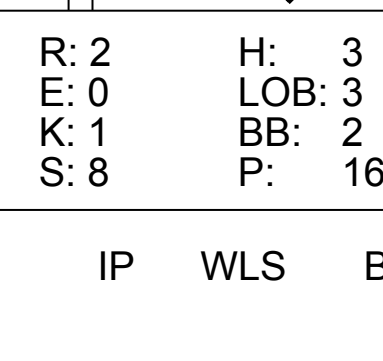


WP: 1 PA: 35
PB: 0
SB: 0
CS: 0

Batter	1	2	3	4	5	6	7	8	9	AB	R	H	RBI	BB	SO	LOB	TOP				
Zoilo Versalles, R OBP: 0.285, SLG: 0.370 (1, 6)										4	1	0	0	1	1	2	Minnesota Twins @ Cleveland Indians Cleveland Municipal Stadium, Cleveland, OH Wed Jul 06 1966, 3:33 AM EDT Att: 11,585 - Unknown				
Ted Uhlhaender, L OBP: 0.244, SLG: 0.253 (1, 8)										4	1	1	0	0	1	0					
Tony Oliva, L OBP: 0.364, SLG: 0.554 (1, 9)										4	0	2	2	0	1	0					
Harmon Killebrew, R OBP: 0.386, SLG: 0.473 (1, 3)										3	0	0	0	1	2	1					
Rich Rollins, R OBP: 0.299, SLG: 0.407 (1, 5)										4	1	1	0	0	0	3					
Bob Allison, R OBP: 0.329, SLG: 0.362 (1, 7)										4	1	1	2	0	2	2					
Jerry Zimmerman, R OBP: 0.323, SLG: 0.301 (1, 2)										4	0	1	0	0	2	0					
Bernie Allen, L OBP: 0.309, SLG: 0.331 (1, 4)										4	0	2	0	0	2	1					
Dave Boswell, R OBP: 0.189, SLG: 0.216 Dwight Siebler, R (7, 1) Jimmie Hall, L OBP: 0.288, SLG: 0.415 (8, PH) Johnny Klippstein, R (8, 1) Garry Roggenburk, R (9, 1)										2	0	0	0	0	1	2					
Inning Stats	R: 0 E: 0 K: 2 S: 7	H: 0 LOB: 0 BB: 0 P: 7	R: 2 E: 0 K: 3 S: 12	H: 3 LOB: 1 BB: 0 P: 12	R: 0 E: 0 K: 1 S: 5	H: 0 LOB: 0 BB: 0 P: 5	R: 0 E: 0 K: 1 S: 5	H: 0 LOB: 0 BB: 0 P: 5	R: 0 E: 0 K: 1 S: 6	H: 1 LOB: 1 BB: 0 P: 6	R: 0 E: 0 K: 2 S: 6	H: 0 LOB: 0 BB: 0 P: 7	R: 0 E: 0 K: 1 S: 7	H: 0 LOB: 0 BB: 0 P: 7	R: 2 E: 0 K: 1 S: 7	H: 2 LOB: 2 BB: 2 P: 15	R: 0 E: 0 K: 1 S: 6	H: 1 LOB: 1 BB: 0 P: 6	1B: 4 2B: 3 3B: 0 HR: 1	SF: 0 SAC: 0 DP: 0 HBP: 0	WP: 0 PA: 37 PB: 0 SB: 0 CS: 0
PITCHER	IP	WLS	BF	H	R	ER	SO	BB	IBB	HBP	BLK	WP	HR	S	P	ERA	WHIP				
Sam McDowell, L ERA: 2.24 Dick Radatz, R ERA: 4.66 Luis Tiant, R ERA: 3.28	7.0		26	5	2	2	11	0	0	0	0	0	1	48	48	2.57	0.714				
	0.1	L	5	2	2	2	0	2	0	0	0	0	0	3	11	54.00	12.000				
	1.2		6	1	0	0	2	0	0	0	0	0	0	10	10	0.00	0.600				

AB	35
R	4
H	8
RBI	4
BB	2
SO	13
LOB	12



Batter	1	2	3	4	5	6	7	8	9	AB	R	H	RBI	BB	SO	LOB	BOTTOM				
Chuck Hinton, R OBP: 0.296, SLG: 0.278 (1, 8)										3	1	1	0	2	1	2	Minnesota Twins @ Cleveland Indians Cleveland Municipal Stadium, Cleveland, OH Wed Jul 06 1966, 3:33 AM EDT Att: 11,585 - Unknown				
Leon Wagner, L OBP: 0.323, SLG: 0.433 (1, 7)										4	0	1	1	1	1	2					
Chico Salmon, R OBP: 0.351, SLG: 0.435 (1, 4)										4	0	1	1	1	1	3					
Rocky Colavito, R OBP: 0.362, SLG: 0.475 Dick Howser, R OBP: 0.316, SLG: 0.368 (9, PR)										2	0	0	0	3	0	3					
										0	0	0	0	0	0	0					
Fred Whitfield, L OBP: 0.266, SLG: 0.411 (1, 3)										5	0	2	1	0	0	6					
																					
Max Alvis, R OBP: 0.327, SLG: 0.331 (1, 5)										4	0	0	0	0	0	4					
Larry Brown, R OBP: 0.317, SLG: 0.311 (1, 6)										4	0	1	0	0	1	1					
Del Crandall, R OBP: 0.333, SLG: 0.380 Buddy Booker, L OBP: 0.276, SLG: 0.471 (8, 2)										3	0	2	0	0	1	1					
										1	1	0	0	0	0	1					
Sam McDowell, L OBP: 0.241, SLG: 0.250 Tony Curry, L OBP: 0.357, SLG: 0.182 Dick Radatz, R OBP: 0.125, SLG: 0.125 Luis Tiant, R OBP: 0.100, SLG: 0.053 Vic Davallillo, L OBP: 0.293, SLG: 0.311 (9, PH)										2	0	0	0	0	2	1					
										0	1	0	0	1	0	0					
										0	0	0	0	0	0	0					
										0	0	0	0	0	0	0					
										1	0	0	0	0	0	0					
Inning Stats	R: 0 E: 0 K: 1 S: 5	H: 0 LOB: 1 BB: 1 P: 9	R: 0 E: 0 K: 1 S: 6	H: 1 LOB: 0 BB: 0 P: 6	R: 0 E: 0 K: 1 S: 5	H: 0 LOB: 0 BB: 0 P: 5	R: 0 E: 0 K: 0 S: 2	H: 0 LOB: 0 BB: 1 P: 6	R: 0 E: 0 K: 2 S: 8	H: 1 LOB: 1 BB: 0 P: 8	R: 0 E: 1 K: 0 S: 5	H: 1 LOB: 3 BB: 1 P: 9	R: 2 E: 0 K: 1 S: 8	H: 3 LOB: 2 BB: 2 P: 16	R: 0 E: 0 K: 0 S: 3	H: 1 LOB: 0 BB: 0 P: 3	R: 1 E: 0 K: 1 S: 5	H: 1 LOB: 3 BB: 3 P: 17	1B: 7 2B: 1 3B: 0 HR: 0	SF: 0 SAC: 0 DP: 2 HBP: 0	WP: 1 PA: 41 PB: 0 SB: 1 CS: 0
PITCHER	IP	WLS	BF	H	R	ER	SO	BB	IBB	HBP	BLK	WP	HR	S	P	ERA	WHIP				
Dave Boswell, R ERA: 3.91 Dwight Siebler, R ERA: 3.52 Johnny Klippstein, R ERA: 3.86 Garry Roggenburk, L ERA: 5.94	6.2		29	5	2	2	6	4	0	0	0	0	0	2	6	0.00	6.000				
	0.1	W	3	1	0	0	0	1	0	0	0	0	0	2	6	0.00	6.000				
	1.2		8	1	1	1	1	3	0	0	0	0	0	7	19	5.40	2.400				
	0.1	S	1	1	0	0	0	0	0	0	0	0	0	1	1	0.00	3.000				

AB	33
R	3
H	8
RBI	3
BB	8
SO	7
LOB	24



Batter	1	2	3	4	5	6	7	8	9	AB	R	H	RBI	BB	SO	LOB	TOP		
Don Wert, R OBP: 0.355, SLG: 0.338 (1, 5)	5-3		5-3			6-3		6-3		4	0	0	0	0	0	1			
Jake Wood, R OBP: 0.374, SLG: 0.417 (1, 4)	K			6-3		3-1			F9	4	0	0	0	0	1	0			
Norm Cash, L OBP: 0.309, SLG: 0.419 (1, 3)	K			F7		WP 1B			K	4	0	1	0	0	2	0			
Al Kaline, R OBP: 0.405, SLG: 0.593 (1, 8)		L4-3		1B 2B		L8			1B 2B	4	1	2	0	0	0	1			
Willie Horton, R OBP: 0.341, SLG: 0.470 (1, 7)	6-3			2H 1B			F7		FC6-4 1B	4	0	2	1	0	0	0			
Jim Northrup, L OBP: 0.303, SLG: 0.394 (1, 9)	F5			F8			K		FC6-4 1-2	4	0	0	0	0	1	3			
Bill Freehan, R OBP: 0.301, SLG: 0.367 (1, 2)			S 1B		4-3		F9			3	0	1	0	0	0	0			
Dick McAuliffe, L OBP: 0.386, SLG: 0.542 (1, 6)			K 1-2		4-3			K		3	0	0	0	0	2	1			
Mickey Lolich, S OBP: 0.286, SLG: 0.258 (5, PH)			K							1	0	0	0	0	1	1			
Dick Tracewski, R OBP: 0.237, SLG: 0.151 (5, PH)										1	0	0	0	0	1	0			
Joe Sparna, R OBP: 0.290, SLG: 0.300 (5, PH)										0	0	0	0	0	0	0			
Mickey Stanley, R OBP: 0.313, SLG: 0.250 (8, PH)										1	0	0	0	0	0	0			
Bill Monbouquette, R OBP: 0.222, SLG: 0.119 (8, PH)										0	0	0	0	0	0	0			
Inning Stats	R: 0 E: 0 K: 2 S: 7	H: 0 LOB: 0 BB: 0 P: 7	R: 0 E: 0 K: 0 S: 3	H: 0 LOB: 0 BB: 0 P: 3	R: 0 E: 0 K: 2 S: 8	H: 1 LOB: 1 BB: 0 P: 8	R: 1 E: 0 K: 0 S: 5	H: 2 LOB: 1 BB: 0 P: 5	R: 0 E: 0 K: 1 S: 5	H: 0 LOB: 0 BB: 0 P: 5	R: 0 E: 0 K: 1 S: 4	H: 0 LOB: 0 BB: 0 P: 4	R: 0 E: 0 K: 1 S: 5	H: 0 LOB: 0 BB: 0 P: 5	R: 0 E: 0 K: 1 S: 7	H: 2 LOB: 2 BB: 0 P: 7	1B: 4 2B: 2 3B: 0 HR: 0	SF: 0 SAC: 0 DP: 0 HBP: 0	WP: 1 PA: 33 PB: 0 SB: 1 CS: 0
PITCHER Jim Kaat, L ERA: 2.74 (1, 1)	IP: 9.0 WLS: W BF: 33 H: 6 R: 1 ER: 1 SO: 8 BB: 0 IBB: 0 HBP: 0 BLK: 0 WP: 1 HR: 0 S: 49 P: 49 ERA: 1.00 WHIP: 0.667															PITCHER			

Detroit Tigers @ Minnesota Twins
Metropolitan Stadium, Bloomington, MI
Fri Jul 08 1966, 8:05 PM EDT
Att: 22,808 - Unknown - 84 F

AB	33
R	1
H	6
RBI	1
BB	0
SO	8
LOB	7



Batter	1	2	3	4	5	6	7	8	9	AB	R	H	RBI	BB	SO	LOB	BOTTOM		
Zoilo Versalles, R OBP: 0.288, SLG: 0.370 (1, 6)	6-3		FC6-4 1B 1-2	F4			1B S 1B			4	0	2	1	0	0	0			
Rich Rollins, R OBP: 0.302, SLG: 0.420 (1, 5)	L8		FC6-4 1-2		K		K2-3			4	0	0	0	0	2	3			
Tony Oliva, L OBP: 0.362, SLG: 0.546 (1, 9)	6-3			4-3			S 1B			4	0	1	0	0	1	0			
Harmon Killebrew, R OBP: 0.383, SLG: 0.481 (1, 3)		L8		K		6-3		K		4	0	0	0	0	2	2			
Earl Battey, R OBP: 0.355, SLG: 0.341 (1, 2)		K		2B BB			F9		4-3 1B	3	1	1	0	1	1	0			
Ted Uhlhaender, L OBP: 0.242, SLG: 0.261 (1, 8)	6-3			2B 1H		L6			4-3	4	1	1	1	0	0	1			
Bob Allison, R OBP: 0.331, SLG: 0.367 (1, 7)			1B BB	S 1B 2B		F4			L8	3	1	1	1	1	0	1			
Cesar Tovar, R OBP: 0.320, SLG: 0.362 (1, 4)			F4	2H HR			4-3 1B 2B		F3	4	2	2	1	0	0	2			
Jim Kaat, L OBP: 0.241, SLG: 0.321 (1, 1)			K	1H HR			4-3			3	1	1	2	0	1	2			
Inning Stats	R: 0 E: 0 K: 0 S: 3	H: 0 LOB: 0 BB: 0 P: 3	R: 0 E: 0 K: 1 S: 5	H: 0 LOB: 0 BB: 0 P: 5	R: 0 E: 0 K: 1 S: 6	H: 1 LOB: 2 BB: 1 P: 10	R: 5 E: 0 K: 1 S: 9	H: 4 LOB: 0 BB: 1 P: 13	R: 0 E: 0 K: 2 S: 7	H: 0 LOB: 0 BB: 0 P: 7	R: 0 E: 0 K: 0 S: 3	H: 0 LOB: 0 BB: 0 P: 3	R: 1 E: 0 K: 2 S: 10	H: 3 LOB: 2 BB: 0 P: 10	R: 0 E: 0 K: 0 S: 4	H: 1 LOB: 1 BB: 0 P: 4	1B: 5 2B: 3 3B: 0 HR: 1	SF: 0 SAC: 0 DP: 0 HBP: 0	WP: 0 PA: 35 PB: 0 SB: 3 CS: 0
PITCHER Mickey Lolich, L ERA: 4.88 Joe Sparna, R ERA: 4.92 Bill Monbouquette, R ERA: 4.96	IP: 4.0 WLS: L BF: 19 H: 5 R: 5 ER: 5 SO: 3 BB: 2 IBB: 0 HBP: 0 BLK: 0 WP: 0 HR: 1 S: 23 P: 31 ERA: 11.25 WHIP: 1.750															PITCHER			

Detroit Tigers @ Minnesota Twins
Metropolitan Stadium, Bloomington, MI
Fri Jul 08 1966, 8:05 PM EDT
Att: 22,808 - Unknown - 84 F


AB	33
R	6
H	9
RBI	6
BB	2
SO	7
LOB	11



Batter	1	2	3	4	5	6	7	8	9	AB	R	H	RBI	BB	SO	LOB	TOP										
Don Wert, R OBP: 0.397, SLG: 0.344 (1, 5)										4	1	2	0	0	0	2											
Jake Wood, R OBP: 0.397, SLG: 0.407 (1, 4)										5	1	1	0	0	0	2											
Norm Cash, L OBP: 0.308, SLG: 0.416 (1, 3)										4	1	1	1	0	1	2											
Al Kaline, R OBP: 0.406, SLG: 0.617 Jim Northrup, L OBP: 0.303, SLG: 0.394 (1, 9) (7, 9)										3	2	2	4	0	0	0											
Willie Horton, R OBP: 0.340, SLG: 0.466 (1, 7)										4	1	1	0	0	0	1											
Bill Freehan, R OBP: 0.300, SLG: 0.376 (1, 2)										4	1	1	3	0	0	1											
Mickey Stanley, R OBP: 0.294, SLG: 0.233 (1, 8)										4	0	0	0	0	0	0											
Ray Oyler, R OBP: 0.321, SLG: 0.275 (1, 6)										4	0	0	0	0	1	0											
Denny McLain, R OBP: 0.281, SLG: 0.264 (1, 1)										3	1	2	0	1	1	0											
Inning Stats	R: 4 E: 0 K: 1 S: 9	H: 3 LOB: 0 BB: 0 P: 9	R: 0 E: 0 K: 0 S: 3	H: 1 LOB: 0 BB: 0 P: 3	R: 1 E: 0 K: 0 S: 4	H: 1 LOB: 0 BB: 0 P: 4	R: 0 E: 0 K: 1 S: 5	H: 0 LOB: 0 BB: 0 P: 5	R: 3 E: 0 K: 0 S: 6	H: 3 LOB: 1 BB: 1 P: 10	R: 0 E: 0 K: 0 S: 4	H: 1 LOB: 1 BB: 0 P: 4	R: 0 E: 0 K: 0 S: 3	H: 0 LOB: 0 BB: 0 P: 3	R: 0 E: 0 K: 1 S: 6	H: 1 LOB: 1 BB: 0 P: 6	1B: 5 2B: 2 3B: 0 HR: 3	SF: 1 SAC: 1 DP: 1 HBP: 0	WP: 0 PB: 0 SB: 1 CS: 0	PA: 38							
PITCHER	IP	WLS	BF	H	R	ER	SO	BB	IBB	HBP	BLK	WP	HR	S	P	ERA	WHIP										
Jim Merritt, L ERA: 3.88 (1, 1)	3.0	L	14	5	5	5	1	0	0	0	0	0	2	16	16	15.00	1.667										
Ron Kellner, R ERA: 9.0 (4, 1)	3.0		14	4	3	3	1	1	0	0	0	0	1	15	19	9.00	1.667										
Johnny Klippstein, R ERA: 2.58 (7, 1)	2.0		6	0	0	0	0	0	0	0	0	0	0	6	6	0.00	0.000										
Bill Pleis, L ERA: (9, 1)	1.0		4	1	0	0	1	0	0	0	0	0	0	6	6	0.00	1.000										

Detroit Tigers @ Minnesota Twins
Metropolitan Stadium, Bloomington, MI
Sat Jul 09 1966, 4:33 AM EDT
Att: 20,215 - Unknown - 87 F


AB 35
R 8
H 10
RBI 8
BB 1
SO 3
LOB 8



Batter	1	2	3	4	5	6	7	8	9	AB	R	H	RBI	BB	SO	LOB	BOTTOM										
Zoilo Versalles, R OBP: 0.291, SLG: 0.369 (1, 6)										3	0	1	0	1	0	0											
Ted Uhlhaender, L OBP: 0.234, SLG: 0.253 (1, 8)										3	0	0	0	0	1	2											
Tony Oliva, L OBP: 0.362, SLG: 0.553 (1, 9)										3	1	1	1	0	1	1											
Harmon Killebrew, R OBP: 0.380, SLG: 0.476 (1, 3)										3	0	0	0	0	0	0											
Jimmie Hall, L OBP: 0.287, SLG: 0.398 (1, 7)										3	0	0	0	0	0	0											
Rich Rollins, R OBP: 0.297, SLG: 0.413 (1, 5)										3	0	0	0	0	0	0											
Earl Batley, R OBP: 0.350, SLG: 0.335 Bill Pleis, L (9, 1)										3	0	0	0	0	0	0											
Cesar Tovar, R OBP: 0.315, SLG: 0.356 (1, 4)										3	0	0	0	0	2	0											
Jim Merritt, L OBP: 0.182, SLG: 0.273 Don Mincher, L OBP: 0.295, SLG: 0.376 Ron Kellner, R (4, 1) Andy Kosco, R OBP: 0.298, SLG: 0.392 Johnny Klippstein, R (7, 1) Russ Nixon, L OBP: 0.333, SLG: 0.270 (9, 2)										0	0	0	0	0	0	0											
Inning Stats	R: 0 E: 0 K: 1 S: 5	H: 1 LOB: 0 BB: 0 P: 5	R: 0 E: 0 K: 0 S: 3	H: 0 LOB: 0 BB: 0 P: 3	R: 0 E: 0 K: 1 S: 5	H: 0 LOB: 0 BB: 0 P: 5	R: 0 E: 0 K: 1 S: 4	H: 0 LOB: 0 BB: 1 P: 8	R: 0 E: 0 K: 0 S: 3	H: 0 LOB: 0 BB: 0 P: 3	R: 0 E: 0 K: 1 S: 5	H: 0 LOB: 0 BB: 0 P: 5	R: 1 E: 0 K: 0 S: 4	H: 1 LOB: 0 BB: 0 P: 4	R: 0 E: 0 K: 0 S: 3	H: 0 LOB: 0 BB: 0 P: 3	R: 0 E: 0 K: 0 S: 3	H: 0 LOB: 0 BB: 0 P: 3	1B: 1 2B: 0 3B: 0 HR: 1	SF: 0 SAC: 0 DP: 2 HBP: 0	WP: 0 PB: 0 SB: 0 CS: 0	PA: 28					
PITCHER	IP	WLS	BF	H	R	ER	SO	BB	IBB	HBP	BLK	WP	HR	S	P	ERA	WHIP										
Denny McLain, R ERA: 3.09 (1, 1)	9.0	W	28	2	1	1	4	1	0	0	0	0	1	35	39	1.00	0.333										

Detroit Tigers @ Minnesota Twins
Metropolitan Stadium, Bloomington, MI
Sat Jul 09 1966, 4:33 AM EDT
Att: 20,215 - Unknown - 87 F


AB 27
R 1
H 2
RBI 1
BB 1
SO 4
LOB 3



Batter	1	2	3	4	5	6	7	8	9	AB	R	H	RBI	BB	SO	LOB	TOP								
Dick McAuliffe, L (1, 6) OBP: 0.388, SLG: 0.538	4-0 SH1-3 BB		4-0 CS BB			0-0 G3	0-3 K			2	0	0	0	2	1	2									
Jerry Lumpe, L (1, 4) OBP: 0.395, SLG: 0.329	0-0 SH1-3		0-0 CS	0-0 L9		0-0 F4		0-0 4-3		3	0	0	0	0	0	0									
Norm Cash, L (1, 3) OBP: 0.307, SLG: 0.413	0-0 4-3			0-3 K		4-0 HR BB		0-0 4-3		3	1	0	0	1	1	1									
Al Kaline, R (1, 8) OBP: 0.407, SLG: 0.626	0-0 L8			0-0 1B		0-0 HR		0-0 L8		4	1	2	2	0	0	1									
Jim Northrup, L (1, 9) OBP: 0.298, SLG: 0.387		0-0 F5		0-0 F4		0-0 4-3			0-0 3-1	4	0	0	0	0	0	1									
Willie Horton, R (1, 7) OBP: 0.339, SLG: 0.462		0-0 F4			0-0 F8		0-3 K		0-0 1B	4	0	1	0	0	1	0									
Bill Freehan, R (1, 2) OBP: 0.300, SLG: 0.372		0-0 5-3			0-0 6-3		4-0 1B BB		0-0 F3	3	0	0	0	1	0	1									
Don Wert, R (1, 5) OBP: 0.356, SLG: 0.343			0-3 K		0-0 E6		0-0 F9		0-0 1B	4	0	1	0	0	1	1									
Mickey Stanley, R (9, PR) OBP: 0.294, SLG: 0.233									1-2 1B	0	0	0	0	0	0	0									
Earl Wilson, R (1, 1) OBP: 0.333, SLG: 0.438				0-0 5-3		0-3 K		0-0 K		2	0	0	0	0	1	1									
Gates Brown, L (7, PH) OBP: 0.325, SLG: 0.423										1	0	1	0	0	0	0									
Dave Wickersham, R (7, 1) OBP: 0.074, SLG: 0.111										0	0	0	0	0	0	0									
Jake Wood, R (9, PH) OBP: 0.364, SLG: 0.404							1-3 1B		0-3 K	1	0	0	0	0	1	2									
Inning Stats	R: 0 E: 0 K: 0 S: 3	H: 0 LOB: 1 BB: 1 P: 7	R: 0 E: 0 K: 0 S: 3	H: 0 LOB: 0 BB: 0 P: 3	R: 0 E: 0 K: 1 S: 4	H: 0 LOB: 0 BB: 1 P: 8	R: 0 E: 0 K: 1 S: 6	H: 1 LOB: 1 BB: 0 P: 6	R: 0 E: 1 K: 1 S: 6	H: 0 LOB: 1 BB: 0 P: 6	R: 2 E: 0 K: 0 S: 4	H: 1 LOB: 0 BB: 1 P: 8	R: 0 E: 0 K: 2 S: 8	H: 1 LOB: 2 BB: 1 P: 12	R: 0 E: 0 K: 0 S: 3	H: 0 LOB: 0 BB: 0 P: 3	R: 0 E: 0 K: 1 S: 7	H: 2 LOB: 2 BB: 0 P: 7	1B: 4 2B: 0 3B: 0 HR: 1	SF: 0 SAC: 1 DP: 0 HBP: 0	WP: 0 PB: 0 SB: 0 CS: 1	PA: 37			
PITCHER	IP	WLS	BF	H	R	ER	SO	BB	IBB	HBP	BLK	WP	HR	S	P	ERA	WHIP								
Dave Boswell, R (1, 1) ERA: 3.78	8.1	W	33	4	2	2	5	4	0	0	0	0	1	39	55	2.16	0.960								
Pete Cimino, R (9, 1) ERA: 3.0	0.2	S	3	1	0	0	1	0	0	0	0	0	0	5	5	0.00	1.500								

Detroit Tigers @ Minnesota Twins
Metropolitan Stadium, Bloomington, MI
Sun Jul 10 1966, 4:33 AM EDT
Att: 19,861 - Unknown - 94 F


AB	31
R	2
H	5
RBI	2
BB	4
SO	6
LOB	10



Batter	1	2	3	4	5	6	7	8	9	AB	R	H	RBI	BB	SO	LOB	BOTTOM								
Zoilo Versalles, R (1, 6) OBP: 0.290, SLG: 0.367	0-0 L9		0-3 K		0-0 1B		0-0 5-3			4	0	1	0	0	1	0									
Ted Uhllander, L (1, 8) OBP: 0.235, SLG: 0.245	4-0 S BB		0-0 1-3		0-0 L8			0-0 4-3		3	0	0	0	1	0	1									
Tony Oliva, L (1, 9) OBP: 0.363, SLG: 0.556	0-3 K			0-0 L8		0-0 HR 1B		0-0 2B		4	1	2	0	0	1	1									
Jimmie Hall, L (1, 7) OBP: 0.292, SLG: 0.393	0-0 L8			4-0 HR BB		0-0 F4		4-0 IBB		2	1	0	0	2	0	2									
Harmon Killebrew, R (1, 5) OBP: 0.378, SLG: 0.483		0-0 L8		0-3 K		0-0 HR		0-0 L8		4	1	1	2	0	1	3									
Don Mincher, L (1, 3) OBP: 0.295, SLG: 0.395		0-0 2B		0-0 HR		0-0 F4		0-0 L8		4	1	2	2	0	0	2									
Earl Batley, R (1, 2) OBP: 0.345, SLG: 0.330		0-0 5-3		0-0 6-3		0-0 4-3				3	0	0	0	0	0	1									
Cesar Tovar, R (1, 4) OBP: 0.310, SLG: 0.350		0-0 1-3			0-0 F7		0-0 F7			3	0	0	0	0	0	1									
Dave Boswell, R (1, 1) OBP: 0.175, SLG: 0.200			0-0 6-3		0-3 K		0-0 5-3			3	0	0	0	0	1	0									
Pete Cimino, R (9, 1) ERA: 2.95										0	0	0	0	0	0	0									
Inning Stats	R: 0 E: 0 K: 1 S: 5	H: 0 LOB: 1 BB: 1 P: 9	R: 0 E: 0 K: 0 S: 4	H: 1 LOB: 0 BB: 0 P: 4	R: 0 E: 0 K: 1 S: 5	H: 0 LOB: 0 BB: 0 P: 5	R: 2 E: 0 K: 1 S: 6	H: 1 LOB: 1 BB: 1 P: 10	R: 0 E: 0 K: 0 S: 5	H: 1 LOB: 0 BB: 0 P: 6	R: 2 E: 0 K: 0 S: 5	H: 2 LOB: 0 BB: 0 P: 5	R: 0 E: 0 K: 0 S: 3	H: 0 LOB: 0 BB: 0 P: 3	R: 0 E: 0 K: 0 S: 4	H: 1 LOB: 2 BB: 1 P: 8	1B: 2 2B: 2 3B: 0 HR: 2	SF: 0 SAC: 0 DP: 0 HBP: 0	WP: 0 PB: 0 SB: 1 CS: 0	PA: 33					
PITCHER	IP	WLS	BF	H	R	ER	SO	BB	IBB	HBP	BLK	WP	HR	S	P	ERA	WHIP								
Earl Wilson, R (1, 1) ERA: 3.66	6.0	L	25	5	4	4	4	5	4	0	0	0	0	31	39	6.00	1.167								
Dave Wickersham, R (7, 1) ERA: 2.95	2.0		8	1	0	0	0	0	1	0	0	0	0	7	11	0.00	0.500								

Detroit Tigers @ Minnesota Twins
Metropolitan Stadium, Bloomington, MI
Sun Jul 10 1966, 4:33 AM EDT
Att: 19,861 - Unknown - 94 F

AB	30
R	4
H	6
RBI	4
BB	3
SO	4
LOB	11



Batter	1	2	3	4	5	6	7	8	9	AB	R	H	RBI	BB	SO	LOB	TOP			
Don Blasingame, L (1,4) OBP: 0.296, SLG: 0.300	F8		F8		FC4-6			6-3		4	0	0	0	0	0	3				
Bob Saverine, S (1,5) OBP: 0.276, SLG: 0.325	G3-6-3 1B			F5	F6			1B		4	0	2	0	0	0	2				
Fred Valentine, S (1,9) OBP: 0.343, SLG: 0.465	G3-6-3 1-2			1B 2B				G4-6-3 1-2		4	1	1	0	0	0	2				
Frank Howard, R (1,7) OBP: 0.348, SLG: 0.455 Willie Kirkland, L (9, PR) OBP: 0.297, SLG: 0.337		F3		2H 1B				1B	BB 1B	4	0	3	1	0	0	0				
Don Lock, R (1,8) OBP: 0.377, SLG: 0.500		5-3		F8				1B	FC6 BB	3	0	0	0	1	1	2				
Ken Harrelson, R (1,3) OBP: 0.308, SLG: 0.339 Jim King, L (9, PH) OBP: 0.344, SLG: 0.396		F8		K				K	K	3	0	0	0	0	2	2				
Paul Casanova, R (1,2) OBP: 0.270, SLG: 0.416			F9		FC4-6 BB			6-3	F6	3	0	0	0	1	0	2				
Ed Brinkman, R (1,6) OBP: 0.272, SLG: 0.349			F8		K			6-3	FC6 1-2	4	0	0	0	0	1	3				
Phil Ortega, R (1,1) OBP: 0.162, SLG: 0.063 Dick Phillips, L (7, PH) Casey Cox, R (7, 1)				E4 FC4-6 1-2				1-3		1	0	0	0	1	0	1				
Inning Stats	R: 0 E: 0 K: 0 S: 3	H: 1 LOB: 0 BB: 0 P: 3	R: 0 E: 0 K: 0 S: 3	H: 0 LOB: 0 BB: 0 P: 3	R: 0 E: 0 K: 0 S: 3	H: 0 LOB: 1 BB: 1 P: 7	R: 1 E: 0 K: 1 S: 7	H: 2 LOB: 1 BB: 0 P: 7	R: 0 E: 1 K: 2 S: 6	H: 0 LOB: 2 BB: 1 P: 10	R: 0 E: 0 K: 0 S: 8	H: 1 LOB: 1 BB: 0 P: 8	R: 0 E: 0 K: 0 S: 3	H: 0 LOB: 0 BB: 0 P: 3	R: 0 E: 0 K: 1 S: 6	H: 1 LOB: 2 BB: 1 P: 10	1B: 5 2B: 1 3B: 0 HR: 0	SF: 0 SAC: 0 DP: 2 HBP: 0	WP: 0 PB: 0 SB: 0 CS: 0	PA: 35
PITCHER	IP WLS BF H R ER SO BB IBB HBP BLK WP HR S P ERA WHIP																			
Mudcat Grant, R (1,1) ERA: 3.15	8.0 W 32 6 1 1 4 3 0 0 0 0 0 0 0 0 1.12 1.125																			
Pete Cimino, R (9,1) ERA: 2.92	1.0 S 3 0 0 0 1 0 0 0 0 0 0 0 0 5 0.00 0.000																			

Washington Senators @ Minnesota Twins
Metropolitan Stadium, Bloomington, MI
Thu Jul 14 1966, 8:05 PM EDT
Att: 13,433 - Unknown - 78 F

AB 32
R 1
H 6
RBI 1
BB 3
SO 5
LOB 19



Batter	1	2	3	4	5	6	7	8	9	AB	R	H	RBI	BB	SO	LOB	BOTTOM			
Zoilo Versalles, R (1,6) OBP: 0.288, SLG: 0.364	K		6-3		K2-3			SH1-4		3	0	0	0	0	2	1				
Rich Rollins, R (1,5) OBP: 0.291, SLG: 0.402	F4		6-3		F3			5-3		4	0	0	0	0	0	2				
Tony Oliva, L (1,9) OBP: 0.368, SLG: 0.557	1B			2B 1B				F8 1B		3	1	2	0	1	0	0				
Harmon Killebrew, R (1,7) OBP: 0.380, SLG: 0.485	F9			1-H 2B				F3		3	1	1	1	1	0	3				
Don Mincher, L (1,3) OBP: 0.295, SLG: 0.405		F8		F2				F7		4	1	1	2	0	0	1				
Earl Battey, R (1,2) OBP: 0.343, SLG: 0.328		F3		6-3				F8		4	0	1	0	0	0	1				
Ted Uhlhaender, L (1,8) OBP: 0.235, SLG: 0.245				6-3				FC1-6 1B		4	0	1	0	0	1	2				
Cesar Tovar, R (1,4) OBP: 0.305, SLG: 0.344		F7						F8 F7		3	0	0	0	0	0	2				
Mudcat Grant, R (1,1) OBP: 0.209, SLG: 0.244 Pete Cimino, R (9,1) ERA: 3.39			K		WP 1B			SH1-4 1B		3	0	2	0	0	1	0				
Inning Stats	R: 0 E: 0 K: 1 S: 6	H: 1 LOB: 1 BB: 0 P: 6	R: 0 E: 0 K: 0 S: 4	H: 1 LOB: 0 BB: 0 P: 4	R: 0 E: 0 K: 1 S: 5	H: 0 LOB: 0 BB: 0 P: 5	R: 1 E: 0 K: 0 S: 5	H: 2 LOB: 1 BB: 0 P: 5	R: 0 E: 0 K: 0 S: 6	H: 1 LOB: 1 BB: 0 P: 6	R: 2 E: 0 K: 0 S: 5	H: 2 LOB: 1 BB: 1 P: 9	R: 0 E: 0 K: 0 S: 4	H: 1 LOB: 2 BB: 1 P: 8	R: 0 E: 0 K: 1 S: 5	H: 0 LOB: 0 BB: 0 P: 5	1B: 6 2B: 1 3B: 0 HR: 1	SF: 0 SAC: 1 DP: 0 HBP: 0	WP: 1 PB: 0 SB: 0 CS: 0	PA: 34
PITCHER	IP WLS BF H R ER SO BB IBB HBP BLK WP HR S P ERA WHIP																			
Phil Ortega, R (1,1) ERA: 3.79	6.0 L 26 7 3 3 3 1 0 0 0 0 0 0 0 13 4.50 1.333																			
Casey Cox, R (7,1) ERA: 3.39	2.0 8 1 0 0 1 0 1 0 0 0 0 0 9 0.00 0.500																			

Washington Senators @ Minnesota Twins
Metropolitan Stadium, Bloomington, MI
Thu Jul 14 1966, 8:05 PM EDT
Att: 13,433 - Unknown - 78 F

AB 31
R 3
H 8
RBI 3
BB 2
SO 4
LOB 12



Batter	1	2	3	4	5	6	7	8	9	AB	R	H	RBI	BB	SO	LOB	TOP					
Fred Valentine, S OBP: 0.344, SLG: 0.467 (1, 9)										5	1	2	0	0	0	0						
Bob Saverine, S OBP: 0.270, SLG: 0.318 Ron Kline, R OBP: 0.400, SLG: 0.250 (1, 5) (7, 1)										4	0	0	0	0	1	2						
Ken Harrelson, R OBP: 0.307, SLG: 0.336 (1, 3)										3	0	0	0	1	3	1						
Frank Howard, R OBP: 0.347, SLG: 0.450 Willie Kirkland, L OBP: 0.297, SLG: 0.337 (1, 7) (8, PR) (8, 7)										3	1	0	1	1	0	1						
Don Lock, R OBP: 0.379, SLG: 0.496 (1, 8)										2	1	0	0	2	0	2						
Paul Casanova, R OBP: 0.265, SLG: 0.407 (1, 2)										4	0	0	0	0	0	5						
Ken Hamlin, R OBP: 0.266, SLG: 0.292 (1, 4)										4	0	1	2	0	0	3						
Ed Brinkman, R OBP: 0.269, SLG: 0.344 (1, 6)										4	0	0	0	0	2	1						
Mike McCormick, L OBP: 0.286, SLG: 0.385 Ken McMullen, R OBP: 0.285, SLG: 0.341 (1, 1) (7, PH) (7, 5)										2	0	0	0	0	1	1						
Ken McMullen, R OBP: 0.285, SLG: 0.341 (7, 5)										2	1	1	1	0	0	0						
Inning Stats	R: 1 E: 0 K: 0 S: 6	H: 1 LOB: 1 BB: 1 P: 10	R: 0 E: 0 K: 1 S: 5	H: 0 LOB: 0 BB: 0 P: 5	R: 0 E: 0 K: 1 S: 6	H: 1 LOB: 1 BB: 0 P: 6	R: 2 E: 1 K: 1 S: 6	H: 1 LOB: 1 BB: 2 P: 14	R: 0 E: 0 K: 0 S: 5	H: 0 LOB: 0 BB: 0 P: 5	R: 0 E: 1 K: 0 S: 4	H: 0 LOB: 1 BB: 0 P: 4	R: 1 E: 0 K: 0 S: 4	H: 1 LOB: 0 BB: 0 P: 4	R: 0 E: 1 K: 1 S: 6	H: 0 LOB: 2 BB: 0 P: 10	R: 0 E: 0 K: 1 S: 5	H: 0 LOB: 0 BB: 0 P: 5	1B: 1 2B: 2 3B: 0 HR: 1	SF: 0 SAC: 0 DP: 0 HBP: 0	WP: 0 PB: 0 SB: 1 CS: 0	PA: 37
PITCHER Jim Kaat, L ERA: 2.76 (1, 1)	IP: 9.0 WLS: W BF: 37 H: 4 R: 4 ER: 3 SO: 7 BB: 4 IBB: 0 HBP: 0 BLK: 0 WP: 0 HR: 1 S: 47 P: 63 ERA: 3.00 WHIP: 0.889															PITCHER	IP: 9.0 WLS: W BF: 37 H: 4 R: 4 ER: 3 SO: 7 BB: 4 IBB: 0 HBP: 0 BLK: 0 WP: 0 HR: 1 S: 47 P: 63 ERA: 3.00 WHIP: 0.889					

Washington Senators @ Minnesota Twins
Metropolitan Stadium, Bloomington, MI

AB 33
R 4
H 4
RBI 4
BB 4
SO 7
LOB 16



WP: 0 PA: 37
PB: 0
SB: 1
CS: 0

Batter	1	2	3	4	5	6	7	8	9	AB	R	H	RBI	BB	SO	LOB	BOTTOM			
Zoilo Versalles, R OBP: 0.287, SLG: 0.362 (1, 6)										4	1	1	0	0	1	2				
Cesar Tovar, R OBP: 0.300, SLG: 0.337 (1, 4)										4	0	0	0	0	0	3				
Tony Oliva, L OBP: 0.369, SLG: 0.556 (1, 9)										4	1	2	2	0	0	0				
Harmon Killebrew, R OBP: 0.384, SLG: 0.487 (1, 5)										3	1	2	1	1	0	0				
Earl Battey, R OBP: 0.341, SLG: 0.326 (1, 2)										4	0	1	0	0	0	3				
Don Mincher, L OBP: 0.294, SLG: 0.402 (1, 3)										4	0	1	1	0	1	0				
Bob Allison, R OBP: 0.329, SLG: 0.379 (1, 7)										4	1	1	0	0	1	2				
Ted Uhlhaender, L OBP: 0.238, SLG: 0.240 (1, 8)										2	0	0	0	1	1	0				
Jim Kaat, L OBP: 0.230, SLG: 0.305 (1, 1)										3	1	0	1	0	0	2				
Inning Stats	R: 0 E: 0 K: 0 S: 3	H: 0 LOB: 0 BB: 0 P: 3	R: 0 E: 0 K: 0 S: 3	H: 0 LOB: 0 BB: 0 P: 3	R: 3 E: 2 K: 0 S: 6	H: 2 LOB: 2 BB: 2 P: 14	R: 0 E: 0 K: 2 S: 7	H: 0 LOB: 0 BB: 0 P: 7	R: 0 E: 0 K: 0 S: 3	H: 1 LOB: 0 BB: 0 P: 3	R: 1 E: 1 K: 1 S: 6	H: 2 LOB: 0 BB: 0 P: 6	R: 0 E: 1 K: 1 S: 6	H: 0 LOB: 1 BB: 0 P: 6	R: 1 E: 0 K: 0 S: 6	H: 3 LOB: 2 BB: 0 P: 6	1B: 7 2B: 0 3B: 1 HR: 0	SF: 0 SAC: 0 DP: 1 HBP: 0	WP: 0 PB: 0 SB: 2 CS: 1	PA: 34
PITCHER Mike McCormick, L ERA: 3.45 Ron Kline, R ERA: 3.12 (1, 1) (7, 1)	IP: 6.0 WLS: L BF: 10 H: 3 R: 1 ER: 1 SO: 1 BB: 0 IBB: 0 HBP: 0 BLK: 0 WP: 0 HR: 0 S: 28 P: 36 ERA: 4.50 WHIP: 1.500															PITCHER	IP: 6.0 WLS: L BF: 10 H: 3 R: 1 ER: 1 SO: 1 BB: 0 IBB: 0 HBP: 0 BLK: 0 WP: 0 HR: 0 S: 28 P: 36 ERA: 4.50 WHIP: 1.500			

Washington Senators @ Minnesota Twins
Metropolitan Stadium, Bloomington, MI

AB 32
R 5
H 8
RBI 5
BB 2
SO 4
LOB 12



WP: 0 PA: 34
PB: 0
SB: 2
CS: 1

Batter	1	2	3	4	5	6	7	8	9	AB	R	H	RBI	BB	SO	LOB	TOP			
Don Blasingame, L (1,4) OBP: 0.295, SLG: 0.295	0-0 6-3		0-0 F6		4-0 1B BB		0-0 1-3			3	0	0	0	1	0	1				
Bob Saverine, S (1,5) OBP: 0.270, SLG: 0.316	0-0 F2		0-0 1-3		0-0 1-2 1B		0-0 F8			4	0	1	0	0	0	1				
Fred Valentine, S (1,9) OBP: 0.340, SLG: 0.461	0-0 F8			0-3 K	0-3 K		0-0 G3			4	0	0	0	0	2	2				
Frank Howard, R (1,7) OBP: 0.343, SLG: 0.444		0-0 F7		0-0 E1 E	0-0 F6		0-3 K			4	1	0	0	0	1	2				
Don Lock, R (1,8) OBP: 0.373, SLG: 0.487		0-0 1-3		0-0 E4 E	0-0 F7		0-0 F7			4	0	0	0	0	0	3				
Dick Nen, L (1,3) OBP: 0.286, SLG: 0.283		4-0 BB		0-0 E9 1-3 2-H 1B		0-0 4-3		0-0 F2		3	0	1	1	1	0	0				
Paul Casanova, R (1,2) OBP: 0.265, SLG: 0.404		0-3 K		0-3 K		0-0 1B		0-0 F7		4	0	1	0	0	2	3				
Ed Brinkman, R (1,6) OBP: 0.269, SLG: 0.343			0-0 SH1-4 1B	0-0 F8		0-0 F7		0-0 F9		4	0	1	0	0	0	3				
Diego Segui, R (1,1) OBP: 0.158, SLG: 0.111			0-0 SH1-4		0-0 HR		0-3 K		0-0 F9	0	0	0	0	0	0	0				
Bob Humphreys, R (1,1) OBP: 0.750, SLG: 0.500										0	0	0	0	0	0	0				
Willie Kirkland, L (5, PH) OBP: 0.294, SLG: 0.376										1	1	1	1	0	0	0				
Dick Lines, R (5,1) OBP: 0.343, SLG: 0.394										1	0	0	0	0	1	1				
Jim King, L (9, PH) OBP: 0.343, SLG: 0.394										1	0	0	0	0	0	0				
Inning Stats	R: 0 E: 0 K: 0 S: 3	H: 0 LOB: 0 BB: 0 P: 3	R: 0 E: 0 K: 1 S: 5	H: 0 LOB: 1 BB: 1 P: 9	R: 0 E: 0 K: 0 S: 4	H: 1 LOB: 1 BB: 0 P: 4	R: 1 E: 3 K: 2 S: 10	H: 1 LOB: 2 BB: 0 P: 10	R: 1 E: 0 K: 1 S: 7	H: 2 LOB: 2 BB: 1 P: 11	R: 0 E: 0 K: 0 S: 6	H: 1 LOB: 0 BB: 0 P: 6	R: 0 E: 0 K: 1 S: 5	H: 0 LOB: 0 BB: 0 P: 5	R: 0 E: 0 K: 0 S: 3	H: 0 LOB: 0 BB: 0 P: 3	1B: 4 2B: 0 3B: 0 HR: 1	SF: 0 SAC: 1 DP: 0 HBP: 0	WP: 0 PB: 0 SB: 0 CS: 0	PA: 36
PITCHER Dave Boswell, R (1,1) ERA: 3.56	IP: 9.0 WLS: W BF: 36 H: 5 R: 2 ER: 1 SO: 6 BB: 2 IBB: 0 HBP: 0 BLK: 0 WP: 0 HR: 1 S: 46 P: 54 ERA: 1.00 WHIP: 0.778															PITCHER				

Washington Senators @ Minnesota Twins
Metropolitan Stadium, Bloomington, MI
Sat Jul 16 1966, 4:33 AM EDT
Att: 12,619 - Unknown

AB 33
R 2
H 5
RBI 2
BB 2
SO 6
LOB 16





Batter	1	2	3	4	5	6	7	8	9	AB	R	H	RBI	BB	SO	LOB	BOTTOM			
Zoilo Versalles, R (1,6) OBP: 0.289, SLG: 0.363	0-0 1B 4-3 1B	0-0 2B E 1B	0-0 5-3			0-0 FC1-6 FC3-6 1-2		0-0 6-3		5	2	2	0	0	0	2				
Ted Uhlhaender, L (1,8) OBP: 0.246, SLG: 0.260	0-0 BB 1-3 1B	0-0 E6 BB 1-H 1B		0-0 6-3		0-0 FC3-6 FC6 1-2		0-0 FC6		4	2	2	0	0	0	1				
Tony Oliva, L (1,9) OBP: 0.368, SLG: 0.551	0-0 4-3 1-2 3-H	4-0 BB 1B IBB		0-3 K		0-0 FC6 1-2		0-0 L1-3		3	1	0	1	1	1	2				
Harmon Killebrew, R (1,5) OBP: 0.385, SLG: 0.485	4-0 BB 1B BB	0-0 F8		0-0 1B		0-0 L1-3		0-3 K		3	1	1	0	1	0	2				
Don Mincher, L (1,3) OBP: 0.297, SLG: 0.399	4-0 1B 1-2 2-3 BB	4-0 1B 1-2 2-3 BB		0-0 G3		0-0 K		0-0 5-3		2	0	0	0	2	1	1				
Jimmie Hall, L (1,7) OBP: 0.292, SLG: 0.392	0-3 K	0-0 FC6-4 1B		0-0 4-3		0-0 5-3		0-0 FC1-6 1B		3	0	1	2	0	1	3				
Bob Allison, R (6,7) OBP: 0.327, SLG: 0.376		1-3 2-H 3-H		0-0 F3		0-0 5-3		0-0 L6-4 2B		1	0	0	0	0	0	0				
Earl Batley, R (1,2) OBP: 0.344, SLG: 0.335	0-0 1-3 2-H 3-H 1B	0-0 FC6-4 1-2		0-0 F7		0-0 FC1-6 1B		0-0 L6-4 2B		4	0	2	2	0	0	2				
Cesar Tovar, R (1,4) OBP: 0.299, SLG: 0.335	0-0 F4		0-0 F7		0-3 K		0-0 L6-4 1B		0-0 L6-4	4	0	1	0	0	1	2				
Dave Boswell, R (1,1) OBP: 0.182, SLG: 0.205		0-0 F7		0-0 6-3		0-0 FC1-6 1B		0-0 L6-4		4	0	1	0	0	0	2				
Inning Stats	R: 3 E: 0 K: 1 S: 8	H: 3 LOB: 2 BB: 2 P: 16	R: 3 E: 1 K: 0 S: 6	H: 3 LOB: 2 BB: 2 P: 14	R: 0 E: 0 K: 0 S: 3	H: 0 LOB: 0 BB: 0 P: 3	R: 0 E: 0 K: 1 S: 6	H: 1 LOB: 1 BB: 0 P: 6	R: 0 E: 0 K: 1 S: 5	H: 0 LOB: 0 BB: 0 P: 5	R: 0 E: 0 K: 0 S: 4	H: 1 LOB: 1 BB: 0 P: 4	R: 0 E: 0 K: 1 S: 5	H: 0 LOB: 0 BB: 0 P: 5	R: 0 E: 0 K: 0 S: 4	H: 2 LOB: 1 BB: 0 P: 4	1B: 8 2B: 3 3B: 0 HR: 0	SF: 0 SAC: 0 DP: 1 HBP: 0	WP: 0 PB: 0 SB: 0 CS: 0	PA: 37
PITCHER Diego Segui, R (1,1) ERA: 4.96	IP: 0.2 WLS: L BF: 7 H: 3 R: 3 ER: 3 SO: 1 BB: 2 IBB: 0 HBP: 0 BLK: 0 WP: 0 HR: 0 S: 7 P: 15 ERA: 40.50 WHIP: 7.500															PITCHER				
Bob Humphreys, R (1,1) ERA: 3.19	IP: 3.1 WLS: L BF: 16 H: 4 R: 3 ER: 3 SO: 1 BB: 1 IBB: 0 HBP: 0 BLK: 0 WP: 0 HR: 0 S: 16 P: 24 ERA: 8.10 WHIP: 1.500															PITCHER				
Dick Lines, L (5,1) ERA: 2.2	IP: 4.0 WLS: L BF: 14 H: 3 R: 0 ER: 0 SO: 2 BB: 0 IBB: 0 HBP: 0 BLK: 0 WP: 0 HR: 0 S: 18 P: 18 ERA: 0.00 WHIP: 0.750															PITCHER				



Washington Senators @ Minnesota Twins
Metropolitan Stadium, Bloomington, MI
Sat Jul 16 1966, 4:33 AM EDT
Att: 12,619 - Unknown

AB 33
R 6
H 10
RBI 5
BB 4
SO 4
LOB 17



Batter	1	2	3	4	5	6	7	8	9	AB R H RBI BB SO LOB	TOP											
Horace Clarke, S OBP: 0.281, SLG: 0.373 (1, 6)	1-3		F4			HR		BB		3 1 1 1 1 0 0	New York Yankees @ Minnesota Twins Metropolitan Stadium, Bloomington, MI Sun Jul 17 1966, 4:33 AM EDT Unknown - 87 F AB 29 R 4 H 4 RBI 4 BB 3 SO 6 LOB 4 											
Bobby Richardson, R OBP: 0.292, SLG: 0.342 (1, 4)	6-3		F7			F5		L5		4 0 0 0 0 0 2												
Hector Lopez, R OBP: 0.291, SLG: 0.410 (1, 7)	HR		K			F8		6-3		3 1 0 0 1 1 0												
Joe Pepitone, L OBP: 0.289, SLG: 0.506 (9, 8)	HR				G3	F6		BB		3 1 1 2 1 0 0												
Elston Howard, R OBP: 0.313, SLG: 0.396 (1, 2)	K				F9		F4	K		4 0 0 0 0 2 1												
Tom Tresh, S OBP: 0.330, SLG: 0.332 (1, 8)			F5				F6			1 0 0 0 0 0 0												
Roy White, S OBP: 0.321, SLG: 0.374 (2, 8)					L1			3-1		3 0 0 0 0 0 1												
Ray Barker, L OBP: 0.238, SLG: 0.362 (9, 3)										0 0 0 0 0 0 0												
Lou Clinton, R OBP: 0.287, SLG: 0.374 (1, 9)						6-3				3 1 1 1 0 1 0												
Clete Boyer, R OBP: 0.278, SLG: 0.358 (1, 5)			F6			F7		L5 SH1-4 1B		3 0 1 0 0 0 0												
Fred Talbot, R OBP: 0.200, SLG: 0.211 (1, 1)			K					SH1-4		2 0 0 0 0 2 0												
Hal Reniff, R OBP: 0.364, SLG: 0.364 (9, 1)						K		1-2		0 0 0 0 0 0 0												
Inning Stats	R: 2 E: 0 K: 1 S: 6	H: 1 LOB: 0 BB: 1 P: 10	R: 1 E: 0 K: 1 S: 6	H: 1 LOB: 0 BB: 0 P: 6	R: 0 E: 0 K: 1 S: 5	H: 0 LOB: 0 BB: 0 P: 5	R: 0 E: 0 K: 0 S: 3	H: 0 LOB: 0 BB: 0 P: 3	R: 0 E: 0 K: 1 S: 5	H: 0 LOB: 0 BB: 0 P: 5	R: 1 E: 0 K: 0 S: 4	H: 1 LOB: 0 BB: 0 P: 4	R: 0 E: 0 K: 1 S: 5	H: 0 LOB: 0 BB: 0 P: 5	R: 0 E: 0 K: 0 S: 3	H: 1 LOB: 1 BB: 1 P: 7	R: 0 E: 0 K: 1 S: 5	H: 0 LOB: 1 BB: 1 P: 9	1B: 1 2B: 1 3B: 0 HR: 3	SF: 0 SAC: 1 DP: 1 HBP: 0	WP: 0 PB: 0 CS: 1	PA: 33
PITCHER	IP WLS BF H R ER SO BB IBB HBP BLK WP HR S P ERA WHIP																					
Jim Merritt, L ERA: 4.12 (1, 1)	6.0 L 22 3 4 4 4 1 0 0 0 0 3 29 33 6.00 0.667																					
Dwight Siebler, R ERA: 3.12 (7, 1)	2.0 7 1 0 0 1 1 0 0 0 0 0 8 12 0.00 1.000																					
Johnny Klippstein, R ERA: 3.45 (9, 1)	1.0 4 0 0 0 1 1 0 0 0 0 0 5 9 0.00 1.000																					

Batter	1	2	3	4	5	6	7	8	9	AB R H RBI BB SO LOB	BOTTOM											
Zoilo Versalles, R OBP: 0.288, SLG: 0.361 (1, 6)	F2		F8			G4-6-3 1B		F8		4 0 1 0 0 0 2	New York Yankees @ Minnesota Twins Metropolitan Stadium, Bloomington, MI Sun Jul 17 1966, 4:33 AM EDT Unknown - 87 F AB 32 R 2 H 8 RBI 2 BB 2 SO 2 LOB 14 											
Ted Uhlhaender, L OBP: 0.248, SLG: 0.259 (1, 8)	F6		L5-3			G4-6-3 1-2			BB FC4-6 1B	4 1 1 0 0 0 2												
Tony Oliva, L OBP: 0.369, SLG: 0.551 (1, 9)	PB E 1B				F7		3-1		FC4-6 BB 1-2 1B	4 1 2 0 0 0 0												
Harmon Killebrew, R OBP: 0.384, SLG: 0.480 (1, 5)	E6 PB				5-3		F3		FC4-6 BB 1-2 2-3 BB	3 0 0 0 1 0 1												
Don Mincher, L OBP: 0.300, SLG: 0.398 (1, 3)	K					G4-6-3 BB			FC4-6 1B	3 0 1 1 1 1 4												
Jimmie Hall, L OBP: 0.291, SLG: 0.389 (1, 7)			F7		F7		G4-6-3 1-2		G4-6-3 1-2 3-H 1B	4 0 1 1 0 0 2												
Earl Batley, R OBP: 0.338, SLG: 0.328 (1, 2)			L8			5-3		F9	G4-6-3 1-2	4 0 0 0 0 0 2												
Cesar Tovar, R OBP: 0.299, SLG: 0.335 (1, 4)			F7			6-3				3 0 1 0 0 0 0												
Jim Merritt, L OBP: 0.231, SLG: 0.308 (1, 1)										2 0 1 0 0 1 0												
Dwight Siebler, R OBP: 0.289, SLG: 0.400 (7, 1)										0 0 0 0 0 0 0												
Rich Rollins, R OBP: 0.289, SLG: 0.400 (8, PH)										1 0 0 0 0 0 1												
Johnny Klippstein, R OBP: 0.289, SLG: 0.400 (9, 1)			L5-3 1B			K		F1		0 0 0 0 0 0 0												
Inning Stats	R: 0 E: 1 K: 1 S: 7	H: 1 LOB: 2 BB: 0 P: 7	R: 0 E: 0 K: 0 S: 3	H: 0 LOB: 0 BB: 0 P: 3	R: 0 E: 0 K: 0 S: 3	H: 1 LOB: 0 BB: 0 P: 3	R: 0 E: 0 K: 0 S: 4	H: 1 LOB: 1 BB: 0 P: 4	R: 0 E: 0 K: 1 S: 5	H: 0 LOB: 0 BB: 0 P: 5	R: 0 E: 0 K: 0 S: 3	H: 1 LOB: 0 BB: 0 P: 3	R: 0 E: 0 K: 0 S: 2	H: 0 LOB: 0 BB: 1 P: 6	R: 0 E: 0 K: 0 S: 4	H: 1 LOB: 1 BB: 0 P: 4	R: 2 E: 0 K: 0 S: 5	H: 3 LOB: 1 BB: 1 P: 9	1B: 8 2B: 1 3B: 0 HR: 0	SF: 0 SAC: 0 DP: 4 HBP: 0	WP: 0 PB: 1 CS: 0	PA: 34
PITCHER	IP WLS BF H R ER SO BB IBB HBP BLK WP HR S P ERA WHIP																					
Fred Talbot, R ERA: 4.73 (1, 1)	8.0 W 31 7 2 2 2 2 0 0 0 0 0 33 41 2.25 1.125																					
Hal Reniff, R ERA: 2.33 (9, 1)	1.0 S 3 1 0 0 0 0 0 0 0 0 0 3 3 0.00 1.000																					

Batter	1	2	3	4	5	6	7	8	9	AB	R	H	RBI	BB	SO	LOB	TOP											
Horace Clarke, S OBP: 0.286, SLG: 0.369	6-3	F6		E7 1B 1B		4-3		SH1-4 2B 1B	4-3	6	2	2	0	0	0	2	New York Yankees @ Minnesota Twins Metropolitan Stadium, Bloomington, MI Sun Jul 17 1966, 4:38 AM EDT Att: 37,207 - Unknown - 89 F 											
Bobby Richardson, R OBP: 0.289, SLG: 0.339	F9		F8	F7		F8		SH1-4 1-2		4	0	0	0	0	0	1												
Jake Gibbs, L OBP: 0.379, SLG: 0.446			2B E	4-3 1B		E6 S		F7		5	1	3	1	0	0	1												
Joe Pepitone, L OBP: 0.294, SLG: 0.507			E 1-3	4-3 1B		K		2B IBB		3	2	1	0	2	1	2												
Elston Howard, R OBP: 0.312, SLG: 0.391 Ray Barker, L OBP: 0.250, SLG: 0.390	F9		E BB	6-3			6-3		1-H 2-H 2B	3	1	0	0	1	0	3												
Roy White, S OBP: 0.319, SLG: 0.370			E4 E			G3		4-3		5	2	1	1	0	0	3												
Lou Clinton, R OBP: 0.292, SLG: 0.362			F3 1-2	F2		6-3				3	1	0	0	2	0	4												
Clete Boyer, R OBP: 0.286, SLG: 0.373			E9 1B							5	0	4	4	0	1	1												
Jim Bouton, R OBP: 0.158, SLG: 0.111 Steve Hamilton, L (4, 1)	K		G3			L8				2	0	0	0	0	1	2												
Pedro Ramos, S OBP: 0.125, SLG: 0.125							F8		K	2	0	0	0	0	0	2												
									K	1	0	0	0	0	1	1												
Inning Stats	R: 0 E: 0 K: 0 S: 4	H: 1 LOB: 2 BB: 1 P: 8	R: 1 E: 0 K: 1 S: 7	H: 2 LOB: 1 BB: 0 P: 7	R: 4 E: 2 K: 0 S: 7	H: 3 LOB: 1 BB: 1 P: 11	R: 1 E: 1 K: 0 S: 5	H: 2 LOB: 1 BB: 0 P: 5	R: 0 E: 0 K: 0 S: 4	H: 1 LOB: 0 BB: 0 P: 4	R: 0 E: 1 K: 1 S: 6	H: 0 LOB: 1 BB: 0 P: 6	R: 1 E: 0 K: 0 S: 4	H: 1 LOB: 1 BB: 1 P: 8	R: 2 E: 0 K: 0 S: 5	H: 2 LOB: 1 BB: 1 P: 9	R: 0 E: 0 K: 2 S: 7	H: 0 LOB: 1 BB: 1 P: 11	1B: 7 2B: 5 3B: 0 HR: 0	SF: 0 SAC: 1 DP: 0 HBP: 0	WP: 0 PB: 0 CS: 0	PA: 46						
PITCHER	IP	WLS	BF	H	R	ER	SO	BB	IBB	HBP	BLK	WP	HR	S	P	ERA	WHIP	PITCHER										
Jim Perry, R ERA: 3.31	(1, 1)	2.2	L	17	6	5	2	1	2	0	0	0	0	0	17	25	6.75	3.000										
Ron Kellner, R ERA: 5.06	(3, 1)	2.1		10	3	1	0	0	0	0	0	0	0	10	10	0.00	1.286											
Pete Cimino, R ERA: 3.0	(6, 1)	2.0		9	1	1	1	1	1	0	0	0	0	10	14	4.50	1.000											
Al Worthington, R ERA: 2.17	(8, 1)	1.0		6	2	2	2	0	0	1	0	0	0	5	9	18.00	2.000											
Johnny Klippstein, R ERA: 3.34	(9, 1)	1.0		4	0	0	0	2	1	0	0	0	0	7	11	0.00	1.000											
Batter	1	2	3	4	5	6	7	8	9	AB	R	H	RBI	BB	SO	LOB	BOTTOM											
Zoilo Versalles, R OBP: 0.290, SLG: 0.362	F8 SH3 1B		4-3 E 1B			F3			F8	5	1	2	1	0	1	0	New York Yankees @ Minnesota Twins Metropolitan Stadium, Bloomington, MI Sun Jul 17 1966, 4:38 AM EDT Att: 37,207 - Unknown - 89 F 											
Ted Uhlhaender, L OBP: 0.235, SLG: 0.250	SH3 1-2		4-3			L9			G3	4	0	0	0	0	0	1												
Tony Oliva, L OBP: 0.372, SLG: 0.557	F8 2-3		E9 1B			F6			PB 2B	5	0	3	1	0	0	1												
Harmon Killebrew, R OBP: 0.384, SLG: 0.487	5-3		F6						HR 2-3 BB	4	1	1	1	1	0	3												
Don Mincher, L OBP: 0.299, SLG: 0.394			F8			F9			4-1	3	0	0	0	1	0	2												
Jimmie Hall, L OBP: 0.285, SLG: 0.385 Bob Allison, R (6, FH)			K						6-3	2	0	0	0	0	2	1												
Russ Nixon, L OBP: 0.348, SLG: 0.293			4-3			F9				2	0	0	0	0	0	0												
Cesar Tovar, R OBP: 0.303, SLG: 0.343						5-3			6-3	4	2	2	0	0	0	2												
Jim Perry, S OBP: 0.226, SLG: 0.318 Ron Kellner, R OBP: 0.287, SLG: 0.398 Pete Cimino, R OBP: 0.287, SLG: 0.398 Andy Kosco, R OBP: 0.287, SLG: 0.398 Al Worthington, R OBP: 0.287, SLG: 0.398 Bernie Allen OBP: 0.287, SLG: 0.398 Johnny Klippstein, R OBP: 0.287, SLG: 0.398	(1, 1)	(3, 1)	(6, 1)	(8, 1)	(8, 1)	(8, 1)	(8, 1)	(8, 1)	(8, 1)	(8, 1)	(8, 1)	(8, 1)	(8, 1)	(8, 1)	(8, 1)	(8, 1)		(8, 1)										
			5-3			K			3-1	0	0	0	0	0	0	0												
									HR	1	0	0	0	0	0	0												
Inning Stats	R: 0 E: 0 K: 0 S: 4	H: 1 LOB: 0 BB: 0 P: 4	R: 0 E: 0 K: 1 S: 5	H: 0 LOB: 0 BB: 0 P: 5	R: 2 E: 1 K: 0 S: 6	H: 3 LOB: 1 BB: 0 P: 6	R: 0 E: 0 K: 1 S: 5	H: 0 LOB: 0 BB: 1 P: 9	R: 0 E: 0 K: 1 S: 5	H: 0 LOB: 0 BB: 0 P: 5	R: 1 E: 0 K: 0 S: 4	H: 1 LOB: 0 BB: 0 P: 4	R: 3 E: 0 K: 1 S: 9	H: 4 LOB: 2 BB: 1 P: 13	R: 0 E: 0 K: 0 S: 4	H: 1 LOB: 1 BB: 0 P: 4	R: 0 E: 0 K: 0 S: 4	H: 1 LOB: 1 BB: 0 P: 4	1B: 6 2B: 3 3B: 0 HR: 2	SF: 0 SAC: 1 DP: 0 HBP: 0	WP: 0 PB: 0 CS: 0	PA: 40						
PITCHER	IP	WLS	BF	H	R	ER	SO	BB	IBB	HBP	BLK	WP	HR	S	P	ERA	WHIP	PITCHER										
Jim Bouton, R ERA: 3.81	(1, 1)	3.0		14	4	2	2	1	1	0	0	0	0	2	17	17	12.00	1.333										
Steve Hamilton, L ERA: 2.0	(4, 1)	3.0	W	13	4	4	4	2	0	0	0	0	0	2	17	17	12.00	1.333										
Pedro Ramos, R ERA: 3.62	(7, 1)	3.0	S	13	3	0	0	1	1	0	0	0	0	14	18	0.00	1.333											

Batter	1	2	3	4	5	6	7	8	9	AB	R	H	RBI	BB	SO	LOB	TOP			
Horace Clarke, S OBP: 0.307, SLG: 0.400										5	0	3	0	0	0	0				
Bobby Richardson, R OBP: 0.288, SLG: 0.337										5	0	1	1	0	0	3				
Jake Gibbs, L OBP: 0.361, SLG: 0.423										5	0	0	0	0	1	2				
Joe Pepitone, L OBP: 0.295, SLG: 0.509										5	0	2	0	0	2	3				
Elston Howard, R OBP: 0.311, SLG: 0.389										4	0	1	0	0	0	1				
Ray Barker, L OBP: 0.250, SLG: 0.390										0	0	0	0	0	0	0				
Roy White, S OBP: 0.318, SLG: 0.368										4	1	1	0	0	0	2				
Clete Boyer, R OBP: 0.292, SLG: 0.380										3	2	2	0	1	0	2				
Lou Clinton, R OBP: 0.287, SLG: 0.354										2	0	0	0	0	1	1				
Mickey Mantle, S OBP: 0.393, SLG: 0.568										1	0	1	1	0	0	0				
Hector Lopez, R OBP: 0.299, SLG: 0.456										1	2	1	3	0	0	0				
Al Downing, R OBP: 0.175, SLG: 0.205										2	0	0	0	0	0	1				
Roger Maris, L OBP: 0.319, SLG: 0.370										1	0	1	1	0	0	0				
Dick Schofield, S OBP: 0.234, SLG: 0.149										0	1	0	0	0	0	0				
Hal Reniff, R OBP: 0.333, SLG: 0.333										1	0	0	0	0	0	0				
Inning Stats	R: 0 E: 0 K: 0 S: 3	H: 1 LOB: 0 BB: 0 P: 3	R: 0 E: 0 K: 1 S: 5	H: 0 LOB: 0 BB: 0 P: 5	R: 0 E: 0 K: 0 S: 5	H: 2 LOB: 2 BB: 0 P: 5	R: 0 E: 0 K: 0 S: 5	H: 2 LOB: 2 BB: 0 P: 5	R: 0 E: 0 K: 1 S: 4	H: 1 LOB: 1 BB: 0 P: 4	R: 3 E: 0 K: 1 S: 10	H: 5 LOB: 3 BB: 0 P: 10	R: 3 E: 0 K: 0 S: 5	H: 2 LOB: 0 BB: 1 P: 9	R: 0 E: 0 K: 1 S: 5	H: 0 LOB: 0 BB: 0 P: 5	1B: 8 2B: 4 3B: 0 HR: 1	SF: 0 SAC: 0 DP: 1 HBP: 0	WP: 0 PB: 0 SB: 0 CS: 0	PA: 40
PITCHER	IP WLS BF H R ER SO BB IBB HBP BLK WP HR S P ERA WHIP																			
Mudcat Grant, R ERA: 3.2	(1, 1) 6.1 29 11 3 3 2 0 0 0 0 0 0 33 33 4.26 1.737																			
Bill Plets, L ERA:	(7, 1) 0.2 2 0 0 0 1 0 0 0 0 0 0 4 4 0.00 0.000																			
Pete Cimino, R ERA: 3.43	(8, 1) 0.1 L 3 1 2 2 0 1 0 0 0 0 0 0 2 6 54.00 6.000																			
Al Worthington, R ERA: 2.28	(8, 1) 1.2 6 1 1 1 1 0 0 0 0 0 0 1 8 8 5.40 0.600																			

New York Yankees @ Minnesota Twins
 Metropolitan Stadium, Bloomington, MI
 Mon Jul 18 1966, 4:33 AM EDT
 Att: 18,604 - Unknown - 91 F

AB	39
R	6
H	13
RBI	6
BB	1
SO	4
LOB	15



Batter	1	2	3	4	5	6	7	8	9	AB	R	H	RBI	BB	SO	LOB	BOTTOM					
Zoilo Versalles, R OBP: 0.292, SLG: 0.366										5	1	2	0	0	0	2						
Cesar Tovar, R OBP: 0.305, SLG: 0.346										4	0	2	1	1	0	3						
Tony Oliva, L OBP: 0.371, SLG: 0.555										3	0	1	1	0	0	3						
Harmon Killebrew, R OBP: 0.385, SLG: 0.495										3	1	1	1	1	0	2						
Earl Battey, R OBP: 0.341, SLG: 0.328										3	0	1	0	1	0	1						
Don Mincher, L OBP: 0.300, SLG: 0.393										3	0	1	0	0	0	1						
Andy Kosco, R OBP: 0.284, SLG: 0.330										4	0	0	0	0	1	2						
Ted Uhlhaender, L OBP: 0.256, SLG: 0.293										4	2	3	1	0	0	1						
Mudcat Grant, R OBP: 0.205, SLG: 0.238										1	0	0	0	0	0	0						
Bill Plets, L OBP: 0.287, SLG: 0.383										0	0	0	0	0	0	0						
Jimmie Hall, L OBP: 0.267, SLG: 0.350										0	0	0	0	0	0	0						
Pete Cimino, R OBP: 0.299, SLG: 0.456										0	0	0	0	0	0	0						
Al Worthington, R OBP: 0.234, SLG: 0.149										0	0	0	0	0	0	0						
Russ Nixon, L OBP: 0.292, SLG: 0.423										1	0	1	0	0	0	0						
Dave Boswell, R OBP: 0.165, SLG: 0.205										0	0	0	0	0	0	0						
Inning Stats	R: 1 E: 0 K: 0 S: 4	H: 1 LOB: 1 BB: 1 P: 8	R: 1 E: 0 K: 0 S: 4	H: 1 LOB: 0 BB: 0 P: 4	R: 0 E: 0 K: 0 S: 3	H: 1 LOB: 1 BB: 1 P: 7	R: 0 E: 0 K: 0 S: 3	H: 1 LOB: 0 BB: 0 P: 3	R: 1 E: 0 K: 0 S: 5	H: 3 LOB: 1 BB: 0 P: 5	R: 1 E: 0 K: 0 S: 4	H: 1 LOB: 1 BB: 1 P: 8	R: 0 E: 0 K: 1 S: 6	H: 1 LOB: 1 BB: 0 P: 6	R: 0 E: 0 K: 1 S: 6	H: 1 LOB: 2 BB: 0 P: 6	R: 0 E: 0 K: 0 S: 4	H: 2 LOB: 2 BB: 0 P: 4	1B: 9 2B: 1 3B: 0 HR: 2	SF: 1 SAC: 2 DP: 2 HBP: 0	WP: 0 PB: 0 SB: 0 CS: 1	PA: 38
PITCHER	IP WLS BF H R ER SO BB IBB HBP BLK WP HR S P ERA WHIP																					
Al Downing, L ERA: 3.28	(1, 1) 6.0 26 8 4 4 4 0 0 0 0 0 0 2 23 35 6.00 1.833																					
Hal Reniff, R ERA: 2.21	(7, 1) 3.0 W 12 4 0 0 2 0 0 0 0 0 0 0 16 16 0.00 1.333																					

New York Yankees @ Minnesota Twins
 Metropolitan Stadium, Bloomington, MI
 Mon Jul 18 1966, 4:33 AM EDT
 Att: 18,604 - Unknown - 91 F

AB	32
R	4
H	12
RBI	4
BB	3
SO	2
LOB	15




Batter	1	2	3	4	5	6	7	8	9	AB	R	H	RBI	BB	SO	LOB	TOP					
Zoilo Versalles, R OBP: 0.293, SLG: 0.369	1-3		CS 1B		G6-4-3		FC4-6		5-3	5	0	1	0	0	0	4						
Ted Uhlhaender, L OBP: 0.246, SLG: 0.282	4-3		CS	F8		4-3		F6		4	0	0	0	0	0	0						
Tony Oliva, L OBP: 0.363, SLG: 0.543	4-3			F7		F8		K		4	0	0	0	0	1	0						
Harmon Killebrew, R OBP: 0.385, SLG: 0.494		HBP				4-3		6-3		3	0	1	0	0	0	0						
Don Mincher, L OBP: 0.305, SLG: 0.402	F6							1B SH	2B SH	3	2	2	0	1	0	1						
Andy Kosco, R OBP: 0.294, SLG: 0.320	F7			IBB	F6		1B SH	5-3		3	1	0	0	0	0	4						
Russ Nixon, L OBP: 0.373, SLG: 0.311	K				F8		1B FC4-6	1B SH		3	0	1	0	1	1	1						
Cesar Tovar, R OBP: 0.309, SLG: 0.351			F6			1B		SH		2	1	1	2	0	0	0						
Jim Perry, S OBP: 0.250, SLG: 0.320	4-3					2B G6-4-3		4-3		3	0	1	2	0	0	2						
Inning Stats	R: 0 E: 0 K: 0 S: 3	H: 0 LOB: 0 BB: 0 P: 3	R: 0 E: 0 K: 1 S: 5	H: 0 LOB: 1 BB: 0 P: 6	R: 0 E: 0 K: 0 S: 3	H: 1 LOB: 0 BB: 0 P: 3	R: 0 E: 0 K: 0 S: 4	H: 1 LOB: 2 BB: 1 P: 8	R: 1 E: 0 K: 0 S: 4	H: 2 LOB: 0 BB: 0 P: 4	R: 0 E: 0 K: 0 S: 3	H: 0 LOB: 0 BB: 0 P: 3	R: 2 E: 1 K: 0 S: 5	H: 1 LOB: 1 BB: 1 P: 9	R: 0 E: 0 K: 1 S: 5	H: 0 LOB: 0 BB: 0 P: 5	R: 1 E: 1 K: 0 S: 6	H: 2 LOB: 2 BB: 0 P: 6	1B: 4 2B: 3 3B: 0 HR: 0	SF: 2 SAC: 2 DP: 1 HBP: 1	WP: 0 PB: 0 CS: 1	PA: 38
PITCHER	IP	WLS	BF	H	R	ER	SO	BB	IBB	HBP	BLK	WP	HR	S	P	ERA	WHIP					
Phil Ortega, R ERA: 3.77	(1, 1)	8.0	L	31	5	3	3	2	0	2	1	0	0	32	41	3.38	0.625					
Dick Bosman, R ERA: 7.75	(9, 1)	1.0		6	2	1	1	0	0	0	0	0	0	6	6	9.00	2.000					

Minnesota Twins @ Washington Senators
D.C. Stadium, Washington, DC
Tue Jul 19 1966, 7:05 PM EDT
Att: 9,197 - Unknown

livebaseballscores.com

AB 30
R 4
H 7
RBI 4
BB 2
SO 2
LOB 12



Batter	1	2	3	4	5	6	7	8	9	AB	R	H	RBI	BB	SO	LOB	BOTTOM					
Don Blasingame, L OBP: 0.292, SLG: 0.288	F2		F8			F5			SH5-3 1B	4	0	1	0	0	0	0						
Bob Saverine, S OBP: 0.273, SLG: 0.317	F6			K		F7			SH5-3	3	0	0	0	0	1	0						
Fred Valentine, S OBP: 0.340, SLG: 0.453	F5			F6		4-3			G6-4-3 BB	3	0	0	0	1	0	0						
Frank Howard, R OBP: 0.344, SLG: 0.439		4-3			1B		K		G6-4-3	4	0	1	0	0	1	2						
Jim King, L OBP: 0.341, SLG: 0.395		3-1		F6		F2				3	0	0	0	0	0	1						
Ken McMullen, R OBP: 0.287, SLG: 0.344		E4			F8	4-3				3	0	0	0	0	0	0						
Dick Nen, L OBP: 0.286, SLG: 0.275		K			BB			F8		2	0	0	0	1	1	1						
Paul Casanova, R OBP: 0.265, SLG: 0.396			K			K		F3		3	0	0	0	0	2	1						
Phil Ortega, R OBP: 0.154, SLG: 0.059										2	0	0	0	0	0	1						
Willie Kirkland, L OBP: 0.280, SLG: 0.357										1	0	0	0	0	0	0						
Dick Bosman, R OBP: 0.250, SLG: 0.250										0	0	0	0	0	0	0						
Inning Stats	R: 0 E: 0 K: 0 S: 3	H: 0 LOB: 0 BB: 0 P: 3	R: 0 E: 1 K: 1 S: 6	H: 0 LOB: 0 BB: 0 P: 6	R: 0 E: 0 K: 1 S: 5	H: 0 LOB: 0 BB: 0 P: 5	R: 0 E: 0 K: 1 S: 6	H: 1 LOB: 1 BB: 0 P: 6	R: 0 E: 0 K: 1 S: 5	H: 0 LOB: 1 BB: 1 P: 9	R: 0 E: 0 K: 0 S: 3	H: 0 LOB: 0 BB: 0 P: 3	R: 0 E: 0 K: 1 S: 5	H: 0 LOB: 0 BB: 0 P: 5	R: 0 E: 0 K: 0 S: 3	H: 0 LOB: 0 BB: 0 P: 3	R: 0 E: 0 K: 0 S: 3	H: 1 LOB: 1 BB: 1 P: 7	1B: 2 2B: 0 3B: 0 HR: 0	SF: 0 SAC: 1 DP: 1 HBP: 0	WP: 0 PB: 0 CS: 0	PA: 31
PITCHER	IP	WLS	BF	H	R	ER	SO	BB	IBB	HBP	BLK	WP	HR	S	P	ERA	WHIP					
Jim Perry, R ERA: 2.95	(1, 1)	9.0	W	31	2	0	5	2	0	0	0	0	0	39	47	0.00	0.444					

Minnesota Twins @ Washington Senators
D.C. Stadium, Washington, DC
Tue Jul 19 1966, 7:05 PM EDT
Att: 9,197 - Unknown

livebaseballscores.com

AB 28
R 0
H 2
RBI 0
BB 2
SO 5
LOB 6



Batter	1	2	3	4	5	6	7	8	9	AB	R	H	RBI	BB	SO	LOB	TOP										
Zoilo Versalles, R OBP: 0.300, SLG: 0.377	0-0 FC5-4 1B		0-0 1B 2B		0-0 CS 1B		1-0 1B HBP		0-0 F9	4	1	3	0	0	0	0											
Cesar Tovar, R OBP: 0.308, SLG: 0.349	0-0 FC5-4 1B		0-0 1B 1B		0-0 6-3		0-3 K			4	1	1	0	0	1	3											
Tony Oliva, L OBP: 0.367, SLG: 0.551	0-0 WP 1B		0-0 E4 L4-6 1B		0-0 3B		0-0 1B			4	0	3	1	0	0	1											
Harmon Killebrew, R OBP: 0.386, SLG: 0.492	4-0 1B		0-0 1B		0-0 F8		0-0 F4			3	0	1	1	1	0	3											
Earl Battey, R OBP: 0.338, SLG: 0.335	0-0 F3		0-0 L4-6		0-0 SF7 3B		0-0 F8		0-0 F8	4	1	1	0	0	0	5											
Don Mincher, L OBP: 0.301, SLG: 0.397	0-3 K		0-0 5-3		0-0 SF7		0-0 F9		0-0 F9	3	0	0	1	0	1	4											
Andy Kosco, R OBP: 0.274, SLG: 0.307			0-0 F9		0-0 6-3		0-0 6-3		0-0 F5	4	0	0	0	0	0	0											
Ted Uhlhaender, L OBP: 0.241, SLG: 0.273			0-0 3-1		0-0 F4		0-0 F9		0-0 4-3	4	0	0	0	0	0	0											
Dave Boswell, R OBP: 0.167, SLG: 0.188			0-0 5-3		0-0 F4		0-3 K		0-0 4-3	4	0	0	0	0	1	0											
Inning Stats	R: 0 E: 0 K: 1 S: 7	H: 2 LOB: 3 BB: 1 P: 11	R: 0 E: 0 K: 0 S: 3	H: 0 LOB: 0 BB: 0 P: 3	R: 2 E: 1 K: 0 S: 6	H: 3 LOB: 1 BB: 0 P: 6	R: 0 E: 0 K: 0 S: 3	H: 0 LOB: 0 BB: 0 P: 3	R: 0 E: 0 K: 0 S: 4	H: 2 LOB: 1 BB: 0 P: 4	R: 1 E: 0 K: 0 S: 4	H: 1 LOB: 0 BB: 0 P: 4	R: 0 E: 0 K: 2 S: 8	H: 1 LOB: 2 BB: 0 P: 9	R: 0 E: 0 K: 0 S: 3	H: 0 LOB: 0 BB: 0 P: 3	R: 0 E: 0 K: 0 S: 3	H: 0 LOB: 0 BB: 0 P: 3	1B: 6 2B: 2 3B: 2 HR: 0	SF: 1 SAC: 0 DP: 1 HBP: 1	WP: 1 PA: 37 PB: 0 SB: 0 CS: 1						
PITCHER	IP	WLS	BF	H	R	ER	SO	BB	IBB	HBP	BLK	WP	HR	S	P	ERA	WHIP										
Mike McCormick, L ERA: 3.41	(1, 1)	7.0	L	31	9	3	2	3	0	1	1	0	0	35	40	2.57	1.286										
Ron Kline, R ERA: 2.95	(8, 1)	2.0		6	0	0	0	0	0	0	0	0	0	6	6	0.00	0.000										

Minnesota Twins @ Washington Senators
D.C. Stadium, Washington, DC
Wed Jul 20 1966, 7:05 PM EDT
Att: 8,370 - Unknown

AB	34
R	3
H	9
RBI	3
BB	1
SO	3
LOB	16



Batter	1	2	3	4	5	6	7	8	9	AB	R	H	RBI	BB	SO	LOB	BOTTOM										
Don Blasingame, L OBP: 0.286, SLG: 0.282	0-3 K		0-0 5-3		0-0 6-3		0-0 F5			4	0	0	0	0	1	1											
Ken McMullen, R OBP: 0.226, SLG: 0.341	0-0 6-3		0-3 K		4-0 4-3 BB		0-0 F9			3	0	0	0	1	1	1											
Fred Valentine, S OBP: 0.339, SLG: 0.450	0-0 4-3		0-0 1B		0-0 4-3		0-0 F3			4	0	1	0	0	0	1											
Frank Howard, R OBP: 0.343, SLG: 0.437			0-3 K		0-0 K		0-3 K			4	0	1	0	0	3	1											
Jim King, L OBP: 0.339, SLG: 0.392			0-0 BB 1B		0-0 FC6-4		0-0 F9		0-0 G3	4	1	1	0	0	0	2											
Dick Phillips, L OBP: 0.222, SLG: 0.125			4-0 1B BB		0-0 E7 1B		0-0 F8		0-3 K	3	0	1	0	1	1	0											
Paul Casanova, R OBP: 0.260, SLG: 0.389			0-0 F9		0-0 F8		0-3 K		0-0 F5	4	0	0	0	0	1	3											
Ed Brinkman, R OBP: 0.275, SLG: 0.348			0-0 1B		0-0 5-3		0-0 2B		0-0 5-3	4	0	2	1	0	0	1											
Mike McCormick, L OBP: 0.273, SLG: 0.366			0-3 K		0-0 F8					2	0	0	0	0	1	3											
Willie Kirkland, L OBP: 0.278, SLG: 0.354										1	0	0	0	0	0	1											
Ron Kline, R OBP: 0.400, SLG: 0.250										0	0	0	0	0	0	0											
Inning Stats	R: 0 E: 0 K: 1 S: 5	H: 0 LOB: 0 BB: 0 P: 5	R: 1 E: 0 K: 2 S: 9	H: 2 LOB: 2 BB: 1 P: 13	R: 0 E: 0 K: 1 S: 7	H: 2 LOB: 0 BB: 0 P: 7	R: 0 E: 1 K: 0 S: 4	H: 1 LOB: 1 BB: 0 P: 4	R: 0 E: 0 K: 1 S: 5	H: 0 LOB: 1 BB: 1 P: 9	R: 0 E: 0 K: 1 S: 5	H: 0 LOB: 0 BB: 0 P: 5	R: 0 E: 0 K: 0 S: 4	H: 1 LOB: 1 BB: 0 P: 4	R: 0 E: 0 K: 1 S: 5	H: 0 LOB: 0 BB: 0 P: 5	R: 0 E: 0 K: 1 S: 5	H: 0 LOB: 0 BB: 0 P: 5	1B: 5 2B: 1 3B: 0 HR: 0	SF: 0 SAC: 0 DP: 0 HBP: 0	WP: 0 PA: 35 PB: 0 SB: 0 CS: 0						
PITCHER	IP	WLS	BF	H	R	ER	SO	BB	IBB	HBP	BLK	WP	HR	S	P	ERA	WHIP										
Dave Boswell, R ERA: 3.38	(1, 1)	9.0	W	35	6	1	1	8	2	0	0	0	0	49	57	1.00	0.889										

Minnesota Twins @ Washington Senators
D.C. Stadium, Washington, DC
Wed Jul 20 1966, 7:05 PM EDT
Att: 8,370 - Unknown

AB	33
R	1
H	6
RBI	1
BB	2
SO	8
LOB	14



Batter	1	2	3	4	5	6	7	8	9	AB	R	H	RBI	BB	SO	LOB	TOP					
Zoilo Versalles, R OBP: 0.297, SLG: 0.372 (1, 6)	4-3		K		6-3			F5		4	0	0	0	0	1	0	Minnesota Twins @ Washington Senators D.C. Stadium, Washington, DC Thu Jul 21 1966, 7:05 PM EDT Att: 5,579 - Unknown livebaseballscorecards.com					
Ted Uhlhaender, L OBP: 0.241, SLG: 0.273 (1, 8)	1-3		1-3				4-3 1B	4-3		4	0	1	0	0	0	0						
Tony Oliva, L OBP: 0.369, SLG: 0.549 (1, 9)							4-3	5-3		3	0	1	0	1	0	1						
Harmon Killebrew, R OBP: 0.385, SLG: 0.489 (1, 5)	F7						F6			4	0	1	0	0	1	2						
Don Mincher, L OBP: 0.307, SLG: 0.404 (1, 3)										3	1	2	0	1	1	2						
Earl Battey, R OBP: 0.335, SLG: 0.332 Russ Nixon, L OBP: 0.377, SLG: 0.304 (6, PH) (6, 2)	5-3						4-3			2	0	0	0	0	1	3						
Andy Kosco, R OBP: 0.284, SLG: 0.295 (1, 7)										1	0	0	0	1	0	2						
Cesar Tovar, R OBP: 0.307, SLG: 0.344 (1, 4)										3	0	0	0	1	2	1						
Jim Merritt, L OBP: 0.176, SLG: 0.235 (1, 1)										4	0	0	0	0	1	2						
Inning Stats	R: 0 E: 0 K: 0 S: 3	H: 0 LOB: 1 BB: 1 P: 7	R: 0 E: 0 K: 2 S: 8	H: 1 LOB: 1 BB: 0 P: 8	R: 0 E: 0 K: 2 S: 7	H: 0 LOB: 0 BB: 0 P: 7	R: 0 E: 0 K: 2 S: 9	H: 2 LOB: 2 BB: 0 P: 9	R: 0 E: 0 K: 0 S: 3	H: 0 LOB: 0 BB: 0 P: 3	R: 0 E: 0 K: 2 S: 4	H: 1 LOB: 2 BB: 1 P: 8	R: 0 E: 0 K: 0 S: 7	H: 0 LOB: 0 BB: 0 P: 7	R: 0 E: 0 K: 0 S: 3	H: 0 LOB: 0 BB: 0 P: 3		R: 1 E: 0 K: 1 S: 6	H: 1 LOB: 2 BB: 2 P: 14	1B: 4 2B: 1 3B: 0 HR: 0	SF: 0 SAC: 0 DP: 0 HBP: 0	WP: 1 PB: 0 CS: 0
PITCHER Jim Hannan, R ERA: 4.28 (1, 1)	IP: 9.0 WLS: L BF: 36 H: 5 R: 1 ER: 1 SO: 9 BB: 1 IBB: 3 HBP: 0 BLK: 0 WP: 1 HR: 0 S: 50 P: 66 ERA: 1.00 WHIP: 0.667															PITCHER						

Batter	1	2	3	4	5	6	7	8	9	AB	R	H	RBI	BB	SO	LOB	BOTTOM					
Fred Valentine, S OBP: 0.335, SLG: 0.444 (1, 9)	F8							F6		4	0	0	0	0	1	1	Minnesota Twins @ Washington Senators D.C. Stadium, Washington, DC Thu Jul 21 1966, 7:05 PM EDT Att: 5,579 - Unknown livebaseballscorecards.com					
Ken McMullen, R OBP: 0.285, SLG: 0.346 (1, 5)								F6		4	0	2	0	0	0	0						
Ken Harrelson, R OBP: 0.301, SLG: 0.326 (1, 3)										3	0	0	0	1	1	1						
Frank Howard, R OBP: 0.342, SLG: 0.433 (1, 7)										3	0	0	0	1	2	1						
Don Lock, R OBP: 0.360, SLG: 0.466 (1, 8)										4	0	0	0	0	2	4						
Paul Casanova, R OBP: 0.257, SLG: 0.384 (1, 2)	F4									3	0	0	0	0	1	3						
Ken Hamlin, R OBP: 0.266, SLG: 0.285 (1, 4)										3	0	1	0	0	2	0						
Ed Brinkman, R OBP: 0.272, SLG: 0.345 (1, 6)										3	0	0	0	0	2	1						
Jim Hannan, R OBP: 0.118, SLG: 0.063 (1, 1)										2	0	0	0	0	1	0						
Inning Stats	R: 0 E: 0 K: 1 S: 6	H: 1 LOB: 3 BB: 2 P: 14	R: 0 E: 0 K: 2 S: 8	H: 1 LOB: 1 BB: 0 P: 8	R: 0 E: 0 K: 3 S: 10	H: 1 LOB: 1 BB: 0 P: 10	R: 0 E: 0 K: 3 S: 9	H: 0 LOB: 0 BB: 0 P: 9	R: 0 E: 0 K: 1 S: 5	H: 0 LOB: 0 BB: 0 P: 5	R: 0 E: 0 K: 0 S: 3	H: 0 LOB: 0 BB: 0 P: 3	R: 0 E: 0 K: 1 S: 5	H: 0 LOB: 0 BB: 0 P: 5	R: 0 E: 0 K: 0 S: 3	H: 0 LOB: 0 BB: 0 P: 3		R: 0 E: 0 K: 1 S: 5	H: 0 LOB: 0 BB: 0 P: 5	1B: 2 2B: 1 3B: 0 HR: 0	SF: 0 SAC: 1 DP: 0 HBP: 0	WP: 0 PB: 0 CS: 0
PITCHER Jim Merritt, L ERA: 3.53 (1, 1)	IP: 9.0 WLS: W BF: 32 H: 3 R: 0 ER: 0 SO: 12 BB: 2 IBB: 0 HBP: 0 BLK: 0 WP: 0 HR: 0 S: 54 P: 62 ERA: 0.00 WHIP: 0.556															PITCHER						


Batter	1	2	3	4	5	6	7	8	9	10	11	AB	R	H	RBI	BB	SO	LOB
Zolio Versalles, R OBP: 0.295, SLG: 0.369	0-0 CS 1B		5-3		G3		6-3			K	F8	6	0	1	0	0	1	4
Ted Uhlhaender, L OBP: 0.239, SLG: 0.265	0-0 F9			L7		BB	F5			3-1		4	1	0	0	1	0	1
Tony Oliva, L OBP: 0.372, SLG: 0.563	0-3 K			HR		HR		5-3		1B		5	2	3	2	0	1	0
Harmon Killebrew, R OBP: 0.386, SLG: 0.498		6-3										4	1	2	2	0	0	0
Dave Roswell, R OBP: 0.167, SLG: 0.188												0	0	0	0	0	0	0
Rich Rollins, R OBP: 0.291, SLG: 0.401												1	0	1	0	0	0	0
Don Mincher, L OBP: 0.305, SLG: 0.404		4-3		FC3-6 1B		HR		G4-6-3		1B		5	0	1	0	0	0	4
Earl Battay, R OBP: 0.333, SLG: 0.327												3	0	0	0	1	1	2
Jim Kaat, L OBP: 0.231, SLG: 0.290												0	0	0	0	0	0	0
Jerry Zimmerman, R OBP: 0.319, SLG: 0.298												1	0	0	0	0	0	0
Andy Kosco, R OBP: 0.263, SLG: 0.303												4	1	1	0	0	0	1
Cesar Tovar, R OBP: 0.313, SLG: 0.350												5	0	3	0	0	1	3
Mudcat Grant, R OBP: 0.271, SLG: 0.227												2	0	0	1	0	0	1
Al Worthington, R OBP: 0.231, SLG: 0.400												1	0	0	0	0	0	2
Pete Cimino, R OBP: 0.298, SLG: 0.380												1	0	0	0	0	0	0
Bob Allison, R OBP: 0.277, SLG: 0.375												1	0	1	0	0	0	0
Dwight Siebler, R OBP: 0.277, SLG: 0.375												0	0	0	0	0	0	0

TOP

Minnesota Twins @ Boston Red Sox
Fenway Park, Boston, MA
Fri Jul 22 1966, 7:05 PM EDT
Att: 18,078 - Unknown

livebaseballscores.com

AB 42
R 5
H 13
RBI 5
BB 2
SO 4
LOB 18



Inning Stats	R: 0	H: 1	R: 0	H: 0	R: 0	H: 1	R: 1	H: 2	R: 3	H: 3	R: 0	H: 0	R: 0	H: 0	R: 0	H: 2	R: 0	H: 2
	E: 0	LOB: 0	E: 0	LOB: 0	E: 0	LOB: 1	E: 0	LOB: 1	E: 0	LOB: 1	E: 1	LOB: 1	E: 0	LOB: 2	E: 0	LOB: 2	E: 0	LOB: 2
	K: 1	BB: 0	K: 1	BB: 0	K: 0	BB: 0	K: 0	BB: 0	K: 0	BB: 0	K: 0	BB: 0	K: 0	BB: 0	K: 1	BB: 1	K: 0	BB: 0
	S: 5	P: 5	S: 5	P: 5	S: 4	P: 4	S: 5	P: 5	S: 6	P: 10	S: 3	P: 3	S: 3	P: 3	S: 5	P: 9	S: 7	P: 7

WP	PA
0	46

PITCHER	IP	WLS	BF	H	R	ER	SO	BB	IBB	HBP	BLK	WP	HR	S	P	ERA	WHIP	
Lee Stange, R ERA: 4.36	5.0		21	7	4	4	2	0	0	0	0	0	1	5	5	9.00	2.000	
Jim Lonborg, R ERA: 4.48	6.1	1.0	5	2	1	1	0	0	0	0	0	0	0	1	5	5	9.00	2.000
John Wyatt, R ERA: 2.93	7.1	4.0	15	2	0	0	2	1	0	0	0	0	0	18	22	0.00	0.750	
Dan Osinski, R ERA: 4.46	11.1	1.0	W	5	2	0	0	0	0	0	0	0	0	5	5	0.00	2.000	


Batter	1	2	3	4	5	6	7	8	9	10	11	AB	R	H	RBI	BB	SO	LOB
Rico Petrocelli, R OBP: 0.289, SLG: 0.412	4-0 1B 2B BB	0-0 F7			K	L7		K		K		5	1	0	0	1	3	3
Joe Foy, R OBP: 0.338, SLG: 0.415	0-0 2B 1B		0-0 F4		E4 HR 1B		1B FC5-2 1B	K		BB 1B		6	2	4	0	0	1	2
Carl Yastrzemski, L OBP: 0.354, SLG: 0.422	0-0 4-3 2B		0-0 F5		F8		FC5-2 1B		BB SH1-4 BB	1-2 BB		4	0	2	2	2	0	1
Tony Conigliaro, R OBP: 0.331, SLG: 0.500	0-0 F7		0-0 F7		HR		K		SH1-4	F8		5	1	1	2	0	1	5
Don Demeter, R OBP: 0.281, SLG: 0.438	0-0 4-3			S FC4-6 2B	FC5-4 1B		FC5-2 1B		BB IBB		SH3-4 1B	5	2	3	0	1	0	3
George Scott, R OBP: 0.332, SLG: 0.477	4-0 BB			K	FC5-4		K		1-2 2-3 BB		SH3-4	3	0	0	0	2	2	4
Mike Ryan, R OBP: 0.262, SLG: 0.278	0-0 F9			FC4-6 BB			F8		F6	F8		3	0	0	0	1	0	2
Dalton Jones, L OBP: 0.305, SLG: 0.399											1B IBB	1	0	0	0	1	0	3
George Smith, R OBP: 0.281, SLG: 0.346		5-3			FC4-6		6-3		E 1B	F5		4	0	1	1	0	0	1
Jose Tartabull, L OBP: 0.282, SLG: 0.308					1-2 3H						F2	1	0	0	0	0	0	3
Bob Tillman, R OBP: 0.279, SLG: 0.292												1	0	0	0	0	0	2
Lee Stange, R ERA: 4.36	6.0											2	0	0	0	0	0	1
Jim Lonborg, R ERA: 4.48	2.0	8	1	0	0	4	0	0	0	0	0	1	0	1	0	0	0	0
John Wyatt, R ERA: 2.93	7.1	4.0	15	2	0	0	2	1	0	0	0	0	0	18	22	0.00	0.750	
Eddie Kasko, R ERA: 3.27	11.1	1.0	W	5	2	0	0	0	0	0	0	0	0	5	5	0.00	2.000	
Dan Osinski, R ERA: 4.46	11.1	1.0	W	5	2	0	0	0	0	0	0	0	0	5	5	0.00	2.000	

BOTTOM

Minnesota Twins @ Boston Red Sox
Fenway Park, Boston, MA
Fri Jul 22 1966, 7:05 PM EDT
Att: 18,078 - Unknown

livebaseballscores.com

AB 44
R 6
H 13
RBI 6
BB 8
SO 7
LOB 31

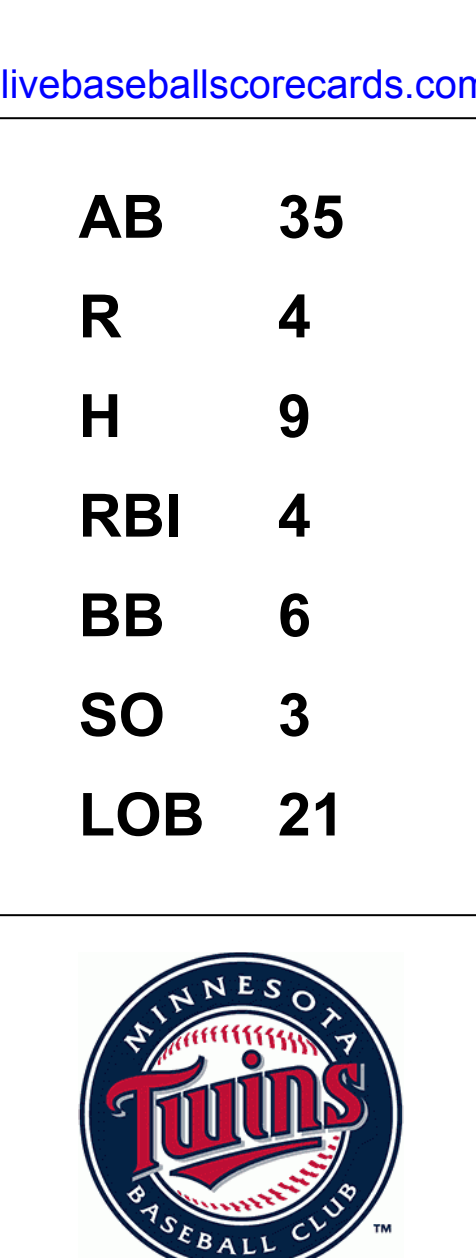


PITCHER	IP	WLS	BF	H	R	ER	SO	BB	IBB	HBP	BLK	WP	HR	S	P	ERA	WHIP
Mudcat Grant, R ERA: 3.36	6.0		30	9	5	5	2	3	0	0	0	0	1	31	43	7.50	2.000
Al Worthington, R ERA: 2.19	7.1	8	1	0	0	4	0	0	0	0	0	0	0	16	16	0.00	0.500
Pete Cimino, R ERA: 3.27	9.1	2.0	11	1	0	0	1	3	1	0	0	0	0	9	25	0.00	2.000
Dwight Siebler, R ERA: 3.31	11.1	0.2	L	5	2	1	1	0	1	0	0	0	0	4	8	13.50	3.000

WP	PA
0	54

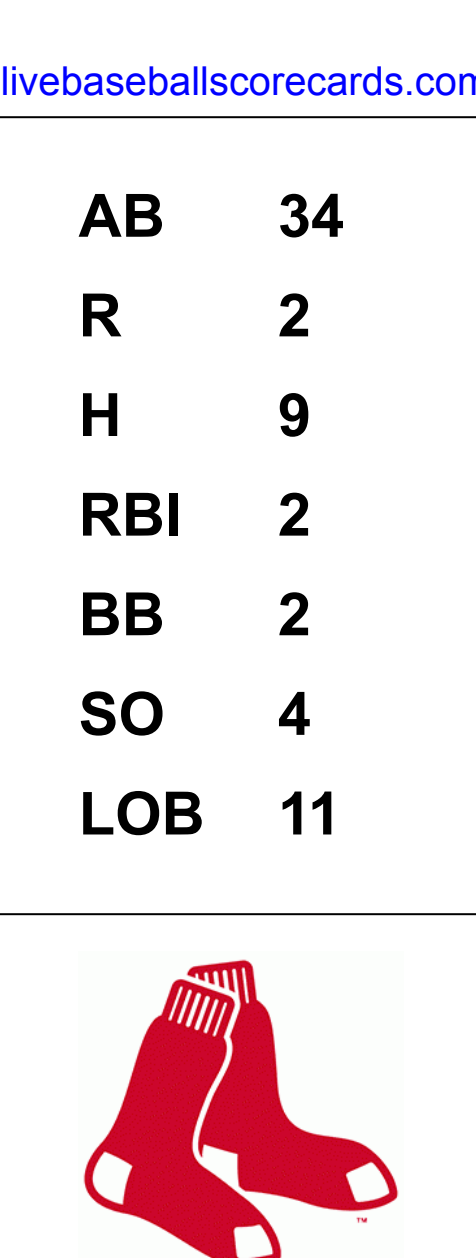
Batter	1	2	3	4	5	6	7	8	9	AB	R	H	RBI	BB	SO	LOB	TOP										
Zoilo Versalles, R OBP: 0.299, SLG: 0.366	FC6-4 1B	4-3		F6		FC6-4 CS		L9		5	0	1	0	0	0	3											
Ted Uhlhaender, L OBP: 0.235, SLG: 0.279	FC6-4 2B		3-1		4-3	CS	6-3		K	5	1	0	0	0	1	1											
Tony Oliva, L OBP: 0.376, SLG: 0.570	G3 1-H		L9		F7			2B		4	1	2	1	1	0	0											
Harmon Killebrew, R OBP: 0.390, SLG: 0.504	G3 2-3				2B		2B	2B	F9	4	0	2	1	1	0	2											
Jimmie Hall, L OBP: 0.292, SLG: 0.395	K		G3						4-3	5	0	2	0	0	1	3											
Don Mincher, L OBP: 0.314, SLG: 0.408		FC1-5 2B					K			2	0	1	0	2	1	2											
Earl Batley, R OBP: 0.329, SLG: 0.320		FC1-5 BB		FC5-4 HR	6-3		5-3			3	1	0	0	1	0	6	AB 35 R 4 H 9 RBI 4 BB 6 SO 3 LOB 21										
Cesar Tovar, R OBP: 0.324, SLG: 0.368	FC1-5 1-2 2-3					F8		F8		4	1	1	2	0	0	2											
Jim Perry, S OBP: 0.258, SLG: 0.296	F9				6-3			F7		2	0	0	0	1	0	2											
Al Worthington, R OBP: 0.167, SLG: 0.333						FC6-4 BB				1	0	0	0	0	0	0											
Inning Stats	R: 1 E: 0 K: 1 S: 7	H: 2 LOB: 1 BB: 0 P: 7	R: 0 E: 0 K: 0 S: 4	H: 1 LOB: 2 BB: 1 P: 8	R: 0 E: 0 K: 0 S: 3	H: 0 LOB: 1 BB: 1 P: 7	R: 2 E: 0 K: 0 S: 4	H: 1 LOB: 0 BB: 1 P: 8	R: 0 E: 0 K: 0 S: 5	H: 2 LOB: 3 BB: 1 P: 9	R: 0 E: 0 K: 0 S: 2	H: 0 LOB: 0 BB: 1 P: 6	R: 1 E: 0 K: 1 S: 8	H: 3 LOB: 2 BB: 0 P: 8	R: 0 E: 0 K: 0 S: 3	H: 0 LOB: 0 BB: 0 P: 3	R: 0 E: 0 K: 1 S: 5	H: 0 LOB: 1 BB: 1 P: 9	1B: 3 2B: 5 3B: 0 HR: 1	SF: 0 SAC: 0 DP: 0 HBP: 0	WP: 0 PB: 0 SB: 0 CS: 1	PA: 42					
PITCHER	IP	WLS	BF	H	R	ER	SO	BB	IBB	HBP	BLK	WP	HR	S	P	ERA	WHIP										
Darrell Brandon, R ERA: 3.06	6.1	L	31	8	4	4	1	5	0	0	0	0	1	28	48	5.68	2.053										
Dick Stigman, L ERA: 4.51	0.1		2	1	0	0	1	0	0	0	0	0	0	4	4	0.00	3.000										
Lee Stange, R ERA: 4.36	0.1		1	0	0	0	0	0	0	0	0	0	0	1	1	0.00	0.000										
Dan Osinski, R ERA: 4.24	2.0		7	0	0	0	1	1	0	0	0	0	0	8	12	0.00	0.500										

Minnesota Twins @ Boston Red Sox
Fenway Park, Boston, MA
Sun Jul 24 1966, 3:33 AM EDT
Att: 16,421 - Unknown



Batter	1	2	3	4	5	6	7	8	9	AB	R	H	RBI	BB	SO	LOB	BOTTOM										
Rico Petrocelli, R OBP: 0.287, SLG: 0.404	K								F3	4	0	1	1	1	2	2											
Joe Foy, R OBP: 0.339, SLG: 0.415	6-3		F9		1B	BB	1B			3	0	1	0	1	0	1											
Carl Yastrzemski, L OBP: 0.352, SLG: 0.421	5-3			4-3			6-3			4	0	1	0	0	0	2											
Tony Conigliaro, R OBP: 0.327, SLG: 0.494		6-3		F3	F8			F9		4	0	0	0	0	0	3											
Don Demeter, R OBP: 0.285, SLG: 0.450							K	F2		4	1	2	1	0	1	0											
George Scott, R OBP: 0.330, SLG: 0.471				F8	F8		G4 1B	K		4	0	1	0	0	1	1											
Mike Ryan, R OBP: 0.262, SLG: 0.287	F8				6-3	G4			L4	4	0	0	0	0	0	2	AB 34 R 2 H 9 RBI 2 BB 2 SO 4 LOB 11										
George Smith, R OBP: 0.278, SLG: 0.341			F3						F6	3	1	1	0	0	0	0											
Jose Tartabull, L OBP: 0.280, SLG: 0.307					SH1-4 1B					1	0	0	0	0	0	0											
Darrell Brandon, R OBP: 0.256, SLG: 0.368										1	0	0	0	0	0	0											
Dick Stigman, R OBP: 0.118, SLG: 0.118										0	0	0	0	0	0	0											
Lee Stange, R OBP: 0.105, SLG: 0.053										0	0	0	0	0	0	0											
Lenny Green, L OBP: 0.333, SLG: 0.334										0	1	1	0	0	0	0											
Dan Osinski, R OBP: 0.167, SLG: 0.333										0	0	0	0	0	0	0											
Dalton Jones, L OBP: 0.310, SLG: 0.403										1	0	1	0	0	0	0											
Inning Stats	R: 0 E: 0 K: 1 S: 5	H: 0 LOB: 0 BB: 0 P: 5	R: 0 E: 0 K: 0 S: 4	H: 1 LOB: 1 BB: 0 P: 4	R: 0 E: 0 K: 0 S: 3	H: 0 LOB: 1 BB: 1 P: 7	R: 1 E: 0 K: 0 S: 4	H: 1 LOB: 0 BB: 0 P: 4	R: 1 E: 0 K: 0 S: 6	H: 3 LOB: 3 BB: 1 P: 10	R: 0 E: 0 K: 1 S: 5	H: 1 LOB: 0 BB: 0 P: 5	R: 0 E: 0 K: 1 S: 7	H: 2 LOB: 2 BB: 0 P: 7	R: 0 E: 0 K: 1 S: 5	H: 0 LOB: 0 BB: 0 P: 5	R: 0 E: 0 K: 0 S: 4	H: 1 LOB: 1 BB: 0 P: 4	1B: 7 2B: 1 3B: 0 HR: 1	SF: 0 SAC: 1 DP: 1 HBP: 0	WP: 0 PB: 0 SB: 0 CS: 0	PA: 37					
PITCHER	IP	WLS	BF	H	R	ER	SO	BB	IBB	HBP	BLK	WP	HR	S	P	ERA	WHIP										
Jim Perry, R ERA: 2.94	6.1	W	27	7	2	2	2	2	0	0	0	0	0	29	37	2.84	1.421										
Al Worthington, R ERA: 2.06	2.2	S	10	2	0	0	2	0	0	0	0	0	0	14	14	0.00	0.750										

Minnesota Twins @ Boston Red Sox
Fenway Park, Boston, MA
Sun Jul 24 1966, 3:33 AM EDT
Att: 16,421 - Unknown



Batter	1	2	3	4	5	6	7	8	9	AB	R	H	RBI	BB	SO	LOB	TOP			
Zoilo Versalles, R OBP: 0.302, SLG: 0.372										4	1	1	0	0	0	1	Minnesota Twins @ New York Yankees Yankee Stadium, Bronx, NY Wed Jul 27 1966, 7:05 PM EDT Att: 19,960 - Unknown - 78 F			
Jimmie Hall, L OBP: 0.296, SLG: 0.402										4	1	2	1	0	0	0				
Tony Oliva, L OBP: 0.378, SLG: 0.576										4	0	1	0	0	0	2				
Harmon Killebrew, R OBP: 0.384, SLG: 0.493										4	0	0	0	0	0	2				
Don Mincher, L OBP: 0.309, SLG: 0.400										3	0	0	1	0	0	0				
Earl Battey, R OBP: 0.327, SLG: 0.314										3	0	0	0	0	0	1				
Russ Nixon, L OBP: 0.370, SLG: 0.298										1	0	0	0	0	0	0				
Cesar Tovar, R OBP: 0.328, SLG: 0.370										4	0	0	0	0	0	2				
Ted Uhlaender, L OBP: 0.230, SLG: 0.271										3	0	1	0	0	0	0				
Jim Kaat, L OBP: 0.225, SLG: 0.279										1	0	0	0	0	1	1				
Dwight Siebler, R										1	0	0	0	0	0	0				
Jim Perry, S OBP: 0.258, SLG: 0.296										0	0	0	0	0	0	0				
Bernie Allen, L OBP: 0.306, SLG: 0.339										1	1	1	1	0	0	0				
Pete Cimino, R										0	0	0	0	0	0	0				
Inning Stats	R: 2 E: 1 K: 0 S: 7	H: 3 LOB: 2 BB: 0 P: 7	R: 0 E: 0 K: 1 S: 7	H: 2 LOB: 2 BB: 0 P: 7	R: 0 E: 0 K: 0 S: 3	H: 0 LOB: 0 BB: 0 P: 3	R: 0 E: 0 K: 0 S: 3	H: 0 LOB: 0 BB: 0 P: 3	R: 1 E: 0 K: 0 S: 4	H: 1 LOB: 0 BB: 0 P: 4	R: 0 E: 0 K: 0 S: 3	H: 0 LOB: 0 BB: 0 P: 3	R: 0 E: 0 K: 0 S: 3	H: 0 LOB: 0 BB: 0 P: 3	R: 0 E: 0 K: 0 S: 3	H: 0 LOB: 0 BB: 0 P: 3	1B: 3 2B: 1 3B: 1 HR: 1	SF: 1 SAC: 0 DP: 0 HBP: 0	WP: 0 PB: 0 CS: 0	PA: 34
PITCHER Fred Talbot, R ERA: 4.63	IP: 9.0 WLS: W BF: 34 H: 6 R: 3 ER: 3 SO: 1 BB: 0 IBB: 0 HBP: 0 BLK: 0 WP: 0 HR: 1 S: 36 P: 36 ERA: 3.00 WHIP: 0.667															PITCHER	IP: 9.0 WLS: W BF: 34 H: 6 R: 3 ER: 3 SO: 1 BB: 0 IBB: 0 HBP: 0 BLK: 0 WP: 0 HR: 1 S: 36 P: 36 ERA: 3.00 WHIP: 0.667			

AB	33
R	3
H	6
RBI	3
BB	0
SO	1
LOB	9



Batter	1	2	3	4	5	6	7	8	9	AB	R	H	RBI	BB	SO	LOB	BOTTOM				
Tom Tresh, S OBP: 0.336, SLG: 0.373										4	1	2	0	1	0	1	Minnesota Twins @ New York Yankees Yankee Stadium, Bronx, NY Wed Jul 27 1966, 7:05 PM EDT Att: 19,960 - Unknown - 78 F				
Bobby Richardson, R OBP: 0.291, SLG: 0.348										5	1	1	2	0	1	3					
Mickey Mantle, S OBP: 0.394, SLG: 0.571										3	1	2	0	1	0	1					
Ray Barker, L OBP: 0.246, SLG: 0.375										1	0	0	0	0	0	1					
Joe Pepitone, L OBP: 0.291, SLG: 0.504										5	2	2	2	0	0	4					
Elston Howard, R OBP: 0.320, SLG: 0.391										4	1	3	0	0	0	0					
Roger Maris, L OBP: 0.317, SLG: 0.385										4	0	1	0	0	0	4					
Horace Clarke, S OBP: 0.297, SLG: 0.382										3	0	1	2	1	0	1					
Clete Boyer, R OBP: 0.301, SLG: 0.379										4	0	2	0	0	0	3					
Fred Talbot, R OBP: 0.217, SLG: 0.209										4	0	1	0	0	2	5					
Inning Stats	R: 4 E: 0 K: 0 S: 8	H: 5 LOB: 1 BB: 0 P: 8	R: 0 E: 0 K: 0 S: 5	H: 2 LOB: 2 BB: 0 P: 5	R: 0 E: 0 K: 0 S: 5	H: 2 LOB: 1 BB: 1 P: 9	R: 2 E: 0 K: 0 S: 5	H: 2 LOB: 1 BB: 0 P: 4	R: 0 E: 0 K: 1 S: 6	H: 1 LOB: 2 BB: 1 P: 10	R: 0 E: 0 K: 1 S: 5	H: 1 LOB: 1 BB: 1 P: 9	R: 0 E: 0 K: 1 S: 5	H: 1 LOB: 1 BB: 1 P: 9	R: 0 E: 0 K: 1 S: 5	H: 1 LOB: 1 BB: 1 P: 9		1B: 11 2B: 2 3B: 1 HR: 2	SF: 0 SAC: 0 DP: 1 HBP: 0	WP: 0 PB: 0 CS: 0	PA: 40
PITCHER Jim Kaat, L ERA: 3.03	IP: 1.0 WLS: L BF: 9 H: 6 R: 4 ER: 2 SO: 0 BB: 0 IBB: 0 HBP: 0 BLK: 0 WP: 0 HR: 1 S: 9 P: 9 ERA: 36.00 WHIP: 6.000															PITCHER		IP: 1.0 WLS: L BF: 9 H: 6 R: 4 ER: 2 SO: 0 BB: 0 IBB: 0 HBP: 0 BLK: 0 WP: 0 HR: 1 S: 9 P: 9 ERA: 36.00 WHIP: 6.000			
PITCHER Dwight Siebler, R ERA: 3.52	IP: 3.0 WLS: 15 BF: 5 H: 2 R: 2 ER: 2 SO: 0 BB: 1 IBB: 0 HBP: 0 BLK: 0 WP: 0 HR: 1 S: 14 P: 18 ERA: 6.00 WHIP: 2.000															PITCHER		IP: 3.0 WLS: 15 BF: 5 H: 2 R: 2 ER: 2 SO: 0 BB: 1 IBB: 0 HBP: 0 BLK: 0 WP: 0 HR: 1 S: 14 P: 18 ERA: 6.00 WHIP: 2.000			
PITCHER Jim Perry, R ERA: 2.88	IP: 2.0 WLS: 7 BF: 2 H: 2 R: 0 ER: 0 SO: 1 BB: 0 IBB: 0 HBP: 0 BLK: 0 WP: 0 HR: 0 S: 9 P: 9 ERA: 0.00 WHIP: 1.000															PITCHER		IP: 2.0 WLS: 7 BF: 2 H: 2 R: 0 ER: 0 SO: 1 BB: 0 IBB: 0 HBP: 0 BLK: 0 WP: 0 HR: 0 S: 9 P: 9 ERA: 0.00 WHIP: 1.000			
PITCHER Pete Cimino, R ERA: 3.12	IP: 2.0 WLS: 9 BF: 2 H: 2 R: 0 ER: 0 SO: 2 BB: 0 IBB: 0 HBP: 0 BLK: 0 WP: 0 HR: 0 S: 11 P: 19 ERA: 0.00 WHIP: 2.000															PITCHER	IP: 2.0 WLS: 9 BF: 2 H: 2 R: 0 ER: 0 SO: 2 BB: 0 IBB: 0 HBP: 0 BLK: 0 WP: 0 HR: 0 S: 11 P: 19 ERA: 0.00 WHIP: 2.000				

AB	37
R	6
H	15
RBI	6
BB	3
SO	3
LOB	23



Batter	1	2	3	4	5	6	7	8	9	AB	R	H	RBI	BB	SO	LOB	TOP			
Luis Aparicio, R (1, 6) OBP: 0.295, SLG: 0.382	6-3			SH1-4 2B 1B		6-3		E 1-2 1B		4	1	2	0	0	0	0	<p>Baltimore Orioles @ Minnesota Twins</p> <p>Metropolitan Stadium, Bloomington, MI</p> <p>Fri Jul 29 1966, 8:05 PM EDT</p> <p>Att: 30,288 - Unknown</p>			
Boog Powell, L (1, 3) OBP: 0.385, SLG: 0.531	K			SH1-4 1-2		G3		E9 1-3 2-H 1B		3	0	1	1	0	1	0				
Frank Robinson, R (1, 7) OBP: 0.426, SLG: 0.648	F7			F2			HR	F8		4	1	1	1	0	0	3				
Brooks Robinson, R (1, 5) OBP: 0.354, SLG: 0.506		5-3						6-3		4	0	1	1	0	0	0				
Sam Bowens, R (1, 9) OBP: 0.283, SLG: 0.400		6-3						6-3		3	0	0	0	1	2	1				
Davey Johnson, R (1, 4) OBP: 0.285, SLG: 0.334								5-3-6 BB		4	0	0	0	0	0	1				
Paul Blair, R (1, 8) OBP: 0.267, SLG: 0.352				4-3						3	0	0	0	0	1	0				
Larry Haney, R (1, 2) OBP: 0.429, SLG: 0.833				K						3	0	1	0	0	2	0				
Jim Palmer, R (1, 1) OBP: 0.137, SLG: 0.167				K						3	1	0	0	0	2	1				
Eddie Fisher, R (8, 1)				K				FC2-6 1B		0	0	0	0	0	0	0				
Inning Stats	R: 0 E: 0 K: 1 S: 5	H: 0 LOB: 0 BB: 0 P: 5	R: 0 E: 0 K: 0 S: 3	H: 0 LOB: 0 BB: 0 P: 3	R: 0 E: 0 K: 2 S: 7	H: 0 LOB: 0 BB: 0 P: 7	R: 1 E: 0 K: 1 S: 7	H: 2 LOB: 1 BB: 0 P: 7	R: 0 E: 0 K: 1 S: 5	H: 0 LOB: 0 BB: 0 P: 5	R: 1 E: 0 K: 0 S: 3	H: 1 LOB: 0 BB: 1 P: 7	R: 1 E: 1 K: 1 S: 8	H: 3 LOB: 2 BB: 0 P: 8	R: 0 E: 0 K: 1 S: 5	H: 0 LOB: 0 BB: 0 P: 5	1B: 4 2B: 2 3B: 0 HR: 1	SF: 0 SAC: 1 DP: 1 HBP: 0	WP: 0 PB: 0 SB: 0 CS: 0	PA: 33
PITCHER	IP WLS BF H R ER SO BB IBB HBP BLK WP HR S P ERA WHIP																			
Jim Merritt, L (1, 1) ERA: 3.44	7.0 L 24 3 2 2 6 1 0 0 0 0 1 35 39 2.57 0.571																			
Al Worthington, R (8, 1) ERA: 2.09	2.0 9 3 1 1 2 0 0 0 0 0 0 0 13 13 4.50 1.500																			

Batter	1	2	3	4	5	6	7	8	9	AB	R	H	RBI	BB	SO	LOB	BOTTOM					
Zoilo Versalles, R (1, 6) OBP: 0.302, SLG: 0.370	G1-6-3 1B							6-3		4	0	1	0	0	1	2	<p>Baltimore Orioles @ Minnesota Twins</p> <p>Metropolitan Stadium, Bloomington, MI</p> <p>Fri Jul 29 1966, 8:05 PM EDT</p> <p>Att: 30,288 - Unknown</p>					
Jimmie Hall, L (1, 7) OBP: 0.297, SLG: 0.399	G1-6-3 1-2							1B 1B		4	0	1	0	0	1	3						
Tony Oliva, L (1, 9) OBP: 0.379, SLG: 0.578	4-3							G6-4-3 1-3 1B		4	0	2	0	0	1	0						
Harmon Killebrew, R (1, 5) OBP: 0.383, SLG: 0.490		FC6-4 BB 1B						G6-4-3 1-2		4	0	1	0	0	0	4						
Don Mincher, L (1, 3) OBP: 0.305, SLG: 0.395		F8						F9		4	0	0	0	0	0	1						
Earl Battey, R (1, 2) OBP: 0.329, SLG: 0.319		FC6-4 BB						6-3 2B		3	0	1	0	1	1	0						
Cesar Tovar, R (1, 4) OBP: 0.327, SLG: 0.368		FC6-4 1-2 2-3						F8 1B		4	0	1	0	0	0	3						
Ted Uhlhaender, L (1, 8) OBP: 0.230, SLG: 0.270		F6						F8 1-2		4	0	1	0	0	0	4						
Jim Merritt, L (1, 1) OBP: 0.211, SLG: 0.222								FC6-4 1B		1	0	0	0	1	0	1						
Bernie Allen, L (7, PH) OBP: 0.305, SLG: 0.337								B3		1	0	0	0	0	1	1						
Al Worthington, R (8, 1) OBP: 0.286, SLG: 0.571								2B BB		0	0	0	0	0	0	0						
Inning Stats	R: 0 E: 0 K: 0 S: 3	H: 1 LOB: 0 BB: 0 P: 3	R: 0 E: 0 K: 0 S: 4	H: 1 LOB: 2 BB: 1 P: 8	R: 0 E: 0 K: 2 S: 8	H: 1 LOB: 2 BB: 1 P: 12	R: 0 E: 0 K: 0 S: 3	H: 0 LOB: 0 BB: 0 P: 3	R: 0 E: 0 K: 0 S: 4	H: 1 LOB: 1 BB: 0 P: 4	R: 0 E: 0 K: 1 S: 5	H: 0 LOB: 0 BB: 0 P: 5	R: 0 E: 0 K: 1 S: 6	H: 1 LOB: 1 BB: 0 P: 6	R: 0 E: 0 K: 0 S: 4	H: 2 LOB: 1 BB: 0 P: 4	R: 0 E: 0 K: 1 S: 6	H: 1 LOB: 1 BB: 0 P: 6	1B: 6 2B: 2 3B: 0 HR: 0	SF: 0 SAC: 0 DP: 2 HBP: 0	WP: 0 PB: 0 SB: 0 CS: 0	PA: 35
PITCHER	IP WLS BF H R ER SO BB IBB HBP BLK WP HR S P ERA WHIP																					
Jim Palmer, R (1, 1) ERA: 3.12	7.1 W 30 7 0 0 0 4 2 0 0 0 0 0 36 44 0.00 1.227																					
Eddie Fisher, R (8, 1) ERA: 2.09	1.2 S 5 1 0 0 1 0 0 0 0 0 0 0 7 7 0.00 0.600																					

AB	31
R	3
H	6
RBI	3
BB	1
SO	8
LOB	6

AB	33
R	0
H	8
RBI	0
BB	2
SO	5
LOB	19



Batter	1	2	3	4	5	6	7	8	9	AB	R	H	RBI	BB	SO	LOB	TOP			
Luis Aparicio, R (1, 6) OBP: 0.295, SLG: 0.379	4-0 BB		0-3 K			0-0 5-3			0-0 F6	3	0	0	0	1	1	0				
Russ Snyder, L (1, 8) OBP: 0.387, SLG: 0.430	0-0 L9					0-0 G3			0-0 K	4	0	1	0	0	1	1				
Frank Robinson, R (1, 7) OBP: 0.422, SLG: 0.641	0-3 K					0-3 K			0-3 K	4	0	0	0	0	3	2				
Brooks Robinson, R (1, 5) OBP: 0.352, SLG: 0.502	0-0 6-3					0-0 F2			0-0 6-3	3	0	0	0	0	0	2				
Boog Powell, L (1, 3) OBP: 0.382, SLG: 0.527									0-0 F9	3	0	0	0	0	2	1				
Sam Bowens, R (1, 9) OBP: 0.277, SLG: 0.392									0-0 K	3	0	0	0	0	2	0				
Davey Johnson, R (1, 4) OBP: 0.286, SLG: 0.332									0-0 5-3	2	0	0	0	0	0	0				
Vic Roznovsky, L (1, 2) OBP: 0.360, SLG: 0.378									0-0 F6	3	0	0	0	0	1	1				
Bill Short, L (1, 1) OBP: 0.100, SLG: 0.100									0-0 FC4-6 HBP	2	0	0	0	0	0	0				
Bob Johnson, R (6, PH) OBP: 0.319, SLG: 0.262									0-0 K	1	0	0	0	0	0	0				
Moe Drabowsky, R (6, PH) OBP: 0.500, SLG: 0.500									0-0 K	1	0	0	0	0	0	0				
Woodie Held, R (8, PH) OBP: 0.327, SLG: 0.333									0-0 K	1	0	0	0	0	1	1				
Gene Brabender, R (8, 1)									0-0 K	0	0	0	0	0	0	0				
Inning Stats	R: 0 E: 0 K: 1 S: 5	H: 0 LOB: 1 BB: 1 P: 9	R: 0 E: 0 K: 2 S: 7	H: 0 LOB: 0 BB: 0 P: 7	R: 0 E: 0 K: 2 S: 7	H: 0 LOB: 0 BB: 0 P: 7	R: 0 E: 0 K: 1 S: 5	H: 0 LOB: 0 BB: 0 P: 5	R: 0 E: 0 K: 1 S: 3	H: 0 LOB: 0 BB: 0 P: 3	R: 0 E: 0 K: 2 S: 8	H: 1 LOB: 1 BB: 0 P: 8	R: 0 E: 0 K: 1 S: 5	H: 0 LOB: 1 BB: 0 P: 6	R: 0 E: 0 K: 1 S: 5	H: 0 LOB: 0 BB: 0 P: 5	1B: 1 2B: 0 3B: 0 HR: 0	SF: 0 SAC: 0 DP: 0 HBP: 1	WP: 0 PB: 0 SB: 0 CS: 0	PA: 30
PITCHER Dave Boswell, R (1, 1) ERA: 3.19	IP: 9.0 WLS: W BF: 30 H: 1 R: 0 ER: 0 SO: 11 BB: 1 IBB: 0 HBP: 1 BLK: 0 WP: 0 HR: 0 S: 50 P: 55 ERA: 0.00 WHIP: 0.222															IP: 9.0 WLS: W BF: 30 H: 1 R: 0 ER: 0 SO: 11 BB: 1 IBB: 0 HBP: 1 BLK: 0 WP: 0 HR: 0 S: 50 P: 55 ERA: 0.00 WHIP: 0.222				

Baltimore Orioles @ Minnesota Twins
Metropolitan Stadium, Bloomington, MI
Sat Jul 30 1966, 4:33 AM EDT
Att: 27,276 - Unknown

AB 28
R 0
H 1
RBI 0
BB 1
SO 11
LOB 8





Batter	1	2	3	4	5	6	7	8	9	AB	R	H	RBI	BB	SO	LOB	BOTTOM			
Zoilo Versalles, R (1, 6) OBP: 0.304, SLG: 0.375	0-0 F9		0-0 E 1B G4-6-3			0-0 HR 2B			0-3 K	4	2	2	0	0	1	0				
Jimmie Hall, L (1, 7) OBP: 0.296, SLG: 0.396	0-0 F8		0-0 E7 1B G4-6-3			0-0 1-3			0-3 K	4	0	1	0	0	1	1				
Tony Oliva, L (1, 9) OBP: 0.378, SLG: 0.574	0-3 K		0-0 G4-6-3 1-2 3-H			0-0 5-3			0-0 HR 1B	4	1	1	0	0	1	2				
Harmon Killebrew, R (1, 5) OBP: 0.386, SLG: 0.500			0-0 SH3-4 SF8 1B			4-0 HR BB			0-0 HR 1B	3	3	2	2	1	0	0				
Earl Battey, R (1, 2) OBP: 0.332, SLG: 0.335			0-0 WP SH3-4 1B			0-0 F8			0-0 F9	4	1	2	3	0	0	0				
Jerry Zimmerman, R (9, 2) OBP: 0.330, SLG: 0.322			1-2 SH3-4 1B			1-H 2-H HR			0-0 F9	0	0	0	0	0	0	0				
Don Mincher, L (1, 3) OBP: 0.305, SLG: 0.394			0-0 SH3-4			0-0 1B 4-1			0-0 F6	3	0	1	0	0	0	0				
Cesar Tovar, R (1, 4) OBP: 0.330, SLG: 0.367			4-0 WP BB			0-0 1B 1-2			0-0 F8	3	0	1	0	1	0	0				
Ted Uhlhaender, L (1, 8) OBP: 0.225, SLG: 0.265			0-0 SF8			0-3 K			0-3 F8	3	0	0	1	0	2	2				
Dave Boswell, R (1, 1) OBP: 0.182, SLG: 0.185			3-H 5-3			0-0 6-3			0-0 F9	3	0	0	0	0	0	4				
Inning Stats	R: 0 E: 0 K: 1 S: 5	H: 2 LOB: 2 BB: 1 P: 9	R: 1 E: 0 K: 0 S: 5	H: 2 LOB: 0 BB: 0 P: 4	R: 0 E: 0 K: 1 S: 7	H: 2 LOB: 0 BB: 0 P: 7	R: 3 E: 0 K: 0 S: 5	H: 2 LOB: 0 BB: 1 P: 9	R: 0 E: 0 K: 0 S: 3	H: 0 LOB: 0 BB: 0 P: 3	R: 2 E: 0 K: 2 S: 9	H: 2 LOB: 0 BB: 0 P: 9	R: 0 E: 0 K: 1 S: 5	H: 0 LOB: 0 BB: 0 P: 5	R: 0 E: 0 K: 1 S: 5	H: 0 LOB: 0 BB: 0 P: 5	1B: 7 2B: 1 3B: 0 HR: 2	SF: 1 SAC: 1 DP: 1 HBP: 0	WP: 1 PB: 0 SB: 0 CS: 0	PA: 35
PITCHER Bill Short, L (1, 1) ERA: 2.38	IP: 5.0 WLS: L BF: 24 H: 8 R: 5 ER: 4 SO: 2 BB: 2 IBB: 0 HBP: 0 BLK: 0 WP: 1 HR: 1 S: 26 P: 34 ERA: 7.20 WHIP: 2.000															IP: 5.0 WLS: L BF: 24 H: 8 R: 5 ER: 4 SO: 2 BB: 2 IBB: 0 HBP: 0 BLK: 0 WP: 1 HR: 1 S: 26 P: 34 ERA: 7.20 WHIP: 2.000				
PITCHER Moe Drabowsky, R (6, 1) ERA: 3.14	IP: 2.0 WLS: L BF: 8 H: 2 R: 2 ER: 2 SO: 2 BB: 0 IBB: 0 HBP: 0 BLK: 0 WP: 0 HR: 1 S: 12 P: 12 ERA: 9.00 WHIP: 1.000															IP: 2.0 WLS: L BF: 8 H: 2 R: 2 ER: 2 SO: 2 BB: 0 IBB: 0 HBP: 0 BLK: 0 WP: 0 HR: 1 S: 12 P: 12 ERA: 9.00 WHIP: 1.000				
PITCHER Gene Brabender, R (8, 1) ERA: 3.72	IP: 1.0 WLS: L BF: 3 H: 0 R: 0 ER: 0 SO: 1 BB: 0 IBB: 0 HBP: 0 BLK: 0 WP: 0 HR: 0 S: 5 P: 5 ERA: 0.00 WHIP: 0.000															IP: 1.0 WLS: L BF: 3 H: 0 R: 0 ER: 0 SO: 1 BB: 0 IBB: 0 HBP: 0 BLK: 0 WP: 0 HR: 0 S: 5 P: 5 ERA: 0.00 WHIP: 0.000				

Baltimore Orioles @ Minnesota Twins
Metropolitan Stadium, Bloomington, MI
Sat Jul 30 1966, 4:33 AM EDT
Att: 27,276 - Unknown

AB 31
R 7
H 10
RBI 6
BB 2
SO 5
LOB 9



Batter	1	2	3	4	5	6	7	8	9	AB	R	H	RBI	BB	SO	LOB	TOP										
Luis Aparicio, R (1, 6) OBP: 0.294, SLG: 0.377	6-3		F9			E4	E6		F9	5	0	1	0	0	0	0	Baltimore Orioles @ Minnesota Twins Metropolitan Stadium, Bloomington, MI Sun Jul 31 1966, 4:33 AM EDT Att: 31,228 - Unknown AB 36 R 4 H 9 RBI 3 BB 1 SO 6 LOB 13 										
Boog Powell, L (1, 3) OBP: 0.378, SLG: 0.520	5-3		F9			SH1-4	6-3		F5	4	0	0	0	0	0	2											
Frank Robinson, R (1, 7) OBP: 0.420, SLG: 0.635	K		F7			F9			1B	3	1	0	0	1	1												
Brooks Robinson, R (1, 5) OBP: 0.351, SLG: 0.500		1B		F7		F4			K	4	1	1	0	0	1	2											
Sam Bowens, R (1, 9) OBP: 0.270, SLG: 0.382	K			5-3			F6		F4	4	0	0	0	0	1	2											
Davey Johnson, R (1, 4) OBP: 0.288, SLG: 0.334		F7		F9			E	WP	2B	4	1	2	0	0	0	1											
Paul Blair, R (1, 8) OBP: 0.277, SLG: 0.366		1B				F7			1B	4	1	3	2	0	0	0											
Larry Haney, R (1, 2) OBP: 0.364, SLG: 0.600				F9			K		K	4	0	1	1	0	2	3											
Eddie Watt, R (1, 1) OBP: 0.250, SLG: 0.375			L5			F7				3	0	1	0	0	0	2											
Eddie Fisher, R (8, 1)									K	1	0	0	0	0	1	0											
Inning Stats	R: 0 E: 0 K: 1 S: 5	H: 0 LOB: 0 BB: 0 P: 5	R: 1 E: 0 K: 1 S: 8	H: 3 LOB: 2 BB: 0 P: 8	R: 0 E: 0 K: 0 S: 3	H: 0 LOB: 0 BB: 0 P: 3	R: 0 E: 0 K: 0 S: 3	H: 0 LOB: 0 BB: 0 P: 3	R: 0 E: 1 K: 0 S: 4	H: 0 LOB: 1 BB: 0 P: 4	R: 2 E: 2 K: 1 S: 9	H: 4 LOB: 2 BB: 0 P: 9	R: 1 E: 0 K: 2 S: 9	H: 2 LOB: 2 BB: 1 P: 13	R: 0 E: 0 K: 1 S: 5	H: 0 LOB: 0 BB: 0 P: 5	1B: 8 2B: 1 3B: 0 HR: 0	SF: 0 SAC: 1 DP: 0 HBP: 0	WP: 1 PB: 0 CS: 0	PA: 38							
PITCHER	IP	WLS	BF	H	R	ER	SO	BB	IBB	HBP	BLK	WP	HR	S	P	ERA	WHIP										
Jim Kaat, L (1, 1) ERA: 3.01	7.0	L	29	7	3	2	3	0	0	0	0	1	0	35	35	2.57	1.000										
Al Worthington, R (8, 1) ERA: 2.21	1.0		6	2	1	1	2	1	0	0	0	0	0	9	13	9.00	3.000										
Pete Cimino, R (9, 1) ERA: 3.05	1.0		3	0	0	0	1	0	0	0	0	0	0	5	5	0.00	0.000										

Batter	1	2	3	4	5	6	7	8	9	AB	R	H	RBI	BB	SO	LOB	BOTTOM										
Zoilo Versalles, R (1, 6) OBP: 0.301, SLG: 0.370	P5		K			F4		FC4-6		4	0	0	0	0	1	2	Baltimore Orioles @ Minnesota Twins Metropolitan Stadium, Bloomington, MI Sun Jul 31 1966, 4:33 AM EDT Att: 31,228 - Unknown AB 31 R 0 H 5 RBI 0 BB 1 SO 6 LOB 15 										
Jimmie Hall, L (1, 7) OBP: 0.291, SLG: 0.389	K			5-3		F6		L5		4	0	0	0	0	1	2											
Tony Oliva, L (1, 9) OBP: 0.376, SLG: 0.570	4-3			4-3				K		3	0	0	0	1	1	2											
Harmon Killebrew, R (1, 5) OBP: 0.385, SLG: 0.497		1B		K		F8			F8	4	0	1	0	0	1	1											
Don Mincher, L (1, 3) OBP: 0.305, SLG: 0.392						3-1			F3	4	0	1	0	0	0	0											
Earl Battey, R (1, 2) OBP: 0.333, SLG: 0.333										1	0	0	0	0	0	2											
Bob Allison, R (5, FR) OBP: 0.344, SLG: 0.380									F8	0	0	0	0	0	0	0											
Russ Nixon, L (6, 2) OBP: 0.357, SLG: 0.286										2	0	0	0	0	1	0											
Cesar Tovar, R (1, 4) OBP: 0.330, SLG: 0.367										3	0	1	0	0	0	2											
Ted Uhlhaender, L (1, 8) OBP: 0.227, SLG: 0.267										3	0	1	0	0	0	2											
Jim Kaat, L (1, 1) OBP: 0.219, SLG: 0.271										2	0	0	0	0	1	2											
Al Worthington, R (8, 1) OBP: 0.286, SLG: 0.571										0	0	0	0	0	0	0											
Rich Rollins, R (6, PH) OBP: 0.295, SLG: 0.405										1	0	1	0	0	0	0											
Pete Cimino, R (9, 1)										0	0	0	0	0	0	0											
Inning Stats	R: 0 E: 0 K: 1 S: 5	H: 2 LOB: 1 BB: 0 P: 4	R: 0 E: 0 K: 0 S: 4	H: 0 LOB: 0 BB: 0 P: 4	R: 0 E: 0 K: 1 S: 5	H: 0 LOB: 0 BB: 0 P: 5	R: 0 E: 0 K: 1 S: 5	H: 0 LOB: 0 BB: 0 P: 5	R: 0 E: 0 K: 1 S: 7	H: 2 LOB: 2 BB: 0 P: 7	R: 0 E: 0 K: 1 S: 3	H: 0 LOB: 0 BB: 0 P: 3	R: 0 E: 0 K: 0 S: 5	H: 0 LOB: 0 BB: 0 P: 5	R: 0 E: 0 K: 1 S: 7	H: 2 LOB: 2 BB: 0 P: 7	R: 0 E: 0 K: 0 S: 3	H: 0 LOB: 0 BB: 0 P: 3	1B: 5 2B: 0 3B: 0 HR: 0	SF: 0 SAC: 0 DP: 1 HBP: 1	WP: 0 PB: 0 CS: 0	PA: 33					
PITCHER	IP	WLS	BF	H	R	ER	SO	BB	IBB	HBP	BLK	WP	HR	S	P	ERA	WHIP										
Eddie Watt, R (1, 1) ERA: 3.29	7.0	W	27	5	0	0	5	1	0	1	0	0	0	35	40	0.00	0.857										
Eddie Fisher, R (8, 1) ERA: 2.0	2.0	S	6	0	0	0	1	0	0	0	0	0	0	8	8	0.00	0.000										

Batter	1	2	3	4	5	6	7	8	9	AB	R	H	RBI	BB	SO	LOB	TOP			
Rico Petrocelli, R OBP: 0.289, SLG: 0.400 (1, 6)			5-3					5-3		4	1	2	0	0	0	0	Boston Red Sox @ Minnesota Twins Metropolitan Stadium, Bloomington, MI Mon Aug 01 1966, 8:05 PM EDT Att: 11,100 - Unknown - 81 F			
Joe Foy, R OBP: 0.342, SLG: 0.428 (1, 5)			F4					K		4	0	0	0	0	1	2				
Carl Yastrzemski, L OBP: 0.356, SLG: 0.417 (1, 7)								4-3		4	0	0	0	0	0	2				
Tony Conigliaro, R OBP: 0.338, SLG: 0.524 (1, 9)										4	1	2	2	0	1	0				
George Scott, R OBP: 0.333, SLG: 0.474 (1, 3)										4	0	0	0	0	1	2				
Don Demeter, R OBP: 0.275, SLG: 0.446 (1, 8)										4	0	0	0	0	1	1				
Mike Ryan, R OBP: 0.256, SLG: 0.278 (1, 2)										3	0	1	0	0	0	0				
George Smith, R OBP: 0.288, SLG: 0.365 (1, 4)										3	0	1	0	0	0	1				
Lee Stange, R OBP: 0.087, SLG: 0.045 (7, PH)										2	0	0	0	0	2	1				
Dalton Jones, L OBP: 0.310, SLG: 0.408 (7, 1)										1	0	0	0	0	0	1				
John Wyatt, R (7, 1)										0	0	0	0	0	0	0				
Inning Stats	R: 0 E: 0 K: 0 S: 5	H: 2 LOB: 2 BB: 0 P: 5	R: 0 E: 0 K: 1 S: 5	H: 0 LOB: 0 BB: 0 P: 5	R: 0 E: 0 K: 1 S: 5	H: 0 LOB: 0 BB: 0 P: 5	R: 0 E: 0 K: 1 S: 6	H: 1 LOB: 1 BB: 0 P: 6	R: 2 E: 1 K: 0 S: 6	H: 2 LOB: 1 BB: 0 P: 6	R: 0 E: 0 K: 1 S: 3	H: 1 LOB: 0 BB: 0 P: 3	R: 0 E: 0 K: 1 S: 5	H: 0 LOB: 0 BB: 0 P: 5	R: 0 E: 0 K: 1 S: 5	H: 0 LOB: 0 BB: 0 P: 5	1B: 5 2B: 0 3B: 0 HR: 1	SF: 0 SAC: 0 DP: 1 HBP: 0	WP: 0 PB: 0 SB: 0 CS: 0	PA: 33
PITCHER Mudcat Grant, R ERA: 3.3 (1, 1)	IP: 9.0 WLS: W BF: 33 H: 6 R: 2 ER: 2 SO: 6 BB: 0 IBB: 0 HBP: 0 BLK: 0 WP: 0 HR: 1 S: 45 P: 45 ERA: 2.00 WHIP: 0.667															PITCHER				

Batter	1	2	3	4	5	6	7	8	9	AB	R	H	RBI	BB	SO	LOB	BOTTOM			
Zoilo Versalles, R OBP: 0.300, SLG: 0.369 (1, 6)										4	2	1	0	0	0	1	Boston Red Sox @ Minnesota Twins Metropolitan Stadium, Bloomington, MI Mon Aug 01 1966, 8:05 PM EDT Att: 11,100 - Unknown - 81 F			
Jimmie Hall, L OBP: 0.295, SLG: 0.419 (1, 7)										4	2	2	4	0	0	0				
Tony Oliva, L OBP: 0.375, SLG: 0.566 (1, 9)										3	0	0	0	1	1	0				
Harmon Killebrew, R OBP: 0.384, SLG: 0.497 (1, 5)										4	1	1	0	0	1	2				
Don Mincher, L OBP: 0.301, SLG: 0.387 (1, 3)										4	0	0	0	0	1	3				
Earl Battey, R OBP: 0.333, SLG: 0.346 (1, 2)										3	1	1	2	0	0	0				
Cesar Tovar, R OBP: 0.330, SLG: 0.364 (1, 4)										2	0	0	0	1	0	0				
Ted Uhlhaender, L OBP: 0.223, SLG: 0.262 (1, 8)										3	0	0	0	0	0	1				
Mudcat Grant, R OBP: 0.184, SLG: 0.217 (1, 1)										2	0	0	0	0	1	0				
Inning Stats	R: 0 E: 1 K: 2 S: 8	H: 0 LOB: 2 BB: 1 P: 12	R: 0 E: 0 K: 0 S: 2	H: 0 LOB: 0 BB: 1 P: 6	R: 2 E: 0 K: 1 S: 7	H: 2 LOB: 0 BB: 0 P: 7	R: 0 E: 0 K: 0 S: 3	H: 0 LOB: 0 BB: 0 P: 3	R: 2 E: 2 K: 1 S: 7	H: 1 LOB: 0 BB: 0 P: 7	R: 2 E: 0 K: 0 S: 5	H: 2 LOB: 0 BB: 0 P: 5	R: 0 E: 0 K: 0 S: 3	H: 0 LOB: 0 BB: 0 P: 3	R: 0 E: 0 K: 0 S: 3	H: 0 LOB: 0 BB: 0 P: 3	1B: 1 2B: 1 3B: 0 HR: 3	SF: 0 SAC: 1 DP: 1 HBP: 0	WP: 0 PB: 0 SB: 0 CS: 0	PA: 32
PITCHER Lee Stange, R ERA: 4.5 (7, 1)	IP: 6.0 WLS: L BF: 26 H: 5 R: 6 ER: 4 SO: 4 BB: 2 IBB: 0 HBP: 0 BLK: 0 WP: 0 HR: 3 S: 32 P: 40 ERA: 6.00 WHIP: 1.167															PITCHER				
John Wyatt, R ERA: 3.11 (7, 1)	IP: 2.0 WLS: 6 BF: 6 H: 0 R: 0 ER: 0 SO: 0 BB: 0 IBB: 0 HBP: 0 BLK: 0 WP: 0 HR: 0 S: 6 P: 6 ERA: 0.00 WHIP: 0.000															PITCHER				

Batter	1	2	3	4	5	6	7	8	9	AB	R	H	RBI	BB	SO	LOB	TOP								
Rico Petrocelli, R OBP: 0.288, SLG: 0.406 (1, 6)	F7	K			F8			HR		4	1	1	1	0	1	1	Boston Red Sox @ Minnesota Twins Metropolitan Stadium, Bloomington, MI Tue Aug 02 1966, 8:05 PM EDT Att: 12,941 - Unknown								
Joe Foy, R OBP: 0.339, SLG: 0.423 (1, 5)	F8		F7		F5			L6		4	0	0	0	0	0	0									
Carl Yastrzemski, L OBP: 0.355, SLG: 0.415 (1, 7)	1B		5-3		L4			4-3		4	0	1	0	0	0	0									
Tony Conigliaro, R OBP: 0.334, SLG: 0.518 (1, 9)	F9		F3		6-3			F8		4	0	0	0	0	0	1									
George Scott, R OBP: 0.333, SLG: 0.472 (1, 3)		HR			F8			K		4	1	1	0	0	2	0									
Don Demeter, R OBP: 0.283, SLG: 0.461 (1, 8)		HR			F9			BB		4	1	2	2	0	1	0									
Mike Ryan, R OBP: 0.283, SLG: 0.282 (1, 2)		1B			4-3			1-2		3	0	2	0	1	0	0									
George Smith, R OBP: 0.285, SLG: 0.362 (9, PH)	F9				F8			4-3		3	0	0	0	0	1	2									
Dalton Jones, L OBP: 0.308, SLG: 0.405 (9, 4)					K			4-3		1	0	0	0	0	0	2									
Darrell Brandon, R OBP: 0.227, SLG: 0.333 (1, 1)		K						F7		1	0	0	0	0	1	1									
Jim Lonborg, R OBP: 0.116, SLG: 0.182 (8, PH)										1	0	0	0	0	1	0									
Lenny Green, L OBP: 0.339, SLG: 0.324 (8, 1)										1	0	0	0	0	0	0									
Don McMahon, R (8, 1)										0	0	0	0	0	0	0									
Inning Stats	R: 0 E: 0 K: 0 S: 4	H: 1 LOB: 1 BB: 0 P: 4	R: 2 E: 0 K: 2 S: 10	H: 3 LOB: 1 BB: 0 P: 10	R: 0 E: 0 K: 0 S: 3	H: 0 LOB: 0 BB: 0 P: 3	R: 0 E: 0 K: 1 S: 6	H: 1 LOB: 1 BB: 0 P: 6	R: 0 E: 0 K: 1 S: 5	H: 0 LOB: 0 BB: 0 P: 5	R: 0 E: 0 K: 1 S: 5	H: 0 LOB: 0 BB: 0 P: 5	R: 0 E: 0 K: 1 S: 5	H: 0 LOB: 0 BB: 0 P: 5	R: 1 E: 0 K: 0 S: 4	H: 1 LOB: 0 BB: 0 P: 4	R: 0 E: 0 K: 1 S: 6	H: 1 LOB: 2 BB: 1 P: 10	1B: 5 2B: 0 3B: 0 HR: 2	SF: 0 SAC: 0 DP: 0 HBP: 0	WP: 0 PB: 0 SB: 0 CS: 0	PA: 35			
PITCHER	IP	WLS	BF	H	R	ER	SO	BB	IBB	HBP	BLK	WP	HR	S	P	ERA	WHIP								
Jim Perry, R ERA: 2.9 (1, 1)	8.2		34	7	3	3	7	1	0	0	0	0	2	47	51	3.12	0.923								
Al Worthington, R ERA: 2.2 (9, 1)	0.1	W	1	0	0	0	0	0	0	0	0	0	0	1	1	0.00	0.000								

AB	34
R	3
H	7
RBI	3
BB	1
SO	7
LOB	7



Batter	1	2	3	4	5	6	7	8	9	AB	R	H	RBI	BB	SO	LOB	BOTTOM								
Zoilo Versalles, R OBP: 0.299, SLG: 0.365 (1, 6)	K		1B		F7		K		K	4	1	0	0	1	3	3	Boston Red Sox @ Minnesota Twins Metropolitan Stadium, Bloomington, MI Tue Aug 02 1966, 8:05 PM EDT Att: 12,941 - Unknown								
Jimmie Hall, L OBP: 0.297, SLG: 0.432 (1, 7)	L9		1B		6-3		6-3		HR	5	2	2	4	0	0	0									
Tony Oliva, L OBP: 0.376, SLG: 0.565 (1, 9)	4-3		1B		K					4	0	2	2	0	1	0									
Harmon Killebrew, R OBP: 0.385, SLG: 0.496 (1, 5)			G6-4-3		6-3					3	0	1	0	1	0	1									
Don Mincher, L OBP: 0.303, SLG: 0.390 (1, 3)		FC4-6			5-3					3	0	1	0	1	1	2									
Earl Battey, R OBP: 0.336, SLG: 0.343 (1, 2)		FC4-6			5-3					2	0	0	0	2	0	2									
Bob Allison, R OBP: 0.344, SLG: 0.380 (9, FR)		BB			6-3				SH	0	1	0	0	0	0	0									
Cesar Tovar, R OBP: 0.326, SLG: 0.360 (1, 4)	F7				1-3				SH	3	1	0	0	0	0	3									
Ted Uhlhaender, L OBP: 0.223, SLG: 0.257 (1, 8)	1-3				K				HR	3	1	0	0	1	1	2									
Jim Perry, S OBP: 0.265, SLG: 0.276 (1, 1)					6-3				HR	2	1	0	0	1	1	0									
Al Worthington, R ERA: 4.99 (9, 1)									F7	0	0	0	0	0	0	0									
Russ Nixon, L OBP: 0.351, SLG: 0.280 (9, PH)			1B							1	0	0	0	0	0	3									
Inning Stats	R: 0 E: 0 K: 1 S: 5	H: 0 LOB: 0 BB: 0 P: 5	R: 0 E: 0 K: 0 S: 4	H: 1 LOB: 2 BB: 1 P: 8	R: 3 E: 0 K: 0 S: 5	H: 3 LOB: 1 BB: 2 P: 13	R: 0 E: 0 K: 1 S: 5	H: 0 LOB: 0 BB: 0 P: 5	R: 0 E: 0 K: 1 S: 3	H: 0 LOB: 0 BB: 1 P: 7	R: 0 E: 0 K: 2 S: 7	H: 0 LOB: 0 BB: 0 P: 7	R: 0 E: 0 K: 1 S: 5	H: 1 LOB: 1 BB: 1 P: 9	R: 4 E: 1 K: 1 S: 6	H: 1 LOB: 1 BB: 2 P: 14	1B: 4 2B: 1 3B: 0 HR: 1	SF: 0 SAC: 1 DP: 1 HBP: 0	WP: 0 PB: 0 SB: 0 CS: 1	PA: 38					
PITCHER	IP	WLS	BF	H	R	ER	SO	BB	IBB	HBP	BLK	WP	HR	S	P	ERA	WHIP								
Darrell Brandon, R ERA: 3.54 (1, 1)	2.2		14	4	3	3	1	3	0	0	0	0	0	13	25	10.12	2.625								
Jim Lonborg, R ERA: 4.99 (3, 1)	4.1		14	0	0	0	4	1	0	0	0	0	0	21	25	0.00	0.231								
Don McMahon, R ERA: 2.42 (8, 1)	1.2	L	10	2	4	0	2	2	1	0	0	0	1	11	23	0.00	2.400								



Batter	1	2	3	4	5	6	7	8	9	AB	R	H	RBI	BB	SO	LOB	TOP					
Rico Petrocelli, R OBP: 0.286, SLG: 0.402	5-3		K			6-3		5-3		4	0	0	0	0	1	2						
Joe Foy, R OBP: 0.336, SLG: 0.419	K			K		F8			6-3	4	0	0	0	0	2	1						
Carl Yastrzemski, L OBP: 0.356, SLG: 0.422	1-3			4-3			HR			3	1	1	1	1	0	0						
Tony Conigliaro, R OBP: 0.331, SLG: 0.513		K		K		F8			K	4	0	0	0	0	3	1						
George Scott, R OBP: 0.330, SLG: 0.467	F9				F2		F8		F7	4	0	0	0	0	0	1						
Don Demeter, R OBP: 0.284, SLG: 0.472	HR			K			K			3	1	1	1	0	2	0						
Dalton Jones, L OBP: 0.303, SLG: 0.397	F8				F8			F5		3	0	0	0	0	0	0						
Mike Ryan, R OBP: 0.260, SLG: 0.279			K			1-3		K		3	0	0	0	0	2	0						
Rollie Sheldon, R Jim Lymborg, R Jose Santiago, L Dan Osinski, R Eddie Kasko, R Dick Stigman, L	6-3					WP				1	0	0	0	0	0	0						
Inning Stats	R: 0 E: 0 K: 1 S: 5	H: 0 LOB: 0 BB: 0 P: 5	R: 1 E: 0 K: 1 S: 6	H: 1 LOB: 0 BB: 0 P: 6	R: 0 E: 0 K: 2 S: 7	H: 0 LOB: 0 BB: 0 P: 7	R: 0 E: 0 K: 2 S: 7	H: 0 LOB: 0 BB: 0 P: 7	R: 0 E: 0 K: 1 S: 5	H: 0 LOB: 0 BB: 0 P: 5	R: 0 E: 0 K: 0 S: 4	H: 1 LOB: 1 BB: 0 P: 4	R: 1 E: 0 K: 1 S: 6	H: 1 LOB: 0 BB: 0 P: 6	R: 0 E: 0 K: 1 S: 6	H: 1 LOB: 1 BB: 0 P: 6	R: 0 E: 0 K: 1 S: 5	H: 0 LOB: 1 BB: 1 P: 9	1B: 1 2B: 1 3B: 0 HR: 2	SF: 0 SAC: 0 DP: 0 HBP: 0	WP: 1 PB: 0 SB: 0 CS: 0	PA: 32
PITCHER Dave Boswell, R ERA: 3.12	IP: 9.0 WLS: W BF: 32 H: 4 R: 2 ER: 2 SO: 10 BB: 1 IBB: 0 HBP: 0 BLK: 0 WP: 1 HR: 2 S: 51 P: 55 ERA: 2.00 WHIP: 0.556											PITCHER	IP: 9.0 WLS: W BF: 32 H: 4 R: 2 ER: 2 SO: 10 BB: 1 IBB: 0 HBP: 0 BLK: 0 WP: 1 HR: 2 S: 51 P: 55 ERA: 2.00 WHIP: 0.556									

Boston Red Sox @ Minnesota Twins
Metropolitan Stadium, Bloomington, MI
Wed Aug 03 1966, 8:05 PM EDT
Att: 15,577 - Unknown

AB 31
R 2
H 4
RBI 2
BB 1
SO 10
LOB 5



Batter	1	2	3	4	5	6	7	8	9	AB	R	H	RBI	BB	SO	LOB	BOTTOM					
Zoilo Versalles, R OBP: 0.303, SLG: 0.376	3B	F9			1B	K				5	2	3	0	0	1	2						
Jimmie Hall, L OBP: 0.303, SLG: 0.444	1B			5-3	1B			3B		5	1	3	1	0	0	1						
Tony Oliva, L OBP: 0.375, SLG: 0.561	F9		F9		G3					3	0	0	1	1	0	2						
Harmon Killebrew, R OBP: 0.386, SLG: 0.496	1B		5-3		1B			L5		4	1	2	1	0	0	2						
Don Mincher, L OBP: 0.303, SLG: 0.388	4-3		F9		1B			F7		4	1	1	0	0	0	3						
Earl Battley, R OBP: 0.338, SLG: 0.354		1-3		3-1				5-3		4	0	2	2	0	0	0						
Cesar Tovar, R OBP: 0.325, SLG: 0.355	F3			6-3		F8				3	1	0	0	1	0	2						
Ted Uhlhaender, L OBP: 0.230, SLG: 0.270			1-3			4-3				3	1	1	1	1	0	0						
Dave Boswell, R OBP: 0.169, SLG: 0.172	1-3				L9			K		4	0	0	0	0	2	2						
Inning Stats	R: 1 E: 0 K: 0 S: 5	H: 3 LOB: 1 BB: 0 P: 5	R: 0 E: 0 K: 0 S: 4	H: 1 LOB: 2 BB: 1 P: 8	R: 0 E: 0 K: 0 S: 4	H: 1 LOB: 1 BB: 0 P: 4	R: 0 E: 0 K: 0 S: 3	H: 0 LOB: 0 BB: 0 P: 3	R: 4 E: 0 K: 0 S: 8	H: 5 LOB: 1 BB: 0 P: 8	R: 0 E: 0 K: 2 S: 7	H: 0 LOB: 0 BB: 0 P: 7	R: 0 E: 0 K: 0 S: 3	H: 0 LOB: 1 BB: 1 P: 7	R: 2 E: 0 K: 1 S: 7	H: 2 LOB: 1 BB: 1 P: 11	R: 0 E: 0 K: 1 S: 5	H: 0 LOB: 1 BB: 1 P: 9	1B: 6 2B: 3 3B: 3 HR: 0	SF: 0 SAC: 0 DP: 0 HBP: 0	WP: 0 PB: 0 SB: 1 CS: 0	PA: 38
PITCHER Rollie Sheldon, R Jim Lymborg, R Dan Osinski, R Dick Stigman, L	IP: 4.2 WLS: L BF: 23 H: 9 R: 5 ER: 5 SO: 0 BB: 1 IBB: 0 HBP: 0 BLK: 0 WP: 0 HR: 0 S: 22 P: 26 ERA: 9.64 WHIP: 2.143											PITCHER	IP: 4.2 WLS: L BF: 23 H: 9 R: 5 ER: 5 SO: 0 BB: 1 IBB: 0 HBP: 0 BLK: 0 WP: 0 HR: 0 S: 22 P: 26 ERA: 9.64 WHIP: 2.143									

Boston Red Sox @ Minnesota Twins
Metropolitan Stadium, Bloomington, MI
Wed Aug 03 1966, 8:05 PM EDT
Att: 15,577 - Unknown

AB 35
R 7
H 12
RBI 6
BB 3
SO 3
LOB 14



Batter	1	2	3	4	5	6	7	8	9	AB	R	H	RBI	BB	SO	LOB	TOP	
Rico Petrocelli, R OBP: 0.285, SLG: 0.400	F8		F4			FC5-4 1B			K	4	0	1	0	0	1	0	Boston Red Sox @ Minnesota Twins Metropolitan Stadium, Bloomington, MI Thu Aug 04 1966, 4:33 AM EDT Att: 18,229 - Unknown livebaseballscorecards.com	
Joe Foy, R OBP: 0.333, SLG: 0.414	6-3		5-3			L7			L7	4	0	0	0	0	1			
Don Demeter, R OBP: 0.283, SLG: 0.468	L7			5-3		FC5-4 1-2			1B 1B 1B	4	0	1	0	0	1			
Tony Conigliaro, R OBP: 0.333, SLG: 0.511		2-3 HBP FC6-5 BB		6-3					K	3	1	1	0	1	1			
George Scott, R OBP: 0.331, SLG: 0.466		FC6-5 1-2 HBP		6-3					K	3	0	1	0	0	1			
Carl Yastrzemski, L OBP: 0.353, SLG: 0.418		2-3			1-3				4-3	4	0	0	0	0	1			
Mike Ryan, R OBP: 0.256, SLG: 0.276		FC6-5 FC6-4			K				F8	3	0	0	1	0	1			
George Smith, R OBP: 0.283, SLG: 0.358		FC6-4			F3				4-3	3	0	0	0	0	1			
Jose Santiago, R OBP: 0.184, SLG: 0.167			F9			F3			3-1	3	0	0	0	0	0			
Inning Stats	R: 0 E: 0 K: 0 S: 3	H: 0 LOB: 0 BB: 0 P: 3	R: 1 E: 0 K: 0 S: 3	H: 0 LOB: 1 BB: 1 P: 8	R: 0 E: 0 K: 0 S: 3	H: 0 LOB: 0 BB: 0 P: 3	R: 0 E: 0 K: 1 S: 5	H: 0 LOB: 0 BB: 0 P: 5	R: 0 E: 0 K: 2 S: 7	H: 0 LOB: 0 BB: 0 P: 7	R: 0 E: 0 K: 0 S: 3	H: 0 LOB: 0 BB: 0 P: 3	R: 0 E: 0 K: 2 S: 10	H: 3 LOB: 3 BB: 0 P: 10	1B: 4 2B: 0 3B: 0 HR: 0	SF: 0 SAC: 0 DP: 0 HBP: 1	WP: 0 PB: 0 SB: 0 CS: 0	PA: 33
PITCHER Jim Kaat, L ERA: 2.92	IP: 9.0 WLS: W BF: 33 H: 4 R: 1 ER: 1 SO: 5 BB: 1 IBB: 0 HBP: 1 BLK: 0 WP: 0 HR: 0 S: 41 P: 46 ERA: 1.00 WHIP: 0.556																	

Batter	1	2	3	4	5	6	7	8	9	AB	R	H	RBI	BB	SO	LOB	BOTTOM	
Zoilo Versalles, R OBP: 0.302, SLG: 0.373	G1-6-3 BB	5-3		5-3			F6			3	0	0	0	1	0	2	Boston Red Sox @ Minnesota Twins Metropolitan Stadium, Bloomington, MI Thu Aug 04 1966, 4:33 AM EDT Att: 18,229 - Unknown livebaseballscorecards.com	
Jimmie Hall, L OBP: 0.310, SLG: 0.461	G1-6-3 1-2		G4-6-3 1B		G6-4-3 BB				HR	3	1	2	1	1	0	1		
Tony Oliva, L OBP: 0.374, SLG: 0.558	BB 1B		G4-6-3 1-2		F8				L4	4	0	1	0	0	2			
Harmon Killebrew, R OBP: 0.389, SLG: 0.496	BB 1-2 BB		BB BB		G6-4-3 1-2				1B	2	0	1	0	2	0	1		
Don Mincher, L OBP: 0.302, SLG: 0.384	BB 1-2 2-3 BB		4-3			F8			F9	3	0	0	0	1	0	2		
Earl Battey, R OBP: 0.337, SLG: 0.350	K			1B E BB		5-3			F7	3	1	0	0	1	1	4		
Cesar Tovar, R OBP: 0.325, SLG: 0.355		F8		E5 1-H 1B		K				3	0	1	0	0	1	0		
Ted Uhlhaender, L OBP: 0.226, SLG: 0.266		5-3		F6			3-1			3	0	0	0	0	1			
Jim Kaat, L OBP: 0.224, SLG: 0.288				K			K			3	0	1	0	0	2	1		
Inning Stats	R: 0 E: 0 K: 1 S: 5	H: 1 LOB: 3 BB: 3 P: 17	R: 0 E: 0 K: 0 S: 4	H: 1 LOB: 0 BB: 0 P: 4	R: 0 E: 0 K: 0 S: 3	H: 1 LOB: 1 BB: 1 P: 7	R: 1 E: 1 K: 1 S: 6	H: 1 LOB: 1 BB: 1 P: 10	R: 0 E: 0 K: 0 S: 2	H: 0 LOB: 0 BB: 1 P: 6	R: 0 E: 0 K: 1 S: 5	H: 0 LOB: 0 BB: 0 P: 5	R: 0 E: 0 K: 0 S: 5	H: 2 LOB: 1 BB: 0 P: 5	1B: 4 2B: 1 3B: 0 HR: 1	SF: 0 SAC: 0 DP: 3 HBP: 0	WP: 0 PB: 0 SB: 0 CS: 0	PA: 33
PITCHER Jose Santiago, R ERA: 3.45	IP: 8.0 WLS: L BF: 33 H: 6 R: 2 ER: 1 SO: 4 BB: 6 IBB: 0 HBP: 0 BLK: 0 WP: 0 HR: 1 S: 35 P: 59 ERA: 1.12 WHIP: 1.500																	

Batter	1	2	3	4	5	6	7	8	9	AB	R	H	RBI	BB	SO	LOB	TOP								
Zoilo Versalles, R OBP: 0.303, SLG: 0.372	0-0 5-3		0-0 4-3 1B		0-0 5-3		4-0 BB		0-3 K	4	0	1	0	1	1	2									
Jimmie Hall, L OBP: 0.310, SLG: 0.455	4-0 G6-3 BB		0-0 4-3		0-0 F7		0-0 F7		1-2 2-3	3	0	0	0	1	0	3									
Tony Oliva, L OBP: 0.373, SLG: 0.554	0-0 G6-3		0-0 F8		1-0 HBP		0-0 F8		1-2 2-3	3	0	0	0	0	0	3									
Harmon Killebrew, R OBP: 0.386, SLG: 0.491		0-0 F9		0-0 5-3		0-0 F7		0-0 F9		4	0	0	0	0	0	1									
Earl Battey, R OBP: 0.337, SLG: 0.347		0-3 K		4-0 HBP 1B BB		0-3 K		0-0 F4		2	1	0	0	1	2	1									
Jerry Zimmerman, R OBP: 0.327, SLG: 0.318										1	0	0	0	0	0	0									
Don Mincher, L OBP: 0.304, SLG: 0.382		4-0 BB		1-0 1B 1-2 HBP		0-0 F7				2	0	0	0	1	0	1									
Cesar Tovar, R OBP: 0.328, SLG: 0.365		0-0 1-3		0-0 WP 1-3 2-H 1B			0-0 FC 3B		0-0 F9	4	1	2	1	0	0	1									
Ted Uhlaender, L OBP: 0.228, SLG: 0.267			0-0 F4		0-0 F8		0-0 FC		0-0 S BB 1B	4	0	1	1	0	0	1									
Jim Merritt, L OBP: 0.238, SLG: 0.211			4-0 4-3 1B		0-0 4-3		0-0 F8		4-0 S BB	1	0	0	0	1	0	0									
Pete Cimino, R OBP: 0.293, SLG: 0.402									1-2 S BB	0	0	0	0	0	0	0									
Rich Rollins, R OBP: 0.293, SLG: 0.402										1	0	0	0	0	0	0									
Al Worthington, R OBP: 0.286, SLG: 0.571										0	0	0	0	0	0	0									
Bernie Allen, L OBP: 0.309, SLG: 0.337										0	0	0	0	1	0	0									
Inning Stats	R: 0 E: 0 K: 0 S: 2	H: 0 LOB: 0 BB: 1 P: 6	R: 0 E: 0 K: 1 S: 5	H: 0 LOB: 1 BB: 1 P: 9	R: 0 E: 0 K: 0 S: 4	H: 1 LOB: 2 BB: 1 P: 8	R: 1 E: 0 K: 0 S: 3	H: 1 LOB: 1 BB: 1 P: 8	R: 0 E: 0 K: 1 S: 5	H: 0 LOB: 0 BB: 0 P: 3	R: 0 E: 0 K: 0 S: 3	H: 0 LOB: 0 BB: 0 P: 3	R: 1 E: 1 K: 0 S: 4	H: 1 LOB: 1 BB: 1 P: 8	R: 0 E: 0 K: 0 S: 3	H: 0 LOB: 0 BB: 0 P: 3	R: 0 E: 0 K: 1 S: 6	H: 1 LOB: 2 BB: 1 P: 10	1B: 3 2B: 0 3B: 1 HR: 0	SF: 0 SAC: 1 DP: 1 HBP: 2	WP: 1 PB: 0 SB: 2 CS: 0	PA: 37			
PITCHER	IP	WLS	BF	H	R	ER	SO	BB	IBB	HBP	BLK	WP	HR	S	P	ERA	WHIP								
Gil Blanco, L ERA: 6.23	6.1	W	26	3	2	2	2	4	0	2	0	1	0	24	42	2.84	1.105								
Ken Sanders, R ERA: 3.53	2.1		10	1	0	0	0	2	0	0	0	0	0	8	16	0.00	1.286								
Jack Aker, R ERA: 1.76	0.1	S	1	0	0	0	1	0	0	0	0	0	0	3	3	0.00	0.000								

Minnesota Twins @ Kansas City Athletics
Municipal Stadium, Kansas City, MO
Fri Aug 05 1966, 8:05 PM EDT
Att: 8,988 - Unknown

AB 29
R 2
H 4
RBI 2
BB 6
SO 3
LOB 13



Batter	1	2	3	4	5	6	7	8	9	AB	R	H	RBI	BB	SO	LOB	BOTTOM								
Bert Campaneris, R OBP: 0.317, SLG: 0.413	0-0 5-3		0-0 S 1B		0-0 4-3		0-0 F7			4	0	1	0	0	0	0									
Ossie Chavarria, R OBP: 0.301, SLG: 0.278	0-3 K		0-3 K		0-0 1B 2B		0-0 3-1			3	1	1	0	0	2	1									
Roger Repoz, L OBP: 0.337, SLG: 0.391										1	0	0	0	0	0	0									
Mike Hershberger, R OBP: 0.320, SLG: 0.366	0-0 F2				0-0 F8		0-0 F9		0-0 E9 E 2B	4	1	1	0	0	0	1									
Danny Cater, R OBP: 0.289, SLG: 0.372		0-3 K		0-0 1B 1B		0-0 1B 2-H 1B		0-0 E6 1B		4	1	3	2	0	1	0									
Ed Charles, R OBP: 0.313, SLG: 0.417		0-0 F3		0-0 1B SF7 1B		0-3 K		0-0 F7		4	1	1	0	0	1	2									
Dick Green, R OBP: 0.303, SLG: 0.367		4-0 BB		0-0 1-3 2-H 1B		0-0 F2		0-3 K		3	0	1	1	1	1	0									
Joe Nosske, R OBP: 0.266, SLG: 0.329		0-0 F8		0-0 SF7		0-0 1-3 2B		0-0 1-3 1B		3	0	1	1	0	0	1									
Phil Roof, R OBP: 0.307, SLG: 0.370			0-0 F9		0-0 IBB		4-0 BB		0-0 1-3	2	0	0	0	2	0	1									
Gil Blanco, L ERA: 3.58			0-3 K		0-3 K		0-0 F7		0-3 K	3	0	0	0	0	2	3									
Ken Sanders, R ERA: 2.96										1	0	0	0	0	1	1									
Jack Aker, R OBP: 0.091, SLG: 0.182										0	0	0	0	0	0	0									
Inning Stats	R: 0 E: 0 K: 1 S: 5	H: 0 LOB: 0 BB: 0 P: 5	R: 0 E: 0 K: 1 S: 5	H: 0 LOB: 1 BB: 1 P: 9	R: 0 E: 0 K: 2 S: 8	H: 1 LOB: 0 BB: 0 P: 8	R: 2 E: 0 K: 1 S: 8	H: 3 LOB: 2 BB: 1 P: 12	R: 1 E: 0 K: 1 S: 7	H: 2 LOB: 1 BB: 0 P: 7	R: 0 E: 0 K: 0 S: 3	H: 0 LOB: 1 BB: 1 P: 7	R: 1 E: 2 K: 0 S: 5	H: 2 LOB: 1 BB: 0 P: 5	R: 0 E: 0 K: 2 S: 8	H: 1 LOB: 1 BB: 0 P: 8	1B: 7 2B: 2 3B: 0 HR: 0	SF: 1 SAC: 0 DP: 0 HBP: 0	WP: 0 PB: 0 SB: 1 CS: 0	PA: 36					
PITCHER	IP	WLS	BF	H	R	ER	SO	BB	IBB	HBP	BLK	WP	HR	S	P	ERA	WHIP								
Jim Merritt, L ERA: 3.58	4.2	L	22	6	3	3	5	1	0	0	0	0	0	6	10	0.00	0.750								
Pete Cimino, R ERA: 2.96	1.1		5	0	0	0	1	1	0	0	0	0	0	6	10	0.00	0.750								
Al Worthington, R ERA: 2.28	2.0		9	3	1	1	2	0	0	0	0	0	0	13	13	4.50	1.500								

Minnesota Twins @ Kansas City Athletics
Municipal Stadium, Kansas City, MO
Fri Aug 05 1966, 8:05 PM EDT
Att: 8,988 - Unknown

AB 32
R 4
H 9
RBI 4
BB 3
SO 8
LOB 10



Batter	1	2	3	4	5	6	7	8	9	AB	R	H	RBI	BB	SO	LOB	TOP										
Zoilo Versalles, R OBP: 0.303, SLG: 0.371 Bernie Allen, L OBP: 0.310, SLG: 0.340	F8		F4		1-3		G1-4-3 1B		CS 1B	4	0	1	0	0	0	0											
Jimmie Hall, L OBP: 0.307, SLG: 0.447	F9		WP BB		F6		G1-4-3 1-2		F9	4	0	0	0	1	0	2											
Tony Oliva, L OBP: 0.373, SLG: 0.554	F8		F5			2B 1B	BB 2B		K	5	1	2	0	0	1	2											
Harmon Killebrew, R OBP: 0.387, SLG: 0.492		6-3	F6			2B 1B	BB BB			3	1	1	0	1	0	1											
Don Mincher, L OBP: 0.307, SLG: 0.384	F3				G3	2B 2B	BB BB			3	1	1	2	1	0	0											
Cesar Tovar, R OBP: 0.333, SLG: 0.375	1B 2B				1B	1B 2B	1-2 2-3 BB			4	1	3	1	0	0	3											
Ted Uhlhaender, L OBP: 0.238, SLG: 0.277	1B 2B				1B	2B	G6-4-3 1B		K	4	1	3	0	0	1	0											
Jerry Zimmerman, R OBP: 0.324, SLG: 0.326	1B 2B				G6-3	K	G6-4-3 1B		F9	4	0	1	2	0	1	4											
Mudcat Grant, R OBP: 0.189, SLG: 0.220	1B				5-3	G6-4-3	6-3		6-3	4	0	1	0	0	0	2											
Inning Stats	R: 0 E: 0 K: 0 S: 3	H: 0 LOB: 0 BB: 0 P: 3	R: 2 E: 0 K: 0 S: 6	H: 4 LOB: 2 BB: 0 P: 6	R: 0 E: 0 K: 0 S: 3	H: 0 LOB: 1 BB: 1 P: 7	R: 0 E: 0 K: 0 S: 4	H: 2 LOB: 1 BB: 0 P: 4	R: 0 E: 0 K: 0 S: 3	H: 0 LOB: 0 BB: 0 P: 3	R: 3 E: 0 K: 1 S: 9	H: 5 LOB: 1 BB: 0 P: 9	R: 0 E: 0 K: 0 S: 4	H: 2 LOB: 3 BB: 2 P: 12	R: 0 E: 0 K: 1 S: 5	H: 0 LOB: 0 BB: 0 P: 5	R: 0 E: 0 K: 1 S: 5	H: 1 LOB: 1 BB: 0 P: 5	1B: 9 2B: 6 3B: 0 HR: 0	SF: 0 SAC: 0 DP: 4 HBP: 0	WP: 1 PB: 0 CS: 0	PA: 39					
PITCHER	IP	WLS	BF	H	R	ER	SO	BB	IBB	HBP	BLK	WP	HR	S	P	ERA	WHIP										
Lew Krausse, R ERA: 3.19	(1, 1)	5.0	L	24	10	5	5	0	1	0	0	0	0	23	27	9.00	2.200										
Joe Grzenda, L ERA: 5.14	(6, 1)	3.0		12	3	0	0	2	2	0	0	0	0	14	22	0.00	1.667										
Wes Stock, R ERA: 3.5	(9, 1)	1.0		3	1	0	0	1	0	0	0	0	0	5	5	0.00	1.000										

Minnesota Twins @ Kansas City Athletics
Municipal Stadium, Kansas City, MO

AB 36
R 5
H 14
RBI 5
BB 3
SO 3
LOB 14




Sat Aug 06 1966, 8:05 PM EDT
Att: 14,524 - Unknown

Batter	1	2	3	4	5	6	7	8	9	AB	R	H	RBI	BB	SO	LOB	BOTTOM										
Bert Campaneris, R OBP: 0.314, SLG: 0.408	F8		FC6-4			4-3		E4		4	0	0	0	0	0	1											
Larry Stahl, L OBP: 0.286, SLG: 0.379	5-3 2B		4-3			F6		4-3		4	0	1	0	0	0	2											
Mike Hershberger, R OBP: 0.317, SLG: 0.364	5-3		F7			6-3		E6		4	0	0	0	0	0	2											
Danny Cater, R OBP: 0.285, SLG: 0.367	1-3					K		F9		4	0	0	0	0	1	2											
Roger Repoz, L OBP: 0.332, SLG: 0.384		1-3				F9		F8		4	0	0	0	0	0	0											
Ed Charles, R OBP: 0.313, SLG: 0.420		F9 2B				F9		E5 PB		3	0	1	0	0	0	0											
Dick Green, R OBP: 0.303, SLG: 0.367		F9				G5-4-3 1B		L5		3	0	1	0	0	0	2											
Phil Roof, R OBP: 0.303, SLG: 0.365		5-3				G5-4-3		F4		3	0	0	0	0	0	2											
Lew Krausse, R OBP: 0.219, SLG: 0.172 Joe Grzenda, R	(1, 1)	(6, 1)				K		K		2	0	1	0	0	1	0											
Don Blasingame, L OBP: 0.282, SLG: 0.274 Wes Stock, R	(8, PH)	(9, 1)				FC6-4 1B		K		1	0	0	0	0	1	0											
Inning Stats	R: 0 E: 0 K: 0 S: 4	H: 1 LOB: 1 BB: 0 P: 4	R: 0 E: 0 K: 0 S: 4	H: 1 LOB: 1 BB: 0 P: 4	R: 0 E: 1 K: 0 S: 4	H: 1 LOB: 1 BB: 0 P: 4	R: 0 E: 0 K: 1 S: 5	H: 0 LOB: 0 BB: 0 P: 5	R: 0 E: 0 K: 1 S: 5	H: 1 LOB: 0 BB: 0 P: 5	R: 0 E: 0 K: 0 S: 3	H: 0 LOB: 0 BB: 0 P: 3	R: 0 E: 1 K: 0 S: 4	H: 0 LOB: 1 BB: 0 P: 4	R: 0 E: 1 K: 1 S: 6	H: 0 LOB: 1 BB: 0 P: 6	R: 0 E: 1 K: 0 S: 3	H: 0 LOB: 0 BB: 0 P: 3	1B: 2 2B: 2 3B: 0 HR: 0	SF: 0 SAC: 0 DP: 2 HBP: 0	WP: 0 PB: 1 CS: 0	PA: 32					
PITCHER	IP	WLS	BF	H	R	ER	SO	BB	IBB	HBP	BLK	WP	HR	S	P	ERA	WHIP										
Mudcat Grant, R ERA: 3.12	(1, 1)	9.0	W	32	4	0	0	3	0	0	0	0	0	38	38	0.00	0.444										

Minnesota Twins @ Kansas City Athletics
Municipal Stadium, Kansas City, MO

AB 32
R 0
H 4
RBI 0
BB 0
SO 3
LOB 11



Sat Aug 06 1966, 8:05 PM EDT
Att: 14,524 - Unknown

Batter	1	2	3	4	5	6	7	8	9	AB	R	H	RBI	BB	SO	LOB	TOP																					
Zoilo Versalles, R OBP: 0.300, SLG: 0.367 (1, 6)	1-3		F7			F7		F9		4	0	0	0	0	0	0																						
Jimmie Hall, L OBP: 0.307, SLG: 0.452 (1, 7)	1-3			3B		K		F9		4	0	1	0	0	1	0																						
Tony Oliva, L OBP: 0.372, SLG: 0.551 (1, 9)	6-3			P6		1B		K		4	1	1	0	0	1	1																						
Harmon Killebrew, R OBP: 0.390, SLG: 0.496 (1, 5)		1B			G4-6-3	1B			4-3	3	1	2	0	1	0	0																						
Don Mincher, L OBP: 0.309, SLG: 0.386 (1, 3)				BB		1B			F9	4	0	2	2	0	0	2																						
Russ Nixon, L OBP: 0.328, SLG: 0.259 Jerry Zimmerman, R OBP: 0.324, SLG: 0.326 (1, 2) (9, 2)		1B			G4-6-3	1B			F9	4	0	0	0	0	0	3																						
Cesar Tovar, R OBP: 0.330, SLG: 0.370 (1, 4)									P5	0	0	0	0	0	0	0																						
Ted Uhlhaender, L OBP: 0.240, SLG: 0.278 (1, 8)			F9							3	0	1	0	0	0	0																						
Dave Boswell, R OBP: 0.164, SLG: 0.167 Pete Cimino, R (6, 1) Al Worthington, R OBP: 0.286, SLG: 0.571 (9, 1)			K			F2				2	0	0	0	0	1	1																						
Inning Stats	R: 0 E: 0 K: 0 S: 3	H: 0 LOB: 0 BB: 0 P: 3	R: 1 E: 0 K: 1 S: 6	H: 2 LOB: 0 BB: 0 P: 6	R: 0 E: 0 K: 1 S: 5	H: 0 LOB: 0 BB: 0 P: 5	R: 0 E: 0 K: 0 S: 3	H: 1 LOB: 1 BB: 1 P: 7	R: 0 E: 0 K: 0 S: 4	H: 1 LOB: 1 BB: 0 P: 4	R: 1 E: 0 K: 1 S: 8	H: 3 LOB: 2 BB: 0 P: 8	R: 0 E: 0 K: 0 S: 3	H: 0 LOB: 0 BB: 0 P: 3	R: 0 E: 0 K: 1 S: 5	H: 0 LOB: 0 BB: 0 P: 5	R: 0 E: 0 K: 0 S: 3	H: 0 LOB: 0 BB: 0 P: 3	1B: 5 2B: 1 3B: 1 HR: 0	SF: 0 SAC: 0 DP: 2 HBP: 0	WP: 0 PB: 0 SB: 0 CS: 0	PA: 33																
PITCHER	IP	WLS	BF	H	R	ER	SO	BB	IBB	HBP	BLK	WP	HR	S	P	ERA	WHIP	PITCHER				IP	WLS	BF	H	R	ER	SO	BB	IBB	HBP	BLK	WP	HR	S	P	ERA	WHIP
Blue Moon Odom, R ERA: 3.0 Wes Stock, R ERA: 3.15	(1, 1) (8, 1)	7.0 L	27 27	7 7	2 2	2 2	3 3	1 0	0 0	0 0	0 0	0 0	0 0	32 32	36 36	2.57 2.57	1.143 1.143																					

Minnesota Twins @ Kansas City Athletics
Municipal Stadium, Kansas City, MO
Sun Aug 07 1966, 4:33 AM EDT
Unknown


AB	32
R	2
H	7
RBI	2
BB	1
SO	4
LOB	7



Batter	1	2	3	4	5	6	7	8	9	AB	R	H	RBI	BB	SO	LOB	BOTTOM																					
Bert Campaneris, R OBP: 0.310, SLG: 0.403 (1, 6)	K		P6	K			F7		4-3	5	0	0	0	0	2	3																						
Jim Gosger, L OBP: 0.326, SLG: 0.356 (1, 8)	P4		S				BB		FC6-4	3	1	2	0	2	0	0																						
Mike Hershberger, R OBP: 0.320, SLG: 0.371 (1, 9)			1B				F8		BB	4	0	2	1	1	0	2																						
Larry Stahl, L OBP: 0.282, SLG: 0.373 (1, 7)	K		1B				F8		BB	4	0	0	0	0	1	5																						
Ed Charles, R OBP: 0.308, SLG: 0.413 (1, 5)		K			F2		F8		1-3	4	0	0	0	0	1	1																						
Roger Repoz, L OBP: 0.335, SLG: 0.383 (1, 3)		K			FC		1B		S	3	0	1	0	1	1	0																						
Dick Green, R OBP: 0.305, SLG: 0.366 (1, 4)							FC		BB	3	0	1	0	1	0	1																						
Phil Roof, R OBP: 0.298, SLG: 0.359 (1, 2)			P3				K		4-3	4	0	0	0	0	1	4																						
Blue Moon Odom, R OBP: 0.286, SLG: 0.286 Don Blasingame, L OBP: 0.281, SLG: 0.272 Wes Stock, R (7, PH) Tim Talton, L OBP: 0.400, SLG: 0.600 (8, PH)			K				FC			2	0	0	0	0	1	2																						
Inning Stats	R: 0 E: 0 K: 2 S: 8	H: 1 LOB: 1 BB: 0 P: 8	R: 0 E: 0 K: 2 S: 7	H: 0 LOB: 1 BB: 1 P: 11	R: 1 E: 0 K: 1 S: 6	H: 1 LOB: 1 BB: 1 P: 10	R: 0 E: 0 K: 2 S: 10	H: 2 LOB: 3 BB: 0 P: 10	R: 0 E: 0 K: 0 S: 4	H: 1 LOB: 1 BB: 0 P: 4	R: 0 E: 0 K: 0 S: 3	H: 0 LOB: 0 BB: 0 P: 3	R: 0 E: 0 K: 0 S: 4	H: 1 LOB: 2 BB: 1 P: 8	R: 0 E: 0 K: 0 S: 3	H: 0 LOB: 1 BB: 1 P: 7	R: 0 E: 0 K: 0 S: 3	H: 0 LOB: 1 BB: 1 P: 7	1B: 5 2B: 0 3B: 1 HR: 0	SF: 0 SAC: 0 DP: 0 HBP: 0	WP: 0 PB: 0 SB: 0 CS: 0	PA: 39																
PITCHER	IP	WLS	BF	H	R	ER	SO	BB	IBB	HBP	BLK	WP	HR	S	P	ERA	WHIP	PITCHER				IP	WLS	BF	H	R	ER	SO	BB	IBB	HBP	BLK	WP	HR	S	P	ERA	WHIP
Dave Boswell, R ERA: 3.08 Pete Cimino, R ERA: 2.74 Al Worthington, R ERA: 2.26	(1, 1) (6, 1) (9, 1)	5.0 3.2 0.1	W 15 S	23 1	0 0	0 0	0 0	2 3	0 0	0 0	0 0	0 0	0 0	35 12	43 24	1.80 0.00	1.400 1.091																					

Minnesota Twins @ Kansas City Athletics
Municipal Stadium, Kansas City, MO
Sun Aug 07 1966, 4:33 AM EDT
Unknown


AB	34
R	1
H	6
RBI	1
BB	5
SO	7
LOB	18



Batter	1	2	3	4	5	6	7	8	9	AB	R	H	RBI	BB	SO	LOB	TOP			
Zoilo Versalles, R OBP: 0.302, SLG: 0.368 (1, 6)										4	0	2	0	0	0	0	Minnesota Twins @ Kansas City Athletics Municipal Stadium, Kansas City, MO Sun Aug 07 1966, 4:38 AM EDT Att: 17,611 - Unknown			
Jimmie Hall, L OBP: 0.302, SLG: 0.444 (1, 7)										4	0	0	0	0	0	3				
Tony Oliva, L OBP: 0.371, SLG: 0.548 (1, 9)										4	1	1	0	0	1	3				
Harmon Killebrew, R OBP: 0.391, SLG: 0.499 (1, 3)										4	1	2	1	0	0	1				
Rich Rollins, R OBP: 0.287, SLG: 0.393 (1, 5)										4	0	0	0	0	1	1				
Cesar Tovar, R OBP: 0.325, SLG: 0.369 (1, 4)										4	0	1	0	0	1	1				
Ted Uhlaender, L OBP: 0.235, SLG: 0.272 (1, 8)										4	0	0	0	0	0	1				
Jerry Zimmerman, R OBP: 0.324, SLG: 0.319 (1, 2)										2	0	0	0	1	0	0				
Jim Perry, S OBP: 0.250, SLG: 0.258 (1, 1)										2	0	0	0	0	0	0				
Johnny Klippstein, R (6, 1)										0	0	0	0	0	0	0				
Andy Kosco, R OBP: 0.250, SLG: 0.297 (8, PH)										1	0	0	0	0	0	1				
Bob Allison, R OBP: 0.344, SLG: 0.380 (8, PR)										0	0	0	0	0	0	0				
Al Worthington, R OBP: 0.256, SLG: 0.571 (8, 1)										0	0	0	0	0	0	0				
Inning Stats	R: 2 E: 1 K: 1 S: 8	H: 2 LOB: 1 BB: 0 P: 8	R: 0 E: 0 K: 0 S: 3	H: 0 LOB: 0 BB: 0 P: 3	R: 0 E: 0 K: 1 S: 5	H: 1 LOB: 0 BB: 0 P: 3	R: 0 E: 0 K: 0 S: 3	H: 0 LOB: 0 BB: 0 P: 3	R: 0 E: 0 K: 0 S: 4	H: 1 LOB: 1 BB: 0 P: 4	R: 0 E: 0 K: 1 S: 5	H: 0 LOB: 0 BB: 0 P: 5	R: 0 E: 0 K: 0 S: 4	H: 1 LOB: 2 BB: 1 P: 8	R: 0 E: 0 K: 0 S: 4	H: 1 LOB: 1 BB: 0 P: 4	1B: 5 2B: 1 3B: 0 HR: 0	SF: 0 SAC: 0 DP: 1 HBP: 0	WP: 0 PB: 1 SB: 0 CS: 0	PA: 34
PITCHER	IP WLS BF H R ER SO BB IBB HBP BLK WP HR S P ERA WHIP																			
Paul Lindblad, L ERA: 4.52 (1, 1)	8.0 W 30 5 2 1 3 1 0 0 0 0 0 0 35 39 1.12 0.750																			
Jack Aker, R ERA: 1.74 (9, 1)	1.0 S 4 1 0 0 0 0 0 0 0 0 0 0 4 4 0.00 1.000																			



Batter	1	2	3	4	5	6	7	8	9	AB	R	H	RBI	BB	SO	LOB	BOTTOM			
Bert Campaneris, R OBP: 0.307, SLG: 0.398 (1, 6)										4	1	0	0	0	1	1	Minnesota Twins @ Kansas City Athletics Municipal Stadium, Kansas City, MO Sun Aug 07 1966, 4:38 AM EDT Att: 17,611 - Unknown			
Jim Gosger, L OBP: 0.325, SLG: 0.354 (1, 7)										4	1	1	0	0	0	1				
Mike Hershberger, R OBP: 0.317, SLG: 0.367 (1, 9)										4	0	0	0	0	1	1				
Danny Cater, R OBP: 0.285, SLG: 0.365 (1, 3)										4	1	1	0	0	0	1				
Roger Repoz, L OBP: 0.337, SLG: 0.387 (1, 8)										3	1	1	1	1	0	0				
Dick Green, R OBP: 0.308, SLG: 0.367 (1, 4)										2	0	1	2	0	0	0				
Ed Charles, R OBP: 0.310, SLG: 0.414 (1, 5)										2	0	1	0	0	0	0				
Phil Roof, R OBP: 0.295, SLG: 0.354 (1, 2)										3	0	0	0	0	2	4				
Paul Lindblad, L OBP: 0.158, SLG: 0.167 (1, 1)										2	0	0	0	1	1	0				
Jack Aker, R OBP: 0.091, SLG: 0.182 (9, 1)										0	0	0	0	0	0	0				
Inning Stats	R: 0 E: 0 K: 0 S: 3	H: 0 LOB: 0 BB: 0 P: 3	R: 0 E: 0 K: 0 S: 3	H: 0 LOB: 0 BB: 0 P: 3	R: 0 E: 0 K: 1 S: 5	H: 0 LOB: 0 BB: 0 P: 5	R: 3 E: 0 K: 2 S: 12	H: 5 LOB: 2 BB: 0 P: 12	R: 1 E: 1 K: 0 S: 4	H: 0 LOB: 1 BB: 1 P: 8	R: 0 E: 0 K: 1 S: 4	H: 0 LOB: 0 BB: 0 P: 3	R: 0 E: 0 K: 1 S: 5	H: 0 LOB: 0 BB: 0 P: 5	R: 0 E: 0 K: 1 S: 5	H: 0 LOB: 0 BB: 0 P: 5	1B: 4 2B: 1 3B: 0 HR: 0	SF: 0 SAC: 1 DP: 0 HBP: 1	WP: 0 PB: 0 SB: 1 CS: 0	PA: 32
PITCHER	IP WLS BF H R ER SO BB IBB HBP BLK WP HR S P ERA WHIP																			
Jim Perry, R ERA: 3.02 (1, 1)	5.0 L 24 5 4 3 3 2 0 0 0 0 0 0 27 36 5.40 1.400																			
Johnny Klippstein, R ERA: 3.13 (6, 1)	2.0 5 0 0 0 1 0 0 0 0 0 0 7 7 0.00 0.000																			
Al Worthington, R ERA: 2.25 (8, 1)	1.0 3 0 0 0 1 0 0 0 0 0 0 5 5 0.00 0.000																			



Batter	1	2	3	4	5	6	7	8	9	AB	R	H	RBI	BB	SO	LOB	TOP			
Zoilo Versalles, R OBP: 0.301, SLG: 0.368 (1, 6)	L5			G4-3 2B	F8			FC6-4 1B		4	0	2	0	0	0	3	Minnesota Twins @ California Angels Anaheim Stadium, Anaheim, CA Tue Aug 09 1966, 10:05 PM EDT Att: 17,414 - Unknown livebaseballscores.com			
Rich Rollins, R OBP: 0.290, SLG: 0.390 (1, 5)	K			G4-3 HBP			1-3	FC6-4 1-2		3	0	0	0	0	1	1				
Tony Oliva, L OBP: 0.367, SLG: 0.545 (1, 9)	4-3			G4-3 1-2 2-3			P4		K	4	0	0	0	0	1	2				
Harmon Killebrew, R OBP: 0.391, SLG: 0.497 (1, 3)				G3-6-1 1B					K	4	0	1	0	0	2	1				
Earl Battey, R OBP: 0.336, SLG: 0.345 (1, 2)	G3-6-1 1-2								F8	4	0	1	0	0	0	1				
Jimmie Hall, L OBP: 0.294, SLG: 0.432 (1, 7)	4-3									3	0	0	0	0	1	1				
Cesar Tovar, R OBP: 0.328, SLG: 0.367 (1, 4)										3	0	1	0	0	0	0				
Ted Uhlhaender, L OBP: 0.227, SLG: 0.263 (1, 8)				G1					K	3	0	0	0	0	1	2				
Jim Merritt, L OBP: 0.217, SLG: 0.190 (8, PH)										2	0	0	0	0	2	3				
Andy Kosco, R OBP: 0.252, SLG: 0.292 (8, 1)				K						1	0	0	0	0	0	0				
Al Worthington, R OBP: 0.286, SLG: 0.571 (8, 1)									F9	0	0	0	0	0	0	0				
Inning Stats	R: 0 E: 0 K: 1 S: 5	H: 0 LOB: 0 BB: 0 P: 5	R: 0 E: 0 K: 0 S: 3	H: 1 LOB: 0 BB: 0 P: 3	R: 0 E: 0 K: 1 S: 5	H: 0 LOB: 0 BB: 0 P: 5	R: 0 E: 0 K: 1 S: 5	H: 1 LOB: 1 BB: 0 P: 6	R: 0 E: 1 K: 2 S: 10	H: 2 LOB: 3 BB: 0 P: 10	R: 0 E: 0 K: 0 S: 3	H: 0 LOB: 0 BB: 0 P: 3	R: 0 E: 0 K: 1 S: 6	H: 1 LOB: 1 BB: 0 P: 6	R: 0 E: 0 K: 1 S: 5	H: 0 LOB: 0 BB: 0 P: 5	1B: 4 2B: 1 3B: 0 HR: 0	SF: 0 SAC: 0 DP: 2 HBP: 1	WP: 0 PB: 0 CS: 0	PA: 32
PITCHER Marcelino Lopez, L ERA: 3.8 (1, 1)	IP: 9.0 WLS: W BF: 32 H: 5 R: 0 ER: 0 SO: 8 BB: 0 IBB: 0 HBP: 1 BLK: 0 WP: 0 HR: 0 S: 47 P: 48 ERA: 0.00 WHIP: 0.556																			

Batter	1	2	3	4	5	6	7	8	9	AB	R	H	RBI	BB	SO	LOB	BOTTOM			
Jose Cardenal, R OBP: 0.321, SLG: 0.409 (1, 8)	K									4	0	1	0	0	2	1	Minnesota Twins @ California Angels Anaheim Stadium, Anaheim, CA Tue Aug 09 1966, 10:05 PM EDT Att: 17,414 - Unknown livebaseballscores.com			
Jay Johnstone, L OBP: 0.295, SLG: 0.349 (1, 7)	F9									4	0	1	0	0	1	2				
Jim Fregosi, R OBP: 0.300, SLG: 0.361 (1, 6)	F8									3	1	0	0	0	0	1				
Joe Adcock, R OBP: 0.368, SLG: 0.592 Jackie Hernandez, R OBP: 0.095, SLG: 0.053 (7, 5)	5-3									3	0	1	1	0	1	0				
Buck Rodgers, S OBP: 0.272, SLG: 0.341 (1, 2)	P4									0	0	0	0	0	0	0				
Tom Satriano, L OBP: 0.330, SLG: 0.305 (7, 3)	P4									3	0	0	0	0	0	1				
Bobby Knoop, R OBP: 0.268, SLG: 0.383 (1, 4)										2	1	0	0	1	1	0				
Ed Kirkpatrick, L OBP: 0.317, SLG: 0.356 (1, 9)										3	0	1	1	0	1	0				
Marcelino Lopez, R OBP: 0.279, SLG: 0.275 (1, 1)										3	0	0	0	0	2	1				
Inning Stats	R: 0 E: 0 K: 1 S: 5	H: 0 LOB: 0 BB: 0 P: 5	R: 0 E: 0 K: 0 S: 3	H: 0 LOB: 0 BB: 0 P: 3	R: 1 E: 0 K: 3 S: 10	H: 1 LOB: 1 BB: 1 P: 14	R: 0 E: 0 K: 1 S: 6	H: 1 LOB: 1 BB: 0 P: 6	R: 0 E: 0 K: 2 S: 7	H: 0 LOB: 0 BB: 0 P: 7	R: 1 E: 0 K: 0 S: 5	H: 2 LOB: 1 BB: 0 P: 5	R: 0 E: 0 K: 0 S: 3	H: 0 LOB: 0 BB: 0 P: 3	R: 0 E: 0 K: 1 S: 5	H: 1 LOB: 0 BB: 0 P: 5		1B: 3 2B: 1 3B: 1 HR: 0	SF: 0 SAC: 0 DP: 1 HBP: 0	WP: 1 PB: 0 CS: 0
PITCHER Jim Merritt, L ERA: 3.5 Al Worthington, R ERA: 2.19 (8, 1)	IP: 7.0 WLS: L BF: 26 H: 4 R: 2 ER: 2 SO: 7 BB: 1 IBB: 0 HBP: 0 BLK: 0 WP: 1 HR: 0 S: 39 P: 43 ERA: 2.57 WHIP: 0.714																			

Batter	1	2	3	4	5	6	7	8	9	AB	R	H	RBI	BB	SO	LOB	TOP					
Zoilo Versalles, R OBP: 0.298, SLG: 0.365 (1, 6)	F9		P3		F9			L1		4	0	0	0	0	0	3	Minnesota Twins @ California Angels Anaheim Stadium, Anaheim, CA Wed Aug 10 1966, 10:05 PM EDT Att: 17,564 - Unknown livebaseballscorecards.com					
Cesar Tovar, R OBP: 0.327, SLG: 0.363 (1, 7)	6-3				G1-6-3			F8		3	0	0	0	1	0	1						
Rich Rollins, R OBP: 0.289, SLG: 0.403 (1, 5)	L4		F9					F8		4	1	1	1	0	0	3						
Harmon Killebrew, R OBP: 0.391, SLG: 0.504 Don Mincher, L OBP: 0.308, SLG: 0.387 (9, 3)		G4-6-3 BB			P4			F9		3	1	1	1	1	0	0						
Earl Battey, R OBP: 0.331, SLG: 0.340 (1, 2)		G4-6-3			P4			5-3		4	0	0	0	0	0	1						
Bernie Allen, L OBP: 0.302, SLG: 0.337 (1, 4)								F9		4	0	1	0	0	0	0						
Andy Kosco, R OBP: 0.290, SLG: 0.299 (1, 9)								F8		4	0	2	0	0	0	0						
Ted Uhlaender, L OBP: 0.229, SLG: 0.264 (1, 8)								P5		3	0	1	0	0	0	2						
Mudcat Grant, R OBP: 0.182, SLG: 0.212 (1, 1)								1-6-3		2	0	0	0	0	0	0						
Inning Stats	R: 0 E: 0 K: 0 S: 3	H: 0 LOB: 0 BB: 0 P: 3	R: 0 E: 0 K: 0 S: 2	H: 0 LOB: 0 BB: 1 P: 6	R: 0 E: 0 K: 0 S: 5	H: 2 LOB: 3 BB: 1 P: 9	R: 0 E: 0 K: 0 S: 5	H: 2 LOB: 2 BB: 0 P: 5	R: 0 E: 1 K: 0 S: 4	H: 1 LOB: 0 BB: 0 P: 4	R: 0 E: 0 K: 0 S: 3	H: 0 LOB: 0 BB: 0 P: 3	R: 0 E: 0 K: 0 S: 3	H: 0 LOB: 0 BB: 0 P: 3	R: 1 E: 0 K: 0 S: 4	H: 1 LOB: 0 BB: 0 P: 4		1B: 4 2B: 0 3B: 0 HR: 2	SF: 0 SAC: 1 DP: 2 HBP: 0	WP: 0 PB: 0 CS: 0	PA: 34	
PITCHER	IP	WLS	BF	H	R	ER	SO	BB	IBB	HBP	BLK	WP	HR	S	P	ERA	WHIP			ERA	WHIP	
Clyde Wright, L ERA: 3.52 Minnie Rojas, R ERA: 2.02	(1, 1)	8.0	L	30	5	1	1	0	2	0	0	0	0	1	28	36	1.12	0.875			9.00	1.000

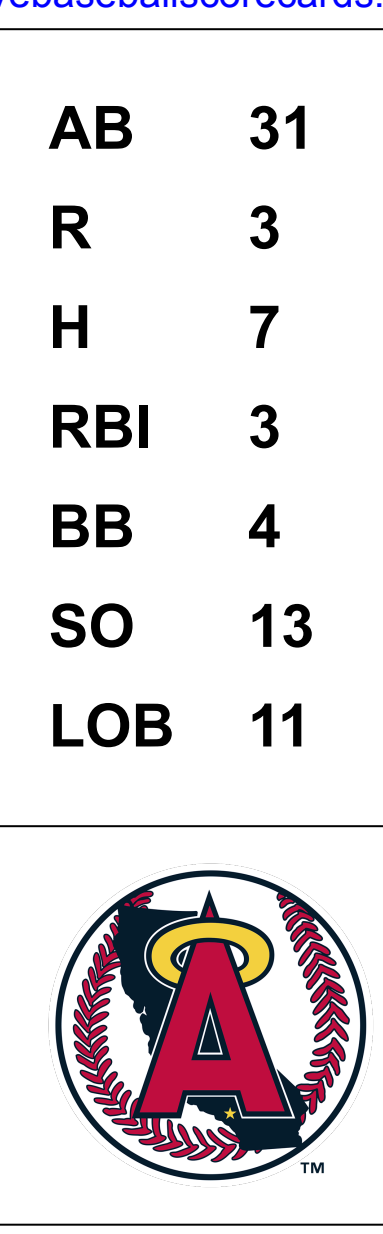
Batter	1	2	3	4	5	6	7	8	9	AB	R	H	RBI	BB	SO	LOB	BOTTOM					
Jose Cardenal, R OBP: 0.325, SLG: 0.411 (1, 8)								6-3		3	0	2	0	1	0	0	Minnesota Twins @ California Angels Anaheim Stadium, Anaheim, CA Wed Aug 10 1966, 10:05 PM EDT Att: 17,564 - Unknown livebaseballscorecards.com					
Jay Johnstone, L OBP: 0.292, SLG: 0.340 (1, 7)								4-3		4	0	1	0	0	0	3						
Jim Fregosi, R OBP: 0.302, SLG: 0.362 (1, 6)										4	0	2	0	0	0	1						
Norm Siebern, L OBP: 0.393, SLG: 0.388 (1, 3)										3	0	0	0	1	0	2						
Buck Rodgers, S OBP: 0.271, SLG: 0.340 (1, 2)										4	0	1	0	0	0	2						
Ed Kirkpatrick, L OBP: 0.320, SLG: 0.360 (1, 9)										3	0	2	0	0	0	0						
Tom Satriano, L OBP: 0.324, SLG: 0.299 (1, 5)										3	0	0	0	0	1	3						
Bobby Knoop, R OBP: 0.267, SLG: 0.380 (1, 4)										3	0	0	0	0	0	0						
Clyde Wright, R OBP: 0.120, SLG: 0.120 Joe Adcock, R OBP: 0.366, SLG: 0.588 Minnie Rojas, R OBP: 0.143, SLG: 0.154 (8, PH)										2	0	0	0	0	0	0						
										1	0	0	0	0	0	0						
										0	0	0	0	0	0	0						
Inning Stats	R: 0 E: 0 K: 0 S: 4	H: 2 LOB: 1 BB: 0 P: 4	R: 0 E: 0 K: 1 S: 5	H: 0 LOB: 0 BB: 0 P: 5	R: 0 E: 0 K: 0 S: 4	H: 1 LOB: 1 BB: 0 P: 4	R: 0 E: 0 K: 0 S: 2	H: 0 LOB: 0 BB: 1 P: 6	R: 0 E: 0 K: 0 S: 3	H: 1 LOB: 0 BB: 0 P: 3	R: 0 E: 0 K: 0 S: 4	H: 1 LOB: 1 BB: 0 P: 4	R: 0 E: 0 K: 0 S: 4	H: 2 LOB: 1 BB: 0 P: 4	R: 0 E: 0 K: 0 S: 3	H: 0 LOB: 1 BB: 1 P: 7	R: 0 E: 0 K: 0 S: 3	H: 1 LOB: 0 BB: 0 P: 3	1B: 8 2B: 1 3B: 0 HR: 0	SF: 0 SAC: 0 DP: 3 HBP: 0	WP: 0 PB: 0 CS: 1	PA: 32
PITCHER	IP	WLS	BF	H	R	ER	SO	BB	IBB	HBP	BLK	WP	HR	S	P	ERA	WHIP			ERA	WHIP	
Mudcat Grant, R ERA: 2.95	(1, 1)	9.0	W	32	8	0	0	1	2	0	0	0	0	0	32	40	0.00	1.111				

Batter	1	2	3	4	5	6	7	8	9	AB	R	H	RBI	BB	SO	LOB	TOP																					
Zoilo Versalles, R OBP: 0.297, SLG: 0.364 (1, 6)	5-3		5-3		5-3				SH1	4	0	1	0	0	0	0	Minnesota Twins @ California Angels Anaheim Stadium, Anaheim, CA Thu Aug 11 1966, 6:33 AM EDT Att: 11,937 - Unknown																					
Cesar Tovar, R OBP: 0.326, SLG: 0.359 (1, 7) (7, 4)	F7 BB		F7		BB		1B K	5-3	3	0	0	0	2	1	5																							
Rich Rollins, R OBP: 0.285, SLG: 0.397 Tony Oliva, L OBP: 0.368, SLG: 0.545 (7, PH) (7, 9)	L6		K		F8		SF8	1B PO IBB	3	0	0	0	0	1	2																							
Harmon Killebrew, R OBP: 0.394, SLG: 0.511 (1, 3)	BB				6-3		K	1B 2H	4	1	2	2	1	1	3																							
Earl Battey, R OBP: 0.330, SLG: 0.342 (1, 2)	F8			HR			F7	PO	4	1	1	0	0	0	2																							
Bernie Allen, L OBP: 0.307, SLG: 0.344 (1, 4) (7, 5)			K		4-3		K		4	0	1	0	0	2	1																							
Andy Kosco, R OBP: 0.254, SLG: 0.292 (1, 9) (7, 7)			P4		5-3		K	3B	3	0	0	0	0	1	1																							
Jimmie Hall, L OBP: 0.293, SLG: 0.430 (8, PH) (8, 7)							K	4-3	1	0	0	0	0	0	1																							
Ted Uhlaender, L OBP: 0.238, SLG: 0.270 (1, 8)							1B SF8 1B	F8	3	1	2	1	1	0	1																							
Jim Kaat, L OBP: 0.225, SLG: 0.286 Don Mincher, L OBP: 0.310, SLG: 0.389 Bob Allison, R OBP: 0.344, SLG: 0.380 Al Worthington, R OBP: 0.286, SLG: 0.571 (1, 1) (9, PH) (9, PH) (9, 1)			K		F8		1B	1B SH1 1B	3	0	1	0	0	1	2																							
Inning Stats	R: 0 E: 0 K: 0 S: 3	H: 0 LOB: 2 BB: 2 P: 11	R: 0 E: 0 K: 2 S: 7	H: 0 LOB: 1 BB: 1 P: 11	R: 0 E: 0 K: 1 S: 5	H: 0 LOB: 0 BB: 0 P: 5	R: 2 E: 0 K: 0 S: 6	H: 3 LOB: 1 BB: 0 P: 6	R: 0 E: 0 K: 0 S: 3	H: 0 LOB: 1 BB: 1 P: 7	R: 0 E: 0 K: 2 S: 7	H: 0 LOB: 0 BB: 0 P: 7	R: 1 E: 0 K: 2 S: 10	H: 3 LOB: 2 BB: 0 P: 10	R: 0 E: 0 K: 0 S: 4	H: 1 LOB: 1 BB: 0 P: 4	R: 1 E: 0 K: 0 S: 4	H: 2 LOB: 1 BB: 1 P: 8	1B: 6 2B: 1 3B: 1 HR: 1	SF: 1 SAC: 1 DP: 0 HBP: 0	WP: 0 PB: 0 SB: 1 CS: 0	PA: 41																
PITCHER	IP	WLS	BF	H	R	ER	SO	BB	IBB	HBP	BLK	WP	HR	S	P	ERA	WHIP	PITCHER				IP	WLS	BF	H	R	ER	SO	BB	IBB	HBP	BLK	WP	HR	S	P	ERA	WHIP
George Brunet, L ERA: 2.93 Jack Sanford, R ERA: 3.6	(1, 1) (7, 1)	6.0 L	28 12	6 3	3 1	3 1	5 2	4 0	0 1	0 0	0 0	0 0	1 15	34 19	50	4.50	1.667					3.0	L	12	3	1	1	2	0	1	0	0	0	0	15	19	3.00	1.000

AB	33
R	4
H	9
RBI	4
BB	5
SO	7
LOB	18



Batter	1	2	3	4	5	6	7	8	9	AB	R	H	RBI	BB	SO	LOB	BOTTOM																					
Jose Cardenal, R OBP: 0.324, SLG: 0.408 (1, 8)	F8		K		2B BB		F8			3	1	0	0	1	1	1	Minnesota Twins @ California Angels Anaheim Stadium, Anaheim, CA Thu Aug 11 1966, 6:33 AM EDT Att: 11,937 - Unknown																					
Jay Johnstone, L OBP: 0.308, SLG: 0.373 (1, 7)	HR 1B		K		2B		F8		4	1	2	1	0	1	0																							
Jim Fregosi, R OBP: 0.301, SLG: 0.364 (1, 6)	K				6-3		6-3		4	0	1	0	0	1	2																							
Joe Adcock, R OBP: 0.374, SLG: 0.605 (1, 3)	HR				1B BB		K	2B IBB	2	1	1	2	2	1	0																							
Buck Rodgers, S OBP: 0.271, SLG: 0.339 (1, 2)	6-3				1B		F8	FC4-6-5-2-6-1	4	0	1	0	0	0	2																							
Tom Satriano, L OBP: 0.323, SLG: 0.298 (1, 5)					K		F8		4	0	1	0	0	2	2																							
Bobby Knoop, R OBP: 0.287, SLG: 0.380 Norm Siebern, L OBP: 0.392, SLG: 0.386 (1, 4) (9, PH)					F8			CS 1B	3	0	1	0	0	1	3																							
Ed Kirkpatrick, L OBP: 0.316, SLG: 0.354 (1, 9)					K			K	4	0	0	0	0	3	1																							
George Brunet, R OBP: 0.163, SLG: 0.229 Jack Sanford, R OBP: 0.227, SLG: 0.263 (1, 1) (7, 1)					K			BB	2	0	0	0	0	2	0																							
Inning Stats	R: 2 E: 0 K: 1 S: 7	H: 2 LOB: 0 BB: 0 P: 7	R: 0 E: 0 K: 2 S: 7	H: 1 LOB: 0 BB: 0 P: 7	R: 0 E: 0 K: 3 S: 9	H: 0 LOB: 0 BB: 0 P: 9	R: 0 E: 0 K: 1 S: 6	H: 1 LOB: 2 BB: 1 P: 10	R: 1 E: 0 K: 1 S: 6	H: 1 LOB: 1 BB: 1 P: 10	R: 0 E: 0 K: 1 S: 5	H: 0 LOB: 0 BB: 0 P: 5	R: 0 E: 0 K: 1 S: 5	H: 1 LOB: 1 BB: 1 P: 9	R: 0 E: 0 K: 0 S: 3	H: 1 LOB: 1 BB: 1 P: 7		R: 0 E: 0 K: 3 S: 9	H: 0 LOB: 0 BB: 0 P: 9	1B: 4 2B: 5 3B: 0 HR: 1	SF: 0 SAC: 0 DP: 3 HBP: 0	WP: 0 PB: 0 SB: 1 CS: 2	PA: 35															
PITCHER	IP	WLS	BF	H	R	ER	SO	BB	IBB	HBP	BLK	WP	HR	S	P	ERA	WHIP	PITCHER				IP	WLS	BF	H	R	ER	SO	BB	IBB	HBP	BLK	WP	HR	S	P	ERA	WHIP
Jim Kaat, L ERA: 3.08 Al Worthington, R ERA: 2.15	(1, 1) (9, 1)	8.0 S	32 3	7 3	3 0	3 0	10 3	3 0	0 0	0 0	0 0	0 0	1 9	48 64	64	0.00	0.000					1.0	S	3	0	0	0	3	0	0	0	0	0	9	64	0.00	0.000	



Batter	1	2	3	4	5	6	7	8	9	AB	R	H	RBI	BB	SO	LOB	TOP			
Bert Campaneris, R OBP: 0.305, SLG: 0.393 (1, 6)										4	1	0	0	0	0	0				
Mike Hershberger, R OBP: 0.311, SLG: 0.261 (1, 9)										4	0	0	0	0	1	1				
Roger Repoz, L OBP: 0.327, SLG: 0.372 (1, 8)										4	0	2	1	0	0	0				
Danny Cater, R OBP: 0.288, SLG: 0.363 (1, 3)										4	0	0	0	0	1	3				
Dick Green, R OBP: 0.316, SLG: 0.378 (1, 4)										4	1	1	1	0	0	0				
Ed Charles, R OBP: 0.319, SLG: 0.436 (1, 5)										4	0	1	0	0	1	0				
Jim Gosger, L OBP: 0.327, SLG: 0.365 (1, 7)										3	0	1	0	1	0	0				
Phil Roof, R OBP: 0.298, SLG: 0.351 (1, 2)										2	0	0	0	0	0	2				
Don Blasingame, L OBP: 0.276, SLG: 0.270 (7, PH)										1	0	0	0	0	0	0				
Tim Talton, L OBP: 0.400, SLG: 0.600 (7, 2)										0	0	0	0	0	0	0				
Ossie Chavarria, R OBP: 0.288, SLG: 0.285 (9, PH)										1	0	0	0	0	1	1				
Paul Lindblad, L OBP: 0.143, SLG: 0.150 (1, 1)										2	0	0	0	0	1	2				
Larry Stahl, L OBP: 0.280, SLG: 0.369 (7, PH)										1	0	0	0	0	1	0				
Vern Handrahan, L (7, 1)										0	0	0	0	0	0	0				
Inning Stats	R: 0 E: 0 K: 1 S: 5	H: 0 LOB: 0 BB: 0 P: 5	R: 1 E: 0 K: 1 S: 7	H: 2 LOB: 2 BB: 1 P: 11	R: 0 E: 0 K: 0 S: 4	H: 1 LOB: 1 BB: 0 P: 4	R: 0 E: 0 K: 0 S: 3	H: 0 LOB: 0 BB: 0 P: 3	R: 1 E: 2 K: 1 S: 8	H: 1 LOB: 2 BB: 0 P: 8	R: 0 E: 0 K: 0 S: 3	H: 0 LOB: 0 BB: 0 P: 3	R: 0 E: 0 K: 1 S: 5	H: 0 LOB: 0 BB: 0 P: 5	R: 0 E: 0 K: 0 S: 3	H: 1 LOB: 1 BB: 0 P: 8	1B: 2 2B: 2 3B: 0 HR: 1	SF: 0 SAC: 0 DP: 0 HBP: 0	WP: 0 PB: 0 SB: 0 CS: 0	PA: 35
PITCHER Jim Perry, R ERA: 2.86 (1, 1)	IP: 9.0 WLS: W BF: 35 H: 5 R: 2 ER: 1 SO: 6 BB: 1 IBB: 0 HBP: 0 BLK: 0 WP: 0 HR: 1 S: 46 P: 50 ERA: 1.00 WHIP: 0.667															PITCHER				

Kansas City Athletics @ Minnesota Twins
Metropolitan Stadium, Bloomington, MI
Fri Aug 12 1966, 8:05 PM EDT
Att: 18,018 - Unknown

livebaseballscores.com

AB 34
R 2
H 5
RBI 2
BB 1
SO 6
LOB 9



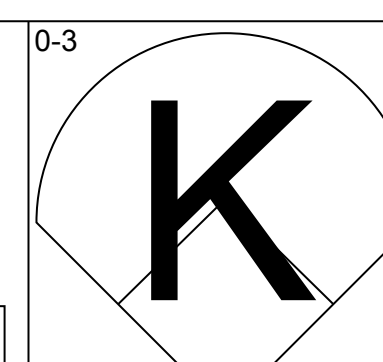
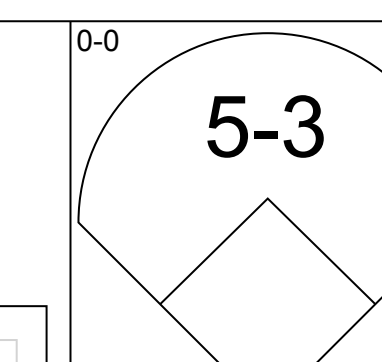
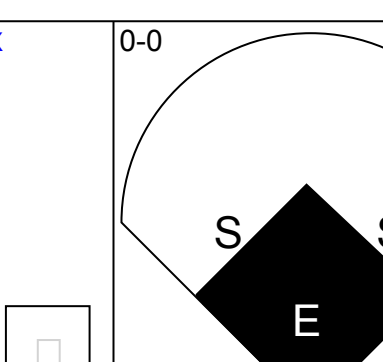
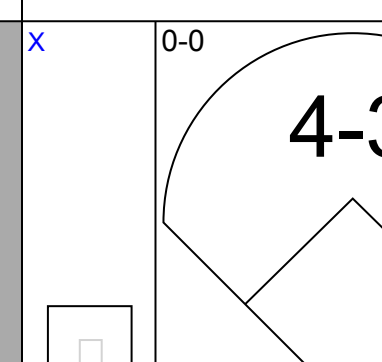
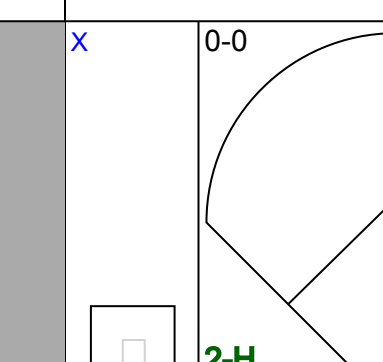
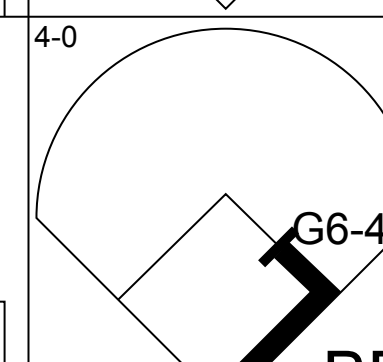
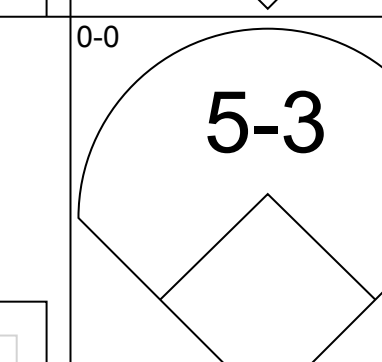
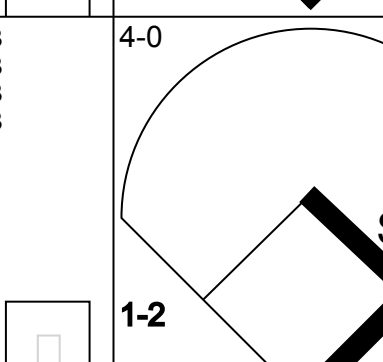
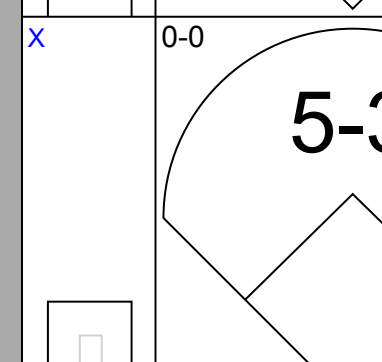
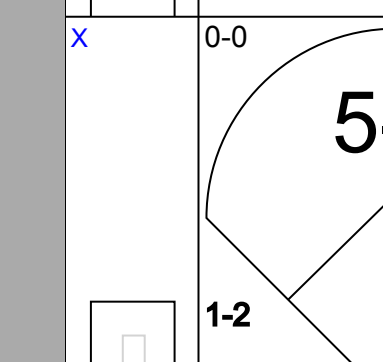
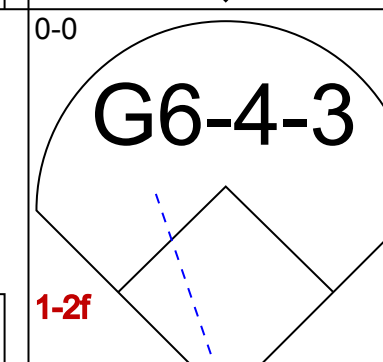
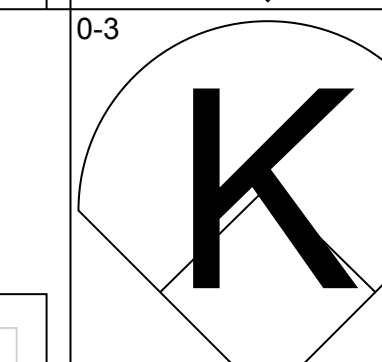
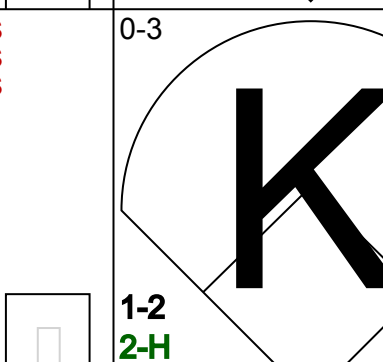
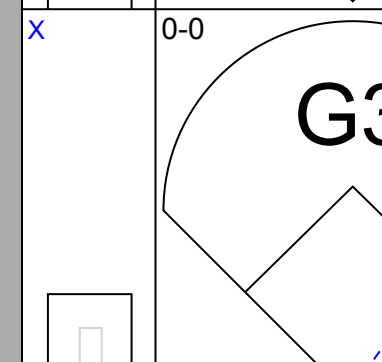
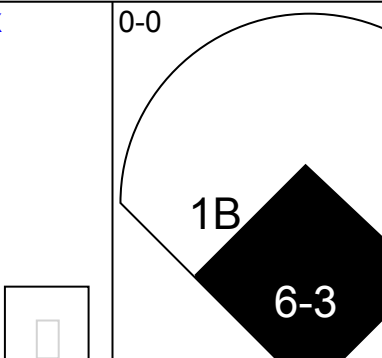
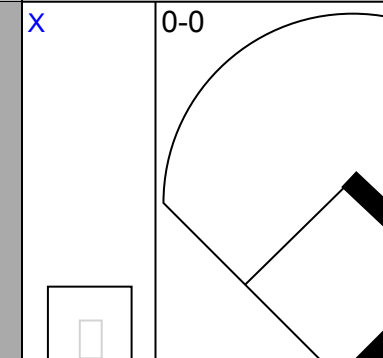
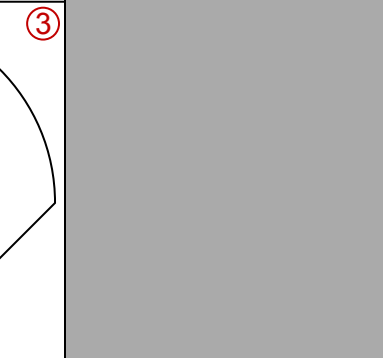
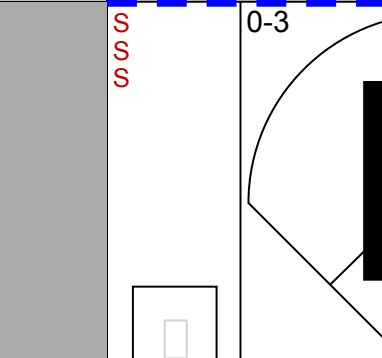
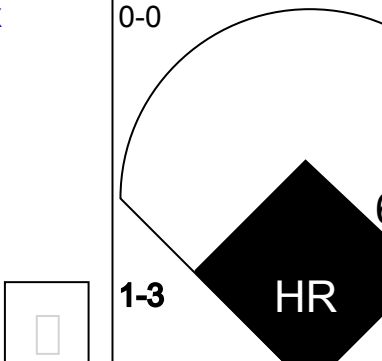
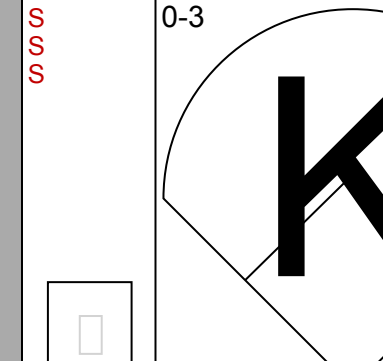
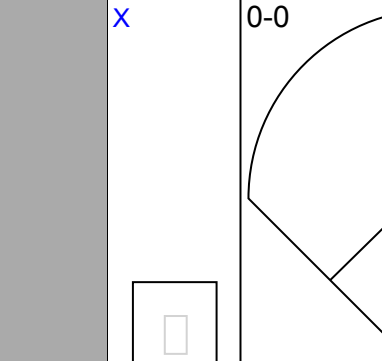
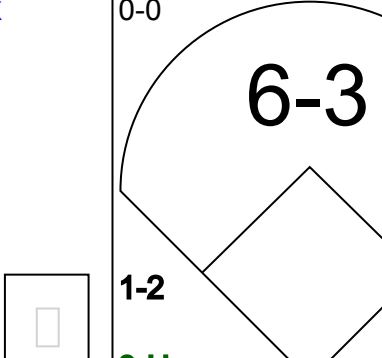
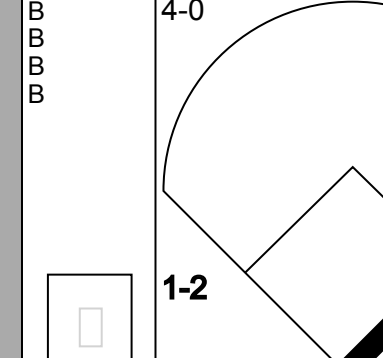
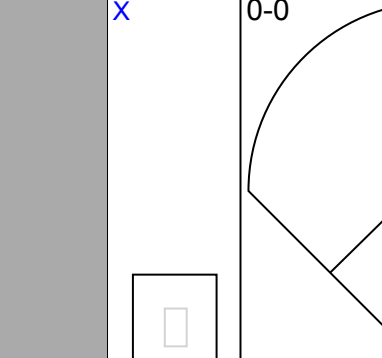
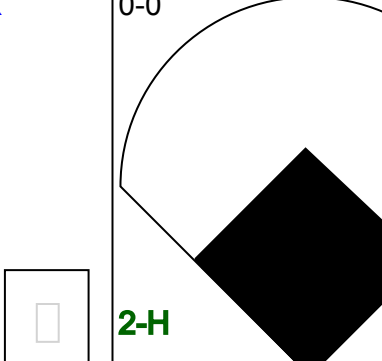
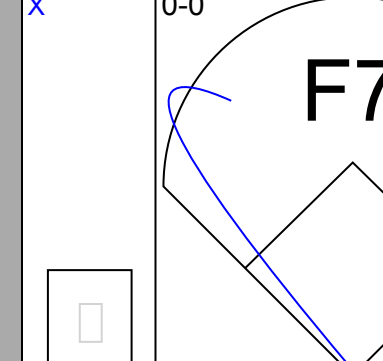
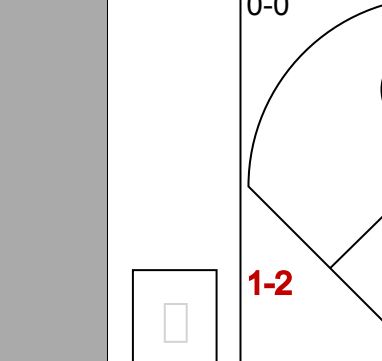
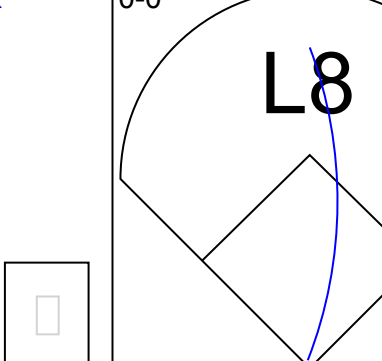
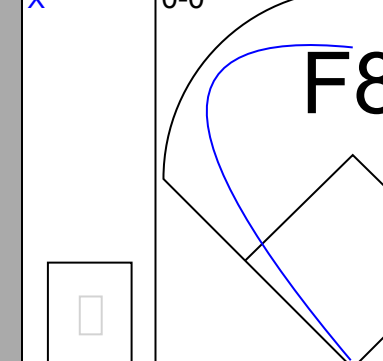

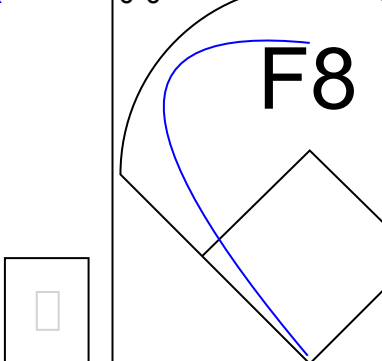
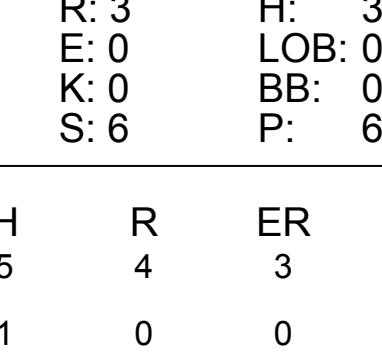
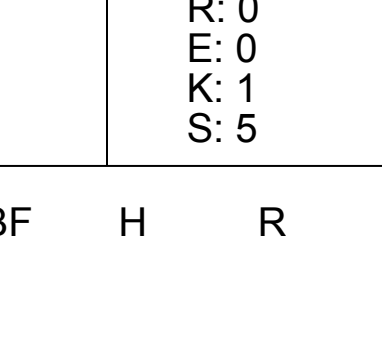
Batter	1	2	3	4	5	6	7	8	9	AB	R	H	RBI	BB	SO	LOB	BOTTOM	
Zoilo Versalles, R OBP: 0.300, SLG: 0.367 (1, 6)										2	1	1	0	0	0	1		
Bernie Allen, L OBP: 0.305, SLG: 0.341 (4, PR) (5, 4)										2	0	0	0	0	0	1		
Rich Rollins, R OBP: 0.284, SLG: 0.394 (1, 5)										4	0	1	1	0	0	3		
Tony Oliva, L OBP: 0.371, SLG: 0.546 (1, 9)										3	1	2	1	1	0	1		
Harmon Killebrew, R OBP: 0.395, SLG: 0.518 (1, 3)										3	1	1	2	1	0	2		
Earl Battey, R OBP: 0.332, SLG: 0.342 (1, 2)										3	0	1	0	1	0	1		
Jerry Zimmerman, R OBP: 0.324, SLG: 0.319 (9, 2)										0	0	0	0	0	0	0		
Andy Kosco, R OBP: 0.254, SLG: 0.285 (1, 7)										3	0	0	0	1	0	2		
Cesar Tovar, R OBP: 0.333, SLG: 0.368 (1, 4) (5, 6)										4	2	3	0	0	0	0		
Ted Uhlhaender, L OBP: 0.243, SLG: 0.275 (1, 8)										3	0	1	0	1	0	1		
Jim Perry, S OBP: 0.250, SLG: 0.286 (1, 1)										4	1	1	1	0	1	2		
Inning Stats	R: 3 E: 0 K: 0 S: 6	H: 3 LOB: 0 BB: 0 P: 6	R: 2 E: 0 K: 0 S: 6	H: 3 LOB: 1 BB: 0 P: 6	R: 0 E: 0 K: 0 S: 2	H: 0 LOB: 0 BB: 1 P: 6	R: 1 E: 1 K: 0 S: 3	H: 1 LOB: 2 BB: 1 P: 8	R: 0 E: 0 K: 1 S: 5	H: 0 LOB: 2 BB: 2 P: 11	R: 0 E: 0 K: 0 S: 3	H: 0 LOB: 2 BB: 0 P: 11	R: 0 E: 0 K: 0 S: 4	H: 1 LOB: 1 BB: 0 P: 4	1B: 6 2B: 4 3B: 0 HR: 1	SF: 0 SAC: 0 DP: 2 HBP: 1	WP: 2 PB: 0 SB: 3 CS: 1	PA: 37
PITCHER Paul Lindblad, L ERA: 4.75 (1, 1)	IP: 6.0 WLS: L BF: 28 H: 10 R: 6 ER: 5 SO: 10 BB: 3 IBB: 0 HBP: 1 BLK: 0 WP: 0 HR: 1 S: 26 P: 39 ERA: 7.50 WHIP: 2.167															PITCHER		
Vern Handrahan, R ERA: 6.75 (7, 1)	IP: 2.0 WLS: 9 BF: 1 H: 1 R: 0 ER: 0 SO: 0 BB: 2 IBB: 0 HBP: 0 BLK: 0 WP: 1 HR: 0 S: 7 P: 15 ERA: 0.00 WHIP: 1.500															PITCHER		

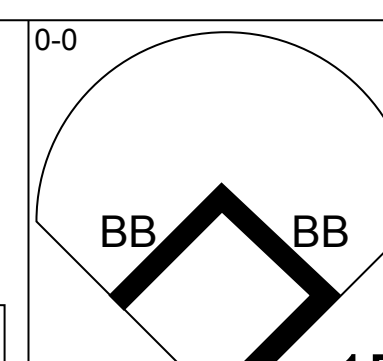
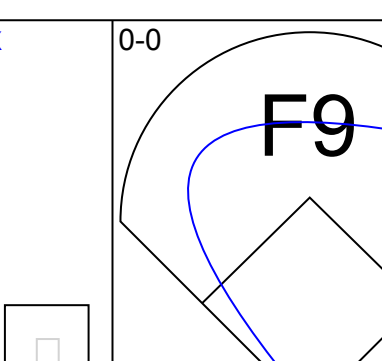
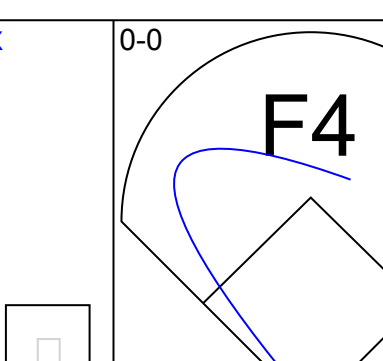
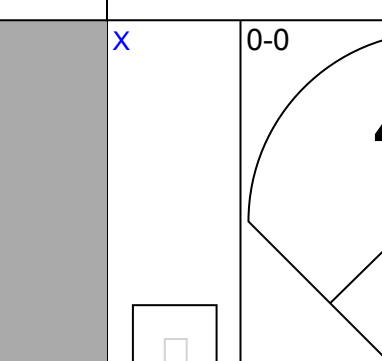
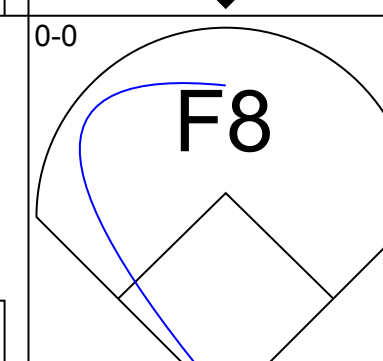
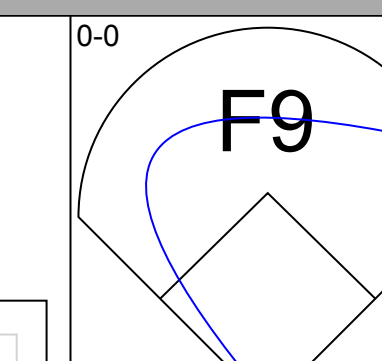
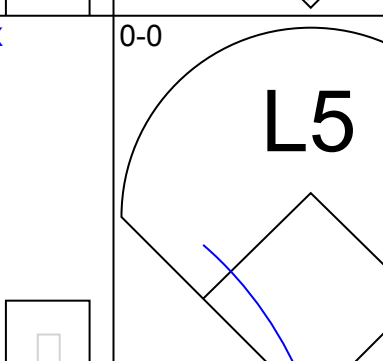
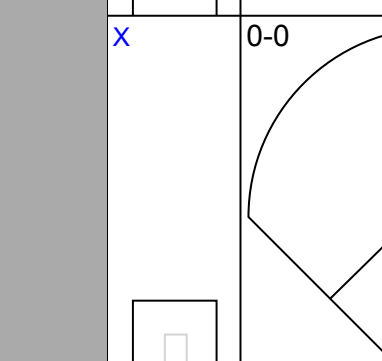
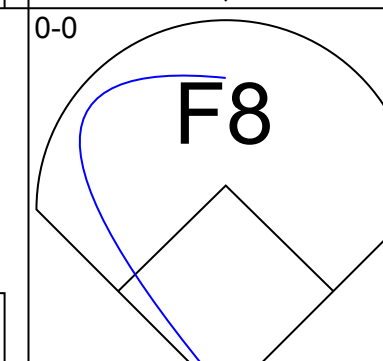
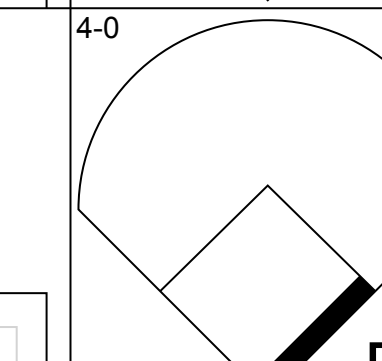

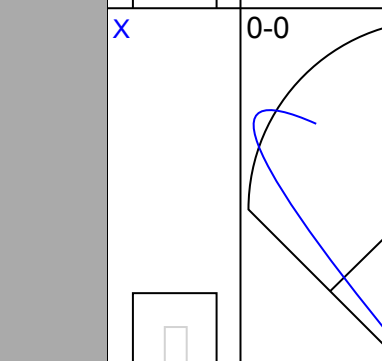
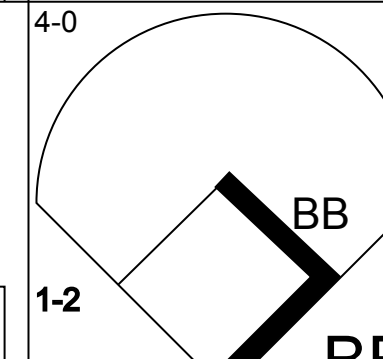
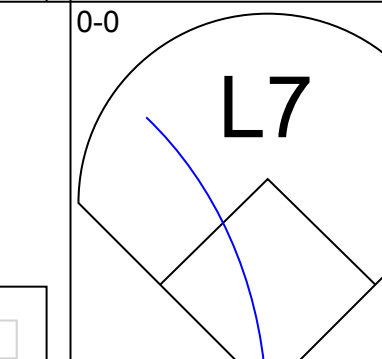


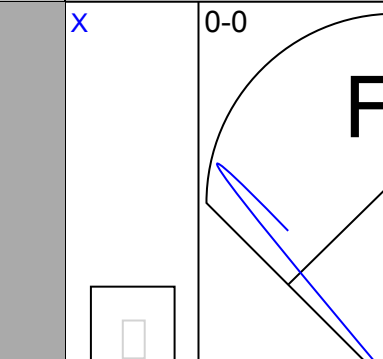
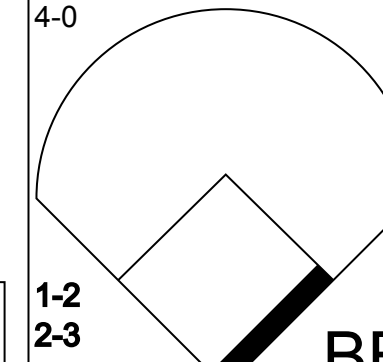
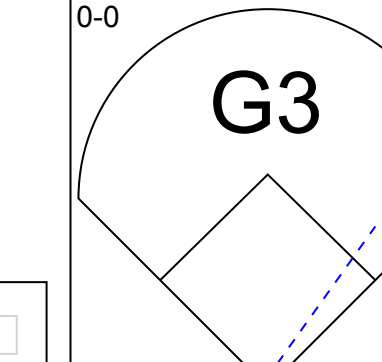


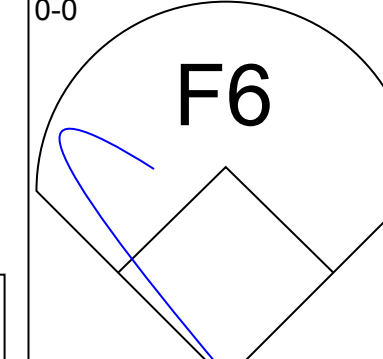
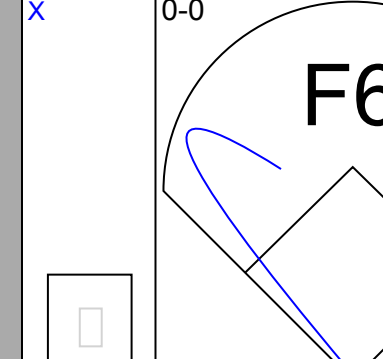
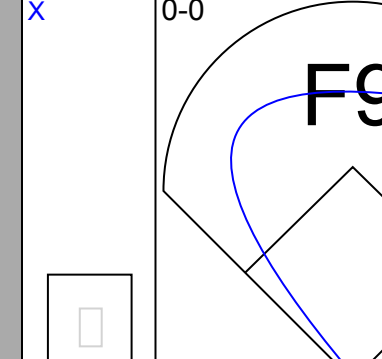
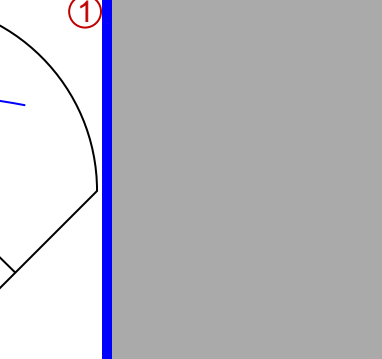
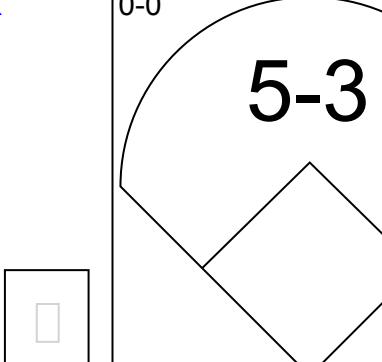
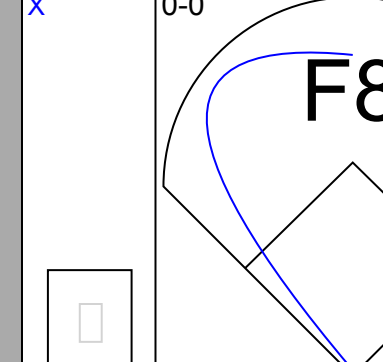
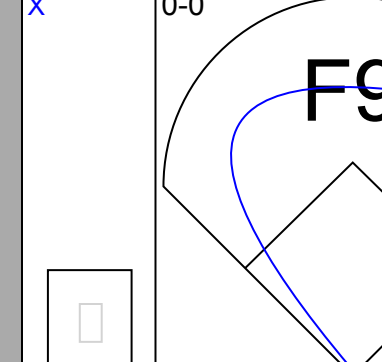
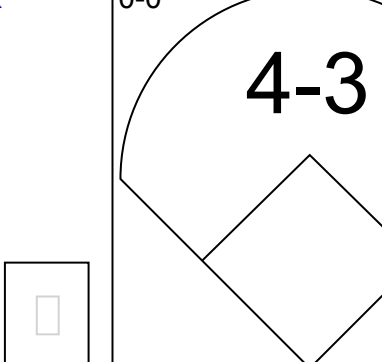
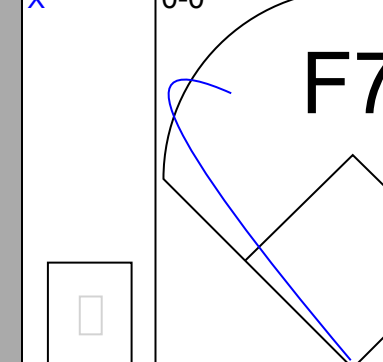
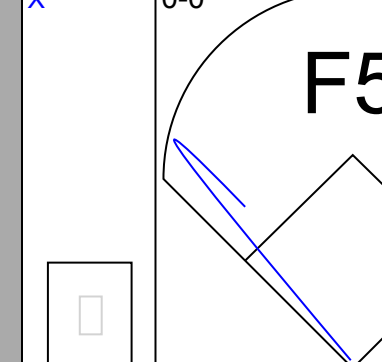
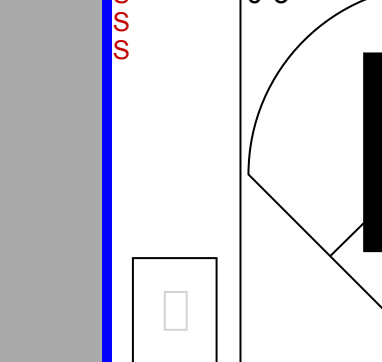
Kansas City Athletics @ Minnesota Twins
Metropolitan Stadium, Bloomington, MI
Fri Aug 12 1966, 8:05 PM EDT
Att: 18,018 - Unknown

livebaseballscores.com

AB 31
R 6
H 11
RBI 5
BB 5
SO 1
LOB 14



Batter	1	2	3	4	5	6	7	8	9	AB	R	H	RBI	BB	SO	LOB	TOP				
Bert Campaneris, R OBP: 0.306, SLG: 0.393 (1, 6)										5	1	2	1	0	1	0	Kansas City Athletics @ Minnesota Twins Metropolitan Stadium, Bloomington, MI Sun Aug 14 1966, 4:33 AM EDT Unknown - 7 1 F				
Mike Hershberger, R OBP: 0.312, SLG: 0.359 (1, 9)										3	0	0	0	2	0	1					
Roger Repoz, L OBP: 0.323, SLG: 0.366 (1, 8)										4	0	0	0	0	2	2					
Dick Green, R OBP: 0.318, SLG: 0.379 (1, 4)										4	1	2	0	0	1	1					
Jim Gosger, L OBP: 0.329, SLG: 0.367 (1, 7)										4	1	2	0	0	1	1					
Danny Cater, R OBP: 0.290, SLG: 0.363 (1, 3)										3	0	1	1	1	0	2					
Ed Charles, R OBP: 0.321, SLG: 0.446 (1, 5)										3	2	1	2	1	0	2					
Phil Roof, R OBP: 0.294, SLG: 0.346 (1, 2)										4	0	0	0	0	0	5					
Jim Nash, R OBP: 0.103, SLG: 0.138 (1, 1)										3	0	0	0	0	0	2					
Jack Aker, R OBP: 0.083, SLG: 0.167 (9, 1)										0	0	0	0	0	0	0					
Inning Stats	R: 0 E: 0 K: 1 S: 4	H: 0 LOB: 0 BB: 1 P: 8	R: 3 E: 0 K: 0 S: 6	H: 3 LOB: 0 BB: 0 P: 6	R: 0 E: 0 K: 1 S: 5	H: 0 LOB: 0 BB: 0 P: 5	R: 0 E: 0 K: 1 S: 6	H: 1 LOB: 2 BB: 1 P: 10	R: 1 E: 0 K: 0 S: 4	H: 1 LOB: 1 BB: 1 P: 8	R: 0 E: 0 K: 0 S: 3	H: 0 LOB: 0 BB: 0 P: 3	R: 0 E: 0 K: 1 S: 5	H: 1 LOB: 1 BB: 0 P: 5	R: 1 E: 1 K: 0 S: 5	H: 1 LOB: 1 BB: 0 P: 5	1B: 7 2B: 0 3B: 0 HR: 1	SF: 0 SAC: 1 DP: 1 HBP: 0	WP: 0 PB: 0 SB: 4 CS: 1	PA: 39	
PITCHER	IP	WLS	BF	H	R	ER	SO	BB	IBB	HBP	BLK	WP	HR	S	P	ERA	WHIP				
Mudcat Grant, R ERA: 3.02 (1, 1)	5.0	L	22	5	4	3	4	3	0	0	0	0	1	27	39	5.40	1.600				
Johnny Klippstein, R ERA: 3.28 (6, 1)	2.0		8	1	0	0	0	1	0	0	0	0	0	7	11	0.00	1.000				
Camilo Pascual, R ERA: 4.96 (8, 1)	2.0		8	2	1	0	1	0	0	0	0	0	0	10	10	0.00	1.000				

Batter	1	2	3	4	5	6	7	8	9	AB	R	H	RBI	BB	SO	LOB	BOTTOM				
Zoilo Versalles, R OBP: 0.300, SLG: 0.366 (1, 6)										4	0	1	0	0	0	1	Kansas City Athletics @ Minnesota Twins Metropolitan Stadium, Bloomington, MI Sun Aug 14 1966, 4:33 AM EDT Unknown - 7 1 F				
Jimmie Hall, L OBP: 0.292, SLG: 0.427 (1, 7)										4	0	1	0	0	0	1					
Tony Oliva, L OBP: 0.370, SLG: 0.542 (1, 9)										3	0	0	0	1	0	2					
Harmon Killebrew, R OBP: 0.393, SLG: 0.514 (1, 5)										3	0	0	0	1	0	1					
Don Mincher, L OBP: 0.312, SLG: 0.387 (1, 3)										2	0	0	0	2	0	1					
Earl Battey, R OBP: 0.329, SLG: 0.338 (1, 2)										3	0	0	0	0	0	3					
Camilo Pascual, R OBP: 0.242, SLG: 0.219 (8, 1)										0	0	0	0	0	0	0					
Rich Rollins, R OBP: 0.286, SLG: 0.394 (9, PH)										0	0	0	0	1	0	0					
Cesar Tovar, R OBP: 0.329, SLG: 0.363 (1, 4)										4	0	0	0	0	0	2					
Ted Uhlhaender, L OBP: 0.239, SLG: 0.270 (1, 8)										4	0	0	0	0	0	2					
Mudcat Grant, R OBP: 0.196, SLG: 0.226 (1, 1)										1	0	1	0	0	0	0					
Bernie Allen, L OBP: 0.334, SLG: 0.340 (5, PH)										1	0	0	0	0	0	0					
Johnny Klippstein, R OBP: 0.348, SLG: 0.276 (6, 1)										0	0	0	0	0	0	0					
Russ Nixon, L OBP: 0.348, SLG: 0.276 (8, 2)										1	0	0	0	0	1	0					
Inning Stats	R: 0 E: 0 K: 0 S: 4	H: 1 LOB: 3 BB: 2 P: 12	R: 0 E: 0 K: 0 S: 4	H: 1 LOB: 1 BB: 0 P: 4	R: 0 E: 0 K: 0 S: 3	H: 0 LOB: 1 BB: 1 P: 7	R: 0 E: 0 K: 0 S: 3	H: 0 LOB: 0 BB: 0 P: 3	R: 0 E: 0 K: 0 S: 3	H: 0 LOB: 0 BB: 0 P: 3	R: 0 E: 0 K: 1 S: 6	H: 1 LOB: 1 BB: 0 P: 6	R: 0 E: 0 K: 0 S: 3	H: 0 LOB: 2 BB: 2 P: 11	R: 0 E: 0 K: 0 S: 3	H: 1 LOB: 1 BB: 0 P: 6	1B: 3 2B: 0 3B: 0 HR: 0	SF: 0 SAC: 0 DP: 0 HBP: 0	WP: 0 PB: 0 SB: 0 CS: 0	PA: 35	
PITCHER	IP	WLS	BF	H	R	ER	SO	BB	IBB	HBP	BLK	WP	HR	S	P	ERA	WHIP				
Jim Nash, R ERA: 2.11 (1, 1)	8.1	W	33	3	0	0	0	5	0	0	0	0	0	30	50	0.00	0.960				
Jack Aker, R ERA: 1.66 (9, 1)	0.2	S	2	0	0	0	0	0	0	0	0	0	0	2	2	0.00	0.000				

Batter	1	2	3	4	5	6	7	8	9	AB	R	H	RBI	BB	SO	LOB	TOP							
Bert Campaneris, R OBP: 0.303, SLG: 0.389	F9		5-3			6-3		G3		4	0	0	0	0	0	0								
Mike Hershberger, R OBP: 0.316, SLG: 0.268	E4		F8			HR		WP BB		3	1	2	1	1	0	0								
Danny Cater, R OBP: 0.287, SLG: 0.359	F9			L9		6-3		FC5-4-5		4	0	0	0	0	0	2								
Dick Green, R OBP: 0.317, SLG: 0.378	K			K			BB 2B	K		4	1	1	0	0	3	2								
Ed Charles, R OBP: 0.320, SLG: 0.441		F7		6-3			BB 2B 1B	6-3		3	1	0	0	1	0	0								
Ossie Chavarria, R OBP: 0.296, SLG: 0.283					F3		BB 1B			3	1	2	1	0	0	0								
Jim Gosger, L OBP: 0.328, SLG: 0.365							BB 1B 2B	K		1	0	0	0	0	1	0								
Joe Nossek, R OBP: 0.257, SLG: 0.328						5-3		F5		3	0	0	0	0	0	3								
Larry Stahl, L OBP: 0.283, SLG: 0.369		F6						BB		0	0	0	0	1	0	0								
Jack Aker, R OBP: 0.083, SLG: 0.167										0	0	0	0	0	0	0								
Phil Roof, R OBP: 0.293, SLG: 0.344		K			K		CS 1B	F7		4	0	1	2	0	2	2								
Gil Blanco, L OBP: 0.296, SLG: 0.366				F8			2H 3H 1-2	F9		1	0	0	0	0	0	0								
Ernie Fazio, R OBP: 0.257, SLG: 0.273						K				1	0	0	0	0	1	0								
Ken Sanders, R OBP: 0.308, SLG: 0.182										1	0	0	0	0	0	1								
Roger Repoz, L OBP: 0.323, SLG: 0.366										0	0	0	0	0	0	0								
Inning Stats	R: 0 E: 1 K: 1 S: 6	H: 1 LOB: 1 P: 6	R: 0 E: 0 K: 1 S: 6	H: 1 LOB: 1 BB: 0 P: 6	R: 0 E: 0 K: 0 S: 3	H: 0 LOB: 0 BB: 0 P: 3	R: 0 E: 0 K: 1 S: 5	H: 0 LOB: 0 BB: 0 P: 5	R: 0 E: 0 K: 1 S: 5	H: 0 LOB: 0 BB: 0 P: 5	R: 1 E: 0 K: 1 S: 6	H: 1 LOB: 0 BB: 0 P: 6	R: 3 E: 0 K: 0 S: 5	H: 3 LOB: 0 BB: 1 P: 9	R: 0 E: 0 K: 1 S: 5	H: 0 LOB: 1 BB: 1 P: 9	R: 0 E: 0 K: 1 S: 5	H: 0 LOB: 1 BB: 1 P: 9	1B: 4 2B: 1 3B: 0 HR: 1	SF: 0 SAC: 0 DP: 0 HBP: 0	WP: 1 PB: 0 CS: 1	PA: 35		
PITCHER	IP	WLS	BF	H	R	ER	SO	BB	IBB	HBP	BLK	WP	HR	S	P	ERA	WHIP							
Jim Merritt, L ERA: 3.85	6.1	L	26	6	4	4	5	1	0	0	0	0	1	35	39	5.68	1.105							
Al Worthington, R ERA: 2.13	0.2		1	0	0	0	0	0	0	0	0	0	0	1	1	0.00	0.000							
Pete Cimino, R ERA: 2.63	2.0		8	0	0	0	2	2	0	0	0	1	0	10	18	0.00	1.000							

Kansas City Athletics @ Minnesota Twins
Metropolitan Stadium, Bloomington, MI
Sun Aug 14 1966, 4:38 AM EDT
Att: 24,797 - Unknown

livebaseballscorecards.com

AB	32
R	4
H	6
RBI	4
BB	3
SO	7
LOB	10



Batter	1	2	3	4	5	6	7	8	9	AB	R	H	RBI	BB	SO	LOB	BOTTOM							
Cesar Tovar, R OBP: 0.336, SLG: 0.366	4-3 BB		1B 1-2 BB	WP CS 1B			FC6-4 PB			3	0	2	1	2	0	1								
Ted Uhlhaender, L OBP: 0.238, SLG: 0.265	4-3 1-2		L9	2H BB			K		1B	4	0	0	0	1	1	6								
Tony Oliva, L OBP: 0.369, SLG: 0.540	4-3 2-3		1B 1-3 2H	CS 3H			F5			4	0	1	1	0	0	3								
Harmon Killebrew, R OBP: 0.392, SLG: 0.510	F2		1B 1-2 G6-4-3	IBB			F8			3	0	0	0	1	0	1								
Earl Battey, R OBP: 0.328, SLG: 0.335			G6-4-3 1-2	IBB			F9			3	0	0	0	1	0	3								
Jimmie Hall, L OBP: 0.292, SLG: 0.436			K	HR			K			4	1	1	1	0	3	1								
Rich Rollins, R OBP: 0.282, SLG: 0.385			L7	5-3			F8			4	0	0	0	0	0	1								
Bernie Allen, L OBP: 0.303, SLG: 0.342			K	1B 2B			6-3			4	1	1	0	0	1	1								
Jim Merritt, L ERA: 2.20, SLG: 0.174			E3 1B	K			FC6-4 BB			2	1	0	0	0	1	1								
Al Worthington, R OBP: 0.286, SLG: 0.371										0	0	0	0	0	0	0								
Don Mincher OBP: 0.244, SLG: 0.387										0	0	0	0	0	0	0								
Bob Allison, R OBP: 0.244, SLG: 0.380										0	0	0	0	0	0	0								
Pete Cimino, R OBP: 0.288, SLG: 0.298										1	0	1	0	0	0	0								
Russ Nixon OBP: 0.288, SLG: 0.298										0	0	0	0	0	0	0								
Jim Kaat, L OBP: 0.288, SLG: 0.298										0	0	0	0	0	0	0								
Inning Stats	R: 0 E: 0 K: 0 S: 3	H: 0 LOB: 1 P: 7	R: 0 E: 0 K: 2 S: 7	H: 0 LOB: 1 BB: 1 P: 11	R: 1 E: 1 K: 0 S: 4	H: 1 LOB: 2 BB: 2 P: 12	R: 2 E: 0 K: 1 S: 7	H: 3 LOB: 1 BB: 1 P: 11	R: 0 E: 0 K: 0 S: 3	H: 0 LOB: 0 BB: 0 P: 3	R: 0 E: 0 K: 1 S: 5	H: 0 LOB: 0 BB: 0 P: 5	R: 0 E: 0 K: 1 S: 5	H: 0 LOB: 2 BB: 1 P: 9	R: 0 E: 0 K: 1 S: 5	H: 0 LOB: 0 BB: 0 P: 5	R: 0 E: 0 K: 0 S: 5	H: 2 LOB: 2 BB: 0 P: 5	1B: 4 2B: 1 3B: 0 HR: 1	SF: 0 SAC: 0 DP: 1 HBP: 0	WP: 1 PB: 1 CS: 1	PA: 39		
PITCHER	IP	WLS	BF	H	R	ER	SO	BB	IBB	HBP	BLK	WP	HR	S	P	ERA	WHIP							
Gil Blanco, L ERA: 4.74	5.0		23	4	3	2	3	4	1	0	0	0	0	24	44	3.60	1.600							
Ken Sanders, R ERA: 3.74	3.0	W	10	0	0	0	3	1	0	0	0	0	0	15	19	0.00	0.333							
Jack Aker, R ERA: 1.64	1.0	S	5	2	0	0	0	0	0	0	0	0	0	5	5	0.00	2.000							

Kansas City Athletics @ Minnesota Twins
Metropolitan Stadium, Bloomington, MI
Sun Aug 14 1966, 4:38 AM EDT
Att: 24,797 - Unknown

livebaseballscorecards.com

AB	32
R	3
H	6
RBI	3
BB	6
SO	6
LOB	18



Batter	1	2	3	4	5	6	7	8	9	AB	R	H	RBI	BB	SO	LOB	TOP					
Jose Cardenal, R OBP: 0.313, SLG: 0.392 (1, 8)	F9		4-3			F9		FC4-6 1B		4	0	1	0	0	0	0	California Angels @ Minnesota Twins Metropolitan Stadium, Bloomington, MI Mon Aug 15 1966, 8:05 PM EDT Att: 15,791 - Unknown - 71 F					
Jay Johnstone, L OBP: 0.301, SLG: 0.375 (1, 9)	G1-4-3 1B			3-1		K		FC4-6 1-2		4	0	1	0	0	1	1						
Jim Fregosi, R OBP: 0.300, SLG: 0.368 (1, 6)	G1-4-3 1-2			G5-4-3 1B		K		F7		4	0	1	0	0	1	2						
Joe Adcock, R OBP: 0.368, SLG: 0.615 (1, 3)		F4		G5-4-3 1-2			HR		HR	4	2	2	2	0	0	1						
Buck Rodgers, S OBP: 0.274, SLG: 0.344 (1, 2)		5-3				1B SF7 1B			F8	4	1	2	0	0	0	0						
Bobby Knoop, R OBP: 0.283, SLG: 0.371 (1, 4)	PO 1B					1-3 1B		K	4-3	4	0	2	0	0	1	1						
Frank Malzone, R OBP: 0.261, SLG: 0.295 (1, 5)					SF7			G6-4-3 IBB	F6	2	0	1	1	1	0	0						
Jim Piersall, R OBP: 0.243, SLG: 0.216 (1, 7)			6-3			L9		G6-4-3		3	0	0	0	0	0	3						
Minnie Rojas, R OBP: 0.153, SLG: 0.143 (7, 1)	PO 2-3							G6-4-3 1-2		0	0	0	0	0	0	0						
George Brunet, R OBP: 0.157, SLG: 0.220 (1, 1)				F4		K			G3	2	0	0	0	0	1	1						
Ed Kirkpatrick, L OBP: 0.310, SLG: 0.347 (7, 7)										1	0	0	0	0	0	0						
Inning Stats	R: 0 E: 0 K: 0 S: 3	H: 1 LOB: 0 BB: 0 P: 3	R: 0 E: 0 K: 0 S: 4	H: 2 LOB: 1 BB: 0 P: 4	R: 0 E: 0 K: 0 S: 3	H: 0 LOB: 0 BB: 0 P: 3	R: 0 E: 0 K: 0 S: 3	H: 1 LOB: 0 BB: 0 P: 3	R: 1 E: 0 K: 1 S: 7	H: 2 LOB: 1 BB: 0 P: 7	R: 0 E: 0 K: 2 S: 7	H: 0 LOB: 0 BB: 0 P: 7	R: 1 E: 0 K: 1 S: 6	H: 2 LOB: 1 BB: 1 P: 10	R: 0 E: 0 K: 0 S: 4	H: 1 LOB: 1 BB: 0 P: 4	R: 1 E: 0 K: 0 S: 4	H: 1 LOB: 0 BB: 0 P: 4	1B: 7 2B: 1 3B: 0 HR: 2	SF: 1 SAC: 0 DP: 3 HBP: 0	WP: 0 PB: 0 SB: 0 CS: 0	PA: 35
PITCHER Jim Kaat, L ERA: 3.08 (1, 1)	IP: 9.0 WLS: W BF: 34 H: 10 R: 3 ER: 3 SO: 4 BB: 0 IBB: 1 HBP: 0 BLK: 0 WP: 0 HR: 2 S: 41 P: 45 ERA: 3.00 WHIP: 1.111															PITCHER						

Batter	1	2	3	4	5	6	7	8	9	AB	R	H	RBI	BB	SO	LOB	BOTTOM			
Zoilo Versalles, R OBP: 0.299, SLG: 0.363 (1, 6)	G6-3 BB		FC4-3 1-2			K	4-3			3	0	0	0	1	1	3	California Angels @ Minnesota Twins Metropolitan Stadium, Bloomington, MI Mon Aug 15 1966, 8:05 PM EDT Att: 15,791 - Unknown - 71 F			
Cesar Tovar, R OBP: 0.332, SLG: 0.361 (1, 4)	G6-3 1-2		CS	L8		F9		6-3		4	0	0	0	0	0	1				
Rich Rollins, R OBP: 0.282, SLG: 0.379 (1, 5)	K			HR HBP		F2		F7		3	1	0	0	0	1	0				
Harmon Killebrew, R OBP: 0.395, SLG: 0.518 (8, PR)		K			HR			BB 1B	BB 1B	3	2	2	2	1	1	0				
Bob Allison, R OBP: 0.344, SLG: 0.380 (8, PR)										0	0	0	0	0	0	0				
Don Mincher, L OBP: 0.314, SLG: 0.387 (9, 3)										0	0	0	0	0	0	0				
Tony Oliva, L OBP: 0.368, SLG: 0.537 (1, 9)	K				F8		F7			4	0	1	0	0	1	1				
Earl Battey, R OBP: 0.327, SLG: 0.331 (1, 2)		L8				F7		F8		3	0	0	0	1	0	2				
Andy Kosco, R OBP: 0.283, SLG: 0.294 (1, 7)						E 1B CS 1B				3	1	2	1	0	1	0				
Ted Uhlhaender, L OBP: 0.243, SLG: 0.267 (1, 8)			E4 FC4-3 1B			G3				2	1	1	0	1	0	0				
Jim Kaat, L OBP: 0.229, SLG: 0.313 (1, 1)			K			K				3	0	1	2	0	2	2				
Inning Stats	R: 0 E: 0 K: 1 S: 4	H: 0 LOB: 0 BB: 1 P: 8	R: 0 E: 0 K: 2 S: 7	H: 0 LOB: 0 BB: 0 P: 7	R: 0 E: 1 K: 1 S: 6	H: 2 LOB: 1 BB: 0 P: 6	R: 2 E: 0 K: 0 S: 4	H: 1 LOB: 0 BB: 0 P: 5	R: 0 E: 0 K: 2 S: 7	H: 0 LOB: 0 BB: 0 P: 7	R: 0 E: 0 K: 1 S: 5	H: 0 LOB: 0 BB: 0 P: 5	R: 3 E: 0 K: 0 S: 4	H: 2 LOB: 1 BB: 3 P: 16	R: 0 E: 0 K: 0 S: 5	H: 2 LOB: 2 BB: 0 P: 5	1B: 5 2B: 0 3B: 1 HR: 1	SF: 0 SAC: 0 DP: 1 HBP: 1	WP: 0 PB: 0 SB: 1 CS: 1	PA: 34
PITCHER George Brunet, L ERA: 3.09 (1, 1)	IP: 6.2 WLS: L BF: 27 H: 5 R: 5 ER: 5 SO: 7 BB: 4 IBB: 1 HBP: 0 BLK: 0 WP: 0 HR: 1 S: 36 P: 53 ERA: 6.75 WHIP: 1.350															PITCHER				
Minnie Rojas, R ERA: 1.94 (7, 1)	IP: 1.1 WLS: L BF: 6 H: 2 R: 0 ER: 0 SO: 0 BB: 0 IBB: 0 HBP: 0 BLK: 0 WP: 0 HR: 0 S: 6 P: 6 ERA: 0.00 WHIP: 1.500															PITCHER				

AB	32
R	3
H	10
RBI	3
BB	1
SO	4
LOB	9



Batter	1	2	3	4	5	6	7	8	9	AB	R	H	RBI	BB	SO	LOB	TOP						
Jay Johnstone, L (1, 8) OBP: 0.299, SLG: 0.360	0-0 6-3		0-0 1-3			4-0 E 1B BB	0-0 F9			3	1	0	0	1	0	1							
Ed Kirkpatrick, L (1, 9) OBP: 0.310, SLG: 0.343	4-0 BB		0-0 4-3			0-0 E3 4-3 1B		0-3 K		3	0	0	0	1	1	1							
Jim Fregosi, R (1, 6) OBP: 0.299, SLG: 0.367 Jackie Hernandez, R (8, 6) OBP: 0.095, SLG: 0.053	0-3 K		0-0 F9			0-0 4-3 1B		0-0 F7		4	0	1	1	0	1	1							
Norm Siebern, L (1, 3) OBP: 0.388, SLG: 0.379	0-3 K			0-3 K		0-0 4-3 1B		0-3 K		4	0	0	0	0	3	3							
Buck Rodgers, S (1, 2) OBP: 0.271, SLG: 0.340		0-3 K		0-0 4-3		0-0 F6		0-0 F4		4	0	0	0	0	1	2							
Willie Smith, L (1, 7) OBP: 0.249, SLG: 0.244		0-0 S 1B		0-0 F7		0-0 F6		0-0 F4		4	0	1	0	0	0	2							
Frank Malzone, R (1, 5) OBP: 0.260, SLG: 0.294		0-0 F9 1-2			0-0 F5			0-0 1B		4	0	1	0	0	0	1							
Bobby Knoop, R (1, 4) OBP: 0.266, SLG: 0.370		4-0			4-0 CS BB			0-3 K		1	0	0	0	2	1	1							
Dean Chance, R (1, 1) OBP: 0.070, SLG: 0.036 Jose Cardenal, R (5, PH) OBP: 0.313, SLG: 0.391 Lew Burdette, R (5, 1) Paul Schaal, R (7, PH) OBP: 0.357, SLG: 0.339 Bob Lee, R (7, 1)		0-3 K			0-3 K			0-3 K		1	0	0	0	0	1	2							
Inning Stats	R: 0 E: 0 K: 2 S: 7	H: 0 LOB: 1 BB: 1 P: 11	R: 0 E: 0 K: 2 S: 8	H: 1 LOB: 2 BB: 1 P: 12	R: 0 E: 0 K: 1 S: 3	H: 0 LOB: 0 BB: 0 P: 3	R: 0 E: 0 K: 1 S: 5	H: 0 LOB: 0 BB: 0 P: 5	R: 0 E: 0 K: 1 S: 4	H: 0 LOB: 1 BB: 1 P: 8	R: 1 E: 1 K: 0 S: 5	H: 1 LOB: 2 BB: 1 P: 9	R: 0 E: 0 K: 2 S: 8	H: 1 LOB: 1 BB: 0 P: 8	R: 0 E: 0 K: 2 S: 7	H: 0 LOB: 0 BB: 0 P: 7	R: 0 E: 0 K: 0 S: 3	H: 0 LOB: 0 BB: 0 P: 3	1B: 3 2B: 1 3B: 0 HR: 0	SF: 0 SAC: 0 DP: 1 HBP: 0	WP: 0 PB: 0 SB: 1 CS: 1	PA: 34	
PITCHER Jim Perry, R (1, 1) ERA: 2.65	IP: 9.0 WLS: W BF: 34 H: 3 R: 1 ER: 0 SO: 10 BB: 3 IBB: 1 HBP: 0 BLK: 0 WP: 0 HR: 0 S: 50 P: 66 ERA: 0.00 WHIP: 0.667											PITCHER	IP: 9.0 WLS: W BF: 34 H: 3 R: 1 ER: 0 SO: 10 BB: 3 IBB: 1 HBP: 0 BLK: 0 WP: 0 HR: 0 S: 50 P: 66 ERA: 0.00 WHIP: 0.667										

California Angels @ Minnesota Twins
Metropolitan Stadium, Bloomington, MI
Tue Aug 16 1966, 8:05 PM EDT
Att: 15,359 - Unknown - 80 F

AB 30
R 1
H 3
RBI 1
BB 4
SO 10
LOB 16



Batter	1	2	3	4	5	6	7	8	9	AB	R	H	RBI	BB	SO	LOB	BOTTOM						
Zoilo Versalles, R (1, 6) OBP: 0.296, SLG: 0.359	0-0 L4		0-3 K	0-0 FC6 1-2		0-0 6-3		0-0 4-3		5	0	0	0	0	1	4							
Cesar Tovar, R (1, 4) OBP: 0.330, SLG: 0.365	0-0 F8			0-0 SF8 3B	0-0 4-3		0-0 5-3	0-0 6-3		5	1	1	0	0	0	1							
Tony Oliva, L (1, 9) OBP: 0.369, SLG: 0.545	0-0 F7			0-0 SF8 3-H	0-0 2B 1B		0-0 HR			3	2	2	2	0	0	0							
Harmon Killebrew, R (1, 5) OBP: 0.394, SLG: 0.523		0-3 K		0-0 HR	0-0 F4		0-0 5-3			4	1	1	1	0	1	1							
Don Mincher, L (1, 3) OBP: 0.316, SLG: 0.400		0-3 K		0-0 F9	0-0 1B 2B		0-0 HR			4	1	2	2	0	1	0							
Earl Battey, R (1, 2) OBP: 0.333, SLG: 0.336 Jerry Zimmerman, R (7, 2) OBP: 0.321, SLG: 0.316				0-0 HR BB	0-0 1B		0-3 K			2	1	2	0	1	0	0							
Andy Kosco, R (1, 7) OBP: 0.270, SLG: 0.323		0-3 K		0-0 HR	0-0 1B	0-3 K		0-0 FC4-6 1B		4	1	2	2	0	2	1							
Ted Uhlhaender, L (1, 8) OBP: 0.244, SLG: 0.267			0-3 K	0-0 1B	0-0 1B	0-0 1-3		0-0 FC4-6 2B		4	1	1	0	0	1	1							
Jim Perry, S (1, 1) OBP: 0.295, SLG: 0.385			0-0 L7	0-0 FC6 1B	0-0 1B	0-0 2B		0-0 1B		4	0	3	1	0	0	0							
Inning Stats	R: 0 E: 0 K: 0 S: 3	H: 0 LOB: 0 BB: 0 P: 3	R: 0 E: 0 K: 3 S: 10	H: 1 LOB: 0 BB: 0 P: 10	R: 0 E: 0 K: 2 S: 7	H: 0 LOB: 0 BB: 0 P: 7	R: 4 E: 0 K: 0 S: 8	H: 5 LOB: 2 BB: 1 P: 12	R: 1 E: 0 K: 0 S: 5	H: 3 LOB: 2 BB: 0 P: 5	R: 0 E: 0 K: 1 S: 6	H: 1 LOB: 1 BB: 0 P: 6	R: 2 E: 0 K: 1 S: 7	H: 2 LOB: 0 BB: 0 P: 7	R: 1 E: 0 K: 0 S: 5	H: 2 LOB: 1 BB: 0 P: 5	1B: 6 2B: 3 3B: 1 HR: 4	SF: 1 SAC: 0 DP: 0 HBP: 0	WP: 0 PB: 0 SB: 0 CS: 0	PA: 38			
PITCHER Dean Chance, R (1, 1) ERA: 3.65 Lew Burdette, R (5, 1) ERA: 3.39 Bob Lee, R (7, 1) ERA: 2.96	IP: 4.0 WLS: L BF: 19 H: 6 R: 4 ER: 4 SO: 5 BB: 1 IBB: 0 HBP: 0 BLK: 0 WP: 0 HR: 2 S: 28 P: 32 ERA: 9.00 WHIP: 1.750											PITCHER	IP: 4.0 WLS: L BF: 19 H: 6 R: 4 ER: 4 SO: 5 BB: 1 IBB: 0 HBP: 0 BLK: 0 WP: 0 HR: 2 S: 28 P: 32 ERA: 9.00 WHIP: 1.750										

California Angels @ Minnesota Twins
Metropolitan Stadium, Bloomington, MI
Tue Aug 16 1966, 8:05 PM EDT
Att: 15,359 - Unknown - 80 F

AB 36
R 8
H 14
RBI 8
BB 1
SO 7
LOB 8



Batter	1	2	3	4	5	6	7	8	9	AB	R	H	RBI	BB	SO	LOB	TOP										
Jay Johnstone, L OBP: 0.309, SLG: 0.430 (1, 8)	0-0 HR	0-0 F9			0-0 F8			0-0 E 3B		4	2	2	1	0	0	2											
Willie Smith, L OBP: 0.254, SLG: 0.245 Jose Cardenal, R OBP: 0.313, SLG: 0.391 (1, 7)	4-0 1B SF8 BB	0-0 6-3			0-0 FC5-4 1B			0-0 F6		3	1	1	0	1	0	3											
Jim Fregosi, R OBP: 0.297, SLG: 0.364 (1, 6)	0-0 F9			0-0 F8			0-0 FC5-4 CS	0-0 E6		4	0	0	0	0	0	2											
Norm Siebern, L OBP: 0.390, SLG: 0.381 (1, 3)	0-0 1B			0-0 F8 E 1B 1B			0-0 CS K	0-0 F8		4	0	2	0	0	1	1											
Buck Rodgers, S OBP: 0.288, SLG: 0.337 (1, 2)	0-0 SF8			0-0 F8			0-0 F8	0-0 F8		3	0	0	1	0	0	2											
Frank Malzone, R OBP: 0.260, SLG: 0.293 (1, 5)	0-0 F2			0-0 1B			0-0 3-1			4	0	1	0	0	1	1											
Ed Kirkpatrick, L OBP: 0.305, SLG: 0.337 (1, 9)		0-0 G3			0-0 F7			0-0 F9		4	0	0	0	0	1	0											
Bobby Knoop, R OBP: 0.266, SLG: 0.369 (1, 4)		0-0 1B 1B			0-0 F9			0-0 4-3		4	0	1	0	0	1	0											
Fred Newman, R OBP: 0.286, SLG: 0.250 Minnie Rojas, R OBP: 0.133, SLG: 0.143 (1, 1)		0-0 1B			0-3 K			0-0 1-3		3	0	1	0	0	1	0											
Inning Stats	R: 2 E: 0 K: 0 S: 5	H: 2 LOB: 1 BB: 1 P: 9	R: 0 E: 0 K: 0 S: 5	H: 2 LOB: 2 BB: 0 P: 5	R: 0 E: 1 K: 0 S: 4	H: 2 LOB: 2 BB: 0 P: 4	R: 0 E: 0 K: 1 S: 5	H: 0 LOB: 0 BB: 0 P: 5	R: 0 E: 0 K: 0 S: 3	H: 0 LOB: 0 BB: 0 P: 3	R: 0 E: 0 K: 0 S: 3	H: 0 LOB: 0 BB: 0 P: 3	R: 1 E: 1 K: 0 S: 5	H: 1 LOB: 1 BB: 0 P: 5	R: 0 E: 0 K: 3 S: 9	H: 0 LOB: 0 BB: 0 P: 9	1B: 6 2B: 0 3B: 1 HR: 1	SF: 1 SAC: 0 DP: 0 HBP: 0	WP: 0 PB: 0 SB: 0 CS: 1	PA: 36							
PITCHER	IP	WLS	BF	H	R	ER	SO	BB	IBB	HBP	BLK	WP	HR	S	P	ERA	WHIP										
Camilo Pascual, R ERA: 5.08 (1, 1)	1.1		9	4	2	2	0	1	0	0	0	0	1	8	12	13.50	3.750										
Dwight Siebler, R ERA: 2.89 (2, 1)	6.2	W	23	4	1	0	2	0	0	0	0	0	0	27	27	0.00	0.600										
Al Worthington, R ERA: 2.1 (9, 1)	1.0	S	3	0	0	0	3	0	0	0	0	0	0	9	9	0.00	0.000										

California Angels @ Minnesota Twins
Metropolitan Stadium, Bloomington, MI
Wed Aug 17 1966, 8:05 PM EDT
Att: 20,631 - Unknown - 81 F

AB	33
R	3
H	8
RBI	2
BB	1
SO	5
LOB	11





Batter	1	2	3	4	5	6	7	8	9	AB	R	H	RBI	BB	SO	LOB	BOTTOM										
Zoilo Versalles, R OBP: 0.298, SLG: 0.360 (1, 6)	0-0 6-3		0-0 G4-6-3		0-0 1B			0-0 FC5 HBP 1B		4	0	2	0	0	0	1											
Cesar Tovar, R OBP: 0.332, SLG: 0.362 (1, 4)	0-0 6-3			4-0 1B BB	0-0 4-3			1-0 WP FC5 HBP 1B		2	2	0	0	1	0	2											
Tony Oliva, L OBP: 0.370, SLG: 0.544 (1, 9)	0-0 1B			0-0 1B G4-6-3 1B			0-0 F7	0-0 FC5 IBB 1B		4	2	2	0	0	0	2											
Harmon Killebrew, R OBP: 0.395, SLG: 0.522 (1, 5)	0-0 F7			0-0 G4-6-3 1B			0-0 6-3	4-0 1B SF8 IBB		3	1	1	1	1	0	1											
Don Mincher, L OBP: 0.318, SLG: 0.399 (1, 3)		0-0 4-3		0-0 G4-6-3 1B			4-0 FC4-6 BB	0-0 SF8 1B		3	0	1	2	1	0	1											
Earl Battey, R OBP: 0.333, SLG: 0.336 Jimmie Hall, L OBP: 0.291, SLG: 0.436 Jerry Zimmerman, R OBP: 0.321, SLG: 0.316 (1, 2)		0-0 G1-4-3 1B		0-0 6-3			0-0 FC4-6	0-0 SF8		3	0	1	0	0	0	1											
Andy Kosco, R OBP: 0.262, SLG: 0.313 (1, 7)		0-0 G1-4-3		0-0 K			0-3 K	0-0 K		4	0	0	0	0	3	2											
Ted Uhlhaender, L OBP: 0.245, SLG: 0.268 (1, 8)			0-0 6-3		0-0 1B 1B		0-0 6-3			3	0	1	0	0	0	0											
Camilo Pascual, R OBP: 0.242, SLG: 0.219 Dwight Siebler, R (2, 1)			4-0 BB		0-3 K		0-0 F9			0	0	0	0	0	0	0											
Al Worthington, R OBP: 0.286, SLG: 0.571 (9, 1)			0-0 G4-6-3 BB		0-0 K					0	0	0	0	0	0	0											
Inning Stats	R: 0 E: 0 K: 0 S: 4	H: 1 LOB: 1 BB: 0 P: 4	R: 0 E: 0 K: 0 S: 3	H: 1 LOB: 0 BB: 0 P: 3	R: 0 E: 0 K: 0 S: 2	H: 0 LOB: 0 BB: 1 P: 6	R: 2 E: 0 K: 0 S: 4	H: 2 LOB: 0 BB: 1 P: 8	R: 0 E: 0 K: 2 S: 9	H: 2 LOB: 2 BB: 0 P: 9	R: 0 E: 0 K: 0 S: 3	H: 0 LOB: 1 BB: 1 P: 7	R: 0 E: 0 K: 1 S: 5	H: 0 LOB: 0 BB: 0 P: 5	R: 3 E: 0 K: 1 S: 7	H: 2 LOB: 1 BB: 1 P: 12	1B: 8 2B: 0 3B: 0 HR: 0	SF: 1 SAC: 0 DP: 3 HBP: 1	WP: 1 PB: 0 SB: 0 CS: 0	PA: 34							
PITCHER	IP	WLS	BF	H	R	ER	SO	BB	IBB	HBP	BLK	WP	HR	S	P	ERA	WHIP										
Fred Newman, R ERA: 5.56 (1, 1)	7.1	L	32	8	5	5	3	3	1	1	0	0	0	33	50	6.14	1.500										
Minnie Rojas, R ERA: 1.92 (8, 1)	0.2		2	0	0	0	1	0	0	0	0	0	0	4	4	0.00	0.000										

California Angels @ Minnesota Twins
Metropolitan Stadium, Bloomington, MI
Wed Aug 17 1966, 8:05 PM EDT
Att: 20,631 - Unknown - 81 F

AB	28
R	5
H	8
RBI	4
BB	4
SO	4
LOB	11



Batter	1	2	3	4	5	6	7	8	9	AB	R	H	RBI	BB	SO	LOB	TOP			
Jose Cardenal, R OBP: 0.310, SLG: 0.387 (1, 8)	0-0 6-3			0-0 6-3			0-0 E5 1B E		0-0 6-3	4	1	0	0	0	0	0	 California Angels @ Minnesota Twins Metropolitan Stadium, Bloomington, MI Thu Aug 18 1966, 8:05 PM EDT Att: 21,868 - Unknown - 70 F livebaseballscores.com			
Jay Johnstone, L OBP: 0.306, SLG: 0.422 (1, 7)	0-0 4-3			0-3 K			0-0 E 1B		0-0 F8	4	0	1	0	0	1	0				
Jim Fregosi, R OBP: 0.297, SLG: 0.370 (1, 6)	0-0 F4			0-0 6-3			0-0 E6 1-3 2-H		0-0 HR	4	1	1	1	0	0	1				
Norm Siebern, L OBP: 0.391, SLG: 0.387 (1, 3)		0-0 G5-4-3 2B			0-0 G1-6-3 1B				0-0 F7	4	0	2	0	0	1	2				
Ed Kirkpatrick, L OBP: 0.309, SLG: 0.336 (1, 9)		4-0 G5-4-3 BB			0-0 G1-6-3 1-2				0-0 G6-4-3 HBP	1	0	0	0	1	0	1				
Frank Malzone, R OBP: 0.285, SLG: 0.287 Jack Sanford, R OBP: 0.227, SLG: 0.263 (7, 1)		0-0 G5-4-3 1-2 2-3			0-0 F9				0-0 G6-4-3 1-2	3	0	0	0	0	0	5				
Bobby Knoop, R OBP: 0.264, SLG: 0.367 (1, 4)			0-0 F8			0-0 5-3			0-0 6-3	3	0	0	0	0	0	0				
Tom Satriano, L OBP: 0.327, SLG: 0.300 (1, 2)			0-0 4-3			0-0 F5			0-0 F6	3	0	0	0	0	0	0				
Marcelino Lopez, R OBP: 0.255, SLG: 0.250 Paul Schaal, R OBP: 0.356, SLG: 0.338 (7, 5)			0-3 K			0-0 6-3			0-0 F6	2	0	0	0	0	1	0				
Inning Stats	R: 0 E: 0 K: 0 S: 3	H: 0 LOB: 0 BB: 0 P: 3	R: 0 E: 0 K: 0 S: 2	H: 1 LOB: 0 BB: 1 P: 6	R: 0 E: 0 K: 1 S: 5	H: 0 LOB: 0 BB: 0 P: 5	R: 0 E: 0 K: 1 S: 5	H: 0 LOB: 0 BB: 0 P: 5	R: 0 E: 0 K: 0 S: 3	H: 1 LOB: 0 BB: 0 P: 3	R: 1 E: 2 K: 1 S: 7	H: 1 LOB: 2 BB: 0 P: 8	R: 0 E: 0 K: 0 S: 3	H: 0 LOB: 0 BB: 0 P: 3	R: 1 E: 0 K: 0 S: 4	H: 1 LOB: 0 BB: 0 P: 4	1B: 2 2B: 1 3B: 1 HR: 1	SF: 0 SAC: 0 DP: 2 HBP: 1	WP: 0 PB: 0 SB: 0 CS: 0	PA: 31
PITCHER Mudcat Grant, R ERA: 2.93 (1, 1)	IP: 9.0 WLS: W BF: 31 H: 4 R: 2 ER: 1 SO: 3 BB: 1 IBB: 0 HBP: 1 BLK: 0 WP: 0 HR: 1 S: 35 P: 40 ERA: 1.00 WHIP: 0.556	PITCHER																		

Batter	1	2	3	4	5	6	7	8	9	AB	R	H	RBI	BB	SO	LOB	BOTTOM			
Zoilo Versalles, R OBP: 0.301, SLG: 0.361 (1, 6)	0-0 1B		4-0 WP SF7 BB	0-0 E4 1B 1-2 2-H		0-0 F3		0-0 CS FC 1B 2-3		4	1	2	0	1	0	2	 California Angels @ Minnesota Twins Metropolitan Stadium, Bloomington, MI Thu Aug 18 1966, 8:05 PM EDT Att: 21,868 - Unknown - 70 F livebaseballscores.com			
Cesar Tovar, R OBP: 0.333, SLG: 0.363 (1, 4)	0-0 F9		0-3 K	0-0 S 1B 1-3 2-H		0-0 1B S 1B 2-H		0-0 FC 1B 1-2 3-H 0-3		5	0	2	3	0	1	4				
Tony Oliva, L OBP: 0.370, SLG: 0.544 (1, 9)	0-0 1B		0-0 SF7 1-H 2-H	0-0 F4 1-2		0-0 1B		0-0 K 2-3		4	0	2	1	0	1	4				
Harmon Killebrew, R OBP: 0.394, SLG: 0.519 (1, 3)	0-3 K		0-0 1B	0-3 K		0-0 F8				4	0	1	0	0	2	5				
Rich Rollins, R OBP: 0.281, SLG: 0.377 (1, 5)		0-0 6-3	0-0 1B 1-2		0-0 F1		0-0 5-3			4	0	1	0	0	0	0				
Earl Battey, R OBP: 0.328, SLG: 0.331 (1, 2)		0-0 5-3	0-0 F4		0-0 1-6-3		0-0 1-6-3			4	0	0	0	0	0	2				
Andy Kosco, R OBP: 0.282, SLG: 0.312 (1, 7)		0-0 E6		0-0 SH E 1B		0-3 K		0-0 F7		4	1	1	0	0	1	0				
Ted Uhlhaender, L OBP: 0.250, SLG: 0.267 (1, 8)		0-0 4-3		0-0 SH E 1B 1-2		4-0 SH1-4 1B BB		4-0 1B SH3 FC BB		1	3	0	0	2	0	1				
Mudcat Grant, R OBP: 0.207, SLG: 0.236 (1, 1)			0-0 BB WP 1B	0-3 K		0-0 SH1-4		0-0 SH3		2	1	1	0	0	1	2				
Inning Stats	R: 0 E: 0 K: 1 S: 6	H: 2 LOB: 1 BB: 0 P: 6	R: 0 E: 1 K: 0 S: 4	H: 0 LOB: 1 BB: 0 P: 4	R: 2 E: 0 K: 1 S: 8	H: 3 LOB: 2 BB: 1 P: 12	R: 2 E: 2 K: 2 S: 11	H: 2 LOB: 2 BB: 0 P: 11	R: 0 E: 0 K: 1 S: 5	H: 0 LOB: 0 BB: 0 P: 5	R: 1 E: 0 K: 0 S: 5	H: 2 LOB: 1 BB: 1 P: 9	R: 0 E: 0 K: 0 S: 3	H: 0 LOB: 0 BB: 0 P: 3	R: 1 E: 0 K: 1 S: 6	H: 1 LOB: 2 BB: 1 P: 10	1B: 10 2B: 1 3B: 0 HR: 0	SF: 1 SAC: 3 DP: 1 HBP: 0	WP: 3 PB: 0 SB: 2 CS: 1	PA: 39
PITCHER Marcelino Lopez, L ERA: 3.98 Jack Sanford, R ERA: 3.82 (7, 1)	IP: 6.0 WLS: L BF: 31 H: 9 R: 5 ER: 4 SO: 5 BB: 2 IBB: 0 HBP: 0 BLK: 0 WP: 0 HR: 0 S: 39 P: 47 ERA: 6.00 WHIP: 1.833	PITCHER																		

Batter	1	2	3	4	5	6	7	8	9	10	AB	R	H	RBI	BB	SO	LOB	TOP										
Zoilo Versalles, R OBP: 0.306, SLG: 0.365 (1, 6)	K			6-3		1B	1B		K		5	1	2	0	0	2	1	Minnesota Twins @ Boston Red Sox Fenway Park, Boston, MA Sat Aug 20 1966, 7:05 PM EDT Att. 11,716 - Unknown										
Cesar Tovar, R OBP: 0.328, SLG: 0.356 (1, 4)	K			6-3		F2	FC4-6		F4		5	0	1	1	0	1	2											
Tony Oliva, L OBP: 0.370, SLG: 0.546 (1, 9)	1-3			4-3		1B	FC4-6				5	1	2	1	0	0	2											
Harmon Killebrew, R OBP: 0.396, SLG: 0.528 (1, 3)		F7				1B	1B				5	1	4	2	0	0	0											
Rich Rollins, R OBP: 0.295, SLG: 0.376 (1, 5)		F8				1B	F3		SH5-3		3	0	1	0	1	0	2											
Earl Battey, R OBP: 0.329, SLG: 0.332 (1, 2)						1B	F8				4	0	1	0	1	1	3											
Andy Kosco, R OBP: 0.260, SLG: 0.306 (1, 7)				5-3		K			G6-4-3		5	0	1	0	0	2	5											
Ted Uhlaender, L OBP: 0.250, SLG: 0.266 (1, 8)				G3		F6			SH5-4		4	1	2	0	0	0	3											
Jim Perry, S OBP: 0.277, SLG: 0.357 Al Worthington, R OBP: 0.250, SLG: 0.500 (9, 1)				K		K			SH5-4		3	0	0	0	0	3	4											
											0	0	0	0	0	0	0											
Inning Stats	R: 0 E: 0 K: 2 S: 7	H: 0 LOB: 0 BB: 0 P: 7	R: 0 E: 0 K: 0 S: 3	H: 0 LOB: 0 BB: 0 P: 3	R: 0 E: 0 K: 1 S: 5	H: 0 LOB: 0 BB: 0 P: 5	R: 0 E: 0 K: 0 S: 3	H: 0 LOB: 0 BB: 0 P: 3	R: 0 E: 0 K: 2 S: 10	H: 3 LOB: 3 BB: 0 P: 10	R: 1 E: 0 K: 0 S: 6	H: 3 LOB: 2 BB: 0 P: 6	R: 1 E: 0 K: 1 S: 8	H: 4 LOB: 2 BB: 0 P: 8	R: 0 E: 0 K: 0 S: 3	H: 1 LOB: 1 BB: 1 P: 7	R: 0 E: 0 K: 1 S: 6	H: 1 LOB: 1 BB: 0 P: 6	R: 2 E: 0 K: 2 S: 8	H: 2 LOB: 0 BB: 1 P: 12	1B: 12 2B: 1 3B: 0 HR: 2	SF: 0 SAC: 2 DP: 2 HBP: 0	WP: 0 PB: 0 SB: 0 CS: 1	PA: 43				
PITCHER	IP 6.2	WLS 2	BF 28	H 9	R 2	ER 2	SO 6	BB 0	IBB 0	HBP 0	BLK 0	WP 0	HR 0	S 40	P 40	ERA 2.70	WHIP 1.350											
Dennis Bennett, L ERA: 3.35 (1, 1)	0.1	2	1	0	0	0	0	0	0	0	0	0	0	2	2	0.00	3.000											
John Wyatt, R ERA: 3.91 (7, 1)	2.0	8	2	0	0	1	0	1	0	0	0	0	0	9	13	0.00	1.000											
Don McMahon, R ERA: 2.74 (8, 1)	1.0	L	5	2	2	2	2	1	0	0	0	0	0	2	8	12	18.00	3.000										
Rollie Sheldon, R ERA: 4.02 (10, 1)																												

AB	39
R	4
H	14
RBI	4
BB	2
SO	9
LOB	22



Batter	1	2	3	4	5	6	7	8	9	10	AB	R	H	RBI	BB	SO	LOB	BOTTOM									
Jose Tartabull, L OBP: 0.286, SLG: 0.327 (1, 8)	6-3			G3		F8			4-3		5	0	1	0	0	0	1	Minnesota Twins @ Boston Red Sox Fenway Park, Boston, MA Sat Aug 20 1966, 7:05 PM EDT Att. 11,716 - Unknown									
Joe Foy, R OBP: 0.352, SLG: 0.416 (1, 5)	F7			K		1B	BB		9-3		4	0	0	0	1	1	1										
Carl Yastrzemski, L OBP: 0.360, SLG: 0.429 (1, 7)	1B			PO		BB					4	0	3	1	1	0	0										
Tony Conigliaro, R OBP: 0.342, SLG: 0.520 (1, 9)	2B			PO		BB					5	0	2	0	0	0	3										
George Scott, R OBP: 0.326, SLG: 0.452 (1, 3)		F4				1B			K		5	0	1	0	0	1	2										
Dalton Jones, L OBP: 0.316, SLG: 0.391 (1, 4)				1B		BB			F7		3	0	0	0	1	0	2										
Eddie Kasko, R OBP: 0.287, SLG: 0.305 (1, 6)		F8				F8					3	0	0	0	1	0	2										
Mike Ryan, R OBP: 0.262, SLG: 0.276 Bob Tillman, R OBP: 0.299, SLG: 0.353 (9, 2)						F8			F7		3	0	0	0	1	0	2										
Dennis Bennett, L OBP: 0.277, SLG: 0.377 (1, 1)											2	1	1	0	0	1	2										
John Wyatt, R ERA: 3.91 (7, 1)											0	0	0	0	0	0	0										
Lenny Green, L OBP: 0.311, SLG: 0.317 (7, 9)											1	0	0	0	0	0	0										
Don McMahon, R OBP: 0.143, SLG: 0.154 (8, 1)											0	0	0	0	0	0	0										
Don Demeter, R OBP: 0.292, SLG: 0.486 (9, 9)											1	0	0	0	0	0	0										
Rollie Sheldon, R OBP: 0.266, SLG: 0.508 (10, 1)											0	0	0	0	0	0	0										
Inning Stats	R: 0 E: 0 K: 0 S: 4	H: 2 LOB: 2 BB: 0 P: 4	R: 0 E: 0 K: 1 S: 6	H: 1 LOB: 2 BB: 1 P: 10	R: 0 E: 0 K: 1 S: 4	H: 0 LOB: 0 BB: 1 P: 8	R: 0 E: 0 K: 0 S: 4	H: 1 LOB: 1 BB: 0 P: 4	R: 0 E: 0 K: 0 S: 5	H: 2 LOB: 2 BB: 1 P: 9	R: 1 E: 0 K: 0 S: 5	H: 0 LOB: 1 BB: 1 P: 9	R: 0 E: 0 K: 0 S: 3	H: 1 LOB: 0 BB: 0 P: 3	R: 0 E: 0 K: 0 S: 4	H: 1 LOB: 1 BB: 0 P: 4	R: 0 E: 0 K: 0 S: 4	H: 1 LOB: 1 BB: 0 P: 4	R: 0 E: 0 K: 0 S: 4	H: 1 LOB: 1 BB: 0 P: 4	1B: 8 2B: 2 3B: 0 HR: 1	SF: 0 SAC: 0 DP: 1 HBP: 0	WP: 1 PB: 0 SB: 1 CS: 0	PA: 42			
PITCHER	IP 8.1	WLS 2	BF 35	H 9	R 2	ER 2	SO 3	BB 4	IBB 0	HBP 0	BLK 0	WP 1	HR 1	S 37	P 53	ERA 2.16	WHIP 1.560										
Jim Perry, R ERA: 2.62 (1, 1)	1.2	W	6	1	0	0	0	0	0	0	0	0	0	6	6	0.00	0.600										
Al Worthington, R ERA: 2.0 (9, 1)																											

AB	37
R	2
H	10
RBI	2
BB	4
SO	3
LOB	14



Batter	1	2	3	4	5	6	7	8	9	AB	R	H	RBI	BB	SO	LOB	TOP			
Zoilo Versalles, R OBP: 0.303, SLG: 0.362										4	0	0	0	0	1	0	Minnesota Twins @ Boston Red Sox Fenway Park, Boston, MA Sun Aug 21 1966, 3:33 AM EDT Att: 11,928 - Unknown			
Cesar Tovar, R OBP: 0.330, SLG: 0.354										2	1	0	0	2	1	0				
Tony Oliva, L OBP: 0.369, SLG: 0.544										4	1	1	0	0	3	1				
Harmon Killebrew, R OBP: 0.401, SLG: 0.531										3	1	2	2	1	0	0				
Don Mincher, L OBP: 0.321, SLG: 0.400										4	1	1	1	0	0	3				
Earl Battey, R OBP: 0.331, SLG: 0.332										3	0	1	0	1	0	0				
Andy Kosco, R OBP: 0.253, SLG: 0.298										4	0	0	0	0	3	3				
Ted Uhlaender, L OBP: 0.250, SLG: 0.266										4	0	1	1	0	0	0				
Dave Boswell, R OBP: 0.159, SLG: 0.161										2	0	0	0	0	0	2				
Dwight Siebler, R (7, PH)										0	0	0	0	0	0	0				
Jimmie Hall, L OBP: 0.260, SLG: 0.435										1	0	0	0	0	1	0				
Pete Cimino, R (7, 1)										0	0	0	0	0	0	0				
Johnny Klippstein, R (7, 1)										0	0	0	0	0	0	0				
Inning Stats	R: 0 E: 0 K: 2 S: 7	H: 0 LOB: 0 BB: 0 P: 7	R: 0 E: 0 K: 1 S: 5	H: 0 LOB: 1 BB: 1 P: 9	R: 0 E: 0 K: 0 S: 3	H: 0 LOB: 0 BB: 0 P: 3	R: 4 E: 0 K: 0 S: 7	H: 5 LOB: 1 BB: 1 P: 11	R: 0 E: 0 K: 1 S: 5	H: 0 LOB: 2 BB: 2 P: 13	R: 0 E: 0 K: 1 S: 5	H: 0 LOB: 0 BB: 0 P: 7	R: 0 E: 0 K: 1 S: 5	H: 1 LOB: 0 BB: 0 P: 5	R: 0 E: 0 K: 1 S: 5	H: 0 LOB: 0 BB: 0 P: 5	1B: 5 2B: 1 3B: 0 HR: 0	SF: 0 SAC: 0 DP: 2 HBP: 0	WP: 0 PB: 0 SB: 1 CS: 0	PA: 35
PITCHER	IP WLS BF H R ER SO BB IBB HBP BLK WP HR S P ERA WHIP																			
Jim Lonborg, R ERA: 4.7	(1, 1) 3.0 15 4 4 4 3 2 0 0 0 0 0 0 0 8 16 12.00 2.000																			
Hank Fischer, R ERA: 5.09	(4, 1) 2.0 8 1 0 0 1 2 0 0 0 0 0 0 0 8 16 0.00 1.500																			
Bill Short, L ERA: 2.79	(6, 1) 1.0 3 0 0 0 1 0 0 0 0 0 0 0 5 5 0.00 0.000																			
John Wyatt, R ERA: 3.76	(7, 1) 3.0 W 9 1 0 0 4 0 0 0 0 0 0 0 17 17 0.00 0.333																			

AB	31
R	4
H	6
RBI	4
BB	4
SO	9
LOB	9




Batter	1	2	3	4	5	6	7	8	9	AB	R	H	RBI	BB	SO	LOB	BOTTOM			
Dalton Jones, L OBP: 0.308, SLG: 0.380										5	0	0	0	0	0	3	Minnesota Twins @ Boston Red Sox Fenway Park, Boston, MA Sun Aug 21 1966, 3:33 AM EDT Att: 11,928 - Unknown			
Joe Foy, R OBP: 0.356, SLG: 0.420										4	0	3	1	1	0	0				
Carl Yastrzemski, L OBP: 0.364, SLG: 0.432										5	1	4	0	0	0	0				
Tony Conigliaro, R OBP: 0.339, SLG: 0.515										4	2	0	0	0	1	5				
Don Demeter, R OBP: 0.295, SLG: 0.489										4	1	2	0	0	0	2				
George Scott, R OBP: 0.329, SLG: 0.454										3	1	2	1	1	0	1				
Bob Tillman, R OBP: 0.298, SLG: 0.353										3	0	1	2	0	0	2				
George Smith, R OBP: 0.279, SLG: 0.347										3	1	1	0	0	0	3				
Jim Lonborg, R ERA: 4.7	(1, 1) 3.0 15 4 4 4 3 2 0 0 0 0 0 0 8 16 12.00 2.000																			
Hank Fischer, R ERA: 5.09	(4, 1) 2.0 8 1 0 0 1 2 0 0 0 0 0 0 8 16 0.00 1.500																			
Eddie Kosco, R ERA: 2.85	(6, 1) 1.0 3 0 0 0 1 0 0 0 0 0 0 0 5 5 0.00 0.000																			
Bill Short, L ERA: 2.79	(6, 1) 1.0 3 0 0 0 1 0 0 0 0 0 0 0 5 5 0.00 0.000																			
Lenny Green, L OBP: 0.298, SLG: 0.353	(7, 1) 3.0 W 9 1 0 0 4 0 0 0 0 0 0 0 17 17 0.00 0.333																			
John Wyatt, R ERA: 3.76	(7, 1) 3.0 W 9 1 0 0 4 0 0 0 0 0 0 0 17 17 0.00 0.333																			
Inning Stats	R: 0 E: 0 K: 0 S: 3	H: 1 LOB: 0 BB: 0 P: 3	R: 0 E: 0 K: 0 S: 4	H: 1 LOB: 1 BB: 0 P: 4	R: 1 E: 0 K: 1 S: 8	H: 3 LOB: 2 BB: 0 P: 8	R: 0 E: 0 K: 0 S: 4	H: 1 LOB: 1 BB: 0 P: 4	R: 0 E: 0 K: 0 S: 3	H: 0 LOB: 0 BB: 0 P: 3	R: 3 E: 0 K: 0 S: 6	H: 3 LOB: 2 BB: 1 P: 11	R: 2 E: 0 K: 0 S: 6	H: 3 LOB: 2 BB: 1 P: 10	R: 0 E: 0 K: 1 S: 6	H: 2 LOB: 2 BB: 0 P: 6	1B: 13 2B: 1 3B: 0 HR: 0	SF: 1 SAC: 1 DP: 0 HBP: 1	WP: 0 PB: 0 SB: 0 CS: 0	PA: 39
PITCHER	IP WLS BF H R ER SO BB IBB HBP BLK WP HR S P ERA WHIP																			
Dave Boswell, R ERA: 3.2	(1, 1) 5.1 24 8 4 4 1 1 0 0 0 0 0 0 0 25 29 6.75 1.688																			
Dwight Siebler, R ERA: 2.85	(6, 1) 0.2 4 1 0 0 0 0 0 0 1 0 0 0 3 4 0.00 1.500																			
Pete Cimino, R ERA: 2.96	(7, 1) 0.2 L 6 3 2 2 0 1 0 0 0 0 0 0 5 9 27.00 6.000																			
Johnny Klippstein, R ERA: 3.16	(7, 1) 1.1 5 2 0 0 1 0 0 0 0 0 0 0 7 7 0.00 1.500																			

AB	34
R	6
H	14
RBI	6
BB	2
SO	2
LOB	16



Batter	1	2	3	4	5	6	7	8	9	AB	R	H	RBI	BB	SO	LOB	TOP										
Zoilo Versalles, R OBP: 0.304, SLG: 0.361 (1, 6)	F9		HR BB	SH5-3 1B 1B		F8		F3		4	2	1	1	1	0	2	Minnesota Twins @ Washington Senators D.C. Stadium, Washington, DC Tue Aug 23 1966, 7:05 PM EDT Unknown livebaseballscorecards.com										
Cesar Tovar, R OBP: 0.329, SLG: 0.351 (1, 4)	5-3		HR BB	SH5-3		1-3		F7		3	1	0	0	1	0	2											
Tony Oliva, L OBP: 0.367, SLG: 0.539 (1, 9)	F7		K	1B IBB		F3		G3		4	0	0	0	1	1	3											
Harmon Killebrew, R OBP: 0.401, SLG: 0.530 Don Mincher, L OBP: 0.321, SLG: 0.400 (9, 3)		F5	F4					F5		5	0	2	2	0	0	3											
Rich Rollins, R OBP: 0.288, SLG: 0.391 (1, 5)								5-3		0	0	0	0	0	0	0											
Earl Battey, R OBP: 0.327, SLG: 0.328 Russ Nixon, L OBP: 0.356, SLG: 0.288 (7, 2)										5	1	2	4	0	2	3											
Bob Allison, R OBP: 0.348, SLG: 0.379 (1, 7)										4	0	0	0	0	0	2											
Ted Uhlaender, L OBP: 0.254, SLG: 0.267 (1, 8)										0	0	0	0	0	0	0											
Jim Kaat, L OBP: 0.222, SLG: 0.291 (1, 1)										3	1	1	0	1	0	0											
Inning Stats	R: 0 E: 0 K: 0 S: 3	H: 0 LOB: 0 BB: 0 P: 3	R: 0 E: 0 K: 0 S: 4	H: 1 LOB: 2 BB: 1 P: 8	R: 4 E: 1 K: 1 S: 7	H: 1 LOB: 0 BB: 2 P: 15	R: 3 E: 0 K: 2 S: 11	H: 4 LOB: 1 BB: 1 P: 15	R: 0 E: 0 K: 1 S: 5	H: 0 LOB: 1 BB: 1 P: 9	R: 0 E: 0 K: 1 S: 5	H: 1 LOB: 0 BB: 0 P: 5	R: 0 E: 1 K: 0 S: 4	H: 0 LOB: 2 BB: 1 P: 8	R: 0 E: 0 K: 0 S: 3	H: 0 LOB: 0 BB: 0 P: 3		1B: 6 2B: 0 3B: 0 HR: 1	SF: 0 SAC: 1 DP: 1 HBP: 0	WP: 0 PB: 1 SB: 0 CS: 0	PA: 41						
PITCHER	IP	WLS	BF	H	R	ER	SO	BB	IBB	HBP	BLK	WP	HR	S	P	ERA	WHIP										
Pete Richert, L ERA: 3.3 (1, 1)	3.1	L	19	5	7	3	2	3	0	0	0	0	1	20	32	8.10	2.400										
Jim Hannan, R ERA: 4.16 (4, 1)	2.2		11	1	0	0	2	1	1	0	0	0	0	13	21	0.00	0.750										
Casey Cox, R ERA: 3.33 (7, 1)	2.0		8	1	0	0	1	1	0	0	0	0	0	9	13	0.00	1.000										
Mike McCormick, L ERA: 3.79 (9, 1)	1.0		3	0	0	0	0	0	0	0	0	0	0	3	3	0.00	0.000										

Batter	1	2	3	4	5	6	7	8	9	AB	R	H	RBI	BB	SO	LOB	BOTTOM										
Ed Brinkman, R OBP: 0.276, SLG: 0.350 (1, 6)	6-3		K			4-3		FC5-4		4	0	0	0	0	1	1	Minnesota Twins @ Washington Senators D.C. Stadium, Washington, DC Tue Aug 23 1966, 7:05 PM EDT Unknown livebaseballscorecards.com										
Bob Saverine, S OBP: 0.307, SLG: 0.352 (1, 4)	L5									4	0	1	0	0	0	0											
Ken McMullen, R OBP: 0.291, SLG: 0.364 (1, 5)	4-3									3	0	0	0	1	0	1											
Fred Valentine, S OBP: 0.355, SLG: 0.459 (1, 9)		F8								3	0	1	0	1	0	0											
Frank Howard, R OBP: 0.340, SLG: 0.450 (1, 7)										4	0	0	0	0	1	4											
Don Lock, R OBP: 0.346, SLG: 0.418 (1, 8)										4	0	1	0	0	1	4											
Ken Harrelson, R OBP: 0.314, SLG: 0.355 (1, 3)										3	0	1	0	0	1	1											
Paul Casanova, R OBP: 0.276, SLG: 0.430 (1, 2)										3	0	1	0	0	0	0											
Pete Richert, L OBP: 0.142, SLG: 0.192 Jim Hamlin, R OBP: 0.125, SLG: 0.087 Tim Culbert, R OBP: 0.125, SLG: 0.087 Casey Cox, R OBP: 0.356, SLG: 0.288 Ken Hamlin, R OBP: 0.306, SLG: 0.287 Mike McCormick, L OBP: 0.229, SLG: 0.333 (1, 1) (4, 1) (6, PH) (7, 1) (8, PH) (9, 1)										1	0	0	0	0	1	0											
Inning Stats	R: 0 E: 0 K: 0 S: 3	H: 0 LOB: 0 BB: 0 P: 3	R: 0 E: 0 K: 0 S: 4	H: 1 LOB: 1 BB: 0 P: 4	R: 0 E: 0 K: 2 S: 7	H: 0 LOB: 0 BB: 0 P: 7	R: 0 E: 0 K: 0 S: 3	H: 0 LOB: 0 BB: 0 P: 3	R: 0 E: 0 K: 2 S: 7	H: 0 LOB: 0 BB: 0 P: 7	R: 0 E: 0 K: 0 S: 3	H: 0 LOB: 0 BB: 0 P: 3	R: 0 E: 0 K: 1 S: 5	H: 0 LOB: 2 BB: 2 P: 13	R: 0 E: 0 K: 0 S: 4	H: 2 LOB: 1 BB: 0 P: 4		R: 0 E: 0 K: 0 S: 5	H: 2 LOB: 2 BB: 0 P: 5	1B: 4 2B: 2 3B: 0 HR: 0	SF: 0 SAC: 0 DP: 1 HBP: 0	WP: 0 PB: 0 SB: 0 CS: 0	PA: 33				
PITCHER	IP	WLS	BF	H	R	ER	SO	BB	IBB	HBP	BLK	WP	HR	S	P	ERA	WHIP										
Jim Kaat, L ERA: 2.89 (1, 1)	9.0	W	33	5	0	0	5	2	0	0	0	0	0	41	49	0.00	0.778										



Batter	1	2	3	4	5	6	7	8	9	AB	R	H	RBI	BB	SO	LOB	TOP										
Zoilo Versalles, R OBP: 0.306, SLG: 0.362	6-3			E6 4-3 WP 1B		L4				4	1	2	0	0	0	0	Minnesota Twins @ Washington Senators D.C. Stadium, Washington, DC Tue Aug 23 1966, 7:05 PM EDT Att: 11,853 - Unknown livebaseballscorecards.com										
Cesar Tovar, R OBP: 0.326, SLG: 0.347	K			4-3			6-3 1B BB	F7		3	1	0	0	1	1	2											
Tony Oliva, L OBP: 0.364, SLG: 0.535	K			6-3			6-3	K		4	0	0	0	0	2	2											
Harmon Killebrew, R OBP: 0.400, SLG: 0.527		F8		6-3			E 1B	F8		4	1	1	1	0	0	0											
Rich Rollins, R OBP: 0.287, SLG: 0.389 Bernie Allen, L OBP: 0.303, SLG: 0.342		4-3			F7		E5 WP 1B			4	0	1	0	0	0	1											
Earl Battey, R OBP: 0.326, SLG: 0.327		F8			F8		WP 1B	F7		4	0	1	1	0	0	1											
Bob Allison, R OBP: 0.341, SLG: 0.370 Al Worthington, R OBP: 0.250, SLG: 0.500 Don Mincher, L OBP: 0.321, SLG: 0.399			6-3		K		1-2 2-3	F3		3	0	0	0	0	2	2											
Ted Uhlaender, L OBP: 0.251, SLG: 0.263			6-3			4-3	4-3			3	0	0	0	0	0	2											
Mudcat Grant, R OBP: 0.200, SLG: 0.228 Jimmie Hall, L OBP: 0.289, SLG: 0.433			K			F6		K		2	0	0	0	0	1	0											
Inning Stats	R: 0 E: 0 K: 2 S: 7	H: 0 LOB: 0 BB: 0 P: 7	R: 0 E: 0 K: 0 S: 3	H: 0 LOB: 0 BB: 0 P: 3	R: 0 E: 0 K: 1 S: 5	H: 0 LOB: 0 BB: 0 P: 5	R: 1 E: 1 K: 0 S: 4	H: 1 LOB: 0 BB: 0 P: 4	R: 0 E: 0 K: 1 S: 5	H: 0 LOB: 0 BB: 0 P: 5	R: 0 E: 0 K: 0 S: 3	H: 0 LOB: 0 BB: 0 P: 3	R: 2 E: 1 K: 1 S: 8	H: 2 LOB: 2 BB: 1 P: 12	R: 0 E: 0 K: 2 S: 8	H: 1 LOB: 1 BB: 0 P: 8		R: 0 E: 0 K: 0 S: 4	H: 1 LOB: 1 BB: 0 P: 4	1B: 5 2B: 0 3B: 0 HR: 0	SF: 0 SAC: 0 DP: 0 HBP: 0	WP: 2 PB: 0 SB: 0 CS: 0	PA: 34				
PITCHER	IP	WLS	BF	H	R	ER	SO	BB	IBB	HBP	BLK	WP	HR	S	P	ERA	WHIP										
Frank Kreutzer, L ERA: 3.22	6.1		21	1	2	1	4	1	0	0	0	1	0	28	32	1.42	0.316										
Bob Humphreys, R ERA: 3.05	1.2	W	9	3	1	1	3	0	0	0	0	1	0	15	15	5.40	1.800										
Ron Kline, R ERA: 2.56	1.0	S	4	1	0	0	0	0	0	0	0	0	0	4	4	0.00	1.000										

Batter	1	2	3	4	5	6	7	8	9	AB	R	H	RBI	BB	SO	LOB	BOTTOM										
Ed Brinkman, R OBP: 0.276, SLG: 0.350	K		F4			SH5-4 2B 1B		K		4	1	1	0	0	2	0	Minnesota Twins @ Washington Senators D.C. Stadium, Washington, DC Tue Aug 23 1966, 7:05 PM EDT Att: 11,853 - Unknown livebaseballscorecards.com										
Bob Saverine, S OBP: 0.307, SLG: 0.350	4-3			F2		SH5-4 1-2		G6-4-3 BB		2	0	0	0	1	0	0											
Jim King, L OBP: 0.339, SLG: 0.387	4-3			K		2H 2B		G6-4-3 1-2		4	0	1	1	0	1	1											
Fred Valentine, S OBP: 0.353, SLG: 0.455		K		F4		F6				3	0	0	0	0	1	1											
Frank Howard, R OBP: 0.340, SLG: 0.452 Don Lock, R OBP: 0.346, SLG: 0.418					F7	F8				3	0	1	0	0	0	1											
Ken McMullen, R OBP: 0.292, SLG: 0.367						3B 2B		3-1		3	1	1	0	0	0	1											
Ken Harrelson, R OBP: 0.314, SLG: 0.360						4-6-3 3B		K		3	1	1	1	0	1	1											
Jim French, L OBP: 0.321, SLG: 0.250 Paul Casanova, R OBP: 0.276, SLG: 0.430				4-3		4-6-3		G3		3	0	0	1	0	0	0											
Frank Kreutzer, R OBP: 0.333, SLG: 0.333 Bob Humphreys, R OBP: 0.357, SLG: 0.182 Willie Kirkland, L OBP: 0.259, SLG: 0.344 Ron Kline, R OBP: 0.400, SLG: 0.250				K		3H K				2	0	0	0	0	2	0											
Inning Stats	R: 0 E: 0 K: 1 S: 5	H: 0 LOB: 0 BB: 0 P: 5	R: 0 E: 0 K: 1 S: 6	H: 1 LOB: 1 BB: 0 P: 6	R: 0 E: 0 K: 1 S: 5	H: 0 LOB: 0 BB: 0 P: 5	R: 0 E: 0 K: 1 S: 5	H: 0 LOB: 0 BB: 0 P: 5	R: 2 E: 0 K: 0 S: 5	H: 2 LOB: 1 BB: 0 P: 5	R: 0 E: 0 K: 1 S: 5	H: 0 LOB: 0 BB: 0 P: 5	R: 1 E: 0 K: 1 S: 5	H: 1 LOB: 1 BB: 1 P: 9	1B: 1 2B: 3 3B: 1 HR: 1	SF: 0 SAC: 1 DP: 1 HBP: 0		WP: 0 PB: 0 SB: 0 CS: 0	PA: 30								
PITCHER	IP	WLS	BF	H	R	ER	SO	BB	IBB	HBP	BLK	WP	HR	S	P	ERA	WHIP										
Mudcat Grant, R ERA: 2.97	6.0		23	5	3	3	5	0	0	0	0	0	1	10	14	4.50	0.833										
Al Worthington, R ERA: 2.07	2.0	L	7	1	1	1	2	1	0	0	0	0	1	10	14	4.50	1.000										

Batter	1	2	3	4	5	6	7	8	9	AB	R	H	RBI	BB	SO	LOB	TOP										
Zoilo Versalles, R OBP: 0.308, SLG: 0.363 (1, 6)	1-3	K			5-3			6-3	F9	5	0	0	0	0	1	0											
Jimmie Hall, L OBP: 0.287, SLG: 0.429 (1, 7)	2B 1B	F6			F7			K		4	1	1	0	0	1	0											
Tony Oliva, L OBP: 0.363, SLG: 0.533 (1, 9)	1B 2B		4-3		F6			E3 2B		4	2	1	0	0	0	0											
Harmon Killebrew, R OBP: 0.402, SLG: 0.522 (1, 5)	K		1-3		6-3			2B 1B IBB		3	1	0	0	1	1	2											
Don Mincher, L OBP: 0.325, SLG: 0.404 (1, 3)	1B 2B IBB				F7			1B 2B		3	2	2	1	1	0	0											
Earl Battey, R OBP: 0.330, SLG: 0.327 Jerry Zimmerman, R OBP: 0.330, SLG: 0.320 (4, 2)	1-2 2-H 3-H 2B 1B				5-3			1B		2	1	1	2	0	1	1											
Cesar Tovar, R OBP: 0.331, SLG: 0.354 (1, 4)	1-H 2-H 2B				6-3			F9		4	0	1	2	0	0	1											
Ted Uhlaender, L OBP: 0.249, SLG: 0.255 (1, 8)	K		4-3		F7			L6		4	0	0	0	0	1	1											
Jim Merritt, L OBP: 0.172, SLG: 0.148 (1, 1)		K			1-3			L6		4	0	0	0	0	2	0											
Inning Stats	R: 4 E: 0 K: 2 S: 11	H: 4 LOB: 1 BB: 1 P: 15	R: 0 E: 0 K: 2 S: 7	H: 0 LOB: 0 BB: 0 P: 7	R: 0 E: 0 K: 1 S: 6	H: 1 LOB: 1 BB: 0 P: 6	R: 0 E: 0 K: 0 S: 3	H: 0 LOB: 0 BB: 0 P: 3	R: 0 E: 0 K: 0 S: 3	H: 0 LOB: 0 BB: 0 P: 3	R: 0 E: 0 K: 0 S: 3	H: 0 LOB: 0 BB: 0 P: 3	R: 0 E: 0 K: 1 S: 8	H: 2 LOB: 1 BB: 0 P: 12	R: 0 E: 0 K: 1 S: 5	H: 0 LOB: 0 BB: 0 P: 5	1B: 4 2B: 3 3B: 0 HR: 0	SF: 0 SAC: 0 DP: 0 HBP: 0	WP: 0 PB: 0 CS: 0	PA: 37							
PITCHER	IP	WLS	BF	H	R	ER	SO	BB	IBB	HBP	BLK	WP	HR	S	P	ERA	WHIP										
John Buzhardt, R ERA: 3.55 (1, 1)	5.0	L	21	5	4	4	5	0	1	0	0	0	0	30	34	7.20	1.000										
Dennis Higgins, R ERA: 2.79 (6, 1)	2.0		6	0	0	0	0	0	0	0	0	0	0	6	6	0.00	0.000										
Juan Pizarro, L ERA: 3.84 (8, 1)	2.0		10	2	3	0	2	0	1	0	0	0	0	13	17	0.00	1.000										

Minnesota Twins @ Chicago White Sox
Comiskey Park, Chicago, IL
Fri Aug 26 1966, 8:05 PM EDT
Att: 23,296 - Unknown

AB	35
R	7
H	7
RBI	7
BB	2
SO	7
LOB	5



Batter	1	2	3	4	5	6	7	8	9	AB	R	H	RBI	BB	SO	LOB	BOTTOM										
Ken Berry, R OBP: 0.326, SLG: 0.412 (1, 8)	L6		K		F7			1B G6-3 1B		4	1	1	0	0	1	1											
Tom McCraw, L OBP: 0.294, SLG: 0.338 (1, 7)			F2			4-3		1B G6-3 1B		4	0	2	0	0	0	0											
Jerry Adair, R OBP: 0.300, SLG: 0.333 (1, 4) (6, 6)	F6				F6		F7	G6-3		4	0	0	0	0	0	2											
John Romano, R OBP: 0.347, SLG: 0.434 (1, 2)	K				L6		F8	1-3		4	0	0	0	0	1	1											
Bill Skowron, R OBP: 0.326, SLG: 0.387 (1, 3)		K					4-3			4	0	1	0	0	1	0											
Jim Hicks, R OBP: 0.154, SLG: 0.154 (1, 9)					F8		F8	HR 1B		4	1	2	0	0	0	1											
Don Buford, S OBP: 0.326, SLG: 0.356 (1, 5)		SH1-3						1B PB BB		2	2	1	2	1	1	0											
Lee Elia, R OBP: 0.272, SLG: 0.306 (1, 6) Juan Pizarro, L OBP: 0.125, SLG: 0.091 Pete Ward, L OBP: 0.281, SLG: 0.260 (9, PH)		K						1B FC4-6 1B		2	0	1	1	1	1	1											
John Buzhardt, R OBP: 0.163, SLG: 0.122 Floyd Robinson, L OBP: 0.333, SLG: 0.328 Dennis Higgins, R OBP: 0.214, SLG: 0.154 Wayne Causey, L OBP: 0.323, SLG: 0.300 (7, PH) (8, 4)					5-3			1B FC4-6		1	0	0	0	0	0	0											
Inning Stats	R: 0 E: 0 K: 1 S: 6	H: 1 LOB: 1 BB: 0 P: 6	R: 0 E: 0 K: 2 S: 8	H: 1 LOB: 1 BB: 0 P: 8	R: 0 E: 0 K: 1 S: 5	H: 0 LOB: 0 BB: 0 P: 5	R: 0 E: 0 K: 0 S: 4	H: 1 LOB: 1 BB: 0 P: 4	R: 0 E: 0 K: 0 S: 3	H: 0 LOB: 0 BB: 0 P: 3	R: 1 E: 0 K: 0 S: 4	H: 1 LOB: 1 BB: 1 P: 8	R: 1 E: 0 K: 0 S: 4	H: 2 LOB: 0 BB: 0 P: 4	R: 2 E: 0 K: 1 S: 7	H: 2 LOB: 0 BB: 0 P: 7	1B: 6 2B: 1 3B: 0 HR: 1	SF: 0 SAC: 1 DP: 1 HBP: 0	WP: 0 PB: 1 CS: 0	PA: 36							
PITCHER	IP	WLS	BF	H	R	ER	SO	BB	IBB	HBP	BLK	WP	HR	S	P	ERA	WHIP										
Jim Merritt, L ERA: 3.59 (1, 1)	9.0	W	36	8	4	3	6	2	0	0	0	0	1	46	54	3.00	1.111										

Minnesota Twins @ Chicago White Sox
Comiskey Park, Chicago, IL
Fri Aug 26 1966, 8:05 PM EDT
Att: 23,296 - Unknown

AB	33
R	4
H	8
RBI	3
BB	2
SO	6
LOB	8



Batter	1	2	3	4	5	6	7	8	9	10	11	12	13	14	15	AB	R	H	RBI	BB	SO	LOB	TOP									
Cesar Tovar, R OBP: 0.333, SLG: 0.352 (1.4)																5	0	2	0	2	0	1										
Jimmie Hall, L OBP: 0.286, SLG: 0.424 (1.7)																5	0	1	0	0	0	3										
Rich Rollins, R OBP: 0.285, SLG: 0.389 (11. PH)															1	0	1	2	0	0	0											
Bob Allison, R OBP: 0.343, SLG: 0.373 (11.7)															1	0	0	0	0	0	0											
Tony Oliva, L OBP: 0.368, SLG: 0.522 (1.9)																6	0	0	0	0	2	5										
Harmon Killebrew, R OBP: 0.367, SLG: 0.520 (1.5)																7	1	1	1	0	2	2										
Don Mincher, L OBP: 0.324, SLG: 0.400 (1.3)																6	0	1	0	1	2	0										
Earl Battey, R OBP: 0.330, SLG: 0.327 (4.2)																2	0	1	0	0	0	0										
Jerry Zimmerman, R OBP: 0.327, SLG: 0.317 (4.2)																4	0	1	0	0	0	2										
Pete Cimino, R OBP: 0.333, SLG: 0.317 (13.1)																1	0	0	0	0	1	0										
Ted Uhlaender, L OBP: 0.294, SLG: 0.261 (1.8)																7	0	2	0	0	0	2										
Zolo Versalles, R OBP: 0.310, SLG: 0.358 (1.6)																2	1	0	0	3	0	2										
Mudcat Grant, R OBP: 0.188, SLG: 0.213 (1.1)																4	1	0	0	0	0	5										
Al Worthington, R OBP: 0.259, SLG: 0.500 (11.1)																0	0	0	0	0	0	0										
Russ Nixon, L OBP: 0.353, SLG: 0.283 (13. PH)																1	0	0	0	0	1	0										
Inning Stats	R: 0 E: 0 K: 1 S: 5	H: 0 LOB: 1 BB: 1 P: 9	R: 0 E: 0 K: 0 S: 3	H: 0 LOB: 0 BB: 0 P: 3	R: 0 E: 0 K: 1 S: 6	H: 2 LOB: 2 BB: 1 P: 10	R: 0 E: 0 K: 1 S: 7	H: 2 LOB: 2 BB: 0 P: 7	R: 0 E: 2 K: 0 S: 3	H: 1 LOB: 1 BB: 0 P: 3	R: 1 E: 0 K: 0 S: 6	H: 3 LOB: 3 BB: 1 P: 10	R: 0 E: 0 K: 1 S: 5	H: 0 LOB: 0 BB: 0 P: 5	R: 0 E: 0 K: 1 S: 6	H: 1 LOB: 1 BB: 0 P: 4	R: 0 E: 0 K: 1 S: 5	H: 0 LOB: 0 BB: 0 P: 5	R: 2 E: 1 K: 0 S: 5	H: 1 LOB: 2 BB: 2 P: 13	R: 0 E: 0 K: 0 S: 3	H: 0 LOB: 1 BB: 1 P: 7	R: 0 E: 0 K: 1 S: 5	H: 0 LOB: 0 BB: 0 P: 5	R: 0 E: 0 K: 0 S: 2	H: 0 LOB: 0 BB: 0 P: 3	R: 0 E: 0 K: 1 S: 5	H: 0 LOB: 0 BB: 0 P: 5	1B: 9 2B: 0 3B: 0 HR: 1	SF: 0 SAC: 1 DP: 1 HBP: 2	WP: 0 PB: 0 SH: 0 CS: 1	PA: 61

PITCHER	IP	WLS	BF	H	R	ER	SO	BB	IBB	HBP	BLK	WP	HR	S	P	ERA	WHIP
Bruce Howard, R ERA: 2.29 (1.1)	5.2		26	8	1	0	3	0	0	0	0	0	0	29	41	1.59	1.941
Dennis Higgins, R ERA: 2.7 (6.1)	2.1		8	1	0	0	2	0	0	0	0	0	0	12	12	0.00	0.429
Hoyt Wilhelm, R ERA: 1.57 (9.1)	2.0		7	0	0	0	1	0	0	1	0	0	0	8	9	0.00	0.000
Juan Pizarro, L ERA: 3.77 (11.1)	1.1		9	1	2	0	0	3	0	0	0	0	0	6	18	0.00	3.000
Joe Horlen, R ERA: 2.7 (12.1)	3.2	W	11	0	0	0	2	0	0	1	0	0	0	14	15	0.00	0.000

Batter	1	2	3	4	5	6	7	8	9	10	11	12	13	14	15	AB	R	H	RBI	BB	SO	LOB	BOTTOM											
Tommie Agee, R OBP: 0.316, SLG: 0.415 (1.8)																7	0	3	1	0	2	1												
Don Buford, S OBP: 0.326, SLG: 0.352 (1.5)																4	0	1	0	2	0	3												
Joe Horlen, R OBP: 0.122, SLG: 0.087 (12.1)																1	0	0	0	0	0	0												
Jerry Adair, R OBP: 0.303, SLG: 0.333 (1.6)																7	0	2	0	0	0	4												
John Romano, R OBP: 0.345, SLG: 0.429 (1.2)																4	0	0	0	0	1	4												
Hoyt Wilhelm, R OBP: 0.332, SLG: 0.327 (9.1)																0	0	0	0	0	0	0												
Floyd Robinson, L OBP: 0.125, SLG: 0.091 (10. PH)																1	0	0	0	0	0	2												
Juan Pizarro, L OBP: 0.322, SLG: 0.383 (11.1)																0	0	0	0	0	0	0												
Bill Skowron, R OBP: 0.322, SLG: 0.383 (12.3)																2	0	1	0	0	1	0												
Tom McCraw, L OBP: 0.288, SLG: 0.330 (1.3)																7	0	0	0	0	2	2												
Ken Berry, R OBP: 0.321, SLG: 0.404 (1.9)																7	0	1	0	0	0	0												
Pete Ward, L OBP: 0.286, SLG: 0.266 (1.7)																7	2	3	0	0	1	1												
Al Weis, S OBP: 0.216, SLG: 0.167 (1.4)																3	0	1	1	1	0	1												
Wayne Causey, L OBP: 0.332, SLG: 0.304 (11. PH)																1	2	1	0	2	0	0												
Bruce Howard, S OBP: 0.194, SLG: 0.067 (1.1)																2	0	0	0	0	0	3												
Dennis Higgins, R OBP: 0.260, SLG: 0.143 (6.1)																1	0	0	0	0	0	0												
Jerry McNertney, R OBP: 0.317, SLG: 0.226 (9.2)																0	0	0	0	1	0	0												
Smoky Burgess, L OBP: 0.400, SLG: 0.382 (11. PH)																2	0	1	1	1	1	1												
Inning Stats	R: 0 E: 0 K: 0 S: 3	H: 1 LOB: 0 BB: 0 P: 3	R: 0 E: 0 K: 0 S: 3	H: 0 LOB: 0 BB: 0 P: 3	R: 1 E: 0 K: 0 S: 6	H: 3 LOB: 3 BB: 1 P: 10	R: 0 E: 0 K: 0 S: 4	H: 1 LOB: 2 BB: 1 P: 8	R: 0 E: 0 K: 1 S: 6	H: 1 LOB: 1 BB: 0 P: 6	R: 1 E: 0 K: 0 S: 4	H: 1 LOB: 1 BB: 0 P: 4	R: 0 E: 0 K: 0 S: 3	H: 0 LOB: 0 BB: 0 P: 3	R: 0 E: 0 K: 1 S: 5	H: 0 LOB: 0 BB: 0 P: 5	R: 0 E: 0 K: 0 S: 3	H: 0 LOB: 0 BB: 0 P: 3	R: 0 E: 0 K: 0 S: 7	H: 4 LOB: 2 BB: 2 P: 11	R: 2 E: 1 K: 0 S: 7	H: 4 LOB: 2 BB: 0 P: 7	R: 0 E: 0 K: 2 S: 7	H: 0 LOB: 0 BB: 0 P: 7	R: 0 E: 0 K: 2 S: 7	H: 0 LOB: 1 BB: 1 P: 11	R: 0 E: 0 K: 0 S: 9	H: 2 LOB: 2 BB: 0 P: 9	R: 1 E: 0 K: 0 S: 3	H: 1 LOB: 2 BB: 0 P: 11	1B: 13 2B: 0 3B: 1 HR: 0	SF: 0 SAC: 1 DP: 1 HBP: 0	WP: 0 PB: 0 SH: 0 CS: 0	PA: 64

PITCHER	IP	WLS	BF	H	R	ER	SO	BB	IBB	HBP	BLK	WP	HR	S	P	ERA	WHIP
Mudcat Grant, R ERA: 2.95 (1.1)	10.2		44	9	3	0	2	0	0	0	0	0	0	44	60	2.53	1.125
Al Worthington, R ERA: 2.0 (11.1)	1.1		6	2	0	0	2	0	0	0	0	0	0	10	10	0.00	1.500
Pete Cimino, R ERA: 2.91 (13.1)	2.2	L	14	3	1	1	4	2	1	0	0	0	0	19	31	3.38	1.875

Minnesota Twins @ Chicago White Sox
Comiskey Park, Chicago, IL
Sun Aug 28 1966, 4:33 AM EDT
Unknown

AB 52
R 3
H 10
RBI 3
BB 6
SO 8
LOB 22

Minnesota Twins @ Chicago White Sox
Comiskey Park, Chicago, IL
Sun Aug 28 1966, 4:33 AM EDT
Unknown

AB 56
R 4
H 14
RBI 3
BB 7
SO 8
LOB 22

Batter	1	2	3	4	5	6	7	8	9	10	11	AB	R	H	RBI	BB	SO	LOB	TOP								
Cesar Tovar, R OBP: 0.331, SLG: 0.349 (1, 4)	F9		HR	4-3		5-3		F9			5-3	6	1	1	0	0	0	1									
Jimmie Hall, L OBP: 0.290, SLG: 0.424 (1, 7)	F8		HR						F3		K	5	2	2	0	1	1	0									
Tony Oliva, L OBP: 0.358, SLG: 0.527 (1, 9)	HR		HR	F3					4-3		F2	5	2	2	3	0	0	2									
Harmon Killebrew, R OBP: 0.395, SLG: 0.525 (1, 5)	HR		2B									3	1	1	2	2	2	0									
Don Mincher, L OBP: 0.330, SLG: 0.409 (1, 3)	F6											4	0	3	0	1	0	0									
Ted Uhlaender, L OBP: 0.250, SLG: 0.257 (1, 8)		1-3	4-3									4	0	0	1	0	0	4									
Russ Nixon, L OBP: 0.342, SLG: 0.277 (1, 2)	F6		4-3									5	0	1	0	0	0	5									
Zolio Versalles, R OBP: 0.307, SLG: 0.354 (1, 6)	F9											5	0	0	0	0	2	2									
Dwight Siebler, R OBP: 0.250, SLG: 0.257 (3, 1)			L3									1	0	0	0	0	0	0									
Camilo Pascual, R OBP: 0.250, SLG: 0.257 (3, 1)				4-3								3	0	1	0	0	0	0									
Rich Rollins, R OBP: 0.250, SLG: 0.387 (10, PH)												1	0	0	0	0	0	2									
Al Worthington, R OBP: 0.250, SLG: 0.500 (10, 1)												0	0	0	0	0	0	0									
Inning Stats	R: 2 E: 0 K: 0 S: 5	H: 2 LOB: 0 BB: 0 P: 5	R: 0 E: 0 K: 0 S: 3	H: 0 LOB: 0 BB: 0 P: 3	R: 3 E: 0 K: 0 S: 7	H: 4 LOB: 2 BB: 1 P: 11	R: 0 E: 0 K: 1 S: 6	H: 1 LOB: 2 BB: 1 P: 10	R: 0 E: 0 K: 0 S: 3	H: 0 LOB: 0 BB: 0 P: 3	R: 1 E: 0 K: 0 S: 4	H: 1 LOB: 2 BB: 2 P: 12	R: 0 E: 0 K: 0 S: 3	H: 0 LOB: 0 BB: 0 P: 3	R: 0 E: 0 K: 1 S: 5	H: 0 LOB: 0 BB: 0 P: 5	R: 0 E: 0 K: 1 S: 7	H: 2 LOB: 2 BB: 0 P: 7	R: 0 E: 0 K: 1 S: 5	H: 0 LOB: 0 BB: 0 P: 5	1B: 6 2B: 3 3B: 0 HR: 2	SF: 1 SAC: 1 DP: 0 HBP: 0	WP: 0 PB: 0 SB: 0 CS: 0	PA: 48			
PITCHER	IP ERA: 3.35	WLS 6.1	BF 32	H 9	R 6	ER 6	SO 2	BB 4	IBB 0	HBP 0	BLK 0	WP 0	HR 2	S 32	P 48	ERA 8.53	WHIP 2.053										
Jack Lamabe, R ERA: 3.35 (1, 1)																											
Hoyt Wilhelm, R ERA: 1.42 (7, 1)																											

Minnesota Twins @ Chicago White Sox
Comiskey Park, Chicago, IL
Sun Aug 28 1966, 4:38 AM EDT
Att: 21,576 - Unknown

AB 42
R 6
H 11
RBI 6
BB 4
SO 5
LOB 16



Batter	1	2	3	4	5	6	7	8	9	10	11	AB	R	H	RBI	BB	SO	LOB	BOTTOM								
Wayne Causey, L OBP: 0.335, SLG: 0.306 (1, 4)	3B		F8	F7		SF7						2	2	1	1	1	0	1									
Al Weis, S OBP: 0.215, SLG: 0.166 (7, 4)	BB		BB									1	0	0	0	0	0	0									
Don Buford, S OBP: 0.326, SLG: 0.355 (1, 5)	SF8		S	E3								4	2	1	1	1	0	1									
Tommy Agee, R OBP: 0.314, SLG: 0.411 (1, 8)	1-3		F8	F9								5	0	0	0	0	0	4									
Pete Ward, L OBP: 0.280, SLG: 0.262 (1, 7)	SF8		SF8									3	0	0	2	0	1	0									
Tom McCraw, L OBP: 0.286, SLG: 0.328 (1, 3)	4-3		1B									5	0	1	1	0	0	0									
Ken Berry, R OBP: 0.319, SLG: 0.401 (1, 9)			3-1									5	0	1	0	0	1	0									
Jerry Adair, R OBP: 0.304, SLG: 0.344 (1, 6)			5-3									5	2	2	1	0	0	2									
John Romano, R OBP: 0.353, SLG: 0.440 (1, 2)												4	1	4	0	0	0	0									
Jack Lamabe, R OBP: 0.065, SLG: 0.033 (1, 1)												1	0	0	0	0	0	1									
Hoyt Wilhelm, R ERA: 2.1 (7, 1)												1	0	0	0	0	1	1									
Inning Stats	R: 2 E: 0 K: 0 S: 4	H: 1 LOB: 0 BB: 1 P: 8	R: 0 E: 0 K: 0 S: 4	H: 1 LOB: 1 BB: 0 P: 4	R: 2 E: 0 K: 0 S: 6	H: 3 LOB: 2 BB: 1 P: 10	R: 1 E: 1 K: 0 S: 5	H: 1 LOB: 1 BB: 0 P: 5	R: 0 E: 0 K: 0 S: 3	H: 0 LOB: 0 BB: 0 P: 3	R: 0 E: 0 K: 1 S: 6	H: 1 LOB: 1 BB: 0 P: 6	R: 0 E: 0 K: 0 S: 3	H: 0 LOB: 0 BB: 0 P: 3	R: 0 E: 0 K: 1 S: 5	H: 0 LOB: 0 BB: 0 P: 5	R: 1 E: 0 K: 0 S: 1	H: 1 LOB: 0 BB: 0 P: 1	1B: 7 2B: 1 3B: 1 HR: 1	SF: 3 SAC: 2 DP: 0 HBP: 0	WP: 0 PB: 0 SB: 2 CS: 0	PA: 43					
PITCHER	IP ERA: 3.42	WLS 6.1	BF 25	H 4	R 4	ER 4	SO 2	BB 0	IBB 0	HBP 0	BLK 0	WP 0	HR 0	S 12	P 20	ERA 13.50	WHIP 2.250										
Dwight Siebler, R ERA: 3.42 (3, 1)																											
Camilo Pascual, R ERA: 4.84 (3, 1)																											
Al Worthington, R ERA: 2.1 (10, 1)																											

Minnesota Twins @ Chicago White Sox
Comiskey Park, Chicago, IL
Sun Aug 28 1966, 4:38 AM EDT
Att: 21,576 - Unknown

AB 36
R 7
H 10
RBI 6
BB 2
SO 3
LOB 10



Batter	1	2	3	4	5	6	7	8	9	AB	R	H	RBI	BB	SO	LOB	TOP			
Ed Brinkman, R (1,6) OBP: 0.277, SLG: 0.346	0-0 4-3		0-0 CS 1B		0-0 6-3		0-0 5-3			4	0	1	0	0	0	0				
Bob Saverine, S (1,4) OBP: 0.313, SLG: 0.354	0-0 1B SF9 1B		0-3 K		0-0 1-3 1B		0-0 F7			4	1	2	0	0	1	1				
Jim King, L (1,9) OBP: 0.338, SLG: 0.378	0-0 1-3 S 1B		0-0 F8		0-0 1-3		0-0 5-3			4	0	1	0	0	0	1				
Fred Valentine, S (1,8) OBP: 0.358, SLG: 0.463	0-0 SF9 1-2 3-H		0-0 F5		0-3 K		0-3 K			3	0	0	1	0	2	1				
Frank Howard, R (1,7) OBP: 0.341, SLG: 0.445	0-0 4-0 BB		0-0 6-3		0-0 6-3		0-0 6-3			3	0	0	0	1	0	0				
Ken McMullen, R (1,5) OBP: 0.294, SLG: 0.364	0-0 F7		0-3 K		0-0 FC5-4 1B		0-0 F3			3	0	1	0	0	1	2				
Ken Harrelson, R (1,3) OBP: 0.316, SLG: 0.356		0-0 F2		0-3 K		0-0 F3				3	0	0	0	0	1	1	AB 30			
Paul Casanova, R (1,2) OBP: 0.278, SLG: 0.423		0-0 6-3		0-0 F9		0-0 FC5-4				3	0	0	0	0	0	1	R 1			
Frank Kreutzer, R (1,1) OBP: 0.286, SLG: 0.286 (5, PH)		0-3 K		0-0 4-3		0-0 F7				1	0	0	0	0	1	0	H 5			
Dick Nen, L (5, PH)										1	0	0	0	0	0	0	RBI 1			
Casey Cox, R (5, 1)										0	0	0	0	0	0	0	BB 1			
Willie Kirkland, L (8, PH)										1	0	0	0	0	0	0	SO 6			
Dick Lines, R (8, 1)										0	0	0	0	0	0	0	LOB 7			
Inning Stats	R: 1 E: 0 K: 0 S: 5	H: 2 LOB: 2 BB: 1 P: 9	R: 0 E: 0 K: 1 S: 5	H: 0 LOB: 0 BB: 0 P: 5	R: 0 E: 0 K: 1 S: 5	H: 1 LOB: 0 BB: 0 P: 5	R: 0 E: 0 K: 1 S: 5	H: 0 LOB: 0 BB: 0 P: 5	R: 0 E: 0 K: 1 S: 6	H: 1 LOB: 1 BB: 0 P: 6	R: 0 E: 0 K: 0 S: 4	H: 1 LOB: 1 BB: 0 P: 4	R: 0 E: 0 K: 0 S: 3	H: 0 LOB: 0 BB: 0 P: 3	R: 0 E: 0 K: 1 S: 5	H: 0 LOB: 0 BB: 0 P: 5	1B: 5 2B: 0 3B: 0 HR: 0	SF: 1 SAC: 0 DP: 0 HBP: 0	WP: 0 PB: 0 SB: 1 CS: 1	PA: 32
PITCHER Jim Perry, R (1, 1) ERA: 2.61	IP: 9.0 WLS: W BF: 32 H: 5 R: 1 ER: 1 SO: 6 BB: 1 IBB: 0 HBP: 0 BLK: 0 WP: 0 HR: 0 S: 43 P: 47 ERA: 1.00 WHIP: 0.667															PITCHER	IP: 9.0 WLS: W BF: 32 H: 5 R: 1 ER: 1 SO: 6 BB: 1 IBB: 0 HBP: 0 BLK: 0 WP: 0 HR: 0 S: 43 P: 47 ERA: 1.00 WHIP: 0.667			

Washington Senators @ Minnesota Twins
Metropolitan Stadium, Bloomington, MI
Mon Aug 29 1966, 8:05 PM EDT
Att: 12,409 - Unknown - 81 F

AB	30
R	1
H	5
RBI	1
BB	1
SO	6
LOB	7

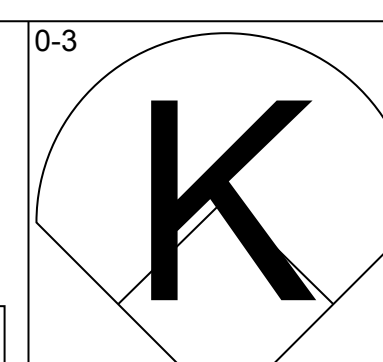
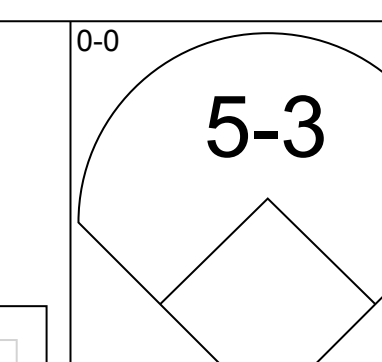
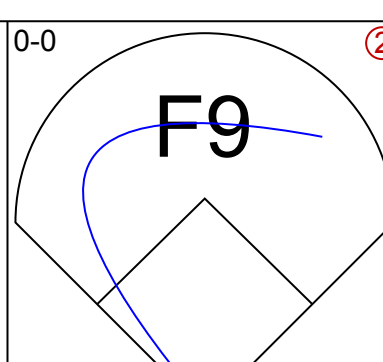
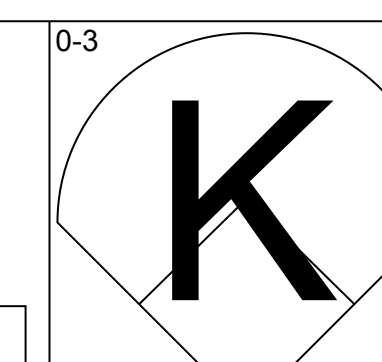

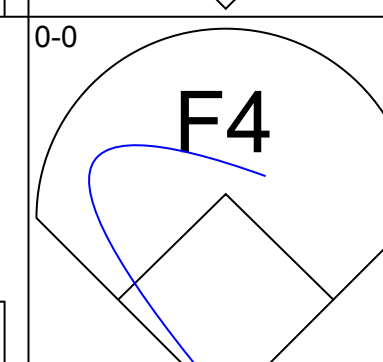
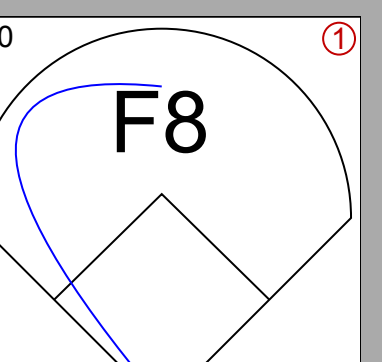
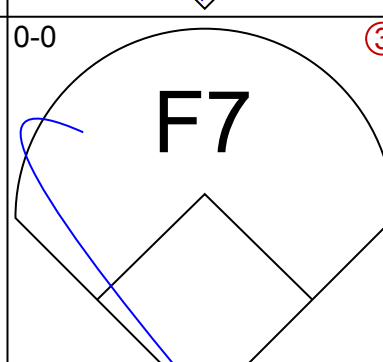
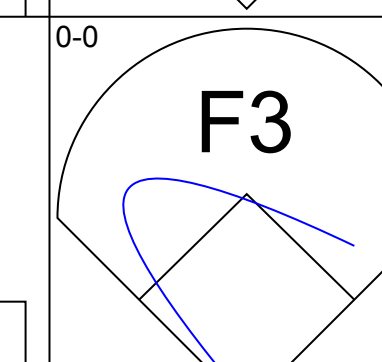
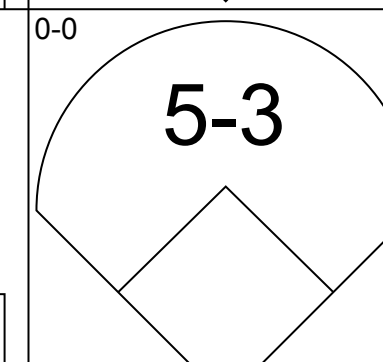
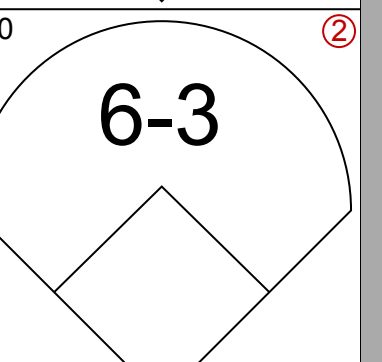
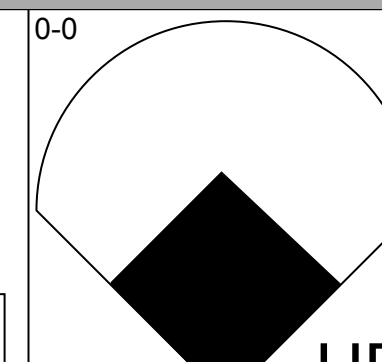
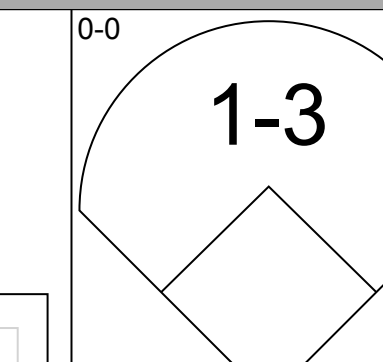
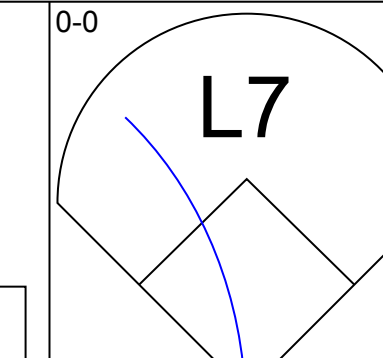
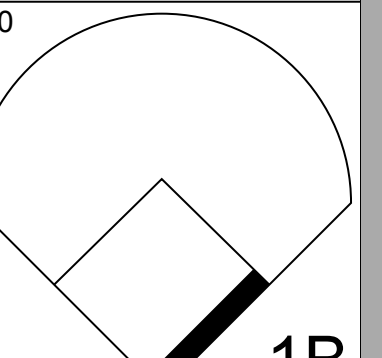
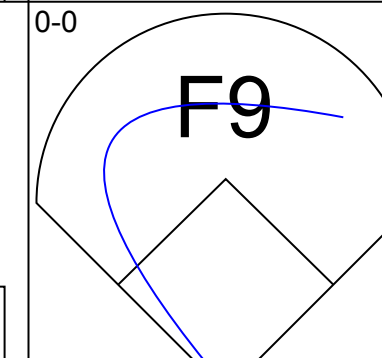
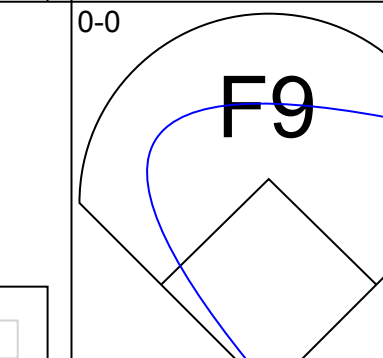
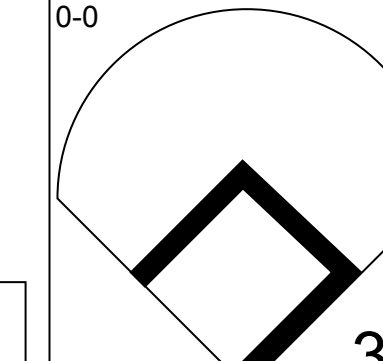
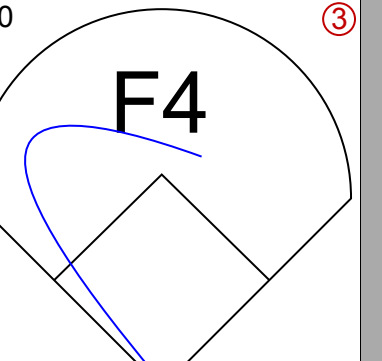
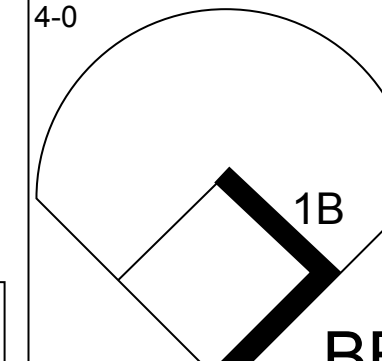
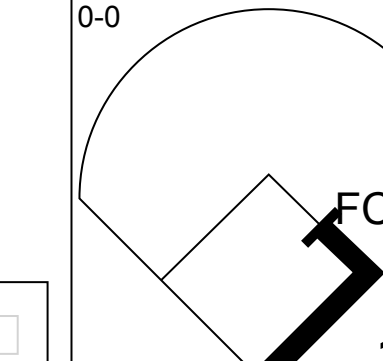
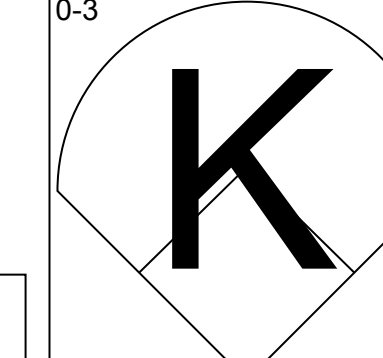
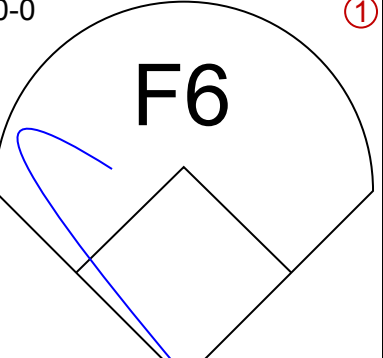
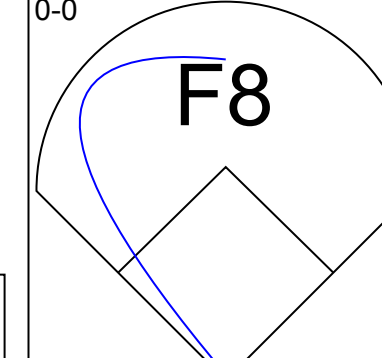
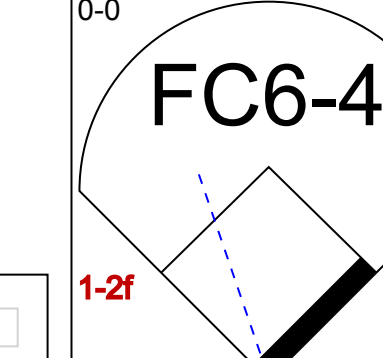
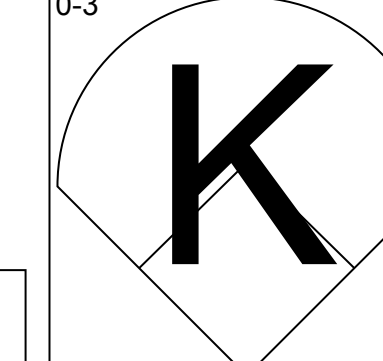
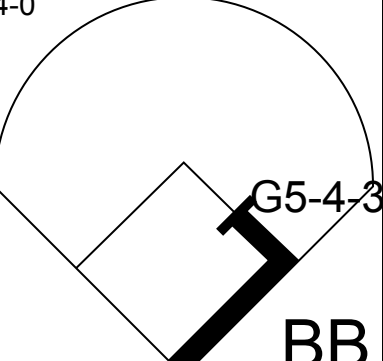
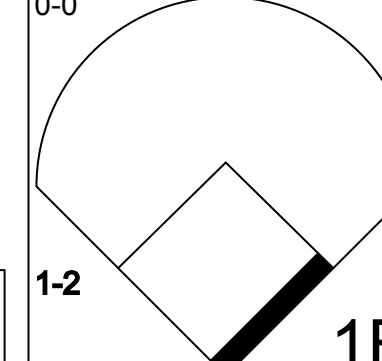
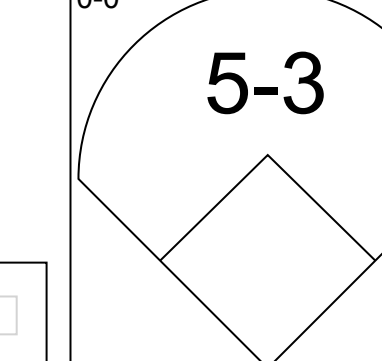
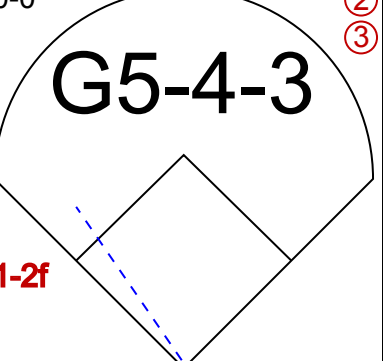
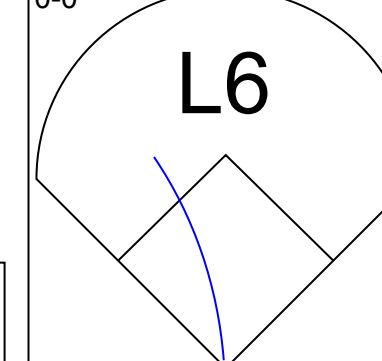
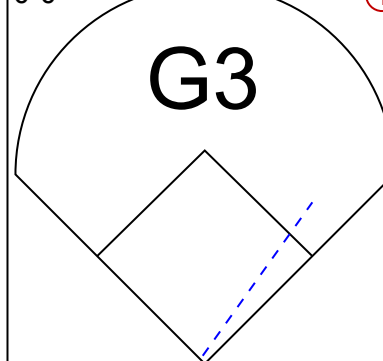
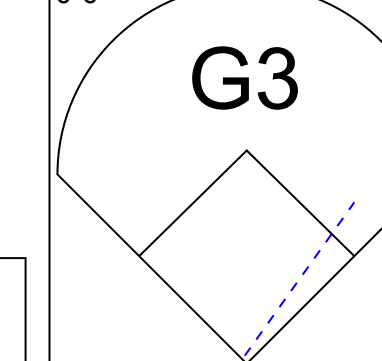



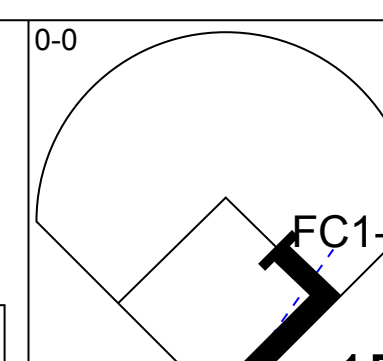
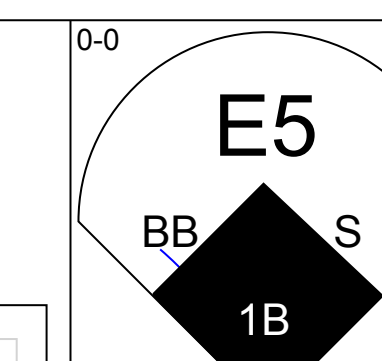
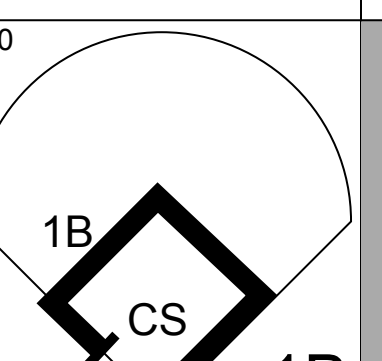
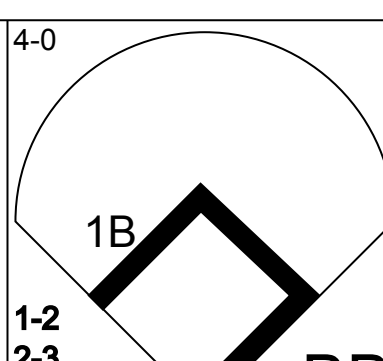
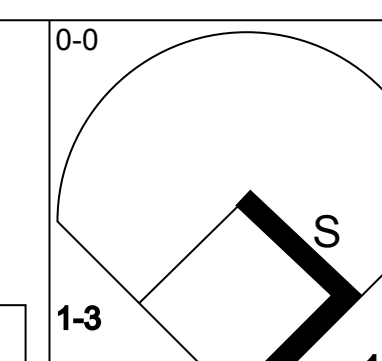

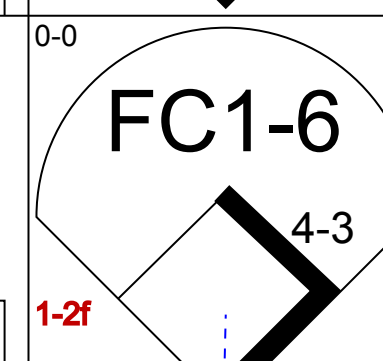
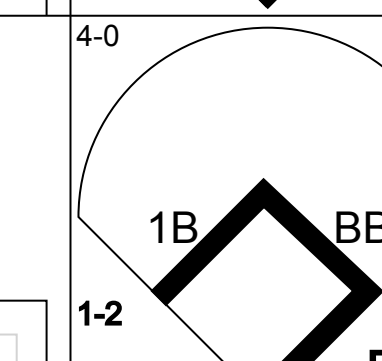
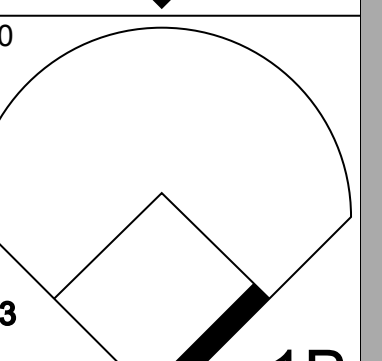
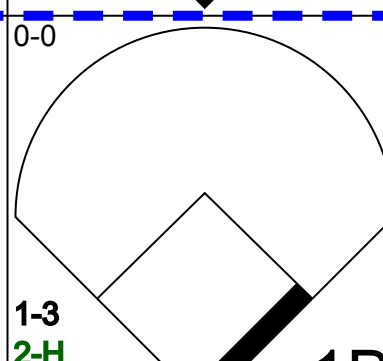
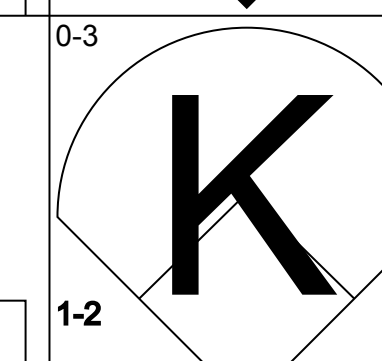
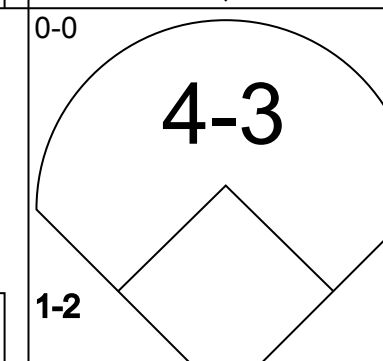
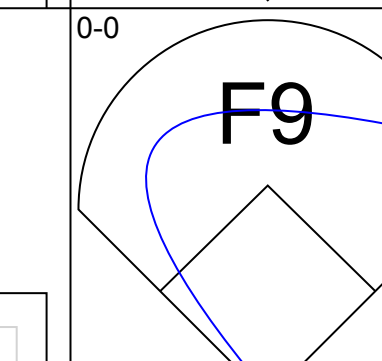
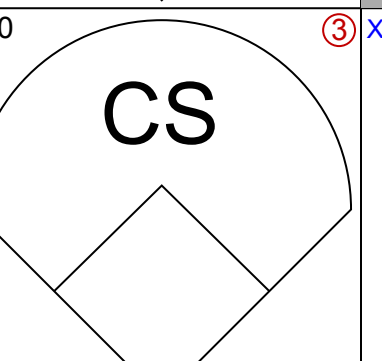
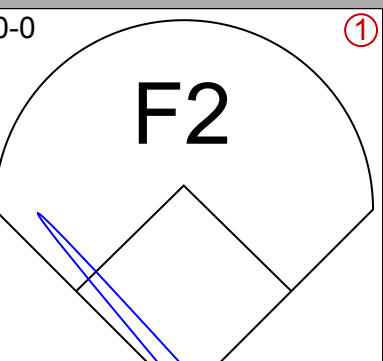
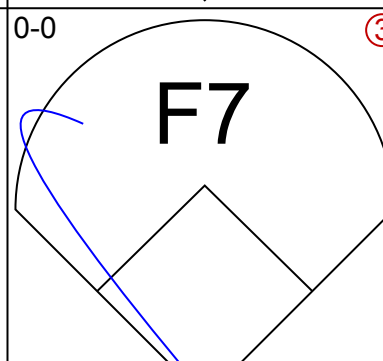
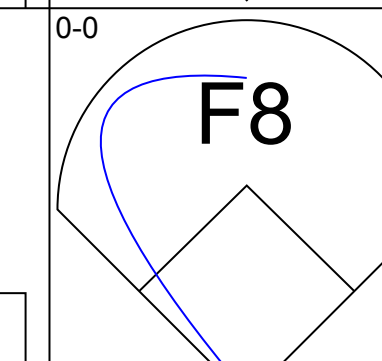
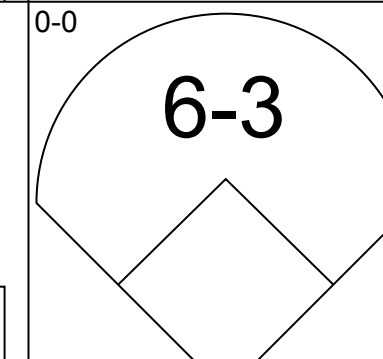
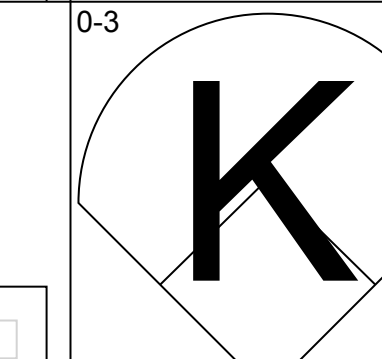
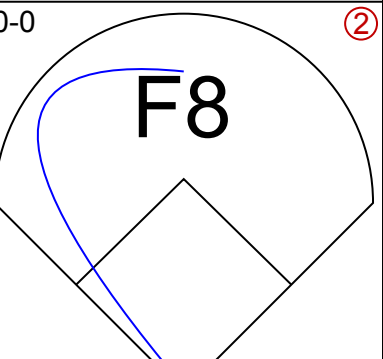
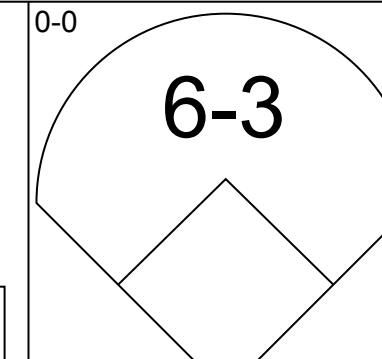
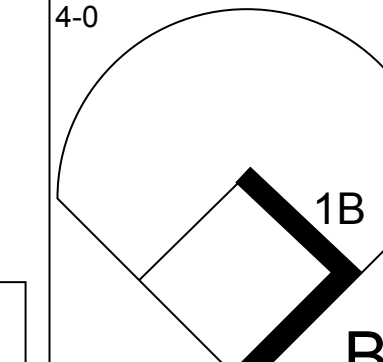
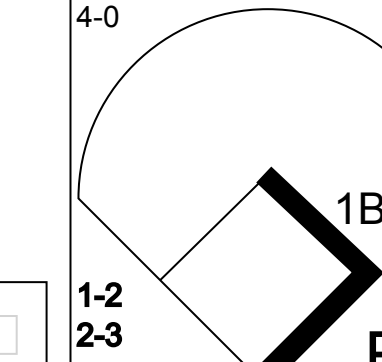

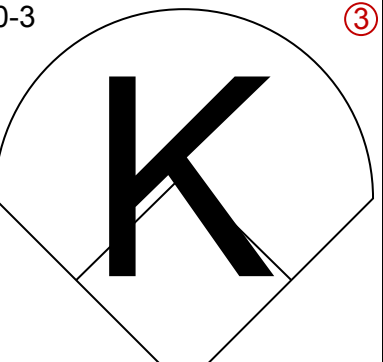
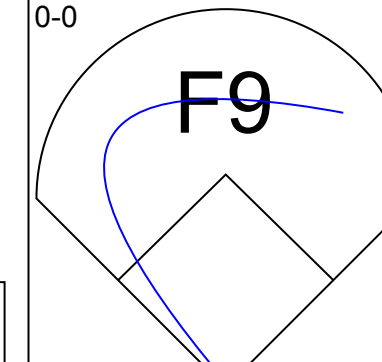
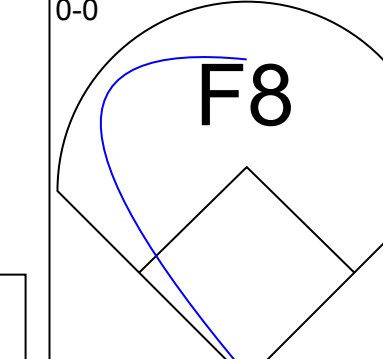
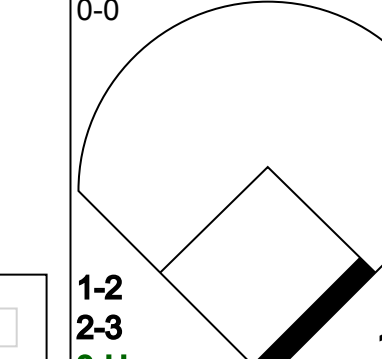

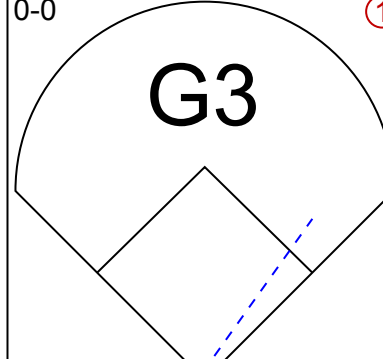

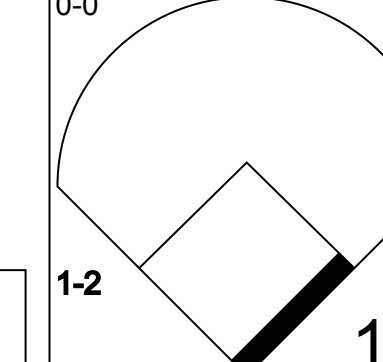
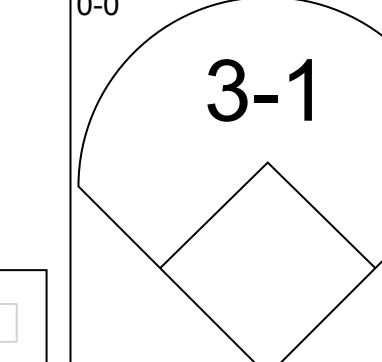
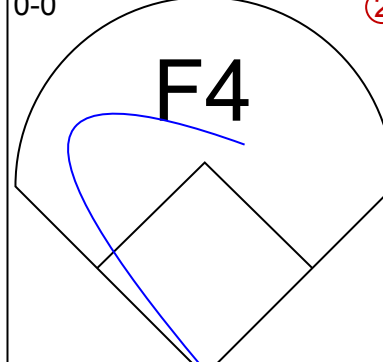
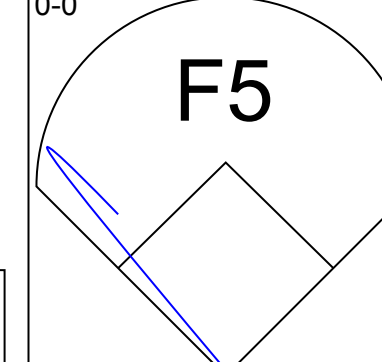
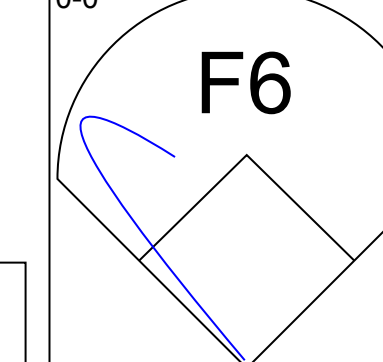
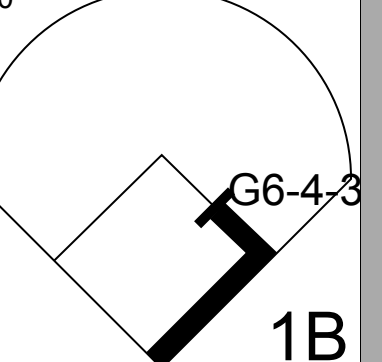

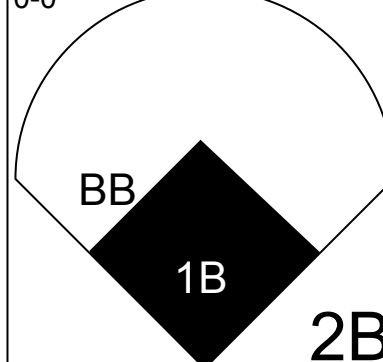
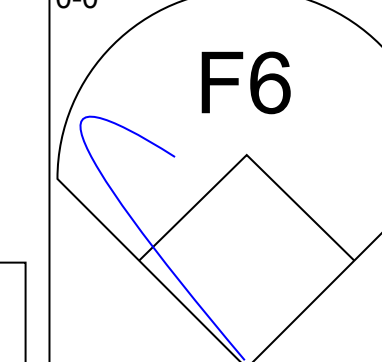
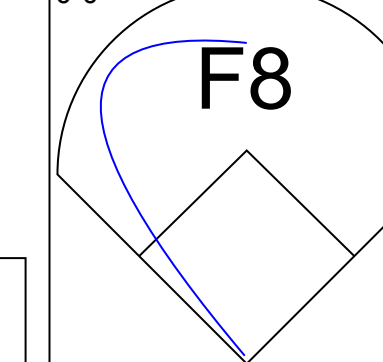
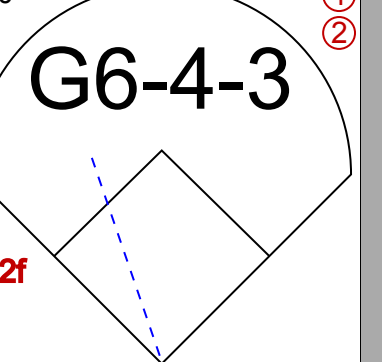

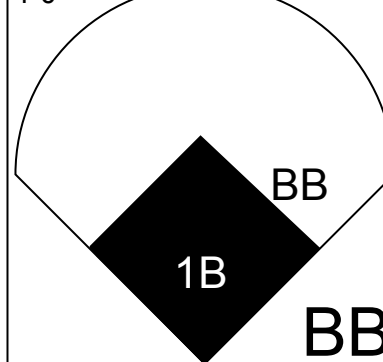
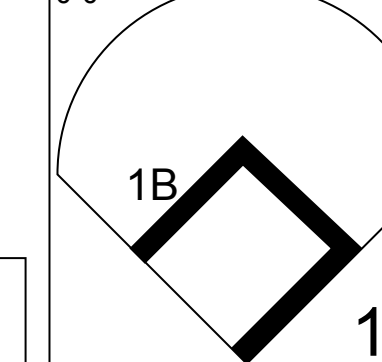
Batter	1	2	3	4	5	6	7	8	9	AB	R	H	RBI	BB	SO	LOB	BOTTOM			
Cesar Tovar, R (1,6) OBP: 0.332, SLG: 0.346	1-0 1B E HBP		0-0 6-3	0-0 4-3		0-3 K		4-0 1-2 BB		3	1	0	0	1	1	1				
Ted Uhlhaender, L (1,8) OBP: 0.245, SLG: 0.256	0-0 1-3 E 1B		0-0 6-3		0-0 6-3		0-3 K		0-0 L3-1	5	0	1	0	0	1	2				
Harmon Killebrew, R (1,3) OBP: 0.389, SLG: 0.525	0-0 F3		0-0 F8		0-0 1B 2B		0-0 F9			4	1	1	0	0	0	2				
Tony Oliva, L (1,9) OBP: 0.359, SLG: 0.525	0-0 E4 1-2 3-H		0-0 4-3	4-0 1B 1B IBB		4-0 FC5-4 BB				2	1	0	1	2	0	1				
Rich Rollins, R (1,5) OBP: 0.293, SLG: 0.385	0-3 K		0-0 5-3	0-0 1B		0-0 FC5-4		0-0 1-2 2-H		4	0	1	1	0	1	3				
Bob Allison, R (1,7) OBP: 0.346, SLG: 0.384	0-3 K		0-3 K	0-0 HR 2B	0-0 1-2 3-H 1B		0-0 1-3			4	1	2	1	0	1	3				
Jerry Zimmerman, R (1,2) OBP: 0.325, SLG: 0.398		0-0 F8		4-0 HR IBB	0-0 K		0-3 K			3	1	0	0	1	2	2	AB 33			
Bernie Allen, L (1,4) OBP: 0.303, SLG: 0.352		0-0 G3		0-0 1-H 2-H HR	0-0 6-3		0-3 K			4	1	1	3	0	1	2	R 6			
Jim Perry, S (1, 1) OBP: 0.296, SLG: 0.388		0-3 K		0-0 2B	0-0 4-3		0-0 BB 1B			4	0	2	0	0	1	0	H 8			
Inning Stats	R: 1 E: 1 K: 2 S: 9	H: 1 LOB: 2 BB: 0 P: 10	R: 0 E: 0 K: 1 S: 5	H: 0 LOB: 0 BB: 0 P: 5	R: 0 E: 0 K: 0 S: 3	H: 0 LOB: 0 BB: 0 P: 3	R: 3 E: 0 K: 0 S: 6	H: 3 LOB: 1 BB: 1 P: 10	R: 2 E: 0 K: 1 S: 8	H: 3 LOB: 2 BB: 1 P: 12	R: 0 E: 0 K: 2 S: 7	H: 0 LOB: 0 BB: 0 P: 7	R: 0 E: 0 K: 0 S: 3	H: 0 LOB: 1 BB: 1 P: 7	R: 0 E: 0 K: 2 S: 8	H: 1 LOB: 2 BB: 1 P: 12	1B: 4 2B: 3 3B: 0 HR: 1	SF: 0 SAC: 0 DP: 0 HBP: 1	WP: 0 PB: 0 SB: 0 CS: 0	PA: 38
PITCHER Frank Kreutzer, L (1, 1) ERA: 4.1	IP: 4.0 WLS: L BF: 19 H: 4 R: 4 ER: 4 SO: 3 BB: 0 IBB: 1 HBP: 1 BLK: 0 WP: 1 HR: 1 S: 23 P: 28 ERA: 9.00 WHIP: 1.000															PITCHER	IP: 4.0 WLS: L BF: 19 H: 4 R: 4 ER: 4 SO: 3 BB: 0 IBB: 1 HBP: 1 BLK: 0 WP: 1 HR: 1 S: 23 P: 28 ERA: 9.00 WHIP: 1.000			
Casey Cox, R (5, 1) ERA: 3.66	3.0 14 3 2 2 3 1 1 0 0 0 0 18 26 6.00 1.333															PITCHER	3.0 14 3 2 2 3 1 1 0 0 0 0 18 26 6.00 1.333			
Dick Lines, L (8, 1) ERA: 2.44	1.0 5 1 0 0 2 1 0 0 0 0 0 8 12 0.00 2.000															PITCHER	1.0 5 1 0 0 2 1 0 0 0 0 0 8 12 0.00 2.000			

Washington Senators @ Minnesota Twins
Metropolitan Stadium, Bloomington, MI
Mon Aug 29 1966, 8:05 PM EDT
Att: 12,409 - Unknown - 81 F

AB	33
R	6
H	8
RBI	6
BB	4
SO	8
LOB	16



Batter	1	2	3	4	5	6	7	8	9	AB	R	H	RBI	BB	SO	LOB	TOP					
Ed Brinkman, R (1,6) OBP: 0.275, SLG: 0.343										4	0	0	0	0	2	0	Washington Senators @ Minnesota Twins Metropolitan Stadium, Bloomington, MI Tue Aug 30 1966, 8:05 PM EDT Att: 7,744 - Unknown - 84 F 					
Bob Saverine, S (1,4) OBP: 0.309, SLG: 0.350										4	0	0	0	0	0	0						
Fred Valentine, S (1,9) OBP: 0.357, SLG: 0.467										4	1	1	1	0	0	0						
Frank Howard, R (1,7) OBP: 0.340, SLG: 0.444										4	0	1	0	0	0	0						
Ken McMullen, R (1,5) OBP: 0.297, SLG: 0.370										3	0	2	0	1	0	1						
Don Lock, R (1,8) OBP: 0.337, SLG: 0.406										4	0	0	0	0	1	3						
Ken Harrelson, R (1,3) OBP: 0.318, SLG: 0.356										2	0	1	0	1	1	1						
Paul Casanova, R (1,2) OBP: 0.276, SLG: 0.419										3	0	0	0	0	0	3						
Jim Hannan, R (1,1) OBP: 0.115, SLG: 0.080										2	0	0	0	0	0	0						
Dick Lines, R (6,1)										0	0	0	0	0	0	0						
Ken Hamlin, R (8, PH) OBP: 0.257, SLG: 0.282										1	0	0	0	0	0	0						
Bob Humphreys, R (8,1) OBP: 0.357, SLG: 0.182										0	0	0	0	0	0	0						
Inning Stats	R: 0 E: 0 K: 1 S: 5	H: 0 LOB: 0 BB: 0 P: 5	R: 0 E: 0 K: 2 S: 8	H: 1 LOB: 1 BB: 0 P: 8	R: 0 E: 0 K: 0 S: 3	H: 0 LOB: 0 BB: 0 P: 3	R: 0 E: 0 K: 0 S: 4	H: 1 LOB: 1 BB: 0 P: 4	R: 0 E: 0 K: 0 S: 2	H: 0 LOB: 0 BB: 1 P: 6	R: 0 E: 0 K: 0 S: 3	H: 0 LOB: 0 BB: 0 P: 3	R: 1 E: 0 K: 0 S: 5	H: 2 LOB: 2 BB: 1 P: 9	R: 0 E: 0 K: 1 S: 5	H: 0 LOB: 0 BB: 0 P: 5	R: 0 E: 0 K: 0 S: 4	H: 1 LOB: 1 BB: 0 P: 4	1B: 3 2B: 0 3B: 1 HR: 1	SF: 0 SAC: 0 DP: 1 HBP: 0	WP: 0 PB: 0 SB: 0 CS: 0	PA: 33
PITCHER Jim Merritt, L (1,1) ERA: 3.38	IP: 9.0 WLS: W BF: 33 H: 5 R: 1 ER: 1 SO: 4 BB: 2 IBB: 0 HBP: 0 BLK: 0 WP: 0 HR: 1 S: 39 P: 47 ERA: 1.00 WHIP: 0.778																					

Batter	1	2	3	4	5	6	7	8	9	AB	R	H	RBI	BB	SO	LOB	BOTTOM					
Cesar Tovar, R (1,6) OBP: 0.337, SLG: 0.351										4	1	3	0	1	0	0	Washington Senators @ Minnesota Twins Metropolitan Stadium, Bloomington, MI Tue Aug 30 1966, 8:05 PM EDT Att: 7,744 - Unknown - 84 F 					
Jimmie Hall, L (1,7) OBP: 0.295, SLG: 0.425										4	0	2	2	1	1	3						
Tony Oliva, L (1,9) OBP: 0.356, SLG: 0.520										5	0	0	0	0	0	7						
Harmon Killebrew, R (1,5) OBP: 0.395, SLG: 0.520										4	0	0	0	0	1	3						
Don Mincher, L (1,3) OBP: 0.332, SLG: 0.407										2	0	0	0	2	1	0						
Ted Uhlhaender, L (1,8) OBP: 0.283, SLG: 0.259										4	0	2	1	0	0	1						
Bernie Allen, L (1,4) OBP: 0.302, SLG: 0.350										4	0	1	0	0	0	4						
Russ Nixon, L (1,2) OBP: 0.351, SLG: 0.304										4	1	2	0	0	0	2						
Jim Merritt, L (1,1) OBP: 0.212, SLG: 0.167										3	1	1	0	1	0	3						
Inning Stats	R: 0 E: 0 K: 0 S: 4	H: 1 LOB: 1 BB: 0 P: 4	R: 0 E: 0 K: 0 S: 4	H: 1 LOB: 2 BB: 1 P: 8	R: 1 E: 1 K: 1 S: 7	H: 1 LOB: 3 BB: 2 P: 15	R: 0 E: 0 K: 0 S: 4	H: 3 LOB: 1 BB: 0 P: 4	R: 0 E: 0 K: 1 S: 5	H: 0 LOB: 0 BB: 0 P: 5	R: 2 E: 0 K: 0 S: 5	H: 2 LOB: 2 BB: 2 P: 13	R: 0 E: 0 K: 0 S: 4	H: 1 LOB: 1 BB: 0 P: 4	R: 0 E: 0 K: 1 S: 7	H: 2 LOB: 2 BB: 0 P: 7		R: 0 E: 0 K: 1 S: 4	H: 0 LOB: 0 BB: 0 P: 4	1B: 10 2B: 1 3B: 0 HR: 0	SF: 0 SAC: 0 DP: 1 HBP: 0	WP: 0 PB: 0 SB: 2 CS: 1
PITCHER Jim Hannan, R (1,1) ERA: 4.02	IP: 5.2 WLS: L BF: 28 H: 7 R: 3 ER: 2 SO: 2 BB: 5 IBB: 0 HBP: 0 BLK: 0 WP: 0 HR: 0 S: 27 P: 47 ERA: 3.18 WHIP: 2.118																					
Dick Lines, L (6,1) ERA: 2.4	1.1 6 2 0 0 0 0 0 0 0 0 0 6 6 0.00 1.500																					
Bob Humphreys, R (8,1) ERA: 3.01	1.0 5 2 0 0 0 1 0 0 0 0 0 7 7 0.00 2.000																					

Batter	1	2	3	4	5	6	7	8	9	AB	R	H	RBI	BB	SO	LOB	TOP			
Joe Foy, R OBP: 0.359, SLG: 0.422 (1, 6)	6-3		F8		6-3			3-1		4	0	0	0	0	0	0				
George Thomas, R OBP: 0.313, SLG: 0.320 (1, 5)	6-3			E8 SH3 HR 1B	F4			1B		4	1	2	0	0	0	0				
Don Demeter, R OBP: 0.292, SLG: 0.476 (1, 8)	F8			SH3		5-3		1B		3	0	1	0	0	0	0				
Tony Conigliaro, R OBP: 0.340, SLG: 0.512 (1, 9)		6-3		HR	F7			K		4	1	1	2	0	1	2				
George Scott, R OBP: 0.330, SLG: 0.449 (1, 3)				BB 1B		K		K		4	0	2	0	0	2	2				
Carl Yastrzemski, L OBP: 0.356, SLG: 0.425 (1, 7)		F4		F7				F8		4	0	0	0	0	0	2				
Bob Tillman, R OBP: 0.301, SLG: 0.343 (1, 2)		F8		BB 1-2		F4				3	0	0	0	1	1					
George Smith, R OBP: 0.287, SLG: 0.350 (1, 4)			K	G3						4	0	1	0	0	1	2				
Lee Stange, R OBP: 0.128, SLG: 0.081 (1, 1)										1	0	0	0	0	0	0				
Bill Short, L OBP: 0.063, SLG: 0.083 (4, 1)			4-3							1	0	0	0	0	0	0				
Jose Tartabull, L OBP: 0.289, SLG: 0.332 (7, PH)										1	0	0	0	0	0	1				
Dick Stigman, R OBP: 0.118, SLG: 0.118 (7, 1)										0	0	0	0	0	0	0				
Inning Stats	R: 0 E: 0 K: 0 S: 3	H: 0 LOB: 0 BB: 0 P: 3	R: 0 E: 0 K: 0 S: 4	H: 1 LOB: 1 BB: 0 P: 4	R: 0 E: 0 K: 1 S: 5	H: 0 LOB: 0 BB: 0 P: 5	R: 2 E: 1 K: 0 S: 6	H: 3 LOB: 2 BB: 1 P: 10	R: 0 E: 0 K: 0 S: 3	H: 0 LOB: 0 BB: 0 P: 3	R: 0 E: 0 K: 0 S: 5	H: 1 LOB: 1 BB: 0 P: 4	R: 0 E: 0 K: 2 S: 9	H: 2 LOB: 2 BB: 0 P: 9	R: 0 E: 0 K: 1 S: 5	H: 0 LOB: 0 BB: 0 P: 5	1B: 5 2B: 1 3B: 0 HR: 1	SF: 0 SAC: 1 DP: 0 HBP: 0	WP: 0 PB: 0 SB: 0 CS: 0	PA: 35
PITCHER Jim Kaat, L ERA: 2.75 (1, 1)	IP: 9.0 WLS: W BF: 35 H: 7 R: 2 ER: 2 SO: 5 BB: 1 IBB: 0 HBP: 0 BLK: 0 WP: 0 HR: 1 S: 44 P: 48 ERA: 2.00 WHIP: 0.889																			

Boston Red Sox @ Minnesota Twins
 Metropolitan Stadium, Bloomington, MI
 Wed Aug 31 1966, 8:05 PM EDT
 Att: 13,431 - Unknown - 79 F

AB	33
R	2
H	7
RBI	2
BB	1
SO	5
LOB	10







Batter	1	2	3	4	5	6	7	8	9	AB	R	H	RBI	BB	SO	LOB	BOTTOM			
Cesar Tovar, R OBP: 0.341, SLG: 0.358 (1, 6)	K		K	FC6-4 1B				1B 2B		4	1	2	2	1	2	1				
Jimmie Hall, L OBP: 0.294, SLG: 0.421 (1, 7)	F7		4-3	FC6-4 1B		L8		2B 1B		5	1	1	0	0	0	4				
Tony Oliva, L OBP: 0.358, SLG: 0.519 (1, 9)	F4			S 1B		G6-4-3 BB		F2		3	1	1	1	2	0	2				
Harmon Killebrew, R OBP: 0.395, SLG: 0.521 (1, 5)		HR 1B				G6-4-3		F8		5	1	2	2	0	1	3				
Rich Rollins, R OBP: 0.293, SLG: 0.385 (9, 5)			K							0	0	0	0	0	0	0				
Don Mincher, L OBP: 0.333, SLG: 0.413 (1, 3)		F4				L8		4-3		5	2	2	1	0	0	2				
Ted Uhlhaender, L OBP: 0.296, SLG: 0.270 (1, 8)		L8		4-3 SF7 2B		E2 FC4-6		2B		4	1	2	2	0	0	1				
Bernie Allen, L OBP: 0.301, SLG: 0.360 (1, 4)				4-3		L7		F5		4	1	1	2	0	0	3				
Russ Nixon, L OBP: 0.333, SLG: 0.292 (1, 2)			G3			FC4-6 1B 3B		4-3		3	1	0	1	0	0	2				
Jim Kaat, L OBP: 0.255, SLG: 0.312 (1, 1)				4-3 1B				K		4	2	3	0	0	1	0				
Inning Stats	R: 0 E: 0 K: 1 S: 5	H: 2 LOB: 0 BB: 0 P: 5	R: 2 E: 0 K: 0 S: 5	H: 2 LOB: 0 BB: 0 P: 5	R: 1 E: 0 K: 2 S: 9	H: 2 LOB: 1 BB: 0 P: 9	R: 2 E: 0 K: 0 S: 7	H: 4 LOB: 2 BB: 0 P: 7	R: 0 E: 0 K: 0 S: 2	H: 0 LOB: 0 BB: 1 P: 6	R: 2 E: 1 K: 0 S: 6	H: 2 LOB: 1 BB: 0 P: 6	R: 2 E: 0 K: 0 S: 5	H: 2 LOB: 1 BB: 1 P: 9	R: 2 E: 0 K: 1 S: 7	H: 2 LOB: 1 BB: 1 P: 11	1B: 7 2B: 5 3B: 1 HR: 1	SF: 1 SAC: 0 DP: 1 HBP: 0	WP: 0 PB: 0 SB: 1 CS: 0	PA: 41
PITCHER Lee Stange, R ERA: 3.71 (1, 1)	IP: 3.2 WLS: L BF: 19 H: 8 R: 5 ER: 5 SO: 3 BB: 0 IBB: 0 HBP: 0 BLK: 0 WP: 0 HR: 1 S: 25 P: 25 ERA: 12.27 WHIP: 2.182																			
PITCHER Bill Short, L ERA: 2.86 (4, 1)	IP: 2.1 WLS: L BF: 10 H: 2 R: 2 ER: 0 SO: 0 BB: 1 IBB: 0 HBP: 0 BLK: 0 WP: 0 HR: 0 S: 9 P: 13 ERA: 0.00 WHIP: 1.286																			
PITCHER Dick Stigman, L ERA: 5.72 (7, 1)	IP: 2.0 WLS: L BF: 12 H: 4 R: 4 ER: 4 SO: 1 BB: 2 IBB: 0 HBP: 0 BLK: 0 WP: 0 HR: 0 S: 12 P: 20 ERA: 18.00 WHIP: 3.000																			


Boston Red Sox @ Minnesota Twins
 Metropolitan Stadium, Bloomington, MI
 Wed Aug 31 1966, 8:05 PM EDT
 Att: 13,431 - Unknown - 79 F


AB	37
R	11
H	14
RBI	11
BB	3
SO	4
LOB	18



Batter	1	2	3	4	5	6	7	8	9	AB	R	H	RBI	BB	SO	LOB	TOP			
Horace Clarke, S OBP: 0.328, SLG: 0.376	(1, 6) K	(1, 6) 6-3							(2) F7	5	0	2	1	0	1	1	New York Yankees @ Minnesota Twins Metropolitan Stadium, Bloomington, MI Fri Sep 02 1966, 8:05 PM EDT Att: 18,999 - Unknown - 73 F 			
Bobby Richardson, R OBP: 0.290, SLG: 0.340	(1, 4) 6-3		(1) F2	(3) F8			(1) F8			5	0	1	0	0	0	3				
Tom Tresh, S OBP: 0.344, SLG: 0.414	(1, 7) BB		(1) 4-3		(1) 6-3		(2) FC4-6		(3) K	4	0	2	0	1	1	1				
Joe Pepitone, L OBP: 0.293, SLG: 0.488	(1, 3) F4		(2) L4-3		(2) F7		(3) FC4-6			4	0	0	0	0	0	3				
Roger Maris, L OBP: 0.304, SLG: 0.369					(1) F7				(1) L6	4	1	1	0	0	0	0				
Steve Whitaker, L OBP: 0.318, SLG: 0.643					(2) F7		(1) F2		(2) F9	4	1	0	0	0	0	1				
Elston Howard, R OBP: 0.324, SLG: 0.368									(3) F3	4	1	2	1	0	0	0				
Clete Boyer, R OBP: 0.296, SLG: 0.369									(1) F8	4	1	1	1	0	0	2				
Jim Bouton, R Roy White, S Steve Hamilton, L Ray Barkentzen, R Hal Reniff, R Billy Bryan, L	(1, 1) F9									1	0	0	0	0	0	1				
										1	0	1	1	0	0	0				
Inning Stats	R: 0 E: 0 K: 1 S: 5	H: 0 LOB: 1 BB: 1 P: 9	R: 2 E: 1 K: 0 S: 6	H: 2 LOB: 1 BB: 0 P: 6	R: 0 E: 0 K: 0 S: 3	H: 1 LOB: 0 BB: 0 P: 3	R: 2 E: 0 K: 0 S: 7	H: 4 LOB: 2 BB: 0 P: 7	R: 0 E: 0 K: 0 S: 3	H: 0 LOB: 0 BB: 0 P: 3	R: 0 E: 1 K: 0 S: 4	H: 2 LOB: 1 BB: 0 P: 4	R: 0 E: 0 K: 0 S: 3	H: 0 LOB: 0 BB: 0 P: 3	R: 1 E: 0 K: 1 S: 7	H: 2 LOB: 1 BB: 0 P: 7	1B: 10 2B: 1 3B: 0 HR: 1	SF: 0 SAC: 0 DP: 1 HBP: 0	WP: 0 PB: 0 CS: 0	PA: 39
PITCHER	IP WLS BF H R ER SO BB IBB HBP BLK WP HR S P ERA WHIP																			
Mudcat Grant, R ERA: 3.0	(1, 1) 8.2 W 38 H 11 R 5 ER 4 SO 1 BB 1 IBB 0 HBP 0 BLK 0 WP 0 HR 1 S 39 P 43 ERA 4.15 WHIP 1.385																			
Al Worthington, R ERA: 2.09	(9, 1) 0.1 S 1 H 0 R 0 ER 0 SO 1 BB 0 IBB 0 HBP 0 BLK 0 WP 0 HR 3 S 3 P 3 ERA 0.00 WHIP 0.000																			

Batter	1	2	3	4	5	6	7	8	9	AB	R	H	RBI	BB	SO	LOB	BOTTOM			
Cesar Tovar, R OBP: 0.339, SLG: 0.356	(1, 6) S	(1) L1		(2) F7		(2) 5-3	(3) 5-3			5	1	1	0	0	0	3	New York Yankees @ Minnesota Twins Metropolitan Stadium, Bloomington, MI Fri Sep 02 1966, 8:05 PM EDT Att: 18,999 - Unknown - 73 F 			
Jimmie Hall, L OBP: 0.298, SLG: 0.422	(1, 7) E			(3) K					(1) 4-3	4	2	2	0	1	1	1				
Tony Oliva, L OBP: 0.360, SLG: 0.521	(1, 9) K									5	1	3	1	0	1	3				
Harmon Killebrew, R OBP: 0.394, SLG: 0.520	(1, 5) E									5	1	1	1	0	0	3				
Don Mincher, L OBP: 0.331, SLG: 0.408	(1, 3) E									4	1	0	0	1	1	2				
Earl Battey, R OBP: 0.335, SLG: 0.331	(1, 2) 1B									2	1	1	3	2	1	1				
Ted Uhlaender, L OBP: 0.266, SLG: 0.278	(1, 8) 2B									3	1	3	0	1	0	0				
Bernie Allen, L OBP: 0.301, SLG: 0.358	(1, 4) 4-3									4	0	1	1	0	0	6				
Mudcat Grant, R Al Worthington, R	(1, 1) 3-1									4	0	1	1	0	0	4				
										0	0	0	0	0	0	0				
Inning Stats	R: 4 E: 1 K: 1 S: 9	H: 3 LOB: 2 BB: 2 P: 17	R: 0 E: 0 K: 0 S: 3	H: 1 LOB: 0 BB: 0 P: 3	R: 0 E: 1 K: 1 S: 5	H: 0 LOB: 0 BB: 0 P: 5	R: 1 E: 0 K: 1 S: 7	H: 2 LOB: 1 BB: 0 P: 7	R: 1 E: 0 K: 0 S: 5	H: 3 LOB: 1 BB: 1 P: 11	R: 1 E: 0 K: 0 S: 5	H: 2 LOB: 1 BB: 0 P: 5	R: 1 E: 0 K: 0 S: 4	H: 1 LOB: 2 BB: 2 P: 12	R: 0 E: 0 K: 0 S: 4	H: 1 LOB: 1 BB: 0 P: 4	1B: 10 2B: 4 3B: 0 HR: 0	SF: 0 SAC: 0 DP: 2 HBP: 0	WP: 0 PB: 0 CS: 1	PA: 41
PITCHER	IP WLS BF H R ER SO BB IBB HBP BLK WP HR S P ERA WHIP																			
Jim Bouton, R ERA: 3.25	(1, 1) 3.0 L 15 H 4 R 4 ER 3 SO 2 BB 1 IBB 0 HBP 0 BLK 0 WP 0 HR 14 S 18 P 25 ERA 9.00 WHIP 2.500																			
Steve Hamilton, L ERA: 2.95	(4, 1) 2.0 L 11 H 5 R 2 ER 2 SO 0 BB 1 IBB 0 HBP 0 BLK 0 WP 0 HR 13 S 21 P 21 ERA 6.00 WHIP 2.000																			
Hal Reniff, R ERA: 3.07	(6, 1) 3.0 15 H 4 R 2 ER 2 SO 2 BB 0 IBB 0 HBP 0 BLK 0 WP 0 HR 13 S 21 P 21 ERA 6.00 WHIP 2.000																			

Batter	1	2	3	4	5	6	7	8	9	AB	R	H	RBI	BB	SO	LOB	TOP										
Roy White, S OBP: 0.308, SLG: 0.343 (1, 4)	F9		L8-4-6			L7		E1		4	0	0	0	0	0	1	New York Yankees @ Minnesota Twins Metropolitan Stadium, Bloomington, MI Sat Sep 03 1966, 4:33 AM EDT Att: 19,630 - Unknown - 71 F AB 31 R 1 H 5 RBI 1 BB 4 SO 3 LOB 17 										
Tom Tresh, S OBP: 0.347, SLG: 0.414 (1, 7)	BB			FC3-6		G3		3-1		2	0	1	0	2	0												
Steve Whitaker, L OBP: 0.313, SLG: 0.600 (1, 8)	F8			FC3-6		BB		3-1		3	0	0	0	1	0												
Joe Pepitone, L OBP: 0.294, SLG: 0.487 (1, 3)	F4			F5		BB		BB		3	0	1	0	1	0												
Roger Maris, L OBP: 0.303, SLG: 0.367 (1, 9)	F8			BB		G3		F4		4	0	1	0	0	0												
Billy Bryan, L OBP: 0.204, SLG: 0.270 (1, 2)	K			L8			4-3	K		4	0	0	0	0	2												
Clete Boyer, R OBP: 0.296, SLG: 0.375 (1, 5)	1-3					F7		F7		4	1	1	1	0	0												
Ruben Amaro, R OBP: 0.083, SLG: 0.083 (1, 6)			L8-4-6	SH3-4		F9		L6		4	0	1	0	0	0												
Fred Talbot, R OBP: 0.220, SLG: 0.185 Hector Lopez, R OBP: 0.269, SLG: 0.370 Dooley Womack, L OBP: 0.200, SLG: 0.200 Horace Clarke, S OBP: 0.327, SLG: 0.374 (1, 1)			SH3-4	1B		5-3		F2		1	0	0	0	0	0												
Inning Stats	R: 0 E: 0 K: 0 S: 3	H: 0 LOB: 1 BB: 1 P: 7	R: 0 E: 0 K: 1 S: 5	H: 0 LOB: 0 BB: 0 P: 5	R: 0 E: 0 K: 0 S: 3	H: 1 LOB: 0 BB: 0 P: 3	R: 0 E: 0 K: 0 S: 5	H: 2 LOB: 2 BB: 0 P: 5	R: 0 E: 0 K: 0 S: 4	H: 0 LOB: 0 BB: 0 P: 3	R: 0 E: 0 K: 0 S: 4	H: 1 LOB: 2 BB: 1 P: 8	R: 1 E: 0 K: 0 S: 4	H: 1 LOB: 0 BB: 0 P: 4	R: 0 E: 1 K: 1 S: 6	H: 0 LOB: 3 BB: 2 P: 14	R: 0 E: 0 K: 1 S: 5	H: 0 LOB: 0 BB: 0 P: 5	1B: 4 2B: 1 3B: 0 HR: 1	SF: 0 SAC: 1 DP: 1 HBP: 0	WP: 0 SB: 0 CS: 0	PA: 36					
PITCHER	IP	WLS	BF	H	R	ER	SO	BB	IBB	HBP	BLK	WP	HR	S	P	ERA	WHIP										
Jim Perry, R ERA: 2.55 (1, 1)	7.0	W	27	5	1	1	1	2	0	0	0	0	1	27	35	1.29	1.000										
Al Worthington, R ERA: 2.03 (8, 1)	2.0	S	9	0	0	0	2	2	0	0	0	0	0	11	19	0.00	1.000										

Batter	1	2	3	4	5	6	7	8	9	AB	R	H	RBI	BB	SO	LOB	BOTTOM										
Cesar Tovar, R OBP: 0.340, SLG: 0.356 (1, 6)	E7	F9		F3			IBB	5-3		5	2	2	0	0	0	3	New York Yankees @ Minnesota Twins Metropolitan Stadium, Bloomington, MI Sat Sep 03 1966, 4:33 AM EDT Att: 19,630 - Unknown - 71 F AB 30 R 6 H 9 RBI 6 BB 8 SO 3 LOB 17 										
Jimmie Hall, L OBP: 0.306, SLG: 0.435 (1, 7)	FC5-4			HR		CS	BB	F8		3	2	2	1	2	0	0											
Tony Oliva, L OBP: 0.363, SLG: 0.521 (1, 9)	BB			G3			BB			2	1	1	0	2	0	0											
Harmon Killebrew, R OBP: 0.393, SLG: 0.524 (1, 5)	FC5-4			HR		6-3	1B			4	1	1	5	0	0	4											
Don Mincher, L OBP: 0.333, SLG: 0.410 (1, 3)	G6-4-3			BB		6-3	1B			3	0	1	0	1	0	3											
Earl Battey, R OBP: 0.335, SLG: 0.331 Jerry Zimmerman, R OBP: 0.322, SLG: 0.305 (1, 2)		F8		1-3			2B			3	0	1	0	0	0	1											
Ted Uhlhaender, L OBP: 0.266, SLG: 0.275 (1, 8)	K					L7				3	0	0	0	1	1												
Bernie Allen, L OBP: 0.303, SLG: 0.358 (1, 4)						FC6-4				3	0	1	0	1	0	3											
Jim Perry, S OBP: 0.304, SLG: 0.380 Rich Rollins, R OBP: 0.291, SLG: 0.383 Al Worthington, R OBP: 0.222, SLG: 0.444 (1, 1)						G6-4-3				1	0	0	0	1	1												
Inning Stats	R: 1 E: 1 K: 0 S: 3	H: 1 LOB: 1 BB: 2 P: 11	R: 0 E: 0 K: 1 S: 5	H: 0 LOB: 2 BB: 2 P: 13	R: 1 E: 0 K: 0 S: 4	H: 1 LOB: 1 BB: 1 P: 8	R: 0 E: 0 K: 1 S: 6	H: 1 LOB: 1 BB: 0 P: 6	R: 0 E: 0 K: 0 S: 3	H: 1 LOB: 0 BB: 0 P: 3	R: 4 E: 0 K: 0 S: 7	H: 4 LOB: 2 BB: 2 P: 15	R: 0 E: 0 K: 1 S: 5	H: 0 LOB: 0 BB: 0 P: 5	1B: 6 2B: 1 3B: 0 HR: 2	SF: 0 SAC: 0 DP: 2 HBP: 0	WP: 0 SB: 0 CS: 1	PA: 38									
PITCHER	IP	WLS	BF	H	R	ER	SO	BB	IBB	HBP	BLK	WP	HR	S	P	ERA	WHIP										
Fred Talbot, R ERA: 4.59 (1, 1)	6.0	L	26	5	2	2	2	6	0	0	0	0	1	24	48	3.00	1.833										
Dooley Womack, R ERA: 2.86 (7, 1)	2.0		12	4	4	4	1	1	1	0	0	0	1	12	20	18.00	2.500										

Batter	1	2	3	4	5	6	7	8	9	AB	R	H	RBI	BB	SO	LOB	TOP		
Horace Clarke, S OBP: 0.327, SLG: 0.389 (1, 6)										4	1	3	1	0	0	0	New York Yankees @ Minnesota Twins Metropolitan Stadium, Bloomington, MI Sun Sep 04 1966, 4:33 AM EDT Att: 29,244 - Unknown - 69 F		
Bobby Richardson, R OBP: 0.297, SLG: 0.339 (1, 4)										4	0	0	0	0	1	2			
Clete Boyer, R OBP: 0.297, SLG: 0.371 (1, 5)										4	0	0	0	0	1	1			
Elston Howard, R OBP: 0.318, SLG: 0.360 (1, 2)										4	0	0	0	0	1	1			
Tom Tresh, S OBP: 0.347, SLG: 0.426 (1, 8)										4	0	0	0	0	2	1			
Hector Lopez, R OBP: 0.288, SLG: 0.366 (1, 7)										4	0	1	0	0	1	2			
Lou Clinton, R OBP: 0.308, SLG: 0.446 (1, 9)										4	1	2	1	0	2	2			
Ray Barker, L OBP: 0.225, SLG: 0.373 (1, 3)										4	0	0	0	0	1	2			
Pedro Ramos, S OBP: 0.154, SLG: 0.154 (1, 1)										2	0	0	0	0	1	0			
Hal Reniff, R OBP: 0.308, SLG: 0.308 (5, 1)										0	0	0	0	0	0	0			
Roy White, S OBP: 0.307, SLG: 0.342 (7, PH)										1	0	0	0	0	0	0			
Dooley Womack, L OBP: 0.200, SLG: 0.200 (7, 1)										0	0	0	0	0	0	0			
Inning Stats	R: 1 E: 0 K: 1 S: 6	H: 1 LOB: 0 BB: 0 P: 6	R: 0 E: 0 K: 1 S: 6	H: 1 LOB: 1 BB: 0 P: 6	R: 0 E: 0 K: 2 S: 8	H: 1 LOB: 1 BB: 0 P: 8	R: 0 E: 0 K: 1 S: 6	H: 1 LOB: 1 BB: 0 P: 6	R: 0 E: 1 K: 0 S: 4	H: 0 LOB: 1 BB: 0 P: 4	R: 1 E: 0 K: 1 S: 6	H: 1 LOB: 0 BB: 0 P: 6	R: 0 E: 0 K: 0 S: 3	H: 0 LOB: 0 BB: 0 P: 3	R: 0 E: 1 K: 2 S: 8	H: 0 LOB: 1 BB: 0 P: 8	1B: 2 2B: 2 3B: 0 HR: 2	SF: 0 SAC: 0 DP: 0 HBP: 0	WP: 1 PA: 35
PITCHER Jim Kaat, L ERA: 2.73 (1, 1)	IP: 9.0 WLS: W BF: 35 H: 6 R: 2 ER: 2 SO: 10 BB: 0 IBB: 0 HBP: 0 BLK: 0 WP: 1 HR: 2 S: 55 P: 55 ERA: 2.00 WHIP: 0.667															PITCHER Jim Kaat, L ERA: 2.73 (1, 1)	IP: 9.0 WLS: W BF: 35 H: 6 R: 2 ER: 2 SO: 10 BB: 0 IBB: 0 HBP: 0 BLK: 0 WP: 1 HR: 2 S: 55 P: 55 ERA: 2.00 WHIP: 0.667		

Batter	1	2	3	4	5	6	7	8	9	AB	R	H	RBI	BB	SO	LOB	BOTTOM		
Cesar Tovar, R OBP: 0.340, SLG: 0.357 (1, 6)										4	0	1	1	1	0	2	New York Yankees @ Minnesota Twins Metropolitan Stadium, Bloomington, MI Sun Sep 04 1966, 4:33 AM EDT Att: 29,244 - Unknown - 69 F		
Jimmie Hall, L OBP: 0.307, SLG: 0.440 (1, 7)										4	1	1	0	1	0	5			
Tony Oliva, L OBP: 0.364, SLG: 0.523 (1, 9)										5	2	3	1	0	1	2			
Harmon Killebrew, R OBP: 0.395, SLG: 0.528 (1, 5)										5	1	3	2	0	1	1			
Don Mincher, L OBP: 0.330, SLG: 0.408 (1, 3)										5	1	1	0	0	2	3			
Earl Battey, R OBP: 0.336, SLG: 0.332 (1, 2)										5	1	2	0	0	1	2			
Ted Uhlhaender, L OBP: 0.282, SLG: 0.277 (1, 8)										4	2	1	0	0	1	2			
Bernie Allen, L OBP: 0.308, SLG: 0.362 (1, 4)										4	1	3	1	0	1	1			
Jim Kaat, L OBP: 0.255, SLG: 0.320 (1, 1)										4	0	1	1	0	1	4			
Inning Stats	R: 2 E: 1 K: 1 S: 8	H: 3 LOB: 1 BB: 0 P: 8	R: 1 E: 0 K: 1 S: 7	H: 2 LOB: 1 BB: 0 P: 7	R: 0 E: 0 K: 1 S: 5	H: 1 LOB: 0 BB: 0 P: 5	R: 0 E: 0 K: 1 S: 7	H: 2 LOB: 3 BB: 1 P: 11	R: 5 E: 1 K: 1 S: 11	H: 5 LOB: 2 BB: 1 P: 15	R: 0 E: 0 K: 2 S: 7	H: 0 LOB: 0 BB: 0 P: 7	R: 1 E: 0 K: 0 S: 5	H: 2 LOB: 1 BB: 0 P: 5	R: 0 E: 0 K: 1 S: 6	H: 1 LOB: 1 BB: 0 P: 6		1B: 9 2B: 6 3B: 1 HR: 0	SF: 0 SAC: 0 DP: 1 HBP: 0
PITCHER Pedro Ramos, R ERA: 3.7 (1, 1)	IP: 4.0 WLS: L BF: 23 H: 11 R: 6 ER: 4 SO: 4 BB: 1 IBB: 0 HBP: 0 BLK: 0 WP: 1 HR: 0 S: 30 P: 34 ERA: 9.00 WHIP: 3.000															PITCHER Jim Kaat, L ERA: 2.73 (5, 1)	IP: 2.0 WLS: L BF: 10 H: 2 R: 2 ER: 0 SO: 3 BB: 1 IBB: 0 HBP: 0 BLK: 0 WP: 1 HR: 0 S: 15 P: 19 ERA: 0.00 WHIP: 1.500		
PITCHER Hal Reniff, R ERA: 3.0 (7, 1)	IP: 2.0 WLS: L BF: 9 H: 3 R: 1 ER: 1 SO: 1 BB: 1 IBB: 0 HBP: 0 BLK: 0 WP: 0 HR: 0 S: 11 P: 11 ERA: 4.50 WHIP: 1.500															PITCHER Dooley Womack, R ERA: 2.93 (7, 1)	IP: 2.0 WLS: L BF: 9 H: 3 R: 1 ER: 1 SO: 1 BB: 1 IBB: 0 HBP: 0 BLK: 0 WP: 0 HR: 0 S: 11 P: 11 ERA: 4.50 WHIP: 1.500		

Batter	1	2	3	4	5	6	7	8	9	10	11	12	AB	R	H	RBI	BB	SO	LOB	TOP		
Ken Berry, R OBP: 0.312, SLG: 0.384 (1.7)	F9		E5		5-3		4-3			6-3			5	0	0	0	0	0	2			
Tommie Agee, R OBP: 0.320, SLG: 0.425 (1.8)	HR		G4-6-3			5-3		L8			6-3		5	1	1	0	0	0	1			
Don Buford, S OBP: 0.332, SLG: 0.361 (1.5)	HR					E6		F7			F8		4	2	1	2	1	0	0			
Pete Ward, L OBP: 0.294, SLG: 0.305 Floyd Robinson, L OBP: 0.330, SLG: 0.325 (9.9)	K		F7				4-3				K		4	0	1	1	0	1	1			
Tom McCraw, L OBP: 0.281, SLG: 0.325 (1.3)	F8				1-3								5	0	0	0	0	0	1			
John Romano, R OBP: 0.358, SLG: 0.431 (1.2)					4-3								4	0	1	0	0	2	0			
Jerry Adair, R OBP: 0.298, SLG: 0.342 (10.4)					4-3								5	0	1	0	0	1	1			
Al Weis, S OBP: 0.218, SLG: 0.166 Bill Skowron, R OBP: 0.317, SLG: 0.376 Lee Elia, R OBP: 0.268, SLG: 0.302 (10.0)							F7			L8			3	0	1	0	0	0	1			
Tommy John, R OBP: 0.188, SLG: 0.262 Hoyt Wilhelm, R (9.1) J.C. Martin, L OBP: 0.315, SLG: 0.374 (9.2)					5-3								3	0	0	0	0	1	3			
Inning Stats	R: 2 E: 0 K: 1 S: 7	H: 2 LOB: 0 BB: 7	R: 0 E: 0 K: 0 S: 4	H: 1 LOB: 1 BB: 0 P: 4	R: 0 E: 1 K: 0 S: 3	H: 0 LOB: 1 BB: 1 P: 7	R: 0 E: 0 K: 0 S: 3	H: 0 LOB: 0 BB: 1 P: 3	R: 0 E: 0 K: 0 S: 3	H: 0 LOB: 0 BB: 0 P: 3	R: 0 E: 0 K: 2 S: 9	H: 0 LOB: 0 BB: 0 P: 9	R: 0 E: 0 K: 1 S: 5	H: 0 LOB: 0 BB: 0 P: 5	R: 0 E: 0 K: 1 S: 5	H: 0 LOB: 0 BB: 0 P: 5	R: 0 E: 0 K: 1 S: 5	H: 0 LOB: 0 BB: 0 P: 5	1B: 5 2B: 0 3B: 0 HR: 1	SF: 0 SAC: 0 DP: 2 HBP: 0	WP: 0 PB: 0 CS: 0	PA: 43
PITCHER	IP	WLS	BF	H	R	ER	SO	BB	IBB	HBP	BLK	WP	HR	S	P	ERA	WHIP					
Mudcat Grant, R ERA: 2.97 Al Worthington, R ERA: 2.11 Bill Pleis, L ERA: 2.45	(1.1) (9.1) (10.1)		31 3 9	6 0 0	3 0 0	2 0 0	3 2 3	0 0 0	0 0 0	0 0 0	0 0 0	0 0 0	0 0 0	0 0 0	7 7 15	36 7 15	2.25 0.00 0.00	0.875 0.000 0.000				

Chicago White Sox @ Minnesota Twins
Metropolitan Stadium, Bloomington, MI
Tue Sep 06 1966, 8:05 PM EDT
Att. 9,180 - Unknown


AB 42
R 3
H 6
RBI 3
BB 1
SO 8
LOB 10





Batter	1	2	3	4	5	6	7	8	9	10	11	12	AB	R	H	RBI	BB	SO	LOB	BOTTOM						
Cesar Tovar, R OBP: 0.340, SLG: 0.354 (1.6)	F9		5-3			L4		1-3		K			5	0	0	0	1	1	0							
Rich Rollins, R OBP: 0.286, SLG: 0.374 (1.5)	K				L7			K					6	0	1	1	0	2	0							
Tony Oliva, L OBP: 0.363, SLG: 0.519 (1.9)	4-3				K								5	1	2	0	0	1	1							
Harmon Killebrew, R OBP: 0.398, SLG: 0.541 (1.3)			5-3										4	2	2	3	1	0	0							
Earl Battey, R OBP: 0.333, SLG: 0.327 (1.2)					K			6-3					5	0	1	0	0	1	2							
Ted Uhlaender, L OBP: 0.284, SLG: 0.277 (1.8)													5	0	0	0	0	2	1							
Bob Allison, R OBP: 0.344, SLG: 0.379 (1.7)													5	0	1	0	0	1	1							
Bernie Allen, L OBP: 0.306, SLG: 0.355 (1.4)													4	0	1	0	1	0	0							
Mudcat Grant, R ERA: 2.48 Al Worthington, R ERA: 2.11 Bill Pleis, L ERA: 2.45 Jimme Hall, L ERA: 3.00 (1.1) (9.1) (10.1) (10.1) (12.1)													2	0	0	0	0	1	1							
Inning Stats	R: 0 E: 0 K: 1 S: 5	H: 0 LOB: 0 BB: 0	R: 0 E: 0 K: 0 S: 4	H: 1 LOB: 1 BB: 0 P: 4	R: 0 E: 0 K: 1 S: 5	H: 0 LOB: 0 BB: 0 P: 5	R: 1 E: 0 K: 2 S: 8	H: 1 LOB: 0 BB: 1 P: 8	R: 0 E: 0 K: 0 S: 6	H: 1 LOB: 1 BB: 0 P: 6	R: 0 E: 0 K: 0 S: 4	H: 0 LOB: 2 BB: 1 P: 8	R: 0 E: 0 K: 0 S: 7	H: 0 LOB: 0 BB: 0 P: 7	R: 2 E: 0 K: 0 S: 6	H: 3 LOB: 2 BB: 1 P: 10	R: 0 E: 1 K: 1 S: 5	H: 0 LOB: 0 BB: 0 P: 5	R: 0 E: 0 K: 1 S: 5	H: 0 LOB: 0 BB: 0 P: 5	R: 0 E: 0 K: 1 S: 5	H: 0 LOB: 0 BB: 0 P: 5	1B: 6 2B: 0 3B: 0 HR: 2	SF: 0 SAC: 0 DP: 1 HBP: 0	WP: 1 PB: 2 CS: 0	PA: 47
PITCHER	IP	WLS	BF	H	R	ER	SO	BB	IBB	HBP	BLK	WP	HR	S	P	ERA	WHIP									
Tommy John, L ERA: 2.48 Hoyt Wilhelm, R ERA: 1.56	(1.1) (9.1)		30 17	5 3	2 2	2 2	7 3	1 2	0 1	0 0	0 0	1 0	1 20	43 32	47 32	2.25 4.91	0.750 1.364									


Chicago White Sox @ Minnesota Twins
Metropolitan Stadium, Bloomington, MI
Tue Sep 06 1966, 8:05 PM EDT
Att. 9,180 - Unknown


AB 43
R 4
H 8
RBI 4
BB 4
SO 10
LOB 8





Batter	1	2	3	4	5	6	7	8	9	AB	R	H	RBI	BB	SO	LOB	TOP					
Luis Aparicio, R (1, 6) OBP: 0.310, SLG: 0.376	0-0 S 1B		0-0 L9		0-0 FC5-4 1B	0-0 F4		0-0 L9		5	0	1	0	0	0	4	<p>Baltimore Orioles @ Minnesota Twins Metropolitan Stadium, Bloomington, MI</p> <p>Fri Sep 09 1966, 8:05 PM EDT Att: 26,531 - Unknown - 70 F</p> <p>livebaseballscores.com</p> <p>AB 34 R 1 H 8 RBI 1 BB 4 SO 8 LOB 18</p> 					
Boog Powell, L (1, 3) OBP: 0.377, SLG: 0.558	0-3 K		4-0 BB		0-0 L7		0-3 K		4	0	0	0	1	3	2							
Frank Robinson, R (1, 7) OBP: 0.407, SLG: 0.621	0-3 K		0-0 F7		0-0 1B		0-0 5-3		4	0	1	0	0	1	2							
Brooks Robinson, R (1, 5) OBP: 0.328, SLG: 0.445	4-0 BB		0-3 K		0-3 K		0-0 6-3		3	0	0	0	1	2	3							
Sam Bowens, R (1, 9) OBP: 0.290, SLG: 0.353	0-0 3-1			0-3 K		0-0 4-3		0-0 5-3		4	0	0	0	1	2							
Davey Johnson, R (1, 4) OBP: 0.297, SLG: 0.354		0-0 L8		0-0 6-3		0-0 BB 2B		0-0 1B		4	0	2	0	0	0							
Paul Blair, R (1, 8) OBP: 0.291, SLG: 0.405		0-0 HR		0-0 1B		0-0 F9		0-0 F9		4	1	2	1	0	2							
Andy Etchebarren, R (1, 2) OBP: 0.305, SLG: 0.395		0-0 G4-3 1B		0-3 K		4-0 BB IBB		0-0 F9		3	0	1	0	1	2							
Eddie Watt, R (1, 1) OBP: 0.279, SLG: 0.429		0-0 G4-3			0-0 FC5-4 1B	4-0 1-2 2-3 BB		0-0 F9		2	0	1	0	1	0							
Eddie Fisher, R (6, 1) OBP: 0.077, SLG: 0.077									0	0	0	0	0	0	0							
Gene Brabender, R (8, 1) OBP: 0.077, SLG: 0.077									0	0	0	0	0	0	0							
Bob Johnson, R (9, PH) OBP: 0.273, SLG: 0.260									1	0	0	0	0	0	0							
Inning Stats	R: 0 E: 0 K: 2 S: 8	H: 1 LOB: 2 BB: 1 P: 12	R: 1 E: 0 K: 0 S: 4	H: 2 LOB: 0 BB: 0 P: 4	R: 0 E: 0 K: 1 S: 5	H: 0 LOB: 1 BB: 1 P: 9	R: 0 E: 0 K: 2 S: 8	H: 1 LOB: 1 BB: 0 P: 8	R: 0 E: 0 K: 1 S: 7	H: 2 LOB: 2 BB: 0 P: 7	R: 0 E: 0 K: 0 S: 4	H: 1 LOB: 3 BB: 2 P: 12	R: 0 E: 0 K: 1 S: 5	H: 0 LOB: 0 BB: 0 P: 5	R: 0 E: 0 K: 0 S: 4	H: 1 LOB: 1 BB: 0 P: 4	R: 0 E: 0 K: 1 S: 5	H: 0 LOB: 0 BB: 0 P: 5	1B: 6 2B: 1 3B: 0 HR: 1	SF: 0 SAC: 0 DP: 1 HBP: 0	WP: 0 PB: 0 SB: 1 CS: 0	PA: 38
PITCHER Jim Kaat, L (1, 1) ERA: 2.67	IP: 9.0 WLS: W BF: 38 H: 8 R: 1 ER: 1 SO: 8 BB: 3 IBB: 1 HBP: 0 BLK: 0 WP: 0 HR: 1 S: 50 P: 66 ERA: 1.00 WHIP: 1.222															PITCHER	IP: 9.0 WLS: W BF: 38 H: 8 R: 1 ER: 1 SO: 8 BB: 3 IBB: 1 HBP: 0 BLK: 0 WP: 0 HR: 1 S: 50 P: 66 ERA: 1.00 WHIP: 1.222					

Batter	1	2	3	4	5	6	7	8	9	AB	R	H	RBI	BB	SO	LOB	BOTTOM			
Ted Uhlhaender, L (1, 8) OBP: 0.264, SLG: 0.274	0-0 1B 1B		0-0 6-3		0-0 4-3		4-0 1B BB	0-0 FC6-4		4	2	1	0	1	0	1	<p>Baltimore Orioles @ Minnesota Twins Metropolitan Stadium, Bloomington, MI</p> <p>Fri Sep 09 1966, 8:05 PM EDT Att: 26,531 - Unknown - 70 F</p> <p>livebaseballscores.com</p> <p>AB 33 R 6 H 9 RBI 6 BB 3 SO 5 LOB 18</p> 			
Jimmie Hall, L (1, 7) OBP: 0.305, SLG: 0.460	0-0 L8		0-0 4-3		0-0 BB 1B		0-3 K		4	1	1	0	0	1	2					
Tony Oliva, L (1, 9) OBP: 0.367, SLG: 0.520	0-0 1B 1-3 1B		0-3 K		0-0 BB 1B	0-0 SF 1B	0-0 S 1B		4	2	3	0	0	1	0					
Harmon Killebrew, R (1, 5) OBP: 0.396, SLG: 0.537	0-0 1B			0-0 5-3		0-0 SF BB 1B	0-0 F2		3	1	1	2	0	0	2					
Don Mincher, L (1, 3) OBP: 0.336, SLG: 0.409	0-0 F6			4-0 BB		0-0 4-3 BB 1B	0-0 1B		3	0	2	3	1	0	2					
Earl Battey, R (1, 2) OBP: 0.336, SLG: 0.331	0-3 K			0-0 F7		4-0 1-2 2-H BB	0-0 L1		2	0	0	0	0	1	3					
Sandy Valdespino, L (6, PH) OBP: 0.220, SLG: 0.257									0	0	0	0	1	0	0					
Jerry Zimmerman, R (7, 2) OBP: 0.319, SLG: 0.302									1	0	0	0	0	0	1					
Bernie Allen, L (1, 4) OBP: 0.301, SLG: 0.354		0-0 F8		0-0 F8		0-0 4-3		0-0 4-3		4	0	0	1	0	3					
Zoilo Versalles, R (1, 6) OBP: 0.301, SLG: 0.347		0-3 K			0-0 5-3		0-0 6-3		4	0	0	0	0	1	2					
Jim Kaat, L (1, 1) OBP: 0.255, SLG: 0.317		0-0 4-3			0-0 3-1		0-3 K		4	0	1	0	0	1	2					
Inning Stats	R: 1 E: 0 K: 1 S: 8	H: 3 LOB: 0 BB: 0 P: 8	R: 0 E: 0 K: 1 S: 5	H: 0 LOB: 0 BB: 0 P: 5	R: 0 E: 0 K: 0 S: 3	H: 0 LOB: 1 BB: 1 P: 7	R: 0 E: 0 K: 0 S: 3	H: 0 LOB: 0 BB: 0 P: 3	R: 3 E: 1 K: 1 S: 9	H: 3 LOB: 2 BB: 1 P: 13	R: 2 E: 0 K: 1 S: 7	H: 2 LOB: 1 BB: 1 P: 11	R: 0 E: 0 K: 0 S: 4	H: 1 LOB: 1 BB: 0 P: 4	R: 0 E: 0 K: 0 S: 4	H: 1 LOB: 1 BB: 0 P: 4	1B: 9 2B: 0 3B: 0 HR: 0	SF: 1 SAC: 0 DP: 0 HBP: 0	WP: 0 PB: 0 SB: 1 CS: 0	PA: 37
PITCHER Eddie Watt, R (1, 1) ERA: 3.98	IP: 5.0 WLS: L BF: 24 H: 6 R: 4 ER: 3 SO: 3 BB: 2 IBB: 0 HBP: 0 BLK: 0 WP: 0 HR: 0 S: 28 P: 36 ERA: 5.40 WHIP: 1.600															PITCHER	IP: 5.0 WLS: L BF: 24 H: 6 R: 4 ER: 3 SO: 3 BB: 2 IBB: 0 HBP: 0 BLK: 0 WP: 0 HR: 0 S: 28 P: 36 ERA: 5.40 WHIP: 1.600			
PITCHER Eddie Fisher, R (6, 1) ERA: 2.48	IP: 2.0 WLS: 9 BF: 2 H: 2 R: 2 ER: 2 SO: 2 BB: 1 IBB: 0 HBP: 0 BLK: 0 WP: 0 HR: 0 S: 12 P: 16 ERA: 9.00 WHIP: 1.500															PITCHER	IP: 2.0 WLS: 9 BF: 2 H: 2 R: 2 ER: 2 SO: 2 BB: 1 IBB: 0 HBP: 0 BLK: 0 WP: 0 HR: 0 S: 12 P: 16 ERA: 9.00 WHIP: 1.500			
PITCHER Gene Brabender, R (8, 1) ERA: 3.78	IP: 1.0 WLS: 4 BF: 1 H: 0 R: 0 ER: 0 SO: 0 BB: 0 IBB: 0 HBP: 0 BLK: 0 WP: 0 HR: 0 S: 4 P: 4 ERA: 0.00 WHIP: 1.000															PITCHER	IP: 1.0 WLS: 4 BF: 1 H: 0 R: 0 ER: 0 SO: 0 BB: 0 IBB: 0 HBP: 0 BLK: 0 WP: 0 HR: 0 S: 4 P: 4 ERA: 0.00 WHIP: 1.000			

Batter	1	2	3	4	5	6	7	8	9	AB	R	H	RBI	BB	SO	LOB	TOP				
Luis Aparicio, R (1, 6) OBP: 0.309, SLG: 0.374	0-0 6-3		0-0 F8		0-0 G5-2-3		0-0 1B		0-0 F4	5	0	1	0	0	0	5	<p>Baltimore Orioles @ Minnesota Twins Metropolitan Stadium, Bloomington, MI</p> <p>Sat Sep 10 1966, 4:33 AM EDT Att: 21,259 - Unknown</p> <p>livebaseballscores.com</p> <p>AB 35 R 2 H 8 RBI 2 BB 3 SO 4 LOB 18</p> 				
Boog Powell, L (1, 3) OBP: 0.374, SLG: 0.551	0-3 K		0-3 K		0-0 3-1		0-0 F7		0-0 F6	5	0	0	0	0	2	5					
Frank Robinson, R (1, 7) OBP: 0.407, SLG: 0.619	4-0 2B BB		0-0 L5			4-0 WP E BB		0-0 F2		2	2	0	0	2	0	1					
Brooks Robinson, R (1, 5) OBP: 0.328, SLG: 0.445	0-0 1-H 2B			0-0 5-3		0-0 F7		0-0 F8		4	0	1	1	0	0	1					
Sam Bowers, R (1, 9) OBP: 0.286, SLG: 0.347	0-3 K			0-0 F3		0-0 F4		0-0 5-3		4	0	0	0	0	1	2					
Davey Johnson, R (1, 4) OBP: 0.296, SLG: 0.351		0-0 4-3		0-0 4-3		4-0 E BB		0-0 4-3		3	0	0	0	1	0	0					
Paul Blair, R (1, 8) OBP: 0.294, SLG: 0.406		0-0 6-3			0-0 1B G5-2-3 1B	0-0 E8		0-0 E6		4	0	2	1	0	0	0					
Andy Etchebarren, R (1, 2) OBP: 0.307, SLG: 0.396			0-0 1B		0-0 G5-2-3 1B 1-2	0-0 5-3		0-0 L8		4	0	2	0	0	0	3					
John Miller, R (1, 1) OBP: 0.094, SLG: 0.094			0-3 K					0-0 6-3		1	0	0	0	0	1	1					
Moe Drabowsky, R (2, 1) OBP: 0.429, SLG: 0.474					0-0 G5-2-3 1B 1-2			0-0 2B		1	0	1	0	0	0	0					
Bob Johnson, R (7, PH) OBP: 0.271, SLG: 0.258										1	0	0	0	0	0	0					
Gene Brabender, R (7, 1) OBP: 0.077, SLG: 0.077										0	0	0	0	0	0	0					
Woodie Held, R (9, PH) OBP: 0.333, SLG: 0.343										1	0	1	0	0	0	0					
Inning Stats	R: 1 E: 0 K: 2 S: 8	H: 1 LOB: 1 BB: 1 P: 12	R: 0 E: 0 K: 1 S: 6	H: 1 LOB: 1 BB: 0 P: 6	R: 0 E: 0 K: 1 S: 5	H: 0 LOB: 0 BB: 0 P: 5	R: 0 E: 0 K: 0 S: 3	H: 0 LOB: 0 BB: 0 P: 3	R: 0 E: 0 K: 0 S: 5	H: 3 LOB: 2 BB: 0 P: 5	R: 1 E: 1 K: 0 S: 4	H: 1 LOB: 2 BB: 2 P: 12	R: 0 E: 0 K: 0 S: 4	H: 1 LOB: 0 BB: 0 P: 4	R: 0 E: 0 K: 0 S: 3	H: 0 LOB: 0 BB: 0 P: 3	R: 0 E: 1 K: 0 S: 5	H: 1 LOB: 2 BB: 0 P: 5	1B: 6 2B: 2 3B: 0 HR: 0	SF: 0 SAC: 0 DP: 1 HBP: 0	WP: 1 PA: 38 FB: 0 SB: 0 CS: 0
PITCHER Jim Merritt, L (1, 1) ERA: 3.43	IP: 9.0 WLS: W BF: 38 H: 8 R: 2 ER: 2 SO: 4 BB: 3 IBB: 0 HBP: 0 BLK: 0 WP: 1 HR: 0 S: 43 P: 55 ERA: 2.00 WHIP: 1.222															PITCHER					

Batter	1	2	3	4	5	6	7	8	9	AB	R	H	RBI	BB	SO	LOB	BOTTOM		
Ted Uhlhaender, L (1, 8) OBP: 0.260, SLG: 0.270	0-0 6-3	0-0 F8			0-0 F8	0-0 1-3				4	0	0	0	0	0	2	<p>Baltimore Orioles @ Minnesota Twins Metropolitan Stadium, Bloomington, MI</p> <p>Sat Sep 10 1966, 4:33 AM EDT Att: 21,259 - Unknown</p> <p>livebaseballscores.com</p> <p>AB 31 R 7 H 8 RBI 7 BB 4 SO 7 LOB 7</p> 		
Jimmie Hall, L (1, 7) OBP: 0.314, SLG: 0.472	4-0 1B HR BB	0-0 1-2 2-H 1B			0-0 HR		0-3 K			3	2	2	2	1	1	0			
Tony Oliva, L (1, 9) OBP: 0.366, SLG: 0.518	0-0 1-3 HR 1B	0-0 F8			0-0 F5		0-0 4-3			4	1	1	0	0	0	2			
Harmon Killebrew, R (1, 5) OBP: 0.398, SLG: 0.546	0-0 1-H 3-H HR		0-0 F8		0-0 1B		0-0 WP 2B			4	1	3	3	0	0	0			
Don Mincher, L (1, 3) OBP: 0.335, SLG: 0.406	4-0 G3-6 BB		0-3 K		0-0 4-3		0-3 K			3	0	0	0	1	2	2			
Bernie Allen, L (1, 4) OBP: 0.298, SLG: 0.349	0-0 G3-6 1-2		0-3 K			0-0 F8		0-0 4-3		4	0	0	0	0	1	1			
Zolo Versalles, R (1, 6) OBP: 0.301, SLG: 0.346		0-0 B2		0-0 F3		0-0 HR 1B		0-3 K		4	1	1	0	0	1	0			
Jerry Zimmerman, R (1, 2) OBP: 0.325, SLG: 0.330		4-0 BB 1B BB		0-0 5-3		0-0 1-H HR		0-0 6-3		3	2	1	2	1	0	0			
Jim Merritt, L (1, 1) OBP: 0.216, SLG: 0.152		4-0 1-2 BB		0-3 K		0-3 K				2	0	0	0	1	2	0			
Inning Stats	R: 3 E: 0 K: 0 S: 4	H: 2 LOB: 0 BB: 2 P: 12	R: 1 E: 0 K: 0 S: 4	H: 1 LOB: 2 BB: 2 P: 12	R: 0 E: 0 K: 2 S: 7	H: 0 LOB: 0 BB: 0 P: 7	R: 0 E: 0 K: 1 S: 5	H: 0 LOB: 0 BB: 0 P: 5	R: 1 E: 0 K: 0 S: 5	H: 2 LOB: 1 BB: 0 P: 5	R: 2 E: 0 K: 1 S: 7	H: 2 LOB: 0 BB: 0 P: 7	R: 0 E: 0 K: 2 S: 8	H: 1 LOB: 0 BB: 0 P: 8	R: 0 E: 0 K: 1 S: 5	H: 0 LOB: 0 BB: 0 P: 5		1B: 4 2B: 1 3B: 0 HR: 3	SF: 0 SAC: 0 DP: 1 HBP: 0
PITCHER John Miller, R (1, 1) ERA: 4.56	IP: 1.1 WLS: L BF: 9 H: 2 R: 4 ER: 4 SO: 4 BB: 4 IBB: 0 HBP: 0 BLK: 0 WP: 0 HR: 1 S: 5 P: 21 ERA: 27.00 WHIP: 4.500															PITCHER			
Moe Drabowsky, R (2, 1) ERA: 2.97	4.2 BF: 19 H: 5 R: 3 ER: 3 SO: 4 BB: 0 IBB: 0 HBP: 0 BLK: 0 WP: 0 HR: 2 S: 27 P: 27 ERA: 5.79 WHIP: 1.071																		
Gene Brabender, R (7, 1) ERA: 3.67	2.0 BF: 7 H: 1 R: 0 ER: 0 SO: 3 BB: 0 IBB: 0 HBP: 0 BLK: 0 WP: 1 HR: 0 S: 13 P: 13 ERA: 0.00 WHIP: 0.500																		

Batter	1	2	3	4	5	6	7	8	9	AB	R	H	RBI	BB	SO	LOB	TOP																
Luis Aparicio, R (1, 6) OBP: 0.306, SLG: 0.371	F4		6-3		FC1-6 2B		1-3	4-3		5	1	0	0	0	0	2	Baltimore Orioles @ Minnesota Twins Metropolitan Stadium, Bloomington, MI Sun Sep 11 1966, 4:33 AM EDT Att: 25,618 - Unknown AB 37 R 6 H 10 RBI 6 BB 5 SO 3 LOB 23 																
Russ Snyder, L (1, 8) OBP: 0.371, SLG: 0.410	E8 FC5-2 2B		E4 BB 2B		6-3		HBP 2B 1B	G3		5	2	2	0	0	0	2																	
Frank Robinson, R (1, 9) OBP: 0.410, SLG: 0.620 Charlie Lau, L (9, PH) OBP: 0.636, SLG: 0.833	FC5-2		2B 1-2 BB		2B		2B FC6-4 HBP	BB BB 1B BB		2	1	1	1	1	0	1																	
Brooks Robinson, R (1, 5) OBP: 0.329, SLG: 0.448	F3		2B 1-2 BB		F9		FC6-4 1-3 2-H 2B	F3		5	0	2	2	0	0	3																	
Boog Powell, L (1, 3) OBP: 0.374, SLG: 0.548	F8		4-3		F9		FC6-4 IBB	BB BB 1B BB		3	1	0	0	2	0	2																	
Curt Blefary, L (1, 7) OBP: 0.377, SLG: 0.460	1B		F2		1B HBP		FC6-4 FC6-4 1-2 2-3 3-H	1B BB		3	0	1	1	1	0	2																	
Davey Johnson, R (1, 4) OBP: 0.298, SLG: 0.352	L9		6-3		1B		FC6-4 1-2	BB		5	0	2	2	0	0	3																	
Andy Etchebarren, R (1, 2) OBP: 0.306, SLG: 0.393	F2		F8		K		4-3 1B	G6-4-3 1-2		5	0	1	0	0	1	5																	
Dave McNally, R (1, 1) OBP: 0.236, SLG: 0.286 Stu Miller, R (7, 1) OBP: 0.111, SLG: 0.111 Dick Hall, R (8, 1) OBP: 0.231, SLG: 0.167 Gene Brabender, R (8, 1) OBP: 0.077, SLG: 0.077	5-3		F8		K		K	K		3	0	1	0	0	1	2																	
Inning Stats	R: 0 E: 1 K: 0 S: 4	H: 1 LOB: 1 BB: 0 P: 4	R: 0 E: 0 K: 0 S: 4	H: 1 LOB: 1 BB: 0 P: 4	R: 1 E: 1 K: 0 S: 5	H: 1 LOB: 2 BB: 1 P: 9	R: 0 E: 0 K: 0 S: 3	H: 0 LOB: 0 BB: 0 P: 3	R: 1 E: 0 K: 0 S: 5	H: 2 LOB: 1 BB: 0 P: 5	R: 0 E: 0 K: 2 S: 8	H: 1 LOB: 2 BB: 0 P: 9	R: 2 E: 0 K: 0 S: 5	H: 2 LOB: 2 BB: 1 P: 10	R: 0 E: 0 K: 1 S: 6	H: 1 LOB: 1 BB: 0 P: 6		R: 2 E: 0 K: 0 S: 3	H: 1 LOB: 1 BB: 3 P: 15	1B: 6 2B: 4 3B: 0 HR: 0	SF: 0 SAC: 0 DP: 1 HBP: 2	WP: 0 PB: 0 SB: 0 CS: 0	PA: 44										
PITCHER	IP WLS BF H R ER SO BB IBB HBP BLK WP HR S P ERA WHIP																																
Mudcat Grant, R (1, 1) ERA: 3.0	7.0	34	8	4	3	2	1	1	2	0	0	0	34	44	3.86	1.286																	
Al Worthington, R (8, 1) ERA: 2.34	2.0	10	2	2	2	1	3	0	0	0	0	0	9	21	9.00	2.500																	

Batter	1	2	3	4	5	6	7	8	9	AB	R	H	RBI	BB	SO	LOB	BOTTOM																	
Cesar Tovar, R (1, 7) OBP: 0.339, SLG: 0.353 Al Worthington, R (8, 1) OBP: 0.273, SLG: 0.545	F9		E SF9 1B		E5		1-3	1B 1B 2B		4	1	1	0	0	0	1	Baltimore Orioles @ Minnesota Twins Metropolitan Stadium, Bloomington, MI Sun Sep 11 1966, 4:33 AM EDT Att: 25,618 - Unknown AB 38 R 11 H 17 RBI 11 BB 3 SO 2 LOB 14 																	
Zoilo Versalles, R (1, 6) OBP: 0.302, SLG: 0.347	F7		E5 SF9 1B		F7		L5	1B 1B		5	1	2	0	0	1																			
Tony Oliva, L (1, 9) OBP: 0.369, SLG: 0.527	HR		SF9		1B		1B	1B 1B		4	3	4	3	0	0	0																		
Harmon Killebrew, R (1, 3) OBP: 0.400, SLG: 0.552 Ron Clark, R (8, PH) OBP: 0.329, SLG: 0.330 Russ Nixon, L (9, 2) OBP: 0.329, SLG: 0.286	FC5-4 BB		K		F4		HR	1B 1B		4	1	2	3	1	1	2																		
Rich Rollins, R (1, 5) OBP: 0.291, SLG: 0.375	FC5-4		F8		L7		1B 1B	1B BB		4	1	1	0	1	0	2																		
Ted Uhlhaender, L (1, 8) OBP: 0.286, SLG: 0.282	FC4-6 1B		G6-4-3 1B		F9		1B 1B	1B 1B		5	1	4	1	0	0	1																		
Jerry Zimmerman, R (1, 2) OBP: 0.329, SLG: 0.330 Sandy Valdespino, L (8, PH) OBP: 0.217, SLG: 0.264 Don Mincher, L (9, 3) OBP: 0.335, SLG: 0.406	FC4-6 G4-6-3		G6-4-3		1B		1B	1B		3	0	1	0	0	0	2																		
Bernie Allen, L (1, 4) OBP: 0.297, SLG: 0.351	G4-6-3		F4		F9		F9	2B 2B		4	1	1	2	0	0	2																		
Mudcat Grant, R (1, 1) OBP: 0.181, SLG: 0.203 Jimmie Hall, L (7, PH) OBP: 0.315, SLG: 0.470	K		K		6-3		F9	2B IBB		2	0	0	0	0	1	0																		
Inning Stats	R: 1 E: 0 K: 0 S: 4	H: 1 LOB: 1 BB: 1 P: 8	R: 0 E: 0 K: 0 S: 3	H: 1 LOB: 0 BB: 0 P: 3	R: 1 E: 1 K: 2 S: 9	H: 2 LOB: 1 BB: 0 P: 9	R: 0 E: 0 K: 0 S: 3	H: 1 LOB: 0 BB: 0 P: 3	R: 0 E: 0 K: 0 S: 4	H: 0 LOB: 1 BB: 0 P: 4	R: 0 E: 0 K: 0 S: 4	H: 1 LOB: 1 BB: 0 P: 4	R: 0 E: 0 K: 0 S: 4	H: 1 LOB: 1 BB: 0 P: 4	R: 9 E: 0 K: 0 S: 12	H: 10 LOB: 2 BB: 2 P: 20		1B: 12 2B: 3 3B: 0 HR: 2	SF: 1 SAC: 0 DP: 2 HBP: 0	WP: 0 PB: 0 SB: 0 CS: 0	PA: 42													
PITCHER	IP WLS BF H R ER SO BB IBB HBP BLK WP HR S P ERA WHIP																																	
Dave McNally, L (1, 1) ERA: 2.91	6.0	25	7	2	1	2	0	0	0	0	0	0	1	28	32	1.50		1.333																
Stu Miller, R (7, 1) ERA: 2.39	1.1	8	4	4	4	0	0	0	0	0	1	8	8	27.00	3.000																			
Dick Hall, R (8, 1) ERA: 3.96	0.1	7	5	4	4	0	0	1	0	0	0	6	10	108.00	15.000																			
Gene Brabender, R (8, 1) ERA: 3.85	0.1	2	1	1	1	0	1	0	0	0	0	1	5	27.00	6.000																			

Batter	1	2	3	4	5	6	7	8	9	AB	R	H	RBI	BB	SO	LOB	TOP									
Cesar Tovar, R OBP: 0.339, SLG: 0.352	F8							6-3		4	0	1	2	0	1	0	Minnesota Twins @ Detroit Tigers Tiger Stadium, Detroit, MI Tue Sep 13 1966, 7:05 PM EDT Att: 8,125 - Unknown									
Rich Rollins, R OBP: 0.291, SLG: 0.373	6-3	F8				F3				4	0	1	0	0	0	2										
Tony Oliva, L OBP: 0.369, SLG: 0.527	K		4-3					F7		4	0	1	0	0	1	1										
Harmon Killebrew, R OBP: 0.397, SLG: 0.548		E6 1B BB	L5			6-3		6-3		4	1	0	0	0	0	2										
Earl Battey, R OBP: 0.338, SLG: 0.331 Ron Clark, R (9, PR)		BB BB 1B	F2			5-3			4-0 HR BB	3	1	1	0	1	0	1										
Ted Uhlhaender, L OBP: 0.271, SLG: 0.282		BB BB 1B		G6-4-3 1B		F7		L9		3	1	1	0	1	0	2										
Zolo Versalles, R OBP: 0.301, SLG: 0.352	K			G6-4-3 1-2			6-3			4	1	1	2	0	1	4										
Bernie Allen, L OBP: 0.297, SLG: 0.348		BB BB 1B	F3			L9		4-3		3	0	0	1	1	0	1										
Jim Kaat, L OBP: 0.248, SLG: 0.308 Al Worthington, R OBP: 0.273, SLG: 0.545 Jimmie Hall, L OBP: 0.314, SLG: 0.469	K				L9		K			3	0	0	0	0	2	3										
										0	0	0	0	0	0	0										
										1	0	0	0	0	1	1										
Inning Stats	R: 0 E: 0 K: 1 S: 5	H: 0 LOB: 0 BB: 0 P: 5	R: 3 E: 1 K: 2 S: 10	H: 2 LOB: 2 BB: 2 P: 18	R: 0 E: 0 K: 0 S: 3	H: 0 LOB: 0 BB: 0 P: 3	R: 0 E: 0 K: 0 S: 3	H: 1 LOB: 0 BB: 0 P: 3	R: 0 E: 0 K: 1 S: 5	H: 0 LOB: 0 BB: 0 P: 5	R: 0 E: 0 K: 0 S: 4	H: 1 LOB: 1 BB: 0 P: 4	R: 0 E: 0 K: 1 S: 5	H: 0 LOB: 0 BB: 0 P: 5	R: 0 E: 0 K: 0 S: 4	H: 1 LOB: 1 BB: 0 P: 4	R: 2 E: 0 K: 1 S: 6	H: 1 LOB: 1 BB: 1 P: 10	1B: 4 2B: 1 3B: 0 HR: 1	SF: 0 SAC: 0 DP: 1 HBP: 0	WP: 0 PB: 0 SB: 0 CS: 0	PA: 36				
PITCHER	IP	WLS	BF	H	R	ER	SO	BB	IBB	HBP	BLK	WP	HR	S	P	ERA	WHIP									
Mickey Lolich, L ERA: 4.71	(1, 1)	8.1	W	34	6	5	2	5	3	0	0	0	0	1	41	53	2.16	1.080								
Larry Sherry, R ERA: 3.66	(9, 1)	0.2	S	2	0	0	0	1	0	0	0	0	0	4	4	0.00	0.000									

AB	33
R	5
H	6
RBI	5
BB	3
SO	6
LOB	17



Batter	1	2	3	4	5	6	7	8	9	AB	R	H	RBI	BB	SO	LOB	BOTTOM									
Don Wert, R OBP: 0.341, SLG: 0.375		1B 3B	F9			F9	G4-6-3 1-2			4	1	1	0	0	0	1	Minnesota Twins @ Detroit Tigers Tiger Stadium, Detroit, MI Tue Sep 13 1966, 7:05 PM EDT Att: 8,125 - Unknown									
Jake Wood, R OBP: 0.348, SLG: 0.382 Jim Northrup, L OBP: 0.320, SLG: 0.466		CI 1B	L4			BB HR 1B		1B SF7 1B		4	2	3	1	0	0	0										
Norm Cash, L OBP: 0.347, SLG: 0.462		CI 1-2	F4			F7				3	0	1	0	0	0	1										
Al Kaline, R OBP: 0.394, SLG: 0.548 Dick Tracewski, R OBP: 0.246, SLG: 0.211		L4			L7	HR BB		SF7		2	1	0	1	1	0	2										
Willie Horton, R OBP: 0.327, SLG: 0.501		F8			F5	HR BB		K		0	0	0	0	0	0	0										
Mickey Stanley, R OBP: 0.325, SLG: 0.408		K			F8	1-2 HR		K		4	1	1	3	0	1	3										
Bill Freehan, R OBP: 0.289, SLG: 0.361						6-3				3	1	1	1	0	0	0										
Dick McAuliffe, L OBP: 0.372, SLG: 0.504						K				3	0	1	0	0	1	0										
Mickey Lolich, S OBP: 0.215, SLG: 0.169 Larry Sherry, R OBP: 0.444, SLG: 0.667										3	0	0	0	0	2	1										
										0	0	0	0	0	0	0										
Inning Stats	R: 1 E: 1 K: 1 S: 8	H: 2 LOB: 2 BB: 0 P: 8	R: 0 E: 0 K: 1 S: 5	H: 0 LOB: 0 BB: 0 P: 5	R: 0 E: 0 K: 0 S: 3	H: 0 LOB: 0 BB: 0 P: 3	R: 0 E: 0 K: 0 S: 3	H: 0 LOB: 0 BB: 0 P: 3	R: 0 E: 0 K: 1 S: 5	H: 0 LOB: 0 BB: 0 P: 5	R: 3 E: 0 K: 0 S: 5	H: 2 LOB: 1 BB: 1 P: 9	R: 1 E: 0 K: 1 S: 6	H: 2 LOB: 0 BB: 0 P: 6	R: 1 E: 0 K: 1 S: 7	H: 2 LOB: 1 BB: 0 P: 7	1B: 5 2B: 0 3B: 1 HR: 2	SF: 1 SAC: 0 DP: 1 HBP: 0	WP: 0 PB: 0 SB: 0 CS: 0	PA: 33						
PITCHER	IP	WLS	BF	H	R	ER	SO	BB	IBB	HBP	BLK	WP	HR	S	P	ERA	WHIP									
Jim Kaat, L ERA: 2.77	(1, 1)	6.0	L	26	6	5	5	3	1	0	0	0	0	2	31	35	7.50	1.167								
Al Worthington, R ERA: 2.4	(7, 1)	2.0		7	2	1	1	2	0	0	0	0	0	11	11	4.50	1.000									



Batter	1	2	3	4	5	6	7	8	9	AB	R	H	RBI	BB	SO	LOB	TOP			
Cesar Tovar, R OBP: 0.338, SLG: 0.351 (1, 4)	0-3 K			0-0 F4		0-0 L8				4	0	1	0	0	1	2				
Jimmie Hall, L OBP: 0.316, SLG: 0.488 (1, 7)	0-0 4-3			0-0 HR		0-3 K			0-0 HR	4	2	2	2	0	1	1				
Tony Oliva, L OBP: 0.366, SLG: 0.523 (1, 9)	0-3 K			0-0 F5			0-0 L8		0-0 F9	4	0	0	0	0	1	0				
Harmon Killebrew, R OBP: 0.394, SLG: 0.543 (1, 5)		0-3 K		0-0 F4			0-0 F4		0-0 5-3	4	0	0	0	0	1	0				
Don Mincher, L OBP: 0.332, SLG: 0.402 (1, 3)		0-3 K			0-3 K				0-0 4-3	4	0	0	0	0	2	0				
Earl Battey, R OBP: 0.338, SLG: 0.329 (8, PR)		0-3 K			0-0 F3			4-0 1B BB		2	0	0	0	1	1	0				
Bill Pleis, L (8, 1)										0	0	0	0	0	0	0				
Ted Uhlaender, L OBP: 0.289, SLG: 0.280 (1, 8)			0-3 K		0-0 3-1			0-0 F9		3	0	0	0	0	1	1				
Zoilo Versalles, R OBP: 0.302, SLG: 0.352 (1, 6)			0-0 4-3			0-0 F6		0-0 FC6-4 1B		3	0	1	0	0	0	0				
Jim Perry, S OBP: 0.288, SLG: 0.358 (8, PH)								0-0 FC6-4 1B		1	0	0	0	0	0	0				
Sandy Valdespino, L OBP: 0.215, SLG: 0.251 (6, 1)								0-0 FC6-4 1-2		1	0	0	0	0	1	0				
Jim Ollom, R (6, 1)										0	0	0	0	0	0	0				
Russ Nixon, L OBP: 0.322, SLG: 0.282 (8, 2)										1	0	0	0	0	0	2				
Inning Stats	R: 0 E: 0 K: 2 S: 7	H: 0 LOB: 0 BB: 0 P: 7	R: 0 E: 0 K: 3 S: 9	H: 0 LOB: 0 BB: 0 P: 9	R: 0 E: 0 K: 1 S: 5	H: 0 LOB: 0 BB: 0 P: 5	R: 1 E: 0 K: 0 S: 4	H: 1 LOB: 0 BB: 0 P: 4	R: 0 E: 0 K: 1 S: 5	H: 0 LOB: 0 BB: 0 P: 5	R: 0 E: 0 K: 0 S: 3	H: 0 LOB: 0 BB: 0 P: 3	R: 0 E: 0 K: 0 S: 4	H: 1 LOB: 2 BB: 1 P: 8	R: 1 E: 0 K: 0 S: 4	H: 1 LOB: 0 BB: 0 P: 4	1B: 2 2B: 0 3B: 0 HR: 2	SF: 0 SAC: 0 DP: 0 HBP: 0	WP: 0 PB: 0 SB: 0 CS: 0	PA: 32
PITCHER Denny McLain, R ERA: 3.56 (1, 1)	IP: 9.0 WLS: W BF: 32 H: 4 R: 2 ER: 2 SO: 9 BB: 1 IBB: 0 HBP: 0 BLK: 0 WP: 0 HR: 2 S: 49 P: 53 ERA: 2.00 WHIP: 0.556																			

Minnesota Twins @ Detroit Tigers
Tiger Stadium, Detroit, MI
Wed Sep 14 1966, 7:05 PM EDT
Att: 5,774 - Unknown

AB	31
R	2
H	4
RBI	2
BB	1
SO	9
LOB	6

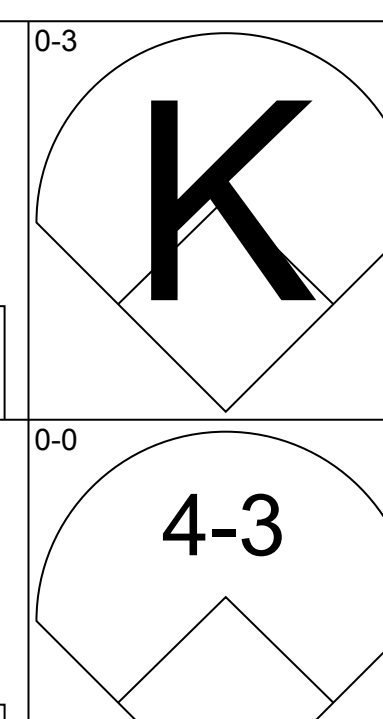
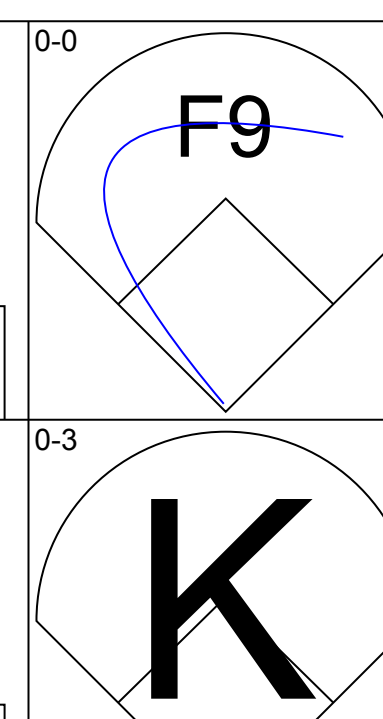
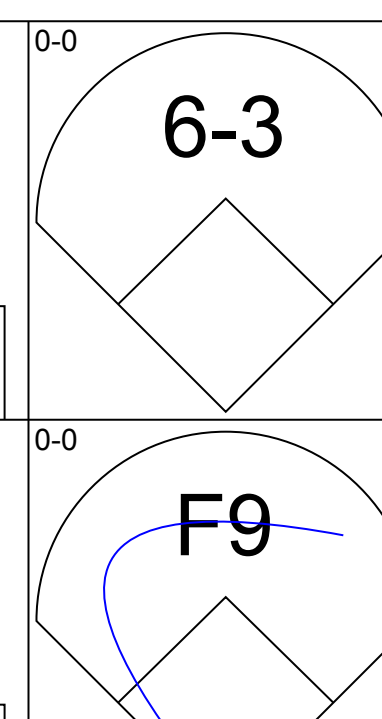
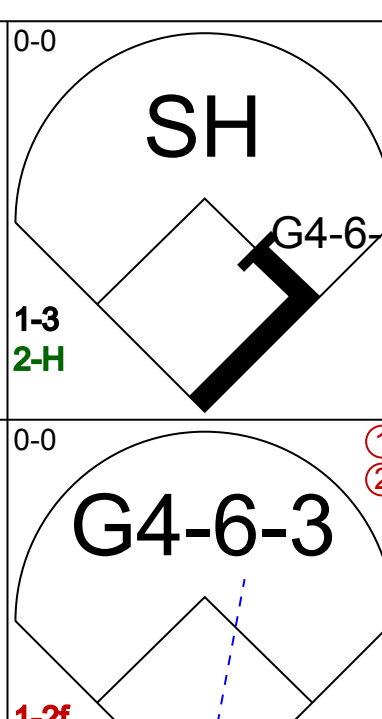
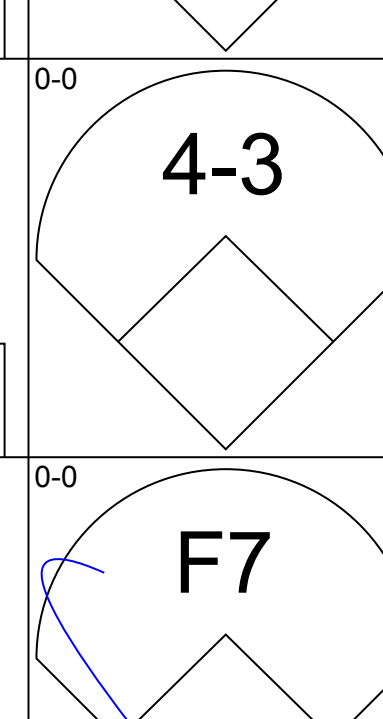
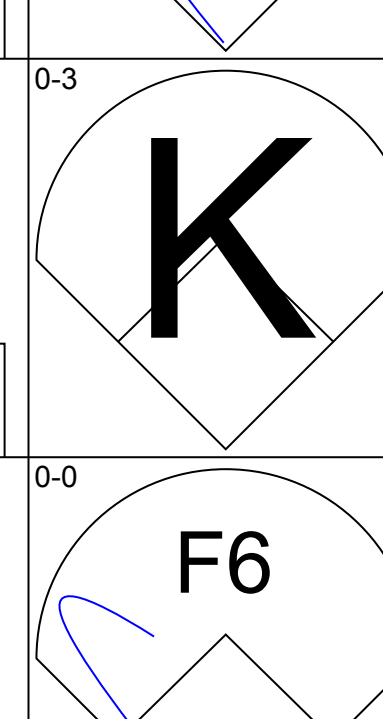
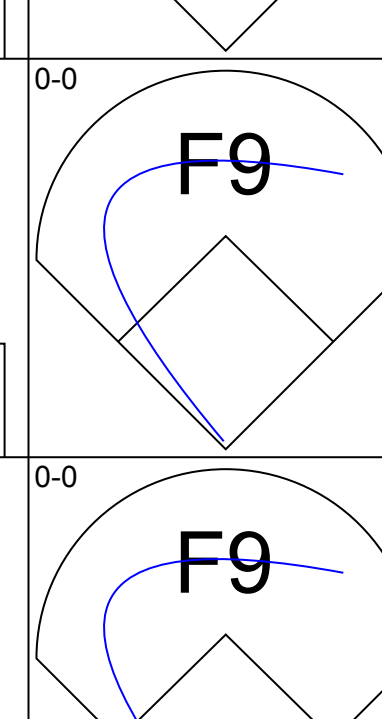
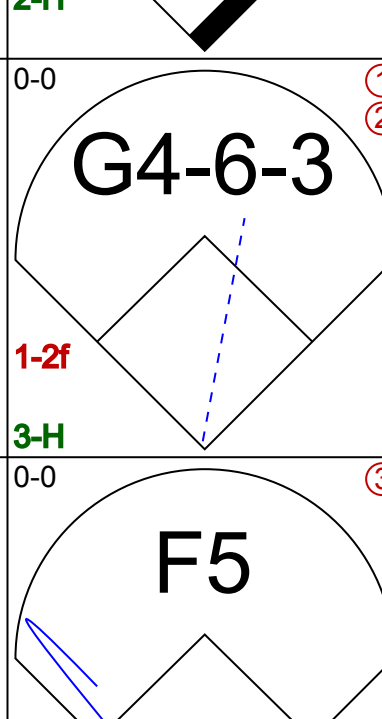
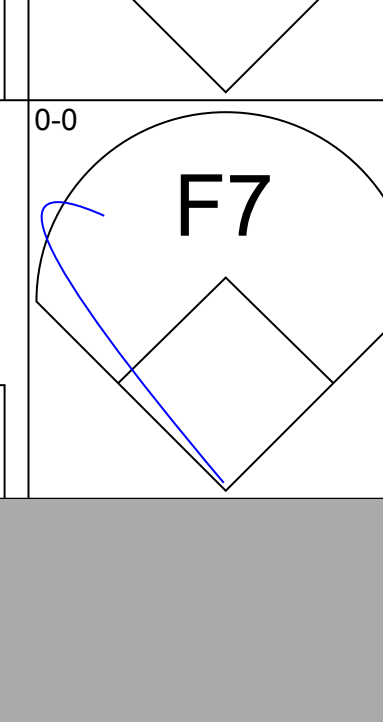
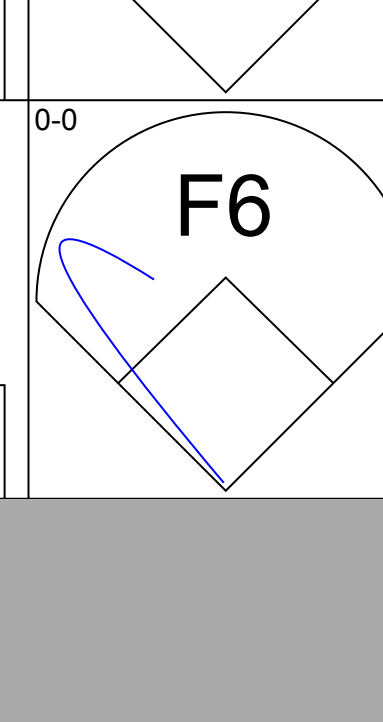
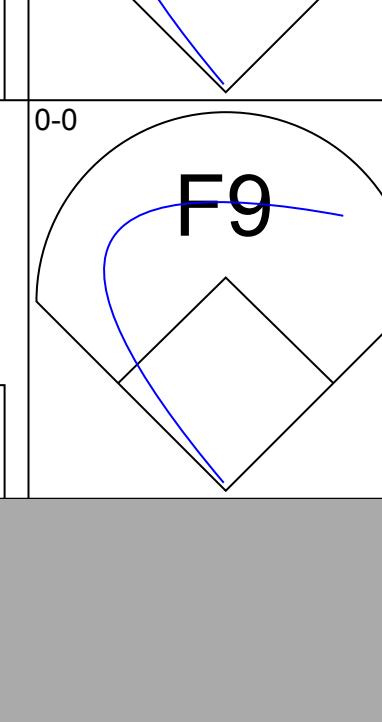
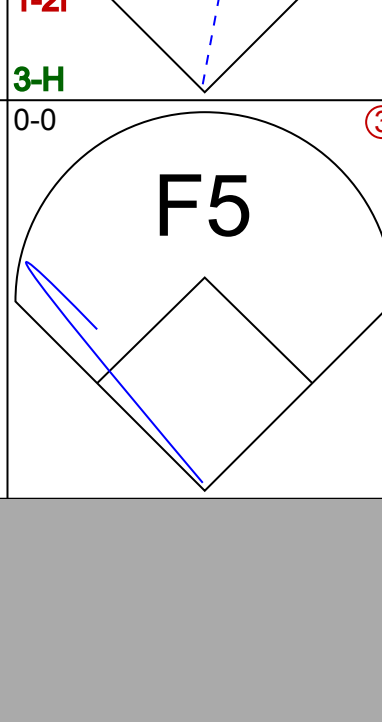
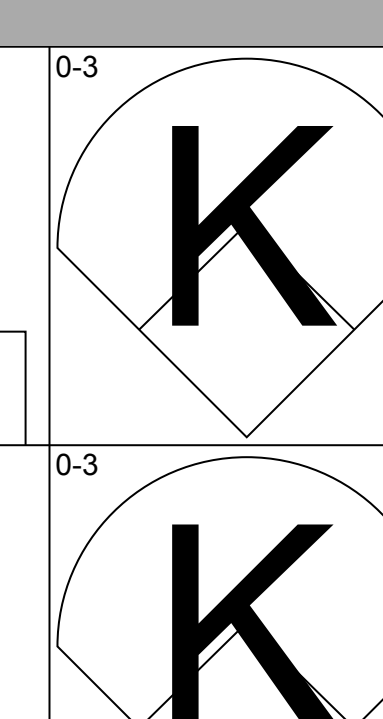
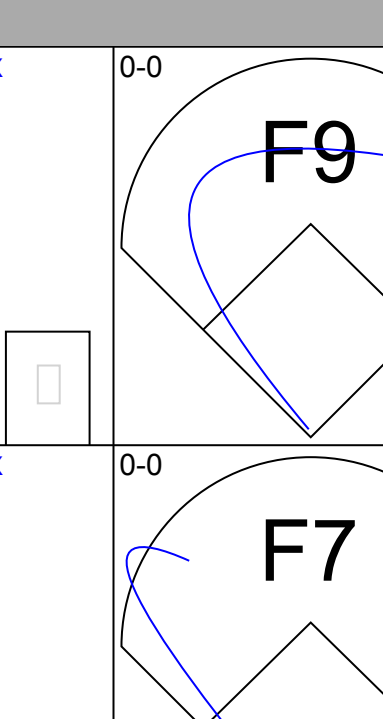
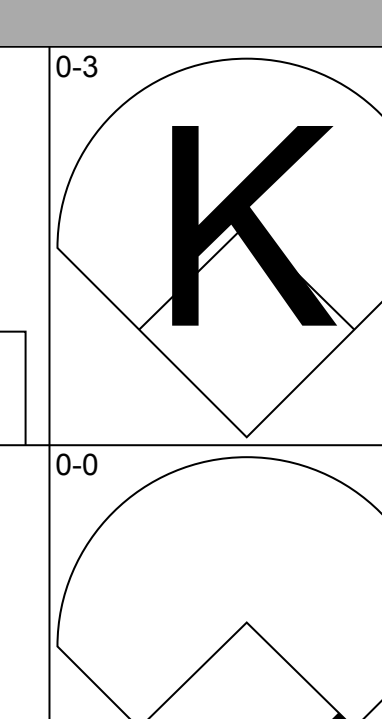
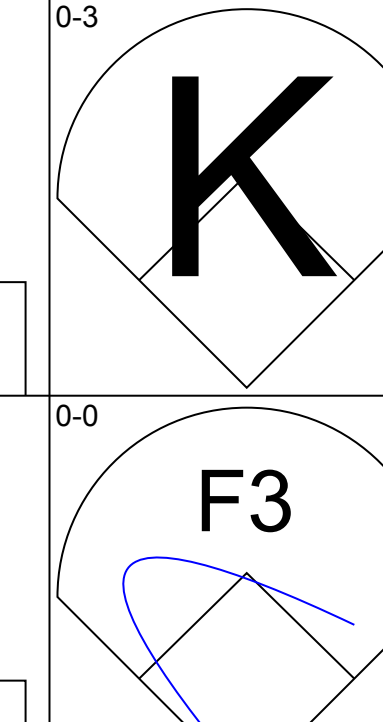
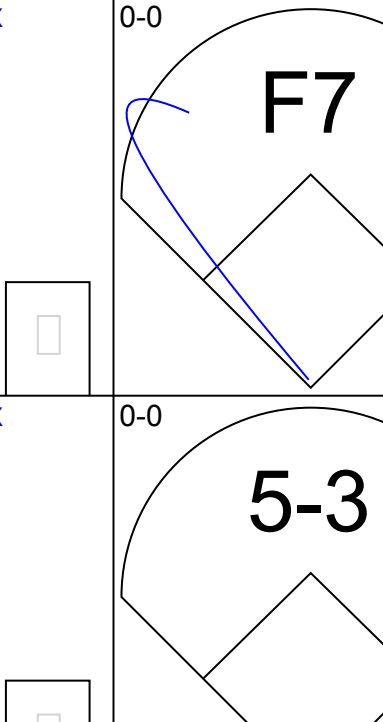
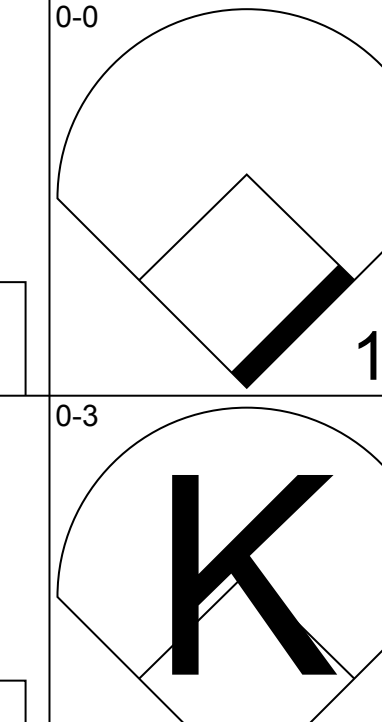
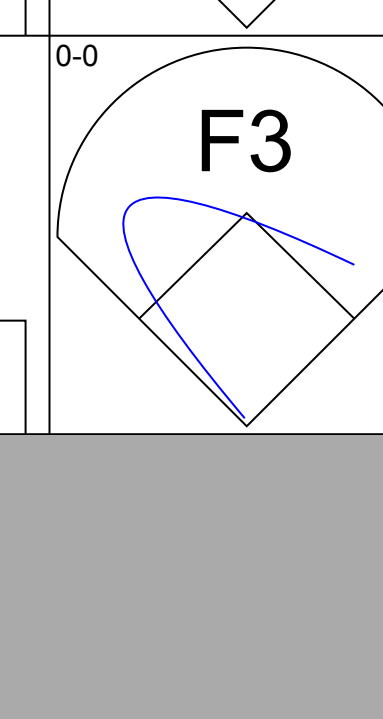
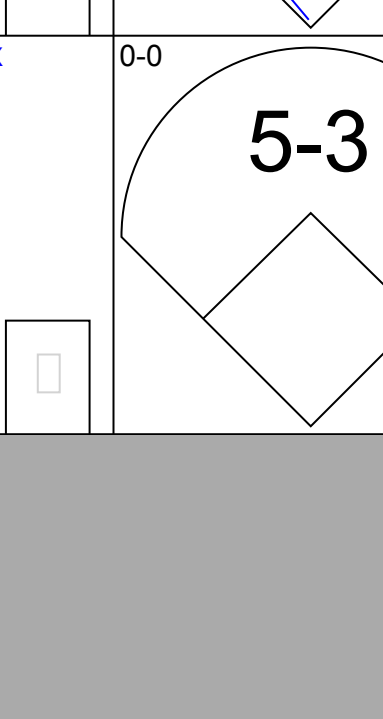
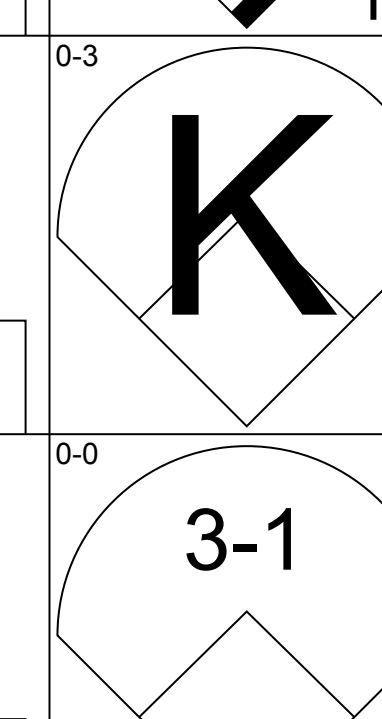
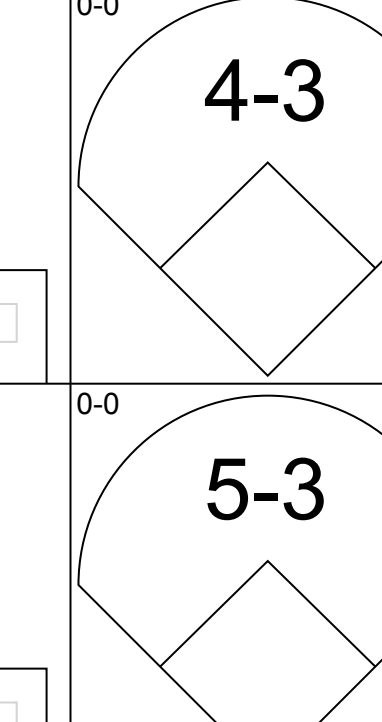
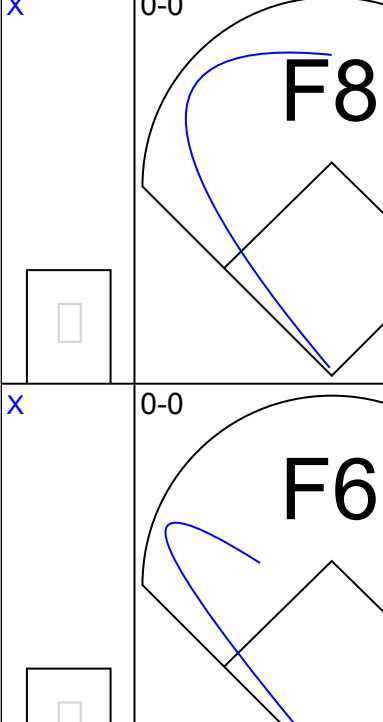
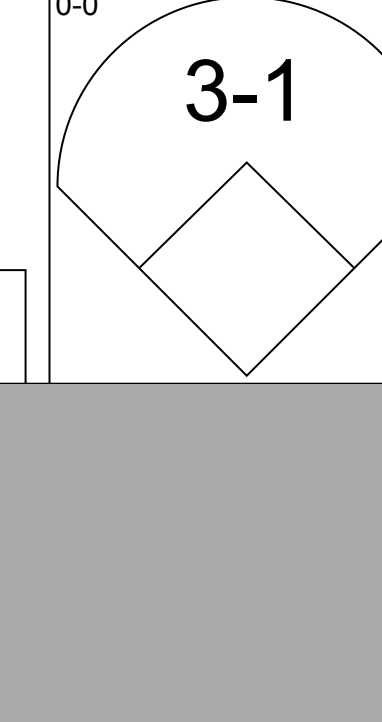
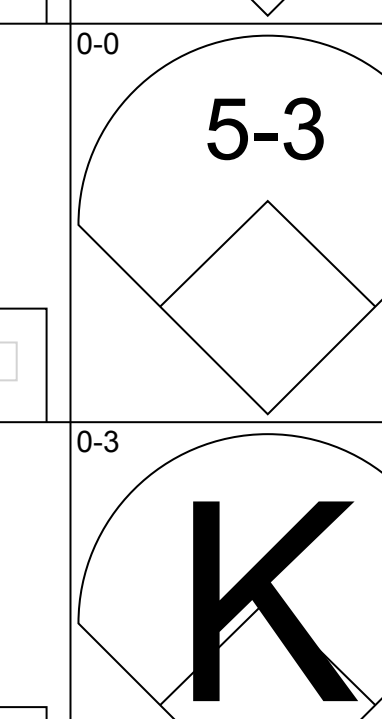
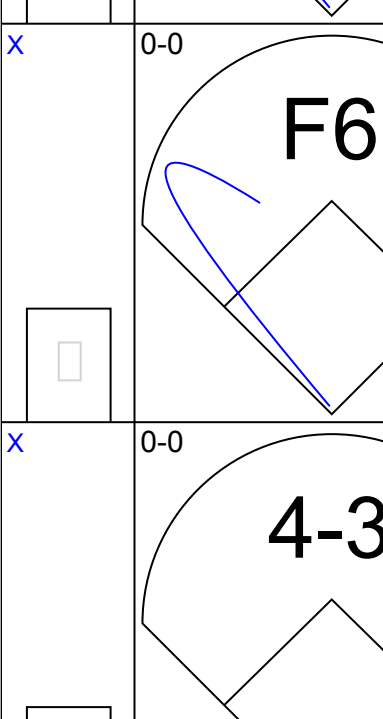
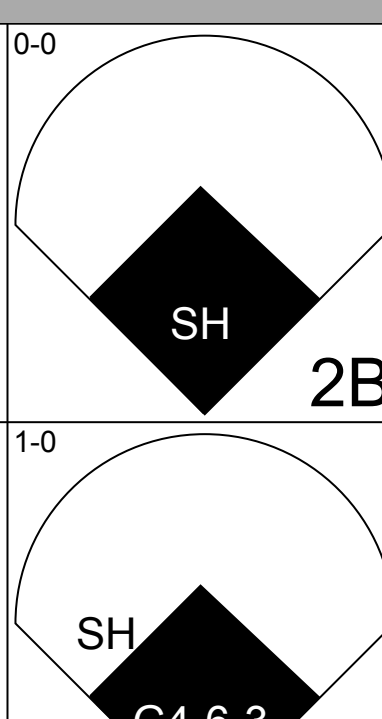
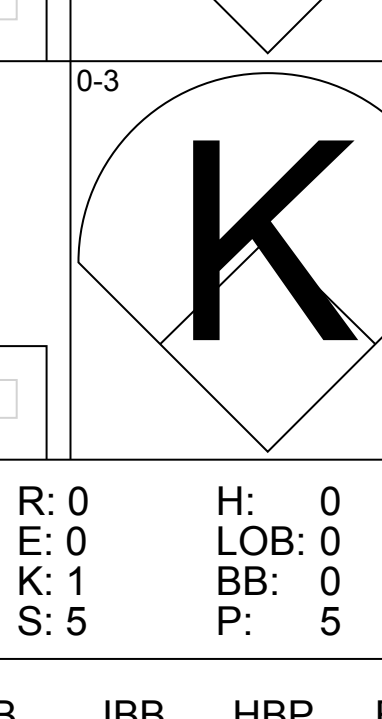
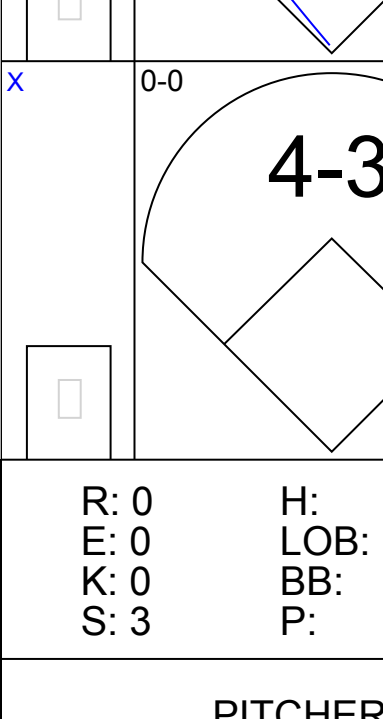
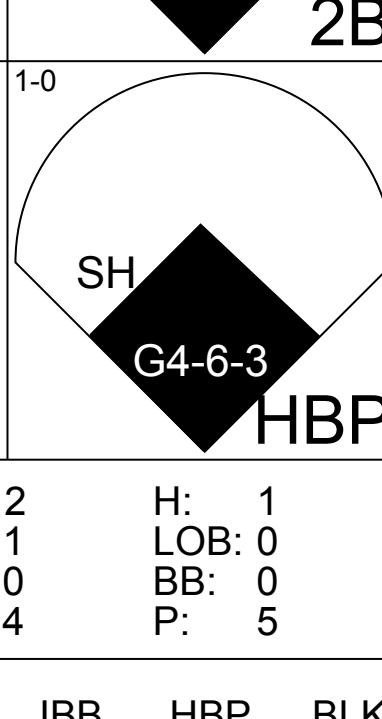
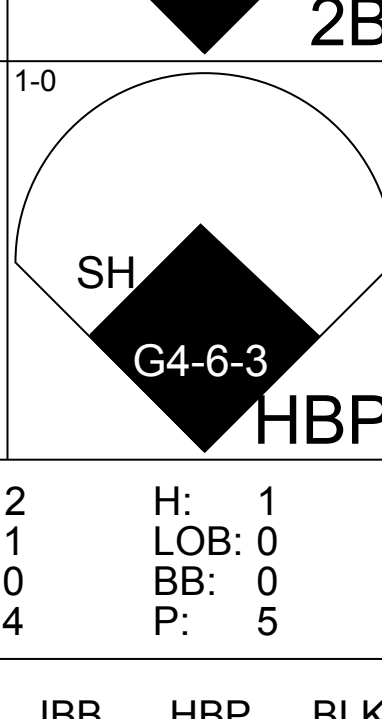
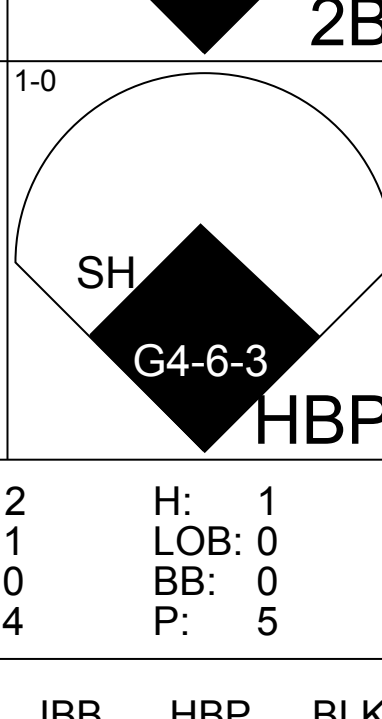


Batter	1	2	3	4	5	6	7	8	9	AB	R	H	RBI	BB	SO	LOB	BOTTOM			
Dick McAuliffe, L OBP: 0.373, SLG: 0.505 (1, 6)	0-0 F9			0-0 BB 1B		0-0 G3		0-0 2B		5	1	2	0	0	0	1				
Jerry Lumpe, L OBP: 0.284, SLG: 0.300 (1, 4)	0-0 F6			0-0 F2		0-3 K		0-3 K		4	0	0	0	0	2	3				
Jake Wood, R OBP: 0.346, SLG: 0.380 (8, PH)										1	0	0	0	0	1	2				
Dick Tracewski, R OBP: 0.246, SLG: 0.211 (9, 4)										0	0	0	0	0	0	0				
Norm Cash, L OBP: 0.349, SLG: 0.464 (1, 3)	0-0 WP 1B			0-0 3-1		4-0 1B BB		0-0 2B		4	1	2	0	1	0	2				
Al Kaline, R OBP: 0.396, SLG: 0.548 (8, PH)	4-0 1B			4-0 1-3 BB		0-0 1B 2H		0-3 K		2	1	1	1	2	1	1				
Mickey Stanley, R OBP: 0.325, SLG: 0.408 (9, 8)	1-2 BB			1-3 E BB		1-2 1B 2H				0	0	0	0	0	0	0				
Willie Horton, R OBP: 0.327, SLG: 0.499 (1, 7)	0-0 1B 2H			0-0 1-3		0-3 K		0-0 F9		4	0	1	1	0	1	3				
Jim Northrup, L OBP: 0.320, SLG: 0.462 (1, 9)	0-0 1-3			4-0 E IBB		0-0 F7		0-0 4-3		3	0	0	0	1	0	4				
Don Wert, R OBP: 0.339, SLG: 0.372 (1, 5)			0-0 4-3		0-0 E7 IBB		0-0 F7		0-3 K	4	0	0	0	0	1	1				
Bill Freehan, R OBP: 0.291, SLG: 0.359 (1, 2)			4-0 E BB		4-0 1-2 IBB		0-0 F7		0-0 E1 2B SH3-4	2	0	0	0	2	0	0				
Denny McLain, R OBP: 0.228, SLG: 0.207 (1, 1)			0-3 K		0-0 4-3		0-0 F3		0-0 SH3-4	3	0	0	0	0	1	4				
Inning Stats	R: 1 E: 0 K: 0 S: 5	H: 2 LOB: 2 BB: 1 P: 9	R: 0 E: 1 K: 2 S: 8	H: 0 LOB: 2 BB: 1 P: 12	R: 1 E: 1 K: 0 S: 4	H: 0 LOB: 3 BB: 3 P: 16	R: 1 E: 0 K: 1 S: 7	H: 2 LOB: 2 BB: 1 P: 11	R: 0 E: 0 K: 0 S: 3	H: 0 LOB: 0 BB: 0 P: 3	R: 0 E: 0 K: 2 S: 8	H: 1 LOB: 1 BB: 0 P: 8	R: 0 E: 0 K: 1 S: 5	H: 0 LOB: 0 BB: 0 P: 5	R: 0 E: 1 K: 1 S: 7	H: 1 LOB: 2 BB: 0 P: 7	1B: 4 2B: 2 3B: 0 HR: 0	SF: 0 SAC: 1 DP: 0 HBP: 0	WP: 1 PB: 0 SB: 0 CS: 0	PA: 39
PITCHER Jim Perry, R ERA: 2.64 (1, 1)	IP: 5.0 WLS: L BF: 27 H: 4 R: 3 ER: 2 SO: 3 BB: 4 IBB: 2 HBP: 0 BLK: 0 WP: 1 HR: 0 S: 27 P: 51 ERA: 3.60 WHIP: 1.600																			
Jim Ollom, L ERA: 4.5 (6, 1)	2.0 7 1 0 0 3 0 0 0 0 0 0 13 13 0.00 0.500																			
Bill Pleis, L ERA: 2.16 (8, 1)	1.0 5 1 0 0 1 0 0 0 0 0 0 7 7 0.00 1.000																			

Minnesota Twins @ Detroit Tigers
Tiger Stadium, Detroit, MI
Wed Sep 14 1966, 7:05 PM EDT
Att: 5,774 - Unknown

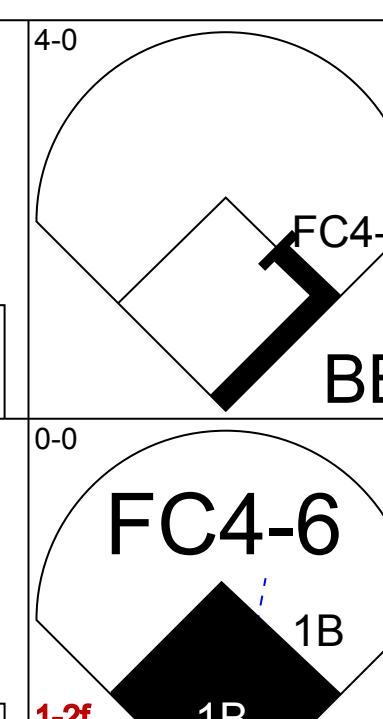
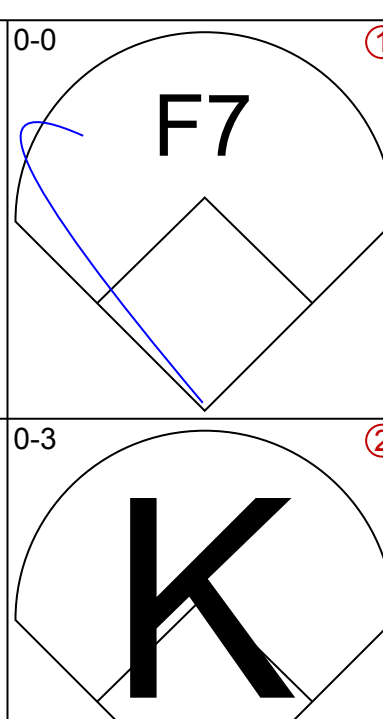
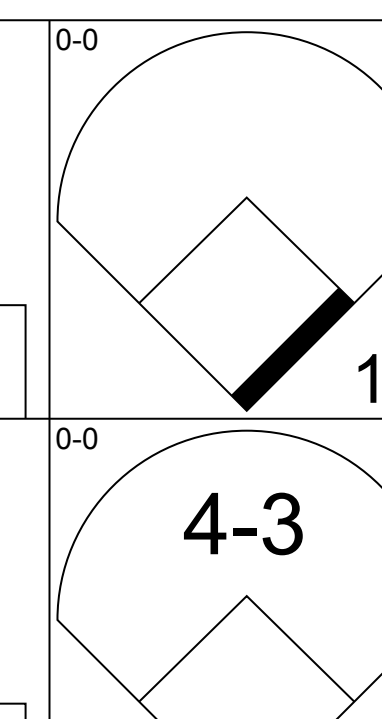
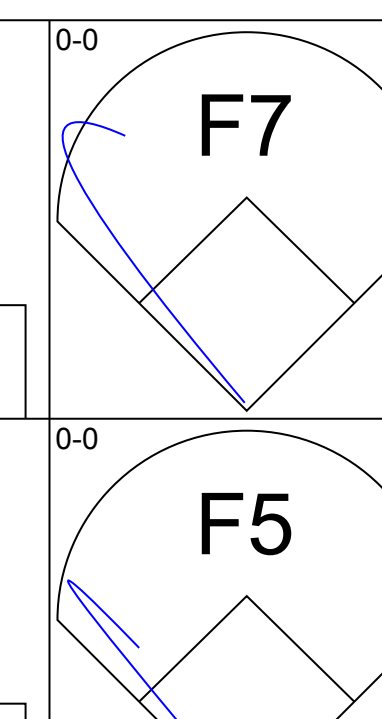
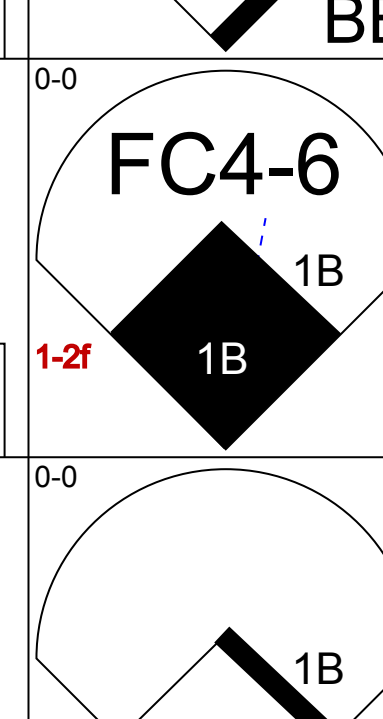
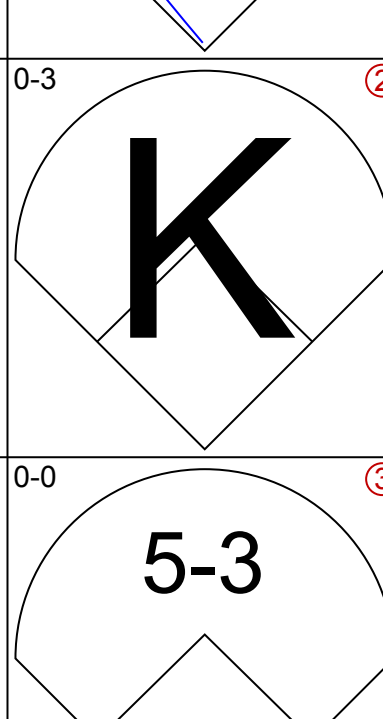
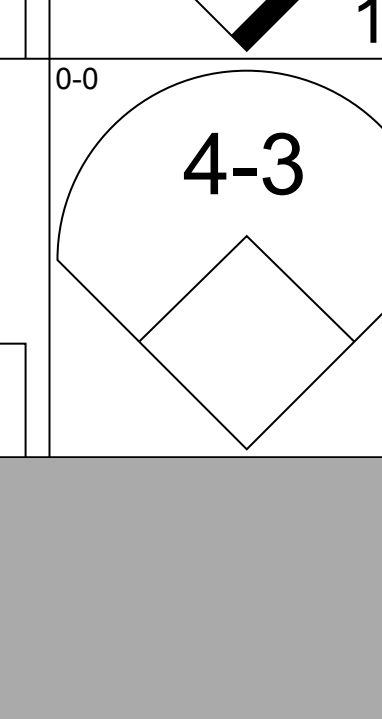
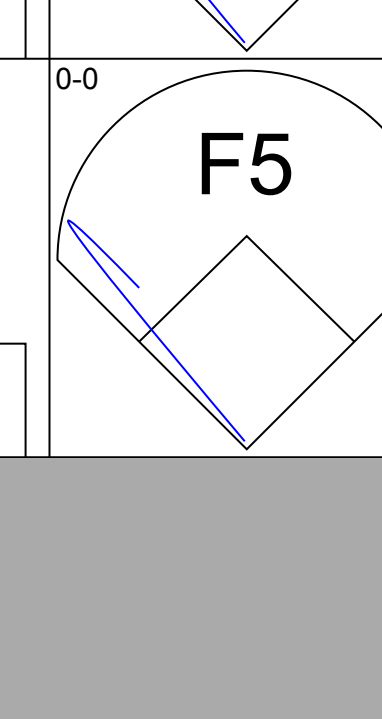
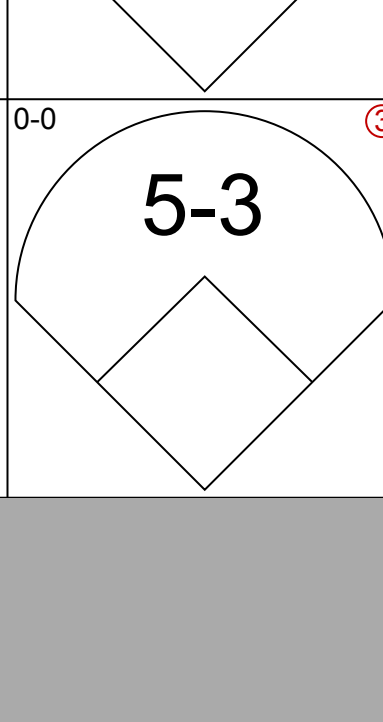
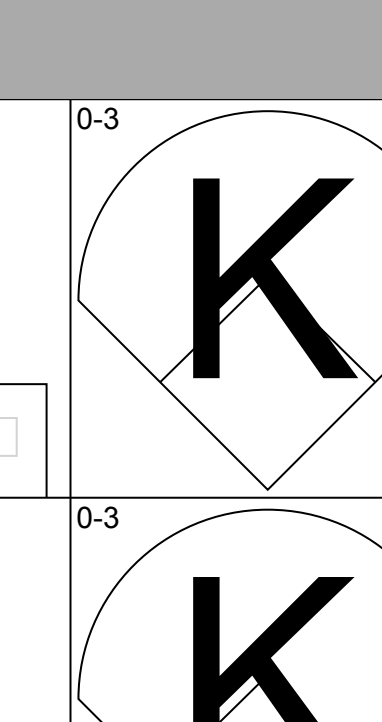
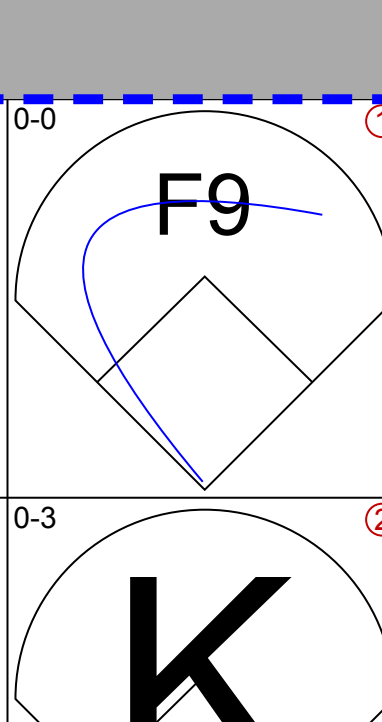
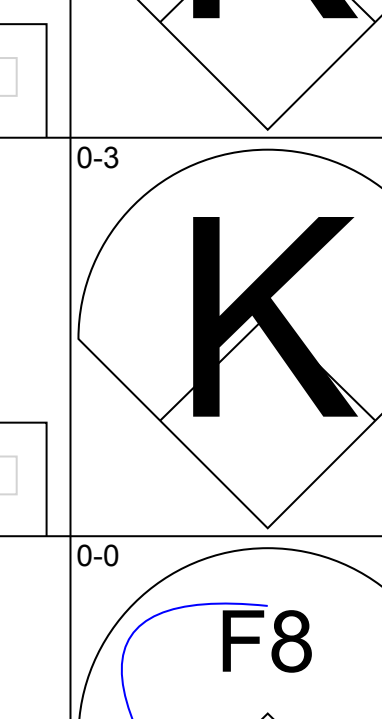
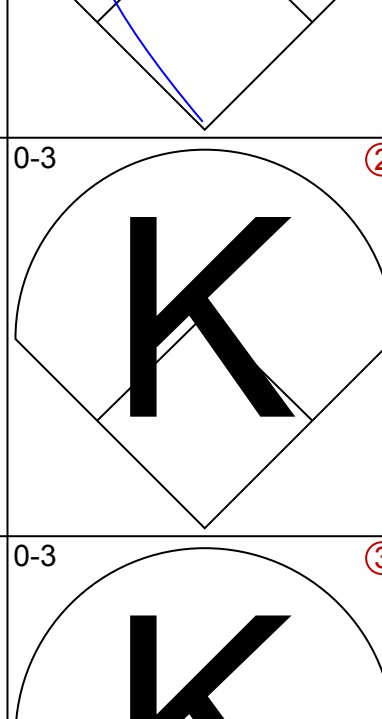
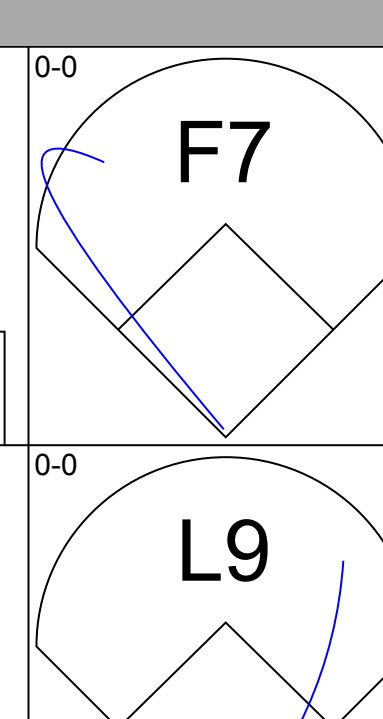
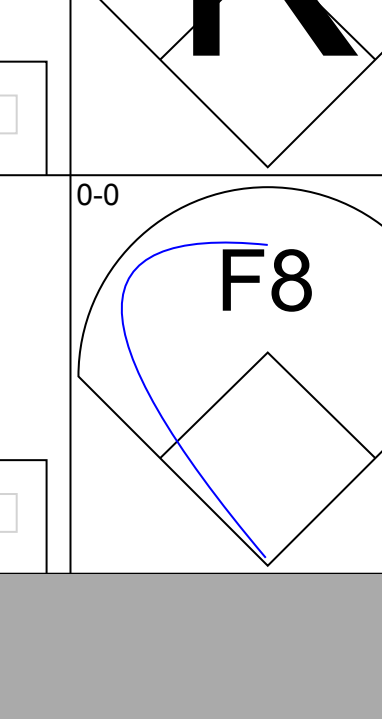
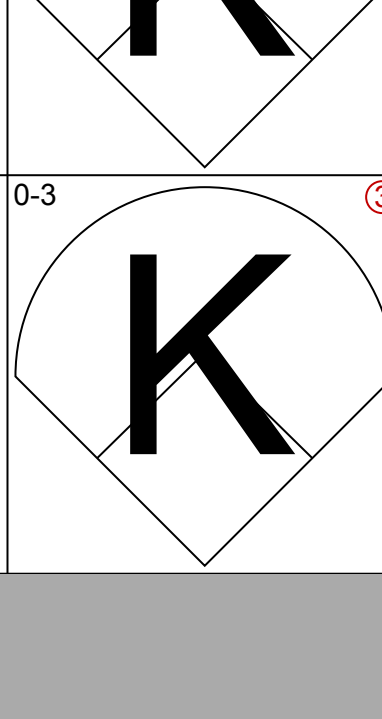
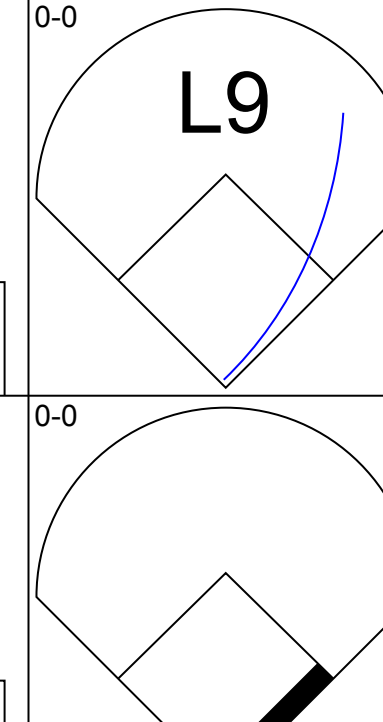


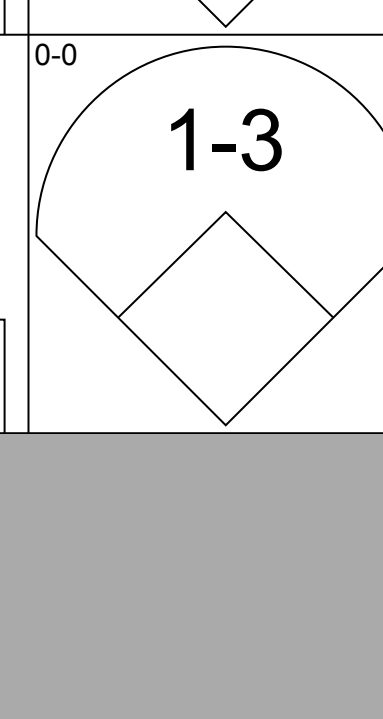
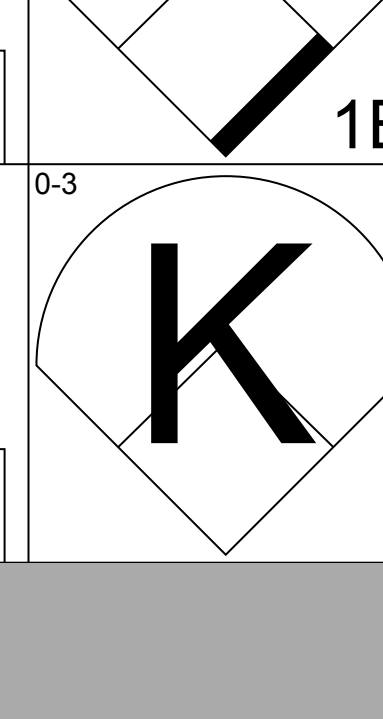
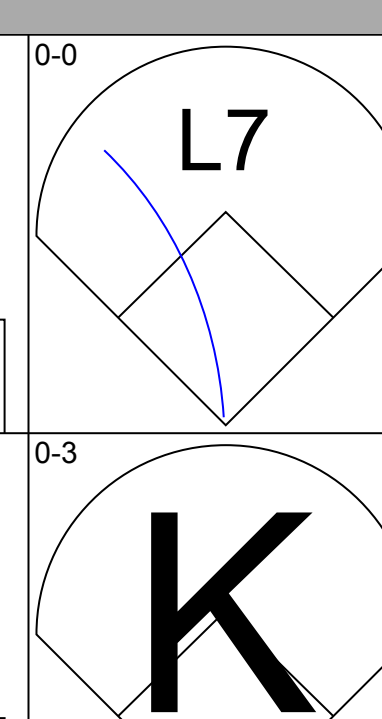
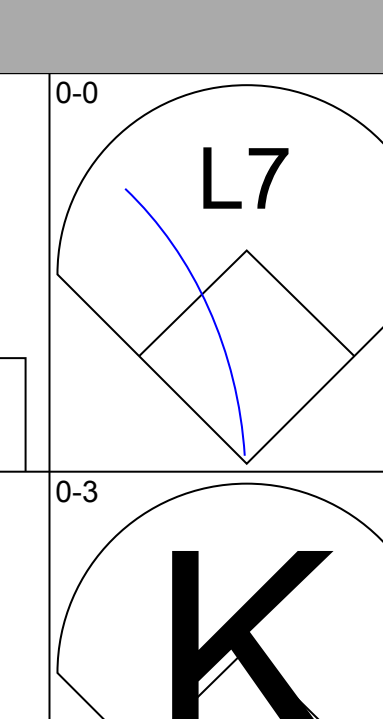

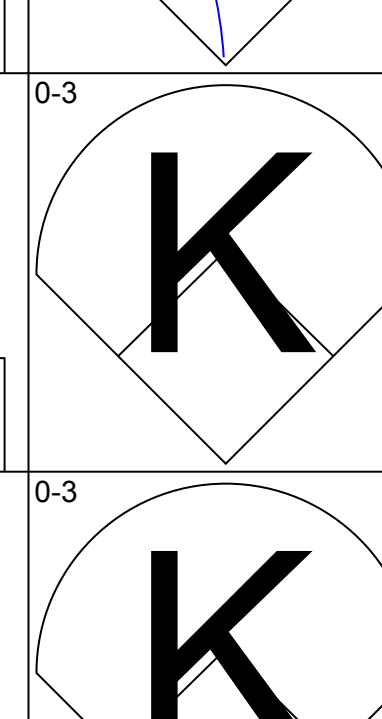
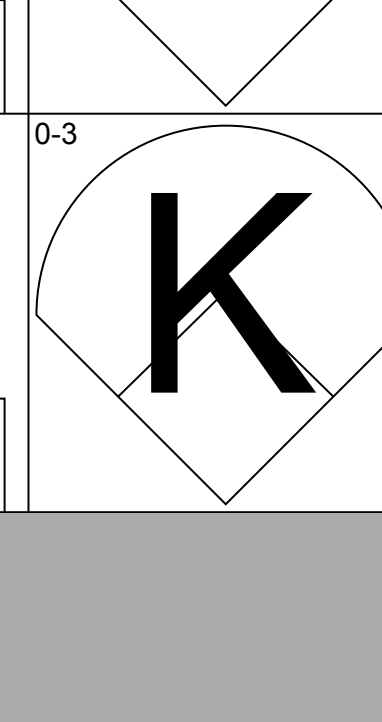
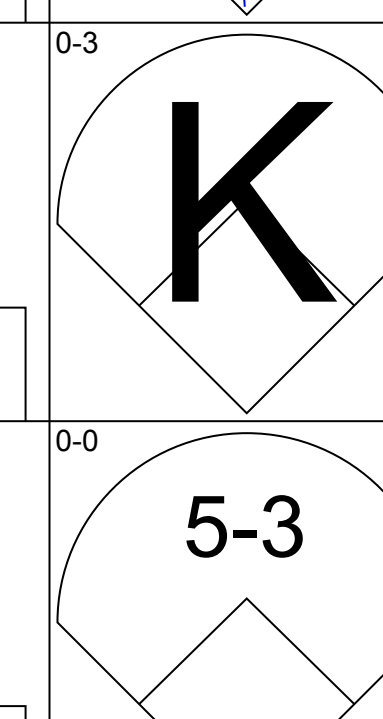
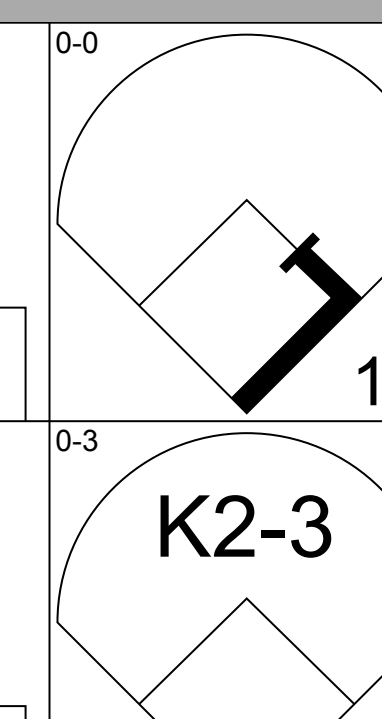

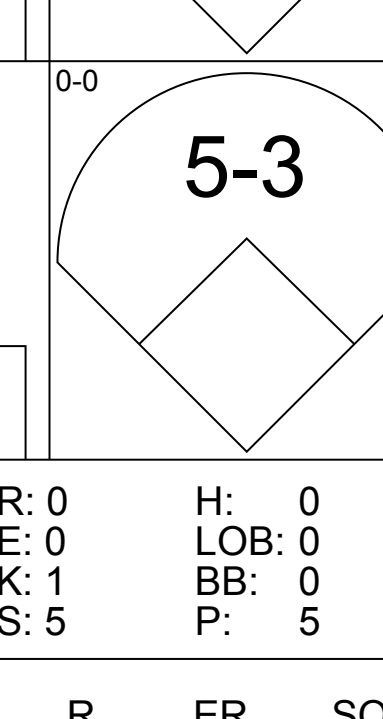
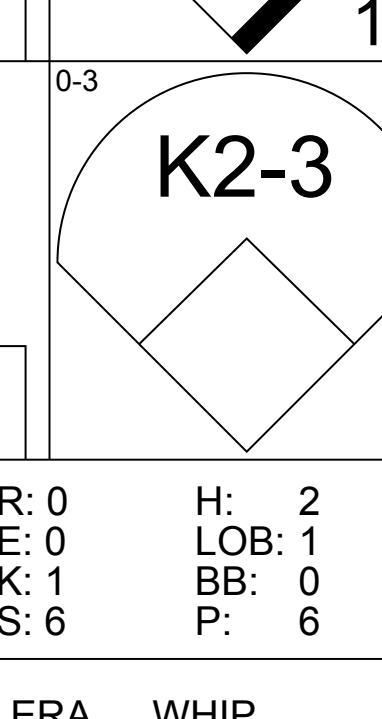
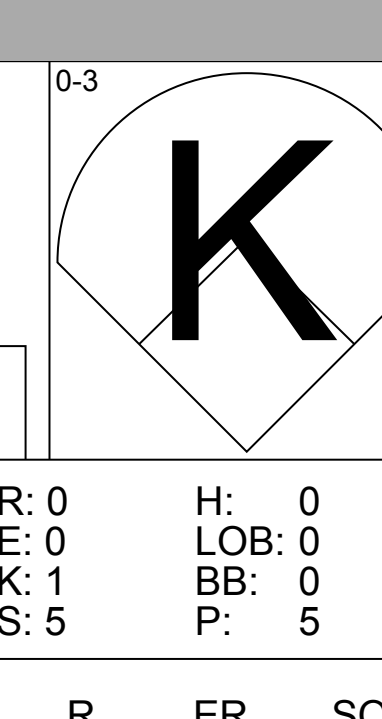
AB	32
R	3
H	6
RBI	2
BB	6
SO	7
LOB	21



Batter	1	2	3	4	5	6	7	8	9	AB	R	H	RBI	BB	SO	LOB	TOP		
Cesar Tovar, R OBP: 0.338, SLG: 0.351 (1, 4)										3	0	0	0	0	1	0	Minnesota Twins @ New York Yankees Yankee Stadium, Bronx, NY Fri Sep 16 1966, 7:05 PM EDT Alt. 9,306 - Unknown - 66 F		
Jimmie Hall, L OBP: 0.312, SLG: 0.480 (1, 7)										4	0	0	0	0	1	1			
Tony Oliva, L OBP: 0.361, SLG: 0.516 (1, 9)										4	0	0	0	0	0	0			
Harmon Killebrew, R OBP: 0.393, SLG: 0.545 (1, 5)										3	0	0	0	0	2	0			
Don Mincher, L OBP: 0.332, SLG: 0.401 (1, 3)										3	0	1	0	0	1	0			
Earl Battey, R OBP: 0.332, SLG: 0.323 (1, 2)										3	0	0	0	0	1	1			
Ted Uhlhaender, L OBP: 0.289, SLG: 0.277 (1, 8)										3	0	0	0	0	0	1			
Zolio Versalles, R OBP: 0.305, SLG: 0.358 (1, 6)										3	1	1	0	0	0	0			
Jim Merritt, L OBP: 0.295, SLG: 0.143 (1, 1)										2	0	0	0	0	1	0			
Sandy Valdespino, L OBP: 0.221, SLG: 0.258 (9, PH)										0	1	0	0	0	0	0			
Al Worthington, R OBP: 0.273, SLG: 0.545 (9, 1)										0	0	0	0	0	0	0			
Inning Stats	R: 0 E: 0 K: 1 S: 5	H: 0 LOB: 0 BB: 0 P: 5	R: 0 E: 0 K: 2 S: 7	H: 0 LOB: 0 BB: 0 P: 7	R: 0 E: 0 K: 1 S: 5	H: 0 LOB: 0 BB: 0 P: 5	R: 0 E: 0 K: 1 S: 5	H: 0 LOB: 0 BB: 0 P: 5	R: 0 E: 0 K: 0 S: 3	H: 0 LOB: 0 BB: 0 P: 3	R: 0 E: 0 K: 0 S: 3	H: 0 LOB: 0 BB: 0 P: 3	R: 0 E: 0 K: 2 S: 8	H: 1 LOB: 1 BB: 0 P: 8	R: 2 E: 1 K: 0 S: 4	H: 1 LOB: 0 BB: 0 P: 5	1B: 1 2B: 1 3B: 0 HR: 0	SF: 0 SAC: 1 DP: 1 HBP: 1	WP: 0 PA: 30 CS: 0
PITCHER Jim Bouton, R ERA: 2.87 (1, 1)	IP: 9.0 WLS: L BF: 30 H: 2 R: 2 ER: 0 SO: 7 BB: 0 IBB: 0 HBP: 1 BLK: 0 WP: 0 HR: 0 S: 43 P: 44 ERA: 0.00 WHIP: 0.222															PITCHER IP: WLS: BF: H: R: ER: SO: BB: IBB: HBP: BLK: WP: HR: S: P: ERA: WHIP			


AB	28
R	2
H	2
RBI	0
BB	0
SO	7
LOB	3




Batter	1	2	3	4	5	6	7	8	9	AB	R	H	RBI	BB	SO	LOB	BOTTOM		
Horace Clarke, S OBP: 0.324, SLG: 0.382 (1, 4)										3	0	1	0	1	0	0	Minnesota Twins @ New York Yankees Yankee Stadium, Bronx, NY Fri Sep 16 1966, 7:05 PM EDT Alt. 9,306 - Unknown - 66 F		
Bobby Murcer, L OBP: 0.154, SLG: 0.189 (1, 6)										4	1	0	0	0	1	2			
Mickey Mantle, S OBP: 0.390, SLG: 0.539 (1, 8)										3	0	1	0	0	1	0			
Joe Pepitone, L OBP: 0.294, SLG: 0.472 (7, 8)										1	0	0	0	0	0	0			
Tom Tresh, S OBP: 0.342, SLG: 0.432 (1, 7)										4	0	1	1	0	2	0			
Elston Howard, R OBP: 0.317, SLG: 0.356 (1, 2)										4	0	0	0	0	2	2			
Lou Clinton, R OBP: 0.302, SLG: 0.424 (1, 9)										3	0	1	0	0	0	2			
John Miller, R OBP: 0.167, SLG: 0.417 (1, 3)										3	0	0	0	0	2	1			
Mike Hegan, L OBP: 0.250, SLG: 0.143 (8, 3)										0	0	0	0	0	0	0			
Mike Ferraro, R OBP: 0.211, SLG: 0.118 (1, 5)										3	0	1	0	0	2	0			
Jim Bouton, R OBP: 0.139, SLG: 0.114 (1, 1)										3	0	0	0	0	2	0			
Inning Stats	R: 1 E: 0 K: 1 S: 7	H: 2 LOB: 2 BB: 1 P: 11	R: 0 E: 0 K: 1 S: 5	H: 0 LOB: 0 BB: 0 P: 5	R: 0 E: 0 K: 1 S: 5	H: 0 LOB: 0 BB: 0 P: 5	R: 0 E: 0 K: 1 S: 6	H: 1 LOB: 1 BB: 0 P: 6	R: 0 E: 0 K: 1 S: 6	H: 2 LOB: 1 BB: 0 P: 6	R: 0 E: 0 K: 2 S: 7	H: 0 LOB: 0 BB: 0 P: 7	R: 0 E: 0 K: 2 S: 7	H: 0 LOB: 0 BB: 0 P: 7	R: 0 E: 0 K: 2 S: 5	H: 0 LOB: 0 BB: 0 P: 5	1B: 5 2B: 0 3B: 0 HR: 0	SF: 0 SAC: 0 DP: 0 HBP: 0	WP: 0 PA: 32 CS: 0
PITCHER Jim Merritt, L ERA: 3.29 (1, 1)	IP: 8.0 WLS: W BF: 29 H: 5 R: 1 ER: 1 SO: 10 BB: 1 IBB: 0 HBP: 0 BLK: 0 WP: 0 HR: 0 S: 48 P: 52 ERA: 1.12 WHIP: 0.750															PITCHER IP: WLS: BF: H: R: ER: SO: BB: IBB: HBP: BLK: WP: HR: S: P: ERA: WHIP			
Al Worthington, R ERA: 2.37 (9, 1)	IP: 1.0 WLS: S BF: 3 H: 0 R: 0 ER: 0 SO: 2 BB: 0 IBB: 0 HBP: 0 BLK: 0 WP: 0 HR: 0 S: 7 P: 7 ERA: 0.00 WHIP: 0.000															PITCHER IP: WLS: BF: H: R: ER: SO: BB: IBB: HBP: BLK: WP: HR: S: P: ERA: WHIP			

AB	31
R	1
H	5
RBI	1
BB	1
SO	12
LOB	7



Batter	1	2	3	4	5	6	7	8	9	AB	R	H	RBI	BB	SO	LOB	TOP										
Cesar Tovar, R OBP: 0.341, SLG: 0.351 (1, 4)	5-3		CS	CS 1B		WP 2B BB	K		BB	3	1	1	0	2	1	0	Minnesota Twins @ New York Yankees Yankee Stadium, Bronx, NY Sat Sep 17 1966, 3:33 AM EDT Att: 21,135 - Unknown - 74 F AB 32 R 4 H 6 RBI 3 BB 6 SO 9 LOB 19 										
Rich Rollins, R OBP: 0.297, SLG: 0.382 (1, 5)	5-3			K		4-3 1B 2B		F7	FC6-5	5	1	1	2	0	1	3											
Tony Oliva, L OBP: 0.360, SLG: 0.514 (1, 9)	K			F8		4-3		E 1B		4	0	1	0	0	1	1											
Harmon Killebrew, R OBP: 0.394, SLG: 0.543 (1, 3)		5-3			4-0 BB	4-0 1B IBB		E9		2	0	0	0	2	0	1											
Earl Battey, R OBP: 0.331, SLG: 0.322 (1, 2)		F6			K	1-2 1B		F8		4	0	1	1	0	1	3											
Bob Allison, R OBP: 0.335, SLG: 0.363 (1, 7)		K			F8	K		1-3		4	0	0	0	0	2	5											
Zolo Versalles, R OBP: 0.305, SLG: 0.356 (1, 6)			4-0 CS BB		F9	F7			F9	3	0	0	0	1	0	3											
Ted Uhlhaender, L OBP: 0.272, SLG: 0.281 (1, 8)			K			1B WP BB	1-3		FC6-5 2B	3	1	1	0	1	1	1											
Jim Kaat, L OBP: 0.248, SLG: 0.306 (1, 1)			K			WP BB 2B 1B	4-3		K	4	1	1	0	0	2	2											
Inning Stats	R: 0 E: 0 K: 1 S: 5	H: 0 LOB: 0 BB: 0 P: 5	R: 0 E: 0 K: 1 S: 5	H: 0 LOB: 0 BB: 0 P: 5	R: 0 E: 0 K: 2 S: 6	H: 0 LOB: 0 BB: 1 P: 10	R: 0 E: 0 K: 1 S: 5	H: 1 LOB: 0 BB: 0 P: 5	R: 0 E: 0 K: 1 S: 5	H: 0 LOB: 1 BB: 1 P: 9	R: 4 E: 0 K: 1 S: 8	H: 3 LOB: 2 BB: 3 P: 20	R: 0 E: 0 K: 0 S: 5	H: 0 LOB: 0 BB: 0 P: 5	R: 0 E: 1 K: 0 S: 5	H: 1 LOB: 2 BB: 1 P: 10	1B: 4 2B: 2 3B: 0 HR: 0	SF: 0 SAC: 0 DP: 0 HBP: 0	WP: 1 PB: 0 CS: 2	PA: 39							
PITCHER	IP	WLS	BF	H	R	ER	SO	BB	IBB	HBP	BLK	WP	HR	S	P	ERA	WHIP										
Al Downing, L ERA: 3.7 (1, 1)	5.1	L	23	4	4	4	6	4	1	0	0	1	0	30	50	6.75	1.500										
Fred Talbot, R ERA: 4.4 (6, 1)	0.2		2	0	0	0	1	0	0	0	0	0	0	4	4	0.00	0.000										
Doolley Womack, R ERA: 2.67 (7, 1)	2.0		8	1	0	0	1	0	0	0	0	0	0	10	10	0.00	0.500										
Hal Reniff, R ERA: 3.03 (9, 1)	1.0		5	1	0	0	1	1	0	0	0	0	0	6	10	0.00	2.000										

Batter	1	2	3	4	5	6	7	8	9	AB	R	H	RBI	BB	SO	LOB	BOTTOM										
Mike Hegan, L OBP: 0.200, SLG: 0.111 (1, 3)	K		K			K		L7		4	0	0	0	0	3	2	Minnesota Twins @ New York Yankees Yankee Stadium, Bronx, NY Sat Sep 17 1966, 3:33 AM EDT Att: 21,135 - Unknown - 74 F AB 33 R 2 H 7 RBI 2 BB 0 SO 11 LOB 8 										
Bobby Richardson, R OBP: 0.281, SLG: 0.331 (1, 4)	F2			F8		1-6-3			1-3	4	0	0	0	0	0	0											
Tom Tresh, S OBP: 0.341, SLG: 0.430 (1, 7)	6-3			K		G4-6-3 1B			F8	4	0	1	0	0	1	0											
Joe Pepitone, L OBP: 0.293, SLG: 0.476 (1, 8)		K		L8		G4-6-3 1-2			HR	4	1	1	1	0	1	1											
Clete Boyer, R OBP: 0.307, SLG: 0.393 (1, 5)		1-3			1B 1B		HR		1B	4	1	3	1	0	0	0											
Steve Whitaker, L OBP: 0.301, SLG: 0.529 (1, 9)		K			K		1-3		K	4	0	0	0	0	3	2											
Elston Howard, R OBP: 0.317, SLG: 0.356 (1, 2)			6-3			G6-4-3 1B		K		3	0	1	0	0	1	0											
Ruben Amaro, R OBP: 0.227, SLG: 0.227 (1, 6)				WP 1B		G6-4-3 1-2		K		3	0	1	0	0	1	2											
Al Downing, R OBP: 0.241, SLG: 0.132 (6, 1)						4-3		E6		1	0	0	0	0	1	1											
Fred Talbot, R OBP: 0.242, SLG: 0.182 (6, 1)										0	0	0	0	0	0	0											
Hector Lopez, R OBP: 0.295, SLG: 0.398 (6, 1)										1	0	0	0	0	0	0											
Doolley Womack, L OBP: 0.296, SLG: 0.398 (7, 1)										0	0	0	0	0	0	0											
Mickey Mantle, S OBP: 0.369, SLG: 0.538 (8, 1)										1	0	0	0	0	0	0											
Roy White, S OBP: 0.300, SLG: 0.346 (8, 1)										0	0	0	0	0	0	0											
Hal Reniff, R OBP: 0.326, SLG: 0.308 (9, 1)										0	0	0	0	0	0	0											
Inning Stats	R: 0 E: 0 K: 1 S: 5	H: 0 LOB: 0 BB: 0 P: 5	R: 0 E: 0 K: 2 S: 7	H: 0 LOB: 0 BB: 0 P: 7	R: 0 E: 0 K: 2 S: 8	H: 1 LOB: 1 BB: 0 P: 8	R: 0 E: 0 K: 1 S: 5	H: 0 LOB: 0 BB: 0 P: 5	R: 0 E: 0 K: 1 S: 5	H: 2 LOB: 1 BB: 0 P: 6	R: 1 E: 0 K: 0 S: 4	H: 2 LOB: 0 BB: 0 P: 4	R: 0 E: 1 K: 2 S: 8	H: 0 LOB: 1 BB: 0 P: 8	R: 1 E: 0 K: 1 S: 7	H: 2 LOB: 1 BB: 0 P: 7	1B: 5 2B: 0 3B: 0 HR: 2	SF: 0 SAC: 0 DP: 2 HBP: 0	WP: 1 PB: 0 CS: 0	PA: 33							
PITCHER	IP	WLS	BF	H	R	ER	SO	BB	IBB	HBP	BLK	WP	HR	S	P	ERA	WHIP										
Jim Kaat, L ERA: 2.75 (1, 1)	9.0	W	33	7	2	2	11	0	0	0	0	1	2	55	55	2.00	0.778										

Batter	1	2	3	4	5	6	7	8	9	AB	R	H	RBI	BB	SO	LOB	TOP			
Cesar Tovar, R OBP: 0.341, SLG: 0.351 (1, 4)	E1 1B		F9					F3		4	0	2	0	0	0	0	Minnesota Twins @ Cleveland Indians Cleveland Municipal Stadium, Cleveland, OH Tue Sep 20 1966, 7:05 PM EDT Att: 4,193 - Unknown			
Jimmie Hall, L OBP: 0.310, SLG: 0.474 (1, 7) (2, 8)	K		L8					K		4	0	0	0	0	3	2				
Tony Oliva, L OBP: 0.358, SLG: 0.509 (1, 9)	K		1B					6-3		4	0	1	0	0	1	2				
Harmon Killebrew, R OBP: 0.393, SLG: 0.541 (1, 5)	K		1B					6-3		4	0	1	0	0	2	1				
Don Mincher, L OBP: 0.335, SLG: 0.406 (1, 3)		1-3 WP 2B	K					FC3-6 BB		3	1	2	0	1	1	2				
Earl Battay, R OBP: 0.329, SLG: 0.317 George Mitterwald, R (7, 2)	1-3							FC3-6		3	0	0	0	0	0	2				
Ted Ljhaender, L OBP: 0.279, SLG: 0.291 Sandy Valdespino, L OBP: 0.212, SLG: 0.247 (1, 8) (2, 7)	1-3 WP HBP							K		0	0	0	0	0	0	0				
Zoilo Versalles, R OBP: 0.306, SLG: 0.352 (1, 6)	1-3							K		3	0	0	0	0	1	1				
Jim Perry, S OBP: 0.283, SLG: 0.352 Dave Boswell, R OBP: 0.156, SLG: 0.159 Rich Reese, L (7, PH) Jim Roland, R (7, 1)	4-3							K		1	0	0	0	0	0	1				
Inning Stats	R: 0 E: 1 K: 3 S: 10	H: 1 LOB: 1 BB: 0 P: 10	R: 1 E: 0 K: 0 S: 4	H: 1 LOB: 1 BB: 0 P: 5	R: 0 E: 0 K: 1 S: 7	H: 2 LOB: 2 BB: 0 P: 7	R: 0 E: 0 K: 1 S: 5	H: 0 LOB: 0 BB: 0 P: 5	R: 0 E: 0 K: 2 S: 8	H: 1 LOB: 1 BB: 0 P: 8	R: 0 E: 0 K: 1 S: 5	H: 0 LOB: 0 BB: 0 P: 7	R: 0 E: 0 K: 1 S: 5	H: 0 LOB: 0 BB: 1 P: 9	R: 0 E: 0 K: 1 S: 5	H: 0 LOB: 1 BB: 1 P: 9		1B: 5 2B: 1 3B: 0 HR: 0	SF: 0 SAC: 0 DP: 1 HBP: 1	WP: 1 PB: 0 SB: 0 CS: 0
PITCHER Luis Tiant, R ERA: 3.09 (1, 1)	IP: 9.0 WLS: W BF: 34 H: 6 R: 1 ER: 1 SO: 12 BB: 1 IBB: 0 HBP: 1 BLK: 0 WP: 1 HR: 0 S: 56 P: 61 ERA: 1.00 WHIP: 0.778															PITCHER Luis Tiant, R ERA: 3.09 (1, 1)	IP: 9.0 WLS: W BF: 34 H: 6 R: 1 ER: 1 SO: 12 BB: 1 IBB: 0 HBP: 1 BLK: 0 WP: 1 HR: 0 S: 56 P: 61 ERA: 1.00 WHIP: 0.778			

AB 32
R 1
H 6
RBI 0
BB 1
SO 12
LOB 13



Batter	1	2	3	4	5	6	7	8	9	AB	R	H	RBI	BB	SO	LOB	BOTTOM		
Vern Fuller, R OBP: 0.462, SLG: 0.350 (1, 4)	FC8-6 HBP		F8	FC6-4 BB				F7		2	1	0	0	1	0	0	Minnesota Twins @ Cleveland Indians Cleveland Municipal Stadium, Cleveland, OH Tue Sep 20 1966, 7:05 PM EDT Att: 4,193 - Unknown		
Vic Davallilo, L OBP: 0.299, SLG: 0.324 (1, 8)	E5 FC8-6 SF9			FC6-4				F4		4	1	1	0	0	0	4			
Leon Wagner, L OBP: 0.342, SLG: 0.452 Chuck Hinton, R OBP: 0.319, SLG: 0.397 (1, 7) (6, 7)	E3 FC8-6		G4-6-3 1B					G3		4	0	1	0	0	0	3			
Bill Davis, L OBP: 0.286, SLG: 0.375 (1, 3)	FC8-6			2B 1B				4-3		4	1	1	1	0	1	3			
Max Alvis, R OBP: 0.303, SLG: 0.377 (1, 5)	SF9			1B 2B				1-3		3	1	1	1	0	0	1			
Duke Sims, L OBP: 0.343, SLG: 0.460 (1, 2)	F3			K				K		4	0	0	0	0	3	4			
Jose Vidal, R OBP: 0.333, SLG: 0.385 (1, 9)				WP 1B BB				K		2	0	1	0	1	1	0			
Larry Brown, R OBP: 0.316, SLG: 0.303 (1, 6)	L5-3			F4				K		3	0	0	0	0	1	4			
Luis Tiant, R OBP: 0.100, SLG: 0.069 (1, 1)	K			BB 1B				F2		3	0	1	2	0	1	0			
Inning Stats	R: 2 E: 2 K: 0 S: 5	H: 0 LOB: 1 BB: 0 P: 6	R: 0 E: 0 K: 1 S: 5	H: 1 LOB: 0 BB: 0 P: 5	R: 0 E: 0 K: 0 S: 3	H: 1 LOB: 0 BB: 0 P: 3	R: 2 E: 0 K: 1 S: 8	H: 3 LOB: 3 BB: 2 P: 16	R: 0 E: 0 K: 2 S: 8	H: 1 LOB: 1 BB: 0 P: 8	R: 0 E: 0 K: 2 S: 7	H: 0 LOB: 0 BB: 0 P: 7	R: 0 E: 0 K: 0 S: 3	R: 0 E: 0 K: 1 S: 5	R: 0 E: 0 K: 1 S: 5	1B: 5 2B: 2 3B: 0 HR: 0		SF: 1 SAC: 0 DP: 2 HBP: 1	WP: 1 PB: 0 SB: 0 CS: 0
PITCHER Jim Perry, R ERA: 2.74 Dave Boswell, R ERA: 3.12 Jim Roland, L ERA: (1, 1) (4, 1) (7, 1)	IP: 3.2 WLS: L BF: 18 H: 5 R: 4 ER: 3 SO: 2 BB: 1 IBB: 0 HBP: 0 BLK: 0 WP: 0 HR: 0 S: 20 P: 25 ERA: 7.36 WHIP: 1.636															PITCHER Jim Perry, R ERA: 2.74 Dave Boswell, R ERA: 3.12 Jim Roland, L ERA: (1, 1) (4, 1) (7, 1)	IP: 3.2 WLS: L BF: 18 H: 5 R: 4 ER: 3 SO: 2 BB: 1 IBB: 0 HBP: 0 BLK: 0 WP: 0 HR: 0 S: 20 P: 25 ERA: 7.36 WHIP: 1.636		

AB 29
R 4
H 6
RBI 4
BB 2
SO 7
LOB 19



Batter	1	2	3	4	5	6	7	8	9	AB	R	H	RBI	BB	SO	LOB	TOP											
Cesar Tovar, R OBP: 0.342, SLG: 0.353 (1, 4)	5-3		E FC 2B	1-2 1B			L8		1-3	5	1	2	0	0	0	1	Minnesota Twins @ Cleveland Indians Cleveland Municipal Stadium, Cleveland, OH Wed Sep 21 1966, 7:05 PM EDT Att: 5,147 - Unknown livebaseballscorecards.com											
Jimmie Hall, L OBP: 0.312, SLG: 0.473 (1, 8)	1B		F5	L8			WP 1B		F2	5	0	2	0	0	0	4												
Tony Oliva, L OBP: 0.355, SLG: 0.505 (1, 9)	F5		E3 FC				F8		1-3	5	0	0	0	0	0	4												
Harmon Killebrew, R OBP: 0.392, SLG: 0.539 (1, 5)	K		FC				F6		2B 1B	4	0	1	1	0	1	2												
Don Mincher, L OBP: 0.335, SLG: 0.407 (1, 3)		F5	F8				F8		1-3 2B	4	0	1	0	0	0	2												
George Mitterwald, R OBP: 0.200, SLG: 0.200 (1, 2)		6-3 1B	1-3				1-3		G3	4	1	1	0	0	0	4												
Sandy Valdespino, L OBP: 0.214, SLG: 0.247 (1, 7)	6-3 1-2						K		K	4	0	1	0	0	2	3												
Zolio Versalles, R OBP: 0.305, SLG: 0.351 (1, 6)			F7				F8		F9	4	0	1	1	0	0	3												
Jim Kaat, L OBP: 0.241, SLG: 0.297 (1, 1)			2H 1B							3	0	0	0	0	2	2												
Al Worthington, R OBP: 0.270, SLG: 0.545 (9, PH)	F8						K		1-3 BB	0	0	0	0	0	0	0												
Rich Reese, L (9, PH)										0	0	0	0	1	0	0												
Inning Stats	R: 0 E: 0 K: 1 S: 6	H: 1 LOB: 1 BB: 0 P: 6	R: 1 E: 0 K: 0 S: 5	H: 2 LOB: 1 BB: 0 P: 5	R: 1 E: 1 K: 0 S: 6	H: 1 LOB: 2 BB: 0 P: 6	R: 0 E: 0 K: 1 S: 7	H: 2 LOB: 2 BB: 0 P: 7	R: 0 E: 0 K: 0 S: 3	H: 0 LOB: 0 BB: 0 P: 3	R: 0 E: 0 K: 1 S: 5	H: 0 LOB: 0 BB: 0 P: 5	R: 0 E: 0 K: 1 S: 6	H: 1 LOB: 1 BB: 0 P: 6	R: 0 E: 0 K: 1 S: 7	H: 2 LOB: 2 BB: 1 P: 7	R: 0 E: 0 K: 0 S: 3	H: 0 LOB: 1 BB: 1 P: 7	R: 0 E: 0 K: 0 S: 3	H: 0 LOB: 1 BB: 1 P: 7	R: 0 E: 0 K: 0 S: 3	H: 0 LOB: 1 BB: 1 P: 7	R: 0 E: 0 K: 0 S: 3	H: 0 LOB: 1 BB: 1 P: 7	1B: 7 2B: 2 3B: 0 HR: 0	SF: 0 SAC: 0 DP: 0 HBP: 0	WP: 1 PB: 0 SB: 0 CS: 0	PA: 39
PITCHER Steve Hargan, R ERA: 2.46 (1, 1)	IP: 9.0 WLS: W BF: 39 H: 9 R: 2 ER: 1 SO: 5 BB: 1 IBB: 0 HBP: 0 BLK: 0 WP: 1 HR: 0 S: 48 P: 52 ERA: 1.00 WHIP: 1.11															PITCHER Steve Hargan, R ERA: 2.46 (1, 1)	IP: 9.0 WLS: W BF: 39 H: 9 R: 2 ER: 1 SO: 5 BB: 1 IBB: 0 HBP: 0 BLK: 0 WP: 1 HR: 0 S: 48 P: 52 ERA: 1.00 WHIP: 1.11											


Batter	1	2	3	4	5	6	7	8	9	AB	R	H	RBI	BB	SO	LOB	BOTTOM									
Vern Fuller, R OBP: 0.419, SLG: 0.440 (1, 4)	F8		K				6-3	K		5	1	1	1	0	2	3	Minnesota Twins @ Cleveland Indians Cleveland Municipal Stadium, Cleveland, OH Wed Sep 21 1966, 7:05 PM EDT Att: 5,147 - Unknown livebaseballscorecards.com									
Chico Salmon, R OBP: 0.297, SLG: 0.357 (1, 3)	1-4-3		BB 1B				6-3		F7	4	0	1	0	0	0	0										
Leon Wagner, L OBP: 0.343, SLG: 0.459 (1, 7)	L9						4-3			4	1	2	2	0	0	0										
Chuck Hinton, R OBP: 0.319, SLG: 0.397 (9, 7)			1-2 2H 1B					HR		0	0	0	0	0	0	0										
Max Alvis, R OBP: 0.306, SLG: 0.384 (1, 5)		HR	1-2 2-3 BB				F3		WP 1B	3	2	2	1	1	0	0										
Jim Landis, R OBP: 0.318, SLG: 0.325 (1, 8)			F3				K		4-3	3	0	0	0	0	2	3										
Vic Davaillo, L OBP: 0.299, SLG: 0.323 (8, PH)			K						4-3	1	0	0	0	0	0	1										
Jose Vidal, R OBP: 0.316, SLG: 0.313 (1, 9)		K					K		F7	3	0	0	0	1	2	1										
Joe Azcue, R OBP: 0.313, SLG: 0.381 (1, 2)		5-3					F8		F7	3	1	0	0	1	0	1										
Larry Brown, R OBP: 0.321, SLG: 0.306 (1, 6)			1B 1B				K		BB	3	1	2	0	1	1	1										
Steve Hargan, R OBP: 0.181, SLG: 0.130 (1, 1)			K				F4		1-2 2H 3H 1B	4	0	1	2	0	2	2										
Inning Stats	R: 0 E: 0 K: 0 S: 3	H: 0 LOB: 0 BB: 0 P: 3	R: 1 E: 0 K: 1 S: 6	H: 1 LOB: 0 BB: 0 P: 6	R: 1 E: 0 K: 3 S: 12	H: 3 LOB: 3 BB: 1 P: 16	R: 0 E: 0 K: 1 S: 6	H: 1 LOB: 1 BB: 0 P: 6	R: 1 E: 0 K: 0 S: 4	H: 1 LOB: 0 BB: 0 P: 4	R: 0 E: 0 K: 2 S: 7	H: 0 LOB: 1 BB: 1 P: 11	R: 0 E: 0 K: 1 S: 5	H: 0 LOB: 0 BB: 0 P: 5	R: 3 E: 0 K: 1 S: 8	H: 3 LOB: 2 BB: 2 P: 16	R: 0 E: 0 K: 0 S: 3	H: 0 LOB: 0 BB: 0 P: 3	R: 0 E: 0 K: 0 S: 3	H: 0 LOB: 0 BB: 0 P: 3	R: 0 E: 0 K: 0 S: 3	H: 0 LOB: 0 BB: 0 P: 3	1B: 6 2B: 0 3B: 0 HR: 3	SF: 0 SAC: 0 DP: 0 HBP: 0	WP: 1 PB: 0 SB: 0 CS: 0	PA: 37
PITCHER Jim Kaat, L ERA: 2.84 (1, 1)	IP: 7.0 WLS: L BF: 31 H: 8 R: 5 ER: 5 SO: 8 BB: 2 IBB: 0 HBP: 0 BLK: 0 WP: 0 HR: 3 S: 45 P: 53 ERA: 6.43 WHIP: 1.429															PITCHER Al Worthington, R ERA: 2.39 (8, 1)	IP: 1.0 WLS: L BF: 6 H: 1 R: 1 ER: 1 SO: 1 BB: 2 IBB: 0 HBP: 0 BLK: 0 WP: 1 HR: 0 S: 6 P: 14 ERA: 9.00 WHIP: 3.000									



Batter	1	2	3	4	5	6	7	8	9	AB	R	H	RBI	BB	SO	LOB	TOP					
Jake Wood, R OBP: 0.344, SLG: 0.365 (1, 4)	F9		K		F5			HR	K	5	1	1	0	0	2	1						
Dick McAuliffe, L OBP: 0.375, SLG: 0.510 (1, 6)	F7		F5			4-3		HR	3-1	5	1	1	2	0	0	1						
Norm Cash, L OBP: 0.351, SLG: 0.472 (1, 3)	K			4-3		4-3		1B	1-3	5	1	1	0	0	1	1						
Al Kaline, R OBP: 0.393, SLG: 0.538 Mickey Stanley, R OBP: 0.339, SLG: 0.422 (8, PR) (8, 8)		G6-4-3 1B		HR		L1-3		1B		4	1	3	1	0	0	0						
Willie Horton, R OBP: 0.322, SLG: 0.490 (1, 7) (2, 9)		G6-4-3 1-2		F5			5-3	F3		4	0	0	0	0	0	3						
Jim Northrup, L OBP: 0.322, SLG: 0.465 Gates Brown, L OBP: 0.337, SLG: 0.438 (1, 9) (2, PR) (2, 7)		BB HBP				1-3 1B		F7		0	0	0	0	0	0	0						
Don Wert, R OBP: 0.343, SLG: 0.376 (1, 5)		1-2 BB		4-3		1-3 1B		1-3	1-2 1B	3	0	1	1	1	0	2						
Bill Freehan, R OBP: 0.292, SLG: 0.352 Ario Brunsberg, L (7, 2)		F4			1-3			L6		2	0	0	0	1	0	2						
Denny McLain, R OBP: 0.223, SLG: 0.292 Bill Monbouquette, R OBP: 0.185, SLG: 0.154 Don Pepper, L (5, PH) (5, 1) Fred Gladding, L (7, PH) Jerry Lumpe, L OBP: 0.276, SLG: 0.294 George Korince, R (7, 1) Orlando McFarlane, R OBP: 0.260, SLG: 0.412 (9, PH)			K		K			F4	3-1 1B	1	0	0	0	0	1	0						
Inning Stats	R: 0 E: 0 K: 1 S: 5	H: 0 LOB: 0 BB: 0 P: 5	R: 0 E: 0 K: 0 S: 3	H: 1 LOB: 2 BB: 1 P: 8	R: 0 E: 0 K: 2 S: 7	H: 0 LOB: 0 BB: 0 P: 7	R: 1 E: 0 K: 0 S: 5	H: 2 LOB: 1 BB: 0 P: 5	R: 0 E: 0 K: 1 S: 5	H: 0 LOB: 0 BB: 0 P: 5	R: 0 E: 0 K: 0 S: 3	H: 0 LOB: 0 BB: 0 P: 3	R: 0 E: 0 K: 0 S: 4	H: 1 LOB: 2 BB: 1 P: 8	R: 3 E: 0 K: 0 S: 8	H: 5 LOB: 2 BB: 0 P: 8	R: 0 E: 0 K: 1 S: 6	H: 1 LOB: 1 BB: 0 P: 6	1B: 8 2B: 0 3B: 0 HR: 2	SF: 0 SAC: 0 DP: 1 HBP: 1	WP: 0 PB: 0 SB: 0 CS: 0	PA: 39
PITCHER Mudcat Grant, R ERA: 3.14 (1, 1)	IP: 9.0 WLS: W BF: 39 H: 10 R: 4 ER: 4 SO: 5 BB: 2 IBB: 0 HBP: 1 BLK: 0 WP: 0 HR: 2 S: 46 P: 55 ERA: 4.00 WHIP: 1.333															PITCHER						

Detroit Tigers @ Minnesota Twins
Metropolitan Stadium, Bloomington, MI
Fri Sep 23 1966, 4:33 AM EDT
Att. 6,670 - Unknown - 67 F


AB 36
R 4
H 10
RBI 4
BB 2
SO 5
LOB 16



Batter	1	2	3	4	5	6	7	8	9	AB	R	H	RBI	BB	SO	LOB	BOTTOM			
Cesar Tovar, R OBP: 0.342, SLG: 0.355 (1, 4)	FC HR	FC6-4 BB	K		L8-6-3 1-2		L8			4	1	1	0	1	1	5				
Sandy Valdespino, L OBP: 0.213, SLG: 0.245 (1, 7)	FC HR	FC6-4 PO		E6 4-3 1B		HBP E 1B	F6			5	3	1	0	0	0	5				
Tony Oliva, L OBP: 0.357, SLG: 0.510 Andy Kosco, R OBP: 0.251, SLG: 0.291 (1, 9) (8, 9)	F9	PO		HR	4-3 1B 1B		F4			4	3	2	1	0	0	5				
Harmon Killebrew, R OBP: 0.391, SLG: 0.536 Ron Clark, R OBP: 0.500, SLG: 1.000 (1, 5) (8, 5)	HR BB		6-3	L4		F6		BB 1B		3	1	0	0	1	0	4				
Don Mincher, L OBP: 0.333, SLG: 0.412 (1, 3)	HR		4-3	4-3		K		F8		5	1	1	4	0	1	5				
Russ Nixon, L OBP: 0.341, SLG: 0.329 Jerry Zimmerman, R OBP: 0.331, SLG: 0.330 (1, 2) (8, 2)			1B	1B	2-4-3 1B		E1	2-4-3 BB		4	1	3	2	0	0	0				
Zolio Versalles, R OBP: 0.304, SLG: 0.350 (1, 6)	6-3		1B 2B 1B	K		2-4-3	E5 BB BB	K		5	1	1	0	0	2	4				
Ted Uhlhaender, L OBP: 0.277, SLG: 0.280 (1, 8)	1-3		2B 1B		L8		BB BB	4-3		4	1	1	1	1	0	3				
Mudcat Grant, R OBP: 0.205, SLG: 0.230 (1, 1)		K		2B	L8-6-3 1B		1-2 BB			3	0	2	2	1	1	0				
Inning Stats	R: 4 E: 0 K: 0 S: 7	H: 3 LOB: 1 BB: 1 P: 11	R: 0 E: 0 K: 1 S: 4	H: 0 LOB: 1 BB: 1 P: 8	R: 4 E: 0 K: 1 S: 10	H: 5 LOB: 1 BB: 0 P: 10	R: 2 E: 1 K: 1 S: 8	H: 2 LOB: 1 BB: 0 P: 8	R: 0 E: 0 K: 0 S: 3	H: 1 LOB: 0 BB: 0 P: 3	R: 2 E: 1 K: 1 S: 6	H: 1 LOB: 1 BB: 0 P: 7	R: 0 E: 1 K: 0 S: 4	H: 0 LOB: 3 BB: 2 P: 12	R: 0 E: 0 K: 1 S: 6	H: 1 LOB: 2 BB: 1 P: 10	1B: 8 2B: 3 3B: 1 HR: 2	SF: 0 SAC: 0 DP: 1 HBP: 1	WP: 0 PB: 0 SB: 0 CS: 0	PA: 45
PITCHER Denny McLain, R ERA: 3.92 Bill Monbouquette, R ERA: 4.73 Fred Gladding, R ERA: 3.41 George Korince, R ERA: (1, 1) (3, 1) (5, 1) (7, 1)	IP: 2.2 WLS: L BF: 17 H: 7 R: 8 ER: 8 SO: 8 BB: 2 IBB: 0 HBP: 0 BLK: 0 WP: 0 HR: 2 S: 17 P: 25 ERA: 0.00 WHIP: 2.250															PITCHER				

Detroit Tigers @ Minnesota Twins
Metropolitan Stadium, Bloomington, MI
Fri Sep 23 1966, 4:33 AM EDT
Att. 6,670 - Unknown - 67 F

AB 38
R 12
H 13
RBI 10
BB 5
SO 5
LOB 31



Batter	1	2	3	4	5	6	7	8	9	AB	R	H	RBI	BB	SO	LOB	TOP										
Don Wert, R OBP: 0.345, SLG: 0.380 (1, 5)	4-3		L8			2B HR 1B	WP 1B 2B		1B SH1-3 2B 1B	5	3	3	2	0	0	1											
Jake Wood, R OBP: 0.346, SLG: 0.372 Dick Tracewski, R OBP: 0.246, SLG: 0.211 (1, 4) (8, 4)	K			L8 1B		1-3 HR 2B	L3		SH1-3 1-2	4	1	2	0	0	1	1											
Norm Cash, L OBP: 0.353, SLG: 0.477 Don Pepper, L (1, 3) (9, 3)	4-3			K		2B HR	2-3 1B		2B 1B	4	2	2	3	1	1	1											
Al Kaline, R OBP: 0.395, SLG: 0.539 Gates Brown, L OBP: 0.337, SLG: 0.438 (1, 9) (9, 7)		CS BB		L8 1-2		L5	1-H 3-H 1B		1-3 3-H 2B	4	0	2	3	1	0	1											
Willie Horton, R OBP: 0.319, SLG: 0.485 (1, 7) (9, 9)	F8 1-2			5-3		F9	K		5-3	5	0	0	0	0	1	6											
Mickey Stanley, R OBP: 0.336, SLG: 0.416 (1, 8)	F8				F1	F8		G4-3 1B	4-3	5	0	1	0	0	0	3											
Bill Freehan, R OBP: 0.292, SLG: 0.353 (1, 2)			F8		F2		4-3 2B	G4-3 1-2		4	1	1	0	0	0	1											
Dick McAuliffe, L OBP: 0.376, SLG: 0.509 (1, 6)			3-4 BB		K		4-3	WP 1B		3	0	1	0	1	1	1											
Dave Wickersham, R OBP: 0.068, SLG: 0.070 (1, 1)			3-4 1-2		K		2B BB	K		3	1	0	0	1	2	2											
Inning Stats	R: 0 E: 0 K: 1 S: 5	H: 0 LOB: 0 BB: 0 P: 5	R: 0 E: 0 K: 0 S: 2	H: 0 LOB: 0 BB: 1 P: 6	R: 0 E: 0 K: 0 S: 3	H: 0 LOB: 1 BB: 1 P: 7	R: 0 E: 0 K: 1 S: 6	H: 1 LOB: 1 BB: 0 P: 6	R: 0 E: 0 K: 1 S: 5	H: 0 LOB: 0 BB: 0 P: 5	R: 3 E: 1 K: 1 S: 9	H: 3 LOB: 1 BB: 0 P: 9	R: 4 E: 0 K: 1 S: 8	H: 3 LOB: 1 BB: 2 P: 16	R: 0 E: 0 K: 1 S: 6	H: 2 LOB: 1 BB: 0 P: 6	R: 1 E: 0 K: 0 S: 6	H: 3 LOB: 2 BB: 0 P: 6	1B: 7 2B: 4 3B: 0 HR: 1	SF: 0 SAC: 1 DP: 1 HBP: 0	WP: 2 PB: 0 SB: 0 CS: 1	PA: 42					
PITCHER	IP	WLS	BF	H	R	ER	SO	BB	IBB	HBP	BLK	WP	HR	S	P	ERA	WHIP										
Jim Merritt, L ERA: 3.47 (1, 1)	6.1	L	27	5	5	5	4	3	0	0	0	0	1	32	44	7.11	1.263										
Al Worthington, R ERA: 2.58 (7, 1)	0.2		5	2	2	2	1	1	0	0	0	1	0	6	10	27.00	4.500										
Dave Boswell, R ERA: 3.14 (8, 1)	2.0		10	5	1	1	1	0	0	0	0	1	0	12	12	4.50	2.500										

Detroit Tigers @ Minnesota Twins
Metropolitan Stadium, Bloomington, MI
Sat Sep 24 1966, 4:33 AM EDT
Att: 11,706 - Unknown - 55 F

AB	37
R	8
H	12
RBI	8
BB	4
SO	6
LOB	17



Batter	1	2	3	4	5	6	7	8	9	AB	R	H	RBI	BB	SO	LOB	BOTTOM										
Cesar Tovar, R OBP: 0.339, SLG: 0.352 (1, 4)	6-3		F8		6-3		1-3			4	0	0	0	0	0	2											
Sandy Valdespino, L OBP: 0.214, SLG: 0.264 (1, 7)	4-3		2-H 3B			L8		F6		4	0	1	1	0	0	0											
Tony Oliva, L OBP: 0.355, SLG: 0.507 (1, 9)	K		2-3			F2		K		4	0	0	0	0	2	1											
Harmon Killebrew, R OBP: 0.392, SLG: 0.535 (1, 5)		FC3-6 1B		F7		1B BB		K		3	0	1	0	1	1	0											
Don Mincher, L OBP: 0.337, SLG: 0.413 (1, 3)		FC3-6 1B		FC4-6 BB		1-3 1B		F6		3	0	2	0	1	0	0											
Russ Nixon, L OBP: 0.326, SLG: 0.314 (1, 2)		FC3-6 G6-4-3		FC4-6 FC6-4		F6		4-3		4	0	0	0	0	0	5											
Zolio Versalles, R OBP: 0.302, SLG: 0.347 (1, 6)	G6-4-3			FC6-4			L9		5-3	4	0	0	0	0	0	3											
Ted Uhlhaender, L OBP: 0.280, SLG: 0.284 (1, 8)			SH3-4 3B 1B		K					3	1	2	0	0	1	0											
Jim Merritt, L OBP: 0.200, SLG: 0.139 (1, 1)			SH3-4		K					1	0	0	0	0	1	0											
Al Worthington, R OBP: 0.273, SLG: 0.545 (7, PH)					K					0	0	0	0	0	0	0											
Rich Reese, L (7, PH)					K					1	0	0	0	0	1	1											
Dave Boswell, R OBP: 0.156, SLG: 0.159 (8, 1)			1-2		K					0	0	0	0	0	0	0											
Inning Stats	R: 0 E: 0 K: 1 S: 5	H: 2 LOB: 1 BB: 0 P: 4	R: 0 E: 0 K: 0 S: 4	H: 2 LOB: 1 BB: 0 P: 4	R: 1 E: 0 K: 0 S: 5	H: 2 LOB: 1 BB: 0 P: 5	R: 0 E: 0 K: 0 S: 3	H: 0 LOB: 1 BB: 1 P: 7	R: 0 E: 0 K: 2 S: 7	H: 0 LOB: 0 BB: 0 P: 7	R: 0 E: 0 K: 0 S: 4	H: 1 LOB: 2 BB: 1 P: 8	R: 0 E: 0 K: 1 S: 6	H: 1 LOB: 1 BB: 0 P: 6	R: 0 E: 0 K: 2 S: 7	H: 0 LOB: 0 BB: 0 P: 7	R: 0 E: 0 K: 0 S: 3	H: 0 LOB: 0 BB: 0 P: 3	1B: 5 2B: 0 3B: 1 HR: 0	SF: 0 SAC: 1 DP: 1 HBP: 0	WP: 0 PB: 0 SB: 0 CS: 0	PA: 34					
PITCHER	IP	WLS	BF	H	R	ER	SO	BB	IBB	HBP	BLK	WP	HR	S	P	ERA	WHIP										
Dave Wickersham, R ERA: 3.36 (1, 1)	9.0	W	34	6	1	1	6	2	0	0	0	0	0	44	52	1.00	0.889										

Detroit Tigers @ Minnesota Twins
Metropolitan Stadium, Bloomington, MI
Sat Sep 24 1966, 4:33 AM EDT
Att: 11,706 - Unknown - 55 F

AB	31
R	1
H	6
RBI	1
BB	2
SO	6
LOB	12



Batter	1	2	3	4	5	6	7	8	9	AB	R	H	RBI	BB	SO	LOB	TOP			
Don Wert, R OBP: 0.346, SLG: 0.381 (1, 5)	5-3		CS	G6-4-3 1B			WP 1B		F8	4	0	2	0	0	0	0				
Jake Wood, R OBP: 0.340, SLG: 0.365 (1, 4)	6-3			G6-4-3 1-2			F5		6-3	4	0	0	0	0	0	2				
Norm Cash, L OBP: 0.351, SLG: 0.475 (1, 3)	F8			K			L8			3	0	0	0	0	1	1				
Al Kaline, R OBP: 0.393, SLG: 0.536 (1, 9)		K			K					3	0	0	0	0	3	1				
Willie Horton, R OBP: 0.321, SLG: 0.486 (1, 7)		K		G6-4-3 1B				FC6-5 SH3-4 1B		3	0	2	0	0	1	0				
Mickey Stanley, R OBP: 0.333, SLG: 0.412 (1, 8)		4-3		G6-4-3 1-2				SH3-4		2	0	0	0	0	0	1				
Bill Freehan, R OBP: 0.290, SLG: 0.351 (1, 2)				F9			F9	FC6-5		3	0	0	0	0	0	1				
Dick McAuliffe, L OBP: 0.376, SLG: 0.506 (1, 6)				CS BB			4-3	K		2	0	0	0	1	1	1				
Earl Wilson, R OBP: 0.298, SLG: 0.505 (1, 1)				K			K		K	3	0	0	0	0	3	1				
Inning Stats	R: 0 E: 0 K: 0 S: 3	H: 0 LOB: 0 BB: 0 P: 3	R: 0 E: 0 K: 2 S: 7	H: 0 LOB: 0 BB: 0 P: 7	R: 0 E: 0 K: 1 S: 4	H: 0 LOB: 0 BB: 1 P: 8	R: 0 E: 0 K: 1 S: 5	H: 1 LOB: 0 BB: 0 P: 5	R: 0 E: 0 K: 1 S: 5	H: 0 LOB: 0 BB: 0 P: 5	R: 0 E: 0 K: 1 S: 6	H: 1 LOB: 1 BB: 0 P: 6	R: 0 E: 0 K: 1 S: 6	H: 1 LOB: 1 BB: 0 P: 6	R: 0 E: 0 K: 1 S: 5	H: 0 LOB: 0 BB: 0 P: 5	1B: 4 2B: 0 3B: 0 HR: 0	SF: 0 SAC: 1 DP: 2 HBP: 0	WP: 1 PB: 0 SB: 0 CS: 1	PA: 30
PITCHER Jim Kaat, L ERA: 2.75 (1, 1)	IP: 9.0 WLS: W BF: 29 H: 4 R: 0 ER: 0 SO: 9 BB: 1 IBB: 0 HBP: 0 BLK: 0 WP: 1 HR: 0 S: 46 P: 50 ERA: 0.00 WHIP: 0.556															PITCHER				

Detroit Tigers @ Minnesota Twins
Metropolitan Stadium, Bloomington, MI
Sun Sep 25 1966, 4:33 AM EDT
Att: 16,637 - Unknown

AB 27
R 0
H 4
RBI 0
BB 1
SO 9
LOB 8



Batter	1	2	3	4	5	6	7	8	9	AB	R	H	RBI	BB	SO	LOB	BOTTOM					
Cesar Tovar, R OBP: 0.337, SLG: 0.348 (1, 4)	F4		FC1-4		F8			F7		4	0	0	0	0	0	2						
Jimmie Hall, L OBP: 0.308, SLG: 0.468 (1, 7)	1-3		K				3-1	K		4	0	0	0	0	2	1						
Tony Oliva, L OBP: 0.354, SLG: 0.510 (1, 9)	F5				F8		3-1		HR	4	1	1	1	0	0	0						
Harmon Killebrew, R OBP: 0.392, SLG: 0.534 (1, 5)		K		G3 1B			K			3	0	1	0	0	2	0						
Don Mincher, L OBP: 0.335, SLG: 0.411 (1, 3)		F8		G3			F8			3	0	0	0	0	0	1						
Earl Battey, R OBP: 0.332, SLG: 0.322 (1, 2)				4-3				1B		3	0	2	0	0	0	1						
Ted Uhlaender, L OBP: 0.281, SLG: 0.287 (1, 8)				3-1			F8			3	0	1	0	0	0	2						
Zoilo Versalles, R OBP: 0.302, SLG: 0.347 (1, 6)				FC1-4 1B			K	F6		3	0	1	0	0	1	2						
Jim Kaat, L OBP: 0.235, SLG: 0.289 (1, 1)			K		1-3			K		3	0	0	0	0	2	2						
Inning Stats	R: 0 E: 0 K: 0 S: 3	H: 0 LOB: 0 BB: 0 P: 3	R: 0 E: 0 K: 1 S: 6	H: 1 LOB: 1 BB: 0 P: 6	R: 0 E: 0 K: 2 S: 8	H: 1 LOB: 1 BB: 0 P: 8	R: 0 E: 0 K: 0 S: 4	H: 1 LOB: 1 BB: 0 P: 4	R: 0 E: 0 K: 1 S: 6	H: 1 LOB: 1 BB: 0 P: 6	R: 0 E: 0 K: 1 S: 5	H: 0 LOB: 0 BB: 0 P: 5	R: 0 E: 0 K: 0 S: 4	H: 1 LOB: 1 BB: 0 P: 4	R: 0 E: 0 K: 2 S: 7	H: 0 LOB: 0 BB: 0 P: 7	R: 1 E: 0 K: 0 S: 1	H: 1 LOB: 0 BB: 0 P: 1	1B: 3 2B: 2 3B: 0 HR: 1	SF: 0 SAC: 0 DP: 0 HBP: 0	WP: 0 PB: 0 SB: 1 CS: 0	PA: 30
PITCHER Earl Wilson, R ERA: 3.03 (1, 1)	IP: 8.0 WLS: L BF: 30 H: 6 R: 1 ER: 1 SO: 7 BB: 0 IBB: 0 HBP: 0 BLK: 0 WP: 0 HR: 1 S: 44 P: 44 ERA: 1.12 WHIP: 0.750															PITCHER						

Detroit Tigers @ Minnesota Twins
Metropolitan Stadium, Bloomington, MI
Sun Sep 25 1966, 4:33 AM EDT
Att: 16,637 - Unknown

AB 30
R 1
H 6
RBI 1
BB 0
SO 7
LOB 11



Batter	1	2	3	4	5	6	7	8	9	AB	R	H	RBI	BB	SO	LOB	TOP			
Vern Fuller, R OBP: 0.378, SLG: 0.417 (1, 4)										3	1	1	1	0	0	1	Cleveland Indians @ Minnesota Twins Metropolitan Stadium, Bloomington, MI Tue Sep 27 1966, 4:33 AM EDT Att. 5,554 - Unknown - 56 F			
Vic Davallo, L OBP: 0.303, SLG: 0.323 (1, 8)										4	0	0	0	0	1	2				
Leon Wagner, L OBP: 0.338, SLG: 0.447 (1, 7)										3	0	0	0	1	0	1				
Max Alvis, R OBP: 0.306, SLG: 0.380 (1, 5)										4	0	1	0	0	0	2				
Bill Davis, L OBP: 0.275, SLG: 0.294 (1, 3)										3	0	0	0	1	1	1				
Duke Sims, L OBP: 0.338, SLG: 0.444 (1, 2)										4	0	0	0	0	0	2				
Jose Vidal, R OBP: 0.323, SLG: 0.308 (1, 9)										2	0	0	0	1	0	0				
Larry Brown, R OBP: 0.315, SLG: 0.300 (8, PH)										2	0	0	0	0	0	2				
Buddy Booker, L OBP: 0.297, SLG: 0.464 (8, 6)										1	0	0	0	0	0	0				
Dick Howser, R OBP: 0.301, SLG: 0.353 (8, 6)										0	0	0	0	0	0	0				
Gary Bell, R OBP: 0.185, SLG: 0.158 (1, 1)										2	0	0	0	0	0	2				
John O'Donoghue, R OBP: 0.152, SLG: 0.182 (6, PH)										0	0	0	0	0	0	0				
Fred Whitfield, L OBP: 0.285, SLG: 0.444 (8, 1)										1	0	1	0	0	0	0				
George Culver, R (8, 1)										0	0	0	0	0	0	0				
Inning Stats	R: 0 E: 0 K: 1 S: 5	H: 0 LOB: 1 BB: 0 P: 6	R: 0 E: 0 K: 0 S: 3	H: 0 LOB: 2 BB: 2 P: 11	R: 1 E: 0 K: 0 S: 4	H: 2 LOB: 0 BB: 0 P: 4	R: 0 E: 0 K: 0 S: 3	H: 0 LOB: 0 BB: 0 P: 3	R: 0 E: 0 K: 1 S: 5	H: 0 LOB: 0 BB: 0 P: 3	R: 0 E: 0 K: 1 S: 5	H: 0 LOB: 0 BB: 0 P: 5	R: 0 E: 0 K: 0 S: 4	H: 1 LOB: 1 BB: 1 P: 4	R: 0 E: 0 K: 0 S: 3	H: 0 LOB: 1 BB: 1 P: 7	1B: 2 2B: 0 3B: 0 HR: 1	SF: 0 SAC: 0 DP: 0 HBP: 1	WP: 0 PB: 0 SB: 0 CS: 1	PA: 34
PITCHER Jim Perry, R ERA: 2.65 (1, 1)	IP: 9.0 WLS: W BF: 33 H: 3 R: 1 ER: 1 SO: 2 BB: 3 IBB: 0 HBP: 1 BLK: 0 WP: 0 HR: 1 S: 33 P: 46 ERA: 1.00 WHIP: 0.667																			

AB	29
R	1
H	3
RBI	1
BB	3
SO	2
LOB	13



Batter	1	2	3	4	5	6	7	8	9	AB	R	H	RBI	BB	SO	LOB	BOTTOM			
Cesar Tovar, R OBP: 0.334, SLG: 0.346 (1, 4)										3	0	0	1	0	0	0	Cleveland Indians @ Minnesota Twins Metropolitan Stadium, Bloomington, MI Tue Sep 27 1966, 4:33 AM EDT Att. 5,554 - Unknown - 56 F			
Jimmie Hall, L OBP: 0.305, SLG: 0.462 (1, 7)										4	0	0	0	0	0	1				
Tony Oliva, L OBP: 0.352, SLG: 0.507 (1, 9)										4	0	0	0	0	2	0				
Harmon Killebrew, R OBP: 0.391, SLG: 0.537 (1, 5)										4	1	1	1	0	1	0				
Don Mincher, L OBP: 0.338, SLG: 0.411 (1, 3)										2	2	1	0	2	0	0				
Earl Battey, R OBP: 0.336, SLG: 0.325 (1, 2)										3	1	2	0	1	0	0				
Ted Uhlhaender, L OBP: 0.280, SLG: 0.287 (1, 8)										4	0	1	1	0	0	4				
Zoilo Versalles, R OBP: 0.304, SLG: 0.350 (1, 6)										2	1	1	2	1	0	2				
Jim Perry, S OBP: 0.286, SLG: 0.339 (1, 1)										2	0	0	0	1	0	1				
Inning Stats	R: 0 E: 0 K: 1 S: 5	H: 0 LOB: 0 BB: 0 P: 5	R: 2 E: 0 K: 0 S: 6	H: 3 LOB: 1 BB: 0 P: 6	R: 0 E: 0 K: 0 S: 3	H: 0 LOB: 0 BB: 0 P: 3	R: 0 E: 0 K: 0 S: 3	H: 0 LOB: 0 BB: 0 P: 3	R: 1 E: 0 K: 0 S: 3	H: 0 LOB: 1 BB: 2 P: 11	R: 2 E: 0 K: 1 S: 7	H: 3 LOB: 1 BB: 1 P: 11	R: 0 E: 0 K: 0 S: 3	H: 0 LOB: 0 BB: 0 P: 3	R: 0 E: 0 K: 1 S: 5	H: 0 LOB: 2 BB: 2 P: 13		1B: 4 2B: 2 3B: 0 HR: 1	SF: 1 SAC: 0 DP: 1 HBP: 0	WP: 0 PB: 0 SB: 1 CS: 0
PITCHER Gary Bell, R ERA: 3.26 (1, 1)	IP: 5.1 WLS: L BF: 24 H: 5 R: 5 ER: 4 SO: 2 BB: 3 IBB: 0 HBP: 0 BLK: 0 WP: 0 HR: 1 S: 25 P: 37 ERA: 6.75 WHIP: 1.500																			
John O'Donoghue, L ERA: 3.53 (6, 1)	1.2 5 1 0 0 0																			
George Culver, R ERA: 8.38 (8, 1)	1.0 5 0 0 0 1																			

AB	28
R	5
H	6
RBI	5
BB	5
SO	3
LOB	8



Batter	1	2	3	4	5	6	7	8	9	AB	R	H	RBI	BB	SO	LOB	TOP										
Vern Fuller, R OBP: 0.388, SLG: 0.450 (1, 4)										4	1	2	0	0	0	1	Cleveland Indians @ Minnesota Twins Metropolitan Stadium, Bloomington, MI Wed Sep 28 1966, 4:33 AM EDT Alt. 6,923 - Unknown - 62 F										
Chico Salmon, R OBP: 0.296, SLG: 0.354 (1, 3)										4	0	0	0	0	0	3											
Leon Wagner, L OBP: 0.336, SLG: 0.443 Jim Landis, R OBP: 0.317, SLG: 0.323 (1, 7) (8, 7)										4	0	0	0	0	0	2											
Rocky Colavito, R OBP: 0.333, SLG: 0.432 (1, 9)										4	0	1	0	0	1	1											
Max Alvis, R OBP: 0.304, SLG: 0.378 (1, 5)										4	0	0	0	0	2	1											
Joe Azcue, R OBP: 0.317, SLG: 0.394 (1, 2)										4	1	1	1	0	0	0											
Jose Vidal, R OBP: 0.314, SLG: 0.300 (1, 8)										4	1	1	0	0	0	0											
Larry Brown, R OBP: 0.315, SLG: 0.298 (1, 6)										2	1	0	0	1	0	0											
Luis Tiant, R OBP: 0.143, SLG: 0.118 (1, 1)										3	0	1	1	0	1	1											
Inning Stats	R: 1 E: 1 K: 0 S: 5	H: 2 LOB: 1 BB: 0 P: 5	R: 2 E: 1 K: 0 S: 6	H: 2 LOB: 1 BB: 0 P: 6	R: 0 E: 0 K: 2 S: 7	H: 0 LOB: 0 BB: 0 P: 7	R: 0 E: 0 K: 0 S: 3	H: 0 LOB: 0 BB: 0 P: 3	R: 0 E: 0 K: 1 S: 5	H: 0 LOB: 0 BB: 0 P: 5	R: 1 E: 0 K: 0 S: 3	H: 1 LOB: 0 BB: 1 P: 7	R: 0 E: 0 K: 0 S: 4	H: 1 LOB: 1 BB: 0 P: 4	R: 0 E: 0 K: 0 S: 3	H: 0 LOB: 0 BB: 0 P: 3	1B: 4 2B: 2 3B: 0 HR: 1	SF: 0 SAC: 0 DP: 1 HBP: 0	WP: 0 PB: 0 SB: 0 CS: 0	PA: 34							
PITCHER	IP	WLS	BF	H	R	ER	SO	BB	IBB	HBP	BLK	WP	HR	S	P	ERA	WHIP										
Jim Kaat, L ERA: 2.71 Al Worthington, R ERA: 2.55 (1, 1) (9, 1)	8.0	L	31	6	4	1	4	1	0	0	0	0	1	38	42	1.12	0.875										

AB	33
R	4
H	6
RBI	2
BB	1
SO	4
LOB	9



Batter	1	2	3	4	5	6	7	8	9	AB	R	H	RBI	BB	SO	LOB	BOTTOM										
Cesar Tovar, R OBP: 0.331, SLG: 0.343 (1, 4)										4	0	0	0	0	0	0	Cleveland Indians @ Minnesota Twins Metropolitan Stadium, Bloomington, MI Wed Sep 28 1966, 4:33 AM EDT Alt. 6,923 - Unknown - 62 F										
Jimmie Hall, L OBP: 0.304, SLG: 0.460 (1, 7)										4	0	1	0	0	0	0											
Tony Oliva, L OBP: 0.355, SLG: 0.508 (1, 9)										4	0	3	0	0	0	0											
Harmon Killebrew, R OBP: 0.388, SLG: 0.533 (1, 5)										4	0	0	0	0	1	4											
Don Mincher, L OBP: 0.340, SLG: 0.413 (1, 3)										3	0	1	0	1	0	2											
Earl Battey, R OBP: 0.337, SLG: 0.327 Russ Nixon, L OBP: 0.316, SLG: 0.303 (1, 2) (3, 2)										1	0	1	0	0	0	0											
Ted Uhlhaender, L OBP: 0.276, SLG: 0.284 (1, 8)										3	0	0	0	0	0	4											
Zolio Versalles, R OBP: 0.303, SLG: 0.348 (1, 6)										3	0	0	0	0	1	2											
Jim Kaat, L OBP: 0.231, SLG: 0.284 Sandy Valdespino, L OBP: 0.212, SLG: 0.262 Al Worthington, R OBP: 0.273, SLG: 0.545 (1, 1) (8, PH) (9, 1)										2	0	0	0	0	1	0											
Inning Stats	R: 0 E: 0 K: 0 S: 4	H: 1 LOB: 1 BB: 0 P: 4	R: 0 E: 0 K: 0 S: 3	H: 1 LOB: 1 BB: 1 P: 7	R: 0 E: 0 K: 1 S: 5	H: 0 LOB: 0 BB: 0 P: 5	R: 0 E: 0 K: 0 S: 3	H: 0 LOB: 0 BB: 0 P: 3	R: 0 E: 0 K: 1 S: 5	H: 0 LOB: 2 BB: 0 P: 5	R: 0 E: 0 K: 1 S: 7	H: 2 LOB: 2 BB: 0 P: 7	R: 0 E: 0 K: 1 S: 5	H: 0 LOB: 0 BB: 0 P: 5	R: 0 E: 0 K: 1 S: 7	H: 2 LOB: 2 BB: 0 P: 7	1B: 5 2B: 1 3B: 0 HR: 0	SF: 0 SAC: 0 DP: 1 HBP: 0	WP: 0 PB: 0 SB: 0 CS: 0	PA: 33							
PITCHER	IP	WLS	BF	H	R	ER	SO	BB	IBB	HBP	BLK	WP	HR	S	P	ERA	WHIP										
Luis Tiant, R ERA: 2.82 (1, 1)	9.0	W	33	6	0	0	6	1	0	0	0	0	0	44	48	0.00	0.778										

AB	32
R	0
H	6
RBI	0
BB	1
SO	6
LOB	16



Batter	1	2	3	4	5	6	7	8	9	AB	R	H	RBI	BB	SO	LOB	TOP					
Cesar Tovar, R OBP: 0.328, SLG: 0.340 (1, 4)	F9	SF9		F7		K	1-3			4	0	1	0	1	4		Minnesota Twins @ Baltimore Orioles Memorial Stadium, Baltimore, MD Fri Sep 30 1966, 3:33 AM EDT Unknown					
Rich Rollins, R OBP: 0.288, SLG: 0.390 (1, 5)	WP 1B	HR		F4		FC4-6		K		5	2	2	2	0	1	2						
Tony Oliva, L OBP: 0.353, SLG: 0.506 (1, 9)	CS 1B	5-3			F6		K	5-3		5	0	1	1	0	1	0						
Harmon Killebrew, R OBP: 0.392, SLG: 0.539 Don Mincher, L OBP: 0.340, SLG: 0.413 (8, 3)	FC6-4 BB			HR	F5		1B 2B	1B		3	2	2	1	2	0	0						
Bob Allison, R OBP: 0.345, SLG: 0.416 (1, 7)	FC6-4			4-3 2B	HR		2B E 1B	K		5	2	3	1	0	1	2						
Zoilo Versalles, R OBP: 0.304, SLG: 0.347 (1, 6)		1B 2B		4-3	F3		F5		CS BB	4	1	1	0	1	0	3						
Ted Uhlaender, L OBP: 0.277, SLG: 0.286 (1, 8)		F7		1-3		3-1	E 2B	F3		5	1	1	1	0	0	3						
Jerry Zimmerman, R OBP: 0.341, SLG: 0.330 (1, 2)		2B SF9 1B		F8		1B BB	E IBB	K		3	1	1	0	2	1	1						
Mudcat Grant, R OBP: 0.220, SLG: 0.256 Al Worthington, R OBP: 0.273, SLG: 0.545 (9, 1)	HR 2B			K		FC4-6 1B	E5			4	1	2	1	0	1	1						
Inning Stats	R: 1 E: 0 K: 0 S: 4	H: 2 LOB: 1 BB: 1 P: 8	R: 4 E: 0 K: 0 S: 7	H: 4 LOB: 0 BB: 0 P: 7	R: 1 E: 0 K: 0 S: 5	H: 2 LOB: 1 BB: 0 P: 5	R: 0 E: 0 K: 1 S: 5	H: 0 LOB: 0 BB: 0 P: 5	R: 1 E: 0 K: 0 S: 4	H: 1 LOB: 0 BB: 0 P: 4	R: 0 E: 0 K: 1 S: 6	H: 1 LOB: 2 BB: 1 P: 10	R: 3 E: 1 K: 1 S: 8	H: 2 LOB: 2 BB: 2 P: 16	R: 0 E: 0 K: 2 S: 8	H: 1 LOB: 1 BB: 0 P: 8		R: 0 E: 0 K: 1 S: 4	H: 0 LOB: 0 BB: 1 P: 8	1B: 7 2B: 3 3B: 0 HR: 3	SF: 1 SAC: 0 DP: 0 HBP: 0	WP: 1 PB: 0 SB: 0 CS: 2
PITCHER	IP	WLS	BF	H	R	ER	SO	BB	IBB	HBP	BLK	WP	HR	S	P	ERA	WHIP					
Dave McNally, L ERA: 3.17 Stu Miller, R ERA: 2.25	(1, 1) (8, 1)	7.0 2.0	L 7	37 1	12 0	10 0	8 0	3 3	3 1	0 0	0 0	1 0	3 0	0 0	0 12	55 16	10.29 0.00	2.143 1.000				

AB	38
R	10
H	13
RBI	8
BB	5
SO	6
LOB	16



Batter	1	2	3	4	5	6	7	8	9	AB	R	H	RBI	BB	SO	LOB	BOTTOM					
Luis Aparicio, R OBP: 0.309, SLG: 0.365 (1, 6)	SH 1B	6-3		F8		1B		6-3		5	1	2	0	0	0	0	Minnesota Twins @ Baltimore Orioles Memorial Stadium, Baltimore, MD Fri Sep 30 1966, 3:33 AM EDT Unknown					
Paul Blair, R OBP: 0.307, SLG: 0.413 (1, 8)	SH 1B	BB		F5		G6-4-3 1B		1B		3	2	2	0	1	0	0						
Frank Robinson, R OBP: 0.412, SLG: 0.641 (1, 9)	BB 1B	F8		1B	BB	G6-4-3		WP 1B		4	2	2	1	1	0	3						
Brooks Robinson, R OBP: 0.334, SLG: 0.447 (1, 5)	1B BB	F5		FC4-6 1B		F8		WP 1B		4	1	2	1	1	0	1						
Boog Powell, L OBP: 0.373, SLG: 0.535 (1, 3)	FC5 1B			3B 1B		4-3		K		5	1	2	2	0	1	3						
Curt Blefary, L OBP: 0.376, SLG: 0.475 (1, 7)	1B			F6		4-3		F6		5	0	2	1	0	0	2						
Davey Johnson, R OBP: 0.300, SLG: 0.354 (1, 4)	K			1-3 3B		1-3		F8		5	0	1	1	0	1	4						
Andy Etchebarren, R OBP: 0.291, SLG: 0.363 (1, 2)	F8			K		K		K		4	0	0	0	0	3	3						
Dave McNally, R OBP: 0.215, SLG: 0.260 Stu Miller, R OBP: 0.105, SLG: 0.105 (8, 1)	FC5			K		5-3		6-3		3	0	0	0	0	1	3						
Inning Stats	R: 4 E: 1 K: 1 S: 10	H: 4 LOB: 2 BB: 1 P: 14	R: 0 E: 0 K: 0 S: 3	H: 0 LOB: 1 BB: 1 P: 7	R: 1 E: 0 K: 2 S: 9	H: 2 LOB: 1 BB: 0 P: 9	R: 0 E: 0 K: 0 S: 4	H: 1 LOB: 2 BB: 1 P: 8	R: 0 E: 0 K: 1 S: 5	H: 0 LOB: 0 BB: 0 P: 5	R: 0 E: 0 K: 0 S: 4	H: 2 LOB: 1 BB: 0 P: 4	R: 0 E: 0 K: 0 S: 4	H: 1 LOB: 1 BB: 0 P: 4	R: 0 E: 0 K: 1 S: 5	H: 0 LOB: 0 BB: 0 P: 5		R: 2 E: 0 K: 1 S: 8	H: 3 LOB: 1 BB: 0 P: 8	1B: 12 2B: 0 3B: 1 HR: 0	SF: 0 SAC: 1 DP: 1 HBP: 0	WP: 1 PB: 0 SB: 0 CS: 0
PITCHER	IP	WLS	BF	H	R	ER	SO	BB	IBB	HBP	BLK	WP	HR	S	P	ERA	WHIP					
Mudcat Grant, R ERA: 3.25 Al Worthington, R ERA: 2.52	(1, 1) (9, 1)	8.0 1.0	S 3	40 0	13 0	6 0	5 0	3 0	0 0	0 0	0 0	1 0	0 5	5 5	6.75 0.00	2.000 0.000						



Batter	1	2	3	4	5	6	7	8	9	AB	R	H	RBI	BB	SO	LOB	TOP								
Cesar Tovar, R (1.4) OBP: 0.325, SLG: 0.336	4-3		5-3		K		6-3	F8		5	0	0	0	0	1	1	Minnesota Twins @ Baltimore Orioles Memorial Stadium, Baltimore, MD Fri Sep 30 1966, 7:05 PM EDT Att: 12,260 - Unknown livebaseballscores.com								
Jimmie Hall, L (1.7) OBP: 0.301, SLG: 0.453	F7		4-3		F8		F8		4-3	5	0	0	0	0	0	0									
Tony Oliva, L (1.9) OBP: 0.355, SLG: 0.507	HR		BB	1B	HR		4-3		4-3	5	2	3	0	0	0	0									
Harmon Killebrew, R (1.5) OBP: 0.393, SLG: 0.544	HR		BB	1B	HR			E1	6-3	3	3	1	2	2	0	0									
Don Mincher, L (1.3) OBP: 0.343, SLG: 0.422	K		FC6-4		HR			1B		3	2	2	3	1	1	0									
Russ Nixon, L (1.2) OBP: 0.314, SLG: 0.301		6-3	FC6-4		6-3			1B		4	1	1	1	0	0	3									
Ted Uhlhaender, L (1.8) OBP: 0.277, SLG: 0.285	E				4-3		P6	F2		4	0	1	0	0	0	2									
Zolio Versalles, R (1.6) OBP: 0.305, SLG: 0.347	6-3				F8		F8			3	0	1	1	1	0	1									
Jim Merritt, L (1.1) OBP: 0.182, SLG: 0.128	K				K		K	SF8		3	0	0	1	0	3	2									
Inning Stats	R: 2 E: 0 K: 1 S: 7	H: 2 LOB: 0 BB: 0 P: 7	R: 0 E: 1 K: 1 S: 6	H: 1 LOB: 1 BB: 0 P: 6	R: 0 E: 0 K: 0 S: 4	H: 1 LOB: 3 BB: 2 P: 12	R: 0 E: 0 K: 1 S: 4	H: 0 LOB: 0 BB: 1 P: 8	R: 3 E: 0 K: 1 S: 7	H: 2 LOB: 0 BB: 1 P: 11	R: 0 E: 0 K: 0 S: 5	H: 0 LOB: 0 BB: 0 P: 5	R: 0 E: 0 K: 0 S: 3	H: 0 LOB: 0 BB: 0 P: 3	R: 3 E: 1 K: 0 S: 7	H: 3 LOB: 1 BB: 0 P: 7	R: 0 E: 0 K: 0 S: 3	H: 0 LOB: 0 BB: 0 P: 3	1B: 7 2B: 0 3B: 0 HR: 2	SF: 1 SAC: 0 DP: 0 HBP: 0	WP: 0 PB: 0 SB: 0 CS: 1	PA: 40			
PITCHER	IP	WLS	BF	H	R	ER	SO	BB	IBB	HBP	BLK	WP	HR	S	P	ERA	WHIP								
Jim Palmer, R (1.1) ERA: 3.46	6.0	L	27	6	5	5	5	4	0	0	0	0	2	33	49	7.50	1.667								
Eddie Fisher, R (7.1) ERA: 2.52	3.0		13	3	3	1	0	0	0	0	0	0	0	13	13	3.00	1.000								

Batter	1	2	3	4	5	6	7	8	9	AB	R	H	RBI	BB	SO	LOB	BOTTOM								
Mark Belanger, R (1.6) OBP: 0.167, SLG: 0.222	F4				F9		F7			4	0	1	0	0	0	0	Minnesota Twins @ Baltimore Orioles Memorial Stadium, Baltimore, MD Fri Sep 30 1966, 7:05 PM EDT Att: 12,260 - Unknown livebaseballscores.com								
Paul Blair, R (1.8) OBP: 0.310, SLG: 0.412			F7			1-3		6-3		3	1	1	0	1	0	1									
Bob Johnson, R (1.4) OBP: 0.272, SLG: 0.263	F4		4-3			1-2		F5		4	1	1	0	0	0	2									
Mike Epstein, L (1.3) OBP: 0.273, SLG: 0.400	F8				G3		1-3			3	0	0	0	1	0	3									
Sam Bowens, R (1.9) OBP: 0.278, SLG: 0.332					G3		F1			4	0	1	0	0	1	3									
Curt Blefary, L (1.7) OBP: 0.374, SLG: 0.473	F4				G3		E2			4	0	1	2	0	0	1									
Woodie Held, R (1.5) OBP: 0.309, SLG: 0.305					K		F8			3	0	0	0	1	1	2									
Larry Haney, R (1.2) OBP: 0.190, SLG: 0.232					K					4	0	0	0	0	4	1									
Jim Palmer, R (1.1) OBP: 0.132, SLG: 0.151					5-3					2	0	0	0	0	0	0	Orioles								
Eddie Fisher, R (7.1) OBP: 0.133, SLG: 0.200					4-3					1	0	0	0	0	1	0									
Inning Stats	R: 0 E: 0 K: 0 S: 4	H: 1 LOB: 1 BB: 0 P: 4	R: 0 E: 0 K: 2 S: 7	H: 0 LOB: 1 BB: 1 P: 11	R: 0 E: 0 K: 0 S: 4	H: 1 LOB: 1 BB: 0 P: 4	R: 0 E: 0 K: 1 S: 6	H: 1 LOB: 0 BB: 0 P: 6	R: 0 E: 0 K: 1 S: 5	H: 0 LOB: 0 BB: 0 P: 5	R: 2 E: 1 K: 0 S: 5	H: 2 LOB: 1 BB: 1 P: 9	R: 0 E: 0 K: 2 S: 7	H: 0 LOB: 0 BB: 0 P: 7	R: 0 E: 0 K: 0 S: 3	H: 0 LOB: 1 BB: 1 P: 7	R: 0 E: 0 K: 1 S: 5	H: 0 LOB: 0 BB: 0 P: 5	1B: 3 2B: 2 3B: 0 HR: 0	SF: 0 SAC: 0 DP: 0 HBP: 0	WP: 0 PB: 0 SB: 0 CS: 0	PA: 35			
PITCHER	IP	WLS	BF	H	R	ER	SO	BB	IBB	HBP	BLK	WP	HR	S	P	ERA	WHIP								
Jim Merritt, L (1.1) ERA: 3.38	9.0	W	35	5	2	2	7	3	0	0	0	0	0	46	58	2.00	0.889								

Batter	1	2	3	4	5	6	7	8	9	AB	R	H	RBI	BB	SO	LOB	TOP																	
Cesar Tovar, R OBP: 0.326, SLG: 0.338 (1, 4)										4	0	1	0	1	0	2	Minnesota Twins @ Baltimore Orioles Memorial Stadium, Baltimore, MD Sun Oct 02 1966, 3:33 AM EDT Unknown																	
Rich Rollins, R OBP: 0.286, SLG: 0.390 (1, 5)										5	0	1	0	0	2	3																		
Tony Oliva, L OBP: 0.355, SLG: 0.505 (1, 9)										4	0	1	0	0	1	2																		
Harmon Killebrew, R OBP: 0.394, SLG: 0.542 (1, 3)										2	1	0	0	1	0	3																		
Bob Allison, R OBP: 0.348, SLG: 0.411 (1, 7)										2	1	0	0	2	2	1																		
Zoilo Versalles, R OBP: 0.308, SLG: 0.348 (1, 6)										2	0	1	1	2	1	1																		
Ted Uhlhaender, L OBP: 0.277, SLG: 0.283 (1, 8)										3	0	0	0	1	0	4																		
Jerry Zimmerman, R OBP: 0.338, SLG: 0.328 (1, 2)										4	0	1	0	0	0	5																		
Jim Kaat, L OBP: 0.228, SLG: 0.280 (1, 1)										2	0	0	0	0	2	0																		
Al Worthington, R OBP: 0.273, SLG: 0.545 (6, 1)										0	0	0	0	0	0	0																		
Sandy Valdespino, L OBP: 0.211, SLG: 0.259 (7, PH)										1	0	0	0	0	0	0																		
Pete Cimino, R (7, 1)										0	0	0	0	0	0	0																		
Bernie Allen, L OBP: 0.299, SLG: 0.348 (9, PH)										0	0	0	0	1	0	0																		
Inning Stats	R: 0 E: 0 K: 2 S: 7	H: 1 LOB: 0 BB: 0 P: 7	R: 0 E: 0 K: 0 S: 2	H: 0 LOB: 2 BB: 3 P: 14	R: 0 E: 0 K: 2 S: 7	H: 0 LOB: 0 BB: 0 P: 7	R: 2 E: 0 K: 0 S: 3	H: 1 LOB: 1 BB: 2 P: 12	R: 0 E: 0 K: 1 S: 6	H: 1 LOB: 2 BB: 1 P: 10	R: 0 E: 0 K: 0 S: 3	H: 0 LOB: 0 BB: 0 P: 3	R: 0 E: 0 K: 2 S: 8	H: 1 LOB: 1 BB: 0 P: 8	R: 0 E: 0 K: 0 S: 4	H: 1 LOB: 2 BB: 1 P: 8	1B: 3 2B: 3 3B: 0 HR: 0	SF: 0 SAC: 0 DP: 2 HBP: 1	WP: 0 PB: 0 SB: 0 CS: 0	PA: 38														
PITCHER	IP WLS BF H R ER SO BB IBB HBP BLK WP HR S P ERA WHIP																																	
Steve Barber, L ERA: 2.3	1.0	6	1	0	0	2	3	0	0	0	0	0	0	7	19	0.00	4.000																	
Frank Bertina, L ERA: 3.13	4.0	W	16	2	2	1	3	3	0	1	0	0	0	0	18	31	2.25	1.250																
Dick Hall, R ERA: 3.95	2.0	7	0	0	0	1	1	0	0	0	0	0	0	8	12	0.00	0.500																	
Moe Drabowsky, R ERA: 2.81	2.0	S	9	2	0	0	2	1	0	0	0	0	0	12	16	0.00	1.500																	

AB	29
R	2
H	5
RBI	1
BB	8
SO	8
LOB	21



Batter	1	2	3	4	5	6	7	8	9	AB	R	H	RBI	BB	SO	LOB	BOTTOM																
Luis Aparicio, R OBP: 0.312, SLG: 0.367 (1, 6)										3	2	2	0	1	0	2	Minnesota Twins @ Baltimore Orioles Memorial Stadium, Baltimore, MD Sun Oct 02 1966, 3:33 AM EDT Unknown																
Curt Blefary, L OBP: 0.373, SLG: 0.471 (1, 7)										4	1	1	2	0	0	4																	
Frank Robinson, R OBP: 0.412, SLG: 0.639 (1, 9)										3	0	1	1	0	0	2																	
Brooks Robinson, R OBP: 0.334, SLG: 0.445 (1, 5)										3	0	0	0	1	1	2																	
Boog Powell, L OBP: 0.372, SLG: 0.532 (1, 3)										3	0	0	0	1	0	1																	
Davey Johnson, R OBP: 0.300, SLG: 0.353 (1, 4)										4	1	1	0	0	1	3																	
Paul Blair, R OBP: 0.309, SLG: 0.410 (1, 8)										4	1	1	0	0	1	0																	
Andy Etchebarren, R OBP: 0.293, SLG: 0.364 (1, 2)										4	1	2	1	0	1	1																	
Steve Barber, L OBP: 0.068, SLG: 0.068 (1, 1)										0	0	0	0	0	0	0																	
Frank Bertina, L OBP: 0.150, SLG: 0.105 (2, 1)										2	0	0	0	0	0	2																	
Dick Hall, R OBP: 0.231, SLG: 0.167 (6, 1)										0	0	0	0	0	0	0																	
Moe Drabowsky, R OBP: 0.417, SLG: 0.455 (8, 1)										1	0	1	0	0	0	0																	
Inning Stats	R: 1 E: 0 K: 0 S: 4	H: 1 LOB: 0 BB: 0 P: 4	R: 0 E: 0 K: 0 S: 3	H: 0 LOB: 0 BB: 0 P: 3	R: 3 E: 1 K: 1 S: 8	H: 2 LOB: 2 BB: 2 P: 16	R: 0 E: 0 K: 0 S: 3	H: 1 LOB: 0 BB: 0 P: 3	R: 0 E: 0 K: 1 S: 6	H: 1 LOB: 1 BB: 0 P: 6	R: 2 E: 1 K: 0 S: 6	H: 2 LOB: 2 BB: 1 P: 10	R: 0 E: 0 K: 0 S: 4	H: 1 LOB: 1 BB: 0 P: 4	R: 0 E: 0 K: 2 S: 7	H: 1 LOB: 1 BB: 0 P: 7	1B: 9 2B: 0 3B: 0 HR: 0	SF: 1 SAC: 1 DP: 1 HBP: 0	WP: 3 PB: 0 SB: 1 CS: 0	PA: 36													
PITCHER	IP WLS BF H R ER SO BB IBB HBP BLK WP HR S P ERA WHIP																																
Jim Kaat, L ERA: 2.75	5.1	L	26	7	6	3	2	2	0	0	0	0	0	28	36	5.06	1.688																
Al Worthington, R ERA: 2.5	0.2	3	0	0	0	0	1	0	0	0	1	0	2	6	0.00	1.500																	
Pete Cimino, R ERA: 2.92	2.0	7	2	0	0	2	0	0	0	0	0	0	11	11	0.00	1.000																	



Batter	1	2	3	4	5	6	7	8	9	AB	R	H	RBI	BB	SO	LOB	TOP						
Cesar Tovar, R OBP: 0.325, SLG: 0.335 (1, 4)										3	0	0	0	1	1	1	Minnesota Twins @ Baltimore Orioles Memorial Stadium, Baltimore, MD Sun Oct 02 1966, 3:38 AM EDT Att: 13,340 - Unknown						
Jimmie Hall, L OBP: 0.300, SLG: 0.449 (1, 7)										3	0	0	0	1	0	2							
Tony Oliva, L OBP: 0.353, SLG: 0.502 (1, 9)										4	0	0	0	0	0	1							
Harmon Killebrew, R OBP: 0.391, SLG: 0.538 (1, 5)										4	0	0	0	0	3	0							
Don Mincher, L OBP: 0.340, SLG: 0.418 (1, 3)										4	0	0	0	0	1	0							
Russ Nixon, L OBP: 0.314, SLG: 0.302 (1, 2)										3	0	1	0	0	0	0							
Ted Uhlaender, L OBP: 0.280, SLG: 0.286 (1, 8)										3	1	2	0	0	0	1							
Zolio Versalles, R OBP: 0.307, SLG: 0.346 (1, 6)										2	0	0	0	0	0	1							
Jim Perry, S OBP: 0.288, SLG: 0.339 (1, 1)										3	0	1	1	0	1	0							
Al Worthington, R OBP: 0.273, SLG: 0.545 (8, 1)										0	0	0	0	0	0	0							
Inning Stats	R: 0 E: 0 K: 0 S: 2	H: 0 LOB: 0 BB: 1 P: 6	R: 0 E: 0 K: 1 S: 6	H: 1 LOB: 1 BB: 0 P: 6	R: 0 E: 0 K: 1 S: 5	H: 0 LOB: 0 BB: 0 P: 5	R: 0 E: 0 K: 0 S: 3	H: 0 LOB: 0 BB: 0 P: 3	R: 0 E: 0 K: 0 S: 4	H: 1 LOB: 1 BB: 0 P: 4	R: 0 E: 0 K: 1 S: 5	H: 0 LOB: 1 BB: 1 P: 9	R: 0 E: 0 K: 2 S: 7	H: 0 LOB: 0 BB: 0 P: 7	R: 1 E: 0 K: 0 S: 5	H: 2 LOB: 1 BB: 0 P: 5	R: 0 E: 0 K: 1 S: 5	H: 0 LOB: 0 BB: 0 P: 5	1B: 4 2B: 0 3B: 0 HR: 0	SF: 0 SAC: 1 DP: 1 HBP: 0	WP: 1 PB: 0 SB: 0 CS: 0	PA: 32	
PITCHER	IP	WLS	BF	H	R	ER	SO	BB	IBB	HBP	BLK	WP	HR	S	P	ERA	WHIP					ERA	WHIP
Wally Bunker, R ERA: 4.29 (1, 1)	5.0		17	2	0	0	2	1	0	0	0	0	0	20	24	0.00	0.600						
Eddie Watt, R ERA: 3.53 (6, 1)	3.0	L	12	2	1	1	3	1	0	0	0	1	0	17	21	3.00	1.000						
Gene Brabender, R ERA: 3.55 (9, 1)	1.0		3	0	0	0	1	0	0	0	0	0	0	5	5	0.00	0.000						

AB	29
R	1
H	4
RBI	1
BB	2
SO	6
LOB	6



Batter	1	2	3	4	5	6	7	8	9	AB	R	H	RBI	BB	SO	LOB	BOTTOM						
Luis Aparicio, R OBP: 0.311, SLG: 0.366 (1, 6)										2	0	0	0	0	1	0	Minnesota Twins @ Baltimore Orioles Memorial Stadium, Baltimore, MD Sun Oct 02 1966, 3:38 AM EDT Att: 13,340 - Unknown						
Mark Belanger, R OBP: 0.158, SLG: 0.211 (6, 6)										1	0	0	0	0	1	0							
Russ Snyder, L OBP: 0.368, SLG: 0.413 (1, 7)										4	0	1	0	0	0	1							
Frank Robinson, R OBP: 0.410, SLG: 0.637 (1, 9)										2	0	0	0	0	2	1							
Sam Bowers, R OBP: 0.275, SLG: 0.329 (6, 9)										2	0	0	0	0	1	1							
Brooks Robinson, R OBP: 0.333, SLG: 0.444 (1, 5)										2	0	0	0	0	1	1							
Bob Johnson, R OBP: 0.276, SLG: 0.268 (6, 5)										1	0	1	0	0	0	0							
Curt Blefary, L OBP: 0.371, SLG: 0.468 (1, 3)										3	0	0	0	0	0	1							
Davey Johnson, R OBP: 0.298, SLG: 0.351 (1, 4)										3	0	0	0	0	1	0							
Paul Blair, R OBP: 0.309, SLG: 0.416 (1, 8)										3	0	1	0	0	0	0							
Vic Roznovsky, L OBP: 0.308, SLG: 0.320 (1, 2)										3	0	0	0	0	1	1							
Wally Bunker, R OBP: 0.173, SLG: 0.167 (1, 1)										1	0	0	0	0	0	0							
Eddie Watt, R OBP: 0.319, SLG: 0.457 (6, 1)										1	0	1	0	0	0	0							
Mike Epstein, L OBP: 0.250, SLG: 0.364 (6, PH)										1	0	0	0	0	1	0							
Gene Brabender, R OBP: 0.077, SLG: 0.077 (9, 1)										0	0	0	0	0	0	0							
Inning Stats	R: 0 E: 0 K: 2 S: 8	H: 1 LOB: 1 BB: 0 P: 8	R: 0 E: 0 K: 1 S: 5	H: 0 LOB: 0 BB: 0 P: 5	R: 0 E: 0 K: 0 S: 3	H: 0 LOB: 0 BB: 0 P: 3	R: 0 E: 0 K: 2 S: 7	H: 0 LOB: 0 BB: 0 P: 7	R: 0 E: 0 K: 1 S: 6	H: 1 LOB: 1 BB: 0 P: 6	R: 0 E: 0 K: 1 S: 3	H: 1 LOB: 0 BB: 0 P: 3	R: 0 E: 0 K: 1 S: 5	H: 0 LOB: 0 BB: 0 P: 5	R: 0 E: 0 K: 1 S: 5	H: 0 LOB: 0 BB: 0 P: 5	1B: 2 2B: 1 3B: 1 HR: 0	SF: 0 SAC: 1 DP: 0 HBP: 0	WP: 0 PB: 0 SB: 0 CS: 1	PA: 30			
PITCHER	IP	WLS	BF	H	R	ER	SO	BB	IBB	HBP	BLK	WP	HR	S	P	ERA	WHIP					ERA	WHIP
Jim Perry, R ERA: 2.54 (1, 1)	7.2	W	26	4	0	0	7	0	0	0	0	0	0	40	40	0.00	0.522						
Al Worthington, R ERA: 2.46 (8, 1)	1.1	S	4	0	0	0	2	0	0	0	0	0	0	8	8	0.00	0.000						

